New York Mets - 1999

New York Mets @ Florida Marlins

Pro Player Stadium, Miami, FL

Mon Apr 05 1999, 4:05 PM EDT

Att. 38,983 - Sunny - 84 F

TOP

livebaseballscorecards.com

Batter	1	2	3	4	5	6	7	8	9	AB	R	H	RBI	BB	SO	LOB
Rickey Henderson, R (1, 7) OBP: 0.400, SLG: 0.250	B C B S C 2-3 ① K	S B F X 1-2 1-2 1B		B C C F B B X 3-2 ③ F9			B B B B 4-0 G6-4-3 BB	X 0-0 ③ FC5 2-3f		4	0	1	0	1	1	3
Edgardo Alfonzo, R (1, 4) OBP: 0.400, SLG: 0.400	C X 0-1 31 2B 1B	B X 1-0 ③ F7			B B B C F X 3-2 1B		C B F F B X 2-2 ① ② G6-4-3 1-2f		B C F B B F F T 3-2 ① K	5	0	2	0	0	1	3
John Olerud, L (1, 3) OBP: 0.600, SLG: 1.500	B B X 2-0 ② F7		C X 0-1 31 G3 SF7 2B		C C C 0-3 ① K		B B S B C B 4-2 BB		C F X 0-2 HR	4	2	2	1	1	1	2
31 Mike Piazza, R (1, 2) OBP: 0.200, SLG: 0.400	B B C F X 2-2 1-3 2B		X 0-0 ① G3 2-3		C B S S 1-3 ② K		B B C B X 3-1 ③ G6-3		F B X 1-1 ② G6-3	5	0	1	0	0	1	3
Bobby Bonilla, S (1, 9) OBP: 0.400, SLG: 0.333	B B B C B 4-1 BB		C B F B B B 4-2 SF7 BB		B C B B B X 3-1 ③ P5			B C S B B X 3-2 ① P5	B B B B 4-0 BB BB	2	0	0	0	3	0	1
Robin Ventura, L (1, 5) OBP: 0.400, SLG: 0.333	B X 1-0 ③ F8		F F F B X 1-2 ② SF7 1-2 3-H			B C B C X 2-2 ① G6-3		B F X 1-1 HBP 1B 1B	B C F B B F B B 4-2 1-2 BB	3	0	1	1	1	0	3
Brian McRae, S (1, 8) OBP: 0.200, SLG: 0.200		C B C X 1-2 ① F7	F B F B B C 3-3 ③ K			C B X 1-1 ② G3		X 0-0 FC5 HBP 1-2 1B	X 0-0 ③ F8	5	0	1	0	0	1	3
Rey Ordonez, R (1, 6) OBP: 0.500, SLG: 0.667		C B B X 2-1 ② G6-3		B F X 1-1 ① G6-3		B B C X 2-1 2B		B F F H 2-2 1-2 2-3 HBP		3	0	1	0	0	0	0
Al Leiter, L (1, 1) Mike Kinkade, R (6, PH) Josias Manzanillo, R (6, 1) Jermaine Allensworth, R (8, PH) Matt Franco, L (8, PH) Turk Wendell, L (8, 1)		B F B F B F B 4-2 1B BB		C C B S 1-3 ② K		B X 1-0 ③ G6-3		X 0-0 ② L4		1 1 0 0 1 0	0 0 0 0 0 0	0 0 0 0 0 0	0 0 0 0 0 0	1 0 0 0 0 0	1 0 0 0 0 0	0 1 0 0 3 0
Inning Stats	R: 0 H: 2 E: 0 LOB: 3 K: 1 BB: 1 S: 11 P: 22	R: 0 H: 1 E: 0 LOB: 2 K: 0 BB: 1 S: 12 P: 21	R: 1 H: 1 E: 0 LOB: 1 K: 1 BB: 1 S: 12 P: 20	R: 0 H: 0 E: 0 LOB: 0 K: 1 BB: 0 S: 9 P: 14	R: 0 H: 1 E: 0 LOB: 1 K: 2 BB: 0 S: 11 P: 18	R: 0 H: 1 E: 0 LOB: 1 K: 0 BB: 0 S: 8 P: 14	R: 0 H: 0 E: 0 LOB: 1 K: 0 BB: 2 S: 8 P: 21	R: 0 H: 2 E: 0 LOB: 3 K: 0 BB: 0 S: 10 P: 16	R: 1 H: 1 E: 0 LOB: 2 K: 1 BB: 2 S: 14 P: 26	1B: 5 SF: 1 2B: 3 SAC: 0 3B: 0 DP: 1 HR: 1 HBP: 1						

	AB	34
	R	2
	H	9
	RBI	2
	BB	7
	SO	6
	LOB	22

		WP: 0	PA: 43
		PB: 0	
		SB: 0	
		CS: 0	

PITCHER		IP	WLS	BF	H	R	ER	SO	BB	IBB	HBP	BLK	WP	HR	S	P	ERA	WHIP
Alex Fernandez, R ERA: 1.8	(1, 1)	5.0	W	23	5	1	1	5	3	0	0	0	0	0	55	95	1.80	1.600
Brian Edmondson, R ERA:	(6, 1)	2.0		8	1	0	0	0	2	0	0	0	0	0	16	35	0.00	1.500
Vic Darensbourg, L ERA:	(8, 1)	0.1		4	2	0	0	0	0	0	1	0	0	0	8	14	0.00	6.000
Antonio Alfonseca, R ERA:	(8, 1)	0.2	H	2	0	0	0	0	0	0	0	0	0	0	2	2	0.00	0.000
Matt Mantei, R ERA: 9.0	(9, 1)	1.0		6	1	1	1	1	2	0	0	0	0	1	14	26	9.00	3.000

PITCHER	IP	WLS	BF	H	R	ER	SO	BB	IBB	HBP	BLK	WP	HR	S	P	ERA	WHIP

New York Mets @ Florida Marlins

Pro Player Stadium, Miami, FL

Mon Apr 05 1999, 4:05 PM EDT

Att. 38,983 - Sunny - 84 F

BOTTOM

livebaseballscorecards.com

Batter	1	2	3	4	5	6	7	8	9	AB	R	H	RBI	BB	SO	LOB
Luis Castillo, S (1, 4) OBP: 0.400, SLG: 0.600	1-0 1B 1B 1B	0-1 G6-3		2-0 1-3 2B		0-0 FC3-6 CS 1-2f		1-0 G4 1-2 3-H		5	1	2	1	0	0	2
Alex Gonzalez, R (1, 6) OBP: 0.200, SLG: 0.200	1 SAFE 2-2 F8		B X 1-0 F7	C F T 0-2 K		S B F B F F X 3-2 1-2 1B		C B S F S 1-3 K		5	0	1	0	0	2	4
Mark Kotsay, L (1, 9) OBP: 0.500, SLG: 0.500	B 1 SAFE B C X 2-1 1-3 1B 1B		X 0-0 BB 1B		B C B C F X 2-2 F8	B F S B B X 3-2 P6				4	1	2	0	0	0	1
Derrek Lee, R (1, 3) OBP: 0.750, SLG: 1.000	C X 0-1 PB 1B 1-2 SF8 3-H 1B		1 SAFE C B B S 1 SAFE B B 4-2 1-2 BB		F B S B B X 3-2 1B 2B		C F S 0-3 K			3	2	2	1	1	1	0
Todd Dunwoody, L (1, 8) OBP: 0.250, SLG: 0.250	C X 0-1 PB 1-2 2-H 1B		B S S S 1-3 K		B B C S S 2-3 K		B B S B X 3-1 F8			4	0	1	1	0	2	3
Preston Wilson, R (1, 7) OBP: 0.250, SLG: 0.333	B B B C S X 3-2 SF8 1-2 2-H		B B F F X 2-2 P3		F B B B X 3-1 S 2-H 2B 1B		X 0-0 G1-3			3	1	1	2	0	0	2
Kevin Orie, R (1, 5) OBP: 0.500, SLG: 1.000	C B F B C 2-3 K			B C F B F F C 2-3 K	S F B F B F F X 2-2 1-H 2B			F B B F F X 2-2 WP G4 2B		4	1	2	1	0	2	1
Mike Redmond, R (1, 2)		B F S T B F X 2-2 P4		B B F B C B 4-2 2B BB	B B B C F F X 3-2 F7			F 2 SAFE C B S 1-3 K 2-3		3	0	0	0	1	1	2
Alex Fernandez, R (1, 1) Brian Edmondson, R (6, 1) OBP: 1.000, SLG: 1.000 Vic Darensbourg, L (8, 1) Antonio Alfonseca, R (8, 1) Tim Hyers, L (8, PH) Matt Mantei, R (9, 1)		B B C F B X 3-2 G5-3		B 1 SAFE S F F X 1-2 F7		B X 1-0 FC3-6 1B		F S B B B B 4-2 G4 BB		2 1 0 0 0 0	0 0 0 0 0 0	0 1 0 0 0 0	0 0 0 0 0 0	0 0 0 0 1 0	0 0 0 0 0 0	1 0 0 0 0 0
Inning Stats	R: 3 E: 0 K: 1 S: 18 H: 4 LOB: 1 BB: 0 P: 28	R: 0 E: 0 K: 0 S: 11 H: 0 LOB: 0 BB: 0 P: 16	R: 0 E: 0 K: 1 S: 10 H: 1 LOB: 2 BB: 1 P: 18	R: 0 E: 0 K: 2 S: 16 H: 1 LOB: 2 BB: 1 P: 25	R: 2 E: 0 K: 1 S: 22 H: 3 LOB: 1 BB: 0 P: 37	R: 0 E: 0 K: 0 S: 11 H: 2 LOB: 1 BB: 0 P: 18	R: 0 E: 0 K: 1 S: 6 H: 0 LOB: 0 BB: 0 P: 9	R: 1 E: 0 K: 2 S: 14 H: 1 LOB: 1 BB: 1 P: 23		1B: 8 2B: 4 3B: 0 HR: 0	SF: 1 SAC: 0 DP: 0 HBP: 0		WP: 1 PB: 1 SB: 1 CS: 1	PA: 38		

	AB	34
	R	6
	H	12
	RBI	6
	BB	3
	SO	8
	LOB	16

PITCHER		IP	WLS	BF	H	R	ER	SO	BB	IBB	HBP	BLK	WP	HR	S	P	ERA	WHIP
Al Leiter, L ERA: 7.2	(1, 1)	5.0	L	26	9	5	4	5	2	0	0	0	0	0	77	124	7.20	2.200
Josias Manzanillo, R ERA:	(6, 1)	2.0		7	2	0	0	1	0	0	0	0	0	0	17	27	0.00	1.000
Turk Wendell, R ERA: 9.0	(8, 1)	1.0		5	1	1	1	2	1	0	0	0	1	0	14	23	9.00	2.000

PITCHER	IP	WLS	BF	H	R	ER	SO	BB	IBB	HBP	BLK	WP	HR	S	P	ERA	WHIP

New York Mets @ Florida Marlins

Pro Player Stadium, Miami, FL

Tue Apr 06 1999, 7:05 PM EDT

Att. 18,075 - Unknown - 81 F

TOP

livebaseballscorecards.com

Batter	1	2	3	4	5	6	7	8	9	AB	R	H	RBI	BB	SO	LOB
Rickey Henderson, R (1, 7) OBP: 0.444, SLG: 0.429 Roger Cedeno, S (6, 7) (7, 9) (8, 8) OBP: 0.500, SLG: 0.500	P3	E 2B 2-H 3-H			K	BB		1B	G6-3 1-2 2-3 3-H	3 2	1 0	1 1	2 1	1 0	1 0	0 2
Edgardo Alfonzo, R (1, 4) OBP: 0.455, SLG: 0.600	1B 2B	BB 2-H			31 HR 2B	K		F8	L6	5	2	2	0	1	1	4
John Olerud, L (1, 3) OBP: 0.500, SLG: 0.875	31 G5-4-3 1B 2-H	K			L7	1B 31 1B 1B BB		P2		4	1	1	1	1	1	3
31 Mike Piazza, R (1, 2) OBP: 0.333, SLG: 0.778 Allen Watson, L (7, 1) OBP: 1.000, SLG: 1.000	G5-4-3 1-2f		P3		2-H HR	1B 1B SF7 1-2		FC6-4 1-2		4 1	2 0	2 1	2 0	0 0	0 0	1 0
Bobby Bonilla, S (1, 9) OBP: 0.556, SLG: 0.200 Mike Kinkade, R (7, PR) (7, 7)		BB 1B BB	P5		K	1B 1-2 2-3		FC6-4 1-2f		3 1	1 0	1 0	0 0	1 0	1 0	0 2
Robin Ventura, L (1, 5) OBP: 0.444, SLG: 0.571 Matt Franco, L (8, 5)	F7	P5				3B 2B	1B 1-2 2-3 3-H		K	4 1	1 0	2 0	1 0	0 0	0 1	1 0
Brian McRae, S (1, 8) OBP: 0.375, SLG: 0.571 Jermaine Allensworth, R (7, PH) (7, 8) (8, 9)	1B 2B BB 1-2	G3-1			SF9 3B 2-H	SF7 3-H		E BB G6-3 BB		2 0	2 1	1 0	1 1	1 1	0 0	0 0
Rey Ordonez, R (1, 6) OBP: 0.375, SLG: 0.500 Luis Lopez, S (8, 6)	SH1-4 2B 1B 1-3 2-H	F7			SF9 3-H	F9		G6-3 E 1-2		3 0	1 0	1 0	2 0	0 1	0 0	2 0
Rick Reed, R (1, 1) Todd Pratt, R (7, PH) (7, 2)	SH1-4 1-2				K	P3	K	E6 G6-3 1-2 2-3		2 2	0 0	0 0	0 0	0 0	1 1	0 4
Inning Stats	R: 1 E: 0 K: 0 S: 10 H: 2 LOB: 0 BB: 0 P: 15	R: 4 E: 0 K: 1 S: 17 H: 2 LOB: 1 BB: 3 P: 35	R: 0 E: 0 K: 0 S: 4 H: 0 LOB: 0 BB: 0 P: 8	R: 0 E: 0 K: 1 S: 7 H: 0 LOB: 0 BB: 0 P: 10	R: 2 E: 0 K: 2 S: 11 H: 2 LOB: 0 BB: 0 P: 18	R: 2 E: 0 K: 1 S: 11 H: 2 LOB: 1 BB: 1 P: 19	R: 2 E: 0 K: 1 S: 15 H: 3 LOB: 2 BB: 1 P: 24	R: 0 E: 0 K: 0 S: 11 H: 2 LOB: 2 BB: 0 P: 17	R: 1 E: 1 K: 1 S: 12 H: 0 LOB: 2 BB: 2 P: 25	1B: 7 2B: 4 3B: 1 HR: 1	SF: 2 SAC: 1 DP: 1 HBP: 0					

	AB	37
	R	12
	H	13
	RBI	11
	BB	7
	SO	7
	LOB	19

PITCHER		IP	WLS	BF	H	R	ER	SO	BB	IBB	HBP	BLK	WP	HR	S	P	ERA	WHIP
Livan Hernandez, R ERA: 11.57	(1, 1)	4.2	L	22	6	7	6	3	3	0	0	0	0	1	46	83	11.57	1.929
Dennis Springer, R ERA:	(5, 1)	0.1		1	0	0	0	1	0	0	0	0	0	0	3	3	0.00	0.000
Kirt Ojala, L ERA: 18.0	(6, 1)	2.0		13	5	4	4	2	2	0	0	0	0	0	26	43	18.00	3.500
Braden Looper, R ERA:	(8, 1)	2.0		11	2	1	0	1	2	0	0	0	0	0	23	42	0.00	2.000

PITCHER	IP	WLS	BF	H	R	ER	SO	BB	IBB	HBP	BLK	WP	HR	S	P	ERA	WHIP

WP: 0 PB: 0 SB: 1 CS: 0 PA: 47

Batter	1	2	3	4	5	6	7	8	9	AB	R	H	RBI	BB	SO	LOB
Luis Castillo, S (1, 4) OBP: 0.400, SLG: 0.444	F X 0-1 G1-3 ①			X 0-0 L6 ①		B B C X 2-1 FC6-4 1B ①	B B X 2-0 F8 ③		B C B B B 4-1 FC6-4 BB ③	4	0	1	0	1	0	2
Alex Gonzalez, R (1, 6) OBP: 0.100, SLG: 0.100	C S B C 1-3 K ②			B X 1-0 L4 ②		B X 1-0 FC6-4 2B 1-2f ①		X 0-0 P4 ①	X 0-0 FC6-4 1-2f ③	5	0	0	0	0	1	3
Mark Kotsay, L (1, 9) OBP: 0.375, SLG: 0.286	B X 1-0 P4 ③			B B F B B 4-1 BB		F B F B B X 3-2 P5 ②		B C B F X 3-2 L6 ②		3	0	0	0	1	0	1
Derrek Lee, R (1, 3) OBP: 0.500, SLG: 0.714		F B C C 1-3 K ①		B C C S 1-3 K ③		B F F X 1-2 1-3 2B		C S 0-3 K ③		4	0	1	0	0	3	1
Todd Dunwoody, L (1, 8) OBP: 0.286, SLG: 0.429 Dave Berg, R (9, PH) OBP: 1.000, SLG: 2.000		F C B B F S 2-3 K ②			B B F X 2-1 G3-6 1B 2B	B S B F S 2-3 K ③			F X 0-1 HR 2B	3 1	1 1	1 1	0 0	0 0	2 0	2 0
Preston Wilson, R (1, 7) OBP: 0.500, SLG: 1.000		B B C C F S 2-3 K ③			C S B B B F F B 4-2 G3-6 BB		B F F B B B F B 4-2 9 1B BB		S B B X 2-1 2-H HR	2	1	1	2	2	1	0
Kevin Orie, R (1, 5) OBP: 0.250, SLG: 0.500			F X 0-1 F7 ①		F C X 0-2 G3-6 1-2f 2-3 ① ②		S X 0-1 L7 ①		C C B B F F F F B 3-2 X P9 ①	4	0	0	0	0	0	3
Jorge Fabregas, L (1, 2) OBP: 0.500, SLG: 0.500 9 Guillermo Garcia, R (7, PH) OBP: 0.500, SLG: 0.500 (8, 2)			C B B X 2-1 P5 ②		B X 1-0 3-H 1B		B X 1-0 1-2 1B		C S B F F B X 2-2 L7 ②	2 2	0 0	1 1	1 0	0 0	0 0	0 0
Livan Hernandez, R (1, 1) Dennis Springer, R (5, 1) Craig Counsell, L (5, PH) Kirt Ojala, L (6, 1) Bruce Aven, R (7, PH) Braden Looper, R (8, 1) Tim Hyers, L (9, PH) OBP: 1.000, SLG: 2.000			B X 1-0 G6-3 ③		B C B X 2-1 G4-3 ③		X 0-0 P9 ②		C X 0-1 2B	1 0 1 0 1 0 1	0 0 0 0 0 0 0	0 0 0 0 0 0 1	0 0 0 0 0 0 0	0 0 0 0 0 0 0	0 0 1 0 0 0 0	0 0 0 0 2 0 0
Inning Stats	R: 0 E: 0 K: 1 S: 6 H: 0 LOB: 0 BB: 0 P: 8	R: 0 E: 0 K: 3 S: 11 H: 0 LOB: 0 BB: 0 P: 16	R: 0 E: 0 K: 0 S: 5 H: 0 LOB: 0 BB: 0 P: 8	R: 0 E: 0 K: 1 S: 6 H: 0 LOB: 1 BB: 1 P: 12	R: 1 E: 0 K: 0 S: 12 H: 2 LOB: 1 BB: 1 P: 21	R: 0 E: 0 K: 1 S: 12 H: 2 LOB: 2 BB: 0 P: 21	R: 0 E: 0 K: 0 S: 8 H: 1 LOB: 2 BB: 1 P: 15	R: 0 E: 0 K: 1 S: 7 H: 0 LOB: 0 BB: 0 P: 10	R: 2 E: 0 K: 0 S: 20 H: 3 LOB: 2 BB: 1 P: 31	1B: 3 2B: 5 3B: 0 HR: 1	SF: 0 SAC: 0 DP: 1 HBP: 0			WP: 0 PB: 0 SB: 0 CS: 0	PA: 38		

PITCHER		IP	WLS	BF	H	R	ER	SO	BB	IBB	HBP	BLK	WP	HR	S	P	ERA	WHIP
Rick Reed, R ERA: 1.5	(1, 1)	6.0	W	23	4	1	1	6	2	0	0	0	0	0	52	86	1.50	1.000
Allen Watson, L ERA: 6.0	(7, 1)	3.0	S	15	4	2	2	1	2	0	0	0	0	1	35	56	6.00	2.000

PITCHER	IP	WLS	BF	H	R	ER	SO	BB	IBB	HBP	BLK	WP	HR	S	P	ERA	WHIP

BOTTOM

New York Mets @ Florida Marlins

Pro Player Stadium, Miami, FL

Tue Apr 06 1999, 7:05 PM EDT

Att. 18,075 - Unknown - 81 F

livebaseballscorecards.com

AB	34
R	3
H	8
RBI	3
BB	4
SO	7
LOB	15

Batter	1	2	3	4	5	6	7	8	9	AB	R	H	RBI	BB	SO	LOB
Rickey Henderson, R (1, 7) OBP: 0.643, SLG: 1.364	BBBB 4-0 CS BB		BX 1-0 HR		CCBFX 1-2 BLK SF7 2B 1-3		BX 1-0 1B 31 1B 2B	CBX 1-1 HR		4	4	4	2	1	0	0
Dennis Cook, L (8, 1)										0	0	0	0	0	0	0
Todd Pratt, R (9, 2)										0	0	0	0	0	0	0
Edgardo Alfonzo, R (1, 4) OBP: 0.438, SLG: 0.600	BCBFBX 1 SAFE 3-2 P7 ①② 1-2		BCX 1-1 G3 2B		BFBFX 2-2 FC5-2 BLK ① 3-H		FBX 1-1 31 1B 2B 1B 2-3	BFX 1-1 F7 ③		5	1	2	0	0	0	3
John Olerud, L (1, 3) OBP: 0.400, SLG: 0.667	BBFBX 3-1 1B		BX 1-0 G3 ① 2-3		BX 1-0 SF7 ② 1-2 2-H		FFBBX 2-2 F7 ①		CBBX 2-1 G3-1 ①	4	0	1	1	0	0	3
31 Mike Piazza, R (1, 2) OBP: 0.429, SLG: 0.692	FBX 1-1 F9 ③		FBSS 1-3 K ②		III 4-0 IBB		X 0-0 2B 1B 1-2 3-H		CX 0-1 BB 1B	4	1	2	1	1	1	2
Armando Benitez, R (9, 1)										0	0	0	0	0	0	0
John Franco, L (9, 1)										0	0	0	0	0	0	0
Bobby Bonilla, S (1, 9) OBP: 0.385, SLG: 0.111	CFS 0-3 K ①	FBBBFFX 3-2 F7 ③	CBCBBX 3-2 G3 ③		CFBBX 1-2 P9 ②		CBBBSFFC 2-3 K ②		4	0	0	0	0	1	5
Jermaine Allensworth, R (7, 9)										1	0	0	0	0	1	1
Robin Ventura, L (1, 5) OBP: 0.500, SLG: 0.636	BBBBFX 3-1 WP BB 1B	CFBFBS 2-3 K ①	FCS 0-3 K ①	BBBFSSX 2-2 1-H 2-H 2B	SFFBBBB 4-2 1-2 BB		4	0	2	2	1	2	0
Brian McRae, S (1, 8) OBP: 0.385, SLG: 0.545	BCCBBFB 4-2 WP 1-2 BB	BFFBS 2-3 K ②	CBX 1-1 2B	CFBC 1-3 K ③	BCFBBX 3-2 F8 ③		4	0	1	0	1	2	3
Rey Ordonez, R (1, 6) OBP: 0.250, SLG: 0.300	SBCSS 1-3 K ② 1-2 2-3	CBX 1-1 P3 ③	BX 1-0 F7 ②	BCCX 1-2 G5-3 ①			4	0	0	0	0	1	3
Bobby Jones, R (1, 1) OBP: 0.333, SLG: 0.333	CSBBFBS 3-3 K ③		BCCX 1-2 2B FC5-2 1B	CBFX 1-2 G6-3 ③	CX 0-1 G4-3 ②		3	0	1	0	0	1	3
Roger Cedeno, S (8, PH) OBP: 0.333, SLG: 0.333										1	0	0	0	0	0	0
(8, 7)																

TOP

New York Mets @ Florida Marlins

Pro Player Stadium, Miami, FL

Wed Apr 07 1999, 7:05 PM EDT

Att. 13,845 - Cloudy - 73 F

livebaseballscorecards.com

AB	38
R	6
H	13
RBI	6
BB	4
SO	9
LOB	23

Inning Stats	1	2	3	4	5	6	7	8	9
	R: 0 E: 0 K: 0 S: 7	H: 1 LOB: 1 BB: 1 P: 18	R: 0 E: 0 K: 3 S: 15	H: 1 LOB: 2 BB: 1 P: 26	R: 1 E: 0 K: 1 S: 11	H: 2 LOB: 1 BB: 0 P: 18	R: 0 E: 0 K: 2 S: 9	H: 0 LOB: 0 BB: 0 P: 14	R: 1 E: 0 K: 0 S: 14	H: 2 LOB: 2 BB: 1 P: 26	R: 0 E: 0 K: 1 S: 9	H: 1 LOB: 1 BB: 0 P: 12	R: 3 E: 0 K: 1 S: 17	H: 4 LOB: 1 BB: 0 P: 25	R: 1 E: 0 K: 0 S: 9	H: 1 LOB: 0 BB: 0 P: 12	R: 0 E: 0 K: 1 S: 15	H: 1 LOB: 2 BB: 1 P: 26

| | | | | | | | | | | | | | | | |

New York Mets @ Florida Marlins

Pro Player Stadium, Miami, FL

Wed Apr 07 1999, 7:05 PM EDT

Att. 13,845 - Cloudy - 73 F

livebaseballscorecards.com

BOTTOM

Batter	1	2	3	4	5	6	7	8	9	AB	R	H	RBI	BB	SO	LOB
Luis Castillo, S (1, 4) OBP: 0.357, SLG: 0.385	C C B X 1-2 G6-3 ①		B C C X 1-2 G6-3 ①		C B F X 1-2 1B		B F X 1-1 G6-3 ③			4	0	1	0	0	0	1
Alex Gonzalez, R (1, 6) OBP: 0.071, SLG: 0.071	B B S X 2-1 F9 ②		B C X 1-1 G5-3 ②		C S F F X 0-2 F8 ②			B X 1-0 E3		4	0	0	0	0	0	1
Tim Hyers, L (1, 7) OBP: 0.667, SLG: 0.800	B C B F X 2-2 1B		B C X 1-1 1B		X 0-0 P5 ③			S B X 1-1 G6-3 ①		4	0	2	0	0	0	2
Derrek Lee, R (1, 3) OBP: 0.333, SLG: 0.455	B C X 1-1 L6 ③		C F F B X 1-2 G3 ③			C S X 0-2 G5-3 ①		B C F S 1-3 K ②		4	0	0	0	0	1	3
Todd Dunwoody, L (1, 8) OBP: 0.273, SLG: 0.300		B B C B F B 4-2 1B BB		F C X 0-2 P7 ①		B C X 1-1 P5 ②		B F B S F X 2-2 G4-3 ③		3	0	0	0	1	0	1
Preston Wilson, R (1, 9) OBP: 0.455, SLG: 0.750		F C X 0-2 1-2 1B		C B F X 1-2 G5-3 ②		X 0-0 P4 ③			B S F B S 2-3 K ①	3	0	1	0	0	0	0
Antonio Alfonseca, R (7, 1)										0	0	0	0	0	0	0
Matt Mantei, R (9, 1)										0	0	0	0	0	0	0
Dave Berg, R (9, PH) OBP: 0.500, SLG: 1.000										1	0	0	0	0	1	0
Kevin Orie, R (1, 5) OBP: 0.250, SLG: 0.364		B X 1-0 L7 ①		C B F B H 3-2 HBP			X 0-0 F9 ①		C X 0-1 G1-3 ②	3	0	0	0	0	0	2
Jorge Fabregas, L (1, 2) OBP: 0.333, SLG: 0.333		C B F S 1-3 K ②		X 0-0 P5 ③			B B X 2-0 F7 ②		X 0-0 FC6-4 1B	4	0	1	0	0	1	3
Jesus Sanchez, L (1, 1)		S C S 0-3 K ③			B C X 1-1 G4-3 ①		X 0-0 2B		C X 0-1 1-2f FC6-4 ③	1	0	0	0	0	1	2
Craig Counsell, L (5, PH)										1	0	0	0	0	0	0
Brian Edmondson, R (6, 1) OBP: 1.000, SLG: 1.000										0	0	0	0	0	0	0
Vic Darensbourg, L (7, 1)										0	0	0	0	0	0	0
Bruce Aven, R (7, 9) OBP: 0.333, SLG: 0.667										2	0	1	0	0	0	1
Inning Stats	R: 0 E: 0 K: 0 S: 10 H: 1 LOB: 1 BB: 0 P: 16	R: 0 E: 0 K: 2 S: 12 H: 1 LOB: 2 BB: 1 P: 18	R: 0 E: 0 K: 0 S: 11 H: 1 LOB: 1 BB: 0 P: 15	R: 0 E: 0 K: 0 S: 9 H: 0 LOB: 1 BB: 0 P: 13	R: 0 E: 0 K: 0 S: 11 H: 1 LOB: 1 BB: 0 P: 13	R: 0 E: 0 K: 0 S: 6 H: 0 LOB: 0 BB: 0 P: 7	R: 0 E: 0 K: 0 S: 5 H: 1 LOB: 1 BB: 0 P: 8	R: 0 E: 1 K: 1 S: 10 H: 0 LOB: 1 BB: 0 P: 15	R: 0 E: 0 K: 1 S: 8 H: 1 LOB: 1 BB: 0 P: 10	1B: 5 2B: 1 3B: 0 HR: 0	SF: 0 SAC: 0 DP: 0 HBP: 1						

	AB	34
	R	0
	H	6
	RBI	0
	BB	1
	SO	4
	LOB	16

WP: 0 PB: 0 SB: 0 CS: 0 PA: 36

PITCHER		IP	WLS	BF	H	R	ER	SO	BB	IBB	HBP	BLK	WP	HR	S	P	ERA	WHIP
Bobby Jones, R	(1, 1)	7.0	W	28	5	0	0	2	1	0	1	0	0	0	64	90	0.00	0.857
ERA:																		
Dennis Cook, L	(8, 1)	1.0		4	0	0	0	1	0	0	0	0	0	0	10	15	0.00	0.000
ERA:																		
Armando Benitez, R	(9, 1)	0.2		2	0	0	0	1	0	0	0	0	0	0	5	7	0.00	0.000
ERA:																		
John Franco, L	(9, 1)	0.1		2	1	0	0	0	0	0	0	0	0	0	3	3	0.00	3.000
ERA:																		

PITCHER	IP	WLS	BF	H	R	ER	SO	BB	IBB	HBP	BLK	WP	HR	S	P	ERA	WHIP

Batter	1	2	3	4	5	6	7	8	9	AB	R	H	RBI	BB	SO	LOB
Rickey Henderson, R (1, 7) OBP: 0.611, SLG: 1.214	B B B C F X 3-2 ① F9		B C C B B B 4-2 CS 1-2 BB		F F B S 1-3 ② K			B X 1-0 2B		3	0	1	0	1	1	0
Edgardo Alfonzo, R (1, 4) OBP: 0.400, SLG: 0.684	C B F B B X 3-2 ② G1-3		2 SAFE C C B 1 SAFE 2 SAFE F X 1-2 ① ② 1-2 2-3 HR		S B B X 2-1 ③ F9			C B F B 2 S SAFE 2-3 ① K		4	1	1	1	0	1	1
John Olerud, L (1, 3) OBP: 0.421, SLG: 0.571	B B C S F F B B 4-2 31 FC6-4 BB		C B B X 2-1 ③ F7			X 0-0 ① G4-3		C B C F H 2-2 31 L1-6-3 HBP		2	0	0	0	1	0	0
31 Mike Piazza, R (1, 2) OBP: 0.389, SLG: 0.588	B X 1-0 ③ FC6-4 1-2f			X 0-0 FC4-6 1B		C X 0-1 ② F9		B B C X 2-1 ② ③ L1-6-3 1-2		4	0	1	0	0	0	3
Bobby Bonilla, S (1, 9) OBP: 0.412, SLG: 0.091		F C F F C 0-3 ① K		B B F F X 2-1 ① FC4-6 1B 1-2f		B B B B 4-0 BB			B B C F B B 4-2 FC4 BB	2	0	0	0	2	1	1
Robin Ventura, L (1, 5) OBP: 0.444, SLG: 0.533		B B F B X 3-1 ② F8		X 0-0 1-2 1B		C B B S X 2-2 ③ P2			B B B C S C 3-3 ① K	4	0	1	0	0	1	2
Brian McRae, S (1, 8) OBP: 0.353, SLG: 0.467		C X 0-1 S 1B		B C F B S 2-3 ② K			B F B X 2-1 ① G1-3		S S F B B X 2-2 ② FC4 1B 1-2f	4	0	1	0	0	1	3
Rey Ordonez, R (1, 6) OBP: 0.250, SLG: 0.286		1 SAFE 1 SAFE F S B F B X 2-2 ③ G5-3 1-2		C B X 1-1 ③ F8			C X 0-1 ② F8		X 0-0 1-2 1B	4	0	1	0	0	0	3
Orel Hershiser, R (1, 1) Roger Cedeno, S (5, PH) OBP: 0.250, SLG: 0.250 Josias Manzanillo, R (5, 1) Mike Kinkade, R (7, PH) Turk Wendell, L (7, 1) Matt Franco, L (9, PH)			B B C B C F B 4-2 HR BB BB		C B B S X 2-2 ① F7		C S S 0-3 ③ K		C F B S 1-3 ③ K	0 1 0 1 0 1	0 0 0 0 0 0	0 0 0 0 0 0	0 0 0 0 0 0	1 0 0 0 0 0	0 0 0 1 0 1	0 0 0 0 0 2
Inning Stats	R: 0 E: 0 K: 0 S: 11 H: 0 LOB: 1 BB: 1 P: 22	R: 0 E: 0 K: 1 S: 13 H: 1 LOB: 1 BB: 0 P: 18	R: 1 E: 0 K: 0 S: 10 H: 1 LOB: 0 BB: 2 P: 21	R: 0 E: 0 K: 1 S: 9 H: 2 LOB: 2 BB: 0 P: 14	R: 0 E: 0 K: 1 S: 8 H: 0 LOB: 0 BB: 0 P: 13	R: 0 E: 0 K: 0 S: 6 H: 0 LOB: 1 BB: 1 P: 12	R: 0 E: 0 K: 1 S: 7 H: 0 LOB: 0 BB: 0 P: 9	R: 0 E: 0 K: 1 S: 9 H: 1 LOB: 1 BB: 0 P: 16	R: 0 E: 0 K: 2 S: 13 H: 1 LOB: 2 BB: 1 P: 23	1B: 4 2B: 1 3B: 0 HR: 1	SF: 0 SAC: 0 DP: 1 HBP: 1			WP: 0 PB: 0 SB: 1 CS: 1	PA: 36	

PITCHER		IP	WLS	BF	H	R	ER	SO	BB	IBB	HBP	BLK	WP	HR	S	P	ERA	WHIP
Miguel Batista, R ERA: 1.23	(1, 1)	7.1	W	29	5	1	1	5	4	0	0	0	0	1	68	116	1.23	1.227
Steve Kline, L ERA:	(8, 1)	1.1		6	1	0	0	1	1	0	1	0	0	0	15	28	0.00	1.500
Ugueth Urbina, R ERA:	(9, 1)	0.1	S	1	0	0	0	1	0	0	0	0	0	0	3	4	0.00	0.000

PITCHER	IP	WLS	BF	H	R	ER	SO	BB	IBB	HBP	BLK	WP	HR	S	P	ERA	WHIP

TOP

New York Mets @ Montreal Expos

Olympic Stadium, Montreal, QB

Thu Apr 08 1999, 7:05 PM EDT

Att. 43,918 - Dome - 72 F

livebaseballscorecards.com

AB	30
R	1
H	6
RBI	1
BB	5
SO	7
LOB	15

Batter	1	2	3	4	5	6	7	8	9	AB	R	H	RBI	BB	SO	LOB
Wilton Guerrero, S (1, 4) OBP: 0.333, SLG: 0.438	B F X 1-1 G4-3 ①	B F 1 SAFE B B B 4-1 G6-4-3 1-2 BB		L X 0-1 FC4-6 ① CS S 1-2f		B X 1-0 G3 ③				3	0	0	0	1	0	1
Orlando Cabrera, R (1, 6) OBP: 0.353, SLG: 0.313	B B C C B F B 4-2 G5-3 1B BB	L X 0-1 G6-4-3 ②③ 1-2f		F P B B X 3-1 1-3 ② 1B			S S F X 0-2 G4-3 ①			3	1	1	0	1	0	2
Rondell White, R (1, 7) OBP: 0.250, SLG: 0.286	X 0-0 G5-3 ② 1-2	S F B B X 2-2 E6 1B	B B X 2-0 F7 ③				S C F X 0-2 1B			4	1	1	0	0	0	2
Vladimir Guerrero, R (1, 9) OBP: 0.353, SLG: 0.500	X 0-0 3B 1B 2-H	F 2 SAFE B 2 SAFE F X 1-2 2B 1B 2-H			B B F H 3-1 HBP		C 1 SAFE S S 0-3 K ②			3	2	2	2	0	1	1
Brad Fullmer, L (1, 3) OBP: 0.500, SLG: 0.667 Steve Kline, S (8, 1) Ugueth Urbina, R (9, 1)	1 SAFE 1 SAFE X 0-0 3B 1-H	B F X 1-1 2B 1-3 1B			B F 1 SAFE F T 1-2 K ①		C 1 SAFE 1 SAFE X 0-1 G3 ③			4 0 0	1 0 0	2 0 0	1 0 0	0 0 0	1 0 0	2 0 0
Shane Andrews, R (1, 5) OBP: 0.625, SLG: 0.600	B S F B B B 4-2 FC6-4 BB	B X 1-0 G6-4-3 2-H 3-H 1B			B F B C C 2-3 K ②			C B C B F S 2-3 K ①		3	0	1	2	1	2	1
Chris Widger, R (1, 2) OBP: 0.214, SLG: 0.429	C X 0-1 FC6-4 ③ 1-2f	F X 0-1 G6-4-3 ①② 1-2f			S F P S 1-3 K ③			B X 1-0 G5-3 ②		4	0	0	0	0	1	4
Manny Martinez, R (1, 8) OBP: 0.250, SLG: 0.200		F C F B X 1-2 S 1B	B C X 1-1 F8 ③			C S F B B B X 3-2 F9 ①		C B F F B F B X 3-2 E5 1B 1B		4	0	1	0	0	0	0
Miguel Batista, R (1, 1) OBP: 0.333, SLG: 0.333 Orlando Merced, S (8, 3) OBP: 1.000, SLG: 2.500		1 SAFE B C S S 1-3 K ①		X 0-0 FC4-6 1B		F B F B S 2-3 K ②		C B 1 SAFE B X 2-1 1-H 1B ③		3 1	0 0	1 1	0 0	0 0	2 0	1 0
Inning Stats	R: 2 E: 0 K: 0 S: 12 H: 2 LOB: 2 BB: 2 P: 21	R: 0 E: 0 K: 1 S: 10 H: 1 LOB: 1 BB: 1 P: 16	R: 3 E: 1 K: 0 S: 13 H: 3 LOB: 0 BB: 0 P: 19	R: 0 E: 0 K: 0 S: 7 H: 2 LOB: 1 BB: 0 P: 11	R: 0 E: 0 K: 3 S: 11 H: 0 LOB: 1 BB: 0 P: 17	R: 0 E: 0 K: 1 S: 8 H: 0 LOB: 0 BB: 0 P: 14	R: 0 E: 0 K: 1 S: 13 H: 1 LOB: 1 BB: 0 P: 13	R: 0 E: 1 K: 1 S: 13 H: 1 LOB: 2 BB: 0 P: 21		1B: 8 2B: 1 3B: 1 HR: 0	SF: 0 SAC: 0 DP: 2 HBP: 1					

PITCHER		IP	WLS	BF	H	R	ER	SO	BB	IBB	HBP	BLK	WP	HR	S	P	ERA	WHIP
Orel Hershiser, R ERA: 9.0	(1, 1)	4.0	L	21	8	5	4	1	3	0	0	0	0	0	42	67	9.00	2.750
Josias Manzanillo, R ERA:	(5, 1)	2.0		7	0	0	0	4	0	0	1	0	0	0	19	31	0.00	0.000
Turk Wendell, R ERA: 3.0	(7, 1)	2.0		8	2	0	0	2	0	0	0	0	0	0	26	34	0.00	1.000

PITCHER	IP	WLS	BF	H	R	ER	SO	BB	IBB	HBP	BLK	WP	HR	S	P	ERA	WHIP

BOTTOM

New York Mets @ Montreal Expos

Olympic Stadium, Montreal, QB

Thu Apr 08 1999, 7:05 PM EDT

Att. 43,918 - Dome - 72 F

livebaseballscorecards.com

AB	32
R	5
H	10
RBI	5
BB	3
SO	7
LOB	14

WP: 0 PA: 36
PB: 0
SB: 2
CS: 1

New York Mets @ Montreal Expos

Olympic Stadium, Montreal, QB

Fri Apr 09 1999, 7:05 PM EDT

Att. 12,386 - Dome - 72 F

TOP

livebaseballscorecards.com

Batter	1	2	3	4	5	6	7	8	9	AB	R	H	RBI	BB	SO	LOB
Rickey Henderson, R (1, 7) OBP: 0.652, SLG: 1.125	BSBBBSFB 4-2 CS BB	BCBFC 2-3 ② K 2-3			BBFBBB 4-1 BB 31 1B 1B BB	BCCBBX 3-2 WP 1B		BC1 SAFEFBBB 4-2 1B 1-2 BB		2	1	1	0	3	1	1
Dennis Cook, L (8, 1)										0	0	0	0	0	0	0
Matt Franco, L (9, 3)										0	0	0	0	0	0	0
Edgardo Alfonzo, R (1, 4) OBP: 0.480, SLG: 0.682	BC1 SAFE1 SAFECBP1 SAFE1 SAFE 4-2 ① FB BB 31 HR 1-2 BB	CCBX 1-2 ③ G5-3			FX 0-1 BB 31 1B 1-2 1B	BBBB 4-0 1-2 BB		BBX 2-0 G4-6-3 1-3 2-H 1B		3	2	2	1	2	0	1
John Olerud, L (1, 3) OBP: 0.417, SLG: 0.471	1 SAFE 4-2 31 HR 1-2 BB	BBFFBT 3-2 ① K			BSB2 SAFEBCFB 4-2 31 E 31 1B G4-3 1-2 2-3 BB	X 0-0 ③ F7		BCBFX 2-2 ②③ G4-6-3 1-2f		3	2	0	0	2	1	4
Luis Lopez, S (9, 6)										0	0	0	0	0	0	0
31 Mike Piazza, R (1, 2) OBP: 0.455, SLG: 0.762	CX 0-1 1-H 2-H HR	CBFFBFX 2-2 ② F9			FFBBX 2-2 E9 G4-3 1-3 2-H 3-H 1B	CX 0-1 CS BB 1B			BCCBBBX 3-2 G6-3 1B 1B 1B	4	1	3	5	0	0	0
Todd Pratt, R (9, PH) OBP: 0.333, SLG: 0.333										1	1	1	0	0	0	0
(9, 2)																
Robin Ventura, L (1, 5) OBP: 0.478, SLG: 0.684	CSBBBFBX 3-2 HR	CSBBBFBX 3-2 ③ G4-3			X 0-0 ② G4-3 1-2 3-H	BBBBB 4-0 G3-1 1-2 BB			BBCBFBX 3-2 1B G6-3 FC6-4 1-2 1B	4	2	2	2	1	0	1
Mike Kinkade, R (9, 5)										0	0	0	0	0	0	0
Brian McRae, S (1, 8) OBP: 0.364, SLG: 0.389	BCCX 1-2 ② G3-1			CBFH 2-2 CS HBP	BCBBB 4-1 BB	1 SAFEMMFX 0-2 ①② G3-1 1-3 2-3			CBCX 1-2 ① G6-3 1-2 2-3	3	0	0	0	1	0	4
Jermaine Allensworth, R (1, 9) OBP: 0.250, SLG: 0.167	FX 0-1 ③ G6-3			1 SAFE1 SAFEBFX 1-1 ①② P5 1-2	CCBFBX 2-2 ③ G5-3	BCX 1-1 ③ G5-3			CX 0-1 FC6-4 2-3 3-H 1B	5	0	1	1	0	0	4
Rey Ordonez, R (1, 6) OBP: 0.286, SLG: 0.278	CX 0-1 S SH1-4 1B			X 0-0 ③ F8	BFSS 1-3 ① K	CBBBBB 4-1 BB 1B BB	X 0-0 ② FC6-4 1-2f 3-H			4	1	1	1	1	1	1
John Franco, L (9, 1)										0	0	0	0	0	0	0
Masato Yoshii, R (1, 1)	1 SAFEX 0-0 ① SH1-4 1-2				SCFBS 1-3 ① K	CX 0-1 ② G4-3		B1BFFS SAFE 2-3 ① K	CBBX 2-1 ③ G3-1	2	0	0	0	0	1	0
Roger Cedeno, S (8, PH) OBP: 0.167, SLG: 0.167										2	0	0	0	0	1	2
(8, 7)																
Inning Stats	R: 4 H: 2 E: 0 LOB: 0 K: 0 BB: 3 S: 20 P: 35	R: 0 H: 1 E: 0 LOB: 1 K: 1 BB: 0 S: 9 P: 12	R: 0 H: 0 E: 0 LOB: 0 K: 1 BB: 0 S: 12 P: 20	R: 0 H: 0 E: 0 LOB: 0 K: 0 BB: 0 S: 5 P: 8	R: 3 H: 2 E: 1 LOB: 2 K: 1 BB: 3 S: 19 P: 36	R: 0 H: 1 E: 0 LOB: 2 K: 1 BB: 1 S: 9 P: 17	R: 0 H: 1 E: 0 LOB: 1 K: 0 BB: 1 S: 8 P: 13	R: 1 H: 1 E: 0 LOB: 1 K: 1 BB: 2 S: 11 P: 25	R: 2 H: 3 E: 0 LOB: 1 K: 0 BB: 0 S: 14 P: 23	1B: 9 SF: 0 2B: 0 SAC: 1 3B: 0 DP: 1 HR: 2 HBP: 1						

	AB	33
	R	10
	H	11
	RBI	10
	BB	10
	SO	5
	LOB	18

WP: 1 PA: 45
PB: 0
SB: 1
CS: 3

PITCHER		IP	WLS	BF	H	R	ER	SO	BB	IBB	HBP	BLK	WP	HR	S	P	ERA	WHIP
Mike Thurman, R ERA: 12.46	(1, 1)	4.1	L	21	4	7	6	3	5	0	1	0	0	2	56	94	12.46	2.077
J.D. Smart, R ERA:	(5, 1)	0.2		4	1	0	0	0	1	0	0	0	0	0	9	17	0.00	3.000
Bobby Ayala, R ERA:	(6, 1)	2.0		9	2	0	0	1	2	0	0	0	1	0	17	30	0.00	2.000
Mike Maddux, R ERA: 13.5	(8, 1)	1.0		5	1	1	1	1	2	0	0	0	0	0	11	25	9.00	3.000
Anthony Telford, R ERA: 6.75	(9, 1)	1.0		6	3	2	2	0	0	0	0	0	0	0	14	23	18.00	3.000

PITCHER	IP	WLS	BF	H	R	ER	SO	BB	IBB	HBP	BLK	WP	HR	S	P	ERA	WHIP

New York Mets @ Montreal Expos

Olympic Stadium, Montreal, QB

Fri Apr 09 1999, 7:05 PM EDT
Att. 12,386 - Dome - 72 F

BOTTOM

Batter	1	2	3	4	5	6	7	8	9	AB	R	H	RBI	BB	SO	LOB
Wilton Guerrero, S (1, 4) OBP: 0.273, SLG: 0.350	B B C F F X 2-2 ① G4-3		B F C B B X 3-2 ② G4-3		C F X 0-2 ③ P6			C F S 0-3 ① K		4	0	0	0	0	1	1
Orlando Cabrera, R (1, 6) OBP: 0.300, SLG: 0.263 Mike Mordecai, R (7, 6)	C X 0-1 ② G6-3		X 0-0 ③ F9			B C X 1-1 ① G5-3		B X 1-0 ② L3		3 1	0 0	0 0	0 0	0 0	0 0	0 0
Rondell White, R (1, 7) OBP: 0.250, SLG: 0.235 Anthony Telford, R (9, 1)	B X 1-0 ③ G1-3			S S F S 0-3 ① K		B S B F H 3-2 HBP		C B B S C 2-3 ③ K		3 0	0 0	0 0	0 0	0 0	2 0	0 0
Vladimir Guerrero, R (1, 9) OBP: 0.381, SLG: 0.700		X 0-0 G4-3 HR 2B		B X 1-0 HR		F S 0-3 ② K			F X 0-1 ① G4-3	4	2	2	1	0	1	1
Brad Fullmer, L (1, 3) OBP: 0.438, SLG: 0.538		B X 1-0 ① G4-3 2-3		X 0-0 G6-4-3 1B		C B X 1-1 ③ G1-3			C C S 0-3 ② K	4	0	1	0	0	1	2
Michael Barrett, R (1, 2) OBP: 0.214, SLG: 0.429 Darron Cox, R (8, 2)		X 0-0 3-H HR		1 SAFE F X 0-1 ②③ G6-4-3 1-2f			C F B X 1-2 ① F9		B X 1-0 ③ G4-3	3 1	1 0	1 0	2 0	0 0	0 0	1 0
Shane Andrews, R (1, 5) OBP: 0.636, SLG: 0.571		S S B X 1-2 ② F9			C B B B F B 4-2 FC5-6-4 BB		B X 1-0 1B			2	0	1	0	1	0	0
Manny Martinez, R (1, 8) OBP: 0.211, SLG: 0.167		X 0-0 ③ P3			C B X 1-1 ① FC5-6-4 1-2f		B B F X 2-1 ② P4			3	0	0	0	0	0	2
Mike Thurman, R (1, 1) J.D. Smart, R (5, 1) Orlando Merced, S (5, PH) OBP: 0.750, SLG: 1.667 Bobby Ayala, R (6, 1) Jose Vidro, S (7, PH) OBP: 0.286, SLG: 0.429 Mike Maddux, L (8, 1) James Mouton, R (9, 7)			C S S 0-3 ① K		C B B X 2-1 ② F9		X 0-0 ③ F8			1 0 1 0 1 0 0	0 0 0 0 0 0 0	0 0 0 0 0 0 0	0 0 0 0 0 0 0	1 0 0 0 0 0 0	0 0 1 0 1 0 0	0 0 1 0 1 0 0

Inning Stats	1	2	3	4	5	6	7	8	9
	R: 0 E: 0 K: 0 S: 7	H: 0 LOB: 0 BB: 0 P: 10	R: 2 E: 0 K: 0 S: 7	H: 2 LOB: 0 BB: 0 P: 9	R: 0 E: 0 K: 1 S: 7	H: 0 LOB: 0 BB: 0 P: 10	R: 1 E: 0 K: 1 S: 8	H: 2 LOB: 0 BB: 0 P: 9	R: 0 E: 0 K: 0 S: 9	H: 0 LOB: 1 BB: 1 P: 16	R: 0 E: 0 K: 1 S: 9	H: 0 LOB: 1 BB: 0 P: 14	R: 0 E: 0 K: 0 S: 7	H: 1 LOB: 1 BB: 0 P: 11	R: 0 E: 0 K: 2 S: 7	H: 0 LOB: 0 BB: 0 P: 10	R: 0 E: 0 K: 1 S: 6	H: 0 LOB: 0 BB: 0 P: 7

1B: 2	SF: 0
2B: 1	SAC: 0
3B: 0	DP: 1
HR: 2	HBP: 1

WP: 0	PA: 33
PB: 0	
SB: 0	
CS: 0	

livebaseballscorecards.com

AB	31
R	3
H	5
RBI	3
BB	1
SO	6
LOB	9

PITCHER		IP	WLS	BF	H	R	ER	SO	BB	IBB	HBP	BLK	WP	HR	S	P	ERA	WHIP
Masato Yoshii, R ERA: 3.86	(1, 1)	7.0	W	27	5	3	3	3	1	0	1	0	0	2	54	79	3.86	0.857
Dennis Cook, L ERA:	(8, 1)	1.0		3	0	0	0	2	0	0	0	0	0	0	7	10	0.00	0.000
John Franco, L ERA:	(9, 1)	1.0		3	0	0	0	1	0	0	0	0	0	0	6	7	0.00	0.000

PITCHER	IP	WLS	BF	H	R	ER	SO	BB	IBB	HBP	BLK	WP	HR	S	P	ERA	WHIP

Batter	1	2	3	4	5	6	7	8	9	10	11	AB	R	H	RBI	BB	SO	LOB
Roger Cedeno, S (1, 7) (8, 9) OBP: 0.200, SLG: 0.200	3-2 G6-3			2-2 P6		B C C F B X 2-2 F9 S 1B 1B	X 0-0 SH1-4 1-2	X 0-0 G6-3			4	1	1	0	0	0	0
Edgardo Alfonzo, R (1, 4) OBP: 0.500, SLG: 0.640	C X 0-1 F7			B B C F B F B 4-2 1B 1B BB		1 SAFE F F B X 2-1 F9 1-3	B B C F B X 1-2 2B 2-H 1B	B B B B 4-0 G6-3 BB			3	1	1	1	2	0	1
John Olerud, L (1, 3) OBP: 0.448, SLG: 0.545 Turk Wendell, L (10, 1) Dennis Cook, L (10, 1) John Franco, L (11, 1)	C T F B B B F S 3-3 K			B B C 1 SAFE B X 3-1 1B 1-2 1B		C F F F B X 1-2 3-H 1B	B C S S B X 2-2 1-3 2B	X 0-0 G6-3 1-2f			5 0 0 0	0 0 0 0	3 0 0 0	1 0 0 0	0 0 0 0	1 0 0 0	1 0 0 0
Bobby Bonilla, S (1, 9) OBP: 0.381, SLG: 0.071 Jermaine Allensworth, R (8, PR) OBP: 0.222, SLG: 0.143 (8, 8)	B B S F B X 3-2 F7			X 0-0 P7		B X 1-0 L9	I I I I 4-0 IBB	X 0-0 G4-3			3 1	0 0	0 0	0 0	1 0	0 0	3 0
Robin Ventura, L (1, 5) OBP: 0.429, SLG: 0.583	B X 1-0 F7			C C B X 1-2 FC6 1-3 2-H 1B		B B C F B F X 3-2 F9	F F S 0-3 K	X 0-0 G4-3			5	0	1	1	0	1	4
Brian McRae, S (1, 8) OBP: 0.308, SLG: 0.318 Armando Benitez, R (8, 1) Matt Franco, L (10, 3) OBP: 0.250, SLG: 0.250	X 0-0 F7			X 0-0 FC6 1-2f		C B X 1-1 L4	B C S X 1-2 G1-3	X 0-0 1B 1B			4 0 1	0 0 1	0 0 1	0 0 0	0 0 0	0 0 0	5 0 0
Todd Pratt, R (1, 2) OBP: 0.250, SLG: 0.250		C S S 0-3 K	X 0-0 F8			B B C X 2-1 G4-3	B F B S S B S 3-3 K	X 0-0 1-H 1B			5	0	1	1	0	2	0
Rey Ordonez, R (1, 6) OBP: 0.231, SLG: 0.217		X 0-0 L4	B X 1-0 G6-3			X 0-0 B1-3	B B X 2-0 G4-3	X 0-0 G1-6-3			5	0	0	0	0	0	1
Al Leiter, L (1, 1) Rickey Henderson, R (8, PH) (8, 7) OBP: 0.640, SLG: 1.059		C S B F F F S 1-3 K	F F B C 1-3 K			C B B B S F B 4-2 SH1-4 1B BB	S S B B S 2-3 K				2 1	0 1	0 1	0 0	0 1	2 1	0 0
Inning Stats	R: 0 H: 0 E: 0 LOB: 0 K: 1 BB: 0 S: 11 P: 17	R: 0 H: 0 E: 0 LOB: 0 K: 0 BB: 0 S: 5 P: 9	R: 0 H: 0 E: 0 LOB: 0 K: 2 BB: 0 S: 10 P: 11	R: 1 H: 2 E: 0 LOB: 2 K: 0 BB: 1 S: 13 P: 23	R: 0 H: 0 E: 0 LOB: 0 K: 1 BB: 0 S: 5 P: 7	R: 1 H: 2 E: 0 LOB: 1 K: 0 BB: 0 S: 16 P: 25	R: 0 H: 0 E: 0 LOB: 0 K: 0 BB: 0 S: 5 P: 8	R: 1 H: 2 E: 0 LOB: 3 K: 1 BB: 2 S: 16 P: 28	R: 0 H: 0 E: 0 LOB: 0 K: 2 BB: 0 S: 7 P: 14	R: 0 H: 0 E: 0 LOB: 0 K: 0 BB: 1 S: 2 P: 6	R: 1 H: 2 E: 0 LOB: 1 K: 0 BB: 0 S: 5 P: 5	1B: 7 SF: 0 2B: 1 SAC: 1 3B: 0 DP: 1 HR: 0 HBP: 0						

PITCHER		IP	WLS	BF	H	R	ER	SO	BB	IBB	HBP	BLK	WP	HR	S	P	ERA	WHIP
Dustin Hermanson, R ERA: 2.08	(1, 1)	6.0		23	4	2	2	4	1	0	0	0	0	0	60	92	3.00	0.833
Steve Kline, L ERA: 2.25	(7, 1)	1.2		9	2	1	1	1	1	1	0	0	0	0	18	32	5.40	1.800
Bobby Ayala, R ERA:	(8, 1)	0.1		1	0	0	0	0	0	0	0	0	0	0	3	4	0.00	0.000
Ugueth Urbina, R ERA:	(9, 1)	1.0		3	0	0	0	2	0	0	0	0	0	0	7	14	0.00	0.000
Anthony Telford, R ERA: 6.0	(10, 1)	2.0	L	8	2	1	1	0	1	0	0	0	0	0	7	11	4.50	1.500

PITCHER	IP	WLS	BF	H	R	ER	SO	BB	IBB	HBP	BLK	WP	HR	S	P	ERA	WHIP

TOP

New York Mets @ Montreal Expos

Olympic Stadium, Montreal, QB

Sat Apr 10 1999, 2:05 PM EDT

Att. 16,173 - Dome - 72 F

livebaseballscorecards.com

AB	39
R	4
H	8
RBI	4
BB	4
SO	7
LOB	15

PA: 44

WP: 0
PB: 0
SB: 1
CS: 0

Batter	1	2	3	4	5	6	7	8	9	10	11	AB	R	H	RBI	BB	SO	LOB
Wilton Guerrero, S (1, 4) OBP: 0.296, SLG: 0.400	B B C C S 2-3 K ①		S S B F S 1-3 K ①		B S B S X 2-2 G5-3 ② 1-2		F X 0-1 1-H 2B			X 0-0 SH2-4 1B		5	0	2	1	0	2	1
Orlando Cabrera, R (1, 6) OBP: 0.250, SLG: 0.217	C X 0-1 G1-3 ②		B X 1-0 B1-3 ②		S F B B X 2-2 G6-3 ③		S S S 0-3 K ③			X 0-0 SH2-4 ① 1-2		4	0	0	0	0	1	2
Rondell White, R (1, 7) OBP: 0.240, SLG: 0.364 (10, 8)	S B X 1-1 HR		F S S 0-3 K ③			S B F B S 2-3 K ①		S S S 0-3 K ①		X 0-0 P8 ②		5	1	1	1	0	3	1
Vladimir Guerrero, R (1, 9) OBP: 0.423, SLG: 0.636	F X 0-1 G5-3 ③			X 0-0 P6 ①		B B B B 4-0 G5-3 BB		B B B C B 4-1 BB		I I I I 4-0 IBB		2	0	0	0	3	0	0
Jose Vidro, S (1, 3) OBP: 0.333, SLG: 0.364		B B S S B B 4-2 2B BB		B F F B B X 3-2 BLK 1B		X 0-0 G5-3 ② 1-2		C B B I SAFE F S 2-3 K ②		X 0-0 G4-3 ③		4	1	1	0	1	1	4
Michael Barrett, R (1, 5) OBP: 0.176, SLG: 0.353 Steve Kline, S (7, 1) Bobby Ayala, R (8, 1) Orlando Merced, S (8, PH) OBP: 0.600, SLG: 1.250 Ugueth Urbina, R (9, 1) Anthony Telford, R (10, 1) Mike Mordecai, R (11, PH)	X 0-0 F7 ①		B B X 2-0 F9 ②			X 0-0 G6-3 ③		B B T F B X 3-2 G1-3 ③			X 0-0 F9 ①	3 0 0 1 0 0 0	0 0 0 0 0 0 0	0 0 0 0 0 0 0	0 0 0 0 0 0 0	0 0 0 0 0 0 0	3 0 0 1 0 0 0	0 0 0 0 0 0 0
Chris Widger, R (1, 2) OBP: 0.263, SLG: 0.526	B B 1 SAFE F 1 SAFE 1 SAFE X 2-1 1-H 2B		B B F F F F B X 3-2 G1-6-3 ③ 1-2				B S X 1-1 SH1-4 FC5-2 2B		C B S S 1-3 K ①		X 0-0 F9 ②	5	0	2	1	0	1	1
Manny Martinez, R (1, 8) OBP: 0.190, SLG: 0.150 Brad Fullmer, L (9, PH) OBP: 0.412, SLG: 0.500 James Mouton, R (10, 7) OBP: 0.500, SLG: 0.500	C X 0-1 P9 ②				F C B B X 2-2 G3 ①		B X 1-0 SH1-4 ① 2-3		B X 1-0 P6 ②		X 0-0 1B	2 1 1	0 0 0	0 0 1	0 0 0	0 0 0	0 0 0	1 0 0
Dustin Hermanson, R (1, 1) OBP: 0.400, SLG: 0.250 Shane Andrews, R (7, 5) OBP: 0.500, SLG: 0.400	S B F B X 2-2 G6-3 ③				S B S B B B 4-2 G5-3 BB		B F B B F X 3-2 FC5-2 2B 3-H		B B F C S 2-3 K ③		X 0-0 F8 ③	1 3	0 1	0 0	0 0	1 1	0 2	1 2
Inning Stats	R: 1 H: 1 E: 0 LOB: 0 K: 1 BB: 0 S: 9 P: 12	R: 1 H: 1 E: 0 LOB: 1 K: 0 BB: 1 S: 10 P: 18	R: 0 H: 0 E: 0 LOB: 0 K: 2 BB: 0 S: 8 P: 10	R: 0 H: 1 E: 0 LOB: 1 K: 0 BB: 0 S: 9 P: 17	R: 0 H: 0 E: 0 LOB: 1 K: 0 BB: 1 S: 11 P: 21	R: 0 H: 0 E: 0 LOB: 1 K: 1 BB: 1 S: 5 P: 11	R: 1 H: 2 E: 0 LOB: 1 K: 1 BB: 0 S: 11 P: 16	R: 0 H: 0 E: 0 LOB: 1 K: 2 BB: 1 S: 10 P: 19	R: 0 H: 0 E: 0 LOB: 0 K: 2 BB: 0 S: 7 P: 11	R: 0 H: 1 E: 0 LOB: 2 K: 0 BB: 1 S: 4 P: 8	R: 0 H: 1 E: 0 LOB: 1 K: 0 BB: 0 S: 4 P: 4	1B: 3 2B: 3 3B: 0 HR: 1	SF: 0 SAC: 2 DP: 0 HBP: 0					

PITCHER		IP	WLS	BF	H	R	ER	SO	BB	IBB	HBP	BLK	WP	HR	S	P	ERA	WHIP
Al Leiter, L ERA: 5.25	(1, 1)	7.0		29	5	3	3	5	3	0	0	1	0	1	63	105	3.86	1.143
Armando Benitez, R ERA:	(8, 1)	2.0		7	0	0	0	4	1	0	0	0	0	0	17	30	0.00	0.500
Turk Wendell, R ERA: 2.45	(10, 1)	0.2		4	1	0	0	0	0	1	0	0	0	0	3	7	0.00	1.500
Dennis Cook, L ERA:	(10, 1)	0.1	W	1	0	0	0	0	0	0	0	0	0	0	1	1	0.00	0.000
John Franco, L ERA:	(11, 1)	1.0	S	4	1	0	0	0	0	0	0	0	0	0	4	4	0.00	1.000

PITCHER	IP	WLS	BF	H	R	ER	SO	BB	IBB	HBP	BLK	WP	HR	S	P	ERA	WHIP

BOTTOM

New York Mets @ Montreal Expos

Olympic Stadium, Montreal, QB

Sat Apr 10 1999, 2:05 PM EDT
Att. 16,173 - Dome - 72 F

livebaseballscorecards.com

AB	38
R	3
H	7
RBI	3
BB	5
SO	9
LOB	17

WP: 0	PA: 45		
PB: 0			
SB: 0			
CS: 0			

New York Mets @ Montreal Expos

Olympic Stadium, Montreal, QB

Sun Apr 11 1999, 1:35 PM EDT

Att. 10,366 - Dome - 72 F

TOP

livebaseballscorecards.com

Batter	1	2	3	4	5	6	7	8	9	AB	R	H	RBI	BB	SO	LOB
Rickey Henderson, R (1, 7) OBP: 0.633, SLG: 0.950	BCBCBFB 4-2 2B BB	B B X 2-0 ③ L6		B C F B B B 4-2 BB		C C B X 1-2 ① G6-3		B X 1-0 1B 1B 1B		3	2	1	0	2	0	1
Edgardo Alfonzo, R (1, 4) OBP: 0.486, SLG: 0.633	B 1 SAFE 1 SAFE F F 1 SAFE F X 1-2 G4-3 1-H 2B		C X 0-1 ① G4-3	C X 0-1 ③ L5		X 0-0 ② L5		X 0-0 1B 1-3 G4-6-3 1B		5	1	2	1	0	0	1
John Olerud, L (1, 3) OBP: 0.500, SLG: 0.704	C B X 1-1 ① G4-3 2-3		C B X 1-1 2B		C B B B C X 2-2 FC1-6 2B	B X 1-0 2B		C X 0-1 G4-6-3 1-3 3-H 1B		5	0	4	1	0	0	1
Bobby Bonilla, S (1, 9) OBP: 0.360, SLG: 0.059	C B B S F B B 4-2 BB		F B B F X 2-2 ② P6		B F S B F X 2-2 ① FC1-6 HBP 1B 1B 2-2	B B B X 3-0 ③ F7		B C F X 1-2 ① ② G4-6-3 1-2f 3-H		3	1	0	0	1	0	3
Jermaine Allensworth, R (6, 9) OBP: 0.222, SLG: 0.143										0	0	0	0	0	0	0
Matt Franco, L (8, PH) OBP: 0.200, SLG: 0.200										1	0	0	0	0	0	1
Armando Benitez, R (8, 1)										0	0	0	0	0	0	0
John Franco, L (9, 1)										0	0	0	0	0	0	0
Robin Ventura, L (1, 5) OBP: 0.424, SLG: 0.536	F F B B S 2-3 ② K		B C B C B S E B 4-2 BB		B C B F B F X 3-2 ② F8		C B B X 2-1 1B 1B	C S C 0-3 ③ K		4	0	1	0	1	2	3
Brian McRae, S (1, 8) OBP: 0.290, SLG: 0.296	B B C C S 2-3 ③ K		C X 0-1 ③ P4		X 0-0 HBP 1-2 1B 1B		B X 1-0 ① F7		B B B X 3-0 ① G4-1	5	1	1	0	0	1	5
Todd Pratt, R (1, 2) OBP: 0.308, SLG: 0.333		C X 0-1 ① G6-3		X 0-0 1B 2B	S B C F B H 3-2 1B 1-2 2-3 HBP		C F B F B 1 SAFE X 2-2 ② L5		X 0-0 ② G3-1	4	1	1	0	0	0	1
Luis Lopez, S (1, 6) OBP: 0.667, SLG: 0.800		C C B B B X 3-2 SH1-4 2B		B F F B B S 2-3 ① K	C X 0-1 1-3 2-H 3-H 1B		B B F B F X 3-2 1-3 1B		C F B C 1-3 ③ K	5	0	3	2	0	2	1
Rick Reed, R (1, 1) OBP: 0.333, SLG: 0.333		X 0-0 ② SH1-4 2-3		S X 0-1 ② 2-H 1B	B F B 1 SAFE S B X 3-2 ③ G3-1		B C X 1-1 ③ G5-3			1	0	1	1	0	0	0
Allen Watson, L (4, 1) OBP: 0.500, SLG: 0.500										1	0	0	0	0	0	2
Turk Wendell, L (6, 1)										1	0	0	0	0	0	2
Dennis Cook, L (7, 1)										0	0	0	0	0	0	0
Roger Cedeno, S (8, 9) OBP: 0.200, SLG: 0.200										0	0	0	0	0	0	0
Inning Stats	R: 1 E: 0 K: 2 S: 18 H: 1 LOB: 2 BB: 2 P: 32	R: 0 E: 0 K: 0 S: 7 H: 1 LOB: 1 BB: 0 P: 12	R: 0 E: 0 K: 0 S: 12 H: 1 LOB: 2 BB: 1 P: 19	R: 1 E: 0 K: 1 S: 10 H: 2 LOB: 1 BB: 1 P: 16	R: 2 E: 0 K: 0 S: 20 H: 3 LOB: 2 BB: 0 P: 33	R: 0 E: 0 K: 0 S: 6 H: 1 LOB: 1 BB: 0 P: 11	R: 0 E: 0 K: 0 S: 12 H: 2 LOB: 2 BB: 0 P: 21	R: 2 E: 0 K: 1 S: 10 H: 3 LOB: 0 BB: 0 P: 12	R: 0 E: 0 K: 1 S: 5 H: 0 LOB: 0 BB: 0 P: 9	1B: 8 2B: 6 3B: 0 HR: 0	SF: 0 SAC: 1 DP: 1 HBP: 1					

	AB	38
	R	6
	H	14
	RBI	5
	BB	4
	SO	5
	LOB	21

WP: 0 PB: 0 SB: 0 CS: 0 PA: 44

PITCHER		IP	WLS	BF	H	R	ER	SO	BB	IBB	HBP	BLK	WP	HR	S	P	ERA	WHIP
Carl Pavano, R ERA: 13.5	(1, 1)	4.2	L	25	7	4	4	3	4	0	1	0	0	0	62	104	7.71	2.357
J.D. Smart, R ERA:	(5, 1)	1.1		6	2	0	0	0	0	0	0	0	0	0	11	19	0.00	1.500
Mike Maddux, R ERA: 11.25	(7, 1)	2.0		10	5	2	2	1	0	0	0	0	0	0	22	33	9.00	2.500
Bobby Ayala, R ERA:	(9, 1)	1.0		3	0	0	0	1	0	0	0	0	0	0	5	9	0.00	0.000

PITCHER	IP	WLS	BF	H	R	ER	SO	BB	IBB	HBP	BLK	WP	HR	S	P	ERA	WHIP

New York Mets @ Montreal Expos

Olympic Stadium, Montreal, QB

Sun Apr 11 1999, 1:35 PM EDT

Att. 10,366 - Dome - 72 F

livebaseballscorecards.com

BOTTOM

Batter	1	2	3	4	5	6	7	8	9	AB	R	H	RBI	BB	SO	LOB
James Mouton, R (1, 8) (8, 7)	4-2 1B 1B BB	1-0 BB HBP		3-1 SF9 3-H		2-3 K			4-1 FC6-4 BB	1	1	0	1	2	1	1
Orlando Merced, S (1, 7) (8, 3)	0-0 1B 1-3 1B	4-1 1-2 2-3 BB		2-1 G4-3			1-3 K		1-1 F7	4	0	1	0	1	1	2
Jose Vidro, S (1, 4) (9, 5)	1-3 K	0-0 F9			1-3 K		0-1 G3		2-1 FC6-4 1-2f	5	0	0	0	0	2	6
Vladimir Guerrero, R (1, 9)	0-0 G3-6-1 1-2 3-H 1B		2-3 K		2-3 K		1-1 E4			4	0	1	1	0	2	0
Brad Fullmer, L (1, 3)	0-1 G3-6-1 1-2f		1-0 F9		0-2 2B		3-3 K			3	0	1	0	0	0	2
Rondell White, R (7, PH)										1	0	0	0	0	1	1
Manny Martinez, R (8, 8)										0	0	0	0	0	0	0
Michael Barrett, R (1, 5)		1-2 2B 1B	0-2 G6-3		1-2 G6-3			0-3 K		4	1	1	0	0	1	1
Bobby Ayala, R (9, 1)										0	0	0	0	0	0	0
Chris Widger, R (1, 2)	0-3 K			4-1 1B G4-3 SF9 BB		2-3 K		1-3 K		3	1	0	0	1	3	1
Mike Mordecai, R (1, 6)	0-0 BB 1-H 2B			2-0 G4-3 1-2		0-2 G4-3		0-2 G4-3		4	0	1	1	0	0	1
Carl Pavano, R (1, 1)	1-2 L6			0-1 2-3 1B		3-2 1B			0-1 F8	2	0	1	0	0	0	1
J.D. Smart, R (5, 1)										0	0	0	0	0	0	0
Shane Andrews, R (6, PH)										1	0	1	0	0	0	0
Mike Maddux, L (7, 1)										0	0	0	0	0	0	0
Wilton Guerrero, S (9, 4)										1	0	0	0	0	0	0
Inning Stats	R: 1 E: 0 K: 1 S: 10 H: 2 LOB: 1 BB: 1 P: 15	R: 1 E: 0 K: 1 S: 14 H: 2 LOB: 3 BB: 1 P: 21	R: 0 E: 0 K: 1 S: 7 H: 0 LOB: 0 BB: 0 P: 10	R: 1 E: 0 K: 0 S: 8 H: 1 LOB: 1 BB: 1 P: 19	R: 0 E: 0 K: 2 S: 13 H: 1 LOB: 1 BB: 0 P: 17	R: 0 E: 0 K: 2 S: 13 H: 1 LOB: 1 BB: 0 P: 20	R: 0 E: 1 K: 2 S: 11 H: 0 LOB: 1 BB: 0 P: 16	R: 0 E: 0 K: 2 S: 9 H: 0 LOB: 0 BB: 0 P: 10	R: 0 E: 0 K: 0 S: 7 H: 0 LOB: 1 BB: 1 P: 14	1B: 5 2B: 2 3B: 0 HR: 0 SF: 1 SAC: 0 DP: 1 HBP: 1							

	AB	33
	R	3
	H	7
	RBI	3
	BB	4
	SO	11
	LOB	16

WP: 0 PB: 0 SB: 0 CS: 0 PA: 39

PITCHER		IP	WLS	BF	H	R	ER	SO	BB	IBB	HBP	BLK	WP	HR	S	P	ERA	WHIP
Rick Reed, R	(1, 1)	3.0		15	4	2	2	3	2	0	1	0	0	0	31	46	6.00	2.000
ERA: 3.0																		
Allen Watson, L	(4, 1)	2.2	W	12	3	1	1	3	1	0	0	0	0	0	31	51	3.38	1.500
ERA: 4.76																		
Turk Wendell, R	(6, 1)	1.0	H	4	0	0	0	2	0	0	0	0	0	0	10	14	0.00	0.000
ERA: 1.93																		
Dennis Cook, L	(7, 1)	0.1	H	1	0	0	0	1	0	0	0	0	0	0	4	7	0.00	0.000
ERA:																		
Armando Benitez, R	(8, 1)	1.0	H	3	0	0	0	2	0	0	0	0	0	0	9	10	0.00	0.000
ERA:																		

PITCHER		IP	WLS	BF	H	R	ER	SO	BB	IBB	HBP	BLK	WP	HR	S	P	ERA	WHIP
John Franco, L	(9, 1)	1.0	S	4	0	0	0	0	1	0	0	0	0	0	7	14	0.00	1.000
ERA:																		

Batter	1	2	3	4	5	6	7	8	9	AB	R	H	RBI	BB	SO	LOB
Luis Castillo, S (1, 4) OBP: 0.367, SLG: 0.407	B5-3		2-H 3B			B5-3		P5		4	0	1	1	0	0	1
Alex Gonzalez, R (1, 6) OBP: 0.133, SLG: 0.167	F9		G6-3			1B		P4		4	0	1	0	0	0	2
Mark Kotsay, L (1, 9) OBP: 0.417, SLG: 0.455	F8			G5-3 2B		F7		1-3 1B		4	0	2	0	0	0	1
Derrek Lee, R (1, 3) OBP: 0.250, SLG: 0.308		G5-3		G5-3 2-3		P3		K		4	0	0	0	0	1	4
Kirt Ojala, L (8, 1)										0	0	0	0	0	0	0
Todd Dunwoody, L (1, 8) OBP: 0.222, SLG: 0.200		P6		F8			F8		K	4	0	0	0	0	1	1
Preston Wilson, R (1, 7) OBP: 0.333, SLG: 0.300		G6-3		K			P4		K	4	0	0	0	0	2	1
Jorge Fabregas, L (1, 2) OBP: 0.250, SLG: 0.182			F7		K		BB		K	2	0	0	0	1	1	0
Bruce Aven, R (9, PH)										1	0	0	0	0	1	0
Dave Berg, R (1, 5) OBP: 0.400, SLG: 0.600			SH3-4 3B 1B		F9		G5-3			3	1	1	0	0	0	1
Livan Hernandez, R (1, 1)			SH3-4 1-2		G4-3			1B BB		1	0	0	0	0	0	0
Braden Looper, R (5, 1)										0	0	0	0	0	0	0
Craig Counsell, L (8, PH)										0	0	0	0	1	0	0
Tim Hyers, L (8, 3) OBP: 0.625, SLG: 0.833										0	0	0	0	0	0	0

TOP

Florida Marlins @ New York Mets

Shea Stadium, Flushing, NY

Mon Apr 12 1999, 1:40 PM EDT

Att. 52,052 - Cloudy - 50 F

livebaseballscorecards.com

AB	31
R	1
H	5
RBI	1
BB	2
SO	6
LOB	11

Inning Stats	1	2	3	4	5	6	7	8	9
	R: 0 E: 0 K: 0 S: 6	R: 0 E: 0 K: 0 S: 8	R: 1 E: 0 K: 0 S: 9	R: 0 E: 0 K: 1 S: 12	R: 0 E: 0 K: 1 S: 9	R: 0 E: 0 K: 0 S: 6	R: 0 E: 0 K: 0 S: 8	R: 0 E: 0 K: 1 S: 12	R: 0 E: 0 K: 3 S: 11
	H: 0 LOB: 0 BB: 0 P: 10	H: 0 LOB: 0 BB: 0 P: 14	H: 2 LOB: 1 BB: 0 P: 15	H: 1 LOB: 1 BB: 0 P: 20	H: 0 LOB: 0 BB: 0 P: 15	H: 1 LOB: 1 BB: 0 P: 10	H: 0 LOB: 1 BB: 1 P: 15	H: 1 LOB: 2 BB: 1 P: 20	H: 0 LOB: 0 BB: 0 P: 16

| | | | | | | | | | |

BOTTOM

Florida Marlins @ New York Mets

Shea Stadium, Flushing, NY

Mon Apr 12 1999, 1:40 PM EDT

Att. 52,052 - Cloudy - 50 F

Batter	1	2	3	4	5	6	7	8	9	AB	R	H	RBI	BB	SO	LOB
Rickey Henderson, R (1, 7) OBP: 0.571, SLG: 0.792 Rigo Beltran, L (9, 1)	F8		G4-3		S 1B BB		G5-3	G5-3		4 0	1 0	0 0	0 0	1 0	0 0	1 0
Edgardo Alfonzo, R (1, 4) OBP: 0.462, SLG: 0.576	F8		G3-6-3 BB		SAFE SAFE K		K			3	0	0	0	1	2	1
John Olerud, L (1, 3) OBP: 0.474, SLG: 0.633	F7		G3-6-3 1-2f		1B 2B BB 1-2		F7			3	1	0	0	1	0	1
Bobby Bonilla, S (1, 9) OBP: 0.429, SLG: 0.200 Roger Cedeno, S (8, 9) OBP: 0.273, SLG: 0.200		1B E 1B		G6-4-3 1B	2B 1B 1-3 2-H			G4-3 G5-3 1B BB		3 0	2 1	3 0	1 0	0 1	0 0	0 0
Robin Ventura, L (1, 5) OBP: 0.432, SLG: 0.563		FC4-6 1B 1-2		G6-4-3 1-2f	2B 1-H 3-H			G5-3 1-2		4	0	2	2	0	0	2
Brian McRae, S (1, 8) OBP: 0.286, SLG: 0.267		FC4-6 1-2f 2-H		BB	F9			G4-3 2-3		3	0	0	0	1	0	3
Todd Pratt, R (1, 2) OBP: 0.294, SLG: 0.313		P3		SAFE SAFE SAFE F8	G4-3			1B 2B 1B 3-H		4	1	1	1	0	0	2
Rey Ordonez, R (1, 6) OBP: 0.267, SLG: 0.231		IBB			F9		K	2B 1B 1-2		3	1	1	0	1	1	0
Bobby Jones, R (1, 1) OBP: 0.333, SLG: 0.833 Turk Wendell, L (8, 1) Mike Kinkade, R (8, PH) (9, 7) OBP: 0.250, SLG: 0.500		G3-1			HR		G4-3	1-H 2-H 2B		3 0 1	1 0 0	1 0 1	1 0 2	0 0 0	0 0 0	2 0 0
Inning Stats	R: 0 E: 0 K: 0 S: 7 H: 0 LOB: 0 BB: 0 P: 12	R: 1 E: 1 K: 0 S: 7 H: 2 LOB: 2 BB: 1 P: 22	R: 0 E: 0 K: 0 S: 9 H: 0 LOB: 0 BB: 1 P: 15	R: 0 E: 0 K: 0 S: 7 H: 1 LOB: 1 BB: 1 P: 15	R: 4 E: 0 K: 1 S: 19 H: 3 LOB: 1 BB: 2 P: 34	R: 0 E: 0 K: 1 S: 5 H: 0 LOB: 0 BB: 0 P: 6	R: 0 E: 0 K: 1 S: 6 H: 0 LOB: 0 BB: 0 P: 9	R: 3 E: 0 K: 0 S: 14 H: 3 LOB: 1 BB: 1 P: 24		1B: 6 2B: 2 3B: 0 HR: 1 SF: 0 SAC: 0 DP: 2 HBP: 0						

livebaseballscorecards.com

AB	31
R	8
H	9
RBI	7
BB	6
SO	3
LOB	12

PITCHER		IP	WLS	BF	H	R	ER	SO	BB	IBB	HBP	BLK	WP	HR	S	P	ERA	WHIP
Livan Hernandez, R ERA: 9.64	(1, 1)	4.2	L	23	6	5	4	1	4	1	0	0	0	1	47	95	7.71	2.143
Braden Looper, R ERA: 3.6	(5, 1)	2.1		7	0	0	0	2	0	0	0	0	0	0	13	18	0.00	0.000
Kirt Ojala, L ERA: 21.0	(8, 1)	1.0		7	3	3	3	0	1	0	0	0	0	0	14	24	27.00	4.000

PITCHER	IP	WLS	BF	H	R	ER	SO	BB	IBB	HBP	BLK	WP	HR	S	P	ERA	WHIP

Florida Marlins @ New York Mets

Shea Stadium, Flushing, NY

Wed Apr 14 1999, 7:10 PM EDT

Att. 15,729 - Unknown - 64 F

TOP

livebaseballscorecards.com

Batter	1	2	3	4	5	6	7	8	9	AB	R	H	RBI	BB	SO	LOB
Luis Castillo, S (1, 4) OBP: 0.324, SLG: 0.355	X 0-0 ① G1-3			B F B X 2-1 ① L7	B C B F X 2-2 ③ FC6-4 1-2f		C B B C F C 2-3 ③ K			4	0	0	0	0	1	3
Alex Gonzalez, R (1, 6) OBP: 0.147, SLG: 0.235	C S X 0-2 ② F9			B F S F B F X 2-2 ② G6-3		B C B X 2-1 3B		X 0-0 ① P6		4	0	1	0	0	0	0
Mark Kotsay, L (1, 9) OBP: 0.393, SLG: 0.423	X 0-0 ③ G6-3			B C B F X 2-2 1B		X 0-0 ① P5		B C S S 1-3 ② K		4	0	1	0	0	1	1
Derrek Lee, R (1, 3) OBP: 0.219, SLG: 0.267 Matt Mantei, R (8, 1)		C X 0-1 ① F8		B C C C X 1-2 ③ F9		S F B C 1-3 ② K		B X 1-0 ③ G6-3		4 0	0 0	0 0	0 0	0 0	1 0	2 0
Todd Dunwoody, L (1, 8) OBP: 0.226, SLG: 0.179		X 0-0 ② G4-3			X 0-0 ① G1-3	B B B B C B 4-1 BB			C F B B S 2-3 ① K	3	0	0	0	1	1	0
Preston Wilson, R (1, 7) OBP: 0.323, SLG: 0.292		B X 1-0 ③ G6-3			X 0-0 BB HBP SF8 1B	B B F C B X 3-2 ③ P3			B B B B C C S S 3-3 ② K	4	1	1	0	0	1	2
Kevin Orie, R (1, 5) OBP: 0.357, SLG: 0.423			B C B B F S 3-3 ① K		B B B H 4-0 SF8 BB 1-2 HBP		B X 1-0 1B		B C B B F X 3-2 2B	3	0	2	0	0	1	0
Jorge Fabregas, L (1, 2) OBP: 0.250, SLG: 0.143			C B X 1-1 ② F9		B B C F F B B 4-2 FC6-4 1-2 2-3 BB		B 1 SAFE 1 SAFE B X 2-0 ① F7		C S B S 1-3 ③ K	3	0	0	0	1	1	2
Jesus Sanchez, L (1, 1) Craig Counsell, L (3, PH) Brian Edmondson, R (3, 1) Bruce Aven, R (5, PH) Rafael Medina, R (6, 1) Vic Darensbourg, L (8, 1) Dave Berg, R (7, PH) Antonio Alfonseca, R (7, 1) Tim Hyers, L (8, 3)			X 0-0 ③ G4-3		C B X 1-1 ② SF8 2-3 3-H		C F S 0-3 ② K			0 1 0 0 0 0 0 1 0 0	0 0 0 0 0 0 0 0 0 0	0 0 0 1 0 0 0 0 0 0	0 0 0 0 0 0 0 1 0 0	0 0 0 0 0 0 0 1 0 0	0 0 0 0 0 0 0 1 0 0	0 0 0 0 0 0 0 1 0 0	0 0 0 0 0 0 0 1 0 0
Inning Stats	R: 0 H: 0 E: 0 LOB: 0 K: 0 BB: 0 S: 5 P: 5	R: 0 H: 0 E: 0 LOB: 0 K: 0 BB: 0 S: 4 P: 5	R: 0 H: 0 E: 0 LOB: 0 K: 1 BB: 0 S: 6 P: 10	R: 0 H: 1 E: 0 LOB: 1 K: 0 BB: 0 S: 13 P: 20	R: 1 H: 1 E: 0 LOB: 2 K: 0 BB: 1 S: 10 P: 21	R: 0 H: 1 E: 0 LOB: 2 K: 1 BB: 1 S: 10 P: 20	R: 0 H: 1 E: 0 LOB: 1 K: 2 BB: 0 S: 9 P: 14	R: 0 H: 0 E: 0 LOB: 0 K: 1 BB: 0 S: 5 P: 7	R: 0 H: 1 E: 0 LOB: 1 K: 3 BB: 0 S: 12 P: 21	1B: 3 SF: 1 2B: 1 SAC: 0 3B: 1 DP: 0 HR: 0 HBP: 1						

	AB	31
	R	1
	H	5
	RBI	1
	BB	2
	SO	8
	LOB	11

WP: 0 PB: 0 SB: 0 CS: 0 PA: 35

PITCHER		IP	WLS	BF	H	R	ER	SO	BB	IBB	HBP	BLK	WP	HR	S	P	ERA	WHIP
Orel Hershiser, R	(1, 1)	5.2	W	23	3	1	1	2	2	0	1	0	0	0	45	75	1.59	0.882
ERA: 4.66																		
Turk Wendell, R	(6, 1)	1.1	H	5	1	0	0	2	0	0	0	0	0	0	12	20	0.00	0.750
ERA: 1.29																		
Armando Benitez, R	(8, 1)	1.0	H	3	0	0	0	1	0	0	0	0	0	0	5	7	0.00	0.000
ERA:																		
John Franco, L	(9, 1)	1.0	S	4	1	0	0	3	0	0	0	0	0	0	12	21	0.00	1.000
ERA:																		

PITCHER	IP	WLS	BF	H	R	ER	SO	BB	IBB	HBP	BLK	WP	HR	S	P	ERA	WHIP

BOTTOM

Florida Marlins @ New York Mets

Shea Stadium, Flushing, NY

Wed Apr 14 1999, 7:10 PM EDT

Att. 15,729 - Unknown - 64 F

Batter	1	2	3	4	5	6	7	8	9	AB	R	H	RBI	BB	SO	LOB
Rickey Henderson, R (1, 7) OBP: 0.550, SLG: 0.704	C F X 0-2 ① G5-3	B B C B S F B 4-2 2B BB BB		C X 0-1 ① F8		1 SAFE 1 SAFE B B B B C F F 4-2 B BB 1-2 BB		C B F S 1-3 ② K		3	1	0	0	2	1	0
Edgardo Alfonzo, R (1, 4) OBP: 0.477, SLG: 0.583	B B B B 4-0 BB BB	B B B C X 3-1 BB 1-3 2-H 2B		B B F X 2-1 ② F9		B C C F B B B 4-2 1-2 2-3 BB		B F B X 2-1 ③ F9		3	0	1	1	2	0	0
John Olerud, L (1, 3) OBP: 0.452, SLG: 0.576	C B X 1-1 ② L9	B S B B I 4-1 BB IBB		F B F C 1-3 ③ K		B F C F F C 1-3 ③ K				3	0	0	0	1	2	4
Bobby Bonilla, S (1, 9) OBP: 0.438, SLG: 0.182 Roger Cedeno, S (8, 9) OBP: 0.273, SLG: 0.200	1 SAFE C F 1 SAFE B B B B F B 4-2 1-2 BB	B F S B B B 4-2 1-2 2-3 3-H BB			C S X 0-2 ① G5-3		B B S C F X 2-2 ① F7			2 0	0 0	0 0	1 0	2 0	0 0	0 0
Robin Ventura, L (1, 5) OBP: 0.415, SLG: 0.611	C B B B B F X 3-2 ③ F8	X 0-0 ③ G3			C B B B B F S 3-3 ② K		F X 0-1 HR			4	1	1	1	0	1	5
Jermaine Allensworth, R (1, 8) OBP: 0.333, SLG: 0.125 Turk Wendell, L (6, 1) Terrence Long, L (7, PH) Armando Benitez, R (8, 1) John Franco, L (9, 1)		B C B B B C B 4-2 2B BB	C B B B C F B 4-2 BB		C F B X 1-2 ③ P6		F C C 0-3 ② K			1 0 1 0 0	1 0 0 0 0	0 0 0 0 0	0 0 0 0 0	2 0 0 0 0	0 0 1 0 0	0 0 0 0 0
Todd Pratt, R (1, 2) OBP: 0.333, SLG: 0.368		1 SAFE 1 SAFE F B X 1-1 1-H 2B	X 0-0 ① F9			B S B F B F X 3-2 ① F8	B B B B 4-0 BB			3	1	1	1	1	0	1
Rey Ordonez, R (1, 6) OBP: 0.235, SLG: 0.200		B B X 2-0 ① F7	B 1 SAFE X 1-0 ② L6			B B X 2-0 ② F8	S S S 0-3 ③ K			4	0	0	0	0	1	3
Orel Hershiser, R (1, 1) Brian McRae, S (6, 8) OBP: 0.297, SLG: 0.258		B B C B S X 3-2 ② F9	C F B C 1-3 ③ K			B B C B B 4-1 BB BLK BB		F C F C 0-3 ① K		2 1	0 0	0 0	0 0	0 1	1 1	2 0
Inning Stats	R: 0 E: 0 K: 0 S: 11 H: 0 LOB: 2 BB: 2 P: 23	R: 3 E: 0 K: 0 S: 17 H: 2 LOB: 3 BB: 4 P: 42	R: 0 E: 0 K: 1 S: 8 H: 0 LOB: 1 BB: 1 P: 14	R: 0 E: 0 K: 1 S: 7 H: 0 LOB: 0 BB: 0 P: 10	R: 0 E: 0 K: 1 S: 9 H: 0 LOB: 0 BB: 0 P: 13	R: 0 E: 0 K: 1 S: 18 H: 0 LOB: 3 BB: 3 P: 36	R: 1 E: 0 K: 2 S: 12 H: 1 LOB: 1 BB: 1 P: 18	R: 0 E: 0 K: 2 S: 9 H: 0 LOB: 0 BB: 0 P: 12		1B: 0 2B: 2 3B: 0 HR: 1 SF: 0 SAC: 0 DP: 0 HBP: 0						

livebaseballscorecards.com

AB	27
R	4
H	3
RBI	4
BB	11
SO	8
LOB	15

WP: 0 PB: 0 SB: 0 CS: 0 PA: 38

PITCHER		IP	WLS	BF	H	R	ER	SO	BB	IBB	HBP	BLK	WP	HR	S	P	ERA	WHIP
Jesus Sanchez, L ERA: 6.43	(1, 1)	2.0	L	14	2	3	3	0	5	1	0	0	0	0	28	65	13.50	3.500
Brian Edmondson, R ERA: 2.08	(3, 1)	2.0		7	0	0	0	2	1	0	0	0	0	0	15	24	0.00	0.500
Rafael Medina, R ERA:	(5, 1)	1.2		7	0	0	0	1	2	0	0	1	0	0	19	36	0.00	1.200
Vic Darensbourg, L ERA:	(6, 1)	0.1		2	0	0	0	1	1	0	0	0	0	0	8	13	0.00	3.000
Antonio Alfonseca, R ERA: 5.79	(7, 1)	1.0		5	1	1	1	2	1	0	0	0	0	1	12	18	9.00	2.000

PITCHER		IP	WLS	BF	H	R	ER	SO	BB	IBB	HBP	BLK	WP	HR	S	P	ERA	WHIP
Matt Mantei, R ERA: 2.7	(8, 1)	1.0		3	0	0	0	2	0	0	0	0	0	0	9	12	0.00	0.000

Batter	1	2	3	4	5	6	7	8	9	AB	R	H	RBI	BB	SO	LOB
Luis Castillo, S (1, 4) OBP: 0.425, SLG: 0.412	1-1 HBP 1B	2-0 SF7 1B 1-2 2-3		3-2 E S 1B		4-1 1B 1B 1-2 BB	4-0 2B BB	4-1 1-2 2-3 BB		3	2	3	0	3	0	0
Alex Gonzalez, R (1, 6) OBP: 0.225, SLG: 0.308	1-0 1B 1B 1-2 HBP	1-1 SF7 1B 1-2 2-3 3-H		3-2 ③ G3-1 1-3		0-2 1B 1-3 2-H 1B	2-1 1-3 2B	0-3 ③ K		5	1	3	2	0	1	4
Mark Kotsay, L (1, 9) OBP: 0.382, SLG: 0.419	0-0 L6-3 1-3 2-H 1B	0-0 ② SF7 1-2 2-3 3-H			1-2 ① F8	0-0 FC6-4 1-3 3-H 1B	0-0 ③ F8		C S S 0-3 ① K	5	0	2	3	0	1	2
Derrek Lee, R (1, 3) OBP: 0.184, SLG: 0.222	2-1 ①② L6-3 1-2	2-0 ③ F8			1-2 ② F8	1-2 ③ FC6-4 1-2f		3-2 ① F7	2-3 ② K	6	0	0	0	0	1	6
Todd Dunwoody, L (1, 8) OBP: 0.297, SLG: 0.265	1-0 3-H 1B		2-1 ① F7		2-0 1B		0-0 S E 1B	2-3 ② K	2-2 1B	6	1	4	1	0	1	0
Preston Wilson, R (1, 7) OBP: 0.297, SLG: 0.367	2-2 ③ F7		3-2 ② G5-3		1-1 ③ F8		0-3 ① K	1-1 HR	2-3 ③ K	6	1	1	1	0	2	4
Kevin Orie, R (1, 5) OBP: 0.394, SLG: 0.433		4-2 2B FC5-2 BB	0-1 ③ P4			0-0 BB 1B 1B	2-2 E9 WP HR 1-H	1-1 WP 1B 1B		4	3	2	0	1	0	0
Jorge Fabregas, L (1, 2) OBP: 0.286, SLG: 0.222		0-1 1B 1-3 1B 2B		2-1 ① G4-3		0-1 ① F9	2-1 ② P3 1-2	4-1 WP 1B 1-2 BB		4	1	1	0	1	0	2
Brian Meadows, R (1, 1) OBP: 0.333, SLG: 0.200		0-0 ① FC5-2 1B 1B SF7 3-H		1-3 ② K		1-3 ② K	3-2 2-H HR	0-0 WP 1-2 2-H 1B		3	1	0	0	0	2	3
Braden Looper, R (6, 1)										0	0	0	0	0	0	0
Bruce Aven, R (7, PH) OBP: 0.286, SLG: 1.000										1	1	1	2	0	0	0
Vic Darensbourg, L (7, 1)										0	0	0	0	0	0	0
Brian Edmondson, R (7, 1) OBP: 0.667, SLG: 0.667										1	0	1	1	0	0	0
Inning Stats	R: 2 E: 0 K: 0 S: 9 H: 3 LOB: 1 BB: 0 P: 16	R: 2 E: 0 K: 0 S: 12 H: 3 LOB: 2 BB: 1 P: 21	R: 0 E: 0 K: 0 S: 7 H: 0 LOB: 0 BB: 0 P: 12	R: 0 E: 0 K: 1 S: 12 H: 1 LOB: 1 BB: 0 P: 21	R: 0 E: 0 K: 0 S: 9 H: 1 LOB: 1 BB: 0 P: 14	R: 2 E: 0 K: 1 S: 14 H: 3 LOB: 2 BB: 1 P: 20	R: 3 E: 1 K: 1 S: 17 H: 3 LOB: 2 BB: 1 P: 30	R: 2 E: 0 K: 2 S: 17 H: 3 LOB: 3 BB: 2 P: 32	R: 0 E: 0 K: 3 S: 14 H: 1 LOB: 1 BB: 0 P: 20	1B: 14 2B: 3 3B: 0 HR: 2			SF: 1 SAC: 0 DP: 1 HBP: 1				

PITCHER		IP	WLS	BF	H	R	ER	SO	BB	IBB	HBP	BLK	WP	HR	S	P	ERA	WHIP
Masato Yoshii, R ERA: 5.25	(1, 1)	5.0	L	24	8	4	4	1	1	0	1	0	0	0	49	84	7.20	1.800
Josias Manzanillo, R ERA: 3.6	(6, 1)	1.0		7	3	2	2	1	1	0	0	0	0	0	14	20	18.00	4.000
Rigo Beltran, L ERA: 6.75	(7, 1)	1.2		15	6	5	2	2	3	0	0	0	3	2	30	58	10.80	5.400
Dennis Cook, L ERA:	(8, 1)	0.1		1	0	0	0	1	0	0	0	0	0	0	4	4	0.00	0.000
Allen Watson, L ERA: 4.05	(9, 1)	1.0		4	1	0	0	3	0	0	0	0	0	0	14	20	0.00	1.000

PITCHER	IP	WLS	BF	H	R	ER	SO	BB	IBB	HBP	BLK	WP	HR	S	P	ERA	WHIP

Florida Marlins @ New York Mets

Shea Stadium, Flushing, NY

Thu Apr 15 1999, 7:10 PM EDT

Att. 14,165 - Cloudy - 65 F

TOP

livebaseballscorecards.com

AB	44
R	11
H	18
RBI	10
BB	5
SO	8
LOB	21

WP: 3 PB: 0 SB: 2 CS: 0 PA: 51

BOTTOM

Florida Marlins @ New York Mets

Shea Stadium, Flushing, NY

Thu Apr 15 1999, 7:10 PM EDT

Att. 14,165 - Cloudy - 65 F

Batter	1	2	3	4	5	6	7	8	9	AB	R	H	RBI	BB	SO	LOB
Rickey Henderson, R (1, 7) OBP: 0.511, SLG: 0.625 Allen Watson, L (9, 1) OBP: 0.500, SLG: 0.500	X 0-0 F9 ①	C B C B X 2-2 F8 ③			F B B X 2-1 E 1B 1B	B C B C C 2-3 K ③		X 0-0 G3-1 ②		5 0	1 0	1 0	0 0	0 0	1 0	2 0
Edgardo Alfonzo, R (1, 4) OBP: 0.469, SLG: 0.550	C S F X 0-2 1B BB 1B 1B		C B X 1-1 G5-3 ①		B C X 1-1 F9 ②		B B C B C B 4-2 BB 1B BB	B C X 1-1 F9 ③		4	2	1	0	1	0	1
John Olerud, L (1, 3) OBP: 0.457, SLG: 0.543 Matt Franco, L (9, 5) OBP: 0.167, SLG: 0.167	B B B B C B 4-1 1B 1B 1-2 BB		S F B F F F X 1-2 P5 ②		C B B X 2-1 E4 1B 1-2		B B F B B B 4-1 1B 1B 1-2 BB		B B X 2-0 G4-3 ①	2 1	1 0	0 0	0 0	2 0	0 0	1 0
Bobby Bonilla, S (1, 9) OBP: 0.432, SLG: 0.222	B X 1-0 1B 1-2 2-3 1B		X 0-0 F8 ③		B X 1-0 1B 1-2 2-H 1B		B F F F X 1-2 P2 ①		C B C C 1-3 K ②	5	0	2	1	0	1	2
Robin Ventura, L (1, 5) OBP: 0.422, SLG: 0.600 Mike Kinkade, R (9, 2) OBP: 0.200, SLG: 0.400	B B F B X 3-1 1B 1-2 2-3 3-H			B B S B B X 3-1 1B	F C B B F F S 2-3 K ③		S B X 1-1 L5 ②		C C X 0-2 F7 ③	4 1	0 0	2 0	1 0	0 0	1 0	4 0
Brian McRae, S (1, 8) OBP: 0.317, SLG: 0.265	B C B B C S 3-3 K ②			F S F C 0-3 K ①		B B B C B 4-1 1B BB	B F B X 2-1 1B 1-2 2-H 1B			3	0	1	1	1	2	4
Todd Pratt, R (1, 2) (9, 3) OBP: 0.360, SLG: 0.391	F B S B B X 3-2 P5 ③			B B C X 2-1 P5 ②		F X 0-1 1B 1-2	B X 1-0 1B 1-2 2-H			4	0	2	1	0	0	4
Rey Ordonez, R (1, 6) OBP: 0.222, SLG: 0.188 Luis Lopez, S (6, PH) OBP: 0.500, SLG: 0.571 (7, 6)		C C F B X 1-2 F8 ①		C B F X 1-2 G5-3 ③		C F X 0-2 F7 ①	S S C 0-3 K ③			2 2	0 0	0 0	0 0	0 0	0 1	1 4
Masato Yoshii, R (1, 1) Roger Cedeno, S (5, PH) OBP: 0.250, SLG: 0.182 Josias Manzanillo, R (6, 1) Terrence Long, L (6, PH) Rigo Beltran, L (7, 1) Dennis Cook, L (8, 1) Jermaine Allensworth, R (8, PH) OBP: 0.308, SLG: 0.111 (9, 7)		C C C 0-3 K ②			B B C F B C 3-3 K ①	B F F S 1-3 K ②		B B F F F X 2-2 F9 ①		1 1 0 1 0 0 0 1	0 0 0 0 0 0 0 0	0 0 0 0 0 0 0 0	0 0 0 0 0 0 0 0	0 0 0 0 0 0 0 0	1 1 0 1 0 0 0 0	0 0 0 2 0 0 0 0
Inning Stats	R: 1 E: 0 K: 1 S: 15 H: 3 LOB: 3 BB: 1 P: 29	R: 0 E: 0 K: 1 S: 10 H: 0 LOB: 0 BB: 0 P: 13	R: 0 E: 0 K: 0 S: 9 H: 0 LOB: 0 BB: 0 P: 11	R: 0 E: 0 K: 1 S: 11 H: 1 LOB: 1 BB: 0 P: 17	R: 1 E: 1 K: 2 S: 15 H: 2 LOB: 2 BB: 0 P: 26	R: 0 E: 0 K: 2 S: 12 H: 1 LOB: 2 BB: 1 P: 19	R: 2 E: 0 K: 1 S: 15 H: 2 LOB: 2 BB: 2 P: 28	R: 0 E: 0 K: 0 S: 7 H: 0 LOB: 0 BB: 0 P: 10	R: 0 E: 0 K: 1 S: 7 H: 0 LOB: 0 BB: 0 P: 10	1B: 9 2B: 0 3B: 0 HR: 0 SF: 0 SAC: 0 DP: 0 HBP: 0						

livebaseballscorecards.com

AB	37
R	4
H	9
RBI	4
BB	4
SO	9
LOB	25

WP: 0 PA: 41
PB: 0
SB: 0
CS: 0

PITCHER		IP	WLS	BF	H	R	ER	SO	BB	IBB	HBP	BLK	WP	HR	S	P	ERA	WHIP
Brian Meadows, R ERA: 2.57	(1, 1)	5.2	W	27	7	2	1	6	2	0	0	0	0	0	69	110	1.59	1.588
Braden Looper, R ERA: 3.38	(6, 1)	0.1	H	1	0	0	0	1	0	0	0	0	0	0	3	5	0.00	0.000
Vic Darensbourg, L ERA: 6.75	(7, 1)	0.2		4	0	2	2	0	2	0	0	0	0	0	9	19	27.00	3.000
Brian Edmondson, R ERA: 1.64	(7, 1)	2.1		9	2	0	0	2	0	0	0	0	0	0	20	29	0.00	0.857

PITCHER	IP	WLS	BF	H	R	ER	SO	BB	IBB	HBP	BLK	WP	HR	S	P	ERA	WHIP

Batter	1	2	3	4	5	6	7	8	9	AB	R	H	RBI	BB	SO	LOB
Orlando Cabrera, R (1, 6) OBP: 0.295, SLG: 0.326	B B C F F C 2-3 ① K		X 0-0 ③ G4-3		B F X 1-1 ① F9			X 0-0 S SH1-3 1B 1B	S F F S 0-3 ② K 1-2	5	1	1	0	0	2	3
Jose Vidro, S (1, 3) OBP: 0.250, SLG: 0.400	C B F B F F F B X 3-2 ② G5-3			C B S X 1-2 ① P4	F X 0-1 ② P4			1 SAFE X 0-0 ① SH1-3 1-2	C F F X 0-2 ③ F7	4	0	0	0	0	0	2
Rondell White, R (1, 7) OBP: 0.364, SLG: 0.513	S S S 0-3 ③ K2-3			X 0-0 HR	B B C S B F S 3-3 ③ K			B S B S B S 3-3 ② K 2-3		4	1	1	1	0	3	1
Vladimir Guerrero, R (1, 9) OBP: 0.367, SLG: 0.488		X 0-0 ① G1-3		B B S B B 4-1 1B 1B BB		F F B B F X 2-2 ① G6-3		B I I I 4-0 DI 1B IBB		2	2	0	0	2	0	0
Michael Barrett, R (1, 5) OBP: 0.314, SLG: 0.500 Rick DeHart, L (8, 1) Ugueth Urbina, R (9, 1)		B F B B X 2-1 ② P4		B 1 SAFE X 1-0 1B 3B 1-3 1B		B 1 B B F X 2-2 ② F8		B B C F X 2-2 1-H 3-H 1B		4 0 0	1 0 0	2 0 0	2 0 0	0 0 0	0 0 0	0 0 0
Chris Widger, R (1, 2) OBP: 0.375, SLG: 0.744		C B B B X 2-1 ③ G6-3		X 0-0 3B 1-2 3-H 1B		B C S B S 2-3 ③ K		B 1 SAFE X 1-0 ③ P8		4	1	1	1	0	1	1
Wilton Guerrero, S (1, 4) OBP: 0.233, SLG: 0.341			C B S S X 1-2 ① G5-3 S B X 1-1 1-H 2-H FC1-2-5 3B				C F S 0-3 ① K		F F X 0-2 E 1B	4	0	2	2	0	1	0
Manny Martinez, R (1, 8) OBP: 0.211, SLG: 0.189			F X 0-1 ② F8 P F X 1-1 ② FC1-2-5 3-3				C X 0-1 ② L3		B T F X 1-2 E6 S 1-3	4	0	0	0	0	0	2
Dustin Hermanson, R (1, 1) OBP: 0.375, SLG: 0.167 Anthony Telford, R (8, 1) Shane Andrews, R (8, 5) OBP: 0.450, SLG: 0.333			B C S S B B B 4-2 BB S B S B S 2-3 ③ K				S B B C C C 2-3 ③ K		B B F C C C 2-3 ① K	2 0 1	0 0 0	0 0 0	0 0 0	1 0 0	2 0 1	1 0 2
Inning Stats	R: 0 H: 0 E: 0 LOB: 0 K: 2 BB: 0 S: 13 P: 18	R: 0 H: 0 E: 0 LOB: 0 K: 0 BB: 0 S: 5 P: 9	R: 0 H: 0 E: 0 LOB: 0 K: 0 BB: 1 S: 8 P: 13	R: 4 H: 4 E: 0 LOB: 1 K: 1 BB: 1 S: 15 P: 24	R: 0 H: 0 E: 0 LOB: 0 K: 1 BB: 0 S: 8 P: 12	R: 0 H: 0 E: 0 LOB: 0 K: 1 BB: 0 S: 10 P: 16	R: 0 H: 0 E: 0 LOB: 0 K: 2 BB: 0 S: 8 P: 10	R: 2 H: 2 E: 0 LOB: 1 K: 1 BB: 1 S: 9 P: 19	R: 0 H: 1 E: 1 LOB: 2 K: 2 BB: 0 S: 18 P: 21	1B: 5 SF: 0 2B: 0 SAC: 1 3B: 1 DP: 0 HR: 1 HBP: 0					WP: 0 PA: 38 PB: 0 SB: 2 CS: 0	

PITCHER		IP	WLS	BF	H	R	ER	SO	BB	IBB	HBP	BLK	WP	HR	S	P	ERA	WHIP
Al Leiter, L ERA: 5.95	(1, 1)	7.2	L	32	6	6	6	8	2	1	0	0	0	1	75	119	7.04	1.043
Turk Wendell, R ERA: 1.23	(8, 1)	0.1		1	0	0	0	0	0	0	0	0	0	0	1	2	0.00	0.000
Armando Benitez, R ERA:	(9, 1)	1.0		5	1	0	0	2	0	0	0	0	0	0	18	21	0.00	1.000

PITCHER	IP	WLS	BF	H	R	ER	SO	BB	IBB	HBP	BLK	WP	HR	S	P	ERA	WHIP

Montreal Expos @ New York Mets

Shea Stadium, Flushing, NY

Fri Apr 16 1999, 7:10 PM EDT

Att. 17,900 - Overcast - 58 F

TOP

livebaseballscorecards.com

AB	34
R	6
H	7
RBI	6
BB	3
SO	10
LOB	12

Batter	1	2	3	4	5	6	7	8	9	AB	R	H	RBI	BB	SO	LOB
Roger Cedeno, S (1, 7) OBP: 0.353, SLG: 0.333	G6-3, 1B		S, 2-H, 2B		L5			1B, 1-2, BB	L4	4	0	2	1	1	0	0
Edgardo Alfonzo, R (1, 4) OBP: 0.453, SLG: 0.512	G6-3, 1-2f		2-3, BB			F8		F7		3	0	0	0	1	0	3
John Olerud, L (1, 3) OBP: 0.460, SLG: 0.538	F7		L8			1B		1B, 1-2, 2-H		4	0	2	1	0	0	2
Bobby Bonilla, S (1, 9) OBP: 0.390, SLG: 0.194		P6		G6-3		P6		P5		4	0	0	0	0	0	3
Robin Ventura, L (1, 5) OBP: 0.408, SLG: 0.558		F7		FC5-4, BB		F7		L4		3	0	0	0	1	0	3
Brian McRae, S (1, 8) OBP: 0.311, SLG: 0.243		G3		L8			G3		HR, BB	3	1	0	0	1	0	1
Todd Pratt, R (1, 2) OBP: 0.345, SLG: 0.481			G4-3	FC5-4, 1-2f			K		HR, 1-H	4	1	1	2	0	1	1
Rey Ordonez, R (1, 6) OBP: 0.231, SLG: 0.229			2B, 2B	F7			K		K	3	1	1	0	0	1	0
Luis Lopez, S (9, PH) OBP: 0.444, SLG: 0.500										1	0	0	0	0	1	0
Al Leiter, L (1, 1)			K	K				BB, 1B	K	2	0	0	0	0	2	1
Turk Wendell, L (8, 1)										0	0	0	0	0	0	0
Rickey Henderson, R (8, PH) OBP: 0.522, SLG: 0.636										1	0	1	0	0	0	0
Jermaine Allensworth, R (8, PR) OBP: 0.308, SLG: 0.111										0	1	0	0	0	0	0
Armando Benitez, R (9, 1)										0	0	0	0	0	0	0
Matt Franco, L (9, PH) OBP: 0.143, SLG: 0.143										1	0	0	0	0	1	0
Inning Stats	R: 0 E: 0 K: 0 S: 4 H: 1 LOB: 0 BB: 0 P: 8	R: 0 E: 0 K: 0 S: 5 H: 0 LOB: 0 BB: 0 P: 8	R: 1 E: 0 K: 1 S: 13 H: 2 LOB: 2 BB: 1 P: 21	R: 0 E: 0 K: 0 S: 8 H: 0 LOB: 1 BB: 1 P: 13	R: 0 E: 0 K: 1 S: 8 H: 0 LOB: 0 BB: 0 P: 8	R: 0 E: 0 K: 0 S: 5 H: 1 LOB: 1 BB: 0 P: 8	R: 0 E: 0 K: 2 S: 11 H: 0 LOB: 0 BB: 0 P: 14	R: 1 E: 0 K: 0 S: 13 H: 2 LOB: 2 BB: 1 P: 22	R: 2 E: 0 K: 2 S: 15 H: 1 LOB: 0 BB: 1 P: 23	1B: 4 2B: 2 3B: 0 HR: 1 SF: 0 SAC: 0 DP: 1 HBP: 0	WP: 0 PB: 0 SB: 1 CS: 0 PA: 37					

PITCHER		IP	WLS	BF	H	R	ER	SO	BB	IBB	HBP	BLK	WP	HR	S	P	ERA	WHIP
Dustin Hermanson, R ERA: 2.21	(1, 1)	7.1	W	30	6	2	2	4	3	0	0	0	0	0	63	95	2.46	1.227
Anthony Telford, R ERA: 4.32	(8, 1)	0.1	H	1	0	0	0	0	0	0	0	0	0	0	1	1	0.00	0.000
Rick DeHart, L ERA: 13.5	(8, 1)	0.1	H	3	1	2	2	0	1	0	0	0	0	1	9	18	54.00	6.000
Ugueth Urbina, R ERA:	(9, 1)	1.0	S	3	0	0	0	2	0	0	0	0	0	0	9	11	0.00	0.000

PITCHER	IP	WLS	BF	H	R	ER	SO	BB	IBB	HBP	BLK	WP	HR	S	P	ERA	WHIP

Montreal Expos @ New York Mets

Shea Stadium, Flushing, NY

Fri Apr 16 1999, 7:10 PM EDT
Att. 17,900 - Overcast - 58 F

BOTTOM

livebaseballscorecards.com

AB	33
R	4
H	7
RBI	4
BB	4
SO	6
LOB	14

Montreal Expos @ New York Mets

Shea Stadium, Flushing, NY

Sat Apr 17 1999, 1:40 PM EDT

Att. 34,784 - Overcast - 54 F

TOP

livebaseballscorecards.com

Batter	1	2	3	4	5	6	7	8	9	AB	R	H	RBI	BB	SO	LOB
Orlando Cabrera, R (1, 6) OBP: 0.292, SLG: 0.319	E5 G4-3 HBP	1-3 1B			G6-3		F7			4	0	1	0	0	0	0
Wilton Guerrero, S (1, 4) OBP: 0.234, SLG: 0.318	1 SAFE 1 SAFE G4-3 HBP		B1-3		K			G4-3		3	0	0	0	0	1	0
Rondell White, R (1, 7) OBP: 0.375, SLG: 0.512	G4-3 1-2f 2-3		2B 1B		1B			K		4	0	2	0	0	1	2
Vladimir Guerrero, R (1, 9) OBP: 0.358, SLG: 0.489	G5-3		1-3 2B		F9			P6		4	0	1	0	0	0	2
Brad Fullmer, L (1, 3) OBP: 0.290, SLG: 0.464		K	P2			F7			F9	3	0	0	0	0	1	2
Jose Vidro, S (9, PH) OBP: 0.242, SLG: 0.387										1	0	0	0	0	0	0
Shane Andrews, R (1, 5) OBP: 0.375, SLG: 0.263		G4-3	G5-3			F9			K	4	0	0	0	0	1	2
Michael Barrett, R (1, 2) OBP: 0.333, SLG: 0.514		3B 2B		F8		G6-3			BB	3	1	1	0	1	0	0
Manny Martinez, R (1, 8) OBP: 0.220, SLG: 0.250		1B 3B 2-H		K			K		SAFE K	3	1	1	1	0	2	0
Chris Widger, R (9, PH) OBP: 0.366, SLG: 0.725										1	0	0	0	0	1	1
Carl Pavano, R (1, 1) OBP: 0.400, SLG: 0.400		1B 1B 3-H		K			K			2	0	1	1	0	1	0
Orlando Merced, S (7, PH) OBP: 0.500, SLG: 0.667										1	0	0	0	0	1	0
Anthony Telford, R (7, 1)										0	0	0	0	0	0	0

	AB	33
	R	2
	H	7
	RBI	2
	BB	1
	SO	9
	LOB	9

Inning Stats	1	2	3	4	5	6	7	8	9
	R: 0 H: 0 E: 1 LOB: 1 K: 0 BB: 0 S: 10 P: 14	R: 2 H: 4 E: 0 LOB: 2 K: 1 BB: 0 S: 18 P: 29	R: 0 H: 2 E: 0 LOB: 2 K: 0 BB: 0 S: 15 P: 19	R: 0 H: 0 E: 0 LOB: 0 K: 2 BB: 0 S: 10 P: 14	R: 0 H: 1 E: 0 LOB: 1 K: 1 BB: 0 S: 13 P: 16	R: 0 H: 0 E: 0 LOB: 0 K: 0 BB: 0 S: 8 P: 13	R: 0 H: 0 E: 0 LOB: 0 K: 2 BB: 0 S: 9 P: 16	R: 0 H: 0 E: 0 LOB: 0 K: 1 BB: 0 S: 11 P: 13	R: 0 H: 0 E: 0 LOB: 1 K: 2 BB: 1 S: 9 P: 18

1B: 4 SF: 0
2B: 2 SAC: 0
3B: 1 DP: 1
HR: 0 HBP: 1

WP: 0 PA: 35
PB: 0
SB: 0
CS: 0

PITCHER		IP	WLS	BF	H	R	ER	SO	BB	IBB	HBP	BLK	WP	HR	S	P	ERA	WHIP
Bobby Jones, R ERA: 1.29	(1, 1)	7.0	W	28	7	2	2	6	0	0	1	0	0	0	83	121	2.57	1.000
Armando Benitez, R ERA:	(8, 1)	1.0	H	3	0	0	0	1	0	0	0	0	0	0	11	13	0.00	0.000
John Franco, L ERA:	(9, 1)	1.0	S	4	0	0	0	2	1	0	0	0	0	0	9	18	0.00	1.000

PITCHER	IP	WLS	BF	H	R	ER	SO	BB	IBB	HBP	BLK	WP	HR	S	P	ERA	WHIP

Batter	1	2	3	4	5	6	7	8	9	AB	R	H	RBI	BB	SO	LOB
Roger Cedeno, S (1, 7) OBP: 0.429, SLG: 0.474	CX 0-1 CS 1B		FX 0-1 G1-3 ①		BCBBCX 3-2 G4-3 FC4-6 2B		CX 0-1 E 1B			4	1	3	0	0	0	0
Edgardo Alfonzo, R (1, 4) OBP: 0.439, SLG: 0.478	TCBFBFBB 4-2 ① G4-6-3 1-2 BB		X 0-0 ② P6		BCBFFB 2 SAFE X 3-2 ① G4-3 2-3		CB 1 SAFE 1 SAFE X 1-1 ② F7			3	0	0	0	1	0	2
John Olerud, L (1, 3) OBP: 0.463, SLG: 0.524	CX 0-1 ②③ G4-6-3 1-2f		CBFX 1-2 BB 2B 1B		BBBB 4-0 FC4-6 BB		X 0-0 E5 1-2			3	1	1	0	1	0	2
Bobby Bonilla, S (1, 9) OBP: 0.378, SLG: 0.176 Armando Benitez, R (8, 1) John Franco, L (9, 1)		CSBBS 2-3 ① K	CBFBBFB 4-2 1-2 BB 2B		CBBX 2-1 ② FC4-6 1-2f 3-H		CCBFB 2 SAFE C 2-3 ③ K			3 0 0	1 0 0	0 0 0	1 0 0	1 0 0	2 0 0	3 0 0
Matt Franco, L (1, 5) OBP: 0.200, SLG: 0.300 Robin Ventura, L (8, 5) OBP: 0.420, SLG: 0.558		CFBFBBFFF 3-2 ② G4-3	BFFFFX 1-2 1-H 2-H 2B		FX 0-1 ③ P6			BCBBB 4-1 BB BB		3 0	0 0	1 0	2 0	0 1	0 0	1 0
Brian McRae, S (1, 8) OBP: 0.306, SLG: 0.225		SCH 1-2 BLK 1B HBP	BCX 1-1 ③ G4-3		CSBBBX 2-2 ① G3-1			MLBBBFS 3-3 ① K		3	0	0	0	0	1	2
Todd Pratt, R (1, 2) OBP: 0.364, SLG: 0.467		1 SAFE CB 1 SAFE FB 1 SAFE FX 2-2 BLK 1-2 1B		X 0-0 ① F9	CBSBBBS 3-3 ② K			CBBBB 4-1 G6-4-3 1-2 BB		3	0	1	0	1	1	0
Rey Ordonez, R (1, 6) OBP: 0.233, SLG: 0.211		IIIII 4-0 1-2 2-3 IBB		CBX 1-1 ② F7	BX 1-0 ③ F7			CFBBX 1-2 ②③ G6-4-3 1-2f		3	0	0	0	1	0	2
Bobby Jones, R (1, 1) OBP: 0.250, SLG: 0.625 Jermaine Allensworth, R (7, PH) OBP: 0.286, SLG: 0.100 (8, 9)		BFFS 1-3 ③ K		CX 0-1 ③ F9			BCCBFFT 2-2 ① K			2 1	0 0	0 0	0 0	0 0	1 1	3 0
Inning Stats	R: 0 E: 0 K: 0 S: 8 H: 1 LOB: 0 BB: 1 P: 12	R: 0 E: 0 K: 2 S: 20 H: 1 LOB: 3 BB: 1 P: 33	R: 2 E: 0 K: 0 S: 15 H: 2 LOB: 1 BB: 1 P: 22	R: 0 E: 0 K: 0 S: 5 H: 0 LOB: 0 BB: 0 P: 6	R: 1 E: 0 K: 0 S: 11 H: 1 LOB: 1 BB: 1 P: 23	R: 0 E: 0 K: 1 S: 7 H: 0 LOB: 0 BB: 0 P: 13	R: 0 E: 1 K: 2 S: 14 H: 1 LOB: 2 BB: 0 P: 19	R: 0 E: 0 K: 1 S: 9 H: 0 LOB: 1 BB: 2 P: 21		1B: 4 2B: 2 3B: 0 HR: 0	SF: 0 SAC: 0 DP: 2 HBP: 1					

PITCHER		IP	WLS	BF	H	R	ER	SO	BB	IBB	HBP	BLK	WP	HR	S	P	ERA	WHIP
Carl Pavano, R ERA: 9.24	(1, 1)	6.0	L	26	5	3	3	3	3	1	1	1	0	0	66	109	4.50	1.333
Anthony Telford, R ERA: 3.48	(7, 1)	2.0		9	1	0	0	3	2	0	0	0	0	0	23	40	0.00	1.500

PITCHER	IP	WLS	BF	H	R	ER	SO	BB	IBB	HBP	BLK	WP	HR	S	P	ERA	WHIP

BOTTOM

Montreal Expos @ New York Mets

Shea Stadium, Flushing, NY

Sat Apr 17 1999, 1:40 PM EDT

Att. 34,784 - Overcast - 54 F

livebaseballscorecards.com

AB	28
R	3
H	6
RBI	3
BB	6
SO	6
LOB	15

Batter	1	2	3	4	5	6	7	8	9	AB	R	H	RBI	BB	SO	LOB
Orlando Cabrera, R (1, 6) OBP: 0.302, SLG: 0.346	HR 1B	SF8 1-3 2B		K			G6-3		K	5	1	2	0	0	2	2
Jose Vidro, S (1, 3) OBP: 0.270, SLG: 0.529	1 SAFE 1-H HR	SF8 2-3 3-H			G5-3			G4-3 2B		3	1	2	3	0	0	0
Rondell White, R (1, 7) OBP: 0.385, SLG: 0.574	HR	P6			G4-6-3 1B			L5		4	1	2	1	0	0	2
Vladimir Guerrero, R (1, 9) OBP: 0.386, SLG: 0.490	G5-4-3 BB		CS 1B		G4-6-3 1-2f			G4-3 IBB		2	0	1	0	2	0	1
Michael Barrett, R (1, 2) OBP: 0.302, SLG: 0.463	1 SAFE G5-4-3 1-2f		1 SAFE F9 1-2			F7		G4-3 1-2 2-3		4	0	0	0	0	0	4
Shane Andrews, R (1, 5) OBP: 0.357, SLG: 0.261	1B		L6			F9		K		4	0	1	0	0	1	2
Wilton Guerrero, S (1, 4) OBP: 0.235, SLG: 0.313	F9			G6-3		G6-3			G1-3 1B	4	0	1	0	0	0	1
Manny Martinez, R (1, 8) OBP: 0.222, SLG: 0.250		F8		SH5-4 1B			K		F8	4	0	1	0	0	1	1
Javier Vazquez, R (1, 1) OBP: 0.400, SLG: 0.400 Bobby Ayala, R (8, 1) Ugueth Urbina, R (8, 1)		2B SF8 1B		1 SAFE SH5-4 1-2			G6-3		G1-3 1-2	2 0 1	1 0 0	1 0 0	0 0 0	0 0 0	0 0 0	0 0 1
Inning Stats	R: 3 E: 0 K: 0 S: 14 H: 4 LOB: 1 BB: 1 P: 24	R: 1 E: 0 K: 0 S: 9 H: 2 LOB: 1 BB: 0 P: 13	R: 0 E: 0 K: 0 S: 6 H: 1 LOB: 0 BB: 0 P: 7	R: 0 E: 0 K: 1 S: 10 H: 1 LOB: 1 BB: 0 P: 13	R: 0 E: 0 K: 0 S: 8 H: 1 LOB: 0 BB: 0 P: 9	R: 0 E: 0 K: 0 S: 4 H: 0 LOB: 0 BB: 0 P: 9	R: 0 E: 0 K: 1 S: 8 H: 0 LOB: 0 BB: 0 P: 10	R: 0 E: 0 K: 1 S: 12 H: 1 LOB: 2 BB: 1 P: 20	R: 0 E: 0 K: 1 S: 6 H: 1 LOB: 1 BB: 0 P: 9	1B: 7 2B: 2 3B: 0 HR: 2 SF: 1 SAC: 1 DP: 2 HBP: 0						

PITCHER	IP	WLS	BF	H	R	ER	SO	BB	IBB	HBP	BLK	WP	HR	S	P	ERA	WHIP
Allen Watson, L (1, 1) ERA: 4.61	7.0	L	28	9	4	4	2	1	0	0	0	0	2	59	85	5.14	1.429
Turk Wendell, R (8, 1) ERA: 1.08	1.0		5	1	0	0	1	0	1	0	0	0	0	12	20	0.00	1.000
Dennis Cook, L (9, 1) ERA:	1.0		4	1	0	0	1	0	0	0	0	0	0	6	9	0.00	1.000

PITCHER	IP	WLS	BF	H	R	ER	SO	BB	IBB	HBP	BLK	WP	HR	S	P	ERA	WHIP

TOP

Montreal Expos @ New York Mets

Shea Stadium, Flushing, NY

Sun Apr 18 1999, 1:40 PM EDT

Att. 26,020 - Sunny - 58 F

livebaseballscorecards.com

AB	33
R	4
H	11
RBI	4
BB	2
SO	4
LOB	14

PA: 37	WP: 0	PB: 0	SB: 0	CS: 1													

Batter	1	2	3	4	5	6	7	8	9	AB	R	H	RBI	BB	SO	LOB
Roger Cedeno, S (1, 8) OBP: 0.360, SLG: 0.391	C C B B B X 3-2 ① F8		B B F X 2-1 ② F8			B X 1-0 ① L8		X 0-0 ② F8		4	0	0	0	0	0	1
Jermaine Allensworth, R (1, 9) OBP: 0.222, SLG: 0.071	C B F B B X 3-2 ② G1-3		B X 1-0 ③ L7			C S B C 1-3 ② K		C S X 0-2 E5		4	0	0	0	0	1	1
John Olerud, L (1, 3) OBP: 0.500, SLG: 0.682 Dennis Cook, L (9, 1)	C B X 1-1 HR			B B C C X 2-2 HR		B B B B 4-0 BB		B B B B 4-0 BB		2 0	2 0	2 0	2 0	2 0	0 0	0 0
Robin Ventura, L (1, 5) OBP: 0.389, SLG: 0.511	C F F B B F X 2-2 ③ F9			C B S F X 1-2 ① P5		B S S S 1-3 ③ K		B X 1-0 ③ F8		4	0	0	0	0	1	3
Edgardo Alfonzo, R (1, 4) OBP: 0.410, SLG: 0.440		B C F F C 1-3 ① K		F B B C B X 3-2 ② F8			C C B B F S 2-3 ① K		C B B B C X 3-2 ① F8	4	0	0	0	0	2	0
Mike Kinkade, R (1, 7) OBP: 0.333, SLG: 0.556		C B B B C X 2-2 ② G3		B X 1-0 ③ F9			X 0-0 2B		F X 0-1 1B	4	0	2	0	0	0	0
Todd Pratt, R (1, 2) OBP: 0.333, SLG: 0.424 Bobby Bonilla, S (9, PH) OBP: 0.370, SLG: 0.171		F B B B X 2-1 ③ G4-3			F B C X 1-2 ① G5-3		C X 0-1 ② F7		X 0-0 ② P5	3 1	0 0	0 0	0 0	0 0	0 0	1 1
Rey Ordonez, R (1, 6) OBP: 0.239, SLG: 0.220 Turk Wendell, L (8, 1) Matt Franco, L (9, 3) OBP: 0.182, SLG: 0.273			X 0-0 ① G6-3		B X 1-0 G4-6-3 1B		B B B B C X 3-1 ③ F8		B B B B C X 3-1 ③ F8	3 0 1	0 0 0	1 0 0	0 0 0	0 0 0	0 0 0	1 0 1
Allen Watson, L (1, 1) OBP: 0.500, SLG: 0.500 Luis Lopez, S (8, 6) OBP: 0.400, SLG: 0.444			B F B C B X 3-2 1B		X 0-0 ② ③ G4-6-3 1-2f			C C F B F S 1-3 ① K		2 1	0 0	1 0	0 0	0 0	0 1	1 0
Inning Stats	R: 1 H: 1 E: 0 LOB: 0 K: 0 BB: 0 S: 13 P: 22	R: 0 H: 0 E: 0 LOB: 0 K: 1 BB: 0 S: 9 P: 14	R: 0 H: 1 E: 0 LOB: 1 K: 0 BB: 0 S: 7 P: 13	R: 1 H: 1 E: 0 LOB: 0 K: 0 BB: 0 S: 11 P: 18	R: 0 H: 1 E: 0 LOB: 0 K: 0 BB: 0 S: 5 P: 7	R: 0 H: 0 E: 0 LOB: 1 K: 2 BB: 1 S: 7 P: 14	R: 0 H: 1 E: 0 LOB: 1 K: 1 BB: 0 S: 9 P: 14	R: 0 H: 0 E: 1 LOB: 2 K: 1 BB: 1 S: 10 P: 16	R: 0 H: 1 E: 0 LOB: 1 K: 0 BB: 0 S: 8 P: 14	1B: 3 SF: 0 2B: 1 SAC: 0 3B: 0 DP: 1 HR: 2 HBP: 0						

PITCHER		IP	WLS	BF	H	R	ER	SO	BB	IBB	HBP	BLK	WP	HR	S	P	ERA	WHIP
Javier Vazquez, R ERA: 5.06	(1, 1)	7.0	W	26	5	2	2	4	1	0	0	0	0	2	61	102	2.57	0.857
Bobby Ayala, R ERA: 2.7	(8, 1)	0.2	H	4	0	0	0	1	1	0	0	0	0	0	9	14	0.00	1.500
Ugueth Urbina, R ERA:	(8, 1)	1.1	S	5	1	0	0	0	0	0	0	0	0	0	9	16	0.00	0.750

PITCHER	IP	WLS	BF	H	R	ER	SO	BB	IBB	HBP	BLK	WP	HR	S	P	ERA	WHIP

BOTTOM

Montreal Expos @ New York Mets

Shea Stadium, Flushing, NY

Sun Apr 18 1999, 1:40 PM EDT
Att. 26,020 - Sunny - 58 F

livebaseballscorecards.com

AB	33
R	2
H	6
RBI	2
BB	2
SO	5
LOB	10

WP: 0 PA: 35
PB: 0
SB: 0
CS: 0

New York Mets @ Cincinnati Reds

Cinergy Field, Cincinnati, OH

Tue Apr 20 1999, 7:05 PM EDT

Att. 14,006 - Cloudy - 62 F

TOP

livebaseballscorecards.com

Batter	1	2	3	4	5	6	7	8	9	AB	R	H	RBI	BB	SO	LOB
Roger Cedeno, S (1, 8) OBP: 0.345, SLG: 0.346	G4-3		F7			B1-3		BB		3	1	0	0	1	0	0
Edgardo Alfonzo, R (1, 4) OBP: 0.400, SLG: 0.426	F9		F8			G6-3		1B 1-3		4	0	1	0	0	0	0
John Olerud, L (1, 3) OBP: 0.484, SLG: 0.667	G4-3			G4-3 2B		K		L4		4	0	1	0	0	1	2
Bobby Bonilla, S (1, 9) OBP: 0.367, SLG: 0.263 Jermaine Allensworth, R (7, 9) OBP: 0.211, SLG: 0.067		F9		G4-3 2-3			HR	P3		3 1	1 0	1 0	1 0	0 0	0 0	1 2
Robin Ventura, L (1, 5) OBP: 0.379, SLG: 0.490		F9		P6			L8	1B 1-3 3-H		4	0	1	1	0	0	1
Mike Kinkade, R (1, 7) OBP: 0.308, SLG: 0.615		1B 3B		G4-3			G4-3	K		4	1	1	0	0	1	3
Todd Pratt, R (1, 2) OBP: 0.350, SLG: 0.432		1B 3-H	K				2B 1B	G6-3		4	0	2	1	0	1	0
Rey Ordonez, R (1, 6) OBP: 0.240, SLG: 0.244		F9	G3				2B 1-3	G4-3		4	0	1	0	0	0	1
Orel Hershiser, R (1, 1) Dennis Cook, L (6, 1) Matt Franco, L (7, PH) OBP: 0.167, SLG: 0.250 Turk Wendell, L (7, 1) Armando Benitez, R (8, 1) Brian McRae, S (9, PH) OBP: 0.300, SLG: 0.220 John Franco, L (9, 1)			P4		F9		G5-3		G3	2 0 1 0 0 1 0	0 0 0 0 0 0 0	0 0 0 0 0 0 0	0 0 0 0 0 0 0	0 0 0 0 0 0 0	0 0 0 0 0 0 0	0 0 2 0 0 0 0

Inning Stats	1	2	3	4	5	6	7	8	9
	R: 0 E: 0 K: 0 S: 8	H: 0 LOB: 0 BB: 0 P: 14	R: 1 E: 0 K: 0 S: 8	H: 2 LOB: 1 BB: 0 P: 14	R: 0 E: 0 K: 0 S: 7	H: 0 LOB: 0 BB: 0 P: 10	R: 0 E: 0 K: 0 S: 8	H: 1 LOB: 1 BB: 0 P: 10	R: 0 E: 0 K: 1 S: 6	H: 0 LOB: 0 BB: 0 P: 7	R: 0 E: 0 K: 1 S: 8	H: 0 LOB: 0 BB: 0 P: 12	R: 1 E: 0 K: 0 S: 14	H: 3 LOB: 2 BB: 0 P: 20	R: 1 E: 0 K: 1 S: 13	H: 2 LOB: 2 BB: 1 P: 20	R: 0 E: 0 K: 0 S: 8	H: 0 LOB: 0 BB: 0 P: 12

1B: 4	SF: 0	WP: 0	PA: 36
2B: 2	SAC: 0	PB: 0
3B: 1	DP: 0	SB: 0
HR: 1	HBP: 0	CS: 0

PITCHER		IP	WLS	BF	H	R	ER	SO	BB	IBB	HBP	BLK	WP	HR	S	P	ERA	WHIP
Pete Harnisch, R ERA: 2.53	(1, 1)	7.0	L	27	6	2	2	2	0	0	0	0	0	1	59	87	2.57	0.857
Scott Williamson, R ERA: 6.35	(8, 1)	0.0		2	1	1	1	0	1	0	0	0	0	0	4	8	∞	∞
Gabe White, L ERA: 3.86	(8, 1)	0.2		3	1	0	0	0	0	0	0	0	0	0	6	9	0.00	1.500
Danny Graves, R ERA: 5.0	(8, 1)	1.1		4	0	0	0	1	0	0	0	0	0	0	11	15	0.00	0.000

PITCHER		IP	WLS	BF	H	R	ER	SO	BB	IBB	HBP	BLK	WP	HR	S	P	ERA	WHIP

AB	35
R	3
H	8
RBI	3
BB	1
SO	3
LOB	12

BOTTOM

Batter	1	2	3	4	5	6	7	8	9	AB	R	H	RBI	BB	SO	LOB
Mike Cameron, R (1, 8) OBP: 0.362, SLG: 0.561	B C B F F B C 3-3 ① K		C B X 1-1 ③ G5-3			X 0-0 G4-3 S 2B 1B		C S B S 1-3 ① K	S S B C 1-3 ② K	5	1	1	0	0	3	4
Barry Larkin, R (1, 6) OBP: 0.255, SLG: 0.370	B B S B F C 3-3 ② K			B B B B 4-0 2B BB		P C X 1-1 ① G4-3 1-3		B B B B 4-0 S BB	B F B X 2-1 ③ P3	3	0	0	0	2	1	4
Sean Casey, L (1, 3) OBP: 0.490, SLG: 0.818	B F B B F F X 3-2 ③ G3			B F B X 2-1 ① FC6-5 2B 1-H		B X 1-0 2B 3-H		C S B X 1-2 ② P5 1-2		4	0	2	1	0	0	1
Greg Vaughn, R (1, 7) OBP: 0.321, SLG: 0.349		C B S B B B 4-2 G3-6-1 BB		B B C X 2-1 ② FC6-5 2-3		B F B B B 4-1 BB		B C B B F S 3-3 ③ K		2	0	0	0	2	1	2
Dmitri Young, S (1, 9) OBP: 0.295, SLG: 0.317	B X 1-0 ① ② G3-6-1 1-2f			F B F S 1-3 ③ K		F B S F B X 2-2 ② F7			F X 0-1 SH3-4 1B 1B 1B	4	1	1	0	0	1	4
Aaron Boone, R (1, 5) OBP: 0.308, SLG: 0.391	C X 0-1 ③ G3-1		F F B F F X 1-2 ① G5-3			B B X 2-0 ③ F8			S X 0-1 1B SH3-4 1-2 1B	4	0	1	0	0	0	2
Brian Johnson, R (1, 2) OBP: 0.136, SLG: 0.318			C B B B X 3-1 ① G4-3		C F B F X 1-2 ② G6-3		X 0-0 ① F8		X 0-0 ① SH3-4 1-2 2-3	3	0	0	0	0	0	0
Pokey Reese, R (1, 4) OBP: 0.341, SLG: 0.429			X 0-0 1B		B C B F X 1-2 1B		F C B X 1-2 ② F9		B C B X 2-1 BB 1B 2-3 3-H	4	0	3	1	0	0	0
Pete Harnisch, S (1, 1) Mark Sweeney, L (7, PH) OBP: 0.000, SLG: 1.500 Scott Williamson, R (8, 1) Gabe White, L (8, 1) Danny Graves, R (8, 1) Jeffrey Hammonds, R (9, PH) OBP: 0.308, SLG: 0.273			L X 0-1 ② B2		F F B F B X 2-2 ③ G1-3		B F B C B F C 3-3 ③ K		F S B B B B B 4-2 BB 1-2	2 1 0 0 0 0	0 0 0 0 0 0	0 0 0 0 0 0	0 0 0 0 0 1	0 1 0 0 0 0	0 0 0 0 0 0	2 0 0 0 0 0
Inning Stats	R: 0 H: 0 E: 0 LOB: 0 K: 2 BB: 0 S: 11 P: 20	R: 0 H: 0 E: 0 LOB: 0 K: 0 BB: 1 S: 5 P: 10	R: 0 H: 1 E: 0 LOB: 1 K: 0 BB: 0 S: 7 P: 11	R: 0 H: 1 E: 0 LOB: 1 K: 1 BB: 1 S: 7 P: 16	R: 0 H: 1 E: 0 LOB: 1 K: 0 BB: 0 S: 16 P: 21	R: 1 H: 2 E: 0 LOB: 2 K: 0 BB: 1 S: 11 P: 20	R: 0 H: 0 E: 0 LOB: 0 K: 1 BB: 0 S: 8 P: 12	R: 0 H: 0 E: 0 LOB: 1 K: 2 BB: 1 S: 9 P: 18	R: 1 H: 3 E: 0 LOB: 3 K: 1 BB: 1 S: 14 P: 23	1B: 6 2B: 2 3B: 0 HR: 0	SF: 0 SAC: 1 DP: 1 HBP: 0			WP: 0 PB: 0 SB: 2 CS: 0	PA: 38		

PITCHER		IP	WLS	BF	H	R	ER	SO	BB	IBB	HBP	BLK	WP	HR	S	P	ERA	WHIP
Orel Hershiser, R ERA: 3.6	(1, 1)	5.1		22	5	1	1	3	3	0	0	0	0	0	52	89	1.69	1.500
Dennis Cook, L ERA:	(6, 1)	0.2	W	2	0	0	0	0	0	0	0	0	0	0	5	9	0.00	0.000
Turk Wendell, R ERA: 0.96	(7, 1)	1.0	H	3	0	0	0	1	0	0	0	0	0	0	8	12	0.00	0.000
Armando Benitez, R ERA:	(8, 1)	1.0	H	4	0	0	0	2	1	0	0	0	0	0	9	18	0.00	1.000
John Franco, L ERA: 1.42	(9, 1)	1.0	S	7	3	1	1	1	1	0	0	0	0	0	14	23	9.00	4.000

PITCHER	IP	WLS	BF	H	R	ER	SO	BB	IBB	HBP	BLK	WP	HR	S	P	ERA	WHIP

New York Mets @ Cincinnati Reds

Cinergy Field, Cincinnati, OH

Tue Apr 20 1999, 7:05 PM EDT

Att. 14,006 - Cloudy - 62 F

livebaseballscorecards.com

AB	32
R	2
H	8
RBI	2
BB	5
SO	7
LOB	19

Batter	1	2	3	4	5	6	7	8	9	AB	R	H	RBI	BB	SO	LOB
Roger Cedeno, S (1, 8) OBP: 0.333, SLG: 0.367	F B X 1-1 G6-3 ①		B C S X 1-2 HBP G3 2B		B C F X 1-2 G4-3 ①		B B B C C F F F C 3-3 K ②			4	1	1	0	0	1	2
Edgardo Alfonzo, R (1, 4) OBP: 0.391, SLG: 0.404	C C B X 1-2 G4-3 ②		B F F B H 3-2 G3 HBP HBP		F B X 1-1 G4-3 ②		F B X 1-1 F8 ③			3	0	0	0	0	0	2
John Olerud, L (1, 3) OBP: 0.500, SLG: 0.653	B B B C C B 4-2 HR BB		F H 1-1 G3 1-2 2-3 HBP		B C B X 2-1 F9 ③			B C B B B 4-1 BB		1	1	0	0	2	0	0
Bobby Bonilla, S (1, 9) OBP: 0.358, SLG: 0.333	X 0-0 1-H HR		F F S 0-3 K ①			B X 1-0 G6-3 ①		B S B B X 3-1 F7 ①		4	1	1	2	0	1	4
Robin Ventura, L (1, 5) OBP: 0.355, SLG: 0.455	C B B B F X 3-2 P6 ③		B X 1-0 G3 1-2 2-3 3-H ②			C B S F X 1-2 P6 ②		B X 1-0 F9 ②		4	0	0	1	0	0	3
Mike Kinkade, R (1, 7) OBP: 0.235, SLG: 0.471		B C F X 1-2 F9 ①	X 0-0 G3 ③			F X 0-1 G5-3 ③		B X 1-0 F9 ③		4	0	0	0	0	0	3
Todd Pratt, R (1, 2) OBP: 0.341, SLG: 0.488		C B S X 1-2 HR		B X 1-0 F9 ①			B F C B B X 3-2 P3 ①		C F S 0-3 K ①	4	1	1	1	0	1	0
Rey Ordonez, R (1, 6) OBP: 0.245, SLG: 0.234 Luis Lopez, S (9, PH) OBP: 0.364, SLG: 0.400		B F C C 1-3 K ②		X 0-0 L8 ②			B B B B 4-0 BB BB		B F C F F B B X 3-2 P3 ②	2 1	0 0	0 0	0 0	1 0	1 0	0 0
Masato Yoshii, R (1, 1) Josias Manzanillo, R (4, 1) Brian McRae, S (7, PH) OBP: 0.314, SLG: 0.220 Rigo Beltran, L (7, 1) Matt Franco, L (9, PH) OBP: 0.154, SLG: 0.231		F X 0-1 G3 ③		C C B B F X 2-2 P8 ③			C 1 SAFE B 1 SAFE B B B 4-1 1-2 BB		C X 0-1 L8 ③	2 0 0 0 1	0 0 0 0 0	0 0 0 0 0	0 0 1 0 0	0 0 0 0 0	0 0 0 0 0	0 0 0 0 0
Inning Stats	R: 2 H: 1 E: 0 LOB: 0 K: 0 BB: 1 S: 11 P: 20	R: 1 H: 1 E: 0 LOB: 0 K: 1 BB: 0 S: 11 P: 14	R: 1 H: 1 E: 0 LOB: 2 K: 1 BB: 0 S: 11 P: 17	R: 0 H: 0 E: 0 LOB: 0 K: 0 BB: 0 S: 6 P: 9	R: 0 H: 0 E: 0 LOB: 0 K: 0 BB: 0 S: 7 P: 11	R: 0 H: 0 E: 0 LOB: 0 K: 0 BB: 0 S: 7 P: 9	R: 0 H: 0 E: 0 LOB: 2 K: 1 BB: 2 S: 12 P: 27	R: 0 H: 0 E: 0 LOB: 1 K: 0 BB: 1 S: 5 P: 14	R: 0 H: 0 E: 0 LOB: 0 K: 1 BB: 0 S: 10 P: 13	1B: 0 SF: 0 2B: 1 SAC: 0 3B: 0 DP: 0 HR: 2 HBP: 2						

PITCHER		IP	WLS	BF	H	R	ER	SO	BB	IBB	HBP	BLK	WP	HR	S	P	ERA	WHIP
Denny Neagle, L ERA: 9.0	(1, 1)	4.0		18	3	4	4	2	1	0	2	0	0	2	39	60	9.00	1.000
Scott Sullivan, R ERA: 2.89	(5, 1)	3.0	W	11	0	0	0	1	2	0	0	0	0	0	26	47	0.00	0.667
Dennys Reyes, L ERA: 1.17	(8, 1)	0.2	H	3	0	0	0	0	1	0	0	0	0	0	4	12	0.00	1.500
Danny Graves, R ERA: 4.35	(8, 1)	1.1	S	4	0	0	0	1	0	0	0	0	0	0	11	15	0.00	0.000

PITCHER	IP	WLS	BF	H	R	ER	SO	BB	IBB	HBP	BLK	WP	HR	S	P	ERA	WHIP

TOP

New York Mets @ Cincinnati Reds

Cinergy Field, Cincinnati, OH

Wed Apr 21 1999, 7:05 PM EDT

Att. 15,040 - Cloudy - 73 F

livebaseballscorecards.com

AB	30
R	4
H	3
RBI	4
BB	4
SO	4
LOB	14

WP: 0	PA: 36					
PB: 0						
SB: 0						
CS: 0						

BOTTOM

New York Mets @ Cincinnati Reds

Cinergy Field, Cincinnati, OH

Wed Apr 21 1999, 7:05 PM EDT

Att. 15,040 - Cloudy - 73 F

livebaseballscorecards.com

Batter	1	2	3	4	5	6	7	8	9	AB	R	H	RBI	BB	SO	LOB
Mike Cameron, R (1, 8) OBP: 0.373, SLG: 0.600	F7		2B	1B, 2B 2-H 3-H		K				4	1	2	2	0	1	0
Barry Larkin, R (1, 6) OBP: 0.255, SLG: 0.360	L9		P4	SAFE 2-H 1B			P3			4	0	1	1	0	0	1
Sean Casey, L (1, 3) OBP: 0.491, SLG: 0.792	1B			HR 1B			G4-3			4	1	2	0	0	0	1
Dennys Reyes, R (8, 1)										0	0	0	0	0	0	0
Danny Graves, R (8, 1)				P2						0	0	0	0	0	0	0
Greg Vaughn, R (1, 7) OBP: 0.316, SLG: 0.404	K			HR 1-H	K		F9			4	1	1	2	0	2	1
Dmitri Young, S (1, 9) OBP: 0.292, SLG: 0.295		F8		BB S BB SF8	G3			G6-3		3	1	0	0	1	0	0
Michael Tucker, L (9, 9) OBP: 0.364, SLG: 0.333										0	0	0	0	0	0	0
Eddie Taubensee, L (1, 2) OBP: 0.273, SLG: 0.500		K	BB SF8 BB 2B 1-2	HR				G6-3		3	2	1	1	1	1	0
Aaron Boone, R (1, 5) OBP: 0.300, SLG: 0.346		G3	SF8 2B 1-2 2-3 BB	G4-3				L9		3	1	0	0	1	0	0
Pokey Reese, R (1, 4) OBP: 0.319, SLG: 0.409			P4	SF8 1-2 2-3 3-H		L8				2	0	0	1	0	0	0
Denny Neagle, L (1, 1)			G3	K		K				1	0	0	0	0	0	0
Mark Sweeney, L (4, PH) OBP: 0.500, SLG: 1.200										1	0	0	0	0	1	2
Scott Sullivan, R (5, 1)										1	0	0	0	0	1	0
Hal Morris, L (8, 3) OBP: 0.250, SLG: 0.500										0	0	0	0	0	0	0
Inning Stats	R: 0 E: 0 K: 1 S: 8 H: 1 LOB: 1 BB: 0 P: 15	R: 0 E: 0 K: 1 S: 7 H: 0 LOB: 0 BB: 0 P: 12	R: 0 E: 0 K: 0 S: 14 H: 1 LOB: 1 BB: 0 P: 22	R: 6 E: 0 K: 1 S: 16 H: 4 LOB: 1 BB: 3 P: 32	R: 1 E: 0 K: 1 S: 8 H: 1 LOB: 0 BB: 0 P: 10	R: 0 E: 0 K: 2 S: 8 H: 0 LOB: 0 BB: 0 P: 12	R: 0 E: 0 K: 0 S: 3 H: 0 LOB: 0 BB: 0 P: 5	R: 0 E: 0 K: 0 S: 5 H: 0 LOB: 0 BB: 0 P: 9		1B: 3 2B: 2 3B: 0 HR: 2 SF: 1 SAC: 0 DP: 0 HBP: 0						

	AB	30
	R	7
	H	7
	RBI	7
	BB	3
	SO	6
	LOB	5

WP: 0 PB: 0 SB: 1 CS: 0 PA: 34

PITCHER		IP	WLS	BF	H	R	ER	SO	BB	IBB	HBP	BLK	WP	HR	S	P	ERA	WHIP
Masato Yoshii, R ERA: 7.47	(1, 1)	3.2	L	20	6	6	6	3	3	0	0	0	0	1	43	78	14.73	2.455
Josias Manzanillo, R ERA: 3.68	(4, 1)	2.1		8	1	1	1	3	0	0	0	0	0	1	18	25	3.86	0.429
Rigo Beltran, L ERA: 3.86	(7, 1)	2.0		6	0	0	0	0	0	0	0	0	0	0	8	14	0.00	0.000

PITCHER	IP	WLS	BF	H	R	ER	SO	BB	IBB	HBP	BLK	WP	HR	S	P	ERA	WHIP

Batter	1	2	3	4	5	6	7	8	9	AB	R	H	RBI	BB	SO	LOB
Rickey Henderson, R (1, 7) OBP: 0.510, SLG: 0.583	C F B B X 2-2 ① F9	F B C B B F 2 SAFE F B 4-2 1B BB		C X 0-1 ③ G4-3			C B B S F B F F 4-2 B G6-3 1B BB		B B X 2-0 ② G6-3	3	1	0	0	2	0	1
John Franco, L (9, 1)										0	0	0	0	0	0	0
Edgardo Alfonzo, R (1, 4) OBP: 0.405, SLG: 0.410	B B B B 4-0 2B G3 BB	B B B C X 3-1 1-3 2-H 1B			C F B X 1-2 ① L8		B 1 SAFE 1 SAFE B C X 2-1 ① G6-3 1-2		C B X 1-1 BB 1B	4	1	2	1	1	0	1
John Olerud, L (1, 3) OBP: 0.507, SLG: 0.660	B B X 2-0 G3 1-3 2B	C X 0-1 ③ G4-3			B B B C C X 3-2 ② F7		X 0-0 2-H 1B		B C B B B 4-1 1-2 BB	4	0	2	1	1	0	2
Bobby Bonilla, S (1, 9) OBP: 0.352, SLG: 0.326	C B B T X 2-2 ② G3 2-3 3-H		C F F S 0-3 ① K		F L B B S 2-3 ③ K		C C F X 0-2 ② G6-3		S S B B S 2-3 ③ K	1	0	0	1	0	0	1
Jermaine Allensworth, R (2, 9) OBP: 0.174, SLG: 0.053										4	0	0	0	0	3	3
Robin Ventura, L (1, 5) OBP: 0.333, SLG: 0.424	C B B B C X 3-2 ③ P5		B B T C X 2-2 ② L3			B B F X 2-1 ① G3	C F S 0-3 ③ K			4	0	0	0	0	1	2
Brian McRae, S (1, 8) OBP: 0.291, SLG: 0.200		B X 1-0 ① P8	C B B B X 3-1 ③ F9			X 0-0 ② F9		C C B F B X 2-2 ① G6-3		4	0	0	0	0	0	0
Todd Pratt, R (1, 2) OBP: 0.375, SLG: 0.568		C B F B X 2-2 HR		B B F F B F B 4-2 FC5-6 1 BB		C F X 0-2 1B 1B		C B C S 1-3 ② K		3	1	2	1	1	1	0
Luis Lopez, S (1, 6) OBP: 0.400, SLG: 0.385		B B B B 4-0 SH1-4 1B BB		F F B B X 1-2 ① F7		X 0-0 1-2 1B		F S X 0-2 ③ P9		3	1	1	0	1	0	1
Al Leiter, L (1, 1)		X 0-0 ② SH1-4 1-2		X 0-0 ② FC5-6 1-2f		C S B F S 1-3 ③ K			B X 1-0 ① F7	2	0	0	0	0	1	3
Turk Wendell, L (7, 1)										0	0	0	0	0	0	0
Armando Benitez, R (8, 1)										0	0	0	0	0	0	0
Roger Cedeno, S (9, PH) OBP: 0.324, SLG: 0.355										1	0	0	0	0	0	0
(9, 7)																
Inning Stats	R: 1 E: 0 K: 0 S: 10 H: 1 LOB: 1 BB: 1 P: 23	R: 2 E: 0 K: 0 S: 13 H: 2 LOB: 2 BB: 2 P: 27	R: 0 E: 0 K: 1 S: 9 H: 0 LOB: 0 BB: 0 P: 14	R: 0 E: 0 K: 0 S: 9 H: 0 LOB: 1 BB: 1 P: 14	R: 0 E: 0 K: 1 S: 9 H: 0 LOB: 0 BB: 0 P: 15	R: 0 E: 0 K: 1 S: 11 H: 2 LOB: 2 BB: 0 P: 14	R: 1 E: 0 K: 1 S: 16 H: 1 LOB: 1 BB: 1 P: 22	R: 0 E: 0 K: 1 S: 10 H: 0 LOB: 0 BB: 0 P: 13	R: 0 E: 0 K: 1 S: 8 H: 1 LOB: 2 BB: 1 P: 18	1B: 5 2B: 1 3B: 0 HR: 1 SF: 0 SAC: 1 DP: 0 HBP: 0						

TOP

New York Mets @ Cincinnati Reds

Cinergy Field, Cincinnati, OH

Thu Apr 22 1999, 7:05 PM EDT

Att. 14,783 - Overcast - 71 F

livebaseballscorecards.com

AB	33
R	4
H	7
RBI	4
BB	6
SO	6
LOB	14

PITCHER		IP	WLS	BF	H	R	ER	SO	BB	IBB	HBP	BLK	WP	HR	S	P	ERA	WHIP
Brett Tomko, R ERA: 6.35	(1, 1)	6.1	L	29	5	4	4	3	5	0	0	0	0	1	69	121	5.68	1.579
Gabe White, L ERA: 3.12	(7, 1)	1.2		6	1	0	0	2	0	0	0	0	0	0	18	21	0.00	0.600
Scott Williamson, R ERA: 5.4	(9, 1)	1.0		5	1	0	0	1	1	0	0	0	0	0	8	18	0.00	2.000

PITCHER		IP	WLS	BF	H	R	ER	SO	BB	IBB	HBP	BLK	WP	HR	S	P	ERA	WHIP

WP	0
PB	0
SB	0
CS	0
PA	40

BOTTOM

New York Mets @ Cincinnati Reds

Cinergy Field, Cincinnati, OH

Thu Apr 22 1999, 7:05 PM EDT

Att. 14,783 - Overcast - 71 F

livebaseballscorecards.com

Batter	1	2	3	4	5	6	7	8	9	AB	R	H	RBI	BB	SO	LOB
Mike Cameron, R (1, 8) OBP: 0.364, SLG: 0.571	C B X 1-1 G6-3 ①		B B S C B X 3-2 1B ③		B F C B S 2-3 K ③		C S X 0-2 F8 ③			4	0	1	0	0	1	2
Barry Larkin, R (1, 6) OBP: 0.237, SLG: 0.333	C F B X 1-2 G5-3 ②		B 1 SAFE X 1-0 P3 ③			B X 1-0 G6-3 ①		B C F B T 2-2 K ①		4	0	0	0	0	1	1
Sean Casey, L (1, 3) OBP: 0.474, SLG: 0.750	B B X 2-0 F8 ③			C B X 1-1 1B 1B		C B B F B F X 3-2 G4-3 ②		C B X 1-1 F9 ②		4	0	1	0	0	0	0
Greg Vaughn, R (1, 7) OBP: 0.328, SLG: 0.388		B F B F S 2-3 K ①		B 1 SAFE X 2-0 P6 ①		C B B B F B X 4-2 BB		B S F B B F B 4-2 1B BB		2	0	0	0	2	1	1
Jeffrey Hammonds, R (1, 9) OBP: 0.250, SLG: 0.214 Gabe White, L (7, 1) Hal Morris, L (8, PH) OBP: 0.333, SLG: 0.556 Aaron Boone, R (9, 5) OBP: 0.300, SLG: 0.346		C S B B B C 3-3 K ②		B B S S 1 SAFE B S 3-3 K ②		B 1 SAFE C S B B S 3-3 K ③		B B F S X 2-2 1-3 1B		3 0 1 0	0 0 0 0	0 0 1 0	0 0 0 0	0 0 0 0	3 0 0 0	2 0 0 0
Mark Lewis, R (1, 5) OBP: 0.235, SLG: 0.353 Michael Tucker, L (8, PH) OBP: 0.333, SLG: 0.300 Scott Williamson, R (9, 1)		B S F B B S 3-3 K ③		C C F B B B 1 SAFE X 3-2 1-3 1B			B S B B B S S 3-3 K ①	B S S F B X 2-2 P3 ③		3 1 0	0 0 0	1 0 0	0 0 0	0 0 0	2 0 0	0 2 0
Brian Johnson, R (1, 2) OBP: 0.192, SLG: 0.462			B F X 1-1 HR	B C F B B B F F S 3-3 K ③			B X 1-0 BB 1B		C C C 0-3 K ①	4	1	2	1	0	2	2
Pokey Reese, R (1, 4) OBP: 0.314, SLG: 0.383			C X 0-1 G6-3 ①		C B F X 1-2 G5-3 ①		B B B B C B 4-1 1-2 BB		F B X 1-1 G6-3 ②	3	0	0	0	1	0	0
Brett Tomko, R (1, 1) OBP: 0.333, SLG: 0.333 Dmitri Young, S (7, 9) OBP: 0.280, SLG: 0.283			B S X 1-1 G5-3 ②		C B B X 2-1 G4-3 ②		B F C F X 1-2 P5 ②		F S B C 1-3 K ③	2 2	0 0	0 0	0 0	0 0	0 1	0 2
Inning Stats	R: 0 H: 0 E: 0 LOB: 0 K: 0 BB: 0 S: 6 P: 10	R: 0 H: 0 E: 0 LOB: 0 K: 3 BB: 0 S: 9 P: 17	R: 1 H: 2 E: 0 LOB: 1 K: 0 BB: 0 S: 10 P: 16	R: 0 H: 2 E: 0 LOB: 2 K: 2 BB: 0 S: 15 P: 27	R: 0 H: 0 E: 0 LOB: 0 K: 1 BB: 0 S: 8 P: 13	R: 0 H: 0 E: 0 LOB: 1 K: 1 BB: 1 S: 10 P: 21	R: 0 H: 1 E: 0 LOB: 2 K: 1 BB: 1 S: 12 P: 21	R: 0 H: 1 E: 0 LOB: 2 K: 1 BB: 1 S: 15 P: 26	R: 0 H: 0 E: 0 LOB: 0 K: 2 BB: 0 S: 8 P: 10	1B: 5 2B: 0 3B: 0 HR: 1	SF: 0 SAC: 0 DP: 0 HBP: 0			WP: 0 PB: 0 SB: 0 CS: 0	PA: 36		

PITCHER		IP	WLS	BF	H	R	ER	SO	BB	IBB	HBP	BLK	WP	HR	S	P	ERA	WHIP
Al Leiter, L ERA: 4.85	(1, 1)	6.1	W	26	5	1	1	8	2	0	0	0	0	1	63	117	1.42	1.105
Turk Wendell, R ERA: 0.9	(7, 1)	0.2	H	2	0	0	0	0	0	0	0	0	0	0	7	8	0.00	0.000
Armando Benitez, R ERA:	(8, 1)	1.0	H	5	1	0	0	1	1	0	0	0	0	0	15	26	0.00	2.000
John Franco, L ERA: 1.23	(9, 1)	1.0	S	3	0	0	0	2	0	0	0	0	0	0	8	10	0.00	0.000

PITCHER	IP	WLS	BF	H	R	ER	SO	BB	IBB	HBP	BLK	WP	HR	S	P	ERA	WHIP

Batter	1	2	3	4	5	6	7	8	9	AB	R	H	RBI	BB	SO	LOB
Rickey Henderson, R (1, 7) OBP: 0.491, SLG: 0.550	X 0-0 FC6-4 1B		B B B C F X 3-2 ③ L6		B B X 2-0 ② P4		B C S 1-3 ③ K		C B C B X 2-2 E S SF9 1B	4	0	1	0	0	1	4
Josias Manzanillo, R (7, 1)										0	0	0	0	0	0	0
Dennis Cook, L (7, 1)										0	0	0	0	0	0	0
Roger Cedeno, S (9, PH) OBP: 0.343, SLG: 0.375										1	1	1	0	0	0	0
John Franco, L (9, 1)										0	0	0	0	0	0	0
Edgardo Alfonzo, R (1, 4) OBP: 0.392, SLG: 0.394	C X 0-1 ① FC6-4 G6-4-3 1-2f			B C B F F C 2-3 ① K	X 0-0 ③ G4-3			C X 0-1 1B 2B 1B	X 0-0 ① P6	5	1	1	0	0	1	4
John Olerud, L (1, 3) OBP: 0.500, SLG: 0.632	C X 0-1 ② ③ G6-4-3 1-2f			B C X 1-1 1B		B B B C C F X 3-2 ① P3		C F S 0-3 ① K	B I I I 4-0 SF9 BB 1-3 IBB	4	0	1	0	1	1	2
Bobby Bonilla, S (1, 9) OBP: 0.333, SLG: 0.304		F B B F X 2-2 ① G2-3		C B B C B X 3-2 ② F8		X 0-0 ② F9		C B B X 2-1 2B 1-2 1B 1B	B C B B S S B 4-2 SF9 1-2 BB	3	0	0	0	0	0	1
Jermaine Allensworth, R (6, 9) OBP: 0.208, SLG: 0.100										1	1	1	0	0	0	0
Matt Franco, L (9, PH) OBP: 0.214, SLG: 0.231										0	0	0	0	1	0	0
(9, 7)																
Robin Ventura, L (1, 5) OBP: 0.329, SLG: 0.429		X 0-0 ② P6		X 0-0 ③ F8		C B S 0-3 ③ K		C B X 1-1 1-3 2-H 1B 2B	B X 1-0 ② SF9 1-2 2-3 3-H	4	0	1	1	0	1	1
Rey Ordonez, R (8, PR) OBP: 0.241, SLG: 0.234										0	1	0	1	0	0	0
(8, 6)																
Brian McRae, S (1, 8) OBP: 0.317, SLG: 0.224		C B S F C 1-3 ③ K			B C B B X 3-1 WP 1B 1B 1B		S C B B F B X 3-2 G5-3 1B 1B	C F B B B F B 4-2 1B BB	C C B B X 2-2 G1-3	4	2	2	0	1	1	2
Todd Pratt, R (1, 2) OBP: 0.385, SLG: 0.563			B B X 2-0 ① F8		X 0-0 1B WP 1-2 1B		B B 1 SAFE F 1 B X 3-1 ① G5-3 1-2	B F X 1-1 1-2 2-H 3-H 1B		4	0	2	2	0	0	1
Luis Lopez, S (1, 6) OBP: 0.421, SLG: 0.412			X 0-0 ② P8		L B C B X 2-2 SH3 1-3 2-H 1B		F B X 1-1 2-H 1B	C F B F F B F B F 3-2 ② X P5		4	0	2	2	0	0	2
(8, 5)																
Bobby Jones, R (1, 1) OBP: 0.333, SLG: 0.667			C F F X 0-2 1B		B 1 SAFE L 1 SAFE X 1-1 ① SH3 1-2		B 1 SAFE B C F X 2-2 ② F9	B C C F F S 1-3 ③ K		1	0	1	0	0	0	0
Mike Kinkade, R (7, PH) OBP: 0.211, SLG: 0.421										2	0	0	0	0	1	3
(7, 7)																
(9, 9)																
Inning Stats	R: 0 E: 0 K: 0 S: 5 H: 1 LOB: 0 BB: 0 P: 5	R: 0 E: 0 K: 1 S: 8 H: 0 LOB: 0 BB: 0 P: 11	R: 0 E: 0 K: 0 S: 9 H: 1 LOB: 0 BB: 0 P: 14	R: 0 E: 0 K: 1 S: 10 H: 1 LOB: 1 BB: 0 P: 16	R: 1 E: 0 K: 0 S: 10 H: 3 LOB: 2 BB: 0 P: 18	R: 0 E: 0 K: 1 S: 8 H: 0 LOB: 0 BB: 0 P: 11	R: 1 E: 0 K: 1 S: 14 H: 2 LOB: 1 BB: 0 P: 24	R: 3 E: 0 K: 2 S: 27 H: 4 LOB: 2 BB: 1 P: 39	R: 1 E: 0 K: 0 S: 11 H: 1 LOB: 2 BB: 2 P: 24	1B: 12 2B: 1 3B: 0 HR: 0 SF: 1 SAC: 1 DP: 1 HBP: 0							

TOP

New York Mets @ Chicago Cubs

Wrigley Field, Chicago, IL

Fri Apr 23 1999, 2:20 PM CDT

Att. 20,828 - Sunny - 45 F

livebaseballscorecards.com

AB	37
R	6
H	13
RBI	6
BB	3
SO	6
LOB	20

PITCHER		IP	WLS	BF	H	R	ER	SO	BB	IBB	HBP	BLK	WP	HR	S	P	ERA	WHIP
Steve Trachsel, R ERA: 5.4	(1, 1)	7.1		31	10	4	4	5	0	0	0	0	1	0	71	108	4.91	1.364
Felix Heredia, L ERA: 2.57	(8, 1)	0.0		1	1	0	0	0	0	0	0	0	0	0	2	3	∞	∞
Matt Karchner, R ERA: 6.0	(8, 1)	0.2	B	4	1	1	1	1	1	0	0	0	0	0	18	27	13.50	3.000
Rod Beck, R ERA: 11.37	(9, 1)	1.0	L	6	1	1	1	0	1	1	0	0	0	0	11	24	9.00	2.000

PITCHER	IP	WLS	BF	H	R	ER	SO	BB	IBB	HBP	BLK	WP	HR	S	P	ERA	WHIP

Batter	1	2	3	4	5	6	7	8	9	AB	R	H	RBI	BB	SO	LOB
Lance Johnson, L (1, 8) OBP: 0.333, SLG: 0.291	C L B X 1-2 ① G4-3		B F X 1-1 ② G1-3			C X 0-1 1B S SF8 1B	1 SAFE B C 1 X 1-1 1-H SH1-3 3B			4	2	2	1	0	0	0
Mickey Morandini, L (1, 4) OBP: 0.322, SLG: 0.453	B B B C B 4-1 S BB		F B B F X 2-2 ③ F7			P C B X 2-1 ① F9 1-2	B X 1-0 ② SH1-3 3-H			2	0	0	1	1	0	1
Sammy Sosa, R (1, 9) OBP: 0.359, SLG: 0.509	S 1 SAFE B S S 1-3 ② K 1-2			X 0-0 ① G5-3		B X 1-0 1B 3B 2-3 1B	B S X 1-1 ③ G1-3			4	1	1	0	0	1	2
Mark Grace, L (1, 3) OBP: 0.403, SLG: 0.438	B C B X 2-1 ③ G4-1			B B C C B X 3-2 ② G4-3		B 1 SAFE F X 1-1 ② SF8 3-H		B C B S S 2-3 ① K2-3		3	0	0	1	0	1	1
Henry Rodriguez, L (1, 7) OBP: 0.435, SLG: 0.591 Curtis Goodwin, L (8, 7) OBP: 0.333, SLG: 0.500		B F B X 2-1 G4-3 1B		B C B F F X 2-2 ③ G3-1		1 SAFE 1 SAFE C B 1 SAFE B 1 SAFE 1 X 2-1 1-3 3B 1B		B S B C F S 3-3 ② K		3 1	1 0	2 0	0 0	0 0	0 1	0 0
Benito Santiago, R (1, 2) OBP: 0.353, SLG: 0.578 Rod Beck, R (9, 1)		F B S X 1-2 ① F9			B L F B X 2-2 G2-3 FC5-2 2B	S S B X 1-2 1-H 3-H 3B		F S B B X 2-2 ③ G2-3		4 0	0 0	2 0	2 0	0 0	0 0	1 0
Manny Alexander, R (1, 6) OBP: 0.273, SLG: 0.222 (8, 5)		B C 1 SAFE F B X 2-2 ② G4-3 1-2			B C X 1-1 ① G2-3 2-3	F F X 0-2 ③ G1-3			C X 0-1 ① G6-3	4	0	0	0	0	0	3
Gary Gaetti, R (1, 5) OBP: 0.200, SLG: 0.244 José Hernández, R (7, PR) OBP: 0.345, SLG: 0.420 (8, 6)		C B X 1-1 ③ F7			B S F X 1-2 ② FC5-2 3-H	B T F B X 2-2 3B 1B			F S S 0-3 ② K	3 1	0 1	1 0	0 0	0 0	0 1	2 0
Steve Trachsel, R (1, 1) Felix Heredia, L (8, 1) Matt Karchner, R (8, 1) Tyler Houston, L (9, 2) OBP: 0.278, SLG: 0.444 Glenallen Hill, R (9, PH) OBP: 0.514, SLG: 0.969			C C S 0-3 ① K		C B S B X 2-2 ③ P4	1 SAFE L 1 SAFE X 0-1 ① B1			S B B X 2-1 ③ G5-3	3 0 0 0 1	0 0 0 0 0	0 0 0 0 0	0 0 0 0 0	0 0 0 0 0	1 0 0 0 0	2 0 0 0 0
Inning Stats	R: 0 E: 0 K: 1 S: 9 H: 0 LOB: 1 BB: 1 P: 17	R: 0 E: 0 K: 0 S: 10 H: 1 LOB: 1 BB: 0 P: 16	R: 0 E: 0 K: 1 S: 8 H: 0 LOB: 0 BB: 0 P: 11	R: 0 E: 0 K: 0 S: 8 H: 0 LOB: 0 BB: 0 P: 13	R: 0 E: 0 K: 0 S: 11 H: 1 LOB: 1 BB: 0 P: 17	R: 3 E: 0 K: 0 S: 16 H: 4 LOB: 1 BB: 0 P: 22	R: 2 E: 0 K: 0 S: 10 H: 2 LOB: 1 BB: 0 P: 15	R: 0 E: 0 K: 2 S: 9 H: 0 LOB: 0 BB: 0 P: 16	R: 0 E: 0 K: 1 S: 7 H: 0 LOB: 0 BB: 0 P: 9	1B: 5 2B: 1 3B: 2 HR: 0 SF: 1 SAC: 1 DP: 0 HBP: 0						

PITCHER		IP	WLS	BF	H	R	ER	SO	BB	IBB	HBP	BLK	WP	HR	S	P	ERA	WHIP
Bobby Jones, R ERA: 2.0	(1, 1)	6.0		25	6	3	3	2	1	0	0	0	0	0	62	96	4.50	1.167
Josias Manzanillo, R ERA: 4.7	(7, 1)	0.1		2	1	1	1	0	0	0	0	0	0	0	5	7	27.00	3.000
Dennis Cook, L ERA: 1.42	(7, 1)	1.2	W	6	1	1	1	2	0	0	0	0	0	0	14	24	5.40	0.600
John Franco, L ERA: 1.08	(9, 1)	1.0	S	3	0	0	0	1	0	0	0	0	0	0	7	9	0.00	0.000

PITCHER	IP	WLS	BF	H	R	ER	SO	BB	IBB	HBP	BLK	WP	HR	S	P	ERA	WHIP

BOTTOM

New York Mets @ Chicago Cubs

Wrigley Field, Chicago, IL

Fri Apr 23 1999, 2:20 PM CDT

Att. 20,828 - Sunny - 45 F

livebaseballscorecards.com

AB	33
R	5
H	8
RBI	5
BB	1
SO	5
LOB	12

WP: 0 PA: 36
PB: 0
SB: 2
CS: 0

Batter	1	2	3	4	5	6	7	8	9	AB	R	H	RBI	BB	SO	LOB
Rickey Henderson, R (1, 7) OBP: 0.500, SLG: 0.568	2-0 1B 1B		2-1 ① G5-3		2-2 2B		4-2 BB BB		1-0 ① F7	4	0	2	0	1	0	0
Edgardo Alfonzo, R (1, 4) OBP: 0.369, SLG: 0.366	1-0 ① P6		1-0 ② F9		0-1 ① G1-3		SAFE 3-3 ① K		1-1 ② F9	5	0	0	0	0	1	3
John Olerud, L (1, 3) OBP: 0.494, SLG: 0.607	3-1 1-2 G6-4-3 1B		2-0 ③ G4-3		1-3 ② K		4-1 1-2 G6-4-3 BB		1-1 ③ L7	4	0	1	0	1	1	1
Bobby Bonilla, S (1, 9) OBP: 0.311, SLG: 0.280	2-1 ②③ G6-4-3 1-2f			2-2 ① G5-3	3-2 ③ F8		2-2 ②③ G6-4-3 1-2f			4	0	0	0	0	0	5
Robin Ventura, L (1, 5) OBP: 0.338, SLG: 0.433		1-0 ① F8		1-0 G4-3 1B		2-2 ① K		1-0 BB 1B		4	0	2	0	0	1	0
Brian McRae, S (1, 8) OBP: 0.344, SLG: 0.235		4-1 1B BB BB		1-0 G4-3 1-2 1B		3-2 1B HBP		0-0 ① F9		2	0	1	0	1	0	1
Todd Pratt, R (1, 2) OBP: 0.393, SLG: 0.540 Roger Cedeno, S (8, PR) OBP: 0.343, SLG: 0.375 Vance Wilson, R (8, 2)		4-2 1B 1-2 BB		3-2 ② G4-3 1-2 2-3		SAFE 0-0 ② F8		4-2 1-2 BB		2	0	0	0	2	0	3
										0	0	0	0	0	0	0
										0	0	0	0	0	0	0
Rey Ordonez, R (1, 6) OBP: 0.276, SLG: 0.260		1-2 G6-4-3 1-2 2-3 1B		4-2 BB		0-0 1-2 1B		1-0 ② F9		3	0	2	0	1	0	2
Allen Watson, L (1, 1) OBP: 0.333, SLG: 0.333 Mike Kinkade, R (6, PH) OBP: 0.200, SLG: 0.400 Josias Manzanillo, R (6, 1) Matt Franco, L (8, PH) OBP: 0.214, SLG: 0.231 Jermaine Allensworth, R (8, PH) OBP: 0.200, SLG: 0.095 Rigo Beltran, L (8, 1)		1-1 ②③ G6-4-3 1-2f		1-0 ③ G4-3		2-2 ③ G6-3		3-1 ③ F7		2	0	0	0	0	0	6
										1	0	0	0	0	0	2
										0	0	0	0	0	0	0
										0	0	0	0	0	0	0
										1	0	0	0	0	0	2
										0	0	0	0	0	0	0
Inning Stats	R: 0 E: 0 K: 0 S: 6 H: 2 LOB: 1 BB: 0 P: 14	R: 0 E: 0 K: 0 S: 9 H: 1 LOB: 2 BB: 2 P: 20	R: 0 E: 0 K: 0 S: 4 H: 0 LOB: 0 BB: 0 P: 9	R: 0 E: 0 K: 0 S: 16 H: 2 LOB: 3 BB: 1 P: 28	R: 0 E: 0 K: 1 S: 11 H: 1 LOB: 1 BB: 0 P: 17	R: 0 E: 0 K: 1 S: 11 H: 1 LOB: 2 BB: 0 P: 18	R: 0 E: 0 K: 1 S: 11 H: 0 LOB: 1 BB: 2 P: 24	R: 0 E: 0 K: 0 S: 7 H: 1 LOB: 2 BB: 1 P: 16	R: 0 E: 0 K: 0 S: 5 H: 0 LOB: 0 BB: 0 P: 8	1B: 7 2B: 1 3B: 0 HR: 0 SF: 0 SAC: 0 DP: 3 HBP: 1						

PITCHER	IP	WLS	BF	H	R	ER	SO	BB	IBB	HBP	BLK	WP	HR	S	P	ERA	WHIP
Terry Mulholland, L (1, 1) ERA: 2.55	6.1	W	30	7	0	0	3	5	0	1	0	0	0	65	125	0.00	1.895
Dan Serafini, L (7, 1) ERA: 4.26	0.2	H	2	1	0	0	0	0	0	0	0	0	0	4	7	0.00	1.500
Rodney Myers, R (8, 1) ERA: 10.38	0.2	H	3	0	0	0	0	1	0	0	0	0	0	4	9	0.00	1.500
Felix Heredia, L (8, 1) ERA: 2.45	0.1	H	1	0	0	0	0	0	0	0	0	0	0	2	5	0.00	0.000
Rod Beck, R (9, 1) ERA: 9.82	1.0	S	3	0	0	0	0	0	0	0	0	0	0	5	8	0.00	0.000

PITCHER	IP	WLS	BF	H	R	ER	SO	BB	IBB	HBP	BLK	WP	HR	S	P	ERA	WHIP

TOP

New York Mets @ Chicago Cubs

Wrigley Field, Chicago, IL

Sat Apr 24 1999, 1:20 PM CDT

Att. 38,516 - Sunny - 47 F

livebaseballscorecards.com

AB	32
R	0
H	8
RBI	0
BB	6
SO	3
LOB	25

WP: 0 PA: 39
PB: 0
SB: 0
CS: 0

New York Mets @ Chicago Cubs

Wrigley Field, Chicago, IL

Sat Apr 24 1999, 1:20 PM CDT

Att. 38,516 - Sunny - 47 F

BOTTOM

Batter	1	2	3	4	5	6	7	8	9	AB	R	H	RBI	BB	SO	LOB
Lance Johnson, L (1, 8) OBP: 0.343, SLG: 0.328	B B B C X 3-1 F9 ①			X 0-0 1B 3B	C C B B B 4-2 HBP BB		C C X 0-2 G4-3 ② 2-3			3	1	1	0	1	0	1
José Hernández, R (1, 6) OBP: 0.339, SLG: 0.396	B X 1-0 G4-3 ②			C B B F X 2-2 L4 ①	S H 1-1 1-2 2-3 HBP		C B S B S 2-3 K ③			3	0	0	0	0	1	2
Mark Grace, L (1, 3) OBP: 0.394, SLG: 0.423	C B X 1-1 F8 ③			B B X 2-0 BB 3-H 1B	X 0-0 G3-1 ③			C X 0-1 L9 ①		4	0	1	1	0	0	3
Sammy Sosa, R (1, 9) OBP: 0.368, SLG: 0.552		B X 1-0 L9 ①		B B B B 4-0 1-2 BB		C B X 1-1 HR		B B X 2-0 G1-3 ②		3	1	1	1	1	0	0
Glenallen Hill, R (1, 7) OBP: 0.488, SLG: 0.889 Rod Beck, R (9, 1)		S B B B B F F F S 3-3 K ②		S B S S S 1-3 K ②		X 0-0 G4-3 ①		S B X 1-1 1B		4 0	0 0	1 0	0 0	0 0	2 0	2 0
Benito Santiago, R (1, 2) OBP: 0.327, SLG: 0.531		B X 1-0 G4-3 ③		B X 1-0 F9 ③		B C B F X 2-2 P4 ②		S F X 0-2 G5-3 ③		4	0	0	0	0	0	3
Gary Gaetti, R (1, 5) OBP: 0.188, SLG: 0.227		B B X 2-0 G5-3 ①		S B X 1-1 P4 ①		C B S B S F F C 3-3 K ③				3	0	0	0	0	1	0
Mickey Morandini, L (1, 4) OBP: 0.339, SLG: 0.455		C B F X 1-2 G4-3 ②		B B B C F B 4-2 HBP SH3-4 BB			X 0-0 G4-3 SH3 1B			2	0	1	0	1	0	0
Terry Mulholland, R (1, 1) Dan Serafini, S (7, 1) Rodney Myers, R (8, 1) Felix Heredia, L (8, 1) Curtis Goodwin, L (9, 7) OBP: 0.333, SLG: 0.500		F F S 0-3 K ③		B X 1-0 SH3-4 ② 1-2			L P X 1-1 SH3 ① 1-2			1 0 0 0 0	0 0 0 0 0	0 0 0 0 0	0 0 0 0 0	1 0 0 0 0	0 0 0 0 0	0 0 0 0 0
Inning Stats	R: 0 E: 0 K: 0 S: 5 H: 0 LOB: 0 BB: 0 P: 10	R: 0 E: 0 K: 1 S: 7 H: 0 LOB: 0 BB: 0 P: 12	R: 0 E: 0 K: 1 S: 7 H: 0 LOB: 0 BB: 0 P: 10	R: 1 E: 0 K: 1 S: 9 H: 2 LOB: 2 BB: 1 P: 19	R: 0 E: 0 K: 0 S: 9 H: 0 LOB: 3 BB: 2 P: 20	R: 1 E: 0 K: 1 S: 12 H: 1 LOB: 0 BB: 0 P: 18	R: 0 E: 0 K: 1 S: 10 H: 1 LOB: 1 BB: 0 P: 12	R: 0 E: 0 K: 0 S: 8 H: 1 LOB: 1 BB: 0 P: 11		1B: 3 2B: 0 3B: 1 HR: 1	SF: 0 SAC: 2 DP: 0 HBP: 1			WP: 0 PB: 0 SB: 0 CS: 0	PA: 33		

livebaseballscorecards.com

AB	27
R	2
H	5
RBI	2
BB	3
SO	5
LOB	11

PITCHER		IP	WLS	BF	H	R	ER	SO	BB	IBB	HBP	BLK	WP	HR	S	P	ERA	WHIP
Allen Watson, L ERA: 3.86	(1, 1)	5.0	L	21	2	1	1	3	3	0	1	0	0	0	37	71	1.80	1.000
Josias Manzanillo, R ERA: 4.66	(6, 1)	2.0		8	2	1	1	2	0	0	0	0	0	1	22	30	4.50	1.000
Rigo Beltran, L ERA: 3.18	(8, 1)	1.0		4	1	0	0	0	0	0	0	0	0	0	8	11	0.00	1.000

PITCHER	IP	WLS	BF	H	R	ER	SO	BB	IBB	HBP	BLK	WP	HR	S	P	ERA	WHIP

Batter	1	2	3	4	5	6	7	8	9	AB	R	H	RBI	BB	SO	LOB
Rickey Henderson, R (1, 7) OBP: 0.477, SLG: 0.592	B B C X 2-1 ① F7		B C X 1-1 ② G6-3		B B S C B X 3-2 HR		B B C B F F X 3-2 ① F8		B S B B B C F X 3-2 ① F8	5	1	1	1	0	0	0
Edgardo Alfonzo, R (1, 4) OBP: 0.382, SLG: 0.413	C X 0-1 HR		B B B C F B 4-2 BB		F B B B F B F X 3-2 BB 1B		X 0-0 ② P2		C X 0-1 ② P4	4	1	2	1	1	0	0
John Olerud, L (1, 3) OBP: 0.494, SLG: 0.587 Josias Manzanillo, R (8, 1) Luis Lopez, S (9, PH) OBP: 0.450, SLG: 0.500	C B B B F C 3-3 ② K		B C F B 1 SAFE S 2-3 ③ K		B B B B 4-0 1-2 BB		C B B B F F B 4-2 31 FC6-4 BB		F B X 1-1 31 1B 2B	2 0 1	0 0 1	0 0 1	0 0 1	2 0 0	2 0 0	1 0 0
31 Mike Piazza, R (1, 2) OBP: 0.407, SLG: 0.654	C F B F X 1-2 ③ F8			F X 0-1 ① F8	B F B X 2-1 ③ L9		C F B F X 1-2 ③ FC6-4 1-2f		B X 1-0 2-H 1B	5	0	1	1	0	0	3
Robin Ventura, L (1, 5) OBP: 0.329, SLG: 0.458		B B X 2-0 ① G1		C B X 1-1 HR		L T X 0-2 ① L7		B F B B B X 3-1 ① F8	B B B C X 3-1 ③ G3	5	1	1	1	0	0	1
Mike Kinkade, R (1, 9) OBP: 0.227, SLG: 0.409 Roger Cedeno, S (6, PH) OBP: 0.351, SLG: 0.382 (6, 9)		B X 1-0 1B		S C X 0-2 ② L5		B X 1-0 1B 1B		B C S S S 1-3 ② K		2 2	0 0	1 1	0 0	0 0	0 1	0 0
Brian McRae, S (1, 8) OBP: 0.338, SLG: 0.236		B B X 2-0 ② L8		C B X 1-1 ③ F9		C B 1 SAFE B X 2-1 ② L8 1B		F B F F X 1-2 1B 1B		4	0	1	0	0	0	2
Rey Ordonez, R (1, 6) OBP: 0.290, SLG: 0.278		1 SAFE X 0-0 ③ P4			B X 1-0 ① F8	B C B F 1 SAFE X 2-2 1-3 1B		X 0-0 1-2 1B		4	0	2	0	0	0	1
Orel Hershiser, R (1, 1) Turk Wendell, L (5, 1) Bobby Bonilla, S (6, PH) OBP: 0.306, SLG: 0.275 Rigo Beltran, L (6, 1) Armando Benitez, R (7, 1) Matt Franco, L (7, 3) OBP: 0.200, SLG: 0.214			C X 0-1 ① G6-3		C F X 0-2 ② G4-3	B X 1-0 ③ G4-3		B B X 2-0 ③ L7		2 0 1 0 0 1	0 0 0 0 0 0	0 0 0 0 0 0	0 0 0 0 0 0	0 0 0 0 0 0	0 0 2 0 0 2	0 0 0 0 0 0
Inning Stats	R: 1 H: 1 E: 0 LOB: 0 K: 1 BB: 0 S: 11 P: 17	R: 0 H: 1 E: 0 LOB: 1 K: 0 BB: 0 S: 4 P: 9	R: 0 H: 0 E: 0 LOB: 1 K: 1 BB: 1 S: 9 P: 16	R: 1 H: 1 E: 0 LOB: 0 K: 0 BB: 0 S: 9 P: 11	R: 1 H: 2 E: 0 LOB: 2 K: 0 BB: 1 S: 13 P: 26	R: 0 H: 2 E: 0 LOB: 2 K: 0 BB: 0 S: 10 P: 16	R: 0 H: 0 E: 0 LOB: 1 K: 0 BB: 1 S: 12 P: 20	R: 0 H: 2 E: 0 LOB: 2 K: 1 BB: 0 S: 11 P: 18	R: 1 H: 2 E: 0 LOB: 1 K: 0 BB: 0 S: 11 P: 19	1B: 7 2B: 1 3B: 0 HR: 3	SF: 0 SAC: 0 DP: 0 HBP: 0					

PITCHER		IP	WLS	BF	H	R	ER	SO	BB	IBB	HBP	BLK	WP	HR	S	P	ERA	WHIP
Brad Woodall, L ERA: 6.92	(1, 1)	4.2		21	5	3	3	2	2	0	0	0	0	3	44	75	5.79	1.500
Rodney Myers, R ERA: 7.94	(5, 1)	1.1	W	6	2	0	0	0	0	0	0	0	0	0	12	20	0.00	1.500
Matt Karchner, R ERA: 4.7	(7, 1)	1.2	H	7	1	0	0	1	1	0	0	0	0	0	21	34	0.00	1.200
Richard Barker, R ERA: 6.75	(8, 1)	1.1		7	3	1	1	0	0	0	0	0	0	0	13	23	6.75	2.250

PITCHER	IP	WLS	BF	H	R	ER	SO	BB	IBB	HBP	BLK	WP	HR	S	P	ERA	WHIP

TOP

New York Mets @ Chicago Cubs

Wrigley Field, Chicago, IL

Sun Apr 25 1999, 1:20 PM CDT

Att. 39,265 - Sunny - 61 F

livebaseballscorecards.com

AB	38
R	4
H	11
RBI	4
BB	3
SO	3
LOB	12

1B: 7	SF: 0	WP: 0	PA: 41
2B: 1	SAC: 0	PB: 0	
3B: 0	DP: 0	SB: 0	
HR: 3	HBP: 0	CS: 0	

New York Mets @ Chicago Cubs

Wrigley Field, Chicago, IL

Sun Apr 25 1999, 1:20 PM CDT

Att. 39,265 - Sunny - 61 F

BOTTOM

Batter	1	2	3	4	5	6	7	8	9	AB	R	H	RBI	BB	SO	LOB
Lance Johnson, L (1, 8) OBP: 0.361, SLG: 0.355	BBBB 4-0 G4-6-3 BB		BX 1-0 ③ F7		FFX 0-2 2B 1-3 2-H 3-H 2B	CSFC 0-3 ② K		BBCFX 2-2 1B		4	1	2	2	1	1	1
Mickey Morandini, L (1, 4) OBP: 0.343, SLG: 0.431	BBC1X SAFE 2-1 ①② G4-6-3 1-2f			BBBB 4-0 WP BB	BFFH 2-2 2B HBP	SCBX 1-2 ③ F9		FBBCS 2-3 ② K		3	1	0	0	1	1	2
Sammy Sosa, R (1, 9) OBP: 0.370, SLG: 0.571	BBCX 2-1 ③ G5-3			CBSS 1-3 ① K	BSBSX 2-2 G6-3 WP 1-H 2-H 3-H 2B		CBSBFX 2-2 BB G5-2-3 2B	BBSX 2-1 ③ F9		5	1	2	3	0	1	2
Mark Grace, L (1, 3) OBP: 0.400, SLG: 0.418		CX 0-1 G6-4-3 1B		CBBFFS 2-3 ② K	CBX 1-1 ① G6-3 2-3		BBBCB 4-1 G5-2-3 BB 3B BB			3	1	1	0	1	1	2
Henry Rodriguez, L (1, 7) OBP: 0.462, SLG: 0.565 Glenallen Hill, R (7, PH) OBP: 0.500, SLG: 0.889 Curtis Goodwin, L (8, 7) OBP: 0.333, SLG: 0.500		X 0-0 ① F7		FBBBF SAFE 4-2 FC4-6 BB 1-2	I I I 4-0 WP BB IBB		BBBFBB 4-1 G5-2-3 3B BB 1-2 2-3			1 0 0	0 1 0	0 0 0	0 0 0	2 1 0	0 0 0	1 0 0
Benito Santiago, R (1, 2) OBP: 0.322, SLG: 0.500		BFX 1-1 ②③ G6-4-3 1-2f		X 0-0 ③ FC4-6 1-2f	F SAFE 1 SAFE 1 FBBBB SAFE 1 B 4-2 WP 1-2 BB		FBX 1-1 ①② G5-2-3 1-2 2-3 3-Hf			3	0	0	0	1	0	6
Tyler Houston, L (1, 5) OBP: 0.318, SLG: 0.545 Richard Barker, R (8, 1)			BBBCEX 3-2 ① F7		X 0-1 1B BB 2B 1B BBX 2-0 ② P3		BFSX 1-2 2-H 3-H 3B			4 0	1 0	2 0	2 0	0 0	0 0	3 0
José Hernández, R (1, 6) OBP: 0.333, SLG: 0.375			BBBX 2-0 ② F9		BBBB 4-0 1B 1-2 2B BB BBX 1-2 ③ G5-3 1-2 2-3 3-H		BSBSS 2-3 ③ K			3	1	0	0	1	1	3
Brad Woodall, S (1, 1) OBP: 0.750, SLG: 0.500 Rodney Myers, R (5, 1) OBP: 1.000, SLG: 1.000 Jeff Blauser, R (6, PH) OBP: 0.385, SLG: 0.273 Matt Karchner, R (7, 1) Gary Gaetti, R (8, 5) OBP: 0.184, SLG: 0.222			BBCBB 4-1 BB		2 SAFE X 0-0 2B 2B 1-2 2-3 1B	BCSX 1-2 ① G4-3		BFBBS 2-3 ① K		0 1 1 0 1	0 1 0 0 0	0 1 0 0 0	0 0 0 0 0	1 0 0 0 0	0 0 0 0 1	0 0 0 0 0
Inning Stats	R: 0 E: 0 K: 0 S: 4 H: 0 LOB: 0 BB: 1 P: 12	R: 0 E: 0 K: 0 S: 5 H: 1 LOB: 0 BB: 0 P: 6	R: 0 E: 0 K: 0 S: 6 H: 0 LOB: 1 BB: 1 P: 16	R: 0 E: 0 K: 2 S: 10 H: 0 LOB: 2 BB: 2 P: 21	R: 6 E: 0 K: 0 S: 19 H: 4 LOB: 2 BB: 3 P: 39	R: 0 E: 0 K: 1 S: 10 H: 0 LOB: 0 BB: 0 P: 12	R: 2 E: 0 K: 1 S: 14 H: 2 LOB: 1 BB: 2 P: 28	R: 0 E: 0 K: 2 S: 11 H: 1 LOB: 1 BB: 0 P: 19		1B: 4 2B: 3 3B: 1 HR: 0	SF: 0 SAC: 0 DP: 3 HBP: 1					

livebaseballscorecards.com

AB	29
R	8
H	8
RBI	7
BB	9
SO	6
LOB	20

PITCHER		IP	WLS	BF	H	R	ER	SO	BB	IBB	HBP	BLK	WP	HR	S	P	ERA	WHIP	PITCHER	IP	WLS	BF	H	R	ER	SO	BB	IBB	HBP	BLK	WP	HR	S	P	ERA	WHIP
Orel Hershiser, R ERA: 5.21	(1, 1)	4.0	L	20	4	5	5	2	5	0	1	0	1	0	33	69	11.25	2.250																	
Turk Wendell, R ERA: 1.64	(5, 1)	1.0		6	1	1	1	0	1	1	0	0	1	0	11	25	9.00	2.000																	
Rigo Beltran, L ERA: 5.4	(6, 1)	1.0		5	1	2	2	1	1	0	0	0	0	0	15	23	18.00	2.000																	
Armando Benitez, R ERA:	(7, 1)	1.0		4	1	0	0	1	1	0	0	0	0	0	9	17	0.00	2.000																	
Josias Manzanillo, R ERA: 4.22	(8, 1)	1.0		4	1	0	0	2	0	0	0	0	0	0	11	19	0.00	1.000																	

WP: 2 PB: 0 SB: 0 CS: 0 PA: 39

Batter	1	2	3	4	5	6	7	8	9	AB	R	H	RBI	BB	SO	LOB
Damian Jackson, R (1, 4) OBP: 0.342, SLG: 0.364	F8		2B	K		B2		K		5	1	1	0	0	2	3
Reggie Sanders, R (1, 7) OBP: 0.408, SLG: 0.554	F9		G4-3, SF9 2-H		P6	HR 1-H			G5-3	5	2	2	3	0	0	0
Tony Gwynn, L (1, 9) OBP: 0.470, SLG: 0.575	BB		G4-3 2-3		1B, BB 2B BB	G3-1			F8	3	1	0	0	2	0	1
Wally Joyner, L (1, 3) OBP: 0.373, SLG: 0.344	BB 1-2		SF9 3-H		1B 2B 1-2 BB		2B		F9	2	1	1	1	2	0	0
Dave Magadan, L (1, 5) OBP: 0.352, SLG: 0.340	G3		G3		2B 1-2 2-3 1B		K			4	0	1	0	0	1	3
Jim Leyritz, R (1, 2) OBP: 0.367, SLG: 0.510 Greg Myers, L (3, 2) OBP: 0.500, SLG: 0.583		G3-6-3 HBP		1B	2B 1-H 2-H 3-H		F7			0 3	0 0	0 2	0 2	0 0	0 0	0 1
Ruben Rivera, R (1, 8) OBP: 0.157, SLG: 0.255		G3-6-3 1-2f	K	K	K		K			4	0	0	0	0	3	4
Chris Gomez, R (1, 6) OBP: 0.298, SLG: 0.200		BB	1B 1-2		K			K		3	0	1	0	1	2	0
Andy Ashby, R (1, 1) Donne Wall, R (7, 1) Eric Owens, R (8, PH) OBP: 0.259, SLG: 0.240 Brian Boehringer, S (8, 1)	K		L3			HR BB		G5-3		2 0 1 0	1 0 0 0	0 0 0 0	0 0 0 0	1 0 0 0	1 0 0 0	3 0 0 0
Inning Stats	R: 0 E: 0 K: 0 S: 14 H: 0 LOB: 2 BB: 2 P: 27	R: 0 E: 0 K: 1 S: 10 H: 0 LOB: 1 BB: 1 P: 18	R: 2 E: 0 K: 0 S: 12 H: 2 LOB: 0 BB: 0 P: 17	R: 0 E: 0 K: 2 S: 13 H: 2 LOB: 2 BB: 0 P: 19	R: 2 E: 0 K: 1 S: 9 H: 2 LOB: 1 BB: 2 P: 21	R: 2 E: 0 K: 1 S: 11 H: 1 LOB: 0 BB: 1 P: 21	R: 0 E: 0 K: 2 S: 11 H: 1 LOB: 1 BB: 0 P: 18	R: 0 E: 0 K: 2 S: 8 H: 0 LOB: 0 BB: 0 P: 13	R: 0 E: 0 K: 0 S: 4 H: 0 LOB: 0 BB: 0 P: 8	1B: 3 2B: 4 3B: 0 HR: 1 SF: 1 SAC: 0 DP: 1 HBP: 1						

PITCHER		IP	WLS	BF	H	R	ER	SO	BB	IBB	HBP	BLK	WP	HR	S	P	ERA	WHIP
Masato Yoshii, R ERA: 7.52	(1, 1)	4.2	L	24	6	4	4	3	5	0	1	0	0	0	55	97	7.71	2.357
Josias Manzanillo, R ERA: 5.25	(5, 1)	1.1		6	1	2	2	2	1	0	0	0	0	1	14	26	13.50	1.500
Rigo Beltran, L ERA: 3.72	(7, 1)	3.0		10	1	0	0	4	0	0	0	0	0	0	23	39	0.00	0.333

PITCHER	IP	WLS	BF	H	R	ER	SO	BB	IBB	HBP	BLK	WP	HR	S	P	ERA	WHIP

TOP

San Diego Padres @ New York Mets

Shea Stadium, Flushing, NY

Tue Apr 27 1999, 7:10 PM EDT

Att. 25,113 - Unknown - 62 F

livebaseballscorecards.com

AB	32
R	6
H	8
RBI	6
BB	6
SO	9
LOB	15

WP: 0	PA: 40		
PB: 0			
SB: 0			
CS: 0			

BOTTOM

San Diego Padres @ New York Mets

Shea Stadium, Flushing, NY

Tue Apr 27 1999, 7:10 PM EDT
Att. 25,113 - Unknown - 62 F

livebaseballscorecards.com

Batter	1	2	3	4	5	6	7	8	9	AB	R	H	RBI	BB	SO	LOB
Rickey Henderson, R (1, 7) OBP: 0.486, SLG: 0.577	G4-3		BB		1B		BB		F7	3	0	1	0	2	0	0
Roger Cedeno, S (1, 9) OBP: 0.375, SLG: 0.371	BB		1 SAFE 1 SAFE 1 SAFE 1-2		SH5-3 1-2		K 1-2			1	1	0	0	2	1	1
John Olerud, L (1, 3) OBP: 0.506, SLG: 0.606	1-H		F8 2-3		1B 2-3		BB			3	0	2	1	1	0	2
31 Mike Piazza, R (1, 2) OBP: 0.355, SLG: 0.567	G6-3 2-3		1 SAFE G4-3 1-2f		P4		F8			4	0	0	0	0	0	7
Robin Ventura, L (1, 5) OBP: 0.313, SLG: 0.434	G1-3			F8	K			L3		4	0	0	0	0	1	3
Edgardo Alfonzo, R (1, 4) OBP: 0.376, SLG: 0.405		G6-3 1B		K		G6-3		F9		4	0	1	0	0	1	0
Brian McRae, S (1, 8) OBP: 0.333, SLG: 0.288		G6-3 1-2		HR		G3-1		K		4	1	1	1	0	1	1
Rey Ordonez, R (1, 6) OBP: 0.277, SLG: 0.263 Rigo Beltran, L (7, 1) Matt Franco, L (9, PH) OBP: 0.188, SLG: 0.200		P2		E6		G5-3			K	3 0 1	0 0 0	0 0 0	0 0 0	0 0 0	0 0 1	1 0 0
Masato Yoshii, R (1, 1) Josias Manzanillo, R (5, 1) Luis Lopez, S (7, 6) OBP: 0.409, SLG: 0.450		K		G1-3			K		K	2 0 2	0 0 0	0 0 0	0 0 0	0 0 0	1 0 2	2 0 0

Inning Stats	1	2	3	4	5	6	7	8	9
	R: 1 H: 1 E: 0 LOB: 1 K: 0 BB: 1 S: 17 P: 29	R: 0 H: 1 E: 0 LOB: 1 K: 1 BB: 0 S: 7 P: 12	R: 0 H: 0 E: 0 LOB: 1 K: 0 BB: 2 S: 9 P: 21	R: 1 H: 1 E: 1 LOB: 1 K: 1 BB: 0 S: 13 P: 20	R: 0 H: 2 E: 0 LOB: 2 K: 1 BB: 0 S: 14 P: 20	R: 0 H: 0 E: 0 LOB: 0 K: 0 BB: 0 S: 8 P: 11	R: 0 H: 0 E: 0 LOB: 2 K: 2 BB: 2 S: 10 P: 22	R: 0 H: 0 E: 0 LOB: 0 K: 1 BB: 0 S: 10 P: 16	R: 0 H: 0 E: 0 LOB: 0 K: 2 BB: 0 S: 8 P: 11

AB	31
R	2
H	5
RBI	2
BB	5
SO	8
LOB	17

PITCHER		IP	WLS	BF	H	R	ER	SO	BB	IBB	HBP	BLK	WP	HR	S	P	ERA	WHIP
Andy Ashby, R ERA: 2.61	(1, 1)	6.0	W	26	5	2	2	3	3	0	0	0	0	1	68	113	3.00	1.333
Donne Wall, R ERA: 3.6	(7, 1)	1.0		5	0	0	0	2	2	0	0	0	0	0	10	22	0.00	2.000
Brian Boehringer, R ERA: 3.45	(8, 1)	2.0		6	0	0	0	3	0	0	0	0	0	0	18	27	0.00	0.000

PITCHER		IP	WLS	BF	H	R	ER	SO	BB	IBB	HBP	BLK	WP	HR	S	P	ERA	WHIP

1B: 3	SF: 0
2B: 1	SAC: 1
3B: 0	DP: 1
HR: 1	HBP: 0

WP: 0	PA: 37
PB: 0	
SB: 3	
CS: 0	

San Diego Padres @ New York Mets

Shea Stadium, Flushing, NY

Wed Apr 28 1999, 7:10 PM EDT

Att. 22,581 - Unknown - 59 F

livebaseballscorecards.com

TOP

Batter	1	2	3	4	5	6	7	8	9	AB	R	H	RBI	BB	SO	LOB
Quilvio Veras, S (1, 4) OBP: 0.289, SLG: 0.292	F T B B F X 2-2 G3-1 ①		B F X 1-1 G5-3 ①			L B B X 2-1 L3 1B		B S B S B B 4-2 2B S BB	C B B X 2-1 F8 ③	4	1	1	0	1	0	0
Reggie Sanders, R (1, 7) OBP: 0.387, SLG: 0.517	X 0-0 P3 ②		B F F S 1-3 K ②			B 1 SAFE B B S X 3-1 L3 ①② 1-2		C C C 0-3 K ① 1-2		4	0	0	0	0	2	2
Tony Gwynn, L (1, 9) OBP: 0.483, SLG: 0.592	B B F B B 4-1 2B BB		X 0-0 G4-3 ③			B B B C X 3-1 1B		X 0-0 2B 2-H 2B		3	2	2	1	1	0	0
Phil Nevin, R (1, 2) OBP: 0.400, SLG: 0.842	B F F B X 2-2 1-H 2B			B B X 2-0 F7 ①		C B B 1 SAFE X 2-1 F7 ③		B S B F X 2-2 2-H 2B		4	0	2	2	0	0	1
Wally Joyner, L (1, 3) OBP: 0.392, SLG: 0.339	B F B F B X 3-2 G4-3 ③			B B B B 4-0 G4-6-3 BB			C C F B B F B B 4-2 G6-3 1B BB	I B I I 4-0 IBB		1	0	0	0	3	0	1
Dave Magadan, L (1, 5) OBP: 0.345, SLG: 0.333		C B S B F B F S 3-3 K ①		B B C F X 2-2 ②③ G4-6-3 1-2f			X 0-0 G6-3 1-2 1B	B X 1-0 P4 ②		4	0	1	0	0	1	3
Ruben Rivera, R (1, 8) OBP: 0.164, SLG: 0.241		F B B F B F B B 4-2 G4-3 BB			S B B S S 2-3 K ①		S X 0-1 G6-3 ① 1-2 2-3	C B B F S 2-3 K ③		3	0	0	0	1	2	4
Damian Jackson, R (1, 6) OBP: 0.310, SLG: 0.324		C 1 SAFE B B X 2-1 G4-3 ② 1-2			F C B B X 2-2 P3 ②		F B F S 1-3 K ②		B B B C C F F S 3-3 K ①	4	0	0	0	0	2	3
Sterling Hitchcock, L (1, 1) OBP: 0.143, SLG: 0.143 Eric Owens, R (7, PH) OBP: 0.250, SLG: 0.231 Carlos Reyes, S (7, 1) Ed Vosberg, L (8, 1) Dan Miceli, R (8, 1) John Vander Wal, L (9, PH) OBP: 0.400, SLG: 0.514 Trevor Hoffman, R (9, 1)		C C C 0-3 K ③			F C B B S 2-3 K ③		C X 0-1 G4-3 ③		X 0-0 G4-3 ②	2 1 0 0 0 1 0	0 0 0 0 0 0 0	0 0 0 0 0 0 0	0 0 0 0 0 0 0	0 0 0 0 0 0 0	2 0 0 0 0 0 0	1 2 0 0 0 0 0
Inning Stats	R: 1 H: 1 E: 0 LOB: 1 K: 0 BB: 1 S: 12 P: 23	R: 0 H: 0 E: 0 LOB: 1 K: 2 BB: 1 S: 13 P: 22	R: 0 H: 0 E: 0 LOB: 0 K: 1 BB: 0 S: 6 P: 8	R: 0 H: 0 E: 0 LOB: 0 K: 0 BB: 1 S: 4 P: 12	R: 0 H: 0 E: 0 LOB: 0 K: 2 BB: 0 S: 9 P: 15	R: 0 H: 2 E: 0 LOB: 1 K: 0 BB: 0 S: 8 P: 18	R: 0 H: 1 E: 0 LOB: 2 K: 1 BB: 1 S: 12 P: 17	R: 2 H: 2 E: 0 LOB: 2 K: 2 BB: 2 S: 13 P: 26	R: 0 H: 0 E: 0 LOB: 0 K: 1 BB: 0 S: 8 P: 13	1B: 3 SF: 0 2B: 4 SAC: 0 3B: 0 DP: 2 HR: 0 HBP: 0						

AB	31	
R	3	
H	6	
RBI	3	
BB	6	
SO	9	
LOB	17	

WP: 0 PB: 0 SB: 1 CS: 0 PA: 37

PITCHER		IP	WLS	BF	H	R	ER	SO	BB	IBB	HBP	BLK	WP	HR	S	P	ERA	WHIP
Al Leiter, L ERA: 4.09	(1, 1)	7.0		27	4	1	1	6	4	0	0	0	0	0	64	115	1.29	1.143
Armando Benitez, R ERA: 1.69	(8, 1)	1.0	B	7	2	2	2	2	1	1	0	0	0	0	13	26	18.00	3.000
Turk Wendell, R ERA: 1.5	(9, 1)	1.0	W	3	0	0	0	1	0	0	0	0	0	0	8	13	0.00	0.000

PITCHER	IP	WLS	BF	H	R	ER	SO	BB	IBB	HBP	BLK	WP	HR	S	P	ERA	WHIP

BOTTOM

Batter	1	2	3	4	5	6	7	8	9	AB	R	H	RBI	BB	SO	LOB
Rickey Henderson, R (1, 7) OBP: 0.480, SLG: 0.554	B C C B X 2-2 F9 ①		C C S 0-3 K ②		C B B X 2-2 S 1B	X 0-0 P3 ③		B B B B 4-0 1-2 BB		4	0	1	0	1	1	4
Jermaine Allensworth, R (1, 8) OBP: 0.207, SLG: 0.083 Brian McRae, S (8, PH) OBP: 0.329, SLG: 0.283 (9, 8)	B B F C F C 2-3 K ②		B C B F X 2-2 F7 ③		B B B B 4-0 1-2 BB		C F F F S 1-3 K ①	S B S S 1-3 K ③		3 1	0 0	0 0	0 0	1 0	2 1	1 2
John Olerud, L (1, 3) OBP: 0.511, SLG: 0.648	B C B X 2-1 HR			B C X 1-1 31 FC5-4 1B	B B B C X 3-1 F7 ②		C B F X 1-2 G4-3 ②		B F X 1-1 31 HR 1B	5	2	3	1	0	0	2
31 Mike Piazza, R (1, 2) OBP: 0.333, SLG: 0.600	B B X 2-0 G5-3 ③			B C B F X 2-2 FC5-4 WP 2B ① 1-2f	X 0-0 P3 ③		C B B X 2-1 E6 2B		X 0-0 1-H HR	5	2	1	2	0	0	3
Robin Ventura, L (1, 5) OBP: 0.322, SLG: 0.443		C B S F F S 1-3 K ①		B B B F B 4-1 2B 1-2 BB	X 0-0 F9 ①		B B B X 3-0 1-3 2B			3	0	1	0	1	1	0
Edgardo Alfonzo, R (1, 4) OBP: 0.381, SLG: 0.422		C S B X 1-2 F9 ②		B X 1-0 1-3 2-H 2B	B B C X 2-1 BB 1B 1B	B X 1-0 G6-3 ③				4	0	2	1	0	0	2
Mike Kinkade, R (1, 9) OBP: 0.280, SLG: 0.417 Roger Cedeno, S (6, PR) OBP: 0.366, SLG: 0.361 (7, 9)	B B X 2-0 G4-3 ③			B C B B B 4-1 G5-4-3 BB	1 SAFE 1 SAFE X 0-0 1-2 BB 1B			C C F F X 0-2 P6 ①		2 1	0 0	1 0	0 0	1 0	0 0	0 0
Rey Ordonez, R (1, 6) OBP: 0.279, SLG: 0.254 Matt Franco, L (8, PH) OBP: 0.188, SLG: 0.200 Todd Pratt, R (8, PH) OBP: 0.404, SLG: 0.549 Turk Wendell, L (9, 1)			C X 0-1 G6-3 ①	X 0-0 G5-4-3 ② ③ 1-2f	B B B B 4-0 1-2 2-3 BB			C X 0-1 BB 1B		2 0 1 0	0 0 0 0	0 0 1 0	0 0 0 0	1 0 0 0	0 0 0 0	3 0 0 0
Al Leiter, L (1, 1) OBP: 0.182, SLG: 0.100 Armando Benitez, R (8, 1) Luis Lopez, S (8, PH) OBP: 0.391, SLG: 0.429 (9, 6)			B X 1-0 1B		C S C 0-3 K ①	B C C B C 2-3 K ②		F B B 1 X SAFE 2-1 F7 ②		3 0 1	0 0 0	1 0 0	0 0 0	0 0 0	2 0 0	3 0 1
Inning Stats	R: 1 H: 1 E: 0 LOB: 0 K: 1 BB: 0 S: 10 P: 18	R: 0 H: 0 E: 0 LOB: 0 K: 1 BB: 0 S: 9 P: 13	R: 0 H: 1 E: 0 LOB: 1 K: 1 BB: 0 S: 10 P: 13	R: 1 H: 2 E: 0 LOB: 2 K: 0 BB: 2 S: 9 P: 21	R: 0 H: 1 E: 0 LOB: 2 K: 1 BB: 1 S: 9 P: 18	R: 0 H: 2 E: 0 LOB: 3 K: 1 BB: 1 S: 8 P: 16	R: 0 H: 1 E: 1 LOB: 2 K: 1 BB: 0 S: 12 P: 20	R: 0 H: 1 E: 0 LOB: 2 K: 1 BB: 1 S: 12 P: 19	R: 2 H: 2 E: 0 LOB: 0 K: 0 BB: 0 S: 3 P: 4	1B: 7 SF: 0 2B: 2 SAC: 0 3B: 0 DP: 1 HR: 2 HBP: 0						

PITCHER		IP	WLS	BF	H	R	ER	SO	BB	IBB	HBP	BLK	WP	HR	S	P	ERA	WHIP
Sterling Hitchcock, L ERA: 5.81	(1, 1)	6.0		28	7	2	2	5	4	0	0	0	1	1	55	99	3.00	1.833
Carlos Reyes, R ERA: 3.48	(7, 1)	1.1		6	1	0	0	1	0	0	0	0	0	0	17	25	0.00	0.750
Ed Vosberg, L ERA:	(8, 1)	0.1	H	2	1	0	0	0	0	0	0	0	0	0	4	6	0.00	3.000
Dan Miceli, R ERA: 4.5	(8, 1)	0.1	H	2	0	0	0	1	1	0	0	0	0	0	3	8	0.00	3.000
Trevor Hoffman, R ERA: 3.0	(9, 1)	0.0	L	2	2	2	2	0	0	0	0	0	0	1	3	4	∞	∞

PITCHER	IP	WLS	BF	H	R	ER	SO	BB	IBB	HBP	BLK	WP	HR	S	P	ERA	WHIP

San Diego Padres @ New York Mets

Shea Stadium, Flushing, NY

Wed Apr 28 1999, 7:10 PM EDT

Att. 22,581 - Unknown - 59 F

livebaseballscorecards.com

AB	35
R	4
H	11
RBI	4
BB	5
SO	7
LOB	21

WP: 1	PA: 40		
PB: 0			
SB: 1			
CS: 0			

Batter	1	2	3	4	5	6	7	8	9	AB	R	H	RBI	BB	SO	LOB
Quilvio Veras, S (1, 4) OBP: 0.296, SLG: 0.279	B B B C C X 3-2 G6-3 ①	B B B 4-0 1B 1B 1-2 BB		1 SAFE B B B B 4-0 1-2 BB		B B F B X 3-1 L7 ③			X 0-0 G3 ①	3	1	0	0	2	0	1
Eric Owens, R (1, 8) (8, 5) OBP: 0.273, SLG: 0.258	C S F X 0-2 1B G4-3 1B	C B B B T F T F F X 3-2 1B 1B 1-3 2-H 3-H 1B		B X 1-0 F8 ③			B S F S 1-3 K ①		B B C C B X 3-2 G6-3 ②	5	1	2	2	0	1	2
Tony Gwynn, L (1, 9) OBP: 0.489, SLG: 0.605	1 SAFE X 0-0 G4-3 1-3 1B	C B X 1-1 1-H 3-H 1B ③			B B B C X 3-1 1B 2B		C X 0-1 F9 ②		B X 1-0 G4-3 ③	5	1	3	1	0	0	0
Wally Joyner, L (1, 3) OBP: 0.373, SLG: 0.318	X 0-0 G4-3 1-2 3-H ②	X 0-0 F8 ①			B X 1-0 G5-3 ①		B F B B F X 3-2 G3-1 ③			4	0	0	1	0	0	2
John Vander Wal, L (1, 7) OBP: 0.386, SLG: 0.487	F B F B B X 3-2 F7 ③	C B B X 2-1 G4-3 ②			C B B B X 3-1 G4-6-3 2-H 1B			C X 0-1 F8 ①		4	0	1	1	0	0	1
Dave Magadan, L (1, 5) OBP: 0.355, SLG: 0.333 Ruben Rivera, R (8, PR) OBP: 0.164, SLG: 0.241 (8, 8)	C X 0-1 1B G1-3 1B 1B	C C X 0-2 G3 ③			X 0-0 G4-6-3 1-2f ② ③			B B B C F B 4-2 L9 1B BB		3 0	1 0	1 0	0 0	1 0	0 0	1 0
Greg Myers, L (1, 2) OBP: 0.471, SLG: 0.536	X 0-0 F8 ①	F X 0-1 G6-3 ①			C B C B S 2-3 K ①			B X 1-0 1-2 1B		4	0	1	0	0	1	1
Chris Gomez, R (1, 6) OBP: 0.311, SLG: 0.241	B B F T F X 2-2 G1-3 1-2 ②	X 0-0 E 1B			B B F F B X 3-2 2B			X 0-0 L9 2-3 ②		4	0	2	0	0	0	3
Woody Williams, R (1, 1) OBP: 0.200, SLG: 0.111 Damian Jackson, R (6, PH) OBP: 0.302, SLG: 0.316 Brian Boehringer, S (6, 1) Roberto Rivera, L (6, 1) Donne Wall, R (6, 1) Phil Nevin, R (8, PH) OBP: 0.381, SLG: 0.800 Dan Micelli, R (8, 1)	B C X 1-1 BB 1B 2-3 1B			1 SAFE P F L C 1-3 K ②		C C S 0-3 K ②		C X 0-1 F8 ③		2 1 0 0 0 1 0	1 0 0 0 0 0 0	1 0 0 0 0 0 0	0 0 0 0 0 0 1	0 0 0 0 0 0 0	1 1 0 0 0 0 2	1 1 0 0 0 0 0
Inning Stats	R: 1 H: 2 E: 0 LOB: 1 K: 0 BB: 0 S: 12 P: 18	R: 3 H: 4 E: 0 LOB: 2 K: 0 BB: 1 S: 16 P: 27	R: 0 H: 0 E: 0 LOB: 0 K: 0 BB: 0 S: 6 P: 8	R: 0 H: 1 E: 1 LOB: 2 K: 1 BB: 1 S: 8 P: 13	R: 1 H: 2 E: 0 LOB: 0 K: 0 BB: 0 S: 6 P: 13	R: 0 H: 1 E: 0 LOB: 1 K: 2 BB: 0 S: 11 P: 19	R: 0 H: 0 E: 0 LOB: 0 K: 1 BB: 0 S: 8 P: 12	R: 0 H: 1 E: 0 LOB: 2 K: 0 BB: 1 S: 8 P: 13	R: 0 H: 0 E: 0 LOB: 0 K: 0 BB: 0 S: 5 P: 9	1B: 9 2B: 2 3B: 0 HR: 0	SF: 0 SAC: 0 DP: 1 HBP: 0			WP: 0 PB: 0 SB: 0 CS: 0	PA: 39		

PITCHER		IP	WLS	BF	H	R	ER	SO	BB	IBB	HBP	BLK	WP	HR	S	P	ERA	WHIP
Bobby Jones, R ERA: 3.09	(1, 1)	5.0		24	9	5	5	1	2	0	0	0	0	0	48	79	9.00	2.200
Dennis Cook, L ERA: 1.23	(6, 1)	1.0	W	4	1	0	0	2	0	0	0	0	0	0	11	19	0.00	1.000
Turk Wendell, R ERA: 1.38	(7, 1)	1.0	H	3	0	0	0	1	0	0	0	0	0	0	8	12	0.00	0.000
Armando Benitez, R ERA: 1.54	(8, 1)	1.0	H	5	1	0	0	0	1	0	0	0	0	0	8	13	0.00	2.000
John Franco, L ERA: 0.96	(9, 1)	1.0	S	3	0	0	0	0	0	0	0	0	0	0	5	9	0.00	0.000

PITCHER	IP	WLS	BF	H	R	ER	SO	BB	IBB	HBP	BLK	WP	HR	S	P	ERA	WHIP

San Diego Padres @ New York Mets

Shea Stadium, Flushing, NY

Thu Apr 29 1999, 1:40 PM EDT

Att. 18,442 - Sunny - 64 F

TOP

livebaseballscorecards.com

AB	36
R	5
H	11
RBI	5
BB	3
SO	4
LOB	15

BOTTOM

Batter	1	2	3	4	5	6	7	8	9	AB	R	H	RBI	BB	SO	LOB
Rickey Henderson, R (1, 7) OBP: 0.468, SLG: 0.525	F B C B B F X 3-2 P4 ①		B B F C B X 3-2 F8 ①		C X 0-1 G6-4-3 ①② 1-2f	1 SAFE B B B B 4-0 PO 1-3 BB		S B B F F B X 3-2 F8 ②		3	0	0	0	1	0	1
Turk Wendell, L (7, 1)										0	0	0	0	0	0	0
Armando Benitez, R (8, 1)										0	0	0	0	0	0	0
Luis Lopez, S (8, PH) OBP: 0.375, SLG: 0.409										1	0	0	0	0	0	1
John Franco, L (9, 1)										0	0	0	0	0	0	0
Edgardo Alfonzo, R (1, 4) OBP: 0.382, SLG: 0.407	C S F F B F X 1-2 F8 ②		B B B B 4-0 BB BB		B S B B F F F B 4-2 HR BB	B 1 SAFE 1-0 PO ③ 1-2	B X 1-0 F7 ①	B X 1-0 F8 ③		3	1	0	0	2	0	1
John Olerud, L (1, 3) OBP: 0.510, SLG: 0.676	C X 0-1 F8 ③		B 1 SAFE C B F B B 4-2 1-2 BB		B X 1-0 1-H HR		C F X 0-2 F7 ②			3	1	1	2	1	0	0
31 Mike Piazza, R (1, 2) OBP: 0.350, SLG: 0.568		B B B C F B 4-2 E BB BB	X 0-0 F8 ②		B B F B X 3-1 G5-3 ③		C B B B 4-1 BB			2	1	0	0	2	0	2
Brian McRae, S (1, 8) OBP: 0.325, SLG: 0.270	C B C B B F B 4-2 E 1-2 BB	X 0-0 P5 ③				B C C B B X 3-2 F8 ①	B S S B F X 2-2 G4-3 ③			3	1	0	0	1	0	3
Matt Franco, L (1, 5) OBP: 0.211, SLG: 0.176		F X 0-1 F7 ①		C B F F B X 2-2 G4-1 ①		B B B C F B 4-2 BB 1B BB		B B B C X 3-1 HR		2	1	0	0	1	0	2
Mike Kinkade, R (7, 7) OBP: 0.308, SLG: 0.560										1	1	1	1	0	0	0
Roger Cedeno, S (1, 9) OBP: 0.378, SLG: 0.359		B B X 2-0 F7 ②		B C B F X 2-2 G4-3 ②		B 1 SAFE B B B 4-0 1B 1-2 SF9 BB		F X 0-1 SH3-4 S 1B 1B		3	2	1	0	1	0	2
Rey Ordonez, R (1, 6) OBP: 0.296, SLG: 0.290		B X 1-0 E6 1-H 2-H 2B		C G B F X 1-2 F7 ③		B B B C C X 3-2 E S 1-3 2-H 1B		S X 0-1 SH3-4 ① 1-3		3	0	2	3	0	0	0
Bobby Jones, R (1, 1) OBP: 0.300, SLG: 0.600		B X 1-0 G5-3 ③			B C B B 4-1 G6-4-3 BB	F X 0-1 SF9 ② 3-H		X 0-0 3-H 1B		1	0	0	0	0	0	1
Jermaine Allensworth, R (5, PH) OBP: 0.233, SLG: 0.083										0	0	0	0	1	0	0
Dennis Cook, L (6, 1)										0	0	0	0	0	0	0
Robin Ventura, L (6, PH) OBP: 0.326, SLG: 0.450										1	0	1	2	0	0	0
(7, 5)																
Inning Stats	R: 0 E: 0 K: 0 S: 12 H: 0 LOB: 0 BB: 0 P: 16	R: 2 E: 1 K: 0 S: 10 H: 1 LOB: 1 BB: 2 P: 22	R: 0 E: 0 K: 0 S: 7 H: 0 LOB: 2 BB: 2 P: 18	R: 0 E: 0 K: 0 S: 11 H: 0 LOB: 0 BB: 0 P: 16	R: 2 E: 0 K: 0 S: 10 H: 1 LOB: 0 BB: 3 P: 22	R: 2 E: 0 K: 0 S: 10 H: 1 LOB: 1 BB: 3 P: 29	R: 0 E: 0 K: 0 S: 9 H: 0 LOB: 1 BB: 1 P: 16	R: 2 E: 0 K: 0 S: 12 H: 3 LOB: 1 BB: 0 P: 19		1B: 3 2B: 1 3B: 0 HR: 2	SF: 1 SAC: 1 DP: 1 HBP: 0			WP: 0 PB: 0 SB: 2 CS: 0	PA: 39	

PITCHER		IP	WLS	BF	H	R	ER	SO	BB	IBB	HBP	BLK	WP	HR	S	P	ERA	WHIP
Woody Williams, R ERA: 3.48	(1, 1)	5.0		22	2	4	4	0	6	0	0	0	0	1	50	94	7.20	1.600
Brian Boehringer, R ERA: 4.5	(6, 1)	0.1	L	4	1	2	2	0	2	0	0	0	0	0	8	22	54.00	9.000
Roberto Rivera, L ERA:	(6, 1)	0.1		2	0	0	0	0	1	0	0	0	0	0	2	6	0.00	3.000
Donne Wall, R ERA: 2.84	(6, 1)	1.1		4	0	0	0	0	1	0	0	0	0	0	9	17	0.00	0.750
Dan Miceli, R ERA: 5.73	(8, 1)	1.0		6	3	2	2	0	0	0	0	0	0	1	12	19	18.00	3.000

PITCHER	IP	WLS	BF	H	R	ER	SO	BB	IBB	HBP	BLK	WP	HR	S	P	ERA	WHIP

San Diego Padres @ New York Mets

Shea Stadium, Flushing, NY

Thu Apr 29 1999, 1:40 PM EDT
Att. 18,442 - Sunny - 64 F

livebaseballscorecards.com

AB	26
R	8
H	6
RBI	8
BB	10
SO	0
LOB	13

Batter	1	2	3	4	5	6	7	8	9	AB	R	H	RBI	BB	SO	LOB
Stan Javier, S (1, 7) OBP: 0.324, SLG: 0.439	S C B C 1-3 ① K		C B X 1-1 ① FC6-5 S 2-3		B C F B F F X 2-2 ① FC4-6 1B 1-2f 2-3		F B B B C X 3-2 ② F9		C B X 1-1 ② G5-3	5	0	0	0	0	1	3
F.P. Santangelo, S (1, 8) OBP: 0.432, SLG: 0.290 (8, 6)	C S C 0-3 ② K		F 1 SAFE B F B X 2-2 ② F7 1-2		B B C B X 3-1 S 1B 1-3 3-H		C B B C B B 4-2 BB BB		X 0-0 1B	4	0	2	1	1	1	1
Ellis Burks, R (1, 9) OBP: 0.398, SLG: 0.456	B B B B 4-0 S BB		C B F B B 4-2 BB		C B 1 SAFE F B B S 3-3 ② K 1-2		1 SAFE S B B B S B 4-2 BB 1-2		F C X 0-2 ③ F8	2	0	0	0	3	1	3
Jeff Kent, R (1, 4) OBP: 0.406, SLG: 0.482	1 SAFE B C B B B 4-1 BB 1-2		C B F B B S 3-3 ③ K		F B F C 1-3 ③ K		C B S B F S 2-3 ③ K			3	0	0	0	1	3	6
Charlie Hayes, R (1, 5) OBP: 0.297, SLG: 0.339	F B F X 1-2 ③ F8			B F B F B S 3-3 ① K		C F C F S 1-3 ① K		C B B X 2-1 ① F9		4	0	0	0	0	2	2
Scott Servais, R (1, 2) OBP: 0.341, SLG: 0.429		S S B X 1-2 ① F8		B F C S 1-3 ② K		C S B X 1-2 HR		B X 1-0 ② F9		4	1	1	1	0	1	0
J.T. Snow, L (1, 3) OBP: 0.392, SLG: 0.353		F B X 1-1 ② G3		B F F B S 2-3 ③ K		C B B X 2-1 G6-4-3 1B		B F C F B B B 4-2 BB		3	0	1	0	1	1	0
Ramon Martinez, R (1, 6) OBP: 0.375, SLG: 0.500 Marvin Benard, L (8, PH) OBP: 0.348, SLG: 0.470 (8, 8)		C B X 1-1 ③ G4-3			B X 1-0 FC4-6 SH 1B 1B	B X 1-0 ② ③ G6-4-3 1-2f		S B X 1-1 ③ G5-3		3 1	1 0	1 0	0 0	0 0	0 0	1 1
Shawn Estes, R (1, 1) OBP: 0.556, SLG: 0.714 Felix Rodriguez, R (6, 1) OBP: 1.000, SLG: 4.000 Rich Aurilia, R (7, PH) OBP: 0.333, SLG: 0.500 Julian Tavarez, L (7, 1) Armando Rios, L (9, PH) OBP: 0.421, SLG: 0.688			F B S B X 2-2 FC6-5 2B		X 0-0 SH FC4-6 1-2		B F B S C 2-3 ① K		B F C C 1-3 ① K	1 0 1 0 1	0 0 0 0 0	1 0 0 0 0	0 0 0 0 0	0 0 0 0 1	0 0 0 0 0	0 0 0 0 0
Inning Stats	R: 0 H: 0 E: 0 LOB: 2 K: 2 BB: 2 S: 10 P: 20	R: 0 H: 0 E: 0 LOB: 0 K: 0 BB: 0 S: 7 P: 10	R: 0 H: 1 E: 0 LOB: 2 K: 1 BB: 1 S: 14 P: 26	R: 0 H: 0 E: 0 LOB: 0 K: 3 BB: 0 S: 9 P: 15	R: 1 H: 2 E: 1 LOB: 0 K: 2 BB: 0 S: 16 P: 26	R: 1 H: 2 E: 0 LOB: 0 K: 1 BB: 0 S: 10 P: 15	R: 0 H: 0 E: 0 LOB: 2 K: 2 BB: 2 S: 14 P: 29	R: 0 H: 0 E: 0 LOB: 1 K: 0 BB: 1 S: 8 P: 16	R: 0 H: 1 E: 0 LOB: 1 K: 1 BB: 0 S: 9 P: 11	1B: 4 SF: 0 2B: 1 SAC: 1 3B: 0 DP: 1 HR: 1 HBP: 0						

PITCHER		IP	WLS	BF	H	R	ER	SO	BB	IBB	HBP	BLK	WP	HR	S	P	ERA	WHIP
Allen Watson, L ERA: 3.42	(1, 1)	5.0	W	22	3	1	1	8	3	0	0	0	0	0	56	97	1.80	1.200
Dennis Cook, L ERA: 2.0	(6, 1)	1.2		8	2	1	1	2	2	0	0	0	0	1	20	38	5.40	2.400
Turk Wendell, R ERA: 1.17	(7, 1)	2.1	S	9	1	0	0	2	1	0	0	0	0	0	21	33	0.00	0.857

PITCHER	IP	WLS	BF	H	R	ER	SO	BB	IBB	HBP	BLK	WP	HR	S	P	ERA	WHIP

TOP

San Francisco Giants @ New York Mets

Shea Stadium, Flushing, NY

Fri Apr 30 1999, 7:10 PM EDT
Att. 32,427 - Unknown - 62 F

livebaseballscorecards.com

AB	32
R	2
H	6
RBI	2
BB	6
SO	12
LOB	17

1B: 4	SF: 0	WP: 0	PA: 39
2B: 1	SAC: 1	PB: 0	
3B: 0	DP: 1	SB: 3	
HR: 1	HBP: 0	CS: 0	

BOTTOM

San Francisco Giants @ New York Mets

Shea Stadium, Flushing, NY

Fri Apr 30 1999, 7:10 PM EDT

Att. 32,427 - Unknown - 62 F

livebaseballscorecards.com

Batter	1	2	3	4	5	6	7	8	9	AB	R	H	RBI	BB	SO	LOB
Rickey Henderson, R (1, 7) OBP: 0.458, SLG: 0.500 Roger Cedeno, S (8, 9) OBP: 0.370, SLG: 0.350	C B B B B 4-1 1B 31 BLK BB	F B X 1-1 ① F8		B C B F B X 3-2 ① G5-3		C C F F B X 1-2 ① L5		S B C B S 2-3 ① K		3 1 0 0 1 0 1 1 0 0 0 0 1 0						
Edgardo Alfonzo, R (1, 4) OBP: 0.402, SLG: 0.429	B B B X 3-0 31 BLK 1-3 2B 1B	B X 1-0 S 1B		C B X 1-1 ② F9 2-3		B B T F X 2-2 31 FC5-4 1B		B B X 2-0 2B 1B		5 2 4 0 0 0 1						
John Olerud, L (1, 3) OBP: 0.495, SLG: 0.658	C C S 0-3 ① K	C B C C 1-3 ② K 1-2		B C S X 1-2 ③ G3-1		B B 1 SAFE X 2-0 ② F7		1 SAFE B C B B X 3-1 31 1B 1-H SF7-5-4 2B		5 1 1 1 0 2 5						
31 Mike Piazza, R (1, 2) OBP: 0.356, SLG: 0.537	B B S B B 4-1 2B WP 1-2 3-H BB	C X 0-1 ③ G4-3			B F X 1-1 ① G5-3	B F B X 2-1 ③ FC5-4 1-2f		C C B F X 1-2 SF7-5-4 2-3 1B		4 1 1 0 1 0 2						
Robin Ventura, L (1, 5) OBP: 0.340, SLG: 0.512	B X 1-0 WP 1-3 2-H FC5 2B		B F B X 2-1 ① G3-1		C X 0-1 HR	X 0-0 1B 1B		B S B X 2-1 ②③ SF7-5-4 1-2 3-H		4 2 3 3 0 0 0						
Mike Kinkade, R (1, 9) OBP: 0.333, SLG: 0.536 (8, 7)	B B B B 4-0 FC5 WP BB		B B F X 2-1 ② G6-3		B C C B S 2-3 ② K	B X 1-0 1-2 1B				3 0 1 0 1 1 0						
Brian McRae, S (1, 8) OBP: 0.346, SLG: 0.288	B C C F B F F B B 4-2 WP FC5 1-2 2-3 3-H BB		C B B C X 2-2 1B		B F X 1-1 WP 1B 1B	B C X 1-1 ① P4				3 0 2 0 1 0 2						
Rey Ordonez, R (1, 6) OBP: 0.293, SLG: 0.288	C X 0-1 ② FC5 WP 1-2 2-3f 3-H		C B X 1-1 ③ G6-3		B C X 1-1 WP 1-2 1B	C X 0-1 ② F8				4 0 1 1 0 0 5						
Allen Watson, L (1, 1) OBP: 0.375, SLG: 0.500 Jermaine Allensworth, R (5, PH) OBP: 0.226, SLG: 0.080 Dennis Cook, L (6, 1) Turk Wendell, L (7, 1)	C C B S 1-3 ③ K 1-2 2-3			C C F X 0-2 F9 2B	B B C X 2-1 ③ F8 1-2 2-3		X 0-0 ③ G4-3			2 0 1 0 0 1 2 1 0 0 0 0 0 2 0 0 0 0 0 0 0 1 0 0 0 0 0 2						
Inning Stats	R: 4 H: 2 E: 0 LOB: 2 K: 2 BB: 4 S: 17 P: 38	R: 0 H: 1 E: 0 LOB: 1 K: 1 BB: 0 S: 8 P: 11	R: 0 H: 1 E: 0 LOB: 1 K: 0 BB: 0 S: 9 P: 16	R: 0 H: 1 E: 0 LOB: 1 K: 0 BB: 0 S: 12 P: 17	R: 1 H: 3 E: 0 LOB: 2 K: 1 BB: 0 S: 13 P: 20	R: 0 H: 1 E: 0 LOB: 1 K: 0 BB: 0 S: 11 P: 18	R: 0 H: 2 E: 0 LOB: 2 K: 0 BB: 0 S: 7 P: 9	R: 2 H: 3 E: 0 LOB: 0 K: 1 BB: 0 S: 12 P: 22		1B: 10 SF: 1 2B: 4 SAC: 0 3B: 0 DP: 1 HR: 1 HBP: 0						

AB	36
R	7
H	14
RBI	5
BB	4
SO	5
LOB	22

WP: 3 PA: 41
PB: 0
SB: 1
CS: 0

PITCHER		IP	WLS	BF	H	R	ER	SO	BB	IBB	HBP	BLK	WP	HR	S	P	ERA	WHIP
Shawn Estes, L ERA: 6.04	(1, 1)	5.0	L	27	8	5	5	4	4	0	0	1	3	1	59	102	9.00	2.400
Felix Rodriguez, R ERA: 4.38	(6, 1)	1.0		4	1	0	0	0	0	0	0	0	0	0	11	18	0.00	1.000
Julian Tavarez, R ERA: 10.29	(7, 1)	2.0		10	5	2	2	1	0	0	0	0	0	0	19	31	9.00	2.500

PITCHER	IP	WLS	BF	H	R	ER	SO	BB	IBB	HBP	BLK	WP	HR	S	P	ERA	WHIP

Batter	1	2	3	4	5	6	7	8	9	AB	R	H	RBI	BB	SO	LOB
Marvin Benard, L (1, 8) OBP: 0.351, SLG: 0.453	B M B B B B 4-1 G4-3 E BB	C B X 1-1 ③ G1-3		B F C B S 2-3 ② K			B B C F C 2-3 ① K		B S S F B B B 4-2 FC4 BB	3	0	0	0	2	2	4
Armando Rios, L (1, 7) OBP: 0.375, SLG: 0.571	C B 1 SAFE 1 SAFE X 1-1 ① G4-3 1-3		B F B X 2-1 CS 1B	X 0-0 ③ G3			B B C S F B F S 3-3 ② K		C S C 0-3 ① K	5	0	1	0	0	2	5
Ellis Burks, R (1, 9) OBP: 0.376, SLG: 0.425	B X 1-0 ② G5-3		C B C B C 2-3 ① ② K 1-2		F X 0-1 ① F7		B B C F S 2-3 ③ K		B S B S X 2-2 ② FC4 1-2f	5	0	0	0	0	2	3
Jeff Kent, R (1, 4) OBP: 0.414, SLG: 0.483	X 0-0 ③ G6-3		B C C B B X 3-2 1B		B B C F B B 4-2 G3 PB BB			C F B B F X 2-2 1B G3 1B	S C C 0-3 ③ K	4	1	2	0	1	1	2
J.T. Snow, L (1, 3) OBP: 0.387, SLG: 0.348		C C X 0-2 ① G6-3	B 1 SAFE X 1-0 ③ L4		B B X 2-0 ② G3 1-3			C X 0-1 G3 BB 1-3 SF8 1B		4	1	1	0	0	0	2
Charlie Hayes, R (1, 5) OBP: 0.308, SLG: 0.338		B X 1-0 BB 1B 1B		C C X 0-2 ① F9	B T B F F B S 3-3 ③ K			B B B C B 4-1 G3 1-2 BB		3	1	1	0	1	1	1
Brent Mayne, L (1, 2) OBP: 0.388, SLG: 0.362		B B B B 4-0 1B G4-3 1-2 BB		L X 0-1 BB HBP 1B		C B C S 1-3 ① K		C X 0-1 ① G3 1-2 2-3 3-H		3	1	1	1	1	1	2
Rich Aurilia, R (1, 6) OBP: 0.341, SLG: 0.500 Ramon Martinez, R (8, 6) OBP: 0.375, SLG: 0.500		B X 1-0 G4-3 1-3 2-H 1B		B B C F B H 4-2 BB 1-2 HBP		S B C F X 1-2 ② G5-3		B F X 1-1 ② SF8 3-H		2 0	0 0	1 0	2 0	0 0	0 0	0 0
Chris Brock, R (1, 1) OBP: 0.167, SLG: 0.091 Jerry Spradlin, S (6, 1) Stan Javier, S (8, PH) OBP: 0.319, SLG: 0.433 Alan Embree, L (8, 1)		X 0-0 ② G4-3 1-2 3-H		B B B B 4-0 1-2 2-3 BB		X 0-0 ③ G3		X 0-0 ③ F7		2 0 1 0	0 0 0 0	0 0 0 0	1 0 0 0	1 0 0 0	0 0 0 0	1 0 1 0

| Inning Stats | | |

BOTTOM

San Francisco Giants @ New York Mets

Shea Stadium, Flushing, NY

Sat May 01 1999, 1:40 PM EDT

Att. 33,825 - Sunny - 61 F

livebaseballscorecards.com

Batter	1	2	3	4	5	6	7	8	9	AB	R	H	RBI	BB	SO	LOB
Roger Cedeno, S (1, 9) OBP: 0.373, SLG: 0.341	BFCC 1-3 ① K		BBBBB 4-0 1B 1B BB		X 0-0 ① F7	BX 1-0 ③ F8	X 0-0 1-2 2-3 1B			4	1	1	0	1	1	3
Edgardo Alfonzo, R (1, 4) OBP: 0.402, SLG: 0.458 Rey Ordonez, R (8, 6) OBP: 0.293, SLG: 0.288	BBFFFFBX 3-2 HR		CX 0-1 1B 1-3 1B 1B		CBBFBX 3-2 ② G5-3	XBFX 1-2 ① G3 3-2 FC5 2-3f				5 0	2 0	2 0	1 0	0 0	0 0	3 0
John Olerud, L (1, 3) OBP: 0.500, SLG: 0.646	BX 1-0 ② G4-3		BBX 2-0 1B 1-2 3-H 1B		CBCBS 2-3 ③ K		BBBB 4-0 1B E HR BB	BBBB 4-0 F9 WP 1B BB		3	2	1	1	2	1	0
Robin Ventura, L (1, 5) OBP: 0.343, SLG: 0.517	FBCFFS 1-3 ③ K		CX 0-1 1-3 2-H 1B			BCX 1-1 G3-1 1B 2B	FFX 0-2 E1 1B 1-2 HR	BBFX 2-1 ① F9 1-3		5	2	2	1	0	1	2
Matt Franco, L (1, 7) OBP: 0.182, SLG: 0.150 Jermaine Allensworth, R (7, 7) OBP: 0.273, SLG: 0.148		CBBX 2-1 ① G3	BX 1-0 ③ G4-3			CBX 1-1 ① P5	CCBBX 2-2 1-2 2-3 HR 1B	BBCFX 2-2 BB E 3-H 1B		3 2	0 1	0 2	0 1	0 0	0 0	3 0
Brian McRae, S (1, 8) OBP: 0.349, SLG: 0.329		BBBBB 4-0 CS BB		CFBBBBS 3-3 ① K		BCBBBX 3-1 ② G3-1 2-3	BX 1-0 1-H 2-H 3-H HR	BCX 1-1 E5 BB 1-2		4	1	1	4	1	1	2
Todd Pratt, R (1, 2) OBP: 0.403, SLG: 0.527	B 1 SAFE F 1 SAFE C F 1 SAFE P B	3-3 ② ③ S K 1-2		CFBBX 2-2 ② 1B		BBSBBFB 4-2 HBP 1B BB	CX 0-1 ② F9	BBSX 2-1 ② P4		4	0	1	0	1	1	3
Luis Lopez, S (1, 6) OBP: 0.448, SLG: 0.417 (8, 4)			FX 0-1 ① P4	BCBBFFB 4-2 FC4-6 BB		BX 1-0 1-2 3-H HBP 1B	SH 1-1 1B 1B HBP	FFBFBBFB 4-2 1-2 2-3 BB		2	0	1	1	2	0	0
Orel Hershiser, R (1, 1) Mike Kinkade, R (6, PH) OBP: 0.355, SLG: 0.536 Josias Manzanillo, R (7, 1) OBP: 1.000, SLG: 1.000 Bobby Bonilla, S (8, PH) OBP: 0.302, SLG: 0.269 Rigo Beltran, L (9, 1)			X 0-0 ② L7	X 0-0 ③ FC4-6 1-2f		BFFFH 2-2 1-2 2-3 HBP	FX 0-1 FC5 1-2 1B	X 0-0 ③ P3		2 0 0 1 1 0	0 0 0 0 0 0	0 0 1 0 0 0	0 0 0 0 0 0	0 0 0 0 0 0	0 0 0 0 0 0	1 0 0 3 0
Inning Stats	R: 1 E: 0 K: 2 S: 14 H: 1 LOB: 0 BB: 0 P: 20	R: 0 E: 0 K: 1 S: 7 H: 0 LOB: 1 BB: 1 P: 15	R: 2 E: 0 K: 0 S: 9 H: 3 LOB: 2 BB: 1 P: 16	R: 0 E: 0 K: 1 S: 10 H: 1 LOB: 1 BB: 1 P: 19	R: 0 E: 0 K: 1 S: 7 H: 0 LOB: 0 BB: 0 P: 12	R: 1 E: 0 K: 0 S: 12 H: 2 LOB: 3 BB: 1 P: 25	R: 4 E: 1 K: 0 S: 21 H: 4 LOB: 3 BB: 1 P: 33	R: 1 E: 1 K: 0 S: 14 H: 1 LOB: 3 BB: 2 P: 29		1B: 9 2B: 2 3B: 0 HR: 2 SF: 0 SAC: 0 DP: 1 HBP: 2				WP: 1 PB: 0 SB: 0 CS: 1 PA: 45		

	AB	36
	R	9
	H	12
	RBI	9
	BB	7
	SO	5
	LOB	20

PITCHER		IP	WLS	BF	H	R	ER	SO	BB	IBB	HBP	BLK	WP	HR	S	P	ERA	WHIP
Chris Brock, R ERA: 4.65	(1, 1)	5.2	L	27	7	4	4	5	4	0	1	0	0	1	58	105	6.35	1.941
Jerry Spradlin, R ERA: 12.79	(6, 1)	1.1		11	4	4	3	0	1	0	1	0	0	1	22	35	20.25	3.750
Alan Embree, L ERA: 3.72	(8, 1)	1.0		7	1	1	1	0	2	0	0	0	1	0	14	29	9.00	3.000

PITCHER	IP	WLS	BF	H	R	ER	SO	BB	IBB	HBP	BLK	WP	HR	S	P	ERA	WHIP

Batter	1	2	3	4	5	6	7	8	9	AB	R	H	RBI	BB	SO	LOB
Marvin Benard, L (1, 8) OBP: 0.337, SLG: 0.433	C F B X 1-2 G4-3 ①		B C X 1-1 F8 ③			X 0-0 B5-3 ②		B X 1-0 P5 ③		4	0	0	0	0	0	1
Stan Javier, S (1, 7) OBP: 0.342, SLG: 0.493	C B F X 1-2 G3 ②			F X 0-1 G3-6-1 2B		C B B X 2-1 3B			X 0-0 BB 1B 1B	4	0	3	0	0	0	0
Jeff Kent, R (1, 4) OBP: 0.409, SLG: 0.473	X 0-0 L3 ③			B X 1-0 G3-6-1 1B		X 0-0 G6-3 ③			C S B S 1-3 K ①	4	0	1	0	0	1	2
J.T. Snow, L (1, 3) OBP: 0.391, SLG: 0.348 F.P. Santangelo, S (9, PR) OBP: 0.432, SLG: 0.290		B S F B B F B 4-2 BB		B F C X 1-2 G3-6-1 ① ② 1-2f 2-3			C F X 0-2 G6-3 ①		C B S B B X 3-2 BB 1B 1-2	3 0	0 0	1 0	0 0	1 0	0 0	2 0
Ellis Burks, R (1, 9) OBP: 0.381, SLG: 0.421		B X 1-0 F8 ①		B X 1-0 G6-3 ③			B C C B X 2-2 CS 1B		B B F B F F B 4-2 G6-4-3 BB 1-2 2-3	3	0	1	0	1	0	2
Charlie Hayes, R (1, 5) OBP: 0.293, SLG: 0.319		B S F S 1-3 K ②			B X 1-0 F9 ①		1 SAFE S B B B S B S 3-3 K ② ③ 1-2		X 0-0 G6-4-3 ② ③ 1-2f	4	0	0	0	0	2	5
Brent Mayne, L (1, 2) OBP: 0.371, SLG: 0.344		B X 1-0 F7 ③			B B F B X 3-1 F7 ②			X 0-0 P8 ①		3	0	0	0	0	0	1
Rich Aurilia, R (1, 6) OBP: 0.353, SLG: 0.500 Shawn Estes, R (8, PR) OBP: 0.556, SLG: 0.714 John Johnstone, R (8, 1) Rich Rodriguez, L (8, 1)			B C C F F B F B B 4-2 G6-4-3 BB		X 0-0 G6-3 ③			C B B B C F X 3-2 E7 1B		2 0 0 0	0 0 0 0	1 0 0 0	0 0 0 0	1 0 0 0	0 0 0 0	0 0 0 0
Kirk Rueter, L (1, 1) OBP: 0.125, SLG: 0.125 Ramon Martinez, R (8, PH) OBP: 0.366, SLG: 0.486 (8, 6)			1 SAFE L S B X 1-2 G6-4-3 ① ② 1-2f			M B S X 1-2 G6-3 ①		B B C S S 2-3 K ②		2 1	0 0	0 0	0 0	0 1	0 1	1 1
Inning Stats	R: 0 E: 0 K: 0 S: 7 H: 0 LOB: 0 BB: 0 P: 9	R: 0 E: 0 K: 1 S: 8 H: 0 LOB: 1 BB: 1 P: 15	R: 0 E: 0 K: 0 S: 10 H: 0 LOB: 0 BB: 1 P: 16	R: 0 E: 0 K: 0 S: 7 H: 2 LOB: 1 BB: 0 P: 10	R: 0 E: 0 K: 0 S: 4 H: 0 LOB: 0 BB: 0 P: 8	R: 0 E: 0 K: 0 S: 7 H: 1 LOB: 1 BB: 0 P: 10	R: 0 E: 0 K: 1 S: 9 H: 1 LOB: 0 BB: 0 P: 14	R: 0 E: 1 K: 1 S: 9 H: 1 LOB: 1 BB: 0 P: 15	R: 0 E: 0 K: 1 S: 11 H: 2 LOB: 3 BB: 1 P: 19	1B: 5 2B: 1 3B: 1 HR: 0	SF: 0 SAC: 0 DP: 3 HBP: 0						

PITCHER		IP	WLS	BF	H	R	ER	SO	BB	IBB	HBP	BLK	WP	HR	S	P	ERA	WHIP
Masato Yoshii, R ERA: 5.81	(1, 1)	6.0		21	3	0	0	1	2	0	0	0	0	0	43	68	0.00	0.833
Dennis Cook, L ERA: 1.64	(7, 1)	2.0	W	7	2	0	0	2	0	0	0	0	0	0	18	29	0.00	1.000
John Franco, L ERA: 0.87	(9, 1)	1.0	S	5	2	0	0	1	1	0	0	0	0	0	11	19	0.00	3.000

PITCHER	IP	WLS	BF	H	R	ER	SO	BB	IBB	HBP	BLK	WP	HR	S	P	ERA	WHIP

San Francisco Giants @ New York Mets

Shea Stadium, Flushing, NY

Sun May 02 1999, 1:40 PM EDT

Att. 37,431 - Cloudy - 62 F

TOP

livebaseballscorecards.com

AB	30
R	0
H	7
RBI	0
BB	3
SO	4
LOB	15

WP: 0	PA: 33		
PB: 0			
SB: 0			
CS: 1			

BOTTOM

San Francisco Giants @ New York Mets

Shea Stadium, Flushing, NY

Sun May 02 1999, 1:40 PM EDT
Att. 37,431 - Cloudy - 62 F

livebaseballscorecards.com

Batter	1	2	3	4	5	6	7	8	9	AB	R	H	RBI	BB	SO	LOB
Rickey Henderson, R (1, 7) OBP: 0.437, SLG: 0.470 John Franco, L (9, 1)	C B B X 2-1 G4-3 ①		B F C B B C 3-3 K ② ③ 1-2			C B 1 SAFE X 1-1 G6-4-3 ① ② 1-2f		B B B C X 3-1 E6 BB 1B 1-H		4 0	1 0	0 0	0 0	0 0	1 0	2 0
Edgardo Alfonzo, R (1, 4) OBP: 0.397, SLG: 0.444	B B X 2-0 F9 ②			B B B C X 3-1 F8 ①		X 0-0 P3 ③		B 1 SAFE B B B 4-0 1B 1-2 BB		3	0	0	0	1	0	0
John Olerud, L (1, 3) OBP: 0.509, SLG: 0.647	B C B X 2-1 G3 ③			B B C B F F B 4-2 BB			B F X 1-1 1B	C B B X 2-1 1-3 2-H 1B		3	0	2	1	1	0	0
31 Mike Piazza, R (1, 2) OBP: 0.327, SLG: 0.489		C B F X 1-2 F9 ①		B C X 1-1 L8 ②			B C B F X 2-2 L7 ①	B B F B X 3-1 F8 ③		4	0	0	0	0	0	4
Robin Ventura, L (1, 5) OBP: 0.333, SLG: 0.500		B X 1-0 L9 ②		C X 0-1 L7 ③			C X 0-1 P3 ②			3	0	0	0	0	0	2
Mike Kinkade, R (1, 9) OBP: 0.324, SLG: 0.484		C B B X 2-1 E6 S			L B X 1-1 L1 ①		B B F C C 2-3 K ③			3	0	0	0	0	1	1
Jermaine Allensworth, R (1, 8) OBP: 0.257, SLG: 0.138 Brian McRae, S (8, PH) OBP: 0.345, SLG: 0.324 (9, 8)		C C B S 1-3 K ③ 1-2			L B C C C 1-3 K ②			B F C C C 1-3 K ①		2 1	0 0	0 0	0 0	0 0	2 1	1 0
Rey Ordonez, R (1, 6) OBP: 0.282, SLG: 0.275			C B F F B B S 3-3 K ①		B X 1-0 P3 ③			F B F F X 1-2 G5-3 ②		3	0	0	0	0	1	0
Masato Yoshii, R (1, 1) OBP: 0.125, SLG: 0.125 Roger Cedeno, S (6, PH) OBP: 0.385, SLG: 0.356 Dennis Cook, L (7, 1) Matt Franco, L (8, PH) OBP: 0.217, SLG: 0.190 (9, 7)			F B B X 2-1 CS 1B			B B C X 2-1 G6-4-3 1B		X 0-0 E 1B		1 1 0 1	0 0 0 1	1 1 0 1	0 0 0 0	0 0 0 0	0 0 0 0	0 0 0 0
Inning Stats	R: 0 E: 0 K: 0 S: 5 H: 0 LOB: 0 BB: 0 P: 11	R: 0 E: 1 K: 1 S: 9 H: 0 LOB: 1 BB: 0 P: 14	R: 0 E: 0 K: 2 S: 9 H: 1 LOB: 1 BB: 0 P: 17	R: 0 E: 0 K: 0 S: 9 H: 0 LOB: 1 BB: 1 P: 17	R: 0 E: 0 K: 1 S: 6 H: 0 LOB: 0 BB: 0 P: 9	R: 0 E: 0 K: 0 S: 5 H: 1 LOB: 0 BB: 0 P: 8	R: 0 E: 0 K: 1 S: 10 H: 1 LOB: 1 BB: 0 P: 15	R: 2 E: 1 K: 1 S: 14 H: 2 LOB: 2 BB: 1 P: 28		1B: 5 2B: 1 3B: 0 HR: 0 SF: 0 SAC: 0 DP: 2 HBP: 0					WP: 0 PB: 0 SB: 1 CS: 1	PA: 31

	AB	29
	R	2
	H	5
	RBI	1
	BB	2
	SO	6
	LOB	10

PITCHER		IP	WLS	BF	H	R	ER	SO	BB	IBB	HBP	BLK	WP	HR	S	P	ERA	WHIP
Kirk Rueter, L ERA: 7.36	(1, 1)	7.0		24	3	0	0	5	1	0	0	0	0	0	53	91	0.00	0.571
John Johnstone, R ERA:	(8, 1)	0.2	L	5	1	2	0	1	1	0	0	0	0	0	10	19	0.00	3.000
Rich Rodriguez, L ERA: 4.26	(8, 1)	0.1		2	1	0	0	0	0	0	0	0	0	0	4	9	0.00	3.000

PITCHER		IP	WLS	BF	H	R	ER	SO	BB	IBB	HBP	BLK	WP	HR	S	P	ERA	WHIP

Batter	1	2	3	4	5	6	7	8	9	AB	R	H	RBI	BB	SO	LOB
Craig Biggio, R (1, 4) OBP: 0.368, SLG: 0.470	B C B B B 4-1 BB	F F X 0-2 ③ F7			B X 1-0 ② G5-3		B B C B B 4-1 BB			2	0	0	0	2	0	2
Derek Bell, R (1, 9) OBP: 0.308, SLG: 0.444	1 SAFE C B C S 1-3 ① K		F X 0-1 1B		B F F C 1-3 ③ K		C C B 1 S SAFE 1-3 ③ K			4	0	1	0	0	3	2
5 Jeff Bagwell, R (1, 3) OBP: 0.468, SLG: 0.700	F X 0-1 ② F9	C B B X 2-1 ① F9			B S B B X 3-1 ① F7			S F B F F X 1-2 L3 1B		4	0	1	0	0	0	2
Carl Everett, S (1, 8) OBP: 0.371, SLG: 0.453	F B B F T 2-2 ③ K	B B C S F X 2-2 ② L4				F B S C 1-3 ② K		B X 1-0 ① F7		4	0	0	0	0	2	3
Ken Caminiti, S (1, 5)		B C B C B B 4-2 F8 1B 1B BB	F C B C 1-3 ③ K			X 0-0 HR 1B		1 SAFE X 0-0 ②③ L3 1-2		3	2	1	0	1	1	2
Richard Hidalgo, R (1, 7) OBP: 0.307, SLG: 0.489		B X 1-0 ① F8	B B C X 2-1 ① P3			C X 0-1 1-H HR			B C F B X 2-2 ① F9	4	1	1	2	0	0	1
Paul Bako, L (1, 2) OBP: 0.545, SLG: 0.556 Russ Johnson, R (9, PH)		B B T F X 2-2 1B 1-2 1B	B B F X 2-1 ② G4-3			C B F X 1-2 ③ G4-3			C S B C 1-3 ② K	3 1	0 0	1 0	0 0	0 0	0 1	0 0
Tim Bogar, R (1, 6) OBP: 0.286, SLG: 0.311		C F B X 1-2 ② F8 2-3	C C C 0-3 ③ K				B F X 1-1 ① G5-3		X 0-0 ③ G6-3	4	0	0	0	0	1	2
Chris Holt, R (1, 1) OBP: 0.333, SLG: 0.143 Jack Howell, L (7, PH) OBP: 0.417, SLG: 0.500 Jay Powell, R (7, 1) Doug Henry, R (8, 1)		B B B C C X 3-2 1-3 3-H 1B			B C X 1-1 ① G4-3		X 0-0 ② P5			2 1 0 0	0 0 0 0	1 0 0 0	1 0 0 0	0 0 0 0	0 0 0 0	0 0 0 0

TOP

Houston Astros @ New York Mets

Shea Stadium, Flushing, NY

Mon May 03 1999, 7:10 PM EDT

Att. 14,878 - Cloudy - 59 F

livebaseballscorecards.com

AB	32
R	3
H	6
RBI	3
BB	3
SO	8
LOB	14

Inning Stats	1	2	3	4	5	6	7	8	9	1B: 5	SF: 0	WP: 0	PA: 35
	R: 0 E: 0 K: 2 S: 9 H: 0 LOB: 1 BB: 1 P: 16	R: 1 E: 0 K: 0 S: 15 H: 2 LOB: 2 BB: 1 P: 26	R: 0 E: 0 K: 1 S: 12 H: 1 LOB: 1 BB: 0 P: 17	R: 0 E: 0 K: 1 S: 7 H: 0 LOB: 0 BB: 0 P: 11	R: 0 E: 0 K: 1 S: 6 H: 0 LOB: 0 BB: 0 P: 9	R: 2 E: 0 K: 1 S: 11 H: 2 LOB: 0 BB: 0 P: 16	R: 0 E: 0 K: 1 S: 7 H: 0 LOB: 1 BB: 1 P: 13	R: 0 E: 0 K: 0 S: 7 H: 1 LOB: 0 BB: 0 P: 9	R: 0 E: 0 K: 1 S: 7 H: 0 LOB: 0 BB: 0 P: 10	2B: 1 3B: 0 HR: 1	SAC: 0 DP: 1 HBP: 0	PB: 0 SB: 0 CS: 0	

PITCHER		IP	WLS	BF	H	R	ER	SO	BB	IBB	HBP	BLK	WP	HR	S	P	ERA	WHIP
Rick Reed, R ERA: 3.6	(1, 1)	6.0	W	25	5	3	3	6	2	0	0	0	0	1	60	95	4.50	1.167
Turk Wendell, R ERA: 1.04	(7, 1)	2.0	H	7	1	0	0	1	1	0	0	0	0	0	14	22	0.00	1.000
John Franco, L ERA: 0.79	(9, 1)	1.0	S	3	0	0	0	1	0	0	0	0	0	0	7	10	0.00	0.000

PITCHER	IP	WLS	BF	H	R	ER	SO	BB	IBB	HBP	BLK	WP	HR	S	P	ERA	WHIP

Houston Astros @ New York Mets

Shea Stadium, Flushing, NY

Mon May 03 1999, 7:10 PM EDT

Att. 14,878 - Cloudy - 59 F

BOTTOM

Batter	1	2	3	4	5	6	7	8	9	AB	R	H	RBI	BB	SO	LOB
Roger Cedeno, S (1, 7) (2, 9) OBP: 0.404, SLG: 0.388	1-1 S, 31 1B, 1B	3-2 G4-3 ①		4-1 G5-3, 1-2, BB		1-1 S, SF8, 2B		2-3 K ②③, 2-3		4	2	2	0	1	1	2
Edgardo Alfonzo, R (1, 4) OBP: 0.392, SLG: 0.441	1-1 G5-3 ①, 1-2	0-0 1B		1-1 G5-3 ②③, 1-2, 2-3f		3-2 SF8 ②, 2-H				3	0	1	1	0	0	3
John Olerud, L (1, 3) OBP: 0.509, SLG: 0.648	4-2 1B, 31 1B, HBP, BB	3-1 F7 ②			1-0 G5-3, 2B	0-0 G3 ③				3	1	1	0	1	0	1
31 Mike Piazza, R (1, 2) OBP: 0.321, SLG: 0.469	1-1 HBP, 1B, 1B, 1-2, 2-H, 1B	1-0 F8 ③			2-1 G1-3 ①		1-2 G4-3 ①			4	1	1	1	0	0	2
Robin Ventura, L (1, 5) OBP: 0.349, SLG: 0.500	2-1 HBP, 1B, 1-2, 2-3, 1B		2-1 G5-4-3, HBP		4-0 G5-3, IBB		2-1 F9 ②			2	1	1	0	1	0	0
Mike Kinkade, R (1, 9) OBP: 0.316, SLG: 0.441 (2, 7) John Franco, L (9, 1)	3-2 G5-3, 1B, HBP, 1-2, 2-3, 3-H		1-0 G5-4-3 ①②, 1-2f		2-2 G5-3 ②, 1-2, 2-3		1-3 K ③			3	0	0	1	0	1	3
										0	0	0	0	0	0	0
Brian McRae, S (1, 8) OBP: 0.352, SLG: 0.324	2-2 G5-3, 1-2, 2-H, 3-H, 1B		1-0 F7 ③		4-0 BB			1-3 K ①		3	0	1	2	1	1	0
Rey Ordonez, R (1, 6) OBP: 0.293, SLG: 0.288	0-1 G5-3 ②, 1-2, 2-3			2-1 G5-3, BB, 1B	0-1 G1-3 ③			0-0 CS, BB, 1B		4	0	2	0	0	0	5
Rick Reed, R (1, 1) OBP: 0.200, SLG: 0.200 Bobby Bonilla, S (6, PH) OBP: 0.267, SLG: 0.264 Turk Wendell, L (7, 1) Matt Franco, L (8, PH) OBP: 0.250, SLG: 0.190 Jermaine Allensworth, R (8, PR) OBP: 0.257, SLG: 0.138 (9, 7)	1-2 G3 ③			0-3 K ①		3-1 G6-3 ①		4-0 1-2, BB		2 1 0 0 0	0 0 0 0 0	0 0 0 0 0	0 0 0 1 0	0 0 0 0 0	1 0 0 0 0	3 0 0 0 0
Inning Stats	R: 4 E: 0 K: 0 S: 25 H: 4 LOB: 2 BB: 1 P: 40	R: 0 E: 0 K: 0 S: 7 H: 1 LOB: 1 BB: 0 P: 14	R: 0 E: 0 K: 0 S: 3 H: 0 LOB: 0 BB: 0 P: 7	R: 0 E: 0 K: 1 S: 8 H: 1 LOB: 1 BB: 1 P: 15	R: 0 E: 0 K: 0 S: 9 H: 1 LOB: 3 BB: 2 P: 22	R: 1 E: 0 K: 0 S: 8 H: 1 LOB: 0 BB: 0 P: 15	R: 0 E: 0 K: 1 S: 8 H: 0 LOB: 0 BB: 0 P: 12	R: 0 E: 0 K: 2 S: 7 H: 1 LOB: 2 BB: 1 P: 14		1B: 7 2B: 3 3B: 0 HR: 0	SF: 1 SAC: 0 DP: 3 HBP: 2					

livebaseballscorecards.com

AB	29
R	5
H	9
RBI	5
BB	5
SO	4
LOB	19

WP: 0 PB: 0 SB: 2 CS: 1 PA: 37

PITCHER		IP	WLS	BF	H	R	ER	SO	BB	IBB	HBP	BLK	WP	HR	S	P	ERA	WHIP
Chris Holt, R ERA: 6.35	(1, 1)	6.0	L	30	8	5	5	1	3	1	2	0	0	0	60	113	7.50	1.833
Jay Powell, R ERA: 6.23	(7, 1)	1.0		3	0	0	0	1	0	0	0	0	0	0	8	12	0.00	0.000
Doug Henry, R ERA: 7.71	(8, 1)	1.0		4	1	0	0	2	1	0	0	0	0	0	7	14	0.00	2.000

PITCHER	IP	WLS	BF	H	R	ER	SO	BB	IBB	HBP	BLK	WP	HR	S	P	ERA	WHIP

Batter	1	2	3	4	5	6	7	8	9	AB	R	H	RBI	BB	SO	LOB
Craig Biggio, R (1, 4) OBP: 0.370, SLG: 0.471	B C B X 2-1 F9 ①		F H 1-1 HBP		C S B F B X 2-2 G4-3 ①		X 0-0 HR 2B 3-H	C B X 1-1 G5-3 ③		4	1	1	1	0	0	2
Derek Bell, R (1, 9) OBP: 0.321, SLG: 0.481	X 0-0 F9 ②		F B B B 1 S X SAFE 3-2 F9 ③ 2-3		B X 1-0 5 G5-4-3 1B		B S B B X 3-1 HR 2-H		F F X 0-2 5 G3-6-3 1B	5	1	3	2	0	0	2
5 Jeff Bagwell, R (1, 3) OBP: 0.457, SLG: 0.674	C B B B F F X 3-2 G6-3 ③			S B B X 2-1 1B 2B 1B	B B X 2-0 G5-4-3 ② ③ 1-2f		C X 0-1 G5-3 ③		B C S F B X 2-2 G3-6-3 ① ② 1-2f	5	1	1	0	0	0	2
Ken Caminiti, S (1, 5) OBP: 0.378, SLG: 0.395		C B B T F S 2-3 K ①		X 0-0 2B 1B 1-2		B F F F S 1-3 K ①		F X 0-1 1B 1B 1B	B B B B 4-0 BB	4	1	2	0	1	2	0
Richard Hidalgo, R (1, 8) OBP: 0.311, SLG: 0.495 (8, 7)		C X 0-1 G6-3 ②		B C F B B X 3-2 2B 1-3 2-H		B X 1-0 F7 ②		B B F F B F 1 SAFE X 3-2 1B 2B 1B 1-2	B B X 2-0 P4 ③	5	1	2	1	0	0	1
Tony Eusebio, R (1, 2) OBP: 0.424, SLG: 0.373		B B T X 2-1 G5-3 ③		X 0-0 F9 ①		C X 0-1 G5-3 ③		C B X 1-1 2B 1B 1-2 2-H		4	0	1	1	0	0	2
Alex Diaz, S (1, 7) OBP: 0.333, SLG: 0.412 Glen Barker, S (8, 8) OBP: 0.500, SLG: 0.500			F F B X 1-2 P3 ① S B X 1-1 E SH1-4 1B	X 0-0 P6 ② F S B F B B B 4-2 BB			C B F B B F X 3-2 G6-3 ① X 0-0 G6-3 ②	L L S 0-3 K ① C 2 F B X SAFE 1-2 1-3 2-H 2B		4 0 0 0 0 1 4 0 0 0 0 0 0 0					
Tim Bogar, R (1, 6) OBP: 0.321, SLG: 0.354										3	0	2	1	1	0	0
Mike Hampton, R (1, 1) OBP: 0.333, SLG: 0.545 Jack Howell, L (8, PH) OBP: 0.385, SLG: 0.455 Scott Elarton, R (8, 1)			X 0-0 SH1-4 ② 1-2	B X 1-0 P9 ③			B X 1-0 2B 3B	B F F C 1-3 K ②		2 1 1 0 0 0 3 1 0 0 0 0 1 2 0 0 0 0 0 0 0						
Inning Stats	R: 0 H: 0 E: 0 LOB: 0 K: 0 BB: 0 S: 7 P: 12	R: 0 H: 0 E: 0 LOB: 0 K: 1 BB: 0 S: 8 P: 12	R: 0 H: 1 E: 1 LOB: 2 K: 0 BB: 0 S: 10 P: 16	R: 1 H: 3 E: 0 LOB: 3 K: 0 BB: 1 S: 12 P: 22	R: 0 H: 1 E: 0 LOB: 0 K: 0 BB: 0 S: 6 P: 11	R: 0 H: 0 E: 0 LOB: 0 K: 1 BB: 0 S: 7 P: 9	R: 3 H: 3 E: 0 LOB: 0 K: 0 BB: 0 S: 11 P: 18	R: 2 H: 4 E: 0 LOB: 2 K: 2 BB: 0 S: 19 P: 26	R: 0 H: 1 E: 0 LOB: 1 K: 0 BB: 1 S: 8 P: 16	1B: 8 SF: 0 2B: 3 SAC: 1 3B: 1 DP: 2 HR: 1 HBP: 1						

TOP

Houston Astros @ New York Mets

Shea Stadium, Flushing, NY

Tue May 04 1999, 7:10 PM EDT

Att. 27,192 - Cloudy - 62 F

livebaseballscorecards.com

AB	37
R	6
H	13
RBI	6
BB	2
SO	4
LOB	18

WP: 0 PA: 41
PB: 0
SB: 0
CS: 0

PITCHER		IP	WLS	BF	H	R	ER	SO	BB	IBB	HBP	BLK	WP	HR	S	P	ERA	WHIP
Al Leiter, L ERA: 4.73	(1, 1)	7.0	L	33	11	6	6	2	1	0	1	0	0	1	69	112	7.71	1.714
Josias Manzanillo, R ERA: 5.4	(8, 1)	1.0		4	1	0	0	2	0	0	0	0	0	0	11	14	0.00	1.000
Armando Benitez, R ERA: 1.42	(9, 1)	1.0		4	1	0	0	0	1	0	0	0	0	0	8	16	0.00	2.000

PITCHER		IP	WLS	BF	H	R	ER	SO	BB	IBB	HBP	BLK	WP	HR	S	P	ERA	WHIP

BOTTOM

Batter	1	2	3	4	5	6	7	8	9	AB	R	H	RBI	BB	SO	LOB
Roger Cedeno, S (1, 7) OBP: 0.410, SLG: 0.373	C B B B F B 4-2 G4-3 S BB		B C B S B F X 3-2 ③ G6-3			B B B B 4-0 FC6-4 BB		C C S 0-3 ② K		2	0	0	0	2	1	0
Edgardo Alfonzo, R (1, 4) OBP: 0.395, SLG: 0.443	B X 1-0 ① F8			C B B S X 2-2 31 FC1-6 1B		B B F X 2-1 ② FC6-4 BB 31 1B 1-2f		B X 1-0 PB 1B		4	1	2	0	0	0	2
John Olerud, L (1, 3) OBP: 0.500, SLG: 0.626 Armando Benitez, R (9, 1)	B C S B X 2-2 ② G4-3 1-3			X 0-0 ① F8		B B C F B B 4-2 31 1B 1-2 BB		B B C F S 2-3 ③ K 1-2		3 0	0 0	0 0	0 0	1 0	1 0	3 0
31 Mike Piazza, R (1, 2) OBP: 0.316, SLG: 0.453	B X 1-0 ③ G6-3			B C F X 1-2 ② FC1-6 FC6 1-2f		F B B X 2-1 1-3 2-H 1B			B C X 1-1 ① G4-3	4	0	1	1	0	0	2
Bobby Bonilla, S (1, 9) OBP: 0.279, SLG: 0.246		B X 1-0 ① F8		B B B X 3-0 ③ FC6 1-2f		S B F B S 2-3 ③ K			C B B X 2-1 ② G6-3	4	0	0	0	0	1	3
Robin Ventura, L (1, 5) OBP: 0.336, SLG: 0.480		S S B S 1-3 ② K			B B X 2-0 ① F8		C S F F F F B B T 2-2 ① K		F B F F F B X 2-2 ③ P5	4	0	0	0	0	2	0
Brian McRae, S (1, 8) OBP: 0.340, SLG: 0.312		B S F B S 2-3 ③ K			B B B C X 3-1 ② L4		B T B X 2-1 ② F8			3	0	0	0	0	1	0
Rey Ordonez, R (1, 6) OBP: 0.282, SLG: 0.276			B C B X 2-1 ① G4-3		X 0-0 ③ G3-1		B C F B F B X 3-2 ③ G6-3			3	0	0	0	0	0	0
Al Leiter, L (1, 1) OBP: 0.154, SLG: 0.083 Josias Manzanillo, R (8, 1) OBP: 1.000, SLG: 1.000 Matt Franco, L (8, PH) OBP: 0.240, SLG: 0.182 (9, 3)			C S C 0-3 ② K			B B B F C F F X 3-2 ① P5		B C B C S C F X 2-2 ① G4-3		2 0 0 1	0 0 0 0	0 0 0 0	0 0 0 0	0 0 0 0	1 0 0 0	0 0 0 0
Inning Stats	R: 0 H: 0 E: 0 LOB: 1 K: 0 BB: 1 S: 7 P: 15	R: 0 H: 0 E: 0 LOB: 0 K: 2 BB: 0 S: 7 P: 11	R: 0 H: 0 E: 0 LOB: 0 K: 1 BB: 0 S: 9 P: 14	R: 0 H: 1 E: 0 LOB: 1 K: 0 BB: 0 S: 8 P: 14	R: 0 H: 0 E: 0 LOB: 0 K: 0 BB: 0 S: 4 P: 9	R: 1 H: 1 E: 0 LOB: 2 K: 1 BB: 2 S: 13 P: 30	R: 0 H: 0 E: 0 LOB: 0 K: 1 BB: 0 S: 13 P: 20	R: 0 H: 1 E: 0 LOB: 1 K: 2 BB: 0 S: 11 P: 16	R: 0 H: 0 E: 0 LOB: 0 K: 0 BB: 0 S: 9 P: 14	1B: 3 SF: 0 2B: 0 SAC: 0 3B: 0 DP: 0 HR: 0 HBP: 0						

PITCHER		IP	WLS	BF	H	R	ER	SO	BB	IBB	HBP	BLK	WP	HR	S	P	ERA	WHIP
Mike Hampton, L ERA: 3.49	(1, 1)	7.0	W	26	2	1	1	5	3	0	0	0	0	0	61	113	1.29	0.714
Scott Elarton, R ERA: 1.08	(8, 1)	2.0		7	1	0	0	2	0	0	0	0	0	0	20	30	0.00	0.500

PITCHER	IP	WLS	BF	H	R	ER	SO	BB	IBB	HBP	BLK	WP	HR	S	P	ERA	WHIP

Houston Astros @ New York Mets

Shea Stadium, Flushing, NY

Tue May 04 1999, 7:10 PM EDT

Att. 27,192 - Cloudy - 62 F

livebaseballscorecards.com

AB	30
R	1
H	3
RBI	1
BB	3
SO	7
LOB	10

WP: 0 PA: 33
PB: 1
SB: 1
CS: 0

Batter	1	2	3	4	5	6	7	8	9	AB	R	H	RBI	BB	SO	LOB
Craig Biggio, R (1, 4) OBP: 0.374, SLG: 0.477	C B F B B F B 4-2 2B 5 1B BB		B B C X 2-1 ① F8		B C C X 1-2 2-H 2B			C C S 0-3 ① K		3	1	1	1	1	1	1
Derek Bell, R (1, 9) OBP: 0.319, SLG: 0.481	X 0-0 1-3 5 1B 2B		B F S B F T 2-2 ② K		B X 1-0 ③ G6-3			1 SAFE B B X 2-0 ② P2		4	1	1	0	0	1	2
5 Jeff Bagwell, R (1, 3) OBP: 0.458, SLG: 0.697	B C T F F X 1-2 CS 2-H 3-H 1B		B S B B C S 3-3 ③ K			C X 0-1 ① L9		1 SAFE B X 1-0 1-H HR		4	1	2	4	0	1	0
Carl Everett, S (1, 8) OBP: 0.367, SLG: 0.444 Billy Wagner, L (8, 1)	F 1 S S SAFE 0-3 ① ② K 1-2			B F B X 2-1 ① G1-3		B B S F S 2-3 ② K		B C F B B F X 3-2 BB 1B		4 0	0 0	1 0	0 0	0 0	2 0	1 0
Richard Hidalgo, R (1, 7) OBP: 0.309, SLG: 0.480	C F B X 1-2 ③ G5-3			B C X 1-1 ② G5-3		B X 1-0 ③ G6-3		P B 1 SAFE 1 SAFE B B 4-0 1-2 BB		3	0	0	0	1	0	0
Tony Eusebio, R (1, 2) OBP: 0.397, SLG: 0.345		C B X 1-1 ① P3		B C X 1-1 ③ L4			C F B X 1-2 ① F8	C X 0-1 ③ L4		4	0	0	0	0	0	2
Russ Johnson, R (1, 5) OBP: 0.200, SLG: 0.400 Jay Powell, R (7, 1) Glen Barker, S (8, 8) OBP: 0.600, SLG: 0.800		C C X 0-2 2B			B B B C X 3-1 ① L3		B C B S C 2-3 ② K		B C F T X 1-2 CS 2B	3 0 1	0 0 0	1 0 1	0 0 0	0 0 0	1 0 0	0 0 0
Tim Bogar, R (1, 6) OBP: 0.316, SLG: 0.365		X 0-0 ② F9			X 0-0 2B 2B		C B S C 1-3 ③ K		X 0-0 ① P6	4	1	1	0	0	1	2
Sean Bergman, R (1, 1) OBP: 0.200, SLG: 0.800 Bill Spiers, L (7, 5) OBP: 0.442, SLG: 0.528		C C F S 0-3 ③ K			B S S S 1-3 ② K			B B B B 4-0 5 HR BB	C F B X 1-2 ② ③ G4-3 2-3	2 1	0 1	0 1	0 0	0 1	2 0	2 1
Inning Stats	R: 2 E: 0 K: 1 S: 15 H: 2 LOB: 0 BB: 1 P: 21	R: 0 E: 0 K: 1 S: 10 H: 1 LOB: 1 BB: 0 P: 11	R: 0 E: 0 K: 2 S: 9 H: 0 LOB: 0 BB: 0 P: 16	R: 0 E: 0 K: 0 S: 6 H: 0 LOB: 0 BB: 0 P: 10	R: 1 E: 0 K: 1 S: 10 H: 2 LOB: 1 BB: 0 P: 16	R: 0 E: 0 K: 1 S: 6 H: 0 LOB: 0 BB: 0 P: 9	R: 0 E: 0 K: 2 S: 9 H: 0 LOB: 0 BB: 0 P: 13	R: 2 E: 0 K: 1 S: 12 H: 2 LOB: 2 BB: 2 P: 25	R: 0 E: 0 K: 0 S: 7 H: 1 LOB: 0 BB: 0 P: 9	1B: 2 2B: 5 3B: 0 HR: 1	SF: 0 SAC: 0 DP: 0 HBP: 0						

Houston Astros @ New York Mets

Shea Stadium, Flushing, NY

Wed May 05 1999, 7:10 PM EDT

Att. 25,026 - Unknown - 67 F

TOP

livebaseballscorecards.com

AB	33
R	5
H	8
RBI	5
BB	3
SO	9
LOB	11

PITCHER		IP	WLS	BF	H	R	ER	SO	BB	IBB	HBP	BLK	WP	HR	S	P	ERA	WHIP
Bobby Jones, R ERA: 3.23	(1, 1)	7.0		26	5	3	3	8	1	0	0	0	0	0	65	96	3.86	0.857
Armando Benitez, R ERA: 2.7	(8, 1)	0.2	L	5	2	2	2	1	1	0	0	0	0	1	9	19	27.00	4.500
Turk Wendell, R ERA: 0.96	(8, 1)	1.1		5	1	0	0	0	1	0	0	0	0	0	10	15	0.00	1.500

PITCHER	IP	WLS	BF	H	R	ER	SO	BB	IBB	HBP	BLK	WP	HR	S	P	ERA	WHIP

Houston Astros @ New York Mets

Shea Stadium, Flushing, NY

Wed May 05 1999, 7:10 PM EDT

Att. 25,026 - Unknown - 67 F

BOTTOM

Batter	1	2	3	4	5	6	7	8	9	AB	R	H	RBI	BB	SO	LOB
Roger Cedeno, S (1, 7) (9, 9) OBP: 0.424, SLG: 0.393	1-1 2B 1B		1-2 FC6-4 1B		2-3 K ①		0-0 G6-4-3 1-2 3-H 1B		0-3 K ③	5	1	3	1	0	2	0
Edgardo Alfonzo, R (1, 4) OBP: 0.391, SLG: 0.445	0-0 G3 31 G4-3 1-H 2B		1-1 FC6-4 ① BB 1-2f 2-3		2-3 K ②		1-2 G6-4-3 ②③ 1-2f			4	1	1	1	0	1	4
John Olerud, L (1, 3) OBP: 0.500, SLG: 0.613 Mike Kinkade, R (8, PR) OBP: 0.316, SLG: 0.441 (9, 7)	2-2 G3 ① 2-3		4-0 31 G5-4-3 1-2 BB		3-1 G4-3 ③			4-1 HBP BB		2 0	0 0	0 0	0 0	2 0	0 0	1 0
31 Mike Piazza, R (1, 2) OBP: 0.311, SLG: 0.439	0-0 G4-3 ② 3-H		0-0 G5-4-3 ②③ 1-2f			2-2 L4-3 1B		2-2 F9 ①		4	0	1	1	0	0	4
Robin Ventura, L (1, 5) OBP: 0.333, SLG: 0.480 (9, 3)	1-2 F8 ③			0-0 G4-3 SF8 2B		1-1 L4-3 ①② 1-2		0-3 K ②		4	1	1	0	0	1	2
Brian McRae, S (1, 8) OBP: 0.337, SLG: 0.300 Luis Lopez, S (8, PR) OBP: 0.448, SLG: 0.417 (9, 5)	0-0 G6-3 ①			2-2 G4-3 ① 2-3		0-0 F8 ③		4-2 HBP 1-2		3 0	0 0	0 0	0 0	0 0	0 0	1 0
Bobby Bonilla, S (1, 9) OBP: 0.282, SLG: 0.254 Jermaine Allensworth, R (7, PR) OBP: 0.250, SLG: 0.133 (8, 9) (9, 8)	1-0 G6-3 ②			0-0 SF8 ② 3-H			0-0 1B SH3-4 1B 1B	1-3 K ③		2 1	0 1	1 0	1 0	0 0	0 1	0 2
Rey Ordonez, R (1, 6) OBP: 0.284, SLG: 0.291	1-2 G1-3 ③			1-1 1B 2B			0-0 SH3-4 ① 1-2		1-3 K ①	3	0	1	0	0	1	0
Bobby Jones, R (1, 1) OBP: 0.417, SLG: 0.667 Matt Franco, L (7, PH) OBP: 0.269, SLG: 0.217 Armando Benitez, R (8, 1) Turk Wendell, L (8, 1) Todd Pratt, R (9, PH) OBP: 0.397, SLG: 0.518			2-2 FC6-4 1B 1B	0-0 ③ 2-H 1B			0-0 1B 2-3 1B		1-3 K ②	2 1 0 0 1	0 0 0 0 0	2 1 0 0 0	0 0 0 0 0	0 0 0 0 1	0 0 0 0 0	0 0 0 0 0
Inning Stats	R: 2 E: 0 K: 0 S: 12 H: 2 LOB: 0 BB: 0 P: 16		R: 0 E: 0 K: 0 S: 5 H: 0 LOB: 0 BB: 0 P: 7	R: 0 E: 0 K: 0 S: 10 H: 2 LOB: 2 BB: 1 P: 18	R: 1 E: 0 K: 0 S: 8 H: 3 LOB: 2 BB: 0 P: 11	R: 0 E: 0 K: 2 S: 9 H: 0 LOB: 0 BB: 0 P: 16	R: 0 E: 0 K: 0 S: 6 H: 1 LOB: 0 BB: 0 P: 9	R: 1 E: 0 K: 0 S: 9 H: 3 LOB: 2 BB: 0 P: 10	R: 0 E: 0 K: 2 S: 14 H: 0 LOB: 2 BB: 1 P: 25	R: 0 E: 0 K: 3 S: 9 H: 0 LOB: 0 BB: 0 P: 11	1B: 8 2B: 4 3B: 0 HR: 0	SF: 1 SAC: 1 DP: 3 HBP: 1						

PITCHER		IP	WLS	BF	H	R	ER	SO	BB	IBB	HBP	BLK	WP	HR	S	P	ERA	WHIP
Sean Bergman, R ERA: 3.66	(1, 1)	6.0		24	8	3	3	2	1	0	0	0	0	0	50	77	4.50	1.500
Jay Powell, R ERA: 6.1	(7, 1)	1.2	W	9	3	1	1	1	1	0	1	0	0	0	20	31	5.40	2.400
Billy Wagner, L ERA: 3.97	(8, 1)	1.1	S	4	0	0	0	4	0	0	0	0	0	0	12	15	0.00	0.000

PITCHER	IP	WLS	BF	H	R	ER	SO	BB	IBB	HBP	BLK	WP	HR	S	P	ERA	WHIP

livebaseballscorecards.com

AB	32
R	4
H	11
RBI	4
BB	2
SO	7
LOB	14

WP: 0 PB: 0 SB: 0 CS: 0 PA: 37

Batter	1	2	3	4	5	6	7	8	9	AB	R	H	RBI	BB	SO	LOB
Roger Cedeno, S (1, 7) OBP: 0.408, SLG: 0.367	F C B X 1-2 L5 ①	C B B B F X 3-2 G4-3 ③		B B F B C F B 4-2 HR 1-2 BB		B B C X 2-1 G4-3 ①		B B B C X 3-1 G4-3 ①		4	1	0	0	1	0	0
Edgardo Alfonzo, R (1, 4) OBP: 0.414, SLG: 0.500	C F B B X 2-2 BB 1B 1B		C F B X 1-2 G3 E 1B	C F B X 1-2 1-H 2-H HR		C B B B B 4-1 BB		B C X 1-1 2B		4	3	4	3	1	0	0
John Olerud, L (1, 3) OBP: 0.492, SLG: 0.594 Mike Kinkade, R (8, PH) OBP: 0.308, SLG: 0.429 (8, 3)	C B B 1 SAFE F B B 4-2 BB 1B 1-2 BB		F C S 1 SAFE B F X 2-2 G3 ① 1-2	C X 0-1 G5-3 ③		C F 1 SAFE C 0-3 K ②		C S B X 1-2 P4 ②		3 1	0 0	0 0	0 0	1 0	1 0	2 1
31 Mike Piazza, R (1, 2) OBP: 0.308, SLG: 0.443 Todd Pratt, R (8, PH) OBP: 0.391, SLG: 0.509 (8, 2)	B S X 1-1 P4 ②		S B B S X 2-2 F8 ②		B X 1-0 F9 1B 2B	B X 1-0 G4-3 ③		F B B X 2-1 P5 ③		4 1	1 0	1 0	0 0	0 0	0 0	4 1
Robin Ventura, L (1, 5) OBP: 0.345, SLG: 0.495	C B X 1-1 BB 1-2 2-H 1B		X 0-0 E9 2-H 1B		B C X 1-1 F9 ① 2-3		C C B B X 2-2 G3-1 1B 2B		C B X 1-1 F8 ①	5	1	3	1	0	0	1
Brian McRae, S (1, 8) OBP: 0.340, SLG: 0.298	C C B F B B B 4-2 1-2 2-3 BB		B B 1 B C F C SAFE 3-3 K ③		C X 0-1 1B 3-H 1B		S B C S 1-3 K ①		B C X 1-1 G1 ②	4	0	1	1	1	2	2
Bobby Bonilla, S (1, 9) OBP: 0.276, SLG: 0.250	B B C B C X 3-2 G3-1 ③			B B F B X 3-1 BB HR 1B	F C B X 1-2 F9 ②	F B X 1-1 G3-1 ② 2-3		B C B B X 3-1 F8 ③		5	1	1	0	0	0	5
Rey Ordonez, R (1, 6) OBP: 0.293, SLG: 0.301		F F S 0-3 K ①		C F C 0-3 K ①	C X 0-1 1-2 1B	B X 1-0 FC6-4 3-H 1B				4	0	2	1	0	2	1
Orel Hershiser, R (1, 1) Josias Manzanillo, R (5, 1) OBP: 1.000, SLG: 1.000 Matt Franco, L (7, PH) OBP: 0.259, SLG: 0.208 Allen Watson, L (7, 1) OBP: 0.375, SLG: 0.500 Armando Benitez, R (8, 1)		B B C F S X 2-3 K ②		F B X 1-1 P8 ②	C B C X 1-2 F7 ③		C F X 0-2 FC6-4 ③ 1-2f			3 0 1 0 0	0 0 0 0 0	0 0 0 0 0	0 0 0 0 0	0 0 0 0 0	1 0 0 0 0	3 0 1 0 0
Inning Stats	R: 1 H: 2 E: 0 LOB: 3 K: 0 BB: 2 S: 18 P: 34	R: 0 H: 0 E: 0 LOB: 0 K: 2 BB: 0 S: 9 P: 14	R: 1 H: 2 E: 1 LOB: 1 K: 1 BB: 0 S: 14 P: 22	R: 3 H: 2 E: 0 LOB: 0 K: 1 BB: 1 S: 15 P: 24	R: 1 H: 3 E: 0 LOB: 2 K: 0 BB: 0 S: 13 P: 17	R: 0 H: 0 E: 0 LOB: 1 K: 1 BB: 1 S: 7 P: 14	R: 1 H: 2 E: 0 LOB: 1 K: 1 BB: 0 S: 12 P: 17	R: 0 H: 1 E: 0 LOB: 1 K: 0 BB: 0 S: 9 P: 16	R: 0 H: 0 E: 0 LOB: 0 K: 0 BB: 0 S: 6 P: 11	1B: 8 2B: 3 3B: 0 HR: 1	SF: 0 SAC: 0 DP: 0 HBP: 0			WP: 0 PB: 0 SB: 0 CS: 0	PA: 43		

TOP

New York Mets @ Arizona Diamondbacks

Bank One Ballpark, Phoenix, AZ

Fri May 07 1999, 10:05 PM EDT

Att. 38,154 - Cloudy - 90 F

livebaseballscorecards.com

AB	39
R	7
H	12
RBI	6
BB	4
SO	6
LOB	21

PITCHER		IP	WLS	BF	H	R	ER	SO	BB	IBB	HBP	BLK	WP	HR	S	P	ERA	WHIP
Todd Stottlemyre, R ERA: 3.66	(1, 1)	5.0	W	27	9	6	5	4	3	0	0	0	0	1	69	111	9.00	2.400
Darren Holmes, R ERA: 4.15	(6, 1)	2.0		9	2	1	1	2	1	0	0	0	0	0	19	31	4.50	1.500
John Frascatore, R ERA: 3.12	(8, 1)	1.0		4	1	0	0	0	0	0	0	0	0	0	9	16	0.00	1.000
Brian Anderson, L ERA: 9.58	(9, 1)	1.0		3	0	0	0	0	0	0	0	0	0	0	6	11	0.00	0.000

PITCHER	IP	WLS	BF	H	R	ER	SO	BB	IBB	HBP	BLK	WP	HR	S	P	ERA	WHIP

Batter	1	2	3	4	5	6	7	8	9	AB	R	H	RBI	BB	SO	LOB
Tony Womack, L (1, 9) OBP: 0.320, SLG: 0.330	BBBB 4-0 BB 1B 2B BB	CX 0-1 G4-3 3B		CCBFFBX 2-2 1B	BBX 2-0 1-H 3B		SBX 1-1 E S WP 1B	FBX 1-1 ③ P5		5	3	4	1	1	0	0
Jay Bell, R (1, 4) OBP: 0.358, SLG: 0.592	1 SAFE 1 SAFE 1 SAFE 1 SAFE FBX 1-1 BB 1-2 2B 1B	BBCSX 2-2 ① G5-3		BX 1-0 ③ G5-3	BBCBS 2-3 ③ K		1 SAFE BBB 1 SAFE SBBB 4-1 G3-1 WP 1-3 1B BB			4	2	1	0	1	1	3
Luis Gonzalez, L (1, 7) OBP: 0.463, SLG: 0.707	B 1 SAFE BBC 2 SAFE B 4-1 1-2 2-3 2B BB	FSBFX 1-2 ② G4-3 3-H			BX 1-0 ① F9	BBCFX 2-2 HR	BX 1-0 ① G3-1 1-3 3-H			4	2	1	2	1	0	1
Matt Williams, R (1, 5) OBP: 0.394, SLG: 0.724	BX 1-0 F8 1B 1-H 2-H 3-H 2B	CX 0-1 ③ P3			X 0-0 1B 2B 2B	X 0-0 G1-3 HBP 1B	IIII 4-0 1B SF8 IBB			4	3	3	3	1	0	0
Steve Finley, L (1, 8) OBP: 0.302, SLG: 0.422	X 0-0 ① F8 2-3	CBSX 1-2 ① L4			BBBB 4-0 1B 2B BB	FFC 0-3 ① K	SX 0-1 SF8 1-3 3-H 1B			4	1	1	1	1	1	2
Tony Batista, R (1, 6) OBP: 0.296, SLG: 0.340	X 0-0 1B 3-H 1B	SFFS 0-3 ② K			CFFBX 1-2 1-2 2-3 2B 1B	FBCH 2-2 G1-3 1-2 HBP	FFBBFFFX 2-2 ② SF8 1-2 3-H			3	1	2	2	0	1	0
Travis Lee, L (1, 3) OBP: 0.303, SLG: 0.340	X 0-0 1-3 1B	BBBCBX 3-1 ③ G6-3			X 0-0 1-H 2-H 3-H 1B 2B	BBBCCX 2-2 ② G1-3 1-2 2-3	BBBFBCFX 3-2 ③ G3			5	1	2	3	0	0	3
Kelly Stinnett, R (1, 2) OBP: 0.244, SLG: 0.225	BCFS 1-3 ② K			BBBCX 3-1 ① F7	BCCBFX 2-2 ② P4	IIII 4-0 IBB	CBFS 1-3 ① K			4	0	0	0	1	2	3
Todd Stottlemyre, L (1, 1) OBP: 0.368, SLG: 0.313 David Dellucci, L (5, PH) OBP: 0.500, SLG: 0.412 Darren Holmes, R (6, 1) John Frascatore, R (8, 1) Greg Colbrunn, R (8, PH) OBP: 0.350, SLG: 0.474 Brian Anderson, R (9, 1)	X 0-0 ③ G3			BFX 1-1 ② G3	X 0-0 2-H 3B 1B	BCFFBC 2-3 ③ K		BCSSS 1-3 ② K		2 1 1 0 1 0 0	0 1 0 0 0 0 0	0 1 0 0 0 0 0	0 1 0 0 0 0 0	0 0 1 0 0 1 0	0 0 3 0 0 0 0	2 0 0 0 0 0 0
Inning Stats	R: 4 E: 0 K: 1 S: 11 H: 4 LOB: 2 BB: 2 P: 22	R: 1 E: 0 K: 0 S: 11 H: 1 LOB: 0 BB: 0 P: 14	R: 0 E: 0 K: 1 S: 9 H: 0 LOB: 0 BB: 0 P: 13	R: 0 E: 0 K: 0 S: 10 H: 1 LOB: 1 BB: 0 P: 17	R: 5 E: 0 K: 1 S: 16 H: 5 LOB: 1 BB: 1 P: 28	R: 1 E: 0 K: 2 S: 16 H: 2 LOB: 3 BB: 1 P: 28	R: 3 E: 0 K: 0 S: 16 H: 2 LOB: 1 BB: 2 P: 31	R: 0 E: 0 K: 2 S: 8 H: 0 LOB: 0 BB: 0 P: 11		1B: 9 2B: 3 3B: 2 HR: 1	SF: 1 SAC: 0 DP: 0 HBP: 1			WP: 1 PB: 0 SB: 1 CS: 0	PA: 46	

PITCHER		IP	WLS	BF	H	R	ER	SO	BB	IBB	HBP	BLK	WP	HR	S	P	ERA	WHIP
Orel Hershiser, R ERA: 6.75	(1, 1)	4.1	L	25	9	9	9	2	3	0	0	0	0	0	48	79	18.69	2.769
Josias Manzanillo, R ERA: 5.94	(5, 1)	1.2		11	4	2	2	3	0	1	1	0	0	1	25	43	10.80	2.400
Allen Watson, L ERA: 4.38	(7, 1)	1.0		7	2	3	3	0	1	1	0	0	1	0	16	31	27.00	3.000
Armando Benitez, R ERA: 2.51	(8, 1)	1.0		3	0	0	0	2	0	0	0	0	0	0	8	11	0.00	0.000

PITCHER	IP	WLS	BF	H	R	ER	SO	BB	IBB	HBP	BLK	WP	HR	S	P	ERA	WHIP

BOTTOM

New York Mets @ Arizona Diamondbacks

Bank One Ballpark, Phoenix, AZ

Fri May 07 1999, 10:05 PM EDT
Att. 38,154 - Cloudy - 90 F

livebaseballscorecards.com

AB	38
R	14
H	15
RBI	13
BB	6
SO	7
LOB	17

Batter	1	2	3	4	5	6	7	8	9	AB	R	H	RBI	BB	SO	LOB
Roger Cedeno, S (1, 9) OBP: 0.408, SLG: 0.369	C X 0-1 ① G3		C F B B X 2-2 ② G5-3		B X 1-0 E4 WP 1-3 2-H		C B F B F B X 3-2 CS 1B		F B C B X 2-2 1B	5	0	2	0	0	0	1
Edgardo Alfonzo, R (1, 4) OBP: 0.406, SLG: 0.487	C X 0-1 ② F9		X 0-0 ③ G5-3		B B B C X 3-1 ② FC5-2 WP 3-H		1 SAFE 1 SAFE 1 SAFE B X 1-0 ② FC4-6 1-2 1B		B C C X 1-2 ② F9	5	0	1	0	0	0	4
John Olerud, L (1, 3) OBP: 0.489, SLG: 0.610	F F B X 1-2 HR			C B B F X 2-2 ① G6-3	B B B 4-0 1-2 2-3 BB		C F X 0-2 ③ FC4-6 1-2f		C C C 0-3 ③ K	4	1	1	1	1	1	3
31 Mike Piazza, R (1, 2) OBP: 0.304, SLG: 0.431	B B C S B X 3-2 ③ L5			B F X 1-1 1B	C F B S 1-3 ③ K			B F S S 1-3 ① K		4	0	1	0	0	2	3
Robin Ventura, L (1, 5) OBP: 0.341, SLG: 0.482		B B B B 4-0 G4-6-3 1B BB		C B B F S 1-3 ② K	F B F F F S 1-3 ① K			B B B X 3-0 ② F8		3	0	0	0	1	2	1
Brian McRae, S (1, 8) OBP: 0.336, SLG: 0.295		B X 1-0 G4-6-3 1-2 1B		F 1 SAFE B X 1-1 ③ L1		X 0-0 ② G3		C C B X 1-2 ③ G4-3		4	0	1	0	0	0	1
Matt Franco, L (1, 7) OBP: 0.267, SLG: 0.333 Jermaine Allensworth, R (7, 7) OBP: 0.243, SLG: 0.129		C F X 0-2 ① ② G4-6-3 1-2f 2-3			F F B B X 2-2 ① G4-3	B B F X 2-1 HR			X 0-0 ① G5-3	3 1	1 0	1 0	1 0	0 0	0 0	2 0
Rey Ordonez, R (1, 6) OBP: 0.302, SLG: 0.310		C B B F C 2-3 ③ K			B X 1-0 1B E 1B	C X 0-1 ③ F8			C B B B X 2-1 2B 1B	4	2	2	0	0	1	1
Masato Yoshii, R (1, 1) OBP: 0.200, SLG: 0.200 Mike Kinkade, R (7, PH) OBP: 0.300, SLG: 0.417 Dennis Cook, L (7, 1) Turk Wendell, L (8, 1) Bobby Bonilla, S (9, PH) OBP: 0.286, SLG: 0.277 Josias Manzanillo, R (9, PR) OBP: 1.000, SLG: 1.000 John Franco, L (9, 1) Armando Benitez, R (9, 1)			C F C 0-3 ① K		1 SAFE X 0-0 E 1-2 FC5-2 1B		B S X 1-1 ① P4		X 0-0 1-H 2B	2 1 0 0 1 0 0 0	0 0 0 0 0 0 0 0	1 0 0 0 1 0 0 0	0 0 0 0 1 0 0 0	0 0 0 0 0 0 0 0	1 0 0 0 0 0 0 0	0 0 0 0 0 0 0 0
Inning Stats	R: 1 E: 0 K: 0 S: 10 H: 1 LOB: 0 BB: 0 P: 14	R: 0 E: 0 K: 1 S: 7 H: 1 LOB: 1 BB: 1 P: 14	R: 0 E: 0 K: 1 S: 7 H: 0 LOB: 0 BB: 0 P: 9	R: 0 E: 0 K: 1 S: 10 H: 1 LOB: 1 BB: 0 P: 15	R: 1 E: 1 K: 1 S: 11 H: 2 LOB: 3 BB: 1 P: 23	R: 1 E: 0 K: 1 S: 10 H: 1 LOB: 0 BB: 0 P: 13	R: 0 E: 0 K: 0 S: 10 H: 2 LOB: 1 BB: 0 P: 15	R: 0 E: 0 K: 1 S: 7 H: 0 LOB: 0 BB: 0 P: 12	R: 1 E: 0 K: 1 S: 13 H: 3 LOB: 2 BB: 0 P: 18	1B: 8 2B: 1 3B: 0 HR: 2		SF: 0 SAC: 0 DP: 1 HBP: 0				

PITCHER		IP	WLS	BF	H	R	ER	SO	BB	IBB	HBP	BLK	WP	HR	S	P	ERA	WHIP
Andy Benes, R ERA: 6.75	(1, 1)	8.0	L	33	8	3	2	6	2	0	0	0	1	2	72	115	2.25	1.250
Gregg Olson, R ERA: 4.76	(9, 1)	1.0		6	3	1	1	1	0	0	0	0	0	0	13	18	9.00	3.000

PITCHER	IP	WLS	BF	H	R	ER	SO	BB	IBB	HBP	BLK	WP	HR	S	P	ERA	WHIP

TOP

New York Mets @ Arizona Diamondbacks

Bank One Ballpark, Phoenix, AZ

Sat May 08 1999, 4:05 PM EDT
Att. 37,593 - Dome - 72 F

livebaseballscorecards.com

AB	37
R	4
H	11
RBI	3
BB	2
SO	7
LOB	16

WP: 1	PA: 39		
PB: 0			
SB: 0			
CS: 1			

New York Mets @ Arizona Diamondbacks

Bank One Ballpark, Phoenix, AZ

Sat May 08 1999, 4:05 PM EDT

Att. 37,593 - Dome - 72 F

livebaseballscorecards.com

BOTTOM

Batter	1	2	3	4	5	6	7	8	9	AB	R	H	RBI	BB	SO	LOB
Tony Womack, L (1, 9) OBP: 0.318, SLG: 0.337	0-1 F9		1-1 F9			0-2 L4			1-1 HR 2B	4	1	1	0	0	0	1
Jay Bell, R (1, 4) OBP: 0.362, SLG: 0.610	4-2 G4-6-3 BB		3-2 F7			1-1 G5-3			3-2 2-H HR	3	1	1	2	1	0	1
Luis Gonzalez, L (1, 7) OBP: 0.464, SLG: 0.695	1-2 G4-6-3 1-2f			3-2 P6			4-1 G5-4-3 BB		1-2 FC5-4 1B	3	0	1	0	1	0	1
Matt Williams, R (1, 5) OBP: 0.390, SLG: 0.709		1-0 1B		0-0 P4			0-1 G5-4-3 1-2f		2-0 FC5-4 BB 1-2f	4	0	1	0	0	0	2
Steve Finley, L (1, 8) OBP: 0.301, SLG: 0.412		1-2 F7		1-1 F8			1-1 G4-3		4-0 1-2 BB	3	0	0	0	1	0	1
Tony Batista, R (1, 6) OBP: 0.286, SLG: 0.327		1-2 P5			1-0 G5-3			1-1 F8	0-0 F7	4	0	0	0	0	0	3
Travis Lee, L (1, 3) OBP: 0.302, SLG: 0.336		0-0 G3			1-1 G3			2-2 F9 1B	0-1 F9	4	0	1	0	0	0	3
Damian Miller, R (1, 2) OBP: 0.358, SLG: 0.467			2-2 SH1-4 1B		1-3 K			0-1 F9 1-2		3	0	1	0	0	1	1
Andy Benes, R (1, 1) OBP: 0.273, SLG: 0.111			1 SAFE 1 SAFE 0-1 SH1-4 1-2			2-2 G4-3			0-1 F9	1	0	0	0	0	0	0
David Dellucci, L (8, PH) OBP: 0.478, SLG: 0.389										1	0	0	0	0	0	1
Gregg Olson, R (9, 1)										0	0	0	0	0	0	0
Inning Stats	R: 0 H: 0 E: 0 LOB: 0 K: 0 BB: 1 S: 10 P: 15	R: 0 H: 1 E: 0 LOB: 1 K: 0 BB: 0 S: 8 P: 11	R: 0 H: 1 E: 0 LOB: 1 K: 0 BB: 0 S: 11 P: 17	R: 0 H: 0 E: 0 LOB: 0 K: 0 BB: 0 S: 6 P: 10	R: 0 H: 0 E: 0 LOB: 0 K: 1 BB: 0 S: 6 P: 9	R: 0 H: 0 E: 0 LOB: 0 K: 0 BB: 0 S: 12 P: 15	R: 0 H: 0 E: 0 LOB: 0 K: 0 BB: 1 S: 5 P: 10	R: 0 H: 1 E: 0 LOB: 1 K: 0 BB: 0 S: 9 P: 12	R: 2 H: 3 E: 0 LOB: 2 K: 0 BB: 1 S: 13 P: 24	1B: 4 SF: 0 2B: 1 SAC: 1 3B: 0 DP: 2 HR: 1 HBP: 0						

	AB	30
	R	2
	H	6
	RBI	2
	BB	3
	SO	1
	LOB	14

WP: 0 PA: 34
PB: 0
SB: 0
CS: 0

PITCHER		IP	WLS	BF	H	R	ER	SO	BB	IBB	HBP	BLK	WP	HR	S	P	ERA	WHIP
Masato Yoshii, R ERA: 4.73	(1, 1)	6.0	W	20	2	0	0	1	1	0	0	0	0	0	53	77	0.00	0.500
Dennis Cook, L ERA: 1.5	(7, 1)	1.0	H	3	0	0	0	0	1	0	0	0	0	0	5	10	0.00	1.000
Turk Wendell, R ERA: 0.92	(8, 1)	1.0	H	4	1	0	0	0	0	0	0	0	0	0	9	12	0.00	1.000
John Franco, L ERA: 2.31	(9, 1)	0.1		5	3	2	2	0	1	0	0	0	0	1	10	21	54.00	12.000
Armando Benitez, R ERA: 2.4	(9, 1)	0.2	S	2	0	0	0	0	0	0	0	0	0	0	3	3	0.00	0.000

PITCHER	IP	WLS	BF	H	R	ER	SO	BB	IBB	HBP	BLK	WP	HR	S	P	ERA	WHIP

Batter	1	2	3	4	5	6	7	8	9	AB	R	H	RBI	BB	SO	LOB
Jermaine Allensworth, R (1, 8) OBP: 0.310, SLG: 0.286	C S X 0-2 G4-6-3 1B		C B B F B F B 4-2 1B BB BB	S C X 0-2 HR		C X 0-1 1-2 1B		B X 1-0 F7 ②		4	2	3	1	1	0	1
Edgardo Alfonzo, R (1, 4) OBP: 0.406, SLG: 0.484	B C F 1 SAFE X 1-2 ① ② G4-6-3 1-2f		B B X 2-0 BB BB 1-3 SF8 1B	B F F B F X 2-2 ③ F9		X 0-0 ③ F9		C X 0-1 1-3 1B		5	1	2	0	0	0	3
Robin Ventura, L (1, 5) OBP: 0.344, SLG: 0.477 Roger Cedeno, S (5, PH) (5, 9) OBP: 0.405, SLG: 0.368	C B B S B X 3-2 ③ G3-1		S B S B B B 4-2 BB 1-2 BB		S S S 0-3 ① K		F B C T F B B X 3-2 F9-4-6 31 1B 1B	B F X 1-1 F7 ③		1 0 0 0 1 0 0 3 0 1 0 0 1 2						
31 Mike Piazza, R (1, 2) OBP: 0.338, SLG: 0.493		X 0-0 1B BB 1B	B X 1-0 ① P3		B B B 4-0 BB		C X 0-1 1B 1-2 1B		B C S X 1-2 HR	4	1	3	1	1	0	3
Bobby Bonilla, S (1, 3) OBP: 0.280, SLG: 0.261		B X 1-0 ① F7	S B B B C B 4-2 1-2 2-3 3-H BB		S B B F C 2-3 ② K		F B F B B F X 3-2 ① ② F9-4-6 2-3		C C F B B X 2-2 ① G5-3	4	0	0	1	1	1	4
Todd Pratt, R (1, 7) OBP: 0.406, SLG: 0.517		B B C B B 4-1 1B 1-2 BB	F B B B X 3-1 ② SF8 3-H		F B X 1-1 ③ F9		C B B C X 2-2 1-3 1B		B C X 1-1 HR 1B	3	1	2	1	1	0	1
Mike Kinkade, R (1, 9) OBP: 0.289, SLG: 0.463 (5, 5)		B S C T 1-2 ② K	C F X 0-2 ③ G1-3			X 0-0 E6 G6-3	X 0-0 ③ G3		X 0-0 1-H HR	5	1	1	2	0	1	6
Rey Ordonez, R (1, 6) OBP: 0.313, SLG: 0.322 Luis Lopez, S (8, PH) (8, 6) OBP: 0.419, SLG: 0.385		B B C X 2-1 1-2 2-3 1B		B S C B B X 3-2 G6-4-3 1B		B X 1-0 ① ② G6-3 1-2f		B C B B S S 3-3 ① K	X 0-0 ② G4-3	3 0 2 0 0 0 1 2 0 0 0 0 1 0						
Rick Reed, R (1, 1) OBP: 0.167, SLG: 0.167 Rigo Beltran, L (2, 1) Brian McRae, S (6, PH) OBP: 0.343, SLG: 0.303 Josias Manzanillo, R (6, 1) OBP: 1.000, SLG: 1.000 Matt Franco, L (8, PH) OBP: 0.290, SLG: 0.357 Allen Watson, L (8, 1) OBP: 0.375, SLG: 0.500 John Olerud, L (9, PH) OBP: 0.485, SLG: 0.604		C S T S 0-3 ③ K		C B B T X 2-2 ① ② G6-4-3 1-2f		C X 0-1 1B 1B		X 0-0 1B 1B	C B B S C 2-3 ③ K	1 0 0 0 0 1 3 1 0 0 0 0 0 1 1 0 1 0 0 0 0 0 0 0 0 0 0 0 1 0 1 0 0 0 0 0 0 0 0 0 0 0 1 0 0 0 0 1 0						
Inning Stats	R: 0 E: 0 K: 0 S: 9 H: 1 LOB: 0 BB: 0 P: 13	R: 0 E: 0 K: 2 S: 12 H: 2 LOB: 3 BB: 1 P: 20	R: 2 E: 0 K: 0 S: 14 H: 1 LOB: 3 BB: 3 P: 32	R: 1 E: 0 K: 0 S: 13 H: 2 LOB: 0 BB: 0 P: 20	R: 0 E: 0 K: 2 S: 8 H: 0 LOB: 1 BB: 1 P: 15	R: 0 E: 1 K: 0 S: 7 H: 2 LOB: 2 BB: 0 P: 8	R: 0 E: 0 K: 0 S: 15 H: 3 LOB: 2 BB: 0 P: 23	R: 0 E: 0 K: 1 S: 9 H: 2 LOB: 2 BB: 0 P: 14	R: 3 E: 0 K: 1 S: 14 H: 3 LOB: 0 BB: 0 P: 20	1B: 13 2B: 1 3B: 0 HR: 3 SF: 1 SAC: 0 DP: 4 HBP: 0						

TOP

New York Mets @ Arizona Diamondbacks

Bank One Ballpark, Phoenix, AZ

Sun May 09 1999, 4:05 PM EDT

Att. 38,250 - Dome - 72 F

livebaseballscorecards.com

AB	39
R	6
H	16
RBI	6
BB	5
SO	6
LOB	25

WP: 0 PB: 0 SB: 0 CS: 0 PA: 45

PITCHER		IP	WLS	BF	H	R	ER	SO	BB	IBB	HBP	BLK	WP	HR	S	P	ERA	WHIP
Omar Daal, L ERA: 4.09	(1, 1)	5.2	W	28	8	3	3	4	5	0	0	0	0	1	62	107	4.76	2.294
John Frascatore, R ERA: 2.89	(6, 1)	1.1		6	3	0	0	0	0	0	0	0	0	0	16	24	0.00	2.250
Vladimir Nunez, R ERA: 0.87	(8, 1)	1.0		5	2	0	0	1	0	0	0	0	0	0	9	14	0.00	2.000
Greg Swindell, L ERA: 4.61	(9, 1)	1.0		6	3	3	3	1	0	0	0	0	0	2	14	20	27.00	3.000

PITCHER	IP	WLS	BF	H	R	ER	SO	BB	IBB	HBP	BLK	WP	HR	S	P	ERA	WHIP

BOTTOM

New York Mets @ Arizona Diamondbacks

Bank One Ballpark, Phoenix, AZ

Sun May 09 1999, 4:05 PM EDT

Att. 38,250 - Dome - 72 F

Batter	1	2	3	4	5	6	7	8	9	AB	R	H	RBI	BB	SO	LOB
Tony Womack, L (1, 9) OBP: 0.321, SLG: 0.340	C C B X 1-2 2B HR 1B	X 0-0 S 1B 1B 2-3 3-H	C B B X 2-1 ②③ L1-3 1-2			X 0-0 ② F8		B X 1-0 ③ L4		5	2	2	1	0	0	2
Jay Bell, R (1, 4) OBP: 0.373, SLG: 0.643	1 SAFE 1 SAFE C B B 1 X SAFE 2-1 1-3 HR 2B	C C B B B F B 4-2 1B 1-2 HR BB		B B B C X 3-1 ① F8		B B F X 2-1 HR				3	3	2	1	1	0	0
Luis Gonzalez, L (1, 7) OBP: 0.466, SLG: 0.735	X 0-0 2-H 3-H HR	B B 2 SAFE X 2-0 ② SF8 3-H		C F B B F X 2-2 WP 2B		B B F C X 2-2 ③ F7				3	2	2	4	0	0	0
Matt Williams, R (1, 5) OBP: 0.386, SLG: 0.695	C B S F S 1-3 ① K	2 SAFE X 0-0 1-2 2-H HR 1B		C B S F F B B X 3-2 ② G1-3 2-H			B S S B S 2-3 ① K			4	1	1	1	0	2	0
Steve Finley, L (1, 8) OBP: 0.299, SLG: 0.431	X 0-0 ② G4-3	B B C B X 3-1 1-H 2-H HR		X 0-0 ③ F8			X 0-0 ② F9			4	1	1	3	0	0	0
Tony Batista, R (1, 6) OBP: 0.287, SLG: 0.327	C X 0-1 ③ F9	S C F X 0-2 1B			F C B B B F X 2-2 ① F8		C X 0-1 ③ G3			3	0	1	0	0	0	0
John Frascatore, R (6, 1)										0	0	0	0	0	0	0
David Dellucci, L (7, PH) OBP: 0.458, SLG: 0.368										1	0	0	0	0	0	0
Vladimir Nunez, R (8, 1)										0	0	0	0	0	0	0
Greg Swindell, L (9, 1)										0	0	0	0	0	0	0
Travis Lee, L (1, 3) OBP: 0.308, SLG: 0.342		0-2 SH1-4 1B 1B 3-3 ③ K			B C B F B X 3-2 ② G4-3			B S X 1-1 FC5-4 1B		4	1	2	0	0	1	1
Kelly Stinnett, R (1, 2) OBP: 0.245, SLG: 0.227		C F F X 0-2 1B SH1-4 1-2 SF8 1B	B B B C S F T 3-2 ① K		B B B C F S 2-3 ③ K			F B S X 1-2 ① F9		4	1	1	0	0	2	1
Omar Daal, L (1, 1) OBP: 0.286, SLG: 0.308	X 0-0 ① SH1-4 1-2 2-3	S F B X 1-2 L1-3 1B				S S B T 1-2 ① K		X 0-0 ② FC5-4 1-2f		1	0	1	0	0	0	0
Hanley Frias, S (6, 6)										2	0	0	0	0	1	1
Inning Stats	R: 3 E: 0 K: 1 S: 13 H: 3 LOB: 0 BB: 0 P: 17	R: 6 E: 0 K: 1 S: 24 H: 6 LOB: 1 BB: 1 P: 36	R: 0 E: 0 K: 1 S: 9 H: 1 LOB: 0 BB: 0 P: 15	R: 1 E: 0 K: 0 S: 12 H: 1 LOB: 0 BB: 0 P: 20	R: 0 E: 0 K: 1 S: 10 H: 0 LOB: 0 BB: 0 P: 17	R: 1 E: 0 K: 1 S: 9 H: 1 LOB: 0 BB: 0 P: 14	R: 0 E: 0 K: 1 S: 6 H: 0 LOB: 0 BB: 0 P: 8	R: 0 E: 0 K: 0 S: 7 H: 1 LOB: 1 BB: 0 P: 10		1B: 8 2B: 3 3B: 0 HR: 3 SF: 1 SAC: 1 DP: 1 HBP: 0						

livebaseballscorecards.com

AB	34
R	11
H	13
RBI	10
BB	1
SO	6
LOB	5

WP: 2 PB: 0 SB: 1 CS: 0 PA: 37

PITCHER		IP	WLS	BF	H	R	ER	SO	BB	IBB	HBP	BLK	WP	HR	S	P	ERA	WHIP
Rick Reed, R ERA: 7.56	(1, 1)	1.2	L	13	7	8	8	1	1	0	0	0	0	1	28	38	43.20	4.800
Rigo Beltran, L ERA: 3.86	(2, 1)	3.1		13	4	2	2	3	0	0	0	0	1	1	40	67	5.40	1.200
Josias Manzanillo, R ERA: 5.79	(6, 1)	2.0		7	1	1	1	2	0	0	0	0	0	1	15	22	4.50	0.500
Allen Watson, L ERA: 4.21	(8, 1)	1.0		4	1	0	0	0	0	0	0	0	0	0	7	10	0.00	1.000

PITCHER	IP	WLS	BF	H	R	ER	SO	BB	IBB	HBP	BLK	WP	HR	S	P	ERA	WHIP

Batter	1	2	3	4	5	6	7	8	9	AB	R	H	RBI	BB	SO	LOB
Roger Cedeno, S (1, 9) OBP: 0.410, SLG: 0.366 Mike Kinkade, R (9, PH) OBP: 0.283, SLG: 0.452	B B X 2-0 SH1-3 S 31 1B 1B		S B B C B B 4-2 G4-6-3 BB BB		X 0-0 ① G5-3		C C B B S 2-3 ② K		X 0-0 ③ G1-3	3 1	1 0	1 0	0 0	1 0	1 0	0 0
Edgardo Alfonzo, R (1, 4) OBP: 0.404, SLG: 0.476	B 1 SAFE F 1 SAFE B X 2-1 ① SH1-3 1-3		B B B C B 4-1 G4-6-3 1-2 BB		B B F F B F X 3-2 ② G1-3		B X 1-0 ③ P3			2	0	0	0	1	0	0
John Olerud, L (1, 3) OBP: 0.486, SLG: 0.606	B B X 2-0 ② G1-3		C B B B X 3-1 ① ② G4-6-3 1-2f 2-3		B B F F X 2-2 2B			B B B B 4-0 1B 1B BB		3	0	1	0	1	0	3
31 Mike Piazza, R (1, 2) OBP: 0.346, SLG: 0.486	B C B X 2-1 3-H 1B		B B C B B 4-1 BB		B F B B S S 3-3 ③ K			C S B B S 2-3 ① K		3	0	1	1	1	2	2
Robin Ventura, L (1, 5) OBP: 0.349, SLG: 0.474	B B X 2-0 ③ G3		X 0-0 ③ F8			B B B B 4-0 G6-4-3 BB		B X 1-0 1-2 1B 1B		3	0	1	0	1	0	3
Brian McRae, S (1, 8) OBP: 0.339, SLG: 0.301		B F C C 1-3 ① K		C C C 0-3 ① K		X 0-0 ① ② G6-4-3 1-2f		C C B X 1-2 G6-3 1-2 2-3 1B		4	0	1	0	0	2	1
Bobby Bonilla, S (1, 7) OBP: 0.286, SLG: 0.257 Jermaine Allensworth, R (4, 7) OBP: 0.318, SLG: 0.378		F H 1-1 HBP		X 0-0 ② F7		C X 0-1 HR		B B X 2-0 ② ③ G6-3 1-2f		1 2	0 1	0 1	0 1	0 0	0 0	0 3
Luis Lopez, S (1, 6) OBP: 0.400, SLG: 0.467		C F C 0-3 ② K		B B X 2-0 HR		B F B X 2-1 ③ G6-3			B F X 1-1 ① F9	4	1	1	1	0	1	1
Al Leiter, L (1, 1) OBP: 0.125, SLG: 0.067 Turk Wendell, L (8, 1) Dennis Cook, L (8, 1) Todd Pratt, R (9, PH) OBP: 0.400, SLG: 0.508		C B B F B F F X 3-2 ③ F8		B X 1-0 ③ G6-3			C S B C 1-3 ① K		B F S X 1-2 ② G1-3	3 0 0 1	0 0 0 0	0 0 0 0	0 0 0 0	1 0 0 0	1 0 0 0	1 0 0 0
Inning Stats	R: 1 H: 2 E: 0 LOB: 1 K: 0 BB: 0 S: 7 P: 17	R: 0 H: 0 E: 0 LOB: 1 K: 2 BB: 0 S: 12 P: 17	R: 0 H: 0 E: 0 LOB: 2 K: 0 BB: 3 S: 7 P: 22	R: 1 H: 1 E: 0 LOB: 0 K: 1 BB: 0 S: 6 P: 9	R: 0 H: 1 E: 0 LOB: 1 K: 1 BB: 0 S: 11 P: 19	R: 1 H: 1 E: 0 LOB: 0 K: 0 BB: 1 S: 5 P: 11	R: 0 H: 0 E: 0 LOB: 0 K: 2 BB: 0 S: 7 P: 11	R: 0 H: 2 E: 0 LOB: 2 K: 1 BB: 1 S: 8 P: 18	R: 0 H: 0 E: 0 LOB: 0 K: 0 BB: 0 S: 6 P: 8	1B: 4 SF: 0 2B: 1 SAC: 1 3B: 0 DP: 3 HR: 2 HBP: 1						

TOP

New York Mets @ Colorado Rockies

Coors Field, Denver, CO

Mon May 10 1999, 7:05 PM MDT

Att. 40,021 - Cloudy - 55 F

livebaseballscorecards.com

AB	30
R	3
H	7
RBI	3
BB	5
SO	7
LOB	14

WP: 0 PA: 37
PB: 0
SB: 1
CS: 0

PITCHER		IP	W/L/S	BF	H	R	ER	SO	BB	IBB	HBP	BLK	WP	HR	S	P	ERA	WHIP
Pedro Astacio, R ERA: 6.14	(1, 1)	8.0	W	34	7	3	3	7	5	0	1	0	0	2	63	124	3.38	1.500
Chuck McElroy, L ERA: 5.91	(9, 1)	1.0		3	0	0	0	0	0	0	0	0	0	0	6	8	0.00	0.000

PITCHER	IP	W/L/S	BF	H	R	ER	SO	BB	IBB	HBP	BLK	WP	HR	S	P	ERA	WHIP

New York Mets @ Colorado Rockies

Coors Field, Denver, CO

Mon May 10 1999, 7:05 PM MDT

Att. 40,021 - Cloudy - 55 F

BOTTOM

livebaseballscorecards.com

Batter	1	2	3	4	5	6	7	8	9	AB	R	H	RBI	BB	SO	LOB
Neifi Perez, S (1, 6) OBP: 0.298, SLG: 0.361	P6	P6		G5-3		F7		3 G4-3 1B		5	1	1	0	0	0	2
3 Mike Lansing, R (1, 4) OBP: 0.344, SLG: 0.452	2B	FC6-4 BB 1-2			S 17 BB BB 1B	F8		G4-3 1-2		4	1	2	0	1	0	1
Larry Walker, L (1, 9) OBP: 0.447, SLG: 0.774 Angel Echevarria, R (8, PR) OBP: 0.391, SLG: 0.750 (9, 9)	HBP	FC6-4 1-2f			17 BB S FC6-4 1-2 BB SAFE		K	1B 17 1B 1B 2-H		3 0	1 1	1 0	1 0	1 0	1 0	3 0
Dante Bichette, R (1, 7) OBP: 0.360, SLG: 0.486	K		HR		K		17 FC6-4 3B	P6		5	2	2	1	0	2	5
Vinny Castilla, R (1, 5) OBP: 0.366, SLG: 0.486	P4		G5-3		FC6-4 17 BB IBB 1-2 2-3		17 FC6-4 IBB	17 1B 1B 1-3		3	0	1	0	2	0	2
17 Todd Helton, L (1, 3) OBP: 0.368, SLG: 0.480		S BB 1B 1B	G3		FC6-4 BB 1-2 2-3 3-H		FC6-4 HR 1-2f 3-H	1-2 3-H		4	2	2	3	1	0	1
Chris Sexton, R (1, 8) OBP: 0.375, SLG: 0.462		1B S BB 1-2	P4		FC6-4 1-2f 2-3 3-H		HR 1B 1-3	G1-3		4	1	1	1	1	0	4
Henry Blanco, R (1, 2) OBP: 0.211, SLG: 0.389		K 1-2 2-3		G5-3	F8		HR 1-H 3-H			4	1	1	3	0	1	4
Pedro Astacio, R (1, 1) OBP: 0.250, SLG: 0.200 Chuck McElroy, L (9, 1)		3 BB 1B 2-3 3-H		K		G6-3	K			4 0	0 0	1 0	1 0	0 0	2 0	0 0

| | | |

New York Mets @ Colorado Rockies

Coors Field, Denver, CO

Tue May 11 1999, 7:05 PM MDT

Att. 40,032 - Unknown - 48 F

TOP

livebaseballscorecards.com

Batter	1	2	3	4	5	6	7	8	9	AB	R	H	RBI	BB	SO	LOB
Jermaine Allensworth, R (1, 9) OBP: 0.319, SLG: 0.375 Roger Cedeno, S (7, PH) OBP: 0.400, SLG: 0.356 (7, 9)	K		K			E1 1B	G4-3		G4-3	3 2	1 0	1 0	0 0	0 0	2 0	0 2
Edgardo Alfonzo, R (1, 4) OBP: 0.407, SLG: 0.485	E6 2B		G1-3			31 G4-6-3 S 3-H 1B		G3 31 SF9 2B		4	2	2	1	0	0	0
John Olerud, L (1, 3) OBP: 0.486, SLG: 0.607	31 F9 1-H 2B		K			SAFE 31 G4-6-3 1-2 BB		G3 2-3		3	0	1	1	1	1	1
31 Mike Piazza, R (1, 2) OBP: 0.341, SLG: 0.473	F9 2-3			G4-6-3 BB		G4-6-3 1-2f 2-3		SF9 3-H		2	0	0	1	1	0	3
Robin Ventura, L (1, 5) OBP: 0.338, SLG: 0.458	G3-1			G4-6-3 1-2f		K		K		4	0	0	0	0	2	3
Benny Agbayani, R (1, 7) OBP: 0.500, SLG: 1.250		K		G4-3			HR		1B G6-3 1B	4	2	2	1	0	1	0
Brian McRae, S (1, 8) OBP: 0.353, SLG: 0.320		1B			G6-3		G6-4-3 1B		G6-3 1B	4	0	3	0	0	0	0
Rey Ordonez, R (1, 6) OBP: 0.314, SLG: 0.323 Luis Lopez, S (9, PH) OBP: 0.417, SLG: 0.484		P4			G6-3		G6-4-3 1-2 1B		G6-3 1-2 2-3 1B	3 1	0 0	1 1	0 0	0 0	0 0	1 0
Bobby Jones, R (1, 1) OBP: 0.357, SLG: 0.571 Turk Wendell, L (6, 1) Terrence Long, L (7, PH) Allen Watson, L (7, 1) OBP: 0.375, SLG: 0.500 Matt Franco, L (9, PH) OBP: 0.281, SLG: 0.345		G5-3			K		G6-4-3 1-2f 2-3		G6-3 1-2f 2-3 3-H	2 0 1 0 1	0 0 0 0 0	0 0 0 0 0	0 0 0 0 0	1 0 0 0 0	1 0 2 0 2	1 0 0 0 0

Inning Stats																																			
	R: 1	E: 1	K: 1	S: 13	H: 1	LOB: 1	BB: 0	P: 20	R: 0	E: 0	K: 1	S: 8	H: 1	LOB: 1	BB: 0	P: 12	R: 0	E: 0	K: 2	S: 8	H: 0	LOB: 0	BB: 0	P: 14	R: 0	E: 0	K: 0	S: 6	H: 0	LOB: 0	BB: 1	P: 14	R: 0	E: 0	K: 1	S: 6	H: 0	LOB: 0	BB: 0	P: 11
	R: 1	E: 1	K: 1	S: 11	H: 2	LOB: 1	BB: 1	P: 21	R: 1	E: 0	K: 0	S: 15	H: 3	LOB: 1	BB: 0	P: 26	R: 1	E: 0	K: 1	S: 10	H: 1	LOB: 0	BB: 0	P: 13	R: 1	E: 0	K: 0	S: 15	H: 3	LOB: 1	BB: 0	P: 24	1B: 8	2B: 2	3B: 0	HR: 1	SF: 1	SAC: 0	DP: 4	HBP: 0

	AB	34
	R	5
	H	11
	RBI	4
	BB	2
	SO	7
	LOB	15

	PA: 37
WP: 0	
PB: 0	
SB: 1	
CS: 0	

PITCHER		IP	WLS	BF	H	R	ER	SO	BB	IBB	HBP	BLK	WP	HR	S	P	ERA	WHIP
Bobby Jones, L ERA: 5.54	(1, 1)	5.0	W	21	4	2	1	5	2	0	0	0	0	0	45	84	1.80	1.200
Curt Leskanic, R ERA: 6.28	(6, 1)	1.0	H	2	0	0	0	1	0	0	0	0	0	0	7	8	0.00	0.000
Mike DeJean, R ERA: 10.8	(7, 1)	1.0		5	3	1	1	0	0	0	0	0	0	1	15	26	9.00	3.000
Jerry Dipoto, R ERA: 4.7	(8, 1)	1.0		4	1	1	1	1	0	0	0	0	0	0	10	13	9.00	1.000
Dave Veres, R ERA: 5.79	(9, 1)	1.0		5	3	1	1	0	0	0	0	0	0	0	15	24	9.00	3.000

PITCHER	IP	WLS	BF	H	R	ER	SO	BB	IBB	HBP	BLK	WP	HR	S	P	ERA	WHIP

New York Mets @ Colorado Rockies

Coors Field, Denver, CO

Tue May 11 1999, 7:05 PM MDT

Att. 40,032 - Unknown - 48 F

livebaseballscorecards.com

BOTTOM

Batter	1	2	3	4	5	6	7	8	9	AB	R	H	RBI	BB	SO	LOB
Neifi Perez, S (1, 6) OBP: 0.295, SLG: 0.358	C B F F X 1-2 F8 ①	B C B B F F X 3-2 F9 ③			C B X 1-1 3 1B 17 HR 1B	X 0-0 SF8 ② 3-H		C F S 0-3 K ③		4	1	1	1	0	1	2
3 Mike Lansing, R (1, 4) OBP: 0.365, SLG: 0.479	X 0-0 17 HR 1B		X 0-0 17 G3 17 S G6-3 1B		1 SAFE C C 1 SAFE X 0-1 ② 1-3 1B	B X 1-0 1-3 2B				4	2	4	0	0	0	0
17 Todd Helton, L (1, 3) OBP: 0.381, SLG: 0.544	C B 1 SAFE X 1-1 1-H HR		B C S B X 2-2 G3 ① 1-3		C B X 1-1 3-H HR	B B B C B 4-1 BB				3	2	2	4	1	0	1
Dante Bichette, R (1, 7) OBP: 0.349, SLG: 0.470	C C C 0-3 K ②		B F B X 2-1 G6-3 ② 3-H		B B F C F B F X 3-2 G4-3 ③	S F S 0-3 K ③				4	0	0	1	0	2	3
Vinny Castilla, R (1, 5) OBP: 0.362, SLG: 0.478	F B B B X 3-1 F8 ③		C B X 1-1 G6-3 ③			F B X 1-1 2B 7 FC5-2 1B	X 0-0 G4-3 ①			4	0	1	0	0	0	0
Lenny Harris, L (1, 9) OBP: 0.235, SLG: 0.294		B X 1-0 G4-3 ①		S X 0-1 G4-3 ①		B X 1-0 1-3 1B 2B	B X 1-0 G4-3 ②			4	1	1	0	0	0	0
7 Kurt Abbott, R (1, 8) OBP: 0.235, SLG: 0.200 Chris Sexton, R (7, 8) OBP: 0.353, SLG: 0.429		X 0-0 L4 ②		B X 1-0 G6-3 ②		C B B B X 3-1 FC5-2 ① 1B 1B 3-H	F B B X 2-1 F9 ③			3 1	1 0	0 0	0 0	0 0	0 0	2 0
Henry Blanco, R (1, 2) OBP: 0.261, SLG: 0.455		S C B X 1-2 2B		C B B X 2-1 F9 ③		B B X 2-0 1B SF8 1-3 2-H 1B		B X 1-0 F7 ①		4	1	2	1	0	0	0
Bobby Jones, R (1, 1) Curt Leskanic, R (6, 1) Larry Walker, L (6, PH) OBP: 0.453, SLG: 0.776 Pedro Astacio, R (6, PR) OBP: 0.250, SLG: 0.200 Mike DeJean, R (7, 1) Jerry Dipoto, R (8, 1) Brian Bohanon, L (8, PH) OBP: 0.222, SLG: 0.176 Dave Veres, R (9, 1)		B B B C C B 4-2 BB			B C X 1-1 B4-3 ①	B X 1-0 3 2B 1-3 3-H 1B		X 0-0 G5-3 ②		1 0 1 0 0 0 1 0	0 0 0 0 0 0 0 0	0 0 1 0 0 0 0 0	1 0 1 0 0 0 0 0	0 0 0 0 0 0 0 0	0 0 0 0 0 0 0 0	0 0 0 0 0 0 0 0
Inning Stats	R: 2 H: 2 E: 0 LOB: 0 K: 1 BB: 0 S: 12 P: 17	R: 0 H: 1 E: 0 LOB: 2 K: 0 BB: 1 S: 11 P: 20	R: 1 H: 1 E: 0 LOB: 0 K: 0 BB: 0 S: 8 P: 13	R: 0 H: 0 E: 0 LOB: 0 K: 0 BB: 0 S: 5 P: 8	R: 2 H: 3 E: 0 LOB: 0 K: 0 BB: 0 S: 13 P: 19	R: 3 H: 5 E: 0 LOB: 3 K: 1 BB: 1 S: 13 P: 26	R: 0 H: 0 E: 0 LOB: 0 K: 0 BB: 0 S: 4 P: 7	R: 0 H: 0 E: 0 LOB: 0 K: 1 BB: 0 S: 5 P: 6		1B: 7 SF: 1 2B: 3 SAC: 0 3B: 0 DP: 0 HR: 2 HBP: 0					WP: 0 PA: 37 PB: 0 SB: 1 CS: 0	

	AB	34
	R	8
	H	12
	RBI	8
	BB	2
	SO	3
	LOB	8

PITCHER		IP	WLS	BF	H	R	ER	SO	BB	IBB	HBP	BLK	WP	HR	S	P	ERA	WHIP
Bobby Jones, R ERA: 4.47	(1, 1)	5.1	L	26	10	8	8	1	1	0	0	0	0	2	55	90	13.50	2.062
Turk Wendell, R ERA: 1.71	(6, 1)	0.2		5	2	0	0	1	1	0	0	0	0	0	7	13	0.00	4.500
Allen Watson, L ERA: 3.9	(7, 1)	2.0		6	0	0	0	1	0	0	0	0	0	0	9	13	0.00	0.000

PITCHER	IP	WLS	BF	H	R	ER	SO	BB	IBB	HBP	BLK	WP	HR	S	P	ERA	WHIP

Batter	1	2	3	4	5	6	7	8	9	AB	R	H	RBI	BB	SO	LOB
Roger Cedeno, S (1, 9) OBP: 0.433, SLG: 0.416	1-1 S 31 1B 1B	0-2 1-3 2B 2B	4-1 1-2 2-3 BB		2-2 HR 2B		1-0 G6-4-3 1B			4	3	4	0	1	0	0
Edgardo Alfonzo, R (1, 4) OBP: 0.406, SLG: 0.511	1-3 S K ①	3-1 31 2B 2H 3H 2B	1-2 F8 ③		0-1 2H HR		0-0 G6-4-3 ② ③ 1-2f			5	2	2	4	0	1	5
John Olerud, L (1, 3) OBP: 0.483, SLG: 0.595	4-2 31 1B 1-2 2B BB	0-2 F9 ②	3-2 G3 ①	0-0 G3-1 ②		0-0 31 G6-4-3 1B				4	1	1	0	1	0	1
31 Mike Piazza, R (1, 2) OBP: 0.345, SLG: 0.481	3-1 1-2 2H 2B 1B	0-0 2H 2B	0-0 G4-3 ②	3-2 G6-3 ③		1-1 G6-4-3 ① ② 1-2f				5	1	2	2	0	0	1
Brian McRae, S (1, 8) OBP: 0.347, SLG: 0.307 Jermaine Allensworth, R (8, 8) OBP: 0.319, SLG: 0.375	2-3 K ②	2-2 G3-1 ③	4-2 S 1B BB		2-3 K ①	2-1 G3 ③				4	1	0	0	1	2	3
										0	0	0	0	0	0	0
Robin Ventura, L (1, 5) OBP: 0.341, SLG: 0.463	1-2 1-H 2H 2B	1-2 K ①	1-2 1-H 3B 1B		1-1 P2 ②		0-2 L5 ①			5	1	2	3	0	1	0
Benny Agbayani, R (1, 7) OBP: 0.444, SLG: 1.000	2-2 F9 ③	3-1 F9 ②	1-2 1-H 3B	1-2 SAFE 1B	0-1 FC5 S 1B		1-0 F8 ②			5	0	2	1	0	0	1
Rey Ordonez, R (1, 6) OBP: 0.311, SLG: 0.320	2-2 G6-3 ①	2-0 BB 1B 1B	0-1 G6-3 ③		3-1 FC5 ③ 1-3		1-0 F8 ③			4	0	1	0	0	0	2
Dennis Cook, L (6, 1)										0	0	0	0	0	0	0
Armando Benitez, R (8, 1)										0	0	0	0	0	0	0
Todd Pratt, R (9, PH) OBP: 0.394, SLG: 0.500										1	0	0	0	0	0	0
John Franco, L (9, 1)										0	0	0	0	0	0	0
Rick Reed, R (1, 1) OBP: 0.333, SLG: 0.250	4-1 2B 2B BB	0-0 1-2 BB 1B	0-3 K ①		0-1 F9 ①					2	1	1	0	1	1	0
Luis Lopez, S (6, 6) OBP: 0.405, SLG: 0.469										1	0	0	0	0	0	0
Inning Stats	R: 3 E: 0 K: 2 S: 22 H: 3 LOB: 1 BB: 1 P: 36	R: 3 E: 0 K: 0 S: 16 H: 3 LOB: 1 BB: 1 P: 27	R: 0 E: 0 K: 1 S: 11 H: 2 LOB: 3 BB: 1 P: 22	R: 2 E: 0 K: 0 S: 15 H: 2 LOB: 1 BB: 1 P: 24	R: 2 E: 0 K: 1 S: 12 H: 2 LOB: 0 BB: 0 P: 17	R: 0 E: 0 K: 1 S: 10 H: 1 LOB: 1 BB: 0 P: 16	R: 0 E: 0 K: 0 S: 4 H: 1 LOB: 0 BB: 0 P: 5	R: 0 E: 0 K: 0 S: 5 H: 1 LOB: 0 BB: 0 P: 8	R: 0 E: 0 K: 0 S: 7 H: 0 LOB: 0 BB: 0 P: 9	1B: 8 2B: 5 3B: 1 HR: 1	SF: 0 SAC: 0 DP: 2 HBP: 0						

New York Mets @ Colorado Rockies

Coors Field, Denver, CO

Wed May 12 1999, 1:05 PM MDT

Att. 41,011 - Sunny - 64 F

TOP

livebaseballscorecards.com

AB	40
R	10
H	15
RBI	10
BB	4
SO	5
LOB	13

PITCHER		IP	WLS	BF	H	R	ER	SO	BB	IBB	HBP	BLK	WP	HR	S	P	ERA	WHIP
John Thomson, R ERA: 11.84	(1, 1)	2.2	L	19	8	6	6	3	3	0	0	0	0	0	46	81	20.25	4.125
David Wainhouse, R ERA: 7.2	(3, 1)	2.1		12	4	4	4	1	1	0	0	0	0	1	30	45	15.43	2.143
Jerry Dipoto, R ERA: 4.15	(6, 1)	2.0		7	2	0	0	1	0	0	0	0	0	0	14	21	0.00	1.000
Chuck McElroy, L ERA: 4.97	(8, 1)	2.0		6	1	0	0	0	0	0	0	0	0	0	12	17	0.00	0.500

PITCHER	IP	WLS	BF	H	R	ER	SO	BB	IBB	HBP	BLK	WP	HR	S	P	ERA	WHIP

1B: 8	SF: 0	WP: 0	PA: 44
2B: 5	SAC: 0	PB: 0	
3B: 1	DP: 2	SB: 3	
HR: 1	HBP: 0	CS: 0	

New York Mets @ Colorado Rockies

Coors Field, Denver, CO

Wed May 12 1999, 1:05 PM MDT

Att. 41,011 - Sunny - 64 F

livebaseballscorecards.com

BOTTOM

Batter	1	2	3	4	5	6	7	8	9	AB	R	H	RBI	BB	SO	LOB
Neifi Perez, S (1, 6) OBP: 0.299, SLG: 0.375	K		K		HR 1B	3B			G6-3	5	1	2	1	0	2	0
3 Mike Lansing, R (1, 4) OBP: 0.359, SLG: 0.468	K		1B		P9	G1-3			K	5	0	1	0	0	2	3
17 Todd Helton, L (1, 3) OBP: 0.374, SLG: 0.528	FC4-6 BB		L7		SF8		G4-3		K	3	0	0	1	1	1	1
Dante Bichette, R (1, 7) OBP: 0.346, SLG: 0.487	FC4-6		K		HR		K			4	1	1	2	0	2	2
Vinny Castilla, R (1, 5) OBP: 0.369, SLG: 0.509 Jerry Dipoto, R (6, 1) Chuck McElroy, L (8, 1)		HR		F9	1B		K			3 1 0	1 0 0	2 0 0	1 0 0	0 0 0	0 1 0	0 0 0
Jeff Reed, L (1, 2) OBP: 0.397, SLG: 0.311		G3		G3-1	P5			WP BB		3	0	0	0	1	0	1
Angel Echevarria, R (1, 9) OBP: 0.370, SLG: 0.708		G1-3		2B		K		K		4	0	1	0	0	2	1
7 Kurt Abbott, R (1, 8) OBP: 0.238, SLG: 0.211		1B		K		K		K		4	0	1	0	0	3	2
John Thomson, R (1, 1) OBP: 0.333, SLG: 0.400 David Wainhouse, L (3, 1) Lenny Harris, L (5, PH) OBP: 0.270, SLG: 0.351 (6, 5)		L9			1B 17 SF8 2B	3B 1B			F7	1 0 3	0 0 2	0 0 2	0 0 0	0 0 0	0 0 1	1 0 1
Inning Stats	R: 0 E: 0 K: 2 S: 16 H: 0 LOB: 1 BB: 1 P: 24	R: 1 E: 0 K: 0 S: 9 H: 2 LOB: 1 BB: 0 P: 17	R: 0 E: 0 K: 2 S: 13 H: 1 LOB: 1 BB: 0 P: 16	R: 0 E: 0 K: 1 S: 12 H: 1 LOB: 1 BB: 0 P: 19	R: 3 E: 0 K: 0 S: 16 H: 4 LOB: 1 BB: 0 P: 26	R: 1 E: 0 K: 2 S: 12 H: 2 LOB: 1 BB: 0 P: 19	R: 0 E: 0 K: 2 S: 12 H: 0 LOB: 0 BB: 0 P: 15	R: 0 E: 0 K: 2 S: 11 H: 0 LOB: 1 BB: 1 P: 21	R: 0 E: 0 K: 2 S: 9 H: 0 LOB: 0 BB: 0 P: 12	1B: 5 2B: 2 3B: 1 HR: 2	SF: 1 SAC: 0 DP: 0 HBP: 0					

	AB	36
	R	5
	H	10
	RBI	5
	BB	2
	SO	13
	LOB	12

WP: 1 PB: 0 SB: 0 CS: 0 PA: 39

PITCHER		IP	WLS	BF	H	R	ER	SO	BB	IBB	HBP	BLK	WP	HR	S	P	ERA	WHIP
Rick Reed, R ERA: 7.48	(1, 1)	5.0	W	24	8	4	4	5	1	0	0	0	0	2	66	102	7.20	1.800
Dennis Cook, L ERA: 1.88	(6, 1)	2.0		8	2	1	1	4	0	0	0	0	0	0	24	34	4.50	1.000
Armando Benitez, R ERA: 2.25	(8, 1)	1.0		4	0	0	0	2	1	0	0	0	1	0	11	21	0.00	1.000
John Franco, L ERA: 2.13	(9, 1)	1.0		3	0	0	0	2	0	0	0	0	0	0	9	12	0.00	0.000

PITCHER	IP	WLS	BF	H	R	ER	SO	BB	IBB	HBP	BLK	WP	HR	S	P	ERA	WHIP

New York Mets @ Philadelphia Phillies

Veterans Stadium, Philadelphia, PA

Fri May 14 1999, 7:05 PM EDT

Att. 21,074 - Cloudy - 62 F

livebaseballscorecards.com

Batter	1	2	3	4	5	6	7	8	9	AB	R	H	RBI	BB	SO	LOB
Roger Cedeno, S (1, 9) OBP: 0.432, SLG: 0.415	E3 S G6-4-3 HR	G3			F8 S SF8 1B	G6-3			S 1B 1B	5	3	2	0	0	0	0
Edgardo Alfonzo, R (1, 4) OBP: 0.406, SLG: 0.529	G6-4-3 1-2		HR		F8 1-3	F7			FC4-6 1-H 1B	5	1	2	2	0	0	2
John Olerud, L (1, 3) OBP: 0.487, SLG: 0.619	HR 2-H		G4-6-3 BB		SF8 3-H	HBP			FC4-6 1-2f	2	1	1	3	1	0	1
31 Mike Piazza, R (1, 2) OBP: 0.352, SLG: 0.469	HR BB		F9		WP BB					2	1	0	0	2	1	2
Robin Ventura, L (1, 5) OBP: 0.338, SLG: 0.480	HR 1-H		G4-6-3 1-2f		K 1-2			K		4	1	1	2	0	2	2
Brian McRae, S (1, 8) OBP: 0.344, SLG: 0.305	K			G4-3		K2 1B		E1 G6-4-3		4	0	1	0	0	1	0
Benny Agbayani, R (1, 7) OBP: 0.308, SLG: 0.692	K			L7		K2 1-2f		G6-4-3 1-2f		4	0	0	0	0	2	2
Rey Ordonez, R (1, 6) OBP: 0.318, SLG: 0.356		G5-3		2B		3B			K	4	0	2	0	0	1	0
Masato Yoshii, R (1, 1) OBP: 0.154, SLG: 0.154		K		F9		K			G4-3	3	0	0	0	0	2	2
Turk Wendell, L (7, 1)										0	0	0	0	0	0	0
Armando Benitez, R (8, 1)										0	0	0	0	0	0	0
Matt Franco, L (9, PH) OBP: 0.273, SLG: 0.333										1	0	0	0	0	0	0
John Franco, L (9, 1)										0	0	0	0	0	0	0
Inning Stats	R: 4 E: 1 K: 2 S: 18 H: 2 LOB: 0 BB: 1 P: 28	R: 0 E: 0 K: 1 S: 5 H: 0 LOB: 0 BB: 0 P: 7	R: 1 E: 0 K: 0 S: 7 H: 1 LOB: 0 BB: 1 P: 19	R: 0 E: 0 K: 0 S: 6 H: 1 LOB: 1 BB: 0 P: 11	R: 1 E: 0 K: 1 S: 10 H: 1 LOB: 1 BB: 1 P: 22	R: 0 E: 0 K: 2 S: 16 H: 2 LOB: 1 BB: 0 P: 24	R: 0 E: 0 K: 1 S: 11 H: 0 LOB: 1 BB: 0 P: 19	R: 0 E: 1 K: 1 S: 8 H: 0 LOB: 0 BB: 0 P: 11	R: 1 E: 0 K: 1 S: 9 H: 2 LOB: 1 BB: 0 P: 19	1B: 4 2B: 2 3B: 1 HR: 3 SF: 1 SAC: 0 DP: 3 HBP: 1						

TOP

AB	34
R	7
H	9
RBI	7
BB	3
SO	9
LOB	11

WP: 1 PB: 0 SB: 4 CS: 0 PA: 39

PITCHER		IP	WLS	BF	H	R	ER	SO	BB	IBB	HBP	BLK	WP	HR	S	P	ERA	WHIP
Chad Ogea, R ERA: 4.7	(1, 1)	4.1	L	20	5	6	5	3	2	0	0	0	0	3	40	73	10.38	1.615
Yorkis Perez, L ERA: 4.97	(5, 1)	0.2		3	0	0	0	1	1	0	0	0	1	0	6	14	0.00	1.500
Mike Grace, R ERA: 2.93	(6, 1)	2.0		8	2	0	0	3	0	0	1	0	0	0	27	43	0.00	1.000
Robert Person, R ERA: 11.08	(8, 1)	1.0		3	0	0	0	1	0	0	0	0	0	0	8	11	0.00	0.000
Wayne Gomes, R ERA: 5.63	(9, 1)	1.0		5	2	1	1	1	0	0	0	0	0	0	9	19	9.00	2.000

Batter	1	2	3	4	5	6	7	8	9	AB	R	H	RBI	BB	SO	LOB
Doug Glanville, R (1, 8) OBP: 0.395, SLG: 0.450	B C F F X 1-2 G6-3 ①		C F B T 1-2 K ②		B C X 1-1 F7 ①		S B F X 1-2 G5-3 ③			4	0	0	0	0	1	0
Marlon Anderson, L (1, 4) OBP: 0.254, SLG: 0.330	B B B C F X 3-2 G6-3 ②		F B X 1-1 2B		X 0-0 B4-3 ②			B C X 1-1 L7 ①		4	0	1	0	0	0	0
Scott Rolen, R (1, 5) OBP: 0.374, SLG: 0.575	B B F F B F B 4-2 BB		B B B C F B 4-2 BB		S F B B X 2-2 HR			B B B C B 4-1 BB		1	1	1	1	3	0	0
Rico Brogna, L (1, 3) OBP: 0.298, SLG: 0.458	F F B S 1-3 K ③		X 0-0 P5 ③		C S B F B X 2-2 G5-3 ③			C B X 1-1 F9 ②		4	0	0	0	0	1	4
Ron Gant, R (1, 7) OBP: 0.320, SLG: 0.349		C F B B F X 2-2 P3 ①	X 0-0 G5-3 ①			C B F F S 1-3 K ①		B C S B C 2-3 K ③		4	0	0	0	0	2	1
Bobby Abreu, L (1, 9) OBP: 0.427, SLG: 0.594		C F X 0-2 IHR	C B B X 2-1 F7 ②			C S B B X 2-2 G5-3 ②			B B C C S 2-3 K ①	4	1	1	1	0	1	0
Mike Lieberthal, R (1, 2) OBP: 0.429, SLG: 0.591	C B B F F B F X 3-2 G1-3 ②		B B X 2-0 1B			S B B X 2-1 P3 ③			C B S S 1-3 K ②	4	0	1	0	0	1	0
Desi Relaford, S (1, 6) OBP: 0.375, SLG: 0.424	B S B B C F C 3-3 K ③		B X 1-0 P5 ③				C B F S 1-3 K ①		C B X 1-1 F8 ③	4	0	0	0	0	2	1
Chad Ogea, R (1, 1) OBP: 0.176, SLG: 0.125			B B C X 2-1 G4-3 ①		B B F X 2-1 HR		B B B C C F X 3-2 F9 ②			1	0	0	0	0	0	0
Yorkis Perez, L (5, 1)										0	0	0	0	0	0	0
15 David Doster, R (5, PH) OBP: 0.438, SLG: 0.769										1	1	1	1	0	0	0
Mike Grace, R (6, 1)										0	0	0	0	0	0	0
Kevin Sefcik, R (7, PH) OBP: 0.378, SLG: 0.488										1	0	0	0	0	0	0
Robert Person, R (8, 1)										0	0	0	0	0	0	0
Wayne Gomes, R (9, 1)										0	0	0	0	0	0	0
Inning Stats	R: 0 E: 0 K: 1 S: 13 H: 0 LOB: 1 BB: 1 P: 22	R: 1 E: 0 K: 1 S: 16 H: 1 LOB: 0 BB: 0 P: 24	R: 0 E: 0 K: 1 S: 10 H: 1 LOB: 2 BB: 1 P: 18	R: 0 E: 0 K: 0 S: 5 H: 1 LOB: 1 BB: 0 P: 10	R: 2 E: 0 K: 0 S: 12 H: 2 LOB: 0 BB: 0 P: 19	R: 0 E: 0 K: 1 S: 9 H: 0 LOB: 0 BB: 0 P: 14	R: 0 E: 0 K: 1 S: 10 H: 0 LOB: 0 BB: 0 P: 15	R: 0 E: 0 K: 1 S: 8 H: 0 LOB: 1 BB: 1 P: 16	R: 0 E: 0 K: 2 S: 8 H: 0 LOB: 0 BB: 0 P: 12	1B: 1 2B: 1 3B: 0 HR: 3 SF: 0 SAC: 0 DP: 0 HBP: 0							

PITCHER		IP	WLS	BF	H	R	ER	SO	BB	IBB	HBP	BLK	WP	HR	S	P	ERA	WHIP
Masato Yoshii, R ERA: 4.7	(1, 1)	6.0	W	25	5	3	3	4	2	0	0	0	0	2	65	107	4.50	1.167
Turk Wendell, R ERA: 1.64	(7, 1)	1.0	H	3	0	0	0	1	0	0	0	0	0	0	10	15	0.00	0.000
Armando Benitez, R ERA: 2.12	(8, 1)	1.0	H	4	0	0	0	1	1	0	0	0	0	0	8	16	0.00	1.000
John Franco, L ERA: 1.98	(9, 1)	1.0		3	0	0	0	2	0	0	0	0	0	0	8	12	0.00	0.000

PITCHER	IP	WLS	BF	H	R	ER	SO	BB	IBB	HBP	BLK	WP	HR	S	P	ERA	WHIP

BOTTOM

New York Mets @ Philadelphia Phillies

Veterans Stadium, Philadelphia, PA

Fri May 14 1999, 7:05 PM EDT
Att. 21,074 - Cloudy - 62 F

livebaseballscorecards.com

AB	32
R	3
H	5
RBI	3
BB	3
SO	8
LOB	6

Batter	1	2	3	4	5	6	7	8	9	AB	R	H	RBI	BB	SO	LOB
Roger Cedeno, S (1, 9) OBP: 0.436, SLG: 0.407	G6-3		F7	1B 1B 1-2 2-3 3-H		S 1B BB		K	WP BB	4	2	1	1	2	1	0
Edgardo Alfonzo, R (1, 4) OBP: 0.416, SLG: 0.528	P4		BB	1B 1-3 2-H 3-H		31 L6-4 BB 1-H 1B		BB BB	G5-3 1-2 2-3 3-H	4	0	2	3	2	0	2
John Olerud, L (1, 3) OBP: 0.497, SLG: 0.621	31 BB 1B		K	1B 1-3 3-H		31 L6-4 1-2 BB		BB 1-2 BB		3	0	2	1	2	1	1
31 Mike Piazza, R (1, 2) OBP: 0.354, SLG: 0.452 Armando Benitez, R (8, 1) John Franco, L (9, 1)	FC6-4 1-2 BB			1B BB SF8 BB K		L6-4 1-2 2-2		G6-3		3 0 0	1 0 0	0 0 0	0 0 0	2 0 0	1 0 0	6 0 0
Robin Ventura, L (1, 5) OBP: 0.340, SLG: 0.508	FC6-4 1-2f			K K			WP 2B		HR	5	1	2	1	0	2	3
Brian McRae, S (1, 8) OBP: 0.354, SLG: 0.333		CS BB		1B 1B 1B 1-2 BB	HR		K 2-3		L4	3	2	1	1	2	1	1
Benny Agbayani, R (1, 7) OBP: 0.294, SLG: 0.588 Dennis Cook, L (7, 1) Todd Pratt, R (8, 2) OBP: 0.403, SLG: 0.500	P3 1-2			1B 1B 1B 1-2 2-3	G6-3		K		WP BB	4 0 0	1 0 1	1 0 0	0 0 0	0 0 1	1 0 0	2 0 0
Rey Ordonez, R (1, 6) OBP: 0.313, SLG: 0.352	G6-3			SF8 3-H	E5 2B		G6-3		WP SH1-3 1-3 1B	4	0	1	1	0	0	1
Al Leiter, L (1, 1) OBP: 0.118, SLG: 0.063 Matt Franco, L (4, PH) OBP: 0.294, SLG: 0.355 Pat Mahomes, R (4, 1) OBP: 1.000, SLG: 2.000 Turk Wendell, L (6, 1) Jermaine Allensworth, R (7, 7) OBP: 0.313, SLG: 0.366			K	1B 1-2 2-3 1B	1-H 2B			G4-3	SH1-3 1-2	1 1 1 0 1	0 1 0 0 0	0 1 1 0 0	0 0 0 0 0	0 0 0 0 0	1 0 0 0 0	0 0 0 0 0

TOP

New York Mets @ Philadelphia Phillies

Veterans Stadium, Philadelphia, PA

Sat May 15 1999, 7:05 PM EDT

Att. 27,039 - Unknown - 67 F

livebaseballscorecards.com

AB	34
R	9
H	12
RBI	8
BB	11
SO	8
LOB	16

Inning Stats	1	2	3	4	5	6	7	8	9
	R: 0 E: 0 K: 0 S: 9	H: 1 LOB: 2 BB: 1 P: 20	R: 0 E: 0 K: 0 S: 7	H: 0 LOB: 0 BB: 1 P: 13	R: 0 E: 0 K: 2 S: 10	H: 0 LOB: 1 BB: 1 P: 19	R: 5 E: 0 K: 2 S: 25	H: 5 LOB: 2 BB: 2 P: 44	R: 1 E: 1 K: 1 S: 12	H: 2 LOB: 2 BB: 0 P: 17	R: 1 E: 0 K: 0 S: 6	H: 1 LOB: 0 BB: 2 P: 19	R: 0 E: 0 K: 2 S: 10	H: 1 LOB: 1 BB: 0 P: 15	R: 0 E: 0 K: 1 S: 13	H: 0 LOB: 2 BB: 2 P: 24	R: 2 E: 0 K: 0 S: 19	H: 2 LOB: 2 BB: 2 P: 35

1B: 8	SF: 1	WP: 2	PA: 47
2B: 2	SAC: 1	PB: 0	
3B: 1	DP: 0	SB: 1	
HR: 2	HBP: 0	CS: 1	

PITCHER		IP	WLS	BF	H	R	ER	SO	BB	IBB	HBP	BLK	WP	HR	S	P	ERA	WHIP
Carlton Loewer, R ERA: 5.03	(1, 1)	5.0		27	8	6	6	5	5	0	0	0	0	1	63	113	10.80	2.600
Ken Ryan, R ERA: 6.32	(6, 1)	1.0	L	4	1	1	1	0	2	0	0	0	0	0	6	19	9.00	3.000
Yorkis Perez, L ERA: 4.4	(7, 1)	1.2		8	1	0	0	3	2	0	0	0	1	0	21	36	0.00	1.800
Robert Person, R ERA: 11.57	(8, 1)	1.0		6	2	2	2	0	1	0	0	0	0	1	17	27	18.00	3.000
Jim Poole, L ERA: 4.15	(9, 1)	0.1		2	0	0	0	0	1	0	0	0	1	0	4	11	0.00	3.000

PITCHER	IP	WLS	BF	H	R	ER	SO	BB	IBB	HBP	BLK	WP	HR	S	P	ERA	WHIP

Batter	1	2	3	4	5	6	7	8	9	AB	R	H	RBI	BB	SO	LOB
Doug Glanville, R (1, 8) OBP: 0.401, SLG: 0.463	2-2 2B 2B	1-0 23 1B SF7 1B		2-2 ① P3		C 1 SAFE 2-1 23 FC4-6 1-2 1B		B S S S 1-3 ② K		5	2	3	0	0	1	0
23 Kevin Jordan, R (1, 4) OBP: 0.426, SLG: 0.512	4-1 2B HR BB	B 1 SAFE B 1 SAFE F 1 X 2-1 1-3 1B		2-1 F8 2B		F B B X 2-1 ② FC4-6 BB 1-2f 2-3		B F S B X 2-2 3B		4	1	3	0	1	0	2
Scott Rolen, R (1, 5) OBP: 0.375, SLG: 0.577	0-0 HR 1-3 2-H 2B	C F B F X 1-2 ② SF7 3-H		2-1 ② F8 2-3		C B B B B 4-1 1-2 BB		B S S S 2-3 ③ K		3	1	1	2	1	1	2
Rico Brogna, L (1, 3) OBP: 0.288, SLG: 0.443	C B S S 1-3 ① K	B C X 1-1 ③ G4-3		3-2 ③ F9		C S S 0-3 ③ K			C B S F B F F F 3-3 B C ① K	5	0	0	0	0	3	7
Ron Gant, R (1, 7) OBP: 0.331, SLG: 0.386	B F S T B F B X 3-2 2-H 3-H HR	X 0-0 E 1B	F B S B X 2-2 ① F9				B B B C C X 3-2 E S 1B		S B B B S B C 3-3 ② K	5	2	3	3	0	1	0
Mike Lieberthal, R (1, 2) OBP: 0.420, SLG: 0.570	B B B X 3-0 ② G6-3	B S F B 1 SAFE S 2-3 ① K	S B S F F S 1-3 ② K				B 1 SAFE C X 1-1 ① P4		B B C S B F B 4-2 1B 1B BB	4	1	0	0	1	2	2
Bobby Abreu, L (1, 9) OBP: 0.426, SLG: 0.584	F B B B X 3-1 1B	B B 1 SAFE S S X 2-1 ② F7	C B C B F C 2-3 ③ K				1 SAFE 1 S B S F 1 B S 2-3 ② K		B B X 2-0 1B 1-2 1B	5	0	2	0	0	2	2
Alex Arias, R (1, 6) OBP: 0.400, SLG: 0.558 Robert Person, R (8, 1) Jim Poole, L (9, 1) Kevin Sefcik, R (9, PH) OBP: 0.391, SLG: 0.500	B C F S 1-3 ③ K	C P X 1-1 E7 1-H				B C X 1-1 ① P2	C F B B F S 2-3 ③ K 1-3		C X 0-1 FC4-6 1-3 2-H 1B	4 0 0 1	0 0 0 0	0 0 0 1	0 0 0 1	0 0 0 0	2 0 0 0	2 0 0 0
Carlton Loewer, R (1, 1) OBP: 0.333, SLG: 0.294 Ken Ryan, R (6, 1) Marlon Anderson, L (6, PH) OBP: 0.261, SLG: 0.330 Yorkis Perez, L (7, 1) Desi Relaford, S (8, 6) OBP: 0.368, SLG: 0.415		B B B C C X 3-2 ① F7	C X 0-1 ③ G5-3			B B C B B 4-1 23 FC4-6 1B BB		C B S C 1-3 ① K	X 0-0 ③ FC4-6 1-2f	2 0 0 0 2	0 0 0 0 0	0 0 0 0 1	0 0 0 0 2	0 0 0 0 1	0 0 1 0 2	1 0 0 0 2
Inning Stats	R: 4 H: 4 E: 0 LOB: 1 K: 2 BB: 1 S: 21 P: 38	R: 1 H: 2 E: 0 LOB: 1 K: 0 BB: 0 S: 12 P: 20	R: 1 H: 1 E: 1 LOB: 1 K: 1 BB: 0 S: 11 P: 15	R: 0 H: 1 E: 0 LOB: 1 K: 0 BB: 0 S: 10 P: 19	R: 0 H: 0 E: 0 LOB: 0 K: 2 BB: 0 S: 12 P: 17	R: 0 H: 1 E: 0 LOB: 3 K: 1 BB: 2 S: 11 P: 24	R: 0 H: 1 E: 0 LOB: 1 K: 2 BB: 0 S: 13 P: 21	R: 0 H: 1 E: 0 LOB: 1 K: 3 BB: 0 S: 12 P: 18	R: 1 H: 2 E: 0 LOB: 2 K: 2 BB: 1 S: 18 P: 30	1B: 8 2B: 3 3B: 1 HR: 1	SF: 1 SAC: 0 DP: 0 HBP: 0			WP: 0 PB: 0 SB: 1 CS: 0	PA: 45		

PITCHER		IP	WLS	BF	H	R	ER	SO	BB	IBB	HBP	BLK	WP	HR	S	P	ERA	WHIP
Al Leiter, L ERA: 6.12	(1, 1)	3.0		18	7	6	5	3	1	0	0	0	0	1	44	73	15.00	2.667
Pat Mahomes, R ERA:	(4, 1)	2.1	W	10	2	0	0	2	1	0	0	0	0	0	27	48	0.00	1.286
Turk Wendell, R ERA: 1.57	(6, 1)	1.0	H	5	1	0	0	1	1	0	0	0	0	0	11	21	0.00	2.000
Dennis Cook, L ERA: 1.8	(7, 1)	0.2	H	2	0	0	0	2	0	0	0	0	0	0	8	12	0.00	0.000
Armando Benitez, R ERA: 2.0	(8, 1)	1.0	H	4	1	0	0	3	0	0	0	0	0	0	12	18	0.00	1.000

PITCHER		IP	WLS	BF	H	R	ER	SO	BB	IBB	HBP	BLK	WP	HR	S	P	ERA	WHIP
John Franco, L ERA: 2.45	(9, 1)	1.0	S	6	2	1	1	2	1	0	0	0	0	0	18	30	9.00	3.000

BOTTOM

New York Mets @ Philadelphia Phillies

Veterans Stadium, Philadelphia, PA

Sat May 15 1999, 7:05 PM EDT

Att. 27,039 - Unknown - 67 F

livebaseballscorecards.com

AB	40
R	7
H	13
RBI	6
BB	4
SO	13
LOB	20

Batter	1	2	3	4	5	6	7	8	9	AB	R	H	RBI	BB	SO	LOB
Roger Cedeno, S (1, 9) OBP: 0.443, SLG: 0.411	B B X 2-0 ① F8		C M X 0-2 CS 1B		C C B X 1-2 ③ G3		F X 0-1 1-2 2-3 3-H 1B		C B S F B B B 4-2 1-2 BB	4	0	2	1	1	0	0
Edgardo Alfonzo, R (1, 4) OBP: 0.409, SLG: 0.517	B F S X 1-2 2B 1B		B B 1 SAFE 1 SAFE C 1 SAFE P F X 3-2 ① ② L8 1-2			B B X 2-0 ① P5	B C B F B F F S 3-3 ② K		B C B X 2-1 ③ P4	5	1	1	0	0	1	6
John Olerud, L (1, 3) OBP: 0.491, SLG: 0.617	C B X 1-1 1-H 2B		C B B F X 2-2 ③ F7			B F X 1-1 ② F7	B B X 2-0 ③ G3-1			4	0	1	1	0	0	3
31 Mike Piazza, R (1, 2) OBP: 0.350, SLG: 0.443	F S S 0-3 ② K			B B X 2-0 ① F8		S X 0-1 1B		S B B S X 2-2 ① G6-3		4	0	1	0	0	1	1
Robin Ventura, L (1, 5) OBP: 0.338, SLG: 0.496	B B B B 4-0 BB			C B B F F B S 3-3 ② K		C B S B X 2-2 ③ G1-3		B C S B B S 3-3 ② K2-3		3	0	0	0	1	2	1
Brian McRae, S (1, 8) OBP: 0.358, SLG: 0.357	C B B B C F F B S 3-3 ③ K			X 0-0 2B			X 0-0 BB 1B 2B	B B F X 2-1 ③ G4-3		4	1	2	0	0	1	2
Matt Franco, L (1, 7) OBP: 0.263, SLG: 0.314		B C X 1-1 ① L8		B X 1-0 ③ G4-3			X 0-0 ① F7		C B F X 1-2 ① L5	4	0	0	0	0	0	2
Luis Lopez, S (1, 6) OBP: 0.439, SLG: 0.471		C X 0-1 CS 1B			F C B B B X 2-2 ① F8		S B F F B B B 4-2 1B BB BB		B B C B B B 4-1 DI BB	2	0	1	0	2	0	0
Orel Hershiser, R (1, 1) Benny Agbayani, R (7, PH) OBP: 0.333, SLG: 0.588 Turk Wendell, L (7, 1) Allen Watson, L (7, 1) OBP: 0.375, SLG: 0.500 Todd Pratt, R (9, PH) OBP: 0.397, SLG: 0.492		L 1 P S S S 1-3 ② ③ K 1-2			B C S X 1-2 ② B5-3		C F B B B B B 4-2 1-2 2-3 1B BB		C F 1 B F C 1-3 ② K SAFE	2 0 0 0 1	0 0 0 0 0	0 0 0 0 1	0 0 0 0 0	0 1 0 0 0	1 0 0 0 1	1 0 0 0 1
Inning Stats	R: 1 H: 2 E: 0 LOB: 2 K: 2 BB: 1 S: 14 P: 25	R: 0 H: 1 E: 0 LOB: 0 K: 1 BB: 0 S: 8 P: 9	R: 0 H: 1 E: 0 LOB: 0 K: 0 BB: 0 S: 10 P: 14	R: 0 H: 1 E: 0 LOB: 1 K: 1 BB: 0 S: 7 P: 13	R: 0 H: 0 E: 0 LOB: 0 K: 0 BB: 0 S: 9 P: 13	R: 0 H: 1 E: 0 LOB: 1 K: 0 BB: 0 S: 8 P: 13	R: 1 H: 2 E: 0 LOB: 3 K: 1 BB: 2 S: 15 P: 28	R: 0 H: 0 E: 0 LOB: 0 K: 1 BB: 0 S: 8 P: 15	R: 0 H: 0 E: 0 LOB: 2 K: 1 BB: 2 S: 13 P: 25	1B: 5 SF: 0 2B: 3 SAC: 0 3B: 0 DP: 0 HR: 0 HBP: 0						

PITCHER		IP	WLS	BF	H	R	ER	SO	BB	IBB	HBP	BLK	WP	HR	S	P	ERA	WHIP
Paul Byrd, R ERA: 3.5	(1, 1)	6.1	W	28	8	2	2	4	3	0	0	0	0	0	65	104	2.84	1.737
Wayne Gomes, R ERA: 5.09	(7, 1)	1.2	H	5	0	0	0	2	0	0	0	0	0	0	14	26	0.00	0.000
Jeff Brantley, R ERA: 2.45	(9, 1)	1.0	S	5	0	0	0	1	2	0	0	0	0	0	13	25	0.00	2.000

PITCHER	IP	WLS	BF	H	R	ER	SO	BB	IBB	HBP	BLK	WP	HR	S	P	ERA	WHIP

TOP

New York Mets @ Philadelphia Phillies

Veterans Stadium, Philadelphia, PA

Sun May 16 1999, 1:35 PM EDT

Att. 28,422 - Sunny - 68 F

livebaseballscorecards.com

AB	33
R	2
H	8
RBI	2
BB	5
SO	7
LOB	17

WP: 0	PA: 38
PB: 0	
SB: 0	
CS: 2	

BOTTOM

New York Mets @ Philadelphia Phillies

Veterans Stadium, Philadelphia, PA

Sun May 16 1999, 1:35 PM EDT

Att. 28,422 - Sunny - 68 F

livebaseballscorecards.com

Batter	1	2	3	4	5	6	7	8	9	AB	R	H	RBI	BB	SO	LOB
Doug Glanville, R (1, 8) OBP: 0.407, SLG: 0.460	B X 1-0 FC4-6 1B		C C X 0-2 ② G6-3		L B B F F F X 2-2 ③ P5		B B B C C B 4-2 1B 1B BB	1 SAFE B B B C B 4-1 1-2 BB		3	1	1	0	2	0	1
Marlon Anderson, L (1, 4) OBP: 0.269, SLG: 0.336 15 David Doster, R (8, 4) OBP: 0.412, SLG: 0.714	B C L F X 1-2 ① FC4-6 FC1-5 S 1-2f		S X 0-1 ③ G6-3			B C F B X 3-2 BB 1B 1B	C B F B 1 SAFE 1 SAFE 1 SAFE F 1 SAFE 3-2 1 SAFE B 1 SAFE X 1B 1-3 1B	C F B B F S 2-3 ③ K		4 1	1 0	2 0	0 0	0 0	0 1	1 2
Scott Rolen, R (1, 5) OBP: 0.378, SLG: 0.574	C F C 0-3 ② K			X 0-0 1B		C B B X 2-1 ① F7	B 1 SAFE C S S B 1 SAFE F 1 SAFE B 3-2 X BB 1-3 3-H 1B			4	0	2	1	0	1	2
Bobby Abreu, L (1, 9) OBP: 0.437, SLG: 0.578	1 SAFE B F B B S T F B 4-2 1-2 BB			S B B B C S 2-3 ① K		B B B C B 4-1 1B 1-2 3B BB	B B B F T F B 4-2 1-2 BB			1	1	0	0	3	1	1
Mike Lieberthal, R (1, 2) OBP: 0.415, SLG: 0.559	C F B X 1-2 ③ FC1-5 2-3f			X 0-0 ② L8		X 0-0 1-2 2-H 3B 1B	F B B S F S 2-3 ② K			4	1	1	1	0	1	6
Rob Ducey, L (1, 7) OBP: 0.326, SLG: 0.538 Kevin Sefcik, R (7, PH) OBP: 0.383, SLG: 0.488 (8, 7)		B B X 2-0 23 G6-4-3 1B		C B X 1-1 ③ F9		B B B C X 3-1 23 G4-3 1-H 2-H 3B	B X 1-0 ③ G4-3			3 1	1 0	2 0	2 0	0 0	0 0	1 3
23 Kevin Jordan, R (1, 3) OBP: 0.412, SLG: 0.489 Jeff Brantley, R (9, 1)		C B B X 2-1 ① ② G6-4-3 1-2f			B X 1-0 ① F7	X 0-0 ② G4-3 3-H		C X 0-1 BB 1B		4 0	0 0	1 0	1 0	0 0	0 0	1 0
Desi Relaford, S (1, 6) OBP: 0.358, SLG: 0.402 Wayne Gomes, R (7, 1) Rico Brogna, L (8, PH) OBP: 0.287, SLG: 0.440 (9, 3)		B B B C C F S 3-3 ③ K			C X 0-1 ② G3	X 0-0 ③ F9	1 SAFE 1 SAFE F S S	0-3 ① K		3 0 1	0 0 0	0 0 0	0 0 0	0 0 1	1 0 1	0 0 1
Paul Byrd, R (1, 1) OBP: 0.211, SLG: 0.167 Alex Arias, R (7, 6) OBP: 0.404, SLG: 0.545			C C S 0-3 ① K		B C X 1-1 1B	B X 1-0 ① P4	B 1 SAFE 1 SAFE B B B 4-0 ② WP 1-2 BB			2 1	0 0	1 0	0 0	0 1	1 0	0 0
Inning Stats	R: 0 E: 0 K: 1 S: 15 H: 1 LOB: 2 BB: 1 P: 22	R: 0 E: 0 K: 1 S: 7 H: 1 LOB: 0 BB: 0 P: 14	R: 0 E: 0 K: 1 S: 8 H: 0 LOB: 0 BB: 0 P: 8	R: 0 E: 0 K: 1 S: 7 H: 1 LOB: 1 BB: 0 P: 10	R: 0 E: 0 K: 0 S: 10 H: 1 LOB: 1 BB: 0 P: 14	R: 4 E: 0 K: 0 S: 11 H: 3 LOB: 0 BB: 1 P: 23	R: 1 E: 0 K: 1 S: 19 H: 2 LOB: 3 BB: 2 P: 37	R: 0 E: 0 K: 2 S: 11 H: 1 LOB: 2 BB: 2 P: 21		1B: 9 2B: 0 3B: 1 HR: 0	SF: 0 SAC: 0 DP: 1 HBP: 0			WP: 1 PB: 0 SB: 1 CS: 0	PA: 38	

	AB	32
	R	5
	H	10
	RBI	5
	BB	6
	SO	7
	LOB	19

PITCHER		IP	WLS	BF	H	R	ER	SO	BB	IBB	HBP	BLK	WP	HR	S	P	ERA	WHIP
Orel Hershiser, R ERA: 6.62	(1, 1)	6.0	L	26	7	4	4	4	2	0	0	0	0	0	58	91	6.00	1.500
Turk Wendell, R ERA: 1.93	(7, 1)	0.1		4	2	1	1	0	1	0	0	0	0	0	11	22	27.00	9.000
Allen Watson, L ERA: 3.68	(7, 1)	1.2		8	1	0	0	3	3	0	0	0	1	0	19	36	0.00	2.400

PITCHER	IP	WLS	BF	H	R	ER	SO	BB	IBB	HBP	BLK	WP	HR	S	P	ERA	WHIP

Milwaukee Brewers @ New York Mets

Shea Stadium, Flushing, NY

Mon May 17 1999, 7:10 PM EDT

Att. 16,326 - Unknown - 66 F

livebaseballscorecards.com

TOP

Batter	1	2	3	4	5	6	7	8	9	AB	R	H	RBI	BB	SO	LOB
Mark Loretta, R (1, 6) OBP: 0.336, SLG: 0.378	BCBCFBB 4-2 E SH1-3 SF8 BB		BBBCCCX 3-2 1B 2B 1B		CBX 1-1 ① F8	BX 1-0 2-H 3-H 1B		FX 0-1 ②③ G4-6-3 1-2f		4	2	2	2	1	0	1
Bob Wickman, R (8, 1)										0	0	0	0	0	0	0
Brian Banks, S (1, 3) OBP: 0.357, SLG: 0.450	X 0-0 ① SH1-3 1-2		BX 1-0 2B SF9-5 1-2 1B		CX 0-1 G3 1B	FFBS 1-3 ③ K			CBBX 2-1 2B	4	1	3	0	0	1	1
Jeromy Burnitz, L (1, 9) OBP: 0.365, SLG: 0.555	BX 1-0 E3 2B 2-3 1B		FFX 0-2 SF9-5 1-3 2-H 2B		FCB1 SAFEX 1-2 ② G3 1-2		BCSSS 2-3 ① K		CFS 0-3 ① K	5	1	2	1	0	2	2
Jeff Cirillo, R (1, 5) OBP: 0.396, SLG: 0.460	BBFFBX 3-2 ② SF8 3-H		BX 1-0 ① ② SF9-5 2-3 3-H		BBFBFX 3-2 ③ G4-3		CBBBSFB 4-2 1B BB		FFBFFBS 2-3 ② K	2	0	0	2	1	1	2
Dave Nilsson, L (1, 2) OBP: 0.398, SLG: 0.614	CCFBFX 1-2 1-H 2B		BCFBBFX 3-2 1B		CFBX 1-2 ① G6-3	CCBBX 2-2 1-2 1B			IIII 4-0 IBB	4	0	3	1	1	0	0
Marquis Grissom, R (1, 8) OBP: 0.273, SLG: 0.318	CBX 1-1 ③ G5-3		BX 1-0 ③ G5-3		BFFFX 1-2 1B 1B 1B	BTCBS 2-3 ② K			CFFS 0-3 ③ K	5	1	1	0	0	2	6
Geoff Jenkins, L (1, 7) OBP: 0.365, SLG: 0.600		X 0-0 ① G3-1		BX 1-0 ① L9	1 SAFEC 1 SAFEX 0-1 SH2-4 1B 1-2 1B 1B	BSBBSSS 3-3 ③ K				4	1	1	0	0	1	2
Al Reyes, R (7, 1)										0	0	0	0	0	0	0
Lou Collier, R (8, 6) OBP: 0.346, SLG: 0.286										0	0	0	0	0	0	0
Ronnie Belliard, R (1, 4) OBP: 0.333, SLG: 0.381		CBCX 1-2 ② P4		CCFBX 1-2 ② G5-3	X 0-0 1-2 2-H SH2-4 1B 1B			BCFFC 1-3 ① K		4	1	1	1	0	1	0
Scott Karl, L (1, 1) OBP: 0.118, SLG: 0.176		BCBBBCC 3-3 ③ K		CBSX 1-2 ③ G3	SFX 0-2 ② SH2-4 1-2 2-3			BBBB 4-0 G4-6-3 BB		2	0	0	0	0	1	0
Eric Plunk, R (6, 1)										0	0	0	0	0	0	0
Mike Myers, L (7, 1)										0	0	0	0	0	0	0
Rich Becker, L (7, 7) OBP: 0.400, SLG: 0.333										0	0	0	0	1	0	0
Inning Stats	R: 2 E: 1 K: 0 S: 15 H: 2 LOB: 1 BB: 1 P: 25	R: 0 E: 0 K: 1 S: 7 H: 0 LOB: 0 BB: 0 P: 11	R: 2 E: 0 K: 0 S: 13 H: 4 LOB: 1 BB: 0 P: 22	R: 0 E: 0 K: 0 S: 8 H: 0 LOB: 0 BB: 0 P: 11	R: 0 E: 0 K: 0 S: 10 H: 1 LOB: 1 BB: 0 P: 15	R: 3 E: 0 K: 1 S: 16 H: 4 LOB: 1 BB: 0 P: 20	R: 0 E: 0 K: 3 S: 15 H: 1 LOB: 2 BB: 1 P: 28	R: 0 E: 0 K: 1 S: 6 H: 0 LOB: 0 BB: 1 P: 11	R: 0 E: 0 K: 3 S: 14 H: 1 LOB: 2 BB: 1 P: 22	1B: 10 2B: 4 3B: 0 HR: 0			SF: 2 SAC: 2 DP: 2 HBP: 0				

AB	34
R	7
H	13
RBI	7
BB	4
SO	9
LOB	14

WP: 0 PB: 0 SB: 0 CS: 0 PA: 42

PITCHER		IP	WLS	BF	H	R	ER	SO	BB	IBB	HBP	BLK	WP	HR	S	P	ERA	WHIP
Bobby Jones, R ERA: 5.22	(1, 1)	5.2	L	28	11	7	7	1	1	0	0	0	0	0	66	100	11.12	2.118
Dennis Cook, L ERA: 1.76	(6, 1)	0.1		1	0	0	0	1	0	0	0	0	0	0	3	4	0.00	0.000
Rigo Beltran, L ERA: 3.6	(7, 1)	1.0		5	1	0	0	3	1	0	0	0	0	0	15	28	0.00	2.000
Pat Mahomes, R ERA:	(8, 1)	1.0		4	1	0	0	1	1	0	0	0	0	0	8	15	0.00	2.000
Armando Benitez, R ERA: 1.89	(9, 1)	1.0		4	0	0	0	3	0	1	0	0	0	0	12	18	0.00	0.000

PITCHER	IP	WLS	BF	H	R	ER	SO	BB	IBB	HBP	BLK	WP	HR	S	P	ERA	WHIP

Milwaukee Brewers @ New York Mets

Shea Stadium, Flushing, NY

Mon May 17 1999, 7:10 PM EDT

Att. 16,326 - Unknown - 66 F

livebaseballscorecards.com

BOTTOM

Batter	1	2	3	4	5	6	7	8	9	AB	R	H	RBI	BB	SO	LOB
Jermaine Allensworth, R (1, 9) (6, 8) OBP: 0.315, SLG: 0.383	C B B X 2-1 ① G6-3	B B F C S 2-3 ③ K			B X 1-0 1B 2B	B C B F C 2-3 ③ K		1 SAFE X 0-0 2B 1B 1-2 3-H	F F C 0-3 ③ K	6	2	2	1	0	3	5
Edgardo Alfonzo, R (1, 4) OBP: 0.403, SLG: 0.503	B B B B 4-0 FC5-4 BB	B B C X 2-1 ① F9			C B F F B F X 2-2 ① F8		B X 1-0 ① P3	B C B B X 3-1 ② P2		4	0	0	0	1	0	3
John Olerud, L (1, 3) OBP: 0.500, SLG: 0.626	B B X 2-0 ② FC5-4 31 HR 1-2f	B B B B 4-0 31 FC3-6 BB			X 0-0 31 1B 2-H 1B		B B B C C B 4-2 31 1B BB	F F B F X 1-2 1-H 2-H 2B		3	1	2	3	2	0	1
31 Mike Piazza, R (1, 2) OBP: 0.371, SLG: 0.489	C B X 1-1 1-H HR	B B C X 2-1 ② FC3-6 1-2f			B B S F X 2-2 FC5-4 1-2 1B		B X 1-0 1-2 1B	B B B I 4-0 IBB		4	1	3	2	1	0	1
Robin Ventura, L (1, 5) OBP: 0.327, SLG: 0.479	B X 1-0 ③ G3-1	B C B B C X 3-2 ③ P5			B F B S F F C 2-3 ② K		B B X 2-0 ② P2	B F B S B S 3-3 ③ K		5	0	0	0	0	2	7
Brian McRae, S (1, 8) OBP: 0.358, SLG: 0.357 Dennis Cook, L (6, 1) Rigo Beltran, L (7, 1) Todd Pratt, R (7, PH) OBP: 0.392, SLG: 0.484 Pat Mahomes, R (8, 1) OBP: 1.000, SLG: 2.000 Armando Benitez, R (9, 1) Luis Lopez, S (9, 5) OBP: 0.429, SLG: 0.457		B F B X 2-1 SH1-3 1B 1B		B F C S 1-3 ① K	C X 0-1 ③ FC5-4 1-2f		X 0-0 ③ P4		C B C S 1-3 ① K	3 0 0 1 0 0 0 1	0 0 0 0 0 0 0 0	1 0 0 0 0 0 0 0	0 0 0 0 0 0 0 0	0 0 0 0 0 0 0 0	1 0 0 0 0 0 0 1	2 0 0 2 0 0 0 0
Benny Agbayani, R (1, 7) OBP: 0.429, SLG: 0.700 Roger Cedeno, S (8, PH) OBP: 0.454, SLG: 0.411 (9, 9)		B X 1-0 SH1-3 1-2 1B		B C X 1-1 1B	C F B B F F B X 3-2 2B			B C B B C B 4-2 S 1B BB	B C C B B B 4-2 G4-3 S BB	3 0	0 1	3 0	0 0	0 2	0 0	0 0
Rey Ordonez, R (1, 6) OBP: 0.311, SLG: 0.343		X 0-0 ① SH1-3 1-2 2-3		C B 1 SAFE T F F C 1-3 ② K	B F B X 2-1 ① F7			B B B F F F F B 4-2 1B 1-3 2B BB	B B X 2-0 ② G4-3 1-3	3	1	0	0	1	1	3
Bobby Jones, R (1, 1) OBP: 0.313, SLG: 0.500 Mike Kinkade, R (6, 9) OBP: 0.277, SLG: 0.442 Matt Franco, L (8, PH) OBP: 0.275, SLG: 0.306 (9, 7)		B B F C S 2-3 ② K		X 0-0 ③ F8	C F S 0-3 ② K			B F T B S 2-3 ① K	C C B F B B B 4-2 BB	2 1 1	0 0 0	0 0 0	0 0 1	0 1 1	1 1 1	3 1 2
Inning Stats	R: 2 H: 1 E: 0 LOB: 0 K: 0 BB: 1 S: 6 P: 16	R: 0 H: 2 E: 0 LOB: 2 K: 2 BB: 0 S: 10 P: 17	R: 0 H: 0 E: 0 LOB: 1 K: 0 BB: 1 S: 7 P: 18	R: 0 H: 1 E: 0 LOB: 1 K: 2 BB: 0 S: 10 P: 13	R: 1 H: 3 E: 0 LOB: 2 K: 1 BB: 0 S: 17 P: 24	R: 0 H: 1 E: 0 LOB: 1 K: 2 BB: 1 S: 13 P: 20	R: 0 H: 1 E: 0 LOB: 2 K: 0 BB: 1 S: 6 P: 14	R: 3 H: 2 E: 0 LOB: 2 K: 2 BB: 3 S: 19 P: 40	R: 0 H: 0 E: 0 LOB: 2 K: 2 BB: 2 S: 12 P: 23	1B: 7 2B: 3 3B: 0 HR: 1	SF: 0 SAC: 1 DP: 0 HBP: 0			WP: 0 PB: 0 SB: 3 CS: 0	PA: 46		

	AB	37
	R	6
	H	11
	RBI	6
	BB	8
	SO	11
	LOB	30

PITCHER		IP	WLS	BF	H	R	ER	SO	BB	IBB	HBP	BLK	WP	HR	S	P	ERA	WHIP
Scott Karl, L ERA: 3.75	(1, 1)	5.1	W	26	8	3	3	5	2	0	0	0	0	1	57	100	5.06	1.875
Eric Plunk, R ERA: 2.12	(6, 1)	1.0		5	1	0	0	2	1	0	0	0	0	0	10	18	0.00	2.000
Mike Myers, L ERA: 10.57	(7, 1)	0.1	H	1	0	0	0	0	0	0	0	0	0	0	1	3	0.00	0.000
Al Reyes, R ERA: 3.5	(7, 1)	1.0	H	7	2	3	3	1	2	0	0	0	0	0	17	31	27.00	4.000
Bob Wickman, R ERA: 3.54	(8, 1)	1.1	S	7	0	0	0	3	2	1	0	0	0	0	15	33	0.00	1.500

PITCHER	IP	WLS	BF	H	R	ER	SO	BB	IBB	HBP	BLK	WP	HR	S	P	ERA	WHIP

Batter	1	2	3	4	5	6	7	8	9	AB	R	H	RBI	BB	SO	LOB
Mark Loretta, R (1, 6) OBP: 0.345, SLG: 0.382	X 0-0 SH1-3 1B		B B B B 4-0 BB		C X 0-1 2B 1B		X 0-0 ② ③ G6-4-3 1-2f		C B F X 1-2 ② F9 1-2	4	1	2	0	1	0	2
Brian Banks, S (1, 3) OBP: 0.370, SLG: 0.477	X 0-0 ① SH1-3 1-2		C C B S 1-3 ③ K		C B S B B X 3-2 1-H 2B			X 0-0 1B HR 1B	S F B B S 2-3 ③ K	4	1	2	1	0	2	2
Jeremy Burnitz, L (1, 9) OBP: 0.362, SLG: 0.545	2 SAFE X 0-0 ② P4			B F B F X 2-2 ① G3	F B S C 1-3 ② K			1 SAFE 1 SAFE F B C 1 SAFE X 1-2 1-3 HR 1B		4	1	1	0	0	1	2
Jeff Cirillo, R (1, 5) OBP: 0.387, SLG: 0.447	C X 0-1 ③ F9			B F S C 1-3 ② K	B C B C X 2-2 ③ F9			F C S 0-3 ① K		4	0	0	0	0	2	4
Dave Nilsson, L (1, 2) OBP: 0.402, SLG: 0.602		C F B B B F X 2-2 ① G4-3		B B B B 4-0 BB 1B BB		B C B B F B F F B 4-2 FC5-4 BB		S S S 0-3 ② K		2	0	0	0	2	1	2
Marquis Grissom, R (1, 8) OBP: 0.280, SLG: 0.346		C B F X 1-2 ② G4-3		X 0-0 BB 1-2 1B	C X 0-1 ① FC5-4 G4-6-3 1-2f			B B F B X 3-1 1-H 3-H HR		4	1	2	3	0	0	1
Geoff Jenkins, L (1, 7) OBP: 0.361, SLG: 0.582		B B B C X 3-1 ③ L9		B B F B B 4-1 1-2 2-3 BB	X 0-0 ② ③ G4-6-3 1-2f			C X 0-1 ③ F7		3	0	0	0	1	0	1
Ronnie Belliard, R (1, 4) OBP: 0.321, SLG: 0.333		B B C X 2-1 ① F8		B F F X 1-2 ③ G1-3			B C B S F B B 4-2 G6-4-3 BB		X 0-0 ① G5-3	3	0	0	0	1	0	3
21 Cal Eldred, R (1, 1) Rich Becker, L (7, PH) OBP: 0.391, SLG: 0.324 David Weathers, R (7, 1) OBP: 0.286, SLG: 0.167 Alex Ochoa, R (9, PH) OBP: 0.341, SLG: 0.371 Bob Wickman, R (9, 1)		C F B B X 2-2 ② G1-3			C S B X 1-2 ① G6-3		F F F B X 1-2 ① F7		C B C X 1-2 S 1B	2 1 0 1 0	0 0 0 0 0	0 0 0 1 0	0 0 0 0 0	0 0 0 0 0	0 0 0 0 0	0 1 0 0 0

TOP

Milwaukee Brewers @ New York Mets

Shea Stadium, Flushing, NY

Tue May 18 1999, 7:10 PM EDT

Att. 26,411 - Overcast - 63 F

livebaseballscorecards.com

AB	32
R	4
H	8
RBI	4
BB	5
SO	6
LOB	18

Inning Stats	1	2	3	4	5	6	7	8	9
	R: 0 E: 0 K: 0 S: 5	H: 1 LOB: 1 BB: 0 P: 5	R: 0 E: 0 K: 0 S: 9	H: 0 LOB: 0 BB: 0 P: 15	R: 0 E: 0 K: 1 S: 8	H: 0 LOB: 1 BB: 1 P: 17	R: 0 E: 0 K: 1 S: 11	H: 1 LOB: 3 BB: 2 P: 23	R: 1 E: 0 K: 1 S: 14	H: 2 LOB: 1 BB: 0 P: 21	R: 0 E: 0 K: 0 S: 7	H: 0 LOB: 0 BB: 1 P: 11	R: 0 E: 0 K: 0 S: 8	H: 0 LOB: 0 BB: 1 P: 13	R: 3 E: 0 K: 2 S: 14	H: 3 LOB: 0 BB: 0 P: 18	R: 0 E: 0 K: 1 S: 10	H: 1 LOB: 1 BB: 0 P: 14

| | | |

Milwaukee Brewers @ New York Mets

Shea Stadium, Flushing, NY

Tue May 18 1999, 7:10 PM EDT

Att. 26,411 - Overcast - 63 F

BOTTOM

livebaseballscorecards.com

Batter	1	2	3	4	5	6	7	8	9	AB	R	H	RBI	BB	SO	LOB
Roger Cedeno, S (1, 9) OBP: 0.442, SLG: 0.400	K		L7		K		F9 S 1B		G3	5	0	1	0	0	2	1
Edgardo Alfonzo, R (1, 4) OBP: 0.398, SLG: 0.500	F8		G4-3 1-3		1B 2B		1 SAFE 1 SAFE F9 1-3		G4-3	5	1	1	0	0	0	2
John Olerud, L (1, 3) OBP: 0.491, SLG: 0.609	K		F7		2-H 1B		K		G6-3	5	0	1	1	0	2	2
31 Mike Piazza, R (1, 2) OBP: 0.385, SLG: 0.526		HR		1B FC3-2-5	P3		IBB			3	1	2	1	1	0	1
Brian McRae, S (1, 8) OBP: 0.369, SLG: 0.364		1B G4-3 BB		FC3-2-5 1-3		1B	F8			3	0	2	0	1	0	2
Turk Wendell, L (9, 1)										0	0	0	0	0	0	0
Robin Ventura, L (1, 5) OBP: 0.319, SLG: 0.465		1 SAFE G4-3 1-2		FC3-2-5 1-2 3-3		F8	1 SAFE	F7		4	0	0	0	0	0	4
Benny Agbayani, R (1, 7) OBP: 0.458, SLG: 0.696		CS 2-3 1B		L9		1 SAFE 1-2 1B		FC6-5-4-1 S 1B		3	0	2	0	0	0	2
Jermaine Allensworth, R (7, 7) OBP: 0.327, SLG: 0.396										1	0	1	0	0	0	0
(8, 8)																
Rey Ordonez, R (1, 6) OBP: 0.303, SLG: 0.333		F9 1-2		L8		F8		FC6-5-4-1 1-3		3	0	0	0	0	0	6
Luis Lopez, S (8, PH) OBP: 0.419, SLG: 0.444										1	0	0	0	0	0	1
(9, 6)																
Rick Reed, R (1, 1) OBP: 0.333, SLG: 0.273			G4-3 WP 1B		K	K		K		3	0	1	0	0	2	2
Dennis Cook, L (8, 1)										0	0	0	0	0	0	0
Armando Benitez, R (8, 1)										0	0	0	0	0	0	0
Mike Kinkade, R (8, 7) OBP: 0.271, SLG: 0.432										1	0	0	0	0	1	1
Inning Stats	R: 0 E: 0 K: 2 S: 8 H: 0 LOB: 0 BB: 0 P: 10	R: 1 E: 0 K: 0 S: 9 H: 2 LOB: 1 BB: 1 P: 19	R: 0 E: 0 K: 0 S: 12 H: 1 LOB: 1 BB: 0 P: 16	R: 0 E: 0 K: 0 S: 14 H: 2 LOB: 2 BB: 0 P: 24	R: 1 E: 0 K: 2 S: 12 H: 2 LOB: 1 BB: 0 P: 17	R: 0 E: 0 K: 2 S: 15 H: 2 LOB: 2 BB: 0 P: 24	R: 0 E: 0 K: 1 S: 11 H: 1 LOB: 2 BB: 1 P: 23	R: 0 E: 0 K: 1 S: 8 H: 1 LOB: 1 BB: 0 P: 14	R: 0 E: 0 K: 0 S: 7 H: 0 LOB: 0 BB: 0 P: 12	1B: 9 2B: 1 3B: 0 HR: 1 SF: 0 SAC: 0 DP: 0 HBP: 0						

	AB	37
	R	2
	H	11
	RBI	2
	BB	2
	SO	7
	LOB	24

WP: 1 PB: 0 SB: 2 CS: 1 PA: 39

PITCHER		IP	WLS	BF	H	R	ER	SO	BB	IBB	HBP	BLK	WP	HR	S	P	ERA	WHIP
21 Cal Eldred, R ERA: 5.02	(1, 1)	6.0		27	9	2	2	5	1	0	0	0	1	1	70	110	3.00	1.667
David Weathers, R ERA: 2.54	(7, 1)	2.0	W	9	2	0	0	2	0	1	0	0	0	0	19	37	0.00	1.000
Bob Wickman, R ERA: 3.38	(9, 1)	1.0	S	3	0	0	0	0	0	0	0	0	0	0	7	12	0.00	0.000

PITCHER	IP	WLS	BF	H	R	ER	SO	BB	IBB	HBP	BLK	WP	HR	S	P	ERA	WHIP

Milwaukee Brewers @ New York Mets

Shea Stadium, Flushing, NY

Thu May 20 1999, 4:10 PM EDT

Sunny - 72 F

TOP

livebaseballscorecards.com

Batter	1	2	3	4	5	6	7	8	9	AB	R	H	RBI	BB	SO	LOB
Mark Loretta, R (1, 3) OBP: 0.346, SLG: 0.373	C F B B F S 3-3 K ①		B C S B X 2-2 FC4-2 WP 2B 3-H ②	B F B L X 2-2 G5-3 ①② 1-2 2-3f		B B B C B 4-1 BB		C B B B 4-1 S HR BB 1-2		3	2	0	0	2	1	3
Lou Collier, R (1, 6) OBP: 0.355, SLG: 0.385	B C B X 2-1 G5-3 2B		B F F B B F F X 3-2 1B 1B 2B 1-H	B C C B B S 3-3 K ③		1 SAFE C 1 SAFE F 1 SAFE B F 1 SAFE B 2-3 F S K ②		B S B B C S 3-3 K ② 1-2 2-3		5	1	2	1	0	3	4
Jeff Cirillo, R (1, 5) OBP: 0.393, SLG: 0.473	F X 0-1 G5-3 ② 2-3		C B F B F B X 3-2 1B 1B 1B 2-3		B C B C F B X 3-2 HBP E 1B	B C B F X 2-2 F7 ③		B C B X 2-1 HR 2-H 3-H		5	3	3	3	0	0	2
Jeromy Burnitz, L (1, 9) OBP: 0.363, SLG: 0.537	B B C X 2-1 L6 ③		B F X 1-1 1B 1B 1-3 3-H		B 1 SAFE S C F F F H 2-2 E HBP 1-2		C S C 0-3 K ①	X 0-0 P3 ③		4	1	1	1	0	1	1
Marquis Grissom, R (1, 8) OBP: 0.291, SLG: 0.362		B S B F B F S 3-3 K ① B B C F X 2-2 1B 1-2 3-H			C X 0-1 L7 ①		C B X 1-1 1B		B B C F B X 3-2 E 2B	5	1	3	1	0	1	2
Bobby Hughes, R (1, 2) OBP: 0.250, SLG: 0.395		X 0-0 G5-3 ② F X 0-1 G1-3 ③			B S S B B X 3-2 P6 ②		B C B X 2-1 L8 ②		C S S 0-3 K ①	5	0	0	0	0	1	6
Alex Ochoa, R (1, 7) OBP: 0.370, SLG: 0.395		C B F B S 2-3 K ③		C F B B F F F F B F 4-2 B E 1B BB	B B B C X 3-1 E9 2B 1-H 2-H		C B B X 2-1 F7 ③		B B B C B 4-1 E4 BB	3	1	1	2	2	1	1
Ronnie Belliard, R (1, 4) OBP: 0.364, SLG: 0.379			B X 1-0 SH5-4 FC4-2 1B	B 1 SAFE C M X 1-2 G5-3 E 1B 1-2	B C F S 1-3 K ③			B C X 1-1 S BB HR 1B	B B F B C X 3-2 F7 ②	5	1	3	0	0	1	3
Jim Abbott, L (1, 1) Steve Falteisek, R (5, 1) Brian Banks, S (8, PH) OBP: 0.362, SLG: 0.467 Eric Plunk, R (8, 1) Sean Berry, R (9, PH) OBP: 0.328, SLG: 0.391		L L X 0-2 SH5-4 ① 2-3		2 SAFE X 0-0 E1 G5-3 1-2 2-H		S F B S 1-3 K ①		F S B B S 2-3 K ① B S X 1-1 E4 ③ 1-H 2-H		1 0 0 0 0 0 1 1 0 0 0 0 1 0 1 0 0 0 0 1 1 0 0 0 0 0 0 0 1 0 0 0 0 0 1						
Inning Stats	R: 0 H: 1 E: 0 LOB: 1 K: 1 BB: 0 S: 10 P: 17	R: 0 H: 0 E: 0 LOB: 0 K: 2 BB: 0 S: 8 P: 13	R: 3 H: 5 E: 0 LOB: 2 K: 0 BB: 0 S: 23 P: 35	R: 1 H: 1 E: 1 LOB: 1 K: 1 BB: 1 S: 16 P: 26	R: 2 H: 2 E: 1 LOB: 1 K: 1 BB: 0 S: 19 P: 31	R: 0 H: 0 E: 0 LOB: 1 K: 2 BB: 1 S: 12 P: 21	R: 0 H: 1 E: 0 LOB: 1 K: 1 BB: 0 S: 9 P: 14	R: 3 H: 2 E: 0 LOB: 0 K: 2 BB: 1 S: 12 P: 24	R: 1 H: 1 E: 1 LOB: 1 K: 1 BB: 1 S: 12 P: 23	1B: 8 SF: 0 2B: 4 SAC: 1 3B: 0 DP: 1 HR: 1 HBP: 1						

	AB	39
	R	10
	H	13
	RBI	8
	BB	4
	SO	11
	LOB	25

WP: 1 PA: 45
PB: 0
SB: 2
CS: 0

PITCHER		IP	WLS	BF	H	R	ER	SO	BB	IBB	HBP	BLK	WP	HR	S	P	ERA	WHIP
Al Leiter, L ERA: 6.38	(1, 1)	5.0	W	26	9	6	5	5	1	0	1	0	1	0	76	122	9.00	2.000
Allen Watson, L ERA: 4.18	(6, 1)	3.0	H	14	3	3	3	5	2	0	0	0	0	1	33	59	9.00	1.667
John Franco, L ERA: 2.3	(9, 1)	1.0	S	5	1	1	0	1	1	0	0	0	0	0	12	23	0.00	2.000

PITCHER	IP	WLS	BF	H	R	ER	SO	BB	IBB	HBP	BLK	WP	HR	S	P	ERA	WHIP

Batter	1	2	3	4	5	6	7	8	9	AB	R	H	RBI	BB	SO	LOB
Roger Cedeno, S (1, 9) OBP: 0.432, SLG: 0.384	B B C B C S 3-3 K	B F L S 1-3 K2-3		M F F B S 1-3 K		X 0-0 F7		C B F B F B B 4-2 P2 BB		4	0	0	0	1	3	2
Jermaine Allensworth, R (1, 8) OBP: 0.305, SLG: 0.365 Brian McRae, S (8, PH) (9, 8) OBP: 0.366, SLG: 0.361	B F B F B F X 3-2 G6-3	C F X 0-2 G6-3		B 3 SAFE C B F F S 2-3 K2-3		C X 0-1 F7		1 SAFE 1 SAFE B B B X 2-0 P2 1-2		4 1	0 0	0 0	0 0	0 0	1 0	2 1
John Olerud, L (1, 3) OBP: 0.500, SLG: 0.618	B C B B B 4-1 BB 31 1B HR BB		C X 0-1 31 F8 2B	C B B X 2-1 F7		B X 1-0 31 HR 1B		B B B B 4-0 BB		3	2	2	0	2	0	2
31 Mike Piazza, R (1, 2) OBP: 0.395, SLG: 0.560	B B X 2-0 BB 1-2 HR 1B		X 0-0 F8 2-3		X 0-0 1B HR 1B	B X 1-0 1-H HR		B B S B X 3-1 F8		5	3	3	2	0	0	2
Edgardo Alfonzo, R (1, 4) OBP: 0.400, SLG: 0.497	B B B B 4-0 1-2 2-3 HR BB		B F B F S 2-3 K		C X 0-1 1-2 HR 1B	B C C S 1-3 K				3	2	1	0	1	2	1
Robin Ventura, L (1, 5) OBP: 0.317, SLG: 0.480	B S B B B F X 3-2 1-H 2-H 3-H HR		B B B C X 3-1 P6		X 0-0 F8		C B X 1-1 G4-3			4	1	1	4	0	0	3
Benny Agbayani, R (1, 7) OBP: 0.536, SLG: 0.963	B C S B B X 3-2 1B			B B B C X 3-1 WP E 1B	B B C X 2-1 1-H 2-H HR		B X 1-0 HR			4	3	4	4	0	0	0
Rey Ordonez, R (1, 6) OBP: 0.310, SLG: 0.333	F 1 SAFE 1 SAFE F X 0-2 G4-3			1 SAFE 1 SAFE B C B B B 4-1 E 1-2 BB	C F F B F F X 1-2 F8		B X 1-0 G5-4-3 1B			3	0	1	0	1	0	1
Al Leiter, L (1, 1) OBP: 0.105, SLG: 0.056 Mike Kinkade, R (5, PH) OBP: 0.265, SLG: 0.422 Allen Watson, L (6, 1) OBP: 0.333, SLG: 0.444 John Franco, L (9, 1)		B C B X 2-1 G4-3		L X 0-1 E1 1-3 2-H	B S C F X 1-2 G3		B C X 1-1 G5-4-3 1-2f			2 1 1 0	0 0 0 0	0 0 0 0	0 0 0 0	0 0 0 0	0 0 0 0	1 0 1 0
Inning Stats	R: 4 E: 0 K: 1 S: 18 H: 3 LOB: 1 BB: 2 P: 40	R: 0 E: 0 K: 1 S: 8 H: 0 LOB: 0 BB: 0 P: 11	R: 0 E: 0 K: 1 S: 8 H: 1 LOB: 1 BB: 0 P: 13	R: 1 E: 1 K: 2 S: 15 H: 1 LOB: 2 BB: 1 P: 27	R: 3 E: 0 K: 0 S: 16 H: 3 LOB: 0 BB: 0 P: 20	R: 2 E: 0 K: 1 S: 8 H: 2 LOB: 0 BB: 0 P: 11	R: 1 E: 0 K: 0 S: 6 H: 2 LOB: 0 BB: 0 P: 10	R: 0 E: 0 K: 0 S: 6 H: 0 LOB: 1 BB: 2 P: 19		1B: 7 2B: 1 3B: 0 HR: 4	SF: 0 SAC: 0 DP: 1 HBP: 0					

PITCHER		IP	WLS	BF	H	R	ER	SO	BB	IBB	HBP	BLK	WP	HR	S	P	ERA	WHIP
Jim Abbott, L ERA: 9.11	(1, 1)	4.1	L	24	7	7	6	5	3	0	0	0	1	1	53	95	12.46	2.308
Steve Falteisek, R ERA: 8.18	(5, 1)	2.2		12	5	4	4	1	0	0	0	0	0	3	26	37	13.50	1.875
Eric Plunk, R ERA: 2.0	(8, 1)	1.0		4	0	0	0	0	2	0	0	0	0	0	6	19	0.00	2.000

PITCHER	IP	WLS	BF	H	R	ER	SO	BB	IBB	HBP	BLK	WP	HR	S	P	ERA	WHIP

BOTTOM

Milwaukee Brewers @ New York Mets

Shea Stadium, Flushing, NY

Thu May 20 1999, 4:10 PM EDT

Sunny - 72 F

livebaseballscorecards.com

AB	35
R	11
H	12
RBI	10
BB	5
SO	6
LOB	16

WP: 1 PA: 40
PB: 0
SB: 0
CS: 0

Batter	1	2	3	4	5	6	7	8	9	AB	R	H	RBI	BB	SO	LOB
Lou Collier, R (1, 6) OBP: 0.333, SLG: 0.355	K		1B		G4-6-3		F8		K	5	0	1	0	0	2	1
Brian Banks, S (1, 3) OBP: 0.392, SLG: 0.479	G3-6-3 1B		P6		2B BB		1B			3	0	2	0	1	0	2
Jeromy Burnitz, L (1, 9) OBP: 0.363, SLG: 0.540 Alex Ochoa, R (6, 9) OBP: 0.362, SLG: 0.385	G3-6-3		F9		2B		F8			3 1	0 0	1 0	0 0	0 0	0 0	3 1
Jeff Cirillo, R (1, 5) OBP: 0.384, SLG: 0.460		P4	K		P4			F7		4	0	0	0	0	1	4
Dave Nilsson, L (1, 2) OBP: 0.395, SLG: 0.590 Bobby Hughes, R (5, 2) OBP: 0.239, SLG: 0.378		K		F8		F9		G1-3		2 2	0 0	0 0	0 0	0 0	1 0	0 0
Rich Becker, L (1, 8) OBP: 0.400, SLG: 0.325		1B BB		F9	K			1B		3	0	1	0	1	1	0
Geoff Jenkins, L (1, 7) OBP: 0.375, SLG: 0.627		FC6-4 1B		2B		HR		F7		4	1	3	1	0	0	1
Ronnie Belliard, R (1, 4) OBP: 0.324, SLG: 0.333		FC6-4		G4-3		F9			G3-1	4	0	0	0	0	0	3
Steve Woodard, L (1, 1) OBP: 0.350, SLG: 0.278 Horacio Estrada, L (4, 1) Mike Myers, L (8, 1) Sean Berry, R (9, PH) OBP: 0.325, SLG: 0.388			F9 1B		E6 G4-6-3		P5		K	1 2 0 1	0 0 0 0	1 0 0 0	0 0 0 0	0 0 0 1	0 0 0 0	0 0 0 0
Inning Stats	R: 0 E: 0 K: 1 S: 12 H: 1 LOB: 0 BB: 0 P: 17	R: 0 E: 0 K: 1 S: 15 H: 1 LOB: 2 BB: 1 P: 24	R: 0 E: 0 K: 1 S: 13 H: 2 LOB: 2 BB: 0 P: 19	R: 0 E: 0 K: 0 S: 8 H: 1 LOB: 1 BB: 0 P: 10	R: 0 E: 1 K: 0 S: 16 H: 1 LOB: 2 BB: 1 P: 27	R: 1 E: 0 K: 1 S: 6 H: 1 LOB: 0 BB: 0 P: 9	R: 0 E: 0 K: 0 S: 9 H: 1 LOB: 1 BB: 0 P: 10	R: 0 E: 0 K: 0 S: 11 H: 1 LOB: 1 BB: 0 P: 20	R: 0 E: 0 K: 2 S: 10 H: 0 LOB: 0 BB: 0 P: 16	1B: 6 2B: 2 3B: 0 HR: 1 SF: 0 SAC: 0 DP: 2 HBP: 0	WP: 0 PB: 0 SB: 0 CS: 0 PA: 37					

PITCHER		IP	WLS	BF	H	R	ER	SO	BB	IBB	HBP	BLK	WP	HR	S	P	ERA	WHIP
Masato Yoshii, R ERA: 4.17	(1, 1)	7.0	W	30	8	1	1	4	2	0	0	0	0	1	79	116	1.29	1.429
Rigo Beltran, L ERA: 3.18	(8, 1)	2.0		7	1	0	0	2	0	0	0	0	0	0	21	36	0.00	0.500

PITCHER	IP	WLS	BF	H	R	ER	SO	BB	IBB	HBP	BLK	WP	HR	S	P	ERA	WHIP

TOP

Milwaukee Brewers @ New York Mets

Shea Stadium, Flushing, NY

Thu May 20 1999, 7:30 PM EDT

Att. 19,542 - Unknown - 71 F

livebaseballscorecards.com

AB	35
R	1
H	9
RBI	1
BB	2
SO	6
LOB	15

BOTTOM

Milwaukee Brewers @ New York Mets

Shea Stadium, Flushing, NY

Thu May 20 1999, 7:30 PM EDT

Att. 19,542 - Unknown - 71 F

livebaseballscorecards.com

Batter	1	2	3	4	5	6	7	8	9	AB	R	H	RBI	BB	SO	LOB
Roger Cedeno, S (1, 9) OBP: 0.439, SLG: 0.388	X 0-0 ① P6		B B C F X 2-2 G4-3 2B 1B	B S B S B X 3-2 S HR 3-H 1B	B X 1-0 ③ G5-3		B B B 4-0 BB			4	2	2	1	1	0	2
Edgardo Alfonzo, R (1, 4) OBP: 0.399, SLG: 0.491 Rey Ordonez, R (6, 6) OBP: 0.313, SLG: 0.330	C S B S 1-3 ② K		1 SAFE C 1 SAFE X 0-1 ① G4-3 1-2	B B B 4-0 HBP HR 1-3 BB		C B F B B B 4-2 BB BB	X 0-0 ③ F7			2	1	0	0	1	1	1
										1	0	0	0	1	0	1
John Olerud, L (1, 3) OBP: 0.503, SLG: 0.624 Matt Franco, L (6, PH) OBP: 0.262, SLG: 0.289 (7, 3)	B C B B C F X 3-2 ③ F7		2 SAFE B B X 2-0 F9 2-H 2B	C H 1-1 HR 1-2 HBP		F B S B F F B S 3-3 ① K		B C S B B X 3-2 ① G3-1		2	1	1	1	0	0	0
										2	0	0	0	0	1	1
Robin Ventura, L (1, 5) OBP: 0.323, SLG: 0.510 Mike Kinkade, R (6, PH) OBP: 0.275, SLG: 0.413 (7, 5)		C C F B X 1-2 E 2B	C B B B C F X 3-2 ② F9 2-3	B F B B X 3-2 1-H 2-H 3-H HR		B B B 4-0 1-2 BB		C B B B X 3-1 ② G4-3		3	2	2	4	0	0	1
										1	0	0	0	1	0	0
Brian McRae, S (1, 8) OBP: 0.361, SLG: 0.355		B F S S X 1-2 E7 1B 2-H 1B	S X 0-1 ③ G3-1	F X 0-1 ③ F7		C C F B X 1-2 ② F9		B C F B X 2-2 ③ G6-3		5	1	1	0	0	0	3
Benny Agbayani, R (1, 7) OBP: 0.531, SLG: 0.967	B B B B 4-0 1B BB			B C S B X 2-2 2B 3B	B C B F X 2-2 ① P4	B F X 1-1 ③ P4				3	1	1	0	1	0	2
Todd Pratt, R (1, 2) OBP: 0.372, SLG: 0.456	C S S 0-3 ① K			C C C 0-3 ① K	F F B C 1-3 ② K		X 0-0 ① F9			4	0	0	0	0	3	3
Luis Lopez, S (1, 6) OBP: 0.447, SLG: 0.500 (6, 4)	C B B X 2-1 ② 1-2 2-H 1B			S B X 1-1 G6-3 1B 3-H 2B	B X 1-0 1B 1B		B S C F B F X 2-2 ② G6-3			4	1	3	2	0	0	0
Masato Yoshii, R (1, 1) OBP: 0.188, SLG: 0.188 Jermaine Allensworth, R (7, PH) OBP: 0.317, SLG: 0.434 Rigo Beltran, L (8, 1)	S F B B B F X 2-2 ③ G2-3			X 0-0 ② G6-3 2-3	C B X 1-1 1-2 1B		X 0-0 HR			3	0	1	0	0	0	2
										1	1	1	1	0	0	0
										0	0	0	0	0	0	0
Inning Stats	R: 0 E: 0 K: 1 S: 8 H: 0 LOB: 0 BB: 0 P: 12	R: 2 E: 1 K: 1 S: 16 H: 3 LOB: 1 BB: 1 P: 26	R: 1 E: 0 K: 0 S: 12 H: 2 LOB: 1 BB: 0 P: 19	R: 6 E: 0 K: 1 S: 18 H: 4 LOB: 0 BB: 1 P: 32	R: 0 E: 0 K: 1 S: 10 H: 2 LOB: 2 BB: 0 P: 16	R: 0 E: 0 K: 1 S: 14 H: 0 LOB: 2 BB: 2 P: 27	R: 1 E: 0 K: 0 S: 8 H: 1 LOB: 1 BB: 1 P: 14	R: 0 E: 0 K: 0 S: 8 H: 0 LOB: 0 BB: 0 P: 16		1B: 6 2B: 3 3B: 1 HR: 2 SF: 0 SAC: 0 DP: 0 HBP: 1				WP: 0 PB: 0 SB: 2 CS: 0 PA: 41		

	AB	35
	R	10
	H	12
	RBI	9
	BB	5
	SO	5
	LOB	16

PITCHER		IP	WLS	BF	H	R	ER	SO	BB	IBB	HBP	BLK	WP	HR	S	P	ERA	WHIP
Steve Woodard, R ERA: 4.84	(1, 1)	3.2	L	21	8	8	8	3	2	0	1	0	0	0	49	81	19.64	2.727
Horacio Estrada, L ERA: 3.38	(4, 1)	3.1		17	4	2	2	2	3	0	0	0	0	2	37	65	5.40	2.100
Mike Myers, L ERA: 9.35	(8, 1)	1.0		3	0	0	0	0	0	0	0	0	0	0	8	16	0.00	0.000

PITCHER	IP	WLS	BF	H	R	ER	SO	BB	IBB	HBP	BLK	WP	HR	S	P	ERA	WHIP

Batter	1	2	3	4	5	6	7	8	9	AB	R	H	RBI	BB	SO	LOB
Doug Glanville, R (1, 8) OBP: 0.399, SLG: 0.444	B C X 1-1 FC4-6 1B		X 0-0 ③ F8			C F F F B B X 2-2 BB 1B 1B	C X 0-1 2-H 1B		C F C 0-3 ① K	5	0	3	1	0	1	0
Marlon Anderson, L (1, 4) OBP: 0.248, SLG: 0.305	L F F P X 1-2 ① FC4-6 L6 BB 1-2f			B C B X 2-1 ① G4-3		B F X 1-1 ② F7	B C B C B X 3-2 ③ L7		C L F S 0-3 ② K	5	0	0	0	0	1	3
Scott Rolen, R (1, 5) OBP: 0.380, SLG: 0.538	B B B B 4-0 1-2 BB			B F C B B B X 3-2 1B		B B C B X 3-1 1-2 BB 1B		C C X 0-2 1B HR 1B	C B C C 1-3 ③ K	4	1	3	0	1	1	0
Rico Brogna, L (1, 3) OBP: 0.297, SLG: 0.428	B C X 1-1 ② ③ L6 2-3			B C B C X 2-2 ② P7		B B B B 4-0 1-2 2-3 BB		B F S B X 2-2 1-2 HR 1B		3	1	1	0	1	0	3
Ron Gant, R (1, 7) OBP: 0.347, SLG: 0.441		B X 1-0 ① P6		B X 1-0 ③ F8		B S C C 1-3 ③ K		F B C F B X 2-2 1-H 2-H HR		4	1	1	3	0	1	4
Bobby Abreu, L (1, 9) OBP: 0.449, SLG: 0.600		C B C F X 1-2 ② G4-3			B C B F B S 3-3 ① K		C F B B B B 4-2 G4-3 G1-3 23 2B BB	B F F B X 2-2 3B		3	1	1	0	1	1	0
Mike Lieberthal, R (1, 2) OBP: 0.404, SLG: 0.576		B C B S X 2-2 ③ G5-3			X 0-0 ② P3		B X 1-0 ① G1-3 1-2	S S F S 0-3 ① K		4	0	0	0	0	1	2
Desi Relaford, S (1, 6) OBP: 0.352, SLG: 0.393			B C B X 1-1 ① G6-3		B C B X 2-1 ③ F7		X 0-0 ② G4-3 2-3	F B B F S 2-3 ② K		4	0	0	0	0	1	2
Carlton Loewer, R (1, 1) OBP: 0.316, SLG: 0.278 Mike Grace, R (4, 1) Rob Ducey, L (6, PH) OBP: 0.311, SLG: 0.512 Yorkis Perez, L (6, 1) 23 Kevin Jordan, R (7, PH) OBP: 0.423, SLG: 0.621 Robert Person, R (7, 1) Alex Arias, R (8, PH) OBP: 0.396, SLG: 0.533 Wayne Gomes, R (8, 1)			C C S 0-3 ② K			C S B F S 1-3 ① K	C F B B F B F X 3-2 3-H 1B 2B	C C X 0-2 ③ G4-3		1 0 1 0 1 0 0 1 0	0 0 0 0 1 0 0 0 0	0 0 0 0 1 0 0 0 0	0 0 0 0 0 0 0 0 0	1 0 1 0 0 0 0 1 0	0 0 0 0 1 0 0 0 0	0 0 0 0 0 0 0 1 0
Inning Stats	R: 0 H: 1 E: 0 LOB: 1 K: 0 BB: 1 S: 9 P: 15	R: 0 H: 0 E: 0 LOB: 0 K: 0 BB: 0 S: 8 P: 12	R: 0 H: 0 E: 0 LOB: 0 K: 1 BB: 0 S: 6 P: 7	R: 0 H: 1 E: 0 LOB: 1 K: 0 BB: 0 S: 9 P: 17	R: 0 H: 0 E: 0 LOB: 0 K: 1 BB: 0 S: 6 P: 11	R: 0 H: 2 E: 0 LOB: 3 K: 2 BB: 1 S: 16 P: 28	R: 2 H: 2 E: 0 LOB: 1 K: 0 BB: 1 S: 15 P: 26	R: 3 H: 4 E: 0 LOB: 1 K: 2 BB: 0 S: 23 P: 31	R: 0 H: 0 E: 0 LOB: 0 K: 3 BB: 0 S: 10 P: 11	1B: 7 2B: 2 3B: 1 HR: 1	SF: 0 SAC: 0 DP: 1 HBP: 0			WP: 0 PB: 0 SB: 0 CS: 0	PA: 39		

Philadelphia Phillies @ New York Mets

Shea Stadium, Flushing, NY

Fri May 21 1999, 7:10 PM EDT

Att. 24,554 - Unknown - 77 F

TOP

livebaseballscorecards.com

AB	36
R	5
H	10
RBI	5
BB	3
SO	9
LOB	15

PITCHER		IP	WLS	BF	H	R	ER	SO	BB	IBB	HBP	BLK	WP	HR	S	P	ERA	WHIP
Orel Hershiser, R ERA: 6.0	(1, 1)	6.2	W	28	6	2	2	4	3	0	0	0	0	0	66	110	2.70	1.350
Turk Wendell, R ERA: 2.92	(7, 1)	0.1		5	4	3	3	0	0	0	0	0	0	1	16	25	81.00	12.000
Armando Benitez, R ERA: 2.14	(8, 1)	1.0	H	3	0	0	0	2	0	0	0	0	0	0	10	12	0.00	0.000
John Franco, L ERA: 2.16	(9, 1)	1.0	S	3	0	0	0	3	0	0	0	0	0	0	10	11	0.00	0.000

PITCHER	IP	WLS	BF	H	R	ER	SO	BB	IBB	HBP	BLK	WP	HR	S	P	ERA	WHIP

BOTTOM

Philadelphia Phillies @ New York Mets

Shea Stadium, Flushing, NY

Fri May 21 1999, 7:10 PM EDT
Att. 24,554 - Unknown - 77 F

livebaseballscorecards.com

Batter	1	2	3	4	5	6	7	8	9	AB	R	H	RBI	BB	SO	LOB
Roger Cedeno, S (1, 9) OBP: 0.430, SLG: 0.380	G4-3		FC5-4 1B	F7		L4		1-2		5	0	1	0	0	1	2
Edgardo Alfonzo, R (1, 4) OBP: 0.396, SLG: 0.491	F9		FC5-4 HR 1-2f	2B 1-H		F7				4	2	1	1	0	0	1
John Olerud, L (1, 3) OBP: 0.508, SLG: 0.657	31 1B		HR 1-H	2B 2-H		K				4	1	3	3	0	1	0
31 Mike Piazza, R (1, 2) OBP: 0.398, SLG: 0.587	1B 1-3		HR	F8			P3			4	1	2	1	0	0	1
Robin Ventura, L (1, 5) OBP: 0.316, SLG: 0.497	L7		G6-3		G3		G3-1			4	0	0	0	0	0	2
Brian McRae, S (1, 8) OBP: 0.364, SLG: 0.362		BB G4-6-3 1B	K		2B 1B		K			3	1	1	0	1	2	0
Benny Agbayani, R (1, 7)		G4-6-3 1-2	E S 1B	1B 2-H				G6-3		4	1	3	1	0	0	0
John Franco, L (9, 1)										0	0	0	0	0	0	0
Rey Ordonez, R (1, 6) OBP: 0.303, SLG: 0.319	G4-6-3 1-2f 2-3		G6-3 1-2	1 SAFE 1 SAFE	L4			F8		4	0	0	0	0	0	4
Orel Hershiser, R (1, 1) OBP: 0.118, SLG: 0.063	P3		E7 2-H	L6				S		3	1	1	0	0	0	2
Turk Wendell, L (7, 1)										0	0	0	0	0	0	0
Armando Benitez, R (8, 1)										0	0	0	0	0	0	0
Matt Franco, L (8, PH) OBP: 0.279, SLG: 0.308										1	0	1	0	0	0	0
Jermaine Allensworth, R (8, PR) OBP: 0.317, SLG: 0.434										0	0	0	0	0	0	0
(9, 7)																
Inning Stats	R: 0 E: 0 K: 0 S: 13 H: 2 LOB: 2 BB: 0 P: 18	R: 0 E: 0 K: 0 S: 7 H: 1 LOB: 1 BB: 1 P: 14	R: 3 E: 0 K: 1 S: 13 H: 3 LOB: 0 BB: 0 P: 20	R: 3 E: 1 K: 0 S: 19 H: 4 LOB: 1 BB: 0 P: 28	R: 1 E: 0 K: 0 S: 17 H: 2 LOB: 1 BB: 0 P: 24	R: 0 E: 0 K: 1 S: 5 H: 0 LOB: 0 BB: 0 P: 9	R: 0 E: 0 K: 1 S: 8 H: 0 LOB: 0 BB: 0 P: 13	R: 0 E: 0 K: 1 S: 7 H: 1 LOB: 2 BB: 0 P: 12		1B: 8 2B: 3 3B: 0 HR: 2	SF: 0 SAC: 0 DP: 1 HBP: 0					

PITCHER		IP	WLS	BF	H	R	ER	SO	BB	IBB	HBP	BLK	WP	HR	S	P	ERA	WHIP
Carlton Loewer, R ERA: 5.65	(1, 1)	3.2	L	21	10	6	6	1	1	0	0	0	0	2	49	74	14.73	3.000
Mike Grace, R ERA: 2.84	(4, 1)	1.1		6	2	1	1	0	0	0	0	0	0	0	20	30	6.75	1.500
Yorkis Perez, L ERA: 3.86	(6, 1)	1.0		3	0	0	0	1	0	0	0	0	0	0	5	9	0.00	0.000
Robert Person, R ERA: 9.53	(7, 1)	1.0		3	0	0	0	1	0	0	0	0	0	0	8	13	0.00	0.000
Wayne Gomes, R ERA: 4.5	(8, 1)	1.0		4	1	0	0	1	0	0	0	0	0	0	7	12	0.00	1.000

PITCHER	IP	WLS	BF	H	R	ER	SO	BB	IBB	HBP	BLK	WP	HR	S	P	ERA	WHIP

AB	36
R	7
H	13
RBI	6
BB	1
SO	4
LOB	12

WP: 0	PB: 0	SB: 2	CS: 0
PA: 37			

Batter	1	2	3	4	5	6	7	8	9	AB	R	H	RBI	BB	SO	LOB
Doug Glanville, R (1, 8) OBP: 0.408, SLG: 0.446	C X 0-1 1B	B B C F B B B 4-2 1-2 2B BB		C B F B F F F B B 4-2 S BB		B B B C C X 3-2 G6-3 ①		B B C C X 2-2 15 BB 1B	X 0-0 ② ③ G6-4-3 1-2f	4	1	2	0	2	0	1
Marlon Anderson, L (1, 4) OBP: 0.248, SLG: 0.311 15 David Doster, R (7, 4) OBP: 0.500, SLG: 0.733	1 SAFE B F 1 SAFE 1 B X 2-1 ① P5	B B X 2-0 1-H 2-H 2B		F S 1 SAFE 1 SAFE 1 B P F X 2-2 ② P4		X 0-0 ② G4-3		C B B S B B 4-2 1-2 BB		4 0	0 0	1 0	2 0	0 1	0 0	2 0
Scott Rolen, R (1, 5) OBP: 0.370, SLG: 0.522	B C 1 SAFE F 1 SAFE 1 SAFE C 1-3 ② K	C B F B B B X 3-2 ③ G4-3		1 SAFE 1 SAFE B B B F F X 3-2 ③ G4-3 1-2		C F B B B S 3-3 K		B S F S S 1-3 ② K		5	0	0	0	0	3	5
Rico Brogna, L (1, 3) OBP: 0.294, SLG: 0.418	B F B F X 2-2 ③ F7		C X 0-1 ① G4-3		B F B X 2-1 ① G4-3		B C F B F B F B 4-2 WP BB	B S B B C F S 3-3 ③ K		4	0	0	0	1	1	3
Ron Gant, R (1, 7) OBP: 0.348, SLG: 0.439		C C X 0-2 ① G6-3	C B C S 1-3 ② K		B B T S B X 3-2 2B SF9 1B		B F F C 1-3 ① K		X 0-0 1B HR 1B	5	2	2	0	0	2	1
Bobby Abreu, L (1, 9) OBP: 0.454, SLG: 0.633		B F B X 2-1 ② L7	C F X 0-2 HR		B X 1-0 1-3 2B		C X 0-1 ② L7		B B F F F 1 SAFE F X 2-2 1-3 HR 1B	5	2	3	1	0	0	1
Mike Lieberthal, R (1, 2) OBP: 0.417, SLG: 0.619		B F X 1-1 3B 3B	S C B B F B B 4-2 BB		X 0-0 ② SF9 3-H		B B I I 4-0 1-2 IBB		B B B F X 3-1 1-H 3-H HR	2	2	2	4	2	0	0
Desi Relaford, S (1, 6) OBP: 0.362, SLG: 0.414		C B F F B F B F F 3-2 X 1B 3B 3-H	B X 1-0 F9 ③		B I I I 4-0 IBB		X 0-0 P5 ③		X 0-0 G6-4-3 1B	4	1	2	1	1	0	3
Paul Byrd, R (1, 1) OBP: 0.217, SLG: 0.182 Yorkis Perez, L (8, 1) Wayne Gomes, R (8, 1) Kevin Sefcik, R (9, PH) OBP: 0.352, SLG: 0.480 Jeff Brantley, R (9, 1)	C B F X 1-2 BB 2B 1B 3-H		B C F C 1-3 ① K		F B C F B X 2-2 ③ G3			X 0-0 ① F8	C B F S 1-3 ① K	4 0 0 1 0	1 0 0 0 0	1 0 0 0 0	1 0 0 0 0	0 0 0 1 0	1 0 0 1 0	2 0 0 1 0
Inning Stats	R: 0 H: 1 E: 0 LOB: 1 K: 1 BB: 0 S: 10 P: 15	R: 4 H: 4 E: 0 LOB: 1 K: 0 BB: 1 S: 23 P: 39	R: 1 H: 1 E: 0 LOB: 1 K: 1 BB: 1 S: 12 P: 18	R: 0 H: 0 E: 0 LOB: 1 K: 1 BB: 1 S: 17 P: 26	R: 1 H: 2 E: 0 LOB: 2 K: 0 BB: 1 S: 11 P: 23	R: 0 H: 0 E: 0 LOB: 0 K: 1 BB: 0 S: 7 P: 13	R: 0 H: 0 E: 0 LOB: 2 K: 1 BB: 2 S: 10 P: 19	R: 0 H: 1 E: 0 LOB: 2 K: 2 BB: 1 S: 13 P: 23	R: 3 H: 4 E: 0 LOB: 0 K: 1 BB: 0 S: 13 P: 19	1B: 7 2B: 2 3B: 2 HR: 2	SF: 1 SAC: 0 DP: 1 HBP: 0						

TOP

Philadelphia Phillies @ New York Mets

Shea Stadium, Flushing, NY

Sat May 22 1999, 1:40 PM EDT

Att. 34,575 - Sunny - 76 F

livebaseballscorecards.com

AB	38
R	9
H	13
RBI	9
BB	7
SO	8
LOB	19

WP: 1 PA: 46
PB: 0
SB: 1
CS: 0

PITCHER		IP	WLS	BF	H	R	ER	SO	BB	IBB	HBP	BLK	WP	HR	S	P	ERA	WHIP
Bobby Jones, R ERA: 5.81	(1, 1)	2.2	L	15	6	5	5	2	1	0	0	0	0	1	41	63	16.88	2.625
Pat Mahomes, R ERA: 1.17	(3, 1)	4.1		20	2	1	1	3	3	2	0	0	1	0	49	90	2.08	1.154
Rigo Beltran, L ERA: 3.0	(8, 1)	1.0		5	1	0	0	2	1	0	0	0	0	0	13	23	0.00	2.000
Dennis Cook, L ERA: 4.41	(9, 1)	1.0		6	4	3	3	1	0	0	0	0	0	1	13	19	27.00	4.000

PITCHER	IP	WLS	BF	H	R	ER	SO	BB	IBB	HBP	BLK	WP	HR	S	P	ERA	WHIP

BOTTOM

Philadelphia Phillies @ New York Mets

Shea Stadium, Flushing, NY

Sat May 22 1999, 1:40 PM EDT

Att. 34,575 - Sunny - 76 F

livebaseballscorecards.com

Batter	1	2	3	4	5	6	7	8	9	AB	R	H	RBI	BB	SO	LOB
Rickey Henderson, R (1, 7) OBP: 0.424, SLG: 0.443	4-0 F9 WP BB		3-1 F8 ②			0-1 G1-3 ①		1-0 G5-3 ①	2-1 L7 ③	4	0	0	0	1	0	0
Roger Cedeno, S (1, 8) OBP: 0.439, SLG: 0.393	2-3 K ① 1-2		3-2 1B			0-1 1B 1B 1B		2-2 31 G1-3 S 1B 1B		4	2	3	0	0	1	1
John Olerud, L (1, 3) OBP: 0.508, SLG: 0.650	2-0 F9 ② 2-3		1-0 G3 ③			0-1 1B 1-3 1B		4-0 31 G1-3 1-2 1B BB		3	1	1	0	1	0	2
31 Mike Piazza, R (1, 2) OBP: 0.385, SLG: 0.565	1-1 F9 ③			1-1 F8 ①		1-0 P5 ②		1-1 G1-3 ② 1-2 2-3		4	0	0	0	0	0	5
Robin Ventura, L (1, 5) OBP: 0.326, SLG: 0.500		0-0 S 1B		0-2 G4-3 ②		3-1 1-3 1B 3-H		4-0 1B BB		3	0	2	1	1	0	0
Edgardo Alfonzo, R (1, 4) OBP: 0.392, SLG: 0.485 Luis Lopez, S (6, 4) OBP: 0.449, SLG: 0.500		3-2 F8 ① 1-2		1-3 K ③		1-2 L3 ③		1-2 1-2 2-H 3-H 1B		2 2	0 0	0 1	0 2	0 0	1 0	1 2
Benny Agbayani, R (1, 9) OBP: 0.541, SLG: 0.914 Pat Mahomes, R (3, 1) OBP: 0.500, SLG: 1.000 Matt Franco, L (7, PH) OBP: 0.273, SLG: 0.300 Rigo Beltran, L (8, 1) Todd Pratt, R (8, PH) OBP: 0.372, SLG: 0.456 Brian McRae, S (8, PH) OBP: 0.362, SLG: 0.359 Dennis Cook, L (9, 1)		3-2 F8 ② 1-2			1-0 L8 ①		1-1 P6 ①	3-3 K ③ 1-2		1 1 1 0 0 0 1 0	0 0 0 0 0 0 0 0	0 0 0 0 0 0 0 0	0 0 0 0 0 0 1 0	0 0 0 0 0 0 0 0	0 0 0 0 0 0 1 0	1 0 0 0 0 0 2 0
Rey Ordonez, R (1, 6) OBP: 0.294, SLG: 0.309		3-3 K ③ 1-2			0-0 G6-3 ②		1-0 G5-3 ②		0-2 F8 ①	4	0	0	0	0	1	1
Bobby Jones, R (1, 1) OBP: 0.313, SLG: 0.500 Jermaine Allensworth, R (3, 9) OBP: 0.297, SLG: 0.404			0-0 F8 ①		2-3 K ③		3-3 K ③		1-0 F9 ②	0 4	0 0	0 0	0 0	0 0	0 2	0 0
Inning Stats	R: 0 H: 0 E: 0 LOB: 1 K: 1 BB: 1 S: 7 P: 16	R: 0 H: 1 E: 0 LOB: 1 K: 1 BB: 0 S: 12 P: 21	R: 0 H: 1 E: 0 LOB: 1 K: 0 BB: 0 S: 7 P: 14	R: 0 H: 0 E: 0 LOB: 0 K: 1 BB: 0 S: 8 P: 10	R: 0 H: 0 E: 0 LOB: 0 K: 1 BB: 0 S: 5 P: 8	R: 1 H: 3 E: 0 LOB: 2 K: 0 BB: 0 S: 12 P: 17	R: 0 H: 0 E: 0 LOB: 0 K: 1 BB: 0 S: 6 P: 11	R: 2 H: 2 E: 0 LOB: 2 K: 1 BB: 2 S: 14 P: 30	R: 0 H: 0 E: 0 LOB: 0 K: 0 BB: 0 S: 6 P: 9	1B: 7 SF: 0 2B: 0 SAC: 0 3B: 0 DP: 0 HR: 0 HBP: 0						

	AB	34
	R	3
	H	7
	RBI	3
	BB	3
	SO	6
	LOB	15

WP: 1 PA: 37
PB: 0
SB: 2
CS: 0

PITCHER		IP	WLS	BF	H	R	ER	SO	BB	IBB	HBP	BLK	WP	HR	S	P	ERA	WHIP
Paul Byrd, R ERA: 3.5	(1, 1)	7.2	W	31	6	3	3	5	2	0	0	0	1	0	64	112	3.52	1.043
Yorkis Perez, L ERA: 3.86	(8, 1)	0.0		2	1	0	0	0	1	0	0	0	0	0	4	9	∞	∞
Wayne Gomes, R ERA: 4.43	(8, 1)	0.1	H	1	0	0	0	1	0	0	0	0	0	0	3	6	0.00	0.000
Jeff Brantley, R ERA: 5.19	(9, 1)	1.0		3	0	0	0	0	0	0	0	0	0	0	6	9	0.00	0.000

PITCHER	IP	WLS	BF	H	R	ER	SO	BB	IBB	HBP	BLK	WP	HR	S	P	ERA	WHIP

Batter	1	2	3	4	5	6	7	8	9	AB	R	H	RBI	BB	SO	LOB
Doug Glanville, R (1, 8) OBP: 0.410, SLG: 0.447	F9		1B 2-H 1B		L9		1B 3-H			4	1	2	2	0	0	0
23 Kevin Jordan, R (1, 4) OBP: 0.411, SLG: 0.490 15 David Doster, R (7, 4) OBP: 0.500, SLG: 0.733	G1-3		1B BB		K		G4-3			3 0	0 0	0 0	0 0	1 0	1 0	1 0
Scott Rolen, R (1, 5) OBP: 0.373, SLG: 0.518	K		1-3 2-H 1B		K				S BB	3	0	1	1	1	2	0
Rico Brogna, L (1, 3) OBP: 0.293, SLG: 0.414		1B	F7			G3-1		L8		4	0	1	0	0	0	3
Ron Gant, R (1, 7) OBP: 0.346, SLG: 0.441		L9		2B 2B		P4		K 1-2		4	1	1	0	0	1	1
Bobby Abreu, L (1, 9) OBP: 0.448, SLG: 0.621		CS 1B		G6-3		F8		G5-3		4	0	1	0	0	0	2
Mike Lieberthal, R (1, 2) OBP: 0.419, SLG: 0.630		CS 1-2	G6-3	2B 2-H 2B			G4-3 1B 2B		G6-3	4	1	2	1	0	0	0
Alex Arias, R (1, 6) OBP: 0.385, SLG: 0.510			SH1-4 1B 1B	F8			G4-3 2-3		F9	4	1	1	0	0	0	2
Curt Schilling, R (1, 1) OBP: 0.179, SLG: 0.231			SH1-4 1-2	K			G4-3		K	3	0	0	0	0	2	2
Inning Stats	R: 0 E: 0 K: 1 S: 7 H: 0 LOB: 0 BB: 0 P: 10	R: 0 E: 0 K: 0 S: 8 H: 2 LOB: 0 BB: 0 P: 13	R: 2 E: 0 K: 0 S: 18 H: 3 LOB: 2 BB: 1 P: 29	R: 1 E: 0 K: 1 S: 11 H: 2 LOB: 1 BB: 0 P: 20	R: 0 E: 0 K: 2 S: 8 H: 0 LOB: 0 BB: 0 P: 13	R: 0 E: 0 K: 0 S: 7 H: 0 LOB: 0 BB: 0 P: 10	R: 1 E: 0 K: 0 S: 12 H: 2 LOB: 1 BB: 0 P: 13	R: 0 E: 0 K: 1 S: 11 H: 0 LOB: 1 BB: 1 P: 18	R: 0 E: 0 K: 1 S: 9 H: 0 LOB: 0 BB: 0 P: 11	1B: 6 2B: 3 3B: 0 HR: 0 SF: 0 SAC: 1 DP: 0 HBP: 0	WP: 0 PB: 0 SB: 1 CS: 1 PA: 37					

PITCHER		IP	WLS	BF	H	R	ER	SO	BB	IBB	HBP	BLK	WP	HR	S	P	ERA	WHIP
Rick Reed, R ERA: 5.8	(1, 1)	7.0		29	9	4	4	4	1	0	0	0	0	0	71	108	5.14	1.429
Rigo Beltran, L ERA: 2.7	(8, 1)	2.0	W	7	0	0	0	2	1	0	0	0	0	0	20	29	0.00	0.500

PITCHER	IP	WLS	BF	H	R	ER	SO	BB	IBB	HBP	BLK	WP	HR	S	P	ERA	WHIP

TOP

Philadelphia Phillies @ New York Mets

Shea Stadium, Flushing, NY

Sun May 23 1999, 1:40 PM EDT

Att. 34,950 - Overcast - 52 F

livebaseballscorecards.com

AB	33
R	4
H	9
RBI	4
BB	2
SO	6
LOB	11

BOTTOM

Philadelphia Phillies @ New York Mets

Shea Stadium, Flushing, NY

Sun May 23 1999, 1:40 PM EDT

Att. 34,950 - Overcast - 52 F

livebaseballscorecards.com

Batter	1	2	3	4	5	6	7	8	9	AB	R	H	RBI	BB	SO	LOB
Roger Cedeno, S (1, 9) OBP: 0.423, SLG: 0.376	C F F B C 1-3 ① K		B F C B B C 3-3 ③ K		B X 1-0 ③ G6-3			L C F C 0-3 ① K	C X 0-1 ② FC1-6 DI 1B 1-2f 2-3	5	1	0	0	0	3	4
Edgardo Alfonzo, R (1, 4) OBP: 0.397, SLG: 0.483	B B C S F B F B 4-2 G6-4-3 BB			C B S S 1-3 ① K	B B C X 2-1 1B 1B			B B X 2-0 ② P3	C S B H 2-2 1B HBP 1-2	3	0	1	0	1	1	0
John Olerud, L (1, 3) OBP: 0.510, SLG: 0.648	F C F X 0-2 ② ③ G6-4-3 1-2f			F F X 0-2 1B 1B	X 0-0 1B 1-2			F B B X 2-1 ③ G4-3	X 0-0 1-2 2-H 3-H 1B	5	0	3	2	0	0	1
31 Mike Piazza, R (1, 2) OBP: 0.381, SLG: 0.554		B X 1-0 ① G5-3		B X 1-0 ② F9		F X 0-1 ① L8			B B C C B X 3-2 HR 1B	4	1	1	0	0	0	3
Robin Ventura, L (1, 5) OBP: 0.330, SLG: 0.519		B S F X 1-2 ② G1-3		C B C X 1-2 1-2 1B		B S B B F X 3-2 ② F7			F X 0-1 1-H HR	4	1	2	2	0	0	2
Brian McRae, S (1, 8) OBP: 0.359, SLG: 0.356		B B X 2-0 PO 1B		X 0-0 ③ G4-3		B B C T C 2-3 ③ K			C X 0-1 ① G4-3	4	0	1	0	0	1	4
Matt Franco, L (1, 7) OBP: 0.292, SLG: 0.318		C B B F F 1 SAFE 2-2 ③ PO 1-2	B B B C X 3-1 SH1-4 1B		B X 1-0 ① G5-3		S X 0-1 ① P5		B C B F X 2-2 HBP 1B	4	1	2	0	0	0	0
Luis Lopez, S (1, 6) OBP: 0.453, SLG: 0.489			C C C 0-3 ① K		F S B X 1-2 SH3-4 1B		C S C 0-3 ② K		F F B H 2-2 FC1-6 1B 1B 1-2 HBP	3	1	1	0	0	2	1
Rick Reed, R (1, 1) OBP: 0.333, SLG: 0.273 Todd Pratt, R (7, PH) OBP: 0.367, SLG: 0.449 Rigo Beltran, L (8, 1) Jermaine Allensworth, R (9, PH) OBP: 0.308, SLG: 0.414			X 0-0 ② SH1-4 1-2		S C X 0-2 ② SH3-4 1-2		S B X 1-1 ③ P4		B X 1-0 FC1-6 1B 1-2 2-H	0 1 0 1	0 0 0 0	0 0 0 1	0 0 0 1	0 0 0 0	0 0 0 0	0 0 0 0
Inning Stats	R: 0 E: 0 K: 1 S: 12 H: 0 LOB: 0 BB: 1 P: 17	R: 0 E: 0 K: 0 S: 8 H: 1 LOB: 0 BB: 0 P: 14	R: 0 E: 0 K: 2 S: 9 H: 1 LOB: 1 BB: 0 P: 15	R: 0 E: 0 K: 1 S: 11 H: 2 LOB: 2 BB: 0 P: 14	R: 0 E: 0 K: 0 S: 8 H: 1 LOB: 1 BB: 0 P: 11	R: 0 E: 0 K: 1 S: 11 H: 2 LOB: 2 BB: 0 P: 18	R: 0 E: 0 K: 1 S: 7 H: 0 LOB: 0 BB: 0 P: 8	R: 0 E: 0 K: 1 S: 7 H: 0 LOB: 0 BB: 0 P: 11	R: 5 E: 0 K: 0 S: 18 H: 5 LOB: 2 BB: 0 P: 28	1B: 11 2B: 0 3B: 0 HR: 1	SF: 0 SAC: 2 DP: 1 HBP: 2						

	AB	34
	R	5
	H	12
	RBI	5
	BB	1
	SO	7
	LOB	15

WP: 0 PB: 0 SB: 0 CS: 0 PA: 40

PITCHER	IP	WLS	BF	H	R	ER	SO	BB	IBB	HBP	BLK	WP	HR	S	P	ERA	WHIP
Curt Schilling, R (1, 1) ERA: 2.85	8.2	L	39	12	5	5	7	1	0	2	0	0	1	91	136	5.19	1.500

PITCHER	IP	WLS	BF	H	R	ER	SO	BB	IBB	HBP	BLK	WP	HR	S	P	ERA	WHIP

New York Mets @ Pittsburgh Pirates

Three Rivers Stadium, Pittsburgh, PA

Mon May 24 1999, 7:05 PM EDT

Att. 11,880 - Cloudy - 58 F

TOP

livebaseballscorecards.com

Batter	1	2	3	4	5	6	7	8	9	AB	R	H	RBI	BB	SO	LOB
Jermaine Allensworth, R (1, 7) OBP: 0.329, SLG: 0.435	P3		1B 31 SF8 BB	2-H 2B			1B	K		4	1	2	1	1	1	2
Roger Cedeno, S (1, 9) OBP: 0.437, SLG: 0.378	BB		1 SAFE L B 1 SAFE B 1 SAFE B 1 SAFE X 31 SF8 S 1-3 1B	BB			1 SAFE F B X P6		L8 S BB	2	0	1	0	3	0	1
John Olerud, L (1, 3) OBP: 0.508, SLG: 0.635	1 SAFE B B B B 1-2 BB		B B C B B 1-2 BB	C X G1-3			1 SAFE B X L7		C B X 1-3 L8	3	0	0	0	2	0	4
31 Mike Piazza, R (1, 2) OBP: 0.366, SLG: 0.534	C F B S K		S C B B X 2-3 3-H SF8	C X G6-3			X P4		F S S K	4	0	0	1	0	2	3
Robin Ventura, L (1, 5) OBP: 0.342, SLG: 0.515		B B B B L5-4 1B BB	B B F C F F X G6-3	B B B C B G6-4-3 BB				B F B H 2B BB HBP	B S F B F B B BB	1	1	0	0	3	0	2
Edgardo Alfonzo, R (1, 4) OBP: 0.397, SLG: 0.474		C B C F F F F B F7		C B B C B B G4-6-3 BB	C X 1-2f G6-4-3			B B B C C B 1-2 2B BB	B B F F S K	3	0	0	0	2	1	4
Brian McRae, S (1, 8) OBP: 0.363, SLG: 0.368		B X 1-2 1B	B 1 SAFE B C F 1 SAFE F X 1-2f G4-6-3		B C F F C K			F B B B F X 1-3 2-H 2B		4	0	2	1	0	1	1
Rey Ordonez, R (1, 6) OBP: 0.293, SLG: 0.307		B X 2-3 L5-4	S X 2B 1B		C X L7			C B B S F B S K		4	1	1	0	0	1	4
Jason Isringhausen, R (1, 1) OBP: 0.333, SLG: 0.667 Dennis Cook, L (7, 1) Matt Franco, L (8, PH) OBP: 0.292, SLG: 0.318 Benny Agbayani, R (8, PH) OBP: 0.526, SLG: 0.889 Turk Wendell, L (8, 1)			C B X G1-3	1 SAFE B S X 1-H 2B			S C B B F S K	C F F B F C K		3 1 1 1 0 1 0 0 0 0 0 0 0 0 0 0 0 0 0 0 0 1 0 0 0 0 1 2 0 0 0 0 0 0 0							
Inning Stats	R: 0 E: 0 K: 1 S: 6 H: 0 LOB: 1 BB: 2 P: 17	R: 0 E: 0 K: 0 S: 10 H: 1 LOB: 1 BB: 1 P: 18	R: 1 E: 0 K: 0 S: 13 H: 1 LOB: 2 BB: 2 P: 29	R: 2 E: 0 K: 0 S: 13 H: 3 LOB: 2 BB: 2 P: 26	R: 0 E: 0 K: 0 S: 5 H: 0 LOB: 0 BB: 1 P: 10	R: 0 E: 0 K: 2 S: 10 H: 0 LOB: 0 BB: 0 P: 13	R: 0 E: 0 K: 0 S: 8 H: 1 LOB: 1 BB: 0 P: 13	R: 1 E: 0 K: 3 S: 18 H: 1 LOB: 2 BB: 1 P: 35	R: 0 E: 0 K: 2 S: 11 H: 0 LOB: 2 BB: 2 P: 22	1B: 4 2B: 4 3B: 0 HR: 0 SF: 1 SAC: 0 DP: 3 HBP: 1						

	AB	29
	R	4
	H	7
	RBI	4
	BB	11
	SO	8
	LOB	23

WP: 0 PB: 0 SB: 2 CS: 0 PA: 42

PITCHER		IP	WLS	BF	H	R	ER	SO	BB	IBB	HBP	BLK	WP	HR	S	P	ERA	WHIP
67 Francisco Cordova, R ERA: 8.44	(1, 1)	3.2		19	5	3	3	1	6	0	0	0	0	0	40	84	7.36	3.000
Jose Silva, R ERA: 7.12	(4, 1)	3.1	W	14	1	1	1	2	3	0	1	0	0	0	28	52	2.70	1.200
Marc Wilkins, R ERA: 1.8	(8, 1)	0.1	H	2	1	0	0	1	0	0	0	0	0	0	7	13	0.00	3.000
Scott Sauerbeck, L ERA: 2.05	(8, 1)	0.2	H	2	0	0	0	2	0	0	0	0	0	0	8	12	0.00	0.000
Mike Williams, R ERA: 1.59	(9, 1)	1.0	S	5	0	0	0	2	2	0	0	0	0	0	11	22	0.00	2.000

PITCHER	IP	WLS	BF	H	R	ER	SO	BB	IBB	HBP	BLK	WP	HR	S	P	ERA	WHIP

BOTTOM

New York Mets @ Pittsburgh Pirates

Three Rivers Stadium, Pittsburgh, PA

Mon May 24 1999, 7:05 PM EDT

Att. 11,880 - Cloudy - 58 F

Batter	1	2	3	4	5	6	7	8	9	AB	R	H	RBI	BB	SO	LOB
Al Martin, L (1, 7) OBP: 0.358, SLG: 0.475	0-0 18 HR 2B	0-0 F9 ③		1-3 K ② 1-2			1-2 G5-3 ①			4	1	1	0	0	1	2
Warren Morris, L (1, 4) OBP: 0.368, SLG: 0.435	0-0 B1-3 ①		2-1 HR	2-1 CS 2-H 1B			2-2 L7 ②			4	1	2	2	0	0	1
Brian Giles, L (1, 8) OBP: 0.400, SLG: 0.578	1-3 K ②		0-0 L6 ①	1 SAFE 1 SAFE 1-2 CS ③	4-1 G6-4-3 BB		2-2 F9 ③			3	0	0	0	1	1	1
Kevin Young, R (1, 3) OBP: 0.417, SLG: 0.491	4-2 18 HR BB		0-3 K ②		1 SAFE 1-2 G6-4-3 ① ② 1-2f			0-2 F7 ①		3	1	0	0	1	1	1
18 Jason Kendall, R (1, 2) OBP: 0.476, SLG: 0.532	0-0 1-H 2-H HR		2-1 HBP 1B		4-0 S BB			4-1 HR BB		2	2	2	3	2	0	0
Ed Sprague, R (1, 5) OBP: 0.423, SLG: 0.522	3-3 K ③		2-1 1 SAFE 1-2 HBP		2-3 K ③ 1-2			1 SAFE 1 SAFE 1 SAFE 2-1 1-H HR		3	1	1	2	0	2	1
Turner Ward, S (1, 9) OBP: 0.294, SLG: 0.203 Mike Williams, R (9, 1)		3-2 E S 67 FC6-2 1B	0-0 P6 ③				0-2 G4-3 ①	1-2 F9 ②		4 0	0 0	1 0	0 0	0 0	0 0	2 0
Mike Benjamin, R (1, 6) OBP: 0.313, SLG: 0.323		2-3 K ① 1-3		4-2 S 1B BB			0-0 B3-4 1B	0-3 K ③		3	1	1	0	1	2	1
67 Francisco Cordova, R (1, 1) OBP: 0.250, SLG: 0.250 Jose Silva, R (4, 1) OBP: 0.167, SLG: 0.167 Marc Wilkins, R (8, 1) Scott Sauerbeck, R (8, 1) Jose Guillen, R (9, 9) OBP: 0.379, SLG: 0.407		0-1 FC6-2 ② 3-H		0-3 K ①			0-0 B3-4 ② ③ 1-2f			1 2 0 0 0	0 0 0 0 0	0 0 0 0 0	0 0 0 0 0	0 1 0 0 0	0 2 0 0 0	1 2 0 0 0
Inning Stats	R: 3 E: 0 K: 2 S: 13 H: 2 LOB: 0 BB: 1 P: 21	R: 0 E: 0 K: 1 S: 9 H: 1 LOB: 1 BB: 0 P: 14	R: 1 E: 0 K: 1 S: 10 H: 2 LOB: 2 BB: 0 P: 16	R: 1 E: 0 K: 2 S: 13 H: 1 LOB: 0 BB: 1 P: 21	R: 0 E: 0 K: 1 S: 7 H: 0 LOB: 1 BB: 2 P: 18		R: 0 E: 0 K: 0 S: 5 H: 1 LOB: 0 BB: 0 P: 5	R: 0 E: 0 K: 0 S: 12 H: 0 LOB: 0 BB: 0 P: 17	R: 2 E: 0 K: 1 S: 12 H: 1 LOB: 0 BB: 1 P: 19	1B: 4 2B: 2 3B: 0 HR: 3	SF: 0 SAC: 0 DP: 2 HBP: 1						

PITCHER		IP	WLS	BF	H	R	ER	SO	BB	IBB	HBP	BLK	WP	HR	S	P	ERA	WHIP
Jason Isringhausen, R ERA: 7.5	(1, 1)	6.0	L	27	7	5	5	7	4	0	1	0	0	2	57	95	7.50	1.833
Dennis Cook, L ERA: 4.15	(7, 1)	1.0		3	0	0	0	0	0	0	0	0	0	0	12	17	0.00	0.000
Turk Wendell, R ERA: 3.51	(8, 1)	1.0		5	1	2	2	1	1	0	0	0	0	1	12	19	18.00	2.000

PITCHER	IP	WLS	BF	H	R	ER	SO	BB	IBB	HBP	BLK	WP	HR	S	P	ERA	WHIP

AB	29
R	7
H	8
RBI	7
BB	5
SO	8
LOB	12

WP: 0 PA: 36
PB: 0
SB: 3
CS: 1

livebaseballscorecards.com

New York Mets @ Pittsburgh Pirates

Three Rivers Stadium, Pittsburgh, PA

Tue May 25 1999, 7:05 PM EDT

Att. 12,029 - Overcast - 53 F

TOP

livebaseballscorecards.com

Batter	1	2	3	4	5	6	7	8	9	AB	R	H	RBI	BB	SO	LOB
Jermaine Allensworth, R (1, 7) (8, 8) OBP: 0.333, SLG: 0.415	B B C F S 2-3 ① K		B F B B B 4-1 CS BB		X 0-0 ① P4		B C C F X 1-2 ① G6-3	S H 1-1 FC1-4-6 HBP		3	0	0	0	1	1	0
Roger Cedeno, S (1, 9) OBP: 0.435, SLG: 0.374	B F C S 1-3 ② K		B 1 SAFE C P F B X 3-2 ② ③ G3 1-2		B B B C B 4-1 G3-1 S BB		S B B S X 2-2 1B 31 FC5-4 1B	C F X 0-2 ② FC1-4-6 S 31 1B 1-2f		4	2	1	0	1	1	2
John Olerud, L (1, 3) OBP: 0.505, SLG: 0.625	C B B X 2-1 ③ F9			X 0-0 ① G3	1 SAFE 1 SAFE 1 SAFE B C 2 B C X SAFE 2-2 ② G3-1 1-3		C 1 SAFE X 0-1 31 FC5-4 1B 1-3	C B B B B 4-1 31 1B BB 1-2		4	0	1	0	1	0	1
31 Mike Piazza, R (1, 2) OBP: 0.375, SLG: 0.570		B B S X 2-1 G3 2B		C B X 1-1 HR	B X 1-0 ③ F9		B F X 1-1 ② FC5-4 BB 1-2f 3-H	B B S X 2-1 1-2 2-H 1B		5	1	3	3	0	0	2
Robin Ventura, L (1, 5) OBP: 0.344, SLG: 0.509		B B S X 2-1 ① G6-3		S F B B B X 2-2 BB HR 1B		B B C S 2-3 ① K	F B B B B 4-1 1-2 BB	F C B B C 2-3 ③ K		4	1	1	0	1	2	3
Edgardo Alfonzo, R (1, 4) OBP: 0.397, SLG: 0.466		B B F B B 4-1 G3 BB		B S B C B B 4-2 1-2 HR BB		F B S X 1-2 ② F9	B C B S B X 3-2 ③ P6		B F S X 1-2 ① G5-3	3	1	0	0	2	0	2
Brian McRae, S (1, 8) OBP: 0.368, SLG: 0.396	X 0-0 ② G3 1-2 2-3	C B X 1-1 1-H 2-H HR		X 0-0 2B 1B		B F B X 2-1 SH1-3 HR 2B	B B B B 4-0 G5-4-3 BB		3	1	2	3	0	0	2
Benny Agbayani, R (8, PH) OBP: 0.550, SLG: 0.919 (8, 7)										1	1	1	0	1	0	0
Rey Ordonez, R (1, 6) OBP: 0.292, SLG: 0.313	C F S 0-3 ③ K	C X 0-1 ② G4-3		1 B F 1 B S B X SAFE SAFE 3-2 1-3 2B		B B X 2-0 ① SH1-3 2-3	B C B X 2-1 ② ③ G5-4-3 1-2f		4	0	1	0	0	1	3
Masato Yoshii, R (1, 1) OBP: 0.158, SLG: 0.158			C F B S 1-3 ① K	B B C X 2-1 ③ G4-3	X 0-0 ③ G1-3	C C F F B B X 2-2 3-H HR			3	0	0	0	0	1	2
Dennis Cook, L (7, 1)										0	0	0	0	0	0	0
Matt Franco, L (8, PH) OBP: 0.306, SLG: 0.400										1	1	1	2	0	0	0
Armando Benitez, R (8, 1)										0	0	0	0	0	0	0
John Franco, L (9, 1)										0	0	0	0	0	0	0

	AB	35
	R	8
	H	11
	RBI	8
	BB	7
	SO	6
	LOB	17

Inning Stats																																		
	R: 0	H: 0	E: 0	LOB: 0	K: 2	BB: 0	S: 8	P: 13	R: 0	H: 1	E: 0	LOB: 2	K: 1	BB: 1	S: 9	P: 17	R: 0	H: 0	E: 0	LOB: 0	K: 1	BB: 1	S: 8	P: 15	R: 4	H: 3	E: 0	LOB: 0	K: 0	BB: 1	S: 14	P: 24	R: 0	H: 0	E: 0	LOB: 1	K: 0	BB: 1	S: 6	P: 13
	R: 0	H: 2	E: 0	LOB: 2	K: 1	BB: 0	S: 11	P: 17	R: 1	H: 2	E: 0	LOB: 2	K: 0	BB: 1	S: 15	P: 26	R: 3	H: 3	E: 0	LOB: 2	K: 1	BB: 1	S: 18	P: 33	R: 0	H: 0	E: 0	LOB: 0	K: 0	BB: 1	S: 5	P: 12								
	1B: 5	SF: 0	2B: 3	SAC: 1	3B: 0	DP: 1	HR: 3	HBP: 1	WP: 0	PA: 44	PB: 0	SB: 2	CS: 1																							

PITCHER		IP	WLS	BF	H	R	ER	SO	BB	IBB	HBP	BLK	WP	HR	S	P	ERA	WHIP
Kris Benson, R ERA: 4.22	(1, 1)	6.2	L	32	8	5	5	5	5	0	0	0	0	2	68	119	6.75	1.950
Brad Clontz, R ERA: 0.82	(7, 1)	0.1		1	0	0	0	0	0	0	0	0	0	0	3	6	0.00	0.000
Marc Wilkins, R ERA: 4.22	(8, 1)	0.2		7	3	3	3	0	1	0	1	0	0	1	15	28	40.50	6.000
Scott Sauerbeck, L ERA: 1.93	(8, 1)	1.1		4	0	0	0	1	1	0	0	0	0	0	8	17	0.00	0.750

PITCHER	IP	WLS	BF	H	R	ER	SO	BB	IBB	HBP	BLK	WP	HR	S	P	ERA	WHIP

New York Mets @ Pittsburgh Pirates

Three Rivers Stadium, Pittsburgh, PA

Tue May 25 1999, 7:05 PM EDT

Att. 12,029 - Overcast - 53 F

BOTTOM

Batter	1	2	3	4	5	6	7	8	9	AB	R	H	RBI	BB	SO	LOB
Al Martin, L (1, 7) OBP: 0.369, SLG: 0.512	HR		2B		F7			BB		3	2	2	1	1	0	0
Warren Morris, L (1, 4) OBP: 0.359, SLG: 0.422	K		P9			F7		K		4	0	0	0	0	2	2
Brian Giles, L (1, 8) OBP: 0.397, SLG: 0.576	F9			2B		P4		K		4	0	1	0	0	1	1
Kevin Young, R (1, 3) OBP: 0.419, SLG: 0.489	K			HBP		F7		E5		3	0	1	0	0	1	0
18 Jason Kendall, R (1, 2) OBP: 0.477, SLG: 0.528		G4-6-3 BB		F9			G6-4-3 BB 1B		G5-3	3	1	1	0	1	0	3
Ed Sprague, R (1, 5) OBP: 0.419, SLG: 0.511		K		K			G6-4-3 BB		G5-3	3	0	0	0	1	2	3
Jose Guillen, R (1, 9) OBP: 0.357, SLG: 0.381		G4-6-3		K			G6-4-3		G4-6-3	4	0	0	0	0	1	5
Mike Benjamin, R (1, 6) OBP: 0.310, SLG: 0.320			K		P6		1B		G6-3	4	0	1	1	0	1	0
Kris Benson, R (1, 1) OBP: 0.111, SLG: 0.118			F9		F9		F7			2	0	0	0	0	0	0
Brad Clontz, R (7, 1)										0	0	0	0	0	0	0
Turner Ward, S (7, PH) OBP: 0.290, SLG: 0.200										1	0	0	0	0	0	1
Marc Wilkins, R (8, 1)										0	0	0	0	0	0	0
Scott Sauerbeck, R (8, 1)										0	0	0	0	0	0	0
Inning Stats	R: 1 H: 1 E: 0 LOB: 0 K: 2 BB: 0 S: 11 P: 18	R: 0 H: 0 E: 0 LOB: 0 K: 1 BB: 1 S: 7 P: 16	R: 0 H: 1 E: 0 LOB: 1 K: 1 BB: 0 S: 9 P: 14	R: 0 H: 1 E: 0 LOB: 2 K: 2 BB: 0 S: 10 P: 15	R: 0 H: 0 E: 0 LOB: 0 K: 0 BB: 0 S: 6 P: 6	R: 0 H: 0 E: 0 LOB: 0 K: 0 BB: 0 S: 8 P: 10	R: 1 H: 2 E: 0 LOB: 1 K: 0 BB: 1 S: 9 P: 19	R: 1 H: 1 E: 1 LOB: 1 K: 2 BB: 1 S: 12 P: 20	R: 0 H: 0 E: 0 LOB: 0 K: 0 BB: 0 S: 5 P: 7	1B: 3 SF: 0 2B: 2 SAC: 0 3B: 0 DP: 2 HR: 1 HBP: 1						

livebaseballscorecards.com

AB	31
R	3
H	6
RBI	2
BB	3
SO	8
LOB	15

PITCHER		IP	WLS	BF	H	R	ER	SO	BB	IBB	HBP	BLK	WP	HR	S	P	ERA	WHIP
Masato Yoshii, R ERA: 3.98	(1, 1)	6.2	W	26	5	2	2	6	2	0	1	0	0	1	58	95	2.70	1.050
Dennis Cook, L ERA: 4.08	(7, 1)	0.1	H	1	0	0	0	0	0	0	0	0	0	0	2	3	0.00	0.000
Armando Benitez, R ERA: 2.05	(8, 1)	1.0		5	1	1	0	2	1	0	0	0	0	0	12	20	0.00	2.000
John Franco, L ERA: 2.04	(9, 1)	1.0		3	0	0	0	0	0	0	0	0	0	0	5	7	0.00	0.000

PITCHER	IP	WLS	BF	H	R	ER	SO	BB	IBB	HBP	BLK	WP	HR	S	P	ERA	WHIP

New York Mets @ Pittsburgh Pirates

Three Rivers Stadium, Pittsburgh, PA

Wed May 26 1999, 7:05 PM EDT

Att. 13,681 - Overcast - 55 F

TOP

livebaseballscorecards.com

Batter	1	2	3	4	5	6	7	8	9	AB	R	H	RBI	BB	SO	LOB
Rickey Henderson, R (1, 7) OBP: 0.423, SLG: 0.432	F8		F9		B1-3		G3, SH2-3, 1B		DI, 1-3, 1B, BB	4	1	1	0	1	0	2
Jermaine Allensworth, R (1, 9) (8, 8) OBP: 0.316, SLG: 0.391	K		K		E4, 1B, 2-H		SH2-3, 1-2		P3, 1-2	4	0	0	0	0	2	4
John Olerud, L (1, 3) OBP: 0.502, SLG: 0.618	K		F7		1 SAFE, 1-3, 1B		G3, 2-3		31 G4-3, 2-H, 3-H, 1B	5	0	2	2	0	1	2
31 Mike Piazza, R (1, 2) OBP: 0.369, SLG: 0.556		G1-3, 1B	K	K	K		P3		G4-3, 1-2f	5	0	1	0	0	2	4
Edgardo Alfonzo, R (1, 4) OBP: 0.394, SLG: 0.467		G1-3, 1-2	G5-3			2B, 2B		G6-3		4	1	1	0	0	0	1
Robin Ventura, L (1, 5) OBP: 0.347, SLG: 0.512		F8	L9			2-H, 2B		WP, BB		3	0	1	1	1	0	1
Benny Agbayani, R (1, 8) OBP: 0.545, SLG: 0.950 Armando Benitez, R (8, 1) John Franco, L (9, 1)	BB				HR	G6-3		K		3 0 0	1 0 0	1 0 0	1 0 0	1 0 0	1 0 0	2 0 0
Rey Ordonez, R (1, 6) OBP: 0.291, SLG: 0.311		F9			2B, 1B	G1-3		K, 1-2		4	1	1	0	0	1	4
Orel Hershiser, R (1, 1) OBP: 0.200, SLG: 0.211 Dennis Cook, L (7, 1) Roger Cedeno, S (8, 9) OBP: 0.439, SLG: 0.374			1B		1-H, E4, 2B	G5-3			CS, 1B, BB	3 0 0	0 0 1	2 0 0	1 0 0	0 0 1	0 0 0	1 0 0
Inning Stats	R: 0 E: 0 K: 2 S: 11 H: 0 LOB: 0 BB: 0 P: 15	R: 0 E: 0 K: 0 S: 14 H: 1 LOB: 2 BB: 1 P: 25	R: 0 E: 0 K: 1 S: 9 H: 1 LOB: 1 BB: 0 P: 16	R: 0 E: 0 K: 1 S: 10 H: 0 LOB: 0 BB: 0 P: 13	R: 2 E: 1 K: 1 S: 14 H: 4 LOB: 2 BB: 0 P: 20	R: 1 E: 0 K: 0 S: 8 H: 2 LOB: 1 BB: 0 P: 11	R: 0 E: 0 K: 0 S: 14 H: 1 LOB: 1 BB: 0 P: 19	R: 0 E: 0 K: 2 S: 9 H: 0 LOB: 1 BB: 1 P: 16	R: 2 E: 0 K: 0 S: 12 H: 1 LOB: 0 BB: 2 P: 23	1B: 6 2B: 3 3B: 0 HR: 1 SF: 0 SAC: 1 DP: 1 HBP: 0						

	AB	35
	R	5
	H	10
	RBI	5
	BB	4
	SO	7
	LOB	21

WP: 1 PB: 0 SB: 0 CS: 1 PA: 40

PITCHER		IP	WLS	BF	H	R	ER	SO	BB	IBB	HBP	BLK	WP	HR	S	P	ERA	WHIP
Pete Schourek, L ERA: 5.05	(1, 1)	5.0	L	24	8	3	3	5	1	0	0	0	0	1	62	94	5.40	1.800
Brad Clontz, R ERA: 0.69	(6, 1)	2.0		7	1	0	0	0	0	0	0	0	0	0	18	25	0.00	0.500
Jeff Wallace, L ERA: 1.88	(8, 1)	2.0		9	1	2	1	2	3	0	0	0	1	0	21	39	4.50	2.000

PITCHER	IP	WLS	BF	H	R	ER	SO	BB	IBB	HBP	BLK	WP	HR	S	P	ERA	WHIP

Batter	1	2	3	4	5	6	7	8	9	AB	R	H	RBI	BB	SO	LOB
Al Martin, L (1, 7) OBP: 0.359, SLG: 0.496	B C B S X 2-2 F7 ①		X 0-0 G4-3 ①		X 0-0 G6-3 ②		X 0-0 FC4-6 ② 1-2f			4	0	0	0	0	0	1
Warren Morris, L (1, 4) OBP: 0.356, SLG: 0.439	C F X 0-2 G1-3 ②		C X 0-1 G6-3 ②		C X 0-1 HR		1 SAFE 1 SAFE S B F F 1 SAFE B C 2-3 K ③			4	1	1	1	0	1	1
Brian Giles, L (1, 8) OBP: 0.389, SLG: 0.562	X 0-0 G3 ③		B X 1-0 F9 ③		B X 1-0 G4-3 ③			C B B B S S 3-3 K ①		4	0	0	0	0	1	0
Kevin Young, R (1, 3) OBP: 0.415, SLG: 0.489		C B B C B X 3-2 18 E 2B		B C C X 1-2 G6-3 ①		X 0-0 P4 ①		F S S 0-3 K ②		4	1	1	0	0	1	0
18 Jason Kendall, R (1, 2) OBP: 0.472, SLG: 0.527		B X 1-0 G3 ① 2-H		B F X 1-1 2B		B B C X 2-1 F8 ②		C F S S 0-3 K ③		4	0	1	0	0	1	0
Ed Sprague, R (1, 5) OBP: 0.415, SLG: 0.504		C C B F S 1-3 K ②		B F F S 1-3 K ②		X 0-0 1B			B C F C 1-3 K ①	4	0	1	0	0	3	1
Turner Ward, S (1, 9) OBP: 0.315, SLG: 0.210		C C B F F E X 1-2 BB 1B		F B B B C F F B 4-2 FC3-6 BB		X 0-0 G3 ③			B C B B B 4-1 FC6-4 BB	2	0	1	0	2	0	1
Abraham Nunez, S (1, 6) OBP: 0.278, SLG: 0.250 Mike Benjamin, R (9, PH) OBP: 0.308, SLG: 0.317		B B B B 4-0 1-2 BB		F B X 1-1 FC3-6 ③ 1-2f			B B B B 4-0 FC4-6 BB		C S B S 1-3 K ②	1	0	0	0	2	0	2
										1	0	0	0	0	1	1
Pete Schourek, L (1, 1) Brad Clontz, R (6, 1) Brant Brown, L (7, PH) OBP: 0.277, SLG: 0.394 Jose Guillen, R (7, PH) OBP: 0.352, SLG: 0.375 Jeff Wallace, L (8, 1) Keith Osik, R (9, PH) OBP: 0.318, SLG: 0.250		S B X 1-1 G4-3 ③			X 0-0 L9 ①		1 SAFE 1 SAFE B F B S 1 SAFE X 2-2 P3 ①		X 0-0 FC6-4 ③ 1-2f	2	0	0	0	0	0	2
										0	0	0	0	0	0	0
										0	0	0	0	0	0	0
										1	0	0	0	0	0	1
										0	0	0	0	0	0	0
										1	0	0	0	0	0	1
Inning Stats	R: 0 H: 0 E: 0 LOB: 0 K: 0 BB: 0 S: 7 P: 9	R: 1 H: 2 E: 1 LOB: 2 K: 1 BB: 1 S: 15 P: 26	R: 0 H: 0 E: 0 LOB: 0 K: 0 BB: 0 S: 4 P: 5	R: 0 H: 1 E: 0 LOB: 2 K: 1 BB: 1 S: 14 P: 22	R: 1 H: 1 E: 0 LOB: 0 K: 0 BB: 0 S: 5 P: 6	R: 0 H: 1 E: 0 LOB: 1 K: 0 BB: 0 S: 5 P: 7	R: 0 H: 0 E: 0 LOB: 1 K: 1 BB: 1 S: 8 P: 16	R: 0 H: 0 E: 0 LOB: 0 K: 3 BB: 0 S: 10 P: 13	R: 0 H: 0 E: 0 LOB: 1 K: 2 BB: 1 S: 8 P: 14	1B: 2 SF: 0 2B: 2 SAC: 0 3B: 0 DP: 0 HR: 1 HBP: 0						

PITCHER		IP	WLS	BF	H	R	ER	SO	BB	IBB	HBP	BLK	WP	HR	S	P	ERA	WHIP
Orel Hershiser, R ERA: 5.63	(1, 1)	6.0	W	26	5	2	2	2	3	0	0	0	0	1	50	79	3.00	1.333
Dennis Cook, L ERA: 3.86	(7, 1)	1.0	H	3	0	0	0	1	0	0	0	0	0	0	8	12	0.00	0.000
Armando Benitez, R ERA: 1.96	(8, 1)	1.0	H	3	0	0	0	3	0	0	0	0	0	0	10	13	0.00	0.000
John Franco, L ERA: 1.93	(9, 1)	1.0	S	4	0	0	0	2	1	0	0	0	0	0	8	14	0.00	1.000

PITCHER	IP	WLS	BF	H	R	ER	SO	BB	IBB	HBP	BLK	WP	HR	S	P	ERA	WHIP

BOTTOM

New York Mets @ Pittsburgh Pirates

Three Rivers Stadium, Pittsburgh, PA

Wed May 26 1999, 7:05 PM EDT
Att. 13,681 - Overcast - 55 F

livebaseballscorecards.com

AB	32
R	2
H	5
RBI	1
BB	4
SO	8
LOB	11

WP: 0 PA: 36
PB: 0
SB: 0
CS: 0

Batter	1	2	3	4	5	6	7	8	9	AB	R	H	RBI	BB	SO	LOB
Tony Womack, L (1, 9) OBP: 0.320, SLG: 0.321	B C C C 1-3 ① K		C B B X 2-1 ① G3		B X 1-0 ② P2		B 2 SAFE 1-0 ③ PO 2-3	B C X 1-1 ① F8		4	0	0	0	0	1	0
Jay Bell, R (1, 4) OBP: 0.376, SLG: 0.576	C C B B S 2-3 ② K		B C X 1-1 ② F9		B S B X 2-1 1B			C F B F F X 1-2 ② L6		4	0	1	0	0	1	0
Luis Gonzalez, L (1, 7) OBP: 0.431, SLG: 0.647	B X 1-0 ③ F7		X 0-0 1B 1B		B C B X 2-1 ③ P6			B B S C F X 2-2 ③ L6		4	0	1	0	0	0	1
Matt Williams, R (1, 5) OBP: 0.353, SLG: 0.622		F C X 0-2 ① G6-3	X 0-0 1-2 1B			B F X 1-1 ① F9			F F S 0-3 ① K	4	0	1	0	0	1	0
Steve Finley, L (1, 8) OBP: 0.309, SLG: 0.449		B C B B B 4-1 1B 3B BB	C B B F B X 3-2 ③ G4-3			X 0-0 ② F8			C B C B F F F B F F 4-2 BB	2	1	0	0	2	0	2
Travis Lee, L (1, 3) OBP: 0.330, SLG: 0.357		1 SAFE C C B C C 1-3 ② K		B B B C F X 3-2 ① F7		F B C X 1-2 ③ G1-3			C B F B X 2-2 ② F7	4	0	0	0	0	1	2
Kelly Stinnett, R (1, 2) OBP: 0.205, SLG: 0.293		X 0-0 1-2 3B 1B		C C B B X 2-2 ② G6-3			C F B S 1-3 ① K		B 1 SAFE S S 1 SAFE X 1-2 ③ F7	4	1	1	0	0	1	1
Andy Fox, L (1, 6) OBP: 0.381, SLG: 0.446		B X 1-0 1-H 2-H 3B		F B S F X 1-2 ③ G3			F C B X 1-2 PO SH1-4 1B			3	0	2	2	0	0	0
Omar Daal, L (1, 1) OBP: 0.217, SLG: 0.227		F S C 0-3 ③ K			F B B T T 2-2 ① K		X 0-0 ② SH1-4 1-2			2	0	0	0	0	2	1
John Frascatore, R (8, 1)										0	0	0	0	0	0	0
Greg Swindell, L (8, 1)										0	0	0	0	0	0	0
Gregg Olson, R (9, 1)										0	0	0	0	0	0	0
Inning Stats	R: 0 E: 0 K: 2 S: 7 H: 0 LOB: 0 BB: 0 P: 11	R: 2 E: 0 K: 2 S: 12 H: 2 LOB: 1 BB: 1 P: 18	R: 0 E: 0 K: 0 S: 9 H: 2 LOB: 2 BB: 0 P: 15	R: 0 E: 0 K: 0 S: 10 H: 0 LOB: 0 BB: 0 P: 16	R: 0 E: 0 K: 1 S: 8 H: 1 LOB: 1 BB: 0 P: 15	R: 0 E: 0 K: 0 S: 6 H: 0 LOB: 0 BB: 0 P: 8	R: 0 E: 0 K: 1 S: 7 H: 1 LOB: 0 BB: 0 P: 10	R: 0 E: 0 K: 0 S: 12 H: 0 LOB: 0 BB: 0 P: 16	R: 0 E: 0 K: 1 S: 17 H: 0 LOB: 1 BB: 1 P: 24	1B: 5 2B: 0 3B: 1 HR: 0 SF: 0 SAC: 1 DP: 0 HBP: 0						

TOP

Arizona Diamondbacks @ New York Mets

Shea Stadium, Flushing, NY

Fri May 28 1999, 7:10 PM EDT

Att. 32,114 - Unknown - 77 F

livebaseballscorecards.com

AB	31
R	2
H	6
RBI	2
BB	2
SO	7
LOB	7

WP: 0 PB: 0 SB: 0 CS: 0 PA: 35

PITCHER		IP	WLS	BF	H	R	ER	SO	BB	IBB	HBP	BLK	WP	HR	S	P	ERA	WHIP
Rick Reed, R ERA: 5.27	(1, 1)	7.0	L	27	6	2	2	6	1	0	0	0	0	0	59	93	2.57	1.000
Turk Wendell, R ERA: 3.25	(8, 1)	2.0		7	0	0	0	1	1	0	0	0	0	0	29	40	0.00	0.500

PITCHER	IP	WLS	BF	H	R	ER	SO	BB	IBB	HBP	BLK	WP	HR	S	P	ERA	WHIP

Batter	1	2	3	4	5	6	7	8	9	AB	R	H	RBI	BB	SO	LOB
Rickey Henderson, R (1, 7) OBP: 0.416, SLG: 0.423	C B B X 2-1 G5-3 ①		C C B C 1-3 K ①			C B X 1-1 BB 1B		C F X 0-2 P3 ①		4	0	1	0	0	1	0
Jermaine Allensworth, R (1, 9) OBP: 0.317, SLG: 0.380 Roger Cedeno, S (8, PH) OBP: 0.436, SLG: 0.371 (9, 9)	B B B B 4-0 FC3-6 BB		C C B X 1-2 G5-3 ②			L 1 SAFE X 0-1 P4 ①		F B B C C 2-3 K ②		2 1	0 0	0 0	0 0	1 0	0 1	1 0
John Olerud, L (1, 3) OBP: 0.498, SLG: 0.606	C B 1 SAFE 1 SAFE B X 2-1 FC3-6 ② 31 2B 1-2f		X 0-0 G6-3 ③			C 1 B S B B B 4-2 1-2 BB		X 0-0 F9 ③		3	0	0	0	1	0	1
31 Mike Piazza, R (1, 2) OBP: 0.372, SLG: 0.562	X 0-0 1-3 2B			S X 0-1 F8 ①		C B B X 2-1 L7 ②			C B S B X 2-2 FC5-4 1B 1B	4	0	2	0	0	0	2
Edgardo Alfonzo, R (1, 4) OBP: 0.387, SLG: 0.457	B B B C X 3-1 F8 ③			B C B X 2-1 G6-3 ②		X 0-0 F8 ③			C L B B T 2-2 K ①	4	0	0	0	0	1	5
Robin Ventura, L (1, 5) OBP: 0.350, SLG: 0.509		C B B B B B 4-1 G6-4-3 BB		C F C 0-3 K ③			B C X 1-1 F7 ①		X 0-0 1-2 FC5-4 1B	3	0	1	0	1	1	0
Benny Agbayani, R (1, 8) OBP: 0.521, SLG: 0.955		B C S F F F X 1-2 G6-4-3 ① ② 1-2f			F B B F S 2-3 K ①		C X 0-1 HR		B C C B X 2-2 FC5-4 ② BB 1-2f 2-3	4	1	1	1	0	1	3
Rey Ordonez, R (1, 6) OBP: 0.291, SLG: 0.319 Matt Franco, L (9, PH) OBP: 0.320, SLG: 0.400		C B F F X 1-2 2B			C B B B C F C 3-3 K ②		C X 0-1 L4 ②		B C B B B C B 4-2 1-2 BB	3 0	0 0	1 0	0 0	0 1	1 0	0 0
Rick Reed, R (1, 1) OBP: 0.286, SLG: 0.231 Brian McRae, S (7, PH) OBP: 0.366, SLG: 0.393 Turk Wendell, L (8, 1) Luis Lopez, S (9, PH) OBP: 0.444, SLG: 0.478		C F B S 1-3 K ③			B F X 1-1 F9 ③		C B B X 2-1 F7 ③		B B B C C C C 3-3 K ③	2 1 0 1	0 0 0 0	0 0 0 0	0 0 0 0	0 0 0 0	1 0 0 1	1 0 0 3
Inning Stats	R: 0 E: 1 K: 0 S: 7 H: 1 LOB: 2 BB: 1 P: 18	R: 0 E: 0 K: 1 S: 14 H: 1 LOB: 1 BB: 1 P: 21	R: 0 E: 0 K: 1 S: 7 H: 0 LOB: 0 BB: 0 P: 9	R: 0 E: 0 K: 1 S: 7 H: 0 LOB: 0 BB: 0 P: 9	R: 0 E: 0 K: 2 S: 9 H: 0 LOB: 0 BB: 0 P: 15	R: 0 E: 0 K: 0 S: 9 H: 1 LOB: 2 BB: 1 P: 16	R: 1 E: 0 K: 0 S: 8 H: 1 LOB: 0 BB: 0 P: 11	R: 0 E: 0 K: 1 S: 7 H: 0 LOB: 0 BB: 0 P: 9	R: 0 E: 0 K: 2 S: 15 H: 2 LOB: 3 BB: 1 P: 28	1B: 3 2B: 2 3B: 0 HR: 1 SF: 0 SAC: 0 DP: 1 HBP: 0						

PITCHER		IP	WLS	BF	H	R	ER	SO	BB	IBB	HBP	BLK	WP	HR	S	P	ERA	WHIP
Omar Daal, L ERA: 3.49	(1, 1)	7.0	W	27	4	1	1	5	3	0	0	0	0	1	61	99	1.29	1.000
John Frascatore, R ERA: 2.89	(8, 1)	0.1	H	1	0	0	0	0	0	0	0	0	0	0	3	3	0.00	0.000
Greg Swindell, L ERA: 3.47	(8, 1)	0.2	H	2	0	0	0	1	0	0	0	0	0	0	4	6	0.00	0.000
Gregg Olson, R ERA: 4.74	(9, 1)	1.0	S	6	2	0	0	2	1	0	0	0	0	0	15	28	0.00	3.000

PITCHER	IP	WLS	BF	H	R	ER	SO	BB	IBB	HBP	BLK	WP	HR	S	P	ERA	WHIP

BOTTOM

Arizona Diamondbacks @ New York Mets

Shea Stadium, Flushing, NY

Fri May 28 1999, 7:10 PM EDT
Att. 32,114 - Unknown - 77 F

livebaseballscorecards.com

AB	32
R	1
H	6
RBI	1
BB	4
SO	8
LOB	16

1B: 3 SF: 0
2B: 2 SAC: 0
3B: 0 DP: 1
HR: 1 HBP: 0

WP: 0 PA: 36
PB: 0
SB: 0
CS: 0

Arizona Diamondbacks @ New York Mets

Shea Stadium, Flushing, NY

Sat May 29 1999, 1:40 PM EDT

Att. 35,167 - Sunny - 84 F

livebaseballscorecards.com

Batter	1	2	3	4	5	6	7	8	9	AB	R	H	RBI	BB	SO	LOB
Steve Finley, L (1, 8) OBP: 0.311, SLG: 0.450	K		F9		BB	HR 2B		G1-3		4	2	1	0	1	1	0
Jay Bell, R (1, 4) OBP: 0.386, SLG: 0.593	F9		CS BB		1B 1B			BB		3	2	2	3	2	0	0
Luis Gonzalez, L (1, 7) OBP: 0.435, SLG: 0.650	2B BB		P6		1B 1B	F8-5 2B		F7		4	2	2	1	1	0	2
Matt Williams, R (1, 5) OBP: 0.355, SLG: 0.620	1-H 2B			F7	K	IBB			G4-3	4	0	1	1	1	1	2
Greg Colbrunn, R (1, 3) OBP: 0.343, SLG: 0.394	G5-3			BB 1B	1B 1B	F8-5			K	2	0	1	0	0	0	1
Travis Lee, L (5, PH) (5, 3) OBP: 0.330, SLG: 0.356										3	0	1	1	0	1	2
Bernard Gilkey, R (1, 9) OBP: 0.371, SLG: 0.513		G6-4-3 BB		BB 1B	CS 1B		F8		2B HBP	3	0	2	1	1	0	0
Greg Swindell, L (7, 1)										0	0	0	0	0	0	0
John Frascatore, R (8, 1)										0	0	0	0	0	0	0
Andy Fox, L (9, PH) OBP: 0.391, SLG: 0.446										0	0	0	0	0	0	0
Byung-Hyun Kim, R (9, 1)										0	0	0	0	0	0	0
Damian Miller, R (1, 2) OBP: 0.368, SLG: 0.533		G6-4-3		P4	K		F9		2B	5	0	1	0	0	1	5
Tony Batista, R (1, 6) OBP: 0.325, SLG: 0.390	HR			BB		2B HR 1B	P6		F8	4	2	2	1	1	0	2
Armando Reynoso, R (1, 1) OBP: 0.167, SLG: 0.222		K		P3		B2		K		3	0	0	0	0	1	4
Vladimir Nunez, R (6, 1)										0	0	0	0	0	0	0
David Dellucci, L (7, 9) OBP: 0.474, SLG: 0.515										1	0	0	0	0	1	0
Inning Stats	R: 1 E: 0 K: 1 S: 10 H: 1 LOB: 1 BB: 1 P: 19	R: 1 E: 0 K: 1 S: 9 H: 1 LOB: 0 BB: 1 P: 15	R: 0 E: 0 K: 0 S: 6 H: 0 LOB: 0 BB: 1 P: 12	R: 0 E: 0 K: 0 S: 14 H: 2 LOB: 3 BB: 1 P: 24	R: 3 E: 0 K: 2 S: 23 H: 4 LOB: 1 BB: 1 P: 33	R: 3 E: 0 K: 0 S: 12 H: 4 LOB: 1 BB: 1 P: 24	R: 0 E: 0 K: 0 S: 9 H: 0 LOB: 0 BB: 0 P: 15	R: 0 E: 0 K: 1 S: 10 H: 0 LOB: 1 BB: 1 P: 21	R: 0 E: 0 K: 1 S: 7 H: 1 LOB: 2 BB: 0 P: 13	1B: 7 2B: 5 3B: 0 HR: 2	SF: 0 SAC: 0 DP: 2 HBP: 1						

TOP

AB	36
R	8
H	13
RBI	8
BB	7
SO	6
LOB	18

WP: 0 PB: 0 SB: 0 CS: 2 PA: 44

PITCHER		IP	WLS	BF	H	R	ER	SO	BB	IBB	HBP	BLK	WP	HR	S	P	ERA	WHIP
Allen Watson, L ERA: 4.29	(1, 1)	3.1		14	3	2	2	2	3	0	0	0	0	1	30	53	5.40	1.800
Pat Mahomes, R ERA: 4.32	(4, 1)	0.2		7	3	3	3	0	2	0	0	0	0	0	21	36	40.50	7.500
Turk Wendell, R ERA: 3.14	(5, 1)	1.0		4	2	0	0	2	0	0	0	0	0	0	11	14	0.00	2.000
Rigo Beltran, L ERA: 3.86	(6, 1)	1.0	L	7	4	3	3	0	0	1	0	0	0	1	12	24	27.00	4.000
Dennis Cook, L ERA: 3.48	(7, 1)	2.0		7	0	0	0	1	1	0	0	0	0	0	19	36	0.00	0.500

PITCHER		IP	WLS	BF	H	R	ER	SO	BB	IBB	HBP	BLK	WP	HR	S	P	ERA	WHIP
John Franco, L ERA: 1.83	(9, 1)	1.0		5	1	0	0	1	0	0	1	0	0	0	7	13	0.00	1.000

BOTTOM

Arizona Diamondbacks @ New York Mets

Shea Stadium, Flushing, NY

Sat May 29 1999, 1:40 PM EDT

Att. 35,167 - Sunny - 84 F

livebaseballscorecards.com

Batter	1	2	3	4	5	6	7	8	9	AB	R	H	RBI	BB	SO	LOB
Roger Cedeno, S (1, 9) (6, 8) OBP: 0.435, SLG: 0.380	L F F X 0-2 1B S 31 2B 1B		B B X 2-0 ① G4-3		C B C F B F B S 3-3 ① K	B L B 2 SAFE X 2-1 ② S 1-3 2B		X 0-0 ③ F7		5	1	2	0	0	1	1
Edgardo Alfonzo, R (1, 4) OBP: 0.392, SLG: 0.461	1 SAFE B 1 SAFE C B S B X 3-2 31 2B 1-3 G4-3 1B		C X 0-1 31 WP 31 SF9 BB 1B		B B B C F F F X 3-2 HR 1B	F C X 0-2 ③ G6-3 2-3			B C B B C F F X 3-2 ① F8	5	3	3	0	0	0	1
John Olerud, L (1, 3) OBP: 0.495, SLG: 0.616	B B F X 2-1 ① P5		B C B B B 4-1 31 SF9 31 WP 1-2 BB		B X 1-0 1-H HR		C C X 0-2 ① G4-3		B C C X 1-2 ② L7	4	1	1	2	1	0	2
31 Mike Piazza, R (1, 2) OBP: 0.373, SLG: 0.567	S B X 1-1 G4-3 1-3 3-H 2B		B B X 2-0 ② SF9 1-3 2-H		S B F X 1-2 ② P3		B B C X 2-1 G4-6-3 1B		C F F S 0-3 ③ K	4	0	2	2	0	1	0
Robin Ventura, L (1, 5) OBP: 0.353, SLG: 0.503	F B B X 2-1 ② G4-3 2-3 3-H		I I I I I 4-0 IBB		B F F B B B 4-2 BB		C B 1 SAFE B X 2-1 ②③ G4-6-3 1-2f			2	0	0	1	2	0	2
Brian McRae, S (1, 8) OBP: 0.364, SLG: 0.390 Jermaine Allensworth, R (2, 8) OBP: 0.310, SLG: 0.370 Rigo Beltran, L (6, 1) Dennis Cook, L (7, 1) Todd Pratt, R (8, PH) OBP: 0.367, SLG: 0.449 Matt Franco, L (8, PH) OBP: 0.333, SLG: 0.400 (9, 7)	B B B C C C 3-3 ③ K		B B C C X 2-2 ③ G1-3		X 0-0 ③ L7			B B B B 4-0 2B BB		1 2 0 0 0 0 0	0 0 0 0 0 0 1	0 0 0 0 0 0 0	0 0 0 0 0 0 0	1 0 0 0 0 0 1	1 3 0 0 0 0 0
Benny Agbayani, R (1, 7) (6, 9) OBP: 0.519, SLG: 0.979		C F B X 1-2 ① G6-3	C B F B F F B F B 4-2 L5-3 BB		B X 1-0 HR			B B B C X 3-1 ① F8		3	1	1	1	1	0	1
Luis Lopez, S (1, 6) OBP: 0.414, SLG: 0.440		C B X 1-1 ② G4-3	X 0-0 ①② L5-3 1-2		S S B X 1-2 ① L8			C 1 SAFE B F S 1-3 ② K		4	0	0	0	0	1	2
Allen Watson, L (1, 1) OBP: 0.300, SLG: 0.400 Pat Mahomes, R (4, 1) OBP: 0.333, SLG: 0.667 Turk Wendell, L (5, 1) Rickey Henderson, R (6, 7) OBP: 0.427, SLG: 0.450 John Franco, L (9, 1)		C F B F B X 2-2 ③ P5	B C C S 1-3 ③ K		B C S B B X 3-2 2B S 1B			C F B X 1-2 1-H 2B		1 1 0 2 0	0 0 0 0 0	0 0 0 2 0	0 0 0 1 0	0 1 0 0 0	0 0 0 0 0	0 0 0 0 0
Inning Stats	R: 2 E: 0 K: 1 S: 16 H: 3 LOB: 1 BB: 0 P: 27	R: 0 E: 0 K: 0 S: 9 H: 0 LOB: 0 BB: 0 P: 13	R: 1 E: 0 K: 0 S: 8 H: 1 LOB: 2 BB: 2 P: 22	R: 0 E: 0 K: 1 S: 9 H: 0 LOB: 0 BB: 1 P: 14	R: 2 E: 0 K: 1 S: 17 H: 2 LOB: 1 BB: 1 P: 29	R: 1 E: 0 K: 0 S: 12 H: 3 LOB: 1 BB: 0 P: 19	R: 0 E: 0 K: 0 S: 7 H: 1 LOB: 0 BB: 0 P: 11	R: 1 E: 0 K: 1 S: 9 H: 1 LOB: 1 BB: 1 P: 18	R: 0 E: 0 K: 1 S: 13 H: 0 LOB: 0 BB: 0 P: 17	1B: 6 2B: 4 3B: 0 HR: 2	SF: 1 SAC: 0 DP: 2 HBP: 0	WP: 1 PB: 0 SB: 3 CS: 0	PA: 40			

	AB	34
	R	7
	H	11
	RBI	7
	BB	5
	SO	5
	LOB	13

PITCHER		IP	WLS	BF	H	R	ER	SO	BB	IBB	HBP	BLK	WP	HR	S	P	ERA	WHIP
Armando Reynoso, R ERA: 4.41	(1, 1)	5.0	W	24	6	5	5	3	3	1	0	0	1	1	59	105	9.00	1.800
Vladimir Nunez, R ERA: 1.32	(6, 1)	1.0	H	5	3	1	1	0	0	0	0	0	0	1	12	19	9.00	3.000
Greg Swindell, L ERA: 3.33	(7, 1)	1.0	H	3	1	0	0	0	0	0	0	0	0	0	7	11	0.00	1.000
John Frascatore, R ERA: 3.1	(8, 1)	1.0	H	5	1	1	1	1	1	0	0	0	0	0	9	18	9.00	2.000
Byung-Hyun Kim, R ERA:	(9, 1)	1.0	S	3	0	0	0	1	0	0	0	0	0	0	13	17	0.00	0.000

PITCHER	IP	WLS	BF	H	R	ER	SO	BB	IBB	HBP	BLK	WP	HR	S	P	ERA	WHIP

Batter	1	2	3	4	5	6	7	8	9	AB	R	H	RBI	BB	SO	LOB
Tony Womack, L (1, 9) OBP: 0.332, SLG: 0.333	C X 0-1 S HR 1B	C B X 1-1 G5-4-3 1-2 3-H 1B	B B X 2-0 ③ F8			F B B X 2-1 AA DB 1B	X 0-0 ③ L4		X 0-0 1B	6	1	4	1	0	0	3
Jay Bell, R (1, 4) OBP: 0.380, SLG: 0.578	1 SAFE 1 SAFE S C B S 1-3 ① K 1-2	B X 1-0 ②③ G5-4-3 1-2f		C C B B S 2-3 ① K		B C 1 SAFE C S 1-3 ① K		B C B F B F B 4-2 2B BB	B C B S S 2-3 ③ K	5	0	0	0	1	4	5
Luis Gonzalez, L (1, 7) OBP: 0.439, SLG: 0.652	B B 2 SAFE B B 4-0 HR BB		X 0-0 G5-3 HR 1B	C B X 1-1 ② F8		P 1 SAFE F F F C 1-3 ②③ K 1-2		S X 0-1 1-3 2B		4	2	2	0	1	1	1
Matt Williams, R (1, 5) OBP: 0.351, SLG: 0.610	C 2 S B F F F X SAFE 1-2 ② F8		X 0-0 ① G5-3 1-2	B X 1-0 ③ G6-3			B B X 2-0 2B 3B 1B	X 0-0 ① P4		5	1	1	0	0	0	5
Steve Finley, L (1, 8) OBP: 0.323, SLG: 0.495	B C X 1-1 1-H 2-H HR		C B B C X 2-2 2-H HR		B B C X 2-1 G4-3 S 1B		X 0-0 1-3 3B 2B	X 0-0 ② P3		5	3	4	5	0	0	2
Travis Lee, L (1, 3) OBP: 0.337, SLG: 0.352	F B C F X 1-2 ③ F7		B B B B 4-0 S 1B BB		B B B C S F F S 3-3 ① K 1-2		B B B B 4-0 3B BB	B B B B 4-0 BB		2	2	0	0	3	1	1
Damian Miller, R (1, 2) OBP: 0.361, SLG: 0.514		F B S X 1-2 ① G4-3	F B S B F B B 4-2 1B 1-2 BB		B C C B X 2-2 ② G4-3 2-3		F B F B B X 3-2 ① P3	F S B S 1-3 ③ K		4	0	0	0	1	1	7
Andy Fox, L (1, 6) OBP: 0.406, SLG: 0.500		X 0-0 1B 1B 2B	B F B X 2-1 ② F7		I I I I 4-0 IBB		F S F F B B B X 3-2 1-H 2-H 3-H 3B		S X 0-1 ① G4-3	4	1	2	3	1	0	2
Randy Johnson, R (1, 1) OBP: 0.154, SLG: 0.205 Greg Colbrunn, R (9, PH) OBP: 0.333, SLG: 0.382 Darren Holmes, R (9, 1)		F B X 1-1 1B 2-3 1B	S B B B C X 3-2 1-3 2-H 1B		S C B B C 2-3 ③ K		S C B C C 1-3 ② K		B B C B X 3-1 ② F9	4 1 0	0 0 0	2 0 0	1 0 0	0 0 0	2 0 0	3 0 0
Inning Stats	R: 3 E: 0 K: 1 S: 17 H: 2 LOB: 0 BB: 1 P: 25	R: 1 E: 0 K: 0 S: 9 H: 3 LOB: 1 BB: 0 P: 13	R: 3 E: 0 K: 0 S: 14 H: 3 LOB: 2 BB: 2 P: 31	R: 0 E: 0 K: 1 S: 6 H: 0 LOB: 0 BB: 0 P: 10	R: 0 E: 0 K: 2 S: 13 H: 1 LOB: 2 BB: 1 P: 26	R: 0 E: 0 K: 2 S: 10 H: 1 LOB: 0 BB: 0 P: 13	R: 3 E: 0 K: 1 S: 14 H: 3 LOB: 1 BB: 1 P: 27	R: 0 E: 0 K: 1 S: 10 H: 1 LOB: 3 BB: 2 P: 19	R: 0 E: 0 K: 1 S: 8 H: 1 LOB: 1 BB: 0 P: 13	1B: 9 2B: 3 3B: 1 HR: 2 SF: 0 SAC: 0 DP: 1 HBP: 0						

PITCHER		IP	WLS	BF	H	R	ER	SO	BB	IBB	HBP	BLK	WP	HR	S	P	ERA	WHIP
Masato Yoshii, R ERA: 4.94	(1, 1)	2.2	L	18	8	7	7	1	3	0	0	0	0	2	39	66	23.62	4.125
Pat Mahomes, R ERA: 4.97	(3, 1)	4.1		19	5	3	3	6	1	1	0	0	0	0	44	79	6.23	1.385
Rigo Beltran, L ERA: 3.52	(8, 1)	2.0		10	2	0	0	2	2	0	0	0	0	0	18	32	0.00	2.000

PITCHER	IP	WLS	BF	H	R	ER	SO	BB	IBB	HBP	BLK	WP	HR	S	P	ERA	WHIP

TOP

Arizona Diamondbacks @ New York Mets

Shea Stadium, Flushing, NY

Sun May 30 1999, 1:40 PM EDT

Att. 38,302 - Unknown - 83 F

livebaseballscorecards.com

AB	40
R	10
H	15
RBI	10
BB	7
SO	9
LOB	29

WP: 0	PB: 0	SB: 3	CS: 0	PA: 47														

BOTTOM

Arizona Diamondbacks @ New York Mets

Shea Stadium, Flushing, NY

Sun May 30 1999, 1:40 PM EDT

Att. 38,302 - Unknown - 83 F

livebaseballscorecards.com

Batter	1	2	3	4	5	6	7	8	9	AB	R	H	RBI	BB	SO	LOB
Rickey Henderson, R (1, 7) OBP: 0.430, SLG: 0.446	BBBCB 4-1 S BB		CBCFX 1-2 CS 1B			SX 0-1 ① F7		CBCS 1-3 ① K		3	0	1	0	1	1	0
Roger Cedeno, S (1, 8) OBP: 0.430, SLG: 0.398	X 0-0 ① P9		B 1 SAFE C 1-1 ③ CS 1-2	BBX 2-0 HR		BCSC 1-3 ② K		BCSBS 2-3 ② K		4	1	1	1	0	2	1
John Olerud, L (1, 3) OBP: 0.491, SLG: 0.605	CBBX 2-1 ② G6-3 1-2			CBX 1-1 ① G4-3		CBBBH 4-1 31 1B HBP		CSBFX 1-2 ③ G3		3	0	0	0	0	0	1
31 Mike Piazza, R (1, 2) OBP: 0.379, SLG: 0.569 Matt Franco, L (8, 5) OBP: 0.346, SLG: 0.413	CX 0-1 ③ F9			X 0-0 1B		SX 0-1 1-2 1B			BCBBFX 3-2 1B	3 1	0 0	2 1	0 0	0 0	0 0	1 0
Edgardo Alfonzo, R (1, 4) OBP: 0.385, SLG: 0.451		CBSBBS 3-3 ① K		BBBCFX 3-2 ② F8		BBSFFS 2-3 ③ K			BCCBFC 2-3 ① K	4	0	0	0	0	3	4
Benny Agbayani, R (1, 9) OBP: 0.500, SLG: 0.922		CSBBC 2-3 ② K		BSFS 1-3 ③ K			SX 0-1 1B		BBFFX 2-2 ② P3	4	0	1	0	0	2	2
Robin Ventura, L (1, 5) OBP: 0.350, SLG: 0.497 Luis Lopez, S (6, 5) OBP: 0.400, SLG: 0.423 (8, 6)		SCC 0-3 ③ K			BX 1-0 ① P4		X 0-0 ① L8		BFCS 1-3 ③ K	2 2	0 0	0 0	0 0	0 0	1 1	0 2
Melvin Mora, R (1, 6) Rigo Beltran, L (8, 1)			BX 1-0 ① F8		X 0-0 ② F9		CX 0-1 ② F9			3 0	0 0	0 0	0 0	0 0	0 0	1 0
Masato Yoshii, R (1, 1) OBP: 0.158, SLG: 0.158 Pat Mahomes, R (3, 1) OBP: 0.200, SLG: 0.400 Todd Pratt, R (7, PH) OBP: 0.363, SLG: 0.443 (8, 2)			CSS 0-3 ② K		CSFFFS 0-3 ③ K		BBFBSSFX 3-2 ③ L7			0 2 1	0 0 0	0 0 0	0 0 0	0 0 0	0 2 0	0 0 1
Inning Stats	R: 0 E: 0 K: 0 S: 6 H: 0 LOB: 1 BB: 1 P: 12	R: 0 E: 0 K: 3 S: 9 H: 0 LOB: 0 BB: 0 P: 14	R: 0 E: 0 K: 1 S: 9 H: 1 LOB: 0 BB: 0 P: 12	R: 1 E: 0 K: 1 S: 10 H: 2 LOB: 1 BB: 0 P: 17	R: 0 E: 0 K: 1 S: 8 H: 0 LOB: 0 BB: 0 P: 9	R: 0 E: 0 K: 2 S: 12 H: 1 LOB: 2 BB: 0 P: 19	R: 0 E: 0 K: 0 S: 9 H: 1 LOB: 1 BB: 0 P: 12	R: 0 E: 0 K: 2 S: 10 H: 0 LOB: 0 BB: 0 P: 14	R: 0 E: 0 K: 2 S: 13 H: 1 LOB: 1 BB: 0 P: 21	1B: 5 2B: 0 3B: 0 HR: 1	SF: 0 SAC: 0 DP: 0 HBP: 1					

	AB	32
	R	1
	H	6
	RBI	1
	BB	1
	SO	12
	LOB	13

WP: 0 PB: 0 SB: 1 CS: 1 PA: 35

PITCHER		IP	WLS	BF	H	R	ER	SO	BB	IBB	HBP	BLK	WP	HR	S	P	ERA	WHIP
Randy Johnson, L ERA: 2.88	(1, 1)	8.0	W	30	5	1	1	10	1	0	1	0	0	1	73	109	1.12	0.750
Darren Holmes, R ERA: 2.66	(9, 1)	1.0		4	1	0	0	2	0	0	0	0	0	0	13	21	0.00	1.000

PITCHER	IP	WLS	BF	H	R	ER	SO	BB	IBB	HBP	BLK	WP	HR	S	P	ERA	WHIP

Cincinnati Reds @ New York Mets

Shea Stadium, Flushing, NY

Mon May 31 1999, 1:05 PM EDT

Att. 28,368 - Sunny - 81 F

livebaseballscorecards.com

Batter	1	2	3	4	5	6	7	8	9	AB	R	H	RBI	BB	SO	LOB
Pokey Reese, R (1, 4) OBP: 0.337, SLG: 0.450	F7		1B 2B	P3			HR		FC6-2 3-H	5	2	2	1	0	0	2
Mike Cameron, R (1, 8) OBP: 0.345, SLG: 0.423	K		P4		G5-3		CS BB		S BB 1-2	3	0	0	0	2	1	2
Sean Casey, L (1, 3) OBP: 0.430, SLG: 0.670	G3		BB 1B 2-H 3-H		L4		K		BB 1-2 2-3	4	0	1	2	1	1	1
Greg Vaughn, R (1, 7) OBP: 0.314, SLG: 0.442 Michael Tucker, L (7, 9) OBP: 0.337, SLG: 0.438		HBP 1B G6-4-3 BB	1-2 BB		HR		CS 1-2	G5-3 BB	K	1	2	1	1	2	0	0
										1	0	0	0	1	1	3
Barry Larkin, R (1, 6) OBP: 0.340, SLG: 0.403		G6-4-3 HBP 1-2 1B	P3		G4-3			G5-3 1-2 BB		3	0	1	0	1	0	2
Jeffrey Hammonds, R (1, 9) (7, 7) OBP: 0.265, SLG: 0.410		G6-4-3 1-2 2-3 HBP	L5			G6-3		G5-3 1-2 2-3f		3	0	0	0	0	0	4
Brian Johnson, R (1, 2) OBP: 0.257, SLG: 0.471		G6-4-3 1-2f 2-3 3-H		FC5-6 1B		F7		K		4	0	1	0	0	1	3
Aaron Boone, R (1, 5) OBP: 0.218, SLG: 0.264		G1-3		K		P5			SH1-4 FC6-2 2B	4	0	1	0	0	1	2
Brett Tomko, R (1, 1) OBP: 0.286, SLG: 0.286 Ron Villone, L (3, 1) OBP: 0.400, SLG: 0.250 Scott Williamson, R (7, 1)			2B 1B 1B	FC5-6 1-2f		G6-3			SH1-4 2-3	1	1	1	0	0	0	0
										2	0	0	0	0	0	1
										0	0	0	0	0	0	0

Inning Stats	1	2	3	4	5	6	7	8	9
R	0	1	2	0	1	0	1	0	0
E	0	0	0	0	0	0	0	0	0
K	1	0	0	1	0	0	1	1	1
S	8	5	15	11	9	7	13	6	11
H	0	1	3	1	1	0	1	0	1
LOB	0	1	2	1	0	0	0	1	3
BB	0	1	1	0	0	0	1	2	2
P	11	11	25	16	13	12	25	15	21

1B	4
2B	2
3B	0
HR	2
SF	0
SAC	1
DP	2
HBP	1

WP	0
PB	0
SB	3
CS	1
PA	41

AB	31
R	5
H	8
RBI	4
BB	7
SO	5
LOB	20

PITCHER		IP	WLS	BF	H	R	ER	SO	BB	IBB	HBP	BLK	WP	HR	S	P	ERA	WHIP
Al Leiter, L ERA: 6.39	(1, 1)	7.0	L	30	7	5	5	3	3	0	1	0	0	2	68	113	6.43	1.429
Armando Benitez, R ERA: 1.88	(8, 1)	1.0		4	0	0	0	1	2	0	0	0	0	0	6	15	0.00	2.000
John Franco, L ERA: 1.74	(9, 1)	1.0		6	1	0	0	1	2	0	0	0	0	0	11	21	0.00	3.000

PITCHER	IP	WLS	BF	H	R	ER	SO	BB	IBB	HBP	BLK	WP	HR	S	P	ERA	WHIP

Batter	1	2	3	4	5	6	7	8	9	AB	R	H	RBI	BB	SO	LOB
Rickey Henderson, R (1, 7) OBP: 0.414, SLG: 0.425	C F B F B X 2-2 F8 ①		F S B C 1-3 K ①		C X 0-1 G3-1 ②			F C S 0-3 K ①		4	0	0	0	0	2	0
Edgardo Alfonzo, R (1, 4) OBP: 0.383, SLG: 0.462	B C X 1-1 HR		X 0-0 F7 ②		C F X 0-2 P2 ③			C B F X 1-2 G5-3 ②		4	1	1	1	0	0	0
John Olerud, L (1, 3) OBP: 0.491, SLG: 0.602	X 0-0 31 G6-3 1B		B X 1-0 31 2B 1B			B C B F F F X 2-2 G5-3 ①		C B S X 1-2 F8 ③		4	0	2	0	0	0	0
31 Mike Piazza, R (1, 2) OBP: 0.376, SLG: 0.567	B C B B X 3-1 G6-3 ②③ 1-2f		X 0-0 1-3 2B			X 0-0 G4-3 ②			C X 0-1 G5-3 ①	4	0	1	0	0	0	1
Robin Ventura, L (1, 5) OBP: 0.343, SLG: 0.486		B F C C 1-3 K ①	C C C 0-3 K ③			F B S S 1-3 K ③			S B F B S 2-3 K ②	4	0	0	0	0	4	2
Bobby Bonilla, S (1, 9) OBP: 0.284, SLG: 0.297		C S B B F F X 2-2 HR		B C B X 2-1 G6-3 ①			B X 1-0 F7 ①		B C F B X 2-2 F7 ③	4	1	1	1	0	0	0
Brian McRae, S (1, 8) OBP: 0.363, SLG: 0.410		B X 1-0 HR		C C X 0-2 G6-3 ②			S F F S 0-3 K ②			3	1	1	1	0	1	0
Luis Lopez, S (1, 6) OBP: 0.397, SLG: 0.407		F S T 0-2 K ②		B F C B B B F X 3-2 G5-3 ③			B B B B B 4-0 BB			2	0	0	0	1	1	0
Al Leiter, L (1, 1) OBP: 0.095, SLG: 0.050		X 0-0 F7 ③			B C S B F T 2-2 K ①		1 SAFE B 1 B C S F F S 2-3 K ③			2	0	0	0	0	1	0
Benny Agbayani, R (7, PH) OBP: 0.491, SLG: 0.904							SAFE			1	0	0	0	0	1	1
Armando Benitez, R (8, 1)										0	0	0	0	0	0	0
John Franco, L (9, 1)										0	0	0	0	0	0	0
Inning Stats	R: 1 E: 0 K: 0 S: 9 H: 2 LOB: 0 BB: 0 P: 15	R: 2 E: 0 K: 2 S: 13 H: 2 LOB: 0 BB: 0 P: 17	R: 0 E: 0 K: 2 S: 9 H: 2 LOB: 2 BB: 0 P: 11	R: 0 E: 0 K: 0 S: 9 H: 0 LOB: 0 BB: 0 P: 14	R: 0 E: 0 K: 1 S: 9 H: 0 LOB: 0 BB: 0 P: 11	R: 0 E: 0 K: 1 S: 9 H: 0 LOB: 0 BB: 0 P: 12	R: 0 E: 0 K: 2 S: 10 H: 0 LOB: 1 BB: 1 P: 17	R: 0 E: 0 K: 1 S: 9 H: 0 LOB: 0 BB: 0 P: 11	R: 0 E: 0 K: 1 S: 8 H: 0 LOB: 0 BB: 0 P: 12	1B: 2 2B: 1 3B: 0 HR: 3	SF: 0 SAC: 0 DP: 1 HBP: 0						

PITCHER		IP	WLS	BF	H	R	ER	SO	BB	IBB	HBP	BLK	WP	HR	S	P	ERA	WHIP
Brett Tomko, R ERA: 6.13	(1, 1)	2.2		13	6	3	3	3	0	0	0	0	0	3	28	40	10.12	2.250
Ron Villone, L ERA:	(3, 1)	4.0	W	13	0	0	0	4	1	0	0	0	0	0	35	50	0.00	0.250
Scott Williamson, R ERA: 1.69	(7, 1)	2.1	S	7	0	0	0	3	0	0	0	0	0	0	22	30	0.00	0.000

PITCHER	IP	WLS	BF	H	R	ER	SO	BB	IBB	HBP	BLK	WP	HR	S	P	ERA	WHIP

BOTTOM

Cincinnati Reds @ New York Mets

Shea Stadium, Flushing, NY

Mon May 31 1999, 1:05 PM EDT

Att. 28,368 - Sunny - 81 F

livebaseballscorecards.com

AB	32
R	3
H	6
RBI	3
BB	1
SO	10
LOB	4

1B: 2 SF: 0
2B: 1 SAC: 0
3B: 0 DP: 1
HR: 3 HBP: 0

WP: 0 PA: 33
PB: 0
SB: 0
CS: 0

Batter	1	2	3	4	5	6	7	8	9	AB	R	H	RBI	BB	SO	LOB
Pokey Reese, R (1, 4) OBP: 0.333, SLG: 0.443	G4-3		G1-3		2B G4-3 1B	L6			G4-3	5	1	1	0	0	0	2
Michael Tucker, L (1, 9) OBP: 0.330, SLG: 0.426	F7		E8 G4-3 2-H 1B		G4-3 1-2		K		K	5	0	1	0	0	2	1
Sean Casey, L (1, 3) OBP: 0.426, SLG: 0.667	G3-1		G4-3 2-3		WP 1B 2-H 2B		F7			4	1	1	1	0	0	1
Greg Vaughn, R (1, 7) OBP: 0.324, SLG: 0.460		F8 SH 1B	P3		1B 2-3 BB		3B			3	0	2	0	1	0	1
Barry Larkin, R (1, 6) OBP: 0.345, SLG: 0.408		SH 1-2		1B G4-6-3 1B	1-3 3-H 1B		K			3	1	2	1	0	1	1
Eddie Taubensee, L (1, 2) OBP: 0.362, SLG: 0.440		F8 2-3		G4-6-3 1-3 1B	K			L4		4	0	1	0	0	1	4
Mike Cameron, R (1, 8) OBP: 0.338, SLG: 0.413		K		G4-6-3 1-2f 3-H		G6-3		B1-3		4	0	0	0	0	1	3
Aaron Boone, R (1, 5) OBP: 0.220, SLG: 0.289		G5-3		F9		3B		F8		4	0	1	0	0	0	2
Pete Harnisch, S (1, 1) OBP: 0.136, SLG: 0.318			E 2B		G5-3	K			K	3	1	1	0	0	1	1
Scott Sullivan, R (8, 1)										1	0	0	0	0	1	0
Inning Stats	R: 0 E: 0 K: 0 S: 6 H: 0 LOB: 0 BB: 0 P: 9	R: 0 E: 1 K: 1 S: 11 H: 1 LOB: 2 BB: 0 P: 14	R: 1 E: 1 K: 0 S: 9 H: 2 LOB: 1 BB: 0 P: 14	R: 1 E: 0 K: 0 S: 5 H: 2 LOB: 0 BB: 0 P: 7	R: 2 E: 0 K: 1 S: 14 H: 3 LOB: 2 BB: 1 P: 21	R: 0 E: 0 K: 1 S: 9 H: 1 LOB: 1 BB: 0 P: 12	R: 0 E: 0 K: 2 S: 8 H: 1 LOB: 1 BB: 0 P: 12	R: 0 E: 0 K: 0 S: 5 H: 0 LOB: 0 BB: 0 P: 7	R: 0 E: 0 K: 2 S: 9 H: 0 LOB: 0 BB: 0 P: 14	1B: 6 2B: 2 3B: 2 HR: 0 SF: 0 SAC: 1 DP: 1 HBP: 0						

PITCHER		IP	WLS	BF	H	R	ER	SO	BB	IBB	HBP	BLK	WP	HR	S	P	ERA	WHIP
Orel Hershiser, R ERA: 5.77	(1, 1)	5.0	L	24	8	4	4	2	1	0	0	0	1	0	45	65	7.20	1.800
Turk Wendell, R ERA: 2.93	(6, 1)	2.0		8	2	0	0	3	0	0	0	0	0	0	17	24	0.00	1.000
Dennis Cook, L ERA: 3.32	(8, 1)	1.0		3	0	0	0	0	0	0	0	0	0	0	5	7	0.00	0.000
Armando Benitez, R ERA: 1.8	(9, 1)	1.0		3	0	0	0	2	0	0	0	0	0	0	9	14	0.00	0.000

PITCHER	IP	WLS	BF	H	R	ER	SO	BB	IBB	HBP	BLK	WP	HR	S	P	ERA	WHIP

Cincinnati Reds @ New York Mets

Shea Stadium, Flushing, NY

Tue Jun 01 1999, 7:40 PM EDT

Att. 17,899 - Unknown - 82 F

TOP

livebaseballscorecards.com

AB	36
R	4
H	10
RBI	2
BB	1
SO	7
LOB	16

1B: 6	SF: 0	WP: 1	PA: 38
2B: 2	SAC: 1	PB: 0	
3B: 2	DP: 1	SB: 0	
HR: 0	HBP: 0	CS: 0	

Cincinnati Reds @ New York Mets

Shea Stadium, Flushing, NY

Tue Jun 01 1999, 7:40 PM EDT

Att. 17,899 - Unknown - 82 F

BOTTOM

Batter	1	2	3	4	5	6	7	8	9	AB	R	H	RBI	BB	SO	LOB
Rickey Henderson, R (1, 7) OBP: 0.417, SLG: 0.422	0-3 K		1 SAFE 0-0 1B 1-3		4-0 BB 1-2		0-1 F8			3	0	1	0	1	1	1
Edgardo Alfonzo, R (1, 4) OBP: 0.380, SLG: 0.458	3-1 G6-4-3 1B		2-2 G6-3		1-2 F7			1-0 L9		4	0	1	0	0	0	3
John Olerud, L (1, 3) OBP: 0.487, SLG: 0.594	0-1 G6-4-3 1-2f			1-2 31 FC3-6 1B	0-0 F8			1-2 G5-3		4	0	1	0	0	0	3
31 Mike Piazza, R (1, 2) OBP: 0.373, SLG: 0.559		2-3 K		0-0 FC3-6 2B 1-2f		1-0 G5-3		3-1 1B		4	0	1	0	0	1	1
Bobby Bonilla, S (1, 9) OBP: 0.272, SLG: 0.282		0-3 K		0-0 F9		2-0 L4		3-2 G3		4	0	0	0	0	1	2
Armando Benitez, R (9, 1)										0	0	0	0	0	0	0
Robin Ventura, L (1, 5) OBP: 0.346, SLG: 0.489		4-2 BB		0-1 2B 1-3		0-0 F7			1-3 K	3	0	1	0	1	1	0
Brian McRae, S (1, 8) OBP: 0.360, SLG: 0.405		3-1 F8		1-2 L6			1-1 G5-4-3 1B		1-1 G3-1	4	0	1	0	0	0	3
Rey Ordonez, R (1, 6) OBP: 0.299, SLG: 0.321			0-0 1B 1B		4-2 BB		0-0 G5-4-3 1-2f		1-1 F8	2	0	1	0	1	0	1
Matt Franco, L (9, PH) OBP: 0.340, SLG: 0.404										1	0	0	0	0	0	0
Orel Hershiser, R (1, 1) OBP: 0.190, SLG: 0.200			0-3 K		2-2 K		1-1 E1			1	0	0	0	0	1	1
Melvin Mora, R (5, PH)										1	0	0	0	0	1	1
Turk Wendell, L (6, 1)										0	0	0	0	0	0	0
Benny Agbayani, R (7, PH) OBP: 0.483, SLG: 0.887										1	0	0	0	0	0	0
Dennis Cook, L (8, 1)										0	0	0	0	0	0	0
Roger Cedeno, S (9, 9) OBP: 0.430, SLG: 0.398										0	0	0	0	0	0	0
Inning Stats	R: 0 E: 0 K: 1 S: 7 H: 1 LOB: 0 BB: 0 P: 10	R: 0 E: 0 K: 2 S: 12 H: 0 LOB: 1 BB: 1 P: 21	R: 0 E: 0 K: 1 S: 8 H: 2 LOB: 1 BB: 0 P: 10	R: 0 E: 0 K: 0 S: 11 H: 2 LOB: 2 BB: 0 P: 13	R: 0 E: 0 K: 1 S: 9 H: 0 LOB: 2 BB: 2 P: 20	R: 0 E: 0 K: 0 S: 3 H: 0 LOB: 0 BB: 0 P: 6	R: 0 E: 1 K: 0 S: 7 H: 1 LOB: 1 BB: 0 P: 9	R: 0 E: 0 K: 0 S: 14 H: 1 LOB: 1 BB: 0 P: 22	R: 0 E: 0 K: 1 S: 7 H: 0 LOB: 0 BB: 0 P: 10	1B: 6 2B: 1 3B: 0 HR: 0	SF: 0 SAC: 0 DP: 2 HBP: 0					

livebaseballscorecards.com

AB	32
R	0
H	7
RBI	0
BB	3
SO	6
LOB	16

PITCHER		IP	WLS	BF	H	R	ER	SO	BB	IBB	HBP	BLK	WP	HR	S	P	ERA	WHIP
Pete Harnisch, R ERA: 3.16	(1, 1)	7.0	W	28	6	0	0	5	3	0	0	0	0	0	57	89	0.00	1.286
Scott Sullivan, R ERA: 1.63	(8, 1)	2.0		7	1	0	0	1	0	0	0	0	0	0	21	32	0.00	0.500

PITCHER	IP	WLS	BF	H	R	ER	SO	BB	IBB	HBP	BLK	WP	HR	S	P	ERA	WHIP

Cincinnati Reds @ New York Mets

Shea Stadium, Flushing, NY

Wed Jun 02 1999, 7:40 PM EDT

Att. 15,837 - Unknown - 80 F

TOP

livebaseballscorecards.com

Batter	1	2	3	4	5	6	7	8	9	AB	R	H	RBI	BB	SO	LOB
Pokey Reese, R (1, 4) OBP: 0.330, SLG: 0.433	C B B X 2-1 G6-3 ①	B 2 B B B C B SAFE 4-1 BB			C B X 1-1 P6 ②		B S F S 1-3 K ①	C S X 0-2 G6-3 ③ 1-2		4	0	0	0	1	1	1
Michael Tucker, L (1, 9) OBP: 0.324, SLG: 0.417 Jeffrey Hammonds, R (2, 9) OBP: 0.268, SLG: 0.406	B C F T 1-2 K ②	2 SAFE B B B X 2-0 P6 ③			B S B X 2-1 F9 ③		X 0-0 E HR 1B		B X 1-0 F9 ①	2	0	0	0	0	1	2
										3	1	1	0	0	0	0
Sean Casey, L (1, 3) OBP: 0.421, SLG: 0.659	B X 1-0 F8 ③		B B S F F B S 3-3 K ①			F F B F F B X 2-2 G1-3 HBP 2B	C X 0-1 F7 ② 1-2		C C B F B F C 2-3 K ②	5	1	1	0	0	2	1
Greg Vaughn, R (1, 7) OBP: 0.326, SLG: 0.474		C B S F B B B X 3-2 G5-3 ① 2-3	C F S 0-3 K ②			B B X 2-0 G1-3 ① 2-3	C X 0-1 HR 2-H		B F B B B 4-1 S 1B 1B BB	4	2	1	2	1	1	1
Barry Larkin, R (1, 6) OBP: 0.356, SLG: 0.415		B B F F F X 2-2 1B 3B 1B	B F F X 1-2 G4-3 ③			I I I I 4-0 HBP BB IBB	C F B X 1-2 1B		B S X 1-1 S 1B 1-2 1B	4	2	3	0	1	0	0
Eddie Taubensee, L (1, 2) OBP: 0.366, SLG: 0.437 Scott Williamson, R (7, 1) Dmitri Young, S (9, PH) OBP: 0.280, SLG: 0.320 Scott Sullivan, R (9, 1)		1 SAFE F B B 1 SAFE F F F 1 SAFE B 3-2 X 1-3 3B 1B		B B F B B B 4-1 L3 BB		1 SAFE 1 SAFE C B B F 1 SAFE F B X 2-2 P5 ②	F X 0-1 P6 ③		B B B C C B 4-2 1B 1-2 2-3 BB	3	1	1	0	1	0	3
										0	0	0	0	0	0	0
										0	0	0	0	1	0	0
										0	0	0	0	0	0	0
Mike Cameron, R (1, 8) OBP: 0.344, SLG: 0.426		B B B C X 3-1 1B 1-H 3-H 3B		C C B X 1-2 L3 ①② 1-2		F B B B B 4-1 HBP 1-2 BB		X 0-0 G1-3 ①	F C F B B F X 2-2 S 1-3 2-H 3-H 1B	4	1	2	4	1	0	1
Aaron Boone, R (1, 5) OBP: 0.241, SLG: 0.300		B X 1-0 S 3-H 1B		B F T X 1-2 F8 ③		F F F H 1-2 2-3 3-H HBP		S C X 0-2 S 1B	C S B X 1-2 G6-3 ③ 1-2	4	0	2	2	0	0	2
Steve Avery, L (1, 1) OBP: 0.056, SLG: 0.056 Mark Lewis, R (6, PH) OBP: 0.280, SLG: 0.453 Danny Graves, R (6, 1) Dennys Reyes, R (7, 1) Brian Johnson, R (7, 2) OBP: 0.254, SLG: 0.464		L 1 SAFE L F B S 1-3 K ② 1-2			B X 1-0 F8 ①	C S B B F F F F F 2-3 C K ③		B S S S 1-3 K ②		2	0	0	0	0	1	1
										1	0	0	0	0	1	3
										0	0	0	0	0	0	0
										0	0	0	0	0	0	0
										1	0	0	0	0	1	1
Inning Stats	R: 0 E: 0 K: 1 S: 6 H: 0 LOB: 0 BB: 0 P: 10	R: 3 E: 0 K: 1 S: 20 H: 4 LOB: 2 BB: 1 P: 39	R: 0 E: 0 K: 2 S: 10 H: 0 LOB: 0 BB: 0 P: 14	R: 0 E: 0 K: 0 S: 7 H: 0 LOB: 0 BB: 1 P: 13	R: 0 E: 0 K: 0 S: 5 H: 0 LOB: 0 BB: 0 P: 9	R: 1 E: 0 K: 1 S: 21 H: 1 LOB: 3 BB: 2 P: 38	R: 2 E: 1 K: 1 S: 13 H: 3 LOB: 1 BB: 0 P: 15	R: 0 E: 0 K: 1 S: 10 H: 1 LOB: 1 BB: 0 P: 11	R: 2 E: 0 K: 1 S: 19 H: 2 LOB: 2 BB: 2 P: 34	1B: 8 2B: 2 3B: 1 HR: 1 SF: 0 SAC: 0 DP: 1 HBP: 1						

	AB	37
	R	8
	H	11
	RBI	8
	BB	6
	SO	8
	LOB	16

WP: 0 PB: 0 SB: 5 CS: 0 PA: 44

PITCHER		IP	WLS	BF	H	R	ER	SO	BB	IBB	HBP	BLK	WP	HR	S	P	ERA	WHIP
Jason Isringhausen, R ERA: 7.15	(1, 1)	5.1		23	5	4	4	4	2	1	0	0	0	0	53	98	6.75	1.312
Dennis Cook, L ERA: 3.22	(6, 1)	0.2		4	0	0	0	1	1	0	1	0	0	0	16	25	0.00	1.500
Turk Wendell, R ERA: 3.41	(7, 1)	1.0		6	3	2	2	1	0	0	0	0	0	1	13	15	18.00	3.000
Armando Benitez, R ERA: 1.73	(8, 1)	1.0	H	4	1	0	0	1	0	0	0	0	0	0	10	11	0.00	1.000
John Franco, L ERA: 2.49	(9, 1)	1.0	L	7	2	2	2	1	2	0	0	0	0	0	19	34	18.00	4.000

PITCHER	IP	WLS	BF	H	R	ER	SO	BB	IBB	HBP	BLK	WP	HR	S	P	ERA	WHIP

BOTTOM

Batter	1	2	3	4	5	6	7	8	9	AB	R	H	RBI	BB	SO	LOB
Rickey Henderson, R (1, 7) OBP: 0.425, SLG: 0.413	4-0 1B S 31 FC1-2 BB	2-2 G4-3 ③			1-1 G6-3 ②		4-2 FC SH1-4 1-2 BB		4-2 S BB	2	0	0	0	3	0	0
Luis Lopez, S (1, 4) (8, 6) OBP: 0.388, SLG: 0.397	2-2 31 FC1-2 BB 1-3 FC6-4 1B		1-1 G5-3 ①		2-0 G5-3 ③		1-0 SH1-4 ① 1-2 2-3		3-3 K ③ 1-2	4	1	1	0	0	1	1
John Olerud, L (1, 3) OBP: 0.483, SLG: 0.584	4-2 FC6-4 31 FC1-2 1-2 1B BB		0-0 F8 ②			2-1 G4-3 ①	3-1 FC 31 G6-4-3 2-3 3-H			3	1	0	1	1	0	2
31 Mike Piazza, R (1, 2) OBP: 0.370, SLG: 0.550	1-2 FC1-2 ① FC6-4 1-2 2-3 3-Hf		0-2 F8 ③			3-2 G4-6-3 1B	0-0 G6-4-3 ②③ 1-2f			4	0	1	0	0	0	5
Bobby Bonilla, S (1, 9) OBP: 0.274, SLG: 0.321 Roger Cedeno, S (8, 8) OBP: 0.434, SLG: 0.403	2-0 FC6-4 ② 1B 1-2f 2-3 3-H			1-0 HR		2-1 G4-6-3 ②③ 1-2f		2-1 K 1B		3 1	1 0	1 1	2 0	0 0	0 0	3 0
Robin Ventura, L (1, 5) OBP: 0.349, SLG: 0.489	0-0 1-2 3-H 1B			1-1 G1-5-3 ①			0-1 BB 2B 1B	1-2 K ①② 1-2		4	1	2	1	0	1	1
Benny Agbayani, R (1, 8) (8, 9) OBP: 0.468, SLG: 0.839	2-2 F8 ③			1-0 G5-3 ②			4-2 2B 1B 1-2 BB	2-3 K ③		3	1	0	0	1	1	2
Rey Ordonez, R (1, 6) OBP: 0.295, SLG: 0.317 Brian McRae, S (7, PH) OBP: 0.364, SLG: 0.416 Armando Benitez, R (8, 1) John Franco, L (9, 1) Todd Pratt, R (9, PH) OBP: 0.358, SLG: 0.437		1-3 K ①		1-0 P3 ③			0-1 1B 2B 1-3 2-H		1-3 K ①	2 1 0 0 1	0 1 0 0 0	0 1 0 0 0	0 1 0 0 0	0 0 0 0 1	1 0 0 0 0	0 0 0 0 0
Jason Isringhausen, R (1, 1) OBP: 0.200, SLG: 0.400 Dennis Cook, L (6, 1) Turk Wendell, L (7, 1) Matt Franco, L (7, PH) OBP: 0.352, SLG: 0.417 Melvin Mora, R (7, PR) (8, 4)	2-0 F7 ②				0-1 G6-3 ①		2-0 SH1-4 S FC 2-H 3-H 1B		0-2 G6-3 ②	2 0 0 1 1	0 0 0 1 1	0 0 0 2 0	0 0 0 0 0	0 0 0 0 0	0 0 0 0 0	0 0 0 0 0
Inning Stats	R: 2 E: 0 K: 0 S: 13 H: 2 LOB: 2 BB: 2 P: 28	R: 0 E: 0 K: 1 S: 8 H: 0 LOB: 0 BB: 0 P: 13	R: 0 E: 0 K: 0 S: 6 H: 0 LOB: 0 BB: 0 P: 7	R: 1 E: 0 K: 0 S: 5 H: 1 LOB: 0 BB: 0 P: 9	R: 0 E: 0 K: 0 S: 5 H: 0 LOB: 0 BB: 0 P: 8	R: 0 E: 0 K: 0 S: 7 H: 1 LOB: 0 BB: 0 P: 14	R: 4 E: 0 K: 0 S: 14 H: 3 LOB: 2 BB: 2 P: 28	R: 0 E: 0 K: 2 S: 8 H: 1 LOB: 0 BB: 0 P: 13	R: 0 E: 0 K: 2 S: 14 H: 0 LOB: 1 BB: 1 P: 22	1B: 6 2B: 1 3B: 0 HR: 1	SF: 0 SAC: 1 DP: 2 HBP: 0					

PITCHER		IP	WLS	BF	H	R	ER	SO	BB	IBB	HBP	BLK	WP	HR	S	P	ERA	WHIP
Steve Avery, L ERA: 3.7	(1, 1)	5.0		20	3	3	3	1	2	0	0	0	0	1	37	65	5.40	1.000
Danny Graves, R ERA: 4.25	(6, 1)	1.0	B	8	4	4	4	0	2	0	0	0	0	0	17	34	36.00	6.000
Dennys Reyes, L ERA: 1.69	(7, 1)	0.1		2	0	0	0	0	0	0	0	0	0	0	3	7	0.00	0.000
Scott Williamson, R ERA: 1.6	(7, 1)	1.2	W	4	1	0	0	2	0	0	0	0	0	0	9	14	0.00	0.600
Scott Sullivan, R ERA: 1.59	(9, 1)	1.0	S	4	0	0	0	2	1	0	0	0	0	0	14	22	0.00	1.000

PITCHER	IP	WLS	BF	H	R	ER	SO	BB	IBB	HBP	BLK	WP	HR	S	P	ERA	WHIP

Cincinnati Reds @ New York Mets

Shea Stadium, Flushing, NY

Wed Jun 02 1999, 7:40 PM EDT

Att. 15,837 - Unknown - 80 F

livebaseballscorecards.com

AB	32
R	7
H	8
RBI	7
BB	5
SO	5
LOB	14

1B: 6	SF: 0	WP: 0	PA: 38
2B: 1	SAC: 1	PB: 0	
3B: 0	DP: 2	SB: 3	
HR: 1	HBP: 0	CS: 0	

New York Mets @ New York Yankees

Yankee Stadium, Bronx, NY

Fri Jun 04 1999, 7:30 PM EDT

Att. 56,175 - Unknown - 76 F

TOP

livebaseballscorecards.com

Batter	1	2	3	4	5	6	7	8	9	AB	R	H	RBI	BB	SO	LOB
Rickey Henderson, R (1, 7) OBP: 0.432, SLG: 0.411	4-0 BB		2-2 SF8 1B		1-3 K	1-2 G4-3			1-1 HBP	3	1	1	0	1	1	3
Edgardo Alfonzo, R (1, 4) OBP: 0.377, SLG: 0.454	2-3 K 1-2		2-2 SF8 1-H		0-1 G4-6-3 1B		3-2 L4		0-0 F9	4	0	1	1	0	1	2
John Olerud, L (1, 3) OBP: 0.481, SLG: 0.575	4-0 BB		1-3 K		1-1 G4-6-3 1-2f		4-2 31 G5-4-3 BB		2-2 G4-3	3	0	0	0	2	1	2
31 Mike Piazza, R (1, 2) OBP: 0.367, SLG: 0.549	1-3 K		0-1 2B			2-1 G5-3	2-1 G5-4-3 1-2f			4	0	1	0	0	1	3
Bobby Bonilla, S (1, 10) OBP: 0.263, SLG: 0.306	1-2 G4-3		2-3 K			1-0 L6		2-2 F7		4	0	0	0	0	1	3
Robin Ventura, L (1, 5) OBP: 0.352, SLG: 0.484		3-2 P6		4-1 BB		4-1 1B 2B BB		2-3 K		2	1	0	0	2	1	0
Brian McRae, S (1, 8) OBP: 0.373, SLG: 0.444 Melvin Mora, R (8, PR) (8, 8)		2-2 HR		0-1 P5		2-2 2B 1-3 1B		0-0 1B		4	1	3	1	0	0	1
										0	0	0	0	0	0	0
Rey Ordonez, R (1, 6) OBP: 0.296, SLG: 0.324 Benny Agbayani, R (8, PH) OBP: 0.468, SLG: 0.839 Matt Franco, L (8, PH) OBP: 0.345, SLG: 0.408 Luis Lopez, S (8, 6) OBP: 0.388, SLG: 0.397		3-3 K		0-2 L6		1-2 1-3 2B 3-H		1-0 G3		3	0	1	1	0	1	1
										0	0	0	0	0	0	0
										1	0	0	0	0	0	1
										0	0	0	0	0	0	0
Roger Cedeno, S (1, 9) OBP: 0.429, SLG: 0.394		2-0 F8		0-0 F7		4-2 BB			0-0 G6-3	3	0	0	0	1	0	1

Inning Stats	1	2	3	4	5	6	7	8	9
	R: 0 H: 0 E: 0 LOB: 2 K: 2 BB: 2 S: 10 P: 22	R: 1 H: 1 E: 0 LOB: 0 K: 1 BB: 0 S: 14 P: 24	R: 1 H: 2 E: 0 LOB: 1 K: 2 BB: 0 S: 15 P: 22	R: 0 H: 0 E: 0 LOB: 1 K: 0 BB: 1 S: 7 P: 11	R: 0 H: 1 E: 0 LOB: 0 K: 1 BB: 0 S: 7 P: 9	R: 1 H: 2 E: 0 LOB: 3 K: 0 BB: 2 S: 16 P: 31	R: 0 H: 0 E: 0 LOB: 0 K: 0 BB: 1 S: 8 P: 17	R: 0 H: 1 E: 0 LOB: 1 K: 1 BB: 0 S: 8 P: 13	R: 0 H: 0 E: 0 LOB: 1 K: 0 BB: 0 S: 6 P: 9

| | | | | | | | | | |

BOTTOM

Batter	1	2	3	4	5	6	7	8	9	AB	R	H	RBI	BB	SO	LOB
Chuck Knoblauch, R (1, 4) OBP: 0.362, SLG: 0.384	C X 0-1 G6-3 ①		C B X 1-1 G4-3 ②		B C B X 2-1 F9 ②		X 0-0 F9 ②			4	0	0	0	0	0	2
2 Derek Jeter, R (1, 6) OBP: 0.473, SLG: 0.652	C X 0-1 G5-3 ②		C X 0-1 G1-3 ③		C B F B X 2-2 1-H HR		I I I I 4-0 IBB			3	1	1	2	1	0	0
Paul O'Neill, L (1, 9) OBP: 0.345, SLG: 0.438	B F B B B 4-1 BB			X 0-0 F8 ①	X 0-0 G6-3 ③		B X 1-0 F7 ③			3	0	0	0	1	0	2
Bernie Williams, S (1, 8) OBP: 0.404, SLG: 0.493	B F C 1 SAFE F B T 2-2 K ③			C F B B B F C 3-3 K ②		C B B B C B 4-2 G4-6-3 BB		X 0-0 G4-3 ①		3	0	0	0	1	2	1
Tino Martinez, L (1, 3) OBP: 0.347, SLG: 0.425		C B F B B X 3-2 F7 ①		B T B B B 4-1 BB BB		X 0-0 L8 ①		B B C F B F B 4-2 20 BB BB BB		2	0	0	0	2	0	1
Chili Davis, S (1, 10) OBP: 0.425, SLG: 0.536 Chad Curtis, R (8, PR) OBP: 0.363, SLG: 0.354		B X 1-0 G4-3 ②		B B B C F B 4-2 1-2 BB		C X 0-1 ②③ G4-6-3 1-2f		C B B B B 4-1 1-2 20 BB BB		2	0	0	0	2	0	1
										0	0	0	0	0	0	0
20 Jorge Posada, S (1, 2) OBP: 0.319, SLG: 0.376		C B B X 2-1 HR		X 0-0 F8 ③			C B B X 2-1 G6-3 ①	B B B B 4-0 1-2 2-3 BB		3	1	1	1	1	0	2
Tony Tarasco, L (1, 7) OBP: 0.333, SLG: 0.250		B B B C X 3-1 P6 ③			X 0-0 F9 ①		C B X 1-1 2B 1B	S B F S 1-3 K ②		4	1	1	0	0	1	3
Scott Brosius, R (1, 5) OBP: 0.266, SLG: 0.420			C X 0-1 F7 ①		C B S X 1-2 2 S 2 HR 1B		C X 0-1 1-H 2B	C X 0-1 P4 ③		4	1	2	1	0	0	3
Inning Stats	R: 0 H: 0 E: 0 LOB: 1 K: 1 BB: 1 S: 9 P: 15	R: 1 H: 1 E: 0 LOB: 0 K: 0 BB: 0 S: 8 P: 17	R: 0 H: 0 E: 0 LOB: 0 K: 0 BB: 0 S: 6 P: 7	R: 0 H: 0 E: 0 LOB: 2 K: 1 BB: 2 S: 9 P: 20	R: 2 H: 2 E: 0 LOB: 0 K: 0 BB: 0 S: 10 P: 15	R: 0 H: 0 E: 0 LOB: 0 K: 0 BB: 1 S: 5 P: 9	R: 1 H: 2 E: 0 LOB: 2 K: 0 BB: 1 S: 8 P: 16	R: 0 H: 0 E: 0 LOB: 3 K: 1 BB: 3 S: 10 P: 23		1B: 2 SF: 0 2B: 1 SAC: 0 3B: 0 DP: 1 HR: 2 HBP: 0						

PITCHER		IP	WLS	BF	H	R	ER	SO	BB	IBB	HBP	BLK	WP	HR	S	P	ERA	WHIP
Rick Reed, R ERA: 5.33	(1, 1)	6.1	L	27	5	4	4	2	4	0	0	0	0	2	53	92	5.68	1.421
Turk Wendell, R ERA: 3.38	(7, 1)	0.1		2	0	0	0	0	0	1	0	0	0	0	1	5	0.00	0.000
Dennis Cook, L ERA: 3.13	(7, 1)	0.2		3	0	0	0	0	1	0	0	0	0	0	5	10	0.00	1.500
Armando Benitez, R ERA: 1.69	(8, 1)	0.2		4	0	0	0	1	2	0	0	0	0	0	6	15	0.00	3.000

PITCHER	IP	WLS	BF	H	R	ER	SO	BB	IBB	HBP	BLK	WP	HR	S	P	ERA	WHIP

New York Mets @ New York Yankees

Yankee Stadium, Bronx, NY

Fri Jun 04 1999, 7:30 PM EDT

Att. 56,175 - Unknown - 76 F

livebaseballscorecards.com

AB	28
R	4
H	5
RBI	4
BB	8
SO	3
LOB	15

WP: 0	PA: 36		
PB: 0			
SB: 1			
CS: 0			

Batter	1	2	3	4	5	6	7	8	9	AB	R	H	RBI	BB	SO	LOB
Rickey Henderson, R (1, 7) OBP: 0.423, SLG: 0.394	C F B B X 2-2 ① F9	1 SAFE 1 SAFE S B B B F S 3-3 ③ K 1-2		1 SAFE 1 SAFE B C X 1-1 ③ G1-3 1-2			B B B C B 4-1 1B BB		B F B S X 2-2 ② L9	4	0	0	0	1	1	2
Edgardo Alfonzo, R (1, 4) OBP: 0.381, SLG: 0.458	X 0-0 1B		S S X 0-2 ① F8		C B S F X 1-2 ① F9		C 1 SAFE B X 1-1 1-3 1B		B F B B F F B X 3-2 1B	5	0	3	0	0	0	0
John Olerud, L (1, 3) OBP: 0.479, SLG: 0.575	B C 1 SAFE X 1-1 ② F7		C X 0-1 31 1B SF9 1B		C X 0-1 2B		C 1 SAFE B F F S 1-3 ① K		B S S F B B X 3-2 ③ F7	5	1	2	0	0	1	4
31 Mike Piazza, R (1, 2) OBP: 0.364, SLG: 0.541	C F S 0-3 ③ K		B B C S F B X 3-2 1-3 1B		F B F S 1-3 ② K		C S S 0-3 ② K			4	0	1	0	0	3	4
Bobby Bonilla, S (1, 10) OBP: 0.272, SLG: 0.310		C B B B F F B F X 3-2 2B G4-3 1B	B B F X 2-1 ② SF9 3-H		B B B B F B 4-1 BB		B S B S S 2-3 ③ K			2	1	1	1	1	1	2
Robin Ventura, L (1, 5) OBP: 0.350, SLG: 0.485		F X 0-1 G4-3 1-3 1B 2B	C B F X 1-2 ③ G5-3		B C F B X 2-2 ③ G4-3			B X 1-0 ① G6-3		4	1	1	0	0	0	3
Brian McRae, S (1, 8) OBP: 0.365, SLG: 0.433		X 0-0 ① G4-3 2-3 3-H		C B S B X 2-2 ① G4-3		B C B C B S 3-3 ① K		B F B X 2-1 ② F8		4	0	0	1	0	1	1
Rey Ordonez, R (1, 6) OBP: 0.290, SLG: 0.318 Matt Franco, L (8, PH) OBP: 0.339, SLG: 0.400 Luis Lopez, S (8, 6) OBP: 0.388, SLG: 0.397		F X 0-1 ② G1-3		B B F X 2-1 ② L9		C C B B B F F X 3-2 ② F8		B S F B B F X 2-2 ③ F7		3 1 0	0 0 0	0 0 0	0 0 0	0 0 0	0 0 0	1 0 0
Roger Cedeno, S (1, 9) OBP: 0.431, SLG: 0.393		C X 0-1 S 3-H 1B		B C B B B 4-1 S BB		C X 0-1 ③ F9			C B X 1-1 ① G4-3	3	0	1	1	1	0	0
Inning Stats	R: 0 E: 0 K: 1 S: 9 H: 1 LOB: 1 BB: 0 P: 12	R: 2 E: 0 K: 1 S: 15 H: 3 LOB: 1 BB: 0 P: 21	R: 1 E: 0 K: 0 S: 14 H: 2 LOB: 1 BB: 0 P: 20	R: 0 E: 0 K: 0 S: 8 H: 0 LOB: 1 BB: 1 P: 17	R: 0 E: 0 K: 1 S: 13 H: 1 LOB: 2 BB: 1 P: 21	R: 0 E: 0 K: 1 S: 10 H: 0 LOB: 0 BB: 0 P: 16	R: 0 E: 0 K: 3 S: 14 H: 1 LOB: 2 BB: 1 P: 22	R: 0 E: 0 K: 0 S: 7 H: 0 LOB: 0 BB: 0 P: 12	R: 0 E: 0 K: 0 S: 13 H: 1 LOB: 1 BB: 0 P: 22	1B: 7 2B: 2 3B: 0 HR: 0 SF: 1 SAC: 0 DP: 0 HBP: 0						

TOP

New York Mets @ New York Yankees

Yankee Stadium, Bronx, NY

Sat Jun 05 1999, 4:30 PM EDT

Att. 55,935 - Sunny - 72 F

livebaseballscorecards.com

AB	35
R	3
H	9
RBI	3
BB	3
SO	7
LOB	17

WP: 0 PB: 0 SB: 2 CS: 0 PA: 39

PITCHER		IP	WLS	BF	H	R	ER	SO	BB	IBB	HBP	BLK	WP	HR	S	P	ERA	WHIP
Orlando Hernandez, R ERA: 4.89	(1, 1)	6.0	W	29	8	3	3	4	3	0	0	0	0	0	72	115	4.50	1.833
Mike Stanton, L ERA: 5.03	(7, 1)	0.1	H	1	0	0	0	1	0	0	0	0	0	0	5	6	0.00	0.000
Ramiro Mendoza, R ERA: 4.71	(7, 1)	1.2	H	5	0	0	0	2	0	0	0	0	0	0	13	20	0.00	0.000
42 Mariano Rivera, R ERA: 1.57	(9, 1)	1.0	S	4	1	0	0	0	0	0	0	0	0	0	13	22	0.00	1.000

PITCHER	IP	WLS	BF	H	R	ER	SO	BB	IBB	HBP	BLK	WP	HR	S	P	ERA	WHIP

New York Mets @ New York Yankees

Yankee Stadium, Bronx, NY

Sat Jun 05 1999, 4:30 PM EDT

Att. 55,935 - Sunny - 72 F

Batter	1	2	3	4	5	6	7	8	9	AB	R	H	RBI	BB	SO	LOB
Chuck Knoblauch, R (1, 4) OBP: 0.365, SLG: 0.397	P9		2 SF9 G4-3 2B	G6-3		2B				4	1	2	0	0	0	1
2 Derek Jeter, R (1, 6) OBP: 0.474, SLG: 0.655	G6-3		SF9		1B 2B	IBB				2	1	1	1	1	0	0
Paul O'Neill, L (1, 9) OBP: 0.339, SLG: 0.429	F7		G4-3		P5	F8				4	0	0	1	0	0	3
Bernie Williams, S (1, 8) OBP: 0.410, SLG: 0.493		G6-4-3 1B BB	CS 1B		1B IBB		G5-3			2	0	1	0	2	0	0
Tino Martinez, L (1, 3) OBP: 0.350, SLG: 0.442		G6-4-3 1B	CS	HR	K		P2			4	1	2	1	0	1	2
Chili Davis, S (1, 10) OBP: 0.426, SLG: 0.540		G6-4-3		20 G3-1 2B 2B	1B		P6			4	1	2	1	0	0	2
20 Jorge Posada, S (1, 2) OBP: 0.310, SLG: 0.364		G4-1		G3-1	F9			L4		4	0	0	0	0	0	4
Tony Tarasco, L (1, 7) OBP: 0.308, SLG: 0.333			1B 2B	P5		G3-1		G4-3		4	1	1	0	0	0	1
Scott Brosius, R (1, 5) OBP: 0.272, SLG: 0.429			2B 2 SF9 1B			F9		P4		4	1	2	2	0	0	0

BOTTOM

AB	32
R	6
H	11
RBI	6
BB	3
SO	1
LOB	13

livebaseballscorecards.com

Inning Stats	1	2	3	4	5	6	7	8	9
	R: 0 H: 0 E: 0 LOB: 0 K: 0 BB: 0 S: 3 P: 4	R: 0 H: 1 E: 0 LOB: 1 K: 0 BB: 1 S: 7 P: 13	R: 3 H: 4 E: 0 LOB: 0 K: 0 BB: 0 S: 21 P: 30	R: 2 H: 3 E: 0 LOB: 1 K: 0 BB: 0 S: 10 P: 14	R: 1 H: 2 E: 0 LOB: 2 K: 1 BB: 1 S: 18 P: 29	R: 0 H: 1 E: 0 LOB: 2 K: 0 BB: 1 S: 5 P: 14	R: 0 H: 0 E: 0 LOB: 0 K: 0 BB: 0 S: 9 P: 13	R: 0 H: 0 E: 0 LOB: 0 K: 0 BB: 0 S: 7 P: 11	

1B: 4	SF: 1	WP: 0	PA: 37
2B: 6	SAC: 0	PB: 0	
3B: 0	DP: 1	SB: 0	
HR: 1	HBP: 0	CS: 1	

PITCHER	IP	WLS	BF	H	R	ER	SO	BB	IBB	HBP	BLK	WP	HR	S	P	ERA	WHIP
Masato Yoshii, R (1, 1) ERA: 5.52	4.0	L	20	9	6	6	0	1	0	0	0	0	1	47	68	13.50	2.500
Allen Watson, L (5, 1) ERA: 3.96	3.0		13	2	0	0	1	0	2	0	0	0	0	26	49	0.00	0.667
Turk Wendell, R (8, 1) ERA: 3.27	1.0		3	0	0	0	0	0	0	0	0	0	0	7	11	0.00	0.000

PITCHER	IP	WLS	BF	H	R	ER	SO	BB	IBB	HBP	BLK	WP	HR	S	P	ERA	WHIP

Batter	1	2	3	4	5	6	7	8	9	AB	R	H	RBI	BB	SO	LOB
Roger Cedeno, S (1, 7) OBP: 0.424, SLG: 0.382	C B L S 1-3 ① K	B B B B 4-0 P3-1 BB	C B B C B S 3-3 ③ K			X 0-0 ③ L6		B B B C X 3-1 ③ L9		4	0	0	0	1	2	3
Edgardo Alfonzo, R (1, 4) OBP: 0.373, SLG: 0.447	S B S B X 2-2 ② F8	1 SAFE 1 SAFE 1 SAFE B X 1-0 ②③ P3-1 1-2f		C B X 1-1 ① P3			B C X 1-1 ① G6-3		B B C F F B X 3-2 ① F9	5	0	0	0	0	0	2
John Olerud, L (1, 3) OBP: 0.478, SLG: 0.568	B C C C 1-3 ③ K		F B B F X 2-2 31 HR 1B	C X 0-1 ② G6-3			B B B C C F F B 4-2 BB BB		C X 0-1 ② F8	4	1	1	0	1	1	0
31 Mike Piazza, R (1, 2) OBP: 0.365, SLG: 0.562		B X 1-0 1B 2B 2B	F B F X 1-2 1-H HR	F C B F X 1-2 ③ G5-3			B B F X 2-1 ② P6		B X 1-0 ③ F8	5	2	2	2	0	0	1
Robin Ventura, L (1, 5) OBP: 0.357, SLG: 0.487		B X 1-0 BB 2B 2-3 1B	C X 0-1 G1-3 1B 1B		C B B F B S 3-3 ① K		F B B B B 4-1 1-2 BB			3	2	2	0	1	1	0
Brian McRae, S (1, 8) OBP: 0.362, SLG: 0.425	B F B S B F B 4-2 2B 1B 1-2 BB	B X 1-0 ① G1-3 1-2			B B C F X 2-2 ② G1-5-3		B F B B X 3-1 ③ G4-3			3	1	0	0	1	0	3
Bobby Bonilla, S (1, 10) OBP: 0.280, SLG: 0.322	F C B B B X 3-2 1B 2B 1-3 2-H 3-H	C F B S 1-3 ② K2-3			X 0-0 ③ F8			B B B B 4-0 BB		3	1	1	2	1	1	1
Benny Agbayani, R (1, 9) OBP: 0.470, SLG: 0.817	B F B B B X 3-1 SH1-3 S 1B 2-H 3-H	B C X 1-1 2-H 1B				C B B B X 3-1 ① G4-3		B C F C 1-3 ① K		4	0	2	3	0	1	1
Rey Ordonez, R (1, 6) OBP: 0.291, SLG: 0.313		B X 1-0 ① SH1-3 1-3	B B B B 4-0 BB			X 0-0 ② G6-3		C C C 0-3 ② K		2	0	0	0	1	1	1
Inning Stats	R: 0 E: 0 K: 2 S: 9 H: 0 LOB: 0 BB: 0 P: 13	R: 4 E: 0 K: 0 S: 12 H: 4 LOB: 1 BB: 2 P: 30	R: 3 E: 0 K: 2 S: 17 H: 4 LOB: 2 BB: 1 P: 30	R: 0 E: 0 K: 0 S: 8 H: 0 LOB: 0 BB: 0 P: 10	R: 0 E: 0 K: 1 S: 7 H: 0 LOB: 0 BB: 0 P: 12	R: 0 E: 0 K: 0 S: 4 H: 0 LOB: 0 BB: 0 P: 7	R: 0 E: 0 K: 0 S: 11 H: 0 LOB: 2 BB: 2 P: 25	R: 0 E: 0 K: 2 S: 8 H: 0 LOB: 1 BB: 1 P: 16	R: 0 E: 0 K: 0 S: 7 H: 0 LOB: 0 BB: 0 P: 11	1B: 5 2B: 3 3B: 0 HR: 1 SF: 0 SAC: 1 DP: 1 HBP: 0						

PITCHER		IP	WLS	BF	H	R	ER	SO	BB	IBB	HBP	BLK	WP	HR	S	P	ERA	WHIP
Roger Clemens, R ERA: 5.18	(1, 1)	2.2	L	17	8	7	7	3	2	0	0	0	0	1	35	63	23.62	3.750
Todd Erdos, R ERA:	(3, 1)	4.0		15	0	0	0	2	3	0	0	0	0	0	31	59	0.00	0.750
Dan Naulty, R ERA: 3.48	(7, 1)	2.1		8	0	0	0	2	1	0	0	0	0	0	17	32	0.00	0.429

PITCHER	IP	WLS	BF	H	R	ER	SO	BB	IBB	HBP	BLK	WP	HR	S	P	ERA	WHIP

TOP

New York Mets @ New York Yankees

Yankee Stadium, Bronx, NY

Sun Jun 06 1999, 8:05 PM EDT

Att. 56,294 - Unknown - 72 F

livebaseballscorecards.com

AB	33
R	7
H	8
RBI	7
BB	6
SO	7
LOB	12

WP: 0	PB: 0	SB: 1	CS: 0	PA: 40														

Batter	1	2	3	4	5	6	7	8	9	AB	R	H	RBI	BB	SO	LOB
Chuck Knoblauch, R (1, 4) OBP: 0.361, SLG: 0.392	C B X 1-1 G6-3 ①		C B B X 2-1 P6 ③		X 0-0 P6 ②			C F B X 1-2 S 2B 1B ①	B C X 1-1 F8 ③	5	1	1	0	0	0	4
2 Derek Jeter, R (1, 6) OBP: 0.466, SLG: 0.643	B S B X 2-1 G5-3 ②			X 0-0 F9 ①	B B F X 2-1 G5-3 ③			S S B F S 1-3 K ①		4	0	0	0	0	1	3
Paul O'Neill, L (1, 9) OBP: 0.338, SLG: 0.422	B C F B C 2-3 K ③			S B B C B B 4-2 FC6-4 BB		F S B X 1-2 P6 ①		B B S B F F S 3-3 K ② 1-2		3	0	0	0	1	2	1
Bernie Williams, S (1, 8) OBP: 0.408, SLG: 0.493		B B C B F X 3-2 P3 ①		F B C F T 1-2 K ②		B B X 2-0 L6 ②		C B B B F X 3-2 2-H 2B		4	0	1	1	0	1	1
Chili Davis, S (1, 10) OBP: 0.427, SLG: 0.537		C B F B X 2-2 G6-3 1B		C B B X 2-1 FC6-4 ③ 1-2f		B X 1-0 G5-3 ③		B B C B S B 4-2 BB		3	0	1	0	1	0	1
Tino Martinez, L (1, 3) OBP: 0.352, SLG: 0.440		B C X 1-1 ② ③ G6-3 1-2f			B C F B B B 4-2 WP 2B BB		C B X 1-1 FC5-4 1B	X 0-0 F7 ③		3	1	1	0	1	0	3
Scott Brosius, R (1, 5) OBP: 0.272, SLG: 0.420			B F B B X 3-1 G6-3 ①		C B F F F X 1-2 F7 ①		F S X 0-2 F8 ①		B B B B 4-0 BB	3	0	0	0	1	0	2
Shane Spencer, R (1, 7) OBP: 0.294, SLG: 0.370			X 0-0 P6 ②		B F F F B B F B 4-2 2B 1-2 BB		B B X 2-0 F9 ②		C S C 0-3 K ①	3	0	0	0	1	1	2
Joe Girardi, R (1, 2) OBP: 0.234, SLG: 0.311			C X 0-1 E6 1B		F B B X 2-1 1-3 2-H 2B		B B C X 2-1 FC5-4 ③ 1-2f		C B S S 1-3 K ②	4	0	2	1	0	1	2
Inning Stats	R: 0 H: 0 E: 0 LOB: 0 K: 1 BB: 0 S: 7 P: 12	R: 0 H: 1 E: 0 LOB: 0 K: 0 BB: 0 S: 8 P: 14	R: 0 H: 1 E: 1 LOB: 1 K: 0 BB: 0 S: 7 P: 12	R: 0 H: 0 E: 0 LOB: 1 K: 1 BB: 1 S: 9 P: 16	R: 1 H: 1 E: 0 LOB: 2 K: 0 BB: 2 S: 15 P: 28	R: 0 H: 0 E: 0 LOB: 0 K: 0 BB: 0 S: 5 P: 9	R: 0 H: 1 E: 0 LOB: 1 K: 0 BB: 0 S: 8 P: 13	R: 1 H: 2 E: 0 LOB: 2 K: 2 BB: 1 S: 18 P: 30	R: 0 H: 0 E: 0 LOB: 1 K: 2 BB: 1 S: 8 P: 14	1B: 4 SF: 0 2B: 2 SAC: 0 3B: 0 DP: 1 HR: 0 HBP: 0						WP: 1 PA: 37 PB: 0 SB: 1 CS: 0

PITCHER		IP	WLS	BF	H	R	ER	SO	BB	IBB	HBP	BLK	WP	HR	S	P	ERA	WHIP
Al Leiter, L ERA: 5.87	(1, 1)	7.0	W	27	4	1	1	2	3	0	0	0	1	0	59	104	1.29	1.000
Armando Benitez, R ERA: 1.95	(8, 1)	1.0		6	2	1	1	2	1	0	0	0	0	0	18	30	9.00	3.000
Dennis Cook, L ERA: 3.0	(9, 1)	1.0		4	0	0	0	2	1	0	0	0	0	0	8	14	0.00	1.000

PITCHER	IP	WLS	BF	H	R	ER	SO	BB	IBB	HBP	BLK	WP	HR	S	P	ERA	WHIP

BOTTOM

New York Mets @ New York Yankees

Yankee Stadium, Bronx, NY

Sun Jun 06 1999, 8:05 PM EDT
Att. 56,294 - Unknown - 72 F

livebaseballscorecards.com

AB	32
R	2
H	6
RBI	2
BB	5
SO	6
LOB	19

Toronto Blue Jays @ New York Mets

Shea Stadium, Flushing, NY

Mon Jun 07 1999, 7:40 PM EDT

Att. 21,457 - Cloudy - 93 F

TOP

livebaseballscorecards.com

Batter	1	2	3	4	5	6	7	8	9	AB	R	H	RBI	BB	SO	LOB
Shannon Stewart, R (1, 7) OBP: 0.365, SLG: 0.378	G1-3		P4	2-3 1B			F7		F9	5	0	1	0	0	0	0
Homer Bush, R (1, 4) OBP: 0.336, SLG: 0.384	S 1B		F7	G1-3			F7		F9	5	0	1	0	0	0	2
Carlos Delgado, L (1, 3) OBP: 0.379, SLG: 0.536	P6 1-2		BB BB		FC3-6 BB		G3-1		K	3	0	0	0	2	1	1
Tony Fernandez, S (1, 5) OBP: 0.476, SLG: 0.538	G4-3		1-2 BB		FC3-6 1-2f			BB 1B 1B		3	0	1	0	1	0	2
Darrin Fletcher, L (1, 2) OBP: 0.378, SLG: 0.568		FC3-6 1B	G1-3		F8			1-2 BB 1B		4	0	2	0	0	0	3
José Cruz Jr., S (1, 8) OBP: 0.368, SLG: 0.447		FC3-6 2B SF8 1-2f		G6-3 1B 2B	G3			1-2 2-3 BB		3	2	1	0	1	0	2
Jacob Brumfield, R (1, 9) OBP: 0.283, SLG: 0.275		SF8 2B 1-3		G6-3 2-3		K		K		4	0	1	0	0	2	4
Chris Woodward, R (1, 6) OBP: 0.250, SLG: 0.333		SF8 2-3 3-H		1B 32 SH1-4 1B 3-H		G1-3		K		3	0	1	2	0	1	3
32 Roy Halladay, R (1, 1)		K	SH1-4 1-2		F7			G3-1		1	0	0	0	0	1	1
Willis Otanez, R (6, PH) OBP: 0.286, SLG: 0.326										1	0	0	0	0	0	0
Paul Spoljaric, R (6, 1)										0	0	0	0	0	0	0
Willie Greene, L (8, PH) OBP: 0.261, SLG: 0.256										1	0	0	0	0	0	3
Tom Davey, R (8, 1)										0	0	0	0	0	0	0
Inning Stats	R: 0 E: 0 K: 0 S: 10 H: 1 LOB: 1 BB: 0 P: 16	R: 1 E: 0 K: 1 S: 14 H: 2 LOB: 1 BB: 0 P: 19	R: 0 E: 0 K: 0 S: 10 H: 0 LOB: 2 BB: 2 P: 22	R: 1 E: 0 K: 0 S: 20 H: 3 LOB: 2 BB: 0 P: 26	R: 0 E: 0 K: 0 S: 5 H: 0 LOB: 1 BB: 1 P: 11	R: 0 E: 0 K: 1 S: 9 H: 0 LOB: 0 BB: 0 P: 11	R: 0 E: 0 K: 0 S: 7 H: 0 LOB: 0 BB: 0 P: 11	R: 0 E: 0 K: 2 S: 13 H: 2 LOB: 3 BB: 1 P: 23	R: 0 E: 0 K: 1 S: 6 H: 0 LOB: 0 BB: 0 P: 9	1B: 6 2B: 2 3B: 0 HR: 0 SF: 1 SAC: 1 DP: 0 HBP: 0						

	AB	33
	R	2
	H	8
	RBI	2
	BB	4
	SO	5
	LOB	21

WP: 0 PB: 0 SB: 1 CS: 0 PA: 39

PITCHER	IP	WLS	BF	H	R	ER	SO	BB	IBB	HBP	BLK	WP	HR	S	P	ERA	WHIP
Orel Hershiser, R (1, 1) ERA: 5.49	6.0	W	27	6	2	2	2	3	0	0	0	0	0	68	105	3.00	1.500
Turk Wendell, R (7, 1) ERA: 3.09	2.0		9	2	0	0	2	1	0	0	0	0	0	20	34	0.00	1.500
Pat Mahomes, R (9, 1) ERA: 4.61	1.0		3	0	0	0	1	0	0	0	0	0	0	6	9	0.00	0.000

PITCHER	IP	WLS	BF	H	R	ER	SO	BB	IBB	HBP	BLK	WP	HR	S	P	ERA	WHIP

BOTTOM

Toronto Blue Jays @ New York Mets

Shea Stadium, Flushing, NY

Mon Jun 07 1999, 7:40 PM EDT

Att. 21,457 - Cloudy - 93 F

livebaseballscorecards.com

Batter	1	2	3	4	5	6	7	8	9	AB	R	H	RBI	BB	SO	LOB
Roger Cedeno, S (1, 9) OBP: 0.435, SLG: 0.405	3-2 S 2B 1B	2-1 L7		2-1 CS 1B		4-0 G4-3 BB		1-0 3B		4	1	3	0	1	0	1
Edgardo Alfonzo, R (1, 4) OBP: 0.375, SLG: 0.452	1-1 F8 31 G6-3 2B 1-H	0-0 G5-3		3-1 1-2 1B		2-2 1 SAFE G4-3 1-2f		2-3 K		4	1	2	1	0	0	2
Luis Lopez, S (8, PH) OBP: 0.382, SLG: 0.390 (9, 4)										1	0	0	0	0	1	1
John Olerud, L (1, 3) OBP: 0.474, SLG: 0.560	1-0 F8 2-3		2-0 G3	0-0 G3			4-0 S 31 1B 1B BB	4-2 FC4-6 BB		3	1	0	0	1	0	2
Matt Franco, L (8, PH) OBP: 0.351, SLG: 0.400 (9, 3)										0	0	0	0	1	0	0
31 Mike Piazza, R (1, 2) OBP: 0.368, SLG: 0.578	0-0 G6-3 3-H		0-1 F8		2-1 HR		0-2 S 1B 1-2 1B	1-3 K		4	2	2	2	0	0	0
Todd Pratt, R (8, PH) OBP: 0.354, SLG: 0.431 (9, 2)										1	0	0	0	0	1	2
Robin Ventura, L (1, 5) OBP: 0.358, SLG: 0.485	0-2 1B 1B		1-0 PB 1B		0-2 G5-3		2-1 P4	0-0 FC4-6 1-2f		5	0	2	0	0	0	4
Brian McRae, S (1, 8) OBP: 0.360, SLG: 0.421	1-0 FC6-4 1B 1-2		1-1 G3 1-2		0-2 K		3-3 K 1-2 2-3			4	0	1	0	0	2	3
Benny Agbayani, R (1, 7) OBP: 0.486, SLG: 0.905	1-1 FC6-4 1-2f			2-1 HR	0-2 HR		4-0 1B IBB			3	2	2	2	1	0	2
Rey Ordonez, R (1, 6) OBP: 0.302, SLG: 0.333		4-1 BB		1-0 SF9 3B	2-0 G4-3		1-0 1-3 2-H 3-H 1B			3	1	2	2	1	0	0
Orel Hershiser, R (1, 1) OBP: 0.174, SLG: 0.190		0-3 K		0-0 SF9 3-H		2-3 K	1-3 K			1	0	0	1	0	1	1
Melvin Mora, R (6, PH)										1	0	0	0	0	1	0
Turk Wendell, L (7, 1)										1	0	0	0	0	1	2
Pat Mahomes, R (9, 1) OBP: 0.200, SLG: 0.400										0	0	0	0	0	0	0
Inning Stats	R: 2 E: 0 K: 0 S: 16 H: 4 LOB: 2 BB: 0 P: 23	R: 0 E: 0 K: 1 S: 7 H: 0 LOB: 1 BB: 1 P: 13	R: 0 E: 0 K: 0 S: 6 H: 1 LOB: 1 BB: 0 P: 10	R: 2 E: 0 K: 0 S: 10 H: 4 LOB: 1 BB: 0 P: 17	R: 2 E: 0 K: 1 S: 12 H: 2 LOB: 0 BB: 0 P: 16	R: 0 E: 0 K: 1 S: 9 H: 0 LOB: 0 BB: 1 P: 17	R: 2 E: 0 K: 2 S: 14 H: 2 LOB: 2 BB: 2 P: 29	R: 0 E: 0 K: 2 S: 13 H: 1 LOB: 2 BB: 1 P: 21		1B: 8 2B: 1 3B: 2 HR: 3	SF: 1 SAC: 0 DP: 1 HBP: 0					

AB	35
R	8
H	14
RBI	8
BB	5
SO	7
LOB	20

WP: 0 PB: 1 SB: 3 CS: 1 PA: 41

PITCHER		IP	WLS	BF	H	R	ER	SO	BB	IBB	HBP	BLK	WP	HR	S	P	ERA	WHIP
32 Roy Halladay, R ERA: 4.65	(1, 1)	5.0	L	26	11	6	6	2	1	0	0	0	0	3	51	79	10.80	2.400
Paul Spoljaric, L ERA: 8.2	(6, 1)	2.0		10	2	2	2	3	2	1	0	0	0	0	23	46	9.00	2.000
Tom Davey, R ERA: 4.46	(8, 1)	1.0		5	1	0	0	2	1	0	0	0	0	0	13	21	0.00	2.000

PITCHER	IP	WLS	BF	H	R	ER	SO	BB	IBB	HBP	BLK	WP	HR	S	P	ERA	WHIP

Toronto Blue Jays @ New York Mets

Shea Stadium, Flushing, NY

Tue Jun 08 1999, 7:40 PM EDT

Att. 18,984 - Cloudy - 90 F

TOP

livebaseballscorecards.com

Batter	1	2	3	4	5	6	7	8	9	AB	R	H	RBI	BB	SO	LOB
Shannon Stewart, R (1, 7) OBP: 0.367, SLG: 0.375	K		S BB		G5-3 BB		K			2	0	0	0	2	2	0
Homer Bush, R (1, 4) OBP: 0.333, SLG: 0.373	K		BB		G5-3		F9			3	0	0	0	1	1	2
Carlos Delgado, L (1, 3) OBP: 0.374, SLG: 0.527	F9		G4-3		F7			F7		4	0	0	0	0	0	4
Tony Fernandez, S (1, 5) OBP: 0.468, SLG: 0.528		K		G6-3		G6-3		F8		4	0	0	0	0	1	0
Darrin Fletcher, L (1, 2) OBP: 0.363, SLG: 0.543		F7		K		G3		P6		4	0	0	0	0	1	0
José Cruz Jr., S (1, 8) OBP: 0.374, SLG: 0.463		HR		BB		HR BB			K	2	2	1	1	2	1	0
Willie Greene, L (1, 9) OBP: 0.255, SLG: 0.250 Jacob Brumfield, R (6, PH) OBP: 0.292, SLG: 0.357 (6, 9)		G3		K		1 SAFE 1-H HR			G6-3	2 2	0 1	0 1	0 1	0 2	1 0	1 0
Chris Woodward, R (1, 6) OBP: 0.143, SLG: 0.167 Graeme Lloyd, L (8, 1) Dave Hollins, S (9, PH) OBP: 0.257, SLG: 0.333			G6-3		G1-3	G6-3			DI 1B	3 0 1	0 0 0	0 0 1	0 0 0	0 0 0	0 0 0	0 0 0
Pat Hentgen, R (1, 1) OBP: 0.500, SLG: 0.500 Dan Plesac, L (6, 1) Craig Grebeck, R (6, 6) OBP: 0.435, SLG: 0.450 Tom Davey, R (7, 1)			K	G5-3 BB 1B			F7		1-2	2 0 2 0	0 0 0 0	1 0 0 0	0 0 0 0	1 0 1 0	0 0 0 0	0 0 1 0
Inning Stats	R: 0 E: 0 K: 2 S: 8 H: 0 LOB: 0 BB: 0 P: 12	R: 1 E: 0 K: 1 S: 8 H: 1 LOB: 0 BB: 0 P: 13	R: 0 E: 0 K: 1 S: 14 H: 0 LOB: 2 BB: 2 P: 25	R: 0 E: 0 K: 2 S: 9 H: 0 LOB: 1 BB: 1 P: 21	R: 0 E: 0 K: 0 S: 10 H: 1 LOB: 2 BB: 1 P: 19	R: 2 E: 0 K: 0 S: 8 H: 1 LOB: 0 BB: 1 P: 15	R: 0 E: 0 K: 1 S: 9 H: 0 LOB: 0 BB: 0 P: 12	R: 0 E: 0 K: 0 S: 11 H: 0 LOB: 0 BB: 0 P: 18	R: 0 E: 0 K: 2 S: 12 H: 1 LOB: 1 BB: 0 P: 16	1B: 2 2B: 0 3B: 0 HR: 2 SF: 0 SAC: 0 DP: 0 HBP: 0						

	AB	31
	R	3
	H	4
	RBI	3
	BB	5
	SO	9
	LOB	8

WP: 0 PB: 0 SB: 1 CS: 0 PA: 36

PITCHER		IP	WLS	BF	H	R	ER	SO	BB	IBB	HBP	BLK	WP	HR	S	P	ERA	WHIP
Jason Isringhausen, R ERA: 5.82	(1, 1)	5.2	W	24	2	2	2	6	5	0	0	0	0	1	54	100	3.18	1.235
Dennis Cook, L ERA: 3.2	(6, 1)	1.1	H	5	1	1	1	1	0	0	0	0	0	1	12	17	6.75	0.750
Armando Benitez, R ERA: 1.88	(8, 1)	1.0		3	0	0	0	0	0	0	0	0	0	0	11	18	0.00	0.000
John Franco, L ERA: 2.38	(9, 1)	1.0		4	1	0	0	2	0	0	0	0	0	0	12	16	0.00	1.000

PITCHER	IP	WLS	BF	H	R	ER	SO	BB	IBB	HBP	BLK	WP	HR	S	P	ERA	WHIP

BOTTOM

Toronto Blue Jays @ New York Mets

Shea Stadium, Flushing, NY

Tue Jun 08 1999, 7:40 PM EDT

Att. 18,984 - Cloudy - 90 F

livebaseballscorecards.com

Batter	1	2	3	4	5	6	7	8	9	AB	R	H	RBI	BB	SO	LOB
Rickey Henderson, R (1, 7) OBP: 0.407, SLG: 0.379	C B X 1-1 E6 S		B 1 SAFE X 1-0 SF8 ① 3-H		B X 1-0 P3 ①	X 0-0 FC5 ② 1-2 2-3f	C F B B S 2-3 K ②			4	0	0	1	0	1	4
Edgardo Alfonzo, R (1, 4) OBP: 0.372, SLG: 0.460	C B F X 1-2 G6-3 ① 1-2		B B X 2-0 HR 1-H		B F B S X 2-2 F8 ②	B B X 2-0 F9 ③	B B B C X 3-1 G5-3 ③			5	1	1	2	0	0	5
John Olerud, L (1, 3) OBP: 0.477, SLG: 0.563	B 2 SAFE B C 2 SAFE X 2-1 F9 ②		B B B F B 4-2 BB		F B C B X 2-2 31 1B 2B		C F B F F X 1-2 31 2B 1B 1B	X 0-0 G4-3 ①		4	2	2	0	1	0	1
31 Mike Piazza, R (1, 2) OBP: 0.369, SLG: 0.579 John Franco, L (9, 1)	C X 0-1 G6-3 ③		B F X 1-1 F9 ②		B S X 1-1 1B 2-H 1B	X 0-0 1B 1-3 2B	B B X 2-0 G6-3 ②			5 0	1 0	2 0	1 0	0 0	0 0	2 0
Robin Ventura, L (1, 5) OBP: 0.363, SLG: 0.493		F B S C 1-3 K ①	1 SAFE C F 1 SAFE B B X 2-2 F8 ③		F F B B F B X 3-2 1-3 1B	S X 0-1 SH 1B 2-3 3-H 1B	F X 0-1 HR 2B			5	2	3	1	0	1	1
Benny Agbayani, R (1, 9) OBP: 0.466, SLG: 0.864 Dennis Cook, L (6, 1) Melvin Mora, R (7, PH) Matt Franco, L (7, PH) OBP: 0.362, SLG: 0.412 Armando Benitez, R (8, 1) Todd Pratt, R (8, PH) OBP: 0.361, SLG: 0.431 (9, 2)	C X 0-1 G6-3 ②	C C C 0-3 K ①	X 0-0 G3 ③			X 0-0 1B 1-2 3-H 1B	B B C B 4-1 HR BB			3 0 0 1 0 0	0 0 0 1 0 1	0 0 0 1 0 0	0 0 0 1 0 0	1 0 0 0 0 0	2 0 0 0 0 0	0 0 0 0 0 0
Roger Cedeno, S (1, 8) OBP: 0.436, SLG: 0.424 (6, 9)	B C L X 1-2 F9 ③		B B S X 2-1 F8 ②			B C B S F B B 4-2 FC5 1B BB	X 0-0 SH 1B 1-2 2-3	X 0-0 1-H 2-H HR		3	1	1	3	1	0	0
Rey Ordonez, R (1, 6) OBP: 0.316, SLG: 0.354			B F B X 2-1 SH SF8 1B	F X 0-1 2B		C B X 1-1 FC5 1-2 1B	X 0-0 1-3 2-H 3-H 1B	X 0-0 G3 ③		5	1	4	2	0	0	0
Jason Isringhausen, R (1, 1) OBP: 0.167, SLG: 0.333 Brian McRae, S (6, 8) OBP: 0.356, SLG: 0.416			M X 0-1 SH 1-3 HR	F X 0-1 G4-3 ③		C L B B F F F B C 3-3 K ①	S B B C S 2-3 K ①			1 2	1 0	0 0	0 0	0 0	0 2	1 4
Inning Stats	R: 0 H: 0 E: 1 LOB: 1 K: 0 BB: 0 S: 9 P: 13	R: 0 H: 0 E: 0 LOB: 0 K: 1 BB: 0 S: 8 P: 10	R: 3 H: 2 E: 1 LOB: 1 K: 0 BB: 1 S: 13 P: 25	R: 0 H: 1 E: 0 LOB: 1 K: 1 BB: 0 S: 9 P: 11	R: 1 H: 3 E: 0 LOB: 2 K: 0 BB: 0 S: 14 P: 23	R: 0 H: 1 E: 0 LOB: 2 K: 1 BB: 1 S: 12 P: 22	R: 4 H: 5 E: 1 LOB: 2 K: 2 BB: 0 S: 19 P: 27	R: 3 H: 2 E: 0 LOB: 0 K: 0 BB: 1 S: 7 P: 13		1B: 8 2B: 4 3B: 0 HR: 2	SF: 1 SAC: 2 DP: 0 HBP: 0			WP: 0 PB: 0 SB: 1 CS: 0	PA: 44	

	AB	38
	R	11
	H	14
	RBI	11
	BB	3
	SO	5
	LOB	20

PITCHER		IP	WLS	BF	H	R	ER	SO	BB	IBB	HBP	BLK	WP	HR	S	P	ERA	WHIP
Pat Hentgen, R ERA: 5.56	(1, 1)	5.0	L	25	6	4	3	2	2	0	0	0	0	1	55	88	5.40	1.600
Dan Plesac, L ERA: 8.44	(6, 1)	1.0		7	4	3	3	1	0	0	0	0	0	0	18	25	27.00	4.000
Tom Davey, R ERA: 4.58	(7, 1)	1.0		6	2	1	1	2	0	0	0	0	0	0	11	18	9.00	2.000
Graeme Lloyd, L ERA: 3.58	(8, 1)	1.0		6	2	3	3	0	1	0	0	0	0	1	7	13	27.00	3.000

PITCHER	IP	WLS	BF	H	R	ER	SO	BB	IBB	HBP	BLK	WP	HR	S	P	ERA	WHIP

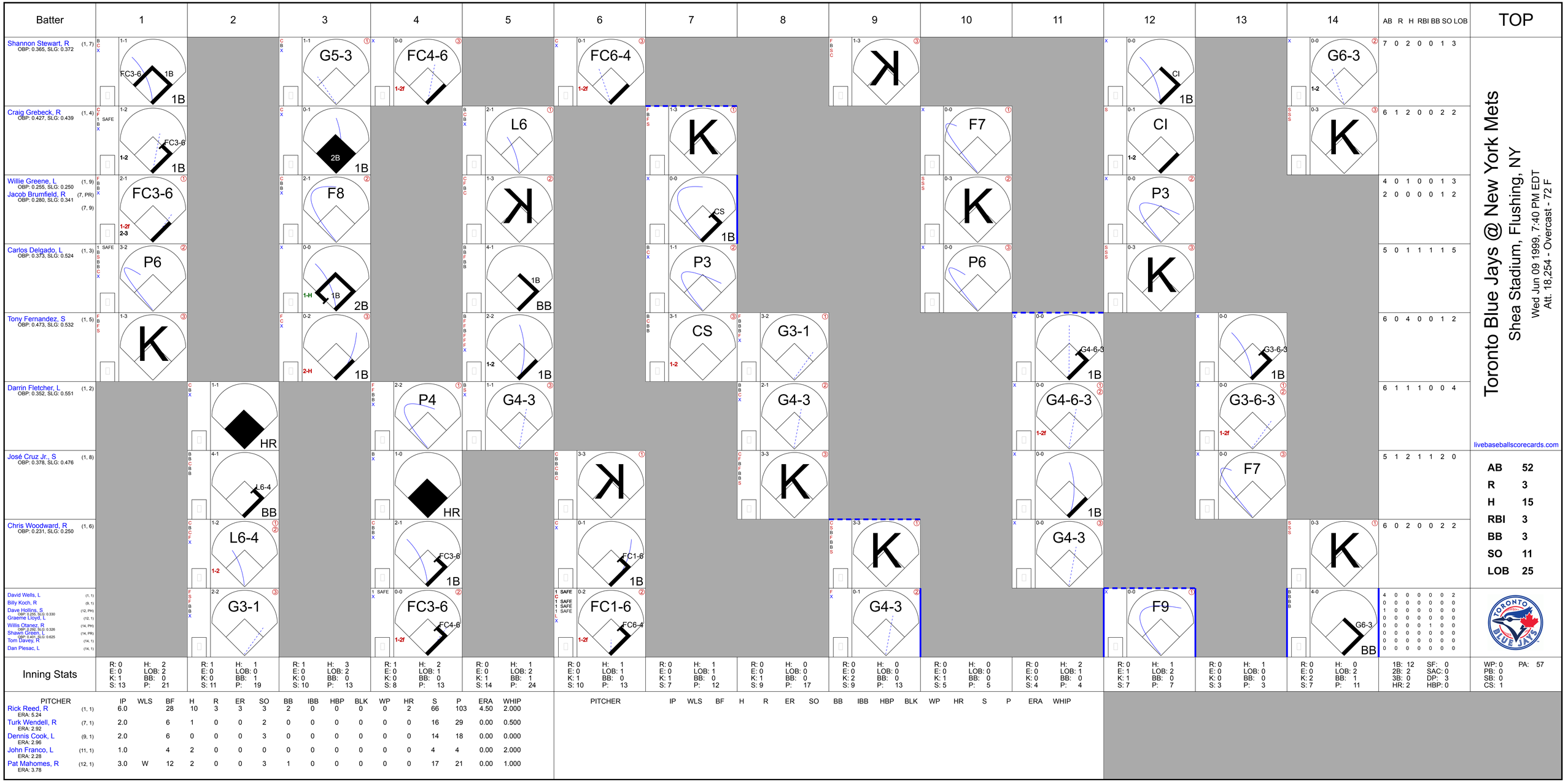
Batter
1
2
3
4
5
6
7
8
9
10
11
12
13
14
AB R H RBI BB SO LOB
TOP
Shannon Stewart, R (1, 7) OBP: 0.365, SLG: 0.372
Craig Grebeck, R (1, 4) OBP: 0.427, SLG: 0.439
Willie Greene, L (1, 9) OBP: 0.255, SLG: 0.250
Jacob Brumfield, R (7, PR) OBP: 0.280, SLG: 0.341 (7, 9)
Carlos Delgado, L (1, 3) OBP: 0.373, SLG: 0.524
Tony Fernandez, S (1, 5) OBP: 0.473, SLG: 0.532
Darrin Fletcher, L (1, 2) OBP: 0.352, SLG: 0.551
José Cruz Jr., S (1, 8) OBP: 0.378, SLG: 0.476
Chris Woodward, R (1, 6) OBP: 0.231, SLG: 0.250
David Wells, L (1, 1)
Billy Koch, R (9, 1)
Dave Hollins, S (12, PH) OBP: 0.255, SLG: 0.330
Graeme Lloyd, L (12, 1)
Willis Otanez, R (14, PH) OBP: 0.292, SLG: 0.328
Shawn Green, L (14, PR) OBP: 0.401, SLG: 0.625
Tom Davey, R (14, 1)
Dan Plesac, L (14, 1)
Toronto Blue Jays @ New York Mets
Shea Stadium, Flushing, NY
Wed Jun 09 1999, 7:40 PM EDT
Att. 18,254 - Overcast - 72 F
livebaseballscorecards.com
AB 52
R 3
H 15
RBI 3
BB 3
SO 11
LOB 25
Inning Stats
PITCHER IP WLS BF H R ER SO BB IBB HBP BLK WP HR S P ERA WHIP
Rick Reed, R (1, 1) ERA: 5.24 6.0 28 10 3 3 3 2 0 0 0 0 2 66 103 4.50 2.000
Turk Wendell, R (7, 1) ERA: 2.92 2.0 6 1 0 0 2 0 0 0 0 0 0 16 29 0.00 0.500
Dennis Cook, L (9, 1) ERA: 2.96 2.0 6 0 0 0 3 0 0 0 0 0 0 14 18 0.00 0.000
John Franco, L (11, 1) ERA: 2.28 1.0 4 2 0 0 0 0 0 0 0 0 0 4 4 0.00 2.000
Pat Mahomes, R (12, 1) ERA: 3.78 3.0 W 12 2 0 0 3 1 0 0 0 0 0 17 21 0.00 1.000
WP: 0 PB: 0 SB: 0 CS: 1
PA: 57
1B: 12 2B: 2 3B: 0 HR: 2
SF: 0 SAC: 0 DP: 3 HBP: 0

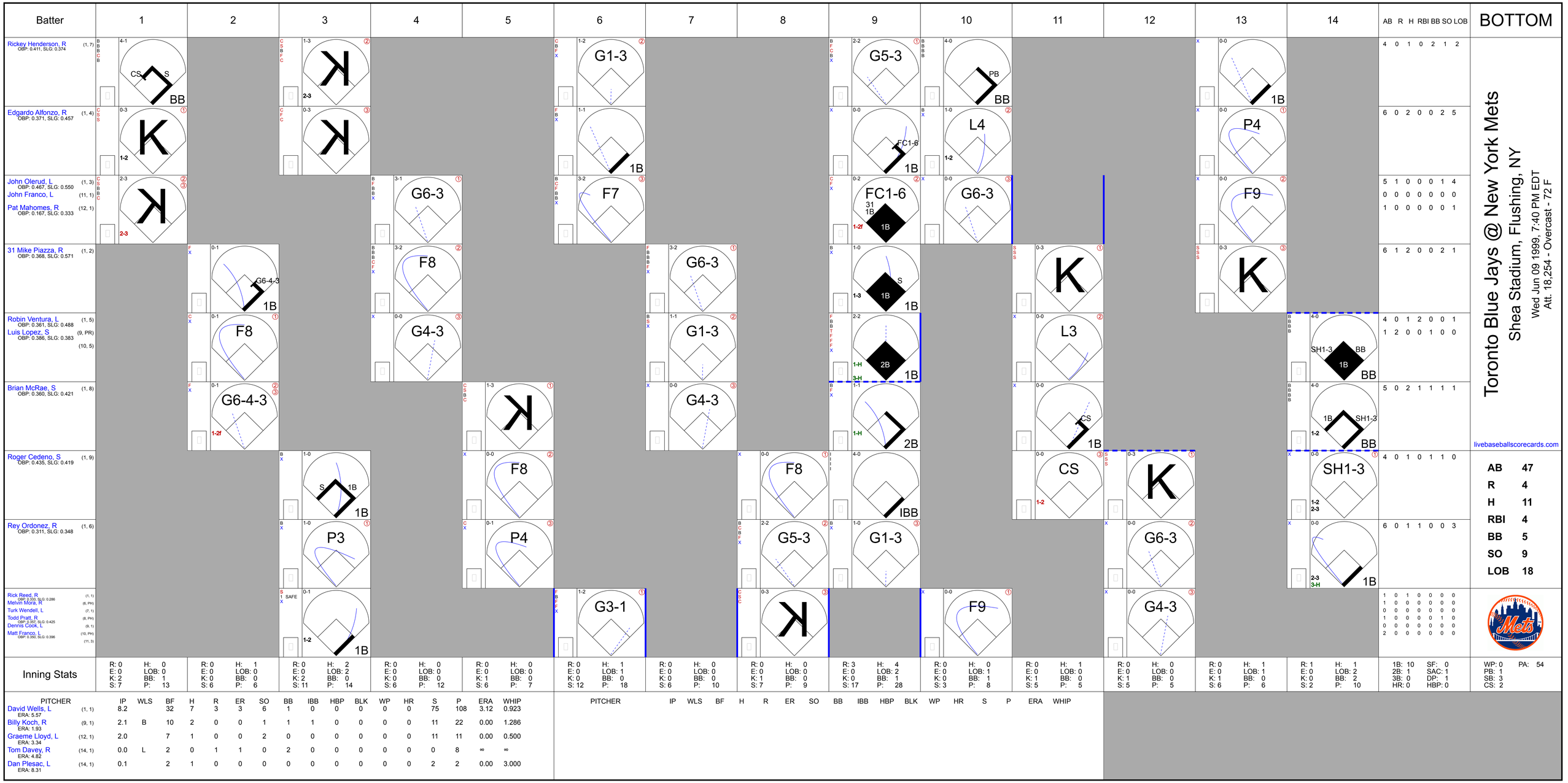
Batter
1
2
3
4
5
6
7
8
9
10
11
12
13
14
AB R H RBI BB SO LOB
BOTTOM
Rickey Henderson, R (1, 7) OBP: 0.411, SLG: 0.374
Edgardo Alfonzo, R (1, 4) OBP: 0.371, SLG: 0.457
John Olerud, L (1, 3) OBP: 0.467, SLG: 0.550
John Franco, L (11, 1)
Pat Mahomes, R (12, 1) OBP: 0.167, SLG: 0.333
31 Mike Piazza, R (1, 2) OBP: 0.368, SLG: 0.571
Robin Ventura, L (1, 5) OBP: 0.361, SLG: 0.488
Luis Lopez, S (9, PR) OBP: 0.386, SLG: 0.383
(10, 5)
Brian McRae, S (1, 8) OBP: 0.360, SLG: 0.421
Roger Cedeno, S (1, 9) OBP: 0.435, SLG: 0.419
Rey Ordonez, R (1, 6) OBP: 0.311, SLG: 0.348
Rick Reed, R (1, 1) OBP: 0.333, SLG: 0.286
Melvin Mora, R (6, PH)
Turk Wendell, L (7, 1)
Todd Pratt, R (8, PH) OBP: 0.267, SLG: 0.425
Dennis Cook, L (9, 1)
Matt Franco, L (10, PH) OBP: 0.350, SLG: 0.396
(11, 3)
4 0 1 0 2 1 2
6 0 2 0 0 2 5
5 1 0 0 0 1 4
0 0 0 0 0 0 0
1 0 0 0 0 0 1
6 1 2 0 0 2 1
4 0 1 2 0 0 1
1 2 0 0 1 0 0
5 0 2 1 1 1 1
4 0 1 0 1 1 0
6 0 1 1 0 0 3
1 0 1 0 0 0 0
1 0 0 0 0 0 0
0 0 0 0 0 0 0
1 0 0 0 0 1 0
0 0 0 0 0 0 0
2 0 0 0 0 0 0
Toronto Blue Jays @ New York Mets
Shea Stadium, Flushing, NY
Wed Jun 09 1999, 7:40 PM EDT
Att. 18,254 - Overcast - 72 F
livebaseballscorecards.com
AB 47
R 4
H 11
RBI 4
BB 5
SO 9
LOB 18
Inning Stats
1: R: 0 E: 0 K: 2 S: 7 | H: 0 LOB: 0 BB: 1 P: 13
2: R: 0 E: 0 K: 0 S: 6 | H: 1 LOB: 0 BB: 0 P: 6
3: R: 0 E: 0 K: 2 S: 11 | H: 2 LOB: 2 BB: 0 P: 14
4: R: 0 E: 0 K: 0 S: 6 | H: 0 LOB: 0 BB: 0 P: 12
5: R: 0 E: 0 K: 1 S: 6 | H: 0 LOB: 0 BB: 0 P: 7
6: R: 0 E: 0 K: 0 S: 12 | H: 1 LOB: 1 BB: 0 P: 18
7: R: 0 E: 0 K: 0 S: 6 | H: 0 LOB: 0 BB: 0 P: 10
8: R: 0 E: 0 K: 1 S: 7 | H: 0 LOB: 0 BB: 0 P: 9
9: R: 3 E: 0 K: 0 S: 17 | H: 4 LOB: 2 BB: 1 P: 28
10: R: 0 E: 0 K: 0 S: 3 | H: 0 LOB: 1 BB: 1 P: 8
11: R: 0 E: 0 K: 1 S: 5 | H: 1 LOB: 0 BB: 0 P: 5
12: R: 0 E: 0 K: 1 S: 5 | H: 0 LOB: 0 BB: 0 P: 5
13: R: 0 E: 0 K: 1 S: 6 | H: 1 LOB: 1 BB: 0 P: 6
14: R: 1 E: 0 K: 0 S: 2 | H: 1 LOB: 2 BB: 2 P: 10
1B: 10 2B: 1 3B: 0 HR: 0
SF: 0 SAC: 1 DP: 1 HBP: 0
WP: 0 PB: 1 SB: 3 CS: 2
PA: 54
PITCHER IP WLS BF H R ER SO BB IBB HBP BLK WP HR S P ERA WHIP
David Wells, L (1, 1) ERA: 5.57 8.2 32 7 3 3 6 1 0 0 0 0 0 75 108 3.12 0.923
Billy Koch, R (9, 1) ERA: 1.93 2.1 B 10 2 0 0 1 1 1 0 0 0 0 11 22 0.00 1.286
Graeme Lloyd, L (12, 1) ERA: 3.34 2.0 7 1 0 0 2 0 0 0 0 0 0 11 11 0.00 0.500
Tom Davey, R (14, 1) ERA: 4.82 0.0 L 2 0 1 1 0 2 0 0 0 0 0 0 8 ∞ ∞
Dan Plesac, L (14, 1) ERA: 8.31 0.1 2 1 0 0 0 0 0 0 0 0 0 2 2 0.00 3.000
PITCHER IP WLS BF H R ER SO BB IBB HBP BLK WP HR S P ERA WHIP

Batter	1	2	3	4	5	6	7	8	9	10	11	12	AB	R	H	RBI	BB	SO	LOB
Jose Offerman, S (1, 4) OBP: 0.396, SLG: 0.470	4-2 S BB	1-0 F8			1-0 F9		2-0 1B		3-2 F7			0-0 FC6-2-5-1 1B 1-H	5	1	1	0	1	0	5
John Valentin, R (1, 5) OBP: 0.321, SLG: 0.394	2-1 F8		0-0 F8		0-3 K			2-1 G6-3		0-3 K		0-0 HBP 1B 2-H	6	0	1	1	0	2	1
Brian Daubach, L (1, 3) OBP: 0.379, SLG: 0.664	1 SAFE 2-1 F8 1-2		0-1 HR		0-0 G4-3			0-0 G4-3 2B		0-3 K		1-0 HBP 1-2	5	1	2	1	0	1	1
Nomar Garciaparra, R (1, 6) OBP: 0.376, SLG: 0.563	2-2 F9		0-1 G6-3			0-2 G4-6-3 S 1B		1-2 G4-3 2-3		0-3 K		0-0 G3	6	0	1	0	0	1	4
Troy O'Leary, L (1, 7) OBP: 0.346, SLG: 0.491		0-0 G3-1	1-1 2B			4-1 G4-6-3 1-2 BB		2-1 P6			0-3 K		4	0	1	0	1	1	1
Jason Varitek, S (1, 2) OBP: 0.299, SLG: 0.456		2-1 1B 1B	0-2 P4			1-1 G4-6-3 1-2f 2-3			0-0 FC6-5 2B		0-0 P3		5	1	2	0	0	0	3
Darren Lewis, R (1, 8) OBP: 0.339, SLG: 0.304		0-1 1B 1-2 1B		0-0 F8		0-2 L9			2-2 FC6-5 FC6-4 WP 2-3		0-0 F9		5	0	1	0	0	0	2
Trot Nixon, L (1, 9) OBP: 0.303, SLG: 0.346		1-0 SH3-4 1-3 2-H 1B		1-0 F7			1-0 F8		4-1 FC6-4 1-2 BB			0-0 L1	4	0	1	1	1	0	0
Brian Rose, R (1, 1) Mark Guthrie, R (8, 1) Derek Lowe, R (9, 1) Mike Stanley, R (3, PH) DNP: LAN 1-0-3, 1-out Tom Gordon, R (9, 1) Rheal Cormier, L (9, 1) Jim Corsi, R (11, 1) Damon Buford, R (12, PH) DNP: ATL 10-3, 1-out John Wasdin, R (10, 1)	1 SAFE 0-0 SH3-4 1-2		0-1 G4-3				1-1 G3		1-2 FC6-4 1-2f 2-3			0-0 E S FC6-2-5-1 1B	2 0 0 0 0 0 0 0 0 0 0 0 0 0 0 0 0 0 0 0 0 1 0 0 0 0 0 2 0 0 0 0 0 0 0 0 0 0 0 0 0 0 0 0 0 0 0 0 0 1 0 1 0 0 0 0 0 0 0 0 0 0 0						
Inning Stats	R: 0 H: 0 E: 0 LOB: 1 K: 0 BB: 1 S: 11 P: 21	R: 1 H: 3 E: 0 LOB: 2 K: 0 BB: 0 S: 8 P: 12	R: 1 H: 2 E: 0 LOB: 1 K: 0 BB: 0 S: 10 P: 11	R: 0 H: 0 E: 0 LOB: 0 K: 0 BB: 0 S: 4 P: 5	R: 0 H: 0 E: 0 LOB: 0 K: 1 BB: 0 S: 5 P: 6	R: 0 H: 1 E: 0 LOB: 1 K: 0 BB: 1 S: 10 P: 15	R: 0 H: 1 E: 0 LOB: 1 K: 0 BB: 0 S: 4 P: 8	R: 0 H: 1 E: 0 LOB: 1 K: 0 BB: 0 S: 8 P: 13	R: 0 H: 1 E: 0 LOB: 2 K: 0 BB: 1 S: 14 P: 23	R: 0 H: 0 E: 0 LOB: 0 K: 3 BB: 0 S: 9 P: 9	R: 0 H: 0 E: 0 LOB: 0 K: 1 BB: 0 S: 5 P: 5	R: 1 H: 2 E: 0 LOB: 2 K: 0 BB: 0 S: 5 P: 6	1B: 7 2B: 3 3B: 0 HR: 1	SF: 0 SAC: 1 DP: 1 HBP: 1	WP: 1 PB: 0 SB: 3 CS: 0	PA: 49		

PITCHER		IP	WLS	BF	H	R	ER	SO	BB	IBB	HBP	BLK	WP	HR	S	P	ERA	WHIP
Masato Yoshii, R ERA: 5.13	(1, 1)	8.0		32	8	2	2	1	2	0	0	0	0	1	60	91	2.25	1.250
Greg McMichael, R ERA:	(9, 1)	1.0		5	1	0	0	0	1	0	0	0	1	0	14	23	0.00	2.000
Armando Benitez, R ERA: 1.76	(10, 1)	2.0		6	0	0	0	4	0	0	0	0	0	0	14	14	0.00	0.000
John Franco, L ERA: 2.55	(12, 1)	1.0	L	6	2	1	1	0	0	0	1	0	0	0	5	6	9.00	2.000

PITCHER	IP	WLS	BF	H	R	ER	SO	BB	IBB	HBP	BLK	WP	HR	S	P	ERA	WHIP

Boston Red Sox @ New York Mets

Shea Stadium, Flushing, NY

Fri Jun 11 1999, 7:40 PM EDT

Att. 36,700 - Unknown - 73 F

TOP

livebaseballscorecards.com

AB	44
R	3
H	11
RBI	3
BB	3
SO	5
LOB	19

Batter	1	2	3	4	5	6	7	8	9	10	11	12	AB	R	H	RBI	BB	SO	LOB
Rickey Henderson, R (1, 7) OBP: 0.407, SLG: 0.369	C C B B B F C 3-3 K ①		B F B B B X 3-1 1-2 1B			F B C F C B X 2-2 F8 ①		C C B B F B X 3-2 1-2 G6-3 ②	S S S 0-3 K ①		X 0-0 L8 ①	4	0	1	0	0	1	1
Greg McMichael, R (9, 1)													0	0	0	0	0	0	0
Armando Benitez, R (10, 1)													1	0	0	0	0	1	1
John Franco, L (12, 1)													0	0	0	0	0	0	0
Todd Pratt, R (12, PH) OBP: 0.353, SLG: 0.419													1	0	0	0	0	0	0
Edgardo Alfonzo, R (1, 4) OBP: 0.374, SLG: 0.456	C B B B X 3-1 G6-3 ②		C B X 1-1 F8 ②			X 0-0 1B		C X 0-1 P6 ③		X 0-0 1-2 FC4-6 1B		B B B B 4-0 31 BB	5	0	2	0	1	0	4
John Olerud, L (1, 3) OBP: 0.461, SLG: 0.538	B T C F X 1-2 P4 ③		B S C X 1-2 P4 ③			X 0-0 F7 ②			B B B B C F F X 3-2 31 HR 1B	X 0-0 FC4-6 31 IBB 1-2f 2-3 ②		X 0-0 F8 ②	6	1	1	0	0	0	6
31 Mike Piazza, R (1, 2) OBP: 0.377, SLG: 0.583		B B B B 4-0 BB		X 0-0 P3 ①		C * SAFE X 0-1 G3 ③			B X 1-0 1-H HR	I I I I 4-0 1-2 IBB		B B B B 4-0 1-2 BB	3	1	1	2	3	0	1
Robin Ventura, L (1, 5) OBP: 0.352, SLG: 0.475		F C F X 0-2 P4 ①		B C B X 2-1 P4 ②			F B C F B F B F F 3-2 F X P4 ①		B S S X 1-2 L6 ①	S S S 0-3 K ③		X 0-0 G3 ③	6	0	0	0	0	1	6
Brian McRae, S (1, 8) OBP: 0.356, SLG: 0.415		B S F B 1 SAFE B X 3-2 F9 ②		C B B B F B B X 3-2 G1-3 ③			C X 0-1 G4-3 ②		C X 0-1 1B		X 0-0 F8 ①		5	0	1	0	0	0	1
Roger Cedeno, S (1, 9) OBP: 0.424, SLG: 0.406	C B B B B X 3-1 G4-3 ③				X 0-0 B2-3 ①		C F B F F B B C 3-3 K ③		C F B 1 SAFE 1 SAFE 1 SAFE S 1-3 K ②		S S S 0-3 K ②		5	0	0	0	0	3	2
Rey Ordonez, R (1, 6) OBP: 0.308, SLG: 0.343			X 0-0 G6-3 ①		C B X 1-1 G1-3 ②			C X 0-1 G6-3 ①	B F B X 2-1 G6-3 ③		B B B B 4-0 FC4-6 BB		2	0	0	0	0	0	0
Matt Franco, L (8, PH) OBP: 0.350, SLG: 0.396													0	0	0	0	0	0	0
Benny Agbayani, R (8, PH) OBP: 0.461, SLG: 0.838													2	0	0	0	1	0	1
Masato Yoshii, R (1, 1) OBP: 0.190, SLG: 0.190			C B X 1-1 1B 1B		C C X 0-2 G6-3 ③			B B B C X 3-1 G6-3 1B		S S S 0-3 K FC4-6 1B	X 0-0 FC4-6 1-2f ③		2	0	1	0	0	0	0
Bobby Bonilla, S (8, PH) OBP: 0.287, SLG: 0.330													1	0	1	0	0	0	0
Luis Lopez, S (8, PR) OBP: 0.375, SLG: 0.371													2	0	0	0	0	1	1
Inning Stats	R: 0 H: 0 E: 0 LOB: 0 K: 1 BB: 0 S: 10 P: 17	R: 0 H: 0 E: 0 LOB: 1 K: 0 BB: 1 S: 9 P: 19	R: 0 H: 0 E: 0 LOB: 2 K: 0 BB: 0 S: 10 P: 16	R: 0 H: 0 E: 0 LOB: 0 K: 0 BB: 0 S: 6 P: 11	R: 0 H: 0 E: 0 LOB: 0 K: 0 BB: 0 S: 6 P: 7	R: 0 H: 1 E: 0 LOB: 1 K: 0 BB: 0 S: 8 P: 10	R: 0 H: 0 E: 0 LOB: 0 K: 1 BB: 0 S: 15 P: 21	R: 0 H: 1 E: 0 LOB: 2 K: 0 BB: 0 S: 10 P: 16	R: 2 H: 3 E: 0 LOB: 1 K: 1 BB: 0 S: 15 P: 23	R: 0 H: 1 E: 0 LOB: 3 K: 3 BB: 1 S: 11 P: 15	R: 0 H: 0 E: 0 LOB: 1 K: 1 BB: 1 S: 5 P: 9	R: 0 H: 0 E: 0 LOB: 2 K: 0 BB: 2 S: 3 P: 11	1B: 7 SF: 0 2B: 0 SAC: 0 3B: 0 DP: 0 HR: 1 HBP: 0						

PITCHER		IP	WLS	BF	H	R	ER	SO	BB	IBB	HBP	BLK	WP	HR	S	P	ERA	WHIP
Brian Rose, R ERA: 1.91	(1, 1)	7.0		25	3	0	0	2	1	0	0	0	0	0	64	101	0.00	0.571
Mark Guthrie, L ERA: 6.14	(8, 1)	0.1	H	2	1	0	0	0	0	0	0	0	0	0	4	7	0.00	3.000
Derek Lowe, R ERA: 4.26	(8, 1)	0.2	H	2	0	0	0	0	0	0	0	0	0	0	6	9	0.00	0.000
Tom Gordon, R ERA: 4.5	(9, 1)	0.0	B	2	2	2	2	0	0	0	0	0	0	1	5	9	∞	∞
Rheal Cormier, L ERA: 4.4	(9, 1)	2.0		10	2	0	0	4	0	1	0	0	1	0	21	29	0.00	1.000

PITCHER		IP	WLS	BF	H	R	ER	SO	BB	IBB	HBP	BLK	WP	HR	S	P	ERA	WHIP
Jim Corsi, R ERA: 5.09	(11, 1)	1.0	W	4	0	0	0	1	1	0	0	0	0	0	5	9	0.00	1.000
John Wasdin, R ERA: 4.01	(12, 1)	1.0	S	5	0	0	0	0	2	0	0	0	0	0	3	11	0.00	2.000

BOTTOM

Boston Red Sox @ New York Mets

Shea Stadium, Flushing, NY

Fri Jun 11 1999, 7:40 PM EDT

Att. 36,700 - Unknown - 73 F

livebaseballscorecards.com

AB	45
R	2
H	8
RBI	2
BB	5
SO	7
LOB	24

WP: 1 PA: 50
PB: 0
SB: 0
CS: 0

Boston Red Sox @ New York Mets

Shea Stadium, Flushing, NY

Sat Jun 12 1999, 1:15 PM EDT

Att. 43,819 - Cloudy - 68 F

livebaseballscorecards.com

Batter	1	2	3	4	5	6	7	8	9	AB	R	H	RBI	BB	SO	LOB
Jose Offerman, S (1, 4) OBP: 0.394, SLG: 0.464	G5-3		G4-3			G4-3 1-2f 2-3		BB		3	0	0	0	1	0	2
John Valentin, R (1, 5) OBP: 0.320, SLG: 0.392	G6-4-3 1B			F7		G6-3		L5		4	0	1	0	0	0	2
Nomar Garciaparra, R (1, 6) OBP: 0.369, SLG: 0.552	G6-4-3 1-2f			G5-3			K	K 1-2		4	0	0	0	0	2	2
Mike Stanley, R (1, 3) OBP: 0.386, SLG: 0.437		L7		L5			F7	F7		4	0	0	0	0	0	1
Damon Buford, R (1, 8) OBP: 0.323, SLG: 0.410		1B			K		S 2B 1B		K	4	1	2	0	0	2	0
Troy O'Leary, L (1, 7) OBP: 0.348, SLG: 0.496		L7			K		1B 1-H 2B		G6-3 1B	4	1	2	1	0	1	1
Creighton Gubanich, R (1, 2) OBP: 0.368, SLG: 0.438 Jeff Frye, R (7, PR) OBP: 0.327, SLG: 0.250 Derek Lowe, R (7, 1) Mark Guthrie, R (8, 1) Trot Nixon, L (9, PH) OBP: 0.301, SLG: 0.343		P3			F8		BB 1B 2-H		G6-3 1-2	3 0 0 0 0 1	0 0 0 0 0 0	1 0 0 0 0 0	1 0 0 0 0 0	0 0 0 0 0 0	0 0 0 0 0 0	1 0 0 0 0 1
Darren Lewis, R (1, 9) OBP: 0.342, SLG: 0.304			B1-3			G4-3 E 1B	BB 1-2		G6-3	3	0	1	0	1	0	1
Pat Rapp, R (1, 1) Jason Varitek, S (7, PH) OBP: 0.297, SLG: 0.453 (7, 2)			K			E1 G4-3 1-2		P3		2 1	0 0	0 0	0 0	0 0	1 0	1 2

Inning Stats	1	2	3	4	5	6	7	8	9
	R: 0 E: 0 K: 0 S: 5	H: 1 LOB: 0 BB: 0 P: 8	R: 0 E: 0 K: 0 S: 8	H: 1 LOB: 1 BB: 0 P: 10	R: 0 E: 0 K: 1 S: 7	H: 0 LOB: 0 BB: 0 P: 10	R: 0 E: 0 K: 0 S: 5	H: 0 LOB: 0 BB: 0 P: 8	R: 0 E: 0 K: 2 S: 12	H: 0 LOB: 0 BB: 0 P: 19
	R: 0 E: 1 K: 0 S: 8	H: 1 LOB: 1 BB: 0 P: 11	R: 2 E: 0 K: 1 S: 24	H: 3 LOB: 2 BB: 1 P: 37	R: 0 E: 0 K: 1 S: 12	H: 0 LOB: 1 BB: 1 P: 18	R: 0 E: 0 K: 1 S: 8	H: 1 LOB: 1 BB: 0 P: 12		

1B: 6	SF: 0
2B: 1	SAC: 0
3B: 0	DP: 2
HR: 0	HBP: 0

WP: 0	PA: 35
PB: 0	
SB: 2	
CS: 0	

AB	33
R	2
H	7
RBI	2
BB	2
SO	6
LOB	14

PITCHER		IP	WLS	BF	H	R	ER	SO	BB	IBB	HBP	BLK	WP	HR	S	P	ERA	WHIP
Al Leiter, L ERA: 5.57	(1, 1)	7.0	W	27	6	2	2	4	1	0	0	0	0	0	69	103	2.57	1.000
Armando Benitez, R ERA: 1.71	(8, 1)	1.0	H	4	0	0	0	1	1	0	0	0	0	0	12	18	0.00	1.000
John Franco, L ERA: 2.45	(9, 1)	1.0	S	4	1	0	0	1	0	0	0	0	0	0	8	12	0.00	1.000

PITCHER	IP	WLS	BF	H	R	ER	SO	BB	IBB	HBP	BLK	WP	HR	S	P	ERA	WHIP

Boston Red Sox @ New York Mets

Shea Stadium, Flushing, NY

Sat Jun 12 1999, 1:15 PM EDT

Att. 43,819 - Cloudy - 68 F

BOTTOM

Batter	1	2	3	4	5	6	7	8	9	AB	R	H	RBI	BB	SO	LOB
Roger Cedeno, S (1, 9) OBP: 0.421, SLG: 0.402	B B C F X 2-2 G6-3 ①		X 0-0 B5-3 ② 2-3		B F B B F F X 3-2 S 1B		B M 1 SAFE F B C 2-3 K ②			4	0	1	0	0	1	2
Edgardo Alfonzo, R (1, 4) OBP: 0.372, SLG: 0.456	C F B F B S 2-3 K ②		B C X 1-1 2B 3-H		1 SAFE P X 1-0 G6-3 ③ 1-2		B C 1 SAFE X 1-1 G5-3 ③			4	0	1	1	0	1	2
John Olerud, L (1, 3) OBP: 0.458, SLG: 0.547	C C B B X 2-2 G3 ③		B C X 1-1 G6-3 ③			B B F F X 2-2 L9 ①		B C X 1-1 HR		4	1	1	1	0	0	1
31 Mike Piazza, R (1, 2) OBP: 0.374, SLG: 0.576		C B X 1-1 G4-6-3 1B		C X 0-1 F9 ①		C B B X 2-1 G4-3 ②		F B X 1-1 G6-3 ①		4	0	1	0	0	0	0
Robin Ventura, L (1, 5) OBP: 0.355, SLG: 0.489		L X 0-1 G4-6-3 ① ② 1-2f		B C B F F X 2-2 HBP 1B		C B X 1-1 HR		C F B B S 2-3 K ②		4	1	2	1	0	1	1
Brian McRae, S (1, 8) OBP: 0.359, SLG: 0.410		B C B F F F X 2-2 P5 ③		B H 2-0 CS HBP 1-2		S B F B B B 4-2 BB		C B X 1-1 L9 ③		2	0	0	0	1	0	0
Benny Agbayani, R (1, 7) OBP: 0.456, SLG: 0.859			B S F B X 2-2 HR	B B B C T S 3-3 K ② ③ 1-2		C B F X 1-2 L9 ③				3	1	1	1	0	1	3
Rey Ordonez, R (1, 6) OBP: 0.314, SLG: 0.345			S F B B B F B X 3-2 B5-3 SH3-4 2B 1B		C X 0-1 F9 ①		F B C B B F F B 4-2 FC3-6 BB			2	1	1	0	1	0	0
Al Leiter, L (1, 1) OBP: 0.091, SLG: 0.048 Matt Franco, L (7, PH) OBP: 0.344, SLG: 0.389 Armando Benitez, R (8, 1) John Franco, L (9, 1)			L X 0-1 SH3-4 ① 1-2		X 0-0 G1-3 ②		1 SAFE B C X 1-1 FC3-6 ① 1-2f			1 1 0 0	0 0 0 0	0 0 0 0	0 0 0 0	0 0 0 0	0 0 0 0	0 1 0 0
Inning Stats	R: 0 H: 0 E: 0 LOB: 0 K: 1 BB: 0 S: 9 P: 15	R: 0 H: 1 E: 0 LOB: 0 K: 0 BB: 0 S: 9 P: 12	R: 2 H: 3 E: 0 LOB: 1 K: 0 BB: 0 S: 14 P: 21	R: 0 H: 1 E: 0 LOB: 2 K: 1 BB: 0 S: 9 P: 16	R: 0 H: 1 E: 0 LOB: 1 K: 0 BB: 0 S: 9 P: 12	R: 1 H: 1 E: 0 LOB: 1 K: 0 BB: 1 S: 12 P: 22	R: 0 H: 0 E: 0 LOB: 1 K: 1 BB: 1 S: 11 P: 19	R: 1 H: 1 E: 0 LOB: 0 K: 1 BB: 0 S: 9 P: 14		1B: 4 SF: 0 2B: 2 SAC: 1 3B: 0 DP: 2 HR: 3 HBP: 1						WP: 0 PA: 33 PB: 0 SB: 1 CS: 1

livebaseballscorecards.com

AB	29
R	4
H	8
RBI	4
BB	2
SO	4
LOB	10

PITCHER		IP	WLS	BF	H	R	ER	SO	BB	IBB	HBP	BLK	WP	HR	S	P	ERA	WHIP
Pat Rapp, R ERA: 5.0	(1, 1)	6.0	L	25	7	3	3	2	1	0	1	0	0	2	62	98	4.50	1.333
Derek Lowe, R ERA: 4.15	(7, 1)	1.0		4	0	0	0	1	1	0	0	0	0	0	11	19	0.00	1.000
Mark Guthrie, L ERA: 6.26	(8, 1)	1.0		4	1	1	1	1	0	0	0	0	0	1	9	14	9.00	1.000

PITCHER	IP	WLS	BF	H	R	ER	SO	BB	IBB	HBP	BLK	WP	HR	S	P	ERA	WHIP

Batter	1	2	3	4	5	6	7	8	9	AB	R	H	RBI	BB	SO	LOB
Jose Offerman, S (1, 4) OBP: 0.394, SLG: 0.469	C B B F B B 4-2 1B BB		B C F F X 1-2 ② F8		C X 0-1 3B		B C F B B X 3-2 ① FC4-6 SF7 1-2f 2-3 3-H		F X 0-1 ① P6	4	0	1	1	1	0	3
Jason Varitek, S (1, 2) OBP: 0.289, SLG: 0.443	X 0-0 ① F7		B B S X 2-1 ③ F8		B T X 1-1 ③ G1-3		1 SAFE F X 0-1 ② SF7 1-2 3-H		C S S 0-3 ② K	4	0	0	1	0	1	3
John Valentin, R (1, 5) OBP: 0.321, SLG: 0.396	B F F 1 SAFE F X 1-2 1-2 1B			X 0-0 2B 2B		C X 0-1 ① P6	C B C B F B S 3-3 ③ K		S B B B B C F X 3-2 ③ F7	5	1	2	0	0	1	3
Brian Daubach, L (1, 3) OBP: 0.367, SLG: 0.640	C S X 0-2 ② F7			X 0-0 ① F9		C S C 0-3 ② K		C B C B S 2-3 ① K		4	0	0	0	0	2	3
Troy O'Leary, L (1, 7) OBP: 0.355, SLG: 0.518	F S S 0-3 ③ K			X 0-0 2-H 2B		X 0-0 HR		C B B F X 2-2 E 1B		4	1	3	2	0	1	2
Damon Buford, R (1, 8) OBP: 0.314, SLG: 0.397		C X 0-1 ① F8		S B S B S 2-3 ② K		B C X 1-1 ③ F8		X 0-0 ② F2		4	0	0	0	0	1	2
Jeff Frye, R (1, 6) OBP: 0.324, SLG: 0.242		C X 0-1 ② G1-3		B C B B X 3-1 ③ G3			B B B C B 4-1 BB 1B FC4-6 BB	C B X 1-1 1-2 E6		3	1	0	0	1	0	2
49 Tim Wakefield, R (8, 1)										0	0	0	0	0	0	0
Trot Nixon, L (1, 9) OBP: 0.299, SLG: 0.340		C B F C 1-3 ③ K			L C C 0-3 ① K		X 0-0 1-2 FC4-6 BB SF7 1B	S S B S 1-3 ③ K		4	1	1	0	0	3	2
Mark Portugal, R (1, 1)			X 0-0 ① P4		B C C B X 2-2 ② G5-3		B B B 4-0 1-2 2-3 FC4-6 BB		S X 0-1 2B	2	0	0	0	0	0	0
Jim Corsi, R (6, 1)										0	0	0	0	0	0	0
18 Reggie Jefferson, S (7, PH) OBP: 0.343, SLG: 0.451										0	0	0	0	0	0	0
Mike Stanley, R (7, PH) OBP: 0.386, SLG: 0.437										0	0	0	1	0	0	0
Darren Lewis, R (7, PR) OBP: 0.342, SLG: 0.304										0	0	0	0	0	0	0
Kirk Bullinger, R (7, 1)										0	0	0	0	0	0	0
Rheal Cormier, L (7, 1)										0	0	0	0	0	0	0
Nomar Garciaparra, R (8, 6) OBP: 0.372, SLG: 0.559										1	0	1	0	0	0	0
Inning Stats	R: 0 E: 0 K: 1 S: 13 H: 1 LOB: 2 BB: 1 P: 18	R: 0 E: 0 K: 1 S: 7 H: 0 LOB: 0 BB: 0 P: 8	R: 0 E: 0 K: 0 S: 7 H: 0 LOB: 0 BB: 0 P: 10	R: 1 E: 0 K: 1 S: 8 H: 2 LOB: 1 BB: 0 P: 13	R: 0 E: 0 K: 1 S: 10 H: 1 LOB: 1 BB: 0 P: 13	R: 1 E: 0 K: 1 S: 8 H: 1 LOB: 0 BB: 0 P: 9	R: 2 E: 0 K: 1 S: 11 H: 1 LOB: 2 BB: 2 P: 25	R: 0 E: 1 K: 2 S: 12 H: 1 LOB: 2 BB: 0 P: 18	R: 0 E: 0 K: 1 S: 11 H: 1 LOB: 1 BB: 0 P: 14	1B: 3 2B: 3 3B: 1 HR: 1	SF: 1 SAC: 0 DP: 0 HBP: 0						

TOP

Boston Red Sox @ New York Mets

Shea Stadium, Flushing, NY

Sun Jun 13 1999, 1:40 PM EDT

Att. 46,473 - Cloudy - 72 F

livebaseballscorecards.com

AB	35
R	4
H	8
RBI	4
BB	3
SO	9
LOB	20

PITCHER		IP	WLS	BF	H	R	ER	SO	BB	IBB	HBP	BLK	WP	HR	S	P	ERA	WHIP
Orel Hershiser, R ERA: 5.54	(1, 1)	6.0	W	26	6	4	4	5	2	0	0	0	0	1	55	77	6.00	1.333
Dennis Cook, L ERA: 2.86	(7, 1)	1.0	H	4	0	0	0	1	1	0	0	0	0	0	9	19	0.00	1.000
Greg McMichael, R ERA:	(8, 1)	1.0	H	5	1	0	0	2	0	0	0	0	0	0	12	18	0.00	1.000
Turk Wendell, R ERA: 2.84	(9, 1)	1.0	S	4	1	0	0	1	0	0	0	0	0	0	11	14	0.00	1.000

PITCHER	IP	WLS	BF	H	R	ER	SO	BB	IBB	HBP	BLK	WP	HR	S	P	ERA	WHIP

BOTTOM

Boston Red Sox @ New York Mets

Shea Stadium, Flushing, NY

Sun Jun 13 1999, 1:40 PM EDT

Att. 46,473 - Cloudy - 72 F

Batter	1	2	3	4	5	6	7	8	9	AB	R	H	RBI	BB	SO	LOB
Rickey Henderson, R (1, 7) OBP: 0.403, SLG: 0.365	B B C C X 2-2 G5-3 ①			B C C B B F F S 3-3 K ①	C F X 0-2 1B 1-2 2-H 1B		C B B X 2-1 G1-3 ②			4	0	1	1	0	1	0
Greg McMichael, R (8, 1)										0	0	0	0	0	0	0
Turk Wendell, L (9, 1)										0	0	0	0	0	0	0
Edgardo Alfonzo, R (1, 4) OBP: 0.374, SLG: 0.457	C C X 0-2 P6 ②			T C F X 0-2 G4-3 ②	B C X 1-1 1-3 2-H 1B		C C B F X 1-2 1B			4	0	2	1	0	0	0
John Olerud, L (1, 3) OBP: 0.455, SLG: 0.542	B F B B X 3-1 F7 ③			X 0-0 1B	F B S B B X 3-2 F9 ③		B 1 SAFE 1 SAFE 1 SAFE F X 1-1 G3 ③			4	0	1	0	0	0	3
31 Mike Piazza, R (1, 2) OBP: 0.372, SLG: 0.574		C B B S 2-3 K ①		X 0-0 P5 ③		X 0-0 HR 2B		C S B S 1-3 K ①		4	1	1	0	0	2	1
Robin Ventura, L (1, 5) OBP: 0.349, SLG: 0.480		B B B C C X 3-2 G4-3 ②			B X 1-0 G5-3 ①	F B F X 1-2 F7 ①		B F C F X 1-2 P3 ②		4	0	0	0	0	0	1
Brian McRae, S (1, 8) OBP: 0.362, SLG: 0.425		B C B F B X 3-2 F8 ③			C B C C 1-3 K ②	T X 0-1 2-H HR		B B B B 4-0 FC6-4 BB		3	1	1	2	1	1	0
Benny Agbayani, R (1, 9) OBP: 0.458, SLG: 0.880 (8, 7)			C C X 0-2 P6 ①		F C B X 1-2 HR	C B B X 2-1 L7-4 1B		C P X 1-1 FC6-4 ③ 1-2f		4	1	2	1	0	0	1
Rey Ordonez, R (1, 6) OBP: 0.319, SLG: 0.351			B X 1-0 G4-6-3 1B		B C X 1-1 1B 1B	1 SAFE 1 B C X 1-1 L7-4 ② ③ 1-2				3	1	2	0	0	0	1
Orel Hershiser, R (1, 1) OBP: 0.200, SLG: 0.217			1 SAFE X 0-0 G4-6-3 ② ③ 1-2f		C X 0-1 1B 1-2 1B		B X 1-0 G5-3 ①			2	1	1	0	0	0	1
Dennis Cook, L (7, 1)										0	0	0	0	0	0	0
Roger Cedeno, S (7, PH) OBP: 0.418, SLG: 0.400 (8, 9)										1	0	0	0	0	0	0
Inning Stats	R: 0 E: 0 K: 0 S: 8 H: 0 LOB: 0 BB: 0 P: 13	R: 0 E: 0 K: 1 S: 9 H: 0 LOB: 0 BB: 0 P: 17	R: 0 E: 0 K: 0 S: 5 H: 1 LOB: 0 BB: 0 P: 6	R: 0 E: 0 K: 1 S: 11 H: 1 LOB: 1 BB: 0 P: 14	R: 3 E: 0 K: 1 S: 19 H: 5 LOB: 2 BB: 0 P: 27	R: 2 E: 0 K: 0 S: 10 H: 3 LOB: 0 BB: 0 P: 14	R: 0 E: 0 K: 0 S: 9 H: 1 LOB: 1 BB: 0 P: 14	R: 0 E: 0 K: 1 S: 10 H: 0 LOB: 1 BB: 1 P: 16		1B: 8 2B: 2 3B: 0 HR: 2	SF: 0 SAC: 0 DP: 2 HBP: 0						

livebaseballscorecards.com

AB	33
R	5
H	11
RBI	5
BB	1
SO	4
LOB	8

WP: 0 PB: 0 SB: 0 CS: 0 PA: 34

PITCHER		IP	WLS	BF	H	R	ER	SO	BB	IBB	HBP	BLK	WP	HR	S	P	ERA	WHIP
Mark Portugal, R ERA: 5.89	(1, 1)	5.0	L	22	8	4	4	3	0	0	0	0	0	1	53	78	7.20	1.600
Jim Corsi, R ERA: 5.25	(6, 1)	1.0		4	2	1	1	0	0	0	0	0	0	1	9	13	9.00	2.000
Kirk Bullinger, R ERA:	(7, 1)	0.2		3	1	0	0	0	0	0	0	0	0	0	7	11	0.00	1.500
Rheal Cormier, L ERA: 4.34	(7, 1)	0.1		1	0	0	0	0	0	0	0	0	0	0	2	3	0.00	0.000
49 Tim Wakefield, R ERA: 5.4	(8, 1)	1.0		4	0	0	0	1	1	0	0	0	0	0	10	16	0.00	1.000

PITCHER	IP	WLS	BF	H	R	ER	SO	BB	IBB	HBP	BLK	WP	HR	S	P	ERA	WHIP

Batter	1	2	3	4	5	6	7	8	9	AB	R	H	RBI	BB	SO	LOB
Rickey Henderson, R (1, 7) OBP: 0.416, SLG: 0.376	BBBCB 4-1 BB 1B FC6-4 BB	BFBBB 4-1 S BB			BSFBBX 3-2 ① G4-3	BFBBB 4-1 BB			BCCX 1-2 E9 G6-3 2B	2	2	1	0	3	0	0
Edgardo Alfonzo, R (1, 4) OBP: 0.371, SLG: 0.452	C 1 SAFE BBBX 2-1 FC6-4 BB 1-2 BB 1B	B 1 SAFE B 1 SAFE X 2-0 ② F9			X 0-0 ② G4-3	CSBS 1-3 ③ K			BFBBBFX 3-2 ① G6-3 3-H	5	1	1	1	0	1	4
Benny Agbayani, R (1, 9) OBP: 0.466, SLG: 0.857	BBBB 4-0 FC6-4 1-2 2-3 BB	B 1 SAFE CBBSX 2-2 ③ F7 1-2			CBBBB 4-1 WP BB	CCX 0-2 ① F7			BFBBBCB 4-2 G3 BB	2	0	0	0	3	0	1
Bobby Bonilla, S (1, 3) OBP: 0.274, SLG: 0.313	CSFX 0-2 ① FC6-4 BB BB 1-2f 2-3 3-H	BBCFX 2-2 ① F7			FFBBBFX 2-2 ③ F9 1-2	X 0-0 ② F8			X 0-0 ② G3 1-2	5	0	0	1	0	0	4
Robin Ventura, L (1, 5) OBP: 0.350, SLG: 0.474	CBBBBFB 4-2 BB 1-2 BB	FCBBBX 2-2 ② G3				BCBFBBB 4-2 WP 1B SF9 BB	BCFBBS 3-3 K		BX 1-0 ③ F7	3	1	0	0	2	1	1
Todd Pratt, R (1, 2) OBP: 0.348, SLG: 0.410	SBBBX 2-1 ② L6	BSFSS 1-3 ③ K				BBX 2-0 SF9 WP 1-2 1B		BBFSBX 3-2 ① G6-3		4	0	1	0	0	1	3
Roger Cedeno, S (1, 8) OBP: 0.425, SLG: 0.407	BBFFBB 4-2 FC6-4 1-2 2-3 3-H BB			BBX 2-0 ① F9		BBBBB 4-0 S 1-2 2-3 BB		BBCCX 2-2 1B 2B		2	0	1	1	2	0	0
Rey Ordonez, R (1, 6) OBP: 0.318, SLG: 0.351	BCX 1-1 ③ FC6-4 1-2f			FBX 1-1 ② L1		X 0-0 ① SF9 2-3 3-H		BFX 1-1 G4-3 2-3 1B		3	0	1	1	0	0	3
Jason Isringhausen, R (1, 1) OBP: 0.125, SLG: 0.250 Matt Franco, L (6, PH) OBP: 0.339, SLG: 0.382 Greg McMichael, R (6, 1) Turk Wendell, L (6, 1) Pat Mahomes, R (7, 1) OBP: 0.167, SLG: 0.333 John Olerud, L (8, PH) OBP: 0.453, SLG: 0.539 Allen Watson, L (8, 1) OBP: 0.300, SLG: 0.400		BCCS 1-3 ① K		SBCS 1-3 ③ K		BFSS 1-3 ② K 1-2		BFX 1-1 G4-3 1-2f 2-3		2 0 0 0 0 2 0 1 0 0 0 0 1 2 0 0 0 0 0 0 0 0 0 0 0 0 0 0 0 0 0 0 0 0 0 1 0 0 0 0 0 2 0 0 0 0 0 0 0						
Inning Stats	R: 2 H: 1 E: 0 LOB: 3 K: 0 BB: 4 S: 15 P: 36	R: 0 H: 0 E: 0 LOB: 1 K: 1 BB: 1 S: 8 P: 17	R: 0 H: 0 E: 0 LOB: 0 K: 1 BB: 0 S: 9 P: 14	R: 0 H: 0 E: 0 LOB: 0 K: 1 BB: 0 S: 6 P: 10	R: 0 H: 0 E: 0 LOB: 1 K: 0 BB: 1 S: 9 P: 18	R: 1 H: 1 E: 0 LOB: 3 K: 2 BB: 3 S: 11 P: 27	R: 0 H: 0 E: 0 LOB: 0 K: 1 BB: 0 S: 7 P: 10	R: 0 H: 2 E: 0 LOB: 1 K: 0 BB: 0 S: 10 P: 17	R: 1 H: 1 E: 1 LOB: 1 K: 0 BB: 1 S: 10 P: 19	1B: 3 SF: 1 2B: 2 SAC: 0 3B: 0 DP: 1 HR: 0 HBP: 0						

PITCHER		IP	WLS	BF	H	R	ER	SO	BB	IBB	HBP	BLK	WP	HR	S	P	ERA	WHIP
Ron Villone, L ERA: 2.35	(1, 1)	5.0		23	1	3	3	3	7	0	0	0	1	0	49	101	5.40	1.600
Scott Williamson, R ERA: 1.52	(6, 1)	3.0	W	13	3	0	0	3	2	0	0	0	1	0	26	48	0.00	1.667
Danny Graves, R ERA: 3.48	(9, 1)	1.0		5	1	1	0	0	1	0	0	0	0	0	10	19	0.00	2.000

PITCHER	IP	WLS	BF	H	R	ER	SO	BB	IBB	HBP	BLK	WP	HR	S	P	ERA	WHIP

TOP

New York Mets @ Cincinnati Reds

Cinergy Field, Cincinnati, OH

Mon Jun 14 1999, 7:05 PM EDT

Att. 19,270 - Unknown - 77 F

livebaseballscorecards.com

AB	30
R	4
H	5
RBI	4
BB	10
SO	6
LOB	20

Batter	1	2	3	4	5	6	7	8	9	AB	R	H	RBI	BB	SO	LOB
Pokey Reese, R (1, 4) OBP: 0.321, SLG: 0.423	G6-3		F9		G5-3		P3	SF7 3-H		4	0	0	1	0	0	0
Michael Tucker, L (1, 9) OBP: 0.329, SLG: 0.416	G3		HR		K		F9 1B 2B	G4-3		5	2	2	1	0	1	1
Sean Casey, L (1, 3) OBP: 0.420, SLG: 0.647	1B		F7		G1-3		IBB			3	0	1	0	1	0	0
Greg Vaughn, R (1, 7) OBP: 0.332, SLG: 0.508	K			P6		S S HR BB	F9 2-3			3	1	0	0	1	1	3
Barry Larkin, R (1, 6) OBP: 0.372, SLG: 0.443		E1 FC5-4		HR		S HR 1-2 BB	1B 1-2 3-H			3	2	2	2	1	0	0
Eddie Taubensee, L (1, 2) OBP: 0.366, SLG: 0.466		FC5-4 1-2f		F8		K	F7			4	0	0	0	0	1	5
Mike Cameron, R (1, 8) OBP: 0.343, SLG: 0.402		K		2B S 1B		K 1-2 2-3		FC5-4 1B		4	1	2	0	0	2	3
Aaron Boone, R (1, 5) OBP: 0.297, SLG: 0.415		P4		2B 1-H		HR 2-H 3-H		FC5-4 2B SF7 1-2f		4	2	2	4	0	0	2
Ron Villone, L (1, 1) OBP: 0.286, SLG: 0.167			K	G1-3		K		2B 1-3		2	0	0	0	0	1	1
Scott Williamson, R (6, 1)										1	0	0	0	0	1	0
Mark Lewis, R (8, PH) OBP: 0.279, SLG: 0.438										1	0	1	0	0	0	0
Danny Graves, R (9, 1)										0	0	0	0	0	0	0
Inning Stats	R: 0 E: 0 K: 1 S: 13 H: 1 LOB: 1 BB: 0 P: 19	R: 0 E: 1 K: 1 S: 13 H: 0 LOB: 1 BB: 0 P: 17	R: 1 E: 0 K: 1 S: 18 H: 1 LOB: 0 BB: 0 P: 23	R: 2 E: 0 K: 0 S: 16 H: 3 LOB: 1 BB: 0 P: 24	R: 0 E: 0 K: 1 S: 6 H: 0 LOB: 0 BB: 0 P: 9	R: 3 E: 0 K: 3 S: 15 H: 1 LOB: 0 BB: 2 P: 29	R: 1 E: 0 K: 0 S: 11 H: 2 LOB: 2 BB: 1 P: 20	R: 1 E: 0 K: 0 S: 11 H: 2 LOB: 1 BB: 0 P: 19		1B: 4 2B: 3 3B: 0 HR: 3	SF: 1 SAC: 0 DP: 0 HBP: 0					

PITCHER		IP	WLS	BF	H	R	ER	SO	BB	IBB	HBP	BLK	WP	HR	S	P	ERA	WHIP
Jason Isringhausen, R ERA: 5.73	(1, 1)	5.0		21	5	3	3	4	0	0	0	0	0	2	66	92	5.40	1.000
Greg McMichael, R ERA: 6.75	(6, 1)	0.2	L	4	0	2	2	2	2	0	0	0	0	0	10	23	27.00	3.000
Turk Wendell, R ERA: 3.05	(6, 1)	0.1		2	1	1	1	1	0	0	0	0	0	1	5	6	27.00	3.000
Pat Mahomes, R ERA: 4.08	(7, 1)	1.0		6	2	1	1	0	0	1	0	0	0	0	11	20	9.00	2.000
Allen Watson, L ERA: 4.08	(8, 1)	1.0		5	2	1	1	0	0	0	0	0	0	0	11	19	9.00	2.000

PITCHER	IP	WLS	BF	H	R	ER	SO	BB	IBB	HBP	BLK	WP	HR	S	P	ERA	WHIP

BOTTOM

New York Mets @ Cincinnati Reds

Cinergy Field, Cincinnati, OH

Mon Jun 14 1999, 7:05 PM EDT

Att. 19,270 - Unknown - 77 F

livebaseballscorecards.com

AB	34
R	8
H	10
RBI	8
BB	3
SO	7
LOB	15

WP: 0 PB: 0 SB: 4 CS: 0 PA: 38

New York Mets @ Cincinnati Reds

Cinergy Field, Cincinnati, OH

Tue Jun 15 1999, 7:05 PM EDT

Att. 18,248 - Unknown - 75 F

livebaseballscorecards.com

Batter	1	2	3	4	5	6	7	8	9	AB	R	H	RBI	BB	SO	LOB
Rickey Henderson, R (1, 7) OBP: 0.421, SLG: 0.430	C B B B B C X 3-2 HR	B X 1-0 ③ P4			C B S T 1-2 ① K		B X 1-0 HR	B B B B 4-0 L4-6 BB BB		4	2	2	2	1	1	0
Edgardo Alfonzo, R (1, 4) OBP: 0.376, SLG: 0.464 Luis Lopez, S (7, 4) OBP: 0.384, SLG: 0.371	B B B B 4-0 HR BB	C X 0-1 ① G4-3			B F F B F B X 3-2 HR		C C B B B B 4-2 1B 1B BB	B B F B B 4-1 1-2 BB		2 0	3 0	1 0	1 0	2 1	0 0	0 0
John Olerud, L (1, 3) OBP: 0.454, SLG: 0.552 Bobby Bonilla, S (7, 3) OBP: 0.272, SLG: 0.309	B T SAFE C X 1-2 1-H HR	B F B B T F R S 3-3 ② K			B C C C 1-3 ② K		C B C X 1-2 1B 2B 1B	B X 1-0 ① P6		4 1	2 0	2 0	2 0	0 0	2 0	0 2
31 Mike Piazza, R (1, 2) OBP: 0.370, SLG: 0.583 Todd Pratt, R (7, 2) OBP: 0.344, SLG: 0.405	B B F X 2-1 HR		B X 1-0 ③ G4-3		B C F S 1-3 ③ K		B X 1-0 ① F8	B X 1-0 ② ③ L4-6 2-3		4 1	1 0	1 0	1 0	0 0	1 0	2 2
Brian McRae, S (1, 8) OBP: 0.353, SLG: 0.414	C B B S S 2-3 ① K			F F B S 1-3 ① K		F B S F X 1-2 ① F8	C B B F S 2-3 ② K		C B B X 2-1 ① G6-3	5	0	0	0	0	3	2
Matt Franco, L (1, 5) OBP: 0.343, SLG: 0.433	C B B S S X 2-2 ② F7			B S B S F X 2-2 ② P5		F C F X 0-2 HR	X 0-0 1-3 2-H 2B 1B		C X 0-1 ② G6-3	5	2	2	2	0	0	0
Roger Cedeno, S (1, 9) OBP: 0.429, SLG: 0.424	S T C 0-3 ③ K			F F X 0-2 S 2B		S X 0-1 E FC1-4-2 1B	B X 1-0 1-H 3-H 1B 2B		B S X 1-1 ③ F8	5	1	3	2	0	1	0
Rey Ordonez, R (1, 6) OBP: 0.321, SLG: 0.350		X 0-0 ① F8		B B B B 4-0 2-3 BB		1 SAFE 1 SAFE B X 1-0 E5 FC1-4-2 1-3	X 0-0 2-H 1B			3	0	1	1	1	0	1
Rick Reed, R (1, 1) OBP: 0.263, SLG: 0.222 Pat Mahomes, R (9, 1) OBP: 0.167, SLG: 0.333		S S C 0-3 ② K		X 0-0 ③ G4-3		B X 1-0 ② ③ FC1-4-2 1-2 3-H	B S F X 1-2 ③ L5			4 0	0 0	0 0	0 0	0 0	1 0	5 0

	AB	38
	R	11
	H	12
	RBI	11
	BB	5
	SO	9
	LOB	14

Inning Stats	1	2	3	4	5	6	7	8	9	1B: 4	SF: 0	WP: 0	PA: 43
	R: 4 E: 0 K: 2 S: 17 H: 3 LOB: 0 BB: 1 P: 31	R: 0 E: 0 K: 1 S: 5 H: 0 LOB: 0 BB: 0 P: 6	R: 0 E: 0 K: 1 S: 8 H: 0 LOB: 0 BB: 0 P: 12	R: 0 E: 0 K: 1 S: 11 H: 1 LOB: 2 BB: 1 P: 18	R: 1 E: 0 K: 3 S: 14 H: 1 LOB: 0 BB: 0 P: 20	R: 1 E: 1 K: 0 S: 12 H: 2 LOB: 1 BB: 0 P: 15	R: 5 E: 0 K: 1 S: 16 H: 5 LOB: 1 BB: 1 P: 27	R: 0 E: 0 K: 0 S: 3 H: 0 LOB: 1 BB: 2 P: 13	R: 0 E: 0 K: 0 S: 6 H: 0 LOB: 0 BB: 0 P: 9	2B: 4 3B: 0 HR: 6	SAC: 0 DP: 2 HBP: 0	PB: 0 SB: 1 CS: 0	

PITCHER		IP	WLS	BF	H	R	ER	SO	BB	IBB	HBP	BLK	WP	HR	S	P	ERA	WHIP
Brett Tomko, R ERA: 5.57	(1, 1)	6.0	L	27	7	6	6	8	2	0	0	0	0	5	67	102	9.00	1.500
Jason Bere, R ERA: 6.85	(7, 1)	2.0		13	5	5	5	1	3	0	0	0	0	1	19	40	22.50	4.000
Dennys Reyes, L ERA: 1.93	(9, 1)	1.0		3	0	0	0	0	0	0	0	0	0	0	6	9	0.00	0.000

PITCHER	IP	WLS	BF	H	R	ER	SO	BB	IBB	HBP	BLK	WP	HR	S	P	ERA	WHIP

New York Mets @ Cincinnati Reds

Cinergy Field, Cincinnati, OH

Tue Jun 15 1999, 7:05 PM EDT

Att. 18,248 - Unknown - 75 F

BOTTOM

Batter	1	2	3	4	5	6	7	8	9	AB	R	H	RBI	BB	SO	LOB
Pokey Reese, R (1, 4) (8, 6) OBP: 0.324, SLG: 0.429	G6-3		P3		1B 2B			G5-3 2B 1B		4	2	2	0	0	0	1
Michael Tucker, L (1, 9) OBP: 0.336, SLG: 0.417 Jeffrey Hammonds, R (8, 9) OBP: 0.298, SLG: 0.476	G3		FC4-6 BB 1-2		2-H 1B			G5-3 1-2		2 1	0 0	1 0	1 0	1 0	0 0	0 1
Sean Casey, L (1, 3) OBP: 0.419, SLG: 0.642 Hal Morris, L (8, 3) OBP: 0.357, SLG: 0.360	BB		FC4-6 1-2f		G1-3			2B 2-H		2 1	0 0	0 1	0 1	1 0	0 0	3 0
Greg Vaughn, R (1, 7) OBP: 0.328, SLG: 0.500 Dmitri Young, S (8, 7) OBP: 0.270, SLG: 0.322	K			F8		F7		K		3 1	0 0	0 0	0 0	0 1	1 1	1 1
Barry Larkin, R (1, 6) OBP: 0.372, SLG: 0.441 Chris Stynes, R (8, 4) OBP: 0.194, SLG: 0.067		L8		F9		G3-6-1 1B		G6-3		3 1	0 0	1 0	0 0	0 0	0 0	0 1
Eddie Taubensee, L (1, 2) OBP: 0.366, SLG: 0.470 Jason Bere, R (7, 1) OBP: 0.333, SLG: 0.286 Dennys Reyes, R (9, 1) Mark Lewis, R (9, PH) OBP: 0.277, SLG: 0.434		F7		2B		G3-6-1 1-2f			F9	3 0 0 1	0 0 0 0	1 0 0 0	0 0 0 0	0 0 0 0	0 0 0 0	1 0 0 0
Mike Cameron, R (1, 8) OBP: 0.341, SLG: 0.413		K		F8			G5-3		HR	4	1	1	1	0	1	1
Aaron Boone, R (1, 5) OBP: 0.295, SLG: 0.409			K		K		G6-4-3 1B		G4-3	4	0	1	0	0	2	0
Brett Tomko, R (1, 1) OBP: 0.313, SLG: 0.313 Jason LaRue, R (7, 2)			BB 1B		F9		G6-4-3 1-2f		F8	2 2	0 0	1 0	0 0	0 0	0 0	0 1
Inning Stats	R: 0 E: 0 K: 1 S: 10 H: 0 LOB: 1 BB: 1 P: 16	R: 0 E: 0 K: 1 S: 6 H: 0 LOB: 0 BB: 0 P: 9	R: 0 E: 0 K: 1 S: 10 H: 1 LOB: 2 BB: 1 P: 18	R: 0 E: 0 K: 0 S: 9 H: 1 LOB: 1 BB: 0 P: 15	R: 1 E: 0 K: 1 S: 10 H: 2 LOB: 1 BB: 0 P: 17	R: 0 E: 0 K: 0 S: 7 H: 1 LOB: 0 BB: 0 P: 10	R: 0 E: 0 K: 0 S: 4 H: 1 LOB: 0 BB: 0 P: 5	R: 1 E: 0 K: 1 S: 9 H: 2 LOB: 1 BB: 0 P: 11	R: 1 E: 0 K: 0 S: 7 H: 1 LOB: 0 BB: 0 P: 13	1B: 5 2B: 3 3B: 0 HR: 1	SF: 0 SAC: 0 DP: 2 HBP: 0						

livebaseballscorecards.com

	AB	34
	R	3
	H	9
	RBI	3
	BB	2
	SO	5
	LOB	11

WP: 0 PB: 0 SB: 0 CS: 0 PA: 36

PITCHER		IP	WLS	BF	H	R	ER	SO	BB	IBB	HBP	BLK	WP	HR	S	P	ERA	WHIP
Rick Reed, R ERA: 4.86	(1, 1)	8.0	W	32	8	2	2	5	2	0	0	0	0	0	65	101	2.25	1.250
Pat Mahomes, R ERA: 4.34	(9, 1)	1.0		4	1	1	1	0	0	0	0	0	0	1	7	13	9.00	1.000

PITCHER	IP	WLS	BF	H	R	ER	SO	BB	IBB	HBP	BLK	WP	HR	S	P	ERA	WHIP

Batter	1	2	3	4	5	6	7	8	9	AB	R	H	RBI	BB	SO	LOB
Rickey Henderson, R (1, 7) OBP: 0.427, SLG: 0.448	C B S B B B B 4-2 CS BB		B C B X 2-1 2B		F C X 0-2 ② G3		B F F B F X 2-2 2B		B S B X 2-1 ② G5-3 2-3	4	0	2	0	1	0	1
Edgardo Alfonzo, R (1, 4) OBP: 0.377, SLG: 0.461	1 SAFE C F F B 1 SAFE 1 SAFE X 1-2 ① F9		X 0-0 ② G6-3		B B F B B 4-1 BB		C X 0-1 ② P7		B X 1-0 1B 3-H	4	0	1	1	1	0	3
John Olerud, L (1, 3) OBP: 0.449, SLG: 0.542	B B B C C S 3-3 ② ③ K 1-2		B B C C C B B 4-2 BB		X 0-0 ③ P7		B C X 1-1 ③ P7		F F X 0-2 ③ G5-3	4	0	0	0	1	1	4
31 Mike Piazza, R (1, 2) OBP: 0.372, SLG: 0.592		B X 1-0 G4-3 1B 2B	X 0-0 ③ L7			F X 0-1 E5 2B 1B		B F X 1-1 G3 2B		4	2	2	0	0	0	2
Robin Ventura, L (1, 5) OBP: 0.352, SLG: 0.491	C X 0-1 ① G4-3 2-3			C C B F B F B X 3-2 HR		B F B F X 2-2 1B 2B 1-3		S X 0-1 ① G3 2-3		4	2	2	1	0	0	2
Brian McRae, S (1, 8) OBP: 0.361, SLG: 0.418	C X 0-1 FC4-6 1B 3-H			S B B F X 2-2 ① G3		C B S B X 2-2 ① 1B 2-H 3-H		B B C B B 4-1 G5-4-3 BB		3	0	2	3	1	0	0
Benny Agbayani, R (1, 9) OBP: 0.446, SLG: 0.815	B 1 SAFE B X 2-0 ② F9			C F B C 1-3 ② K	X 0-0 ② G6-3			F B X 1-1 ② ③ G5-4-3 1-2f		4	0	0	0	0	1	3
Rey Ordonez, R (1, 6) OBP: 0.315, SLG: 0.343	B F B 1 SAFE 1 SAFE X 2-1 ③ FC4-6 1-2f			B X 1-0 ③ L6		B F F S 1-3 ③ K			X 0-0 ① G5-3	4	0	0	0	0	1	1
Masato Yoshii, R (1, 1) OBP: 0.174, SLG: 0.174 Luis Lopez, S (7, PH) OBP: 0.378, SLG: 0.365 Greg McMichael, R (7, 1) Dennis Cook, L (7, 1) Armando Benitez, R (8, 1) Matt Franco, L (9, PH) OBP: 0.353, SLG: 0.459 John Franco, L (9, 1)			B C F S 1-3 ① K		B C C F B B X 3-2 ① G6-3		F B B F S 2-3 ① K		B F B X 2-1 G5-3 1B 2B	2 1 0 0 0 0 1	0 0 0 0 0 0 1	0 0 0 0 0 0 1	0 0 0 0 0 0 1	1 0 0 0 0 0 0	0 0 0 0 0 0 0	0 0 0 0 0 0 0
Inning Stats	R: 0 E: 0 K: 1 S: 9 H: 0 LOB: 0 BB: 1 P: 17	R: 1 E: 0 K: 0 S: 8 H: 2 LOB: 1 BB: 0 P: 13	R: 0 E: 0 K: 1 S: 9 H: 1 LOB: 2 BB: 1 P: 16	R: 1 E: 0 K: 1 S: 12 H: 1 LOB: 0 BB: 0 P: 19	R: 0 E: 0 K: 0 S: 9 H: 0 LOB: 1 BB: 1 P: 16	R: 2 E: 1 K: 1 S: 12 H: 2 LOB: 0 BB: 0 P: 17	R: 0 E: 0 K: 1 S: 11 H: 1 LOB: 1 BB: 0 P: 16	R: 0 E: 0 K: 0 S: 7 H: 1 LOB: 1 BB: 1 P: 13	R: 1 E: 0 K: 0 S: 9 H: 2 LOB: 1 BB: 0 P: 14	1B: 3 2B: 6 3B: 0 HR: 1 SF: 0 SAC: 0 DP: 1 HBP: 0						

PITCHER		IP	W/L/S	BF	H	R	ER	SO	BB	IBB	HBP	BLK	WP	HR	S	P	ERA	WHIP
Steve Parris, R ERA: 4.72	(1, 1)	6.2	L	29	7	4	3	5	3	0	0	0	0	1	68	111	4.05	1.500
Dennys Reyes, L ERA: 1.91	(7, 1)	0.1		1	0	0	0	0	0	0	0	0	0	0	2	3	0.00	0.000
Danny Graves, R ERA: 3.52	(8, 1)	2.0		9	3	1	1	0	1	0	0	0	0	0	16	27	4.50	2.000

PITCHER	IP	W/L/S	BF	H	R	ER	SO	BB	IBB	HBP	BLK	WP	HR	S	P	ERA	WHIP

TOP

New York Mets @ Cincinnati Reds

Cinergy Field, Cincinnati, OH

Wed Jun 16 1999, 12:35 PM EDT

Att. 25,531 - Unknown - 66 F

livebaseballscorecards.com

AB	35
R	5
H	10
RBI	5
BB	4
SO	5
LOB	16

1B:	3
2B:	6
3B:	0
HR:	1
SF:	0
SAC:	0
DP:	1
HBP:	0

WP:	0
PB:	0
SB:	0
CS:	1
PA:	39

BOTTOM

Batter	1	2	3	4	5	6	7	8	9	AB	R	H	RBI	BB	SO	LOB
Pokey Reese, R (1, 4) OBP: 0.322, SLG: 0.434	C B X 1-1 ① G6-3		X 0-0 ③ F9		C S B F F X 1-2 2-H 3B			C B S S 1-3 ① K		4	0	1	1	0	1	1
Michael Tucker, L (1, 9) OBP: 0.329, SLG: 0.408 Jeffrey Hammonds, R (8, PH) OBP: 0.295, SLG: 0.471 (9, 9)	F B B B X 2-1 ② G3			B B B C S F C 3-3 ① K	B S S B F C 2-3 ③ K			S X 0-1 ② G3		3 1	0 0	0 0	0 0	0 0	2 0	1 0
Sean Casey, L (1, 3) OBP: 0.424, SLG: 0.646	C B B C T S 2-3 ③ K			F X 0-1 1B 2B		C F X 0-2 G6-4-3 1B		S F B B B B 4-2 BB		3	1	2	0	1	1	0
Greg Vaughn, R (1, 7) OBP: 0.322, SLG: 0.490		B X 1-0 ① F7		F X 0-1 ② P6		B B B X 3-0 ①② G6-4-3 1-2f		S B B S T 2-2 ③ K		4	0	0	0	0	1	3
Barry Larkin, R (1, 6) OBP: 0.370, SLG: 0.438		B C C T X 1-2 ② F7		C S B X 1-2 2-H 1B		C B X 1-1 ③ G5-3			C X 0-1 ① G5-3	4	0	1	1	0	0	0
Eddie Taubensee, L (1, 2) OBP: 0.357, SLG: 0.458		B X 1-0 ③ G3		C B X 1-1 ③ G3			F B C S 1-3 ① K		C C B X 1-2 ② L4	4	0	0	0	0	1	1
Mike Cameron, R (1, 8) OBP: 0.344, SLG: 0.423			F X 0-1 ① G5-3		C X 0-1 1B 2B		B S S X 1-2 WP 2B		B B C X 2-1 ③ F8	4	0	2	0	0	0	0
Aaron Boone, R (1, 5) OBP: 0.296, SLG: 0.407			B F X 1-1 ② G4-3		C 2 SAFE B F B F 2 SAFE B F 3-2 2 SAFE ① F X SH3-4 2-3 3B 1B		B C S B S 2-3 ② K 2-3			3	1	1	0	0	1	1
Steve Parris, R (1, 1) OBP: 0.364, SLG: 0.364 Dennys Reyes, R (7, 1) Dmitri Young, S (7, PH) OBP: 0.268, SLG: 0.319 Danny Graves, R (8, 1)			C B X 1-1 1B		X 0-0 ② SH3-4 1-2		B S B B B C F C 3-3 ③ K			1 0 1 0	0 0 0 0	1 0 0 0	0 0 0 0	0 0 0 0	0 0 1 0	0 0 1 0
Inning Stats	R: 0 E: 0 K: 1 S: 8 H: 0 LOB: 0 BB: 0 P: 13	R: 0 E: 0 K: 0 S: 6 H: 0 LOB: 0 BB: 0 P: 9	R: 0 E: 0 K: 0 S: 7 H: 1 LOB: 1 BB: 0 P: 9	R: 1 E: 0 K: 1 S: 13 H: 2 LOB: 1 BB: 0 P: 18	R: 1 E: 0 K: 1 S: 18 H: 3 LOB: 1 BB: 0 P: 24	R: 0 E: 0 K: 0 S: 6 H: 1 LOB: 0 BB: 0 P: 10	R: 0 E: 0 K: 3 S: 13 H: 1 LOB: 1 BB: 0 P: 20	R: 0 E: 0 K: 2 S: 10 H: 0 LOB: 1 BB: 1 P: 17	R: 0 E: 0 K: 0 S: 7 H: 0 LOB: 0 BB: 0 P: 10	1B: 4 2B: 3 3B: 1 HR: 0	SF: 0 SAC: 1 DP: 1 HBP: 0					

PITCHER		IP	WLS	BF	H	R	ER	SO	BB	IBB	HBP	BLK	WP	HR	S	P	ERA	WHIP
Masato Yoshii, R ERA: 4.95	(1, 1)	6.0	W	23	7	2	2	3	0	0	0	0	0	0	58	83	3.00	1.167
Greg McMichael, R ERA: 5.4	(7, 1)	0.2	H	3	1	0	0	2	0	0	0	0	1	0	9	13	0.00	1.500
Dennis Cook, L ERA: 2.76	(7, 1)	1.0	H	4	0	0	0	2	1	0	0	0	0	0	11	19	0.00	1.000
Armando Benitez, R ERA: 1.69	(8, 1)	0.1	H	1	0	0	0	1	0	0	0	0	0	0	3	5	0.00	0.000
John Franco, L ERA: 2.36	(9, 1)	1.0	S	3	0	0	0	0	0	0	0	0	0	0	7	10	0.00	0.000

PITCHER	IP	WLS	BF	H	R	ER	SO	BB	IBB	HBP	BLK	WP	HR	S	P	ERA	WHIP

New York Mets @ Cincinnati Reds

Cinergy Field, Cincinnati, OH

Wed Jun 16 1999, 12:35 PM EDT

Att. 25,531 - Unknown - 66 F

livebaseballscorecards.com

AB	32
R	2
H	8
RBI	2
BB	1
SO	8
LOB	8

WP: 1 PB: 0 SB: 0 CS: 0 PA: 34

Batter	1	2	3	4	5	6	7	8	9	AB	R	H	RBI	BB	SO	LOB
Rickey Henderson, R (1, 7) OBP: 0.423, SLG: 0.438	F B B X 2-1 ① P4		C F B S 1-3 ③ K		B S C B B F B 4-2 CS BB		B C F B B S 3-3 ② ③ K 2-3			3	0	0	0	1	2	1
Edgardo Alfonzo, R (1, 4) OBP: 0.375, SLG: 0.459	C X 0-1 ② G4-3			B X 1-0 ① G4-3	C B F X 1-2 ② SF7 3-H			B F X 1-1 E 1B		3	0	1	1	0	0	0
John Olerud, L (1, 3) OBP: 0.443, SLG: 0.533	C B B X 2-1 ③ G6-3			B C F B B X 3-2 ② L7	B C 1 SAFE 1 SAFE 1-1 ③ CS 1-2	S X 0-1 ① G6-3		B X 1-0 E3 G4-6-3 1-3		4	0	0	0	0	0	1
31 Mike Piazza, R (1, 2) OBP: 0.374, SLG: 0.590		B F F X 1-2 ① P3		S F B F X 1-2 1B 1B 1B		C B X 1-1 HR 1B		C S S 0-3 ① K		4	2	2	0	0	1	2
Robin Ventura, L (1, 5) OBP: 0.358, SLG: 0.513		S X 0-1 WP 2B		C C X 0-2 1B 1-3 1B		C B B F F F X 2-2 1-H HR		X 0-0 ② ③ G4-6-3 1-2f		4	1	3	2	0	0	2
Brian McRae, S (1, 8) OBP: 0.359, SLG: 0.415		C B B X 2-1 ② P4		X 0-0 1-2 3-H 1B		C B B X 2-1 ② G4-3			B S B X 2-1 ① G5-3	4	0	1	1	0	0	1
Benny Agbayani, R (1, 9) OBP: 0.432, SLG: 0.786 Roger Cedeno, S (9, PH) OBP: 0.427, SLG: 0.422 (9, 9)		C S B S 1-3 ③ K 2-3		B C F S 1-3 ③ K		B F F C 1-3 ③ K			B C B B X 2-2 ② G6-3	3 1	0 0	0 0	0 0	0 0	3 0	3 0
Rey Ordonez, R (1, 6) OBP: 0.324, SLG: 0.357			X 0-0 ① G1-3		C X 0-1 SH5-4 SF7 2B		B S X 1-1 CS SH3 1B		X 0-0 BLK 1B	4	1	3	0	0	0	0
Al Leiter, L (1, 1) OBP: 0.087, SLG: 0.045 Armando Benitez, R (8, 1) Bobby Bonilla, S (9, PH) OBP: 0.270, SLG: 0.306 John Franco, L (9, 1) Dennis Cook, L (9, 1)			S B F B X 2-2 ② F9		L X 0-1 ① SH5-4 2-3		B 1 SAFE X 1-0 ① SH3 1-2		C B B C F C 2-3 ③ K 1-2	1 0 1 0 0	0 0 0 0 0	0 0 0 0 0	0 0 1 0 0	0 0 1 0 0	0 0 0 0 0	0 0 1 0 0
Inning Stats	R: 0 E: 0 K: 0 S: 6 H: 0 LOB: 0 BB: 0 P: 10	R: 0 E: 0 K: 1 S: 10 H: 1 LOB: 1 BB: 0 P: 14	R: 0 E: 0 K: 1 S: 7 H: 0 LOB: 0 BB: 0 P: 10	R: 1 E: 0 K: 1 S: 15 H: 3 LOB: 2 BB: 0 P: 21	R: 1 E: 0 K: 0 S: 11 H: 1 LOB: 0 BB: 1 P: 17	R: 2 E: 0 K: 1 S: 15 H: 2 LOB: 0 BB: 0 P: 21	R: 0 E: 0 K: 1 S: 6 H: 1 LOB: 0 BB: 0 P: 11	R: 0 E: 1 K: 1 S: 7 H: 1 LOB: 1 BB: 0 P: 9	R: 0 E: 0 K: 1 S: 10 H: 1 LOB: 1 BB: 0 P: 16	1B: 7 2B: 2 3B: 0 HR: 1	SF: 1 SAC: 2 DP: 1 HBP: 0			WP: 1 PB: 0 SB: 0 CS: 2	PA: 37	

TOP

New York Mets @ St. Louis Cardinals

Busch Stadium, St. Louis, MO

Thu Jun 17 1999, 7:10 PM CDT

Att. 37,601 - Unknown - 74 F

livebaseballscorecards.com

AB	32
R	4
H	10
RBI	4
BB	1
SO	7
LOB	11

PITCHER		IP	WLS	BF	H	R	ER	SO	BB	IBB	HBP	BLK	WP	HR	S	P	ERA	WHIP
Kent Mercker, L ERA: 7.02	(1, 1)	6.0	L	25	7	4	4	4	1	0	0	0	1	1	64	93	6.00	1.333
Heathcliff Slocumb, R ERA: 7.06	(7, 1)	2.0		7	2	0	0	2	0	0	0	0	0	0	13	20	0.00	1.000
Curtis King, R ERA:	(9, 1)	1.0		4	1	0	0	1	0	0	0	1	0	0	10	16	0.00	1.000

PITCHER	IP	WLS	BF	H	R	ER	SO	BB	IBB	HBP	BLK	WP	HR	S	P	ERA	WHIP

Batter	1	2	3	4	5	6	7	8	9	AB	R	H	RBI	BB	SO	LOB
Joe McEwing, R (1, 8) OBP: 0.371, SLG: 0.416	B B C F S 2-3 K ①		B F B C B F F S 3-3 K ①			B B C B F B 4-2 G6-4-3 BB			B C F X 1-2 2B 1B 1B	3	1	1	0	1	2	0
Edgar Renteria, R (1, 6) OBP: 0.329, SLG: 0.393	B B X 2-0 G6-3 ②		X 0-0 G5-3 ②			C X 0-1 G6-4-3 ①② 1-2f			C X 0-1 1-3 1B 2B	4	1	1	0	0	0	1
Mark McGwire, R (1, 3) OBP: 0.410, SLG: 0.582 Manny Aybar, R (9, PR) OBP: 0.125, SLG: 0.125	C S B S 1-3 K ③		B X 1-0 P3 ③			C B B S T X 2-2 P3 ③			X 0-0 FC F9 1B	4	0	0	0	0	1	2
										0	0	0	0	0	0	0
Fernando Tatis, R (1, 5) OBP: 0.412, SLG: 0.573		C B B S B X 3-2 1B SF9 1B		S B B C F S 2-3 K2-3 ①			F F S 0-3 K ①		X 0-0 1-2 2-H 3-H 1B	4	1	2	2	0	2	0
Ray Lankford, L (1, 7) OBP: 0.388, SLG: 0.628		B C 1 SAFE X 1-1 1-3 1B 1B		C B S X 1-2 G6-3 ②			C B F B S 2-3 K ②		C C B B S 2-3 K ①	4	0	1	0	0	2	2
Willie McGee, S (1, 9) OBP: 0.314, SLG: 0.288		B S F B F X 2-2 SF9 ① 3-H		F X 0-1 G6-3 ③			S S S 0-3 K ③		X 0-0 2-3 F9 ②	3	0	0	1	0	1	2
Eli Marrero, R (1, 2) OBP: 0.268, SLG: 0.369		1 SAFE 1 SAFE C F 9 S 1-3 K ②		B B X 2-0 G5-3 ①			C B F S 1-3 K ①		B 1 SAFE F B F B F F X 3-2 P3 ③	4	0	0	0	0	2	4
Placido Polanco, R (1, 4) OBP: 0.349, SLG: 0.362		B X 1-0 1-2 1B		B F B X 2-1 F7 ②			C S S 0-3 K ②			3	0	1	0	0	1	0
Kent Mercker, L (1, 1) OBP: 0.200, SLG: 0.111 Heathcliff Slocumb, R (7, 1) Thomas Howard, S (8, PH) OBP: 0.405, SLG: 0.345 Curtis King, R (9, 1)		S B C B S 2-3 K ③		C B X 1-1 P9 ③			B X 1-0 P3 ③			2	0	0	0	0	1	2
										0	0	0	0	0	0	0
										1	0	0	0	0	0	0
										0	0	0	0	0	0	0
Inning Stats	R: 0 E: 0 K: 2 S: 7 H: 0 LOB: 0 BB: 0 P: 12	R: 1 E: 0 K: 2 S: 17 H: 3 LOB: 2 BB: 0 P: 26	R: 0 E: 0 K: 1 S: 7 H: 0 LOB: 0 BB: 0 P: 11	R: 0 E: 0 K: 1 S: 9 H: 0 LOB: 0 BB: 0 P: 12	R: 0 E: 0 K: 0 S: 5 H: 0 LOB: 0 BB: 0 P: 10	R: 0 E: 0 K: 0 S: 8 H: 0 LOB: 0 BB: 1 P: 14	R: 0 E: 0 K: 3 S: 9 H: 0 LOB: 0 BB: 0 P: 11	R: 0 E: 0 K: 2 S: 7 H: 0 LOB: 0 BB: 0 P: 9	R: 2 E: 0 K: 1 S: 16 H: 3 LOB: 3 BB: 0 P: 22	1B: 5 2B: 1 3B: 0 HR: 0	SF: 1 SAC: 0 DP: 1 HBP: 0						

PITCHER		IP	WLS	BF	H	R	ER	SO	BB	IBB	HBP	BLK	WP	HR	S	P	ERA	WHIP
Al Leiter, L ERA: 5.2	(1, 1)	7.0	W	24	3	1	1	9	1	0	0	0	0	0	62	96	1.29	0.571
Armando Benitez, R ERA: 1.64	(8, 1)	1.0	H	3	0	0	0	2	0	0	0	0	0	0	7	9	0.00	0.000
John Franco, L ERA: 3.04	(9, 1)	0.0		4	3	2	2	0	0	0	0	0	0	0	7	8	∞	∞
Dennis Cook, L ERA: 2.67	(9, 1)	1.0	S	3	0	0	0	1	0	0	0	0	0	0	9	14	0.00	0.000

PITCHER	IP	WLS	BF	H	R	ER	SO	BB	IBB	HBP	BLK	WP	HR	S	P	ERA	WHIP

BOTTOM

New York Mets @ St. Louis Cardinals

Busch Stadium, St. Louis, MO

Thu Jun 17 1999, 7:10 PM CDT
Att. 37,601 - Unknown - 74 F

livebaseballscorecards.com

AB	32
R	3
H	6
RBI	3
BB	1
SO	12
LOB	13

1B: 5 SF: 1
2B: 1 SAC: 0
3B: 0 DP: 1
HR: 0 HBP: 0

WP: 0 PA: 34
PB: 0
SB: 0
CS: 0

Batter	1	2	3	4	5	6	7	8	9	AB	R	H	RBI	BB	SO	LOB
Rickey Henderson, R (1, 7) OBP: 0.428, SLG: 0.439	F7		2B 1B		G5-3	1-2 2-H 3-H 1B		FC6-4 1-2 BB		4	1	2	2	1	0	0
Edgardo Alfonzo, R (1, 4) OBP: 0.375, SLG: 0.466	F9		1 SAFE WP 1-H 2B		2B	K		FC6-4 1-2f 2-3 3-H		5	0	2	2	0	1	4
John Olerud, L (1, 3) OBP: 0.442, SLG: 0.528	F8		31 G6-4-3 2-3 BB		F7	1B		F7		4	0	1	0	1	0	3
31 Mike Piazza, R (1, 2) OBP: 0.371, SLG: 0.595		L6	G6-4-3 1-2f		P5		L9		HR	5	1	1	1	0	0	4
Robin Ventura, L (1, 5) OBP: 0.355, SLG: 0.506		G6-3 1B		F7		F9	F9		G6-3	5	0	1	0	0	0	1
Brian McRae, S (1, 8) OBP: 0.355, SLG: 0.414		G6-3 1-2		F7		1B 1B 2B	F8		P4	5	1	1	0	0	0	2
Roger Cedeno, S (1, 9) OBP: 0.441, SLG: 0.432		FC6-4 BB		E 1B 1B		2-3 1B 1B		1B S FC6-4 1B	2B BB	3	3	3	0	2	0	0
Rey Ordonez, R (1, 6) OBP: 0.335, SLG: 0.370		FC6-4 1-2f		1-H 1B		1-2 IBB		FC6-4 BB 1-3 1B	1-3 2B	4	0	3	1	1	0	2
Orel Hershiser, R (1, 1) OBP: 0.185, SLG: 0.200			G6-3	G1-3		K		K	G6-3	2	0	0	0	0	0	1
Matt Franco, L (6, PH) OBP: 0.348, SLG: 0.452										1	0	0	0	0	1	3
Turk Wendell, L (6, 1)										1	0	0	0	0	1	2
Armando Benitez, R (8, 1)										1	0	0	0	0	0	2

Inning Stats	1	2	3	4	5	6	7	8	9
	R: 0 E: 0 K: 0 S: 4	H: 0 LOB: 0 BB: 0 P: 7	R: 0 E: 0 K: 0 S: 11	H: 1 LOB: 2 BB: 1 P: 21	R: 1 E: 0 K: 0 S: 9	H: 2 LOB: 1 BB: 1 P: 17	R: 1 E: 1 K: 0 S: 12	H: 2 LOB: 1 BB: 0 P: 16	R: 0 E: 0 K: 0 S: 6	H: 1 LOB: 1 BB: 0 P: 12
	R: 2 E: 0 K: 2 S: 18	H: 3 LOB: 2 BB: 1 P: 32	R: 0 E: 0 K: 0 S: 10	H: 1 LOB: 1 BB: 0 P: 19	R: 1 E: 0 K: 1 S: 15	H: 2 LOB: 2 BB: 1 P: 25	R: 1 E: 0 K: 0 S: 7	H: 2 LOB: 2 BB: 1 P: 15		

1B: 9 2B: 4 3B: 0 HR: 1 SF: 0 SAC: 0 DP: 1 HBP: 0

WP: 1 PB: 0 SB: 2 CS: 0 PA: 45

PITCHER	IP	WLS	BF	H	R	ER	SO	BB	IBB	HBP	BLK	WP	HR	S	P	ERA	WHIP
Juan Acevedo, R (1, 1) ERA: 5.77	5.2	L	28	9	4	3	1	2	1	0	0	1	0	55	97	4.76	1.941
Rick Croushore, R (6, 1) ERA: 3.47	2.0		10	3	1	1	2	1	0	0	0	0	0	29	51	4.50	2.000
Mike Mohler, L (8, 1) ERA: 5.14	1.1		7	2	1	1	0	1	0	0	0	0	1	8	16	6.75	2.250

PITCHER	IP	WLS	BF	H	R	ER	SO	BB	IBB	HBP	BLK	WP	HR	S	P	ERA	WHIP

TOP

New York Mets @ St. Louis Cardinals

Busch Stadium, St. Louis, MO

Fri Jun 18 1999, 7:10 PM CDT
Att. 47,191 - Cloudy - 78 F

livebaseballscorecards.com

AB	40
R	6
H	14
RBI	6
BB	5
SO	3
LOB	24

New York Mets @ St. Louis Cardinals

Busch Stadium, St. Louis, MO

Fri Jun 18 1999, 7:10 PM CDT

Att. 47,191 - Cloudy - 78 F

livebaseballscorecards.com

BOTTOM

Batter	1	2	3	4	5	6	7	8	9	AB	R	H	RBI	BB	SO	LOB
Joe McEwing, R (1, 4) OBP: 0.373, SLG: 0.417	B B C F X 2-2 ① G1-3			C C F X 0-2 G6-4-3 1B		B C X 1-1 ② F7		C X 0-1 BB 1B		4	0	2	0	0	0	0
Edgar Renteria, R (1, 6) OBP: 0.328, SLG: 0.388	B B C X 2-1 ② F9			L X 0-1 ①② G6-4-3 1-2f		C B S X 1-2 ③ G4-3		B B B B 4-0 1-2 BB		3	0	0	0	1	0	1
Mark McGwire, R (1, 3) OBP: 0.404, SLG: 0.571	C X 0-1 ③ G4-3			B S F S 1-3 ③ K			X 0-0 ① P3	B B B C C C 3-3 ③ K		4	0	0	0	0	2	2
Ray Lankford, L (1, 7) OBP: 0.385, SLG: 0.617		C B B B F F F F B 4-2 A4 D8 BB			B X 1-0 ① L4		C F B B B F F X 3-2 ② F9		C B S S 1-3 ① K	3	0	0	0	1	1	0
Fernando Tatis, R (1, 5) OBP: 0.411, SLG: 0.568 Mike Mohler, R (8, 1) Willie McGee, S (9, PH) OBP: 0.311, SLG: 0.286		1 SAFE B B C S S C 1-3 ①② 1-2 K			B B B C B 4-1 G6-3 BB		C C B B B F F B S 3-3 ③ K		C X 0-1 ② G4-3	2 0 1	0 0 0	0 0 0	0 0 0	1 0 0	2 0 0	1 0 0
Eric Davis, R (1, 9) OBP: 0.377, SLG: 0.423 (6, 8)		C S C 0-3 ③ K			C B 1 SAFE C F F F 1 SAFE 1 SAFE 2-2 ② B X G6-3 1-2			C B C B B B 4-2 G5-4-3 BB HR BB	C B B B B F B 4-2 BB	2	1	0	0	2	1	1
Darren Bragg, L (1, 8) OBP: 0.382, SLG: 0.346 Rick Croushore, R (6, 1) OBP: 0.500, SLG: 0.500 Placido Polanco, R (8, 5) OBP: 0.351, SLG: 0.359			C X 0-1 ① F7		B C 2 SAFE B B B B 4-1 BB			B B B B 4-0 G5-4-3 1-2 BB	C S X 0-2 ③ F9	1 0 1	0 0 0	0 0 0	0 0 0	1 0 1	0 0 0	0 0 1
Eli Marrero, R (1, 2) OBP: 0.264, SLG: 0.363			C X 0-1 ② G5-3		B C F X 1-2 ③ F9			X 0-0 ①② G5-4-3 1-2f 2-3		3	0	0	0	0	0	4
Juan Acevedo, R (1, 1) Thomas Howard, S (6, 9) OBP: 0.410, SLG: 0.452			S B F C 1-3 ③ K			B C B F C 2-3 ① K		X 0-0 3-H HR		1 2	0 1	0 1	0 1	0 2	1 0	0 0

Inning Stats	1	2	3	4	5	6	7	8	9
	R: 0 H: 0 E: 0 LOB: 0 K: 0 BB: 0 S: 7 P: 11	R: 0 H: 0 E: 0 LOB: 0 K: 2 BB: 1 S: 11 P: 16	R: 0 H: 0 E: 0 LOB: 0 K: 1 BB: 0 S: 7 P: 8	R: 0 H: 1 E: 0 LOB: 0 K: 1 BB: 0 S: 9 P: 10	R: 0 H: 0 E: 0 LOB: 2 K: 0 BB: 2 S: 12 P: 24	R: 0 H: 0 E: 0 LOB: 0 K: 1 BB: 0 S: 8 P: 12	R: 0 H: 0 E: 0 LOB: 0 K: 1 BB: 0 S: 11 P: 17	R: 2 H: 2 E: 0 LOB: 2 K: 1 BB: 3 S: 9 P: 24	R: 0 H: 0 E: 0 LOB: 1 K: 1 BB: 1 S: 11 P: 16

	AB	27
	R	2
	H	3
	RBI	2
	BB	7
	SO	8
	LOB	10

1B: 2 SF: 0
2B: 0 SAC: 0
3B: 0 DP: 2
HR: 1 HBP: 0

WP: 0 PA: 34
PB: 0
SB: 0
CS: 0

PITCHER		IP	WLS	BF	H	R	ER	SO	BB	IBB	HBP	BLK	WP	HR	S	P	ERA	WHIP
Orel Hershiser, R ERA: 5.14	(1, 1)	5.0	W	17	1	0	0	4	3	0	0	0	0	0	46	69	0.00	0.800
Turk Wendell, R ERA: 3.29	(6, 1)	2.2		11	2	2	2	2	2	0	0	0	0	1	25	43	6.75	1.500
Armando Benitez, R ERA: 1.57	(8, 1)	1.1	S	6	0	0	0	2	2	0	0	0	0	0	14	26	0.00	1.500

PITCHER		IP	WLS	BF	H	R	ER	SO	BB	IBB	HBP	BLK	WP	HR	S	P	ERA	WHIP

Batter	1	2	3	4	5	6	7	8	9	AB	R	H	RBI	BB	SO	LOB
Rickey Henderson, R (1, 7) OBP: 0.438, SLG: 0.482	B S B B C F F X 3-2 G3-1 S 1B		C B B B B F X 3-2 HR	C F B X 1-2 ② G4-3 2-3	B B C B F X 3-2 1-3 2-H 3-H 1B			B B S X 2-1 2B		5	1	4	3	0	0	1
Edgardo Alfonzo, R (1, 4) OBP: 0.369, SLG: 0.457	C B 1 SAFE C B B F S 3-3 ① K 1-2		C C C X 0-2 ② P6	C B X 1-1 ③ G6-3	F B F 3 SAFE 1-2 ③ CS 3-H	C F B F S 1-3 ① K		B C B B S X 3-2 ③ P3		5	0	0	0	0	2	3
John Olerud, L (1, 3) OBP: 0.441, SLG: 0.523	F C B B B X 3-2 ② G3-1 2-3		B B B C B 4-1 BB 31 BB BB		C C B F B B X 3-2 31 HR 1B	B B C F B F F F X 3-2 ② P5			C B B B F F X 3-2 ① G4-3	4	1	1	0	1	0	1
31 Mike Piazza, R (1, 2) OBP: 0.371, SLG: 0.603	C B F F B X 2-2 ③ G6-3		F F B B B B 4-2 BB 1-2 BB		X 0-0 1-H HR	X 0-0 ③ G6-3			B B X 2-0 ② F7	4	1	1	2	1	0	1
Robin Ventura, L (1, 5) OBP: 0.356, SLG: 0.502		C B C B B S 3-3 ① K	B B C B B 4-1 1-2 2-3 BB		B C B B B X 3-1 BB BB 1B 1B		C X 0-1 ① F9		B S S F B S 2-3 ③ K	4	1	1	0	1	2	0
Benny Agbayani, R (1, 9) OBP: 0.434, SLG: 0.767 (5, 8)		B B B C B 4-1 S BB	C B B B F X 3-2 ③ G5-3		F B B B F B B 4-2 BB 1-2 1B BB		F S X 0-2 ② G5-3			2	1	0	0	2	0	3
Roger Cedeno, S (1, 8) OBP: 0.437, SLG: 0.427 Bobby Bonilla, S (5, PH) OBP: 0.274, SLG: 0.303 (5, 9) Dennis Cook, L (7, 1)		S B 1 SAFE F S 1-3 ② K	C B F B C 2-3 ① K	C S F B B B B 4-2 1B 1-2 2-3 CS BB			C F B X 1-2 ③ P5			2 1 0	0 0 0	0 0 0	0 1 0	2 0 0	1 0 0	1 0 0
Rey Ordonez, R (1, 6) OBP: 0.333, SLG: 0.368		B C C B S 2-3 ③ K 1-2	C B X 1-1 2B 1B	S X 0-1 ① F8				F X 0-1 ① G4-3		4	1	1	0	0	1	4
Jason Isringhausen, R (1, 1) OBP: 0.111, SLG: 0.222 Pat Mahomes, R (3, 1) OBP: 0.286, SLG: 0.571 Brian McRae, S (5, PH) OBP: 0.354, SLG: 0.412 Greg McMichael, R (5, 1) Matt Franco, L (7, 9) OBP: 0.343, SLG: 0.444			B F X 1-1 ① F8	F B B F 1 SAFE B X 3-2 G4-3 1-H 2B	B F C S 1-3 ② K			B S C B X 2-2 ② G6-3		1 1 1 0 1	0 0 0 0 0	0 1 0 0 0	0 1 0 0 0	0 0 1 0 0	0 0 3 0 0	0 0 3 0 0
Inning Stats	R: 0 H: 1 E: 0 LOB: 1 K: 1 BB: 0 S: 16 P: 27	R: 0 H: 0 E: 0 LOB: 1 K: 3 BB: 1 S: 10 P: 20	R: 1 H: 1 E: 0 LOB: 3 K: 0 BB: 3 S: 15 P: 34	R: 1 H: 2 E: 0 LOB: 1 K: 1 BB: 0 S: 13 P: 21	R: 4 H: 4 E: 0 LOB: 1 K: 1 BB: 2 S: 22 P: 41	R: 0 H: 0 E: 0 LOB: 0 K: 1 BB: 0 S: 11 P: 15	R: 0 H: 0 E: 0 LOB: 0 K: 0 BB: 0 S: 8 P: 9	R: 0 H: 1 E: 0 LOB: 1 K: 0 BB: 0 S: 10 P: 17	R: 0 H: 0 E: 0 LOB: 0 K: 1 BB: 0 S: 9 P: 16	1B: 5 SF: 0 2B: 2 SAC: 0 3B: 0 DP: 0 HR: 2 HBP: 0						

PITCHER		IP	WLS	BF	H	R	ER	SO	BB	IBB	HBP	BLK	WP	HR	S	P	ERA	WHIP
Darren Oliver, L ERA: 4.88	(1, 1)	4.0		24	7	6	6	5	5	0	0	0	0	2	63	121	13.50	3.000
Manny Aybar, R ERA: 4.13	(5, 1)	4.0	W	14	2	0	0	2	1	0	0	0	0	0	42	63	0.00	0.750
Scott Radinsky, L ERA: 5.85	(9, 1)	0.1	H	1	0	0	0	0	0	0	0	0	0	0	4	7	0.00	0.000
Ricky Bottalico, R ERA: 3.72	(9, 1)	0.2	S	2	0	0	0	1	0	0	0	0	0	0	5	9	0.00	0.000

PITCHER	IP	WLS	BF	H	R	ER	SO	BB	IBB	HBP	BLK	WP	HR	S	P	ERA	WHIP

TOP

New York Mets @ St. Louis Cardinals

Busch Stadium, St. Louis, MO

Sat Jun 19 1999, 12:15 PM CDT
Att. 47,638 - Cloudy - 77 F

livebaseballscorecards.com

AB	35
R	6
H	9
RBI	6
BB	6
SO	8
LOB	17

New York Mets @ St. Louis Cardinals

Busch Stadium, St. Louis, MO

Sat Jun 19 1999, 12:15 PM CDT

Att. 47,638 - Cloudy - 77 F

livebaseballscorecards.com

BOTTOM

Batter	1	2	3	4	5	6	7	8	9	AB	R	H	RBI	BB	SO	LOB
Joe McEwing, R (1, 4) (9, 7) OBP: 0.373, SLG: 0.426	HR 3B	G3-1	F9		F9			BB BB 1B		5	1	2	0	0	0	6
Darren Bragg, L (1, 8) OBP: 0.392, SLG: 0.358	HR BB		SF7 3B	S 2B BB	F9			1 SAFE 1 SAFE BB 1-2 BB		2	3	1	0	3	0	2
Mark McGwire, R (1, 3) OBP: 0.404, SLG: 0.579	1-H 3-H HR		P3	K		FC6-4 BB		P2		4	1	1	3	1	1	4
Fernando Tatis, R (1, 5) OBP: 0.411, SLG: 0.560	K		SF7 1B BB	1 SAFE 1 SAFE K 1-2		K		G6-4-3 BB 1-2 2-3		3	1	0	0	2	3	2
Willie McGee, S (1, 7) OBP: 0.307, SLG: 0.293 Ricky Bottalico, L (9, 1)	L5		1 SAFE SF7 1-2 3-H	2B 2-H		K		G6-4-3 1-2f		4 0	0 0	1 0	2 0	0 0	1 0	4 0
Eric Davis, R (1, 9) OBP: 0.374, SLG: 0.415	P4		IBB 1B 1B	L3		FC6-4 1-2f				3	1	0	0	1	0	2
Alberto Castillo, R (1, 2) OBP: 0.289, SLG: 0.316		K	1B 1-3 2-H 1B		1B 1B		G5-3			4	0	2	1	0	1	0
Placido Polanco, R (1, 6) (9, 4) OBP: 0.356, SLG: 0.364		G6-3	BB 1-3 3-H 1B		1B 1-2 1B		K			4	0	2	1	0	1	0
Darren Oliver, R (1, 1) OBP: 0.400, SLG: 0.485 Manny Aybar, R (5, 1) OBP: 0.100, SLG: 0.100 Scott Radinsky, L (9, 1) Edgar Renteria, R (9, 6) OBP: 0.328, SLG: 0.388		2B	BB 1-2		K 2 SAFE		K			1 2 0 0	0 0 0 0	1 0 0 0	0 0 0 0	1 0 0 0	0 2 0 0	0 2 0 0
Inning Stats	R: 3 E: 0 K: 1 S: 14 H: 2 LOB: 0 BB: 1 P: 25	R: 0 E: 0 K: 1 S: 9 H: 1 LOB: 1 BB: 0 P: 11	R: 3 E: 0 K: 0 S: 13 H: 3 LOB: 3 BB: 3 P: 35	R: 1 E: 0 K: 2 S: 15 H: 1 LOB: 1 BB: 1 P: 28	R: 0 E: 0 K: 1 S: 13 H: 2 LOB: 2 BB: 0 P: 20	R: 0 E: 0 K: 2 S: 11 H: 0 LOB: 1 BB: 1 P: 17	R: 0 E: 0 K: 2 S: 9 H: 0 LOB: 0 BB: 0 P: 11	R: 0 E: 0 K: 0 S: 12 H: 1 LOB: 2 BB: 2 P: 23		1B: 5 2B: 2 3B: 2 HR: 1	SF: 1 SAC: 0 DP: 1 HBP: 0					

	AB	32
	R	7
	H	10
	RBI	7
	BB	8
	SO	9
	LOB	22

WP: 0 PB: 0 SB: 1 CS: 0 PA: 41

PITCHER		IP	WLS	BF	H	R	ER	SO	BB	IBB	HBP	BLK	WP	HR	S	P	ERA	WHIP
Jason Isringhausen, R ERA: 7.3	(1, 1)	2.2	L	18	6	6	6	2	3	1	0	0	0	1	35	69	20.25	3.375
Pat Mahomes, R ERA: 4.5	(3, 1)	1.1		6	1	1	1	2	1	0	0	0	0	0	16	30	6.75	1.500
Greg McMichael, R ERA: 3.38	(5, 1)	2.0		9	2	0	0	3	1	0	0	0	0	0	24	37	0.00	1.500
Dennis Cook, L ERA: 2.51	(7, 1)	2.0		8	1	0	0	2	2	0	0	0	0	0	21	34	0.00	1.500

PITCHER	IP	WLS	BF	H	R	ER	SO	BB	IBB	HBP	BLK	WP	HR	S	P	ERA	WHIP

Batter	1	2	3	4	5	6	7	8	9	AB	R	H	RBI	BB	SO	LOB
Roger Cedeno, S (1, 9) OBP: 0.436, SLG: 0.426	C B C F B X 2-2 ① G4-3		B X 1-0 S 2B 2-H 1B		B C B B C S 3-3 ② K	S C F B X 1-2 CS 2-H 1B			X 0-0 ① FC6-4 S 31 1B 1-2f	5	2	2	1	0	1	2
Luis Lopez, S (1, 4) OBP: 0.367, SLG: 0.348	B B B C X 3-1 ② F9		C 1 SAFE B B F B B F F B 4-2 2B 1-2 BB		B F B X 2-1 ③ F7	B C F P 2-2 ③ CS 1-2	B C F T 1-2 ① K		B B B F X 3-1 ② SF7 1-2 3-H	3	0	0	1	1	1	0
John Olerud, L (1, 3) OBP: 0.444, SLG: 0.527	C F B F B B F X 3-2 ③ F7		S X 0-1 1-3 2-H 2B			B C B F F B X 3-2 31 1B 1B 1B	C B C S 1-3 ② K		H 1-0 31 1B HBP	4	1	2	1	0	1	0
31 Mike Piazza, R (1, 2) OBP: 0.372, SLG: 0.598		C S B T 1-2 ① K	F C S 0-3 ③ K			B B F F B B X 3-2 1B 2B 1-2 1B	S F S 0-3 ③ K		X 0-0 1-3 2-H 1B	5	1	2	1	0	3	2
Robin Ventura, L (1, 5) OBP: 0.353, SLG: 0.496		X 0-0 ② G6-3		F C B B B X 3-2 ① G6-3		C C B B X 1-2 2B 1B 1-3 2-H 1B		C C B B S 2-3 ① K	B C C B S 2-3 ③ K	5	1	1	1	0	2	2
Brian McRae, S (1, 8) OBP: 0.352, SLG: 0.406		F C B B X 2-2 ③ G4-3		B B B 4-0 WP BB		C F S 0-3 ① K		X 0-0 ② P4		3	0	0	0	1	1	2
Benny Agbayani, R (1, 7) OBP: 0.427, SLG: 0.756 Armando Benitez, R (8, 1) John Franco, L (9, 1)			C B B F X 2-2 ① G1-3	B B B C C F X 3-2 ② G6-3 1-2		X 0-0 1-3 3-H 1B 2B		F S S 0-3 ③ K		4 0 0	1 0 0	1 0 0	1 0 0	0 0 0	1 0 0	1 0 0
Rey Ordonez, R (1, 6) OBP: 0.341, SLG: 0.376			X 0-0 SH2-3 1B 1B	B X 1-0 ③ G5-3		B S X 1-1 G4-3 1B 2-H 3-H 1B			C X 0-1 1B SF7 1B	4	3	3	2	0	0	1
Rick Reed, R (1, 1) OBP: 0.250, SLG: 0.211 Matt Franco, L (6, PH) OBP: 0.338, SLG: 0.438 Turk Wendell, L (6, 1) Dennis Cook, L (7, 1) Rickey Henderson, R (8, 7) OBP: 0.441, SLG: 0.486			X 0-0 ② SH2-3 1-2		X 0-0 ① G5-3	B C F X 1-2 ② G4-3 1-2			C B C X 1-2 FC6-4 1-3 1B	1 1 0 0 1	0 0 0 0 0	0 0 0 0 1	0 0 0 0 0	0 0 0 0 0	0 0 0 0 0	0 1 0 0 0
Inning Stats	R: 0 H: 0 E: 0 LOB: 0 K: 0 BB: 0 S: 11 P: 19	R: 0 H: 0 E: 0 LOB: 0 K: 1 BB: 0 S: 7 P: 10	R: 2 H: 3 E: 0 LOB: 2 K: 1 BB: 1 S: 15 P: 22	R: 0 H: 0 E: 0 LOB: 1 K: 0 BB: 1 S: 8 P: 19	R: 0 H: 0 E: 0 LOB: 0 K: 1 BB: 0 S: 6 P: 11	R: 5 H: 6 E: 0 LOB: 0 K: 1 BB: 0 S: 26 P: 37	R: 0 H: 0 E: 0 LOB: 0 K: 3 BB: 0 S: 9 P: 11	R: 0 H: 0 E: 0 LOB: 0 K: 2 BB: 0 S: 7 P: 9	R: 2 H: 3 E: 0 LOB: 2 K: 1 BB: 0 S: 12 P: 19	1B: 10 SF: 1 2B: 2 SAC: 1 3B: 0 DP: 0 HR: 0 HBP: 1						WP: 1 PA: 42 PB: 0 SB: 2 CS: 1

PITCHER		IP	WLS	BF	H	R	ER	SO	BB	IBB	HBP	BLK	WP	HR	S	P	ERA	WHIP
Jose Jimenez, R ERA: 6.69	(1, 1)	5.1		25	7	6	6	4	2	0	0	0	1	0	61	102	10.12	1.688
Rick Croushore, R ERA: 3.6	(6, 1)	1.2	L	6	2	1	1	3	0	0	0	0	0	0	21	27	5.40	1.200
Heathcliff Slocumb, R ERA: 6.75	(8, 1)	1.0		3	0	0	0	2	0	0	0	0	0	0	7	9	0.00	0.000
Curtis King, R ERA: 18.0	(9, 1)	0.0		2	2	2	2	0	0	0	0	0	0	0	5	6	∞	∞
Scott Radinsky, L ERA: 5.57	(9, 1)	1.0		5	1	0	0	1	0	0	1	0	0	0	7	13	0.00	1.000

PITCHER	IP	WLS	BF	H	R	ER	SO	BB	IBB	HBP	BLK	WP	HR	S	P	ERA	WHIP

TOP

New York Mets @ St. Louis Cardinals

Busch Stadium, St. Louis, MO

Sun Jun 20 1999, 1:10 PM CDT

Att. 44,705 - Cloudy - 82 F

livebaseballscorecards.com

AB	36
R	9
H	12
RBI	8
BB	2
SO	10
LOB	11

New York Mets @ St. Louis Cardinals

Busch Stadium, St. Louis, MO

Sun Jun 20 1999, 1:10 PM CDT

Att. 44,705 - Cloudy - 82 F

livebaseballscorecards.com

BOTTOM

Batter	1	2	3	4	5	6	7	8	9	AB	R	H	RBI	BB	SO	LOB
Joe McEwing, R (1, 4) OBP: 0.371, SLG: 0.427	C B F F F B X 2-2 F9 ①		L C F B X 1-2 G3-1 ①		X 0-0 SH3-4 ① 1-2 2-3		C F X 0-2 G6-3 ①		B B C X 2-1 G4-3 2B	4	0	1	0	0	0	0
Darren Bragg, L (1, 8) OBP: 0.385, SLG: 0.351 Fernando Tatis, R (9, PH) OBP: 0.409, SLG: 0.558	C B X 1-1 L4 ②		C X 0-1 F9 ②		B C F C 1-3 K ②		B S F B B F S 3-3 K ②		B F B F X 2-2 G4-3 ② 2-3	4 1	0 0	0 0	0 0	0 0	2 0	2 1
Mark McGwire, R (1, 3) OBP: 0.407, SLG: 0.589	B F B S T B B 4-2 HR BB		C C B B F F X 2-2 G6-3 ③		C B B X 2-1 HR 2-H 3-H		B B B B 4-0 BB		B X 1-0 F8 ③	3	2	1	3	2	0	1
Ray Lankford, L (1, 7) OBP: 0.387, SLG: 0.632	X 0-0 HR 1-H			B C C C 1-3 K ①	B X 1-0 1B 1B		C X 0-1 F9 ③			4	1	2	2	0	1	1
Eric Davis, R (1, 9) OBP: 0.374, SLG: 0.414 Rick Croushore, R (6, 1) OBP: 0.500, SLG: 0.500 Heathcliff Slocumb, R (8, 1) Shawon Dunston, R (8, PH) OBP: 0.377, SLG: 0.564 Eli Marrero, R (9, 2) OBP: 0.264, SLG: 0.363	F B C S 1-3 K ③			C B F B C 2-3 K ②	C S F B F X 1-2 1-2 1B			C S F B S 1-3 K ①		3 0 0 1 0	0 0 0 0 0	1 0 0 0 0	0 0 0 0 0	0 0 0 0 0	2 0 0 1 0	0 0 0 0 0
Edgar Renteria, R (1, 6) OBP: 0.323, SLG: 0.382		C B C X 1-2 G4-3 ①		C C B X 1-2 G5-3 ③	C F B F B X 2-2 F9 ③			F C S 0-3 K ②		4	0	0	0	0	1	2
Alberto Castillo, R (1, 2) OBP: 0.302, SLG: 0.342 Thomas Howard, S (8, PH) OBP: 0.425, SLG: 0.469 Curtis King, R (9, 1) Scott Radinsky, L (9, 1)		C X 0-1 2B			B C B X 2-1 1B 1B 1B		S B B B S F C 3-3 K ①	C B S B B F F X 3-2 1B		3 1 0 0	1 0 0 0	2 1 0 0	0 0 0 0	0 0 0 0	1 0 0 0	0 0 0 0
Placido Polanco, R (1, 5) OBP: 0.353, SLG: 0.360		X 0-0 L9 ②			F F B X 1-2 SH3-4 1B HR 1B 1-2		F B X 1-1 P3 ②	F B S T X 1-2 L4 ③		4	1	1	0	0	0	2
Jose Jimenez, R (1, 1) OBP: 0.192, SLG: 0.269 Willie McGee, S (6, 9) OBP: 0.302, SLG: 0.288		C B B S 1-3 K ③			C X 0-1 SH3-4 HR 1B 1-2 2-H		F B B B X 3-1 G4-3 ③		C X 0-1 G3 ①	2 2	1 0	1 0	1 0	0 0	1 0	1 0
Inning Stats	R: 2 E: 0 K: 1 S: 14 H: 1 LOB: 0 BB: 1 P: 22	R: 0 E: 0 K: 1 S: 9 H: 1 LOB: 1 BB: 0 P: 11	R: 0 E: 0 K: 0 S: 11 H: 0 LOB: 0 BB: 0 P: 14	R: 0 E: 0 K: 2 S: 9 H: 0 LOB: 0 BB: 0 P: 13	R: 4 E: 0 K: 1 S: 23 H: 6 LOB: 2 BB: 0 P: 33	R: 0 E: 0 K: 1 S: 8 H: 0 LOB: 0 BB: 0 P: 15	R: 0 E: 0 K: 1 S: 9 H: 0 LOB: 1 BB: 1 P: 16	R: 0 E: 0 K: 2 S: 16 H: 1 LOB: 1 BB: 0 P: 21	R: 0 E: 0 K: 0 S: 8 H: 1 LOB: 1 BB: 0 P: 13	1B: 6 2B: 2 3B: 0 HR: 2	SF: 0 SAC: 1 DP: 0 HBP: 0	WP: 0 PB: 0 SB: 0 CS: 0	PA: 39				

PITCHER		IP	WLS	BF	H	R	ER	SO	BB	IBB	HBP	BLK	WP	HR	S	P	ERA	WHIP
Rick Reed, R ERA: 5.29	(1, 1)	5.0	W	24	8	6	6	5	1	0	0	0	0	2	66	93	10.80	1.800
Turk Wendell, R ERA: 3.16	(6, 1)	1.2	H	6	0	0	0	2	1	0	0	0	0	0	15	29	0.00	0.600
Dennis Cook, L ERA: 2.48	(7, 1)	0.1	H	1	0	0	0	0	0	0	0	0	0	0	2	2	0.00	0.000
Armando Benitez, R ERA: 1.53	(8, 1)	1.0	H	4	1	0	0	2	0	0	0	0	0	0	16	21	0.00	1.000
John Franco, L ERA: 2.93	(9, 1)	1.0	S	4	1	0	0	0	0	0	0	0	0	0	8	13	0.00	1.000

PITCHER	IP	WLS	BF	H	R	ER	SO	BB	IBB	HBP	BLK	WP	HR	S	P	ERA	WHIP

AB	36
R	6
H	10
RBI	6
BB	2
SO	9
LOB	10

Batter	1	2	3	4	5	6	7	8	9	AB	R	H	RBI	BB	SO	LOB
Luis Castillo, S (1, 4) OBP: 0.357, SLG: 0.354	B B C S S 2-3 ① K		B B C C F B F F F 4-2 F B G6-4-3 BB			C C B B B B B 4-2 CS BB	3 SAFE B F X 1-1 ③ F8			2	0	0	0	2	1	2
Alex Gonzalez, R (1, 6) OBP: 0.314, SLG: 0.457	B S B F F F F X 2-2 ② G6-3		1 SAFE B 1 SAFE B C 1 SAFE F F 1 SAFE 2-2 X ① F9			C B F X 1-2 ①② G5-3 1-2		B S X 1-1 ① P4		4	0	0	0	0	0	2
Tim Hyers, L (1, 3) OBP: 0.424, SLG: 0.542	B B C B F B 4-2 BB		1 SAFE P F B 1 SAFE X 2-1 ②③ G6-4-3 1-2f			B C T F B B 4-2 1B BB		B S B S X 2-2 ② P3		2	0	0	0	2	0	1
Danny Bautista, R (1, 7) OBP: 0.367, SLG: 0.400	B S F S 1-3 ③ K			X 0-0 ① F7		X 0-0 1-2 1B		S B S S 1-3 ③ K		4	0	1	0	0	2	1
Preston Wilson, R (1, 8) OBP: 0.308, SLG: 0.530		B C F B B X 3-2 HR 1B		S S S 0-3 ② K		B S S F B F S 2-3 ③ K			C C B S 1-3 ① K	4	1	1	0	0	3	2
Mark Kotsay, L (1, 9) OBP: 0.298, SLG: 0.383		L 1 SAFE 1 SAFE 1 SAFE X 0-1 ① P5		B X 1-0 ③ P2			F B B B B X 3-1 ① P5		B F S F F C 1-3 ② K	4	0	0	0	0	1	1
Kevin Orie, R (1, 5) OBP: 0.326, SLG: 0.438		1 SAFE X 0-0 1-H HR			F F S 0-3 ① K	B C B F F F X 2-2 SH2-4 2B			C B S S 1-3 ③ K	4	1	2	2	0	2	0
Jorge Fabregas, L (1, 2) OBP: 0.290, SLG: 0.338		C B F B C 2-3 ② K			C X 0-1 ② L6	C B F B B B 4-2 SH2-4 BB				2	0	0	0	1	1	0
Dennis Springer, R (1, 1) OBP: 0.150, SLG: 0.211 Antonio Alfonseca, R (7, 1) Vic Darensbourg, L (7, 1) Braden Looper, R (8, 1)		S T F S 0-3 ③ K			C X 0-1 ③ F9	F S X 0-2 ② SH2-4 1-2 2-3				2 0 0 0	0 0 0 0	0 0 0 0	0 0 0 0	0 0 0 0	1 0 0 0	0 0 0 0
Inning Stats	R: 0 E: 0 K: 2 S: 14 H: 0 LOB: 1 BB: 1 P: 23	R: 2 E: 0 K: 2 S: 13 H: 2 LOB: 0 BB: 0 P: 18	R: 0 E: 0 K: 0 S: 14 H: 0 LOB: 0 BB: 1 P: 21	R: 0 E: 0 K: 1 S: 5 H: 0 LOB: 0 BB: 0 P: 6	R: 0 E: 0 K: 1 S: 7 H: 0 LOB: 0 BB: 0 P: 7	R: 0 E: 0 K: 1 S: 13 H: 1 LOB: 2 BB: 2 P: 24	R: 0 E: 0 K: 0 S: 14 H: 1 LOB: 2 BB: 1 P: 24	R: 0 E: 0 K: 1 S: 8 H: 0 LOB: 0 BB: 0 P: 12	R: 0 E: 0 K: 3 S: 11 H: 0 LOB: 0 BB: 0 P: 14	1B: 2 2B: 1 3B: 0 HR: 1 SF: 0 SAC: 1 DP: 1 HBP: 0						

PITCHER		IP	WLS	BF	H	R	ER	SO	BB	IBB	HBP	BLK	WP	HR	S	P	ERA	WHIP
Masato Yoshii, R ERA: 4.78	(1, 1)	6.1		26	4	2	2	7	5	0	0	0	0	1	75	117	2.84	1.421
Greg McMichael, R ERA: 3.0	(7, 1)	0.2	W	2	0	0	0	0	0	0	0	0	0	0	5	6	0.00	0.000
Armando Benitez, R ERA: 1.45	(8, 1)	2.0	S	6	0	0	0	4	0	0	0	0	0	0	19	26	0.00	0.000

PITCHER	IP	WLS	BF	H	R	ER	SO	BB	IBB	HBP	BLK	WP	HR	S	P	ERA	WHIP

Florida Marlins @ New York Mets

Shea Stadium, Flushing, NY

Tue Jun 22 1999, 7:40 PM EDT

Att. 30,713 - Unknown - 82 F

TOP

livebaseballscorecards.com

AB	28
R	2
H	4
RBI	2
BB	5
SO	11
LOB	9

Batter	1	2	3	4	5	6	7	8	9	AB	R	H	RBI	BB	SO	LOB
Rickey Henderson, R (1, 7) OBP: 0.435, SLG: 0.476	C B B S 2-3 K ①		B C B B C X 3-2 G5-3 ①		C B B C X 2-2 PO 1B		C F B X 1-2 P3 ②	B B X 2-0 P3 ②		5	0	1	0	0	1	3
Edgardo Alfonzo, R (1, 4) OBP: 0.370, SLG: 0.456	B X 1-0 G6-3 ②		C B S X 1-2 1B 1B		B 1 SAFE 1-0 PO ③ 1-2	C C B S 1-3 K ①	X 0-0 1-3 3-H 1B	C X 0-1 G6-3 ③		5	0	2	1	0	1	1
John Olerud, L (1, 3) OBP: 0.442, SLG: 0.522	B B S X 2-1 F8 ③		B X 1-0 31 G6-4-3 1-2 1B			B X 1-0 F7 ②	S B B B X 3-1 F7 ③			4	0	1	0	0	0	2
31 Mike Piazza, R (1, 2) OBP: 0.370, SLG: 0.606		B B B C F C X 3-2 G4-3 ①	C S B X 1-2 G6-4-3 ② ③ 1-2f			F X 0-1 F8 ③		B B F S F X 2-2 HR		4	1	1	1	0	0	2
Robin Ventura, L (1, 5) OBP: 0.359, SLG: 0.516		B S B C X 2-2 HR		B C C F S 1-3 K ①			X 0-0 3B 2B	B C F B X 2-2 2B 1B 1B		4	3	3	1	0	1	0
Brian McRae, S (1, 8) OBP: 0.354, SLG: 0.410		B B C B C B 4-2 FC4-6 BB		F C B S 1-3 K ②			B C S B B F F X 3-2 P6 ①	F F B F X 1-2 1-3 1B 2B		3	1	1	0	1	1	1
Roger Cedeno, S (1, 9) OBP: 0.437, SLG: 0.435		1 SAFE C B 1 SAFE B F 1 SAFE X 2-2 FC4-6 ② 1B 1-2f		B B C C X 2-2 G4-3 ③			C B X 1-1 2-H 1B 3B	I I I I 4-0 1B G5-3 IBB		3	2	1	1	1	0	1
Rey Ordonez, R (1, 6) OBP: 0.348, SLG: 0.383		1 SAFE 1 SAFE B C X 1-1 1-3 1B			B B C F X 2-2 F8 ①		X 0-0 1B 1B 3-H 1B	B B F X 2-1 G5-3 1-3 2-H 3-H 1B		4	1	3	3	0	0	0
Masato Yoshii, R (1, 1) OBP: 0.160, SLG: 0.160		F F X 0-2 F8 ③			B C F F X 1-2 G1-3 ②		1 SAFE X 0-0 1B 1-3 1B	F S X 0-2 G5-3 ① 1-2 3-H		2	0	0	0	0	0	2
Greg McMichael, R (7, 1)										0	0	0	0	0	0	0
Matt Franco, L (7, PH) OBP: 0.347, SLG: 0.446										1	0	1	0	0	0	0
Armando Benitez, R (8, 1)										1	0	0	1	0	0	1
Inning Stats	R: 0 E: 0 K: 1 S: 6 H: 0 LOB: 0 BB: 0 P: 11	R: 1 E: 0 K: 0 S: 17 H: 2 LOB: 2 BB: 1 P: 29	R: 0 E: 0 K: 0 S: 10 H: 2 LOB: 1 BB: 0 P: 16	R: 0 E: 0 K: 2 S: 10 H: 0 LOB: 0 BB: 0 P: 14	R: 0 E: 0 K: 0 S: 10 H: 1 LOB: 0 BB: 0 P: 16	R: 0 E: 0 K: 1 S: 6 H: 0 LOB: 0 BB: 0 P: 8	R: 3 E: 0 K: 0 S: 16 H: 5 LOB: 2 BB: 0 P: 24	R: 4 E: 0 K: 0 S: 19 H: 4 LOB: 1 BB: 1 P: 32		1B: 9 2B: 2 3B: 1 HR: 2		SF: 0 SAC: 0 DP: 1 HBP: 0		WP: 0 PB: 0 SB: 0 CS: 0	PA: 39	

PITCHER		IP	WLS	BF	H	R	ER	SO	BB	IBB	HBP	BLK	WP	HR	S	P	ERA	WHIP
Dennis Springer, R ERA: 4.34	(1, 1)	6.1	L	25	7	3	3	4	1	0	0	0	0	1	67	106	4.26	1.263
Antonio Alfonseca, R ERA: 4.21	(7, 1)	0.1		4	3	1	1	0	0	0	0	0	0	0	6	7	27.00	9.000
Vic Darensbourg, L ERA: 8.84	(7, 1)	0.1		5	3	4	4	0	0	1	0	0	0	1	13	25	108.00	9.000
Braden Looper, R ERA: 3.77	(8, 1)	1.0		4	1	0	0	0	0	0	0	0	0	0	8	12	0.00	1.000

PITCHER	IP	WLS	BF	H	R	ER	SO	BB	IBB	HBP	BLK	WP	HR	S	P	ERA	WHIP

BOTTOM

Florida Marlins @ New York Mets

Shea Stadium, Flushing, NY

Tue Jun 22 1999, 7:40 PM EDT

Att. 30,713 - Unknown - 82 F

livebaseballscorecards.com

AB	36
R	8
H	14
RBI	8
BB	2
SO	4
LOB	13

Batter	1	2	3	4	5	6	7	8	9	AB	R	H	RBI	BB	SO	LOB
Luis Castillo, S (1, 4) OBP: 0.356, SLG: 0.350	F X 0-1 ① G5-3	B X 1-0 ② FC6-5 2-3			B B C B B 4-1 BB		F B F X 1-2 ①② G4-6-3 1-2f 2-3			3	0	0	0	1	0	3
Alex Gonzalez, R (1, 6) OBP: 0.316, SLG: 0.457	B B X 2-0 BB 1B 1B 1B	F X 0-1 ③ F8			1 SAFE F T S 0-3 ② K		B T X 1-1 3-H 1B			4	1	2	1	0	1	2
Bruce Aven, R (1, 7) OBP: 0.401, SLG: 0.587	F X 0-1 1-2 BB 1B 1B		B F F B S 2-3 ① K		B 1 SAFE X 1-0 ③ G5-3		B F B S F S 2-3 ③ K			4	1	1	0	0	2	2
Kevin Orie, R (1, 5) OBP: 0.325, SLG: 0.430	B B B C S T B 4-2 1B 1-2 2-3 BB		X 0-0 ② L8			X 0-0 ① P3		C B F S 1-3 ① K		3	0	0	0	1	1	0
Danny Bautista, R (1, 9) OBP: 0.324, SLG: 0.353	F F S 0-3 ② K		B C B F F S 2-3 ③ K			B B C F X 2-2 ② G5-3		C B S B X 2-2 ② G1-3		4	0	0	0	0	2	3
Preston Wilson, R (1, 8) OBP: 0.317, SLG: 0.532	B X 1-0 1-3 2-H 3-H 1B			B S S B B X 2-2 G6-4-3 1B		B S B B B 4-1 BB		C F B F S 1-3 ③ K		3	0	2	2	1	1	0
Kevin Millar, R (1, 3) OBP: 0.402, SLG: 0.413	B C 1 SAFE S X 1-2 ③ P5			F F S 0-3 ① K		B B C X 2-1 ③ F7			B C S X 1-2 ① F8	4	0	0	0	0	1	4
Mike Redmond, R (1, 2) OBP: 0.349, SLG: 0.305		C X 0-1 FC6-5 SH3-4 1B		X 0-0 ②③ G6-4-3 1-2f			C B X 1-1 G4-6-3 BB 1B 1B		C F B X 1-2 ② G3	4	1	2	0	0	0	1
Brian Meadows, R (1, 1) OBP: 0.185, SLG: 0.200 Dave Berg, R (7, PH) OBP: 0.376, SLG: 0.407 Brian Edmondson, R (7, 1) OBP: 0.444, SLG: 0.667 Matt Mantei, R (8, 1) Mike Lowell, R (9, PH) OBP: 0.276, SLG: 0.340		L B 1 SAFE X 1-1 ① SH3-4 1-2			F C C 0-3 ① K		B B S F F B F F B 4-2 1-2 G4-6-3 BB		B C B S B X 3-2 ③ G5-3	1 0 0 0 1	0 0 0 0 0	0 0 0 0 0	0 0 0 0 0	0 0 0 0 0	1 0 0 0 0	0 0 0 0 0
Inning Stats	R: 2 E: 0 K: 1 S: 15 H: 3 LOB: 2 BB: 1 P: 23	R: 0 E: 0 K: 0 S: 7 H: 1 LOB: 1 BB: 0 P: 9	R: 0 E: 0 K: 2 S: 8 H: 0 LOB: 0 BB: 0 P: 12	R: 0 E: 0 K: 1 S: 7 H: 1 LOB: 0 BB: 0 P: 9	R: 0 E: 0 K: 2 S: 8 H: 0 LOB: 1 BB: 1 P: 13	R: 0 E: 0 K: 0 S: 7 H: 0 LOB: 1 BB: 1 P: 15	R: 1 E: 0 K: 1 S: 16 H: 2 LOB: 1 BB: 1 P: 25	R: 0 E: 0 K: 2 S: 10 H: 0 LOB: 0 BB: 0 P: 14	R: 0 E: 0 K: 0 S: 9 H: 0 LOB: 0 BB: 0 P: 14	1B: 7 2B: 0 3B: 0 HR: 0 SF: 0 SAC: 1 DP: 2 HBP: 0						

PITCHER		IP	WLS	BF	H	R	ER	SO	BB	IBB	HBP	BLK	WP	HR	S	P	ERA	WHIP
Al Leiter, L ERA: 5.1	(1, 1)	7.0	W	30	7	3	3	7	4	0	0	0	0	0	68	106	3.86	1.571
Armando Benitez, R ERA: 1.41	(8, 1)	1.0	H	3	0	0	0	2	0	0	0	0	0	0	10	14	0.00	0.000
John Franco, L ERA: 2.83	(9, 1)	1.0	S	3	0	0	0	0	0	0	0	0	0	0	9	14	0.00	0.000

PITCHER	IP	WLS	BF	H	R	ER	SO	BB	IBB	HBP	BLK	WP	HR	S	P	ERA	WHIP

Florida Marlins @ New York Mets

Shea Stadium, Flushing, NY

Wed Jun 23 1999, 7:40 PM EDT

Att. 25,116 - Unknown - 85 F

TOP

livebaseballscorecards.com

AB	31
R	3
H	7
RBI	3
BB	4
SO	9
LOB	15

WP: 0 PB: 0 SB: 0 CS: 0 PA: 36

BOTTOM

Florida Marlins @ New York Mets

Shea Stadium, Flushing, NY

Wed Jun 23 1999, 7:40 PM EDT

Att. 25,116 - Unknown - 85 F

livebaseballscorecards.com

Batter	1	2	3	4	5	6	7	8	9	AB	R	H	RBI	BB	SO	LOB
Rickey Henderson, R (1, 7) OBP: 0.431, SLG: 0.466	C X 0-1 G5-3 ①		B B C B X 3-1 P4 ③		B B C C B B 4-2 1B 2B BB		C C X 0-2 G5-3 ②			3	1	0	0	1	0	1
Edgardo Alfonzo, R (1, 4) OBP: 0.375, SLG: 0.471	C B B S B X 3-2 F7 ②			C B B X 2-1 HR	X 0-0 1-2 3-H 2B 1B		B F C B X 2-2 2-H 1B ③			4	2	3	3	0	0	0
John Olerud, L (1, 3) OBP: 0.439, SLG: 0.522	B C X 1-1 F7 ③			C B C X 1-2 F7 ①	B C T F X 1-2 1-H 2-H 2B			X 0-0 G1-3 ①		4	0	1	2	0	0	0
31 Mike Piazza, R (1, 2) OBP: 0.364, SLG: 0.595 Todd Pratt, R (9, 2) OBP: 0.344, SLG: 0.405		B C B C X 2-2 G5-3 ①		S S B X 1-2 G6-3 ②	X 0-0 P3 ③			B S X 1-1 G3-1 ②		4 0	0 0	0 0	0 0	0 0	0 0	1 0
Robin Ventura, L (1, 5) OBP: 0.361, SLG: 0.514		B B C X 2-1 L7 ②		B B B C X 3-1 1B		S F X 0-2 F7 ①		B B B B 4-0 BB		3	0	1	0	1	0	0
Brian McRae, S (1, 8) OBP: 0.349, SLG: 0.402		B X 1-0 G3 ③		B B X 2-0 F8 ③		X 0-0 G4-3 ②		B S X 1-1 F8 ③		4	0	0	0	0	0	2
Roger Cedeno, S (1, 9) OBP: 0.440, SLG: 0.439			C C X 0-2 SH1-3 S G6-3 1B		F C B X 1-2 G4-3 S 1B 1B	B B C C X 2-2 G6-3 ③				3	2	2	0	0	0	0
Rey Ordonez, R (1, 6) OBP: 0.345, SLG: 0.379			1 SAFE 1 SAFE B X 1-0 SH1-3 ① 1-3		P 1 SAFE 1 SAFE B X 2-0 G4-3 ① 1-3		X 0-0 G6-3 ①			2	0	0	0	0	0	1
Al Leiter, L (1, 1) OBP: 0.080, SLG: 0.042 Bobby Bonilla, S (7, PH) OBP: 0.280, SLG: 0.320 Melvin Mora, R (7, PR) Armando Benitez, R (8, 1) John Franco, L (9, 1)			C B F F X 1-2 G6-3 ② 3-H		X 0-0 G4-3 ②		B C C B B X 3-2 1B 2B			2 1 0 0 0	0 0 1 0 0	0 1 0 0 0	1 0 0 0 0	0 0 0 0 0	0 0 0 0 0	1 0 0 0 0
Inning Stats	R: 0 E: 0 K: 0 S: 7 H: 0 LOB: 0 BB: 0 P: 11	R: 0 E: 0 K: 0 S: 6 H: 0 LOB: 0 BB: 0 P: 11	R: 1 E: 0 K: 0 S: 10 H: 1 LOB: 0 BB: 0 P: 15	R: 1 E: 0 K: 0 S: 11 H: 2 LOB: 1 BB: 0 P: 20	R: 3 E: 0 K: 0 S: 14 H: 3 LOB: 1 BB: 1 P: 21	R: 0 E: 0 K: 0 S: 7 H: 0 LOB: 0 BB: 0 P: 9	R: 1 E: 0 K: 0 S: 10 H: 2 LOB: 2 BB: 0 P: 15	R: 0 E: 0 K: 0 S: 5 H: 0 LOB: 1 BB: 1 P: 11		1B: 5 2B: 2 3B: 0 HR: 1	SF: 0 SAC: 1 DP: 0 HBP: 0					

	AB	30
	R	6
	H	8
	RBI	6
	BB	2
	SO	0
	LOB	6

WP: 0 PB: 0 SB: 2 CS: 0 PA: 33

PITCHER		IP	WLS	BF	H	R	ER	SO	BB	IBB	HBP	BLK	WP	HR	S	P	ERA	WHIP
Brian Meadows, R ERA: 5.85	(1, 1)	6.0	L	25	6	5	5	0	1	0	0	0	0	1	55	87	7.50	1.167
Brian Edmondson, R ERA: 4.75	(7, 1)	1.0		4	2	1	1	0	0	0	0	0	0	0	10	15	9.00	2.000
Matt Mantei, R ERA: 2.59	(8, 1)	1.0		4	0	0	0	0	1	0	0	0	0	0	5	11	0.00	1.000

PITCHER	IP	WLS	BF	H	R	ER	SO	BB	IBB	HBP	BLK	WP	HR	S	P	ERA	WHIP

Florida Marlins @ New York Mets

Shea Stadium, Flushing, NY

Thu Jun 24 1999, 1:40 PM EDT

Att. 29,567 - Sunny - 82 F

TOP

livebaseballscorecards.com

Batter	1	2	3	4	5	6	7	8	9	AB	R	H	RBI	BB	SO	LOB
Luis Castillo, S (1, 4) OBP: 0.354, SLG: 0.347	C X 0-1 ① G3		C B B B F B 4-2 BB		B F C F C 1-3 ② K		C B B F B X 3-2 ① SF8 2-H		B S B S C C 2-3 ① K	2	0	0	1	1	1	1
Dave Berg, R (9, PH) OBP: 0.373, SLG: 0.402										1	0	0	0	0	1	0
Alex Gonzalez, R (1, 6) OBP: 0.318, SLG: 0.456	C S X 0-2 ② G1-3		C B X 1-1 ③ G5-3		X 0-0 1B 3-H 1B		X 0-0 BB 1B		B B B C C X 3-2 ② F8	5	0	2	1	0	0	1
Tim Hyers, L (1, 3) OBP: 0.419, SLG: 0.529	B C B B F X 3-2 ③ G3-1			X 0-0 ① P4	C X 0-1 1-2 1B		1 SAFE 1 SAFE F B F S F B F S 2-3 ② K		C B B S S C 2-3 ③ K	3	0	1	0	0	0	0
Danny Bautista, R (7, PH) OBP: 0.306, SLG: 0.333										2	0	0	0	0	2	1
(7, 9)																
Bruce Aven, R (1, 7) OBP: 0.404, SLG: 0.589		B B C X 2-1 ① G5-3		C S B B B X 3-2 2B	B F B C C 2-3 ③ K		F B B F B B 4-2 1-2 BB			3	0	1	0	1	1	2
Preston Wilson, R (1, 8) OBP: 0.315, SLG: 0.525	X 0-0 ② G5-3			C B B C C 2-3 ② K		B F B B 4-1 G6-3 BB	C B C B S 2-3 ③ K			3	0	0	0	1	2	3
Mark Kotsay, L (1, 9) OBP: 0.301, SLG: 0.382	X 0-0 1B			C B B B B B 4-1 BB		F B X 1-1 ① ② G6-3 1-2f		X 0-0 ① G4-3		3	0	1	0	1	0	1
(7, 3)																
Mike Lowell, R (1, 5) OBP: 0.274, SLG: 0.333	C 1 SAFE C B S 1-3 ③ K			F B F B S 2-3 ③ K		F B B X 2-1 1B		C B F S 1-3 ② K		4	0	1	0	0	3	3
Jorge Fabregas, L (1, 2) OBP: 0.302, SLG: 0.360		C H 1-1 G6-4-3 HBP			S F B B B X 2-2 1B 3B	C F B B B X 2-2 ③ G5-3		B S F F X 1-2 1B		3	1	2	0	0	0	1
Livan Hernandez, R (1, 1) OBP: 0.297, SLG: 0.444		X 0-0 ① ② G6-4-3 1-2f			F B X 1-1 ① G6-3		X 0-0 PB SF8 2B	X 0-0 ③ F7		4	1	1	0	0	0	3
Jesus Sanchez, L (8, 1) OBP: 0.167, SLG: 0.091										0	0	0	0	0	0	0
Inning Stats	R: 0 E: 0 K: 0 S: 8 H: 0 LOB: 0 BB: 0 P: 11	R: 0 E: 0 K: 1 S: 7 H: 1 LOB: 1 BB: 0 P: 10	R: 0 E: 0 K: 0 S: 6 H: 0 LOB: 1 BB: 1 P: 12	R: 0 E: 0 K: 2 S: 11 H: 1 LOB: 2 BB: 1 P: 22	R: 1 E: 0 K: 2 S: 15 H: 3 LOB: 2 BB: 0 P: 21	R: 0 E: 0 K: 0 S: 8 H: 1 LOB: 1 BB: 1 P: 17	R: 1 E: 0 K: 2 S: 15 H: 2 LOB: 2 BB: 1 P: 26	R: 0 E: 0 K: 1 S: 9 H: 1 LOB: 1 BB: 0 P: 11	R: 0 E: 0 K: 2 S: 9 H: 0 LOB: 0 BB: 0 P: 16	1B: 6 2B: 2 3B: 1 HR: 0 SF: 1 SAC: 0 DP: 2 HBP: 1						

	AB	33
	R	2
	H	9
	RBI	2
	BB	4
	SO	10
	LOB	16

PITCHER		IP	WLS	BF	H	R	ER	SO	BB	IBB	HBP	BLK	WP	HR	S	P	ERA	WHIP
Orel Hershiser, R ERA: 4.86	(1, 1)	6.0		26	6	1	1	5	3	0	1	0	0	0	55	93	1.50	1.500
Greg McMichael, R ERA: 4.26	(7, 1)	0.1	B	3	2	1	1	0	0	0	0	0	0	0	5	8	27.00	6.000
Dennis Cook, L ERA: 2.36	(7, 1)	1.2	W	7	1	0	0	3	1	0	0	0	0	0	19	29	0.00	1.200
John Franco, L ERA: 2.73	(9, 1)	1.0	S	3	0	0	0	2	0	0	0	0	0	0	9	16	0.00	0.000

PITCHER	IP	WLS	BF	H	R	ER	SO	BB	IBB	HBP	BLK	WP	HR	S	P	ERA	WHIP

WP: 0 PB: 1 SB: 0 CS: 0 PA: 39

Batter	1	2	3	4	5	6	7	8	9	AB	R	H	RBI	BB	SO	LOB
Roger Cedeno, S (1, 9) OBP: 0.432, SLG: 0.430	G4-3		F9		G1-3		G5-3			4	0	0	0	0	0	0
Edgardo Alfonzo, R (1, 4) OBP: 0.373, SLG: 0.468	K		K			1B		F9		4	1	1	0	0	2	0
John Olerud, L (1, 3) OBP: 0.440, SLG: 0.524	BB		G4-3			E5 SAFE 1B SF7 1-2		1B		3	1	1	0	1	0	1
Luis Lopez, S (8, PR) OBP: 0.367, SLG: 0.348										0	1	0	0	0	0	0
Matt Franco, L (9, 3) OBP: 0.347, SLG: 0.446										0	0	0	0	0	0	0
Robin Ventura, L (1, 5) OBP: 0.366, SLG: 0.517	G3			F9 1B 1B		1-3 2-H 1B		2-H 1B		4	0	3	2	0	0	1
Brian McRae, S (1, 8) OBP: 0.347, SLG: 0.401		L6		L1-3 1-2 1B		SF7 3-H		L9		3	0	1	1	0	0	2
Benny Agbayani, R (1, 7) OBP: 0.415, SLG: 0.731		K		F9 2-3		F9		F8		3	0	0	0	0	1	3
Dennis Cook, L (7, 1)										0	0	0	0	0	0	0
Bobby Bonilla, S (8, PH) OBP: 0.277, SLG: 0.317										1	0	0	0	0	0	2
John Franco, L (9, 1)										0	0	0	0	0	0	0
Todd Pratt, R (1, 2) OBP: 0.344, SLG: 0.402		1B 1B		L1-3 1-2		F8				3	0	1	0	0	0	3
Rey Ordonez, R (1, 6) OBP: 0.345, SLG: 0.379		1-2 1B			F9		F9			3	0	1	0	0	0	0
Orel Hershiser, R (1, 1) OBP: 0.172, SLG: 0.185		P6			K		B1-3			2	0	0	0	0	1	2
Greg McMichael, R (7, 1)										0	0	0	0	0	0	0
Melvin Mora, R (7, 7)										1	0	0	0	0	0	0
Inning Stats	R: 0 E: 0 K: 1 S: 8 H: 0 LOB: 1 BB: 1 P: 16	R: 0 E: 0 K: 1 S: 14 H: 2 LOB: 2 BB: 0 P: 21	R: 0 E: 0 K: 1 S: 9 H: 0 LOB: 0 BB: 0 P: 15	R: 0 E: 0 K: 0 S: 6 H: 2 LOB: 1 BB: 0 P: 7	R: 0 E: 0 K: 1 S: 9 H: 0 LOB: 0 BB: 0 P: 14	R: 2 E: 1 K: 0 S: 11 H: 2 LOB: 1 BB: 0 P: 20	R: 0 E: 0 K: 0 S: 5 H: 0 LOB: 0 BB: 0 P: 9	R: 1 E: 0 K: 0 S: 12 H: 2 LOB: 2 BB: 0 P: 18		1B: 7 2B: 2 3B: 0 HR: 0 SF: 1 SAC: 0 DP: 1 HBP: 0						

PITCHER	IP	WLS	BF	H	R	ER	SO	BB	IBB	HBP	BLK	WP	HR	S	P	ERA	WHIP
Livan Hernandez, R (1, 1) ERA: 4.66	7.1	L	31	8	3	2	4	1	0	0	0	0	0	71	116	2.46	1.227
Jesus Sanchez, L (8, 1) ERA: 5.94	0.2		2	0	0	0	0	0	0	0	0	0	0	3	4	0.00	0.000

PITCHER	IP	WLS	BF	H	R	ER	SO	BB	IBB	HBP	BLK	WP	HR	S	P	ERA	WHIP

BOTTOM

Florida Marlins @ New York Mets

Shea Stadium, Flushing, NY

Thu Jun 24 1999, 1:40 PM EDT

Att. 29,567 - Sunny - 82 F

livebaseballscorecards.com

AB	31
R	3
H	8
RBI	3
BB	1
SO	4
LOB	14

WP: 0 PB: 0 SB: 0 CS: 0 PA: 33

Batter	1	2	3	4	5	6	7	8	9	AB	R	H	RBI	BB	SO	LOB
Rickey Henderson, R (1, 7) OBP: 0.428, SLG: 0.464	B B B C C X 3-2 ① L4		C C S 0-3 ① K		B S F F S 1-3 ② K	F F C 0-3 ② K		X 0-0 S BB 2B	B B F B B 4-1 G6-3 S HR BB	5	2	1	0	1	3	4
Edgardo Alfonzo, R (1, 4) OBP: 0.372, SLG: 0.462	B F B X 2-1 ② F8		B B B B 4-0 1-2 BB		X 0-0 ③ G4-3	F B F B C 2-3 ③ K		B S B F B B 4-2 BB S SF9 BB	X 0-0 ② G6-3 1-3 3-H	4	1	0	1	2	1	4
John Olerud, L (1, 3) OBP: 0.444, SLG: 0.539	B X 1-0 1B		C F B B X 2-2 ② F7			B C X 1-1 BB 1B 1B	C X 0-1 BB BB SF7 1B	B C B C S 2-3 ① K 1-2 2-3	F B F X 1-2 HR 3-H	6	2	4	2	0	1	4
Robin Ventura, L (1, 5) OBP: 0.365, SLG: 0.509	C B B F S 2-3 ③ K		B C C B F S 2-3 ③ K			C B B B F B 4-2 1B 1-2 1B BB	C B B C S 2-3 ① K	I I I I 4-0 BB IBB	B X 1-0 G3	4	1	0	0	2	3	4
Benny Agbayani, R (1, 9) OBP: 0.427, SLG: 0.760 Melvin Mora, R (7, PR) (7, 8) Matt Franco, L (8, PH) OBP: 0.356, SLG: 0.446 Brian McRae, S (8, 8) OBP: 0.347, SLG: 0.401		B X 1-0 HR		B C S X 1-2 ① G5-3		C F B F F F B X 2-2 ① 1B 1-2 2-H 1B	C B B S B B 4-2 SF7 BB 1-2 BB	B B B 4-0 BB 1-2 2-3 3-H BB		3 0 0 0	2 0 0 0	2 0 0 0	1 0 1 0	1 0 1 0	0 0 0 0	0 0 0 0
Todd Pratt, R (1, 2) OBP: 0.357, SLG: 0.412		C B C B B S 3-3 ① K		X 0-0 S 1B		C F X 0-2 BB 1B 1B 1-2 2-H 1B	B C F B B B 4-2 SF7 1-2 2-3 BB	B X 1-0 SF9 3-H	② 3-H	3	1	2	2	1	1	0
Roger Cedeno, S (1, 8) OBP: 0.427, SLG: 0.426 (7, 9)		C C X 0-2 ② G4-3		B B F S B S 3-3 ② K 1-2		F F B B B X 2-2 1B BB 1B 1-2 2-H 1B	X 0-0 ② SF7 1-2 2-3 3-H	B F B F B X 2-2 ③ F7		4	0	1	2	0	1	3
Rey Ordonez, R (1, 6) OBP: 0.351, SLG: 0.378		C F S 0-3 ③ K		F F S 0-3 ③ K		B B B C S F B 4-2 1B 1-2 2-3 BB I I I I 4-0 IBB			F X 0-1 G5-3 G6-3 1B	3	1	1	0	2	2	1
Rick Reed, R (1, 1) OBP: 0.292, SLG: 0.261 Turk Wendell, L (7, 1) Bobby Bonilla, S (9, PH) OBP: 0.275, SLG: 0.314 Greg McMichael, R (9, 1)			C F B X 1-2 BB 1B		C S S 0-3 ① K	F F X 0-2 1-2 2-3 3-H 1B	B C F F X 1-2 G6-3		B B F F F B X 3-2 ① G5-3 1-3	4 0 1 0	0 0 0 0	2 0 0 0	1 0 0 0	0 0 0 0	1 0 0 0	3 0 1 0
Inning Stats	R: 0 H: 1 E: 0 LOB: 1 K: 1 BB: 0 S: 9 P: 17	R: 1 H: 1 E: 0 LOB: 0 K: 2 BB: 0 S: 10 P: 14	R: 0 H: 1 E: 0 LOB: 2 K: 2 BB: 1 S: 13 P: 22	R: 0 H: 1 E: 0 LOB: 1 K: 2 BB: 0 S: 10 P: 14	R: 0 H: 0 E: 0 LOB: 0 K: 2 BB: 0 S: 8 P: 9	R: 3 H: 5 E: 0 LOB: 3 K: 2 BB: 2 S: 28 P: 43	R: 1 H: 1 E: 0 LOB: 3 K: 1 BB: 3 S: 14 P: 29	R: 2 H: 1 E: 0 LOB: 2 K: 1 BB: 3 S: 10 P: 27	R: 3 H: 2 E: 0 LOB: 0 K: 0 BB: 1 S: 12 P: 21	1B: 10 SF: 2 2B: 1 SAC: 0 3B: 0 DP: 0 HR: 2 HBP: 0						WP: 0 PA: 49 PB: 0 SB: 4 CS: 0

PITCHER		IP	WLS	BF	H	R	ER	SO	BB	IBB	HBP	BLK	WP	HR	S	P	ERA	WHIP
Odalis Perez, L ERA: 5.42	(1, 1)	5.1	L	25	8	4	4	9	2	0	0	0	0	1	66	101	6.75	1.875
Russ Springer, R ERA: 6.6	(6, 1)	1.0		8	2	1	1	3	3	0	0	0	0	0	21	37	9.00	5.000
30 Kevin McGlinchy, R ERA: 2.63	(7, 1)	0.2		3	0	0	0	0	0	1	0	0	0	0	5	10	0.00	0.000
Justin Speier, R ERA: 5.65	(8, 1)	2.0		13	3	5	5	1	3	1	0	0	0	1	22	48	22.50	3.000

PITCHER	IP	WLS	BF	H	R	ER	SO	BB	IBB	HBP	BLK	WP	HR	S	P	ERA	WHIP

TOP

New York Mets @ Atlanta Braves

Turner Field, Atlanta, GA

Fri Jun 25 1999, 7:40 PM EDT

Att. 48,292 - Cloudy - 84 F

livebaseballscorecards.com

AB	37
R	10
H	13
RBI	10
BB	10
SO	13
LOB	24

New York Mets @ Atlanta Braves

Turner Field, Atlanta, GA

Fri Jun 25 1999, 7:40 PM EDT

Att. 48,292 - Cloudy - 84 F

livebaseballscorecards.com

BOTTOM

Batter	1	2	3	4	5	6	7	8	9	AB	R	H	RBI	BB	SO	LOB
Ozzie Guillen, L (1, 6) OBP: 0.275, SLG: 0.273	P5		P4		G4-3		1B		P3	5	0	1	0	0	0	0
Bret Boone, R (1, 4) OBP: 0.317, SLG: 0.392	10 G4-3 1B		10 1B BB		G4-3		K			3	0	1	0	1	1	1
10 Chipper Jones, S (1, 5) OBP: 0.395, SLG: 0.516	G4-3 1-2		1-2 1B		F9		K			4	0	1	0	0	1	2
Brian Jordan, R (1, 9) OBP: 0.360, SLG: 0.513	L5		K			L7		HR		4	1	1	1	0	1	3
Gerald Williams, R (9, 9) OBP: 0.333, SLG: 0.405										0	0	0	0	0	0	0
Ryan Klesko, L (1, 7) OBP: 0.343, SLG: 0.470		P2		K		L9		P4		4	0	0	0	0	1	0
Andruw Jones, R (1, 8) OBP: 0.362, SLG: 0.485		G4-3		G6-3 2B		4-2 S 1B BB		G1-3		3	1	1	0	1	0	0
Randall Simon, L (1, 3) OBP: 0.356, SLG: 0.415		1B		G6-3 2-3		1-H 1B		1B		4	0	3	1	0	0	1
Eddie Pérez, R (1, 2) OBP: 0.242, SLG: 0.261		K		IBB		F8			G5-3	2	0	0	0	1	1	2
11 Pascual Matos, R (9, 2)										1	0	0	0	0	0	0
Odalis Perez, L (1, 1) OBP: 0.080, SLG: 0.080			K	G3		F8			G3	2	0	0	0	0	1	2
Russ Springer, R (6, 1)										0	0	0	0	0	0	0
30 Kevin McGlinchy, R (7, 1)										0	0	0	0	0	0	0
Otis Nixon, S (7, PH) OBP: 0.287, SLG: 0.190										1	0	0	0	0	0	0
Justin Speier, R (8, 1) OBP: 0.333, SLG: 0.333										0	0	0	0	0	0	0
Keith Lockhart, L (9, PH) OBP: 0.286, SLG: 0.281										1	0	0	0	0	0	0
Inning Stats	R: 0 H: 1 E: 0 LOB: 1 K: 0 BB: 0 S: 6 P: 9	R: 0 H: 1 E: 0 LOB: 1 K: 1 BB: 0 S: 9 P: 15	R: 0 H: 1 E: 0 LOB: 2 K: 2 BB: 1 S: 13 P: 19	R: 0 H: 1 E: 0 LOB: 2 K: 1 BB: 1 S: 9 P: 16	R: 0 H: 0 E: 0 LOB: 0 K: 0 BB: 0 S: 7 P: 11	R: 1 H: 1 E: 0 LOB: 1 K: 0 BB: 1 S: 10 P: 17	R: 0 H: 1 E: 0 LOB: 1 K: 2 BB: 0 S: 9 P: 11	R: 1 H: 2 E: 0 LOB: 1 K: 0 BB: 0 S: 8 P: 11	R: 0 H: 0 E: 0 LOB: 0 K: 0 BB: 0 S: 4 P: 5	1B: 6 SF: 0 2B: 1 SAC: 0 3B: 0 DP: 0 HR: 1 HBP: 0						

	AB	34
	R	2
	H	8
	RBI	2
	BB	3
	SO	6
	LOB	11

WP: 0 PA: 37
PB: 0
SB: 1
CS: 0

PITCHER		IP	WLS	BF	H	R	ER	SO	BB	IBB	HBP	BLK	WP	HR	S	P	ERA	WHIP
Rick Reed, R ERA: 4.96	(1, 1)	6.1	W	28	6	1	1	4	2	1	0	0	0	0	57	90	1.42	1.263
Turk Wendell, R ERA: 3.25	(7, 1)	1.2		6	2	1	1	2	0	0	0	0	0	1	14	19	5.40	1.200
Greg McMichael, R ERA: 3.68	(9, 1)	1.0		3	0	0	0	0	0	0	0	0	0	0	4	5	0.00	0.000

PITCHER	IP	WLS	BF	H	R	ER	SO	BB	IBB	HBP	BLK	WP	HR	S	P	ERA	WHIP

New York Mets @ Atlanta Braves

Turner Field, Atlanta, GA

Sat Jun 26 1999, 7:10 PM EDT

Att. 48,293 - Overcast - 68 F

TOP

livebaseballscorecards.com

Batter	1	2	3	4	5	6	7	8	9	AB	R	H	RBI	BB	SO	LOB
Rickey Henderson, R (1, 7) OBP: 0.434, SLG: 0.474	B B B C C X 3-2 G1-4-3 S 1B		B C F X 1-2 ② G1-3			B F X 1-1 L9 1B 2B	B B C B F B 4-2 BB		C B C X 1-2 ② G5-3 1-2	3	1	2	0	1	0	0
Greg McMichael, R (7, 1)										0	0	0	0	0	0	0
Armando Benitez, R (8, 1)										0	0	0	0	0	0	0
Melvin Mora, R (9, PH)										1	0	0	0	0	0	1
Edgardo Alfonzo, R (1, 4) OBP: 0.370, SLG: 0.455	1 SAFE C F F B C 1-3 ① K		X 0-0 ③ G6-3			C X 0-1 ① L9 2-3	B X 1-0 ③ F9		S B F F B B B 4-2 BB	4	0	0	0	1	1	3
John Olerud, L (1, 3) OBP: 0.440, SLG: 0.532	B C B C X 2-2 ② G1-4-3 1-3			F B B B C F X 3-2 ① G3		C B C X 1-2 BB 1B 3-H 1B		C F S 0-3 ① K	C B F B B C 3-3 ③ K	5	0	1	1	0	2	3
31 Mike Piazza, R (1, 2) OBP: 0.370, SLG: 0.594	B B B B 4-0 FC6-4 BB			B B B B 4-0 FC5-4 BB		B F X 1-1 ② F9		F X 0-1 WP 2B 1B		2	1	1	0	2	0	1
Robin Ventura, L (1, 5) OBP: 0.364, SLG: 0.506	B C C B X 2-2 ③ FC6-4 1-2f			B B C X 2-1 ② L7		X 0-0 BB 1-2 1B		B F S B S 2-3 ② K		4	0	1	0	0	1	4
Benny Agbayani, R (1, 9) OBP: 0.430, SLG: 0.758		C B X 1-1 ① G3		F C X 0-2 ③ FC5-4 1-2f		B C B F F B B 4-2 1-2 2-3 BB		B X 1-0 1-H 2B		3	0	1	1	1	0	1
Brian McRae, S (1, 8) OBP: 0.341, SLG: 0.394		B B F F X 2-2 ② G1-3			F X 0-1 ① L7	C F B X 1-2 ③ G1-3		C X 0-1 ③ G1-3		4	0	0	0	0	0	4
Rey Ordonez, R (1, 6) OBP: 0.349, SLG: 0.376		B X 1-0 ③ G1-3			B B X 2-0 ② G5-3		B B C X 2-1 ① G6-3		X 0-0 DI 1B	4	0	1	0	0	0	0
Octavio Dotel, R (1, 1)			C B B F B S 3-3 ① K		S F C 0-3 ③ K		C F S 0-3 ② K		X 0-0 ① F9	2	0	0	0	0	2	0
Pat Mahomes, R (5, 1) OBP: 0.286, SLG: 0.571										0	0	0	0	0	0	0
Roger Cedeno, S (7, PH) OBP: 0.424, SLG: 0.422										2	0	0	0	0	1	1
Inning Stats	R: 0 E: 0 K: 1 S: 13 H: 1 LOB: 2 BB: 1 P: 25	R: 0 E: 0 K: 0 S: 6 H: 0 LOB: 0 BB: 0 P: 10	R: 0 E: 0 K: 1 S: 7 H: 0 LOB: 0 BB: 0 P: 11	R: 0 E: 0 K: 0 S: 9 H: 0 LOB: 1 BB: 1 P: 18	R: 0 E: 0 K: 1 S: 6 H: 0 LOB: 0 BB: 0 P: 8	R: 1 E: 0 K: 0 S: 16 H: 3 LOB: 3 BB: 1 P: 24	R: 0 E: 0 K: 1 S: 8 H: 0 LOB: 1 BB: 1 P: 15	R: 1 E: 0 K: 2 S: 11 H: 2 LOB: 1 BB: 0 P: 14	R: 0 E: 0 K: 1 S: 12 H: 1 LOB: 2 BB: 1 P: 20	1B: 5 2B: 2 3B: 0 HR: 0 SF: 0 SAC: 0 DP: 0 HBP: 0						

AB	34
R	2
H	7
RBI	2
BB	5
SO	7
LOB	18

WP: 1 PA: 39
PB: 0
SB: 1
CS: 0

PITCHER		IP	WLS	BF	H	R	ER	SO	BB	IBB	HBP	BLK	WP	HR	S	P	ERA	WHIP
Tom Glavine, L ERA: 4.53	(1, 1)	7.0	W	29	4	1	1	4	4	0	0	0	0	0	65	111	1.29	1.143
Rudy Seanez, R ERA: 2.36	(8, 1)	1.0		5	2	1	1	2	0	0	0	0	1	0	11	14	9.00	2.000
John Rocker, L ERA: 1.82	(9, 1)	1.0		5	1	0	0	1	1	0	0	0	0	0	12	20	0.00	2.000

PITCHER	IP	WLS	BF	H	R	ER	SO	BB	IBB	HBP	BLK	WP	HR	S	P	ERA	WHIP

New York Mets @ Atlanta Braves

Turner Field, Atlanta, GA

Sat Jun 26 1999, 7:10 PM EDT

Att. 48,293 - Overcast - 68 F

BOTTOM

Batter	1	2	3	4	5	6	7	8	9	AB	R	H	RBI	BB	SO	LOB
Ozzie Guillen, L (1, 6) OBP: 0.278, SLG: 0.279	F8	F9			1B S 10 2B BB	2B		F9		4	1	1	0	1	0	0
Bret Boone, R (1, 4) OBP: 0.322, SLG: 0.391	S HR BB	BB			10 2B 1B	G1-3		G6-3		3	2	1	0	2	0	1
10 Chipper Jones, S (1, 5) OBP: 0.396, SLG: 0.518	K	F8			WP SF9 2B		S 3B BB			3	2	1	2	1	1	2
Brian Jordan, R (1, 9) OBP: 0.362, SLG: 0.520	HR BB	K			SF9		3B			2	1	1	2	1	1	1
Ryan Klesko, L (1, 7) OBP: 0.346, SLG: 0.484 Rudy Seanez, R (8, 1) John Rocker, R (9, 1)	HR	G4-3			PB BB		K			3 0 0	1 0 0	1 0 0	3 0 0	1 0 0	1 0 0	2 0 0
Andruw Jones, R (1, 8) OBP: 0.360, SLG: 0.485	2B		K	P2			P5			4	0	1	0	0	1	2
Randall Simon, L (1, 3) OBP: 0.361, SLG: 0.412	G3-1		1B	G4-3			IBB			3	0	1	0	1	0	2
Eddie Pérez, R (1, 2) OBP: 0.232, SLG: 0.250		P5		P4		G5-3	F8			4	0	0	0	0	0	3
Tom Glavine, L (1, 1) OBP: 0.152, SLG: 0.125 Gerald Williams, R (8, 7) OBP: 0.331, SLG: 0.403		L6		G4-3		L6		P3		3 1	0 0	0 0	0 0	0 0	0 0	1 0
Inning Stats	R: 3 H: 2 E: 0 LOB: 1 K: 1 BB: 2 S: 19 P: 35	R: 0 H: 0 E: 0 LOB: 0 K: 0 BB: 0 S: 10 P: 17	R: 0 H: 0 E: 0 LOB: 1 K: 1 BB: 1 S: 11 P: 17	R: 0 H: 1 E: 0 LOB: 1 K: 1 BB: 0 S: 9 P: 13	R: 3 H: 2 E: 0 LOB: 1 K: 0 BB: 2 S: 9 P: 29	R: 0 H: 1 E: 0 LOB: 1 K: 0 BB: 0 S: 11 P: 17	R: 1 H: 1 E: 0 LOB: 2 K: 1 BB: 2 S: 10 P: 23	R: 0 H: 0 E: 0 LOB: 0 K: 0 BB: 0 S: 4 P: 7		1B: 2 SF: 1 2B: 3 SAC: 0 3B: 1 DP: 0 HR: 1 HBP: 0						

livebaseballscorecards.com

AB	30
R	7
H	7
RBI	7
BB	7
SO	4
LOB	14

WP: 1 PA: 38
PB: 1
SB: 3
CS: 0

PITCHER		IP	WLS	BF	H	R	ER	SO	BB	IBB	HBP	BLK	WP	HR	S	P	ERA	WHIP
Octavio Dotel, R ERA: 12.46	(1, 1)	4.1	L	23	5	6	6	3	5	0	0	0	1	1	55	102	12.46	2.308
Pat Mahomes, R ERA: 4.15	(5, 1)	1.2		6	1	0	0	0	0	0	0	0	0	0	14	26	0.00	0.600
Greg McMichael, R ERA: 4.32	(7, 1)	1.0		6	1	1	1	1	1	1	0	0	0	0	10	23	9.00	2.000
Armando Benitez, R ERA: 1.37	(8, 1)	1.0		3	0	0	0	0	0	0	0	0	0	0	4	7	0.00	0.000

PITCHER	IP	WLS	BF	H	R	ER	SO	BB	IBB	HBP	BLK	WP	HR	S	P	ERA	WHIP

Batter	1	2	3	4	5	6	7	8	9	AB	R	H	RBI	BB	SO	LOB
Rickey Henderson, R (1, 7) OBP: 0.426, SLG: 0.462	B B B C F C 3-3 ① K			X 0-0 ① L9		X 0-0 ② F7			B B B C C C 3-3 ① K	4	0	0	0	0	2	0
Edgardo Alfonzo, R (1, 4) OBP: 0.368, SLG: 0.452	B C X 1-1 ② F9			C B C B X 2-2 ② F8		C C F B B B X 3-2 ③ G6-3			X 0-0 G3 1B	4	0	1	0	0	0	0
Melvin Mora, R (9, PR)										0	0	0	0	0	0	0
John Olerud, L (1, 3) OBP: 0.438, SLG: 0.526	C X 0-1 ③ G4-3			B S X 1-1 ③ G4-3			C B B B C B 4-2 31 G6-3 BB		B X 1-0 ② G3 1-2	3	0	0	0	1	0	1
31 Mike Piazza, R (1, 2) OBP: 0.368, SLG: 0.586		X 0-0 ① G5-3			B X 1-0 ① F9		C B B X 2-1 ① ② G6-3 1-2f		I I I I 4-0 IBB	3	0	0	0	1	0	1
Robin Ventura, L (1, 5) OBP: 0.359, SLG: 0.498		F B C F T 1-2 ② K			F B S S 1-3 ② K		X 0-0 ③ G1-3		C F B F S 1-3 ③ K	4	0	0	0	0	3	2
Brian McRae, S (1, 8) OBP: 0.345, SLG: 0.394		F S X 0-2 ③ G1-3			B C X 1-1 1B 1B			B C F B B B 4-2 G4-3 SH5-3 BB		2	0	1	0	1	0	0
Roger Cedeno, S (1, 9) OBP: 0.424, SLG: 0.423			B B X 2-0 ① L6		X 0-0 1-2 1B			X 0-0 ① SH5-3 1-2		2	0	1	0	0	0	0
Rey Ordonez, R (1, 6) OBP: 0.346, SLG: 0.372			X 0-0 ② G6-3		B C B X 2-1 ③ G4-3			B C F X 1-2 ② G4-3 2-3		2	0	0	0	0	0	2
Bobby Bonilla, S (8, PH) OBP: 0.273, SLG: 0.311										1	0	0	0	0	0	1
Luis Lopez, S (8, 6) OBP: 0.367, SLG: 0.348										0	0	0	0	0	0	0
Masato Yoshii, R (1, 1) OBP: 0.148, SLG: 0.148			C S S 0-3 ③ K			B C F F C 1-3 ① K		B B S F B S 3-3 ③ K		2	0	0	0	0	2	0
Matt Franco, L (8, PH) OBP: 0.351, SLG: 0.439										1	0	0	0	0	1	1
Dennis Cook, L (8, 1)										0	0	0	0	0	0	0
Inning Stats	R: 0 H: 0 E: 0 LOB: 0 K: 1 BB: 0 S: 7 P: 11	R: 0 H: 0 E: 0 LOB: 0 K: 1 BB: 0 S: 8 P: 9	R: 0 H: 0 E: 0 LOB: 0 K: 1 BB: 0 S: 5 P: 7	R: 0 H: 0 E: 0 LOB: 0 K: 0 BB: 0 S: 6 P: 9	R: 0 H: 2 E: 0 LOB: 2 K: 1 BB: 0 S: 9 P: 14	R: 0 H: 0 E: 0 LOB: 0 K: 1 BB: 0 S: 9 P: 13	R: 0 H: 0 E: 0 LOB: 0 K: 0 BB: 1 S: 5 P: 11	R: 0 H: 0 E: 0 LOB: 1 K: 1 BB: 1 S: 9 P: 17	R: 0 H: 1 E: 0 LOB: 2 K: 2 BB: 1 S: 9 P: 18	1B: 3 SF: 0 2B: 0 SAC: 1 3B: 0 DP: 1 HR: 0 HBP: 0						

PITCHER	IP	WLS	BF	H	R	ER	SO	BB	IBB	HBP	BLK	WP	HR	S	P	ERA	WHIP
Greg Maddux, R (1, 1) ERA: 3.87	8.0	W	27	2	0	0	6	2	0	0	0	0	0	58	91	0.00	0.500
John Rocker, L (9, 1) ERA: 1.77	1.0	S	5	1	0	0	2	0	1	0	0	0	0	9	18	0.00	1.000

PITCHER	IP	WLS	BF	H	R	ER	SO	BB	IBB	HBP	BLK	WP	HR	S	P	ERA	WHIP

TOP

New York Mets @ Atlanta Braves

Turner Field, Atlanta, GA

Sun Jun 27 1999, 1:10 PM EDT

Att. 46,092 - Overcast - 73 F

livebaseballscorecards.com

AB	28
R	0
H	3
RBI	0
BB	3
SO	8
LOB	8

1B: 3	SF: 0	WP: 0	PA: 32
2B: 0	SAC: 1	PB: 0	
3B: 0	DP: 1	SB: 0	
HR: 0	HBP: 0	CS: 0	

Batter	1	2	3	4	5	6	7	8	9	AB	R	H	RBI	BB	SO	LOB
Ozzie Guillen, L (1, 6) OBP: 0.280, SLG: 0.287	F7		2B			G6-3				3	0	1	1	0	0	0
Bret Boone, R (1, 4) OBP: 0.319, SLG: 0.387	K		K			G6-3				3	0	0	0	0	2	1
10 Chipper Jones, S (1, 5) OBP: 0.399, SLG: 0.523	L8			L9-4-3 1B			2B			3	0	2	0	0	0	0
Brian Jordan, R (1, 9) OBP: 0.358, SLG: 0.514		L8		F8			G5-3			3	0	0	0	0	0	2
Ryan Klesko, L (1, 7) OBP: 0.346, SLG: 0.479 Gerald Williams, R (7, PR) OBP: 0.331, SLG: 0.403 (8, 7)		K		L9-4-3			G5-4-3 IBB			2 0	0 0	0 0	0 0	1 0	1 0	1 0
Andruw Jones, R (1, 8) OBP: 0.357, SLG: 0.480		G5-3	K				G5-4-3			3	0	0	0	0	1	2
Randall Simon, L (1, 3) OBP: 0.355, SLG: 0.404 Brian Hunter, R (8, PH) OBP: 0.383, SLG: 0.543 (9, 3)			P6		G4-3			K		2 1	0 0	0 0	0 0	0 0	0 1	0 0
Eddie Pérez, R (1, 2) OBP: 0.235, SLG: 0.253			SH3 2B 1B		F9			G6-3		3	1	1	0	0	0	0
Greg Maddux, R (1, 1) OBP: 0.345, SLG: 0.593 Mark DeRosa, R (8, PH) John Rocker, R (9, 1)			SH3			G5-3		K		1 1 0	0 0 0	0 0 0	0 0 0	0 0 0	0 1 0	0 0 0
Inning Stats	R: 0 E: 0 K: 1 S: 11 H: 0 LOB: 0 BB: 0 P: 16	R: 0 E: 0 K: 1 S: 6 H: 0 LOB: 0 BB: 0 P: 10	R: 1 E: 0 K: 1 S: 12 H: 2 LOB: 1 BB: 0 P: 19	R: 0 E: 0 K: 0 S: 4 H: 1 LOB: 0 BB: 0 P: 8	R: 0 E: 0 K: 1 S: 7 H: 0 LOB: 0 BB: 0 P: 9	R: 0 E: 0 K: 0 S: 5 H: 0 LOB: 0 BB: 0 P: 5	R: 0 E: 0 K: 0 S: 4 H: 1 LOB: 2 BB: 1 P: 10	R: 0 E: 0 K: 2 S: 8 H: 0 LOB: 0 BB: 0 P: 12		1B: 2 2B: 3 3B: 0 HR: 0	SF: 0 SAC: 1 DP: 2 HBP: 0					

PITCHER		IP	WLS	BF	H	R	ER	SO	BB	IBB	HBP	BLK	WP	HR	S	P	ERA	WHIP
Masato Yoshii, R ERA: 4.5	(1, 1)	7.0	L	24	4	1	1	4	0	1	0	0	0	0	49	77	1.29	0.571
Dennis Cook, L ERA: 2.29	(8, 1)	1.0		3	0	0	0	2	0	0	0	0	0	0	8	12	0.00	0.000

PITCHER		IP	WLS	BF	H	R	ER	SO	BB	IBB	HBP	BLK	WP	HR	S	P	ERA	WHIP

BOTTOM

New York Mets @ Atlanta Braves

Turner Field, Atlanta, GA

Sun Jun 27 1999, 1:10 PM EDT

Att. 46,092 - Overcast - 73 F

livebaseballscorecards.com

AB	25
R	1
H	4
RBI	1
BB	1
SO	6
LOB	6

Batter	1	2	3	4	5	6	7	8	9	AB	R	H	RBI	BB	SO	LOB
Roger Cedeno, S (1, 9) OBP: 0.428, SLG: 0.424	C X 0-1 CS 1B		B X 1-0 ③ FC6-4 1-2f		C H 1-1 WP 3B HBP	X 0-0 ③ G5-3		X 0-0 ③ 1-2 2-H 1B		4	1	2	0	0	0	1
Edgardo Alfonzo, R (1, 4) OBP: 0.371, SLG: 0.465 Luis Lopez, S (7, PH) OBP: 0.370, SLG: 0.368 (7, 4) (8, 6)	1 SAFE C C B S 1-3 ① ② K 1-2			B C B X 2-1 31 FC5 2B	B B B C X 3-1 31 1B 1-H 3-H 3B		S F B S 1-3 ① K		C X 0-1 1B 2B	3 2	1 1	2 1	2 1	0 0	1 1	1 0
John Olerud, L (1, 3) OBP: 0.443, SLG: 0.526	C S X 0-2 ③ G5-3			B B B B 4-0 31 FC5 HR BB	F B B B B 4-1 31 1B HR BB		B B F B B 4-1 BB		X 0-0 1B 2-H 1B	2	2	1	1	3	0	0
31 Mike Piazza, R (1, 2) OBP: 0.366, SLG: 0.580 Todd Pratt, R (8, 2) OBP: 0.364, SLG: 0.419		F S T F X 0-2 E6 G4-6-3		C F X 0-2 ① FC5 HR 1-3 2-3f	F S X 0-2 HR 1-2 3-H 1B		F B C B X 2-2 ② P9		B C X 1-1 1-2 1B	4 1	2 0	1 1	1 0	0 0	0 0	3 0
Robin Ventura, L (1, 5) OBP: 0.361, SLG: 0.520 Matt Franco, L (9, PH) OBP: 0.347, SLG: 0.433 (9, 5)		B B C C F S 2-3 ① K		B C F B X 2-2 2-H 3-H HR	B B X 2-0 1-H 2-H HR		F C X 0-2 ③ F8		B C S 1-3 ① K	4 1	2 0	2 0	6 0	0 0	1 1	2 2
Brian McRae, S (1, 8) OBP: 0.342, SLG: 0.390		X 0-0 ② ③ G4-6-3 1-2f		X 0-0 G6-3 1B	B C S X 1-2 ② F9			B X 1-0 ① P6	B F F C 1-3 ② K	5	0	1	0	0	1	3
Benny Agbayani, R (1, 7) OBP: 0.432, SLG: 0.745 Bobby Bonilla, S (9, PH) OBP: 0.270, SLG: 0.308 (9, 7)			B C B X 2-1 CS 1B	B C F B 1 SAFE X 2-2 ② ③ G6-3 1-2f	B C S X 1-2 ③ L6			B S B C F F B B 4-2 WP 1B BB	F B B C X 2-2 ③ P6	3 1	0 0	1 0	0 0	1 0	0 0	1 2
Rey Ordonez, R (1, 6) OBP: 0.346, SLG: 0.376 Melvin Mora, R (8, PH) (8, 4)			F B F F X 1-2 ① ② F8 1-2	C X 0-1 SH2-4 3B 2B	C F B F B F X 2-2 ① G4-3			B B B B 4-0 1B 1-2 BB		3 0	1 0	1 0	0 0	0 1	0 0	1 0
Al Leiter, L (1, 1) OBP: 0.111, SLG: 0.077 Turk Wendell, L (7, 1) Armando Benitez, R (8, 1) John Franco, L (9, 1)			C B B C B X 3-2 FC6-4 1B		M M B X 1-2 ① SH2-4 2-3	B S S C 1-3 ② K		S F C 0-3 ② K		2 1 0 0	0 0 0 0	1 0 0 0	0 0 0 0	0 0 0 0	1 1 0 0	0 2 0 0
Inning Stats	R: 0 E: 0 K: 1 S: 8 H: 1 LOB: 0 BB: 0 P: 9	R: 0 E: 1 K: 1 S: 10 H: 0 LOB: 0 BB: 0 P: 12	R: 0 E: 0 K: 0 S: 10 H: 2 LOB: 1 BB: 0 P: 17	R: 3 E: 1 K: 0 S: 12 H: 3 LOB: 0 BB: 1 P: 22	R: 6 E: 0 K: 0 S: 19 H: 4 LOB: 0 BB: 1 P: 32	R: 0 E: 0 K: 1 S: 9 H: 0 LOB: 0 BB: 0 P: 12	R: 0 E: 0 K: 1 S: 10 H: 0 LOB: 1 BB: 1 P: 17	R: 0 E: 0 K: 1 S: 9 H: 1 LOB: 2 BB: 2 P: 18	R: 1 E: 0 K: 2 S: 14 H: 3 LOB: 2 BB: 0 P: 19	1B: 8 2B: 3 3B: 1 HR: 2 SF: 0 SAC: 1 DP: 2 HBP: 1						

TOP

New York Mets @ Florida Marlins

Pro Player Stadium, Miami, FL

Mon Jun 28 1999, 7:05 PM EDT

Att. 12,444 - Cloudy - 86 F

livebaseballscorecards.com

AB	36
R	10
H	14
RBI	10
BB	5
SO	7
LOB	18

PITCHER		IP	W	L	S	BF	H	R	ER	SO	BB	IBB	HBP	BLK	WP	HR	S	P	ERA	WHIP	PITCHER		IP	W	L	S	BF	H	R	ER	SO	BB	IBB	HBP	BLK	WP	HR	S	P	ERA	WHIP
Brian Meadows, R ERA: 5.89	(1, 1)	4.0		L		16	6	3	3	2	1	0	0	0	0	1	40	60	6.75	1.750																					
Brian Edmondson, R ERA: 5.2	(5, 1)	0.1				4	2	3	3	0	0	0	1	0	1	0	8	13	81.00	6.000																					
Vic Darensbourg, L ERA: 9.0	(5, 1)	2.2				12	2	3	3	2	2	0	0	0	0	1	30	48	10.12	1.500																					
Archie Corbin, R ERA: 7.82	(8, 1)	1.0				5	1	0	0	1	2	0	0	0	1	0	9	18	0.00	3.000																					
Braden Looper, R ERA: 3.83	(9, 1)	1.0				6	3	1	1	2	0	0	0	0	0	0	14	19	9.00	3.000																					

WP: 2	PA: 43			
PB: 0				
SB: 0				
CS: 2				

New York Mets @ Florida Marlins

Pro Player Stadium, Miami, FL

Mon Jun 28 1999, 7:05 PM EDT

Att. 12,444 - Cloudy - 86 F

BOTTOM

Batter	1	2	3	4	5	6	7	8	9	AB	R	H	RBI	BB	SO	LOB
Luis Castillo, S (1, 4) OBP: 0.355, SLG: 0.346	C C B B F B X 3-2 CS 1B		B F B F S 2-3 ② K		X 0-0 ① G6-3		C B F F F B F F F 2-2 F F X E 1B 1B 1B	C B C X 1-2 1-2 1B		5	1	3	0	0	1	2
Alex Gonzalez, R (1, 6) OBP: 0.325, SLG: 0.467	B C F S 1-3 ① ② K 1-2		F F B B B F F F F 3-2 F X BB 1B 1-3 2-H 1B		C S B S 1-3 ② K2-3		S S X 0-2 1B 1-2 1B	C F S 0-3 ③ K		5	0	2	1	0	3	3
Bruce Aven, R (1, 7) OBP: 0.390, SLG: 0.558	F F B F F X 1-2 ③ P6		X 0-0 BB 1-2 3-H 1B		X 0-0 ③ G6-3		X 0-0 ② L5 2-3		X 0-0 ① P9	5	0	1	1	0	0	2
Kevin Orie, R (1, 5) OBP: 0.330, SLG: 0.430		C X 0-1 ① G5-3	B B B B 4-0 1-2 2-3 BB			X 0-0 2B	C B B F X 2-2 1-2 3-H 1B		B C B C B F F C 3-3 ② K	4	0	2	1	1	1	0
Preston Wilson, R (1, 8) OBP: 0.305, SLG: 0.507	F B F B B F S 3-3 ② K		B B C S F C 2-3 ③ K			X 0-0 ① G6-3	C B C F S 1-3 ③ K		F B F B C 2-3 ③ K	5	0	0	0	0	4	6
Danny Bautista, R (1, 9) OBP: 0.298, SLG: 0.435	B F X 1-1 ③ G5-3			X 0-0 ① P4		B B B B 4-0 FC6-4 BB		B X 1-0 HR		3	1	1	1	1	0	0
Kevin Millar, R (1, 3) OBP: 0.400, SLG: 0.414			C F B X 1-2 1B 2B	B B F C F X 2-2 ② G5-3		C F F B F F S 1-3 ② K		B C F F B B S 3-3 ① K		4	1	1	0	0	2	2
Mike Redmond, R (1, 2) OBP: 0.368, SLG: 0.327			C F 2 SAFE B F F B B B 4-2 1B 1B BB	C B B X 2-1 1B		X 0-0 ③ FC6-4 1-2f		B B S B B 4-1 1B BB		2	1	1	0	2	0	2
Brian Meadows, R (1, 1) OBP: 0.179, SLG: 0.192 Mike Lowell, R (4, PH) OBP: 0.271, SLG: 0.311 Brian Edmondson, R (5, 1) OBP: 0.444, SLG: 0.667 Vic Darensbourg, L (5, 1) Tim Hyers, L (7, PH) OBP: 0.397, SLG: 0.482 Archie Corbin, R (8, 1) Mark Kotsay, L (8, PH) OBP: 0.301, SLG: 0.377 Braden Looper, R (9, 1)			F I M 0-3 ① K	B F B X 2-1 ③ G6-3			C B B S B B F F C 3-3 ① K	B B C B X 3-1 ② F7		1 1 0 0 1 0 0 1 0	0 0 0 0 0 0 0 0 0	0 0 0 0 0 0 0 0 0	0 0 0 0 0 0 0 0 0	0 0 0 0 0 1 0 0 0	1 0 0 0 0 0 0 0 0	2 1 0 0 0 0 0 1 0

livebaseballscorecards.com

	AB	37
	R	4
	H	11
	RBI	4
	BB	4
	SO	13
	LOB	21

Inning Stats	1	2	3	4	5	6	7	8	9
	R: 0 H: 1 E: 0 LOB: 0 K: 1 BB: 0 S: 12 P: 17	R: 0 H: 0 E: 0 LOB: 0 K: 1 BB: 0 S: 8 P: 12	R: 2 H: 3 E: 0 LOB: 3 K: 3 BB: 2 S: 26 P: 42	R: 0 H: 1 E: 0 LOB: 1 K: 0 BB: 0 S: 9 P: 15	R: 0 H: 0 E: 0 LOB: 0 K: 1 BB: 0 S: 5 P: 6	R: 0 H: 1 E: 0 LOB: 2 K: 1 BB: 1 S: 9 P: 14	R: 1 H: 3 E: 1 LOB: 2 K: 2 BB: 0 S: 25 P: 33	R: 1 H: 2 E: 0 LOB: 2 K: 2 BB: 1 S: 14 P: 26	R: 0 H: 0 E: 0 LOB: 0 K: 2 BB: 0 S: 9 P: 14

1B: 8 SF: 0 WP: 0 PA: 41
2B: 2 SAC: 0 PB: 0
3B: 0 DP: 0 SB: 0
HR: 1 HBP: 0 CS: 1

PITCHER		IP	WLS	BF	H	R	ER	SO	BB	IBB	HBP	BLK	WP	HR	S	P	ERA	WHIP
Al Leiter, L ERA: 5.04	(1, 1)	6.1	W	28	7	3	3	8	3	0	0	0	0	0	83	125	4.26	1.579
Turk Wendell, R ERA: 3.35	(7, 1)	1.1		9	4	1	1	2	1	0	0	0	0	1	22	37	6.75	3.750
Armando Benitez, R ERA: 1.36	(8, 1)	0.1		1	0	0	0	1	0	0	0	0	0	0	3	3	0.00	0.000
John Franco, L ERA: 2.64	(9, 1)	1.0		3	0	0	0	2	0	0	0	0	0	0	9	14	0.00	0.000

PITCHER	IP	WLS	BF	H	R	ER	SO	BB	IBB	HBP	BLK	WP	HR	S	P	ERA	WHIP

New York Mets @ Florida Marlins

Pro Player Stadium, Miami, FL

Tue Jun 29 1999, 7:05 PM EDT

Att. 11,256 - Cloudy - 73 F

TOP

livebaseballscorecards.com

Batter	1	2	3	4	5	6	7	8	9	AB	R	H	RBI	BB	SO	LOB
Rickey Henderson, R (1, 7) OBP: 0.435, SLG: 0.472	BCBFBX 3-2 BB 1B		CX 0-1 31 BB BB 1B 1B	CBSX 1-2 ② SF7 3-H			CBBX 2-1 S HR 1B	BBBB 4-0 1B BB		3	2	3	1	1	0	0
Edgardo Alfonzo, R (1, 4) OBP: 0.371, SLG: 0.474	1 SAFE C F 1 SAFE FFFS 0-3 ① K		1 SAFE SSSB 1 SAFE T 1-2 ② K	FFBBBX 3-2 ③ G5-3 2-3			C 1 SAFE BBSFX 2-2 1-H HR	CFBFX 1-2 1-3 1B		5	1	2	2	0	2	3
John Olerud, L (1, 3) OBP: 0.443, SLG: 0.520	B C 1 SAFE 1 SAFE BBB 4-1 1-2 BB		BBBBC 1 SAFE B 4-1 31 BB 1-2 1B BB		BX 1-0 ① G1-3		FBBFX 2-2 ① G4-3	CX 0-1 ③ G1-3		3	1	0	0	2	0	2
31 Mike Piazza, R (1, 2) OBP: 0.367, SLG: 0.573	X 0-0 ② F8		BBBFB 4-1 1B 1-2 2-3 BB		FSFBX 1-2 ② P6		CBBBB 4-1 1B BB		FFC 0-3 ① K	3	0	0	0	2	1	2
Robin Ventura, L (1, 5) OBP: 0.362, SLG: 0.518	SBBBBFFX 3-2 ③ G3		CBBBCX 3-2 1-3 2-H 3-H 1B		FBBBX 2-1 ③ F7		BFBBCBX 3-2 1-2 1B		X 0-0 ② F7	5	0	2	2	0	0	2
Brian McRae, S (1, 8) OBP: 0.336, SLG: 0.382		BFBFBX 3-2 ① F7	FCX 0-2 ③ G6-3			BCX 1-1 ① L8	FCBSX 1-3 ② K		X 0-0 ③ G4-3	5	0	0	0	0	1	4
Benny Agbayani, R (1, 9) OBP: 0.434, SLG: 0.733 Melvin Mora, R (9, 9)		X 0-0 ② G6-3		BBSX 2-1 SH2-4 SF7 1B 1B		BBBFCFB 4-2 BB	CBBBSX 3-2 F9			3	1	1	0	1	0	2
										0	0	0	0	0	0	0
Rey Ordonez, R (1, 6) OBP: 0.344, SLG: 0.374		CBFBS 2-3 ③ K		CX 0-1 WP SH2-4 1-2 1B		1 SAFE 1 SAFE CBFFS 1-3 ② K		BX 1-0 ① F8		4	0	1	0	0	2	1
Orel Hershiser, R (1, 1) OBP: 0.156, SLG: 0.167 Armando Benitez, R (9, 1)		SSX 0-2 ① L7	X 0-0 ① SH2-4 1-2 2-3			X 0-0 ③ P4		BFFFFS 1-3 ② K		3	0	0	0	0	1	1
										0	0	0	0	0	0	0

Inning Stats	1	2	3	4	5	6	7	8	9
	R: 0 H: 1 E: 0 LOB: 2 K: 1 BB: 1 S: 15 P: 25	R: 0 H: 0 E: 0 LOB: 0 K: 1 BB: 0 S: 7 P: 12	R: 2 H: 2 E: 0 LOB: 2 K: 1 BB: 2 S: 16 P: 28	R: 1 H: 2 E: 0 LOB: 1 K: 0 BB: 0 S: 11 P: 17	R: 0 H: 0 E: 0 LOB: 0 K: 0 BB: 0 S: 7 P: 11	R: 0 H: 0 E: 0 LOB: 1 K: 1 BB: 1 S: 10 P: 16	R: 2 H: 3 E: 0 LOB: 2 K: 1 BB: 1 S: 19 P: 36	R: 0 H: 1 E: 0 LOB: 2 K: 1 BB: 1 S: 12 P: 19	R: 0 H: 0 E: 0 LOB: 0 K: 1 BB: 0 S: 5 P: 5

AB	34	
R	5	
H	9	
RBI	5	
BB	6	
SO	7	
LOB	17	

1B: 8	SF: 1	WP: 1	PA: 42
2B: 0	SAC: 1	PB: 0	
3B: 0	DP: 0	SB: 1	
HR: 1	HBP: 0	CS: 0	

PITCHER		IP	WLS	BF	H	R	ER	SO	BB	IBB	HBP	BLK	WP	HR	S	P	ERA	WHIP
Livan Hernandez, R ERA: 4.82	(1, 1)	6.0	L	29	7	5	5	4	4	0	0	0	1	1	72	119	7.50	1.833
Jesus Sanchez, L ERA: 5.87	(7, 1)	0.2		4	1	0	0	1	1	0	0	0	0	0	10	20	0.00	3.000
Brian Edmondson, R ERA: 5.08	(7, 1)	1.1		6	1	0	0	1	1	0	0	0	0	0	15	25	0.00	1.500
Antonio Alfonseca, R ERA: 3.89	(9, 1)	1.0		3	0	0	0	1	0	0	0	0	0	0	5	5	0.00	0.000

PITCHER	IP	WLS	BF	H	R	ER	SO	BB	IBB	HBP	BLK	WP	HR	S	P	ERA	WHIP

New York Mets @ Florida Marlins

Pro Player Stadium, Miami, FL

Tue Jun 29 1999, 7:05 PM EDT

Att. 11,256 - Cloudy - 73 F

livebaseballscorecards.com

BOTTOM

Batter	1	2	3	4	5	6	7	8	9	AB	R	H	RBI	BB	SO	LOB
Luis Castillo, S (1, 4) OBP: 0.351, SLG: 0.341	G6-3		G6-3			B2-3		FC5 2-3f		4	0	0	0	0	0	2
Alex Gonzalez, R (1, 6) OBP: 0.324, SLG: 0.470	G6-3			G6-3		G5-3			G6-3 3B	4	1	1	0	0	0	0
Bruce Aven, R (1, 7) OBP: 0.393, SLG: 0.556	FC6-4 1B			G1			G4-6-3 1B		G6-3 3-H	4	0	2	1	0	0	0
Kevin Orie, R (1, 5) OBP: 0.329, SLG: 0.432	FC6-4 1-2f			G6-3			G4-6-3 1-2f		G6-3 2B	4	0	1	0	0	0	2
Danny Bautista, R (1, 9) OBP: 0.275, SLG: 0.400		P5			K		L5		G6-3 2-3	4	0	0	0	0	1	1
Mark Kotsay, L (1, 3) OBP: 0.297, SLG: 0.371		G5-3			G6-3			F8	P6	4	0	0	0	0	0	1
Preston Wilson, R (1, 8) OBP: 0.310, SLG: 0.507		K			BB			FC5 E 1B		2	0	1	0	1	1	0
Jorge Fabregas, L (1, 2) OBP: 0.293, SLG: 0.347			G4-3		F8			F8		3	0	0	0	0	0	2
Livan Hernandez, R (1, 1) OBP: 0.282, SLG: 0.421			G6-3			P4		E5 1-2		2	0	0	0	0	0	0
Jesus Sanchez, L (7, 1) OBP: 0.167, SLG: 0.091										0	0	0	0	0	0	0
Brian Edmondson, R (7, 1) OBP: 0.444, SLG: 0.667										0	0	0	0	0	0	0
Tim Hyers, L (8, PH) OBP: 0.391, SLG: 0.474										1	0	0	0	0	0	1
Antonio Alfonseca, R (9, 1)										0	0	0	0	0	0	0
Inning Stats	R: 0 E: 0 K: 0 S: 7 H: 1 LOB: 1 BB: 0 P: 12	R: 0 E: 0 K: 1 S: 8 H: 0 LOB: 0 BB: 0 P: 13	R: 0 E: 0 K: 0 S: 5 H: 0 LOB: 0 BB: 0 P: 5	R: 0 E: 0 K: 0 S: 3 H: 0 LOB: 0 BB: 0 P: 5	R: 0 E: 0 K: 1 S: 10 H: 0 LOB: 1 BB: 1 P: 18	R: 0 E: 0 K: 0 S: 4 H: 0 LOB: 0 BB: 0 P: 5	R: 0 E: 0 K: 0 S: 5 H: 1 LOB: 0 BB: 0 P: 9	R: 0 E: 1 K: 0 S: 11 H: 1 LOB: 2 BB: 0 P: 17	R: 1 E: 0 K: 0 S: 13 H: 2 LOB: 1 BB: 0 P: 17	1B: 3 2B: 1 3B: 1 HR: 0 SF: 0 SAC: 0 DP: 1 HBP: 0							

	AB	32
	R	1
	H	5
	RBI	1
	BB	1
	SO	2
	LOB	9

WP: 0 PB: 0 SB: 0 CS: 0 PA: 33

PITCHER		IP	WLS	BF	H	R	ER	SO	BB	IBB	HBP	BLK	WP	HR	S	P	ERA	WHIP
Orel Hershiser, R ERA: 4.48	(1, 1)	8.1	W	31	5	1	1	2	1	0	0	0	0	0	60	92	1.08	0.720
Armando Benitez, R ERA: 1.34	(9, 1)	0.2		2	0	0	0	0	0	0	0	0	0	0	6	9	0.00	0.000

PITCHER	IP	WLS	BF	H	R	ER	SO	BB	IBB	HBP	BLK	WP	HR	S	P	ERA	WHIP

Batter	1	2	3	4	5	6	7	8	9	10	AB	R	H	RBI	BB	SO	LOB
Rickey Henderson, R (1, 7) OBP: 0.434, SLG: 0.463 Armando Benitez, R (9, 1)	BCCC 1-3 ① K		BCBBB 4-1 BB		CBFX 1-2 ③ G3		FBBBB 4-1 S 1B BB		BBFBFFS 3-3 ③ K		3	1	0	0	2	2	2
											0	0	0	0	0	0	0
Edgardo Alfonzo, R (1, 4) OBP: 0.375, SLG: 0.474	FCBFBFH 3-2 HBP		BBCX 2-1 ② F7			CBCX 1-2 ① G6-3	CBFX 1-2 1-H 1B			X 0-0 SH3-4 1B	4	0	2	1	0	0	1
Matt Franco, L (1, 3) OBP: 0.346, SLG: 0.429 Benny Agbayani, R (7, PH) OBP: 0.431, SLG: 0.726 Turk Wendell, L (7, 1) Melvin Mora, R (9, 7)	CBBBFF 1 SAFE X 2-2 ② F8		1 SAFE C 1 SAFE FBX 1-2 ③ G4-3			FX 0-1 31 2B G4-3 1B	CSBS 1-3 ③ K			X 0-0 ① SH3-4 1-2	3	1	1	0	0	0	2
											1	0	0	0	0	1	1
											0	0	0	0	0	0	0
											0	0	0	0	0	0	0
31 Mike Piazza, R (1, 2) OBP: 0.367, SLG: 0.571	CFFC 0-3 ③ K			BBBB 4-0 G6-4-3 BB		FBX 1-1 G4-3 1-3 1B 2B		X 0-0 F7		X 0-0 ② F9	4	1	1	0	1	1	2
Robin Ventura, L (1, 5) OBP: 0.359, SLG: 0.510		BX 1-0 ① P6		CX 0-1 ①② G6-4-3 1-2f		BBCBX 3-1 ② G4-3 2-3 3-H		BSSSFBFX 2-2 ② P3		I I I 4-0 IBB	4	0	0	1	1	0	2
Brian McRae, S (1, 8) OBP: 0.333, SLG: 0.378		BBFFBX 3-2 ② P5		CCBX 1-2 ③ G3		BBX 2-0 FC6-4 3-H 1B		BSBBX 3-1 ③ F9		S S S 0-3 ③ K	5	0	1	1	0	1	2
Roger Cedeno, S (1, 9) OBP: 0.433, SLG: 0.438		CBBCX 2-2 3B			FFBFX 1-2 S 1B	CBCX 1-2 ③ FC6-4 1-2f			BFBFBFFB 4-2 K BB		3	0	2	0	1	0	1
Rey Ordonez, R (1, 6) OBP: 0.339, SLG: 0.367		CBX 1-1 ③ G6-3			1 SAFE CBX 1-1 ① F7		CFBFFBX 2-2 ① G4-3		1 SAFE FFBS 1-3 ①② K 1-2		4	0	0	0	0	1	3
Rick Reed, R (1, 1) OBP: 0.269, SLG: 0.240 Dennis Cook, L (6, 1) Bobby Bonilla, S (7, PH) OBP: 0.268, SLG: 0.305 John Olerud, L (7, 3) OBP: 0.444, SLG: 0.522			BCX 1-1 ① F7		C 1 SAFE SX 0-2 ② G5-3 1-2		X 0-0 ② G4-3		CBBBSBX 3-2 1B		2	0	0	0	0	0	1
											0	0	0	0	0	0	0
											1	0	0	0	0	0	0
											1	0	1	0	0	0	0
Inning Stats	R: 0 E: 0 K: 2 S: 16 H: 0 LOB: 1 BB: 0 P: 22	R: 0 E: 0 K: 0 S: 9 H: 1 LOB: 1 BB: 0 P: 16	R: 0 E: 0 K: 0 S: 8 H: 0 LOB: 1 BB: 1 P: 16	R: 0 E: 0 K: 0 S: 5 H: 0 LOB: 0 BB: 1 P: 10	R: 0 E: 0 K: 0 S: 12 H: 1 LOB: 1 BB: 0 P: 15	R: 2 E: 0 K: 0 S: 13 H: 3 LOB: 1 BB: 0 P: 21	R: 1 E: 0 K: 1 S: 13 H: 1 LOB: 1 BB: 1 P: 21	R: 0 E: 0 K: 0 S: 8 H: 0 LOB: 0 BB: 0 P: 13	R: 0 E: 1 K: 2 S: 14 H: 1 LOB: 1 BB: 1 P: 25	R: 0 E: 0 K: 1 S: 6 H: 1 LOB: 2 BB: 1 P: 10	1B: 6 2B: 1 3B: 1 HR: 0	SF: 0 SAC: 1 DP: 1 HBP: 1					

PITCHER		IP	WLS	BF	H	R	ER	SO	BB	IBB	HBP	BLK	WP	HR	S	P	ERA	WHIP
Alex Fernandez, R ERA: 3.44	(1, 1)	6.0		25	5	2	2	2	2	0	1	0	0	0	63	100	3.00	1.167
Braden Looper, R ERA: 3.97	(7, 1)	0.2	B	4	1	1	1	0	1	0	0	0	0	0	10	17	13.50	3.000
Jesus Sanchez, L ERA: 5.73	(7, 1)	1.1		4	0	0	0	1	0	0	0	0	0	0	11	17	0.00	0.000
Matt Mantei, R ERA: 2.88	(9, 1)	1.0		4	1	0	0	2	1	0	0	0	0	0	14	25	0.00	2.000
Antonio Alfonseca, R ERA: 3.79	(10, 1)	1.0	W	5	1	0	0	1	0	1	0	0	0	0	6	10	0.00	1.000

PITCHER	IP	WLS	BF	H	R	ER	SO	BB	IBB	HBP	BLK	WP	HR	S	P	ERA	WHIP

TOP

New York Mets @ Florida Marlins

Pro Player Stadium, Miami, FL

Wed Jun 30 1999, 7:05 PM EDT

Att. 16,660 - Cloudy - 82 F

livebaseballscorecards.com

AB	35
R	3
H	8
RBI	3
BB	5
SO	6
LOB	17

WP: 0 PA: 42
PB: 0
SB: 2
CS: 0

Batter	1	2	3	4	5	6	7	8	9	10	AB	R	H	RBI	BB	SO	LOB
Luis Castillo, S (1, 4) OBP: 0.345, SLG: 0.335	C X 0-1 G6-3 ①		C X 0-1 P5 ①		C X 0-1 FC4-6 S 1-2f ②		C X 0-1 G6-3 ①		B F F C 1-3 K ②		5	0	0	0	0	1	1
Alex Gonzalez, R (1, 6) OBP: 0.328, SLG: 0.476	B F B X 2-1 3B		B C X 1-1 G6-3 ②		L 1 SAFE 1 SAFE B F 1 SAFE B B B 4-2 1-2 BB		C C B H 2-2 HBP		S B B S S 2-3 K ③		3	0	1	0	1	1	0
Bruce Aven, R (1, 7) OBP: 0.382, SLG: 0.538	X 0-0 G5-3 ②		C B C F F B X 2-2 G6-3 ③		B F B F F C 2-3 K ③		X 0-0 F8 ②			X 0-0 P3 ①	5	0	0	0	0	1	4
Kevin Orie, R (1, 5) OBP: 0.325, SLG: 0.427 Mike Lowell, R (5, 5) OBP: 0.274, SLG: 0.313	B C C B X 2-2 G4-3 ③			C X 0-1 G4-3 ①		C C X 0-2 G5-3 1B 1B	C F B S 1-3 K ③			S S S 0-3 K ②	2 3	0 1	0 1	0 0	0 0	0 2	1 1
Mark Kotsay, L (1, 9) OBP: 0.299, SLG: 0.381		C C B F B B F F X 3-2 E1 CS		C B C C 1-3 K ②		B X 1-0 F7 ①		B C B B B 4-1 CS BB		X 0-0 HR	4	1	1	1	1	1	1
Preston Wilson, R (1, 8) OBP: 0.313, SLG: 0.509		1 SAFE B B B B 4-0 1-2 HR BB ①		B C C B X 2-2 2B		C F X 0-2 G5-3 1-2 ②		S M S 0-3 K ①			3	1	1	0	1	1	2
Kevin Millar, R (1, 3) OBP: 0.412, SLG: 0.456		C F B F X 1-2 1-H HR		C X 0-1 L9 ③		C B C B X 2-2 1B 2-H 1B		S B B X 2-1 1-2 1B ②			4	1	3	3	0	0	1
Jorge Fabregas, L (1, 2) OBP: 0.292, SLG: 0.345		F X 0-1 F7 ②			C C F X 0-2 G4-3 ①	F B X 1-1 1-3 1B		C B 1 SAFE B F B X 3-2 P5 ③			4	0	1	0	0	0	1
Alex Fernandez, R (1, 1) OBP: 0.235, SLG: 0.412 Tim Hyers, L (6, PH) OBP: 0.386, SLG: 0.466 Braden Looper, R (7, 1) Jesus Sanchez, L (7, 1) OBP: 0.167, SLG: 0.091 Matt Mantei, R (9, 1) Danny Bautista, R (9, PH) OBP: 0.269, SLG: 0.392 Antonio Alfonseca, R (10, 1)		B C C C F F C 1-3 K ③			B S S B X 2-1 FC4-6 1B	B B B C X 2-1 P3 ③			B B B C F X 3-2 F8 ①		2 1 0 0 0 1 0	0 0 0 0 0 0 0	1 0 0 0 0 0 0	0 0 0 0 0 0 0	0 0 0 0 0 0 0	1 0 0 0 0 0 0	0 2 0 0 0 0 0
Inning Stats	R: 0 H: 1 E: 0 LOB: 1 K: 0 BB: 0 S: 8 P: 12	R: 2 H: 1 E: 1 LOB: 0 K: 1 BB: 1 S: 17 P: 26	R: 0 H: 0 E: 0 LOB: 0 K: 0 BB: 0 S: 9 P: 12	R: 0 H: 1 E: 0 LOB: 1 K: 1 BB: 0 S: 10 P: 13	R: 0 H: 1 E: 0 LOB: 2 K: 1 BB: 1 S: 14 P: 22	R: 1 H: 3 E: 0 LOB: 2 K: 0 BB: 0 S: 14 P: 20	R: 0 H: 0 E: 0 LOB: 1 K: 1 BB: 0 S: 8 P: 11	R: 0 H: 1 E: 0 LOB: 1 K: 1 BB: 1 S: 9 P: 18	R: 0 H: 0 E: 0 LOB: 0 K: 2 BB: 0 S: 9 P: 15	R: 1 H: 1 E: 0 LOB: 0 K: 1 BB: 0 S: 5 P: 5	1B: 5 2B: 1 3B: 1 HR: 2	SF: 0 SAC: 0 DP: 0 HBP: 1		WP: 0 PB: 0 SB: 1 CS: 2		PA: 41	

PITCHER		IP	WLS	BF	H	R	ER	SO	BB	IBB	HBP	BLK	WP	HR	S	P	ERA	WHIP
Rick Reed, R ERA: 4.95	(1, 1)	5.2		26	7	3	3	3	2	0	0	0	0	1	70	101	4.76	1.588
Dennis Cook, L ERA: 2.27	(6, 1)	0.1		1	0	0	0	0	0	0	0	0	0	0	2	4	0.00	0.000
Turk Wendell, R ERA: 3.21	(7, 1)	2.0		8	1	0	0	2	1	0	1	0	0	0	17	29	0.00	1.000
Armando Benitez, R ERA: 1.5	(9, 1)	1.2	L	6	1	1	1	3	0	0	0	0	0	1	14	20	5.40	0.600

PITCHER	IP	WLS	BF	H	R	ER	SO	BB	IBB	HBP	BLK	WP	HR	S	P	ERA	WHIP

BOTTOM

New York Mets @ Florida Marlins

Pro Player Stadium, Miami, FL

Wed Jun 30 1999, 7:05 PM EDT

Att. 16,660 - Cloudy - 82 F

livebaseballscorecards.com

AB	37
R	4
H	9
RBI	4
BB	3
SO	8
LOB	14

New York Mets @ Florida Marlins

Pro Player Stadium, Miami, FL

Thu Jul 01 1999, 7:05 PM EDT

Att. 10,884 - Cloudy - 83 F

TOP

livebaseballscorecards.com

Batter	1	2	3	4	5	6	7	8	9	AB	R	H	RBI	BB	SO	LOB
Rickey Henderson, R (1, 7) OBP: 0.440, SLG: 0.476	BB 1B		G6-3 S 1B		SF8 SF7 2B 1-3	K		F7		4	1	3	2	0	0	0
Melvin Mora, R (5, 7)										2	0	0	0	0	1	2
Edgardo Alfonzo, R (6, 4)	1 SAFE		BB 2B F7						G5-4-3 BB	4	1	1	1	0	2	5
Pat Mahomes, R (1, 4) OBP: 0.372, SLG: 0.474	1 SAFE				SF8 2-3 3-H	K				0	0	0	0	0	0	0
Bobby Bonilla, S (6, 1) OBP: 0.286, SLG: 0.571	K									0	0	0	0	1	0	0
Greg McMichael, R (9, PH) OBP: 0.274, SLG: 0.305										0	0	0	0	0	0	0
John Olerud, L (9, 1) OBP: 0.443, SLG: 0.518	BB 1-2		F9	2B 1B	SF7 3-H		K		F7	4	1	1	1	1	1	2
Robin Ventura, L (1, 3) OBP: 0.361, SLG: 0.512	P6		BB BB 1B BB	1B 1B 2B 1-H	F7		E6 BB		G5-4-3 1-2f	3	2	1	1	1	0	2
Luis Lopez, S (7, PH) OBP: 0.361, SLG: 0.357										2	0	0	0	0	0	1
Benny Agbayani, R (7, 5) OBP: 0.430, SLG: 0.706	G5-3		BB 1B BB 1-2 2-3	L4		BB BB 2B BB	F9			3	2	0	0	2	0	4
Roger Cedeno, S (1, 8) OBP: 0.440, SLG: 0.438		G4-3	1B BB BB 1-2 2-3 3-H	1B 2-3		BB BB 2B BB 1-2	1B BB 1-2			2	2	1	1	3	0	0
Todd Pratt, R (1, 2) OBP: 0.385, SLG: 0.433		1B	BB WP 1B 1-3 2-H 3-H	G5-4-3 1-2 3-H		2B 1-2 2-3	G5-3			4	1	3	3	1	0	2
Rey Ordonez, R (1, 6) OBP: 0.344, SLG: 0.374	1 SAFE	F9	BB 1B IBB 1-2	G5-4-3 1-2f		2B 1-3 2-H 3-H		G6-4-3 1B		4	1	2	2	1	0	3
Octavio Dotel, R (1, 1)			1B		2B	G4-3		G6-4-3		1	1	0	1	1	1	1
Matt Franco, L (6, PH) OBP: 0.338, SLG: 0.417			1-2 2-3 3-H		SF8 HBP			1-2f		2	0	0	0	0	0	3
(6, 7)																

	AB	35
	R	12
	H	12
	RBI	12
	BB	11
	SO	5
	LOB	25

Inning Stats	1	2	3	4	5	6	7	8	9
	R: 0 E: 0 K: 1 S: 9 H: 1 LOB: 2 BB: 1 P: 18	R: 0 E: 0 K: 1 S: 7 H: 1 LOB: 1 BB: 0 P: 14	R: 6 E: 0 K: 0 S: 22 H: 3 LOB: 2 BB: 5 P: 52	R: 2 E: 0 K: 0 S: 13 H: 4 LOB: 1 BB: 0 P: 20	R: 2 E: 0 K: 0 S: 9 H: 1 LOB: 0 BB: 0 P: 18	R: 2 E: 0 K: 2 S: 16 H: 1 LOB: 2 BB: 3 P: 34	R: 0 E: 1 K: 1 S: 11 H: 0 LOB: 2 BB: 1 P: 20	R: 0 E: 0 K: 0 S: 6 H: 1 LOB: 0 BB: 0 P: 7	R: 0 E: 0 K: 0 S: 6 H: 0 LOB: 0 BB: 1 P: 11

	1B: 8	SF: 2	WP: 1	PA: 49
	2B: 4	SAC: 0	PB: 0	
	3B: 0	DP: 3	SB: 1	
	HR: 0	HBP: 1	CS: 0	

PITCHER		IP	WLS	BF	H	R	ER	SO	BB	IBB	HBP	BLK	WP	HR	S	P	ERA	WHIP
Ryan Dempster, R ERA: 4.39	(1, 1)	2.2	L	18	4	6	6	2	5	1	0	0	1	0	34	76	20.25	3.375
Brian Edmondson, R ERA: 5.49	(3, 1)	2.1		13	6	4	4	0	0	0	1	0	0	0	26	46	15.43	2.571
Archie Corbin, R ERA: 8.56	(6, 1)	1.0		7	1	2	2	2	3	0	0	0	0	0	16	34	18.00	4.000
Vic Darensbourg, L ERA: 7.92	(7, 1)	3.0		11	1	0	0	1	2	0	0	0	0	0	23	38	0.00	1.000

PITCHER	IP	WLS	BF	H	R	ER	SO	BB	IBB	HBP	BLK	WP	HR	S	P	ERA	WHIP

New York Mets @ Florida Marlins

Pro Player Stadium, Miami, FL

Thu Jul 01 1999, 7:05 PM EDT
Att. 10,884 - Cloudy - 83 F

livebaseballscorecards.com

BOTTOM

Batter	1	2	3	4	5	6	7	8	9	AB	R	H	RBI	BB	SO	LOB
Dave Berg, R (1, 4) OBP: 0.368, SLG: 0.396	C B B B X 3-1 ① F9		C B S F B B B 4-2 1-2 BB		F X 0-1 ① F9	C B C B B S 3-3 ③ K			C B S X 1-2 WP 1B G5-3 1-2 1B	4	1	1	0	1	1	4
Alex Gonzalez, R (1, 6) OBP: 0.326, SLG: 0.471	X 0-0 ② P3		S B X 1-1 ③ F9		X 0-0 ② P3		B B B C F S 3-3 ① K		F X 0-1 G5-3 WP 1-2 2-3 1B 1B	5	1	1	0	0	1	4
Danny Bautista, R (1, 7) OBP: 0.298, SLG: 0.429	C F B S 1-3 ③ K			X 0-0 3B 1B	X 0-0 1-H 2-H 1B 2B		C B B X 2-1 G5-4-3 1B		B B F B F X 3-2 ② G5-3 1-3 2-H 3-H	5	2	3	3	0	1	1
Kevin Millar, R (1, 3) OBP: 0.419, SLG: 0.481		B C X 1-1 ① P2		B F X 1-1 1-H G6-3 3B	X 0-0 2-H 1B		C F B B X 2-2 ②③ G5-4-3 1-2f		C B B B C F X 3-2 3-H 1B	5	1	3	3	0	0	1
Mark Kotsay, L (1, 9) OBP: 0.297, SLG: 0.378		C B B B X 3-1 CS 1B		B B X 2-0 ① F7	C C S 0-3 ③ K			X 0-0 ① G3	B C B B X 3-1 ③ G3	5	0	1	0	0	1	3
Preston Wilson, R (1, 8) OBP: 0.312, SLG: 0.504		B B F S 1 SAFE F F B S 3-3 ②③ K 1-2		C X 0-1 ② G6-3 3-H		C B F B X 2-2 2B 1B		B X 1-0 ② F8		4	0	1	1	0	1	1
Mike Lowell, R (1, 5) OBP: 0.273, SLG: 0.324			B B S C T 2-2 ① K	B B X 2-0 ③ P6		B C X 1-1 1-3 2B		C B B X 2-1 ③ F9		4	0	1	0	0	1	0
Mike Redmond, R (1, 2) OBP: 0.373, SLG: 0.327			B C X 1-1 BB 1B		C S F B B B B 4-2 BB 2B	X 0-0 ① P9			B X 1-0 ① F7	3	1	1	0	1	0	2
Ryan Dempster, R (1, 1) OBP: 0.158, SLG: 0.167 Brian Edmondson, R (3, 1) OBP: 0.400, SLG: 0.600 Tim Hyers, L (5, PH) OBP: 0.394, SLG: 0.466 Archie Corbin, R (6, 1) Bruce Aven, R (6, PH) OBP: 0.379, SLG: 0.535 Vic Darensbourg, L (7, 1) Jorge Fabregas, L (9, PH) OBP: 0.297, SLG: 0.349			B M B L F B L 3-3 ② K		B B B L C F B 4-2 1-2 2B BB	B F B C S 2-3 ② K			B X 1-0 1B WP 1B 1B	0 1 0 0 1 0 1	0 0 1 0 0 0 1	0 0 0 0 0 0 0	0 0 0 0 0 0 0	0 1 0 0 0 0 0	0 1 0 0 1 0 0	0 1 0 0 0 0 2
Inning Stats	R: 0 E: 0 K: 1 S: 6 H: 0 LOB: 0 BB: 0 P: 10	R: 0 E: 0 K: 1 S: 9 H: 1 LOB: 1 BB: 0 P: 16	R: 0 E: 0 K: 2 S: 13 H: 1 LOB: 2 BB: 1 P: 24	R: 2 E: 0 K: 0 S: 7 H: 2 LOB: 0 BB: 0 P: 12	R: 3 E: 0 K: 1 S: 14 H: 2 LOB: 1 BB: 2 P: 22	R: 0 E: 0 K: 2 S: 13 H: 2 LOB: 2 BB: 0 P: 21	R: 0 E: 0 K: 1 S: 8 H: 1 LOB: 0 BB: 0 P: 15	R: 0 E: 0 K: 0 S: 4 H: 0 LOB: 0 BB: 0 P: 7	R: 3 E: 0 K: 0 S: 17 H: 4 LOB: 1 BB: 0 P: 29	1B: 10 2B: 3 3B: 1 HR: 0	SF: 0 SAC: 0 DP: 2 HBP: 0			WP: 1 PB: 0 SB: 0 CS: 1	PA: 41		

	AB	38
	R	8
	H	13
	RBI	7
	BB	3
	SO	8
	LOB	19

PITCHER		IP	WLS	BF	H	R	ER	SO	BB	IBB	HBP	BLK	WP	HR	S	P	ERA	WHIP
Octavio Dotel, R ERA: 10.61	(1, 1)	5.0	W	23	6	5	5	5	3	0	0	0	0	0	49	84	9.00	1.800
Pat Mahomes, R ERA: 3.65	(6, 1)	3.0		11	3	0	0	3	0	0	0	0	0	0	25	43	0.00	1.000
Greg McMichael, R ERA: 6.75	(9, 1)	1.0		7	4	3	3	0	0	0	0	0	1	0	17	29	27.00	4.000

PITCHER	IP	WLS	BF	H	R	ER	SO	BB	IBB	HBP	BLK	WP	HR	S	P	ERA	WHIP

Batter	1	2	3	4	5	6	7	8	9	AB	R	H	RBI	BB	SO	LOB
Walt Weiss, S (1, 6) OBP: 0.348, SLG: 0.350	B B C X 2-1 G4-3 ①	F C B B S 2-3 K ③		F B B B 4-1 10 HR BB	B F B C X 2-2 G4-3 ② 2-3 3-H		X 0-0 G5-3 ①		B B B C X 3-1 SF8 ② 3-H	3	1	0	1	1	1	1
Ozzie Guillen, L (7, PH) OBP: 0.287, SLG: 0.301 (7, 6)										1	0	0	1	0	0	0
Bret Boone, R (1, 4) OBP: 0.324, SLG: 0.392	X 0-0 10 HR 2B		C F F S 0-3 K ①	F F B T 1-2 K ①	B C F B B B 4-2 10 BB BB		B H 2-0 HBP		B B B B C B 4-1 BB HR BB	3	2	1	0	2	2	1
10 Chipper Jones, S (1, 5) OBP: 0.408, SLG: 0.541	X 0-0 2-H HR		B B B C B 4-1 S 1B BB	C B F F B X 2-2 1-H HR	B B B B 4-0 1-2 BB		B X 1-0 P2 ②		C F F B F B B B 4-2 1-2 HR BB	2	3	2	4	2	0	0
Keith Lockhart, L (7, PH) OBP: 0.300, SLG: 0.278 (7, 5)										1	1	0	0	1	0	1
Brian Jordan, R (1, 9) OBP: 0.360, SLG: 0.510	B B C F B F X 3-2 G3 ②	1 SAFE B B C B X 2-1 1-H 2B 1B	B B C F B B 4-2 BB	B B X 2-0 F7 ③	C B X 1-1 L3 ③		F F X 0-2 1-H 2-H HR		3	1	1	1	1	0	3
Gerald Williams, R (5, 9) OBP: 0.328, SLG: 0.415										2	1	1	3	0	0	1
Ryan Klesko, L (1, 7) OBP: 0.361, SLG: 0.512	F B B X 2-1 1B 2B	B B F 1 SAFE B X 3-1 1-H HR 2B	F B F C 1-3 K ②	T C F F B B X 2-2 HR	B C X 1-1 G5-3 ①		F X 0-1 3B		4	3	3	2	0	1	1
Otis Nixon, S (6, 7) OBP: 0.288, SLG: 0.210										2	0	1	0	0	0	0
Andruw Jones, R (1, 8) OBP: 0.355, SLG: 0.488	B C B X 2-1 2-H 1B	F X 0-1 F7 ②	X 0-0 G3-1 ③	B S F F X 1-2 G4-3 2B	F F F F B F B 3-2 G6-3 ②		B F B F S 2-3 K ③		6	0	2	1	0	1	3
Randall Simon, L (1, 3) OBP: 0.398, SLG: 0.439	X 0-0 F7 ③	I I I I 4-0 HR IBB	S S X 0-2 WP 1B G4-3 1B	F F X 0-2 G5-3 ①	B B S S S 2-3 K ③				2	2	1	0	1	0	1
Brian Hunter, R (5, 3) OBP: 0.360, SLG: 0.514										2	0	0	0	0	1	1
Eddie Pérez, R (1, 2) OBP: 0.240, SLG: 0.314	F B X 1-1 F9 ①	X 0-0 1-H 2-H HR	B B F C X 2-2 G4-3 WP 1-2 1B	B X 1-0 G4-3 ② 2-3			B B C F C X 2-2 PB SF8 2B		5	2	3	3	0	0	1
Greg Maddux, R (1, 1) OBP: 0.303, SLG: 0.516	S X 0-1 F9 ②	F C X 0-2 F9 ③	S C F B F F S 1-3 K2-3 ① 1-2 2-3	C S X 0-2 G3-1 ③			B B C S S S 2-3 K ① 2-3		4	0	0	0	0	1	3
Russ Springer, R (7, 1)										0	0	0	0	0	0	0
John Hudek, S (8, 1)										1	0	0	0	0	1	1
Inning Stats	R: 3 E: 0 K: 0 S: 13 H: 4 LOB: 1 BB: 0 P: 22	R: 0 E: 0 K: 1 S: 7 H: 0 LOB: 0 BB: 0 P: 10	R: 5 E: 0 K: 1 S: 15 H: 3 LOB: 0 BB: 2 P: 28	R: 2 E: 0 K: 2 S: 15 H: 1 LOB: 1 BB: 2 P: 27	R: 1 E: 0 K: 1 S: 18 H: 2 LOB: 3 BB: 2 P: 33	R: 1 E: 0 K: 0 S: 15 H: 2 LOB: 1 BB: 0 P: 19	R: 0 E: 0 K: 0 S: 4 H: 0 LOB: 1 BB: 0 P: 8	R: 0 E: 0 K: 1 S: 16 H: 0 LOB: 0 BB: 0 P: 22	R: 4 E: 0 K: 2 S: 22 H: 3 LOB: 1 BB: 2 P: 39	1B: 4 2B: 5 3B: 1 HR: 5	SF: 1 SAC: 0 DP: 0 HBP: 1					

TOP

Atlanta Braves @ New York Mets

Shea Stadium, Flushing, NY

Fri Jul 02 1999, 7:40 PM EDT

Att. 51,979 - Cloudy - 87 F

livebaseballscorecards.com

AB	41
R	16
H	15
RBI	16
BB	8
SO	8
LOB	18

WP: 1 PB: 1 SB: 1 CS: 0 PA: 51

PITCHER		IP	WLS	BF	H	R	ER	SO	BB	IBB	HBP	BLK	WP	HR	S	P	ERA	WHIP
Masato Yoshii, R ERA: 5.16	(1, 1)	3.0	L	18	7	8	8	2	1	1	0	0	0	2	35	60	24.00	2.667
Pat Mahomes, R ERA: 4.39	(4, 1)	2.0		13	3	3	3	3	4	0	0	0	1	1	33	60	13.50	3.500
Greg McMichael, R ERA: 6.97	(6, 1)	1.0		5	2	1	1	0	0	0	0	0	0	1	15	19	9.00	2.000
Turk Wendell, R ERA: 3.14	(7, 1)	1.0		4	0	0	0	0	0	0	1	0	0	0	4	8	0.00	0.000
Dennis Cook, L ERA: 2.21	(8, 1)	1.0		3	0	0	0	1	0	0	0	0	0	0	16	22	0.00	0.000
John Franco, L ERA: 3.45	(9, 1)	0.2		5	1	3	3	1	2	0	0	0	0	0	14	29	40.50	4.500
Matt Franco, R ERA: 27.0	(9, 1)	0.1		3	2	1	1	1	0	0	0	0	0	1	8	10	27.00	6.000

BOTTOM

Batter	1	2	3	4	5	6	7	8	9	AB	R	H	RBI	BB	SO	LOB
Rickey Henderson, R (1, 7) OBP: 0.438, SLG: 0.474	B C B F X 2-2 G6-3 ①		C X 0-1 F9 ②			X 0-0 FC6-4 1B		S B S S 1-3 K ③		3	0	1	0	0	0	0
Turk Wendell, L (7, 1)										0	0	0	0	0	0	0
Dennis Cook, L (8, 1)										1	0	0	0	0	1	1
John Franco, L (9, 1)										0	0	0	0	0	0	0
Rick Reed, R (9, 9) OBP: 0.269, SLG: 0.240										0	0	0	0	0	0	0
Roger Cedeno, S (1, 9) OBP: 0.441, SLG: 0.437	C B C C F F B B B 4-2 31 L9 S BB		C X 0-1 G4-3 ③			X 0-0 FC6-4 ① 1-2f G6-4-3			B F F B X 2-2 F8 G4-3 1B	3	0	1	0	1	0	1
(9, 4)																
John Olerud, L (1, 3) OBP: 0.443, SLG: 0.516	B B B B 4-0 1-2 BB			C B X 1-1 E1 31 L4-3		X 0-0 G6-4-3 ② ③ 1-2f			C B F B B F X 3-2 G4-3 ① 1-2	1	0	0	0	1	0	0
Matt Franco, L (6, 5) OBP: 0.329, SLG: 0.405										2	0	0	0	0	0	2
(9, 1)																
31 Mike Piazza, R (1, 2) OBP: 0.365, SLG: 0.567	C X 0-1 L9 ② 2-3			X 0-0 L4-3 ① ② 1-2			C B X 1-1 G6-3 ①		S B F B X 2-2 F8 ② 2-3	2	0	0	0	0	0	3
Todd Pratt, R (7, 2) OBP: 0.377, SLG: 0.424										2	0	0	0	0	0	1
Robin Ventura, L (1, 5) OBP: 0.359, SLG: 0.509	X 0-0 F8 ③			B B X 2-0 G3 ③			C X 0-1 G6-3 ②		C B B S B X 3-2 F8 ③	2	0	0	0	0	0	2
Greg McMichael, R (6, 1)										0	0	0	0	0	0	0
Benny Agbayani, R (7, 7) OBP: 0.423, SLG: 0.694										2	0	0	0	0	0	1
Brian McRae, S (1, 8) OBP: 0.330, SLG: 0.373		C S F B B B X 3-2 F7 ①			B B C B F X 3-2 G4-3 ①		F F B F X 1-2 F8 ③			3	0	0	0	0	0	0
Luis Lopez, S (1, 4) OBP: 0.360, SLG: 0.356		C B F C 1-3 K ②			B X 1-0 G6-3 1B			C X 0-1 F8 ①		3	0	1	0	0	1	0
(9, 5)																
Rey Ordonez, R (1, 6) OBP: 0.340, SLG: 0.369		B C X 1-1 G4-3 ③			B C B X 2-1 G6-3 ② 1-2			X 0-0 E3 G4-3		3	0	0	0	0	0	1
Masato Yoshii, R (1, 1) OBP: 0.148, SLG: 0.148			C B B X 2-1 G4-3 ①		F X 0-1 F9 ③			X 0-0 G4-3 ② 1-2		0	0	0	0	0	0	0
Melvin Mora, R (3, PH)										1	0	0	0	0	0	0
Pat Mahomes, R (4, 1) OBP: 0.286, SLG: 0.571										0	0	0	0	0	0	0
Bobby Bonilla, S (5, PH) OBP: 0.270, SLG: 0.299										2	0	0	0	0	0	2
(6, 3)																
Inning Stats	R: 0 E: 0 K: 0 S: 10 H: 0 LOB: 2 BB: 2 P: 20	R: 0 E: 0 K: 1 S: 9 H: 0 LOB: 0 BB: 0 P: 14	R: 0 E: 0 K: 0 S: 6 H: 0 LOB: 0 BB: 0 P: 8	R: 0 E: 1 K: 0 S: 4 H: 0 LOB: 0 BB: 0 P: 7	R: 0 E: 0 K: 0 S: 8 H: 1 LOB: 1 BB: 0 P: 14	R: 0 E: 0 K: 0 S: 3 H: 1 LOB: 0 BB: 0 P: 3	R: 0 E: 0 K: 0 S: 8 H: 0 LOB: 0 BB: 0 P: 10	R: 0 E: 1 K: 1 S: 7 H: 0 LOB: 1 BB: 0 P: 8	R: 0 E: 0 K: 0 S: 13 H: 1 LOB: 1 BB: 0 P: 23	1B: 3 2B: 1 3B: 0 HR: 0	SF: 0 SAC: 0 DP: 2 HBP: 0						

PITCHER		IP	WLS	BF	H	R	ER	SO	BB	IBB	HBP	BLK	WP	HR	S	P	ERA	WHIP
Greg Maddux, R ERA: 3.66	(1, 1)	6.0	W	21	2	0	0	1	2	0	0	0	0	0	40	66	0.00	0.667
Russ Springer, R ERA: 6.06	(7, 1)	1.0		3	0	0	0	0	0	0	0	0	0	0	8	10	0.00	0.000
John Hudek, R ERA: 8.53	(8, 1)	2.0		8	1	0	0	1	0	0	0	0	0	0	20	31	0.00	0.500

PITCHER	IP	WLS	BF	H	R	ER	SO	BB	IBB	HBP	BLK	WP	HR	S	P	ERA	WHIP

Atlanta Braves @ New York Mets

Shea Stadium, Flushing, NY

Fri Jul 02 1999, 7:40 PM EDT

Att. 51,979 - Cloudy - 87 F

livebaseballscorecards.com

AB	30
R	0
H	3
RBI	0
BB	2
SO	2
LOB	14

WP: 0	PA: 32		
PB: 0			
SB: 1			
CS: 0			

Atlanta Braves @ New York Mets

Shea Stadium, Flushing, NY

Sat Jul 03 1999, 1:15 PM EDT

Att. 43,256 - Cloudy - 85 F

livebaseballscorecards.com

TOP

Batter	1	2	3	4	5	6	7	8	9	AB	R	H	RBI	BB	SO	LOB
Walt Weiss, S (1, 6) OBP: 0.339, SLG: 0.340	F B F S 1-3 ① K		C B B X 2-1 ① L6		B C X 1-1 ① G5-3	B C B B X 3-1 ③ P4			C S B X 1-2 ③ F9	5	0	0	0	0	1	1
Bret Boone, R (1, 4) OBP: 0.323, SLG: 0.388	B F B B C B 4-2 S BB		B F C B X 2-2 ② G5-3		B F F B X 2-2 ② P3		C F S 0-3 ① K			3	0	0	0	1	1	0
10 Chipper Jones, S (1, 5) OBP: 0.406, SLG: 0.540	X 0-0 ② F8		X 0-0 ③ P3		F B X 1-1 HR 2B		S B X 1-1 ② G4-3			4	1	1	0	0	0	1
Brian Jordan, R (1, 9) OBP: 0.362, SLG: 0.520	B X 1-0 ③ F8 1-2			C F B B X 2-2 1B G6-3 1B	B B X 2-0 2-H HR		C B B S C 2-3 ③ K			4	1	2	2	0	1	1
Andruw Jones, R (1, 8) OBP: 0.351, SLG: 0.482		B B C F S 2-3 ① K		1 SAFE F X 0-1 ① G6-3 1-2	C B X 1-1 ③ P5			B C B C F S 2-3 ① K		4	0	0	0	0	2	1
Gerald Williams, R (1, 7) OBP: 0.337, SLG: 0.426		C B F B X 2-2 S 2B		F B B F B B 4-2 1B BB		X 0-0 S 1B 1B		B C B S B X 3-2 ② F9		3	1	2	0	1	0	0
Brian Hunter, R (1, 3) OBP: 0.344, SLG: 0.487		S B B F S 2-3 ② K 2-3		F B B F F F B F S 3-3 ② K	F 1 SAFE F B F 1 SAFE B B F S 3-3 ① K 1-3			F C X 0-2 ③ G5-3		4	0	0	0	0	3	4
Eddie Pérez, R (1, 2) OBP: 0.256, SLG: 0.323		B B I I 4-0 IBB		B B X 2-0 1-2 2-3 1B	B S X 1-1 3-H SH3-4 1B				B B X 2-0 ① F9	3	0	2	1	1	0	0
Kevin Millwood, R (1, 1) OBP: 0.211, SLG: 0.194 John Rocker, R (9, 1)	X 0-0 ③ L4			F X 0-1 ③ G5-3	L X 0-1 ② SH3-4 1-2				S S S 0-3 ② K	3 0	0 0	0 0	0 0	0 0	1 0	5 0
Inning Stats	R: 0 E: 0 K: 1 S: 7 H: 0 LOB: 1 BB: 1 P: 13	R: 0 E: 0 K: 2 S: 10 H: 1 LOB: 2 BB: 1 P: 20	R: 0 E: 0 K: 0 S: 6 H: 0 LOB: 0 BB: 0 P: 10	R: 0 E: 0 K: 1 S: 16 H: 2 LOB: 3 BB: 1 P: 27	R: 2 E: 0 K: 0 S: 10 H: 2 LOB: 0 BB: 0 P: 17	R: 1 E: 0 K: 1 S: 11 H: 2 LOB: 1 BB: 0 P: 18	R: 0 E: 0 K: 2 S: 8 H: 0 LOB: 0 BB: 0 P: 11	R: 0 E: 0 K: 1 S: 10 H: 0 LOB: 0 BB: 0 P: 15	R: 0 E: 0 K: 1 S: 7 H: 0 LOB: 0 BB: 0 P: 10	1B: 4 2B: 2 3B: 0 HR: 1	SF: 0 SAC: 1 DP: 0 HBP: 0					

	AB	33
	R	3
	H	7
	RBI	3
	BB	3
	SO	9
	LOB	13

WP: 0 PB: 0 SB: 4 CS: 0 PA: 37

PITCHER		IP	WLS	BF	H	R	ER	SO	BB	IBB	HBP	BLK	WP	HR	S	P	ERA	WHIP
Al Leiter, L ERA: 5.01	(1, 1)	6.0	L	28	7	3	3	5	2	1	0	0	0	1	60	105	4.50	1.500
Turk Wendell, R ERA: 3.08	(7, 1)	1.0		3	0	0	0	2	0	0	0	0	0	0	8	11	0.00	0.000
Rigo Beltran, L ERA: 3.24	(8, 1)	2.0		6	0	0	0	2	0	0	0	0	0	0	17	25	0.00	0.000

PITCHER	IP	WLS	BF	H	R	ER	SO	BB	IBB	HBP	BLK	WP	HR	S	P	ERA	WHIP

Atlanta Braves @ New York Mets

Shea Stadium, Flushing, NY

Sat Jul 03 1999, 1:15 PM EDT

Att. 43,256 - Cloudy - 85 F

BOTTOM

Batter	1	2	3	4	5	6	7	8	9	AB	R	H	RBI	BB	SO	LOB
Rickey Henderson, R (1, 7) OBP: 0.432, SLG: 0.466	C B C X 1-2 G6-3 ①		B B C F F B X 3-2 F8 ③			B C B X 2-1 P4 ③			C B B B X 3-1 1-3 1B	3	0	0	0	0	0	0
Turk Wendell, L (7, 1)										0	0	0	0	0	0	0
Rigo Beltran, L (8, 1)										0	0	0	0	0	0	0
Matt Franco, L (9, PH) OBP: 0.329, SLG: 0.405										0	0	0	0	0	0	0
Todd Pratt, R (9, PH) OBP: 0.383, SLG: 0.430										1	0	1	0	0	0	0
Edgardo Alfonzo, R (1, 4) OBP: 0.368, SLG: 0.468	X 0-0 F9 ②			C C B B X 2-2 P3 ①			B C B C F S 2-3 K ①		C F B F F F B F X 2-2 F8 ①	4	0	0	0	0	1	2
John Olerud, L (1, 3) OBP: 0.444, SLG: 0.514	B S B B X 3-1 F7 ③			B F B B F F B 4-2 31 G6-4-3 BB			S B X 1-1 1B		B C B C X 2-2 F7 ②	3	0	1	0	1	0	2
31 Mike Piazza, R (1, 2) OBP: 0.359, SLG: 0.557		C B B F X 2-2 F7 ①		F B X 1-1 G6-4-3 ②③ 1-2f			S C F S 0-3 K ②		C F S 0-3 K ③	4	0	0	0	0	2	4
Robin Ventura, L (1, 5) OBP: 0.358, SLG: 0.507		C C S 0-3 K ②			B X 1-0 CS 1B		C B C X 1-2 G4-3 ③			3	0	1	0	0	1	1
Benny Agbayani, R (1, 9) OBP: 0.421, SLG: 0.681		B B S B B 4-1 BB			S B B S C 2-3 ①② K 1-2			B S B B X 3-1 G3-1 ①		2	0	0	0	1	1	1
(7, 7)																
Roger Cedeno, S (1, 8) OBP: 0.436, SLG: 0.431	C 1 SAFE F 1 SAFE B 1 S 1-3 K ③				X 0-0 F7 ③			C C X 0-2 G4-3 ②		3	0	0	0	0	1	1
(7, 9)																
Rey Ordonez, R (1, 6) OBP: 0.336, SLG: 0.364			X 0-0 P4 ①			B C F B B F X 3-2 P9 ①		F X 0-1 F8 ③		3	0	0	0	0	0	0
Al Leiter, L (1, 1) OBP: 0.107, SLG: 0.074			C F B C 1-3 K ②			C F B F X 1-2 F8 ②			B C B F B B 4-2 1B WP BB	1	0	0	0	0	1	0
Brian McRae, S (6, PH) OBP: 0.331, SLG: 0.371										1	0	0	0	1	0	0
(7, 8)																
Inning Stats	R: 0 E: 0 K: 0 S: 6 H: 0 LOB: 0 BB: 0 P: 10	R: 0 E: 0 K: 2 S: 10 H: 0 LOB: 1 BB: 1 P: 17	R: 0 E: 0 K: 1 S: 8 H: 0 LOB: 0 BB: 0 P: 12	R: 0 E: 0 K: 0 S: 8 H: 0 LOB: 0 BB: 1 P: 15	R: 0 E: 0 K: 1 S: 5 H: 1 LOB: 0 BB: 0 P: 8	R: 0 E: 0 K: 0 S: 10 H: 0 LOB: 0 BB: 0 P: 16	R: 0 E: 0 K: 2 S: 13 H: 1 LOB: 1 BB: 0 P: 17	R: 0 E: 0 K: 0 S: 7 H: 0 LOB: 0 BB: 0 P: 10	R: 0 E: 0 K: 1 S: 17 H: 1 LOB: 2 BB: 1 P: 28	1B: 3 2B: 1 3B: 0 HR: 0	SF: 0 SAC: 0 DP: 2 HBP: 0						

	AB	28
	R	0
	H	3
	RBI	0
	BB	3
	SO	7
	LOB	11

WP: 1 PB: 0 SB: 0 CS: 1 PA: 31

livebaseballscorecards.com

PITCHER	IP	WLS	BF	H	R	ER	SO	BB	IBB	HBP	BLK	WP	HR	S	P	ERA	WHIP
Kevin Millwood, R (1, 1) ERA: 3.3	8.0	W	27	2	0	0	6	3	0	0	0	0	0	69	111	0.00	0.625
John Rocker, L (9, 1) ERA: 2.89	1.0	S	4	1	0	0	1	0	0	0	0	1	0	15	22	0.00	1.000

PITCHER	IP	WLS	BF	H	R	ER	SO	BB	IBB	HBP	BLK	WP	HR	S	P	ERA	WHIP

Atlanta Braves @ New York Mets

Shea Stadium, Flushing, NY

Sun Jul 04 1999, 8:05 PM EDT

Att. 32,699 - Unknown - 94 F

TOP

livebaseballscorecards.com

Batter	1	2	3	4	5	6	7	8	9	AB	R	H	RBI	BB	SO	LOB
Walt Weiss, S (1, 6) OBP: 0.330, SLG: 0.329	C F B F X 1-2 ① G4-3	C X 0-1 ③ G3		B F X 1-1 ① F7		B B X 2-0 ③ G1-3		C C B B F X 2-2 ③ P4		5	0	0	0	0	0	2
Bret Boone, R (1, 4) OBP: 0.324, SLG: 0.407	B B X 2-0 HR	C C X 0-2 HR		B C B X 2-1 ② F8			B C B C S 2-3 ① K		B C B C S S 2-3 ① K	5	2	2	2	0	2	0
10 Chipper Jones, S (1, 5) OBP: 0.409, SLG: 0.549	B X 1-0 HR	B B B C B 4-1 1B SF8 BB		F B B C X 2-2 ③ F8			S B F B B X 3-2 WP S 1B		S B F C 1-3 ② K	4	2	2	1	1	1	0
Brian Jordan, R (1, 9) OBP: 0.359, SLG: 0.514	C F B B X 2-2 ② P6	B B X 2-0 1-3 HR 1B			B X 1-0 ① P6		1 SAFE 1 SAFE B F 1 SAFE B F F S 2-3 ② 1-2 K		B S S B S 2-3 ③ K	5	1	1	0	0	2	1
Ryan Klesko, L (1, 7) OBP: 0.363, SLG: 0.510 Brian Hunter, R (7, 3) OBP: 0.344, SLG: 0.487	B S B B B 4-1 FC5-4 BB	B X 1-0 ① SF8 3-H			B F T X 1-2 ② F8		I I I I 4-0 WP IBB			1 0	0 0	0 0	1 0	2 0	0 0	0 0
Andruw Jones, R (1, 8) OBP: 0.350, SLG: 0.477	X 0-0 ③ FC5-4 1-2f	F B F 1 SAFE 1 SAFE F S 1-3 ② K			F B X 1-1 ③ P5		B B B I 4-0 1-2 2-3 IBB			3	0	0	0	1	1	2
Randall Simon, L (1, 3) OBP: 0.405, SLG: 0.479 Gerald Williams, R (7, PH) OBP: 0.335, SLG: 0.423 (7, 7)	X 0-0 29 G4-1 2B	X 0-0 1-H HR				F B F X 1-2 ① F7	X 0-0 ③ P5			3 1	1 0	2 0	2 0	0 0	0 0	0 3
Eddie Pérez, R (1, 2) OBP: 0.263, SLG: 0.323	B B C X 2-1 ① G1-3	C H 1-1 HBP				S F F B F X 1-2 29 SH1-4 1B		B C F S 1-3 ① K		3	0	1	0	0	1	1
29 John Smoltz, R (1, 1) OBP: 0.343, SLG: 0.500 Mike Remlinger, L (7, 1) Otis Nixon, S (8, PH) OBP: 0.286, SLG: 0.208 30 Kevin McGlinchy, R (8, 1)	S F X 0-2 ② G4-1 2-3	C C F B B S 2-3 ③ K				F X 0-1 ② SH1-4 1-2		C B S S 1-3 ② K		2 0 1 0	0 0 0 0	0 0 0 0	0 0 0 0	0 0 0 0	1 0 0 0	2 0 0 0

Inning Stats																		
	R: 2	H: 2	R: 0	H: 1	R: 4	H: 3	R: 0	H: 0	R: 0	H: 0	R: 0	H: 1	R: 0	H: 1	R: 0	H: 0	R: 0	H: 0
	E: 0	LOB: 1	E: 0	LOB: 1	E: 0	LOB: 1	E: 0	LOB: 0	E: 0	LOB: 0	E: 0	LOB: 3	E: 0	LOB: 0	E: 0	LOB: 0	E: 0	LOB: 0
	K: 0	BB: 1	K: 0	BB: 0	K: 2	BB: 1	K: 0	BB: 0	K: 0	BB: 0	K: 0	BB: 2	K: 2	BB: 0	K: 2	BB: 0	K: 3	BB: 0
	S: 11	P: 21	S: 8	P: 10	S: 16	P: 27	S: 7	P: 12	S: 6	P: 9	S: 11	P: 15	S: 11	P: 26	S: 10	P: 14	S: 9	P: 14

	1B: 3	SF: 1	WP: 1	PA: 40
	2B: 1	SAC: 1	PB: 0	
	3B: 0	DP: 0	SB: 1	
	HR: 4	HBP: 1	CS: 0	

	AB	33
	R	6
	H	8
	RBI	6
	BB	4
	SO	9
	LOB	11

PITCHER		IP	WLS	BF	H	R	ER	SO	BB	IBB	HBP	BLK	WP	HR	S	P	ERA	WHIP
Orel Hershiser, R ERA: 4.97	(1, 1)	2.2		17	6	6	6	1	2	0	1	0	0	4	31	52	20.25	3.000
Pat Mahomes, R ERA: 4.18	(3, 1)	1.1		4	0	0	0	1	0	0	0	0	0	0	11	18	0.00	0.000
Rigo Beltran, L ERA: 3.0	(5, 1)	2.0		7	1	0	0	0	0	0	0	0	0	0	17	24	0.00	0.500
Greg McMichael, R ERA: 6.55	(7, 1)	0.2		5	1	0	0	2	0	2	0	0	1	0	10	25	0.00	1.500
Dennis Cook, L ERA: 2.13	(7, 1)	1.1	W	4	0	0	0	2	0	0	0	0	0	0	11	15	0.00	0.000

PITCHER		IP	WLS	BF	H	R	ER	SO	BB	IBB	HBP	BLK	WP	HR	S	P	ERA	WHIP
Armando Benitez, R ERA: 1.47	(9, 1)	1.0	S	3	0	0	0	3	0	0	0	0	0	0	9	14	0.00	0.000

Atlanta Braves @ New York Mets

Shea Stadium, Flushing, NY

Sun Jul 04 1999, 8:05 PM EDT

Att. 32,699 - Unknown - 94 F

BOTTOM

livebaseballscorecards.com

Batter	1	2	3	4	5	6	7	8	9	AB	R	H	RBI	BB	SO	LOB
Rickey Henderson, R (1, 7) OBP: 0.434, SLG: 0.466	C B B C B F F X 3-2 1B BB 31 1B 1B	B S B B C X 3-2 2B 1B		C B C C 1-3 K ③			B X 1-0 SH1-4 ① 1-2 2-3	C C C 0-3 K ③		4	2	2	0	0	2	3
Edgardo Alfonzo, R (1, 4) OBP: 0.372, SLG: 0.483	B 1 SAFE 1 SAFE B C F B B 4-2 1B 31 1B 1-2 BB	C 1 SAFE X 0-1 1-H 2B			C B B S X 2-2 F8 ①		C B X 1-1 2-H 3-H HR			3	2	2	4	1	0	0
John Olerud, L (1, 3) OBP: 0.444, SLG: 0.514	C X 0-1 SH5-3 31 1B G4-3 1-2 2-3 1B	S F B X 2-2 G4-3 ③			B B X 2-0 G3-1 ②		C B X 1-1 1B			4	1	2	0	0	0	1
31 Mike Piazza, R (1, 2) OBP: 0.358, SLG: 0.552	B X 1-0 G4-3 SH5-3 1-2 2-H 3-H 1B		B F F F X 1-2 G5-3 ①		F F X 0-2 G5-3 ③		B S S F S 1-3 K ②			4	0	1	2	0	1	1
Robin Ventura, L (1, 5) OBP: 0.355, SLG: 0.502	X 0-0 SH5-3 ① 1-2 2-3		B F B F F S 2-3 K ②			F B F S 1-3 K ①	B C B B S F X 3-2 G3 ③			3	0	0	0	0	2	1
Benny Agbayani, R (1, 9) OBP: 0.416, SLG: 0.667	X 0-0 G4-3 ② 2-3 3-H		S B X 1-1 P8 ③			C X 0-1 G4-6-3 1B		B B S S S 2-3 K ①		4	0	1	1	0	1	1
Roger Cedeno, S (1, 8) OBP: 0.435, SLG: 0.429 Dennis Cook, L (7, 1) Matt Franco, L (8, PH) OBP: 0.337, SLG: 0.405 Armando Benitez, R (9, 1)	X 0-0 L6 ③			S X 0-1 CS 1B		X 0-0 G4-6-3 ②③ 1-2f		B B B B 4-0 G5-3 BB		3 0 0 0	0 0 0 0	1 0 0 0	0 0 0 0	0 0 1 0	0 0 0 0	2 0 0 0
Rey Ordonez, R (1, 6) OBP: 0.338, SLG: 0.371		B F B F F X 2-2 G6-3 ①		1 SAFE 1 SAFE B F B C X 2-2 ① 1-2 2B			B X 1-0 SH1-4 BB HR 1B	X 0-0 ② 1-2 G5-3		4	1	2	0	0	0	1
Orel Hershiser, R (1, 1) OBP: 0.152, SLG: 0.161 Pat Mahomes, R (3, 1) OBP: 0.286, SLG: 0.571 Melvin Mora, R (4, PH) Rigo Beltran, L (5, 1) Greg McMichael, R (7, 1) Brian McRae, S (7, 8) OBP: 0.336, SLG: 0.371		B C F F S 1-3 K ②		C F B C 1-3 K ②			F F B B B B 4-2 SH1-4 HR 1-2 BB	B B B I 4-0 IBB		1 0 1 0 0 0	0 0 0 0 0 1	0 0 0 0 0 0	0 0 0 0 0 2	0 0 0 0 0 0	1 0 1 0 0 0	0 0 1 0 0 0
Inning Stats	R: 3 H: 3 E: 0 LOB: 1 K: 0 BB: 1 S: 13 P: 21	R: 1 H: 2 E: 0 LOB: 1 K: 1 BB: 0 S: 15 P: 23	R: 0 H: 0 E: 0 LOB: 0 K: 1 BB: 0 S: 9 P: 13	R: 0 H: 2 E: 0 LOB: 1 K: 2 BB: 0 S: 11 P: 15	R: 0 H: 0 E: 0 LOB: 0 K: 0 BB: 0 S: 7 P: 11	R: 0 H: 1 E: 0 LOB: 0 K: 1 BB: 0 S: 7 P: 8	R: 3 H: 3 E: 0 LOB: 1 K: 1 BB: 1 S: 16 P: 28	R: 0 H: 0 E: 0 LOB: 2 K: 2 BB: 2 S: 7 P: 17		1B: 8 2B: 2 3B: 0 HR: 1	SF: 0 SAC: 2 DP: 1 HBP: 0			WP: 0 PB: 0 SB: 0 CS: 1	PA: 37	

	AB	31
	R	7
	H	11
	RBI	7
	BB	4
	SO	8
	LOB	11

PITCHER		IP	WLS	BF	H	R	ER	SO	BB	IBB	HBP	BLK	WP	HR	S	P	ERA	WHIP
29 John Smoltz, R ERA: 3.49	(1, 1)	6.1	L	29	10	7	7	5	2	0	0	0	0	1	68	104	9.95	1.895
Mike Remlinger, L ERA: 1.45	(7, 1)	0.2		3	1	0	0	1	0	0	0	0	0	0	10	15	0.00	1.500
30 Kevin McGlinchy, R ERA: 3.27	(8, 1)	1.0		5	0	0	0	2	1	1	0	0	0	0	7	17	0.00	1.000

PITCHER	IP	WLS	BF	H	R	ER	SO	BB	IBB	HBP	BLK	WP	HR	S	P	ERA	WHIP

Batter	1	2	3	4	5	6	7	8	9	AB	R	H	RBI	BB	SO	LOB
Manny Martinez, R (1, 8) OBP: 0.309, SLG: 0.402	G4-3		1B 2B			K		BLK E 1B		4	1	2	0	0	1	0
Terry Jones, S (1, 7) OBP: 0.400, SLG: 0.600	3B		2-H 1B			G1-4-3 S 1B		E3 BLK 1-2		4	0	3	1	0	0	1
Jose Fernandez, R (1, 5) OBP: 0.250, SLG: 0.273	L4		G4-3			G1-4-3 1-3		K		4	0	0	0	0	1	5
Guillermo Mota, R (8, 1) OBP: 1.000, SLG: 4.000										0	0	0	0	0	0	0
Anthony Telford, R (8, 1)										0	0	0	0	0	0	0
Vladimir Guerrero, R (1, 9) OBP: 0.362, SLG: 0.520	F8			G4-3		P4		P9 1-2 2-3		4	0	0	0	0	0	4
Jose Vidro, S (1, 4) OBP: 0.364, SLG: 0.528		G6-3		G1-6-3 BB			K		BB	2	0	0	0	2	1	0
Chris Widger, R (1, 2) OBP: 0.350, SLG: 0.511		F9		G1-6-3 1-2f			1B		P2	4	0	1	0	0	0	2
Fernando Seguignol, S (1, 3) OBP: 0.269, SLG: 0.283		G1-3			G4-3		F8		K	4	0	0	0	0	1	2
Orlando Cabrera, R (1, 6) OBP: 0.295, SLG: 0.403			G6-3		L3		G5-3		K	4	0	0	0	0	1	2
Dustin Hermanson, R (1, 1) OBP: 0.156, SLG: 0.069			K		K			F8		2	0	0	0	0	2	0
Steve Kline, S (7, 1)										0	0	0	0	0	0	0
Wilton Guerrero, S (8, PH) OBP: 0.312, SLG: 0.363										1	0	0	0	0	0	0
Mike Mordecai, R (8, 5) OBP: 0.317, SLG: 0.434										0	0	0	0	0	0	0
Inning Stats	R: 0 H: 1 E: 0 LOB: 1 K: 0 BB: 0 S: 10 P: 15	R: 0 H: 0 E: 0 LOB: 0 K: 0 BB: 0 S: 6 P: 10	R: 1 H: 2 E: 0 LOB: 1 K: 1 BB: 0 S: 12 P: 16	R: 0 H: 0 E: 0 LOB: 0 K: 0 BB: 1 S: 5 P: 9	R: 0 H: 0 E: 0 LOB: 0 K: 1 BB: 0 S: 10 P: 16	R: 0 H: 1 E: 0 LOB: 1 K: 1 BB: 0 S: 13 P: 19	R: 0 H: 1 E: 0 LOB: 1 K: 1 BB: 0 S: 8 P: 11	R: 0 H: 1 E: 1 LOB: 2 K: 1 BB: 0 S: 16 P: 21	R: 0 H: 0 E: 0 LOB: 1 K: 2 BB: 1 S: 11 P: 19	1B: 4 SF: 0 2B: 1 SAC: 0 3B: 1 DP: 1 HR: 0 HBP: 0						

TOP

Montreal Expos @ New York Mets

Shea Stadium, Flushing, NY

Mon Jul 05 1999, 7:40 PM EDT

Att. 22,699 - Unknown - 100 F

livebaseballscorecards.com

AB	33
R	1
H	6
RBI	1
BB	2
SO	7
LOB	16

PITCHER		IP	WLS	BF	H	R	ER	SO	BB	IBB	HBP	BLK	WP	HR	S	P	ERA	WHIP
Rick Reed, R ERA: 4.66	(1, 1)	7.0		26	5	1	1	4	1	0	0	0	0	0	64	96	1.29	0.857
Turk Wendell, R ERA: 3.02	(8, 1)	1.0	W	5	1	0	0	1	0	0	0	1	0	0	16	21	0.00	1.000
Armando Benitez, R ERA: 1.43	(9, 1)	1.0	S	4	0	0	0	2	1	0	0	0	0	0	11	19	0.00	1.000

PITCHER	IP	WLS	BF	H	R	ER	SO	BB	IBB	HBP	BLK	WP	HR	S	P	ERA	WHIP

Batter	1	2	3	4	5	6	7	8	9	AB	R	H	RBI	BB	SO	LOB
Roger Cedeno, S (1, 9) OBP: 0.432, SLG: 0.426	C B B X 2-1 F8 ①		C X 0-1 G5-3 ①		B X 1-0 CS 2-H 1B		1 SAFE X 0-0 F7 ②			4	0	1	1	0	0	2
Edgardo Alfonzo, R (1, 4) OBP: 0.371, SLG: 0.480	B C X 1-1 1B		C X 0-1 F9 ②		F 2 B S B F F X SAFE 2-2 G6-3 ② ③ 2-3		B 1 SAFE 1 SAFE C B C 1 S SAFE 2-3 K2-3 ③			4	0	1	0	0	1	3
John Olerud, L (1, 3) OBP: 0.445, SLG: 0.512 Melvin Mora, R (8, PR) (9, 7)	X 0-0 F7 ②		B F B C T X 2-2 P5 ③			B X 1-0 31 1B 1B		B B C B C B 4-2 31 2B G4-6-3 BB		3 0	0 1	1 0	0 0	1 0	0 0	2 0
31 Mike Piazza, R (1, 2) OBP: 0.360, SLG: 0.556	1 SAFE B X 1-0 F8 ③			B B C B X 3-1 G6-3 ①		X 0-0 1-2 1B		B X 1-0 G4-6-3 1-3 2B		4	0	2	0	0	0	1
Robin Ventura, L (1, 5) OBP: 0.357, SLG: 0.500		C X 0-1 FC6-4 1B		B B C X 2-1 G3 ②		X 0-0 F7 ①		I I I 4-0 G4-6-3 IBB		3	0	1	0	1	0	2
Brian McRae, S (1, 8) OBP: 0.335, SLG: 0.369		X 0-0 P5 ①		C B B F F F X 2-2 1B		F X 0-1 P5 ②		B X 1-0 G4-6-3 1-2f 2-3 3-H ① ②		4	0	1	0	0	0	5
Benny Agbayani, R (1, 7) OBP: 0.407, SLG: 0.650 Matt Franco, L (8, PH) OBP: 0.345, SLG: 0.405 (9, 3)		B X 1-0 FC6-4 1-2f ②		1 SAFE C B B S F S 2-3 K ③		B B B C F S 3-3 K ③		I I I 4-0 IBB		3 0	0 0	0 0	0 0	0 1	2 0	4 0
Rey Ordonez, R (1, 6) OBP: 0.333, SLG: 0.365		1 SAFE 1 SAFE C X 0-1 P6 ③			X 0-0 E6 SH3 1B		B X 1-0 L4 ①	C X 0-1 G4-3 ③		4	1	0	0	0	0	3
Rick Reed, R (1, 1) OBP: 0.296, SLG: 0.308 Luis Lopez, S (7, PH) OBP: 0.368, SLG: 0.365 Turk Wendell, L (8, 1) Armando Benitez, R (9, 1)			B C S B F X 2-2 2B		1 SAFE X 0-0 SH3 ① 1-2		S X 0-1 1B			1 1 0 0	0 0 0 0	1 1 0 0	0 0 0 0	0 0 0 0	0 0 0 0	0 0 0 0
Inning Stats	R: 0 E: 0 K: 0 S: 6 H: 1 LOB: 1 BB: 0 P: 10	R: 0 E: 0 K: 0 S: 6 H: 1 LOB: 1 BB: 0 P: 7	R: 0 E: 0 K: 0 S: 12 H: 1 LOB: 1 BB: 0 P: 16	R: 0 E: 0 K: 1 S: 13 H: 1 LOB: 1 BB: 0 P: 22	R: 1 E: 1 K: 0 S: 8 H: 1 LOB: 0 BB: 0 P: 11	R: 0 E: 0 K: 1 S: 8 H: 2 LOB: 2 BB: 0 P: 12	R: 0 E: 0 K: 1 S: 7 H: 1 LOB: 1 BB: 0 P: 10	R: 1 E: 0 K: 0 S: 6 H: 1 LOB: 2 BB: 3 P: 20		1B: 7 2B: 2 3B: 0 HR: 0	SF: 0 SAC: 1 DP: 1 HBP: 0					

PITCHER		IP	WLS	BF	H	R	ER	SO	BB	IBB	HBP	BLK	WP	HR	S	P	ERA	WHIP
Dustin Hermanson, R ERA: 5.21	(1, 1)	6.2		28	8	1	0	2	0	0	0	0	0	0	57	83	0.00	1.200
Steve Kline, L ERA: 4.88	(7, 1)	0.1		1	0	0	0	1	0	0	0	0	0	0	3	5	0.00	0.000
Guillermo Mota, R ERA: 1.75	(8, 1)	0.0	L	3	1	1	1	0	1	1	0	0	0	0	3	12	∞	∞
Anthony Telford, R ERA: 3.12	(8, 1)	1.0		3	0	0	0	0	0	1	0	0	0	0	3	8	0.00	0.000

PITCHER	IP	WLS	BF	H	R	ER	SO	BB	IBB	HBP	BLK	WP	HR	S	P	ERA	WHIP

BOTTOM

Montreal Expos @ New York Mets

Shea Stadium, Flushing, NY

Mon Jul 05 1999, 7:40 PM EDT

Att. 22,699 - Unknown - 100 F

livebaseballscorecards.com

AB	31
R	2
H	9
RBI	1
BB	3
SO	3
LOB	22

WP: 0 PB: 0 SB: 0 CS: 1 PA: 35

Batter	1	2	3	4	5	6	7	8	9	AB	R	H	RBI	BB	SO	LOB
Manny Martinez, R (1, 8) OBP: 0.308, SLG: 0.399	B B C X 2-1 G6-3 ①		T X 0-1 G1-3 ③			B C X 1-1 F8 ①		S F X 0-2 1-2 1B		4	0	1	0	0	0	0
Terry Jones, S (1, 7) OBP: 0.308, SLG: 0.462	C X 0-1 G3-1 ②			C X 0-1 G1-3 ①		F F S 0-3 K ②		X 0-0 F7 ③		3	0	0	0	0	1	0
Ugueth Urbina, R (8, 1)										0	0	0	0	0	0	0
Jose Fernandez, R (1, 5) OBP: 0.313, SLG: 0.400	S C F F S 0-3 K ③			C B X 1-1 1B		C B F F F S 1-3 K ③			X 0-0 2B	4	0	2	0	0	2	0
Vladimir Guerrero, R (1, 9) OBP: 0.359, SLG: 0.515		B X 1-0 G6-3 ①		F X 0-1 L6 ②			S S X 0-2 G5-3 ①		S C S 0-3 K ①	3	0	0	0	0	0	1
Ryan McGuire, L (7, 9) OBP: 0.368, SLG: 0.390										1	0	0	0	0	1	1
Jose Vidro, S (1, 4) OBP: 0.358, SLG: 0.519		C F X 0-2 G6-3 ②		B 1 SAFE 1 SAFE X 1-0 G4-3 ③			X 0-0 P5 ②		F X 0-1 F7 ②	4	0	0	0	0	0	2
Chris Widger, R (1, 2) OBP: 0.349, SLG: 0.508		S F X 0-2 1B			X 0-0 G4-3 ①		F B B B X 3-1 F7 ③		X 0-0 P3 ③	3	0	1	0	0	0	0
Robert Machado, R (7, 2) OBP: 0.111, SLG: 0.111										1	0	0	0	0	0	1
Fernando Seguignol, S (1, 3) OBP: 0.273, SLG: 0.271		B T B F F S 2-3 K ③			C S B B F F X 2-2 G4-3 ②			C C H 1-2 G5-4-3 HBP		2	0	0	0	0	1	1
Orlando Cabrera, R (1, 6) OBP: 0.296, SLG: 0.402			X 0-0 F9 ①		B B C B X 3-1 1B			F X 0-1 ①② G5-4-3 1-2f		3	0	1	0	0	0	1
Mike Mordecai, R (8, 6) OBP: 0.317, SLG: 0.434										0	0	0	0	0	0	0
Carl Pavano, R (1, 1) OBP: 0.091, SLG: 0.063			C B S B S 2-3 K ②		S C F S 0-3 K ③			C B C B X 2-2 1B 1B		2	0	0	0	0	2	1
Miguel Batista, R (6, 1) OBP: 0.276, SLG: 0.370										0	0	0	0	0	0	0
James Mouton, R (6, 7) OBP: 0.425, SLG: 0.435										1	0	1	0	0	0	0
Wilton Guerrero, S (8, PH) OBP: 0.310, SLG: 0.361										1	0	0	0	0	0	2
Inning Stats	R: 0 E: 0 K: 1 S: 9 H: 0 LOB: 0 BB: 0 P: 11	R: 0 E: 0 K: 1 S: 11 H: 1 LOB: 1 BB: 0 P: 14	R: 0 E: 0 K: 1 S: 6 H: 0 LOB: 0 BB: 0 P: 8	R: 0 E: 0 K: 0 S: 7 H: 1 LOB: 1 BB: 0 P: 9	R: 0 E: 0 K: 1 S: 12 H: 1 LOB: 1 BB: 0 P: 17	R: 0 E: 0 K: 2 S: 10 H: 0 LOB: 0 BB: 0 P: 12	R: 0 E: 0 K: 0 S: 6 H: 0 LOB: 0 BB: 0 P: 9	R: 0 E: 0 K: 0 S: 11 H: 2 LOB: 2 BB: 0 P: 14	R: 0 E: 0 K: 1 S: 7 H: 1 LOB: 1 BB: 0 P: 7	1B: 5 2B: 1 3B: 0 HR: 0	SF: 0 SAC: 0 DP: 1 HBP: 1						

TOP

Montreal Expos @ New York Mets

Shea Stadium, Flushing, NY

Tue Jul 06 1999, 7:40 PM EDT

Att. 30,053 - Overcast - 99 F

livebaseballscorecards.com

AB	32
R	0
H	6
RBI	0
BB	0
SO	7
LOB	10

PITCHER		IP	WLS	BF	H	R	ER	SO	BB	IBB	HBP	BLK	WP	HR	S	P	ERA	WHIP
Orel Hershiser, R ERA: 4.7	(1, 1)	5.0	W	18	3	0	0	4	0	0	0	0	0	0	45	59	0.00	0.600
Greg McMichael, R ERA: 6.0	(6, 1)	1.0		3	0	0	0	2	0	0	0	0	0	0	10	12	0.00	0.000
Jason Isringhausen, R ERA: 6.51	(7, 1)	3.0	S	12	3	0	0	1	0	0	1	0	0	0	24	30	0.00	1.000

PITCHER		IP	WLS	BF	H	R	ER	SO	BB	IBB	HBP	BLK	WP	HR	S	P	ERA	WHIP

WP: 0 PB: 0 SB: 0 CS: 0 PA: 33

BOTTOM

Montreal Expos @ New York Mets

Shea Stadium, Flushing, NY

Tue Jul 06 1999, 7:40 PM EDT

Att. 30,053 - Overcast - 99 F

Batter	1	2	3	4	5	6	7	8	9	AB	R	H	RBI	BB	SO	LOB
Rickey Henderson, R (1, 7) OBP: 0.429, SLG: 0.459	F9	F9		G6-3		G3 1-2 2-3		E8 1-3 2-H 1B		5	0	1	1	0	0	2
Edgardo Alfonzo, R (1, 4) OBP: 0.375, SLG: 0.485 Luis Lopez, S (8, PH) OBP: 0.364, SLG: 0.360 (9, 4)	31 1B 1B 1B	BB		G5-3		2-H 3-H 2B		K		3 1	1 0	2 0	2 0	1 0	0 1	0 2
John Olerud, L (1, 3) OBP: 0.443, SLG: 0.509 Jason Isringhausen, R (7, 1) OBP: 0.100, SLG: 0.200	SAFE 31 1B 1-2 1B 1B	SAFE G4-3			G3-1	G4-3		K		4 1	1 0	1 0	0 0	0 0	0 1	2 2
31 Mike Piazza, R (1, 2) OBP: 0.359, SLG: 0.553 Todd Pratt, R (7, 2) OBP: 0.376, SLG: 0.421	1B E 1-3 2-H 1B		F8		K		F9	G6-3		3 2	1 0	1 0	1 0	0 0	1 0	0 2
Robin Ventura, L (1, 5) OBP: 0.360, SLG: 0.502 Melvin Mora, R (7, PH) OBP: 0.133, SLG: 0.071 (8, 5)	E 1-3 3-H 1B		HR 1B		P6		G4-6-3 1B			3 1	1 0	2 1	1 0	0 0	0 0	0 0
Brian McRae, S (1, 8) OBP: 0.337, SLG: 0.384	E4 1-2 3-H		HR 1-H			BB SF8 1B	G4-6-3 1-2f			4	2	2	3	0	0	2
Roger Cedeno, S (1, 9) OBP: 0.433, SLG: 0.432	K		G6-3			G3 BB 1-2 2B 1B		E 1B 2B		4	2	2	0	0	1	2
Rey Ordonez, R (1, 6) OBP: 0.332, SLG: 0.360	L5		G6-3			G3 1-2 2-3 2B BB		E5 1B 2-3 E		3	2	0	0	1	0	3
Orel Hershiser, R (1, 1) OBP: 0.143, SLG: 0.152 Greg McMichael, R (6, 1) Matt Franco, L (6, PH) OBP: 0.349, SLG: 0.413 (7, 3)		F8		G6-3		SF8 3-H		E 1-2 3-H 1B		2 0 1	0 0 0	0 0 1	0 0 2	0 0 0	0 0 0	0 0 0
Inning Stats	R: 3 E: 1 K: 1 S: 21 H: 4 LOB: 2 BB: 0 P: 32	R: 0 E: 0 K: 0 S: 8 H: 0 LOB: 1 BB: 1 P: 17	R: 2 E: 0 K: 0 S: 7 H: 2 LOB: 0 BB: 0 P: 11	R: 0 E: 0 K: 0 S: 5 H: 0 LOB: 0 BB: 0 P: 5	R: 0 E: 0 K: 1 S: 9 H: 0 LOB: 0 BB: 0 P: 14	R: 3 E: 0 K: 0 S: 15 H: 3 LOB: 1 BB: 1 P: 28	R: 0 E: 0 K: 0 S: 8 H: 1 LOB: 0 BB: 0 P: 10	R: 2 E: 2 K: 2 S: 14 H: 3 LOB: 2 BB: 0 P: 15		1B: 10 2B: 2 3B: 0 HR: 1 SF: 1 SAC: 0 DP: 1 HBP: 0						

livebaseballscorecards.com

AB	37
R	10
H	13
RBI	10
BB	2
SO	4
LOB	17

PITCHER		IP	WLS	BF	H	R	ER	SO	BB	IBB	HBP	BLK	WP	HR	S	P	ERA	WHIP
Carl Pavano, R ERA: 5.85	(1, 1)	5.0	L	25	8	7	7	2	1	0	0	0	0	1	55	86	12.60	1.800
Miguel Batista, R ERA: 4.91	(6, 1)	2.0		8	2	1	1	0	1	0	0	0	0	0	18	31	4.50	1.500
Ugueth Urbina, R ERA: 4.5	(8, 1)	1.0		7	3	2	1	2	0	0	0	0	0	0	14	15	9.00	3.000

PITCHER	IP	WLS	BF	H	R	ER	SO	BB	IBB	HBP	BLK	WP	HR	S	P	ERA	WHIP

Batter	1	2	3	4	5	6	7	8	9	AB	R	H	RBI	BB	SO	LOB
Terry Jones, S (1, 7) OBP: 0.389, SLG: 0.529	B B C X 2-1 ① G3		B X 1-0 ③ F8		B B B C B 4-1 BB			C B X 1-1 SH1-3 E 1B	C B F 1 F X SAFE 1-2 1-H 2B	4	1	2	1	1	0	0
Wilton Guerrero, S (1, 4) OBP: 0.316, SLG: 0.362 Mike Mordecai, R (8, 4) OBP: 0.314, SLG: 0.430	B F B X 2-1 CS 1B			B B C B B 4-1 2B FC6-5 BB	1 SAFE X 0-0 ③ B1-3			B 1 SAFE X 1-0 ① SH1-3 1-2	B B B C F X 3-2 ③ L4	2 1	1 0	1 0	0 0	1 0	0 0	1 1
Manny Martinez, R (1, 8) OBP: 0.307, SLG: 0.396	B F S T S 1-3 ②③ K 1-2			B X 1-0 ① F7		X 0-0 CS 1B		C C X 0-2 E5 F8 IBB 2-H		4	0	1	0	0	1	2
Vladimir Guerrero, R (1, 9) OBP: 0.364, SLG: 0.520		B C X 1-1 G5-4-3 HBP 1B		F B S F B F F X 2-2 FC6-5 1-3 2B		1 SAFE X 0-0 ① F8		I I I I 4-0 1-2 IBB		3	0	2	0	1	0	1
Chris Widger, R (1, 2) OBP: 0.347, SLG: 0.500		C H 1-1 G5-4-3 1-2 HBP		B B F B X 3-1 ② FC6-5 BB 2-3 3-H		P B C S X 2-2 ②③ P5 1-2		X 0-0 ② F8 2-3		3	0	0	1	0	0	4
Shane Andrews, R (1, 5) OBP: 0.316, SLG: 0.338		S X 0-1 ①② G5-4-3 1-2f 2-3		B B B C S B 4-2 1-2 BB			C X 0-1 SH1-3 1B	B 1 SAFE B 1 SAFE S C F X 2-2 ③ P4		3	0	1	0	1	0	4
Fernando Seguignol, S (1, 3) OBP: 0.263, SLG: 0.260 Ryan McGuire, L (7, PH) OBP: 0.365, SLG: 0.387 (7, 3)		C S F X 0-2 ③ L6		C T S 0-3 ③ K			X 0-0 ① SH1-3 1-2		B F S B S 2-3 ① K	2 1	0 0	0 0	0 0	0 0	1 1	3 0
Orlando Cabrera, R (1, 6) OBP: 0.295, SLG: 0.400			B C F F B S 2-3 ① K		C X 0-1 ① F9		F B X 1-1 ② F7		C S X 0-2 2B 1B	4	1	1	0	0	1	1
Dan Smith, R (1, 1) Anthony Telford, R (6, 1) James Mouton, R (7, PH) OBP: 0.420, SLG: 0.429 Steve Kline, S (7, 1) Ugueth Urbina, R (8, 1)			C B F C 1-3 ② K		B C F B X 2-2 ② G3		C S X 0-2 ③ F9		C L M 0-3 ② K	2 0 1 0 1	0 0 0 0 0	0 0 0 0 1	0 0 0 0 0	1 0 0 0 1	0 0 1 0 1	0 0 1 0 1

Inning Stats									
	R: 0 E: 0 K: 1 S: 8	H: 1 LOB: 0 BB: 0 P: 13	R: 0 E: 0 K: 0 S: 9	H: 1 LOB: 1 BB: 0 P: 11	R: 0 E: 0 K: 2 S: 8	H: 0 LOB: 0 BB: 0 P: 12	R: 1 E: 0 K: 1 S: 15	H: 1 LOB: 2 BB: 2 P: 29	R: 0 E: 0 K: 0 S: 7	H: 0 LOB: 1 BB: 1 P: 13
	R: 0 E: 0 K: 0 S: 6	H: 1 LOB: 0 BB: 0 P: 7	R: 0 E: 0 K: 0 S: 8	H: 1 LOB: 1 BB: 0 P: 9	R: 1 E: 1 K: 0 S: 11	H: 1 LOB: 2 BB: 1 P: 19	R: 1 E: 0 K: 2 S: 16	H: 2 LOB: 1 BB: 0 P: 22	1B: 6 2B: 2 3B: 0 HR: 0	SF: 0 SAC: 2 DP: 1 HBP: 1

PITCHER		IP	WLS	BF	H	R	ER	SO	BB	IBB	HBP	BLK	WP	HR	S	P	ERA	WHIP
Octavio Dotel, R ERA: 6.61	(1, 1)	7.0		27	5	1	1	4	3	0	1	0	0	0	61	94	1.29	1.143
Turk Wendell, R ERA: 2.96	(8, 1)	1.0	L	6	1	1	0	0	0	1	0	0	0	0	11	19	0.00	1.000
Rigo Beltran, L ERA: 3.21	(9, 1)	1.0		5	2	1	1	2	0	0	0	0	0	0	16	22	9.00	2.000

PITCHER	IP	WLS	BF	H	R	ER	SO	BB	IBB	HBP	BLK	WP	HR	S	P	ERA	WHIP

TOP

Montreal Expos @ New York Mets

Shea Stadium, Flushing, NY

Wed Jul 07 1999, 7:40 PM EDT

Att. 26,457 - Unknown - 87 F

livebaseballscorecards.com

AB	31
R	3
H	8
RBI	2
BB	4
SO	6
LOB	19

1B:	6	SF:	0	WP:	0	PA:	38
2B:	2	SAC:	2	PB:	0		
3B:	0	DP:	1	SB:	0		
HR:	0	HBP:	1	CS:	2		

BOTTOM

Montreal Expos @ New York Mets

Shea Stadium, Flushing, NY

Wed Jul 07 1999, 7:40 PM EDT

Att. 26,457 - Unknown - 87 F

Batter	1	2	3	4	5	6	7	8	9	AB	R	H	RBI	BB	SO	LOB
Rickey Henderson, R (1, 7) OBP: 0.432, SLG: 0.463	K		S 1B		WP BB 1B		1B		G3-1	5	1	3	0	0	1	0
Edgardo Alfonzo, R (1, 4) OBP: 0.370, SLG: 0.477	F9		F8		F9		F8		K	5	0	0	0	0	1	3
John Olerud, L (1, 3) OBP: 0.446, SLG: 0.509	F7		HBP 1B		WP BB			1B 1B BB		2	0	1	1	2	0	0
Roger Cedeno, S (8, PR) OBP: 0.433, SLG: 0.432 (9, 9)										0	0	0	0	0	0	0
Robin Ventura, L (1, 5) OBP: 0.363, SLG: 0.502		FC5-4 BB	HBP		G3-1			F7		0	0	0	0	1	0	0
Luis Lopez, S (3, PR) OBP: 0.356, SLG: 0.351 (4, 5)										2	0	0	0	0	0	3
Brian McRae, S (1, 8) OBP: 0.336, SLG: 0.382		F9	F7			P6		1B 1B		4	0	1	0	0	0	3
Benny Agbayani, R (1, 9) OBP: 0.410, SLG: 0.645		FC5-4 E		F9		G5-3-6 1B		1B		4	0	2	0	0	0	1
Rigo Beltran, L (9, 1)										0	0	0	0	0	0	0
Todd Pratt, R (1, 2) OBP: 0.366, SLG: 0.408		E5		G6-3		G5-3-6		K		3	0	0	0	0	0	2
31 Mike Piazza, R (8, PH) OBP: 0.358, SLG: 0.551 (9, 2)										1	0	0	0	0	1	3
Rey Ordonez, R (1, 6) OBP: 0.327, SLG: 0.355		P2	F7				F8	F7		4	0	0	0	0	0	5
Octavio Dotel, R (1, 1)			F9		BB				K	1	0	0	0	1	0	0
Melvin Mora, R (7, PH) OBP: 0.125, SLG: 0.067										1	0	0	0	0	0	0
Turk Wendell, L (8, 1)										0	0	0	0	0	0	0
Matt Franco, L (9, 3) OBP: 0.345, SLG: 0.408										1	0	0	0	0	1	0
Inning Stats	R: 0 E: 0 K: 1 S: 10 H: 0 LOB: 0 BB: 0 P: 18	R: 0 E: 1 K: 0 S: 14 H: 0 LOB: 2 BB: 1 P: 25	R: 1 E: 0 K: 0 S: 16 H: 2 LOB: 2 BB: 0 P: 28	R: 0 E: 0 K: 0 S: 7 H: 0 LOB: 0 BB: 0 P: 8	R: 0 E: 0 K: 0 S: 5 H: 1 LOB: 2 BB: 2 P: 17	R: 0 E: 0 K: 0 S: 8 H: 1 LOB: 0 BB: 0 P: 14	R: 0 E: 0 K: 0 S: 10 H: 1 LOB: 1 BB: 0 P: 15	R: 0 E: 0 K: 1 S: 14 H: 2 LOB: 3 BB: 1 P: 23	R: 0 E: 0 K: 2 S: 9 H: 0 LOB: 0 BB: 0 P: 11	1B: 7 2B: 1 3B: 0 HR: 0	SF: 0 SAC: 0 DP: 1 HBP: 1						

livebaseballscorecards.com

AB	33
R	1
H	7
RBI	1
BB	4
SO	4
LOB	20

WP: 1 PA: 38
PB: 0
SB: 1
CS: 0

PITCHER		IP	WLS	BF	H	R	ER	SO	BB	IBB	HBP	BLK	WP	HR	S	P	ERA	WHIP
Dan Smith, R ERA: 4.94	(1, 1)	5.0		22	3	1	1	1	3	0	1	0	1	0	52	96	1.80	1.200
Anthony Telford, R ERA: 3.06	(6, 1)	1.0		3	1	0	0	0	0	0	0	0	0	0	8	14	0.00	1.000
Steve Kline, L ERA: 4.68	(7, 1)	1.1	W	8	3	0	0	0	1	0	0	0	0	0	19	31	0.00	3.000
Ugueth Urbina, R ERA: 4.32	(8, 1)	1.2	S	5	0	0	0	3	0	0	0	0	0	0	14	18	0.00	0.000

PITCHER	IP	WLS	BF	H	R	ER	SO	BB	IBB	HBP	BLK	WP	HR	S	P	ERA	WHIP

Batter	1	2	3	4	5	6	7	8	9	AB	R	H	RBI	BB	SO	LOB
Terry Jones, S (1, 8) OBP: 0.318, SLG: 0.429	F7	K			P6			B1		4	0	0	0	0	1	1
Wilton Guerrero, S (1, 4) OBP: 0.315, SLG: 0.373	P6		G5-3			P6		SF8 3B		4	1	1	0	0	0	0
Anthony Telford, R (8, 1)										0	0	0	0	0	0	0
Ugueth Urbina, R (9, 1)										0	0	0	0	0	0	0
Ryan McGuire, L (1, 7) OBP: 0.364, SLG: 0.380	1B 1B BB		F7			K		SF8 3-H		2	1	0	0	1	1	0
Bobby Ayala, R (6, 1)										0	0	0	0	0	0	0
Shane Andrews, R (8, PH) OBP: 0.314, SLG: 0.338										0	0	0	1	0	0	0
(8, 5)																
Vladimir Guerrero, R (1, 9) OBP: 0.365, SLG: 0.530	1B 1-3 1B		K			HR		P6		4	1	2	1	0	1	0
Jose Fernandez, R (1, 5) OBP: 0.316, SLG: 0.389	SAFE 1-2 3-H 1B			F8		G5-3			B1-3	3	0	1	1	0	0	0
Mike Mordecai, R (8, 4) OBP: 0.311, SLG: 0.426										1	0	0	0	0	0	0
Fernando Seguignol, S (1, 3) OBP: 0.246, SLG: 0.241	K			G3			F7		K	4	0	0	0	0	2	2
Orlando Cabrera, R (1, 6) OBP: 0.295, SLG: 0.408		F9		P5			HR		G5-3	4	1	1	1	0	0	0
Robert Machado, R (1, 2) OBP: 0.167, SLG: 0.167		SH2-4 1B			F9		K			3	0	1	0	0	1	0
Chris Widger, R (8, 2) OBP: 0.347, SLG: 0.500										0	0	0	0	0	0	0
Mike Thurman, R (1, 1) OBP: 0.050, SLG: 0.050		SH2-4 1-2			K		L4			1	0	0	0	0	1	0
James Mouton, R (6, 7) OBP: 0.416, SLG: 0.423										1	0	0	0	0	0	0
Inning Stats	R: 1 E: 0 K: 1 S: 12 H: 2 LOB: 2 BB: 1 P: 23	R: 0 E: 0 K: 1 S: 10 H: 1 LOB: 1 BB: 0 P: 19	R: 0 E: 0 K: 1 S: 8 H: 0 LOB: 0 BB: 0 P: 12	R: 0 E: 0 K: 0 S: 9 H: 0 LOB: 0 BB: 0 P: 13	R: 0 E: 0 K: 1 S: 6 H: 0 LOB: 0 BB: 0 P: 7	R: 1 E: 0 K: 1 S: 13 H: 1 LOB: 0 BB: 0 P: 18	R: 1 E: 0 K: 1 S: 11 H: 1 LOB: 0 BB: 0 P: 16	R: 1 E: 0 K: 0 S: 9 H: 1 LOB: 0 BB: 0 P: 12	R: 0 E: 0 K: 1 S: 6 H: 0 LOB: 0 BB: 0 P: 7	1B: 3 2B: 0 3B: 1 HR: 2 SF: 1 SAC: 1 DP: 0 HBP: 0						

PITCHER		IP	WLS	BF	H	R	ER	SO	BB	IBB	HBP	BLK	WP	HR	S	P	ERA	WHIP
Masato Yoshii, R ERA: 5.02	(1, 1)	6.0		23	4	2	2	5	1	0	0	0	0	1	58	92	3.00	0.833
Turk Wendell, R ERA: 3.08	(7, 1)	1.0	B	4	1	1	1	1	0	0	0	0	0	1	11	16	9.00	1.000
Dennis Cook, L ERA: 2.31	(8, 1)	1.0	L	4	1	1	1	0	0	0	0	0	0	0	9	12	9.00	1.000
Greg McMichael, R ERA: 5.54	(9, 1)	1.0		3	0	0	0	1	0	0	0	0	0	0	6	7	0.00	0.000

PITCHER	IP	WLS	BF	H	R	ER	SO	BB	IBB	HBP	BLK	WP	HR	S	P	ERA	WHIP

TOP

Montreal Expos @ New York Mets

Shea Stadium, Flushing, NY

Thu Jul 08 1999, 1:40 PM EDT

Att. 29,730 - Sunny - 83 F

livebaseballscorecards.com

AB	31
R	4
H	6
RBI	4
BB	1
SO	7
LOB	3

WP: 0 PB: 0 SB: 0 CS: 0 PA: 34

Batter	1	2	3	4	5	6	7	8	9	AB	R	H	RBI	BB	SO	LOB
Roger Cedeno, S (1, 9) OBP: 0.425, SLG: 0.422	1-1 L8	3-2 G6-3		1-3 K		0-3 K			3-3 K	5	0	0	0	0	3	6
Edgardo Alfonzo, R (1, 4) OBP: 0.368, SLG: 0.476	2-1 2B		2-2 G5-3		0-2 F8		2-1 L8		2-2 FC5-4 1-2f	5	1	1	0	0	0	1
John Olerud, L (1, 3) OBP: 0.447, SLG: 0.512	3-1 E 2B 2-H		3-2 1B		2-0 F7		1-3 K			4	1	2	1	0	1	0
31 Mike Piazza, R (1, 2) OBP: 0.357, SLG: 0.558	3-2 G1-3		1-1 F9		1-1 HR		2-1 G6-3			4	1	1	1	0	0	2
Brian McRae, S (1, 8) OBP: 0.331, SLG: 0.375	2-2 E7 2-H		0-1 G5-3		0-0 G4-3			0-0 G6-3		4	0	0	0	0	0	1
Matt Franco, L (1, 5) OBP: 0.363, SLG: 0.410	0-1 G3-1			4-2 FC6-4 BB		2-0 FC4-6 1B		4-2 G6-4-3 BB		2	0	1	0	2	0	1
Benny Agbayani, R (1, 7) OBP: 0.405, SLG: 0.630		4-2 SH2-4 BB		2-3 K		0-1 FC4-6 HBP 1-2f		1-0 G6-4-3 1-2f		3	0	0	0	1	1	3
Rey Ordonez, R (1, 6) OBP: 0.324, SLG: 0.350 Rickey Henderson, R (9, PH) OBP: 0.435, SLG: 0.463	1 SAFE 1 SAFE	0-3 K	1 SAFE 1 SAFE	0-1 FC6-4 1B 1-2f		1-2 F8			4-2 CS BB	3	0	0	0	0	1	3
										0	0	0	0	1	0	0
Masato Yoshii, R (1, 1) OBP: 0.179, SLG: 0.179 Melvin Mora, R (6, PH) OBP: 0.176, SLG: 0.067 Turk Wendell, L (7, 1) Dennis Cook, L (8, 1) Greg McMichael, R (9, 1) Luis Lopez, S (9, PH) OBP: 0.363, SLG: 0.351		2-2 SH2-4 1-2		2-2 1B 1-2		1-1 HBP 1-2			4-2 FC5-4 BB 1-2	1	0	1	0	0	0	0
										0	0	0	0	0	0	0
										0	0	0	0	0	0	0
										0	0	0	0	0	0	0
										0	0	0	0	0	0	0
										0	0	0	0	1	0	0
Inning Stats	R: 2 E: 1 K: 0 S: 14 H: 2 LOB: 1 BB: 0 P: 25	R: 0 E: 0 K: 1 S: 11 H: 0 LOB: 1 BB: 1 P: 20	R: 0 E: 0 K: 0 S: 10 H: 1 LOB: 1 BB: 0 P: 16	R: 0 E: 0 K: 2 S: 20 H: 1 LOB: 2 BB: 1 P: 29	R: 1 E: 0 K: 0 S: 7 H: 1 LOB: 0 BB: 0 P: 10	R: 0 E: 0 K: 1 S: 10 H: 1 LOB: 2 BB: 0 P: 14	R: 0 E: 0 K: 1 S: 7 H: 0 LOB: 0 BB: 0 P: 12	R: 0 E: 0 K: 0 S: 4 H: 0 LOB: 0 BB: 1 P: 9	R: 0 E: 0 K: 1 S: 11 H: 0 LOB: 1 BB: 2 P: 24	1B: 3 2B: 2 3B: 0 HR: 1 SF: 0 SAC: 1 DP: 1 HBP: 1						

PITCHER		IP	WLS	BF	H	R	ER	SO	BB	IBB	HBP	BLK	WP	HR	S	P	ERA	WHIP
Mike Thurman, R ERA: 4.52	(1, 1)	5.0		23	5	3	2	3	2	0	0	0	0	1	62	100	3.60	1.400
Bobby Ayala, R ERA: 2.96	(6, 1)	2.0	W	8	1	0	0	2	0	0	1	0	0	0	17	26	0.00	0.500
Anthony Telford, R ERA: 3.0	(8, 1)	1.0	H	3	0	0	0	0	1	0	0	0	0	0	4	9	0.00	1.000
Ugueth Urbina, R ERA: 4.22	(9, 1)	1.0	S	4	0	0	0	1	2	0	0	0	0	0	11	24	0.00	2.000

PITCHER	IP	WLS	BF	H	R	ER	SO	BB	IBB	HBP	BLK	WP	HR	S	P	ERA	WHIP

BOTTOM

Montreal Expos @ New York Mets

Shea Stadium, Flushing, NY

Thu Jul 08 1999, 1:40 PM EDT
Att. 29,730 - Sunny - 83 F

livebaseballscorecards.com

AB	31
R	3
H	6
RBI	2
BB	5
SO	6
LOB	17

WP: 0 PA: 38
PB: 0
SB: 0
CS: 1

Batter	1	2	3	4	5	6	7	8	9	AB	R	H	RBI	BB	SO	LOB
Chuck Knoblauch, R (1, 4) OBP: 0.380, SLG: 0.375	B B B C B 4-1 G6-3 S BB		B F B X 2-1 2 FC5-4 2-H 1B		C B S B X 2-2 ③ F9		B B C 1 SAFE X 2-1 ③ F9			3	0	1	1	1	0	1
2 Derek Jeter, R (1, 6) OBP: 0.460, SLG: 0.623	S F F B 1 SAFE F B 1 SAFE F 2-3 1 SAFE S ① K		X 0-0 ② FC5-4 FC6-4 1-2f			F X 0-1 2B 1B		S T B X 1-2 ① G5-3		4	1	1	0	0	1	2
Paul O'Neill, L (1, 9) OBP: 0.366, SLG: 0.442	B B X 2-0 ② G6-3 1-3		B C X 1-1 ③ FC6-4 1-2f			B X 1-0 CS 2B 1-H		B B S T F B X 3-2 ② L5		4	0	1	1	0	0	2
Bernie Williams, S (1, 8) OBP: 0.418, SLG: 0.508	B X 1-0 ③ G5-3			F B X 1-1 ① G5-3		X 0-0 ① G6-3		B C B F X 2-2 ③ G5-3		4	0	0	0	0	0	2
Scott Brosius, R (1, 5) OBP: 0.296, SLG: 0.421		B B B C F F F F X 3-2 ① P3		F F B F B S 2-3 ② K		B C B B B X 3-1 ② 2-3 1B			C B B B X 2-1 WP 2B	4	0	2	0	0	1	0
Tino Martinez, L (1, 3) OBP: 0.365, SLG: 0.473		B B C B X 3-1 ② G3		B B B C B 4-1 20 FC6-4 BB		B B X 2-0 ③ F7			B B F B F F F F S 3-3 ① K	3	0	0	0	1	1	2
20 Jorge Posada, S (1, 2) OBP: 0.294, SLG: 0.351		B X 1-0 ③ G5-3		X 0-0 ③ FC6-4 1-2f			B B B C C X 3-2 ① G5-3		C X 0-1 ② F8	4	0	0	0	0	0	2
Chad Curtis, R (1, 7) OBP: 0.371, SLG: 0.331			B B C B B 4-1 SH3-4 1B BB		X 0-0 ① P4		B B F F B F F F B 4-2 BB		B B C B B 4-1 WP BB	1	1	0	0	3	0	0
Roger Clemens, R (1, 1) Jeff Manto, R (7, PH) OBP: 0.421, SLG: 0.296 Jason Grimsley, R (7, 1) Chili Davis, S (9, PH) OBP: 0.391, SLG: 0.487			1 SAFE B M B L X 2-2 ① SH3-4 1-2		F X 0-1 ② G5-3		X 0-0 ② F8		B S C T B S 2-3 ③ K 1-2 2-3	1 1 0 1	0 0 0 0	0 0 0 0	0 0 0 0	0 0 0 1	0 0 0 2	0 1 0 2
Inning Stats	R: 0 H: 0 E: 0 LOB: 1 K: 1 BB: 1 S: 9 P: 18	R: 0 H: 0 E: 0 LOB: 0 K: 0 BB: 0 S: 8 P: 15	R: 1 H: 1 E: 0 LOB: 1 K: 0 BB: 1 S: 9 P: 18	R: 0 H: 0 E: 0 LOB: 1 K: 1 BB: 1 S: 8 P: 15	R: 0 H: 0 E: 0 LOB: 0 K: 0 BB: 0 S: 6 P: 8	R: 1 H: 3 E: 0 LOB: 1 K: 0 BB: 0 S: 7 P: 13	R: 0 H: 0 E: 0 LOB: 1 K: 0 BB: 1 S: 10 P: 19	R: 0 H: 0 E: 0 LOB: 0 K: 0 BB: 0 S: 10 P: 16	R: 0 H: 1 E: 0 LOB: 2 K: 2 BB: 1 S: 15 P: 26	1B: 3 SF: 0 2B: 2 SAC: 1 3B: 0 DP: 0 HR: 0 HBP: 0					WP: 1 PA: 36 PB: 0 SB: 1 CS: 1	

TOP

New York Yankees @ New York Mets

Shea Stadium, Flushing, NY

Fri Jul 09 1999, 7:40 PM EDT

Att. 53,820 - Unknown - 82 F

livebaseballscorecards.com

AB	30
R	2
H	5
RBI	2
BB	5
SO	4
LOB	14

PITCHER		IP	WLS	BF	H	R	ER	SO	BB	IBB	HBP	BLK	WP	HR	S	P	ERA	WHIP
Al Leiter, L ERA: 4.81	(1, 1)	8.0	W	31	4	2	2	2	4	0	0	0	0	0	67	122	2.25	1.000
Armando Benitez, R ERA: 1.4	(9, 1)	1.0	S	5	1	0	0	2	1	0	0	0	1	0	15	26	0.00	2.000

PITCHER		IP	WLS	BF	H	R	ER	SO	BB	IBB	HBP	BLK	WP	HR	S	P	ERA	WHIP

BOTTOM

New York Yankees @ New York Mets

Shea Stadium, Flushing, NY

Fri Jul 09 1999, 7:40 PM EDT

Att. 53,820 - Unknown - 82 F

livebaseballscorecards.com

Batter	1	2	3	4	5	6	7	8	9	AB	R	H	RBI	BB	SO	LOB
Rickey Henderson, R (1, 7) OBP: 0.432, SLG: 0.458	WP 1B		K		L8		G6-3			4	0	1	0	0	1	0
Edgardo Alfonzo, R (1, 4) OBP: 0.369, SLG: 0.476	F9		G5-3			31 HR BB 1B	31 1B			4	1	2	0	0	0	1
John Olerud, L (1, 3) OBP: 0.450, SLG: 0.522	31 G5-4-3 BB		HR			31 HR BB	L7			2	2	1	1	2	0	1
31 Mike Piazza, R (1, 2) OBP: 0.359, SLG: 0.568	G5-4-3		G5-3			HR	1B			4	1	2	3	0	0	2
Robin Ventura, L (1, 5) OBP: 0.359, SLG: 0.495		G6-3		F7		F8	G3			4	0	0	0	0	0	2
Brian McRae, S (1, 8) OBP: 0.330, SLG: 0.377		1B 2B		K		G6-3		G4-3		4	1	1	0	0	1	0
Roger Cedeno, S (1, 9) OBP: 0.430, SLG: 0.432		F8		CS 1B		1B 1B		WP 2B		4	0	3	0	0	0	1
Rey Ordonez, R (1, 6) OBP: 0.326, SLG: 0.353		1B		CS	G4-3	S 1B		K		4	0	2	1	0	1	1
Al Leiter, L (1, 1) OBP: 0.097, SLG: 0.067		K			G6-3	K		P5		3	0	0	0	0	2	3
Matt Franco, L (8, PH) OBP: 0.359, SLG: 0.405										1	0	0	0	0	0	1
Armando Benitez, R (9, 1)										0	0	0	0	0	0	0
Inning Stats	R: 0 E: 0 K: 0 S: 8 H: 1 LOB: 1 BB: 1 P: 17	R: 1 E: 0 K: 1 S: 11 H: 2 LOB: 1 BB: 0 P: 16	R: 1 E: 0 K: 1 S: 9 H: 1 LOB: 0 BB: 0 P: 15	R: 0 E: 0 K: 1 S: 9 H: 1 LOB: 0 BB: 0 P: 11	R: 0 E: 0 K: 0 S: 5 H: 0 LOB: 0 BB: 0 P: 7	R: 3 E: 0 K: 1 S: 18 H: 4 LOB: 2 BB: 1 P: 37	R: 0 E: 0 K: 0 S: 13 H: 2 LOB: 2 BB: 0 P: 20	R: 0 E: 0 K: 1 S: 8 H: 1 LOB: 1 BB: 0 P: 14		1B: 8 2B: 2 3B: 0 HR: 2	SF: 0 SAC: 0 DP: 1 HBP: 0		WP: 2 PB: 0 SB: 1 CS: 1	PA: 37		

	AB	34
	R	5
	H	12
	RBI	5
	BB	2
	SO	5
	LOB	12

PITCHER		IP	WLS	BF	H	R	ER	SO	BB	IBB	HBP	BLK	WP	HR	S	P	ERA	WHIP
Roger Clemens, R ERA: 4.7	(1, 1)	6.0	L	27	9	5	5	4	2	0	0	0	1	2	60	103	7.50	1.833
Jason Grimsley, R ERA: 4.02	(7, 1)	2.0		9	3	0	0	1	0	0	0	0	1	0	21	34	0.00	1.500

PITCHER	IP	WLS	BF	H	R	ER	SO	BB	IBB	HBP	BLK	WP	HR	S	P	ERA	WHIP

Batter	1	2	3	4	5	6	7	8	9	AB	R	H	RBI	BB	SO	LOB
Chuck Knoblauch, R (1, 4) OBP: 0.383, SLG: 0.386	C X 0-1 ① G1-3		C C F B X 1-2 2 CS 1B		B B C F B F X 3-2 ② G6-3		C B X 1-1 HR	B C B B B 4-1 BB		4	1	2	1	1	0	0
Bernie Williams, S (1, 8) OBP: 0.421, SLG: 0.506	B B B C S X 3-2 HR 1B		F B B F B X 3-2 ① F9		C B B S B B 4-2 CS BB		B B F F S 2-3 ② K	B B B B 4-0 1-2 BB		3	1	1	0	2	1	1
Paul O'Neill, L (1, 9) OBP: 0.370, SLG: 0.468	1 SAFE 1 SAFE X 0-0 1-H HR		C X 0-1 ② P6		B B 1 B C 3-1 ③ CS 1-2	F X 0-1 HR	B S B X 2-1 2B	B C B X 2-1 ③ F7		5	2	3	3	0	0	3
2 Derek Jeter, R (1, 6) OBP: 0.456, SLG: 0.615	C S S 0-3 ② K		F 0-1 ③ CS 1-2	S X 0-1 ① G5-3		C X 0-1 ① L7	I I I I 4-0 IBB		S F B B B X 3-2 ① G4-3	4	0	0	0	1	1	0
Tino Martinez, L (1, 3) OBP: 0.366, SLG: 0.470	B B B C C B 4-2 BB			C B X 1-1 ② G1-6-3		C S F F B X 1-2 1B	B X 1-0 ③ G4-3		B B F B X 3-1 ② F9	4	0	1	0	1	0	2
Scott Brosius, R (1, 5) OBP: 0.301, SLG: 0.420	C B X 1-1 ③ F8			B C B X 2-1 ③ P6		B B F X 2-1 1-2 1B		C B B B B 4-1 20 HR BB	B F B B B 4-1 E S BB	3	1	1	0	2	0	1
Ricky Ledee, L (1, 7) OBP: 0.286, SLG: 0.328		B B C B F C 3-3 ① K			B F F B X 2-2 HR	F S B F B C 2-3 ② K		B C F B X 2-2 ① F8	C B C B B B 4-2 1-3 BB	2	1	1	1	0	1	0
Chad Curtis, R (6, PH) OBP: 0.370, SLG: 0.325 (6, 7)										2	0	0	0	1	1	3
20 Jorge Posada, S (1, 2) OBP: 0.296, SLG: 0.383		C C B S 1-3 ② K			C B B X 2-1 HR	C F B T 1-2 ③ K		F 1 B F F B X SAFE 2-2 1-H HR	F B X 1-1 ③ G4-3	5	2	2	3	0	2	4
Andy Pettitte, L (1, 1) OBP: 0.333, SLG: 0.200		F F B C 1-3 ③ K			X 0-0 ① G6-3	C B F B S 2-3 ① K	X 0-0 ② G6-3			2	0	0	0	0	1	0
Jeff Manto, R (7, PH) OBP: 0.410, SLG: 0.286										1	0	0	0	0	1	0
Ramiro Mendoza, R (7, 1)										0	0	0	0	0	0	0
Chili Davis, S (8, PH) OBP: 0.390, SLG: 0.486										1	0	0	0	0	0	0
Mike Stanton, L (8, 1)										0	0	0	0	0	0	0
42 Mariano Rivera, R (9, 1)										0	0	0	0	0	0	0

TOP

New York Yankees @ New York Mets

Shea Stadium, Flushing, NY

Sat Jul 10 1999, 1:15 PM EDT

Att. 53,792 - Cloudy - 80 F

livebaseballscorecards.com

AB	36
R	8
H	11
RBI	8
BB	8
SO	8
LOB	14

Inning Stats	1	2	3	4	5	6	7	8	9
	R: 2 E: 0 K: 1 S: 13	R: 0 E: 0 K: 3 S: 9	R: 0 E: 0 K: 0 S: 10	R: 0 E: 0 K: 0 S: 6	R: 2 E: 0 K: 0 S: 13	R: 1 E: 0 K: 2 S: 18	R: 1 E: 0 K: 2 S: 11	R: 2 E: 0 K: 0 S: 12	R: 0 E: 0 K: 0 S: 10
	H: 2 LOB: 1 BB: 1 P: 21	H: 0 LOB: 0 BB: 0 P: 14	H: 1 LOB: 0 BB: 0 P: 14	H: 0 LOB: 0 BB: 0 P: 9	H: 2 LOB: 0 BB: 1 P: 27	H: 3 LOB: 2 BB: 0 P: 24	H: 2 LOB: 2 BB: 1 P: 23	H: 1 LOB: 2 BB: 3 P: 30	H: 0 LOB: 2 BB: 2 P: 25

1B: 4	SF: 0	WP: 0
2B: 1	SAC: 0	PB: 0
3B: 0	DP: 0	SB: 1
HR: 6	HBP: 0	CS: 2
		PA: 46

PITCHER		IP	WLS	BF	H	R	ER	SO	BB	IBB	HBP	BLK	WP	HR	S	P	ERA	WHIP
Rick Reed, R ERA: 4.79	(1, 1)	5.0		20	5	4	4	4	2	0	0	0	0	3	51	85	7.20	1.400
Greg McMichael, R ERA: 6.08	(6, 1)	0.1		4	3	1	1	0	0	0	0	0	0	1	11	14	27.00	9.000
Rigo Beltran, L ERA: 3.38	(6, 1)	1.1		7	2	1	1	4	0	1	0	0	0	1	17	31	6.75	1.500
Dennis Cook, L ERA: 2.7	(7, 1)	1.0		6	1	2	2	0	2	0	0	0	0	1	11	24	18.00	3.000
Turk Wendell, R ERA: 3.06	(8, 1)	0.1		2	0	0	0	0	1	0	0	0	0	0	2	8	0.00	3.000

PITCHER		IP	WLS	BF	H	R	ER	SO	BB	IBB	HBP	BLK	WP	HR	S	P	ERA	WHIP
Pat Mahomes, R ERA: 4.03	(9, 1)	1.0	W	5	0	0	0	0	2	0	0	0	0	0	10	25	0.00	2.000

Batter	1	2	3	4	5	6	7	8	9	AB	R	H	RBI	BB	SO	LOB
Rickey Henderson, R (1, 7) OBP: 0.443, SLG: 0.472	S B X 1-1 S 31 2B 1B		B F B F B B 4-2 CS BB		B F S B X 2-2 G4-3 1B		C B F F B F F X 2-2 31 HR 2B		C B B B B 4-1 2B 1B BB	3	3	3	0	2	0	0
Edgardo Alfonzo, R (1, 4) OBP: 0.367, SLG: 0.475	B 1 SAFE B F F 1 SAFE C 2-3 K 1-2 ①		1 SAFE 1 SAFE B F 1 SAFE F F 1 SAFE X 1-2 F8 1-2 ① ②		B C S B X 2-2 F7 ①		B F S X 1-2 L9 ②		C X 0-1 1B 1-3 2B ①	5	1	1	0	0	1	4
John Olerud, L (1, 3) OBP: 0.449, SLG: 0.517	B X 1-0 G5-3 ②		B B B B 4-0 31 FC5-4 BB		C 1 SAFE B B B F 1 SAFE F 1 SAFE 3-2 X G4-3 1-2 ②		B C B B B 4-1 31 HR BB		S F X 0-2 G3 ②	3	1	0	0	2	0	4
31 Mike Piazza, R (1, 2) OBP: 0.366, SLG: 0.584	B F F F F F F X 1-2 2-H 2B		X 0-0 FC5-4 1-2f ③		I I I I 4-0 IBB		C B B X 2-1 1-H 2-H HR		I I I I 4-0 1B IBB	3	1	2	4	2	0	1
Benny Agbayani, R (1, 9) OBP: 0.401, SLG: 0.618 Melvin Mora, R (8, 9) OBP: 0.176, SLG: 0.067 Matt Franco, L (9, PH) OBP: 0.366, SLG: 0.413	B B B X 3-0 G6-3 ③			C X 0-1 2B 1B	C S F B S 1-3 K ③		B X 1-0 F9 ③		F S B X 1-2 1-2 2-H 3-H 1B	4 0 1	1 0 0	1 0 1	0 0 2	0 0 0	1 0 0	3 0 0
Robin Ventura, L (1, 5) OBP: 0.358, SLG: 0.495		C B C F B B X 3-2 F7 ①	X 0-0 SH5-4 1-H SF9 2B		S B C F B X 2-2 G3 ①			X 0-0 B2-3 ①		4	1	1	1	0	0	0
Roger Cedeno, S (1, 8) OBP: 0.431, SLG: 0.430 Dennis Cook, L (7, 1) Turk Wendell, L (8, 1) Todd Pratt, R (8, PH) OBP: 0.363, SLG: 0.404 Pat Mahomes, R (9, 1) OBP: 0.286, SLG: 0.571		B B F B B 4-1 S SF7 BB	X 0-0 SH5-4 2-3 ①		C B X 1-1 G5-3 ②			C S S 0-3 K ②		1 0 0 1 0	1 0 0 0 0	0 0 0 0 0	0 0 0 0 0	1 0 0 0 0	0 0 0 1 0	0 0 0 0 0
Rey Ordonez, R (1, 6) OBP: 0.322, SLG: 0.350		S F F B X 1-2 SF7 1-H ②	X 0-0 SF9 3-H ②		C X 0-1 G6-3 ③			B C X 1-1 L8 ③		2	0	0	2	0	0	0
Rick Reed, R (1, 1) OBP: 0.276, SLG: 0.286 Greg McMichael, R (6, 1) Rigo Beltran, L (6, 1) Brian McRae, S (7, 8) OBP: 0.328, SLG: 0.375		X 0-0 L7 ③	C L S 0-3 K ③			C X 0-1 G3-1 ①		C B C X 1-2 G4-3 ①		2 0 0 2	0 0 0 0	0 0 0 0	0 0 0 0	1 0 0 0	0 0 0 0	0 0 0 0
Inning Stats	R: 1 H: 2 E: 0 LOB: 1 K: 1 BB: 0 S: 14 P: 22	R: 1 H: 0 E: 0 LOB: 0 K: 0 BB: 1 S: 11 P: 19	R: 0 H: 0 E: 0 LOB: 1 K: 0 BB: 2 S: 7 P: 16	R: 2 H: 2 E: 0 LOB: 0 K: 1 BB: 0 S: 8 P: 8	R: 0 H: 1 E: 0 LOB: 2 K: 1 BB: 1 S: 14 P: 26	R: 0 H: 0 E: 0 LOB: 0 K: 0 BB: 0 S: 8 P: 11	R: 3 H: 2 E: 0 LOB: 0 K: 0 BB: 1 S: 15 P: 25	R: 0 H: 0 E: 0 LOB: 0 K: 1 BB: 0 S: 6 P: 7	R: 2 H: 2 E: 0 LOB: 2 K: 0 BB: 2 S: 12 P: 22	1B: 4 SF: 2 2B: 4 SAC: 1 3B: 0 DP: 0 HR: 1 HBP: 0						WP: 0 PA: 41 PB: 0 SB: 3 CS: 1

PITCHER		IP	WLS	BF	H	R	ER	SO	BB	IBB	HBP	BLK	WP	HR	S	P	ERA	WHIP
Andy Pettitte, L ERA: 5.59	(1, 1)	6.0		26	5	4	4	3	3	1	0	0	0	0	62	102	6.00	1.333
Ramiro Mendoza, R ERA: 4.76	(7, 1)	1.0	B	6	2	3	3	0	1	0	0	0	0	1	15	25	27.00	3.000
Mike Stanton, L ERA: 4.75	(8, 1)	1.0	H	3	0	0	0	1	0	0	0	0	0	0	6	7	0.00	0.000
42 Mariano Rivera, R ERA: 2.36	(9, 1)	0.2	L	6	2	2	2	0	1	1	0	0	0	0	12	22	27.00	4.500

PITCHER	IP	WLS	BF	H	R	ER	SO	BB	IBB	HBP	BLK	WP	HR	S	P	ERA	WHIP

BOTTOM

New York Yankees @ New York Mets

Shea Stadium, Flushing, NY

Sat Jul 10 1999, 1:15 PM EDT
Att. 53,792 - Cloudy - 80 F

livebaseballscorecards.com

AB	31
R	9
H	9
RBI	9
BB	7
SO	4
LOB	12

New York Yankees @ New York Mets

Shea Stadium, Flushing, NY

Sun Jul 11 1999, 1:40 PM EDT

Att. 53,869 - Unknown - 74 F

TOP

livebaseballscorecards.com

Batter	1	2	3	4	5	6	7	8	9	AB	R	H	RBI	BB	SO	LOB
Chuck Knoblauch, R (1, 4) OBP: 0.380, SLG: 0.381	B B B C B 4-1 G4-3 2 SH1-3 BB		C B X 1-1 ① G4-3	C B X 1-1 ② F8	C B C 2 B X SAFE 2-2 ③ G5-3			B F B X 2-1 ① P5		4	0	0	0	1	0	3
2 Derek Jeter, R (1, 6) OBP: 0.454, SLG: 0.611	X 0-0 ① SH1-3 1-2		C X 0-1 ② F9	X 0-0 ③ FC6-4 1-2f		X 0-0 ① F8		S F B B X 2-2 G4-6-3 1B		4	0	1	0	0	0	1
Paul O'Neill, L (1, 9) OBP: 0.370, SLG: 0.466	B B 2 SAFE B C X 3-1 ② G4-3 2-3		B B X 2-0 1B		X 0-0 BB 1B 1B 1B	B T F B X 2-2 ② F8		1 SAFE 1 SAFE B X 1-0 ②③ G4-6-3 1-2f		5	1	2	0	0	0	2
Bernie Williams, S (1, 8) OBP: 0.420, SLG: 0.503	B B S C X 2-2 ③ G2		B X 1-0 ③ G4-3		X 0-0 1B BB 1-2 1B 1B	B B B B 4-0 BB			B B C X 2-1 ① F7	4	1	1	0	1	0	2
Tino Martinez, L (1, 3) OBP: 0.372, SLG: 0.477		C X 0-1 FC6-4 1B		F B X 1-1 2B HR 2B	B B S B B 4-1 1B 1-2 2-3 1B BB	1 SAFE C 1 SAFE F B B B 1 B X 3-2 ③ P3			B B C X 2-1 S 1B	4	2	3	0	1	0	1
Scott Brosius, R (1, 5) OBP: 0.307, SLG: 0.425		C X 0-1 ① FC6-4 20 1B 1-2f		B X 1-0 HR 2-3 2B	X 0-0 SH3-4 1B 1-2 2-3 3-H 1B		C B F B B F B 4-2 BB		F B F B B C 3-3 ② K 1-2	4	1	2	1	1	1	2
Ricky Ledee, L (1, 7) OBP: 0.292, SLG: 0.379 Chad Curtis, R (5, PH) OBP: 0.370, SLG: 0.326 (5, 7)		S B F S 1-3 ② K		X 0-0 2-H 3-H HR	X 0-0 SH3-4 1-2 2-H 3-H 1B		S C S 0-3 ① K		X 0-0 ③ F8	2 3	1 0	1 1	3 2	0 0	1 1	1 2
20 Jorge Posada, S (1, 2) OBP: 0.300, SLG: 0.385		C C B X 1-2 1-3 1B		C B F B B X 3-2 2 FC6-4 1B	B S B C F X 2-2 ① P6		X 0-0 ② F8			4	0	2	0	0	0	3
Hideki Irabu, R (1, 1) Mike Stanton, L (8, 1) 42 Mariano Rivera, R (9, 1)		C C B B S 2-3 ③ K		1 SAFE M M P M 1-3 ① K	L X 0-1 ② SH3-4 1-2 2-3		B F B S X 2-2 ③ G3			3 0 0	0 0 0	0 0 0	0 0 0	0 0 0	2 0 0	4 0 0
Inning Stats	R: 0 H: 0 E: 0 LOB: 1 K: 0 BB: 1 S: 7 P: 16	R: 0 H: 2 E: 0 LOB: 2 K: 2 BB: 0 S: 13 P: 17	R: 0 H: 1 E: 0 LOB: 1 K: 0 BB: 0 S: 6 P: 10	R: 3 H: 4 E: 0 LOB: 1 K: 1 BB: 0 S: 14 P: 20	R: 3 H: 4 E: 0 LOB: 2 K: 0 BB: 1 S: 14 P: 22	R: 0 H: 0 E: 0 LOB: 1 K: 0 BB: 1 S: 7 P: 16	R: 0 H: 0 E: 0 LOB: 1 K: 1 BB: 1 S: 10 P: 16	R: 0 H: 1 E: 0 LOB: 0 K: 0 BB: 0 S: 6 P: 11	R: 0 H: 1 E: 0 LOB: 1 K: 1 BB: 0 S: 8 P: 15	1B: 10 SF: 0 2B: 2 SAC: 2 3B: 0 DP: 1 HR: 1 HBP: 0						

	AB	37
	R	6
	H	13
	RBI	6
	BB	4
	SO	5
	LOB	21

WP: 0 PA: 43
PB: 0
SB: 1
CS: 0

PITCHER		IP	WLS	BF	H	R	ER	SO	BB	IBB	HBP	BLK	WP	HR	S	P	ERA	WHIP
Orel Hershiser, R ERA: 5.06	(1, 1)	4.0	L	24	10	6	6	3	2	0	0	0	0	1	44	71	13.50	3.000
Rigo Beltran, L ERA: 3.3	(5, 1)	0.2		3	1	0	0	0	0	0	0	0	0	0	7	9	0.00	1.500
Pat Mahomes, R ERA: 3.86	(5, 1)	1.1		5	0	0	0	0	1	0	0	0	0	0	10	21	0.00	0.750
Jason Isringhausen, R ERA: 6.21	(7, 1)	1.1		6	1	0	0	1	1	0	0	0	0	0	15	25	0.00	1.500
Dennis Cook, L ERA: 2.61	(8, 1)	1.1		4	1	0	0	1	0	0	0	0	0	0	8	16	0.00	0.750

PITCHER		IP	WLS	BF	H	R	ER	SO	BB	IBB	HBP	BLK	WP	HR	S	P	ERA	WHIP
Armando Benitez, R ERA: 1.39	(9, 1)	0.1		1	0	0	0	0	0	0	0	0	0	0	1	1	0.00	0.000

BOTTOM

New York Yankees @ New York Mets

Shea Stadium, Flushing, NY

Sun Jul 11 1999, 1:40 PM EDT

Att. 53,869 - Unknown - 74 F

livebaseballscorecards.com

Batter	1	2	3	4	5	6	7	8	9	AB	R	H	RBI	BB	SO	LOB
Rickey Henderson, R (1, 7) OBP: 0.434, SLG: 0.460	B F B B F F F X 3-2 F9 ①		B F X 1-1 P3 ② C B 1 SAFE B F B S 3-3 K ①		B B F T C 2-3 K ③		B C C X 1-2 G4-3 ②	5	0	0	0	0	2	2
Edgardo Alfonzo, R (1, 4) OBP: 0.365, SLG: 0.471	B X 1-0 P4 ②		C B F B F F B F X 3-2 31 1B BB 1B B X 1-0 F9 ②				C C F F B S 1-3 K ① B F B F S 2-3 K ③			5	1	1	0	0	2	2
John Olerud, L (1, 3) OBP: 0.450, SLG: 0.513	B B B B 4-0 31 1B BB		B B B B 4-0 31 1B 1B 1-2 BB X 0-0 F7 ③				C B X 1-1 G4-3 ②			2	1	0	0	2	0	2
31 Mike Piazza, R (1, 2) OBP: 0.371, SLG: 0.587	C B B S X 2-2 1-3 1B		B X 1-0 1B 1-3 2-H 1B		B B B C X 3-1 1B		C F S 0-3 K ③			4	0	3	1	0	1	0
Robin Ventura, L (1, 5) OBP: 0.357, SLG: 0.492	F B X 1-1 F9 ③		B S B X 2-1 1-3 3-H 1B		X 0-0 P4 ①			B F F S 1-3 K ①		4	0	1	1	0	1	3
Brian McRae, S (1, 8) OBP: 0.323, SLG: 0.369		B F C B B X 3-2 G4-3 ①	F S B C 1-3 K ③		S C B F S 1-3 K ②			B C B X 2-1 G6-3 ②		4	0	0	0	0	2	3
Armando Benitez, R (9, 1)										0	0	0	0	0	0	0
Roger Cedeno, S (1, 9) OBP: 0.432, SLG: 0.436		B C C S 1-3 K ②		B B X 2-0 S 2B 1B B B X 2-0 F7 ③				C X 0-1 2B		4	1	2	0	0	1	1
Rey Ordonez, R (1, 6) OBP: 0.321, SLG: 0.352		B B X 2-0 P3 ③		B C B F F X 2-2 SH 1-H 2B		C F X 0-2 G6-3 ①		B C X 1-1 G6-3 ③		4	0	1	1	0	0	1
Orel Hershiser, R (1, 1) OBP: 0.139, SLG: 0.147 Rigo Beltran, L (5, 1) Pat Mahomes, R (5, 1) OBP: 0.286, SLG: 0.571 Luis Lopez, S (6, PH) OBP: 0.359, SLG: 0.346 Jason Isringhausen, R (7, 1) OBP: 0.100, SLG: 0.200 Dennis Cook, L (8, 1) Melvin Mora, R (9, 8) OBP: 0.176, SLG: 0.067 Benny Agbayani, R (9, PH) OBP: 0.399, SLG: 0.614			C F X 0-2 G1-6-3 ①	B B B C C F X 3-2 SH 2-3		T B F F S 1-3 K ②			B F B F B C 3-3 K ①	1 0 0 1 0 0 0 1	0 0 0 0 0 0 0 0	0 0 0 0 1 0 0 0	0 0 0 0 0 0 0 0	0 0 0 0 0 0 0 0	0 0 0 0 1 0 0 0	0 0 0 0 0 0 0 0
Inning Stats	R: 0 E: 0 K: 0 S: 11 H: 1 LOB: 2 BB: 1 P: 22	R: 0 E: 0 K: 1 S: 7 H: 0 LOB: 0 BB: 0 P: 13	R: 2 E: 0 K: 1 S: 17 H: 3 LOB: 2 BB: 1 P: 29	R: 1 E: 0 K: 1 S: 14 H: 2 LOB: 2 BB: 0 P: 25	R: 0 E: 0 K: 1 S: 8 H: 1 LOB: 1 BB: 0 P: 14	R: 0 E: 0 K: 2 S: 10 H: 0 LOB: 0 BB: 0 P: 13	R: 0 E: 0 K: 2 S: 10 H: 0 LOB: 0 BB: 0 P: 12	R: 0 E: 0 K: 1 S: 9 H: 1 LOB: 1 BB: 0 P: 13	R: 0 E: 0 K: 2 S: 9 H: 0 LOB: 0 BB: 0 P: 15	1B: 6 2B: 2 3B: 0 HR: 0	SF: 0 SAC: 1 DP: 0 HBP: 0					

	AB	35
	R	3
	H	8
	RBI	3
	BB	2
	SO	11
	LOB	14

PITCHER		IP	WLS	BF	H	R	ER	SO	BB	IBB	HBP	BLK	WP	HR	S	P	ERA	WHIP
Hideki Irabu, R ERA: 4.15	(1, 1)	7.0	W	31	7	3	3	8	2	0	0	0	0	0	77	128	3.86	1.286
Mike Stanton, L ERA: 4.6	(8, 1)	1.0	H	4	1	0	0	1	0	0	0	0	0	0	9	13	0.00	1.000
42 Mariano Rivera, R ERA: 2.29	(9, 1)	1.0	S	3	0	0	0	2	0	0	0	0	0	0	9	15	0.00	0.000

PITCHER	IP	WLS	BF	H	R	ER	SO	BB	IBB	HBP	BLK	WP	HR	S	P	ERA	WHIP

Batter	1	2	3	4	5	6	7	8	9	10	AB	R	H	RBI	BB	SO	LOB
Rickey Henderson, R (1, 7) OBP: 0.438, SLG: 0.455	4-0 HBP S BB		B B F C X G5-3		B B S C F X 2-2 ③ G6-3 1-3 3-H		B B C B B 4-1 ① 1B SF8 BB 1-2	B B B 4-0 BB		0-0 ③ CS 2-3	2	1	0	0	3	0	1
Edgardo Alfonzo, R (1, 4) OBP: 0.365, SLG: 0.470	C F B B S 2-3 ① K 1-2			B F C F B X 2-2 G6-4-3 1B		S X 0-1 ① F9	B F X 1-1 31 FC6-4 1B 1-3 2-H	B C X 1-1 ③ P4			5	0	2	1	0	1	4
John Olerud, L (1, 3) OBP: 0.449, SLG: 0.510	C B 2 H SAFE 2-1 ② HBP 2-3			F F X 0-2 ①② G6-4-3 1-2f		C B B X 2-1 ② G3-1	C X 0-1 ② SF8 3-H		B C B C B B 4-2 L4-3 BB		2	0	0	1	1	0	1
31 Mike Piazza, R (1, 2) OBP: 0.368, SLG: 0.583	C X 0-1 ③ G6-3			X 0-0 ③ L8		B X 1-0 2B	B X 1-0 ③ FC6-4 1-2f		B C F X 1-2 ① F8		5	0	1	0	0	0	3
Robin Ventura, L (1, 5) OBP: 0.355, SLG: 0.486		C B F X 1-2 ① G3			B B B 4-0 G3 BB E BB	C B B X 2-1 ③ P6		X 0-0 ① F8	B S X 1-1 ②③ L4-3 1-2		4	1	0	0	1	0	2
Brian McRae, S (1, 8) OBP: 0.325, SLG: 0.367		B C B F X 2-2 ② P5			C B F B X 2-2 ① F8		B B B C S B 4-2 SH3 BB 1B BB	B F B X 2-1 BB E 1B		X 0-0 ① F8	4	2	1	0	1	0	1
Matt Franco, L (1, 10) OBP: 0.375, SLG: 0.407		C B B C X 2-2 ③ F7			B C B B B 4-1 E G3 E 1-2 BB		B B C S F B B 4-2 SH3 1B BB 1-2	B C B F S 2-3 ② K		X 0-0 2B 2B	1	2	0	0	2	0	0
Benny Agbayani, R (8, PH) OBP: 0.400, SLG: 0.619											2	1	1	0	0	1	1
Rey Ordonez, R (1, 6) OBP: 0.323, SLG: 0.352			C X 0-1 G4-6-3 1B		C F F F X 0-2 ② G3 1-2 2-3		X 0-0 ① SH3 1-2 2-3	B B B B 4-0 E 1-2 BB		X 0-0 ② F9	3	0	1	0	1	0	3
Roger Cedeno, S (1, 9) OBP: 0.431, SLG: 0.439			C L X 0-2 ①② G4-6-3 1-2f		B C B X 2-1 E5 E S 2-3 3-H		S C X 0-2 S 1B 2-H 3-H	B F C X 1-2 E6 1-3 2-H		X 0-0 CS 2B 2-H 2B	5	1	2	3	0	0	3
Inning Stats	R: 0 E: 0 K: 1 S: 6 H: 0 LOB: 1 BB: 1 P: 14	R: 0 E: 0 K: 0 S: 9 H: 0 LOB: 0 BB: 0 P: 14	R: 0 E: 0 K: 0 S: 8 H: 1 LOB: 0 BB: 0 P: 10	R: 0 E: 0 K: 0 S: 8 H: 1 LOB: 0 BB: 0 P: 10	R: 2 E: 1 K: 0 S: 15 H: 0 LOB: 1 BB: 2 P: 29	R: 0 E: 0 K: 0 S: 7 H: 1 LOB: 1 BB: 0 P: 12	R: 4 E: 0 K: 0 S: 15 H: 2 LOB: 1 BB: 3 P: 29	R: 1 E: 1 K: 1 S: 11 H: 1 LOB: 3 BB: 2 P: 25	R: 0 E: 0 K: 0 S: 7 H: 0 LOB: 0 BB: 1 P: 13	R: 1 E: 0 K: 0 S: 4 H: 2 LOB: 0 BB: 0 P: 4	1B: 5 2B: 4 3B: 0 HR: 0 SF: 1 SAC: 1 DP: 3 HBP: 1						

PITCHER		IP	WLS	BF	H	R	ER	SO	BB	IBB	HBP	BLK	WP	HR	S	P	ERA	WHIP
Rolando Arrojo, R ERA: 6.62	(1, 1)	5.0		19	2	2	0	1	3	0	1	0	0	0	46	77	0.00	1.000
Esteban Yan, R ERA: 5.53	(6, 1)	1.1	B	8	2	3	3	0	2	0	0	0	0	0	16	29	20.25	3.000
Albie Lopez, R ERA: 9.0	(7, 1)	0.2		4	1	1	1	0	1	0	0	0	0	0	6	12	13.50	3.000
Scott Aldred, L ERA: 5.18	(8, 1)	0.1		2	1	1	0	0	0	0	0	0	0	0	3	5	0.00	3.000
Rick White, R ERA: 4.01	(8, 1)	0.2		5	0	0	0	1	2	0	0	0	0	0	8	20	0.00	3.000

PITCHER		IP	WLS	BF	H	R	ER	SO	BB	IBB	HBP	BLK	WP	HR	S	P	ERA	WHIP
Bryan Rekar, R ERA: 5.12	(9, 1)	1.0		3	0	0	0	0	1	0	0	0	0	0	7	13	0.00	1.000
Norm Charlton, L ERA: 3.32	(10, 1)	1.0	L	4	2	1	1	0	0	0	0	0	0	0	4	4	9.00	2.000

TOP

New York Mets @ Tampa Bay Devil Rays

Tropicana Field, St. Petersburg, FL

Thu Jul 15 1999, 7:05 PM EDT
Att. 19,384 - Dome - 72 F

livebaseballscorecards.com

AB	33
R	8
H	8
RBI	5
BB	9
SO	2
LOB	19

WP: 0 PB: 0 SB: 3 CS: 1 PA: 46

Batter	1	2	3	4	5	6	7	8	9	10	AB	R	H	RBI	BB	SO	LOB
Miguel Cairo, R (1, 4) OBP: 0.351, SLG: 0.393	C B B B C X 3-2 ① G6-3	F C S 0-3 ③ K		S B X 1-1 ③ P2			B B B C F F X 3-2 ② F9		B C B B C B 4-2 2B 1B BB	X 0-0 ③ F8	5	1	0	0	1	1	2
Aaron Ledesma, R (1, 5) OBP: 0.327, SLG: 0.343	B X 1-0 2B	X 0-0 ① G5-3	C X 0-1 ① G4-3				X 0-0 ③ F7		C S X 0-2 1-3 1B 2B		5	1	2	0	0	0	0
Herbert Perry, R (1, 10) OBP: 0.356, SLG: 0.398	C B B X 2-1 ② P3	F X 0-1 ② P6	B X 1-0 ② F8					C F B X 1-2 ① F8	C F B F B B S 3-3 ② K		5	0	0	0	0	1	3
Fred McGriff, L (1, 3) OBP: 0.415, SLG: 0.580	C F B B B F B 4-2 BB	S X 0-1 ③ G4-3	C B B B X 3-1 ③ G4-1					C B B B F X 3-2 FC1-4 1B	F X 0-1 2-H 3-H 1B 1B		4	1	2	2	1	0	0
John Flaherty, R (1, 2) OBP: 0.319, SLG: 0.414 David Lamb, S (9, PR) OBP: 0.263, SLG: 0.270 Mike DiFelice, R (10, 2) OBP: 0.296, SLG: 0.421	C F S 0-3 ③ K			S F B B B B 4-2 HR BB		F F B S 1-3 ① K		X 0-0 ② FC1-4 1-2f 1B 1B	X 0-0 1-2 1B 1B		4 0 0	2 0 0	1 0 0	0 0 0	1 0 0	2 0 0	3 0 0
Bubba Trammell, R (1, 9) OBP: 0.355, SLG: 0.537		S S B B F B X 3-2 HR	B X 1-0 ① F9			F B B F B B 4-2 CS BB		B B C C X 2-2 1-2 1B 1B	B F B S X 2-2 1-3 2-H 1B		4	1	3	2	1	0	1
Paul Sorrento, L (1, 7) OBP: 0.358, SLG: 0.455	C B B B B X 3-1 ① G5-3		B B C C F B X 3-2 1-H HR			F B 1 SAFE B B S X 3-2 ② 1-2 1B		B B C F B X 3-2 1-3 2-H 1B	F B B F B F F S 3-3 ③ K		5	1	3	3	0	1	2
Kevin Stocker, S (1, 6) OBP: 0.377, SLG: 0.382	F C B X 1-2 G1-3 1B		B B C X 2-1 FC4-6 1B			B F X 1-1 ③ P6		B C B S F B B X 3-2 ③ F8		S S S 0-3 ① K	5	0	2	0	0	1	3
Randy Winn, S (1, 8) OBP: 0.292, SLG: 0.331	X 0-0 ② G1-3 1-2		C X 0-1 ② FC4-6 1-2f				C B S S X 1-2 ① F8		C L B S 1-3 ① K	S S S 0-3 ② K	5	0	0	0	0	2	2
Inning Stats	R: 0 H: 1 E: 0 LOB: 2 K: 1 BB: 1 S: 12 P: 22	R: 1 H: 2 E: 0 LOB: 1 K: 1 BB: 0 S: 13 P: 20	R: 0 H: 0 E: 0 LOB: 0 K: 0 BB: 0 S: 5 P: 5	R: 2 H: 2 E: 0 LOB: 1 K: 0 BB: 1 S: 13 P: 24	R: 0 H: 0 E: 0 LOB: 0 K: 0 BB: 0 S: 5 P: 9	R: 0 H: 1 E: 0 LOB: 1 K: 1 BB: 1 S: 10 P: 19	R: 0 H: 0 E: 0 LOB: 0 K: 0 BB: 0 S: 8 P: 12	R: 1 H: 3 E: 0 LOB: 2 K: 0 BB: 0 S: 17 P: 29	R: 3 H: 4 E: 0 LOB: 2 K: 3 BB: 1 S: 24 P: 37	R: 0 H: 0 E: 0 LOB: 0 K: 2 BB: 0 S: 7 P: 7	1B: 9 2B: 2 3B: 0 HR: 2	SF: 0 SAC: 0 DP: 0 HBP: 0						

PITCHER		IP	WLS	BF	H	R	ER	SO	BB	IBB	HBP	BLK	WP	HR	S	P	ERA	WHIP
Al Leiter, L ERA: 4.76	(1, 1)	7.0		29	6	3	3	3	3	0	0	0	0	2	66	111	3.86	1.286
Turk Wendell, R ERA: 3.19	(8, 1)	0.2		4	2	1	1	0	0	0	0	0	0	0	10	16	13.50	3.000
Dennis Cook, L ERA: 2.59	(8, 1)	0.1	H	2	1	0	0	0	0	0	0	0	0	0	7	13	0.00	3.000
Armando Benitez, R ERA: 1.9	(9, 1)	2.0	W	11	4	3	3	5	1	0	0	0	0	0	31	44	13.50	2.500

PITCHER	IP	WLS	BF	H	R	ER	SO	BB	IBB	HBP	BLK	WP	HR	S	P	ERA	WHIP

BOTTOM

New York Mets @ Tampa Bay Devil Rays

Tropicana Field, St. Petersburg, FL

Thu Jul 15 1999, 7:05 PM EDT
Att. 19,384 - Dome - 72 F

livebaseballscorecards.com

AB	42
R	7
H	13
RBI	7
BB	4
SO	8
LOB	16

Totals	5	1	0	0	1	1	2											
Totals	5	1	2	0	0	0	0											
Totals	5	0	0	0	0	1	3											
Totals	4	1	2	2	1	0	0											
Totals	4 0 0	2 0 0	1 0 0	0 0 0	1 0 0	2 0 0	3 0 0											
Totals	4	1	3	2	1	0	1											
Totals	5	1	3	3	0	1	2											
Totals	5	0	2	0	0	1	3											
Totals	5	0	0	0	0	2	2											

Totals	1B: 9 2B: 2 3B: 0 HR: 2	SF: 0 SAC: 0 DP: 0 HBP: 0																

Totals	WP: 0 PB: 0 SB: 0 CS: 1	PA: 46																

New York Mets @ Tampa Bay Devil Rays

Tropicana Field, St. Petersburg, FL

Fri Jul 16 1999, 7:05 PM EDT

Att. 20,929 - Dome - 72 F

TOP

livebaseballscorecards.com

Batter	1	2	3	4	5	6	7	8	9	AB	R	H	RBI	BB	SO	LOB
Rickey Henderson, R (1, 7) OBP: 0.448, SLG: 0.463	4-1 G6-4-3 S BB		4-0 1B 1B BB	0-1 S 1B 1B 1B		4-2 S 1B BB	0-0 CS 2B		2-2 F7 ③	3	3	3	1	2	0	0
Edgardo Alfonzo, R (1, 4) OBP: 0.368, SLG: 0.471	4-1 G6-4-3 1-2 BB		0-2 1B 31 1B 1-3 1B	1-0 S 1B 1-2 1B		2-1 S 31 1B 1-H 1B	3-2 ② CS 2-3 1B			4	1	2	2	1	0	1
John Olerud, L (1, 3) OBP: 0.448, SLG: 0.506	2-1 ①② G6-4-3 1-2f 2-3		0-1 FC1-6-4 31 1B WP 1-3 3-H 1B	3-2 1-H 2-H 1B		2-1 ② F9	1-2 ③ CS 1-2	3-1 ① F8		4	1	1	1	1	0	3
31 Mike Piazza, R (1, 2) OBP: 0.375, SLG: 0.589	0-1 ③ F7		0-0 FC1-6-4 1-2 3-H 1B	1-1 ③ F8		4-2 31 1B 1-2 BB		0-1 ② F7		4	0	3	2	1	0	1
Robin Ventura, L (1, 5) OBP: 0.350, SLG: 0.478		2-0 ① G3-1	0-0 ① F7		0-0 E CS 2B	1-1 1-2 2-H 1B		4-1 BB		5	0	0	0	0	1	6
Brian McRae, S (1, 8) OBP: 0.323, SLG: 0.364		2-2 ② F8	3-1 ② FC1-6-4 WP 1-2f 2-3		1-2 ① G2-3	0-1 ③ G4-3		1-3 ③ K		5	1	1	0	0	1	3
Matt Franco, L (1, 10) OBP: 0.386, SLG: 0.447		4-2 1B BB	2-2 ③ WP 1-3 3-H		3-1 E6 2-3		2-2 HR 1B		2-3 ① K	5	1	2	2	1	1	3
Rey Ordonez, R (1, 6) OBP: 0.321, SLG: 0.349		2-2 1-2 1B		2-1 ① F9	3-3 ②③ K 3-H		1-1 1-H HR		0-2 1B	5	0	1	0	0	1	1
Roger Cedeno, S (1, 9) OBP: 0.434, SLG: 0.444		2-1 ③ F8		0-2 ② G6-3		3-1 ① G6-3	1-3 ① K		0-1 ② P3	4	2	2	0	1	0	3

Inning Stats	1	2	3	4	5	6	7	8	9
	R: 0 E: 0 K: 0 S: 6	H: 0 LOB: 1 BB: 2 P: 16	R: 0 E: 0 K: 0 S: 15	H: 1 LOB: 2 BB: 1 P: 27	R: 3 E: 0 K: 0 S: 11	H: 3 LOB: 0 BB: 1 P: 20	R: 2 E: 0 K: 0 S: 14	H: 3 LOB: 1 BB: 0 P: 20	R: 0 E: 1 K: 1 S: 9	H: 1 LOB: 2 BB: 0 P: 16	R: 2 E: 0 K: 0 S: 15	H: 2 LOB: 2 BB: 2 P: 31	R: 2 E: 0 K: 1 S: 16	H: 4 LOB: 0 BB: 0 P: 24	R: 0 E: 0 K: 1 S: 8	H: 0 LOB: 1 BB: 1 P: 16	R: 0 E: 0 K: 1 S: 14	H: 1 LOB: 1 BB: 0 P: 18

	1B: 12	SF: 0
	2B: 3	SAC: 0
	3B: 0	DP: 2
	HR: 1	HBP: 0

	WP: 1	PA: 47
	PB: 0	
	SB: 5	
	CS: 3	

	AB	39
	R	9
	H	15
	RBI	8
	BB	7
	SO	4
	LOB	21

PITCHER	IP	WLS	BF	H	R	ER	SO	BB	IBB	HBP	BLK	WP	HR	S	P	ERA	WHIP
Bobby Witt, R (1, 1) ERA: 5.67	3.2		21	7	5	5	0	4	0	0	0	1	0	44	80	12.27	3.000
Dave Eiland, R (4, 1) ERA: 4.96	2.0	L	9	2	2	2	1	1	0	0	0	0	0	19	38	9.00	1.500
Mike Duvall, L (6, 1) ERA: 3.27	0.0		1	0	0	0	0	1	0	0	0	0	0	3	7	∞	∞
Rick White, R (6, 1) ERA: 4.14	2.1		11	5	2	2	2	1	0	0	0	0	1	28	45	7.71	2.571
Albie Lopez, R (9, 1) ERA: 8.65	1.0		4	1	0	0	1	0	0	0	0	0	0	14	18	0.00	1.000

PITCHER	IP	WLS	BF	H	R	ER	SO	BB	IBB	HBP	BLK	WP	HR	S	P	ERA	WHIP

BOTTOM

New York Mets @ Tampa Bay Devil Rays

Tropicana Field, St. Petersburg, FL

Fri Jul 16 1999, 7:05 PM EDT

Att. 20,929 - Dome - 72 F

livebaseballscorecards.com

Batter	1	2	3	4	5	6	7	8	9	AB	R	H	RBI	BB	SO	LOB
Miguel Cairo, R (1, 4) OBP: 0.352, SLG: 0.402	C C C 0-3 ① K		X 0-0 2B 3-H 1B		B C L X 1-2 HR 3B	C B C B X 2-2 ③ G5-3			F C B B F B S 3-3 ① K 2-3	5	2	2	1	0	2	3
Wade Boggs, L (1, 5) OBP: 0.378, SLG: 0.372	C F B X 2-2 ② G3-1		B B X 2-0 G1-3 1-H 1B 2B		B B B F F X 3-2 ① G3		C F C C 0-3 ① K		F B C F F B B B 4-2 1B PB 3-H BB	4	2	1	1	1	1	1
Herbert Perry, R (1, 10) OBP: 0.350, SLG: 0.417	B B S X 2-1 ③ G4-3		C X 0-1 ① G5-3		B F X 1-1 3-H HR		B X 1-0 ② G6-3		B S B S S 2-3 ② K	5	1	1	2	0	1	2
Fred McGriff, L (1, 3) OBP: 0.412, SLG: 0.574		B B X 2-0 ① G6-3	X 0-0 ② G1-3 2-3		C X 0-1 ② G1-3		X 0-0 ③ G6-3		B F B X 2-1 PB 1-3 1B	5	0	1	0	0	0	1
John Flaherty, R (1, 2) OBP: 0.317, SLG: 0.410		B F B F X 2-2 ② P3	C X 0-1 3-H 1B		X 0-0 ③ L6			C X 0-1 ① G6-3	B F F F B F S 2-3 ③ K 1-2 3-H	5	0	1	1	0	1	1
Paul Sorrento, L (1, 7) OBP: 0.355, SLG: 0.446		B B S B B 4-1 1B BB	B C B S S 2-3 ③ K			S F B B S 2-3 ① K		C B B S S 2-3 ② K		3	0	0	0	1	3	1
Bubba Trammell, R (1, 9) OBP: 0.361, SLG: 0.535	C B S F B X 2-2 1-2 1B		C X 0-1 ① F8			B C B F X 2-2 ② F7		C X 0-1 FC4-6 1B		4	0	2	0	0	0	0
Kevin Stocker, S (1, 6) OBP: 0.375, SLG: 0.380		X 0-0 ③ G4-3	B C F F S 1-3 ② K			F B X 1-1 BB 1B		B X 1-0 ③ FC4-6 1-2f		4	0	1	0	0	1	3
Terrell Lowery, R (1, 8) OBP: 0.357, SLG: 0.615			B B X 2-0 1B 3B		B C X 1-1 ③ P3	B B B C S B 4-2 1-2 BB			X 0-0 WP WP 2B	3	2	2	0	1	0	0

Inning Stats	R: 0 E: 0 K: 1 S: 8	H: 0 LOB: 0 BB: 0 P: 12	R: 0 E: 0 K: 0 S: 10	H: 1 LOB: 2 BB: 1 P: 20	R: 3 E: 0 K: 1 S: 11	H: 4 LOB: 1 BB: 0 P: 17	R: 0 E: 0 K: 1 S: 8	H: 0 LOB: 0 BB: 0 P: 10	R: 2 E: 0 K: 0 S: 11	H: 2 LOB: 0 BB: 0 P: 16	R: 0 E: 0 K: 1 S: 13	H: 1 LOB: 2 BB: 1 P: 24	R: 0 E: 0 K: 1 S: 6	H: 0 LOB: 0 BB: 0 P: 7	R: 0 E: 0 K: 1 S: 8	H: 1 LOB: 1 BB: 0 P: 11	R: 2 E: 0 K: 3 S: 19	H: 2 LOB: 1 BB: 1 P: 32	1B: 6 2B: 2 3B: 2 HR: 1	SF: 0 SAC: 0 DP: 0 HBP: 0	WP: 2 PB: 1 SB: 0 CS: 0	PA: 41

PITCHER		IP	WLS	BF	H	R	ER	SO	BB	IBB	HBP	BLK	WP	HR	S	P	ERA	WHIP
Rick Reed, R ERA: 4.96	(1, 1)	6.0	W	28	8	5	5	4	2	0	0	0	0	1	61	99	7.50	1.667
Jason Isringhausen, R ERA: 5.97	(7, 1)	2.2		12	3	2	1	4	1	0	0	0	2	0	28	43	3.38	1.500
Dennis Cook, L ERA: 2.57	(9, 1)	0.1	S	1	0	0	0	1	0	0	0	0	0	0	5	7	0.00	0.000

PITCHER	IP	WLS	BF	H	R	ER	SO	BB	IBB	HBP	BLK	WP	HR	S	P	ERA	WHIP

Batter	1	2	3	4	5	6	7	8	9	AB	R	H	RBI	BB	SO	LOB
Rickey Henderson, R (1, 7) OBP: 0.449, SLG: 0.464	C S C 0-3 ① K		B C B B F X 3-2 G1-6-3 1B			C B B S X 2-2 1B SF7 1B	B C C S 1-3 ③ K			4	1	2	0	0	2	3
Edgardo Alfonzo, R (1, 4) OBP: 0.369, SLG: 0.474	F B C S 1-3 ② K		C F X 0-2 ②③ G1-6-3 1-2f			X 0-0 1-3 1B		C X 0-1 1B SF8 2B		4	1	2	0	0	1	1
John Olerud, L (1, 3) OBP: 0.449, SLG: 0.508	B C B X 2-1 31 BB 1B			C C B X 1-2 ① F7		F B B S B X 3-2 ② SF7 3-H		X 0-0 2-3 1B		3	0	2	1	0	0	0
31 Mike Piazza, R (1, 10) OBP: 0.374, SLG: 0.583	B C F B B B 4-2 1-2 BB			B B S X 2-1 ② F9		B F B X 2-1 ③ G5-3		F B F B S 2-3 ① K		3	0	0	0	1	1	3
Benny Agbayani, R (1, 9) OBP: 0.396, SLG: 0.613	C S B C 1-3 ③ K			C X 0-1 ③ G6-3			B X 1-0 K BB 1B	B S X 1-1 ② SF8 3-H		3	0	1	1	0	1	2
Todd Pratt, R (1, 2) OBP: 0.359, SLG: 0.392		C F B B S 2-3 ① K			C B B S S 2-3 ① K		F B B B F B B 4-2 1-2 BB BB BB	C X 0-1 ③ F9		3	0	0	0	1	2	1
Melvin Mora, R (1, 5) OBP: 0.200, SLG: 0.111 Matt Franco, L (9, PH) OBP: 0.382, SLG: 0.442		F B X 1-1 CS 1B			F B F X 1-2 ② G1-3		C 2 SAFE F B S 1-3 ①② K 2-3		C B C S 1-3 ① K	3 1	0 0	1 0	0 0	0 0	1 1	2 0
Rey Ordonez, R (1, 6) OBP: 0.321, SLG: 0.347 Robin Ventura, L (9, PH) OBP: 0.349, SLG: 0.477		B C X 1-1 ②③ G4-3 1-2			X 0-0 ③ G1-3		B B B B 4-0 1-2 BB BB		S B B B B F F F X 3-2 ② L9	2 1	0 0	0 0	0 0	1 0	0 0	1 0
Roger Cedeno, S (1, 8) OBP: 0.431, SLG: 0.439			F B C S 1-3 ① K			B S B B S S 3-3 ① K	B B B B C B 4-1 1-2 2-3 BB		F S X 0-2 ③ G4-3	3	0	0	0	1	2	0
Inning Stats	R: 0 E: 0 K: 3 S: 13 H: 1 LOB: 2 BB: 1 P: 21	R: 0 E: 0 K: 1 S: 7 H: 1 LOB: 0 BB: 0 P: 11	R: 0 E: 0 K: 1 S: 9 H: 1 LOB: 0 BB: 0 P: 13	R: 0 E: 0 K: 0 S: 7 H: 0 LOB: 0 BB: 0 P: 10	R: 0 E: 0 K: 1 S: 7 H: 0 LOB: 0 BB: 0 P: 10	R: 1 E: 0 K: 1 S: 12 H: 2 LOB: 1 BB: 0 P: 22	R: 0 E: 0 K: 2 S: 10 H: 1 LOB: 3 BB: 3 P: 25	R: 1 E: 0 K: 1 S: 10 H: 2 LOB: 1 BB: 0 P: 13	R: 0 E: 0 K: 1 S: 11 H: 0 LOB: 0 BB: 0 P: 15	1B: 7 2B: 1 3B: 0 HR: 0 SF: 2 SAC: 0 DP: 1 HBP: 0						

PITCHER		IP	WLS	BF	H	R	ER	SO	BB	IBB	HBP	BLK	WP	HR	S	P	ERA	WHIP
Wilson Alvarez, L ERA: 4.62	(1, 1)	6.0	W	22	5	1	1	7	1	0	0	0	0	0	55	87	1.50	1.000
Esteban Yan, R ERA: 5.44	(7, 1)	0.2	H	4	1	0	0	1	2	0	0	0	0	0	6	16	0.00	4.500
Norm Charlton, L ERA: 3.52	(7, 1)	1.1	H	7	2	1	1	2	1	0	0	0	0	0	14	22	6.75	2.250
Roberto Hernandez, R ERA: 3.64	(9, 1)	1.0	S	3	0	0	0	1	0	0	0	0	0	0	11	15	0.00	0.000

PITCHER	IP	WLS	BF	H	R	ER	SO	BB	IBB	HBP	BLK	WP	HR	S	P	ERA	WHIP

TOP

New York Mets @ Tampa Bay Devil Rays

Tropicana Field, St. Petersburg, FL

Sat Jul 17 1999, 4:05 PM EDT

Att. 36,994 - Dome - 72 F

livebaseballscorecards.com

AB	30
R	2
H	8
RBI	2
BB	4
SO	11
LOB	13

WP: 0	PB: 0	SB: 0	CS: 1
PA: 36			

Batter	1	2	3	4	5	6	7	8	9	AB	R	H	RBI	BB	SO	LOB
Miguel Cairo, R (1, 4) OBP: 0.354, SLG: 0.401	BBBCB 4-1 BB G4-3 1B BB	CBX 1-1 G5-3 FC1-5 1-2 1B		CCBC 1-3 ① K			BCBFX 2-2 ① L8			3	1	1	0	1	1	0
Dave Martinez, L (1, 8) (7, 9) OBP: 0.373, SLG: 0.431	BX 1-0 ① G4-3 1-2	X 0-0 ① FC1-5 G5-3 1-2 2-3f		BBX 2-0 G6-4-3 1B			FBCFFX 1-2 ② F9			4	0	1	0	0	0	3
Herbert Perry, R (1, 10) OBP: 0.354, SLG: 0.414	BBFBBB 4-1 1B BB SF9 BB	CX 0-1 ② G5-3 1-2 2-3		X 0-0 ②③ G6-4-3 1-2f			BCBSBX 3-2 BB 1B			3	1	1	0	1	0	3
Fred McGriff, L (1, 3) OBP: 0.413, SLG: 0.570	CBBBSB 4-2 SF9 1B 1-2 2-3 BB	BX 1-0 ③ G3-1			BFBSS 2-3 ① K		BBFBB 4-1 1-2 BB			2	0	0	0	2	1	2
Wade Boggs, L (1, 5) OBP: 0.380, SLG: 0.374	CBBSX 2-2 1-2 2-3 3-H 1B	BX 1-0 G3-1 1B 1B			BBFX 2-1 ② F7		BX 1-0 ③ P5			4	0	2	1	0	0	2
Bubba Trammell, R (1, 9) (7, 7) OBP: 0.356, SLG: 0.528	SX 0-1 ② SF9 2-3 3-H	BBFFBFX 3-2 G3-1 1-2 1B			BCCBS 2-3 ③ K			BBBX 3-0 ① G5-3		3	0	1	1	0	1	0
Paul Sorrento, L (1, 7) OBP: 0.349, SLG: 0.438 Terrell Lowery, R (7, 8) OBP: 0.333, SLG: 0.571	CBSX 1-2 ③ G4-3	BBBCFX 3-2 ① G3-1 1-2 2-3				BFBX 2-1 ① G4-3		BX 1-0 ② G5-3		3 1	0 0	0 0	0 0	0 0	0 0	4 0
Mike DiFelice, R (1, 2) OBP: 0.294, SLG: 0.450		BCFX 1-2 HR	SBBBBSS 3-3 ② K			CBX 1-1 ② G6-3		BCX 1-1 ③ F8		4	1	1	1	0	1	2
Kevin Stocker, S (1, 6) OBP: 0.375, SLG: 0.379		CX 0-1 FC1-5 1B 1B	FBX 1-1 ③ G3			CBX 1-1 ③ G4-3				3	0	1	0	0	0	2
Inning Stats	R: 2 H: 1 E: 0 LOB: 2 K: 0 BB: 3 S: 13 P: 29	R: 1 H: 3 E: 0 LOB: 2 K: 0 BB: 0 S: 11 P: 14	R: 0 H: 2 E: 0 LOB: 2 K: 1 BB: 0 S: 13 P: 24	R: 0 H: 1 E: 0 LOB: 0 K: 1 BB: 0 S: 5 P: 8	R: 0 H: 0 E: 0 LOB: 0 K: 2 BB: 0 S: 8 P: 14	R: 0 H: 0 E: 0 LOB: 0 K: 0 BB: 0 S: 6 P: 10	R: 0 H: 1 E: 0 LOB: 2 K: 0 BB: 1 S: 13 P: 24	R: 0 H: 0 E: 0 LOB: 0 K: 0 BB: 0 S: 4 P: 9		1B: 7 SF: 1 2B: 0 SAC: 0 3B: 0 DP: 1 HR: 1 HBP: 0						

PITCHER		IP	WLS	BF	H	R	ER	SO	BB	IBB	HBP	BLK	WP	HR	S	P	ERA	WHIP
Orel Hershiser, R ERA: 5.03	(1, 1)	6.0	L	27	7	3	3	4	3	0	0	0	0	1	56	99	4.50	1.667
Turk Wendell, R ERA: 3.13	(7, 1)	1.0		5	1	0	0	0	1	0	0	0	0	0	13	24	0.00	2.000
Greg McMichael, R ERA: 5.65	(8, 1)	1.0		3	0	0	0	0	0	0	0	0	0	0	4	9	0.00	0.000

PITCHER	IP	WLS	BF	H	R	ER	SO	BB	IBB	HBP	BLK	WP	HR	S	P	ERA	WHIP

BOTTOM

New York Mets @ Tampa Bay Devil Rays

Tropicana Field, St. Petersburg, FL

Sat Jul 17 1999, 4:05 PM EDT
Att. 36,994 - Dome - 72 F

livebaseballscorecards.com

AB	30
R	3
H	8
RBI	3
BB	4
SO	4
LOB	18

1B: 7	SF: 1	WP: 0	PA: 35
2B: 0	SAC: 0	PB: 0	
3B: 0	DP: 1	SB: 0	
HR: 1	HBP: 0	CS: 0	

New York Mets @ Baltimore Orioles

Oriole Park at Camden Yards, Baltimore, MD

Sun Jul 18 1999, 8:05 PM EDT
Att. 47,480 - Cloudy - 94 F

TOP

livebaseballscorecards.com

Batter	1	2	3	4	5	6	7	8	9	AB	R	H	RBI	BB	SO	LOB
Rickey Henderson, R (1, 7) OBP: 0.456, SLG: 0.484	HR	BB			1B	1B	G4-3			4	3	3	1	1	0	1
Melvin Mora, R (7, 7) OBP: 0.200, SLG: 0.111										0	0	0	0	0	0	0
Edgardo Alfonzo, R (1, 4) OBP: 0.372, SLG: 0.477	2B	CS	F8		FC4-6	1B		G4-3		4	2	2	1	1	0	0
John Olerud, L (1, 3) OBP: 0.448, SLG: 0.505	BB	K			FC4-6	1B		G4-3		4	1	1	1	1	1	2
31 Mike Piazza, R (1, 2) OBP: 0.374, SLG: 0.580	K	1B			SF8	K		F9		5	1	2	1	0	2	4
Robin Ventura, L (1, 5) OBP: 0.355, SLG: 0.480	1B	BB			1B	1B			L4	4	0	3	2	1	0	0
Brian McRae, S (1, 8) OBP: 0.321, SLG: 0.360	BB	L9			SF8	K			P6	3	0	0	2	1	1	4
Matt Franco, L (1, 10) OBP: 0.371, SLG: 0.427	G1-2-3		G6-3	F8			K		P4	3	0	0	0	0	0	4
Benny Agbayani, R (7, PH) OBP: 0.391, SLG: 0.604										2	0	0	0	0	1	0
Rey Ordonez, R (1, 6) OBP: 0.317, SLG: 0.342		L9	F9			K	G6-3			4	0	0	0	0	1	0
Roger Cedeno, S (1, 9) OBP: 0.432, SLG: 0.438		K	G1-3			1B	1B			3	1	1	0	1	1	0
Inning Stats	R: 2 E: 0 K: 1 S: 13 H: 3 LOB: 2 BB: 2 P: 26	R: 0 E: 0 K: 1 S: 12 H: 0 LOB: 0 BB: 1 P: 22	R: 0 E: 0 K: 1 S: 13 H: 1 LOB: 2 BB: 1 P: 25	R: 0 E: 0 K: 0 S: 4 H: 0 LOB: 0 BB: 0 P: 4	R: 3 E: 0 K: 0 S: 12 H: 3 LOB: 1 BB: 1 P: 24	R: 3 E: 0 K: 3 S: 19 H: 4 LOB: 2 BB: 1 P: 31	R: 0 E: 0 K: 1 S: 11 H: 1 LOB: 1 BB: 0 P: 19	R: 0 E: 0 K: 0 S: 8 H: 0 LOB: 0 BB: 0 P: 9	R: 0 E: 0 K: 0 S: 8 H: 0 LOB: 0 BB: 0 P: 13	1B: 10 2B: 1 3B: 0 HR: 1 SF: 1 SAC: 0 DP: 1 HBP: 0	WP: 0 PB: 0 SB: 0 CS: 1 PA: 44					

	AB	36
	R	8
	H	12
	RBI	8
	BB	6
	SO	7
	LOB	15

PITCHER		IP	WLS	BF	H	R	ER	SO	BB	IBB	HBP	BLK	WP	HR	S	P	ERA	WHIP
Juan Guzman, R ERA: 4.53	(1, 1)	5.0	L	25	7	5	5	3	5	0	0	0	0	1	54	101	9.00	2.400
Ricky Bones, R ERA: 6.21	(6, 1)	0.2		6	3	3	3	2	1	0	0	0	0	0	14	23	40.50	6.000
Doug Johns, L ERA: 4.5	(6, 1)	2.1		9	2	0	0	2	0	0	0	0	0	0	24	36	0.00	0.857
Jesse Orosco, L ERA: 7.32	(9, 1)	0.2		2	0	0	0	0	0	0	0	0	0	0	4	7	0.00	0.000
Scott Kamieniecki, R ERA: 9.0	(9, 1)	0.1		1	0	0	0	0	0	0	0	0	0	0	4	6	0.00	0.000

PITCHER	IP	WLS	BF	H	R	ER	SO	BB	IBB	HBP	BLK	WP	HR	S	P	ERA	WHIP

BOTTOM

New York Mets @ Baltimore Orioles

Oriole Park at Camden Yards, Baltimore, MD

Sun Jul 18 1999, 8:05 PM EDT

Att. 47,480 - Cloudy - 94 F

Batter	1	2	3	4	5	6	7	8	9	AB	R	H	RBI	BB	SO	LOB
Brady Anderson, L (1, 8) OBP: 0.421, SLG: 0.460	BCBBB 4-1 E SF8 S BB		CBX 1-1 ② F8		CCFBBX 2-2 G6-4-3 1B		BBFBCFX 3-2 G6-3 WP 1B 1-2 2-3 3-H 1B		BBCBB 4-1 S BB	3	2	2	1	2	0	0
Mike Bordick, R (1, 6) OBP: 0.328, SLG: 0.386 Jeff Reboulet, R (7, 6) OBP: 0.313, SLG: 0.212	MX 0-1 ① L9		BBX 2-0 2B		X 0-0 ②③ G6-4-3 1-2f		CBFBBX 3-2 ② G6-3 1-3 2-H 3-H		SCFBS 1-3 ① K 1-2	3 2	0 0	1 0	0 1	0 0	0 1	2 2
B.J. Surhoff, L (1, 7) OBP: 0.369, SLG: 0.567	CBBBSX 3-2 ② SF8 1-H		X 0-0 ③ L7			CFBFBFX 2-2 G3-6 1B	BBBCX 3-1 1B 1B 3-H		X 0-0 ② F8	4	0	2	2	0	0	2
Albert Belle, R (1, 9) OBP: 0.396, SLG: 0.478	CX 0-1 1B			FBBX 2-1 F8 S 1B		BX 1-0 ① P6	BX 1-0 1-2 1B		STBX 1-2 ③ F9	5	0	3	0	0	0	2
Harold Baines, L (1, 10) OBP: 0.420, SLG: 0.655	BX 1-0 ③ F7			BSBX 2-1 ① F8 1-3		BX 1-0 ②③ G3-6 1-2f	SFBFFFFX 1-2 ③ P6			4	0	0	0	0	0	5
Will Clark, L (1, 3) OBP: 0.376, SLG: 0.508		BCBX 2-1 ① G4-3		FCBFBBB 4-2 BB			BSCBBX 3-2 1B 1B 1B 1B	XX 0-0 ① L9		3	1	1	0	1	0	0
Ryan Minor, R (1, 5) Jeff Conine, R (8, PH) OBP: 0.344, SLG: 0.487 (9, 5)	CCS 0-3 ② K			BSFBBFFS 3-3 ② K			FBBBX 2-1 ① F9	BBFX 2-1 HR		3 1	0 1	0 1	0 1	0 0	2 0	3 0
Jerry Hairston, R (1, 4) OBP: 0.325, SLG: 0.479	BX 1-0 ③ F8			BBCX 2-1 ③ G5-3			BFX 1-1 1B 1B WP 1B 1-2	CBFS 1-3 ② K		4	1	1	0	0	1	2
Charles Johnson, R (1, 2) OBP: 0.355, SLG: 0.459			FBBBX 3-1 ① G6-3		BX 1-0 ① F9		X 0-0 WP 1B G6-3 1B 1-2 2-3	BSCBBX 3-2 ③ G3		4	1	1	0	0	0	0

	AB	36
	R	6
	H	12
	RBI	5
	BB	3
	SO	4
	LOB	18

livebaseballscorecards.com

Inning Stats	1	2	3	4	5	6	7	8	9
	R: 1 H: 1 E: 0 LOB: 1 K: 0 BB: 1 S: 9 P: 17	R: 0 H: 0 E: 0 LOB: 0 K: 1 BB: 0 S: 6 P: 9	R: 0 H: 1 E: 0 LOB: 1 K: 0 BB: 0 S: 6 P: 12	R: 0 H: 1 E: 0 LOB: 2 K: 1 BB: 1 S: 14 P: 27	R: 0 H: 1 E: 0 LOB: 0 K: 0 BB: 0 S: 6 P: 9	R: 0 H: 1 E: 0 LOB: 0 K: 0 BB: 0 S: 7 P: 11	R: 4 H: 6 E: 0 LOB: 2 K: 0 BB: 0 S: 25 P: 42	R: 1 H: 1 E: 0 LOB: 0 K: 1 BB: 0 S: 9 P: 15	R: 0 H: 0 E: 0 LOB: 1 K: 1 BB: 1 S: 9 P: 15

1B: 10 SF: 1
2B: 1 SAC: 0
3B: 0 DP: 2
HR: 1 HBP: 0

WP: 1 PA: 40
PB: 0
SB: 3
CS: 0

PITCHER		IP	WLS	BF	H	R	ER	SO	BB	IBB	HBP	BLK	WP	HR	S	P	ERA	WHIP
Masato Yoshii, R ERA: 5.06	(1, 1)	6.1	W	27	8	4	4	2	2	0	0	0	0	0	56	99	5.68	1.579
Rigo Beltran, L ERA: 3.56	(7, 1)	0.1		3	2	1	1	0	0	0	0	0	1	0	9	18	27.00	6.000
Turk Wendell, R ERA: 3.13	(7, 1)	0.0		1	1	0	0	0	0	0	0	0	0	0	1	2	∞	∞
Dennis Cook, L ERA: 2.7	(7, 1)	1.1	H	5	1	1	1	1	0	0	0	0	0	1	16	23	6.75	0.750
Armando Benitez, R ERA: 1.86	(9, 1)	1.0	S	4	0	0	0	1	1	0	0	0	0	0	9	15	0.00	1.000

PITCHER	IP	WLS	BF	H	R	ER	SO	BB	IBB	HBP	BLK	WP	HR	S	P	ERA	WHIP

New York Mets @ Baltimore Orioles

Oriole Park at Camden Yards, Baltimore, MD

Mon Jul 19 1999, 7:35 PM EDT

Att. 42,615 - Cloudy - 98 F

livebaseballscorecards.com

Batter	1	2	3	4	5	6	7	8	9	AB	R	H	RBI	BB	SO	LOB
Rickey Henderson, R (1, 10) OBP: 0.455, SLG: 0.479	BBBB 4-0 31 1B BB BB		BFBBX 3-1 ① F8		CBFBX 2-2 F8 G6-3 31 1B 1B	CFC 0-3 ③ K			CBX 1-1 ① G1-3	4	1	1	0	1	1	0
Edgardo Alfonzo, R (1, 4) OBP: 0.373, SLG: 0.482	BCBBB 4-1 31 1B 1-2 BB		BCBBBX 3-1 ② F9		BSX 1-1 ① G6-3 1-2		BCCX 1-2 HR		BBBBCX 3-1 ② G6-3	4	1	1	1	1	0	1
John Olerud, L (1, 3) OBP: 0.448, SLG: 0.502	CX 0-1 ① P6		BBFFFBB 4-2 BB 31 1B BB		BBFFFFFBF 3-2 X ② F8 2-3		BBCCCBX 3-2 ① P7		CX 0-1 31 FC6-4 1B	4	0	1	0	1	0	3
31 Mike Piazza, R (1, 2) OBP: 0.378, SLG: 0.580	BX 1-0 1-2 2-3 1B		BCX 1-1 BB 1-2 1B		BX 1-0 1B 1B 3-H 1B		FBFX 1-2 ② G6-3		BSX 1-1 ③ FC6-4 1-2f	5	1	3	1	0	0	1
Robin Ventura, L (1, 5) OBP: 0.359, SLG: 0.491	BFCS 1-3 ② K		SBBBBSB 4-2 1-2 2-3 BB		BX 1-0 1B 1-2 1B		CX 0-1 HR			3	1	2	1	1	1	3
Benny Agbayani, R (1, 7) OBP: 0.388, SLG: 0.594 Melvin Mora, R (7, 7) OBP: 0.200, SLG: 0.111	BCSX 1-2 ③ P4		BCFFBX 2-2 ③ G4-3		BFBBBFX 3-2 FC5-4 1-3 2-H 1B		CFX 0-2 ③ L8			4 0	0 0	1 0	1 0	0 0	0 0	6 0
Brian McRae, S (1, 8) OBP: 0.320, SLG: 0.356		SBFBFFBBB 4-2 CS BB		CCFBX 1-2 ① G1-4-3	X 0-0 ③ FC5-4 1-2f			BBCFS 2-3 ① K		3	0	0	0	1	1	2
Rey Ordonez, R (1, 6) OBP: 0.313, SLG: 0.337		CBBBFFBFX 3-2 ① ② G6-3 1-2		BX 1-0 ② L6		CBSBFFX 2-2 ① F9		X 0-0 ② G4-3		4	0	0	0	0	0	1
Roger Cedeno, S (1, 9) OBP: 0.427, SLG: 0.431		BX 1-0 ③ G5-3		CLFX 0-2 ③ G4-3		BCSSS 1-3 ② K		CBBBCBC 3-3 ③ K		4	0	0	0	0	2	0
Inning Stats	R: 0 E: 0 K: 1 S: 10 H: 1 LOB: 3 BB: 2 P: 21	R: 0 E: 0 K: 0 S: 10 H: 0 LOB: 0 BB: 1 P: 18	R: 0 E: 0 K: 0 S: 14 H: 1 LOB: 3 BB: 2 P: 31	R: 0 E: 0 K: 0 S: 9 H: 0 LOB: 0 BB: 0 P: 11	R: 2 E: 0 K: 0 S: 18 H: 4 LOB: 2 BB: 0 P: 29	R: 0 E: 0 K: 2 S: 11 H: 0 LOB: 0 BB: 0 P: 14	R: 2 E: 0 K: 0 S: 14 H: 2 LOB: 0 BB: 0 P: 19	R: 0 E: 0 K: 2 S: 7 H: 0 LOB: 0 BB: 0 P: 12	R: 0 E: 0 K: 0 S: 8 H: 1 LOB: 1 BB: 0 P: 13	1B: 7 2B: 0 3B: 0 HR: 2	SF: 0 SAC: 0 DP: 0 HBP: 0						

TOP

AB	35
R	4
H	9
RBI	4
BB	5
SO	5
LOB	17

WP: 0 PB: 0 SB: 0 CS: 1 PA: 40

PITCHER		IP	WLS	BF	H	R	ER	SO	BB	IBB	HBP	BLK	WP	HR	S	P	ERA	WHIP
Jason Johnson, R ERA: 5.73	(1, 1)	4.2	L	24	6	2	2	1	5	0	0	0	0	0	60	109	3.86	2.357
Arthur Rhodes, L ERA: 6.13	(5, 1)	2.1		9	2	2	2	2	0	0	0	0	0	2	26	34	7.71	0.857
Scott Kamieniecki, R ERA: 8.22	(8, 1)	2.0		7	1	0	0	2	0	0	0	0	0	0	15	25	0.00	0.500

PITCHER	IP	WLS	BF	H	R	ER	SO	BB	IBB	HBP	BLK	WP	HR	S	P	ERA	WHIP

BOTTOM

New York Mets @ Baltimore Orioles

Oriole Park at Camden Yards, Baltimore, MD

Mon Jul 19 1999, 7:35 PM EDT

Att. 42,615 - Cloudy - 98 F

livebaseballscorecards.com

Batter	1	2	3	4	5	6	7	8	9	AB	R	H	RBI	BB	SO	LOB
Brady Anderson, L (1, 8) OBP: 0.419, SLG: 0.456	C B F F S 1-3 K ①			X 0-0 G3-1 ①	B B X 2-0 L4 ③			B B B C F F B 4-2 1B BB		3	0	0	0	1	1	1
Mike Bordick, R (1, 6) OBP: 0.330, SLG: 0.385	X 0-0 F9 ②			B B B C F B 4-2 E 1B BB		B X 1-0 FC4-6 1B		B S X 1-1 F9 ①		3	0	1	0	1	0	1
B.J. Surhoff, L (1, 7) OBP: 0.370, SLG: 0.567	B C F F B S 2-3 K ③			X 0-0 E 1-2 1B		X 0-0 ① FC4-6 FC1-4 1-2f		B B C F B X 3-2 G6-4-3 1-3 1B		4	0	2	0	0	1	1
Albert Belle, R (1, 9) OBP: 0.392, SLG: 0.472		F F X 0-2 G3 ①		B X 1-0 L8 ②		B X 1-0 FC1-4 ② 1-2f		B C C X 1-2 G6-4-3 ②③ 1-2f		4	0	0	0	0	0	5
Harold Baines, L (1, 10) OBP: 0.414, SLG: 0.645		B S B X 2-1 F7 ②		F B 1 SAFE S X 1-2 ③ F9 1-2 2-3		S C X 0-2 F7 ③			C X 0-1 F7 ①	4	0	0	0	0	0	3
Will Clark, L (1, 3) OBP: 0.374, SLG: 0.519		X 0-0 G3-1 ③			B F X 1-1 HR		X 0-0 G3 ①		B B B C C X 3-2 F8 ②	4	1	1	1	0	0	0
Charles Johnson, R (1, 2) OBP: 0.354, SLG: 0.453			B B F S B F F X 3-2 P5 ①		B B X 2-0 P3 ①		B B H 3-0 HBP		C S B B S 2-3 K ③	3	0	0	0	0	1	0
Jerry Hairston, R (1, 4) OBP: 0.313, SLG: 0.461			F B C F B X 2-2 P3 ②		B F X 1-1 L5 ②		B B F C S 2-3 K ②			3	0	0	0	0	1	1
Ryan Minor, R (1, 5) Jeff Conine, R (7, PH) (8, 5) OBP: 0.343, SLG: 0.485			C F F S 0-3 K ③		B B B B 4-0 BB		B C F B S 2-3 K ③			1 1	0 0	0 0	0 0	1 0	1 1	0 1
Inning Stats	R: 0 H: 0 E: 0 LOB: 0 K: 2 BB: 0 S: 9 P: 12	R: 0 H: 0 E: 0 LOB: 0 K: 0 BB: 0 S: 6 P: 8	R: 0 H: 0 E: 0 LOB: 0 K: 1 BB: 0 S: 13 P: 18	R: 0 H: 1 E: 1 LOB: 2 K: 0 BB: 1 S: 8 P: 14	R: 1 H: 1 E: 0 LOB: 1 K: 0 BB: 1 S: 6 P: 16	R: 0 H: 1 E: 0 LOB: 1 K: 0 BB: 0 S: 6 P: 8	R: 0 H: 0 E: 0 LOB: 1 K: 2 BB: 0 S: 8 P: 15	R: 0 H: 1 E: 0 LOB: 1 K: 0 BB: 1 S: 11 P: 20	R: 0 H: 0 E: 0 LOB: 0 K: 1 BB: 0 S: 8 P: 13	1B: 3 SF: 0 2B: 0 SAC: 0 3B: 0 DP: 1 HR: 1 HBP: 1						WP: 0 PA: 34 PB: 0 SB: 0 CS: 0	

	AB	30
	R	1
	H	4
	RBI	1
	BB	3
	SO	6
	LOB	13

PITCHER		IP	WLS	BF	H	R	ER	SO	BB	IBB	HBP	BLK	WP	HR	S	P	ERA	WHIP
Octavio Dotel, R ERA: 5.01	(1, 1)	7.0	W	27	3	1	1	5	2	0	1	0	0	1	56	91	1.29	0.714
Turk Wendell, R ERA: 3.07	(8, 1)	1.0	H	4	1	0	0	0	1	0	0	0	0	0	11	20	0.00	2.000
Armando Benitez, R ERA: 1.82	(9, 1)	1.0	S	3	0	0	0	1	0	0	0	0	0	0	8	13	0.00	0.000

PITCHER	IP	WLS	BF	H	R	ER	SO	BB	IBB	HBP	BLK	WP	HR	S	P	ERA	WHIP

Batter	1	2	3	4	5	6	7	8	9	AB	R	H	RBI	BB	SO	LOB
Rickey Henderson, R (1, 7) OBP: 0.452, SLG: 0.480	C B B F X 2-2 ① G3		C B X 1-1 1B 2B		B C B C F B F C 3-3 ③ K		B X 1-0 ③ P2			4	1	1	0	0	1	2
Edgardo Alfonzo, R (1, 4) OBP: 0.374, SLG: 0.481	B B B B C B 4-1 G1-6-3 BB		B B X 2-0 2-H 1B			B C X 1-1 ① F9		F F X 0-2 ① F8		3	0	1	1	1	0	0
John Olerud, L (1, 3) OBP: 0.443, SLG: 0.495	C X 0-1 ②③ G1-6-3 1-2f		C F F B X 1-2 ③ F7			B C F F B F X 2-2 ② G6-3		B C X 1-1 ② G4-3		4	0	0	0	0	0	2
31 Mike Piazza, R (1, 2) OBP: 0.376, SLG: 0.576		C B B B F F F X 3-2 ① G1-3		X 0-0 ① G4-3		F B F F F X 1-2 1B		S X 0-1 ③ G5-3		4	0	1	0	0	0	0
Robin Ventura, L (1, 5) OBP: 0.358, SLG: 0.488		X 0-0 1B		B C X 1-1 ② F8		S B B B X 2-1 ③ F7			C S B X 1-2 ① P6	4	0	1	0	0	0	1
Benny Agbayani, R (1, 9) OBP: 0.396, SLG: 0.596		C F F F S 0-3 ② K		B X 1-0 1B			X 0-0 BB 1B		B B B B 4-0 G4-6-3 BB	3	0	2	0	1	1	1
Matt Franco, L (1, 10) OBP: 0.367, SLG: 0.413		X 0-0 ③ G5-3		C F B X 1-2 ③ L1			B B B B 4-0 1-2 BB		C X 0-1 ②③ G4-6-3 1-2f	3	0	0	0	1	0	3
Luis Lopez, S (1, 6) OBP: 0.347, SLG: 0.333			B X 1-0 ① G4-3		C B X 1-1 ① F8		X 0-0 ① F7			3	0	0	0	0	0	2
Roger Cedeno, S (1, 8) OBP: 0.423, SLG: 0.426			B F F B X 2-2 ② G4-3		B B C X 2-1 ② F7		B C F S 1-3 ② K			3	0	0	0	0	1	2
Inning Stats	R: 0 H: 0 E: 0 LOB: 0 K: 0 BB: 1 S: 6 P: 12	R: 0 H: 1 E: 0 LOB: 0 K: 1 BB: 0 S: 11 P: 14	R: 1 H: 2 E: 0 LOB: 1 K: 0 BB: 0 S: 11 P: 18	R: 0 H: 1 E: 0 LOB: 1 K: 0 BB: 0 S: 7 P: 10	R: 0 H: 0 E: 0 LOB: 0 K: 1 BB: 0 S: 9 P: 15	R: 0 H: 1 E: 0 LOB: 1 K: 0 BB: 0 S: 13 P: 19	R: 0 H: 1 E: 0 LOB: 2 K: 1 BB: 1 S: 6 P: 12	R: 0 H: 0 E: 0 LOB: 0 K: 0 BB: 0 S: 7 P: 8	R: 0 H: 0 E: 0 LOB: 0 K: 0 BB: 1 S: 5 P: 10	1B: 5 SF: 0 2B: 1 SAC: 0 3B: 0 DP: 2 HR: 0 HBP: 0						

PITCHER	IP	WLS	BF	H	R	ER	SO	BB	IBB	HBP	BLK	WP	HR	S	P	ERA	WHIP
Sidney Ponson, R (1, 1) ERA: 3.74	9.0	W	34	6	1	1	3	3	0	0	0	0	0	75	118	1.00	1.000

PITCHER	IP	WLS	BF	H	R	ER	SO	BB	IBB	HBP	BLK	WP	HR	S	P	ERA	WHIP

TOP

New York Mets @ Baltimore Orioles

Oriole Park at Camden Yards, Baltimore, MD

Tue Jul 20 1999, 7:35 PM EDT
Att. 45,450 - Cloudy - 85 F

livebaseballscorecards.com

AB	31
R	1
H	6
RBI	1
BB	3
SO	3
LOB	13

WP: 0 PA: 34
PB: 0
SB: 0
CS: 0

BOTTOM

New York Mets @ Baltimore Orioles

Oriole Park at Camden Yards, Baltimore, MD

Tue Jul 20 1999, 7:35 PM EDT

Att. 45,450 - Cloudy - 85 F

livebaseballscorecards.com

Batter	1	2	3	4	5	6	7	8	9	AB	R	H	RBI	BB	SO	LOB
Rich Amaral, R (1, 8) OBP: 0.374, SLG: 0.402	4-0 CS E BB	1-2 S 1B		0-2 E9 G4-3 S HR 1-3 1B		2-1 ① F9		1-0 ② F8		4	1	2	0	1	0	1
Mike Bordick, R (1, 6) OBP: 0.331, SLG: 0.383	1-1 E6 BB BB HBP 1-2	2-2 ③ P4 1-2		2-1 ① SF8 1-2 3-H		4-2 G5-3 1B BB		4-2 1-2 BB		2	1	0	1	2	0	2
B.J. Surhoff, L (1, 7) OBP: 0.371, SLG: 0.565	3-3 ①② K 2-3		2-2 1B S 1B	2-0 ② G4-3 2-3		0-2 1-2 1B		2-0 ③ F9		5	0	2	0	0	1	5
Albert Belle, R (1, 9) OBP: 0.393, SLG: 0.480	4-1 HBP BB 1-2 BB		1-0 ① P6	0-1 HR 3-H		0-1 ②③ G5-3 2-3f				3	1	1	2	1	0	3
Jeff Conine, R (1, 3) OBP: 0.349, SLG: 0.492	4-1 HBP 1-2 2-3 BB		1-1 BB 1-3 1B	0-0 2B			2-1 ① G6-3			3	0	2	0	1	0	0
Will Clark, L (1, 10) OBP: 0.371, SLG: 0.511	1-0 HBP 1-2 2-3 3-H		2-3 ② K	2-2 ③ G2-3			0-0 ② G4-3			3	0	0	1	0	1	3
Charles Johnson, R (1, 2) OBP: 0.353, SLG: 0.448	2-3 ③ K		4-2 1-2 BB		1-3 ① K		2-3 ③ K			3	0	0	0	1	3	3
Jerry Hairston, R (1, 4) OBP: 0.321, SLG: 0.456		2-1 G4-6-3 1B	2-3 ③ K		1-2 ② F9			4-1 S BB		3	0	1	0	1	1	3
Ryan Minor, R (1, 5) OBP: 0.182, SLG: 0.100		0-0 ①② G4-6-3 1-2f		3-2 E 1B SF8 1B		0-0 ③ F9		2-3 ① K		3	1	1	0	0	0	1
Brady Anderson, L (8, PH) OBP: 0.418, SLG: 0.454										1	0	0	0	0	1	1
Jeff Reboulet, R (9, 5) OBP: 0.313, SLG: 0.212										0	0	0	0	0	0	0
Inning Stats	R: 1 E: 1 K: 2 S: 11 H: 0 LOB: 3 BB: 3 P: 30	R: 0 E: 0 K: 0 S: 10 H: 2 LOB: 1 BB: 0 P: 15	R: 0 E: 0 K: 2 S: 16 H: 2 LOB: 3 BB: 1 P: 28	R: 3 E: 1 K: 0 S: 16 H: 4 LOB: 1 BB: 0 P: 25	R: 0 E: 0 K: 1 S: 7 H: 0 LOB: 0 BB: 0 P: 9	R: 0 E: 0 K: 0 S: 10 H: 1 LOB: 1 BB: 1 P: 16	R: 0 E: 0 K: 1 S: 6 H: 0 LOB: 0 BB: 0 P: 10	R: 0 E: 0 K: 1 S: 9 H: 0 LOB: 2 BB: 2 P: 22		1B: 7 2B: 2 3B: 0 HR: 1	SF: 1 SAC: 0 DP: 3 HBP: 1		WP: 0 PB: 0 SB: 4 CS: 1	PA: 39		

	AB	30
	R	4
	H	9
	RBI	4
	BB	7
	SO	7
	LOB	22

PITCHER		IP	WLS	BF	H	R	ER	SO	BB	IBB	HBP	BLK	WP	HR	S	P	ERA	WHIP
Al Leiter, L ERA: 4.78	(1, 1)	5.0	L	27	8	4	3	5	4	0	1	0	0	1	60	107	5.40	2.400
Jason Isringhausen, R ERA: 5.79	(6, 1)	1.0		4	1	0	0	0	1	0	0	0	0	0	10	16	0.00	2.000
Pat Mahomes, R ERA: 3.62	(7, 1)	2.0		8	0	0	0	2	2	0	0	0	0	0	15	32	0.00	1.000

PITCHER	IP	WLS	BF	H	R	ER	SO	BB	IBB	HBP	BLK	WP	HR	S	P	ERA	WHIP

New York Mets @ Montreal Expos

Olympic Stadium, Montreal, QB

Wed Jul 21 1999, 7:05 PM EDT

Att. 8,676 - Dome - 72 F

livebaseballscorecards.com

TOP

Batter	1	2	3	4	5	6	7	8	9	AB	R	H	RBI	BB	SO	LOB
Rickey Henderson, R (1, 7) OBP: 0.449, SLG: 0.480	B F B B F C 3-3 ① K	C B B S B 2 SAFE X 3-2 ② 2-3 2B			B F B X 2-1 ② G5-3		B F 1 SAFE B X 2-1 ② FC5-6-4 1-2f E		C X 0-1 ① L6	4	1	1	0	0	1	1
Turk Wendell, L (7, 1)										0	0	0	0	0	0	0
Matt Franco, L (9, PH) OBP: 0.364, SLG: 0.409										1	0	0	0	0	0	1
Armando Benitez, R (9, 1)										0	0	0	0	0	0	0
Edgardo Alfonzo, R (1, 4) OBP: 0.374, SLG: 0.485	C B B B X 3-1 ② P3	C X 0-1 ③ F9			C B F B F F X 2-2 2B 2B		B X 1-0 E4 1-H 2B		X 0-0 ② G6-3	5	1	2	1	0	0	2
John Olerud, L (1, 3) OBP: 0.443, SLG: 0.495	C B C B F B F B 4-2 31 HR BB		C B B B F X 3-2 ① G6-3		C B C X 1-2 2-H 2B		X 0-0 ③ P6		S C B X 1-2 ③ 2-3 L9	4	1	1	1	1	0	2
31 Mike Piazza, R (1, 2) OBP: 0.378, SLG: 0.585	B B F X 2-1 1-H HR		B F B X 2-1 ② G6-3		B X 1-0 ③ F8			B X 1-0 FC4-6 1B FC6-4 1B		4	2	2	2	0	0	1
Robin Ventura, L (1, 5) OBP: 0.359, SLG: 0.497	X 0-0 HR		C B C B B F S 3-3 ③ K			S B B S X 2-2 ① F8		B B C B X 3-1 FC4-6 1-2 1B		4	1	2	1	0	1	0
Benny Agbayani, R (1, 9) OBP: 0.387, SLG: 0.580 (7, 7)	B B X 2-0 ③ P3			C S X 0-2 ① G6-3		C B X 1-1 ② G6-3		B S L X 1-2 ① 1-2f 2-3 FC4-6 FC6-4		4	0	0	0	0	0	2
Brian McRae, S (1, 8) OBP: 0.319, SLG: 0.355		B F B X 2-1 1B 2B 1B		X 0-0 ② F7		C B F B X 2-2 ③ G6-3		B 1 SAFE 1 SAFE X 1-0 ② FC6-4 1-2f 3-H		4	1	1	1	0	0	1
Melvin Mora, R (8, PR) OBP: 0.200, SLG: 0.111 (8, 8)										0	0	0	0	0	0	0
Rey Ordonez, R (1, 6) OBP: 0.315, SLG: 0.337		B 1 SAFE C B F B F X 2-2 CS 1-3 1B		C B F B F F C 2-3 ③ K			B B B B 4-0 FC5-6-4 BB	B C 1 SAFE S 1 SAFE X 1-2 ③ L3		3	0	1	0	1	1	1
Rick Reed, R (1, 1) OBP: 0.290, SLG: 0.333		B 1 SAFE B B B C F F X 3-2 ① 2B 1-2 3-H 2B			C C S 0-3 ① K		B 1 SAFE C B 1 B C X 3-2 ① F7		C X 0-1 S 2B	2	0	1	1	0	1	0
Roger Cedeno, S (7, PH) OBP: 0.423, SLG: 0.430 (7, 9)										2	0	1	0	0	0	1
Inning Stats	R: 3 H: 2 E: 0 LOB: 0 K: 1 BB: 1 S: 13 P: 27	R: 1 H: 4 E: 0 LOB: 1 K: 0 BB: 0 S: 14 P: 24	R: 0 H: 0 E: 0 LOB: 0 K: 1 BB: 0 S: 9 P: 17	R: 0 H: 0 E: 0 LOB: 0 K: 1 BB: 0 S: 9 P: 11	R: 1 H: 2 E: 0 LOB: 1 K: 1 BB: 0 S: 14 P: 20	R: 0 H: 0 E: 0 LOB: 0 K: 0 BB: 0 S: 8 P: 13	R: 1 H: 1 E: 1 LOB: 1 K: 0 BB: 1 S: 7 P: 17	R: 1 H: 2 E: 0 LOB: 1 K: 0 BB: 0 S: 10 P: 17	R: 0 H: 1 E: 0 LOB: 1 K: 0 BB: 0 S: 8 P: 9	1B: 4 SF: 0 2B: 6 SAC: 0 3B: 0 DP: 0 HR: 2 HBP: 0						

	AB	37
	R	7
	H	12
	RBI	7
	BB	2
	SO	4
	LOB	12

WP: 0 PA: 39
PB: 0
SB: 1
CS: 1

PITCHER		IP	WLS	BF	H	R	ER	SO	BB	IBB	HBP	BLK	WP	HR	S	P	ERA	WHIP
Dan Smith, R ERA: 6.19	(1, 1)	1.1	L	9	5	4	4	1	1	0	0	0	0	2	22	43	27.00	4.500
J.D. Smart, R ERA: 5.27	(2, 1)	3.2		13	3	1	1	3	0	0	0	0	0	0	37	56	2.46	0.818
Guillermo Mota, R ERA: 1.72	(6, 1)	1.2		7	1	1	1	0	1	0	0	0	0	0	14	29	5.40	1.200
Anthony Telford, R ERA: 3.41	(7, 1)	1.1		6	2	1	1	0	0	0	0	0	0	0	11	18	6.75	1.500
Bobby Ayala, R ERA: 3.35	(9, 1)	1.0		4	1	0	0	0	0	0	0	0	0	0	8	9	0.00	1.000

PITCHER	IP	WLS	BF	H	R	ER	SO	BB	IBB	HBP	BLK	WP	HR	S	P	ERA	WHIP

Batter	1	2	3	4	5	6	7	8	9	AB	R	H	RBI	BB	SO	LOB
Terry Jones, S (1, 8) OBP: 0.290, SLG: 0.305	G4-3		CS 1B		1B		F8		F7	5	0	2	0	0	0	1
Jose Vidro, S (1, 4) OBP: 0.356, SLG: 0.506	E 1B 1B		1 SAFE 1 SAFE 1-2 1B		P5		BB		P2	3	1	2	0	0	0	1
Guillermo Mota, R (6, 1) OBP: 1.000, SLG: 4.000										0	0	0	0	0	0	0
Mike Mordecai, R (7, 6) OBP: 0.326, SLG: 0.418										1	0	0	0	1	0	1
Rondell White, R (1, 7) OBP: 0.363, SLG: 0.516	E5 L5-4 1B 1-3		G1-3			HR	K		K	5	1	1	1	0	2	4
Vladimir Guerrero, R (1, 9) OBP: 0.361, SLG: 0.541	1-2 3-H 1B			G5-3		HR		BB 1B		3	1	2	2	1	0	0
Brad Fullmer, L (1, 3) OBP: 0.300, SLG: 0.466	L5-4 2-3			2B		2B		K 1-3 1B		4	0	3	0	0	0	2
Michael Barrett, R (1, 2) OBP: 0.332, SLG: 0.407		G1-4-3 1B		L5 2 SAFE		G6-3		K 1-2		4	0	1	0	0	1	4
Shane Andrews, R (1, 5) OBP: 0.313, SLG: 0.341		G1-4-3 1-2f		G5-3		P3		BB		3	0	0	0	1	0	3
Orlando Cabrera, R (1, 6) OBP: 0.290, SLG: 0.390		L4			G5-3	G5-3		K		3	0	0	0	0	0	1
Anthony Telford, R (7, 1)										0	0	0	0	0	0	0
Chris Widger, R (8, PH) OBP: 0.332, SLG: 0.471										1	0	0	0	0	1	2
Bobby Ayala, R (9, 1)										0	0	0	0	0	0	0
Dan Smith, R (1, 1)			G6-3		K		G4-3		2B	0	0	0	0	0	0	0
J.D. Smart, R (2, 1)										1	0	0	0	0	0	0
Ryan McGuire, L (5, PH) OBP: 0.360, SLG: 0.362										1	0	0	0	0	1	0
Wilton Guerrero, S (6, 4) OBP: 0.315, SLG: 0.372										2	0	1	0	0	0	0
Inning Stats	R: 1 E: 1 K: 0 S: 10 H: 2 LOB: 1 BB: 0 P: 14	R: 0 E: 0 K: 0 S: 9 H: 1 LOB: 0 BB: 0 P: 14	R: 0 E: 0 K: 0 S: 7 H: 2 LOB: 1 BB: 0 P: 12	R: 0 E: 0 K: 0 S: 7 H: 1 LOB: 1 BB: 0 P: 14	R: 0 E: 0 K: 1 S: 9 H: 1 LOB: 1 BB: 0 P: 12	R: 2 E: 0 K: 0 S: 8 H: 3 LOB: 1 BB: 0 P: 11	R: 0 E: 0 K: 1 S: 7 H: 0 LOB: 1 BB: 1 P: 14	R: 0 E: 0 K: 2 S: 16 H: 1 LOB: 2 BB: 2 P: 29	R: 0 E: 0 K: 1 S: 11 H: 1 LOB: 1 BB: 0 P: 15	1B: 7 2B: 4 3B: 0 HR: 2 SF: 0 SAC: 0 DP: 2 HBP: 0							

PITCHER	IP	WLS	BF	H	R	ER	SO	BB	IBB	HBP	BLK	WP	HR	S	P	ERA	WHIP
Rick Reed, R (1, 1) ERA: 4.85	6.0	W	26	10	3	2	1	0	0	0	0	0	2	50	77	3.00	1.667
Turk Wendell, R (7, 1) ERA: 2.97	2.0	H	9	1	0	0	3	3	0	0	0	0	0	23	43	0.00	2.000
Armando Benitez, R (9, 1) ERA: 1.79	1.0		4	1	0	0	1	0	0	0	0	0	0	11	15	0.00	1.000

PITCHER	IP	WLS	BF	H	R	ER	SO	BB	IBB	HBP	BLK	WP	HR	S	P	ERA	WHIP

BOTTOM

New York Mets @ Montreal Expos

Olympic Stadium, Montreal, QB

Wed Jul 21 1999, 7:05 PM EDT

Att. 8,676 - Dome - 72 F

livebaseballscorecards.com

AB	36
R	3
H	12
RBI	3
BB	3
SO	5
LOB	19

WP: 0 PB: 0 SB: 0 CS: 1 PA: 39

New York Mets @ Montreal Expos

Olympic Stadium, Montreal, QB

Thu Jul 22 1999, 7:05 PM EDT

Att. 8,044 - Dome - 72 F

TOP

livebaseballscorecards.com

Batter	1	2	3	4	5	6	7	8	9	AB	R	H	RBI	BB	SO	LOB
Rickey Henderson, R (1, 7) OBP: 0.448, SLG: 0.483	C B C S 1-3 ① K	X 0-0 1-3 2B 2B		B C C S 1-3 ③ K			B B C F S 2-3 ② K		C X 0-1 1B 1B 1B	5	2	2	0	0	3	1
Dennis Cook, L (9, 1)										0	0	0	0	0	0	0
Edgardo Alfonzo, R (1, 4) OBP: 0.377, SLG: 0.490	X 0-0 ② F9	B X 1-0 2-H 3-H 2B 2B			B C S S 1-3 ① K		F B X 1-1 1-2 S 1B		1 SAFE B C X 1-1 1-2 1B 1B	5	1	3	2	0	1	0
John Olerud, L (1, 3) OBP: 0.442, SLG: 0.497	C B X 1-1 ③ F8	B C X 1-1 2-H 2B			S F B X 1-2 ② G3		C X 0-1 ③ P6 1-2 2-3		F B X 1-1 1-2 2-H 1B	5	0	2	2	0	0	2
31 Mike Piazza, R (1, 2) OBP: 0.372, SLG: 0.575		X 0-1 ① F9 3-3 ③ K			C X 0-1 ③ G4-3			X 0-0 ① L9	C F F C 0-3 ③ K	5	0	0	0	0	2	3
Robin Ventura, L (1, 5) OBP: 0.361, SLG: 0.499		F B B X 2-1 2B 2B	F F B F F B X 2-2 ① F8			P S F B B X 3-2 ① F8		S B B B B 4-1 G5-3 BB		3	1	1	0	1	0	0
Brian McRae, S (1, 8) OBP: 0.318, SLG: 0.357	B B S X 2-1 2-H E 2B	B B S S C T X 2-2 ② G6-3				X 0-0 ② G6-3		C B X 1-1 ② G5-3 1-2		4	1	1	1	0	0	1
Roger Cedeno, S (1, 9) OBP: 0.421, SLG: 0.431		C B B C X 2-2 E7 SF9 2-H 2B	F X 0-1 ③ F8			B X 1-0 ③ G4-3		F S B B B C 3-3 ③ K		4	1	1	1	0	1	1
Rey Ordonez, R (1, 6) OBP: 0.311, SLG: 0.333		B B X 2-0 ② SF9 3-H		B C X 1-1 ① P6			F B X 1-1 ① P4		B X 1-0 ① F7	3	0	0	1	0	0	0
Orel Hershiser, R (1, 1) OBP: 0.179, SLG: 0.189		X 0-0 2B 2B 1B		F B C S 1-3 ② K			X 0-0 S 1B 1B		C B F B F X 2-2 ② F7	3	1	2	0	0	1	0
Jason Isringhausen, R (8, 1) OBP: 0.100, SLG: 0.200										0	0	0	0	0	0	0
Matt Franco, L (9, PH) OBP: 0.360, SLG: 0.404										1	0	0	0	0	0	0
Melvin Mora, R (9, 7) OBP: 0.200, SLG: 0.111										0	0	0	0	0	0	0
Inning Stats	R: 0 E: 0 K: 1 S: 6 H: 0 LOB: 0 BB: 0 P: 8	R: 6 E: 1 K: 1 S: 19 H: 7 LOB: 1 BB: 0 P: 32	R: 0 E: 0 K: 0 S: 11 H: 0 LOB: 0 BB: 0 P: 15	R: 0 E: 0 K: 2 S: 8 H: 0 LOB: 0 BB: 0 P: 11	R: 0 E: 0 K: 1 S: 8 H: 0 LOB: 0 BB: 0 P: 10	R: 0 E: 0 K: 0 S: 6 H: 0 LOB: 0 BB: 0 P: 9	R: 0 E: 0 K: 1 S: 10 H: 2 LOB: 2 BB: 0 P: 14	R: 0 E: 0 K: 1 S: 7 H: 0 LOB: 1 BB: 1 P: 15	R: 1 E: 0 K: 1 S: 15 H: 3 LOB: 2 BB: 0 P: 20	1B: 6 2B: 6 3B: 0 HR: 0 SF: 1 SAC: 0 DP: 0 HBP: 0						

	AB	38
	R	7
	H	12
	RBI	7
	BB	1
	SO	8
	LOB	8

	WP: 0	PA: 40
	PB: 0	
	SB: 2	
	CS: 0	

PITCHER		IP	WLS	BF	H	R	ER	SO	BB	IBB	HBP	BLK	WP	HR	S	P	ERA	WHIP
Dustin Hermanson, R ERA: 5.51	(1, 1)	6.2	L	29	9	6	6	6	0	0	0	0	0	0	66	97	8.10	1.350
Steve Kline, L ERA: 3.89	(7, 1)	1.1		5	0	0	0	1	1	0	0	0	0	0	9	17	0.00	0.750
Ugueth Urbina, R ERA: 4.15	(9, 1)	1.0		6	3	1	1	1	0	0	0	0	0	0	15	20	9.00	3.000

PITCHER	IP	WLS	BF	H	R	ER	SO	BB	IBB	HBP	BLK	WP	HR	S	P	ERA	WHIP

Batter	1	2	3	4	5	6	7	8	9	AB	R	H	RBI	BB	SO	LOB
Terry Jones, S (1, 8) OBP: 0.303, SLG: 0.317	B C B X 2-1 WP 1B G5-4-3 1B		C X 0-1 ① F8		L B B X 2-1 ③ L1			C B X 1-1 2B 1B		4	2	2	0	0	0	0
Jose Vidro, S (1, 4) OBP: 0.361, SLG: 0.517	L B B X 2-1 G5-4-3 1-2 1B		C B F F F B X 2-2 ② G3			B B C X 2-1 G5-3-6 2B		S S X 0-2 1-H 2B		4	0	3	1	0	0	0
Rondell White, R (1, 7) OBP: 0.358, SLG: 0.508 Ugueth Urbina, R (9, 1)	B C S B X 2-2 ①② G5-4-3 1-2f 2-H		X 0-0 ③ G4-3			B B S B X 3-1 ① G5-3		B S S B B F X 3-2 ③ G5-3		4	0	0	0	0	0	3
										0	0	0	0	0	0	0
Vladimir Guerrero, R (1, 9) OBP: 0.360, SLG: 0.546	B X 1-0 ③ G5-3			B X 1-0 ① G6-3		B S F X 1-2 ②③ G5-3-6 2-3f			X 0-0 HR	4	1	1	1	0	0	1
Brad Fullmer, L (1, 3) OBP: 0.299, SLG: 0.467		B B B C F F X 3-2 ① G3-1		X 0-0 G3-1 2B			X 0-0 ① G4-3		B X 1-0 ① G3	4	0	1	0	0	0	0
Michael Barrett, R (1, 5) OBP: 0.335, SLG: 0.406		B B B B 4-0 2B BB		F B B X 2-1 ② G3-1 2-3			C B B X 2-1 L5-3 1B		C B S F X 1-2 ② F8	3	1	1	0	1	0	1
Chris Widger, R (1, 2) OBP: 0.331, SLG: 0.471		B B C F X 2-2 G1-3 1-H 2B		B F B X 2-1 ③ F8			B S B X 2-1 ②③ L5-3 1-2		B F S S 1-3 ③ K	4	0	1	1	0	1	2
Orlando Cabrera, R (1, 6) OBP: 0.287, SLG: 0.387		B C X 1-1 ② G1-3 2-3	C X 0-1 ① G6-3					X 0-0 ① F8		3	0	0	0	0	0	1
Dustin Hermanson, R (1, 1) OBP: 0.139, SLG: 0.061 Steve Kline, S (7, 1) Ryan McGuire, L (8, PH) OBP: 0.357, SLG: 0.359 (9, 7)		F S B B F B S 3-3 ③ K	B S F B C 2-3 ② K					C B X 1-1 ② G6-3		2	0	0	0	0	2	1
										0	0	0	0	0	0	0
										1	0	0	0	0	0	0
Inning Stats	R: 1 E: 0 K: 0 S: 8 H: 2 LOB: 0 BB: 0 P: 15	R: 1 E: 0 K: 1 S: 13 H: 1 LOB: 1 BB: 1 P: 26	R: 0 E: 0 K: 0 S: 8 H: 0 LOB: 0 BB: 0 P: 10	R: 0 E: 0 K: 0 S: 6 H: 1 LOB: 1 BB: 0 P: 11	R: 0 E: 0 K: 1 S: 7 H: 0 LOB: 0 BB: 0 P: 11	R: 0 E: 0 K: 0 S: 7 H: 1 LOB: 0 BB: 0 P: 13	R: 0 E: 0 K: 0 S: 5 H: 1 LOB: 0 BB: 0 P: 9	R: 1 E: 0 K: 0 S: 12 H: 2 LOB: 1 BB: 0 P: 17	R: 1 E: 0 K: 1 S: 9 H: 1 LOB: 0 BB: 0 P: 12	1B: 4 2B: 6 3B: 0 HR: 1	SF: 0 SAC: 0 DP: 3 HBP: 0						

PITCHER		IP	WLS	BF	H	R	ER	SO	BB	IBB	HBP	BLK	WP	HR	S	P	ERA	WHIP
Orel Hershiser, R ERA: 4.87	(1, 1)	7.0	W	25	6	2	2	2	1	0	0	0	1	0	54	95	2.57	1.000
Jason Isringhausen, R ERA: 5.88	(8, 1)	1.0		5	2	1	1	0	0	0	0	0	0	0	12	17	9.00	2.000
Dennis Cook, L ERA: 2.84	(9, 1)	1.0		4	1	1	1	1	0	0	0	0	0	1	9	12	9.00	1.000

PITCHER	IP	WLS	BF	H	R	ER	SO	BB	IBB	HBP	BLK	WP	HR	S	P	ERA	WHIP

BOTTOM

New York Mets @ Montreal Expos

Olympic Stadium, Montreal, QB

Thu Jul 22 1999, 7:05 PM EDT

Att. 8,044 - Dome - 72 F

livebaseballscorecards.com

AB	33
R	4
H	9
RBI	3
BB	1
SO	3
LOB	9

WP: 1	PA: 34																	
PB: 0																		
SB: 0																		
CS: 0																		

Batter	1	2	3	4	5	6	7	8	9	AB	R	H	RBI	BB	SO	LOB
Mickey Morandini, L (1, 4) OBP: 0.341, SLG: 0.359	G1-4-3		F8		G6-3		G6-3			4	0	0	0	0	0	0
Tyler Houston, L (1, 5) OBP: 0.340, SLG: 0.456	2B HR 1B		1B BB		BB		K			1	1	1	0	2	0	0
Jeff Blauser, R (7, PH) OBP: 0.397, SLG: 0.521 (7, 5)										1	0	0	0	0	1	0
Mark Grace, L (1, 3) OBP: 0.404, SLG: 0.486	1-3 HR 2B		1-2 1B		F9		F9			4	1	2	0	0	0	1
Sammy Sosa, R (1, 9) OBP: 0.365, SLG: 0.640	2-H 3-H HR		K		F9			G6-3		4	1	1	3	0	1	1
Henry Rodriguez, L (1, 7) OBP: 0.420, SLG: 0.599	K			F7	1B BB			L9		2	0	0	0	1	1	0
Manny Alexander, R (6, PR) OBP: 0.341, SLG: 0.395 (6, 6)										1	1	0	0	0	0	0
Jeff Reed, L (1, 2) OBP: 0.355, SLG: 0.368	P3			1B BB	FC6-4 1-3 1B			G4-3		3	0	1	0	1	0	0
José Hernández, R (1, 6) OBP: 0.359, SLG: 0.440 (6, 7)		K	G4-6-3 1-2 1B		3-H				K	4	0	2	1	0	2	0
Curtis Goodwin, L (1, 8) OBP: 0.325, SLG: 0.345		G5-3	2 SAFE 2 SAFE G4-6-3 1-2f		FC6-4 1-2f 2-3				P1	4	0	0	0	0	0	5
Kevin Tapani, R (1, 1) OBP: 0.114, SLG: 0.063		G6-3		K	K2-3				K	3	0	0	0	0	2	2
Felix Heredia, L (7, 1) OBP: 0.500, SLG: 0.500										0	0	0	0	0	0	0
Scott Sanders, R (7, 1) OBP: 0.250, SLG: 0.313										0	0	0	0	0	0	0
Rod Beck, R (8, 1)										0	0	0	0	0	0	0
Glenallen Hill, R (9, PH) OBP: 0.369, SLG: 0.687										1	0	0	0	0	1	0
Inning Stats	R: 3 E: 0 K: 1 S: 12 H: 3 LOB: 0 BB: 0 P: 19	R: 0 E: 0 K: 1 S: 11 H: 0 LOB: 0 BB: 0 P: 16	R: 0 E: 0 K: 1 S: 9 H: 1 LOB: 1 BB: 1 P: 18	R: 0 E: 0 K: 0 S: 6 H: 1 LOB: 1 BB: 1 P: 12	R: 0 E: 0 K: 1 S: 11 H: 0 LOB: 1 BB: 1 P: 18	R: 1 E: 0 K: 1 S: 15 H: 2 LOB: 2 BB: 1 P: 25	R: 0 E: 0 K: 1 S: 7 H: 0 LOB: 0 BB: 0 P: 10	R: 0 E: 0 K: 0 S: 9 H: 0 LOB: 0 BB: 0 P: 13	R: 0 E: 0 K: 2 S: 10 H: 0 LOB: 0 BB: 0 P: 13	1B: 5 2B: 1 3B: 0 HR: 1	SF: 0 SAC: 0 DP: 1 HBP: 0					

TOP

Chicago Cubs @ New York Mets

Shea Stadium, Flushing, NY

Fri Jul 23 1999, 7:40 PM EDT

Att. 52,135 - Overcast - 84 F

livebaseballscorecards.com

AB	32
R	4
H	7
RBI	4
BB	4
SO	8
LOB	9

PITCHER		IP	WLS	BF	H	R	ER	SO	BB	IBB	HBP	BLK	WP	HR	S	P	ERA	WHIP
Masato Yoshii, R ERA: 5.15	(1, 1)	5.1		25	7	4	4	4	4	0	0	0	0	1	58	98	6.75	2.062
Rigo Beltran, L ERA: 3.48	(6, 1)	0.2		2	0	0	0	1	0	0	0	0	0	0	6	10	0.00	0.000
Dennis Cook, L ERA: 2.78	(7, 1)	1.0	W	3	0	0	0	1	0	0	0	0	0	0	7	10	0.00	0.000
Turk Wendell, R ERA: 2.91	(8, 1)	1.0	H	3	0	0	0	0	0	0	0	0	0	0	9	13	0.00	0.000
Armando Benitez, R ERA: 1.75	(9, 1)	1.0	S	3	0	0	0	2	0	0	0	0	0	0	10	13	0.00	0.000

PITCHER	IP	WLS	BF	H	R	ER	SO	BB	IBB	HBP	BLK	WP	HR	S	P	ERA	WHIP

Batter	1	2	3	4	5	6	7	8	9	AB	R	H	RBI	BB	SO	LOB
Roger Cedeno, S (1, 9) OBP: 0.419, SLG: 0.426	C B C B X 2-2 ① L8		B B C C S 2-3 ② K		X 0-0 ③ G3		B B B 4-0 31 S 31 1B 1B BB			3	1	0	0	1	1	1
Edgardo Alfonzo, R (1, 4) OBP: 0.378, SLG: 0.490	B B X 2-0 ② F8		C B C C X 1-2 ③ G6-3			S X 0-1 WP G4-3 1B 1B	1 SAFE C X 0-1 31 1B 1-2 1B			4	1	2	0	0	0	0
John Olerud, L (1, 3) OBP: 0.443, SLG: 0.497	B B F S X 2-2 ③ F9			C X 0-1 G1-3 1B		B B C B X 3-1 G4-3 WP 1-2 3B 1B	B C C B B X 3-2 ② F7			4	1	2	0	0	0	2
31 Mike Piazza, R (1, 2) OBP: 0.374, SLG: 0.574		B F F B X 2-2 2B G6-3 1B		S F X 0-2 ① F9		C X 0-1 ① P6	C B B X 2-1 1-3 2-H 1B			4	1	2	1	0	0	3
Robin Ventura, L (1, 5) OBP: 0.360, SLG: 0.499		F S B F F B X 2-2 1-3 2B		B B X 2-0 ② G1-3 1-2		C C B F X 1-2 ② G4-3 1-3 2-H	X 0-0 ③ L6			4	0	1	1	0	0	4
Brian McRae, S (1, 8) OBP: 0.317, SLG: 0.353	S X 0-1 ① G6-3 3-H			C B C F F B X 2-2 ③ G4-3		F B B B B 4-1 3B BB		C B B B X 3-1 ① F8		3	1	0	1	1	0	2
Benny Agbayani, R (1, 7) OBP: 0.390, SLG: 0.597 Armando Benitez, R (9, 1)	B X 1-0 ② G5-3				C B S F B B B X 3-2 2B	B F B B B X 3-1 1-H 3-H 3B		B B X 2-0 ② P3		4 0	0 0	2 0	2 0	0 0	0 0	1 0
Rey Ordonez, R (1, 6) OBP: 0.307, SLG: 0.329	B C X 1-1 ③ F7				C X 0-1 ① L7	C X 0-1 ③ L6		C X 0-1 ③ F8		4	0	0	0	0	0	3
Masato Yoshii, R (1, 1) OBP: 0.167, SLG: 0.167 Rigo Beltran, L (6, 1) Dennis Cook, L (7, 1) Rickey Henderson, R (7, PH) OBP: 0.446, SLG: 0.481 Turk Wendell, L (8, 1) Melvin Mora, R (9, 7) OBP: 0.200, SLG: 0.111			C B X 1-1 ① G4-3		X 0-0 ② G5-3		B F C X 1-2 ① G4-3			2 0 0 1 0 0	0 0 0 0 0 0	0 0 0 0 0 0	0 0 0 0 0 0	0 0 0 0 0 0	0 0 0 0 0 0	1 0 0 0 0 0
Inning Stats	R: 0 E: 0 K: 0 S: 7 H: 0 LOB: 0 BB: 0 P: 13	R: 1 E: 0 K: 0 S: 13 H: 2 LOB: 1 BB: 0 P: 19	R: 0 E: 0 K: 1 S: 8 H: 0 LOB: 0 BB: 0 P: 12	R: 0 E: 0 K: 0 S: 12 H: 1 LOB: 1 BB: 0 P: 16	R: 0 E: 0 K: 0 S: 8 H: 1 LOB: 1 BB: 0 P: 11	R: 3 E: 0 K: 0 S: 15 H: 3 LOB: 1 BB: 1 P: 26	R: 1 E: 0 K: 0 S: 11 H: 2 LOB: 2 BB: 1 P: 21	R: 0 E: 0 K: 0 S: 5 H: 0 LOB: 0 BB: 0 P: 10		1B: 6 2B: 2 3B: 1 HR: 0	SF: 0 SAC: 0 DP: 0 HBP: 0					

PITCHER		IP	WLS	BF	H	R	ER	SO	BB	IBB	HBP	BLK	WP	HR	S	P	ERA	WHIP
Kevin Tapani, R ERA: 4.37	(1, 1)	6.1	L	29	8	5	5	1	2	0	0	0	1	0	68	107	7.11	1.579
Felix Heredia, L ERA: 4.72	(7, 1)	0.1		1	0	0	0	0	0	0	0	0	0	0	3	6	0.00	0.000
Scott Sanders, R ERA: 4.85	(7, 1)	0.1		2	1	0	0	0	0	0	0	0	0	0	3	5	0.00	3.000
Rod Beck, R ERA: 9.82	(8, 1)	1.0		3	0	0	0	0	0	0	0	0	0	0	5	10	0.00	0.000

PITCHER	IP	WLS	BF	H	R	ER	SO	BB	IBB	HBP	BLK	WP	HR	S	P	ERA	WHIP

BOTTOM

Chicago Cubs @ New York Mets

Shea Stadium, Flushing, NY

Fri Jul 23 1999, 7:40 PM EDT

Att. 52,135 - Overcast - 84 F

livebaseballscorecards.com

AB	33
R	5
H	9
RBI	5
BB	2
SO	1
LOB	17

WP: 1	PA: 35
PB: 0	
SB: 1	
CS: 0	

Batter	1	2	3	4	5	6	7	8	9	AB	R	H	RBI	BB	SO	LOB
Jeff Blauser, R (1, 5) OBP: 0.384, SLG: 0.500	B C B F S 2-3 ① K	B B X 2-0 ③ F8			C X 0-1 ② G6-3		B F X 1-1 ③ G6-3		B X 1-0 ③ F9	5	0	0	0	0	1	2
Mickey Morandini, L (1, 4) OBP: 0.340, SLG: 0.361	B X 1-0 E5 BB BB		B B C F F X 2-2 ① G4-3		C F F B S 1-3 ③ K			B B C S X 2-2 2B		4	0	1	0	0	1	0
Sammy Sosa, R (1, 9) OBP: 0.367, SLG: 0.645	B S B B B 4-1 BB 1-2 BB		B X 1-0 HR			S B C S 1-3 ① K		B S S B S 2-3 ① K		3	1	1	1	1	2	1
Mark Grace, L (1, 3) OBP: 0.402, SLG: 0.483	C F X 0-2 ② P5		B B X 2-0 ② P4			B F X 1-1 2B 1B		X 0-0 ② F9		4	0	1	0	0	0	3
Glenallen Hill, R (1, 7) OBP: 0.372, SLG: 0.678	B B B B 4-0 1-2 2-3 BB		B B X 2-0 ③ F8			B X 1-0 ② L8		B B B B 4-0 BB		2	0	0	0	2	0	1
José Hernández, R (1, 6) OBP: 0.358, SLG: 0.441	C X 0-1 ③ P3			C X 0-1 ① G1-3		B X 1-0 1-3 2B		F B F F S 1-3 ③ K		4	0	1	0	0	1	5
Benito Santiago, R (1, 2) OBP: 0.285, SLG: 0.345 Manny Alexander, R (9, PH) OBP: 0.347, SLG: 0.400		C X 0-1 FC3-6 1B		C B B S S 2-3 ② K		B F S S 1-3 ③ K			B C B F B X 3-2 1B	3 1	0 0	1 1	0 0	0 0	2 0	2 0
Curtis Goodwin, L (1, 8) OBP: 0.318, SLG: 0.336 Jeff Reed, L (9, PH) OBP: 0.353, SLG: 0.366		C F F S 0-3 ① K		X 0-0 ③ G4-3			B B C B F S 3-3 ① K		F B S G S 1-3 ① K	3 1	0 0	0 0	0 0	0 0	2 1	1 1
Steve Trachsel, R (1, 1) OBP: 0.114, SLG: 0.118 Tyler Houston, L (7, PH) OBP: 0.338, SLG: 0.454 Kyle Farnsworth, R (7, 1) OBP: 0.105, SLG: 0.056 Felix Heredia, L (7, 1) OBP: 0.500, SLG: 0.500 Gary Gaetti, R (9, PH) OBP: 0.260, SLG: 0.345		L 1 SAFE X 0-1 ② FC3-6 1-2f			C C S 0-3 ① K		B F C F F F B X 2-2 ② G3		B C B C S 2-3 ② K	2 1 0 0 1	0 0 0 0 0	0 0 0 0 1	0 0 0 0 0	0 0 0 0 0	1 0 0 0 1	1 0 0 0 1
Inning Stats	R: 0 H: 0 E: 1 LOB: 3 K: 1 BB: 2 S: 10 P: 21	R: 0 H: 1 E: 0 LOB: 1 K: 1 BB: 0 S: 9 P: 11	R: 1 H: 1 E: 0 LOB: 0 K: 0 BB: 0 S: 7 P: 14	R: 0 H: 0 E: 0 LOB: 0 K: 1 BB: 0 S: 6 P: 8	R: 0 H: 0 E: 0 LOB: 0 K: 2 BB: 0 S: 9 P: 10	R: 0 H: 2 E: 0 LOB: 2 K: 2 BB: 0 S: 10 P: 15	R: 0 H: 0 E: 0 LOB: 0 K: 1 BB: 0 S: 11 P: 17	R: 0 H: 1 E: 0 LOB: 2 K: 2 BB: 1 S: 11 P: 20	R: 0 H: 1 E: 0 LOB: 1 K: 2 BB: 0 S: 10 P: 17	1B: 3 2B: 2 3B: 0 HR: 1	SF: 0 SAC: 0 DP: 0 HBP: 0					

PITCHER	IP	WLS	BF	H	R	ER	SO	BB	IBB	HBP	BLK	WP	HR	S	P	ERA	WHIP
Octavio Dotel, R (1, 1) ERA: 4.11	7.1	W	30	5	1	1	9	2	0	0	0	0	1	68	106	1.23	0.955
Dennis Cook, L (8, 1) ERA: 2.74	0.2	H	3	0	0	0	1	1	0	0	0	0	0	5	10	0.00	1.500
Armando Benitez, R (9, 1) ERA: 1.72	1.0	S	4	1	0	0	2	0	0	0	0	0	0	10	17	0.00	1.000

PITCHER	IP	WLS	BF	H	R	ER	SO	BB	IBB	HBP	BLK	WP	HR	S	P	ERA	WHIP

Chicago Cubs @ New York Mets

Shea Stadium, Flushing, NY

Sat Jul 24 1999, 1:15 PM EDT

Att. 47,995 - Cloudy - 92 F

TOP

livebaseballscorecards.com

AB	34
R	1
H	6
RBI	1
BB	3
SO	12
LOB	18

1B: 3	SF: 0	WP: 0	PA: 37
2B: 2	SAC: 0	PB: 0	
3B: 0	DP: 0	SB: 0	
HR: 1	HBP: 0	CS: 0	

Chicago Cubs @ New York Mets

Shea Stadium, Flushing, NY

Sat Jul 24 1999, 1:15 PM EDT

Att. 47,995 - Cloudy - 92 F

BOTTOM

Batter	1	2	3	4	5	6	7	8	9	AB	R	H	RBI	BB	SO	LOB
Roger Cedeno, S (1, 9) OBP: 0.414, SLG: 0.420	F8		K		P6	G3-1				4	0	0	0	0	1	2
Edgardo Alfonzo, R (1, 4) OBP: 0.381, SLG: 0.500	E7 WP		1B		HR		1B			4	1	3	1	0	0	0
John Olerud, L (1, 3) OBP: 0.443, SLG: 0.494	BB		L9		BB		L7			2	0	0	0	2	0	2
31 Mike Piazza, R (1, 2) OBP: 0.369, SLG: 0.567	K		G5-3		K		P4			4	0	0	0	0	2	5
Robin Ventura, L (1, 5) OBP: 0.359, SLG: 0.504	G4-3			G6-3	HR	K				4	1	1	1	0	1	3
Brian McRae, S (1, 8) OBP: 0.316, SLG: 0.349		G6-3		G4-3	BB		K			3	0	0	0	1	1	0
Benny Agbayani, R (1, 7) OBP: 0.387, SLG: 0.586 Armando Benitez, R (9, 1)		K		E5	BB		F9			3 0	0 0	0 0	0 0	1 0	1 0	0 0
Rey Ordonez, R (1, 6) OBP: 0.307, SLG: 0.328		1B		F8	F8		G4-3			4	0	1	0	0	0	3
Octavio Dotel, R (1, 1) Dennis Cook, L (8, 1) Melvin Mora, R (9, 7) OBP: 0.200, SLG: 0.111		K			K	K				3 0 0	0 0 0	0 0 0	0 0 0	0 0 0	3 0 0	3 0 0
Inning Stats	R: 0 E: 1 K: 1 S: 13 H: 0 LOB: 2 BB: 1 P: 22	R: 0 E: 0 K: 2 S: 14 H: 1 LOB: 1 BB: 0 P: 19	R: 0 E: 0 K: 1 S: 10 H: 1 LOB: 1 BB: 0 P: 15	R: 0 E: 1 K: 0 S: 8 H: 0 LOB: 1 BB: 0 P: 9	R: 1 E: 0 K: 2 S: 12 H: 1 LOB: 1 BB: 1 P: 18	R: 1 E: 0 K: 1 S: 10 H: 1 LOB: 2 BB: 2 P: 22	R: 0 E: 0 K: 1 S: 8 H: 1 LOB: 1 BB: 0 P: 10	R: 0 E: 0 K: 1 S: 11 H: 0 LOB: 0 BB: 0 P: 16		1B: 3 2B: 0 3B: 0 HR: 2 SF: 0 SAC: 0 DP: 0 HBP: 0						

livebaseballscorecards.com

AB	31
R	2
H	5
RBI	2
BB	4
SO	9
LOB	18

PITCHER		IP	WLS	BF	H	R	ER	SO	BB	IBB	HBP	BLK	WP	HR	S	P	ERA	WHIP
Steve Trachsel, R ERA: 6.55	(1, 1)	6.0	L	28	4	2	2	7	4	0	0	0	1	2	67	105	3.00	1.333
Kyle Farnsworth, R ERA: 6.79	(7, 1)	0.2		3	1	0	0	0	0	0	0	0	0	0	5	6	0.00	1.500
Felix Heredia, L ERA: 4.54	(7, 1)	1.1		4	0	0	0	2	0	0	0	0	0	0	14	20	0.00	0.000

PITCHER	IP	WLS	BF	H	R	ER	SO	BB	IBB	HBP	BLK	WP	HR	S	P	ERA	WHIP

Chicago Cubs @ New York Mets

Shea Stadium, Flushing, NY

Sun Jul 25 1999, 7:05 PM EDT

Att. 47,679 - Unknown - 95 F

TOP

livebaseballscorecards.com

Batter	1	2	3	4	5	6	7	8	9	AB	R	H	RBI	BB	SO	LOB
Jeff Blauser, R (1, 4) OBP: 0.378, SLG: 0.485	B C C B X 2-2 ① F8		B C B X 2-1 ① F8		B X 1-0 ② F8		H 1-0 1-2 HBP		B C B F B S 3-3 ③ K	4	0	0	0	0	1	2
Manny Alexander, R (1, 6) OBP: 0.344, SLG: 0.403	C B F T 1-2 ② K		C C B F X 1-2 ② FC6-4 1B 1-2f		B S S B X 2-2 2B		T F B B B X 3-2 ③ G6-3			4	0	1	0	0	1	3
Mark Grace, L (1, 3) OBP: 0.403, SLG: 0.482	B S F B X 2-2 ③ F7		C F X 0-2 1-2 1B		C T B B C 2-3 ③ K			B B B B 4-0 G5-4-3 1B BB		3	0	1	0	1	1	1
Sammy Sosa, R (1, 9) OBP: 0.366, SLG: 0.641		B X 1-0 ① L6	C F B X 1-2 ③ P4			S S B S 1-3 ① K		B B F S F F B 1 SAFE X 3-2 1-2 G5-4-3 1B		4	0	1	0	0	1	2
Glenallen Hill, R (1, 7) OBP: 0.369, SLG: 0.667		C X 0-1 E S 2B 1B		S C B B S 2-3 ① K		F S B B S 1-3 ② K		X 0-0 ①② G5-4-3 1-2f 2-3		4	1	1	0	0	2	2
José Hernández, R (1, 8) OBP: 0.354, SLG: 0.435		C B F B 1 SAFE B X 3-2 ② F8		B X 1-0 ② F9		X 0-0 ③ P6		F F B F B F X 2-2 ③ G5-3		4	0	0	0	0	0	2
Gary Gaetti, R (1, 5) OBP: 0.265, SLG: 0.354		B F F B B X 3-2 1-H 2B		B X 1-0 1B			X 0-0 ① F7		C S B C 1-3 ① K	4	0	2	1	0	1	0
Benito Santiago, R (1, 2) OBP: 0.288, SLG: 0.351		B B X 2-0 ③ P6		F F B 1 SAFE B S 2-3 ③ K			F B F X 1-2 HBP 1B		F X 0-1 G4-3 2B	4	0	2	0	0	1	2
Dan Serafini, S (1, 1) OBP: 0.231, SLG: 0.091			B B B B 4-0 FC6-4 BB		C S X 0-2 ① P4		B B F S F C 2-3 ② K		C B B S X 2-2 ② G4-3 2-3	1	0	0	0	1	0	0
Curtis Goodwin, L (7, PH) OBP: 0.315, SLG: 0.333										1	0	0	0	0	1	1
Rod Beck, R (7, 1)										0	0	0	0	0	0	0
Rick Aguilera, R (8, 1)										0	0	0	0	0	0	0
Mickey Morandini, L (9, PH) OBP: 0.339, SLG: 0.360										1	0	0	0	0	0	1

	AB	34
	R	1
	H	8
	RBI	1
	BB	2
	SO	9
	LOB	16

Inning Stats	1	2	3	4	5	6	7	8	9
	R: 0 E: 0 K: 1 S: 9 H: 0 LOB: 0 BB: 0 P: 14	R: 1 E: 0 K: 0 S: 10 H: 2 LOB: 1 BB: 0 P: 19	R: 0 E: 0 K: 0 S: 12 H: 1 LOB: 2 BB: 1 P: 20	R: 0 E: 0 K: 2 S: 8 H: 1 LOB: 1 BB: 0 P: 14	R: 0 E: 0 K: 1 S: 10 H: 1 LOB: 1 BB: 0 P: 15	R: 0 E: 0 K: 2 S: 7 H: 0 LOB: 0 BB: 0 P: 9	R: 0 E: 0 K: 1 S: 11 H: 1 LOB: 2 BB: 0 P: 18	R: 0 E: 0 K: 0 S: 11 H: 1 LOB: 1 BB: 1 P: 20	R: 0 E: 0 K: 2 S: 11 H: 1 LOB: 1 BB: 0 P: 17

	1B: 5	SF: 0	WP: 0	PA: 37
	2B: 3	SAC: 0	PB: 0	
	3B: 0	DP: 1	SB: 1	
	HR: 0	HBP: 1	CS: 0	

PITCHER		IP	WLS	BF	H	R	ER	SO	BB	IBB	HBP	BLK	WP	HR	S	P	ERA	WHIP
Al Leiter, L (1, 1) ERA: 4.56		8.0	W	33	7	1	1	7	2	0	1	0	0	0	78	129	1.12	1.125
Jason Isringhausen, R (9, 1) ERA: 5.71		1.0		4	1	0	0	2	0	0	0	0	0	0	11	17	0.00	1.000

PITCHER	IP	WLS	BF	H	R	ER	SO	BB	IBB	HBP	BLK	WP	HR	S	P	ERA	WHIP

Chicago Cubs @ New York Mets

Shea Stadium, Flushing, NY

Sun Jul 25 1999, 7:05 PM EDT

Att. 47,679 - Unknown - 95 F

BOTTOM

Batter	1	2	3	4	5	6	7	8	9	AB	R	H	RBI	BB	SO	LOB
Rickey Henderson, R (1, 7) OBP: 0.454, SLG: 0.504 Roger Cedeno, S (7, PR) OBP: 0.414, SLG: 0.420 (8, 9)	4-2 E 31 SF4 BB	0-1 HR		3-2 2-H 1B			0-0 G3 2B			3 0	2 0	3 0	2 0	1 0	0 0	0 0
Edgardo Alfonzo, R (1, 4) OBP: 0.378, SLG: 0.495	1-2 E4 BB BB BB 1-3	2-0 ② F7		1-0 ③ F9			2-2 ② G3 2-3			4	1	0	0	0	0	3
John Olerud, L (1, 3) OBP: 0.442, SLG: 0.490	4-2 BB BB BB 1-2 BB	1-1 ③ F8			0-0 ① L8		1-1 ③ G4-3			3	1	0	0	1	0	2
31 Mike Piazza, R (1, 2) OBP: 0.368, SLG: 0.563	0-2 ① SF4 3-H		0-1 ① G5-3		1-0 ② P3			1-0 H G3-1 WP HBP		2	0	0	1	0	0	0
Benny Agbayani, R (1, 9) OBP: 0.389, SLG: 0.588 (8, 7)	4-2 BB BB 1-2 2-3 BB		1-1 CS 2B		0-0 ③ G5-3			2-2 ① F7 1-2		3	0	1	0	1	0	1
Robin Ventura, L (1, 5) OBP: 0.360, SLG: 0.501	4-2 BB 1-2 2-3 3-H BB		3-2 ② ③ F8 2-3			0-0 ① G3		4-2 G3-1 BB		2	0	0	1	2	0	1
Melvin Mora, R (1, 8) OBP: 0.208, SLG: 0.095	4-1 G6-4-3 1-2 2-3 3-H BB			0-0 ① F9		1-0 ② G5-3		2-2 ② G3-1 1-2 2-3		3	0	0	1	1	0	2
Rey Ordonez, R (1, 6) OBP: 0.306, SLG: 0.327	0-1 ② ③ G6-4-3 1-2f			0-1 SH5-4 1B 1B		0-1 ③ G6-3		1-3 ③ K		4	1	1	0	0	1	5
Al Leiter, L (1, 1) OBP: 0.091, SLG: 0.063 Jason Isringhausen, R (9, 1) OBP: 0.100, SLG: 0.200		0-3 ① K		0-0 ② SH5-4 1-2			1-1 ① F8			2 0	0 0	0 0	0 0	0 0	1 0	0 0
Inning Stats	R: 3 H: 0 E: 1 LOB: 2 K: 0 BB: 5 S: 19 P: 40	R: 1 H: 1 E: 0 LOB: 0 K: 1 BB: 0 S: 8 P: 11	R: 0 H: 1 E: 0 LOB: 0 K: 0 BB: 0 S: 8 P: 12	R: 1 H: 2 E: 0 LOB: 1 K: 0 BB: 0 S: 9 P: 13	R: 0 H: 0 E: 0 LOB: 0 K: 0 BB: 0 S: 3 P: 4	R: 0 H: 0 E: 0 LOB: 0 K: 0 BB: 0 S: 4 P: 5	R: 0 H: 1 E: 0 LOB: 2 K: 0 BB: 0 S: 8 P: 12	R: 0 H: 0 E: 0 LOB: 2 K: 1 BB: 1 S: 12 P: 22		1B: 2 SF: 1 2B: 2 SAC: 1 3B: 0 DP: 1 HR: 1 HBP: 1				WP: 1 PA: 35 PB: 0 SB: 0 CS: 1		

livebaseballscorecards.com

AB	26
R	5
H	5
RBI	5
BB	6
SO	2
LOB	14

PITCHER		IP	WLS	BF	H	R	ER	SO	BB	IBB	HBP	BLK	WP	HR	S	P	ERA	WHIP
Dan Serafini, L ERA: 6.88	(1, 1)	6.0	L	26	4	5	4	1	5	0	0	0	0	1	51	85	6.00	1.500
Rod Beck, R ERA: 9.19	(7, 1)	1.0		4	1	0	0	0	0	0	0	0	0	0	8	12	0.00	1.000
Rick Aguilera, R ERA: 3.91	(8, 1)	1.0		5	0	0	0	1	1	0	1	0	1	0	12	22	0.00	1.000

PITCHER	IP	WLS	BF	H	R	ER	SO	BB	IBB	HBP	BLK	WP	HR	S	P	ERA	WHIP

Pittsburgh Pirates @ New York Mets

Shea Stadium, Flushing, NY

Mon Jul 26 1999, 7:40 PM EDT

Att. 32,010 - Unknown - 86 F

TOP

livebaseballscorecards.com

Batter	1	2	3	4	5	6	7	8	9	AB	R	H	RBI	BB	SO	LOB
Al Martin, L (1, 7) OBP: 0.342, SLG: 0.533	0-0 G4-3		1-1 G4-3			4-2 G4-3 G4-3 HR BB	0-0 F8		4-2 1-2 2-3 3-H BB	3	1	0	1	2	0	1
Abraham Nunez, S (1, 6) OBP: 0.294, SLG: 0.248	1-0 G6-3		3-3 K			1-0 G4-3 1-2	1 SAFE 1-2 CS	1-3 K	0-1 P5	5	0	0	0	0	2	4
Brian Giles, L (1, 8) OBP: 0.402, SLG: 0.570	3-2 2B		2-3 K			3-2 G4-3 2-3		2-1 2B	2-1 G3	5	0	2	0	0	1	4
Kevin Young, R (1, 3) OBP: 0.402, SLG: 0.541	2 SAFE 1-1 F8			0-0 F8		1-0 3-H HR		1-2 P3		4	1	1	2	0	0	2
Ed Sprague, R (1, 5) OBP: 0.392, SLG: 0.534		1-1 L5		1-1 G6-4-3 1B		0-1 1B 1B		3-3 K		4	0	2	0	0	1	1
Warren Morris, L (1, 4) OBP: 0.382, SLG: 0.447		1-0 HR 2B		2-2 G6-4-3 1-2f		0-0 1-2 1B			3-3 K	4	1	2	0	0	1	1
Brant Brown, L (1, 9) OBP: 0.298, SLG: 0.461		3-2 2-H HR			2-2 G4-6-3 1B	0-0 F9			4-0 BB BB BB BB	3	2	2	2	1	0	2
Joe Oliver, R (1, 2) OBP: 0.467, SLG: 0.538		1-0 G5-3			1-1 G4-6-3 1-2f		1-0 G6-3		4-0 BB BB 1-2 BB	3	0	0	0	1	0	1
67 Francisco Cordova, R (1, 1) OBP: 0.000, SLG: 0.136 Scott Sauerbeck, R (4, 1) Brad Clontz, R (4, 1) Freddy Garcia, R (5, PH) OBP: 0.214, SLG: 0.402 Jose Silva, R (5, 1) OBP: 0.000, SLG: 0.105 Adrian Brown, S (7, PH) OBP: 0.333, SLG: 0.348 Greg Hansell, R (7, 1) Dale Sveum, S (9, PH) John Wehner, R (9, PH) OBP: 0.000, SLG: 0.016		1-3 K			2-2 P3		2-1 CS 1B		4-0 1-2 2-3 BB	1 0 0 0 0 1 0 0 0 0 0 0 0 0 0 0 0 0 0 0 0 1 0 0 0 0 0 0 0 0 0 0 0 0 0 1 0 1 0 0 0 0 0 0 0 0 0 0 0 0 0 0 0 1 0 0 0 0 0 0 0 0 0						
Inning Stats	R: 0 E: 0 K: 0 S: 10 H: 1 LOB: 1 BB: 0 P: 15	R: 2 E: 0 K: 1 S: 12 H: 2 LOB: 0 BB: 0 P: 19	R: 0 E: 0 K: 2 S: 11 H: 0 LOB: 0 BB: 0 P: 17	R: 0 E: 0 K: 0 S: 8 H: 1 LOB: 0 BB: 0 P: 11	R: 0 E: 0 K: 0 S: 10 H: 1 LOB: 0 BB: 0 P: 15	R: 2 E: 0 K: 0 S: 14 H: 3 LOB: 2 BB: 1 P: 23	R: 0 E: 0 K: 0 S: 8 H: 1 LOB: 0 BB: 0 P: 11	R: 0 E: 0 K: 2 S: 14 H: 1 LOB: 1 BB: 0 P: 21	R: 1 E: 0 K: 1 S: 9 H: 0 LOB: 3 BB: 4 P: 30	1B: 5 2B: 3 3B: 0 HR: 2 SF: 0 SAC: 0 DP: 2 HBP: 0							

AB	34
R	5
H	10
RBI	5
BB	5
SO	6
LOB	16

WP: 0 PA: 40
PB: 0
SB: 0
CS: 1

PITCHER		IP	WLS	BF	H	R	ER	SO	BB	IBB	HBP	BLK	WP	HR	S	P	ERA	WHIP
Rick Reed, R (1, 1) ERA: 4.92		5.2	W	24	8	4	4	3	1	0	0	0	0	2	64	99	6.35	1.588
Greg McMichael, R (6, 1) ERA: 5.17		1.1	H	4	1	0	0	0	0	0	0	0	0	0	9	12	0.00	0.750
Dennis Cook, L (8, 1) ERA: 2.68		1.0	H	4	1	0	0	2	0	0	0	0	0	0	14	21	0.00	1.000
Armando Benitez, R (9, 1) ERA: 1.88		0.1	H	5	0	1	1	1	4	0	0	0	0	0	5	24	27.00	12.000
Turk Wendell, R (9, 1) ERA: 2.88		0.2	S	2	0	0	0	0	0	0	0	0	0	0	4	6	0.00	0.000

PITCHER	IP	WLS	BF	H	R	ER	SO	BB	IBB	HBP	BLK	WP	HR	S	P	ERA	WHIP

Batter	1	2	3	4	5	6	7	8	9	AB	R	H	RBI	BB	SO	LOB
Rickey Henderson, R (1, 7) OBP: 0.450, SLG: 0.496 Turk Wendell, L (9, 1)	C B X 1-1 F8 ①	C S C 0-3 K ②		C B B B B 4-1 G6-3 BB BB BB	B B C B X 3-1 F8 ③		F S B C 1-3 K ③			4	1	0	0	1	2	1
										0	0	0	0	0	0	0
Edgardo Alfonzo, R (1, 4) OBP: 0.383, SLG: 0.497	C X 0-1 31 1B BB 1B 1B	X 0-0 F7 ③		B 1 SAFE B C 1 SAFE F B 1 SAFE B 4-2 BB G6-3 1B 1-2 BB		C C B F F B F B X 3-2 1B 1B		B B B C X 3-1 31 G6-4-3 1B		4	2	3	0	1	0	0
John Olerud, L (1, 3) OBP: 0.441, SLG: 0.486	1 SAFE B B 1 B C B SAFE 4-1 31 1B 1B 1-2 BB		C B B B B 4-1 31 S 1B BB	B X 1-0 G6-3 ② 1-2 2-3		B C C C X 1-2 L4 ①		F B C T 1-2 K ①		3	2	0	0	2	1	4
31 Mike Piazza, R (1, 2) OBP: 0.368, SLG: 0.559	C X 0-1 1B 1B 1-2 2-3 1B		B B B C F F 1 SAFE S 3-3 K ① 1-2	I I I 4-0 BB 1B IBB		C F 1 SAFE C 0-3 K ②		X 0-0 G6-4-3 ② ③ 1-2f		4	2	1	0	1	2	3
Robin Ventura, L (1, 5) OBP: 0.366, SLG: 0.504	X 0-0 1B 1-3 2-H 3-H 1B		B B B I 4-0 1B IBB	B B B 4-0 1B 1-2 2-3 3-H BB		X 0-0 FC6-4 1-3 1B				2	0	2	3	2	0	0
Benny Agbayani, R (1, 9) OBP: 0.392, SLG: 0.585 (9, 7)	B B F T F X 2-2 G3 1-3 3-H 1B		B B B C X 3-1 F9 ②	C S B F F B X 3-2 1-3 2-H 3-H 1B		B C X 1-1 FC6-4 ③ 1-2f				4	0	2	3	0	0	4
Roger Cedeno, S (1, 8) OBP: 0.412, SLG: 0.418 (9, 9)	X 0-0 G3 ② 1-2		B B X 2-0 1-2 2-H 1B	B B X 2-0 F8 ③			L B F X 1-2 G6-3 ①			4	0	1	1	0	0	4
Rey Ordonez, R (1, 6) OBP: 0.302, SLG: 0.322	C S X 0-2 L9 ③		B F B X 2-1 G4-3 ③		B B X 2-0 G6-3 ①		F X 0-1 G6-3 ②			4	0	0	0	0	0	4
Rick Reed, R (1, 1) OBP: 0.265, SLG: 0.303 Greg McMichael, R (6, 1) Brian McRae, S (7, PH) OBP: 0.318, SLG: 0.349 Dennis Cook, L (8, 1) Armando Benitez, R (9, 1) Melvin Mora, R (9, 8) OBP: 0.208, SLG: 0.095		C B F X 1-2 G6-3 ①		B B C B C X 3-2 P2 ①	X 0-0 F9 ②		B S B B F B 4-2 BB			3	0	0	0	0	0	0
										0	0	0	0	0	0	0
										0	0	0	0	1	0	0
										0	0	0	0	0	0	0
										0	0	0	0	0	0	0
										0	0	0	0	0	0	0
Inning Stats	R: 3 E: 0 K: 0 S: 16 H: 4 LOB: 2 BB: 1 P: 23	R: 0 E: 0 K: 1 S: 7 H: 0 LOB: 0 BB: 0 P: 8	R: 1 E: 0 K: 1 S: 10 H: 1 LOB: 2 BB: 2 P: 28	R: 3 E: 0 K: 0 S: 13 H: 1 LOB: 2 BB: 4 P: 38	R: 0 E: 0 K: 0 S: 4 H: 0 LOB: 0 BB: 0 P: 9	R: 0 E: 0 K: 1 S: 15 H: 2 LOB: 2 BB: 0 P: 20	R: 0 E: 0 K: 1 S: 10 H: 0 LOB: 1 BB: 1 P: 16	R: 0 E: 0 K: 1 S: 6 H: 1 LOB: 0 BB: 0 P: 10		1B: 9 2B: 0 3B: 0 HR: 0	SF: 0 SAC: 0 DP: 1 HBP: 0			WP: 0 PB: 0 SB: 1 CS: 0	PA: 40	

PITCHER		IP	WLS	BF	H	R	ER	SO	BB	IBB	HBP	BLK	WP	HR	S	P	ERA	WHIP
67 Francisco Cordova, R ERA: 4.71	(1, 1)	3.1	L	20	5	6	6	2	4	1	0	0	0	0	39	76	16.20	2.700
Scott Sauerbeck, L ERA: 2.3	(4, 1)	0.1		3	0	0	0	0	1	1	0	0	0	0	1	10	0.00	3.000
Brad Clontz, R ERA: 2.35	(4, 1)	0.1		2	1	1	1	0	0	0	0	0	0	0	6	11	27.00	3.000
Jose Silva, R ERA: 6.81	(5, 1)	2.0		8	2	0	0	1	0	0	0	0	0	0	19	29	0.00	1.000
Greg Hansell, R ERA: 2.37	(7, 1)	2.0		7	1	0	0	2	1	0	0	0	0	0	16	26	0.00	1.000

PITCHER	IP	WLS	BF	H	R	ER	SO	BB	IBB	HBP	BLK	WP	HR	S	P	ERA	WHIP

BOTTOM

Pittsburgh Pirates @ New York Mets

Shea Stadium, Flushing, NY

Mon Jul 26 1999, 7:40 PM EDT

Att. 32,010 - Unknown - 86 F

livebaseballscorecards.com

AB	32
R	7
H	9
RBI	7
BB	8
SO	5
LOB	20

Batter	1	2	3	4	5	6	7	8	9	AB	R	H	RBI	BB	SO	LOB
Al Martin, L (1, 7) OBP: 0.342, SLG: 0.548	B X 1-0 HR		C B F X 1-2 ① G4-3		C X 0-1 ② G3-1		X 0-0 HR	X 0-0 ③ P6		5	2	2	2	0	0	0
Abraham Nunez, S (1, 6) OBP: 0.304, SLG: 0.250	B C X 1-1 BB 1B		X 0-0 ② B5-3		B B B B 4-0 BB		B X 1-0 ① F8		B B B B 4-0 HBP BB	3	0	1	0	2	0	0
Brian Giles, L (1, 8) OBP: 0.402, SLG: 0.566	1 SAFE B B C X 2-0 ① P4		B B C T X 2-2 ③ L4		B X 1-0 ③ F7		B B X 2-0 FC5-4 1B		1 SAFE B B C F B H 3-2 1-2 HBP	4	0	1	0	0	0	2
Kevin Young, R (1, 3) OBP: 0.402, SLG: 0.540	1 SAFE B B B B F F B 4-2 1-2 BB			B B S X 2-1 1B FC6-4 2B		B B C X 2-1 ① F8	C 1 SAFE B T F B X 2-2 ② FC5-4 S 1-2f 1B		F C F F X 0-2 F9	4	2	1	0	1	0	3
Ed Sprague, R (1, 5) OBP: 0.393, SLG: 0.532	C T B C 1-3 ② K			B B X 2-0 FC6-4 2-3 1B		F B C S 1-3 ② K	C B B F B F X 3-2 1-H 1B		X 0-0 ② P4	5	0	2	1	0	2	4
Warren Morris, L (1, 4) OBP: 0.379, SLG: 0.446	B S B X 2-1 ③ L5			B F B F X 2-2 ① FC6-4 BB 1-2f 3-H		F X 0-1 BB 2B	B X 1-0 ③ P2		C X 0-1 ③ G1-6-3	5	0	1	1	0	0	6
Brant Brown, L (1, 9) OBP: 0.305, SLG: 0.475 Adrian Brown, S (8, 9) OBP: 0.344, SLG: 0.348		C B B X 2-1 ① F7		B B F B B 4-1 G4-6-3 1-2 BB		I I I 4-0 BB IBB		B T B X 2-1 HR		2 0	1 0	1 0	1 0	2 0	0 0	0 0
Joe Oliver, R (1, 2) OBP: 0.421, SLG: 0.438		B C F B B X 3-2 ② G5-3		X 0-0 ②③ G4-6-3 1-2f		B S B B B C B 4-2 1-2 2-3 BB		C B F F F X 1-2 ① F9		3	0	0	0	1	0	2
Kris Benson, R (1, 1) OBP: 0.195, SLG: 0.205		T X 0-1 ③ G6-3			F X 0-1 ① G5-3	B C X 1-1 ③ G5-3		S X 0-1 ② P3		4	0	0	0	0	0	3
Inning Stats	R: 1 H: 2 E: 0 LOB: 2 K: 1 BB: 1 S: 11 P: 22	R: 0 H: 0 E: 0 LOB: 0 K: 0 BB: 0 S: 7 P: 12	R: 0 H: 0 E: 0 LOB: 0 K: 0 BB: 0 S: 7 P: 10	R: 1 H: 2 E: 0 LOB: 1 K: 0 BB: 1 S: 8 P: 18	R: 0 H: 0 E: 0 LOB: 1 K: 0 BB: 1 S: 5 P: 10	R: 0 H: 1 E: 0 LOB: 3 K: 1 BB: 2 S: 11 P: 23	R: 2 H: 3 E: 0 LOB: 1 K: 0 BB: 0 S: 12 P: 21	R: 1 H: 1 E: 0 LOB: 0 K: 0 BB: 0 S: 10 P: 13	R: 0 H: 0 E: 0 LOB: 2 K: 0 BB: 1 S: 10 P: 17	1B: 4 SF: 0 2B: 2 SAC: 0 3B: 0 DP: 1 HR: 3 HBP: 1						

PITCHER		IP	WLS	BF	H	R	ER	SO	BB	IBB	HBP	BLK	WP	HR	S	P	ERA	WHIP
Orel Hershiser, R ERA: 4.92	(1, 1)	6.1	L	30	7	4	4	2	4	1	0	0	0	2	52	101	5.68	1.737
Jason Isringhausen, R ERA: 5.7	(7, 1)	1.2		7	2	1	1	0	0	0	0	0	0	1	19	28	5.40	1.200
Pat Mahomes, R ERA: 3.51	(9, 1)	1.0		5	0	0	0	0	1	0	1	0	0	0	10	17	0.00	1.000

PITCHER	IP	WLS	BF	H	R	ER	SO	BB	IBB	HBP	BLK	WP	HR	S	P	ERA	WHIP

TOP

Pittsburgh Pirates @ New York Mets

Shea Stadium, Flushing, NY

Tue Jul 27 1999, 7:40 PM EDT

Att. 36,337 - Unknown - 91 F

livebaseballscorecards.com

AB	35
R	5
H	9
RBI	5
BB	6
SO	2
LOB	20

BOTTOM

Pittsburgh Pirates @ New York Mets

Shea Stadium, Flushing, NY

Tue Jul 27 1999, 7:40 PM EDT

Att. 36,337 - Unknown - 91 F

livebaseballscorecards.com

Batter	1	2	3	4	5	6	7	8	9	AB	R	H	RBI	BB	SO	LOB
Rickey Henderson, R (1, 7) OBP: 0.445, SLG: 0.490	L6		FC5-4 (FC6, 1B) 1-2f		G6-3			K		3	0	0	0	0	0	1
Melvin Mora, R (8, 8) OBP: 0.200, SLG: 0.091										1	0	0	0	0	1	0
Edgardo Alfonzo, R (1, 4) OBP: 0.384, SLG: 0.500	K		1 SAFE 1 SAFE FC6 (1B) 1-2			F9		0-1 (2B)		4	0	2	0	0	1	0
Matt Franco, L (1, 3) OBP: 0.357, SLG: 0.398	1B		FC6 (31 FC5-4) 1-2 2-3			F9		G4-3		4	0	1	0	0	0	3
31 Mike Piazza, R (1, 2) OBP: 0.364, SLG: 0.552	F8		FC5-4 1-2f			K			L6	4	0	0	0	0	1	4
Robin Ventura, L (1, 5) OBP: 0.368, SLG: 0.513		G4-3		G1-6-3 (1B)			HR		P5	4	1	2	1	0	0	0
Benny Agbayani, R (1, 9) OBP: 0.383, SLG: 0.571 (8, 7)		G6-3		G1-6-3 1-2f			P1		P4	4	0	0	0	0	0	1
Roger Cedeno, S (1, 8) OBP: 0.408, SLG: 0.413 (8, 9)		B1-3		K			G4-3			3	0	0	0	0	1	0
Rey Ordonez, R (1, 6) OBP: 0.301, SLG: 0.320			G4-3	G4-3			G4-3			2	0	0	0	0	0	0
Luis Lopez, S (7, PH) OBP: 0.344, SLG: 0.329 (8, 6)										1	0	0	0	0	0	0
Orel Hershiser, R (1, 1) OBP: 0.195, SLG: 0.205			FC5-4 1-2		G6-3			K		2	0	1	0	0	0	0
Jason Isringhausen, R (7, 1) OBP: 0.100, SLG: 0.200										0	0	0	0	0	0	0
Brian McRae, S (8, PH) OBP: 0.318, SLG: 0.348										1	0	0	0	0	1	0
Pat Mahomes, R (9, 1) OBP: 0.286, SLG: 0.571										0	0	0	0	0	0	0

	AB	33
	R	1
	H	6
	RBI	1
	BB	0
	SO	5
	LOB	9

Inning Stats	1	2	3	4	5	6	7	8	9
	R: 0 H: 1 E: 0 LOB: 1 K: 1 BB: 0 S: 11 P: 16	R: 0 H: 0 E: 0 LOB: 0 K: 0 BB: 0 S: 4 P: 7	R: 0 H: 2 E: 0 LOB: 3 K: 0 BB: 0 S: 17 P: 22	R: 0 H: 1 E: 0 LOB: 0 K: 1 BB: 0 S: 6 P: 10	R: 0 H: 0 E: 0 LOB: 0 K: 0 BB: 0 S: 6 P: 10	R: 0 H: 0 E: 0 LOB: 0 K: 1 BB: 0 S: 9 P: 12	R: 1 H: 1 E: 0 LOB: 0 K: 0 BB: 0 S: 9 P: 14	R: 0 H: 1 E: 0 LOB: 1 K: 2 BB: 0 S: 10 P: 13	R: 0 H: 0 E: 0 LOB: 0 K: 0 BB: 0 S: 13 P: 17

	1B: 4	SF: 0	WP: 0	PA: 33
	2B: 1	SAC: 0	PB: 0	
	3B: 0	DP: 1	SB: 0	
	HR: 1	HBP: 0	CS: 0	

PITCHER	IP	WLS	BF	H	R	ER	SO	BB	IBB	HBP	BLK	WP	HR	S	P	ERA	WHIP
Kris Benson, R (1, 1) ERA: 4.76	9.0	W	33	6	1	1	5	0	0	0	0	0	1	85	121	1.00	0.667

PITCHER	IP	WLS	BF	H	R	ER	SO	BB	IBB	HBP	BLK	WP	HR	S	P	ERA	WHIP

Batter	1	2	3	4	5	6	7	8	9	AB	R	H	RBI	BB	SO	LOB
Adrian Brown, S (1, 9) OBP: 0.348, SLG: 0.342	C B X 1-1 F9 ①		B F B B C F B 4-2 BB			B B B 4-0 E G4-3 G4-3 BB		B C B X 2-1 P3 ②		2	1	0	0	2	0	0
Abraham Nunez, S (1, 6) OBP: 0.298, SLG: 0.244 John Wehner, R (8, PH) OBP: 0.333, SLG: 0.500 Marc Wilkins, R (8, 1) Jason Christiansen, R (8, 1) Greg Hansell, R (8, 1) Scott Sauerbeck, R (8, 1)	X 0-0 G6-3 ②		C 1 SAFE 1 SAFE 1 SAFE C B C 1-3 K ②			X 0-0 G4-3 1-2 ①		B F X 1-1 HR		3 1 0 0 0 0	0 1 0 0 0 0	0 1 0 0 0 0	0 1 0 0 0 0	0 0 0 0 0 0	1 0 0 0 0 0	2 0 0 0 0 0
Brian Giles, L (1, 8) OBP: 0.401, SLG: 0.561	C B C B B B 4-2 1B BB		1 SAFE B B 1 SAFE F X 2-1 F8 ③			B C T 2 SAFE X 1-2 G4-3 2-H ②		B X 1-0 L3 ③		3	0	0	1	1	0	1
Kevin Young, R (1, 3) OBP: 0.400, SLG: 0.537	B S S B 1 SAFE B X 3-2 FC6-4 1-3 1B			C X 0-1 G5-3 ①		X 0-0 G5-3 ③			X 0-0 F9 ①	4	0	1	0	0	0	0
Ed Sprague, R (1, 5) OBP: 0.389, SLG: 0.526	X 0-0 FC6-4 1-2f ③			C B B B X 3-1 G6-3 ②			B C F B F F S 2-3 K ①		C X 0-1 G3 ②	4	0	0	0	0	1	2
Warren Morris, L (1, 4) OBP: 0.375, SLG: 0.441		X 0-0 G6-3 ①		F B F B X 2-2 G4-3 ③			F X 0-1 G4-3 ②		B X 1-0 F9 ③	4	0	0	0	0	0	0
Freddy Garcia, R (1, 7) OBP: 0.250, SLG: 0.395 Al Martin, L (7, PH) OBP: 0.344, SLG: 0.549 (7, 7)		B C B X 2-1 G5-3 ②			B C B C F F F B S 3-3 K ①		B B C X 2-1 1B			2 1	0 0	0 1	0 0	1 0	0 0	0 0
Joe Oliver, R (1, 2) OBP: 0.364, SLG: 0.368		C F B B X 2-2 G1-3 ③			C B B X 2-1 F8 ②		C B S T X 1-2 G5-3 ③			3	0	0	0	0	0	1
Todd Ritchie, R (1, 1) OBP: 0.194, SLG: 0.200 Brant Brown, L (8, PH) OBP: 0.304, SLG: 0.473 Dale Sveum, S (8, 6)			B X 1-0 F9 ①		B S X 1-1 G6-3 ③			F C B C 1-3 K ①		2 1 0	0 0 0	0 0 0	0 0 0	0 1 0	0 0 0	0 0 0
Inning Stats	R: 0 E: 0 K: 0 S: 9 H: 1 LOB: 2 BB: 1 P: 17	R: 0 E: 0 K: 0 S: 6 H: 0 LOB: 0 BB: 0 P: 10	R: 0 E: 0 K: 1 S: 9 H: 0 LOB: 1 BB: 1 P: 17	R: 0 E: 0 K: 0 S: 7 H: 0 LOB: 0 BB: 0 P: 12	R: 0 E: 0 K: 1 S: 10 H: 0 LOB: 0 BB: 0 P: 16	R: 1 E: 1 K: 0 S: 5 H: 0 LOB: 0 BB: 1 P: 10	R: 0 E: 0 K: 1 S: 13 H: 1 LOB: 1 BB: 0 P: 18	R: 1 E: 0 K: 1 S: 8 H: 1 LOB: 0 BB: 0 P: 13	R: 0 E: 0 K: 0 S: 4 H: 0 LOB: 0 BB: 0 P: 5	1B: 2 2B: 0 3B: 0 HR: 1	SF: 0 SAC: 0 DP: 0 HBP: 0					

PITCHER		IP	WLS	BF	H	R	ER	SO	BB	IBB	HBP	BLK	WP	HR	S	P	ERA	WHIP
Kenny Rogers, L ERA: 4.09	(1, 1)	6.0		22	1	1	0	2	3	0	0	0	0	0	46	82	0.00	0.667
Turk Wendell, R ERA: 2.83	(7, 1)	1.0	H	4	1	0	0	1	0	0	0	0	0	0	13	18	0.00	1.000
Dennis Cook, L ERA: 2.81	(8, 1)	1.0	W	4	1	1	1	1	0	0	0	0	0	1	8	13	9.00	1.000
Pat Mahomes, R ERA: 3.41	(9, 1)	1.0		3	0	0	0	0	0	0	0	0	0	0	4	5	0.00	0.000

PITCHER	IP	WLS	BF	H	R	ER	SO	BB	IBB	HBP	BLK	WP	HR	S	P	ERA	WHIP

TOP

Pittsburgh Pirates @ New York Mets

Shea Stadium, Flushing, NY

Wed Jul 28 1999, 12:10 PM EDT

Att. 42,920 - Sunny - 85 F

livebaseballscorecards.com

AB	30
R	2
H	3
RBI	2
BB	3
SO	4
LOB	6

1B: 2	SF: 0	WP: 0	PA: 33
2B: 0	SAC: 0	PB: 0	
3B: 0	DP: 0	SB: 0	
HR: 1	HBP: 0	CS: 0	

Batter	1	2	3	4	5	6	7	8	9	AB	R	H	RBI	BB	SO	LOB
Roger Cedeno, S (1, 9) OBP: 0.405, SLG: 0.410	C B X 1-1 L8 ①		X 0-0 G3 ②		B B X 2-0 G3 ③		1 SAFE L F 1 S 0-3 K ③	X 0-0 1B 1-2 2-H 3-H 1B 1B ②		5	1	1	1	0	1	2
Edgardo Alfonzo, R (1, 4) OBP: 0.388, SLG: 0.510	C B B F X 2-2 HR		B B B C B 4-1 BB			B F F B X 2-2 E5 F8 BB		X 1-2 1B 2B 1B 3-2 1-H 2-H 1B		4	2	3	3	1	0	0
John Olerud, L (1, 3) OBP: 0.438, SLG: 0.481	C C B B F C 2-3 K ②		C 1 SAFE C X 0-2 G3 ③			P 1 SAFE X 1-0 F7 ①		C 1 SAFE X 1-2 2B HBP 1-2 1B 1-2 G4-3		5	1	1	0	0	1	3
Robin Ventura, L (1, 5) OBP: 0.369, SLG: 0.519	B C F B B X 3-2 HR			B B X 2-0 P6 ①		B 1 SAFE 1 SAFE 1 SAFE B B B 4-0 1-2 BB		F C X 0-2 P3 ①		3	1	1	1	1	0	2
Benny Agbayani, R (1, 7) OBP: 0.381, SLG: 0.570	B F F B F X 2-2 G6-3 ③			B B X 2-0 G5-3 ②		C B X 1-1 F8 ② 2-3		X 0-0 HBP 1-3 2-H 1B 2B		4	1	1	1	0	0	2
Brian McRae, S (1, 8) OBP: 0.315, SLG: 0.345 Turk Wendell, L (7, 1) Dennis Cook, L (8, 1) Rickey Henderson, R (8, PH) OBP: 0.447, SLG: 0.490 Pat Mahomes, R (9, 1) OBP: 0.286, SLG: 0.571		X 0-0 F7 ①		C S B B X 2-2 G4-3 ③		B X 1-0 G4-3 ③		I N N 4-0 HBP 1B IBB		3 0 0 0 0 0	0 0 0 1 0	0 0 0 0 0	0 0 0 1 0	0 0 0 0 0	0 0 0 0 0	2 0 0 0 0
Todd Pratt, R (1, 2) OBP: 0.372, SLG: 0.394	C S B B B B 4-2 G4-6-3 BB				C B X 1-1 F7 ①		S X 0-1 FC6-5 S 1B	B F H 2-1 BB 1B 1B 1-2 2-3 3-H HBP		2	1	1	1	1	0	0
Rey Ordonez, R (1, 6) OBP: 0.303, SLG: 0.323	B C 1 SAFE F B X 2-2 G4-6-3 ②③ 1-2f				X 0-0 SH1-3 1B		B C C B L 2-3 K ① 1-2	F P S B X 2-2 BB 1-2 2-H 3-H 1B 1B		4	0	2	2	0	1	2
Kenny Rogers, L (1, 1)			C S T S 0-3 K ①		X 0-0 SH1-3 ② 1-2		C C B F B X 2-2 FC6-5 ② 2-3	B F B B C F B 4-2 1B 1-2 2-3 1B BB		1	0	0	0	0	1	0
Melvin Mora, R (7, 8) OBP: 0.222, SLG: 0.087										1	1	0	0	1	0	1
Inning Stats	R: 2 E: 0 K: 1 S: 16 H: 2 LOB: 0 BB: 0 P: 26	R: 0 E: 0 K: 0 S: 6 H: 0 LOB: 0 BB: 1 P: 12	R: 0 E: 0 K: 1 S: 9 H: 0 LOB: 1 BB: 1 P: 13	R: 0 E: 0 K: 0 S: 5 H: 0 LOB: 0 BB: 0 P: 11	R: 0 E: 0 K: 0 S: 5 H: 1 LOB: 1 BB: 0 P: 8	R: 0 E: 1 K: 0 S: 8 H: 0 LOB: 2 BB: 1 P: 16	R: 0 E: 0 K: 2 S: 12 H: 1 LOB: 1 BB: 0 P: 16	R: 7 E: 0 K: 0 S: 25 H: 6 LOB: 1 BB: 2 P: 41		1B: 7 2B: 1 3B: 0 HR: 2 SF: 0 SAC: 1 DP: 1 HBP: 1						

PITCHER		IP	WLS	BF	H	R	ER	SO	BB	IBB	HBP	BLK	WP	HR	S	P	ERA	WHIP
Todd Ritchie, R ERA: 3.92	(1, 1)	7.0		28	4	2	2	4	3	0	0	0	0	2	61	102	2.57	1.000
Marc Wilkins, R ERA: 4.28	(8, 1)	0.0	L	1	1	1	1	0	0	0	0	0	0	0	3	3	∞	∞
Jason Christiansen, L ERA: 4.46	(8, 1)	0.1		5	2	1	1	0	0	1	1	0	0	0	9	16	27.00	6.000
Greg Hansell, R ERA: 3.26	(8, 1)	0.1		4	3	5	5	0	1	0	0	0	0	0	11	19	135.00	12.000
Scott Sauerbeck, L ERA: 2.28	(8, 1)	0.1		1	0	0	0	0	0	0	0	0	0	0	2	3	0.00	0.000

PITCHER	IP	WLS	BF	H	R	ER	SO	BB	IBB	HBP	BLK	WP	HR	S	P	ERA	WHIP

BOTTOM

Pittsburgh Pirates @ New York Mets

Shea Stadium, Flushing, NY

Wed Jul 28 1999, 12:10 PM EDT

Att. 42,920 - Sunny - 85 F

livebaseballscorecards.com

AB	32
R	9
H	10
RBI	9
BB	5
SO	4
LOB	14

1B: 7 SF: 0
2B: 1 SAC: 1
3B: 0 DP: 1
HR: 2 HBP: 1

WP: 0 PA: 39
PB: 0
SB: 1
CS: 0

Batter	1	2	3	4	5	6	7	8	9	AB	R	H	RBI	BB	SO	LOB
Rickey Henderson, R (1, 7) OBP: 0.446, SLG: 0.500	C B C B X 2-2 1B 31 SF9 1B	B B C X 2-1 ③ L4		C B F F F B B X 3-2 ② G6-3 3-H		B C C B X 2-2 HR		C B X 1-2 ② G4-3		5	2	2	2	0	0	1
Turk Wendell, L (8, 1)										0	0	0	0	0	0	0
Melvin Mora, R (9, 7) OBP: 0.222, SLG: 0.087										0	0	0	0	0	0	0
Edgardo Alfonzo, R (1, 4) OBP: 0.388, SLG: 0.507	B 1 SAFE B B B C S F F X 3-2 31 SF9 G3 1-3 1B	B C S B X 2-2 ① P6	S S F B F F X 1-2 ③ F8			B B B C F X 3-2 ① G6-3		B B S C B F B 4-2 CS BB		4	0	1	0	1	0	0
John Olerud, L (1, 3) OBP: 0.440, SLG: 0.494	X 0-0 ① G3 1-2	B C X 1-1 31 HR 1B			C C F B X 1-2 31 1B 2B	C C C 0-3 ② K		C F B B 2-2 ③ CS 1-2	F B B C X 2-2 HR	5	2	3	1	0	1	2
31 Mike Piazza, R (1, 2) OBP: 0.365, SLG: 0.561	F X 0-1 ② SF9 2-3 3-H	S X 0-1 1-H HR			C S B B X 2-2 ① 2B 2-H 1B	C B F B S 2-3 ③ K			X 0-0 ① G4-3	4	2	2	3	0	1	0
Robin Ventura, L (1, 5) OBP: 0.367, SLG: 0.518	C B X 1-1 ③ P5	B X 1-0 ② L9			B F F B B F F X 3-2 ② F8		X 0-0 L9 2B		B B B C S S 3-3 ② K	5	0	1	0	0	1	2
Benny Agbayani, R (1, 9) OBP: 0.376, SLG: 0.565		B X 1-0 ① P5	C B F B B F F X 3-2 ③ F8		C F F B B B X 3-2 1-H 1B 2B		S C X 0-2 ① L9 2-3		S X 0-1 ③ F7	5	1	1	1	0	0	1
(8, 7)										0	0	0	0	0	0	0
Armando Benitez, R (9, 1)																
Brian McRae, S (1, 8) OBP: 0.320, SLG: 0.349		B B B 4-0 1B E BB		X 0-0 E 2B	C F F B B F F B B 4-2 WP 1B BB		C B F B F F X 2-2 ② G1			2	2	1	0	2	0	1
Rey Ordonez, R (1, 6) OBP: 0.302, SLG: 0.322	F 1 SAFE F S 0-3 ② K			C B B F C 2-3 ① K	B B C B X 3-1 WP 1-2 2-H 1B		C X 0-1 ③ L7			4	0	1	1	0	2	3
Masato Yoshii, R (1, 1) OBP: 0.194, SLG: 0.194	X 0-0 E9 1-H 1B			X 0-0 E8 G6-3 2-H 2B	S B B X 2-1 ③ G4-3 1-2 2-3			B B C C B X 3-2 ① P5		1	0	1	0	0	0	0
Pat Mahomes, R (2, 1) OBP: 0.333, SLG: 0.667										2	1	1	1	0	0	2
Greg McMichael, R (7, 1)										0	0	0	0	0	0	0
Roger Cedeno, S (8, PH) OBP: 0.404, SLG: 0.408										1	0	0	0	0	0	0
(8, 9)																
Inning Stats	R: 1 E: 0 K: 0 S: 13 H: 2 LOB: 1 BB: 0 P: 19	R: 1 E: 1 K: 1 S: 7 H: 1 LOB: 1 BB: 1 P: 14	R: 2 E: 0 K: 0 S: 13 H: 2 LOB: 0 BB: 0 P: 20	R: 2 E: 1 K: 1 S: 16 H: 2 LOB: 0 BB: 0 P: 22	R: 2 E: 0 K: 0 S: 25 H: 4 LOB: 2 BB: 1 P: 43	R: 1 E: 0 K: 2 S: 12 H: 1 LOB: 0 BB: 0 P: 19	R: 0 E: 0 K: 0 S: 11 H: 1 LOB: 1 BB: 0 P: 13	R: 0 E: 0 K: 0 S: 11 H: 0 LOB: 0 BB: 1 P: 21	R: 1 E: 0 K: 1 S: 9 H: 1 LOB: 0 BB: 0 P: 14	1B: 6 2B: 5 3B: 0 HR: 3 SF: 1 SAC: 0 DP: 0 HBP: 0						

TOP

New York Mets @ Chicago Cubs

Wrigley Field, Chicago, IL

Fri Jul 30 1999, 2:20 PM CDT

Att. 38,594 - Sunny - 98 F

livebaseballscorecards.com

AB	38
R	10
H	14
RBI	9
BB	3
SO	5
LOB	12

WP: 1 PB: 0 SB: 0 CS: 1 PA: 43

PITCHER		IP	WLS	BF	H	R	ER	SO	BB	IBB	HBP	BLK	WP	HR	S	P	ERA	WHIP
Steve Trachsel, R ERA: 6.66	(1, 1)	3.1		18	7	6	4	2	1	0	0	0	0	1	38	60	10.80	2.400
Scott Sanders, R ERA: 4.94	(4, 1)	1.2		9	4	2	2	0	1	0	0	0	1	0	36	58	10.80	3.000
Kyle Farnsworth, R ERA: 6.55	(6, 1)	2.2	L	11	2	1	1	2	1	0	0	0	0	1	32	49	3.38	1.125
Felix Heredia, L ERA: 4.5	(8, 1)	0.1		0	0	0	0	0	0	0	0	0	0	0	2	4	0.00	0.000
Rick Aguilera, R ERA: 3.94	(9, 1)	1.0		4	1	1	1	1	0	0	0	0	0	1	9	14	9.00	1.000

PITCHER		IP	WLS	BF	H	R	ER	SO	BB	IBB	HBP	BLK	WP	HR	S	P	ERA	WHIP

New York Mets @ Chicago Cubs

Wrigley Field, Chicago, IL

Fri Jul 30 1999, 2:20 PM CDT

Att. 38,594 - Sunny - 98 F

livebaseballscorecards.com

BOTTOM

Batter	1	2	3	4	5	6	7	8	9	AB	R	H	RBI	BB	SO	LOB
Curtis Goodwin, L (1, 8) OBP: 0.291, SLG: 0.304	F9	1-2 3B 1B 3-H		B1-3		G6-3 1-2f			B3	5	1	1	1	0	0	1
Mickey Morandini, L (1, 4) OBP: 0.333, SLG: 0.361	L9	1-H 3B 3B 2-H		G4-3			G4-3		1B 2B	5	2	2	2	0	0	0
Sammy Sosa, R (1, 9) OBP: 0.367, SLG: 0.654	HR	2B 3B 3-H		P4			K		1B 1B 2-H	5	2	3	3	0	1	0
Mark Grace, L (1, 3) OBP: 0.406, SLG: 0.481	1B	G6-3 2B 3-H			G4-3		L7		1-3 1B	5	0	3	1	0	0	0
Henry Rodriguez, L (1, 7) OBP: 0.415, SLG: 0.591 Rick Aguilera, R (9, 1) Tyler Houston, L (9, PH) OBP: 0.324, SLG: 0.431	K	G6-3 2-3			K			E9	G1-3	4 0 1	0 0 0	0 0 0	0 0 0	0 0 0	2 0 0	2 0 2
José Hernández, R (1, 6) OBP: 0.351, SLG: 0.438		G5-3 G5-3			HR			F9		4	1	1	1	0	0	2
Jeff Reed, L (1, 2) OBP: 0.348, SLG: 0.362 Kyle Farnsworth, R (6, 1) OBP: 0.105, SLG: 0.056 Felix Heredia, L (8, 1) OBP: 0.500, SLG: 0.500 Glenallen Hill, R (8, PH) OBP: 0.372, SLG: 0.671 (9, 7)	1B 2B	K		G5-3				K		3 0 0 1	1 0 0 0	1 0 0 0	0 0 0 0	0 0 0 1	1 0 0 1	0 0 0 1
Gary Gaetti, R (1, 5) OBP: 0.267, SLG: 0.350	1B 1B 2-H 1B	F8				G6-3		G6-3		4	1	1	1	0	0	1
Steve Trachsel, R (1, 1) OBP: 0.135, SLG: 0.139 Scott Sanders, R (4, 1) OBP: 0.250, SLG: 0.313 Benito Santiago, R (6, 2) OBP: 0.290, SLG: 0.349 Jeff Blauser, R (9, PH) OBP: 0.373, SLG: 0.477	1B 3B 1B 1-3	G6-3				G6-3 BB			K	2 0 0 1	1 0 0 0	1 0 0 0	0 0 1 0	0 0 0 1	0 0 0 0	0 0 0 0
Inning Stats	R: 1 E: 0 K: 1 S: 12 H: 2 LOB: 1 BB: 0 P: 20	R: 6 E: 0 K: 0 S: 19 H: 7 LOB: 1 BB: 0 P: 31	R: 0 E: 0 K: 1 S: 5 H: 0 LOB: 0 BB: 0 P: 10	R: 0 E: 0 K: 0 S: 6 H: 0 LOB: 0 BB: 0 P: 9	R: 1 E: 0 K: 1 S: 11 H: 1 LOB: 0 BB: 0 P: 18	R: 0 E: 0 K: 0 S: 8 H: 0 LOB: 0 BB: 1 P: 13	R: 0 E: 0 K: 1 S: 7 H: 0 LOB: 0 BB: 0 P: 10	R: 0 E: 1 K: 1 S: 9 H: 0 LOB: 1 BB: 0 P: 13	R: 1 E: 0 K: 1 S: 15 H: 3 LOB: 2 BB: 0 P: 25	1B: 6 2B: 3 3B: 2 HR: 2	SF: 0 SAC: 0 DP: 1 HBP: 0						

AB	40
R	9
H	13
RBI	9
BB	1
SO	6
LOB	9

WP: 0 PB: 0 SB: 0 CS: 0 PA: 41

PITCHER		IP	WLS	BF	H	R	ER	SO	BB	IBB	HBP	BLK	WP	HR	S	P	ERA	WHIP
Masato Yoshii, R ERA: 5.67	(1, 1)	1.1		12	8	7	7	1	0	0	0	0	0	1	25	41	47.25	6.000
Pat Mahomes, R ERA: 3.23	(2, 1)	4.2	W	16	2	1	1	2	1	0	0	0	0	1	36	60	1.93	0.643
Greg McMichael, R ERA: 4.86	(7, 1)	1.0	H	3	0	0	0	1	0	0	0	0	0	0	7	10	0.00	0.000
Turk Wendell, R ERA: 2.79	(8, 1)	1.0	H	4	0	0	0	1	0	0	0	0	0	0	9	13	0.00	0.000
Armando Benitez, R ERA: 2.01	(9, 1)	1.0	S	6	3	1	1	1	0	0	0	0	0	0	15	25	9.00	3.000

PITCHER	IP	WLS	BF	H	R	ER	SO	BB	IBB	HBP	BLK	WP	HR	S	P	ERA	WHIP

Batter	1	2	3	4	5	6	7	8	9	AB	R	H	RBI	BB	SO	LOB
Rickey Henderson, R (1, 7) OBP: 0.444, SLG: 0.496 Todd Pratt, R (8, PH) OBP: 0.377, SLG: 0.400 (8, 2)	C F C 0-3 ① K		B B X 2-0 ① L5	B F C F F B B F X 3-2 1B	C C X 0-2 ③ FC4 1-2f			S B B S B X 3-2 1B SF9 1B		4 1	0 1	1 1	0 0	0 0	1 0	2 0
Edgardo Alfonzo, R (1, 4) OBP: 0.388, SLG: 0.506	C B F S 1-3 ② K		C F B X 1-2 ② L7	C 1 SAFE 1 SAFE B B X 2-1 ③ F7		C F B B X 2-2 31 G6-4-3 1B		X 0-0 1-3 1B		5	0	2	0	0	1	1
John Olerud, L (1, 3) OBP: 0.440, SLG: 0.494	F B C X 1-2 ③ G3-1		B X 1-0 31 1B 2B 1B		C B F B F X 2-2 HR 1B	C X 0-1 ① F7		C B F B F B X 3-2 3-H SF9 ②		4	2	2	1	0	0	1
31 Mike Piazza, R (1, 2) OBP: 0.365, SLG: 0.559 Dennis Cook, L (8, 1)		C B S X 1-2 HR 1B	B B B C F F F X 3-2 1-2 2B 1B		F F F S 0-3 ① K	C B B X 2-1 ② ③ G6-4-3 1-2f		F B B X 2-1 ③ G4-3		5 0	2 0	2 0	0 0	0 0	1 0	3 0
Robin Ventura, L (1, 5) OBP: 0.372, SLG: 0.540		X 0-0 1-H HR	B C C B X 2-2 1-H 2-H 2B		X 0-0 1-H HR		S B B B X 3-1 FC4-6 1B		C X 0-1 ① G4-3	5	2	4	6	0	0	0
Benny Agbayani, R (1, 9) OBP: 0.377, SLG: 0.560 (8, 7)		B B X 2-0 1B G4-3 1B	B B F F F B C 3-3 ③ K		B S F X 1-2 1B 1B 1B		C X 0-1 ① F9		B S S S 1-3 ② K	5	2	2	0	0	2	2
Roger Cedeno, S (1, 8) OBP: 0.406, SLG: 0.418 (8, 9)		F X 0-1 G4-3 1-3 1B		C C B X 1-2 G4-3 3B	C B X 1-1 1B 1-2 FC5-2 1B		C X 0-1 ② FC4-6 FC6-4 1-2f		S B B C F B S 3-3 ③ K	5	1	3	0	0	1	1
Rey Ordonez, R (1, 6) OBP: 0.302, SLG: 0.321		X 0-0 ① ② G4-3 1-2f 3-H		C F X 0-2 ① G4-3 3-H	B C B S B X 3-2 FC5-2 1-3 2-H 1B		X 0-0 ③ FC6-4 1-2f			4	0	1	2	0	0	2
Octavio Dotel, R (1, 1) Jason Isringhausen, R (3, 1) OBP: 0.083, SLG: 0.167 Greg McMichael, R (6, 1) Melvin Mora, R (8, PH) OBP: 0.214, SLG: 0.083 (8, 8)		C S B B B X 3-2 ③ F9		F B B B S F X 3-2 ② F7	S 1 SAFE B B X 2-1 ② FC5-2 FC4 1-3 3-H			B B C X 2-1 ① F8		1 2 0 1	0 0 0 0	0 0 0 0	0 0 0 0	0 0 0 0	0 0 0 0	0 2 0 0
Inning Stats	R: 0 H: 0 E: 0 LOB: 0 K: 2 BB: 0 S: 9 P: 11	R: 3 H: 4 E: 0 LOB: 0 K: 0 BB: 0 S: 11 P: 17	R: 2 H: 3 E: 0 LOB: 1 K: 1 BB: 0 S: 17 P: 29	R: 1 H: 2 E: 0 LOB: 1 K: 0 BB: 0 S: 18 P: 27	R: 3 H: 5 E: 0 LOB: 2 K: 1 BB: 0 S: 22 P: 31	R: 0 H: 1 E: 0 LOB: 0 K: 0 BB: 0 S: 7 P: 11	R: 0 H: 1 E: 0 LOB: 1 K: 0 BB: 0 S: 7 P: 10	R: 1 H: 2 E: 0 LOB: 1 K: 0 BB: 0 S: 11 P: 21	R: 0 H: 0 E: 0 LOB: 0 K: 2 BB: 0 S: 9 P: 13	1B: 14 SF: 1 2B: 1 SAC: 0 3B: 1 DP: 2 HR: 2 HBP: 0						

PITCHER		IP	WLS	BF	H	R	ER	SO	BB	IBB	HBP	BLK	WP	HR	S	P	ERA	WHIP
Jon Lieber, R ERA: 3.88	(1, 1)	4.1		24	12	9	9	4	0	0	0	0	0	2	67	99	18.69	2.769
Dan Serafini, L ERA: 6.75	(5, 1)	1.0	W	6	3	0	0	0	0	0	0	0	0	0	15	23	0.00	3.000
Rick Aguilera, R ERA: 3.81	(6, 1)	1.2	H	5	1	0	0	0	0	0	0	0	0	0	9	14	0.00	0.600
Felix Heredia, L ERA: 4.66	(8, 1)	0.2		4	2	1	1	0	0	0	0	0	0	0	9	17	13.50	3.000
Terry Adams, R ERA: 3.24	(8, 1)	1.1		4	0	0	0	2	0	0	0	0	0	0	11	17	0.00	0.000

PITCHER	IP	WLS	BF	H	R	ER	SO	BB	IBB	HBP	BLK	WP	HR	S	P	ERA	WHIP

TOP

New York Mets @ Chicago Cubs

Wrigley Field, Chicago, IL

Sat Jul 31 1999, 3:05 PM CDT

Att. 39,431 - Cloudy - 84 F

livebaseballscorecards.com

AB	42
R	10
H	18
RBI	9
BB	0
SO	6
LOB	14

WP: 0 PA: 43
PB: 0
SB: 0
CS: 0

Batter	1	2	3	4	5	6	7	8	9	AB	R	H	RBI	BB	SO	LOB
Curtis Goodwin, L (1, 8) OBP: 0.288, SLG: 0.296	4-1 S 2B BB 2-2 G5-3			0-1 B4-3 ①	1-1 G3 ③		3-3 K ②			4	1	0	0	1	1	2
Mickey Morandini, L (1, 4) OBP: 0.337, SLG: 0.364	1 SAFE 2-2 1B BB 1-H 2B	4-1 HR BB		2-2 G4-3 ②		4-2 S 1B BB	0-0 P7 ③			3	3	1	1	2	0	0
Sammy Sosa, R (1, 9) OBP: 0.370, SLG: 0.668	3-3 K ① 3-2 1-H HR			1-2 G4-3 ③		3-2 1B S HR 1-H 1B		3-2 HR		5	3	3	4	0	1	1
Mark Grace, L (1, 3) OBP: 0.408, SLG: 0.484	4-0 BB 1B BB BB 1-1 G3 ①				1-2 G4-3 ①	2-0 HR 1-3 1B		2-2 G3-1 1B 2B		4	3	2	0	1	0	0
Henry Rodriguez, L (1, 7) OBP: 0.414, SLG: 0.586	2-2 BB BB HR 1-2 2-3 1B 1-3 K ②				4-2 1B 2B BB	0-3 K ①		0-1 G3-1 ① 2-3		4	2	1	0	1	2	3
José Hernández, R (1, 6) OBP: 0.357, SLG: 0.450	4-2 BB HR 1-2 2-3 3-H BB 1-0 F8 ③				1-0 2B G6-3 1-3 1B	1-0 1-H HR 3-H		3-2 1B 3-H 1B		4	3	3	5	1	0	0
Jeff Reed, L (1, 2) OBP: 0.355, SLG: 0.379	4-1 HR 1-2 2-3 3-H BB		2-2 G6-3 B1 2B		1-1 G6-3 1-3 3-H 2B	2-2 G3-1 ②		2-3 K ②		4	1	2	2	1	1	1
Gary Gaetti, R (1, 5) OBP: 0.270, SLG: 0.367	3-2 1-H 2-H 3-H HR		0-2 G6-3 ① 2-3		1-1 G6-3 ② 2-3 3-H	0-0 G5-3 ③		0-0 1-2 1B		5	1	2	5	0	0	2
Jon Lieber, L (1, 1) OBP: 0.231, SLG: 0.152 Dan Serafini, S (5, 1) OBP: 0.286, SLG: 0.091 Rick Aguilera, R (6, 1) Felix Heredia, L (8, 1) OBP: 0.500, SLG: 0.500 Terry Adams, R (8, 1)	1-3 K ②		0-0 B1 ②③ 3-Hf		4-1 BB		1-1 G6-3 ①	1-3 K ③		2 0 1 0 1	0 0 0 0 0	0 0 0 0 0	0 0 0 0 0	0 1 0 0 1	1 0 0 0 2	1 0 0 0 0
Inning Stats	R: 7 H: 3 E: 0 LOB: 0 K: 2 BB: 4 S: 25 P: 54	R: 2 H: 1 E: 0 LOB: 0 K: 1 BB: 1 S: 12 P: 22	R: 0 H: 1 E: 0 LOB: 0 K: 0 BB: 0 S: 7 P: 9	R: 0 H: 0 E: 0 LOB: 0 K: 0 BB: 0 S: 9 P: 12	R: 2 H: 2 E: 0 LOB: 2 K: 0 BB: 2 S: 13 P: 26	R: 4 H: 3 E: 0 LOB: 0 K: 1 BB: 1 S: 17 P: 29	R: 0 H: 0 E: 0 LOB: 0 K: 1 BB: 0 S: 6 P: 10	R: 2 H: 4 E: 0 LOB: 2 K: 2 BB: 0 S: 22 P: 33		1B: 6 SF: 0 2B: 5 SAC: 0 3B: 0 DP: 1 HR: 4 HBP: 0						

PITCHER		IP	WLS	BF	H	R	ER	SO	BB	IBB	HBP	BLK	WP	HR	S	P	ERA	WHIP
Octavio Dotel, R ERA: 6.34	(1, 1)	2.0		15	4	9	9	3	5	0	0	0	0	2	37	76	40.50	4.500
Jason Isringhausen, R ERA: 6.41	(3, 1)	3.0	L	16	5	5	5	0	3	0	0	0	0	0	38	65	15.00	2.667
Greg McMichael, R ERA: 4.82	(6, 1)	2.0		7	1	1	1	2	0	0	0	0	0	1	14	21	4.50	0.500
Dennis Cook, L ERA: 3.12	(8, 1)	1.0		7	4	2	2	2	0	0	0	0	0	1	22	33	18.00	4.000

PITCHER	IP	WLS	BF	H	R	ER	SO	BB	IBB	HBP	BLK	WP	HR	S	P	ERA	WHIP

BOTTOM

New York Mets @ Chicago Cubs

Wrigley Field, Chicago, IL

Sat Jul 31 1999, 3:05 PM CDT

Att. 39,431 - Cloudy - 84 F

livebaseballscorecards.com

AB	37
R	17
H	14
RBI	17
BB	8
SO	7
LOB	12

WP: 0 PA: 45
PB: 0
SB: 3
CS: 0

Batter	1	2	3	4	5	6	7	8	9	10	11	12	13	AB	R	H	RBI	BB	SO	LOB
Rickey Henderson, R (1, 7) OBP: 0.443, SLG: 0.490	K		P3			BB	G4-3			BB	F8		1B	3	2	0	0	2	1	0
Melvin Mora, R (10, 7) OBP: 0.214, SLG: 0.083														0	0	0	0	0	0	0
31 Mike Piazza, R (11, PH) OBP: 0.364, SLG: 0.557														1	0	0	0	0	0	2
Chuck McElroy, L (11, 1)														0	0	0	0	0	0	0
Pat Mahomes, R (12, 1) OBP: 0.400, SLG: 0.700														1	0	1	1	0	0	0
Edgardo Alfonzo, R (1, 4) OBP: 0.386, SLG: 0.501	K			P4		2B 1B BB		G5-3		SF7	FC5-4			4	1	0	1	1	1	2
John Olerud, L (1, 3) OBP: 0.441, SLG: 0.496	1B			L7		1B 2B		E4		G6-3		G6-4-3	BB	5	0	2	2	1	0	0
Robin Ventura, L (1, 5) OBP: 0.374, SLG: 0.538	F9			P8		1B IBB		G3		BB		K		5	0	2	0	1	1	2
Darryl Hamilton, L (1, 8) OBP: 0.376, SLG: 0.389		P6			CS	1B		G3		BB		G6-4-3		5	0	2	1	1	0	3
Roger Cedeno, S (1, 9) OBP: 0.405, SLG: 0.418		G6-3			G5-3 BB	K		G4-3		K			1B 2B	5	1	1	0	1	2	7
Todd Pratt, R (1, 2) OBP: 0.367, SLG: 0.387		K			G5-3	L7			F8		SH1-4 1B		L8	6	0	1	0	0	1	5
Rey Ordonez, R (1, 6) OBP: 0.300, SLG: 0.319			K			BB SH5-4 2B 1B	F8		L8		SH1-4		P3	5	1	1	0	0	1	1
Al Leiter, L (1, 1) OBP: 0.086, SLG: 0.059		P5				SH5-4	K		G4-3		FC5-4 HBP		IBB	2	0	0	0	0	1	0
Turk Wendell, L (8, 1)														0	0	0	0	0	0	0
Matt Franco, L (9, PH) OBP: 0.353, SLG: 0.394														1	0	0	0	0	0	0
Armando Benitez, R (9, 1)														0	0	0	0	0	0	0
Billy Taylor, R (10, 1)														0	0	0	0	0	0	0
Dennis Cook, L (10, 1)														0	0	0	0	0	0	0
Benny Agbayani, R (11, PH) OBP: 0.383, SLG: 0.560														0	0	0	0	1	0	0
(11, 7)																				
Inning Stats	R: 0 E: 0 K: 2 S: 10 H: 1 LOB: 1 BB: 0 P: 15	R: 0 E: 0 K: 1 S: 11 H: 0 LOB: 0 BB: 0 P: 18	R: 0 E: 0 K: 1 S: 7 H: 0 LOB: 0 BB: 0 P: 8	R: 0 E: 0 K: 0 S: 11 H: 0 LOB: 0 BB: 0 P: 15	R: 0 E: 0 K: 0 S: 9 H: 1 LOB: 0 BB: 1 P: 16	R: 3 E: 0 K: 1 S: 20 H: 3 LOB: 3 BB: 3 P: 39	R: 0 E: 0 K: 1 S: 10 H: 0 LOB: 0 BB: 0 P: 15	R: 0 E: 1 K: 0 S: 13 H: 1 LOB: 2 BB: 0 P: 19	R: 0 E: 0 K: 0 S: 8 H: 0 LOB: 0 BB: 0 P: 10	R: 1 E: 0 K: 1 S: 6 H: 1 LOB: 2 BB: 2 P: 14	R: 0 E: 0 K: 0 S: 4 H: 1 LOB: 2 BB: 0 P: 5	R: 0 E: 0 K: 1 S: 4 H: 0 LOB: 0 BB: 1 P: 8	R: 1 E: 0 K: 0 S: 4 H: 2 LOB: 2 BB: 1 P: 8	1B: 8 2B: 2 3B: 0 HR: 0 SF: 1 SAC: 2 DP: 1 HBP: 1			WP: 0 PB: 0 SB: 1 CS: 1	PA: 55			

PITCHER		IP	WLS	BF	H	R	ER	SO	BB	IBB	HBP	BLK	WP	HR	S	P	ERA	WHIP
Kyle Farnsworth, R ERA: 6.1	(1, 1)	5.0		16	2	0	0	4	1	0	0	0	0	0	48	72	0.00	0.600
Rod Beck, R ERA: 10.59	(6, 1)	0.1	H	4	1	3	3	0	2	0	0	0	0	0	9	18	81.00	9.000
Felix Heredia, L ERA: 4.46	(6, 1)	1.2	B	8	2	0	0	2	0	1	0	0	0	0	21	36	0.00	1.200
Dan Serafini, L ERA: 6.62	(8, 1)	1.0		5	1	0	0	0	0	0	0	0	0	0	13	19	0.00	1.000
Steve Rain, R ERA: 7.71	(9, 1)	1.0		3	0	0	0	0	0	0	0	0	0	0	8	10	0.00	0.000

PITCHER		IP	WLS	BF	H	R	ER	SO	BB	IBB	HBP	BLK	WP	HR	S	P	ERA	WHIP
Terry Adams, R ERA: 3.41	(10, 1)	1.0		6	1	1	1	1	2	0	0	0	0	0	6	14	9.00	3.000
Ray King, L ERA: 7.27	(11, 1)	2.0		8	1	0	0	1	1	0	1	0	0	0	8	13	0.00	1.000
Scott Sanders, R ERA: 5.0	(13, 1)	1.0	L	5	2	1	1	0	0	1	0	0	0	0	4	8	9.00	2.000

TOP

New York Mets @ Chicago Cubs

Wrigley Field, Chicago, IL

Sun Aug 01 1999, 1:20 PM CDT

Att. 39,222 - Sunny - 80 F

livebaseballscorecards.com

AB	43
R	5
H	10
RBI	5
BB	8
SO	8
LOB	22

New York Mets @ Chicago Cubs

Wrigley Field, Chicago, IL

Sun Aug 01 1999, 1:20 PM CDT

Att. 39,222 - Sunny - 80 F

livebaseballscorecards.com

BOTTOM

Batter	1	2	3	4	5	6	7	8	9	10	11	12	13	AB	R	H	RBI	BB	SO	LOB
Mickey Morandini, L (1, 4) OBP: 0.334, SLG: 0.367	K		K		1B 3B		K		F8		G4-3			6	1	1	0	0	3	1
Manny Alexander, R (1, 6) OBP: 0.351, SLG: 0.403	1B 1B		K		S 1B 1B 3-H		P2			G3 E BB BB		K		5	2	2	1	1	2	0
Mark Grace, L (1, 3) OBP: 0.412, SLG: 0.488	1-2 1B		2B		1-H 1B			G6-3		E G3 1-2 BB		L8		5	0	3	1	1	0	0
Sammy Sosa, R (1, 8) OBP: 0.365, SLG: 0.658	P9		F7		K			K		G3 1-2 2-3		G6-3		6	0	0	0	0	2	6
Glenallen Hill, R (1, 9) OBP: 0.371, SLG: 0.657	K			K		BB 1B		K		E IBB			G5-3	5	0	1	0	1	3	2
Henry Rodriguez, L (1, 7) OBP: 0.413, SLG: 0.590		BB		K	K	K SAFE			HR	E3 G4-6-3 1-2 2-3 3-H			G3	5	1	1	2	1	2	3
Gary Gaetti, R (1, 5) OBP: 0.270, SLG: 0.361 Terry Adams, R (10, 1) Jose Nieves, R (10, PH) Ray King, L (11, 1) Scott Sanders, R (13, 1) OBP: 0.294, SLG: 0.412		K		K		G6-3 1-2 BB			F8	G4-6-3 1-2f			2B	3 0 1 0 1	0 0 0 0 0	0 0 0 0 1	0 0 0 0 0	1 0 0 0 0	2 0 3 0 0	1 0 0 0 0
Benito Santiago, R (1, 2) OBP: 0.288, SLG: 0.345 Jeff Reed, L (9, PH) OBP: 0.355, SLG: 0.378 (10, 2)	K		K		G6-3 1-2f				G5-3 1B		G5-3		K	3 3	0 0	0 1	0 0	0 1	2 1	3 1
Kyle Farnsworth, R (1, 1) ERA: 0.00 Jeff Blauser, L (5, PH) OBP: 0.333, SLG: 0.476 Rod Beck, R (9, 1) Felix Heredia, L (6, 1) ERA: 3.00 Curtis Goodwin, L (7, PH) OBP: 0.333, SLG: 0.714 Dan Serafini, R (8, 1) ERA: 0.00 Steve Rain, R (8, 1) Tyler Houston, L (9, PH) OBP: 0.321, SLG: 0.429	K		F8		K			K			L9			1 1 0 0 1 0 0 0 2	0 0 0 0 0 0 0 0 0	0 0 0 0 0 0 0 0 0	0 0 0 0 1 0 0 0 0	1 0 0 0 0 0 0 0 1	0 0 0 0 0 0 0 0 1	1 0 0 0 0 0 0 0 1
Inning Stats	R: 0 E: 0 K: 2 S: 13 H: 2 LOB: 2 BB: 0 P: 20	R: 0 E: 0 K: 3 S: 10 H: 0 LOB: 1 BB: 1 P: 19	R: 0 E: 0 K: 2 S: 10 H: 1 LOB: 1 BB: 0 P: 17	R: 0 E: 0 K: 3 S: 10 H: 0 LOB: 0 BB: 0 P: 17	R: 2 E: 0 K: 2 S: 20 H: 3 LOB: 1 BB: 0 P: 32	R: 0 E: 0 K: 1 S: 11 H: 1 LOB: 1 BB: 1 P: 18	R: 0 E: 0 K: 2 S: 8 H: 0 LOB: 0 BB: 0 P: 13	R: 0 E: 0 K: 2 S: 10 H: 0 LOB: 0 BB: 0 P: 14	R: 1 E: 0 K: 1 S: 11 H: 2 LOB: 1 BB: 0 P: 16	R: 1 E: 1 K: 0 S: 3 H: 0 LOB: 2 BB: 3 P: 15	R: 0 E: 0 K: 0 S: 3 H: 0 LOB: 0 BB: 0 P: 3	R: 0 E: 0 K: 1 S: 5 H: 0 LOB: 0 BB: 0 P: 5	R: 0 E: 0 K: 1 S: 6 H: 1 LOB: 1 BB: 0 P: 6	1B: 6 2B: 2 3B: 1 HR: 1	SF: 0 SAC: 0 DP: 2 HBP: 0		WP: 0 PB: 0 SB: 1 CS: 0	PA: 53			

	AB	48
	R	4
	H	10
	RBI	4
	BB	5
	SO	20
	LOB	22

PITCHER		IP	WLS	BF	H	R	ER	SO	BB	IBB	HBP	BLK	WP	HR	S	P	ERA	WHIP
Al Leiter, L	(1, 1)	7.0		29	7	2	2	15	2	0	0	0	0	0	82	136	2.57	1.286
ERA: 4.46																		
Turk Wendell, R	(8, 1)	1.0	H	3	0	0	0	2	0	0	0	0	0	0	10	14	0.00	0.000
ERA: 2.74																		
Armando Benitez, R	(9, 1)	1.0	B	7	2	2	2	1	2	0	0	0	0	1	11	24	18.00	4.000
ERA: 2.3																		
Billy Taylor, R	(10, 1)	0.1	H	2	0	0	0	0	0	1	0	0	0	0	1	5	0.00	0.000
ERA: 3.95																		
Dennis Cook, L	(10, 1)	0.2	B	2	0	0	0	0	0	0	0	0	0	0	2	2	0.00	0.000
ERA: 3.08																		

PITCHER		IP	WLS	BF	H	R	ER	SO	BB	IBB	HBP	BLK	WP	HR	S	P	ERA	WHIP
Chuck McElroy, L	(11, 1)	1.2		5	0	0	0	1	0	0	0	0	0	0	7	7	0.00	0.000
ERA: 5.95																		
Pat Mahomes, R	(12, 1)	1.1	W	5	1	0	0	1	0	0	0	0	0	0	7	7	0.00	0.750
ERA: 3.12																		

Batter	1	2	3	4	5	6	7	8	9	AB	R	H	RBI	BB	SO	LOB
Rickey Henderson, R (1, 7) OBP: 0.447, SLG: 0.498 Shawon Dunston, R (3, 7) OBP: 0.333, SLG: 0.467	C B B X 2-1 S 2B 1B		B X 1-0 F9 2B	C F B B X 2-2 S 2-H 1B		X 0-0 ③ G5-3			B H 2-0 1B G4-3 HBP	2 2	1 1	2 1	0 1	0 0	0 0	0 1
Edgardo Alfonzo, R (1, 4) OBP: 0.386, SLG: 0.502	B 1 SAFE B B B C X 3-1 G4-3 31 E 1-H 2B		F F B B X 2-2 ① F9 2-3	1 SAFE C 1 SAFE B C S 1-3 ③ K 1-2			B C B X 2-1 ① F9		C 1 SAFE X 0-1 G4-3 1-3 1B	5	1	2	1	0	1	2
John Olerud, L (1, 3) OBP: 0.436, SLG: 0.489	B C F B B X 2-2 ① G4-3 2-3		B C F F X 1-2 ② P4		B X 1-0 ① F7		C X 0-1 ② G5-3		C B C X 1-2 ②③ G4-3 1-2f 3-H	5	0	0	0	0	0	3
31 Mike Piazza, R (1, 2) OBP: 0.363, SLG: 0.562	B C B X 2-1 E6 G3-6-1 3-H		S C F X 0-2 ③ F9		B B F S F B F X 3-2 HR		B C B S B S 3-3 ③ K			4	1	1	2	0	1	1
Robin Ventura, L (1, 5) OBP: 0.373, SLG: 0.543	B B X 2-0 ②③ G3-6-1 1-2f			B B F X 2-1 HR	B C B X 2-1 ② F9			X 0-0 ① G6-3		4	1	1	1	0	0	1
Darryl Hamilton, L (1, 8)		C B X 1-1 2B		B B X 2-0 HR	C B C F X 1-2 ③ L6			C B C B C 2-3 ② K		4	1	2	1	0	1	0
Roger Cedeno, S (1, 9) OBP: 0.403, SLG: 0.416		L L S 0-3 ① K	B C B F C 2-3 ① K			X 0-0 ① G6-3		X 0-0 FC6 1B		4	0	1	0	0	2	1
Rey Ordonez, R (1, 6) OBP: 0.300, SLG: 0.318		C F B S 1-3 ② K	X 0-0 SH1-4 1B 1B			C B S B F X 2-2 ② F7		1 SAFE B 1 SAFE F 1 SAFE 1 SAFE F F 1 SAFE 1-2 X ③ FC6 1-2f		4	1	1	0	0	1	2
Rick Reed, R (1, 1) OBP: 0.278, SLG: 0.314 Billy Taylor, R (8, 1) Luis Lopez, S (9, PH) OBP: 0.340, SLG: 0.325 Chuck McElroy, L (9, 1)		B F S B B S 3-3 ③ K	X 0-0 ② SH1-4 1-2			B B C X 2-1 1B			C B B X 2-1 ① P4	2 0 1 0	0 0 0 0	1 0 0 0	0 0 0 0	0 0 0 0	1 0 0 0	1 0 0 0

| Inning Stats | | |

BOTTOM

Batter	1	2	3	4	5	6	7	8	9	AB	R	H	RBI	BB	SO	LOB
Mark Loretta, R (1, 3) OBP: 0.365, SLG: 0.417	C B B F F C 2-3 ① K		C X 0-1 1B 1B		F B X 1-1 ① G3 1-2 2-3		B C B X 2-1 1B 1B		B C X 1-1 ③ G5-3	5	0	2	0	0	1	3
Jeff Cirillo, R (1, 5) OBP: 0.397, SLG: 0.438	B B C X 2-1 ② G6-3		X 0-0 1-3 1B		C F X 0-2 ② SF8 3-H		B X 1-0 1-2 1B			3	0	2	1	0	0	0
Dave Nilsson, L (1, 2) OBP: 0.385, SLG: 0.573	B C X 1-1 ③ G1-3		B B B C F S 3-3 ③ K2-3		B F B B B 4-2 FC6-4 BB		2 B F F F X SAFE 1-2 ③ P5			2	0	0	0	1	1	2
Rocky Coppinger, R (6, 1) OBP: 0.500, SLG: 0.500										0	0	0	0	0	0	0
Sean Berry, R (7, PH) OBP: 0.289, SLG: 0.317										1	0	0	0	0	0	2
Mike Myers, L (8, 1)										0	0	0	0	0	0	0
Eric Plunk, R (9, 1)										0	0	0	0	0	0	0
Alex Ochoa, R (1, 9) OBP: 0.421, SLG: 0.558		C F B X 1-2 ① G6-3		C B X 1-1 ① G6-3	B F S X 1-2 ③ FC6-4 1-2f			C X 0-1 ① P3		4	0	0	0	0	0	2
Geoff Jenkins, L (1, 7) OBP: 0.383, SLG: 0.594		B F X 1-1 2B		B B C F X 2-2 HR		M F B B B F F X 2-2 ① G4-3		B B C F F B X 3-2 G6-4-3 1B		4	1	3	1	0	0	0
Marquis Grissom, R (1, 8) OBP: 0.337, SLG: 0.404		B X 1-0 ② G5-3		B B S X 2-1 ② F7		B B X 2-0 ② F9		B B C C X 2-1 ② ③ G6-4-3 1-2f		4	0	0	0	0	0	2
Ronnie Belliard, R (1, 4) OBP: 0.391, SLG: 0.429		C X 0-1 ③ G6-3		C B X 1-1 ③ G5-3		C X 0-1 ③ L4			B C C C X 1-2 ① F9	4	0	0	0	0	0	1
Jose Valentin, S (1, 6) OBP: 0.368, SLG: 0.479			S B B B X 2-1 ① P3		B B B C B 4-1 G3 1B SF8 BB		C B X 1-1 ① P5		C C S 0-3 ② K	3	1	0	0	1	1	0
Hideo Nomo, R (1, 1) OBP: 0.313, SLG: 0.406			S C S 0-3 ② K		B X 1-0 G3 1-2 1B		C B C S 1-3 ② K		B B F B B 4-1 BB	1	0	0	0	0	1	0
Rich Becker, L (5, PH) OBP: 0.391, SLG: 0.406										1	0	1	0	0	0	0
Brian Banks, S (6, 2) OBP: 0.322, SLG: 0.343										1	0	0	0	1	1	0
Inning Stats	R: 0 H: 0 E: 0 LOB: 0 K: 1 BB: 0 S: 8 P: 13	R: 0 H: 1 E: 0 LOB: 1 K: 0 BB: 0 S: 8 P: 11	R: 0 H: 2 E: 0 LOB: 2 K: 2 BB: 0 S: 11 P: 16	R: 1 H: 1 E: 0 LOB: 0 K: 0 BB: 0 S: 10 P: 16	R: 1 H: 1 E: 0 LOB: 2 K: 0 BB: 2 S: 13 P: 24	R: 0 H: 0 E: 0 LOB: 0 K: 0 BB: 0 S: 8 P: 12	R: 0 H: 2 E: 0 LOB: 2 K: 1 BB: 0 S: 12 P: 18	R: 0 H: 1 E: 0 LOB: 0 K: 0 BB: 0 S: 8 P: 13	R: 0 H: 0 E: 0 LOB: 1 K: 1 BB: 1 S: 9 P: 15	1B: 6 SF: 1 2B: 1 SAC: 0 3B: 0 DP: 1 HR: 1 HBP: 0						

PITCHER		IP	WLS	BF	H	R	ER	SO	BB	IBB	HBP	BLK	WP	HR	S	P	ERA	WHIP
Rick Reed, R ERA: 4.78	(1, 1)	7.0	W	30	7	2	2	4	2	0	0	0	0	1	70	110	2.57	1.286
Billy Taylor, R ERA: 3.86	(8, 1)	1.0		3	1	0	0	0	0	0	0	0	0	0	8	13	0.00	1.000
Chuck McElroy, L ERA: 5.82	(9, 1)	1.0		4	0	0	0	1	1	0	0	0	0	0	9	15	0.00	1.000

PITCHER	IP	WLS	BF	H	R	ER	SO	BB	IBB	HBP	BLK	WP	HR	S	P	ERA	WHIP

New York Mets @ Milwaukee Brewers

Milwaukee County Stadium, Milwaukee, WI

Mon Aug 02 1999, 8:05 PM EDT

Att. 19,626 - Unknown - 73 F

livebaseballscorecards.com

AB	33
R	2
H	8
RBI	2
BB	3
SO	5
LOB	12

PA: 37

WP: 0
PB: 0
SB: 0
CS: 0

New York Mets @ Milwaukee Brewers

Milwaukee County Stadium, Milwaukee, WI

Tue Aug 03 1999, 8:05 PM EDT
Att. 17,669 - Cloudy - 81 F

livebaseballscorecards.com

TOP

Batter	1	2	3	4	5	6	7	8	9	AB	R	H	RBI	BB	SO	LOB
Roger Cedeno, S (1, 9) OBP: 0.406, SLG: 0.415	B B C X 2-1 HBP 31 FC3-6 1B 1B	X 0-0 ③ G6-3		C F B B S 2-3 ② K 1-H 2-H		P C C P H 3-2 1-2 HBP		B S B F B B 4-2 31 HR BB BB		3	2	1	0	1	1	1
Edgardo Alfonzo, R (1, 4) OBP: 0.386, SLG: 0.500	C P F X 1-2 31 FC3-6 HBP 1-2 1B 1B		B B B B 4-0 31 G6-4-3 1B 1B BB	X 0-0 ③ F7		B F F B B X 3-2 ③ G4-3		C X 0-1 ② F9		4	2	1	0	1	0	3
John Olerud, L (1, 3) OBP: 0.440, SLG: 0.489 Matt Franco, L (8, 3) OBP: 0.353, SLG: 0.394	B C B F H 3-2 31 FC3-6 1-2 2-3 HBP		F 1 SAFE B B B 1 SAFE 1 X 2-1 31 G6-4-3 1-2 1B		B B C B C F X 3-2 ① G3		B B B B 4-0 BB 1B BB	C C B B B F B 4-2 1-2 31 HR BB		2 0	2 0	1 0	0 0	2 0	0 0	0 0
31 Mike Piazza, R (1, 2) OBP: 0.361, SLG: 0.566 Todd Pratt, R (8, 2) OBP: 0.367, SLG: 0.387	F B X 1-1 ① FC3-6 1B 1-2f 2-3 3-H		F B B B X 3-1 ① ② G6-4-3 1-2f 2-3		B X 1-0 ② F9		C X 0-1 ① P4	B S X 1-1 1-H 2-H HR		5 0	1 0	1 0	4 0	0 0	0 0	5 0
Robin Ventura, L (1, 5) OBP: 0.380, SLG: 0.556 Luis Lopez, S (8, 5) OBP: 0.340, SLG: 0.325	X 0-0 G4-3 1-2 3-H 1B		C X 0-1 3-H 1B		B S X 1-1 HR		C B B B F B 4-2 1B 1-2 BB	B C X 1-1 FC6-4 1B		4 0	1 0	4 0	3 0	1 0	0 0	0 0
Benny Agbayani, R (1, 7) OBP: 0.374, SLG: 0.545	B C X 1-1 ② ③ G4-3 1-2f		C F S 0-3 ③ K		X 0-0 ③ G6-3		B C S S S 1-3 ② K	B C X 1-1 ③ FC6-4 1-2f		5	0	0	0	0	2	6
Shawon Dunston, R (1, 8) OBP: 0.348, SLG: 0.474		C C X 0-2 ① P3		C S B B X 2-2 1B S 1B		B H 2-0 S HBP	F B X 1-1 1-2 2-H 1B		C X 0-1 G6-4-3 1B	4	1	3	1	0	0	0
Rey Ordonez, R (1, 6) OBP: 0.301, SLG: 0.319		B C B F X 2-2 G5-3 1B		C X 0-1 S 1-2 E 1B		F 1 SAFE X 0-1 ① P6	C B B X 2-1 ③ F7		C X 0-1 ① ② G6-4-3 1-2f	5	1	2	0	0	0	4
Orel Hershiser, R (1, 1) OBP: 0.178, SLG: 0.186 Turk Wendell, L (8, 1) Darryl Hamilton, L (9, PH) OBP: 0.376, SLG: 0.401 Masato Yoshii, R (9, 1) OBP: 0.194, SLG: 0.194		B X 1-0 ② G5-3 1-2		L L L 0-3 ① K		1 SAFE C X 0-1 ② F8		X 0-0 ① F8	F B F B F B F C 3-3 ③ K	4 0 1 0	0 0 0 0	0 0 0 0	0 0 0 0	1 0 0 0	4 0 1 0	4 0 0 0
Inning Stats	R: 2 E: 0 K: 0 S: 13 H: 3 LOB: 1 BB: 0 P: 20	R: 0 E: 0 K: 0 S: 8 H: 1 LOB: 1 BB: 0 P: 11	R: 1 E: 0 K: 1 S: 9 H: 2 LOB: 1 BB: 1 P: 18	R: 2 E: 0 K: 2 S: 12 H: 2 LOB: 0 BB: 0 P: 16	R: 1 E: 0 K: 0 S: 8 H: 1 LOB: 0 BB: 0 P: 13	R: 0 E: 0 K: 0 S: 11 H: 0 LOB: 2 BB: 0 P: 17	R: 1 E: 0 K: 1 S: 11 H: 1 LOB: 2 BB: 2 P: 23	R: 3 E: 0 K: 0 S: 14 H: 2 LOB: 1 BB: 2 P: 25	R: 0 E: 0 K: 1 S: 9 H: 1 LOB: 0 BB: 0 P: 12	1B: 11 2B: 0 3B: 0 HR: 2 SF: 0 SAC: 0 DP: 3 HBP: 3						

	AB	37
	R	10
	H	13
	RBI	8
	BB	5
	SO	5
	LOB	23

WP: 0 PB: 0 SB: 4 CS: 0 PA: 45

PITCHER		IP	WLS	BF	H	R	ER	SO	BB	IBB	HBP	BLK	WP	HR	S	P	ERA	WHIP
Bill Pulsipher, L ERA: 4.71	(1, 1)	5.0	L	24	9	6	4	3	1	0	1	0	0	1	50	78	7.20	2.000
Reggie Harris, R ERA: 4.76	(6, 1)	2.0		11	1	1	1	1	2	0	2	0	0	0	22	40	4.50	1.500
David Weathers, R ERA: 4.19	(8, 1)	1.0		7	2	3	3	0	2	0	0	0	0	1	14	25	27.00	4.000
Mike Myers, L ERA: 5.4	(9, 1)	1.0		3	1	0	0	1	0	0	0	0	0	0	9	12	0.00	1.000

PITCHER		IP	WLS	BF	H	R	ER	SO	BB	IBB	HBP	BLK	WP	HR	S	P	ERA	WHIP

Batter	1	2	3	4	5	6	7	8	9	AB	R	H	RBI	BB	SO	LOB
Mark Loretta, R (1, 3) OBP: 0.362, SLG: 0.413	C B B X 2-2 F7 ①		X 0-0 F9 ②		B C X 1-1 G6-3 ③			C B B X 2-1 G4-6-3 ①		4	0	0	0	0	0	1
Jeff Cirillo, R (1, 5) OBP: 0.398, SLG: 0.439	B X 1-0 F8 ②		C C 2 SAFE X 0-2 2-H 1B			C B B C X 2-2 F9 ①		C X 0-1 HBP BB 1B 1B		4	1	2	1	0	0	0
Mike Myers, L (9, 1)										0	0	0	0	0	0	0
Jose Valentin, S (1, 6) OBP: 0.366, SLG: 0.469	B C B F T B T T C 3-3 K ③		B B X 2-0 G6-3 ③			C X 0-1 G3 ②		F B B B B 4-1 1B HBP 1-2 BB		3	0	0	0	1	1	1
Alex Ochoa, R (1, 9) OBP: 0.423, SLG: 0.554		B C F C 1-3 K ①		B B C C X 2-2 G6-3 ①		F B X 1-1 WP BB 1B		H 1-0 1B 1-2 2-3 HBP		3	0	1	0	0	1	0
Geoff Jenkins, L (1, 7) OBP: 0.384, SLG: 0.591		X 0-0 G5-3 ②		B X 1-0 L3 ②		B S S B B B 4-2 1-3 BB		B B X 2-0 G4-6-3 1-2 2-3 3-H 1B		3	0	1	1	1	0	0
Rich Becker, L (1, 8) OBP: 0.387, SLG: 0.394		C B B S B T T S 3-3 K ③		F B B B B 4-1 BB		X 0-0 F7 ③		S C B B X 2-2 G4-6-3 ② ③ 1-2f		3	0	0	0	1	1	5
Brian Banks, S (1, 2) OBP: 0.321, SLG: 0.362			B X 1-0 HR	X 0-0 G3-1 ③			C F B B C 2-3 K ①		B X 1-0 F8 ①	4	1	1	1	0	1	1
Ronnie Belliard, R (1, 4) OBP: 0.389, SLG: 0.426			C X 0-1 E SH1-4 1B 1B		C C B X 1-2 G5-3 ①		B X 1-0 G6-3 ②		X 0-0 F8 ②	4	1	1	0	0	0	0
Bill Pulsipher, L (1, 1) OBP: 0.100, SLG: 0.100 Sean Berry, R (5, PH) OBP: 0.286, SLG: 0.316 Reggie Harris, R (6, 1) Marquis Grissom, R (7, PH) OBP: 0.336, SLG: 0.403 David Weathers, R (8, 1) OBP: 0.286, SLG: 0.167 Eddie Zosky, R (9, 5) OBP: 0.333, SLG: 0.333			L X 0-1 SH1-4 ① 1-2		C X 0-1 F8 ②		S C X 0-2 F9 ③		X 0-0 L7 ③	0	0	0	0	0	0	0
										1	0	0	0	0	0	0
										0	0	0	0	0	0	0
										1	0	0	0	0	0	0
										0	0	0	0	0	0	0
										1	0	0	0	0	0	0
Inning Stats	R: 0 E: 0 K: 1 S: 10 H: 0 LOB: 0 BB: 0 P: 16	R: 0 E: 0 K: 2 S: 10 H: 0 LOB: 0 BB: 0 P: 14	R: 2 E: 1 K: 0 S: 10 H: 3 LOB: 1 BB: 0 P: 13	R: 0 E: 0 K: 0 S: 6 H: 0 LOB: 1 BB: 1 P: 13	R: 0 E: 0 K: 0 S: 7 H: 0 LOB: 0 BB: 0 P: 9	R: 0 E: 0 K: 0 S: 10 H: 1 LOB: 2 BB: 1 P: 17	R: 0 E: 0 K: 1 S: 7 H: 0 LOB: 0 BB: 0 P: 10	R: 1 E: 0 K: 0 S: 9 H: 2 LOB: 2 BB: 1 P: 20	R: 0 E: 0 K: 0 S: 3 H: 0 LOB: 0 BB: 0 P: 4	1B: 5 2B: 0 3B: 0 HR: 1	SF: 0 SAC: 1 DP: 1 HBP: 1					

PITCHER		IP	WLS	BF	H	R	ER	SO	BB	IBB	HBP	BLK	WP	HR	S	P	ERA	WHIP
Orel Hershiser, R ERA: 4.84	(1, 1)	7.1	W	32	6	3	3	4	3	0	1	0	1	1	66	107	3.68	1.227
Turk Wendell, R ERA: 2.71	(8, 1)	0.2		1	0	0	0	0	0	0	0	0	0	0	3	5	0.00	0.000
Masato Yoshii, R ERA: 5.61	(9, 1)	1.0		3	0	0	0	0	0	0	0	0	0	0	3	4	0.00	0.000

PITCHER	IP	WLS	BF	H	R	ER	SO	BB	IBB	HBP	BLK	WP	HR	S	P	ERA	WHIP

BOTTOM

New York Mets @ Milwaukee Brewers

Milwaukee County Stadium, Milwaukee, WI

Tue Aug 03 1999, 8:05 PM EDT
Att. 17,669 - Cloudy - 81 F

livebaseballscorecards.com

AB	31
R	3
H	6
RBI	3
BB	3
SO	4
LOB	8

1B: 5	SF: 0	WP: 1	PA: 36
2B: 0	SAC: 1	PB: 0	
3B: 0	DP: 1	SB: 0	
HR: 1	HBP: 1	CS: 0	

Batter	1	2	3	4	5	6	7	8	9	AB	R	H	RBI	BB	SO	LOB
Roger Cedeno, S (1, 9) OBP: 0.408, SLG: 0.417	B C B S F X 2-2 CS 1B	B X 1-0 ② F8 2-3		M B B B C X 3-2 1B 31 1B 1B	C X 0-1 FC3-6 1B 1B		C B B B X 3-1 ② L6		B C X 1-1 ② G4-3 2-3	6	1	3	0	0	0	3
Edgardo Alfonzo, R (1, 4) OBP: 0.387, SLG: 0.507	1 SAFE C 1 SAFE S F F P X 1-2 ① ② F8 1-2	C B B B X 3-1 ③ P8		C B 1 SAFE X 1-1 BB 31 1B 1-3 1B	B B X 2-0 FC3-6 1-2 1B		F X 0-1 HR		X 0-0 ③ G4-3	6	2	3	1	0	0	4
John Olerud, L (1, 3) OBP: 0.439, SLG: 0.487	B C F F B X 2-2 ③ F8		C B X 1-1 ① L7	B B F B B B 4-1 1B 31 1B 1B 1-2 BB	B B C F X 2-2 ① FC3-6 1-2f 2-3		B C B X 2-1 1B			4	1	1	0	1	0	2
31 Mike Piazza, R (1, 2) OBP: 0.361, SLG: 0.563		C F B X 1-2 E6 HR	C S F X 0-2 1B BB E 1B	B X 1-0 1B 1B 1-2 2-H 3-H	C F B F S 1-3 ② K		C B C B F S 2-3 ③ K			5	3	2	2	0	2	3
Robin Ventura, L (1, 5) OBP: 0.378, SLG: 0.559		C X 0-1 1-H HR	C F B X 1-2 ② F7	B B X 2-0 ① P4	B X 1-0 ③ F9			C X 0-1 ① G3		5	1	1	2	0	0	5
Darryl Hamilton, L (1, 8) OBP: 0.377, SLG: 0.399	B C S B F X 2-2 1B 1B	B B F B F F F B 4-2 E 1-2 BB	F F S 0-3 ② K			B C X 1-1 ① G3-1		B C X 1-1 ② G4-3		4	1	1	0	1	1	2
Benny Agbayani, R (1, 7) OBP: 0.374, SLG: 0.542	B B B X 3-0 ① F8	C B F B X 2-2 E7 1-3 2-H 1B	C B B X 2-1 1B 1-2 2-3 1B			X 0-0 ② P3		C B X 1-1 ③ F9		5	0	2	0	0	0	1
Rey Ordonez, R (1, 6) OBP: 0.305, SLG: 0.321	1 SAFE C S X 0-2 F8 1B 1-3 1B	I I I I 4-0 IBB	B X 1-0 1-2 2-H 3-H 1B			B C B X 2-1 ③ G4-3			F B F B B X 3-2 ① G6-3	4	0	2	2	1	0	0
Kenny Rogers, L (1, 1) OBP: 0.143, SLG: 0.143 Shawon Dunston, R (7, PH) OBP: 0.345, SLG: 0.471 Billy Taylor, R (7, 1) Dennis Cook, L (8, 1) Matt Franco, L (9, PH) OBP: 0.359, SLG: 0.410 Armando Benitez, R (9, 1)	F B B L 1 SAFE B X 3-2 1-2 3-H 1B	C X 0-1 ③ F7	B F S F X 1-2 ③ G4-3			C B B X 2-1 ① G6-3			B B C B X 3-1 G4-3 2B	3 1 0 0 1 0	0 0 0 0 0 0	1 0 0 0 1 0	1 0 0 0 0 0	0 0 0 0 0 0	0 0 0 0 0 0	5 0 0 0 0 0
Inning Stats	R: 0 E: 0 K: 0 S: 15 H: 1 LOB: 0 BB: 0 P: 19	R: 3 E: 1 K: 0 S: 19 H: 4 LOB: 2 BB: 0 P: 32	R: 1 E: 1 K: 0 S: 18 H: 2 LOB: 3 BB: 2 P: 30	R: 4 E: 0 K: 1 S: 18 H: 5 LOB: 2 BB: 1 P: 33	R: 0 E: 0 K: 1 S: 11 H: 2 LOB: 2 BB: 0 P: 17	R: 0 E: 0 K: 0 S: 5 H: 0 LOB: 0 BB: 0 P: 8	R: 1 E: 0 K: 1 S: 13 H: 2 LOB: 1 BB: 0 P: 22	R: 0 E: 0 K: 0 S: 6 H: 0 LOB: 0 BB: 0 P: 8	R: 0 E: 0 K: 0 S: 8 H: 1 LOB: 1 BB: 0 P: 15	1B: 14 2B: 1 3B: 0 HR: 2		SF: 0 SAC: 0 DP: 0 HBP: 0		WP: 0 PB: 0 SB: 0 CS: 1		PA: 47

PITCHER	IP	WLS	BF	H	R	ER	SO	BB	IBB	HBP	BLK	WP	HR	S	P	ERA	WHIP
41 Kyle Peterson, R (1, 1) ERA: 5.48	3.0	L	21	9	7	6	0	2	1	0	0	0	1	58	95	18.00	3.667
Rocky Coppinger, R (4, 1) ERA: 7.11	1.2		10	5	1	1	2	0	0	0	0	0	0	22	34	5.40	3.000
52 Rafael Roque, L (5, 1) ERA: 5.09	3.1		12	2	1	1	1	0	0	0	0	0	1	25	40	2.70	0.600
Bob Wickman, R (9, 1) ERA: 2.9	1.0		4	1	0	0	0	0	0	0	0	0	0	8	15	0.00	1.000

PITCHER	IP	WLS	BF	H	R	ER	SO	BB	IBB	HBP	BLK	WP	HR	S	P	ERA	WHIP

TOP

New York Mets @ Milwaukee Brewers

Milwaukee County Stadium, Milwaukee, WI

Wed Aug 04 1999, 8:05 PM EDT
Att. 20,762 - Unknown - 77 F

livebaseballscorecards.com

AB	44
R	9
H	17
RBI	8
BB	3
SO	3
LOB	25

BOTTOM

Batter	1	2	3	4	5	6	7	8	9	AB	R	H	RBI	BB	SO	LOB
Ronnie Belliard, R (1, 4) OBP: 0.389, SLG: 0.424	C X 0-1 F9 ①		B X 1-0 G5-3 ①		B S C B X 2-2 G5-3 ②		B B B B 4-0 1-2 BB		C X 0-1 1-2 1B	4	0	1	0	1	0	0
Jeff Cirillo, R (1, 5) OBP: 0.398, SLG: 0.446	B S S T B F X 2-2 HR		C X 0-1 F9 ②		B X 1-0 BB 1B		B F F X 1-2 F8 ② 2-3		B C S F F B F X 2-2 P2 ③	5	1	2	1	0	0	4
Mark Loretta, R (1, 3) OBP: 0.361, SLG: 0.410	B C C X 1-2 G1-3 ②		B X 1-0 G6-3 ③		B B B B 4-0 FC6-4 1-2 BB		B C 1 SAFE X 1-1 G5-3 ③			3	0	0	0	1	0	2
Alex Ochoa, R (1, 9) OBP: 0.419, SLG: 0.547	B X 1-0 G4-3 ③			B B S X 2-1 HR 1B	B B X 2-0 FC6-4 1-2f ③			X 0-0 F8 ①		4	1	1	0	0	0	2
Geoff Jenkins, L (1, 7) OBP: 0.386, SLG: 0.599		B C B F F H 3-2 HR HBP		B 1 SAFE 1 SAFE 1 SAFE F S 1 SAFE B 1 SAFE 2-2 F F X 1-H HR		S S B B B S 2-3 K ①		B B X 2-0 G4-3 ②		3	2	1	2	0	1	0
Marquis Grissom, R (1, 8) OBP: 0.335, SLG: 0.409		C B X 1-1 1-H HR		C F B F S 1-3 K ①		C B B B F F S 3-3 K ②		B C C F X 1-2 F9 ③		4	1	1	2	0	2	0
Jose Valentin, S (1, 6) OBP: 0.362, SLG: 0.463		C F S 0-3 K ①		B F B X 2-1 F8 ②		X 0-0 G1-3 ③			C B B F F B B B F B 4-2 FC3-6 BB	2	0	0	0	0	1	0
52 Rafael Roque, L (5, 1) OBP: 0.176, SLG: 0.067										1	0	0	0	0	0	0
Bob Wickman, R (9, 1)										0	0	0	0	0	0	0
Rich Becker, L (9, PH) OBP: 0.391, SLG: 0.394										0	0	0	0	1	0	0
Charlie Greene, R (1, 2)	C X 0-1 G5-3 ②			S X 0-1 F9 ③			B C C B S 2-3 K ①		C X 0-1 FC3-6 1-2f 1B ①	3	0	0	0	0	1	0
Dave Nilsson, L (9, PH) OBP: 0.383, SLG: 0.571										1	0	0	0	0	0	1
41 Kyle Peterson, R (1, 1) OBP: 0.286, SLG: 0.286	B C X 1-1 G1-3 ③				F F F B X 1-2 L3 ①		B B F B X 3-1 F8 BB 1B		B B C F S 2-3 K ②	1	0	0	0	0	0	0
Rocky Coppinger, R (4, 1) OBP: 0.500, SLG: 0.500										0	0	0	0	0	0	0
Lou Collier, R (5, 6) OBP: 0.329, SLG: 0.394										3	0	1	0	0	1	1
Inning Stats	R: 1 H: 1 E: 0 LOB: 0 K: 0 BB: 0 S: 11 P: 15	R: 2 H: 1 E: 0 LOB: 0 K: 1 BB: 0 S: 12 P: 17	R: 0 H: 0 E: 0 LOB: 0 K: 0 BB: 0 S: 4 P: 6	R: 2 H: 2 E: 0 LOB: 0 K: 1 BB: 0 S: 15 P: 22	R: 0 H: 1 E: 0 LOB: 2 K: 0 BB: 1 S: 9 P: 19	R: 0 H: 0 E: 0 LOB: 0 K: 2 BB: 0 S: 8 P: 13	R: 0 H: 1 E: 0 LOB: 2 K: 1 BB: 1 S: 10 P: 21	R: 0 H: 0 E: 0 LOB: 0 K: 0 BB: 0 S: 6 P: 9	R: 0 H: 1 E: 0 LOB: 2 K: 1 BB: 1 S: 17 P: 25	1B: 4 SF: 0 2B: 0 SAC: 0 3B: 0 DP: 0 HR: 3 HBP: 1						

PITCHER		IP	WLS	BF	H	R	ER	SO	BB	IBB	HBP	BLK	WP	HR	S	P	ERA	WHIP
Kenny Rogers, L ERA: 4.25	(1, 1)	6.0	W	25	5	5	5	4	1	0	1	0	0	3	59	92	7.50	1.000
Billy Taylor, R ERA: 3.77	(7, 1)	1.0		5	1	0	0	1	1	0	0	0	0	0	10	21	0.00	2.000
Dennis Cook, L ERA: 3.02	(8, 1)	1.0		3	0	0	0	0	0	0	0	0	0	0	6	9	0.00	0.000
Armando Benitez, R ERA: 2.26	(9, 1)	1.0		5	1	0	0	1	1	0	0	0	0	0	17	25	0.00	2.000

PITCHER	IP	WLS	BF	H	R	ER	SO	BB	IBB	HBP	BLK	WP	HR	S	P	ERA	WHIP

New York Mets @ Milwaukee Brewers

Milwaukee County Stadium, Milwaukee, WI

Wed Aug 04 1999, 8:05 PM EDT

Att. 20,762 - Unknown - 77 F

livebaseballscorecards.com

AB	34
R	5
H	7
RBI	5
BB	3
SO	6
LOB	10

Batter	1	2	3	4	5	6	7	8	9	AB	R	H	RBI	BB	SO	LOB
Mark Grudzielanek, R (1, 6) OBP: 0.360, SLG: 0.401	B F S F B X 2-2 ① P3		F F F H 1-2 22 BLK BB HBP 1-2		C S S 0-3 ③ K			X 0-0 2B		3	0	1	0	0	1	0
Todd Hollandsworth, L (1, 7) OBP: 0.367, SLG: 0.510 Gary Sheffield, R (8, PH) OBP: 0.407, SLG: 0.492 Pedro Borbon, R (8, 1)	B B C X 2-1 ② G4-3		B B C C B B 4-2 22 BLK BB 1-2 2-3			B X 1-0 22 G4-6-3 1B		C S S B B X 3-2 ③ P4		2 1 0	0 0 0	1 0 0	0 0 0	1 0 0	0 0 0	0 1 0
22 Devon White, S (1, 8) OBP: 0.366, SLG: 0.442	B B F B B 4-1 CS BB		C C B B S 2-3 ③ K 1-2 2-3 3-H			1 SAFE F F B X 1-2 ① ② G4-6-3 1-2f			B B S S S 2-3 ① K	3	0	0	0	1	2	3
Eric Karros, R (1, 3) OBP: 0.350, SLG: 0.563	C 0-1 ③ CS 1-2	X 0-0 ① G5-3		C F B F B B F X 3-2 ① G5-3		X 0-0 ③ G5-3			S S B F B X 2-2 BB 1B	4	0	1	0	0	0	0
Todd Hundley, S (1, 2) OBP: 0.287, SLG: 0.453		C T S 0-3 ② K		C C F S 0-3 ② K			B F S S 1-3 ① K		B B B B 4-0 1-2 BB	3	0	0	0	1	3	0
Raul Mondesi, R (1, 9) OBP: 0.324, SLG: 0.462		B F B T S 2-3 ③ K		X 0-0 S 1B			S C S 0-3 ② K		B B F C F F S 2-3 ② K	4	0	1	0	0	3	2
Adrian Beltré, R (1, 5) OBP: 0.348, SLG: 0.423			B C B S S 2-3 ① K B C F F F B S 2-3 ③ K 1-2				S B X 1-1 ③ P3		S S S 0-3 ③ K	4	0	0	0	0	3	3
Jose Vizcaino, S (1, 4) OBP: 0.275, SLG: 0.269			C B C F C 1-3 ② K	B F B X 2-1 ① G6-3				X 0-0 ① L9		3	0	0	0	0	1	0
Chan Ho Park, R (1, 1) OBP: 0.125, SLG: 0.135 Trenidad Hubbard, R (8, PH) OBP: 0.362, SLG: 0.379 (8, 7)			B S F F X 1-2 BB HBP 22 BLK 1B	C B C X 1-2 ② L8				S C B B X 2-2 ② F8		2 1	1 0	1 0	0 0	0 0	0 0	0 0
Inning Stats	R: 0 E: 0 K: 0 S: 8 H: 0 LOB: 0 BB: 1 P: 16	R: 0 E: 0 K: 2 S: 7 H: 0 LOB: 0 BB: 0 P: 9	R: 1 E: 0 K: 3 S: 19 H: 1 LOB: 2 BB: 1 P: 30	R: 0 E: 0 K: 2 S: 15 H: 1 LOB: 1 BB: 0 P: 20	R: 0 E: 0 K: 1 S: 8 H: 0 LOB: 0 BB: 0 P: 11	R: 0 E: 0 K: 0 S: 5 H: 1 LOB: 0 BB: 0 P: 7	R: 0 E: 0 K: 2 S: 8 H: 0 LOB: 0 BB: 0 P: 10	R: 0 E: 0 K: 0 S: 8 H: 1 LOB: 1 BB: 0 P: 13	R: 0 E: 0 K: 3 S: 15 H: 1 LOB: 2 BB: 1 P: 25	1B: 4 2B: 1 3B: 0 HR: 0 SF: 0 SAC: 0 DP: 1 HBP: 1						

PITCHER		IP	WLS	BF	H	R	ER	SO	BB	IBB	HBP	BLK	WP	HR	S	P	ERA	WHIP
Octavio Dotel, R ERA: 5.45	(1, 1)	7.0	W	25	3	1	1	10	2	0	1	1	0	0	70	103	1.29	0.714
Dennis Cook, L ERA: 2.98	(8, 1)	0.2	H	3	1	0	0	0	0	0	0	0	0	0	5	7	0.00	1.500
Turk Wendell, R ERA: 2.7	(8, 1)	0.1	H	1	0	0	0	0	0	0	0	0	0	0	3	6	0.00	0.000
Armando Benitez, R ERA: 2.22	(9, 1)	1.0	S	5	1	0	0	3	1	0	0	0	0	0	15	25	0.00	2.000

PITCHER	IP	WLS	BF	H	R	ER	SO	BB	IBB	HBP	BLK	WP	HR	S	P	ERA	WHIP

TOP

Los Angeles Dodgers @ New York Mets

Shea Stadium, Flushing, NY

Fri Aug 06 1999, 7:40 PM EDT
Att. 43,825 - Unknown - 81 F

livebaseballscorecards.com

AB	30
R	1
H	5
RBI	0
BB	3
SO	13
LOB	9

WP: 0	PA: 35
PB: 0	
SB: 1	
CS: 1	

BOTTOM

Los Angeles Dodgers @ New York Mets

Shea Stadium, Flushing, NY

Fri Aug 06 1999, 7:40 PM EDT

Att. 43,825 - Unknown - 81 F

livebaseballscorecards.com

Batter	1	2	3	4	5	6	7	8	9	AB	R	H	RBI	BB	SO	LOB
Roger Cedeno, S (1, 9) OBP: 0.406, SLG: 0.415	C S B S 1-3 K ①		C B B X 2-1 S SF9 1B		B B B C C F X 3-2 G6-3 ②			C B X 1-1 G5-3 ①		4	1	1	0	0	1	0
Edgardo Alfonzo, R (1, 4) OBP: 0.384, SLG: 0.503	C X 0-1 G6-3 ②		1 SAFE 1 SAFE 1 SAFE B B S S C 3 SAFE X 2-2 SF9 ② 1-H		B C B B B X 3-1 G6-3 ③			C X 0-1 G5-3 ②		3	0	0	1	0	0	0
John Olerud, L (1, 3) OBP: 0.438, SLG: 0.484	B X 1-0 G4-3 ③		X 0-0 1B			X 0-0 F7 ①		B C X 1-1 P5 ③		4	0	1	0	0	0	0
31 Mike Piazza, R (1, 2) OBP: 0.358, SLG: 0.558		C B X 1-1 P5 ①	B B B C X 3-1 F9 ③			B C B B F X 3-2 L4 ②				3	0	0	0	0	0	1
Robin Ventura, L (1, 5) OBP: 0.378, SLG: 0.560		B B C S S 2-3 K ②		B C B C X 2-2 SH1-3 SF8 2B		B B C X 2-1 G3 ③				3	1	1	0	0	1	0
Darryl Hamilton, L (1, 8) OBP: 0.380, SLG: 0.403		B B C B F F F B 4-2 FC5 BB BB		X 0-0 ① SH1-3 2-3			C X 0-1 FC5-4-3 2B			1	0	1	0	1	0	0
Benny Agbayani, R (1, 7) OBP: 0.374, SLG: 0.539		1 SAFE B B B 1 SAFE B 1 C B 4-1 1-2 BB		S B X 1-1 SF8 ② 3-H			B S B F X 2-2 F9 ①			1	0	0	1	1	0	1
Rey Ordonez, R (1, 6) OBP: 0.303, SLG: 0.319		S X 0-1 FC5 ③ 2-3f		C X 0-1 P9 ③			B B B C 2 SAFE X 3-1 FC5-4-5 ② 2-3			3	0	0	0	0	0	3
Octavio Dotel, R (1, 1)			C C C 0-3 K ①		B B C C S 2-3 K ①					2	0	0	0	0	2	0
Matt Franco, L (7, PH) OBP: 0.356, SLG: 0.406										1	0	0	0	0	0	1
Dennis Cook, L (8, 1)										0	0	0	0	0	0	0
Turk Wendell, L (8, 1)										0	0	0	0	0	0	0
Armando Benitez, R (9, 1)							C X 0-1 G6-3 ③			0	0	0	0	0	0	0
Inning Stats	R: 0 E: 0 K: 1 S: 6 H: 0 LOB: 0 BB: 0 P: 8	R: 0 E: 0 K: 1 S: 12 H: 0 LOB: 2 BB: 2 P: 23	R: 1 E: 0 K: 1 S: 11 H: 2 LOB: 1 BB: 0 P: 18	R: 1 E: 0 K: 0 S: 8 H: 1 LOB: 0 BB: 0 P: 11	R: 0 E: 0 K: 1 S: 9 H: 0 LOB: 0 BB: 0 P: 17	R: 0 E: 0 K: 0 S: 6 H: 0 LOB: 0 BB: 0 P: 11	R: 0 E: 0 K: 0 S: 9 H: 1 LOB: 1 BB: 0 P: 14	R: 0 E: 0 K: 0 S: 6 H: 0 LOB: 0 BB: 0 P: 8		1B: 2 2B: 2 3B: 0 HR: 0		SF: 2 SAC: 1 DP: 0 HBP: 0				

PITCHER		IP	WLS	BF	H	R	ER	SO	BB	IBB	HBP	BLK	WP	HR	S	P	ERA	WHIP
Chan Ho Park, R ERA: 5.78	(1, 1)	7.0	L	27	4	2	2	4	2	0	0	0	0	0	61	102	2.57	0.857
Pedro Borbon, L ERA: 2.45	(8, 1)	1.0		3	0	0	0	0	0	0	0	0	0	0	6	8	0.00	0.000

PITCHER	IP	WLS	BF	H	R	ER	SO	BB	IBB	HBP	BLK	WP	HR	S	P	ERA	WHIP

AB	25
R	2
H	4
RBI	2
BB	2
SO	4
LOB	6

WP: 0 PA: 30
PB: 0
SB: 2
CS: 0

Los Angeles Dodgers @ New York Mets

Shea Stadium, Flushing, NY

Sat Aug 07 1999, 7:10 PM EDT

Att. 53,656 - Unknown - 83 F

TOP

livebaseballscorecards.com

Batter	1	2	3	4	5	6	7	8	9	AB	R	H	RBI	BB	SO	LOB
22 Devon White, S (1, 8) OBP: 0.364, SLG: 0.436	B X 1-0 G5-3 ①		B C X 1-1 G5-3 ①	C B S F B F T 2-2 K ③		F F B F F T 1-2 K ②		1 SAFE 1 SAFE C B B B C B 4-2 S 1-2 BB	B X 1-0 G3-1 ③	4	0	0	0	1	2	3
Alan Mills, R (8, 1)										0	0	0	0	0	0	0
Pedro Borbon, R (8, 1)										0	0	0	0	0	0	0
Dave Hansen, L (9, PH) OBP: 0.418, SLG: 0.432										1	0	0	0	0	0	2
Jeff Shaw, R (9, 1)										0	0	0	0	0	0	0
Jose Vizcaino, S (1, 6) OBP: 0.282, SLG: 0.281	B B C C B X 3-2 2B		B C X 1-1 1B 1B		C B B X 2-1 F7 1B 1B	X 0-0 G6-3 ③		C C C 0-3 K 1-2 2-3 ③		5	1	3	0	0	1	3
Gary Sheffield, R (1, 7) OBP: 0.409, SLG: 0.501	B B B C X 3-1 1B		B 1 SAFE B B C C F X 3-2 G5-4-3 1-2 1B		C F B F F 1 SAFE B F F 2-2 X F7 ① 1-2		F B B B C X 3-2 F8 ①		B B X 2-0 HR	5	1	3	1	0	0	1
Eric Karros, R (1, 3) OBP: 0.348, SLG: 0.557	C B F B F X 2-2 F7 ②		S X 0-1 G5-4-3 ②③ 1-2f		B B B B 4-0 E 1B SF9 BB		C S S 0-3 K ②		C B X 1-1 F7 ①	4	1	0	0	1	1	4
Raul Mondesi, R (1, 9) OBP: 0.327, SLG: 0.465	X 0-0 P2 ③			F F B B B X 3-2 1B 2B	F X 0-1 E7 SF9 1-3 2-H 1B		B X 1-0 G5-3 ③		B S F B B B 4-2 S S 2B BB	4	2	2	1	1	0	2
Adrián Beltré, R (1, 5) OBP: 0.349, SLG: 0.422		C S X 0-2 G4-3 ①		C B X 1-1 HBP 2-H 1B	X 0-0 SF9 ② 2-3 3-H			B B C F F X 2-2 P4 ① 1 SAFE B 1 SAFE C B B I 4-1 S 1-2 2B IBB	3	1	1	2	1	0	0
Paul Lo Duca, R (1, 2) OBP: 0.240, SLG: 0.167		C X 0-1 FC5-4 1B	H 1-0 1-2 HBP	B X 1-0 G6-3 ③				X 0-0 HR	B S 2 SAFE C B X 2-2 F9 ② 1-2 2-3	3	1	2	1	0	0	1
Todd Hundley, S (9, PH) OBP: 0.286, SLG: 0.451										1	0	0	0	0	0	2
(9, 2)																
Craig Counsell, L (1, 4) OBP: 0.254, SLG: 0.248		C F B B X 2-2 FC5-4 ② 1-2f	L X 0-1 F7 ①			L C F B B X 1-2 SH3-4 1B		L B C B B S 2-3 K ② 2-H 3-H	B B C B X 3-1 2B	5	0	2	2	0	1	3
Jamie Arnold, R (1, 1) OBP: 0.200, SLG: 0.200		X 0-0 G3 ③	M X 0-1 P4 ②			1 SAFE X 0-0 SH3-4 ① 1-2		B B F S B B 4-2 S 22 BB BB	I I I I 4-0 IBB	2	0	0	0	0	0	3
Onan Masaoka, R (6, 1)										0	0	0	0	0	0	0
Trenidad Hubbard, R (8, PH) OBP: 0.375, SLG: 0.379										0	0	0	2	0	0	
(8, 8)																
Inning Stats	R: 0 E: 0 K: 0 S: 11 H: 2 LOB: 2 BB: 0 P: 20	R: 0 E: 0 K: 0 S: 9 H: 1 LOB: 1 BB: 0 P: 11	R: 0 E: 0 K: 0 S: 10 H: 2 LOB: 0 BB: 0 P: 15	R: 1 E: 0 K: 1 S: 14 H: 2 LOB: 2 BB: 0 P: 21	R: 2 E: 1 K: 0 S: 13 H: 2 LOB: 1 BB: 1 P: 22	R: 0 E: 0 K: 1 S: 11 H: 1 LOB: 1 BB: 0 P: 13	R: 0 E: 0 K: 1 S: 7 H: 0 LOB: 0 BB: 0 P: 11	R: 1 E: 0 K: 2 S: 15 H: 1 LOB: 2 BB: 2 P: 27	R: 3 E: 0 K: 0 S: 12 H: 2 LOB: 2 BB: 3 P: 33	1B: 8 2B: 3 3B: 0 HR: 2 SF: 1 SAC: 1 DP: 1 HBP: 1						

	AB	37
	R	7
	H	13
	RBI	7
	BB	6
	SO	5
	LOB	24

WP: 0 PA: 46
PB: 0
SB: 5
CS: 0

PITCHER		IP	WLS	BF	H	R	ER	SO	BB	IBB	HBP	BLK	WP	HR	S	P	ERA	WHIP
Al Leiter, L ERA: 4.41	(1, 1)	7.2		36	11	4	3	4	2	0	1	0	0	1	85	131	3.52	1.696
Dennis Cook, L ERA: 2.96	(8, 1)	0.1	H	2	0	0	0	1	1	0	0	0	0	0	5	9	0.00	3.000
Billy Taylor, R ERA: 4.34	(9, 1)	0.1	L	4	1	3	3	0	1	1	0	0	0	1	6	17	81.00	6.000
Chuck McElroy, L ERA: 5.73	(9, 1)	0.2		4	1	0	0	0	0	1	0	0	0	0	6	16	0.00	1.500

PITCHER	IP	WLS	BF	H	R	ER	SO	BB	IBB	HBP	BLK	WP	HR	S	P	ERA	WHIP

Batter	1	2	3	4	5	6	7	8	9	AB	R	H	RBI	BB	SO	LOB
Roger Cedeno, S (1, 9) OBP: 0.406, SLG: 0.414	C X 0-1 E S 1B 1B	B B C C F B X 3-2 ① F8		B C F C 1-3 ② K		B S B S F S 2-3 ③ K 3-H			C S B B X 2-2 E S 1B 1B	5	2	2	0	0	2	1
Edgardo Alfonzo, R (1, 4) OBP: 0.384, SLG: 0.501	1 SAFE 1 SAFE B 1 SAFE B F X 2-1 31 1B 31 S 2B 1-H 1B	C F S 0-3 ② K		F B B X 2-1 ③ G4-3			F B F F B F B B 4-2 31 G6-4-3 BB		C B C B X 2-2 E7 31 G6-4-3 1B 1-3	4	1	1	1	1	1	1
John Olerud, L (1, 3) OBP: 0.437, SLG: 0.483	B C F C 1-3 ① K	B X 1-0 31 2B 1B			C X 0-1 ① F8		1 SAFE X 0-0 ① F7		B X 1-0 31 G6-4-3 1-2 3-H 1B	5	1	2	1	0	1	2
31 Mike Piazza, R (1, 2) OBP: 0.359, SLG: 0.559	F B 1 SAFE B B X 3-1 1-3 2B 1B	B S B X 2-1 1-H 2B			B B X 2-0 ② G4-3		C S 1 SAFE 1 SAFE X 0-2 ②③ G6-4-3 1-2f		F F X 0-2 ①② G6-4-3 1-2f 2-3	5	1	2	1	0	0	3
Matt Franco, L (1, 5) OBP: 0.355, SLG: 0.413 Dennis Cook, L (8, 1) Luis Lopez, S (8, PH) OBP: 0.347, SLG: 0.325 Billy Taylor, R (9, 1) Chuck McElroy, L (9, 1) Benny Agbayani, R (9, PH) OBP: 0.372, SLG: 0.536	B B X 2-0 1B 1-H 3-H 2B	B X 1-0 ③ G4-3			X 0-0 ③ F7			B C C H 2-2 FC3-6 HBP	B B X 2-0 ③ G4-3	3 0 0 0 0 0 1	0 0 0 0 0 0 0	1 0 0 0 0 0 0	2 0 0 0 0 0 0	0 0 0 0 0 0 0	0 0 0 0 0 0 0	1 0 0 0 0 0 1
Shawon Dunston, R (1, 7) OBP: 0.337, SLG: 0.460	B X 1-0 ② F9	C B X 1-1 ① G4-3			B F S B F S 2-3 ① K			F B 1 SAFE L B 1 SAFE F S 2-3 ① K		4	0	0	0	0	2	2
Darryl Hamilton, L (1, 8) OBP: 0.381, SLG: 0.404	B B C F X 2-2 BB 2-3 1B	C B C X 1-2 ② G5-3			C B B X 2-1 CS 1B			B C B 1 SAFE X 2-1 ② FC3-6 E 1-2f		4	0	2	0	0	0	1
Rey Ordonez, R (1, 6) OBP: 0.305, SLG: 0.317	B B C B B 4-1 1-2 BB	C B B X 1-2 ③ G2-3					1 SAFE B 1 SAFE C 1 SAFE 1 SAFE B B B F 4-2 ② 2B WP 1-2 BB		1 SAFE X 0-0 E6 1-2	2	1	0	0	2	0	1
Al Leiter, L (1, 1) OBP: 0.105, SLG: 0.108 Robin Ventura, L (8, 5) OBP: 0.377, SLG: 0.558	C B B F X 2-2 ③ G1-3			C X 0-1 ① F7		C B F B X 2-2 1-3 2B		X 0-0 ③ G4-3		3 1	0 0	1 0	0 0	0 0	0 0	3 2
Inning Stats	R: 3 E: 0 K: 1 S: 18 H: 5 LOB: 3 BB: 1 P: 35	R: 1 E: 0 K: 1 S: 11 H: 2 LOB: 1 BB: 0 P: 18	R: 0 E: 0 K: 0 S: 8 H: 0 LOB: 0 BB: 0 P: 11	R: 0 E: 0 K: 1 S: 7 H: 0 LOB: 0 BB: 0 P: 10	R: 0 E: 0 K: 0 S: 4 H: 0 LOB: 0 BB: 0 P: 6	R: 1 E: 0 K: 2 S: 15 H: 2 LOB: 1 BB: 1 P: 27	R: 0 E: 0 K: 0 S: 8 H: 0 LOB: 0 BB: 1 P: 12	R: 0 E: 1 K: 1 S: 10 H: 0 LOB: 2 BB: 0 P: 16	R: 1 E: 1 K: 0 S: 11 H: 2 LOB: 1 BB: 0 P: 18	1B: 8 2B: 3 3B: 0 HR: 0	SF: 0 SAC: 0 DP: 2 HBP: 1	WP: 1 PB: 0 SB: 3 CS: 1	PA: 41				

PITCHER		IP	WLS	BF	H	R	ER	SO	BB	IBB	HBP	BLK	WP	HR	S	P	ERA	WHIP
Jamie Arnold, R ERA: 5.11	(1, 1)	5.2		27	9	5	5	4	2	0	0	0	0	0	59	101	7.94	1.941
Onan Masaoka, L ERA: 3.71	(6, 1)	1.1		4	0	0	0	1	1	0	0	0	1	0	12	18	0.00	0.750
Alan Mills, R ERA: 3.91	(8, 1)	0.2		4	0	0	0	1	0	0	1	0	0	0	9	15	0.00	0.000
Pedro Borbon, L ERA: 2.43	(8, 1)	0.1	W	1	0	0	0	0	0	0	0	0	0	0	1	1	0.00	0.000
Jeff Shaw, R ERA: 3.5	(9, 1)	1.0	S	5	2	1	1	0	0	0	0	0	0	0	11	18	9.00	2.000

PITCHER	IP	WLS	BF	H	R	ER	SO	BB	IBB	HBP	BLK	WP	HR	S	P	ERA	WHIP

BOTTOM

Los Angeles Dodgers @ New York Mets

Shea Stadium, Flushing, NY

Sat Aug 07 1999, 7:10 PM EDT

Att. 53,656 - Unknown - 83 F

livebaseballscorecards.com

AB	37
R	6
H	11
RBI	5
BB	3
SO	6
LOB	18

Batter	1	2	3	4	5	6	7	8	9	AB	R	H	RBI	BB	SO	LOB
Mark Grudzielanek, R (1, 6) OBP: 0.359, SLG: 0.397	G1-3	F9			1-2 2B 1B	F8		F9 1-2 2-3 BB	BB 1-2 2-3 BB	5	1	1	0	1	0	1
Todd Hollandsworth, L (1, 8) OBP: 0.372, SLG: 0.514	K		G5-3 2B		F8	F7		F9 1-2 1B 1B	BB 1-2 2-3 3-H BB	5	1	2	1	1	1	2
Gary Sheffield, R (1, 7) OBP: 0.408, SLG: 0.499	G4-3		K		L7		G4-6-3 BB HR 1B	1B 1-2 2-3 BB	F9	4	0	1	0	0	1	3
Trenidad Hubbard, R (7, PR) OBP: 0.378, SLG: 0.375 (7, 7)										1	1	0	0	1	0	3
Eric Karros, R (1, 3) OBP: 0.353, SLG: 0.564		2B 2B	G5-3 2-3		1-H 2-H HR 2B		G4-6-3 1-2 BB	1-3 2-H 3-H 1B		4	2	3	4	1	0	1
Todd Hundley, S (1, 2) OBP: 0.288, SLG: 0.452 Matt Herges, L (9, 1)	G6-3 37 HR 2-H 2B		G4-3		4-2 HR BB		3-2 G4-6-3 1-2f 2-3	L5		4	2	1	1	1	0	5
										0	0	0	0	0	0	0
Raul Mondesi, R (1, 9) OBP: 0.328, SLG: 0.480 Paul Lo Duca, R (9, PH) OBP: 0.255, SLG: 0.186 (9, 2)	G6-3 2-3			P5	1-H 2-H HR		0-0 3-H HR		BB BB BB 1B	4	2	2	5	0	0	1
										1	1	1	0	0	0	0
Adrian Beltré, R (1, 5) OBP: 0.352, SLG: 0.421	L6			CS HBP	1B		K		BB BB 1-2 BB	3	0	1	0	1	1	2
Craig Counsell, L (1, 4) OBP: 0.252, SLG: 0.241	37 HR BB			F8 1-2	F9			G5-3	F7	4	1	0	0	1	0	4
37 Darren Dreifort, R (1, 1) OBP: 0.250, SLG: 0.311 Jeff Kubenka, R (7, 1) OBP: 1.000, SLG: 1.000 Dave Hansen, L (9, PH) OBP: 0.414, SLG: 0.427 (9, 9)	1-H 3-H HR				1B 2B BB		K	BB 1B 1B 1B		2	2	1	3	1	1	0
										1	1	1	0	0	0	0
										1	0	0	0	0	1	2
Inning Stats	R: 0 E: 0 K: 1 S: 8 H: 0 LOB: 0 BB: 0 P: 11	R: 4 E: 0 K: 0 S: 16 H: 3 LOB: 0 BB: 1 P: 28	R: 0 E: 0 K: 1 S: 10 H: 1 LOB: 1 BB: 0 P: 18	R: 0 E: 0 K: 0 S: 6 H: 0 LOB: 0 BB: 0 P: 11	R: 5 E: 0 K: 0 S: 19 H: 4 LOB: 1 BB: 2 P: 32	R: 0 E: 0 K: 1 S: 8 H: 0 LOB: 0 BB: 0 P: 12	R: 2 E: 0 K: 1 S: 15 H: 2 LOB: 1 BB: 1 P: 26	R: 2 E: 0 K: 0 S: 17 H: 3 LOB: 2 BB: 1 P: 32	R: 1 E: 0 K: 1 S: 8 H: 1 LOB: 3 BB: 3 P: 25	1B: 7 2B: 4 3B: 0 HR: 3	SF: 0 SAC: 0 DP: 1 HBP: 1						

TOP

Los Angeles Dodgers @ New York Mets

Shea Stadium, Flushing, NY

Sun Aug 08 1999, 1:40 PM EDT

Att. 39,803 - Cloudy - 76 F

livebaseballscorecards.com

AB	39
R	14
H	14
RBI	14
BB	8
SO	5
LOB	24

PITCHER		IP	WLS	BF	H	R	ER	SO	BB	IBB	HBP	BLK	WP	HR	S	P	ERA	WHIP	PITCHER	IP	WLS	BF	H	R	ER	SO	BB	IBB	HBP	BLK	WP	HR	S	P	ERA	WHIP
Rick Reed, R ERA: 4.94	(1, 1)	1.2	L	8	2	3	3	1	1	0	0	0	0	0	16	26	16.20	1.800																	
Masato Yoshii, R ERA: 5.87	(2, 1)	3.0		15	4	5	5	1	2	0	1	0	0	1	38	66	15.00	2.000																	
Pat Mahomes, R ERA: 3.59	(5, 1)	2.1		11	4	3	3	2	1	0	0	0	0	2	28	46	11.57	2.143																	
Chuck McElroy, L ERA: 6.0	(8, 1)	1.0		7	3	2	2	0	1	0	0	0	0	0	17	32	18.00	4.000																	
Matt Franco, R ERA: 13.5	(9, 1)	1.0		7	1	1	1	1	3	0	0	0	0	0	8	25	9.00	4.000																	

Batter	1	2	3	4	5	6	7	8	9	AB	R	H	RBI	BB	SO	LOB
Roger Cedeno, S (1, 9) OBP: 0.404, SLG: 0.412 Chuck McElroy, L (8, 1) (9, 7)	CCBX 1-2 E S G5-3 1B		CBBCX 2-2 ③ F7			LBFS 1-3 ① K	BCX 1-1 ③ F8			4	1	1	0	0	1	2
										0	0	0	0	0	0	0
Edgardo Alfonzo, R (1, 4) OBP: 0.383, SLG: 0.499 Luis Lopez, S (6, PH) OBP: 0.350, SLG: 0.365 (7, 4)	BSSX 1-2 ① G5-3 1-H			CSBBS 2-3 ① K		BSSSBBFS 3-3 ② K		BFX 1-1 HR		2	0	0	1	0	1	0
										2	1	1	1	0	1	0
John Olerud, L (1, 3) OBP: 0.436, SLG: 0.481	CBFS 1-3 ② K			BX 1-0 ② L8		BCX 1-1 1B		CCBBBX 3-2 ① F9		4	0	1	0	0	1	0
31 Mike Piazza, R (1, 2) OBP: 0.359, SLG: 0.557 Todd Pratt, R (8, 2) OBP: 0.364, SLG: 0.384	CBX 1-1 ③ G5-3			X 0-0 1B 1B		BFBFX 2-2 ③ F8		BFBX 2-1 ② F9		3	0	1	0	0	0	1
										1	0	0	0	0	0	0
Robin Ventura, L (1, 5) OBP: 0.377, SLG: 0.558 Shawon Dunston, R (7, 5) OBP: 0.339, SLG: 0.460		CFS 0-3 ① K		BX 1-0 1-2 1B			BSX 1-1 2B 1B	X 0-0 ③ F8		2	0	1	0	0	1	0
										2	1	1	0	0	0	0
Darryl Hamilton, L (1, 8) OBP: 0.380, SLG: 0.406		CBBLS 2-3 ② K		CBX 1-1 ③ G4-3			CBBBBFFX 3-2 FC1-6 1-H 2B		BBCFFX 2-2 ① F7	4	0	1	1	0	1	2
Benny Agbayani, R (1, 7) OBP: 0.370, SLG: 0.528 (8, 9)		BBX 2-0 ③ G3-1			X 0-0 ① L6		BBBBB 4-0 FC1-6 BB		FCBFS 1-3 ② K	3	0	0	0	1	1	0
Rey Ordonez, R (1, 6) OBP: 0.302, SLG: 0.313			CX 0-1 ① F8		CFBBX 2-2 ② G6-3		CSSS 0-3 ① K		CCX 0-2 ③ G6-3	4	0	0	0	0	1	2
Rick Reed, R (1, 1) OBP: 0.278, SLG: 0.314 Masato Yoshii, R (2, 1) OBP: 0.188, SLG: 0.188 Pat Mahomes, R (5, 1) OBP: 0.364, SLG: 0.636 Matt Franco, L (7, PH) OBP: 0.352, SLG: 0.410 (8, 7) (9, 1)			CX 0-1 ② G4-3		X 0-0 ③ G4-3		SCBFX 1-2 ② FC1-6 1-2f 2-3			0	0	0	0	0	0	0
										1	0	0	0	0	0	0
										1	0	0	0	0	0	0
										1	0	0	0	0	0	2
Inning Stats	R: 1 H: 1 E: 0 LOB: 0 K: 1 BB: 0 S: 11 P: 15	R: 0 H: 0 E: 0 LOB: 0 K: 2 BB: 0 S: 7 P: 11	R: 0 H: 0 E: 0 LOB: 0 K: 0 BB: 0 S: 7 P: 9	R: 0 H: 2 E: 0 LOB: 2 K: 1 BB: 0 S: 8 P: 13	R: 0 H: 0 E: 0 LOB: 0 K: 0 BB: 0 S: 5 P: 7	R: 0 H: 1 E: 0 LOB: 1 K: 2 BB: 0 S: 12 P: 19	R: 1 H: 2 E: 0 LOB: 2 K: 1 BB: 1 S: 15 P: 25	R: 1 H: 1 E: 0 LOB: 0 K: 0 BB: 0 S: 8 P: 14	R: 0 H: 0 E: 0 LOB: 0 K: 1 BB: 0 S: 11 P: 14	1B: 5 SF: 0 2B: 1 SAC: 0 3B: 0 DP: 0 HR: 1 HBP: 0						

PITCHER		IP	WLS	BF	H	R	ER	SO	BB	IBB	HBP	BLK	WP	HR	S	P	ERA	WHIP
37 Darren Dreifort, R ERA: 5.43	(1, 1)	6.1	W	26	6	2	1	7	1	0	0	0	0	0	59	91	1.42	1.105
Jeff Kubenka, L ERA: 11.74	(7, 1)	1.2		6	1	1	1	0	0	0	0	0	0	1	14	22	5.40	0.600
Matt Herges, R ERA: 2.45	(9, 1)	1.0		3	0	0	0	1	0	0	0	0	0	0	11	14	0.00	0.000

PITCHER	IP	WLS	BF	H	R	ER	SO	BB	IBB	HBP	BLK	WP	HR	S	P	ERA	WHIP

BOTTOM

Los Angeles Dodgers @ New York Mets

Shea Stadium, Flushing, NY

Sun Aug 08 1999, 1:40 PM EDT
Att. 39,803 - Cloudy - 76 F

livebaseballscorecards.com

AB	34
R	3
H	7
RBI	3
BB	1
SO	8
LOB	9

1B: 5	SF: 0	WP: 0	PA: 35
2B: 1	SAC: 0	PB: 0	
3B: 0	DP: 0	SB: 1	
HR: 1	HBP: 0	CS: 0	

TOP

Los Angeles Dodgers @ New York Mets

Shea Stadium, Flushing, NY

Mon Aug 09 1999, 7:40 PM EDT

Att. 36,345 - Unknown - 76 F

livebaseballscorecards.com

Batter	1	2	3	4	5	6	7	8	9	AB	R	H	RBI	BB	SO	LOB
Mark Grudzielanek, R (1, 6) OBP: 0.365, SLG: 0.408	0-1 BB 1B 1B	1-1 G5-3		1-2 G5-4-3 1B		0-0 2B 3-H 3B		1-0 F8	4-2 G3-1 1-2 2-3 3-H BB	5	2	3	2	1	0	0
Jose Vizcaino, S (1, 4) OBP: 0.283, SLG: 0.279	4-1 1B 22 1B 1-2 BB	1-0 G3		1 SAFE P 1 SAFE F C X 1-2 G5-4-3 1-2f		0-0 P6		0-0 1B WP SF8 1B	1-2 G3-1 1-2 2-3 3-H	5	2	1	1	1	0	4
Gary Sheffield, R (1, 7) OBP: 0.410, SLG: 0.499	1-1 P3		3-1 BB 22 1B G3-1 1B	2-0 L5		4-1 2B BB		1-1 S 1-3 1B	3-3 K	4	2	2	0	1	0	2
Trenidad Hubbard, R (8, PR) OBP: 0.374, SLG: 0.371 (8, 7)										1	0	0	0	0	1	2
Eric Karros, R (1, 3) OBP: 0.354, SLG: 0.566	1 SAFE 2-1 WP 22 1B 1-2 2-H 1B		1-0 L7		1-3 K	1-1 1-H 3-H 2B		2-2 SF8 1-2 3-H		4	0	2	4	0	1	1
22 Devon White, S (1, 8) OBP: 0.364, SLG: 0.436	2-2 WP 1-2 2-H 1B		1-1 G3-1 BB 1-2 1B		2-1 L7	3-1 G6-3		1-1 G3		5	0	2	1	0	0	3
Raul Mondesi, R (1, 9) OBP: 0.331, SLG: 0.481	2-3 K		4-1 G3-1 1-2 2-3 BB		3-1 S HBP		0-3 K		0-1 1B BB 2B	3	1	1	0	1	2	2
Todd Hundley, S (1, 2) OBP: 0.290, SLG: 0.449	4-1 1-2 2-3 BB		0-0 G3-1 1-2 2-3 3-H		1 SAFE 2-3 K 1-2		2-0 F9		2-2 BB G3-1 BB 2-3 1B	4	1	1	1	1	1	3
Adrián Beltré, R (1, 5) OBP: 0.354, SLG: 0.423	0-1 P6		4-0 IBB			0-0 PB 3B 2B		4-1 BB	0-0 F9	3	1	1	0	2	0	5
Kevin Brown, R (1, 1) OBP: 0.121, SLG: 0.089		2-2 G5-3	1-2 G5-3			2-3 K		2-2 F8	4-1 G3-1 BB 1-2 BB	4	0	0	0	0	1	5
Pedro Borbon, R (8, 1)						2-3				0	0	0	0	0	0	0
Mike Maddux, L (8, 1)										0	0	0	0	0	0	0
Dave Hansen, L (9, PH) OBP: 0.420, SLG: 0.427										0	0	0	0	1	0	0
Jeff Shaw, R (9, 1)										0	0	0	0	0	0	0
Inning Stats	R: 2 E: 0 K: 1 S: 16 H: 3 LOB: 3 BB: 2 P: 31	R: 0 E: 0 K: 0 S: 6 H: 0 LOB: 0 BB: 0 P: 10	R: 1 E: 0 K: 0 S: 10 H: 2 LOB: 3 BB: 2 P: 24	R: 0 E: 0 K: 0 S: 8 H: 1 LOB: 0 BB: 0 P: 11	R: 0 E: 0 K: 2 S: 9 H: 0 LOB: 1 BB: 0 P: 17	R: 3 E: 0 K: 1 S: 11 H: 3 LOB: 1 BB: 1 P: 21	R: 0 E: 0 K: 1 S: 9 H: 0 LOB: 1 BB: 1 P: 17	R: 1 E: 0 K: 0 S: 10 H: 2 LOB: 2 BB: 0 P: 15	R: 2 E: 0 K: 1 S: 18 H: 2 LOB: 2 BB: 2 P: 32	1B: 9 2B: 3 3B: 1 HR: 0 SF: 1 SAC: 0 DP: 1 HBP: 1							

AB	38
R	9
H	13
RBI	9
BB	8
SO	6
LOB	27

WP: 2 PB: 1 SB: 2 CS: 0 PA: 48

PITCHER		IP	WLS	BF	H	R	ER	SO	BB	IBB	HBP	BLK	WP	HR	S	P	ERA	WHIP
Orel Hershiser, R ERA: 4.86	(1, 1)	5.0	L	25	6	3	3	3	3	1	1	0	1	0	49	93	5.40	1.800
Billy Taylor, R ERA: 4.66	(6, 1)	0.2		4	2	2	2	1	0	0	0	0	0	0	6	8	27.00	3.000
Turk Wendell, R ERA: 2.78	(6, 1)	1.1		7	1	1	1	1	2	0	0	0	0	0	14	30	6.75	2.250
Dan Murray, R ERA: 13.5	(8, 1)	2.0		12	4	3	3	1	2	0	0	0	1	0	28	47	13.50	3.000

PITCHER	IP	WLS	BF	H	R	ER	SO	BB	IBB	HBP	BLK	WP	HR	S	P	ERA	WHIP

Los Angeles Dodgers @ New York Mets

Shea Stadium, Flushing, NY

Mon Aug 09 1999, 7:40 PM EDT

Att. 36,345 - Unknown - 76 F

livebaseballscorecards.com

BOTTOM

Batter	1	2	3	4	5	6	7	8	9	AB	R	H	RBI	BB	SO	LOB
Roger Cedeno, S (1, 9) OBP: 0.399, SLG: 0.406	F8		G3-1 2-3		G4-3			G1-3	K	5	0	0	0	0	1	5
Edgardo Alfonzo, R (1, 4) OBP: 0.380, SLG: 0.496	G5-3		G4-3			K		SF9 2-3 3-H		3	0	0	1	0	1	1
John Olerud, L (1, 3) OBP: 0.436, SLG: 0.480	G3-1			G3 1B 1B		G4-3		BB		3	0	1	0	1	0	0
31 Mike Piazza, R (1, 2) OBP: 0.355, SLG: 0.551		F9		P2		G5-3		P4		4	0	0	0	0	0	3
Robin Ventura, L (1, 5) OBP: 0.378, SLG: 0.556		G1-3 BB		G3 1-2 1B			F8		G3-1	3	0	1	0	1	0	0
Darryl Hamilton, L (1, 8) OBP: 0.376, SLG: 0.401		G1-3 1-2		G3 1-2 2-3			G6-3		E6 1B 1B	4	1	0	0	0	0	3
Benny Agbayani, R (1, 7) OBP: 0.365, SLG: 0.520 Dan Murray, R (8, 1) Todd Pratt, R (9, PH) OBP: 0.369, SLG: 0.389		G6-3		G4-3			K		1B 1-2 1B	3 0 1	0 0 0	0 0 1	0 0 0	0 0 0	1 0 0	3 0 0
Rey Ordonez, R (1, 6) OBP: 0.301, SLG: 0.312			E3 G3-1 G1-3		G6-3			2B SF9 1B	P1	4	1	1	0	0	0	2
Orel Hershiser, R (1, 1) OBP: 0.174, SLG: 0.182 Luis Lopez, S (5, PH) OBP: 0.342, SLG: 0.360 Billy Taylor, R (6, 1) Turk Wendell, L (6, 1) Matt Franco, L (8, 7) OBP: 0.352, SLG: 0.410 Shawon Dunston, R (8, PH) OBP: 0.347, SLG: 0.473 (9, 7)			G1-3 1-2		K			SF9 1-3 2B	1B 1-2 2-H	1 1 0 0 0 0 2	0 0 0 0 0 0 0	0 0 0 0 0 0 2	0 0 0 0 0 0 1	0 1 0 0 0 0 0	0 0 0 0 0 0 0	1 0 0 0 0 0 0
Inning Stats	R: 0 E: 0 K: 0 S: 8 H: 0 LOB: 0 BB: 0 P: 14	R: 0 E: 0 K: 0 S: 12 H: 0 LOB: 1 BB: 1 P: 23	R: 0 E: 1 K: 0 S: 8 H: 0 LOB: 1 BB: 0 P: 13	R: 0 E: 0 K: 0 S: 13 H: 2 LOB: 2 BB: 0 P: 17	R: 0 E: 0 K: 1 S: 6 H: 0 LOB: 0 BB: 0 P: 12	R: 0 E: 0 K: 1 S: 8 H: 0 LOB: 0 BB: 0 P: 14	R: 0 E: 0 K: 1 S: 9 H: 0 LOB: 0 BB: 0 P: 11	R: 1 E: 0 K: 0 S: 11 H: 2 LOB: 2 BB: 1 P: 17	R: 1 E: 1 K: 1 S: 13 H: 2 LOB: 2 BB: 0 P: 17	1B: 5 2B: 1 3B: 0 HR: 0	SF: 1 SAC: 0 DP: 0 HBP: 0		WP: 0 PB: 0 SB: 0 CS: 0		PA: 37		

PITCHER		IP	WLS	BF	H	R	ER	SO	BB	IBB	HBP	BLK	WP	HR	S	P	ERA	WHIP
Kevin Brown, R ERA: 3.26	(1, 1)	7.0	W	25	2	0	0	3	1	0	0	0	0	0	64	104	0.00	0.429
Pedro Borbon, L ERA: 2.61	(8, 1)	0.2		5	2	1	1	0	1	0	0	0	0	0	7	13	13.50	4.500
Mike Maddux, R ERA: 2.68	(8, 1)	0.1		1	0	0	0	0	0	0	0	0	0	0	4	4	0.00	0.000
Jeff Shaw, R ERA: 3.42	(9, 1)	1.0		6	2	1	0	1	0	0	0	0	0	0	13	17	0.00	2.000

PITCHER	IP	WLS	BF	H	R	ER	SO	BB	IBB	HBP	BLK	WP	HR	S	P	ERA	WHIP

AB	34
R	2
H	6
RBI	2
BB	2
SO	4
LOB	18

San Diego Padres @ New York Mets

Shea Stadium, Flushing, NY

Tue Aug 10 1999, 7:40 PM EDT

Att. 32,101 - Overcast - 73 F

TOP

livebaseballscorecards.com

Batter	1	2	3	4	5	6	7	8	9	AB	R	H	RBI	BB	SO	LOB
Eric Owens, R (1, 3) OBP: 0.350, SLG: 0.420	F B F F F F B C 2-3 ① K		C B X 1-1 ② G6-3	B X 1-0 ③ G5-3		B B B C B 4-1 FC3-6 1-2 BB		X 0-0 ③ F9		3	0	0	0	1	1	2
Wally Joyner, L (6, 3) OBP: 0.367, SLG: 0.339										1	0	0	0	0	0	0
Tony Gwynn, L (1, 9) OBP: 0.374, SLG: 0.443	S C B X 1-2 ② G4-3		F X 0-1 ③ L3		X 0-0 2B	F B X 1-1 ③ FC3-6 1-2f			B F X 1-1 1B	5	0	2	0	0	0	3
Ed Giovanola, L (9, PR) OBP: 0.317, SLG: 0.255										0	0	0	0	0	0	0
Reggie Sanders, R (1, 7) OBP: 0.393, SLG: 0.548	B S B B C B 4-2 BB BB			S B C B F B X 3-2 ① G6-3	B X 1-0 ① G6-3		S F B C 1-3 ① K		B C B S C 2-3 ① K	4	0	0	0	1	2	2
Phil Nevin, R (1, 5) OBP: 0.341, SLG: 0.547	1 SAFE B B 1 SAFE B 1-2 4-0 BB			B B B C B 4-1 FC6-4 BB	C B C B S 2-3 ② K		C X 0-1 1B 1B		B B X 2-0 ② F9	3	0	1	0	2	1	2
Ruben Rivera, R (1, 8) OBP: 0.302, SLG: 0.460	B C B B S F F B S 3-3 ③ K			X 0-0 ② FC6-4 BB 1-2f 2B	C B B B X 3-1 ③ F7		X 0-0 ② F9		B C S B B S 3-3 ③ K	5	1	0	0	0	2	6
Carlos Baerga, S (1, 4) OBP: 0.293, SLG: 0.290		B B X 2-0 G5-4-3 1B		C 1 SAFE 1 SAFE S B F 1 SAFE B 1 SAFE 4-2 B B 1-2 2B BB		C B X 1-1 1B G3 1B	B X 1-0 S 1-3 1B			3	1	3	0	1	0	0
Ben Davis, S (1, 2) OBP: 0.333, SLG: 0.430		B F B X 2-1 ① F9		X 0-0 2B 1-H 2-H 2B		C B B B X 3-1 ① G3 1-2	C B S B F B C 3-3 ③ K 1-2			4	1	1	2	0	1	4
Chris Gomez, R (1, 6) OBP: 0.314, SLG: 0.268		B 1 SAFE C 1 SAFE B X 2-1 ② ③ G5-4-3 1-2f		B F B B B 4-1 2B BB		C F C 0-3 ② K		S F B B X 2-2 ① G4-3		3	0	0	0	1	1	2
Andy Ashby, R (1, 1) OBP: 0.200, SLG: 0.209			C B X 1-1 ① G6-3	X 0-0 1-3 2-H 2B		B B X 2-0 BB 2-3 1B		B S B B S S 3-3 ② K		3	0	2	1	0	0	0
Damian Jackson, R (8, PH) OBP: 0.323, SLG: 0.379										1	0	0	0	0	1	0
Donne Wall, R (8, 1)										0	0	0	0	0	0	0
Inning Stats	R: 0 E: 0 K: 2 S: 16 H: 0 LOB: 2 BB: 2 P: 30	R: 0 E: 0 K: 0 S: 5 H: 1 LOB: 0 BB: 0 P: 11	R: 0 E: 0 K: 0 S: 6 H: 0 LOB: 0 BB: 0 P: 8	R: 3 E: 0 K: 0 S: 13 H: 2 LOB: 2 BB: 3 P: 29	R: 0 E: 0 K: 1 S: 7 H: 1 LOB: 1 BB: 0 P: 13	R: 0 E: 0 K: 1 S: 11 H: 2 LOB: 3 BB: 1 P: 22	R: 0 E: 0 K: 2 S: 11 H: 2 LOB: 2 BB: 0 P: 16	R: 0 E: 0 K: 1 S: 7 H: 0 LOB: 0 BB: 0 P: 12	R: 0 E: 0 K: 2 S: 9 H: 1 LOB: 1 BB: 0 P: 17	1B: 6 2B: 3 3B: 0 HR: 0	SF: 0 SAC: 0 DP: 1 HBP: 0					

	AB	35
	R	3
	H	9
	RBI	3
	BB	6
	SO	9
	LOB	21

WP: 0 PB: 0 SB: 1 CS: 0 PA: 41

PITCHER	IP	WLS	BF	H	R	ER	SO	BB	IBB	HBP	BLK	WP	HR	S	P	ERA	WHIP
Kenny Rogers, L (1, 1) ERA: 4.26	6.0		29	6	3	3	4	6	0	0	0	0	0	58	113	4.50	2.000
Turk Wendell, R (7, 1) ERA: 2.74	1.0	W	5	2	0	0	2	0	0	0	0	0	0	11	16	0.00	2.000
Dennis Cook, L (8, 1) ERA: 2.91	1.0	H	3	0	0	0	1	0	0	0	0	0	0	7	12	0.00	0.000
Armando Benitez, R (9, 1) ERA: 2.18	1.0	S	4	1	0	0	2	0	0	0	0	0	0	9	17	0.00	1.000

PITCHER	IP	WLS	BF	H	R	ER	SO	BB	IBB	HBP	BLK	WP	HR	S	P	ERA	WHIP

Batter	1	2	3	4	5	6	7	8	9	AB	R	H	RBI	BB	SO	LOB
Rickey Henderson, R (1, 7) OBP: 0.447, SLG: 0.498 Dennis Cook, L (8, 1) Armando Benitez, R (9, 1)	C B B B F X 3-2 ① P3		B F C B B F X 3-2 1B		C X 0-1 ② F9		C B X 1-1 1B 1B 1B			4 0 0	1 0 0	2 0 0	0 0 0	0 0 0	0 0 0	1 0 0
Edgardo Alfonzo, R (1, 4) OBP: 0.383, SLG: 0.500	B C X 1-1 G6-4-3 1B		B 1 SAFE S X 1-1 ③ G4-3		C B B F X 2-2 1-3 1B 2B		1 SAFE B 1 SAFE F B X 2-1 1-3 1B 1B			4	1	3	0	0	0	1
John Olerud, L (1, 3) OBP: 0.439, SLG: 0.481	C X 0-1 ② ③ G6-4-3 1-2f			B B B B 4-0 1B 1B BB	B B X 2-0 2-H 3-H 1B		C T B B F F B X 3-2 1-3 3-H 1B			3	1	2	3	1	0	1
31 Mike Piazza, R (1, 2) OBP: 0.352, SLG: 0.545		C F B B X 2-2 ① G5-3		X 0-0 ① F9	X 0-0 ③ P3		C F B X 1-2 ② P4			4	0	0	0	0	0	4
Robin Ventura, L (1, 5) OBP: 0.382, SLG: 0.558		B C X 1-1 1B 1B		B S B F F F B X 3-2 1B 1-3 1B		B F B X 2-1 FC4-6 1B	S X 0-1 ③ G3			4	0	3	0	0	0	2
Darryl Hamilton, L (1, 8) OBP: 0.377, SLG: 0.402		B B X 2-0 G6-4-3 1-2 1B		B B X 2-0 G4-6-3 1-2 3-H 1B		B C B X 2-1 ① FC4-6 1B 1-2f		B X 1-0 ① F7		4	0	2	1	0	0	1
Roger Cedeno, S (1, 9) OBP: 0.400, SLG: 0.407		B B X 2-0 ② ③ G6-4-3 1-2f		C B F F B X 2-2 ② ③ G4-6-3 1-2f		C C B F F F 1 SAFE X 1-2 G6-4-3 1-2 1B		X 0-0 S 1B		4	0	2	0	0	0	4
Rey Ordonez, R (1, 6) OBP: 0.298, SLG: 0.309			B B X 2-0 ① G5-3		B C X 1-1 ① F9	S S B X 1-2 ② ③ G6-4-3 1-2f		C 1 SAFE 1 SAFE B 1 SAFE F S 1-3 ② K 1-2		4	0	0	0	0	1	3
Kenny Rogers, L (1, 1) OBP: 0.222, SLG: 0.222 Turk Wendell, L (7, 1) Shawon Dunston, R (7, PH) (8, 7) OBP: 0.343, SLG: 0.467			S X 0-1 ② G5-3		X 0-0 2B 1B 1B	F F C 0-3 ① K	C S S 0-3 ③ K1-3			2 0 2	1 0 0	1 0 0	0 0 0	0 0 0	0 0 2	0 0 1
Inning Stats	R: 0 E: 0 K: 0 S: 7 H: 1 LOB: 0 BB: 0 P: 11	R: 0 E: 0 K: 0 S: 7 H: 2 LOB: 1 BB: 0 P: 14	R: 0 E: 0 K: 0 S: 9 H: 1 LOB: 1 BB: 0 P: 15	R: 1 E: 0 K: 0 S: 11 H: 2 LOB: 1 BB: 1 P: 22	R: 2 E: 0 K: 0 S: 10 H: 3 LOB: 1 BB: 0 P: 15	R: 0 E: 0 K: 0 S: 12 H: 2 LOB: 1 BB: 0 P: 18	R: 1 E: 0 K: 1 S: 16 H: 3 LOB: 2 BB: 0 P: 23	R: 0 E: 0 K: 2 S: 8 H: 1 LOB: 1 BB: 0 P: 10		1B: 14 2B: 1 3B: 0 HR: 0	SF: 0 SAC: 0 DP: 4 HBP: 0				WP: 0 PB: 0 SB: 1 CS: 0	PA: 36	

PITCHER		IP	WLS	BF	H	R	ER	SO	BB	IBB	HBP	BLK	WP	HR	S	P	ERA	WHIP
Andy Ashby, R ERA: 3.48	(1, 1)	7.0	L	32	14	4	4	1	1	0	0	0	0	0	72	118	5.14	2.143
Donne Wall, R ERA: 3.2	(8, 1)	1.0		4	1	0	0	2	0	0	0	0	0	0	8	10	0.00	1.000

PITCHER	IP	WLS	BF	H	R	ER	SO	BB	IBB	HBP	BLK	WP	HR	S	P	ERA	WHIP

BOTTOM

San Diego Padres @ New York Mets

Shea Stadium, Flushing, NY

Tue Aug 10 1999, 7:40 PM EDT
Att. 32,101 - Overcast - 73 F

livebaseballscorecards.com

AB	35
R	4
H	15
RBI	4
BB	1
SO	3
LOB	18

Batter	1	2	3	4	5	6	7	8	9	AB	R	H	RBI	BB	SO	LOB
Damian Jackson, R (1, 6) OBP: 0.324, SLG: 0.375	4-2 G5-3 S 1B BB	0-3 K ②			2-1 2B FC5-2 HBP	1-1 F7 ③			1-0 G5-3 ①	3	1	0	0	1	1	0
Eric Owens, R (1, 8) (5, 9) OBP: 0.347, SLG: 0.419	0-2 G5-3 ① 1-3	1-0 L5 ③			1-2 1B 2B		0-3 K ①		0-3 K ②	5	1	1	0	0	2	1
Tony Gwynn, L (1, 9) OBP: 0.374, SLG: 0.441	2-2 BB SF7 BB 1B 3-H		1-2 F7 ①		0-2 FC5-2 ① 1B SF8 3-H		3-3 K ②		0-1 G5-3 ③	3	2	1	1	0	0	2
Ruben Rivera, R (5, 8) OBP: 0.301, SLG: 0.456										2	0	0	0	0	1	0
John Vander Wal, L (1, 7) OBP: 0.374, SLG: 0.463	4-2 BB BB 1-2 BB		0-2 G3-1 2B		2-2 2B 1-3 2-H 1B		3-3 K ③			3	1	2	1	1	1	0
Wally Joyner, L (1, 3) OBP: 0.369, SLG: 0.338	4-0 BB 1-2 2-3 BB		0-2 G3-1 ② 2-3		1-0 SF8 ② 3-H			4-2 1B BB		1	0	0	1	2	0	1
Phil Nevin, R (1, 5) OBP: 0.339, SLG: 0.549	1-0 SF7 ② 3-H		1-3 K ③		2-2 2B 1-H			0-3 K ①		3	0	1	2	0	2	2
Carlos Baerga, S (1, 4) OBP: 0.316, SLG: 0.296	4-1 1-2 2-3 BB			4-0 G6-4-3 BB	0-0 G3-1 ③			1-1 1-2 1B		2	0	1	0	2	0	1
Ed Giovanola, L (8, PR) (8, 4) OBP: 0.317, SLG: 0.255										0	0	0	0	0	0	0
Ben Davis, S (1, 2) OBP: 0.325, SLG: 0.419	1-3 K ③			1-2 G6-4-3 ① ② 1-2f		1-2 F8 ①		1-0 F8 ②		4	0	0	0	0	1	6
Sterling Hitchcock, L (1, 1) OBP: 0.130, SLG: 0.070		3-3 K ①		0-3 K ③		1-0 B1-3 ②		2-1 G3 ③		2	0	0	0	0	2	0
Will Cunnane, R (5, 1)										1	0	0	0	0	0	0
Carlos Almanzar, R (7, 1)										0	0	0	0	0	0	0
Carlos Reyes, S (7, 1)										0	0	0	0	0	0	0
Dave Magadan, L (8, PH) OBP: 0.369, SLG: 0.356										1	0	0	0	0	0	2
Dan Micelli, R (8, 1)										0	0	0	0	0	0	0
Inning Stats	R: 2 E: 0 K: 1 S: 20 H: 1 LOB: 3 BB: 4 P: 40	R: 0 E: 0 K: 2 S: 7 H: 0 LOB: 0 BB: 0 P: 11	R: 0 E: 0 K: 1 S: 14 H: 1 LOB: 1 BB: 0 P: 16	R: 0 E: 0 K: 1 S: 7 H: 0 LOB: 0 BB: 1 P: 12	R: 3 E: 0 K: 0 S: 17 H: 3 LOB: 1 BB: 0 P: 25	R: 0 E: 0 K: 0 S: 6 H: 0 LOB: 0 BB: 0 P: 9	R: 0 E: 0 K: 3 S: 9 H: 0 LOB: 0 BB: 0 P: 15	R: 0 E: 0 K: 1 S: 12 H: 1 LOB: 2 BB: 1 P: 20	R: 0 E: 0 K: 1 S: 6 H: 0 LOB: 0 BB: 0 P: 7	1B: 3 2B: 3 3B: 0 HR: 0 SF: 2 SAC: 0 DP: 1 HBP: 1						

PITCHER		IP	WLS	BF	H	R	ER	SO	BB	IBB	HBP	BLK	WP	HR	S	P	ERA	WHIP
Octavio Dotel, R ERA: 5.93	(1, 1)	4.1		22	4	5	5	5	5	0	1	0	0	0	59	95	10.38	2.077
Chuck McElroy, L ERA: 5.96	(5, 1)	0.1		1	0	0	0	0	0	0	0	0	0	0	1	2	0.00	0.000
Pat Mahomes, R ERA: 3.4	(5, 1)	2.1	W	8	1	0	0	3	0	0	0	0	0	0	20	31	0.00	0.429
Jeff Tam, R ERA: 11.57	(8, 1)	2.0		8	1	0	0	2	1	0	0	0	0	0	18	27	0.00	1.000

PITCHER	IP	WLS	BF	H	R	ER	SO	BB	IBB	HBP	BLK	WP	HR	S	P	ERA	WHIP

TOP

San Diego Padres @ New York Mets

Shea Stadium, Flushing, NY

Wed Aug 11 1999, 7:40 PM EDT

Att. 34,232 - Cloudy - 81 F

livebaseballscorecards.com

AB	30
R	5
H	6
RBI	5
BB	6
SO	10
LOB	15

WP: 0 PB: 0 SB: 1 CS: 0 PA: 39

Batter	1	2	3	4	5	6	7	8	9	AB	R	H	RBI	BB	SO	LOB
Rickey Henderson, R (1, 7) OBP: 0.453, SLG: 0.498 Darryl Hamilton, L (8, 8) OBP: 0.377, SLG: 0.402	X 0-0 BLK HR 1B		B C B F X 2-2 ① L1		B B B B 4-0 1-2 2B BB	B B B C B 4-1 G5-3 BB	B 2 SAFE B B B 4-0 1-2 2-3 BB 1B BB			2 0	3 0	1 0	0 0	3 0	0 0	0 0
Edgardo Alfonzo, R (1, 4) OBP: 0.385, SLG: 0.509	B F 1 SAFE F B B X 3-2 1-H HR		B F B S B S 3-3 ② K		C B X 1-1 1-H 2-H 31 1B 2B	B F 1 SAFE 1 SAFE B X 2-1 ② G5-3 1-2	B B B B 4-0 31 WP 31 1B 1B 1-2 2-3 3-H BB			4 0	3 0	2 0	5 0	1 0	1 0	1 0
John Olerud, L (1, 3) OBP: 0.438, SLG: 0.479 Todd Pratt, R (8, 2) OBP: 0.369, SLG: 0.389	B X 1-0 ① F8		B B C S B S 3-3 ③ K		B S B X 2-1 ① G1-3	B B B I 4-0 IBB	B C B X 2-1 31 WP 31 1B 1-2 2-H 3-H 1B			4 0	1 0	1 0	2 0	1 0	1 0	1 0
31 Mike Piazza, R (1, 2) OBP: 0.355, SLG: 0.548 Jeff Tam, R (8, 1)	B B C X 2-1 ② F7			B X 1-0 1B 2B	B X 1-0 1B E 2-H 1B	C B C F B X 2-2 ③ F9	S B S X 1-2 1-H 2-H 1B			5 0	1 0	3 0	3 0	0 0	0 0	2 0
Robin Ventura, L (1, 5) OBP: 0.382, SLG: 0.566	S B B X 2-1 2B			C B B C S 2-3 ① K	B X 1-0 ② F8		4 X 1-0 HR B X 1-0 L7 ③			5 0	1 0	2 0	1 0	0 0	1 0	3 0
Benny Agbayani, R (1, 9) OBP: 0.365, SLG: 0.517 Roger Cedeno, S (7, 9) OBP: 0.403, SLG: 0.409	B B S C F S 2-3 ③ K			S B B S S S 2-3 ② K	B B C S B F F X 3-2 E 1-2 1B		B B X 2-0 BB G5-3 BB 1B B C F B B F F B 4-2 G6-4-3 BB			3 1	0 1	1 1	0 1	0 0	2 0	2 0
Shawon Dunston, R (1, 8) OBP: 0.344, SLG: 0.465 (8, 7)		B F B X 2-1 ① G6-3		B F X 1-1 2-3 1B	B B X 2-0 E8 1-3 2-H 1B		B B X 2-0 ① G5-3 1-2 C B S B S 2-3 ① K			5 0	0 0	2 0	1 0	0 0	1 0	2 0
Rey Ordonez, R (1, 6) OBP: 0.294, SLG: 0.304		B X 1-0 ② G5-3		B B B C C C 3-3 ③	C B C F F B F S 2-3 ③ K		F X 0-1 ② G5-3 C X 0-1 ② ③ G6-4-3 1-2f			5 0	0 0	0 0	0 0	0 0	2 0	6 0
Octavio Dotel, R (1, 1) Chuck McElroy, L (5, 1) Pat Mahomes, R (5, 1) OBP: 0.385, SLG: 0.615 Matt Franco, L (7, PH) OBP: 0.358, SLG: 0.410 (8, 3)		X 0-0 ③ G4-3			S L X 0-2 BB 2B 1B	C S B S 1-3 ① K	I B I 4-0 BB BB 1B IBB			1 0 2 0	0 0 1 1	0 0 0 0	0 0 0 0	0 0 1 1	0 0 0 0	0 0 0 0
Inning Stats	R: 2 E: 0 K: 1 S: 13 H: 3 LOB: 1 BB: 0 P: 23	R: 0 E: 0 K: 0 S: 4 H: 0 LOB: 0 BB: 0 P: 7	R: 0 E: 0 K: 2 S: 9 H: 0 LOB: 0 BB: 0 P: 17	R: 0 E: 0 K: 3 S: 12 H: 2 LOB: 2 BB: 0 P: 21	R: 4 E: 1 K: 1 S: 21 H: 5 LOB: 2 BB: 1 P: 37	R: 0 E: 0 K: 1 S: 10 H: 0 LOB: 2 BB: 2 P: 23	R: 6 E: 0 K: 0 S: 11 H: 4 LOB: 1 BB: 3 P: 32	R: 0 E: 0 K: 1 S: 10 H: 0 LOB: 0 BB: 1 P: 16		1B: 9 2B: 3 3B: 0 HR: 2 SF: 0 SAC: 0 DP: 1 HBP: 0				WP: 1 PB: 0 SB: 0 CS: 0 PA: 44	

PITCHER		IP	WLS	BF	H	R	ER	SO	BB	IBB	HBP	BLK	WP	HR	S	P	ERA	WHIP
Sterling Hitchcock, L ERA: 4.4	(1, 1)	4.2	L	25	10	6	6	6	1	0	0	1	0	1	53	97	11.57	2.357
Will Cunnane, R ERA: 4.74	(5, 1)	1.1		8	2	2	2	2	1	1	0	0	0	1	18	36	13.50	2.250
Carlos Almanzar, R ERA: 6.6	(7, 1)	0.2		4	0	0	0	0	1	1	0	0	0	0	3	13	0.00	1.500
Carlos Reyes, R ERA: 3.39	(7, 1)	0.1		4	2	4	4	0	1	0	0	0	1	0	6	14	108.00	9.000
Dan Miceli, R ERA: 4.41	(8, 1)	1.0		3	0	0	0	1	1	0	0	0	0	0	10	16	0.00	1.000

PITCHER	IP	WLS	BF	H	R	ER	SO	BB	IBB	HBP	BLK	WP	HR	S	P	ERA	WHIP

BOTTOM

San Diego Padres @ New York Mets

Shea Stadium, Flushing, NY

Wed Aug 11 1999, 7:40 PM EDT
Att. 34,232 - Cloudy - 81 F

livebaseballscorecards.com

AB	37
R	12
H	14
RBI	12
BB	7
SO	9
LOB	17

San Diego Padres @ New York Mets

Shea Stadium, Flushing, NY

Thu Aug 12 1999, 12:10 PM EDT

Att. 32,062 - Cloudy - 78 F

TOP

livebaseballscorecards.com

Batter	1	2	3	4	5	6	7	8	9	AB	R	H	RBI	BB	SO	LOB
Damian Jackson, R (1, 4) OBP: 0.322, SLG: 0.372	P4		P6		HR 1B		P5		K	5	1	1	1	0	1	0
Eric Owens, R (1, 7) OBP: 0.346, SLG: 0.426	K		G5-3		HR		G5-3			4	1	1	2	0	1	0
Reggie Sanders, R (1, 9) OBP: 0.389, SLG: 0.541	K			F8	F7		F8			4	0	0	0	0	1	0
Phil Nevin, R (1, 5) OBP: 0.346, SLG: 0.549		G4-3 BB		BB E BB	FC4-6 1B			F9		2	0	1	0	2	0	0
Wally Joyner, L (1, 3) OBP: 0.364, SLG: 0.332		G4-3 1-2		E3 BB 1-2	FC4-6 1-2f			G3		4	0	0	0	0	0	3
Ruben Rivera, R (1, 8) OBP: 0.303, SLG: 0.459		K		G5-4-3 1-2 2-3 BB		P4		2B		3	0	1	0	1	1	1
Ben Davis, S (1, 2) OBP: 0.324, SLG: 0.411		BB		G5-4-3 1-2f		E9		G4-3		3	0	0	0	1	0	4
Chris Gomez, R (1, 6) OBP: 0.313, SLG: 0.275		K			G6-3 1B 2B	F7			K	4	1	1	0	0	2	3
Woody Williams, R (1, 1) OBP: 0.180, SLG: 0.188			L5		G6-3 2-3	G3			F7	2	0	0	0	0	0	1
Dave Magadan, L (6, PH) OBP: 0.367, SLG: 0.355										1	0	0	0	0	0	1
Carlos Reyes, S (6, 1)										0	0	0	0	0	0	0
Carlos Almanzar, R (7, 1)										0	0	0	0	0	0	0
Trevor Hoffman, R (8, 1) OBP: 0.500, SLG: 1.000										0	0	0	0	0	0	0
John Vander Wal, L (9, PH) OBP: 0.373, SLG: 0.461										1	0	0	0	0	0	0
Inning Stats	R: 0 E: 0 K: 2 S: 9 H: 0 LOB: 0 BB: 0 P: 12	R: 0 E: 0 K: 2 S: 16 H: 0 LOB: 2 BB: 2 P: 32	R: 0 E: 0 K: 0 S: 5 H: 0 LOB: 0 BB: 0 P: 6	R: 0 E: 1 K: 0 S: 10 H: 0 LOB: 2 BB: 2 P: 21	R: 3 E: 0 K: 0 S: 18 H: 4 LOB: 1 BB: 0 P: 23	R: 0 E: 1 K: 0 S: 12 H: 0 LOB: 1 BB: 0 P: 20	R: 0 E: 0 K: 0 S: 5 H: 0 LOB: 0 BB: 0 P: 7	R: 0 E: 0 K: 0 S: 10 H: 1 LOB: 1 BB: 0 P: 16	R: 0 E: 0 K: 2 S: 9 H: 0 LOB: 0 BB: 0 P: 9	1B: 2 2B: 2 3B: 0 HR: 1 SF: 0 SAC: 0 DP: 1 HBP: 0	WP: 0 PB: 0 SB: 0 CS: 0 PA: 37					

	AB	33
	R	3
	H	5
	RBI	3
	BB	4
	SO	6
	LOB	13

PITCHER		IP	WLS	BF	H	R	ER	SO	BB	IBB	HBP	BLK	WP	HR	S	P	ERA	WHIP
Al Leiter, L ERA: 4.38	(1, 1)	7.0	W	30	4	3	3	4	4	0	0	0	0	1	75	121	3.86	1.143
Chuck McElroy, L ERA: 5.83	(8, 1)	1.0		4	1	0	0	0	0	0	0	0	0	0	10	16	0.00	1.000
Armando Benitez, R ERA: 2.15	(9, 1)	1.0		3	0	0	0	2	0	0	0	0	0	0	9	9	0.00	0.000

PITCHER	IP	WLS	BF	H	R	ER	SO	BB	IBB	HBP	BLK	WP	HR	S	P	ERA	WHIP

Batter	1	2	3	4	5	6	7	8	9	AB	R	H	RBI	BB	SO	LOB
Roger Cedeno, S (1, 9) OBP: 0.403, SLG: 0.418	1-2 E G4-3 1B		3-2 HR	1-1 ① L6	3-3 ③ K			2-3 ① K		5	2	2	1	0	2	2
Edgardo Alfonzo, R (1, 4) OBP: 0.384, SLG: 0.507	1 SAFE		1-3 ① K	2-2 ② F9		0-1 ① F9		4-2 BB		4	1	1	0	0	1	1
Chuck McElroy, L (8, 1)	1 SAFE									0	0	0	0	0	0	0
Matt Franco, L (8, PH) OBP: 0.363, SLG: 0.410 (9, 3)	1-0 E8 G4-3 1-3 SF8 1B									0	0	0	0	1	0	0
John Olerud, L (1, 3) OBP: 0.436, SLG: 0.478	0-0 ① G4-3 2-3 3-H		1-1 2B	1-1 ③ G3		1-1 ② G6-3		0-3 ② K		5	1	1	1	0	1	3
Armando Benitez, R (9, 1)										0	0	0	0	0	0	0
Robin Ventura, L (1, 5) OBP: 0.380, SLG: 0.563	3-2 ② SF8 3-H		3-2 1B SF9 2-H 1B		1-3 ① K	1-3 ③ K		2-3 ③ K		4	1	1	2	0	3	1
Darryl Hamilton, L (1, 8) OBP: 0.383, SLG: 0.415	3-1 HR		2-2 SF9 1-3 1B		4-2 1B 1B 2B BB		3-1 G3 1B			3	2	3	1	1	0	0
Shawon Dunston, R (1, 7) OBP: 0.342, SLG: 0.463	0-1 ③ F7		0-1 ② SF9 1-2 3-H		0-0 1B 1-2 2B 1B		0-2 ① G3 1-2			3	1	1	1	0	0	1
Todd Pratt, R (1, 2) OBP: 0.366, SLG: 0.379		0-3 ① K	4-1 BB		1-3 ② K		1-3 ② K			3	0	0	0	1	3	3
Rey Ordonez, R (1, 6) OBP: 0.296, SLG: 0.305		2-2 ② G6-3	1-0 ③ G5-3		2-1 1-2 2-3 2B 1B		4-2 BB			3	1	1	0	1	0	2
Al Leiter, L (1, 1) OBP: 0.146, SLG: 0.154		0-0 ③ F8		4-0 BB	2-1 1-H 2-H 3-H 2B		2-3 ③ K			2	0	1	3	1	0	0
Luis Lopez, S (7, PH) OBP: 0.343, SLG: 0.356 (8, 4)										1	0	0	0	0	1	2
Inning Stats	R: 3 E: 1 K: 0 S: 12 H: 3 LOB: 0 BB: 0 P: 20	R: 0 E: 0 K: 1 S: 7 H: 0 LOB: 0 BB: 0 P: 9	R: 3 E: 0 K: 1 S: 19 H: 4 LOB: 2 BB: 1 P: 34	R: 0 E: 0 K: 0 S: 7 H: 0 LOB: 1 BB: 1 P: 15	R: 3 E: 0 K: 3 S: 16 H: 3 LOB: 1 BB: 1 P: 29	R: 0 E: 0 K: 1 S: 7 H: 0 LOB: 0 BB: 0 P: 9	R: 0 E: 0 K: 2 S: 15 H: 1 LOB: 2 BB: 1 P: 25	R: 0 E: 0 K: 3 S: 12 H: 0 LOB: 1 BB: 1 P: 20		1B: 7 2B: 2 3B: 0 HR: 2	SF: 2 SAC: 0 DP: 0 HBP: 0					

PITCHER		IP	WLS	BF	H	R	ER	SO	BB	IBB	HBP	BLK	WP	HR	S	P	ERA	WHIP
Woody Williams, R ERA: 5.04	(1, 1)	5.0	L	28	10	9	9	5	3	0	0	0	0	2	61	107	16.20	2.600
Carlos Reyes, R ERA: 3.34	(6, 1)	1.0		3	0	0	0	1	0	0	0	0	0	0	7	9	0.00	0.000
Carlos Almanzar, R ERA: 6.39	(7, 1)	1.0		5	1	0	0	2	1	0	0	0	0	0	15	25	0.00	2.000
Trevor Hoffman, R ERA: 2.81	(8, 1)	1.0		4	0	0	0	3	1	0	0	0	0	0	12	20	0.00	1.000

PITCHER	IP	WLS	BF	H	R	ER	SO	BB	IBB	HBP	BLK	WP	HR	S	P	ERA	WHIP

BOTTOM

San Diego Padres @ New York Mets

Shea Stadium, Flushing, NY

Thu Aug 12 1999, 12:10 PM EDT
Att. 32,062 - Cloudy - 78 F

livebaseballscorecards.com

AB	33
R	9
H	11
RBI	9
BB	5
SO	11
LOB	15

WP: 0	PB: 0	SB: 0	CS: 0
PA: 40			

New York Mets @ San Francisco Giants

3Com Park at Candlestick Point, San Francisco, CA

Fri Aug 13 1999, 10:35 PM EDT

Att. 25,533 - Unknown - 62 F

TOP

livebaseballscorecards.com

Batter	1	2	3	4	5	6	7	8	9	AB	R	H	RBI	BB	SO	LOB
Rickey Henderson, R (1, 7) OBP: 0.449, SLG: 0.492	C B F C 1-3 ① K		C B B C C 2-3 ② K		T B B X 2-1 ③ F8		B B X 2-0 ② FC6-5 1-2 2-3f 3-H		X 0-0 1-2 1B	5	0	1	1	0	2	4
Roger Cedeno, S (1, 9) OBP: 0.399, SLG: 0.413 Jeff Tam, R (7, 1) Chuck McElroy, L (8, 1) Billy Taylor, R (8, 1) Benny Agbayani, R (9, PH) OBP: 0.363, SLG: 0.515	C B B S C 2-3 ② K		M X 0-1 ③ G4-3			B B B C C X 3-2 ① G4-3	F C X 0-2 ③ G4-3	B S X	1-1 ③ G6-3	4 0 0 0 1	0 0 0 0 0	0 0 0 0 0	0 0 0 0 0	0 0 0 0 0	1 0 0 0 0	3 0 0 0 2
John Olerud, L (1, 3) OBP: 0.435, SLG: 0.474	B C S B F B B 4-2 BB			B X 1-0 ① G3-1		B X 1-0 ② G6-3		B F C B X 2-2 ① F7		3	0	0	0	1	0	0
31 Mike Piazza, R (1, 2) OBP: 0.359, SLG: 0.559	B B C C B X 3-2 ③ F9			B F C X 1-2 HR		X 0-0 1B		B X 1-0 1B		4	1	3	1	0	0	1
Robin Ventura, L (1, 5) OBP: 0.379, SLG: 0.560		B B F X 2-1 G3-6-3 1B		B C B B X 3-1 ② G3-1		B C C C X 2-2 ③ G3		S B C S 2-3 ② K		4	0	1	0	0	1	2
Darryl Hamilton, L (1, 8) OBP: 0.382, SLG: 0.413		C F X 0-2 ①② G3-6-3 1-2f		S C B B B X 3-2 ③ G6-3			B X 1-0 SH5-4 BB FC6-5 1B	C B X 1-1 ③ P7		4	1	1	0	0	0	2
Luis Lopez, S (1, 4) OBP: 0.343, SLG: 0.348 Shawon Dunston, R (9, PH) OBP: 0.341, SLG: 0.460		B X 1-0 ③ P4			C B F S 1-3 ① K		B B B B 4-0 FC6-5 SH5-4 1-2 BB		C S S S 0-3 ① K	2 1	0 0	0 0	0 0	1 0	1 1	0 0
Rey Ordonez, R (1, 6) OBP: 0.296, SLG: 0.305		C C B F F B X 2-2 S 1B			X 0-0 ② F9		X 0-0 ① SH5-4 1-2 2-3		B F B S S S 2-3 ② K	3	0	1	0	0	1	0
Masato Yoshii, R (1, 1) OBP: 0.206, SLG: 0.206 Matt Franco, L (7, PH) OBP: 0.373, SLG: 0.415 (7, 9)			B 1 SAFE S L S 1-3 ① K 1-2		S F X 0-2 1B		B B B C B 4-1 FC6-5 BB		B F X 1-1 1B 1B	2 1	0 0	1 1	0 0	0 1	1 0	1 0

	AB	R	H	RBI	BB	SO	LOB
	34	2	9	2	3	8	15

Inning Stats	1	2	3	4	5	6	7	8	9
R	0	0	0	1	0	0	1	0	0
E	0	0	0	0	0	0	0	0	0
K	2	0	2	0	1	0	0	1	2
S	12	6	13	9	9	8	7	9	11
H	0	1	1	1	1	1	1	1	2
LOB	1	0	1	0	1	1	2	1	2
BB	1	0	0	0	0	0	2	0	0
P	22	9	18	17	12	14	18	15	15

1B	8
2B	0
3B	0
HR	1
SF	0
SAC	1
DP	1
HBP	0
WP	0
PB	0
SB	1
CS	0
PA	38

PITCHER		IP	WLS	BF	H	R	ER	SO	BB	IBB	HBP	BLK	WP	HR	S	P	ERA	WHIP
Russ Ortiz, R ERA: 3.84	(1, 1)	7.0	W	29	6	2	2	5	3	0	0	0	0	1	64	110	2.57	1.286
Alan Embree, L ERA: 3.15	(8, 1)	1.0	H	4	1	0	0	1	0	0	0	0	0	0	9	15	0.00	1.000
Robb Nen, R ERA: 4.12	(9, 1)	1.0	S	5	2	0	0	2	0	0	0	0	0	0	11	15	0.00	2.000

PITCHER	IP	WLS	BF	H	R	ER	SO	BB	IBB	HBP	BLK	WP	HR	S	P	ERA	WHIP

Batter	1	2	3	4	5	6	7	8	9	AB	R	H	RBI	BB	SO	LOB
Marvin Benard, L (1, 8) OBP: 0.356, SLG: 0.471	B C L B X 2-2 G4-3 ①	C B C X 1-2 F7 ③			B F B X 2-1 HR		C B F F F T 1-2 K ③			4	1	1	1	0	1	1
Ramon Martinez, R (1, 4) OBP: 0.312, SLG: 0.380	B F B F X 2-2 BB E 2B		X 0-0 F8 ①		B X 1-0 F7 ②			C B F B X 2-2 F9 ①		4	1	1	0	0	0	0
Barry Bonds, L (1, 7) OBP: 0.409, SLG: 0.564	F B 2 B B C C SAFE 3-3 K ②		F B F X 1-2 F7 ②		X 0-0 P5 ③			C C B F B F X 3-2 F8 ②		4	0	0	0	0	1	1
J.T. Snow, L (1, 3) OBP: 0.363, SLG: 0.439	B B B C B 4-1 E BB BB		B B X 2-0 F8 ③			B C F B C 2-3 K ①		X 0-0 1B		3	0	1	0	1	1	0
Ellis Burks, R (1, 9) OBP: 0.399, SLG: 0.581 Robb Nen, R (9, 1)	B C B B B 4-1 E BB 1-2 2-3			C B X 1-1 G6-3 ①		X 0-0 G5-3 ②		C B B B S S 3-3 K ③		3 0	0 0	0 0	0 0	1 0	1 0	1 0
Bill Mueller, S (1, 5) OBP: 0.391, SLG: 0.343	B B F X 2-1 E4 1-2 2-3 3-H			C B F F F F F B B B 3-2 F8 ②		B C X 1-1 2B ③				3	0	1	0	0	0	2
Rich Aurilia, R (1, 6) OBP: 0.340, SLG: 0.440	F S B F F B F S 2-3 K ③			X 0-0 HR			C B X 1-1 G5-3 ①			3	1	1	1	0	1	3
Doug Mirabelli, R (1, 2) OBP: 0.400, SLG: 0.613		B B C F F B X 3-2 G5-3 ①		F S B F B X 2-2 F8 ③			B X 1-0 F9 ②			3	0	0	0	0	0	0
Russ Ortiz, R (1, 1) OBP: 0.216, SLG: 0.300 Brent Mayne, L (7, PH) OBP: 0.382, SLG: 0.430 Alan Embree, L (8, 1) Stan Javier, S (9, 9) OBP: 0.327, SLG: 0.356		B C B B X 2-1 G5-3 ②			C S B B B X 2-2 G4-3 ①		C B B F B B 4-2 BB			2 0 0 0	0 0 0 0	0 0 0 0	0 0 0 0	0 1 0 0	0 0 0 0	0 0 0 0
Inning Stats	R: 1 E: 1 K: 2 S: 19 H: 1 LOB: 3 BB: 2 P: 38	R: 0 E: 0 K: 0 S: 9 H: 0 LOB: 0 BB: 0 P: 15	R: 0 E: 0 K: 0 S: 5 H: 0 LOB: 0 BB: 0 P: 8	R: 1 E: 0 K: 0 S: 15 H: 1 LOB: 0 BB: 0 P: 21	R: 1 E: 0 K: 0 S: 7 H: 1 LOB: 0 BB: 0 P: 12	R: 0 E: 0 K: 1 S: 6 H: 1 LOB: 1 BB: 0 P: 9	R: 0 E: 0 K: 1 S: 10 H: 0 LOB: 1 BB: 1 P: 17	R: 0 E: 0 K: 1 S: 12 H: 1 LOB: 1 BB: 0 P: 20		1B: 1 2B: 2 3B: 0 HR: 2 SF: 0 SAC: 0 DP: 0 HBP: 0					

PITCHER		IP	WLS	BF	H	R	ER	SO	BB	IBB	HBP	BLK	WP	HR	S	P	ERA	WHIP
Masato Yoshii, R ERA: 5.72	(1, 1)	6.0	L	24	4	3	2	3	2	0	0	0	0	2	61	103	3.00	1.000
Jeff Tam, R ERA: 7.36	(7, 1)	1.1		5	0	0	0	1	1	0	0	0	0	0	13	22	0.00	0.750
Chuck McElroy, L ERA: 5.79	(8, 1)	0.1		2	1	0	0	0	0	0	0	0	0	0	6	9	0.00	3.000
Billy Taylor, R ERA: 4.63	(8, 1)	0.1		1	0	0	0	1	0	0	0	0	0	0	3	6	0.00	0.000

PITCHER	IP	WLS	BF	H	R	ER	SO	BB	IBB	HBP	BLK	WP	HR	S	P	ERA	WHIP

BOTTOM

New York Mets @ San Francisco Giants

3Com Park at Candlestick Point, San Francisco, CA

Fri Aug 13 1999, 10:35 PM EDT

Att. 25,533 - Unknown - 62 F

livebaseballscorecards.com

AB	29
R	3
H	5
RBI	2
BB	3
SO	5
LOB	8

WP: 0 PA: 32
PB: 0
SB: 0
CS: 0

New York Mets @ San Francisco Giants

3Com Park at Candlestick Point, San Francisco, CA

Sat Aug 14 1999, 4:10 PM EDT

Att. 57,853 - Unknown - 65 F

livebaseballscorecards.com

TOP

Batter	1	2	3	4	5	6	7	8	9	AB	R	H	RBI	BB	SO	LOB
Rickey Henderson, R (1, 7) OBP: 0.454, SLG: 0.498	C B B F X 2-2 FC6 1B		B B B C F X 3-2 FC4-6 1B	B B F X 2-1 2-H 1B		X 0-0 G6-4-3 1B	C C B B B X 3-2 L4 ③		F B B B B 4-1 BB	5	0	4	1	0	0	2
Turk Wendell, L (7, 1)										0	0	0	0	0	0	0
Dennis Cook, L (8, 1)										0	0	0	0	0	0	0
Matt Franco, L (9, PH) OBP: 0.378, SLG: 0.415										0	0	0	0	1	0	0
Roger Cedeno, S (9, 9) OBP: 0.399, SLG: 0.413										0	0	0	0	0	0	0
Shawon Dunston, R (1, 8) OBP: 0.335, SLG: 0.451	B S S B F 1 SAFE X 2-2 ① FC6 31 CS 1-2f		F X 0-1 ③ FC4-6 1-2f	B B C X 2-1 ③ G5-3		F X 0-1 ①② G6-4-3 1-2f		B S B X 2-1 31 G2-3 1B 1B	B F F B S 2-3 ③ K	6	0	1	0	0	1	5
(7, 7)																
Billy Taylor, R (9, 1)										0	0	0	0	0	0	0
John Olerud, L (1, 3) OBP: 0.438, SLG: 0.478	C 1 B B X SAFE 2-1 ② F7			C S B B B B 4-2 31 HR BB	C X 0-1 31 1B 2B 2B	B B B C F F B 4-2 31 1B BB		B B S X 2-1 1-2 31 G2-3 1B		3	2	2	0	2	0	1
31 Mike Piazza, R (1, 2) OBP: 0.364, SLG: 0.570	C S 0-2 ③ CS 1-2	B S B B X 3-1 1B		B C X 1-1 1-H HR	B X 1-0 2-3 2B 1B	B S X 1-1 1-3 1B		B B C X 2-1 ① G2-3 1-2 2-3		5	1	4	2	0	0	2
Robin Ventura, L (1, 5) OBP: 0.379, SLG: 0.560		F F B F S 1-3 ① K		B B B F X 3-1 2B 2B	B C S B S 2-3 ① K	C X 1-1 ③ F8		I I I I 4-0 IBB		4	1	1	0	1	2	5
Benny Agbayani, R (1, 9) OBP: 0.368, SLG: 0.526		B B F C S 2-3 ② K		B B F B C F X 3-2 G4-3 1B 2B	B 1 F B X SAFE 2-1 ② E 1-H 3-H 2B		B X 1-0 S 1B	C B B X 2-1 ② F8		5	1	3	2	0	1	4
(9, 7)																
Luis Lopez, S (1, 4) OBP: 0.327, SLG: 0.330		C C B B X 2-2 ③ L1		B F B L B F X 3-2 ① G4-3 2-3	B F S X 1-2 E3 S 2-3		C S F B S 1-3 ① K 1-2	S B S F B X 2-2 ③ P7		5	0	0	0	0	1	7
Rey Ordonez, R (1, 6) OBP: 0.300, SLG: 0.305			B C B C B B 4-2 G4-6-3 BB	X 0-0 G5-3 1B 3-H 1B	B I I 4-0 1-2 IBB		C B F B B S 3-3 ② K		B C S X 1-2 ① F8	3	1	1	1	2	1	1
Orel Hershiser, R (1, 1) OBP: 0.163, SLG: 0.170			L B 1 SAFE L 1 SAFE X 1-2 ①② G4-6-3 1-2f	X 0-0 ② G5-3 1-2	C S F S 0-3 ③ K	B S F B B B 4-2 BB			C B X 1-1 ② G5-3	3	0	0	0	0	1	5
Darryl Hamilton, L (7, PH) OBP: 0.382, SLG: 0.412										1	0	0	0	1	0	0
(7, 8)																

Inning Stats																																		
	R: 0	H: 1		R: 0	H: 1		R: 0	H: 1		R: 5	H: 5		R: 1	H: 3		R: 0	H: 2		R: 0	H: 1		R: 0	H: 2		R: 0	H: 0		1B: 11	SF: 0		WP: 0	PA: 48	
	E: 0	LOB: 0		E: 0	LOB: 1		E: 0	LOB: 1		E: 0	LOB: 1		E: 1	LOB: 3		E: 0	LOB: 2		E: 0	LOB: 2		E: 0	LOB: 3		E: 0	LOB: 1		2B: 4	SAC: 0		PB: 0		
	K: 0	BB: 0		K: 2	BB: 0		K: 0	BB: 1		K: 0	BB: 1		K: 2	BB: 1		K: 0	BB: 1		K: 2	BB: 1		K: 0	BB: 1		K: 1	BB: 1		3B: 0	DP: 2		SB: 2		
	S: 11	P: 17		S: 12	P: 20		S: 10	P: 18		S: 20	P: 38		S: 15	P: 25		S: 10	P: 16		S: 13	P: 25		S: 12	P: 26		S: 9	P: 17		HR: 1	HBP: 0		CS: 1		

PITCHER		IP	WLS	BF	H	R	ER	SO	BB	IBB	HBP	BLK	WP	HR	S	P	ERA	WHIP
Kirk Rueter, L ERA: 5.32	(1, 1)	3.2	L	19	8	5	5	2	2	0	0	0	0	1	51	89	12.27	2.727
Jerry Spradlin, R ERA: 4.67	(4, 1)	0.1		1	0	0	0	0	0	0	0	0	0	0	2	4	0.00	0.000
Rich Rodriguez, L ERA: 5.06	(5, 1)	1.0		7	3	1	1	2	0	1	0	0	0	0	15	25	9.00	3.000
Felix Rodriguez, R ERA: 3.74	(6, 1)	2.0		10	3	0	0	2	2	0	0	0	0	0	23	41	0.00	2.500
Julian Tavarez, R ERA: 6.1	(8, 1)	2.0		10	2	0	0	1	1	1	0	0	0	0	21	43	0.00	1.500

PITCHER	IP	WLS	BF	H	R	ER	SO	BB	IBB	HBP	BLK	WP	HR	S	P	ERA	WHIP

AB	40
R	6
H	16
RBI	6
BB	7
SO	7
LOB	32

Batter	1	2	3	4	5	6	7	8	9	AB	R	H	RBI	BB	SO	LOB
Marvin Benard, L (1, 8) OBP: 0.355, SLG: 0.469	X 0-0 G4-3 SH1-3 1B	F B B F B F F X 3-2 G5-3			B B C X 2-1 G6-3		F F X 0-2 G6-4-3 1-2f			4	0	1	0	0	0	3
Ramon Martinez, R (1, 4) OBP: 0.321, SLG: 0.388	X 0-0 SH1-3 1-2		X 0-0 1B		C X 0-1 G6-3			C B B X 2-1 1B		3	0	2	0	0	0	0
Barry Bonds, L (1, 7) OBP: 0.402, SLG: 0.553	X 0-0 G4-3 2-3		B C C B F F S 2-3 K			B C X 1-1 F8		X 0-0 P3		4	0	0	0	0	1	3
J.T. Snow, L (1, 3) OBP: 0.362, SLG: 0.436	C B S F F B B S 3-3 K		B X 1-0 F8			F B B B F F B 4-2 1B BB		F F B C 1-3 K		3	0	0	0	1	2	3
Ellis Burks, R (1, 9) OBP: 0.394, SLG: 0.573		X 0-0 G6-3	S S S 0-3 K			B F C B S 2-3 K		B C C C 1-3 K		4	0	0	0	0	3	3
Bill Mueller, S (1, 5) OBP: 0.397, SLG: 0.346		B B B B 4-0 HBP 2B BB		C B S B B B 4-2 G4-6-3 BB		F B X 1-1 1B 1-2			B C B B X 3-1 P9	1	1	1	0	2	0	0
Charlie Hayes, R (9, 5) OBP: 0.285, SLG: 0.294										1	0	0	0	0	0	0
Rich Aurilia, R (1, 6) OBP: 0.337, SLG: 0.436		C X 0-1 P7		F B X 1-1 P9		C S S 0-3 K			S B X 1-1 G5-3	4	0	0	0	0	1	4
Brent Mayne, L (1, 2) OBP: 0.383, SLG: 0.429		B C F H 2-2 2B 1-2 HBP		X 0-0 G4-6-3 1-2f			B B B B C C B 4-2 G6-4-3 BB		B X 1-0 G6-3	1	0	0	0	0	0	1
Rich Rodriguez, L (5, 1) OBP: 1.000, SLG: 1.000										0	0	0	0	0	0	0
Felix Rodriguez, R (6, 1) OBP: 0.429, SLG: 1.000										0	0	0	0	0	0	0
F.P. Santangelo, S (7, PH) OBP: 0.426, SLG: 0.382										0	0	0	0	1	0	0
Julian Tavarez, L (8, 1) OBP: 0.200, SLG: 0.200										0	0	0	0	0	0	0
Stan Javier, S (9, PH) OBP: 0.326, SLG: 0.355										1	0	0	0	0	0	0
Kirk Rueter, L (1, 1) OBP: 0.214, SLG: 0.250		S B F X 1-2 1-3 2-H 2B			X 0-0 G4-3		B C F X 1-2 F7			1	0	1	1	0	0	0
Jerry Spradlin, S (4, 1)										0	0	0	0	0	0	0
Scott Servais, R (5, 2) OBP: 0.328, SLG: 0.394										2	0	0	0	0	0	1
Inning Stats	R: 0 E: 0 K: 1 S: 8 H: 1 LOB: 1 BB: 0 P: 11	R: 1 E: 0 K: 0 S: 13 H: 1 LOB: 2 BB: 1 P: 23	R: 0 E: 0 K: 2 S: 10 H: 1 LOB: 1 BB: 0 P: 13	R: 0 E: 0 K: 0 S: 5 H: 0 LOB: 0 BB: 1 P: 10	R: 0 E: 0 K: 0 S: 5 H: 0 LOB: 0 BB: 0 P: 7	R: 0 E: 0 K: 2 S: 13 H: 1 LOB: 2 BB: 1 P: 21	R: 0 E: 0 K: 0 S: 8 H: 0 LOB: 0 BB: 1 P: 13	R: 0 E: 0 K: 2 S: 9 H: 1 LOB: 1 BB: 0 P: 13	R: 0 E: 0 K: 0 S: 5 H: 0 LOB: 0 BB: 0 P: 10	1B: 4 2B: 1 3B: 0 HR: 0	SF: 0 SAC: 1 DP: 2 HBP: 1						

PITCHER		IP	WLS	BF	H	R	ER	SO	BB	IBB	HBP	BLK	WP	HR	S	P	ERA	WHIP
Orel Hershiser, R ERA: 4.71	(1, 1)	6.0	W	25	4	1	1	5	3	0	1	0	0	0	54	85	1.50	1.167
Turk Wendell, R ERA: 2.7	(7, 1)	1.0		3	0	0	0	0	1	0	0	0	0	0	8	13	0.00	1.000
Dennis Cook, L ERA: 2.85	(8, 1)	1.0		4	1	0	0	2	0	0	0	0	0	0	9	13	0.00	1.000
Billy Taylor, R ERA: 4.53	(9, 1)	1.0		3	0	0	0	0	0	0	0	0	0	0	5	10	0.00	0.000

PITCHER	IP	WLS	BF	H	R	ER	SO	BB	IBB	HBP	BLK	WP	HR	S	P	ERA	WHIP

BOTTOM

New York Mets @ San Francisco Giants

3Com Park at Candlestick Point, San Francisco, CA

Sat Aug 14 1999, 4:10 PM EDT
Att. 57,853 - Unknown - 65 F

livebaseballscorecards.com

AB	29
R	1
H	5
RBI	1
BB	4
SO	7
LOB	18

WP: 0 PB: 0 SB: 0 CS: 0 PA: 35

New York Mets @ San Francisco Giants

3Com Park at Candlestick Point, San Francisco, CA

Sun Aug 15 1999, 4:05 PM EDT

Att. 41,530 - Sunny - 67 F

livebaseballscorecards.com

TOP

Batter	1	2	3	4	5	6	7	8	9	AB	R	H	RBI	BB	SO	LOB
Rickey Henderson, R (1, 7) OBP: 0.450, SLG: 0.496	F F C 0-3 ① K		C S B X 1-2 ① F8		C F B S 1-3 ② K	B C B X 2-1 ③ F9		X 0-0 1-3 1B 2B	B C S S F F X 1-2 ③ P5	5	1	1	0	0	2	2
Matt Franco, L (8, 7) OBP: 0.375, SLG: 0.411										1	0	0	0	0	0	0
Edgardo Alfonzo, R (1, 4) OBP: 0.386, SLG: 0.514	C B X 1-1 ② G4-3		B B F C B F S 3-3 ② K		X 0-0 31 BB S HR 3-H 1B		C B X 1-1 HR	B X 1-0 G4-3 31 1B 2-H 3-H 1B		5	3	3	4	0	1	0
John Olerud, L (1, 3) OBP: 0.440, SLG: 0.478	C B B X 2-1 1B		F B F B C 2-3 ③ K		B B B C B 4-1 31 BB HR 1-2 BB		B C F F X 1-2 31 HR 1B	B B C X 2-1 ① G4-3 2-3		4	2	2	0	1	1	1
31 Mike Piazza, R (1, 2) OBP: 0.367, SLG: 0.577	C S S 0-3 ③ K			F C X 0-2 ① F8	F B B B S B 4-2 HR 1-2 2-3 BB		B S X 1-1 1-H HR	F F X 0-2 1B 3-H 1B		4	2	2	3	1	1	1
Todd Pratt, R (8, PR) OBP: 0.366, SLG: 0.379										0	0	0	0	0	0	0
(8, 2)																
Robin Ventura, L (1, 5) OBP: 0.381, SLG: 0.569		X 0-0 ① F8		C B B X 2-1 1B	B X 1-0 1-H 2-H 3-H HR		F F B B B X 3-2 2B	S X 0-1 ② F7		5	1	3	4	0	0	1
Darryl Hamilton, L (1, 8) OBP: 0.383, SLG: 0.411		C C B X 1-2 ② G3		C C B F F F F B F 2-2 F X ② F9	F X 0-1 ③ G4-3		T F B H 2-2 G1-6-3 HBP	C X 0-1 1-2 1B		4	0	1	0	0	0	1
Roger Cedeno, S (1, 9) OBP: 0.401, SLG: 0.417	C B X 1-1 2B 2B			B C B S C 2-3 ③ K	S B F C 1-3 ① K	B C F B X 2-2 ① F8	C B B X 2-2 ③ F8			1	1	1	0	0	0	0
Benny Agbayani, R (4, PH) OBP: 0.362, SLG: 0.516										4	0	0	0	0	2	5
(4, 9)																
Rey Ordonez, R (1, 6) OBP: 0.302, SLG: 0.310	C B X 1-1 2-H 2B			C B C B X 2-2 SH1-4 BLK 1B 1B	B B C F S 2-3 ② K	B S S X 1-2 ② ③ G1-6-3 1-2f		F C S 0-3 ① K		4	1	2	1	0	1	2
Luis Lopez, S (9, PH) OBP: 0.324, SLG: 0.326										1	0	0	0	0	1	0
(9, 6)																
Kenny Rogers, L (1, 1) OBP: 0.308, SLG: 0.250	C C B S 1-3 ③ K		X 0-0 ① SH1-4 1-3	F S X 0-2 1B		L B B B C T B 4-2 2B 1B BB	B C F X 1-2 ② G3-1			3	1	1	0	1	1	1
Inning Stats	R: 0 H: 1 E: 0 LOB: 1 K: 2 BB: 0 S: 10 P: 13	R: 1 H: 2 E: 0 LOB: 1 K: 1 BB: 0 S: 11 P: 15	R: 0 H: 0 E: 0 LOB: 0 K: 2 BB: 0 S: 10 P: 16	R: 0 H: 1 E: 0 LOB: 1 K: 1 BB: 0 S: 17 P: 23	R: 5 H: 3 E: 0 LOB: 0 K: 1 BB: 2 S: 14 P: 26	R: 0 H: 1 E: 0 LOB: 1 K: 2 BB: 0 S: 11 P: 16	R: 3 H: 4 E: 0 LOB: 1 K: 0 BB: 0 S: 19 P: 30	R: 3 H: 4 E: 0 LOB: 2 K: 0 BB: 1 S: 17 P: 26	R: 0 H: 0 E: 0 LOB: 0 K: 1 BB: 0 S: 12 P: 14	1B: 9 SF: 0 2B: 4 SAC: 1 3B: 0 DP: 1 HR: 3 HBP: 1						

	AB	41
	R	12
	H	16
	RBI	12
	BB	3
	SO	10
	LOB	14

WP: 0 PA: 46
PB: 0
SB: 1
CS: 0

PITCHER		IP	WLS	BF	H	R	ER	SO	BB	IBB	HBP	BLK	WP	HR	S	P	ERA	WHIP
Livan Hernandez, R ERA: 4.84	(1, 1)	6.0	L	29	9	7	7	9	2	0	0	1	0	2	75	112	10.50	1.833
Alan Embree, L ERA: 3.6	(7, 1)	0.0		4	3	2	2	0	0	0	1	0	0	1	11	18	∞	∞
Jerry Spradlin, R ERA: 5.12	(7, 1)	1.1		7	3	3	3	0	1	0	0	0	0	0	16	26	20.25	3.000
Rich Rodriguez, L ERA: 4.98	(8, 1)	0.2		3	1	0	0	0	0	0	0	0	0	0	7	9	0.00	1.500
John Johnstone, R ERA: 1.74	(9, 1)	1.0		3	0	0	0	1	0	0	0	0	0	0	12	14	0.00	0.000

PITCHER	IP	WLS	BF	H	R	ER	SO	BB	IBB	HBP	BLK	WP	HR	S	P	ERA	WHIP

New York Mets @ San Francisco Giants

3Com Park at Candlestick Point, San Francisco, CA

Sun Aug 15 1999, 4:05 PM EDT
Att. 41,530 - Sunny - 67 F

livebaseballscorecards.com

BOTTOM

Batter	1	2	3	4	5	6	7	8	9	AB	R	H	RBI	BB	SO	LOB
F.P. Santangelo, S (1, 8) OBP: 0.422, SLG: 0.382	C B C B B X 3-2 SH2-4 1B 2B		C C B B S 2-3 ① K	B B B C C X 3-2 ③ G5-3			X 0-0 ② F9		X 0-0 ② G5-3	5	1	1	0	0	1	2
Ramon Martinez, R (1, 4) OBP: 0.328, SLG: 0.430	B B X 2-0 ① SH2-4 **2-3**		C S X 0-2 HR		B B X 2-0 ① P3		C S F X 0-2 ③ F9		C F X 0-2 2B	4	1	2	1	0	0	0
Barry Bonds, L (1, 7) OBP: 0.405, SLG: 0.569 Stan Javier, S (8, PH) OBP: 0.327, SLG: 0.356 (9, 7)	X 0-0 S **3-H** 1B		B X 1-0 HR		B X 1-0 ② G4-3			B X 1-0 WP 1B 2B 1B	B F F B S 2-3 ③ K	3 2	1 1	2 1	2 1	0 0	0 1	0 1
Ellis Burks, R (1, 9) OBP: 0.391, SLG: 0.567 Marvin Benard, L (8, PH) OBP: 0.354, SLG: 0.468 (9, 9)	C B F B 1 S SAFE SAFE 2-3 ② K		F B X 1-1 ② G1-3		B S S S 1-3 ③ K			F B B S S 2-3 ① K		3 1	0 0	0 0	0 0	0 0	2 1	1 1
J.T. Snow, L (1, 3) OBP: 0.361, SLG: 0.434	B B C C F S 2-3 ③ K **1-2**		F C B F B F F S 2-3 ③ K			X 0-0 ① F7		X 0-0 WP **1-2** 2B 1B		4	1	1	0	0	2	1
Charlie Hayes, R (1, 5) OBP: 0.281, SLG: 0.289		F F B X 1-2 ① F9		C C B F B B X 3-2 ① F9		B C B X 2-1 ② G5-3		C B C X 1-2 ② F9		4	0	0	0	0	0	2
Rich Aurilia, R (1, 6) OBP: 0.339, SLG: 0.439		B X 1-0 ② G4-3		C S B F F F F C 1-3 ② K		X 0-0 1B		B X 1-0 **1-H** **2-H** 2B		4	0	2	2	0	1	0
Scott Servais, R (1, 2) OBP: 0.333, SLG: 0.399 Rich Rodriguez, L (8, 1) OBP: 1.000, SLG: 1.000 Brent Mayne, L (8, PH) OBP: 0.381, SLG: 0.427 John Johnstone, R (9, 1)		B B X 2-0 1B		B X 1-0 1B 1B		X 0-0 ③ G3		X 0-0 ③ F8		3 0 1 0	0 0 0 0	2 0 0 0	0 0 0 0	0 0 0 0	0 0 0 0	1 0 1 0
Livan Hernandez, R (1, 1) OBP: 0.296, SLG: 0.453 Alan Embree, L (7, 1) Doug Mirabelli, R (7, 2) OBP: 0.378, SLG: 0.576 Jerry Spradlin, S (7, 1)		X 0-0 ③ G1-4-3		X 0-0 **1-3** 1B			B B C C F B X 3-2 ① G6-3		C X 0-1 ① G4-3	2 0 2 0	0 0 0 0	1 0 0 0	0 0 0 0	0 0 0 0	0 0 0 0	1 0 0 0

Inning Stats																																			
	R: 1	H: 2		R: 0	H: 1		R: 2	H: 2		R: 0	H: 2		R: 0	H: 0		R: 0	H: 1		R: 0	H: 0		R: 2	H: 3		R: 0	H: 1		1B: 7	SF: 0		WP: 1	PA: 39			
	E: 0	LOB: 1		E: 0	LOB: 1		E: 0	LOB: 0		E: 0	LOB: 2		E: 0	LOB: 0		K: 0	LOB: 1		E: 0	LOB: 0		E: 0	LOB: 1		E: 0	LOB: 1		2B: 3	SAC: 1		PB: 0				
	K: 2	BB: 0		K: 0	BB: 0		K: 2	BB: 0		K: 1	BB: 0		K: 1	BB: 0		K: 0	BB: 0		K: 0	BB: 0		K: 1	BB: 0		K: 1	BB: 0		3B: 0	DP: 0		SB: 1				
	S: 12	P: 21		S: 6	P: 10		S: 15	P: 21		S: 16	P: 24		S: 5	P: 9		S: 5	P: 7		S: 9	P: 12		S: 10	P: 15		S: 9	P: 11		HR: 2	HBP: 0		CS: 0				

PITCHER	IP	WLS	BF	H	R	ER	SO	BB	IBB	HBP	BLK	WP	HR	S	P	ERA	WHIP
Kenny Rogers, L (1, 1) ERA: 4.31	9.0	W	39	12	5	5	8	0	0	0	0	1	2	87	130	5.00	1.333

PITCHER	IP	WLS	BF	H	R	ER	SO	BB	IBB	HBP	BLK	WP	HR	S	P	ERA	WHIP

AB	38
R	5
H	12
RBI	5
BB	0
SO	8
LOB	11

Batter	1	2	3	4	5	6	7	8	9	10	AB	R	H	RBI	BB	SO	LOB
Rickey Henderson, R (1, 7) OBP: 0.447, SLG: 0.502	F F B B B S 3-3 K ①		B B X 2-0 P3 ②			X 0-0 HR	B C B B F X 3-2 L4 ③ 2-3			S S S 0-3 K ①	5	1	1	1	0	2	3
Edgardo Alfonzo, R (1, 4) OBP: 0.386, SLG: 0.519	F F X 0-2 F9 ②		C C B F F B S 2-3 K ③			F B B B F C 2-3 K ①		C X 0-1 1B 31 G4-6-3 1B		X 0-0 HR	5	2	2	1	0	2	1
John Olerud, L (1, 3) OBP: 0.441, SLG: 0.478	B B B C C S 2-3 K ③			C F B X 1-2 31 FC5-4 1B		S S B C S 2-3 K ②		C S X 0-2 31 G4-6-3 1-3 1B		B B B B 4-0 31 G4-6-3 BB	4	0	2	0	1	2	0
31 Mike Piazza, R (1, 2) OBP: 0.367, SLG: 0.581		C B B F X 2-2 HR		B C S B B 1 X SAFE 3-2 FC5-4 ① 1-2f		B B B B 4-0 BB		X 0-0 G4-6-3 ①② 1-2f 3-H		X 0-0 G4-6-3 ②③ 1-2f	4	1	1	1	1	0	3
Robin Ventura, L (1, 5) OBP: 0.378, SLG: 0.564		B C X 1-1 F7 ①		B C F B S 2-3 K ②		B X 1-0 G4-3 ③		C X 0-1 G3 ③			4	0	0	0	0	1	2
Benny Agbayani, R (1, 9) OBP: 0.358, SLG: 0.509 Darryl Hamilton, L (8, 8) OBP: 0.382, SLG: 0.409		C B S S 1-3 K ②		B F F B B S 3-3 K ③			B C B B X 3-1 F9 ①		B X 1-0 G3 ①		3 1	0 0	0 0	0 0	0 0	2 0	1 0
Shawon Dunston, R (1, 8) OBP: 0.333, SLG: 0.446 (8, 9)		B S X 1-1 F8 ③			C B F B B X 3-2 F8 ①		B X 1-0 F8 ②		X 0-0 1B		4	0	1	0	0	0	0
Rey Ordonez, R (1, 6) OBP: 0.302, SLG: 0.309			C X 0-1 L7 ①		B X 1-0 F9 ②		B X 1-0 S 1B 1B		1 SAFE C C F 1 S SAFE 0-3 K ②		4	0	1	0	0	1	1
Octavio Dotel, R (1, 1) OBP: 0.294, SLG: 0.143 Turk Wendell, L (8, 1) Matt Franco, L (9, PH) OBP: 0.372, SLG: 0.407 Dennis Cook, L (9, 1) Armando Benitez, R (10, 1)			B B C F B F F F F 3-2 X 1B		B C B X 2-1 G5-3 ③		B C S X 1-2 1-2 1B		F B S B X 2-2 L6 ③		3 0 1 0 0	0 0 0 0 0	2 0 0 0 0	0 0 0 0 0	0 0 0 0 0	0 0 1 0 0	0 0 1 0 0
Inning Stats	R: 0 E: 0 K: 2 S: 9 H: 0 LOB: 0 BB: 0 P: 14	R: 1 E: 0 K: 1 S: 10 H: 1 LOB: 0 BB: 0 P: 15	R: 0 E: 0 K: 1 S: 15 H: 1 LOB: 1 BB: 0 P: 22	R: 0 E: 0 K: 2 S: 12 H: 1 LOB: 1 BB: 0 P: 21	R: 0 E: 0 K: 0 S: 6 H: 0 LOB: 0 BB: 0 P: 12	R: 1 E: 0 K: 2 S: 8 H: 1 LOB: 1 BB: 1 P: 17	R: 0 E: 0 K: 0 S: 10 H: 2 LOB: 2 BB: 0 P: 19	R: 1 E: 0 K: 0 S: 8 H: 2 LOB: 0 BB: 0 P: 8	R: 0 E: 0 K: 1 S: 9 H: 1 LOB: 1 BB: 0 P: 12	R: 1 E: 0 K: 1 S: 5 H: 1 LOB: 0 BB: 1 P: 9	1B: 7 2B: 0 3B: 0 HR: 3	SF: 0 SAC: 0 DP: 2 HBP: 0					

PITCHER		IP	WLS	BF	H	R	ER	SO	BB	IBB	HBP	BLK	WP	HR	S	P	ERA	WHIP
Sterling Hitchcock, L ERA: 4.32	(1, 1)	7.0		28	6	2	2	8	1	0	0	0	0	2	70	120	2.57	1.000
Dan Miceli, R ERA: 4.33	(8, 1)	1.0	B	4	2	1	1	0	0	0	0	0	0	0	8	8	9.00	2.000
Trevor Hoffman, R ERA: 2.65	(9, 1)	1.0		4	1	0	0	1	0	0	0	0	0	0	9	12	0.00	1.000
Will Cunnane, R ERA: 5.08	(10, 1)	1.0	L	4	1	1	1	1	1	0	0	0	0	1	5	9	9.00	2.000

PITCHER	IP	WLS	BF	H	R	ER	SO	BB	IBB	HBP	BLK	WP	HR	S	P	ERA	WHIP

TOP

New York Mets @ San Diego Padres

Qualcomm Stadium, San Diego, CA

Mon Aug 16 1999, 10:05 PM EDT

Att. 21,974 - Cloudy - 76 F

livebaseballscorecards.com

AB	38
R	4
H	10
RBI	3
BB	2
SO	10
LOB	12

WP: 0 PA: 40
PB: 0
SB: 1
CS: 0

New York Mets @ San Diego Padres

Qualcomm Stadium, San Diego, CA

Mon Aug 16 1999, 10:05 PM EDT

Att. 21,974 - Cloudy - 76 F

livebaseballscorecards.com

Batter	1	2	3	4	5	6	7	8	9	10	AB	R	H	RBI	BB	SO	LOB
Eric Owens, R (1, 8) (8, 7) OBP: 0.339, SLG: 0.416	F9		K			F8		L8		G3	5	0	0	0	0	1	1
Tony Gwynn, L (1, 9) OBP: 0.378, SLG: 0.458	WP, BB			F7			HR, BB		G4-3		2	1	0	0	2	0	0
John Vander Wal, L (1, 7) OBP: 0.379, SLG: 0.453 Ruben Rivera, R (8, 8) OBP: 0.302, SLG: 0.453	K, 1-2			G3-1			HR, BB, 1-2		K		2 1	1 0	0 0	0 0	1 0	1 0	1 0
Phil Nevin, R (1, 5) OBP: 0.362, SLG: 0.577	P2			G3			HR, 1-H, 2-H		1B, BB		3	1	1	3	1	0	1
Wally Joyner, L (1, 3) OBP: 0.358, SLG: 0.326		G4-1			K		K		1 SAFE, 1-2, 1B		4	0	1	0	0	2	0
Ben Davis, S (1, 2) OBP: 0.322, SLG: 0.400		F9			G3-1		G4-3		K		4	0	0	0	0	1	2
Damian Jackson, R (1, 4) OBP: 0.323, SLG: 0.370 David Newhan, L (10, PH) OBP: 0.167, SLG: 0.222	K		P3				K			K	3 1	0 0	0 0	0 0	0 0	2 1	0 0
Chris Gomez, R (1, 6) OBP: 0.322, SLG: 0.289 Reggie Sanders, R (10, PH) OBP: 0.388, SLG: 0.535	K			G4-3		K		K		K	3 1	0 0	0 0	0 0	0 0	2 1	0 0
Sterling Hitchcock, L (1, 1) OBP: 0.125, SLG: 0.067 Dan Miceli, R (8, 1) Dave Magadan, L (8, PH) OBP: 0.365, SLG: 0.350 Trevor Hoffman, R (9, 1) OBP: 0.500, SLG: 1.000 Will Cunnane, R (10, 1) Wiki Gonzalez, R (10, PH) OBP: 0.800, SLG: 1.250 Ed Giovanola, L (10, PR) OBP: 0.302, SLG: 0.241	K		K	K		K		L7		BB	2 0 1 0 0 0 0	0 0 0 0 0 0 0	0 0 0 0 0 0 0	0 0 0 0 0 1 0	0 0 0 0 0 0 0	2 0 0 0 0 0 0	0 0 0 0 0 0 0
Inning Stats	R: 0 E: 0 K: 1 S: 9 / H: 0 LOB: 1 BB: 1 P: 18	R: 0 E: 0 K: 1 S: 8 / H: 0 LOB: 0 BB: 0 P: 13	R: 0 E: 0 K: 3 S: 13 / H: 0 LOB: 0 BB: 0 P: 20	R: 0 E: 0 K: 0 S: 7 / H: 0 LOB: 0 BB: 0 P: 10	R: 0 E: 0 K: 1 S: 7 / H: 0 LOB: 0 BB: 0 P: 13	R: 0 E: 0 K: 1 S: 8 / H: 0 LOB: 0 BB: 0 P: 12	R: 3 E: 0 K: 2 S: 13 / H: 1 LOB: 0 BB: 2 P: 26	R: 0 E: 0 K: 1 S: 9 / H: 0 LOB: 0 BB: 0 P: 14	R: 0 E: 0 K: 2 S: 9 / H: 1 LOB: 2 BB: 1 P: 22	R: 0 E: 0 K: 2 S: 7 / H: 0 LOB: 1 BB: 1 P: 11	1B: 1 2B: 0 3B: 0 HR: 1	SF: 0 SAC: 0 DP: 0 HBP: 0						

PITCHER	IP	WLS	BF	H	R	ER	SO	BB	IBB	HBP	BLK	WP	HR	S	P	ERA	WHIP
Octavio Dotel, R (1, 1) ERA: 5.65	7.0		25	1	3	3	9	3	0	0	0	1	1	65	112	3.86	0.571
Turk Wendell, R (8, 1) ERA: 2.66	1.0		3	0	0	0	1	0	0	0	0	0	0	9	14	0.00	0.000
Dennis Cook, L (9, 1) ERA: 2.8	1.0	W	5	1	0	0	2	1	0	0	0	0	0	9	22	0.00	2.000
Armando Benitez, R (10, 1) ERA: 2.11	1.0	S	4	0	0	0	2	1	0	0	0	0	0	7	11	0.00	1.000

PITCHER	IP	WLS	BF	H	R	ER	SO	BB	IBB	HBP	BLK	WP	HR	S	P	ERA	WHIP

BOTTOM

AB	32
R	3
H	2
RBI	3
BB	5
SO	14
LOB	5

WP: 1 PA: 37
PB: 0
SB: 0
CS: 0

New York Mets @ San Diego Padres

Qualcomm Stadium, San Diego, CA

Tue Aug 17 1999, 10:05 PM EDT
Att. 22,790 - Unknown - 74 F

livebaseballscorecards.com

Batter	1	2	3	4	5	6	7	8	9	AB	R	H	RBI	BB	SO	LOB
Rickey Henderson, R (1, 7) OBP: 0.444, SLG: 0.502	C B X 1-1 ① G6-3		B B C F C 2-3 ③ K			B C B B F X 3-2 ③ L8			B B C X 2-1 2B	4	0	1	0	0	1	0
Edgardo Alfonzo, R (1, 4) OBP: 0.385, SLG: 0.519	B B C F F X 2-2 ② F9			B X 1-0 ① P3			B S X 1-1 G3-1 31 SF9 2B		C B F X 1-2 ① G1-3	4	1	1	0	0	0	1
John Olerud, L (1, 3) OBP: 0.440, SLG: 0.475	C B B B B 4-1 BB			B X 1-0 ② G6-3			C X 0-1 ① G3-1 2-3		B S B F B S 3-3 ② K	3	0	0	0	1	1	2
31 Mike Piazza, R (1, 2) OBP: 0.364, SLG: 0.577	B C X 1-1 ③ F8			C B B T X 2-2 ③ F9			X 0-0 ② SF9 3-H		B B X 2-0 ③ G4-3	3	0	0	1	0	0	2
Robin Ventura, L (1, 5) OBP: 0.378, SLG: 0.563		X 0-0 L3 1B			C X 0-1 ① P4		C F B X 1-2 ③ G1-3			3	0	1	0	0	0	0
Darryl Hamilton, L (1, 8) OBP: 0.384, SLG: 0.410		B B C X 2-1 ① ② L3 1-2			C B F F X 1-2 L3 1B			B C F F B B B 4-2 G4-3 1B BB		2	1	1	0	1	0	1
Matt Franco, L (1, 9) OBP: 0.364, SLG: 0.396		B B F S B C 3-3 ③ K			X 0-0 ② ③ L3 1-2			C B C B F X 2-2 ① G4-3 1-2		3	0	0	0	0	1	2
Rey Ordonez, R (1, 6) OBP: 0.302, SLG: 0.310			B C X 1-1 ① G6-3			F F B X 1-2 ① G6-3		B X 1-0 G5-4-3 2-H 1B		3	0	1	1	0	0	0
Al Leiter, L (1, 1) OBP: 0.140, SLG: 0.146 Shawon Dunston, R (8, PH) OBP: 0.332, SLG: 0.444 Billy Taylor, R (8, 1)			X 0-0 ② G6-3			B B B C F C 3-3 ② K		F X 0-1 ② ③ G5-4-3 1-2f		2 1 0	0 0 0	0 0 0	0 0 0	0 0 0	1 0 0	0 1 0
Inning Stats	R: 0 H: 0 E: 0 LOB: 1 K: 0 BB: 1 S: 9 P: 17	R: 0 H: 1 E: 0 LOB: 0 K: 1 BB: 0 S: 6 P: 11	R: 0 H: 0 E: 0 LOB: 0 K: 1 BB: 0 S: 6 P: 9	R: 0 H: 0 E: 0 LOB: 0 K: 0 BB: 0 S: 5 P: 9	R: 0 H: 1 E: 0 LOB: 0 K: 0 BB: 0 S: 7 P: 8	R: 0 H: 0 E: 0 LOB: 0 K: 1 BB: 0 S: 9 P: 16	R: 1 H: 1 E: 0 LOB: 0 K: 0 BB: 0 S: 8 P: 10	R: 1 H: 1 E: 0 LOB: 0 K: 0 BB: 1 S: 11 P: 18	R: 0 H: 1 E: 0 LOB: 1 K: 1 BB: 0 S: 9 P: 17	1B: 3 SF: 1 2B: 4 SAC: 0 3B: 0 DP: 3 HR: 0 HBP: 0						

	AB	28
	R	2
	H	5
	RBI	2
	BB	2
	SO	4
	LOB	9

WP: 0 PA: 31
PB: 0
SB: 0
CS: 0

PITCHER		IP	WLS	BF	H	R	ER	SO	BB	IBB	HBP	BLK	WP	HR	S	P	ERA	WHIP
Woody Williams, R ERA: 4.92	(1, 1)	7.1	W	26	4	2	2	3	2	0	0	0	0	0	59	96	2.46	0.818
Donne Wall, R ERA: 2.98	(8, 1)	0.2	H	1	0	0	0	0	0	0	0	0	0	0	2	2	0.00	0.000
Trevor Hoffman, R ERA: 2.6	(9, 1)	1.0	S	4	1	0	0	1	0	0	0	0	0	0	9	17	0.00	1.000

PITCHER	IP	WLS	BF	H	R	ER	SO	BB	IBB	HBP	BLK	WP	HR	S	P	ERA	WHIP

BOTTOM

New York Mets @ San Diego Padres

Qualcomm Stadium, San Diego, CA

Tue Aug 17 1999, 10:05 PM EDT
Att. 22,790 - Unknown - 74 F

livebaseballscorecards.com

Batter	1	2	3	4	5	6	7	8	9	AB	R	H	RBI	BB	SO	LOB
Damian Jackson, R (1, 4) OBP: 0.322, SLG: 0.368	F8	K		P5			SH SF8 1B	K		5	1	1	0	0	2	6
Eric Owens, R (1, 7) OBP: 0.336, SLG: 0.413	P3	G5-3 2-3f		G4-3			SH SF8 S 1-2			3	0	0	0	0	0	5
Tony Gwynn, L (1, 9) OBP: 0.380, SLG: 0.458	PB BB BB		G5-3		G6-4-3 1B		SF8 1-3 2-H			2	0	1	1	1	0	0
Phil Nevin, R (1, 5) OBP: 0.364, SLG: 0.572	PB BB 1-2		K		G6-4-3 1-2f		IBB			2	0	0	0	2	1	1
Wiki Gonzalez, R (1, 2) OBP: 0.444, SLG: 0.625	G3 1-2 2-3		P3		G5-3		L6			4	0	0	0	0	0	4
Wally Joyner, L (1, 3) OBP: 0.360, SLG: 0.326		BB BB BB BB		0-0 E 1B 2B 1B		2-2 G5-3	2-2 G5-3			3	2	1	0	1	0	2
Donne Wall, R (8, 1)										0	0	0	0	0	0	0
Trevor Hoffman, R (9, 1) OBP: 0.500, SLG: 1.000										0	0	0	0	0	0	0
Ruben Rivera, R (1, 8) OBP: 0.301, SLG: 0.449		BB BB 1-2 BB		P4		K		K		3	0	0	0	1	2	1
Chris Gomez, R (1, 6) OBP: 0.331, SLG: 0.292		G5-3 BB 1-2 2-3 BB		E4 2B 1-3 1B		BB		K		2	0	1	0	2	1	0
Woody Williams, R (1, 1) OBP: 0.208, SLG: 0.220										2	0	1	2	1	1	1
Dave Magadan, L (8, 3) OBP: 0.368, SLG: 0.350		1-2 2-3 3-H BB		1-3 3-H 2B		K		BB		0	0	0	0	1	0	0
Inning Stats	R: 0 E: 0 K: 0 S: 6 H: 0 LOB: 2 BB: 2 P: 18	R: 1 E: 0 K: 1 S: 10 H: 0 LOB: 2 BB: 4 P: 27	R: 0 E: 0 K: 1 S: 7 H: 0 LOB: 0 BB: 0 P: 9	R: 1 E: 1 K: 0 S: 10 H: 3 LOB: 2 BB: 0 P: 16	R: 0 E: 0 K: 0 S: 6 H: 1 LOB: 0 BB: 0 P: 9	R: 0 E: 0 K: 2 S: 10 H: 0 LOB: 1 BB: 1 P: 20	R: 1 E: 0 K: 0 S: 9 H: 1 LOB: 2 BB: 1 P: 18	R: 0 E: 0 K: 3 S: 11 H: 0 LOB: 1 BB: 1 P: 20		1B: 4 2B: 1 3B: 0 HR: 0 SF: 1 SAC: 1 DP: 2 HBP: 0						

	AB	26
	R	3
	H	5
	RBI	3
	BB	9
	SO	7
	LOB	20

WP: 0 PB: 1 SB: 2 CS: 0 PA: 37

PITCHER		IP	WLS	BF	H	R	ER	SO	BB	IBB	HBP	BLK	WP	HR	S	P	ERA	WHIP
Al Leiter, L ERA: 4.36	(1, 1)	7.0	L	33	5	3	3	4	7	1	0	0	0	0	58	117	3.86	1.714
Billy Taylor, R ERA: 4.44	(8, 1)	1.0		4	0	0	0	3	1	0	0	0	0	0	11	20	0.00	1.000

PITCHER	IP	WLS	BF	H	R	ER	SO	BB	IBB	HBP	BLK	WP	HR	S	P	ERA	WHIP

New York Mets @ San Diego Padres

Qualcomm Stadium, San Diego, CA

Wed Aug 18 1999, 10:35 PM EDT

Att. 24,519 - Unknown - 73 F

TOP

livebaseballscorecards.com

Batter	1	2	3	4	5	6	7	8	9	AB	R	H	RBI	BB	SO	LOB
Rickey Henderson, R (1, 7) OBP: 0.445, SLG: 0.502	2-1 31 F8 1B HR 1B	2-2 ② G4-3 2-3		0-2 ② F9 2-3	1-0 ③ 1B			0-1 BB 1B		4	1	2	0	0	0	2
Matt Franco, L (6, 7) OBP: 0.368, SLG: 0.402										1	0	1	0	0	0	0
Edgardo Alfonzo, R (1, 4) OBP: 0.384, SLG: 0.516	0-2 ① P4	0-0 ③ P1		4-2 BB 31 1B BB		2-0 ① F9		2-2 ① P7		3	1	0	0	1	0	2
Luis Lopez, S (8, PH) OBP: 0.321, SLG: 0.323										1	0	0	0	0	0	1
John Olerud, L (1, 3) OBP: 0.443, SLG: 0.475	2-2 1 SAFE 1-2 HR 1B		1-3 ① K	4-1 31 1B 1-2 BB		4-2 31 G6-4-3 BB		4-0 1-2 BB		2	1	1	0	3	1	0
31 Mike Piazza, R (1, 2) OBP: 0.365, SLG: 0.583	2-0 ② F8 2-3		2-1 HR	3-2 BB 1-3 2-H 3-H 1B		2-1 ② ③ G6-4-3 1-2f		2-3 ② K		4	1	2	3	0	0	3
Todd Pratt, R (8, PH) OBP: 0.363, SLG: 0.376										1	0	0	0	0	1	2
										(8, 2)						
Robin Ventura, L (1, 5) OBP: 0.380, SLG: 0.571	0-0 1-H 3-H HR		2-2 ② K	4-0 1-2 BB			1-1 E 2B	1-1 ③ P5		4	2	2	3	1	1	2
Darryl Hamilton, L (1, 8) OBP: 0.386, SLG: 0.411	1-2 ③ L6		4-2 BB	2-2 ③ G3			0-2 E6 2-H 1B		1-1 BB 1B	4	0	2	0	1	0	3
Benny Agbayani, R (1, 9) OBP: 0.359, SLG: 0.516		3-2 1B 2B	3-3 ③ K		0-1 1B G6-4-3 2B		1-3 ① K		0-2 ① F9	5	2	2	0	0	2	3
Rey Ordonez, R (1, 6) OBP: 0.310, SLG: 0.315		2-2 G4-3 SH3-4 2-H 1B		0-0 F9 31 SH1-4 1B	0-1 G6-4-3 2-3 1B		4-2 G5-4-3 BB		4-2 G1-6-3 1-2 BB	3	1	3	1	2	0	0
Masato Yoshii, R (1, 1) OBP: 0.189, SLG: 0.189	0-0 ① SH3-4 1-2			1 SAFE 0-1 ① SH1-4 1-2	0-0 ① ② G6-4-3 1-2f 3-H		1-2 ② ③ G5-4-3 1-2f		1-2 ② ③ G1-6-3 1-2f	3	0	0	0	0	0	5

| | | | | | | | | | |

BOTTOM

New York Mets @ San Diego Padres

Qualcomm Stadium, San Diego, CA

Wed Aug 18 1999, 10:35 PM EDT

Att. 24,519 - Unknown - 73 F

Batter	1	2	3	4	5	6	7	8	9	AB	R	H	RBI	BB	SO	LOB
David Newhan, L (1, 4) OBP: 0.136, SLG: 0.182	L4		G4-3			G3-1		G1-3		4	0	0	0	0	0	1
Eric Owens, R (1, 8) (7, 9) OBP: 0.338, SLG: 0.419	1B		K			3B		G4-3		4	1	2	0	0	1	1
Tony Gwynn, L (1, 9) OBP: 0.379, SLG: 0.461	2B			F8		G4-3			K	3	0	1	1	0	0	1
Ruben Rivera, R (7, 8) OBP: 0.301, SLG: 0.447										1	0	0	0	0	1	0
Phil Nevin, R (1, 5) OBP: 0.362, SLG: 0.566	G5-3			K			F7		1B	4	0	1	0	0	1	1
John Vander Wal, L (1, 7) OBP: 0.377, SLG: 0.454	K			G4-3			L5		2B	4	0	1	0	0	1	1
Wally Joyner, L (1, 3) OBP: 0.360, SLG: 0.324		G3			F7		BB		L4	2	0	0	0	1	0	0
Carlos Reyes, S (8, 1)										0	0	0	0	0	0	0
Wiki Gonzalez, R (9, PH) OBP: 0.400, SLG: 0.556										1	0	0	0	0	0	2
Ben Davis, S (1, 2) OBP: 0.316, SLG: 0.391		F7			G6-3		G5-3		P5	4	0	0	0	0	0	3
Chris Gomez, R (1, 6) OBP: 0.328, SLG: 0.288		G4-3			F8			3B		2	0	0	0	0	0	0
Will Cunnane, R (6, 1)										0	0	0	0	0	0	0
Dave Magadan, L (8, 3) OBP: 0.370, SLG: 0.362										1	0	1	0	0	0	0
34 Stan Spencer, R (1, 1)			G4-3			F7		K		0	0	0	0	0	0	0
Ed Giovanola, L (3, PH) OBP: 0.297, SLG: 0.236										1	0	0	0	0	0	0
Carlos Almanzar, R (4, 1)										0	0	0	0	0	0	0
Damian Jackson, R (6, 6) OBP: 0.320, SLG: 0.365										2	0	0	0	0	1	1
Inning Stats	R: 1 E: 0 K: 1 S: 9 H: 2 LOB: 1 BB: 0 P: 17	R: 0 E: 0 K: 0 S: 7 H: 0 LOB: 0 BB: 0 P: 13	R: 0 E: 0 K: 1 S: 5 H: 0 LOB: 0 BB: 0 P: 9	R: 0 E: 0 K: 1 S: 8 H: 0 LOB: 0 BB: 0 P: 11	R: 0 E: 0 K: 0 S: 8 H: 0 LOB: 0 BB: 0 P: 12	R: 0 E: 0 K: 0 S: 7 H: 1 LOB: 1 BB: 0 P: 12	R: 0 E: 0 K: 0 S: 11 H: 0 LOB: 1 BB: 1 P: 18	R: 0 E: 0 K: 1 S: 9 H: 1 LOB: 1 BB: 0 P: 12	R: 0 E: 0 K: 1 S: 12 H: 2 LOB: 2 BB: 0 P: 15	1B: 2 2B: 2 3B: 2 HR: 0	SF: 0 SAC: 0 DP: 0 HBP: 0					

PITCHER	IP	WLS	BF	H	R	ER	SO	BB	IBB	HBP	BLK	WP	HR	S	P	ERA	WHIP
Masato Yoshii, R (1, 1) ERA: 5.39	9.0	W	34	6	1	1	5	1	0	0	0	0	0	76	119	1.00	0.778

PITCHER	IP	WLS	BF	H	R	ER	SO	BB	IBB	HBP	BLK	WP	HR	S	P	ERA	WHIP

AB	33
R	1
H	6
RBI	1
BB	1
SO	5
LOB	11

WP: 0 PA: 34
PB: 0
SB: 1
CS: 0

livebaseballscorecards.com

Batter	1	2	3	4	5	6	7	8	9	AB	R	H	RBI	BB	SO	LOB
Edgar Renteria, R (1, 6) OBP: 0.327, SLG: 0.377	C B B F X 2-2 1B 1B 2B	B B C B B B 4-1 1-2 BB		B B C B F F X 3-2 ② P4			B F T F B S 2-3 ① K		B B B S S S 3-3 ② K	4	1	1	0	1	2	0
J.D. Drew, L (1, 8) OBP: 0.358, SLG: 0.494	X 0-0 BB 1B 2-3 1B	B X 1-0 ③ G3-1		B F B F B X 3-2 ③ P2			B B F B C B 4-2 E S BB		S S B B S 2-3 ③ K	4	1	1	0	1	1	2
Mark McGwire, R (1, 3) OBP: 0.427, SLG: 0.701	F B F 1 SAFE B F F 1 SAFE C 2-3 ① K	X 0-0 1B 2B 1B		C B S S 1-3 ① K			F B B S S 2-3 ② K 1-3			4	1	1	0	0	3	3
Ray Lankford, L (1, 7) OBP: 0.381, SLG: 0.535	B B B C 1 SAFE 1 SAFE T 1 SAFE F 4-2 B 1B 1-2 BB	F B B C F X 2-2 2B SF9 1-2 1B		B F B F B F B 4-2 S BB			S B S B S 2-3 ③ K			2	1	1	0	2	1	1
Fernando Tatis, R (1, 5) OBP: 0.404, SLG: 0.548	B B X 2-0 G6-4-3 1-3 2-H 3-H 1B	B F X 1-1 SF9 1-3 2-H 2B		B C B B F F F F B 4-2 CS 1-2 BB				C F S 0-3 ① K		3	0	2	3	1	1	0
Craig Paquette, R (1, 9) OBP: 0.309, SLG: 0.593	B X 1-0 ② ③ G6-4-3 1-2f	X 0-0 ① SF9 2-3 3-H		C B C S 1-3 ② ③ K 1-2				S B B B S T B F X 3-2 G4-3 1B		3	0	1	1	0	1	4
Alberto Castillo, R (1, 2) OBP: 0.337, SLG: 0.361 Thomas Howard, S (8, PH) OBP: 0.343, SLG: 0.382 Eli Marrero, R (8, 2) OBP: 0.242, SLG: 0.312		C F F B X 1-2 BB 1B	X 0-0 ② G6-3			B C S F B X 2-2 ① G6-3		F B C X 1-2 ② G4-3 1-2		3 1 0	0 0 0	1 0 0	0 0 0	0 0 0	0 0 0	1 1 0
Adam Kennedy, L (1, 4)		C F B S 1-3 ① K	X 0-0 ③ G1-3			F F X 0-2 ② L7		B F B F X 2-2 ③ F8		4	0	0	0	0	1	3
Kent Mercker, L (1, 1) OBP: 0.233, SLG: 0.214 Heathcliff Slocumb, R (6, 1) Manny Aybar, R (8, 1) OBP: 0.083, SLG: 0.083 Willie McGee, S (9, PH) OBP: 0.294, SLG: 0.280		1 SAFE C P X 1-1 ② B5		B F F C 1-3 ① K		F S B C 1-3 ③ K			S B B B S S 2-3 ① K	3 0 0 1	0 0 0 0	0 0 0 0	0 0 0 0	0 0 0 0	2 0 0 1	1 0 0 0
Inning Stats	R: 2 E: 0 K: 1 S: 14 H: 3 LOB: 1 BB: 1 P: 25	R: 0 E: 0 K: 1 S: 12 H: 1 LOB: 2 BB: 1 P: 19	R: 2 E: 0 K: 0 S: 10 H: 3 LOB: 1 BB: 0 P: 13	R: 0 E: 0 K: 1 S: 10 H: 0 LOB: 0 BB: 0 P: 17	R: 0 E: 0 K: 2 S: 14 H: 0 LOB: 1 BB: 2 P: 24	R: 0 E: 0 K: 1 S: 10 H: 0 LOB: 0 BB: 0 P: 13	R: 0 E: 0 K: 3 S: 12 H: 0 LOB: 1 BB: 1 P: 22	R: 0 E: 0 K: 1 S: 14 H: 1 LOB: 1 BB: 0 P: 20	R: 0 E: 0 K: 3 S: 9 H: 0 LOB: 0 BB: 0 P: 16	1B: 6 2B: 2 3B: 0 HR: 0	SF: 1 SAC: 0 DP: 1 HBP: 0					

PITCHER		IP	WLS	BF	H	R	ER	SO	BB	IBB	HBP	BLK	WP	HR	S	P	ERA	WHIP
Kenny Rogers, L ERA: 4.46	(1, 1)	3.0		17	7	4	4	2	2	0	0	0	0	0	36	57	12.00	3.000
Pat Mahomes, R ERA: 3.17	(4, 1)	3.1	W	12	0	0	0	5	3	0	0	0	0	0	40	66	0.00	0.900
Turk Wendell, R ERA: 2.6	(7, 1)	1.2	H	6	1	0	0	3	0	0	0	0	0	0	20	30	0.00	0.600
Armando Benitez, R ERA: 2.08	(9, 1)	1.0	S	3	0	0	0	3	0	0	0	0	0	0	9	16	0.00	0.000

PITCHER	IP	WLS	BF	H	R	ER	SO	BB	IBB	HBP	BLK	WP	HR	S	P	ERA	WHIP

TOP

St. Louis Cardinals @ New York Mets

Shea Stadium, Flushing, NY

Sat Aug 21 1999, 1:15 PM EDT
Att. 45,491 - Overcast - 61 F

livebaseballscorecards.com

AB	32
R	4
H	8
RBI	4
BB	5
SO	13
LOB	16

BOTTOM

St. Louis Cardinals @ New York Mets

Shea Stadium, Flushing, NY

Sat Aug 21 1999, 1:15 PM EDT
Att. 45,491 - Overcast - 61 F

livebaseballscorecards.com

Batter	1	2	3	4	5	6	7	8	9	AB	R	H	RBI	BB	SO	LOB
Rickey Henderson, R (1, 7) OBP: 0.453, SLG: 0.507 Roger Cedeno, S (8, PR) OBP: 0.401, SLG: 0.417 (9, 9)	C B B B C F B 4-2 31 HR BB BB	C X 0-1 1B 1B	B B B C B 4-1 BB BB	C S F B X 1-2 3-H 1B 1B	C C B B F F X 2-2 CS 1B 1B	3 0	1 0	3 0	1 0	2 0	0 0	0 0
Edgardo Alfonzo, R (1, 4) OBP: 0.380, SLG: 0.510	C C F B C 1-3 K ① K	B F S X 1-2 G4-3 ③ G4-3	X 0-0 F9 ③ F9	C B 1 SAFE 1 SAFE S B F 1 SAFE F 3-2 B B X G5-3 ③ G5-3	B 1 X SAFE 1-0 P4 ① P4	5	0	0	0	0	1	5
John Olerud, L (1, 3) OBP: 0.443, SLG: 0.472	B B C B B 4-1 31 HR 1-2 BB BB	C B B X 2-1 G3 ① G3	B C X 1-1 G6-3 ① G6-3	B B F F F B B 4-2 G3 31 BB G4-3 BB	C C B F 1 SAFE 1 SAFE B F S 2-3 1-2 K ② ③ K	3	2	0	0	2	1	1
31 Mike Piazza, R (1, 2) OBP: 0.371, SLG: 0.593	B B B C F F F X 3-2 1-H 2-H HR HR	C B X 1-1 1B FC5-4 1B 1B	B B C B F B 4-2 BB BB	B B B B 4-0 G4-3 G3 1-2 1B BB		2	3	2	3	2	0	0
Robin Ventura, L (1, 5) OBP: 0.379, SLG: 0.568	X 0-0 F8 ② F8	B F S X 1-2 FC5-4 1-3 1B 1B	S F F S 0-3 K ② K	C B S F F X 1-2 G3 ① 1-2 2-3 G3		4	0	1	0	0	1	3
Shawon Dunston, R (1, 8) OBP: 0.330, SLG: 0.440	B C B S F B X 3-2 FC5-4 1B 1B	X 0-0 FC5-4 E ② 1-2f 3-H FC5-4	B S F B S 2-3 K ③ K	C X 0-1 G4-3 ② 2-3 3-H G4-3		4	0	1	2	0	1	3
Benny Agbayani, R (1, 9) OBP: 0.361, SLG: 0.520 (9, 7)	C X 0-1 FC5-4 ③ 1-2f FC5-4	1 SAFE B B C F S 2-3 K ③ 1-2 K	C B B X 2-1 G4-3 1B 2B 2B	C B X 1-1 BB 3-H 1B 1B		4	1	2	1	0	1	2
Rey Ordonez, R (1, 6) OBP: 0.312, SLG: 0.313	B C B X 2-1 P6 ① P6	B B B B 4-0 CS BB BB	B B B C X 3-1 G1-3 ① G1-3	1 SAFE B B C B B B 4-1 1-2 BB BB		2	0	0	0	2	0	1
Kenny Rogers, L (1, 1) OBP: 0.286, SLG: 0.231 Pat Mahomes, R (4, 1) OBP: 0.333, SLG: 0.533 Turk Wendell, L (7, 1) Armando Benitez, R (9, 1)	B C F C 1-3 K ② K	B L 1 SAFE B B B F C 3-3 K ① ② 1-2 K	B X 1-0 G4-3 ② 2-3 G4-3	S X 0-1 P5 ③ P5		1 2 1 0	0 0 0 0	0 0 0 0	0 0 0 0	1 1 0 0	0 2 2 0	0 2 2 0
Inning Stats	R: 3 H: 2 E: 0 LOB: 1 K: 1 BB: 2 S: 20 P: 35	R: 0 H: 1 E: 0 LOB: 1 K: 1 BB: 0 S: 10 P: 14	R: 1 H: 2 E: 1 LOB: 1 K: 1 BB: 0 S: 12 P: 18	R: 0 H: 0 E: 0 LOB: 1 K: 1 BB: 2 S: 5 P: 16	R: 0 H: 0 E: 0 LOB: 1 K: 2 BB: 1 S: 11 P: 18	R: 1 H: 2 E: 0 LOB: 1 K: 0 BB: 0 S: 14 P: 24	R: 2 H: 1 E: 0 LOB: 2 K: 0 BB: 3 S: 15 P: 29	R: 0 H: 1 E: 0 LOB: 1 K: 1 BB: 0 S: 11 P: 16		1B: 7 2B: 2 3B: 0 HR: 1	SF: 0 SAC: 0 DP: 1 HBP: 0			WP: 0 PB: 0 SB: 0 CS: 2	PA: 39	

	AB	31
	R	7
	H	9
	RBI	7
	BB	8
	SO	7
	LOB	19

PITCHER		IP	WLS	BF	H	R	ER	SO	BB	IBB	HBP	BLK	WP	HR	S	P	ERA	WHIP
Kent Mercker, L ERA: 5.12	(1, 1)	5.2	L	27	6	5	5	6	5	0	0	0	0	1	63	112	7.94	1.941
Heathcliff Slocumb, R ERA: 4.91	(6, 1)	1.1		9	2	2	2	0	3	0	0	0	0	0	24	42	13.50	3.750
Manny Aybar, R ERA: 4.38	(8, 1)	1.0		3	1	0	0	1	0	0	0	0	0	0	11	16	0.00	1.000

PITCHER	IP	WLS	BF	H	R	ER	SO	BB	IBB	HBP	BLK	WP	HR	S	P	ERA	WHIP

Batter	1	2	3	4	5	6	7	8	9	AB	R	H	RBI	BB	SO	LOB
Joe McEwing, R (1, 4) OBP: 0.340, SLG: 0.407	C B X 1-1 HR	C C B F X 1-2 ① F7	S F B X 1-2 ③ F8			B B B C S X 3-2 ② L1		C F X 0-2 ③ G4-3		5	1	1	1	0	0	3
J.D. Drew, L (1, 8) OBP: 0.359, SLG: 0.488	B F S S 1-3 ① K	B B S B B 4-1 1-2 BB		X 0-0 ① F8		B X 1-0 ③ G4-3			B B C B C B 4-2 S 1B FC5-4 BB	3	1	0	0	2	1	0
Mark McGwire, R (1, 3) OBP: 0.429, SLG: 0.715	B S X 1-1 HR	C S X 0-2 ② P3		C X 0-1 ② G6-3			B X 1-0 HR		X 0-0 FC5-4 1-2 1B	5	2	3	2	0	0	2
Ray Lankford, L (1, 7) OBP: 0.379, SLG: 0.533	C X 0-1 1B SF8 2B	B C S S 1-3 ③ K		C F B F S 1-3 ③ K			C B X 1-1 ① F9		B B C B X 3-1 ① P5	5	1	1	0	0	2	4
Fernando Tatis, R (1, 5) OBP: 0.404, SLG: 0.545	S B B B B 4-1 SF8 1B BB		B B S X 2-1 E S 1B 1B		C B F C 1-3 ① K		X 0-0 ② F9		S S X 0-2 ② FC5-4 1B 1-2f 2-H	4	1	1	1	1	1	1
Willie McGee, S (1, 9) OBP: 0.300, SLG: 0.287	B B F C X 2-2 1-2 2-3 1B		B B C S X 2-2 FC1-6 1-H 1B		F S B B B F B X 3-2 ② L9		B S F S 1-3 ③ K		X 0-0 1-3 1B	5	0	3	1	0	1	0
Alberto Castillo, R (1, 2) OBP: 0.338, SLG: 0.376	B X 1-0 ② SF8 2-3 3-H		B C X 1-1 ① FC1-6 1B 1-2f		H 1-0 HBP			S B C B F B F X 3-2 HR	C X 0-1 ③ P5	3	1	1	2	0	0	3
David Howard, S (1, 6) OBP: 0.284, SLG: 0.247	1 SAFE C X 0-1 ③ F9		C B S X 1-2 1-3 1B		X 0-0 ③ F8			X 0-0 ① G3		4	0	1	0	0	0	3
Darren Oliver, R (1, 1) OBP: 0.290, SLG: 0.322 Rick Croushore, R (8, 1) OBP: 0.500, SLG: 0.333 Lance Painter, L (9, 1) Ricky Bottalico, L (9, 1)		B F X 1-1 BB 1B	F 3 SAFE T F S 0-3 ② K			C X 0-1 ① G6-3		C F C 0-3 ② K		4 0 0 0	0 0 0 0	1 0 0 0	0 0 0 0	0 0 0 0	2 0 0 0	2 0 0 0
Inning Stats	R: 3 E: 0 K: 1 S: 16 H: 4 LOB: 2 BB: 1 P: 26	R: 0 E: 0 K: 1 S: 13 H: 1 LOB: 2 BB: 1 P: 20	R: 1 E: 0 K: 1 S: 17 H: 3 LOB: 2 BB: 0 P: 24	R: 0 E: 0 K: 1 S: 7 H: 0 LOB: 0 BB: 0 P: 8	R: 0 E: 0 K: 1 S: 9 H: 0 LOB: 1 BB: 0 P: 14	R: 0 E: 0 K: 0 S: 6 H: 0 LOB: 0 BB: 0 P: 10	R: 1 E: 0 K: 1 S: 7 H: 1 LOB: 0 BB: 0 P: 10	R: 1 E: 0 K: 1 S: 12 H: 1 LOB: 0 BB: 0 P: 15	R: 1 E: 0 K: 0 S: 11 H: 2 LOB: 2 BB: 1 P: 18	1B: 7 2B: 1 3B: 0 HR: 4 SF: 1 SAC: 0 DP: 0 HBP: 1						

PITCHER		IP	WLS	BF	H	R	ER	SO	BB	IBB	HBP	BLK	WP	HR	S	P	ERA	WHIP
Octavio Dotel, R ERA: 5.79	(1, 1)	5.0		26	8	4	4	5	2	0	1	0	0	2	62	92	7.20	2.000
Jeff Tam, R ERA: 6.75	(6, 1)	3.0		11	2	2	2	2	0	0	0	0	0	2	25	35	6.00	0.667
Armando Benitez, R ERA: 2.19	(9, 1)	1.0	W	6	2	1	1	0	1	0	0	0	0	0	11	18	9.00	3.000

PITCHER	IP	WLS	BF	H	R	ER	SO	BB	IBB	HBP	BLK	WP	HR	S	P	ERA	WHIP

TOP

St. Louis Cardinals @ New York Mets

Shea Stadium, Flushing, NY

Sun Aug 22 1999, 12:10 PM EDT

Cloudy - 65 F

livebaseballscorecards.com

AB	38
R	7
H	12
RBI	7
BB	3
SO	7
LOB	18

PA: 43

WP: 0	PB: 0	SB: 2	CS: 0						

BOTTOM

Batter	1	2	3	4	5	6	7	8	9	AB	R	H	RBI	BB	SO	LOB
Rickey Henderson, R (1, 7) OBP: 0.458, SLG: 0.514	F F F F B X 1-2 G6-4-3 1B			C B C B F F X 2-2 S 1B 1B		C B F X 1-2 ① G6-3		B B C B B 4-1 BB HR BB C B F B X 2-2 1B 1-3 2-H 2B		4	2	3	1	1	0	0
Edgardo Alfonzo, R (1, 4) OBP: 0.381, SLG: 0.508	C B 1 SAFE X 1-1 ① F9			1 SAFE C B F C 1-3 ① K		X 0-0 ② G4-3		B B B B 4-0 1-2 2-3 HR BB B B C F F B X 3-2 2-3 3-H 1B		4	1	1	1	1	1	2
John Olerud, L (1, 3) OBP: 0.443, SLG: 0.479	1 SAFE B X 1-0 ② ③ G6-4-3 1-2f			1 SAFE 1 SAFE B C B B C F X 3-2 1-H 1B		B X 1-0 ③ F7		C S B F X 1-2 1-H 2-H 3-H HR		4	1	2	5	0	0	1
31 Mike Piazza, R (1, 2) OBP: 0.370, SLG: 0.597		B B C X 2-1 ① G4-3		S S B F F B X 2-2 ② F9			S X 0-1 ① G6-3	B X 1-0 HR		4	1	1	1	0	0	1
Robin Ventura, L (1, 5) OBP: 0.376, SLG: 0.563		B B X 2-0 ② F8		S B X 1-1 ③ F9			B S B B B X 3-1 ② F7	S B S S 1-3 ② K		4	0	0	0	0	1	1
Shawon Dunston, R (1, 8) OBP: 0.333, SLG: 0.446		X 0-0 ③ G4-3			C X 0-1 2B		B S F X 1-2 1B	C B F S 1-3 ③ K		4	0	2	0	0	1	0
Benny Agbayani, R (1, 9) OBP: 0.360, SLG: 0.518 Roger Cedeno, S (9, 9) OBP: 0.401, SLG: 0.417 Darryl Hamilton, L (9, PH) OBP: 0.385, SLG: 0.410			B B B C F X 3-2 CS 1B		X 0-0 ① G5-3		B B X 2-0 ③ P4		C B B B X 2-1 ① G1-3	3 0 1	0 0 0	1 0 0	0 0 0	0 0 0	0 0 0	2 0 0
Rey Ordonez, R (1, 6) OBP: 0.314, SLG: 0.316			C B B 1 SAFE F B F 1 SAFE X 3-2 ① ② F9 1-2		B C X 1-1 ② L3			C X 0-1 BB HR 2B	B B B B C C B 4-2 BB 2B BB	3	2	1	0	1	0	2
Octavio Dotel, R (1, 1) OBP: 0.278, SLG: 0.133 Todd Pratt, R (5, PH) OBP: 0.360, SLG: 0.373 Jeff Tam, R (6, 1) Luis Lopez, S (8, PH) OBP: 0.319, SLG: 0.320 Armando Benitez, R (9, 1) Matt Franco, L (9, PH) OBP: 0.373, SLG: 0.402			C F B C 1-3 ③ K		B C B C B C 3-3 ③ K			C X 0-1 ① G6-3	B C B B B B 4-1 2B 1-2 1B BB	1 1 0 1 0 0	0 0 0 0 0 1	0 0 0 0 0 0	0 0 0 0 0 0	1 1 0 0 0 1	0 0 0 0 0 0	0 1 0 1 0 0
Inning Stats	R: 0 H: 1 E: 0 LOB: 0 K: 0 BB: 0 S: 8 P: 11	R: 0 H: 0 E: 0 LOB: 0 K: 0 BB: 0 S: 4 P: 8	R: 0 H: 1 E: 0 LOB: 0 K: 1 BB: 0 S: 10 P: 17	R: 1 H: 2 E: 0 LOB: 1 K: 1 BB: 0 S: 19 P: 28	R: 0 H: 1 E: 0 LOB: 1 K: 1 BB: 0 S: 8 P: 12	R: 0 H: 0 E: 0 LOB: 0 K: 0 BB: 0 S: 5 P: 7	R: 0 H: 1 E: 0 LOB: 1 K: 0 BB: 0 S: 8 P: 14	R: 5 H: 3 E: 0 LOB: 0 K: 2 BB: 2 S: 17 P: 29	R: 2 H: 2 E: 0 LOB: 2 K: 0 BB: 2 S: 12 P: 27	1B: 6 2B: 3 3B: 0 HR: 2	SF: 0 SAC: 0 DP: 1 HBP: 0			WP: 0 PB: 0 SB: 1 CS: 1	PA: 38		

PITCHER		IP	WLS	BF	H	R	ER	SO	BB	IBB	HBP	BLK	WP	HR	S	P	ERA	WHIP
Darren Oliver, L ERA: 4.52	(1, 1)	7.1		28	7	3	3	3	1	0	0	0	0	0	67	106	3.68	1.091
Rick Croushore, R ERA: 3.26	(8, 1)	0.2		5	2	3	3	2	1	0	0	0	0	2	12	20	40.50	4.500
Lance Painter, L ERA: 4.78	(9, 1)	0.1	H	1	0	0	0	0	0	0	0	0	0	0	2	4	0.00	0.000
Ricky Bottalico, R ERA: 4.45	(9, 1)	0.0	L	4	2	2	2	0	2	0	0	0	0	0	10	23	∞	∞

PITCHER	IP	WLS	BF	H	R	ER	SO	BB	IBB	HBP	BLK	WP	HR	S	P	ERA	WHIP

St. Louis Cardinals @ New York Mets

Shea Stadium, Flushing, NY

Sun Aug 22 1999, 12:10 PM EDT

Cloudy - 65 F

AB	34
R	8
H	11
RBI	8
BB	4
SO	5
LOB	11

livebaseballscorecards.com

St. Louis Cardinals @ New York Mets

Shea Stadium, Flushing, NY

Sun Aug 22 1999, 3:30 PM EDT

Att. 50,139 - Overcast - 71 F

TOP

livebaseballscorecards.com

Batter	1	2	3	4	5	6	7	8	9	AB	R	H	RBI	BB	SO	LOB
Edgar Renteria, R (1, 6) OBP: 0.328, SLG: 0.380	C C B F X 1-2 ① G6-3		C X 0-1 ② G5-3		C C F B T 1-2 ② K			X 0-0 1B BB 2B	B C B C F F F X 2-2 DI BB 1B	5	1	2	0	0	1	0
J.D. Drew, L (1, 8) OBP: 0.356, SLG: 0.482	B B F X 2-1 ② G4-3		F X 0-1 ③ F9		B F X 1-1 ③ F9			X 0-0 BB BB 2B 2-3 1B	C X 0-1 ② F7	5	1	1	0	0	0	1
Mark McGwire, R (1, 3) OBP: 0.429, SLG: 0.710	B S B X 2-1 ③ F7			X 0-0 ① L8		F F B B B S 3-3 ① K		B B F F 1 SAFE B B 4-2 BB 2B 1-2 BB	B C B C B B 4-2 BB 1-2	3	1	0	0	2	1	0
Ray Lankford, L (1, 7) OBP: 0.379, SLG: 0.533		X 0-0 G4-3 1B 2B		B F B X 2-1 ② G3		B B C S B F X 3-2 ② G3-1		B F C B B F B 4-2 BB 2B 1-2 2-3 3-H	F B X 1-1 ③ F9 2-3	4	2	1	1	1	0	2
Thomas Howard, S (1, 9) OBP: 0.348, SLG: 0.389		B F B X 2-1 ① G4-3 2-3		B B B C F F B 4-2 HR BB		S X 0-1 2B		C F S 0-3 ① K		3	1	1	0	1	1	4
Manny Aybar, R (9, 1) OBP: 0.083, SLG: 0.083										0	0	0	0	0	0	0
Juan Acevedo, R (9, 1) OBP: 0.053, SLG: 0.053										0	0	0	0	0	0	0
Craig Paquette, R (1, 5) OBP: 0.322, SLG: 0.638		X 0-0 1B 3-H 1B		X 0-0 1-H HR		2 SAFE C B X 1-1 ③ G6-3		B B F F F S 2-3 ② K		4	1	2	3	0	1	4
Adam Kennedy, L (1, 4) OBP: 0.500, SLG: 0.714		B X 1-0 G6-4-3 1-2 1B		C C B H 2-2 FC4-6 HBP			X 0-0 G4-3 CS 2B	X 0-0 1-H 2-H 3-H 2B		3	0	3	3	0	0	0
Eli Marrero, R (1, 2) OBP: 0.239, SLG: 0.308		X 0-0 ② ③ G6-4-3 1-2f		F X 0-1 ③ FC4-6 1-2f			X 0-0 ① G4-3 2-3	F B X 1-1 ③ L8		4	0	0	0	0	0	5
Garrett Stephenson, R (1, 1)			B X 1-0 ① P9		S S X 0-2 ① G4-3					3	0	0	0	0	0	1
Lance Painter, L (8, 1)										0	0	0	0	0	0	0
Joe McEwing, R (8, 9) OBP: 0.339, SLG: 0.406							L B M B X 2-2 ② ③ G6-3 3-H		B T C B F B S 2-3 ① K	1	0	0	0	0	1	0

	AB	35
	R	7
	H	10
	RBI	7
	BB	4
	SO	5
	LOB	17

Inning Stats	1	2	3	4	5	6	7	8	9
	R: 0 E: 0 K: 0 S: 8	R: 1 E: 0 K: 0 S: 6	R: 0 E: 0 K: 0 S: 5	R: 2 E: 0 K: 0 S: 11	R: 0 E: 0 K: 1 S: 9	R: 0 E: 0 K: 1 S: 11	R: 0 E: 0 K: 0 S: 5	R: 4 E: 0 K: 2 S: 17	R: 0 E: 0 K: 1 S: 18
	H: 0 LOB: 0 BB: 0 P: 13	H: 3 LOB: 1 BB: 0 P: 9	H: 0 LOB: 0 BB: 0 P: 6	H: 1 LOB: 1 BB: 1 P: 19	H: 0 LOB: 0 BB: 0 P: 11	H: 1 LOB: 1 BB: 0 P: 18	H: 1 LOB: 0 BB: 0 P: 7	H: 3 LOB: 1 BB: 2 P: 28	H: 1 LOB: 2 BB: 1 P: 27

| | | | | | | | | | |

BOTTOM

Batter	1	2	3	4	5	6	7	8	9	AB	R	H	RBI	BB	SO	LOB
Roger Cedeno, S (1, 9) OBP: 0.397, SLG: 0.413 31 Mike Piazza, R (9, PH) OBP: 0.371, SLG: 0.598 Pat Mahomes, R (9, PR) OBP: 0.333, SLG: 0.533	G6-3		K			P2	F7		1B	4 1 0	0 0 0	0 1 0	0 2 0	0 0 0	1 0 0	1 0 0
Edgardo Alfonzo, R (1, 4) OBP: 0.379, SLG: 0.504	G5-3			F9		E8		CS BB	G4-3	4	1	0	0	1	0	1
John Olerud, L (1, 3) OBP: 0.442, SLG: 0.477	G4-3			F7				K		4	0	1	0	0	1	1
Robin Ventura, L (1, 5) OBP: 0.377, SLG: 0.563		K		1B		1B		G6-3		4	0	2	1	0	1	0
Darryl Hamilton, L (1, 8) OBP: 0.386, SLG: 0.411		F8		1B		G4-6-3 1B			G4-3	4	0	2	0	0	0	0
Matt Franco, L (1, 7) OBP: 0.365, SLG: 0.391 Benny Agbayani, R (9, PH) OBP: 0.363, SLG: 0.518		L3		P4		G4-6-3			1B HBP	3 0	0 1	0 0	0 0	0 0	0 0	5 0
Todd Pratt, R (1, 2) OBP: 0.364, SLG: 0.385			SH1-3 SF7 2B		G6-3		K		1B	4	2	2	0	0	1	0
Rey Ordonez, R (1, 6) OBP: 0.319, SLG: 0.321			SH1-3		G6-3 1B		1B		S 31 1B	3	1	3	1	0	0	0
Orel Hershiser, R (1, 1) OBP: 0.157, SLG: 0.167 Shawon Dunston, R (7, PH) OBP: 0.332, SLG: 0.444 Billy Taylor, R (8, 1) Chuck McElroy, L (8, 1) Luis Lopez, S (9, PH) OBP: 0.316, SLG: 0.316			SF7		G6-3		K		K	1 1 0 0 1	0 0 0 0 0	0 0 0 0 0	1 0 0 0 0	0 0 0 0 1	0 1 0 0 2	1 1 0 0
Inning Stats	R: 0 E: 0 K: 0 S: 10 H: 0 LOB: 0 BB: 0 P: 15	R: 0 E: 0 K: 1 S: 9 H: 0 LOB: 0 BB: 0 P: 13	R: 1 E: 0 K: 1 S: 9 H: 1 LOB: 0 BB: 0 P: 12	R: 0 E: 0 K: 0 S: 10 H: 2 LOB: 2 BB: 0 P: 14	R: 0 E: 0 K: 0 S: 7 H: 1 LOB: 0 BB: 0 P: 11	R: 1 E: 1 K: 0 S: 18 H: 3 LOB: 2 BB: 0 P: 29	R: 0 E: 0 K: 2 S: 14 H: 1 LOB: 1 BB: 0 P: 20	R: 0 E: 0 K: 1 S: 7 H: 0 LOB: 0 BB: 1 P: 17	R: 3 E: 0 K: 1 S: 19 H: 3 LOB: 1 BB: 0 P: 30	1B: 10 2B: 2 3B: 0 HR: 0	SF: 1 SAC: 1 DP: 3 HBP: 1						

PITCHER	IP	WLS	BF	H	R	ER	SO	BB	IBB	HBP	BLK	WP	HR	S	P	ERA	WHIP
Garrett Stephenson, R (1, 1) ERA: 3.06	7.0	W	29	8	2	1	4	1	0	0	0	0	0	78	119	1.29	1.286
Lance Painter, L (8, 1) ERA: 4.83	1.1		4	0	1	1	1	0	0	1	0	0	0	11	21	6.75	0.000
Manny Aybar, R (9, 1) ERA: 4.57	0.1		4	3	2	2	1	0	0	0	0	0	0	13	20	54.00	9.000
Juan Acevedo, R (9, 1) ERA: 5.97	0.1	S	1	0	0	0	0	0	0	0	0	0	0	1	1	0.00	0.000

PITCHER	IP	WLS	BF	H	R	ER	SO	BB	IBB	HBP	BLK	WP	HR	S	P	ERA	WHIP

St. Louis Cardinals @ New York Mets

Shea Stadium, Flushing, NY

Sun Aug 22 1999, 3:30 PM EDT

Att. 50,139 - Overcast - 71 F

livebaseballscorecards.com

AB	34
R	5
H	11
RBI	5
BB	1
SO	6
LOB	12

WP: 0	PB: 0	SB: 1	CS: 1
PA: 38			

Houston Astros @ New York Mets

Shea Stadium, Flushing, NY

Mon Aug 23 1999, 7:40 PM EDT

Att. 39,292 - Unknown - 84 F

TOP

livebaseballscorecards.com

Batter	1	2	3	4	5	6	7	8	9	AB	R	H	RBI	BB	SO	LOB
Craig Biggio, R (1, 4) OBP: 0.393, SLG: 0.472	X 0-0 17 G6-3 2B		C X 0-1 G6-3 ③			B S X 1-1 G6-3 ①	I I I 4-0 IBB		1 SAFE S B X 1-1 1-3 1B	4	0	2	0	1	0	0
17 Lance Berkman, S (1, 7) OBP: 0.310, SLG: 0.339 Jay Powell, R (9, 1)	X 0-0 G6-3 ① 2-3			F B F B S 2-3 K ①		X 0-0 WP 5 G6-3 1B	B F X 1-1 G5-3 ③		F S B S 1-3 K ③	5 0	0 0	1 0	0 0	0 0	2 0	6 0
5 Jeff Bagwell, R (1, 3) OBP: 0.450, SLG: 0.622	B S F B S 2-3 K ②			B S S S B S 2-3 K ②		S B F B B F 1 SAFE X 2-2 1-2 G6-3 ②		F F B F X 1-2 1B		4	0	1	0	0	2	2
Ken Caminiti, S (1, 5) OBP: 0.358, SLG: 0.386	S B B B X 2-1 G5-3 ③			B B F F B B 4-2 BB		F S B X 1-2 P3 ③ 2-3		B B S F F S 2-3 K ①		3	0	0	0	1	1	3
Carl Everett, S (1, 8) OBP: 0.391, SLG: 0.576 (9, 9)		X 0-0 G5-4-3 1B		F X 0-1 F7 ③			X 0-0 HR	B X 1-0 F8 ②		4	1	2	1	0	0	2
Matt Mieske, R (1, 9) OBP: 0.377, SLG: 0.614 (9, 7)		X 0-0 G5-4-3 ① ② 1-2f			C X 0-1 HR		C S F B B X 2-2 P3 ①	C B S S 1-3 K ③		4	1	1	1	0	1	2
Tony Eusebio, R (1, 2) OBP: 0.337, SLG: 0.325		B F B C F S 2-3 K ③			B X 1-0 P3 ①		B B F F F F F B X 3-2 SH1-4 1B		B B C B C S 3-3 K ①	4	0	1	0	0	2	0
Tim Bogar, R (1, 6) OBP: 0.330, SLG: 0.347			C F S 0-3 K ①		C F B X 1-2 F9 ②		B F S F F F X 1-2 1-2 SH1-4 1B		C B S X 1-2 F8 ②	4	0	1	0	0	1	0
Scott Elarton, R (1, 1) OBP: 0.167, SLG: 0.167 Daryle Ward, L (9, PH) OBP: 0.296, SLG: 0.418 Glen Barker, S (9, PR) OBP: 0.361, SLG: 0.365 (9, 8)			F S S 0-3 K ②		C B S B F S 2-3 K ③		C M X 0-2 SH1-4 ② 1-2 2-3		B B B F X 3-1 1B 1B	2 1 0	0 0 0	0 1 0	0 0 0	0 0 0	2 0 0	0 0 0
Inning Stats	R: 0 E: 0 K: 1 S: 7 H: 1 LOB: 1 BB: 0 P: 11	R: 0 E: 0 K: 1 S: 6 H: 1 LOB: 0 BB: 0 P: 8	R: 0 E: 0 K: 2 S: 8 H: 0 LOB: 0 BB: 0 P: 8	R: 0 E: 0 K: 2 S: 10 H: 0 LOB: 1 BB: 1 P: 18	R: 1 E: 0 K: 1 S: 10 H: 1 LOB: 0 BB: 0 P: 14	R: 0 E: 0 K: 0 S: 10 H: 1 LOB: 1 BB: 0 P: 14	R: 1 E: 0 K: 0 S: 22 H: 3 LOB: 3 BB: 1 P: 33	R: 0 E: 0 K: 2 S: 13 H: 1 LOB: 1 BB: 0 P: 18	R: 0 E: 0 K: 2 S: 13 H: 2 LOB: 2 BB: 0 P: 22	1B: 7 2B: 1 3B: 0 HR: 2	SF: 0 SAC: 1 DP: 1 HBP: 0						

	AB	35
	R	2
	H	10
	RBI	2
	BB	2
	SO	11
	LOB	15

		WP: 1	PA: 38
		PB: 0	
		SB: 0	
		CS: 0	

PITCHER		IP	WLS	BF	H	R	ER	SO	BB	IBB	HBP	BLK	WP	HR	S	P	ERA	WHIP
Al Leiter, L ERA: 4.28	(1, 1)	7.0		29	7	2	2	7	1	1	0	0	1	2	73	106	2.57	1.143
Turk Wendell, R ERA: 2.54	(8, 1)	1.2		8	3	0	0	3	0	0	0	0	0	0	23	36	0.00	1.800
Armando Benitez, R ERA: 2.18	(9, 1)	0.1	W	1	0	0	0	1	0	0	0	0	0	0	3	4	0.00	0.000

PITCHER	IP	WLS	BF	H	R	ER	SO	BB	IBB	HBP	BLK	WP	HR	S	P	ERA	WHIP

BOTTOM

Houston Astros @ New York Mets

Shea Stadium, Flushing, NY

Mon Aug 23 1999, 7:40 PM EDT

Att. 39,292 - Unknown - 84 F

Batter	1	2	3	4	5	6	7	8	9	AB	R	H	RBI	BB	SO	LOB
Rickey Henderson, R (1, 7) OBP: 0.453, SLG: 0.507	S B B X 2-1 F8 ①		C X 0-1 F9 ①		B B X 2-0 F7 ①		B B X 2-0 F8 ③			4	0	0	0	0	0	0
Edgardo Alfonzo, R (1, 4) OBP: 0.378, SLG: 0.508	C X 0-1 HR		C C F X 0-2 F8 ②		B S X 1-1 L8 ②			C B X 1-1 F9 ①		4	1	1	1	0	0	0
John Olerud, L (1, 3) OBP: 0.442, SLG: 0.476	B B S B B 4-1 31 1B BB		C X 0-1 1B		F F F X 0-2 F9 ③			B B F B X 3-1 G5-3 ②		3	0	1	0	1	0	0
31 Mike Piazza, R (1, 2) OBP: 0.370, SLG: 0.595	B X 1-0 1-2 1B		B X 1-0 P3 ③			X 0-0 F8 ①		C B F F X 1-2 F7 ③		4	0	1	0	0	0	1
Robin Ventura, L (1, 5) OBP: 0.378, SLG: 0.562	S X 0-1 F7 ②			B S B B X 3-1 2B SF9 1B		B B C C F X 2-2 1B			B F F B F F C 2-3 K ①	4	1	2	0	0	1	2
Darryl Hamilton, L (1, 8) OBP: 0.387, SLG: 0.417	B X 1-0 G3 ③			C C F X 0-2 SF9 1-3 FC1-2 2B		B B F F S 2-3 K ②			F B X 1-1 F7 1B 2B	4	1	2	0	0	1	3
Roger Cedeno, S (1, 9) OBP: 0.393, SLG: 0.409		C C B C 1-3 K ①		B F X 1-1 SF9 2-3 3-H		S F F X 0-2 G3 ③			C X 0-1 F7 ② 2-3	3	0	0	1	0	1	2
Rey Ordonez, R (1, 6) OBP: 0.318, SLG: 0.319		C S X 0-2 F8 ②		B X 1-0 FC1-2 3-H ②			S X 0-1 G6-3 ①		B B B I 4-0 1B IBB	3	0	0	0	1	0	1
Al Leiter, L (1, 1) OBP: 0.133, SLG: 0.140		C F F C 0-3 K ③		C B S B B S 3-3 K ③			C X 0-1 G6-3 ②		B X 1-0 1-2 3-H 1B	2	0	0	0	0	2	1
Benny Agbayani, R (7, PH) OBP: 0.362, SLG: 0.515										1	0	0	0	0	0	0
Turk Wendell, L (8, 1)										0	0	0	0	0	0	0
Armando Benitez, R (9, 1)										0	0	0	0	0	0	0
Matt Franco, L (9, PH) OBP: 0.370, SLG: 0.397										1	0	1	1	0	0	0
Inning Stats	R: 1 E: 0 K: 0 S: 9 H: 2 LOB: 2 BB: 1 P: 17	R: 0 E: 0 K: 2 S: 10 H: 0 LOB: 0 BB: 0 P: 11	R: 0 E: 0 K: 0 S: 9 H: 1 LOB: 1 BB: 0 P: 10	R: 1 E: 0 K: 1 S: 12 H: 2 LOB: 1 BB: 0 P: 20	R: 0 E: 0 K: 0 S: 7 H: 0 LOB: 0 BB: 0 P: 10	R: 0 E: 0 K: 1 S: 12 H: 1 LOB: 1 BB: 0 P: 16	R: 0 E: 0 K: 0 S: 5 H: 0 LOB: 0 BB: 0 P: 7	R: 0 E: 0 K: 0 S: 8 H: 0 LOB: 0 BB: 0 P: 13	R: 1 E: 0 K: 1 S: 10 H: 2 LOB: 2 BB: 1 P: 18	1B: 5 2B: 2 3B: 0 HR: 1	SF: 1 SAC: 0 DP: 0 HBP: 0						

PITCHER		IP	WLS	BF	H	R	ER	SO	BB	IBB	HBP	BLK	WP	HR	S	P	ERA	WHIP
Scott Elarton, R (1, 1) ERA: 3.23		8.0		31	6	2	2	4	1	0	0	0	0	1	72	104	2.25	0.875
Jay Powell, R (9, 1) ERA: 3.84		0.2	L	5	2	1	1	1	0	1	0	0	0	0	10	18	13.50	3.000

PITCHER	IP	WLS	BF	H	R	ER	SO	BB	IBB	HBP	BLK	WP	HR	S	P	ERA	WHIP

AB	33
R	3
H	8
RBI	3
BB	2
SO	5
LOB	10

livebaseballscorecards.com

WP: 0	PB: 0	SB: 0	CS: 0
PA: 36			

Batter	1	2	3	4	5	6	7	8	9	10	AB	R	H	RBI	BB	SO	LOB
Craig Biggio, R (1, 4) (9, 7) OBP: 0.391, SLG: 0.468	G3		K			B5-3		FC3-6 FC6		1B 5 HR IBB	4	1	0	0	1	1	3
Ricky Gutierrez, R (1, 6) OBP: 0.335, SLG: 0.353	F9		L3			K		FC6		5 HR 1B	5	1	1	1	0	1	3
5 Jeff Bagwell, R (1, 3) OBP: 0.451, SLG: 0.628	F9			CS 1B			1B		K	HR	5	1	3	3	0	1	0
Carl Everett, S (1, 8) OBP: 0.393, SLG: 0.582		HR		F8			P4		G1-3 S BB	G6-4-3 BB	3	1	1	1	2	0	2
Ken Caminiti, S (1, 5) OBP: 0.354, SLG: 0.376		F9		F8			K		G1-3 IBB	G6-4-3	4	0	0	0	1	1	3
Daryle Ward, L (1, 7) OBP: 0.284, SLG: 0.400 Matt Mieske, R (7, 9) OBP: 0.374, SLG: 0.609		G6-3			G4-3		G5-3		G1-3		3	0	0	0	0	0	1
											1	0	0	0	0	0	2
17 Lance Berkman, S (1, 9) OBP: 0.293, SLG: 0.318 (7, 7) Billy Wagner, L (9, 1)		P5			K			F8	F7		4	0	0	0	0	1	2
											0	0	0	0	0	0	0
Paul Bako, L (1, 2) OBP: 0.355, SLG: 0.387 Tony Eusebio, R (10, PH) OBP: 0.340, SLG: 0.332 (10, 2)			F7		K			FC3-6 E 1B		F9 1B 2B	3	0	1	0	0	1	0
											1	1	1	0	0	0	0
Mike Hampton, R (1, 1) OBP: 0.333, SLG: 0.444 Russ Johnson, R (9, 4) OBP: 0.363, SLG: 0.444			2B			G5-3		E4 FC3-6		F9	3	0	1	0	0	0	1
											1	0	0	0	0	0	1
Inning Stats	R: 0 E: 0 K: 0 S: 6 H: 0 LOB: 0 BB: 0 P: 7	R: 1 E: 0 K: 0 S: 4 H: 1 LOB: 0 BB: 0 P: 7	R: 0 E: 0 K: 1 S: 8 H: 1 LOB: 1 BB: 0 P: 10	R: 0 E: 0 K: 0 S: 11 H: 1 LOB: 0 BB: 0 P: 19	R: 0 E: 0 K: 2 S: 8 H: 0 LOB: 0 BB: 0 P: 11	R: 0 E: 0 K: 1 S: 8 H: 0 LOB: 0 BB: 0 P: 11	R: 0 E: 0 K: 1 S: 8 H: 1 LOB: 1 BB: 0 P: 15	R: 0 E: 1 K: 0 S: 11 H: 1 LOB: 2 BB: 0 P: 16	R: 0 E: 0 K: 1 S: 12 H: 0 LOB: 2 BB: 2 P: 21	R: 4 E: 0 K: 0 S: 5 H: 3 LOB: 0 BB: 2 P: 13	1B: 4 2B: 2 3B: 0 HR: 2	SF: 0 SAC: 0 DP: 1 HBP: 0						

PITCHER		IP	WLS	BF	H	R	ER	SO	BB	IBB	HBP	BLK	WP	HR	S	P	ERA	WHIP
Masato Yoshii, R ERA: 5.16	(1, 1)	7.1		27	5	1	1	5	0	0	0	0	0	1	61	92	1.23	0.682
Turk Wendell, R ERA: 2.51	(8, 1)	0.2		2	0	0	0	0	0	0	0	0	0	0	3	4	0.00	0.000
Armando Benitez, R ERA: 2.14	(9, 1)	1.0		5	0	0	0	1	1	1	0	0	0	0	12	21	0.00	1.000
Dennis Cook, L ERA: 3.44	(10, 1)	0.1	L	5	3	4	4	0	0	1	0	0	0	1	4	8	108.00	9.000
Chuck McElroy, L ERA: 5.66	(10, 1)	0.2		2	0	0	0	0	1	0	0	0	0	0	1	5	0.00	1.500

PITCHER	IP	WLS	BF	H	R	ER	SO	BB	IBB	HBP	BLK	WP	HR	S	P	ERA	WHIP

TOP

Houston Astros @ New York Mets

Shea Stadium, Flushing, NY

Tue Aug 24 1999, 7:40 PM EDT

Att. 35,673 - Unknown - 77 F

livebaseballscorecards.com

AB	37
R	5
H	8
RBI	5
BB	4
SO	6
LOB	18

1B: 4	SF: 0	WP: 0	PA: 41
2B: 2	SAC: 0	PB: 0	
3B: 0	DP: 1	SB: 1	
HR: 2	HBP: 0	CS: 1	

Houston Astros @ New York Mets

Shea Stadium, Flushing, NY

Tue Aug 24 1999, 7:40 PM EDT
Att. 35,673 - Unknown - 77 F

BOTTOM

livebaseballscorecards.com

Batter	1	2	3	4	5	6	7	8	9	10	AB	R	H	RBI	BB	SO	LOB
Rickey Henderson, R (1, 7) OBP: 0.450, SLG: 0.502 Armando Benitez, R (9, 1) Shawon Dunston, R (10, 7) OBP: 0.332, SLG: 0.444	F9			G5-4-3 BB		F9		K			3 0 0	0 0 0	0 0 0	0 0 0	1 0 0	1 0 0	1 0 0
Edgardo Alfonzo, R (1, 4) OBP: 0.379, SLG: 0.506	P4			G5-4-3 1-2f		G4-3 BB 1-2		BB			2	0	0	0	2	0	1
John Olerud, L (1, 3) OBP: 0.441, SLG: 0.474	G1-3			31 FC5-4 1B		G4-3 1-2f		K			4	0	1	0	0	1	3
31 Mike Piazza, R (1, 2) OBP: 0.369, SLG: 0.599		K		FC5-4 1-2f			HR		F8		4	1	1	1	0	1	1
Robin Ventura, L (1, 5) OBP: 0.375, SLG: 0.557		F7			K		G1-3		G4-3		4	0	0	0	0	1	0
Benny Agbayani, R (1, 9) OBP: 0.356, SLG: 0.506 (9, 7) Dennis Cook, L (10, 1) Chuck McElroy, L (10, 1)		K			G6-3		F9		K		4 0 0	0 0 0	0 0 0	0 0 0	0 0 0	2 0 0	0 0 0
Darryl Hamilton, L (1, 8) OBP: 0.388, SLG: 0.418			G1-3		1B		S 1B			F7	4	0	2	0	0	0	0
Rey Ordonez, R (1, 6) OBP: 0.315, SLG: 0.316			G4-3		G5-3		G6-3 1-2			P3	4	0	0	0	0	0	2
Masato Yoshii, R (1, 1) OBP: 0.205, SLG: 0.205 Turk Wendell, L (8, 1) Roger Cedeno, S (8, PH) OBP: 0.391, SLG: 0.407 (9, 9)			G1-3			BB 1B		G4-3		K	2 0 2	0 0 0	1 0 0	0 0 0	0 0 0	0 0 1	0 0 0

Inning Stats	1	2	3	4	5	6	7	8	9	10
	R: 0 H: 0 E: 0 LOB: 0 K: 0 BB: 0 S: 5 P: 10	R: 0 H: 0 E: 0 LOB: 0 K: 2 BB: 0 S: 10 P: 14	R: 0 H: 0 E: 0 LOB: 0 K: 0 BB: 0 S: 9 P: 14	R: 0 H: 1 E: 0 LOB: 1 K: 0 BB: 1 S: 10 P: 17	R: 0 H: 1 E: 0 LOB: 1 K: 1 BB: 0 S: 9 P: 15	R: 0 H: 1 E: 0 LOB: 1 K: 0 BB: 1 S: 9 P: 16	R: 1 H: 2 E: 0 LOB: 1 K: 0 BB: 0 S: 15 P: 24	R: 0 H: 0 E: 0 LOB: 1 K: 2 BB: 1 S: 8 P: 15	R: 0 H: 0 E: 0 LOB: 0 K: 1 BB: 0 S: 14 P: 18	R: 0 H: 0 E: 0 LOB: 0 K: 1 BB: 0 S: 5 P: 5

1B: 4 SF: 0 WP: 0 PA: 36
2B: 0 SAC: 0 PB: 0
3B: 0 DP: 2 SB: 1
HR: 1 HBP: 0 CS: 0

PITCHER	IP	WLS	BF	H	R	ER	SO	BB	IBB	HBP	BLK	WP	HR	S	P	ERA	WHIP
Mike Hampton, L (1, 1) ERA: 2.95	8.0		30	5	1	1	5	3	0	0	0	0	1	75	125	1.12	1.000
Billy Wagner, L (9, 1) ERA: 1.96	2.0	W	6	0	0	0	2	0	0	0	0	0	0	19	23	0.00	0.000

PITCHER	IP	WLS	BF	H	R	ER	SO	BB	IBB	HBP	BLK	WP	HR	S	P	ERA	WHIP

AB	33
R	1
H	5
RBI	1
BB	3
SO	7
LOB	8

Batter	1	2	3	4	5	6	7	8	9	AB	R	H	RBI	BB	SO	LOB
Craig Biggio, R (1, 7) OBP: 0.390, SLG: 0.469	B B C X 2-1 G4-3			X 0-0 G6-3		C F F B X 1-2 2B		X 0-0 G5-3 2-3f		4	0	1	0	0	0	2
Ricky Gutierrez, R (1, 6) OBP: 0.328, SLG: 0.345	B B F X 2-1 G6-3			B X 1-0 G6-3		B X 1-0 G6-3			X 0-0 G6-3	4	0	0	0	0	0	1
5 Jeff Bagwell, R (1, 3) OBP: 0.450, SLG: 0.627	B B C B X 3-1 G1-3			B S X 1-1 P3			C S C 0-3 K		F X 0-1 2B	4	0	1	0	0	1	0
Carl Everett, S (1, 8) OBP: 0.394, SLG: 0.580		B C B X 2-1 G4-3			C S B X 1-2 BB 1B		X 0-0 G3-1		B B B B 4-0 BB	3	0	1	0	1	0	0
Ken Caminiti, S (1, 5) OBP: 0.357, SLG: 0.375		B X 1-0 G5-3			B B C 1 SAFE 1 SAFE 1 SAFE B B 4-1 G6-4-3 1-2 BB		B B S X 2-1 1B		C B B B F X 3-2 P4	3	0	1	0	1	0	2
Matt Mieske, R (1, 9) OBP: 0.365, SLG: 0.593 Brian Williams, R (7, 1) OBP: 0.500, SLG: 0.500 Tim Bogar, R (9, PH) OBP: 0.329, SLG: 0.346		B B B C S S 3-3 K			B F S C 1-3 K		C B S B B X 3-2 G4-3		B B S F S 2-3 K	3 0 1	0 0 0	0 0 0	0 0 0	0 0 0	2 0 1	3 0 2
Tony Eusebio, R (1, 2) OBP: 0.343, SLG: 0.336		C B B X 2-1 FC5-4 1B			B F F X 1-2 G6-4-3 1-2f			X 0-0 G5-3 1B		3	0	2	0	0	0	2
Russ Johnson, R (1, 4) OBP: 0.362, SLG: 0.442		X 0-0 FC5-4 G3 1-2f			B X 1-0 G6-3			B B C X 2-1 1-2 1B		3	0	1	0	0	0	1
Shane Reynolds, R (1, 1) OBP: 0.193, SLG: 0.204 17 Lance Berkman, S (7, 9) OBP: 0.289, SLG: 0.313		1 SAFE 1 SAFE 1 SAFE B X 1-0 G3 1-2			F B S C 1-3 K			C B F B F S 2-3 K		2 1	0 0	0 0	0 0	0 0	1 1	1 2
Inning Stats	R: 0 E: 0 K: 0 S: 6 H: 0 LOB: 0 BB: 0 P: 13	R: 0 E: 0 K: 1 S: 6 H: 0 LOB: 0 BB: 0 P: 12	R: 0 E: 0 K: 0 S: 4 H: 1 LOB: 0 BB: 0 P: 7	R: 0 E: 0 K: 0 S: 4 H: 0 LOB: 0 BB: 0 P: 6	R: 0 E: 0 K: 1 S: 10 H: 1 LOB: 1 BB: 1 P: 17	R: 0 E: 0 K: 1 S: 9 H: 1 LOB: 1 BB: 0 P: 13	R: 0 E: 0 K: 1 S: 9 H: 1 LOB: 1 BB: 0 P: 14	R: 0 E: 0 K: 1 S: 9 H: 2 LOB: 1 BB: 0 P: 13	R: 0 E: 0 K: 1 S: 9 H: 1 LOB: 2 BB: 1 P: 18	1B: 5 2B: 2 3B: 0 HR: 0	SF: 0 SAC: 0 DP: 2 HBP: 0					

PITCHER		IP	WLS	BF	H	R	ER	SO	BB	IBB	HBP	BLK	WP	HR	S	P	ERA	WHIP
Kenny Rogers, L ERA: 4.22	(1, 1)	8.1	W	31	7	0	0	5	2	0	0	0	0	0	60	102	0.00	1.080
Dennis Cook, L ERA: 3.4	(9, 1)	0.2	S	2	0	0	0	1	0	0	0	0	0	0	6	11	0.00	0.000

PITCHER	IP	WLS	BF	H	R	ER	SO	BB	IBB	HBP	BLK	WP	HR	S	P	ERA	WHIP

TOP

Houston Astros @ New York Mets

Shea Stadium, Flushing, NY

Wed Aug 25 1999, 7:40 PM EDT

Att. 44,640 - Unknown - 76 F

livebaseballscorecards.com

AB	31
R	0
H	7
RBI	0
BB	2
SO	6
LOB	16

1B: 5	SF: 0	WP: 0	PA: 33
2B: 2	SAC: 0	PB: 0	
3B: 0	DP: 2	SB: 0	
HR: 0	HBP: 0	CS: 0	

Batter	1	2	3	4	5	6	7	8	9	AB	R	H	RBI	BB	SO	LOB
Rickey Henderson, R (1, 7) OBP: 0.451, SLG: 0.502	F9			F7		1B	1B			4	1	2	0	0	0	0
Edgardo Alfonzo, R (1, 4) OBP: 0.376, SLG: 0.502	K			G6-3		F8	F9			4	0	0	0	0	1	2
John Olerud, L (1, 3) OBP: 0.441, SLG: 0.474	K			1B		F7	31 G6-4-3 1B			4	0	2	0	0	1	1
31 Mike Piazza, R (1, 2) OBP: 0.368, SLG: 0.598		F8		K		1B 2B	G6-4-3			4	1	1	0	0	1	3
Robin Ventura, L (1, 5) OBP: 0.376, SLG: 0.557		F8			SH1-3 1B	1B 1B		G3-1		4	1	2	2	0	0	0
Darryl Hamilton, L (1, 8) OBP: 0.392, SLG: 0.421		K			SH1-3 1B	E 1B		CS 1B		4	1	3	1	0	1	0
Roger Cedeno, S (1, 9) OBP: 0.390, SLG: 0.406			F7		SH1-3	E5 2B 1B		G1-3		3	0	1	0	0	0	1
Rey Ordonez, R (1, 6) OBP: 0.315, SLG: 0.318			G6-3		P4	2B				3	0	1	0	0	0	2
Kenny Rogers, L (1, 1) OBP: 0.235, SLG: 0.188			K		K	G6-3				3	0	0	0	0	2	4
Dennis Cook, L (9, 1)										0	0	0	0	0	0	0
Inning Stats	R: 0 E: 0 K: 2 S: 7 H: 0 LOB: 0 BB: 0 P: 8	R: 0 E: 0 K: 1 S: 13 H: 0 LOB: 0 BB: 0 P: 17	R: 0 E: 0 K: 1 S: 7 H: 0 LOB: 0 BB: 0 P: 9	R: 0 E: 0 K: 1 S: 7 H: 1 LOB: 1 BB: 0 P: 11	R: 0 E: 0 K: 1 S: 13 H: 2 LOB: 2 BB: 0 P: 20	R: 4 E: 1 K: 0 S: 13 H: 6 LOB: 2 BB: 0 P: 19	R: 0 E: 0 K: 0 S: 10 H: 2 LOB: 1 BB: 0 P: 16	R: 0 E: 0 K: 0 S: 8 H: 1 LOB: 0 BB: 0 P: 13		1B: 10 2B: 2 3B: 0 HR: 0 SF: 0 SAC: 1 DP: 1 HBP: 0						

PITCHER		IP	WLS	BF	H	R	ER	SO	BB	IBB	HBP	BLK	WP	HR	S	P	ERA	WHIP
Shane Reynolds, R ERA: 3.54	(1, 1)	6.1	L	30	11	4	4	6	0	0	0	0	0	0	68	97	5.68	1.737
Brian Williams, R ERA: 4.01	(7, 1)	1.2		4	1	0	0	0	0	0	0	0	0	0	10	16	0.00	0.600

PITCHER	IP	WLS	BF	H	R	ER	SO	BB	IBB	HBP	BLK	WP	HR	S	P	ERA	WHIP

BOTTOM

Houston Astros @ New York Mets

Shea Stadium, Flushing, NY

Wed Aug 25 1999, 7:40 PM EDT

Att. 44,640 - Unknown - 76 F

livebaseballscorecards.com

AB	33
R	4
H	12
RBI	3
BB	0
SO	6
LOB	13

1B: 10	SF: 0	WP: 0	PA: 34
2B: 2	SAC: 1	PB: 0	
3B: 0	DP: 1	SB: 0	
HR: 0	HBP: 0	CS: 1	

Batter	1	2	3	4	5	6	7	8	9	AB	R	H	RBI	BB	SO	LOB
Rickey Henderson, R (1, 7) OBP: 0.450, SLG: 0.502	1-0 1B 2B		0-0 F7		4-1 BB BB	0-0 G4-3			2-1 L3	4	1	1	0	1	0	2
Edgardo Alfonzo, R (1, 4) OBP: 0.380, SLG: 0.508	1-1 G6-3 1B 2-H		2-0 F8		4-1 BB BB 1-2		1-1 G6-3 BLK 2B		0-2 31 2B 2B	4	2	3	1	1	0	0
John Olerud, L (1, 3) OBP: 0.441, SLG: 0.472	1-0 G6-3 1-2f		2-1 1B		0-2 G3		1-2 G6-3 2-3		4-2 31 2B BB	4	0	1	0	1	0	4
31 Mike Piazza, R (1, 2) OBP: 0.368, SLG: 0.597	2-1 F7		0-1 L7			1-0 F8	4-0 BLK IBB		2-0 2B 1-3 2-H	4	0	1	1	1	0	1
Robin Ventura, L (1, 5) OBP: 0.376, SLG: 0.554		2-2 G3		2-2 G3		0-0 2B 1B	3-1 P3 1-2 3-H		4-0 FC6-4 IBB	4	1	1	0	1	0	1
Shawon Dunston, R (1, 8) OBP: 0.333, SLG: 0.448		1-2 2B G6-3 1B		1-3 K		0-1 1-3 1B 2B	2-1 F9		3-1 P9	5	2	2	0	0	1	4
Benny Agbayani, R (1, 9) OBP: 0.357, SLG: 0.506 Billy Taylor, R (9, 1) Armando Benitez, R (9, 1)	1 SAFE 1 SAFE 1-3	1-2 2B		1-1 F9		4-0 1B IBB		3-2 G6-3	2-2 FC6-4 1-2f	4 0 0	0 0 0	1 0 0	0 0 0	1 0 0	0 0 0	3 0 0
Rey Ordonez, R (1, 6) OBP: 0.315, SLG: 0.318		0-0 G6-3 3-H			0-1 F7	2-1 1B 1-2 2-H 3-H			0-0 G3-1	4	0	1	3	0	0	1
Octavio Dotel, R (1, 1) OBP: 0.227, SLG: 0.105 Roger Cedeno, S (9, 9) OBP: 0.390, SLG: 0.406		1-3 K			1-3 K	1-3 K			0-3 K	4 0	0 0	0 0	0 0	0 0	4 0	3 0
Inning Stats	R: 1 E: 0 K: 0 S: 6 H: 2 LOB: 0 BB: 0 P: 11	R: 1 E: 0 K: 1 S: 13 H: 2 LOB: 1 BB: 0 P: 18	R: 0 E: 0 K: 0 S: 6 H: 1 LOB: 1 BB: 0 P: 10	R: 0 E: 0 K: 1 S: 9 H: 0 LOB: 0 BB: 0 P: 13	R: 0 E: 0 K: 1 S: 10 H: 0 LOB: 2 BB: 2 P: 19	R: 2 E: 0 K: 1 S: 10 H: 3 LOB: 2 BB: 1 P: 18	R: 1 E: 0 K: 0 S: 9 H: 1 LOB: 1 BB: 1 P: 20	R: 0 E: 0 K: 1 S: 7 H: 0 LOB: 0 BB: 0 P: 10	R: 1 E: 0 K: 0 S: 14 H: 2 LOB: 3 BB: 2 P: 31	1B: 5 2B: 6 3B: 0 HR: 0 SF: 0 SAC: 0 DP: 1 HBP: 0						

PITCHER		IP	WLS	BF	H	R	ER	SO	BB	IBB	HBP	BLK	WP	HR	S	P	ERA	WHIP
Omar Daal, L ERA: 3.53	(1, 1)	6.0	L	28	8	4	4	4	2	1	0	0	0	0	54	89	6.00	1.667
Brian Anderson, L ERA: 5.49	(7, 1)	2.0		8	1	1	1	1	0	1	0	1	0	0	16	30	4.50	0.500
Darren Holmes, R ERA: 2.83	(9, 1)	1.0		7	2	1	1	0	1	1	0	0	0	0	14	31	9.00	3.000

PITCHER	IP	WLS	BF	H	R	ER	SO	BB	IBB	HBP	BLK	WP	HR	S	P	ERA	WHIP

TOP

New York Mets @ Arizona Diamondbacks

Bank One Ballpark, Phoenix, AZ

Fri Aug 27 1999, 10:05 PM EDT

Att. 42,581 - Dome - 72 F

livebaseballscorecards.com

AB	37
R	6
H	11
RBI	5
BB	6
SO	5
LOB	19

WP: 0	PB: 0	SB: 0	CS: 0	PA:	43

BOTTOM

New York Mets @ Arizona Diamondbacks

Bank One Ballpark, Phoenix, AZ

Fri Aug 27 1999, 10:05 PM EDT

Att. 42,581 - Dome - 72 F

livebaseballscorecards.com

Batter	1	2	3	4	5	6	7	8	9	AB	R	H	RBI	BB	SO	LOB
Tony Womack, L (1, 9) OBP: 0.339, SLG: 0.377	C S X 0-2 G4-3 S 1B		B F B C F B F X 3-2 ② F8			L X 0-1 ① SH2-3 2-3		B C F F X 1-2 ③ G4-3		3	0	1	0	0	0	1
Jay Bell, R (1, 4) OBP: 0.353, SLG: 0.532	1 SAFE 1 SAFE B 1 SAFE C X 1-1 ① G6-3 1-2		B X 1-0 ③ F7			B S X 1-1 ② SF9 3-H			C F X 0-2 1B 1B 1B	3	1	1	1	0	0	2
Luis Gonzalez, L (1, 7) OBP: 0.405, SLG: 0.561	S F B SAFE B 2 F B X 2-2 ② G4-3 2-3			B B C X 2-1 ① P5		B C B F B F X 3-2 ③ L6			C B S X 1-2 1B 1-3 1B 1B	4	1	1	0	0	0	1
Matt Williams, R (1, 5) OBP: 0.349, SLG: 0.548	B F X 1-1 ③ L8			B F S S 1-3 ② K			X 0-0 ① P4		C B X 1-1 1B 1-3 3-H 1B	4	0	1	1	0	1	1
Erubiel Durazo, L (1, 3) OBP: 0.415, SLG: 0.544		B C C B F F X 2-2 G5-4-3 1B		S B B F C 2-3 ③ K			X 0-0 ② F9		B C S F F C 1-3 ① K	4	0	1	0	0	2	2
Steve Finley, L (1, 8) OBP: 0.334, SLG: 0.502		C C F S 0-3 ① K			X 0-0 ① F9		C C B B X 2-2 2B		C B S F X 1-2 ② P2	4	0	1	0	0	1	3
Kelly Stinnett, R (1, 2) OBP: 0.289, SLG: 0.426		B B S F F X 2-2 ②③ G5-4-3 1-2f			C F X 0-2 ② P6		S F S 0-3 ③ K		X 0-0 1-3 3-H 1B	4	0	1	1	0	1	2
Andy Fox, L (1, 6) OBP: 0.357, SLG: 0.382			B C B B F B 4-2 SH1-4 BB		B X 1-0 ③ L4			C C B B F S 2-3 ① K	X 0-0 ③ P3	3	0	0	0	1	1	2
Omar Daal, L (1, 1) OBP: 0.259, SLG: 0.268 Bernard Gilkey, R (6, PH) OBP: 0.381, SLG: 0.500 Brian Anderson, R (7, 1) OBP: 0.200, SLG: 0.345 Rob Ryan, L (8, PH) OBP: 0.222, SLG: 0.556 Darren Holmes, R (9, 1)			X 0-0 ① SH1-4 1-2			B F F F B B X 3-2 SH2-3 SF9 2B		C C S 0-3 ② K		0 0 0 0 0 0 0 1 1 1 0 0 0 0 0 0 0 0 0 0 0 1 0 0 0 0 1 0 0 0 0 0 0 0 0						
Inning Stats	R: 0 H: 1 E: 0 LOB: 1 K: 0 BB: 0 S: 11 P: 15	R: 0 H: 1 E: 0 LOB: 0 K: 1 BB: 0 S: 13 P: 17	R: 0 H: 0 E: 0 LOB: 1 K: 0 BB: 1 S: 9 P: 17	R: 0 H: 0 E: 0 LOB: 0 K: 2 BB: 0 S: 8 P: 13	R: 0 H: 0 E: 0 LOB: 0 K: 0 BB: 0 S: 5 P: 6	R: 1 H: 1 E: 0 LOB: 0 K: 0 BB: 0 S: 11 P: 18	R: 0 H: 1 E: 0 LOB: 1 K: 1 BB: 0 S: 8 P: 10	R: 0 H: 0 E: 0 LOB: 0 K: 2 BB: 0 S: 11 P: 14	R: 2 H: 4 E: 0 LOB: 2 K: 1 BB: 0 S: 20 P: 24	1B: 6 SF: 1 2B: 2 SAC: 2 3B: 0 DP: 1 HR: 0 HBP: 0						

	AB	31
	R	3
	H	8
	RBI	3
	BB	1
	SO	7
	LOB	14

WP: 0 PA: 35
PB: 0
SB: 1
CS: 0

PITCHER		IP	WLS	BF	H	R	ER	SO	BB	IBB	HBP	BLK	WP	HR	S	P	ERA	WHIP
Octavio Dotel, R ERA: 5.2	(1, 1)	8.0	W	28	4	1	1	6	1	0	0	0	0	0	76	110	1.12	0.625
Billy Taylor, R ERA: 5.36	(9, 1)	0.0		3	3	2	2	0	0	0	0	0	0	0	8	10	∞	∞
Armando Benitez, R ERA: 2.11	(9, 1)	1.0	S	4	1	0	0	1	0	0	0	0	0	0	12	14	0.00	1.000

PITCHER		IP	WLS	BF	H	R	ER	SO	BB	IBB	HBP	BLK	WP	HR	S	P	ERA	WHIP

Batter	1	2	3	4	5	6	7	8	9	AB	R	H	RBI	BB	SO	LOB
Rickey Henderson, R (1, 7) OBP: 0.451, SLG: 0.502	C B L X 1-2 31 FC6-4 1B		F B F F B X 2-2 ① G2-3		C B F B B X 3-2 1B		B B C X 2-1 ② P9			4	0	2	0	0	0	0
Edgardo Alfonzo, R (1, 4) OBP: 0.377, SLG: 0.504	C B C 1 SAFE 1 S 1-3 ① K		B B C B C S 3-3 ② K		X 0-0 ③ G5-3		B F F B X 2-2 ③ L7			4	0	0	0	0	2	2
John Olerud, L (1, 3) OBP: 0.438, SLG: 0.468	1 SAFE F C B X 1-2 ② L7		X 0-0 ③ G3			B C X 1-1 E4 31 G4-3 31 WP 2B		C B X 1-1 ① F7		4	1	0	0	0	0	1
31 Mike Piazza, R (1, 2) OBP: 0.367, SLG: 0.592	B S 1 SAFE 1 B X 2-1 ③ FC6-4 1-2f			S B C B F B B 4-2 G3-1 BLK 1B BB		B B X 2-0 ① G4-3 1-3		B C X 1-1 ② G4-3		3	1	0	0	1	0	2
Robin Ventura, L (1, 5) OBP: 0.375, SLG: 0.553		X 0-0 ① F8		S B C B F X 2-2 ① G3-1 1-3		X 0-0 G4-3 1B 2B 3-H		X 0-0 ③ G3		4	1	1	1	0	0	1
Darryl Hamilton, L (1, 8) OBP: 0.390, SLG: 0.418		B B S F B B 4-2 1B BB		B B X 2-0 ② G4-3		B B C X 2-1 ② G4-3 2-3			C B F X 1-2 ① G6-3	3	0	0	0	1	0	2
Roger Cedeno, S (1, 9) OBP: 0.392, SLG: 0.408 Dennis Cook, L (6, 1) Pat Mahomes, R (8, 1) OBP: 0.333, SLG: 0.533 Matt Franco, L (9, PH) OBP: 0.367, SLG: 0.393		1 SAFE C B X 1-1 ② F9		X 0-0 CS 1B 3-H		X 0-0 1B 3-H			B F S B F S 2-3 ② K	3 0 0 1	0 0 0 0	2 0 0 0	2 0 0 0	0 0 0 1	0 0 0 0	1 0 0 0
Rey Ordonez, R (1, 6) OBP: 0.314, SLG: 0.317	C 1 SAFE X 0-1 1-2 1B		C 0-1 ③ CS 1-2	C B B B X 3-1 ① F9	X 0-0 ③ F7				C B F B S 2-3 ③ K	4	0	1	0	0	1	1
Orel Hershiser, R (1, 1) OBP: 0.151, SLG: 0.160 Shawon Dunston, R (6, 9) OBP: 0.332, SLG: 0.446	C F 2 SAFE F F S 0-3 ③ K			C B C S 1-3 ② K		B X 1-0 ① P7				2 1	0 0	0 0	0 0	0 0	2 0	2 0
Inning Stats	R: 0 H: 1 E: 0 LOB: 1 K: 1 BB: 0 S: 11 P: 16	R: 0 H: 1 E: 0 LOB: 2 K: 1 BB: 1 S: 13 P: 18	R: 0 H: 0 E: 0 LOB: 0 K: 1 BB: 0 S: 8 P: 13	R: 1 H: 1 E: 0 LOB: 0 K: 0 BB: 1 S: 10 P: 18	R: 0 H: 1 E: 0 LOB: 1 K: 1 BB: 0 S: 9 P: 16	R: 2 H: 2 E: 1 LOB: 1 K: 0 BB: 0 S: 8 P: 13	R: 0 H: 0 E: 0 LOB: 0 K: 0 BB: 0 S: 6 P: 11	R: 0 H: 0 E: 0 LOB: 0 K: 0 BB: 0 S: 5 P: 7	R: 0 H: 0 E: 0 LOB: 0 K: 2 BB: 0 S: 10 P: 15	1B: 5 SF: 0 2B: 1 SAC: 0 3B: 0 DP: 0 HR: 0 HBP: 0						

PITCHER		IP	WLS	BF	H	R	ER	SO	BB	IBB	HBP	BLK	WP	HR	S	P	ERA	WHIP
Armando Reynoso, R ERA: 3.74	(1, 1)	7.0	W	29	6	3	1	4	2	0	0	1	1	0	65	105	1.29	1.143
Greg Swindell, L ERA: 2.47	(8, 1)	1.0	H	3	0	0	0	0	0	0	0	0	0	0	5	7	0.00	0.000
Matt Mantei, R ERA: 2.65	(9, 1)	1.0	S	3	0	0	0	2	0	0	0	0	0	0	10	15	0.00	0.000

PITCHER	IP	WLS	BF	H	R	ER	SO	BB	IBB	HBP	BLK	WP	HR	S	P	ERA	WHIP

TOP

New York Mets @ Arizona Diamondbacks

Bank One Ballpark, Phoenix, AZ

Sat Aug 28 1999, 10:05 PM EDT

Att. 47,076 - Dome - 72 F

livebaseballscorecards.com

AB	33
R	3
H	6
RBI	3
BB	2
SO	6
LOB	12

1B: 5	SF: 0	WP: 1	PA: 36
2B: 1	SAC: 0	PB: 0	
3B: 0	DP: 0	SB: 0	
HR: 0	HBP: 0	CS: 1	

Batter	1	2	3	4	5	6	7	8	9	AB	R	H	RBI	BB	SO	LOB
Tony Womack, L (1, 9) OBP: 0.338, SLG: 0.374	C B X 1-1 G3 ①			B B C B B 4-1 S 1B BB		B B X 2-0 G4-3 ①	B F B X 2-1 FC4-6 ② 1-2f 2B			3	2	0	0	1	0	1
Jay Bell, R (1, 4) OBP: 0.356, SLG: 0.536	B B S T F B S 3-3 K ②			1 SAFE 1 SAFE 1 SAFE S B B L X 2-2 FC6-5-4-1 G3 1-H 1B		F C B X 1-2 1B 1B	1 SAFE 1 SAFE 1 SAFE 1 SAFE B X 1-0 1-H 2B			4	1	3	2	0	1	0
Luis Gonzalez, L (1, 7) OBP: 0.404, SLG: 0.559	C F X 0-2 G4-3 ③			1 SAFE F F F X 0-2 G3 ① 1-2		C B F X 1-2 1B 1B 1-2 1B	B B X 2-0 F9 ③			4	1	1	0	0	0	2
Matt Williams, R (1, 5) OBP: 0.348, SLG: 0.551		B B C F S 2-3 K ①		C C B B X 2-2 FC6-5-4-1 ② 2-3		C S B F S 1-3 K ②		B B B X 3-0 HR		4	1	1	1	0	2	3
Erubiel Durazo, L (1, 3) OBP: 0.407, SLG: 0.528		B X 1-0 G4-3 ②		X 0-0 L9 ③		F B X 1-1 1B 1-3 2-H 1B		F F B S 1-3 K ①		4	0	1	1	0	1	1
Steve Finley, L (1, 8) OBP: 0.333, SLG: 0.500		C B S X 1-2 G3 ③			L B B B X 3-1 F7 ①	F B 1 SAFE X 1-2 1-2 3-H 1B		F X 0-1 P6 ②		4	0	1	1	0	0	0
Damian Miller, R (1, 2) OBP: 0.292, SLG: 0.397			C B F X 1-2 G6-3 ①		C C B F F B F B X 3-2 G6-3 ②	B B B C S S 3-3 K ③		B C B F S 2-3 K ③		4	0	0	0	0	2	2
Hanley Frias, S (1, 6) OBP: 0.326, SLG: 0.240			C F B S 1-3 K ②		B B F C X 2-2 1B		C B B S F F B F B 4-2 FC4-6 BB			2	0	1	0	1	1	0
Armando Reynoso, R (1, 1) OBP: 0.159, SLG: 0.205 Bernard Gilkey, R (7, PH) OBP: 0.379, SLG: 0.497 Greg Swindell, L (8, 1) Matt Mantei, R (9, 1)			B S B S S 2-3 K ③		B S 1 SAFE 1 SAFE X 1-1 P5 ③		F B B B X 3-1 P3 ①			2 1 0 0	0 0 0 0	0 0 0 0	0 0 0 0	0 0 0 0	1 0 0 0	1 1 0 0
Inning Stats	R: 0 E: 0 K: 1 S: 9 H: 0 LOB: 0 BB: 0 P: 13	R: 0 E: 0 K: 1 S: 7 H: 0 LOB: 0 BB: 0 P: 11	R: 0 E: 0 K: 2 S: 9 H: 0 LOB: 0 BB: 0 P: 13	R: 1 E: 0 K: 0 S: 12 H: 1 LOB: 1 BB: 1 P: 20	R: 0 E: 0 K: 0 S: 13 H: 1 LOB: 1 BB: 0 P: 22	R: 2 E: 0 K: 2 S: 19 H: 4 LOB: 2 BB: 0 P: 29	R: 1 E: 0 K: 0 S: 11 H: 1 LOB: 1 BB: 1 P: 23	R: 1 E: 0 K: 2 S: 9 H: 1 LOB: 0 BB: 0 P: 15		1B: 6 2B: 1 3B: 0 HR: 1	SF: 0 SAC: 0 DP: 0 HBP: 0					

PITCHER		IP	WLS	BF	H	R	ER	SO	BB	IBB	HBP	BLK	WP	HR	S	P	ERA	WHIP
Orel Hershiser, R ERA: 4.67	(1, 1)	5.2		23	5	3	3	5	1	0	0	0	0	0	63	98	4.76	1.059
Dennis Cook, L ERA: 3.47	(6, 1)	1.1	L	7	2	1	1	1	1	0	0	0	0	0	17	33	6.75	2.250
Pat Mahomes, R ERA: 3.28	(8, 1)	1.0		4	1	1	1	2	0	0	0	0	0	1	9	15	9.00	1.000

PITCHER	IP	WLS	BF	H	R	ER	SO	BB	IBB	HBP	BLK	WP	HR	S	P	ERA	WHIP

BOTTOM

New York Mets @ Arizona Diamondbacks

Bank One Ballpark, Phoenix, AZ

Sat Aug 28 1999, 10:05 PM EDT
Att. 47,076 - Dome - 72 F

livebaseballscorecards.com

AB	32
R	5
H	8
RBI	5
BB	2
SO	8
LOB	11

WP: 0	PB: 0	SB: 1	CS: 0	PA:	34	

New York Mets @ Arizona Diamondbacks

Bank One Ballpark, Phoenix, AZ

Sun Aug 29 1999, 8:05 PM EDT

Att. 38,596 - Dome - 72 F

TOP

livebaseballscorecards.com

Batter	1	2	3	4	5	6	7	8	9	AB	R	H	RBI	BB	SO	LOB
Rickey Henderson, R (1, 7) OBP: 0.453, SLG: 0.503	1-1 F9 1B 1B	3-1 S 2B 2-H 1B		3-1 S 1B		1-0 G3-1 2-3			1-1 F9	5	1	3	1	0	0	1
Edgardo Alfonzo, R (1, 4) OBP: 0.376, SLG: 0.503	1-0 F9	3-2 1-H 2B		2-2 G6-3 1-2		3-2 F8			2-1 P4	5	0	1	1	0	0	3
John Olerud, L (1, 3) OBP: 0.437, SLG: 0.466	1-2 FC4-6 1B 1-2	3-1 G6-3		3-1 P5			1-1 F8			4	0	1	0	0	0	2
Robin Ventura, L (1, 5) OBP: 0.374, SLG: 0.550	2-1 F9 2-3		4-2 1B 1B BB	2-2 G3			2-3 K			3	1	0	0	1	1	3
Darryl Hamilton, L (1, 8) OBP: 0.389, SLG: 0.416	2-1 FC4-6 1-2f		1-1 1B 1-3 1B		0-2 G1-3		0-0 G5-3			4	0	1	0	0	0	2
Roger Cedeno, S (1, 9) OBP: 0.394, SLG: 0.410		2-2 G5-3 1B 1B	2-2 CS 1-3 3-H 1B		1-1 G1-3			2-3 K		3	1	2	1	0	0	0
Shawon Dunston, R (8, PH) OBP: 0.330, SLG: 0.443 (8, 9)										1	0	0	0	0	1	0
Todd Pratt, R (1, 2) OBP: 0.357, SLG: 0.376	1 SAFE 1 SAFE	2-1 G5-3 1-2	3-3 1 SAFE 1 SAFE K 1-2		2-0 F8			0-3 K		3	0	0	0	0	1	3
Matt Franco, L (8, PH) OBP: 0.364, SLG: 0.390										1	0	0	0	0	1	0
31 Mike Piazza, R (8, 2) OBP: 0.367, SLG: 0.592			1 SAFE							0	0	0	0	0	0	0
Rey Ordonez, R (1, 6) OBP: 0.318, SLG: 0.320		2-0 SH5-4 1B 2-H 1B		4-0 IBB		1-2 G3-1 SH1-4 1B			2-2 P3	3	1	2	1	1	0	0
Al Leiter, L (1, 1) OBP: 0.130, SLG: 0.136		0-1 SH5-4 1-2	2-3 K			0-0 SH1-4 1-2			1-1 G4-3	1	0	0	0	0	1	2
Jeff Tam, R (7, 1)										0	0	0	0	0	0	0
Chuck McElroy, L (7, 1)										0	0	0	0	0	0	0
Billy Taylor, R (8, 1)										0	0	0	0	0	0	0
Luis Lopez, S (9, PH) OBP: 0.313, SLG: 0.313										1	0	0	0	0	0	0

	AB	34
	R	4
	H	10
	RBI	4
	BB	2
	SO	5
	LOB	16

Inning Stats	1	2	3	4	5	6	7	8	9
	R: 0 E: 0 K: 0 S: 10 H: 2 LOB: 2 BB: 0 P: 17	R: 3 E: 0 K: 0 S: 18 H: 4 LOB: 1 BB: 0 P: 33	R: 1 E: 0 K: 2 S: 20 H: 2 LOB: 2 BB: 2 P: 35	R: 0 E: 0 K: 0 S: 11 H: 1 LOB: 1 BB: 0 P: 21	R: 0 E: 0 K: 0 S: 6 H: 0 LOB: 0 BB: 0 P: 9	R: 0 E: 0 K: 0 S: 9 H: 1 LOB: 1 BB: 0 P: 14	R: 0 E: 0 K: 1 S: 6 H: 0 LOB: 0 BB: 0 P: 9	R: 0 E: 0 K: 2 S: 9 H: 0 LOB: 0 BB: 0 P: 13	R: 0 E: 0 K: 0 S: 6 H: 0 LOB: 0 BB: 0 P: 10

	1B: 9	SF: 0
	2B: 1	SAC: 2
	3B: 0	DP: 0
	HR: 0	HBP: 0

	WP: 0	PA: 38
	PB: 0	
	SB: 2	
	CS: 1	

PITCHER		IP	WLS	BF	H	R	ER	SO	BB	IBB	HBP	BLK	WP	HR	S	P	ERA	WHIP
Andy Benes, R	(1, 1)	4.0		22	9	4	4	2	1	1	0	0	0	0	59	106	9.00	2.500
ERA: 4.91																		
Brian Anderson, L	(5, 1)	2.0	W	7	1	0	0	0	0	0	0	0	0	0	15	23	0.00	0.500
ERA: 5.38																		
Greg Swindell, L	(7, 1)	1.0	H	3	0	0	0	1	0	0	0	0	0	0	6	9	0.00	0.000
ERA: 2.42																		
Gregg Olson, R	(8, 1)	2.0	S	6	0	0	0	2	0	0	0	0	0	0	15	23	0.00	0.000
ERA: 3.59																		

PITCHER	IP	WLS	BF	H	R	ER	SO	BB	IBB	HBP	BLK	WP	HR	S	P	ERA	WHIP

Batter	1	2	3	4	5	6	7	8	9	AB	R	H	RBI	BB	SO	LOB
Tony Womack, L (1, 6) (8, 9) OBP: 0.339, SLG: 0.372	BBBCB 4-1 S 2B BB	BBBCB 4-1 G5-3 1-2 2B BB		LCS 0-3 ① K		X 0-0 ③ F8		BSSFBX 2-2 ② G6-3 1-3		3	2	0	0	2	1	1
Jay Bell, R (1, 4) OBP: 0.358, SLG: 0.537	B 1 SAFE BBBCB 4-1 2B 1-2 2B BB	SLBBBX 3-2 ①② G5-3 1-2 2-3f		H 1-0 CS HBP			BCFBBX 3-2 ① F7	BBBCCX 3-2 1B 3-H 2B		3	2	1	1	1	0	2
Luis Gonzalez, L (1, 7) OBP: 0.409, SLG: 0.572	BX 1-0 1-3 2-H 2B 2B	BBX 2-0 2-H 2B		1 SAFE BBBFBSFB 4-2 ② FC4-6 1-2 BB			FX 0-1 HR	BX 1-0 2-H 1B		4	2	4	4	1	0	0
Matt Williams, R (1, 5) OBP: 0.349, SLG: 0.552	X 0-0 E SF7 2-H 3-H 2B	BX 1-0 ③ P4		X 0-0 ③ FC4-6 1-2f			FX 0-1 1B 1B	X 0-0 ③ F8		5	1	2	2	0	0	3
Greg Colbrunn, R (1, 3) OBP: 0.411, SLG: 0.500	BBX 2-0 E1 2-3 1B		X 0-0 ① F9	BBBFBFFB 4-2 G5-4-3 BB			1 SAFE FBBX 1-1 1-3 1B			3	0	2	0	1	0	0
Bernard Gilkey, R (1, 9) OBP: 0.377, SLG: 0.500 Gregg Olson, R (8, 1)	X 0-0 ① SF7 3-H		FBBBFBX 3-2 G3 2B	FBBBFFX 3-2 ①② G5-4-3 1-2f			FBX 1-1 ② L4			3	0	1	1	0	0	3
										0	0	0	0	0	0	0
Steve Finley, L (1, 8) OBP: 0.331, SLG: 0.496	BX 1-0 ② P4		CBBBX 2-1 ② G3 2-3	SBBX 1-1 ③ G3-1			BSFBBX 3-2 ③ F8			4	0	0	0	0	0	4
Kelly Stinnett, R (1, 2) OBP: 0.288, SLG: 0.421	BBX 2-0 ③ P5		IIII 4-0 IBB			SFBBC 2-3 ① K		SSFX 0-2 ① P6		3	0	0	0	1	1	1
Andy Benes, R (1, 1) OBP: 0.220, SLG: 0.217 Brian Anderson, R (5, 1) OBP: 0.200, SLG: 0.345 Rob Ryan, L (6, PH) OBP: 0.200, SLG: 0.500 Greg Swindell, L (7, 1) Hanley Frias, S (8, 6) OBP: 0.333, SLG: 0.250		CBFFBX 2-2 G5-3 BB 1B	FBBSX 2-2 ③ G5-3			FFFBS 1-3 ② K		CFFFBBX 2-2 G6-3 WP 2B 1B		2	0	1	0	0	0	2
										0	0	0	0	0	0	0
										1	0	0	0	0	1	0
										0	0	0	0	0	0	0
										1	1	1	0	0	0	0
Inning Stats	R: 4 E: 1 K: 0 S: 8 H: 3 LOB: 1 BB: 2 P: 22	R: 1 E: 0 K: 0 S: 10 H: 2 LOB: 1 BB: 1 P: 22	R: 0 E: 0 K: 0 S: 9 H: 1 LOB: 2 BB: 1 P: 20	R: 0 E: 0 K: 1 S: 7 H: 0 LOB: 1 BB: 1 P: 12	R: 0 E: 0 K: 0 S: 9 H: 0 LOB: 0 BB: 1 P: 17	R: 0 E: 0 K: 2 S: 8 H: 0 LOB: 0 BB: 0 P: 11	R: 1 E: 0 K: 0 S: 14 H: 3 LOB: 2 BB: 0 P: 22	R: 2 E: 0 K: 0 S: 17 H: 3 LOB: 1 BB: 0 P: 25		1B: 6 2B: 5 3B: 0 HR: 1 SF: 1 SAC: 0 DP: 2 HBP: 1						

PITCHER		IP	WLS	BF	H	R	ER	SO	BB	IBB	HBP	BLK	WP	HR	S	P	ERA	WHIP
Al Leiter, L ERA: 4.39	(1, 1)	6.1	L	30	7	6	5	3	5	1	1	0	0	1	56	112	7.11	1.895
Jeff Tam, R ERA: 6.43	(7, 1)	0.1		3	2	0	0	0	0	0	0	0	0	0	6	8	0.00	6.000
Chuck McElroy, L ERA: 5.72	(7, 1)	1.0		4	1	1	1	0	0	0	0	0	1	0	15	22	9.00	1.000
Billy Taylor, R ERA: 5.51	(8, 1)	0.1		3	2	1	1	0	0	0	0	0	0	0	5	9	27.00	6.000

PITCHER	IP	WLS	BF	H	R	ER	SO	BB	IBB	HBP	BLK	WP	HR	S	P	ERA	WHIP

BOTTOM

New York Mets @ Arizona Diamondbacks

Bank One Ballpark, Phoenix, AZ

Sun Aug 29 1999, 8:05 PM EDT
Att. 38,596 - Dome - 72 F

livebaseballscorecards.com

AB	32
R	8
H	12
RBI	8
BB	6
SO	3
LOB	16

WP: 1 PB: 0 SB: 1 CS: 1 PA: 40

New York Mets @ Houston Astros

Astrodome, Houston, TX

Mon Aug 30 1999, 8:05 PM EDT

Att. 28,032 - Dome - 72 F

TOP

livebaseballscorecards.com

Batter	1	2	3	4	5	6	7	8	9	AB	R	H	RBI	BB	SO	LOB
Rickey Henderson, R (1, 7) OBP: 0.453, SLG: 0.503 Benny Agbayani, R (6, 7) OBP: 0.358, SLG: 0.506	K	1B 2B 1B 2-H		HR 1B	G6-3		G6-3		2B 1B 1-3	4 2	2 1	2 1	1 0	0 0	1 0	2 0
Edgardo Alfonzo, R (1, 4) OBP: 0.382, SLG: 0.528	HR	2B 1B 1-2		1-H HR		HR		BB 1B 1B	1B 2B 1-3 3-H	6	6	6	5	0	0	0
John Olerud, L (1, 3) OBP: 0.441, SLG: 0.468	31 BB BB	31 HR 2B 1-H 2-H		L7		31 FC6-4 BB		G6-4-3 1B 1B BB 1-2	1B BB	2	2	1	2	4	0	0
31 Mike Piazza, R (1, 2) OBP: 0.368, SLG: 0.598 Jeff Tam, R (7, 1) Shawon Dunston, R (8, PH) OBP: 0.336, SLG: 0.449 (8, 8)	G4-6-3 BB 1-2	HR 2-H		G5-3		FC6-4 G3-1 1B 1-2f		0-2 G6-4-3 1B 1-2 2-H	1B 1-2 2-H 3-H	3 0 2	2 0 0	1 0 2	2 0 3	1 0 0	0 0 0	1 0 0
Robin Ventura, L (1, 5) OBP: 0.374, SLG: 0.549 Matt Franco, L (6, PH) OBP: 0.357, SLG: 0.380 (6, 5)	G4-6-3 1-2f	G3			1B 1B 1B	G3-1 1-2		1-1 G6-4-3 1-2f 2-3	K	3 3	1 0	1 0	0 0	0 0	0 1	2 5
Darryl Hamilton, L (1, 8) OBP: 0.394, SLG: 0.428 Billy Taylor, R (8, 1) Pat Mahomes, R (9, PH) OBP: 0.313, SLG: 0.500 Chuck McElroy, L (9, 1)		HR	G6-3		G4-3 1B 1B 1-2	1-1 2-H		0-0 1B 3-H		5 0 1 0	1 0 0 0	4 0 0 0	3 0 0 0	0 0 1 0	0 0 1 0	0 0 2 0
Roger Cedeno, S (1, 9) OBP: 0.392, SLG: 0.408	S SH1-4 1B 1B		K	K	G1-3			G4-3		5	1	1	0	0	2	4
Rey Ordonez, R (1, 6) OBP: 0.318, SLG: 0.320 Luis Lopez, S (7, PH) OBP: 0.308, SLG: 0.307 (7, 6)	K	L9			G4-3 1B 1-2 2-H	F7			F9	3 2	0 0	1 0	1 0	0 0	1 0	1 0
Masato Yoshii, R (1, 1) OBP: 0.195, SLG: 0.195 Todd Pratt, R (7, PH) OBP: 0.359, SLG: 0.378 (7, 2)	SH1-4 1-2			K	G4-3 1-2 2-3	G6-3			1B 2B 1B	2 2	0 1	0 1	0 0	0 0	1 0	2 0

Inning Stats	1	2	3	4	5	6	7	8	9
	R: 1 E: 0 K: 1 S: 9	H: 1 LOB: 1 BB: 2 P: 19	R: 6 E: 0 K: 1 S: 19	H: 6 LOB: 0 BB: 0 P: 27	R: 0 E: 0 K: 1 S: 8	H: 0 LOB: 0 BB: 0 P: 15	R: 2 E: 0 K: 1 S: 14	H: 2 LOB: 0 BB: 0 P: 24	R: 1 E: 0 K: 1 S: 12	H: 3 LOB: 2 BB: 0 P: 18	R: 2 E: 0 K: 0 S: 12	H: 2 LOB: 1 BB: 1 P: 20	R: 0 E: 0 K: 0 S: 5	H: 0 LOB: 0 BB: 0 P: 10	R: 2 E: 0 K: 0 S: 10	H: 3 LOB: 1 BB: 1 P: 17	R: 3 E: 0 K: 2 S: 17	H: 4 LOB: 2 BB: 1 P: 31

	AB	45
	R	17
	H	21
	RBI	17
	BB	5
	SO	7
	LOB	19

	1B: 14	SF: 0	WP: 0	PA: 51
	2B: 2	SAC: 1	PB: 0	
	3B: 0	DP: 2	SB: 1	
	HR: 5	HBP: 0	CS: 0	

PITCHER		IP	WLS	BF	H	R	ER	SO	BB	IBB	HBP	BLK	WP	HR	S	P	ERA	WHIP
Shane Reynolds, R ERA: 3.8	(1, 1)	3.0	L	17	7	7	7	3	2	0	0	0	0	3	36	61	21.00	3.000
Brian Williams, R ERA: 4.2	(4, 1)	2.0		11	5	3	3	2	0	0	0	0	0	1	26	42	13.50	2.500
Sean Bergman, R ERA: 5.36	(6, 1)	3.0		15	5	4	4	0	2	0	0	0	0	1	27	47	12.00	2.333
Trever Miller, L ERA: 6.05	(9, 1)	1.0		8	4	3	3	2	1	0	0	0	0	0	17	31	27.00	5.000

PITCHER	IP	WLS	BF	H	R	ER	SO	BB	IBB	HBP	BLK	WP	HR	S	P	ERA	WHIP

New York Mets @ Houston Astros

Astrodome, Houston, TX

Mon Aug 30 1999, 8:05 PM EDT

Att. 28,032 - Dome - 72 F

BOTTOM

Batter	1	2	3	4	5	6	7	8	9	AB	R	H	RBI	BB	SO	LOB
Craig Biggio, R (1, 4) OBP: 0.392, SLG: 0.473	B C X 1-1 G5-3 ①		C B F F F B B X 3-2 F9 ③			C F B F X 1-2 G5-3 ①		S X 0-1 1B		2	0	0	0	0	0	1
Ricky Gutierrez, R (6, PH) OBP: 0.344, SLG: 0.348 (7, 6)										2	0	1	0	0	0	0
Bill Spiers, L (1, 8) OBP: 0.365, SLG: 0.407 (7, 7)	X 0-0 F9 ②			B B C B C F S 3-3 K ①		B C S S 1-3 K ②		C B B B F X 3-2 G4-3 ③		4	0	0	0	0	2	1
5 Jeff Bagwell, R (1, 3) OBP: 0.452, SLG: 0.616	B B C C C X 3-2 G6-3 ③			F B F B X 2-2 BB 1B		C F B F S 1-3 K ③			B B C F F S 2-3 K ①	2	0	1	0	0	0	0
Ryan Thompson, R (6, PH) (7, 8)										2	0	0	0	0	2	0
Ken Caminiti, S (1, 5) OBP: 0.353, SLG: 0.374		B C B B F C 3-3 K ①		B F B B B 4-1 1-2 BB			B B C B S X 3-2 G4-3 ①		X 0-0 P4 ②	3	0	0	0	1	1	0
Daryle Ward, L (1, 7) OBP: 0.273, SLG: 0.417 (7, 3)		B X 1-0 F8 ②		F F B B B F X 3-2 P2 ②			C B F B B X 3-2 F7 ②		C F B F X 1-2 2B	4	0	1	0	0	0	2
17 Lance Berkman, S (1, 9) OBP: 0.311, SLG: 0.385		B C S S 1-3 K ③		C S B F B X 2-2 G4-3 ③			X 0-0 HR		F S X 0-2 F8 ③	4	1	1	1	0	1	3
Paul Bako, L (1, 2) OBP: 0.352, SLG: 0.383			B C B B X 3-1 1B	C S S 0-3 K ①			X 0-0 L6 ③			3	0	1	0	0	1	0
Tim Bogar, R (1, 6) OBP: 0.325, SLG: 0.339 (7, 4)			B F X 1-1 L4 ①	B X 1-0 G6-3 ②				F B B B X 3-1 F9 ①		3	0	0	0	0	0	1
Shane Reynolds, R (1, 1) OBP: 0.163, SLG: 0.204			B S F F C 1-3 K ②	C S B S 1-3 K ③				C F S 0-3 K ②		0	0	0	0	0	0	0
Russ Johnson, R (3, PH) OBP: 0.353, SLG: 0.426										1	0	0	0	0	1	1
Brian Williams, R (4, 1) OBP: 0.500, SLG: 0.500										0	0	0	0	0	0	0
Matt Mieske, R (5, PH) OBP: 0.356, SLG: 0.573										1	0	0	0	0	1	0
Sean Bergman, R (6, 1) OBP: 0.107, SLG: 0.321										0	0	0	0	0	0	0
Tony Eusebio, R (8, PH) OBP: 0.353, SLG: 0.352										1	0	0	0	0	1	0
Trever Miller, R (9, 1)										0	0	0	0	0	0	0
Inning Stats	R: 0 E: 0 K: 0 S: 6 H: 0 LOB: 0 BB: 0 P: 10	R: 0 E: 0 K: 2 S: 7 H: 0 LOB: 0 BB: 0 P: 12	R: 0 E: 0 K: 1 S: 13 H: 1 LOB: 1 BB: 0 P: 21	R: 0 E: 0 K: 1 S: 16 H: 1 LOB: 2 BB: 1 P: 30	R: 0 E: 0 K: 2 S: 7 H: 0 LOB: 0 BB: 0 P: 9	R: 0 E: 0 K: 2 S: 11 H: 0 LOB: 0 BB: 0 P: 14	R: 1 E: 0 K: 0 S: 8 H: 1 LOB: 0 BB: 0 P: 14	R: 0 E: 0 K: 1 S: 10 H: 1 LOB: 1 BB: 0 P: 16	R: 0 E: 0 K: 1 S: 13 H: 1 LOB: 1 BB: 0 P: 16	1B: 3 2B: 1 3B: 0 HR: 1	SF: 0 SAC: 0 DP: 0 HBP: 0						

livebaseballscorecards.com

AB	32
R	1
H	5
RBI	1
BB	1
SO	10
LOB	9

WP: 0 PB: 0 SB: 0 CS: 0 PA: 33

PITCHER		IP	WLS	BF	H	R	ER	SO	BB	IBB	HBP	BLK	WP	HR	S	P	ERA	WHIP
Masato Yoshii, R ERA: 4.94	(1, 1)	6.0	W	21	2	0	0	8	1	0	0	0	0	0	60	96	0.00	0.500
Jeff Tam, R ERA: 6.75	(7, 1)	1.0		4	1	1	1	0	0	0	0	0	0	1	8	14	9.00	1.000
Billy Taylor, R ERA: 5.4	(8, 1)	1.0		4	1	0	0	1	0	0	0	0	0	0	10	16	0.00	1.000
Chuck McElroy, L ERA: 5.61	(9, 1)	1.0		4	1	0	0	1	0	0	0	0	0	0	13	16	0.00	1.000

PITCHER	IP	WLS	BF	H	R	ER	SO	BB	IBB	HBP	BLK	WP	HR	S	P	ERA	WHIP

Batter	1	2	3	4	5	6	7	8	9	AB	R	H	RBI	BB	SO	LOB
Rickey Henderson, R (1, 7) OBP: 0.451, SLG: 0.503	FCS 0-3 ① K		X 0-0 ③ G6-3			CFX 0-2 BB 2B		BCFX 1-2 ② G5-3		4	0	1	0	0	1	0
Edgardo Alfonzo, R (1, 4) OBP: 0.383, SLG: 0.527	BFX 1-1 ② L4			CX 0-1 FC4-6 1B		BBBCB 4-1 ① BB 2-3 BB		CSBBX 2-2 E5 HR		3	1	1	0	1	0	0
John Olerud, L (1, 3) OBP: 0.443, SLG: 0.476	CBFBBX 3-2 1B			FBBX 2-1 ① FC4-6 1-2f		CBFBBB 4-2 31 G5-3 1-2 BB		X 0-0 2-H HR		3	1	2	2	1	0	1
31 Mike Piazza, R (1, 2) OBP: 0.365, SLG: 0.592	BBCSX 2-2 ③ F9			X 0-0 ② F8		X 0-0 ②③ G5-3 1-2f		CSBBX 2-2 ③ F7		4	0	0	0	0	0	4
Robin Ventura, L (1, 5) OBP: 0.373, SLG: 0.548		CBX 1-1 F8-5 2B		SSBFBX 2-2 ③ P6			BCBX 2-1 ① P7		CX 0-1 ① P5	4	0	1	0	0	0	1
Darryl Hamilton, L (1, 8) OBP: 0.392, SLG: 0.426		BX 1-0 ①② F8-5 2-3			X 0-0 FC6-4 1B		BFBFBFX 3-2 ② G4-3		CBFX 1-2 ② L7	4	0	1	0	0	0	1
Roger Cedeno, S (1, 9) OBP: 0.391, SLG: 0.406		BBFBSX 3-2 ③ L4			BCCS 1-3 ① K		X 0-0 FC4 1B		BCTS 1-3 ③ K	4	0	1	0	0	2	1
Rey Ordonez, R (1, 6) OBP: 0.316, SLG: 0.317			SFBFX 1-2 ① G6-3		1 SAFE BX 1-0 ② FC6-4 1-2f		1 SAFE CBSX 1-2 ③ FC4 1-2f			3	0	0	0	0	0	2
Kenny Rogers, L (1, 1) OBP: 0.211, SLG: 0.167			CSBS 1-3 ② K		CFS 0-3 ③ K			CBX 1-1 ① F8		2	0	0	0	0	2	1
Matt Franco, L (8, PH) OBP: 0.354, SLG: 0.377										1	0	0	0	0	0	0
Turk Wendell, L (8, 1)										0	0	0	0	0	0	0

TOP

New York Mets @ Houston Astros

Astrodome, Houston, TX

Tue Aug 31 1999, 8:05 PM EDT

Att. 24,982 - Dome - 72 F

livebaseballscorecards.com

AB	32
R	2
H	7
RBI	2
BB	2
SO	5
LOB	11

Inning Stats	1	2	3	4	5	6	7	8	9			
	R: 0 E: 0 K: 1 S: 11	H: 1 LOB: 1 BB: 0 P: 17	R: 0 E: 0 K: 0 S: 6	H: 1 LOB: 0 BB: 0 P: 11	R: 0 E: 0 K: 1 S: 8	H: 0 LOB: 0 BB: 0 P: 10	R: 0 E: 0 K: 0 S: 9	H: 1 LOB: 1 BB: 0 P: 13	R: 0 E: 0 K: 2 S: 8	H: 1 LOB: 1 BB: 0 P: 10	R: 0 E: 0 K: 0 S: 7	H: 1 LOB: 1 BB: 2 P: 15
	R: 0 E: 0 K: 0 S: 10	H: 1 LOB: 1 BB: 0 P: 16	R: 2 E: 1 K: 0 S: 12	H: 1 LOB: 0 BB: 0 P: 18	R: 0 E: 0 K: 1 S: 8	H: 0 LOB: 0 BB: 0 P: 10	1B: 4 2B: 3 3B: 0 HR: 1	SF: 0 SAC: 0 DP: 2 HBP: 0	WP: 0 PB: 0 SB: 0 CS: 0	PA: 34		

PITCHER		IP	WLS	BF	H	R	ER	SO	BB	IBB	HBP	BLK	WP	HR	S	P	ERA	WHIP
Jose Lima, R ERA: 3.35	(1, 1)	8.0	W	31	7	2	0	4	2	0	0	0	0	1	71	110	0.00	1.125
Billy Wagner, L ERA: 1.9	(9, 1)	1.0		3	0	0	0	1	0	0	0	0	0	0	8	10	0.00	0.000

PITCHER	IP	WLS	BF	H	R	ER	SO	BB	IBB	HBP	BLK	WP	HR	S	P	ERA	WHIP

Batter	1	2	3	4	5	6	7	8	9	AB	R	H	RBI	BB	SO	LOB
Craig Biggio, R (1, 4) (8, 7) (9, 4) OBP: 0.391, SLG: 0.470	C S X 0-2 ① G5-3		B C X 1-1 ③ G5-3			F B X 1-1 ②③ G4-6-3 1-2f		B B C F B B 4-2 2B HR BB		3	1	0	0	1	0	2
Matt Mieske, R (1, 9) OBP: 0.353, SLG: 0.570	C B T S 1-3 ② K			B X 1-0 ① G5-3			C C X 0-2 ① L6	B S X 1-1 1-3 HR 2B		4	1	1	0	0	1	0
5 Jeff Bagwell, R (1, 3) OBP: 0.454, SLG: 0.616	C B B B S X 3-2 ③ F9			B F B C B X 3-2 G3-6-1 1B			B B B B 4-0 E 1B SH1-3 BB	I I I I 4-0 HR IBB		2	2	1	0	2	0	0
Ken Caminiti, S (1, 5) OBP: 0.355, SLG: 0.393		B B B X 3-0 ① G5-3		1 SAFE S X 0-1 ②③ G3-6-1 1-2f			F B X 1-1 E7 SH1-3 1-3 2B 1B	B S X 1-1 1-H 2-H 3-H HR		4	2	2	4	0	0	1
Daryle Ward, L (1, 7) OBP: 0.267, SLG: 0.407 Russ Johnson, R (7, PH) (8, 4) OBP: 0.350, SLG: 0.423 Billy Wagner, L (9, 1)		B C S S 1-3 ② K			B S B F F F S 2-3 ① K		B C P X 2-1 ② SH1-3 1-2 3-H	C S B X 1-2 ② P3		2 1 0	0 0 0	0 0 0	0 1 0	0 0 0	2 0 0	0 0 0
Ryan Thompson, R (1, 8) OBP: 0.154, SLG: 0.167		B F S S 1-3 ③ K			B S S X 1-2 ② G5-3		B B X 2-0 2-H 2B	B C S B F X 2-2 ③ F8		4	0	1	1	0	1	0
Tony Eusebio, R (1, 2) OBP: 0.356, SLG: 0.358			F C X 0-2 G6-3 2B		B C B X 2-1 ③ L6		I I I I 4-0 IBB			2	0	1	0	1	0	0
Ricky Gutierrez, R (1, 6) OBP: 0.344, SLG: 0.348			B B C B C X 3-2 ① G6-3 2-3			X 0-0 FC3-6 1B	B C F B S 2-3 ③ K			3	0	1	0	0	1	3
Jose Lima, R (1, 1) OBP: 0.121, SLG: 0.094 Bill Spiers, L (8, PH) (9, 7) OBP: 0.364, SLG: 0.406			C S S 0-3 ② K			C X 0-1 ① FC3-6 G4-6-3 1-2f		X 0-0 ① F7		2 1	0 0	0 0	0 0	0 0	1 0	2 0
Inning Stats	R: 0 E: 0 K: 1 S: 9 H: 0 LOB: 0 BB: 0 P: 13	R: 0 E: 0 K: 2 S: 7 H: 0 LOB: 0 BB: 0 P: 12	R: 0 E: 0 K: 1 S: 11 H: 1 LOB: 1 BB: 0 P: 15	R: 0 E: 0 K: 0 S: 6 H: 1 LOB: 0 BB: 0 P: 10	R: 0 E: 0 K: 1 S: 10 H: 0 LOB: 0 BB: 0 P: 15	R: 0 E: 0 K: 0 S: 5 H: 1 LOB: 0 BB: 0 P: 6	R: 2 E: 1 K: 1 S: 12 H: 2 LOB: 2 BB: 2 P: 26	R: 4 E: 0 K: 0 S: 14 H: 2 LOB: 0 BB: 2 P: 27		1B: 3 2B: 3 3B: 0 HR: 1	SF: 0 SAC: 1 DP: 2 HBP: 0					

PITCHER		IP	WLS	BF	H	R	ER	SO	BB	IBB	HBP	BLK	WP	HR	S	P	ERA	WHIP
Kenny Rogers, L ERA: 4.15	(1, 1)	7.0		26	5	2	2	6	1	1	0	0	0	0	60	97	2.57	0.857
Turk Wendell, R ERA: 2.97	(8, 1)	1.0	L	7	2	4	4	0	1	1	0	0	0	1	14	27	36.00	3.000

PITCHER	IP	WLS	BF	H	R	ER	SO	BB	IBB	HBP	BLK	WP	HR	S	P	ERA	WHIP

BOTTOM

New York Mets @ Houston Astros

Astrodome, Houston, TX

Tue Aug 31 1999, 8:05 PM EDT

Att. 24,982 - Dome - 72 F

livebaseballscorecards.com

AB	28
R	6
H	7
RBI	6
BB	4
SO	6
LOB	8

WP: 0 PB: 0 SB: 0 CS: 0 PA: 33

New York Mets @ Houston Astros

Astrodome, Houston, TX

Wed Sep 01 1999, 8:05 PM EDT

Att. 24,112 - Dome - 72 F

TOP

livebaseballscorecards.com

Batter	1	2	3	4	5	6	7	8	9	AB	R	H	RBI	BB	SO	LOB
Rickey Henderson, R (1, 7) OBP: 0.449, SLG: 0.497	K	K		G6-3	BB		F8	FC6-4 BB		4	0	0	0	2	2	3
Dennis Cook, L (8, 1)										0	0	0	0	0	0	0
Armando Benitez, R (9, 1)										0	0	0	0	0	0	0
Edgardo Alfonzo, R (1, 4) OBP: 0.381, SLG: 0.523	G4-6-3 BB	K		K	P4		F9	SF9 2-3 3-H		4	0	0	1	1	2	6
John Olerud, L (1, 3) OBP: 0.445, SLG: 0.482	G4-6-3 1-2f		31 1B FC4-6 1B		31 2B 1B BB	31 1B 2B 2B	2B	FC6-4 1-2f		5	3	3	0	1	0	3
31 Mike Piazza, R (1, 2) OBP: 0.371, SLG: 0.599		HR 2B	FC4-6 1-3 1B		1B 1-3 1B 2B	2B 2-3 1B	BB		F9	5	2	4	0	1	0	0
Robin Ventura, L (1, 5) OBP: 0.375, SLG: 0.556		HR 2-H	K		1B 2-3 3-H 1B	1B 1-3 3-H 2B	G4-3		G3	6	2	3	4	0	1	4
Darryl Hamilton, L (1, 8) OBP: 0.391, SLG: 0.424	F7	FC4-6 E 1-2f 3-H			SH3-4 1-2 3-H 1B	L4		1B 3B	G2-3	2	0	0	1	0	0	1
Shawon Dunston, R (3, PR) OBP: 0.339, SLG: 0.459 (3, 8)										4	1	2	1	0	0	2
Roger Cedeno, S (1, 9) OBP: 0.393, SLG: 0.408	1B 1B 1B	E6 1-2			SH3-4 1-2 2-H 1B			2B SF9 3-H 1B		5	1	3	2	0	1	3
Rey Ordonez, R (1, 6) OBP: 0.317, SLG: 0.317	1B 1-2 1B	L8			L9	IBB		F7		4	0	1	0	1	0	5
Octavio Dotel, R (1, 1) OBP: 0.240, SLG: 0.136										3	0	1	0	0	2	3
Pat Mahomes, R (6, 1) OBP: 0.313, SLG: 0.500										0	0	0	0	0	0	0
Matt Franco, L (8, PH) OBP: 0.354, SLG: 0.377										0	0	0	0	0	0	0
Benny Agbayani, R (8, PH) OBP: 0.360, SLG: 0.513										1	0	1	0	0	0	0
Melvin Mora, R (8, 7) OBP: 0.214, SLG: 0.083	1-2 2-3 1B				SH3-4 1-2 2-3			SF9 1-3 2B		0	0	0	0	0	0	0

Inning Stats	1	2	3	4	5	6	7	8	9
	R: 0 E: 0 K: 1 S: 9 H: 0 LOB: 0 BB: 1 P: 15	R: 2 E: 0 K: 2 S: 14 H: 5 LOB: 3 BB: 0 P: 22	R: 1 E: 1 K: 1 S: 14 H: 2 LOB: 2 BB: 0 P: 21	R: 0 E: 0 K: 2 S: 9 H: 0 LOB: 0 BB: 0 P: 14	R: 3 E: 0 K: 0 S: 20 H: 4 LOB: 3 BB: 2 P: 38	R: 1 E: 0 K: 2 S: 17 H: 3 LOB: 2 BB: 1 P: 29	R: 0 E: 0 K: 0 S: 8 H: 1 LOB: 2 BB: 1 P: 18	R: 2 E: 0 K: 0 S: 15 H: 3 LOB: 2 BB: 1 P: 22	R: 0 E: 0 K: 0 S: 6 H: 0 LOB: 0 BB: 0 P: 11

AB	43	
R	9	
H	18	
RBI	9	
BB	6	
SO	8	
LOB	30	

1B: 10	SF: 1	
2B: 6	SAC: 1	
3B: 1	DP: 1	
HR: 1	HBP: 0	

WP: 0	PA: 51	
PB: 0		
SB: 0		
CS: 0		

PITCHER		IP	WLS	BF	H	R	ER	SO	BB	IBB	HBP	BLK	WP	HR	S	P	ERA	WHIP
Chris Holt, R ERA: 4.42	(1, 1)	4.0	L	24	10	6	6	6	2	0	0	0	0	1	54	87	13.50	3.000
Brian Williams, R ERA: 4.29	(5, 1)	1.0		8	4	1	1	0	1	0	0	0	0	0	20	35	9.00	5.000
Jose Cabrera, R ERA: 3.24	(6, 1)	2.0		9	1	0	0	2	1	1	0	0	0	0	17	35	0.00	1.000
Doug Henry, R ERA: 5.28	(8, 1)	0.1		3	2	2	2	0	0	0	0	0	0	0	6	9	54.00	6.000
Trever Miller, L ERA: 5.95	(8, 1)	0.2		4	1	0	0	0	1	0	0	0	0	0	9	13	0.00	3.000

PITCHER		IP	WLS	BF	H	R	ER	SO	BB	IBB	HBP	BLK	WP	HR	S	P	ERA	WHIP
Jay Powell, R ERA: 3.75	(9, 1)	1.0		3	0	0	0	0	0	0	0	0	0	0	6	11	0.00	0.000

New York Mets @ Houston Astros

Astrodome, Houston, TX

Wed Sep 01 1999, 8:05 PM EDT

Att. 24,112 - Dome - 72 F

BOTTOM

Batter	1	2	3	4	5	6	7	8	9	AB	R	H	RBI	BB	SO	LOB
Craig Biggio, R (1, 4) OBP: 0.390, SLG: 0.467	4-1 G4-6-3 BB		2-1 F8 ②		0-1 F9 ②		0-0 F9 ③			3	0	0	0	1	0	0
Bill Spiers, L (1, 7) (9, 8) OBP: 0.363, SLG: 0.404	2-1 G4-6-3 ① ② 1-2f		1-1 L4 ③		0-3 K ③			3-1 2B G4-3 1B		4	1	1	0	0	1	1
5 Jeff Bagwell, R (1, 3) OBP: 0.456, SLG: 0.622	4-1 BB			1-0 HR		1-2 1B SF8 1B		2-3 K ①		3	2	2	1	1	1	1
Ken Caminiti, S (1, 5) OBP: 0.363, SLG: 0.412	1-0 P5 ③			0-0 1B 2B		2-2 BB 1-3 1B		2-2 G4-3 1-3 2B		4	1	3	0	0	0	1
Derek Bell, R (1, 9) OBP: 0.312, SLG: 0.354		3-3 K ①		1-3 K ①		4-2 G4-6-3 BB 1-2		3-2 G4-3 ② 2-3 3-H		3	0	0	1	1	2	2
Stan Javier, S (1, 8) OBP: 0.337, SLG: 0.355 Jay Powell, R (9, 1)		4-2 E S G3 BB		0-1 1B 2-H		0-0 SF8 ① 3-H		1-0 G5-3 ③		2 0	1 0	1 0	2 0	1 0	0 0	1 0
Paul Bako, L (1, 2) OBP: 0.346, SLG: 0.374		2-2 G3 ② 1-H		2-1 L7 ②		0-1 G4-6-3 ② ③ 1-2f			1-2 G3-1 ①	4	0	0	1	0	0	3
Ricky Gutierrez, R (1, 6) OBP: 0.341, SLG: 0.344 Doug Henry, R (8, 1) Trever Miller, R (8, 1) Matt Mieske, R (9, 7) OBP: 0.350, SLG: 0.566		0-1 G4-3 ③		0-2 G4-3 ③			0-0 G5-3 ①		3-1 P5 ②	2 0 0 1	0 0 0 0	0 0 0 0	0 0 0 0	0 0 0 0	0 0 0 0	1 0 0 0
Chris Holt, R (1, 1) OBP: 0.119, SLG: 0.075 Brian Williams, R (5, 1) OBP: 0.500, SLG: 0.500 Tim Bogar, R (5, 6) OBP: 0.323, SLG: 0.336 Jose Cabrera, R (6, 1) Russ Johnson, R (7, PH) OBP: 0.348, SLG: 0.420			0-1 G6-3 ①		1-1 G6-3 ①		2-1 G6-3 ②		0-1 L8 ③	1 0 3 0 1	0 0 0 0 0	0 0 0 0 0	0 0 0 0 0	0 0 0 0 0	0 0 0 0 0	0 0 0 0 0
Inning Stats	R: 0 E: 0 K: 0 S: 5 H: 0 LOB: 1 BB: 2 P: 16	R: 1 E: 0 K: 1 S: 13 H: 0 LOB: 0 BB: 1 P: 22	R: 0 E: 0 K: 0 S: 6 H: 0 LOB: 0 BB: 0 P: 9	R: 2 E: 0 K: 1 S: 12 H: 3 LOB: 1 BB: 0 P: 16	R: 0 E: 0 K: 1 S: 7 H: 0 LOB: 0 BB: 0 P: 8	R: 1 E: 0 K: 0 S: 12 H: 2 LOB: 1 BB: 1 P: 19	R: 0 E: 0 K: 0 S: 4 H: 0 LOB: 0 BB: 0 P: 6	R: 1 E: 0 K: 1 S: 13 H: 2 LOB: 1 BB: 0 P: 24	R: 0 E: 0 K: 0 S: 8 H: 0 LOB: 0 BB: 0 P: 12	1B: 4 2B: 2 3B: 0 HR: 1	SF: 1 SAC: 0 DP: 2 HBP: 0						

	AB	31
	R	5
	H	7
	RBI	5
	BB	4
	SO	4
	LOB	10

WP: 0 PB: 0 SB: 1 CS: 0 PA: 36

livebaseballscorecards.com

PITCHER		IP	WLS	BF	H	R	ER	SO	BB	IBB	HBP	BLK	WP	HR	S	P	ERA	WHIP
Octavio Dotel, R ERA: 5.22	(1, 1)	5.0	W	23	5	4	3	3	4	0	0	0	0	1	52	87	5.40	1.800
Pat Mahomes, R ERA: 3.16	(6, 1)	2.0	H	5	0	0	0	0	0	0	0	0	0	0	7	9	0.00	0.000
Dennis Cook, L ERA: 3.57	(8, 1)	1.0		5	2	1	1	1	0	0	0	0	0	0	13	24	9.00	2.000
Armando Benitez, R ERA: 2.08	(9, 1)	1.0		3	0	0	0	0	0	0	0	0	0	0	8	12	0.00	0.000

PITCHER	IP	WLS	BF	H	R	ER	SO	BB	IBB	HBP	BLK	WP	HR	S	P	ERA	WHIP

Batter	1	2	3	4	5	6	7	8	9	10	AB	R	H	RBI	BB	SO	LOB
Neifi Perez, S (1, 6) OBP: 0.313, SLG: 0.408	F B B X 2-1 ① L5		C B C F B X 2-2 7 SF9 3B		B B B C C X 3-2 ① L5		B B C T B X 3-2 ② P6		F X 0-1 ③ P6		5	1	1	0	0	0	0
7 Kurt Abbott, R (1, 4) OBP: 0.294, SLG: 0.416	F S X 0-2 ② G1-3		F X 0-1 ② SF9 3-H		X 0-0 ② F9		B X 1-0 ③ P3			X 0-0 ① P4	4	0	0	1	0	0	0
Larry Walker, L (1, 9) OBP: 0.447, SLG: 0.695	B B B B C B 4-1 BB		F B B B F X 2-2 ③ G5-3		B C B B F X 3-2 2B			S X 0-1 ① G6-3		B B B B 4-0 1B 2B BB	3	1	1	0	2	0	0
Dante Bichette, R (1, 7) OBP: 0.348, SLG: 0.536	B B C S S F X 2-2 ③ F9			C F X 0-2 ① G4-3	B X 1-0 ③ G5-3			B B C S B F F X 3-2 17 BB 1B		X 0-0 BB 1-3 2B 1B	5	1	2	0	0	0	2
17 Todd Helton, L (1, 3) OBP: 0.386, SLG: 0.574		B B X 2-0 ① G4-3		X 0-0 ② G1-4-3		X 0-0 F8 SF7 2B		B B B B 4-0 1-2 BB		S S S 0-3 ② K	4	1	1	0	1	1	2
Vinny Castilla, R (1, 5) OBP: 0.327, SLG: 0.468		S B S B S 2-3 ② K		X 0-0 BB 1B		B B S X 2-1 ① F8 2-3		B C B B X 3-1 ② F8		B B B B 4-0 1-2 2B BB	4	1	1	0	1	1	3
Jeff Barry, S (1, 8) OBP: 0.347, SLG: 0.496		C C B B B B B 4-2 FC6-4 BB		B X 1-0 1-2 BB 1B		B X 1-0 ② SF7 3-H		F B S F C 1-3 ③ K		X 0-0 1-H 2-H 3-H 2B	3	0	2	4	1	1	2
Ben Petrick, R (1, 2) OBP: 0.500, SLG: 0.429		B X 1-0 ③ FC6-4 1-2f		C S B B B B F B 4-2 1-2 2-3 BB		S B X 1-1 ③ G6-3			X 0-0 ① F8	X 0-0 ③ F9	4	0	0	0	1	0	2
Jamey Wright, R (1, 1) OBP: 0.105, SLG: 0.158			X 0-0 ① G6-3	C X 0-1 ③ F9			B S S S B B X 3-2 ① G5-3		B C S B F S 2-3 ② K		3	0	0	0	0	0	3
Terry Shumpert, R (9, PH) OBP: 0.406, SLG: 0.563											1	0	0	0	0	1	0
Curt Leskanic, R (9, 1) OBP: 0.500, SLG: 1.250											0	0	0	0	0	0	0
Dave Veres, R (10, 1)											0	0	0	0	0	0	0

TOP

Colorado Rockies @ New York Mets

Shea Stadium, Flushing, NY

Fri Sep 03 1999, 7:10 PM EDT
Att. 36,102 - Cloudy - 78 F

livebaseballscorecards.com

AB	36
R	5
H	8
RBI	5
BB	6
SO	4
LOB	14

Inning Stats	1	2	3	4	5	6	7	8	9	10
	R: 0 E: 0 K: 0 S: 10	H: 0 LOB: 1 BB: 1 P: 18	R: 0 E: 0 K: 1 S: 7	H: 0 LOB: 1 BB: 1 P: 16	R: 1 E: 0 K: 0 S: 10	H: 1 LOB: 0 BB: 0 P: 14	R: 0 E: 0 K: 0 S: 11	H: 2 LOB: 3 BB: 1 P: 16	R: 0 E: 0 K: 0 S: 8	H: 1 LOB: 1 BB: 0 P: 15
	R: 1 E: 0 K: 0 S: 6	H: 1 LOB: 0 BB: 0 P: 10	R: 0 E: 0 K: 0 S: 7	H: 0 LOB: 0 BB: 0 P: 14	R: 0 E: 0 K: 1 S: 13	H: 1 LOB: 2 BB: 1 P: 24	R: 0 E: 0 K: 1 S: 7	H: 0 LOB: 0 BB: 0 P: 9	R: 3 E: 0 K: 1 S: 7	H: 2 LOB: 1 BB: 2 P: 15

1B: 4	SF: 2
2B: 3	SAC: 0
3B: 1	DP: 0
HR: 0	HBP: 0

WP: 0	PA: 44
PB: 0	
SB: 0	
CS: 0	

PITCHER		IP	WLS	BF	H	R	ER	SO	BB	IBB	HBP	BLK	WP	HR	S	P	ERA	WHIP
Orel Hershiser, R ERA: 4.61	(1, 1)	6.0		26	5	2	2	1	3	0	0	0	0	0	52	89	3.00	1.333
Pat Mahomes, R ERA: 3.1	(7, 1)	1.0		3	0	0	0	0	0	0	0	0	0	0	7	14	0.00	0.000
Dennis Cook, L ERA: 3.55	(8, 1)	0.1		3	1	0	0	0	1	0	0	0	0	0	7	14	0.00	6.000
Armando Benitez, R ERA: 2.03	(8, 1)	1.2		5	0	0	0	2	0	0	0	0	0	0	13	19	0.00	0.000
Turk Wendell, R ERA: 3.21	(10, 1)	0.1	L	3	1	2	2	0	1	0	0	0	0	0	2	6	54.00	6.000

PITCHER		IP	WLS	BF	H	R	ER	SO	BB	IBB	HBP	BLK	WP	HR	S	P	ERA	WHIP
Chuck McElroy, L ERA: 5.71	(10, 1)	0.2		4	1	1	1	1	1	0	0	0	0	0	5	9	13.50	3.000

Batter	1	2	3	4	5	6	7	8	9	10	AB	R	H	RBI	BB	SO	LOB
Rickey Henderson, R (1, 7) OBP: 0.450, SLG: 0.497	C B S B B F F B X 3-2 ① G5-3		B B C F 1 SAFE 1 SAFE B F X 3-2 ② G5-3 1-2		C C F X 0-2 WP 1B 1B		X 0-0 G5-4-3 1B		B B T X 2-1 ③ P5		4	1	2	0	0	0	1
Dennis Cook, L (8, 1)											0	0	0	0	0	0	0
Armando Benitez, R (8, 1)											0	0	0	0	0	0	0
Shawon Dunston, R (9, PH) OBP: 0.338, SLG: 0.457											1	0	0	0	0	0	0
(10, 7)																	
Edgardo Alfonzo, R (1, 4) OBP: 0.381, SLG: 0.521	B B B C X 3-1 ② G5-3		B X 1-0 ③ L7		B B C X 2-1 31 PB WP 1-H 1B		1 SAFE B 1 SAFE B X 2-0 ② ③ G5-4-3 1-2f			B B B B 4-0 31 S BB	4	0	1	1	1	0	2
John Olerud, L (1, 3) OBP: 0.443, SLG: 0.481	C B B X 2-1 2B			X 0-0 ① G4-3	B S B F C 2-3 ② K 1-2			B B X 2-0 ① F8		X 0-0 ① F7	5	0	1	0	0	1	2
31 Mike Piazza, R (1, 2) OBP: 0.369, SLG: 0.594	C S B B B S 2-3 ③ K			F B B B B 4-1 2B BB	B F B B B X 3-1 ③ G6-3 2-3			S F B X 1-2 ② F7		S S S 0-3 ② K 1-2	4	1	0	0	1	2	3
Robin Ventura, L (1, 5) OBP: 0.378, SLG: 0.559		B B B C B 4-1 L6-3 BB	B B B C X 3-1 1B 1-H 2B		B B B C S F X 3-2 L5-4 1B 1B			X 0-0 BB 1B		X 0-0 ③ B2-3	4	0	3	1	1	0	1
Darryl Hamilton, L (1, 8) OBP: 0.392, SLG: 0.424	B B X 2-0 ① ② L6-3 1-2		F X 0-1 2-3 1B		B B C B X 3-1 ① F7			B F B B B 4-1 1-2 BB			3	0	1	0	1	0	2
Roger Cedeno, S (1, 9) OBP: 0.392, SLG: 0.407	X 0-0 ③ G1-3			B F F B 1 SAFE C 2-3 ② K			C F B B B X 3-2 1-2 1B				4	0	1	0	0	1	4
Rey Ordonez, R (1, 6) OBP: 0.316, SLG: 0.316			F X 0-1 FC6-4 1B	B C B C B X 3-2 G4-3			B X 1-0 ② ③ L5-4 2-3		X 0-0 ① P6		4	0	1	0	0	0	4
Orel Hershiser, R (1, 1) OBP: 0.145, SLG: 0.154			B F 1 SAFE L X 1-2 ① FC6-4 G5-3 1-2f		C M F X 0-2 ① F9		B C B F B S 3-3 ① K		C C C C 0-3 ② K		2	0	0	0	0	0	1
Pat Mahomes, R (7, 1) OBP: 0.313, SLG: 0.500											0	0	0	0	0	0	0
Bobby Bonilla, S (7, PH) OBP: 0.268, SLG: 0.296											1	0	0	0	0	1	0
Melvin Mora, R (8, 7) OBP: 0.214, SLG: 0.083											0	0	0	0	0	0	0
Matt Franco, L (9, PH) OBP: 0.352, SLG: 0.374											1	0	0	0	0	1	0
Turk Wendell, L (10, 1)											0	0	0	0	0	0	0
Chuck McElroy, L (10, 1)											0	0	0	0	0	0	0
Inning Stats	R: 0 H: 1 E: 0 LOB: 1 K: 1 BB: 0 S: 12 P: 22	R: 0 H: 0 E: 0 LOB: 0 K: 0 BB: 1 S: 3 P: 9	R: 0 H: 1 E: 0 LOB: 1 K: 0 BB: 0 S: 10 P: 15	R: 1 H: 2 E: 0 LOB: 2 K: 1 BB: 1 S: 12 P: 24	R: 1 H: 2 E: 0 LOB: 1 K: 1 BB: 0 S: 15 P: 22	R: 0 H: 2 E: 0 LOB: 1 K: 0 BB: 0 S: 11 P: 21	R: 0 H: 1 E: 0 LOB: 0 K: 1 BB: 0 S: 5 P: 10	R: 0 H: 1 E: 0 LOB: 2 K: 0 BB: 1 S: 9 P: 18	R: 0 H: 0 E: 0 LOB: 1 K: 1 BB: 0 S: 7 P: 9	R: 0 H: 0 E: 0 LOB: 1 K: 1 BB: 1 S: 5 P: 9	1B: 8 SF: 0 2B: 4 SAC: 0 3B: 0 DP: 3 HR: 0 HBP: 0						

PITCHER		IP	WLS	BF	H	R	ER	SO	BB	IBB	HBP	BLK	WP	HR	S	P	ERA	WHIP
Jamey Wright, R ERA: 4.74	(1, 1)	8.0		34	10	2	2	4	3	0	0	0	2	0	77	141	2.25	1.625
Curt Leskanic, R ERA: 4.78	(9, 1)	1.0	W	3	0	0	0	1	0	0	0	0	0	0	7	9	0.00	0.000
Dave Veres, R ERA: 5.03	(10, 1)	1.0	S	4	0	0	0	1	1	0	0	0	0	0	5	9	0.00	1.000

PITCHER	IP	WLS	BF	H	R	ER	SO	BB	IBB	HBP	BLK	WP	HR	S	P	ERA	WHIP

BOTTOM

Colorado Rockies @ New York Mets

Shea Stadium, Flushing, NY

Fri Sep 03 1999, 7:10 PM EDT
Att. 36,102 - Cloudy - 78 F

livebaseballscorecards.com

AB	37
R	2
H	10
RBI	2
BB	4
SO	6
LOB	20

WP: 3 PA: 41
PB: 1
SB: 1
CS: 0

Batter	1	2	3	4	5	6	7	8	9	AB	R	H	RBI	BB	SO	LOB
Neifi Perez, S (1, 6) OBP: 0.314, SLG: 0.408	1-1 7 S 7 1B 1B		1-0 F9 ①		1-3 K ②		0-0 F7 ①		0-1 1-2 1B	5	1	2	0	0	1	2
Terry Shumpert, R (1, 7) OBP: 0.401, SLG: 0.559	0-3 K ①		0-0 F7 ②		2-1 S 1B 2B		2-1 F9 ②		0-3 K ③	5	1	1	0	0	2	5
7 Kurt Abbott, R (1, 4) OBP: 0.302, SLG: 0.419	1-2 P3 1-H 1B		2-2 ③ 2-H 1B		4-1 1B BB		0-0 F8 ③			3	0	2	1	1	0	1
Vinny Castilla, R (1, 5) OBP: 0.327, SLG: 0.467	0-0 P3 ② ③ 1-1f			1-2 G5-3 ①	2-2 17 FC6-4 1-3 2-H 1B			2-2 F9 ①		4	0	1	1	0	0	1
17 Todd Helton, L (1, 3) OBP: 0.385, SLG: 0.571		4-1 G3-6-3 E BB		1-0 F8 ②	0-2 FC6-4 ③ 1-2f			1-1 L7 ②		3	0	0	0	1	0	2
Angel Echevarria, R (1, 9) OBP: 0.362, SLG: 0.506		2-2 E4 G3-6-3 1-2		2-2 1B 1B		1-2 P6 ①		1-0 P6 ③		4	0	1	0	0	0	1
Edgard Clemente, R (1, 8) OBP: 0.308, SLG: 0.529		0-0 G3-6-3 ① ② 1-2f 2-3		0-1 1-3 1B		3-2 G5-3 ②			1-1 F8 ①	4	0	1	0	0	0	2
Henry Blanco, R (1, 2) OBP: 0.324, SLG: 0.394 Jeff Barry, S (9, PH) OBP: 0.345, SLG: 0.492		0-1 G6-3 ③		1 SAFE 3-2 G5-3 ③		3-2 P5 ③			0-1 L7 ②	3 1	0 0	0 0	0 0	0 0	3 0	3 0
Brian Bohanon, L (1, 1) OBP: 0.212, SLG: 0.206 Larry Walker, L (9, PH) OBP: 0.448, SLG: 0.695			0-0 7 1B 2B		1-3 K ①		3-1 1B		1-0 1B 1B	3 1	0 0	2 1	0 0	0 0	1 0	0 0
Inning Stats	R: 1 E: 0 K: 1 S: 9 H: 2 LOB: 0 BB: 0 P: 11	R: 0 E: 1 K: 0 S: 7 H: 0 LOB: 1 BB: 1 P: 13	R: 0 E: 0 K: 0 S: 6 H: 2 LOB: 2 BB: 0 P: 9	R: 0 E: 0 K: 0 S: 16 H: 2 LOB: 2 BB: 0 P: 23	R: 1 E: 0 K: 2 S: 16 H: 2 LOB: 2 BB: 1 P: 26	R: 0 E: 0 K: 0 S: 9 H: 0 LOB: 0 BB: 0 P: 16	R: 0 E: 0 K: 0 S: 6 H: 1 LOB: 1 BB: 0 P: 11	R: 0 E: 0 K: 0 S: 6 H: 0 LOB: 0 BB: 0 P: 10	R: 0 E: 0 K: 1 S: 10 H: 2 LOB: 2 BB: 0 P: 12	1B: 9 2B: 3 3B: 0 HR: 0	SF: 0 SAC: 0 DP: 2 HBP: 0						

PITCHER	IP	WLS	BF	H	R	ER	SO	BB	IBB	HBP	BLK	WP	HR	S	P	ERA	WHIP
Al Leiter, L (1, 1) ERA: 4.28	8.2	W	37	11	2	2	3	2	0	0	0	0	0	82	128	2.08	1.500
Armando Benitez, R (9, 1) ERA: 2.01	0.1	S	1	0	0	0	1	0	0	0	0	0	0	3	3	0.00	0.000

PITCHER	IP	WLS	BF	H	R	ER	SO	BB	IBB	HBP	BLK	WP	HR	S	P	ERA	WHIP

TOP

Colorado Rockies @ New York Mets

Shea Stadium, Flushing, NY

Sat Sep 04 1999, 7:10 PM EDT

Att. 43,431 - Overcast - 79 F

livebaseballscorecards.com

AB	36
R	2
H	11
RBI	2
BB	2
SO	4
LOB	17

1B: 9	SF: 0	WP: 0	PA: 38
2B: 3	SAC: 0	PB: 0	
3B: 0	DP: 2	SB: 2	
HR: 0	HBP: 0	CS: 0	

BOTTOM

Colorado Rockies @ New York Mets

Shea Stadium, Flushing, NY

Sat Sep 04 1999, 7:10 PM EDT

Att. 43,431 - Overcast - 79 F

livebaseballscorecards.com

Batter	1	2	3	4	5	6	7	8	9	AB	R	H	RBI	BB	SO	LOB
Rickey Henderson, R (1, 7) OBP: 0.448, SLG: 0.493	B F X 1-1 ① G3		C C C 0-3 ③ K		B B B 4-0 HR BB		B S C X 1-2 ② G5-3			3	1	0	0	1	1	0
Melvin Mora, R (8, 7) OBP: 0.214, SLG: 0.083										0	0	0	0	0	0	0
Edgardo Alfonzo, R (1, 4) OBP: 0.383, SLG: 0.529	C X 0-1 G3-1 2B			B C B B B 4-1 31 F8 HBP 1B BB	C B X 1-1 1-H HR		B B B C X 3-1 ③ P5			3	2	2	2	1	0	0
John Olerud, L (1, 3) OBP: 0.442, SLG: 0.478	F X 0-1 ② G3-1 2-3			B 1 SAFE 1 SAFE S B H 3-1 HBP 1B 1-2 HBP	X 0-0 ② F7			B B X 2-0 ① F9		3	0	0	0	0	0	1
31 Mike Piazza, R (1, 2) OBP: 0.368, SLG: 0.590	B F F B B X 3-2 ③ F7			X 0-0 ① F8 2-3	C F B F B B X 3-2 1B			B X 1-0 ② F8		4	0	1	0	0	0	3
Robin Ventura, L (1, 5) OBP: 0.381, SLG: 0.566		C B S B F B B 4-2 G6-3 BB		X 0-0 HBP 1-2 3-H 1B	B B F F B F C 3-3 ③ K			S F X 0-2 HR		3	1	2	2	1	1	1
Shawon Dunston, R (1, 8) OBP: 0.332, SLG: 0.449		B X 1-0 ① ② G6-3 1-2f		X 0-0 ② P4		B X 1-0 ① F7		C F X 0-2 ③ G6-3		4	0	0	0	0	0	3
Armando Benitez, R (9, 1)										0	0	0	0	0	0	0
Benny Agbayani, R (1, 9) OBP: 0.360, SLG: 0.508		C B S B B F X 3-2 ③ G6-3		C H 1-1 FC6-4 1-2 2-3 HBP		B X 1-0 ② G4-3				2	0	0	0	0	0	0
Roger Cedeno, S (9, 9) OBP: 0.392, SLG: 0.407										0	0	0	0	0	0	0
Rey Ordonez, R (1, 6) OBP: 0.314, SLG: 0.314			C B X 1-1 ① G5-3	X 0-0 ③ FC6-4 1-2f		C B X 1-1 ③ G6-3				3	0	0	0	0	0	3
Al Leiter, L (1, 1) OBP: 0.122, SLG: 0.128			B F S S B X 2-2 ② G1-3		C B S S 1-3 ① K		B C S X 1-2 ① L4			3	0	0	0	0	1	0
Darryl Hamilton, L (9, 8) OBP: 0.392, SLG: 0.424										0	0	0	0	0	0	0

	AB	28
	R	4
	H	5
	RBI	4
	BB	3
	SO	3
	LOB	11

Inning Stats	1	2	3	4	5	6	7	8	9
	R: 0 H: 1 E: 0 LOB: 1 K: 0 BB: 0 S: 9 P: 13	R: 0 H: 0 E: 0 LOB: 0 K: 0 BB: 1 S: 8 P: 16	R: 0 H: 0 E: 0 LOB: 0 K: 1 BB: 0 S: 8 P: 11	R: 1 H: 1 E: 0 LOB: 3 K: 0 BB: 1 S: 7 P: 15	R: 2 H: 2 E: 0 LOB: 1 K: 2 BB: 1 S: 14 P: 26	R: 0 H: 0 E: 0 LOB: 0 K: 0 BB: 0 S: 4 P: 7	R: 0 H: 0 E: 0 LOB: 0 K: 0 BB: 0 S: 8 P: 13	R: 1 H: 1 E: 0 LOB: 0 K: 0 BB: 0 S: 8 P: 11	

	1B	2	SF	0	WP	0	PA	33
	2B	1	SAC	0	PB	0		
	3B	0	DP	1	SB	0		
	HR	2	HBP	2	CS	0		

PITCHER	IP	WLS	BF	H	R	ER	SO	BB	IBB	HBP	BLK	WP	HR	S	P	ERA	WHIP
Brian Bohanon, L (1, 1) ERA: 5.84	8.0	L	33	5	4	4	3	3	0	2	0	0	2	66	112	4.50	1.000

PITCHER	IP	WLS	BF	H	R	ER	SO	BB	IBB	HBP	BLK	WP	HR	S	P	ERA	WHIP

Batter	1	2	3	4	5	6	7	8	9	AB	R	H	RBI	BB	SO	LOB
Neifi Perez, S (1, 6) OBP: 0.313, SLG: 0.406	G3-1		F8		P6		1-2 1B		G3	5	0	1	0	0	0	1
7 Kurt Abbott, R (1, 4) OBP: 0.300, SLG: 0.412	K		1-2 BB		K		P5		F7	4	0	0	0	1	2	2
Larry Walker, L (1, 9) OBP: 0.447, SLG: 0.691	1B		F9			F9	F8			4	0	1	0	0	0	4
Dante Bichette, R (1, 7) OBP: 0.345, SLG: 0.532	K		2-3f FC5			F7		G6-3		4	0	0	0	0	1	3
17 Todd Helton, L (1, 3) OBP: 0.388, SLG: 0.571		CS 1B		BB		HR 1B		G3-1		3	1	2	0	1	0	0
Vinny Castilla, R (1, 5) OBP: 0.330, SLG: 0.473		1-2 1B		K		1-H HR		2B BB		3	1	2	2	1	1	1
Edgard Clemente, R (1, 8) OBP: 0.306, SLG: 0.528		K		K		K		1-3 2B		4	0	1	0	0	3	2
Henry Blanco, R (1, 2) OBP: 0.319, SLG: 0.388		G6-3		K			K	L3		4	0	0	0	0	2	4
Darryl Kile, R (1, 1) OBP: 0.170, SLG: 0.120 Jeff Barry, S (7, PH) OBP: 0.349, SLG: 0.496 Bobby Jones, R (7, 1) OBP: 0.200, SLG: 0.185 Curt Leskanic, R (8, 1) OBP: 0.500, SLG: 1.250 Rigo Beltran, L (8, 1) Angel Echevarria, R (9, PH) OBP: 0.360, SLG: 0.503			7 FC5 BB 1B		K		1B 1B		K	2 1 0 0 0 0 1	0 0 0 0 0 0 0	1 1 0 0 0 0 0	0 0 0 0 0 0 0	0 0 0 0 0 0 0	1 0 0 0 0 0 1	0 0 0 0 0 0 0
Inning Stats	R: 0 E: 0 K: 2 S: 11 H: 1 LOB: 1 BB: 0 P: 13	R: 0 E: 0 K: 1 S: 13 H: 2 LOB: 1 BB: 0 P: 19	R: 0 E: 0 K: 0 S: 17 H: 1 LOB: 2 BB: 1 P: 26	R: 0 E: 0 K: 3 S: 12 H: 0 LOB: 1 BB: 1 P: 19	R: 0 E: 0 K: 2 S: 9 H: 0 LOB: 0 BB: 0 P: 11	R: 2 E: 0 K: 1 S: 19 H: 2 LOB: 0 BB: 0 P: 25	R: 0 E: 0 K: 1 S: 16 H: 2 LOB: 2 BB: 0 P: 22	R: 0 E: 0 K: 0 S: 11 H: 1 LOB: 2 BB: 1 P: 21	R: 0 E: 0 K: 1 S: 11 H: 0 LOB: 0 BB: 0 P: 17	1B: 7 2B: 1 3B: 0 HR: 1 SF: 0 SAC: 0 DP: 0 HBP: 0						

PITCHER		IP	W/L/S	BF	H	R	ER	SO	BB	IBB	HBP	BLK	WP	HR	S	P	ERA	WHIP
Masato Yoshii, R ERA: 4.86	(1, 1)	6.0	W	25	6	2	2	9	2	0	0	0	0	1	81	113	3.00	1.333
Turk Wendell, R ERA: 3.16	(7, 1)	1.0		5	2	0	0	1	0	0	0	0	0	0	16	22	0.00	2.000
John Franco, L ERA: 3.34	(8, 1)	1.0		5	1	0	0	0	1	0	0	0	0	0	11	21	0.00	2.000
Pat Mahomes, R ERA: 3.04	(9, 1)	1.0		3	0	0	0	1	0	0	0	0	0	0	11	17	0.00	0.000

PITCHER	IP	W/L/S	BF	H	R	ER	SO	BB	IBB	HBP	BLK	WP	HR	S	P	ERA	WHIP

TOP

Colorado Rockies @ New York Mets

Shea Stadium, Flushing, NY

Sun Sep 05 1999, 1:40 PM EDT

Att. 49,117 - Overcast - 72 F

livebaseballscorecards.com

AB	35
R	2
H	9
RBI	2
BB	3
SO	11
LOB	17

WP: 0 PA: 38
PB: 0
SB: 0
CS: 1

BOTTOM

Colorado Rockies @ New York Mets

Shea Stadium, Flushing, NY

Sun Sep 05 1999, 1:40 PM EDT

Att. 49,117 - Overcast - 72 F

livebaseballscorecards.com

Batter	1	2	3	4	5	6	7	8	9	AB	R	H	RBI	BB	SO	LOB
Rickey Henderson, R (1, 7) OBP: 0.447, SLG: 0.491 Melvin Mora, R (9, 7) OBP: 0.214, SLG: 0.083	X 0-0 ① F8		B F B B C X 3-2 ② G6-3 1-2		C C X 0-2 BB 31 1B BB 1B 1B	B B X 2-0 1B 1B		B C C S 1-3 ① K		5 0	1 0	2 0	0 0	0 0	1 0	2 0
Edgardo Alfonzo, R (1, 4) OBP: 0.383, SLG: 0.526	B B F F F X 2-2 ② F9		B C C B S 2-3 ③ K		B C B B F B 4-2 31 1B BB 1-2 1B BB	C S X 0-2 ① F8		C B B B B 4-1 ② 1-2 BB		3	1	0	0	2	1	2
John Olerud, L (1, 3) OBP: 0.441, SLG: 0.476	B C X 1-1 ③ G3			C B F B F F X 2-2 ① G3	B B B B 4-0 1B 31 1B HR 1-2 2-3 BB	B X 1-0 31 G5-4-3 1-2 1B		1 SAFE C C B F 1 SAFE F B X 2-2 ③ L3		4	1	1	0	1	0	1
31 Mike Piazza, R (1, 2) OBP: 0.371, SLG: 0.590		C B B B F B 4-2 BLK BB		B F B F B F B 4-2 E BB	S B X 1-1 1B HR 1-2 2-3 3-H 1B	B B C X 2-1 ② ③ G5-4-3 1-2f				2	1	1	1	2	0	2
Robin Ventura, L (1, 5) OBP: 0.384, SLG: 0.567		F B B S S S 2-3 ① K		B B S B B 4-1 E 1-2 BB	F X 0-1 HR 1-2 2-3 3-H 1B		B X 1-0 FC4-6 1B			3	1	2	1	1	1	1
Darryl Hamilton, L (1, 8) OBP: 0.390, SLG: 0.429		C F C 0-3 ② K		B C F F T 1-2 ② K	B X 1-0 1-H 2-H 3-H HR		B B C X 2-1 ① F7			4	1	1	4	0	2	4
Roger Cedeno, S (1, 9) OBP: 0.388, SLG: 0.403	C C 1 SAFE B S 1-3 ③ K 1-2			B B X 2-0 E6 1-2 2-3	C X 0-1 ② G3		T B B B X 3-1 ② F8			4	0	0	0	0	1	4
Rey Ordonez, R (1, 6) OBP: 0.316, SLG: 0.316			F B B C X 2-2 G6-3 1B	C X 0-1 ③ F9	C X 0-1 FC5-4 1B		X 0-0 ③ FC4-6 1-2f			4	0	2	0	0	0	4
Masato Yoshii, R (1, 1) OBP: 0.182, SLG: 0.182 Turk Wendell, L (7, 1) John Franco, L (8, 1) Matt Franco, L (8, PH) OBP: 0.356, SLG: 0.374 Jay Payton, R (8, PR) Pat Mahomes, R (9, 1) OBP: 0.313, SLG: 0.500			B M L L 1-3 ① K		3-3 ③ K x 0-0 ③ FC5-4 1-2f			B B B C B 4-1 CS BB		3 0 0 0 0 0	0 0 0 0 0 0	0 0 0 0 0 0	0 0 0 0 0 0	2 0 0 1 0 0	2 0 0 0 0 0	2 0 0 0 0 0
Inning Stats	R: 0 E: 0 K: 0 S: 7 H: 0 LOB: 0 BB: 0 P: 10	R: 0 E: 0 K: 3 S: 11 H: 0 LOB: 1 BB: 1 P: 18	R: 0 E: 0 K: 2 S: 12 H: 1 LOB: 1 BB: 0 P: 20	R: 0 E: 1 K: 1 S: 16 H: 0 LOB: 3 BB: 2 P: 29	R: 6 E: 0 K: 1 S: 19 H: 5 LOB: 1 BB: 2 P: 32	R: 0 E: 0 K: 0 S: 7 H: 2 LOB: 1 BB: 0 P: 12	R: 0 E: 0 K: 0 S: 6 H: 1 LOB: 1 BB: 0 P: 12	R: 0 E: 0 K: 1 S: 10 H: 0 LOB: 1 BB: 2 P: 21		1B: 8 2B: 0 3B: 0 HR: 1	SF: 0 SAC: 0 DP: 1 HBP: 0			WP: 0 PB: 0 SB: 0 CS: 1	PA: 39	

	AB	32
	R	6
	H	9
	RBI	6
	BB	7
	SO	8
	LOB	22

PITCHER		IP	WLS	BF	H	R	ER	SO	BB	IBB	HBP	BLK	WP	HR	S	P	ERA	WHIP
Darryl Kile, R ERA: 6.33	(1, 1)	6.0	L	31	8	6	6	7	5	0	0	1	0	1	72	121	9.00	2.167
Bobby Jones, L ERA: 6.28	(7, 1)	1.0		4	1	0	0	0	0	0	0	0	0	0	6	12	0.00	1.000
Curt Leskanic, R ERA: 4.74	(8, 1)	0.2		3	0	0	0	1	2	0	0	0	0	0	5	14	0.00	3.000
Rigo Beltran, L ERA: 4.38	(8, 1)	0.1		1	0	0	0	0	0	0	0	0	0	0	5	7	0.00	0.000

PITCHER	IP	WLS	BF	H	R	ER	SO	BB	IBB	HBP	BLK	WP	HR	S	P	ERA	WHIP

Batter	1	2	3	4	5	6	7	8	9	AB	R	H	RBI	BB	SO	LOB
F.P. Santangelo, S (1, 8) OBP: 0.424, SLG: 0.417	B C C B F X 2-2 ① F7		B B X 2-0 ③ G1-3			B B X 2-0 2B		C F X 0-2 1B		4	0	2	0	0	0	0
Bill Mueller, S (1, 5) OBP: 0.399, SLG: 0.359	C X 0-1 ② G5-3			B X 1-0 ① G5-3		B C B C F C 2-3 ③ K		X 0-0 ③ G5-3		4	0	0	0	0	1	2
Barry Bonds, L (1, 7) OBP: 0.408, SLG: 0.647	B C F B S 2-3 ③ K			B F F C 1-3 ② K			B C F X 1-2 ① F8		F C B S 1-3 ① K	4	0	0	0	0	3	0
Jeff Kent, R (1, 4) OBP: 0.380, SLG: 0.527		F X 0-1 FC6-4 1B		B X 1-0 ③ L5			B X 1-0 BB 1B		S B B S F S 2-3 ② K	4	0	2	0	0	1	0
Ellis Burks, R (1, 9) OBP: 0.396, SLG: 0.584		B X 1-0 ① F9			C B B F S 2-3 ① K		C B B 1 SAFE S B B 4-2 **1-2** BB		B X 1-0 ③ L5	3	0	0	0	1	1	1
J.T. Snow, L (1, 3) OBP: 0.372, SLG: 0.450		B C 1 SAFE 1 SAFE B S C 2-3 ② K			C F B F B F S 2-3 ② K		X 0-0 ② F8			3	0	0	0	0	2	3
Rich Aurilia, R (1, 6) OBP: 0.324, SLG: 0.419		B B B C X 3-1 ③ FC6-4 1-2f			C B S X 1-2 ③ G5-3		B X 1-0 ③ L5			3	0	0	0	0	0	3
Doug Mirabelli, R (1, 2) OBP: 0.323, SLG: 0.397 Charlie Hayes, R (8, PH) OBP: 0.295, SLG: 0.316 Brent Mayne, L (8, 2) OBP: 0.387, SLG: 0.426			X 0-0 ① F9			C B F C 1-3 ① K		B X 1-0 ① G5-3		2 1 0	0 0 0	0 0 0	0 0 0	0 0 0	1 0 0	0 0 0
Livan Hernandez, R (1, 1) OBP: 0.274, SLG: 0.410 Mark Gardner, R (3, 1) OBP: 0.146, SLG: 0.158 Rich Rodriguez, L (7, 1) OBP: 1.000, SLG: 1.000 Julian Tavarez, L (7, 1) OBP: 0.200, SLG: 0.200 Jerry Spradlin, S (7, 1) Ramon Martinez, R (8, PH) OBP: 0.338, SLG: 0.439 Alan Embree, L (8, 1)			C B X 1-1 ② F9			B X 1-0 ② G4-3		C X 0-1 ② G6-3		1 1 0 0 0 1 0	0 0 0 0 0 0 0	0 0 0 0 0 0 0	0 0 0 0 0 0 0	0 0 0 0 0 0 0	0 0 0 0 0 0 0	0 0 0 0 0 0 0
Inning Stats	R: 0 H: 0 E: 0 LOB: 0 K: 1 BB: 0 S: 10 P: 14	R: 0 H: 1 E: 0 LOB: 1 K: 1 BB: 0 S: 8 P: 14	R: 0 H: 0 E: 0 LOB: 0 K: 0 BB: 0 S: 4 P: 7	R: 0 H: 0 E: 0 LOB: 0 K: 1 BB: 0 S: 5 P: 8	R: 0 H: 0 E: 0 LOB: 0 K: 2 BB: 0 S: 11 P: 16	R: 0 H: 1 E: 0 LOB: 1 K: 2 BB: 0 S: 9 P: 15	R: 0 H: 1 E: 0 LOB: 2 K: 0 BB: 1 S: 8 P: 15	R: 0 H: 1 E: 0 LOB: 1 K: 0 BB: 0 S: 7 P: 8	R: 0 H: 0 E: 0 LOB: 0 K: 2 BB: 0 S: 8 P: 12	1B: 3 2B: 1 3B: 0 HR: 0	SF: 0 SAC: 0 DP: 0 HBP: 0					

PITCHER	IP	WLS	BF	H	R	ER	SO	BB	IBB	HBP	BLK	WP	HR	S	P	ERA	WHIP
Kenny Rogers, L (1, 1) ERA: 3.94	9.0	W	32	4	0	0	9	1	0	0	0	0	0	70	109	0.00	0.556

PITCHER	IP	WLS	BF	H	R	ER	SO	BB	IBB	HBP	BLK	WP	HR	S	P	ERA	WHIP

TOP

San Francisco Giants @ New York Mets

Shea Stadium, Flushing, NY

Mon Sep 06 1999, 1:40 PM EDT

Att. 35,727 - Cloudy - 78 F

livebaseballscorecards.com

AB	31
R	0
H	4
RBI	0
BB	1
SO	9
LOB	9

WP: 0	PA: 32		
PB: 0			
SB: 0			
CS: 0			

Batter	1	2	3	4	5	6	7	8	9	AB	R	H	RBI	BB	SO	LOB
Rickey Henderson, R (1, 7) OBP: 0.448, SLG: 0.494 Melvin Mora, R (8, 7) OBP: 0.214, SLG: 0.083	B B F C F B X 3-2 L4 ①		B C C X 1-2 G6-3 ③			B S B F F B F X 3-2 FC6-4 31 SF8 2B	B C F X 1-2 BB BB 2-H 3-H 1B			4 0	1 0	2 0	2 0	0 0	0 0	0 0
Edgardo Alfonzo, R (1, 4) OBP: 0.384, SLG: 0.524	C B B F X 2-2 F8 ②			B X 1-0 F9 ①		B B F B B B 4-1 FC6-4 BB	B B B B 4-0 BB 1-2 BB			2	0	0	0	2	0	0
John Olerud, L (1, 3) OBP: 0.440, SLG: 0.473	B F C X 1-2 G4-3 ③			B B B C C X 3-2 L7 ②		C X 0-1 FC6-4 31 SF8 1-2f 2-3 ①	C B B B B 4-1 31 FC5-4 1-2 2-3 BB			3	0	0	0	1	0	2
31 Mike Piazza, R (1, 2) OBP: 0.368, SLG: 0.586		C B B S C 2-3 K ①		C B C X 1-2 G5-3 ③		B C B X 2-1 SF8 1-2 3-H ②	X 0-0 FC5-4 1-2f ③			3	0	0	1	0	1	3
Robin Ventura, L (1, 5) OBP: 0.385, SLG: 0.565		B C B B S X 3-2 1B	C C B B B X 2-2 G4-3 ①			B S F X 1-2 F9 ③		F B B B B 4-1 BB		3	0	1	0	1	0	1
Darryl Hamilton, L (1, 8) OBP: 0.389, SLG: 0.427	1 SAFE C B B X 2-1 F7 ②		F B B B B C X 3-2 G6-3 ②				B C B S B X 3-2 SH1-4 BB 1B 1B	M L B B X 2-2 F8 ①		4	1	1	0	0	0	2
Roger Cedeno, S (1, 9) OBP: 0.387, SLG: 0.399	C C 1 SAFE 1 SAFE X 0-2 L8 ③		B F B F B B B 4-2 S BB				L C 1 SAFE 1 SAFE B S 1-3 K ①	B F B S S 2-3 K ②		3	0	0	0	1	2	3
Rey Ordonez, R (1, 6) OBP: 0.317, SLG: 0.314		C B B B X 2-1 P3 ①	B 1 SAFE 1 SAFE 1 SAFE 1 SAFE C I I I 4-1 1-2 IBB				1 SAFE B 1 SAFE B B B 4-0 SH1-4 1-2 1B BB	F S B 1 SAFE X 1-2 F8 ③		2	1	0	0	2	0	1
Kenny Rogers, L (1, 1) OBP: 0.190, SLG: 0.150		B B S S F C 2-3 K ②	C B B F S 2-3 K ③				C X 0-1 SH1-4 1-2 2-3 ②			2	0	0	0	0	2	2
Inning Stats	R: 0 E: 0 K: 0 S: 10 H: 0 LOB: 0 BB: 0 P: 16	R: 0 E: 0 K: 1 S: 11 H: 1 LOB: 1 BB: 0 P: 18	R: 0 E: 0 K: 1 S: 9 H: 0 LOB: 0 BB: 0 P: 14	R: 0 E: 0 K: 0 S: 7 H: 0 LOB: 0 BB: 0 P: 12	R: 0 E: 0 K: 1 S: 12 H: 0 LOB: 2 BB: 2 P: 27	R: 1 E: 0 K: 0 S: 13 H: 1 LOB: 1 BB: 1 P: 23	R: 2 E: 0 K: 1 S: 13 H: 2 LOB: 3 BB: 3 P: 30	R: 0 E: 0 K: 1 S: 10 H: 0 LOB: 1 BB: 1 P: 19		1B: 3 2B: 1 3B: 0 HR: 0	SF: 1 SAC: 1 DP: 0 HBP: 0			WP: 0 PB: 0 SB: 1 CS: 0	PA: 35	

BOTTOM

San Francisco Giants @ New York Mets

Shea Stadium, Flushing, NY

Mon Sep 06 1999, 1:40 PM EDT

Att. 35,727 - Cloudy - 78 F

livebaseballscorecards.com

AB	26
R	3
H	4
RBI	3
BB	7
SO	5
LOB	14

PITCHER		IP	WLS	BF	H	R	ER	SO	BB	IBB	HBP	BLK	WP	HR	S	P	ERA	WHIP
Livan Hernandez, R ERA: 4.71	(1, 1)	2.0		7	1	0	0	1	0	0	0	0	0	0	21	34	0.00	0.500
Mark Gardner, R ERA: 6.4	(3, 1)	4.0	L	16	1	1	1	2	2	1	0	0	0	0	41	76	2.25	0.750
Rich Rodriguez, L ERA: 5.15	(7, 1)	0.2		4	1	2	2	1	1	0	0	0	0	0	8	16	27.00	3.000
Julian Tavarez, R ERA: 5.86	(7, 1)	0.0		3	1	0	0	0	2	0	0	0	0	0	4	13	∞	∞
Jerry Spradlin, R ERA: 5.15	(7, 1)	0.1		1	0	0	0	0	0	0	0	0	0	0	1	1	0.00	0.000

PITCHER		IP	WLS	BF	H	R	ER	SO	BB	IBB	HBP	BLK	WP	HR	S	P	ERA	WHIP
Alan Embree, L ERA: 3.14	(8, 1)	1.0		4	0	0	0	1	1	0	0	0	0	0	10	19	0.00	1.000

San Francisco Giants @ New York Mets

Shea Stadium, Flushing, NY

Tue Sep 07 1999, 7:10 PM EDT

Att. 24,002 - Overcast - 74 F

TOP

livebaseballscorecards.com

Batter	1	2	3	4	5	6	7	8	9	AB	R	H	RBI	BB	SO	LOB
Marvin Benard, L (1, 8) OBP: 0.359, SLG: 0.461	G4-3		FC4-2 2-3 2B 1B	2B			K	3-H 1B		5	1	3	1	0	1	0
Charlie Hayes, R (1, 5) OBP: 0.293, SLG: 0.312	G6-3		FC4-2 1 SAFE 1 SAFE 1 SAFE 1-3 2B BB 3-H	BB			F9	1 SAFE G1-3		4	1	0	0	1	0	3
Barry Bonds, L (1, 7) OBP: 0.410, SLG: 0.644	K		1-2 2B BB	2 SAFE F8			1B BB		HBP BB 1B 1B	3	2	1	0	2	1	2
Jeff Kent, R (1, 4) OBP: 0.382, SLG: 0.529		K 1-H 2-H 3-H 2B			K		1-3 1B		HBP 1-2 1B BB 1 SAFE 1 SAFE 1 SAFE	4	1	2	3	1	2	0
Ellis Burks, R (1, 9) OBP: 0.394, SLG: 0.580 Rich Rodriguez, L (7, 1) OBP: 1.000, SLG: 1.000 Felix Rodriguez, R (8, 1) OBP: 0.429, SLG: 1.000 F.P. Santangelo, S (9, PH) OBP: 0.426, SLG: 0.417 Robb Nen, R (9, 1)	K	BB 1B	G5-3		P5		K		G5-3 1B 1-2 2-3 HBP	4 0 0 0 0	0 0 0 0 0	1 0 0 0 0	0 0 0 0 0	0 0 0 0 0	2 0 0 0 0	2 0 0 0 0
J.T. Snow, L (1, 3) OBP: 0.373, SLG: 0.447	1B BB		BB		P5			P6	L4	3	0	0	0	2	0	3
Rich Aurilia, R (1, 6) OBP: 0.327, SLG: 0.423	1-2 1B	G5-3				F7		2B 2B	1-2 1B 2-H 3-H	5	1	3	2	0	0	2
Doug Mirabelli, R (1, 2) OBP: 0.309, SLG: 0.377 Brent Mayne, L (8, PH) OBP: 0.388, SLG: 0.430 (8, 2)	K		F8		K		K	G3-1 2-H 1B 2B	G5-3 2-3f	3 2	0 1	0 1	0 1	0 0	2 0	2 2
Joe Nathan, R (1, 1) OBP: 0.182, SLG: 0.190 Jerry Spradlin, S (6, 1) Armando Rios, L (7, 9) OBP: 0.400, SLG: 0.495		1B FC4-2 2B	K		K		K	G3-1 2-3		3 0 1	0 0 0	1 0 0	0 0 0	0 0 0	2 0 0	0 0 1

Inning Stats	1	2	3	4	5	6	7	8	9
	R: 0 H: 0 E: 0 LOB: 0 K: 1 BB: 0 S: 8 P: 9	R: 0 H: 1 E: 0 LOB: 2 K: 3 BB: 1 S: 16 P: 26	R: 3 H: 4 E: 0 LOB: 2 K: 0 BB: 2 S: 27 P: 44	R: 0 H: 1 E: 0 LOB: 2 K: 1 BB: 1 S: 12 P: 23	R: 0 H: 0 E: 0 LOB: 0 K: 1 BB: 0 S: 8 P: 13	R: 0 H: 0 E: 0 LOB: 0 K: 2 BB: 0 S: 12 P: 15	R: 0 H: 1 E: 0 LOB: 2 K: 2 BB: 1 S: 10 P: 16	R: 2 H: 3 E: 0 LOB: 1 K: 0 BB: 0 S: 15 P: 20	R: 2 H: 2 E: 0 LOB: 1 K: 0 BB: 1 S: 13 P: 22

| | | | |

BOTTOM

Batter	1	2	3	4	5	6	7	8	9	AB	R	H	RBI	BB	SO	LOB
Rickey Henderson, R (1, 7) OBP: 0.450, SLG: 0.493	S B F B B B 4-2 BB		C B B B C F B 4-2 S BB		B F B S X 2-2 P9 ③		C B B B X 3-1 CS 1B		C S S 0-3 K ③	3	0	1	0	2	1	2
Edgardo Alfonzo, R (1, 4) OBP: 0.383, SLG: 0.521	C X 0-1 F8 ①		C B B C X 2-2 P4 ③ 1-2			B C B B B 4-1 2B BB	C 1 SAFE S S 0-3 K ① ② 1-2			3	1	0	0	1	1	3
John Olerud, L (1, 3) OBP: 0.440, SLG: 0.474	B F C B C 2-3 K ②			B B B B 4-0 G4-6-3 BB		B 1 SAFE F 1 SAFE B B B 1 SAFE X 3-1 F8 1-H 1B 2B	C X 0-1 P3 ③			3	1	1	1	1	1	1
Robin Ventura, L (1, 5) OBP: 0.382, SLG: 0.561	X 0-0 G4-3 ③			C C B X 1-2 G4-6-3 ① ② 1-2f		S X 0-1 F8 ① 2-3		B F B F B S 3-3 K ①		4	0	0	0	0	1	3
Darryl Hamilton, L (1, 8) OBP: 0.388, SLG: 0.426		B B X 2-0 P5 ①		C X 0-1 P6 ③		B X 1-0 HBP BB FC6-4 1B 3-H		B B F F C 2-3 K ②		4	1	1	1	0	1	0
Roger Cedeno, S (1, 9) OBP: 0.389, SLG: 0.398 Benny Agbayani, R (8, PH) OBP: 0.359, SLG: 0.506 (9, 9)		X 0-0 G4-3 ②			B B B 4-0 2B BB	1 SAFE 1 SAFE B C 1 SAFE B B 4-1 FC6-4 HBP 1-2 BB		C F C 0-3 K ③		1 1 0 0 2 0 0 1 0 0 0 0 1 0						
Todd Pratt, R (1, 2) OBP: 0.365, SLG: 0.388 Matt Franco, L (9, PH) OBP: 0.361, SLG: 0.374 Melvin Mora, R (9, PR) OBP: 0.214, SLG: 0.083		X 0-0 F8 ③			1 SAFE B C 1 SAFE X 1-1 1-H 2B	C F B H 2-2 FC6-4 1-2 2-3 HBP			B B B B 4-0 BB	2 0 1 1 0 0 0 0 0 0 0 1 0 0 0 0 0 0 0 0 0						
Rey Ordonez, R (1, 6) OBP: 0.315, SLG: 0.311			B C B C B F X 3-2 P6 ①		X 0-0 P3 ①	B C S B B F F X 3-2 FC6-4 FC4-6 ② 1-2f 2-3 3-H			C X 0-1 F8 ①	4	0	0	1	0	0	4
Rick Reed, R (1, 1) OBP: 0.270, SLG: 0.306 Pat Mahomes, R (6, 1) OBP: 0.313, SLG: 0.000 Bobby Bonilla, S (5, PH) OBP: 0.333, SLG: 0.204 Billy Taylor, R (6, 1) Shawon Dunston, R (6, PH) OBP: 0.333, SLG: 0.667 Dennis Cook, L (7, 1) Turk Wendell, L (7, 1) John Franco, L (8, 1) Jeff Tam, R (8, 1) Chuck McElroy, L (8, 1) 31 Mike Piazza, R (5, PH) OBP: 0.368, SLG: 0.585			X 0-0 B1-3 ②		X 0-0 P3 ②	F X 0-1 FC4-6 ③ 1-2f			B B C B S X 2-2 F8 ②	1 0 0 0 0 0 0 0 0 0 0 0 0 0 1 0 0 0 0 0 1 0 0 0 0 0 0 0 1 0 0 0 0 0 2 0 0 0 0 0 0 0 0 0 0 0 0 0 0 0 0 0 0 0 0 0 0 0 0 0 0 0 0 1 0 0 0 0 0 1							
Inning Stats	R: 0 E: 0 K: 1 S: 8 H: 0 LOB: 1 BB: 1 P: 14	R: 0 E: 0 K: 0 S: 3 H: 0 LOB: 0 BB: 0 P: 5	R: 0 E: 0 K: 0 S: 11 H: 0 LOB: 1 BB: 1 P: 20	R: 0 E: 0 K: 0 S: 5 H: 0 LOB: 0 BB: 1 P: 10	R: 1 E: 0 K: 0 S: 7 H: 1 LOB: 1 BB: 1 P: 14	R: 3 E: 0 K: 0 S: 16 H: 2 LOB: 2 BB: 2 P: 33	R: 0 E: 0 K: 1 S: 7 H: 1 LOB: 0 BB: 0 P: 10	R: 0 E: 0 K: 3 S: 9 H: 0 LOB: 0 BB: 0 P: 14	R: 0 E: 0 K: 1 S: 8 H: 0 LOB: 1 BB: 1 P: 14	1B: 2 2B: 2 3B: 0 HR: 0	SF: 0 SAC: 0 DP: 1 HBP: 1						

PITCHER		IP	WLS	BF	H	R	ER	SO	BB	IBB	HBP	BLK	WP	HR	S	P	ERA	WHIP
Joe Nathan, R ERA: 3.86	(1, 1)	5.1		23	3	4	4	1	5	0	0	0	0	0	40	77	6.75	1.500
Jerry Spradlin, R ERA: 5.02	(6, 1)	1.1		6	1	0	0	1	1	0	1	0	0	0	15	27	0.00	1.500
Rich Rodriguez, L ERA: 5.05	(7, 1)	1.0	W	3	0	0	0	2	0	0	0	0	0	0	8	13	0.00	0.000
Felix Rodriguez, R ERA: 3.92	(8, 1)	0.1	H	1	0	0	0	1	0	0	0	0	0	0	3	3	0.00	0.000
Robb Nen, R ERA: 3.68	(9, 1)	1.0	S	4	0	0	0	1	1	0	0	0	0	0	8	14	0.00	1.000

PITCHER	IP	WLS	BF	H	R	ER	SO	BB	IBB	HBP	BLK	WP	HR	S	P	ERA	WHIP

San Francisco Giants @ New York Mets

Shea Stadium, Flushing, NY

Tue Sep 07 1999, 7:10 PM EDT

Att. 24,002 - Overcast - 74 F

livebaseballscorecards.com

AB	29
R	4
H	4
RBI	4
BB	7
SO	6
LOB	17

WP: 0 PB: 0 SB: 1 CS: 1 PA: 37

Batter	1	2	3	4	5	6	7	8	9	AB	R	H	RBI	BB	SO	LOB
Marvin Benard, L (1, 8) OBP: 0.360, SLG: 0.463	BCCBFBB 4-2 FC1 S BB		CX 0-1 3B		FBSFBC 2-3 ② K		BCBFBX 3-2 ③ P5	X 0-0 ③ F7		4	0	1	0	1	1	4
Bill Mueller, S (1, 5) OBP: 0.404, SLG: 0.362	BCCC 1-3 ① K 1-2		BBCBSFB 4-2 BB		X 0-0 1-2 2-H 1B			BBCBB 4-1 BB 1B BB	BBCFFFX 2-2 1B	3	1	2	1	2	1	1
Barry Bonds, L (1, 7) OBP: 0.408, SLG: 0.635	CFBBFX 2-2 ② FC1 2-2		BBC1SAFEX 2-1 ③ F8		CFS 0-3 ③ K			BBFBFB 4-2 1B HR 1-2 BB	BFX 1-1 ① F8	4	1	0	0	1	1	6
Jeff Kent, R (1, 4) OBP: 0.382, SLG: 0.527	BBBC1SAFE1SAFES 3-3 ③ K			CSFX 0-2 ① G5-3		CTX 0-2 CS PB 1B		BBCCX 2-2 1-2 2-H HR 1B	BFBCS 2-3 ② K	5	1	2	1	0	2	2
J.T. Snow, L (1, 3) OBP: 0.369, SLG: 0.443		BFBCX 2-2 ① F9		X 0-0 ② F7		BCBTX 2-2 ① P6 1-2		FBX 1-1 ① F8	CFBBC 2-3 ③ K	5	0	0	0	0	1	4
Ellis Burks, R (1, 9) OBP: 0.395, SLG: 0.586		CX 0-1 ② P4		FSS 0-3 ③ K		B2SSBBB SAFE 4-1 ② 2-3 BB		SX 0-1 1-H 2-H HR		3	1	1	3	1	1	0
Brent Mayne, L (1, 2) OBP: 0.389, SLG: 0.429		CBFX 1-2 CS 1B			BBB 4-0 HBP 1B BB	SBX 1-1 ③ G3		CBFBS 2-3 ② K		3	1	1	0	1	1	1
Rich Aurilia, R (1, 6) OBP: 0.328, SLG: 0.421		CBSFB 2-2 ③ CS 1-2	X 0-0 ① G4-3		BCFH 2-2 1B 1-2 HBP		BCTS 1-3 ① K	BBBCB 4-1 BB BB		2	0	0	0	1	1	0
Shawn Estes, R (1, 1) OBP: 0.211, SLG: 0.208 Miguel Del Toro, R (6, 1) F.P. Santangelo, S (7, PH) OBP: 0.424, SLG: 0.415 Julian Tavarez, L (7, 1) OBP: 0.200, SLG: 0.200 Charlie Hayes, R (8, PH) OBP: 0.255, SLG: 0.312 Armando Rios, L (8, PH) OBP: 0.405, SLG: 0.495 Alan Embree, L (8, 1)			CSS 0-3 ② K		BBCLL 2-3 ① K		BBCCC 2-3 ② K	BBBB 4-0 1-2 BB		2 0 1 0 0 0 0 0	0 0 0 0 0 0 0 0	0 0 0 0 0 0 0 0	0 0 0 0 0 0 0 0	0 0 1 0 0 1 0 0	2 0 0 0 0 0 0 0	2 0 0 0 0 0 0 0
Inning Stats	R: 0 H: 0 E: 0 LOB: 1 K: 2 BB: 1 S: 14 P: 24	R: 0 H: 1 E: 0 LOB: 0 K: 0 BB: 0 S: 11 P: 16	R: 0 H: 1 E: 0 LOB: 2 K: 1 BB: 1 S: 11 P: 17	R: 0 H: 0 E: 0 LOB: 0 K: 1 BB: 0 S: 8 P: 8	R: 1 H: 1 E: 0 LOB: 2 K: 3 BB: 1 S: 13 P: 23	R: 0 H: 1 E: 0 LOB: 1 K: 0 BB: 1 S: 9 P: 16	R: 0 H: 0 E: 0 LOB: 0 K: 2 BB: 0 S: 10 P: 16	R: 4 H: 2 E: 0 LOB: 2 K: 1 BB: 4 S: 15 P: 36	R: 0 H: 1 E: 0 LOB: 1 K: 2 BB: 0 S: 13 P: 20	1B: 5 2B: 0 3B: 1 HR: 1	SF: 0 SAC: 0 DP: 0 HBP: 1			WP: 0 PB: 1 SB: 1 CS: 2	PA: 42		

TOP

San Francisco Giants @ New York Mets

Shea Stadium, Flushing, NY

Wed Sep 08 1999, 1:40 PM EDT

Att. 26,499 - Cloudy - 79 F

livebaseballscorecards.com

AB	32
R	5
H	7
RBI	5
BB	8
SO	12
LOB	20

PITCHER		IP	WLS	BF	H	R	ER	SO	BB	IBB	HBP	BLK	WP	HR	S	P	ERA	WHIP
Octavio Dotel, R ERA: 4.86	(1, 1)	7.0	W	28	4	1	1	9	4	0	1	0	0	0	76	120	1.29	1.143
Pat Mahomes, R ERA: 3.48	(8, 1)	0.0		3	1	3	3	0	2	0	0	0	0	0	6	16	∞	∞
Dennis Cook, L ERA: 3.62	(8, 1)	0.2		4	1	1	1	1	1	0	0	0	0	1	8	15	13.50	3.000
Armando Benitez, R ERA: 1.98	(8, 1)	1.1	S	6	1	0	0	2	1	0	0	0	0	0	14	25	0.00	1.500

PITCHER	IP	WLS	BF	H	R	ER	SO	BB	IBB	HBP	BLK	WP	HR	S	P	ERA	WHIP

BOTTOM

San Francisco Giants @ New York Mets

Shea Stadium, Flushing, NY

Wed Sep 08 1999, 1:40 PM EDT

Att. 26,499 - Cloudy - 79 F

livebaseballscorecards.com

Batter	1	2	3	4	5	6	7	8	9	AB	R	H	RBI	BB	SO	LOB
Rickey Henderson, R (1, 7) OBP: 0.447, SLG: 0.489 Melvin Mora, R (8, 7) OBP: 0.214, SLG: 0.083	CBBSC 2-3 ① K		BBX 2-0 1B 1B 1B	CFBFX 1-2 ① F7		X 0-0 ② F9	SCS 0-3 ③ K			5 0	1 0	1 0	0 0	0 0	2 0	3 0
Edgardo Alfonzo, R (1, 4) OBP: 0.385, SLG: 0.520	BBFBB 4-1 HBP BB		CX 0-1 ① F9	BBBCSB 4-2 1-2 BB		BBSBX 3-1 1B 31 HR 1-2 1B		TCC 0-3 ① K		3	1	1	0	2	1	1
John Olerud, L (1, 3) OBP: 0.442, SLG: 0.474	CH 1-1 1-2 HBP		FBX 1-1 BB 1-3 1B 1B	BCBBX 3-1 ② F7		BBCX 2-1 31 HR 1-3 2-H 1B		BBCX 2-1 ② F7		4	2	2	1	0	0	2
31 Mike Piazza, R (1, 2) OBP: 0.368, SLG: 0.588	CBX 1-1 ② P3		X 0-0 ② L4	BFCX 1-2 ③ F8		BCCBX 2-2 1-H 3-H HR		BBBB 4-0 BB		4	1	1	3	1	0	6
Robin Ventura, L (1, 5) OBP: 0.384, SLG: 0.562	BX 1-0 ③ F8		CBBBFB 4-2 1B 1-2 1B BB		BBBB 4-0 FC4-6 BB	BBBTX 3-1 2B		FX 0-1 ③ F9		3	1	1	0	2	0	3
Shawon Dunston, R (1, 8) OBP: 0.329, SLG: 0.443 Darryl Hamilton, L (9, 8) OBP: 0.388, SLG: 0.426		CFS 0-3 ① K	FBCX 1-2 1B 1-3 2-H 3-H 1B		CX 0-1 ① FC4-6 F9-6 1-2f	BBX 2-0 ③ F9				4 0	0 0	1 0	2 0	0 0	1 0	2 0
Benny Agbayani, R (1, 9) OBP: 0.362, SLG: 0.512 Roger Cedeno, S (7, 9) OBP: 0.390, SLG: 0.398	BX 1-0 2B		BB 1 SAFE X 2-0 FC4-6 1-3 3-H 1B		1 SAFE FFFF 1 SAFE 1 SAFE X 0-2 ② ③ F9-6 1-2		BBBCB 4-1 G4-6-3 1B BB			3 0	0 0	2 0	1 0	0 1	0 0	1 0
Rey Ordonez, R (1, 6) OBP: 0.314, SLG: 0.311	CBSBX 2-2 ② G4-3		X 0-0 ③ FC4-6 1-2f			X 0-0 ① G4-3	CBCBX 2-2 G4-6-3 1-2 1B			4	0	1	0	0	0	3
Octavio Dotel, R (1, 1) OBP: 0.286, SLG: 0.130 Bobby Bonilla, S (7, PH) OBP: 0.264, SLG: 0.291 Pat Mahomes, R (8, 1) OBP: 0.313, SLG: 0.500 Dennis Cook, L (8, 1) Armando Benitez, R (8, 1)		CSS 0-3 ③ K2-3		CBBBB 4-2 BB BB		BBBB 4-0 1B 1B BB	X 0-0 ① ② G4-6-3 1-2f 2-3			1 1 0 0 0	1 0 0 0 0	0 0 0 0 0	0 0 0 0 0	2 0 0 0 0	1 0 0 0 0	1 2 0 0 0
Inning Stats	R: 0 E: 0 K: 1 S: 8 H: 0 LOB: 2 BB: 1 P: 17	R: 0 E: 0 K: 2 S: 10 H: 1 LOB: 1 BB: 0 P: 13	R: 3 E: 0 K: 0 S: 13 H: 4 LOB: 2 BB: 1 P: 23	R: 0 E: 0 K: 0 S: 13 H: 0 LOB: 2 BB: 2 P: 26	R: 0 E: 0 K: 0 S: 7 H: 0 LOB: 0 BB: 1 P: 11	R: 4 E: 0 K: 0 S: 12 H: 4 LOB: 1 BB: 1 P: 28	R: 0 E: 0 K: 1 S: 8 H: 1 LOB: 1 BB: 1 P: 14	R: 0 E: 0 K: 1 S: 7 H: 0 LOB: 1 BB: 1 P: 13		1B: 7 2B: 3 3B: 0 HR: 1	SF: 0 SAC: 0 DP: 2 HBP: 1			WP: 0 PB: 0 SB: 0 CS: 0	PA: 41	

	AB	32
	R	7
	H	10
	RBI	7
	BB	8
	SO	5
	LOB	24

PITCHER		IP	WLS	BF	H	R	ER	SO	BB	IBB	HBP	BLK	WP	HR	S	P	ERA	WHIP
Shawn Estes, L ERA: 4.73	(1, 1)	5.2	L	30	7	6	6	3	6	0	1	0	0	0	57	105	9.53	2.294
Miguel Del Toro, R ERA: 5.79	(6, 1)	0.1		3	2	1	1	0	0	0	0	0	0	1	6	13	27.00	6.000
Julian Tavarez, R ERA: 5.75	(7, 1)	1.0		4	1	0	0	1	1	0	0	0	0	0	8	14	0.00	2.000
Alan Embree, L ERA: 3.08	(8, 1)	1.0		4	0	0	0	1	1	0	0	0	0	0	7	13	0.00	1.000

PITCHER	IP	WLS	BF	H	R	ER	SO	BB	IBB	HBP	BLK	WP	HR	S	P	ERA	WHIP

New York Mets @ Los Angeles Dodgers

Dodger Stadium, Los Angeles, CA

Thu Sep 09 1999, 7:10 PM PDT

Att. 33,954 - Unknown - 64 F

livebaseballscorecards.com

TOP

Batter	1	2	3	4	5	6	7	8	9	AB	R	H	RBI	BB	SO	LOB
Rickey Henderson, R (1, 7) OBP: 0.444, SLG: 0.483 Armando Benitez, R (9, 1)	B X 1-0 ① G4-3		B F B B B 4-1 BB		B C B B F X 3-2 ③ G3-1		X 0-0 ③ G1-3		B C B C C 2-3 ③ K	4 0 0 0 1 1 3 0 0 0 0 0 0 0						
Edgardo Alfonzo, R (1, 4) OBP: 0.384, SLG: 0.518	B C X 1-1 G4-3 1B		B 1 SAFE 1 SAFE C F X 1-2 ③ G4-3			C X 0-1 ① P4		B S F S 1-3 ① K		4 0 1 0 0 1 1						
John Olerud, L (1, 3) OBP: 0.439, SLG: 0.471	B B B C X 3-1 ② G4-3 1-2			F B B X 2-1 ① G3-1		B F B C B F F F X 3-2 E6 31 HR		X 0-0 E3 31 S		4 1 0 0 0 0 1						
31 Mike Piazza, R (1, 2) OBP: 0.367, SLG: 0.592	C F S 0-3 ③ K			B X 1-0 ② G1-3		C B C B F F F F X 1-H 2-2 HR		C B F F B B F S 1-2 3-3 ② K		4 1 1 2 0 2 2						
Robin Ventura, L (1, 5) OBP: 0.383, SLG: 0.559		B F B F S 2-3 ① K		X 0-0 1B		X 0-0 ② F9		X 0-0 ③ G6-3		4 0 1 0 0 1 1						
Darryl Hamilton, L (1, 8) OBP: 0.385, SLG: 0.422		B F F X 1-2 ② G3		B C S C 1-3 ③ K		B F S X 1-2 ③ P4			C F B X 1-2 ① G1-3	4 0 0 0 0 1 1						
Roger Cedeno, S (1, 9) OBP: 0.390, SLG: 0.398 Benny Agbayani, R (9, PH) OBP: 0.364, SLG: 0.518 Melvin Mora, R (9, 7) OBP: 0.214, SLG: 0.083		S X 0-1 ③ G4-3			B B B C C X 3-2 FC1-6 S 1B		B B F C S 2-3 ① K		X 0-0 2B	3 0 1 0 0 1 0 1 1 1 0 0 0 0 0 0 0 0 0 0 0						
Rey Ordonez, R (1, 6) OBP: 0.312, SLG: 0.308			C X 0-1 ① G4-3		1 SAFE 1 SAFE 1 SAFE F S B 1 SAFE F 1 SAFE 2-2 1 SAFE B X 1-2 FC1-6		X 0-0 ② G4-3		B C C X 1-2 ② G5-3	4 0 0 0 0 0 2						
Orel Hershiser, R (1, 1) OBP: 0.155, SLG: 0.164 Jay Payton, R (9, PH) OBP: 1.000, SLG: 2.000 Shawon Dunston, R (9, 9) OBP: 0.329, SLG: 0.443			B X 1-0 ② G4-3		C S M 0-3 ② K		X 0-0 1B		B B F B F X 2-H 3-2 2B	3 0 1 0 0 1 1 1 0 1 1 0 0 0 0 0 0 0 0 0 0						
Inning Stats	R: 0 E: 0 K: 1 S: 8 H: 1 LOB: 1 BB: 0 P: 13	R: 0 E: 0 K: 1 S: 8 H: 0 LOB: 0 BB: 0 P: 11	R: 0 E: 0 K: 0 S: 7 H: 0 LOB: 1 BB: 1 P: 13	R: 0 E: 0 K: 1 S: 7 H: 1 LOB: 1 BB: 0 P: 11	R: 0 E: 0 K: 1 S: 13 H: 1 LOB: 1 BB: 0 P: 21	R: 2 E: 1 K: 0 S: 19 H: 1 LOB: 0 BB: 0 P: 25	R: 0 E: 0 K: 1 S: 6 H: 1 LOB: 1 BB: 0 P: 8	R: 0 E: 1 K: 2 S: 10 H: 0 LOB: 1 BB: 0 P: 14	R: 1 E: 0 K: 1 S: 13 H: 2 LOB: 1 BB: 0 P: 20	1B: 4 2B: 2 3B: 0 HR: 1 SF: 0 SAC: 0 DP: 0 HBP: 0							

	AB	36
	R	3
	H	7
	RBI	3
	BB	1
	SO	8
	LOB	12

WP: 0 PB: 0 SB: 2 CS: 0 PA: 37

PITCHER	IP	WLS	BF	H	R	ER	SO	BB	IBB	HBP	BLK	WP	HR	S	P	ERA	WHIP
Kevin Brown, R (1, 1) ERA: 3.03	8.0	L	32	5	2	1	7	1	0	0	0	0	1	78	116	1.12	0.750
Pedro Borbon, L (9, 1) ERA: 4.24	0.2		4	2	1	1	0	0	0	0	0	0	0	10	15	13.50	3.000
Matt Herges, R (9, 1) ERA: 3.6	0.1		1	0	0	0	1	0	0	0	0	0	0	3	5	0.00	0.000

PITCHER	IP	WLS	BF	H	R	ER	SO	BB	IBB	HBP	BLK	WP	HR	S	P	ERA	WHIP

Batter	1	2	3	4	5	6	7	8	9	AB	R	H	RBI	BB	SO	LOB
Eric Young Sr., R (1, 4) OBP: 0.360, SLG: 0.355	C C B X 1-2 F8 ①		C X 0-1 G6-3 ③			B C C F F F B X 2-2 F8 ②			C B B B B 4-1 DI BB	3	0	0	0	1	0	0
Mark Grudzielanek, R (1, 6) OBP: 0.369, SLG: 0.428	X 0-0 G1-3 ②			B B F F F X 2-2 1B		S B S B X 2-2 G1-3 ③			C F C 0-3 K ②	4	0	1	0	0	1	1
Gary Sheffield, R (1, 7) OBP: 0.401, SLG: 0.490	B C X 1-1 HR			C B X 1-1 F8 ①			B B B X 3-0 F9 ①		C S B B B B B 4-2 BB	3	1	1	1	1	0	1
Eric Karros, R (1, 3) OBP: 0.350, SLG: 0.547	C F X 0-2 G6-3 ③			X 0-0 F7 ②			C B S B B F X 3-2 G5-3 ②		C B F C 1-3 K ③	4	0	0	0	0	1	3
Todd Hundley, S (1, 2) OBP: 0.305, SLG: 0.455		B X 1-0 G6-3 ①		B 1 SAFE B B C X 3-1 P5 ③			B X 1-0 P4 ③			3	0	0	0	0	0	1
Raul Mondesi, R (1, 9) OBP: 0.327, SLG: 0.467		S B B X 2-1 F8 ②			B F B X 2-1 G5-3 ①			B S X 1-1 F8 ①		3	0	0	0	0	0	0
22 Devon White, S (1, 8) OBP: 0.336, SLG: 0.383		X 0-0 G4-3 ③			B B X 2-0 G4-3 ②			C S X 0-2 G1-3 ②		3	0	0	0	0	0	0
Adrian Beltré, R (1, 5) OBP: 0.351, SLG: 0.438			B B C X 2-1 L8 ①		B C B C F X 2-2 F9 ③			C X 0-1 G4-3 ③		3	0	0	0	0	0	0
Kevin Brown, R (1, 1) OBP: 0.096, SLG: 0.070			B S X 1-1 G6-3 ②			S B S S 1-3 K ①			B C B B C S 3-3 K ①	2	0	0	0	0	1	0
Pedro Borbon, R (9, 1)										0	0	0	0	0	0	0
Matt Herges, L (9, 1)										0	0	0	0	0	0	0
Dave Hansen, L (9, PH) OBP: 0.397, SLG: 0.400										1	0	0	0	0	1	0
Inning Stats	R: 1 E: 0 K: 0 S: 9 H: 1 LOB: 0 BB: 0 P: 11	R: 0 E: 0 K: 0 S: 4 H: 0 LOB: 0 BB: 0 P: 7	R: 0 E: 0 K: 0 S: 6 H: 0 LOB: 0 BB: 0 P: 9	R: 0 E: 0 K: 0 S: 9 H: 1 LOB: 1 BB: 0 P: 15	R: 0 E: 0 K: 0 S: 7 H: 0 LOB: 0 BB: 0 P: 13	R: 0 E: 0 K: 1 S: 12 H: 0 LOB: 0 BB: 0 P: 17	R: 0 E: 0 K: 0 S: 6 H: 0 LOB: 0 BB: 0 P: 13	R: 0 E: 0 K: 0 S: 7 H: 0 LOB: 0 BB: 0 P: 8	R: 0 E: 0 K: 3 S: 12 H: 0 LOB: 2 BB: 2 P: 24	1B: 1 2B: 0 3B: 0 HR: 1	SF: 0 SAC: 0 DP: 0 HBP: 0					

PITCHER	IP	WLS	BF	H	R	ER	SO	BB	IBB	HBP	BLK	WP	HR	S	P	ERA	WHIP
Orel Hershiser, R (1, 1) ERA: 4.43	8.0	W	26	2	1	1	1	0	0	0	0	0	1	60	93	1.12	0.250
Armando Benitez, R (9, 1) ERA: 1.95	1.0	S	5	0	0	0	3	2	0	0	0	0	0	12	24	0.00	2.000

PITCHER	IP	WLS	BF	H	R	ER	SO	BB	IBB	HBP	BLK	WP	HR	S	P	ERA	WHIP

BOTTOM

New York Mets @ Los Angeles Dodgers

Dodger Stadium, Los Angeles, CA

Thu Sep 09 1999, 7:10 PM PDT

Att. 33,954 - Unknown - 64 F

livebaseballscorecards.com

AB	29
R	1
H	2
RBI	1
BB	2
SO	4
LOB	6

WP: 0 PA: 31
PB: 0
SB: 0
CS: 0

Batter	1	2	3	4	5	6	7	8	9	AB	R	H	RBI	BB	SO	LOB
Rickey Henderson, R (1, 7) OBP: 0.440, SLG: 0.478	C C F X 0-2 G6-3		B S S F C 1-3 K		C F S 0-3 K		X 0-0 L6			4	0	0	0	0	2	3
Edgardo Alfonzo, R (1, 4) OBP: 0.382, SLG: 0.515	B X 1-0 F9			B C S F B S 2-3 K		C X 0-1 F9		C B S B F F X 2-2 G5-3		4	0	0	0	0	1	0
John Olerud, L (1, 3) OBP: 0.438, SLG: 0.468	B X 1-0 G6-3			B B C B C F B 4-2 BB		X 0-0 G4-3		B X 1-0 L8		3	0	0	0	1	0	0
31 Mike Piazza, R (1, 2) OBP: 0.364, SLG: 0.587		C B F B X 2-2 G6-3		X 0-0 P5		B F S X 1-2 E6		B B X 2-0 G5-3		4	0	0	0	0	0	1
Robin Ventura, L (1, 5) OBP: 0.380, SLG: 0.555		B B F X 2-1 L6		C S X 0-2 L6		C B B C B S 3-3 K			F X 0-1 G4-3	4	0	0	0	0	1	2
Darryl Hamilton, L (1, 8) OBP: 0.386, SLG: 0.425		C C B F X 1-2 2B			B X 1-0 F8		C X 0-1 L1		B C F F X 1-2 1B	4	0	2	0	0	0	0
Roger Cedeno, S (1, 9) OBP: 0.391, SLG: 0.402		B S X 1-1 F7			B X 1-0 SH2-4 S 1B		L C X 0-2 G1-3 2B		C 1 SAFE C S 0-3 K	4	1	2	0	0	1	2
Rey Ordonez, R (1, 6) OBP: 0.312, SLG: 0.306	F C S 0-3 K			1 SAFE 1 SAFE B B B B 4-0 SH2-4 1-2 BB		2 SAFE S C X 0-2 G1-3 2-3			F B S B X 2-2 1-2 1B	2	0	0	0	1	1	1
Shawon Dunston, R (9, PH) OBP: 0.332, SLG: 0.445										1	0	1	0	0	0	0
Al Leiter, L (1, 1) OBP: 0.120, SLG: 0.125 Matt Franco, L (7, PH) OBP: 0.365, SLG: 0.387 Shane Halter, R (7, PR) Billy Taylor, R (7, 1) John Franco, L (8, 1) Bobby Bonilla, S (9, PH) OBP: 0.262, SLG: 0.288	C C S 0-3 K			X 0-0 SH2-4 1-2 2-3		X 0-0 3-H 2B			X 0-0 G4-3	1 1 0 0 0 1	0 0 0 0 0 0	0 1 0 0 0 0	0 1 0 0 0 0	1 0 0 0 0 0	0 0 0 0 0 0	0 0 0 0 0 2
Inning Stats	R: 0 E: 0 K: 0 S: 6 H: 0 LOB: 0 BB: 0 P: 8	R: 0 E: 0 K: 0 S: 11 H: 1 LOB: 1 BB: 0 P: 17	R: 0 E: 0 K: 3 S: 10 H: 0 LOB: 0 BB: 0 P: 11	R: 0 E: 0 K: 1 S: 11 H: 0 LOB: 1 BB: 1 P: 17	R: 0 E: 0 K: 1 S: 6 H: 1 LOB: 2 BB: 1 P: 12	R: 0 E: 1 K: 1 S: 9 H: 0 LOB: 1 BB: 0 P: 13	R: 1 E: 0 K: 0 S: 10 H: 2 LOB: 1 BB: 0 P: 10	R: 0 E: 0 K: 0 S: 7 H: 0 LOB: 0 BB: 0 P: 12	R: 0 E: 0 K: 1 S: 13 H: 2 LOB: 2 BB: 0 P: 16	1B: 3 2B: 3 3B: 0 HR: 0 SF: 0 SAC: 1 DP: 0 HBP: 0				WP: 0 PB: 0 SB: 1 CS: 0	PA: 36	

PITCHER		IP	WLS	BF	H	R	ER	SO	BB	IBB	HBP	BLK	WP	HR	S	P	ERA	WHIP
37 Darren Dreifort, R ERA: 4.84	(1, 1)	8.0	W	31	4	1	1	6	2	0	0	0	0	0	70	100	1.12	0.750
Jeff Shaw, R ERA: 2.95	(9, 1)	1.0	S	5	2	0	0	1	0	0	0	0	0	0	13	16	0.00	2.000

PITCHER	IP	WLS	BF	H	R	ER	SO	BB	IBB	HBP	BLK	WP	HR	S	P	ERA	WHIP

TOP

New York Mets @ Los Angeles Dodgers

Dodger Stadium, Los Angeles, CA

Fri Sep 10 1999, 7:10 PM PDT

Att. 34,414 - Unknown - 71 F

livebaseballscorecards.com

AB	33
R	1
H	6
RBI	1
BB	2
SO	7
LOB	11

BOTTOM

Batter	1	2	3	4	5	6	7	8	9	AB	R	H	RBI	BB	SO	LOB
Eric Young Sr., R (1, 4) OBP: 0.361, SLG: 0.355	BBBB 4-0 S SF7 G6-3 BB		CBFX 1-2 S 1B			BBCBCX 3-2 ① G5-3		CCBX 1-2 ① G4-3		3	1	1	0	1	0	0
Mark Grudzielanek, R (1, 6) OBP: 0.368, SLG: 0.426	BBCFX 2-2 ① G6-3 1-2		CCBBX 1-2 ③ G6-3 1-2			FCFBX 1-2 ② F7		BFX 1-1 BB 1B		4	0	1	0	0	0	2
Gary Sheffield, R (1, 7) OBP: 0.402, SLG: 0.490 Trenidad Hubbard, R (8, PR) OBP: 0.394, SLG: 0.406 (9, 7)	BBBCFFX 3-2 ② SF7 2-H			SFBX 1-2 ① F7		SFX 0-2 1B		1 SAFE 1 SAFE BBBBB 4-0 1-2 BB		2 0	0 0	1 0	1 0	1 0	0 0	0 0
Eric Karros, R (1, 3) OBP: 0.348, SLG: 0.542	X 0-0 ③ G5-3			BBCX 2-1 ② P4		X 0-0 ③ L5		CBFS 1-3 ② K		4	0	0	0	0	1	3
Raul Mondesi, R (1, 9) OBP: 0.326, SLG: 0.471		BX 1-0 ① P2		FX 0-1 ③ G5-3			BBFFX 2-2 HR	BBBX 3-0 ③ F8		4	1	1	1	0	0	2
22 Devon White, S (1, 8) OBP: 0.336, SLG: 0.385		CFX 0-2 ② G5-3			BCCX 1-2 SH1-3 SF9 2B		CX 0-1 ① G3			3	1	1	0	0	0	0
Adrian Beltré, R (1, 5) OBP: 0.350, SLG: 0.436		CCFBBFS 2-3 ③ K			X 0-0 ① SH1-3 2-3		CFBBFS 2-3 ② K			2	0	0	0	0	2	0
Paul Lo Duca, R (1, 2) OBP: 0.321, SLG: 0.324			BBX 2-0 ① L8		BFFX 1-2 ② SF9 3-H		CX 0-1 2B			2	0	1	1	0	0	0
37 Darren Dreifort, R (1, 1) OBP: 0.234, SLG: 0.311 Jeff Shaw, R (9, 1)			BSBBBFFS 3-3 ② K		BSSFFS 1-3 ③ K		BFSX 1-2 ③ G1-3			3 0	0 0	0 0	0 0	0 0	2 0	1 0
Inning Stats	R: 1 E: 0 K: 0 S: 8 H: 0 LOB: 0 BB: 1 P: 17	R: 0 E: 0 K: 1 S: 9 H: 0 LOB: 0 BB: 0 P: 12	R: 0 E: 0 K: 1 S: 11 H: 1 LOB: 1 BB: 0 P: 18	R: 0 E: 0 K: 0 S: 7 H: 0 LOB: 0 BB: 0 P: 10	R: 1 E: 0 K: 1 S: 12 H: 1 LOB: 0 BB: 0 P: 15	R: 0 E: 0 K: 0 S: 11 H: 1 LOB: 1 BB: 0 P: 15	R: 1 E: 0 K: 1 S: 14 H: 2 LOB: 1 BB: 0 P: 19	R: 0 E: 0 K: 1 S: 9 H: 1 LOB: 2 BB: 1 P: 19		1B: 3 2B: 2 3B: 0 HR: 1	SF: 2 SAC: 1 DP: 0 HBP: 0					

PITCHER		IP	WLS	BF	H	R	ER	SO	BB	IBB	HBP	BLK	WP	HR	S	P	ERA	WHIP
Al Leiter, L ERA: 4.24	(1, 1)	6.0	L	22	3	2	2	3	1	0	0	0	0	0	58	87	3.00	0.667
Billy Taylor, R ERA: 5.37	(7, 1)	1.0		5	2	1	1	1	0	0	0	0	0	1	14	19	9.00	2.000
John Franco, L ERA: 3.44	(8, 1)	1.0		5	1	0	0	1	1	0	0	0	0	0	9	19	0.00	2.000

PITCHER	IP	WLS	BF	H	R	ER	SO	BB	IBB	HBP	BLK	WP	HR	S	P	ERA	WHIP

New York Mets @ Los Angeles Dodgers

Dodger Stadium, Los Angeles, CA

Fri Sep 10 1999, 7:10 PM PDT

Att. 34,414 - Unknown - 71 F

livebaseballscorecards.com

AB	27
R	3
H	6
RBI	3
BB	2
SO	5
LOB	8

1B: 3 SF: 2
2B: 2 SAC: 1
3B: 0 DP: 0
HR: 1 HBP: 0

WP: 0 PA: 32
PB: 0
SB: 2
CS: 0

Batter	1	2	3	4	5	6	7	8	9	AB	R	H	RBI	BB	SO	LOB
Rickey Henderson, R (1, 7) OBP: 0.442, SLG: 0.477	BCBFFFBB 4-2 31 S S BB		BX 1-0 CS 1B		BCX 1-1 ② P3	BFFBBB 4-2 G5-4-3 BB		X 0-0 ③ G4-3		3	0	1	0	2	0	0
Pat Mahomes, R (8, 1) OBP: 0.313, SLG: 0.500										0	0	0	0	0	0	0
Edgardo Alfonzo, R (1, 4) OBP: 0.380, SLG: 0.511	1 SAFE BF 1 SAFE 1 BF 1 SAFE X 2-2 ① F9		1 SAFE BB 1 SAFE 1 X 2-0 ① P3		BBBBB 4-0 BB	C 1 SAFE X 0-1 ②③ G5-4-3 1-2f			BFX 1-1 ① F9	4	0	0	0	1	0	4
John Olerud, L (1, 3) OBP: 0.437, SLG: 0.467	B 1 SAFE BC 1 SAFE 1 BX 3-1 ② L5 1-2		1 SAFE 1 SAFE CBCFFFX 1-2 ② 31 HR 1-2 1B		1 SAFE B 1 SAFE CCX 1-1 ③ P4		SX 0-1 ① F8		BFX 1-1 31 1B 1B	5	1	2	0	0	0	2
31 Mike Piazza, R (1, 2) OBP: 0.370, SLG: 0.597	CBFBBBB 4-2 BB 2-3 BB		BBFFFFBX 3-2 1-H HR			CSFBBBX 2-2 1B BB E 1B	CBX 1-1 BB 1B		BX 1-0 G3-6-1 1-2 1B	4	2	4	2	1	0	0
Robin Ventura, L (1, 5) OBP: 0.382, SLG: 0.553	BBBBCSB 4-2 1-2 BB		CFBBFFFX 1-2 ③ P3			BBFBB 4-1 1B 1-2 E BB	BBSSFBFB 4-2 1-2 BB		BFBSX 2-2 ②③ G3-6-1 1-2f	2	1	0	0	3	0	2
Darryl Hamilton, L (1, 8) OBP: 0.385, SLG: 0.424	BCX 1-1 ③ G6-3			CX 0-1 ① G6-3		BX 1-0 E 1-2 2-3 1B	X 0-0 ② F7			1	0	0	0	0	0	3
Shawon Dunston, R (2, 8) OBP: 0.332, SLG: 0.444				FBX 1-1 G6-3-5 1B		BBBCX 3-1 E7 1-3 2-H 3-H 1B	CBX 1-1 ③ G3			3	1	1	0	0	0	2
Roger Cedeno, S (1, 9) OBP: 0.392, SLG: 0.403		CCL 0-3 ① K		1 SAFE 1 SAFE B 1 SAFE C 1 SAFE F 1 SAFE X 1-2 ②③ G6-3-5 1-2f		X 0-0 G6-3 2-H 3-H 1B		CSX 0-2 ① G1-3		4	1	2	2	0	1	2
Rey Ordonez, R (1, 6) OBP: 0.311, SLG: 0.306		BX 1-0 ② F9								4	0	1	2	0	0	1
Masato Yoshii, R (1, 1) OBP: 0.170, SLG: 0.170		CX 0-1 ③ G1-6-3			CX 0-1 ① G5-3	BLLX 1-2 ① G6-3 2-3		CFBC 1-3 ② K		3	0	0	0	0	0	1
Matt Franco, L (8, PH) OBP: 0.362, SLG: 0.384										1	0	0	0	0	1	0
Melvin Mora, R (8, 7) OBP: 0.214, SLG: 0.083										0	0	0	0	0	0	0
Inning Stats	R: 0 E: 0 K: 0 S: 15 H: 0 LOB: 3 BB: 3 P: 33	R: 0 E: 0 K: 1 S: 6 H: 0 LOB: 0 BB: 0 P: 7	R: 2 E: 0 K: 0 S: 17 H: 3 LOB: 0 BB: 0 P: 25	R: 0 E: 0 K: 0 S: 7 H: 1 LOB: 0 BB: 0 P: 9	R: 0 E: 0 K: 0 S: 6 H: 0 LOB: 1 BB: 1 P: 12	R: 4 E: 1 K: 0 S: 16 H: 4 LOB: 2 BB: 2 P: 31	R: 0 E: 0 K: 0 S: 11 H: 1 LOB: 2 BB: 1 P: 17	R: 0 E: 0 K: 1 S: 7 H: 0 LOB: 0 BB: 0 P: 8	R: 0 E: 0 K: 0 S: 8 H: 2 LOB: 1 BB: 0 P: 13	1B: 10 2B: 1 3B: 0 HR: 1 SF: 0 SAC: 0 DP: 3 HBP: 0						

PITCHER		IP	WLS	BF	H	R	ER	SO	BB	IBB	HBP	BLK	WP	HR	S	P	ERA	WHIP
Ismael Valdez, R ERA: 3.69	(1, 1)	5.0	L	26	8	6	6	1	5	0	0	0	0	1	60	105	10.80	2.600
Matt Herges, R ERA: 3.0	(6, 1)	2.0		8	1	0	0	0	2	0	0	0	0	0	18	29	0.00	1.500
Jamie Arnold, R ERA: 4.61	(8, 1)	2.0		7	2	0	0	1	0	0	0	0	0	0	15	21	0.00	1.000

PITCHER	IP	WLS	BF	H	R	ER	SO	BB	IBB	HBP	BLK	WP	HR	S	P	ERA	WHIP

TOP

New York Mets @ Los Angeles Dodgers

Dodger Stadium, Los Angeles, CA

Sat Sep 11 1999, 7:10 PM PDT

Att. 47,747 - Unknown - 67 F

livebaseballscorecards.com

AB	34
R	6
H	11
RBI	6
BB	7
SO	2
LOB	17

WP: 0	PA: 41								
PB: 0									
SB: 2									
CS: 1									

Batter	1	2	3	4	5	6	7	8	9	AB	R	H	RBI	BB	SO	LOB
Eric Young Sr., R (1, 4) OBP: 0.360, SLG: 0.353	F9		G6-3		G6-4-3 BB		K			3	0	0	1	1	1	1
Mark Grudzielanek, R (1, 6) Jamie Arnold, R (8, 1) OBP: 0.200, SLG: 0.200	1B		3B		G6-4-3		FC6-4			4 0	0 0	2 0	0 0	0 0	0 0	2 0
Gary Sheffield, R (1, 7) OBP: 0.401, SLG: 0.487	F8		FC4-6 BB		G4-3			P3		3	0	0	0	1	0	1
Eric Karros, R (1, 3) OBP: 0.347, SLG: 0.540	K		FC4-6			1B		P4		4	0	1	0	0	1	3
Todd Hundley, S (1, 2) OBP: 0.305, SLG: 0.462		G6-3		HR		F9		G4-3		4	1	1	1	0	0	1
Raul Mondesi, R (1, 9) OBP: 0.324, SLG: 0.468		K		P3		K			F9	4	0	0	0	0	2	1
Todd Hollandsworth, L (1, 8) OBP: 0.357, SLG: 0.486		G4-3		HBP		K			BB 1B	3	0	1	0	0	1	1
Adrián Beltré, R (1, 5) OBP: 0.351, SLG: 0.438			SH1-4 G6-3 2B	K			F8		G6-4-3 BB	3	1	1	0	1	1	1
Ismael Valdez, R (1, 1) OBP: 0.070, SLG: 0.054 Matt Herges, L (6, 1) Alex Cora, L (7, PH) (8, 6) OBP: 0.333, SLG: 0.333			SH1-4	B1-3				FC6-4 1B	G6-4-3	1 0 2	0 0 0	0 0 1	0 0 0	0 0 0	0 0 0	1 0 2
Inning Stats	R: 0 E: 0 K: 1 S: 9 H: 1 LOB: 1 BB: 0 P: 12	R: 0 E: 0 K: 1 S: 7 H: 0 LOB: 0 BB: 0 P: 12	R: 1 E: 0 K: 0 S: 11 H: 2 LOB: 2 BB: 1 P: 20	R: 1 E: 0 K: 1 S: 21 H: 1 LOB: 1 BB: 0 P: 28	R: 0 E: 0 K: 0 S: 10 H: 0 LOB: 0 BB: 1 P: 19	R: 0 E: 0 K: 2 S: 12 H: 1 LOB: 1 BB: 0 P: 16	R: 0 E: 0 K: 1 S: 8 H: 1 LOB: 1 BB: 0 P: 11	R: 0 E: 0 K: 0 S: 4 H: 0 LOB: 0 BB: 0 P: 8	R: 0 E: 0 K: 0 S: 17 H: 1 LOB: 1 BB: 1 P: 28	1B: 4 2B: 1 3B: 1 HR: 1	SF: 0 SAC: 1 DP: 2 HBP: 1						

PITCHER		IP	WLS	BF	H	R	ER	SO	BB	IBB	HBP	BLK	WP	HR	S	P	ERA	WHIP
Masato Yoshii, R ERA: 4.75	(1, 1)	7.0	W	29	6	2	2	6	2	0	1	0	0	1	78	118	2.57	1.143
Pat Mahomes, R ERA: 3.36	(8, 1)	2.0		7	1	0	0	0	1	0	0	0	0	0	21	36	0.00	1.000

PITCHER	IP	WLS	BF	H	R	ER	SO	BB	IBB	HBP	BLK	WP	HR	S	P	ERA	WHIP

BOTTOM

New York Mets @ Los Angeles Dodgers

Dodger Stadium, Los Angeles, CA

Sat Sep 11 1999, 7:10 PM PDT

Att. 47,747 - Unknown - 67 F

livebaseballscorecards.com

AB	31
R	2
H	7
RBI	2
BB	3
SO	6
LOB	14

WP: 0 PB: 0 SB: 0 CS: 0 PA: 36

Batter	1	2	3	4	5	6	7	8	9	AB	R	H	RBI	BB	SO	LOB
Roger Cedeno, S (1, 9) OBP: 0.392, SLG: 0.403	0-1 HR 2B		2-2 G3 ②		1-1 L7 ③		4-2 1B S 31 1B BB	1-3 K ①		4	2	1	0	1	1	1
Edgardo Alfonzo, R (1, 4) OBP: 0.384, SLG: 0.517	2-1 2-H HR		4-2 BB			0-1 G5-3 ①	4-0 1B 1-2 1B BB	0-1 31 FC6-4 1-2 1B		3	1	2	2	2	0	0
John Olerud, L (1, 3) OBP: 0.436, SLG: 0.464	0-2 L8 ①		2-0 G4-3 ③			2-3 K ②	1-0 31 1B 1-H 2-3 1B ①	2-3 K ②		5	1	1	0	0	2	3
31 Mike Piazza, R (1, 2) OBP: 0.371, SLG: 0.594 Todd Pratt, R (9, 2) OBP: 0.365, SLG: 0.388	3-3 K ②			0-2 G5-3 ①		4-2 1B 2B BB	3-2 BB 1B 2-H 3-H 1B	3-1 FC6-4 1-2f ③		4	2	1	2	1	1	2
										0	0	0	0	0	0	0
Robin Ventura, L (1, 5) OBP: 0.386, SLG: 0.552	2-2 P6 ③			4-2 FC6-4 BB		1-2 2B 1-3 1B	4-2 1B WP 1-2 BB		4-2 FC5-4 1B G6-3 BB	2	3	1	0	3	0	0
Shawon Dunston, R (1, 8) OBP: 0.335, SLG: 0.449 Billy Taylor, R (8, 1) Jorge Toca, R (9, PH) OBP: 1.000, SLG: 1.000 Dennis Cook, L (9, 1)		2-2 P3 ①		2-0 F8 ②		2-2 1B 1-H 3-H 2B	0-0 WP 1-3 2-H 1B		0-0 FC5-4 1-2 1B	4	1	2	3	0	0	1
										0	0	0	0	0	0	0
										1	0	1	0	0	0	0
										0	0	0	0	0	0	0
Benny Agbayani, R (1, 7) OBP: 0.361, SLG: 0.512		2-1 L4 ②		0-1 FC6-4 ③ 1-2f		0-2 1B S 3-H 1B	2-0 F7 ② 1-2 3-H		3-1 FC5-4 G6-3 1-2f 2-3 ①	5	0	1	1	0	0	4
Rey Ordonez, R (1, 6) OBP: 0.310, SLG: 0.305		1-3 K ③			0-0 F7 ①	1-2 1B 1-3	0-1 G6-3 ③		0-0 G6-3 1-2 3-H ②	5	0	1	1	0	1	2
Kenny Rogers, L (1, 1) OBP: 0.167, SLG: 0.130 Matt Franco, L (8, PH) OBP: 0.362, SLG: 0.384 Melvin Mora, R (8, PH) OBP: 0.233, SLG: 0.115 (8, 8)			1-3 K ①		1-0 F7 ②	0-1 P6 ③		2-1 1B 1B	1-1 G4-3 ③	3	0	0	0	0	1	2
										0	0	0	0	0	0	0
										2	0	1	0	0	0	1
Inning Stats	R: 2 H: 2 E: 0 LOB: 0 K: 1 BB: 0 S: 14 P: 21	R: 0 H: 0 E: 0 LOB: 0 K: 1 BB: 0 S: 8 P: 13	R: 0 H: 0 E: 0 LOB: 1 K: 1 BB: 1 S: 11 P: 20	R: 0 H: 0 E: 0 LOB: 1 K: 0 BB: 1 S: 8 P: 14	R: 0 H: 0 E: 0 LOB: 0 K: 0 BB: 0 S: 4 P: 6	R: 3 H: 4 E: 0 LOB: 2 K: 1 BB: 1 S: 23 P: 33	R: 4 H: 3 E: 0 LOB: 1 K: 0 BB: 3 S: 12 P: 30	R: 0 H: 2 E: 0 LOB: 2 K: 2 BB: 0 S: 15 P: 23	R: 1 H: 1 E: 0 LOB: 1 K: 0 BB: 1 S: 9 P: 17	1B: 9 SF: 0 2B: 2 SAC: 0 3B: 0 DP: 0 HR: 1 HBP: 0						WP: 1 PA: 45 PB: 0 SB: 2 CS: 0

PITCHER		IP	WLS	BF	H	R	ER	SO	BB	IBB	HBP	BLK	WP	HR	S	P	ERA	WHIP
Eric Gagne, R ERA: 3.75	(1, 1)	6.0	L	27	6	5	5	4	3	0	0	0	0	1	68	107	7.50	1.500
Mike Judd, R ERA: 5.46	(7, 1)	0.1		6	3	4	4	0	3	0	0	0	0	0	9	25	108.00	18.000
Robinson Checo, R ERA: 7.71	(7, 1)	0.2		2	0	0	0	0	0	0	0	0	1	0	3	5	0.00	0.000
Onan Masaoka, L ERA: 4.14	(8, 1)	1.0		5	2	0	0	2	0	0	0	0	0	0	15	23	0.00	2.000
Jeff Williams, L ERA: 9.0	(9, 1)	1.0		5	1	1	1	0	1	0	0	0	0	0	9	17	9.00	2.000

PITCHER	IP	WLS	BF	H	R	ER	SO	BB	IBB	HBP	BLK	WP	HR	S	P	ERA	WHIP

TOP

New York Mets @ Los Angeles Dodgers

Dodger Stadium, Los Angeles, CA

Sun Sep 12 1999, 5:05 PM PDT

Att. 34,685 - Unknown - 70 F

livebaseballscorecards.com

AB	38
R	10
H	12
RBI	9
BB	7
SO	6
LOB	16

New York Mets @ Los Angeles Dodgers

Dodger Stadium, Los Angeles, CA

Sun Sep 12 1999, 5:05 PM PDT

Att. 34,685 - Unknown - 70 F

livebaseballscorecards.com

BOTTOM

Batter	1	2	3	4	5	6	7	8	9	AB	R	H	RBI	BB	SO	LOB
Eric Young Sr., R (1, 4) OBP: 0.363, SLG: 0.356	FC1-6 1B		CS 1B		SH1-3		1B		P3	4	0	3	1	0	0	0
Mark Grudzielanek, R (1, 6) OBP: 0.374, SLG: 0.440	FC1-6 G5-3		2B		2B		G1-4-3 1B		1B	5	0	4	1	0	0	1
Gary Sheffield, R (1, 7) OBP: 0.400, SLG: 0.484 Jeff Williams, R (9, 1) Trenidad Hubbard, R (9, PH) OBP: 0.400, SLG: 0.412	G5-3		FC6-4 HBP		G4-3		G1-4-3		1B	3 0 1	0 0 0	0 0 1	0 0 1	0 0 0	0 0 0	4 0 0
Eric Karros, R (1, 3) OBP: 0.344, SLG: 0.535		G5-3	FC6-4			G5-3		G5-3	P4	5	0	0	0	0	0	4
Raul Mondesi, R (1, 9) OBP: 0.325, SLG: 0.467		F9		22 G6-4-3 BB		22 1B		F9		3	0	1	0	1	0	0
22 Devon White, S (1, 8) OBP: 0.338, SLG: 0.386		G6-3		G6-4-3		3-2 1 SAFE 1 SAFE 1B		2-2 1B		4	0	2	0	0	0	1
Adrián Beltré, R (1, 5) OBP: 0.353, SLG: 0.437 Mike Judd, R (7, 1) Robinson Checo, R (7, 1) OBP: 0.333, SLG: 0.333 Onan Masaoka, R (8, 1) Todd Hollandsworth, L (8, PH) OBP: 0.360, SLG: 0.489 (9, 7)			E G6-3 BB	CS BB		K		FC6-4 1B		1 0 0 0 1	1 0 0 0 0	0 0 0 0 1	0 0 0 0 0	2 0 0 0 1	1 0 0 0 0	2 0 0 0 0
Paul Lo Duca, R (1, 2) OBP: 0.318, SLG: 0.320			E5 1B	CS	F9	K		FC6-4		4	1	1	0	0	1	4
Eric Gagne, R (1, 1) OBP: 0.500, SLG: 0.500 Jose Vizcaino, S (7, 5) OBP: 0.297, SLG: 0.285			G6-3		SH1-3 2B 1B		L3		G6-3	2 2	1 0	1 0	1 0	0 0	0 0	1 0
Inning Stats	R: 0 E: 0 K: 0 S: 6 H: 1 LOB: 0 BB: 0 P: 11	R: 0 E: 0 K: 0 S: 4 H: 0 LOB: 0 BB: 0 P: 7	R: 2 E: 1 K: 0 S: 10 H: 3 LOB: 2 BB: 1 P: 20	R: 0 E: 0 K: 0 S: 4 H: 0 LOB: 0 BB: 2 P: 16	R: 1 E: 0 K: 0 S: 8 H: 2 LOB: 1 BB: 0 P: 14	R: 0 E: 0 K: 2 S: 13 H: 2 LOB: 2 BB: 0 P: 18	R: 0 E: 0 K: 0 S: 7 H: 2 LOB: 1 BB: 0 P: 13	R: 0 E: 0 K: 0 S: 13 H: 2 LOB: 2 BB: 0 P: 18	R: 0 E: 0 K: 0 S: 13 H: 2 LOB: 2 BB: 0 P: 17	1B: 12 2B: 2 3B: 0 HR: 0	SF: 0 SAC: 1 DP: 2 HBP: 1					

	AB	35
	R	3
	H	14
	RBI	3
	BB	3
	SO	2
	LOB	17

PITCHER		IP	WLS	BF	H	R	ER	SO	BB	IBB	HBP	BLK	WP	HR	S	P	ERA	WHIP
Kenny Rogers, L ERA: 3.94	(1, 1)	7.0	W	30	10	3	3	2	3	0	1	0	0	0	52	99	3.86	1.857
Billy Taylor, R ERA: 5.26	(8, 1)	1.0		5	2	0	0	0	0	0	0	0	0	0	13	18	0.00	2.000
Dennis Cook, L ERA: 3.56	(9, 1)	1.0		5	2	0	0	0	0	0	0	0	0	0	13	17	0.00	2.000

PITCHER	IP	WLS	BF	H	R	ER	SO	BB	IBB	HBP	BLK	WP	HR	S	P	ERA	WHIP

New York Mets @ Colorado Rockies

Coors Field, Denver, CO

Mon Sep 13 1999, 6:05 PM MDT

Att. 40,547 - Unknown - 66 F

TOP

livebaseballscorecards.com

Batter	1	2	3	4	5	6	7	8	9	AB	R	H	RBI	BB	SO	LOB
Rickey Henderson, R (1, 7) OBP: 0.443, SLG: 0.484 Armando Benitez, R (9, 1)	K	S 1B BB			G6-3		2-H HR	1-2 BB		3 0	2 0	1 0	2 0	2 0	1 0	0 0
Edgardo Alfonzo, R (1, 4) OBP: 0.387, SLG: 0.518	BB 31 1B 1B	1-H 3-H 1B			BB		31 G5-3 BB	K		3	1	2	2	2	1	2
John Olerud, L (1, 3) OBP: 0.437, SLG: 0.466 Melvin Mora, R (9, PR) OBP: 0.233, SLG: 0.115 (9, 7)	FC1-6 31 1B 1-2 BB	G3			K		1 SAFE 31 G5-3 1-2 BB		1B 2B	3 0	0 0	1 0	0 0	2 0	1 0	2 0
31 Mike Piazza, R (1, 2) OBP: 0.371, SLG: 0.591	FC1-6 1-2 2-H 1B		F9		F9		G5-3 1-2 2-3		WP 1B BB	4	1	1	1	1	0	3
Robin Ventura, L (1, 5) OBP: 0.386, SLG: 0.550	FC1-6 1-2f 2-3		G4-3			F8	IBB		BB WP 1-2 2-H 1B	4	0	1	0	1	0	2
Darryl Hamilton, L (1, 8) OBP: 0.383, SLG: 0.420	K		G3-1			G3	F7		BB 1-2 2-H BB	4	0	0	0	1	1	5
Roger Cedeno, S (1, 9) OBP: 0.394, SLG: 0.404		G5-3 G5-3 1B 1B		G6-3		G3		K 1B	G6-3 1-2 2-3 BB	4	1	2	0	1	0	0
Rey Ordonez, R (1, 6) OBP: 0.307, SLG: 0.302		G5-3 1-2		G6-3			L8	K 1-2	G6-3 1-2f	5	0	0	0	0	1	5
Rick Reed, R (1, 1) OBP: 0.256, SLG: 0.289 Bobby Bonilla, S (7, PH) OBP: 0.267, SLG: 0.304 Jay Payton, R (7, PR) OBP: 1.000, SLG: 2.000 Pat Mahomes, R (7, 1) OBP: 0.313, SLG: 0.500 Turk Wendell, L (7, 1) Matt Franco, L (9, 3) OBP: 0.362, SLG: 0.384		G5-3 2-3		P6			HR 2B	BB		2 1 0 0 0 0	0 0 1 0 0 0	0 1 0 0 0 0	0 0 0 0 1 0	0 0 0 0 0 0	0 0 0 0 0 0	1 0 0 0 0 0

Inning Stats	1	2	3	4	5	6	7	8	9
	R: 1 E: 0 K: 2 S: 16	H: 2 LOB: 2 BB: 1 P: 25	R: 2 E: 0 K: 0 S: 11	H: 2 LOB: 1 BB: 1 P: 17	R: 0 E: 0 K: 0 S: 8	H: 0 LOB: 0 BB: 0 P: 12	R: 0 E: 0 K: 0 S: 7	H: 0 LOB: 0 BB: 0 P: 10	R: 0 E: 0 K: 1 S: 8	H: 0 LOB: 1 BB: 1 P: 13	R: 0 E: 0 K: 0 S: 7	H: 0 LOB: 0 BB: 0 P: 11	R: 2 E: 0 K: 0 S: 8	H: 2 LOB: 3 BB: 3 P: 24	R: 0 E: 0 K: 2 S: 13	H: 1 LOB: 2 BB: 2 P: 23	R: 1 E: 0 K: 0 S: 14	H: 2 LOB: 2 BB: 3 P: 28

AB	33	1B: 6	SF: 0	WP: 2	PA: 44
R	6	2B: 2	SAC: 0	PB: 0	
H	9	3B: 0	DP: 1	SB: 1	
RBI	5	HR: 1	HBP: 0	CS: 0	
BB	11				
SO	5				
LOB	20				

PITCHER		IP	WLS	BF	H	R	ER	SO	BB	IBB	HBP	BLK	WP	HR	S	P	ERA	WHIP
John Thomson, R ERA: 7.95	(1, 1)	6.1		29	6	5	5	3	4	0	0	0	0	1	62	101	7.11	1.579
Rigo Beltran, L ERA: 4.38	(7, 1)	0.0		1	0	0	0	0	1	0	0	0	0	0	1	5	∞	∞
Jerry Dipoto, R ERA: 4.1	(7, 1)	1.2		8	1	0	0	2	2	1	0	0	0	0	15	29	0.00	1.800
Dave Veres, R ERA: 5.38	(9, 1)	0.1	L	5	2	1	1	0	3	0	0	0	1	0	13	27	27.00	15.000
Mike DeJean, R ERA: 7.81	(9, 1)	0.2		1	0	0	0	0	0	0	0	0	0	0	1	1	0.00	0.000

PITCHER		IP	WLS	BF	H	R	ER	SO	BB	IBB	HBP	BLK	WP	HR	S	P	ERA	WHIP

Batter	1	2	3	4	5	6	7	8	9	AB	R	H	RBI	BB	SO	LOB
Neifi Perez, S (1, 6) OBP: 0.317, SLG: 0.405	X 0-0 F7 ①		B X 1-0 1B		F C B B X 2-2 F7 ①	B C X 1-1 G3 ③		F F B F X 1-2 S 1B		5	0	2	0	0	0	2
Terry Shumpert, R (1, 4) OBP: 0.407, SLG: 0.587	B B C B X 3-1 F8 ②		1 SAFE F 1 SAFE X 0-1 F9 ③		C B C B X 2-2 F9 ②		B X 1-0 HR	1 C C B S SAFE 1-3 K ③ 1-2		5	1	1	1	0	1	2
Larry Walker, L (1, 9) OBP: 0.450, SLG: 0.702	C B F B X 2-2 L7 ③			S B B B S X 3-2 HR	C X 0-1 1B		B X 1-0 2B		C X 0-1 G5-4-3 1B	5	1	4	1	0	0	0
Dante Bichette, R (1, 7) OBP: 0.346, SLG: 0.528		B S F B X 2-2 F9 17 1B 1B		F S B B B B 4-2 G5-3 17 1B G3-1 BB	F F 1 SAFE X 0-2 P9 ③		X 0-0 L4 ①		B F X 1-1 G5-4-3 ① ② 1-2f	4	1	1	0	1	0	3
17 Todd Helton, L (1, 3) OBP: 0.392, SLG: 0.587		C X 0-1 G6-4-3 1-2 1B		F B F X 1-2 G3-1 G5-3 1-2 1B		F X 0-1 1B 2B	I I I I 4-0 IBB		B S B B X 3-1 F9 ③	4	2	3	0	1	0	0
Vinny Castilla, R (1, 5) OBP: 0.329, SLG: 0.475		F X 0-1 F9 ① 2-3		C B F B X 2-2 G5-3 ① 1-2 2-3		C F B B T 2-2 K ①	C S X 0-2 P2 ②			4	0	0	0	0	1	7
Jeff Barry, S (1, 8) OBP: 0.341, SLG: 0.453		1 SAFE B B B F X 3-1 G6-4-3 ② ③ 1-2f		X 0-0 G3-1 ② 2-3 3-H		I I I I 4-0 1B IBB	B B X 2-0 F8 ③			3	0	0	1	1	0	5
Ben Petrick, R (1, 2) OBP: 0.367, SLG: 0.346			B C F B B X 3-2 G6-3 ①	C C B B X 2-2 1B 3-H		B X 1-0 1B 1-2 2-H		C X 0-1 P5 ①		4	0	2	2	0	0	0
John Thomson, R (1, 1) OBP: 0.250, SLG: 0.267 Rigo Beltran, L (7, 1) Jerry Dipoto, R (7, 1) J.R. Phillips, L (8, PH) OBP: 0.200, SLG: 0.600 Dave Veres, R (9, 1) Mike DeJean, R (9, 1)			B B C S S X 2-2 G4-3 ②	C F S 0-3 K ③		X 0-0 B2 ②		F B F S 1-3 K ②		3 0 0 1 0 0	0 0 0 0 0 0	0 0 0 0 0 0	0 0 0 0 0 0	1 0 0 1 0 0	3 0 0 0 0 0
Inning Stats	R: 0 E: 0 K: 0 S: 6 H: 0 LOB: 0 BB: 0 P: 11	R: 0 E: 0 K: 0 S: 9 H: 2 LOB: 1 BB: 0 P: 14	R: 0 E: 0 K: 0 S: 9 H: 1 LOB: 1 BB: 0 P: 15	R: 3 E: 0 K: 1 S: 18 H: 3 LOB: 1 BB: 1 P: 30	R: 0 E: 0 K: 0 S: 11 H: 1 LOB: 1 BB: 0 P: 15	R: 1 E: 0 K: 1 S: 9 H: 2 LOB: 2 BB: 1 P: 17	R: 1 E: 0 K: 0 S: 7 H: 2 LOB: 2 BB: 1 P: 15	R: 0 E: 0 K: 2 S: 12 H: 1 LOB: 1 BB: 0 P: 15	R: 0 E: 0 K: 0 S: 6 H: 1 LOB: 0 BB: 0 P: 10	1B: 9 2B: 2 3B: 0 HR: 2	SF: 0 SAC: 0 DP: 2 HBP: 0			WP: 0 PB: 0 SB: 1 CS: 0	PA: 41		

PITCHER		IP	WLS	BF	H	R	ER	SO	BB	IBB	HBP	BLK	WP	HR	S	P	ERA	WHIP
Rick Reed, R ERA: 5.05	(1, 1)	6.0		28	9	4	4	2	1	1	0	0	0	1	62	102	6.00	1.667
Pat Mahomes, R ERA: 3.51	(7, 1)	0.0	B	2	2	1	1	0	0	0	0	0	0	1	2	4	∞	∞
Turk Wendell, R ERA: 3.29	(7, 1)	2.0	W	8	1	0	0	2	0	1	0	0	0	0	17	26	0.00	0.500
Armando Benitez, R ERA: 1.92	(9, 1)	1.0	S	3	1	0	0	0	0	0	0	0	0	0	6	10	0.00	1.000

PITCHER	IP	WLS	BF	H	R	ER	SO	BB	IBB	HBP	BLK	WP	HR	S	P	ERA	WHIP

BOTTOM

New York Mets @ Colorado Rockies

Coors Field, Denver, CO

Mon Sep 13 1999, 6:05 PM MDT

Att. 40,547 - Unknown - 66 F

livebaseballscorecards.com

AB	38
R	5
H	13
RBI	5
BB	3
SO	4
LOB	22

Batter	1	2	3	4	5	6	7	8	9	AB	R	H	RBI	BB	SO	LOB
Rickey Henderson, R (1, 7) OBP: 0.442, SLG: 0.480	B S F B F B F C 3-3 ① K		C B C B B B 4-2 G4-3 BB		1 SAFE 1 SAFE 1 SAFE C F B B 1 SAFE X 2-2 ① ② G6-3 1-2f	B F C B B B C 3-3 ② ③ K 2-3		C B B S F B 4-2 2-3 3-H BB	3 0 0 0 1 2 3						
Jeff Tam, R (7, 1)									0 0 0 0 0 0 0						
Bobby Bonilla, S (9, PH) OBP: 0.273, SLG: 0.304									0 0 0 0 1 0 0						
Edgardo Alfonzo, R (1, 4) OBP: 0.386, SLG: 0.516	B B B C F F X 3-2 ② F7		C B B 1 SAFE 1 SAFE B X 3-1 ① ② G4-3 1-2		B B C C F B C 3-3 ③ K			B B B C S X 3-2 1B	B B X 2-0 ③ P4	4 0 1 0 0 1 1						
Melvin Mora, R (8, 4) OBP: 0.233, SLG: 0.115										0 0 0 0 0 0 0						
Shawon Dunston, R (9, PH) OBP: 0.333, SLG: 0.447										1 0 0 0 0 0 2						
John Olerud, L (1, 3) OBP: 0.437, SLG: 0.464	B B B B 4-0 BB		B C B B X 3-1 ③ F7			B C H 2-1 G4-6-3 HBP		B C X 1-1 ① F7		2 0 0 0 1 0 1						
Jorge Toca, R (8, 3) OBP: 1.000, SLG: 1.000										0 0 0 0 0 0 0						
31 Mike Piazza, R (1, 2) OBP: 0.368, SLG: 0.586	C X 0-1 ③ P3			B C X 1-1 ① G6-3		B B C F F X 2-2 ① P6		B F S B F F S 2-3 ② K		4 0 0 0 0 1 3						
Todd Pratt, R (8, 2) OBP: 0.365, SLG: 0.388										0 0 0 0 0 0 0						
Robin Ventura, L (1, 5) OBP: 0.386, SLG: 0.549		B X 1-0 FC4-6 1B		X 0-0 ② F7		X 0-0 ② ③ G4-6-3 1-2f		C F B F B S 2-3 ③ K		3 0 1 0 0 0 1						
Matt Franco, L (6, 5) OBP: 0.360, SLG: 0.381										1 0 0 0 0 1 1						
Darryl Hamilton, L (1, 8) OBP: 0.382, SLG: 0.417		1 SAFE C B F X 1-2 ① FC4-6 2B 1-2f		B B B C B 4-1 FC5 1B BB			C B F B X 2-2 ① G3		B B C C F B C 3-3 ① K	3 0 0 0 1 1 1						
Roger Cedeno, S (1, 9) OBP: 0.399, SLG: 0.411		C F B X 1-2 1-3 2B		B B B C X 3-1 1-2 1B			B B C B B 4-1 1B 1B BB		C B S B B F X 3-2 S HBP WP 1B	3 2 3 0 1 0 0						
Rey Ordonez, R (1, 6) OBP: 0.306, SLG: 0.300		B X 1-0 ② P5		X 0-0 ③ FC5 2-3f			1 SAFE C B 1 SAFE X 1-1 CS 1B 1-2 1B		F S B H 2-2 WP S 1-2 HBP	2 0 0 0 0 0 4						
Bobby Jones, R (4, 1) OBP: 0.313, SLG: 0.500										0 0 0 0 0 0 0						
Jay Payton, R (7, PH) OBP: 1.000, SLG: 1.500										1 0 1 0 0 0 0						
Octavio Dotel, R (1, 1) OBP: 0.276, SLG: 0.125		B C C T S 1-3 ③ K			C B B F B X 3-2 E6 G6-3		X 0-0 1-2 2-H 1B		C B S B F B F S 3-3 ② 1-2 2-3 K	1 0 0 0 0 1 2						
Luis Lopez, S (4, 6) OBP: 0.308, SLG: 0.308										3 0 1 1 0 1 2						

Inning Stats										
	R: 0 E: 0 K: 1 S: 11	H: 0 LOB: 1 BB: 1 P: 21	R: 0 E: 0 K: 1 S: 12	H: 2 LOB: 2 BB: 0 P: 17	R: 0 E: 0 K: 0 S: 6	H: 0 LOB: 0 BB: 1 P: 16	R: 0 E: 0 K: 0 S: 7	H: 1 LOB: 2 BB: 1 P: 15	R: 0 E: 1 K: 1 S: 10	H: 0 LOB: 0 BB: 0 P: 18
	R: 0 E: 0 K: 0 S: 6	H: 0 LOB: 0 BB: 0 P: 10	R: 1 E: 0 K: 1 S: 11	H: 2 LOB: 2 BB: 1 P: 21	R: 0 E: 0 K: 2 S: 15	H: 1 LOB: 1 BB: 0 P: 23	R: 1 E: 0 K: 2 S: 19	H: 1 LOB: 2 BB: 1 P: 36	1B: 6 2B: 2 3B: 0 HR: 0	SF: 0 SAC: 0 DP: 3 HBP: 2

PITCHER		IP	WLS	BF	H	R	ER	SO	BB	IBB	HBP	BLK	WP	HR	S	P	ERA	WHIP
Jamey Wright, R ERA: 4.11	(1, 1)	7.0	W	28	5	1	1	4	4	0	1	0	0	0	63	118	1.29	1.286
David Lee, R ERA: 4.15	(8, 1)	1.2		9	2	1	1	4	1	0	1	0	1	0	33	56	5.40	1.800
Curt Leskanic, R ERA: 4.61	(9, 1)	0.1		1	0	0	0	0	0	0	0	0	0	0	1	3	0.00	0.000

PITCHER	IP	WLS	BF	H	R	ER	SO	BB	IBB	HBP	BLK	WP	HR	S	P	ERA	WHIP

TOP

New York Mets @ Colorado Rockies

Coors Field, Denver, CO

Tue Sep 14 1999, 6:05 PM MDT

Att. 41,090 - Cloudy - 68 F

livebaseballscorecards.com

AB	31
R	2
H	7
RBI	1
BB	5
SO	8
LOB	21

WP: 1	PA: 38		
PB: 0			
SB: 2			
CS: 1			

Batter	1	2	3	4	5	6	7	8	9	AB	R	H	RBI	BB	SO	LOB
Neifi Perez, S (1, 6) OBP: 0.318, SLG: 0.412	F X 0-1 2B 3B	C T F X 0-2 ② P4		C B F B X 2-2 ② P5		X 0-0 1-H 3B				4	1	2	1	0	0	1
7 Kurt Abbott, R (1, 4) OBP: 0.302, SLG: 0.426	B X 1-0 ① P6	C X 0-1 ③ F9		C S F C 0-3 ③ K		B X 1-0 ③ G6-3				4	0	0	0	0	1	3
Terry Shumpert, R (1, 9) OBP: 0.409, SLG: 0.583	B B B F B 4-1 2B BB		B B X 2-0 P3 1B		B X 1-0 ① F9		B C B B S X 3-2 ① G4-3			3	1	1	0	1	0	0
Dante Bichette, R (1, 7) OBP: 0.346, SLG: 0.528	1 SAFE C 1 SAFE F 1 SAFE F B F B 2-2 X 1-H 3-H 2B		C 1 SAFE X 0-1 ① ② P3 1-2		C X 0-1 ② G6-3		C B X 1-1 ② G6-3			4	0	1	2	0	0	1
17 Todd Helton, L (1, 3) OBP: 0.393, SLG: 0.585	C X 0-1 ② P6		B B B B 4-0 HR BB		B B X 2-0 1B		B S X 1-1 ③ G3-1			3	1	1	0	1	0	1
Vinny Castilla, R (1, 5) OBP: 0.328, SLG: 0.479	F X 0-1 ③ G1-3		B S B X 2-1 1-H HR		B S X 1-1 ③ L4			F B X 1-1 ① G1-3		4	1	1	2	0	0	2
Edgard Clemente, R (1, 8) OBP: 0.313, SLG: 0.549		B B B C S F X 3-2 2B 2B	B S F X 1-2 HR			C S B B B C 3-3 ① K		C B X 1-1 ② F9		4	2	2	1	0	1	0
Ben Petrick, R (1, 2) OBP: 0.382, SLG: 0.400		B S X 1-1 2-H 2B	B C F S 1-3 ③ K			B B X 2-0 3B 1B		C X 0-1 ③ G6-3		4	1	2	1	0	1	0
Jamey Wright, R (1, 1) OBP: 0.080, SLG: 0.120 David Lee, R (8, 1) OBP: 0.200, SLG: 0.200 Curt Leskanic, R (9, 1) OBP: 0.500, SLG: 1.250		S F L 0-3 ① K		C B B X 2-1 ① G6-3		B C L C 1-3 ② K				3 0 0	0 0 0	0 0 0	0 0 0	0 0 0	2 0 0	2 0 0
Inning Stats	R: 2 E: 0 K: 0 S: 13 H: 2 LOB: 1 BB: 1 P: 20	R: 1 E: 0 K: 1 S: 15 H: 2 LOB: 1 BB: 0 P: 19	R: 3 E: 0 K: 1 S: 11 H: 3 LOB: 0 BB: 1 P: 21	R: 0 E: 0 K: 1 S: 9 H: 0 LOB: 0 BB: 0 P: 13	R: 0 E: 0 K: 0 S: 6 H: 1 LOB: 1 BB: 0 P: 10	R: 1 E: 0 K: 2 S: 9 H: 2 LOB: 1 BB: 0 P: 16	R: 0 E: 0 K: 0 S: 7 H: 0 LOB: 0 BB: 0 P: 12	R: 0 E: 0 K: 0 S: 6 H: 0 LOB: 0 BB: 0 P: 8		1B: 3 2B: 3 3B: 2 HR: 2 SF: 0 SAC: 0 DP: 0 HBP: 0						

PITCHER		IP	WLS	BF	H	R	ER	SO	BB	IBB	HBP	BLK	WP	HR	S	P	ERA	WHIP
Octavio Dotel, R ERA: 5.35	(1, 1)	3.0	L	17	7	6	6	2	2	0	0	0	0	2	39	60	18.00	3.000
Bobby Jones, R ERA: 5.66	(4, 1)	3.0		12	3	1	1	3	0	0	0	0	0	0	24	39	3.00	1.000
Jeff Tam, R ERA: 6.3	(7, 1)	2.0		6	0	0	0	0	0	0	0	0	0	0	13	20	0.00	0.000

PITCHER	IP	WLS	BF	H	R	ER	SO	BB	IBB	HBP	BLK	WP	HR	S	P	ERA	WHIP

BOTTOM

New York Mets @ Colorado Rockies

Coors Field, Denver, CO

Tue Sep 14 1999, 6:05 PM MDT

Att. 41,090 - Cloudy - 68 F

livebaseballscorecards.com

AB	33
R	7
H	10
RBI	7
BB	2
SO	5
LOB	10

Batter	1	2	3	4	5	6	7	8	9	AB	R	H	RBI	BB	SO	LOB
Rickey Henderson, R (1, 7) OBP: 0.440, SLG: 0.480	G6-3									4	0	1	1	0	0	0
Melvin Mora, R (7, 7) OBP: 0.258, SLG: 0.148		2-H 2B			F7		F8		1B	1	1	1	0	0	0	0
Edgardo Alfonzo, R (1, 4) OBP: 0.388, SLG: 0.514	2B BB	K			BB		31 WP BB		F8 1-3	2	1	0	0	3	1	2
John Olerud, L (1, 3) OBP: 0.437, SLG: 0.464	31 G4-3 1-H 2B		G4-3		K		K		31 1B 1B IBB	4	1	1	1	1	2	2
31 Mike Piazza, R (1, 2) OBP: 0.367, SLG: 0.582	G4-3 2-3		F8		F8		K 1-2		1B 1B 1-3 3-H 1B	5	1	1	1	0	1	3
Robin Ventura, L (1, 5) OBP: 0.387, SLG: 0.550	K		P6			SH5-3 HR 2B		3B BB	1B 1-3 3-H 1B	4	2	2	1	1	1	1
Shawon Dunston, R (1, 8) OBP: 0.339, SLG: 0.457		S 2B 2B		SH3 1B F8-2 1B		SH5-3 2-3		SF8 1-H 3B	BB 1-3 3-H 1B	2	1	2	0	0	0	0
Darryl Hamilton, L (8, PH) OBP: 0.385, SLG: 0.424 (8, 8)										2	1	2	2	0	0	0
Benny Agbayani, R (1, 9) OBP: 0.363, SLG: 0.525	K			SH3 1-2 1B		HR 3-H		SF8 3-H	K	3	1	2	3	0	1	1
Roger Cedeno, S (8, 9) OBP: 0.398, SLG: 0.410										1	0	0	0	0	1	2
Rey Ordonez, R (1, 6) OBP: 0.307, SLG: 0.303	2B 2-H 2B			SH3 1-2 2-3	F9			G1-3	BB 1-2	3	1	1	1	1	0	0
Orel Hershiser, R (1, 1) OBP: 0.148, SLG: 0.155	G5-3			F8-2 3-H	K			P2	L9	3	0	0	0	0	1	3
Dennis Cook, L (7, 1)										0	0	0	0	0	0	0
Turk Wendell, L (7, 1)										0	0	0	0	0	0	0
Bobby Bonilla, S (8, PH) OBP: 0.271, SLG: 0.301										1	0	0	0	0	0	0
John Franco, L (8, 1)										0	0	0	0	0	0	0
Armando Benitez, R (8, 1)										1	0	0	0	0	0	3

TOP

New York Mets @ Colorado Rockies

Coors Field, Denver, CO

Wed Sep 15 1999, 3:05 PM MDT

Att. 41,820 - Unknown - 59 F

livebaseballscorecards.com

AB	36
R	10
H	13
RBI	10
BB	6
SO	8
LOB	17

Inning Stats	1	2	3	4	5	6	7	8	9			
	R: 1	H: 1	R: 2	H: 3	R: 0	H: 0	R: 0	H: 2	R: 0	H: 0	R: 2	H: 2	R: 0	H: 0	R: 2	H: 1	R: 3	H: 4	1B: 6	SF: 1	WP: 1	PA: 45
	E: 0	LOB: 1	E: 0	LOB: 1	E: 0	LOB: 0	E: 0	LOB: 1	E: 0	LOB: 1	E: 0	LOB: 0	E: 0	LOB: 1	E: 0	LOB: 0	E: 0	LOB: 3	2B: 6	SAC: 2	PB: 0	
	K: 1	BB: 1	K: 2	BB: 0	K: 0	BB: 0	K: 1	BB: 0	K: 0	BB: 1	K: 1	BB: 0	K: 2	BB: 1	K: 0	BB: 1	K: 1	BB: 2	3B: 1	DP: 1	SB: 2	
	S: 9	P: 20	S: 16	P: 25	S: 6	P: 13	S: 6	P: 8	S: 7	P: 13	S: 12	P: 16	S: 11	P: 22	S: 13	P: 23	S: 20	P: 39	HR: 1	HBP: 0	CS: 0	

PITCHER		IP	WLS	BF	H	R	ER	SO	BB	IBB	HBP	BLK	WP	HR	S	P	ERA	WHIP
Brian Bohanon, L ERA: 5.79	(1, 1)	6.0		27	8	5	5	5	2	0	0	0	0	1	56	95	7.50	1.667
Jerry Dipoto, R ERA: 4.22	(7, 1)	2.0	L	9	1	2	2	2	2	0	0	0	1	0	24	45	9.00	1.500
Mike DeJean, R ERA: 8.25	(9, 1)	0.1		4	2	3	3	0	0	1	0	0	0	0	9	20	81.00	6.000
Roberto Ramirez, L ERA: 8.66	(9, 1)	0.2		5	2	0	0	1	1	0	0	0	0	0	11	19	0.00	4.500

PITCHER	IP	WLS	BF	H	R	ER	SO	BB	IBB	HBP	BLK	WP	HR	S	P	ERA	WHIP

Batter	1	2	3	4	5	6	7	8	9	AB	R	H	RBI	BB	SO	LOB
Neifi Perez, S (1, 6) OBP: 0.317, SLG: 0.414	F X 0-1 7 1B 3B	F B X 1-1 ① F8 2-3		F X 0-1 ② F9		X 0-0 ③ G6-3		F B F B B F X 3-2 ② F8		5	1	1	0	0	0	4
7 Kurt Abbott, R (1, 4) OBP: 0.312, SLG: 0.442	C B X 1-1 17 F7 1B WP 3-H 1B	F S S 0-3 ② K		B S B B F B F X 3-2 1-3 1B 2B			F F B F F F X 1-2 1B 2B	X 0-0 BB 1-2 1B		5	3	4	1	0	1	2
Larry Walker, L (1, 9) OBP: 0.453, SLG: 0.702	X 0-0 WP 1-2 1B	B B B B 4-0 1-2 BB		X 0-0 FC6-4 2-H 3-H 1B			X 0-0 ① P6	B B B C B 4-1 FC6-4 1-2 2-3 BB		3	0	2	2	2	0	1
Dante Bichette, R (1, 7) OBP: 0.343, SLG: 0.523 Mike DeJean, R (9, 1) Roberto Ramirez, L (9, 1) OBP: 0.250, SLG: 0.143	B C B F B X 3-2 ① P8	S B F B X 2-2 ③ F9		B F B F F X 2-2 ③ FC6-4 1-2f			B B X 2-0 ② F7	X 0-0 ③ FC6-4 1-2f		5 0 0	0 0 0	0 0 0	0 0 0	0 0 0	0 0 0	10 0 0
17 Todd Helton, L (1, 3) OBP: 0.392, SLG: 0.581	X 0-0 ② F7 2-3		B C X 1-1 ① G1-3		B F X 1-1 ① G3		B B B C B 4-1 1B BB		B B B C F B S 3-3 ① K	4	0	0	0	1	1	2
Vinny Castilla, R (1, 5) OBP: 0.331, SLG: 0.479	B B C B B 4-1 1-2 3-H BB		B C X 1-1 ② G4-3		F X 0-1 ② G6-3		B X 1-0 1-2 2-H 1B		C F X 0-2 1B	4	0	2	1	1	0	0
Edgard Clemente, R (1, 8) OBP: 0.301, SLG: 0.528	C B B B X 2-2 ③ G5-3		F B X 1-1 ③ G5-3		S C B X 1-2 ③ L7		C X 0-1 ③ F9		B S S B B X 3-2 ② F9	5	0	0	0	0	0	5
Henry Blanco, R (1, 2) OBP: 0.319, SLG: 0.381 John Cangelosi, S (8, PH) Ben Petrick, R (9, 2) OBP: 0.371, SLG: 0.387		B B B B 4-0 F8 S BB		F X 0-1 ① G5-3		B C B F X 2-2 ① G6-3		C S B F F F F B C 2-3 ① K	C B S B B X 2-2 ③ F7	2 1 1	0 0 0	0 0 0	0 0 0	1 0 0	0 1 0	0 0 1
Brian Bohanon, L (1, 1) OBP: 0.264, SLG: 0.284 Jeff Barry, S (6, PH) OBP: 0.339, SLG: 0.450 Jerry Dipoto, R (7, 1) Terry Shumpert, R (8, PH) OBP: 0.411, SLG: 0.585 (9, 7)		B S B B B 4-1 BB 1-2 BB		X 0-0 7 2B 1B 1B		B X 1-0 ② L9		C B B X 2-1 BB 7 1B 1B		1 1 0 1	1 0 0 0	1 0 0 1	0 0 0 0	1 0 0 0	0 0 0 0	0 0 0 0
Inning Stats	R: 2 E: 0 K: 0 S: 13 H: 3 LOB: 2 BB: 1 P: 23	R: 0 E: 0 K: 1 S: 9 H: 0 LOB: 3 BB: 3 P: 24	R: 0 E: 0 K: 0 S: 6 H: 0 LOB: 0 BB: 0 P: 9	R: 2 E: 0 K: 0 S: 14 H: 3 LOB: 1 BB: 0 P: 19	R: 0 E: 0 K: 0 S: 7 H: 0 LOB: 0 BB: 0 P: 9	R: 0 E: 0 K: 0 S: 5 H: 0 LOB: 0 BB: 0 P: 8	R: 1 E: 0 K: 0 S: 11 H: 2 LOB: 2 BB: 1 P: 19	R: 0 E: 0 K: 1 S: 16 H: 2 LOB: 3 BB: 1 P: 27	R: 0 E: 0 K: 1 S: 12 H: 1 LOB: 1 BB: 0 P: 20	1B: 8 2B: 2 3B: 1 HR: 0 SF: 0 SAC: 0 DP: 0 HBP: 0						

PITCHER		IP	WLS	BF	H	R	ER	SO	BB	IBB	HBP	BLK	WP	HR	S	P	ERA	WHIP
Orel Hershiser, R ERA: 4.49	(1, 1)	6.0		28	6	4	4	1	4	0	0	0	1	0	54	92	6.00	1.667
Dennis Cook, L ERA: 3.67	(7, 1)	0.2	H	4	1	1	1	0	1	0	0	0	0	0	8	15	13.50	3.000
Turk Wendell, R ERA: 3.27	(7, 1)	0.1	W	2	1	0	0	0	0	0	0	0	0	0	3	4	0.00	3.000
John Franco, L ERA: 3.38	(8, 1)	0.2	H	5	2	0	0	1	1	0	0	0	0	0	15	26	0.00	4.500
Armando Benitez, R ERA: 1.88	(8, 1)	1.1	S	5	1	0	0	1	0	0	0	0	0	0	13	21	0.00	0.750

PITCHER	IP	WLS	BF	H	R	ER	SO	BB	IBB	HBP	BLK	WP	HR	S	P	ERA	WHIP

BOTTOM

New York Mets @ Colorado Rockies

Coors Field, Denver, CO

Wed Sep 15 1999, 3:05 PM MDT

Att. 41,820 - Unknown - 59 F

livebaseballscorecards.com

AB	38
R	5
H	11
RBI	4
BB	6
SO	3
LOB	25

WP: 1 PA: 44
PB: 0
SB: 1
CS: 0

Batter	1	2	3	4	5	6	7	8	9	AB	R	H	RBI	BB	SO	LOB
Doug Glanville, R (1, 8) OBP: 0.379, SLG: 0.451	4-2 1B 1B BB	1-2 F8 ③		2-1 G4-3 ② 2-3 3-H		3-1 L8 ③		1-0 G5-3 1B		4	1	1	1	1	0	1
Ron Gant, R (1, 7) OBP: 0.361, SLG: 0.432	1-1 1B HBP 1-3 G6-3 1B		4-2 G3 S BB	1-0 3-H 1B			3-2 F9 ①	0-0 G5-3 ② 1-2		4	1	2	1	1	0	1
Bobby Abreu, L (1, 9) OBP: 0.448, SLG: 0.569	1-0 G6-3 23 SF7 1B 1-2 HBP		2-1 F7 ①	0-0 F7 ③			1-2 S 1B	4-0 IBB		3	2	1	0	1	0	2
Mike Lieberthal, R (1, 2) OBP: 0.367, SLG: 0.559	2-2 G6-3 1-2 2-3 3-H 1B		4-2 G3 1-2 BB		0-2 G4-3 23 WP 2B		3-3 K ② 1-2	2-3 K ③		4	1	2	1	1	2	3
Rico Brogna, L (1, 3) OBP: 0.337, SLG: 0.458	1-0 G6-3 ① 1-2 2-3 3-H		2-2 G3 ② 1-2 2-3		1-2 G4-3 ① 2-3		0-0 23 BB 1B 2-H 1B		2-1 23 G6-3 1B	5	1	2	2	0	0	5
23 Kevin Jordan, R (1, 5) OBP: 0.349, SLG: 0.408	1-2 SF7 ② 3-H		2-2 G5-3 ③		3-2 F8 ② 3-H		4-2 1B 1-2 BB		1-0 G6-3 ① ② 1-2f	3	0	0	1	1	0	3
Marlon Anderson, L (1, 4) OBP: 0.289, SLG: 0.356 Steve Montgomery, R (7, 1) OBP: 1.000, SLG: 1.000 Kevin Sefcik, R (9, PH) OBP: 0.357, SLG: 0.373 Steve Schrenk, R (9, 1) Billy Brewer, L (9, 1)	0-1 G4-3 ③			0-0 SH5-4 1B G4-3 1B	0-2 G6-3 ③		2-0 1-2 2-H 1B		1-2 P6 ③	4 0 1 0 0	1 0 0 0 0	2 0 0 0 0	1 0 0 0 0	0 0 0 0 0	0 0 0 0 0	1 0 0 0 0
Desi Relaford, S (1, 6) OBP: 0.337, SLG: 0.341		1-1 G4-3 ①		1-1 G4-3 SH5-4 1-2 1B 1B		1-3 K ①	1-0 L7 ③			4	1	1	0	0	1	2
Randy Wolf, L (1, 1) OBP: 0.267, SLG: 0.250 15 David Doster, R (7, 4) OBP: 0.294, SLG: 0.333		1-3 K ②		0-1 SH5-4 ① 1-2 2-3		0-1 G1-3 ②		0-3 K ①		2 1	0 0	0 0	0 0	0 0	1 1	0 0
Inning Stats	R: 3 H: 2 E: 0 LOB: 1 K: 0 BB: 1 S: 14 P: 24	R: 0 H: 0 E: 0 LOB: 0 K: 1 BB: 0 S: 11 P: 14	R: 0 H: 0 E: 0 LOB: 2 K: 0 BB: 2 S: 15 P: 29	R: 2 H: 3 E: 0 LOB: 1 K: 0 BB: 0 S: 9 P: 13	R: 1 H: 1 E: 0 LOB: 0 K: 0 BB: 0 S: 15 P: 19	R: 0 H: 0 E: 0 LOB: 0 K: 1 BB: 0 S: 7 P: 11	R: 2 H: 3 E: 0 LOB: 2 K: 1 BB: 1 S: 15 P: 29	R: 0 H: 1 E: 0 LOB: 2 K: 2 BB: 1 S: 9 P: 16	R: 0 H: 1 E: 0 LOB: 0 K: 0 BB: 0 S: 6 P: 10	1B: 10 SF: 1 2B: 1 SAC: 1 3B: 0 DP: 1 HR: 0 HBP: 1						

TOP

Philadelphia Phillies @ New York Mets

Shea Stadium, Flushing, NY

Fri Sep 17 1999, 7:10 PM EDT

Att. 31,842 - Unknown - 68 F

livebaseballscorecards.com

AB	35
R	8
H	11
RBI	7
BB	5
SO	5
LOB	18

WP: 1 PA: 43
PB: 0
SB: 2
CS: 0

PITCHER		IP	WLS	BF	H	R	ER	SO	BB	IBB	HBP	BLK	WP	HR	S	P	ERA	WHIP
Al Leiter, L ERA: 4.41	(1, 1)	5.0	L	25	6	6	6	1	3	0	1	0	1	0	64	99	10.80	1.800
Bobby Jones, R ERA: 5.81	(6, 1)	1.2		9	3	2	2	2	1	0	0	0	0	0	21	38	10.80	2.400
Chuck McElroy, L ERA: 5.57	(7, 1)	0.1		1	0	0	0	0	0	0	0	0	0	0	1	2	0.00	0.000
Billy Taylor, R ERA: 5.17	(8, 1)	1.0		5	1	0	0	2	0	1	0	0	0	0	9	16	0.00	1.000
Glendon Rusch, L ERA: 12.6	(9, 1)	1.0		3	1	0	0	0	0	0	0	0	0	0	6	10	0.00	1.000

PITCHER	IP	WLS	BF	H	R	ER	SO	BB	IBB	HBP	BLK	WP	HR	S	P	ERA	WHIP

BOTTOM

Philadelphia Phillies @ New York Mets

Shea Stadium, Flushing, NY

Fri Sep 17 1999, 7:10 PM EDT

Att. 31,842 - Unknown - 68 F

livebaseballscorecards.com

Batter	1	2	3	4	5	6	7	8	9	AB	R	H	RBI	BB	SO	LOB
Rickey Henderson, R (1, 7) OBP: 0.444, SLG: 0.483	B C F S 1-3 K ①			B C B F F B B 4-2 2B BB		S X 0-1 G4-3 BB 1B B C B B C X 3-2 S 1-3 1B			C F B B X 2-2 G3-1 1-2 1B 1B	4	2	3	0	1	1	0
Edgardo Alfonzo, R (1, 4) OBP: 0.386, SLG: 0.511	B C C F S 1-3 K ②			B B C X 2-1 F8 ①		C F F B B F F F F 4-2 B B G4-3 1-2 BB B B X 2-0 F9 ③ 1-2			B F X 1-1 F8 ①	4	0	0	0	1	1	5
John Olerud, L (1, 3) OBP: 0.437, SLG: 0.464	C B C B F B C 3-3 K ③			C 1 SAFE B X 1-1 1-H 2B		B B C S F X 2-2 G4-3 ① 1-2 2-3 B B B B 4-0 G4-3 1B 1B BB			B B X 2-0 G3-1 ② 1-2 2-3	4	1	1	1	1	1	4
31 Mike Piazza, R (1, 2) OBP: 0.367, SLG: 0.582 Todd Pratt, R (2, 2) OBP: 0.373, SLG: 0.391		B S F B X 2-2 F9 ①		F S B B X 1-2 G6-3 ②		B B B B 4-0 BB		X 0-0 1B G4-3 1-2 1B	C X 0-1 2-H 3-H 1B	0 4	0 0	0 2	0 2	0 1	0 0	0 1
Robin Ventura, L (1, 5) OBP: 0.384, SLG: 0.545		C B S S 1-3 K ②		C S S 0-3 K ③		C B X 1-1 P5 ②		X 0-0 F8 ①	F C B B F X 2-2 F7 ③	5	0	0	0	0	2	7
Shawon Dunston, R (1, 8) OBP: 0.338, SLG: 0.455 Jay Payton, R (5, PH) OBP: 0.600, SLG: 0.750 (6, 8) Darryl Hamilton, L (8, PH) OBP: 0.384, SLG: 0.423 (9, 8)		B B B C X 3-1 F8 ③			B B B C C F F F S 3-3 K ①	C S S 0-3 K ③		C S X 0-2 G4-3 ② 1-2 2-3		1 2 1	0 0 0	0 0 0	0 0 0	0 0 0	0 2 0	0 3 2
Benny Agbayani, R (1, 9) OBP: 0.365, SLG: 0.537			C C F F F B S 1-3 K2-3 ①		C B X 1-1 HR		B B F B F X 3-2 F8 ①	C S B F X 1-2 2-3 3-H 1B		4	1	2	2	0	1	0
Rey Ordonez, R (1, 6) OBP: 0.306, SLG: 0.301 Matt Franco, L (8, PH) OBP: 0.358, SLG: 0.378 Luis Lopez, S (9, 6) OBP: 0.308, SLG: 0.308			B F B F B F S 3-3 K ②		C B X 1-1 F9 ②		C B X 1-1 G6-3 ②	X 0-0 G1-3 ③		3 1 0	0 0 0	0 0 0	0 0 0	1 0 0	0 0 0	0 2 0
Al Leiter, L (1, 1) OBP: 0.118, SLG: 0.122 Melvin Mora, R (5, PH) OBP: 0.250, SLG: 0.143 Bobby Jones, R (6, 1) OBP: 0.313, SLG: 0.500 Chuck McElroy, L (7, 1) Bobby Bonilla, S (7, PH) OBP: 0.275, SLG: 0.301 Billy Taylor, R (8, 1) Glendon Rusch, L (9, 1) Roger Cedeno, S (9, PH) OBP: 0.400, SLG: 0.412			B C S S C 1-3 K ③		C B S F F C 1-3 K ③		C B B B C C B 4-2 1B BB		C X 0-1 G3-1 1B 1B 1B	1 1 0 0 0 0 1	0 0 0 0 0 0 1	0 0 0 0 0 0 1	0 0 0 0 1 0 1	0 0 0 0 0 0 0	1 0 0 0 0 0 0	0 0 0 0 0 0 0
Inning Stats	R: 0 H: 0 E: 0 LOB: 0 K: 3 BB: 0 S: 11 P: 16	R: 0 H: 0 E: 0 LOB: 0 K: 1 BB: 0 S: 8 P: 14	R: 0 H: 0 E: 0 LOB: 0 K: 3 BB: 0 S: 13 P: 18	R: 1 H: 1 E: 0 LOB: 1 K: 1 BB: 1 S: 13 P: 21	R: 1 H: 1 E: 0 LOB: 0 K: 2 BB: 0 S: 15 P: 21	R: 0 H: 1 E: 0 LOB: 3 K: 1 BB: 2 S: 18 P: 29	R: 0 H: 1 E: 0 LOB: 2 K: 0 BB: 1 S: 11 P: 24	R: 1 H: 2 E: 0 LOB: 2 K: 0 BB: 1 S: 10 P: 15	R: 2 H: 3 E: 0 LOB: 1 K: 0 BB: 0 S: 14 P: 21	1B: 7 2B: 1 3B: 0 HR: 1	SF: 0 SAC: 0 DP: 0 HBP: 0					

AB	36
R	5
H	9
RBI	5
BB	5
SO	11
LOB	24

PITCHER	IP	WLS	BF	H	R	ER	SO	BB	IBB	HBP	BLK	WP	HR	S	P	ERA	WHIP
Randy Wolf, L (1, 1) ERA: 5.22	6.0	W	24	3	2	2	11	3	0	0	0	0	1	78	119	3.00	1.000
Steve Montgomery, R (7, 1) ERA: 3.54	2.0		11	3	1	1	0	2	0	0	0	0	0	21	39	4.50	2.500
Steve Schrenk, R (9, 1) ERA: 4.64	0.2		5	3	2	2	0	0	0	0	0	0	0	10	15	27.00	4.500
Billy Brewer, L (9, 1) ERA: 9.0	0.1	S	1	0	0	0	0	0	0	0	0	0	0	4	6	0.00	0.000

PITCHER	IP	WLS	BF	H	R	ER	SO	BB	IBB	HBP	BLK	WP	HR	S	P	ERA	WHIP

WP: 0 PA: 41
PB: 0
SB: 1
CS: 0

Batter	1	2	3	4	5	6	7	8	9	AB	R	H	RBI	BB	SO	LOB
Doug Glanville, R (1, 8) OBP: 0.380, SLG: 0.451	C S B B X 2-2 G4-3 ①		B F B X 2-1 1-2 2-H 1B ②		X 0-0 S WP 1B			B X 1-0 G6-3 ①		4	0	2	0	0	0	0
Rob Ducey, L (8, 8) OBP: 0.394, SLG: 0.486										0	0	0	0	0	0	0
Ron Gant, R (1, 7) OBP: 0.360, SLG: 0.429	B C B X 2-1 G6-3 ②		C S B X 1-2 F9 ③		B C B B B 4-1 1-3 BB			B C C F B B F F S 3-3 K ②		3	0	0	0	1	1	2
Kevin Sefcik, R (8, 7) OBP: 0.357, SLG: 0.373										0	0	0	0	0	0	0
Bobby Abreu, L (1, 9) OBP: 0.447, SLG: 0.567	B C S S 1-3 K ③			X 0-0 2B 23 SF8 1B	C S 1 SAFE B X 1-2 F7 ③			B C C S 1-3 K ③		4	1	1	0	0	2	2
Mike Lieberthal, R (1, 2) OBP: 0.366, SLG: 0.558		F X 0-1 F8 ①		B C X 1-1 1-3 2B		C X 0-1 P4 ①			B S C B X 2-2 G5-3 ①	4	0	1	0	0	0	0
Rico Brogna, L (1, 3) OBP: 0.336, SLG: 0.455		F B S X 1-2 G4-3 ②		C B B B S S 3-3 K ①		B F B B F B B 4-2 23 G5-4-3 BB			B C B C C 2-3 K ②	3	0	0	0	1	2	2
23 Kevin Jordan, R (1, 5) OBP: 0.345, SLG: 0.403		C C F X 0-2 G5-3 ③		B B C F F B F X 3-2 SF8 ② 3-H		X 0-0 G5-4-3 ②③ 1-2f			C F S 0-3 K ③	3	0	0	1	0	1	1
Marlon Anderson, L (1, 4) OBP: 0.289, SLG: 0.356			F F X 0-2 FC3-6 1B	B X 1-0 G3 ③			B C B B X 3-1 G4-3 ①			3	0	1	0	0	0	1
Desi Relaford, S (1, 6) OBP: 0.332, SLG: 0.335			F B X 1-1 FC3-6 BB 1-2f 1B ①		B F B B S C 3-3 K ①		C B S F F C 1-3 K ②			3	0	0	0	0	2	1
Mike Grace, R (1, 1) Amaury Telemaco, R (5, 1) Scott Aldred, L (6, 1) Carlton Loewer, R (6, 1) OBP: 0.273, SLG: 0.238 Wendell Magee, R (7, PH) OBP: 0.400, SLG: 0.400 Chad Ogea, R (7, 1) OBP: 0.167, SLG: 0.091			B B L 1 SAFE B B 4-1 1B 1-2 BB		C B C C 1-3 K ②		C B B F S 2-3 K ③			1	0	0	0	1	1	0
										0	0	0	0	0	0	0
										0	0	0	0	0	0	0
										0	0	0	0	0	0	0
										1	0	0	0	0	1	0
										0	0	0	0	0	0	0
Inning Stats	R: 0 E: 0 K: 1 S: 8 H: 0 LOB: 0 BB: 0 P: 13	R: 0 E: 0 K: 0 S: 9 H: 0 LOB: 0 BB: 0 P: 10	R: 0 E: 0 K: 0 S: 11 H: 2 LOB: 2 BB: 1 P: 19	R: 1 E: 0 K: 1 S: 12 H: 2 LOB: 1 BB: 0 P: 20	R: 0 E: 0 K: 2 S: 11 H: 1 LOB: 2 BB: 1 P: 20	R: 0 E: 0 K: 0 S: 5 H: 0 LOB: 0 BB: 1 P: 9	R: 0 E: 0 K: 2 S: 10 H: 0 LOB: 0 BB: 0 P: 16	R: 0 E: 0 K: 2 S: 10 H: 0 LOB: 0 BB: 0 P: 15	R: 0 E: 0 K: 2 S: 9 H: 0 LOB: 0 BB: 0 P: 13	1B: 4 2B: 1 3B: 0 HR: 0	SF: 1 SAC: 0 DP: 1 HBP: 0					

TOP

Philadelphia Phillies @ New York Mets

Shea Stadium, Flushing, NY

Sat Sep 18 1999, 7:10 PM EDT

Att. 37,655 - Unknown - 74 F

livebaseballscorecards.com

AB	29
R	1
H	5
RBI	1
BB	3
SO	10
LOB	9

WP: 1 PB: 0 SB: 1 CS: 0 PA: 33

PITCHER		IP	WLS	BF	H	R	ER	SO	BB	IBB	HBP	BLK	WP	HR	S	P	ERA	WHIP
Masato Yoshii, R ERA: 4.6	(1, 1)	7.0	W	27	5	1	1	6	3	0	0	0	1	0	66	107	1.29	1.143
Jeff Tam, R ERA: 5.73	(8, 1)	1.0		3	0	0	0	2	0	0	0	0	0	0	10	15	0.00	0.000
John Franco, L ERA: 3.28	(9, 1)	1.0		3	0	0	0	2	0	0	0	0	0	0	9	13	0.00	0.000

PITCHER	IP	WLS	BF	H	R	ER	SO	BB	IBB	HBP	BLK	WP	HR	S	P	ERA	WHIP

Batter	1	2	3	4	5	6	7	8	9	AB	R	H	RBI	BB	SO	LOB
Rickey Henderson, R (1, 7) OBP: 0.441, SLG: 0.479 Melvin Mora, R (7, 9) OBP: 0.250, SLG: 0.143 (8, 5)	C X 0-1 F9 ① B C B 2 SAFE X 2-1 L3 ③	B B F C H 3-2 BB HBP	B B B C X 3-1 SF8 ② 1-2 3-H	B F F B B X 3-2 G3-1 ③					3 0 0 1 0 0 2 0 0 0 0 0 0 0
Edgardo Alfonzo, R (1, 4) OBP: 0.386, SLG: 0.509 Shane Halter, R (8, 8) (9, 6)	C F B B F B B 4-2 G6-3 1B BB	X 0-0 G3 WP SF7 1B	B X 1-0 P3 ② C B B X 2-1 G5-3 ③		X 0-0 F8 ①				4 1 1 0 1 0 3 0 0 0 0 0 0 0
John Olerud, L (1, 3) OBP: 0.439, SLG: 0.466 Matt Franco, L (7, PH) OBP: 0.355, SLG: 0.375 (8, 3)	B C B F 1 SAFE F X 2-2 G6-3 1-2 1B	B B X 2-0 G3 ① 1-3 B B B B 4-0 1-2 BB		C X 0-1 1B 2B 1B C B B F X 2-2 P6 ②					3 1 2 0 1 0 1 1 0 0 0 0 0 0
Robin Ventura, L (1, 5) OBP: 0.383, SLG: 0.544 Bobby Bonilla, S (7, PH) OBP: 0.274, SLG: 0.298 Jeff Tam, R (8, 1) Mike Kinkade, R (9, 7) OBP: 0.275, SLG: 0.413	C B X 1-1 G6-3 ② 1-2 2-3	B B X 2-0 SF7 ② 3-H F B B S F X 2-2 G3 ③		S B X 1-1 2B HR 1-3 1B	X 0-0 G6-3 ③				3 1 1 1 0 0 5 1 0 0 0 0 0 0 0 0 0 0 0 0 0 0 0 0 0 0 0 0
Darryl Hamilton, L (1, 8) OBP: 0.387, SLG: 0.435 Jay Payton, R (8, 7) OBP: 0.500, SLG: 0.600 (9, 8)	F B X 1-1 P5 ③	C X 0-1 HR	B B X 2-0 1B 1B 1B B B C F X 2-2 HR 1-3 3-H 2B		C B F F F X 1-2 F9 ①				4 3 3 2 0 0 2 1 0 0 0 0 0 0
Todd Pratt, R (1, 2) OBP: 0.373, SLG: 0.391	B C X 1-1 P9 ① S S X 0-2 1B	1 SAFE S S B 1 B C F X 2-2 1B 1-2 1B F S B B S 2-3 K ①		C S X 0-2 F9 ②					5 1 2 0 0 1 2
Roger Cedeno, S (1, 9) OBP: 0.399, SLG: 0.410 Benny Agbayani, R (6, PH) OBP: 0.369, SLG: 0.550 (7, 7) (8, 9)	B B C B B 4-1 FC3-5 1B BB B C F B X 2-2 F8 ③	L L B B F X 2-2 F8 ① 4-0 HR IBB		B X 1-0 HR					2 0 0 0 1 0 3 1 2 1 1 1 0 0
Rey Ordonez, R (1, 6) OBP: 0.310, SLG: 0.314 John Franco, L (9, 1)	1 SAFE F 1 SAFE C 1 SAFE X 0-2 FC3-5 1-2 1B	C B B X 2-1 SH1-4 2B	B F X 1-1 1B SF8 1-2 2-3 1B	C B C X 1-2 1-H 2-H 3-H HR				C F B X 1-2 P1 ③	5 2 4 4 0 0 0 0 0 0 0 0 0 0
Masato Yoshii, R (1, 1) OBP: 0.180, SLG: 0.180 Luis Lopez, S (8, 4) OBP: 0.308, SLG: 0.308	X 0-0 FC3-5 ② 1-2 2-3f	L X 0-1 SH1-4 ① 2-3	F F B B F X 2-2 SF8 1-3 2-H 3-H 1B	C F S 0-3 K ②					3 0 1 2 0 1 2 0 0 0 0 0 0 0
Inning Stats	R: 0 H: 1 E: 0 LOB: 2 K: 0 BB: 1 S: 13 P: 21	R: 0 H: 1 E: 0 LOB: 2 K: 0 BB: 1 S: 9 P: 16	R: 2 H: 3 E: 0 LOB: 1 K: 0 BB: 0 S: 11 P: 17	R: 0 H: 1 E: 0 LOB: 3 K: 0 BB: 1 S: 11 P: 23	R: 3 H: 4 E: 0 LOB: 1 K: 0 BB: 0 S: 19 P: 33	R: 5 H: 4 E: 0 LOB: 0 K: 2 BB: 1 S: 19 P: 32	R: 0 H: 0 E: 0 LOB: 0 K: 0 BB: 0 S: 5 P: 7	R: 1 H: 1 E: 0 LOB: 0 K: 0 BB: 0 S: 12 P: 15		1B: 10 SF: 2 2B: 2 SAC: 1 3B: 0 DP: 0 HR: 3 HBP: 1						WP: 1 PA: 44 PB: 0 SB: 0 CS: 0

PITCHER		IP	WLS	BF	H	R	ER	SO	BB	IBB	HBP	BLK	WP	HR	S	P	ERA	WHIP
Mike Grace, R ERA: 6.75	(1, 1)	4.1	L	27	10	5	5	0	3	0	1	0	1	1	59	101	10.38	3.000
Amaury Telemaco, R ERA: 5.69	(5, 1)	0.2		2	0	0	0	0	0	0	0	0	0	0	4	9	0.00	0.000
Scott Aldred, L ERA: 4.82	(6, 1)	0.1		5	3	4	4	1	0	1	0	0	0	0	10	19	108.00	9.000
Carlton Loewer, R ERA: 5.27	(6, 1)	0.2		3	1	1	1	1	0	0	0	0	0	1	9	13	13.50	1.500
Chad Ogea, R ERA: 5.75	(7, 1)	2.0		7	1	1	1	0	0	0	0	0	0	1	17	22	4.50	0.500

PITCHER	IP	WLS	BF	H	R	ER	SO	BB	IBB	HBP	BLK	WP	HR	S	P	ERA	WHIP

BOTTOM

Philadelphia Phillies @ New York Mets

Shea Stadium, Flushing, NY

Sat Sep 18 1999, 7:10 PM EDT
Att. 37,655 - Unknown - 74 F

livebaseballscorecards.com

AB	36
R	11
H	15
RBI	11
BB	4
SO	2
LOB	20

Batter	1	2	3	4	5	6	7	8	9	AB	R	H	RBI	BB	SO	LOB
Doug Glanville, R (1, 8) OBP: 0.380, SLG: 0.450	B B B C F X 3-2 F9 ①			C F C 0-3 K ①	B B C S F H 3-2 BB 1B HBP		L B X 1-1 23 BB 1-2 1B		X 0-0 F8 ①	4	1	1	0	0	1	0
Ron Gant, R (1, 7) OBP: 0.358, SLG: 0.425	B S B S X 2-2 F9 ②			B S X 1-1 F8 ②	B C B B B 4-1 1B 23 BLK 1-2 2-3 3-H BB		F B S X 1-2 F8 ① 2-3		B B B C C S 3-3 K ②	4	1	0	1	1	1	2
Bobby Abreu, L (1, 9) OBP: 0.445, SLG: 0.563	C B B B C C 3-3 K ③			C X 0-1 G3-1 ③	B B C C X 2-2 23 BLK 1-3 2-H 3-H 1B		1 SAFE B X 1-0 P5 ②		C S B B S 2-3 K ③	5	0	1	2	0	2	2
23 Kevin Jordan, R (1, 5) OBP: 0.347, SLG: 0.403		C X 0-1 F8 ①			X 1-1 HR 1B SAFE 0-2 G6-3 ③ 1-2 3-H		B 1 SAFE 1 SAFE B B B 4-0 1-2 BB			3	1	1	0	1	0	1
Rico Brogna, L (1, 3) OBP: 0.335, SLG: 0.459		X 0-0 P6 ②			B 1 SAFE B F 1 SAFE X 2-1 1-H HR	C C X 0-2 P6 ①	F B F F X 1-2 G4-3 ③			4	1	1	2	0	0	3
Bobby Estalella, R (1, 2) OBP: 0.250, SLG: 0.182		C C C 0-3 K ③			X 0-0 CS 1B	C C F B X 1-2 1B		S S B F B X 2-2 F8 ①		4	0	2	0	0	1	0
Alex Arias, R (1, 4) OBP: 0.368, SLG: 0.395 (6, 6)			B C X 1-1 G6-3 ①	C B B F 1 SAFE B F 1 SAFE 4-2 B 2B 1-2 BB BB	C B F C 1-3 K ②			C B F X 1-2 PB 2B		3	1	1	0	1	1	1
Desi Relaford, S (1, 6) OBP: 0.332, SLG: 0.340 Billy Brewer, L (6, 1) Mike Lieberthal, R (8, PH) OBP: 0.366, SLG: 0.557 Joe Grahe, R (8, 1) OBP: 0.333, SLG: 0.200			C C F F X 0-2 F8 ②		X 0-0 BB 1B 1-3 2B	F F B B F S 2-3 K ③		B F T X 1-2 F7 ②		3 0 1 0	1 0 0 0	1 0 0 0	0 0 0 0	1 0 0 0	1 0 1 0	1 0 1 0
Paul Byrd, R (1, 1) OBP: 0.203, SLG: 0.130 Cliff Politte, R (5, 1) Torey Lovullo, S (6, 4) OBP: 0.286, SLG: 0.481			C B X 1-1 G1-3 ③		X 0-0 G1-3 ②		B F B B X 3-1 F8 1B 1B	T C B F F C 1-3 K 2-3 ③		2 0 2	0 0 0	0 0 1	0 0 0	0 0 1	0 0 1	2 0 1
Inning Stats	R: 0 E: 0 K: 1 S: 9 H: 0 LOB: 0 BB: 0 P: 17	R: 0 E: 0 K: 1 S: 6 H: 0 LOB: 0 BB: 0 P: 6	R: 0 E: 0 K: 0 S: 9 H: 0 LOB: 0 BB: 0 P: 11	R: 0 E: 0 K: 1 S: 7 H: 0 LOB: 0 BB: 0 P: 8	R: 6 E: 0 K: 0 S: 21 H: 5 LOB: 1 BB: 2 P: 37	R: 0 E: 0 K: 2 S: 14 H: 1 LOB: 1 BB: 0 P: 18	R: 0 E: 0 K: 0 S: 11 H: 2 LOB: 3 BB: 1 P: 22	R: 0 E: 0 K: 1 S: 15 H: 1 LOB: 1 BB: 0 P: 20	R: 0 E: 0 K: 2 S: 7 H: 0 LOB: 0 BB: 0 P: 12	1B: 6 2B: 2 3B: 0 HR: 1 SF: 0 SAC: 0 DP: 0 HBP: 1						

Philadelphia Phillies @ New York Mets

Shea Stadium, Flushing, NY

Sun Sep 19 1999, 1:40 PM EDT

Att. 51,560 - Cloudy - 72 F

TOP

livebaseballscorecards.com

AB	35
R	6
H	9
RBI	5
BB	3
SO	8
LOB	14

WP: 0 PB: 1 SB: 0 CS: 1 PA: 39

PITCHER		IP	WLS	BF	H	R	ER	SO	BB	IBB	HBP	BLK	WP	HR	S	P	ERA	WHIP
Kenny Rogers, L ERA: 4.13	(1, 1)	4.2		21	5	6	6	3	2	0	1	0	0	1	49	76	11.57	1.500
Octavio Dotel, R ERA: 5.27	(5, 1)	1.1	W	5	1	0	0	2	0	0	0	1	0	0	17	21	0.00	0.750
Turk Wendell, R ERA: 3.26	(7, 1)	0.1	H	3	2	0	0	0	0	0	0	0	0	0	7	12	0.00	6.000
Dennis Cook, L ERA: 3.61	(7, 1)	1.0	H	5	1	0	0	0	1	0	0	0	0	0	11	20	0.00	2.000
Armando Benitez, R ERA: 1.84	(8, 1)	1.2	S	5	0	0	0	3	0	0	0	0	0	0	15	22	0.00	0.000

PITCHER	IP	WLS	BF	H	R	ER	SO	BB	IBB	HBP	BLK	WP	HR	S	P	ERA	WHIP

Batter	1	2	3	4	5	6	7	8	9	AB	R	H	RBI	BB	SO	LOB
Roger Cedeno, S (1, 9) OBP: 0.403, SLG: 0.420	C C B B B C 3-3 ① K		X 0-0 BB HR 1B		B B C B C F X 3-2 S 2B 1B	B B C B X 3-1 HR		C B H 2-1 CS HBP		4	3	3	1	0	1	0
Edgardo Alfonzo, R (1, 4) OBP: 0.389, SLG: 0.511	C X 0-1 2B		C B B B C B 4-2 1-2 HR BB		C B F C 1-3 ① K 1-2	B X 1-0 1B		B 1-0 ③ CS 1-2		3	1	2	0	1	1	1
John Olerud, L (1, 3) OBP: 0.440, SLG: 0.474	B B C B B 4-1 BB		B S B 2 B F 2 X SAFE SAFE 3-2 1-H 2-H HR		X 0-0 1B 2-H 2B	C B 1 S S SAFE 1-3 ② K				3	2	2	4	1	1	1
31 Mike Piazza, R (1, 2) OBP: 0.368, SLG: 0.587	C C X 0-2 ② F8		C B X 1-1 HR		B B C S B F B 4-2 1B E BB	B C B S 1 X SAFE 2-2 ③ F8				3	2	1	1	1	0	3
Robin Ventura, L (1, 5) OBP: 0.382, SLG: 0.542	X 0-0 ③ L6		B C C C 1-3 ② K		B B S F B X 3-2 E 1-2 2-H 1B		B S S B S 2-3 ① K			4	0	1	1	0	2	2
Darryl Hamilton, L (1, 8) OBP: 0.384, SLG: 0.431		B C F X 1-2 ① P6	B C X 1-1 ③ F8		B X 1-0 ② F8		B B B C S S 3-3 ② K			4	0	0	0	0	1	2
Benny Agbayani, R (1, 7) OBP: 0.365, SLG: 0.542 Melvin Mora, R (8, 7) OBP: 0.250, SLG: 0.143		C B X 1-1 ② F8		C X 0-1 ① G6-3	B C F B F X 2-2 E6 1-2 2-H		C B S S 1-3 ③ K			4 0	0 0	0 0	0 0	0 0	1 0	1 0
Rey Ordonez, R (1, 6) OBP: 0.308, SLG: 0.312		C B F B B X 3-2 ③ G5-3		B B F C X 2-2 ② F8	C B F X 1-2 ③ L6			X 0-0 ① G6-3		4	0	0	0	0	0	2
Kenny Rogers, L (1, 1) OBP: 0.154, SLG: 0.120 Octavio Dotel, R (5, 1) OBP: 0.276, SLG: 0.125 Jorge Toca, R (6, PH) OBP: 0.500, SLG: 0.500 Turk Wendell, L (7, 1) Dennis Cook, L (7, 1) Armando Benitez, R (8, 1)			C B B X 2-1 ① F7	C C X 0-2 ③ G6-3		F S B S 1-3 ① K		C F C 0-3 ② K		2 0 1 0 0 0 1	0 0 0 0 0 0 0	0 0 0 0 0 0 0	0 0 0 0 0 0 0	0 0 1 0 0 0 0	0 0 0 0 0 0 0	0 0 0 0 0 0 0
Inning Stats	R: 0 E: 0 K: 1 S: 10 H: 1 LOB: 2 BB: 1 P: 17	R: 0 E: 0 K: 0 S: 8 H: 0 LOB: 0 BB: 0 P: 13	R: 4 E: 0 K: 1 S: 15 H: 3 LOB: 0 BB: 1 P: 27	R: 0 E: 0 K: 0 S: 8 H: 0 LOB: 0 BB: 0 P: 10	R: 3 E: 1 K: 1 S: 22 H: 3 LOB: 2 BB: 1 P: 37	R: 1 E: 0 K: 2 S: 12 H: 2 LOB: 1 BB: 0 P: 20	R: 0 E: 0 K: 3 S: 9 H: 0 LOB: 0 BB: 0 P: 15	R: 0 E: 0 K: 1 S: 5 H: 0 LOB: 0 BB: 0 P: 8		1B: 4 2B: 2 3B: 0 HR: 3	SF: 0 SAC: 0 DP: 0 HBP: 1					

PITCHER		IP	WLS	BF	H	R	ER	SO	BB	IBB	HBP	BLK	WP	HR	S	P	ERA	WHIP
Paul Byrd, R ERA: 4.52	(1, 1)	4.1	L	23	7	7	6	3	3	0	0	0	0	2	55	92	12.46	2.308
Cliff Politte, R ERA: 9.82	(5, 1)	0.2		3	0	0	0	0	0	0	0	0	0	0	8	12	0.00	0.000
Billy Brewer, L ERA: 8.55	(6, 1)	2.0		8	2	1	1	5	0	0	0	0	0	1	21	35	4.50	1.000
Joe Grahe, R ERA: 2.96	(8, 1)	1.0		3	0	0	0	1	0	0	1	0	0	0	5	8	0.00	0.000

PITCHER	IP	WLS	BF	H	R	ER	SO	BB	IBB	HBP	BLK	WP	HR	S	P	ERA	WHIP

BOTTOM

Philadelphia Phillies @ New York Mets

Shea Stadium, Flushing, NY

Sun Sep 19 1999, 1:40 PM EDT
Att. 51,560 - Cloudy - 72 F

livebaseballscorecards.com

AB	33
R	8
H	9
RBI	7
BB	3
SO	9
LOB	12

WP: 0	PB: 0	SB: 1	CS: 1	PA:	38

Batter	1	2	3	4	5	6	7	8	9	AB	R	H	RBI	BB	SO	LOB
Rickey Henderson, R (1, 7) OBP: 0.442, SLG: 0.482	C F S 0-3 ① K		1 SAFE C X 0-1 FC4-6 1B 1-2 1B		C S B B F X 1-2 2B		C B B F F B F S 3-3 ③ K			4	0	2	0	0	2	2
Edgardo Alfonzo, R (1, 4) OBP: 0.389, SLG: 0.510	B C B B F B B 4-2 G6-4-3 BB		C B S B F F F X 2-2 FC4-6 1-2 2-H 1B		B B C B F S 3-3 ③ K			X 0-0 ① F9		3	0	1	1	1	1	1
John Olerud, L (1, 3) OBP: 0.438, SLG: 0.471	C B X 1-1 ②③ G6-4-3 1-2f		B F X 1-1 ② FC4-6 31 FC6-4 1-2f 2-3			B C F X 1-2 ① G1-3		B X 1-0 ② G4-3		4	0	0	0	0	0	3
31 Mike Piazza, R (1, 2) OBP: 0.367, SLG: 0.584		B B C X 2-1 ① F8	B X 1-0 ③ FC6-4 1-2f			B F X 1-1 L4-3 1B		C B F S 1-3 ③ K		4	0	1	0	0	1	2
Robin Ventura, L (1, 5) OBP: 0.381, SLG: 0.539		B B B C F B 4-2 G1-3 BB		F B B S X 2-2 ① G4-3		F B S F X 1-2 ②③ L4-3 1-2			B F B F C 2-3 ① K	3	0	0	0	1	1	1
Darryl Hamilton, L (1, 8) OBP: 0.382, SLG: 0.428 Shawon Dunston, R (9, PH) OBP: 0.336, SLG: 0.453		B B B C X 3-1 ② G1-3 1-2		B C F F B F S 2-3 ② K			B C C B X 2-2 ① L8		S F S 0-3 ② K	3 1	0 0	0 0	0 0	0 0	1 1	1 0
Roger Cedeno, S (1, 9) OBP: 0.403, SLG: 0.418 Benny Agbayani, R (9, PH) OBP: 0.363, SLG: 0.540		C F F F X 0-2 ③ P5		B F B X 2-1 ③ G1-3			B B B B 4-0 2B BB		C F C 0-3 ③ K	2 1	0 0	0 0	0 0	1 0	0 1	1 0
Rey Ordonez, R (1, 6) OBP: 0.308, SLG: 0.312			B C B C X 2-2 1B 1B 1B		X 0-0 ① F9		1 SAFE 1 SAFE C 1 SAFE 1 SAFE F 1 SAFE P C 1-3 ② K			3	1	1	0	0	1	1
Rick Reed, R (1, 1) OBP: 0.244, SLG: 0.275 Bobby Bonilla, S (7, PH) OBP: 0.279, SLG: 0.313 Shane Halter, R (7, PR) Turk Wendell, L (7, 1) Dennis Cook, L (8, 1) Pat Mahomes, R (8, 1) OBP: 0.313, SLG: 0.500 John Franco, L (8, 1)			C C L 0-3 ① K		C X 0-1 ② L7		P 1 SAFE 1 SAFE C B 1 SAFE X 2-1 1-3 2B			2 1 0 0 0 0 0	0 0 0 0 0 0 0	0 1 0 0 0 0 0	0 0 0 0 0 0 0	1 0 0 0 0 0 0	1 0 0 0 0 0 0	1 0 0 0 0 0 0

TOP

New York Mets @ Atlanta Braves

Turner Field, Atlanta, GA

Tue Sep 21 1999, 7:40 PM EDT

Att. 43,948 - Overcast - 60 F

livebaseballscorecards.com

	AB	31
	R	1
	H	6
	RBI	1
	BB	3
	SO	10
	LOB	13

Inning Stats	1	2	3	4	5	6	7	8	9
	R: 0 E: 0 K: 1 S: 7	H: 0 LOB: 0 BB: 1 P: 12	R: 0 E: 0 K: 0 S: 11	H: 0 LOB: 1 BB: 1 P: 20	R: 1 E: 0 K: 1 S: 17	H: 3 LOB: 2 BB: 0 P: 23	R: 0 E: 0 K: 1 S: 10	H: 0 LOB: 0 BB: 0 P: 16	R: 0 E: 0 K: 1 S: 10	H: 1 LOB: 0 BB: 0 P: 14	R: 0 E: 0 K: 0 S: 9	H: 1 LOB: 0 BB: 0 P: 12	R: 0 E: 0 K: 2 S: 15	H: 1 LOB: 2 BB: 1 P: 25	R: 0 E: 0 K: 1 S: 5	H: 0 LOB: 0 BB: 0 P: 7	R: 0 E: 0 K: 3 S: 9	H: 0 LOB: 0 BB: 0 P: 11

| | | |

New York Mets @ Atlanta Braves

Turner Field, Atlanta, GA

Tue Sep 21 1999, 7:40 PM EDT

Att. 43,948 - Overcast - 60 F

BOTTOM

Batter	1	2	3	4	5	6	7	8	9	AB	R	H	RBI	BB	SO	LOB
Gerald Williams, R (1, 9) (9, 7) OBP: 0.334, SLG: 0.450	G1-3		L1		F9		L8			4	0	0	0	0	0	2
Bret Boone, R (1, 4) OBP: 0.304, SLG: 0.417	P9		K		F9			F7		4	0	0	0	0	1	1
10 Chipper Jones, S (1, 5) OBP: 0.440, SLG: 0.640	HR		L1			G1-3		HR		4	2	2	2	0	0	0
Ryan Klesko, L (1, 7) OBP: 0.378, SLG: 0.544 Brian Jordan, R (8, PH) OBP: 0.346, SLG: 0.460 (9, 9)	K			F7		WP 2B		G4-3 S BB		3 0	0 0	1 0	0 0	0 1	1 0	0 0
Randall Simon, L (1, 3) OBP: 0.365, SLG: 0.453 Brian Hunter, R (8, PH) OBP: 0.371, SLG: 0.448 (9, 3)		K		F8		K		G4-3 1-3		3 1	0 0	0 0	0 0	0 0	2 0	1 1
Andruw Jones, R (1, 8) OBP: 0.361, SLG: 0.480		K		1B		F9 2-3		IBB		3	0	1	0	1	1	1
Greg Myers, L (1, 2) OBP: 0.352, SLG: 0.385 Eddie Pérez, R (8, PH) OBP: 0.300, SLG: 0.365 (9, 2)	1B 1B		F8				K	G5-3 1-2		3 1	0 0	1 0	0 0	0 0	1 0	1 2
José Hernández, R (1, 6) OBP: 0.340, SLG: 0.428 Otis Nixon, S (7, PR) OBP: 0.290, SLG: 0.214 Mike Remlinger, L (8, 1) John Rocker, R (9, 1)	1-2 1B				G1-3		S 1B			3 0 0 0	0 0 0 0	2 0 0 0	0 0 0 0	0 0 0 0	0 0 0 0	0 0 0 0
29 John Smoltz, R (1, 1) OBP: 0.306, SLG: 0.351 Keith Lockhart, L (7, PH) OBP: 0.319, SLG: 0.295 Walt Weiss, S (8, 6) OBP: 0.309, SLG: 0.311		K			1B		P5			2 1 0	0 0 0	1 0 0	0 0 0	0 0 0	1 0 0	2 1 0
Inning Stats	R: 1 E: 0 K: 1 S: 10 H: 1 LOB: 0 BB: 0 P: 16	R: 0 E: 0 K: 3 S: 17 H: 2 LOB: 2 BB: 0 P: 25	R: 0 E: 0 K: 1 S: 9 H: 0 LOB: 0 BB: 0 P: 13	R: 0 E: 0 K: 0 S: 10 H: 1 LOB: 1 BB: 0 P: 15	R: 0 E: 0 K: 0 S: 8 H: 1 LOB: 1 BB: 0 P: 12	R: 0 E: 0 K: 1 S: 16 H: 1 LOB: 1 BB: 0 P: 26	R: 0 E: 0 K: 1 S: 12 H: 1 LOB: 2 BB: 0 P: 16	R: 1 E: 0 K: 0 S: 9 H: 1 LOB: 2 BB: 2 P: 21		1B: 5 2B: 1 3B: 0 HR: 2 SF: 0 SAC: 0 DP: 0 HBP: 0						

livebaseballscorecards.com

AB	32	
R	2	
H	8	
RBI	2	
BB	2	
SO	7	
LOB	12	

WP: 1 PB: 0 SB: 3 CS: 0 PA: 34

PITCHER		IP	WLS	BF	H	R	ER	SO	BB	IBB	HBP	BLK	WP	HR	S	P	ERA	WHIP
Rick Reed, R ERA: 4.89	(1, 1)	6.0		24	6	1	1	6	0	0	0	0	1	1	70	107	1.50	1.000
Turk Wendell, R ERA: 3.2	(7, 1)	1.1		5	1	0	0	1	0	0	0	0	0	0	14	18	0.00	0.750
Dennis Cook, L ERA: 3.75	(8, 1)	0.0	L	1	1	1	1	0	0	0	0	0	0	1	2	3	∞	∞
Pat Mahomes, R ERA: 3.51	(8, 1)	0.0		1	0	0	0	0	1	0	0	0	0	0	0	4	∞	∞
John Franco, L ERA: 3.22	(8, 1)	0.2		3	0	0	0	0	0	1	0	0	0	0	5	12	0.00	0.000

PITCHER	IP	WLS	BF	H	R	ER	SO	BB	IBB	HBP	BLK	WP	HR	S	P	ERA	WHIP

Batter	1	2	3	4	5	6	7	8	9	AB	R	H	RBI	BB	SO	LOB
Rickey Henderson, R (1, 7) OBP: 0.439, SLG: 0.477	C B X 1-2 G3-1 ①		C F B X 1-2 G4-3 ② 1-2		B B X 2-0 L5 ①		B X 1-0 F9 ② 2-3		B B B B 4-0 FC5-4 BB	4	0	0	0	1	0	2
Edgardo Alfonzo, R (1, 4) OBP: 0.388, SLG: 0.507	C B F B X 2-2 F7 ②		B B C X 2-1 F9 ③		B B B C C F X 3-2 F9 ②		B B B I 4-0 IBB		C B B C X 2-2 FC5-4 ① G6-4-3 1-2f	4	0	0	0	1	0	2
John Olerud, L (1, 3) OBP: 0.436, SLG: 0.468	F B X 1-1 F7 ③			X 0-0 31 HR 1B	B B F X 2-1 F8 ③		B X 1-0 F7 ③		C S B X 1-2 G6-4-3 ②③ 1-2f	5	1	1	0	0	0	3
31 Mike Piazza, R (1, 2) OBP: 0.368, SLG: 0.589		B B B C X 3-1 L9 ①		C B F B F X 2-2 1-H HR		C X 0-1 F9 ①		B B B C F X 3-2 SH1-4 1B 1B		4	1	2	2	0	0	0
Robin Ventura, L (1, 5) OBP: 0.382, SLG: 0.538		F B S X 1-2 G4-3 ②		C F S 0-3 K ①		B B B C F B 4-2 FC6-4 BB		S X 0-1 SH1-4 1-2 1B		3	0	1	0	1	1	0
Benny Agbayani, R (1, 9) OBP: 0.366, SLG: 0.541 Melvin Mora, R (8, PH) OBP: 0.250, SLG: 0.143 (8, 8)		B F B X 2-1 1B		C B X 1-1 G4-3 1B		1 SAFE C S B S 1-3 K ②		B F L X 2-2 SH1-4 ① 1-2 2-3		3 0	0 0	2 0	0 0	0 0	1 0	1 0
Darryl Hamilton, L (1, 8) OBP: 0.379, SLG: 0.426 Shawon Dunston, R (8, PH) OBP: 0.336, SLG: 0.453 Matt Franco, L (8, PH) OBP: 0.359, SLG: 0.375 Jay Payton, R (8, PR) OBP: 0.500, SLG: 0.600 Roger Cedeno, S (8, 9) OBP: 0.403, SLG: 0.418		C B B X 2-1 G6-3 ③		B X 1-0 G4-3 ② 1-2		B B F F X 2-2 FC6-4 ③ 1-2f		B B B B I 4-0 IBB		3 0 0 0 0	0 0 0 0 0	0 0 0 0 0	0 0 0 0 0	0 0 1 0 0	0 0 0 0 0	3 0 0 0 0
Rey Ordonez, R (1, 6) OBP: 0.310, SLG: 0.313 Bobby Bonilla, S (8, PH) OBP: 0.277, SLG: 0.310 Luis Lopez, S (8, 6) OBP: 0.308, SLG: 0.308			C X 0-1 G4-3 ①	B B I I 4-0 IBB			X 0-0 F9 SH1-4 1B	B F F S 1-3 K ②		2 1 0	0 0 0	1 0 0	0 0 0	1 0 0	0 1 0	0 3 0
Orel Hershiser, R (1, 1) OBP: 0.159, SLG: 0.167 Todd Pratt, R (8, PH) OBP: 0.371, SLG: 0.388 Octavio Dotel, R (8, 1) OBP: 0.276, SLG: 0.125 John Franco, L (8, 1)			B C S X 1-2 G4-3 1B	S C F B S 1-3 K ③			L X 0-1 SH1-4 ① 1-2	B B X 2-0 G4-3 ③		2 1 0 0	0 0 0 0	1 0 0 0	0 0 0 0	1 0 0 0	2 3 0 0	2 3 0 0
Inning Stats	R: 0 H: 0 E: 0 LOB: 0 K: 0 BB: 0 S: 8 P: 12	R: 0 H: 1 E: 0 LOB: 1 K: 0 BB: 0 S: 9 P: 17	R: 0 H: 1 E: 0 LOB: 1 K: 0 BB: 0 S: 10 P: 14	R: 2 H: 3 E: 0 LOB: 2 K: 2 BB: 1 S: 15 P: 24	R: 0 H: 0 E: 0 LOB: 0 K: 0 BB: 0 S: 7 P: 14	R: 0 H: 0 E: 0 LOB: 1 K: 1 BB: 1 S: 10 P: 17	R: 0 H: 1 E: 0 LOB: 2 K: 0 BB: 1 S: 5 P: 11	R: 0 H: 2 E: 0 LOB: 3 K: 1 BB: 1 S: 12 P: 24	R: 0 H: 0 E: 0 LOB: 0 K: 0 BB: 1 S: 6 P: 13	1B: 7 SF: 0 2B: 0 SAC: 2 3B: 0 DP: 1 HR: 1 HBP: 0						

TOP

New York Mets @ Atlanta Braves

Turner Field, Atlanta, GA

Wed Sep 22 1999, 7:40 PM EDT

Att. 47,520 - Unknown - 60 F

livebaseballscorecards.com

AB	32
R	2
H	8
RBI	2
BB	5
SO	4
LOB	19

WP: 0 PA: 39
PB: 0
SB: 0
CS: 0

PITCHER		IP	WLS	BF	H	R	ER	SO	BB	IBB	HBP	BLK	WP	HR	S	P	ERA	WHIP
Tom Glavine, L ERA: 4.3	(1, 1)	7.0	W	32	8	2	2	3	1	2	0	0	0	1	69	117	2.57	1.286
Mike Remlinger, L ERA: 2.29	(8, 1)	0.1	H	1	0	0	0	0	0	0	0	0	0	0	3	5	0.00	0.000
Russ Springer, R ERA: 3.8	(8, 1)	0.0		1	0	0	0	0	0	1	0	0	0	0	0	4	∞	∞
Terry Mulholland, L ERA: 4.58	(8, 1)	0.2	H	2	0	0	0	1	0	0	0	0	0	0	4	7	0.00	0.000
John Rocker, L ERA: 2.67	(9, 1)	1.0	S	3	0	0	0	0	1	0	0	0	0	0	6	13	0.00	1.000

PITCHER	IP	WLS	BF	H	R	ER	SO	BB	IBB	HBP	BLK	WP	HR	S	P	ERA	WHIP

New York Mets @ Atlanta Braves

Turner Field, Atlanta, GA

Wed Sep 22 1999, 7:40 PM EDT

Att. 47,520 - Unknown - 60 F

BOTTOM

Batter	1	2	3	4	5	6	7	8	9	AB	R	H	RBI	BB	SO	LOB
Gerald Williams, R (1, 7) OBP: 0.333, SLG: 0.446	F F F X 0-2 ① F8		C S B B X 2-2 ① F8			B C H 2-1 HBP	F C 2 B S SAFE 1-3 ③ K			3	0	0	0	0	1	2
Bret Boone, R (1, 4) OBP: 0.305, SLG: 0.418	B B X 2-0 10 HR 2B		B C B B X 3-1 ② G6-3			B 1 SAFE B B C X 3-1 ① F8		B B B C B 4-1 SH2-4 10 BB 1B BB		3	2	1	0	1	0	1
10 Chipper Jones, S (1, 5) OBP: 0.441, SLG: 0.644	F X 0-1 2-H HR		C B X 1-1 ③ G3-1			B B X 2-0 ② F7		B C B B B 4-1 SH2-4 1-2 1B BB		3	2	1	2	1	0	1
Ryan Klesko, L (1, 3) OBP: 0.378, SLG: 0.541 Brian Hunter, R (8, PH) OBP: 0.371, SLG: 0.448 (9, 3)	B B B B 4-0 BB			F X 0-1 ① P6		X 0-0 ③ G1-3		B B X 2-0 ① SH2-4 1-2 2-3		2 0	0 0	0 0	0 0	1 0	0 0	1 0
Brian Jordan, R (1, 9) OBP: 0.345, SLG: 0.459	C F B F B X 2-2 ② P3			S X 0-1 ② G6-3			X 0-0 ① G3	B S X 1-1 2-H 3-H 1B		4	0	1	2	0	0	1
Andruw Jones, R (1, 8) OBP: 0.360, SLG: 0.478	X 0-0 ③ P6			C B S X 1-2 ③ G1-3			X 0-0 1B SF8 1B	B 1 SAFE X 1-0 ② F9		4	1	1	0	0	0	2
Eddie Pérez, R (1, 2) OBP: 0.303, SLG: 0.367		X 0-0 ① G5-3			C X 0-1 CS 1B		1 SAFE 1 SAFE 1 SAFE 1 SAFE B X 1-0 1-3 BB 1B	1 SAFE X 0-0 ③ F8		4	0	2	0	0	0	1
Walt Weiss, S (1, 6) OBP: 0.307, SLG: 0.308 Keith Lockhart, L (7, PH) OBP: 0.317, SLG: 0.295 José Hernández, R (8, 6) OBP: 0.340, SLG: 0.428		C X 0-1 ② P4			F F B B B F B F F F 3-3 S ① ② K 1-2		X 0-0 ② SF8 3-H			2 0 0	0 0 0	0 0 0	0 1 0	0 0 0	1 0 0	1 0 0
Tom Glavine, L (1, 1) OBP: 0.167, SLG: 0.129 Mike Remlinger, L (8, 1) Russ Springer, R (8, 1) Terry Mulholland, R (8, 1) OBP: 0.149, SLG: 0.111 John Rocker, R (9, 1)		X 0-0 ③ G4-3			B C S B S 2-3 ③ K		B F F F B F B B 4-2 1-2 BB			2 0 0 0 0	0 0 0 0 0	0 0 0 0 0	0 0 0 0 0	1 0 0 0 0	1 0 0 0 0	0 0 0 0 0
Inning Stats	R: 2 H: 2 E: 0 LOB: 1 K: 0 BB: 1 S: 12 P: 20	R: 0 H: 0 E: 0 LOB: 0 K: 0 BB: 0 S: 4 P: 4	R: 0 H: 0 E: 0 LOB: 0 K: 0 BB: 0 S: 7 P: 13	R: 0 H: 0 E: 0 LOB: 0 K: 0 BB: 0 S: 7 P: 8	R: 0 H: 1 E: 0 LOB: 0 K: 2 BB: 0 S: 12 P: 17	R: 0 H: 0 E: 0 LOB: 1 K: 0 BB: 0 S: 5 P: 12	R: 1 H: 2 E: 0 LOB: 2 K: 1 BB: 1 S: 11 P: 17	R: 2 H: 1 E: 0 LOB: 1 K: 0 BB: 2 S: 7 P: 19		1B: 4 SF: 1 2B: 2 SAC: 1 3B: 0 DP: 1 HR: 1 HBP: 1						

livebaseballscorecards.com

AB	27
R	5
H	6
RBI	5
BB	4
SO	3
LOB	10

WP: 0 PB: 0 SB: 0 CS: 1 PA: 34

PITCHER		IP	WLS	BF	H	R	ER	SO	BB	IBB	HBP	BLK	WP	HR	S	P	ERA	WHIP
Orel Hershiser, R ERA: 4.47	(1, 1)	7.0	L	28	5	3	3	3	2	0	1	0	0	1	58	91	3.86	1.000
Octavio Dotel, R ERA: 5.49	(8, 1)	0.0		2	0	2	2	0	2	0	0	0	0	0	2	10	∞	∞
John Franco, L ERA: 3.13	(8, 1)	1.0		4	1	0	0	0	0	0	0	0	0	0	5	9	0.00	1.000

PITCHER	IP	WLS	BF	H	R	ER	SO	BB	IBB	HBP	BLK	WP	HR	S	P	ERA	WHIP

Batter	1	2	3	4	5	6	7	8	9	AB	R	H	RBI	BB	SO	LOB
Rickey Henderson, R (1, 7) OBP: 0.441, SLG: 0.480	B F B X 2-1 F9 G6-3 2B	B C C B B F F F F 3-2 X FC1-2 ② 1-2 2-3 3-Hf			B B B B 4-0 2B BB		C S B B B S 3-3 K ②		C B B C F F S 2-3 K ②	2	1	1	0	1	0	3
Benny Agbayani, R (5, 7) OBP: 0.364, SLG: 0.537										2	0	0	0	0	2	2
Edgardo Alfonzo, R (1, 4) OBP: 0.386, SLG: 0.506	B C F B X 2-2 F9 ① 2-3	C X 0-1 P4 ③			C 1 SAFE 1 SAFE X 0-1 ② 1-H 2B		F B F B B X 3-2 F8 ③		B C S S F F F B X 2-2 F7 ③ 1-2 2-3	5	0	1	0	0	0	6
John Olerud, L (1, 3) OBP: 0.433, SLG: 0.465	B C F F X 1-2 G6-3 ② 3-H		X 0-0 G3 ①		B C X 1-1 F8 ③			B B C C F F X 2-2 G4-3 ①		4	0	0	1	0	0	1
31 Mike Piazza, R (1, 2) OBP: 0.367, SLG: 0.593	C B X 1-1 P2 ③		F S B B B X 3-2 G4-3 ②			X 0-0 HR		B C S X 1-2 G3-1 ②		4	1	1	1	0	0	0
Robin Ventura, L (1, 5) OBP: 0.381, SLG: 0.536		C B X 1-1 1B E 1B 1B	C C B F S 1-3 K ③			X 0-0 L8 ①		B B C F B X 3-2 E5		4	1	1	0	0	1	0
Darryl Hamilton, L (1, 8) OBP: 0.378, SLG: 0.424		1 SAFE B C X 1-1 E4 1B 1B 1-2 FC1-2		C B S C 1-3 K ①		X 0-0 FC6-4 1B		C S S 0-3 K ③		4	0	1	0	0	2	2
Roger Cedeno, S (1, 9) OBP: 0.402, SLG: 0.417		F X 0-1 FC1-2 1B 1-2 2-3 1B	X 0-0 G4-3 ②			1 SAFE C B 1 SAFE C S 1-3 K ②			C C F B X 1-2 F8 ①	3	0	1	0	0	1	1
Shawon Dunston, R (9, PH) OBP: 0.335, SLG: 0.451										1	0	0	0	0	0	0
Rey Ordonez, R (1, 6) OBP: 0.312, SLG: 0.313		X 0-0 FC1-2 1-2 2-3 3-H 1B	X 0-0 F9 ③			X 0-0 FC6-4 ③ 1-2f			B B B B 4-0 WP BB BB	3	0	1	1	1	0	1
Al Leiter, L (1, 1) OBP: 0.113, SLG: 0.118	F S S 0-3 K ①				B B C C F S 2-3 K ①		X 0-0 G4-3 ①		B B B B 4-0 WP 1-2 BB	2	0	0	0	0	2	3
Pat Mahomes, R (6, 1) OBP: 0.313, SLG: 0.500										0	0	0	0	0	0	0
Matt Franco, L (7, PH) OBP: 0.357, SLG: 0.372										1	0	0	0	0	0	0
Turk Wendell, L (7, 1)										0	0	0	0	0	0	0
Billy Taylor, R (8, 1)										0	0	0	0	0	0	0
Melvin Mora, R (9, PH) OBP: 0.273, SLG: 0.143										0	0	0	0	1	0	0

TOP

New York Mets @ Atlanta Braves

Turner Field, Atlanta, GA

Thu Sep 23 1999, 1:10 PM EDT

Att. 49,228 - Sunny - 74 F

livebaseballscorecards.com

AB	35
R	3
H	7
RBI	3
BB	3
SO	8
LOB	19

Inning Stats	1	2	3	4	5	6	7	8	9	1B: 4	SF: 0	WP: 1	PA: 38
	R: 1 E: 0 K: 0 S: 11 H: 1 LOB: 0 BB: 0 P: 17	R: 1 E: 1 K: 1 S: 20 H: 3 LOB: 3 BB: 0 P: 25	R: 0 E: 0 K: 1 S: 8 H: 0 LOB: 0 BB: 0 P: 12	R: 0 E: 0 K: 1 S: 5 H: 0 LOB: 0 BB: 0 P: 6	R: 0 E: 0 K: 1 S: 8 H: 1 LOB: 1 BB: 1 P: 15	R: 1 E: 0 K: 1 S: 7 H: 2 LOB: 1 BB: 0 P: 8	R: 0 E: 0 K: 1 S: 7 H: 0 LOB: 0 BB: 0 P: 13	R: 0 E: 1 K: 1 S: 14 H: 0 LOB: 1 BB: 0 P: 20	R: 0 E: 0 K: 1 S: 14 H: 0 LOB: 2 BB: 2 P: 27	2B: 2 3B: 0 HR: 1	SAC: 0 DP: 0 HBP: 0	PB: 0 SB: 0 CS: 0	

PITCHER		IP	WLS	BF	H	R	ER	SO	BB	IBB	HBP	BLK	WP	HR	S	P	ERA	WHIP
Greg Maddux, R ERA: 3.33	(1, 1)	7.0	W	29	7	3	2	6	1	0	0	0	0	1	66	96	2.57	1.143
Mike Remlinger, L ERA: 2.26	(8, 1)	1.0	H	4	0	0	0	1	0	0	0	0	0	0	14	20	0.00	0.000
John Rocker, L ERA: 2.63	(9, 1)	1.0	S	5	0	0	0	1	2	0	0	0	1	0	14	27	0.00	2.000

PITCHER	IP	WLS	BF	H	R	ER	SO	BB	IBB	HBP	BLK	WP	HR	S	P	ERA	WHIP

New York Mets @ Atlanta Braves

Turner Field, Atlanta, GA

Thu Sep 23 1999, 1:10 PM EDT

Att. 49,228 - Sunny - 74 F

BOTTOM

Batter	1	2	3	4	5	6	7	8	9	AB	R	H	RBI	BB	SO	LOB
Gerald Williams, R (1, 7) OBP: 0.334, SLG: 0.448	C B B X 2-1 SH1-3 1B 2B		F F B B S 2-3 ① K		B X 1-0 1B S 10 HR 1B	B B X 2-0 ③ G5-3		1 SAFE B 1 SAFE X 1-0 ② P5		5	2	2	0	0	1	2
Bret Boone, R (1, 4) OBP: 0.308, SLG: 0.421	B B F X 2-1 ① SH1-3 2-3		B C B B B 4-1 10 CS BB		1 SAFE C S X 0-2 10 HR 1-3 1B		B F S X 1-2 F8 E 2B	B B X 2-0 ③ F7 1-2		3	2	2	0	1	0	2
10 Chipper Jones, S (1, 5) OBP: 0.442, SLG: 0.649	I I I I 4-0 1B 1B IBB		C 1 SAFE B B F B 1 SAFE S 3-3 ②③ K 1-2		1 SAFE B X 1-0 1-H 3-H HR		B I I I 4-0 E IBB			2	1	1	3	2	1	1
Andruw Jones, R (1, 8) OBP: 0.362, SLG: 0.482	X 0-0 1B 1-2 3-H 1B			C X 0-1 CS 2B	C F X 0-2 1B E 1B		S B B X 2-1 ① F8 2-3			4	1	3	1	0	0	2
Brian Jordan, R (1, 9) OBP: 0.346, SLG: 0.459	X 0-0 G5-3 1-2 2-3 1B			F X 0-1 ① P3	1 SAFE 1 SAFE 1 SAFE X 0-0 E 1-2 1B		X 0-0 E1 CS 1-3 3-H			4	0	2	0	0	0	2
Brian Hunter, R (1, 3) OBP: 0.368, SLG: 0.443	B B X 2-0 ②③ G5-3 1-2f			B S B B B S F F X 3-2 ② 1B 2-3 1B	B S S S F B X 2-2 ② P3 1-3 2-H		1 SAFE B F C F X 1-2 ②③ G6-3 1-2			4	0	1	0	0	0	6
José Hernández, R (1, 6) OBP: 0.340, SLG: 0.427 Walt Weiss, S (8, 6) OBP: 0.309, SLG: 0.315		B C S C 1-3 ① K		X 0-0 FC6-4 1-3 1B	X 0-0 ③ G5-3			X 0-0 SH1-3 2B		3 1	0 0	1 1	0 0	0 0	1 0	1 0
Eddie Pérez, R (1, 2) OBP: 0.300, SLG: 0.363		F E B X 1-2 ② F8		C X 0-1 ③ FC6-4 1-2f		S B C S 1-3 ① K		B C X 1-1 ① SH1-3 2-3		3	0	0	0	0	1	2
Greg Maddux, R (1, 1) OBP: 0.203, SLG: 0.323 Mike Remlinger, L (8, 1) Ryan Klesko, L (8, PH) OBP: 0.379, SLG: 0.541 Otis Nixon, S (8, PR) OBP: 0.290, SLG: 0.214 John Rocker, R (9, 1)		C B B F S 1-3 ③ K			B C C B C 2-3 ① K	C B B C 1-3 ② K		I I I I 4-0 S IBB		3 0 0 0 0 0	0 0 0 0 0 0	0 0 0 0 0 0	0 0 0 0 0 0	3 0 1 0 0 0	0 0 0 0 0 0	0 0 0 0 0 0
Inning Stats	R: 1 E: 0 K: 0 S: 7 H: 3 LOB: 2 BB: 1 P: 17	R: 0 E: 0 K: 2 S: 10 H: 0 LOB: 0 BB: 0 P: 13	R: 0 E: 0 K: 2 S: 7 H: 0 LOB: 1 BB: 1 P: 16	R: 0 E: 0 K: 0 S: 12 H: 3 LOB: 2 BB: 0 P: 15	R: 4 E: 1 K: 1 S: 17 H: 5 LOB: 1 BB: 0 P: 23	R: 0 E: 0 K: 2 S: 7 H: 0 LOB: 0 BB: 0 P: 11	R: 1 E: 1 K: 0 S: 10 H: 1 LOB: 1 BB: 1 P: 18	R: 0 E: 0 K: 0 S: 5 H: 1 LOB: 3 BB: 1 P: 13		1B: 8 2B: 5 3B: 0 HR: 1 SF: 0 SAC: 2 DP: 2 HBP: 0						

livebaseballscorecards.com

AB	32
R	6
H	13
RBI	4
BB	4
SO	7
LOB	18

WP: 0 PB: 0 SB: 2 CS: 3 PA: 38

PITCHER		IP	WLS	BF	H	R	ER	SO	BB	IBB	HBP	BLK	WP	HR	S	P	ERA	WHIP
Al Leiter, L ERA: 4.48	(1, 1)	5.0	L	25	11	5	4	5	1	1	0	0	0	1	53	84	7.20	2.400
Pat Mahomes, R ERA: 3.45	(6, 1)	1.0		3	0	0	0	2	0	0	0	0	0	0	7	11	0.00	0.000
Turk Wendell, R ERA: 3.16	(7, 1)	1.0		5	1	1	0	0	0	1	0	0	0	0	10	18	0.00	1.000
Billy Taylor, R ERA: 5.07	(8, 1)	1.0		5	1	0	0	0	0	1	0	0	0	0	5	13	0.00	1.000

PITCHER	IP	WLS	BF	H	R	ER	SO	BB	IBB	HBP	BLK	WP	HR	S	P	ERA	WHIP

New York Mets @ Philadelphia Phillies

Veterans Stadium, Philadelphia, PA

Fri Sep 24 1999, 7:05 PM EDT

Att. 21,649 - Unknown - 72 F

TOP

livebaseballscorecards.com

Batter	1	2	3	4	5	6	7	8	9	AB	R	H	RBI	BB	SO	LOB
Rickey Henderson, R (1, 7) OBP: 0.441, SLG: 0.480	B X 1-0 G6-4-3 1B		B X 1-0 CS 1B 1B		F B F F B X 2-2 ① G4-3 1-3		C B B X 2-1 ③ G6-3			4	0	2	0	0	0	1
Armando Benitez, R (8, 1)										0	0	0	0	0	0	0
Edgardo Alfonzo, R (1, 4) OBP: 0.386, SLG: 0.504	C B X 1-1 ① ② G6-4-3 1-2f		B X 1-0 1-2 1B		B B B X 3-0 ② F9			B C S F F B X 2-2 ① P4		4	0	1	0	0	0	2
John Olerud, L (1, 3) OBP: 0.432, SLG: 0.463	B B C F B X 3-2 ③ G4-3		B B C B C S 3-3 ② ③ K 2-3		X 0-0 31 FC5-4 3-H 1B			B B X 2-0 ② G6-3		4	0	1	1	0	1	2
31 Mike Piazza, R (1, 2) OBP: 0.364, SLG: 0.588		B B C X 2-1 ① G5-3		F B S T 1-2 ① K	C B X 1-1 ③ FC5-4 1-2f			B F F B X 2-2 ③ G1-3		4	0	0	0	0	1	1
Robin Ventura, L (1, 5) OBP: 0.381, SLG: 0.539		F B B B X 3-1 HR		C F F B B X 2-2 ② G4-3		B C B B X 3-1 ① F7			F X 0-1 ① G4-3	4	1	1	1	0	0	0
Darryl Hamilton, L (1, 8) OBP: 0.380, SLG: 0.426	B B X 2-0 1B 1B			X 0-0 1B 1B		B C S B F F X 2-2 ② G3-1			F B X 1-1 ② G1-3	3	0	2	0	0	0	0
Benny Agbayani, R (9, PH) OBP: 0.363, SLG: 0.535										1	0	0	0	0	0	0
Roger Cedeno, S (1, 9) OBP: 0.404, SLG: 0.419	F F X 0-2 G1-6-3 1-2 1B			X 0-0 FC5-4 1-2 1B		B X 1-0 ③ G4-3			C S F C 0-3 ③ K	3	0	2	0	0	0	0
Shawon Dunston, R (9, PH) OBP: 0.333, SLG: 0.449										1	0	0	0	0	1	0
Rey Ordonez, R (1, 6) OBP: 0.310, SLG: 0.311	C B X 1-1 ② ③ G1-6-3 1-2f			B X 1-0 ③ FC5-4 1-2f			B X 1-0 ① F7			3	0	0	0	0	0	4
Masato Yoshii, R (1, 1) OBP: 0.170, SLG: 0.170			C X 0-1 ① G1-3		C C B F F X 1-2 E5 G4-3 PB 1B		X 0-0 ② G5-3			3	1	0	0	0	0	0
Dennis Cook, L (8, 1)										0	0	0	0	0	0	0
Turk Wendell, L (8, 1)										0	0	0	0	0	0	0
Melvin Mora, R (8, 7) OBP: 0.273, SLG: 0.143										0	0	0	0	0	0	0
Inning Stats	R: 0 E: 0 K: 0 S: 6 H: 1 LOB: 0 BB: 0 P: 11	R: 1 E: 0 K: 0 S: 10 H: 3 LOB: 1 BB: 0 P: 18	R: 0 E: 0 K: 1 S: 7 H: 2 LOB: 2 BB: 0 P: 12	R: 0 E: 0 K: 1 S: 10 H: 2 LOB: 2 BB: 0 P: 14	R: 1 E: 1 K: 0 S: 13 H: 1 LOB: 1 BB: 0 P: 20	R: 0 E: 0 K: 0 S: 8 H: 0 LOB: 0 BB: 0 P: 14	R: 0 E: 0 K: 0 S: 4 H: 0 LOB: 0 BB: 0 P: 7	R: 0 E: 0 K: 0 S: 9 H: 0 LOB: 0 BB: 0 P: 15	R: 0 E: 0 K: 1 S: 7 H: 0 LOB: 0 BB: 0 P: 8	1B: 8 2B: 1 3B: 0 HR: 1 SF: 0 SAC: 0 DP: 3 HBP: 0						

	AB	34
	R	2
	H	9
	RBI	2
	BB	0
	SO	3
	LOB	10

WP: 0 PB: 1 SB: 0 CS: 1 PA: 34

PITCHER		IP	WLS	BF	H	R	ER	SO	BB	IBB	HBP	BLK	WP	HR	S	P	ERA	WHIP
Joe Grahe, R ERA: 2.51	(1, 1)	8.0	W	31	9	2	1	2	0	0	0	0	0	1	67	111	1.12	1.125
Scott Aldred, L ERA: 4.61	(9, 1)	1.0	S	3	0	0	0	1	0	0	0	0	0	0	7	8	0.00	0.000

PITCHER	IP	WLS	BF	H	R	ER	SO	BB	IBB	HBP	BLK	WP	HR	S	P	ERA	WHIP

Batter	1	2	3	4	5	6	7	8	9	AB	R	H	RBI	BB	SO	LOB
Doug Glanville, R (1, 8) OBP: 0.378, SLG: 0.454	B X 1-0 G6-3 ①			F X 0-1 G6-4-3 1B 2B		S B B X 2-1 F8 ①		L F B X 1-2 L9 ①		4	1	1	0	0	0	1
Ron Gant, R (1, 7) OBP: 0.360, SLG: 0.433	F B F F B F F S 2-3 K ②			2 SAFE B B B B 4-0 G6-4-3 BB		B C C B B C 3-3 K ②		B C C C 1-3 K ②		3	0	0	0	1	3	1
Bobby Abreu, L (1, 9) OBP: 0.446, SLG: 0.559	C B S X 1-2 F7 ③			B C F B B 2 SAFE X 3-2 G6-4-3 ① ② 1-2f 2-3		B C B S F F F F 3-2 B X G4-3 ③		B B C B S X 3-2 1-H 1B 2B		4	1	1	1	0	0	2
Mike Lieberthal, R (1, 2) OBP: 0.366, SLG: 0.552		X 0-0 L8 ①		X 0-0 1B 3-H 1B			F B B X 2-1 F9 ①	X 0-0 2-H 1B		4	0	2	2	0	0	0
Rico Brogna, L (1, 3) OBP: 0.337, SLG: 0.453		B C B F F B F X 3-2 G3 ②		B X 1-0 1-2 1B			C S X 0-2 P5 ②	F B B S S 2-3 K ③		4	0	1	0	0	1	1
23 Kevin Jordan, R (1, 5) OBP: 0.341, SLG: 0.389		B B F X 2-1 G5-3 ③		B X 1-0 F9 ③			B B B C F B 4-2 1B BB			2	0	0	0	1	0	2
Marlon Anderson, L (1, 4) OBP: 0.292, SLG: 0.359 15 David Doster, R (9, 4) OBP: 0.291, SLG: 0.330			C B B B X 3-1 G4-3 ①		C X 0-1 F8 ①		X 0-0 1-2 1B			3 0	0 0	1 0	0 0	0 0	0 0	0 0
Alex Arias, R (1, 6) OBP: 0.373, SLG: 0.405			C X 0-1 P4 ②		C B C X 1-2 G6-3 ②		B X 1-0 F7 ③			3	0	0	0	0	0	2
Joe Grahe, R (1, 1) OBP: 0.250, SLG: 0.143 Kevin Sefcik, R (8, PH) OBP: 0.364, SLG: 0.373 Scott Aldred, L (9, 1)			C S S 0-3 K ③		C B T B X 2-2 G4-3 ③			B B C B F F B 4-2 S 2B BB		2 0 0	0 1 0	0 0 0	0 0 0	0 1 0	1 0 0	0 0 0
Inning Stats	R: 0 E: 0 K: 1 S: 9 H: 0 LOB: 0 BB: 0 P: 13	R: 0 E: 0 K: 0 S: 8 H: 0 LOB: 0 BB: 0 P: 13	R: 0 E: 0 K: 1 S: 7 H: 0 LOB: 0 BB: 0 P: 10	R: 1 E: 0 K: 0 S: 8 H: 3 LOB: 2 BB: 1 P: 17	R: 0 E: 0 K: 0 S: 8 H: 0 LOB: 0 BB: 0 P: 11	R: 0 E: 0 K: 1 S: 13 H: 0 LOB: 0 BB: 0 P: 21	R: 0 E: 0 K: 0 S: 9 H: 1 LOB: 2 BB: 1 P: 16	R: 2 E: 0 K: 2 S: 16 H: 2 LOB: 1 BB: 1 P: 27		1B: 4 2B: 2 3B: 0 HR: 0	SF: 0 SAC: 0 DP: 1 HBP: 0					

PITCHER		IP	WLS	BF	H	R	ER	SO	BB	IBB	HBP	BLK	WP	HR	S	P	ERA	WHIP
Masato Yoshii, R ERA: 4.46	(1, 1)	7.0		26	4	1	1	3	2	0	0	0	0	0	62	101	1.29	0.857
Dennis Cook, L ERA: 3.9	(8, 1)	0.0		1	0	1	1	0	1	0	0	0	0	0	3	7	∞	∞
Turk Wendell, R ERA: 3.14	(8, 1)	0.2	H	2	0	0	0	1	0	0	0	0	0	0	6	8	0.00	0.000
Armando Benitez, R ERA: 1.95	(8, 1)	0.1	L	3	2	1	1	1	0	0	0	0	0	0	7	12	27.00	6.000

PITCHER	IP	WLS	BF	H	R	ER	SO	BB	IBB	HBP	BLK	WP	HR	S	P	ERA	WHIP

BOTTOM

New York Mets @ Philadelphia Phillies

Veterans Stadium, Philadelphia, PA

Fri Sep 24 1999, 7:05 PM EDT

Att. 21,649 - Unknown - 72 F

livebaseballscorecards.com

AB	29
R	3
H	6
RBI	3
BB	3
SO	5
LOB	9

1B: 4 2B: 2 3B: 0 HR: 0 SF: 0 SAC: 0 DP: 1 HBP: 0

WP: 0 PB: 0 SB: 1 CS: 0 PA: 32

Batter	1	2	3	4	5	6	7	8	9	AB	R	H	RBI	BB	SO	LOB
Rickey Henderson, R (1, 7) OBP: 0.438, SLG: 0.475	F8		G6-3			L7	P5		K	4	0	0	0	0	0	2
John Franco, L (7, 1)										0	0	0	0	0	0	0
Turk Wendell, L (8, 1)										0	0	0	0	0	0	0
Todd Pratt, R (9, PH) OBP: 0.369, SLG: 0.386										1	0	0	0	0	1	0
Edgardo Alfonzo, R (1, 4) OBP: 0.388, SLG: 0.504	G6-3			31 FC6-4 1B 1B		31 WP 1B BB		HR BB		2	1	1	0	2	0	0
John Olerud, L (1, 3) OBP: 0.434, SLG: 0.471	G6-3			31 FC6-4 1-2 1B		BB 1-2 1B		1-H HR		4	1	3	2	0	0	0
31 Mike Piazza, R (1, 2) OBP: 0.363, SLG: 0.584		K		FC6-4 G3-6-3 1-2f 2-3		K 2-3		FC1-5 BB BB		3	0	0	0	1	2	4
Robin Ventura, L (1, 5) OBP: 0.381, SLG: 0.537		K		G3-6-3 1-2f		1-2 BB		L4-6 FC1-5 1-2 BB		2	0	0	0	2	1	2
Darryl Hamilton, L (1, 8) OBP: 0.379, SLG: 0.423		G1-3			FC5-4 BB	F8		FC1-5 1-2 2-3f		3	0	0	0	1	0	5
Roger Cedeno, S (1, 9) OBP: 0.402, SLG: 0.416			K		F7	L9		L4-6 2-3		3	0	0	0	0	1	1
Benny Agbayani, R (8, PH) OBP: 0.362, SLG: 0.533					SAFE					1	0	0	0	0	0	2
Melvin Mora, R (8, 9) OBP: 0.273, SLG: 0.143										0	0	0	0	0	0	0
Rey Ordonez, R (1, 6) OBP: 0.311, SLG: 0.310			P3		FC5-4 1-2f	BB			G6-4-3 BB	2	0	0	0	2	0	1
Kenny Rogers, L (1, 1) OBP: 0.185, SLG: 0.120										0	0	0	0	1	0	0
Octavio Dotel, R (3, 1) OBP: 0.276, SLG: 0.125										0	0	0	0	0	0	0
Bobby Bonilla, S (5, PH) OBP: 0.275, SLG: 0.308										1	0	0	0	0	0	1
Pat Mahomes, R (5, 1) OBP: 0.313, SLG: 0.500										0	0	0	0	0	0	0
Matt Franco, L (7, PH) OBP: 0.355, SLG: 0.369										1	0	0	0	0	0	1
(7, 7)																
Shawon Dunston, R (9, PH) OBP: 0.332, SLG: 0.447			P3	BB	F7	P3			G6-4-3 1-2f	1	0	0	0	0	0	1
Inning Stats	R: 0 E: 0 K: 0 S: 6 H: 0 LOB: 0 BB: 0 P: 10	R: 0 E: 0 K: 2 S: 11 H: 0 LOB: 0 BB: 0 P: 14	R: 0 E: 0 K: 1 S: 11 H: 0 LOB: 1 BB: 1 P: 21	R: 0 E: 0 K: 0 S: 15 H: 2 LOB: 1 BB: 0 P: 23	R: 0 E: 0 K: 0 S: 8 H: 0 LOB: 1 BB: 1 P: 16	R: 0 E: 0 K: 1 S: 13 H: 1 LOB: 3 BB: 2 P: 26	R: 0 E: 0 K: 0 S: 9 H: 0 LOB: 1 BB: 1 P: 16	R: 2 E: 0 K: 0 S: 13 H: 1 LOB: 1 BB: 3 P: 28	R: 0 E: 0 K: 1 S: 8 H: 0 LOB: 0 BB: 1 P: 14	1B: 3 2B: 1 3B: 0 HR: 1 SF: 0 SAC: 0 DP: 3 HBP: 0						

TOP

New York Mets @ Philadelphia Phillies

Veterans Stadium, Philadelphia, PA

Sat Sep 25 1999, 1:15 PM EDT

Att. 23,319 - Sunny - 75 F

livebaseballscorecards.com

AB	28
R	2
H	4
RBI	2
BB	9
SO	5
LOB	20

WP: 1 PA: 37
PB: 0
SB: 0
CS: 0

PITCHER		IP	WLS	BF	H	R	ER	SO	BB	IBB	HBP	BLK	WP	HR	S	P	ERA	WHIP
Robert Person, R ERA: 4.85	(1, 1)	6.0	W	24	3	0	0	4	4	0	0	0	1	0	64	110	0.00	1.167
Steve Montgomery, R ERA: 3.66	(7, 1)	1.0		7	1	2	2	0	3	0	0	0	0	1	17	34	18.00	4.000
Scott Aldred, L ERA: 4.53	(8, 1)	1.0	H	4	0	0	0	0	2	0	0	0	0	0	8	17	0.00	2.000
Wayne Gomes, R ERA: 4.42	(9, 1)	1.0	S	2	0	0	0	1	0	0	0	0	0	0	5	7	0.00	0.000

PITCHER		IP	WLS	BF	H	R	ER	SO	BB	IBB	HBP	BLK	WP	HR	S	P	ERA	WHIP

Batter	1	2	3	4	5	6	7	8	9	AB	R	H	RBI	BB	SO	LOB
Doug Glanville, R (1, 8) OBP: 0.377, SLG: 0.452	C B X 1-1 ① G6-3		B B B C B 4-1 BB 1B BB BB	C F S 0-3 ② K		F X 0-1 ② L9				3	1	0	0	1	1	1
Ron Gant, R (1, 7) OBP: 0.365, SLG: 0.436	B F B X 2-1 G6-4-3 1B		1 SAFE 1 SAFE 1 SAFE X 0-0 BB BB 23 BB 1-2 1B	X 0-0 E5 1-3 1B		F B B B B 4-1 BB				3	1	3	0	1	0	0
Bobby Abreu, L (1, 9) OBP: 0.443, SLG: 0.555	C X 0-1 ② ③ G6-4-3 1-2f		B B F C B C 3-3 ② K	B B C F S 2-3 ③ K		1 SAFE 1 SAFE C 1 SAFE X 0-1 ③ L9				4	0	0	0	0	2	6
Mike Lieberthal, R (1, 2) OBP: 0.367, SLG: 0.557		F F B B F B X 3-2 HR	B B B 4-0 23 BB BB 1-2 2-3 BB		B B C B S F S 3-3 ① K		B B X 2-0 ① G1-3			3	1	1	1	1	1	0
Rico Brogna, L (1, 3) OBP: 0.340, SLG: 0.459		B X 1-0 HR	F B B C B F B 4-2 23 BB 1-2 2-3 3-H BB		S X 0-1 23 G1-3 1B		C B S B F X 2-2 ② G3			3	1	2	2	1	0	0
23 Kevin Jordan, R (1, 5) OBP: 0.340, SLG: 0.385		C F B C 1-3 ① K	B B B 4-0 1-2 2-3 3-H BB		B X 1-0 ② G1-3 1-2		B S F B X 2-2 ③ G4-3			3	0	0	1	1	1	1
15 David Doster, R (1, 4) OBP: 0.290, SLG: 0.319		F S B X 1-2 ② G6-3	C C X 0-2 ③ G4-3		S B B B B 4-1 BB			C B B F F S 2-3 ① K		3	0	0	0	1	1	3
Desi Relaford, S (1, 6) OBP: 0.321, SLG: 0.325		X 0-0 ③ G4-3		C B X 1-1 ① G3	B S X 1-1 ③ F7			F B F B F X 2-2 ② L8		4	0	0	0	0	0	2
Robert Person, R (1, 1) OBP: 0.122, SLG: 0.077			C S S 0-3 ① K2-3	B C B F B B 4-2 E BB		X 0-0 ① F8		F S F B F F S 1-3 ③ K		1	0	0	0	1	1	0
Marlon Anderson, L (6, PH) OBP: 0.291, SLG: 0.358										1	0	0	0	0	0	0
Steve Montgomery, R (7, 1) OBP: 1.000, SLG: 1.000										0	0	0	0	0	0	0
Scott Aldred, L (8, 1)										1	0	0	0	0	1	0
Wayne Gomes, R (9, 1)										0	0	0	0	0	0	0
Inning Stats	R: 0 E: 0 K: 0 S: 6 H: 1 LOB: 0 BB: 0 P: 9	R: 2 E: 0 K: 1 S: 12 H: 2 LOB: 0 BB: 0 P: 18	R: 2 E: 0 K: 2 S: 14 H: 1 LOB: 3 BB: 4 P: 33	R: 0 E: 1 K: 2 S: 11 H: 1 LOB: 2 BB: 1 P: 18	R: 0 E: 0 K: 1 S: 11 H: 1 LOB: 2 BB: 1 P: 20	R: 0 E: 0 K: 0 S: 6 H: 0 LOB: 1 BB: 1 P: 10	R: 0 E: 0 K: 0 S: 8 H: 0 LOB: 0 BB: 0 P: 14	R: 0 E: 0 K: 2 S: 14 H: 0 LOB: 0 BB: 0 P: 19		1B: 4 2B: 0 3B: 0 HR: 2	SF: 0 SAC: 0 DP: 1 HBP: 0					

PITCHER		IP	WLS	BF	H	R	ER	SO	BB	IBB	HBP	BLK	WP	HR	S	P	ERA	WHIP
Kenny Rogers, L ERA: 4.26	(1, 1)	2.2	L	15	4	4	4	3	4	0	0	0	0	2	29	57	13.50	3.000
Octavio Dotel, R ERA: 5.4	(3, 1)	1.1		6	1	0	0	2	1	0	0	0	0	0	14	21	0.00	1.500
Pat Mahomes, R ERA: 3.34	(5, 1)	2.0		9	1	0	0	1	2	0	0	0	0	0	17	30	0.00	1.500
John Franco, L ERA: 3.05	(7, 1)	1.0		3	0	0	0	0	0	0	0	0	0	0	8	14	0.00	0.000
Turk Wendell, R ERA: 3.1	(8, 1)	1.0		3	0	0	0	2	0	0	0	0	0	0	14	19	0.00	0.000

PITCHER	IP	WLS	BF	H	R	ER	SO	BB	IBB	HBP	BLK	WP	HR	S	P	ERA	WHIP

BOTTOM

New York Mets @ Philadelphia Phillies

Veterans Stadium, Philadelphia, PA

Sat Sep 25 1999, 1:15 PM EDT
Att. 23,319 - Sunny - 75 F

livebaseballscorecards.com

AB	29
R	4
H	6
RBI	4
BB	7
SO	8
LOB	13

WP: 0 PA: 36
PB: 0
SB: 0
CS: 0

Batter	1	2	3	4	5	6	7	8	9	AB	R	H	RBI	BB	SO	LOB
Rickey Henderson, R (1, 7) OBP: 0.435, SLG: 0.472	B B B C X 3-1 P4 ①		C B X 1-1 1-2 1B			B B X 2-0 G6-3 ① C B B S F S 2-3 K ③			C S B X 1-2 G4-6-3 ② ③ 1-2f	5	0	1	0	0	1	5
Roger Cedeno, S (1, 9) OBP: 0.399, SLG: 0.413 Shawon Dunston, R (8, PH) OBP: 0.331, SLG: 0.445 Turk Wendell, L (8, 1)	B C B F S 2-3 K ②		B C S X 1-2 F7 ②			B B B C C X 3-2 L3 ②		C X 0-1 G5-3 ①		3	0	0	0	0	1	2
										1	0	0	0	0	0	0
										0	0	0	0	0	0	0
John Olerud, L (1, 3) OBP: 0.433, SLG: 0.469	B B B C X 3-1 1B		B F B F F F X 2-2 G5-3 ③			C S X 0-2 G1-3 ③		F B B X 2-1 G4-3 ②		4	0	1	0	0	0	2
31 Mike Piazza, R (1, 2) OBP: 0.364, SLG: 0.586	B C F F B S 2-3 K ③			C X 0-1 G5-3 ①			B X 1-0 FC5-4 1B	B F S B F X 2-2 2B		4	0	2	0	0	1	1
Robin Ventura, L (1, 5) OBP: 0.379, SLG: 0.533		X 0-0 P5 ①		C X 0-1 G4-3 ②			C S B F X 1-2 FC5-4 BB 2B 1-2f	C B X 1-1 G4-3 ③		4	1	0	0	0	0	2
Edgardo Alfonzo, R (1, 4) OBP: 0.386, SLG: 0.501		B C S S 1-3 K ②		B S F F F B X 2-2 L6 ③			X 0-0 F7 ②		C B B S X 2-2 G4-3 ①	4	0	0	0	0	1	1
Darryl Hamilton, L (1, 8) OBP: 0.380, SLG: 0.421		C S B B F X 2-2 G6-3 ③			X 0-0 F9 ①		B B B B 4-0 1-2 2B BB		B B B B 4-0 BB BB BB	2	1	0	0	2	0	0
Rey Ordonez, R (1, 6) OBP: 0.313, SLG: 0.312			C X 0-1 F8 ①		C F B B S 2-3 K ②		B F X 1-1 WP 1-H 2-H 2B		B B B B 4-0 1-2 BB BB	3	0	1	2	1	1	0
Rick Reed, R (1, 1) OBP: 0.256, SLG: 0.286 Matt Franco, L (7, PH) OBP: 0.359, SLG: 0.369 Jay Payton, R (7, PR) OBP: 0.500, SLG: 0.600 John Franco, L (7, 1) Melvin Mora, R (8, 9) OBP: 0.273, SLG: 0.143 Bobby Bonilla, S (9, PH) OBP: 0.281, SLG: 0.308 Shane Halter, R (9, PR)			B B C F F B X 3-2 1B 1B		F C F F B B S 2-3 K ③		B B B B 4-0 2-3 BB		B B B C B 4-1 1-2 2-3 G4-6-3 BB	2	0	1	0	0	1	0
										0	0	0	0	1	0	0
										0	0	0	0	0	0	0
										0	0	0	0	0	0	0
										0	0	0	0	1	0	0
										0	0	0	0	0	0	0
Inning Stats	R: 0 E: 0 K: 2 S: 11 H: 1 LOB: 1 BB: 0 P: 21	R: 0 E: 0 K: 1 S: 8 H: 0 LOB: 0 BB: 0 P: 11	R: 0 E: 0 K: 0 S: 16 H: 2 LOB: 2 BB: 0 P: 23	R: 0 E: 0 K: 0 S: 9 H: 0 LOB: 0 BB: 0 P: 11	R: 0 E: 0 K: 2 S: 9 H: 0 LOB: 0 BB: 0 P: 13	R: 0 E: 0 K: 0 S: 7 H: 0 LOB: 0 BB: 0 P: 12	R: 2 E: 0 K: 1 S: 12 H: 2 LOB: 2 BB: 2 P: 25	R: 0 E: 0 K: 0 S: 10 H: 1 LOB: 1 BB: 0 P: 15	R: 0 E: 0 K: 0 S: 7 H: 0 LOB: 3 BB: 3 P: 22	1B: 4 2B: 2 3B: 0 HR: 0	SF: 0 SAC: 0 DP: 1 HBP: 0					

PITCHER		IP	WLS	BF	H	R	ER	SO	BB	IBB	HBP	BLK	WP	HR	S	P	ERA	WHIP
Paul Byrd, R ERA: 4.45	(1, 1)	7.0	W	28	5	2	2	6	2	0	0	0	1	0	72	116	2.57	1.000
Billy Brewer, L ERA: 7.89	(8, 1)	0.2	H	2	0	0	0	0	0	0	0	0	0	0	4	6	0.00	0.000
Wayne Gomes, R ERA: 4.38	(8, 1)	0.2	H	6	1	0	0	0	3	0	0	0	0	0	10	27	0.00	6.000
Steve Montgomery, R ERA: 3.62	(9, 1)	0.2	S	1	0	0	0	0	0	0	0	0	0	0	3	4	0.00	0.000

PITCHER	IP	WLS	BF	H	R	ER	SO	BB	IBB	HBP	BLK	WP	HR	S	P	ERA	WHIP

TOP

New York Mets @ Philadelphia Phillies

Veterans Stadium, Philadelphia, PA

Sun Sep 26 1999, 1:35 PM EDT

Att. 26,370 - Sunny - 73 F

livebaseballscorecards.com

AB	32
R	2
H	6
RBI	2
BB	5
SO	6
LOB	13

WP: 1	PA: 37		
PB: 0			
SB: 0			
CS: 0			

Batter	1	2	3	4	5	6	7	8	9	AB	R	H	RBI	BB	SO	LOB
Doug Glanville, R (1, 8) OBP: 0.377, SLG: 0.450	G6-3		G4-3		1B		L7			4	0	1	1	0	0	1
Ron Gant, R (1, 7) OBP: 0.364, SLG: 0.433	F8			G6-3	BB			L8		3	0	0	0	1	0	0
Bobby Abreu, L (1, 9) OBP: 0.443, SLG: 0.553	BB			HR	K			G4-3		2	1	0	0	2	1	2
Mike Lieberthal, R (1, 2) OBP: 0.364, SLG: 0.552	G6-3			G1-3		F9		K		4	0	0	0	0	1	2
Rico Brogna, L (1, 3) OBP: 0.340, SLG: 0.463		K		HR		P6				3	1	1	2	0	1	0
23 Kevin Jordan, R (1, 5) OBP: 0.337, SLG: 0.382		G4-3		P4		G6-3				3	0	0	0	0	0	0
Marlon Anderson, L (1, 4) OBP: 0.289, SLG: 0.356 15 David Doster, R (8, 4) OBP: 0.290, SLG: 0.319		G6-3			G3-1		G4-3			3 0	0 0	0 0	0 0	0 0	0 0	0 0
Desi Relaford, S (1, 6) OBP: 0.322, SLG: 0.325			F7		SH3		K			3	1	1	0	0	1	0
Paul Byrd, R (1, 1) OBP: 0.200, SLG: 0.127 Kevin Sefcik, R (7, PH) OBP: 0.366, SLG: 0.386 Billy Brewer, L (8, 1) Wayne Gomes, R (8, 1) Steve Montgomery, R (9, 1) OBP: 1.000, SLG: 1.000			L4		SH3		3B			1 1 0 0 0	0 0 0 0 0	0 1 0 0 0	0 0 0 0 0	0 0 0 0 0	0 0 0 0 0	0 0 0 0 0
Inning Stats	R: 0 E: 0 K: 0 S: 9 H: 0 LOB: 1 BB: 1 P: 19	R: 0 E: 0 K: 1 S: 6 H: 0 LOB: 0 BB: 0 P: 9	R: 0 E: 0 K: 0 S: 7 H: 0 LOB: 0 BB: 0 P: 10	R: 2 E: 0 K: 0 S: 8 H: 1 LOB: 0 BB: 1 P: 15	R: 1 E: 0 K: 1 S: 9 H: 2 LOB: 2 BB: 1 P: 15	R: 0 E: 0 K: 0 S: 7 H: 0 LOB: 0 BB: 0 P: 13	R: 0 E: 0 K: 1 S: 9 H: 1 LOB: 1 BB: 0 P: 13	R: 0 E: 0 K: 1 S: 8 H: 0 LOB: 0 BB: 0 P: 14		1B: 2 2B: 0 3B: 1 HR: 1 SF: 0 SAC: 1 DP: 0 HBP: 0						

PITCHER	IP	WLS	BF	H	R	ER	SO	BB	IBB	HBP	BLK	WP	HR	S	P	ERA	WHIP
Rick Reed, R (1, 1) ERA: 4.87	6.0	L	24	3	3	3	2	3	0	0	0	0	1	46	81	4.50	1.000
John Franco, L (7, 1) ERA: 2.97	1.0		4	1	0	0	1	0	0	0	0	0	0	9	13	0.00	1.000
Turk Wendell, R (8, 1) ERA: 3.06	1.0		3	0	0	0	1	0	0	0	0	0	0	8	14	0.00	0.000

PITCHER	IP	WLS	BF	H	R	ER	SO	BB	IBB	HBP	BLK	WP	HR	S	P	ERA	WHIP

BOTTOM

New York Mets @ Philadelphia Phillies

Veterans Stadium, Philadelphia, PA

Sun Sep 26 1999, 1:35 PM EDT
Att. 26,370 - Sunny - 73 F

livebaseballscorecards.com

AB	27
R	3
H	4
RBI	3
BB	3
SO	4
LOB	5

Batter	1	2	3	4	5	6	7	8	9	AB	R	H	RBI	BB	SO	LOB
Gerald Williams, R (1, 7) OBP: 0.336, SLG: 0.456	2-1 1B 10 1B HBP F9			3-3 ① K		3-3 ③ K		4-0 1-2 2-3 BB	3-2 ② G3-1 1-2	4	1	0	0	1	2	5
Bret Boone, R (1, 4) OBP: 0.309, SLG: 0.417	SAFE 2-1 10 1B 1-3 1B 1B	2-2 ① G1-3		4-0 10 G4-6-3 BB			0-0 ① G6-3	2-0 ② P3	0-3 ③ K	5	1	1	0	1	1	4
10 Chipper Jones, S (1, 5) OBP: 0.440, SLG: 0.639	3-2 1B 1-3 SF7 3-H 1B	3-3 ② K		1-2 ②③ G4-6-3 1-2f			0-2 S 1B	0-1 ③ P5		5	1	2	1	0	1	4
Ryan Klesko, L (1, 3) OBP: 0.381, SLG: 0.533 Brian Hunter, R (7, 3) OBP: 0.369, SLG: 0.439	1-0 1B 1B 1-3 WP 3-H 1B	1-1 ③ P3			2-1 ① G3-1		4-0 1-2 IBB		4-1 3B BB	3	1	1	1	1	0	0
										0	1	0	0	1	0	0
Brian Jordan, R (1, 9) OBP: 0.345, SLG: 0.464	0-0 ① SF7 3-H		0-0 HR		0-0 ② F8		0-0 ② P2		0-0 1-H 3B	4	2	2	3	0	0	2
Andruw Jones, R (1, 8) OBP: 0.363, SLG: 0.479	2-0 WP 1B 1-2 1B		1-2 ① G5-3		0-1 ③ G5-3		1-3 ③ K		1-0 3B HBP	4	1	1	0	0	1	2
Greg Myers, L (1, 2) OBP: 0.359, SLG: 0.383	3-0 WP 1-2 2-3 1B		4-0 2B BB			4-1 FC3-6 BB		1-0 ① L8	SAFE SAFE 1-3 ① K	3	0	1	0	2	1	2
José Hernández, R (1, 6) OBP: 0.339, SLG: 0.427 Walt Weiss, S (8, PH) OBP: 0.313, SLG: 0.326	3-3 ② K 1-2 2-3 3-H		1-2 ② 1-H 2B			1-2 ① FC3-6 SH5-4 1-2f		3-1 BB 1B	SAFE 2-2 1-H 1B 3-H 3B	3	0	1	0	0	1	3
(8, 6)										2	1	2	2	0	0	0
Tom Glavine, L (1, 1) OBP: 0.176, SLG: 0.127 Howard Battle, R (8, PH) OBP: 0.455, SLG: 0.333 Mike Remlinger, L (8, 1) Keith Lockhart, L (9, PH) OBP: 0.328, SLG: 0.307 Sean Bergman, R (9, 1) OBP: 0.107, SLG: 0.321	4-2 BB		1-2 ③ G6-3		0-0 ② SH5-4 1-2			0-0 BB 1-2 1B	3-2 G3-1 3-H 1B	1	0	0	0	1	0	1
										1	0	1	0	0	0	0
										0	0	0	0	0	0	0
										1	0	1	1	0	0	0
										0	0	0	0	0	0	0
Inning Stats	R: 4 E: 0 K: 1 S: 18 H: 5 LOB: 3 BB: 1 P: 38	R: 0 E: 0 K: 1 S: 9 H: 0 LOB: 0 BB: 0 P: 15	R: 1 E: 0 K: 0 S: 12 H: 2 LOB: 1 BB: 1 P: 19	R: 0 E: 0 K: 1 S: 9 H: 0 LOB: 0 BB: 1 P: 17	R: 0 E: 0 K: 0 S: 5 H: 0 LOB: 0 BB: 0 P: 7	R: 0 E: 0 K: 1 S: 8 H: 0 LOB: 1 BB: 1 P: 16	R: 0 E: 0 K: 1 S: 9 H: 1 LOB: 2 BB: 1 P: 14	R: 0 E: 0 K: 0 S: 7 H: 2 LOB: 3 BB: 1 P: 17	R: 4 E: 0 K: 2 S: 19 H: 3 LOB: 1 BB: 1 P: 33	1B: 9 2B: 1 3B: 2 HR: 1	SF: 1 SAC: 1 DP: 1 HBP: 2						

TOP

Atlanta Braves @ New York Mets

Shea Stadium, Flushing, NY

Tue Sep 28 1999, 7:10 PM EDT

Att. 43,888 - Overcast - 71 F

livebaseballscorecards.com

AB	36
R	9
H	13
RBI	8
BB	7
SO	7
LOB	23

WP: 1 PB: 0 SB: 1 CS: 0 PA: 47

PITCHER		IP	WLS	BF	H	R	ER	SO	BB	IBB	HBP	BLK	WP	HR	S	P	ERA	WHIP
Orel Hershiser, R ERA: 4.66	(1, 1)	0.1	L	7	5	4	4	0	0	0	1	0	0	0	10	23	108.00	15.000
Octavio Dotel, R ERA: 5.34	(1, 1)	2.2		11	2	1	1	2	2	0	0	0	1	1	29	49	3.38	1.500
Bobby Jones, R ERA: 5.61	(4, 1)	2.0		6	0	0	0	1	1	0	0	0	0	0	14	24	0.00	0.500
Chuck McElroy, L ERA: 5.5	(6, 1)	0.2		3	0	0	0	0	1	0	0	0	0	0	5	10	0.00	1.500
Billy Taylor, R ERA: 4.95	(6, 1)	1.1		6	1	0	0	2	0	1	0	0	0	0	12	20	0.00	0.750

PITCHER		IP	WLS	BF	H	R	ER	SO	BB	IBB	HBP	BLK	WP	HR	S	P	ERA	WHIP
Dennis Cook, L ERA: 3.88	(8, 1)	0.1		4	2	0	0	0	1	0	0	0	0	0	4	12	0.00	9.000
Pat Mahomes, R ERA: 3.88	(8, 1)	1.0		8	3	4	4	1	1	0	1	0	0	0	16	29	36.00	4.000
Jeff Tam, R ERA: 5.4	(9, 1)	0.2		2	0	0	0	1	0	0	0	0	0	0	6	9	0.00	0.000

Atlanta Braves @ New York Mets

Shea Stadium, Flushing, NY

Tue Sep 28 1999, 7:10 PM EDT

Att. 43,888 - Overcast - 71 F

BOTTOM

Batter	1	2	3	4	5	6	7	8	9	AB	R	H	RBI	BB	SO	LOB
Rickey Henderson, R (1, 7) OBP: 0.435, SLG: 0.473	E4		1B		F9			1B 31 G5-3 2B	G6-3 1-2 2-3 3-H	5	1	2	1	0	0	2
Shawon Dunston, R (1, 8) OBP: 0.336, SLG: 0.452	1-2 1B		F7			G3-1 31 G4-3 2B		2-3 31 G5-3 1B	G1-3	5	1	3	0	0	0	3
John Olerud, L (1, 3) OBP: 0.432, SLG: 0.468	K		31 FC1-4 1-2 1B			G3-1 2-3		F7		4	0	1	0	0	1	5
31 Mike Piazza, R (1, 2) OBP: 0.362, SLG: 0.581	F7		FC1-4 1-2f			G4-3 3-H		G5-3 1-2 3-H		4	0	0	2	0	0	5
Edgardo Alfonzo, R (1, 4) OBP: 0.383, SLG: 0.498	K			F8		G4-3		F9		4	0	0	0	0	1	3
Robin Ventura, L (1, 5) OBP: 0.380, SLG: 0.532		P5		P1			G1-6-3 1B		BB 1B G6-3 BB	3	1	1	0	1	0	0
Benny Agbayani, R (1, 9) OBP: 0.358, SLG: 0.527		G6-3		F9			G1-6-3 1-2f		F7	3	0	0	0	0	0	1
Darryl Hamilton, L (9, PH) OBP: 0.379, SLG: 0.420										1	0	0	0	0	0	1
Rey Ordonez, R (1, 6) OBP: 0.314, SLG: 0.313		G4-3			K		1B		G6-3 BB 1-2 1B	4	0	2	0	0	1	0
Orel Hershiser, R (1, 1) OBP: 0.188, SLG: 0.167			F9		G3		K		G6-3 1-2 2-3 BB	0	0	0	0	0	0	0
Octavio Dotel, R (1, 1) OBP: 0.375, SLG: 0.125										0	0	0	0	0	0	0
Jay Payton, R (3, PH) OBP: 0.429, SLG: 0.500										1	0	0	0	0	0	0
Bobby Jones, R (4, 1) OBP: 0.000, SLG: 0.000										0	0	0	0	0	0	0
Melvin Mora, SS (5, PH) OBP: 0.250, SLG: 0.138										1	0	0	0	0	0	0
Chuck McElroy, L (6, 1)										0	0	0	0	0	0	0
Billy Taylor, R (6, 1)										0	0	0	0	0	0	0
Jorge Toca, R (7, PH) OBP: 0.375, SLG: 0.333										1	0	0	0	0	1	1
Dennis Cook, L (8, 1)										0	0	0	0	0	0	0
Pat Mahomes, R (8, 1) OBP: 0.375, SLG: 0.500										0	0	0	0	0	0	0
Jeff Tam, R (8, 1)										0	0	0	0	0	0	0
Matt Franco, L (9, PH) OBP: 0.400, SLG: 0.368										0	0	0	0	1	0	0
Inning Stats	R: 0 E: 1 K: 2 S: 15 H: 1 LOB: 2 BB: 0 P: 23	R: 0 E: 0 K: 0 S: 5 H: 0 LOB: 0 BB: 0 P: 8	R: 0 E: 0 K: 0 S: 10 H: 2 LOB: 2 BB: 0 P: 13	R: 0 E: 0 K: 0 S: 7 H: 0 LOB: 0 BB: 0 P: 13	R: 0 E: 0 K: 1 S: 7 H: 0 LOB: 0 BB: 0 P: 11	R: 1 E: 0 K: 0 S: 7 H: 1 LOB: 0 BB: 0 P: 8	R: 0 E: 0 K: 1 S: 9 H: 2 LOB: 1 BB: 0 P: 12	R: 1 E: 0 K: 0 S: 12 H: 2 LOB: 1 BB: 0 P: 20	R: 1 E: 0 K: 0 S: 9 H: 1 LOB: 2 BB: 2 P: 21	1B: 7 2B: 2 3B: 0 HR: 0	SF: 0 SAC: 0 DP: 1 HBP: 0						

livebaseballscorecards.com

AB	36
R	3
H	9
RBI	3
BB	2
SO	4
LOB	21

WP: 0 PA: 38
PB: 0
SB: 0
CS: 0

PITCHER		IP	WLS	BF	H	R	ER	SO	BB	IBB	HBP	BLK	WP	HR	S	P	ERA	WHIP
Tom Glavine, L ERA: 4.21	(1, 1)	7.0	W	27	6	1	1	4	0	0	0	0	0	0	60	88	1.29	0.857
Mike Remlinger, L ERA: 2.31	(8, 1)	1.0		5	2	1	1	0	0	0	0	0	0	0	12	20	9.00	2.000
Sean Bergman, R ERA: 5.26	(9, 1)	1.0		6	1	1	1	0	2	0	0	0	0	0	9	21	9.00	3.000

PITCHER	IP	WLS	BF	H	R	ER	SO	BB	IBB	HBP	BLK	WP	HR	S	P	ERA	WHIP

Batter	1	2	3	4	5	6	7	8	9	AB	R	H	RBI	BB	SO	LOB
Gerald Williams, R (1, 7) OBP: 0.336, SLG: 0.452 (6, 9)	B F X 1-1 ① F7		B B B C B 4-1 10 BB 1B 1B BB		B X 1-0 ① F7		B B X 2-0 ② ③ G6-4-3 1-2f			3	1	0	0	1	0	1
Bret Boone, R (1, 4) OBP: 0.308, SLG: 0.416	B F B B X 3-1 ② G5-3		1 SAFE B C 1 SAFE X 1-1 10 BB 1-2 1B 1B		B B C X 2-1 ② G6-3			B C X 1-1 ① G1-3		4	1	1	0	0	0	0
10 Chipper Jones, S (1, 5) OBP: 0.440, SLG: 0.637 Walt Weiss, S (6, 6) OBP: 0.312, SLG: 0.325	C B B F B F S 3-3 ③ K		B B B C C S F B 4-2 1B 1-2 2-3 BB		F B X 2-1 ③ F7			B S X 1-1 ② G6-3		2 1	0 0	0 0	0 0	1 0	1 0	0 0
Brian Jordan, R (1, 9) OBP: 0.346, SLG: 0.467 Otis Nixon, S (6, 8) OBP: 0.287, SLG: 0.211		F S X 0-2 G5-3 2B	B F X 1-1 1-2 2-H 3-H 1B			B S B X 2-1 ① L6		B F B B F F X 3-2 F9		3 1	0 0	2 0	2 0	0 0	0 0	0 0
Andruw Jones, R (1, 8) OBP: 0.363, SLG: 0.480 George Lombard, L (6, 7)		S S X 0-2 ① G5-3	C F B C 1-3 ③ K			F F B B B F X 2-2 G6-3 2B			F S B B S 1-3 ① K	3 1	0 0	1 0	0 0	0 0	1 1	3 0
José Hernández, R (1, 6) OBP: 0.339, SLG: 0.425 Bruce Chen, L (6, 1) David Cortes, R (8, 1) Greg Myers, L (9, PH) OBP: 0.357, SLG: 0.381		B X 1-0 ② G5-3 2-3		C B B B F B B 4-2 G6-3 BB		B X 1-0 ② G6-3 2-3			S C B F B B S 3-3 ② K	2 0 0 1	0 0 0 0	0 0 0 0	0 0 0 0	1 0 0 0	0 0 0 1	2 0 0 0
Brian Hunter, R (1, 3) OBP: 0.364, SLG: 0.431 Randall Simon, L (9, PH) OBP: 0.362, SLG: 0.449		B B S B S S 3-3 ③ K		X 0-0 ① F7		X 0-0 ③ G5-3			B F B B B F S 3-3 ③ K	3 1	0 0	0 0	0 0	0 0	1 1	3 0
Eddie Pérez, R (1, 2) OBP: 0.300, SLG: 0.374 Jorge Fabregas, L (7, PR) OBP: 0.286, SLG: 0.305 (7, 2)			B B X 2-0 ① G6-3	B 1 SAFE C B 1 SAFE X 2-1 ② G6-3 1-2			C F B X 1-2 G6-4-3 1B			3 0	0 0	1 0	0 0	0 0	0 0	1 0
Greg Maddux, R (1, 1) OBP: 0.197, SLG: 0.313 30 Kevin McGlinchy, R (4, 1) Howard Battle, R (6, 5) OBP: 0.417, SLG: 0.300			F B X 1-1 ② G5-3	X 0-0 ③ P2			B B C F X 2-2 ① F8			2 0 1	0 0 0	0 0 0	0 0 0	0 0 0	0 0 0	1 0 1
Inning Stats	R: 0 H: 0 E: 0 LOB: 0 K: 1 BB: 0 S: 8 P: 15	R: 0 H: 1 E: 0 LOB: 1 K: 1 BB: 0 S: 10 P: 14	R: 2 H: 2 E: 0 LOB: 2 K: 1 BB: 2 S: 14 P: 28	R: 0 H: 0 E: 0 LOB: 1 K: 0 BB: 1 S: 6 P: 12	R: 0 H: 0 E: 0 LOB: 0 K: 0 BB: 0 S: 5 P: 10	R: 0 H: 1 E: 0 LOB: 1 K: 0 BB: 0 S: 8 P: 13	R: 0 H: 1 E: 0 LOB: 1 K: 0 BB: 0 S: 7 P: 12	R: 0 H: 0 E: 0 LOB: 0 K: 0 BB: 0 S: 8 P: 13	R: 0 H: 0 E: 0 LOB: 0 K: 3 BB: 0 S: 10 P: 17	1B: 3 SF: 0 2B: 2 SAC: 0 3B: 0 DP: 1 HR: 0 HBP: 0						WP: 0 PA: 34 PB: 0 SB: 0 CS: 0

PITCHER		IP	WLS	BF	H	R	ER	SO	BB	IBB	HBP	BLK	WP	HR	S	P	ERA	WHIP
Al Leiter, L ERA: 4.41	(1, 1)	7.0	W	28	5	2	2	3	3	0	0	0	0	0	58	104	2.57	1.143
John Franco, L ERA: 2.9	(8, 1)	1.0		3	0	0	0	0	0	0	0	0	0	0	8	13	0.00	0.000
Armando Benitez, R ERA: 1.93	(9, 1)	1.0		3	0	0	0	3	0	0	0	0	0	0	10	17	0.00	0.000

PITCHER	IP	WLS	BF	H	R	ER	SO	BB	IBB	HBP	BLK	WP	HR	S	P	ERA	WHIP

Atlanta Braves @ New York Mets

Shea Stadium, Flushing, NY

Wed Sep 29 1999, 7:35 PM EDT

Att. 43,922 - Unknown - 70 F

TOP

livebaseballscorecards.com

AB	31
R	2
H	5
RBI	2
BB	3
SO	6
LOB	12

Batter	1	2	3	4	5	6	7	8	9	AB	R	H	RBI	BB	SO	LOB
Rickey Henderson, R (1, 7) OBP: 0.435, SLG: 0.475	C B X 1-1 G4-3 ①	C B C C 1-3 K ③		B F X 1-1 HR 1B 1-2 2-H 3-H	B B C B X 3-1 F9 ②		X 0-0 1-3 2B			5	1	2	2	0	1	2
John Franco, L (8, 1)										0	0	0	0	0	0	0
Armando Benitez, R (9, 1)										0	0	0	0	0	0	0
Edgardo Alfonzo, R (1, 4) OBP: 0.382, SLG: 0.496	C B B B F X 3-2 E6 G4-1 31 1B S	C F B F B X 2-2 F9 ①	C B F F F X 1-2 HR 1B 1-2 2-3	S S B X 1-2 G6-3 ③		B B F B S X 3-2 SF7 ② 3-H				4	2	1	1	0	0	0
John Olerud, L (1, 3) OBP: 0.432, SLG: 0.471	C S X 0-2 G4-1 ② 1-3	B X 1-0 G4-3 ②	C X 0-1 HR 1-H 2-H 3-H		C C B B B F B 4-2 BB BB	B F B S X 2-2 G3 ③				4	1	1	4	1	0	2
31 Mike Piazza, R (1, 2) OBP: 0.363, SLG: 0.581	B X 1-0 1B 3-H	B X 1-0 E5	B S C X 1-2 1B 1B		C C S 0-3 K ①			B B B B 4-0 FC4-6 WP BB		4	0	2	1	0	1	1
Matt Franco, L (8, PH) OBP: 0.367, SLG: 0.369										0	0	0	0	1	0	0
Todd Pratt, R (9, 2) OBP: 0.369, SLG: 0.386										0	0	0	0	0	0	0
Robin Ventura, L (1, 5) OBP: 0.377, SLG: 0.527	X 0-0 F8 ③	F C X 0-2 F7 ③	X 0-0 F7 ①		X 0-0 P4 ②			C B X 1-1 P4 ① 1-2		5	0	0	0	0	0	5
Darryl Hamilton, L (1, 8) OBP: 0.383, SLG: 0.422	C B F X 1-2 G3 ①	B X 1-0 1B 1B 1B C S X 1-1 1-2 1B		B C B B B 4-1 1-2 BB			B B C B B 4-1 FC4-6 BB			3	1	2	0	2	0	0
Roger Cedeno, S (1, 9) OBP: 0.397, SLG: 0.411	C F S 0-3 K ②	B A SAFE X 1-1 1B 1B 1B 1-2 C B F X 1-3 K ②		B S F S 1-3 K ③			X 0-0 FC4-6 ② 1-2f 2-3			5	1	1	0	0	3	6
Rey Ordonez, R (1, 6) OBP: 0.315, SLG: 0.314	C X 0-1 1B 1B	X 0-0 1B 1B 1B 1-2 2-3 B B B X 3-2 G4-3 ③				C F S 0-3 K ①	X 0-0 G1-3 ③			5	1	2	0	0	1	4
Al Leiter, L (1, 1) OBP: 0.143, SLG: 0.148	C X 0-1 1-2 1B	X 0-0 1B 1B HR 1B 1-2 2-3 3-H	B C S B S 2-3 K ①			B C B F B B 4-2 2B SF7 BB				3	1	2	1	0	1	0
Benny Agbayani, R (7, PH) OBP: 0.360, SLG: 0.527										0	1	0	0	1	0	0
Melvin Mora, R (8, 7) OBP: 0.265, SLG: 0.138										0	0	0	0	0	0	0
Inning Stats	R: 1 E: 1 K: 0 S: 10 H: 1 LOB: 1 BB: 0 P: 15	R: 0 E: 0 K: 2 S: 13 H: 2 LOB: 2 BB: 0 P: 15	R: 0 E: 1 K: 0 S: 9 H: 0 LOB: 1 BB: 0 P: 13	R: 7 E: 0 K: 1 S: 27 H: 9 LOB: 2 BB: 0 P: 37	R: 0 E: 0 K: 1 S: 8 H: 0 LOB: 0 BB: 0 P: 14	R: 0 E: 0 K: 2 S: 11 H: 0 LOB: 2 BB: 2 P: 20	R: 1 E: 0 K: 1 S: 12 H: 1 LOB: 1 BB: 1 P: 21	R: 0 E: 0 K: 0 S: 5 H: 0 LOB: 2 BB: 2 P: 14		1B: 11 2B: 1 3B: 0 HR: 1	SF: 1 SAC: 0 DP: 0 HBP: 0					

PITCHER	IP	WLS	BF	H	R	ER	SO	BB	IBB	HBP	BLK	WP	HR	S	P	ERA	WHIP
Greg Maddux, R (1, 1) ERA: 3.57	3.0	L	22	11	8	7	2	0	0	0	0	0	1	49	65	21.00	3.667
30 Kevin McGlinchy, R (4, 1) ERA: 2.9	2.0		7	1	0	0	2	0	0	0	0	0	0	18	29	0.00	0.500
Bruce Chen, L (6, 1) ERA: 6.2	2.0		10	1	1	1	3	3	0	0	0	0	0	23	41	4.50	2.000
David Cortes, R (8, 1) ERA: 4.91	1.0		5	0	0	0	0	2	0	0	0	1	0	5	14	0.00	2.000

PITCHER	IP	WLS	BF	H	R	ER	SO	BB	IBB	HBP	BLK	WP	HR	S	P	ERA	WHIP

BOTTOM

Atlanta Braves @ New York Mets

Shea Stadium, Flushing, NY

Wed Sep 29 1999, 7:35 PM EDT

Att. 43,922 - Unknown - 70 F

livebaseballscorecards.com

AB	38
R	9
H	13
RBI	9
BB	5
SO	7
LOB	20

WP: 1 PA: 44
PB: 0
SB: 1
CS: 0

Batter	1	2	3	4	5	6	7	8	9	10	11	AB	R	H	RBI	BB	SO	LOB
Gerald Williams, R (1, 7) OBP: 0.334, SLG: 0.457	L6		P2		HR		G4-3		F8			5	1	1	1	0	0	2
Keith Lockhart, L (1, 4) Otis Nixon, S (8, PR) OBP: 0.297, SLG: 0.211 Mike Remlinger, L (8, 1) John Rocker, R (9, 1) Greg Myers, L (10, PH) OBP: 0.306, SLG: 0.379 Russ Springer, R (10, 1) Terry Mulholland, R (10, 1) OBP: 0.140, SLG: 0.104	F9			G4-3	F8			10 S 10 1B 1B		K		4 0 0 0 1 0 0	0 1 0 0 0 0 0	1 0 0 0 0 0 0	0 0 0 0 0 0 0	0 0 0 0 0 1 0	0 0 0 0 0 0 0	0 0 0 0 0 0 0
10 Chipper Jones, S (1, 5) OBP: 0.440, SLG: 0.634	BB			L4		F7		1B FC5-2 1-H		K		4	0	1	1	1	1	0
Ryan Klesko, L (1, 3) OBP: 0.380, SLG: 0.534 Brian Hunter, R (8, PH) OBP: 0.365, SLG: 0.432 (8, 3)	L4			1B 2B		P6		FC5-2 BB 2-3		G5-3		3 2	1 0	1 1	1 0	0 0	0 0	1 0
Brian Jordan, R (1, 9) OBP: 0.348, SLG: 0.469		F9		1B BB		L9		FC5-2 1-2			SF8 3B	3	1	1	0	2	0	0
Andruw Jones, R (1, 8) OBP: 0.365, SLG: 0.482		K		FC6 1-3 2-H 1B			SH1-3 2B	FC5-2 1-2 2-3 3-H			S SF8 IBB	4	0	2	1	1	1	3
Ozzie Guillen, L (1, 6) OBP: 0.280, SLG: 0.316		G6-3		FC6 1-2f			SH1-3 2-3	F8			SF8 1-2 3-H	3	0	0	1	0	0	4
Eddie Pérez, R (1, 2) OBP: 0.298, SLG: 0.369			G4-3		G6-3		IBB		G4-3		F9	4	0	0	0	1	0	1
Kevin Millwood, R (1, 1) OBP: 0.175, SLG: 0.218 Bret Boone, R (8, 4) OBP: 0.307, SLG: 0.414			G5-3		K		K		K 2-3			3 2	0 0	0 0	0 0	0 0	2 2	2 1
Inning Stats	R: 0 E: 0 K: 0 S: 8 H: 0 LOB: 1 BB: 1 P: 14	R: 0 E: 0 K: 1 S: 5 H: 0 LOB: 0 BB: 0 P: 6	R: 0 E: 0 K: 0 S: 7 H: 0 LOB: 0 BB: 0 P: 11	R: 1 E: 0 K: 0 S: 9 H: 2 LOB: 2 BB: 1 P: 17	R: 1 E: 0 K: 1 S: 9 H: 1 LOB: 0 BB: 0 P: 11	R: 0 E: 0 K: 0 S: 5 H: 0 LOB: 0 BB: 0 P: 6	R: 0 E: 0 K: 1 S: 15 H: 1 LOB: 2 BB: 1 P: 24	R: 1 E: 0 K: 0 S: 12 H: 3 LOB: 2 BB: 1 P: 25	R: 0 E: 0 K: 1 S: 8 H: 0 LOB: 0 BB: 0 P: 11	R: 0 E: 0 K: 2 S: 7 H: 0 LOB: 0 BB: 0 P: 7	R: 1 E: 0 K: 1 S: 6 H: 1 LOB: 1 BB: 1 P: 10	1B: 4 2B: 2 3B: 1 HR: 1 SF: 1 SAC: 1 DP: 1 HBP: 0	WP: 0 PB: 0 SB: 2 CS: 0 PA: 45					

PITCHER		IP	WLS	BF	H	R	ER	SO	BB	IBB	HBP	BLK	WP	HR	S	P	ERA	WHIP
Masato Yoshii, R ERA: 4.4	(1, 1)	6.2		27	4	2	2	3	2	1	0	0	0	1	50	80	2.70	0.900
Turk Wendell, R ERA: 3.16	(7, 1)	0.1		2	1	1	1	0	0	0	0	0	0	0	10	12	27.00	3.000
John Franco, L ERA: 2.9	(8, 1)	0.0		3	2	0	0	0	1	0	0	0	0	0	5	13	∞	∞
Pat Mahomes, R ERA: 3.82	(8, 1)	1.0		2	0	0	0	0	0	0	0	0	0	0	5	9	0.00	0.000
Armando Benitez, R ERA: 1.88	(9, 1)	2.0		6	0	0	0	3	0	0	0	0	0	0	15	18	0.00	0.000

PITCHER		IP	WLS	BF	H	R	ER	SO	BB	IBB	HBP	BLK	WP	HR	S	P	ERA	WHIP
Octavio Dotel, R ERA: 5.38	(11, 1)	1.0	L	5	1	1	1	1	0	1	0	0	0	0	6	10	9.00	1.000

TOP

Atlanta Braves @ New York Mets

Shea Stadium, Flushing, NY

Thu Sep 30 1999, 7:10 PM EDT

Att. 48,364 - Unknown - 66 F

livebaseballscorecards.com

AB	38
R	4
H	8
RBI	4
BB	5
SO	7
LOB	14

Atlanta Braves @ New York Mets

Shea Stadium, Flushing, NY

Thu Sep 30 1999, 7:10 PM EDT

Att. 48,364 - Unknown - 66 F

livebaseballscorecards.com

Batter	1	2	3	4	5	6	7	8	9	10	11	AB	R	H	RBI	BB	SO	LOB
Rickey Henderson, R (1, 7) OBP: 0.431, SLG: 0.470	SCFC 0-3 ① K		FCBBBFFFS 3-3 ③ K			CX 0-1 ① F9		BCFBFFBX 3-2 ② F8		X 0-0 ③ G4-3		4	0	0	0	0	2	1
Armando Benitez, R (9, 1)												0	0	0	0	0	0	0
Matt Franco, L (10, PH) OBP: 0.367, SLG: 0.369												0	0	0	0	0	0	0
Jay Payton, R (10, PH) OBP: 0.375, SLG: 0.429												1	0	0	0	0	0	1
Octavio Dotel, R (11, 1) OBP: 0.276, SLG: 0.125												0	0	0	0	0	0	0
Edgardo Alfonzo, R (1, 4) OBP: 0.381, SLG: 0.498	CX 0-1 ② F9			BSFFBBX 3-2 ① P5		BX 1-0 ② F8		BBCX 2-1 HR			SSS 0-3 ① K	5	1	1	1	0	1	0
John Olerud, L (1, 3) OBP: 0.429, SLG: 0.467	CCFFX 0-2 ③ F7			BSX 1-1 ② G3		BCBCBFX 3-2 ③ F7		CBX 1-1 ③ G4-3			X 0-0 ② G6-3	5	0	0	0	0	0	0
31 Mike Piazza, R (1, 2) OBP: 0.363, SLG: 0.577		BCX 1-1 ① F9		BFX 1-1 ③ G5-3			BBBB 4-0 G6-3 1B BB		SSBBBFS 2-3 ① K		BBBBB 4-0 BB	3	1	0	0	2	1	0
Shane Halter, R (11, PR)												0	0	0	0	0	0	0
Robin Ventura, L (1, 5) OBP: 0.375, SLG: 0.526		FCFS 0-3 ② K			BX 1-0 1B G4-3-6-3 2B		BX 1-0 ① G6-3 1-2		BBFBFS 2-3 ② K		X 0-0 ③ F7	5	1	1	0	0	2	2
Darryl Hamilton, L (1, 8) OBP: 0.384, SLG: 0.422		FBBBSS 3-3 ③ K			CFFBX 1-2 2-3 1B G4-3-6-3		CFX 0-2 2-H 1B S		CBSFC 1-3 ③ K			4	0	2	1	0	2	0
Roger Cedeno, S (1, 9) OBP: 0.397, SLG: 0.413		FBBFBX 3-2 2B			CX 0-1 ① ② G4-3-6-3 1-2f 3-H		1 SAFE FFX 0-2 ② F8			SSS 0-3 ① K		3	0	1	0	0	0	2
Shawon Dunston, R (9, 9) OBP: 0.335, SLG: 0.450												1	0	0	0	0	1	0
Rey Ordonez, R (1, 6) OBP: 0.314, SLG: 0.314		X 0-0 ① L7			SFBFBX 2-2 1B		C 1 SAFE BX 1-1 ③ P3 1-2			X 0-0 ② F8		4	0	1	0	0	0	2
Masato Yoshii, R (1, 1) OBP: 0.164, SLG: 0.164			CFS 0-3 ② K		X 0-0 ③ B1-3			SSBFFS 1-3 ① K		BBBBB 4-0 BB		2	0	0	0	1	2	
Turk Wendell, L (7, 1)												0	0	0	0	0	0	
John Franco, L (8, 1)												0	0	0	0	0	0	
Melvin Mora, R (8, 9) OBP: 0.266, SLG: 0.138												0	0	0	0	0	0	
Pat Mahomes, R (8, 1) OBP: 0.313, SLG: 0.500												0	0	0	0	0	0	
Benny Agbayani, R (8, PH) OBP: 0.361, SLG: 0.525												1	0	0	0	1	1	0
(9, 7)																		
Inning Stats	R: 0 E: 0 K: 1 S: 11 H: 0 LOB: 0 BB: 0 P: 11	R: 0 E: 0 K: 2 S: 9 H: 0 LOB: 0 BB: 0 P: 13	R: 0 E: 0 K: 2 S: 13 H: 1 LOB: 1 BB: 0 P: 19	R: 0 E: 0 K: 0 S: 8 H: 0 LOB: 0 BB: 0 P: 13	R: 1 E: 0 K: 0 S: 13 H: 3 LOB: 1 BB: 0 P: 17	R: 0 E: 0 K: 0 S: 7 H: 0 LOB: 0 BB: 0 P: 11	R: 1 E: 0 K: 0 S: 9 H: 1 LOB: 1 BB: 1 P: 15	R: 1 E: 0 K: 1 S: 13 H: 1 LOB: 0 BB: 0 P: 20	R: 0 E: 0 K: 3 S: 11 H: 0 LOB: 0 BB: 0 P: 16	R: 0 E: 0 K: 1 S: 5 H: 0 LOB: 1 BB: 1 P: 9	R: 0 E: 0 K: 1 S: 5 H: 0 LOB: 1 BB: 1 P: 9	1B: 3 2B: 2 3B: 0 HR: 1	SF: 0 SAC: 0 DP: 1 HBP: 0					

AB	38
R	3
H	6
RBI	2
BB	3
SO	11
LOB	10

WP: 0 PB: 0 SB: 1 CS: 0 PA: 41

PITCHER		IP	WLS	BF	H	R	ER	SO	BB	IBB	HBP	BLK	WP	HR	S	P	ERA	WHIP
Kevin Millwood, R ERA: 2.68	(1, 1)	7.0		26	5	2	2	5	1	0	0	0	0	0	70	99	2.57	0.857
Mike Remlinger, L ERA: 2.4	(8, 1)	1.0	B	4	1	1	1	1	0	0	0	0	0	1	13	20	9.00	1.000
John Rocker, L ERA: 2.56	(9, 1)	1.0		3	0	0	0	3	0	0	0	0	0	0	11	16	0.00	0.000
Russ Springer, R ERA: 3.57	(10, 1)	0.2		3	0	0	0	1	1	0	0	0	0	0	4	8	0.00	1.500
Terry Mulholland, L ERA: 4.41	(10, 1)	1.1	W	5	0	0	0	1	1	0	0	0	0	0	6	10	0.00	0.750

PITCHER	IP	WLS	BF	H	R	ER	SO	BB	IBB	HBP	BLK	WP	HR	S	P	ERA	WHIP

Batter	1	2	3	4	5	6	7	8	9	10	11	AB	R	H	RBI	BB	SO	LOB
Al Martin, L (1, 7) OBP: 0.338, SLG: 0.509	S F S 0-3 ① K		C C X 0-2 ③ L7		S S S 1-3 ③ K			S B 1 SAFE B C B C 3-3 ① K	S F B B C 2-3 ③ K			5	0	0	0	0	4	3
Pat Meares, R (1, 6) OBP: 0.382, SLG: 0.352	C B F H 2-2 FC4-6 HBP			X 0-0 1B		S S F B B B B 4-2 BB		C F B B X 2-2 BB 1B 1B 1-2 1B		X 0-0 SH3-4 1B		3	1	3	0	1	0	0
Aramis Ramirez, R (1, 5) OBP: 0.286, SLG: 0.286	F 1 SAFE 1 SAFE B 1 SAFE 1 SAFE C B F 3-2 1 SAFE 1 SAFE B X ② FC4-6 1-2f			S 1 SAFE 1 SAFE F S 0-3 ① K		X 0-0 ① F9		C B X 1-1 1B BB 1-2 2-H 1B		X 0-0 ① SH3-4 1-2		4	0	1	1	0	1	3
Kevin Young, R (1, 3) OBP: 0.388, SLG: 0.525	B B B X 3-0 ③ G5-3			S S B X 1-2 ② F8		B B C 1 SAFE C X 2-2 ② F9		S B S F F S 1-3 ② K		I I I I 4-0 IBB		4	0	0	0	1	1	5
Chad Hermansen, R (1, 8) OBP: 0.355, SLG: 0.370		C B F C 1-3 ① K		B X 1-0 ③ L5		X 0-0 ③ G5-3		B B B B 4-0 1B 1-2 2-3 BB		S S S 0-3 ② K		4	0	0	0	1	2	4
Warren Morris, L (1, 4) OBP: 0.363, SLG: 0.432		C F B S 1-3 ② K		F B B C F C 2-3 ① K		C S S 0-3 ① K		X 0-0 1-2 2-3 3-H 1B		X 0-0 ③ L7		5	0	1	1	0	3	2
Adrian Brown, S (1, 9) OBP: 0.360, SLG: 0.362	B X 1-0 ③ G6-3		B B X 2-0 1B			B B C F F C 2-3 ② K	B B C C C C 3-3 ③ K			X 0-0 ① L7		5	0	1	0	0	2	3
Keith Osik, R (1, 2) OBP: 0.243, SLG: 0.256		C C X 0-2 ① G6-3	B C 1 SAFE 1 SAFE 1 SAFE S C 1-3 ② K			B B X 2-0 ③ G6-3			F B S T 1-2 ① K	X 0-0 ② F8		5	0	0	0	0	2	1
Jason Schmidt, R (1, 1) OBP: 0.154, SLG: 0.083 John Wehner, R (8, PH) OBP: 0.264, SLG: 0.262 Jason Christiansen, R (8, 1) Marc Wilkins, R (8, 1) Dale Sveum, S (9, PH) OBP: 0.282, SLG: 0.443 Scott Sauerbeck, R (9, 1)		X 0-0 ② G4-3	X 0-0 1-3 1B			B B S B B 4-1 1B 1B BB	B C B B C S 3-3 ② K		S S S 0-3 ③ K	2 0 1 0 0 0 0 0 1 0 0 1 0 0 0 0 0 0 0 0 0 0 0 0 0 0 0 0 1 0 0 0 0 1 0 1 0 0 0 0 1 0								
Inning Stats	R: 0 E: 0 K: 1 S: 10 H: 0 LOB: 1 BB: 0 P: 18	R: 0 E: 0 K: 2 S: 7 H: 0 LOB: 0 BB: 0 P: 10	R: 0 E: 0 K: 0 S: 7 H: 0 LOB: 0 BB: 0 P: 7	R: 0 E: 0 K: 1 S: 8 H: 1 LOB: 1 BB: 0 P: 10	R: 0 E: 0 K: 3 S: 12 H: 2 LOB: 2 BB: 0 P: 18	R: 0 E: 0 K: 0 S: 9 H: 0 LOB: 1 BB: 1 P: 15	R: 0 E: 0 K: 2 S: 8 H: 0 LOB: 0 BB: 0 P: 12	R: 2 E: 0 K: 3 S: 18 H: 3 LOB: 3 BB: 2 P: 36	R: 0 E: 0 K: 3 S: 9 H: 0 LOB: 0 BB: 0 P: 15	R: 0 E: 0 K: 1 S: 6 H: 1 LOB: 2 BB: 1 P: 10	R: 0 E: 0 K: 1 S: 5 H: 0 LOB: 0 BB: 0 P: 5	1B: 7 2B: 0 3B: 0 HR: 0	SF: 0 SAC: 1 DP: 0 HBP: 1		WP: 0 PB: 0 SB: 0 CS: 0		PA: 45		

PITCHER		IP	WLS	BF	H	R	ER	SO	BB	IBB	HBP	BLK	WP	HR	S	P	ERA	WHIP
Kenny Rogers, L ERA: 4.19	(1, 1)	7.1		30	5	2	2	10	2	0	1	0	0	0	70	109	2.46	0.955
Turk Wendell, R ERA: 3.14	(8, 1)	0.1	H	2	0	0	0	1	1	0	0	0	0	0	5	10	0.00	3.000
John Franco, L ERA: 2.88	(8, 1)	0.1	B	2	1	0	0	1	0	0	0	0	0	0	4	7	0.00	3.000
Armando Benitez, R ERA: 1.85	(9, 1)	1.0		3	0	0	0	3	0	0	0	0	0	0	9	15	0.00	0.000
Pat Mahomes, R ERA: 3.69	(10, 1)	2.0	W	8	1	0	0	2	0	1	0	0	0	0	11	15	0.00	0.500

PITCHER	IP	WLS	BF	H	R	ER	SO	BB	IBB	HBP	BLK	WP	HR	S	P	ERA	WHIP

TOP

Pittsburgh Pirates @ New York Mets

Shea Stadium, Flushing, NY

Fri Oct 01 1999, 7:10 PM EDT
Att. 29,528 - Unknown - 69 F

livebaseballscorecards.com

AB	39
R	2
H	7
RBI	2
BB	4
SO	17
LOB	21

Batter	1	2	3	4	5	6	7	8	9	10	11	AB	R	H	RBI	BB	SO	LOB
Rickey Henderson, R (1, 7) OBP: 0.428, SLG: 0.466	B B X 2-0 G6-3 ①		F B X 1-1 L4 ①		B C B X 2-1 G6-3 ②		B C B F S 2-3 K ①	B X 1-0 FC6-4 ③ 1-2f			X 0-0 SH2-4 ① 1-2	4	0	0	0	0	1	0
Melvin Mora, R (8, 7) (9, 9) OBP: 0.257, SLG: 0.133												1	0	0	0	0	0	3
Edgardo Alfonzo, R (1, 4) OBP: 0.382, SLG: 0.497	B C B F X 2-2 1B		B F B X 2-1 F9 ②		B C X 1-1 G5-3 ③		B C B F T 2-2 K ②		B B B C B 4-1 G4-6-3 BB		I I I I 4-0 1B G3 IBB	4	0	1	0	2	1	0
John Olerud, L (1, 3) OBP: 0.427, SLG: 0.464	C B S S 1 SAFE 1-3 K ②		B S B C B X 3-2 P4 ③			C X 0-1 F8 ①	C X 0-1 1B		C B S X 1-2 G4-6-3 ① ② 1-2f		X 0-0 G3 ② 1-2 2-3	6	0	1	0	0	1	4
31 Mike Piazza, R (1, 2) OBP: 0.363, SLG: 0.579	C B F B 1 SAFE B X 3-2 G5-3 ③			X 0-0 G5-3 ①		C B X 1-1 HR	B S B X 2-1 F7 ③		B C X 1-1 E6		I I I I 4-0 1B IBB	5	1	1	1	1	0	2
Robin Ventura, L (1, 5) OBP: 0.377, SLG: 0.530		B C X 1-1 F9 ①		B C B B B X 3-1 HR		B B B B 4-0 FC4-6 1B BB		C F F F F S 0-3 K ①	C B F S 1-3 K ③		X 0-0 1-2 2-3 3-H 1B	5	1	2	2	1	2	1
Darryl Hamilton, L (1, 8) OBP: 0.386, SLG: 0.423		B B C C B B 4-2 FC4-6 BB		F X 0-1 G4-3 ②		X 0-0 FC4-6 1-2 1B		F X 0-1 E BB 1B		X 0-0 G4-3 ①		4	0	2	0	1	0	0
Roger Cedeno, S (1, 9) OBP: 0.396, SLG: 0.412		M B C B B B X 3-2 FC4-6 ② 1B 1-2f		S B C B X 2-2 S 1B		X 0-0 FC4-6 ② BB 1-2f 2-3		S F L C 0-3 K ②		X 0-0 G4-3 ②		3	0	1	0	0	0	3
Benny Agbayani, R (8, PH) OBP: 0.361, SLG: 0.525												0	0	0	0	0	0	0
Matt Franco, L (8, PH) OBP: 0.365, SLG: 0.366												1	0	0	0	0	1	1
Jay Payton, R (9, 7) OBP: 0.333, SLG: 0.375												1	0	0	0	0	0	0
Rey Ordonez, R (1, 6) OBP: 0.317, SLG: 0.314	1 SAFE C B F 1 SAFE X 1-2 FC6-4 1B 1-3		F B P 1 SAFE C B F X 3-2 G6-3 ③ 1-2			B B B B 4-0 FC6 BB 1-2		C B C B B B 4-2 E BB 1-2		X 0-0 G6-3 ③		3	0	1	0	2	0	1
Kenny Rogers, L (1, 1) OBP: 0.157, SLG: 0.107	B C F X 1-2 FC6-4 ③ 1-2f		C B F F F X 1-2 G5-3 ①		S B X 1-1 FC6 ③ 1-2f		B B S X 2-1 E6 FC6-4 1-2 2-3			X 0-0 G3 SH2-4 1B 1B		3	0	0	0	0	0	5
Turk Wendell, L (8, 1)												0	0	0	0	0	0	0
John Franco, L (8, 1)												0	0	0	0	0	0	0
Bobby Bonilla, S (8, PH) OBP: 0.279, SLG: 0.305												1	0	0	0	0	0	2
Shane Halter, R (8, PR)												0	0	0	0	0	0	0
Armando Benitez, R (9, 1)												0	0	0	0	0	0	0
Pat Mahomes, R (10, 1) OBP: 0.313, SLG: 0.500												0	0	0	0	0	0	0
Shawon Dunston, R (11, PH) OBP: 0.337, SLG: 0.453												1	1	1	0	0	0	0
Inning Stats	R: 0 E: 0 K: 1 S: 10 H: 1 LOB: 1 BB: 0 P: 18	R: 0 E: 0 K: 0 S: 13 H: 1 LOB: 2 BB: 1 P: 23	R: 0 E: 0 K: 0 S: 7 H: 0 LOB: 0 BB: 0 P: 13	R: 1 E: 0 K: 0 S: 13 H: 2 LOB: 1 BB: 0 P: 20	R: 0 E: 0 K: 0 S: 9 H: 0 LOB: 0 BB: 0 P: 13	R: 1 E: 0 K: 0 S: 8 H: 2 LOB: 3 BB: 2 P: 18	R: 0 E: 0 K: 2 S: 11 H: 1 LOB: 1 BB: 0 P: 17	R: 0 E: 1 K: 2 S: 16 H: 1 LOB: 3 BB: 1 P: 23	R: 0 E: 1 K: 1 S: 9 H: 0 LOB: 1 BB: 1 P: 16	R: 0 E: 0 K: 0 S: 3 H: 0 LOB: 0 BB: 0 P: 3	R: 1 E: 0 K: 0 S: 4 H: 2 LOB: 3 BB: 2 P: 12	1B: 8 2B: 0 3B: 0 HR: 2	SF: 0 SAC: 1 DP: 1 HBP: 0					

PITCHER		IP	WLS	BF	H	R	ER	SO	BB	IBB	HBP	BLK	WP	HR	S	P	ERA	WHIP
Jason Schmidt, R ERA: 4.19	(1, 1)	7.0		31	7	2	2	3	3	0	0	0	0	2	71	122	2.57	1.429
Jason Christiansen, L ERA: 4.17	(8, 1)	0.1		2	1	0	0	1	0	0	0	0	0	0	8	8	0.00	3.000
Marc Wilkins, R ERA: 4.24	(8, 1)	0.2		4	0	0	0	1	1	0	0	0	0	0	8	15	0.00	1.500
Scott Sauerbeck, L ERA: 2.0	(9, 1)	2.2	L	13	2	1	1	1	1	2	0	0	0	0	16	31	3.38	1.125

PITCHER	IP	WLS	BF	H	R	ER	SO	BB	IBB	HBP	BLK	WP	HR	S	P	ERA	WHIP

BOTTOM

Pittsburgh Pirates @ New York Mets

Shea Stadium, Flushing, NY

Fri Oct 01 1999, 7:10 PM EDT

Att. 29,528 - Unknown - 69 F

livebaseballscorecards.com

AB	42
R	3
H	10
RBI	3
BB	7
SO	6
LOB	22

WP: 0 PA: 50
PB: 0
SB: 1
CS: 0

Pittsburgh Pirates @ New York Mets

Shea Stadium, Flushing, NY

Sat Oct 02 1999, 7:10 PM EDT

Att. 36,878 - Cloudy - 69 F

livebaseballscorecards.com

Batter	1	2	3	4	5	6	7	8	9	AB	R	H	RBI	BB	SO	LOB
Al Martin, L (1, 7) OBP: 0.336, SLG: 0.506	C X 0-1 ① G3		C S S 0-3 ③ K			C B X 1-1 ② P6			F F B F B X 2-2 ①② G6-4-3 1-2f	4	0	0	0	0	1	1
Abraham Nunez, S (1, 6) OBP: 0.302, SLG: 0.254	F F F B F B X 2-2 2B			C C B B F F B X 3-2 G6-3 1B		C B F C 1-3 ③ K			C B C B C 2-3 ③ K	4	0	2	0	0	2	0
Brant Brown, L (1, 9) OBP: 0.285, SLG: 0.451	2 SAFE S C C C 0-3 ② K			C F B X 1-2 ① F7			B F B F C 2-3 ① K			3	0	0	0	0	2	2
Kevin Young, R (1, 3) OBP: 0.386, SLG: 0.522	C B S B B S 3-3 ③ K			1 SAFE 1 SAFE 1 SAFE C B X 1-1 ② G6-3 1-2			F C B C 1-3 ② K			3	0	0	0	0	2	2
Warren Morris, L (1, 4) OBP: 0.361, SLG: 0.429		C F B B X 1-2 ① P5		C B X 1-1 ③ G5-3			C C X 0-2 ③ G4-3			3	0	0	0	0	0	1
Aramis Ramirez, R (1, 5) OBP: 0.271, SLG: 0.269		B X 1-0 ② P3			B B F C X 2-2 ① G5-3			F F X 0-2 ① G6-3		3	0	0	0	0	0	0
Chad Hermansen, R (1, 8) OBP: 0.338, SLG: 0.351 Mike Williams, R (8, 1)		C B C S 1-3 ③ K			C B F S 1-3 ② K			C X 0-1 ② P3		3 0	0 0	0 0	0 0	0 0	2 0	0 0
Keith Osik, R (1, 2) OBP: 0.239, SLG: 0.251			F B C B B C 2-3 ① K		B C B X 2-1 ③ P6			C B X 1-1 ③ P3		3	0	0	0	0	1	0
67 Francisco Cordova, R (1, 1) OBP: 0.196, SLG: 0.163 Mike Garcia, R (7, 1) Jimmy Anderson, L (7, 1) OBP: 0.333, SLG: 0.444 Adrian Brown, S (8, 8) OBP: 0.363, SLG: 0.364			S S B S 1-3 ② K			S C C 0-3 ① K			C X 0-1 G6-4-3 1B	2 0 0 1	0 0 0 0	0 0 0 1	0 0 0 0	0 0 0 0	2 0 0 0	0 0 0 0
Inning Stats	R: 0 E: 0 K: 2 S: 13 H: 1 LOB: 1 BB: 0 P: 18	R: 0 E: 0 K: 1 S: 7 H: 0 LOB: 0 BB: 0 P: 10	R: 0 E: 0 K: 3 S: 9 H: 0 LOB: 0 BB: 0 P: 12	R: 0 E: 0 K: 0 S: 12 H: 1 LOB: 1 BB: 0 P: 18	R: 0 E: 0 K: 1 S: 8 H: 0 LOB: 0 BB: 0 P: 13	R: 0 E: 0 K: 2 S: 8 H: 0 LOB: 0 BB: 0 P: 10	R: 0 E: 0 K: 2 S: 9 H: 0 LOB: 0 BB: 0 P: 12	R: 0 E: 0 K: 0 S: 7 H: 0 LOB: 0 BB: 0 P: 8	R: 0 E: 0 K: 1 S: 9 H: 1 LOB: 0 BB: 0 P: 13	1B: 2 2B: 1 3B: 0 HR: 0	SF: 0 SAC: 0 DP: 1 HBP: 0						

PITCHER	IP	WLS	BF	H	R	ER	SO	BB	IBB	HBP	BLK	WP	HR	S	P	ERA	WHIP
Rick Reed, R (1, 1) ERA: 4.58	9.0	W	29	3	0	0	12	0	0	0	0	0	0	82	114	0.00	0.333

PITCHER	IP	WLS	BF	H	R	ER	SO	BB	IBB	HBP	BLK	WP	HR	S	P	ERA	WHIP

AB	29
R	0
H	3
RBI	0
BB	0
SO	12
LOB	6

WP: 0 PB: 0 SB: 0 CS: 0 PA: 29

BOTTOM

Pittsburgh Pirates @ New York Mets

Shea Stadium, Flushing, NY

Sat Oct 02 1999, 7:10 PM EDT

Att. 36,878 - Cloudy - 69 F

Batter	1	2	3	4	5	6	7	8	9	AB	R	H	RBI	BB	SO	LOB
Rickey Henderson, R (1, 7) OBP: 0.424, SLG: 0.462 Melvin Mora, R (8, 7) OBP: 0.257, SLG: 0.133 Matt Franco, L (8, PH) OBP: 0.369, SLG: 0.366 Jay Payton, R (8, PR) OBP: 0.333, SLG: 0.375 (9, 7)	B F X 1-1 L5 ①		C B B C X 2-2 G6-3 ①		C S B F B F S 2-3 K ②		B B X 2-0 F8 ①	C B F B F F B 4-2 G6-3 1-2 BB		4 0 0 0 0 1 1 0 0 0 0 0 0 0 0 0 0 0 1 0 0 0 0 0 0 0 0 0						
Edgardo Alfonzo, R (1, 4) OBP: 0.382, SLG: 0.495	B C C B B F C 3-3 K ②		B S S B B X 3-2 G4-3 1B		B S S B B X 3-2 P5 ③		C F B F F B F F F 4-2 BB BB BB	M F X 0-2 G6-3 ① ② 1-2f 2-3		4 0 1 0 1 1 3						
John Olerud, L (1, 3) OBP: 0.428, SLG: 0.463	B B C X 2-1 G6-3 ③		B X 1-0 G4-3 ② 1-2			B B B C F B 4-2 31 E 2B BB	B 1 SAFE C C B 1 SAFE B B 4-2 BB BB 1-2	C B X 1-1 31 HR 1B 3-H		3 2 1 1 2 0 1						
31 Mike Piazza, R (1, 2) OBP: 0.361, SLG: 0.581		C B S X 1-2 F9 ①	C B X 1-1 F9 ③			C F B B X 2-2 E5 2B E 1-2	F X 0-1 F7 ②	B X 1-0 HR 1-H		5 2 1 2 0 0 4						
Robin Ventura, L (1, 5) OBP: 0.378, SLG: 0.532		B B B C X 3-1 BB BB 1B		S B S B F F C 2-3 K ①		B B X 2-0 E 2B 1-3 2-H	B S B B B 4-1 BB 1-2 2-3	C C F B B B S 3-3 K ③		4 0 2 1 1 2 1						
Darryl Hamilton, L (1, 8) OBP: 0.385, SLG: 0.421		C 1 SAFE B B B 1 SAFE F F B 4-2 BB BB 1-2	F B X 1-1 G4-3 ②			B B C C X 2-2 L4 ①	B F B F X 2-2 G4-3 ③			3 0 0 0 1 0 5						
Roger Cedeno, S (1, 9) OBP: 0.399, SLG: 0.413		B B B B 4-0 BB 1-2 2-3	C B C C 1-3 K ③			B B I 4-0 E IBB		C S B X 1-2 2B 1B 1B		2 1 1 0 2 1 0						
Rey Ordonez, R (1, 6) OBP: 0.318, SLG: 0.317		C B B F S 2-3 K ②			X 0-0 SH1-4 1B	X 0-0 L3 ② 1-2 2-3 3-H		1 SAFE X 0-0 1B 1-3 2B		4 1 2 0 0 1 5						
Rick Reed, R (1, 1) OBP: 0.261, SLG: 0.289		B S X 1-1 G5-3 ③			L X 0-1 SH1-4 ① 1-2	F C B B B X 3-2 G5-3 ③		S B X 1-1 G6-3 BB 1B 2-H 3-H 1B		3 1 1 2 0 0 5						
Inning Stats	R: 0 E: 0 K: 1 S: 8 H: 0 LOB: 0 BB: 0 P: 14	R: 0 E: 0 K: 1 S: 13 H: 1 LOB: 3 BB: 2 P: 28	R: 0 E: 0 K: 0 S: 9 H: 1 LOB: 1 BB: 0 P: 16	R: 0 E: 0 K: 2 S: 10 H: 0 LOB: 0 BB: 0 P: 14	R: 0 E: 0 K: 1 S: 11 H: 1 LOB: 1 BB: 0 P: 16	R: 2 E: 2 K: 0 S: 13 H: 1 LOB: 2 BB: 2 P: 30	R: 0 E: 0 K: 0 S: 16 H: 0 LOB: 3 BB: 3 P: 32	R: 5 E: 0 K: 1 S: 20 H: 5 LOB: 1 BB: 1 P: 31		1B: 6 2B: 2 3B: 0 HR: 1	SF: 0 SAC: 1 DP: 1 HBP: 0					

livebaseballscorecards.com

AB	32
R	7
H	9
RBI	6
BB	8
SO	6
LOB	25

PITCHER		IP	WLS	BF	H	R	ER	SO	BB	IBB	HBP	BLK	WP	HR	S	P	ERA	WHIP
67 Francisco Cordova, R ERA: 4.43	(1, 1)	6.0	L	27	4	2	0	5	3	1	0	0	0	0	64	118	0.00	1.167
Mike Garcia, R ERA: 1.29	(7, 1)	0.2		4	0	0	0	0	2	0	0	0	0	0	12	22	0.00	3.000
Jimmy Anderson, L ERA: 3.99	(7, 1)	0.1		2	0	0	0	0	1	0	0	0	0	0	4	10	0.00	3.000
Mike Williams, R ERA: 5.09	(8, 1)	1.0		8	5	5	5	1	1	0	0	0	0	1	20	31	45.00	6.000

PITCHER	IP	WLS	BF	H	R	ER	SO	BB	IBB	HBP	BLK	WP	HR	S	P	ERA	WHIP

Batter	1	2	3	4	5	6	7	8	9	AB	R	H	RBI	BB	SO	LOB
Al Martin, L (1, 7) OBP: 0.337, SLG: 0.506	B F B B B 4-1 S SH5-3 1B BB		X 0-0 ① ② G4-6-3 1-2f			B X 1-0 2B		B S B B C X 3-2 ③ F8		3	1	1	0	1	0	1
Abraham Nunez, S (1, 6) OBP: 0.299, SLG: 0.251	X 0-0 ① SH5-3 1-2		B F B F S 2-3 ③ K			B B C T B F F S 3-3 ② K			T B C B X 2-2 ① G4-3	3	0	0	0	0	2	1
Brant Brown, L (1, 9) OBP: 0.283, SLG: 0.449 Adrian Brown, S (6, PH) OBP: 0.364, SLG: 0.363 (6, 9)	X 0-0 ② G5-3			X 0-0 ① F8		B F F F B F F B B 4-2 BB			B F B X 2-1 ② G4-3	2 1	0 0	0 0	0 0	0 1	0 0	1 0
Kevin Young, R (1, 3) OBP: 0.387, SLG: 0.522	B B F S X 2-2 2-H 1B			B B X 2-0 ② P6		S B C B B S 3-3 ③ K			C X 0-1 S 1B	4	0	2	1	0	1	2
Warren Morris, L (1, 4) OBP: 0.360, SLG: 0.427	X 0-0 ③ L4			F X 0-1 ③ L4			C X 0-1 ① F8		F B B I I 4-1 1-2 IBB	3	0	0	0	1	0	1
Aramis Ramirez, R (1, 5) OBP: 0.254, SLG: 0.250		B F T X 1-2 ① G6-3			X 0-0 ① P4		C S S 0-3 ② K		F B F S 1-3 ③ K	4	0	0	0	0	2	2
Chad Hermansen, R (1, 8) OBP: 0.324, SLG: 0.333		F F F S 0-3 ② K			C C B F S 1-3 ② K		B X 1-0 ③ P3			3	0	0	0	0	2	0
Joe Oliver, R (1, 2) OBP: 0.253, SLG: 0.284		F C F F B S 1-3 ③ K			B T C B F B F X 3-2 ③ G1-3			C S S F S 0-3 ① K		3	0	0	0	0	2	0
Kris Benson, R (1, 1) OBP: 0.191, SLG: 0.200 Dale Sveum, S (8, PH) OBP: 0.278, SLG: 0.437 Jason Christiansen, R (8, 1) Greg Hansell, R (9, 1) Brad Clontz, R (9, 1)			S B B B S T B B 4-2 G4-6-3 BB			F X 0-1 ① G3-1		C C B F F F X 1-2 ② F7		1 1 0 0 0	0 0 0 0 0	0 0 0 0 0	0 0 0 0 0	1 0 0 0 0	0 0 0 0 0	0 0 0 0 0
Inning Stats	R: 1 H: 1 E: 0 LOB: 1 K: 0 BB: 1 S: 7 P: 13	R: 0 H: 0 E: 0 LOB: 0 K: 2 BB: 0 S: 11 P: 13	R: 0 H: 0 E: 0 LOB: 0 K: 1 BB: 1 S: 7 P: 13	R: 0 H: 0 E: 0 LOB: 0 K: 0 BB: 0 S: 4 P: 6	R: 0 H: 0 E: 0 LOB: 0 K: 1 BB: 0 S: 10 P: 14	R: 0 H: 1 E: 0 LOB: 2 K: 2 BB: 1 S: 16 P: 27	R: 0 H: 0 E: 0 LOB: 0 K: 1 BB: 0 S: 6 P: 7	R: 0 H: 0 E: 0 LOB: 0 K: 1 BB: 0 S: 12 P: 16	R: 0 H: 1 E: 0 LOB: 2 K: 1 BB: 1 S: 11 P: 20	1B: 2 SF: 0 2B: 1 SAC: 1 3B: 0 DP: 1 HR: 0 HBP: 0						WP: 0 PA: 33 PB: 0 SB: 2 CS: 0

TOP

Pittsburgh Pirates @ New York Mets

Shea Stadium, Flushing, NY

Sun Oct 03 1999, 1:40 PM EDT

Att. 50,111 - Sunny - 70 F

livebaseballscorecards.com

AB	28
R	1
H	3
RBI	1
BB	4
SO	9
LOB	8

PITCHER		IP	WLS	BF	H	R	ER	SO	BB	IBB	HBP	BLK	WP	HR	S	P	ERA	WHIP
Orel Hershiser, R ERA: 4.58	(1, 1)	5.1		19	2	1	1	4	2	0	0	0	0	0	42	63	1.69	0.750
Dennis Cook, L ERA: 3.86	(6, 1)	0.1		2	0	0	0	1	1	0	0	0	0	0	10	17	0.00	3.000
Pat Mahomes, R ERA: 3.68	(6, 1)	0.1		1	0	0	0	1	0	0	0	0	0	0	3	6	0.00	0.000
Turk Wendell, R ERA: 3.05	(7, 1)	2.2		9	1	0	0	2	0	0	0	0	0	0	25	34	0.00	0.375
Armando Benitez, R ERA: 1.85	(9, 1)	0.1	W	2	0	0	0	1	0	1	0	0	0	0	4	9	0.00	0.000

PITCHER	IP	WLS	BF	H	R	ER	SO	BB	IBB	HBP	BLK	WP	HR	S	P	ERA	WHIP

BOTTOM

Pittsburgh Pirates @ New York Mets

Shea Stadium, Flushing, NY

Sun Oct 03 1999, 1:40 PM EDT

Att. 50,111 - Sunny - 70 F

livebaseballscorecards.com

Batter	1	2	3	4	5	6	7	8	9	AB	R	H	RBI	BB	SO	LOB
Rickey Henderson, R (1, 7) OBP: 0.423, SLG: 0.460 Melvin Mora, R (7, PR) OBP: 0.278, SLG: 0.161 (8, 7) (9, 9) (9, 7)	F9		F8		L6		1B		1B 31 WP 1B	4 1	0 1	1 1	0 1	0 0	0 0	1 0
Edgardo Alfonzo, R (1, 4) OBP: 0.383, SLG: 0.495	1B 1B		G6-3		S BB		F9		31 WP IBB 1-3 1B	4	0	2	0	1	0	1
John Olerud, L (1, 3) OBP: 0.428, SLG: 0.462	1-2 1B			E3 31 F9 2B	L4 1-2		F7		31 WP 1-2 IBB	4	1	1	0	1	0	3
31 Mike Piazza, R (1, 2) OBP: 0.359, SLG: 0.577	L9			F9 2-3		P3	K		WP 1-2 2-3 3-H	5	0	0	0	0	1	6
Robin Ventura, L (1, 5) OBP: 0.377, SLG: 0.530	F9			L3		F9 1B 1B		G4-3		4	0	1	0	0	0	3
Darryl Hamilton, L (1, 8) OBP: 0.386, SLG: 0.423		L6		2B 3-H		1 SAFE BB 1-2 1B		P6		4	0	2	1	0	0	0
Roger Cedeno, S (1, 9) OBP: 0.397, SLG: 0.410 Benny Agbayani, R (8, PH) OBP: 0.363, SLG: 0.525 Jay Payton, R (8, PR) OBP: 0.333, SLG: 0.375 (9, 7) Armando Benitez, R (9, 1)		G3		F7		F9 2-3		BB		3 0 0 0	0 0 0 0	0 0 0 0	0 1 0 0	0 0 0 0	0 0 0 0	3 0 0 0
Rey Ordonez, R (1, 6) OBP: 0.319, SLG: 0.319		P6			2B	BB 1-2		1 SAFE	G3	3	0	1	0	1	0	1
Orel Hershiser, R (1, 1) OBP: 0.154, SLG: 0.161 Dennis Cook, L (6, 1) Pat Mahomes, R (6, 1) OBP: 0.313, SLG: 0.500 Matt Franco, L (6, PH) OBP: 0.366, SLG: 0.364 Turk Wendell, L (7, 1) Shane Halter, R (9, 9) Bobby Bonilla, S (9, PH) OBP: 0.277, SLG: 0.303			K		K 2-3	P5			G3	2 0 0 1 0 0 1	0 0 0 0 0 0 0	0 0 0 0 0 0 0	0 0 0 0 0 0 0	0 0 0 0 0 0 0	2 0 0 0 0 0 0	1 0 0 3 0 0 0

Inning Stats	1	2	3	4	5	6	7	8	9
	R: 0 E: 0 K: 0 S: 11	H: 2 LOB: 2 BB: 0 P: 16	R: 0 E: 0 K: 0 S: 5	H: 0 LOB: 0 BB: 0 P: 7	R: 0 E: 0 K: 1 S: 9	H: 0 LOB: 0 BB: 0 P: 16	R: 1 E: 1 K: 0 S: 17	H: 1 LOB: 1 BB: 0 P: 23	R: 0 E: 0 K: 1 S: 19	H: 1 LOB: 2 BB: 1 P: 28	R: 0 E: 0 K: 0 S: 9	H: 2 LOB: 3 BB: 1 P: 15	R: 0 E: 0 K: 1 S: 11	H: 1 LOB: 1 BB: 0 P: 15	R: 0 E: 0 K: 0 S: 8	H: 0 LOB: 1 BB: 1 P: 14	R: 1 E: 0 K: 0 S: 5	H: 2 LOB: 2 BB: 1 P: 13

1B: 7	SF: 0
2B: 2	SAC: 0
3B: 0	DP: 0
HR: 0	HBP: 0
WP: 1	PA: 40
PB: 0	
SB: 2	
CS: 0	

	AB	36
	R	2
	H	9
	RBI	1
	BB	4
	SO	3
	LOB	22

PITCHER		IP	WLS	BF	H	R	ER	SO	BB	IBB	HBP	BLK	WP	HR	S	P	ERA	WHIP
Kris Benson, R ERA: 4.07	(1, 1)	7.0		31	7	1	0	3	2	0	0	0	0	0	81	120	0.00	1.286
Jason Christiansen, L ERA: 4.06	(8, 1)	1.0		4	0	0	0	0	1	0	0	0	0	0	8	14	0.00	1.000
Greg Hansell, R ERA: 3.89	(9, 1)	0.1	L	4	2	1	1	0	0	1	0	0	0	0	5	12	27.00	6.000
Brad Clontz, R ERA: 2.74	(9, 1)	0.0		1	0	0	0	0	0	0	0	0	1	0	0	1	∞	∞

PITCHER	IP	WLS	BF	H	R	ER	SO	BB	IBB	HBP	BLK	WP	HR	S	P	ERA	WHIP

New York Mets @ Cincinnati Reds

Cinergy Field, Cincinnati, OH

Mon Oct 04 1999, 7:05 PM EDT

Att. 54,621 - Cloudy - 49 F

TOP

livebaseballscorecards.com

Batter	1	2	3	4	5	6	7	8	9	AB	R	H	RBI	BB	SO	LOB
Rickey Henderson, R (1, 7) OBP: 0.423, SLG: 0.466 Melvin Mora, R (8, 7) OBP: 0.278, SLG: 0.161	B C X 1-1 HR 1B		B X 1-0 ② F7		X 0-0 HR	B B C X 2-1 ② L3		C B C X 1-2 ② F8		5 0	2 0	2 0	1 0	0 0	0 0	1 0
Edgardo Alfonzo, R (1, 4) OBP: 0.385, SLG: 0.502	1 SAFE C B 1 SAFE X 1-1 1-H HR		B B B C B 4-1 2B BB		B X 1-0 ① L7	B B F X 2-1 2-H 2B		C F X 0-2 ③ G1-3		4	2	2	3	1	0	0
John Olerud, L (1, 3) OBP: 0.427, SLG: 0.463	X 0-0 ① G3		B 1 SAFE 1 SAFE C B 1 SAFE F X 2-2 BB 1-3 2B		B S B B B C X 3-2 ② F7	B C X 1-1 ③ G1-3			C B X 1-1 31 G5-4-3 1B	5	0	2	0	0	0	1
31 Mike Piazza, R (1, 2) OBP: 0.361, SLG: 0.575	B B C B B 4-1 G1-6-3 BB		I I I I 4-0 BB IBB		B F B B B 4-1 1B BB BB		C C X 0-2 ① G4-3		F X 0-1 ①② G5-4-3 1-2f	2	0	0	0	3	0	1
Robin Ventura, L (1, 5) OBP: 0.379, SLG: 0.529	F B B B X 2-1 ②③ G1-6-3 1-2f		C B B C B B 4-2 1-2 2-3 3-H BB		B B B B 4-0 1B 1-2 BB		C B C S 1-3 ② K		X 0-0 FC6-4 1B	3	0	1	1	2	1	1
Darryl Hamilton, L (1, 8) OBP: 0.386, SLG: 0.422		B B X 2-0 ① G4-3	F B X 1-1 ③ G1-3		C B B B F F B F X 3-2 1-2 2-3 1B		B B B 4-0 1B BB		F B X 1-1 ③ FC6-4 1-2f	4	0	1	0	1	0	4
Roger Cedeno, S (1, 9) OBP: 0.396, SLG: 0.408		C B B B X 3-1 ② G4-3		C S C 0-3 ① K	B S F F S 1-3 ③ K		C C X 0-2 1-2 1B			4	0	1	0	0	2	3
Rey Ordonez, R (1, 6) OBP: 0.319, SLG: 0.317		B X 1-0 ③ G5-3		B B C X 2-1 ② F8		B B B 4-0 SH2-4 2B BB	F F B B S 2-3 ③ K			3	1	0	0	1	1	2
Al Leiter, L (1, 1) OBP: 0.136, SLG: 0.140			B C B B C S 3-3 ① K	X 0-0 ③ G4-3		L X 0-1 ① SH2-4 1-2		B B F X 2-1 ① G6-3		3	0	0	0	0	1	0
Inning Stats	R: 2 E: 0 K: 0 S: 8 H: 2 LOB: 0 BB: 1 P: 16	R: 0 E: 0 K: 0 S: 4 H: 0 LOB: 0 BB: 0 P: 10	R: 1 E: 0 K: 1 S: 12 H: 1 LOB: 3 BB: 3 P: 31	R: 0 E: 0 K: 1 S: 6 H: 0 LOB: 0 BB: 0 P: 8	R: 1 E: 0 K: 1 S: 16 H: 2 LOB: 3 BB: 2 P: 32	R: 1 E: 0 K: 0 S: 8 H: 1 LOB: 1 BB: 1 P: 17	R: 0 E: 0 K: 2 S: 12 H: 1 LOB: 2 BB: 1 P: 19	R: 0 E: 0 K: 0 S: 8 H: 0 LOB: 0 BB: 0 P: 11	R: 0 E: 0 K: 0 S: 7 H: 2 LOB: 1 BB: 0 P: 9	1B: 5 2B: 2 3B: 0 HR: 2 SF: 0 SAC: 1 DP: 2 HBP: 0						

	AB	33
	R	5
	H	9
	RBI	5
	BB	8
	SO	5
	LOB	13

WP: 0 PB: 0 SB: 0 CS: 0 PA: 42

PITCHER		IP	WLS	BF	H	R	ER	SO	BB	IBB	HBP	BLK	WP	HR	S	P	ERA	WHIP
Steve Parris, R ERA: 3.5	(1, 1)	2.2	L	13	3	3	3	1	2	1	0	0	0	1	20	48	10.12	1.875
Denny Neagle, L ERA: 4.27	(3, 1)	2.1		12	2	1	1	2	3	0	0	0	0	1	26	49	3.86	2.143
Danny Graves, R ERA: 3.08	(6, 1)	3.0		13	2	1	1	2	2	0	0	0	0	0	28	47	3.00	1.333
Dennys Reyes, L ERA: 3.79	(9, 1)	1.0		4	2	0	0	0	0	0	0	0	0	0	7	9	0.00	2.000

PITCHER	IP	WLS	BF	H	R	ER	SO	BB	IBB	HBP	BLK	WP	HR	S	P	ERA	WHIP

BOTTOM

New York Mets @ Cincinnati Reds

Cinergy Field, Cincinnati, OH

Mon Oct 04 1999, 7:05 PM EDT

Att. 54,621 - Cloudy - 49 F

livebaseballscorecards.com

Batter	1	2	3	4	5	6	7	8	9	AB	R	H	RBI	BB	SO	LOB
Pokey Reese, R (1, 4) OBP: 0.330, SLG: 0.417	BCBBCB 4-2 BB		CBBSBX 3-2 ② G6-3			BX 1-0 ① F7			BBCBCFX 3-2 G6-3 2B	3	0	1	0	1	0	0
Barry Larkin, R (1, 6) OBP: 0.390, SLG: 0.420	BBC1SAFEX 2-1 ① F7		BBBB 4-0 BB			BCCFBFFBC 3-3 ② K			BBBBCX 3-1 ① G6-3 2-3	3	0	0	0	1	1	2
Sean Casey, L (1, 3) OBP: 0.399, SLG: 0.539	CSB1SAFEBFB1SAFEX 3-2 ② F7		BFCB1SAFES 2-3 ③ K			BBX 2-0 ③ G5-3			CSBBFS 2-3 ② K	4	0	0	0	0	2	3
Greg Vaughn, R (1, 7) OBP: 0.347, SLG: 0.535	BSB1SAFEBFC 3-3 ③ K			BSFBS 2-3 ① K			BBCFX 2-2 ① P2		BFBBB 4-1 BB	3	0	0	0	1	2	1
Dmitri Young, S (1, 9) OBP: 0.352, SLG: 0.504		X 0-0 ① G6-3		FFBBBFX 3-2 ② G6-3			X 0-0 ② F8		FX 0-1 ③ L4	4	0	0	0	0	0	2
Jeffrey Hammonds, R (1, 8) OBP: 0.347, SLG: 0.523		BFBSTX 2-2 FC4-6 1B		TX 0-1 ③ P6			X 0-0 ③ F7			3	0	1	0	0	0	0
Eddie Taubensee, L (1, 2) OBP: 0.354, SLG: 0.521		BX 1-0 ② FC4-6 1-2f			SX 0-1 ① L4			BFBBB 4-1 G6-3 BB		2	0	0	0	1	0	1
Aaron Boone, R (1, 5) OBP: 0.330, SLG: 0.445		BX 1-0 ③ P6			CFBFS 1-3 ② K			BCFFX 1-2 ①② G6-3 1-2f		3	0	0	0	0	1	2
Steve Parris, R (1, 1) OBP: 0.158, SLG: 0.158 Denny Neagle, L (3, 1) OBP: 0.164, SLG: 0.189 Chris Stynes, R (5, PH) OBP: 0.310, SLG: 0.301 Danny Graves, R (6, 1) Mark Lewis, R (8, PH) OBP: 0.280, SLG: 0.451 Dennys Reyes, R (9, 1)			SCBS 1-3 ① K		TX 0-1 ③ G5-3			BSX 1-1 ③ G6-3		0 1 1 0 1 0	0 0 0 0 0 0	0 0 0 0 0 0	0 1 0 0 0 0	0 0 0 0 0 0	0 0 0 0 0 0	0 0 0 0 0 0
Inning Stats	R: 0 H: 0 E: 0 LOB: 1 K: 1 BB: 1 S: 11 P: 23	R: 0 H: 1 E: 0 LOB: 1 K: 0 BB: 0 S: 7 P: 11	R: 0 H: 0 E: 0 LOB: 1 K: 2 BB: 1 S: 9 P: 19	R: 0 H: 0 E: 0 LOB: 0 K: 1 BB: 0 S: 9 P: 14	R: 0 H: 0 E: 0 LOB: 0 K: 1 BB: 0 S: 8 P: 9	R: 0 H: 0 E: 0 LOB: 0 K: 1 BB: 0 S: 8 P: 14	R: 0 H: 0 E: 0 LOB: 0 K: 0 BB: 0 S: 5 P: 7	R: 0 H: 0 E: 0 LOB: 0 K: 0 BB: 1 S: 7 P: 13	R: 0 H: 1 E: 0 LOB: 2 K: 1 BB: 1 S: 13 P: 25	1B: 1 SF: 0 2B: 1 SAC: 0 3B: 0 DP: 1 HR: 0 HBP: 0						

	AB	28
	R	0
	H	2
	RBI	0
	BB	4
	SO	7
	LOB	11

PITCHER		IP	WLS	BF	H	R	ER	SO	BB	IBB	HBP	BLK	WP	HR	S	P	ERA	WHIP
Al Leiter, L ERA: 4.23	(1, 1)	9.0	W	32	2	0	0	7	4	0	0	0	0	0	77	135	0.00	0.667

PITCHER	IP	WLS	BF	H	R	ER	SO	BB	IBB	HBP	BLK	WP	HR	S	P	ERA	WHIP

New York Mets @ Arizona Diamondbacks

Bank One Ballpark, Phoenix, AZ

Tue Oct 05 1999, 11:00 PM EDT

Att. 49,584 - Unknown - 93 F

livebaseballscorecards.com

TOP

Batter	1	2	3	4	5	6	7	8	9	AB	R	H	RBI	BB	SO	LOB
Rickey Henderson, R (1, 7)	F8		BBBB 4-0 S HR BB	F9			BBBB 4-0 S BB		FC5-2 HR 1-2 2-3 3-Hf	3	2	0	0	2	0	4
Armando Benitez, R (9, 1)										0	0	0	0	0	0	0
Edgardo Alfonzo, R (1, 4) OBP: 0.400, SLG: 1.600	HR		SSS K		L5		F8 1-2		1-H 2-H 3-H HR	5	2	2	5	0	1	2
John Olerud, L (1, 3) OBP: 0.600, SLG: 1.200	31 1B 1B		1-H HR		SSS K			G4-3	1B	5	1	3	2	0	1	0
31 Mike Piazza, R (1, 2) OBP: 0.200, SLG: 0.200	1-2 1B		F8		SSS K			SSS K	G3	5	0	1	0	0	2	1
Benny Agbayani, R (1, 9)	SSS K		SSS K			G1-4-3		SSS K		4	0	0	0	0	3	2
Turk Wendell, L (8, 1)										0	0	0	0	0	0	0
Darryl Hamilton, L (9, 8)										0	0	0	0	0	0	0
Robin Ventura, L (1, 5) OBP: 0.500, SLG: 0.750	SSS K			1B SH1-3 2B		SSS K			BB 1B FC5-2 1B	4	1	2	0	0	2	2
Shawon Dunston, R (1, 8) OBP: 0.333, SLG: 0.333		F9		SH1-3 2-3 1B		F9			B1	3	0	1	0	0	0	0
Dennis Cook, L (6, 1)										0	0	0	0	0	0	0
Roger Cedeno, S (8, 9)										1	0	0	0	0	0	1
Rey Ordonez, R (1, 6) OBP: 0.333, SLG: 0.333		SSS K		SH1-3 1-2 3-H			G4-3		FC5-2 BB 1-2 HR 1B	3	1	1	1	0	1	0
Masato Yoshii, R (1, 1)		SSS K		G5-3			G5-3		BBBB 4-0 FC5-2 1-2 2-3 HR BB	2	0	0	0	0	1	1
Melvin Mora, R (6, 8)										1	1	0	0	1	0	0
(9, 7)																
Inning Stats	R: 1 E: 0 K: 2 S: 10 H: 3 LOB: 2 BB: 0 P: 10	R: 0 E: 0 K: 2 S: 7 H: 0 LOB: 0 BB: 0 P: 7	R: 2 E: 0 K: 2 S: 8 H: 1 LOB: 0 BB: 1 P: 12	R: 1 E: 0 K: 0 S: 5 H: 2 LOB: 1 BB: 0 P: 5	R: 0 E: 0 K: 2 S: 7 H: 0 LOB: 0 BB: 0 P: 7	R: 0 E: 0 K: 1 S: 5 H: 0 LOB: 0 BB: 0 P: 5	R: 0 E: 0 K: 0 S: 3 H: 0 LOB: 1 BB: 1 P: 7	R: 0 E: 0 K: 2 S: 7 H: 0 LOB: 0 BB: 0 P: 7	R: 4 E: 0 K: 0 S: 7 H: 4 LOB: 1 BB: 1 P: 11	1B: 6 2B: 1 3B: 0 HR: 3 SF: 0 SAC: 1 DP: 0 HBP: 0							

AB	36
R	8
H	10
RBI	8
BB	3
SO	11
LOB	13

WP: 0 PB: 0 SB: 2 CS: 0 PA: 40

PITCHER		IP	WLS	BF	H	R	ER	SO	BB	IBB	HBP	BLK	WP	HR	S	P	ERA	WHIP
Randy Johnson, L ERA: 7.56	(1, 1)	8.1	L	36	8	7	7	11	3	0	0	0	0	2	55	67	7.56	1.320
Bobby Chouinard, R ERA: 13.5	(9, 1)	0.2		4	2	1	1	0	0	0	0	0	0	1	4	4	13.50	3.000

PITCHER	IP	WLS	BF	H	R	ER	SO	BB	IBB	HBP	BLK	WP	HR	S	P	ERA	WHIP

Batter	1	2	3	4	5	6	7	8	9	AB	R	H	RBI	BB	SO	LOB
Tony Womack, L (1, 9) OBP: 0.250, SLG: 0.750	F5		SF8 3B		K		P7-4 2-3f			4	1	1	0	0	1	1
Jay Bell, R (1, 4) OBP: 0.250, SLG: 0.333	F8		SF8 3-H			HR 1B		F9		3	1	1	1	0	0	0
Luis Gonzalez, L (1, 7) OBP: 0.750, SLG: 2.000	2B		F8			1-H HR		BBB G6-4-3 BB		3	1	2	2	1	0	0
Matt Williams, R (1, 5)	P3			G6-3		K		G6-4-3 1-2f		4	0	0	0	0	1	2
Erubiel Durazo, L (1, 3) OBP: 0.250, SLG: 1.000		F8		HR		P1			F7	4	1	1	1	0	0	0
Steve Finley, L (1, 8) OBP: 0.500, SLG: 0.333		FC1-6 1B		F8		BBB BB			F8	3	0	1	0	1	0	0
Hanley Frias, S (1, 6)		FC1-6 1-2f		F9		K			P5	4	0	0	0	0	1	2
Kelly Stinnett, R (1, 2)		P6			F3		F9			3	0	0	0	0	0	1
Randy Johnson, R (1, 1) OBP: 0.333, SLG: 0.667			G4-3		K		P7-4 2B			3	0	1	0	0	1	0
Bobby Chouinard, R (9, 1)										0	0	0	0	0	0	0
Inning Stats	R: 0 E: 0 K: 0 S: 4 H: 1 LOB: 1 BB: 0 P: 4	R: 0 E: 0 K: 0 S: 4 H: 1 LOB: 1 BB: 0 P: 4	R: 1 E: 0 K: 0 S: 4 H: 1 LOB: 1 BB: 0 P: 4	R: 1 E: 0 K: 0 S: 4 H: 1 LOB: 0 BB: 0 P: 4	R: 0 E: 0 K: 2 S: 7 H: 0 LOB: 0 BB: 0 P: 7	R: 2 E: 0 K: 2 S: 9 H: 2 LOB: 1 BB: 1 P: 13	R: 0 E: 0 K: 0 S: 3 H: 1 LOB: 0 BB: 0 P: 3	R: 0 E: 0 K: 0 S: 2 H: 0 LOB: 0 BB: 1 P: 6	R: 0 E: 0 K: 0 S: 3 H: 0 LOB: 0 BB: 0 P: 3	1B: 2 2B: 3 3B: 1 HR: 2	SF: 1 SAC: 0 DP: 2 HBP: 0						

PITCHER		IP	WLS	BF	H	R	ER	SO	BB	IBB	HBP	BLK	WP	HR	S	P	ERA	WHIP
Masato Yoshii, R ERA: 6.75	(1, 1)	5.1		22	6	4	4	3	0	0	0	0	0	2	28	28	6.75	1.125
Dennis Cook, L ERA:	(6, 1)	1.2		6	1	0	0	1	1	0	0	0	0	0	7	11	0.00	1.200
Turk Wendell, R ERA:	(8, 1)	1.0	W	3	0	0	0	0	1	0	0	0	0	0	2	6	0.00	1.000
Armando Benitez, R ERA:	(9, 1)	1.0		3	0	0	0	0	0	0	0	0	0	0	3	3	0.00	0.000

PITCHER	IP	WLS	BF	H	R	ER	SO	BB	IBB	HBP	BLK	WP	HR	S	P	ERA	WHIP

BOTTOM

New York Mets @ Arizona Diamondbacks

Bank One Ballpark, Phoenix, AZ

Tue Oct 05 1999, 11:00 PM EDT

Att. 49,584 - Unknown - 93 F

livebaseballscorecards.com

AB	31
R	4
H	7
RBI	4
BB	2
SO	4
LOB	6

WP: 0 PB: 0 SB: 0 CS: 0 PA: 34

Batter	1	2	3	4	5	6	7	8	9	AB	R	H	RBI	BB	SO	LOB
Rickey Henderson, R (1, 7) OBP: 0.556, SLG: 0.333	F9		F9 S G6-3 1B		S 1B		BBB 4-0 S BB			3	1	2	0	1	0	0
Edgardo Alfonzo, R (1, 4) OBP: 0.222, SLG: 0.889	G4-3		F9 1-3		G5-3 1-2		G5-3 1-2 2-3			4	0	0	0	0	0	4
John Olerud, L (1, 3) OBP: 0.444, SLG: 0.750	BBB 4-0 31 FC6-4 BB		G6-3 3-H			F7		G3		3	0	0	1	1	0	0
31 Mike Piazza, R (1, 2) OBP: 0.222, SLG: 0.222	FC6-4 1-2f		SSS 0-3 K			SSS 0-3 K		B5-3 1B		4	0	1	0	0	2	1
Robin Ventura, L (1, 5) OBP: 0.500, SLG: 0.500		G4-3		BBB 4-0 G4-3 E BB		BBB 4-0 BB		B5-3 1-2		2	0	0	0	2	0	1
Darryl Hamilton, L (1, 8) Benny Agbayani, R (8, PH) (8, 9)		BBB 4-0 1B BB		E4 G4-3 1-2		G4-3		G6-3		2 1	0 0	0 0	0 0	1 0	0 0	2 1
Roger Cedeno, S (1, 9) OBP: 0.250, SLG: 0.250 (8, 8) Shawon Dunston, R (9, PH) OBP: 0.250, SLG: 0.250		1-2 1B		G4-3 1-2f 2-3			SSS 0-3 K		SSS 0-3 K	3 1	0 0	1 0	0 0	0 0	1 1	2 0
Rey Ordonez, R (1, 6) OBP: 0.286, SLG: 0.429		SSS 0-3 K			SSS 0-3 K		S 2B		G1-3	4	0	1	0	0	2	2
Kenny Rogers, L (1, 1) Pat Mahomes, R (5, 1) Bobby Bonilla, S (7, PH) Octavio Dotel, R (7, 1) John Franco, L (7, 1) Todd Pratt, R (9, PH)		SSS 0-3 K			G6-3		F5		P4	2 0 1 0 0 1	0 0 0 0 0 0	0 0 0 0 0 0	0 0 0 0 0 0	1 0 0 0 0 0	2 0 1 0 0 0	2 0 1 0 0 0
Inning Stats	R: 0 E: 0 K: 0 S: 3 H: 0 LOB: 1 BB: 1 P: 7	R: 0 E: 0 K: 2 S: 8 H: 1 LOB: 2 BB: 1 P: 12	R: 1 E: 0 K: 1 S: 6 H: 1 LOB: 0 BB: 0 P: 6	R: 0 E: 1 K: 0 S: 2 H: 0 LOB: 0 BB: 1 P: 6	R: 0 E: 0 K: 1 S: 6 H: 1 LOB: 1 BB: 0 P: 6	R: 0 E: 0 K: 1 S: 5 H: 0 LOB: 1 BB: 1 P: 9	R: 0 E: 0 K: 1 S: 6 H: 1 LOB: 2 BB: 1 P: 10	R: 0 E: 0 K: 0 S: 4 H: 1 LOB: 1 BB: 0 P: 4	R: 0 E: 0 K: 1 S: 5 H: 0 LOB: 0 BB: 0 P: 5	1B: 4 2B: 1 3B: 0 HR: 0	SF: 0 SAC: 0 DP: 1 HBP: 0						

PITCHER		IP	WLS	BF	H	R	ER	SO	BB	IBB	HBP	BLK	WP	HR	S	P	ERA	WHIP
Todd Stottlemyre, R ERA: 1.35	(1, 1)	6.2	W	28	4	1	1	6	5	0	0	0	0	0	35	55	1.35	1.350
Gregg Olson, R ERA:	(7, 1)	0.1	H	1	0	0	0	0	0	0	0	0	0	0	1	1	0.00	0.000
Greg Swindell, L ERA:	(8, 1)	2.0		7	1	0	0	1	0	0	0	0	0	0	9	9	0.00	0.500

PITCHER	IP	WLS	BF	H	R	ER	SO	BB	IBB	HBP	BLK	WP	HR	S	P	ERA	WHIP

TOP

New York Mets @ Arizona Diamondbacks

Bank One Ballpark, Phoenix, AZ

Wed Oct 06 1999, 11:00 PM EDT

Att. 49,328 - Unknown - 83 F

livebaseballscorecards.com

AB	31
R	1
H	5
RBI	1
BB	5
SO	7
LOB	16

WP: 0 PA: 36
PB: 0
SB: 4
CS: 0

Batter	1	2	3	4	5	6	7	8	9	AB	R	H	RBI	BB	SO	LOB
Tony Womack, L (1, 6) (8, 9) OBP: 0.111, SLG: 0.333	S S S 0-3 K ①		S S S 0-3 K ②	S S 0-3 K ③		X 0-0 G4-3 ③		X 0-0 G3-1 ②		5	0	0	0	0	3	0
Jay Bell, R (1, 4) OBP: 0.333, SLG: 0.375	X 0-0 G5-3 ②		X 0-0 1B HBP BB 1B		X 0-0 1B 2B 1B		X 0-0 F7 ①	X 0-0 G6-3 ③		5	2	2	0	0	0	0
Luis Gonzalez, L (1, 7) OBP: 0.750, SLG: 1.500	B B B B 4-0 BB		H 1-0 BB 1B 1B 1-2 HBP		S S S 0-3 K ①		B B B 4-0 2B BB BB			1	2	0	0	2	1	1
Matt Williams, R (1, 5) OBP: 0.375, SLG: 0.500	X 0-0 G1-3 ③		X 0-0 BB 1B 1B 1-2 2-3 1B		X 0-0 2B 1-2 1B		X 0-0 BB G4-3 1-3 2B			4	3	3	0	0	0	1
Greg Colbrunn, R (1, 3) OBP: 0.750, SLG: 1.000		X 0-0 2B	B B B 4-0 1B BB 1-2 2-3 3-H		S S S 0-3 K ②		H 1-0 G4-3 BB HBP			2	0	1	1	1	1	2
Steve Finley, L (1, 8) OBP: 0.625, SLG: 0.667		S S S 0-3 K ①	X 0-0 1B 1-3 2-H 3-H		X 0-0 2B 1-H 2-H		B B B 4-0 G4-3 BB 1-2 2-3 3-H			3	0	2	5	1	1	1
Bernard Gilkey, R (1, 9) Turner Ward, S (7, PH) Greg Swindell, L (8, 1)	X 0-0 F7 ②	X 0-0 G5-3 ③			X 0-0 F2 ③		X 0-0 G4-3 ② 1-2 2-3 3-H			3 1 0	0 0 0	0 1 0	0 1 0	0 0 0	0 0 0	4 2 0
Kelly Stinnett, R (1, 2) OBP: 0.143, SLG: 0.143	X 0-0 F8 ③			X 0-0 F8 ①		X 0-0 G5-6-4 1B	X 0-0 G5-3 ③			4	0	1	0	0	0	3
Todd Stottlemyre, L (1, 1) Gregg Olson, R (7, 1) Hanley Frias, S (8, 6)		X 0-0 G1-3 ①	S S S 0-3 K ②			X 0-0 G5-6-4 ① ② 1-2f		S S S 0-3 K ①		3 0 1	0 0 0	0 0 0	0 0 0	0 0 0	1 0 1	1 0 0
Inning Stats	R: 0 E: 0 K: 1 S: 5 H: 0 LOB: 1 BB: 1 P: 9	R: 0 E: 0 K: 1 S: 6 H: 1 LOB: 1 BB: 0 P: 6	R: 3 E: 0 K: 1 S: 8 H: 3 LOB: 2 BB: 1 P: 13	R: 0 E: 0 K: 2 S: 7 H: 0 LOB: 0 BB: 0 P: 7	R: 2 E: 0 K: 2 S: 10 H: 3 LOB: 1 BB: 0 P: 10	R: 0 E: 0 K: 0 S: 3 H: 1 LOB: 0 BB: 0 P: 3	R: 2 E: 0 K: 0 S: 4 H: 1 LOB: 2 BB: 2 P: 13	R: 0 E: 0 K: 1 S: 5 H: 0 LOB: 0 BB: 0 P: 5		1B: 6 2B: 3 3B: 0 HR: 0	SF: 0 SAC: 0 DP: 1 HBP: 2					

PITCHER		IP	WLS	BF	H	R	ER	SO	BB	IBB	HBP	BLK	WP	HR	S	P	ERA	WHIP
Kenny Rogers, L ERA: 8.31	(1, 1)	4.1	L	21	5	4	4	6	2	0	1	0	0	0	30	39	8.31	1.615
Pat Mahomes, R ERA: 5.4	(5, 1)	1.2		7	3	1	1	1	0	0	0	0	0	0	9	9	5.40	1.800
Octavio Dotel, R ERA: 54.0	(7, 1)	0.1		5	1	2	2	0	2	0	1	0	0	0	2	11	54.00	9.000
John Franco, L ERA:	(7, 1)	1.2		5	0	0	0	1	0	0	0	0	0	0	7	7	0.00	0.000

PITCHER	IP	WLS	BF	H	R	ER	SO	BB	IBB	HBP	BLK	WP	HR	S	P	ERA	WHIP

BOTTOM

New York Mets @ Arizona Diamondbacks

Bank One Ballpark, Phoenix, AZ

Wed Oct 06 1999, 11:00 PM EDT

Att. 49,328 - Unknown - 83 F

livebaseballscorecards.com

AB	32
R	7
H	9
RBI	7
BB	4
SO	8
LOB	15

1B: 6	SF: 0	WP: 0	PA: 38
2B: 3	SAC: 0	PB: 0	
3B: 0	DP: 1	SB: 0	
HR: 0	HBP: 2	CS: 0	

Arizona Diamondbacks @ New York Mets

Shea Stadium, Flushing, NY

Fri Oct 08 1999, 8:00 PM EDT

Att. 56,180 - Unknown - 58 F

TOP

livebaseballscorecards.com

Batter	1	2	3	4	5	6	7	8	9	AB	R	H	RBI	BB	SO	LOB
Tony Womack, L (1, 9) OBP: 0.077, SLG: 0.231	F8		G3-1		G4-3		L9			4	0	0	0	0	0	1
Jay Bell, R (1, 4) OBP: 0.231, SLG: 0.250	F8		F7		F9		G4-3			4	0	0	0	0	0	1
Luis Gonzalez, L (1, 7) OBP: 0.583, SLG: 0.857	BB (WP)			P4	G4-3			G4-3		3	0	0	0	1	0	0
Matt Williams, R (1, 5) OBP: 0.417, SLG: 0.500	G6-3 (1-2)			FC3-6, BB (1B)		G6-3		G4-6-3 (1B)		4	0	2	0	0	0	1
Erubiel Durazo, L (1, 3) OBP: 0.250, SLG: 0.571		G3-1		FC3-6 (1-2), BB		F8		G4-6-3 (1-2f)		3	0	0	0	1	0	1
Steve Finley, L (1, 8) OBP: 0.583, SLG: 0.556		G1-3 (1B)		FC3-6 (1-2f, 2-3)		BB			F8	3	0	1	0	1	0	2
Andy Fox, L (1, 6)		G1-3 (1-2)		G3		K			F5	3	0	0	0	0	1	4
Dan Plesac, L (6, 1)										0	0	0	0	0	0	0
Bobby Chouinard, R (6, 1)										0	0	0	0	0	0	0
Greg Swindell, L (8, 1)										0	0	0	0	0	0	0
Lenny Harris, L (9, PH)										1	0	0	0	0	0	0
Kelly Stinnett, R (1, 2) OBP: 0.273, SLG: 0.300	G6-3				HR (2B)		BB		K	3	1	1	0	1	1	1
Omar Daal, L (1, 1)			K							1	0	0	0	0	1	0
Turner Ward, S (5, PH) OBP: 0.500, SLG: 2.000					HR (2-H)		F9			1	1	1	2	0	0	0
Darren Holmes, R (5, 1)										0	0	0	0	0	0	0
Hanley Frias, S (6, 6)										1	0	0	0	0	0	1

	AB	31
	R	2
	H	5
	RBI	2
	BB	4
	SO	3
	LOB	12

Inning Stats	1	2	3	4	5	6	7	8	9
	R: 0 E: 0 K: 0 S: 3	H: 0 LOB: 1 BB: 1 P: 8	R: 0 E: 0 K: 0 S: 4	H: 1 LOB: 1 BB: 0 P: 4	R: 0 E: 0 K: 1 S: 5	H: 0 LOB: 0 BB: 0 P: 5	R: 0 E: 0 K: 0 S: 4	H: 1 LOB: 2 BB: 1 P: 8	R: 2 E: 0 K: 0 S: 5	H: 2 LOB: 0 BB: 0 P: 5	R: 0 E: 0 K: 1 S: 5	H: 0 LOB: 1 BB: 1 P: 9	R: 0 E: 0 K: 0 S: 3	H: 0 LOB: 1 BB: 1 P: 7	R: 0 E: 0 K: 0 S: 3	H: 1 LOB: 0 BB: 0 P: 3	R: 0 E: 0 K: 1 S: 5	H: 0 LOB: 0 BB: 0 P: 5

| | | | | | | | | | |

Batter	1	2	3	4	5	6	7	8	9	AB	R	H	RBI	BB	SO	LOB
Rickey Henderson, R (1, 7) OBP: 0.571, SLG: 0.455 Melvin Mora, R (9, 7)	x 0-0 ① G5-3		SSS 0-3 ① K	x 0-0 FC S 2-3 1B		x 0-0 E9 1-3 2-H 1B 1B	x 0-0 1B			5 0	1 0	3 0	1 0	0 0	1 0	0 0
Edgardo Alfonzo, R (1, 4) OBP: 0.357, SLG: 0.833	x 0-0 ② F7		x 0-0 1B 2B	BBBB 4-0 FC 1-2 BB		IIII 4-0 1B 1B IBB	x 0-0 ③ P4			3	2	1	0	2	0	1
John Olerud, L (1, 3) OBP: 0.500, SLG: 0.667	x 0-0 ③ F8		x 0-0 1B FC3-6 2-H 1B	SSS 0-3 ③ FC 1-2 2-3 3-H		x 0-0 1B 1B 1-2 2-H 3-H 1B		BBBB 4-0 BB BB		4	2	2	3	1	0	3
Benny Agbayani, R (1, 9) OBP: 0.286, SLG: 0.286 Roger Cedeno, S (5, PH) OBP: 0.429, SLG: 0.333 (6, 9)		x 0-0 G6-4-3 BB 1B 1B	x 0-0 FC3-6 2-3 1B		x 0-0 ① G4-3	x 0-0 S 1-3 2-H 1B 1B		BBBB 4-0 ① 1-2 BB		2 2	1 1	2 1	0 1	0 1	0 0	0 0
Robin Ventura, L (1, 5) OBP: 0.385, SLG: 0.300		BBBB 4-0 G6-4-3 1-2 BB	x 0-0 ② FC3-6 1-2f 3-H		x 0-0 ② F8	x 0-0 ② G4-3 1-2		x 0-0 ② P6		4	0	0	1	1	0	4
Shawon Dunston, R (1, 8) OBP: 0.167, SLG: 0.167 Darryl Hamilton, L (5, PH) OBP: 0.333, SLG: 0.200 (6, 8)		x 0-0 ①② G6-4-3 1-2f 2-3	x 0-0 ③ G6-3		x 0-0 ③ F8	x 0-0 2-H 3-H 1B		x 0-0 ③ P6		2 3	0 0	0 1	0 2	0 0	0 0	3 1
Todd Pratt, R (1, 2)		BBBB 4-0 1B BB	SSS 0-3 ① K			BBBB 4-0 SH3 E BB				2	1	0	0	2	1	1
Rey Ordonez, R (1, 6) OBP: 0.300, SLG: 0.400		x 0-0 1-2 3-H 1B	x 0-0 E1 1B SH1-3 FC			x 0-0 ① SH3 1-2	x 0-0 ① P4			3	0	1	1	0	0	0
Rick Reed, R (1, 1) Bobby Bonilla, S (6, PH) Turk Wendell, L (7, 1) John Franco, L (8, 1) Orel Hershiser, R (9, 1)		SSS 0-3 ③ K	x 0-0 ② SH1-3 1-2			BBBB 4-0 E 1B BB	SSS 0-3 ② K			1 0 1 0 0	0 1 0 0 0	0 0 0 0 0	0 1 0 0 0	0 0 1 0 0	1 0 0 0 0	2 0 0 0 0
Inning Stats	R: 0 E: 0 K: 0 S: 3 H: 0 LOB: 0 BB: 0 P: 3	R: 1 E: 0 K: 1 S: 6 H: 2 LOB: 2 BB: 2 P: 14	R: 2 E: 1 K: 1 S: 8 H: 3 LOB: 1 BB: 0 P: 8	R: 0 E: 1 K: 1 S: 9 H: 1 LOB: 3 BB: 1 P: 13	R: 0 E: 0 K: 0 S: 3 H: 0 LOB: 0 BB: 0 P: 3	R: 6 E: 1 K: 0 S: 7 H: 4 LOB: 1 BB: 3 P: 19	R: 0 E: 0 K: 1 S: 6 H: 1 LOB: 1 BB: 0 P: 6	R: 0 E: 0 K: 0 S: 2 H: 0 LOB: 1 BB: 2 P: 10		1B: 10 2B: 1 3B: 0 HR: 0 SF: 0 SAC: 2 DP: 1 HBP: 0				WP: 0 PB: 0 SB: 2 CS: 0 PA: 42		

PITCHER		IP	WLS	BF	H	R	ER	SO	BB	IBB	HBP	BLK	WP	HR	S	P	ERA	WHIP
Omar Daal, L ERA: 6.75	(1, 1)	4.0	L	21	6	3	3	4	3	0	0	0	0	0	26	38	6.75	2.250
Darren Holmes, R ERA: 27.0	(5, 1)	1.1		8	1	4	4	0	2	1	0	0	0	0	5	17	27.00	2.250
Dan Plesac, L ERA: 54.0	(6, 1)	0.1		4	3	2	2	0	0	0	0	0	0	0	4	4	54.00	9.000
Bobby Chouinard, R ERA: 4.5	(6, 1)	1.1		5	1	0	0	1	0	0	0	0	0	0	7	7	0.00	0.750
Greg Swindell, L ERA:	(8, 1)	1.0		4	0	0	0	0	2	0	0	0	0	0	2	10	0.00	2.000

PITCHER	IP	WLS	BF	H	R	ER	SO	BB	IBB	HBP	BLK	WP	HR	S	P	ERA	WHIP

BOTTOM

Arizona Diamondbacks @ New York Mets

Shea Stadium, Flushing, NY

Fri Oct 08 1999, 8:00 PM EDT

Att. 56,180 - Unknown - 58 F

livebaseballscorecards.com

AB	32
R	9
H	11
RBI	9
BB	8
SO	4
LOB	15

Batter	1	2	3	4	5	6	7	8	9	10	AB	R	H	RBI	BB	SO	LOB
Tony Womack, L (1, 6) (8, 9) OBP: 0.111, SLG: 0.222	F8			K		K		2B 1B		G5-3	5	1	1	0	0	2	0
Jay Bell, R (1, 4) OBP: 0.353, SLG: 0.357	CS BB			F8		FC5-4 HBP		1B 2B			2	0	1	2	1	0	0
Luis Gonzalez, L (1, 7) OBP: 0.500, SLG: 0.600	F8			L9		FC5-4		1B IBB			3	0	0	0	1	0	2
Matt Williams, R (1, 5) OBP: 0.375, SLG: 0.438		G5-3			F7		F8				4	0	1	0	0	0	0
Matt Mantei, R (8, 1)								1B			0	0	0	0	0	0	0
Greg Colbrunn, R (1, 3) OBP: 0.625, SLG: 1.200		G4-6-3 BB			HR		F7		K		3	1	1	1	1	1	0
Steve Finley, L (1, 8) OBP: 0.500, SLG: 0.462		G4-6-3			1B		G4-3		F9		4	0	1	0	0	0	1
Bernard Gilkey, R (1, 9)			G1-3		F7			F7	K		3	0	0	0	0	0	1
Hanley Frias, S (8, 6)											1	0	0	0	0	1	0
Kelly Stinnett, R (1, 2) OBP: 0.200, SLG: 0.214			K		K			G5-3		K	4	0	0	0	0	3	1
Brian Anderson, R (1, 1)			L3			F9				G1-3	2	0	0	0	0	0	0
Turner Ward, S (8, PH) OBP: 0.667, SLG: 2.000											0	1	0	0	1	0	0
Gregg Olson, R (8, 1)											0	0	0	0	0	0	0
Greg Swindell, L (8, 1)											0	0	0	0	0	0	0
Lenny Harris, L (8, 5)								BB			1	0	0	0	0	0	0
Inning Stats	R: 0 E: 0 K: 0 S: 2 H: 0 LOB: 0 BB: 1 P: 6	R: 0 E: 0 K: 0 S: 2 H: 0 LOB: 0 BB: 1 P: 6	R: 0 E: 0 K: 1 S: 5 H: 0 LOB: 0 BB: 0 P: 5	R: 0 E: 0 K: 1 S: 5 H: 0 LOB: 0 BB: 0 P: 5	R: 1 E: 0 K: 1 S: 7 H: 2 LOB: 1 BB: 0 P: 7	R: 0 E: 0 K: 1 S: 5 H: 0 LOB: 1 BB: 0 P: 6	R: 0 E: 0 K: 0 S: 3 H: 0 LOB: 0 BB: 0 P: 3	R: 2 E: 0 K: 0 S: 5 H: 3 LOB: 2 BB: 2 P: 13	R: 0 E: 0 K: 2 S: 7 H: 0 LOB: 0 BB: 0 P: 7	R: 0 E: 0 K: 1 S: 5 H: 0 LOB: 0 BB: 0 P: 5	1B: 3 2B: 1 3B: 0 HR: 1	SF: 0 SAC: 0 DP: 1 HBP: 1					

PITCHER	IP	WLS	BF	H	R	ER	SO	BB	IBB	HBP	BLK	WP	HR	S	P	ERA	WHIP
Al Leiter, L (1, 1) ERA: 3.52	7.2		28	3	3	3	4	3	0	1	0	0	1	32	45	3.52	0.783
Armando Benitez, R (8, 1) ERA:	1.1	B	6	2	0	0	2	0	1	0	0	0	0	9	13	0.00	1.500
John Franco, L (10, 1) ERA:	1.0	W	3	0	0	0	1	0	0	0	0	0	0	5	5	0.00	0.000

PITCHER	IP	WLS	BF	H	R	ER	SO	BB	IBB	HBP	BLK	WP	HR	S	P	ERA	WHIP

TOP

Arizona Diamondbacks @ New York Mets

Shea Stadium, Flushing, NY

Sat Oct 09 1999, 1:00 PM EDT

Att. 56,177 - Cloudy - 65 F

livebaseballscorecards.com

AB	32
R	3
H	5
RBI	3
BB	4
SO	7
LOB	5

WP: 0 PA: 37
PB: 0
SB: 0
CS: 1

Batter	1	2	3	4	5	6	7	8	9	10	AB	R	H	RBI	BB	SO	LOB
Rickey Henderson, R (1, 7) OBP: 0.500, SLG: 0.400 Melvin Mora, R (8, 7)	F9		G5-3			1B 2B 1B	F9		SH1-4 1-2		4 0	1 0	1 0	0 0	0 0	0 0	1 0
Edgardo Alfonzo, R (1, 4) OBP: 0.368, SLG: 0.875	K			HR		P5		E SF8 BB	P6		4	2	1	1	1	1	2
John Olerud, L (1, 3) OBP: 0.526, SLG: 0.625	1B			F8		2B 1-3 1B		E9 SF8 1-3 FC1	FC4-6 IBB		4	0	2	0	1	0	1
Benny Agbayani, R (1, 9) OBP: 0.300, SLG: 0.400 Roger Cedeno, S (7, 9) OBP: 0.333, SLG: 0.286	F7			F8		1-3 3-H 2B		SF8 2-3 3-H	FC4-6 1-2f		3 1	0 0	1 0	1 1	0 0	0 1	1 2
Robin Ventura, L (1, 5) OBP: 0.389, SLG: 0.357		F7		2B		G1-3		BB FC1 IBB		F9	4	0	1	0	1	0	2
Todd Pratt, R (1, 2) OBP: 0.300, SLG: 0.500		F7		G6-3		G5-3		FC1 BB 1-2 3-H		HR	5	1	1	1	0	0	5
Darryl Hamilton, L (1, 8) OBP: 0.300, SLG: 0.125		F9	G6-3				F7	1-2 2-3 BB			3	0	0	0	1	0	0
Rey Ordonez, R (1, 6) OBP: 0.286, SLG: 0.357			F8		K		1B	K			4	0	1	0	0	2	3
Al Leiter, L (1, 1) Armando Benitez, R (8, 1) Matt Franco, L (9, PH) Shawon Dunston, R (9, PR) OBP: 0.167, SLG: 0.167 John Franco, L (10, 1)			K	K			B1		SH1-4 BB		3 0 0 0 0	0 0 0 0 0	0 0 0 0 0	0 0 1 0 0	0 0 0 0 0	2 0 0 0 0	1 0 0 0 0
Inning Stats	R: 0 H: 1 E: 0 LOB: 1 K: 1 BB: 0 S: 6 P: 6	R: 0 H: 0 E: 0 LOB: 0 K: 0 BB: 0 S: 3 P: 3	R: 0 H: 0 E: 0 LOB: 0 K: 1 BB: 0 S: 5 P: 5	R: 1 H: 2 E: 0 LOB: 1 K: 0 BB: 0 S: 5 P: 5	R: 0 H: 0 E: 0 LOB: 0 K: 2 BB: 0 S: 7 P: 7	R: 1 H: 3 E: 0 LOB: 2 K: 0 BB: 0 S: 6 P: 6	R: 0 H: 1 E: 0 LOB: 1 K: 0 BB: 0 S: 4 P: 4	R: 1 H: 0 E: 1 LOB: 3 K: 1 BB: 3 S: 6 P: 18	R: 0 H: 0 E: 0 LOB: 2 K: 0 BB: 2 S: 3 P: 11	R: 1 H: 1 E: 0 LOB: 0 K: 0 BB: 0 S: 2 P: 2	1B: 4 SF: 1 2B: 2 SAC: 1 3B: 0 DP: 0 HR: 2 HBP: 0						

PITCHER	IP	WLS	BF	H	R	ER	SO	BB	IBB	HBP	BLK	WP	HR	S	P	ERA	WHIP
Brian Anderson, L (1, 1) ERA: 2.57	7.0		28	7	2	2	4	0	0	0	0	0	1	36	36	2.57	1.000
Gregg Olson, R (8, 1) ERA:	0.0		1	0	1	0	0	1	0	0	0	0	0	0	4	∞	∞
Greg Swindell, L (8, 1) ERA:	0.1	B	3	0	0	0	0	0	1	0	0	0	0	2	6	0.00	0.000
Matt Mantei, R (8, 1) ERA: 4.5	2.0	L	10	1	1	1	1	2	1	0	0	0	1	9	21	4.50	1.500

PITCHER	IP	WLS	BF	H	R	ER	SO	BB	IBB	HBP	BLK	WP	HR	S	P	ERA	WHIP

BOTTOM

Arizona Diamondbacks @ New York Mets

Shea Stadium, Flushing, NY

Sat Oct 09 1999, 1:00 PM EDT
Att. 56,177 - Cloudy - 65 F

livebaseballscorecards.com

AB	35
R	4
H	8
RBI	4
BB	5
SO	5
LOB	18

1B: 4 SF: 1
2B: 2 SAC: 1
3B: 0 DP: 0
HR: 2 HBP: 0

WP: 0 PA: 42
PB: 0
SB: 0
CS: 0

Batter	1	2	3	4	5	6	7	8	9	AB	R	H	RBI	BB	SO	LOB
Rickey Henderson, R (1, 7) OBP: 0.409, SLG: 0.316	G5-3			K		G5-3		G1-3		4	0	0	0	0	1	1
Edgardo Alfonzo, R (1, 4) OBP: 0.391, SLG: 0.900	L7			1B 31 G5-3 2B		2B		G4-3		4	1	2	0	0	0	1
John Olerud, L (1, 3) OBP: 0.478, SLG: 0.550	G1-3			31 G5-3 1B		F8		K		4	0	1	0	0	1	2
31 Mike Piazza, R (1, 2) OBP: 0.154, SLG: 0.154		G5-3		G5-3		G6-3			G4-3	4	0	0	1	0	0	2
Robin Ventura, L (1, 5) OBP: 0.364, SLG: 0.294		F7		BB			P5		K	3	0	0	0	1	1	0
Darryl Hamilton, L (1, 8) OBP: 0.231, SLG: 0.091 Shawon Dunston, R (9, PH) OBP: 0.143, SLG: 0.143		K		G1-3			F8		E5 WP 1B	3 1	0 1	0 0	0 0	0 0	1 0	2 0
Roger Cedeno, S (1, 9) OBP: 0.417, SLG: 0.500 Todd Pratt, R (9, PH) OBP: 0.364, SLG: 0.556			E7 CS 2B		G1-3		1B		1-H 1B	3 1	0 0	2 1	0 1	0 0	0 0	0 0
Rey Ordonez, R (1, 6) OBP: 0.222, SLG: 0.278			G2-3		G3		L1		G5-3	4	0	0	0	0	0	3
Masato Yoshii, R (1, 1) Pat Mahomes, R (5, 1) Dennis Cook, L (7, 1) Matt Franco, L (8, PH) Melvin Mora, R (8, PH) Turk Wendell, L (8, 1)			G1-3 3-H		G4-3			G4-3 G1-3 BB		2 0 0 0 0 0	0 0 0 0 0 0	0 0 0 0 1 0	0 0 0 0 0 0	0 0 0 0 0 0	0 0 0 0 0 0	1 0 0 0 0 0

Inning Stats									
	R: 0 E: 0 K: 0 S: 3	H: 0 LOB: 0 BB: 0 P: 3	R: 0 E: 0 K: 1 S: 5	H: 0 LOB: 0 BB: 0 P: 5	R: 0 E: 1 K: 0 S: 3	H: 1 LOB: 0 BB: 0 P: 3	R: 1 E: 0 K: 1 S: 7	H: 2 LOB: 2 BB: 1 P: 11	R: 0 E: 0 K: 0 S: 3	H: 0 LOB: 0 BB: 0 P: 3
	R: 0 E: 0 K: 0 S: 4	H: 1 LOB: 1 BB: 0 P: 4	R: 0 E: 0 K: 0 S: 4	H: 1 LOB: 1 BB: 0 P: 4	R: 0 E: 0 K: 1 S: 5	H: 0 LOB: 1 BB: 1 P: 9	R: 1 E: 1 K: 1 S: 7	H: 1 LOB: 1 BB: 0 P: 8		

| | | | | | | | | |

New York Mets @ Atlanta Braves

Turner Field, Atlanta, GA

Tue Oct 12 1999, 8:00 PM EDT

Att. 44,172 - Cloudy - 63 F

livebaseballscorecards.com

BOTTOM

Batter	1	2	3	4	5	6	7	8	9	AB	R	H	RBI	BB	SO	LOB
Gerald Williams, R (1, 7) OBP: 0.391, SLG: 0.435	0-0 S 1B 1B	0-0 F8 ③			0-0 E7 3-H 1B		0-0 G6-3 ① S S S	0-3 K 1-2 ③		5	1	2	1	0	1	2
Bret Boone, R (1, 4) OBP: 0.435, SLG: 0.478	0-0 F9 10 BB 1-H 1B		0-0 G6-3 ①		0-0 L9 ②		0-0 G5-3 ②			4	0	1	1	0	0	1
10 Chipper Jones, S (1, 5) OBP: 0.478, SLG: 0.214	B B B B 4-0 1-2 BB		0-0 G1-3 ②		4-0 IBB		B B B 4-0 S BB			1	0	0	0	3	0	0
Brian Jordan, R (1, 9) OBP: 0.435, SLG: 0.600	0-0 F9 ①		0-0 P4 ③		0-0 F8 ③		4-0 1-2 IBB			3	0	0	0	1	0	4
Ryan Klesko, L (1, 3) OBP: 0.313, SLG: 0.267 Howard Battle, R (7, PH) Mike Remlinger, L (8, 1) John Rocker, R (8, 1)	0-0 F9 ② 2-3			0-0 F7 ①		0-0 E3 S S S 2-1-4-6-3	0-3 K ③			3 1 0 0	0 0 0 0	0 0 0 0	0 0 0 0	0 1 0 0	0 2 0 0	2 2 0 0
Andruw Jones, R (1, 8) OBP: 0.261, SLG: 0.238	0-0 G5-3 ③			0-0 G1-3 ②		0-0 G1-4-6-3 ① ② 1-2f	B B B B 4-0 SH1 1B BB			3	1	0	0	1	0	3
Eddie Pérez, R (1, 2) OBP: 0.300, SLG: 0.526		0-0 2B		0-0 F7 ③		0-0 HR	0-0 SH1 1-2 ①			3	1	2	1	0	0	0
Walt Weiss, S (1, 6) OBP: 0.400, SLG: 0.500		S S S 0-3 K ①			0-0 SH1-4 E 2B	0-0 1B	0-0 S 2-H 1B			4	1	3	1	0	1	1
Greg Maddux, R (1, 1) Brian Hunter, R (8, 3)		0-0 F3 ②			0-0 SH1-4 ① S S S 2-3	0-3 K ③		S S S 0-3 K ②		2 1	0 0	0 0	0 0	0 0	1 1	2 1
Inning Stats	R: 1 E: 0 K: 0 S: 5 H: 2 LOB: 2 BB: 1 P: 9	R: 0 E: 0 K: 1 S: 6 H: 1 LOB: 1 BB: 0 P: 6	R: 0 E: 0 K: 0 S: 3 H: 0 LOB: 0 BB: 0 P: 3	R: 0 E: 0 K: 0 S: 3 H: 0 LOB: 0 BB: 0 P: 3	R: 1 E: 1 K: 0 S: 5 H: 2 LOB: 2 BB: 1 P: 9	R: 1 E: 1 K: 1 S: 7 H: 2 LOB: 1 BB: 0 P: 7	R: 0 E: 0 K: 1 S: 5 H: 0 LOB: 2 BB: 2 P: 13	R: 1 E: 0 K: 2 S: 8 H: 1 LOB: 1 BB: 1 P: 12		1B: 5 2B: 2 3B: 0 HR: 1	SF: 0 SAC: 2 DP: 1 HBP: 0			WP: 0 PB: 0 SB: 3 CS: 0	PA: 37		

	AB	30
	R	4
	H	8
	RBI	4
	BB	5
	SO	5
	LOB	18

PITCHER		IP	WLS	BF	H	R	ER	SO	BB	IBB	HBP	BLK	WP	HR	S	P	ERA	WHIP
Masato Yoshii, R ERA: 5.4	(1, 1)	4.2	L	21	5	2	2	1	1	1	0	0	0	0	21	29	3.86	1.286
Pat Mahomes, R ERA: 6.0	(5, 1)	1.1		6	2	1	1	1	0	0	0	0	0	1	8	8	6.75	1.500
Dennis Cook, L ERA:	(7, 1)	1.0		5	0	0	0	1	1	1	0	0	0	0	5	13	0.00	1.000
Turk Wendell, R ERA: 3.0	(8, 1)	1.0		5	1	1	1	2	1	0	0	0	0	0	8	12	9.00	2.000

PITCHER	IP	WLS	BF	H	R	ER	SO	BB	IBB	HBP	BLK	WP	HR	S	P	ERA	WHIP

New York Mets @ Atlanta Braves

Turner Field, Atlanta, GA

Wed Oct 13 1999, 4:00 PM EDT

Att. 44,624 - Cloudy - 62 F

TOP

livebaseballscorecards.com

Batter	1	2	3	4	5	6	7	8	9	AB	R	H	RBI	BB	SO	LOB
Rickey Henderson, R (1, 7) OBP: 0.375, SLG: 0.286	G1-3	G4-1			HR			E5		2	0	0	0	0	0	2
Melvin Mora, R (2, 7) OBP: 0.600, SLG: 1.333								2B		2	2	1	1	0	0	0
Edgardo Alfonzo, R (1, 4) OBP: 0.407, SLG: 0.875	1B		P6		G4-3			1-H 2B		4	0	2	1	0	0	0
John Olerud, L (1, 3) OBP: 0.407, SLG: 0.458	F8		G3			F9		SSS K		4	0	0	0	0	1	2
31 Mike Piazza, R (1, 2) OBP: 0.176, SLG: 0.125	F8		F7			F8		IBB		3	0	0	0	1	0	1
Robin Ventura, L (1, 5) OBP: 0.346, SLG: 0.250		BBBB 1B BB		SSS K		F9	SSS K	SSS K		3	1	0	0	1	2	2
Darryl Hamilton, L (1, 8) OBP: 0.250, SLG: 0.143		1B 1-2 1B		G3-1					F6	3	0	1	0	0	1	0
Shawon Dunston, R (9, PH) OBP: 0.125, SLG: 0.125										1	0	0	0	0	0	0
Roger Cedeno, S (1, 9) OBP: 0.375, SLG: 0.429		SH1-3 1-3 2-H 1B		K			L9		G6-3	4	0	1	1	0	1	0
Rey Ordonez, R (1, 6) OBP: 0.190, SLG: 0.238		B3			F9		F9		SSS K	3	0	0	0	0	0	2
Bobby Bonilla, S (9, PH)										1	0	0	0	0	1	0
Kenny Rogers, L (1, 1)		SH1-3 1-2			SSS K			L3		1	0	0	0	0	1	0
Turk Wendell, L (6, 1)										0	0	0	0	0	0	0
Matt Franco, L (8, PH)										1	0	0	0	0	0	0
Armando Benitez, R (8, 1)										0	0	0	0	0	0	0
Inning Stats	R: 0 E: 0 K: 0 S: 4 H: 1 LOB: 1 BB: 0 P: 4	R: 1 E: 0 K: 0 S: 5 H: 2 LOB: 2 BB: 1 P: 9	R: 0 E: 0 K: 0 S: 3 H: 0 LOB: 0 BB: 0 P: 3	R: 0 E: 0 K: 2 S: 7 H: 0 LOB: 0 BB: 0 P: 7	R: 1 E: 0 K: 1 S: 6 H: 1 LOB: 0 BB: 0 P: 6	R: 0 E: 0 K: 0 S: 3 H: 0 LOB: 0 BB: 0 P: 3	R: 0 E: 0 K: 1 S: 5 H: 0 LOB: 0 BB: 0 P: 5	R: 1 E: 1 K: 2 S: 9 H: 1 LOB: 2 BB: 1 P: 13	R: 0 E: 0 K: 1 S: 5 H: 0 LOB: 0 BB: 0 P: 5	1B: 3 2B: 1 3B: 0 HR: 1	SF: 0 SAC: 1 DP: 0 HBP: 0						

	AB	32
	R	3
	H	5
	RBI	3
	BB	2
	SO	7
	LOB	9

WP: 0 PB: 0 SB: 0 CS: 0 PA: 35

PITCHER	IP	WLS	BF	H	R	ER	SO	BB	IBB	HBP	BLK	WP	HR	S	P	ERA	WHIP
Kevin Millwood, R (1, 1) ERA: 1.56	7.1	W	29	5	3	2	4	1	0	0	0	0	1	36	40	2.46	0.818
John Rocker, L (8, 1) ERA:	0.2	H	3	0	0	0	2	0	1	0	0	0	0	6	10	0.00	0.000
29 John Smoltz, R (9, 1) ERA: 4.5	1.0	S	3	0	0	0	1	0	0	0	0	0	0	5	5	0.00	0.000

PITCHER	IP	WLS	BF	H	R	ER	SO	BB	IBB	HBP	BLK	WP	HR	S	P	ERA	WHIP

Batter	1	2	3	4	5	6	7	8	9	AB	R	H	RBI	BB	SO	LOB
Gerald Williams, R (1, 7) OBP: 0.370, SLG: 0.407	CS 1B		G6-4-3 1-2f		G1-6-4-3 1-2f		G3			4	0	1	0	0	0	2
Bret Boone, R (1, 4) OBP: 0.407, SLG: 0.444	G6-3 1-2		1B			G6-3	K			4	0	1	0	0	1	1
10 Chipper Jones, S (1, 5) OBP: 0.481, SLG: 0.188	F8		K			HR BB	BB			2	1	0	0	2	1	1
Brian Jordan, R (1, 9) OBP: 0.407, SLG: 0.667		G6-3		G5-3		HR 1-H	L5			4	1	1	2	0	0	1
Andruw Jones, R (1, 8) OBP: 0.333, SLG: 0.320		CS 1B		1B		HR		F7		4	1	3	0	0	0	0
Eddie Pérez, R (1, 2) OBP: 0.333, SLG: 0.652		BB 1-2 1B		F9		HR 1-H		K		4	1	2	2	0	1	1
Brian Hunter, R (1, 3)		BB 1-2		G4-3		F8		K		3	0	0	0	1	1	1
Walt Weiss, S (1, 6) OBP: 0.385, SLG: 0.462		G1-3			1B	E4				3	0	1	0	0	0	2
Kevin Millwood, R (1, 1) OBP: 0.286, SLG: 0.167			BB		B3	G6-3				2	0	0	0	1	0	2
John Rocker, R (8, 1)										0	0	0	0	0	0	0
29 John Smoltz, R (9, 1) OBP: 0.667, SLG: 1.000										0	0	0	0	0	0	0
Inning Stats	R: 0 E: 0 K: 0 S: 3 H: 1 LOB: 0 BB: 0 P: 3	R: 0 E: 0 K: 0 S: 4 H: 2 LOB: 2 BB: 1 P: 8	R: 0 E: 0 K: 1 S: 5 H: 1 LOB: 1 BB: 1 P: 9	R: 0 E: 0 K: 0 S: 4 H: 1 LOB: 1 BB: 0 P: 4	R: 0 E: 0 K: 0 S: 3 H: 1 LOB: 0 BB: 0 P: 3	R: 4 E: 1 K: 0 S: 7 H: 3 LOB: 1 BB: 1 P: 11	R: 0 E: 0 K: 1 S: 5 H: 0 LOB: 1 BB: 1 P: 9	R: 0 E: 0 K: 2 S: 7 H: 0 LOB: 0 BB: 0 P: 7		1B: 7 2B: 0 3B: 0 HR: 2 SF: 0 SAC: 0 DP: 2 HBP: 0						

BOTTOM

New York Mets @ Atlanta Braves

Turner Field, Atlanta, GA

Wed Oct 13 1999, 4:00 PM EDT

Att. 44,624 - Cloudy - 62 F

livebaseballscorecards.com

AB	30
R	4
H	9
RBI	4
BB	4
SO	4
LOB	11

PITCHER		IP	WLS	BF	H	R	ER	SO	BB	IBB	HBP	BLK	WP	HR	S	P	ERA	WHIP
Kenny Rogers, L ERA: 7.45	(1, 1)	5.1	L	24	9	4	4	1	3	0	0	0	0	2	23	35	6.75	2.250
Turk Wendell, R ERA: 1.93	(6, 1)	1.2		7	0	0	0	1	1	0	0	0	0	0	8	12	0.00	0.600
Armando Benitez, R ERA:	(8, 1)	1.0		3	0	0	0	2	0	0	0	0	0	0	7	7	0.00	0.000

PITCHER	IP	WLS	BF	H	R	ER	SO	BB	IBB	HBP	BLK	WP	HR	S	P	ERA	WHIP

Batter	1	2	3	4	5	6	7	8	9	AB	R	H	RBI	BB	SO	LOB
Gerald Williams, R (1, 7) OBP: 0.355, SLG: 0.367	BBBB 4-0 S E BB		x 0-0 G6-3 ②			x 0-0 G4-3 ①		x 0-0 F8 ②		3	1	0	0	1	0	1
Bret Boone, R (1, 4) OBP: 0.355, SLG: 0.387	x 0-0 E1 E S 1-2 F8-2		x 0-0 G6-3 ③			x 0-0 G6-3 ②		SSS 0-3 K ③		4	0	0	0	0	1	2
10 Chipper Jones, S (1, 5) OBP: 0.452, SLG: 0.200	x 0-0 P4 ①			x 0-0 1B ①		SSS 0-3 K ③			SSS 0-3 K ①	4	0	1	0	0	2	2
Brian Jordan, R (1, 9) OBP: 0.355, SLG: 0.571	x 0-0 F8-2 ② ③ 1-H 2-H			x 0-0 G6-3 ②			x 0-0 F7 ①		SSS 0-3 K ②	4	0	0	0	0	1	1
Andruw Jones, R (1, 8) OBP: 0.323, SLG: 0.286		SSS 0-3 K L5-4 1B		x 0-0 F7 ③			BBBB 4-0 BB		x 0-0 F8 ③	3	0	0	0	1	1	0
Eddie Pérez, R (1, 2) OBP: 0.370, SLG: 0.654		x 0-0 1-2 1B ①			x 0-0 1B ①		SSS 0-3 K ②			3	0	2	0	0	1	1
Brian Hunter, R (1, 3)		x 0-0 L5-4 ① ② 2-3			BBBB 4-0 FC4-6 BB		x 0-0 L6 ③			2	0	0	0	1	0	3
Walt Weiss, S (1, 6) OBP: 0.375, SLG: 0.400		SSS 0-3 K ③			x 0-0 FC4-6 ② 1-2f			BBBB 4-0 SH1-4 BB		2	0	0	0	1	1	2
Tom Glavine, L (1, 1)			x 0-0 G1-3 ①		SSS 0-3 K ③			x 0-0 SH1-4 ① 1-2		2	0	0	0	0	1	1
Mike Remlinger, L (8, 1)										0	0	0	0	0	0	0
John Rocker, R (9, 1)										0	0	0	0	0	0	0
Inning Stats	R: 1 E: 1 K: 0 S: 3 H: 0 LOB: 0 BB: 1 P: 7	R: 0 E: 0 K: 2 S: 8 H: 1 LOB: 1 BB: 0 P: 8	R: 0 E: 0 K: 0 S: 3 H: 0 LOB: 0 BB: 0 P: 3	R: 0 E: 0 K: 0 S: 3 H: 1 LOB: 0 BB: 0 P: 3	R: 0 E: 0 K: 1 S: 5 H: 1 LOB: 1 BB: 1 P: 9	R: 0 E: 0 K: 1 S: 5 H: 0 LOB: 0 BB: 0 P: 5	R: 0 E: 0 K: 1 S: 5 H: 0 LOB: 1 BB: 1 P: 9	R: 0 E: 0 K: 1 S: 5 H: 0 LOB: 1 BB: 1 P: 9	R: 0 E: 0 K: 2 S: 7 H: 0 LOB: 0 BB: 0 P: 7	1B: 3 2B: 2 3B: 0 HR: 0	SF: 0 SAC: 1 DP: 2 HBP: 0						

TOP

Atlanta Braves @ New York Mets

Shea Stadium, Flushing, NY

Fri Oct 15 1999, 8:00 PM EDT

Att. 55,911 - Unknown - 56 F

livebaseballscorecards.com

AB	27
R	1
H	3
RBI	0
BB	4
SO	8
LOB	13

WP: 1 PB: 0 SB: 3 CS: 0 PA: 32

PITCHER		IP	WLS	BF	H	R	ER	SO	BB	IBB	HBP	BLK	WP	HR	S	P	ERA	WHIP
Al Leiter, L ERA: 1.84	(1, 1)	7.0	L	25	3	1	0	5	3	0	0	0	1	0	32	44	0.00	0.857
John Franco, L ERA:	(8, 1)	0.1		2	0	0	0	0	1	0	0	0	0	0	1	5	0.00	3.000
Armando Benitez, R ERA:	(8, 1)	1.2		5	0	0	0	3	0	0	0	0	0	0	11	11	0.00	0.000

PITCHER	IP	WLS	BF	H	R	ER	SO	BB	IBB	HBP	BLK	WP	HR	S	P	ERA	WHIP

BOTTOM

Atlanta Braves @ New York Mets

Shea Stadium, Flushing, NY

Fri Oct 15 1999, 8:00 PM EDT

Att. 55,911 - Unknown - 56 F

Batter	1	2	3	4	5	6	7	8	9	AB	R	H	RBI	BB	SO	LOB
Rickey Henderson, R (1, 7) OBP: 0.357, SLG: 0.280	K		G6-4-3 1B		F9		F9			4	0	1	0	0	1	1
John Olerud, L (1, 3) OBP: 0.419, SLG: 0.444	BB		G6-4-3 1-2f		1B		CS 1-2	L4		3	0	1	0	1	0	1
Edgardo Alfonzo, R (1, 4) OBP: 0.355, SLG: 0.750	K		K		F9			K		4	0	0	0	0	3	2
31 Mike Piazza, R (1, 2) OBP: 0.238, SLG: 0.200	G4-3			1B 1B		1B		F9		4	0	2	0	0	0	1
Benny Agbayani, R (1, 9) OBP: 0.214, SLG: 0.286		G6-3		K		F8			E6 FC6	4	0	0	0	0	1	2
Robin Ventura, L (1, 5) OBP: 0.310, SLG: 0.217		G1-3		K		L6			K	3	0	0	0	0	1	2
Todd Pratt, R (9, PH) OBP: 0.333, SLG: 0.500										1	0	0	0	0	1	1
Melvin Mora, R (1, 8) OBP: 0.556, SLG: 0.857		1B 1B		1-3 1B		F8			F8	4	0	2	0	0	0	2
Rey Ordonez, R (1, 6) OBP: 0.200, SLG: 0.240		1-3 1B		G3			K		FC6 1-2f	4	0	1	0	0	1	3
Al Leiter, L (1, 1)		K			G4-3					2	0	0	0	0	1	2
Shawon Dunston, R (7, PH) OBP: 0.111, SLG: 0.111										1	0	0	0	0	1	0
John Franco, L (8, 1)										0	0	0	0	0	0	0
Armando Benitez, R (8, 1)							K CS			0	0	0	0	0	0	0
Inning Stats	R: 0 E: 0 K: 2 S: 7 H: 0 LOB: 1 BB: 1 P: 11	R: 0 E: 0 K: 1 S: 7 H: 2 LOB: 2 BB: 0 P: 7	R: 0 E: 0 K: 1 S: 5 H: 1 LOB: 0 BB: 0 P: 5	R: 0 E: 0 K: 2 S: 9 H: 2 LOB: 2 BB: 0 P: 9	R: 0 E: 0 K: 0 S: 4 H: 1 LOB: 1 BB: 0 P: 4	R: 0 E: 0 K: 0 S: 4 H: 1 LOB: 1 BB: 0 P: 4	R: 0 E: 0 K: 2 S: 7 H: 0 LOB: 0 BB: 0 P: 7	R: 0 E: 0 K: 1 S: 5 H: 0 LOB: 0 BB: 0 P: 5	R: 0 E: 1 K: 1 S: 6 H: 0 LOB: 1 BB: 0 P: 6	1B: 7 2B: 0 3B: 0 HR: 0	SF: 0 SAC: 0 DP: 1 HBP: 0						

livebaseballscorecards.com

AB	34
R	0
H	7
RBI	0
BB	1
SO	10
LOB	17

WP: 1 PB: 0 SB: 0 CS: 1 PA: 36

PITCHER		IP	WLS	BF	H	R	ER	SO	BB	IBB	HBP	BLK	WP	HR	S	P	ERA	WHIP
Tom Glavine, L ERA: 1.38	(1, 1)	7.0	W	28	7	0	0	8	1	0	0	0	1	0	43	47	0.00	1.143
Mike Remlinger, L ERA: 6.75	(8, 1)	1.0	H	3	0	0	0	1	0	0	0	0	0	0	5	5	0.00	0.000
John Rocker, L ERA:	(9, 1)	1.0	S	4	0	0	0	1	0	0	0	0	0	0	6	6	0.00	0.000

PITCHER	IP	WLS	BF	H	R	ER	SO	BB	IBB	HBP	BLK	WP	HR	S	P	ERA	WHIP

Batter	1	2	3	4	5	6	7	8	9	AB	R	H	RBI	BB	SO	LOB
Gerald Williams, R (1, 7) OBP: 0.314, SLG: 0.324	F9			F8			G5-3		F9	4	0	0	0	0	0	0
Bret Boone, R (1, 4) Keith Lockhart, L (9, PH)	K			10 CS 1B			G6-3		K	3 1	0 0	1 0	0 0	0 0	1 1	0 0
10 Chipper Jones, S (1, 5) OBP: 0.412, SLG: 0.174	G4-3			K 1-2			K			3	0	0	0	0	2	1
Brian Jordan, R (1, 9) OBP: 0.353, SLG: 0.645		L5			F9			HR		3	1	1	1	0	0	0
Ryan Klesko, L (1, 3) Brian Hunter, R (8, 3)		K			G4-3			HR		3 0	1 0	1 0	1 0	0 0	1 0	0 0
Andruw Jones, R (1, 8) OBP: 0.294, SLG: 0.258		F2			G5-3			F9		3	0	0	0	0	0	0
Eddie Pérez, R (1, 2) OBP: 0.333, SLG: 0.586			G6-3			G5-3		G5-3		3	0	0	0	0	0	0
Walt Weiss, S (1, 6) John Rocker, R (8, 1)			K			P4		G4-3		3 0	0 0	0 0	0 0	0 0	1 0	0 0
29 John Smoltz, R (1, 1) OBP: 0.400, SLG: 0.600 Mike Remlinger, L (8, 1) Ozzie Guillen, L (8, 6)			G6-3			F9			F9	2 0 1	0 0 0	0 0 0	0 0 0	0 0 0	0 0 0	0 0 0
Inning Stats	R: 0 E: 0 K: 1 S: 5 H: 0 LOB: 0 BB: 0 P: 5	R: 0 E: 0 K: 1 S: 5 H: 0 LOB: 0 BB: 0 P: 5	R: 0 E: 0 K: 1 S: 5 H: 0 LOB: 0 BB: 0 P: 5	R: 0 E: 0 K: 1 S: 5 H: 1 LOB: 0 BB: 0 P: 5	R: 0 E: 0 K: 0 S: 3 H: 0 LOB: 0 BB: 0 P: 3	R: 0 E: 0 K: 0 S: 3 H: 0 LOB: 0 BB: 0 P: 3	R: 0 E: 0 K: 1 S: 5 H: 0 LOB: 0 BB: 0 P: 5	R: 2 E: 0 K: 0 S: 5 H: 2 LOB: 0 BB: 0 P: 5	R: 0 E: 0 K: 1 S: 5 H: 0 LOB: 0 BB: 0 P: 5	1B: 1 2B: 0 3B: 0 HR: 2 SF: 0 SAC: 0 DP: 0 HBP: 0						

TOP

Atlanta Braves @ New York Mets

Shea Stadium, Flushing, NY

Sat Oct 16 1999, 8:00 PM EDT

Att. 55,872 - Unknown - 66 F

livebaseballscorecards.com

AB	29
R	2
H	3
RBI	2
BB	0
SO	6
LOB	1

WP: 0 PB: 0 SB: 0 CS: 1 PA: 29

PITCHER		IP	WLS	BF	H	R	ER	SO	BB	IBB	HBP	BLK	WP	HR	S	P	ERA	WHIP
Rick Reed, R ERA: 2.77	(1, 1)	7.0		23	3	2	2	5	0	0	0	0	0	2	33	33	2.57	0.429
Turk Wendell, R ERA: 1.59	(8, 1)	1.0	W	3	0	0	0	0	0	0	0	0	0	0	3	3	0.00	0.000
Armando Benitez, R ERA:	(9, 1)	1.0	S	3	0	0	0	1	0	0	0	0	0	0	5	5	0.00	0.000

PITCHER	IP	WLS	BF	H	R	ER	SO	BB	IBB	HBP	BLK	WP	HR	S	P	ERA	WHIP

Atlanta Braves @ New York Mets

Shea Stadium, Flushing, NY

Sat Oct 16 1999, 8:00 PM EDT
Att. 55,872 - Unknown - 66 F

livebaseballscorecards.com

Batter	1	2	3	4	5	6	7	8	9	AB	R	H	RBI	BB	SO	LOB
Rickey Henderson, R (1, 7) OBP: 0.323, SLG: 0.250	F7		K			P3		BB		3	0	0	0	0	1	1
Melvin Mora, R (8, 7) OBP: 0.600, SLG: 0.857										0	1	0	0	1	0	0
John Olerud, L (1, 3) OBP: 0.429, SLG: 0.548	G6-3			F7		HR		1B		4	1	2	3	0	0	0
Edgardo Alfonzo, R (1, 4) OBP: 0.314, SLG: 0.656	F8			K		K		K		4	0	0	0	0	3	1
31 Mike Piazza, R (1, 2) OBP: 0.208, SLG: 0.174		F7		K			K			3	0	0	0	0	2	0
Robin Ventura, L (1, 5) OBP: 0.281, SLG: 0.192		P5			G4-3		G3-1			3	0	0	0	0	0	0
Darryl Hamilton, L (1, 8) OBP: 0.211, SLG: 0.118		K			K		F7			3	0	0	0	0	2	0
Roger Cedeno, S (1, 9) OBP: 0.474, SLG: 0.529			G3 1B		1B			S S 1B 1B		3	1	3	0	0	0	0
Rey Ordonez, R (1, 6) OBP: 0.179, SLG: 0.214			G3 1-2		F9			B3		3	0	0	0	0	0	3
Rick Reed, R (1, 1)			G6-3			P4		K		2	0	0	0	0	0	1
Turk Wendell, L (8, 1)										0	0	0	0	0	0	0
Matt Franco, L (8, PH)										0	0	0	0	0	0	0
Benny Agbayani, R (8, PH) OBP: 0.200, SLG: 0.267										1	0	0	0	0	1	1
Armando Benitez, R (9, 1)										0	0	0	0	0	0	0

Inning Stats	1	2	3	4	5	6	7	8	9	
	R: 0 H: 0 E: 0 LOB: 0 K: 0 BB: 0 S: 3 P: 3	R: 0 H: 0 E: 0 LOB: 0 K: 1 BB: 0 S: 5 P: 5	R: 0 H: 1 E: 0 LOB: 1 K: 1 BB: 0 S: 6 P: 6	R: 0 H: 0 E: 0 LOB: 0 K: 2 BB: 0 S: 7 P: 7	R: 0 H: 1 E: 0 LOB: 1 K: 1 BB: 0 S: 6 P: 6	R: 1 H: 1 E: 0 LOB: 0 K: 1 BB: 0 S: 6 P: 6	R: 0 H: 0 E: 0 LOB: 0 K: 1 BB: 0 S: 5 P: 5	R: 2 H: 2 E: 0 LOB: 1 K: 2 BB: 1 S: 9 P: 13		1B: 4 SF: 0 2B: 0 SAC: 0 3B: 0 DP: 0 HR: 1 HBP: 0

WP: 0 PA: 30
PB: 0
SB: 3
CS: 0

PITCHER		IP	WLS	BF	H	R	ER	SO	BB	IBB	HBP	BLK	WP	HR	S	P	ERA	WHIP
29 John Smoltz, R ERA: 3.52	(1, 1)	7.1		26	4	2	2	7	0	0	0	0	0	1	40	40	2.46	0.545
Mike Remlinger, L ERA: 7.94	(8, 1)	0.1	L	2	0	0	0	1	1	0	0	0	0	0	3	7	0.00	3.000
John Rocker, L ERA:	(8, 1)	0.1	B	2	1	1	1	1	0	0	0	0	0	0	4	4	27.00	3.000

PITCHER	IP	WLS	BF	H	R	ER	SO	BB	IBB	HBP	BLK	WP	HR	S	P	ERA	WHIP

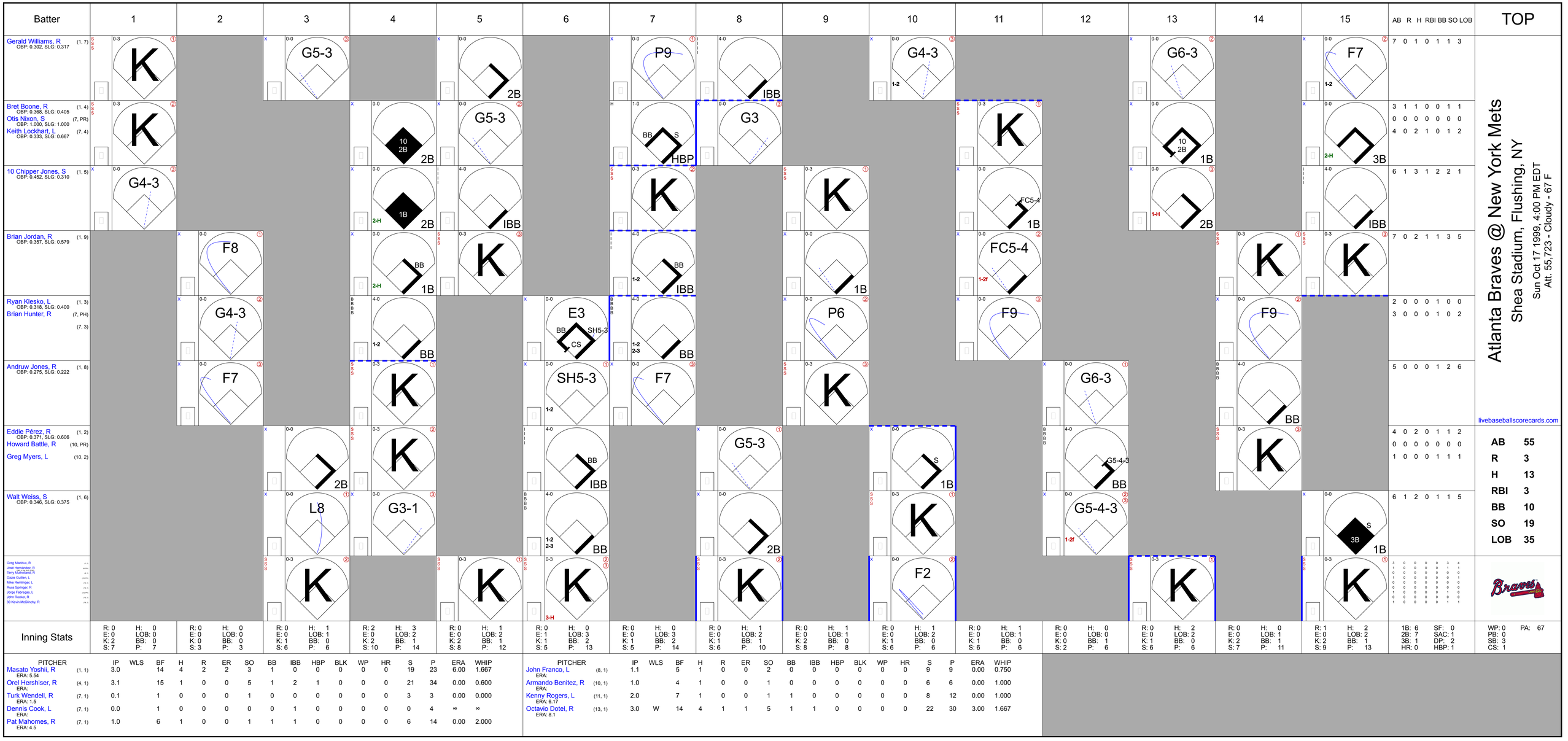
Batter
1
2
3
4
5
6
7
8
9
10
11
12
13
14
15
AB R H RBI BB SO LOB
TOP
Gerald Williams, R (1, 7)
OBP: 0.302, SLG: 0.317
7 0 1 0 1 1 3
Bret Boone, R (1, 4)
OBP: 0.368, SLG: 0.405
Otis Nixon, S (7, PR)
OBP: 1.000, SLG: 1.000
Keith Lockhart, L (7, 4)
OBP: 0.333, SLG: 0.667
3 1 1 0 0 1 1
0 0 0 0 0 0 0
4 0 2 1 0 1 2
10 Chipper Jones, S (1, 5)
OBP: 0.452, SLG: 0.310
6 1 3 1 2 2 1
Brian Jordan, R (1, 9)
OBP: 0.357, SLG: 0.579
7 0 2 1 1 3 5
Ryan Klesko, L (1, 3)
OBP: 0.318, SLG: 0.400
Brian Hunter, R (7, PH)
(7, 3)
2 0 0 0 1 0 0
3 0 0 0 1 0 2
Andruw Jones, R (1, 8)
OBP: 0.275, SLG: 0.222
5 0 0 0 1 2 6
Eddie Pérez, R (1, 2)
OBP: 0.371, SLG: 0.606
Howard Battle, R (10, PR)
Greg Myers, L (10, 2)
4 0 2 0 1 1 2
0 0 0 0 0 0 0
1 0 0 0 1 1 1
Walt Weiss, S (1, 6)
OBP: 0.346, SLG: 0.375
6 1 2 0 1 1 5
Atlanta Braves @ New York Mets
Shea Stadium, Flushing, NY
Sun Oct 17 1999, 4:00 PM EDT
Att. 55,723 - Cloudy - 67 F
livebaseballscorecards.com
AB 55
R 3
H 13
RBI 3
BB 10
SO 19
LOB 35
Inning Stats
PITCHER IP WLS BF H R ER SO BB IBB HBP BLK WP HR S P ERA WHIP
Masato Yoshii, R (1, 1) ERA: 5.54 3.0 14 4 2 2 3 1 0 0 0 0 0 0 19 23 6.00 1.667
Orel Hershiser, R (4, 1) ERA: 3.1 15 1 0 0 5 1 2 1 0 0 0 0 21 34 0.00 0.600
Turk Wendell, R (7, 1) ERA: 1.5 0.1 1 0 0 0 1 0 0 0 0 0 0 3 3 0.00 0.000
Dennis Cook, L (7, 1) ERA: 0.0 1 0 0 0 0 0 1 0 0 0 0 0 0 4 ∞ ∞
Pat Mahomes, R (7, 1) ERA: 4.5 1.0 6 1 0 0 1 1 1 0 0 0 0 6 14 0.00 2.000
PITCHER IP WLS BF H R ER SO BB IBB HBP BLK WP HR S P ERA WHIP
John Franco, L (8, 1) ERA: 1.1 5 1 0 0 2 0 0 0 0 0 0 9 9 0.00 0.750
Armando Benitez, R (10, 1) ERA: 1.0 4 1 0 0 1 0 0 0 0 0 0 0 6 6 0.00 1.000
Kenny Rogers, L (11, 1) ERA: 6.17 2.0 7 1 0 0 1 1 0 0 0 0 0 0 8 12 0.00 1.000
Octavio Dotel, R (13, 1) ERA: 8.1 3.0 W 14 4 1 1 5 1 1 0 0 0 0 0 22 30 3.00 1.667
1B: 6 SF: 0
2B: 7 SAC: 1
3B: 1 DP: 2
HR: 0 HBP: 1
WP: 0 PA: 67
PB: 0
SB: 3
CS: 1

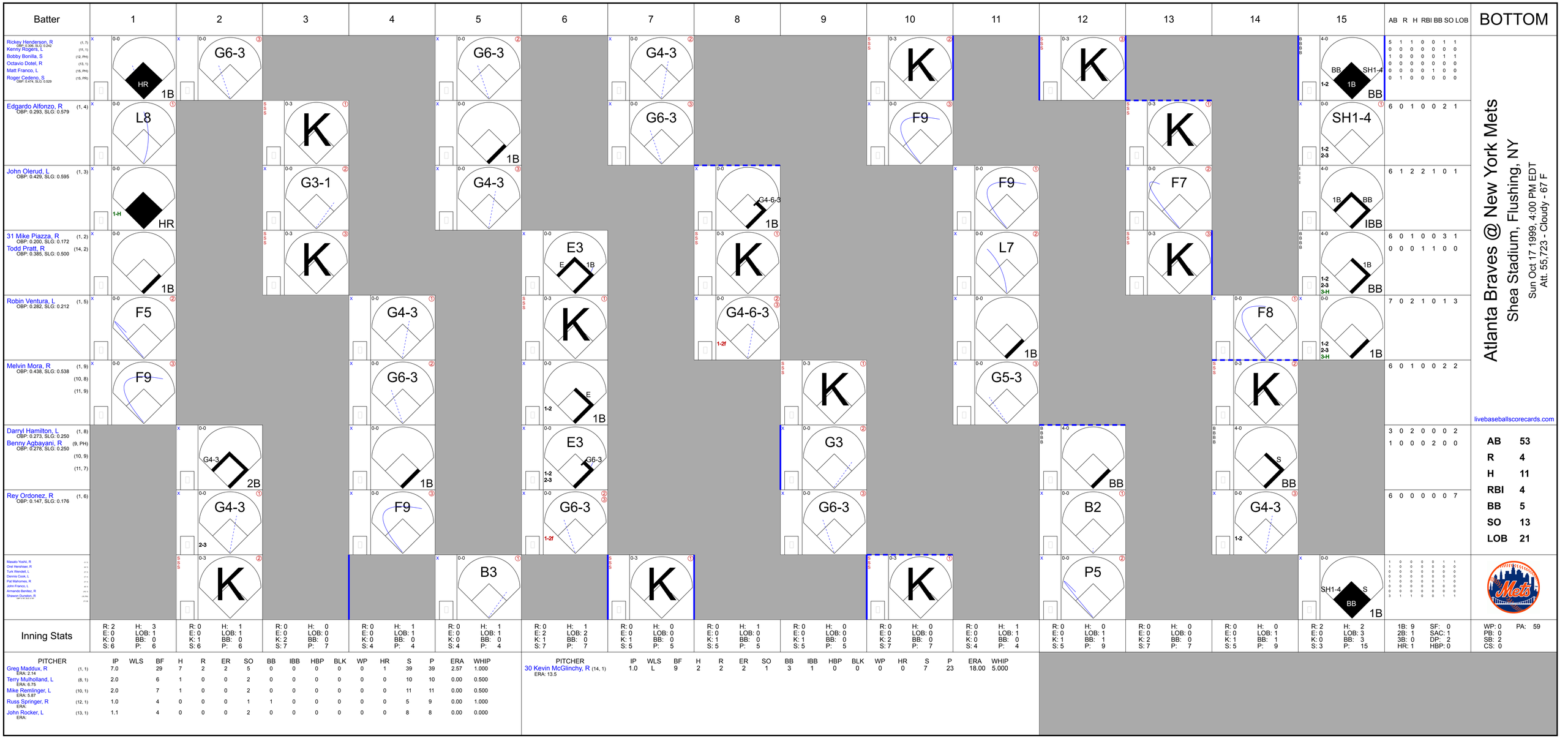
Batter
1
2
3
4
5
6
7
8
9
10
11
12
13
14
15
AB R H RBI BB SO LOB
BOTTOM
Rickey Henderson, R (1, 7) OBP: 0.306, SLG: 0.242
Kenny Rogers, L (11, 1)
Bobby Bonilla, S (12, PH)
Octavio Dotel, R (13, 1)
Matt Franco, L (15, PH)
Roger Cedeno, S (15, PR) OBP: 0.474, SLG: 0.529
Edgardo Alfonzo, R (1, 4) OBP: 0.293, SLG: 0.579
John Olerud, L (1, 3) OBP: 0.429, SLG: 0.595
31 Mike Piazza, R (1, 2) OBP: 0.200, SLG: 0.172
Todd Pratt, R (14, 2) OBP: 0.385, SLG: 0.500
Robin Ventura, L (1, 5) OBP: 0.282, SLG: 0.212
Melvin Mora, R (1, 9) (10, 8) (11, 9) OBP: 0.438, SLG: 0.538
Darryl Hamilton, L (1, 8) OBP: 0.273, SLG: 0.250
Benny Agbayani, R (9, PH) (10, 9) (11, 7) OBP: 0.278, SLG: 0.250
Rey Ordonez, R (1, 6) OBP: 0.147, SLG: 0.176
Masato Yoshii, R
Orel Hershiser, R
Turk Wendel, L
Dennis Cook, L
Pat Mahomes, R
John Franco, L
Armando Benitez, R
Shawon Dunston, R
Atlanta Braves @ New York Mets
Shea Stadium, Flushing, NY
Sun Oct 17 1999, 4:00 PM EDT
Att. 55,723 - Cloudy - 67 F
livebaseballscorecards.com
AB 53
R 4
H 11
RBI 4
BB 5
SO 13
LOB 21
Inning Stats
PITCHER IP WLS BF H R ER SO BB IBB HBP BLK WP HR S P ERA WHIP
Greg Maddux, R (1, 1) ERA: 2.14 7.0 29 7 2 2 5 0 0 0 0 0 1 39 39 2.57 1.000
Terry Mulholland, L (8, 1) ERA: 6.75 2.0 6 1 0 0 2 0 0 0 0 0 0 10 10 0.00 0.500
Mike Remlinger, L (10, 1) ERA: 5.87 2.0 7 1 0 0 2 0 0 0 0 0 0 11 11 0.00 0.500
Russ Springer, R (12, 1) ERA: 1.0 4 0 0 0 1 1 0 0 0 0 0 0 5 9 0.00 1.000
John Rocker, L (13, 1) ERA: 1.1 4 0 0 0 2 0 0 0 0 0 0 0 8 8 0.00 0.000
PITCHER IP WLS BF H R ER SO BB IBB HBP BLK WP HR S P ERA WHIP
30 Kevin McGlinchy, R (14, 1) ERA: 13.5 1.0 L 9 2 2 2 1 3 1 0 0 0 0 0 7 23 18.00 5.000
1B: 9 SF: 0
2B: 1 SAC: 1
3B: 0 DP: 2
HR: 1 HBP: 0
WP: 0 PA: 59
PB: 0
SB: 2
CS: 0

Batter	1	2	3	4	5	6	7	8	9	10	11	AB	R	H	RBI	BB	SO	LOB
Rickey Henderson, R (1, 7) OBP: 0.317, SLG: 0.289	1B		G5-3		K		F9 1B 2B 2-H	FC6-4 S 1-2f		SF8 1-2 3-H		5	1	2	1	0	1	3
John Franco, L (8, 1)												0	0	0	0	0	0	0
Todd Pratt, R (9, 2) OBP: 0.357, SLG: 0.500												0	0	0	1	0	0	0
Edgardo Alfonzo, R (1, 4) OBP: 0.298, SLG: 0.558	L9		F8			1B 31 SF7 2B	F9 2-3	BBBB 4-0 1-2 BB		SSS K 2-3		5	1	1	0	1	1	3
John Olerud, L (1, 3) OBP: 0.417, SLG: 0.558	F8			SSS K		2B 1B 1B 2-3	31 HR 1B 3-H	F7			F8	6	2	2	1	0	1	3
31 Mike Piazza, R (1, 2) OBP: 0.200, SLG: 0.273	SSS K			G3-1		SF7 3-H	HR 1-H		F5		F3	4	1	1	3	0	1	1
Armando Benitez, R (9, 1)												0	0	0	0	0	0	0
Shawon Dunston, R (11, PH) OBP: 0.154, SLG: 0.154												1	0	0	0	0	0	0
Kenny Rogers, L (11, 1)												0	0	0	0	0	0	0
Robin Ventura, L (1, 5) OBP: 0.267, SLG: 0.231		P3		F8		1B 2B 1-3	F9		P6		G4-3	6	1	1	0	0	0	0
Darryl Hamilton, L (1, 8) OBP: 0.333, SLG: 0.320		G3 1B			1B 1B	L6 BB 1B 2-H 3-H	G3		L7			5	0	3	2	0	0	0
Roger Cedeno, S (1, 9) OBP: 0.429, SLG: 0.474		G3 1-2			F8	BBBB 4-0 1-2 BB	SH1 1B 1B			BBBB 4-0 1B CS SF8 BB		2	0	0	0	0	0	2
Benny Agbayani, R (6, PH) OBP: 0.381, SLG: 0.294												1	2	1	0	2	0	0
(6, 9)																		
(8, 7)																		
Rey Ordonez, R (1, 6) OBP: 0.132, SLG: 0.158	G4-3				SSS K	L6 2-3		SH1 1-2		B3		4	0	0	0	0	1	5
Al Leiter, L (1, 1)			SSS K				2B 2B	FC6-4 1B 2-H		S SF8 1-3		0	0	0	0	0	0	0
Pat Mahomes, R (1, 1)												1	0	0	0	0	1	0
Bobby Bonilla, S (4, PH) OBP: 0.333, SLG: 0.250												1	0	1	0	0	0	0
Turk Wendell, L (6, 1)												0	0	0	0	0	0	0
Dennis Cook, L (8, 1)												0	0	0	0	0	0	0
Matt Franco, L (7, PH) OBP: 0.750, SLG: 1.000												0	0	0	0	0	0	0
Orel Hershiser, R (7, 1)												1	1	0	0	0	0	0
Melvin Mora, R (8, PH) OBP: 0.500, SLG: 0.500												0	0	0	0	0	0	0
(8, 9)												0	0	0	0	0	0	0
												2	0	2	1	0	0	0
Inning Stats	R: 0 E: 0 K: 1 S: 6 H: 1 LOB: 1 BB: 0 P: 6	R: 0 E: 0 K: 0 S: 4 H: 1 LOB: 1 BB: 0 P: 4	R: 0 E: 0 K: 1 S: 5 H: 0 LOB: 0 BB: 0 P: 5	R: 0 E: 0 K: 1 S: 5 H: 0 LOB: 0 BB: 0 P: 5	R: 0 E: 0 K: 2 S: 9 H: 2 LOB: 2 BB: 0 P: 9	R: 3 E: 0 K: 0 S: 6 H: 4 LOB: 1 BB: 1 P: 10	R: 4 E: 0 K: 0 S: 7 H: 4 LOB: 0 BB: 0 P: 7	R: 1 E: 0 K: 0 S: 5 H: 2 LOB: 2 BB: 1 P: 9	R: 0 E: 0 K: 0 S: 3 H: 0 LOB: 0 BB: 0 P: 3	R: 1 E: 0 K: 1 S: 6 H: 1 LOB: 1 BB: 1 P: 10	R: 0 E: 0 K: 0 S: 3 H: 0 LOB: 0 BB: 0 P: 3	1B: 10 2B: 5 3B: 0 HR: 1	SF: 2 SAC: 1 DP: 1 HBP: 0	WP: 0 PB: 0 SB: 2 CS: 1	PA: 50			

PITCHER		IP	WLS	BF	H	R	ER	SO	BB	IBB	HBP	BLK	WP	HR	S	P	ERA	WHIP
Kevin Millwood, R ERA: 2.38	(1, 1)	5.1		24	8	3	3	5	0	0	0	0	0	0	34	34	5.06	1.500
Terry Mulholland, L ERA: 5.4	(6, 1)	0.2	H	2	0	0	0	0	1	0	0	0	0	0	1	5	0.00	1.500
29 John Smoltz, R ERA: 5.74	(7, 1)	0.1		5	4	4	4	0	0	0	0	0	0	1	5	5	108.00	12.000
Mike Remlinger, L ERA: 5.79	(7, 1)	1.2		8	2	1	1	0	1	0	0	0	0	0	7	11	5.40	1.800
John Rocker, L ERA:	(9, 1)	2.0		8	1	1	0	1	1	0	0	0	0	0	9	13	0.00	1.000

PITCHER		IP	WLS	BF	H	R	ER	SO	BB	IBB	HBP	BLK	WP	HR	S	P	ERA	WHIP
Russ Springer, R ERA:	(11, 1)	1.0	W	3	0	0	0	0	0	0	0	0	0	0	3	3	0.00	0.000

TOP

New York Mets @ Atlanta Braves

Turner Field, Atlanta, GA

Tue Oct 19 1999, 8:12 PM EDT

Att. 52,335 - Cloudy - 64 F

livebaseballscorecards.com

AB	44
R	9
H	15
RBI	9
BB	3
SO	6
LOB	17

Batter	1	2	3	4	5	6	7	8	9	10	11	AB	R	H	RBI	BB	SO	LOB
Gerald Williams, R (1, 7) OBP: 0.306, SLG: 0.326	H 1-0 10 S BB HBP	x 0-0 ② F3			x 0-0 ① F9	x 0-0 ③ P6			x 0-0 ① G5-3		x 0-0 SH3 BB 2B	5	2	1	0	0	0	2
Bret Boone, R (1, 4) OBP: 0.349, SLG: 0.366	B B B B	S S S 0-3 ③ K			S S S 0-3 ② K		x 0-0 ① G4-3		S S S 0-3 ② K		x 0-0 ① SH3 2-3	4	1	0	0	1	3	0
10 Chipper Jones, S (1, 5) OBP: 0.479, SLG: 0.313	H 1-0 FC 1B 1B 1-3 2-H HBP		x 0-0 S G6-3 1B		x 0-0 ③ F7		x 0-0 ② G4-3		B B B B 4-0 S BB		I I I I 4-0 BB IBB	3	1	1	0	2	0	0
Brian Jordan, R (1, 9) OBP: 0.375, SLG: 0.548	x 0-0 FC 1B 1-2 3-H 1B		x 0-0 ① G6-3 1-2			H 1-0 SH3-4 1B FC3-2 HBP	x 0-0 ③ F9		S S S 0-3 ③ K 1-2		I I I I 4-0 BB 1-2 IBB	4	1	1	1	1	1	2
Andruw Jones, R (1, 8) OBP: 0.304, SLG: 0.244	x 0-0 FC 1B SF8 1-2 2-3		x 0-0 ② G4-3 2-3			x 0-0 FC3-2 SH3-4 1B 1-2 1B		x 0-0 ① G6-3		x 0-0 BB 1B 1B	B B B B 4-0 1-2 2-3 3-H BB	5	3	2	1	1	0	3
Eddie Pérez, R (1, 2) OBP: 0.395, SLG: 0.611 Otis Nixon, S (8, PR) OBP: 1.000, SLG: 1.000 Greg Myers, L (9, 2)	x 0-0 G4-6-3 1-3 2-H 3-H 1B		x 0-0 ③ G6-3			x 0-0 ① SH3-4 1-2 2-3		x 0-0 E S 1B 1B		x 0-0 ① F7		3 0 1	0 1 0	2 0 0	2 0 0	0 0 0	0 0 0	1 0 1
Brian Hunter, R (1, 3) OBP: 0.333, SLG: 0.071 Ryan Klesko, L (10, PH) OBP: 0.348, SLG: 0.400 (11, 3)	x 0-0 ① SF8 3-H			B B B B 4-0 G6-3 S L1-5 BB		I I I I 4-0 FC3-2 1B IBB		x 0-0 SH1-4 1-H 1B		B B B B 4-0 1B 1-2 BB		1 0	1 0	1 0	2 0	0 1	0 0	0 0
Walt Weiss, S (1, 6) OBP: 0.310, SLG: 0.333 Ozzie Guillen, L (10, PH) OBP: 0.250, SLG: 0.250 (11, 6)	x 0-0 ② ③ G4-6-3 1-2f			x 0-0 ① G6-3 1-3		x 0-0 ② FC3-2 1B 1-2 2-3 3-Hf		x 0-0 ② SH1-4 1-2		x 0-0 ② 1-3 2-H 1B		3 1	0 0	0 1	0 1	0 0	0 0	5 0
Kevin Millwood, R (1, 1) OBP: 0.000, SLG: 0.000 Terry Mulholland, R (8, 1) Keith Lockhart, L (8, PH) OBP: 1.000, SLG: 1.000 José Hernández, R (8, PH) OBP: 0.000, SLG: 0.000 Jay John Smoltz, R (7, 1) OBP: 0.000, SLG: 0.000 Mike Remlinger, L (7, 1) Howard Battle, R (8, PH) John Rocker, R (8, 1) Jorge Fabregas, L (10, PH) Russ Springer, R (11, 1)		x 0-0 ① F9		x 0-0 ② ③ L1-5 3-H		x 0-0 1-2 2-H 3-H 1B		0-0 0-0 0-3 ③ K		x 0-0 ③ F7		2 0 0 1 0 0 0 1 0 0	0 0 0 0 0 0 0 0 0 0	0 0 0 0 1 0 0 0 0 0	0 0 1 0 0 0 0 0 0 0	0 0 0 2 0 0 0 1 0 0	0 0 0 0 0 0 0 0 1 0	1 0 0 0 0 0 0 2 0 0
Inning Stats	R: 5 H: 2 E: 0 LOB: 0 K: 0 BB: 1 S: 5 P: 11	R: 0 H: 0 E: 0 LOB: 0 K: 1 BB: 0 S: 5 P: 5	R: 0 H: 1 E: 0 LOB: 1 K: 0 BB: 0 S: 4 P: 4	R: 0 H: 0 E: 0 LOB: 0 K: 0 BB: 1 S: 2 P: 6	R: 0 H: 0 E: 0 LOB: 0 K: 1 BB: 0 S: 5 P: 5	R: 2 H: 2 E: 0 LOB: 2 K: 0 BB: 1 S: 5 P: 10	R: 0 H: 0 E: 0 LOB: 0 K: 0 BB: 0 S: 3 P: 3	R: 1 H: 2 E: 0 LOB: 2 K: 1 BB: 0 S: 7 P: 7	R: 0 H: 0 E: 0 LOB: 1 K: 2 BB: 1 S: 7 P: 11	R: 1 H: 2 E: 0 LOB: 1 K: 0 BB: 1 S: 4 P: 8	R: 1 H: 1 E: 0 LOB: 3 K: 0 BB: 3 S: 2 P: 14	1B: 9 2B: 2 3B: 0 HR: 0	SF: 1 SAC: 3 DP: 2 HBP: 3			WP: 0 PB: 0 SB: 7 CS: 0	PA: 50	

PITCHER		IP	WLS	BF	H	R	ER	SO	BB	IBB	HBP	BLK	WP	HR	S	P	ERA	WHIP
Al Leiter, L	(1, 1)	0.0		6	2	5	5	0	1	0	2	0	0	0	3	9	∞	∞
ERA: 4.91																		
Pat Mahomes, R	(1, 1)	4.0		12	1	0	0	1	1	0	0	0	0	0	13	17	0.00	0.500
ERA: 2.25																		
Turk Wendell, R	(5, 1)	1.2		8	1	2	2	1	0	1	1	0	0	0	8	13	10.80	0.600
ERA: 3.52																		
Dennis Cook, L	(6, 1)	0.1		2	1	0	0	0	0	0	0	0	0	0	2	2	0.00	3.000
ERA:																		
Orel Hershiser, R	(7, 1)	1.0		3	0	0	0	0	0	0	0	0	0	0	3	3	0.00	0.000
ERA:																		

PITCHER		IP	WLS	BF	H	R	ER	SO	BB	IBB	HBP	BLK	WP	HR	S	P	ERA	WHIP
John Franco, L	(8, 1)	1.0	B	5	2	1	1	1	0	0	0	0	0	0	7	7	9.00	2.000
ERA: 1.42																		
Armando Benitez, R	(9, 1)	2.0		9	2	1	1	2	2	0	0	0	0	0	11	19	4.50	2.000
ERA: 1.0																		
Kenny Rogers, L	(11, 1)	0.1	L	5	1	1	1	0	1	2	0	0	0	0	2	14	27.00	6.000
ERA: 6.75																		

New York Mets @ Atlanta Braves

Turner Field, Atlanta, GA

Tue Oct 19 1999, 8:12 PM EDT

Att. 52,335 - Cloudy - 64 F

BOTTOM

livebaseballscorecards.com

AB	35
R	10
H	10
RBI	9
BB	8
SO	5
LOB	18