

# New York Mets - 2001

Batter	1	2	3	4	5	6	7	8	9	10	AB	R	H	RBI	BB	SO	LOB	TOP		
Benny Agbayani, R (1, 7) OBP: 1.000, SLG: 1.000	4-2 CS BB		4-1 CS BB			0-0 G4-3		4-2 F8 BB		0-1 HR 1B	1	0	0	3	0	0				
Tsuyoshi Shinjo, R (8, PR) OBP: 1.000, SLG: 1.000																				
Edgardo Alfonzo, R (1, 4) SAFE OBP: 0.200, SLG: 0.400	0-1 31 HR 2B		3-3 1-2 K			2-0 P4		1-1 F8		1-1 F9	5	1	1	0	0	1	3			
Robin Ventura, L (1, 5) OBP: 0.400, SLG: 1.600	1-3 K		0-0 G4-3			0-0 G4-3		0-0 HR		0-0 HR	5	2	2	4	0	1	1			
31 Mike Piazza, R (1, 2) OBP: 0.200, SLG: 0.800	1-0 2-H HR					2-1 L7		2-1 F8		0-3 K	5	1	1	2	0	2	1			
Todd Zeile, R (1, 3) OBP: 0.500, SLG: 0.333	4-0 BB					2-2 L7		3-2 G3-1 BB 1B		2-3 K	3	0	1	0	1	1	1			
Jay Payton, R (1, 8) OBP: 0.500, SLG: 0.333	3-1 F7					0-0 L9		4-1 G3-1 BB		0-2 FC1-6 1B	3	0	1	0	1	0	1			
Darryl Hamilton, L (1, 9) Timo Perez, L (7, 9)		0-1 F8				0-2 F7		0-0 G3-1		0-0 FC1-6 G6-4-3	3	0	0	0	0	0	2			
Rey Ordonez, R (1, 6)		2-1 L8				1-0 G6-3		4-0 IBB		1-0 G6-4-3	3	0	0	0	1	0	1			
Al Leiter, L John Franco, L Turk Wendell, L Dennis Cook, L Lenny Harris, L Armando Benitez, R	1-2 F5		1-2 G4-3			0-0 G4-3		0-1 G4-3		3-2 G6-3	3	0	0	0	0	0	3			
<b>Inning Stats</b>	R: 2 E: 0 K: 1 S: 11	H: 2 LOB: 1 BB: 2 P: 24	R: 0 E: 0 K: 0 S: 7	H: 0 LOB: 0 BB: 0 P: 10	R: 0 E: 0 K: 1 S: 5	H: 0 LOB: 0 BB: 1 P: 12	R: 0 E: 0 K: 0 S: 6	H: 0 LOB: 0 BB: 0 P: 10	R: 0 E: 0 K: 0 S: 5	H: 1 LOB: 3 BB: 2 P: 24	R: 2 E: 0 K: 2 S: 13	H: 1 LOB: 1 BB: 1 P: 20	R: 0 E: 0 K: 0 S: 5	H: 1 LOB: 0 BB: 0 P: 6	R: 2 E: 0 K: 1 S: 11	H: 2 LOB: 0 BB: 0 P: 15	1B: 3 2B: 2 3B: 0 HR: 3	SF: 0 SAC: 0 DP: 2 HBP: 0	WP: 0 PA: 40	
<b>PITCHER</b>	IP WLS BF H R ER SO BB IBB HBP BLK WP HR S P ERA WHIP	7.1 29 3 4 4 2 5 1 0 0 0 0 1 53 101 4.91 1.091	1.2 6 2 0 0 2 0 0 0 0 0 0 1 13 16 0.00 1.200	1.0 L 5 2 2 2 1 0 0 0 0 0 1 11 15 18.00 2.000																

New York Mets @ Atlanta Braves  
Turner Field, Atlanta, GA  
Tue Apr 03 2001, 3:05 PM EDT  
Att: 42,117 - Overcast - 57 F

AB	34
R	6
H	7
RBI	6
BB	6
SO	5
LOB	14



Batter	1	2	3	4	5	6	7	8	9	10	AB	R	H	RBI	BB	SO	LOB	BOTTOM				
Rafael Furcal, S (1, 6) OBP: 0.455, SLG: 1.000	0-1 10 1B 1B		3-2 G6-3			3-2 G6-3		2-1 10 FC3-6 1B 2B		1-1 F8	5	2	2	1	0	0	0					
Quilvio Veras, S (1, 4) OBP: 0.182, SLG: 0.200	0-1 L5		1-2 P4			1-3 K		2-2 10 FC3-6 HBP		1-0 G4-3	4	0	0	0	0	1	1					
Andrew Jones, R (1, 8) OBP: 0.400, SLG: 0.667	0-0 G5-3 1B		1-1 G4-3			2-3 K		2-0 P6		0-0 G3	5	0	1	0	0	1	2					
10 Chipper Jones, S (1, 5) OBP: 0.444, SLG: 0.375	1-1 1B					2-1 S 1B		1-0 FC3-6 1B		1-2 2-3 1B	4	0	2	1	0	0	2					
Brian Jordan, R (1, 9) OBP: 0.333, SLG: 0.444	0-0 G5-3					2-2 F9		1-0 F8		1-2 3-H 1B	4	0	1	1	0	0	3					
Javy Lopez, R (1, 2) OBP: 0.444, SLG: 1.000		3-3 K				1-1 G5-3		2-1 HR		1-2 P3	4	1	1	1	0	1	3					
B.J. Surhoff, L (1, 7) OBP: 0.111, SLG: 0.222		1-1 2B				3-2 F8		2-3 K		2-2 G4-3	4	0	1	0	0	1	1					
Wes Helms, R John Rocker, R 11 Kurt Abbott, R Kerry Ligtenberg, R		0-3 K				3-3 K		2-1 P4		3-3 K	3	0	0	0	0	2	1					
Tom Glavine, L Dave Martinez, L		1-2 G1-3				3-2 G5-3		0-0 2B 1B		0-2 L7	2	0	0	0	0	0	1					
<b>Inning Stats</b>	R: 1 E: 0 K: 0 S: 8	H: 3 LOB: 1 BB: 0 P: 9	R: 0 E: 0 K: 2 S: 13	H: 1 LOB: 1 BB: 0 P: 18	R: 0 E: 0 K: 0 S: 8	H: 0 LOB: 0 BB: 1 P: 13	R: 0 E: 0 K: 0 S: 11	H: 1 LOB: 1 BB: 0 P: 19	R: 0 E: 0 K: 1 S: 14	H: 0 LOB: 0 BB: 0 P: 23	R: 1 E: 0 K: 1 S: 9	H: 1 LOB: 0 BB: 0 P: 17	R: 2 E: 0 K: 0 S: 12	H: 3 LOB: 2 BB: 0 P: 21	R: 0 E: 0 K: 1 S: 9	H: 0 LOB: 0 BB: 0 P: 14	R: 0 E: 0 K: 0 S: 4	H: 0 LOB: 0 BB: 0 P: 6	1B: 6 2B: 2 3B: 0 HR: 1	SF: 0 SAC: 0 DP: 1 HBP: 1	WP: 0 PA: 39	
<b>PITCHER</b>	IP WLS BF H R ER SO BB IBB HBP BLK WP HR S P ERA WHIP	7.0 26 4 2 2 2 6 0 0 0 0 0 1 70 112 2.57 0.857	0.0 3 2 2 0 0 0 0 0 1 0 0 0 5 9 ∞ ∞	1.0 B 4 1 0 0 0 0 0 0 0 0 0 7 12 0.00 1.000	1.0 W 3 0 0 0 1 0 0 0 0 0 0 9 14 0.00 0.000	1.0 S 3 0 0 0 0 0 0 0 0 0 0 4 6 0.00 0.000																

New York Mets @ Atlanta Braves  
Turner Field, Atlanta, GA  
Tue Apr 03 2001, 3:05 PM EDT  
Att: 42,117 - Overcast - 57 F

AB	38
R	4
H	9
RBI	4
BB	0
SO	7
LOB	14





Batter	1	2	3	4	5	6	7	8	9	AB	R	H	RBI	BB	SO	LOB	TOP					
<b>Timo Perez, L</b> (1, 9) OBP: 0.250, SLG: 0.250										3	1	1	0	0	1	1	<b>New York Mets @ Atlanta Braves</b> Turner Field, Atlanta, GA Wed Apr 04 2001, 7:05 PM EDT Att: 27,924 - Overcast - 60 F					
<b>Benny Agbayani, R</b> (8, PH) OBP: 0.800, SLG: 0.500										1	0	1	0	0	0	0						
<b>Desi Relaford, S</b> (8, PR) (8, 1)										0	0	0	0	0	0	0						
<b>Donne Wall, R</b> (8, 1) (8, 1)										0	0	0	0	0	0	0						
<b>Turk Wendell, L</b> (9, 1) (9, 1)										0	0	0	0	0	0	0						
<b>Edgardo Alfonzo, R</b> (1, 4) OBP: 0.222, SLG: 0.250										3	0	0	0	1	0	1						
<b>Robin Ventura, L</b> (1, 5) OBP: 0.333, SLG: 1.000										3	0	0	0	1	0	1						
<b>Joe McEwing, R</b> (9, PR) (9, 5)										0	1	0	0	0	0	0						
<b>31 Mike Piazza, R</b> (1, 2) OBP: 0.222, SLG: 0.556										4	0	1	0	0	1	1						
<b>Todd Zeile, R</b> (1, 3) OBP: 0.500, SLG: 0.333										3	0	1	0	1	0	1						
<b>Jay Payton, R</b> (1, 8) OBP: 0.375, SLG: 0.286										4	0	1	1	0	0	1						
<b>Darryl Hamilton, L</b> (1, 7) OBP: 0.167, SLG: 0.167										3	0	1	0	0	1	1						
<b>Todd Pratt, R</b> (9, PH) (9, 7)										1	0	0	0	0	0	1						
<b>Lenny Harris, L</b> (9, 7) (9, 7)										0	0	0	0	0	0	0						
<b>Rey Ordonez, R</b> (1, 6) (1, 6)										3	0	0	0	0	0	1						
<b>Kevin Appier, R</b> (1, 1) (1, 1)										2	0	0	0	0	0	1						
<b>Dennis Cook, L</b> (7, 1) (7, 1)										0	0	0	0	0	0	0						
<b>Tsuyoshi Shinjo, R</b> (8, PH) OBP: 0.500, SLG: 0.500										1	0	0	0	0	0	0						
<b>Inning Stats</b>	R: 0 E: 0 K: 1 S: 11	H: 0 LOB: 0 BB: 0 P: 14	R: 0 E: 0 K: 0 S: 6	H: 0 LOB: 0 BB: 0 P: 10	R: 0 E: 0 K: 0 S: 9	H: 1 LOB: 1 BB: 0 P: 12	R: 0 E: 1 K: 0 S: 10	H: 0 LOB: 1 BB: 0 P: 15	R: 0 E: 0 K: 1 S: 10	H: 0 LOB: 0 BB: 0 P: 17	R: 1 E: 1 K: 0 S: 12	H: 2 LOB: 2 BB: 1 P: 22	R: 0 E: 0 K: 0 S: 6	H: 1 LOB: 1 BB: 0 P: 7	R: 0 E: 0 K: 0 S: 10	H: 1 LOB: 1 BB: 0 P: 17	R: 1 E: 0 K: 1 S: 13	H: 1 LOB: 1 BB: 2 P: 22	1B: 6 2B: 0 3B: 0 HR: 0	SF: 0 SAC: 0 DP: 1 HBP: 0	WP: 0 PB: 0 CS: 0	PA: 34
<b>PITCHER</b>	IP	WLS	BF	H	R	ER	SO	BB	IBB	HBP	BLK	WP	HR	S	P	ERA	WHIP					
<b>Kevin Millwood, R</b> (1, 1) ERA: 1.5	6.0		22	3	1	1	2	1	0	0	0	0	0	58	90	1.50	0.667					
<b>Marc Valdes, R</b> (7, 1) ERA:	1.0	H	3	1	0	0	0	0	0	0	0	0	0	6	7	0.00	1.000					
<b>Mike Remlinger, L</b> (8, 1) ERA:	1.0	H	4	1	0	0	0	0	0	0	0	0	0	10	17	0.00	1.000					
<b>John Rocker, L</b> (9, 1) ERA: 6.75	1.0	W	5	1	1	1	1	2	0	0	0	0	0	13	22	9.00	3.000					

Batter	1	2	3	4	5	6	7	8	9	AB	R	H	RBI	BB	SO	LOB	BOTTOM					
<b>Rafael Furcal, S</b> (1, 6) OBP: 0.400, SLG: 0.750										4	1	1	0	0	1	0	<b>New York Mets @ Atlanta Braves</b> Turner Field, Atlanta, GA Wed Apr 04 2001, 7:05 PM EDT Att: 27,924 - Overcast - 60 F					
<b>Quilvio Veras, S</b> (1, 4) OBP: 0.200, SLG: 0.154										3	0	0	0	0	1	2						
<b>Andruw Jones, R</b> (1, 8) OBP: 0.357, SLG: 0.500										3	0	0	0	1	0	1						
<b>10 Chipper Jones, S</b> (1, 5) OBP: 0.385, SLG: 0.333										4	0	1	2	0	2	1						
<b>B.J. Surhoff, L</b> (1, 7) OBP: 0.154, SLG: 0.308										4	0	1	0	0	0	2						
<b>Brian Jordan, R</b> (1, 9) OBP: 0.308, SLG: 0.333										3	1	0	0	1	0	1						
<b>Javy Lopez, R</b> (1, 2) OBP: 0.385, SLG: 0.769										4	0	1	0	0	0	2						
<b>Rico Brogna, L</b> (1, 3) OBP: 0.556, SLG: 0.750										4	0	2	0	0	0	1						
<b>Kevin Millwood, R</b> (1, 1) ERA: 3.0										2	1	0	0	0	2	1						
<b>Marc Valdes, R</b> (7, 1) ERA:										0	0	0	0	0	0	0						
<b>Dave Martinez, L</b> (7, PH) OBP: 0.333, SLG: 0.333										1	0	0	0	0	0	0						
<b>Mike Remlinger, L</b> (8, 1) ERA:										0	0	0	0	0	0	0						
<b>John Rocker, R</b> (9, 1) ERA:										0	0	0	0	0	0	0						
<b>Keith Lockhart, L</b> (9, PH) ERA:										1	0	0	1	0	0	1						
<b>Inning Stats</b>	R: 0 E: 0 K: 1 S: 5	H: 0 LOB: 0 BB: 0 P: 8	R: 0 E: 0 K: 1 S: 12	H: 1 LOB: 1 BB: 0 P: 20	R: 2 E: 0 K: 1 S: 13	H: 2 LOB: 2 BB: 1 P: 23	R: 0 E: 0 K: 1 S: 13	H: 1 LOB: 1 BB: 0 P: 19	R: 0 E: 0 K: 0 S: 8	H: 0 LOB: 0 BB: 0 P: 16	R: 0 E: 0 K: 0 S: 7	H: 1 LOB: 1 BB: 0 P: 13	R: 0 E: 0 K: 1 S: 8	H: 0 LOB: 0 BB: 0 P: 14	R: 0 E: 0 K: 1 S: 8	H: 0 LOB: 0 BB: 0 P: 11	R: 0 E: 0 K: 0 S: 12	H: 1 LOB: 2 BB: 1 P: 19	1B: 4 2B: 2 3B: 0 HR: 0	SF: 0 SAC: 0 DP: 0 HBP: 1	WP: 1 PB: 0 CS: 0	PA: 36
<b>PITCHER</b>	IP	WLS	BF	H	R	ER	SO	BB	IBB	HBP	BLK	WP	HR	S	P	ERA	WHIP					
<b>Kevin Appier, R</b> (1, 1) ERA: 3.0	6.0		26	5	2	2	4	1	0	1	0	0	0	58	99	3.00	1.000					
<b>Dennis Cook, L</b> (7, 1) ERA:	1.0	L	3	0	0	0	1	0	0	0	0	0	0	8	14	0.00	0.000					
<b>Donne Wall, R</b> (8, 1) ERA: 9.0	1.0	L	4	0	1	1	1	1	0	0	0	0	0	9	16	9.00	1.000					
<b>Turk Wendell, R</b> (9, 1) ERA:	0.1		3	1	0	0	0	0	0	0	0	0	0	11	14	0.00	3.000					





Batter	1	2	3	4	5	6	7	8	9	AB	R	H	RBI	BB	SO	LOB	TOP					
Benny Agbayani, R OBP: 0.667, SLG: 0.400 Timo Perez, L OBP: 0.250, SLG: 0.250	G6-3	SH1-4		F8 S BB		1B 31 1B 1B		P6		3	1	1	0	1	0	0						
Edgardo Alfonso, R OBP: 0.214, SLG: 0.231		FC1		F8		P4		F9		5	0	1	0	0	0	5						
Robin Ventura, L OBP: 0.357, SLG: 0.750				F7				K		4	0	1	1	1	2	2						
31 Mike Piazza, R OBP: 0.214, SLG: 0.429	G5-3	FC5-4		K					F7	5	0	1	1	0	1	5						
Todd Zeile, R OBP: 0.462, SLG: 0.400		1B 1B 2B	G4-3		G5-3	G3			2B G4-3 BB	4	2	1	0	1	0	2						
Jay Payton, R OBP: 0.462, SLG: 0.500		1B 1B 1B		FC5-4 1B	G3-1		F8		G4-3 1B 2B	5	1	3	0	0	0	0						
Tsuyoshi Shinjo, R OBP: 0.429, SLG: 0.333		1B 1B		FC5-4 E	F8			G4-3		4	2	1	1	1	0	2						
Rey Ordenez, R OBP: 0.250, SLG: 0.182		SH1-4 1B FC1 1B		E9 1B		G5-3	F9		F8	5	0	2	2	0	0	2						
Rick Reed, R OBP: 0.500, SLG: 0.500		BB SH1-4 1B		K						4	1	2	2	0	2	2						
<b>Inning Stats</b>	R: 0 E: 0 K: 1 S: 11	H: 1 LOB: 1 BB: 0 P: 15	R: 3 E: 0 K: 0 S: 19	H: 5 LOB: 3 BB: 1 P: 34	R: 1 E: 2 K: 1 S: 13	H: 2 LOB: 1 BB: 0 P: 17	R: 0 E: 0 K: 1 S: 10	H: 0 LOB: 1 BB: 1 P: 20	R: 0 E: 0 K: 0 S: 8	H: 0 LOB: 0 BB: 0 P: 11	R: 2 E: 0 K: 0 S: 12	H: 4 LOB: 2 BB: 0 P: 18	R: 0 E: 0 K: 1 S: 7	H: 0 LOB: 1 BB: 1 P: 12	R: 0 E: 0 K: 1 S: 6	H: 0 LOB: 0 BB: 0 P: 10	R: 1 E: 0 K: 0 S: 13	H: 1 LOB: 1 BB: 1 P: 21	1B: 11 2B: 2 3B: 0 HR: 0	SF: 0 SAC: 1 DP: 0 HBP: 0	WP: 0 PB: 0 CS: 0	PA: 44
<b>PITCHER</b>	IP	WLS	BF	H	R	ER	SO	BB	IBB	HBP	BLK	WP	HR	S	P	ERA	WHIP					
Odalis Perez, L ERA: 6.75	4.0	L	22	8	4	3	3	2	0	0	0	0	0	53	86	6.75	2.500					
Joe Slusarski, R ERA: 9.0	2.0	10	4	2	2	0	0	0	0	0	0	0	0	20	29	9.00	2.000					
Chris Seelbach, R ERA: 9.0	2.0	7	0	0	0	2	1	0	0	0	0	0	0	13	22	0.00	0.500					
Jason Marquis, R ERA: 9.0	1.0	5	1	1	1	0	1	0	0	0	0	0	0	13	21	9.00	2.000					

New York Mets @ Atlanta Braves  
Turner Field, Atlanta, GA  
Thu Apr 05 2001, 7:35 PM EDT  
Att: 34,219 - Overcast - 58 F

AB 39  
R 7  
H 13  
RBI 7  
BB 4  
SO 5  
LOB 20



Batter	1	2	3	4	5	6	7	8	9	AB	R	H	RBI	BB	SO	LOB	BOTTOM					
Rafael Furcal, S OBP: 0.316, SLG: 0.563	K		K			G3			G6-3	4	0	0	0	0	2	2						
Quilvio Veras, S OBP: 0.158, SLG: 0.118	G1-3			G4-3		G4-3			K	4	0	0	1	0	1	0						
Andruw Jones, R OBP: 0.333, SLG: 0.500	G4-3			10 G3 2B		G1-3			G1-3	4	0	1	0	0	0	0						
10 Chipper Jones, S OBP: 0.313, SLG: 0.267		G4-3		G3			G4-3			3	0	0	0	0	0	1						
B.J. Surhoff, L OBP: 0.125, SLG: 0.250		G1-3		G5-3			F7			3	0	0	0	0	0	1						
Brian Jordan, R OBP: 0.250, SLG: 0.267		G5-3			F2		F9			3	0	0	0	0	0	0						
Javy Lopez, R OBP: 0.313, SLG: 0.625			F8		F8			L9		3	0	0	0	0	0	0						
Rico Brogna, L OBP: 0.500, SLG: 0.636				FC1-B 1B		G1-3		F8		3	0	1	0	0	0	0						
Odalis Perez, L Joe Slusarski, R Keith Lockhart, L Chris Seelbach, R Dave Martinez, L Jason Marquis, L				FC1-6 1B				G3		1	0	0	0	0	0	1						
<b>Inning Stats</b>	R: 0 E: 0 K: 1 S: 12	H: 0 LOB: 0 BB: 0 P: 15	R: 0 E: 0 K: 0 S: 8	H: 0 LOB: 0 BB: 0 P: 11	R: 0 E: 0 K: 1 S: 7	H: 1 LOB: 1 BB: 0 P: 9	R: 0 E: 0 K: 0 S: 6	H: 1 LOB: 1 BB: 0 P: 8	R: 0 E: 0 K: 0 S: 7	H: 0 LOB: 0 BB: 0 P: 10	R: 1 E: 0 K: 0 S: 8	H: 1 LOB: 0 BB: 0 P: 12	R: 0 E: 0 K: 0 S: 8	H: 0 LOB: 0 BB: 0 P: 10	R: 0 E: 0 K: 0 S: 7	H: 0 LOB: 0 BB: 0 P: 11	R: 0 E: 0 K: 1 S: 8	H: 0 LOB: 0 BB: 0 P: 10	1B: 1 2B: 2 3B: 0 HR: 0	SF: 0 SAC: 0 DP: 0 HBP: 0	WP: 0 PB: 0 CS: 0	PA: 30
<b>PITCHER</b>	IP	WLS	BF	H	R	ER	SO	BB	IBB	HBP	BLK	WP	HR	S	P	ERA	WHIP					
Rick Reed, R ERA: 1.0	9.0	W	30	3	1	1	3	0	0	0	0	0	0	71	96	1.00	0.333					

New York Mets @ Atlanta Braves  
Turner Field, Atlanta, GA  
Thu Apr 05 2001, 7:35 PM EDT  
Att: 34,219 - Overcast - 58 F

AB 30  
R 1  
H 3  
RBI 1  
BB 0  
SO 3  
LOB 5





Batter	1	2	3	4	5	6	7	8	9	AB	R	H	RBI	BB	SO	LOB	TOP					
Darryl Hamilton, L OBP: 0.091, SLG: 0.100	F7	SF7			F8		K		F7	4	0	0	1	0	1	1						
Eduardo Alfonso, R OBP: 0.167, SLG: 0.176	L9	F9			F8		L8			4	0	0	0	0	0	1						
Robin Ventura, L OBP: 0.389, SLG: 0.667	31 HR								G4-3	3	1	1	0	1	0	0						
31 Mike Piazza, R OBP: 0.278, SLG: 0.588	1 HR				F8					3	1	1	2	1	0	1						
Todd Zeile, R OBP: 0.353, SLG: 0.286	G6-3				K				P6	4	0	0	0	0	2	1						
Benny Agbayani, R OBP: 0.615, SLG: 0.889									K	4	2	2	1	0	1	1						
Timo Perez, L OBP: 0.500, SLG: 0.875									G6-3	4	2	3	1	0	0	0						
Rey Ordóñez, R OBP: 0.250, SLG: 0.200									K	4	0	1	1	0	1	1						
Glendon Rusch, L Desi Relaford, S Brian Rose, R Dennis Cook, L Tsuyoshi Shinjo, R Donne Wall, R John Franco, L Lenny Harris, L										0	0	0	0	0	0	0						
<b>Inning Stats</b>	R: 2 E: 0 K: 0 S: 10	H: 1 LOB: 0 BB: 1 P: 16	R: 2 E: 0 K: 0 S: 13	H: 3 LOB: 1 BB: 0 P: 16	R: 0 E: 0 K: 1 S: 7	H: 0 LOB: 0 BB: 0 P: 12	R: 1 E: 0 K: 0 S: 7	H: 2 LOB: 0 BB: 0 P: 8	R: 0 E: 0 K: 0 S: 7	H: 1 LOB: 1 BB: 0 P: 10	R: 1 E: 0 K: 1 S: 10	H: 1 LOB: 0 BB: 0 P: 15	R: 0 E: 0 K: 1 S: 8	H: 0 LOB: 0 BB: 0 P: 10	R: 0 E: 0 K: 1 S: 12	H: 0 LOB: 1 BB: 1 P: 22	R: 0 E: 0 K: 1 S: 11	H: 1 LOB: 1 BB: 0 P: 17	1B: 4 2B: 2 3B: 0 HR: 3	SF: 1 SAC: 1 DP: 1 HBP: 0	WP: 0 PB: 0 SB: 0 CS: 0	PA: 37
<b>PITCHER</b>	IP WLS BF H R ER SO BB IBB HBP BLK WP HR S P ERA WHIP																					
Mike Thurman, R ERA: 9.0	5.0 W 22 7 5 5 1 1 0 0 0 0 2 44 62 9.00 1.600																					
Guillermo Mota, R ERA: 2.7	2.0 H 7 1 1 1 2 0 0 0 0 0 1 18 25 4.50 0.500																					
Graeme Lloyd, L ERA:	0.1 2 0 0 0 0 1 0 0 0 0 0 5 10 0.00 3.000																					
Scott Strickland, R ERA:	1.2 6 1 0 0 2 0 0 0 0 0 0 0 18 29 0.00 0.600																					
<b>Batter</b>	<b>1</b>	<b>2</b>	<b>3</b>	<b>4</b>	<b>5</b>	<b>6</b>	<b>7</b>	<b>8</b>	<b>9</b>	<b>AB</b>	<b>R</b>	<b>H</b>	<b>RBI</b>	<b>BB</b>	<b>SO</b>	<b>LOB</b>	<b>BOTTOM</b>					
Peter Bergeron, L OBP: 0.278, SLG: 0.500	K					F7			G1-3	5	2	2	1	0	1	1						
Jose Vidro, S OBP: 0.421, SLG: 0.722	K									5	2	3	1	0	2	0						
Fernando Tatis, R OBP: 0.353, SLG: 0.267	F9									5	1	1	0	0	1	2						
Vladimir Guerrero, R OBP: 0.500, SLG: 0.429										2	1	1	0	2	0	0						
Lee Stevens, L OBP: 0.118, SLG: 0.143										2	1	1	2	0	0	0						
Tim Raines, S OBP: 0.400, SLG: 0.500										2	1	0	0	1	0	1						
Milton Bradley, S OBP: 0.111, SLG: 0.111										0	0	0	0	0	0	0						
Geoff Blum, S										0	0	0	0	1	0	0						
Orlando Cabrera, R OBP: 0.400, SLG: 0.615										4	1	2	4	0	0	3						
Michael Barrett, R OBP: 0.357, SLG: 0.615										4	1	2	2	0	0	0						
Mike Thurman, R Guillermo Mota, R Graeme Lloyd, L Scott Strickland, R										2	0	0	0	0	0	0						
<b>Inning Stats</b>	R: 0 E: 0 K: 2 S: 10	H: 0 LOB: 0 BB: 0 P: 15	R: 3 E: 0 K: 0 S: 15	H: 3 LOB: 0 BB: 1 P: 27	R: 2 E: 0 K: 1 S: 16	H: 2 LOB: 1 BB: 1 P: 31	R: 2 E: 0 K: 1 S: 11	H: 2 LOB: 0 BB: 0 P: 19	R: 0 E: 0 K: 0 S: 7	H: 0 LOB: 0 BB: 0 P: 9	R: 1 E: 0 K: 0 S: 10	H: 2 LOB: 1 BB: 0 P: 17	R: 2 E: 0 K: 0 S: 10	H: 3 LOB: 2 BB: 2 P: 24	R: 0 E: 0 K: 0 S: 10	H: 1 LOB: 1 BB: 0 P: 15	1B: 7 2B: 2 3B: 1 HR: 3	SF: 2 SAC: 0 DP: 0 HBP: 0	WP: 0 PB: 1 SB: 0 CS: 0	PA: 39		
<b>PITCHER</b>	IP WLS BF H R ER SO BB IBB HBP BLK WP HR S P ERA WHIP																					
Glendon Rusch, L ERA: 15.0	3.0 L 15 4 3 3 1 0 0 0 0 0 3 27 42 10.12 1.500																					
Brian Rose, R ERA: 10.13	0.1 1 0 0 0 0 0 0 0 0 0 0 1 3 0.00 0.000																					
Dennis Cook, L ERA:	0.1 1 0 0 0 0 0 0 0 0 0 0 1 3 0.00 0.000																					
Donne Wall, R ERA: 13.5	1.0 7 3 2 2 0 1 1 0 0 0 0 0 10 24 18.00 4.000																					
John Franco, L ERA: 18.0	1.0 4 1 0 0 0 0 0 0 0 0 0 0 10 15 0.00 1.000																					

New York Mets @ Montreal Expos  
Olympic Stadium, Montreal, QB  
Fri Apr 06 2001, 7:05 PM EDT  
Att: 45,183 - Dome - 72 F

AB 33  
R 6  
H 9  
RBI 6  
BB 2  
SO 5  
LOB 7



New York Mets @ Montreal Expos  
Olympic Stadium, Montreal, QB  
Fri Apr 06 2001, 7:05 PM EDT  
Att: 45,183 - Dome - 72 F

AB 33  
R 10  
H 13  
RBI 10  
BB 4  
SO 4  
LOB 7





Batter	1	2	3	4	5	6	7	8	9	AB	R	H	RBI	BB	SO	LOB	TOP										
Benny Agbayani, R OBP: 0.529, SLG: 0.692 (1, 7)										4	0	1	0	0	2	1											
Desti Relaford, S (1, 6)										4	0	0	0	0	2	1											
Edgardo Alfonzo, R OBP: 0.150, SLG: 0.158 Joe McEwing, R OBP: 1.000, SLG: 2.000 (7, PH) (7, 4)										2	0	0	0	0	0	0											
Robin Ventura, L OBP: 0.350, SLG: 0.588 Lenny Harris, L OBP: 0.250, SLG: 0.500 (7, PH) (7, 5)										2	0	0	0	0	2	0											
Todd Zeile, R OBP: 0.300, SLG: 0.235 (1, 3)										3	0	0	0	0	2	1											
Timo Perez, L OBP: 0.364, SLG: 0.636 (1, 9)										3	0	0	0	0	1	1											
Todd Pratt, R (1, 2)										3	0	0	0	0	2	0											
Tsuyoshi Shinjo, R OBP: 0.455, SLG: 0.500 (1, 8)										3	0	2	0	0	0	0											
Steve Trachsel, R (1, 1)										1	0	0	0	0	0	1											
Turk Wendell, L (6, 1)										0	0	0	0	0	0	0											
Donne Wall, R (7, 1)										0	0	0	0	0	0	0											
Darryl Hamilton, L OBP: 0.083, SLG: 0.091 Armando Benitez, R (8, 1)										0	0	0	0	0	0	0											
<b>Inning Stats</b>	R: 0 E: 0 K: 2 S: 9	H: 0 LOB: 0 BB: 0 P: 13	R: 0 E: 0 K: 2 S: 10	H: 0 LOB: 0 BB: 0 P: 13	R: 0 E: 0 K: 0 S: 7	H: 2 LOB: 2 BB: 0 P: 11	R: 0 E: 0 K: 1 S: 7	H: 0 LOB: 0 BB: 0 P: 12	R: 0 E: 0 K: 1 S: 8	H: 0 LOB: 0 BB: 0 P: 12	R: 0 E: 0 K: 1 S: 7	H: 1 LOB: 1 BB: 0 P: 11	R: 0 E: 0 K: 2 S: 19	H: 1 LOB: 1 BB: 0 P: 27	R: 0 E: 0 K: 1 S: 7	H: 0 LOB: 1 BB: 1 P: 12	R: 0 E: 0 K: 1 S: 7	H: 0 LOB: 1 BB: 1 P: 14	1B: 2 2B: 2 3B: 0 HR: 0	SF: 0 SAC: 1 DP: 0 HBP: 0	WP: 0 PB: 0 SB: 1 CS: 0	PA: 31					
<b>PITCHER</b>	IP	WLS	BF	H	R	ER	SO	BB	IBB	HBP	BLK	WP	HR	S	P	ERA	WHIP										
Javier Vazquez, R ERA: 2.84 (1, 1)	7.0	W	24	4	0	0	9	0	0	0	0	0	0	67	99	0.00	0.571										
Scott Stewart, L (8, 1)	1.0		3	0	0	0	1	0	0	0	0	0	0	7	12	0.00	0.000										
Ugueth Urbina, R ERA: (9, 1)	1.0		4	0	0	0	1	1	0	0	0	0	0	7	14	0.00	1.000										

New York Mets @ Montreal Expos  
Olympic Stadium, Montreal, QB  
Sat Apr 07 2001, 2:05 PM EDT  
Att: 15,317 - Dome - 72 F

AB	29
R	0
H	4
RBI	0
BB	1
SO	11
LOB	7



Batter	1	2	3	4	5	6	7	8	9	AB	R	H	RBI	BB	SO	LOB	BOTTOM										
Peter Bergeron, L OBP: 0.304, SLG: 0.429 (1, 8)										3	2	0	0	2	1	2											
Jose Vidro, S OBP: 0.375, SLG: 0.609 (1, 4)										5	1	1	0	0	0	3											
Fernando Tatis, R OBP: 0.318, SLG: 0.263 (1, 5)										4	0	1	2	0	2	1											
Vladimir Guerrero, R OBP: 0.545, SLG: 0.529 Fernando Seguinol, S (8, 9)										3	3	2	0	1	0	1											
Lee Stevens, L OBP: 0.238, SLG: 0.611 (1, 3)										4	2	3	6	0	1	0											
Geoff Blum, S (1, 7)										4	0	0	0	0	2	1											
Orlando Cabrera, R OBP: 0.474, SLG: 0.600 Scott Stewart, R (8, 1)										2	1	1	0	2	0	1											
Ugueth Urbina, R (9, 1)										0	0	0	0	0	0	0											
Randy Knorr, R OBP: 0.250, SLG: 1.000 (1, 2)										4	1	1	2	0	1	2											
Javier Vazquez, R OBP: 0.400, SLG: 0.250 Mike Mordecai, R (8, 6)										2	0	1	0	1	0	0											
<b>Inning Stats</b>	R: 0 E: 0 K: 2 S: 9	H: 0 LOB: 0 BB: 0 P: 12	R: 1 E: 0 K: 1 S: 9	H: 2 LOB: 0 BB: 0 P: 12	R: 0 E: 0 K: 0 S: 7	H: 0 LOB: 1 BB: 1 P: 13	R: 0 E: 1 K: 1 S: 15	H: 2 LOB: 1 BB: 1 P: 21	R: 4 E: 0 K: 1 S: 14	H: 3 LOB: 0 BB: 1 P: 24	R: 3 E: 0 K: 0 S: 14	H: 3 LOB: 1 BB: 1 P: 28	R: 0 E: 0 K: 1 S: 7	H: 0 LOB: 1 BB: 1 P: 14	R: 0 E: 0 K: 2 S: 10	H: 0 LOB: 1 BB: 1 P: 16	1B: 6 2B: 1 3B: 0 HR: 3	SF: 1 SAC: 0 DP: 1 HBP: 0	WP: 1 PB: 0 SB: 0 CS: 0	PA: 39							
<b>PITCHER</b>	IP	WLS	BF	H	R	ER	SO	BB	IBB	HBP	BLK	WP	HR	S	P	ERA	WHIP										
Steve Trachsel, R ERA: 18.0 (1, 1)	5.0	L	27	9	10	10	5	4	0	0	0	0	3	59	91	18.00	2.600										
Turk Wendell, R ERA: (6, 1)	1.0		4	1	0	0	0	0	0	0	0	1	0	9	19	0.00	1.000										
Donne Wall, R ERA: 9.0 (7, 1)	1.0		4	0	0	0	1	1	0	0	0	0	0	7	14	0.00	1.000										
Armando Benitez, R ERA: (8, 1)	1.0		4	0	0	0	2	1	0	0	0	0	0	10	16	0.00	1.000										

New York Mets @ Montreal Expos  
Olympic Stadium, Montreal, QB  
Sat Apr 07 2001, 2:05 PM EDT  
Att: 15,317 - Dome - 72 F

AB	32
R	10
H	10
RBI	10
BB	6
SO	8
LOB	11





Batter	1	2	3	4	5	6	7	8	9	AB	R	H	RBI	BB	SO	LOB	TOP				
Benny Agbayani, R (1.7) Darryl Hamilton, L (3.7) OBP: 0.579, SLG: 0.692 OBP: 0.133, SLG: 0.077	4-0 CS BB		1-2 2B 31 FC5-2 HBP		4-1 FC6-4 BB	0-3 K		2-2 F5		0	0	0	0	1	0	0					
Edgardo Alfonzo, R (1.4) OBP: 0.120, SLG: 0.125	3-2 L8		2-3 K		0-0 FC6-4 31 1B	0-0 F9		2-2 F9		5	0	0	0	0	1	8					
Robin Ventura, L (1.5) John Franco, L (8.1)	3-1 F9		1-2 31 FC5-2 2B		2-1 F5		2-2 31 1B FC6-4	4-2 BB		4	1	2	0	1	0	2					
31 Mike Piazza, R (1.2) OBP: 0.348, SLG: 0.571		4-1 1B BB	2-2 FC5-2		0-0 FC5-4 1B		1-2 FC6-4	1-1 F3		4	1	2	0	1	0	5					
Todd Zeile, R (1.3) OBP: 0.240, SLG: 0.182	2-1 L8		0-1 G6-3		1-2 FC5-4		1-0 FC6-4 FC5-4		1-3 K	5	0	0	1	0	1	6					
Tsuyoshi Shinjo, R (1.8) OBP: 0.438, SLG: 0.467	2-0 1B			1-0 FC6-4 1B		1-1 G5-3	0-1 FC5-4		1-3 K	5	0	2	0	0	1	1					
Timo Perez, L (1.9) Joe McEwing, R (5.9) OBP: 0.385, SLG: 0.615 OBP: 0.600, SLG: 0.750	3-2 1B			2-2 FC6-4		2-1 1B	0-0 FC1-6-4		3-2 F3	2	0	1	1	0	0	1					
Rey Ordóñez, R (1.6) OBP: 0.300, SLG: 0.263	1-2 F8			1-2 F3		0-1 HBP 1B		2-1 F9 BB		4	0	2	0	0	0	3					
Al Leiter, L (1.1) Desi Relaford, S (5. PH) Dennis Cook, L (6.1) Turk Wendell, L (7.1) Lenny Harris, L (8. PH) OBP: 0.400, SLG: 0.500	2-3 K			1-3 K		3-2 HBP		4-0 BB		2	0	0	0	0	2	3					
<b>Inning Stats</b>	R: 0 E: 0 K: 0 S: 6	H: 0 LOB: 0 BB: 1 P: 16	R: 1 E: 0 K: 1 S: 15	H: 2 LOB: 2 BB: 1 P: 29	R: 0 E: 0 K: 1 S: 15	H: 1 LOB: 2 BB: 0 P: 21	R: 0 E: 0 K: 1 S: 10	H: 1 LOB: 1 BB: 1 P: 15	R: 0 E: 0 K: 1 S: 9	H: 2 LOB: 2 BB: 1 P: 16	R: 1 E: 0 K: 0 S: 11	H: 2 LOB: 1 BB: 0 P: 15	R: 0 E: 0 K: 0 S: 14	H: 1 LOB: 3 BB: 2 P: 29	R: 0 E: 0 K: 2 S: 9	H: 0 LOB: 0 BB: 0 P: 14	1B: 9 2B: 1 3B: 0 HR: 0	SF: 0 SAC: 0 DP: 0 HBP: 2	WP: 0 PB: 0 SB: 0 CS: 1	PA: 43	
<b>PITCHER</b>	IP WLS BF H R ER SO BB IBB HBP BLK WP HR S P ERA WHIP	IP WLS BF H R ER SO BB IBB HBP BLK WP HR S P ERA WHIP	IP WLS BF H R ER SO BB IBB HBP BLK WP HR S P ERA WHIP	IP WLS BF H R ER SO BB IBB HBP BLK WP HR S P ERA WHIP	IP WLS BF H R ER SO BB IBB HBP BLK WP HR S P ERA WHIP	IP WLS BF H R ER SO BB IBB HBP BLK WP HR S P ERA WHIP	IP WLS BF H R ER SO BB IBB HBP BLK WP HR S P ERA WHIP	IP WLS BF H R ER SO BB IBB HBP BLK WP HR S P ERA WHIP	IP WLS BF H R ER SO BB IBB HBP BLK WP HR S P ERA WHIP	IP WLS BF H R ER SO BB IBB HBP BLK WP HR S P ERA WHIP	IP WLS BF H R ER SO BB IBB HBP BLK WP HR S P ERA WHIP	IP WLS BF H R ER SO BB IBB HBP BLK WP HR S P ERA WHIP	IP WLS BF H R ER SO BB IBB HBP BLK WP HR S P ERA WHIP	IP WLS BF H R ER SO BB IBB HBP BLK WP HR S P ERA WHIP	IP WLS BF H R ER SO BB IBB HBP BLK WP HR S P ERA WHIP	IP WLS BF H R ER SO BB IBB HBP BLK WP HR S P ERA WHIP	IP WLS BF H R ER SO BB IBB HBP BLK WP HR S P ERA WHIP	IP WLS BF H R ER SO BB IBB HBP BLK WP HR S P ERA WHIP	IP WLS BF H R ER SO BB IBB HBP BLK WP HR S P ERA WHIP	IP WLS BF H R ER SO BB IBB HBP BLK WP HR S P ERA WHIP	IP WLS BF H R ER SO BB IBB HBP BLK WP HR S P ERA WHIP
Chris Peters, L (1.1) ERA: 1.8	5.0	W	23	5	1	1	3	3	0	1	0	0	0	0	0	0	1.80	1.600			
Mike Johnson, R (6.1) ERA:	0.1		4	2	0	0	0	0	0	1	0	0	0	0	0	0	0.00	6.000			
Scott Stewart, L (6.1) ERA:	0.1	H	1	0	0	0	1	0	0	0	0	0	0	0	0	0	0.00	0.000			
Guillermo Mota, R (6.1) ERA: 3.86	1.1	H	6	2	1	1	0	0	0	0	0	0	0	0	0	0	6.75	1.500			
Scott Strickland, R (8.1) ERA:	1.0	H	6	1	0	0	0	2	0	0	0	0	0	0	0	0	0.00	3.000			
<b>PITCHER</b>	IP WLS BF H R ER SO BB IBB HBP BLK WP HR S P ERA WHIP	IP WLS BF H R ER SO BB IBB HBP BLK WP HR S P ERA WHIP	IP WLS BF H R ER SO BB IBB HBP BLK WP HR S P ERA WHIP	IP WLS BF H R ER SO BB IBB HBP BLK WP HR S P ERA WHIP	IP WLS BF H R ER SO BB IBB HBP BLK WP HR S P ERA WHIP	IP WLS BF H R ER SO BB IBB HBP BLK WP HR S P ERA WHIP	IP WLS BF H R ER SO BB IBB HBP BLK WP HR S P ERA WHIP	IP WLS BF H R ER SO BB IBB HBP BLK WP HR S P ERA WHIP	IP WLS BF H R ER SO BB IBB HBP BLK WP HR S P ERA WHIP	IP WLS BF H R ER SO BB IBB HBP BLK WP HR S P ERA WHIP	IP WLS BF H R ER SO BB IBB HBP BLK WP HR S P ERA WHIP	IP WLS BF H R ER SO BB IBB HBP BLK WP HR S P ERA WHIP	IP WLS BF H R ER SO BB IBB HBP BLK WP HR S P ERA WHIP	IP WLS BF H R ER SO BB IBB HBP BLK WP HR S P ERA WHIP	IP WLS BF H R ER SO BB IBB HBP BLK WP HR S P ERA WHIP	IP WLS BF H R ER SO BB IBB HBP BLK WP HR S P ERA WHIP	IP WLS BF H R ER SO BB IBB HBP BLK WP HR S P ERA WHIP	IP WLS BF H R ER SO BB IBB HBP BLK WP HR S P ERA WHIP	IP WLS BF H R ER SO BB IBB HBP BLK WP HR S P ERA WHIP	IP WLS BF H R ER SO BB IBB HBP BLK WP HR S P ERA WHIP	IP WLS BF H R ER SO BB IBB HBP BLK WP HR S P ERA WHIP
<b>Batter</b>	1	2	3	4	5	6	7	8	9	AB	R	H	RBI	BB	SO	LOB	BOTTOM				
Peter Bergeron, L (1.8) OBP: 0.286, SLG: 0.385	1-3 K	2-2 1B 1B		0-3 K		1-1 P6		3-2 G6-3		5	1	1	0	0	2	1					
Jose Vidro, S (1.4) OBP: 0.379, SLG: 0.571	1-1 2B FC6	1-1 1B 1B		0-3 K		2-1 P3		0-3 K		5	1	2	0	0	2	1					
Fernando Tatis, R (1.5) OBP: 0.370, SLG: 0.417	2-2 FC6	2-0 1B		2-2 F9 2B		1-3 K		1-3 K		5	1	3	1	0	2	0					
Vladimir Guerrero, R (1.9) OBP: 0.500, SLG: 0.450	0-0 FC6	2-2 L8		1-2 F9		4-2 BB SF8 HBP		G4-3		3	1	0	1	0	0	4					
Lee Stevens, L (1.3) OBP: 0.240, SLG: 0.591	1-3 K		0-0 G4-3		0-1 1B 2B		0-2 G4-3		1-2 G4-3		4	1	1	1	0	1					
Tim Raines, S (1.7) Milton Bradley, S (5. FR) Geoff Blum, S (7. PH) Orlando Cabrera, R (1.6) Michael Barrett, R (1.2) Chris Peters, L (1.1) Fernando Segura, S (5. PH) Mike Johnson, L (6.1) Scott Stewart, R (6.1) Guillermo Mota, R (6.1) Andy Tracy, L (7. PH) Scott Strickland, R (8.1) Ugueth Urbina, R (9.1)	4-1 BB	4-1 G5-3		2-2 G5-3		1-2 S FC6-2 1B		4-0 SF8 BB IBB		2	0	1	0	1	0	0					
0-1 G6-3		2-2 G4-3		0-2 G4-3		2-2 FC6-2 S 1B		4-2 BB		3	0	1	1	1	1	3					
2-2 G4-3		1-2 G5-3		3-2 1B		0-2 P4		2-2 SF8		3	0	0	1	0	0	2					
1-2 G5-3		3-2 1B		0-2 P4		0-2 K		2-3 3-H		2	0	1	0	0	0	0					
R: 1 E: 0 K: 2 S: 18	H: 2 LOB: 3 BB: 1 P: 27	R: 1 E: 0 K: 0 S: 23	H: 3 LOB: 0 BB: 0 P: 32	R: 0 E: 0 K: 1 S: 7	H: 0 LOB: 0 BB: 0 P: 10	R: 0 E: 0 K: 2 S: 13	H: 1 LOB: 1 BB: 0 P: 16	R: 2 E: 0 K: 0 S: 22	H: 4 LOB: 2 BB: 0 P: 28	R: 0 E: 0 K: 1 S: 7	H: 0 LOB: 0 BB: 2 P: 11	R: 1 E: 0 K: 0 S: 16	H: 0 LOB: 2 BB: 2 P: 31	R: 0 E: 0 K: 2 S: 11	H: 0 LOB: 0 BB: 0 P: 15	1B: 7 2B: 3 3B: 0 HR: 0	SF: 1 SAC: 0 DP: 0 HBP: 1	WP: 0 PB: 0 SB: 3 CS: 0	PA: 39		
<b>PITCHER</b>	IP WLS BF H R ER SO BB IBB HBP BLK WP HR S P ERA WHIP	IP WLS BF H R ER SO BB IBB HBP BLK WP HR S P ERA WHIP	IP WLS BF H R ER SO BB IBB HBP BLK WP HR S P ERA WHIP	IP WLS BF H R ER SO BB IBB HBP BLK WP HR S P ERA WHIP	IP WLS BF H R ER SO BB IBB HBP BLK WP HR S P ERA WHIP	IP WLS BF H R ER SO BB IBB HBP BLK WP HR S P ERA WHIP	IP WLS BF H R ER SO BB IBB HBP BLK WP HR S P ERA WHIP	IP WLS BF H R ER SO BB IBB HBP BLK WP HR S P ERA WHIP	IP WLS BF H R ER SO BB IBB HBP BLK WP HR S P ERA WHIP	IP WLS BF H R ER SO BB IBB HBP BLK WP HR S P ERA WHIP	IP WLS BF H R ER SO BB IBB HBP BLK WP HR S P ERA WHIP	IP WLS BF H R ER SO BB IBB HBP BLK WP HR S P ERA WHIP	IP WLS BF H R ER SO BB IBB HBP BLK WP HR S P ERA WHIP	IP WLS BF H R ER SO BB IBB HBP BLK WP HR S P ERA WHIP	IP WLS BF H R ER SO BB IBB HBP BLK WP HR S P ERA WHIP	IP WLS BF H R ER SO BB IBB HBP BLK WP HR S P ERA WHIP	IP WLS BF H R ER SO BB IBB HBP BLK WP HR S P ERA WHIP	IP WLS BF H R ER SO BB IBB HBP BLK WP HR S P ERA WHIP	IP WLS BF H R ER SO BB IBB HBP BLK WP HR S P ERA WHIP	IP WLS BF H R ER SO BB IBB HBP BLK WP HR S P ERA WHIP	IP WLS BF H R ER SO BB IBB HBP BLK WP HR S P ERA WHIP
Al Leiter, L (1.1) ERA: 4.5	1.0		3	0	0	0	1	0	0	0	0	0	0	0	0	0	0.00	0.000			
Dennis Cook, L (6.1) ERA:	1.0		6	1	1	1	1	1	1	1	0	0	0	0	0	0	9.00	1.000			
Turk Wendell, R (7.1) ERA: 2.7	1.0		3	0	0	0	2	0	0	0	0	0	0	0	0	0	0.00	0.000			
John Franco, L (8.1) ERA: 9.0	1.0		3	0	0	0	2	0	0	0	0	0	0	0	0	0	0.00	0.000			

New York Mets @ Montreal Expos  
Olympic Stadium, Montreal, QB  
Sun Apr 08 2001, 1:35 PM EDT  
Att: 11,321 - Dome - 72 F

AB 36  
R 2  
H 10  
RBI 2  
BB 5  
SO 6  
LOB 35



New York Mets @ Montreal Expos  
Olympic Stadium, Montreal, QB  
Sun Apr 08 2001, 1:35 PM EDT  
Att: 11,321 - Dome - 72 F

AB 34  
R 5  
H 10  
RBI 5  
BB 3  
SO 9  
LOB 18





Batter	1	2	3	4	5	6	7	8	9	AB	R	H	RBI	BB	SO	LOB	TOP							
Rafael Furcal, S OBP: 0.250, SLG: 0.375	G4-3		G2-3			S 1B	K		K	5	0	1	0	0	2	1								
Quilvio Veras, S OBP: 0.152, SLG: 0.100	G4-3			10 G4-6-3 1B		L4		G6-3		4	0	1	0	0	0	1								
10 Chipper Jones, S OBP: 0.303, SLG: 0.296	F7			G4-6-3 1-2				F9		3	0	0	0	1	0	1								
Brian Jordan, R OBP: 0.259, SLG: 0.360		L8		G6-3		F7			1B	4	0	1	0	0	0	2								
B.J. Surhoff, L OBP: 0.167, SLG: 0.375		HR			P4	P6		G4-3		4	1	1	1	0	0	3								
Andruw Jones, R OBP: 0.286, SLG: 0.364		G5-4-3 1B			F7		HR		K	4	1	2	0	0	1	0								
Javy Lopez, R OBP: 0.379, SLG: 0.630		G5-4-3 1-2			BB HBP	P3			HR	3	1	1	1	0	0	2								
Rico Brogna, L OBP: 0.500, SLG: 0.652			P5		BB		HR		K	3	1	1	2	1	1	0								
Kevin Millwood, R Jason Marquis, L Dave Martinez, L Joe Slusarski, R Keith Lockhart, L			K		BB	L9			BB	2	0	0	0	0	2	2								
<b>Inning Stats</b>	R: 0 H: 0 E: 0 K: 0 S: 7	H: 0 LOB: 0 BB: 0 P: 11	R: 1 H: 2 E: 0 K: 0 S: 8	H: 2 LOB: 0 BB: 0 P: 14	R: 0 H: 0 E: 0 K: 1 S: 6	H: 0 LOB: 0 BB: 0 P: 8	R: 0 H: 1 E: 0 K: 0 S: 8	H: 1 LOB: 0 BB: 0 P: 12	R: 0 H: 0 E: 0 K: 1 S: 12	H: 0 LOB: 2 BB: 1 P: 23	R: 0 H: 1 E: 0 K: 0 S: 11	H: 1 LOB: 2 BB: 1 P: 19	R: 2 H: 2 E: 0 K: 1 S: 12	H: 2 LOB: 0 BB: 0 P: 18	R: 0 H: 1 E: 0 K: 0 S: 11	H: 1 LOB: 1 BB: 0 P: 15	R: 1 H: 1 E: 0 K: 3 S: 14	H: 1 LOB: 1 BB: 1 P: 23	1B: 5 2B: 0 3B: 0 HR: 3	SF: 0 SAC: 0 DP: 2 HBP: 1	WP: 0 PB: 0 SB: 1 CS: 0	PA: 37		
<b>PITCHER</b>	IP	WLS	BF	H	R	ER	SO	BB	IBB	HBP	BLK	WP	HR	S	P	ERA	WHIP							
Kevin Appier, R ERA: 3.46	7.0	W	28	6	3	3	3	2	0	1	0	0	2	64	105	3.86	1.143							
John Franco, L ERA: 6.0	1.0		4	1	0	0	0	0	0	0	0	0	0	11	15	0.00	1.000							
Armando Benitez, R ERA: 3.0	1.0		5	1	1	1	3	1	0	0	0	0	1	14	23	9.00	2.000							

Atlanta Braves @ New York Mets  
Shea Stadium, Flushing, NY  
Mon Apr 09 2001, 1:10 PM EDT  
Att: 53,640 - Sunny - 66 F

AB	33
R	4
H	8
RBI	4
BB	3
SO	6
LOB	12



Batter	1	2	3	4	5	6	7	8	9	AB	R	H	RBI	BB	SO	LOB	BOTTOM							
Darryl Hamilton, L OBP: 0.200, SLG: 0.118	G6-3		K		1B 1B			G3-1		4	1	1	0	1	1	0								
Edgardo Alfonzo, R OBP: 0.138, SLG: 0.143	F9		F7		1B 31 HR		K			4	1	1	1	0	1	1								
Robin Ventura, L OBP: 0.448, SLG: 0.625	31 BLK 1B		L4		1B 31 HR			31 HR BB		3	2	2	1	1	0	0								
31 Mike Piazza, R OBP: 0.407, SLG: 0.840	F9			1B	HR		HR	HR		4	2	3	5	0	0	1								
Todd Zeile, R OBP: 0.241, SLG: 0.160		S 1B BB		L7		K		K		3	1	0	0	1	2	1								
Jay Payton, R OBP: 0.353, SLG: 0.375	F9		F8		G3-1		F9			4	0	0	0	0	0	2								
Tsuyoshi Shinjo, R OBP: 0.400, SLG: 0.579	P4		F8			HR		G6-3		4	1	1	1	0	0	2								
Rey Ordonez, R OBP: 0.333, SLG: 0.348		1B			1B 2B	G1-3		K		4	1	2	1	0	1	0								
Kevin Appier, R John Franco, L Jorge Toca, R Armando Benitez, R		G5-3			K	K		F7		3	0	0	0	0	2	2								
<b>Inning Stats</b>	R: 0 H: 1 E: 0 K: 0 S: 13	H: 1 LOB: 1 BB: 0 P: 22	R: 1 H: 1 E: 0 K: 0 S: 13	H: 1 LOB: 1 BB: 1 P: 24	R: 0 H: 0 E: 0 K: 1 S: 7	H: 0 LOB: 0 BB: 0 P: 11	R: 0 H: 1 E: 0 K: 0 S: 8	H: 1 LOB: 1 BB: 0 P: 10	R: 5 H: 5 E: 0 K: 2 S: 23	H: 5 LOB: 0 BB: 0 P: 33	R: 1 H: 1 E: 0 K: 2 S: 14	H: 1 LOB: 1 BB: 1 P: 23	R: 2 H: 1 E: 0 K: 1 S: 6	H: 1 LOB: 0 BB: 0 P: 13	R: 0 H: 0 E: 0 K: 1 S: 9	H: 0 LOB: 0 BB: 0 P: 13	1B: 6 2B: 1 3B: 0 HR: 3	SF: 0 SAC: 0 DP: 0 HBP: 0	WP: 0 PB: 0 SB: 1 CS: 0	PA: 37				
<b>PITCHER</b>	IP	WLS	BF	H	R	ER	SO	BB	IBB	HBP	BLK	WP	HR	S	P	ERA	WHIP							
Kevin Millwood, R ERA: 5.73	5.0	L	24	8	6	6	3	1	0	0	1	0	1	64	100	10.80	1.800							
Jason Marquis, R ERA: 6.0	1.0		5	1	1	1	2	1	0	0	0	0	1	14	23	9.00	2.000							
Joe Slusarski, R ERA: 9.0	2.0		8	1	2	2	2	1	0	0	0	0	1	15	26	9.00	1.000							

Atlanta Braves @ New York Mets  
Shea Stadium, Flushing, NY  
Mon Apr 09 2001, 1:10 PM EDT  
Att: 53,640 - Sunny - 66 F

AB	34
R	9
H	10
RBI	9
BB	3
SO	7
LOB	9





Batter	1	2	3	4	5	6	7	8	9	AB	R	H	RBI	BB	SO	LOB	TOP			
Rafael Furcal, S OBP: 0.250, SLG: 0.389 (1, 6)	F7		2B			K		G6-3		4	0	1	1	0	1	1				
Andruw Jones, R OBP: 0.256, SLG: 0.324 (1, 8)	G3-1		G1-3			F9			G6-3	4	0	0	0	0	0	1				
10 Chipper Jones, S OBP: 0.297, SLG: 0.387 (1, 5)	G4-3			G3			HR		K	4	1	1	1	0	1	0				
Brian Jordan, R OBP: 0.226, SLG: 0.310 (1, 9)		F9		G5-3			F8		F9	4	0	0	0	0	0	0				
B.J. Surhoff, L OBP: 0.148, SLG: 0.333 (1, 7)		F5		P3			P5			3	0	0	0	0	0	0				
Rico Brogna, L OBP: 0.483, SLG: 0.615 (1, 3)		F9			P6					3	0	1	0	0	0	0				
Quilvio Veras, S OBP: 0.139, SLG: 0.091 (1, 4)			F7		L7			F5		3	0	0	0	0	0	1				
Paul Bako, L (1, 2)			K	SH1-4 2B		G1-3		G3		3	1	0	0	0	1	0				
Greg Maddux, R OBP: 0.333, SLG: 0.333 (8, PH)			SH1-4							1	0	0	0	0	1	0				
Keith Lockhart, L OBP: 0.600, SLG: 0.625 (8, PH)						K				1	0	1	0	0	0	0				
Mike Remlinger, L (8, 1)										0	0	0	0	0	0	0				
John Rocker, R (9, 1)										0	0	0	0	0	0	0				
<b>Inning Stats</b>	R: 0 H: 0 E: 0 K: 0 S: 9	H: 0 LOB: 0 BB: 0 P: 9	R: 0 H: 0 E: 0 K: 0 S: 10	H: 0 LOB: 0 BB: 0 P: 17	R: 1 H: 1 E: 0 K: 1 S: 8	H: 1 LOB: 1 BB: 0 P: 12	R: 0 H: 0 E: 0 K: 0 S: 5	H: 0 LOB: 0 BB: 0 P: 6	R: 0 H: 0 E: 0 K: 2 S: 6	H: 0 LOB: 0 BB: 0 P: 7	R: 1 H: 2 E: 0 K: 0 S: 10	H: 2 LOB: 1 BB: 0 P: 16	R: 0 H: 1 E: 0 K: 1 S: 3	H: 1 LOB: 0 BB: 0 P: 3	R: 0 H: 0 E: 0 K: 1 S: 9	H: 0 LOB: 0 BB: 0 P: 13	1B: 2 2B: 1 3B: 0 HR: 1	SF: 0 SAC: 1 DP: 1 HBP: 0	WP: 1 PB: 0 CS: 0	PA: 31
<b>PITCHER</b> Rick Reed, R ERA: 1.5 (1, 1)	IP: 9.0 WLS: L BF: 31 H: 4 R: 2 ER: 2 SO: 4 BB: 0 IBB: 0 HBP: 0 BLK: 0 WP: 1 HR: 1 S: 69 P: 96 ERA: 2.00 WHIP: 0.444																			

Atlanta Braves @ New York Mets  
Shea Stadium, Flushing, NY  
Wed Apr 11 2001, 7:10 PM EDT  
Att: 36,048 - Cloudy - 51 F

AB 30  
R 2  
H 4  
RBI 2  
BB 0  
SO 4  
LOB 3



Batter	1	2	3	4	5	6	7	8	9	AB	R	H	RBI	BB	SO	LOB	BOTTOM			
Darryl Hamilton, L OBP: 0.174, SLG: 0.100 (9, PH)	K		K			P6			P3	3	0	0	0	0	2	0				
Jorge Toca, R (9, PH)										1	0	0	0	0	0	0				
Edgardo Alfonzo, R OBP: 0.125, SLG: 0.129 (1, 4)	G4-3			G1-3			F9			3	0	0	0	0	0	0				
Robin Ventura, L OBP: 0.406, SLG: 0.556 (1, 5)	K			K			G3-1			3	0	0	0	0	2	0				
31 Mike Piazza, R OBP: 0.367, SLG: 0.750 (1, 2)		K		F8			G5-3			3	0	0	0	0	1	0				
Todd Zeile, R OBP: 0.250, SLG: 0.179 (1, 3)		G4-3 1B			G6-3			G4-3		3	0	1	0	0	0	0				
Jay Payton, R OBP: 0.300, SLG: 0.316 (1, 8)		G4-3			G6-3			F9		3	0	0	0	0	0	1				
Tsuyoshi Shinjo, R OBP: 0.348, SLG: 0.500 (1, 9)		G5-3			L1			F3		3	0	0	0	0	0	1				
Rey Ordonez, R OBP: 0.308, SLG: 0.320 (9, PH)			K			G5-3			F9	2	0	0	0	0	1	0				
Joe McEwing, R OBP: 0.500, SLG: 0.600 (9, PH)										1	0	0	0	0	0	0				
Rick Reed, R OBP: 0.333, SLG: 0.333 (9, PH)			G6-3			G5-3			K	2	0	0	0	0	0	0				
Desi Relaford, S (9, PH)										1	0	0	0	0	1	0				
<b>Inning Stats</b>	R: 0 H: 0 E: 0 K: 2 S: 8	H: 1 LOB: 0 BB: 0 P: 13	R: 0 H: 1 E: 0 K: 1 S: 12	H: 1 LOB: 0 BB: 0 P: 16	R: 0 H: 0 E: 0 K: 2 S: 7	H: 0 LOB: 0 BB: 0 P: 8	R: 0 H: 0 E: 0 K: 1 S: 8	H: 0 LOB: 0 BB: 0 P: 11	R: 0 H: 0 E: 0 K: 0 S: 6	H: 0 LOB: 0 BB: 0 P: 6	R: 0 H: 0 E: 0 K: 0 S: 8	H: 0 LOB: 0 BB: 0 P: 11	R: 0 H: 0 E: 0 K: 0 S: 6	H: 0 LOB: 0 BB: 0 P: 10	R: 0 H: 0 E: 0 K: 1 S: 9	H: 0 LOB: 0 BB: 0 P: 13	1B: 1 2B: 0 3B: 0 HR: 0	SF: 0 SAC: 0 DP: 0 HBP: 0	WP: 0 PB: 0 CS: 0	PA: 28
<b>PITCHER</b> Greg Maddux, R ERA: 1.5 (8, 1)	IP: 1.0 WLS: H BF: 3 H: 0 R: 0 ER: 0 SO: 0 BB: 0 IBB: 0 HBP: 0 BLK: 0 WP: 0 HR: 0 S: 6 P: 10 ERA: 0.00 WHIP: 0.000																			
Mike Remlinger, L ERA: 1.5 (9, 1)	IP: 1.0 WLS: S BF: 3 H: 0 R: 0 ER: 0 SO: 1 BB: 0 IBB: 0 HBP: 0 BLK: 0 WP: 0 HR: 0 S: 9 P: 13 ERA: 3.86																			

Atlanta Braves @ New York Mets  
Shea Stadium, Flushing, NY  
Wed Apr 11 2001, 7:10 PM EDT  
Att: 36,048 - Cloudy - 51 F

AB 28  
R 0  
H 1  
RBI 0  
BB 0  
SO 7  
LOB 2









Batter	1	2	3	4	5	6	7	8	9	AB	R	H	RBI	BB	SO	LOB	TOP
Barry Larkin, R OBP: 0.511, SLG: 0.459	F7			G4-3		F8	K			1	0	0	0	0	0	0	Cincinnati Reds @ New York Mets Shea Stadium, Flushing, NY Fri Apr 13 2001, 7:10 PM EDT Att: 38,243 - Sunny - 72 F
Donnie Sadler, R OBP: 0.200, SLG: 0.111										2	0	0	0	0	0		
D.T. Cromer, L OBP: 0.500, SLG: 0.500										1	0	0	0	1	3		
Scott Sullivan, R OBP: 0.500, SLG: 0.500										0	0	0	0	0	0		
Danny Graves, R OBP: 0.500, SLG: 0.500										0	0	0	0	0	0		
Michael Tucker, L OBP: 0.333, SLG: 0.429	G1-6-3 1B			G3-1				F8		4	0	2	0	0	0		
Dmitri Young, S OBP: 0.298, SLG: 0.568	G1-6-3			F9		F7		G1-3		4	0	0	0	0	2		
Sean Casey, L OBP: 0.396, SLG: 0.636		K				F8		G4-3		4	0	0	0	2	1		
Alex Ochoa, R OBP: 0.362, SLG: 0.395	F9									4	1	1	0	0	1	0	
Juan Castro, R OBP: 0.200, SLG: 0.200	K									4	1	0	0	0	2	1	
Pokey Reese, R OBP: 0.314, SLG: 0.469				L8						4	1	2	3	0	1	0	
Jason LaRue, R OBP: 0.308, SLG: 0.455				F9		F8				2	0	0	0	1	0	0	
Oswaldo Fernandez, R OBP: 0.488, SLG: 0.667				B1						2	0	0	0	0	1	0	
Ken Griffey Jr., L OBP: 0.205, SLG: 0.250						K				0	0	0	0	1	0	0	
Aaron Boone, R OBP: 0.205, SLG: 0.250										0	0	0	0	0	0	0	
<b>Inning Stats</b>	R: 0 H: 1 E: 0 K: 0 S: 6	H: 0 R: 0 ER: 0 LOB: 0 BB: 0 P: 7	H: 0 R: 0 ER: 0 LOB: 0 BB: 0 P: 10	H: 0 R: 0 ER: 0 LOB: 0 BB: 0 P: 12	H: 0 R: 0 ER: 0 LOB: 0 BB: 0 P: 12	H: 2 R: 3 ER: 1 K: 1 S: 11	H: 1 R: 0 ER: 0 LOB: 1 BB: 0 P: 14	H: 1 R: 0 ER: 0 LOB: 0 BB: 0 P: 23	H: 0 R: 0 ER: 0 LOB: 0 BB: 0 P: 12	1B: 2 2B: 2 3B: 0 HR: 1	SF: 0 SAC: 0 DP: 1 HBP: 0	WP: 1 PB: 0 SB: 1 CS: 0	PA: 34				
<b>PITCHER</b>	IP WLS BF H R ER SO BB IBB HBP BLK WP HR S P ERA WHIP																
Steve Trachsel, R ERA: 9.82	6.0 L 22 4 3 2 4 0 0 0 0 0 1 45 70 3.00 0.667																
Donnie Wall, R ERA: 8.75	1.0 6 1 0 0 1 1 1 0 0 1 0 9 23 0.00 2.000																
Dennis Cook, L ERA: 8.75	1.0 3 0 0 0 0 0 0 0 0 0 0 5 7 0.00 0.000																
Armando Benitez, R ERA: 1.5	1.0 3 0 0 0 3 0 0 0 0 0 0 10 12 0.00 0.000																

AB	32
R	3
H	5
RBI	3
BB	2
SO	8
LOB	7

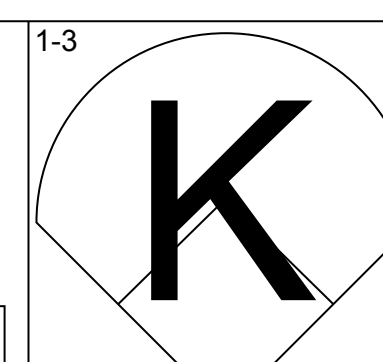
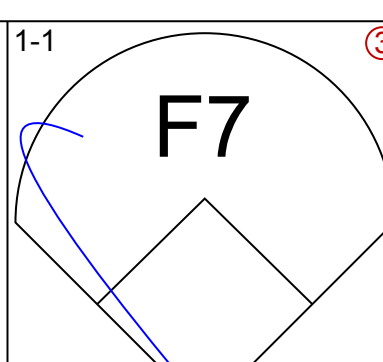
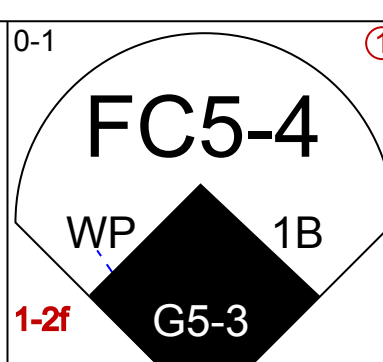
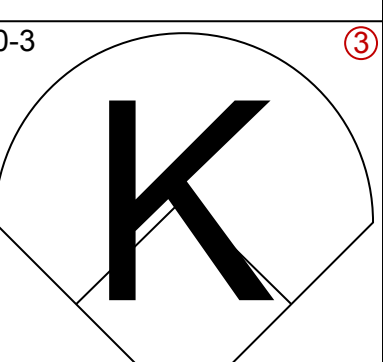
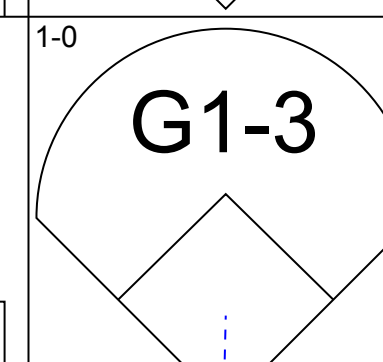
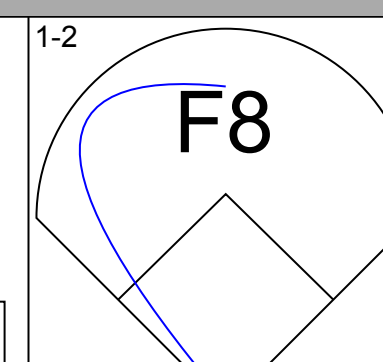
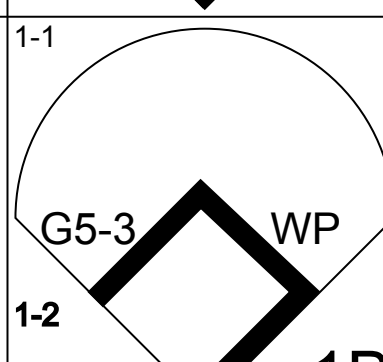
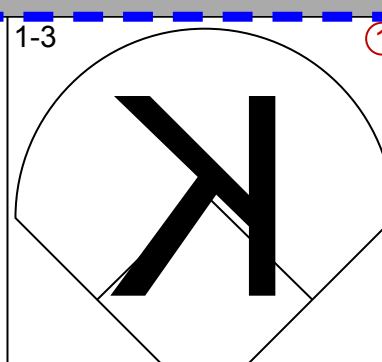
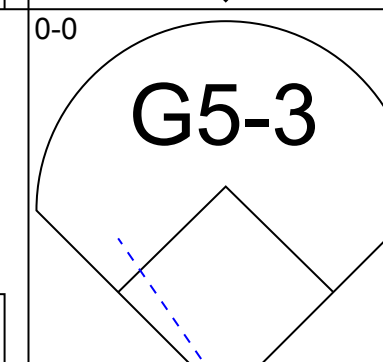
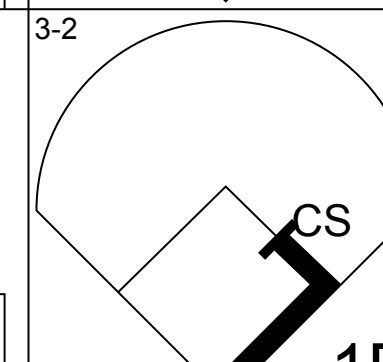
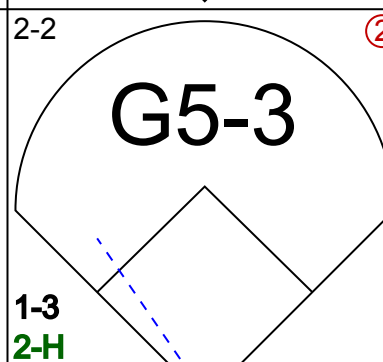
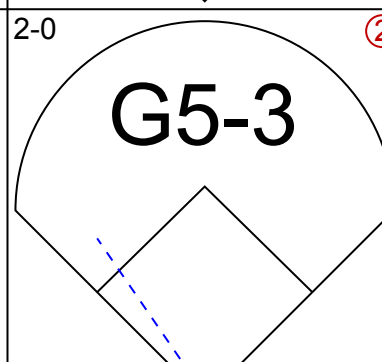
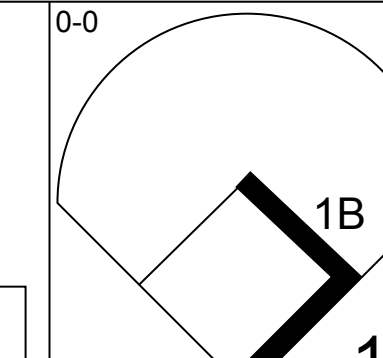
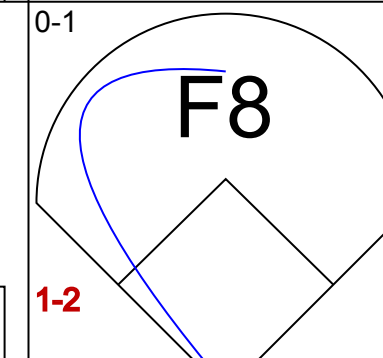
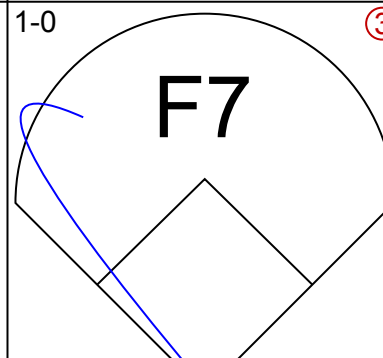
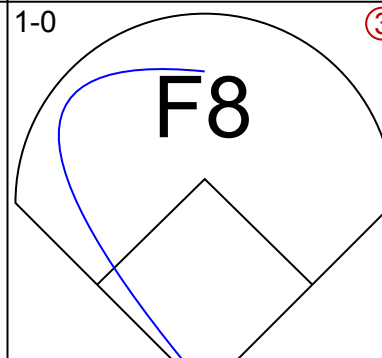
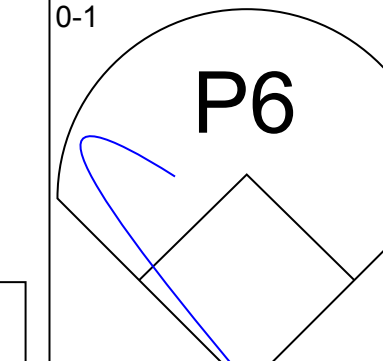
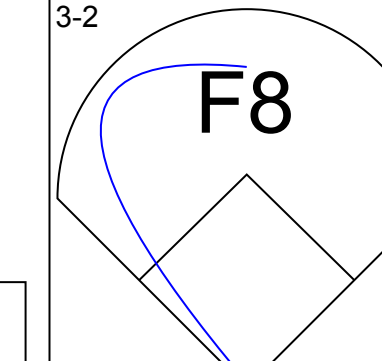
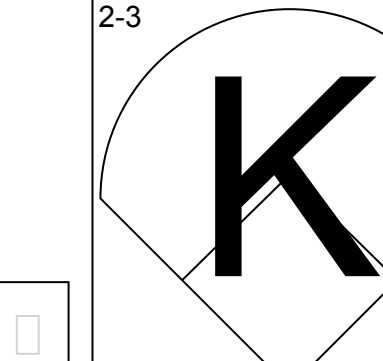
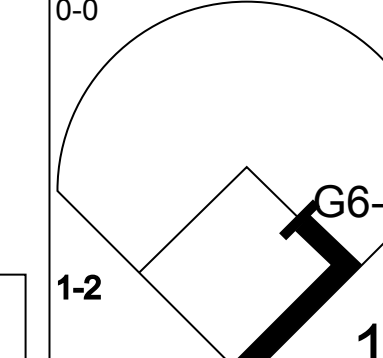
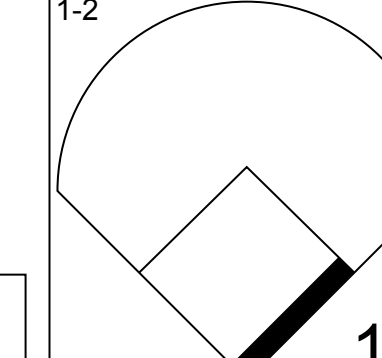
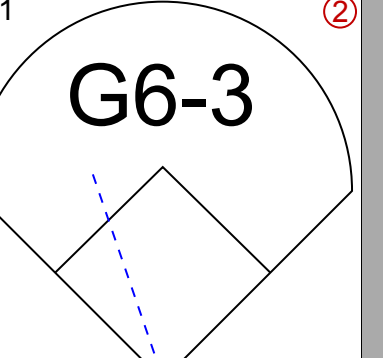
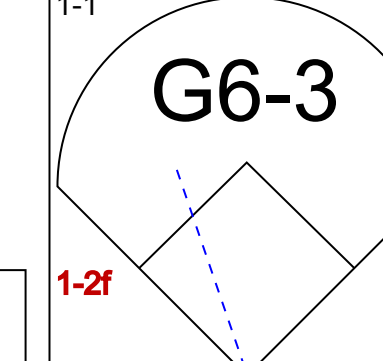
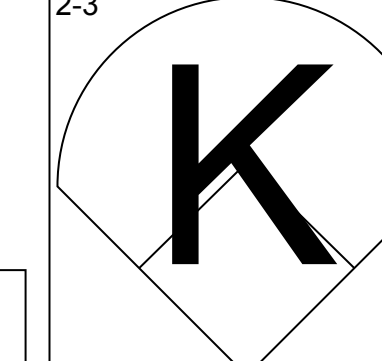
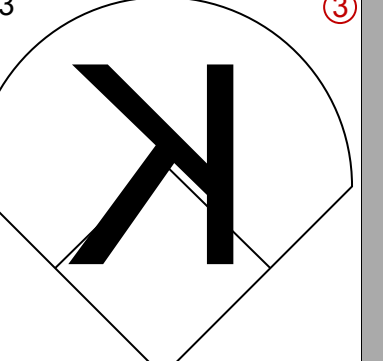
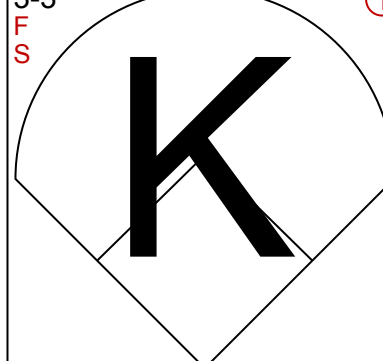
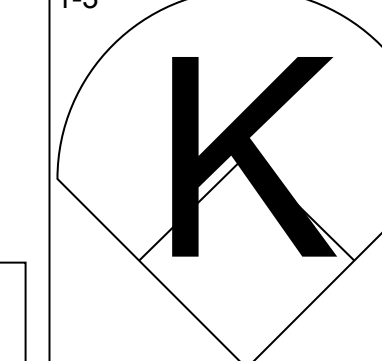
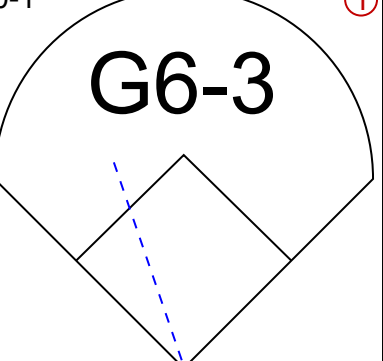
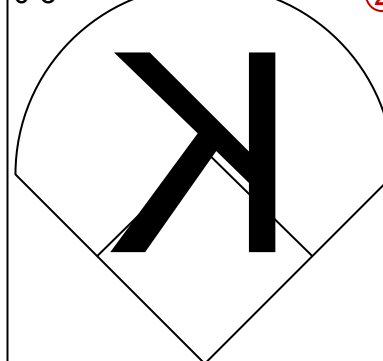
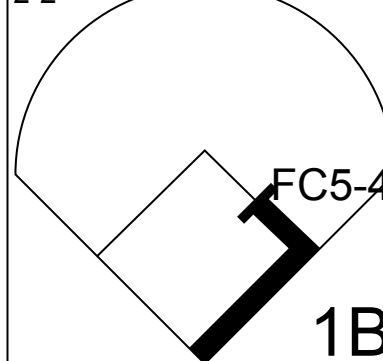
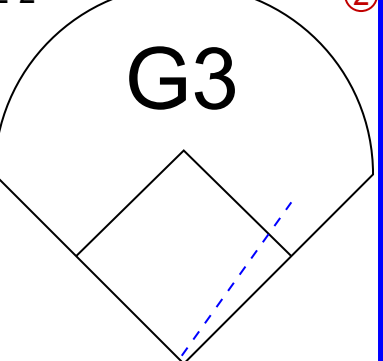


Batter	1	2	3	4	5	6	7	8	9	AB	R	H	RBI	BB	SO	LOB	BOTTOM
Darryl Hamilton, L OBP: 0.161, SLG: 0.179	G3		B1-3		F7		B2	L4		5	0	0	0	0	4	Cincinnati Reds @ New York Mets Shea Stadium, Flushing, NY Fri Apr 13 2001, 7:10 PM EDT Att: 38,243 - Sunny - 72 F	
Edgardo Alfonzo, R OBP: 0.146, SLG: 0.154	G1-4-3 BB		FC5-4 2B		G2-3		F9		G5-3	4	0	1	0	1	0		
Robin Ventura, L OBP: 0.428, SLG: 0.500										2	1	2	1	3	0		0
Joe McEwing, R OBP: 0.428, SLG: 0.500	G1-4-3 BB		FC5-4 BB							0	0	0	0	0	0		0
Jay Payton, R OBP: 0.241, SLG: 0.250	G1-4-3		FC5-4							5	0	1	1	0	1		5
Lenny Harris, L OBP: 0.300, SLG: 0.333		G4-3			F9		G4-3		G4-3	5	0	1	0	0	3		
Tsuyoshi Shinjo, R OBP: 0.400, SLG: 0.536										3	0	3	0	1	0		0
Todd Pratt, R ERA: 4.41										3	0	0	0	0	1		3
31 Mike Piazza, R OBP: 0.400, SLG: 0.742		F9					L6			0	0	0	0	1	0		0
Rey Ordenez, R OBP: 0.294, SLG: 0.303										4	0	1	0	0	1		5
Steve Trachsel, R OBP: 0.333, SLG: 0.333										2	1	1	0	0	1	0	
Mark Johnson, L ERA: 4.41										1	0	0	0	0	1	1	
Donnie Wall, R ERA: 8.75										0	0	0	0	0	0	0	
Dennis Cook, L ERA: 8.75										0	0	0	0	0	0	0	
Desi Relaford, S ERA: 9.45										1	0	0	0	0	0	3	
Armando Benitez, R ERA: 1.5										0	0	0	0	0	0	0	
<b>Inning Stats</b>	R: 0 H: 0 E: 0 K: 0 S: 7	H: 1 R: 0 ER: 0 LOB: 1 BB: 2 P: 20	H: 1 R: 0 ER: 0 LOB: 1 BB: 0 P: 13	H: 1 R: 0 ER: 0 LOB: 2 BB: 1 P: 15	H: 1 R: 0 ER: 0 LOB: 1 BB: 0 P: 14	H: 2 R: 1 ER: 0 K: 0 S: 9	H: 2 R: 0 ER: 0 LOB: 1 BB: 0 P: 17	H: 1 R: 1 ER: 0 LOB: 0 BB: 0 P: 12	H: 1 R: 0 ER: 0 LOB: 3 BB: 2 P: 17	1B: 7 2B: 2 3B: 0 HR: 1	SF: 0 SAC: 0 DP: 1 HBP: 0	WP: 0 PB: 0 SB: 1 CS: 1	PA: 41				
<b>PITCHER</b>	IP WLS BF H R ER SO BB IBB HBP BLK WP HR S P ERA WHIP																
Oswaldo Fernandez, R ERA: 4.41	6.0 W 27 7 1 1 4 4 0 0 0 0 0 1 57 98 1.50 1.833																
Scott Sullivan, R ERA: 9.45	1.2 H 9 2 1 1 1 2 0 0 0 0 0 1 11 23 5.40 2.400																
Danny Graves, R ERA: 8.75	1.1 S 5 1 0 0 0 0 0 0 0 0 0 0 15 22 0.00 0.750																

AB	35
R	2
H	10
RBI	2
BB	6
SO	5
LOB	25




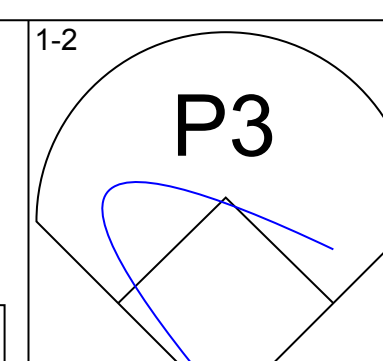
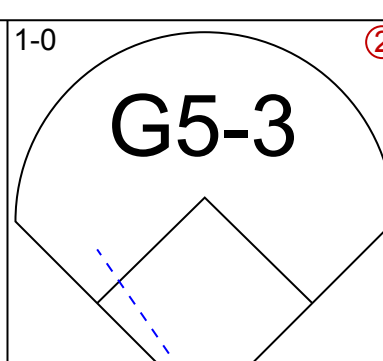
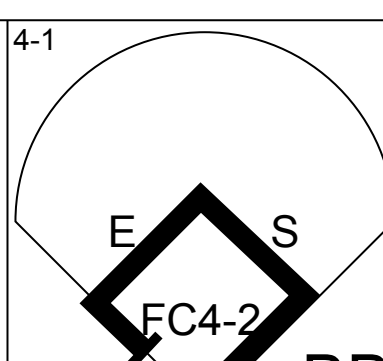
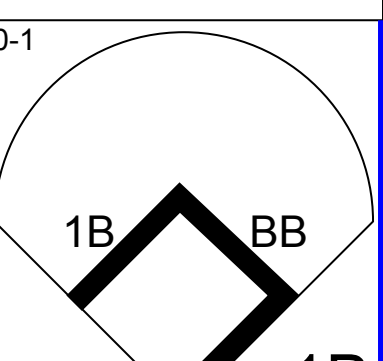
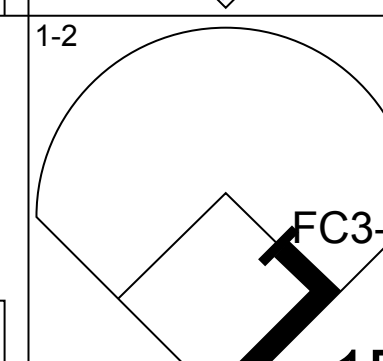
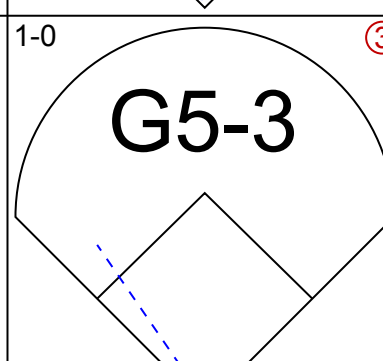
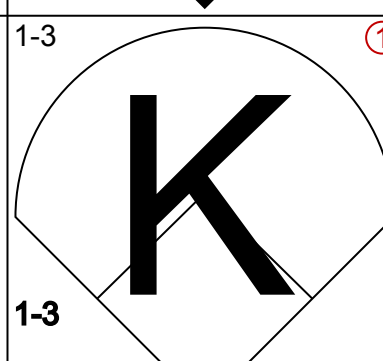
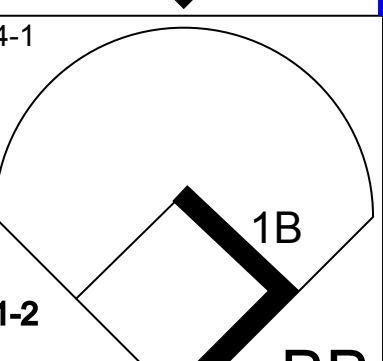
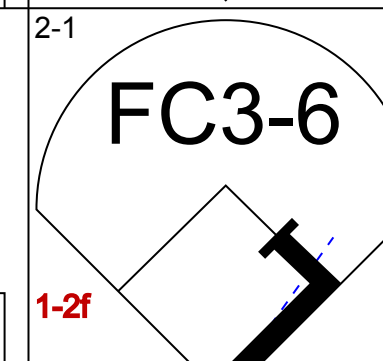
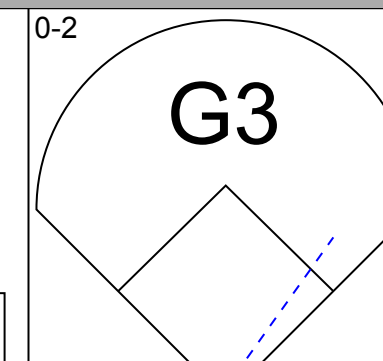
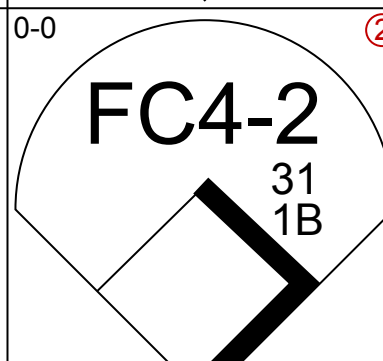
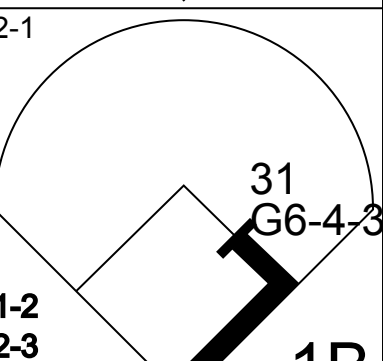
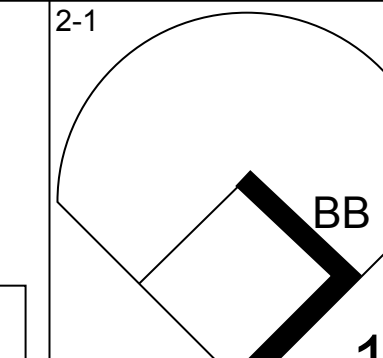
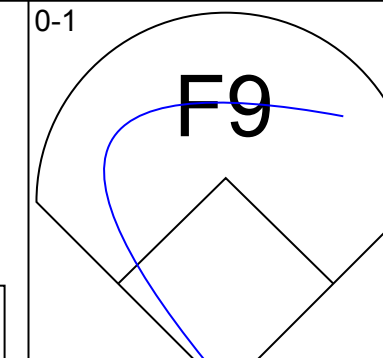
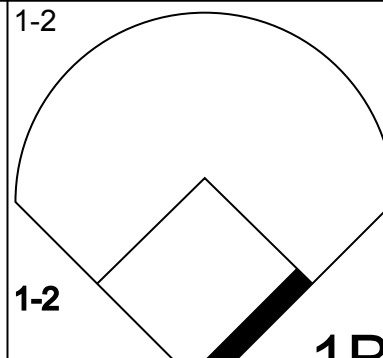
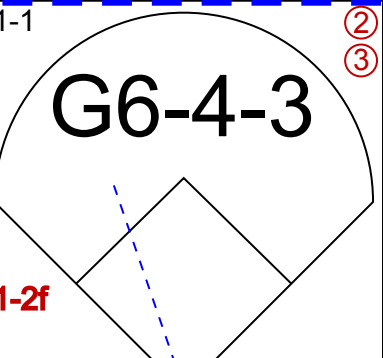
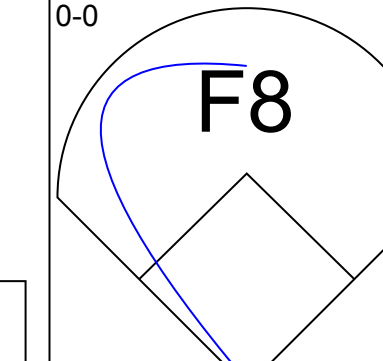
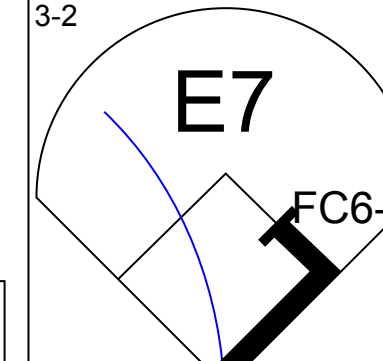
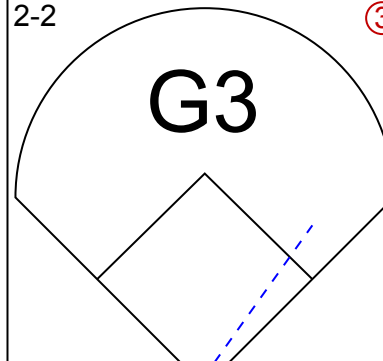
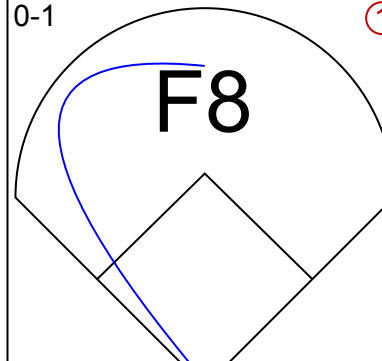
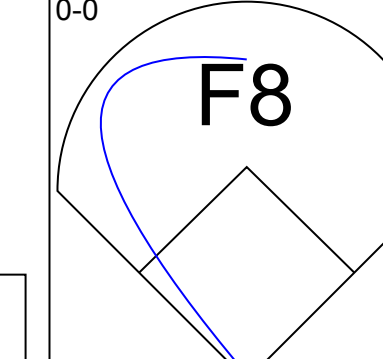
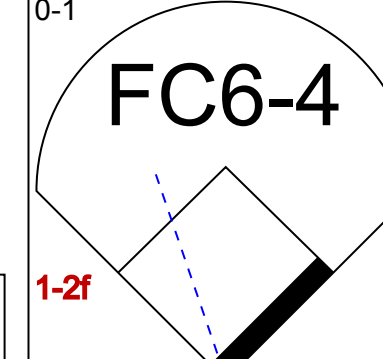
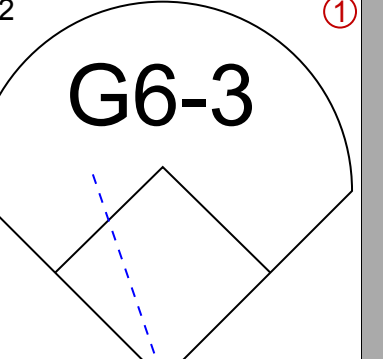
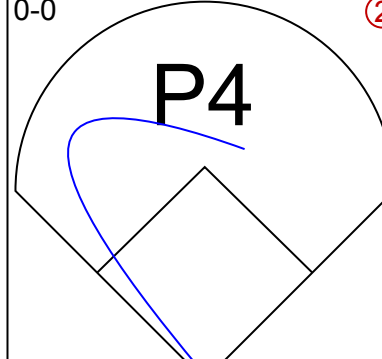
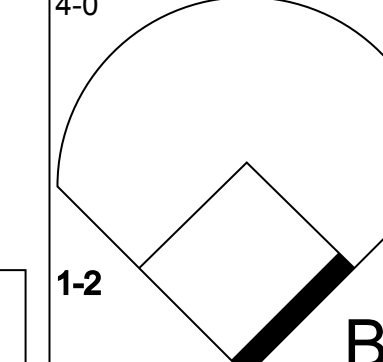
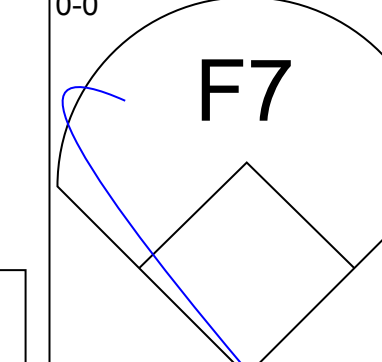
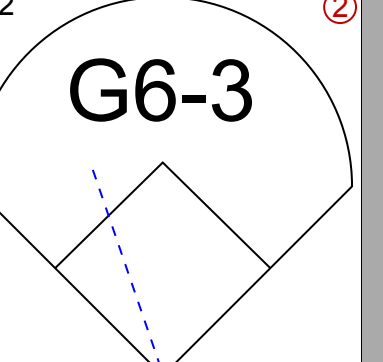
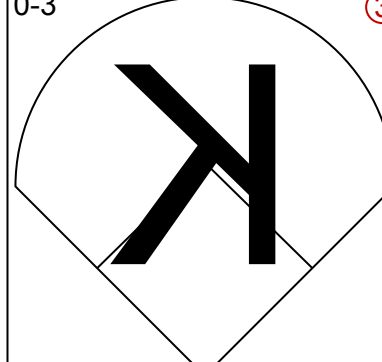
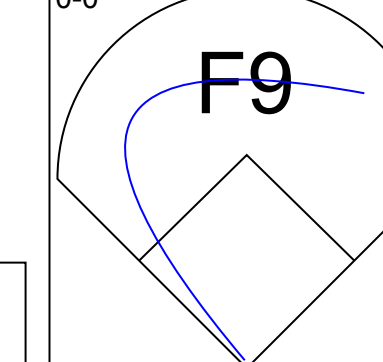
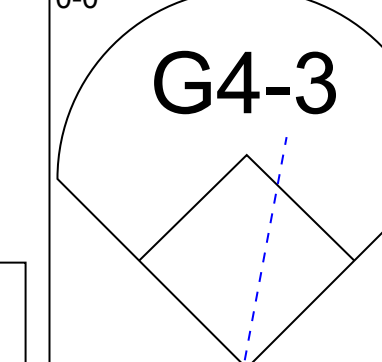
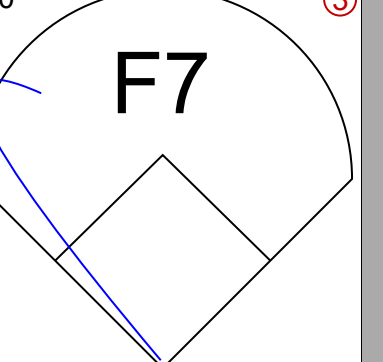
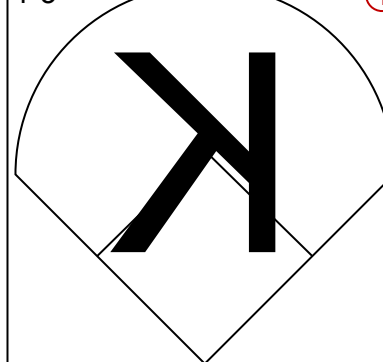
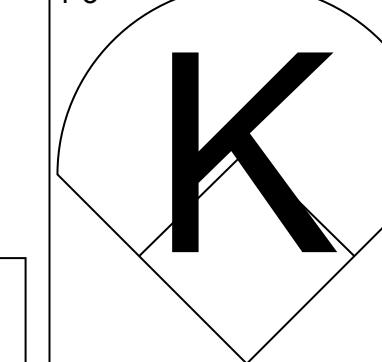
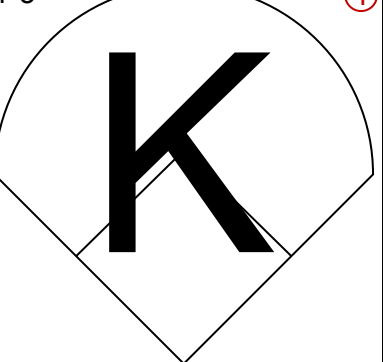


Batter	1	2	3	4	5	6	7	8	9	AB	R	H	RBI	BB	SO	LOB	TOP			
<b>Donnie Sadler, R</b> OBP: 0.143, SLG: 0.077 (1, 7)										4	1	0	0	0	2	1				
<b>Pokey Reese, R</b> OBP: 0.308, SLG: 0.444 (1, 4)										4	0	1	0	0	0	1				
<b>Dmitri Young, S</b> OBP: 0.294, SLG: 0.542 (1, 3)										4	0	1	1	0	0	1				
<b>Alex Ochoa, R</b> OBP: 0.353, SLG: 0.383 (1, 9)										4	0	1	0	0	0	2				
<b>Aaron Boone, R</b> OBP: 0.191, SLG: 0.234 (1, 5)										3	0	0	0	0	1	1				
<b>Juan Castro, R</b> OBP: 0.308, SLG: 0.308 (1, 6)										3	0	2	0	0	0	0				
<b>Ruben Rivera, R</b> OBP: 0.375, SLG: 0.364 (1, 8)										3	0	0	0	0	2	3				
<b>Kelly Stinnett, R</b> OBP: 0.286, SLG: 0.167 (1, 2)										3	0	0	0	0	2	1				
<b>Chris Reitsma, R</b> OBP: 0.250, SLG: 0.143 <b>Danny Graves, R</b> (8, 1)										3	0	1	0	0	1	0				
<b>Inning Stats</b>	R: 0 H: 0 E: 0 K: 1 S: 5	H: 0 LOB: 0 BB: 0 P: 7	R: 0 H: 2 E: 0 K: 0 S: 6	H: 1 LOB: 1 BB: 0 P: 7	R: 0 H: 0 E: 0 K: 2 S: 13	H: 0 LOB: 0 BB: 0 P: 17	R: 0 H: 1 E: 0 K: 0 S: 11	H: 1 LOB: 1 BB: 0 P: 15	R: 0 H: 1 E: 0 K: 2 S: 13	H: 1 LOB: 1 BB: 0 P: 20	R: 1 H: 2 E: 0 K: 0 S: 12	H: 2 LOB: 1 BB: 0 P: 18	R: 0 H: 0 E: 0 K: 1 S: 10	H: 0 LOB: 0 BB: 0 P: 12	R: 0 H: 0 E: 0 K: 1 S: 5	H: 0 LOB: 0 BB: 0 P: 9	1B: 6 2B: 0 3B: 0 HR: 0	SF: 0 SAC: 0 DP: 1 HBP: 0	WP: 1 PB: 0 SB: 0 CS: 1	PA: 31
<b>PITCHER</b>	IP	WLS	BF	H	R	ER	SO	BB	IBB	HBP	BLK	WP	HR	S	P	ERA	WHIP			
<b>Al Leiter, L</b> ERA: 3.15 <b>John Franco, L</b> ERA: 3.6	(1, 1)	8.0	L 28	6	1	1	8	0	0	0	0	1	0	78	107	1.12	0.750			
	(9, 1)	1.0	3	0	0	0	1	0	0	0	0	0	0	5	9	0.00	0.000			

Cincinnati Reds @ New York Mets  
Shea Stadium, Flushing, NY  
Sat Apr 14 2001, 1:10 PM EDT  
Att: 55,067 - Sunny - 58 F

AB 31  
R 1  
H 6  
RBI 1  
BB 0  
SO 9  
LOB 9



Batter	1	2	3	4	5	6	7	8	9	AB	R	H	RBI	BB	SO	LOB	BOTTOM			
<b>Joe McEwing, R</b> OBP: 0.400, SLG: 0.375 <b>Lenny Harris, L</b> OBP: 0.364, SLG: 0.400 <b>John Franco, L</b> (9, 1)										2	0	0	0	1	0	0				
<b>Edgardo Alfonzo, R</b> OBP: 0.178, SLG: 0.167 (1, 4)										3	0	1	0	1	1	1				
<b>Robin Ventura, L</b> OBP: 0.467, SLG: 0.622 (1, 5)										4	0	1	0	0	0	2				
<b>31 Mike Piazza, R</b> OBP: 0.410, SLG: 0.714 (1, 2)										4	0	2	0	0	0	3				
<b>Todd Zeile, R</b> OBP: 0.250, SLG: 0.200 (1, 3)										4	0	0	0	0	0	3				
<b>Jay Payton, R</b> OBP: 0.212, SLG: 0.219 (1, 8)											4	0	0	0	0	2				
<b>Tsuyoshi Shinjo, R</b> OBP: 0.382, SLG: 0.484 (1, 9)											3	0	0	0	1	1				
<b>Rey Ordonez, R</b> OBP: 0.270, SLG: 0.278 (1, 6)										3	0	0	0	0	0	2				
<b>Al Leiter, L</b> <b>Darryl Hamilton, L</b> (8, PH) (9, 7)										2	0	0	0	0	2	0				
<b>Inning Stats</b>	R: 0 H: 1 E: 0 K: 0 S: 8	H: 1 LOB: 2 BB: 0 P: 12	R: 0 H: 1 E: 0 K: 0 S: 5	H: 1 LOB: 1 BB: 1 P: 11	R: 0 H: 0 E: 1 K: 0 S: 10	H: 0 LOB: 1 BB: 0 P: 13	R: 0 H: 0 E: 0 K: 1 S: 5	H: 0 LOB: 0 BB: 0 P: 6	R: 0 H: 1 E: 0 K: 1 S: 12	H: 1 LOB: 2 BB: 1 P: 20	R: 0 H: 0 E: 0 K: 0 S: 7	H: 0 LOB: 0 BB: 0 P: 10	R: 0 H: 2 E: 0 K: 1 S: 10	H: 2 LOB: 2 BB: 1 P: 18	R: 0 H: 0 E: 0 K: 1 S: 6	H: 0 LOB: 0 BB: 0 P: 6	1B: 5 2B: 0 3B: 0 HR: 0	SF: 0 SAC: 0 DP: 1 HBP: 0	WP: 0 PB: 0 SB: 1 CS: 0	PA: 34
<b>PITCHER</b>	IP	WLS	BF	H	R	ER	SO	BB	IBB	HBP	BLK	WP	HR	S	P	ERA	WHIP			
<b>Chris Reitsma, R</b> ERA: 1.4 <b>Danny Graves, R</b> ERA:	(1, 1)	7.1	W 30	5	0	0	4	3	0	0	0	0	0	60	95	0.00	1.091			
	(8, 1)	1.2	S 4	0	0	0	1	0	0	0	0	0	0	8	9	0.00	0.000			

Cincinnati Reds @ New York Mets  
Shea Stadium, Flushing, NY  
Sat Apr 14 2001, 1:10 PM EDT  
Att: 55,067 - Sunny - 58 F

AB 31  
R 0  
H 5  
RBI 0  
BB 3  
SO 5  
LOB 13





Batter	1	2	3	4	5	6	7	8	9	AB	R	H	RBI	BB	SO	LOB	TOP					
<b>Pokey Reese, R</b> OBP: 0.295, SLG: 0.400 (1, 4)										4	1	0	0	0	2	3						
<b>Michael Tucker, L</b> OBP: 0.371, SLG: 0.469 (1, 8) (8, 7)										4	0	2	1	1	1	3						
<b>Dmitri Young, S</b> OBP: 0.304, SLG: 0.528 (1, 7) (8, 3)										5	0	2	0	0	0	2						
<b>Sean Casey, L</b> OBP: 0.434, SLG: 0.660 (8, PR)										3	1	2	0	2	1	2						
<b>Ruben Rivera, R</b> OBP: 0.375, SLG: 0.364 (8, 8)										0	0	0	0	0	0	0						
<b>Alex Ochoa, R</b> OBP: 0.339, SLG: 0.404 (1, 9)										5	1	1	1	0	1	8						
<b>Aaron Boone, R</b> OBP: 0.192, SLG: 0.235 (1, 5)										4	0	1	1	0	1	2						
<b>Juan Castro, R</b> OBP: 0.333, SLG: 0.389 (1, 6)										5	0	2	0	0	1	1						
<b>Kelly Stinnett, R</b> OBP: 0.385, SLG: 0.238 (1, 2)										3	0	2	0	2	1	1						
<b>Jim Brower, R</b> OBP: 0.333, SLG: 0.333 (8, 1)										3	0	1	0	0	1	3						
<b>Ken Griffey Jr., L</b> (7, PH)										1	0	0	0	0	0	1						
<b>Mark Wohlers, R</b> (7, 1)										0	0	0	0	0	0	0						
<b>Scott Sullivan, R</b> (8, 1)										0	0	0	0	0	0	0						
<b>D.T. Cromer, L</b> OBP: 0.333, SLG: 0.333 (8, PH)										1	0	0	0	0	0	1						
<b>Danny Graves, R</b> (8, 1)										0	0	0	0	0	0	0						
<b>Inning Stats</b>	R: 1 E: 0 K: 2 S: 11	H: 1 LOB: 2 BB: 1 P: 20	R: 0 E: 0 K: 1 S: 6	H: 0 LOB: 0 BB: 1 P: 11	R: 0 E: 0 K: 1 S: 13	H: 2 LOB: 2 BB: 0 P: 18	R: 0 E: 0 K: 1 S: 14	H: 3 LOB: 3 BB: 0 P: 21	R: 2 E: 0 K: 0 S: 14	H: 3 LOB: 2 BB: 1 P: 27	R: 0 E: 0 K: 1 S: 14	H: 2 LOB: 2 BB: 0 P: 18	R: 0 E: 0 K: 1 S: 8	H: 1 LOB: 1 BB: 0 P: 10	R: 0 E: 0 K: 1 S: 12	H: 0 LOB: 2 BB: 2 P: 24	R: 0 E: 0 K: 1 S: 14	H: 1 LOB: 1 BB: 0 P: 17	1B: 9 2B: 3 3B: 1 HR: 0	SF: 1 SAC: 0 DP: 0 HBP: 1	WP: 1 PB: 0 SB: 1 CS: 1	PA: 46
<b>PITCHER</b>	IP	WLS	BF	H	R	ER	SO	BB	IBB	HBP	BLK	WP	HR	S	P	ERA	WHIP					
<b>Kevin Appier, R</b> ERA: 4.0 (1, 1)	5.0	L	27	9	3	3	5	2	1	1	0	1	0	58	97	5.40	2.200					
<b>Dennis Cook, L</b> ERA: (6, 1)	1.0		5	2	0	0	1	0	0	0	0	0	0	14	18	0.00	2.000					
<b>Turk Wendell, R</b> ERA: (7, 1)	2.0		9	1	0	0	2	1	1	0	0	0	0	20	34	0.00	1.000					
<b>Donne Wall, R</b> ERA: 1.69 (9, 1)	1.0		4	1	0	0	1	0	0	0	0	0	0	14	17	0.00	1.000					

**Cincinnati Reds @ New York Mets**  
Shea Stadium, Flushing, NY  
Sun Apr 15 2001, 1:10 PM EDT  
Att: 39,643 - Sunny - 61 F

AB 38  
R 3  
H 13  
RBI 3  
BB 5  
SO 9  
LOB 27

Batter	1	2	3	4	5	6	7	8	9	AB	R	H	RBI	BB	SO	LOB	BOTTOM				
<b>Tsuyoshi Shinjo, R</b> OBP: 0.385, SLG: 0.486 (1, 9)										4	0	1	0	1	2	2					
<b>Todd Zeile, R</b> OBP: 0.287, SLG: 0.250 (1, 3)										5	1	2	0	0	0	2					
<b>Robin Ventura, L</b> OBP: 0.449, SLG: 0.575 (1, 5)										3	0	0	0	1	0	2					
<b>31 Mike Piazza, R</b> OBP: 0.419, SLG: 0.684 (1, 2)										3	0	1	0	1	0	0					
<b>Edgardo Alfonzo, R</b> OBP: 0.163, SLG: 0.152 (1, 4)										4	0	0	0	0	1	6					
<b>Mark Johnson, L</b> (1, 7)										3	0	0	0	1	1	3					
<b>Jay Payton, R</b> OBP: 0.243, SLG: 0.278 (1, 8)										4	0	2	0	0	1	0					
<b>Rey Ordenez, R</b> OBP: 0.268, SLG: 0.275 (1, 6)										4	0	1	0	0	0	2					
<b>Kevin Appier, R</b> (1, 1)										1	0	0	0	0	0	0					
<b>Dennis Cook, L</b> (6, 1)										0	0	0	0	0	0	0					
<b>Darryl Hamilton, L</b> OBP: 0.146, SLG: 0.172 (6, PH)										1	0	0	0	0	1	2					
<b>Jorge Toca, R</b> (6, PH)										0	0	0	0	0	0	0					
<b>Turk Wendell, L</b> (7, 1)										0	0	0	0	0	0	0					
<b>Donne Wall, R</b> (9, 1)										1	0	0	0	0	0	0					
<b>Lenny Harris, L</b> OBP: 0.333, SLG: 0.364 (8, PH)										0	0	0	0	0	0	0					
<b>Inning Stats</b>	R: 0 E: 0 K: 2 S: 14	H: 2 LOB: 3 BB: 1 P: 26	R: 0 E: 0 K: 1 S: 8	H: 0 LOB: 0 BB: 0 P: 11	R: 1 E: 1 K: 1 S: 11	H: 1 LOB: 1 BB: 0 P: 19	R: 0 E: 0 K: 0 S: 10	H: 1 LOB: 2 BB: 1 P: 16	R: 0 E: 0 K: 1 S: 12	H: 2 LOB: 2 BB: 0 P: 18	R: 0 E: 0 K: 0 S: 17	H: 1 LOB: 2 BB: 1 P: 28	R: 0 E: 0 K: 1 S: 8	H: 0 LOB: 0 BB: 0 P: 13	R: 0 E: 0 K: 0 S: 6	H: 0 LOB: 0 BB: 1 P: 12	1B: 4 2B: 3 3B: 0 HR: 0	SF: 0 SAC: 1 DP: 1 HBP: 0	WP: 0 PB: 0 SB: 0 CS: 0	PA: 38	
<b>PITCHER</b>	IP	WLS	BF	H	R	ER	SO	BB	IBB	HBP	BLK	WP	HR	S	P	ERA	WHIP				
<b>Jim Brower, R</b> ERA: (1, 1)	5.2	W	26	6	1	0	4	2	0	0	0	0	0	62	100	0.00	1.412				
<b>Dennys Reyes, L</b> ERA: 4.5 (6, 1)	0.1	H	1	0	0	0	1	0	0	0	0	0	0	3	6	0.00	0.000				
<b>Mark Wohlers, R</b> ERA: 5.79 (7, 1)	1.0	H	5	1	0	0	0	1	0	0	0	0	0	17	28	0.00	2.000				
<b>Scott Sullivan, R</b> ERA: 8.22 (8, 1)	1.0	H	3	0	0	0	1	0	0	0	0	0	0	8	13	0.00	0.000				
<b>Danny Graves, R</b> ERA: (9, 1)	1.0	S	3	0	0	0	0	1	0	0	0	0	0	6	12	0.00	1.000				

**Cincinnati Reds @ New York Mets**  
Shea Stadium, Flushing, NY  
Sun Apr 15 2001, 1:10 PM EDT  
Att: 39,643 - Sunny - 61 F

AB 33  
R 1  
H 7  
RBI 0  
BB 4  
SO 6  
LOB 19



Batter	1	2	3	4	5	6	7	8	9	AB	R	H	RBI	BB	SO	LOB	TOP					
<b>Orlando Cabrera, R</b> OBP: 0.392, SLG: 0.444 (1, 6)										4	0	1	1	0	1	0	<b>Montreal Expos @ New York Mets</b> Shea Stadium, Flushing, NY Mon Apr 16 2001, 7:10 PM EDT Att: 18,241 - Cloudy - 56 F					
<b>Jose Vidro, S</b> OBP: 0.356, SLG: 0.571 (1, 4)										4	0	0	1	0	0	1						
<b>Fernando Tatis, R</b> OBP: 0.357, SLG: 0.333 (1, 5)										4	1	1	0	0	3	1						
<b>Vladimir Guerrero, R</b> OBP: 0.400, SLG: 0.457 (1, 9)										4	0	1	0	0	0	0						
<b>Lee Stevens, L</b> OBP: 0.283, SLG: 0.571 (1, 3)										4	0	0	1	0	1	0						
<b>Milton Bradley, S</b> OBP: 0.292, SLG: 0.261 <b>Geoff Blum, S</b> OBP: 0.333, SLG: 0.350 (4, 7)										2	0	1	0	0	1	0						
										2	0	1	0	0	1	0						
<b>Peter Bergeron, L</b> OBP: 0.204, SLG: 0.220 (1, 8)										3	1	1	0	1	1	3						
<b>Michael Barrett, R</b> OBP: 0.293, SLG: 0.333 (1, 2)										4	1	1	0	0	0	3						
<b>Mike Thurman, R</b> (1, 1) <b>Mike Johnson, L</b> (4, 1) <b>Fernando Seguinol, S</b> ERA: 2.16 <b>Masato Yoshii, R</b> (5, 1) <b>Scott Stewart, R</b> (6, 1) <b>Tim Raines, S</b> OBP: 0.309, SLG: 0.453 <b>Guillermo Mota, R</b> OBP: 1.000, SLG: 1.000 (7, 1)										1	0	0	0	0	0	0						
<b>Inning Stats</b>	R: 0 E: 0 K: 2 S: 8	H: 0 LOB: 0 BB: 0 P: 10	R: 0 E: 1 K: 1 S: 15	H: 1 LOB: 2 BB: 0 P: 19	R: 0 E: 0 K: 0 S: 7	H: 0 LOB: 0 BB: 0 P: 11	R: 1 E: 0 K: 1 S: 8	H: 2 LOB: 1 BB: 0 P: 10	R: 2 E: 0 K: 1 S: 14	H: 3 LOB: 1 BB: 0 P: 18	R: 0 E: 0 K: 1 S: 13	H: 1 LOB: 0 BB: 0 P: 18	R: 0 E: 0 K: 0 S: 9	H: 0 LOB: 0 BB: 0 P: 14	R: 0 E: 0 K: 1 S: 6	H: 0 LOB: 0 BB: 0 P: 9	R: 0 E: 0 K: 1 S: 10	H: 0 LOB: 1 BB: 1 P: 17	1B: 5 2B: 2 3B: 0 HR: 0	SF: 0 SAC: 0 DP: 0 HBP: 0	WP: 0 PB: 0 SB: 0 CS: 0	PA: 35
<b>PITCHER</b>	IP	WLS	BF	H	R	ER	SO	BB	IBB	HBP	BLK	WP	HR	S	P	ERA	WHIP					
<b>Rick Reed, R</b> ERA: 2.16 (1, 1)	7.0	W	28	7	3	3	7	0	0	0	0	0	0	74	100	3.86	1.000					
<b>John Franco, L</b> ERA: 3.0 (8, 1)	1.0	H	3	0	0	0	1	0	0	0	0	0	0	6	9	0.00	0.000					
<b>Armando Benitez, R</b> ERA: 1.29 (9, 1)	1.0	S	4	0	0	0	1	1	0	0	0	0	0	10	17	0.00	1.000					

AB 34  
R 3  
H 7  
RBI 3  
BB 1  
SO 9  
LOB 10

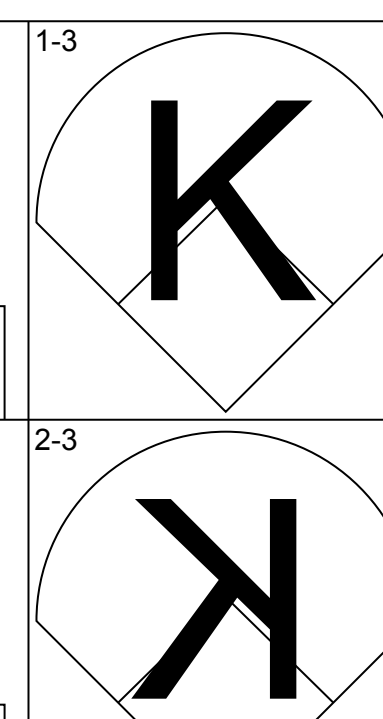
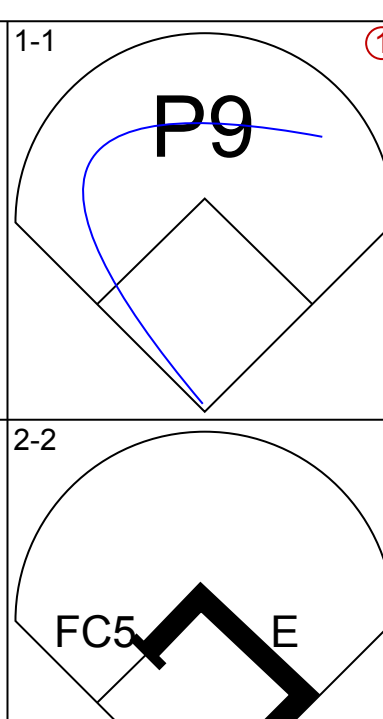
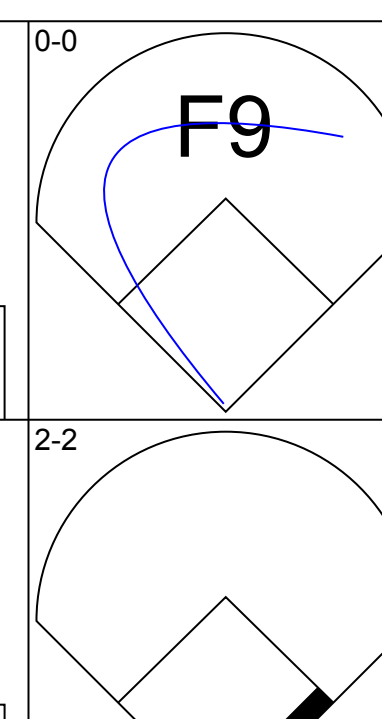
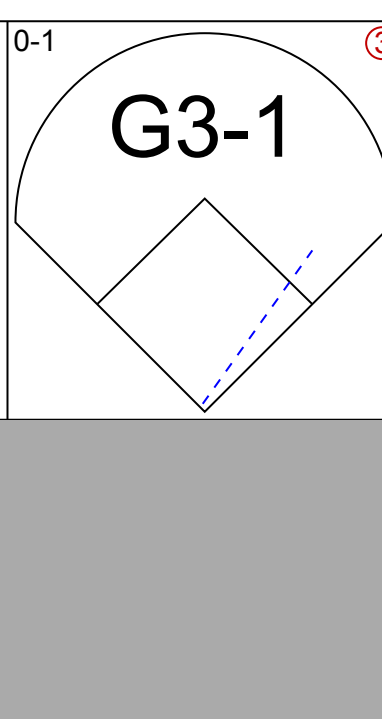
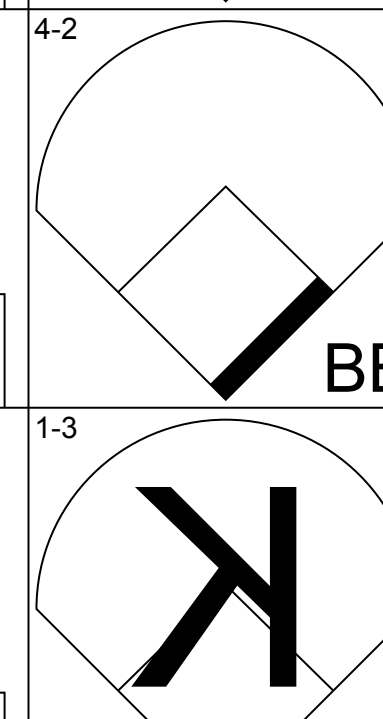
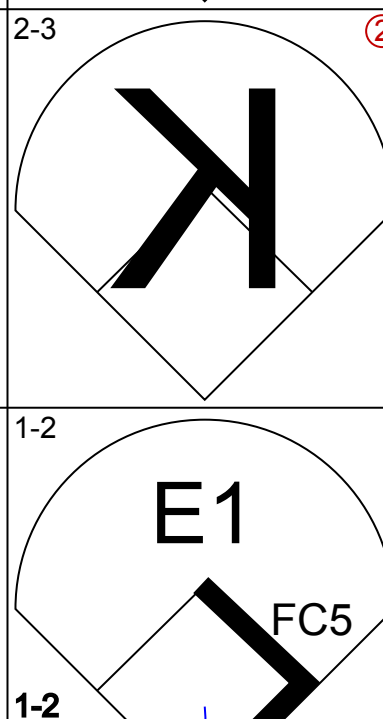
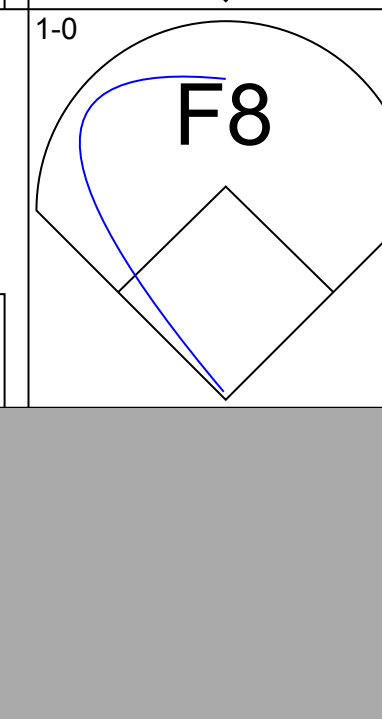

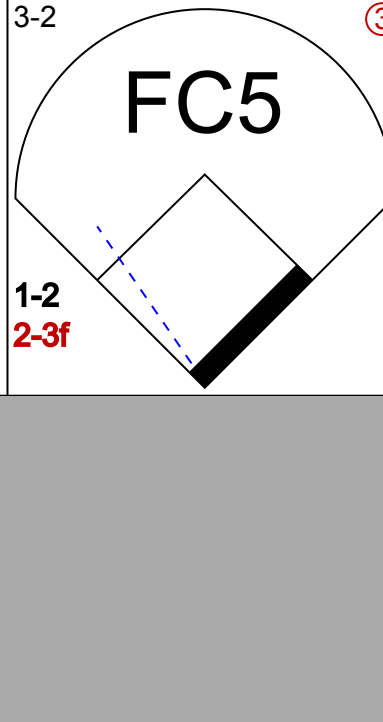




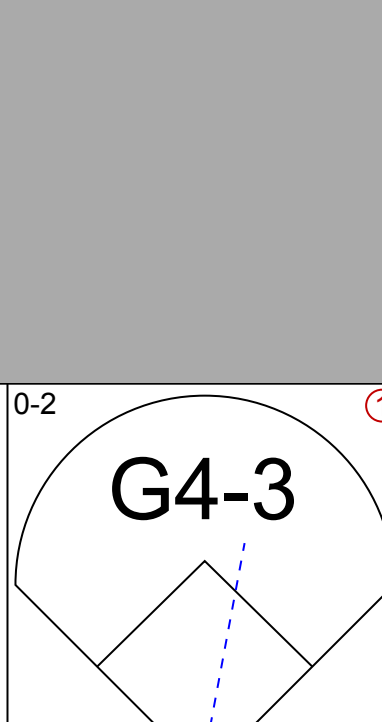
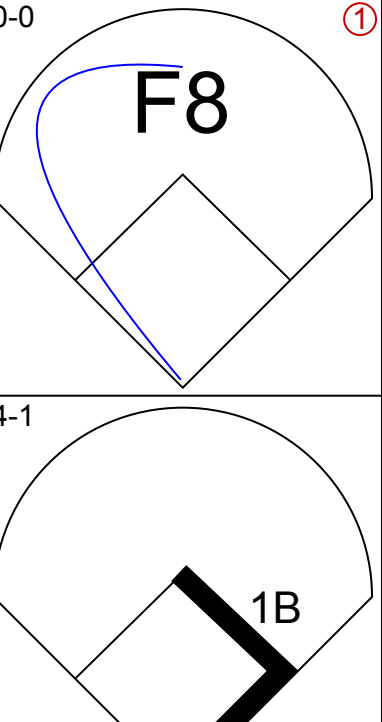
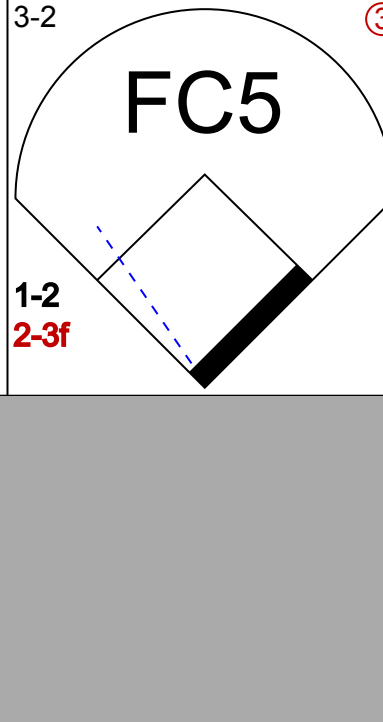


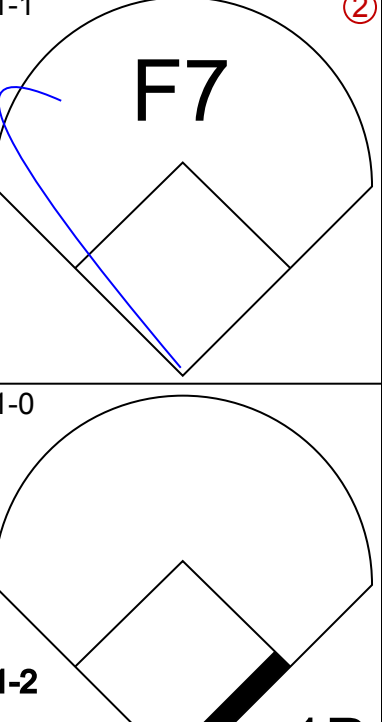
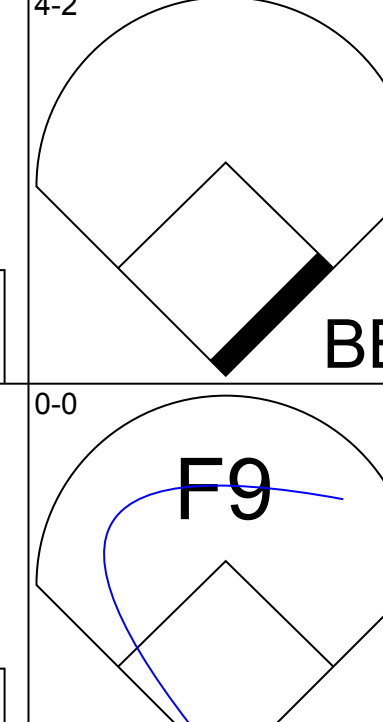

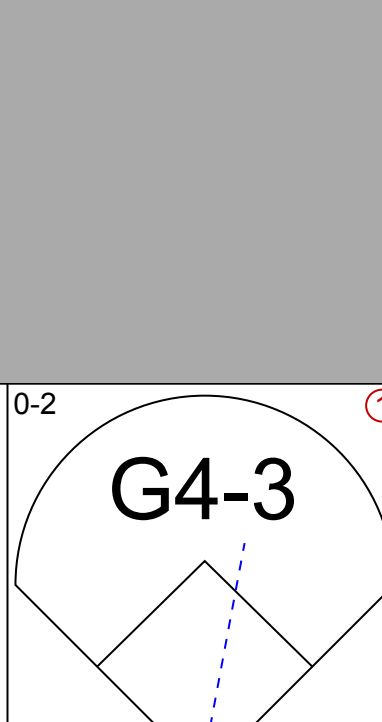
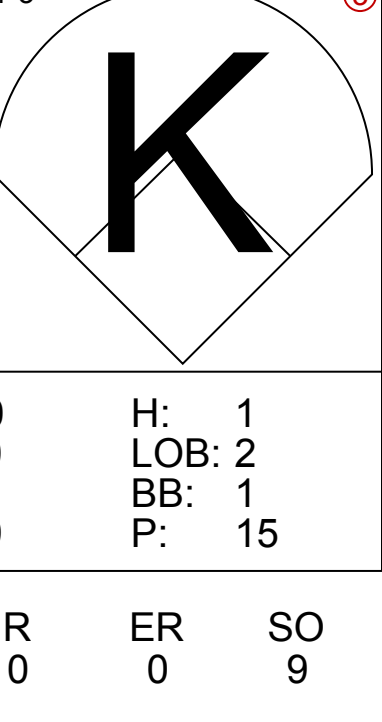
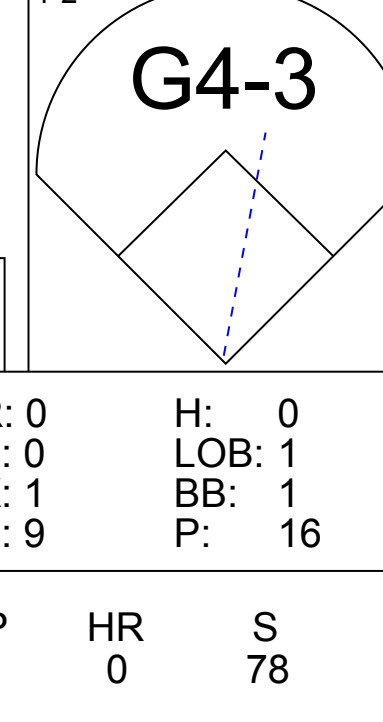
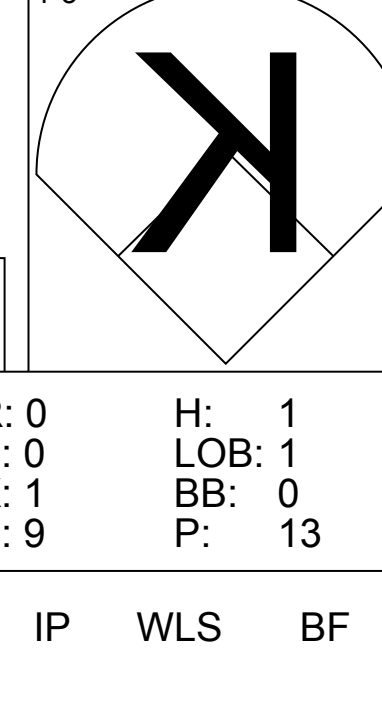
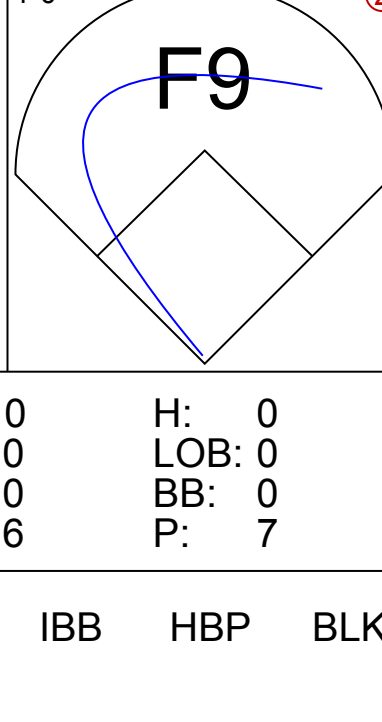
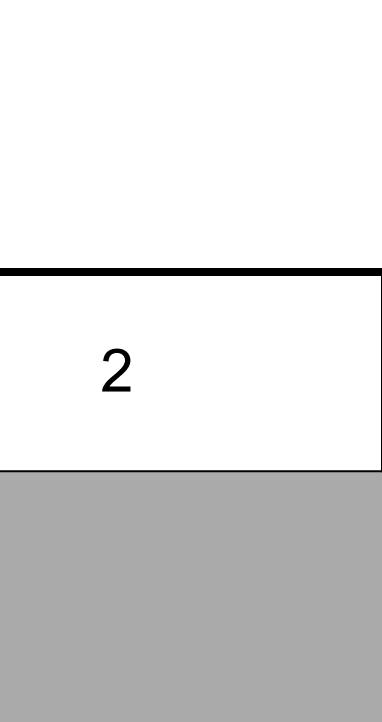
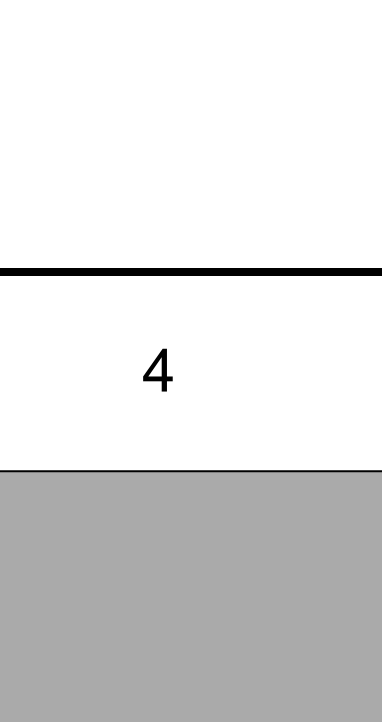
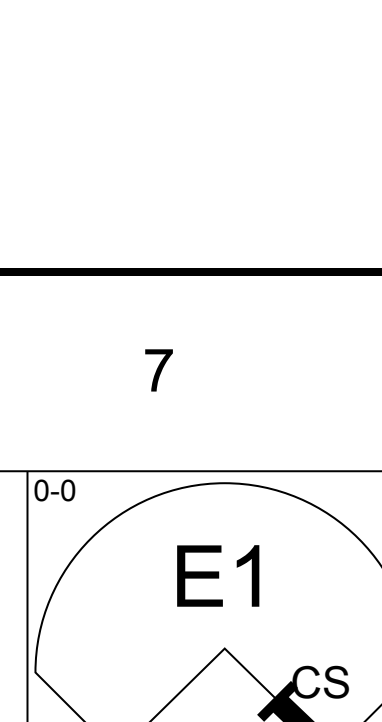
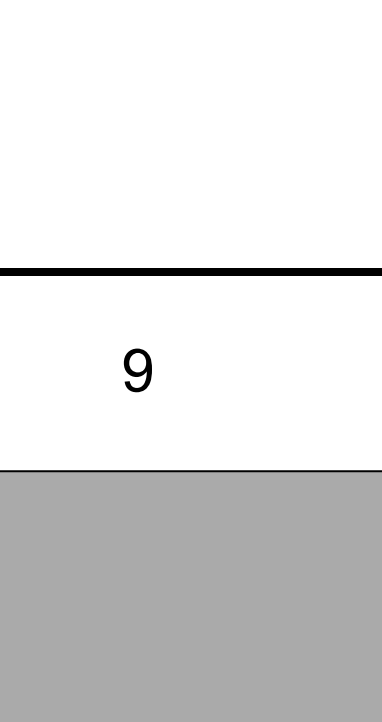


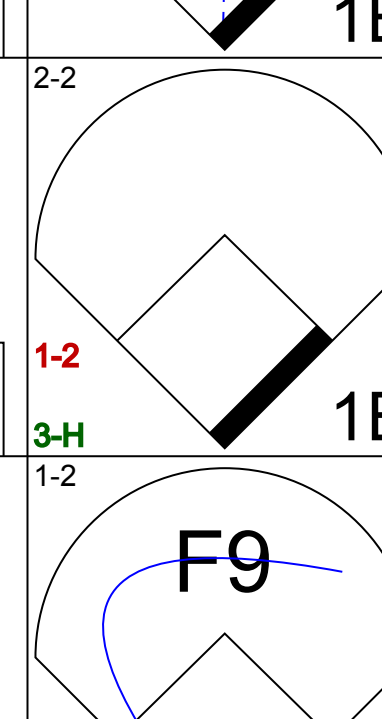



Batter	1	2	3	4	5	6	7	8	9	AB	R	H	RBI	BB	SO	LOB	BOTTOM				
<b>Darryl Hamilton, L</b> OBP: 0.189, SLG: 0.212 (1, 7)										4	1	1	0	1	0	1	<b>Montreal Expos @ New York Mets</b> Shea Stadium, Flushing, NY Mon Apr 16 2001, 7:10 PM EDT Att: 18,241 - Cloudy - 56 F				
<b>Edgardo Alfonzo, R</b> OBP: 0.170, SLG: 0.180 (1, 4)										4	0	1	0	0	0	2					
<b>31 Mike Piazza, R</b> OBP: 0.468, SLG: 0.725 (1, 2)										2	1	2	1	2	0	0					
<b>Robin Ventura, L</b> OBP: 0.453, SLG: 0.548 (1, 5)										2	1	0	0	2	1	4					
<b>Todd Zeile, R</b> OBP: 0.265, SLG: 0.250 (1, 3)										4	1	1	1	0	0	4					
<b>Jay Payton, R</b> OBP: 0.244, SLG: 0.256 (1, 8)										3	0	0	0	0	1	2					
<b>Tsuyoshi Shinjo, R</b> OBP: 0.349, SLG: 0.436 (1, 9)										4	0	0	0	0	1	3					
<b>Rey Ordenez, R</b> OBP: 0.289, SLG: 0.318 (1, 6)										4	0	2	2	0	0	0					
<b>Rick Reed, R</b> OBP: 0.222, SLG: 0.222 (1, 1) <b>John Franco, L</b> (8, 1) <b>Lenny Harris, L</b> OBP: 0.308, SLG: 0.333 (6, PH) <b>Armando Benitez, R</b> (9, 1)										3	0	0	0	0	1	3					
										0	0	0	0	0	0	0					
<b>Inning Stats</b>	R: 1 E: 0 K: 1 S: 12	H: 2 LOB: 1 BB: 1 P: 25	R: 0 E: 0 K: 0 S: 13	H: 1 LOB: 1 BB: 0 P: 22	R: 3 E: 0 K: 2 S: 20	H: 3 LOB: 2 BB: 1 P: 36	R: 0 E: 0 K: 0 S: 8	H: 1 LOB: 2 BB: 1 P: 15	R: 0 E: 0 K: 1 S: 9	H: 0 LOB: 2 BB: 0 P: 20	R: 0 E: 0 K: 0 S: 6	H: 0 LOB: 0 BB: 0 P: 7	R: 0 E: 0 K: 0 S: 9	H: 0 LOB: 0 BB: 0 P: 12	R: 0 E: 0 K: 0 S: 9	H: 0 LOB: 0 BB: 0 P: 12	1B: 3 2B: 4 3B: 0 HR: 0	SF: 0 SAC: 0 DP: 0 HBP: 1	WP: 0 PB: 0 SB: 0 CS: 0	PA: 37	
<b>PITCHER</b>	IP	WLS	BF	H	R	ER	SO	BB	IBB	HBP	BLK	WP	HR	S	P	ERA	WHIP				
<b>Mike Thurman, R</b> ERA: 7.04 (1, 1)	3.1	L	20	7	4	4	3	2	0	1	0	0	0	50	89	10.80	2.700				
<b>Mike Johnson, R</b> ERA: 4.91 (4, 1)	0.2		3	0	0	0	0	1	0	0	0	0	0	3	9	0.00	1.500				
<b>Masato Yoshii, R</b> ERA: 7.36 (5, 1)	1.2		7	0	0	0	0	1	1	0	0	0	0	11	23	0.00	0.600				
<b>Scott Stewart, L</b> ERA: (6, 1)	0.1		1	0	0	0	1	0	0	0	0	0	0	3	5	0.00	0.000				
<b>Guillermo Mota, R</b> ERA: 2.08 (7, 1)	2.0		6	0	0	0	0	0	0	0	0	0	0	15	19	0.00	0.000				

AB 31  
R 4  
H 7  
RBI 4  
BB 5  
SO 4  
LOB 19



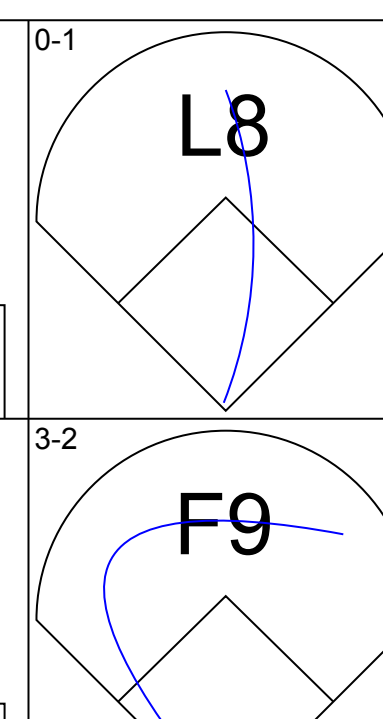
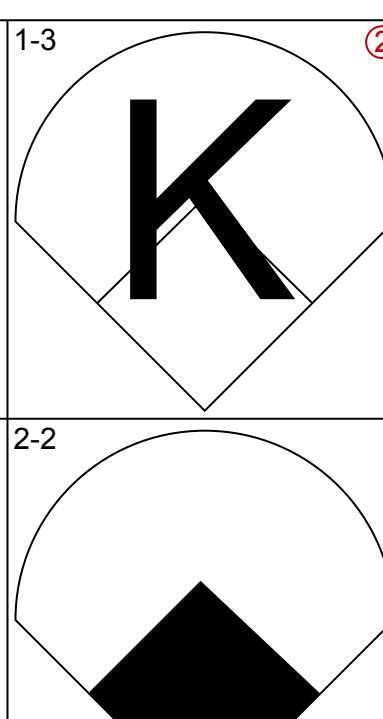
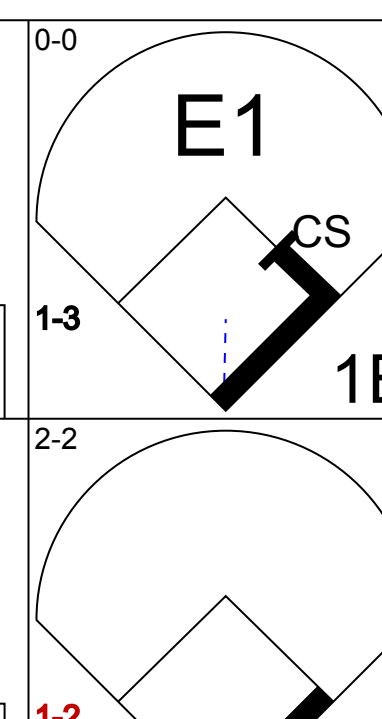

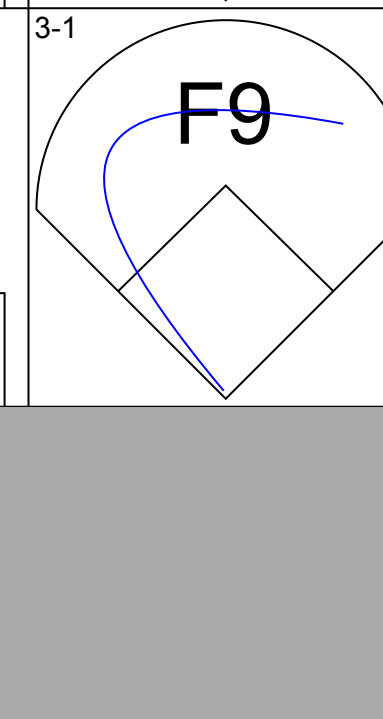
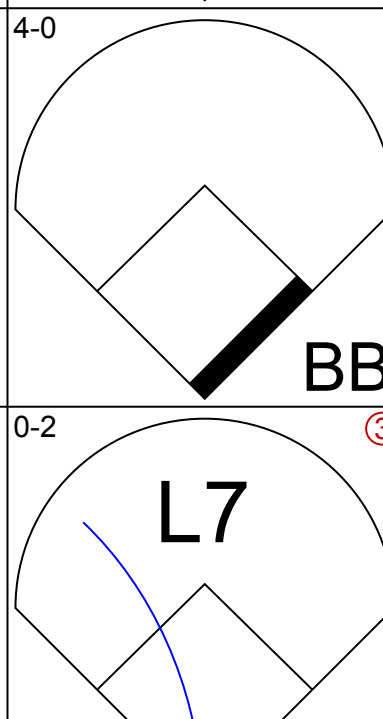
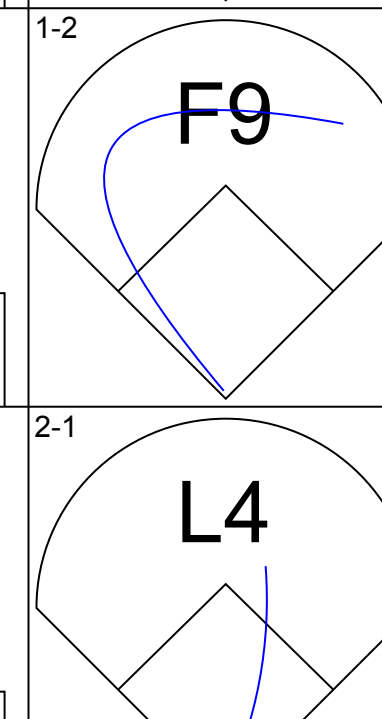





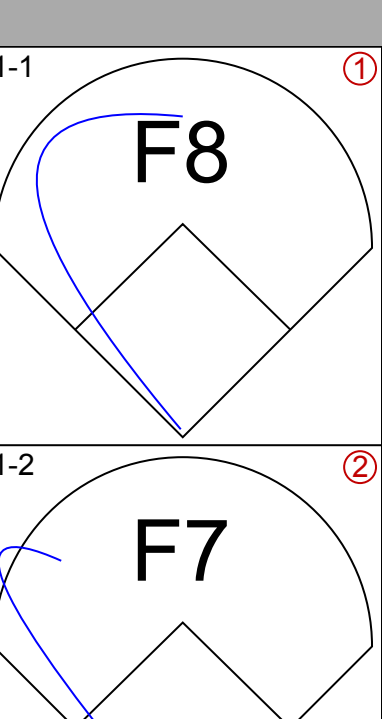
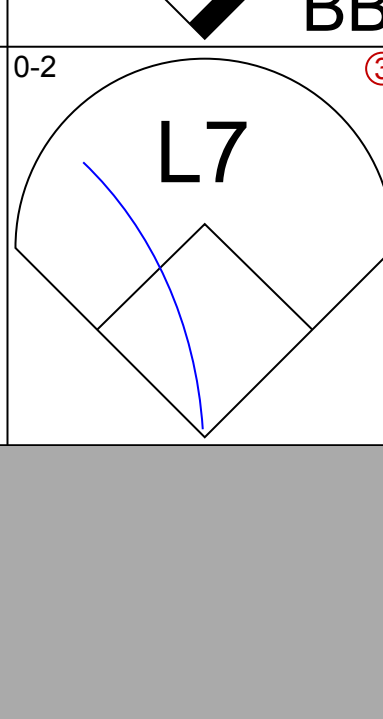
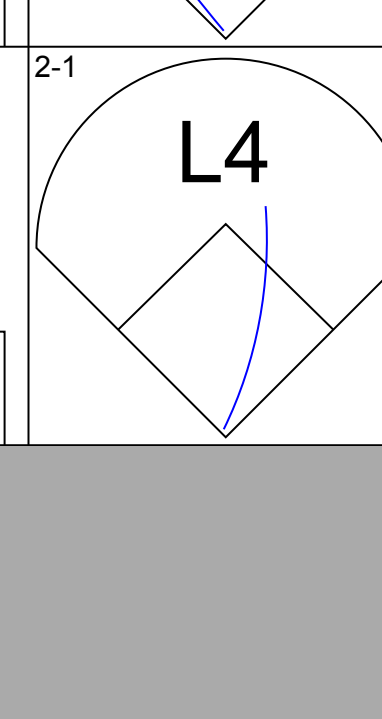

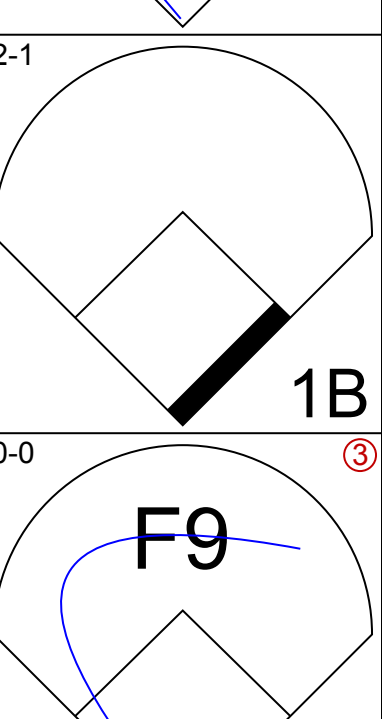
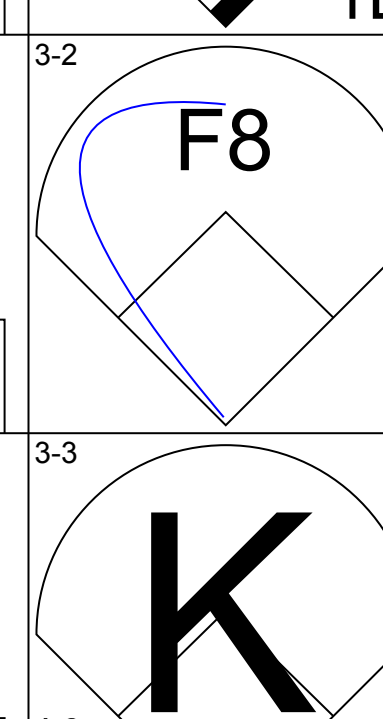



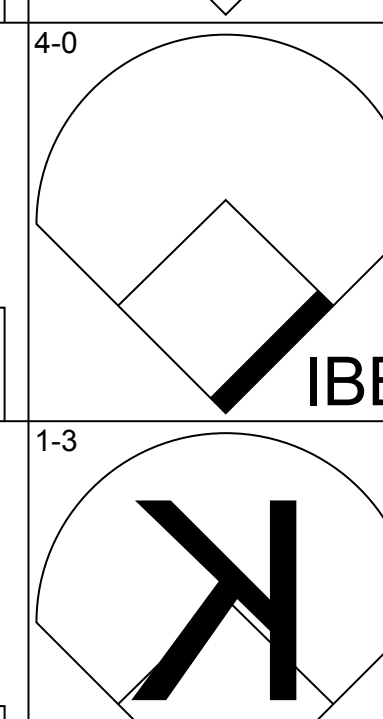
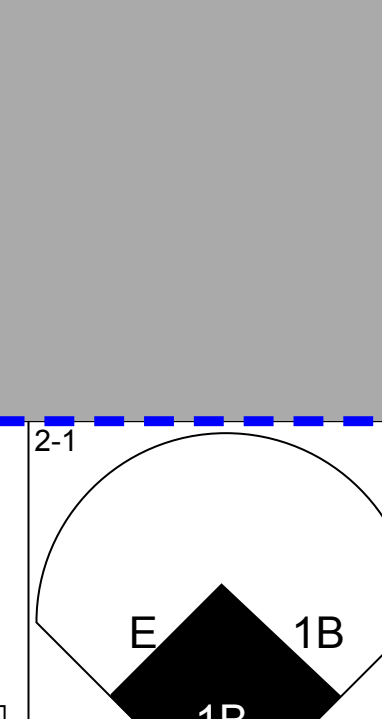

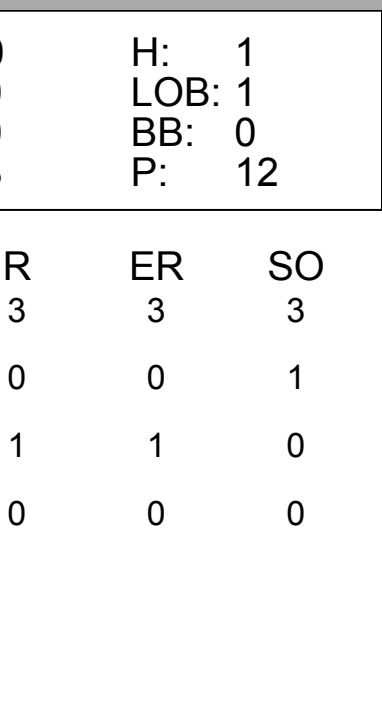
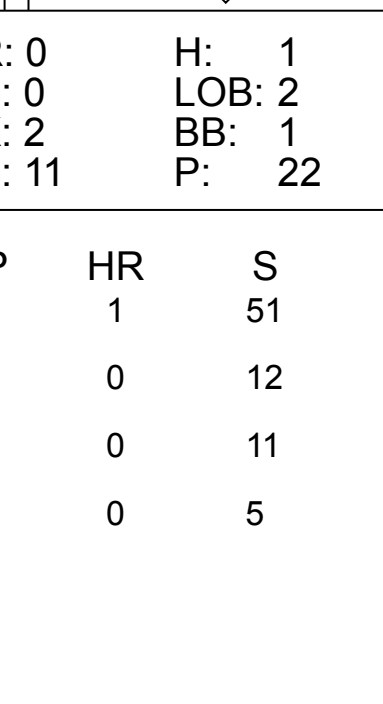
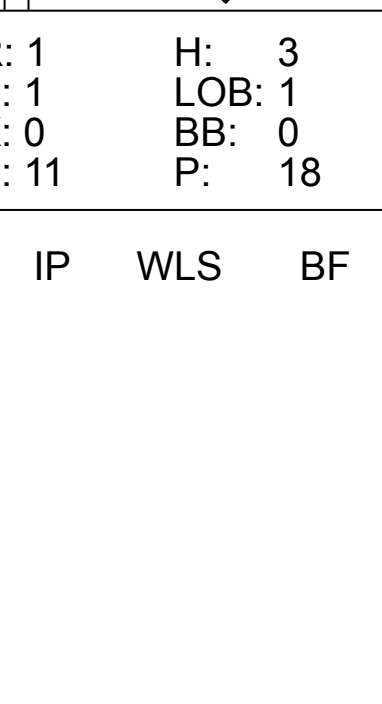

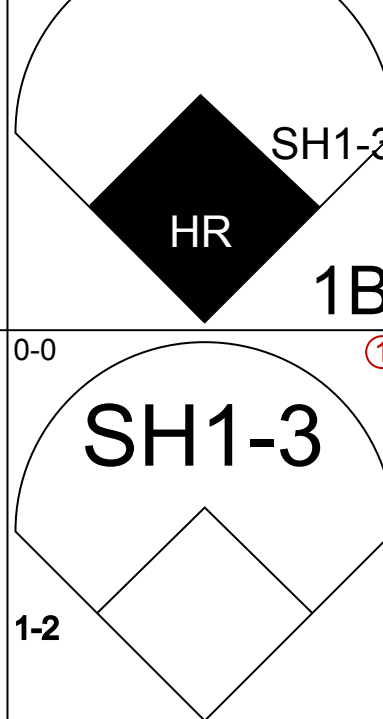
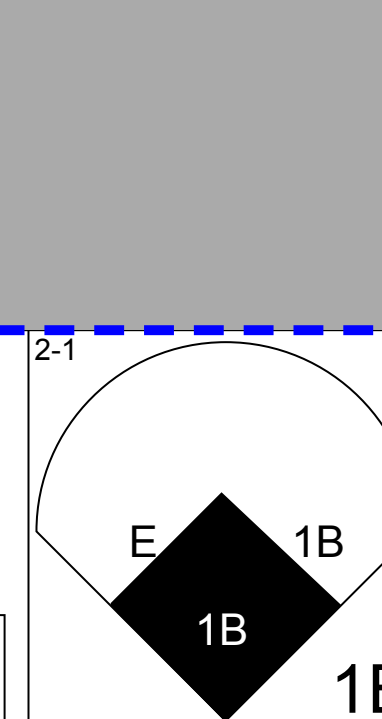
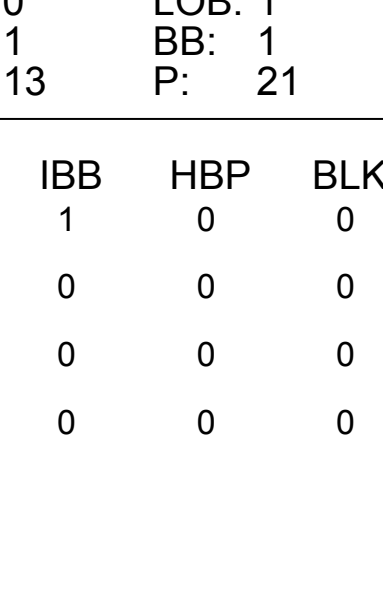
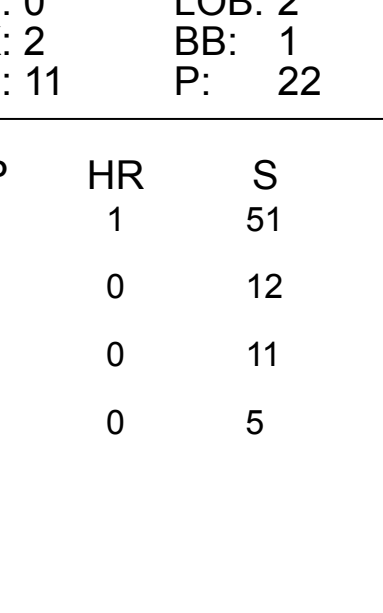
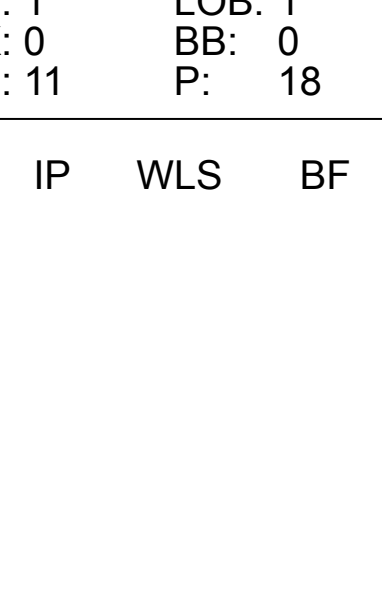


Batter	1	2	3	4	5	6	7	8	9	AB	R	H	RBI	BB	SO	LOB	TOP			
Tim Raines, S OBP: 0.421, SLG: 0.438 (1, 7)										5	0	1	0	0	0	1	0			
Jose Vidro, S OBP: 0.365, SLG: 0.567 (1, 4)										4	0	2	0	0	0	1	1			
Fernando Tatis, R OBP: 0.350, SLG: 0.314 (1, 5)										3	0	0	0	0	1	2	3			
Vladimir Guerrero, R OBP: 0.390, SLG: 0.440 (1, 9)										4	0	1	0	0	1	3				
Lee Stevens, L OBP: 0.263, SLG: 0.528 Fernando Segundo, S OBP: 0.250, SLG: 0.315 (1, 3)										4	0	0	0	0	0	3				
Milton Bradley, S OBP: 0.286, SLG: 0.231 (1, 8)										3	0	0	0	1	2	1				
Orlando Cabrera, R OBP: 0.400, SLG: 0.458 Graeme Lloyd, L (8, 1)										3	0	1	0	1	0	2				
Michael Barrett, R OBP: 0.289, SLG: 0.325 (1, 2)										4	0	1	0	0	0	2				
Chris Peters, L OBP: 0.250, SLG: 0.250 Mike Johnson, L (6, 1) Mike Mordecai, R (7, PH) Scott Strickland, R (7, 1) Geoff Blum, S OBP: 0.320, SLG: 0.333 (8, 6)										2	0	0	0	0	1	3				
<b>Inning Stats</b>	R: 0 E: 0 K: 3 S: 14	H: 0 LOB: 1 BB: 1 P: 22	R: 0 E: 0 K: 1 S: 9	H: 1 LOB: 2 BB: 1 P: 15	R: 0 E: 1 K: 1 S: 16	H: 1 LOB: 2 BB: 0 P: 25	R: 0 E: 0 K: 1 S: 9	H: 0 LOB: 1 BB: 1 P: 16	R: 0 E: 0 K: 1 S: 12	H: 1 LOB: 1 BB: 0 P: 16	R: 0 E: 0 K: 1 S: 9	H: 1 LOB: 1 BB: 0 P: 13	R: 0 E: 0 K: 0 S: 9	H: 1 LOB: 1 BB: 0 P: 11	R: 0 E: 0 K: 0 S: 6	H: 0 LOB: 0 BB: 0 P: 7	1B: 4 2B: 2 3B: 0 HR: 0	SF: 0 SAC: 0 DP: 0 HBP: 0	WP: 0 PB: 0 SB: 1 CS: 0	PA: 37
<b>PITCHER</b>	IP WLS BF H R ER SO BB IBB HBP BLK WP HR S P ERA WHIP																			
Glendon Rusch, L ERA: 2.65 Turk Wendell, R ERA: 1.23	(1, 1) 7.0 W 30 5 0 0 9 3 0 0 0 0 0 0 0 0 78 122 0.00 1.143																			

Montreal Expos @ New York Mets  
Shea Stadium, Flushing, NY  
Tue Apr 17 2001, 7:10 PM EDT  
Att: 20,177 - Cloudy - 49 F

AB 34  
R 0  
H 6  
RBI 0  
BB 3  
SO 9  
LOB 18



Batter	1	2	3	4	5	6	7	8	9	AB	R	H	RBI	BB	SO	LOB	BOTTOM			
Desi Relaford, S OBP: 0.167, SLG: 0.091 (1, 4)										4	0	1	0	0	1	1				
Todd Zeile, R OBP: 0.302, SLG: 0.354 (1, 3)										4	2	3	3	0	0	0				
31 Mike Piazza, R OBP: 0.471, SLG: 0.698 (1, 2)										3	0	1	0	1	0	1				
Jay Payton, R OBP: 0.222, SLG: 0.238 (1, 8)										3	0	0	1	0	0	2				
Robin Ventura, L OBP: 0.456, SLG: 0.543 (1, 5)										4	0	2	0	0	0	1				
Tsuyoshi Shinjo, R OBP: 0.340, SLG: 0.419 (1, 9)										4	0	1	0	0	1	2				
Joe McEwing, R OBP: 0.333, SLG: 0.300 Darryl Hamilton, L OBP: 0.179, SLG: 0.200 (6, PH) (7, 7)										2	0	0	0	0	1	2				
Rey Ordenez, R OBP: 0.313, SLG: 0.326 (1, 6)										2	1	1	0	1	0	0				
Glendon Rusch, L (1, 1) Mark Johnson, L (7, PH) Turk Wendell, L (8, 1)										1	0	0	0	0	1	2				
<b>Inning Stats</b>	R: 0 E: 0 K: 0 S: 8	H: 0 LOB: 0 BB: 0 P: 14	R: 0 E: 0 K: 0 S: 8	H: 1 LOB: 1 BB: 0 P: 12	R: 2 E: 0 K: 1 S: 13	H: 2 LOB: 1 BB: 1 P: 21	R: 0 E: 0 K: 2 S: 11	H: 1 LOB: 2 BB: 1 P: 22	R: 1 E: 0 K: 0 S: 11	H: 2 LOB: 1 BB: 0 P: 18	R: 0 E: 0 K: 1 S: 12	H: 0 LOB: 0 BB: 0 P: 16	R: 1 E: 1 K: 0 S: 11	H: 3 LOB: 1 BB: 0 P: 18	R: 0 E: 0 K: 0 S: 5	H: 1 LOB: 0 BB: 0 P: 8	1B: 9 2B: 1 3B: 0 HR: 1	SF: 1 SAC: 1 DP: 1 HBP: 0	WP: 0 PB: 0 SB: 1 CS: 1	PA: 34
<b>PITCHER</b>	IP WLS BF H R ER SO BB IBB HBP BLK WP HR S P ERA WHIP																			
Chris Peters, L ERA: 3.27 Mike Johnson, R ERA: 4.32 Scott Strickland, R ERA: 0.96 Graeme Lloyd, L ERA:	(1, 1) 5.0 L 23 6 3 0 3 3 1 0 0 0 0 0 0 0 12 16 0.00 0.000																			

Montreal Expos @ New York Mets  
Shea Stadium, Flushing, NY  
Tue Apr 17 2001, 7:10 PM EDT  
Att: 20,177 - Cloudy - 49 F

AB 30  
R 4  
H 10  
RBI 4  
BB 2  
SO 4  
LOB 11






Batter	1	2	3	4	5	6	7	8	9	AB	R	H	RBI	BB	SO	LOB	TOP				
<b>Peter Bergeron, L</b> OBP: 0.220, SLG: 0.222 (1, 8)	G3	G5-3		HR BB		L5-3 1B			P5	4	1	1	0	1	0	2					
<b>Jose Vidro, S</b> OBP: 0.366, SLG: 0.600 (1, 4)	P6		G5-3	HR		F8			HBP 1B	5	1	2	3	0	0	1					
<b>Fernando Tatis, R</b> OBP: 0.359, SLG: 0.315 <b>Mike Mordecai, R</b> (8, 5)				F9		L5-3			K	3	1	1	0	1	0	1					
<b>Vladimir Guerrero, R</b> OBP: 0.391, SLG: 0.420 <b>Fernando Seguin, S</b> OBP: 0.250, SLG: 0.375 (9, PR) (9, 9)	L7		E8 2B	G4-3		G6-3			HBP 1-2	4	1	1	0	0	0	1					
<b>Lee Stevens, L</b> OBP: 0.258, SLG: 0.517 (1, 3)		F2	G4-3 1B	F7		G4-3			G3-1	5	1	1	2	0	0	2					
<b>Milton Bradley, S</b> OBP: 0.281, SLG: 0.233 (1, 7)	L9		G4-3			K				4	0	1	0	0	1	1					
<b>Orlando Cabrera, R</b> OBP: 0.407, SLG: 0.500 (1, 6)		1B	3B	1B		K			K	4	1	2	1	0	2	1					
<b>Michael Barrett, R</b> OBP: 0.286, SLG: 0.318 (1, 2)		1B	L5			K			P6	4	0	1	1	0	1	2					
<b>Javier Vazquez, R</b> OBP: 0.444, SLG: 0.375 <b>Scott Stewart, R</b> (7, 1)		1B				G6-3			K	3	1	2	0	0	0	1					
<b>Guillermo Mota, R</b> OBP: 0.500, SLG: 0.500 <b>Ugueth Urbina, R</b> (9, 1)		1B		HR 1B						0	0	0	0	0	0	0					
<b>Inning Stats</b>	R: 0 E: 0 K: 0 S: 8	H: 1 LOB: 1 BB: 0 P: 10	R: 1 E: 0 K: 0 S: 10	H: 3 LOB: 2 BB: 0 P: 14	R: 3 E: 1 K: 0 S: 10	H: 3 LOB: 1 BB: 1 P: 21	R: 3 E: 0 K: 0 S: 16	H: 2 LOB: 0 BB: 1 P: 32	R: 0 E: 0 K: 2 S: 11	H: 1 LOB: 1 BB: 0 P: 14	R: 0 E: 0 K: 1 S: 5	H: 0 LOB: 0 BB: 0 P: 6	R: 0 E: 0 K: 2 S: 9	H: 0 LOB: 0 BB: 0 P: 13	R: 0 E: 0 K: 1 S: 10	H: 1 LOB: 2 BB: 0 P: 16	1B: 9 2B: 2 3B: 1 HR: 1	SF: 0 SAC: 0 DP: 1 HBP: 1	WP: 0 PB: 0 CS: 0	PA: 41	
<b>PITCHER</b>	IP	WLS	BF	H	R	ER	SO	BB	IBB	HBP	BLK	WP	HR	S	P	ERA	WHIP				
<b>Steve Trachsel, R</b> ERA: 12.21 (1, 1)	3.0	L	20	9	7	7	0	2	0	0	0	0	1	35	61	21.00	3.667				
<b>Brian Rose, R</b> ERA: 4.05 (4, 1)	4.0		13	2	0	0	3	0	0	0	0	0	0	31	44	0.00	0.500				
<b>Donne Wall, R</b> ERA: 3.86 (8, 1)	2.0		8	1	0	0	3	0	0	1	0	0	0	19	29	0.00	0.500				

**Montreal Expos @ New York Mets**  
Shea Stadium, Flushing, NY  
Wed Apr 18 2001, 1:10 PM EDT  
Att: 20,721 - Sunny - 49 F


AB	38
R	7
H	12
RBI	7
BB	2
SO	6
LOB	13



Batter	1	2	3	4	5	6	7	8	9	AB	R	H	RBI	BB	SO	LOB	BOTTOM				
<b>Lenny Harris, L</b> OBP: 0.250, SLG: 0.267 <b>Joe McEwing, R</b> OBP: 0.333, SLG: 0.300 <b>Mark Johnson, L</b> OBP: 0.286, SLG: 0.167 (8, 9)	G3-1		G4-3		F7		K			3	0	0	0	0	0	1					
<b>Todd Zeile, R</b> OBP: 0.298, SLG: 0.346 (1, 3)	K		1B		P3				G1-3	4	0	1	0	0	1	1					
<b>Robin Ventura, L</b> OBP: 0.426, SLG: 0.500 (1, 5)	K		F9			G3-1			K	4	0	0	0	0	2	1					
<b>31 Mike Piazza, R</b> OBP: 0.436, SLG: 0.638 (1, 2)		K	K			F8			G6-3	4	0	0	0	0	2	1					
<b>Edgardo Alfonzo, R</b> OBP: 0.158, SLG: 0.167 (1, 4)		E7 1B G3		G6-3		F8			K	4	1	0	0	0	1	0					
<b>Darryl Hamilton, L</b> OBP: 0.205, SLG: 0.211 (1, 7)		G3 1B		F7					K	3	0	1	0	1	1	0					
<b>Jay Payton, R</b> OBP: 0.204, SLG: 0.217 (1, 8)		G3		F7		FC1-6 BB			P4	4	0	0	1	0	0	2					
<b>Rey Ordenez, R</b> OBP: 0.333, SLG: 0.319 (1, 6)						G5-3				1	0	0	0	2	0	0					
<b>Steve Trachsel, R</b> OBP: 0.250, SLG: 0.250 <b>Brian Rose, R</b> (4, 1)										1	0	0	0	0	1	2					
<b>Jorge Toca, R</b> (7, PH) <b>Donne Wall, R</b> (8, 1)		K							K	1	0	0	0	0	0	0					
<b>Inning Stats</b>	R: 0 E: 0 K: 2 S: 9	H: 0 LOB: 0 BB: 0 P: 12	R: 1 E: 1 K: 2 S: 15	H: 1 LOB: 1 BB: 1 P: 27	R: 0 E: 0 K: 1 S: 9	H: 1 LOB: 0 BB: 0 P: 12	R: 0 E: 0 K: 0 S: 7	H: 0 LOB: 0 BB: 0 P: 10	R: 0 E: 0 K: 0 S: 8	H: 0 LOB: 1 BB: 0 P: 13	R: 0 E: 0 K: 2 S: 9	H: 0 LOB: 0 BB: 2 P: 20	R: 0 E: 0 K: 1 S: 8	H: 0 LOB: 0 BB: 0 P: 12	R: 0 E: 0 K: 2 S: 10	H: 0 LOB: 0 BB: 0 P: 14	1B: 2 2B: 0 3B: 0 HR: 0	SF: 0 SAC: 0 DP: 0 HBP: 0	WP: 1 PB: 0 CS: 0	PA: 34	
<b>PITCHER</b>	IP	WLS	BF	H	R	ER	SO	BB	IBB	HBP	BLK	WP	HR	S	P	ERA	WHIP				
<b>Javier Vazquez, R</b> ERA: 3.91 (1, 1)	6.0	W	23	2	1	0	0	0	0	0	0	0	0	56	87	0.00	0.333				
<b>Scott Stewart, L</b> ERA (7, 1)	0.2		4	0	0	0	1	2	0	0	0	1	0	6	16	0.00	3.000				
<b>Guillermo Mota, R</b> ERA: 1.8 (7, 1)	1.1		4	0	0	0	2	0	0	0	0	0	0	11	16	0.00	0.000				
<b>Ugueth Urbina, R</b> ERA (9, 1)	1.0		3	0	0	0	2	0	0	0	0	0	0	10	14	0.00	0.000				

**Montreal Expos @ New York Mets**  
Shea Stadium, Flushing, NY  
Wed Apr 18 2001, 1:10 PM EDT  
Att: 20,721 - Sunny - 49 F

AB	31
R	1
H	2
RBI	1
BB	3
SO	10
LOB	12









Batter	1	2	3	4	5	6	7	8	9	AB	R	H	RBI	BB	SO	LOB	TOP		
Jay Payton, R OBP: 0.207, SLG: 0.218 (1, 8)										5	1	0	1	0	1	2			
Eduardo Alfonso, R OBP: 0.182, SLG: 0.238 (1, 4)										5	1	1	1	0	0	0			
31 Mike Piazza, R OBP: 0.400, SLG: 0.577 (1, 2)										4	0	0	0	0	1	3			
Robin Ventura, L OBP: 0.435, SLG: 0.500 (1, 5)										3	0	1	0	1	1	0			
Todd Zeile, R OBP: 0.338, SLG: 0.390 (1, 3)										4	1	1	2	0	0	1			
Tsuyoshi Shinjo, R OBP: 0.321, SLG: 0.408 (1, 9)										4	0	1	1	0	1	2			
Darryl Hamilton, L OBP: 0.212, SLG: 0.234 (1, 7)										4	1	1	0	0	0	1			
Rey Ordenez, R OBP: 0.305, SLG: 0.327 (1, 6)										4	0	1	0	0	0	2			
Kevin Appier, R (1, 1)										3	1	0	0	0	1	2			
Dennis Cook, L (7, 1)										0	0	0	0	0	0	0			
John Franco, L (8, 1)										0	0	0	0	0	0	0			
Lenny Harris, L (9, PH)										1	0	0	0	0	0	0			
Armando Benitez, R (9, 1)										0	0	0	0	0	0	0			
<b>Inning Stats</b>	R: 0 E: 0 K: 0 S: 8	H: 0 LOB: 0 BB: 0 P: 9	R: 0 E: 0 K: 0 S: 7	H: 3 LOB: 2 BB: 1 P: 9	R: 4 E: 2 K: 2 S: 26	H: 3 LOB: 2 BB: 1 P: 40	R: 0 E: 0 K: 2 S: 9	H: 1 LOB: 1 BB: 0 P: 12	R: 0 E: 0 K: 0 S: 12	H: 0 LOB: 0 BB: 0 P: 16	R: 0 E: 1 K: 0 S: 8	H: 0 LOB: 1 BB: 0 P: 14	R: 1 E: 1 K: 1 S: 12	H: 1 LOB: 1 BB: 0 P: 18	R: 0 E: 0 K: 0 S: 7	H: 0 LOB: 0 BB: 0 P: 9	1B: 2 2B: 3 3B: 1 HR: 0	SF: 0 SAC: 0 DP: 0 HBP: 0	WP: 0 PA: 38 PB: 0 SB: 1 CS: 0
<b>PITCHER</b>	IP WLS BF H R ER SO BB IBB HBP BLK WP HR S P ERA WHIP	IP WLS BF H R ER SO BB IBB HBP BLK WP HR S P ERA WHIP	IP WLS BF H R ER SO BB IBB HBP BLK WP HR S P ERA WHIP	IP WLS BF H R ER SO BB IBB HBP BLK WP HR S P ERA WHIP	IP WLS BF H R ER SO BB IBB HBP BLK WP HR S P ERA WHIP	IP WLS BF H R ER SO BB IBB HBP BLK WP HR S P ERA WHIP	IP WLS BF H R ER SO BB IBB HBP BLK WP HR S P ERA WHIP	IP WLS BF H R ER SO BB IBB HBP BLK WP HR S P ERA WHIP	IP WLS BF H R ER SO BB IBB HBP BLK WP HR S P ERA WHIP	IP WLS BF H R ER SO BB IBB HBP BLK WP HR S P ERA WHIP	IP WLS BF H R ER SO BB IBB HBP BLK WP HR S P ERA WHIP	IP WLS BF H R ER SO BB IBB HBP BLK WP HR S P ERA WHIP	IP WLS BF H R ER SO BB IBB HBP BLK WP HR S P ERA WHIP	IP WLS BF H R ER SO BB IBB HBP BLK WP HR S P ERA WHIP	IP WLS BF H R ER SO BB IBB HBP BLK WP HR S P ERA WHIP	IP WLS BF H R ER SO BB IBB HBP BLK WP HR S P ERA WHIP	IP WLS BF H R ER SO BB IBB HBP BLK WP HR S P ERA WHIP	IP WLS BF H R ER SO BB IBB HBP BLK WP HR S P ERA WHIP	IP WLS BF H R ER SO BB IBB HBP BLK WP HR S P ERA WHIP
Chris Reitsma, R (1, 1) ERA: 1.03	7.0 L 30 5 4 0 4 0 1 0 0 0 0 0 77 112 0.00 0.714	1.0 5 1 1 0 1 0 0 0 0 0 0 0 12 18 0.00 1.000	1.0 3 0 0 0 0 0 0 0 0 0 0 0 7 9 0.00 0.000																

**New York Mets @ Cincinnati Reds**  
 Cinergy Field, Cincinnati, OH  
 Sat Apr 21 2001, 1:15 PM EDT  
 Att: 28,135 - Cloudy - 65 F

AB	37
R	5
H	6
RBI	5
BB	1
SO	5
LOB	13



Batter	1	2	3	4	5	6	7	8	9	AB	R	H	RBI	BB	SO	LOB	BOTTOM				
Barry Larkin, R OBP: 0.462, SLG: 0.491 (1, 6)										4	0	0	0	0	1	1					
Michael Tucker, L OBP: 0.304, SLG: 0.395 (1, 7)										4	0	0	0	0	2	0					
Alex Ochoa, R OBP: 0.343, SLG: 0.385 (1, 9)										4	0	1	0	0	0	0					
Jim Brower, R OBP: 0.250, SLG: 0.250 (6, PR)										0	0	0	0	0	0	0					
John Riedling, R (9, 1)										0	0	0	0	0	0	0					
Sean Casey, L OBP: 0.386, SLG: 0.581 (1, 3)										4	1	1	1	0	1	1					
Aaron Boone, R OBP: 0.254, SLG: 0.359 (1, 5)										4	1	1	0	0	1	0					
Ruben Rivera, R OBP: 0.414, SLG: 0.385 (1, 8)										3	0	2	0	1	0	0					
Pokey Reese, R OBP: 0.305, SLG: 0.382 (1, 4)										4	0	1	1	0	0	2					
Kelly Stinnett, R OBP: 0.389, SLG: 0.300 (1, 2)										3	0	1	0	0	0	1					
Ken Griffey Jr., L (9, PH)										1	0	0	0	0	0	2					
Chris Reitsma, R (1, 1) ERA: 3.65										2	0	1	0	0	1	1					
Dmitri Young, S (7, PH)										1	0	0	0	0	0	2					
Scott Sullivan, R (8, 1) ERA: 2.57										0	0	0	0	0	0	0					
Donnie Sadler, R (9, 7) ERA: 1.13										1	0	0	0	0	1	2					
<b>Inning Stats</b>	R: 0 E: 0 K: 0 S: 7	H: 3 LOB: 1 BB: 0 P: 8	R: 2 E: 0 K: 1 S: 17	H: 3 LOB: 1 BB: 0 P: 24	R: 0 E: 0 K: 1 S: 7	H: 0 LOB: 0 BB: 0 P: 10	R: 0 E: 0 K: 0 S: 5	H: 0 LOB: 0 BB: 0 P: 6	R: 0 E: 0 K: 0 S: 6	H: 1 LOB: 1 BB: 0 P: 11	R: 0 E: 0 K: 1 S: 7	H: 0 LOB: 0 BB: 0 P: 9	R: 0 E: 0 K: 1 S: 13	H: 1 LOB: 2 BB: 1 P: 22	R: 0 E: 1 K: 2 S: 11	H: 1 LOB: 1 BB: 0 P: 19	R: 0 E: 0 K: 1 S: 12	H: 2 LOB: 2 BB: 0 P: 17	1B: 7 2B: 0 3B: 0 HR: 1	SF: 0 SAC: 0 DP: 0 HBP: 0	WP: 2 PA: 36 PB: 0 SB: 0 CS: 0
<b>PITCHER</b>	IP WLS BF H R ER SO BB IBB HBP BLK WP HR S P ERA WHIP	IP WLS BF H R ER SO BB IBB HBP BLK WP HR S P ERA WHIP	IP WLS BF H R ER SO BB IBB HBP BLK WP HR S P ERA WHIP	IP WLS BF H R ER SO BB IBB HBP BLK WP HR S P ERA WHIP	IP WLS BF H R ER SO BB IBB HBP BLK WP HR S P ERA WHIP	IP WLS BF H R ER SO BB IBB HBP BLK WP HR S P ERA WHIP	IP WLS BF H R ER SO BB IBB HBP BLK WP HR S P ERA WHIP	IP WLS BF H R ER SO BB IBB HBP BLK WP HR S P ERA WHIP	IP WLS BF H R ER SO BB IBB HBP BLK WP HR S P ERA WHIP	IP WLS BF H R ER SO BB IBB HBP BLK WP HR S P ERA WHIP	IP WLS BF H R ER SO BB IBB HBP BLK WP HR S P ERA WHIP	IP WLS BF H R ER SO BB IBB HBP BLK WP HR S P ERA WHIP	IP WLS BF H R ER SO BB IBB HBP BLK WP HR S P ERA WHIP	IP WLS BF H R ER SO BB IBB HBP BLK WP HR S P ERA WHIP	IP WLS BF H R ER SO BB IBB HBP BLK WP HR S P ERA WHIP	IP WLS BF H R ER SO BB IBB HBP BLK WP HR S P ERA WHIP	IP WLS BF H R ER SO BB IBB HBP BLK WP HR S P ERA WHIP	IP WLS BF H R ER SO BB IBB HBP BLK WP HR S P ERA WHIP	IP WLS BF H R ER SO BB IBB HBP BLK WP HR S P ERA WHIP		
Kevin Appier, R (1, 1) ERA: 3.65	6.2 W 26 5 2 2 4 0 0 0 0 0 1 0 4 7 0.00 0.900	0.1 H 1 0 0 0 0 0 0 0 0 0 0 0 4 7 0.00 0.000	1.0 H 4 1 0 0 2 0 0 0 0 0 0 0 11 19 0.00 1.000	1.0 S 5 2 0 0 1 0 0 0 0 0 0 0 12 17 0.00 2.000																	

**New York Mets @ Cincinnati Reds**  
 Cinergy Field, Cincinnati, OH  
 Sat Apr 21 2001, 1:15 PM EDT  
 Att: 28,135 - Cloudy - 65 F

AB	35
R	2
H	8
RBI	2
BB	1
SO	7
LOB	12









Batter	1	2	3	4	5	6	7	8	9	AB	R	H	RBI	BB	SO	LOB	TOP			
Joe McEwing, R OBP: 0.429, SLG: 0.529 (1, 5)	K2-3		HR 3B			2B BB		K		3	1	1	1	2	2	2	<b>New York Mets @ Milwaukee Brewers</b> Miller Park, Milwaukee, WI Tue Apr 24 2001, 7:05 PM CDT Att: 27,404 - Dome - 72 F			
Edgardo Alfonso, R OBP: 0.240, SLG: 0.380 (1, 4)	1B		HR			2B		F7		5	1	3	3	0	0	5				
31 Mike Piazza, R OBP: 0.391, SLG: 0.525 (1, 2)	F8		BB			G4-6-3 IBB		F9		3	0	0	0	2	0	1				
Todd Zeile, R OBP: 0.338, SLG: 0.412 (1, 3)	G3-1		G6-3			G4-6-3		1B		5	0	1	0	0	1	5				
Benny Agbayani, R OBP: 0.542, SLG: 0.611 (1, 7)						G4-3		K		5	0	2	0	0	1	1				
Tsuyoshi Shinjo, R OBP: 0.311, SLG: 0.439 (1, 9)	FC6-4		G6-4-3			K		F8		4	0	0	0	0	1	3				
Jay Payton, R OBP: 0.212, SLG: 0.254 (1, 8)	G5-4-3					BB 3B		BB 1B		4	1	2	0	0	0	1				
Rey Ordonez, R OBP: 0.299, SLG: 0.306 (1, 6)			K			K		K		3	0	0	0	1	3	1				
Glendon Rusch, L Darryl Hamilton, L Rick White, R Desi Relaford, S Donne Wall, R Robin Ventura, L Todd Pratt, R Turk Wendell, L (1, 1) (5, PH) (5, 1) (6, PH) (6, 1) (6, PH) (6, PH) (8, 1)			G1-3			BB 2B BB		BB 1-2 BB		1	0	0	0	0	0	0				
<b>Inning Stats</b>	R: 0 E: 0 K: 1 S: 12	H: 1 LOB: 1 BB: 0 P: 20	R: 0 E: 0 K: 0 S: 6	H: 1 LOB: 0 BB: 0 P: 11	R: 2 E: 0 K: 1 S: 11	H: 2 LOB: 1 BB: 1 P: 24	R: 0 E: 0 K: 0 S: 5	H: 1 LOB: 0 BB: 0 P: 8	R: 1 E: 0 K: 1 S: 12	H: 1 LOB: 2 BB: 3 P: 28	R: 0 E: 0 K: 1 S: 9	H: 1 LOB: 1 BB: 0 P: 13	R: 0 E: 0 K: 2 S: 10	H: 1 LOB: 2 BB: 1 P: 18	R: 0 E: 0 K: 1 S: 11	H: 0 LOB: 0 BB: 0 P: 13		1B: 5 2B: 1 3B: 2 HR: 1	SF: 0 SAC: 0 DP: 3 HBP: 0	WP: 0 PB: 0 SB: 0 CS: 0
<b>PITCHER</b>	IP WLS BF H R ER SO	IP WLS BF H R ER SO	IP WLS BF H R ER SO	IP WLS BF H R ER SO	IP WLS BF H R ER SO	IP WLS BF H R ER SO	IP WLS BF H R ER SO	IP WLS BF H R ER SO	IP WLS BF H R ER SO	IP WLS BF H R ER SO	IP WLS BF H R ER SO	IP WLS BF H R ER SO	IP WLS BF H R ER SO	IP WLS BF H R ER SO	IP WLS BF H R ER SO	IP WLS BF H R ER SO	ERA WHIP	ERA WHIP		
Jamey Wright, R ERA: 4.34 (1, 1)	5.2 W 2 L 0 H 7 R 4 ER 4 SO 4	5.2 W 2 L 0 H 7 R 4 ER 4 SO 4	5.2 W 2 L 0 H 7 R 4 ER 4 SO 4	5.2 W 2 L 0 H 7 R 4 ER 4 SO 4	5.2 W 2 L 0 H 7 R 4 ER 4 SO 4	5.2 W 2 L 0 H 7 R 4 ER 4 SO 4	5.2 W 2 L 0 H 7 R 4 ER 4 SO 4	5.2 W 2 L 0 H 7 R 4 ER 4 SO 4	5.2 W 2 L 0 H 7 R 4 ER 4 SO 4	5.2 W 2 L 0 H 7 R 4 ER 4 SO 4	5.2 W 2 L 0 H 7 R 4 ER 4 SO 4	5.2 W 2 L 0 H 7 R 4 ER 4 SO 4	5.2 W 2 L 0 H 7 R 4 ER 4 SO 4	5.2 W 2 L 0 H 7 R 4 ER 4 SO 4	5.2 W 2 L 0 H 7 R 4 ER 4 SO 4	5.2 W 2 L 0 H 7 R 4 ER 4 SO 4	6.35 2.118	6.35 2.118		
Mike DeJean, R ERA: 4.05 (6, 1)	0.1 W 2 L 0 H 0 R 0 ER 0 SO 0	0.1 W 2 L 0 H 0 R 0 ER 0 SO 0	0.1 W 2 L 0 H 0 R 0 ER 0 SO 0	0.1 W 2 L 0 H 0 R 0 ER 0 SO 0	0.1 W 2 L 0 H 0 R 0 ER 0 SO 0	0.1 W 2 L 0 H 0 R 0 ER 0 SO 0	0.1 W 2 L 0 H 0 R 0 ER 0 SO 0	0.1 W 2 L 0 H 0 R 0 ER 0 SO 0	0.1 W 2 L 0 H 0 R 0 ER 0 SO 0	0.1 W 2 L 0 H 0 R 0 ER 0 SO 0	0.1 W 2 L 0 H 0 R 0 ER 0 SO 0	0.1 W 2 L 0 H 0 R 0 ER 0 SO 0	0.1 W 2 L 0 H 0 R 0 ER 0 SO 0	0.1 W 2 L 0 H 0 R 0 ER 0 SO 0	0.1 W 2 L 0 H 0 R 0 ER 0 SO 0	0.1 W 2 L 0 H 0 R 0 ER 0 SO 0	0.00 3.000	0.00 3.000		
Chad Fox, R ERA: (7, 1)	1.1 H 6 R 2 ER 0 SO 2	1.1 H 6 R 2 ER 0 SO 2	1.1 H 6 R 2 ER 0 SO 2	1.1 H 6 R 2 ER 0 SO 2	1.1 H 6 R 2 ER 0 SO 2	1.1 H 6 R 2 ER 0 SO 2	1.1 H 6 R 2 ER 0 SO 2	1.1 H 6 R 2 ER 0 SO 2	1.1 H 6 R 2 ER 0 SO 2	1.1 H 6 R 2 ER 0 SO 2	1.1 H 6 R 2 ER 0 SO 2	1.1 H 6 R 2 ER 0 SO 2	1.1 H 6 R 2 ER 0 SO 2	1.1 H 6 R 2 ER 0 SO 2	1.1 H 6 R 2 ER 0 SO 2	1.1 H 6 R 2 ER 0 SO 2	0.00 1.500	0.00 1.500		
Ray King, L ERA: 4.0 (8, 1)	0.1 H 2 R 0 ER 0 SO 1	0.1 H 2 R 0 ER 0 SO 1	0.1 H 2 R 0 ER 0 SO 1	0.1 H 2 R 0 ER 0 SO 1	0.1 H 2 R 0 ER 0 SO 1	0.1 H 2 R 0 ER 0 SO 1	0.1 H 2 R 0 ER 0 SO 1	0.1 H 2 R 0 ER 0 SO 1	0.1 H 2 R 0 ER 0 SO 1	0.1 H 2 R 0 ER 0 SO 1	0.1 H 2 R 0 ER 0 SO 1	0.1 H 2 R 0 ER 0 SO 1	0.1 H 2 R 0 ER 0 SO 1	0.1 H 2 R 0 ER 0 SO 1	0.1 H 2 R 0 ER 0 SO 1	0.1 H 2 R 0 ER 0 SO 1	0.00 3.000	0.00 3.000		
David Weathers, R ERA: 1.6 (8, 1)	0.1 H 1 R 0 ER 0 SO 0	0.1 H 1 R 0 ER 0 SO 0	0.1 H 1 R 0 ER 0 SO 0	0.1 H 1 R 0 ER 0 SO 0	0.1 H 1 R 0 ER 0 SO 0	0.1 H 1 R 0 ER 0 SO 0	0.1 H 1 R 0 ER 0 SO 0	0.1 H 1 R 0 ER 0 SO 0	0.1 H 1 R 0 ER 0 SO 0	0.1 H 1 R 0 ER 0 SO 0	0.1 H 1 R 0 ER 0 SO 0	0.1 H 1 R 0 ER 0 SO 0	0.1 H 1 R 0 ER 0 SO 0	0.1 H 1 R 0 ER 0 SO 0	0.1 H 1 R 0 ER 0 SO 0	0.1 H 1 R 0 ER 0 SO 0	0.00 0.000	0.00 0.000		

Batter	1	2	3	4	5	6	7	8	9	AB	R	H	RBI	BB	SO	LOB	BOTTOM			
Tony Fernandez, S OBP: 0.333, SLG: 0.297 (1, 5)						F8				4	0	3	1	0	0	0	<b>New York Mets @ Milwaukee Brewers</b> Miller Park, Milwaukee, WI Tue Apr 24 2001, 7:05 PM CDT Att: 27,404 - Dome - 72 F			
Chad Fox, R (7, 1)										0	0	0	0	0	0	0				
Ray King, L (8, 1)	1B									0	0	0	0	0	0	0				
David Weathers, R (8, 1)	1B									0	0	0	0	0	0	0				
Curt Leskanic, R (9, 1)	1B									0	0	0	0	0	0	0				
Ronnie Belliard, R OBP: 0.313, SLG: 0.394 (1, 4)	K					B2-3				4	0	0	0	0	1	4				
Jeffrey Hammonds, R OBP: 0.359, SLG: 0.591 (1, 8)	1B		HR 1B			K				4	1	2	0	0	2	1				
Richie Sexson, R OBP: 0.321, SLG: 0.423 (1, 3)	P4		HR			K				4	1	1	2	0	2	2				
Jeromy Burnitz, L OBP: 0.436, SLG: 0.714 (1, 9)	F9		HR			K				4	1	1	1	0	1	2				
José Hernández, R OBP: 0.314, SLG: 0.606 (1, 6)			G6-3			G6-3				4	0	0	0	0	1	0				
Geoff Jenkins, L OBP: 0.359, SLG: 0.485 (1, 7)	1B		1B			SH1-3 HR BB				3	2	3	0	1	0	0				
Henry Blanco, R OBP: 0.321, SLG: 0.311 (1, 2)	P5		K			SH1-3				2	0	0	0	1	1	2				
Jamey Wright, R OBP: 0.333, SLG: 0.200 (1, 1)	1B		K			1-2 HR				2	0	1	0	0	1	1				
Mike DeJean, R (6, 1)	1B		K							0	0	0	0	0	0	0				
Tyler Houston, L OBP: 0.340, SLG: 0.489 (6, PH) (7, 5)	1B		K							2	1	1	2	0	0	1				
<b>Inning Stats</b>	R: 0 E: 0 K: 1 S: 13	H: 2 LOB: 2 BB: 0 P: 17	R: 1 E: 0 K: 1 S: 17	H: 3 LOB: 2 BB: 0 P: 24	R: 3 E: 0 K: 2 S: 20	H: 4 LOB: 1 BB: 0 P: 31	R: 0 E: 0 K: 1 S: 10	H: 1 LOB: 0 BB: 0 P: 18	R: 0 E: 0 K: 2 S: 8	H: 0 LOB: 0 BB: 1 P: 14	R: 0 E: 0 K: 2 S: 10	H: 0 LOB: 0 BB: 0 P: 15	R: 0 E: 0 K: 0 S: 13	H: 1 LOB: 1 BB: 1 P: 23	R: 0 E: 0 K: 0 S: 13	H: 0 LOB: 0 BB: 0 P: 13	1B: 8 2B: 1 3B: 0 HR: 3	SF: 0 SAC: 1 DP: 0 HBP: 0	WP: 0 PB: 0 SB: 0 CS: 2	PA: 36
<b>PITCHER</b>	IP WLS BF H R ER SO	IP WLS BF H R ER SO	IP WLS BF H R ER SO	IP WLS BF H R ER SO	IP WLS BF H R ER SO	IP WLS BF H R ER SO	IP WLS BF H R ER SO	IP WLS BF H R ER SO	IP WLS BF H R ER SO	IP WLS BF H R ER SO	IP WLS BF H R ER SO	IP WLS BF H R ER SO	IP WLS BF H R ER SO	IP WLS BF H R ER SO	IP WLS BF H R ER SO	IP WLS BF H R ER SO	ERA WHIP	ERA WHIP		
Glendon Rusch, L ERA: 3.86 (1, 1)	4.0 W 0 L 0 H 4 R 4 ER 4 SO 5	4.0 W 0 L 0 H 4 R 4 ER 4 SO 5	4.0 W 0 L 0 H 4 R 4 ER 4 SO 5	4.0 W 0 L 0 H 4 R 4 ER 4 SO 5	4.0 W 0 L 0 H 4 R 4 ER 4 SO 5	4.0 W 0 L 0 H 4 R 4 ER 4 SO 5	4.0 W 0 L 0 H 4 R 4 ER 4 SO 5	4.0 W 0 L 0 H 4 R 4 ER 4 SO 5	4.0 W 0 L 0 H 4 R 4 ER 4 SO 5	4.0 W 0 L 0 H 4 R 4 ER 4 SO 5	4.0 W 0 L 0 H 4 R 4 ER 4 SO 5	4.0 W 0 L 0 H 4 R 4 ER 4 SO 5	4.0 W 0 L 0 H 4 R 4 ER 4 SO 5	4.0 W 0 L 0 H 4 R 4 ER 4 SO 5	4.0 W 0 L 0 H 4 R 4 ER 4 SO 5	4.0 W 0 L 0 H 4 R 4 ER 4 SO 5	9.00 2.500	9.00 2.500		
Rick White, R ERA: (5, 1)	1.0 W 0 L 0 H 0 R 0 ER 0 SO 2	1.0 W 0 L 0 H 0 R 0 ER 0 SO 2	1.0 W 0 L 0 H 0 R 0 ER 0 SO 2	1.0 W 0 L 0 H 0 R 0 ER 0 SO 2	1.0 W 0 L 0 H 0 R 0 ER 0 SO 2	1.0 W 0 L 0 H 0 R 0 ER 0 SO 2	1.0 W 0 L 0 H 0 R 0 ER 0 SO 2	1.0 W 0 L 0 H 0 R 0 ER 0 SO 2	1.0 W 0 L 0 H 0 R 0 ER 0 SO 2	1.0 W 0 L 0 H 0 R 0 ER 0 SO 2	1.0 W 0 L 0 H 0 R 0 ER 0 SO 2	1.0 W 0 L 0 H 0 R 0 ER 0 SO 2	1.0 W 0 L 0 H 0 R 0 ER 0 SO 2	1.0 W 0 L 0 H 0 R 0 ER 0 SO 2	1.0 W 0 L 0 H 0 R 0 ER 0 SO 2	1.0 W 0 L 0 H 0 R 0 ER 0 SO 2	0.00 0.000	0.00 0.000		
Donne Wall, R ERA: 4.5 (6, 1)	2.0 L 8 R 1 ER 2 SO 2	2.0 L 8 R 1 ER 2 SO 2	2.0 L 8 R 1 ER 2 SO 2	2.0 L 8 R 1 ER 2 SO 2	2.0 L 8 R 1 ER 2 SO 2	2.0 L 8 R 1 ER 2 SO 2	2.0 L 8 R 1 ER 2 SO 2	2.0 L 8 R 1 ER 2 SO 2	2.0 L 8 R 1 ER 2 SO 2	2.0 L 8 R 1 ER 2 SO 2	2.0 L 8 R 1 ER 2 SO 2	2.0 L 8 R 1 ER 2 SO 2	2.0 L 8 R 1 ER 2 SO 2	2.0 L 8 R 1 ER 2 SO 2	2.0 L 8 R 1 ER 2 SO 2	2.0 L 8 R 1 ER 2 SO 2	9.00 1.000	9.00 1.000		
Turk Wendell, R ERA: 0.84 (8, 1)	1.0 W 0 L 0 H 0 R 0 ER 0 SO 1	1.0 W 0 L 0 H 0 R 0 ER 0 SO 1	1.0 W 0 L 0 H 0 R 0 ER 0 SO 1	1.0 W 0 L 0 H 0 R 0 ER 0 SO 1	1.0 W 0 L 0 H 0 R 0 ER 0 SO 1	1.0 W 0 L 0 H 0 R 0 ER 0 SO 1	1.0 W 0 L 0 H 0 R 0 ER 0 SO 1	1.0 W 0 L 0 H 0 R 0 ER 0 SO 1	1.0 W 0 L 0 H 0 R 0 ER 0 SO 1	1.0 W 0 L 0 H 0 R 0 ER 0 SO 1	1.0 W 0 L 0 H 0 R 0 ER 0 SO 1	1.0 W 0 L 0 H 0 R 0 ER 0 SO 1	1.0 W 0 L 0 H 0 R 0 ER 0 SO 1	1.0 W 0 L 0 H 0 R 0 ER 0 SO 1	1.0 W 0 L 0 H 0 R 0 ER 0 SO 1	1.0 W 0 L 0 H 0 R 0 ER 0 SO 1	0.00 2.000	0.00 2.000		



Batter	1	2	3	4	5	6	7	8	9	AB	R	H	RBI	BB	SO	LOB	TOP					
Joe McEwing, R (1,5) OBP: 0.360, SLG: 0.429	1-2 G6-3		2-2 F9		1-0 F7	2-2 F7			0-3 K	4	0	0	0	0	0	0	<b>New York Mets @ Milwaukee Brewers</b> Miller Park, Milwaukee, WI Wed Apr 25 2001, 7:05 PM CDT Att: 30,353 - Dome - 72 F					
Rick White, R (6,1)										0	0	0	0	0	0							
Dennis Cook, L (7,1)										0	0	0	0	0	0							
Donne Wall, R (8,1)										0	0	0	0	0	0							
Desi Relaford, S (9,PH) OBP: 0.297, SLG: 0.154										1	0	0	0	0	1							
Edgardo Alfonzo, R (1,4) OBP: 0.276, SLG: 0.446	4-2 G1-2-3 BB		3-1 1B		1-0 HR				31 G5-4-3 1B	3	1	3	1	1	0							
31 Mike Piazza, R (1,2) OBP: 0.397, SLG: 0.516	4-2 BB		1-2 F7		0-0 1B				0-1 G5-4-3 1-2 1B	3	1	1	0	1	0							
Todd Zeile, R (1,3) OBP: 0.333, SLG: 0.394	4-1 BB		2-0 G2		1-3 K				1-3 K	3	0	0	0	1	2							
Benny Agbayani, R (1,7) OBP: 0.500, SLG: 0.545	1-2 G1-2-3			2-2 P4	0-0 1B				0-0 G3	4	0	1	0	0	0							
Jay Payton, R (1,8) OBP: 0.243, SLG: 0.284		0-0 1B		0-0 G6-4-3 1B	0-0 1B				0-1 G6-3	4	0	3	1	0	0							
Darryl Hamilton, L (1,9) OBP: 0.211, SLG: 0.216		1-1 G3-1		0-2 G6-4-3 1-2 1B	0-0 G4-3				0-3 K	4	0	0	0	0	1							
Rey Ordenez, R (1,6) OBP: 0.310, SLG: 0.323		1-0 2B		4-0 IBB					1-2 G1-3	3	0	1	0	1	0							
Steve Trachsel, R (1,1) OBP: 0.167, SLG: 0.167		2-2 F9		0-0 G1-3					0-0 G6-3	2	0	0	0	0	0							
Lenny Harris, L (6,PH) OBP: 0.190, SLG: 0.200										2	0	0	0	0	0							
<b>Inning Stats</b>	R: 0 E: 0 K: 0 S: 14	H: 0 LOB: 2 BB: 3 P: 28	R: 0 E: 0 K: 0 S: 7	H: 2 LOB: 1 BB: 0 P: 11	R: 0 E: 0 K: 0 S: 10	H: 1 LOB: 1 BB: 0 P: 18	R: 0 E: 0 K: 0 S: 9	H: 1 LOB: 2 BB: 1 P: 15	R: 2 E: 0 K: 1 S: 9	H: 4 LOB: 2 BB: 0 P: 12	R: 0 E: 0 K: 0 S: 8	H: 0 LOB: 0 BB: 0 P: 12	R: 0 E: 0 K: 1 S: 9	H: 1 LOB: 0 BB: 0 P: 11	R: 0 E: 0 K: 1 S: 6	H: 0 LOB: 0 BB: 0 P: 6	R: 0 E: 0 K: 1 S: 6	H: 0 LOB: 0 BB: 0 P: 7	1B: 7 2B: 1 3B: 0 HR: 1	SF: 0 SAC: 0 DP: 2 HBP: 0	WP: 1 PB: 0 SB: 0 CS: 0	PA: 37
<b>PITCHER</b>	IP WLS BF H R ER SO BB IBB HBP BLK WP HR S P ERA WHIP	IP WLS BF H R ER SO BB IBB HBP BLK WP HR S P ERA WHIP																				
Jimmy Haynes, R (1,1) ERA: 6.33	6.0 W 28 8 2 2 1 3 1 0 0 1 1 57 96 3.00 1.833																					
David Weathers, R (7,1) ERA: 1.35	3.0 S 9 1 0 0 3 0 0 0 0 0 0 21 24 0.00 0.333																					

AB	33
R	2
H	9
RBI	2
BB	4
SO	4
LOB	13



Batter	1	2	3	4	5	6	7	8	9	AB	R	H	RBI	BB	SO	LOB	BOTTOM			
Ronnie Belliard, R (1,4) OBP: 0.318, SLG: 0.395	2-1 G6-3		0-0 1-3 1B		1-2 G4-3		0-1 E1 SH1-4 3B	2-2 FC4-6 1B		5	1	2	0	0	0	0	<b>New York Mets @ Milwaukee Brewers</b> Miller Park, Milwaukee, WI Wed Apr 25 2001, 7:05 PM CDT Att: 30,353 - Dome - 72 F			
Luis Lopez, S (1,6) OBP: 0.316, SLG: 0.438	1-1 F8		3-2 SF9		2-0 1B		1-0 SH1-4 1-2	0-0 FC4-6 1B		3	0	1	1	0	0					
Geoff Jenkins, L (1,7) OBP: 0.386, SLG: 0.493	4-2 BB		1-2 G3		0-0 1B		4-0 3B IBB	2-2 1B		3	1	2	0	2	0					
Richie Sexson, R (1,3) OBP: 0.326, SLG: 0.447	0-3 K			0-2 1B FC3-6 1B	2-3 K		3-1 E 3B	2-1 F7		5	2	2	2	0	2					
Jeremy Burnitz, L (1,9) OBP: 0.434, SLG: 0.687		1-3 K		1-0 FC3-6 SF7 1B	2-1 F9		4-0 E 1B IBB	0-1 F7		4	2	1	0	1	1					
Jeffrey Hammonds, R (1,8) OBP: 0.364, SLG: 0.397		0-0 G4-3 1B		0-0 FC3-6 1B			0-0 K	0-0 E5 1B		4	0	2	0	0	1					
Tyler Houston, L (1,5) OBP: 0.352, SLG: 0.490	2-0 G4-3		1-1 FC3-6 FC6-4		0-0 F9		0-0 K	0-1 F9		4	0	2	2	0	0					
Raul Casanova, S (1,2) OBP: 0.182, SLG: 0.111	1-0 G5-3		0-0 SF7		0-0 SF7		0-1 F9	4-0 1B		2	0	0	1	1	0					
Jimmy Haynes, R (1,1) OBP: 0.222, SLG: 0.222			0-0 1B SF9		1-0 FC6-4		2-2 G6-3	1-3 K		2	1	1	0	0	0					
Devon White, S (6,PH) OBP: 0.474, SLG: 0.438										1	0	0	0	0	0					
David Weathers, R (7,1) ERA: 4.09										1	0	0	0	0	1					
<b>Inning Stats</b>	R: 0 E: 0 K: 1 S: 9	H: 0 LOB: 1 BB: 1 P: 16	R: 0 E: 0 K: 1 S: 6	H: 1 LOB: 0 BB: 0 P: 10	R: 1 E: 0 K: 0 S: 8	H: 2 LOB: 0 BB: 0 P: 12	R: 2 E: 0 K: 0 S: 9	H: 3 LOB: 1 BB: 0 P: 12	R: 0 E: 0 K: 1 S: 11	H: 2 LOB: 2 BB: 0 P: 18	R: 0 E: 0 K: 1 S: 10	H: 1 LOB: 0 BB: 0 P: 15	R: 4 E: 2 K: 1 S: 11	H: 2 LOB: 2 BB: 3 P: 28	R: 0 E: 0 K: 0 S: 11	H: 2 LOB: 2 BB: 0 P: 17	1B: 12 2B: 0 3B: 1 HR: 0	SF: 2 SAC: 1 DP: 0 HBP: 0	WP: 0 PB: 0 SB: 0 CS: 0	PA: 41
<b>PITCHER</b>	IP WLS BF H R ER SO BB IBB HBP BLK WP HR S P ERA WHIP	IP WLS BF H R ER SO BB IBB HBP BLK WP HR S P ERA WHIP																		
Steve Trachsel, R (1,1) ERA: 10.42	5.0 L 23 8 3 3 3 1 0 0 0 0 0 16 33 6.75 1.500																			
Rick White, R (6,1) ERA: 3.66	1.1 3 1 0 0 1 0 0 0 0 0 0 5 10 0.00 1.500																			
Dennis Cook, L (7,1) ERA: 4.09	0.2 3 1 0 0 0 0 0 0 0 0 0 11 17 0.00 2.000																			

AB	34
R	7
H	13
RBI	6
BB	4
SO	5
LOB	20





Batter	1	2	3	4	5	6	7	8	9	AB	R	H	RBI	BB	SO	LOB	TOP										
<b>Benny Agbayani, R</b> OBP: 0.495, SLG: 0.481 (1, 7)	1-2 G4-3	1-3 K		2-2 1B 2H 3H		3-3 K		2-3 K		5	0	1	2	0	3	1	<b>New York Mets @ Milwaukee Brewers</b> Miller Park, Milwaukee, WI Thu Apr 26 2001, 1:05 PM CDT Att: 25,233 - Sunny - 69 F										
<b>Jay Payton, R</b> OBP: 0.253, SLG: 0.292 (1, 8)	2-2 BB 1B		0-3 K	0-1 1B		0-1 G1-3		1-3 K		5	0	2	0	0	2	0											
<b>Edgardo Alfonzo, R</b> OBP: 0.286, SLG: 0.474 (1, 4)	4-2 1B		1-1 P5	0-3 K		1-2 L5			2-0 HR	4	1	1	1	1	1	2											
<b>31 Mike Piazza, R</b> OBP: 0.410, SLG: 0.627 (1, 2)	1-2 F8		1-2 2B			3-1 HR			0-3 K	5	2	3	2	0	1	2											
<b>Todd Zeile, R</b> OBP: 0.337, SLG: 0.387 (1, 3)	2-2 L9		1-2 G5-3			1-2 HR			0-3 K	4	1	1	0	0	1	3											
<b>Darryl Hamilton, L</b> OBP: 0.210, SLG: 0.200 (1, 9)		4-2 2B SH4-3 BB		2-1 G4-3		2-2 F8			2-3 K	4	1	0	0	1	1	2											
<b>Desi Relaford, S</b> OBP: 0.421, SLG: 0.588 (1, 5)		0-0 SH4-3 2B		3-2 G3-1 1B		2-2 HR			3-1 G6-4-3 1B	4	2	4	2	0	0	0											
<b>Rey Ordóñez, R</b> OBP: 0.311, SLG: 0.324 (1, 6)		0-1 SH4-3		1-2 G3-1 1B		1-1 G6-3			2-0 G6-4-3	3	1	1	1	0	0	2											
<b>Brett Hinchliffe, R</b> Tom Martin, L Turk Wendell, L Dennis Cook, L Lenny Harris, L John Franco, L (1, 1) (3, 1) (6, 1) (7, 1) (8, PH) (8, 1)		2-3 3-H 1-3 K		0-0 G3-1		1-3 K			2-2 F2	1	0	0	0	0	0	1	WP: 0 PA: 42 FB: 0 SB: 0 CS: 0										
<b>Inning Stats</b>	R: 0 E: 0 K: 0 S: 15	H: 1 LOB: 2 BB: 1 P: 25	R: 1 E: 0 K: 2 S: 12	H: 1 LOB: 1 BB: 1 P: 18	R: 0 E: 0 K: 1 S: 13	H: 1 LOB: 1 BB: 0 P: 16	R: 2 E: 0 K: 1 S: 18	H: 4 LOB: 2 BB: 0 P: 26	R: 3 E: 0 K: 1 S: 20	H: 2 LOB: 0 BB: 0 P: 30	R: 0 E: 0 K: 1 S: 10	H: 0 LOB: 0 BB: 0 P: 14	R: 1 E: 0 K: 1 S: 12	H: 3 LOB: 1 BB: 0 P: 21	R: 0 E: 0 K: 2 S: 12	H: 0 LOB: 0 BB: 0 P: 17	R: 1 E: 0 K: 2 S: 9	H: 1 LOB: 0 BB: 0 P: 11	1B: 7 2B: 2 3B: 0 HR: 4	SF: 0 SAC: 1 DP: 1 HBP: 1							
<b>PITCHER</b>	IP	WLS	BF	H	R	ER	SO	BB	IBB	HBP	BLK	WP	HR	S	P	ERA	WHIP										
<b>Paul Rigdon, R</b> ERA: 3.86 (1, 1)	3.1		17	5	3	3	3	2	0	0	0	0	0	49	74	8.10	2.100										
<b>Will Cunnane, R</b> ERA: 5.23 (4, 1)	1.2		10	4	3	3	2	0	0	1	0	0	2	29	41	16.20	2.400										
<b>Mike DeJean, R</b> ERA: 4.5 (6, 1)	1.1		7	3	1	1	2	0	0	0	0	0	1	21	32	6.75	2.250										
<b>Chad Fox, R</b> ERA: (7, 1)	1.2	W	4	0	0	0	2	0	0	0	0	0	0	13	20	0.00	0.000										
<b>Curt Leskanic, R</b> ERA: 7.59 (9, 1)	1.0		4	1	1	1	2	0	0	0	0	0	1	9	11	9.00	1.000										

Batter	1	2	3	4	5	6	7	8	9	AB	R	H	RBI	BB	SO	LOB	BOTTOM										
<b>Devon White, S</b> OBP: 0.560, SLG: 0.762 (1, 8)	2-2 1B 1B HBP	3-2 2H 2B	1-1 S E 1B		0-3 K		2-2 HR	0-0 2B		5	3	4	3	0	1	0	<b>New York Mets @ Milwaukee Brewers</b> Miller Park, Milwaukee, WI Thu Apr 26 2001, 1:05 PM CDT Att: 25,233 - Sunny - 69 F										
<b>Luis Lopez, S</b> OBP: 0.320, SLG: 0.455 (1, 4)	2-1 G5-3 1B	2-3 K	1-1 G6-3		2-0 F7		0-1 2B	0-1 F9		6	0	2	0	0	1	3											
<b>Geoff Jenkins, L</b> OBP: 0.386, SLG: 0.487 (1, 7)	2-2 G5-3 1B		1-2 K		1-0 E3		1-3 K			5	1	2	1	0	2	1											
<b>Jeremy Burnitz, L</b> OBP: 0.420, SLG: 0.648 (1, 9)	0-3 K		4-1 HR BB		1-1 F8		1-2 F8		2-2 F9	4	1	0	0	1	1	4											
<b>José Hernández, R</b> OBP: 0.333, SLG: 0.648 (1, 6)	2-1 G5-3		0-1 HR 1B		1-1 HR		3-2 1B		3-2 G6-3	5	2	3	1	0	0	3											
<b>Tyler Houston, L</b> OBP: 0.396, SLG: 0.536 (1, 5)	2-1 F8		0-0 HR		0-1 P5		0-0 1B		1-1 F7	5	1	2	4	0	0	2											
<b>Angel Echevarría, R</b> OBP: 0.300, SLG: 1.000 (1, 3)		1-0 G6-3		2-1 HR		2-1 2B		0-1 HR		5	2	3	2	0	0	2											
<b>Henry Blanco, R</b> OBP: 0.345, SLG: 0.327 (1, 2)		1-1 SH3-4 2B 1B		3-1 SH3-4 1B 1B		4-1 BB		0-0 F9		4	2	2	0	1	0	2											
<b>Paul Rigdon, R</b> ERA: 3.86 (1, 1)	2.0		17	5	3	3	3	2	0	0	0	0	0	49	74	8.10	2.100										
<b>Will Cunnane, R</b> ERA: 5.23 (4, 1)	1.2		10	4	3	3	2	0	0	1	0	0	2	29	41	16.20	2.400										
<b>Mike DeJean, R</b> ERA: 4.5 (6, 1)	1.1		7	3	1	1	2	0	0	0	0	0	1	21	32	6.75	2.250										
<b>Chad Fox, R</b> ERA: (7, 1)	1.2	W	4	0	0	0	2	0	0	0	0	0	0	13	20	0.00	0.000										
<b>James Mouton, R</b> ERA: 3.38 (8, PH)	1.0		4	1	1	1	2	0	0	0	0	0	1	9	11	9.00	1.000										
<b>Curt Leskanic, R</b> ERA: 7.59 (9, 1)	1.0		4	1	1	1	2	0	0	0	0	0	1	9	11	9.00	1.000										
<b>Inning Stats</b>	R: 1 E: 0 K: 1 S: 14	H: 2 LOB: 0 BB: 0 P: 24	R: 1 E: 0 K: 1 S: 10	H: 2 LOB: 0 BB: 0 P: 17	R: 7 E: 0 K: 1 S: 17	H: 6 LOB: 0 BB: 1 P: 33	R: 1 E: 0 K: 0 S: 12	H: 2 LOB: 2 BB: 1 P: 20	R: 0 E: 1 K: 1 S: 8	H: 0 LOB: 1 BB: 0 P: 12	R: 0 E: 0 K: 1 S: 16	H: 2 LOB: 2 BB: 0 P: 25	R: 1 E: 0 K: 1 S: 17	H: 2 LOB: 1 BB: 0 P: 25	R: 1 E: 0 K: 0 S: 11	H: 3 LOB: 2 BB: 0 P: 12	1B: 10 2B: 4 3B: 0 HR: 5	SF: 0 SAC: 2 DP: 0 HBP: 1	WP: 0 PA: 47 FB: 0 SB: 1 CS: 0								
<b>PITCHER</b>	IP	WLS	BF	H	R	ER	SO	BB	IBB	HBP	BLK	WP	HR	S	P	ERA	WHIP										
<b>Brett Hinchliffe, R</b> ERA: 3.0 (1, 1)	2.0	L	14	3	2	1	2	1	0	0	0	0	1	29	48	3.00	1.333										
<b>Turk Wendell, R</b> ERA: 1.54 (6, 1)	1.0		7	4	1	1	1	0	0	0	0	0	1	22	33	9.00	4.000										
<b>Dennis Cook, L</b> ERA: (7, 1)	1.0		3	0	0	0	1	0	0	0	0	0	0	11	17	0.00	0.000										
<b>John Franco, L</b> ERA: 3.38 (8, 1)	1.0		6	3	1	1	0	0	0	0	0	0	1	11	12	9.00	3.000										



Batter	1	2	3	4	5	6	7	8	9	AB	R	H	RBI	BB	SO	LOB	TOP										
<b>Timo Perez, L</b> (1,9) OBP: 0.333, SLG: 0.500	3-2 G3 HBP 1B	1-2 F9		3-3 K			0-2 L6		2-2 G3	5	0	1	0	0	1	5											
<b>Jay Payton, R</b> (1,8) OBP: 0.238, SLG: 0.273	0-0 P6		0-0 G6-3		1-0 G4-3		2-0 P5		3-1 F7	5	0	0	0	0	0	2											
<b>Edgardo Alfonso, R</b> (1,4) OBP: 0.284, SLG: 0.457	2-2 G3 HBP		1-0 F9		2-1 G5-3			3-1 G6-3		3	0	0	0	0	0	0											
<b>31 Mike Piazza, R</b> (1,2) OBP: 0.407, SLG: 0.614 <b>Todd Pratt, R</b> (7,2)	3-2 G3		1-1 1B		1-2 G6-3			1-1 BB 1B HBP		3	0	1	0	0	0	2											
<b>Lenny Harris, L</b> (1,3) OBP: 0.192, SLG: 0.200	3-2 G4-3		1-3 K			0-2 F7		1-1 BB 1B		4	0	1	0	0	1	3											
<b>Tsuyoshi Shinjo, R</b> (1,7) OBP: 0.308, SLG: 0.417		1-0 SH1-3 BB HBP		0-1 G5-3		2-2 P4		1-0 P6		3	0	0	0	0	0	2											
<b>Desi Relaford, S</b> (1,5) OBP: 0.455, SLG: 0.579 <b>Jerrod Riggan, R</b> (6,1)		4-1 SH1-3 BB		0-1 FC5-2 1B		2-0 F5		4-2 BB		2	0	1	0	1	0	0											
<b>Benny Agbavani, R</b> (8,PH) OBP: 0.471, SLG: 0.481 <b>Armando Benitez, R</b> (8,1)		1-2 BB		0-1 SH1-3		1-3 FC5-2 2B		0-2 F7		3	0	1	0	0	0	3											
<b>Rey Ordenez, R</b> (1,6) OBP: 0.312, SLG: 0.338		0-1 SH1-3		1-3 K		0-1 FC5-2		1-1 G6-3		2	0	0	0	0	1	4											
<b>Kevin Appier, R</b> (1,1) <b>Joe McEwing, R</b> (6,5) OBP: 0.370, SLG: 0.435		1-3 K		0-1 FC5-2			1-2 1B		0-1 G5-3	2	0	0	0	0	1	4											
<b>Inning Stats</b>	R: 0 E: 0 K: 0 S: 16	H: 1 LOB: 2 BB: 0 P: 27	R: 0 E: 0 K: 1 S: 11	H: 0 LOB: 2 BB: 1 P: 18	R: 0 E: 0 K: 1 S: 7	H: 1 LOB: 1 BB: 0 P: 10	R: 0 E: 0 K: 1 S: 14	H: 2 LOB: 2 BB: 0 P: 17	R: 0 E: 0 K: 0 S: 6	H: 0 LOB: 0 BB: 0 P: 10	R: 0 E: 0 K: 0 S: 7	H: 0 LOB: 0 BB: 0 P: 11	R: 0 E: 0 K: 0 S: 10	H: 1 LOB: 1 BB: 0 P: 14	R: 0 E: 0 K: 0 S: 11	H: 1 LOB: 3 BB: 1 P: 21	R: 0 E: 0 K: 0 S: 7	H: 0 LOB: 0 BB: 0 P: 12	1B: 5 2B: 1 3B: 0 HR: 0	SF: 0 SAC: 1 DP: 0 HBP: 3	WP: 0 PB: 0 SB: 0 CS: 0	PA: 38					
<b>PITCHER</b>	IP	WLS	BF	H	R	ER	SO	BB	IBB	HBP	BLK	WP	HR	S	P	ERA	WHIP										
<b>Matt Morris, R</b> (1,1) ERA: 3.19	7.0	W	29	5	0	0	3	1	0	2	0	0	0	71	107	0.00	0.857										
<b>Jason Kamuth, R</b> (8,1) ERA: 2.45	1.0		6	1	0	0	0	1	0	1	0	0	0	11	21	0.00	2.000										
<b>Steve Kline, L</b> (9,1) ERA: 2.25	1.0		3	0	0	0	0	0	0	0	0	0	0	7	12	0.00	0.000										

New York Mets @ St. Louis Cardinals  
 Busch Stadium, St. Louis, MO  
 Fri Apr 27 2001, 7:10 PM CDT  
 Att: 40,674 - Sunny - 86 F

AB 32  
 R 0  
 H 6  
 RBI 0  
 BB 2  
 SO 3  
 LOB 21



Batter	1	2	3	4	5	6	7	8	9	AB	R	H	RBI	BB	SO	LOB	BOTTOM										
<b>Fernando Vina, L</b> (1,4) OBP: 0.330, SLG: 0.366 <b>Jason Kamuth, R</b> (8,1) <b>Steve Kline, S</b> (9,1)	0-0 B5-3		1-1 G3-1	1-1 G3		0-1 G4-3	0-0 G4-3			5	0	0	0	0	0	4											
<b>Placido Polanco, R</b> (1,5) OBP: 0.438, SLG: 0.404	0-2 G4-3		0-0 15 2B 5 G5-3 1B		3-2 E7 15 3B 1B	0-1 15 S 5 2B 1B	4-2 BB			4	3	3	1	1	0	0											
<b>15 Jim Edmonds, L</b> (1,8) OBP: 0.400, SLG: 0.667 <b>Craig Paquette, R</b> (9,4) OBP: 0.294, SLG: 0.500	2-2 5 BB 1B		2-0 2B	1-3 2B	3-2 5 2B 3B	3-3 K	3-3 K			5	2	3	1	0	2	3											
<b>5 Albert Pujols, R</b> (1,3) OBP: 0.457, SLG: 0.756	4-0 FC6-4 1B BB		0-1 G5-3		0-0 1B 2B	0-1 2B		0-0 G6-3		4	1	2	3	1	0	1											
<b>Ray Lankford, L</b> (1,7) OBP: 0.392, SLG: 0.581 <b>Mike Matheny, R</b> (9,2) OBP: 0.292, SLG: 0.373	0-0 FC6-4 1B		1-3 K		2-2 F5	3-3 K		4-2 FC4-6 BB		4	0	1	1	1	2	3											
<b>Edgar Renteria, R</b> (1,6) OBP: 0.273, SLG: 0.319 <b>Kerry Robinson, L</b> (8,PH) OBP: 0.400, SLG: 0.400	0-1 FC6-4		1-2 SH5-4 WP 1B		2-3 K		1-2 HR 1B	1-2 FC4-6 BB		4	1	2	0	0	1	3											
<b>J.D. Drew, L</b> (1,9) OBP: 0.351, SLG: 0.576		2-3 K		2-3 K	4-0 1B IBB		0-0 HR 1B	4-1 BB		3	1	1	2	2	2	1											
<b>Eli Marrero, R</b> (1,2) OBP: 0.353, SLG: 0.469		0-0 CS 1B		4-1 SH5-4 BB	0-0 1B		0-0 F3	1-3 K		4	0	2	1	1	1	2											
<b>Matt Morris, R</b> (1,1) OBP: 0.100, SLG: 0.200 <b>Larry Sutton, L</b> (7,PH) OBP: 0.087, SLG: 0.130		2-2 G6-3		0-0 SH5-4	2-1 G4-3 1B 2B	0-1 G4-3 2B				2	1	1	0	0	0	1											
<b>Inning Stats</b>	R: 1 E: 0 K: 0 S: 10	H: 2 LOB: 2 BB: 1 P: 16	R: 0 E: 0 K: 1 S: 10	H: 1 LOB: 0 BB: 0 P: 13	R: 1 E: 0 K: 1 S: 9	H: 2 LOB: 1 BB: 0 P: 13	R: 0 E: 0 K: 1 S: 10	H: 1 LOB: 2 BB: 1 P: 18	R: 3 E: 1 K: 2 S: 15	H: 4 LOB: 1 BB: 0 P: 23	R: 2 E: 0 K: 1 S: 16	H: 3 LOB: 2 BB: 1 P: 24	R: 0 E: 0 K: 1 S: 11	H: 0 LOB: 2 BB: 2 P: 21	1B: 9 2B: 5 3B: 1 HR: 1	SF: 0 SAC: 1 DP: 0 HBP: 0	WP: 1 PB: 0 SB: 1 CS: 1	PA: 44									
<b>PITCHER</b>	IP	WLS	BF	H	R	ER	SO	BB	IBB	HBP	BLK	WP	HR	S	P	ERA	WHIP										
<b>Kevin Appier, R</b> (1,1) ERA: 4.55	5.0	L	26	10	5	5	4	2	1	0	0	0	1	31	47	9.00	2.400										
<b>Jerrod Riggan, R</b> (6,1) ERA: 18.0	2.0		13	6	4	4	3	1	0	0	0	0	1	31	47	18.00	3.500										
<b>Armando Benitez, R</b> (8,1) ERA: 0.9	1.0		5	0	0	0	1	2	0	0	0	0	0	11	21	0.00	2.000										

New York Mets @ St. Louis Cardinals  
 Busch Stadium, St. Louis, MO  
 Fri Apr 27 2001, 7:10 PM CDT  
 Att: 40,674 - Sunny - 86 F

AB 37  
 R 9  
 H 16  
 RBI 9  
 BB 6  
 SO 8  
 LOB 19









Batter	1	2	3	4	5	6	7	8	9	AB	R	H	RBI	BB	SO	LOB	TOP					
<b>Benny Agbayani, R</b> (1, 7) OBP: 0.495, SLG: 0.528										3	1	2	1	1	0	1	<b>New York Mets @ St. Louis Cardinals</b> Busch Stadium, St. Louis, MO Sun Apr 29 2001, 1:10 PM CDT Att: 38,401 - Sunny - 78 F					
<b>Timo Perez, L</b> (1, 9) OBP: 0.259, SLG: 0.370										4	0	1	0	0	1	1						
<b>Edgardo Alfonzo, R</b> (1, 4) OBP: 0.286, SLG: 0.464										2	0	0	0	0	1	2						
<b>Lenny Harris, L</b> (6, PH) OBP: 0.207, SLG: 0.214										2	0	0	0	0	1	1						
<b>31 Mike Piazza, R</b> (1, 2) OBP: 0.409, SLG: 0.627										1	0	0	0	0	0	1						
<b>Todd Pratt, R</b> (2, 2)										3	0	0	0	0	1	0						
<b>Todd Zeile, R</b> (1, 3) OBP: 0.326, SLG: 0.373										3	0	1	0	0	0	0						
<b>Jay Payton, R</b> (1, 8) OBP: 0.258, SLG: 0.291										3	0	1	0	0	0	1						
<b>Joe McEwing, R</b> (1, 5) OBP: 0.389, SLG: 0.531										3	0	1	0	0	0	1						
<b>Desi Relaford, S</b> (1, 6) OBP: 0.419, SLG: 0.500										3	0	0	0	0	1	2						
<b>Glendon Rusch, L</b> (1, 1)										1	0	0	0	0	0	0						
<b>Donne Wall, R</b> (3, 1)										0	0	0	0	0	0	0						
<b>Jerrod Riggan, R</b> (5, 1)										1	0	0	0	0	1	0						
<b>Tsuyoshi Shinjo, R</b> (8, PH) OBP: 0.303, SLG: 0.410										1	0	0	0	0	0	0						
<b>Tom Martin, L</b> (8, 1)										0	0	0	0	0	0	0						
<b>Inning Stats</b>	R: 0 E: 0 K: 0 S: 11	H: 1 LOB: 1 BB: 1 P: 16	R: 0 E: 0 K: 0 S: 8	H: 1 LOB: 0 BB: 0 P: 13	R: 0 E: 1 K: 0 S: 6	H: 0 LOB: 0 BB: 0 P: 10	R: 0 E: 0 K: 2 S: 7	H: 0 LOB: 0 BB: 0 P: 9	R: 0 E: 0 K: 1 S: 12	H: 2 LOB: 2 BB: 0 P: 19	R: 0 E: 0 K: 1 S: 11	H: 1 LOB: 1 BB: 0 P: 20	R: 0 E: 0 K: 1 S: 5	H: 0 LOB: 0 BB: 0 P: 10	R: 0 E: 0 K: 0 S: 8	H: 0 LOB: 0 BB: 0 P: 9	R: 1 E: 0 K: 1 S: 14	H: 1 LOB: 0 BB: 0 P: 18	1B: 4 2B: 3 3B: 0 HR: 1	SF: 0 SAC: 0 DP: 4 HBP: 0	WP: 0 PB: 0 SB: 0 CS: 1	PA: 31
<b>PITCHER</b>	IP	WLS	BF	H	R	ER	SO	BB	IBB	HBP	BLK	WP	HR	S	P	ERA	WHIP					
<b>Darryl Kile, R</b> (1, 1) ERA: 3.6	8.0	W	28	6	1	1	5	1	0	0	0	0	1	71	110	1.12	0.875					
<b>Mike Timlin, R</b> (9, 1) ERA: 2.39	1.0		3	0	0	0	1	0	0	0	0	0	0	11	14	0.00	0.000					

AB	30
R	1
H	6
RBI	1
BB	1
SO	6
LOB	10



Batter	1	2	3	4	5	6	7	8	9	AB	R	H	RBI	BB	SO	LOB	BOTTOM				
<b>Craig Paquette, R</b> (1, 7) OBP: 0.300, SLG: 0.500										5	2	2	1	0	1	1	<b>New York Mets @ St. Louis Cardinals</b> Busch Stadium, St. Louis, MO Sun Apr 29 2001, 1:10 PM CDT Att: 38,401 - Sunny - 78 F				
<b>Placido Polanco, R</b> (1, 4) OBP: 0.427, SLG: 0.394										5	1	3	1	0	0	1					
<b>15 Jim Edmonds, L</b> (1, 8) OBP: 0.443, SLG: 0.729										3	1	3	2	1	0	0					
<b>Kerry Robinson, L</b> (7, 8) OBP: 0.428, SLG: 0.333										0	0	0	0	1	0	0					
<b>5 Albert Pujols, R</b> (1, 5) OBP: 0.431, SLG: 0.739										5	0	1	1	0	2	6					
<b>Bobby Bonilla, S</b> (1, 3) OBP: 0.286, SLG: 0.436										4	1	1	0	1	0	2					
<b>Edgar Renteria, R</b> (1, 6) OBP: 0.275, SLG: 0.358										4	2	2	0	0	1	3					
<b>Eli Marrero, R</b> (8, PH) OBP: 0.343, SLG: 0.455										1	0	0	0	0	1	0					
<b>J.D. Drew, L</b> (1, 9) OBP: 0.393, SLG: 0.621										4	1	2	1	1	0	0					
<b>Mike Matheny, R</b> (1, 2) OBP: 0.311, SLG: 0.373										5	2	2	3	0	1	3					
<b>Darryl Kile, R</b> (1, 1) OBP: 0.250, SLG: 0.267										4	2	2	2	0	0	0					
<b>Mike Timlin, R</b> (9, 1) ERA: 2.08										0	0	0	0	0	0	0					
<b>Inning Stats</b>	R: 0 E: 0 K: 0 S: 7	H: 1 LOB: 1 BB: 0 P: 10	R: 4 E: 1 K: 2 S: 17	H: 7 LOB: 2 BB: 0 P: 25	R: 7 E: 2 K: 0 S: 32	H: 7 LOB: 3 BB: 3 P: 54	R: 1 E: 1 K: 0 S: 8	H: 2 LOB: 1 BB: 0 P: 12	R: 0 E: 0 K: 1 S: 9	H: 0 LOB: 0 BB: 0 P: 11	R: 0 E: 0 K: 1 S: 6	H: 0 LOB: 0 BB: 0 P: 10	R: 0 E: 0 K: 1 S: 10	H: 1 LOB: 1 BB: 1 P: 18	R: 0 E: 0 K: 1 S: 5	H: 0 LOB: 0 BB: 0 P: 7	1B: 14 2B: 4 3B: 0 HR: 0	SF: 0 SAC: 0 DP: 1 HBP: 0	WP: 0 PB: 0 SB: 0 CS: 0	PA: 44	
<b>PITCHER</b>	IP	WLS	BF	H	R	ER	SO	BB	IBB	HBP	BLK	WP	HR	S	P	ERA	WHIP				
<b>Glendon Rusch, L</b> (1, 1) ERA: 8.17	2.1	L	17	11	7	7	2	0	0	0	0	0	0	32	45	21.60	4.714				
<b>Donne Wall, R</b> (3, 1) ERA: 6.39	1.2		14	6	5	4	0	2	1	0	0	0	0	25	36	0.00	0.667				
<b>Jerrod Riggan, R</b> (5, 1) ERA: 7.2	3.0		10	1	0	0	3	1	0	0	0	0	0	25	39	0.00	0.667				
<b>Tom Martin, L</b> (8, 1) ERA: 2.08	1.0		3	0	0	0	1	0	0	0	0	0	0	5	7	0.00	0.000				

AB	40
R	12
H	18
RBI	11
BB	4
SO	6
LOB	16





Batter	1	2	3	4	5	6	7	8	9	AB	R	H	RBI	BB	SO	LOB	TOP				
<b>Craig Biggio, R</b> OBP: 0.318, SLG: 0.411 (1, 4)	G6-3		1B		2B		F8		F9	5	0	2	0	0	0	0					
<b>Brad Ausmus, R</b> OBP: 0.250, SLG: 0.234 (1, 2)	K		K		K			L4		4	0	0	0	0	3	2					
<b>5 Jeff Bagwell, R</b> OBP: 0.331, SLG: 0.580 (1, 3)	K		K		G5-3			1B	2B	4	1	1	0	0	2	2					
<b>17 Lance Berkman, S</b> OBP: 0.449, SLG: 0.609 (1, 7)		HR		1B	BB		F8	1B	BB	2	1	1	1	2	0	0					
<b>Moises Alou, R</b> OBP: 0.523, SLG: 0.775 (1, 9)	F8			1B			2B		1B	4	0	3	1	0	0	0					
<b>Chris Truby, R</b> OBP: 0.313, SLG: 0.524 (1, 5)	P5		K		G5-3			F9		4	0	0	0	0	1	5					
<b>Jose Vizcaino, S</b> OBP: 0.343, SLG: 0.355 (6, 1)				P6			F8		F8	3	0	1	0	0	0	3	AB 35				
<b>Kent Bottenfield, R</b> OBP: 0.333, SLG: 0.333 (6, PH)										0	0	0	0	0	0	0	R 2				
<b>Darvie Ward, L</b> OBP: 0.400, SLG: 0.512 (8, PH)										1	0	0	0	0	0	2	H 8				
<b>Jay Powell, R</b> (8, 1)										0	0	0	0	0	0	0	RBI 2				
<b>Glen Barker, S</b> OBP: 0.214, SLG: 0.167 (1, 8)				G6-3						3	0	0	0	0	1	3	BB 2				
<b>Orlando Merced, S</b> OBP: 0.200, SLG: 0.500 (9, PH)							B3		K	1	0	0	0	0	1	0	SO 8				
<b>Scott Elarton, R</b> (1, 1)				G3-1			F9		G6-3	2	0	0	0	0	0	0	LOB 17				
<b>Julio Lugo, R</b> OBP: 0.345, SLG: 0.513 (6, 6)										2	0	0	0	0	0	0					
<b>Inning Stats</b>	R: 0 E: 0 K: 2 S: 8	H: 0 LOB: 0 BB: 0 P: 13	R: 1 E: 0 K: 1 S: 9	H: 2 LOB: 1 BB: 0 P: 14	R: 0 E: 0 K: 2 S: 12	H: 1 LOB: 1 BB: 0 P: 18	R: 0 E: 0 K: 1 S: 11	H: 1 LOB: 1 BB: 1 P: 18	R: 0 E: 0 K: 0 S: 10	H: 1 LOB: 0 BB: 0 P: 12	R: 0 E: 0 K: 0 S: 6	H: 0 LOB: 0 BB: 0 P: 11	R: 1 E: 0 K: 0 S: 12	H: 2 LOB: 2 BB: 1 P: 20	R: 0 E: 0 K: 1 S: 10	H: 0 LOB: 0 BB: 0 P: 17	1B: 4 2B: 3 3B: 0 HR: 1	SF: 0 SAC: 0 DP: 0 HBP: 0	WP: 0 PB: 0 SB: 1 CS: 0	PA: 37	
<b>PITCHER</b>	IP	WLS	BF	H	R	ER	SO	BB	IBB	HBP	BLK	WP	HR	S	P	ERA	WHIP				
<b>Steve Trachsel, R</b> ERA: 8.28 (1, 1)	6.0	W	25	6	1	1	7	1	0	0	0	0	1	57	91	1.50	1.167				
<b>Rick White, R</b> ERA: 3.39 (7, 1)	2.0		9	2	1	1	0	1	0	0	0	0	0	18	31	4.50	1.500				
<b>Turk Wendell, R</b> ERA: 2.08 (9, 1)	1.0		3	0	0	0	1	0	0	0	0	0	0	10	17	0.00	0.000				

Houston Astros @ New York Mets  
Shea Stadium, Flushing, NY  
Mon Apr 30 2001, 7:10 PM EDT  
Att: 19,083 - Sunny - 77 F


AB	35
R	2
H	8
RBI	2
BB	2
SO	8
LOB	17



Batter	1	2	3	4	5	6	7	8	9	AB	R	H	RBI	BB	SO	LOB	BOTTOM					
<b>Benny Agbayani, R</b> OBP: 0.449, SLG: 0.487 (1, 7)	G5-3	K		E		1B	K			3	1	0	0	2	2	2						
<b>Timo Perez, L</b> OBP: 0.313, SLG: 0.387 (1, 9)	E1		F7	E4		1B		31	1B	4	2	2	1	1	0	0						
<b>Edgardo Alfonzo, R</b> OBP: 0.292, SLG: 0.461 (1, 4)	F9		G6-3	L9		1B		31	1B	5	1	2	1	0	0	3						
<b>31 Mike Piazza, R</b> OBP: 0.430, SLG: 0.671 (1, 2)	1B		BB	1B		1B		31	HR	4	2	3	3	1	0	0						
<b>Robin Ventura, L</b> OBP: 0.416, SLG: 0.452 (1, 5)	K		FC5-4	1B		F9		BB		3	0	0	0	2	2	5						
<b>Turk Wendell, L</b> (9, 1)			1B	BB						0	0	0	0	0	0	0						
<b>Todd Zeile, R</b> OBP: 0.330, SLG: 0.368 (1, 3)		SH1-4	1B	BB		FC5-4		1B		4	0	1	2	1	0	3						
<b>Jay Payton, R</b> OBP: 0.277, SLG: 0.352 (1, 8)		SH1-4	1B	1B		FC5-4		1B		5	2	3	1	0	0	4						
<b>Rey Ordenez, R</b> OBP: 0.302, SLG: 0.338 (1, 6)		P1		G6-3		G1-3		K		4	0	0	0	0	1	3						
<b>Steve Trachsel, R</b> OBP: 0.143, SLG: 0.143 (1, 1)										1	0	0	0	0	0	0	AB 35					
<b>Lenny Harris, L</b> OBP: 0.200, SLG: 0.207 (6, PH)										1	0	0	0	0	0	1	R 8					
<b>Rick White, R</b> (7, 1)										1	0	0	0	0	0	0	H 11					
<b>Joe McEwing, R</b> OBP: 0.389, SLG: 0.531 (9, 5)										0	0	0	0	0	0	0	RBI 8					
<b>Inning Stats</b>	R: 0 E: 1 K: 1 S: 15	H: 1 LOB: 2 BB: 0 P: 24	R: 0 E: 0 K: 1 S: 14	H: 1 LOB: 2 BB: 1 P: 21	R: 1 E: 0 K: 0 S: 11	H: 2 LOB: 2 BB: 1 P: 18	R: 0 E: 1 K: 0 S: 14	H: 1 LOB: 2 BB: 1 P: 18	R: 0 E: 0 K: 0 S: 7	H: 0 LOB: 0 BB: 0 P: 11	R: 5 E: 0 K: 0 S: 23	H: 4 LOB: 1 BB: 2 P: 44	R: 1 E: 0 K: 2 S: 12	H: 1 LOB: 0 BB: 0 P: 18	R: 1 E: 0 K: 1 S: 15	H: 1 LOB: 2 BB: 2 P: 26	1B: 8 2B: 1 3B: 0 HR: 2	SF: 0 SAC: 1 DP: 0 HBP: 0	WP: 0 PB: 0 SB: 0 CS: 0	PA: 43		
<b>PITCHER</b>	IP	WLS	BF	H	R	ER	SO	BB	IBB	HBP	BLK	WP	HR	S	P	ERA	WHIP					
<b>Scott Elarton, R</b> ERA: 5.71 (1, 1)	5.2	L	30	8	5	5	2	4	0	0	0	0	0	0	0	2	7.94	2.118				
<b>Kent Bottenfield, R</b> ERA: 4.35 (6, 1)	1.1		7	2	2	2	2	1	0	0	0	0	2	18	32	13.50	2.250					
<b>Jay Powell, R</b> ERA: 5.65 (8, 1)	1.0		6	1	1	1	1	2	0	0	0	0	0	15	26	9.00	3.000					

Houston Astros @ New York Mets  
Shea Stadium, Flushing, NY  
Mon Apr 30 2001, 7:10 PM EDT  
Att: 19,083 - Sunny - 77 F

AB	35
R	8
H	11
RBI	8
BB	7
SO	5
LOB	21





Batter	1	2	3	4	5	6	7	8	9	AB	R	H	RBI	BB	SO	LOB	TOP					
<b>Julio Lugo, R</b> OBP: 0.337, SLG: 0.488	F9		K			S 1B BB	F9	F7		4	1	0	0	1	1	2						
<b>Craig Biggio, R</b> OBP: 0.417, SLG: 0.411	L7					17 BB 5 1B 1B	G5-3		P5	5	1	2	1	0	0	0						
<b>5 Jeff Bagwell, R</b> OBP: 0.447, SLG: 0.615			P4			17 BB 1B				3	2	2	1	2	0	2						
<b>17 Lance Berkman, S</b> OBP: 0.455, SLG: 0.611	P4					1B S FC5-2 BB	F3		HR	3	0	1	0	2	0	2						
<b>Moises Alou, R</b> OBP: 0.490, SLG: 0.711	F9					1B S BB	F8		G4-3	5	0	1	2	0	1	3						
<b>Danyle Ward, L</b> OBP: 0.380, SLG: 0.478	G4-3					1-2 2-H 3-H 1B	F7		K	5	0	1	0	0	1	4						
<b>Chris Truby, R</b> OBP: 0.300, SLG: 0.500	K					2-3 1B	K			4	0	0	0	0	3	4						
<b>Brad Ausmus, R</b> OBP: 0.261, SLG: 0.284			G5-3			1-3 3-H 1B	K		HR	4	1	2	1	0	1	2						
<b>Octavio Dotel, R</b> OBP: 0.143, SLG: 0.143 <b>Jose Vizcaino, S</b> OBP: 0.333, SLG: 0.344 <b>Nelson Cruz, R</b> OBP: 0.333, SLG: 0.344 <b>Jay Powell, R</b> OBP: 0.333, SLG: 0.344 <b>Wayne Franklin, L</b> OBP: 0.333, SLG: 0.344 <b>Tony Eusebio, R</b> OBP: 0.333, SLG: 0.344 <b>Michael Jackson, R</b> OBP: 0.333, SLG: 0.344			1B			2-2 1B	L4		P6	2	0	1	0	0	0	0						
<b>Inning Stats</b>	R: 0 E: 0 K: 0 S: 7	H: 0 LOB: 1 BB: 1 P: 15	R: 0 E: 0 K: 1 S: 6	H: 0 LOB: 0 BB: 0 P: 9	R: 0 E: 0 K: 1 S: 16	H: 2 LOB: 2 BB: 0 P: 24	R: 0 E: 0 K: 2 S: 18	H: 1 LOB: 2 BB: 1 P: 32	R: 3 E: 0 K: 1 S: 21	H: 3 LOB: 2 BB: 2 P: 35	R: 1 E: 0 K: 0 S: 10	H: 1 LOB: 0 BB: 0 P: 17	R: 0 E: 0 K: 0 S: 7	H: 0 LOB: 1 BB: 1 P: 11	R: 0 E: 0 K: 1 S: 7	H: 1 LOB: 1 BB: 0 P: 11	R: 1 E: 0 K: 1 S: 11	H: 2 LOB: 1 BB: 0 P: 14	1B: 7 2B: 1 3B: 0 HR: 2	SF: 0 SAC: 0 DP: 0 HBP: 0	WP: 0 PB: 0 SB: 3 CS: 0	PA: 42
<b>PITCHER</b>	IP	WLS	BF	H	R	ER	SO	BB	IBB	HBP	BLK	WP	HR	S	P	ERA	WHIP					
<b>Dicky Gonzalez, R</b> ERA: 6.23	4.1		21	5	3	3	4	3	0	0	0	0	0	57	97	6.23	1.846					
<b>Tom Martin, L</b> ERA: 2.57	2.2	W	12	2	1	1	1	2	0	0	0	0	1	28	46	3.38	1.500					
<b>John Franco, L</b> ERA: 4.66	1.0	H	4	1	0	0	1	0	0	0	0	0	0	7	11	0.00	1.000					
<b>Armando Benitez, R</b> ERA: 1.38	1.0	S	5	2	1	1	1	0	0	0	0	0	1	11	14	9.00	2.000					

Houston Astros @ New York Mets  
Shea Stadium, Flushing, NY  
Tue May 01 2001, 7:10 PM EDT  
Att: 25,619 - Sunny - 82 F

AB	37
R	5
H	10
RBI	5
BB	5
SO	7
LOB	20



Batter	1	2	3	4	5	6	7	8	9	AB	R	H	RBI	BB	SO	LOB	BOTTOM					
<b>Benny Agbayani, R</b> OBP: 0.444, SLG: 0.465	F9		F9				2B HR BB	FC3-6 1B		4	1	1	0	1	1	2						
<b>Joe McEwing, R</b> OBP: 0.389, SLG: 0.531								FC3-6 FC6-4		5	1	2	1	0	0	1						
<b>Timo Perez, L</b> OBP: 0.324, SLG: 0.417			F8				HR 2B	FC6-4 31 BB		4	1	1	0	1	1	3						
<b>Edgardo Alfonzo, R</b> OBP: 0.297, SLG: 0.462							L7	FC6-4 31 BB		3	2	1	2	2	0	2						
<b>31 Mike Piazza, R</b> OBP: 0.439, SLG: 0.695	F2						G6-3	HR IBB		4	1	1	4	0	2	4						
<b>Robin Ventura, L</b> OBP: 0.402, SLG: 0.478	K						G1-6-3	G3-1		4	0	0	0	0	0	0						
<b>Todd Zeile, R</b> OBP: 0.317, SLG: 0.352							F2	F9		2	0	1	0	2	0	0						
<b>Jay Payton, R</b> OBP: 0.296, SLG: 0.366							F9			2	0	1	0	2	0	0						
<b>Rey Ordonez, R</b> OBP: 0.322, SLG: 0.369										4	0	3	0	0	0	1						
<b>Dicky Gonzalez, R</b> ERA: 5.32 <b>Tom Martin, L</b> ERA: 4.6 <b>Lenny Harris, L</b> OBP: 0.296, SLG: 0.300 <b>Tsuyoshi Shinjo, R</b> OBP: 0.296, SLG: 0.300 <b>John Franco, L</b> OBP: 0.296, SLG: 0.300 <b>Armando Benitez, R</b> ERA: 4.91										1	0	0	0	0	0	1						
<b>Inning Stats</b>	R: 0 E: 0 K: 1 S: 17	H: 1 LOB: 2 BB: 1 P: 25	R: 0 E: 0 K: 0 S: 5	H: 1 LOB: 1 BB: 0 P: 7	R: 2 E: 0 K: 1 S: 10	H: 2 LOB: 0 BB: 0 P: 14	R: 0 E: 0 K: 1 S: 13	H: 1 LOB: 1 BB: 1 P: 21	R: 0 E: 0 K: 0 S: 7	H: 0 LOB: 0 BB: 0 P: 11	R: 0 E: 0 K: 0 S: 13	H: 1 LOB: 1 BB: 0 P: 20	R: 5 E: 0 K: 2 S: 22	H: 4 LOB: 2 BB: 3 P: 39	R: 0 E: 0 K: 0 S: 9	H: 1 LOB: 2 BB: 1 P: 16	1B: 4 2B: 4 3B: 1 HR: 2	SF: 0 SAC: 1 DP: 0 HBP: 0	WP: 0 PB: 0 SB: 0 CS: 0	PA: 41		
<b>PITCHER</b>	IP	WLS	BF	H	R	ER	SO	BB	IBB	HBP	BLK	WP	HR	S	P	ERA	WHIP					
<b>Octavio Dotel, R</b> ERA: 5.32	5.0		22	5	2	2	3	2	0	0	0	0	0	52	78	3.60	1.400					
<b>Nelson Cruz, R</b> ERA: 4.6	1.1	L	9	3	4	4	1	1	1	0	1	0	0	22	38	27.00	3.000					
<b>Jay Powell, R</b> ERA: 6.14	0.1	B	4	2	1	1	0	1	0	0	0	0	1	10	18	27.00	9.000					
<b>Wayne Franklin, L</b> ERA: 6.75	0.1		1	0	0	0	1	0	0	0	0	0	0	3	3	0.00	0.000					
<b>Michael Jackson, R</b> ERA: 4.91	1.0		5	1	0	0	0	1	0	0	0	0	0	9	16	0.00	2.000					

Houston Astros @ New York Mets  
Shea Stadium, Flushing, NY  
Tue May 01 2001, 7:10 PM EDT  
Att: 25,619 - Sunny - 82 F

AB	34
R	7
H	11
RBI	7
BB	6
SO	5
LOB	16









Batter	1	2	3	4	5	6	7	8	9	AB	R	H	RBI	BB	SO	LOB	TOP										
Tony Womack, L (1,6) OBP: 0.305, SLG: 0.314	G4-3		K		G3			F3		4	0	0	0	0	1	1											
Jay Bell, R (1,4) OBP: 0.411, SLG: 0.544	K		P6			G6-3		G6-3		4	0	0	0	0	1	0											
Luis Gonzalez, L (1,7) OBP: 0.405, SLG: 0.771	K		G1-3			G4-6-3 1B			E1 1B	4	0	2	0	0	1	0											
Greg Colbrunn, R (1,5) OBP: 0.324, SLG: 0.367		G3 G5-3 2B		L4-3 1B		G4-6-3 1B			K	4	1	2	0	0	1	2											
Mark Grace, L (1,3) OBP: 0.356, SLG: 0.398		G3		L4-3 1B		P3				3	0	0	0	0	0	3											
Matt Williams, R (9, PH) OBP: 0.316, SLG: 0.457										1	0	1	0	0	0	0											
Craig Counsell, L (9, PR) OBP: 0.340, SLG: 0.341										0	0	0	0	0	0	0											
Reggie Sanders, R (1,9) OBP: 0.361, SLG: 0.671		G5-3		K			G5-3		K	4	0	0	1	0	2	2											
Steve Finley, L (1,8) OBP: 0.295, SLG: 0.297					G4-3		G4-3		G4-3	4	1	1	0	0	0	2											
Rod Barajas, R (1,2) OBP: 0.357, SLG: 0.654							K			3	0	2	1	0	1	0											
Armando Reynoso, R (1,1) OBP: 0.125, SLG: 0.250										1	0	0	0	0	1	1											
Miguel Batista, R (6,1)										0	0	0	0	0	0	0											
David Dellucci, L (8, PH) OBP: 0.500, SLG: 0.759										1	0	0	0	0	0	0											
Russ Springer, R (8,1)										0	0	0	0	0	0	0											
<b>Inning Stats</b>	R: 0 E: 0 K: 2 S: 10	H: 0 LOB: 0 BB: 0 P: 11	R: 2 E: 0 K: 1 S: 16	H: 3 LOB: 1 BB: 0 P: 22	R: 0 E: 0 K: 1 S: 8	H: 0 LOB: 0 BB: 0 P: 9	R: 0 E: 0 K: 1 S: 8	H: 1 LOB: 0 BB: 0 P: 14	R: 0 E: 0 K: 0 S: 6	H: 1 LOB: 1 BB: 0 P: 9	R: 0 E: 0 K: 0 S: 10	H: 0 LOB: 0 BB: 0 P: 16	R: 0 E: 0 K: 1 S: 11	H: 0 LOB: 0 BB: 0 P: 13	R: 0 E: 0 K: 0 S: 8	H: 2 LOB: 2 BB: 0 P: 28	1B: 6 2B: 3 3B: 0 HR: 0	SF: 0 SAC: 1 DP: 1 HBP: 0	WP: 0 PB: 0 SB: 0 CS: 0	PA: 34							
<b>PITCHER</b>	IP	WLS	BF	H	R	ER	SO	BB	IBB	HBP	BLK	WP	HR	S	P	ERA	WHIP										
Rick Reed, R (1,1) ERA: 2.17	8.0	W	29	6	2	2	6	0	0	0	0	0	0	77	105	2.25	0.750										
John Franco, L (9,1) ERA: 4.22	1.0	S	5	2	0	0	2	0	0	0	0	0	0	17	28	0.00	2.000										

Arizona Diamondbacks @ New York Mets  
Shea Stadium, Flushing, NY  
Fri May 04 2001, 7:10 PM EDT  
Att: 36,945 - Sunny - 83 F

AB 33  
R 2  
H 8  
RBI 2  
BB 0  
SO 8  
LOB 11



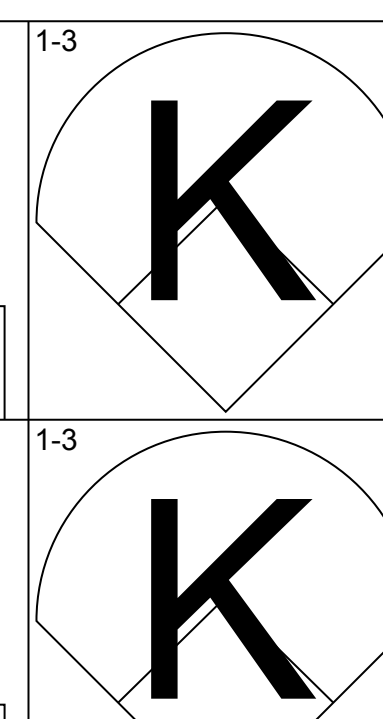
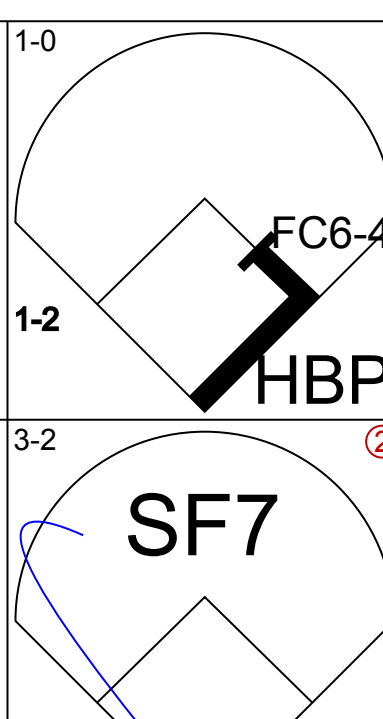
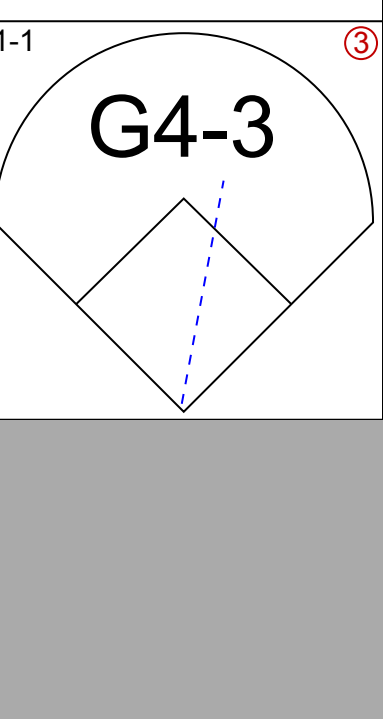
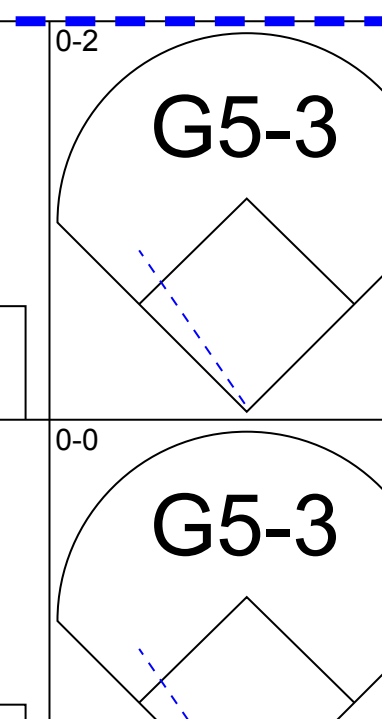
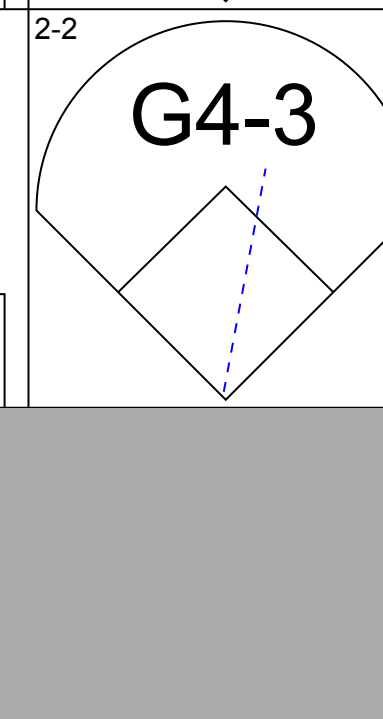
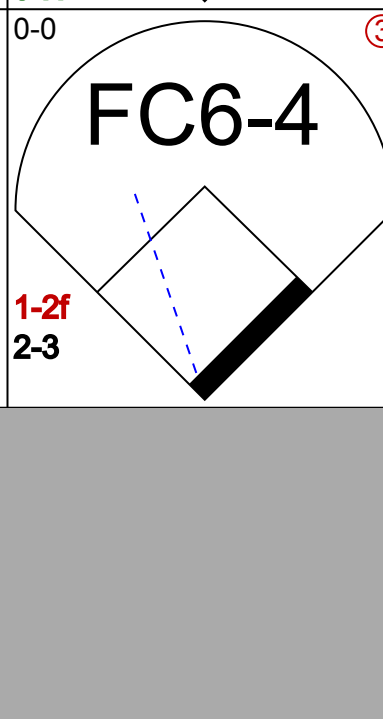
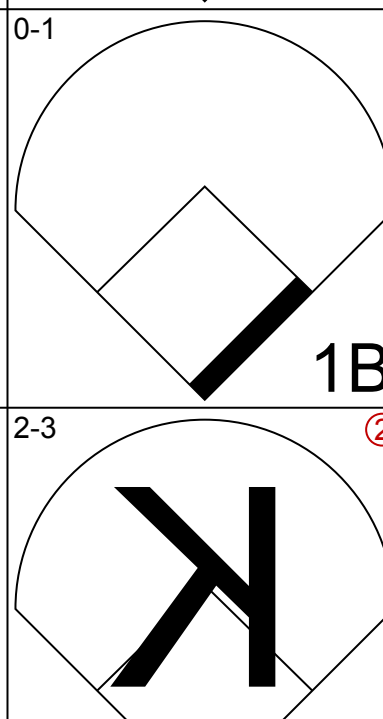
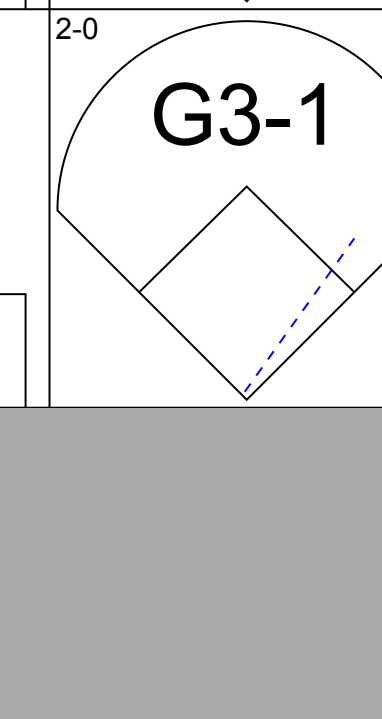


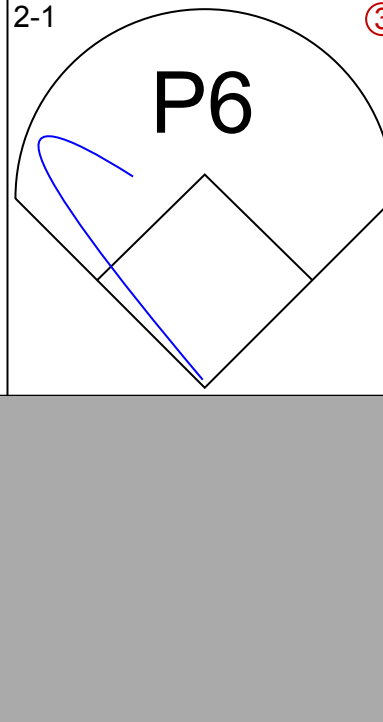

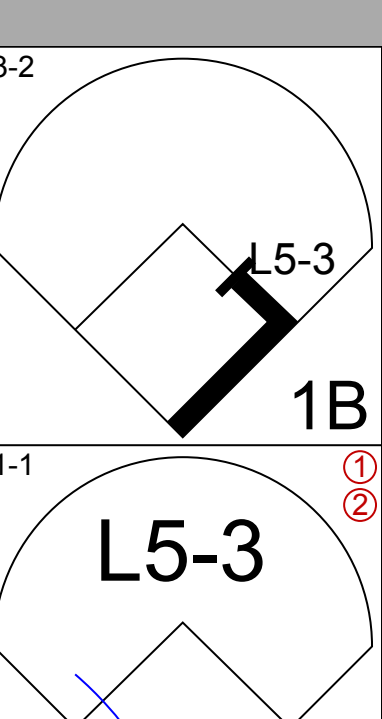
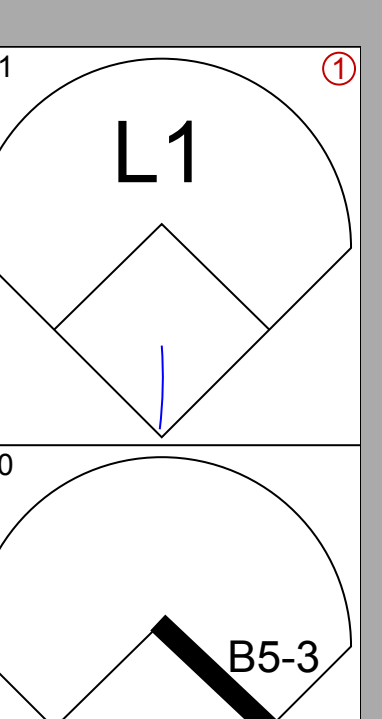
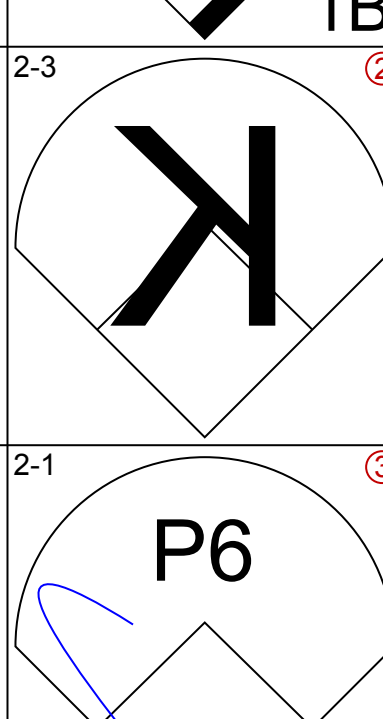
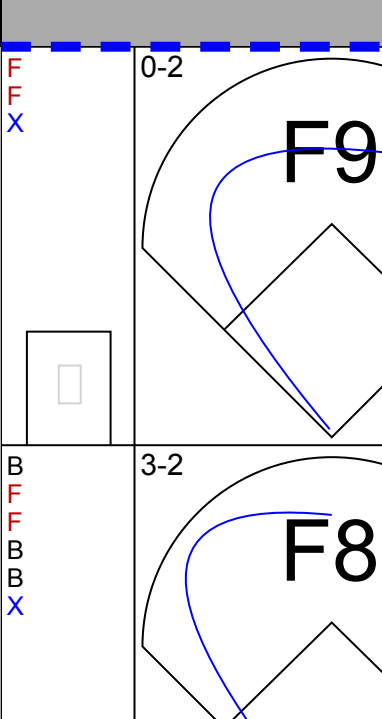

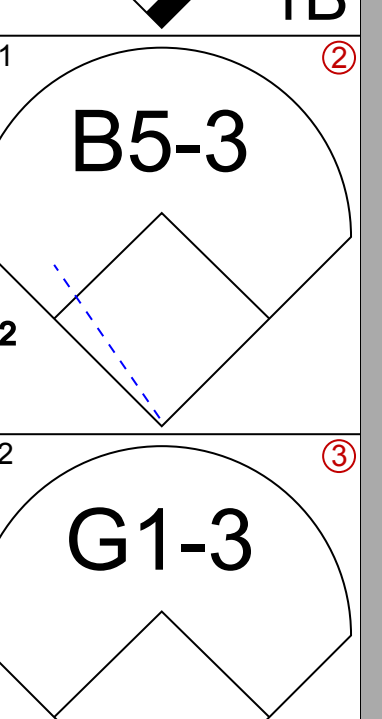

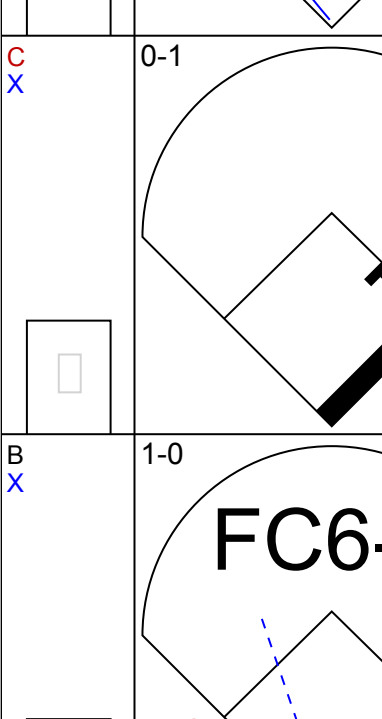


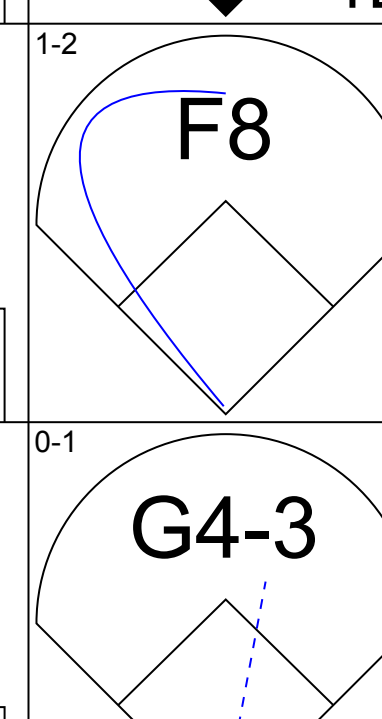

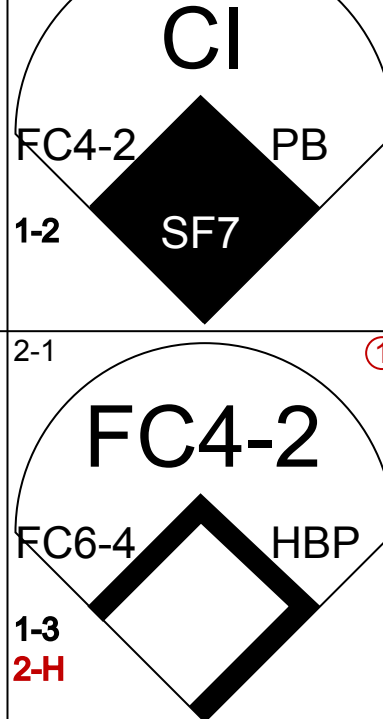

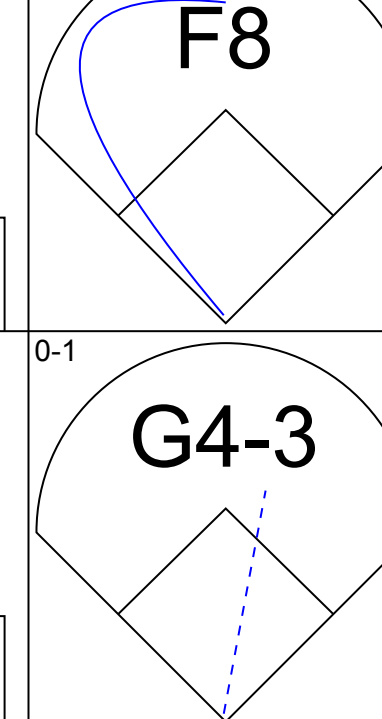

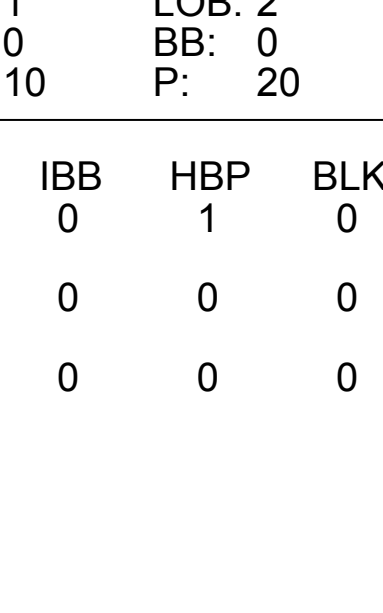
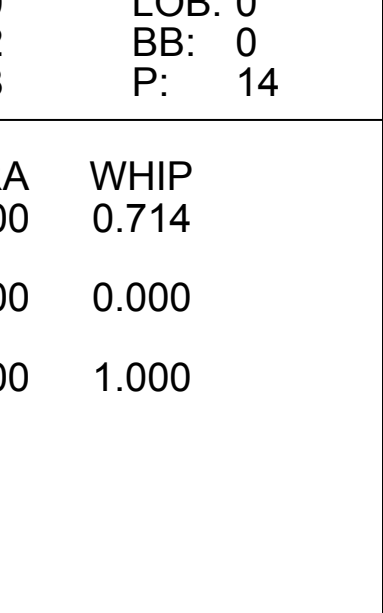
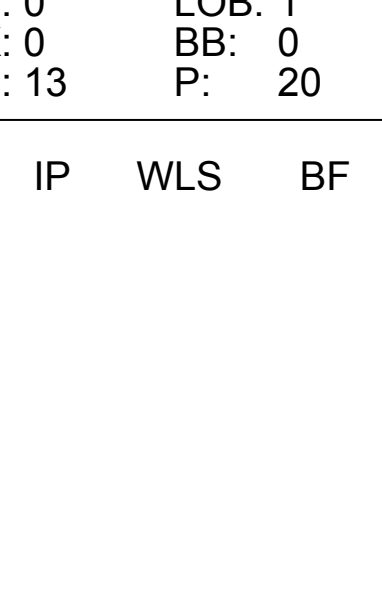
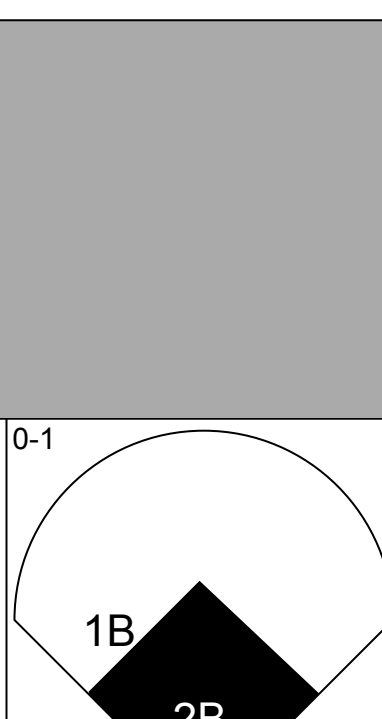

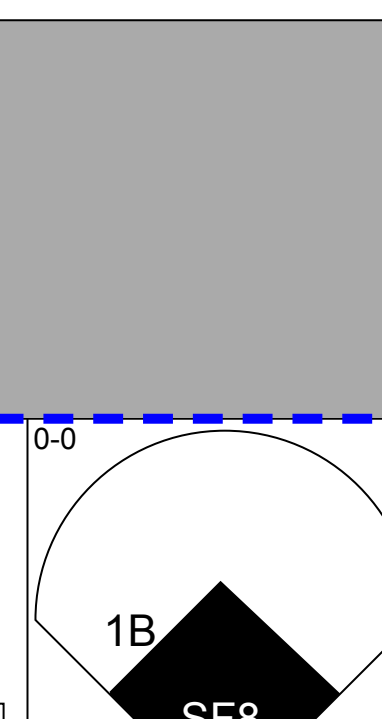
Batter	1	2	3	4	5	6	7	8	9	AB	R	H	RBI	BB	SO	LOB	BOTTOM										
Benny Agbayani, R (1,7) OBP: 0.452, SLG: 0.480	G4-3		SH1-3 1B 2B		F9			S 1B BB		3	1	1	0	1	0	1											
Tsuyoshi Shinjo, R (7, PR) OBP: 0.294, SLG: 0.397										0	1	0	0	0	0	0											
Timo Perez, L (1,9) OBP: 0.386, SLG: 0.452			SH1-3		G4-3			1H 1B		2	0	1	1	0	0	1											
HBP																											
Edgardo Alfonzo, R (1,4) OBP: 0.327, SLG: 0.505	F8		G3-6-3 1B			G4-3 FC6-2 BB		L5		3	0	1	1	1	0	2											
Robin Ventura, L (1,5) OBP: 0.385, SLG: 0.453	F9		G3-6-3			FC6-2 G4-3 1B		F8		4	0	1	0	0	0	2											
Todd Zeile, R (1,3) OBP: 0.296, SLG: 0.330		G1-3		P4		G4-3		G1-3		4	0	0	0	0	0	2											
Jay Payton, R (1,8) OBP: 0.324, SLG: 0.455						FC6-2				4	2	2	1	0	1	2											
Todd Pratt, R (1,2)						L7		K		4	0	0	0	0	3	3											
Rey Ordenez, R (1,6) OBP: 0.309, SLG: 0.352					F7			G4-3		3	0	1	1	0	0	0											
Rick Reed, R (1,1) OBP: 0.188, SLG: 0.188										3	0	1	0	0	1	1											
John Franco, L (9,1)										0	0	0	0	0	0	0											
<b>Inning Stats</b>	R: 0 E: 0 K: 0 S: 10	H: 0 LOB: 1 BB: 0 P: 19	R: 1 E: 0 K: 1 S: 12	H: 2 LOB: 1 BB: 0 P: 17	R: 1 E: 0 K: 0 S: 8	H: 2 LOB: 0 BB: 0 P: 10	R: 0 E: 0 K: 2 S: 10	H: 0 LOB: 0 BB: 0 P: 16	R: 0 E: 0 K: 0 S: 7	H: 1 LOB: 1 BB: 0 P: 10	R: 0 E: 0 K: 0 S: 14	H: 1 LOB: 2 BB: 1 P: 21	R: 1 E: 0 K: 1 S: 15	H: 1 LOB: 1 BB: 1 P: 21	R: 1 E: 0 K: 1 S: 7	H: 1 LOB: 0 BB: 0 P: 11	1B: 5 2B: 2 3B: 0 HR: 1	SF: 0 SAC: 1 DP: 1 HBP: 1	WP: 0 PB: 0 SB: 1 CS: 0	PA: 34							
<b>PITCHER</b>	IP	WLS	BF	H	R	ER	SO	BB	IBB	HBP	BLK	WP	HR	S	P	ERA	WHIP										
Armando Reynoso, R (1,1) ERA: 6.4	5.0	L	8	1	1	1	1	1	0	0	0	0	0	22	31	4.50	1.000										
Miguel Batista, R (6,1) ERA: 4.58	2.0																										
Russ Springer, R (8,1) ERA: 5.4	1.0												1	7	11	9.00	1.000										

Arizona Diamondbacks @ New York Mets  
Shea Stadium, Flushing, NY  
Fri May 04 2001, 7:10 PM EDT  
Att: 36,945 - Sunny - 83 F

AB 30  
R 4  
H 8  
RBI 4  
BB 2  
SO 5  
LOB 14



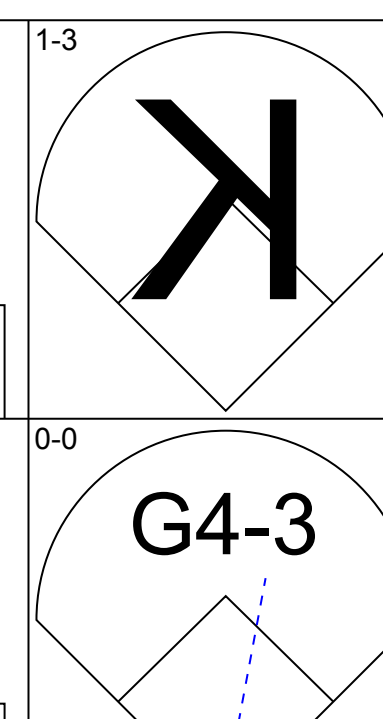
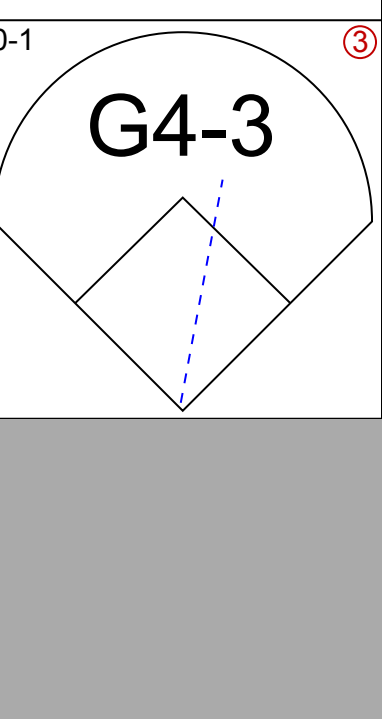
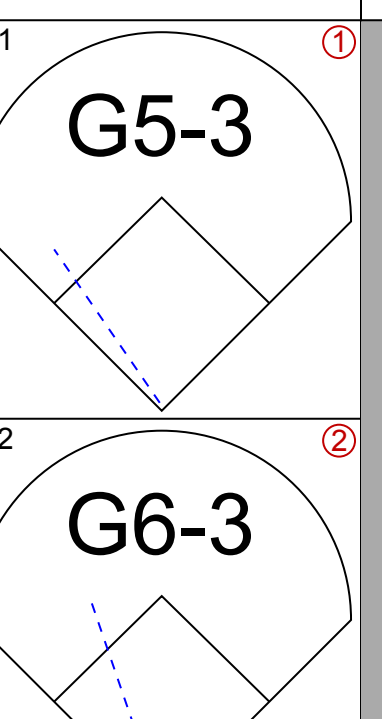
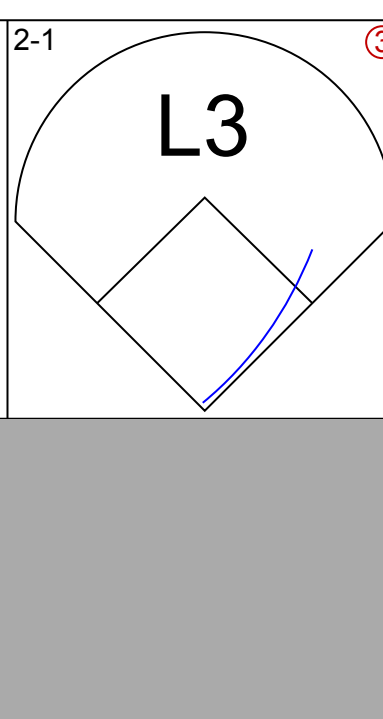
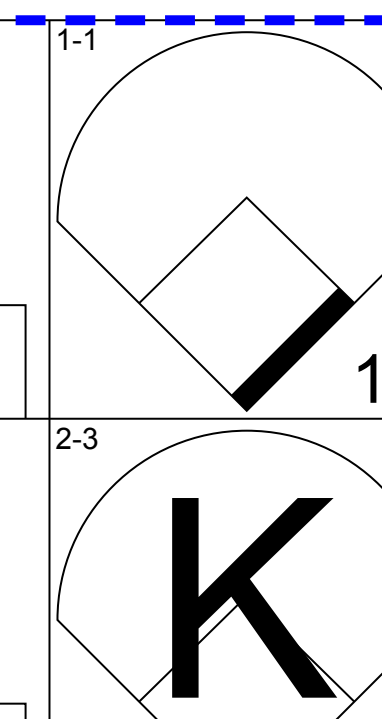
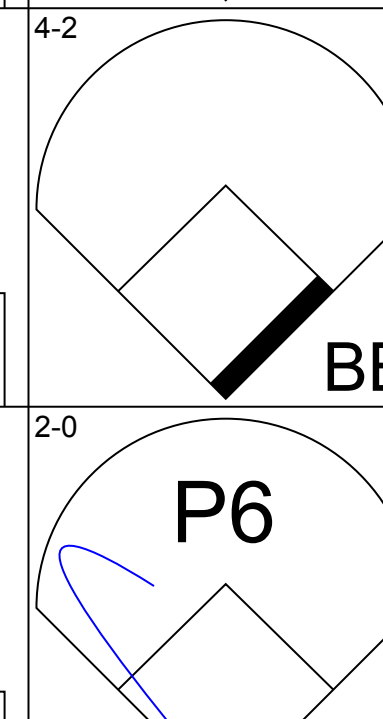
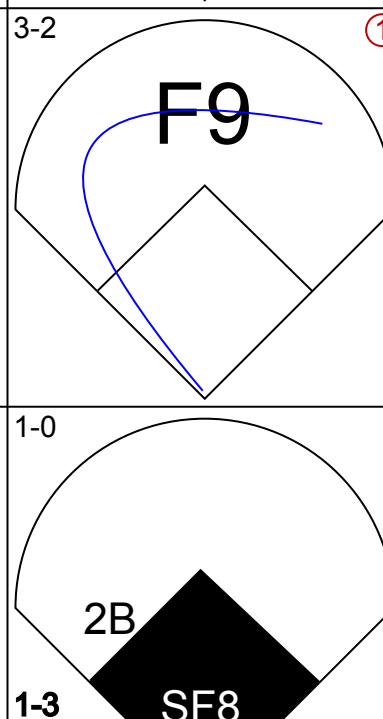
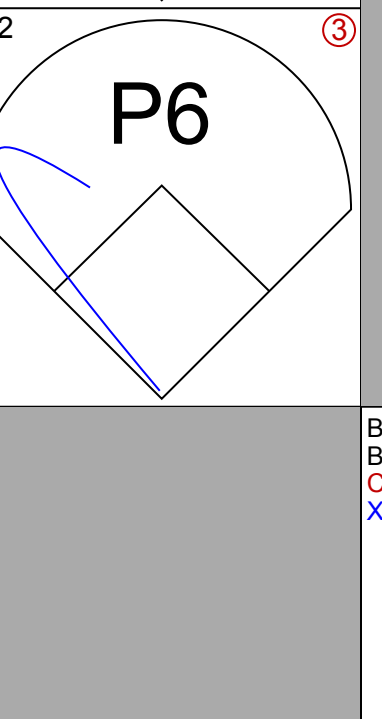
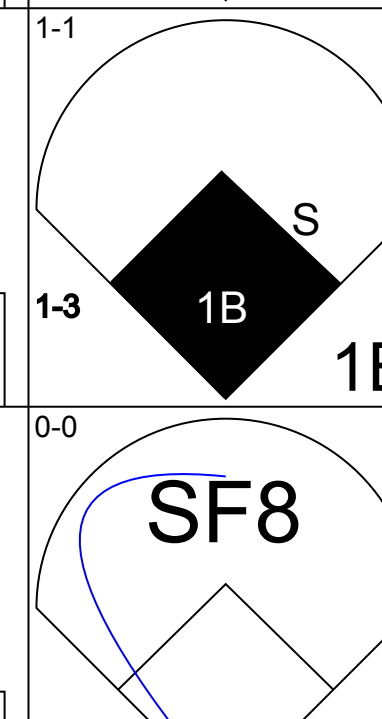
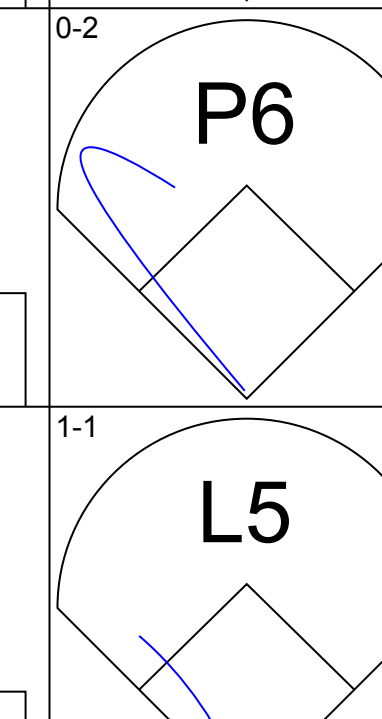

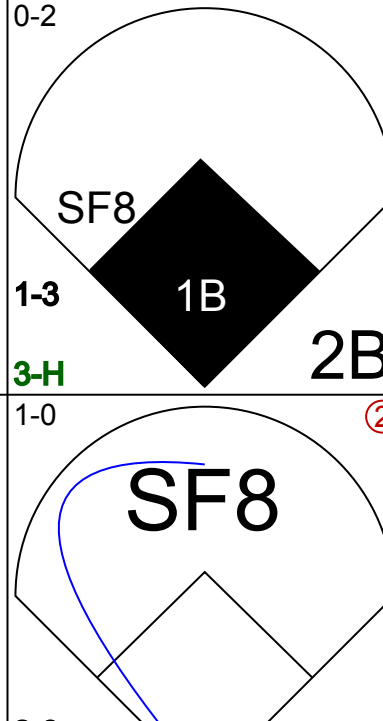

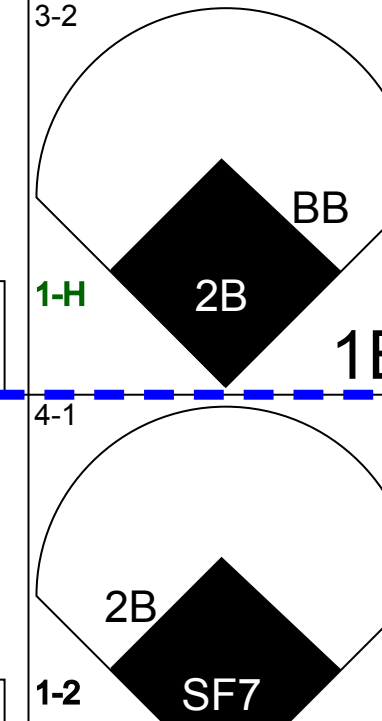


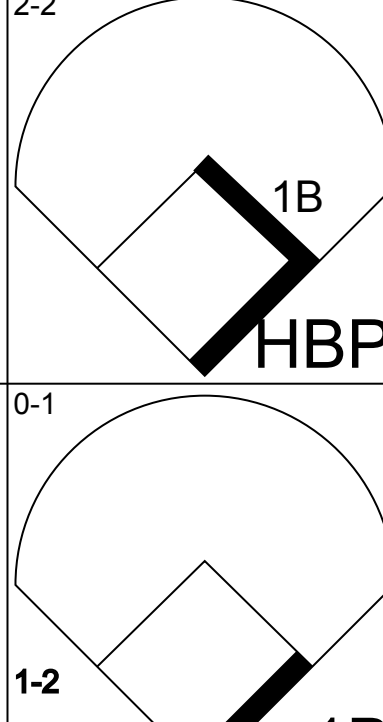

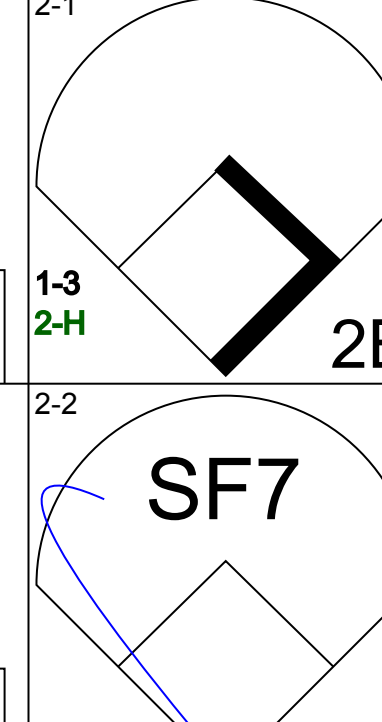

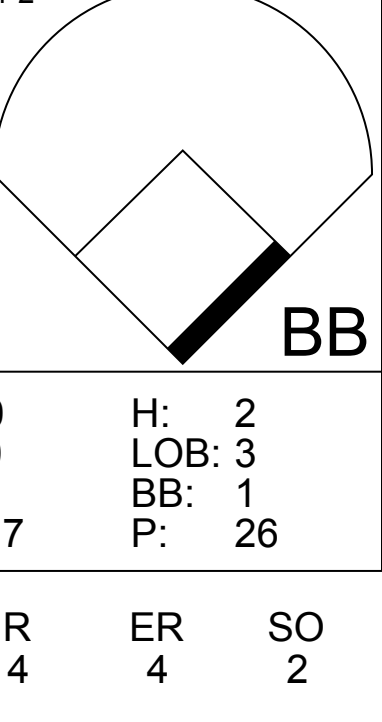
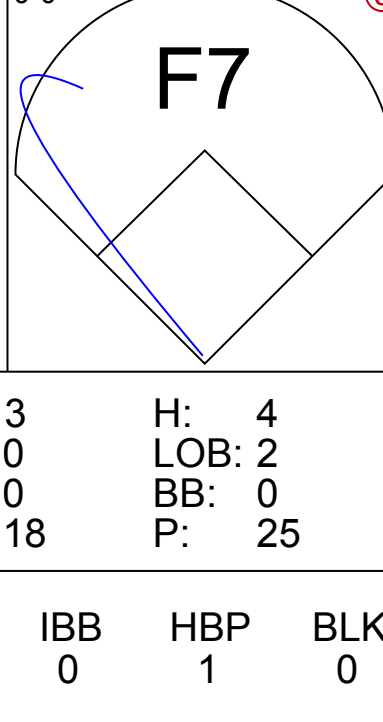
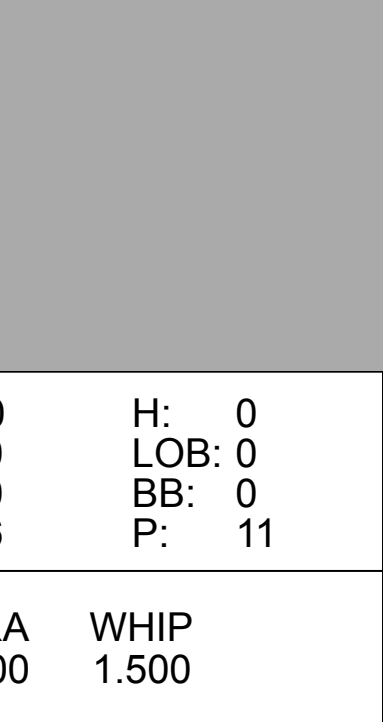
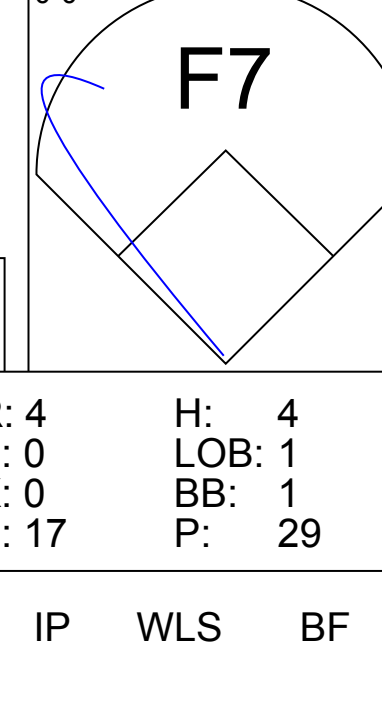


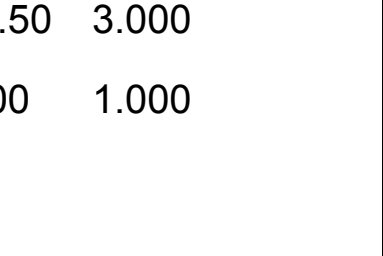



Batter	1	2	3	4	5	6	7	8	9	AB	R	H	RBI	BB	SO	LOB	TOP				
Reggie Sanders, R OBP: 0.356, SLG: 0.646 (1, 9)										3	0	0	0	0	1	0					
Jay Bell, R OBP: 0.396, SLG: 0.527 (1, 4)										3	0	0	1	0	1	0					
Luis Gonzalez, L OBP: 0.400, SLG: 0.752 (1, 7)										4	0	1	0	0	0	2					
Matt Williams, R OBP: 0.314, SLG: 0.450 (1, 5)										4	0	1	0	0	1	1					
Mark Grace, L OBP: 0.352, SLG: 0.391 (1, 3)										4	0	1	0	0	0	2					
Danny Bautista, R OBP: 0.286, SLG: 0.343 (1, 8)										4	0	1	0	0	0	1					
Craig Counsell, L OBP: 0.352, SLG: 0.356 (1, 6)										4	0	2	0	0	0	2					
Rod Barajas, R OBP: 0.333, SLG: 0.607 (1, 2)										2	1	0	0	0	1	1					
Robert Ellis, R (7, PH) Greg Colbrunn, R OBP: 0.314, SLG: 0.355 Russ Springer, R (7, 1) Troy Brohawn, L (7, 1) Miguel Batista, R (8, 1)										2	0	0	0	0	1	2					
<b>Inning Stats</b>	R: 0 H: 0 E: 0 K: 2 S: 11	H: 0 LOB: 0 BB: 0 P: 15	R: 0 H: 1 E: 0 K: 0 S: 7	LOB: 0 BB: 0 P: 13	R: 1 H: 1 E: 1 K: 0 S: 10	H: 1 LOB: 2 BB: 0 P: 20	R: 0 H: 1 E: 0 K: 0 S: 8	H: 0 LOB: 0 BB: 0 P: 15	R: 0 H: 0 E: 0 K: 2 S: 8	H: 1 LOB: 1 BB: 0 P: 14	R: 0 H: 1 E: 0 K: 0 S: 13	H: 1 LOB: 1 BB: 0 P: 20	R: 0 H: 0 E: 0 K: 0 S: 5	H: 0 LOB: 0 BB: 0 P: 7	R: 0 H: 1 E: 0 K: 0 S: 9	H: 1 LOB: 1 BB: 0 P: 13	1B: 6 2B: 1 3B: 0 HR: 0	SF: 1 SAC: 0 DP: 1 HBP: 1	WP: 0 PA: 34 PB: 1 SB: 0 CS: 0		
<b>PITCHER</b>	IP	WLS	BF	H	R	ER	SO	BB	IBB	HBP	BLK	WP	HR	S	P	ERA	WHIP				
Glendon Rusch, L ERA: 4.75 Turk Wendell, R ERA: 3.0 Donne Wall, R ERA: 5.93	(1, 1)	7.0	W	27	5	1	0	5	0	0	1	0	0	0	66	111	0.00	0.714			

Arizona Diamondbacks @ New York Mets  
Shea Stadium, Flushing, NY  
Sat May 05 2001, 1:10 PM EDT  
Att: 35,630 - Cloudy - 69 F

AB 31  
R 1  
H 6  
RBI 1  
BB 0  
SO 5  
LOB 12



Batter	1	2	3	4	5	6	7	8	9	AB	R	H	RBI	BB	SO	LOB	BOTTOM			
Benny Agbayani, R OBP: 0.433, SLG: 0.455 (1, 7)										5	0	1	0	0	1	3				
Jay Payton, R OBP: 0.327, SLG: 0.452 (1, 8)										5	2	2	0	0	1	1				
Edgardo Alfonzo, R OBP: 0.330, SLG: 0.495 (1, 4)										4	1	1	0	1	0	2				
Robin Ventura, L OBP: 0.379, SLG: 0.449 Lenny Harris, L OBP: 0.206, SLG: 0.273 (8, PH) (9, 5)										3	1	1	1	0	0	1				
Todd Zeile, R OBP: 0.313, SLG: 0.356 (1, 3)										4	2	3	2	0	0	0				
Tsuyoshi Shinjo, R OBP: 0.292, SLG: 0.385 (1, 9)										2	1	0	1	1	0	1				
Todd Pratt, R OBP: 0.269, SLG: 0.190 (1, 2)										3	1	2	1	0	1	1				
Rey Ordonez, R OBP: 0.317, SLG: 0.372 (1, 6)										3	0	2	2	0	0	1				
Glendon Rusch, L (1, 1) Joe McEwing, R OBP: 0.359, SLG: 0.486 Turk Wendell, L (8, 1) Donne Wall, R (9, 1)										1	0	0	1	1	0	2				
<b>Inning Stats</b>	R: 0 H: 0 E: 0 K: 1 S: 7	H: 2 LOB: 3 BB: 1 P: 14	R: 3 H: 4 E: 0 K: 0 S: 18	H: 4 LOB: 2 BB: 0 P: 25	R: 0 H: 0 E: 0 K: 0 S: 8	H: 0 LOB: 0 BB: 0 P: 13	R: 0 H: 0 E: 0 K: 0 S: 6	H: 0 LOB: 0 BB: 0 P: 11	R: 1 H: 1 E: 0 K: 0 S: 10	H: 1 LOB: 1 BB: 0 P: 14	R: 4 H: 4 E: 0 K: 0 S: 17	H: 4 LOB: 1 BB: 1 P: 29	R: 0 H: 1 E: 0 K: 1 S: 10	H: 1 LOB: 1 BB: 0 P: 14	1B: 8 2B: 4 3B: 0 HR: 0	SF: 3 SAC: 1 DP: 0 HBP: 1	WP: 0 PA: 40 PB: 0 SB: 1 CS: 0			
<b>PITCHER</b>	IP	WLS	BF	H	R	ER	SO	BB	IBB	HBP	BLK	WP	HR	S	P	ERA	WHIP			
Robert Ellis, R ERA: 5.55 Russ Springer, R ERA: 7.24 Troy Brohawn, L ERA: 5.59 Miguel Batista, R ERA: 4.35	(1, 1)	0.1	L	4	3	3	3	0	0	0	0	0	0	8	12	81.00	9.000			

Arizona Diamondbacks @ New York Mets  
Shea Stadium, Flushing, NY  
Sat May 05 2001, 1:10 PM EDT  
Att: 35,630 - Cloudy - 69 F

AB 32  
R 8  
H 12  
RBI 8  
BB 3  
SO 3  
LOB 14





Batter	1	2	3	4	5	6	7	8	9	AB	R	H	RBI	BB	SO	LOB	TOP										
Tony Womack, L (1, 6) OBP: 0.290, SLG: 0.297			G4-3		G1-3		B5-3	F9		5	0	0	0	0	1	1											
Jay Bell, R (1, 4) OBP: 0.397, SLG: 0.526			HR		F8		1B	G6-3		4	2	1	0	1	1	0											
Luis Gonzalez, L (1, 7) OBP: 0.407, SLG: 0.771			HR		FC6-4		2B	1B	L4	5	2	3	4	0	0	0											
Matt Williams, R (1, 5) OBP: 0.317, SLG: 0.442		2B	G4-3		FC6-4		2B	1B	K	4	1	1	0	1	1	1											
Erubiel Durazo, L (1, 3) OBP: 0.394, SLG: 0.833							G4-3	2B		4	1	1	1	1	1	1											
Steve Finley, L (1, 8) OBP: 0.308, SLG: 0.330							F7	G4-3	K	5	0	3	2	0	1	1											
David Dellucci, L (1, 9) OBP: 0.514, SLG: 0.839								G4-3		2	1	1	1	1	0	2											
Danny Bautista, R (7, PH) OBP: 0.278, SLG: 0.333							HR			1	0	0	0	0	0	1											
Damian Miller, R (1, 2) OBP: 0.300, SLG: 0.329			G4-3							4	1	2	0	0	2	3											
Curt Schilling, R (1, 1) OBP: 0.100, SLG: 0.150			SH1-4							3	0	0	0	0	0	3											
Byung-Hyun Kim, R (8, 1)					G4-3		G6-3		P4	0	0	0	0	0	0	0											
<b>Inning Stats</b>	R: 0 E: 0 K: 2 S: 8	H: 0 LOB: 0 BB: 0 P: 11	R: 0 E: 0 K: 0 S: 12	H: 2 LOB: 1 BB: 0 P: 17	R: 3 E: 0 K: 0 S: 17	H: 2 LOB: 0 BB: 1 P: 26	R: 0 E: 0 K: 2 S: 9	H: 1 LOB: 2 BB: 1 P: 17	R: 0 E: 0 K: 0 S: 9	H: 1 LOB: 1 BB: 0 P: 11	R: 1 E: 0 K: 0 S: 17	H: 2 LOB: 1 BB: 0 P: 29	R: 4 E: 0 K: 1 S: 11	H: 4 LOB: 1 BB: 1 P: 22	R: 0 E: 0 K: 0 S: 7	H: 0 LOB: 0 BB: 0 P: 12	R: 0 E: 0 K: 2 S: 8	H: 0 LOB: 1 BB: 1 P: 15	1B: 5 2B: 6 3B: 0 HR: 2	SF: 0 SAC: 1 DP: 1 HBP: 0	WP: 0 PB: 0 SB: 0 CS: 1	PA: 42					
<b>PITCHER</b>	IP	WLS	BF	H	R	ER	SO	BB	IBB	HBP	BLK	WP	HR	S	P	ERA	WHIP										
Steve Trachsel, R (1, 1) ERA: 7.84	6.0	L	27	8	4	4	4	2	0	0	0	0	2	72	111	6.00	1.667										
Tom Martin, L (7, 1) ERA: 7.39	0.1		6	4	4	4	0	0	1	0	0	0	0	7	14	108.00	12.000										
Jerrold Riggan, R (7, 1) ERA: 6.35	0.2		2	0	0	0	1	0	0	0	0	0	0	4	8	0.00	0.000										
Donne Wall, R (8, 1) ERA: 5.52	1.0		3	0	0	0	0	0	0	0	0	0	0	7	12	0.00	0.000										
Dennis Cook, L (9, 1) ERA: 0.87	1.0		4	0	0	0	2	1	0	0	0	0	0	8	15	0.00	1.000										

Arizona Diamondbacks @ New York Mets  
Shea Stadium, Flushing, NY  
Sun May 06 2001, 1:10 PM EDT  
Att: 37,673 - Sunny - 59 F

AB	37
R	8
H	12
RBI	8
BB	4
SO	7
LOB	13



Batter	1	2	3	4	5	6	7	8	9	AB	R	H	RBI	BB	SO	LOB	BOTTOM										
Timo Perez, L (1, 9) OBP: 0.367, SLG: 0.426			L7		G5-3				K	5	0	1	0	0	1	0											
Jay Payton, R (1, 8) OBP: 0.325, SLG: 0.444			G4-3		G6-3		1B			4	0	1	0	0	1	1											
Edgardo Alfonzo, R (1, 4) OBP: 0.328, SLG: 0.481							P5		BB	3	0	0	0	1	2	1											
31 Mike Piazza, R (1, 2) OBP: 0.421, SLG: 0.640							P4		BB	4	0	0	0	0	3	2											
Robin Ventura, L (1, 5) OBP: 0.384, SLG: 0.500									BB	4	2	2	1	0	2	1											
Joe McEwing, R (9, 5) OBP: 0.359, SLG: 0.486							1B			0	0	0	0	0	0	0											
Todd Zeile, R (1, 3) OBP: 0.328, SLG: 0.365										3	0	2	1	1	0	0											
Tsuyoshi Shinjo, R (1, 7) OBP: 0.303, SLG: 0.406										4	0	2	0	0	1	3											
Rey Ordóñez, R (1, 6) OBP: 0.305, SLG: 0.357										4	0	0	0	0	1	3											
Steve Trachsel, R (1, 1) ERA: 5.11, SLG: 0.511										2	0	0	0	0	0	0											
Tom Martin, L (7, 1) ERA: 7.39										0	0	0	0	0	0	0											
Jerrold Riggan, R (7, 1) ERA: 6.35										0	0	0	0	0	0	0											
Desi Relaford, S (7, PH) OBP: 0.243, SLG: 0.467										1	0	0	0	0	1	0											
Donne Wall, R (8, 1) ERA: 5.52										0	0	0	0	0	0	0											
Dennis Cook, L (9, 1) ERA: 0.87										1	0	0	0	0	0	0											
Lenny Harris, L (9, PH) OBP: 0.205, SLG: 0.265										0	0	0	0	0	0	0											
<b>Inning Stats</b>	R: 0 E: 0 K: 2 S: 12	H: 1 LOB: 1 BB: 0 P: 15	R: 0 E: 0 K: 1 S: 10	H: 1 LOB: 1 BB: 0 P: 13	R: 0 E: 0 K: 0 S: 6	H: 0 LOB: 0 BB: 0 P: 10	R: 1 E: 0 K: 2 S: 12	H: 3 LOB: 2 BB: 0 P: 16	R: 0 E: 0 K: 0 S: 9	H: 0 LOB: 0 BB: 0 P: 16	R: 1 E: 0 K: 1 S: 16	H: 2 LOB: 1 BB: 0 P: 23	R: 0 E: 0 K: 3 S: 14	H: 1 LOB: 1 BB: 0 P: 16	R: 0 E: 0 K: 2 S: 16	H: 0 LOB: 2 BB: 2 P: 28	R: 0 E: 0 K: 1 S: 6	H: 0 LOB: 0 BB: 0 P: 8	1B: 5 2B: 2 3B: 0 HR: 1	SF: 0 SAC: 0 DP: 0 HBP: 0	WP: 0 PB: 0 SB: 0 CS: 0	PA: 37					
<b>PITCHER</b>	IP	WLS	BF	H	R	ER	SO	BB	IBB	HBP	BLK	WP	HR	S	P	ERA	WHIP										
Curt Schilling, R (1, 1) ERA: 3.27	7.0	W	30	8	2	2	9	1	0	0	0	0	1	82	116	2.57	1.286										
Byung-Hyun Kim, R (8, 1) ERA: 4.67	2.0		7	0	0	0	3	1	0	0	0	0	0	19	29	0.00	0.500										

Arizona Diamondbacks @ New York Mets  
Shea Stadium, Flushing, NY  
Sun May 06 2001, 1:10 PM EDT  
Att: 37,673 - Sunny - 59 F

AB	35
R	2
H	8
RBI	2
BB	2
SO	12
LOB	11





Batter	1	2	3	4	5	6	7	8	9	AB	R	H	RBI	BB	SO	LOB	TOP					
Benny Agbayani, R OBP: 0.431, SLG: 0.467 John Franco, L (8, 1) Armando Benitez, R (9, 1)	G6-3					G6-3		K		5	1	2	1	0	1	0						
Edgardo Alfonso, R OBP: 0.331, SLG: 0.477	F8					G6-3			G6-3	5	1	2	0	0	0	1						
31 Mike Piazza, R OBP: 0.420, SLG: 0.660	F8					G4-3				5	2	2	2	0	1	1						
Todd Zeile, R OBP: 0.322, SLG: 0.358		F7				G3			F8	5	1	1	1	0	0	0						
Robin Ventura, L OBP: 0.394, SLG: 0.494						G3				3	2	1	0	2	0	0						
Jay Payton, R OBP: 0.342, SLG: 0.468 Timo Perez, L (5, PR) OBP: 0.360, SLG: 0.417										3	2	3	1	0	0	0						
Tsuyoshi Shinjo, R OBP: 0.313, SLG: 0.425										1	0	0	0	0	0	1						
Rey Ordenez, R OBP: 0.303, SLG: 0.363										4	1	2	4	0	1	2						
Dicky Gonzalez, R Dennis Cook, L Joe McEwing, R OBP: 0.350, SLG: 0.472										3	0	0	0	0	0	3						
Inning Stats	R: 0 E: 0 K: 0 S: 10	H: 0 LOB: 0 BB: 0 P: 15	R: 2 E: 0 K: 0 S: 14	H: 3 LOB: 1 BB: 2 P: 24	R: 7 E: 0 K: 1 S: 26	H: 8 LOB: 1 BB: 0 P: 39	R: 0 E: 0 K: 1 S: 10	H: 0 LOB: 0 BB: 0 P: 14	R: 0 E: 0 K: 0 S: 4	H: 1 LOB: 1 BB: 0 P: 5	R: 0 E: 0 K: 0 S: 6	H: 1 LOB: 0 BB: 0 P: 8	R: 0 E: 0 K: 1 S: 10	H: 0 LOB: 1 BB: 1 P: 16	R: 0 E: 0 K: 1 S: 8	H: 0 LOB: 0 BB: 0 P: 13	R: 1 E: 0 K: 0 S: 6	H: 1 LOB: 0 BB: 0 P: 12	1B: 9 2B: 4 3B: 0 HR: 1	SF: 0 SAC: 0 DP: 1 HBP: 0	WP: 0 PB: 0 SB: 0 CS: 0	PA: 41
PITCHER	IP	WLS	BF	H	R	ER	SO	BB	IBB	HBP	BLK	WP	HR	S	P	ERA	WHIP					
Brian Bohanon, L ERA: 9.73 John Wasdin, R ERA: 5.21 Ron Villone, L ERA: 7.99 Bobby Chouinard, R ERA: 8.31	2.0	L	15	9	8	8	0	1	0	0	0	0	0	38	61	36.00	5.000					

New York Mets @ Colorado Rockies  
Coors Field, Denver, CO  
Mon May 07 2001, 7:05 PM MDT  
Att. 34,644 - Sunny - 56 F

AB	39
R	10
H	14
RBI	10
BB	2
SO	4
LOB	10



Batter	1	2	3	4	5	6	7	8	9	AB	R	H	RBI	BB	SO	LOB	BOTTOM					
Juan Pierre, L OBP: 0.378, SLG: 0.360	E5					E3		G6-3		5	1	1	1	0	0	2						
Neft Perez, S OBP: 0.415, SLG: 0.539	F7					P3				5	1	1	0	0	1	6						
Larry Walker, L OBP: 0.440, SLG: 0.748	G4-3									4	1	1	2	0	1	4						
17 Todd Helton, L OBP: 0.446, SLG: 0.664	P6									5	2	4	3	0	0	1						
Greg Norton, S OBP: 0.308, SLG: 0.508										5	0	2	1	0	1	2						
Todd Hollandsworth, L OBP: 0.412, SLG: 0.679										5	1	2	0	0	0	3						
Todd Walker, L OBP: 0.344, SLG: 0.504										5	1	2	1	0	0	3						
Ben Petrick, R OBP: 0.236, SLG: 0.313 Brooks Kieschnick, L OBP: 0.750, SLG: 1.000										4	1	1	0	0	1	2						
Brian Bohanon, L OBP: 0.125, SLG: 0.125 John Wasdin, R OBP: 0.333, SLG: 0.667 Terry Schmitz, R OBP: 0.302, SLG: 0.216 Ron Villone, L OBP: 0.330, SLG: 0.330 Bobby Chouinard, R OBP: 0.433, SLG: 0.433										0	0	0	0	0	0	0						
Inning Stats	R: 0 E: 1 K: 0 S: 6	H: 2 LOB: 1 BB: 0 P: 7	R: 0 E: 0 K: 0 S: 8	H: 2 LOB: 0 BB: 0 P: 13	R: 0 E: 0 K: 0 S: 7	H: 0 LOB: 0 BB: 0 P: 11	R: 0 E: 0 K: 0 S: 9	H: 1 LOB: 1 BB: 0 P: 14	R: 5 E: 0 K: 0 S: 19	H: 6 LOB: 1 BB: 0 P: 25	R: 0 E: 1 K: 3 S: 22	H: 2 LOB: 3 BB: 0 P: 29	R: 0 E: 0 K: 1 S: 11	H: 1 LOB: 1 BB: 0 P: 18	R: 0 E: 0 K: 1 S: 6	H: 0 LOB: 1 BB: 0 P: 8	R: 4 E: 0 K: 1 S: 26	H: 5 LOB: 1 BB: 0 P: 44	1B: 11 2B: 5 3B: 0 HR: 1	SF: 1 SAC: 0 DP: 1 HBP: 0	WP: 1 PB: 0 SB: 2 CS: 0	PA: 45
PITCHER	IP	WLS	BF	H	R	ER	SO	BB	IBB	HBP	BLK	WP	HR	S	P	ERA	WHIP					
Dicky Gonzalez, R ERA: 7.45 Dennis Cook, L ERA: 0.75 John Franco, L ERA: 3.86 Armando Benitez, R ERA: 4.5	5.1	W	27	11	5	5	1	0	0	0	0	0	0	25	37	0.00	0.600					

New York Mets @ Colorado Rockies  
Coors Field, Denver, CO  
Mon May 07 2001, 7:05 PM MDT  
Att. 34,644 - Sunny - 56 F

AB	44
R	9
H	17
RBI	9
BB	0
SO	6
LOB	24





Batter	1	2	3	4	5	6	7	8	9	AB	R	H	RBI	BB	SO	LOB	TOP				
Benny Abayavari, R Donne Wall, R Joe McEwing, R Jerrod Riggan, R Turk Wendell, L Tsuyoshi Shinjo, R	F8		F8			FC6-4 BB	K		K	2	0	0	0	1	0	0					
Timo Perez, L	F7		F7			FC6-4			P4	5	0	0	0	0	0	1					
Edgardo Alfonso, R										3	1	2	1	1	0	0					
31 Mike Piazza, R Todd Pratt, R	F8									2	0	0	0	0	1	1					
Robin Ventura, L										4	0	2	0	0	0	2					
Todd Zeile, R	K2-3									4	0	0	0	0	2	3					
Alex Escobar, R										4	0	1	1	0	1	0					
Desi Relaford, S										4	2	2	2	0	0	2					
Kevin Appier, R Tom Martin, L Lenny Harris, L										0	0	0	0	0	0	0					
<b>Inning Stats</b>	R: 0 E: 0 K: 0 S: 7	H: 1 LOB: 1 BB: 0 P: 10	R: 0 E: 0 K: 2 S: 10	H: 0 LOB: 0 BB: 0 P: 14	R: 1 E: 0 K: 0 S: 12	H: 1 LOB: 0 BB: 0 P: 18	R: 0 E: 0 K: 2 S: 12	H: 1 LOB: 1 BB: 0 P: 17	R: 1 E: 0 K: 0 S: 11	H: 1 LOB: 1 BB: 1 P: 24	R: 2 E: 0 K: 1 S: 13	H: 4 LOB: 3 BB: 1 P: 21	R: 0 E: 0 K: 0 S: 8	H: 0 LOB: 0 BB: 0 P: 9	R: 0 E: 0 K: 1 S: 9	H: 0 LOB: 0 BB: 0 P: 11	1B: 4 2B: 1 3B: 0 HR: 3	SF: 0 SAC: 0 DP: 1 HBP: 0	WP: 0 PB: 0 SB: 0 CS: 0	PA: 38	
<b>PITCHER</b>	IP WLS BF H R ER SO BB IBB HBP BLK WP HR S P ERA WHIP																				
Pedro Astacio, R Mike Myers, L Kane Davis, R Gabe White, L	6.1 3.72 0.2 2.99 1.0 3.0 1.0 7.53	W 31 1 0 3 0 3 0	BF 31 0 0 0 0 0 0	H 8 0 0 0 0 0 0	R 4 0 0 0 0 0 0	ER 4 0 0 0 0 0 0	SO 5 0 0 0 0 1 0	BB 4 0 0 0 0 0 0	IBB 0 0 0 0 0 0 0	HBP 0 0 0 0 0 0 0	BLK 0 0 0 0 0 0 0	WP 0 0 0 0 0 0 0	HR 3 2 4 8 9 9 11	S 70 2 4 8 9 9 11	P 118 0 0 0 0 0 0	ERA 5.68 0.00 0.00 0.00	WHIP 1.895 0.000 0.000 0.000				

**New York Mets @ Colorado Rockies**  
Coors Field, Denver, CO  
Tue May 08 2001, 7:05 PM MDT  
Att: 36,602 - Sunny - 71 F

AB	34
R	4
H	8
RBI	4
BB	4
SO	6
LOB	12



Batter	1	2	3	4	5	6	7	8	9	AB	R	H	RBI	BB	SO	LOB	BOTTOM				
Juan Pierre, L	G4-3		FC4-6					F8		6	2	2	1	0	0	5					
Neftali Feliz, S										5	2	4	4	0	0	1					
Larry Walker, L Mark Little, R										4	1	1	1	0	0	3					
17 Todd Helton, L										3	2	1	2	2	1	2					
Greg Norton, S										5	1	2	1	0	0	2					
Todd Hollandsworth, L										5	1	2	2	0	1	1					
Todd Walker, L										3	1	1	0	2	1	1					
Brent Mayne, L										4	2	3	1	1	0	2					
Pedro Astacio, R Mike Myers, L Kane Davis, R Brooks Kieschnick, L Gabe White, L	G4-3									3	0	1	0	0	1	4					
<b>Inning Stats</b>	R: 4 E: 0 K: 0 S: 20	H: 4 LOB: 2 BB: 1 P: 39	R: 1 E: 0 K: 0 S: 9	H: 2 LOB: 1 BB: 1 P: 21	R: 1 E: 0 K: 1 S: 15	H: 4 LOB: 1 BB: 1 P: 22	R: 0 E: 0 K: 1 S: 10	H: 0 LOB: 0 BB: 0 P: 14	R: 1 E: 0 K: 0 S: 8	H: 2 LOB: 1 BB: 0 P: 9	R: 1 E: 0 K: 2 S: 13	H: 1 LOB: 2 BB: 2 P: 24	R: 0 E: 0 K: 0 S: 11	H: 1 LOB: 1 BB: 0 P: 16	R: 1 E: 0 K: 0 S: 14	H: 4 LOB: 2 BB: 0 P: 22	1B: 12 2B: 5 3B: 1 HR: 0	SF: 0 SAC: 1 DP: 1 HBP: 1	WP: 1 PB: 0 SB: 1 CS: 0	PA: 46	
<b>PITCHER</b>	IP WLS BF H R ER SO BB IBB HBP BLK WP HR S P ERA WHIP																				
Kevin Appier, R Tom Martin, L Donne Wall, R Jerrod Riggan, R Turk Wendell, R	1.0 5.06 3.0 8.71 1.0 5.74 2.2 6.48 0.1 2.93	L 14 4 4 5 2 6 2 1 0	BF 11 14 4 15 6 2 1	H 5 4 4 6 2 2 2	R 5 4 4 2 1 0 0	ER 5 4 4 2 2 0 0	SO 0 2 2 2 2 0 0	BB 1 0 0 0 0 0 0	IBB 0 0 0 0 0 0 0	HBP 0 0 0 0 0 0 0	BLK 0 0 0 0 0 0 0	WP 0 0 0 0 0 0 0	HR 25 29 48 8 9 36 59 2 3	S 48 48 12.00 9 9.00 59 6.75 3 0.00	P 48 48 12.00 9 9.00 59 6.75 3 0.00	ERA 45.00 12.00 2.000 6.75 0.000	WHIP 7.000 2.000 2.000 3.000 0.000				

**New York Mets @ Colorado Rockies**  
Coors Field, Denver, CO  
Tue May 08 2001, 7:05 PM MDT  
Att: 36,602 - Sunny - 71 F

AB	39
R	12
H	18
RBI	12
BB	5
SO	4
LOB	21





Batter	1	2	3	4	5	6	7	8	9	AB	R	H	RBI	BB	SO	LOB	TOP			
<b>Benny Agbayani, R</b> OBP: 0.430, SLG: 0.470 (1, 7)										4	0	2	0	0	1	1				
<b>Eduardo Alfonso, R</b> OBP: 0.333, SLG: 0.500 (1, 4)										4	0	0	0	0	0	2				
<b>31 Mike Piazza, R</b> OBP: 0.407, SLG: 0.626 (1, 2)										3	0	0	0	1	1	1				
<b>Todd Zeile, R</b> OBP: 0.318, SLG: 0.350 (1, 3)										4	0	2	0	0	1	2				
<b>Robin Ventura, L</b> OBP: 0.411, SLG: 0.500 (1, 5)										3	0	2	0	1	0	1				
<b>Tsuyoshi Shinjo, R</b> OBP: 0.306, SLG: 0.410 (1, 9)										4	0	1	0	0	1	3				
<b>Alex Escobar, R</b> OBP: 0.143, SLG: 0.143 (1, 8)										3	0	0	0	0	0	4				
<b>Rey Ordóñez, R</b> OBP: 0.295, SLG: 0.352 (1, 6)										3	0	0	0	0	0	4				
<b>Rick Reed, R</b> OBP: 0.222, SLG: 0.176 (1, 1)										1	0	0	0	1	0	2				
<b>Todd Pratt, R</b> OBP: 0.310, SLG: 0.182 (8, PH)										1	0	0	0	0	1	0				
<b>Turk Wendell, L</b> (8, 1)										0	0	0	0	0	0	0				
<b>Inning Stats</b>	R: 0 E: 0 K: 0 S: 12	H: 1 LOB: 1 BB: 1 P: 19	R: 0 E: 0 K: 0 S: 11	H: 1 LOB: 2 BB: 1 P: 18	R: 0 E: 0 K: 2 S: 10	H: 0 LOB: 0 BB: 0 P: 15	R: 0 E: 0 K: 0 S: 12	H: 2 LOB: 2 BB: 0 P: 15	R: 0 E: 0 K: 0 S: 6	H: 0 LOB: 0 BB: 1 P: 14	R: 0 E: 0 K: 1 S: 9	H: 0 LOB: 0 BB: 0 P: 10	R: 0 E: 0 K: 1 S: 8	H: 1 LOB: 1 BB: 0 P: 15	R: 0 E: 0 K: 1 S: 6	H: 1 LOB: 0 BB: 0 P: 8	1B: 6 2B: 1 3B: 0 HR: 0	SF: 0 SAC: 0 DP: 4 HBP: 0	WP: 0 PB: 0 SB: 0 CS: 0	PA: 33
<b>PITCHER</b> <b>Mike Hampton, L</b> ERA: 2.34 (1, 1)	IP: 9.0 WLS: W BF: 33 H: 7 R: 0 ER: 0 SO: 5 BB: 3 IBB: 0 HBP: 0 BLK: 0 WP: 0 HR: 0 S: 78 P: 119 ERA: 0.00 WHIP: 1.111															<b>PITCHER</b>				

**New York Mets @ Colorado Rockies**  
Coors Field, Denver, CO  
Wed May 09 2001, 7:05 PM MDT  
Att: 35,952 - Cloudy - 70 F

AB	30
R	0
H	7
RBI	0
BB	3
SO	5
LOB	20



Batter	1	2	3	4	5	6	7	8	9	AB	R	H	RBI	BB	SO	LOB	BOTTOM			
<b>Todd Walker, L</b> OBP: 0.358, SLG: 0.524 (1, 4)										4	2	2	3	0	0	1				
<b>Neftali Pérez, S</b> OBP: 0.429, SLG: 0.576 (1, 6)										4	0	1	0	0	1	1				
<b>Larry Walker, L</b> OBP: 0.441, SLG: 0.756 (1, 9)										4	1	2	1	0	0	1				
<b>17 Todd Helton, L</b> OBP: 0.446, SLG: 0.650 (1, 3)										4	0	1	1	0	0	1				
<b>Greg Norton, S</b> OBP: 0.297, SLG: 0.485 (1, 5)										4	0	0	0	0	2	1				
<b>Todd Hollandsworth, L</b> OBP: 0.415, SLG: 0.678 (1, 8) (8, 7)										4	1	2	0	0	0	0				
<b>Ron Gant, R</b> OBP: 0.448 (1, 7)										3	0	0	0	0	2	1				
<b>Mark Little, R</b> OBP: 0.289, SLG: 0.308 (8, 8)										1	0	0	0	0	1	1				
<b>Brent Mayne, L</b> OBP: 0.432, SLG: 0.443 (1, 2)										3	1	1	0	0	0	1				
<b>Mike Hampton, R</b> OBP: 0.238, SLG: 0.381 (1, 1)										3	1	2	1	0	0	0				
<b>Inning Stats</b>	R: 1 E: 0 K: 1 S: 11	H: 2 LOB: 1 BB: 0 P: 13	R: 0 E: 0 K: 1 S: 15	H: 2 LOB: 1 BB: 0 P: 21	R: 0 E: 0 K: 0 S: 7	H: 1 LOB: 0 BB: 0 P: 13	R: 0 E: 0 K: 1 S: 6	H: 0 LOB: 0 BB: 0 P: 11	R: 0 E: 0 K: 0 S: 6	H: 0 LOB: 0 BB: 0 P: 10	R: 1 E: 0 K: 1 S: 10	H: 1 LOB: 0 BB: 0 P: 14	R: 3 E: 0 K: 1 S: 15	H: 4 LOB: 1 BB: 0 P: 19	R: 0 E: 0 K: 1 S: 12	H: 1 LOB: 1 BB: 0 P: 19	1B: 8 2B: 1 3B: 0 HR: 2	SF: 0 SAC: 0 DP: 0 HBP: 0	WP: 0 PB: 0 SB: 1 CS: 1	PA: 35
<b>PITCHER</b> <b>Rick Reed, R</b> ERA: 2.91 (1, 1)	IP: 7.0 WLS: L BF: 30 H: 10 R: 6 ER: 6 SO: 5 BB: 10 IBB: 0 HBP: 0 BLK: 0 WP: 0 HR: 2 S: 70 P: 101 ERA: 7.71 WHIP: 1.429															<b>PITCHER</b>				
<b>Turk Wendell, R</b> ERA: 2.76 (8, 1)	IP: 1.0 WLS: L BF: 4 H: 1 R: 0 ER: 0 SO: 1 BB: 0 IBB: 0 HBP: 0 BLK: 0 WP: 0 HR: 0 S: 12 P: 19 ERA: 0.00 WHIP: 1.000															<b>PITCHER</b>				

**New York Mets @ Colorado Rockies**  
Coors Field, Denver, CO  
Wed May 09 2001, 7:05 PM MDT  
Att: 35,952 - Cloudy - 70 F

AB	34
R	6
H	11
RBI	6
BB	0
SO	6
LOB	8





Batter	1	2	3	4	5	6	7	8	9	AB	R	H	RBI	BB	SO	LOB	TOP										
<b>Benny Agbayani, R</b> OBP: 0.422, SLG: 0.457 (1, 7)	G5-3			F8		K			31 2B	4	1	1	0	0	1	0											
<b>Timo Perez, L</b> OBP: 0.322, SLG: 0.368 (1, 9)	CS			G1-3		L6			F7	4	0	1	0	0	0	1											
<b>31 Mike Piazza, R</b> OBP: 0.402, SLG: 0.621 (1, 2)	P4			G5-3					K	4	0	1	1	0	1	1											
<b>Robin Ventura, L</b> OBP: 0.405, SLG: 0.490 (1, 5)	CS			K		K			F7	4	0	1	0	0	2	1											
<b>Edgardo Alfonzo, R</b> OBP: 0.333, SLG: 0.492 (1, 4)				F8		G3-1 PB 2B BB			G6-4-3	2	1	0	0	1	0	1											
<b>Lenny Harris, L</b> OBP: 0.195, SLG: 0.250 (1, 3)				F7		G3-1			F8	3	0	0	0	0	0	1											
<b>Alex Escobar, R</b> OBP: 0.300, SLG: 0.400 (1, 8)									F9	3	0	2	1	0	0	0											
<b>Rey Ordonez, R</b> OBP: 0.287, SLG: 0.343 (1, 6)				G6-3		G5-3			G1-3	3	0	0	0	0	0	2											
<b>Glendon Rusch, L</b> (1, 1)																											
<b>Turk Wendell, L</b> (6, 1)				K					K	0	0	0	0	0	0	0											
<b>Tom Martin, L</b> (7, 1)										0	0	0	0	0	0	0											
<b>Jerrod Riggan, R</b> (8, 1)										0	0	0	0	0	0	0											
<b>Desi Relaford, S</b> (9, PH)										1	0	0	0	0	1	0											
<b>Inning Stats</b>	R: 0 E: 0 K: 0 S: 9	H: 1 LOB: 0 BB: 0 P: 18	R: 0 E: 0 K: 1 S: 9	H: 0 LOB: 0 BB: 0 P: 10	R: 0 E: 0 K: 1 S: 6	H: 1 LOB: 0 BB: 0 P: 7	R: 0 E: 0 K: 0 S: 5	H: 0 LOB: 0 BB: 0 P: 6	R: 1 E: 0 K: 1 S: 10	H: 1 LOB: 1 BB: 1 P: 17	R: 0 E: 0 K: 1 S: 7	H: 0 LOB: 0 BB: 0 P: 12	R: 0 E: 0 K: 0 S: 5	H: 0 LOB: 0 BB: 0 P: 6	R: 1 E: 0 K: 1 S: 12	H: 2 LOB: 1 BB: 0 P: 16	1B: 4 2B: 2 3B: 0 HR: 0	SF: 0 SAC: 0 DP: 2 HBP: 0	WP: 0 PB: 1 SB: 0 CS: 1	PA: 32							
<b>PITCHER</b>	IP	WLS	BF	H	R	ER	SO	BB	IBB	HBP	BLK	WP	HR	S	P	ERA	WHIP										
<b>Shawn Chacon, R</b> ERA: 7.98	(1, 1)	8.0	W	26	4	1	0	5	1	0	0	0	0	60	88	0.00	0.625										
<b>Jose Jimenez, R</b> ERA: 5.54	(9, 1)	1.0		5	2	1	1	1	0	0	0	0	0	12	16	9.00	2.000										

**New York Mets @ Colorado Rockies**  
Coors Field, Denver, CO  
Thu May 10 2001, 1:05 PM MDT  
Att: 40,603 - Cloudy - 76 F

AB 30  
R 2  
H 6  
RBI 2  
BB 1  
SO 6  
LOB 7



Batter	1	2	3	4	5	6	7	8	9	AB	R	H	RBI	BB	SO	LOB	BOTTOM										
<b>Mark Little, R</b> OBP: 0.310, SLG: 0.345 (6, PH)	G3-1					G6-3				3	0	2	1	0	0	0											
<b>Todd Hollandsworth, L</b> OBP: 0.469, SLG: 0.697 (7, 8)	S									2	0	0	0	0	0	5											
<b>Neftali Perez, S</b> OBP: 0.427, SLG: 0.600 (1, 6)	K					F8				5	1	2	1	0	1	2											
<b>Larry Walker, L</b> OBP: 0.432, SLG: 0.734 (1, 9)	G3-1					G1-3				5	0	1	0	0	2	2											
<b>Ron Gant, R</b> OBP: 0.319, SLG: 0.500 (7, PR)	K									4	1	2	1	0	2	3											
<b>Juan Pierre, L</b> OBP: 0.371, SLG: 0.354 (8, 8)	K									1	1	0	0	0	0	1											
<b>17 Todd Helton, L</b> OBP: 0.451, SLG: 0.669 (1, 3)						G6-3				4	2	2	2	1	0	0											
<b>Terry Shumpert, R</b> OBP: 0.313, SLG: 0.238 (1, 5)						K				5	2	2	0	0	1	2											
<b>Todd Walker, L</b> OBP: 0.355, SLG: 0.516 (1, 4)						F8				4	0	1	1	0	0	0											
<b>Ben Petrick, R</b> OBP: 0.254, SLG: 0.333 (1, 2)										3	1	1	0	1	0	1											
<b>Shawn Chacon, R</b> (1, 1)										3	0	0	0	0	1	2											
<b>Jose Jimenez, R</b> (9, 1)						K				0	0	0	0	0	0	0											
<b>Inning Stats</b>	R: 0 E: 0 K: 2 S: 13	H: 1 LOB: 1 BB: 0 P: 20	R: 0 E: 0 K: 1 S: 11	H: 0 LOB: 0 BB: 0 P: 17	R: 1 E: 0 K: 2 S: 12	H: 3 LOB: 2 BB: 0 P: 16	R: 0 E: 0 K: 0 S: 7	H: 0 LOB: 0 BB: 0 P: 10	R: 0 E: 0 K: 0 S: 7	H: 0 LOB: 0 BB: 0 P: 9	R: 4 E: 1 K: 0 S: 23	H: 5 LOB: 2 BB: 0 P: 35	R: 3 E: 1 K: 1 S: 17	H: 3 LOB: 3 BB: 1 P: 30	R: 0 E: 0 K: 1 S: 11	H: 1 LOB: 2 BB: 1 P: 22	1B: 9 2B: 1 3B: 0 HR: 3	SF: 0 SAC: 0 DP: 0 HBP: 1	WP: 1 PB: 0 SB: 4 CS: 0	PA: 42							
<b>PITCHER</b>	IP	WLS	BF	H	R	ER	SO	BB	IBB	HBP	BLK	WP	HR	S	P	ERA	WHIP										
<b>Glendon Rusch, L</b> ERA: 5.25	(1, 1)	5.2	L	27	9	5	5	5	0	0	0	0	0	1	2	0.00	1.588										
<b>Turk Wendell, R</b> ERA: 2.7	(6, 1)	0.1		1	0	0	0	0	0	0	0	0	0	1	2	0.00	0.000										
<b>Tom Martin, L</b> ERA: 8.74	(7, 1)	1.0		9	3	3	1	1	0	1	1	0	0	17	30	9.00	3.000										
<b>Jerrod Riggan, R</b> ERA: 5.79	(8, 1)	1.0		5	1	0	0	1	0	1	0	0	1	11	22	0.00	1.000										

**New York Mets @ Colorado Rockies**  
Coors Field, Denver, CO  
Thu May 10 2001, 1:05 PM MDT  
Att: 40,603 - Cloudy - 76 F

AB 39  
R 8  
H 13  
RBI 6  
BB 2  
SO 7  
LOB 18





Batter	1	2	3	4	5	6	7	8	9	10	AB	R	H	RBI	BB	SO	LOB	TOP	
Benny Agbayani, R (1, 7) OBP: 0.425, SLG: 0.473 Tsuyoshi Shinjo, R (8, PR) OBP: 0.308, SLG: 0.410 (8, 9)	P4					F9					4	0	2	1	0	0	0	New York Mets @ San Francisco Giants PacBell Park, San Francisco, CA Fri May 11 2001, 10:35 PM EDT Att. 41,059 - Sunny - 58 F	
Timo Perez, L (1, 9) OBP: 0.302, SLG: 0.344 John Franco, L (8, 1) Donne Wall, R (10, 1) Desi Relaford, S (10, 6)	P3					F9					4	0	0	0	0	2	2		
Eduardo Alfonso, R (1, 4) OBP: 0.331, SLG: 0.480	F9					P5					3	0	0	0	1	0	0		
Robin Ventura, L (1, 5) OBP: 0.392, SLG: 0.470	G6-3					G3-6					4	0	0	0	0	1	1		
Todd Zeile, R (1, 3) OBP: 0.308, SLG: 0.339	G6-3					G4-3					4	0	0	0	0	0	0		
Alex Escobar, R (1, 8) OBP: 0.288, SLG: 0.308	F9					F8					3	0	0	0	1	1	0		
Todd Pratt, R (1, 2) OBP: 0.344, SLG: 0.360 Joe McEwing, R (8, 7) OBP: 0.357, SLG: 0.474						G3					3	2	2	1	0	1	1		
Rey Ordonez, R (1, 6) OBP: 0.277, SLG: 0.330 Armando Benitez, R (10, 1)						2B					1	0	1	0	0	0	0		
Steve Trachsel, R (1, 1) OBP: 0.091, SLG: 0.091 Dennis Cook, L (7, 1) Turk Wendell, L (7, 1) 31 Mike Piazza, R (7, 2) OBP: 0.395, SLG: 0.610						G3					4	0	0	0	0	2	2		
						G5-3					0	0	0	0	0	0	0		
						G6-3					2	0	0	0	0	0	1		
						F9					0	0	0	0	0	0	0		
						F9					2	0	0	0	0	0	1		
											0	0	0	0	0	0	0		
											2	0	0	0	0	0	1		
											1B: 3	SF: 0	2B: 1	SAC: 0	3B: 0	DP: 1	HBP: 0	WP: 0	PA: 36
											1B: 3	SF: 0	2B: 1	SAC: 0	3B: 0	DP: 1	HBP: 0	WP: 0	PA: 36
											1B: 3	SF: 0	2B: 1	SAC: 0	3B: 0	DP: 1	HBP: 0	WP: 0	PA: 36
											1B: 3	SF: 0	2B: 1	SAC: 0	3B: 0	DP: 1	HBP: 0	WP: 0	PA: 36
											1B: 3	SF: 0	2B: 1	SAC: 0	3B: 0	DP: 1	HBP: 0	WP: 0	PA: 36
											1B: 3	SF: 0	2B: 1	SAC: 0	3B: 0	DP: 1	HBP: 0	WP: 0	PA: 36
											1B: 3	SF: 0	2B: 1	SAC: 0	3B: 0	DP: 1	HBP: 0	WP: 0	PA: 36
											1B: 3	SF: 0	2B: 1	SAC: 0	3B: 0	DP: 1	HBP: 0	WP: 0	PA: 36
											1B: 3	SF: 0	2B: 1	SAC: 0	3B: 0	DP: 1	HBP: 0	WP: 0	PA: 36
											1B: 3	SF: 0	2B: 1	SAC: 0	3B: 0	DP: 1	HBP: 0	WP: 0	PA: 36
											1B: 3	SF: 0	2B: 1	SAC: 0	3B: 0	DP: 1	HBP: 0	WP: 0	PA: 36
											1B: 3	SF: 0	2B: 1	SAC: 0	3B: 0	DP: 1	HBP: 0	WP: 0	PA: 36
											1B: 3	SF: 0	2B: 1	SAC: 0	3B: 0	DP: 1	HBP: 0	WP: 0	PA: 36
											1B: 3	SF: 0	2B: 1	SAC: 0	3B: 0	DP: 1	HBP: 0	WP: 0	PA: 36
											1B: 3	SF: 0	2B: 1	SAC: 0	3B: 0	DP: 1	HBP: 0	WP: 0	PA: 36
											1B: 3	SF: 0	2B: 1	SAC: 0	3B: 0	DP: 1	HBP: 0	WP: 0	PA: 36
											1B: 3	SF: 0	2B: 1	SAC: 0	3B: 0	DP: 1	HBP: 0	WP: 0	PA: 36
											1B: 3	SF: 0	2B: 1	SAC: 0	3B: 0	DP: 1	HBP: 0	WP: 0	PA: 36
											1B: 3	SF: 0	2B: 1	SAC: 0	3B: 0	DP: 1	HBP: 0	WP: 0	PA: 36
											1B: 3	SF: 0	2B: 1	SAC: 0	3B: 0	DP: 1	HBP: 0	WP: 0	PA: 36
											1B: 3	SF: 0	2B: 1	SAC: 0	3B: 0	DP: 1	HBP: 0	WP: 0	PA: 36
											1B: 3	SF: 0	2B: 1	SAC: 0	3B: 0	DP: 1	HBP: 0	WP: 0	PA: 36
											1B: 3	SF: 0	2B: 1	SAC: 0	3B: 0	DP: 1	HBP: 0	WP: 0	PA: 36
											1B: 3	SF: 0	2B: 1	SAC: 0	3B: 0	DP: 1	HBP: 0	WP: 0	PA: 36
											1B: 3	SF: 0	2B: 1	SAC: 0	3B: 0	DP: 1	HBP: 0	WP: 0	PA: 36
											1B: 3	SF: 0	2B: 1	SAC: 0	3B: 0	DP: 1	HBP: 0	WP: 0	PA: 36
											1B: 3	SF: 0	2B: 1	SAC: 0	3B: 0	DP: 1	HBP: 0	WP: 0	PA: 36
											1B: 3	SF: 0	2B: 1	SAC: 0	3B: 0	DP: 1	HBP: 0	WP: 0	PA: 36
											1B: 3	SF: 0	2B: 1	SAC: 0	3B: 0	DP: 1	HBP: 0	WP: 0	PA: 36
											1B: 3	SF: 0	2B: 1	SAC: 0	3B: 0	DP: 1	HBP: 0	WP: 0	PA: 36
											1B: 3	SF: 0	2B: 1	SAC: 0	3B: 0	DP: 1	HBP: 0	WP: 0	PA: 36
											1B: 3	SF: 0	2B: 1	SAC: 0	3B: 0	DP: 1	HBP: 0	WP: 0	PA: 36
											1B: 3	SF: 0	2B: 1	SAC: 0	3B: 0	DP: 1	HBP: 0	WP: 0	PA: 36
											1B: 3	SF: 0	2B: 1	SAC: 0	3B: 0	DP: 1	HBP: 0	WP: 0	PA: 36
											1B: 3	SF: 0	2B: 1	SAC: 0	3B: 0	DP: 1	HBP: 0	WP: 0	PA: 36
											1B: 3	SF: 0	2B: 1	SAC: 0	3B: 0	DP: 1	HBP: 0	WP: 0	PA: 36
											1B: 3	SF: 0	2B: 1	SAC: 0	3B: 0	DP: 1	HBP: 0	WP: 0	PA: 36
											1B: 3	SF: 0	2B: 1	SAC: 0	3B: 0	DP: 1	HBP: 0	WP: 0	PA: 36
											1B: 3	SF: 0	2B: 1	SAC: 0	3B: 0	DP: 1	HBP: 0	WP: 0	PA: 36
											1B: 3	SF: 0	2B: 1	SAC: 0	3B: 0	DP: 1	HBP: 0	WP: 0	PA: 36
											1B: 3	SF: 0	2B: 1	SAC: 0	3B: 0	DP: 1	HBP: 0	WP: 0	PA: 36
											1B: 3	SF: 0	2B: 1	SAC: 0	3B: 0	DP: 1	HBP: 0	WP: 0	PA: 36
											1B: 3	SF: 0	2B: 1	SAC: 0	3B: 0	DP: 1	HBP: 0	WP: 0	PA: 36
											1B: 3	SF: 0	2B: 1	SAC: 0	3B: 0	DP: 1	HBP: 0	WP: 0	PA: 36
											1B: 3	SF: 0	2B: 1	SAC: 0	3B: 0	DP: 1	HBP: 0	WP: 0	PA: 36
											1B: 3	SF: 0	2B: 1	SAC: 0	3B: 0	DP: 1	HBP: 0	WP: 0	PA: 36
											1B: 3	SF: 0	2B: 1	SAC: 0	3B: 0	DP: 1	HBP: 0	WP: 0	PA: 36
											1B: 3	SF: 0	2B: 1	SAC: 0	3B: 0	DP: 1	HBP: 0	WP: 0	PA: 36
											1B: 3	SF: 0	2B: 1	SAC: 0	3B: 0	DP: 1	HBP: 0	WP: 0	PA: 36
											1B: 3	SF: 0	2B: 1	SAC: 0	3B: 0	DP: 1	HBP: 0	WP: 0	PA: 36
											1B: 3	SF: 0	2B: 1	SAC: 0	3B: 0	DP: 1	HBP: 0	WP: 0	PA: 36
											1B: 3	SF: 0	2B: 1	SAC: 0	3B: 0	DP: 1	HBP: 0	WP: 0	PA: 36
											1B: 3	SF: 0	2B: 1	SAC: 0	3B: 0	DP: 1	HBP: 0	WP: 0	PA: 36
											1B: 3	SF: 0	2B: 1	SAC: 0	3B: 0	DP: 1	HBP: 0	WP: 0	PA: 36
											1B: 3	SF: 0	2B: 1	SAC: 0	3B: 0	DP: 1	HBP: 0	WP: 0	PA: 36
											1B: 3	SF: 0	2B: 1	SAC: 0	3B: 0	DP: 1	HBP: 0	WP: 0	PA: 36
											1B: 3	SF: 0	2B: 1	SAC: 0	3B: 0	DP: 1	HBP: 0	WP: 0	PA: 36
											1B: 3	SF: 0	2B: 1	SAC: 0	3B: 0	DP: 1	HBP: 0	WP: 0	PA: 36
											1B: 3	SF: 0	2B: 1	SAC: 0	3B: 0	DP: 1	HBP: 0	WP: 0	PA: 36
											1B: 3	SF: 0	2B: 1	SAC: 0	3B: 0	DP: 1	HBP: 0	WP: 0	PA: 36
											1B: 3	SF: 0	2B: 1	SAC: 0	3B: 0	DP: 1	HBP: 0	WP: 0	PA: 36
											1B: 3	SF: 0	2B: 1	SAC: 0	3B: 0	DP: 1	HBP: 0	WP: 0	PA: 36
											1B: 3	SF: 0	2B: 1	SAC: 0	3B: 0	DP: 1	HBP: 0	WP: 0	PA: 36
											1B: 3	SF: 0	2B: 1	SAC: 0					



Batter	1	2	3	4	5	6	7	8	9	AB	R	H	RBI	BB	SO	LOB	TOP										
<b>Timo Perez, L</b> OBP: 0.309, SLG: 0.348 (1, 9)										5	0	2	0	0	0	0	<b>New York Mets @ San Francisco Giants</b> PacBell Park, San Francisco, CA Sat May 12 2001, 4:05 PM EDT Att: 41,059 - Sunny - 62 F										
<b>Dest Relaford, S</b> OBP: 0.395, SLG: 0.600 (1, 4) (8, 6)										5	1	2	0	0	2	1											
<b>31 Mike Piazza, R</b> OBP: 0.388, SLG: 0.591 (1, 2)										5	1	1	0	0	3	3											
<b>Robin Ventura, L</b> OBP: 0.395, SLG: 0.466 (1, 5)										3	1	1	0	1	0	2											
<b>Benny Agbayani, R</b> OBP: 0.420, SLG: 0.467 (1, 7)										1	0	0	0	0	1	0											
<b>Tsuyoshi Shinjo, R</b> OBP: 0.318, SLG: 0.432 (3, 7)										3	0	2	2	0	0	1											
<b>Todd Zeile, R</b> OBP: 0.321, SLG: 0.350 (1, 3)										2	0	1	0	2	0	1											
<b>Alex Escobar, R</b> OBP: 0.278, SLG: 0.294 (1, 8)										4	0	1	1	0	3	4											
<b>Rey Ordenez, R</b> OBP: 0.270, SLG: 0.322 (1, 6)										3	0	0	0	0	0	1											
<b>Edgardo Alfonzo, R</b> OBP: 0.320, SLG: 0.476 (8, PH) (8, 4)										1	0	0	0	0	0	3											
<b>Dicky Gonzalez, R</b> (1, 1)										1	0	0	0	0	0	0											
<b>Joe McEwing, R</b> (5, PH)										1	0	0	0	0	1	0											
<b>Tom Martin, L</b> (5, 1)										0	0	0	0	0	0	0											
<b>Jerrod Riggan, R</b> (6, 1)										0	0	0	0	0	0	0											
<b>Todd Pratt, R</b> (7, PH)										1	0	0	0	0	1	0											
<b>Donne Wall, R</b> (7, 1)										0	0	0	0	0	0	0											
<b>Lenny Harris, L</b> (8, PH)										1	0	0	0	0	0	3											
<b>Dennis Cook, L</b> (8, 1)										0	0	0	0	0	0	0											
<b>Inning Stats</b>	R: 0 E: 0 K: 1 S: 8	H: 2 LOB: 1 BB: 0 P: 15	R: 0 E: 0 K: 2 S: 11	H: 1 LOB: 1 BB: 0 P: 21	R: 0 E: 0 K: 1 S: 7	H: 0 LOB: 0 BB: 0 P: 10	R: 1 E: 0 K: 1 S: 16	H: 2 LOB: 1 BB: 0 P: 26	R: 0 E: 0 K: 1 S: 9	H: 1 LOB: 1 BB: 0 P: 13	R: 0 E: 0 K: 1 S: 11	H: 1 LOB: 0 BB: 0 P: 22	R: 0 E: 0 K: 1 S: 6	H: 0 LOB: 0 BB: 0 P: 7	R: 2 E: 0 K: 1 S: 26	H: 3 LOB: 3 BB: 2 P: 44	R: 0 E: 0 K: 2 S: 10	H: 0 LOB: 0 BB: 0 P: 16	1B: 8 2B: 3 3B: 0 HR: 0	SF: 0 SAC: 0 DP: 1 HBP: 0	WP: 0 PA: 39 PB: 0 SB: 0 CS: 1						
<b>PITCHER</b>	IP	WLS	BF	H	R	ER	SO	BB	IBB	HBP	BLK	WP	HR	S	P	ERA	WHIP										
<b>Russ Ortiz, R</b> ERA: 2.77 (1, 1)	6.0	W	25	7	1	1	7	1	0	0	0	0	0	62	107	1.50	1.333										
<b>Aaron Fultz, L</b> ERA: 5.27 (7, 1)	1.0		3	0	0	0	1	0	0	0	0	0	0	6	7	0.00	0.000										
<b>Alan Embree, L</b> ERA: 11.2 (8, 1)	0.1		5	2	2	2	1	2	0	0	0	0	0	15	29	54.00	12.000										
<b>Tim Worrell, R</b> ERA: 1.96 (8, 1)	1.2		6	1	0	0	2	0	0	0	0	0	0	21	31	0.00	0.600										

Batter	1	2	3	4	5	6	7	8	9	AB	R	H	RBI	BB	SO	LOB	BOTTOM										
<b>Marvin Benard, L</b> OBP: 0.254, SLG: 0.288 (1, 8)										5	2	2	1	0	1	0	<b>New York Mets @ San Francisco Giants</b> PacBell Park, San Francisco, CA Sat May 12 2001, 4:05 PM EDT Att: 41,059 - Sunny - 62 F										
<b>Rich Aurilia, R</b> OBP: 0.429, SLG: 0.634 (1, 6)										5	3	4	2	0	0	0											
<b>Barry Bonds, L</b> OBP: 0.441, SLG: 0.777 (1, 7)										3	2	2	2	1	1	0											
<b>Aaron Fultz, L</b> OBP: 0.500, SLG: 0.500 (7, 1)										0	0	0	0	0	0	0											
<b>Alan Embree, L</b> (8, 1)										0	0	0	0	0	0	0											
<b>Tim Worrell, R</b> (8, 1)										0	0	0	0	0	0	0											
<b>Jeff Kent, R</b> OBP: 0.322, SLG: 0.507 (1, 4)										4	0	1	2	0	1	3											
<b>J.T. Snow, L</b> OBP: 0.386, SLG: 0.362 (1, 3)										4	0	0	0	1	3	6											
<b>Russ Davis, R</b> OBP: 0.343, SLG: 0.489 (1, 5)										1	1	0	1	3	1	2											
<b>Armando Rios, L</b> OBP: 0.328, SLG: 0.491 (1, 9) (7, 7)										4	1	1	1	0	1	4											
<b>Bobby Estalella, R</b> OBP: 0.290, SLG: 0.371 (1, 2)										3	1	0	0	1	0	3											
<b>Russ Ortiz, R</b> OBP: 0.167, SLG: 0.118 (1, 1)										2	0	0	0	0	2	0											
<b>Eric Davis, R</b> OBP: 0.239, SLG: 0.275 (6, PH) (7, 9)										2	0	0	0	0	1	4											
<b>Inning Stats</b>	R: 3 E: 0 K: 1 S: 19	H: 3 LOB: 2 BB: 2 P: 34	R: 0 E: 0 K: 2 S: 7	H: 0 LOB: 0 BB: 0 P: 9	R: 1 E: 0 K: 1 S: 12	H: 1 LOB: 1 BB: 1 P: 22	R: 0 E: 0 K: 1 S: 9	H: 0 LOB: 0 BB: 0 P: 12	R: 1 E: 0 K: 2 S: 10	H: 1 LOB: 0 BB: 0 P: 13	R: 4 E: 0 K: 2 S: 20	H: 4 LOB: 2 BB: 2 P: 39	R: 0 E: 0 K: 0 S: 4	H: 0 LOB: 1 BB: 1 P: 8	R: 1 E: 1 K: 2 S: 16	H: 1 LOB: 2 BB: 0 P: 21	1B: 5 2B: 4 3B: 0 HR: 1	SF: 1 SAC: 1 DP: 0 HBP: 1	WP: 2 PA: 42 PB: 0 SB: 0 CS: 0								
<b>PITCHER</b>	IP	WLS	BF	H	R	ER	SO	BB	IBB	HBP	BLK	WP	HR	S	P	ERA	WHIP										
<b>Dicky Gonzalez, R</b> ERA: 7.9 (1, 1)	4.0	L	19	4	4	4	5	2	0	0	0	0	1	18	31	36.00	4.000										
<b>Tom Martin, L</b> ERA: 10.95 (5, 1)	1.0		7	2	4	4	2	2	0	0	0	0	0	4	8	0.00	1.000										
<b>Jerrod Riggan, R</b> ERA: 6.1 (6, 1)	1.0		6	3	1	1	2	0	0	0	0	0	0	12	21	9.00	3.000										
<b>Donne Wall, R</b> ERA: 5.82 (7, 1)	1.0		4	0	0	0	0	1	0	0	0	0	0	4	8	0.00	1.000										
<b>Dennis Cook, L</b> ERA: 0.69 (8, 1)	1.0		6	1	1	0	2	0	0	1	0	1	0	16	21	0.00	1.000										



Batter	1	2	3	4	5	6	7	8	9	AB	R	H	RBI	BB	SO	LOB	TOP					
Joe McEwing, R (1, 7) OBP: 0.354, SLG: 0.465	F7		G5-3 PB BB		G5-3			G6-3 31 2B	P4	4	0	1	0	1	0	1						
Eduardo Alfonso, R (1, 4) OBP: 0.326, SLG: 0.477	P4		F9					K		4	0	1	0	0	1	4						
31 Mike Piazza, R (1, 2) OBP: 0.376, SLG: 0.570	G6-3		G5-3		G5-3			G6-3		4	0	0	1	0	0	4						
Todd Zeile, R (1, 3) OBP: 0.326, SLG: 0.344		F8								2	0	0	0	2	1	0						
Robin Ventura, L (1, 5) OBP: 0.386, SLG: 0.453										3	0	0	0	0	1	2						
Lenny Harris, L (8, PH) OBP: 0.186, SLG: 0.238		K	F9					P5		1	0	0	0	0	0	2						
Tsuyoshi Shinjo, R (1, 8) OBP: 0.326, SLG: 0.471					G6-3					4	1	2	1	0	0	0						
Alex Escobar, R (1, 9) OBP: 0.227, SLG: 0.238		FC6-4 1B								4	0	0	0	0	1	1						
Desi Relaford, S (1, 6) OBP: 0.383, SLG: 0.558					G6-3					3	1	0	0	1	0	0						
Kevin Appier, R (1, 1) OBP: 0.071, SLG: 0.071										1	1	0	0	0	0	0						
Timo Perez, L (7, PH) OBP: 0.304, SLG: 0.343										1	0	0	0	0	0	0						
Turk Wendell, L (7, 1) OBP: 0.353, SLG: 0.346										0	0	0	0	0	0	0						
John Franco, L (8, 1) OBP: 0.353, SLG: 0.346										0	0	0	0	0	0	0						
Todd Pratt, R (9, PH) OBP: 0.353, SLG: 0.346										0	0	0	0	1	0	0						
<b>Inning Stats</b>	R: 0 E: 0 K: 0 S: 9	H: 0 LOB: 0 BB: 0 P: 12	R: 0 E: 0 K: 1 S: 11	H: 1 LOB: 1 BB: 0 P: 14	R: 2 E: 1 K: 0 S: 17	H: 0 LOB: 2 BB: 3 P: 32	R: 0 E: 0 K: 1 S: 8	H: 0 LOB: 0 BB: 0 P: 9	R: 0 E: 0 K: 1 S: 11	H: 0 LOB: 0 BB: 0 P: 17	R: 0 E: 0 K: 0 S: 4	H: 0 LOB: 0 BB: 0 P: 5	R: 0 E: 0 K: 1 S: 13	H: 1 LOB: 2 BB: 1 P: 27	R: 1 E: 0 K: 0 S: 9	H: 1 LOB: 1 BB: 1 P: 18	1B: 1 2B: 2 3B: 0 HR: 1	SF: 0 SAC: 1 DP: 0 HBP: 0	WP: 0 PB: 1 SB: 0 CS: 0	PA: 37		
<b>PITCHER</b>	IP WLS BF H R ER SO BB IBB HBP BLK WP HR S P ERA WHIP	5.0 W 21 2 2 0 2 3 0 0 0 0 0 0 15 22 0.00 1.000	2.0 6 0 0 0 1 0 0 0 0 0 0 0 13 27 0.00 2.000	1.0 5 1 0 0 1 1 0 0 0 0 0 1 9 18 9.00 2.000	1.0 5 1 1 1 0 1 0 0 0 0 1 9 18 9.00 2.000																	

New York Mets @ San Francisco Giants  
PacBell Park, San Francisco, CA  
Sun May 13 2001, 4:05 PM EDT  
Att: 41,059 - Cloudy - 59 F

AB	31
R	3
H	4
RBI	2
BB	5
SO	4
LOB	14



Batter	1	2	3	4	5	6	7	8	9	AB	R	H	RBI	BB	SO	LOB	BOTTOM					
Marvin Benard, L (1, 8) OBP: 0.254, SLG: 0.281	G3		K2-3							3	1	0	0	1	1	0						
Rich Aurilia, R (1, 6) OBP: 0.431, SLG: 0.659	G6-3									4	2	2	3	0	0	0						
Barry Bonds, L (1, 7) OBP: 0.436, SLG: 0.766	P5									4	0	1	1	0	1	0						
Jeff Kent, R (1, 4) OBP: 0.320, SLG: 0.522										4	1	1	1	0	1	1						
J.T. Snow, L (1, 3) OBP: 0.376, SLG: 0.350										4	0	0	0	0	3	0						
Benito Santiago, R (1, 2) OBP: 0.407, SLG: 0.479										4	0	0	0	0	0	0						
Armando Rios, L (1, 9) OBP: 0.328, SLG: 0.483										2	0	0	0	1	1	0						
Edwards Guzman, L (1, 5) OBP: 0.308, SLG: 0.615										3	2	3	1	0	0	0						
41 Chad Zerbe, L (1, 1) ERA: 5.61										1	0	0	0	0	0	0						
Tim Worrell, R (6, 1) ERA: 2.51										1	0	0	0	0	1	2						
Felix Rodriguez, R (8, 1) ERA: 3.07										0	0	0	0	0	0	0						
Robb Nen, R (9, 1) ERA: 3.07										0	0	0	0	0	0	0						
<b>Inning Stats</b>	R: 0 E: 0 K: 0 S: 9	H: 0 LOB: 0 BB: 0 P: 14	R: 1 E: 0 K: 2 S: 12	H: 1 LOB: 0 BB: 0 P: 20	R: 2 E: 0 K: 2 S: 14	H: 2 LOB: 0 BB: 0 P: 24	R: 0 E: 0 K: 2 S: 7	H: 0 LOB: 0 BB: 0 P: 10	R: 3 E: 0 K: 0 S: 12	H: 3 LOB: 1 BB: 1 P: 24	R: 0 E: 0 K: 2 S: 12	H: 1 LOB: 2 BB: 1 P: 19	R: 0 E: 0 K: 0 S: 10	H: 0 LOB: 0 BB: 0 P: 19	R: 0 E: 0 K: 0 S: 10	H: 0 LOB: 0 BB: 0 P: 16	1B: 1 2B: 3 3B: 0 HR: 3	SF: 0 SAC: 1 DP: 0 HBP: 0	WP: 0 PB: 0 SB: 0 CS: 0	PA: 33		
<b>PITCHER</b>	IP WLS BF H R ER SO BB IBB HBP BLK WP HR S P ERA WHIP	6.0 L 27 7 6 6 8 2 0 0 0 0 0 0 10 19 9.00 1.500	1.0 3 0 0 0 0 0 0 0 0 0 0 0 10 19 0.00 0.000	1.0 3 0 0 0 0 0 0 0 0 0 0 0 10 16 0.00 0.000																		

New York Mets @ San Francisco Giants  
PacBell Park, San Francisco, CA  
Sun May 13 2001, 4:05 PM EDT  
Att: 41,059 - Cloudy - 59 F

AB	30
R	6
H	7
RBI	6
BB	2
SO	8
LOB	3





Batter	1	2	3	4	5	6	7	8	9	AB	R	H	RBI	BB	SO	LOB	TOP										
Rickey Henderson, R OBP: 0.394, SLG: 0.434 (1, 7)	F7		G4-3			G6-3			G4-3	4	0	0	0	0	0	0											
Santiago Perez, S OBP: 0.347, SLG: 0.233 Mike Colangelo, R OBP: 0.367, SLG: 0.655 (1, 8) (3, 8)	F8		K			K			G1-3 1B	2	0	0	0	0	1	0											
Ryan Klesko, L OBP: 0.394, SLG: 0.488 (1, 3)	K					1B 2B			G1-3	3	0	1	0	1	1	1											
Phil Nevin, R OBP: 0.391, SLG: 0.632 (1, 5)						F4			K	4	0	1	0	0	2	3											
Ben Davis, S OBP: 0.443, SLG: 0.474 (1, 2)	F8					CS 1B			P6	3	0	1	0	0	0	2											
Bubba Trammell, R OBP: 0.373, SLG: 0.514 (1, 9)	F3					CS			K	3	0	0	0	0	1	2											
Adam Riggs, R OBP: 0.329, SLG: 0.333 (1, 4)						G6-3			CS 1B	3	0	2	0	0	0	0											
Donaldo Mendez, R OBP: 0.239, SLG: 0.225 (1, 6)	K					K			F7	3	0	0	0	0	2	3											
Bobby Jones, R OBP: 0.118, SLG: 0.063 Wiki Gonzalez, R OBP: 0.275, SLG: 0.479 Kevin Walker, L David Lee, R (1, 1) (8, PH) (8, 1) (8, 1)			G1-6-3			P5			F8	2	0	0	0	0	0	0											
<b>Inning Stats</b>	R: 0 E: 0 K: 1 S: 7	H: 0 LOB: 0 BB: 0 P: 9	R: 0 E: 0 K: 1 S: 15	H: 2 LOB: 2 BB: 0 P: 17	R: 0 E: 0 K: 1 S: 9	H: 0 LOB: 0 BB: 0 P: 13	R: 0 E: 0 K: 0 S: 12	H: 2 LOB: 0 BB: 0 P: 18	R: 0 E: 0 K: 1 S: 9	H: 0 LOB: 0 BB: 0 P: 13	R: 0 E: 0 K: 2 S: 13	H: 0 LOB: 1 BB: 1 P: 20	R: 0 E: 0 K: 0 S: 6	H: 1 LOB: 0 BB: 0 P: 8	R: 0 E: 0 K: 1 S: 13	H: 1 LOB: 1 BB: 0 P: 21	1B: 5 2B: 1 3B: 0 HR: 0	SF: 0 SAC: 0 DP: 0 HBP: 0	WP: 0 PB: 0 SB: 1 CS: 2	PA: 32							
<b>PITCHER</b>	IP	WLS	BF	H	R	ER	SO	BB	IBB	HBP	BLK	WP	HR	S	P	ERA	WHIP										
Rick Reed, R ERA: 2.52 Armando Benitez, R ERA: 4.15 (1, 1) (9, 1)	8.0	W	27	5	0	0	7	1	0	0	0	0	0	80	109	0.00	0.750										

San Diego Padres @ New York Mets  
Shea Stadium, Flushing, NY  
Tue May 15 2001, 7:10 PM EDT  
Att: 21,490 - Cloudy - 68 F

AB	30
R	0
H	6
RBI	0
BB	1
SO	8
LOB	11



Batter	1	2	3	4	5	6	7	8	9	AB	R	H	RBI	BB	SO	LOB	BOTTOM										
Timo Perez, L OBP: 0.288, SLG: 0.324 (1, 9)	B2-3		G4-3			K			G4-3	4	0	0	0	0	1	1											
Desi Relaford, S OBP: 0.392, SLG: 0.565 (1, 4)			K							3	0	1	0	1	1	0											
31 Mike Piazza, R OBP: 0.365, SLG: 0.551 (1, 2)	F3					E5 G6-3			K	4	0	0	0	0	1	2											
Todd Zeile, R OBP: 0.317, SLG: 0.333 (1, 3)	G6-3					K			F8	4	0	0	0	0	1	3											
Lenny Harris, L OBP: 0.174, SLG: 0.222 Robin Ventura, L OBP: 0.386, SLG: 0.453 (1, 5) (8, 5)			L8			G6-3			F8	3	0	0	0	0	0	1											
Tsuyoshi Shinjo, R OBP: 0.337, SLG: 0.477 (1, 8)	F7									3	1	2	0	0	0	0											
Darryl Hamilton, L OBP: 0.215, SLG: 0.207 (1, 7)						G3 1B			1B 1B	3	0	1	0	0	0	2											
Rey Ordonez, R OBP: 0.280, SLG: 0.331 (1, 6)			G4-3						F8	3	0	2	1	0	0	1											
Rick Reed, R OBP: 0.190, SLG: 0.150 Armando Benitez, R (1, 1) (9, 1)						F8			G6-3	3	0	0	0	0	1	3											
<b>Inning Stats</b>	R: 0 E: 0 K: 0 S: 10	H: 1 LOB: 1 BB: 0 P: 13	R: 0 E: 0 K: 0 S: 8	H: 1 LOB: 1 BB: 0 P: 12	R: 0 E: 0 K: 1 S: 7	H: 0 LOB: 0 BB: 0 P: 9	R: 0 E: 1 K: 1 S: 11	H: 0 LOB: 0 BB: 0 P: 16	R: 1 E: 0 K: 2 S: 13	H: 2 LOB: 1 BB: 0 P: 22	R: 0 E: 0 K: 0 S: 8	H: 0 LOB: 0 BB: 0 P: 13	R: 0 E: 0 K: 0 S: 13	H: 2 LOB: 2 BB: 0 P: 21	R: 0 E: 0 K: 1 S: 13	H: 0 LOB: 1 BB: 1 P: 19	1B: 5 2B: 1 3B: 0 HR: 0	SF: 0 SAC: 0 DP: 1 HBP: 0	WP: 0 PB: 0 SB: 1 CS: 0	PA: 31							
<b>PITCHER</b>	IP	WLS	BF	H	R	ER	SO	BB	IBB	HBP	BLK	WP	HR	S	P	ERA	WHIP										
Bobby Jones, R ERA: 2.83 Kevin Walker, L ERA: 3.6 David Lee, R ERA: 2.84 (1, 1) (8, 1) (8, 1)	7.0	L	27	6	1	1	4	0	0	0	0	0	0	8	13	0.00	3.000										

San Diego Padres @ New York Mets  
Shea Stadium, Flushing, NY  
Tue May 15 2001, 7:10 PM EDT  
Att: 21,490 - Cloudy - 68 F

AB	30
R	1
H	6
RBI	1
BB	1
SO	5
LOB	13





Batter	1	2	3	4	5	6	7	8	9	AB	R	H	RBI	BB	SO	LOB	TOP					
Rickey Henderson, R OBP: 0.394, SLG: 0.460										4	1	1	1	1	2	3						
Mike Colangelo, R OBP: 0.371, SLG: 0.594										3	0	0	0	2	3	0						
Ryan Klesko, L OBP: 0.400, SLG: 0.484										3	2	1	0	2	0	2						
Phil Nevin, R OBP: 0.398, SLG: 0.630										5	1	3	1	0	1	4						
Bubba Trammell, R OBP: 0.366, SLG: 0.509										5	1	1	2	0	1	5						
Ben Davis, S OBP: 0.441, SLG: 0.465										4	0	1	1	1	1	2						
Adam Riggs, R OBP: 0.333, SLG: 0.273										5	0	1	0	0	1	1						
Donaldo Mendez, R OBP: 0.237, SLG: 0.224										5	0	1	0	0	2	2						
Adam Eaton, R OBP: 0.263, SLG: 0.235										3	0	0	0	1	2	1						
Tom Davey, R OBP: 0.000, SLG: 0.000										0	0	0	0	0	0	0						
Trevor Hoffman, R OBP: 0.000, SLG: 0.000										0	0	0	0	0	0	0						
<b>Inning Stats</b>	R: 4 E: 0 K: 1 S: 15	H: 5 LOB: 1 BB: 0 P: 27	R: 0 E: 0 K: 1 S: 11	H: 0 LOB: 2 BB: 22	R: 0 E: 0 K: 1 S: 12	H: 2 LOB: 3 BB: 24	R: 0 E: 1 K: 2 S: 10	H: 1 LOB: 2 BB: 0 P: 14	R: 0 E: 0 K: 0 S: 8	H: 0 LOB: 0 BB: 0 P: 12	R: 0 E: 0 K: 1 S: 13	H: 0 LOB: 1 BB: 2 P: 24	R: 0 E: 1 K: 0 S: 10	H: 0 LOB: 0 BB: 0 P: 13	R: 1 E: 0 K: 3 S: 13	H: 1 LOB: 1 BB: 0 P: 24	R: 0 E: 0 K: 3 S: 10	H: 0 LOB: 0 BB: 0 P: 14	1B: 7 2B: 1 3B: 0 HR: 1	SF: 0 SAC: 0 DP: 0 HBP: 0	WP: 0 PB: 0 SB: 3 CS: 0	PA: 44
<b>PITCHER</b>	IP WLS BF H R ER SO BB IBB HBP BLK WP HR S P ERA WHIP																					
Glendon Rusch, L ERA: 5.82	(1, 1) 2.2 L 18 7 4 4 2 4 0 0 0 0 0 1 35 68 13.50 4.125																					
Jerrold Riggan, R ERA: 4.57	(3, 1) 2.1 11 1 0 0 5 2 0 0 0 0 0 0 25 43 0.00 1.286																					
Turk Wendell, R ERA: 2.18	(6, 1) 2.0 7 0 0 0 1 0 0 0 0 0 0 0 19 25 0.00 0.000																					
Dennis Cook, L ERA: 1.29	(8, 1) 1.0 5 1 1 1 2 1 0 0 0 0 0 0 13 24 9.00 2.000																					
Donne Wall, R ERA: 5.5	(9, 1) 1.0 3 0 0 0 3 0 0 0 0 0 0 0 10 14 0.00 0.000																					
<b>Batter</b>	<b>1</b>	<b>2</b>	<b>3</b>	<b>4</b>	<b>5</b>	<b>6</b>	<b>7</b>	<b>8</b>	<b>9</b>	<b>AB</b>	<b>R</b>	<b>H</b>	<b>RBI</b>	<b>BB</b>	<b>SO</b>	<b>LOB</b>	<b>BOTTOM</b>					
Darren Bragg, L OBP: 0.250, SLG: 0.500										4	0	1	0	0	2	0						
Edgardo Alfonzo, R OBP: 0.331, SLG: 0.473										3	1	1	0	1	0	1						
31 Mike Piazza, R OBP: 0.369, SLG: 0.549										4	1	2	0	0	1	2						
Robin Ventura, L OBP: 0.382, SLG: 0.445										4	0	1	1	0	1	3						
Todd Zeile, R OBP: 0.318, SLG: 0.328										2	0	0	0	1	0	3						
Dennis Cook, L OBP: 0.404, SLG: 0.565										0	0	0	0	0	0	0						
Donne Wall, R OBP: 0.000, SLG: 0.000										0	0	0	0	0	0	0						
Tsuyoshi Shinjo, R OBP: 0.323, SLG: 0.457										4	0	0	1	0	1	3						
Darryl Hamilton, L OBP: 0.217, SLG: 0.197										3	0	0	0	1	1	2						
Rey Ordonez, R OBP: 0.273, SLG: 0.322										3	0	0	0	0	0	1						
Timo Perez, L OBP: 0.284, SLG: 0.319										1	0	0	0	0	1	0						
Glendon Rusch, L ERA: 5.51	(1, 1) 7.1 W 32 5 2 2 7 3 0 0 1 0 0 0 79 123 2.46 1.091																					
Jerrold Riggan, R ERA: 3.29	(8, 1) 0.2 H 1 0 0 0 1 0 0 0 0 0 0 0 4 5 0.00 0.000																					
Turk Wendell, L ERA: 2.81	(9, 1) 1.0 S 3 0 0 0 2 0 0 0 0 0 0 0 9 10 0.00 0.000																					
<b>Inning Stats</b>	R: 0 E: 1 K: 1 S: 14	H: 1 LOB: 2 BB: 0 P: 18	R: 0 E: 0 K: 1 S: 9	H: 0 LOB: 1 BB: 1 P: 14	R: 2 E: 0 K: 1 S: 14	H: 3 LOB: 2 BB: 1 P: 27	R: 0 E: 0 K: 2 S: 10	H: 0 LOB: 0 BB: 0 P: 13	R: 0 E: 0 K: 0 S: 7	H: 1 LOB: 1 BB: 0 P: 10	R: 0 E: 0 K: 1 S: 8	H: 0 LOB: 0 BB: 0 P: 14	R: 0 E: 0 K: 1 S: 11	H: 0 LOB: 1 BB: 1 P: 18	R: 0 E: 0 K: 1 S: 10	H: 0 LOB: 1 BB: 0 P: 14	R: 0 E: 0 K: 2 S: 9	H: 0 LOB: 0 BB: 0 P: 10	1B: 4 2B: 2 3B: 0 HR: 0	SF: 0 SAC: 0 DP: 1 HBP: 1	WP: 0 PB: 0 SB: 0 CS: 1	PA: 36
<b>PITCHER</b>	IP WLS BF H R ER SO BB IBB HBP BLK WP HR S P ERA WHIP																					
Adam Eaton, R ERA: 5.51	(1, 1) 7.1 W 32 5 2 2 7 3 0 0 1 0 0 0 79 123 2.46 1.091																					
Tom Davey, R ERA: 3.29	(8, 1) 0.2 H 1 0 0 0 1 0 0 0 0 0 0 0 4 5 0.00 0.000																					
Trevor Hoffman, R ERA: 2.81	(9, 1) 1.0 S 3 0 0 0 2 0 0 0 0 0 0 0 9 10 0.00 0.000																					

San Diego Padres @ New York Mets  
Shea Stadium, Flushing, NY  
Wed May 16 2001, 7:10 PM EDT  
Att: 20,134 - Cloudy - 60 F

AB 37  
R 5  
H 9  
RBI 5  
BB 7  
SO 13  
LOB 20



San Diego Padres @ New York Mets  
Shea Stadium, Flushing, NY  
Wed May 16 2001, 7:10 PM EDT  
Att: 20,134 - Cloudy - 60 F

AB 32  
R 2  
H 5  
RBI 2  
BB 3  
SO 10  
LOB 16













Batter	1	2	3	4	5	6	7	8	9	AB	R	H	RBI	BB	SO	LOB	TOP								
Tom Goodwin, L (1, 8) OBP: 0.278, SLG: 0.339	L8		S BB		K		2B 3B	BB		3	1	1	0	2	1	1									
Mark Grudzielanek, R (1, 4) OBP: 0.367, SLG: 0.497	G6-3		F8		BB 1B		2B BB	L6-4		4	2	1	1	1	0	3									
Gary Sheffield, R (1, 7) Jeff Shaw, R (9, 1)	K			G6-3	1B BB		WP 1B 2B		HR 1B	4	2	2	2	1	1	0									
Shawn Green, L (1, 9) OBP: 0.356, SLG: 0.538		F5		HR	1B		WP 1B IBB		HR 1B	4	3	3	4	1	0	0									
Eric Karros, R (1, 3) Terry Adams, R (7, 1)	K			HR	G4-3		F5		HR	3	0	0	0	1	1	4									
Matt Herges, L (8, 1)				S BB					HR	0	0	0	0	0	0	0									
Marquis Grissom, R (9, PH) Adrián Beltré, R (1, 5) OBP: 0.255, SLG: 0.511	S 1B			K					G5-3	5	0	3	2	0	1	1									
Angel Pena, R (1, 2) OBP: 0.184, SLG: 0.191	G4-3			K		FC6-4 1B			G5-3	5	0	0	0	0	1	4									
Alex Cora, L (1, 6) OBP: 0.258, SLG: 0.322			L6		1B 3B				G4-3	5	1	2	0	0	0	1									
Luke Prokopec, L (1, 1) Hiram Bocachica, R (7, PH) Dave Hansen, L (7, 3) OBP: 0.308, SLG: 0.429	L6				G5-3		K	L6-4 BB BB	F7	2	0	0	0	0	0	1									
Inning Stats	R: 0 E: 0 K: 1 S: 9	H: 0 LOB: 0 BB: 0 P: 15	R: 0 E: 0 K: 1 S: 11	H: 1 LOB: 1 BB: 0 P: 17	R: 0 E: 0 K: 0 S: 12	H: 0 LOB: 1 BB: 1 P: 17	R: 1 E: 0 K: 2 S: 14	H: 1 LOB: 1 BB: 1 P: 22	R: 2 E: 0 K: 1 S: 13	H: 3 LOB: 2 BB: 1 P: 25	R: 0 E: 0 K: 0 S: 6	H: 1 LOB: 0 BB: 0 P: 8	R: 4 E: 0 K: 1 S: 16	H: 3 LOB: 1 BB: 2 P: 32	R: 0 E: 0 K: 0 S: 7	H: 0 LOB: 1 BB: 2 P: 16	R: 3 E: 0 K: 0 S: 16	H: 4 LOB: 1 BB: 0 P: 21	1B: 7 2B: 2 3B: 2 HR: 3	SF: 0 SAC: 0 DP: 2 HBP: 0	WP: 1 PB: 0 SB: 3 CS: 0	PA: 45			
PITCHER	IP	WLS	BF	H	R	ER	SO	BB	IBB	HBP	BLK	WP	HR	S	P	ERA	WHIP								
Kevin Appier, R (1, 1) ERA: 5.62	6.1	L	28	7	4	4	6	3	0	0	0	0	1	70	112	5.68	1.579								
Rick White, R (7, 1) ERA: 5.0	1.2		10	2	3	3	0	3	1	0	0	1	0	18	40	16.20	3.000								
Dennis Cook, L (9, 1) ERA: 3.0	1.0		7	4	3	3	0	0	0	0	0	0	2	16	21	27.00	4.000								

Los Angeles Dodgers @ New York Mets  
Shea Stadium, Flushing, NY  
Sat May 19 2001, 1:10 PM EDT  
Att: 46,346 - Sunny - 74 F

AB 38  
R 10  
H 13  
RBI 10  
BB 7  
SO 6  
LOB 16



Batter	1	2	3	4	5	6	7	8	9	AB	R	H	RBI	BB	SO	LOB	BOTTOM								
Darren Bragg, L (1, 8) OBP: 0.294, SLG: 0.412	K		K			K		E1		4	0	0	0	0	3	1									
Timo Perez, L (1, 9) OBP: 0.277, SLG: 0.321	F8 2B		G6-3			P4		F7		4	0	1	0	0	0	2									
Edgardo Alfonzo, R (1, 4) Dennis Cook, L (9, 1) OBP: 0.338, SLG: 0.486	1B		K			HR		K		4	1	2	1	0	2	2									
Robin Ventura, L (1, 5) OBP: 0.378, SLG: 0.488	F8				F7				HR	4	1	1	1	0	1	2									
Benny Agbayani, R (1, 7) OBP: 0.402, SLG: 0.443	K			L4			G6-3		K	4	0	0	0	0	2	2									
Todd Zeile, R (1, 3) OBP: 0.306, SLG: 0.322		G5-3		K			K		F8	4	0	0	0	0	2	0									
Todd Pratt, R (1, 2) OBP: 0.325, SLG: 0.344		2B			G6-3		G5-3		K	4	0	1	0	0	1	0									
Rey Ordóñez, R (1, 6) OBP: 0.265, SLG: 0.312		P3			G5-3		G6-3			3	0	0	0	0	0	1									
Kevin Appier, R (1, 1) Rick White, R (7, 1) Lenny Harris, L (8, PH) Desi Relaford, S (9, 4) OBP: 0.063, SLG: 0.063	G6-3				P6			E 1B		2	0	0	0	0	0	0									
Inning Stats	R: 0 E: 0 K: 2 S: 14	H: 2 LOB: 2 BB: 0 P: 20	R: 0 E: 0 K: 0 S: 7	H: 1 LOB: 1 BB: 0 P: 11	R: 0 E: 0 K: 2 S: 9	H: 0 LOB: 0 BB: 0 P: 12	R: 0 E: 0 K: 1 S: 7	H: 0 LOB: 0 BB: 0 P: 12	R: 0 E: 0 K: 2 S: 10	H: 1 LOB: 0 BB: 0 P: 16	R: 0 E: 0 K: 1 S: 7	H: 0 LOB: 0 BB: 0 P: 12	R: 0 E: 1 K: 1 S: 11	H: 1 LOB: 2 BB: 0 P: 16	R: 1 E: 0 K: 2 S: 11	H: 1 LOB: 0 BB: 0 P: 18	1B: 2 2B: 2 3B: 0 HR: 2	SF: 0 SAC: 0 DP: 0 HBP: 0	WP: 0 PB: 0 SB: 0 CS: 0	PA: 34					
PITCHER	IP	WLS	BF	H	R	ER	SO	BB	IBB	HBP	BLK	WP	HR	S	P	ERA	WHIP								
Luke Prokopec, R (1, 1) ERA: 3.59	6.0	W	22	4	1	1	7	0	0	0	0	0	0	7	12	0.00	0.000								
Terry Adams, R (7, 1) ERA: 4.69	1.0		3	0	0	0	1	0	0	0	0	0	0	11	16	0.00	1.000								
Matt Herges, R (8, 1) ERA: 3.04	1.0		5	1	0	0	1	0	0	0	0	0	0	11	18	9.00	1.000								
Jeff Shaw, R (9, 1) ERA: 3.0	1.0		4	1	1	1	2	0	0	0	0	0	1	11	18	9.00	1.000								

Los Angeles Dodgers @ New York Mets  
Shea Stadium, Flushing, NY  
Sat May 19 2001, 1:10 PM EDT  
Att: 46,346 - Sunny - 74 F

AB 34  
R 2  
H 6  
RBI 2  
BB 0  
SO 11  
LOB 11





Batter	1	2	3	4	5	6	7	8	9	AB	R	H	RBI	BB	SO	LOB	TOP		
Tom Goodwin, L (1, 8) OBP: 0.279, SLG: 0.347 Marquis Grissom, R (8, PH) OBP: 0.263, SLG: 0.516	2-2 2B		1-3 K			1-2 G4-3		0-1 1B WP 1B		3	0	1	0	0	1	0			
Mark Crutzieleak, R (1, 4) OBP: 0.370, SLG: 0.503	0-0 B3		1-3 K			1-0 2B		0-0 FC3-6 WP SF7 1B		4	1	2	0	0	1	1			
Gary Sheffield, R (1, 7) OBP: 0.419, SLG: 0.576	0-0 P2			1-2 G5-3		0-0 P4		4-0 FC3-6 BB		3	0	0	0	1	0	2			
Shawn Green, L (1, 9) OBP: 0.348, SLG: 0.525	2-1 F8			1-0 F7			0-0 G1-3	0-0 FC3-6 WP		4	0	0	0	0	0	3			
Eric Karros, R (1, 3) OBP: 0.294, SLG: 0.385		3-2 F8		0-0 G6-3			0-2 L4	2-2 SF7		3	0	0	1	0	0	0			
Adrian Beltré, R (1, 5) OBP: 0.233, SLG: 0.241 Giovanni Carrara, R (7, 1)		1-1 1B			1-2 G3-1		1-1 F8	3-2 G4-3		3	0	1	0	0	0	0			
Hiram Bocachica, R (8, PH) OBP: 0.302, SLG: 0.420 Mike Fetters, R (8, 1) Terry Adams, R (8, 1)								1-2 1B		0	0	0	0	0	0	0			
Chad Kreuter, S (1, 2) OBP: 0.298, SLG: 0.236		0-1 F7			0-0 F7			2-2 E4 1B 2B	1-3 K	4	1	0	0	0	1	1	AB 34 R 5 H 7 RBI 4 BB 1 SO 4 LOB 9		
Alex Cora, L (1, 6) OBP: 0.258, SLG: 0.319		1-0 F8			2-2 G6-3			0-1 2B 1B 1B	0-0 B3	4	1	1	0	0	0	1			
Chan Ho Park, R (1, 1) OBP: 0.190, SLG: 0.286 Jeff Reboulet, R (7, 5) OBP: 0.397, SLG: 0.431 Dave Hansen, L (8, PH) OBP: 0.395, SLG: 0.343				0-1 G4-3			1-3 K	1-2 1B 2B	2-1 F8	2	0	0	0	0	1	0	WP 2 PA: 36 SB: 0 CS: 0		
<b>Inning Stats</b>	R: 0 E: 0 K: 0 S: 7	H: 1 LOB: 1 BB: 0 P: 11	R: 0 E: 0 K: 0 S: 9	H: 1 LOB: 1 BB: 0 P: 13	R: 0 E: 0 K: 2 S: 9	H: 0 LOB: 0 BB: 0 P: 11	R: 0 E: 0 K: 0 S: 5	H: 0 LOB: 0 BB: 0 P: 7	R: 0 E: 0 K: 1 S: 11	H: 1 LOB: 1 BB: 0 P: 14	R: 0 E: 0 K: 0 S: 6	H: 0 LOB: 0 BB: 0 P: 7	R: 5 E: 1 K: 0 S: 18	H: 4 LOB: 1 BB: 1 P: 30	R: 0 E: 0 K: 1 S: 6	H: 0 LOB: 0 BB: 0 P: 9	1B: 4 2B: 3 3B: 0 HR: 0	SF: 1 SAC: 0 DP: 0 HBP: 0	WP: 2 PA: 36 SB: 0 CS: 0
<b>PITCHER</b>	IP WLS BF H R ER SO BB IBB HBP BLK WP HR S P ERA WHIP																		
Rick Reed, R (1, 1) ERA: 2.53	7.0		27	5	3	2	3	0	0	0	0	0	0	0	0	62	84	2.57	0.714
John Franco, L (8, 1) ERA: 5.83	1.0	B	6	2	2	2	0	1	0	0	0	0	2	0	10	19	18.00	3.000	
Armando Benitez, R (9, 1) ERA: 3.79	1.0	W	3	0	0	0	1	0	0	0	0	0	0	0	6	9	0.00	0.000	

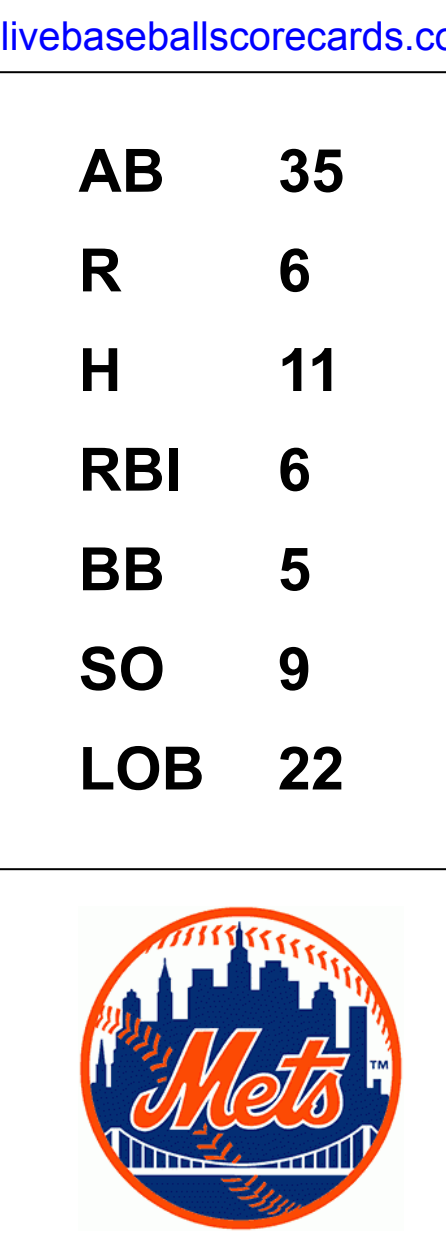
Los Angeles Dodgers @ New York Mets  
Shea Stadium, Flushing, NY  
Sun May 20 2001, 1:10 PM EDT  
Att: 43,404 - Cloudy - 62 F

livebaseballscores.com



Batter	1	2	3	4	5	6	7	8	9	AB	R	H	RBI	BB	SO	LOB	BOTTOM		
Timo Perez, L (1, 9) OBP: 0.273, SLG: 0.314	2-1 B1-3	1-2 E7 2H 1B		0-2 F9			1-1 F9	1-1 G4-3		5	0	1	1	0	0	3			
Desi Relaford, S (1, 4) OBP: 0.415, SLG: 0.561	2-3 K	3-3 K			1-0 F8		0-3 K		4-0 31 L9 31 WP 1B BB	4	1	0	0	1	3	1			
31 Mike Piazza, R (1, 2) OBP: 0.355, SLG: 0.519	3-2 1B		2-1 G3-1 1B		1-2 E4 CS		2-3 K		1-1 L9	5	0	2	0	0	1	1			
Robin Ventura, L (1, 5) OBP: 0.378, SLG: 0.476	3-3 K		1-0 G3-1		3-3 K			4-1 SH5-4 1B BB	4-0 1B IBB	3	1	0	0	2	2	3			
Todd Zeile, R (1, 3) OBP: 0.317, SLG: 0.329 Joe McEwing, R (8, PR) OBP: 0.346, SLG: 0.447		4-2 2B BB	2-2 F9		1-0 HBP FC6-2 1B			1-2 SH5-4 1B 1B	1-3 K	3	1	2	0	1	0	1			
Tsuyoshi Shinjo, R (1, 8) OBP: 0.324, SLG: 0.442		2-2 F9	2-2 G6-3		1-2 E5 FC6-2 HBP CS			1-0 SH5-4	1-1 1B	4	0	1	1	0	0	3			
Darryl Hamilton, L (1, 7) OBP: 0.185 Lenny Harris, L (8, PH) OBP: 0.196, SLG: 0.240 Armando Benitez, R (9, 1)		1-0 F7		0-1 G6-3		2-1 FC6-2 HBP		1-1 1B		2	0	0	0	0	0	1	AB 35 R 6 H 11 RBI 6 BB 5 SO 9 LOB 22		
Rey Ordenez, R (1, 6) OBP: 0.279, SLG: 0.341		2-2 PB 1H 2B 2B			0-1 2B		1-2 2-3 3H	0-1 FC6-2	1-3 BB 1B	4	1	3	1	0	0	3			
Rick Reed, R (1, 1) OBP: 0.208, SLG: 0.217 John Franco, L (8, 1) Darren Bragg, L (8, PH) OBP: 0.333, SLG: 0.412		2-2 2B			0-3 K		1-2 2-3 3H	4-0 K	1-2 BB	3	1	1	1	0	2	4	WP: 1 PA: 42 PB: 1 SB: 0 CS: 2		
<b>Inning Stats</b>	R: 0 E: 0 K: 2 S: 13	H: 1 LOB: 1 BB: 0 P: 23	R: 3 E: 1 K: 1 S: 19	H: 3 LOB: 1 BB: 1 P: 34	R: 0 E: 0 K: 1 S: 10	H: 1 LOB: 1 BB: 0 P: 10	R: 0 E: 0 K: 1 S: 7	H: 0 LOB: 1 BB: 0 P: 12	R: 0 E: 1 K: 1 S: 10	H: 1 LOB: 2 BB: 0 P: 15	R: 0 E: 0 K: 2 S: 10	H: 0 LOB: 0 BB: 0 P: 13	R: 2 E: 0 K: 0 S: 13	H: 3 LOB: 2 BB: 2 P: 25	R: 1 E: 0 K: 1 S: 7	H: 1 LOB: 2 BB: 2 P: 18	1B: 8 2B: 4 3B: 0 HR: 0	SF: 0 SAC: 1 DP: 1 HBP: 1	WP: 1 PA: 42 PB: 1 SB: 0 CS: 2
<b>PITCHER</b>	IP WLS BF H R ER SO BB IBB HBP BLK WP HR S P ERA WHIP																		
Chan Ho Park, R (1, 1) ERA: 3.15	6.0		27	7	3	3	6	1	0	1	0	0	0	0	68	110	4.50	1.333	
Giovanni Carrara, R (7, 1) ERA: 3.15	1.0		3	0	0	0	2	0	0	0	0	0	0	10	13	0.00	0.000		
Mike Fetters, R (8, 1) ERA: 3.95	0.2	B	6	3	2	2	0	2	0	0	0	0	0	11	22	27.00	7.500		
Terry Adams, R (8, 1) ERA: 4.85	1.0	L	6	1	1	1	1	1	1	0	0	0	1	0	9	21	9.00	2.000	

Los Angeles Dodgers @ New York Mets  
Shea Stadium, Flushing, NY  
Sun May 20 2001, 1:10 PM EDT  
Att: 43,404 - Cloudy - 62 F









Batter	1	2	3	4	5	6	7	8	9	AB	R	H	RBI	BB	SO	LOB	TOP					
<b>Darren Bragg, L</b> (1, 9) OBP: 0.321, SLG: 0.444										5	0	3	0	0	1	2						
<b>Todd Zeile, R</b> (1, 3) OBP: 0.326, SLG: 0.335										5	0	2	0	0	1	4						
<b>Edgardo Alfonso, R</b> (1, 4) OBP: 0.331, SLG: 0.470										4	0	0	0	0	1	3						
<b>31 Mike Piazza, R</b> (1, 2) OBP: 0.342, SLG: 0.493										4	0	0	0	0	0	2						
<b>Robin Ventura, L</b> (1, 5) OBP: 0.382, SLG: 0.489										3	0	0	0	1	1	0						
<b>Benny Agbayani, R</b> (1, 7) OBP: 0.400, SLG: 0.453										4	0	1	0	0	2	1						
<b>Tsuyoshi Shinjo, R</b> (1, 8) OBP: 0.353, SLG: 0.473										3	0	2	0	1	0	1						
<b>Rey Ordonez, R</b> (1, 6) OBP: 0.280, SLG: 0.331										2	0	0	0	1	1	1						
<b>Darryl Hamilton, L</b> (9, PH) OBP: 0.213, SLG: 0.182										1	0	0	0	0	0	1						
<b>Dicky Gonzalez, R</b> (1, 1) OBP: 0.192, SLG: 0.235										2	0	0	0	0	0	2						
<b>Lenny Harris, L</b> (7, PH) OBP: 0.192, SLG: 0.235										1	0	0	0	0	0	0						
<b>Rick White, R</b> (7, 1) OBP: 0.418, SLG: 0.559										0	0	0	0	0	0	0						
<b>Desi Relaford, S</b> (9, PH) OBP: 0.418, SLG: 0.559										1	0	1	0	0	0	0						
<b>Inning Stats</b>	R: 0 E: 0 K: 0 S: 11	H: 1 LOB: 1 BB: 0 P: 20	R: 0 E: 0 K: 2 S: 16	H: 0 LOB: 2 BB: 2 P: 30	R: 0 E: 0 K: 2 S: 10	H: 1 LOB: 1 BB: 0 P: 14	R: 0 E: 0 K: 1 S: 11	H: 1 LOB: 1 BB: 0 P: 13	R: 0 E: 0 K: 0 S: 9	H: 2 LOB: 1 BB: 0 P: 13	R: 0 E: 0 K: 0 S: 8	H: 1 LOB: 1 BB: 0 P: 11	R: 0 E: 0 K: 1 S: 8	H: 1 LOB: 1 BB: 0 P: 11	R: 0 E: 0 K: 0 S: 6	H: 0 LOB: 1 BB: 1 P: 14	R: 0 E: 0 K: 1 S: 16	H: 2 LOB: 2 BB: 0 P: 24	1B: 6 2B: 3 3B: 0 HR: 0	SF: 0 SAC: 0 DP: 0 HBP: 0	WP: 0 PB: 0 SB: 1 CS: 0	PA: 38
<b>PITCHER</b>	IP	WLS	BF	H	R	ER	SO	BB	IBB	HBP	BLK	WP	HR	S	P	ERA	WHIP					
<b>Tony Armas, R</b> (1, 1) ERA: 3.09	7.0	W	29	7	0	0	6	2	0	0	0	0	0	73	112	0.00	1.286					
<b>Guillermo Mota, R</b> (8, 1) ERA: 3.2	1.0	H	4	0	0	0	0	1	0	0	0	0	0	6	14	0.00	1.000					
<b>Ugueth Urbina, R</b> (9, 1) ERA: 4.22	1.0	S	5	2	0	0	1	0	0	0	0	0	0	16	24	0.00	2.000					

**New York Mets @ Montreal Expos**  
Olympic Stadium, Montreal, QB  
Tue May 22 2001, 7:05 PM EDT  
Att. 4,186 - Dome - 72 F

AB 35  
R 0  
H 9  
RBI 0  
BB 3  
SO 7  
LOB 17



Batter	1	2	3	4	5	6	7	8	9	AB	R	H	RBI	BB	SO	LOB	BOTTOM					
<b>Orlando Cabrera, R</b> (1, 6) OBP: 0.324, SLG: 0.456										4	0	2	1	0	0	0						
<b>Curtis Pride, L</b> (1, 7) OBP: 0.371, SLG: 0.323										3	0	3	0	1	0	0						
<b>Milton Bradley, S</b> (1, 8) OBP: 0.310, SLG: 0.338										4	0	1	0	0	1	6						
<b>Vladimir Guerrero, R</b> (1, 9) OBP: 0.364, SLG: 0.552										4	1	1	1	0	0	2						
<b>Lee Stevens, L</b> (1, 3) OBP: 0.283, SLG: 0.431										4	0	0	0	0	0	0						
<b>Geoff Blum, S</b> (1, 4) OBP: 0.316, SLG: 0.366										4	1	1	0	0	1	0						
<b>Andy Tracy, L</b> (1, 5) OBP: 0.250, SLG: 0.345										2	1	1	1	1	0	1						
<b>Mike Mordecai, R</b> (6, PR) OBP: 0.229, SLG: 0.364										1	0	0	0	0	1	0						
<b>Michael Barrett, R</b> (1, 2) OBP: 0.281, SLG: 0.312										3	0	1	0	0	0	1						
<b>Tony Armas, R</b> (1, 1) OBP: 0.250, SLG: 0.313										3	0	0	0	0	0	3						
<b>Guillermo Mota, R</b> (8, 1) OBP: 0.500, SLG: 0.500										0	0	0	0	0	0	0						
<b>Ugueth Urbina, R</b> (9, 1) OBP: 0.229, SLG: 0.364										0	0	0	0	0	0	0						
<b>Inning Stats</b>	R: 0 E: 0 K: 0 S: 7	H: 1 LOB: 0 BB: 0 P: 9	R: 0 E: 0 K: 0 S: 8	H: 1 LOB: 1 BB: 0 P: 11	R: 0 E: 0 K: 1 S: 13	H: 2 LOB: 2 BB: 0 P: 20	R: 0 E: 0 K: 0 S: 7	H: 0 LOB: 0 BB: 0 P: 11	R: 1 E: 0 K: 0 S: 16	H: 2 LOB: 2 BB: 2 P: 27	R: 2 E: 1 K: 0 S: 15	H: 2 LOB: 1 BB: 0 P: 24	R: 0 E: 0 K: 2 S: 9	H: 2 LOB: 1 BB: 0 P: 11	R: 0 E: 0 K: 2 S: 9	H: 0 LOB: 0 BB: 0 P: 15	1B: 8 2B: 1 3B: 0 HR: 1	SF: 0 SAC: 0 DP: 2 HBP: 0	WP: 0 PB: 0 SB: 2 CS: 1	PA: 34		
<b>PITCHER</b>	IP	WLS	BF	H	R	ER	SO	BB	IBB	HBP	BLK	WP	HR	S	P	ERA	WHIP					
<b>Dicky Gonzalez, R</b> (1, 1) ERA: 5.64	6.0	L	27	8	3	2	1	8	3	2	1	0	0	66	102	3.00	1.667					
<b>Rick White, R</b> (7, 1) ERA: 4.91	2.0		7	2	0	0	2	0	0	0	0	0	0	17	26	0.00	1.000					

**New York Mets @ Montreal Expos**  
Olympic Stadium, Montreal, QB  
Tue May 22 2001, 7:05 PM EDT  
Att. 4,186 - Dome - 72 F

AB 32  
R 3  
H 10  
RBI 3  
BB 2  
SO 3  
LOB 13





Batter	1	2	3	4	5	6	7	8	9	AB R H RBI BB SO LOB	TOP																
Darren Bragg, L OBP: 0.313, SLG: 0.400 (1, 9)			G4-3 		K 		SH3-4 		K 	3 0 0 0 1 2 1	<b>New York Mets @ Montreal Expos</b> <b>Olympic Stadium, Montreal, QB</b> Wed May 23 2001, 7:05 PM EDT Att. 5,292 - Dome - 72 F																
Edgardo Alfonzo, R OBP: 0.335, SLG: 0.490 (1, 4)	E8 		HR 		F9 		K 			4 1 2 1 0 1 1																	
Robin Ventura, L OBP: 0.385, SLG: 0.489 (1, 5)	F5 		F8 		HR 		1B 			4 1 2 1 0 0 2																	
Benny Agbayani, R OBP: 0.385, SLG: 0.433 Timo Perez, L OBP: 0.273, SLG: 0.314 (1, 7)	L4 		G1-3 		F8 		G3 			4 0 0 0 0 0 4																	
Tsuyoshi Shinjo, R OBP: 0.350, SLG: 0.491 (1, 8)	K 				F9 		HR 		F2 	4 1 1 2 0 1 2																	
Todd Zeile, R OBP: 0.326, SLG: 0.333 (1, 3)		K 			1B 		G1-3 		F8 	4 0 1 0 0 1 0																	
Todd Pratt, R OBP: 0.341, SLG: 0.361 (1, 2)		S 			F9 		1B 		F7 	4 0 2 0 0 0 1																	
Rey Ordóñez, R OBP: 0.273, SLG: 0.321 (1, 6)		F8 			F2 		L1 		F8 	4 0 0 0 0 0 3																	
Al Leiter, L Darryl Hamilton, L Turk Wendell, L John Franco, L Lenny Harris, L Armando Benítez, R (1, 1)	K 				F7 		SH3-4 		CS 	2 0 0 0 0 1 1																	
<b>Inning Stats</b>	R: 0 E: 1 K: 1 S: 12	H: 1 LOB: 2 BB: 1 P: 23	R: 0 E: 0 K: 2 S: 14	H: 1 LOB: 1 BB: 0 P: 22	R: 1 E: 0 K: 0 S: 9	H: 1 LOB: 0 BB: 0 P: 12	R: 0 E: 0 K: 0 S: 12	H: 1 LOB: 1 BB: 0 P: 17	R: 0 E: 0 K: 1 S: 9	H: 0 LOB: 0 BB: 0 P: 11		R: 2 E: 0 K: 0 S: 10	H: 3 LOB: 1 BB: 0 P: 19	R: 1 E: 0 K: 1 S: 10	H: 2 LOB: 1 BB: 0 P: 14	R: 0 E: 0 K: 0 S: 6	H: 0 LOB: 0 BB: 0 P: 7	R: 0 E: 0 K: 1 S: 6	H: 0 LOB: 1 BB: 1 P: 14	1B: 7 2B: 1 3B: 0 HR: 2	SF: 0 SAC: 1 DP: 1 HBP: 0	WP: 1 PB: 0 SB: 2 CS: 1	PA: 37				
<b>PITCHER</b>	IP WLS BF H R ER SO BB IBB HBP BLK WP HR S P ERA WHIP											<b>PITCHER</b>	IP WLS BF H R ER SO BB IBB HBP BLK WP HR S P ERA WHIP														
Mike Thurman, R ERA: 5.47 (1, 1)	2.0	9	2	0	0	3	1	0	0	0	0	0	0	0	0.00	1.500											
Masato Yoshii, R ERA: 2.89 (3, 1)	3.0	11	2	1	1	1	0	0	0	0	0	1	1	30	40	3.00	0.667										
Chris Peters, L ERA: 7.55 (6, 1)	0.2	L	5	3	2	0	0	0	0	0	0	1	1	7	16	27.00	4.500										
Bob Scanlan, R ERA: 2.25 (6, 1)	1.0	4	1	1	1	1	0	0	0	0	0	0	0	11	15	9.00	1.000										
Graeme Lloyd, L ERA: 4.65 (7, 1)	0.1	2	1	0	0	0	0	0	0	0	0	0	0	2	2	0.00	3.000										
<b>PITCHER</b>	IP WLS BF H R ER SO BB IBB HBP BLK WP HR S P ERA WHIP											<b>PITCHER</b>	IP WLS BF H R ER SO BB IBB HBP BLK WP HR S P ERA WHIP														
Darwin Cubillan, R ERA: (8, 1)	2.0	6	0	0	0	1	1	0	0	0	0	0	0	0	0	0.00	0.500										

Batter	1	2	3	4	5	6	7	8	9	AB R H RBI BB SO LOB	BOTTOM																	
Orlando Cabrera, R OBP: 0.328, SLG: 0.457 (1, 6)	F3 		G6-4-3 		P6 				1B 	4 0 2 0 0 0 0	<b>New York Mets @ Montreal Expos</b> <b>Olympic Stadium, Montreal, QB</b> Wed May 23 2001, 7:05 PM EDT Att. 5,292 - Dome - 72 F																	
Mike Mordecai, R OBP: 0.256, SLG: 0.378 (1, 4)	1B 		F7 		G3 			1B 		4 0 2 0 0 0 1																		
Milton Bradley, S OBP: 0.302, SLG: 0.329 (1, 8)	K 		G6-4-3 				K 		K 	4 0 0 0 0 3 4																		
Vladimir Guerrero, R OBP: 0.362, SLG: 0.542 (1, 9)	K 				P4 		BB 		F9 	3 0 0 0 1 1 3																		
Lee Stevens, L OBP: 0.282, SLG: 0.444 (1, 3)		L8 			HR 		F9 		G4-3 	4 1 1 1 0 0 3																		
Mark Smith, R OBP: 0.250, SLG: 0.250 (1, 7)		G5-3 			FC4-6 		K 		K 	4 0 1 0 0 2 1																		
Michael Barrett, R OBP: 0.287, SLG: 0.313 (1, 2)		2B 			FC5-4 		G4-6-3 		G5-3 	3 1 1 0 1 0 1																		
Ryan Minor, R OBP: 0.280, SLG: 0.417 (1, 5)		1B 			FC5-4 		K 		K 	4 0 1 1 0 2 2																		
Al Leiter, L ERA: 4.37 (1, 1)	6.0	W	24	6	2	2	5	1	0	0		0	0	0	6	12	0.00	1.000										
Turk Wendell, R ERA: 1.82 (7, 1)	1.0	H	3	0	0	0	1	1	0	0		0	0	0	6	12	0.00	1.000										
John Franco, L ERA: 5.0 (8, 1)	1.0	H	5	2	0	0	1	0	0	0	0	0	0	11	19	0.00	2.000											
Armando Benítez, R ERA: 3.43 (9, 1)	1.0	S	3	0	0	0	2	0	0	0	0	0	0	11	15	0.00	0.000											
<b>Inning Stats</b>	R: 0 E: 0 K: 2 S: 14	H: 1 LOB: 1 BB: 0 P: 18	R: 1 E: 0 K: 0 S: 10	H: 2 LOB: 1 BB: 0 P: 13	R: 0 E: 0 K: 0 S: 7	H: 1 LOB: 0 BB: 0 P: 10	R: 1 E: 0 K: 0 S: 10	H: 2 LOB: 1 BB: 0 P: 14	R: 0 E: 0 K: 1 S: 7	H: 0 LOB: 0 BB: 0 P: 10	R: 0 E: 0 K: 2 S: 10	H: 0 LOB: 1 BB: 1 P: 19	R: 0 E: 0 K: 1 S: 6	H: 0 LOB: 0 BB: 1 P: 12	R: 0 E: 0 K: 1 S: 11	H: 2 LOB: 2 BB: 0 P: 19	R: 0 E: 0 K: 2 S: 11	H: 0 LOB: 0 BB: 0 P: 15	1B: 6 2B: 1 3B: 0 HR: 1	SF: 0 SAC: 0 DP: 2 HBP: 0	WP: 0 PB: 0 SB: 0 CS: 0	PA: 35						
<b>PITCHER</b>	IP WLS BF H R ER SO BB IBB HBP BLK WP HR S P ERA WHIP											<b>PITCHER</b>	IP WLS BF H R ER SO BB IBB HBP BLK WP HR S P ERA WHIP															
Al Leiter, L ERA: 4.37 (1, 1)	6.0	W	24	6	2	2	5	1	0	0	0	0	0	6	12	0.00	1.000											
Turk Wendell, R ERA: 1.82 (7, 1)	1.0	H	3	0	0	0	1	1	0	0	0	0	0	6	12	0.00	1.000											
John Franco, L ERA: 5.0 (8, 1)	1.0	H	5	2	0	0	1	0	0	0	0	0	0	11	19	0.00	2.000											
Armando Benítez, R ERA: 3.43 (9, 1)	1.0	S	3	0	0	0	2	0	0	0	0	0	0	11	15	0.00	0.000											



Batter	1	2	3	4	5	6	7	8	9	AB	R	H	RBI	BB	SO	LOB	TOP			
Luis Castillo, S OBP: 0.330, SLG: 0.309	0-0 B5-3		2-2 G4-3		2-2 G4-3			3-2 F7		4	0	0	0	0	0	0				
John Mabry, L OBP: 0.143, SLG: 0.100	1-3 K		1-3 K			3-1 P5		1-1 G3		4	0	0	0	0	2	0				
Cliff Floyd, L OBP: 0.403, SLG: 0.621	3-2 G5-3		0-0 1B			1-1 P6			2-3 K	4	0	1	0	0	1	0				
Preston Wilson, R OBP: 0.390, SLG: 0.503		2-2 1B 2B	2-3 1B			0-1 F7			0-1 2B	4	1	2	0	0	1	1				
Mike Lowell, R OBP: 0.357, SLG: 0.504		0-1 2B 1B		1-1 F8			3-1 G5-3		2-0 G6-3	4	1	1	0	0	0	1				
Charles Johnson, R OBP: 0.386, SLG: 0.636		0-0 2B		1-3 K			0-3 K		1-3 K	4	0	1	2	0	3	1				
Kevin Millar, R OBP: 0.311, SLG: 0.528		0-1 G5-3		1-3 K			2-3 K			3	0	0	0	0	2	1				
Alex Gonzalez, R OBP: 0.325, SLG: 0.352		3-3 K		1-3 K				1-0 HR		3	1	1	1	0	2	1				
A.J. Burnett, R ERA: 2.84	0-1 FC6-5		3-1 2B 1B		3-2 31 E 2B 1B	1-1 2B 1B		1-3 K		5	3	4	0	0	1	0				
Vladimir Nunez, R ERA: 3.15	0-0 FC6-5		0-1 31 F8 G4-3 2B		3-2 31 E 2B 1B	0-2 E9 2B E	2-3 K			4	3	2	3	0	0	2				
Ricky Bones, R ERA: 2.7	2-3 K		1-0 F8		1-2 3H E8 2B HBP	1-2 F7	3-2 F7			1	0	0	0	0	1	6				
Braden Loeper, R ERA: 4.15	0-0 G3		1-0 G4-3		0-0 HBP 2B	1-1 E 1B 2B		2-2 G5-3		4	1	2	4	0	0	1				
Ryan McGuire, L ERA: 4.15			3-2 F7		1-3 2H 3H P4	2-2 E4 BB 1B G1-3		3-1 F9		1	0	0	0	0	0	0				
Armando Almanza, L ERA: 1.5			G4-3		4-2 G4-3 BB	4-0 HBP IBB	2-2 G1-3 BB 1B		2-3 K	3	0	1	1	2	2	0				
Inning Stats	R: 0 E: 0 K: 1 S: 7	H: 1 LOB: 1 BB: 0 P: 8	R: 0 E: 0 K: 1 S: 8	H: 0 LOB: 1 BB: 1 P: 13	R: 3 E: 0 K: 0 S: 12	H: 3 LOB: 0 BB: 0 P: 22	R: 0 E: 0 K: 1 S: 9	H: 0 LOB: 0 BB: 1 P: 16	R: 4 E: 1 K: 2 S: 19	H: 3 LOB: 3 BB: 1 P: 36	R: 4 E: 2 K: 0 S: 26	H: 3 LOB: 2 BB: 1 P: 37	R: 0 E: 0 K: 2 S: 10	H: 0 LOB: 0 BB: 0 P: 16	R: 0 E: 0 K: 1 S: 10	H: 0 LOB: 0 BB: 0 P: 17	1B: 6 2B: 4 3B: 0 HR: 0	SF: 0 SAC: 0 DP: 1 HBP: 2	WP: 1 PB: 0 SB: 0 CS: 0	PA: 42
PITCHER	IP WLS BF H R ER SO BB IBB HBP BLK WP HR S P ERA WHIP																			
Kevin Appier, R ERA: 5.24	(1, 1) 7.0 W 25 4 2 2 10 0 0 0 0 0 0 68 100 2.57 0.571																			
Donne Wall, R ERA: 5.4	(8, 1) 2.0 8 2 1 1 3 0 0 0 0 0 1 22 35 4.50 1.000																			

Florida Marlins @ New York Mets  
Shea Stadium, Flushing, NY  
Thu May 24 2001, 7:10 PM EDT  
Att: 22,877 - Sunny - 65 F

AB 33  
R 3  
H 6  
RBI 3  
BB 0  
SO 13  
LOB 6



Batter	1	2	3	4	5	6	7	8	9	AB	R	H	RBI	BB	SO	LOB	BOTTOM			
Darren Bragg, L OBP: 0.378, SLG: 0.486	0-1 FC6-5		3-1 2B 1B		3-2 31 E 2B 1B	1-1 2B 1B		1-3 K		5	3	4	0	0	1	0				
Edgardo Alfonzo, R OBP: 0.338, SLG: 0.497	0-0 FC6-5		0-1 31 F8 G4-3 2B		3-2 31 E 2B 1B	0-2 E9 2B E	2-3 K			4	3	2	3	0	0	2				
Desi Relaford, S OBP: 0.412, SLG: 0.550	2-3 K		1-0 F8		1-2 3H E8 2B HBP	1-2 F7	3-2 F7			1	0	0	0	0	1	6				
31 Mike Piazza, R OBP: 0.331, SLG: 0.476	1-3 K		1-0 G4-3		0-0 HBP 2B	1-1 E 1B 2B		2-2 G5-3		4	1	2	4	0	0	1				
Robin Ventura, L OBP: 0.388, SLG: 0.504			3-2 F7		1-3 2H 3H P4	2-2 E4 BB 1B G1-3		3-1 F9		5	1	0	0	0	0	3				
Joe McEwing, R OBP: 0.340, SLG: 0.438			G4-3		4-2 G4-3 BB	4-0 HBP IBB	2-2 G1-3 BB 1B		2-3 K	3	0	1	1	2	2	0				
Tsuyoshi Shinjo, R OBP: 0.336, SLG: 0.471			G4-3		0-3 K	3-1 HBP IBB	3-1 G1-3 BB			1	0	0	1	2	1	1				
Todd Zeile, R OBP: 0.333, SLG: 0.333			K		1-2 2B HBP	1-2 2B HBP				4	0	0	1	0	1	7				
Benny Agbavani, R OBP: 0.398, SLG: 0.429	4-2 FC6 BB		0-0 FC6		3-2 G4-3	2-3 K	0-0 G1-3			3	2	1	0	0	1	5				
Rey Ordenez, R OBP: 0.265, SLG: 0.312			1-2 K		2-2 1B 2B					0	0	0	0	0	0	0				
Kevin Appier, R OBP: 0.150, SLG: 0.105					1-2 2B HBP	1-2 2B HBP				3	2	1	0	0	1	5				
Donne Wall, R ERA: 5.4					0-2 P4					0	0	0	0	0	0	0				
Inning Stats	R: 0 E: 0 K: 1 S: 7	H: 1 LOB: 1 BB: 0 P: 8	R: 0 E: 0 K: 1 S: 8	H: 0 LOB: 1 BB: 1 P: 13	R: 3 E: 0 K: 0 S: 12	H: 3 LOB: 0 BB: 0 P: 22	R: 0 E: 0 K: 1 S: 9	H: 0 LOB: 0 BB: 1 P: 16	R: 4 E: 1 K: 2 S: 19	H: 3 LOB: 3 BB: 1 P: 36	R: 4 E: 2 K: 0 S: 26	H: 3 LOB: 2 BB: 1 P: 37	R: 0 E: 0 K: 2 S: 10	H: 0 LOB: 0 BB: 0 P: 16	R: 0 E: 0 K: 1 S: 10	H: 0 LOB: 0 BB: 0 P: 17	1B: 6 2B: 4 3B: 0 HR: 0	SF: 0 SAC: 0 DP: 1 HBP: 2	WP: 1 PB: 0 SB: 0 CS: 0	PA: 42
PITCHER	IP WLS BF H R ER SO BB IBB HBP BLK WP HR S P ERA WHIP																			
A.J. Burnett, R ERA: 2.84	(1, 1) 4.0 L 22 7 7 0 0 0 0 0 1 1 0 0 0 3 10 0.00 0.000																			
Vladimir Nunez, R ERA: 3.15	(5, 1) 0.1 3 0 0 0 0 0 0 1 1 0 0 0 3 10 0.00 0.000																			
Ricky Bones, R ERA: 2.7	(5, 1) 1.2 11 3 4 1 2 1 0 0 0 0 0 0 32 45 5.40 2.400																			
Braden Loeper, R ERA: 4.15	(7, 1) 1.0 3 0 0 0 0 2 0 0 0 0 0 0 10 16 0.00 0.000																			
Armando Almanza, L ERA: 1.5	(8, 1) 1.0 3 0 0 0 0 1 0 0 0 0 0 0 10 17 0.00 0.000																			

Florida Marlins @ New York Mets  
Shea Stadium, Flushing, NY  
Thu May 24 2001, 7:10 PM EDT  
Att: 22,877 - Sunny - 65 F

AB 36  
R 11  
H 10  
RBI 10  
BB 4  
SO 8  
LOB 25










Batter	1	2	3	4	5	6	7	8	9	AB	R	H	RBI	BB	SO	LOB	TOP				
<b>Eric Owens, R</b> OBP: 0.325, SLG: 0.377 (1, 9)										5	1	2	0	1	1	4					
<b>Dave Berg, R</b> OBP: 0.200, SLG: 0.277 <b>Luis Castillo, S</b> OBP: 0.319, SLG: 0.297 (6, 4)										4	1	2	2	0	0	2					
<b>Cliff Floyd, L</b> OBP: 0.408, SLG: 0.609 (1, 7)										5	1	1	0	0	2	5					
<b>Preston Wilson, R</b> OBP: 0.396, SLG: 0.547 (1, 8)										5	2	4	3	0	0	1					
<b>Kevin Millar, R</b> OBP: 0.316, SLG: 0.519 <b>Mike Lowell, R</b> OBP: 0.352, SLG: 0.500 (7, 5)										4	0	2	0	0	1	1					
<b>Derrek Lee, R</b> OBP: 0.289, SLG: 0.363 (1, 3)										5	0	2	1	0	0	3					
<b>Mike Redmond, R</b> OBP: 0.395, SLG: 0.543 (1, 2)										5	1	2	0	0	0	4					
<b>Alex Gonzalez, R</b> OBP: 0.325, SLG: 0.347 (1, 6)										4	1	1	0	1	0	2					
<b>Ryan Dempster, R</b> OBP: 0.136, SLG: 0.143 <b>Braden Looper, R</b> (8, 1) <b>Ryan McGuire, L</b> OBP: 0.273, SLG: 0.288 <b>Antonio Alfonseca, R</b> (9, 1)										2	0	1	0	0	1	0					
<b>Inning Stats</b>	R: 2 E: 0 K: 1 S: 19	H: 4 LOB: 2 BB: 0 P: 30	R: 0 E: 0 K: 1 S: 7	H: 0 LOB: 0 BB: 0 P: 11	R: 1 E: 0 K: 1 S: 14	H: 2 LOB: 1 BB: 0 P: 23	R: 1 E: 0 K: 0 S: 15	H: 3 LOB: 2 BB: 0 P: 21	R: 0 E: 0 K: 0 S: 12	H: 1 LOB: 1 BB: 1 P: 19	R: 1 E: 0 K: 0 S: 10	H: 3 LOB: 3 BB: 1 P: 20	R: 1 E: 0 K: 0 S: 12	H: 2 LOB: 1 BB: 0 P: 20	R: 1 E: 0 K: 1 S: 12	H: 2 LOB: 1 BB: 0 P: 19	1B: 12 2B: 4 3B: 0 HR: 2	SF: 0 SAC: 2 DP: 0 HBP: 0	WP: 1 PB: 1 SB: 0 CS: 0	PA: 47	
<b>PITCHER</b>	IP	WLS	BF	H	R	ER	SO	BB	IBB	HBP	BLK	WP	HR	S	P	ERA	WHIP				
<b>Glendon Rusch, L</b> ERA: 5.88 (1, 1)	4.0	L	21	9	4	4	3	0	0	0	0	0	1	55	85	9.00	2.250				
<b>Rick White, R</b> ERA: 4.15 (5, 1)	2.0		9	2	0	0	1	1	0	0	0	0	0	21	31	0.00	1.500				
<b>Donne Wall, R</b> ERA: 5.73 (7, 1)	2.0		12	5	2	2	0	0	0	0	0	0	1	22	40	9.00	2.500				
<b>Dennis Cook, L</b> ERA: 3.18 (9, 1)	1.0		5	2	1	1	1	0	0	0	0	1	0	12	19	9.00	2.000				
Batter	1	2	3	4	5	6	7	8	9	AB	R	H	RBI	BB	SO	LOB	BOTTOM				
<b>Benny Agbayani, R</b> OBP: 0.379, SLG: 0.404 (1, 7)										5	0	1	0	0	2	4					
<b>Timo Perez, L</b> OBP: 0.274, SLG: 0.304 (1, 9)										4	0	0	0	1	1	0					
<b>Edgardo Alfonzo, R</b> OBP: 0.344, SLG: 0.485 (1, 4)										3	1	0	0	2	0	3					
<b>Robin Ventura, L</b> OBP: 0.397, SLG: 0.500 (1, 5)										3	2	1	0	2	0	2					
<b>Todd Zeile, R</b> OBP: 0.344, SLG: 0.359 (1, 3)										4	0	2	1	1	1	2					
<b>Tsuyoshi Shinjo, R</b> OBP: 0.346, SLG: 0.468 (1, 8)										4	0	2	1	0	0	3					
<b>Todd Pratt, R</b> OBP: 0.333, SLG: 0.342 (1, 2)										2	0	0	1	1	0	2					
<b>Desi Relaford, S</b> OBP: 0.389, SLG: 0.516 (1, 6)										4	0	0	0	0	1	4					
<b>Glendon Rusch, L</b> ERA: 5.88 (4, PH) <b>Darryl Hamilton, L</b> ERA: 5.45 (5, 1) <b>Rick White, R</b> (6, PH) <b>Darren Bragg, L</b> OBP: 0.316, SLG: 0.436 (7, 1) <b>Donne Wall, R</b> (8, PH) <b>Lenny Harris, L</b> OBP: 0.296, SLG: 0.289 <b>Dennis Cook, L</b> (9, 1)										1	0	0	0	0	1	3					
<b>Inning Stats</b>	R: 0 E: 1 K: 1 S: 8	H: 0 LOB: 1 BB: 0 P: 11	R: 0 E: 0 K: 1 S: 14	H: 1 LOB: 3 BB: 2 P: 30	R: 2 E: 0 K: 0 S: 12	H: 2 LOB: 1 BB: 2 P: 24	R: 0 E: 0 K: 0 S: 10	H: 1 LOB: 2 BB: 1 P: 17	R: 1 E: 0 K: 2 S: 9	H: 2 LOB: 1 BB: 0 P: 14	R: 0 E: 0 K: 1 S: 7	H: 0 LOB: 1 BB: 1 P: 16	R: 0 E: 0 K: 1 S: 11	H: 0 LOB: 1 BB: 1 P: 18	R: 0 E: 0 K: 0 S: 9	H: 0 LOB: 1 BB: 1 P: 16	1B: 6 2B: 0 3B: 0 HR: 0	SF: 1 SAC: 0 DP: 1 HBP: 0	WP: 0 PB: 0 SB: 0 CS: 0	PA: 41	
<b>PITCHER</b>	IP	WLS	BF	H	R	ER	SO	BB	IBB	HBP	BLK	WP	HR	S	P	ERA	WHIP				
<b>Ryan Dempster, R</b> ERA: 3.86 (1, 1)	7.0	W	33	6	3	3	5	6	0	0	0	0	0	71	129	3.86	1.714				
<b>Braden Looper, R</b> ERA: 3.86 (8, 1)	1.0	H	4	0	0	0	1	1	0	0	0	0	0	11	18	0.00	1.000				
<b>Antonio Alfonseca, R</b> ERA: 2.61 (9, 1)	1.0		4	0	0	0	0	1	0	0	0	0	0	9	16	0.00	1.000				

Florida Marlins @ New York Mets  
Shea Stadium, Flushing, NY  
Sat May 26 2001, 1:10 PM EDT  
Att: 29,839 - Overcast - 57 F

AB 43  
R 7  
H 18  
RBI 7  
BB 2  
SO 5  
LOB 24

Florida Marlins @ New York Mets  
Shea Stadium, Flushing, NY  
Sat May 26 2001, 1:10 PM EDT  
Att: 29,839 - Overcast - 57 F

AB 32  
R 3  
H 6  
RBI 3  
BB 8  
SO 6  
LOB 23



















Batter	1	2	3	4	5	6	7	8	9	AB	R	H	RBI	BB	SO	LOB	TOP								
Doug Glanville, R OBP: 0.293, SLG: 0.436 (1, 8)	F9		F7					F9		5	1	2	2	0	0	2	Philadelphia Phillies @ New York Mets Shea Stadium, Flushing, NY Wed May 30 2001, 1:10 PM EDT Att: 24,077 - Cloudy - 61 F								
11 Jimmy Rollins, S OBP: 0.320, SLG: 0.407 (1, 6)	G3 1B			K	G3		K		1B S FC4-2 1B	5	0	2	0	0	2	2									
Bobby Abreu, L OBP: 0.348, SLG: 0.465 (1, 9)	G3			P4			G3		FC4-2 1B BB	4	2	1	1	1	0	1									
Scott Rolen, R OBP: 0.363, SLG: 0.424 (1, 5)	K			BB					BB FC4-2 1B	3	0	2	0	2	1	1									
Travis Lee, L OBP: 0.391, SLG: 0.485 (1, 3)				P6					BB FC4-2 1B	5	1	2	0	0	0	5									
Pat Burrell, R OBP: 0.386, SLG: 0.506 (1, 7)	K				P4				G5-2-3 1B BB	3	1	1	1	2	1	1									
Johnny Estrada, S OBP: 0.357, SLG: 0.487 (1, 2)	G5-4-3				1B 1B		F7		G5-2-3 1B BB	5	1	1	0	0	0	9									
Marlon Anderson, L OBP: 0.320, SLG: 0.411 (1, 4)			G4-3		K		G4-3			4	0	1	2	0	1	3									
Robert Person, R Brian Hunter, R Vicente Padilla, R 23 Kevin Jordan, R Rheal Cormier, L Jose Mesa, R (1, 1) (7, PH) (7, 1) (8, PH) (8, 1) (9, 1)			K				K			2 0 0 0 0 0 0 0 0 0	0	1	0	0	1	0									
<b>Inning Stats</b>	R: 0 E: 0 K: 1 S: 14	H: 1 LOB: 1 BB: 0 P: 22	R: 0 E: 0 K: 1 S: 9	H: 1 LOB: 0 BB: 0 P: 11	R: 0 E: 0 K: 1 S: 5	H: 0 LOB: 0 BB: 0 P: 8	R: 0 E: 0 K: 1 S: 17	H: 0 LOB: 1 BB: 1 P: 28	R: 1 E: 0 K: 0 S: 10	H: 3 LOB: 2 BB: 0 P: 22	R: 1 E: 0 K: 2 S: 10	H: 2 LOB: 2 BB: 1 P: 20	R: 1 E: 0 K: 2 S: 11	H: 1 LOB: 0 BB: 0 P: 13	R: 2 E: 0 K: 0 S: 9	H: 3 LOB: 2 BB: 2 P: 20		R: 1 E: 0 K: 0 S: 14	H: 2 LOB: 2 BB: 2 P: 26	1B: 10 2B: 1 3B: 0 HR: 2	SF: 0 SAC: 0 DP: 3 HBP: 0	WP: 0 PB: 0 SB: 1 CS: 0	PA: 43		
<b>PITCHER</b>	IP WLS BF H R ER SO BB IBB HBP BLK WP HR S P ERA WHIP	IP WLS BF H R ER SO BB IBB HBP BLK WP HR S P ERA WHIP	IP WLS BF H R ER SO BB IBB HBP BLK WP HR S P ERA WHIP	IP WLS BF H R ER SO BB IBB HBP BLK WP HR S P ERA WHIP	IP WLS BF H R ER SO BB IBB HBP BLK WP HR S P ERA WHIP	IP WLS BF H R ER SO BB IBB HBP BLK WP HR S P ERA WHIP	IP WLS BF H R ER SO BB IBB HBP BLK WP HR S P ERA WHIP	IP WLS BF H R ER SO BB IBB HBP BLK WP HR S P ERA WHIP	IP WLS BF H R ER SO BB IBB HBP BLK WP HR S P ERA WHIP	IP WLS BF H R ER SO BB IBB HBP BLK WP HR S P ERA WHIP	IP WLS BF H R ER SO BB IBB HBP BLK WP HR S P ERA WHIP	IP WLS BF H R ER SO BB IBB HBP BLK WP HR S P ERA WHIP	IP WLS BF H R ER SO BB IBB HBP BLK WP HR S P ERA WHIP	IP WLS BF H R ER SO BB IBB HBP BLK WP HR S P ERA WHIP	IP WLS BF H R ER SO BB IBB HBP BLK WP HR S P ERA WHIP	IP WLS BF H R ER SO BB IBB HBP BLK WP HR S P ERA WHIP	IP WLS BF H R ER SO BB IBB HBP BLK WP HR S P ERA WHIP	IP WLS BF H R ER SO BB IBB HBP BLK WP HR S P ERA WHIP	IP WLS BF H R ER SO BB IBB HBP BLK WP HR S P ERA WHIP	IP WLS BF H R ER SO BB IBB HBP BLK WP HR S P ERA WHIP	IP WLS BF H R ER SO BB IBB HBP BLK WP HR S P ERA WHIP	IP WLS BF H R ER SO BB IBB HBP BLK WP HR S P ERA WHIP	IP WLS BF H R ER SO BB IBB HBP BLK WP HR S P ERA WHIP	IP WLS BF H R ER SO BB IBB HBP BLK WP HR S P ERA WHIP	IP WLS BF H R ER SO BB IBB HBP BLK WP HR S P ERA WHIP
Rick Reed, R ERA: 2.77 (1, 1)	7.0	30	8	3	3	7	1	1	0	0	0	0	0	0	0	0	3.86	1.286							
John Franco, L ERA: 5.14 (8, 1)	1.0	L 7	3	2	2	0	2	0	0	0	0	0	0	0	0	0	18.00	5.000							
Jerrod Riggan, R ERA: 4.91 (9, 1)	1.0	6	2	1	1	0	2	0	0	0	0	0	0	0	0	0	9.00	4.000							

Batter	1	2	3	4	5	6	7	8	9	AB	R	H	RBI	BB	SO	LOB	BOTTOM								
Darren Bragg, L OBP: 0.340, SLG: 0.408 (1, 7)	BB 1B		K							3	0	1	0	1	2	0	Philadelphia Phillies @ New York Mets Shea Stadium, Flushing, NY Wed May 30 2001, 1:10 PM EDT Att: 24,077 - Cloudy - 61 F								
Desi Relaford, S OBP: 0.381, SLG: 0.486 (1, 4)	BB		F8		L6			F7		3	0	0	0	1	0	2									
31 Mike Piazza, R OBP: 0.332, SLG: 0.518 (1, 2)	K		G6-3					L4		4	1	1	0	0	1	2									
Robin Ventura, L OBP: 0.403, SLG: 0.491 (1, 5)	F7				G6-4-3 1B		G3	E7		4	0	1	0	0	0	3									
Todd Zeile, R OBP: 0.349, SLG: 0.359 (1, 3)	K		G6-4-3				E7 1B	F9		4	1	1	1	0	1	4									
Tsuyoshi Shinjo, R OBP: 0.331, SLG: 0.438 (1, 8)	F9				K		F8		F8	4	0	0	0	0	1	1									
Timo Perez, L OBP: 0.288, SLG: 0.303 (1, 9)	F8						SF8 BB	F8		3	1	1	1	1	0	0									
Rey Ordonez, R OBP: 0.264, SLG: 0.297 (1, 6)	FC5-4 1B				SF8 2B		CS	G5-3	G1-3	4	0	2	0	0	0	0									
Rick Reed, R Darryl Hamilton, L John Franco, L Jerrod Riggan, R (1, 1) (7, PH) (8, 1) (9, 1)	FC5-4				SF8			F9		1 1 0 0 0 0 0 0	0	0	1	0	0	1									
<b>Inning Stats</b>	R: 0 E: 0 K: 2 S: 17	H: 1 LOB: 2 BB: 1 P: 28	R: 0 E: 0 K: 0 S: 10	H: 1 LOB: 1 BB: 0 P: 16	R: 0 E: 0 K: 1 S: 8	H: 0 LOB: 0 BB: 0 P: 12	R: 0 E: 0 K: 1 S: 10	H: 1 LOB: 0 BB: 0 P: 13	R: 1 E: 0 K: 0 S: 8	H: 1 LOB: 1 BB: 2 P: 19	R: 2 E: 1 K: 0 S: 6	H: 3 LOB: 0 BB: 0 P: 10	R: 0 E: 0 K: 1 S: 8	H: 0 LOB: 0 BB: 0 P: 13	R: 0 E: 1 K: 0 S: 12	H: 0 LOB: 1 BB: 0 P: 16		R: 0 E: 0 K: 0 S: 4	H: 0 LOB: 0 BB: 0 P: 6	1B: 5 2B: 3 3B: 0 HR: 0	SF: 1 SAC: 0 DP: 2 HBP: 0	WP: 0 PB: 0 SB: 0 CS: 1	PA: 36		
<b>PITCHER</b>	IP WLS BF H R ER SO BB IBB HBP BLK WP HR S P ERA WHIP	IP WLS BF H R ER SO BB IBB HBP BLK WP HR S P ERA WHIP	IP WLS BF H R ER SO BB IBB HBP BLK WP HR S P ERA WHIP	IP WLS BF H R ER SO BB IBB HBP BLK WP HR S P ERA WHIP	IP WLS BF H R ER SO BB IBB HBP BLK WP HR S P ERA WHIP	IP WLS BF H R ER SO BB IBB HBP BLK WP HR S P ERA WHIP	IP WLS BF H R ER SO BB IBB HBP BLK WP HR S P ERA WHIP	IP WLS BF H R ER SO BB IBB HBP BLK WP HR S P ERA WHIP	IP WLS BF H R ER SO BB IBB HBP BLK WP HR S P ERA WHIP	IP WLS BF H R ER SO BB IBB HBP BLK WP HR S P ERA WHIP	IP WLS BF H R ER SO BB IBB HBP BLK WP HR S P ERA WHIP	IP WLS BF H R ER SO BB IBB HBP BLK WP HR S P ERA WHIP	IP WLS BF H R ER SO BB IBB HBP BLK WP HR S P ERA WHIP	IP WLS BF H R ER SO BB IBB HBP BLK WP HR S P ERA WHIP	IP WLS BF H R ER SO BB IBB HBP BLK WP HR S P ERA WHIP	IP WLS BF H R ER SO BB IBB HBP BLK WP HR S P ERA WHIP	IP WLS BF H R ER SO BB IBB HBP BLK WP HR S P ERA WHIP	IP WLS BF H R ER SO BB IBB HBP BLK WP HR S P ERA WHIP	IP WLS BF H R ER SO BB IBB HBP BLK WP HR S P ERA WHIP	IP WLS BF H R ER SO BB IBB HBP BLK WP HR S P ERA WHIP	IP WLS BF H R ER SO BB IBB HBP BLK WP HR S P ERA WHIP	IP WLS BF H R ER SO BB IBB HBP BLK WP HR S P ERA WHIP	IP WLS BF H R ER SO BB IBB HBP BLK WP HR S P ERA WHIP	IP WLS BF H R ER SO BB IBB HBP BLK WP HR S P ERA WHIP	IP WLS BF H R ER SO BB IBB HBP BLK WP HR S P ERA WHIP
Robert Person, R ERA: 3.73	6.0	25	7	3	2	4	3	0	0	0	0	0	0	0	0	0	3.00	1.667							
Vicente Padilla, R ERA: 3.97	1.0	W 3	0	0	0	1	0	0	0	0	0	0	0	0	0	0	0.00	0.000							
Rheal Cormier, L ERA: 3.38	1.0	H 4	0	0	0	0	0	0	0	0	0	0	0	0	0	0	0.00	0.000							
Jose Mesa, R ERA: 3.52	1.0	S 3	0	0	0	0	0	0	0	0	0	0	0	0	0	0	0.00	0.000							



Batter	1	2	3	4	5	6	7	8	9	AB	R	H	RBI	BB	SO	LOB	TOP				
<b>Darren Bragg, L</b> OBP: 0.328, SLG: 0.377 (1, 9)	E4 CS S		K		K		HBP		G4-3	4	0	0	0	0	2	1					
<b>Tsuyoshi Shinjo, R</b> OBP: 0.322, SLG: 0.426 (1, 8)	K			F9	G6-3		K			4	0	0	0	0	2	2					
<b>31 Mike Piazza, R</b> OBP: 0.335, SLG: 0.535 (1, 2)	G5-3			HR	BB		F9			4	1	2	1	0	0	0					
<b>Robin Ventura, L</b> OBP: 0.410, SLG: 0.488 (1, 5)		BB		BB	BB				K	1	1	0	0	3	1	0					
<b>Todd Zeile, R</b> OBP: 0.347, SLG: 0.356 (1, 3)	K			BB	BB		K		K	4	1	1	0	0	3	3					
<b>Darryl Hamilton, L</b> OBP: 0.225, SLG: 0.203 (1, 7)	F9			BB	BB		G3-6-3		G5-3	3	0	1	0	1	0	1					
<b>Desi Relaford, S</b> OBP: 0.375, SLG: 0.474 (1, 4)	K			BB	BB		G3-6-3		G3	4	0	1	2	0	1	2					
<b>Rey Ordenez, R</b> OBP: 0.256, SLG: 0.298 (9, PH)			G1-3	F8					G4-3	3	0	1	0	0	0	2					
<b>Timo Perez, L</b> OBP: 0.266, SLG: 0.300 (9, PH)										1	0	0	0	0	0	0					
<b>Glendon Rusch, L</b> (1, 1)			F7	G3						3	0	0	0	0	1	3					
<b>Turk Wendell, L</b> (7, 1)										0	0	0	0	0	0	0					
<b>Jerrod Riggan, R</b> (7, 1)										0	0	0	0	0	0	0					
<b>Lenny Harris, L</b> OBP: 0.276, SLG: 0.296 (9, PH)									BB	1	0	1	0	0	0	0					
<b>Inning Stats</b>	R: 0 E: 1 K: 1 S: 8	H: 0 LOB: 0 BB: 0 P: 12	R: 0 E: 0 K: 2 S: 9	H: 0 LOB: 1 BB: 1 P: 17	R: 0 E: 0 K: 1 S: 5	H: 0 LOB: 0 BB: 0 P: 8	R: 3 E: 0 K: 0 S: 16	H: 3 LOB: 2 BB: 2 P: 29	R: 0 E: 0 K: 2 S: 14	H: 2 LOB: 1 BB: 0 P: 9	R: 0 E: 0 K: 1 S: 8	H: 0 LOB: 0 BB: 0 P: 12	R: 0 E: 0 K: 2 S: 9	H: 0 LOB: 0 BB: 0 P: 13	R: 0 E: 0 K: 0 S: 10	H: 1 LOB: 1 BB: 0 P: 14	1B: 6 2B: 2 3B: 0 HR: 1	SF: 0 SAC: 0 DP: 3 HBP: 1	WP: 0 PB: 0 SB: 1 CS: 2	PA: 37	
<b>PITCHER</b>	IP	WLS	BF	H	R	ER	SO	BB	IBB	HBP	BLK	WP	HR	S	P	ERA	WHIP				
<b>Ryan Dempster, R</b> ERA: 5.3	7.0	W: 30	6	3	3	8	4	0	1	0	0	0	1	66	111	3.86	1.429				
<b>Amando Almanza, L</b> ERA: 2.77	0.1	H: 1	0	0	0	1	0	0	0	0	0	0	0	3	4	0.00	0.000				
<b>Braden Looper, R</b> ERA: 3.99	0.2	H: 2	0	0	0	1	0	0	0	0	0	0	0	6	9	0.00	0.000				
<b>Antonio Alfonseca, R</b> ERA: 2.66	1.0	S: 4	1	0	0	0	0	0	0	0	0	0	0	10	14	0.00	1.000				

New York Mets @ Florida Marlins  
Pro Player Stadium, Miami, FL  
Thu May 31 2001, 7:05 PM EDT  
Att: 13,295 - Cloudy - 84 F

AB 32  
R 3  
H 7  
RBI 3  
BB 4  
SO 10  
LOB 14



Batter	1	2	3	4	5	6	7	8	9	AB	R	H	RBI	BB	SO	LOB	BOTTOM				
<b>Luis Castillo, S</b> OBP: 0.328, SLG: 0.307 (1, 4)	G4-3		K			G6-3	F8			3	0	0	0	1	1	0					
<b>Eric Owens, R</b> OBP: 0.311, SLG: 0.350 (1, 9)	F3			G6-3		K	BB			3	0	0	0	1	1	0					
<b>Cliff Floyd, L</b> OBP: 0.417, SLG: 0.628 (1, 7)	BB			2B		FC6-4	F3			4	0	3	0	0	0	2					
<b>Preston Wilson, R</b> OBP: 0.384, SLG: 0.540 (1, 8)	G6-3			P3		FC6-4	F8			4	0	0	0	0	0	5					
<b>Mike Lowell, R</b> OBP: 0.343, SLG: 0.486 (1, 5)		K2-3		K			HR			4	1	1	1	0	2	3					
<b>Charles Johnson, R</b> OBP: 0.376, SLG: 0.617 (1, 2)		G5-3			K		BB	BB	K	3	1	0	0	1	2	0					
<b>Kevin Millar, R</b> OBP: 0.369, SLG: 0.549 (9, 1)		F3			2B		BB	G5-3		4	1	2	0	0	0	0					
<b>Alex Gonzalez, R</b> OBP: 0.342, SLG: 0.377 (1, 6)				F8		K	BB			2	1	0	0	2	1	1					
<b>Ryan Dempster, R</b> OBP: 0.325, SLG: 0.130 (7, PH)				G3		K	HR			2	0	0	0	0	1	1					
<b>Ryan McCullin, L</b> OBP: 0.269, SLG: 0.477 (8, 1)							BB			1	1	1	4	0	0	0					
<b>Armando Almanza, L</b> (8, 1)							HR			0	0	0	0	0	0	0					
<b>Braden Looper, R</b> (8, 1)							BB			0	0	0	0	0	0	0					
<b>Derrek Lee, R</b> OBP: 0.280, SLG: 0.394 (9, 3)							HR			1	0	0	0	0	1	1					
<b>Inning Stats</b>	R: 0 E: 0 K: 0 S: 11	H: 1 LOB: 1 BB: 0 P: 16	R: 0 E: 0 K: 1 S: 10	H: 0 LOB: 0 BB: 0 P: 16	R: 0 E: 0 K: 1 S: 7	H: 0 LOB: 0 BB: 0 P: 7	R: 0 E: 0 K: 3 S: 11	H: 1 LOB: 1 BB: 0 P: 15	R: 0 E: 0 K: 1 S: 7	H: 1 LOB: 0 BB: 0 P: 8	R: 5 E: 0 K: 0 S: 22	H: 3 LOB: 2 BB: 4 P: 40	R: 0 E: 0 K: 2 S: 12	H: 0 LOB: 1 BB: 1 P: 21	1B: 3 2B: 2 3B: 0 HR: 2	SF: 0 SAC: 0 DP: 0 HBP: 0	WP: 0 PB: 0 SB: 1 CS: 0	PA: 36			
<b>PITCHER</b>	IP	WLS	BF	H	R	ER	SO	BB	IBB	HBP	BLK	WP	HR	S	P	ERA	WHIP				
<b>Glendon Rusch, L</b> ERA: 5.73	6.0	L: 3	25	6	3	3	7	1	0	0	0	0	1	61	88	4.50	1.167				
<b>Turk Wendell, R</b> ERA: 2.51	0.0	L: 3	1	2	2	0	2	0	0	0	0	0	0	5	14	∞	∞				
<b>Jerrod Riggan, R</b> ERA: 4.32	2.0	8	0	0	0	0	2	2	0	0	0	0	0	24	37	0.00	1.000				

New York Mets @ Florida Marlins  
Pro Player Stadium, Miami, FL  
Thu May 31 2001, 7:05 PM EDT  
Att: 13,295 - Cloudy - 84 F

AB 31  
R 5  
H 7  
RBI 5  
BB 5  
SO 9  
LOB 13





Batter	1	2	3	4	5	6	7	8	9	AB	R	H	RBI	BB	SO	LOB	TOP										
<b>Timo Perez, L</b> (1.9) OBP: 0.297, SLG: 0.305	P6		FC1-5-2-6 31 BB		31 1B BB	BB 1B		31 1B		5	2	2	0	1	0	4											
<b>Desi Relaford, S</b> (1.4) OBP: 0.383, SLG: 0.463	G4-3		31 BB		F7	BB 1B		31 PB 2B	G5-3	4	1	1	0	2	0	1											
<b>31 Mike Piazza, R</b> (1.2) <b>Joe McEwing, R</b> (9.5) OBP: 0.322, SLG: 0.396	F8		BB		1B	1B		P4	L4	4	1	1	1	1	1	5											
<b>Robin Ventura, L</b> (1.5) <b>Todd Pratt, R</b> (9.2) OBP: 0.415, SLG: 0.485 OBP: 0.340, SLG: 0.333		K	G4-3		1B	BB 1B		2B 1B	K	3	2	1	2	2	1	3											
<b>Lenny Harris, L</b> (1.7) <b>Tsuyoshi Shinjo, R</b> (6.8) OBP: 0.279, SLG: 0.286 OBP: 0.325, SLG: 0.434	G6-3			F7	SF9 1B	BB		1B 2B	K	2	0	0	0	1	0	0											
<b>Todd Zeile, R</b> (1.3) OBP: 0.349, SLG: 0.358	G5-3			G4-3 PB 1B	FC5-4 1B			F7		5	1	2	1	0	0	5											
<b>Darryl Hamilton, L</b> (1.8) OBP: 0.234, SLG: 0.207			E FC1-5-2-6 1B	G4-3	SF9			K	1B IBB	3	1	1	1	1	1	1											
<b>Rey Ordenez, R</b> (1.6) OBP: 0.266, SLG: 0.303			E7 FC1-5-2-6 31 BB 1B	WP BB	FC5-4			F8	1B	4	1	2	2	1	0	2											
<b>Dicky Gonzalez, R</b> (1.1) <b>Darren Bragg, L</b> (8.1) <b>Rick White, R</b> (8.1) <b>Armando Benitez, R</b> (9.1) OBP: 0.143, SLG: 0.077 OBP: 0.339, SLG: 0.389	G4-3		G4-3	F9		BB 1B		K	1B	4	1	1	0	0	1	3											
<b>Inning Stats</b>	R: 0 E: 0 K: 0 S: 11	H: 0 LOB: 0 BB: 0 P: 15	R: 0 E: 0 K: 1 S: 8	H: 0 LOB: 0 BB: 0 P: 14	R: 1 E: 1 K: 0 S: 11	H: 2 LOB: 3 BB: 2 P: 22	R: 1 E: 0 K: 0 S: 11	H: 1 LOB: 1 BB: 1 P: 23	R: 3 E: 0 K: 1 S: 10	H: 3 LOB: 2 BB: 2 P: 19	R: 1 E: 0 K: 1 S: 13	H: 2 LOB: 3 BB: 2 P: 24	R: 0 E: 0 K: 2 S: 11	H: 0 LOB: 0 BB: 0 P: 15	R: 5 E: 0 K: 1 S: 24	H: 5 LOB: 2 BB: 2 P: 42	R: 0 E: 0 K: 1 S: 7	H: 0 LOB: 0 BB: 0 P: 11	1B: 12 2B: 1 3B: 0 HR: 0	SF: 1 SAC: 0 DP: 0 HBP: 0	WP: 1 PB: 2 CS: 0	PA: 49					
<b>PITCHER</b>	IP	WLS	BF	H	R	ER	SO	BB	IBB	HBP	BLK	WP	HR	S	P	ERA	WHIP										
<b>Matt Clement, R</b> (1.1) ERA: 5.99	4.1	L	23	5	5	4	1	5	0	0	0	1	0	48	89	8.31	2.308										
<b>Vladimir Nunez, R</b> (5.1) ERA: 3.19	1.0		7	3	1	1	0	1	0	0	0	0	0	9	16	9.00	4.000										
<b>Armando Almanza, L</b> (6.1) ERA: 2.45	1.2		6	0	0	0	3	1	0	0	0	0	0	18	27	0.00	0.600										
<b>Ricky Bones, R</b> (8.1) ERA: 4.24	0.2		9	5	5	5	1	0	2	0	0	0	0	23	41	67.50	7.500										
<b>Vic Darenburg, L</b> (8.1) ERA: 4.8	1.1		4	0	0	0	1	0	0	0	0	0	0	8	12	0.00	0.000										

New York Mets @ Florida Marlins  
Pro Player Stadium, Miami, FL  
Fri Jun 01 2001, 7:05 PM EDT  
Att: 23,252 - Cloudy - 72 F

AB 39  
R 11  
H 13  
RBI 10  
BB 9  
SO 6  
LOB 27



Batter	1	2	3	4	5	6	7	8	9	AB	R	H	RBI	BB	SO	LOB	BOTTOM										
<b>Dave Berg, R</b> (1.4) OBP: 0.204, SLG: 0.294	F8		HR 2B		F9			F9		4	1	1	1	0	0	0											
<b>John Mabry, L</b> (1.9) OBP: 0.222, SLG: 0.250	F8		HR		G4-3			FC6-4 HBP		3	1	1	2	0	0	0											
<b>Cliff Floyd, L</b> (1.7) OBP: 0.414, SLG: 0.625	P4		S SF8 2B		K			F8		4	1	1	0	0	1	1											
<b>Preston Wilson, R</b> (1.8) OBP: 0.381, SLG: 0.532		F9	S BB		G6-3			FC6-4		3	0	0	0	1	0	1											
<b>Mike Lowell, R</b> (1.5) OBP: 0.341, SLG: 0.490		G1-3 2B	SF8		K			FC6-4		3	0	1	1	0	1	1											
<b>Charles Johnson, R</b> (1.2) OBP: 0.388, SLG: 0.602		G1-3	G6-3		G1-3				F5	4	0	0	0	0	2												
<b>Derrek Lee, R</b> (1.3) OBP: 0.280, SLG: 0.367		F9			F8			F8 G5-3 2B		4	1	1	0	0	0	1											
<b>Alex Gonzalez, R</b> (1.6) OBP: 0.345, SLG: 0.380			SH3-4 2B 1B		K			F8		4	1	2	0	0	1	1											
<b>Matt Clement, R</b> (1.1) <b>Vladimir Nunez, R</b> (5.1) <b>Armando Almanza, L</b> (6.1) <b>Kevin Millar, R</b> (7.1) <b>Ricky Bones, R</b> (8.1) <b>Vic Darenburg, L</b> (8.1) <b>Ryan McGuire, L</b> (9.1) OBP: 0.290, SLG: 0.650 OBP: 0.339, SLG: 0.389 OBP: 0.325, SLG: 0.434 OBP: 0.335, SLG: 0.542 OBP: 0.339, SLG: 0.389 OBP: 0.349, SLG: 0.358 OBP: 0.458			SH3-4		G1-3			G5-3		1	0	0	0	0	0	0											
<b>Inning Stats</b>	R: 0 E: 0 K: 0 S: 6	H: 0 LOB: 0 BB: 0 P: 12	R: 0 E: 0 K: 0 S: 9	H: 1 LOB: 1 BB: 0 P: 14	R: 4 E: 0 K: 0 S: 14	H: 4 LOB: 1 BB: 1 P: 22	R: 0 E: 0 K: 1 S: 8	H: 0 LOB: 0 BB: 0 P: 12	R: 0 E: 0 K: 1 S: 6	H: 0 LOB: 0 BB: 0 P: 12	R: 1 E: 0 K: 0 S: 7	H: 1 LOB: 1 BB: 0 P: 10	R: 0 E: 0 K: 0 S: 5	H: 0 LOB: 0 BB: 0 P: 7	R: 0 E: 0 K: 1 S: 9	H: 1 LOB: 1 BB: 0 P: 11	1B: 2 2B: 4 3B: 0 HR: 1	SF: 1 SAC: 1 DP: 0 HBP: 1	WP: 0 PB: 0 CS: 0	PA: 36							
<b>PITCHER</b>	IP	WLS	BF	H	R	ER	SO	BB	IBB	HBP	BLK	WP	HR	S	P	ERA	WHIP										
<b>Dicky Gonzalez, R</b> (1.1) ERA: 5.7	7.0	W	28	6	5	5	3	1	0	0	0	1	0	57	92	6.43	1.000										
<b>Rick White, R</b> (8.1) ERA: 3.6	1.0		4	0	0	0	0	0	0	1	0	0	0	5	7	0.00	0.000										
<b>Armando Benitez, R</b> (9.1) ERA: 3.75	1.0		4	1	0	0	1	0	0	0	0	0	0	9	11	0.00	1.000										

New York Mets @ Florida Marlins  
Pro Player Stadium, Miami, FL  
Fri Jun 01 2001, 7:05 PM EDT  
Att: 23,252 - Cloudy - 72 F

AB 32  
R 5  
H 7  
RBI 5  
BB 1  
SO 4  
LOB 8





Batter	1	2	3	4	5	6	7	8	9	AB	R	H	RBI	BB	SO	LOB	TOP								
<b>Timo Perez, L</b> OBP: 0.293, SLG: 0.300 (1, 9)	F7	CS	P6			F7		F7		5	1	1	0	0	0	1	<b>New York Mets @ Florida Marlins</b> Pro Player Stadium, Miami, FL Sat Jun 02 2001, 7:05 PM EDT Att: 33,061 - Overcast - 84 F								
<b>Dest Relaford, S</b> OBP: 0.376, SLG: 0.465 (1, 4)	K		K		SH5-3	G4-3		31 2B		4	1	1	1	0	2	0									
<b>31 Mike Piazza, R</b> OBP: 0.343, SLG: 0.550 (1, 2)	HR		G5-3		K		HR			4	2	2	2	1	1	1									
<b>Robin Ventura, L</b> OBP: 0.420, SLG: 0.500 (1, 5)	HR			G3-1	2B					3	2	1	2	2	1	0									
<b>Todd Zeile, R</b> OBP: 0.350, SLG: 0.352 (1, 3)	E6			2B	2B	G6-3		F7		3	0	0	0	1	0	2									
<b>Tsuyoshi Shinjo, R</b> OBP: 0.327, SLG: 0.439 (1, 8)	P4			F8			1B	F7		5	0	2	2	0	0	4									
<b>Darryl Hamilton, L</b> OBP: 0.273, SLG: 0.247 (1, 7)										3	0	3	0	2	0	0									
<b>Rey Ordenez, R</b> OBP: 0.264, SLG: 0.296 (1, 6)		K			G4-3	FC6-4		G4-3		4	0	0	0	1	1	7									
<b>Al Leiter, L</b> (1, 1)										3	0	0	0	0	2	4									
<b>Rick White, R</b> (7, 1)										0	0	0	0	0	0	0									
<b>Lenny Harris, L</b> OBP: 0.290, SLG: 0.298 (8, PH)								S		1	1	1	0	0	0	0									
<b>Dennis Cook, L</b> (8, 1)								2B		1	0	0	0	0	0	0									
<b>Inning Stats</b>	R: 2 E: 1 K: 1 S: 15	H: 1 LOB: 1 BB: 1 P: 25	R: 0 E: 0 K: 2 S: 8	H: 0 LOB: 0 BB: 1 P: 15	R: 0 E: 0 K: 1 S: 8	H: 0 LOB: 0 BB: 0 P: 14	R: 0 E: 0 K: 0 S: 12	H: 1 LOB: 3 BB: 1 P: 24	R: 2 E: 0 K: 1 S: 11	H: 2 LOB: 3 BB: 3 P: 29	R: 0 E: 0 K: 1 S: 10	H: 0 LOB: 0 BB: 0 P: 16	R: 1 E: 0 K: 1 S: 15	H: 3 LOB: 2 BB: 0 P: 21	R: 2 E: 0 K: 0 S: 9	H: 3 LOB: 2 BB: 1 P: 17	R: 0 E: 0 K: 0 S: 4	H: 1 LOB: 0 BB: 0 P: 7	1B: 5 2B: 4 3B: 0 HR: 2	SF: 0 SAC: 1 DP: 1 HBP: 1	WP: 0 PB: 0 SB: 1 CS: 1	PA: 46			
<b>PITCHER</b>	IP	WLS	BF	H	R	ER	SO	BB	IBB	HBP	BLK	WP	HR	S	P	ERA	WHIP								
<b>45 Chuck Smith, R</b> ERA: 3.29 (1, 1)	6.0	L	29	4	4	4	6	3	3	1	0	0	1	64	123	6.00	1.167								
<b>Dan Miceli, R</b> ERA: 7.54 (7, 1)	2.0		13	6	3	3	1	0	1	0	0	0	1	24	38	13.50	3.000								
<b>Braden Looper, R</b> ERA: 3.81 (9, 1)	1.0		3	1	0	0	0	0	0	0	0	0	0	4	7	0.00	1.000								


Batter	1	2	3	4	5	6	7	8	9	AB	R	H	RBI	BB	SO	LOB	BOTTOM								
<b>Dave Berg, R</b> OBP: 0.224, SLG: 0.309 (1, 4)	F8			L6-3				F9		4	0	2	0	0	0	0	<b>New York Mets @ Florida Marlins</b> Pro Player Stadium, Miami, FL Sat Jun 02 2001, 7:05 PM EDT Att: 33,061 - Overcast - 84 F								
<b>Eric Owens, R</b> OBP: 0.307, SLG: 0.344 (1, 9)	K			L6-3		F9		F9		3	0	0	0	0	1	2									
<b>Dan Miceli, R</b> (7, 1)										0	0	0	0	0	0	0									
<b>Ryan McGuire, L</b> OBP: 0.333, SLG: 0.440 (8, PH)										1	0	0	0	0	0	0									
<b>Braden Looper, R</b> (9, 1)										0	0	0	0	0	0	0									
<b>Kevin Millar, R</b> OBP: 0.315, SLG: 0.517 (1, 7)	G4-3			F3		L5			G5-3	4	0	0	0	0	1										
<b>Preston Wilson, R</b> OBP: 0.374, SLG: 0.522 (1, 8)					G5-3		K2-3		F8	4	0	0	0	1	0										
<b>Mike Lowell, R</b> OBP: 0.345, SLG: 0.510 (1, 5)					P4		HR			4	1	2	1	0	1	0									
<b>Charles Johnson, R</b> OBP: 0.371, SLG: 0.606 (1, 2)							FC5-4		F9	4	0	2	0	0	1	1									
<b>Derrek Lee, R</b> OBP: 0.281, SLG: 0.363 (1, 3)				F3			FC5-4			2	0	0	0	1	0	1									
<b>Alex Gonzalez, R</b> OBP: 0.340, SLG: 0.374 (1, 6)				F9				F9		3	0	0	0	0	1	3									
<b>45 Chuck Smith, R</b> OBP: 0.417, SLG: 0.364 (1, 1)										1	0	0	0	0	0	0									
<b>John Mabry, L</b> OBP: 0.207, SLG: 0.231 (7, 9)				G6-3				F9		2	0	0	0	0	0	0									
<b>Inning Stats</b>	R: 0 E: 0 K: 1 S: 8	H: 0 LOB: 0 BB: 0 P: 11	R: 0 E: 0 K: 2 S: 9	H: 0 LOB: 0 BB: 0 P: 15	R: 0 E: 0 K: 0 S: 8	H: 0 LOB: 0 BB: 0 P: 13	R: 0 E: 0 K: 0 S: 10	H: 1 LOB: 0 BB: 0 P: 16	R: 0 E: 0 K: 1 S: 9	H: 1 LOB: 2 BB: 1 P: 15	R: 0 E: 0 K: 0 S: 12	H: 1 LOB: 1 BB: 0 P: 21	R: 1 E: 0 K: 1 S: 16	H: 2 LOB: 1 BB: 0 P: 26	R: 0 E: 0 K: 0 S: 6	H: 0 LOB: 0 BB: 0 P: 10	R: 0 E: 0 K: 0 S: 10	H: 1 LOB: 1 BB: 0 P: 15	1B: 4 2B: 2 3B: 0 HR: 1	SF: 0 SAC: 0 DP: 1 HBP: 0	WP: 0 PB: 0 SB: 0 CS: 0	PA: 33			
<b>PITCHER</b>	IP	WLS	BF	H	R	ER	SO	BB	IBB	HBP	BLK	WP	HR	S	P	ERA	WHIP								
<b>Al Leiter, L</b> ERA: 3.99 (1, 1)	6.1		24	5	1	1	5	1	0	0	0	0	0	3	7	0.00	0.947								
<b>Rick White, R</b> ERA: 3.45 (7, 1)	0.2		2	0	0	0	0	0	0	0	0	0	0	3	7	0.00	0.000								
<b>Dennis Cook, L</b> ERA: 4.05 (8, 1)	2.0		7	1	0	0	0	0	0	0	0	0	0	16	25	0.00	0.500								






Batter	1	2	3	4	5	6	7	8	9	AB	R	H	RBI	BB	SO	LOB	TOP					
<b>Timo Perez, L</b> OBP: 0.292, SLG: 0.298 (1, 9)	G6-3		K			FC3-6 1B			G6-3	4	0	1	0	0	1	0	<b>New York Mets @ Florida Marlins</b> Pro Player Stadium, Miami, FL Sun Jun 03 2001, 4:05 PM EDT Att: 22,483 - Cloudy - 81 F					
<b>Dest Relaford, S</b> OBP: 0.373, SLG: 0.456 (1, 4)	K			P5		FC3-6			FC6-4 31 1B	4	0	1	0	0	1	2						
<b>31 Mike Piazza, R</b> OBP: 0.537, SLG: 0.538 <b>John Franco, L</b> (9, 1)	F9			F9		G1-3			G6-3	4	0	0	0	0	0	3						
<b>Robin Ventura, L</b> OBP: 0.421, SLG: 0.497 (1, 5)				G4-1			P3		FC6-4 1B	3	0	1	0	1	0	0						
<b>Todd Zeile, R</b> OBP: 0.344, SLG: 0.345 (1, 3)	F9				G5-3		F9		FC6-4 1B	4	0	0	0	0	0	3						
<b>Darryl Hamilton, L</b> OBP: 0.285, SLG: 0.239 (1, 8)	P6				L4		F8			3	0	0	0	0	0	1						
<b>Darren Bragg, L</b> OBP: 0.323, SLG: 0.368 (1, 7)	K				G4-3			K		3	0	0	0	0	2	1						
<b>Joe McEwing, R</b> OBP: 0.323, SLG: 0.393 (1, 6)			F7			FC3-6 1B		F8		3	0	1	0	0	0	0						
<b>Kevin Appier, R</b> OBP: 0.125, SLG: 0.087 (8, PH) <b>Lenny Harris, L</b> OBP: 0.288, SLG: 0.293 <b>Turk Wendell, L</b> (8, 1) <b>Todd Pratt, R</b> OBP: 0.340, SLG: 0.333 (9, 2)	G3					K		G3-1		2	0	0	0	0	1	1						
<b>Inning Stats</b>	R: 0 E: 0 K: 1 S: 10	H: 0 LOB: 0 BB: 0 P: 15	R: 0 E: 0 K: 1 S: 10	H: 1 LOB: 1 BB: 0 P: 17	R: 0 E: 0 K: 1 S: 6	H: 0 LOB: 0 BB: 0 P: 11	R: 0 E: 0 K: 0 S: 7	H: 0 LOB: 0 BB: 0 P: 9	R: 0 E: 0 K: 0 S: 6	H: 0 LOB: 0 BB: 0 P: 7	R: 0 E: 0 K: 1 S: 13	H: 2 LOB: 2 BB: 0 P: 17	R: 0 E: 0 K: 0 S: 5	H: 0 LOB: 0 BB: 0 P: 8	R: 0 E: 0 K: 1 S: 9	H: 0 LOB: 0 BB: 0 P: 16		R: 0 E: 0 K: 0 S: 8	H: 1 LOB: 2 BB: 1 P: 13	1B: 4 2B: 0 3B: 0 HR: 0	SF: 0 SAC: 0 DP: 0 HBP: 0	WP: 0 PB: 0 SB: 1 CS: 0
<b>PITCHER</b>	IP	WLS	BF	H	R	ER	SO	BB	IBB	HBP	BLK	WP	HR	S	P	ERA	WHIP					
<b>A.J. Burnett, R</b> ERA: 1.71 <b>Antonio Alfonseca, R</b> ERA: 2.63	(1, 1)		8.2	31	4	0	5	0	1	0	0	0	0	72	111	0.00	0.462					
<b>PITCHER</b>	IP	WLS	BF	H	R	ER	SO	BB	IBB	HBP	BLK	WP	HR	S	P	ERA	WHIP					
<b>A.J. Burnett, R</b> ERA: 1.71 <b>Antonio Alfonseca, R</b> ERA: 2.63	(9, 1)	W	1	0	0	0	0	0	0	0	0	0	0	2	2	0.00	0.000					

AB	31
R	0
H	4
RBI	0
BB	1
SO	5
LOB	11



Batter	1	2	3	4	5	6	7	8	9	AB	R	H	RBI	BB	SO	LOB	BOTTOM					
<b>Luis Castillo, S</b> OBP: 0.335, SLG: 0.317 (1, 4)	S HBP		G5-4-3 1B			K			FC3-6 1B 2B	3	1	2	0	0	1	0	<b>New York Mets @ Florida Marlins</b> Pro Player Stadium, Miami, FL Sun Jun 03 2001, 4:05 PM EDT Att: 22,483 - Cloudy - 81 F					
<b>Eric Owens, R</b> OBP: 0.306, SLG: 0.340 (1, 9)	B3		G5-4-3 1B			K			FC3-6 BB	3	0	0	0	1	1	2						
<b>Cliff Floyd, L</b> OBP: 0.407, SLG: 0.612 (1, 7)	F8			K			P4		FC3-6 DI	4	0	0	0	0	1	3						
<b>Preston Wilson, R</b> OBP: 0.377, SLG: 0.519 (1, 8)	P3			CS BB			G6-3		FC3-6 1B	3	0	1	1	1	0	1						
<b>Mike Lowell, R</b> OBP: 0.339, SLG: 0.500 (1, 5)	F3			F7			K			3	0	0	0	0	1	1						
<b>Derek Lee, R</b> OBP: 0.281, SLG: 0.363 (1, 3)	FC6-4 1B			CS		K		K		3	0	1	0	0	2	0						
<b>Mike Redmond, R</b> OBP: 0.366, SLG: 0.500 (1, 2)	FC6-4 1B				F9			F2		3	0	0	0	0	0	1						
<b>Alex Gonzalez, R</b> OBP: 0.335, SLG: 0.367 <b>Antonio Alfonseca, R</b> (9, 1)	FC6-4					K		K		3	0	0	0	0	2	1						
<b>A.J. Burnett, R</b> OBP: 0.125, SLG: 0.133 <b>Dave Berg, R</b> OBP: 0.220, SLG: 0.304 (9, 6)						K			K	2	0	0	0	0	2	0						
<b>Inning Stats</b>	R: 0 E: 0 K: 0 S: 12	H: 0 LOB: 1 BB: 0 P: 21	R: 0 E: 0 K: 0 S: 11	H: 1 LOB: 1 BB: 0 P: 14	R: 0 E: 0 K: 1 S: 6	H: 1 LOB: 0 BB: 0 P: 9	R: 0 E: 0 K: 1 S: 8	H: 0 LOB: 0 BB: 1 P: 15	R: 0 E: 0 K: 2 S: 9	H: 0 LOB: 0 BB: 0 P: 14	R: 0 E: 0 K: 3 S: 9	H: 0 LOB: 0 BB: 0 P: 15	R: 0 E: 0 K: 1 S: 10	H: 0 LOB: 0 BB: 0 P: 16	R: 0 E: 0 K: 2 S: 9	H: 0 LOB: 0 BB: 0 P: 11		R: 1 E: 0 K: 1 S: 18	H: 2 LOB: 2 BB: 1 P: 30	1B: 3 2B: 1 3B: 0 HR: 0	SF: 0 SAC: 0 DP: 1 HBP: 1	WP: 0 PB: 0 SB: 1 CS: 1
<b>PITCHER</b>	IP	WLS	BF	H	R	ER	SO	BB	IBB	HBP	BLK	WP	HR	S	P	ERA	WHIP					
<b>Kevin Appier, R</b> ERA: 4.58 <b>Turk Wendell, R</b> ERA: 2.7 <b>John Franco, L</b> ERA: 5.06	(1, 1)		7.0	23	2	0	8	1	0	1	0	0	0	65	104	0.00	0.429					
<b>PITCHER</b>	IP	WLS	BF	H	R	ER	SO	BB	IBB	HBP	BLK	WP	HR	S	P	ERA	WHIP					
<b>Kevin Appier, R</b> ERA: 4.58 <b>Turk Wendell, R</b> ERA: 2.7 <b>John Franco, L</b> ERA: 5.06	(8, 1)	L	6	1	1	1	3	1	0	0	0	0	0	23	33	6.75	1.500					
<b>PITCHER</b>	IP	WLS	BF	H	R	ER	SO	BB	IBB	HBP	BLK	WP	HR	S	P	ERA	WHIP					
<b>Kevin Appier, R</b> ERA: 4.58 <b>Turk Wendell, R</b> ERA: 2.7 <b>John Franco, L</b> ERA: 5.06	(9, 1)		0.1	2	1	0	0	0	0	0	0	0	0	4	8	0.00	3.000					

AB	28
R	1
H	4
RBI	1
BB	2
SO	11
LOB	9





Batter	1	2	3	4	5	6	7	8	9	AB	R	H	RBI	BB	SO	LOB	TOP							
<b>Timo Perez, L</b> (1.9) OBP: 0.288, SLG: 0.288										4	0	0	0	1	1	1	<b>New York Mets @ Philadelphia Phillies</b> Veterans Stadium, Philadelphia, PA Tue Jun 05 2001, 7:05 PM EDT Att: 22,060 - Cloudy - 79 F							
<b>Darryl Hamilton, L</b> (1.7) OBP: 0.282, SLG: 0.247										5	1	1	0	0	1	4								
<b>31 Mike Piazza, R</b> (1.2) OBP: 0.338, SLG: 0.540										5	2	2	1	0	1	0								
<b>Robin Ventura, L</b> (1.5) OBP: 0.425, SLG: 0.517										5	3	3	1	0	0	0								
<b>Todd Zeile, R</b> (1.3) OBP: 0.349, SLG: 0.353										4	1	2	2	1	0	0								
<b>Tsuyoshi Shinjo, R</b> (1.8) OBP: 0.329, SLG: 0.451										5	2	2	2	0	0	2								
<b>Desi Relaford, S</b> (1.4) OBP: 0.383, SLG: 0.479										4	0	3	3	0	0	0								
<b>Joe McEwing, R</b> (1.6) OBP: 0.328, SLG: 0.393										5	0	2	0	0	1	3								
<b>Rick Reed, R</b> (1.1) OBP: 0.161, SLG: 0.172										3	0	0	0	0	1	4								
<b>Inning Stats</b>	R: 0 E: 0 K: 1 S: 6	H: 0 LOB: 0 BB: 0 P: 10	R: 0 E: 0 K: 0 S: 5	H: 0 LOB: 0 BB: 0 P: 10	R: 0 E: 0 K: 0 S: 14	H: 1 LOB: 2 BB: 1 P: 26	R: 2 E: 0 K: 0 S: 18	H: 4 LOB: 2 BB: 0 P: 26	R: 5 E: 0 K: 2 S: 30	H: 6 LOB: 1 BB: 0 P: 43	R: 0 E: 0 K: 0 S: 10	H: 0 LOB: 0 BB: 0 P: 14	R: 0 E: 0 K: 0 S: 6	H: 0 LOB: 0 BB: 0 P: 8	R: 0 E: 1 K: 0 S: 16	H: 1 LOB: 2 BB: 0 P: 25	R: 2 E: 0 K: 0 S: 9	H: 3 LOB: 1 BB: 1 P: 17	1B: 8 2B: 6 3B: 0 HR: 1	SF: 1 SAC: 1 DP: 0 HBP: 0	WP: 2 PB: 0 SB: 0 CS: 0	PA: 44		
<b>PITCHER</b>	IP	WLS	BF	H	R	ER	SO	BB	IBB	HBP	BLK	WP	HR	S	P	ERA	WHIP							
<b>Robert Person, R</b> (1.1) ERA: 4.34	4.1	L	24	10	7	7	1	1	0	0	0	2	0	59	96	14.54	2.538							
<b>Vicente Padilla, R</b> (5.1) ERA: 4.91	1.2		6	1	0	0	4	0	0	0	0	0	0	24	33	0.00	0.600							
<b>Jose Santiago, R</b> (7.1) ERA: 6.32	2.0		8	1	0	0	0	0	0	0	0	0	0	22	33	0.00	0.500							
<b>Chris Brock, R</b> (9.1) ERA: 4.13	1.0		6	3	2	2	0	1	0	0	0	0	1	9	17	18.00	4.000							

AB	40
R	9
H	15
RBI	9
BB	2
SO	5
LOB	14



Batter	1	2	3	4	5	6	7	8	9	AB	R	H	RBI	BB	SO	LOB	BOTTOM							
<b>Doug Glanville, R</b> (1.8) OBP: 0.294, SLG: 0.436										4	0	2	0	0	1	1	<b>New York Mets @ Philadelphia Phillies</b> Veterans Stadium, Philadelphia, PA Tue Jun 05 2001, 7:05 PM EDT Att: 22,060 - Cloudy - 79 F							
<b>11 Jimmy Rollins, S</b> (1.6) OBP: 0.310, SLG: 0.382										4	0	0	0	0	0	3								
<b>Bobby Abreu, L</b> (1.9) OBP: 0.376, SLG: 0.512										2	0	0	0	2	1	0								
<b>Scott Rolen, R</b> (1.5) OBP: 0.363, SLG: 0.447										4	0	0	0	0	0	3								
<b>Travis Lee, L</b> (1.3) OBP: 0.379, SLG: 0.453										3	0	1	0	1	0	0								
<b>Pat Burrell, R</b> (1.7) OBP: 0.379, SLG: 0.482										4	0	0	0	0	0	2								
<b>Marlon Anderson, L</b> (1.4) OBP: 0.308, SLG: 0.386										3	0	0	0	0	1	0								
<b>Johnny Estrada, S</b> (1.2) OBP: 0.293, SLG: 0.400										3	0	0	0	0	0	0								
<b>Robert Person, R</b> (1.1) ERA: 4.15, SLG: 0.190										1	0	0	0	0	0	0								
<b>Brian Hunter, R</b> (5.1) OBP: 0.296, SLG: 0.361										0	0	0	0	0	0	0								
<b>Jose Santiago, R</b> (7.1) ERA: 6.32										0	0	0	0	0	0	0								
<b>Rob Ducey, L</b> (8.1) OBP: 0.354, SLG: 0.370										0	0	0	0	0	0	0								
<b>Chris Brock, R</b> (9.1) OBP: 0.333, SLG: 0.333										0	0	0	0	0	0	0								
<b>Inning Stats</b>	R: 0 E: 0 K: 0 S: 8	H: 0 LOB: 1 BB: 1 P: 12	R: 0 E: 0 K: 1 S: 6	H: 0 LOB: 0 BB: 0 P: 7	R: 0 E: 0 K: 0 S: 10	H: 1 LOB: 1 BB: 0 P: 14	R: 0 E: 0 K: 1 S: 10	H: 0 LOB: 0 BB: 0 P: 17	R: 0 E: 0 K: 0 S: 7	H: 0 LOB: 0 BB: 0 P: 11	R: 0 E: 0 K: 1 S: 11	H: 1 LOB: 2 BB: 1 P: 19	R: 0 E: 0 K: 0 S: 4	H: 0 LOB: 0 BB: 1 P: 8	R: 0 E: 0 K: 1 S: 10	H: 1 LOB: 1 BB: 0 P: 15	R: 0 E: 0 K: 0 S: 7	H: 1 LOB: 1 BB: 0 P: 8	1B: 4 2B: 0 3B: 0 HR: 0	SF: 0 SAC: 0 DP: 1 HBP: 0	WP: 0 PB: 0 SB: 1 CS: 0	PA: 33		
<b>PITCHER</b>	IP	WLS	BF	H	R	ER	SO	BB	IBB	HBP	BLK	WP	HR	S	P	ERA	WHIP							
<b>Rick Reed, R</b> (1.1) ERA: 2.49	9.0	W	33	4	0	0	4	3	0	0	0	0	0	73	111	0.00	0.778							





Batter	1	2	3	4	5	6	7	8	9	AB	R	H	RBI	BB	SO	LOB	TOP			
Timo Perez, L (1,9) OBP: 0.279, SLG: 0.279 Armando Benitez, R (8,1)	G1-3		B5-3		F7			G6-4-3		4	0	0	0	0	0	1				
Darryl Hamilton, L (1,7) OBP: 0.279, SLG: 0.260	1B		1B		L4				31 1B E	3	1	2	0	1	0	0				
31 Mike Piazza, R (1,2) OBP: 0.336, SLG: 0.534	F3		G5-4-3		F8			FC6-4 1B		4	0	1	0	0	0	2				
Robin Ventura, L (1,5) OBP: 0.417, SLG: 0.506	F7				K			FC6-4 F8 2H		4	0	0	0	0	2	2				
Todd Zeile, R (1,3) OBP: 0.352, SLG: 0.353		1B 1B BB						F8		3	0	1	0	1	0	1				
Tsuyoshi Shinjo, R (1,8) OBP: 0.327, SLG: 0.446		1B			F8			G3		4	0	1	0	0	1	2				
Desi Relaford, S (1,4) OBP: 0.373, SLG: 0.464		1B			G3-1					3	0	0	0	0	0	3				
Rey Ordenez, R (1,6) OBP: 0.266, SLG: 0.298 Lenny Harris, L (8,PH) OBP: 0.291, SLG: 0.288								G4-3		2	0	1	0	0	1	0				
Glendon Rusch, L (1,1) Jerrold Riggan, R (5,1) Rick White, R (7,1) Mark Johnson, L (8,PH) Joe McEwing, R (8,6)		G4-6-3			L7			G6-4-3 BB		2	0	0	0	0	0	3				
<b>Inning Stats</b>	R: 0 E: 0 K: 0 S: 9	H: 1 LOB: 1 BB: 0 P: 13	R: 0 E: 0 K: 0 S: 8	H: 2 LOB: 2 BB: 1 P: 13	R: 0 E: 0 K: 0 S: 4	H: 1 LOB: 0 BB: 0 P: 5	R: 0 E: 0 K: 1 S: 12	H: 1 LOB: 1 BB: 0 P: 18	R: 0 E: 0 K: 1 S: 6	H: 0 LOB: 0 BB: 0 P: 9	R: 0 E: 0 K: 1 S: 8	H: 0 LOB: 0 BB: 0 P: 13	R: 0 E: 0 K: 0 S: 6	H: 0 LOB: 0 BB: 1 P: 10	R: 1 E: 1 K: 0 S: 8	H: 1 LOB: 1 BB: 1 P: 17	1B: 6 2B: 0 3B: 0 HR: 0	SF: 0 SAC: 0 DP: 3 HBP: 0	WP: 0 PB: 0 CS: 0	PA: 33
<b>PITCHER</b> Amaury Telemaco, R (1,1) ERA: 4.21	IP: 9.0 WLS: W BF: 33 H: 6 R: 1 ER: 1 SO: 4 BB: 3 IBB: 0 HBP: 0 BLK: 0 WP: 0 HR: 0 S: 67 P: 108 ERA: 1.00 WHIP: 1.000											<b>PITCHER</b>	IP: 9.0 WLS: W BF: 33 H: 6 R: 1 ER: 1 SO: 4 BB: 3 IBB: 0 HBP: 0 BLK: 0 WP: 0 HR: 0 S: 67 P: 108 ERA: 1.00 WHIP: 1.000							

New York Mets @ Philadelphia Phillies  
Veterans Stadium, Philadelphia, PA  
Wed Jun 06 2001, 7:05 PM EDT  
Att: 32,703 - Cloudy - 75 F


AB 30  
R 1  
H 6  
RBI 0  
BB 3  
SO 4  
LOB 14



Batter	1	2	3	4	5	6	7	8	9	AB	R	H	RBI	BB	SO	LOB	BOTTOM			
Doug Glanville, R (1,8) OBP: 0.296, SLG: 0.435	G6-3		G5-3		G4-6-3 11 1B 2B			K		5	2	2	0	0	1	1				
11 Jimmy Rollins, S (1,6) OBP: 0.313, SLG: 0.389	F9				1B		G4-3			4	1	2	0	0	0	1				
Bobby Abreu, L (1,9) OBP: 0.382, SLG: 0.520	2B				G4-6-3 F9 E 2H		G4-6-3 1B			3	1	2	1	1	0	2				
Scott Rolen, R (1,5) OBP: 0.365, SLG: 0.445	K				F9		2B			3	1	1	1	1	1	2				
Pat Burrell, R (1,7) OBP: 0.382, SLG: 0.485		F9			E 23 1B IBB		1B			3	1	1	2	1	0	2				
Travis Lee, L (1,3) OBP: 0.372, SLG: 0.443		K			E4 23 1B		P6			4	0	0	1	0	2	4				
23 Kevin Jordan, R (1,4) OBP: 0.407, SLG: 0.431	P6				1B					4	0	1	1	0	2	0				
Gary Bennett, R (1,2) OBP: 0.304, SLG: 0.275					K		K			4	0	0	0	0	2	2				
Amaury Telemaco, R (1,1) OBP: 0.200, SLG: 0.111					K		F7			4	0	1	0	0	1	2				
<b>Inning Stats</b>	R: 0 E: 0 K: 1 S: 13	H: 1 LOB: 0 BB: 0 P: 21	R: 0 E: 0 K: 1 S: 9	H: 0 LOB: 0 BB: 0 P: 13	R: 0 E: 0 K: 2 S: 11	H: 0 LOB: 0 BB: 0 P: 17	R: 3 E: 1 K: 1 S: 18	H: 3 LOB: 2 BB: 1 P: 29	R: 2 E: 0 K: 0 S: 14	H: 3 LOB: 1 BB: 1 P: 28	R: 0 E: 0 K: 1 S: 9	H: 0 LOB: 0 BB: 0 P: 12	R: 1 E: 0 K: 1 S: 16	H: 2 LOB: 2 BB: 1 P: 25	R: 0 E: 0 K: 2 S: 9	H: 1 LOB: 1 BB: 0 P: 10	1B: 7 2B: 3 3B: 0 HR: 0	SF: 0 SAC: 0 DP: 1 HBP: 0	WP: 1 PB: 0 CS: 0	PA: 37
<b>PITCHER</b> Glendon Rusch, L (1,1) ERA: 5.88 Jerrold Riggan, R (5,1) ERA: 4.42 Rick White, R (7,1) ERA: 3.31 Armando Benitez, R (8,1) ERA: 3.6	IP: 4.2 WLS: L BF: 22 H: 6 R: 5 ER: 4 SO: 5 BB: 1 IBB: 0 HBP: 0 BLK: 0 WP: 0 HR: 0 S: 60 P: 101 ERA: 7.71 WHIP: 1.500											<b>PITCHER</b>	IP: 4.2 WLS: L BF: 22 H: 6 R: 5 ER: 4 SO: 5 BB: 1 IBB: 0 HBP: 0 BLK: 0 WP: 0 HR: 0 S: 60 P: 101 ERA: 7.71 WHIP: 1.500							

New York Mets @ Philadelphia Phillies  
Veterans Stadium, Philadelphia, PA  
Wed Jun 06 2001, 7:05 PM EDT  
Att: 32,703 - Cloudy - 75 F

AB 34  
R 6  
H 10  
RBI 6  
BB 3  
SO 9  
LOB 16









Batter	1	2	3	4	5	6	7	8	9	AB	R	H	RBI	BB	SO	LOB	TOP			
Benny Agbayani, R OBP: 0.397, SLG: 0.424	1-1 BB 1B		0-1 SH1-3 1B		1-3 K			0-2 G6-3	2-2 1-H 2B	5	0	3	1	0	1	0	<b>New York Mets @ Tampa Bay Devil Rays</b> Tropicana Field, St. Petersburg, FL Fri Jun 08 2001, 7:15 PM EDT Att: 15,547 - Dome - 72 F <a href="http://livebaseballscores.com">livebaseballscores.com</a>			
Darryl Hamilton, L OBP: 0.278, SLG: 0.253 31 Mike Piazza, R OBP: 0.336, SLG: 0.540	2-3 K		0-0 SH1-3 1-2			1-1 G4-3		3-2 F7	0-1 G6-3	3	0	0	0	0	1	1				
Edgardo Alfonso, R OBP: 0.332, SLG: 0.483	1-1 F7		1-3 K			1-2 FC4-6 1B			2-2 1B E 2B	4	1	2	0	0	1	2				
Robin Ventura, L OBP: 0.414, SLG: 0.492	4-2 1-2 BB		1-1 F8			2-3 K			4-2 E HR BB	2	1	0	0	2	1	2				
Todd Zeile, R OBP: 0.355, SLG: 0.358	0-3 K			3-1 G4-3		0-1 FC4-6 1-2			2-1 E9 HR 1B	4	1	1	0	0	1	3				
Mark Johnson, L OBP: 0.313, SLG: 0.429		1-0 G4-3		2-3 K			2-1 L7		0-0 HR	4	1	1	3	0	1	0				
Tsuyoshi Shinjo, R OBP: 0.322, SLG: 0.458		0-0 F7		0-0 G1-6-3			2-2 F9		1-1 F9	4	0	0	0	0	0	0				
Todd Pratt, R OBP: 0.333, SLG: 0.326		2-2 1B				3-2 F7		2-3 K	2-2 G4-3	4	0	1	0	0	1	0				
Rey Ordóñez, R OBP: 0.274, SLG: 0.297 Lenny Harris, L OBP: 0.288, SLG: 0.295		1-0 G5-3		0-1 G6-3				1-0 F2	1-2 DI 2B 1B	3	0	0	0	0	0	1				
<b>Inning Stats</b>	R: 0 E: 0 K: 2 S: 15	H: 1 LOB: 2 BB: 1 P: 23	R: 0 E: 0 K: 0 S: 7	H: 1 LOB: 1 BB: 0 P: 11	R: 0 E: 0 K: 1 S: 8	H: 0 LOB: 0 BB: 0 P: 10	R: 0 E: 0 K: 1 S: 6	H: 0 LOB: 0 BB: 0 P: 11	R: 0 E: 0 K: 1 S: 8	H: 1 LOB: 1 BB: 0 P: 12	R: 0 E: 0 K: 1 S: 10	H: 0 LOB: 0 BB: 0 P: 16	R: 0 E: 0 K: 0 S: 10	H: 0 LOB: 0 BB: 0 P: 14	R: 5 E: 1 K: 0 S: 23	H: 5 LOB: 1 BB: 1 P: 37	1B: 6 2B: 2 HR: 1	SF: 0 SAC: 1 DP: 0 HBP: 0	WP: 0 PB: 0 CS: 0	PA: 38
<b>PITCHER</b>	IP WLS BF H R ER SO BB IBB HBP BLK WP HR S P ERA WHIP	7.0 W 26 4 0 0 7 1 0 0 0 0 0 66 99 0.00 0.714	1.2 S 11 5 5 5 0 1 0 0 0 0 1 31 49 27.00 3.600	0.1 S 1 0 0 0 0 0 0 0 0 0 0 2 2 0.00 0.000											1B: 6 2B: 2 HR: 1	SF: 0 SAC: 1 DP: 0 HBP: 0	WP: 0 PB: 0 CS: 0	PA: 38		

Batter	1	2	3	4	5	6	7	8	9	AB	R	H	RBI	BB	SO	LOB	BOTTOM	
Randy Winn, S OBP: 0.417, SLG: 0.434	1-3 K		2-3 K		2-0 G3-1			0-1 FC5-4		5	1	1	2	0	2	3	<b>New York Mets @ Tampa Bay Devil Rays</b> Tropicana Field, St. Petersburg, FL Fri Jun 08 2001, 7:15 PM EDT Att: 15,547 - Dome - 72 F <a href="http://livebaseballscores.com">livebaseballscores.com</a>	
Gerald Williams, R OBP: 0.272, SLG: 0.347	2-2 F3		0-0 G6-3		2-0 G5-3		1-3 2-H 3-H 2B	1-2 F3		4	0	0	0	0	0	4		
Greg Vaughn, R OBP: 0.340, SLG: 0.514	3-2 G5-3			4-1 1B S WP BB		3-2 L6 2B	3-1 HR			3	2	2	3	1	0	0		
Fred McGriff, L OBP: 0.377, SLG: 0.529		0-0 1B		2-2 F7		1-1 L6	2-H 3-H HR			4	1	2	1	0	0	2		
Ben Grieve, L OBP: 0.361, SLG: 0.348		2-3 K		1-3 K		0-0 G6-3		0-0 FC4-6 1B		4	0	1	0	0	2	2		
Aubrey Huff, L OBP: 0.292, SLG: 0.382		1-3 K		0-0 WP		2-3 1B		1-2 FC4-6 1B		4	0	2	0	0	1	2		
Mike DiFelice, R OBP: 0.289, SLG: 0.314		1-3 K		3-2 F9			4-0 FC5-2 1B 2B	0-0 G5-3		3	1	0	0	1	1	2		
Andy Sheets, R OBP: 0.338, SLG: 0.350			2-2 2B		0-3 K		3-2 FC5-2 2B	4-2 FC5-4 BB		3	1	2	0	1	1	0		
Damian Rolls, R OBP: 0.348, SLG: 0.400			1-1 G5-3		1-1 G3-1 2B		0-0 FC5-2 2B HR	0-0 F8		4	1	1	0	0	0	5		
<b>Inning Stats</b>	R: 0 E: 0 K: 1 S: 11	H: 0 LOB: 0 BB: 0 P: 17	R: 0 E: 0 K: 3 S: 10	H: 1 LOB: 1 BB: 0 P: 14	R: 0 E: 0 K: 1 S: 9	H: 1 LOB: 1 BB: 0 P: 14	R: 1 E: 0 K: 1 S: 11	H: 1 LOB: 1 BB: 1 P: 21	R: 0 E: 0 K: 0 S: 8	H: 1 LOB: 0 BB: 0 P: 10	R: 6 E: 0 K: 0 S: 18	H: 6 LOB: 1 BB: 1 P: 31	R: 0 E: 0 K: 0 S: 9	H: 0 LOB: 1 BB: 1 P: 13	1B: 5 2B: 5 3B: 0 HR: 2	SF: 0 SAC: 0 DP: 1 HBP: 0	WP: 1 PB: 0 CS: 0	PA: 37
<b>PITCHER</b>	IP WLS BF H R ER SO BB IBB HBP BLK WP HR S P ERA WHIP	6.0 L 26 4 3 3 0 7 4 4 7 0 2 23 33 6.00 1.500	2.0 L 11 4 3 3 0 1 0 0 0 0 2 23 33 13.50 2.500											1B: 5 2B: 5 3B: 0 HR: 2	SF: 0 SAC: 0 DP: 1 HBP: 0	WP: 1 PB: 0 CS: 0	PA: 37	



Batter	1	2	3	4	5	6	7	8	9	AB	R	H	RBI	BB	SO	LOB	TOP								
<b>Benny Agbayani, R</b> OBP: 0.397, SLG: 0.423 (1, 7)	0-1 31 BB 1B		0-1 F9			3-2 G6-3 1-3		3-1 31 G6-4-3 1B	3-2 F8	5	0	2	0	0	0	1	<b>New York Mets @ Tampa Bay Devil Rays</b> Tropicana Field, St. Petersburg, FL Sat Jun 09 2001, 4:15 PM EDT Att: 19,235 - Dome - 72 F <a href="http://livebaseballscorecards.com">livebaseballscorecards.com</a>								
<b>Eduardo Alfonso, R</b> OBP: 0.324, SLG: 0.470 (1, 4)	2-2 F9		0-2 F8		0-0 F8		0-3 K	0-0 P6	5	0	0	0	0	1	4										
<b>31 Mike Piazza, R</b> OBP: 0.338, SLG: 0.550 (1, 2)	4-2 FC4-6 1-2 BB		3-2 HR		1-1 G5-3		1-0 G6-4-3 1-2	0-0 G5-3	4	1	1	1	1	0	3										
<b>Robin Ventura, L</b> OBP: 0.416, SLG: 0.513 (1, 5)	1-1 F8		2-1 1B 2B			3-1 HR		2-2 P4	4	1	2	1	0	0	2										
<b>Todd Zeile, R</b> OBP: 0.357, SLG: 0.361 (1, 3)	1-1 FC4-6 1-2		3-1 1B			2-1 F8		1-2 FC6-4 1B	4	0	2	0	0	0	2										
<b>Mark Johnson, L</b> OBP: 0.316, SLG: 0.375 (8, PH)		0-1 P6		4-0 G4-6-3 BB		3-3 K		1-1 FC6-4 1B	2	0	0	0	1	1	0										
<b>Joe McEwing, R</b> OBP: 0.356, SLG: 0.409 (8, PH)								1-2 FC6-4 1B	1	0	1	0	0	0	0										
<b>Tsuyoshi Shinjo, R</b> OBP: 0.315, SLG: 0.447 (1, 9)		0-0 F8		3-2 F5		0-1 E5		0-0 FC6-4 BB	4	0	0	0	0	0	3										
<b>Darryl Hamilton, L</b> OBP: 0.286, SLG: 0.248 (1, 8)		4-0 BB		2-1 G4-6-3 1-2		0-0 G1-3		4-0 1-2 BB	2	0	0	0	2	0	2										
<b>Rey Ordóñez, R</b> OBP: 0.280, SLG: 0.303 (8, PH)		2-2 G1-3				0-2 G6-3 WP 1B		1-1 F7	3	0	2	0	0	0	1										
<b>Lenny Harris, L</b> OBP: 0.294, SLG: 0.290 (8, PH)									1	0	0	0	0	0	3										
<b>Desi Relaford, S</b> OBP: 0.369, SLG: 0.459 (8, 6)									0	0	0	0	0	0	0										
<b>Inning Stats</b>	R: 0 E: 0 K: 0 S: 14	H: 1 LOB: 2 BB: 1 P: 22	R: 0 E: 0 K: 0 S: 6	H: 0 LOB: 1 BB: 1 P: 12	R: 1 E: 0 K: 0 S: 13	H: 3 LOB: 2 BB: 0 P: 21	R: 0 E: 0 K: 0 S: 5	H: 0 LOB: 0 BB: 1 P: 14	R: 0 E: 0 K: 1 S: 10	H: 1 LOB: 1 BB: 0 P: 14	R: 1 E: 1 K: 1 S: 11	H: 1 LOB: 1 BB: 0 P: 19	R: 0 E: 0 K: 1 S: 7	H: 2 LOB: 1 BB: 0 P: 11	R: 0 E: 0 K: 0 S: 11	H: 2 LOB: 3 BB: 1 P: 20	R: 0 E: 0 K: 0 S: 5	H: 0 LOB: 0 BB: 0 P: 8	1B: 7 2B: 1 3B: 0 HR: 2	SF: 0 SAC: 0 DP: 2 HBP: 0	WP: 1 PB: 0 CS: 0	PA: 39			
<b>PITCHER</b>	IP	WLS	BF	H	R	ER	SO	BB	IBB	HBP	BLK	WP	HR	S	P	ERA	WHIP								
<b>Tanyon Sturtze, R</b> ERA: 5.1 (1, 1)	7.0	W	30	8	2	2	2	3	0	0	0	1	2	66	113	2.57	1.571								
<b>Doug Creek, L</b> ERA: 3.92 (8, 1)	0.1	H	3	2	0	0	0	0	0	0	0	0	0	8	12	0.00	6.000								
<b>Travis Phelps, R</b> ERA: 2.79 (8, 1)	1.2	S	6	0	0	0	0	1	0	0	0	0	0	8	16	0.00	0.600								

Batter	1	2	3	4	5	6	7	8	9	AB	R	H	RBI	BB	SO	LOB	BOTTOM								
<b>Randy Winn, S</b> OBP: 0.419, SLG: 0.451 (1, 9)	4-0 2B BB		2-2 E6 SF8		1-2 F8		0-1 1-H 3B		3	2	1	1	1	0	1	<b>New York Mets @ Tampa Bay Devil Rays</b> Tropicana Field, St. Petersburg, FL Sat Jun 09 2001, 4:15 PM EDT Att: 19,235 - Dome - 72 F <a href="http://livebaseballscorecards.com">livebaseballscorecards.com</a>									
<b>Gerald Williams, R</b> OBP: 0.287, SLG: 0.341 (1, 8)	2-2 F9		0-0 P3		1-2 F7		2-2 FC6-2-5-1-6		4	0	0	0	0	0	4										
<b>Greg Vaughn, R</b> OBP: 0.343, SLG: 0.518 (1, 7)	0-0 G3-1 1-H 2B		3-1 SF8		4-0 1-2 BB		3-H 1-0 F8		2	0	1	2	1	0	1										
<b>Fred McGriff, L</b> OBP: 0.375, SLG: 0.538 (1, 3)	1-1 G3-1		1-2 HR		0-3 K		1-2 E6 WP SH2-4		4	1	1	1	0	1	3										
<b>Russ Johnson, R</b> OBP: 0.358, SLG: 0.392 (1, 5)	3-0 P6		0-1 G4-3		4-2 G4-6-3 BB		0-0 SH2-4		2	0	0	0	1	0	1										
<b>Aubrey Huff, L</b> OBP: 0.284, SLG: 0.370 (1, 10)		3-1 F8		1-2 G6-3		2-2 G4-6-3 1-2		0-0 G6-3	4	0	0	0	0	0	2										
<b>Mike DiFelice, R</b> OBP: 0.288, SLG: 0.301 (1, 2)		2-2 P3		0-0 G5-3		1-2 F9		4-2 BB	3	0	0	0	1	0	0										
<b>Andy Sheets, R</b> OBP: 0.333, SLG: 0.344 (1, 6)		2-2 L3		2-2 G5-3		0-1 3B 1B		3-3 K	4	1	1	0	0	1	2										
<b>Damian Rolls, R</b> OBP: 0.357, SLG: 0.417 (1, 4)			2-2 E 2B		0-1 BB 1B		1-3 K		3	1	2	0	0	1	1										
<b>Inning Stats</b>	R: 1 E: 0 K: 0 S: 8	H: 1 LOB: 1 BB: 1 P: 18	R: 0 E: 0 K: 0 S: 9	H: 0 LOB: 0 BB: 0 P: 16	R: 3 E: 1 K: 0 S: 17	H: 2 LOB: 0 BB: 0 P: 25	R: 0 E: 0 K: 0 S: 7	H: 0 LOB: 0 BB: 0 P: 10	R: 0 E: 0 K: 1 S: 11	H: 1 LOB: 2 BB: 1 P: 17	R: 0 E: 0 K: 0 S: 9	H: 0 LOB: 1 BB: 1 P: 16	R: 1 E: 0 K: 1 S: 11	H: 2 LOB: 1 BB: 0 P: 15	R: 0 E: 1 K: 1 S: 12		H: 0 LOB: 2 BB: 1 P: 20	R: 0 E: 0 K: 1 HR: 1	SF: 1 SAC: 1 DP: 1 HBP: 0	WP: 1 PB: 0 CS: 0	PA: 35				
<b>PITCHER</b>	IP	WLS	BF	H	R	ER	SO	BB	IBB	HBP	BLK	WP	HR	S	P	ERA	WHIP								
<b>Al Leiter, L</b> ERA: 3.71 (1, 1)	6.0	L	25	4	4	1	1	3	0	0	0	0	1	61	102	1.50	1.167								
<b>Turk Wendell, R</b> ERA: 2.78 (7, 1)	1.0		5	2	1	1	1	0	0	0	0	0	0	11	15	9.00	2.000								
<b>John Franco, L</b> ERA: 4.63 (8, 1)	1.0		5	0	0	0	1	1	0	0	0	1	0	12	20	0.00	1.000								







Batter	1	2	3	4	5	6	7	8	9	AB	R	H	RBI	BB	SO	LOB	TOP	
<b>Timo Perez, L</b> OBP: 0.314, SLG: 0.336 (1, 9)	2-2 1B FC3-6 2B	0-0 1-H 3B	2-2 1-2 2-H 1B		1-0 1B		4-1 BB		1-1 L6	5	1	4	2	1	0	0		
<b>Edgardo Alfonso, R</b> OBP: 0.332, SLG: 0.469 <b>Desi Relaford, S</b> OBP: 0.375, SLG: 0.465 (8, 4)	1-0 BB E 1B	1-1 L8	0-2 1-2 2-3 1B		3-2 F9		2-0 F8			5	1	2	0	0	0	4		
<b>Benny Agbavani, R</b> OBP: 0.382, SLG: 0.409 (1, 7)	4-1 FC3-6 1-2 BB 1B		F8 G4-3		1-3 K			0-3 K		4	0	0	0	1	2	4		
<b>31 Mike Piazza, R</b> OBP: 0.332, SLG: 0.533 <b>Todd Pratt, R</b> OBP: 0.333, SLG: 0.326 (9, 2)			1-0 G6-3	0-0 HR 1B		1-0 F9		0-1 P4		5	1	1	0	0	1	3		
<b>Robin Ventura, L</b> OBP: 0.413, SLG: 0.533 (1, 5)	2-2 FC3-6		4-1 2B 2B BB	0-1 1-H HR		1-0 G3		0-0 HR		4	3	2	4	1	0	1		
<b>Todd Zeile, R</b> OBP: 0.386, SLG: 0.363 (1, 3)	3-2 L6		3-2 2B 2B	1-1 G5-3		2-2 G1-3		4-1 BB		4	1	1	0	1	0	1		
<b>Tsuyoshi Shinjo, R</b> OBP: 0.323, SLG: 0.457 (1, 8)		0-0 FC3-6 1B	0-0 1B 2B	0-1 F7		1-2 G4-3 1B		2-0 L9		5	1	3	2	0	0	1		
<b>Mark Johnson, L</b> OBP: 0.357, SLG: 0.478 <b>Lenny Harris, L</b> OBP: 0.301, SLG: 0.299 (9, PH)	1-0 FC3-6 1-2 3B	4-2 1B BB	3-2 F8			2-3 K		1-0 G6-3		3	2	0	0	1	1	2		
<b>Rey Ordóñez, R</b> OBP: 0.271, SLG: 0.293 (1, 6)	1-0 F5	2-2 1B 1B 1B	1-1 G5-3		1-1 G5-3		2-2 G4-3		1-2 G5-3	5	0	1	1	0	0	2		
<b>Inning Stats</b>	R: 2 H: 2 E: 1 K: 1 S: 18	H: 2 R: 7 ER: 0 LOB: 1 BB: 0 P: 30	R: 4 H: 5 E: 0 K: 0 S: 23	H: 5 R: 7 ER: 0 LOB: 3 BB: 2 P: 39	R: 2 H: 2 E: 0 K: 0 S: 11	H: 2 R: 0 ER: 0 LOB: 0 BB: 0 P: 15	R: 0 H: 1 E: 0 K: 1 S: 11	H: 1 R: 0 ER: 0 LOB: 2 BB: 1 P: 23	R: 1 H: 1 E: 0 K: 1 S: 8	H: 1 R: 0 ER: 0 LOB: 1 BB: 0 P: 14	R: 0 H: 0 E: 0 K: 0 S: 7	H: 0 R: 0 ER: 0 LOB: 0 BB: 0 P: 10	1B: 8 2B: 3 3B: 1 HR: 2	SF: 0 SAC: 0 DP: 0 HBP: 0	WP: 0 PB: 0 SB: 0 CS: 0	PA: 46		
<b>PITCHER</b>	IP	WLS	BF	H	R	ER	SO	BB	IBB	HBP	BLK	WP	HR	S	P	ERA	WHIP	
<b>Jose Mercedes, R</b> ERA: 6.15 (1, 1)	2.2	L	18	7	7	6	1	3	0	0	0	0	0	36	65	20.25	3.750	
<b>Chuck McElroy, L</b> ERA: 4.62 (3, 1)	4.1		20	6	2	2	2	1	0	0	0	0	1	50	77	4.15	1.615	
<b>Ryan Kohlmeier, R</b> ERA: 7.08 (8, 1)	1.0		5	1	1	1	1	1	0	0	0	0	0	1	14	9.00	2.000	
<b>Mike Trombley, R</b> ERA: 2.21 (9, 1)	1.0		3	0	0	0	0	0	0	0	0	0	0	7	10	0.00	0.000	

**New York Mets @ Baltimore Orioles**  
Oriole Park at Camden Yards, Baltimore, MD

AB 41  
R 10  
H 14  
RBI 9  
BB 5  
SO 4  
LOB 18



WP: 0 PA: 46  
PB: 0  
SB: 0  
CS: 0

**New York Mets @ Baltimore Orioles**  
Oriole Park at Camden Yards, Baltimore, MD

AB 33  
R 3  
H 6  
RBI 3  
BB 3  
SO 8  
LOB 10



WP: 1 PA: 36  
PB: 0  
SB: 2  
CS: 0

Batter	1	2	3	4	5	6	7	8	9	AB	R	H	RBI	BB	SO	LOB	BOTTOM				
<b>Brady Anderson, L</b> OBP: 0.310, SLG: 0.293 (1, 9)	4-2 HR BB		0-3 K		0-0 G6-3 1B		0-0 G6-3			3	1	1	0	1	1	1					
<b>Mike Bordick, R</b> OBP: 0.311, SLG: 0.391 (1, 6)	3-2 1-H HR		4-2 FC3-6 1-3 BB		2-1 G6-3		3-2 F7			3	1	1	2	1	0	2					
<b>Delino DeShields, L</b> OBP: 0.317, SLG: 0.301 (1, 7)	1-3 K		1-1 FC3-6 1-2 3-H BB		4-2 BB		0-0 G5-3			3	0	0	1	1	1	1					
<b>Jeff Conine, R</b> OBP: 0.380, SLG: 0.471 (1, 5)	1-1 G5-3		1-0 L9		0-3 K		0-2 1B			4	0	1	0	0	1	4					
<b>David Segui, S</b> OBP: 0.384, SLG: 0.402 (1, 3)	0-0 F7		0-1 F9		2-2 G6-3		0-0 G4-3			4	0	0	0	0	0	1					
<b>6 Melvin Mora, R</b> OBP: 0.354, SLG: 0.378 (1, 8)		1-3 K	0-1 G6-3		2-2 G4-3		0-1 F3			4	0	0	0	0	1	0					
<b>31 Jay Gibbons, L</b> OBP: 0.288, SLG: 0.312 (1, 10)		0-3 K	2-1 G6-3		3-2 F8		3-3 K			4	0	0	0	0	2	0					
<b>Brook Fordyce, R</b> OBP: 0.256, SLG: 0.294 (1, 2)		1-3 K2-3			0-2 G6-3		3-2 G1-3			4	0	1	0	0	1	0					
<b>Jerry Hairston, R</b> OBP: 0.329, SLG: 0.408 (1, 4)			2-2 WP FC3-6 1B		0-0 G6-3 1B		1-3 K		1-2 G4-3	4	1	2	0	0	1	1					
<b>Inning Stats</b>	R: 2 H: 1 E: 0 K: 1 S: 15	H: 0 R: 4 ER: 0 LOB: 0 BB: 1 P: 24	R: 0 H: 0 E: 0 K: 3 S: 11	H: 0 R: 3 ER: 0 LOB: 0 BB: 0 P: 13	R: 1 H: 1 E: 0 K: 1 S: 11	H: 1 R: 0 ER: 0 LOB: 1 BB: 1 P: 19	R: 0 H: 0 E: 0 K: 0 S: 6	H: 0 R: 1 ER: 0 LOB: 0 BB: 0 P: 8	R: 0 H: 2 E: 0 K: 1 S: 15	H: 2 R: 1 ER: 0 LOB: 3 BB: 1 P: 21	R: 0 H: 0 E: 0 K: 0 S: 12	H: 0 R: 0 ER: 0 LOB: 0 BB: 0 P: 19	R: 0 H: 0 E: 0 K: 1 S: 9	H: 0 R: 0 ER: 0 LOB: 0 BB: 0 P: 13	R: 0 H: 1 E: 0 K: 0 S: 8	H: 1 R: 0 ER: 0 LOB: 1 BB: 0 P: 11	R: 0 H: 1 E: 0 K: 1 S: 15	H: 1 R: 0 ER: 0 LOB: 1 BB: 0 P: 21	1B: 4 2B: 1 3B: 0 HR: 1	SF: 0 SAC: 0 DP: 0 HBP: 0	WP: 1 PA: 36 PB: 0 SB: 2 CS: 0
<b>PITCHER</b>	IP	WLS	BF	H	R	ER	SO	BB	IBB	HBP	BLK	WP	HR	S	P	ERA	WHIP				
<b>Rick Reed, R</b> ERA: 2.62 (1, 1)	6.0	W	25	4	3	3	6	3	0	0	0	0	0	70	104	4.50	1.167				
<b>Rick White, R</b> ERA: 3.6 (7, 1)	3.0	S	11	2	0	0	2	0	0	0	0	0	0	32	45	0.00	0.667				

WP: 1 PA: 36  
PB: 0  
SB: 2  
CS: 0



Batter	1	2	3	4	5	6	7	8	9	10	AB	R	H	RBI	BB	SO	LOB				
<b>Timo Perez, L</b> OBP: 0.324, SLG: 0.353 (1, 9)											5	1	3	1	0	0	4				
<b>Eduardo Alfonso, R</b> OBP: 0.324, SLG: 0.457 <b>Benny Actaviani, R</b> OBP: 0.379, SLG: 0.406 (1, 4) (9, 7)											5	0	0	0	0	0	4				
<b>31 Mike Piazza, R</b> OBP: 0.336, SLG: 0.537 (1, 10) (9, 2)											6	1	3	1	0	1	1				
<b>Robin Ventura, L</b> OBP: 0.411, SLG: 0.522 (1, 5)											4	1	0	0	2	1	4				
<b>Tsuyoshi Shinjo, R</b> OBP: 0.323, SLG: 0.450 (1, 8)											5	1	1	1	1	1	3				
<b>Todd Zeile, R</b> OBP: 0.363, SLG: 0.370 <b>Desi Relaford, S</b> OBP: 0.372, SLG: 0.460 (1, 3) (9, PR) (9, 4)											4	0	2	0	1	0	0				
<b>Todd Pratt, R</b> OBP: 0.345, SLG: 0.348 <b>Mark Johnson, L</b> OBP: 0.379, SLG: 0.500 (1, 2) (9, PH) (9, 3)											3	1	1	0	1	1	1				
<b>Darryl Hamilton, L</b> OBP: 0.307, SLG: 0.243 <b>Joe McGee, R</b> OBP: 0.359, SLG: 0.443 (1, 7) (9, PH) (9, 7)											2	0	0	0	1	0	3				
<b>Lenny Harris, L</b> OBP: 0.330, SLG: 0.309 <b>John Franco, L</b> <b>Armando Benitez, R</b> (9, 1) (10, 1)											1	0	1	1	0	0	0				
<b>Rey Ordonez, R</b> OBP: 0.274, SLG: 0.295 (1, 6)											5	0	2	0	0	0	4				
<b>Inning Stats</b>	R: 0 E: 0 K: 1 S: 12	H: 1 LOB: 2 BB: 1 P: 24	R: 0 E: 0 K: 1 S: 11	H: 1 LOB: 2 BB: 1 P: 20	R: 0 E: 0 K: 0 S: 4	H: 0 LOB: 0 BB: 0 P: 6	R: 0 E: 0 K: 0 S: 5	H: 1 LOB: 1 BB: 0 P: 6	R: 0 E: 0 K: 0 S: 12	H: 1 LOB: 2 BB: 1 P: 23	R: 1 E: 0 K: 1 S: 10	H: 2 LOB: 1 BB: 0 P: 13	R: 2 E: 1 K: 0 S: 12	H: 1 LOB: 1 BB: 1 P: 25	R: 3 E: 0 K: 1 S: 24	H: 3 LOB: 2 BB: 2 P: 38	R: 1 E: 0 K: 1 S: 12	H: 2 LOB: 1 BB: 0 P: 15	1B: 10 2B: 4 3B: 0 HR: 0	SF: 0 SAC: 1 DP: 0 HBP: 1	WP: 0 PA: 51
<b>PITCHER</b>	IP	WLS	BF	H	R	ER	SO	BB	IBB	HBP	BLK	WP	HR	S	P	ERA	WHIP				
<b>Sidney Ponson, R</b> ERA: 4.48 (1, 1)	6.1		29	7	1	1	2	3	0	0	0	0	0	61	102	1.42	1.579				
<b>B.J. Ryan, L</b> ERA: 4.16 (7, 1)	1.1		8	2	2	1	1	1	0	1	0	0	0	15	29	6.75	2.250				
<b>Mike Trombley, R</b> ERA: 2.87 (8, 1)	1.0	B	8	3	3	3	1	2	0	0	0	0	0	22	37	27.00	5.000				
<b>Buddy Groom, L</b> ERA: 4.95 (9, 1)	1.1	L	6	2	1	1	1	0	0	0	0	0	0	16	20	6.75	1.500				

**TOP**

**New York Mets @ Baltimore Orioles**  
Oriole Park at Camden Yards, Baltimore, MD  
Wed Jun 13 2001, 7:05 PM EDT  
Att: 34,881 - Cloudy - 95 F

livebaseballscorecards.com

AB	43
R	7
H	14
RBI	6
BB	6
SO	5
LOB	25



Batter	1	2	3	4	5	6	7	8	9	10	AB	R	H	RBI	BB	SO	LOB				
<b>Brady Anderson, L</b> OBP: 0.311, SLG: 0.296 (1, 9)											5	1	2	0	0	0	1				
<b>Mike Bordick, R</b> OBP: 0.314, SLG: 0.397 <b>Chris Richard, L</b> OBP: 0.351, SLG: 0.438 (1, 6) (9, 8)											4	0	2	1	0	1	1				
<b>David Segui, S</b> OBP: 0.396, SLG: 0.412 (1, 3)											4	1	3	1	1	0	1				
<b>Jeff Conine, R</b> OBP: 0.360, SLG: 0.463 (1, 10)											3	2	0	0	2	0	4				
<b>Mike Kinkade, R</b> OBP: 0.330, SLG: 0.366 (1, 7)											3	1	0	0	2	1	3				
<b>6 Melvin Mora, R</b> OBP: 0.369, SLG: 0.384 (1, 8) (9, 6)											5	0	3	2	0	1	0				
<b>Cal Ripken Jr., R</b> OBP: 0.233, SLG: 0.302 (1, 5)											5	0	1	2	0	0	3				
<b>Fernando Lumar, R</b> OBP: 0.376, SLG: 0.400 <b>Greg Myers, L</b> OBP: 0.341, SLG: 0.459 <b>Dellin DeShields, L</b> OBP: 0.317, SLG: 0.301 (1, 2) (10, PH) (10, PR)											4	0	1	0	0	0	1				
<b>Jerry Hairston, R</b> OBP: 0.326, SLG: 0.404 (1, 4)											5	1	1	0	0	2	2				
<b>Inning Stats</b>	R: 2 E: 0 K: 0 S: 21	H: 2 LOB: 2 BB: 2 P: 40	R: 1 E: 0 K: 1 S: 11	H: 3 LOB: 2 BB: 1 P: 17	R: 2 E: 0 K: 0 S: 12	H: 2 LOB: 0 BB: 2 P: 23	R: 1 E: 0 K: 1 S: 16	H: 3 LOB: 2 BB: 0 P: 25	R: 0 E: 0 K: 0 S: 9	H: 1 LOB: 1 BB: 0 P: 16	R: 0 E: 0 K: 0 S: 5	H: 1 LOB: 0 BB: 0 P: 8	R: 0 E: 0 K: 0 S: 11	H: 0 LOB: 0 BB: 0 P: 14	R: 0 E: 0 K: 0 S: 7	H: 0 LOB: 1 BB: 1 P: 12	R: 0 E: 0 K: 2 S: 10	H: 0 LOB: 2 BB: 1 P: 18	1B: 12 2B: 1 3B: 0 HR: 0	SF: 0 SAC: 0 DP: 2 HBP: 0	WP: 0 PA: 45
<b>PITCHER</b>	IP	WLS	BF	H	R	ER	SO	BB	IBB	HBP	BLK	WP	HR	S	P	ERA	WHIP				
<b>Glendon Rusch, L</b> ERA: 6.43 (1, 1)	3.1		20	9	6	6	1	4	0	0	1	0	0	51	90	16.20	3.900				
<b>Dicky Gonzalez, R</b> ERA: 5.46 (4, 1)	4.2		17	4	0	0	2	0	0	0	0	0	0	45	67	0.00	0.857				
<b>John Franco, L</b> ERA: 4.44 (9, 1)	1.0	W	4	0	0	0	0	1	0	0	0	0	0	7	12	0.00	1.000				
<b>Armando Benitez, R</b> ERA: 3.21 (10, 1)	1.0	S	4	0	0	0	2	1	0	0	0	0	0	10	18	0.00	1.000				

**BOTTOM**

**New York Mets @ Baltimore Orioles**  
Oriole Park at Camden Yards, Baltimore, MD  
Wed Jun 13 2001, 7:05 PM EDT  
Att: 34,881 - Cloudy - 95 F

livebaseballscorecards.com

AB	39
R	6
H	13
RBI	6
BB	6
SO	5
LOB	16





Batter	1	2	3	4	5	6	7	8	9	AB	R	H	RBI	BB	SO	LOB	TOP											
Benny Agbayani, R (1, 7) OBP: 0.376, SLG: 0.401	G5-3			FC4-6 1B		K		G6-3		4	0	1	0	0	1	0	<b>New York Mets @ Baltimore Orioles</b> Oriole Park at Camden Yards, Baltimore, MD Thu Jun 14 2001, 7:05 PM EDT Att: 37,853 - Cloudy - 91 F											
Desi Relaford, S (1, 4) OBP: 0.359, SLG: 0.442	F8			F8		F7		K		4	0	0	0	0	1	1												
31 Mike Piazza, R (1, 10) OBP: 0.335, SLG: 0.545	F8			K				G6-3		4	1	1	1	0	1	1												
Robin Ventura, L (1, 5) OBP: 0.404, SLG: 0.512		G4-3		FC4-6 1-2		F5			G1-3	4	0	0	0	0	1	1												
Tsuyoshi Shinjo, R (1, 8) OBP: 0.316, SLG: 0.440	G6-3				F7		P4		K	4	0	0	0	1	0	0												
Todd Zeile, R (1, 3) OBP: 0.369, SLG: 0.387	L9				1B BB		HR			3	1	2	1	1	0	0												
Mark Johnson, L (1, 9) OBP: 0.406, SLG: 0.519 Joe McEwing, R (9, PH) OBP: 0.354, SLG: 0.437			G4-6-3 1B			G6-3		K		3	0	2	0	0	0	0												
Todd Pratt, R (1, 2) OBP: 0.344, SLG: 0.367			G4-6-3 1-2			K				3	0	1	0	0	1	3												
Rey Ordóñez, R (1, 6) OBP: 0.270, SLG: 0.291			F3		G3-1		G4-3			3	0	0	0	0	0	3												
<b>Inning Stats</b>	R: 0 E: 0 K: 0 S: 6	H: 0 LOB: 0 BB: 0 P: 7	R: 0 E: 0 K: 0 S: 9	H: 0 LOB: 0 BB: 0 P: 10	R: 0 E: 0 K: 0 S: 5	H: 1 LOB: 0 BB: 0 P: 7	R: 0 E: 0 K: 1 S: 12	H: 1 LOB: 1 BB: 0 P: 17	R: 0 E: 0 K: 1 S: 13	H: 1 LOB: 2 BB: 1 P: 23	R: 1 E: 0 K: 1 S: 9	H: 1 LOB: 0 BB: 0 P: 10	R: 1 E: 0 K: 0 S: 13	H: 2 LOB: 1 BB: 0 P: 21	R: 0 E: 0 K: 1 S: 8	H: 0 LOB: 0 BB: 0 P: 10		R: 0 E: 0 K: 2 S: 11	H: 1 LOB: 1 BB: 0 P: 19	1B: 4 2B: 1 3B: 0 HR: 2	SF: 0 SAC: 0 DP: 1 HBP: 0	WP: 0 PB: 0 CS: 0	PA: 34					
<b>PITCHER</b>	IP	WLS	BF	H	R	ER	SO	BB	IBB	HBP	BLK	WP	HR	S	P	ERA	WHIP											
Josh Towers, R (1, 1) ERA: 2.09	7.0	W	27	6	2	2	3	1	0	0	0	0	0	2	67	95	2.57	1.000										
Ryan Kohlmeier, R (8, 1) ERA: 8.75	1.0	H	3	0	0	0	1	0	0	0	0	0	0	8	10	0.00	0.000											
John Parrish, L (9, 1) ERA: 5.4	0.1	H	1	0	0	0	0	0	0	0	0	0	0	2	4	0.00	0.000											
Mike Trombley, R (9, 1) ERA: 2.84	0.1	S	2	1	0	0	1	0	0	0	0	0	0	6	11	0.00	3.000											
Buddy Groom, L (9, 1) ERA: 4.87	0.1	S	1	0	0	0	1	0	0	0	0	0	0	3	4	0.00	0.000											

Batter	1	2	3	4	5	6	7	8	9	AB	R	H	RBI	BB	SO	LOB	BOTTOM										
Brady Anderson, L (1, 7) OBP: 0.310, SLG: 0.292	K			G4-3	F9					3	0	0	0	1	1	0	<b>New York Mets @ Baltimore Orioles</b> Oriole Park at Camden Yards, Baltimore, MD Thu Jun 14 2001, 7:05 PM EDT Att: 37,853 - Cloudy - 91 F										
1 Brian Roberts, S (1, 6) OBP: 0.250, SLG: 0.250	L8			1B 1B		G4-3	FC6-4 BB			4	1	1	0	0	0	2											
David Segui, S (1, 10) OBP: 0.399, SLG: 0.410	G6-3			1B 6 HBP			BB	L5		3	1	1	0	1	0	0											
Jeff Conine, R (1, 5) OBP: 0.383, SLG: 0.463		G5-3		6 HBP 1B		K		HR 1B		4	1	2	1	0	1	1											
Chris Richard, L (1, 9) OBP: 0.349, SLG: 0.450		K		E3 6 HBP		G5-3		HR 1B		4	1	1	2	0	1	3											
6 Melvin Mora, R (1, 8) OBP: 0.357, SLG: 0.378		F3		31 G4-6-3 HBP		G5-3		F8		3	0	0	1	0	0	0											
31 Jay Gibbons, L (1, 3) OBP: 0.287, SLG: 0.320			K	G4-6-3 1-2		G5-3 1B	2B	F7		4	1	1	0	0	1	3											
Brook Fordyce, R (1, 2) OBP: 0.257, SLG: 0.295				G1-6-3 1B		F8		G5-3		3	0	1	0	0	0	1											
Jerry Hairston, R (1, 4) OBP: 0.326, SLG: 0.403			G1-6-3 1-2		F7		FC6-4 1B			3	0	1	1	0	0	1											
<b>Inning Stats</b>	R: 0 E: 0 K: 1 S: 6	H: 0 LOB: 0 BB: 0 P: 8	R: 0 E: 0 K: 1 S: 9	H: 0 LOB: 0 BB: 0 P: 16	R: 0 E: 0 K: 1 S: 9	H: 1 LOB: 0 BB: 0 P: 13	R: 2 E: 1 K: 0 S: 17	H: 3 LOB: 2 BB: 0 P: 19	R: 0 E: 0 K: 0 S: 5	H: 0 LOB: 0 BB: 0 P: 9	R: 0 E: 0 K: 1 S: 7	H: 0 LOB: 1 BB: 1 P: 13	R: 1 E: 0 K: 0 S: 14	H: 2 LOB: 2 BB: 1 P: 26	R: 2 E: 0 K: 0 S: 12	H: 2 LOB: 0 BB: 0 P: 19		1B: 6 2B: 1 3B: 0 HR: 1	SF: 0 SAC: 0 DP: 2 HBP: 1	WP: 0 PB: 0 CS: 0	PA: 34						
<b>PITCHER</b>	IP	WLS	BF	H	R	ER	SO	BB	IBB	HBP	BLK	WP	HR	S	P	ERA	WHIP										
Steve Trachsel, R (1, 1) ERA: 7.27	6.2	L	28	6	3	2	4	2	0	1	0	0	1	66	102	2.70	1.200										
Dennis Cook, L (7, 1) ERA: 4.3	1.1		6	2	2	2	0	0	0	0	0	0	1	13	21	13.50	1.500										

AB	33
R	2
H	7
RBI	2
BB	1
SO	6
LOB	10



AB	31
R	5
H	8
RBI	5
BB	2
SO	4
LOB	11





Batter	1	2	3	4	5	6	7	8	9	AB	R	H	RBI	BB	SO	LOB	TOP				
Chuck Knoblauch, R (1, 7) OBP: 0.353, SLG: 0.355	1-1 2B 1B	3-2 F8			0-1 F9		1-1 L8		4-1 2B 1B BB	4	1	1	0	1	0	1					
2 Derek Jeter, R (1, 6) OBP: 0.372, SLG: 0.402	2-2 1B G5-3	3-1 G5-3			0-1 F9		2-2 S 1B		1-0 G6-4-3	5	1	2	1	0	0	1					
Bernie Williams, S (1, 8) OBP: 0.383, SLG: 0.490	2-0 S 1B		1-1 L3		2-1 G6-3		3-H 4-0 1B		2-3 K	4	1	1	1	1	1	0					
Shane Spencer, R (1, 9) OBP: 0.429, SLG: 1.333	2-2 G5-3		2-0 HR		2-1 F7		2-3 K			4	1	1	2	0	1	3					
20 Jorge Posada, S (1, 2) OBP: 0.376, SLG: 0.553	1-3 K		3-3 K		1-3 K				3-1 2B 1B	4	0	1	0	0	3	1					
Scott Brosius, R (1, 5) OBP: 0.357, SLG: 0.475	4-2 1B BB		3-3 K		1-0 S 1B				1-0 1B 2B	3	0	2	0	1	1	0					
Luis Sojo, R (1, 3) OBP: 0.216, SLG: 0.171	1-0 K		1-3 K2-3		2-1 F9				0-1 G4-3	3	0	1	1	0	1	1					
Tino Martinez, L (8, PH) OBP: 0.317, SLG: 0.416	1-2 2-H 1B				1-2 K					1	0	0	0	0	0	2					
Alfonso Soriano, R (1, 4) OBP: 0.298, SLG: 0.382	2-2 L5		3-2 F7		1-3 K		3-2 L8 2B 1B HBP		0-1 G6-3	3	1	0	0	0	0	4					
Andy Pettitte, L (1, 1)		0-2 B5		1-3 K		1-3 K			1-2 G3	2	0	0	0	0	1	0					
Ramiro Mendoza, R (4, 1)										1	0	0	0	0	1	1					
Paul O'Neill, L (8, PH) OBP: 0.324, SLG: 0.453										1	0	0	0	0	0	2					
Mike Stanton, L (8, 1)										0	0	0	0	0	0	0					
42 Mariano Rivera, R (9, 1)										0	0	0	0	0	0	0					
<b>Inning Stats</b>	R: 3 E: 0 K: 1 S: 21	H: 4 LOB: 2 BB: 1 P: 36	R: 0 E: 0 K: 0 S: 11	H: 0 LOB: 0 BB: 0 P: 17	R: 1 E: 0 K: 2 S: 13	H: 1 LOB: 0 BB: 0 P: 22	R: 0 E: 0 K: 2 S: 9	H: 0 LOB: 0 BB: 0 P: 14	R: 0 E: 0 K: 1 S: 6	H: 1 LOB: 1 BB: 0 P: 14	R: 1 E: 0 K: 2 S: 13	H: 1 LOB: 2 BB: 1 P: 26	R: 0 E: 0 K: 0 S: 10	H: 2 LOB: 2 BB: 0 P: 15	R: 0 E: 0 K: 1 S: 5	H: 0 LOB: 0 BB: 1 P: 12	1B: 7 2B: 1 3B: 0 HR: 1	SF: 0 SAC: 0 DP: 1 HBP: 1	WP: 0 PB: 0 SB: 4 CS: 0	PA: 39	
<b>PITCHER</b>	IP WLS BF H R ER SO BB IBB HBP BLK WP HR S P ERA WHIP	6.0 L 25 6 4 4 6 1 0 0 0 0 1 68 111 6.00 1.167	1.0 6 1 1 1 2 0 1 1 0 0 0 13 26 9.00 1.000	0.2 4 2 0 0 0 0 0 0 0 0 7 11 0.00 3.000	1.1 4 0 0 0 1 1 0 0 0 0 8 16 0.00 0.750																

New York Yankees @ New York Mets  
Shea Stadium, Flushing, NY  
Fri Jun 15 2001, 7:10 PM EDT  
Att: 54,110 - Sunny - 78 F

AB 35  
R 5  
H 9  
RBI 5  
BB 3  
SO 9  
LOB 16



Batter	1	2	3	4	5	6	7	8	9	AB	R	H	RBI	BB	SO	LOB	BOTTOM					
Benny Agbayani, R (1, 7) OBP: 0.379, SLG: 0.426	0-3 K		1-0 HR		2-2 F9			2-2 31 1B 2B		4	2	2	1	0	1	0						
Joe Mauer, R (1, 9) OBP: 0.349, SLG: 0.467	2-2 HR		1-2 G4-3		3-1 G5-3			1-2 F9		4	1	1	1	0	0	1						
31 Mike Piazza, R (1, 2) OBP: 0.333, SLG: 0.540	1-0 F9		0-0 F8		0-3 K			0-1 2B 1B		4	0	1	0	0	1	0						
Todd Zeile, R (1, 3) OBP: 0.371, SLG: 0.391	4-1 BB				0-3 K			0-0 2B 2B		3	0	1	1	1	1	0						
Robin Ventura, L (1, 5) OBP: 0.402, SLG: 0.505	1-3 K		4-2 1B 1B BB		0-0 F3			2-0 F9		3	1	0	0	1	1	2						
Tsuyoshi Shinjo, R (1, 8) OBP: 0.315, SLG: 0.436		3-3 K		0-2 1B 1B		1-1 F9			0-3 K	4	0	1	0	0	2	0						
Desi Relaford, S (1, 4) OBP: 0.358, SLG: 0.439		2-3 K		3-2 1B					0-1 B3-1	3	0	1	1	0	1	0						
Timo Perez, L (9, PH) OBP: 0.322, SLG: 0.350				1-2 2-H 1B						1	0	0	0	0	0	0						
Rey Ordóñez, R (1, 6) OBP: 0.266, SLG: 0.286		2-1 G1-3		1-0 P4					0-1 G1-3	3	0	0	0	0	0	2						
Lenny Harris, L (9, PH) OBP: 0.307, SLG: 0.304										1	0	0	0	0	0	0						
Al Leiter, L (1, 1)										2	0	0	0	0	1	2						
Turk Wendell, L (7, 1)										0	0	0	0	0	0	0						
Mark Johnson, L (7, PH) OBP: 0.394, SLG: 0.500										1	0	0	0	0	0	0						
Rick White, R (8, 1)										0	0	0	0	0	0	0						
John Franco, L (8, 1)										0	0	0	0	0	0	0						
<b>Inning Stats</b>	R: 1 E: 0 K: 2 S: 12	H: 1 LOB: 1 BB: 1 P: 20	R: 0 E: 0 K: 2 S: 9	H: 0 LOB: 0 BB: 0 P: 16	R: 1 E: 0 K: 1 S: 8	H: 1 LOB: 0 BB: 0 P: 11	R: 1 E: 0 K: 1 S: 15	H: 2 LOB: 2 BB: 1 P: 23	R: 0 E: 0 K: 1 S: 9	H: 0 LOB: 0 BB: 0 P: 14	R: 0 E: 0 K: 0 S: 5	H: 0 LOB: 0 BB: 0 P: 9	R: 0 E: 0 K: 0 S: 8	H: 0 LOB: 0 BB: 0 P: 13	R: 1 E: 0 K: 0 S: 10	H: 3 LOB: 1 BB: 0 P: 15	R: 0 E: 0 K: 1 S: 7	H: 0 LOB: 0 BB: 0 P: 7	1B: 4 2B: 1 3B: 0 HR: 2	SF: 0 SAC: 0 DP: 0 HBP: 0	WP: 0 PB: 0 SB: 0 CS: 0	PA: 35
<b>PITCHER</b>	IP WLS BF H R ER SO BB IBB HBP BLK WP HR S P ERA WHIP	3.1 W 14 2 1 1 1 1 0 0 0 0 2 33 51 5.40 0.900	3.2 W 14 2 1 1 1 1 0 0 0 0 0 33 55 2.46 0.818	1.0 H 5 3 1 1 0 0 0 0 0 0 10 15 9.00 3.000	1.0 S 3 0 0 0 1 0 0 0 0 0 7 7 0.00 0.000																	

New York Yankees @ New York Mets  
Shea Stadium, Flushing, NY  
Fri Jun 15 2001, 7:10 PM EDT  
Att: 54,110 - Sunny - 78 F

AB 33  
R 4  
H 7  
RBI 4  
BB 2  
SO 8  
LOB 7









Batter	1	2	3	4	5	6	7	8	9	AB	R	H	RBI	BB	SO	LOB	TOP					
Chuck Knoblauch, R OBP: 0.348, SLG: 0.349	1-1 P4		0-1 G6-3		1-0 G5-3		0-1 2E 1B		1-1 F9	5	0	1	0	0	0	1						
2 Derek Jeter, R OBP: 0.371, SLG: 0.402	2-2 G4-3		1-2 G6-3		0-0 1B 3B		3-2 E6		2-3 K	5	1	1	1	0	1	1						
Bernie Williams, S OBP: 0.390, SLG: 0.527	0-2 HR			0-1 1B 20 1B 2B	1-2 S 1B		2-2 F8		1-3 K2-3	5	2	3	2	0	1	2						
Tino Martinez, L OBP: 0.311, SLG: 0.407	0-0 G6-3			0-2 20 1B SF7 1B	2-0 G4-3			1-1 G4-3		4	1	1	0	0	0	1						
20 Jorge Posada, S OBP: 0.376, SLG: 0.549		2-3 K		2-1 CS 1B		3-3 K		4-0 BB 2B BB		3	1	1	1	1	2	0						
Paul O'Neill, L OBP: 0.315, SLG: 0.442	1-0 G3			1-3 SF7 3H 1B	1-0 G3		0-0 G3	0-1 F8		3	0	0	1	0	0	1						
Scott Brosius, R OBP: 0.361, SLG: 0.469	4-1 BB			3-H K	0-3 K		4-2 BB 2B			2	1	0	0	2	2	1						
Alfonso Soriano, R OBP: 0.301, SLG: 0.384	1-3 K			1-0 CS 1-2	0-2 SH3-4 2 3B 1B		1-2 G4-3	2-1 1-H 2-H 2B		4	1	2	2	0	1	1						
Ted Lilly, L			3-3 K		2-1 SH3-4		2-3 K	1-2 G4-3		1	0	0	0	0	1	0						
Brian Boehringer, S										0	0	0	0	0	0	0						
Randy Choate, L										2	0	0	0	0	1	1						
Carlos Almanzar, R										0	0	0	0	0	0	0						
<b>Inning Stats</b>	R: 1 E: 0 K: 0 S: 9	H: 1 LOB: 0 BB: 0 P: 12	R: 0 E: 0 K: 2 S: 11	H: 0 LOB: 1 BB: 1 P: 18	R: 0 E: 0 K: 1 S: 9	H: 0 LOB: 0 BB: 0 P: 13	R: 2 E: 0 K: 1 S: 13	H: 3 LOB: 0 BB: 0 P: 18	R: 2 E: 0 K: 2 S: 13	H: 3 LOB: 1 BB: 0 P: 17	R: 0 E: 0 K: 1 S: 7	H: 0 LOB: 0 BB: 0 P: 10	R: 0 E: 1 K: 1 S: 16	H: 1 LOB: 2 BB: 0 P: 23	R: 2 E: 0 K: 0 S: 11	H: 1 LOB: 1 BB: 2 P: 23	R: 0 E: 0 K: 2 S: 10	H: 0 LOB: 0 BB: 0 P: 14	1B: 5 2B: 2 3B: 1 HR: 1	SF: 1 SAC: 1 DP: 0 HBP: 0	WP: 0 PB: 0 SB: 1 CS: 1	PA: 40
<b>PITCHER</b>	IP WLS BF H R ER SO BB IBB HBP BLK WP HR S P ERA WHIP																					
Rick Reed, R ERA: 2.9	(1, 1) 6.0 25 7 5 5 6 1 0 0 0 0 0 1 62 88 7.50 1.333																					
Rick White, R ERA: 3.52	(7, 1) 1.0 5 1 0 0 1 0 0 0 0 0 0 0 16 23 0.00 1.000																					
Dennis Cook, L ERA: 4.74	(8, 1) 0.2 4 0 2 2 0 2 0 0 0 0 0 0 6 15 27.00 3.000																					
Turk Wendell, R ERA: 2.94	(8, 1) 0.1 W 2 1 0 0 0 0 0 0 0 0 0 0 5 8 0.00 3.000																					
Armando Benitez, R ERA: 3.0	(9, 1) 1.0 S 3 0 0 0 2 0 0 0 0 0 0 0 10 14 0.00 0.000																					

**New York Yankees @ New York Mets**  
 Shea Stadium, Flushing, NY  
 Sun Jun 17 2001, 8:05 PM EDT  
 Att: 54,399 - Sunny - 77 F

AB	34
R	7
H	9
RBI	7
BB	3
SO	9
LOB	9



Batter	1	2	3	4	5	6	7	8	9	AB	R	H	RBI	BB	SO	LOB	BOTTOM					
Benny Agbayani, R OBP: 0.365, SLG: 0.407	1-1 G6-3	3-1 G5-3		0-0 CS 1-2	2-3 K		1-3 K	0-2 FC4-6 1B		5	0	1	2	0	2	0						
Tsuyoshi Shinjo, R OBP: 0.321, SLG: 0.434	3-1 F8		2-1 F9		1-0 P4		4-1 31 1B BB	0-2 FC4-6 31 HR		4	0	0	1	1	0	1						
Timo Perez, L OBP: 0.313, SLG: 0.340								1-2 3H		0	1	0	0	0	0	0						
31 Mike Piazza, R OBP: 0.341, SLG: 0.549	4-1 BB 1B BB		4-2 WP BB		0-3 K2-3		0-2 G5-4-3 1B	1-2 1-H HR		3	2	2	2	2	1	0						
Todd Zeile, R OBP: 0.367, SLG: 0.383	0-0 BB BB		3-3 K			4-2 WP 1B BB	0-2 G5-4-3 1-2	0-0 F2		3	1	1	0	1	1	3						
Turk Wendell, L OBP: 0.299, SLG: 0.296	1-2 BB 1B		1-3 K							0	0	0	0	0	0	0						
Lenny Harris, L OBP: 0.299, SLG: 0.296										1	0	0	0	0	0	1						
Armando Benitez, R ERA: 3.0										0	0	0	0	0	0	0						
Robin Ventura, L OBP: 0.401, SLG: 0.509	4-2 BB		4-2 BB			1-0 L7		0-1 E6 1B HBP		2	1	0	0	2	0	1						
Joe McEwing, R OBP: 0.368, SLG: 0.461	1-2 BB					4-0 1B BB		1-1 1B 1B HBP		1	1	0	1	2	1	2						
Desi Relaford, S OBP: 0.367, SLG: 0.434	1-1 G6-3			4-2 CS BB		3-2 F5		2-2 BB 1B		3	1	1	1	1	0	5						
Rey Ordonez, R OBP: 0.268, SLG: 0.284		3-3 K		3-2 F9			1-2 1B	4-0 1B FC4-6 BB		3	1	1	1	1	1	1						
Rick Reed, R ERA: 5.03										2	0	0	0	0	2	1						
Darryl Hamilton, L ERA: 5.03										0	0	0	0	0	0	0						
Todd Pratt, L OBP: 0.339, SLG: 0.390										1	0	0	0	0	1	2						
Rick White, R ERA: 3.38										0	0	0	0	0	0	0						
Dennis Cook, L OBP: 0.371, SLG: 0.467										0	0	0	0	0	0	0						
Mark Johnson, L OBP: 0.371, SLG: 0.467										1	0	0	0	0	1	3						
<b>Inning Stats</b>	R: 1 E: 0 K: 0 S: 13	H: 1 LOB: 3 BB: 3 P: 30	R: 0 E: 0 K: 2 S: 8	H: 0 LOB: 0 BB: 0 P: 17	R: 0 E: 0 K: 2 S: 15	H: 0 LOB: 2 BB: 2 P: 29	R: 0 E: 0 K: 1 S: 9	H: 0 LOB: 0 BB: 1 P: 17	R: 0 E: 0 K: 2 S: 7	H: 0 LOB: 0 BB: 0 P: 10	R: 1 E: 0 K: 1 S: 17	H: 1 LOB: 2 BB: 2 P: 33	R: 0 E: 0 K: 1 S: 13	H: 1 LOB: 1 BB: 1 P: 18	R: 6 E: 1 K: 1 S: 17	H: 3 LOB: 1 BB: 1 P: 27	R: 0 E: 0 K: 2 S: 10	H: 0 LOB: 0 BB: 0 P: 14	1B: 5 2B: 0 3B: 0 HR: 1	SF: 0 SAC: 0 DP: 1 HBP: 1	WP: 3 PB: 0 SB: 0 CS: 1	PA: 41
<b>PITCHER</b>	IP WLS BF H R ER SO BB IBB HBP BLK WP HR S P ERA WHIP																					
Ted Lilly, L ERA: 5.03	(1, 1) 5.1 24 1 2 2 7 8 0 0 0 0 0 0 65 115 5.100 1.688																					
Brian Boehringer, R ERA: 2.9	(6, 1) 0.1 H 2 1 0 0 0 0 0 0 0 0 0 0 6 12 0.00 3.000																					
Randy Choate, L ERA: 3.38	(6, 1) 1.2 H 10 2 4 3 3 2 0 1 0 0 0 0 30 45 16.20 2.400																					
Carlos Almanzar, R ERA: 4.5	(8, 1) 0.2 L 4 2 2 1 0 0 0 0 0 0 0 1 8 9 13.50 3.000																					

**New York Yankees @ New York Mets**  
 Shea Stadium, Flushing, NY  
 Sun Jun 17 2001, 8:05 PM EDT  
 Att: 54,399 - Sunny - 77 F

AB	29
R	8
H	6
RBI	8
BB	10
SO	10
LOB	20





Batter	1	2	3	4	5	6	7	8	9	AB	R	H	RBI	BB	SO	LOB	TOP			
Geoff Blum, S OBP: 0.318, SLG: 0.345 (1, 5)										4	1	1	0	0	2	0	<p><b>Montreal Expos @ New York Mets</b> Shea Stadium, Flushing, NY Mon Jun 18 2001, 7:10 PM EDT Att: 32,569 - Sunny - 81 F</p>			
Jose Vidro, S OBP: 0.355, SLG: 0.497 (1, 4)										4	0	3	0	0	0	1				
Vladimir Guerrero, R OBP: 0.391, SLG: 0.585 Mike Mordecai, R OBP: 0.286, SLG: 0.374 Graeme Lloyd, L (8, 1)										1	0	0	0	0	1	1				
Orlando Cabrera, R OBP: 0.308, SLG: 0.392 (1, 6)										3	0	0	0	1	1	2				
Lee Stevens, L OBP: 0.299, SLG: 0.443 (1, 3)										2	0	0	0	1	1	2				
Michael Barrett, R OBP: 0.291, SLG: 0.350 (1, 2)										4	0	1	0	0	1	2				
Mark Smith, R OBP: 0.333, SLG: 0.389 (1, 7)										3	0	0	0	0	1	1				
Scott Strickland, R (7, 1)										0	0	0	0	0	0	0				
Ryan Minor, R OBP: 0.263, SLG: 0.294 Brian Schneider, L (8, 5)										0	0	0	0	0	0	0				
Brian Schneider, L (9, PH)										0	0	0	0	1	0	0				
Milton Bradley, S OBP: 0.287, SLG: 0.339 (1, 8)										4	0	0	0	0	1	3				
Masato Yoshii, R OBP: 0.182, SLG: 0.100 Rob Ducey, L OBP: 0.349, SLG: 0.400 (7, 9)										2	0	0	0	0	1	1				
Rob Ducey, L (7, 9)										1	0	0	0	0	0	0				
<b>Inning Stats</b>	R: 0 E: 0 K: 2 S: 16	H: 1 LOB: 2 BB: 1 P: 24	R: 0 E: 0 K: 1 S: 12	H: 1 LOB: 1 BB: 0 P: 19	R: 1 E: 1 K: 0 S: 15	H: 1 LOB: 0 BB: 0 P: 25	R: 0 E: 0 K: 0 S: 8	H: 0 LOB: 0 BB: 0 P: 14	R: 0 E: 0 K: 2 S: 10	H: 1 LOB: 0 BB: 0 P: 14	R: 0 E: 0 K: 2 S: 7	H: 0 LOB: 0 BB: 0 P: 10	R: 0 E: 0 K: 1 S: 9	H: 2 LOB: 2 BB: 0 P: 15	R: 0 E: 0 K: 2 S: 17	H: 0 LOB: 2 BB: 2 P: 30	1B: 6 2B: 1 3B: 0 HR: 0	SF: 0 SAC: 0 DP: 3 HBP: 1	WP: 1 PB: 1 CS: 0	PA: 35
<b>PITCHER</b>	IP WLS BF H R ER SO BB IBB HBP BLK WP HR S P ERA WHIP																			
Glendon Rusch, L ERA: 5.87 (1, 1)	6.0	22	4	1	0	6	1	0	1	0	1	0	70	112	0.00	0.833				
Turk Wendell, R ERA: 2.95 (7, 1)	1.0	3	0	0	0	2	0	0	0	0	0	0	7	10	0.00	0.000				
John Franco, L ERA: 4.05 (8, 1)	1.0	5	2	0	0	1	0	0	0	0	0	0	9	15	0.00	2.000				
Armando Benitez, R ERA: 2.9 (9, 1)	1.0	5	0	0	0	2	2	0	0	0	0	0	17	30	0.00	2.000				

AB	31
R	1
H	6
RBI	1
BB	3
SO	11
LOB	16



Batter	1	2	3	4	5	6	7	8	9	AB	R	H	RBI	BB	SO	LOB	BOTTOM			
Benny Agbayani, R OBP: 0.362, SLG: 0.403 Jorge Velandia, R (8, 6)										4	0	1	0	0	0	1	<p><b>Montreal Expos @ New York Mets</b> Shea Stadium, Flushing, NY Mon Jun 18 2001, 7:10 PM EDT Att: 32,569 - Sunny - 81 F</p>			
Darryl Hamilton, L OBP: 0.295, SLG: 0.269 (1, 8)										4	0	2	1	0	0	0				
31 Mike Piazza, R OBP: 0.340, SLG: 0.544 (1, 2)										4	0	1	0	0	0	3				
Robin Ventura, L OBP: 0.402, SLG: 0.505 (1, 5)										2	0	0	0	2	0	1				
Todd Zeile, R OBP: 0.366, SLG: 0.381 (1, 3)										4	0	1	0	0	1	6				
Timo Perez, L OBP: 0.320, SLG: 0.343 (1, 9)										2	1	1	0	0	0	0				
Desi Relaford, S OBP: 0.371, SLG: 0.444 (1, 4)										4	0	2	0	0	1	2				
Rey Ordenez, R OBP: 0.269, SLG: 0.282 Turk Wendell, L (7, 1)										2	0	0	1	1	0	2				
John Franco, L (8, 1)										0	0	0	0	0	0	0				
Todd Pratt, R OBP: 0.353, SLG: 0.353 Armando Benitez, R (9, 1)										1	0	0	0	0	1	1				
Glendon Rusch, L (1, 1)										2	0	0	0	0	1	3				
Joe McEwing, R OBP: 0.371, SLG: 0.474 (7, 6)										2	1	1	0	0	1	1				
<b>Inning Stats</b>	R: 0 E: 1 K: 0 S: 10	H: 1 LOB: 2 BB: 0 P: 13	R: 1 E: 0 K: 0 S: 11	H: 1 LOB: 1 BB: 0 P: 14	R: 0 E: 0 K: 0 S: 7	H: 0 LOB: 0 BB: 0 P: 9	R: 0 E: 0 K: 2 S: 9	H: 1 LOB: 2 BB: 1 P: 18	R: 0 E: 0 K: 0 S: 14	H: 1 LOB: 2 BB: 1 P: 22	R: 0 E: 0 K: 1 S: 7	H: 3 LOB: 2 BB: 1 P: 23	R: 1 E: 0 K: 2 S: 12	H: 1 LOB: 1 BB: 0 P: 17	1B: 7 2B: 2 3B: 0 HR: 0	SF: 0 SAC: 1 DP: 2 HBP: 1	WP: 0 PB: 0 CS: 0	PA: 36		
<b>PITCHER</b>	IP WLS BF H R ER SO BB IBB HBP BLK WP HR S P ERA WHIP																			
Masato Yoshii, R ERA: 3.98 (7, 1)	1.0	3	0	0	0	1	1	0	0	0	0	0	8	15	0.00	1.000				
Scott Strickland, R ERA: 3.58 (8, 1)	1.0	4	1	0	0	2	0	0	0	0	0	0	12	17	0.00	1.000				

AB	31
R	2
H	9
RBI	2
BB	3
SO	5
LOB	20





Batter	1	2	3	4	5	6	7	8	9	AB	R	H	RBI	BB	SO	LOB	TOP										
<b>Rob Ducey, L</b> OBP: 0.362, SLG: 0.410 (1, 7)	1-1 1B		2-2 FC3-6 1B		2-1 F8			2-2 F7		4	0	2	0	0	0	0	<b>Montreal Expos @ New York Mets</b> Shea Stadium, Flushing, NY Tue Jun 19 2001, 7:10 PM EDT Att: 27,578 - Sunny - 83 F										
<b>Jose Vidro, S</b> OBP: 0.357, SLG: 0.492 (1, 4)	0-2 1B		2-2 FC3-6 1-2			1-0 G4-3		0-0 G4-3		4	0	1	0	0	0	1											
<b>Vladimir Guerrero, R</b> OBP: 0.379, SLG: 0.591 (1, 9)	1-3 K		1-3 K			0-0 HR		2-2 G4-3		4	1	1	1	0	2	3											
<b>Lee Stevens, L</b> OBP: 0.295, SLG: 0.436 (1, 3)	3-2 F7		0-0 P6			3-3 K			1-3 K	4	0	0	0	0	2	3											
<b>Orlando Cabrera, R</b> OBP: 0.304, SLG: 0.386 (1, 6)	0-0 F9			1-3 K		1-0 F7			2-1 P4	4	0	0	0	0	1	2											
<b>Michael Barrett, R</b> OBP: 0.290, SLG: 0.353 (1, 2)		2-3 K BB		0-0 G4-3			0-0 G3 FC1-5 2B		2-2 G6-3	4	0	1	0	0	1	0											
<b>Geoff Blum, S</b> OBP: 0.313, SLG: 0.339 (1, 5)		1-3 K		3-2 G6-3			0-1 G3			3	0	0	0	0	1	2											
<b>Milton Bradley, S</b> OBP: 0.288, SLG: 0.336 (1, 8)		4-2 56 G4-3 BB		0-3 K		2-1 FC1-5				2	0	0	0	1	1	1											
<b>56 Troy Mattes, R</b> (1, 1)		0-0 G4-3		2-2 G5-3		3-2 F9				3	0	0	0	0	0	3											
<b>Guillermo Mota, R</b> OBP: 0.500, SLG: 0.500 (8, 1)										0	0	0	0	0	0	0											
<b>Graeme Lloyd, L</b> (8, 1)										0	0	0	0	0	0	0											
<b>Ugueth Urbina, R</b> (8, 1)										0	0	0	0	0	0	0											
<b>Inning Stats</b>	R: 0 H: 2 E: 0 K: 1 S: 12	H: 2 LOB: 2 BB: 0 P: 17	R: 0 H: 0 E: 0 K: 2 S: 9	H: 0 LOB: 1 BB: 1 P: 16	R: 0 H: 1 E: 0 K: 1 S: 11	H: 1 LOB: 1 BB: 0 P: 16	R: 0 H: 0 E: 0 K: 1 S: 8	H: 0 LOB: 0 BB: 0 P: 12	R: 0 H: 0 E: 0 K: 1 S: 9	H: 0 LOB: 0 BB: 0 P: 13	R: 1 H: 1 E: 0 K: 1 S: 7	H: 1 LOB: 0 BB: 0 P: 12	R: 0 H: 1 E: 0 K: 0 S: 10	H: 1 LOB: 1 BB: 0 P: 14	R: 0 H: 0 E: 0 K: 0 S: 7	H: 0 LOB: 0 BB: 0 P: 11	R: 0 H: 0 E: 0 K: 1 S: 9	H: 0 LOB: 0 BB: 0 P: 14	1B: 3 2B: 1 3B: 0 HR: 1	SF: 0 SAC: 0 DP: 1 HBP: 0	WP: 0 PB: 1 SB: 0 CS: 0	PA: 33					
<b>PITCHER</b>	IP	WLS	BF	H	R	ER	SO	BB	IBB	HBP	BLK	WP	HR	S	P	ERA	WHIP										
<b>Steve Trachsel, R</b> ERA: 6.56 (1, 1)	7.0		27	5	1	1	7	1	0	0	0	0	1	66	100	1.29	0.857										
<b>Rick White, R</b> ERA: 3.35 (8, 1)	1.0	W	3	0	0	0	0	0	0	0	0	0	0	7	11	0.00	0.000										
<b>John Franco, L</b> ERA: 3.9 (9, 1)	1.0	S	3	0	0	0	1	0	0	0	0	0	0	9	14	0.00	0.000										

AB	32
R	1
H	5
RBI	1
BB	1
SO	8
LOB	15



Batter	1	2	3	4	5	6	7	8	9	AB	R	H	RBI	BB	SO	LOB	BOTTOM										
<b>Timo Perez, L</b> OBP: 0.314, SLG: 0.336 (1, 9)	2-2 F8			2-1 G1-3		0-0 F7		0-0 HBP E 1B		3	0	0	0	0	0	0	<b>Montreal Expos @ New York Mets</b> Shea Stadium, Flushing, NY Tue Jun 19 2001, 7:10 PM EDT Att: 27,578 - Sunny - 83 F										
<b>Joe McEwing, R</b> OBP: 0.378, SLG: 0.481 (8, PH)								1-2 E 1B		1	1	1	0	0	0	0											
<b>Darryl Hamilton, L</b> OBP: 0.305, SLG: 0.264 (1, 8)	0-2 L6			1-1 F5		4-1 G4-1 BB		1-2 E HBP		2	0	0	0	1	0	0											
<b>Lenny Harris, L</b> OBP: 0.288, SLG: 0.284 (1, 5)	2-0 L9			1-0 G4-3		0-0 G4-1		2-0 SF9		3	0	0	0	0	0	1											
<b>Todd Zeile, R</b> OBP: 0.364, SLG: 0.381 (8, PH)						1-2 G4-1		1-3 2-H 3-H 1-3		0	0	0	1	0	0	0											
<b>John Franco, L</b> (9, 1)										0	0	0	0	0	0	0											
<b>31 Mike Piazza, R</b> OBP: 0.335, SLG: 0.535 (1, 2)		1-2 G6-3			1-0 F7		2-1 F7		1-3 K	4	0	0	0	0	1	2											
<b>Mark Johnson, L</b> OBP: 0.342, SLG: 0.424 (1, 3)		1-3 K		3-2 G4-3		1-0 G5-3				3	0	0	0	0	1	1											
<b>Benny Agbayani, R</b> OBP: 0.367, SLG: 0.404 (1, 7)		3-2 F8		3-2 1B				4-2 E 1B BB		2	1	1	0	1	0	0											
<b>Desi Relaford, S</b> OBP: 0.373, SLG: 0.445 (1, 4)				1-0 F7		2-0 1B		2-0 SH 1B		2	1	1	0	0	0	0											
<b>Rey Ordenez, R</b> OBP: 0.270, SLG: 0.282 (1, 6)				2-2 G5-3		2-2 G5-3		0-2 1B		3	0	1	1	0	0	0											
<b>Steve Trachsel, R</b> OBP: 0.077, SLG: 0.077 (1, 1)				1-0 F5		0-3 K2-3		2-3 3-H 0-0		2	0	0	0	0	1	0											
<b>Rick White, R</b> (8, 1)								1-3 HBP 1B SF9 1B		0	0	0	0	0	0	0											
<b>Robin Ventura, L</b> OBP: 0.404, SLG: 0.507 (8, PH)										1	1	1	1	0	0	0											
<b>Ugueth Urbina, R</b> ERA: 4.45 (8, 1)										1	1	1	1	0	0	0											
<b>Inning Stats</b>	R: 0 H: 0 E: 0 K: 0 S: 8	H: 0 LOB: 0 BB: 0 P: 12	R: 0 H: 0 E: 0 K: 1 S: 9	H: 0 LOB: 0 BB: 0 P: 14	R: 0 H: 0 E: 0 K: 0 S: 5	H: 0 LOB: 0 BB: 0 P: 9	R: 0 H: 0 E: 0 K: 0 S: 5	H: 0 LOB: 0 BB: 0 P: 9	R: 0 H: 2 E: 0 K: 1 S: 8	H: 2 LOB: 2 BB: 0 P: 17	R: 0 H: 0 E: 0 K: 1 S: 7	H: 0 LOB: 0 BB: 0 P: 9	R: 0 H: 0 E: 0 K: 0 S: 5	H: 0 LOB: 1 BB: 1 P: 12	R: 4 H: 3 E: 2 K: 1 S: 18	H: 3 LOB: 1 BB: 1 P: 28	1B: 5 2B: 0 3B: 0 HR: 0	SF: 1 SAC: 1 DP: 0 HBP: 1	WP: 0 PB: 0 SB: 0 CS: 0	PA: 31							
<b>PITCHER</b>	IP	WLS	BF	H	R	ER	SO	BB	IBB	HBP	BLK	WP	HR	S	P	ERA	WHIP										
<b>56 Troy Mattes, R</b> ERA (1, 1)	0.0	L	3	1	3	2	0	1	0	0	0	0	0	10	16	∞	∞										
<b>Guillermo Mota, R</b> ERA: 3.63 (8, 1)	0.1		3	2	0	0	0	0	0	1	0	0	0	4	5	0.00	6.000										
<b>Graeme Lloyd, L</b> ERA: 2.76 (8, 1)	0.2		2	0	1	0	1	0	0	0	0	0	0	4	7	0.00	0.000										

AB	26
R	4
H	5
RBI	3
BB	2
SO	3
LOB	4






Batter	1	2	3	4	5	6	7	8	9	AB	R	H	RBI	BB	SO	LOB	TOP						
Mike Mordecai, R OBP: 0.272, SLG: 0.354	1-1 P6		1-3 K		0-0 B5-3		3-2 F9		3-3 K	5	0	0	0	0	2	1							
Jose Vidro, S OBP: 0.355, SLG: 0.488	2-1 1B		1-2 F9		1-1 F9		3-3 K			4	0	1	0	0	1	0							
Vladimir Guerrero, R OBP: 0.374, SLG: 0.582	2-1 F7			2-0 E6 1B 2B	1-0 G6-3			1-0 G5-3		4	1	0	0	0	0	1							
Orlando Cabrera, R OBP: 0.306, SLG: 0.391	2-2 F7			1-1 S 2B 1B	0-1 G6-3			1-0 G4-3 2B		4	1	2	0	0	0	1							
Lee Stevens, L OBP: 0.294, SLG: 0.431		2-1 G3		0-3 K		4-1 1B BB		0-1 G4-3		3	0	0	0	1	1	3							
Michael Barrett, R OBP: 0.290, SLG: 0.351		2-2 G6-3		0-0 L4		0-0 1B		1-3 K		4	0	1	0	0	1	3							
Mark Smith, R Rob Ducey, L OBP: 0.375, SLG: 0.410		4-2 BB		4-2 2B BB		1-1 F8		4-2 WP SH1-4 BB		1	1	0	0	2	0	2							
Ryan Minor, R Geoff Blum, S OBP: 0.250, SLG: 0.324		3-3 K		0-0 2B		1-3 K		3-1 SH1-4		3	0	1	3	0	2	3							
Javier Vazquez, R Graeme Lloyd, L Brian Schneider, L			0-2 G6-3	0-1 G4-3		1-1 G5-3		0-0 F9		3	0	0	0	0	0	1							
<b>Inning Stats</b>	R: 0 E: 0 K: 0 S: 9	H: 1 LOB: 1 BB: 0 P: 16	R: 0 E: 0 K: 1 S: 15	H: 0 LOB: 1 BB: 1 P: 26	R: 0 E: 0 K: 1 S: 12	H: 0 LOB: 0 BB: 0 P: 14	R: 3 E: 1 K: 1 S: 13	H: 2 LOB: 1 BB: 1 P: 20	R: 0 E: 0 K: 0 S: 4	H: 0 LOB: 0 BB: 0 P: 6	R: 0 E: 0 K: 1 S: 10	H: 1 LOB: 2 BB: 1 P: 16	R: 0 E: 0 K: 1 S: 12	H: 0 LOB: 0 BB: 0 P: 19	R: 0 E: 0 K: 1 S: 7	H: 1 LOB: 1 BB: 0 P: 10	R: 0 E: 0 K: 1 S: 11	H: 0 LOB: 1 BB: 1 P: 21	1B: 3 2B: 2 3B: 0 HR: 0	SF: 0 SAC: 1 DP: 0 HBP: 0	WP: 1 PB: 0 SB: 1 CS: 0	PA: 37	
<b>PITCHER</b>	IP	WLS	BF	H	R	ER	SO	BB	IBB	HBP	BLK	WP	HR	S	P	ERA	WHIP						
Al Leiter, L Rick White, R Dennis Cook, L Armando Benitez, R	(1, 1) (8, 1) (8, 1) (8, 1)	7.0 0.1 0.1 1.1	W H H S	29 2 1 5	4 1 0 0	3 0 0 0	0 0 0 2	5 0 0 2	3 0 0 1	0 0 0 0	0 0 0 0	0 0 0 0	0 0 0 1	0 0 0 14	75 2 2 14	117 4 2 25	0.00 0.00 0.00 0.00	1.000 3.000 0.000 0.750					

**Montreal Expos @ New York Mets**  
Shea Stadium, Flushing, NY  
Wed Jun 20 2001, 7:10 PM EDT  
Att: 28,617 - Overcast - 84 F


AB 32  
R 3  
H 5  
RBI 3  
BB 4  
SO 7  
LOB 16



Batter	1	2	3	4	5	6	7	8	9	AB	R	H	RBI	BB	SO	LOB	BOTTOM					
Timo Perez, L OBP: 0.319, SLG: 0.356	1-2 HR	4-2 G4-6-3 BB			0-2 L6		0-1 G4-3			3	1	1	2	1	0	0						
Desi Relaford, S OBP: 0.382, SLG: 0.431	3-3 K	0-1 G4-6-3			1-3 K		0-0 F6			4	0	0	0	0	2	3						
Benny Agbayani, R Joe McEwing, R OBP: 0.378, SLG: 0.481	1-3 K		1-0 G5-3		0-2 1B		2-3 K			4	0	1	0	0	2	0						
Robin Ventura, L OBP: 0.410, SLG: 0.525	0-2 HR		1-2 G4-6-3 1B		0-0 1B		1-2 1B		1-2 G4-3	4	1	3	1	0	0	0						
Todd Zeile, R OBP: 0.359, SLG: 0.375	0-2 G5-3		1-2 G4-6-3		2-2 G1-3			0-1 G3-1		4	0	0	0	0	0	3						
Darryl Hamilton, L OBP: 0.319, SLG: 0.283		0-0 1B BB 2B		2-1 1B S G6-3 1B		2-1 F8		4-1 E S BB		3	2	2	0	1	0	0						
Todd Pratt, R OBP: 0.328, SLG: 0.345		2-3 K		1-2 G6-3 1B		3-3 K		3-2 G6-3		4	0	1	0	0	2	2						
Rey Ordonez, R OBP: 0.275, SLG: 0.288		1-2 BB 1B		2-1 G6-3		0-2 1B				3	0	2	0	0	0	1						
Al Leiter, L Rick White, R Dennis Cook, L Armando Benitez, R	(1, 1) (8, 1) (8, 1) (8, 1)	7.0 0.1 0.1 1.1	L L H S	30 4 4 5	11 4 4 7	4 4 4 7	0 0 0 0	0 0 0 2	1 0 0 1	1 0 0 1	0 0 0 1	0 0 0 1	0 0 0 1	0 0 0 1	0 0 0 1	0 0 0 1						
<b>Inning Stats</b>	R: 2 E: 0 K: 2 S: 19	H: 2 LOB: 0 BB: 0 P: 24	R: 1 E: 0 K: 1 S: 15	H: 3 LOB: 2 BB: 1 P: 22	R: 0 E: 0 K: 0 S: 7	H: 1 LOB: 0 BB: 0 P: 10	R: 1 E: 0 K: 1 S: 10	H: 2 LOB: 0 BB: 0 P: 16	R: 0 E: 0 K: 1 S: 15	H: 2 LOB: 2 BB: 0 P: 18	R: 0 E: 0 K: 1 S: 10	H: 1 LOB: 1 BB: 0 P: 15	R: 0 E: 0 K: 1 S: 7	H: 0 LOB: 0 BB: 0 P: 9	R: 0 E: 0 K: 0 S: 9	H: 0 LOB: 1 BB: 1 P: 17	1B: 8 2B: 1 3B: 0 HR: 2	SF: 0 SAC: 0 DP: 3 HBP: 0	WP: 0 PB: 0 SB: 0 CS: 0	PA: 34		
<b>PITCHER</b>	IP	WLS	BF	H	R	ER	SO	BB	IBB	HBP	BLK	WP	HR	S	P	ERA	WHIP					
Javier Vazquez, R Graeme Lloyd, L	(1, 1) (8, 1)	7.0 1.0	L L	30 4	11 0	4 0	4 0	7 0	1 0	0 0	0 0	0 0	0 9	2 17	114 17	0.00 0.00	1.000 1.000					

**Montreal Expos @ New York Mets**  
Shea Stadium, Flushing, NY  
Wed Jun 20 2001, 7:10 PM EDT  
Att: 28,617 - Overcast - 84 F

AB 32  
R 4  
H 11  
RBI 3  
BB 2  
SO 7  
LOB 10





Batter	1	2	3	4	5	6	7	8	9	AB R H RBI BB SO LOB	TOP											
<b>Rob Ducey, L</b> OBP: 0.358, SLG: 0.419 (1.8)	1-3 K		3-2 HR 2B		0-2 F9	1-0 SF7		0-0 G4-3		4 1 1 1 0 1 1	<b>Montreal Expos @ New York Mets</b> Shea Stadium, Flushing, NY Thu Jun 21 2001, 7:10 PM EDT Att: 32,668 - Overcast - 68 F											
<b>Jose Vidro, S</b> OBP: 0.360, SLG: 0.505 (1.4)	1-2 HR		0-0 F9		1-1 G6-4-3 1B	1-3 K		3-1 1B		5 1 3 1 0 1 3												
<b>Vladimir Guerrero, R</b> OBP: 0.374, SLG: 0.590 (1.9)	0-0 S FC1-4 1B		0-1 HR		0-1 G6-4-3 1-2	2-3 K		1-0 L4		5 2 2 2 0 1 5												
<b>Lee Stevens, L</b> OBP: 0.299, SLG: 0.434 (1.3)	0-1 FC1-4 1B		3-2 G6-3			3-2 E S BB 1B		0-0 1B 1B		5 2 3 0 0 0 1												
<b>Orlando Cabrera, R</b> OBP: 0.311, SLG: 0.393 (1.6)	1-1 FC1-4		1-0 G5-3			4-1 BB E WP BB 1-2		0-2 E 1B SF9 1B 1-2		4 2 2 1 1 0 1												
<b>Michael Barrett, R</b> OBP: 0.288, SLG: 0.348 (1.2)	0-1 G5-3			2-2 G4-3		0-1 E1 WP BB 1B 1-2 2-3		0-1 E7 1B 1-3 2-H		5 1 1 1 0 0 4												
<b>Geoff Blum, S</b> OBP: 0.310, SLG: 0.331 (1.7)		2-1 P4		1-1 G1-3		4-0 1B WP SF7 BB 1-2 2-3 3-H		1-3 K		4 1 0 1 1 1 2												
<b>Ryan Minor, R</b> OBP: 0.250, SLG: 0.308 (1.5)		3-2 G6-3		1-3 K		1-2 2-3 3-H		0-2 SF9		2 0 0 1 1 1 0												
<b>Matt Blank, L</b> OBP: 0.500, SLG: 0.625 (1.1)			0-1 G1-3		1-0 1B 2B	1-2 2-3 3-H		1-2 F7		3 0 2 1 0 0 0												
<b>Guillermo Mota, R</b> OBP: 0.333, SLG: 0.333 (6.1)										1 0 0 0 0 0 1												
<b>Scott Stewart, R</b> (8.1)										0 0 0 0 0 0 0												
<b>Bob Scanlan, R</b> (9.1)										0 0 0 0 0 0 0												
<b>Inning Stats</b>	R: 2 E: 0 K: 1 S: 15	H: 3 LOB: 1 BB: 0 P: 18	R: 0 E: 0 K: 0 S: 7	H: 0 LOB: 0 BB: 0 P: 12	R: 2 E: 0 K: 0 S: 13	H: 2 LOB: 0 BB: 0 P: 20	R: 0 E: 0 K: 1 S: 8	H: 0 LOB: 0 BB: 0 P: 12	R: 0 E: 0 K: 0 S: 8	H: 2 LOB: 1 BB: 0 P: 10	R: 4 E: 1 K: 2 S: 14	H: 2 LOB: 2 BB: 3 P: 33	R: 2 E: 1 K: 1 S: 16	H: 3 LOB: 1 BB: 0 P: 18	R: 0 E: 0 K: 0 S: 5	H: 1 LOB: 1 BB: 0 P: 9	R: 0 E: 0 K: 0 S: 5	H: 1 LOB: 0 BB: 0 P: 7	1B: 10 2B: 2 3B: 0 HR: 2	SF: 2 SAC: 0 DP: 2 HBP: 0	WP: 1 PB: 0 CS: 0	PA: 43
<b>PITCHER</b>	IP WLS BF H R ER SO BB IBB HBP BLK WP HR S P ERA WHIP											<b>PITCHER</b>	IP WLS BF H R ER SO BB IBB HBP BLK WP HR S P ERA WHIP									
<b>Kevin Appier, R</b> ERA: 4.42 (1.1)	5.0 L 25 8 8 7 2 2 0 0 0 0 0 2 57 89 12.60 2.000																					
<b>Dicky Gonzalez, R</b> ERA: 5.39 (6.1)	1.0 5 1 0 0 2 1 0 0 0 0 1 0 8 16 0.00 2.000																					
<b>Turk Wendell, R</b> ERA: 3.03 (7.1)	1.0 6 3 2 1 1 0 0 0 0 0 0 0 16 18 9.00 3.000																					
<b>Rick White, R</b> ERA: 3.08 (8.1)	2.0 7 2 0 0 0 0 0 0 0 0 0 0 10 16 0.00 1.000																					

AB	38
R	10
H	14
RBI	9
BB	3
SO	5
LOB	18



Batter	1	2	3	4	5	6	7	8	9	AB R H RBI BB SO LOB	BOTTOM							
<b>Joe McEwing, R</b> OBP: 0.374, SLG: 0.475 (1.9)	0-1 E5 FC1-4 HR		3-3 K		0-2 F9		1-0 F7		1-1 L5	1 1 0 0 0 0 0	<b>Montreal Expos @ New York Mets</b> Shea Stadium, Flushing, NY Thu Jun 21 2001, 7:10 PM EDT Att: 32,668 - Overcast - 68 F							
<b>Timo Perez, L</b> OBP: 0.311, SLG: 0.346 (2.9)									4 0 0 0 0 1 1									
<b>Todd Zeile, R</b> OBP: 0.360, SLG: 0.373 (1.3)	4-0 FC1-4 BB		2-2 F5		2-1 1B		2-2 G3		1-2 G4-3	4 0 1 0 1 0 1								
<b>31 Mike Piazza, R</b> OBP: 0.333, SLG: 0.531 (1.2)	2-1 FC1-4 HR		1-1 G6-3		2-2 F8		1-1 1B			4 1 1 0 0 0 3								
<b>Benny Agbayani, R</b> OBP: 0.362, SLG: 0.415 (1.7)	2-0 HR			2-0 F7		1-0 L4		3-2 P6		4 1 1 3 0 0 1								
<b>Robin Ventura, L</b> OBP: 0.411, SLG: 0.522 (1.5)	2-3 K			4-0 1B BB		0-0 BB 1B		0-2 G5-3		3 0 1 0 1 1 0								
<b>Alex Escobar, R</b> OBP: 0.289, SLG: 0.280 (1.8)	1-3 K			2-1 1B		0-2 FC5 BB 1B 1-2		2-3 K		4 0 2 0 0 2 0								
<b>Desi Relaford, S</b> OBP: 0.352, SLG: 0.417 (1.4)		3-2 L5		1-3 K		2-3 K		2-3 K		4 0 0 0 0 3 4								
<b>Jorge Velandia, R</b> (1.6)		2-1 G1-3		0-0 G6-3		4-1 FC5 BB		3-1 G6-3		3 0 0 0 1 0 2								
<b>Kevin Appier, R</b> ERA: 5.16 (1.1)		2-2 G1-3			1-3 K	1-0 FC5				2 0 0 0 0 1 0								
<b>Dicky Gonzalez, R</b> ERA: 5.39 (6.1)										0 0 0 0 0 0 0								
<b>Todd Pratt, L</b> OBP: 0.288, SLG: 0.345 (6.1)										0 0 0 0 0 0 0								
<b>Lenny Harris, L</b> OBP: 0.288, SLG: 0.345 (6.1)										1 0 0 0 0 0 3								
<b>Turk Wendell, L</b> ERA: 3.03 (7.1)										0 0 0 0 0 0 0								
<b>Rick White, R</b> ERA: 3.08 (8.1)										0 0 0 0 0 0 0								
<b>Mark Johnson, L</b> OBP: 0.350, SLG: 0.471 (9.1)										1 0 1 0 0 0 0								
<b>Inning Stats</b>	R: 3 E: 1 K: 2 S: 12	H: 1 LOB: 0 BB: 1 P: 23	R: 0 E: 0 K: 0 S: 9	H: 0 LOB: 0 BB: 0 P: 16	R: 0 E: 0 K: 1 S: 7	H: 1 LOB: 2 BB: 1 P: 16	R: 0 E: 0 K: 1 S: 11	H: 2 LOB: 3 BB: 1 P: 19	R: 0 E: 0 K: 0 S: 9	H: 1 LOB: 1 BB: 0 P: 16	R: 0 E: 0 K: 2 S: 9	H: 0 LOB: 0 BB: 0 P: 13	R: 0 E: 0 K: 0 S: 11	H: 1 LOB: 1 BB: 0 P: 19	1B: 5 2B: 1 3B: 0 HR: 1	SF: 0 SAC: 0 DP: 0 HBP: 0	WP: 0 PB: 0 CS: 0	PA: 38
<b>PITCHER</b>	IP WLS BF H R ER SO BB IBB HBP BLK WP HR S P ERA WHIP											<b>PITCHER</b>	IP WLS BF H R ER SO BB IBB HBP BLK WP HR S P ERA WHIP					
<b>Matt Blank, L</b> ERA: 5.16 (1.1)	5.2 W 26 8 8 7 2 3 0 0 0 0 0 1 57 102 3.18 1.412																	
<b>Guillermo Mota, R</b> ERA: 3.5 (6.1)	1.1 H 5 1 0 0 0 0 0 0 0 0 0 0 10 18 0.00 0.750																	
<b>Scott Stewart, L</b> ERA: 6.16 (8.1)	1.0 3 0 0 0 2 0 0 0 0 0 0 0 9 13 0.00 0.000																	
<b>Bob Scanlan, R</b> ERA: 6.6 (9.1)	1.0 4 1 0 0 0 0 0 0 0 0 0 0 11 19 0.00 1.000																	

AB	35
R	3
H	7
RBI	3
BB	3
SO	8
LOB	15





Batter	1	2	3	4	5	6	7	8	9	AB	R	H	RBI	BB	SO	LOB	TOP										
Quilvio Veras, S OBP: 0.328, SLG: 0.363	1-1 F8	2-1 F7			0-2 P6			2-2 E9 2B	3-2 HR	5	2	2	0	0	0	2											
B.J. Surhoff, L OBP: 0.308, SLG: 0.399	1-2 2B 10 E	0-0 G3-1			0-1 G5-3			2-1 BB 1B	1-0 HR	5	3	3	3	0	0	2											
Andrew Jones, R OBP: 0.337, SLG: 0.514	0-2 10 E		0-0 P3		0-0 F5			0-1 F9	0-0 G6-3	5	1	1	0	0	0	1											
10 Chipper Jones, S OBP: 0.397, SLG: 0.579	1-2 E7		2-3 K		0-0 HR			4-0 BB 1B	0-2 F7	4	2	2	3	1	1	0											
Brian Jordan, R OBP: 0.318, SLG: 0.427	0-0 G6-3		0-1 G5-3		2-2 P4			4-2 1B 1B	0-1 G6-3	4	1	0	0	1	0	1											
Rico Brogna, L OBP: 0.315, SLG: 0.363	0-0 F7		2-1 F7		1-3 K			0-0 1B		4	1	1	2	0	1	1											
Javy Lopez, R OBP: 0.309, SLG: 0.382		0-2 SH1-4 1B		0-0 F9			1-2 G4-3	1-0 1B IBB		3	0	1	0	1	0	0											
Rafael Furcal, S OBP: 0.313, SLG: 0.376		0-1 SH1-4 1B		1-0 G4-3			1-1 E3	0-1 1B		4	0	2	2	0	0	0											
Odalis Perez, L OBP: 0.143, SLG: 0.150		0-2 SH1-4		0-0 P6			2-0 G3-6-3	0-3 K		2	0	0	0	0	0	1											
Jose Cabrera, R OBP: 0.313, SLG: 0.376		1-2 2-3					1-2 G3-6-3			1	0	0	0	0	1	1											
Marc Valdes, R OBP: 0.313, SLG: 0.376										0	0	0	0	0	0	0											
<b>Inning Stats</b>	R: 2 H: 3 E: 1 K: 0 S: 14	H: 3 R: 1 LOB: 1 BB: 0 P: 17	R: 0 H: 2 E: 0 K: 0 S: 11	H: 2 R: 3 LOB: 2 BB: 0 P: 13	R: 0 H: 0 E: 0 K: 1 S: 6	H: 0 R: 0 LOB: 0 BB: 0 P: 8	R: 0 H: 0 E: 0 K: 0 S: 4	H: 0 R: 1 LOB: 0 BB: 0 P: 7	R: 0 H: 1 E: 0 K: 1 S: 8	H: 1 R: 0 LOB: 0 BB: 0 P: 11	R: 0 H: 0 E: 1 K: 0 S: 10	H: 0 R: 5 LOB: 1 BB: 3 P: 12	R: 5 H: 4 E: 1 K: 1 S: 18	H: 4 R: 2 LOB: 0 BB: 0 P: 14	R: 2 H: 2 E: 0 K: 0 S: 10	H: 2 R: 0 LOB: 0 BB: 0 P: 14	1B: 7 2B: 3 3B: 0 HR: 2	SF: 0 SAC: 1 DP: 1 HBP: 0	WP: 0 PB: 0 CS: 0	PA: 41							
<b>PITCHER</b>	IP	WLS	BF	H	R	ER	SO	BB	IBB	HBP	BLK	WP	HR	S	P	ERA	WHIP										
Rick Reed, R ERA: 2.96	7.0	L	27	6	3	3	2	0	0	0	0	0	1	59	74	3.86	0.857										
Dennis Cook, L ERA: 5.4	0.0		2	2	2	2	0	0	0	0	0	0	0	5	9	∞	∞										
Turk Wendell, R ERA: 3.68	1.0		7	2	3	3	1	1	2	0	0	0	0	13	25	27.00	3.000										
Dicky Gonzalez, R ERA: 5.63	1.0		5	2	2	2	0	0	0	0	0	0	1	10	14	18.00	2.000										

Atlanta Braves @ New York Mets  
Shea Stadium, Flushing, NY  
Fri Jun 22 2001, 7:10 PM EDT  
Att: 40,129 - Cloudy - 78 F

AB 37  
R 10  
H 12  
RBI 10  
BB 3  
SO 3  
LOB 9



Batter	1	2	3	4	5	6	7	8	9	AB	R	H	RBI	BB	SO	LOB	BOTTOM										
Benny Agbayani, R OBP: 0.354, SLG: 0.405	3-3 K		0-2 G4-3		1-3 K		0-2 PO	0-0 F8		4	0	0	0	0	2	1											
Darryl Hamilton, L OBP: 0.324, SLG: 0.316	1-0 HR		3-2 31 G4-3 1B		3-1 FC4			2-2 F7		4	1	2	1	0	0	1											
31 Mike Piazza, R OBP: 0.332, SLG: 0.526	0-2 G4-6-3 1B		3-2 G4-3		1-1 F8			1-3 K		4	0	1	0	0	1	1											
Todd Zeile, R OBP: 0.355, SLG: 0.367	1-2 G4-6-3		3-1 G6-3		1-2 G4-3			3-2 L3		4	0	0	0	0	0	2											
Robin Ventura, L OBP: 0.409, SLG: 0.518		2-2 CS 1B		0-0 F9			0-0 F7		2-2 G3	4	0	1	0	0	0	0											
Alex Escobar, R OBP: 0.287, SLG: 0.250		0-0 P9		1-3 K			4-0 BLK BB		2-0 P4	3	0	0	0	1	1	1											
Desi Relaford, S OBP: 0.352, SLG: 0.415	1 SAFE	0-1 1B 1B		2-1 G5-3			2-3 K			3	0	1	0	0	1	1											
Rey Ordenez, R OBP: 0.280, SLG: 0.290		2-1 1B			1-0 G4-3			4-2 PO BB		2	0	1	0	1	0	0											
Rick Reed, R OBP: 0.171, SLG: 0.182		0-3 K			2-2 FC4			2-2 P9		2	0	1	0	0	1	2											
Todd Pratt, R OBP: 0.324, SLG: 0.339										1	0	0	0	0	0	2											
Dennis Cook, L ERA: 5.4										0	0	0	0	0	0	0											
Turk Wendell, L ERA: 3.68										0	0	0	0	0	0	0											
Dicky Gonzalez, R OBP: 0.318, SLG: 0.063										0	0	0	0	0	0	0											
<b>Inning Stats</b>	R: 1 H: 2 E: 0 K: 1 S: 10	H: 2 R: 1 LOB: 0 BB: 0 P: 15	R: 0 H: 3 E: 0 K: 1 S: 11	H: 3 R: 1 LOB: 2 BB: 0 P: 15	R: 0 H: 1 E: 0 K: 0 S: 13	H: 1 R: 0 LOB: 1 BB: 0 P: 22	R: 0 H: 0 E: 0 K: 1 S: 7	H: 0 R: 0 LOB: 0 BB: 0 P: 10	R: 0 H: 1 E: 0 K: 1 S: 9	H: 1 R: 0 LOB: 1 BB: 0 P: 16	R: 0 H: 0 E: 0 K: 0 S: 6	H: 0 R: 0 LOB: 0 BB: 2 P: 8	R: 0 H: 0 E: 0 K: 1 S: 14	H: 0 R: 5 LOB: 1 BB: 0 P: 13	R: 0 H: 0 E: 0 K: 0 S: 10	H: 0 R: 2 LOB: 0 BB: 0 P: 18	1B: 6 2B: 0 3B: 0 HR: 1	SF: 0 SAC: 0 DP: 1 HBP: 0	WP: 0 PB: 0 CS: 1	PA: 34							
<b>PITCHER</b>	IP	WLS	BF	H	R	ER	SO	BB	IBB	HBP	BLK	WP	HR	S	P	ERA	WHIP										
Odalis Perez, L ERA: 4.37	6.2	W	27	7	1	1	5	2	0	0	0	0	0	12	15	0.00	0.000										
Jose Cabrera, R ERA: 1.46	1.1	H	3	0	0	0	1	0	0	0	0	0	0	12	15	0.00	0.000										
Marc Valdes, R ERA: 7.71	1.0		3	0	0	0	0	0	0	0	0	0	0	11	18	0.00	0.000										

Atlanta Braves @ New York Mets  
Shea Stadium, Flushing, NY  
Fri Jun 22 2001, 7:10 PM EDT  
Att: 40,129 - Cloudy - 78 F

AB 31  
R 1  
H 7  
RBI 1  
BB 2  
SO 6  
LOB 11









Batter	1	2	3	4	5	6	7	8	9	AB	R	H	RBI	BB	SO	LOB	TOP	
Rafael Furcal, S (1, 6) OBP: 0.325, SLG: 0.388										5	3	4	0	0	0	0	<b>Atlanta Braves @ New York Mets</b> Shea Stadium, Flushing, NY Sun Jun 24 2001, 1:10 PM EDT Att: 47,181 - Cloudy - 70 F	
B.J. Surhoff, L (1, 7) OBP: 0.309, SLG: 0.399 Steve Karsay, R (8, 1)										4	0	2	2	0	1	2		
Andruw Jones, R (1, 8) OBP: 0.334, SLG: 0.507										4	1	2	2	0	0	2		
10 Chipper Jones, S (1, 5) OBP: 0.405, SLG: 0.596										3	1	1	0	2	0	2		
Brian Jordan, R (1, 9) OBP: 0.317, SLG: 0.431										5	1	1	3	0	1	3		
Rico Brogna, L (1, 3) OBP: 0.316, SLG: 0.362										5	0	1	0	0	2	0		
Javy Lopez, R (1, 2) OBP: 0.307, SLG: 0.390										5	1	3	1	0	0	0		
Keith Lockhart, L (1, 4) OBP: 0.325, SLG: 0.278										4	0	1	0	0	0	1		
Jason Marquis, L (1, 1) OBP: 0.143, SLG: 0.143 Steve Reed, R (7, 1)										3	0	0	0	0	1	3		
Dave Martinez, L (8, PH) OBP: 0.409, SLG: 0.450 (8, 7)										0	0	0	0	0	0	0		
<b>Inning Stats</b>	R: 1 E: 0 K: 1 S: 13	H: 2 LOB: 1 BB: 0 P: 17	R: 0 E: 0 K: 1 S: 6	H: 0 LOB: 0 BB: 0 P: 10	R: 1 E: 0 K: 1 S: 14	H: 2 LOB: 1 BB: 0 P: 18	R: 0 E: 0 K: 0 S: 8	H: 2 LOB: 2 BB: 0 P: 11	R: 0 E: 0 K: 1 S: 11	H: 1 LOB: 0 BB: 0 P: 12	R: 4 E: 0 K: 0 S: 13	H: 5 LOB: 1 BB: 1 P: 23	R: 1 E: 0 K: 0 S: 12	H: 1 LOB: 1 BB: 1 P: 24	R: 0 E: 0 K: 1 S: 8	H: 0 LOB: 0 BB: 0 P: 14	1B: 12 SF: 2 2B: 1 SAC: 0 3B: 0 DP: 0 HR: 2 HBP: 0	WP: 1 PA: 44 PB: 0 SB: 4 CS: 2
<b>PITCHER</b>	IP WLS BF H R ER SO BB IBB HBP BLK WP HR S P ERA WHIP																	
Steve Trachsel, R (1, 1) ERA: 6.75	6.1 L 31 11 6 6 4 0 0 2 0 0 0 1 1 66 103 8.53 1.737																	
Jerrod Riggan, R (7, 1) ERA: 4.71	2.2 12 4 2 2 1 1 0 0 0 0 1 1 27 49 6.75 1.875																	

Batter	1	2	3	4	5	6	7	8	9	AB	R	H	RBI	BB	SO	LOB	BOTTOM			
Timo Perez, L (1, 9) OBP: 0.318, SLG: 0.354										4	2	2	1	1	1	1	<b>Atlanta Braves @ New York Mets</b> Shea Stadium, Flushing, NY Sun Jun 24 2001, 1:10 PM EDT Att: 47,181 - Cloudy - 70 F			
Desti Relaford, S (1, 4) OBP: 0.355, SLG: 0.443										5	1	2	1	0	0	1				
31 Mike Piazza, R (1, 2) OBP: 0.332, SLG: 0.518										4	0	2	1	0	2	0				
Robin Ventura, L (1, 5) OBP: 0.399, SLG: 0.500										4	0	0	0	0	1	4				
Todd Zeile, R (1, 3) OBP: 0.359, SLG: 0.380										4	0	2	1	0	2	0				
Benny Agbayani, R (1, 7) OBP: 0.359, SLG: 0.403										3	0	0	0	1	0	2				
Alex Escobar, R (1, 8) OBP: 0.256, SLG: 0.324										4	0	1	0	0	1	2				
Rey Ordenez, R (1, 6) OBP: 0.280, SLG: 0.286 Lenny Harris, L (9, PH) OBP: 0.289, SLG: 0.286										2	1	0	0	1	0	2				
Steve Trachsel, R (1, 1) OBP: 0.071, SLG: 0.071 Jerrod Riggan, R (7, 1)										1	0	0	0	0	1	0				
Mark Johnson, L (9, PH) OBP: 0.341, SLG: 0.444										1	0	0	0	0	0	0				
<b>Inning Stats</b>	R: 0 E: 0 K: 2 S: 8	H: 0 LOB: 0 BB: 0 P: 14	R: 0 E: 0 K: 1 S: 7	H: 0 LOB: 0 BB: 0 P: 12	R: 2 E: 0 K: 0 S: 12	H: 4 LOB: 2 BB: 0 P: 19	R: 0 E: 0 K: 0 S: 9	H: 1 LOB: 1 BB: 1 P: 17	R: 2 E: 0 K: 2 S: 16	H: 3 LOB: 2 BB: 1 P: 27	R: 0 E: 0 K: 1 S: 6	H: 0 LOB: 1 BB: 1 P: 15	R: 0 E: 0 K: 1 S: 9	H: 0 LOB: 0 BB: 0 P: 12	R: 0 E: 0 K: 1 S: 7	H: 0 LOB: 0 BB: 0 P: 9	R: 0 E: 0 K: 0 S: 10	H: 1 LOB: 1 BB: 0 P: 17	1B: 8 SF: 0 2B: 1 SAC: 2 3B: 0 DP: 1 HR: 0 HBP: 0	WP: 0 PA: 38 PB: 0 SB: 0 CS: 0
<b>PITCHER</b>	IP WLS BF H R ER SO BB IBB HBP BLK WP HR S P ERA WHIP																			
Jason Marquis, R (1, 1) ERA: 4.4	6.0 W 28 8 4 4 6 3 0 0 0 0 0 0 0 9 12 0.00 0.000																			
Steve Reed, R (7, 1) ERA: 3.38	1.0 H 3 0 0 0 1 0 0 0 0 0 0 0 0 9 12 0.00 0.000																			
Steve Karsay, R (8, 1) ERA: 1.19	2.0 7 1 0 0 1 0 0 0 0 0 0 0 0 17 26 0.00 0.500																			





Batter	1	2	3	4	5	6	7	8	9	AB	R	H	RBI	BB	SO	LOB	TOP				
Darryl Hamilton, L (1, 8) John Franco, L (8, 1)	G4-3			P6		F9		K		4	0	0	0	0	1	0					
Desti Relaford, S (1, 4)	F7			F9		G4-3			G4-3	4	0	0	0	0	0	0					
Robin Ventura, L (1, 5)	F7					G4-3			F7	4	0	1	0	0	0	0					
Todd Zeile, R (1, 3)		L6							G6-3	4	1	1	1	0	1	1					
Mark Johnson, L (1, 9) Alex Escobar, R (7, PR)						F9				1	0	0	0	2	0	0					
Benny Agbayani, R (1, 7)										3	0	1	0	0	2	2					
Todd Pratt, R (1, 2)										3	0	0	0	0	1	2					
Rey Ordenez, R (1, 6) Timo Perez, L (8, PH)										1	0	0	0	1	0	0					
Al Leiter, L (1, 1) Lenny Harris, L (8, PH) Jorge Velandia, R (8, 6)										2	0	0	0	0	0	2					
<b>Inning Stats</b>	R: 0 E: 0 K: 0 S: 5	H: 0 LOB: 0 BB: 0 P: 9	R: 0 E: 0 K: 1 S: 6	H: 0 LOB: 1 BB: 1 P: 15	R: 0 E: 0 K: 1 S: 9	H: 0 LOB: 0 BB: 0 P: 15	R: 0 E: 0 K: 1 S: 14	H: 1 LOB: 1 BB: 0 P: 23	R: 0 E: 0 K: 0 S: 10	H: 0 LOB: 0 BB: 0 P: 16	R: 1 E: 0 K: 1 S: 9	H: 1 LOB: 1 BB: 1 P: 18	R: 0 E: 0 K: 1 S: 8	H: 0 LOB: 0 BB: 0 P: 12	R: 0 E: 0 K: 0 S: 8	H: 0 LOB: 0 BB: 0 P: 11	1B: 2 2B: 1 3B: 0 HR: 1	SF: 0 SAC: 0 DP: 2 HBP: 0	WP: 0 PB: 0 SB: 0 CS: 1	PA: 31	
<b>PITCHER</b>	IP	WLS	BF	H	R	ER	SO	BB	IBB	HBP	BLK	WP	HR	S	P	ERA	WHIP				
Julian Tavarez, R (1, 1) ERA: 3.17	7.0	W	25	3	1	1	4	2	1	0	0	0	1	61	112	1.29	0.714				
Kyle Farnsworth, R (8, 1) ERA: 3.03	1.0	H	3	0	0	0	1	0	0	0	0	0	0	8	12	0.00	0.000				
Tom Gordon, R (9, 1) ERA: 3.54	1.0	S	3	0	0	0	0	0	0	0	0	0	0	8	11	0.00	0.000				

New York Mets @ Chicago Cubs  
Wrigley Field, Chicago, IL  
Mon Jun 25 2001, 7:05 PM CDT  
Att: 40,229 - Sunny - 78 F

AB	28
R	1
H	3
RBI	1
BB	3
SO	5
LOB	7



Batter	1	2	3	4	5	6	7	8	9	AB	R	H	RBI	BB	SO	LOB	BOTTOM				
Eric Young Sr., R (1, 4)	K		G4-3							4	0	2	0	0	1	1					
Miguel Cairo, R (1, 5)	SH									3	0	1	0	0	1	2					
Sammy Sosa, R (1, 9)	K									2	0	0	0	2	2	2					
Ron Coomer, R (1, 3)	G5-4-3									4	0	1	0	0	1	6					
Rondell White, R (1, 7) Todd Dunwoody, L (5, 7)										2	0	0	0	0	0	0					
Ricky Gutierrez, R (1, 6)										2	0	0	0	0	1	1					
Gary Matthews, S (1, 8)										3	0	0	0	1	0	0					
Gary Matthews, S (1, 8)										4	0	0	0	0	1	3					
Robert Machado, R (1, 2)										4	2	2	1	0	0	1					
Julian Tavarez, L (1, 1) 15 Julio Zuleta, R (7, PH) Kyle Farnsworth, R (8, 1) Tom Gordon, R (9, 1)										2	0	1	1	0	1	0					
<b>Inning Stats</b>	R: 0 E: 1 K: 2 S: 9	H: 0 LOB: 0 BB: 0 P: 13	R: 0 E: 0 K: 0 S: 10	H: 0 LOB: 0 BB: 0 P: 15	R: 1 E: 0 K: 0 S: 12	H: 3 LOB: 2 BB: 1 P: 21	R: 0 E: 0 K: 0 S: 6	H: 0 LOB: 0 BB: 0 P: 11	R: 0 E: 0 K: 1 S: 15	H: 1 LOB: 1 BB: 0 P: 22	R: 0 E: 0 K: 1 S: 13	H: 1 LOB: 2 BB: 1 P: 24	R: 1 E: 0 K: 2 S: 15	H: 2 LOB: 2 BB: 1 P: 23	R: 0 E: 1 K: 2 S: 9	H: 0 LOB: 1 BB: 0 P: 13	1B: 2 2B: 4 3B: 0 HR: 1	SF: 0 SAC: 1 DP: 2 HBP: 0	WP: 3 PB: 0 SB: 0 CS: 0	PA: 35	
<b>PITCHER</b>	IP	WLS	BF	H	R	ER	SO	BB	IBB	HBP	BLK	WP	HR	S	P	ERA	WHIP				
Al Leiter, L (1, 1) ERA: 3.44	7.0	L	31	7	2	2	6	1	2	0	0	0	0	9	13	0.00	0.000				
John Franco, L (8, 1) ERA: 3.64	1.0		4	0	0	0	2	0	0	0	0	0	0	9	13	0.00	0.000				

New York Mets @ Chicago Cubs  
Wrigley Field, Chicago, IL  
Mon Jun 25 2001, 7:05 PM CDT  
Att: 40,229 - Sunny - 78 F

AB	31
R	2
H	7
RBI	2
BB	3
SO	8
LOB	16





Batter	1	2	3	4	5	6	7	8	9	AB	R	H	RBI	BB	SO	LOB	TOP										
Jay Payton, R OBP: 0.339, SLG: 0.470 (1,8)	G4-3		P4			F8		2B		4	1	1	0	0	0	0	<b>New York Mets @ Chicago Cubs</b> Wrigley Field, Chicago, IL Tue Jun 26 2001, 1:20 PM CDT Att: 37,854 - Sunny - 82 F										
Timo Perez, L OBP: 0.314, SLG: 0.356 Dennis Cook, L (8,1)	G4-3			G4-3		G4-3		2B		4	0	1	1	0	0	0											
31 Mike Piazza, R OBP: 0.331, SLG: 0.517 (1,2)	F8			G4-3		E8		K		4	0	1	0	0	1	1											
Robin Ventura, L OBP: 0.395, SLG: 0.504 (1,5)		G3-1		HR		G4-3		G4-3		4	1	1	1	0	0	2											
Todd Zeile, R OBP: 0.356, SLG: 0.387 (1,3)		FC4-6 1B		K			G1-3		K	4	0	1	0	0	2	0											
Benny Agbayani, R OBP: 0.356, SLG: 0.399 (1,7)		FC4-6 1-2				G5-3		1B	K	4	0	1	0	0	1	1											
Desi Relaford, S OBP: 0.337, SLG: 0.419 (1,4)		G4-3				F7		F8	K	4	0	0	0	0	1	2											
Rey Ordenez, R OBP: 0.279, SLG: 0.281 (1,6)			K			E6		G3		3	0	0	0	0	1	1											
Kevin Appier, R OBP: 0.100, SLG: 0.069 (1,1)			K			K			G5-3	2	0	0	0	0	2	1											
Turk Wendell, L (7,1)										0	0	0	0	0	0	0											
Lenny Harris, L OBP: 0.282, SLG: 0.278 (8,9)										1	0	0	0	0	0	0											
<b>Inning Stats</b>	R: 0 E: 0 K: 0 S: 9	H: 0 LOB: 0 BB: 0 P: 11	R: 0 E: 0 K: 0 S: 8	H: 1 LOB: 1 BB: 0 P: 14	R: 0 E: 0 K: 2 S: 8	H: 0 LOB: 0 BB: 0 P: 10	R: 1 E: 0 K: 1 S: 11	H: 1 LOB: 0 BB: 0 P: 15	R: 0 E: 1 K: 0 S: 10	H: 0 LOB: 1 BB: 0 P: 11	R: 0 E: 0 K: 0 S: 11	H: 1 LOB: 1 BB: 0 P: 11	R: 1 E: 0 K: 3 S: 15	H: 2 LOB: 1 BB: 0 P: 24	R: 0 E: 0 K: 3 S: 9	H: 0 LOB: 0 BB: 0 P: 12	1B: 2 2B: 3 3B: 0 HR: 1	SF: 0 SAC: 0 DP: 0 HBP: 0	WP: 0 PB: 0 SB: 0 CS: 0	PA: 34							
<b>PITCHER</b>	IP	WLS	BF	H	R	ER	SO	BB	IBB	HBP	BLK	WP	HR	S	P	ERA	WHIP										
Jon Lieber, R ERA: 3.22 (1,1)	7.1	W	29	6	2	2	4	0	0	0	0	0	1	73	100	2.46	0.818										
Kyle Farnsworth, R ERA: 3.0 (8,1)	0.1	H	1	0	0	0	1	0	0	0	0	0	0	3	4	0.00	0.000										
Jeff Fassero, L ERA: 2.88 (8,1)	0.1	H	1	0	0	0	0	0	0	0	0	0	0	5	8	0.00	0.000										
Tom Gordon, R ERA: 3.38 (9,1)	1.0	S	3	0	0	0	3	0	0	0	0	0	0	9	12	0.00	0.000										

**New York Mets @ Chicago Cubs**  
 Wrigley Field, Chicago, IL  
 Tue Jun 26 2001, 1:20 PM CDT  
 Att: 37,854 - Sunny - 82 F

AB	34
R	2
H	6
RBI	2
BB	0
SO	8
LOB	8



Batter	1	2	3	4	5	6	7	8	9	AB	R	H	RBI	BB	SO	LOB	BOTTOM										
Eric Young Sr., R OBP: 0.321, SLG: 0.401 (1,4)	F7		F8		F8		1-2 1B			4	0	1	0	0	0	0	<b>New York Mets @ Chicago Cubs</b> Wrigley Field, Chicago, IL Tue Jun 26 2001, 1:20 PM CDT Att: 37,854 - Sunny - 82 F										
Miguel Cairo, R OBP: 0.381, SLG: 0.338 (1,5)	WP 1B		F8			G6-3	K			4	1	1	0	0	1	2											
Sammy Sosa, R OBP: 0.419, SLG: 0.641 (1,9)	K		K			G6-3	K			4	0	0	0	0	3	3											
Matt Stairs, L OBP: 0.391, SLG: 0.497 (1,3)	WP 2H 1B			G4-3		F7		K		4	0	1	1	0	1	0											
Ricky Gutierrez, R OBP: 0.363, SLG: 0.434 (1,6)	S BB			1B			2B BB	G6-3		2	1	1	0	2	0	0											
Roosevelt Brown, L OBP: 0.383, SLG: 0.231 Tom Gordon, R (9,1)	K			F8			2B 2B	F8		4	1	1	0	0	1	3											
Gary Matthews, S OBP: 0.330, SLG: 0.378 (1,8)		K		G4-3			F8 1B 2B			3	1	1	2	0	1	1											
Joe Girardi, R OBP: 0.287, SLG: 0.300 (1,2)		F8			G1-3		F8			3	0	0	0	0	0	1											
Jon Lieber, L OBP: 0.184, SLG: 0.167 Kyle Farnsworth, R (8,1)		G4-3			K					3	0	1	1	0	1	0											
Jeff Fassero, L (8,1)							1B			0	0	0	0	0	0	0											
Todd Dunwoody, L OBP: 0.260, SLG: 0.354 (9,7)							1B			0	0	0	0	0	0	0											
<b>Inning Stats</b>	R: 1 E: 0 K: 2 S: 18	H: 2 LOB: 2 BB: 1 P: 29	R: 0 E: 0 K: 1 S: 10	H: 0 LOB: 0 BB: 0 P: 17	R: 0 E: 0 K: 1 S: 7	H: 0 LOB: 0 BB: 0 P: 12	R: 0 E: 0 K: 0 S: 9	H: 1 LOB: 1 BB: 0 P: 14	R: 0 E: 0 K: 1 S: 8	H: 0 LOB: 0 BB: 0 P: 12	R: 0 E: 0 K: 0 S: 5	H: 0 LOB: 0 BB: 0 P: 5	R: 3 E: 0 K: 2 S: 23	H: 4 LOB: 2 BB: 1 P: 35	R: 0 E: 0 K: 1 S: 8	H: 0 LOB: 0 BB: 0 P: 10	1B: 5 2B: 2 3B: 0 HR: 0	SF: 0 SAC: 0 DP: 0 HBP: 0	WP: 2 PB: 0 SB: 3 CS: 0	PA: 33							
<b>PITCHER</b>	IP	WLS	BF	H	R	ER	SO	BB	IBB	HBP	BLK	WP	HR	S	P	ERA	WHIP										
Kevin Appier, R ERA: 4.5 (1,1)	6.1	L	27	6	4	4	5	2	0	0	0	0	0	69	109	5.68	1.263										
Turk Wendell, R ERA: 3.55 (7,1)	0.2		3	1	0	0	2	0	0	0	0	0	0	11	15	0.00	1.500										
Dennis Cook, L ERA: 5.13 (8,1)	1.0		3	0	0	0	1	0	0	0	0	0	0	8	10	0.00	0.000										

**New York Mets @ Chicago Cubs**  
 Wrigley Field, Chicago, IL  
 Tue Jun 26 2001, 1:20 PM CDT  
 Att: 37,854 - Sunny - 82 F

AB	31
R	4
H	7
RBI	4
BB	2
SO	8
LOB	10













Batter	1	2	3	4	5	6	7	8	9	AB	R	H	RBI	BB	SO	LOB	TOP		
Joe McEwing, R OBP: 0.362, SLG: 0.505 (1, 9)										5	1	1	0	0	1	2	New York Mets @ Atlanta Braves Turner Field, Atlanta, GA Fri Jun 29 2001, 7:35 PM EDT Att: 48,168 - Cloudy - 82 F		
Jay Payton, R OBP: 0.321, SLG: 0.443 (1, 8)										5	1	2	0	0	1	1			
31 Mike Piazza, R OBP: 0.342, SLG: 0.530 Todd Pratt, R OBP: 0.311, SLG: 0.311 (1, 2) (3, 2)										1	0	0	0	1	0	1			
Robin Ventura, L OBP: 0.388, SLG: 0.490 (1, 5)										4	1	0	0	0	0	5			
Todd Zeile, R OBP: 0.363, SLG: 0.393 (1, 3)										3	0	2	3	1	0	2			
Benny Agbayani, R OBP: 0.360, SLG: 0.395 Timo Perez, L OBP: 0.311, SLG: 0.355 (1, 7) (8, PR) (8, 9)										2	0	0	0	2	0	3			
Desi Relaford, S OBP: 0.341, SLG: 0.420 (1, 4)										3	0	1	0	0	0	1			
Rey Ordenez, R OBP: 0.278, SLG: 0.280 (1, 6)										4	0	0	0	0	0	4			
Steve Trachsel, R OBP: 0.059, SLG: 0.059 Lenny Harris, L OBP: 0.275, SLG: 0.271 Turk Wendell, L Dennis Cook, L Armando Benitez, R (1, 1) (8, PH) (8, 1) (8, 1) (9, 1)										3	0	0	0	0	0	1			
<b>Inning Stats</b>	R: 1 E: 0 K: 0 S: 13	H: 2 LOB: 2 BB: 1 P: 24	R: 0 E: 0 K: 0 S: 9	H: 1 LOB: 1 BB: 0 P: 12	R: 2 E: 1 K: 0 S: 16	H: 2 LOB: 2 BB: 1 P: 26	R: 0 E: 1 K: 0 S: 10	H: 0 LOB: 0 BB: 0 P: 10	R: 0 E: 0 K: 0 S: 6	H: 0 LOB: 1 BB: 1 P: 17	R: 0 E: 0 K: 1 S: 9	H: 1 LOB: 2 BB: 1 P: 19	R: 0 E: 1 K: 0 S: 14	H: 0 LOB: 2 BB: 1 P: 22	R: 0 E: 0 K: 1 S: 9	H: 0 LOB: 0 BB: 0 P: 11		1B: 3 2B: 2 3B: 1 HR: 0	SF: 0 SAC: 0 DP: 1 HBP: 1
<b>PITCHER</b>	IP WLS BF H R ER SO BB IBB HBP BLK WP HR S P ERA WHIP																		
Jason Marquis, R ERA: 4.14 Kerry Ligtenberg, R ERA: 4.73 (1, 1) (8, 1)	7.0 L 32 6 3 2 1 3 1 1 0 0 0 72 118 2.57 1.286																		

AB	33
R	3
H	6
RBI	3
BB	5
SO	2
LOB	22



Batter	1	2	3	4	5	6	7	8	9	AB	R	H	RBI	BB	SO	LOB	BOTTOM				
Rafael Furcal, S OBP: 0.320, SLG: 0.381 (1, 6)										4	1	3	0	0	1	0	New York Mets @ Atlanta Braves Turner Field, Atlanta, GA Fri Jun 29 2001, 7:35 PM EDT Att: 48,168 - Cloudy - 82 F				
Keith Lockhart, L OBP: 0.352, SLG: 0.333 (1, 4)										4	0	1	0	0	0	3					
Andruw Jones, R OBP: 0.334, SLG: 0.508 (1, 8)										4	0	0	0	0	0	3					
10 Chipper Jones, S OBP: 0.415, SLG: 0.601 (1, 5)										2	0	0	0	2	0	0					
Dave Martinez, L OBP: 0.401, SLG: 0.448 Brian Jordan, R OBP: 0.323, SLG: 0.440 (1, 9) (8, PH) (9, 9)										3	0	1	0	0	0	2					
B.J. Surhoff, L OBP: 0.313, SLG: 0.397 (1, 7)										4	0	1	0	0	0	4					
Javy Lopez, R OBP: 0.304, SLG: 0.402 (1, 2)										4	0	1	0	0	1	2					
Rico Brogna, L OBP: 0.303, SLG: 0.348 (1, 3)										4	0	0	0	0	1	1					
Jason Marquis, L OBP: 0.111, SLG: 0.111 Quilvio Veras, S OBP: 0.323, SLG: 0.357 Kerry Ligtenberg, R Wes Helms, R (1, 1) (7, PH) (8, 1) (9, PH)										2	0	0	0	0	1	0					
<b>Inning Stats</b>	R: 0 E: 0 K: 1 S: 9	H: 0 LOB: 0 BB: 0 P: 15	R: 0 E: 0 K: 1 S: 9	H: 1 LOB: 1 BB: 0 P: 15	R: 0 E: 0 K: 1 S: 16	H: 1 LOB: 1 BB: 0 P: 21	R: 0 E: 0 K: 0 S: 7	H: 0 LOB: 0 BB: 0 P: 12	R: 0 E: 0 K: 0 S: 6	H: 1 LOB: 0 BB: 0 P: 6	R: 1 E: 2 K: 0 S: 12	H: 1 LOB: 2 BB: 1 P: 20	R: 0 E: 0 K: 0 S: 11	H: 1 LOB: 1 BB: 0 P: 16	R: 0 E: 0 K: 1 S: 14	H: 2 LOB: 3 BB: 1 P: 22		R: 0 E: 0 K: 2 S: 9	H: 0 LOB: 0 BB: 0 P: 14	1B: 6 2B: 1 3B: 0 HR: 0	SF: 0 SAC: 0 DP: 1 HBP: 0
<b>PITCHER</b>	IP WLS BF H R ER SO BB IBB HBP BLK WP HR S P ERA WHIP																				
Steve Trachsel, R ERA: 6.1 Turk Wendell, R ERA: 3.43 Dennis Cook, L ERA: 4.82 Armando Benitez, R ERA: 3.44 (1, 1) (8, 1) (8, 1) (9, 1)	7.0 W 27 5 1 0 3 1 0 0 0 0 0 9 70 105 0.00 0.714																				

AB	34
R	1
H	7
RBI	0
BB	2
SO	6
LOB	19





Batter	1	2	3	4	5	6	7	8	9	AB	R	H	RBI	BB	SO	LOB	TOP					
Joe McEwing, R OBP: 0.367, SLG: 0.515 (1, 9) (8, 6)	1-0 FC5-3 2B		1-1 G4-3 1B		1-1 G5-3			0-2 P3		4	0	2	0	0	0	2						
Jay Payton, R OBP: 0.312, SLG: 0.430 (1, 8) 2-3	1-2 FC5-3		1-1 G4-3				0-0 G3	2-1 G4-3		4	0	0	1	0	0	3						
Robin Ventura, L OBP: 0.383, SLG: 0.483 Rick White, R (8, 1)	2-2 G1-3		1-1 G3-1				1-1 G4-3	3-H 2-3 K		4	0	0	0	0	1	2						
Todd Zeile, R OBP: 0.365, SLG: 0.394 (1, 3)		1-2 E 1B SF8 1B		1-1 G4-6-3 1B			1-3 K		1-3 K	4	1	2	0	0	2	0						
Benny Agbayani, R OBP: 0.358, SLG: 0.392 (1, 7)		1-2 S 1B		1-2 G4-6-3			2-2 G5-3		1-0 F9	4	0	1	0	0	0	1						
Desi Relaford, S OBP: 0.345, SLG: 0.431 (1, 4)		2-1 SF8		3-2 S 2B			1-3 K		1-1 DI 1B	3	0	2	1	0	1	0						
Todd Pratt, R OBP: 0.297, SLG: 0.297 Timo Perez, L OBP: 0.315, SLG: 0.355 (8, PH)	3-2 G6-3		2-3 K				1-3 K		4-1 BB	3	0	0	0	0	2	2						
Rey Ordenez, R OBP: 0.276, SLG: 0.278 Lenny Harris, L OBP: 0.280, SLG: 0.276 (8, PH)	2-0 G5-3				1-1 G4-3			1-0 1B G4-3 1B	0-1 L8	2	0	0	0	0	0	1						
Al Leiter, L OBP: 0.077, SLG: 0.040 Mark Johnson, L OBP: 0.370, SLG: 0.436 (8, 9)			1-2 F8		1-3 K			1-0 G4-3 1B		2	0	0	0	0	1	0						
										2	0	0	0	0	0	0						
<b>Inning Stats</b>	R: 0 E: 0 K: 0 S: 8	H: 1 LOB: 0 BB: 0 P: 12	R: 1 E: 1 K: 0 S: 13	H: 2 LOB: 1 BB: 0 P: 22	R: 0 E: 0 K: 0 S: 10	H: 1 LOB: 1 BB: 0 P: 14	R: 0 E: 0 K: 1 S: 12	H: 2 LOB: 1 BB: 0 P: 19	R: 0 E: 0 K: 1 S: 7	H: 0 LOB: 0 BB: 0 P: 10	R: 0 E: 0 K: 2 S: 9	H: 0 LOB: 0 BB: 0 P: 13	R: 1 E: 0 K: 1 S: 10	H: 2 LOB: 1 BB: 0 P: 16	R: 0 E: 0 K: 1 S: 10	H: 1 LOB: 2 BB: 1 P: 17	1B: 7 2B: 3 3B: 0 HR: 0	SF: 1 SAC: 0 DP: 2 HBP: 0	WP: 0 PB: 0 CS: 0	PA: 35		
<b>PITCHER</b>	IP WLS BF H R ER SO BB IBB HBP BLK WP HR S P ERA WHIP	IP WLS BF H R ER SO BB IBB HBP BLK WP HR S P ERA WHIP	IP WLS BF H R ER SO BB IBB HBP BLK WP HR S P ERA WHIP	IP WLS BF H R ER SO BB IBB HBP BLK WP HR S P ERA WHIP	IP WLS BF H R ER SO BB IBB HBP BLK WP HR S P ERA WHIP	IP WLS BF H R ER SO BB IBB HBP BLK WP HR S P ERA WHIP	IP WLS BF H R ER SO BB IBB HBP BLK WP HR S P ERA WHIP	IP WLS BF H R ER SO BB IBB HBP BLK WP HR S P ERA WHIP	IP WLS BF H R ER SO BB IBB HBP BLK WP HR S P ERA WHIP	IP WLS BF H R ER SO BB IBB HBP BLK WP HR S P ERA WHIP	IP WLS BF H R ER SO BB IBB HBP BLK WP HR S P ERA WHIP	IP WLS BF H R ER SO BB IBB HBP BLK WP HR S P ERA WHIP	IP WLS BF H R ER SO BB IBB HBP BLK WP HR S P ERA WHIP	IP WLS BF H R ER SO BB IBB HBP BLK WP HR S P ERA WHIP	IP WLS BF H R ER SO BB IBB HBP BLK WP HR S P ERA WHIP	IP WLS BF H R ER SO BB IBB HBP BLK WP HR S P ERA WHIP	IP WLS BF H R ER SO BB IBB HBP BLK WP HR S P ERA WHIP	IP WLS BF H R ER SO BB IBB HBP BLK WP HR S P ERA WHIP	IP WLS BF H R ER SO BB IBB HBP BLK WP HR S P ERA WHIP	IP WLS BF H R ER SO BB IBB HBP BLK WP HR S P ERA WHIP	IP WLS BF H R ER SO BB IBB HBP BLK WP HR S P ERA WHIP	IP WLS BF H R ER SO BB IBB HBP BLK WP HR S P ERA WHIP

New York Mets @ Atlanta Braves  
Turner Field, Atlanta, GA  
Sat Jun 30 2001, 3:15 PM EDT  
Att: 49,568 - Cloudy - 82 F

AB 33  
R 2  
H 9  
RBI 2  
BB 1  
SO 7  
LOB 13



Batter	1	2	3	4	5	6	7	8	9	AB	R	H	RBI	BB	SO	LOB	BOTTOM					
Rafael Furcal, S OBP: 0.319, SLG: 0.379 (1, 6)	0-2 F8				0-0 B3					4	0	1	1	0	1	0						
B.J. Surhoff, L OBP: 0.312, SLG: 0.395 (1, 7)	2-2 L8		0-1 F2		0-1 F8					4	0	1	0	0	0	0						
Andruw Jones, R OBP: 0.336, SLG: 0.508 (1, 8)	1-0 10 1B 2B		2-1 P3			2-2 F7 1B E		2-0 FC6-4 1B		4	2	2	0	0	0	1						
10 Chipper Jones, S OBP: 0.416, SLG: 0.607 (1, 5)	0-0 2B 1B		1-0 3B			1-3 K		0-3 K		4	1	2	0	0	2	1						
Brian Jordan, R OBP: 0.322, SLG: 0.441 (1, 9)	1-0 2B		1-1 F3			0-0 E5 1B F7		1-1 G6-3		4	1	1	2	0	0	2						
Wes Helms, R OBP: 0.282, SLG: 0.412 (1, 3)	2-1 G6-3				0-0 F7		2-1 F7		4-2 1B BB	3	0	0	0	1	0	3						
Mark DeRosa, R OBP: 0.500, SLG: 0.486 (1, 4)		3-1 G5-3		3-2 G6-3			1-0 1B	1-1 1B		4	0	2	2	0	0	0						
Paul Bako, L OBP: 0.264, SLG: 0.368 (1, 2)		2-1 G1-3 1B 2B		1-2 G4-3			2-H 3-H P6	0-0 F8		4	1	1	0	0	0	3						
Greg Maddux, R OBP: 0.176, SLG: 0.152 Steve Karsay, R (9, 1)		0-0 G1-3			0-3 K			0-3 K		3	0	0	0	0	2	1						
										0	0	0	0	0	0	0						
<b>Inning Stats</b>	R: 2 E: 0 K: 0 S: 11	H: 3 LOB: 1 BB: 0 P: 17	R: 1 E: 0 K: 0 S: 9	H: 2 LOB: 0 BB: 0 P: 17	R: 0 E: 0 K: 0 S: 7	H: 1 LOB: 1 BB: 0 P: 11	R: 0 E: 0 K: 0 S: 8	H: 0 LOB: 0 BB: 0 P: 12	R: 0 E: 0 K: 1 S: 7	H: 0 LOB: 0 BB: 0 P: 7	R: 2 E: 1 K: 1 S: 12	H: 2 LOB: 1 BB: 0 P: 18	R: 0 E: 0 K: 2 S: 8	H: 1 LOB: 1 BB: 0 P: 11	R: 0 E: 0 K: 1 S: 10	H: 1 LOB: 2 BB: 1 P: 16	1B: 7 2B: 2 3B: 1 HR: 0	SF: 0 SAC: 0 DP: 0 HBP: 0	WP: 0 PB: 0 CS: 1	PA: 36		
<b>PITCHER</b>	IP WLS BF H R ER SO BB IBB HBP BLK WP HR S P ERA WHIP	IP WLS BF H R ER SO BB IBB HBP BLK WP HR S P ERA WHIP	IP WLS BF H R ER SO BB IBB HBP BLK WP HR S P ERA WHIP	IP WLS BF H R ER SO BB IBB HBP BLK WP HR S P ERA WHIP	IP WLS BF H R ER SO BB IBB HBP BLK WP HR S P ERA WHIP	IP WLS BF H R ER SO BB IBB HBP BLK WP HR S P ERA WHIP	IP WLS BF H R ER SO BB IBB HBP BLK WP HR S P ERA WHIP	IP WLS BF H R ER SO BB IBB HBP BLK WP HR S P ERA WHIP	IP WLS BF H R ER SO BB IBB HBP BLK WP HR S P ERA WHIP	IP WLS BF H R ER SO BB IBB HBP BLK WP HR S P ERA WHIP	IP WLS BF H R ER SO BB IBB HBP BLK WP HR S P ERA WHIP	IP WLS BF H R ER SO BB IBB HBP BLK WP HR S P ERA WHIP	IP WLS BF H R ER SO BB IBB HBP BLK WP HR S P ERA WHIP	IP WLS BF H R ER SO BB IBB HBP BLK WP HR S P ERA WHIP	IP WLS BF H R ER SO BB IBB HBP BLK WP HR S P ERA WHIP	IP WLS BF H R ER SO BB IBB HBP BLK WP HR S P ERA WHIP	IP WLS BF H R ER SO BB IBB HBP BLK WP HR S P ERA WHIP	IP WLS BF H R ER SO BB IBB HBP BLK WP HR S P ERA WHIP	IP WLS BF H R ER SO BB IBB HBP BLK WP HR S P ERA WHIP	IP WLS BF H R ER SO BB IBB HBP BLK WP HR S P ERA WHIP	IP WLS BF H R ER SO BB IBB HBP BLK WP HR S P ERA WHIP	IP WLS BF H R ER SO BB IBB HBP BLK WP HR S P ERA WHIP

New York Mets @ Atlanta Braves  
Turner Field, Atlanta, GA  
Sat Jun 30 2001, 3:15 PM EDT  
Att: 49,568 - Cloudy - 82 F

AB 34  
R 5  
H 10  
RBI 5  
BB 1  
SO 5  
LOB 11









Batter	1	2	3	4	5	6	7	8	9	AB	R	H	RBI	BB	SO	LOB	TOP				
<b>Eric Young Sr. R</b> OBP: 0.312, SLG: 0.392 (1, 4)										4	0	1	0	0	0	1	<b>Chicago Cubs @ New York Mets</b> Shea Stadium, Flushing, NY Tue Jul 03 2001, 7:10 PM EDT Att: 52,471 - Sunny - 71 F				
<b>Miguel Cairo R</b> OBP: 0.392, SLG: 0.364 (1, 5)										4	0	1	0	0	1	1					
<b>Sammy Sosa R</b> OBP: 0.426, SLG: 0.675 (1, 9)										2	2	2	1	2	0	0					
<b>Matt Stairs L</b> OBP: 0.385, SLG: 0.492 (1, 3)										4	0	0	0	0	1	5					
<b>Ricky Gutierrez R</b> OBP: 0.348, SLG: 0.411 (1, 6)										4	0	0	0	0	1	5					
<b>Todd Dunwoody L</b> OBP: 0.271, SLG: 0.357 (7, 1)										3	0	0	0	0	2	0					
<b>Ron Coomer R</b> OBP: 0.298, SLG: 0.339 (9, PH)										0	0	0	0	0	0	0					
<b>Tom Gordon R</b> (9, 1)										1	1	1	2	0	0	0					
<b>Gary Matthews S</b> OBP: 0.341, SLG: 0.397 (1, 8)										4	0	0	0	0	3	0					
<b>Joe Girardi R</b> OBP: 0.292, SLG: 0.298 (1, 2)										3	0	1	0	0	0	0					
<b>34 Kerry Wood R</b> OBP: 0.212, SLG: 0.219 (1, 1)										1	0	0	0	0	0	0					
<b>Corey Patterson L</b> OBP: 0.222, SLG: 0.125 (7, 7)										1	0	0	0	0	0	0					
<b>Inning Stats</b>	R: 0 E: 0 K: 1 S: 10	H: 1 LOB: 2 BB: 1 P: 19	R: 0 E: 0 K: 1 S: 8	H: 0 LOB: 0 BB: 0 P: 10	R: 0 E: 0 K: 1 S: 11	H: 0 LOB: 0 BB: 0 P: 17	R: 1 E: 0 K: 2 S: 10	H: 1 LOB: 1 BB: 0 P: 11	R: 0 E: 0 K: 0 S: 13	H: 0 LOB: 0 BB: 0 P: 22	R: 0 E: 0 K: 2 S: 12	H: 0 LOB: 0 BB: 0 P: 16	R: 0 E: 0 K: 0 S: 9	H: 0 LOB: 0 BB: 0 P: 16	R: 2 E: 0 K: 0 S: 8	H: 2 LOB: 0 BB: 0 P: 14	1B: 2 2B: 2 3B: 0 HR: 2	SF: 0 SAC: 1 DP: 1 HBP: 0	WP: 0 PB: 0 SB: 0 CS: 0	PA: 34	
<b>PITCHER</b>	IP	WLS	BF	H	R	ER	SO	BB	IBB	HBP	BLK	WP	HR	S	P	ERA	WHIP				
<b>Rick Reed R</b> ERA: 3.1 (1, 1)	7.0	L	26	4	1	1	8	2	0	0	0	0	1	73	109	1.29	0.857				
<b>Turk Wendell R</b> ERA: 3.57 (8, 1)	1.0		4	1	1	1	0	0	0	0	0	0	0	11	21	9.00	1.000				
<b>Dennis Cook L</b> ERA: 4.97 (9, 1)	1.0		4	1	1	1	0	0	0	0	0	0	1	6	9	9.00	1.000				

AB	31
R	3
H	6
RBI	3
BB	2
SO	8
LOB	12



Batter	1	2	3	4	5	6	7	8	9	AB	R	H	RBI	BB	SO	LOB	BOTTOM					
<b>Joe McEwing R</b> OBP: 0.385, SLG: 0.524 (1, 7)										4	0	3	0	0	0	2	<b>Chicago Cubs @ New York Mets</b> Shea Stadium, Flushing, NY Tue Jul 03 2001, 7:10 PM EDT Att: 52,471 - Sunny - 71 F					
<b>Timo Perez L</b> OBP: 0.318, SLG: 0.356 (1, 9)										4	0	2	0	0	1	3						
<b>Turk Wendell L</b> (8, 1)										0	0	0	0	0	0	0						
<b>Dennis Cook L</b> (9, 1)										0	0	0	0	0	0	0						
<b>Edgardo Alfonzo R</b> OBP: 0.323, SLG: 0.450 (1, 4)										3	0	0	0	1	1	3						
<b>Robin Ventura L</b> OBP: 0.380, SLG: 0.487 (1, 5)										4	0	0	0	0	1	5						
<b>Todd Zeile R</b> OBP: 0.365, SLG: 0.390 (1, 3)										3	0	0	0	1	0	3						
<b>Jay Payton R</b> OBP: 0.295, SLG: 0.406 (1, 8)										4	0	0	0	0	1	6						
<b>Todd Pratt R</b> OBP: 0.301, SLG: 0.279 (1, 2)										2	0	0	0	0	1	0						
<b>Desi Relaford S</b> OBP: 0.339, SLG: 0.418 (7, PH)										2	0	0	0	0	0	1						
<b>Rey Ordenez R</b> OBP: 0.269, SLG: 0.271 (1, 6)										2	0	0	0	0	0	0						
<b>Lenny Harris L</b> OBP: 0.291, SLG: 0.270 (7, PH)										1	0	0	0	1	1	1						
<b>Rick Reed R</b> OBP: 0.158, SLG: 0.167 (1, 1)										2	0	0	0	0	1	0						
<b>Mark Johnson L</b> OBP: 0.363, SLG: 0.436 (7, PH)										0	0	0	0	1	0	0						
<b>Vance Wilson R</b> (8, 2)										1	0	0	0	0	1	1						
<b>Inning Stats</b>	R: 0 E: 0 K: 2 S: 17	H: 2 LOB: 3 BB: 1 P: 28	R: 0 E: 0 K: 1 S: 9	H: 0 LOB: 0 BB: 0 P: 11	R: 0 E: 0 K: 1 S: 9	H: 1 LOB: 0 BB: 0 P: 13	R: 0 E: 0 K: 0 S: 4	H: 0 LOB: 0 BB: 0 P: 9	R: 0 E: 0 K: 1 S: 5	H: 0 LOB: 0 BB: 0 P: 7	R: 0 E: 0 K: 0 S: 15	H: 2 LOB: 3 BB: 1 P: 23	R: 0 E: 0 K: 0 S: 15	H: 0 LOB: 2 BB: 2 P: 26	R: 0 E: 0 K: 1 S: 11	H: 0 LOB: 0 BB: 0 P: 14	R: 0 E: 1 K: 2 S: 10	H: 0 LOB: 1 BB: 0 P: 13	1B: 5 2B: 0 3B: 0 HR: 0	SF: 0 SAC: 0 DP: 0 HBP: 0	WP: 0 PB: 0 SB: 1 CS: 1	PA: 36
<b>PITCHER</b>	IP	WLS	BF	H	R	ER	SO	BB	IBB	HBP	BLK	WP	HR	S	P	ERA	WHIP					
<b>34 Kerry Wood R</b> ERA: 3.39 (1, 1)	6.1	W	27	5	0	0	5	4	0	0	0	0	0	69	110	0.00	1.421					
<b>Kyle Farnsworth R</b> ERA: 3.23 (7, 1)	1.2	H	5	0	0	0	1	0	0	0	0	0	0	16	21	0.00	0.000					
<b>Tom Gordon R</b> ERA: 3.09 (9, 1)	1.0	S	4	0	0	0	2	0	0	0	0	0	0	10	13	0.00	0.000					

AB	32
R	0
H	5
RBI	0
BB	4
SO	8
LOB	25





Batter	1	2	3	4	5	6	7	8	9	AB	R	H	RBI	BB	SO	LOB	TOP				
<b>Eric Young Sr. R</b> (1, 4) OBP: 0.308, SLG: 0.387										4	0	0	0	0	1	3					
<b>Corey Patterson L</b> (1, 7) OBP: 0.231, SLG: 0.167										4	0	1	0	0	0	0					
<b>Sammy Sosa R</b> (1, 9) OBP: 0.424, SLG: 0.668										3	0	0	0	1	3	0					
<b>Ron Coomer, R</b> (1, 3) OBP: 0.291, SLG: 0.331										4	0	0	0	0	0	2					
<b>Ricky Gutierrez R</b> (1, 6) OBP: 0.346, SLG: 0.409										4	1	1	0	0	1	0					
<b>Miguel Cairo R</b> (1, 5) OBP: 0.381, SLG: 0.363										3	0	1	0	0	0	0					
<b>Gary Matthews, S</b> (1, 8) OBP: 0.340, SLG: 0.396										3	0	1	0	0	0	2					
<b>Robert Machado, R</b> (1, 2) OBP: 0.333, SLG: 0.550										3	0	1	1	0	0	1					
<b>Todd Van Poppel, R</b> (8, 1) OBP: 0.250, SLG: 0.250										0	0	0	0	0	0	0					
<b>Kevin Tapani R</b> (1, 1) OBP: 0.160, SLG: 0.125										2	0	0	0	0	0	2					
<b>Joe Girardi, R</b> (8, PH) OBP: 0.297, SLG: 0.304										1	0	1	0	0	0	0					
<b>Inning Stats</b>	R: 0 E: 0 K: 1 S: 13	H: 1 LOB: 1 BB: 1 P: 22	R: 1 E: 0 K: 0 S: 12	H: 3 LOB: 2 BB: 0 P: 15	R: 0 E: 0 K: 1 S: 9	H: 0 LOB: 0 BB: 0 P: 15	R: 0 E: 0 K: 1 S: 8	H: 0 LOB: 0 BB: 0 P: 13	R: 0 E: 0 K: 0 S: 7	H: 0 LOB: 0 BB: 0 P: 12	R: 0 E: 0 K: 1 S: 8	H: 1 LOB: 1 BB: 0 P: 13	R: 0 E: 0 K: 0 S: 6	H: 1 LOB: 0 BB: 0 P: 10	R: 0 E: 0 K: 1 S: 6	H: 0 LOB: 0 BB: 0 P: 9	1B: 5 2B: 1 3B: 0 HR: 0	SF: 0 SAC: 0 DP: 2 HBP: 0	WP: 0 PB: 0 SB: 0 CS: 0	PA: 32	
<b>PITCHER</b>	IP	WLS	BF	H	R	ER	SO	BB	IBB	HBP	BLK	WP	HR	S	P	ERA	WHIP				
<b>Glendon Rusch, L</b> (1, 1) ERA: 5.22	7.0	W	26	5	1	1	4	1	0	0	0	0	0	65	101	1.29	0.857				
<b>John Franco, L</b> (8, 1) ERA: 3.31	1.0	H	3	1	0	0	0	0	0	0	0	0	0	6	10	0.00	1.000				
<b>Armando Benitez, R</b> (9, 1) ERA: 3.49	1.0	S	3	0	0	0	1	0	0	0	0	0	0	6	9	0.00	0.000				

Chicago Cubs @ New York Mets  
Shea Stadium, Flushing, NY  
Wed Jul 04 2001, 1:10 PM EDT  
Att: 37,936 - Overcast - 71 F

AB	31
R	1
H	6
RBI	1
BB	1
SO	5
LOB	10



Batter	1	2	3	4	5	6	7	8	9	AB	R	H	RBI	BB	SO	LOB	BOTTOM				
<b>Joe McEwing, R</b> (1, 6) OBP: 0.388, SLG: 0.523										4	1	2	0	0	2	1					
<b>Timo Perez, L</b> (1, 9) OBP: 0.311, SLG: 0.348										4	0	0	0	0	0	3					
<b>Edgardo Alfonzo, R</b> (1, 4) OBP: 0.322, SLG: 0.447										4	0	1	0	0	1	0					
<b>Robin Ventura, L</b> (1, 5) OBP: 0.378, SLG: 0.483										2	0	0	1	1	1	0					
<b>Todd Zeile, R</b> (1, 3) OBP: 0.367, SLG: 0.389										3	0	1	0	1	1	1					
<b>Benny Agbayani, R</b> (1, 7) OBP: 0.351, SLG: 0.384										4	0	0	0	0	2	3					
<b>Rey Ordonez, R</b> (9, 6) OBP: 0.269, SLG: 0.271										0	0	0	0	0	0	0					
<b>Jay Payton, R</b> (1, 8) OBP: 0.301, SLG: 0.404										3	1	1	0	1	0	2					
<b>Vance Wilson, R</b> (1, 2) OBP: 0.500, SLG: 0.750										3	0	2	0	0	0	0					
<b>Glendon Rusch, L</b> (1, 1) OBP: 0.111, SLG: 0.077										1	0	0	1	0	0	2					
<b>Mark Johnson, L</b> (7, PH) OBP: 0.396, SLG: 0.450										1	0	1	0	0	0	0					
<b>Desi Relaford, S</b> (7, PR) OBP: 0.339, SLG: 0.418										0	0	0	0	0	0	0					
<b>John Franco, L</b> (8, 1) OBP: 0.297, SLG: 0.304										0	0	0	0	0	0	0					
<b>Armando Benitez, R</b> (9, 1) ERA: 3.29										0	0	0	0	0	0	0					
<b>Inning Stats</b>	R: 1 E: 0 K: 1 S: 14	H: 2 LOB: 1 BB: 0 P: 17	R: 1 E: 0 K: 2 S: 13	H: 2 LOB: 1 BB: 0 P: 18	R: 0 E: 0 K: 2 S: 8	H: 0 LOB: 0 BB: 0 P: 9	R: 0 E: 0 K: 0 S: 9	H: 2 LOB: 2 BB: 1 P: 19	R: 0 E: 0 K: 1 S: 10	H: 0 LOB: 0 BB: 0 P: 13	R: 0 E: 0 K: 1 S: 7	H: 0 LOB: 0 BB: 0 P: 11	R: 0 E: 0 K: 0 S: 14	H: 2 LOB: 2 BB: 0 P: 21	R: 0 E: 0 K: 0 S: 9	H: 0 LOB: 2 BB: 2 P: 20	1B: 7 2B: 1 3B: 0 HR: 0	SF: 1 SAC: 1 DP: 1 HBP: 0	WP: 0 PB: 0 SB: 0 CS: 0	PA: 34	
<b>PITCHER</b>	IP	WLS	BF	H	R	ER	SO	BB	IBB	HBP	BLK	WP	HR	S	P	ERA	WHIP				
<b>Kevin Tapani, R</b> (1, 1) ERA: 4.52	7.0	L	29	8	2	2	7	1	0	0	0	0	0	75	108	2.57	1.286				
<b>Todd Van Poppel, R</b> (8, 1) ERA: 3.29	1.0		5	0	0	0	0	2	0	0	0	0	0	9	20	0.00	2.000				

Chicago Cubs @ New York Mets  
Shea Stadium, Flushing, NY  
Wed Jul 04 2001, 1:10 PM EDT  
Att: 37,936 - Overcast - 71 F

AB	29
R	2
H	8
RBI	2
BB	3
SO	7
LOB	12










Batter	1	2	3	4	5	6	7	8	9	AB	R	H	RBI	BB	SO	LOB	TOP					
Joe McEwing, R OBP: 0.392, SLG: 0.526 (1, 9)	G5-3		F8			SF9 31 1B 2B		31 G6-3 BB		3	1	1	0	1	0	1	<b>New York Mets @ New York Yankees</b> Yankee Stadium, Bronx, NY Fri Jul 06 2001, 7:05 PM EDT Att: 55,534 - Sunny - 73 F					
Edgardo Alfonzo, R OBP: 0.314, SLG: 0.436 (1, 4)	K			G6-3		SF9		K		3	0	0	1	0	2	1						
31 Mike Piazza, R OBP: 0.344, SLG: 0.540 (1, 10)	K				HR		FC6-4 1B	G6-3		4	1	2	2	0	1	1						
Todd Zeile, R OBP: 0.361, SLG: 0.380 (1, 3)		K			G6-3		FC6-4 1B	G6-3		4	0	0	0	0	1	2						
Benny Agbayani, R OBP: 0.344, SLG: 0.374 (1, 7)		K			G6-3		FC6-4		G5-3	4	0	0	0	0	1	1						
Robin Ventura, L OBP: 0.376, SLG: 0.482 Desi Relaford, S OBP: 0.351, SLG: 0.438 (5, PH) (5, 5)										1	0	0	0	0	1	0						
Jay Payton, R OBP: 0.298, SLG: 0.392 (1, 8)					G1-3					3	0	2	0	0	1	0						
Todd Pratt, R OBP: 0.291, SLG: 0.268 Mark Johnson, L OBP: 0.380, SLG: 0.429 Vance Wilson, R OBP: 0.333, SLG: 0.444 (7, PH) (7, 2)					K					2	0	0	0	0	1	0						
Rey Ordenez, R OBP: 0.277, SLG: 0.291 (1, 6)										1	0	0	0	0	0	2						
<b>Inning Stats</b>	R: 0 E: 0 K: 2 S: 10	H: 0 LOB: 0 BB: 0 P: 16	R: 0 E: 0 K: 3 S: 9	H: 0 LOB: 0 BB: 0 P: 12	R: 0 E: 0 K: 1 S: 11	H: 1 LOB: 1 BB: 0 P: 11	R: 1 E: 0 K: 0 S: 7	H: 1 LOB: 0 BB: 0 P: 12	R: 0 E: 0 K: 1 S: 7	H: 0 LOB: 0 BB: 0 P: 10	R: 2 E: 0 K: 0 S: 13	H: 3 LOB: 1 BB: 0 P: 21	R: 0 E: 0 K: 0 S: 7	H: 2 LOB: 1 BB: 0 P: 8	R: 0 E: 0 K: 1 S: 11	H: 0 LOB: 1 BB: 0 P: 22		R: 0 E: 0 K: 1 S: 11	H: 1 LOB: 1 BB: 0 P: 14	1B: 4 2B: 3 3B: 0 HR: 1	SF: 1 SAC: 0 DP: 1 HBP: 0	WP: 0 PB: 0 SB: 0 CS: 0
<b>PITCHER</b>	IP WLS BF H R ER SO BB IBB HBP BLK WP HR S P ERA WHIP	6.0 W 25 7 3 3 7 0 0 0 0 0 1 61 87 4.50 1.167	3.0 S 10 1 0 0 2 1 0 0 0 0 0 0 25 39 0.00 0.667											IP WLS BF H R ER SO BB IBB HBP BLK WP HR S P ERA WHIP								
Andy Pettitte, L ERA: 3.04 Ramiro Mendoza, R ERA: 4.2 (1, 1) (7, 1)																						

Batter	1	2	3	4	5	6	7	8	9	AB	R	H	RBI	BB	SO	LOB	BOTTOM			
Chuck Knoblauch, R OBP: 0.334, SLG: 0.349 (1, 7)	K	G5-3						K		5	0	2	0	0	2	1	<b>New York Mets @ New York Yankees</b> Yankee Stadium, Bronx, NY Fri Jul 06 2001, 7:05 PM EDT Att: 55,534 - Sunny - 73 F			
2 Derek Jeter, R OBP: 0.371, SLG: 0.415 (1, 6)	WP 20 1B		P6			G6-4-3 1B				3	1	1	0	1	0	2				
Bernie Williams, S OBP: 0.408, SLG: 0.549 (1, 8)	20 1B WP 1B	F7			P6					4	1	1	0	0	1	2				
Shane Spencer, R OBP: 0.263, SLG: 0.429 (1, 10)	20 1B BB				G5-3	F2		F7		3	1	0	0	1	0	0				
20 Jorge Posada, S OBP: 0.406, SLG: 0.535 (1, 2)	1B				G5-3	G5-3		F8		4	0	1	1	0	0	0				
Gerald Williams, R OBP: 0.280, SLG: 0.326 (1, 9)	K				E5 1B			F3		4	1	0	0	0	1	3				
Scott Brosius, R OBP: 0.366, SLG: 0.483 (1, 5)								L4		4	1	2	3	0	1	0				
Luis Sojo, R OBP: 0.273, SLG: 0.200 Tino Martinez, L OBP: 0.318, SLG: 0.475 (8, PH) (9, 3)										2	1	1	0	1	0	0				
Alfonso Soriano, R OBP: 0.297, SLG: 0.399 (1, 4)										1	1	1	1	0	0	0				
<b>Inning Stats</b>	R: 3 E: 0 K: 2 S: 19	H: 4 LOB: 2 BB: 1 P: 31	R: 0 E: 0 K: 0 S: 8	H: 0 LOB: 2 BB: 2 P: 19	R: 4 E: 1 K: 0 S: 16	H: 3 LOB: 1 BB: 1 P: 30	R: 0 E: 0 K: 0 S: 8	H: 0 LOB: 0 BB: 0 P: 13	R: 0 E: 0 K: 1 S: 11	H: 1 LOB: 1 BB: 0 P: 18	R: 0 E: 0 K: 1 S: 11	H: 1 LOB: 0 BB: 0 P: 14	R: 0 E: 0 K: 0 S: 7	H: 0 LOB: 0 BB: 0 P: 10	R: 1 E: 0 K: 1 S: 7	H: 1 LOB: 0 BB: 0 P: 11		1B: 8 2B: 0 3B: 0 HR: 2	SF: 0 SAC: 0 DP: 1 HBP: 0	WP: 1 PB: 0 SB: 2 CS: 0
<b>PITCHER</b>	IP WLS BF H R ER SO BB IBB HBP BLK WP HR S P ERA WHIP	5.0 L 27 8 7 3 3 4 0 0 0 0 0 0 18 24 0.00 0.500	2.0 6 1 0 0 1 0 0 0 0 0 0 0 1 7 11 9.00 1.000											IP WLS BF H R ER SO BB IBB HBP BLK WP HR S P ERA WHIP						
Al Leiter, L ERA: 3.59 Rick White, R ERA: 4.32 Turk Wendell, R ERA: 4.04 (1, 1) (6, 1) (8, 1)																				

AB	33
R	3
H	8
RBI	3
BB	1
SO	9
LOB	12



AB	33
R	8
H	10
RBI	8
BB	4
SO	5
LOB	9





Batter	1	2	3	4	5	6	7	8	9	10	AB	R	H	RBI	BB	SO	LOB	TOP				
Joe McEwing, R (1, 7) OBP: 0.385, SLG: 0.512	1-3 K		1-2 CS 1B		2-3 K			1-3 K		1-3 K	5	0	1	0	0	4	2	<b>New York Mets @ New York Yankees</b> Yankee Stadium, Bronx, NY Sat Jul 07 2001, 1:15 PM EDT Att. 55,589 - Sunny - 80 F				
Desi Relaford, S (1, 5) OBP: 0.358, SLG: 0.439	1-3 K		3-2 1B		2-2 F7			4-2 F9 S BB		0-1 31 1B 1B	4	1	2	0	1	1	2					
Edgardo Alfonzo, R (1, 4) OBP: 0.311, SLG: 0.428	0-3 K		1-0 P6			0-1 G6-3		2-2 F9		4-2 31 1B BB	4	1	0	0	1	1	2					
31 Mike Piazza, R (1, 10) OBP: 0.349, SLG: 0.543		2-2 1B 2B		2-3 K		1-3 K		4-0 1B IBB		1-1 1B 1B	4	1	2	1	1	2	0					
Mark Johnson, L (1, 9) OBP: 0.370, SLG: 0.413		3-3 K		3-2 CS 1B		3-3 K		2-2 F7		1-1 1B 1B	4	0	1	0	0	2	3					
Timo Perez, L (8, 9) OBP: 0.308, SLG: 0.344										1-1 1B 1B	1	0	1	1	0	0	0					
Todd Zeile, R (1, 3) OBP: 0.362, SLG: 0.380		0-0 1B		3-3 K		0-0 L8			1-3 K	0-1 1B	5	0	2	1	0	2	1					
Jay Payton, R (1, 8) OBP: 0.295, SLG: 0.382		0-0 F8		1-2 K		0-3 K		4-0 BB	2-1 F9	1-0 G1-3	4	0	0	0	1	1	4					
Todd Pratt, R (1, 2) OBP: 0.289, SLG: 0.267		0-1 P4		0-2 E 1B		0-1 P5		0-1 BB	2-3 K		4	0	1	0	0	1	3					
Rey Ordóñez, R (1, 6) OBP: 0.273, SLG: 0.287			3-2 G4-3		2-2 E4		0-0 F3			1-3 G5-3	4	0	0	0	0	0	2					
<b>Inning Stats</b>	R: 0 E: 0 K: 3 S: 9	H: 0 LOB: 0 BB: 0 P: 11	R: 0 E: 0 K: 1 S: 11	H: 2 LOB: 2 BB: 0 P: 16	R: 0 E: 0 K: 0 S: 17	H: 2 LOB: 1 BB: 0 P: 25	R: 0 E: 0 K: 2 S: 14	H: 1 LOB: 1 BB: 0 P: 22	R: 0 E: 1 K: 1 S: 19	H: 1 LOB: 2 BB: 0 P: 25	R: 0 E: 0 K: 2 S: 8	H: 0 LOB: 1 BB: 1 P: 8	R: 0 E: 0 K: 1 S: 14	H: 0 LOB: 2 BB: 2 P: 27	R: 0 E: 0 K: 2 S: 8	H: 0 LOB: 0 BB: 0 P: 13	R: 3 E: 0 K: 1 S: 18	H: 4 LOB: 2 BB: 1 P: 27	1B: 9 2B: 2 3B: 0 HR: 0	SF: 0 SAC: 0 DP: 1 HBP: 0	WP: 0 PB: 0 SB: 2 CS: 2	PA: 43
<b>PITCHER</b>	IP 7.0	WLS 27	H 6	R 0	ER 0	SO 10	BB 1	IBB 0	HBP 0	BLK 0	WP 0	HR 0	S 82	P 119	ERA 0.00	WHIP 1.000						
35 Mike Mussina, R (1, 1) ERA: 3.35	2.0	8	0	0	0	3	1	1	0	0	0	0	22	40	0.00	0.500						
Jay Witasick, R (8, 1) ERA: 2.15	1.0	L	8	4	3	3	1	0	0	0	0	0	18	27	27.00	5.000						
42 Mariano Rivera, R (10, 1) ERA: 2.72																						

AB	39
R	3
H	10
RBI	3
BB	4
SO	14
LOB	19



Batter	1	2	3	4	5	6	7	8	9	10	AB	R	H	RBI	BB	SO	LOB	BOTTOM				
Chuck Knoblauch, R (1, 10) OBP: 0.336, SLG: 0.348	2-2 G5-3			0-0 G6-3		4-2 BB		0-1 1B			3	0	1	0	1	0	0	<b>New York Mets @ New York Yankees</b> Yankee Stadium, Bronx, NY Sat Jul 07 2001, 1:15 PM EDT Att. 55,589 - Sunny - 80 F				
2 Derek Jeter, R (1, 6) OBP: 0.367, SLG: 0.410	1-1 G6-3			3-2 G6-3		0-0 F8		2-3 K			4	0	0	0	0	1	3					
Bernie Williams, S (1, 8) OBP: 0.406, SLG: 0.543	2-3 K			0-1 F5		4-2 FC3-6 BB		2-3 K			3	0	0	0	1	2	0					
Tino Martinez, L (1, 3) OBP: 0.315, SLG: 0.470		2-3 K		1-3 K		2-0 FC3-6 1B		3-2 F7			4	0	0	0	0	2	1					
20 Jorge Posada, S (1, 2) OBP: 0.407, SLG: 0.531		4-0 G1-6-3 BB		0-0 F8		1-0 F7		4-2 BB			2	0	0	0	2	0	1					
Paul O'Neill, L (1, 9) OBP: 0.325, SLG: 0.438		0-1 G1-6-3		3-3 K		2-0 1B		1-1 G4-3			4	0	1	0	0	1	2					
Shane Spencer, R (1, 7) OBP: 0.263, SLG: 0.419			0-1 F9		1-1 SH3-4 1B		2-3 K			1-2 F8	4	0	1	0	0	1	2					
Scott Brosius, R (1, 5) OBP: 0.366, SLG: 0.481			0-3 K		1-0 SH3-4		1-0 1B			0-0 G5-3	3	0	1	0	0	1	0					
Alfonso Soriano, R (1, 4) OBP: 0.294, SLG: 0.394			1-2 F8		2-1 F9		2-3 K			1-1 F9	4	0	0	0	0	1	1					
<b>Inning Stats</b>	R: 0 E: 0 K: 1 S: 8	H: 0 LOB: 0 BB: 0 P: 13	R: 0 E: 0 K: 1 S: 5	H: 0 LOB: 0 BB: 1 P: 11	R: 0 E: 0 K: 1 S: 9	H: 0 LOB: 0 BB: 0 P: 10	R: 0 E: 0 K: 0 S: 7	H: 0 LOB: 0 BB: 0 P: 10	R: 0 E: 0 K: 2 S: 7	H: 1 LOB: 2 BB: 1 P: 16	R: 0 E: 0 K: 1 S: 11	H: 1 LOB: 2 BB: 1 P: 22	R: 0 E: 0 K: 2 S: 10	H: 2 LOB: 1 BB: 0 P: 14	R: 0 E: 0 K: 1 S: 12	H: 0 LOB: 1 BB: 0 P: 22	R: 0 E: 0 K: 0 S: 7		H: 0 LOB: 0 BB: 0 P: 9	1B: 4 2B: 0 3B: 0 HR: 0	SF: 0 SAC: 1 DP: 1 HBP: 0	WP: 0 PB: 0 SB: 0 CS: 0
<b>PITCHER</b>	IP 8.0	WLS 29	H 4	R 0	ER 0	SO 8	BB 3	IBB 0	HBP 0	BLK 0	WP 0	HR 0	S 65	P 107	ERA 0.00	WHIP 0.875						
Kevin Appier, R (1, 1) ERA: 3.86	1.0	W	4	0	0	1	1	0	0	0	0	0	12	22	0.00	1.000						
John Franco, L (9, 1) ERA: 3.21	1.0	S	3	0	0	0	0	0	0	0	0	0	7	9	0.00	0.000						
Armando Benítez, R (10, 1) ERA: 3.4																						

AB	31
R	0
H	4
RBI	0
BB	4
SO	9
LOB	10





Batter	1	2	3	4	5	6	7	8	9	AB	R	H	RBI	BB	SO	LOB	TOP								
Joe McEwing, R OBP: 0.371, SLG: 0.492 (1, 7)	G3-1		F7		G5-3		K		F9	5	0	0	0	0	1	1	<p><b>New York Mets @ New York Yankees</b>  <b>Yankee Stadium, Bronx, NY</b>  Sun Jul 08 2001, 8:05 PM EDT  Att: 55,528 - Cloudy - 74 F</p>								
Eduardo Alfonso, R OBP: 0.306, SLG: 0.420 (1, 4)	G6-3		G5-3		F9		F8			4	0	0	0	0	0	0									
31 Mike Piazza, R OBP: 0.350, SLG: 0.541 (1, 10)	1B BB		G6-3			F8		FC4-6 1B		3	0	1	0	1	0	0									
Todd Zeile, R OBP: 0.363, SLG: 0.392 (1, 3)	1B			F9		HR		F9		4	1	2	1	0	0	1									
Jay Payton, R OBP: 0.294, SLG: 0.379 (1, 8)	G3-1			K		1B BB G2-3 1B		FC4-6 S		4	0	1	0	0	1	3									
Desi Relaford, S OBP: 0.360, SLG: 0.438 (1, 5)		E5		1B 1B		1B BB		K		3	0	1	0	1	1	1									
Vance Wilson, R OBP: 0.417, SLG: 0.500 (9, PH) Lenny Harris, L OBP: 0.276, SLG: 0.264 (9, PH)	L7							K		3	0	2	0	0	0	1									
Rey Ordenez, R OBP: 0.270, SLG: 0.283 (9, PH) Mark Johnson, L OBP: 0.364, SLG: 0.404 (9, PH)	G5-3							E6		3	0	0	0	0	0	6									
Timo Perez, L OBP: 0.302, SLG: 0.337 (1, 9)	G4-3							P6		4	0	0	0	0	0	2									
<b>Inning Stats</b>	R: 0 E: 0 K: 0 S: 11	H: 1 LOB: 2 BB: 1 P: 20	R: 0 E: 1 K: 0 S: 9	H: 0 LOB: 1 BB: 0 P: 13	R: 0 E: 0 K: 0 S: 6	H: 0 LOB: 0 BB: 0 P: 9	R: 0 E: 0 K: 1 S: 16	H: 2 LOB: 2 BB: 0 P: 22	R: 0 E: 0 K: 0 S: 5	H: 0 LOB: 0 BB: 0 P: 10	R: 1 E: 0 K: 0 S: 16	H: 3 LOB: 2 BB: 1 P: 23	R: 0 E: 0 K: 1 S: 9	H: 0 LOB: 0 BB: 0 P: 13	R: 0 E: 0 K: 1 S: 11	H: 1 LOB: 1 BB: 0 P: 17		R: 0 E: 1 K: 1 S: 14	H: 0 LOB: 1 BB: 0 P: 19	1B: 6 2B: 0 3B: 0 HR: 1	SF: 0 SAC: 0 DP: 1 HBP: 0	WP: 0 PB: 0 SB: 2 CS: 0	PA: 37		
<b>PITCHER</b>	IP	WLS	BF	H	R	ER	SO	BB	IBB	HBP	BLK	WP	HR	S	P	ERA	WHIP								
Randy Keisler, L ERA: 6.55 (1, 1)	5.1		24	5	1	1	1	2	0	0	0	0	1	58	91	1.69	1.312								
Ramiro Mendoza, R ERA: 4.09 (6, 1)	1.2	W	5	1	0	0	1	0	0	0	0	0	0	14	19	0.00	0.600								
Mark Wohlers, R ERA: 4.11 (8, 1)	1.0	H	4	1	0	0	1	0	0	0	0	0	0	11	17	0.00	1.000								
42 Mariano Rivera, R ERA: 2.66 (9, 1)	1.0	S	4	0	0	0	1	0	0	0	0	0	0	14	19	0.00	0.000								

Batter	1	2	3	4	5	6	7	8	9	AB	R	H	RBI	BB	SO	LOB	BOTTOM								
Chuck Knoblauch, R OBP: 0.332, SLG: 0.345 (1, 10)	K		L9			K	SF8			3	0	0	1	0	2	0	<p><b>New York Mets @ New York Yankees</b>  <b>Yankee Stadium, Bronx, NY</b>  Sun Jul 08 2001, 8:05 PM EDT  Att: 55,528 - Cloudy - 74 F</p>								
2 Derek Jeter, R OBP: 0.369, SLG: 0.426 (1, 6)	G5-3			G6-3		HR	3B			4	1	2	1	0	0	0									
Bernie Williams, S OBP: 0.414, SLG: 0.545 (1, 8)	FC4-6 BB			FC6-4 BB		1B	1B	IBB		1	0	1	0	3	0	0									
Tino Martinez, L OBP: 0.314, SLG: 0.467 (1, 3)	FC4-6			F8		1B	G4-3			4	0	1	0	0	0	4									
20 Jorge Posada, S OBP: 0.402, SLG: 0.523 (1, 2)		K		FC6-4		F7		K		4	0	0	0	0	2	3									
Shane Spencer, R OBP: 0.250, SLG: 0.397 (1, 7)	G5-3				L8		E5 1B SF8	F7		4	1	0	0	0	0	0									
Paul O'Neill, L OBP: 0.324, SLG: 0.436 (1, 9)	G6-3				G4-3		S 3B 1B	F7		4	1	1	0	0	0	0									
Scott Brosius, R OBP: 0.362, SLG: 0.478 (1, 5)			F8		G4-3		SF8			2	0	0	1	0	0	0									
Alfonso Soriano, R OBP: 0.294, SLG: 0.399 (1, 4)			K			F9	SF8			3	1	1	1	0	1	0									
<b>Inning Stats</b>	R: 0 E: 0 K: 1 S: 11	H: 0 LOB: 1 BB: 1 P: 18	R: 0 E: 0 K: 1 S: 9	H: 0 LOB: 0 BB: 0 P: 14	R: 0 E: 0 K: 1 S: 10	H: 0 LOB: 0 BB: 0 P: 14	R: 0 E: 0 K: 0 S: 7	H: 0 LOB: 1 BB: 1 P: 13	R: 0 E: 0 K: 0 S: 4	H: 0 LOB: 0 BB: 0 P: 5	R: 1 E: 0 K: 0 S: 15	H: 3 LOB: 2 BB: 0 P: 25	R: 3 E: 1 K: 0 S: 17	H: 3 LOB: 2 BB: 1 P: 27	R: 0 E: 0 K: 1 S: 5	H: 0 LOB: 0 BB: 0 P: 10		1B: 3 2B: 0 3B: 2 HR: 1	SF: 2 SAC: 0 DP: 0 HBP: 0	WP: 0 PB: 0 SB: 1 CS: 0	PA: 34				
<b>PITCHER</b>	IP	WLS	BF	H	R	ER	SO	BB	IBB	HBP	BLK	WP	HR	S	P	ERA	WHIP								
Glendon Rusch, L ERA: 5.0 (1, 1)	5.2		22	3	1	1	4	2	0	0	0	0	0	12	15	13.50	3.000								
Turk Wendell, R ERA: 4.19 (6, 1)	0.2	L	5	2	3	1	0	0	0	0	0	0	0	6	12	0.00	3.000								
Donne Wall, R ERA: 5.92 (7, 1)	0.1		3	1	0	0	0	0	1	0	0	0	0	6	12	0.00	3.000								
Dennis Cook, L ERA: 4.88 (7, 1)	1.1		4	0	0	0	1	0	0	0	0	0	0	6	12	0.00	0.000								



Batter	1	2	3	4	5	6	7	8	9	AB	R	H	RBI	BB	SO	LOB	TOP				
Jose Offerman, S OBP: 0.343, SLG: 0.369 (1, 3)										4	0	0	0	0	1	2					
Darren Lewis, R OBP: 0.281, SLG: 0.372 (1, 8)										4	0	1	0	0	2	2					
Chris Stynes, R OBP: 0.352, SLG: 0.471 (1, 4)										4	0	1	0	0	1	0					
Manny Ramirez, R OBP: 0.428, SLG: 0.642 (1, 7)										4	0	0	0	0	0	1					
Dante Bichette, R OBP: 0.369, SLG: 0.553 (1, 9)										4	0	1	0	0	2	0					
Mike Lansing, R OBP: 0.272, SLG: 0.317 Hypolito Pichardo, R Bryce Florie, R Trot Nixon, L OBP: 0.375, SLG: 0.494 (1, 6) (7, 1) (8, 1) (9, PH)										3	1	1	1	0	1	0					
Shea Hillenbrand, R OBP: 0.277, SLG: 0.394 (1, 5)										3	0	0	0	0	0	0					
Scott Hatteberg, L OBP: 0.310, SLG: 0.345 (1, 2)										3	1	2	0	0	1	0					
49 Tim Wakefield, R Bill Pulsipher, L Lou Merloni, R OBP: 0.346, SLG: 0.377 (1, 1) (7, 1) (7, 6)										1	0	0	0	0	1	0					
<b>Inning Stats</b>	R: 0 E: 0 K: 1 S: 13	H: 2 LOB: 1 BB: 0 P: 20	R: 0 E: 0 K: 0 S: 5	H: 0 LOB: 0 BB: 0 P: 6	R: 0 E: 0 K: 0 S: 11	H: 1 LOB: 1 BB: 0 P: 18	R: 0 E: 0 K: 1 S: 9	H: 0 LOB: 0 BB: 0 P: 14	R: 1 E: 0 K: 2 S: 12	H: 1 LOB: 0 BB: 0 P: 18	R: 0 E: 0 K: 2 S: 9	H: 0 LOB: 0 BB: 0 P: 13	R: 0 E: 0 K: 1 S: 11	H: 2 LOB: 1 BB: 0 P: 17	R: 0 E: 0 K: 1 S: 7	H: 1 LOB: 1 BB: 0 P: 10	1B: 4 2B: 2 3B: 0 HR: 1	SF: 0 SAC: 1 DP: 0 HBP: 0	WP: 0 PB: 0 SB: 0 CS: 1	PA: 33	
<b>PITCHER</b>	IP	WLS	BF	H	R	ER	SO	BB	IBB	HBP	BLK	WP	HR	S	P	ERA	WHIP				
Al Leiter, L ERA: 3.5 (1, 1)	7.1	W	27	6	2	2	8	0	0	0	0	0	1	74	113	2.46	0.818				
John Franco, L ERA: 3.15 (8, 1)	0.2	H	2	0	0	0	1	0	0	0	0	0	0	5	6	0.00	0.000				
Armando Benitez, R ERA: 3.32 (9, 1)	1.0	S	4	1	0	0	1	0	0	0	0	0	0	7	10	0.00	1.000				

**Boston Red Sox @ New York Mets**  
Shea Stadium, Flushing, NY  
Thu Jul 12 2001, 7:10 PM EDT  
Att: 37,698 - Sunny - 76 F

AB 32  
R 2  
H 7  
RBI 2  
BB 0  
SO 10  
LOB 6

Batter	1	2	3	4	5	6	7	8	9	AB	R	H	RBI	BB	SO	LOB	BOTTOM				
Joe McEwing, R OBP: 0.379, SLG: 0.488 (1, 9) (8, 7)										3	1	1	0	1	0	0					
Eduardo Alfonzo, R OBP: 0.312, SLG: 0.432 (1, 4)										3	1	1	1	1	0	3					
31 Mike Piazza, R OBP: 0.352, SLG: 0.543 (1, 2)										3	1	1	0	1	0	2					
Robin Ventura, L OBP: 0.380, SLG: 0.482 (1, 5)										2	0	1	1	2	0	2					
Todd Zeile, R OBP: 0.359, SLG: 0.387 (1, 3)										4	0	0	0	0	2	6					
Benny Agbayani, R OBP: 0.339, SLG: 0.369 Timo Perez, L OBP: 0.306, SLG: 0.340 (1, 7) (8, 9)										3	0	0	0	0	3	0					
Jay Payton, R OBP: 0.287, SLG: 0.370 (1, 8)										4	0	0	0	0	1	1					
Rey Ordenez, R OBP: 0.277, SLG: 0.288 (1, 6)										3	0	2	0	1	0	0					
Al Leiter, L OBP: 0.069, SLG: 0.036 John Franco, L Lenny Harris, L Armando Benitez, R OBP: 0.273, SLG: 0.261 ERA: 2.99 ERA: 9.0 (1, 1) (8, 1) (8, PH) (9, 1)										3	0	0	0	0	1	2					
<b>Inning Stats</b>	R: 0 E: 0 K: 1 S: 11	H: 0 LOB: 2 BB: 1 P: 21	R: 0 E: 0 K: 1 S: 9	H: 0 LOB: 0 BB: 0 P: 14	R: 2 E: 0 K: 0 S: 11	H: 3 LOB: 1 BB: 0 P: 15	R: 0 E: 0 K: 2 S: 9	H: 0 LOB: 1 BB: 1 P: 16	R: 0 E: 0 K: 2 S: 11	H: 1 LOB: 1 BB: 0 P: 16	R: 1 E: 0 K: 1 S: 8	H: 0 LOB: 1 BB: 3 P: 22	R: 1 E: 0 K: 0 S: 13	H: 2 LOB: 2 BB: 0 P: 20	R: 0 E: 0 K: 1 S: 7	H: 1 LOB: 1 BB: 0 P: 10	1B: 5 2B: 1 3B: 0 HR: 1	SF: 0 SAC: 0 DP: 1 HBP: 2	WP: 0 PB: 2 SB: 2 CS: 0	PA: 38	
<b>PITCHER</b>	IP	WLS	BF	H	R	ER	SO	BB	IBB	HBP	BLK	WP	HR	S	P	ERA	WHIP				
49 Tim Wakefield, R ERA: 2.89 Bill Pulsipher, L Hypolito Pichardo, R Bryce Florie, R ERA: 9.0 (1, 1) (7, 1) (7, 1) (8, 1)	6.0	L	30	5	3	3	6	5	1	1	1	0	0	3	4	0.00	0.000				
9.00 2.000 0.000	1.0	6	2	1	1	1	0	0	0	1	0	0	0	13	20	9.00	2.000				
0.1	1	0	0	0	0	0	0	0	0	0	0	0	0	3	4	0.00	0.000				

**Boston Red Sox @ New York Mets**  
Shea Stadium, Flushing, NY  
Thu Jul 12 2001, 7:10 PM EDT  
Att: 37,698 - Sunny - 76 F

AB 30  
R 4  
H 7  
RBI 3  
BB 6  
SO 7  
LOB 17



Batter	1	2	3	4	5	6	7	8	9	AB	R	H	RBI	BB	SO	LOB	TOP										
Jose Offerman, S (1.4) OBP: 0.342, SLG: 0.368	G6-3			K		2-1 1B		G6-3		4	1	1	1	0	1	0	<b>Boston Red Sox @ New York Mets</b> Shea Stadium, Flushing, NY Fri Jul 13, 2001, 7:10 PM EDT Att: 42,219 - Sunny - 75 F										
Scott Hatteberg, L (1.2) OBP: 0.315, SLG: 0.345	F8			G6-3 HBP		2-0 1B		F8		3	0	1	1	0	0	0											
Troy Nixon, L (1.8) OBP: 0.377, SLG: 0.493	K			G6-3 1-2		1-1 1B				3	0	1	0	1	1	1											
Manny Ramirez, R (1.7) OBP: 0.426, SLG: 0.646		G5-3			2-2 HR	3-2 P4		K		4	1	1	1	0	1	3											
Brian Daubach, L (1.3) OBP: 0.339, SLG: 0.527	F6			G3-6-3 HBP		0-0 G3-1		G3-1		3	0	0	0	0	0	2											
Chris Stynes, R (1.5) Derek Lowe, R (9.1) OBP: 0.343, SLG: 0.459	K			K		0-2 FC4-6		G4-3		4	0	0	0	0	2	1											
Troy O'Leary, L (1.9) OBP: 0.303, SLG: 0.431			K		0-1 G3-6-3 1-2	2-2 FC4-6		G4-3		4	0	0	0	0	1	2											
Lou Merloni, R (1.6) OBP: 0.333, SLG: 0.361			G4-3		1-0 E5 SH1-4 1B	1-3 K				3	1	0	0	0	1	1											
David Cone, L (1.1) Rich Garces, R (6.1) Rod Beck, R (8.1) Shea Hillenbrand, R (9.5) OBP: 0.277, SLG: 0.394			K		0-0 SH1-4	1-3 K				1	0	0	0	0	1	0											
<b>Inning Stats</b>	R: 0 E: 0 K: 1 S: 10	H: 0 LOB: 0 BB: 0 P: 15	R: 0 E: 0 K: 1 S: 7	H: 0 LOB: 0 BB: 0 P: 10	R: 0 E: 0 K: 2 S: 9	H: 0 LOB: 0 BB: 0 P: 13	R: 0 E: 0 K: 1 S: 6	H: 0 LOB: 0 BB: 0 P: 14	R: 1 E: 0 K: 1 S: 11	H: 1 LOB: 0 BB: 0 P: 16	R: 2 E: 1 K: 0 S: 11	H: 3 LOB: 2 BB: 0 P: 20	R: 0 E: 1 K: 2 S: 14	H: 0 LOB: 1 BB: 0 P: 18	R: 0 E: 0 K: 1 S: 6	H: 0 LOB: 1 BB: 0 P: 14		R: 0 E: 0 K: 0 S: 5	H: 0 LOB: 0 BB: 0 P: 9	1B: 3 2B: 0 3B: 0 HR: 1	SF: 0 SAC: 1 DP: 2 HBP: 2	WP: 0 PB: 0 SB: 0 CS: 0	PA: 34				
<b>PITCHER</b>	IP	WLS	BF	H	R	ER	SO	BB	IBB	HBP	BLK	WP	HR	S	P	ERA	WHIP										
Kevin Appier, R (1.1) ERA: 3.81	6.0	L	23	4	3	2	6	0	0	2	0	0	1	54	88	3.00	0.667										
Rick White, R (7.1) ERA: 4.19	1.0		4	0	0	0	2	0	0	0	0	0	0	14	18	0.00	0.000										
Dennis Cook, L (8.1) ERA: 4.73	1.0		4	0	0	0	1	1	0	0	0	0	0	6	14	0.00	1.000										
Turk Wendell, R (9.1) ERA: 4.09	1.0		3	0	0	0	0	0	0	0	0	0	0	5	9	0.00	0.000										

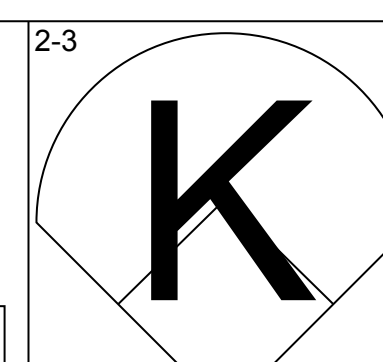
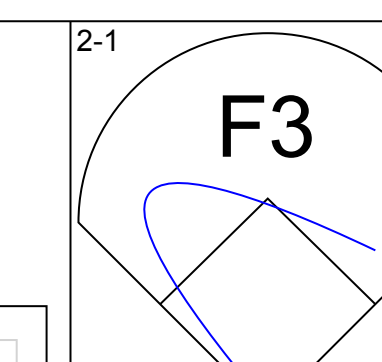
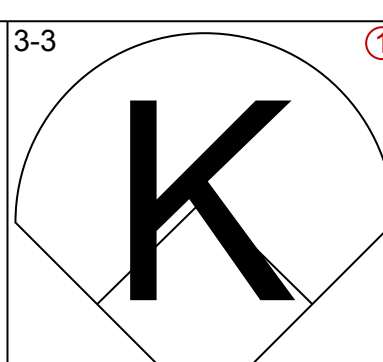
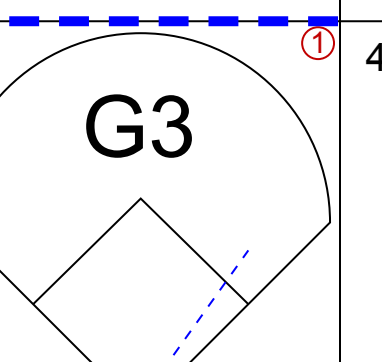
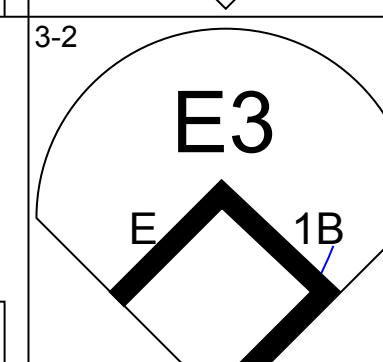
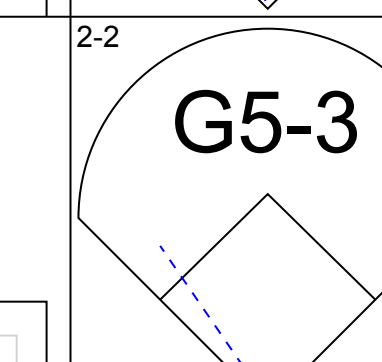
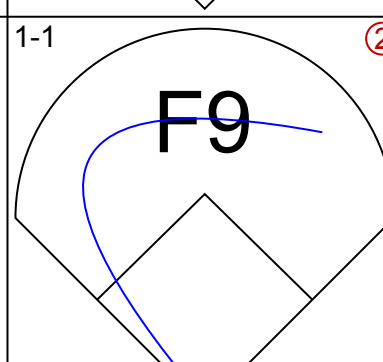
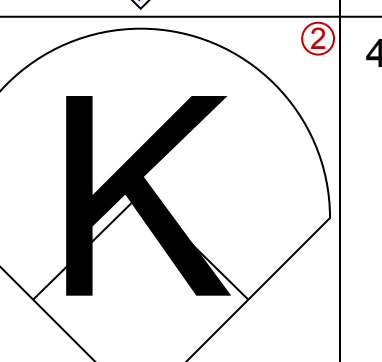
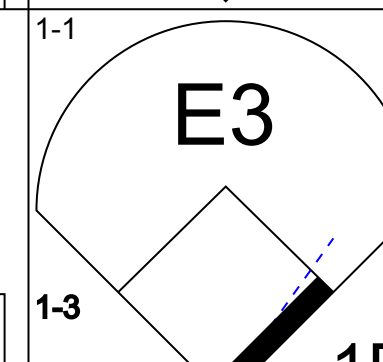
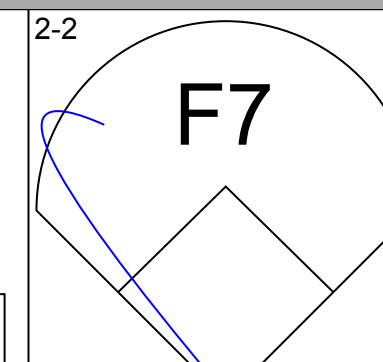
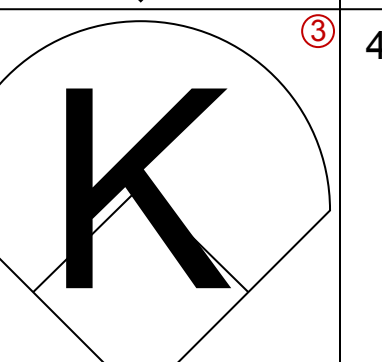
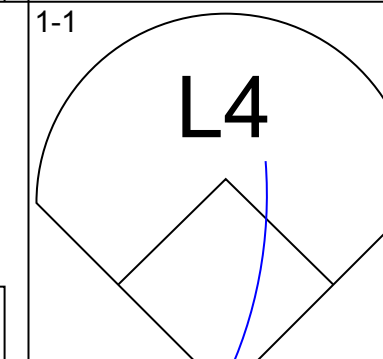
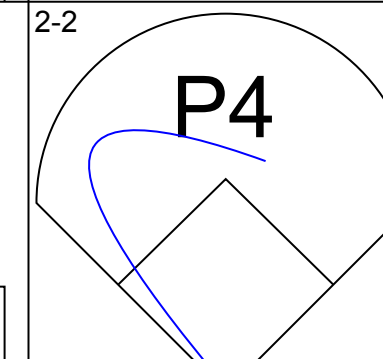
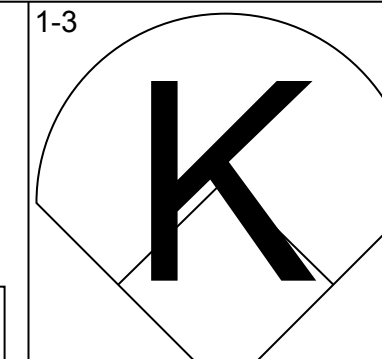
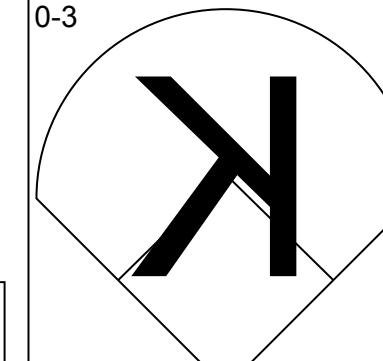
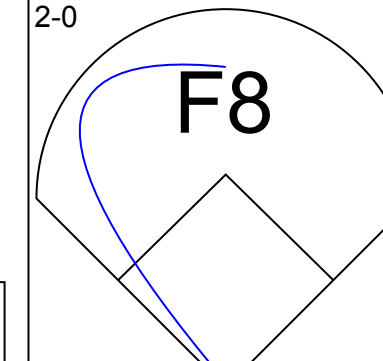
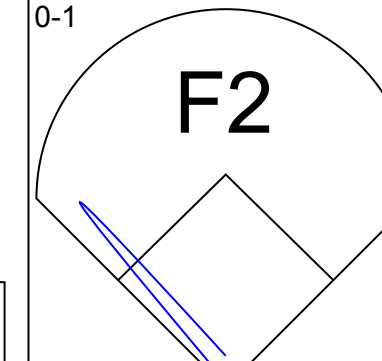
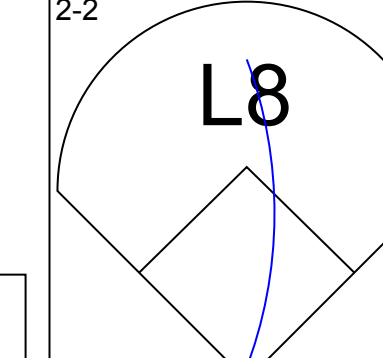
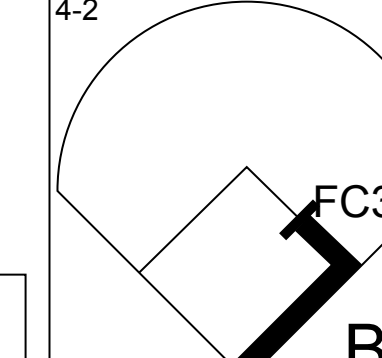
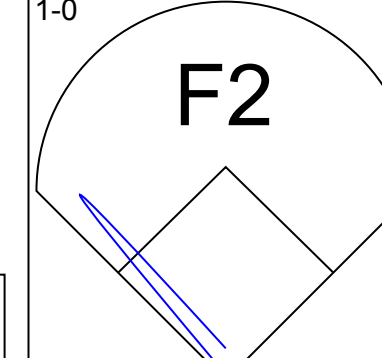
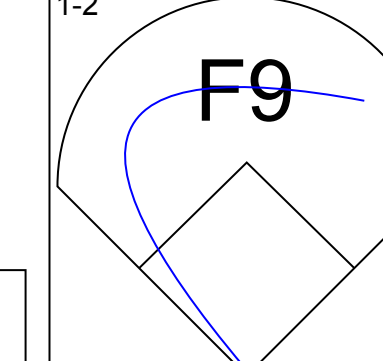
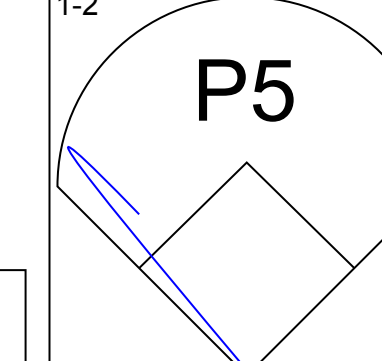
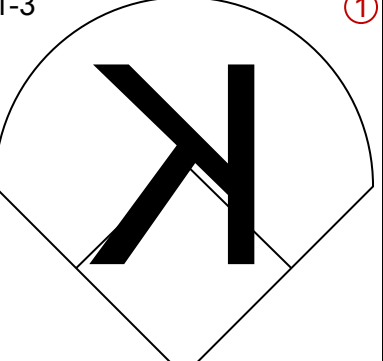
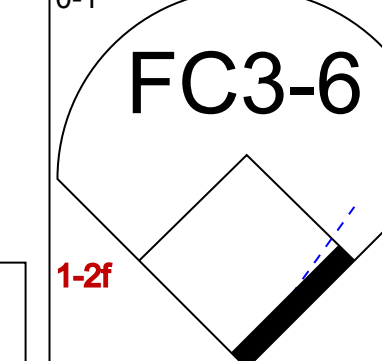
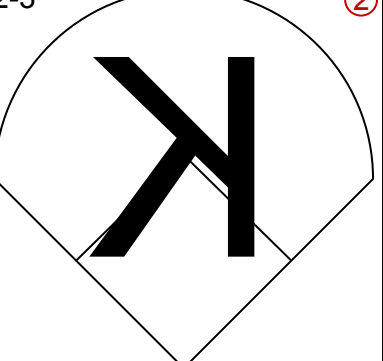
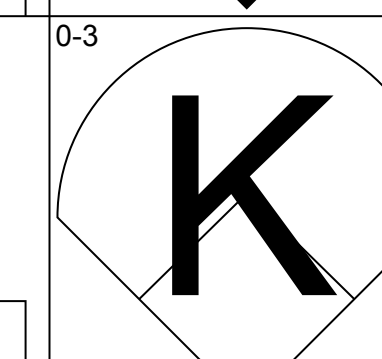
AB	30
R	3
H	4
RBI	3
BB	1
SO	9
LOB	11



Batter	1	2	3	4	5	6	7	8	9	AB	R	H	RBI	BB	SO	LOB	BOTTOM										
Joe McEwing, R (1.7) OBP: 0.389, SLG: 0.511	F8-5 E 1B		2-2 2B			1-2 S 2B		G6-3		4	0	3	0	0	0	0	<b>Boston Red Sox @ New York Mets</b> Shea Stadium, Flushing, NY Fri Jul 13, 2001, 7:10 PM EDT Att: 42,219 - Sunny - 75 F										
Edgardo Alfonzo, R (1.4) OBP: 0.311, SLG: 0.427	SAFE 1-2 BB		2-2 L4			3-3 K		F8		3	0	0	0	1	1	2											
31 Mike Piazza, R (1.2) OBP: 0.354, SLG: 0.551	K			K		4-0 BB BB				3	1	1	1	1	2	2											
Robin Ventura, L (1.5) OBP: 0.382, SLG: 0.480	F8-5 2-3			K		4-2 BB BB				3	0	1	0	1	1	2											
Todd Zeile, R (1.3) OBP: 0.358, SLG: 0.383		4-0 FC3-6 BB		G1-3		1-3 K				3	0	0	0	1	2	4											
Timo Perez, L (1.9) OBP: 0.300, SLG: 0.333		0-0 FC3-6 CS			0-1 F2	2-2 F7		K		4	0	0	0	0	1	2											
Jay Payton, R (1.8) OBP: 0.281, SLG: 0.361		3-3 K			1-3 K	1-2 G5-3		G3-1		4	0	0	0	0	2	2											
Rey Ordenez, R (1.6) OBP: 0.274, SLG: 0.285			0-1 G3		2-2 G5-3	0-1 G6-3				3	0	0	0	0	0	0											
Kevin Appier, R (1.1) Deshaun Anderson, S (6.1) Rick White, R (7.1) Dennis Cook, L (8.1) Lenny Harris, L (8.1) Turk Wendell, L (9.1) OBP: 0.285, SLG: 0.081			0-2 G4-3			0-0 P6		F5		1	0	0	0	0	0	0											
<b>Inning Stats</b>	R: 0 E: 1 K: 1 S: 12	H: 1 LOB: 1 BB: 1 P: 21	R: 0 E: 0 K: 1 S: 5	H: 0 LOB: 0 BB: 1 P: 11	R: 0 E: 0 K: 0 S: 11	H: 1 LOB: 1 BB: 0 P: 15	R: 0 E: 0 K: 2 S: 8	H: 0 LOB: 0 BB: 0 P: 15	R: 0 E: 0 K: 2 S: 15	H: 1 LOB: 3 BB: 2 P: 28	R: 0 E: 0 K: 0 S: 8	H: 0 LOB: 0 BB: 0 P: 11	R: 0 E: 0 K: 0 S: 7	H: 0 LOB: 0 BB: 0 P: 9	R: 1 E: 0 K: 2 S: 13	H: 2 LOB: 1 BB: 0 P: 16		1B: 2 2B: 3 3B: 0 HR: 1	SF: 0 SAC: 0 DP: 1 HBP: 0	WP: 0 PB: 0 SB: 1 CS: 1	PA: 34						
<b>PITCHER</b>	IP	WLS	BF	H	R	ER	SO	BB	IBB	HBP	BLK	WP	HR	S	P	ERA	WHIP										
David Cone, R (1.1) ERA: 4.2	5.2	W	21	3	0	0	6	3	0	0	0	0	0	54	91	0.00	1.059										
Rich Garces, R (6.1) ERA: 2.92	1.1	H	5	0	0	0	1	1	0	0	0	0	0	13	21	0.00	0.750										
Rod Beck, R (8.1) ERA: 2.7	1.0	H	3	0	0	0	0	0	0	0	0	0	0	7	9	0.00	0.000										
Derek Lowe, R (9.1) ERA: 3.81	1.0	S	5	2	1	1	2	0	0	0	0	0	1	13	16	9.00	2.000										



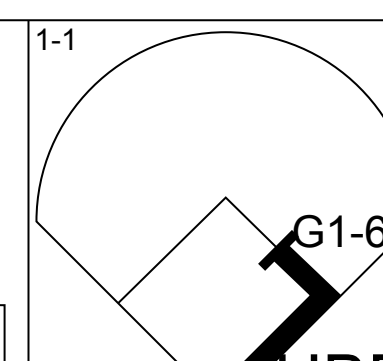
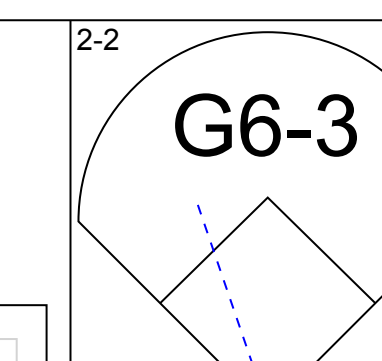
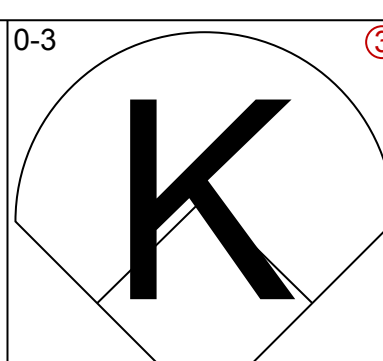
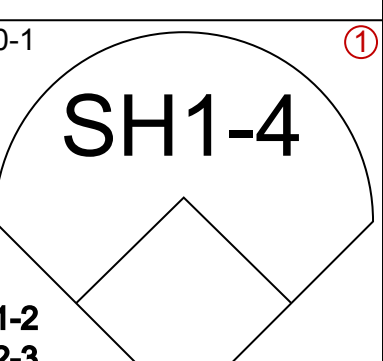
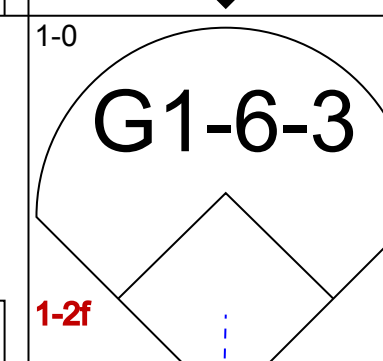
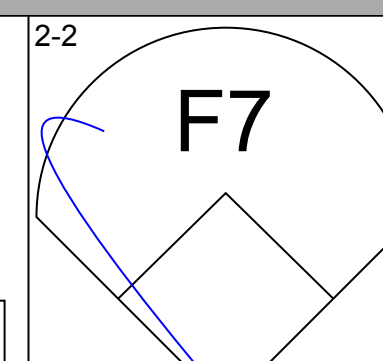
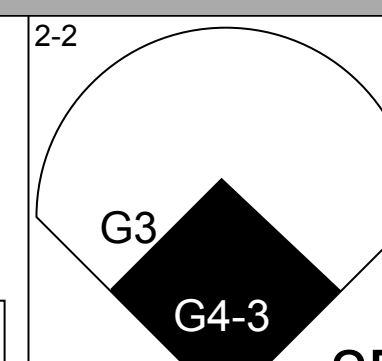
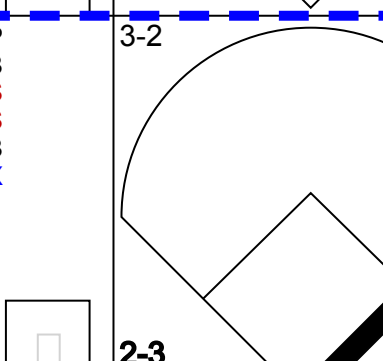
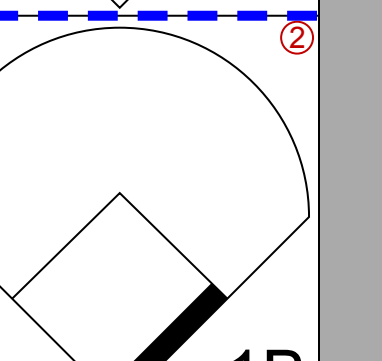
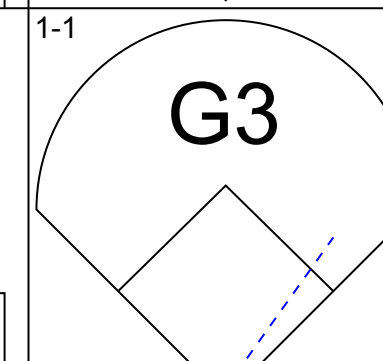
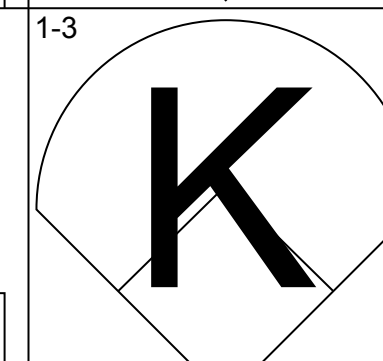
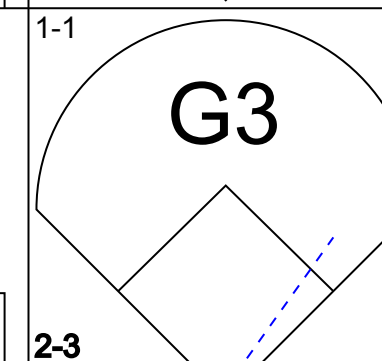
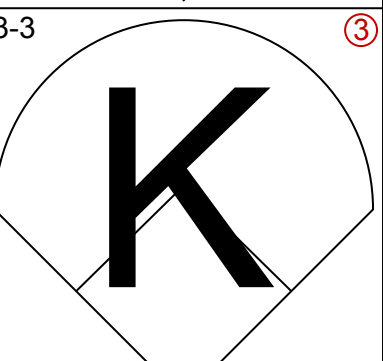
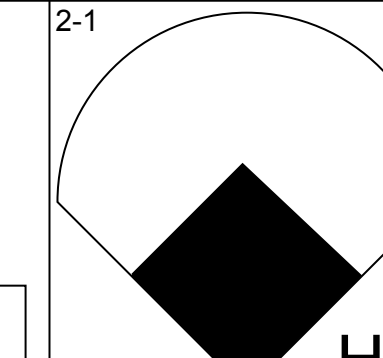
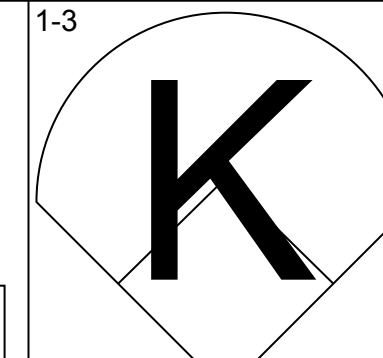
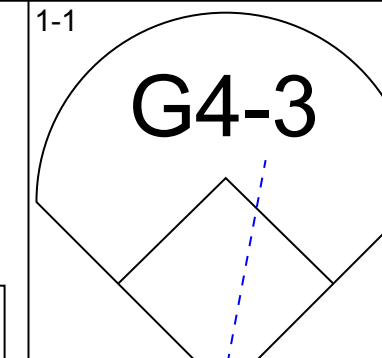
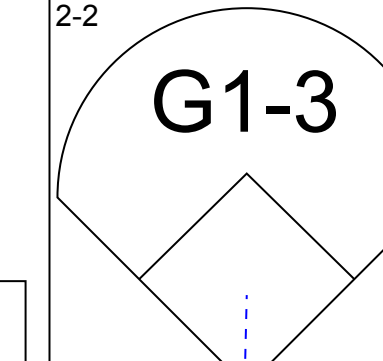
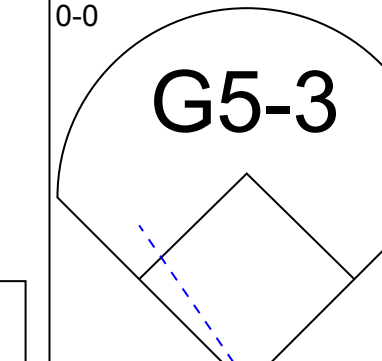
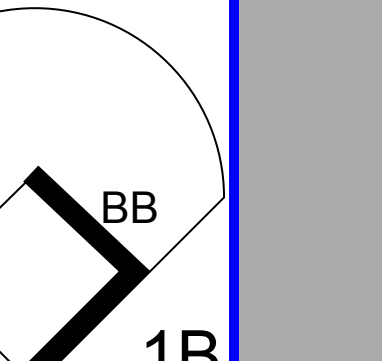
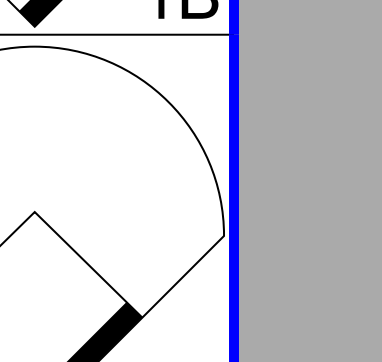
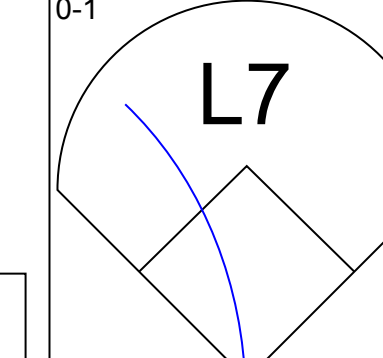
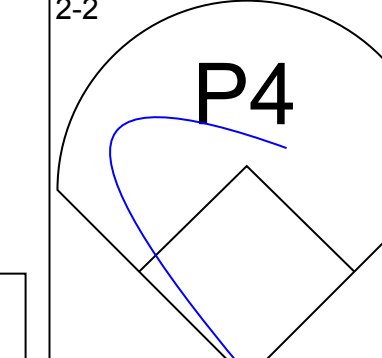
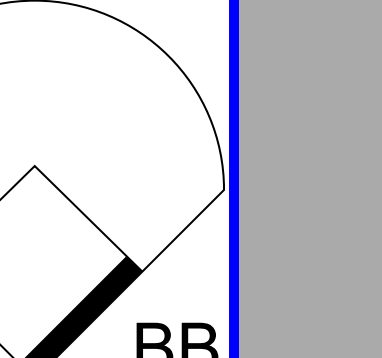
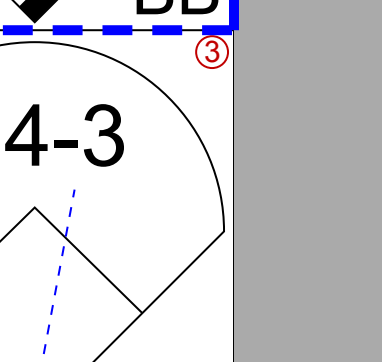
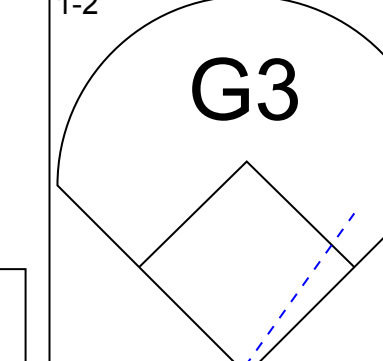
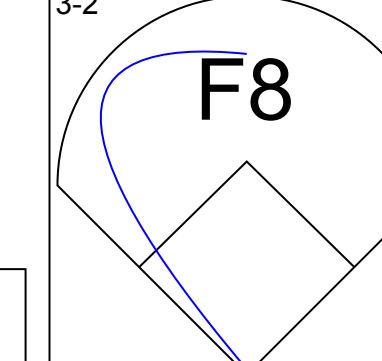
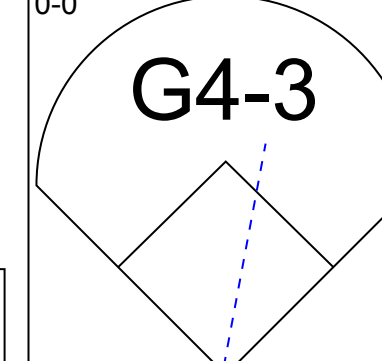
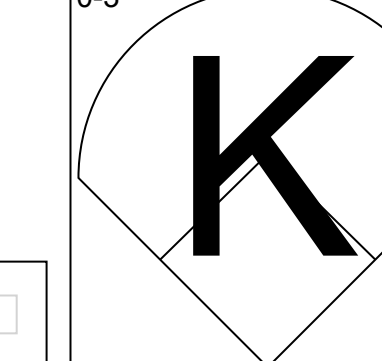
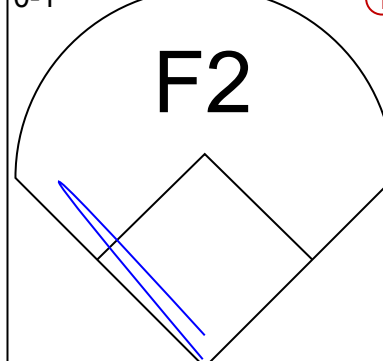
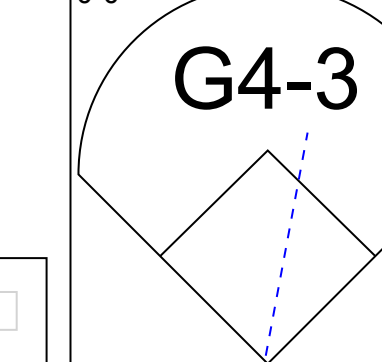
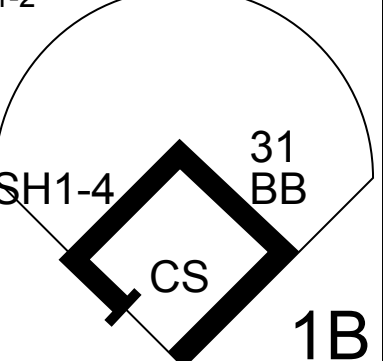
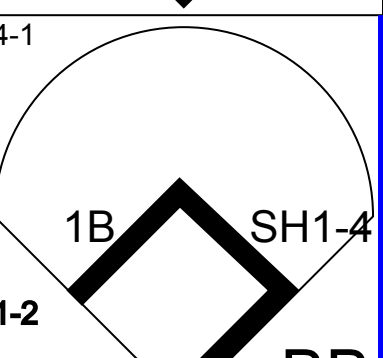
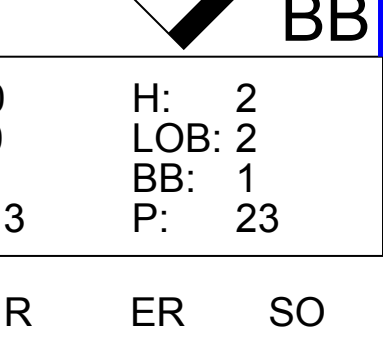


Batter	1	2	3	4	5	6	7	8	9	AB	R	H	RBI	BB	SO	LOB	TOP				
<b>Jose Offerman, S</b> OBP: 0.338, SLG: 0.363 (1, 4)										4	0	0	0	0	2	0					
<b>Chris Stynes, R</b> OBP: 0.335, SLG: 0.447 (1, 5)										4	0	0	0	0	1	0					
<b>Trot Nixon, L</b> OBP: 0.375, SLG: 0.489 (1, 8)										4	0	1	0	0	2	0					
<b>Manny Ramirez, R</b> OBP: 0.423, SLG: 0.640 (1, 7)										3	0	0	0	0	1	2					
<b>Dante Bichette, R</b> OBP: 0.364, SLG: 0.545 (1, 9)										3	0	0	0	0	1	2					
<b>Scott Hatteberg, L</b> OBP: 0.315, SLG: 0.340 (1, 2)										2	0	0	0	1	0	0					
<b>Lou Merloni, R</b> OBP: 0.321, SLG: 0.347 (1, 6)										3	0	0	0	0	1	1					
<b>Brian Daubach, L</b> OBP: 0.337, SLG: 0.523 (8, PH)										2	0	0	0	0	1	1					
<b>Mike Lansing, R</b> OBP: 0.271, SLG: 0.316 (8, 4)										1	0	0	0	0	1	0					
<b>Rolando Arrojo, R</b> (7, 1)										2	0	0	0	0	2	1					
<b>Hipolito Pichardo, R</b> (8, PH)										0	0	0	0	0	0	0					
<b>Doug Mirabelli, R</b> OBP: 0.296, SLG: 0.276 (8, 1)										1	0	0	0	0	0	0					
<b>Sun-Woo Kim, R</b> (8, 1)										0	0	0	0	0	0	0					
<b>Bill Pulsipher, L</b> (8, 1)										0	0	0	0	0	0	0					
<b>Inning Stats</b>	R: 0 H: 1 E: 2 K: 2 S: 14	H: 0 LOB: 2 BB: 0 P: 21	R: 0 H: 0 E: 0 K: 1 S: 10	H: 0 LOB: 0 BB: 0 P: 15	R: 0 H: 0 E: 0 K: 1 S: 11	H: 0 LOB: 0 BB: 0 P: 16	R: 0 H: 0 E: 0 K: 0 S: 7	H: 0 LOB: 1 BB: 1 P: 13	R: 0 H: 0 E: 0 K: 2 S: 10	H: 0 LOB: 0 BB: 0 P: 15	R: 0 H: 0 E: 0 K: 1 S: 7	H: 0 LOB: 0 BB: 0 P: 9	R: 0 H: 0 E: 0 K: 2 S: 8	H: 0 LOB: 0 BB: 0 P: 12	R: 0 H: 0 E: 0 K: 2 S: 12	H: 0 LOB: 0 BB: 0 P: 17	1B: 1 2B: 0 3B: 0 HR: 0	SF: 0 SAC: 0 DP: 0 HBP: 0	WP: 0 PB: 0 SB: 0 CS: 0	PA: 30	
<b>PITCHER</b>	IP	WLS	BF	H	R	ER	SO	BB	IBB	HBP	BLK	WP	HR	S	P	ERA	WHIP				
<b>Glendon Rusch, L</b> ERA: 4.6 (1, 1)	8.0	W	27	1	0	0	10	1	0	0	0	0	0	78	117	0.00	0.250				
<b>Armando Benitez, R</b> ERA: 3.24 (9, 1)	1.0	S	3	0	0	0	2	0	0	0	0	0	0	12	17	0.00	0.000				

**Boston Red Sox @ New York Mets**  
Shea Stadium, Flushing, NY  
Sat Jul 14 2001, 1:15 PM EDT  
Att: 52,006 - Sunny - 71 F

AB 29  
R 0  
H 1  
RBI 0  
BB 1  
SO 12  
LOB 7



Batter	1	2	3	4	5	6	7	8	9	AB	R	H	RBI	BB	SO	LOB	BOTTOM				
<b>Joe McEwing, R</b> OBP: 0.388, SLG: 0.504 (1, 9)										2	0	0	0	0	1	0					
<b>Desi Relaford, S</b> OBP: 0.361, SLG: 0.442 (1, 6)										4	1	2	0	0	0	1					
<b>Robin Ventura, L</b> OBP: 0.377, SLG: 0.473 (1, 5)										4	0	0	0	0	2	3					
<b>Mark Johnson, L</b> OBP: 0.362, SLG: 0.460 (1, 7)										3	1	1	2	0	1	0					
<b>Lenny Harris, L</b> OBP: 0.272, SLG: 0.260 (1, 3)										3	0	1	0	0	0	0					
<b>Jay Payton, R</b> OBP: 0.281, SLG: 0.361 (8, 8)										0	0	0	0	0	0	0					
<b>Edgardo Alfonzo, R</b> OBP: 0.311, SLG: 0.423 (1, 4)										2	0	0	0	1	0	0					
<b>Rey Ordóñez, R</b> OBP: 0.274, SLG: 0.285 (8, 6)										0	0	0	0	0	0	0					
<b>Timo Perez, L</b> OBP: 0.296, SLG: 0.328 (1, 8)										3	0	0	0	0	0	2					
<b>Vance Wilson, R</b> OBP: 0.400, SLG: 0.467 (1, 2)										3	0	1	0	0	1	0					
<b>Glendon Rusch, L</b> OBP: 0.103, SLG: 0.071 (1, 1)										2	0	0	0	0	1	0					
<b>31 Mike Piazza, R</b> OBP: 0.356, SLG: 0.551 (8, PH)										0	0	0	0	1	0	0					
<b>Armando Benitez, R</b> (9, 1)										0	0	0	0	0	0	0					
<b>Inning Stats</b>	R: 0 H: 0 E: 0 K: 0 S: 4	H: 1 LOB: 0 BB: 0 P: 7	R: 1 H: 1 E: 0 K: 0 S: 10	H: 1 LOB: 0 BB: 0 P: 15	R: 0 H: 0 E: 0 K: 1 S: 7	H: 0 LOB: 0 BB: 0 P: 9	R: 0 H: 0 E: 0 K: 2 S: 10	H: 0 LOB: 0 BB: 0 P: 14	R: 0 H: 0 E: 0 K: 2 S: 9	H: 0 LOB: 0 BB: 0 P: 10	R: 1 H: 2 E: 0 K: 0 S: 16	H: 2 LOB: 1 BB: 1 P: 25	R: 0 H: 2 E: 0 K: 1 S: 13	H: 2 LOB: 2 BB: 1 P: 23	1B: 3 2B: 1 3B: 0 HR: 1	SF: 0 SAC: 1 DP: 1 HBP: 1	WP: 0 PB: 0 SB: 0 CS: 1	PA: 30			
<b>PITCHER</b>	IP	WLS	BF	H	R	ER	SO	BB	IBB	HBP	BLK	WP	HR	S	P	ERA	WHIP				
<b>Rolando Arrojo, R</b> ERA: 3.48 (7, 1)	0.1	L	1	0	0	0	0	0	0	0	0	0	0	1	1	0.00	0.000				
<b>Hipolito Pichardo, R</b> ERA: 2.92 (8, 1)	0.1	3	1	0	0	0	0	1	0	0	0	0	0	6	11	0.00	6.000				
<b>Sun-Woo Kim, R</b> ERA: 0.95 (8, 1)	0.2	2	1	0	0	0	1	0	0	0	0	0	0	7	12	0.00	1.500				

**Boston Red Sox @ New York Mets**  
Shea Stadium, Flushing, NY  
Sat Jul 14 2001, 1:15 PM EDT  
Att: 52,006 - Sunny - 71 F

AB 26  
R 2  
H 5  
RBI 2  
BB 2  
SO 6  
LOB 6






Batter	1	2	3	4	5	6	7	8	9	AB	R	H	RBI	BB	SO	LOB	TOP										
Shannon Stewart, R (1.7) OBP: 0.376, SLG: 0.470	F7		G6-3					K		4	0	1	0	0	1	0	Toronto Blue Jays @ New York Mets Shea Stadium, Flushing, NY Sun Jul 15 2001, 1:10 PM EDT Att: 32,138 - Sunny - 76 F										
José Cruz Jr., S (1.8) OBP: 0.351, SLG: 0.497	K			HR	G4-3			K		4	1	1	0	0	2	2											
Raul Mondesi, R (1.9) OBP: 0.367, SLG: 0.500	K			HR		F8		G1-3		4	1	1	2	0	1	0											
Carlos Delgado, L (1.3) OBP: 0.406, SLG: 0.517		L1			K	P6			DI	4	0	1	0	0	1	0											
Luis Lopez, R (1.5) OBP: 0.371, SLG: 0.456		F9			G6-3	G6-3			F7	4	0	0	0	0	0	1											
Alex Gonzalez, R (1.6) OBP: 0.293, SLG: 0.373					K				F8	4	0	1	0	0	2	1											
Darrin Fletcher, L (1.2) OBP: 0.295, SLG: 0.310										3	0	1	0	1	1	1											
Jeff Frye, R (1.4) OBP: 0.291, SLG: 0.264										3	0	1	0	0	0	1											
Tony Fernandez, S (9, PH) OBP: 0.341, SLG: 0.345										1	0	0	0	0	0	2											
Chris Michalak, L (1.1) OBP: 0.333, SLG: 1.000										2	0	0	0	0	1	1											
Esteban Loaiza, R (5.1)										0	0	0	0	0	0	0											
Chris Latham, S (7, PH)										1	0	0	0	0	1	1											
Bob File, R (7.1)										0	0	0	0	0	0	0											
Pedro Borbon, R (8.1)										0	0	0	0	0	0	0											
<b>Inning Stats</b>	R: 0 E: 0 K: 2 S: 10	H: 0 LOB: 0 BB: 0 P: 14	R: 0 E: 0 K: 0 S: 19	H: 1 LOB: 1 BB: 0 P: 27	R: 0 E: 0 K: 1 S: 10	H: 0 LOB: 0 BB: 0 P: 10	R: 2 E: 0 K: 2 S: 15	H: 2 LOB: 0 BB: 0 P: 17	R: 0 E: 0 K: 1 S: 11	H: 2 LOB: 2 BB: 0 P: 12	R: 0 E: 0 K: 0 S: 10	H: 0 LOB: 0 BB: 0 P: 17	R: 0 E: 0 K: 2 S: 13	H: 1 LOB: 1 BB: 0 P: 18	R: 0 E: 0 K: 2 S: 9	H: 0 LOB: 0 BB: 0 P: 14	R: 0 E: 0 K: 0 S: 8	H: 1 LOB: 2 BB: 1 P: 16	1B: 5 2B: 1 3B: 0 HR: 1	SF: 0 SAC: 0 DP: 0 HBP: 0	WP: 0 PB: 0 SB: 0 CS: 0	PA: 35					
<b>PITCHER</b>	IP	WLS	BF	H	R	ER	SO	BB	IBB	HBP	BLK	WP	HR	S	P	ERA	WHIP										
Rick Reed, R (1.1) ERA: 3.07	7.0	W	27	6	2	2	8	0	0	0	0	0	1	88	115	2.57	0.857										
John Franco, L (8.1) ERA: 3.99	1.0		3	0	0	0	2	0	0	0	0	0	0	9	14	0.00	0.000										
Turk Wendell, R (9.1) ERA: 4.0	1.0		5	1	0	0	0	1	0	0	0	0	0	8	16	0.00	2.000										

Batter	1	2	3	4	5	6	7	8	9	AB	R	H	RBI	BB	SO	LOB	BOTTOM										
Joe McEwing, R (1.9) OBP: 0.395, SLG: 0.514	BLK									5	1	3	2	0	0	0	Toronto Blue Jays @ New York Mets Shea Stadium, Flushing, NY Sun Jul 15 2001, 1:10 PM EDT Att: 32,138 - Sunny - 76 F										
Edgardo Alfonzo, R (1.4) OBP: 0.313, SLG: 0.420										4	1	1	0	1	0	3											
Benny Agbayani, R (1.7) OBP: 0.342, SLG: 0.371										4	1	2	1	0	0	2											
Timo Perez, L (8.9) OBP: 0.296, SLG: 0.328										0	0	0	0	0	0	0											
31 Mike Piazza, R (1.2) OBP: 0.361, SLG: 0.567										4	1	3	3	0	0	1											
Todd Zeile, R (1.3) OBP: 0.360, SLG: 0.386										3	0	1	0	1	0	3											
Jay Payton, R (1.8) OBP: 0.275, SLG: 0.353										4	0	0	0	0	0	5											
Desi Relaford, S (1.5) OBP: 0.354, SLG: 0.432										4	1	0	0	0	0	3											
Rey Ordóñez, R (1.6) OBP: 0.277, SLG: 0.285										3	1	1	0	1	0	0											
Rick Reed, R (1.1) OBP: 0.146, SLG: 0.154										3	0	0	0	0	1	2											
John Franco, L (8.1)										0	0	0	0	0	0	0											
Todd Pratt, R (8, PH) OBP: 0.286, SLG: 0.263										1	0	0	0	0	1	1											
Turk Wendell, L (9.1)										0	0	0	0	0	0	0											
<b>Inning Stats</b>	R: 1 E: 0 K: 0 S: 15	H: 2 LOB: 1 BB: 1 P: 24	R: 2 E: 1 K: 0 S: 10	H: 1 LOB: 1 BB: 1 P: 18	R: 0 E: 0 K: 0 S: 8	H: 1 LOB: 2 BB: 0 P: 12	R: 0 E: 0 K: 0 S: 8	H: 0 LOB: 0 BB: 0 P: 12	R: 2 E: 0 K: 1 S: 7	H: 3 LOB: 1 BB: 0 P: 23	R: 0 E: 0 K: 0 S: 15	H: 0 LOB: 0 BB: 0 P: 9	R: 1 E: 0 K: 0 S: 15	H: 2 LOB: 1 BB: 1 P: 24	R: 0 E: 0 K: 1 S: 11	H: 2 LOB: 2 BB: 0 P: 15	1B: 7 2B: 4 3B: 0 HR: 1	SF: 0 SAC: 0 DP: 1 HBP: 0	WP: 1 PB: 0 SB: 0 CS: 1	PA: 39							
<b>PITCHER</b>	IP	WLS	BF	H	R	ER	SO	BB	IBB	HBP	BLK	WP	HR	S	P	ERA	WHIP										
Chris Michalak, L (1.1) ERA: 4.33	1.2	L	23	7	5	3	0	2	0	0	0	0	0	11	14	0.00	0.000										
Esteban Loaiza, R (5.1) ERA: 5.52	1.0		5	2	1	1	0	1	0	0	0	1	0	15	24	9.00	3.000										
Bob File, R (7.1) ERA: 2.23	1.0		5	2	0	0	1	0	0	0	0	0	0	11	15	0.00	2.000										
Pedro Borbon, L (8.1) ERA: 3.27	1.0		5	2	0	0	1	0	0	0	0	0	0	11	15	0.00	2.000										

Toronto Blue Jays @ New York Mets  
Shea Stadium, Flushing, NY  
Sun Jul 15 2001, 1:10 PM EDT  
Att: 32,138 - Sunny - 76 F

Toronto Blue Jays @ New York Mets  
Shea Stadium, Flushing, NY  
Sun Jul 15 2001, 1:10 PM EDT  
Att: 32,138 - Sunny - 76 F

AB 34  
R 2  
H 7  
RBI 2  
BB 1  
SO 10  
LOB 10



AB 35  
R 6  
H 11  
RBI 6  
BB 3  
SO 2  
LOB 20



livebaseballscores.com


livebaseballscores.com



Batter	1	2	3	4	5	6	7	8	9	AB	R	H	RBI	BB	SO	LOB	TOP										
Shannon Stewart, R OBP: 0.374, SLG: 0.468 (1, 7)										4	0	1	0	0	2	1	<b>Toronto Blue Jays @ New York Mets</b> Shea Stadium, Flushing, NY Mon Jul 16 2001, 7:10 PM EDT Att: 34,203 - Sunny - 82 F										
José Cruz Jr., S OBP: 0.350, SLG: 0.492 (1, 8)										3	0	0	0	1	0	0											
Raul Mondesi, R OBP: 0.364, SLG: 0.494 (1, 9)										4	0	0	0	0	1	2											
Brad Fuller, L OBP: 0.319, SLG: 0.449 (1, 3)										4	0	1	0	0	0	2											
Luis Lopez, R OBP: 0.369, SLG: 0.450 (7, 1)										3	0	1	0	0	0	1											
Carlos Delgado, L OBP: 0.407, SLG: 0.517 (9, PH)										0	0	0	0	0	0	0											
Alex Gonzalez, R OBP: 0.293, SLG: 0.370 (1, 6)										3	0	0	0	1	1	4											
Alberto Castillo, R OBP: 0.276, SLG: 0.300 Darrin Fletcher, L OBP: 0.254, SLG: 0.309 (8, PH)									2	0	0	0	0	2	1												
Cesar Izturis, S OBP: 0.317, SLG: 0.468 (1, 4)									3	0	1	0	0	0	1												
32 Roy Halladay, R Jeff Frye, R OBP: 0.289, SLG: 0.262 (7, 5)									1	0	0	0	0	0	1												
<b>Inning Stats</b>	R: 0 E: 0 K: 1 S: 10	H: 0 LOB: 0 BB: 0 P: 16	R: 0 E: 0 K: 0 S: 6	H: 1 LOB: 0 BB: 0 P: 8	R: 0 E: 0 K: 2 S: 11	H: 1 LOB: 1 BB: 0 P: 14	R: 0 E: 0 K: 0 S: 12	H: 1 LOB: 1 BB: 0 P: 19	R: 0 E: 0 K: 1 S: 13	H: 0 LOB: 1 BB: 1 P: 22	R: 0 E: 0 K: 0 S: 6	H: 0 LOB: 0 BB: 0 P: 11	R: 0 E: 0 K: 1 S: 9	H: 0 LOB: 0 BB: 0 P: 12	R: 0 E: 0 K: 0 S: 5	H: 0 LOB: 0 BB: 0 P: 6	R: 0 E: 0 K: 1 S: 18	H: 1 LOB: 3 BB: 2 P: 35	1B: 4 2B: 0 3B: 0 HR: 0	SF: 0 SAC: 1 DP: 1 HBP: 0	WP: 0 PB: 0 SB: 1 CS: 0	PA: 33					
<b>PITCHER</b>	IP	WLS	BF	H	R	ER	SO	BB	IBB	HBP	BLK	WP	HR	S	P	ERA	WHIP										
Steve Trachsel, R ERA: 6.07 Armando Benitez, R ERA: 3.16	(1, 1) (9, 1)	8.0 S	28 5	4 0	0 0	0 0	5 1	1 2	0 0	0 0	0 0	0 0	0 0	76 14	115 28	0.00 0.00	0.625 2.000										

Batter	1	2	3	4	5	6	7	8	9	AB	R	H	RBI	BB	SO	LOB	BOTTOM										
Joe McEwing, R OBP: 0.395, SLG: 0.510 (8, 7)										5	0	2	0	0	0	3	<b>Toronto Blue Jays @ New York Mets</b> Shea Stadium, Flushing, NY Mon Jul 16 2001, 7:10 PM EDT Att: 34,203 - Sunny - 82 F										
Edgardo Alfonzo, R OBP: 0.312, SLG: 0.417 (1, 4)										4	1	1	1	0	1	2											
Benny Agbayani, R OBP: 0.349, SLG: 0.380 Jay Payton, R OBP: 0.275, SLG: 0.353 (7, PR)										3	0	2	0	1	1	0											
31 Mike Piazza, R OBP: 0.363, SLG: 0.567 (1, 2)										4	0	2	1	0	0	2											
Robin Ventura, L OBP: 0.376, SLG: 0.469 (1, 5)										3	0	0	0	1	1	3											
Todd Zeile, R OBP: 0.364, SLG: 0.388 (1, 3)										3	0	2	1	1	0	0											
Tsuyoshi Shinjo, R OBP: 0.319, SLG: 0.427 (8, 9)										3	0	0	0	1	0	4											
Rey Ordóñez, R OBP: 0.274, SLG: 0.282 (1, 6)									3	0	0	0	0	0	0	0											
Steve Trachsel, R OBP: 0.095, SLG: 0.143 Armando Benitez, R ERA: 5.5	(1, 1) (9, 1)	6.0 L	28 9	8 2	2 1	2 1	3 0	3 2	0 0	0 0	0 0	0 0	0 0	0 0	0 0	2 0											
<b>Inning Stats</b>	R: 0 E: 0 K: 0 S: 7	H: 2 LOB: 1 BB: 0 P: 7	R: 0 E: 0 K: 0 S: 7	H: 0 LOB: 0 BB: 0 P: 10	R: 0 E: 0 K: 1 S: 10	H: 1 LOB: 1 BB: 0 P: 15	R: 0 E: 0 K: 1 S: 11	H: 1 LOB: 2 BB: 1 P: 19	R: 2 E: 0 K: 1 S: 16	H: 3 LOB: 2 BB: 1 P: 24	R: 0 E: 0 K: 0 S: 8	H: 1 LOB: 2 BB: 1 P: 16	R: 1 E: 0 K: 0 S: 9	H: 2 LOB: 2 BB: 1 P: 14	R: 0 E: 0 K: 0 S: 8	H: 0 LOB: 0 BB: 0 P: 10		R: 0 E: 0 K: 0 S: 8	H: 0 LOB: 0 BB: 0 P: 10	1B: 8 2B: 2 3B: 0 HR: 0	SF: 0 SAC: 1 DP: 1 HBP: 0	WP: 0 PB: 0 SB: 1 CS: 0	PA: 37				
<b>PITCHER</b>	IP	WLS	BF	H	R	ER	SO	BB	IBB	HBP	BLK	WP	HR	S	P	ERA	WHIP										
32 Roy Halladay, R Esteban Loaiza, R ERA: 5.5	(1, 1) (7, 1)	6.0 L	28 9	8 2	2 1	2 1	3 0	3 2	0 1	0 0	0 0	0 0	0 0	59 17	91 24	3.00 4.50	1.833 1.000										

**AB** 29  
**R** 0  
**H** 4  
**RBI** 0  
**BB** 3  
**SO** 6  
**LOB** 13



**AB** 32  
**R** 3  
**H** 10  
**RBI** 3  
**BB** 4  
**SO** 3  
**LOB** 16





Batter	1	2	3	4	5	6	7	8	9	AB	R	H	RBI	BB	SO	LOB	TOP					
Shannon Stewart, R OBP: 0.370, SLG: 0.462 (1, 7)										5	0	0	0	0	2	6						
José Cruz Jr., S OBP: 0.354, SLG: 0.493 (1, 8)										3	0	2	0	1	0	0						
Raul Mondesi, R OBP: 0.363, SLG: 0.492 (1, 9)										4	0	1	0	0	1	2						
Carlos Delgado, L OBP: 0.406, SLG: 0.514 (1, 3)										4	0	1	0	0	1	3						
Luis Lopez, R OBP: 0.348, SLG: 0.422 (1, 5)										4	0	0	0	0	2	3						
Alex Gonzalez, R OBP: 0.297, SLG: 0.374 (1, 6)										4	0	3	0	0	1	2						
Alberto Castillo, R Chris Latham, S (7, PH)										2	0	0	0	0	1	2	AB 34					
Darin Fletcher, L OBP: 0.257, SLG: 0.312 (7, 2)										1	0	0	0	0	0	0	R 0					
Cesar Izturis, S Brad Fulmer, L (9, PH)										2	0	0	0	0	0	2	H 10					
Chris Carpenter, R Tony Fernandez, S (7, PH)										1	0	1	0	0	0	0	RBI 0					
Jeff Frye, R OBP: 0.287, SLG: 0.260 (9, PH)										0	0	0	0	0	0	0	BB 2					
<b>Inning Stats</b>	R: 0 E: 1 K: 1 S: 11	H: 1 LOB: 1 BB: 0 P: 18	R: 0 E: 0 K: 0 S: 10	H: 1 LOB: 1 BB: 0 P: 13	R: 0 E: 0 K: 1 S: 8	H: 0 LOB: 0 BB: 1 P: 16	R: 0 E: 0 K: 1 S: 6	H: 0 LOB: 0 BB: 0 P: 10	R: 0 E: 0 K: 1 S: 14	H: 2 LOB: 2 BB: 0 P: 21	R: 0 E: 0 K: 2 S: 13	H: 2 LOB: 2 BB: 1 P: 24	R: 0 E: 0 K: 0 S: 6	H: 1 LOB: 1 BB: 1 P: 11	R: 0 E: 0 K: 2 S: 11	H: 1 LOB: 1 BB: 0 P: 13	R: 0 E: 0 K: 2 S: 14	H: 2 LOB: 2 BB: 0 P: 17	1B: 10 2B: 1 3B: 0 HR: 0	SF: 0 SAC: 1 DP: 2 HBP: 0	WP: 0 PB: 0 SB: 0 CS: 1	PA: 38
<b>PITCHER</b>	IP	WLS	BF	H	R	ER	SO	BB	IBB	HBP	BLK	WP	HR	S	P	ERA	WHIP					
Al Leiter, L ERA: 3.25 (1, 1)	7.0	W	28	7	0	0	6	2	0	0	0	0	0	68	113	0.00	1.286					
Turk Wendell, R ERA: 3.97 (8, 1)	0.1	H	2	1	0	0	0	0	0	0	0	0	0	5	8	0.00	3.000					
Dennis Cook, L ERA: 4.64 (8, 1)	0.2	H	2	0	0	0	2	0	0	0	0	0	0	6	8	0.00	0.000					
Armando Benitez, R ERA: 3.09 (9, 1)	1.0	S	5	2	0	0	2	0	0	0	0	0	0	14	17	0.00	2.000					

Toronto Blue Jays @ New York Mets  
Shea Stadium, Flushing, NY  
Tue Jul 17 2001, 7:10 PM EDT  
Att: 26,630 - Cloudy - 71 F

AB 34  
R 0  
H 10  
RBI 0  
BB 2  
SO 10  
LOB 24



Batter	1	2	3	4	5	6	7	8	9	AB	R	H	RBI	BB	SO	LOB	BOTTOM				
Joe McEwing, R OBP: 0.392, SLG: 0.500 (1, 8)										3	1	0	0	0	0	0					
Eduardo Alfonzo, R OBP: 0.315, SLG: 0.416 (1, 4)										3	0	1	0	1	1	0					
Benny Agbayani, R Tsuoyoshi Shinjo, R										3	0	0	0	0	0	3					
31 Mike Piazza, R OBP: 0.363, SLG: 0.564 (1, 2)										3	0	1	1	0	0	1					
Robin Ventura, L OBP: 0.378, SLG: 0.467 (1, 5)										1	0	0	0	1	0	1					
Todd Zeile, R OBP: 0.366, SLG: 0.391 (1, 3)										3	0	2	0	0	0	1					
Mark Johnson, L Jay Payton, R										3	0	0	0	0	0	3	AB 26				
Rey Ordóñez, R OBP: 0.271, SLG: 0.279 (1, 6)										0	0	0	0	0	0	0	R 1				
Al Leiter, L Lenny Harris, L Turk Wendell, L Dennis Cook, L Armando Benitez, R										3	0	0	0	0	0	0	H 4				
<b>Inning Stats</b>	R: 1 E: 0 K: 0 S: 7	H: 2 LOB: 1 BB: 0 P: 9	R: 0 E: 0 K: 0 S: 13	H: 1 LOB: 1 BB: 0 P: 16	R: 0 E: 0 K: 1 S: 12	H: 1 LOB: 2 BB: 0 P: 15	R: 0 E: 0 K: 1 S: 9	H: 0 LOB: 0 BB: 0 P: 12	R: 0 E: 0 K: 0 S: 8	H: 0 LOB: 0 BB: 1 P: 15	R: 0 E: 0 K: 0 S: 5	H: 0 LOB: 0 BB: 0 P: 8	R: 0 E: 0 K: 1 S: 7	H: 0 LOB: 0 BB: 0 P: 9	1B: 4 2B: 0 3B: 0 HR: 0	SF: 0 SAC: 0 DP: 1 HBP: 2	WP: 0 PB: 0 SB: 0 CS: 1	PA: 30			
<b>PITCHER</b>	IP	WLS	BF	H	R	ER	SO	BB	IBB	HBP	BLK	WP	HR	S	P	ERA	WHIP				
Chris Carpenter, R ERA: 3.68 (1, 1)	6.0	L	24	4	1	1	2	2	0	2	0	0	0	58	80	1.50	1.000				
Kelvin Escobar, R ERA: 4.41 (7, 1)	2.0		6	0	0	0	1	0	0	0	0	0	0	12	17	0.00	0.000				

Toronto Blue Jays @ New York Mets  
Shea Stadium, Flushing, NY  
Tue Jul 17 2001, 7:10 PM EDT  
Att: 26,630 - Cloudy - 71 F

AB 26  
R 1  
H 4  
RBI 1  
BB 2  
SO 3  
LOB 15





Batter	1	2	3	4	5	6	7	8	9	10	11	AB	R	H	RBI	BB	SO	LOB	TOP									
Eric Owens, R OBP: 0.306, SLG: 0.341 (1, 8)			G6-3			B5-3	G1-3					5	0	1	0	0	1	3										
Alex Gonzalez, R OBP: 0.324, SLG: 0.399 (1, 6)	2B SF8 1B							P4				5	1	1	0	0	3	2										
Cliff Floyd, L OBP: 0.419, SLG: 0.651 (1, 7)					F8		F9					4	0	1	0	1	1	0										
Mike Lowell, R OBP: 0.350, SLG: 0.477 (1, 5)	SF8			G5-3		1B BB		F7		F9		3	1	0	1	1	0	3										
Kevin Millar, R OBP: 0.271, SLG: 0.566 Antonio Alfonseca, R (9, 1)				G5-3																								
Dave Berg, R OBP: 0.228, SLG: 0.337 Vladimir Nunez, R (11, 1)											F2	4	1	1	0	0	2	1										
John Mabry, L OBP: 0.305, SLG: 0.369 (1, 9)			G3-6 1B									4	0	2	1	1	2	0										
Charles Johnson, R OBP: 0.352, SLG: 0.545 (1, 2)		F8					E5 BB					5	0	0	0	0	2	4										
Andy Fox, L (1, 4)		G3-6								F5		3	0	0	1	1	0	1										
45 Chuck Smith, R OBP: 0.302, SLG: 0.398 Ryan Thompson, R OBP: 0.311, SLG: 0.311 Armando Almanza, L OBP: 0.313, SLG: 0.509 Braden Looper, R OBP: 0.279, SLG: 0.429 (7, PH)			G1-3								BB 1B	2	0	0	0	0	1	0										
<b>Inning Stats</b>	R: 1 E: 0 K: 2 S: 13	H: 2 LOB: 1 BB: 0 P: 22	R: 0 E: 0 K: 0 S: 5	H: 1 LOB: 0 BB: 0 P: 8	R: 0 E: 0 K: 1 S: 7	H: 0 LOB: 0 BB: 0 P: 10	R: 0 E: 0 K: 0 S: 8	H: 0 LOB: 0 BB: 0 P: 12	R: 0 E: 0 K: 2 S: 9	H: 0 LOB: 0 BB: 0 P: 11	R: 2 E: 1 K: 1 S: 16	H: 2 LOB: 3 BB: 2 P: 31	R: 0 E: 0 K: 1 S: 6	H: 0 LOB: 0 BB: 0 P: 8	R: 0 E: 0 K: 3 S: 9	H: 0 LOB: 0 BB: 0 P: 12	R: 0 E: 0 K: 1 S: 22	H: 2 LOB: 3 BB: 1 P: 33	R: 0 E: 0 K: 0 S: 6	H: 0 LOB: 0 BB: 1 P: 11	1B: 6 2B: 1 3B: 0 HR: 0	SF: 1 SAC: 0 DP: 2 HBP: 0	WP: 0 PB: 0 SB: 0 CS: 0	PA: 43				
<b>PITCHER</b>	IP WLS BF H R ER SO BB IBB HBP BLK WP HR S P ERA WHIP	Kevin Appier, R ERA: 3.76 Rick White, R ERA: 4.0 Donne Wall, R ERA: 5.61 Turk Wendell, R ERA: 3.83	IP WLS BF H R ER SO BB IBB HBP BLK WP HR S P ERA WHIP	PITCHER	IP WLS BF H R ER SO BB IBB HBP BLK WP HR S P ERA WHIP	Kevin Appier, R ERA: 3.76 Rick White, R ERA: 4.0 Donne Wall, R ERA: 5.61 Turk Wendell, R ERA: 3.83	IP WLS BF H R ER SO BB IBB HBP BLK WP HR S P ERA WHIP	Kevin Appier, R ERA: 3.76 Rick White, R ERA: 4.0 Donne Wall, R ERA: 5.61 Turk Wendell, R ERA: 3.83	IP WLS BF H R ER SO BB IBB HBP BLK WP HR S P ERA WHIP	Kevin Appier, R ERA: 3.76 Rick White, R ERA: 4.0 Donne Wall, R ERA: 5.61 Turk Wendell, R ERA: 3.83	IP WLS BF H R ER SO BB IBB HBP BLK WP HR S P ERA WHIP	Kevin Appier, R ERA: 3.76 Rick White, R ERA: 4.0 Donne Wall, R ERA: 5.61 Turk Wendell, R ERA: 3.83	IP WLS BF H R ER SO BB IBB HBP BLK WP HR S P ERA WHIP	Kevin Appier, R ERA: 3.76 Rick White, R ERA: 4.0 Donne Wall, R ERA: 5.61 Turk Wendell, R ERA: 3.83	IP WLS BF H R ER SO BB IBB HBP BLK WP HR S P ERA WHIP	Kevin Appier, R ERA: 3.76 Rick White, R ERA: 4.0 Donne Wall, R ERA: 5.61 Turk Wendell, R ERA: 3.83	IP WLS BF H R ER SO BB IBB HBP BLK WP HR S P ERA WHIP	Kevin Appier, R ERA: 3.76 Rick White, R ERA: 4.0 Donne Wall, R ERA: 5.61 Turk Wendell, R ERA: 3.83	IP WLS BF H R ER SO BB IBB HBP BLK WP HR S P ERA WHIP	Kevin Appier, R ERA: 3.76 Rick White, R ERA: 4.0 Donne Wall, R ERA: 5.61 Turk Wendell, R ERA: 3.83	IP WLS BF H R ER SO BB IBB HBP BLK WP HR S P ERA WHIP	Kevin Appier, R ERA: 3.76 Rick White, R ERA: 4.0 Donne Wall, R ERA: 5.61 Turk Wendell, R ERA: 3.83	IP WLS BF H R ER SO BB IBB HBP BLK WP HR S P ERA WHIP	Kevin Appier, R ERA: 3.76 Rick White, R ERA: 4.0 Donne Wall, R ERA: 5.61 Turk Wendell, R ERA: 3.83	IP WLS BF H R ER SO BB IBB HBP BLK WP HR S P ERA WHIP	Kevin Appier, R ERA: 3.76 Rick White, R ERA: 4.0 Donne Wall, R ERA: 5.61 Turk Wendell, R ERA: 3.83	IP WLS BF H R ER SO BB IBB HBP BLK WP HR S P ERA WHIP	Kevin Appier, R ERA: 3.76 Rick White, R ERA: 4.0 Donne Wall, R ERA: 5.61 Turk Wendell, R ERA: 3.83

Florida Marlins @ New York Mets  
Shea Stadium, Flushing, NY  
Wed Jul 18 2001, 7:10 PM EDT  
Att: 24,545 - Sunny - 79 F

AB 38  
R 3  
H 7  
RBI 3  
BB 4  
SO 13  
LOB 17



Batter	1	2	3	4	5	6	7	8	9	10	11	AB	R	H	RBI	BB	SO	LOB	BOTTOM									
Joe McEwing, R OBP: 0.395, SLG: 0.503 (1, 5)	1B BB		L4	2B					G5-3		2B 1B	5	2	2	1	1	1	0										
Desi Relaford, S OBP: 0.363, SLG: 0.437 (1, 4)	1B		G4-3 BB				FC1-6 1B		31 E 1B		F8	5	1	3	0	1	1	3										
Tsuyoshi Shinjo, R OBP: 0.318, SLG: 0.424 (1, 9)	F5		G4-3		F9		FC1-6 31 BB		31 E FC6-2 HBP		2B	5	0	1	1	0	0	4										
31 Mike Piazza, R OBP: 0.363, SLG: 0.559 (1, 2)	F3		BB		F9		FC6-4 BB		E6 FC6-2			3	0	0	0	2	0	3										
Mark Johnson, L OBP: 0.344, SLG: 0.429 Benny Agbayani, R OBP: 0.342, SLG: 0.372 (7, PH)	1B		F8		G4-3		FC6-4		FC6-2			3	0	1	1	0	0	2										
Todd Zeile, R OBP: 0.384, SLG: 0.388 Turk Wendell, L (10, 1)	G6-3			2B 1B		F8			G5-3			5	1	1	0	0	1	4										
Jay Payton, R OBP: 0.267, SLG: 0.343 (1, 8)		L3		F8		F9				G6-3		5	0	0	0	0	1	1										
Rey Ordenez, R OBP: 0.276, SLG: 0.290 Robin Ventura, L OBP: 0.379, SLG: 0.465 (8, PH)	F5			FC6-2 2B			2B			G6-3		3	0	2	0	0	0	0										
Kevin Appier, R OBP: 0.341, SLG: 0.056 Rick White, R (7, 1)	G1-3			FC6-2 2B		F7		G6-3		G6-3		3	0	0	0	0	0	3										
Lenny Harris, L OBP: 0.257, SLG: 0.255 Donne Wall, R (8, PH)				2B						G6-3		0	0	0	0	0	0	1										
Edgardo Alfonzo, R OBP: 0.314, SLG: 0.414 (10, 4)										G6-3		1	0	0	0	0	0	0										
<b>Inning Stats</b>	R: 1 E: 0 K: 0 S: 12	H: 2 LOB: 2 BB: 1 P: 18	R: 0 E: 0 K: 0 S: 8	H: 0 LOB: 0 BB: 0 P: 10	R: 0 E: 0 K: 0 S: 10	H: 0 LOB: 0 BB: 2 P: 20	R: 1 E: 0 K: 1 S: 14	H: 3 LOB: 2 BB: 0 P: 24	R: 0 E: 0 K: 0 S: 4	H: 0 LOB: 0 BB: 0 P: 9	R: 0 E: 0 K: 0 S: 7	H: 1 LOB: 1 BB: 1 P: 7	R: 0 E: 0 K: 1 S: 11	H: 1 LOB: 2 BB: 1 P: 18	R: 0 E: 0 K: 2 S: 8	H: 0 LOB: 0 BB: 0 P: 12	R: 1 E: 1 K: 0 S: 15	H: 1 LOB: 2 BB: 0 P: 19	R: 0 E: 0 K: 0 S: 4	H: 0 LOB: 0 BB: 0 P: 6	R: 1 E: 0 K: 0 S: 9	H: 2 LOB: 1 BB: 0 P: 11	1B: 6 2B: 4 3B: 0 HR: 0	SF: 0 SAC: 0 DP: 0 HBP: 1	WP: 0 PB: 0 SB: 0 CS: 0	PA: 48		
<b>PITCHER</b>	IP WLS BF H R ER SO BB IBB HBP BLK WP HR S P ERA WHIP	45 Chuck Smith, R ERA: 4.61 Ricky Bones, R ERA: 3.86 Armando Almanza, L ERA: 3.18 Braden Looper, R ERA: 4.19 Antonio Alfonseca, R ERA: 2.43	IP WLS BF H R ER SO BB IBB HBP BLK WP HR S P ERA WHIP	IP WLS BF H R ER SO BB IBB HBP BLK WP HR S P ERA WHIP	IP WLS BF H R ER SO BB IBB HBP BLK WP HR S P ERA WHIP	IP WLS BF H R ER SO BB IBB HBP BLK WP HR S P ERA WHIP	IP WLS BF H R ER SO BB IBB HBP BLK WP HR S P ERA WHIP	IP WLS BF H R ER SO BB IBB HBP BLK WP HR S P ERA WHIP	IP WLS BF H R ER SO BB IBB HBP BLK WP HR S P ERA WHIP	IP WLS BF H R ER SO BB IBB HBP BLK WP HR S P ERA WHIP	IP WLS BF H R ER SO BB IBB HBP BLK WP HR S P ERA WHIP	IP WLS BF H R ER SO BB IBB HBP BLK WP HR S P ERA WHIP	IP WLS BF H R ER SO BB IBB HBP BLK WP HR S P ERA WHIP	IP WLS BF H R ER SO BB IBB HBP BLK WP HR S P ERA WHIP	IP WLS BF H R ER SO BB IBB HBP BLK WP HR S P ERA WHIP	IP WLS BF H R ER SO BB IBB HBP BLK WP HR S P ERA WHIP	IP WLS BF H R ER SO BB IBB HBP BLK WP HR S P ERA WHIP	IP WLS BF H R ER SO BB IBB HBP BLK WP HR S P ERA WHIP	IP WLS BF H R ER SO BB IBB HBP BLK WP HR S P ERA WHIP	IP WLS BF H R ER SO BB IBB HBP BLK WP HR S P ERA WHIP	IP WLS BF H R ER SO BB IBB HBP BLK WP HR S P ERA WHIP	IP WLS BF H R ER SO BB IBB HBP BLK WP HR S P ERA WHIP	IP WLS BF H R ER SO BB IBB HBP BLK WP HR S P ERA WHIP	IP WLS BF H R ER SO BB IBB HBP BLK WP HR S P ERA WHIP	IP WLS BF H R ER SO BB IBB HBP BLK WP HR S P ERA WHIP	IP WLS BF H R ER SO BB IBB HBP BLK WP HR S P ERA WHIP	IP WLS BF H R ER SO BB IBB HBP BLK WP HR S P ERA WHIP	IP WLS BF H R ER SO BB IBB HBP BLK WP HR S P ERA WHIP

Florida Marlins @ New York Mets  
Shea Stadium, Flushing, NY  
Wed Jul 18 2001, 7:10 PM EDT  
Att: 24,545 - Sunny - 79 F

AB 42  
R 4  
H 10  
RBI 3  
BB 5  
SO 4  
LOB 25









Batter	1	2	3	4	5	6	7	8	9	AB	R	H	RBI	BB	SO	LOB	TOP					
Joe McEwing, R OBP: 0.380, SLG: 0.481 Donne Wall, R (3, 1)	K		F8			G1-3		G3		2	0	0	0	0	0	1	<b>New York Mets @ Philadelphia Phillies</b> Veterans Stadium, Philadelphia, PA Fri Jul 20 2001, 7:05 PM EDT Att: 22,886 - Sunny - 81 F					
Edgardo Alfonzo, R OBP: 0.373, SLG: 0.407 Dennis Cook, L (6, PH) Mark Johnson, L OBP: 0.353, SLG: 0.414 (7, 7)	P6			G5-3		G6-3			F7	3	0	0	0	0	0	0						
Robin Ventura, L OBP: 0.375, SLG: 0.438 Vance Wilson, R (9, PH)	F8			K			G5-3 2B		K	3	0	1	0	0	1	0						
31 Mike Piazza, R OBP: 0.362, SLG: 0.557 Todd Pratt, R OBP: 0.306, SLG: 0.300 (2, 2)		G6-3			G5-3			F8		1	0	0	0	0	0	0						
Todd Zeile, R OBP: 0.362, SLG: 0.383 (1, 3)		F7				G4-6-3 1B BB		G5-3		3	0	0	0	1	1	1						
Benny Agbayani, R OBP: 0.348, SLG: 0.382 Turk Wendell, L (7, 1)						G4-6-3 1B		F7		3	0	1	0	0	1	1						
Tsuyoshi Shinjo, R OBP: 0.314, SLG: 0.418 (3, 9)			F9			G4-6-3 1-2 2-3		G4-3		3	0	0	0	0	0	2						
Rey Ordonez, R OBP: 0.276, SLG: 0.295 (1, 6)						F8		F8		3	0	1	0	0	0	1						
Rick Reed, R OBP: 0.146, SLG: 0.154 Rick White, R (2, 1) Jay Payton, R OBP: 0.288, SLG: 0.346 (3, 8)						F8				0	0	0	0	0	0	0						
				K						3	0	1	0	0	1	1						
<b>Inning Stats</b>	R: 0 H: 0 E: 0 K: 1 S: 12	H: 0 LOB: 0 BB: 0 P: 15	R: 0 H: 0 E: 0 K: 1 S: 9	H: 0 LOB: 0 BB: 0 P: 16	R: 0 H: 1 E: 0 K: 1 S: 8	LOB: 1 BB: 0 P: 12	R: 0 H: 0 E: 0 K: 1 S: 6	H: 0 LOB: 0 BB: 0 P: 10	R: 0 H: 1 E: 0 K: 0 S: 12	LOB: 1 BB: 1 P: 20	R: 0 H: 0 E: 0 K: 0 S: 5	H: 0 LOB: 0 BB: 0 P: 6	R: 0 H: 1 E: 0 K: 0 S: 7	LOB: 1 BB: 0 P: 11	R: 0 H: 1 E: 0 K: 2 S: 9	LOB: 1 BB: 0 P: 13	R: 1 H: 1 E: 0 K: 2 S: 10	H: 1 LOB: 0 BB: 0 P: 18	1B: 1 2B: 3 3B: 0 HR: 1	SF: 0 SAC: 0 DP: 1 HBP: 0	WP: 0 PB: 0 SB: 0 CS: 0	PA: 32
<b>PITCHER</b> Robert Person, R ERA: 4.65 (1, 1)	IP: 9.0 WLS: W BF: 32 H: 5 R: 1 ER: 1 SO: 6 BB: 1 IBB: 0 HBP: 0 BLK: 0 WP: 0 HR: 1 S: 78 P: 121 ERA: 1.00 WHIP: 0.667											<b>PITCHER</b>	IP: 9.0 WLS: W BF: 32 H: 5 R: 1 ER: 1 SO: 6 BB: 1 IBB: 0 HBP: 0 BLK: 0 WP: 0 HR: 1 S: 78 P: 121 ERA: 1.00 WHIP: 0.667									

AB	31
R	1
H	5
RBI	1
BB	1
SO	6
LOB	9



Batter	1	2	3	4	5	6	7	8	9	AB	R	H	RBI	BB	SO	LOB	BOTTOM	
Doug Glanville, R OBP: 0.301, SLG: 0.415 (1, 8)	S 1B	G4-3	K		P3			G6-3		5	1	1	0	0	1	1	<b>New York Mets @ Philadelphia Phillies</b> Veterans Stadium, Philadelphia, PA Fri Jul 20 2001, 7:05 PM EDT Att: 22,886 - Sunny - 81 F	
11 Jimmy Rollins, S OBP: 0.306, SLG: 0.407 (1, 6)	F7					L4		L9		5	2	2	0	0	0	1		
Bobby Abreu, L OBP: 0.398, SLG: 0.547 Eric Valent, L OBP: 0.225, SLG: 0.171 (7, 9)	K					F2				4	2	2	3	0	1	1		
Scott Rolen, R OBP: 0.362, SLG: 0.421 23 Kevin Jordan, R OBP: 0.333, SLG: 0.329 (7, 5)										2	2	1	0	1	1	0		
Travis Lee, L OBP: 0.359, SLG: 0.469 (1, 3)										3	1	1	1	1	0	0		
Pat Burrell, R OBP: 0.355, SLG: 0.434 (1, 7)										4	1	2	5	0	2	0		
Marlon Anderson, L OBP: 0.321, SLG: 0.438 (1, 4)	G3-1	G5-3								4	0	2	0	0	0	2		
Johnny Estrada, S OBP: 0.302, SLG: 0.383 (1, 2)		G3-1	P3		P6			F7		4	0	0	0	0	0	2		
Robert Person, R OBP: 0.184, SLG: 0.250 (1, 1)			P3		K			F8		4	1	1	1	0	1	1		
										1B: 7 2B: 2 3B: 0 HR: 3	SF: 0 SAC: 0 DP: 0 HBP: 0	WP: 0 PB: 0 SB: 1 CS: 0	PA: 38					
<b>Inning Stats</b>	R: 4 H: 3 E: 0 K: 1 S: 16	H: 5 LOB: 2 BB: 1 P: 24	R: 4 H: 5 E: 0 K: 0 S: 28	H: 5 LOB: 2 BB: 1 P: 45	R: 0 H: 0 E: 0 K: 1 S: 7	LOB: 0 BB: 0 P: 9	R: 2 H: 2 E: 0 K: 2 S: 13	H: 2 LOB: 0 BB: 0 P: 15	R: 0 H: 1 E: 0 K: 1 S: 11	LOB: 1 BB: 0 P: 13	R: 0 H: 0 E: 0 K: 1 S: 9	H: 0 LOB: 0 BB: 0 P: 10	R: 0 H: 1 E: 0 K: 1 S: 9	LOB: 1 BB: 0 P: 9	R: 0 H: 0 E: 0 K: 0 S: 9	LOB: 0 BB: 0 P: 10	R: 0 H: 0 E: 0 K: 0 S: 9	LOB: 0 BB: 0 P: 10
<b>PITCHER</b> Rick Reed, R ERA: 3.45 Rick White, R ERA: 4.23 Donne Wall, R ERA: 5.65 Dennis Cook, L ERA: 4.5 Turk Wendell, R ERA: 3.67 (1, 1) (2, 1) (3, 1) (6, 1) (7, 1)	IP: 1.2 WLS: L BF: 11 H: 5 R: 6 ER: 6 SO: 11 BB: 1 IBB: 0 HBP: 0 BLK: 0 WP: 0 HR: 2 S: 29 P: 41 ERA: 32.40 WHIP: 3.600											<b>PITCHER</b>	IP: 9.0 WLS: W BF: 32 H: 5 R: 1 ER: 1 SO: 6 BB: 1 IBB: 0 HBP: 0 BLK: 0 WP: 0 HR: 1 S: 78 P: 121 ERA: 1.00 WHIP: 0.667					

AB	36
R	10
H	12
RBI	10
BB	2
SO	7
LOB	8





Batter	1	2	3	4	5	6	7	8	9	AB	R	H	RBI	BB	SO	LOB	TOP								
Joe McEwing, R OBP: 0.386, SLG: 0.494 (1, 5)	G5-3		1B 31 2B		1B 3B		K		BB HBP	4	2	2	0	0	1	0	<b>New York Mets @ Philadelphia Phillies</b> Veterans Stadium, Philadelphia, PA Sat Jul 21 2001, 7:05 PM EDT Att: 33,181 - Cloudy - 84 F								
Edgardo Alfonzo, R OBP: 0.310, SLG: 0.402 (1, 4)	F7		1B 31 2B		L5		F8		K	5	1	1	0	0	1	4									
Benny Agbayani, R OBP: 0.350, SLG: 0.384 Robin Ventura, L OBP: 0.375, SLG: 0.459 (1, 7)	G6-3		K		1B 31 FC5-4				BB	4	0	2	1	0	1	2									
31 Mike Piazza, R OBP: 0.360, SLG: 0.554 (1, 2)		K	2B 1-H 2-H		E4 G6-4-3				F2	5	0	1	2	0	1	5									
Todd Zeile, R OBP: 0.358, SLG: 0.379 (1, 3)		K	F3		G6-4-3					4	0	0	0	0	1	4									
Tsuyoshi Shinjo, R OBP: 0.326, SLG: 0.434 (1, 9)		1B			F9 G4-3				1B 2B	4	1	4	0	0	0	0									
Jay Payton, R OBP: 0.268, SLG: 0.344 (1, 8)		K			F9 F3				BB SH3 1B	4	1	1	1	0	1	3									
Rey Ordóñez, R OBP: 0.277, SLG: 0.306 (1, 6)			HR		G5-3 G4-3				SH3	3	1	1	1	0	0	2									
Steve Trachsel, R OBP: 0.083, SLG: 0.125 John Franco, L Desi Relaford, S Armando Benitez, R (1, 1)			F8		K				BB HBP BB	3	0	0	0	0	1	1									
<b>Inning Stats</b>	R: 0 E: 0 K: 0 S: 7	H: 0 LOB: 0 BB: 0 P: 12	R: 0 E: 0 K: 3 S: 13	H: 1 LOB: 1 BB: 0 P: 18	R: 3 E: 0 K: 1 S: 19	H: 4 LOB: 1 BB: 0 P: 24	R: 0 E: 0 K: 1 S: 6	H: 1 LOB: 1 BB: 0 P: 9	R: 1 E: 1 K: 0 S: 12	H: 2 LOB: 1 BB: 0 P: 17	R: 0 E: 0 K: 0 S: 7	H: 1 LOB: 0 BB: 0 P: 11	R: 0 E: 0 K: 1 S: 11	H: 0 LOB: 0 BB: 0 P: 16	R: 0 E: 0 K: 0 S: 7	H: 1 LOB: 0 BB: 0 P: 12		R: 2 E: 0 K: 1 S: 15	H: 2 LOB: 3 BB: 2 P: 27	1B: 8 2B: 2 3B: 1 HR: 1	SF: 0 SAC: 1 DP: 3 HBP: 1	WP: 0 PB: 0 SB: 0 CS: 0	PA: 40		
<b>PITCHER</b>	IP	WLS	BF	H	R	ER	SO	BB	IBB	HBP	BLK	WP	HR	S	P	ERA	WHIP								
Randy Wolf, L ERA: 4.84 Jose Santiago, R ERA: 5.62 Wayne Gomes, R ERA: 4.3 Ricky Bottalico, R ERA: 3.95 Ed Vosberg, L ERA: 3.09	7.0	L	29	9	4	4	6	0	0	0	0	0	1	75	107	5.14	1.286								

AB	36
R	6
H	12
RBI	6
BB	2
SO	7
LOB	21



Batter	1	2	3	4	5	6	7	8	9	AB	R	H	RBI	BB	SO	LOB	BOTTOM								
Doug Glanville, R OBP: 0.298, SLG: 0.412 (1, 8)	G6-3		SF9		FC5-4				K2-3	3	0	0	1	0	1	1	<b>New York Mets @ Philadelphia Phillies</b> Veterans Stadium, Philadelphia, PA Sat Jul 21 2001, 7:05 PM EDT Att: 33,181 - Cloudy - 84 F								
11 Jimmy Rollins, S OBP: 0.305, SLG: 0.410 (1, 6)	L8		G4-3				F9		3B	4	0	1	0	0	0	0									
Bobby Abreu, L OBP: 0.394, SLG: 0.541 (1, 9)	F9				G6-3		G4-3		G5-3	4	0	0	0	0	0	1									
Scott Rolen, R OBP: 0.359, SLG: 0.416 (1, 5)		K			K		K		K	4	0	0	0	0	4	0									
Travis Lee, L OBP: 0.358, SLG: 0.469 (1, 3)		G4-3			2B		F8		K	4	0	1	0	0	1	0									
Pat Burrell, R OBP: 0.354, SLG: 0.440 (1, 7)		HR			K		G5-3		K	4	1	1	1	0	2	1									
Marlon Anderson, L OBP: 0.321, SLG: 0.447 (1, 4)		P5			K2-3		HR			3	1	1	1	0	1	0									
Gary Bennett, R OBP: 0.294, SLG: 0.320 (1, 2)			SH5-4 SF9		K		G5-3			3	1	1	0	0	1	0									
Randy Wolf, L OBP: 0.179, SLG: 0.115 Jose Santiago, R OBP: 0.366, SLG: 0.396 Wayne Gomes, R OBP: 0.350, SLG: 0.433 Ricky Bottalico, L OBP: 0.302, SLG: 0.400 Ed Vosberg, L ERA: 3.02 (1, 1)			SH5-4		FC5-4				G5-3	1	0	1	0	0	0	0									
<b>Inning Stats</b>	R: 0 E: 0 K: 0 S: 6	H: 0 LOB: 0 BB: 0 P: 8	R: 1 E: 0 K: 1 S: 9	H: 1 LOB: 0 BB: 0 P: 17	R: 1 E: 0 K: 0 S: 7	H: 1 LOB: 0 BB: 0 P: 11	R: 0 E: 0 K: 2 S: 11	H: 1 LOB: 1 BB: 0 P: 16	R: 0 E: 0 K: 2 S: 12	H: 1 LOB: 1 BB: 0 P: 17	R: 0 E: 0 K: 1 S: 7	H: 0 LOB: 0 BB: 0 P: 10	R: 1 E: 0 K: 0 S: 11	H: 1 LOB: 0 BB: 0 P: 21	R: 0 E: 0 K: 1 S: 10	H: 1 LOB: 1 BB: 0 P: 15		R: 0 E: 0 K: 3 S: 10	H: 0 LOB: 0 BB: 0 P: 11	1B: 1 2B: 2 3B: 1 HR: 2	SF: 1 SAC: 1 DP: 0 HBP: 0	WP: 0 PB: 0 SB: 0 CS: 0	PA: 33		
<b>PITCHER</b>	IP	WLS	BF	H	R	ER	SO	BB	IBB	HBP	BLK	WP	HR	S	P	ERA	WHIP								
Steve Trachsel, R ERA: 5.9 John Franco, L ERA: 3.38 Armando Benitez, R ERA: 3.02	7.0	W	26	5	3	3	6	0	0	0	0	0	2	63	100	3.86	0.714								

AB	31
R	3
H	6
RBI	3
BB	0
SO	10
LOB	3





Batter	1	2	3	4	5	6	7	8	9	AB	R	H	RBI	BB	SO	LOB	TOP										
Joe McEwing, R OBP: 0.376, SLG: 0.479 (1, 9)										5	0	0	0	0	1	3											
Dest Relaford, S OBP: 0.368, SLG: 0.445 (1, 4)										5	1	3	0	0	0	0											
Robin Ventura, L OBP: 0.375, SLG: 0.458 (1, 5)										5	0	2	0	0	1	3											
31 Mike Piazza, R OBP: 0.349, SLG: 0.555 Edgardo Alfonzo, R OBP: 0.310, SLG: 0.402 (9, PR)										3	1	2	0	2	0	2											
Mark Johnson, L OBP: 0.342, SLG: 0.397 (1, 3)										5	0	1	1	0	1	7											
Tsuyoshi Shinjo, R OBP: 0.332, SLG: 0.438 (7, 9)										5	0	3	0	0	0	4											
Benny Agbayani, R OBP: 0.349, SLG: 0.379 Jay Payton, R OBP: 0.288, SLG: 0.344 (7, 8)										3	0	0	0	1	0	4											
Rey Ordenez, R OBP: 0.273, SLG: 0.301 (1, 6)										4	0	0	0	0	0	4											
Al Leiter, L OBP: 0.088, SLG: 0.031 Lenny Harris, L OBP: 0.257, SLG: 0.245 John Franco, L (8, PH)										2	0	0	0	1	0	2											
<b>Inning Stats</b>	R: 0 E: 0 K: 1 S: 11	H: 1 LOB: 2 BB: 1 P: 23	R: 0 E: 0 K: 0 S: 10	H: 1 LOB: 2 BB: 1 P: 19	R: 0 E: 1 K: 1 S: 9	H: 1 LOB: 2 BB: 0 P: 13	R: 0 E: 0 K: 0 S: 9	H: 0 LOB: 1 BB: 1 P: 20	R: 2 E: 0 K: 0 S: 14	H: 3 LOB: 2 BB: 1 P: 28	R: 0 E: 0 K: 0 S: 9	H: 1 LOB: 1 BB: 0 P: 11	R: 0 E: 0 K: 0 S: 8	H: 2 LOB: 1 BB: 0 P: 14	R: 0 E: 0 K: 0 S: 7	H: 0 LOB: 0 BB: 0 P: 8	R: 0 E: 0 K: 1 S: 13	H: 2 LOB: 2 BB: 0 P: 17	1B: 10 2B: 1 3B: 0 HR: 0	SF: 0 SAC: 0 DP: 1 HBP: 0	WP: 0 PB: 0 SB: 1 CS: 0	PA: 42					
<b>PITCHER</b>	IP	WLS	BF	H	R	ER	SO	BB	IBB	HBP	BLK	WP	HR	S	P	ERA	WHIP										
48 David Coggin, R ERA: 2.59	(1, 1)	5.0	26	6	2	2	2	3	1	0	0	0	0	53	103	3.60	1.800										
Cliff Politte, R ERA	(6, 1)	1.1	7	3	0	0	0	0	0	0	0	0	0	15	20	0.00	2.250										
Jose Santiago, R ERA: 5.46	(7, 1)	1.2	W	4	0	0	0	0	0	0	0	0	0	9	13	0.00	0.000										
Jose Mesa, R ERA: 2.66	(9, 1)	1.0	S	5	2	0	1	0	0	0	0	0	0	13	17	0.00	2.000										

**New York Mets @ Philadelphia Phillies**  
Veterans Stadium, Philadelphia, PA  
Sun Jul 22 2001, 1:35 PM EDT  
Att: 30,812 - Sunny - 86 F


AB 38  
R 2  
H 11  
RBI 1  
BB 4  
SO 3  
LOB 29


Batter	1	2	3	4	5	6	7	8	9	AB	R	H	RBI	BB	SO	LOB	BOTTOM										
Doug Glanville, R OBP: 0.300, SLG: 0.411 (1, 8)										3	0	1	0	1	0	0											
11 Jimmy Rollins, S OBP: 0.305, SLG: 0.408 (1, 6)										4	0	1	0	0	0	1											
Bobby Abreu, L OBP: 0.395, SLG: 0.549 (1, 9)										4	1	2	1	0	0	3											
Scott Rolen, R OBP: 0.360, SLG: 0.415 (1, 5)										3	0	1	0	1	0	0											
Pat Burrell, R OBP: 0.353, SLG: 0.436 Jose Mesa, R (9, 1)										3	1	0	0	0	2	3											
Travis Lee, L OBP: 0.397, SLG: 0.470 (1, 3)										4	0	1	0	0	1	2											
Johnny Estrada, S OBP: 0.303, SLG: 0.400 (1, 2)										3	1	1	2	0	0	1											
Marlon Anderson, L OBP: 0.318, SLG: 0.443 Jose Santiago, R (7, 1)										3	0	0	0	0	1	0											
Brian Hunter, R OBP: 0.364, SLG: 0.356 (9, 7)										1	0	0	0	0	1	0											
48 David Coggin, R 23 Kevin Jordan, R Cliff Politte, R Tomas Perez, S OBP: 0.310, SLG: 0.358 (5, PH)										1	0	0	0	0	1	0											
<b>Inning Stats</b>	R: 0 E: 0 K: 0 S: 8	H: 2 LOB: 0 BB: 0 P: 14	R: 0 E: 0 K: 0 S: 6	H: 0 LOB: 0 BB: 0 P: 8	R: 0 E: 0 K: 1 S: 9	H: 0 LOB: 1 BB: 1 P: 15	R: 0 E: 1 K: 1 S: 12	H: 1 LOB: 0 BB: 0 P: 16	R: 0 E: 0 K: 2 S: 17	H: 2 LOB: 2 BB: 0 P: 25	R: 2 E: 0 K: 0 S: 13	H: 1 LOB: 0 BB: 0 P: 21	R: 0 E: 0 K: 0 S: 8	H: 0 LOB: 0 BB: 0 P: 11	R: 1 E: 0 K: 2 S: 9	H: 1 LOB: 0 BB: 1 P: 14	1B: 4 2B: 1 3B: 0 HR: 2	SF: 0 SAC: 0 DP: 0 HBP: 1	WP: 0 PB: 0 SB: 1 CS: 1	PA: 33							
<b>PITCHER</b>	IP	WLS	BF	H	R	ER	SO	BB	IBB	HBP	BLK	WP	HR	S	P	ERA	WHIP										
Al Leiter, L ERA: 3.21	(1, 1)	7.0	L	29	6	2	4	1	0	1	1	0	1	73	110	2.57	1.000										
John Franco, L ERA: 3.52	(8, 1)	1.0	L	4	1	1	2	1	0	0	0	0	1	9	14	9.00	2.000										

**New York Mets @ Philadelphia Phillies**  
Veterans Stadium, Philadelphia, PA  
Sun Jul 22 2001, 1:35 PM EDT  
Att: 30,812 - Sunny - 86 F

AB 30  
R 3  
H 7  
RBI 3  
BB 2  
SO 6  
LOB 10



Batter	1	2	3	4	5	6	7	8	9	AB R H RBI BB SO LOB	TOP																								
												<p style="text-align: center;"><b>New York Mets @ Florida Marlins</b> Pro Player Stadium, Miami, FL Mon Jul 23 2001, 7:05 PM EDT</p> <p style="text-align: right;"><a href="http://livebaseballscorecards.com">livebaseballscorecards.com</a></p> <p><b>AB 0</b> <b>R 0</b> <b>H 0</b> <b>RBI 0</b> <b>BB 0</b> <b>SO 0</b> <b>LOB 0</b></p> 																							
Inning Stats											1B: 0 SF: 0 WP: 0 PA: 0 2B: 0 SAC: 0 FB: 0 3B: 0 DP: 0 SB: 0 HR: 0 HBP: 0 CS: 0																								
PITCHER	IP	WLS	BF	H	R	ER	SO	BB	IBB	HBP	BLK	WP	HR	S	P	ERA	WHIP	PITCHER	IP	WLS	BF	H	R	ER	SO	BB	IBB	HBP	BLK	WP	HR	S	P	ERA	WHIP


Batter	1	2	3	4	5	6	7	8	9	AB R H RBI BB SO LOB	BOTTOM																								
												<p style="text-align: center;"><b>New York Mets @ Florida Marlins</b> Pro Player Stadium, Miami, FL Mon Jul 23 2001, 7:05 PM EDT</p> <p style="text-align: right;"><a href="http://livebaseballscorecards.com">livebaseballscorecards.com</a></p> <p><b>AB 0</b> <b>R 0</b> <b>H 0</b> <b>RBI 0</b> <b>BB 0</b> <b>SO 0</b> <b>LOB 0</b></p> 																							
Inning Stats											1B: 0 SF: 0 WP: 0 PA: 0 2B: 0 SAC: 0 FB: 0 3B: 0 DP: 0 SB: 0 HR: 0 HBP: 0 CS: 0																								
PITCHER	IP	WLS	BF	H	R	ER	SO	BB	IBB	HBP	BLK	WP	HR	S	P	ERA	WHIP	PITCHER	IP	WLS	BF	H	R	ER	SO	BB	IBB	HBP	BLK	WP	HR	S	P	ERA	WHIP



Batter	1	2	3	4	5	6	7	8	9	AB	R	H	RBI	BB	SO	LOB	TOP										
<b>Desi Relaford, S</b> OBP: 0.366, SLG: 0.446 (1, 6)	G4-3		K				P4			4	0	1	2	0	1	1	<b>New York Mets @ Florida Marlins</b> Pro Player Stadium, Miami, FL Tue Jul 24 2001, 7:05 PM EDT Att: 16,270 - Sunny - 87 F										
<b>Eduardo Alfonso, R</b> OBP: 0.313, SLG: 0.402 (1, 4)	FC6-4 1B		F8				G4-3			3	0	1	0	0	0	1											
<b>Robin Ventura, L</b> OBP: 0.374, SLG: 0.454 (1, 5)	F3		K					K		3	0	0	0	1	2	2											
<b>31 Mike Piazza, R</b> OBP: 0.365, SLG: 0.550 (1, 2)	FC6-4 1-2							G5-3		3	0	0	0	1	1	4											
<b>Todd Zeile, R</b> OBP: 0.355, SLG: 0.375 (5, 1)		L7						L6		3	0	0	0	0	1	4											
<b>Lenny Harris, L</b> OBP: 0.255, SLG: 0.243 (8, PH)										0	0	0	0	0	0	0											
<b>Dennis Cook, L</b> (8, 1)										1	0	0	0	0	0	0											
<b>Tsuyoshi Shinjo, R</b> OBP: 0.326, SLG: 0.430 (1, 9)		K						G5-3		4	0	0	0	0	1	1											
<b>Benny Agbavani, R</b> OBP: 0.344, SLG: 0.373 (1, 7)			K					F7		4	0	0	0	0	2	1											
<b>Jay Payton, R</b> OBP: 0.277, SLG: 0.365 (1, 8)								1B		3	2	2	1	0	0	0											
<b>Kevin Appier, R</b> OBP: 0.081, SLG: 0.056 (1, 1)										0	0	0	0	0	0	0											
<b>Gary Bennett, R</b> OBP: 0.302, SLG: 0.329 (3, PH)										1	0	1	0	0	0	0											
<b>Jerrold Riggan, R</b> (3, 1)										0	0	0	0	0	0	0											
<b>Rey Ordonez, R</b> OBP: 0.275, SLG: 0.304 (5, PH)										1	1	1	0	0	0	0											
<b>Mark Johnson, L</b> OBP: 0.333, SLG: 0.385 (5, 3)										2	0	0	0	0	1	1											
<b>Inning Stats</b>	R: 0 E: 0 K: 0 S: 7	H: 1 LOB: 1 BB: 0 P: 10	R: 0 E: 0 K: 2 S: 15	H: 0 LOB: 0 BB: 0 P: 20	R: 1 E: 0 K: 2 S: 16	H: 2 LOB: 1 BB: 0 P: 23	R: 0 E: 0 K: 2 S: 8	H: 0 LOB: 1 BB: 1 P: 16	R: 2 E: 0 K: 1 S: 14	H: 2 LOB: 2 BB: 1 P: 27	R: 0 E: 0 K: 0 S: 6	H: 0 LOB: 0 BB: 0 P: 7	R: 0 E: 0 K: 1 S: 8	H: 0 LOB: 0 BB: 0 P: 14	R: 0 E: 0 K: 1 S: 7	H: 0 LOB: 0 BB: 0 P: 11	R: 0 E: 0 K: 0 S: 10	H: 1 LOB: 1 BB: 0 P: 14	1B: 4 2B: 1 3B: 0 HR: 1	SF: 0 SAC: 0 DP: 1 HBP: 2	WP: 0 PB: 0 CS: 0	PA: 36					
<b>PITCHER</b>	IP	WLS	BF	H	R	ER	SO	BB	IBB	HBP	BLK	WP	HR	S	P	ERA	WHIP										
<b>45 Chuck Smith, R</b> ERA: 4.7	4.0		21	5	3	3	6	2	0	2	0	0	1	56	91	6.75	1.750										
<b>Ricky Bones, R</b> ERA: 3.49	2.0	W	5	0	0	0	1	0	0	0	0	0	0	10	12	0.00	0.000										
<b>Armando Almanza, L</b> ERA: 2.97	1.1	H	4	0	0	0	2	0	0	0	0	0	0	12	20	0.00	0.000										
<b>Braden Looper, R</b> ERA: 4.46	0.2	H	2	0	0	0	0	0	0	0	0	0	0	3	5	0.00	0.000										
<b>Antonio Alfonseca, R</b> ERA: 2.32	1.0	S	4	1	0	0	0	0	0	0	0	0	0	10	14	0.00	1.000										

Batter	1	2	3	4	5	6	7	8	9	AB	R	H	RBI	BB	SO	LOB	BOTTOM										
<b>Luis Castillo, S</b> OBP: 0.364, SLG: 0.342 (1, 4)	G4-3									3	0	0	0	1	1	2	<b>New York Mets @ Florida Marlins</b> Pro Player Stadium, Miami, FL Tue Jul 24 2001, 7:05 PM EDT Att: 16,270 - Sunny - 87 F										
<b>Eric Owens, R</b> OBP: 0.300, SLG: 0.335 (1, 8)	L8									4	0	1	2	0	1	2											
<b>Cliff Floyd, L</b> OBP: 0.423, SLG: 0.674 (1, 7)	G4-3									4	0	0	0	0	2	2											
<b>Mike Lowell, R</b> OBP: 0.354, SLG: 0.485 (1, 5)										4	1	3	0	0	0	0											
<b>Derrek Lee, R</b> OBP: 0.317, SLG: 0.443 (1, 3)										4	1	1	0	0	1	2											
<b>Kevin Millar, R</b> OBP: 0.357, SLG: 0.538 (1, 9)										3	1	1	1	0	0	0											
<b>Armando Almanza, L</b> ERA: 4.3										0	0	0	0	0	0	0											
<b>Braden Looper, R</b> (8, 1)										0	0	0	0	0	0	0											
<b>Alex Gonzalez, R</b> OBP: 0.322, SLG: 0.398 (8, PH)										1	0	0	0	0	1	1											
<b>Antonio Alfonseca, R</b> (9, 1)										0	0	0	0	0	0	0											
<b>Charles Johnson, R</b> OBP: 0.352, SLG: 0.542 (1, 2)										3	0	1	0	0	2	2											
<b>Dave Berg, R</b> OBP: 0.243, SLG: 0.360 (1, 6)										3	1	1	1	0	1	1											
<b>45 Chuck Smith, R</b> OBP: 0.222, SLG: 0.192 (1, 1)										2	0	0	0	0	0	2											
<b>Ricky Bones, R</b> OBP: 0.333, SLG: 0.500 (5, 1)										0	0	0	0	0	0	0											
<b>Ryan Thompson, R</b> OBP: 0.385, SLG: 0.560 (7, 9)										1	0	1	0	0	0	0											
<b>Inning Stats</b>	R: 0 E: 0 K: 0 S: 5	H: 0 LOB: 0 BB: 0 P: 5	R: 4 E: 0 K: 1 S: 19	H: 5 LOB: 2 BB: 1 P: 31	R: 0 E: 0 K: 0 S: 7	H: 0 LOB: 0 BB: 0 P: 12	R: 0 E: 0 K: 1 S: 9	H: 0 LOB: 0 BB: 0 P: 13	R: 0 E: 0 K: 2 S: 9	H: 0 LOB: 0 BB: 0 P: 12	R: 0 E: 0 K: 0 S: 6	H: 1 LOB: 0 BB: 0 P: 7	R: 0 E: 0 K: 2 S: 15	H: 2 LOB: 2 BB: 0 P: 23	R: 0 E: 0 K: 3 S: 12	H: 1 LOB: 1 BB: 0 P: 18	1B: 6 2B: 3 3B: 0 HR: 0	SF: 0 SAC: 0 DP: 1 HBP: 0	WP: 0 PB: 0 CS: 0	PA: 33							
<b>PITCHER</b>	IP	WLS	BF	H	R	ER	SO	BB	IBB	HBP	BLK	WP	HR	S	P	ERA	WHIP										
<b>Kevin Appier, R</b> ERA: 3.99	2.0	L	12	5	4	4	1	0	0	0	0	0	0	24	36	18.00	3.000										
<b>Jerrold Riggan, R</b> ERA: 4.3	2.0		6	0	0	0	1	0	0	0	0	0	0	16	25	0.00	0.000										
<b>Rick White, R</b> ERA: 3.92	3.0		11	3	0	0	4	0	0	0	0	0	0	30	42	0.00	1.000										
<b>Dennis Cook, L</b> ERA: 4.37	1.0		4	1	0	0	3	0	0	0	0	0	0	12	18	0.00	1.000										

**AB 32**  
**R 3**  
**H 6**  
**RBI 3**  
**BB 2**  
**SO 9**  
**LOB 15**



**AB 32**  
**R 4**  
**H 9**  
**RBI 4**  
**BB 1**  
**SO 9**  
**LOB 14**



livebaseballscores.com

livebaseballscores.com







Batter	1	2	3	4	5	6	7	8	9	AB	R	H	RBI	BB	SO	LOB	TOP								
Doug Glanville, R OBP: 0.294, SLG: 0.400 (1, 8)	F9		FC5-4		F8		F2		K	5	0	0	0	0	1	7									
Marlon Anderson, L OBP: 0.326, SLG: 0.441 Jose Mesa, R (9, 1)	G4-3			F8		G1-3		2B SF8 1B	G5-3	5	1	1	0	0	0	1									
Scott Rolen, R OBP: 0.366, SLG: 0.425 (1, 5)	F7			L5		FC6-4 1B		11 1B 2B		4	1	2	0	0	0	0									
Bobby Abreu, L OBP: 0.393, SLG: 0.542 (1, 9)		B1-3		F8		FC6-4 1B		SF8		3	0	0	1	0	0	1									
Travis Lee, L OBP: 0.357, SLG: 0.481 (1, 3)	G3					CS		3-H K		4	1	2	0	0	1	1									
11 Jimmy Rollins, S OBP: 0.307, SLG: 0.412 (1, 6)	K					G4-3		F7 11 1B		4	0	2	2	0	1	0									
Pat Burrell, R OBP: 0.350, SLG: 0.433 Ricky Bottalico, L OBP: 0.500, SLG: 1.000 Tomas Perez, S OBP: 0.320, SLG: 0.451 (8, 1)			F8			SH1-4 1B		F7 1B	K	4	0	1	0	0	1	3	AB 35								
Johnny Estrada, S OBP: 0.296, SLG: 0.383 (1, 2)			F8			SH1-4 1B		1-2 2-3 K		3	0	1	0	1	1	0	R 3								
Randy Wolf, L OBP: 0.207, SLG: 0.148 Turner Ward, S OBP: 0.313, SLG: 0.333 Jose Santiago, R OBP: 0.367, SLG: 0.386 (7, PH)						SH1-4		1-2 2-3 K		1	0	1	0	0	0	0	H 11								
Brian Hunter, R OBP: 0.367, SLG: 0.386 (8, 7)			FC5-4 1B			1-2 2-3		S		1	0	1	0	0	0	0	RBI 3								
<b>Inning Stats</b>	R: 0 E: 0 K: 0 S: 16	H: 0 LOB: 0 BB: 0 P: 22	R: 0 E: 0 K: 1 S: 6	H: 0 LOB: 0 BB: 0 P: 7	R: 0 E: 0 K: 0 S: 9	H: 1 LOB: 1 BB: 0 P: 12	R: 0 E: 0 K: 0 S: 5	H: 0 LOB: 0 BB: 0 P: 9	R: 1 E: 0 K: 0 S: 13	H: 3 LOB: 2 BB: 0 P: 15	R: 0 E: 0 K: 0 S: 11	H: 1 LOB: 1 BB: 0 P: 12	R: 0 E: 0 K: 1 S: 10	H: 2 LOB: 3 BB: 1 P: 16	R: 2 E: 0 K: 2 S: 12	H: 3 LOB: 1 BB: 0 P: 16	R: 0 E: 0 K: 2 S: 12	H: 1 LOB: 1 BB: 0 P: 16	1B: 8 2B: 2 3B: 1 HR: 0	SF: 1 SAC: 1 DP: 0 HBP: 0	WP: 0 PB: 0 SB: 1 CS: 1	PA: 39			
<b>PITCHER</b>	IP	WLS	BF	H	R	ER	SO	BB	IBB	HBP	BLK	WP	HR	S	P	ERA	WHIP								
Rick Reed, R ERA: 3.48 (1, 1)	7.0	L	30	9	3	3	2	0	1	0	0	0	0	73	97	3.86	1.286								
Dennis Cook, L ERA: 4.25 (8, 1)	1.0	B	4	1	0	0	2	0	0	0	0	0	0	9	12	0.00	1.000								
Turk Wendell, R ERA: 3.51 (9, 1)	1.0		4	1	0	0	2	0	0	0	0	0	0	12	16	0.00	1.000								

Philadelphia Phillies @ New York Mets  
Shea Stadium, Flushing, NY  
Thu Jul 26 2001, 7:10 PM EDT  
Att: 38,468 - Overcast - 85 F

AB	35
R	3
H	11
RBI	3
BB	1
SO	6
LOB	16



Batter	1	2	3	4	5	6	7	8	9	AB	R	H	RBI	BB	SO	LOB	BOTTOM								
Joe McEwing, R OBP: 0.377, SLG: 0.480 (1, 5)	P3		G6-3		F8			FC4-6 1B		4	0	1	1	0	0	2									
Edgardo Alfonzo, R OBP: 0.309, SLG: 0.389 (1, 4)	F7		F3			G1-3		FC4-6		4	0	0	0	0	0	2									
Tsuyoshi Shinjo, R OBP: 0.325, SLG: 0.426 (1, 9)	K					F8		K		4	0	0	0	0	3	1									
Benny Agbayani, R OBP: 0.342, SLG: 0.371 Turk Wendell, L (9, 1)		K				F8		G6-3		4	0	1	0	0	1	1									
Todd Zeile, R OBP: 0.358, SLG: 0.378 Desi Relaford, S OBP: 0.366, SLG: 0.446 (9, PR)		G5-3				F8		2B		4	1	2	0	0	0	1									
Jay Payton, R OBP: 0.275, SLG: 0.354 (1, 8)	L6					FC6-4		F7		4	0	0	0	0	0	3									
Vance Wilson, R OBP: 0.421, SLG: 0.500 31 Mike Piazza, R OBP: 0.367, SLG: 0.549 (9, PH)			SH5-4 1B G6-3 HBP			F8		G4-3 2B		2	1	1	1	0	0	0	AB 31								
Rey Ordenez, R OBP: 0.284, SLG: 0.308 Lenny Harris, L OBP: 0.259, SLG: 0.257 (9, PH)			G6-3 SH5-4 1B			SH1-4 HBP		G4-3		2	0	1	0	0	0	1	R 2								
Rick Reed, R OBP: 0.143, SLG: 0.150 Dennis Cook, L (8, 1)			SH5-4			SH1-4		G5-3		1	0	0	0	0	0	0	H 6								
Robin Ventura, L OBP: 0.374, SLG: 0.450 (9, 5)			1-2 2-3			1-2				1	0	0	0	0	0	0	RBI 2								
<b>Inning Stats</b>	R: 0 E: 0 K: 1 S: 8	H: 0 LOB: 0 BB: 0 P: 11	R: 0 E: 0 K: 1 S: 7	H: 0 LOB: 0 BB: 0 P: 8	R: 1 E: 0 K: 0 S: 13	H: 1 LOB: 1 BB: 0 P: 20	R: 0 E: 0 K: 1 S: 8	H: 1 LOB: 1 BB: 0 P: 12	R: 0 E: 0 K: 0 S: 14	H: 0 LOB: 1 BB: 0 P: 23	R: 0 E: 0 K: 0 S: 6	H: 0 LOB: 0 BB: 0 P: 10	R: 1 E: 0 K: 0 S: 9	H: 2 LOB: 1 BB: 0 P: 15	R: 0 E: 0 K: 1 S: 11	H: 1 LOB: 1 BB: 0 P: 14	R: 0 E: 0 K: 0 S: 7	H: 1 LOB: 1 BB: 0 P: 8	1B: 4 2B: 2 3B: 0 HR: 0	SF: 0 SAC: 2 DP: 0 HBP: 2	WP: 0 PB: 0 SB: 0 CS: 0	PA: 35			
<b>PITCHER</b>	IP	WLS	BF	H	R	ER	SO	BB	IBB	HBP	BLK	WP	HR	S	P	ERA	WHIP								
Randy Wolf, L ERA: 4.66 (1, 1)	6.0		22	1	1	1	3	0	2	0	0	0	0	56	84	1.50	0.333								
Jose Santiago, R ERA: 5.34 (7, 1)	1.0	W	5	2	1	1	0	0	0	0	0	0	0	9	15	9.00	2.000								
Ricky Bottalico, R ERA: 3.71 (8, 1)	1.0	H	4	1	0	0	1	0	0	0	0	0	0	11	14	0.00	1.000								
Jose Mesa, R ERA: 2.54 (9, 1)	1.0	S	4	1	0	0	0	0	0	0	0	0	0	7	8	0.00	1.000								

Philadelphia Phillies @ New York Mets  
Shea Stadium, Flushing, NY  
Thu Jul 26 2001, 7:10 PM EDT  
Att: 38,468 - Overcast - 85 F

AB	31
R	2
H	6
RBI	2
BB	0
SO	4
LOB	14





Batter	1	2	3	4	5	6	7	8	9	AB	R	H	RBI	BB	SO	LOB	TOP			
Doug Glanville, R (1, 8) OBP: 0.292, SLG: 0.396	E4 11 G3-1 1B		G6-3		G4-3		G4-3			4	1	0	0	0	0	2	<b>Philadelphia Phillies @ New York Mets</b> Shea Stadium, Flushing, NY Fri Jul 27 2001, 7:10 PM EDT Att: 31,263 - Sunny - 75 F			
11 Jimmy Rollins, S (1, 6) OBP: 0.307, SLG: 0.411	G3-1					G4-3		G4-3	4	0	1	0	0	0	1					
Scott Rolen, R (1, 5) OBP: 0.365, SLG: 0.423	K		K			G4-3 1B		F9	4	0	1	0	0	2	2					
Bobby Abreu, L (1, 9) OBP: 0.392, SLG: 0.538	F S 2H 1B				F9	G4-3		K	4	0	1	1	0	1	1					
Travis Lee, L (1, 3) OBP: 0.356, SLG: 0.478	K				G3-1			E4 23 G3 1B	4	0	1	0	0	1	2					
Pat Burrell, R (1, 7) OBP: 0.352, SLG: 0.433		K			G6-4-3 23 1B		G5-3	G3 23 1B	4	0	2	0	0	1	0					
23 Kevin Jordan, R (1, 4) OBP: 0.322, SLG: 0.316		F8			G6-4-3 1-2		FC6-4 1B	G3	4	0	1	0	0	0	4					
Johnny Estrada, S (1, 2) OBP: 0.290, SLG: 0.375		G5-3			G4-3		FC6-4 HBP	K	4	0	0	0	0	1	3					
48 David Coggin, R (1, 1) Cliff Politte, R (6, 1) Turner Ward, S (7, PH) Wayne Gomes, R (7, 1) Brian Hunter, R (9, PH)			K		G6-3		G6-3	F9	2	0	0	0	0	1	0					
<b>Inning Stats</b>	R: 1 E: 1 K: 2 S: 12	H: 1 LOB: 1 BB: 0 P: 17	R: 0 E: 0 K: 1 S: 7	H: 0 LOB: 0 BB: 0 P: 11	R: 0 E: 0 K: 2 S: 13	H: 1 LOB: 1 BB: 0 P: 19	R: 0 E: 0 K: 0 S: 7	H: 2 LOB: 1 BB: 0 P: 10	R: 0 E: 0 K: 0 S: 9	H: 1 LOB: 2 BB: 0 P: 14	R: 0 E: 0 K: 0 S: 12	H: 1 LOB: 2 BB: 0 P: 22	R: 0 E: 0 K: 1 S: 11	H: 0 LOB: 0 BB: 0 P: 17	R: 0 E: 1 K: 1 S: 17	H: 1 LOB: 2 BB: 0 P: 24		1B: 7 2B: 0 3B: 0 HR: 0	SF: 0 SAC: 0 DP: 1 HBP: 1	WP: 0 PB: 0 SB: 0 CS: 0
<b>PITCHER</b>	IP WLS BF H R ER SO BB IBB HBP BLK WP HR S P ERA WHIP																			
Steve Trachsel, R (1, 1) ERA: 5.42	8.0 W 31 6 1 0 6 0 0 0 0 0 0 0 78 122 0.00 0.750																			
Rick White, R (9, 1) ERA: 3.83	1.0 5 1 0 0 1 0 0 0 0 0 0 0 17 24 0.00 1.000																			

Batter	1	2	3	4	5	6	7	8	9	AB	R	H	RBI	BB	SO	LOB	BOTTOM			
Joe McEwing, R (1, 9) OBP: 0.379, SLG: 0.481	G6-3				F8					4	0	2	1	0	0	1	<b>Philadelphia Phillies @ New York Mets</b> Shea Stadium, Flushing, NY Fri Jul 27 2001, 7:10 PM EDT Att: 31,263 - Sunny - 75 F			
Todd Zeile, R (1, 3) OBP: 0.354, SLG: 0.374	F9		F9			G5-3		FC6-4 1B	4	0	0	0	0	0	2					
Robin Ventura, L (1, 5) OBP: 0.376, SLG: 0.448	F8					FC4-6 31 1B		K	3	1	1	0	1	1	0					
31 Mike Piazza, R (1, 2) OBP: 0.368, SLG: 0.567		K				E6 FC4-6 1B		HR	4	2	2	3	0	1	1					
Mark Johnson, L (1, 7) OBP: 0.316, SLG: 0.362		F8				FC4-6 WP		G4-3	4	0	0	0	0	0	2					
Tsuyoshi Shinjo, R (8, 9) OBP: 0.325, SLG: 0.426			F9						0	0	0	0	0	0	0					
Jay Payton, R (1, 8) OBP: 0.278, SLG: 0.356		BB 1B				K		F7	4	2	2	0	0	1	2					
Edgardo Alfonzo, R (1, 4) OBP: 0.311, SLG: 0.392		1B BB				F8		G6-3	3	1	1	0	1	0	1					
Rey Ordenez, R (1, 6) OBP: 0.287, SLG: 0.314						F7		P4	4	0	2	2	0	0	1					
Steve Trachsel, R (1, 1) ERA: 0.074, SLG: 0.111								G4-3	3	0	0	0	0	1	4					
Lenny Harris, L (8, PH) OBP: 0.257, SLG: 0.255	G6-3								1	0	0	0	0	0	0					
Rick White, R (9, 1) ERA: 4.31									0	0	0	0	0	0	0					
<b>Inning Stats</b>	R: 0 E: 0 K: 0 S: 11	H: 0 LOB: 0 BB: 0 P: 16	R: 1 E: 0 K: 1 S: 11	H: 2 LOB: 1 BB: 1 P: 23	R: 2 E: 0 K: 0 S: 10	H: 2 LOB: 0 BB: 1 P: 17	R: 1 E: 0 K: 1 S: 12	H: 2 LOB: 1 BB: 0 P: 16	R: 0 E: 1 K: 1 S: 12	H: 1 LOB: 2 BB: 0 P: 19	R: 1 E: 0 K: 0 S: 17	H: 2 LOB: 1 BB: 0 P: 25	R: 1 E: 0 K: 1 S: 7	H: 1 LOB: 0 BB: 0 P: 12	R: 0 E: 0 K: 0 S: 8	H: 0 LOB: 0 BB: 0 P: 14	1B: 6 2B: 2 3B: 0 HR: 2	SF: 0 SAC: 0 DP: 0 HBP: 0	WP: 1 PB: 0 SB: 0 CS: 1	PA: 36
<b>PITCHER</b>	IP WLS BF H R ER SO BB IBB HBP BLK WP HR S P ERA WHIP																			
48 David Coggin, R (1, 1) ERA: 3.22	5.0 L 24 7 4 4 3 2 0 0 0 0 0 0 56 91 7.20 1.800																			
Cliff Politte, R (6, 1) ERA: 1.69	1.0 5 2 1 1 0 0 0 0 0 0 0 0 17 25 9.00 2.000																			
Wayne Gomes, R (7, 1) ERA: 4.31	2.0 7 1 1 1 1 0 0 0 0 0 0 1 15 26 4.50 0.500																			



Batter	1	2	3	4	5	6	7	8	9	AB	R	H	RBI	BB	SO	LOB	TOP																	
Doug Glanville, R (1, 8) OBP: 0.293, SLG: 0.399	1-2 G1-3		2-3 K		0-1 1B	0-1 2B			0-0 G5-3	5	0	2	1	0	1	0	Philadelphia Phillies @ New York Mets Shea Stadium, Flushing, NY Sat Jul 28 2001, 1:15 PM EDT Att: 38,972 - Cloudy - 77 F																	
11 Jimmy Rollins, S (1, 6) OBP: 0.305, SLG: 0.408	2-1 1B		1-0 F3		1-2 FC6-4	1-3 K			2-2 G3-1	5	0	1	0	0	1	4																		
Scott Rolen, R (1, 5) OBP: 0.368, SLG: 0.424	0-0 F7		3-2 1B		4-1 1B				2-2 K	4	0	2	0	1	1	1																		
Bobby Abreu, L (1, 9) OBP: 0.390, SLG: 0.538	2-3 K		0-0 G3		1-3 K				2-0 CS	4	1	1	0	0	2	5																		
Pat Burrell, R (1, 7) OBP: 0.349, SLG: 0.429		3-1 G5-3		3-1 F9		2-0 F2			3-2 E9	4	0	0	0	0	0	0																		
Travis Lee, L (1, 3) OBP: 0.353, SLG: 0.473		3-3 K		1-2 G4-3		2-1 G4-3			0-2 G6-4-3	4	0	0	0	0	1	1																		
Tomas Perez, S (1, 4) OBP: 0.329, SLG: 0.493		0-2 1B		2-2 P3		0-1 HR			0-3 K	4	1	2	1	0	1	0																		
Todd Pratt, R (1, 2) OBP: 0.321, SLG: 0.310		3-2 1B			0-1 1B	3-2 1B			3-2 G6-3	4	1	3	0	0	0	0																		
Omar Daal, L (1, 1) OBP: 0.308, SLG: 0.316		1-0 FC6-4			0-0 SH1-4	1-2 1B			1-1 F7	1	0	0	0	0	0	2																		
Brian Hunter, R (6, PH) OBP: 0.370, SLG: 0.388										1	0	1	0	0	0	0																		
23 Kevin Jordan, R (8, PH) OBP: 0.319, SLG: 0.313										0	0	0	0	0	0	0																		
Turk Wendell, L (8, 1)										0	0	0	0	0	0	0																		
<b>Inning Stats</b>	R: 0 E: 0 K: 1 S: 9	H: 1 LOB: 1 BB: 0 P: 14	R: 0 E: 0 K: 1 S: 14	H: 2 LOB: 2 BB: 0 P: 24	R: 0 E: 0 K: 1 S: 11	H: 1 LOB: 1 BB: 0 P: 17	R: 0 E: 0 K: 0 S: 8	H: 0 LOB: 0 BB: 0 P: 14	R: 0 E: 0 K: 1 S: 13	H: 2 LOB: 3 BB: 1 P: 19	R: 2 E: 0 K: 1 S: 17	H: 4 LOB: 2 BB: 0 P: 26	R: 1 E: 1 K: 1 S: 15	H: 1 LOB: 0 BB: 0 P: 20	R: 0 E: 0 K: 1 S: 8	H: 0 LOB: 0 BB: 0 P: 12	R: 0 E: 0 K: 0 S: 7	H: 1 LOB: 0 BB: 0 P: 13	1B: 9 2B: 2 3B: 0 HR: 1	SF: 0 SAC: 1 DP: 1 HBP: 0	WP: 0 PB: 0 SB: 2 CS: 1	PA: 40												
<b>PITCHER</b>	IP WLS BF H R ER SO BB IBB HBP BLK WP HR S P ERA WHIP																																	
Al Leiter, L (1, 1) ERA: 3.2	6.0	29	10	2	2	5	1	0	0	0	0	0	0	1	72	114	3.00	1.833																
Jerrold Riggan, R (7, 1) ERA: 4.13	1.0	B	4	1	1	0	1	0	0	0	0	0	0	0	15	20	0.00	1.000																
John Franco, L (8, 1) ERA: 3.57	1.0	3	0	0	0	1	0	0	0	0	0	0	0	8	12	0.00	0.000																	
Armando Benitez, R (9, 1) ERA: 2.89	1.0	W	3	1	0	0	0	0	0	0	0	0	0	7	13	0.00	1.000																	

AB 37  
R 3  
H 12  
RBI 2  
BB 1  
SO 7  
LOB 13

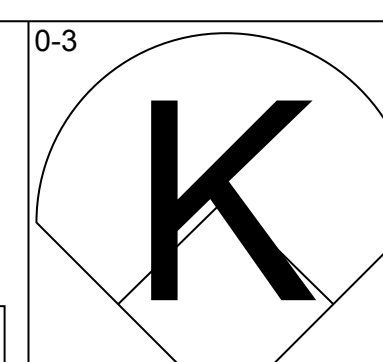
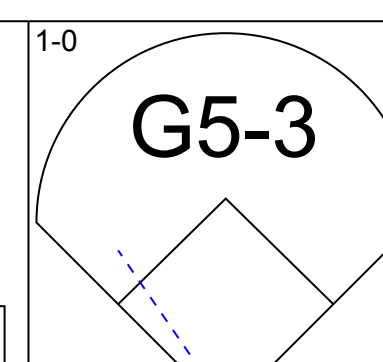
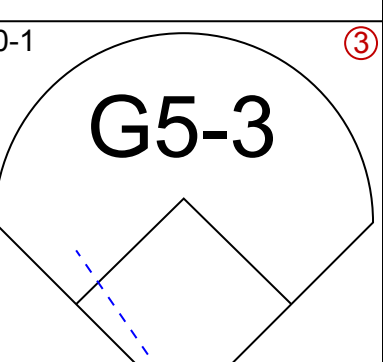
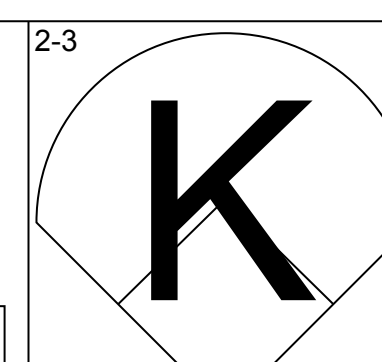
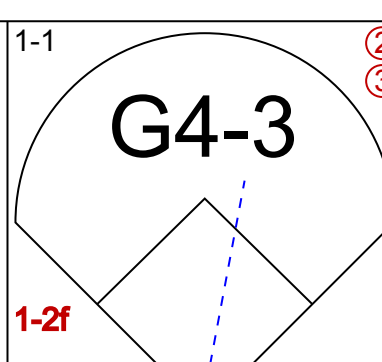
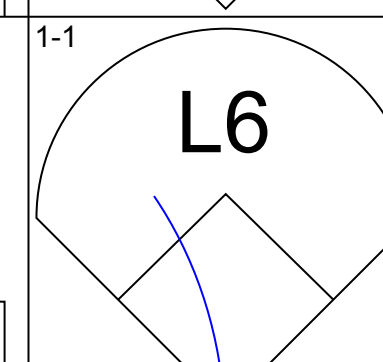
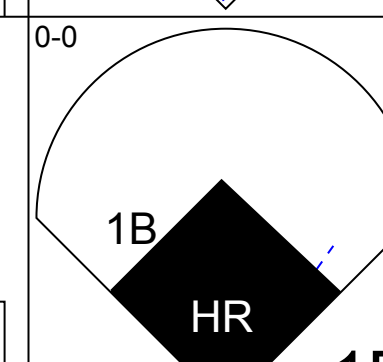
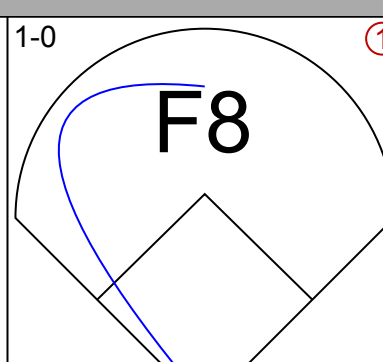
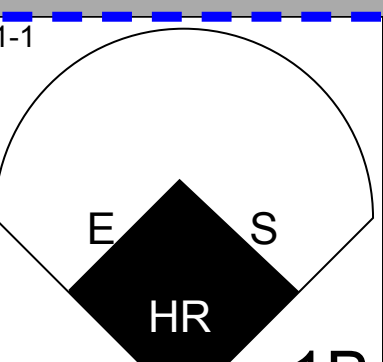
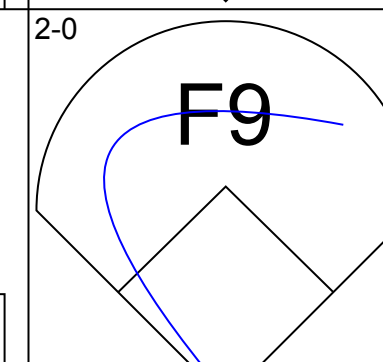
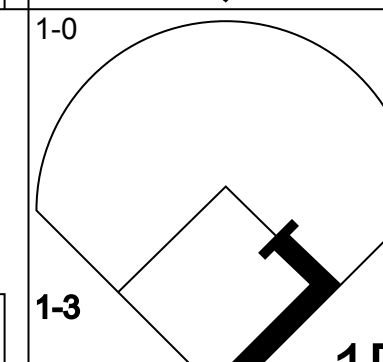
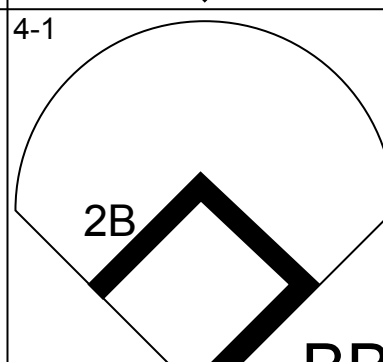
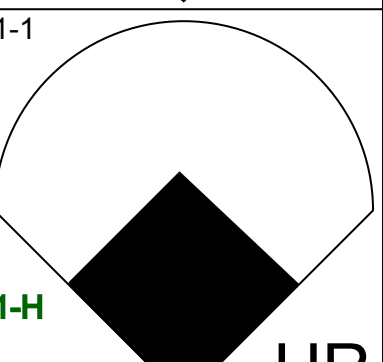
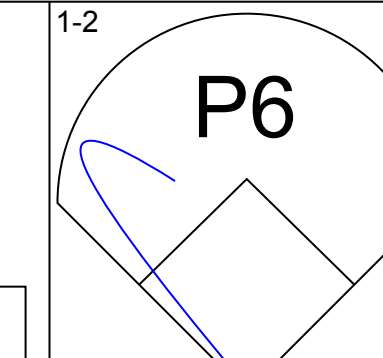
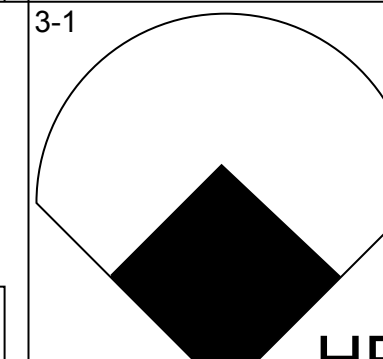
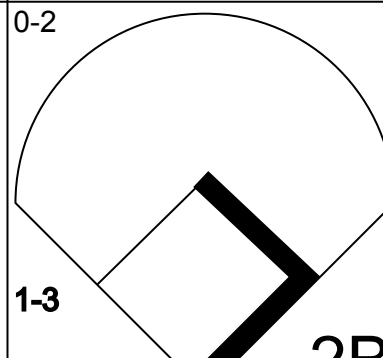
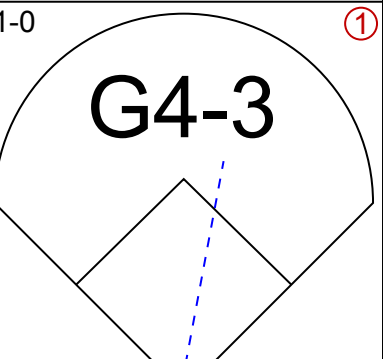
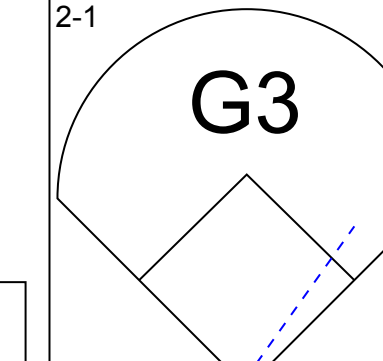
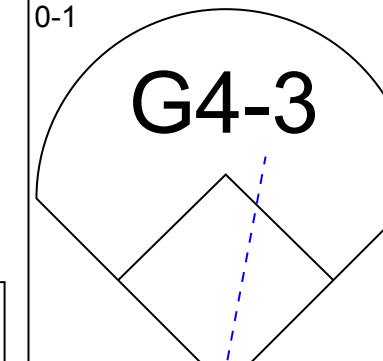
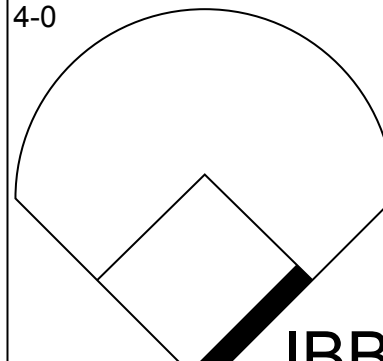
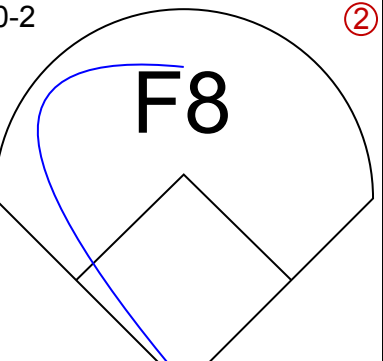
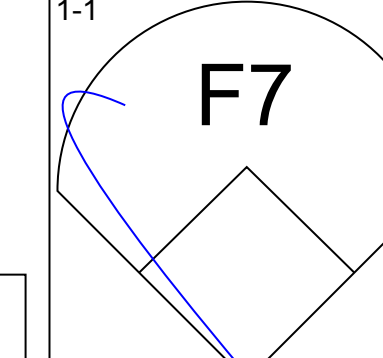
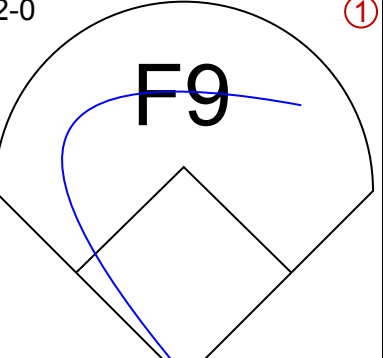
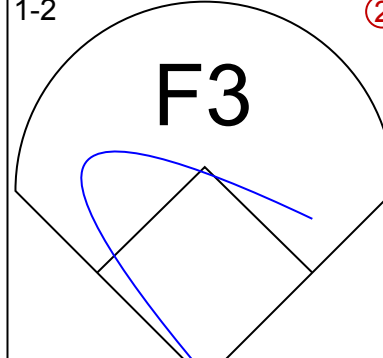
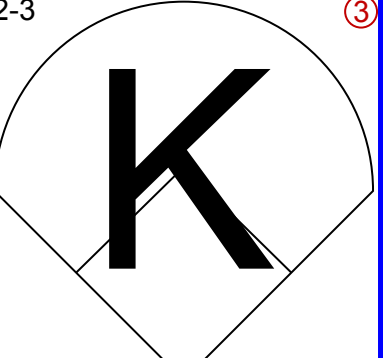
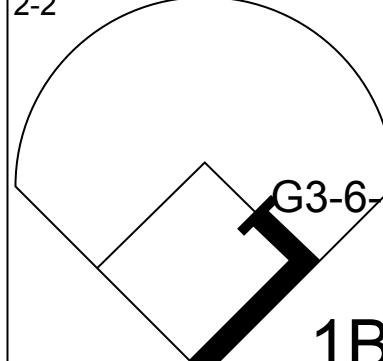
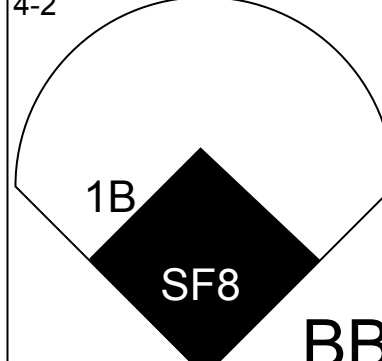
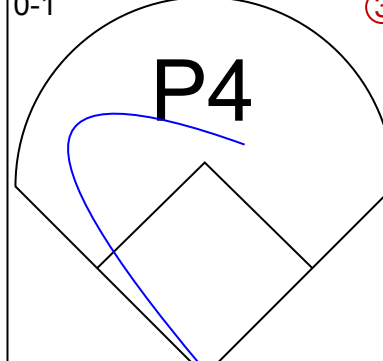
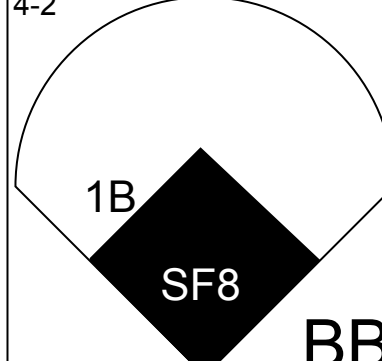
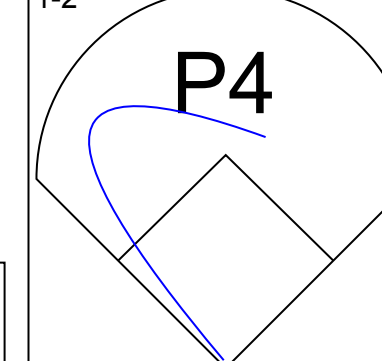


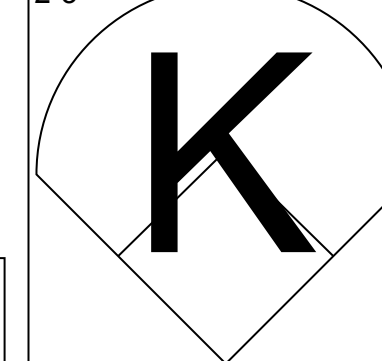
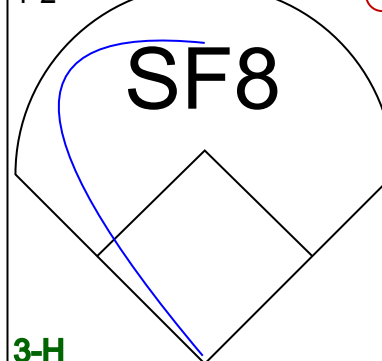
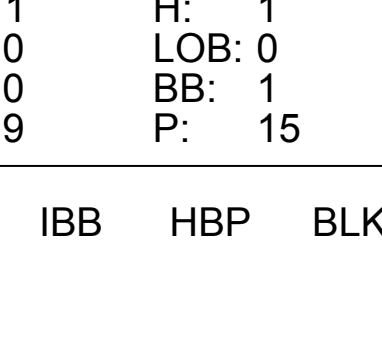
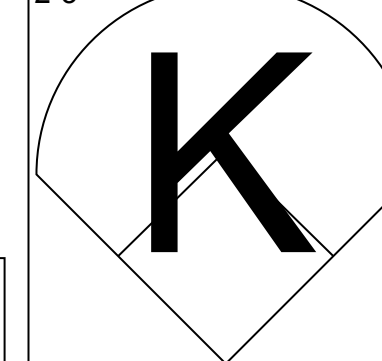
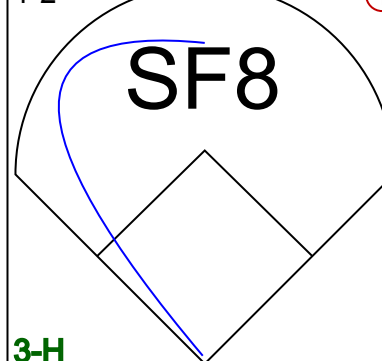
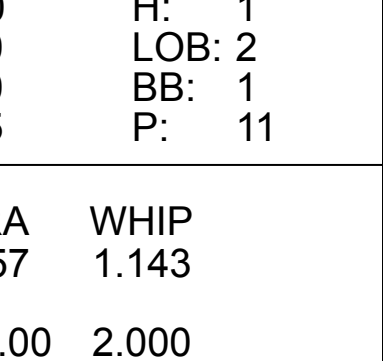
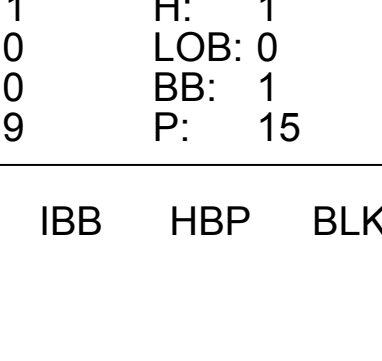


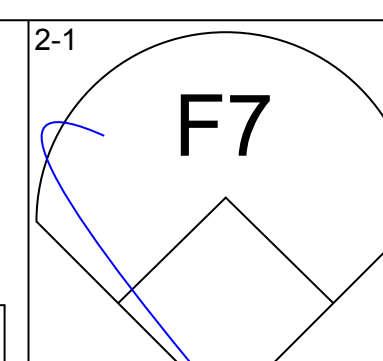
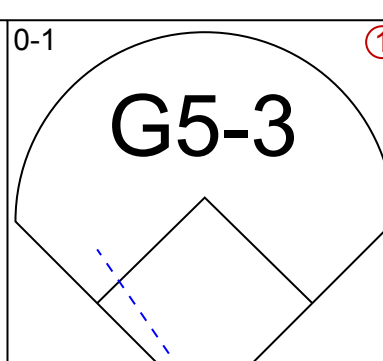
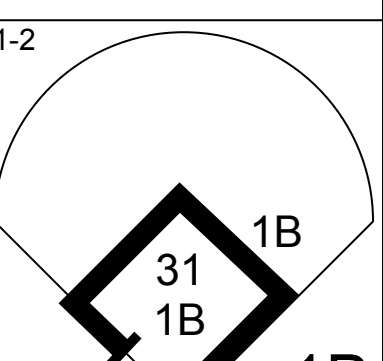
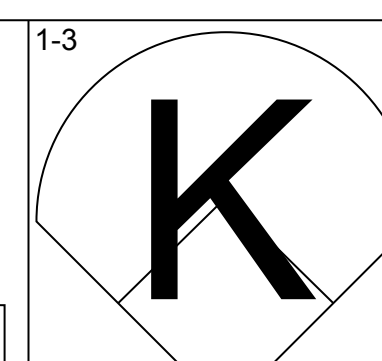
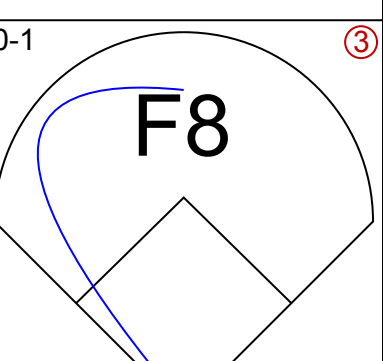
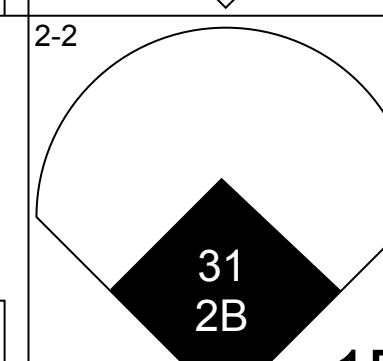
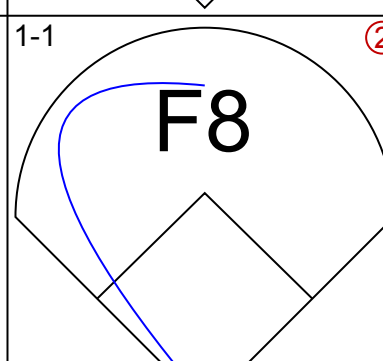
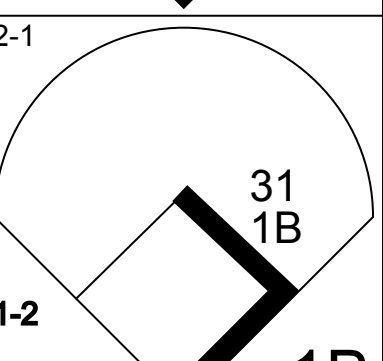
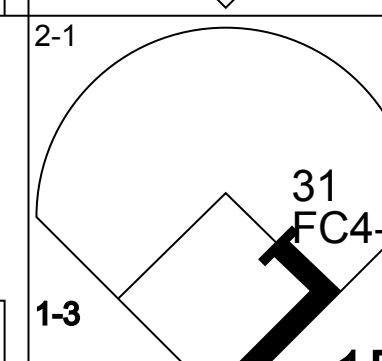
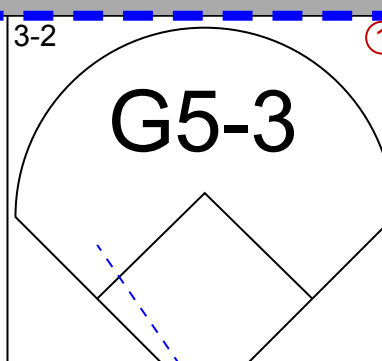
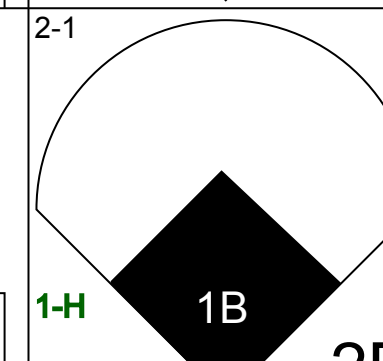
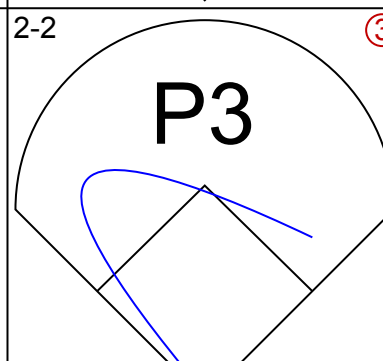
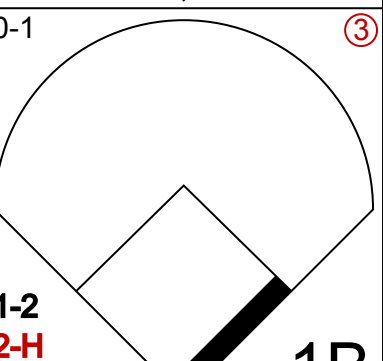
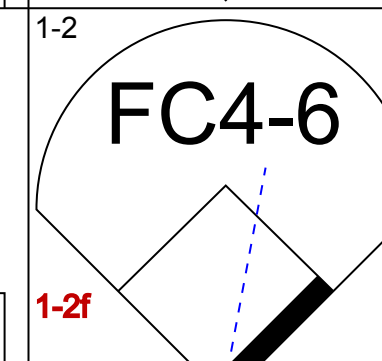
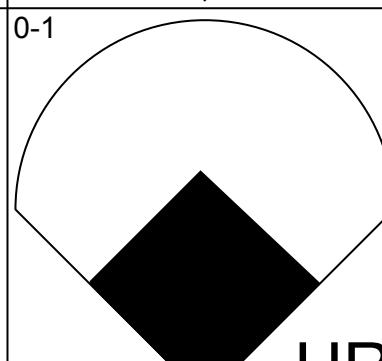
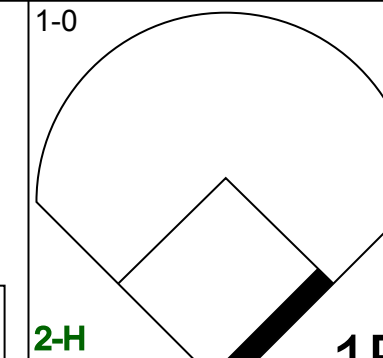

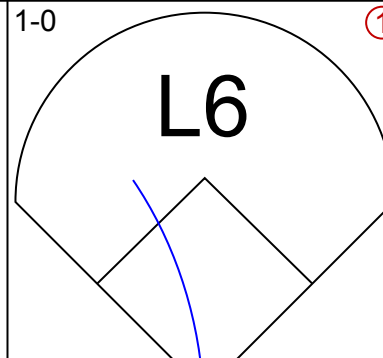
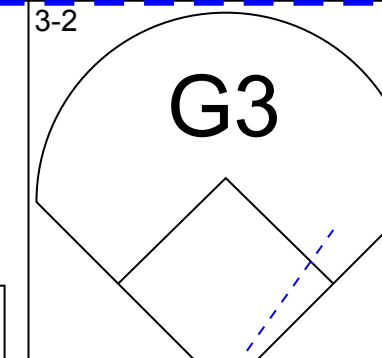
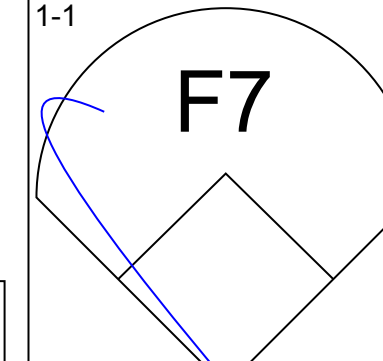
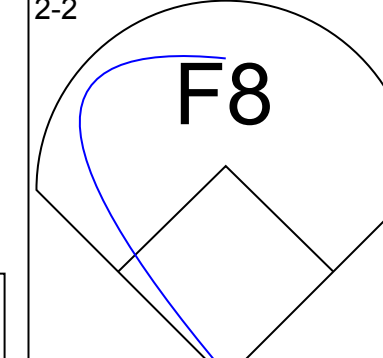

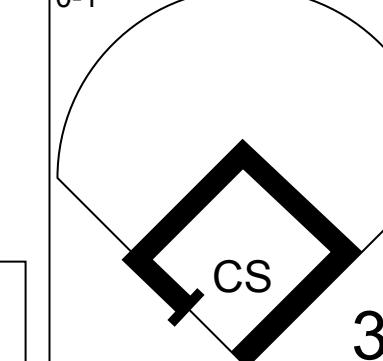

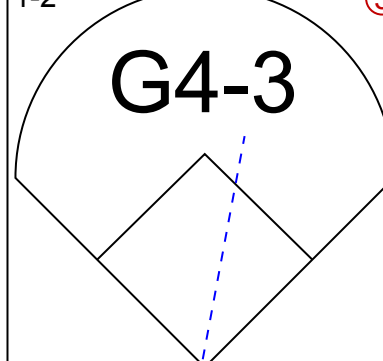
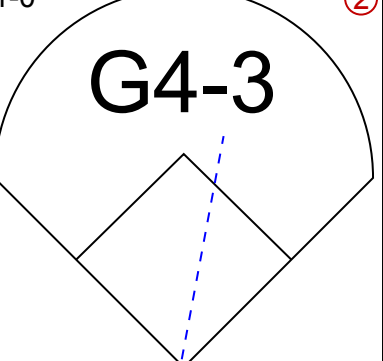
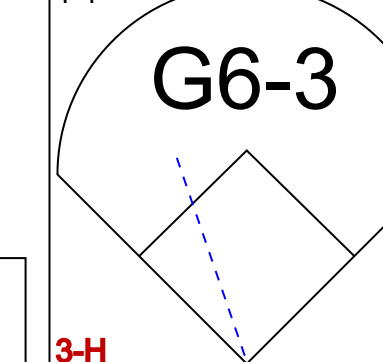


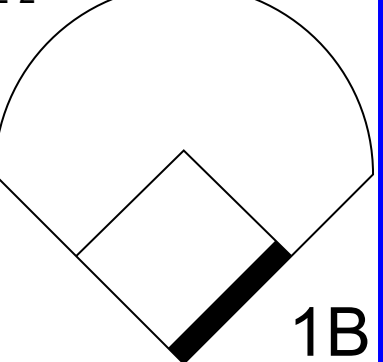
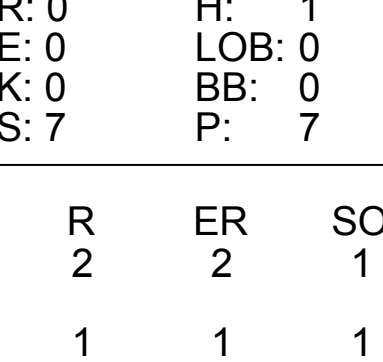
Batter	1	2	3	4	5	6	7	8	9	AB	R	H	RBI	BB	SO	LOB	BOTTOM																	
Joe McEwing, R (1, 9) OBP: 0.377, SLG: 0.476	1-3 K		0-1 G1-3		0-2 1B				2-0 G6-3	4	0	1	0	0	1	0	Philadelphia Phillies @ New York Mets Shea Stadium, Flushing, NY Sat Jul 28 2001, 1:15 PM EDT Att: 38,972 - Cloudy - 77 F																	
Todd Zeile, R (1, 3) OBP: 0.355, SLG: 0.378	0-0 1B		3-2 F8		2-1 F9				2-2 1B	4	1	2	0	0	1																			
31 Mike Piazza, R (1, 2) OBP: 0.373, SLG: 0.567	4-1 1B		0-0 FC3-6		4-0 1B				3-3 K	2	1	1	0	2	1	1																		
Edgardo Alfonzo, R (1, 4) OBP: 0.310, SLG: 0.390	1-1 P3		2-2 FC3-6		2-1 1B				2-2 P4	4	0	1	0	0	3																			
Jay Payton, R (1, 8) OBP: 0.279, SLG: 0.354	2-2 1B		0-2 G3		3-2 FC5				0-0 P3	4	0	1	1	0	3																			
Benny Agbayani, R (1, 7) OBP: 0.346, SLG: 0.387	1-1 1B			2-2 HR					0-1 F8	3	1	2	2	0	0																			
Tsuyoshi Shinjo, R (7, 9) OBP: 0.324, SLG: 0.424										1	0	0	0	0	0																			
Armando Benitez, R (9, 1)										0	0	0	0	0	0																			
Robin Ventura, L (1, 5) OBP: 0.374, SLG: 0.455	1-3 K		3-3 K		2-2 G4-3				1-0 HR	4	1	1	1	0	2	2																		
Rey Ordonez, R (1, 6) OBP: 0.284, SLG: 0.311		0-1 G4-3		2-2 F5		2-0 L6				3	0	0	0	0	0																			
Al Leiter, L (1, 1) OBP: 0.083, SLG: 0.029		0-3 K		1-0 G4-3						2	0	0	0	0	1	0																		
Jerrold Riggan, R (7, 1)										0	0	0	0	0	0	0																		
Desi Relaford, S (7, PH) OBP: 0.364, SLG: 0.444										1	0	0	0	0	1	0																		
John Franco, L (8, 1)										0	0	0	0	0	0	0																		
Mark Johnson, L (9, 7) OBP: 0.316, SLG: 0.362										0	0	0	0	0	0	0																		
<b>Inning Stats</b>	R: 2 E: 0 K: 2 S: 16	H: 3 LOB: 2 BB: 1 P: 26	R: 0 E: 0 K: 1 S: 7	H: 0 LOB: 0 BB: 0 P: 7	R: 0 E: 0 K: 0 S: 16	H: 1 LOB: 1 BB: 0 P: 21	R: 1 E: 0 K: 1 S: 10	H: 1 LOB: 0 BB: 0 P: 18	R: 0 E: 0 K: 0 S: 12	H: 2 LOB: 2 BB: 1 P: 23	R: 0 E: 0 K: 0 S: 6	H: 0 LOB: 0 BB: 0 P: 11	R: 0 E: 0 K: 2 S: 10	H: 1 LOB: 1 BB: 0 P: 18	R: 0 E: 0 K: 0 S: 6	H: 0 LOB: 0 BB: 0 P: 8	R: 0 E: 0 K: 0 S: 1	H: 1 LOB: 0 BB: 0 P: 2	1B: 6 2B: 1 3B: 0 HR: 2	SF: 0 SAC: 0 DP: 0 HBP: 0	WP: 0 PB: 0 SB: 0 CS: 0	PA: 34												
<b>PITCHER</b>	IP WLS BF H R ER SO BB IBB HBP BLK WP HR S P ERA WHIP																																	
Omar Daal, L (1, 1) ERA: 4.52	5.0	23	7	3	3	4	2	0	0	0	0	0	0	0	16	29	0.00	0.500																
Jose Santiago, R (6, 1) ERA: 5.19	2.0	7	1	0	0	2	0	0	0	0	0	0	0	0	16	29	0.00	0.500																
Turk Wendell, R (8, 1) ERA: 3.61	1.0	L	4	1	1	1	0	0	0	0	0	0	0	1	7	10	9.00	1.000																

AB 32  
R 4  
H 9  
RBI 4  
BB 2  
SO 6  
LOB 10





Batter	1	2	3	4	5	6	7	8	9	AB	R	H	RBI	BB	SO	LOB	TOP					
Doug Glanville, R (1, 8) OBP: 0.290, SLG: 0.394										5	0	0	0	0	2	3	Philadelphia Phillies @ New York Mets Shea Stadium, Flushing, NY Sun Jul 29 2001, 1:10 PM EDT Att: 38,536 - Cloudy - 73 F					
11 Jimmy Rollins, S (1, 6) OBP: 0.307, SLG: 0.409										4	2	2	0	0	0	0						
Scott Rolen, R (1, 5) OBP: 0.371, SLG: 0.434										3	1	2	2	1	0	0						
Bobby Abreu, L (1, 9) OBP: 0.391, SLG: 0.548										4	1	2	2	0	0	0						
Travis Lee, L (1, 3) OBP: 0.352, SLG: 0.469										3	0	0	0	1	0	0						
Felipe Crespo, S (1, 7) OBP: 0.272, SLG: 0.371										4	0	0	0	0	1	3						
Jose Santiago, R (8, 1)										0	0	0	0	0	0	0						
Rheal Cormier, L (9, 1)										0	0	0	0	0	0	0						
23 Kevin Jordan, R (1, 4) OBP: 0.337, SLG: 0.317										2	1	1	0	2	0	3						
Johnny Estrada, S (1, 2) OBP: 0.294, SLG: 0.378										4	0	2	0	0	0	1						
Nelson Figueroa, R (1, 1) OBP: 0.308, SLG: 0.250										2	0	0	0	0	1	2						
Pat Burrell, R (7, PH) OBP: 0.348, SLG: 0.427										1	0	0	0	0	1	0						
Ricky Bottalico, L (7, 1) OBP: 0.500, SLG: 1.000										0	0	0	0	0	0	0						
Dennis Cook, L (7, 1)										0	0	0	0	0	0	0						
Brian Hunter, R (8, 7) OBP: 0.386, SLG: 0.388										0	0	0	1	0	0	0						
<b>Inning Stats</b>	R: 0 E: 0 K: 1 S: 6	H: 0 LOB: 0 BB: 0 P: 9	R: 0 E: 0 K: 0 S: 7	H: 0 LOB: 0 BB: 0 P: 11	R: 0 E: 0 K: 1 S: 8	H: 1 LOB: 0 BB: 0 P: 12	R: 2 E: 0 K: 0 S: 8	H: 3 LOB: 0 BB: 0 P: 12	R: 0 E: 0 K: 0 S: 5	H: 1 LOB: 2 BB: 1 P: 11	R: 0 E: 0 K: 0 S: 10	H: 1 LOB: 3 BB: 2 P: 20	R: 0 E: 0 K: 2 S: 9	H: 0 LOB: 0 BB: 0 P: 14	R: 2 E: 0 K: 1 S: 11	H: 2 LOB: 0 BB: 0 P: 16	R: 1 E: 0 K: 0 S: 9	H: 1 LOB: 0 BB: 1 P: 15	1B: 6 2B: 1 3B: 0 HR: 2	SF: 1 SAC: 0 DP: 2 HBP: 0	WP: 0 PB: 0 SB: 1 CS: 0	PA: 37
<b>PITCHER</b>	IP	WLS	BF	H	R	ER	SO	BB	IBB	HBP	BLK	WP	HR	S	P	ERA	WHIP					
Kevin Appier, R (1, 1) ERA: 3.92	7.0		28	6	2	2	4	2	1	0	0	0	1	53	89	2.57	1.143					
John Franco, L (8, 1) ERA: 3.92	1.0	B	5	2	2	2	1	0	0	0	0	0	1	11	16	18.00	2.000					
Armando Benitez, R (9, 1) ERA: 3.02	1.0	W	4	1	1	1	0	1	0	0	0	0	0	9	15	9.00	2.000					

Batter	1	2	3	4	5	6	7	8	9	AB	R	H	RBI	BB	SO	LOB	BOTTOM					
Joe McEwing, R (1, 9) OBP: 0.373, SLG: 0.469										5	0	1	0	0	1	2	Philadelphia Phillies @ New York Mets Shea Stadium, Flushing, NY Sun Jul 29 2001, 1:10 PM EDT Att: 38,536 - Cloudy - 73 F					
Desi Relaford, S (1, 4) OBP: 0.369, SLG: 0.448										5	1	3	0	0	0	0						
31 Mike Piazza, R (1, 2) OBP: 0.376, SLG: 0.579										5	2	3	3	0	0	1						
Robin Ventura, L (1, 5) OBP: 0.373, SLG: 0.453										4	0	1	1	0	0	1						
Benny Agbayani, R (1, 7) OBP: 0.349, SLG: 0.388										2	0	1	0	0	0	1						
Jay Payton, R (8, 8) OBP: 0.282, SLG: 0.357										1	1	1	0	0	0	0						
Todd Zeile, R (1, 3) OBP: 0.352, SLG: 0.374										4	0	0	0	0	1	4						
Tsuyoshi Shinjo, R (1, 8) OBP: 0.327, SLG: 0.436										3	1	1	2	1	0	1						
Rey Ordenez, R (1, 6) OBP: 0.284, SLG: 0.317										4	0	1	0	0	0	2						
Kevin Appier, R (1, 1) OBP: 0.077, SLG: 0.053										2	0	0	0	0	0	1						
Lenny Harris, L (7, PH) OBP: 0.283, SLG: 0.255										0	1	0	0	1	0	0						
John Franco, L (8, 1)										0	0	0	0	0	0	0						
Mark Johnson, L (8, PH) OBP: 0.325, SLG: 0.371										1	0	1	0	0	0	0						
Armando Benitez, R (9, 1)										0	0	0	0	0	0	0						
<b>Inning Stats</b>	R: 2 E: 0 K: 0 S: 14	H: 3 LOB: 1 BB: 0 P: 24	R: 0 E: 0 K: 0 S: 7	H: 1 LOB: 0 BB: 0 P: 7	R: 0 E: 0 K: 0 S: 7	H: 0 LOB: 0 BB: 0 P: 10	R: 0 E: 0 K: 0 S: 10	H: 1 LOB: 1 BB: 0 P: 15	R: 0 E: 0 K: 0 S: 9	H: 3 LOB: 2 BB: 0 P: 12	R: 0 E: 0 K: 1 S: 12	H: 0 LOB: 2 BB: 1 P: 23	R: 1 E: 0 K: 1 S: 13	H: 1 LOB: 1 BB: 1 P: 23	R: 2 E: 0 K: 0 S: 9	H: 3 LOB: 1 BB: 0 P: 12	R: 1 E: 0 K: 0 S: 5	H: 1 LOB: 0 BB: 0 P: 8	1B: 9 2B: 1 3B: 1 HR: 2	SF: 0 SAC: 0 DP: 0 HBP: 1	WP: 0 PB: 0 SB: 1 CS: 1	PA: 39
<b>PITCHER</b>	IP	WLS	BF	H	R	ER	SO	BB	IBB	HBP	BLK	WP	HR	S	P	ERA	WHIP					
Nelson Figueroa, R (1, 1) ERA: 2.72	6.0		26	8	2	2	1	1	0	1	0	0	0	59	91	3.00	1.500					
Ricky Bottalico, R (7, 1) ERA: 3.98	0.2		4	1	1	1	1	1	0	0	0	0	0	10	17	13.50	3.000					
Dennis Cook, L (7, 1) ERA: 4.21	0.1		1	0	0	0	0	0	0	0	0	0	0	3	6	0.00	0.000					
Jose Santiago, R (8, 1) ERA: 5.37	1.0	B	6	3	2	2	0	0	0	0	0	0	1	9	12	18.00	3.000					
Rheal Cormier, L (9, 1) ERA: 3.72	0.1	L	2	1	1	1	0	0	0	0	0	0	1	5	8	27.00	3.000					



Batter	1	2	3	4	5	6	7	8	9	10	AB	R	H	RBI	BB	SO	LOB					
Joe McEwing, R OBP: 0.369, SLG: 0.462 (1, 7)	1-3 K	0-3 K		1-1 G1-3 1B		2-2 CS	0-3 K		2-2 L3		5	0	1	0	0	3	4					
Matt Lawton, L OBP: 0.396, SLG: 0.437 (1, 9)	1-0 31 WP 1B	4-2 31 FC5-4 BB		0-2 G1-3			0-3 K			2-1 G4-3	4	0	1	0	1	1	1					
31 Mike Piazza, R OBP: 0.376, SLG: 0.574 (1, 2)	3-2 1B	1-2 FC5-4		1-2 G6-3			1-3 K			4-0 IBB	3	0	0	0	1	1	4					
Robin Ventura, L OBP: 0.371, SLG: 0.447 (1, 5)	3-2 F8			4-1 WP SF9 BB		1-1 G3			2-3 K	0-1 F7	4	1	0	0	1	1	3					
Tsuyoshi Shinjo, R OBP: 0.320, SLG: 0.427 (1, 8)	0-1 G3-1			0-1 F7		1-2 G3-1			3-2 F8	2-3 K	5	0	0	0	0	1	4					
Todd Zeile, R OBP: 0.353, SLG: 0.372 (1, 3)				4-2 1B FC4-6 HBP		2-1 F8			3-3 K		2	1	0	0	1	1	0					
Edgardo Alfonzo, R OBP: 0.313, SLG: 0.397 (1, 4)				1-1 FC4-6 1B		2-0 SF9			1-2 SH1-4		3	0	2	1	0	0	0					
Rey Ordonez, R OBP: 0.287, SLG: 0.320 (1, 6)				0-0 FC4-6 1B		1-2 G1-3			0-1 SH1-4		3	0	2	0	0	0	1					
Glendon Rusch, L OBP: 0.108, SLG: 0.083 (7, 1)				2-1 FC4-6 BB		2-3 K			4-2 L3 BB		3	0	0	1	0	1	3					
Rick White, R (7, 1)						0-0 G6-3					0	0	0	0	0	0	0					
Jay Payton, R OBP: 0.285, SLG: 0.357 (9, PH)											0	0	0	0	1	0	0					
Jerrold Riggan, R (9, 1)											0	0	0	0	0	0	0					
<b>Inning Stats</b>	R: 0 E: 0 K: 1 S: 16	H: 1 LOB: 2 BB: 0 P: 24	R: 1 E: 0 K: 1 S: 15	H: 2 LOB: 3 BB: 1 P: 25	R: 1 E: 0 K: 0 S: 9	H: 0 LOB: 1 BB: 2 P: 20	R: 0 E: 0 K: 1 S: 11	H: 1 LOB: 0 BB: 0 P: 15	R: 0 E: 0 K: 0 S: 7	H: 0 LOB: 0 BB: 0 P: 11	R: 0 E: 0 K: 3 S: 12	H: 0 LOB: 0 BB: 0 P: 13	R: 0 E: 0 K: 2 S: 9	H: 0 LOB: 0 BB: 0 P: 17	R: 0 E: 0 K: 0 S: 10	H: 1 LOB: 1 BB: 1 P: 17	R: 0 E: 0 K: 1 S: 8	H: 0 LOB: 1 BB: 1 P: 16	1B: 5 2B: 2 3B: 0 HR: 0	SF: 1 SAC: 1 DP: 1 HBP: 2	WP: 2 PB: 0 SB: 1 CS: 1	PA: 42
<b>PITCHER</b>	IP	WLS	BF	H	R	ER	SO	BB	IBB	HBP	BLK	WP	HR	S	P	ERA	WHIP					
Dave Micki, R ERA: 6.57 (1, 1)	6.0		27	5	2	2	3	3	0	0	0	2	0	64	105	3.00	1.333					
Octavio Dotel, R ERA: 2.71 (7, 1)	1.0		3	0	0	0	3	0	0	0	0	0	0	12	13	0.00	0.000					
Michael Jackson, R ERA: 4.2 (8, 1)	1.0		3	0	0	0	2	0	0	0	0	0	0	9	17	0.00	0.000					
Billy Wagner, L ERA: 3.29 (9, 1)	1.0		4	1	0	0	0	1	0	0	0	0	0	10	17	0.00	2.000					
Nelson Cruz, R ERA: 3.63 (10, 1)	1.0	W	4	0	0	0	1	0	1	0	0	0	0	8	16	0.00	0.000					

**New York Mets @ Houston Astros**  
 Enron Field, Houston, TX  
 Tue Jul 31 2001, 8:05 PM EDT  
 Att. 33,006 - Dome - 72 F


AB 32  
 R 2  
 H 6  
 RBI 2  
 BB 5  
 SO 9  
 LOB 20



Batter	1	2	3	4	5	6	7	8	9	10	AB	R	H	RBI	BB	SO	LOB					
Craig Biggio, R OBP: 0.393, SLG: 0.493 (1, 4)	1-2 F8		2-2 F8			2-1 F8		0-2 G4-3		0-1 HR	5	1	1	1	0	0	0					
Julio Lugo, R OBP: 0.323, SLG: 0.403 (1, 6)	0-2 G5-3		0-0 F2			2-3 K		0-0 F8			4	0	0	0	0	1	0					
5 Jeff Bagwell, R OBP: 0.369, SLG: 0.571 (1, 3)	3-2 F8			0-2 F7		2-3 K		2-1 17 1B			4	0	1	0	0	1	0					
17 Lance Berkman, S OBP: 0.439, SLG: 0.673 (1, 7)		3-2 F9		0-1 G4-3		0-0 HBP FC6-2 1B		2-0 1B		1-2 1B	4	0	2	0	0	0	0					
Moises Alou, R OBP: 0.412, SLG: 0.610 (1, 9)		3-2 HR 1B		1-0 1B		0-0 FC6-2 HBP 1B		1-1 L5			4	1	3	0	0	0	2					
Richard Hidalgo, R OBP: 0.359, SLG: 0.465 (1, 8)		1-1 HR		0-3 K		2-2 FC6-2 HBP		0-6 F7			3	1	1	2	0	1	1					
Vinny Castilla, R OBP: 0.303, SLG: 0.470 (1, 5)		0-1 G6-3			1-0 G5-3		1-1 FC6-2		0-1 G5-3		4	0	0	0	0	0	3					
Brad Ausmus, R OBP: 0.290, SLG: 0.289 (7, PH)		1-0 F8			0-1 G4-3		0-3 K		3-2 G4-3		2	0	0	0	0	0	0					
Orlando Hernandez, S OBP: 0.346, SLG: 0.289 (7, PH)											1	0	0	0	0	1	3					
Michael Jackson, R (8, 1)											0	0	0	0	0	0	0					
Billy Wagner, L (8, 1)											0	0	0	0	0	0	0					
Tony Eusebio, R OBP: 0.203, SLG: 0.473 (9, PH)											1	0	0	0	0	0	0					
Nelson Cruz, R OBP: 0.285, SLG: 0.250 (10, 1)											0	0	0	0	0	0	0					
Dave Micki, R OBP: 0.111, SLG: 0.111 (1, 1)				1-0 F9		2-2 F3		3-3 K		2-3 K	2	0	0	0	0	0	0					
Octavio Dotel, R OBP: 0.091, SLG: 0.091 (7, 1)											0	0	0	0	0	0	0					
Daryle Ward, L OBP: 0.324, SLG: 0.468 (7, PH)											1	0	0	0	0	1	3					
Scott Servais, R OBP: 0.333, SLG: 0.333 (8, 2)											1	0	0	0	0	1	0					
<b>Inning Stats</b>	R: 0 E: 0 K: 0 S: 11	H: 0 LOB: 0 BB: 0 P: 15	R: 2 E: 0 K: 0 S: 17	H: 2 LOB: 0 BB: 0 P: 25	R: 0 E: 0 K: 0 S: 6	H: 0 LOB: 0 BB: 0 P: 9	R: 0 E: 0 K: 1 S: 9	H: 1 LOB: 1 BB: 0 P: 10	R: 0 E: 0 K: 0 S: 6	H: 0 LOB: 0 BB: 0 P: 9	R: 0 E: 0 K: 2 S: 16	H: 2 LOB: 3 BB: 0 P: 22	R: 0 E: 0 K: 0 S: 9	H: 2 LOB: 2 BB: 0 P: 14	R: 0 E: 0 K: 0 S: 8	H: 0 LOB: 0 BB: 0 P: 11	R: 1 E: 0 K: 1 S: 6	H: 1 LOB: 0 BB: 0 P: 8	1B: 6 2B: 0 3B: 0 HR: 2	SF: 0 SAC: 0 DP: 0 HBP: 1	WP: 0 PB: 0 SB: 0 CS: 0	PA: 37
<b>PITCHER</b>	IP	WLS	BF	H	R	ER	SO	BB	IBB	HBP	BLK	WP	HR	S	P	ERA	WHIP					
Glendon Rusch, L ERA: 4.6 (1, 1)	6.0		24	5	2	2	3	0	0	0	0	0	1	64	91	3.00	0.833					
Rick White, R ERA: 3.65 (7, 1)	2.0		8	2	0	0	2	0	0	0	0	0	0	18	27	0.00	1.000					
Jerrold Riggan, R ERA: 4.26 (9, 1)	1.1	L	5	1	1	1	1	0	0	0	0	0	1	14	19	6.75	0.750					

**New York Mets @ Houston Astros**  
 Enron Field, Houston, TX  
 Tue Jul 31 2001, 8:05 PM EDT  
 Att. 33,006 - Dome - 72 F

AB 36  
 R 3  
 H 8  
 RBI 3  
 BB 0  
 SO 6  
 LOB 12





Batter	1	2	3	4	5	6	7	8	9	10	AB	R	H	RBI	BB	SO	LOB	TOP				
<b>Matt Lawton, L</b> OBP: 0.399, SLG: 0.438 (1, 9)											4	1	2	1	1	1	0	<b>New York Mets @ Houston Astros</b> Enron Field, Houston, TX Wed Aug 01 2001, 8:05 PM EDT Alt. 33,124 - Dome - 72 F				
<b>Eduardo Alfonzo, R</b> OBP: 0.314, SLG: 0.406 (1, 4)											4	1	1	3	1	0	1					
<b>Robin Ventura, L</b> OBP: 0.374, SLG: 0.446 (1, 5)											3	1	1	0	2	0	0					
<b>31 Mike Piazza, R</b> OBP: 0.351, SLG: 0.568 <b>Vance Wilson, R</b> OBP: 0.421, SLG: 0.500 (10, 2)											5	2	1	0	0	1	2					
<b>Todd Zeile, R</b> OBP: 0.356, SLG: 0.376 (1, 3)											5	1	3	2	0	2	0					
<b>Benny Abayanti, R</b> OBP: 0.351, SLG: 0.394 <b>Rick White, R</b> (9, 1)											4	0	2	1	0	2	1					
<b>Mark Johnson, L</b> OBP: 0.321, SLG: 0.366 <b>Donne Wall, R</b> (10, 1)											5	0	0	0	0	3	3					
<b>Jay Payton, R</b> OBP: 0.279, SLG: 0.349 (1, 8)											3	0	0	0	0	1	0					
<b>Rey Ordonez, R</b> OBP: 0.285, SLG: 0.317 <b>Lenny Harris, L</b> OBP: 0.270, SLG: 0.262 <b>Joe McEwing, R</b> OBP: 0.389, SLG: 0.462 (10, 6)											1	1	1	0	0	0	0					
<b>Bruce Chen, L</b> OBP: 0.100, SLG: 0.100 <b>Grant Roberts, R</b> (7, 1)											2	0	0	0	0	1	0					
<b>Desi Relaford, S</b> OBP: 0.368, SLG: 0.445 <b>John Franco, L</b> (8, 1)											1	0	0	0	0	0	0					
<b>Tsuyoshi Shinjo, R</b> OBP: 0.323, SLG: 0.429 (9, 7)											1	1	1	0	0	0	0					
<b>Inning Stats</b>	R: 0 E: 0 K: 0 S: 9	H: 1 LOB: 0 BB: 0 P: 16	R: 0 E: 0 K: 2 S: 14	H: 1 LOB: 1 BB: 0 P: 20	R: 0 E: 0 K: 2 S: 9	H: 0 LOB: 0 BB: 0 P: 13	R: 2 E: 1 K: 0 S: 19	H: 2 LOB: 1 BB: 1 P: 33	R: 0 E: 0 K: 0 S: 7	H: 0 LOB: 2 BB: 0 P: 19	R: 0 E: 0 K: 1 S: 6	H: 0 LOB: 0 BB: 0 P: 12	R: 0 E: 0 K: 1 S: 7	H: 0 LOB: 0 BB: 0 P: 13	R: 0 E: 0 K: 2 S: 10	H: 1 LOB: 1 BB: 0 P: 16	R: 6 E: 0 K: 3 S: 32	H: 7 LOB: 1 BB: 0 P: 44	1B: 9 2B: 2 3B: 0 HR: 1	SF: 0 SAC: 0 DP: 1 HBP: 0	WP: 1 PB: 0 SB: 0 CS: 0	PA: 43
<b>PITCHER</b>	IP 4.2	WLS 2	BF 20	H 4	R 2	ER 1	SO 4	BB 3	IBB 0	HBP 0	BLK 0	WP 1	HR 0	S 57	P 98	ERA 1.93	WHIP 1.500					
<b>Tim Redding, R</b> ERA: 5.79 <b>Ron Villone, L</b> ERA: 6.26 <b>Mike Williams, R</b> ERA: 3.59 <b>Billy Wagner, L</b> ERA: 3.21 <b>Michael Jackson, R</b> ERA: 5.39 (10, 1)	IP 0.2	WLS 0	BF 3	H 1	R 0	ER 0	SO 2	BB 0	IBB 0	HBP 0	BLK 0	WP 0	HR 0	S 10	P 14	ERA 0.00	WHIP 1.500					

AB	39
R	8
H	12
RBI	7
BB	4
SO	12
LOB	8





Batter	1	2	3	4	5	6	7	8	9	10	AB	R	H	RBI	BB	SO	LOB	BOTTOM				
<b>Craig Biggio, R</b> OBP: 0.393, SLG: 0.490 (1, 4)											4	0	1	0	1	1	0	<b>New York Mets @ Houston Astros</b> Enron Field, Houston, TX Wed Aug 01 2001, 8:05 PM EDT Alt. 33,124 - Dome - 72 F				
<b>Julio Lugo, R</b> OBP: 0.324, SLG: 0.403 (1, 6)											5	1	2	0	0	1	3					
<b>5 Jeff Bagwell, R</b> OBP: 0.391, SLG: 0.568 (1, 3)											2	1	0	0	3	1	3					
<b>17 Lance Berkman, S</b> OBP: 0.438, SLG: 0.668 (1, 7)											3	0	0	0	1	0	3					
<b>Moises Alou, R</b> OBP: 0.408, SLG: 0.605 (1, 9)											3	0	0	1	0	0	0					
<b>Richard Hidalgo, R</b> OBP: 0.358, SLG: 0.461 (1, 8)											3	0	0	1	1	0	1					
<b>Vinny Castilla, R</b> OBP: 0.299, SLG: 0.464 (1, 5)											4	0	0	0	0	1	3					
<b>Brad Ausmus, R</b> OBP: 0.258, SLG: 0.287 <b>Orlando Merced, S</b> OBP: 0.342, SLG: 0.521 <b>Scott Servais, R</b> OBP: 0.385, SLG: 0.385 (8, 2)											2	0	0	0	0	0	0					
<b>Tim Redding, R</b> ERA: 5.79 <b>Ron Villone, L</b> ERA: 6.26 <b>Mike Williams, R</b> ERA: 3.59 <b>Jose Vizcaino, S</b> ERA: 3.21 <b>Billy Wagner, L</b> ERA: 5.39 <b>Michael Jackson, R</b> ERA: 5.39 (10, 1)	IP 6.0	WLS 2	BF 22	H 2	R 2	ER 2	SO 3	BB 4	IBB 0	HBP 0	BLK 0	WP 0	HR 0	S 52	P 87	ERA 3.00	WHIP 1.000					
<b>Tim Redding, R</b> ERA: 5.79 <b>Ron Villone, L</b> ERA: 6.26 <b>Mike Williams, R</b> ERA: 3.59 <b>Jose Vizcaino, S</b> ERA: 3.21 <b>Billy Wagner, L</b> ERA: 5.39 <b>Michael Jackson, R</b> ERA: 5.39 (10, 1)	IP 1.0	WLS 0	BF 4	H 0	R 0	ER 0	SO 1	BB 0	IBB 0	HBP 0	BLK 0	WP 0	HR 0	S 7	P 9	ERA 0.00	WHIP 0.000					
<b>John Franco, L</b> ERA: 3.83 <b>Rick White, R</b> ERA: 3.57 <b>Donne Wall, R</b> ERA: 5.46 (10, 1)	IP 1.0	WLS 0	BF 3	H 0	R 0	ER 0	SO 0	BB 0	IBB 0	HBP 0	BLK 0	WP 0	HR 0	S 9	P 13	ERA 0.00	WHIP 0.000					
<b>John Franco, L</b> ERA: 3.83 <b>Rick White, R</b> ERA: 3.57 <b>Donne Wall, R</b> ERA: 5.46 (10, 1)	IP 1.0	WLS 0	BF 5	H 2	R 0	ER 0	SO 1	BB 0	IBB 0	HBP 0	BLK 0	WP 0	HR 0	S 10	P 15	ERA 0.00	WHIP 2.000					
<b>Inning Stats</b>	R: 0 E: 0 K: 0 S: 8	H: 1 LOB: 1 BB: 0 P: 10	R: 0 E: 0 K: 0 S: 8	H: 0 LOB: 1 BB: 1 P: 13	R: 0 E: 0 K: 2 S: 9	H: 0 LOB: 0 BB: 0 P: 11	R: 0 E: 0 K: 1 S: 11	H: 0 LOB: 0 BB: 1 P: 18	R: 0 E: 0 K: 0 S: 6	H: 0 LOB: 0 BB: 0 P: 12	R: 2 E: 1 K: 1 S: 11	H: 1 LOB: 2 BB: 2 P: 22	R: 0 E: 0 K: 1 S: 8	H: 0 LOB: 2 BB: 2 P: 19	R: 0 E: 0 K: 0 S: 9	H: 0 LOB: 0 BB: 0 P: 13	R: 0 E: 0 K: 1 S: 10	H: 2 LOB: 2 BB: 0 P: 15	1B: 4 2B: 0 3B: 0 HR: 0	SF: 1 SAC: 0 DP: 1 HBP: 0	WP: 0 PB: 0 SB: 0 CS: 1	PA: 40
<b>PITCHER</b>	IP 6.0	WLS 2	BF 22	H 2	R 2	ER 2	SO 3	BB 4	IBB 0	HBP 0	BLK 0	WP 0	HR 0	S 52	P 87	ERA 3.00	WHIP 1.000					
<b>Bruce Chen, L</b> ERA: 4.87 <b>Grant Roberts, R</b> ERA: 4.87 <b>John Franco, L</b> ERA: 3.83 <b>Rick White, R</b> ERA: 3.57 <b>Donne Wall, R</b> ERA: 5.46 (10, 1)	IP 1.0	WLS 0	BF 4	H 0	R 0	ER 0	SO 1	BB 0	IBB 0	HBP 0	BLK 0	WP 0	HR 0	S 7	P 9	ERA 0.00	WHIP 0.000					

AB	32
R	2
H	4
RBI	2
BB	6
SO	6
LOB	16





Batter	1	2	3	4	5	6	7	8	9	10	AB	R	H	RBI	BB	SO	LOB	TOP									
<b>Matt Lawton, L</b> OBP: 0.397, SLG: 0.433 (1, 9)	L5	K		G3			2B HBP		P6		4	1	0	0	0	1	3	<b>New York Mets @ Houston Astros</b> Enron Field, Houston, TX Thu Aug 02 2001, 8:05 PM EDT Att. 34,257 - Dome - 72 F  livebaseballscorecards.com  <b>AB</b> 37 <b>R</b> 3 <b>H</b> 10 <b>RBI</b> 3 <b>BB</b> 0 <b>SO</b> 8 <b>LOB</b> 14  									
<b>Eduardo Alfonso, R</b> OBP: 0.316, SLG: 0.413 (1, 4)		FC6-4 2B			F9		2B		G4-3		5	0	2	1	0	0	2										
<b>Robin Ventura, L</b> OBP: 0.369, SLG: 0.439 (1, 5)	K			L6		F7		P6	G4-3		5	0	0	0	0	1	2										
<b>31 Mike Piazza, R</b> <b>Jerrold Riggan, R</b> (1, 2) (10, 1)	G6-3			1B		G1-3		1B 1B	K		5	0	2	0	0	1	1										
<b>Todd Zeile, R</b> OBP: 0.355, SLG: 0.376 (1, 3)		SH5-3 2B		F8		K		F8			4	1	1	0	0	1	2										
<b>Tsuyoshi Shinjo, R</b> OBP: 0.323, SLG: 0.428 (8, 7)		SH5-3		F8		K		G5-4-3 1B			3	0	1	0	0	1	1										
<b>Benny Agbayani, R</b> <b>Jay Payton, R</b> OBP: 0.354, SLG: 0.397 OBP: 0.279, SLG: 0.349 (1, 7) (8, 8)		2B				CS HBP		G5-4-3			3	1	1	1	0	0	2										
<b>Desi Relaford, S</b> <b>Armando Benitez, R</b> OBP: 0.366, SLG: 0.447 (9, 1)		2B						F8			4	0	1	1	0	2	1										
<b>Vance Wilson, R</b> OBP: 0.421, SLG: 0.500 (10, 2)	1B	2B						F8			0	0	0	0	0	0	0										
<b>Steve Trachsel, R</b> <b>John Franco, L</b> OBP: 0.133, SLG: 0.167 (8, 1)		2B						L8			3	0	2	0	0	0	0										
<b>Lenny Harris, L</b> <b>Rey Ordóñez, R</b> OBP: 0.267, SLG: 0.259 OBP: 0.285, SLG: 0.317 (9, PH) (9, 6)		FC6-4 1B							K		1	0	0	0	0	1	0										
<b>Inning Stats</b>	R: 0 E: 0 K: 1 S: 8	H: 1 LOB: 1 BB: 0 P: 10	R: 2 E: 0 K: 1 S: 17	H: 4 LOB: 2 BB: 0 P: 25	R: 0 E: 0 K: 0 S: 10	H: 1 LOB: 1 BB: 0 P: 11	R: 0 E: 0 K: 1 S: 7	H: 0 LOB: 0 BB: 0 P: 14	R: 0 E: 0 K: 2 S: 12	H: 0 LOB: 0 BB: 0 P: 18	R: 1 E: 0 K: 0 S: 10	H: 1 LOB: 1 BB: 0 P: 16	R: 0 E: 0 K: 0 S: 8	H: 2 LOB: 1 BB: 0 P: 10	R: 0 E: 0 K: 2 S: 7	H: 0 LOB: 0 BB: 0 P: 10	R: 0 E: 0 K: 1 S: 7	H: 0 LOB: 0 BB: 0 P: 10	1B: 6 2B: 4 3B: 0 HR: 0	SF: 0 SAC: 1 DP: 1 HBP: 2	WP: 0 PB: 0 SB: 1 CS: 1	PA: 40					
<b>PITCHER</b>	IP	WLS	BF	H	R	ER	SO	BB	IBB	HBP	BLK	WP	HR	S	P	ERA	WHIP										
<b>Pedro Astacio, R</b> ERA: 5.4 (1, 1)	7.1		33	10	3	3	5	0	0	2	0	0	0	79	119	3.68	1.364										
<b>Nelson Cruz, R</b> ERA: 3.53 (8, 1)	1.2	4	0	0	0	2	0	0	0	0	0	0	0	8	11	0.00	0.000										
<b>Mike Williams, R</b> ERA: 3.5 (10, 1)	1.0	W	3	0	0	0	1	0	0	0	0	0	0	7	10	0.00	0.000										

Batter	1	2	3	4	5	6	7	8	9	10	AB	R	H	RBI	BB	SO	LOB	BOTTOM									
<b>Craig Biggio, R</b> OBP: 0.395, SLG: 0.492 (1, 4)	P5			P6				FC4-6 1B		17 FC6-4 SH3 1B	5	1	3	1	0	0	0	<b>New York Mets @ Houston Astros</b> Enron Field, Houston, TX Thu Aug 02 2001, 8:05 PM EDT Att. 34,257 - Dome - 72 F  livebaseballscorecards.com  <b>AB</b> 33 <b>R</b> 4 <b>H</b> 8 <b>RBI</b> 4 <b>BB</b> 6 <b>SO</b> 6 <b>LOB</b> 15  									
<b>Julio Lugo, R</b> OBP: 0.321, SLG: 0.399 (1, 6)	K			K				FC4-6		SH3	4	0	0	0	0	3	2										
<b>5 Jeff Bagwell, R</b> OBP: 0.391, SLG: 0.565 (1, 3)	K			F8				F9		17 BB DI 1B	4	1	1	0	1	1	0										
<b>17 Lance Berkman, S</b> OBP: 0.439, SLG: 0.666 (1, 8)		F8				G6-4-3 1B		FC5 BB BB		FC6-4 1B	3	1	1	0	2	0	2										
<b>Moises Alou, R</b> OBP: 0.408, SLG: 0.601 (1, 9)		F9				G6-4-3		F8		2B BB	4	0	1	1	1	0	2										
<b>Darby Ward, L</b> OBP: 0.320, SLG: 0.456 (1, 7)		G3-1				G6-3		FC5 BB		F7-2 BB	3	0	0	0	1	1	3										
<b>Vinny Castilla, R</b> OBP: 0.299, SLG: 0.463 (1, 5)				P3				FC5		2B	3	1	1	0	0	0	2										
<b>Nelson Cruz, R</b> OBP: 0.250, SLG: 0.250 (8, 1)						SH3-4 1B				1-3 2-4 3-H	0	0	0	0	0	0	0										
<b>Oriando Merced, S</b> OBP: 0.350, SLG: 0.542 (9, PH)								L9		G5-3	3	0	0	0	0	0	1										
<b>Scott Servais, R</b> OBP: 0.385, SLG: 0.385 (10, 2)										F9	1	0	0	0	0	1	0										
<b>Brad Ausmus, R</b> OBP: 0.255, SLG: 0.284 (1, 2)										F7-2	1	0	0	0	0	0	0										
<b>Richard Hidalgo, R</b> OBP: 0.359, SLG: 0.461 (9, PH)											1	0	0	0	0	0	0										
<b>Mike Williams, R</b> (10, 1)											1	0	0	0	0	0	3										
<b>Pedro Astacio, R</b> OBP: 0.093, SLG: 0.093 (1, 1)	7.0		25	3	1	1	5	2	0	0	0	0	0	59	99	1.29	0.714										
<b>John Franco, L</b> ERA: 3.74 (8, 1)	1.0	H	4	1	0	0	0	0	0	0	0	0	0	12	18	0.00	1.000										
<b>Armando Benitez, R</b> ERA: 3.33 (9, 1)	1.0	B	7	2	2	2	1	2	1	0	0	0	0	21	38	18.00	4.000										
<b>Jerrold Riggan, R</b> ERA: 4.5 (10, 1)	0.2	L	5	2	1	1	0	0	1	0	0	0	0	4	10	13.50	3.000										
<b>Inning Stats</b>	R: 0 E: 0 K: 2 S: 8	H: 0 LOB: 0 BB: 0 P: 14	R: 0 E: 0 K: 0 S: 5	H: 0 LOB: 0 BB: 0 P: 7	R: 0 E: 0 K: 1 S: 10	H: 0 LOB: 0 BB: 0 P: 16	R: 0 E: 0 K: 1 S: 8	H: 0 LOB: 0 BB: 0 P: 15	R: 0 E: 0 K: 0 S: 6	H: 1 LOB: 0 BB: 0 P: 10	R: 1 E: 0 K: 1 S: 10	H: 2 LOB: 1 BB: 0 P: 14	R: 0 E: 0 K: 0 S: 12	H: 0 LOB: 2 BB: 2 P: 23	R: 0 E: 0 K: 0 S: 12	H: 1 LOB: 1 BB: 0 P: 18	R: 2 E: 0 K: 1 S: 21	H: 2 LOB: 2 BB: 3 P: 38	R: 1 E: 0 K: 0 S: 4	H: 2 LOB: 2 BB: 1 P: 10	1B: 7 2B: 2 3B: 0 HR: 0	SF: 0 SAC: 2 DP: 2 HBP: 0	WP: 0 PB: 0 SB: 0 CS: 0	PA: 41			
<b>PITCHER</b>	IP	WLS	BF	H	R	ER	SO	BB	IBB	HBP	BLK	WP	HR	S	P	ERA	WHIP										



Batter	1	2	3	4	5	6	7	8	9	AB	R	H	RBI	BB	SO	LOB	TOP						
Joe McEwing, R (1,5) OBP: 0.362, SLG: 0.453	2-2 F7		2-1 F7			2-2 G6-3		1-0 F9		4	0	0	0	0	0	0							
Eduardo Alfonzo, R (1,4) OBP: 0.315, SLG: 0.411	1-2 F8			2-1 1B		1-2 F8		3-1 L9		4	0	1	0	0	0	0							
31 Mike Piazza, R (1,2) OBP: 0.370, SLG: 0.559	3-3 K			2-2 F8		3-3 K		2-1 G6-3		4	0	0	0	0	2	1							
Tsuyoshi Shinjo, R (1,9) OBP: 0.318, SLG: 0.421		1-3 K BB		0-1 F5				1-0 G5-3		4	0	0	0	0	2	1							
Todd Zeile, R (1,3) OBP: 0.353, SLG: 0.373		0-3 K		3-1 F9				2-2 G5-3		3	0	0	0	0	1	2							
Benny Agbayani, R (1,7) OBP: 0.360, SLG: 0.407		4-1 G4-6-3 BB		3-2 3B				4-2 BB		1	0	1	0	2	0	0							
Jay Payton, R (1,8) OBP: 0.275, SLG: 0.344		2-2 G4-6-3		1-3 K				3-2 G4-3		3	0	0	0	0	1	4							
Rey Ordenez, R (1,6) OBP: 0.282, SLG: 0.314			1-1 F9		1-3 K			1-1 G3		3	0	0	0	0	1	1							
Al Leiter, L (1,1) OBP: 0.081, SLG: 0.029			0-3 K		2-2 P5			1-0 G6-3		1	0	0	0	0	1	0							
Desi Relaford, S (5,PH) OBP: 0.364, SLG: 0.444										1	0	0	0	0	0	1							
Grant Roberts, R (5,1) OBP: 0.400, SLG: 0.474										0	0	0	0	0	0	0							
Vance Wilson, R (8,PH) OBP: 0.400, SLG: 0.474										1	0	0	0	0	0	0							
Donne Wall, R (8,1)										0	0	0	0	0	0	0							
<b>Inning Stats</b>	R: 0 H: 0 E: 0 K: 1 S: 12	H: 0 LOB: 0 BB: 0 P: 18	R: 0 H: 0 E: 0 K: 2 S: 12	H: 0 LOB: 1 BB: 1 P: 19	R: 0 H: 0 E: 0 K: 1 S: 7	H: 0 LOB: 0 BB: 0 P: 10	R: 0 H: 1 E: 0 K: 0 S: 11	H: 1 LOB: 1 BB: 0 P: 18	R: 0 H: 1 E: 0 K: 2 S: 13	H: 1 LOB: 1 BB: 0 P: 20	R: 0 H: 0 E: 0 K: 1 S: 10	H: 0 LOB: 0 BB: 0 P: 16	R: 0 H: 0 E: 0 K: 1 S: 16	H: 0 LOB: 1 BB: 1 P: 25	R: 0 H: 0 E: 0 K: 0 S: 4	H: 0 LOB: 0 BB: 0 P: 7	R: 0 H: 0 E: 0 K: 0 S: 5	H: 0 LOB: 0 BB: 0 P: 11	1B: 1 2B: 0 3B: 1 HR: 0	SF: 0 SAC: 0 DP: 1 HBP: 0	WP: 0 PB: 1 CS: 0	PA: 31	
<b>PITCHER</b>	IP	WLS	BF	H	R	ER	SO	BB	IBB	HBP	BLK	WP	HR	S	P	ERA	WHIP					ERA	WHIP
Randy Johnson, L (1,1) ERA: 2.45	7.0	W	25	2	0	0	8	2	0	0	0	0	0	81	126	0.00	0.571						
Troy Brohawn, L (8,1) ERA: 3.75	2.0		6	0	0	0	0	0	0	0	0	0	0	9	18	0.00	0.000						

New York Mets @ Arizona Diamondbacks  
Bank One Ballpark, Phoenix, AZ  
Fri Aug 03 2001, 10:05 PM EDT  
Att: 43,806 - Dome - 72 F

AB	29
R	0
H	2
RBI	0
BB	2
SO	8
LOB	10



Batter	1	2	3	4	5	6	7	8	9	AB	R	H	RBI	BB	SO	LOB	BOTTOM						
Craig Counsell, L (1,6) OBP: 0.360, SLG: 0.375	2-2 F8		2-2 2B	0-2 FC1-4 1B		2-1 2H 1B		2-3 K		5	1	3	1	0	1	1							
Junior Spivey, R (1,4) OBP: 0.367, SLG: 0.382	4-1 1B BB		0-0 2B	0-0 FC1-4 1B		3-3 K		2-2 F9		4	2	1	1	1	1	3							
Luis Gonzalez, L (1,7) OBP: 0.438, SLG: 0.743	1-2 P5		2-0 G6-3 HR	0-1 G4-3				2-1 HR		4	2	2	2	0	0	2							
Danny Bautista, R (1,8) OBP: 0.317, SLG: 0.348	1-0 1B		3-2 G6-3		1-1 G3-6-3 1B			0-2 F9		4	0	2	0	0	0	1							
Mark Grace, L (1,3) OBP: 0.400, SLG: 0.502	1-3 1B		2-3 F8		0-0 G3-6-3 1B			0-1 G4-3		4	0	1	1	0	0	2							
Matt Williams, R (1,5) OBP: 0.318, SLG: 0.464	1-2 3H 1B		3-2 HR		1-1 F8			0-1 1B		4	1	2	2	0	0	2							
Troy Brohawn, L (8,1)			3-2 HR							0	0	0	0	0	0	0							
Reggie Sanders, R (1,9) OBP: 0.308, SLG: 0.503		2-0 P4	1-1 S 1B			2-2 S 1B		0-0 F7		4	1	2	0	0	0	1							
Mike DiFelice, R (1,2) OBP: 0.249, SLG: 0.282		3-3 K	0-2 P6			1-3 K		1-0 F9		4	0	0	0	0	2	2							
Randy Johnson, R (1,1) OBP: 0.120, SLG: 0.083		0-1 G4-3			0-1 G4-3			2-2 1B		3	0	0	0	0	1	1							
Alex Cintron, S (8,6) OBP: 0.333, SLG: 0.333										1	0	1	0	0	0	0							
<b>Inning Stats</b>	R: 1 H: 2 E: 0 K: 0 S: 12	H: 2 LOB: 2 BB: 1 P: 20	R: 0 H: 0 E: 0 K: 1 S: 7	H: 0 LOB: 0 BB: 0 P: 12	R: 4 H: 5 E: 0 K: 0 S: 21	H: 5 LOB: 1 BB: 0 P: 32	R: 0 H: 1 E: 0 K: 0 S: 8	H: 1 LOB: 1 BB: 0 P: 8	R: 0 H: 1 E: 0 K: 0 S: 5	H: 1 LOB: 0 BB: 0 P: 7	R: 1 H: 2 E: 0 K: 3 S: 15	H: 2 LOB: 1 BB: 0 P: 22	R: 1 H: 2 E: 0 K: 0 S: 11	H: 2 LOB: 1 BB: 0 P: 13	R: 0 H: 1 E: 0 K: 1 S: 13	H: 1 LOB: 1 BB: 0 P: 20	1B: 10 2B: 2 3B: 0 HR: 2	SF: 0 SAC: 0 DP: 1 HBP: 0	WP: 0 PB: 0 CS: 0	PA: 38			
<b>PITCHER</b>	IP	WLS	BF	H	R	ER	SO	BB	IBB	HBP	BLK	WP	HR	S	P	ERA	WHIP					ERA	WHIP
Al Leiter, L (1,1) ERA: 3.47	4.0	L	21	8	5	5	5	1	0	0	0	0	1	31	42	6.00	1.667						
Grant Roberts, R (5,1) ERA: 2.45	3.0		13	5	2	2	3	0	0	0	0	0	0	31	42	6.00	1.667						
Donne Wall, R (8,1) ERA: 5.28	1.0		4	1	0	0	1	0	0	0	0	0	0	13	20	0.00	1.000						

New York Mets @ Arizona Diamondbacks  
Bank One Ballpark, Phoenix, AZ  
Fri Aug 03 2001, 10:05 PM EDT  
Att: 43,806 - Dome - 72 F

AB	37
R	7
H	14
RBI	7
BB	1
SO	5
LOB	15





Batter	1	2	3	4	5	6	7	8	9	AB	R	H	RBI	BB	SO	LOB	TOP										
Matt Lawton, L (1,9) OBP: 0.392, SLG: 0.427	0-1 G3		2-2 F9		1-1 G4-3		0-1 G4-3		3-3 K	5	0	0	0	0	1	0											
Edgardo Alfonso, R (1,4) OBP: 0.310, SLG: 0.403	0-1 P4		2-1 L4		0-1 F8		0-2 G6-3		3-3 K	5	0	0	0	0	1	0											
Robin Ventura, L (1,5) OBP: 0.368, SLG: 0.435	1-0 F8		0-1 G3		1-0 F8		4-0 BB			3	0	0	0	1	0	0											
Todd Zeile, R (1,3) OBP: 0.354, SLG: 0.373		2-2 G4-3 1B HBP		1-2 2B 1B		2-1 G6-3		1-1 F9		3	2	1	0	0	0	1											
Mark Johnson, L (1,7) OBP: 0.333, SLG: 0.432	1-0 F9		1-1 1B E		0-0 HR		4-2 1B CS BB			3	2	1	0	0	0	1											
Tsuyoshi Shinjo, R (8,PH) OBP: 0.321, SLG: 0.421			1-3 2B							0	0	0	0	1	0	0											
Jay Payton, R (1,8) OBP: 0.283, SLG: 0.349	1-2 G4-3		0-1 G5-3 E		4-1 G5-3 BB		0-2 CS 1B			3	0	2	1	1	0	1											
Vance Wilson, R (1,2) OBP: 0.375, SLG: 0.435	2-2 1B		2-3 3-H 1B		3-2 G5-3		2-3 K			4	0	1	2	0	1	4											
Rey Ordenez, R (1,6) OBP: 0.285, SLG: 0.314	2-2 1B		1-1 E5 G5-3		1-2 G5-3		1-2 K			3	0	1	0	1	0	4											
Kevin Appier, R (1,1) OBP: 0.071, SLG: 0.049	0-0 1B		1-2 G5-3		4-0 IBB		0-1 G5-3			3	0	0	0	0	2	5											
John Franco, L (8,1)	1-2 1B		1-2 2-3		0-1 G6-3					0	0	0	0	0	0	0											
Lenny Harris, L (9,PH) OBP: 0.265, SLG: 0.257	1-3 K		1-3 K							1	0	0	0	0	0	0											
Armando Benitez, R (9,1)										0	0	0	0	0	0	0											
<b>Inning Stats</b>	R: 0 E: 0 K: 0 S: 5	H: 0 LOB: 0 BB: 0 P: 6	R: 1 E: 0 K: 1 S: 17	H: 2 LOB: 2 BB: 0 P: 24	R: 0 E: 0 K: 0 S: 7	H: 0 LOB: 0 BB: 0 P: 11	R: 2 E: 1 K: 1 S: 15	H: 3 LOB: 1 BB: 0 P: 21	R: 0 E: 0 K: 0 S: 5	H: 0 LOB: 0 BB: 0 P: 7	R: 1 E: 0 K: 0 S: 9	H: 1 LOB: 2 BB: 2 P: 22	R: 0 E: 0 K: 0 S: 9	H: 0 LOB: 1 BB: 1 P: 14	R: 0 E: 0 K: 1 S: 13	H: 1 LOB: 1 BB: 1 P: 19	R: 0 E: 0 K: 2 S: 7	H: 0 LOB: 0 BB: 0 P: 13	1B: 5 2B: 1 3B: 0 HR: 1	SF: 0 SAC: 0 DP: 1 HBP: 1	WP: 0 PB: 0 CS: 2	PA: 38					
<b>PITCHER</b>	IP	WLS	BF	H	R	ER	SO	BB	IBB	HBP	BLK	WP	HR	S	P	ERA	WHIP										
Miguel Batista, R (1,1) ERA: 3.6	5.0	L	21	5	3	3	2	0	0	1	0	0	0	49	69	5.40	1.000										
Mike Morgan, R (8,1) ERA: 5.71	2.0	10	1	1	1	0	0	2	1	0	0	0	1	18	36	4.50	1.500										
Greg Swindell, L (8,1) ERA: 4.58	0.0	2	1	0	0	0	0	1	0	0	0	0	0	7	11	∞	∞										
Bret Prinz, R (8,1) ERA: 1.99	1.0	2	0	0	0	0	1	0	0	0	0	0	0	6	8	0.00	0.000										
Byung-Hyun Kim, R (9,1) ERA: 3.04	1.0	3	0	0	0	0	2	0	0	0	0	0	0	7	13	0.00	0.000										

New York Mets @ Arizona Diamondbacks  
Bank One Ballpark, Phoenix, AZ

AB 33  
R 4  
H 7  
RBI 4  
BB 4  
SO 5  
LOB 16



Sat Aug 04 2001, 4:05 PM EDT  
Att: 36,750 - Dome - 72 F

Batter	1	2	3	4	5	6	7	8	9	AB	R	H	RBI	BB	SO	LOB	BOTTOM										
Craig Counsell, L (1,6) OBP: 0.356, SLG: 0.369	1-1 P4		2-2 P6			1-2 G4-3		2-2 G3		4	0	0	0	0	0	1											
Junior Spivey, R (1,4) OBP: 0.383, SLG: 0.430	3-1 HR		1-2 G4-3			1-1 WP 1B		4-0 BB		3	2	2	1	1	0	0											
Luis Gonzalez, L (1,7) OBP: 0.439, SLG: 0.740	2-1 F2			4-1 2B BB		3-1 1B		2-3 K		3	0	1	1	1	1	2											
Erubiel Durazo, L (1,3) OBP: 0.351, SLG: 0.540	2-1 G4-3			1-3 K		4-1 G6-4-3 BB		2-1 G4-3		3	0	0	0	1	1	3											
Matt Williams, R (1,5) OBP: 0.317, SLG: 0.461		1-0 1B		2-3 K		1-0 G6-4-3		0-2 G5-3		4	0	1	0	0	1	3											
Steve Finley, L (1,8) OBP: 0.322, SLG: 0.375	1-1 P4			2-1 1-H 2B			2-2 P6		2-2 F8	4	0	1	0	0	0	1											
Reggie Sanders, R (1,9) OBP: 0.309, SLG: 0.502	1-0 F9				2-2 CS 1B		3-2 G6-3		3-1 1B DI 1B	3	0	1	0	0	0	1											
David Dellucci, L (9,PH) OBP: 0.350, SLG: 0.533					2-2 L5		0-0 G4-3		1-2 1B	1	0	1	0	0	0	0											
Mike DiFelice, R (1,2) OBP: 0.244, SLG: 0.277	3-3 K				1-2 K					3	0	0	0	0	1	2											
Mark Grace, L (9,PH) OBP: 0.402, SLG: 0.503										1	0	1	0	0	0	0											
Miguel Batista, R (1,1) OBP: 0.336, SLG: 0.050										1	0	0	0	0	1	0											
Jay Bell, R (5,PH) OBP: 0.302, SLG: 0.413										0	0	0	0	0	0	0											
Mike Morgan, R (8,1) ERA: 5.71										0	0	0	0	0	0	0											
Greg Swindell, L (8,1) ERA: 4.58										0	0	0	0	0	0	0											
Bret Prinz, R (8,1) ERA: 1.99										0	0	0	0	0	0	0											
Danny Bautista, R (8,PH) OBP: 0.303, SLG: 0.393										1	0	1	0	0	0	0											
Byung-Hyun Kim, R (9,1) ERA: 3.04										0	0	0	0	0	0	0											
<b>Inning Stats</b>	R: 1 E: 0 K: 0 S: 8	H: 1 LOB: 1 BB: 0 P: 16	R: 0 E: 0 K: 1 S: 7	H: 1 LOB: 0 BB: 0 P: 13	R: 0 E: 0 K: 1 S: 9	H: 0 LOB: 0 BB: 0 P: 13	R: 0 E: 0 K: 2 S: 10	H: 1 LOB: 2 BB: 1 P: 19	R: 0 E: 0 K: 1 S: 10	H: 1 LOB: 0 BB: 0 P: 13	R: 1 E: 0 K: 0 S: 9	H: 2 LOB: 1 BB: 1 P: 19	R: 0 E: 0 K: 0 S: 7	H: 0 LOB: 0 BB: 0 P: 12	R: 0 E: 0 K: 1 S: 10	H: 1 LOB: 2 BB: 1 P: 20	R: 0 E: 0 K: 0 S: 11	H: 2 LOB: 2 BB: 0 P: 17	1B: 7 2B: 1 3B: 0 HR: 1	SF: 0 SAC: 0 DP: 1 HBP: 0	WP: 1 PB: 0 CS: 1	PA: 35					
<b>PITCHER</b>	IP	WLS	BF	H	R	ER	SO	BB	IBB	HBP	BLK	WP	HR	S	P	ERA	WHIP										
Kevin Appier, R (1,1) ERA: 3.85	7.0	W	26	6	2	2	5	2	0	0	0	0	0	60	105	2.57	1.143										
John Franco, L (8,1) ERA: 3.65	1.0	H	5	1	0	0	1	1	0	0	0	0	0	10	20	0.00	2.000										
Armando Benitez, R (9,1) ERA: 3.26	1.0	S	4	2	0	0	0	0	0	0	0	0	0	11	17	0.00	2.000										

New York Mets @ Arizona Diamondbacks  
Bank One Ballpark, Phoenix, AZ

AB 32  
R 2  
H 9  
RBI 2  
BB 3  
SO 6  
LOB 13



Sat Aug 04 2001, 4:05 PM EDT  
Att: 36,750 - Dome - 72 F




Batter	1	2	3	4	5	6	7	8	9	AB	R	H	RBI	BB	SO	LOB	TOP			
Joe McEwing, R OBP: 0.364, SLG: 0.459 Rick White, R (8, 1)	0-3 K		3-1 K			1-3 K		0-2 K		4	0	2	0	0	2	0				
Dest Relaford, S OBP: 0.398, SLG: 0.436 (8, 6)	1-1 G4-3		3-3 K			0-0 G3		1-1 F7		4	0	0	0	0	1	3				
Matt Lawton, L OBP: 0.393, SLG: 0.436 (1, 9)	0-0 1B			2-1 F8			2-2 HR	3-2 G4-3		4	1	2	1	0	0	2				
31 Mike Piazza, R OBP: 0.367, SLG: 0.555 Edgardo Alfonzo, R OBP: 0.309, SLG: 0.402 (1, 2) (8, 4)	1-1 G1-3			1-3 K			1-3 K		2-2 G1-3	3	0	0	0	0	2	1				
Todd Zeile, R OBP: 0.351, SLG: 0.369 (1, 3)		0-3 K		3-3 K			1-1 L5		1-3 K	4	0	0	0	0	3	0				
Tsuyoshi Shinjo, R OBP: 0.320, SLG: 0.422 (1, 7)		0-3 K			1-3 K		0-0 2B		1-3 K	4	0	1	0	0	3	0				
Jay Payton, R OBP: 0.280, SLG: 0.344 (1, 8)		1-3 K			3-2 G3		1-2 F8			3	0	0	0	0	1	1				
Rey Ordenez, R OBP: 0.283, SLG: 0.312 Lenny Harris, L OBP: 0.253, SLG: 0.255 Robin Ventura, L OBP: 0.368, SLG: 0.435 (1, 6) (8, PH) (8, 5)			0-1 G6-3		1-3 K			1-3 K		2	0	0	0	0	1	0				
Glendon Rusch, L OBP: 0.103, SLG: 0.079 Mark Johnson, L OBP: 0.341, SLG: 0.440 Vance Wilson, R OBP: 0.375, SLG: 0.435 (1, 1) (8, PH) (8, 2)			0-3 K			1-2 G3		2-1 1B		2	0	0	0	0	1	0				
<b>Inning Stats</b>	R: 0 H: 1 E: 0 K: 1 S: 8	H: 0 LOB: 1 BB: 0 P: 10	R: 0 H: 0 E: 0 K: 3 S: 9	H: 0 LOB: 0 BB: 0 P: 10	R: 0 H: 1 E: 0 K: 2 S: 12	H: 1 LOB: 1 BB: 0 P: 18	R: 0 H: 0 E: 0 K: 2 S: 10	H: 0 LOB: 0 BB: 0 P: 15	R: 0 H: 0 E: 0 K: 1 S: 7	H: 0 LOB: 0 BB: 0 P: 9	R: 1 H: 2 E: 0 K: 1 S: 12	H: 2 LOB: 1 BB: 0 P: 17	R: 0 H: 2 E: 0 K: 1 S: 13	H: 2 LOB: 2 BB: 0 P: 20	R: 0 H: 0 E: 0 K: 2 S: 10	H: 0 LOB: 0 BB: 0 P: 14	1B: 3 2B: 2 3B: 0 HR: 1	SF: 0 SAC: 0 DP: 0 HBP: 0	WP: 0 PB: 0 CS: 0	PA: 33
<b>PITCHER</b>	IP	WLS	BF	H	R	ER	SO	BB	IBB	HBP	BLK	WP	HR	S	P	ERA	WHIP			
Curt Schilling, R ERA: 3.01 Byung-Hyun Kim, R ERA: 3.0 (1, 1) (9, 1)	8.0	W	30	6	1	1	13	0	0	0	0	0	1	79	113	1.12	0.750			
<b>PITCHER</b>	IP	WLS	BF	H	R	ER	SO	BB	IBB	HBP	BLK	WP	HR	S	P	ERA	WHIP			

New York Mets @ Arizona Diamondbacks  
Bank One Ballpark, Phoenix, AZ  
Sun Aug 05 2001, 4:35 PM EDT  
Att: 36,870 - Dome - 72 F

livebaseballscores.com

AB 33  
R 1  
H 6  
RBI 1  
BB 0  
SO 15  
LOB 7




Batter	1	2	3	4	5	6	7	8	9	AB	R	H	RBI	BB	SO	LOB	BOTTOM			
Craig Counsell, L OBP: 0.355, SLG: 0.371 (1, 6)	3-2 F2			1-2 SH5-3 2B		2-2 G5-4-3		2-1 L4		4	0	1	0	0	0	1				
Junior Spivey, R OBP: 0.392, SLG: 0.476 (1, 4)	3-3 K			1-0 SH5-3		0-1 S 1B		0-1 HR		3	1	2	1	0	1	0				
Luis Gonzalez, L OBP: 0.437, SLG: 0.735 (1, 7)	0-1 G3			2-3 K		4-2 1B		0-0 P5		3	0	0	0	1	1	1				
Danny Bautista, R OBP: 0.315, SLG: 0.346 Steve Finley, L OBP: 0.322, SLG: 0.375 (1, 8) (9, 8)		1-3 K		0-3 K		2-3 K				3	0	0	0	0	3	3				
Mark Grace, L OBP: 0.398, SLG: 0.498 (1, 3)		2-1 F7			2-1 G4-3		1-1 F2			3	0	0	0	0	0	0				
Matt Williams, R OBP: 0.317, SLG: 0.459 (1, 5)		3-2 F8			1-2 1B		3-3 K			3	0	1	0	0	1	0				
Reggie Sanders, R OBP: 0.312, SLG: 0.514 (1, 9)			2-2 1B		3-3 K		1-2 HR			3	1	2	1	0	1	1				
Mike DiFelice, R OBP: 0.240, SLG: 0.272 (1, 2)			2-1 L8		1-3 K		3-3 K			3	0	0	0	0	2	1				
Curt Schilling, R OBP: 0.125, SLG: 0.143 David Dellucci, L OBP: 0.348, SLG: 0.530 Byung-Hyun Kim, R (1, 1) (8, PH) (9, 1)			0-2 G4-3			0-0 G5-4-3 1B		2-1 G6-3		2	0	1	0	0	0	0				
<b>Inning Stats</b>	R: 0 H: 0 E: 0 K: 1 S: 9	H: 0 LOB: 0 BB: 0 P: 15	R: 0 H: 0 E: 0 K: 1 S: 8	H: 0 LOB: 0 BB: 0 P: 14	R: 0 H: 1 E: 0 K: 0 S: 9	H: 1 LOB: 0 BB: 0 P: 13	R: 0 H: 1 E: 0 K: 2 S: 10	H: 1 LOB: 1 BB: 0 P: 14	R: 0 H: 1 E: 0 K: 2 S: 11	H: 1 LOB: 1 BB: 0 P: 18	R: 0 H: 2 E: 0 K: 1 S: 13	H: 2 LOB: 2 BB: 1 P: 21	R: 1 H: 1 E: 0 K: 2 S: 11	H: 1 LOB: 0 BB: 0 P: 19	R: 1 H: 1 E: 0 K: 0 S: 7	H: 1 LOB: 0 BB: 0 P: 11	1B: 4 2B: 1 3B: 0 HR: 2	SF: 0 SAC: 1 DP: 1 HBP: 0	WP: 0 PB: 0 CS: 0	PA: 30
<b>PITCHER</b>	IP	WLS	BF	H	R	ER	SO	BB	IBB	HBP	BLK	WP	HR	S	P	ERA	WHIP			
Glendon Rusch, L ERA: 4.42 Rick White, R ERA: 3.69 (1, 1) (8, 1)	7.0	L	4	1	1	1	0	0	0	0	0	0	1	7	11	9.00	1.000			
<b>PITCHER</b>	IP	WLS	BF	H	R	ER	SO	BB	IBB	HBP	BLK	WP	HR	S	P	ERA	WHIP			

New York Mets @ Arizona Diamondbacks  
Bank One Ballpark, Phoenix, AZ  
Sun Aug 05 2001, 4:35 PM EDT  
Att: 36,870 - Dome - 72 F

livebaseballscores.com

AB 28  
R 2  
H 7  
RBI 2  
BB 1  
SO 9  
LOB 7





Batter	1	2	3	4	5	6	7	8	9	AB	R	H	RBI	BB	SO	LOB	TOP					
Ronnie Belliard, R OBP: 0.341, SLG: 0.462 (1, 4)	L8		G1-3			F7		K		4	0	0	0	0	1	0						
Luis Lopez, S OBP: 0.276, SLG: 0.290 (1, 5)	G6-3					K			F8	4	0	0	0	0	2	0						
Devon White, S OBP: 0.339, SLG: 0.460 James Mouton, R OBP: 0.341, SLG: 0.418 (1, 8) (4, 8)	G6-3					K			K	2	0	0	0	0	1	0						
Richie Sexson, R OBP: 0.313, SLG: 0.493 (1, 3)									K	4	0	1	0	0	1	1						
Jeremy Burnitz, L OBP: 0.346, SLG: 0.486 (1, 9)										3	0	1	0	0	0	0						
Angel Echevarria, R OBP: 0.300, SLG: 0.390 (1, 7)										2	0	0	0	1	0	2						
José Hernández, R OBP: 0.285, SLG: 0.433 (1, 6)										3	0	0	0	0	2	1						
Henry Blanco, R OBP: 0.282, SLG: 0.327 (1, 2)										3	0	0	0	0	1	0						
Jimmy Haynes, R OBP: 0.208, SLG: 0.217 Ray King, L (7, 1) Chad Fox, R (7, 1) Lou Collier, R (7, 7)										2	0	0	0	0	2	0						
										0	0	0	0	0	0	0						
										1	0	0	0	0	0	0						
<b>Inning Stats</b>	R: 0 H: 0 E: 0 K: 0 S: 9	H: 0 LOB: 0 BB: 0 P: 12	R: 0 H: 0 E: 0 K: 1 S: 11	H: 0 LOB: 1 BB: 1 P: 19	R: 0 H: 0 E: 0 K: 1 S: 11	H: 0 LOB: 0 BB: 0 P: 12	R: 0 H: 2 E: 0 K: 2 S: 14	H: 2 LOB: 2 BB: 0 P: 18	R: 0 H: 0 E: 0 K: 2 S: 9	H: 0 LOB: 0 BB: 0 P: 12	R: 0 H: 0 E: 0 K: 1 S: 8	H: 0 LOB: 1 BB: 1 P: 14	R: 0 H: 0 E: 0 K: 0 S: 8	H: 0 LOB: 0 BB: 0 P: 10	R: 0 H: 0 E: 0 K: 2 S: 8	H: 0 LOB: 0 BB: 0 P: 10	R: 0 H: 0 E: 0 K: 2 S: 8	H: 0 LOB: 0 BB: 0 P: 11	1B: 2 2B: 0 3B: 0 HR: 0	SF: 0 SAC: 0 DP: 0 HBP: 0	WP: 0 PB: 0 SB: 0 CS: 0	PA: 31
<b>PITCHER</b>	IP	WLS	BF	H	R	ER	SO	BB	IBB	HBP	BLK	WP	HR	S	P	ERA	WHIP					
Bruce Chen, L ERA: 4.53 (1, 1)	7.0	W	25	2	0	0	7	2	0	0	0	0	0	70	97	0.00	0.571					
John Franco, L ERA: 3.57 (8, 1)	1.0	H	3	0	0	0	2	0	0	0	0	0	0	8	10	0.00	0.000					
Armando Benitez, R ERA: 3.2 (9, 1)	1.0	S	3	0	0	0	2	0	0	0	0	0	0	8	11	0.00	0.000					

Milwaukee Brewers @ New York Mets  
Shea Stadium, Flushing, NY  
Tue Aug 07 2001, 7:10 PM EDT  
Att: 27,240 - Overcast - 97 F

AB 29  
R 0  
H 2  
RBI 0  
BB 2  
SO 11  
LOB 4




Batter	1	2	3	4	5	6	7	8	9	AB	R	H	RBI	BB	SO	LOB	BOTTOM				
Benny Agbayani, R OBP: 0.395, SLG: 0.401 John Franco, L (8, 1) Armando Benitez, R (9, 1)	G4-3		G6-3							4	0	0	0	0	1	2					
Edgardo Alfonzo, R OBP: 0.305, SLG: 0.397 (1, 4)	K									4	0	0	0	0	2	0					
Matt Lawton, L OBP: 0.390, SLG: 0.431 (1, 9)	G4-3									4	0	0	0	0	0	0					
31 Mike Piazza, R OBP: 0.369, SLG: 0.551 (1, 2)										2	0	0	0	2	0	0					
Robin Ventura, L OBP: 0.367, SLG: 0.436 (1, 5)										4	1	1	0	0	0	2					
Todd Zeile, R OBP: 0.351, SLG: 0.369 (1, 3)										3	1	1	0	0	1	1					
Tsuyoshi Shinjo, R OBP: 0.324, SLG: 0.423 (1, 8)										2	1	1	0	1	0	0					
Rey Ordonez, R OBP: 0.287, SLG: 0.315 (1, 6)										3	0	2	1	0	0	2					
Bruce Chen, L OBP: 0.097, SLG: 0.097 Lenny Harris, L OBP: 0.263, SLG: 0.255 (7, PH) Joe McEwing, R OBP: 0.367, SLG: 0.471 (8, 7)										1	0	0	0	0	1	2					
										0	0	0	0	0	0	0					
										1	0	1	2	0	0	0					
<b>Inning Stats</b>	R: 0 H: 0 E: 0 K: 1 S: 8	H: 3 LOB: 2 BB: 1 P: 23	R: 0 H: 0 E: 0 K: 1 S: 8	H: 0 LOB: 0 BB: 0 P: 11	R: 0 H: 0 E: 0 K: 0 S: 9	H: 0 LOB: 0 BB: 0 P: 14	R: 0 H: 1 E: 0 K: 0 S: 7	H: 1 LOB: 1 BB: 0 P: 7	R: 0 H: 0 E: 0 K: 0 S: 9	H: 0 LOB: 0 BB: 0 P: 15	R: 2 H: 2 E: 0 K: 2 S: 15	H: 2 LOB: 1 BB: 1 P: 27	R: 0 H: 0 E: 0 K: 0 S: 7	H: 0 LOB: 1 BB: 1 P: 14	1B: 4 2B: 1 3B: 1 HR: 0	SF: 0 SAC: 1 DP: 1 HBP: 0	WP: 0 PB: 0 SB: 0 CS: 0	PA: 32			
<b>PITCHER</b>	IP	WLS	BF	H	R	ER	SO	BB	IBB	HBP	BLK	WP	HR	S	P	ERA	WHIP				
Jimmy Haynes, R ERA: 4.65 (1, 1)	6.2	L	26	5	3	3	4	1	0	0	0	0	0	64	98	4.05	0.900				
Ray King, L ERA: 3.65 (7, 1)	0.0		1	1	0	0	0	0	0	0	0	0	0	2	3	∞	∞				
Chad Fox, R ERA: 2.15 (7, 1)	1.1		5	0	0	0	1	1	0	0	0	0	0	10	20	0.00	0.750				


Milwaukee Brewers @ New York Mets  
Shea Stadium, Flushing, NY  
Tue Aug 07 2001, 7:10 PM EDT  
Att: 27,240 - Overcast - 97 F

AB 28  
R 3  
H 6  
RBI 3  
BB 3  
SO 5  
LOB 9





Batter	1	2	3	4	5	6	7	8	9	AB	R	H	RBI	BB	SO	LOB	TOP								
Ronnie Belliard, R OBP: 0.338, SLG: 0.458 Mark Loretta, R OBP: 0.339, SLG: 0.319	1-2 F8		1-0 F7		2-1 F8			1-3 K	1-1 F9	3	0	0	0	0	0	1	<b>Milwaukee Brewers @ New York Mets</b> Shea Stadium, Flushing, NY Wed Aug 08 2001, 7:10 PM EDT Att: 34,619 - Overcast - 99 F								
James Mouton, R OBP: 0.326, SLG: 0.398	0-1 F9		0-0 B1-3			2-1 F9		0-1 F8		4	0	0	0	0	0	0									
Jeremy Bumitz, L OBP: 0.345, SLG: 0.487	2-3 K			1-2 F9 WP 2B		0-0 G6-3		0-3 K		4	1	1	0	0	2	0									
Richie Sexson, R OBP: 0.315, SLG: 0.499		3-3 K		0-1 F9 2-3		4-1 BB		0-0 HR		3	1	1	1	1	1	1									
Mark Sweeney, L OBP: 0.304, SLG: 0.636		1-3 K		1-3 K		1-2 F8		2-1 HR		4	1	1	1	0	2	2									
Raul Casanova, S OBP: 0.302, SLG: 0.481		1-2 HR		1-3 K 3-H			2-2 G4-3	1-1 P4		4	1	1	1	0	1	0									
José Hernández, R OBP: 0.288, SLG: 0.432		3-2 1B		4-2 SH3-4 BB		2-0 F9		1-3 K		3	0	1	0	1	1	0									
Luis Lopez, S OBP: 0.283, SLG: 0.300		1-3 K		1-3 K		2-1 HBP		1-2 2B		3	0	1	0	0	2	2									
Allen Levrault, R Chad Fox, R Angel Echevarria, R Lance Painter, L Curt Lesknic, R Lou Collier, R			1-3 K		0-0 SH3-4		1-1 F8	4-2 BB		1	0	0	0	0	0	1									
<b>Inning Stats</b>	R: 0 E: 0 K: 1 S: 9	H: 0 LOB: 0 BB: 0 P: 12	R: 1 E: 0 K: 3 S: 17	H: 2 LOB: 1 BB: 0 P: 26	R: 0 E: 0 K: 1 S: 5	H: 0 LOB: 0 BB: 0 P: 7	R: 1 E: 0 K: 2 S: 12	H: 1 LOB: 0 BB: 0 P: 15	R: 0 E: 0 K: 1 S: 10	H: 0 LOB: 1 BB: 1 P: 17	R: 0 E: 0 K: 0 S: 7	H: 0 LOB: 1 BB: 1 P: 14	R: 0 E: 0 K: 0 S: 8	H: 0 LOB: 0 BB: 0 P: 15	R: 0 E: 0 K: 2 S: 8	H: 0 LOB: 0 BB: 0 P: 9	R: 2 E: 0 K: 1 S: 16	H: 3 LOB: 2 BB: 1 P: 26	1B: 1 2B: 2 3B: 0 HR: 3	SF: 0 SAC: 1 DP: 0 HBP: 1	WP: 1 PB: 0 SB: 0 CS: 0	PA: 37			
<b>PITCHER</b>	IP	WLS	BF	H	R	ER	SO	BB	IBB	HBP	BLK	WP	HR	S	P	ERA	WHIP								
Steve Trachsel, R ERA: 4.98	7.0	W	27	3	2	2	8	2	0	1	0	1	1	68	106	2.57	0.714								
Rick White, R ERA: 3.61	1.0	H	3	0	0	0	2	0	0	0	0	0	0	8	9	0.00	0.000								
Armando Benitez, R ERA: 3.48	1.0	S	7	3	2	2	1	1	0	0	0	0	2	16	26	18.00	4.000								

Batter	1	2	3	4	5	6	7	8	9	AB	R	H	RBI	BB	SO	LOB	BOTTOM								
Benny Agbayani, R OBP: 0.356, SLG: 0.398 Jay Payton, R OBP: 0.280, SLG: 0.344	1-2 G6-3	0-1 1B			0-0 F9	4-2 BB		3-2 P4		4	0	1	0	1	0	2	<b>Milwaukee Brewers @ New York Mets</b> Shea Stadium, Flushing, NY Wed Aug 08 2001, 7:10 PM EDT Att: 34,619 - Overcast - 99 F								
Edgardo Alfonzo, R OBP: 0.308, SLG: 0.406	2-2 BB 1B HBP	1-0 F9			2-2 HR	1-3 K				3	2	1	1	0	1	4									
Matt Lawton, L OBP: 0.389, SLG: 0.428	4-0 1B BB		1-2 G4-3		1-3 K		2-0 F7			3	1	0	0	1	1	0									
31 Mike Piazza, R OBP: 0.368, SLG: 0.548	1-2 P3		3-2 E6 CS		2-1 FC6-4 1B	2-2 G1-3				4	1	1	0	0	0	2									
Robin Ventura, L OBP: 0.368, SLG: 0.435	4-0 1B BB		3-3 K		2-2 FC6-4 1B	2-2 G3-1				3	0	1	0	1	1	1									
Todd Zeile, R OBP: 0.352, SLG: 0.370	0-1 1B			1-1 F9	3-2 FC6-4 E WP SH1		1-1 BB E F9-2 1B			4	1	2	2	0	0	2									
Tsuyoshi Shinjo, R OBP: 0.322, SLG: 0.418	1-3 K			1-2 G5-3	4-0 SH1 E IBB		0-0 E6 F9-2 BB			3	0	0	0	1	1	3									
Rey Ordonez, R OBP: 0.286, SLG: 0.313		0-1 G6-3		1-0 F8	1-1 E5 SH1		4-1 F9-2 BB			3	0	0	1	1	0	2									
Steve Trachsel, R OBP: 0.125, SLG: 0.156 Rick White, R Lenny Harris, L Armando Benitez, R		1-3 K			0-3 K		1-0 SH1	1-2 2-3 3-H	0-0 F9-2	2	0	0	1	0	2	0									
<b>Inning Stats</b>	R: 2 E: 0 K: 1 S: 13	H: 1 LOB: 2 BB: 2 P: 26	R: 0 E: 0 K: 1 S: 8	H: 1 LOB: 0 BB: 0 P: 10	R: 0 E: 1 K: 1 S: 9	H: 0 LOB: 1 BB: 0 P: 16	R: 0 E: 0 K: 0 S: 6	H: 0 LOB: 0 BB: 0 P: 9	R: 1 E: 0 K: 2 S: 11	H: 1 LOB: 0 BB: 0 P: 14	R: 2 E: 1 K: 1 S: 20	H: 2 LOB: 3 BB: 2 P: 38	R: 0 E: 0 K: 0 S: 8	H: 0 LOB: 0 BB: 0 P: 14	R: 0 E: 1 K: 0 S: 8	H: 1 LOB: 2 BB: 1 P: 16	1B: 5 2B: 2 3B: 0 HR: 1	SF: 0 SAC: 1 DP: 2 HBP: 1	WP: 1 PB: 0 SB: 0 CS: 1	PA: 37					
<b>PITCHER</b>	IP	WLS	BF	H	R	ER	SO	BB	IBB	HBP	BLK	WP	HR	S	P	ERA	WHIP								
Allen Levrault, R ERA: 5.0	5.1	L	24	5	5	4	5	2	1	0	0	1	0	10	21	0.00	1.500								
Chad Fox, R ERA: 2.12	0.2		5	0	0	0	1	1	1	0	0	1	0	8	14	0.00	0.000								
Lance Painter, L ERA: 6.93	1.0		3	0	0	0	0	0	0	0	0	0	0	8	14	0.00	0.000								
Curt Lesknic, R ERA: 3.83	1.0		5	1	0	0	0	1	0	0	0	0	0	8	16	0.00	2.000								



Batter	1	2	3	4	5	6	7	8	9	AB	R	H	RBI	BB	SO	LOB	TOP	
James Mouton, R (1.8) OBP: 0.312, SLG: 0.379	G6-3		K		G6-3		F9			4	0	0	0	0	1	0	<b>Milwaukee Brewers @ New York Mets</b> Shea Stadium, Flushing, NY Thu Aug 09 2001, 12:10 PM EDT Att: 27,989 - Sunny - 98 F	
Mark Loretta, R (1.4) OBP: 0.341, SLG: 0.331	F8		1B		SF8		F9			4	1	2	0	0	0	0		
Jeremy Bumitz, L (1.9) OBP: 0.344, SLG: 0.485	BB		K		SF8		F8			3	0	1	1	0	1	1		
Richie Sexson, R (1.3) OBP: 0.319, SLG: 0.498	BB				SH5-4		F8			1	1	0	0	3	0	0		
Angel Echevarria, R (1.7) OBP: 0.296, SLG: 0.381	P6				FC5		K			4	0	1	0	0	2	3		
Lou Collier, R (1.5)		G5-3			SH5-4		G5-3			3	0	0	0	0	0	1		
José Hernández, R (1.6)		G6-3			FC5		HR			3	1	1	1	1	1	0		
Henry Blanco, R (1.2) OBP: 0.279, SLG: 0.324					SF7					2	0	0	1	0	1	0		
Mark Sweeney, L (9, PH) OBP: 0.232, SLG: 0.609							K			1	0	0	0	0	1	0		
Jamey Wright, R (1.1) OBP: 0.260, SLG: 0.234										3	0	0	0	0	0	2		
Mike DeJean, R (7.1)										0	0	0	0	0	0	0		
Ray King, L (7.1)										0	0	0	0	0	0	0		
47 Mike Buddie, R (7.1)										0	0	0	0	0	0	0		
Raul Casanova, S (9, PH) OBP: 0.301, SLG: 0.479										1	0	0	0	0	0	0		
<b>Inning Stats</b>	R: 0 E: 0 K: 0 S: 8	H: 1 LOB: 2 BB: 1 P: 15	R: 0 E: 0 K: 0 S: 7	H: 0 LOB: 0 BB: 0 P: 10	R: 0 E: 0 K: 2 S: 11	H: 1 LOB: 1 BB: 0 P: 16	R: 1 E: 0 K: 0 S: 12	H: 1 LOB: 2 BB: 2 P: 23	R: 1 E: 0 K: 2 S: 11	H: 1 LOB: 0 BB: 0 P: 17	R: 0 E: 0 K: 1 S: 11	H: 0 LOB: 1 BB: 1 P: 20	R: 0 E: 0 K: 2 S: 10	H: 0 LOB: 0 BB: 0 P: 11	1B: 3 2B: 0 3B: 1 HR: 1	SF: 2 SAC: 1 DP: 0 HBP: 0	WP: 0 PB: 0 SB: 0 CS: 0	PA: 36
<b>PITCHER</b>	IP WLS BF H R ER SO BB IBB HBP BLK WP HR S P ERA WHIP																	
Al Leiter, L (1.1) ERA: 3.48	7.1 W 31 5 3 3 4 3 1 0 0 0 1 72 124 3.68 1.091																	
Rick White, R (8.1) ERA: 3.49	1.2 S 5 0 0 0 3 0 0 0 0 0 0 0 17 21 0.00 0.000																	

Batter	1	2	3	4	5	6	7	8	9	AB	R	H	RBI	BB	SO	LOB	BOTTOM			
Joe McEwing, R (1.6) OBP: 0.370, SLG: 0.486	F5		G6-3		G4-3		HR			4	1	2	2	0	0	0	<b>Milwaukee Brewers @ New York Mets</b> Shea Stadium, Flushing, NY Thu Aug 09 2001, 12:10 PM EDT Att: 27,989 - Sunny - 98 F			
Desi Relaford, S (1.4) OBP: 0.356, SLG: 0.438			G3		G4-3		G4-3			4	0	1	0	0	0	1				
Matt Lawton, L (1.9) OBP: 0.390, SLG: 0.428			G3				G3			3	1	1	0	1	1	1				
Rey Ordóñez, R (8.6) OBP: 0.286, SLG: 0.313							G3			0	0	0	0	0	0	0				
Robin Ventura, L (1.5) OBP: 0.367, SLG: 0.431					L9		G3			3	0	0	0	1	1	2				
Mark Johnson, L (1.7) OBP: 0.352, SLG: 0.455							G3			2	1	1	1	1	1	2				
Todd Zeile, R (7, PH) OBP: 0.351, SLG: 0.369							G3			1	0	0	0	0	0	1				
Lenny Harris, L (1.3) OBP: 0.282, SLG: 0.254										3	0	1	0	0	0	2				
Tsuyoshi Shinjo, R (7.7) OBP: 0.321, SLG: 0.416										1	0	0	0	0	0	0				
Jay Payton, R (1.8) OBP: 0.279, SLG: 0.339										3	0	0	0	1	0	2				
Vance Wilson, R (1.2) OBP: 0.429, SLG: 0.462										3	1	2	1	0	1	0				
Al Leiter, L (1.1) OBP: 0.075, SLG: 0.026										3	0	0	0	0	1	4				
Rick White, R (8.1) ERA: 2.3										0	0	0	0	0	0	0				
<b>Inning Stats</b>	R: 0 E: 0 K: 2 S: 11	H: 1 LOB: 2 BB: 1 P: 19	R: 0 E: 0 K: 1 S: 10	H: 1 LOB: 0 BB: 0 P: 14	R: 0 E: 0 K: 0 S: 10	H: 0 LOB: 0 BB: 0 P: 15	R: 0 E: 0 K: 0 S: 8	H: 0 LOB: 1 BB: 1 P: 15	R: 1 E: 0 K: 0 S: 9	H: 2 LOB: 0 BB: 0 P: 13	R: 2 E: 0 K: 1 S: 17	H: 3 LOB: 2 BB: 1 P: 30	R: 1 E: 0 K: 0 S: 13	H: 1 LOB: 1 BB: 1 P: 26	R: 0 E: 0 K: 1 S: 8	H: 0 LOB: 0 BB: 0 P: 11	1B: 5 2B: 2 3B: 0 HR: 1	SF: 0 SAC: 0 DP: 1 HBP: 1	WP: 0 PB: 0 SB: 0 CS: 0	PA: 35
<b>PITCHER</b>	IP WLS BF H R ER SO BB IBB HBP BLK WP HR S P ERA WHIP																			
Jamey Wright, R (1.1) ERA: 4.02	6.0 L 27 7 3 3 4 3 0 1 1 1 0 65 106 4.50 1.667																			
Mike DeJean, R (7.1) ERA: 2.25	0.1 L 3 1 1 1 0 1 0 0 0 0 0 1 8 17 27.00 6.000																			
Ray King, L (7.1) ERA: 3.62	0.1 1 0 0 0 0 0 0 0 0 0 0 0 1 3 0.00 0.000																			
47 Mike Buddie, R (7.1) ERA: 2.3	1.1 4 0 0 0 1 0 0 0 0 0 0 0 12 17 0.00 0.000																			







Batter	1	2	3	4	5	6	7	8	9	AB	R	H	RBI	BB	SO	LOB	TOP					
Fernando Vina, L OBP: 0.349, SLG: 0.406 (1, 4)	F8		P6				G6-3		G6-3	5	0	1	0	0	0	0						
Placido Polanco, R OBP: 0.367, SLG: 0.413 (1, 5)	K		L8				FC4-6 1B		G6-3	5	1	1	0	0	0	1						
Mark McGwire, R OBP: 0.310, SLG: 0.505 (1, 3)	K									4	2	1	2	0	1	1						
5 Albert Pujols, R OBP: 0.400, SLG: 0.612 (1, 7)		K								3	1	2	1	1	1	0						
15 Jim Edmonds, L OBP: 0.377, SLG: 0.478 (1, 8)		1B								4	0	1	0	0	0	4						
Craig Paquette, R OBP: 0.309, SLG: 0.457 (1, 9)		1B								4	0	2	1	0	0	1						
Edgar Renteria, R OBP: 0.304, SLG: 0.363 (1, 6)		K								4	1	1	0	0	2	2						
Mike Matheny, R OBP: 0.293, SLG: 0.293 (1, 2)	F8									4	1	1	2	0	1	2						
Dustin Hermanson, R OBP: 0.146, SLG: 0.130 Gene Stechschulte, R OBP: 0.750, SLG: 1.667 Bobby Bonilla, S OBP: 0.331, SLG: 0.380 Steve Kline, S Dave Veres, R (1, 1) (7, 1) (9, PH) (9, 1) (9, 1)			G6-3						P6	3	0	0	0	0	2	0						
<b>Inning Stats</b>	R: 0 E: 0 K: 2 S: 8	H: 0 LOB: 0 BB: 0 P: 15	R: 0 E: 0 K: 2 S: 11	H: 2 LOB: 2 BB: 0 P: 18	R: 0 E: 0 K: 0 S: 5	H: 0 LOB: 0 BB: 0 P: 6	R: 4 E: 1 K: 1 S: 17	H: 4 LOB: 0 BB: 0 P: 25	R: 2 E: 0 K: 0 S: 11	H: 3 LOB: 1 BB: 0 P: 21	R: 0 E: 0 K: 0 S: 9	H: 0 LOB: 0 BB: 0 P: 11	R: 0 E: 0 K: 1 S: 7	H: 1 LOB: 2 BB: 1 P: 12	R: 0 E: 0 K: 0 S: 7	H: 0 LOB: 0 BB: 0 P: 11	R: 0 E: 0 K: 0 S: 9	H: 0 LOB: 0 BB: 0 P: 12	1B: 6 2B: 2 3B: 0 HR: 2	SF: 0 SAC: 0 DP: 0 HBP: 0	WP: 1 PB: 0 SB: 1 CS: 0	PA: 38
<b>PITCHER</b>	IP	WLS	BF	H	R	ER	SO	BB	IBB	HBP	BLK	WP	HR	S	P	ERA	WHIP					
Glendon Rusch, L ERA: 4.48 Grant Roberts, R ERA: 1.54 Donne Wall, R ERA: 5.12	4.1	L	22	9	6	3	5	0	0	0	0	1	2	47	76	6.23	2.077					
3.2	13	1	0	0	3	1	0	0	0	0	0	0	0	28	43	0.00	0.545					
1.0	3	0	0	0	0	0	0	0	0	0	0	0	0	9	12	0.00	0.000					

St. Louis Cardinals @ New York Mets  
Shea Stadium, Flushing, NY  
Sat Aug 11 2001, 1:15 PM EDT  
Att: 38,837 - Cloudy - 76 F

AB	37
R	6
H	10
RBI	6
BB	1
SO	8
LOB	11



Batter	1	2	3	4	5	6	7	8	9	AB	R	H	RBI	BB	SO	LOB	BOTTOM					
Joe McEwing, R OBP: 0.367, SLG: 0.484 (1, 7)	F8	SF7		F7			F9		F7	4	0	0	1	0	0	0						
Edgardo Alfonzo, R OBP: 0.313, SLG: 0.410 (1, 4)	1B	F7		G5-3			1B		2B	5	0	3	0	0	0	1						
Matt Lawton, L OBP: 0.392, SLG: 0.427 (1, 9)	1B			P4			K		BB	4	0	1	0	1	2	1						
31 Mike Piazza, R OBP: 0.371, SLG: 0.558 (1, 2)	BB			1B			G5-3		F4	4	1	1	0	1	1	2						
Robin Ventura, L OBP: 0.362, SLG: 0.422 (1, 5)	BB			F7			K		P5	4	0	0	0	1	1	3						
Todd Zeile, R OBP: 0.354, SLG: 0.369 (1, 3)	P3			WP			E		BB	3	1	2	1	1	0	3						
Jay Payton, R OBP: 0.287, SLG: 0.351 (1, 8)		2B		1B			E3		G5-3	4	1	3	1	0	0	1						
Rey Ordenez, R OBP: 0.286, SLG: 0.313 Lenny Harris, L OBP: 0.258, SLG: 0.250 Donne Wall, R (1, 6) (9, PH) (9, 1)		1B		1B			G6-3		G3	2	0	1	0	1	0	1						
Glendon Rusch, L OBP: 0.098, SLG: 0.075 Grant Roberts, R Desi Relaford, S OBP: 0.355, SLG: 0.436 (1, 1) (5, 1) (9, PH) (9, 6)		K		FC6			K		K	2	0	0	0	0	1	0						
<b>Inning Stats</b>	R: 0 E: 0 K: 0 S: 15	H: 2 LOB: 3 BB: 2 P: 30	R: 1 E: 0 K: 1 S: 8	H: 2 LOB: 1 BB: 0 P: 13	R: 1 E: 0 K: 0 S: 14	H: 3 LOB: 3 BB: 1 P: 24	R: 0 E: 0 K: 1 S: 7	H: 0 LOB: 0 BB: 0 P: 11	R: 1 E: 1 K: 1 S: 13	H: 2 LOB: 1 BB: 0 P: 17	R: 0 E: 0 K: 2 S: 12	H: 1 LOB: 1 BB: 0 P: 18	R: 0 E: 0 K: 1 S: 11	H: 0 LOB: 1 BB: 1 P: 16	R: 0 E: 0 K: 1 S: 9	H: 0 LOB: 0 BB: 0 P: 16	R: 0 E: 0 K: 0 S: 7	H: 1 LOB: 1 BB: 1 P: 13	1B: 7 2B: 4 3B: 0 HR: 0	SF: 1 SAC: 0 DP: 1 HBP: 0	WP: 1 PB: 0 SB: 0 CS: 0	PA: 41
<b>PITCHER</b>	IP	WLS	BF	H	R	ER	SO	BB	IBB	HBP	BLK	WP	HR	S	P	ERA	WHIP					
Dustin Hermanson, R ERA: 4.43 Gene Stechschulte, R ERA: 3.98 Steve Kline, L ERA: 1.75 Dave Veres, R ERA: 3.33	6.0	W	30	10	3	3	5	3	0	0	0	0	0	69	113	4.50	2.167					
2.0	7	0	0	0	2	1	0	0	0	0	0	0	0	20	32	0.00	0.500					
0.0	2	1	0	0	0	1	0	0	0	0	0	0	0	4	9	∞	∞					
1.0	S	2	0	0	0	0	0	0	0	0	0	0	0	3	4	0.00	0.000					

St. Louis Cardinals @ New York Mets  
Shea Stadium, Flushing, NY  
Sat Aug 11 2001, 1:15 PM EDT  
Att: 38,837 - Cloudy - 76 F

AB	35
R	3
H	11
RBI	3
BB	5
SO	7
LOB	17









Batter	1	2	3	4	5	6	7	8	9	AB	R	H	RBI	BB	SO	LOB	TOP										
Benny Agbayani, R OBP: 0.397, SLG: 0.391 (1, 7)	G6-3 ①		1B BB		1-2 BB		G5-3 ③			2	0	0	0	2	0	1											
Edgardo Alfonso, R OBP: 0.308, SLG: 0.402 (1, 4)	F9 ②		1B		2-3 ③			F9 ①		4	0	1	0	0	1	2											
Matt Lawton, L OBP: 0.394, SLG: 0.436 (1, 9)	K ③		1-2 2-H 1B			G3 ①		FC6 31 1B BB		3	0	1	0	1	1	0											
31 Mike Piazza, R OBP: 0.376, SLG: 0.558 (1, 2)		2-1 G1-6-3 1B		0-1 G6-3 ①		1-1 1B		0-0 FC6 1B		4	0	3	0	0	0	0											
Robin Ventura, L OBP: 0.358, SLG: 0.417 (1, 5)		3-1 G1-6-3 1-2 1B		2-0 F8 ②		0-0 P5 ②		1-3 K ②		4	0	0	0	0	1	4											
Todd Zeile, R OBP: 0.354, SLG: 0.368 (1, 3)		2-1 2B		0-1 G5-3 ③		2-1 P3 ③		2-1 FC6 1-2 2-3		4	0	1	0	0	0	3											
Tsuyoshi Shinjo, R OBP: 0.321, SLG: 0.411 (1, 8)		1-0 F8 ③			2-0 G4-3 ①		1-1 P6 ①		1-0 G4-3 ①	4	0	0	0	0	0	1											
Rey Ordenez, R OBP: 0.284, SLG: 0.310 Lenny Harris, L OBP: 0.268, SLG: 0.248 (9, PH)			0-1 F9 ①		1-2 F8 ②		0-0 G6-3 ②		2-2 G6-3 ②	3	0	0	0	0	0	0											
Steve Trachsel, R OBP: 0.151, SLG: 0.152 Deshaun Anderson, S OBP: 0.268, SLG: 0.441 Grant Roberts, R OBP: 0.353, SLG: 0.476 Joe McEwing, R OBP: 0.343, SLG: 0.476 Jerrold Riggan, R OBP: 0.344, SLG: 0.443 (1, 1) (5, PH) (5, 1) (7, PH) (7, 1) (9, PH)			1-0 G1-6-3 ②		3-1 BB 1B		1-1 1B		1-0 F8 ③	1	0	0	0	0	0	0											
<b>Inning Stats</b>	R: 0 E: 0 K: 1 S: 13	H: 0 LOB: 0 BB: 0 P: 19	R: 0 E: 0 K: 0 S: 7	H: 2 LOB: 1 BB: 0 P: 15	R: 0 E: 0 K: 0 S: 11	H: 2 LOB: 2 BB: 1 P: 19	R: 0 E: 0 K: 0 S: 5	H: 0 LOB: 0 BB: 0 P: 7	R: 0 E: 0 K: 1 S: 14	H: 1 LOB: 2 BB: 1 P: 26	R: 0 E: 0 K: 0 S: 8	H: 1 LOB: 1 BB: 0 P: 14	R: 0 E: 0 K: 0 S: 8	H: 1 LOB: 1 BB: 0 P: 13	R: 0 E: 0 K: 1 S: 9	H: 0 LOB: 2 BB: 1 P: 16	R: 0 E: 0 K: 0 S: 5	H: 0 LOB: 0 BB: 0 P: 9	1B: 7 2B: 1 3B: 0 HR: 0	SF: 0 SAC: 0 DP: 1 HBP: 0	WP: 0 PB: 0 SB: 0 CS: 0	PA: 36					
<b>PITCHER</b>	IP	WLS	BF	H	R	ER	SO	BB	IBB	HBP	BLK	WP	HR	S	P	ERA	WHIP										
Junior Herndon, R ERA: 2.57 (1, 1)	7.1	W	31	8	0	0	2	3	0	0	0	0	0	69	120	0.00	1.500										
Chuck McElroy, L ERA: 5.13 (8, 1)	0.1		1	0	0	0	1	0	0	0	0	0	0	4	5	0.00	0.000										
David Lundquist, R ERA: (8, 1)	1.1		4	0	0	0	0	0	0	0	0	0	0	7	13	0.00	0.000										

New York Mets @ San Diego Padres  
Qualcomm Stadium, San Diego, CA  
Tue Aug 14 2001, 10:05 PM EDT  
Att: 24,803 - Cloudy - 77 F

AB 33  
R 0  
H 8  
RBI 0  
BB 3  
SO 3  
LOB 11



Batter	1	2	3	4	5	6	7	8	9	AB	R	H	RBI	BB	SO	LOB	BOTTOM										
Damian Jackson, R OBP: 0.335, SLG: 0.367 (1, 4)	K ①		S 2B 1B		F8 ①		F8 ③			4	1	1	0	0	1	0											
Mark Kotsay, L OBP: 0.385, SLG: 0.435 (1, 8)	K ②		G6-3 1-H 1B 2B		G4-5-3 1B		L8 ①			4	1	2	1	0	1	0											
Ryan Klesko, L OBP: 0.392, SLG: 0.524 (1, 3)	F7 ③		G6-3 ①		G4-5-3 1-2 ②		G4-3 ②			4	0	0	0	0	0	2											
Phil Nevin, R OBP: 0.400, SLG: 0.609 (1, 5)		2-3 K ①	0-0 1B 3B 1B		1-2 G1-3 ①		1-2 P4 ③			4	1	1	1	0	1	0											
Ray Lankford, L OBP: 0.351, SLG: 0.502 (1, 7)		4-1 S HR BB	0-0 3B 1B		0-0 G4-3 2B			3-3 K ①		3	2	2	0	1	1	0											
Bubba Trammell, R OBP: 0.340, SLG: 0.488 (1, 9)		1-3 K ②	0-1 3B 1B		2-1 G4-3 ②		2-1 G4-3 ②		1-1 P3 ②	4	0	1	2	0	1	2											
Wiki Gonzalez, R OBP: 0.348, SLG: 0.515 (1, 2)		2-1 2-H HR	3-3 K ②		0-0 P3 ③		0-2 P5 ③			4	1	1	2	0	1	2											
D'Angelo Jimenez, S OBP: 0.342, SLG: 0.341 (1, 6)		4-2 BB	4-0 IBB			3-2 G4-3 ①				1	0	0	0	2	0	0											
Junior Herndon, R (1, 1)		1-3 K ③	1-3 K ③			2-3 K ②				3	0	0	0	0	3	3											
Chuck McElroy, L (8, 1)										0	0	0	0	0	0	0											
David Lundquist, R (8, 1)										0	0	0	0	0	0	0											
<b>Inning Stats</b>	R: 0 E: 0 K: 2 S: 8	H: 0 LOB: 0 BB: 0 P: 13	R: 2 E: 0 K: 3 S: 16	H: 1 LOB: 1 BB: 2 P: 30	R: 4 E: 0 K: 2 S: 21	H: 5 LOB: 2 BB: 1 P: 31	R: 0 E: 0 K: 0 S: 8	H: 1 LOB: 0 BB: 0 P: 15	R: 0 E: 0 K: 0 S: 7	H: 1 LOB: 1 BB: 0 P: 10	R: 0 E: 0 K: 1 S: 13	H: 0 LOB: 0 BB: 0 P: 18	R: 0 E: 0 K: 0 S: 10	H: 0 LOB: 0 BB: 0 P: 14	R: 0 E: 0 K: 1 S: 8	H: 0 LOB: 0 BB: 0 P: 12	1B: 4 2B: 2 3B: 1 HR: 1	SF: 0 SAC: 0 DP: 1 HBP: 0	WP: 0 PB: 0 SB: 2 CS: 0	PA: 34							
<b>PITCHER</b>	IP	WLS	BF	H	R	ER	SO	BB	IBB	HBP	BLK	WP	HR	S	P	ERA	WHIP										
Steve Trachsel, R ERA: 5.28 (5, 1)	2.0	L	7	1	0	0	1	0	0	0	0	0	0	20	28	0.00	0.500										
Grant Roberts, R ERA: 1.38 (7, 1)	2.0		6	0	0	0	1	0	0	0	0	0	0	18	26	0.00	0.000										

New York Mets @ San Diego Padres  
Qualcomm Stadium, San Diego, CA  
Tue Aug 14 2001, 10:05 PM EDT  
Att: 24,803 - Cloudy - 77 F

AB 31  
R 6  
H 8  
RBI 6  
BB 3  
SO 9  
LOB 9






Batter	1	2	3	4	5	6	7	8	9	AB	R	H	RBI	BB	SO	LOB	TOP					
Joe McEwing, R OBP: 0.356, SLG: 0.467 (1, 7)	F8		K		G5-3			F7		4	0	0	0	0	1	0	<b>New York Mets @ San Diego Padres</b> Qualcomm Stadium, San Diego, CA Wed Aug 15 2001, 10:05 PM EDT Att: 20,838 - Sunny - 77 F					
Eduardo Alfonso, R OBP: 0.305, SLG: 0.397 (1, 4)	K		G6-3		F9			K		4	0	0	0	0	2	0						
Matt Lawton, L OBP: 0.390, SLG: 0.432 (1, 9)	G6-3		G5-3		G1-3			K		4	0	0	0	0	1	0						
31 Mike Piazza, R OBP: 0.377, SLG: 0.559 (1, 2)		FC3-6 BB E		1B 2B	F7			F9		3	1	1	0	1	0	0						
Todd Zeile, R OBP: 0.356, SLG: 0.368 (1, 3)		FC3-6 BB		1B	G6-3			F9		3	0	1	0	1	0	0						
Robin Ventura, L OBP: 0.356, SLG: 0.413 (1, 5)		FC3-6 G1-3 E 1-2 2-3		L4				K		3	0	0	0	0	1	4						
Jay Payton, R OBP: 0.279, SLG: 0.340 (1, 8)		E6 G1-3 1-2 3-H		P1				L4		3	0	0	1	0	0	3						
Rey Ordonez, R OBP: 0.281, SLG: 0.307 (1, 6)		G1-3 1-2 2-3		L6				F9		3	0	0	0	0	0	4						
Al Leiter, L OBP: 0.071, SLG: 0.025 (8, PH)	K				K			K		2	0	0	0	0	2	2						
Desi Relaford, S OBP: 0.358, SLG: 0.439 (8, 1)										1	0	0	0	0	1	0						
John Franco, L (8, 1)										0	0	0	0	0	0	0						
<b>Inning Stats</b>	R: 0 E: 0 K: 1 S: 10	H: 0 LOB: 0 BB: 0 P: 14	R: 1 E: 1 K: 1 S: 11	H: 0 LOB: 2 BB: 2 P: 22	R: 0 E: 0 K: 1 S: 7	H: 0 LOB: 0 BB: 0 P: 12	R: 0 E: 0 K: 0 S: 7	H: 2 LOB: 2 BB: 0 P: 10	R: 0 E: 0 K: 1 S: 9	H: 0 LOB: 0 BB: 0 P: 14	R: 0 E: 0 K: 1 S: 6	H: 0 LOB: 0 BB: 0 P: 8	R: 0 E: 0 K: 1 S: 6	H: 0 LOB: 0 BB: 0 P: 8	R: 0 E: 0 K: 2 S: 8	H: 0 LOB: 0 BB: 0 P: 12	R: 0 E: 0 K: 1 S: 6	H: 0 LOB: 0 BB: 0 P: 7	1B: 1 2B: 1 3B: 0 HR: 0	SF: 0 SAC: 0 DP: 0 HBP: 0	WP: 0 PB: 0 SB: 0 CS: 0	PA: 32
<b>PITCHER</b>	IP WLS BF H R ER SO BB IBB HBP BLK WP HR S P ERA WHIP																					
Kevin Jarvis, R ERA: 5.05 (1, 1)	8.0 W 29 2 1 1 7 2 0 0 0 0 0 0 64 100 1.12 0.500																					
Trevor Hoffman, R ERA: 3.19 (9, 1)	1.0 S 3 0 0 0 1 0 0 0 0 0 0 0 6 7 0.00 0.000																					

Batter	1	2	3	4	5	6	7	8	9	AB	R	H	RBI	BB	SO	LOB	BOTTOM			
Rickey Henderson, R OBP: 0.350, SLG: 0.332 (1, 7)	K		G4-6-3 BB		1B 2B			K		3	1	1	1	1	2	1	<b>New York Mets @ San Diego Padres</b> Qualcomm Stadium, San Diego, CA Wed Aug 15 2001, 10:05 PM EDT Att: 20,838 - Sunny - 77 F			
Mark Kotsay, L OBP: 0.385, SLG: 0.440 (1, 8)			G4-6-3 1-2		2H 1B			FC3-6 BB		3	0	2	1	1	0	1				
Ryan Klesko, L OBP: 0.389, SLG: 0.519 (1, 3)	F8				K			FC3-6 1B		4	0	0	0	0	2	3				
Phil Nevin, R OBP: 0.401, SLG: 0.608 (1, 5)	G5-3				K			K		4	0	2	0	0	1	1				
Bubba Trammell, R OBP: 0.340, SLG: 0.485 (7, 9)			G1-4-3 BB		K			P4		2	0	0	0	1	1	1				
Mike Darr, L OBP: 0.362, SLG: 0.310 (7, 9)			G1-4-3		K			G6-3 1-2		1	0	0	0	0	0	2				
Ben Davis, S OBP: 0.384, SLG: 0.371 (1, 2)			G1-4-3		F9			L5		3	0	0	0	0	0	2				
Damian Jackson, R OBP: 0.338, SLG: 0.370 (1, 4)								G6-3		3	1	2	0	0	0	0				
D'Angelo Jimenez, S OBP: 0.348, SLG: 0.348 (1, 6)			F9		CS 1B 2B 1B					3	0	2	0	0	0	1				
Kevin Jarvis, L OBP: 0.296, SLG: 0.362 (9, 1)			G6-3		G4-3			SH3-4 1B		2	0	0	0	0	0	2				
Trevor Hoffman, R (9, 1)								SH3-4		0	0	0	0	0	0	0				
<b>Inning Stats</b>	R: 0 E: 0 K: 1 S: 9	H: 1 LOB: 1 BB: 0 P: 14	R: 0 E: 0 K: 0 S: 10	H: 1 LOB: 1 BB: 1 P: 20	R: 0 E: 0 K: 0 S: 5	H: 0 LOB: 0 BB: 1 P: 11	R: 0 E: 0 K: 2 S: 8	H: 1 LOB: 1 BB: 0 P: 14	R: 2 E: 0 K: 1 S: 15	H: 4 LOB: 1 BB: 0 P: 23	R: 0 E: 0 K: 1 S: 10	H: 0 LOB: 0 BB: 0 P: 16	R: 0 E: 0 K: 1 S: 8	H: 1 LOB: 1 BB: 0 P: 11	R: 0 E: 0 K: 0 S: 7	H: 1 LOB: 1 BB: 1 P: 16	1B: 7 2B: 2 3B: 0 HR: 0	SF: 0 SAC: 1 DP: 3 HBP: 0	WP: 0 PB: 0 SB: 0 CS: 2	PA: 32
<b>PITCHER</b>	IP WLS BF H R ER SO BB IBB HBP BLK WP HR S P ERA WHIP																			
Al Leiter, L ERA: 3.44 (1, 1)	7.0 L 28 8 2 2 6 2 0 0 0 0 0 0 65 109 2.57 1.429																			
John Franco, L ERA: 3.42 (8, 1)	1.0 4 1 0 0 0 1 0 0 0 0 0 0 7 16 0.00 2.000																			

AB	30
R	1
H	2
RBI	1
BB	2
SO	8
LOB	13



AB	28
R	2
H	9
RBI	2
BB	3
SO	6
LOB	14





Batter	1	2	3	4	5	6	7	8	9	AB	R	H	RBI	BB	SO	LOB	TOP										
Joe McEwing, R (1.5) OBP: 0.358, SLG: 0.468 31 Mike Piazza, R (9, PH) OBP: 0.376, SLG: 0.558	0-1 G4-3 1B		2-2 G5-3			0-0 1B		0-3 K		4	1	2	0	0	0	2											
Desti Relaford, S (1.4) OBP: 0.357, SLG: 0.436	0-0 G4-3 1-2		1-0 G4-3			0-0 E9 G6-3 HR 1B		2-3 K		4	1	1	0	0	1	1											
Tsuyoshi Shinjo, R (1.9) OBP: 0.320, SLG: 0.409	1-3 K			1-0 1B		0-0 G6-3		0-1 P2-1		4	0	1	1	0	1	2											
Mark Johnson, L (1.3) OBP: 0.340, SLG: 0.470	2-1 F8			1-0 F9		0-0 HR		1-1 F9		4	1	1	2	0	0	2											
Benny Agbayani, R (1.7) OBP: 0.399, SLG: 0.393 Matt Lawton, L (8.9) OBP: 0.390, SLG: 0.432		1-1 1B 1B		1-0 F3		1-1 1B 2B 1B		2-3 K		4	1	2	0	0	1	1											
Vance Wilson, R (1.2) OBP: 0.424, SLG: 0.433	0-2 G6-4-3 1B			0-2 F8		1-3 K		3-3 K2-3		4	0	1	0	0	2	2											
Jay Payton, R (1.8) OBP: 0.278, SLG: 0.339	1-2 L8			0-0 F3		1-1 2B 1B		0-3 K		4	1	1	0	0	1	2											
Rey Ordenez, R (1.6) OBP: 0.282, SLG: 0.310 Lenny Harris, L (9, PH) OBP: 0.254, SLG: 0.246	0-0 G6-4-3 1-2			3-2 G4-3		3-2 2B		1-1 G6-3		3	0	1	2	0	0	2											
Kevin Appier, R (1.1) OBP: 0.065, SLG: 0.044 Robin Ventura, L (6, PH) OBP: 0.357, SLG: 0.413 Jerrold Riggan, R (6.1) Rick White, R (7.1) Todd Zeile, R (7.3) OBP: 0.355, SLG: 0.367			2-3 K		2-3 K		4-0 FC5-4 BB		3-2 G4-3		2	0	0	0	0	2											
<b>Inning Stats</b>	R: 0 E: 0 K: 1 S: 8	H: 1 LOB: 1 BB: 0 P: 11	R: 0 E: 0 K: 0 S: 9	H: 2 LOB: 1 BB: 0 P: 11	R: 0 E: 0 K: 1 S: 8	H: 0 LOB: 0 BB: 0 P: 13	R: 0 E: 0 K: 0 S: 6	H: 1 LOB: 1 BB: 0 P: 9	R: 0 E: 0 K: 1 S: 9	H: 0 LOB: 0 BB: 0 P: 14	R: 5 E: 1 K: 1 S: 22	H: 6 LOB: 2 BB: 1 P: 36	R: 0 E: 0 K: 1 S: 7	H: 0 LOB: 0 BB: 0 P: 10	R: 0 E: 0 K: 3 S: 10	H: 0 LOB: 0 BB: 0 P: 15	R: 0 E: 0 K: 1 S: 10	H: 0 LOB: 0 BB: 0 P: 14	1B: 8 2B: 1 3B: 0 HR: 1	SF: 0 SAC: 0 DP: 1 HBP: 0	WP: 0 PA: 37 PB: 0 SB: 0 CS: 0						
<b>PITCHER</b>	IP	WLS	BF	H	R	ER	SO	BB	IBB	HBP	BLK	WP	HR	S	P	ERA	WHIP										
Brian Tolberg, R (1.1) ERA: 3.69	5.1		23	8	4	4	3	0	0	0	0	0	1	50	70	6.75	1.500										
David Lundquist, R (6.1) ERA: 2.45	0.1	B	3	2	1	1	1	0	0	0	0	0	0	9	14	27.00	6.000										
Chuck McElroy, L (6.1) ERA: 5.01	1.1		5	0	0	0	1	1	0	0	0	0	0	10	20	0.00	0.750										
Jeremy Fikac, R (8.1) ERA: 3.12	1.0	W	3	0	0	0	3	0	0	0	0	0	0	10	15	0.00	0.000										
Trevor Hoffman, R (9.1) ERA: 3.12	1.0	S	3	0	0	0	1	0	0	0	0	0	0	10	14	0.00	0.000										

New York Mets @ San Diego Padres  
Qualcomm Stadium, San Diego, CA  
Thu Aug 16 2001, 5:05 PM EDT  
Att: 22,614 - Sunny - 81 F

AB 36  
R 5  
H 10  
RBI 5  
BB 1  
SO 9  
LOB 14



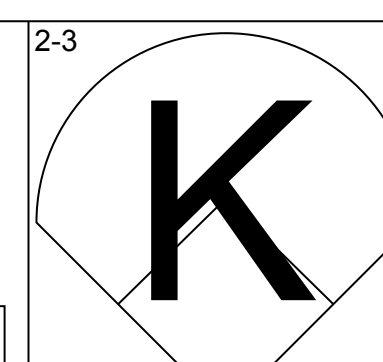
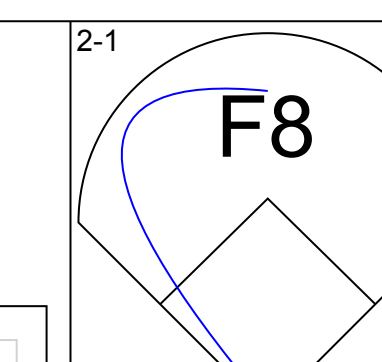
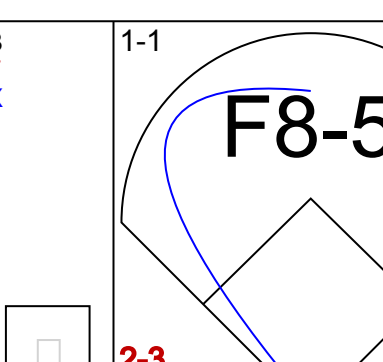
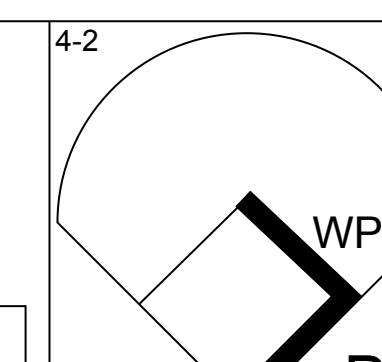
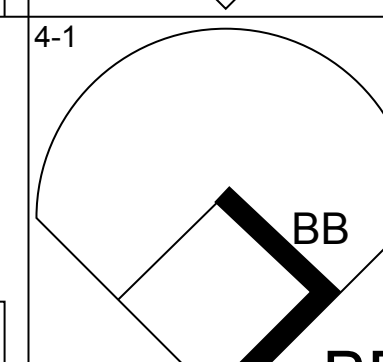
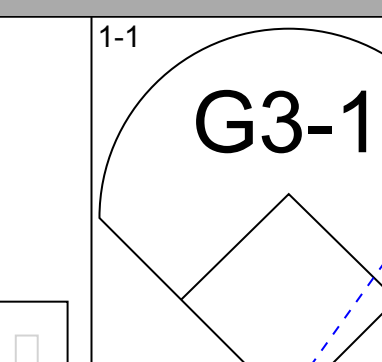
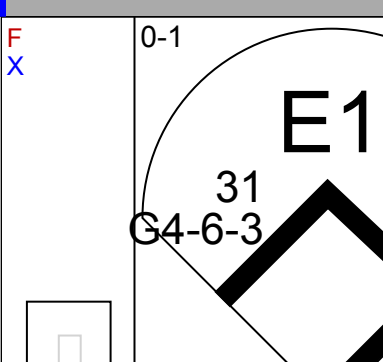
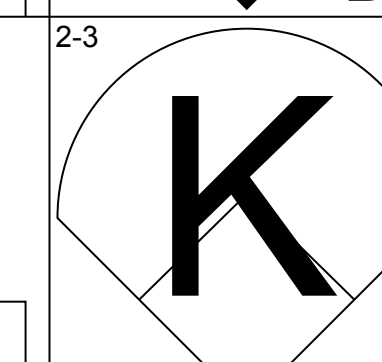
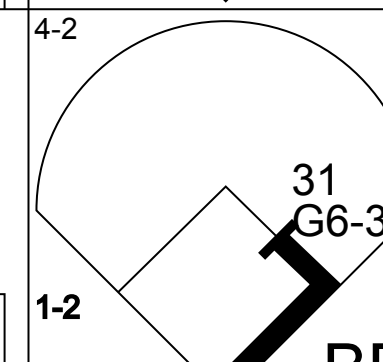
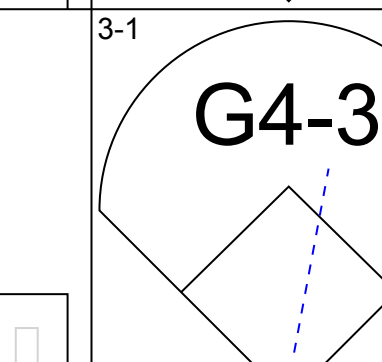
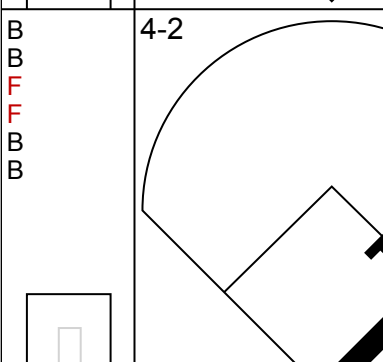
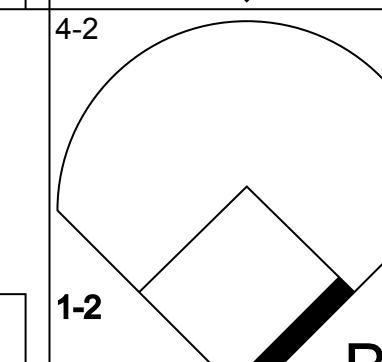
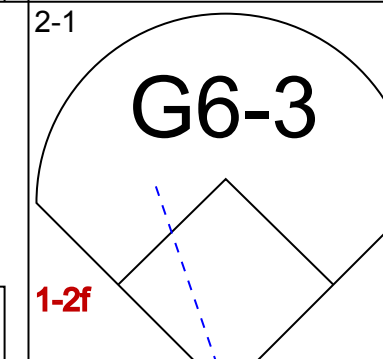
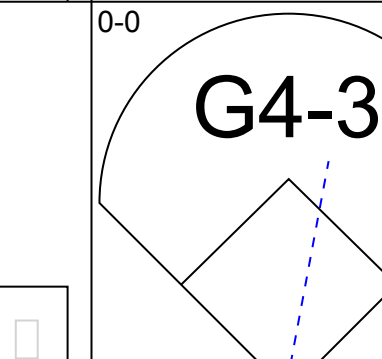
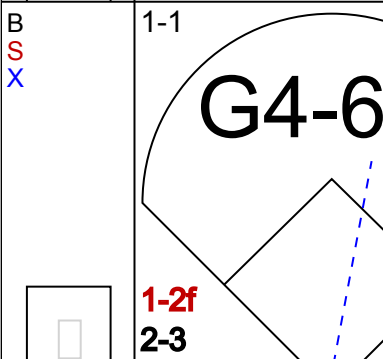
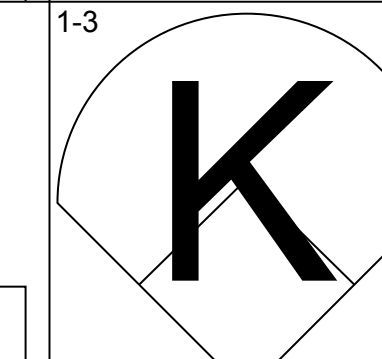
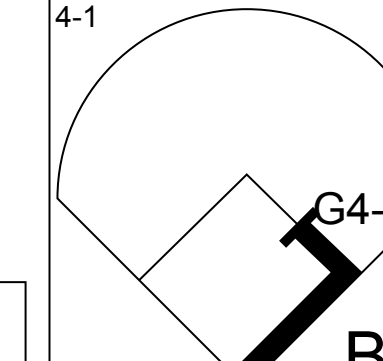
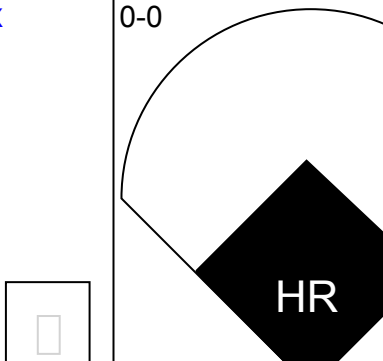
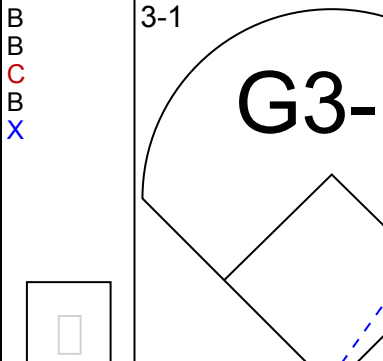
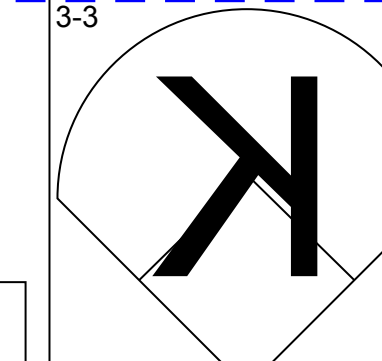
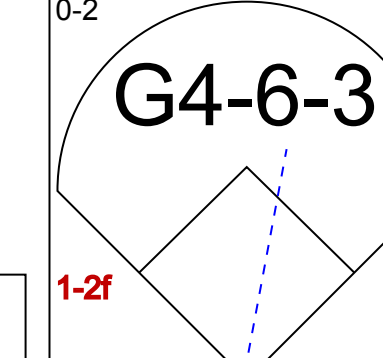
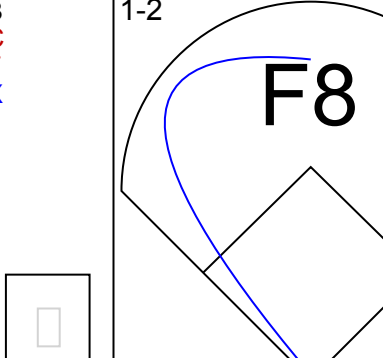
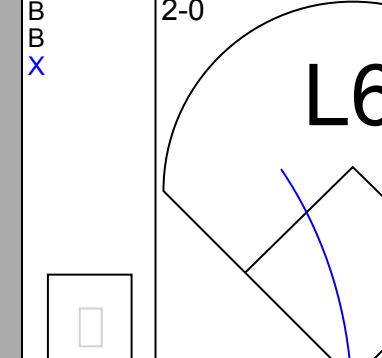
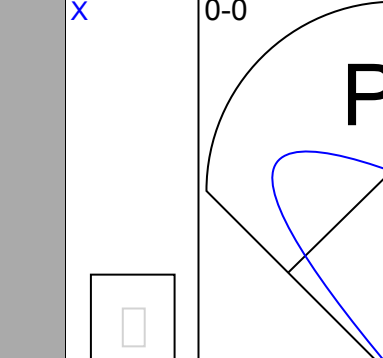
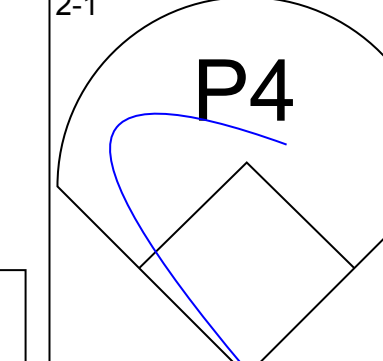
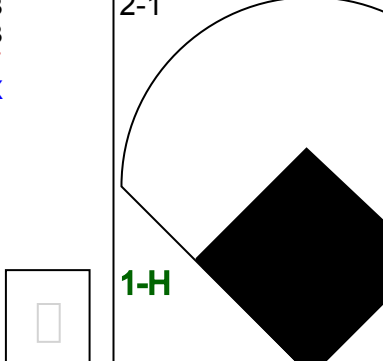
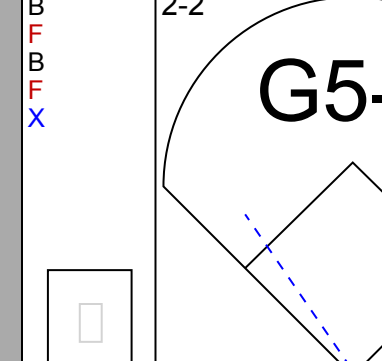
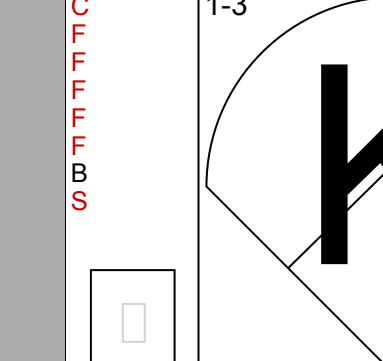
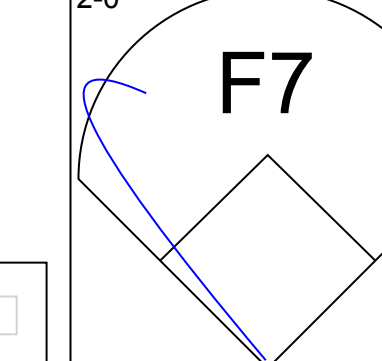
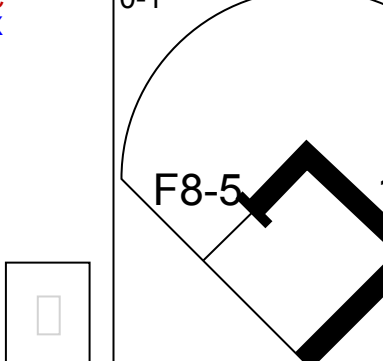
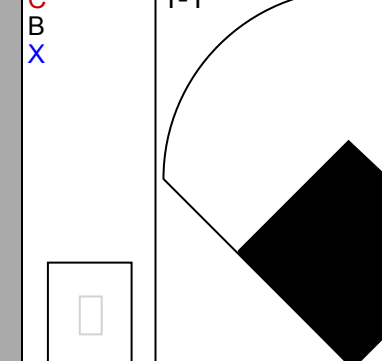
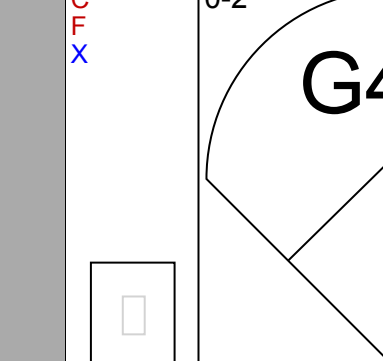
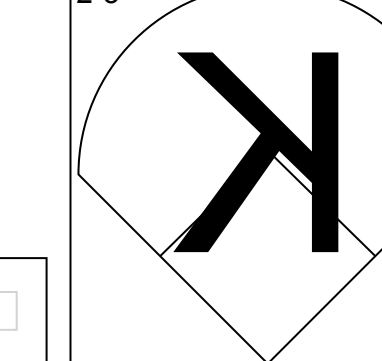
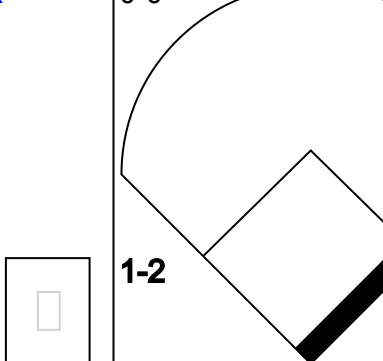
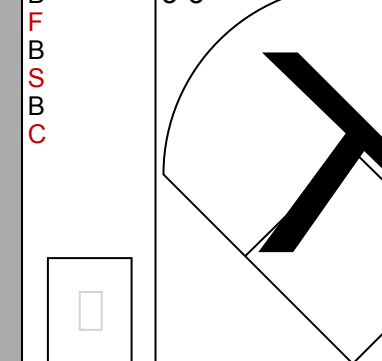
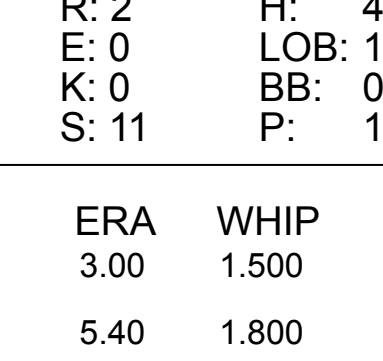
Batter	1	2	3	4	5	6	7	8	9	AB	R	H	RBI	BB	SO	LOB	BOTTOM										
Rickey Henderson, R (1.7) OBP: 0.348, SLG: 0.327	2-3 K		2-1 F8	3-2 F3		4-1 CS BB		1-2 G5-3		4	0	0	0	1	1	1											
Mark Kotsay, L (1.8) OBP: 0.385, SLG: 0.438	3-3 K		3-2 F7	0-0 F8		3-1 CS		1-1 CS BB 1B		4	0	1	0	0	1	1											
Ryan Klesko, L (1.3) OBP: 0.390, SLG: 0.525	1-3 K		3-2 HR		3-2 F5		4-2 BB		1-2 BB	3	1	1	1	1	1	0											
Phil Nevin, R (1.5) OBP: 0.402, SLG: 0.607		0-2 PB SF7 1B	0-1 1B 1B		2-1 G6-3		2-3 K			4	2	2	0	0	1	2											
Bubba Trammell, R (1.9) OBP: 0.346, SLG: 0.429 David Lundquist, R (8.1) Chuck McElroy, L (8.1) Tony Gwynn, L (7, PH) OBP: 0.432, SLG: 0.554 Jeremy Fikac, R (8.1) Trevor Hoffman, R (9.1)		4-2 G3 PB BB	1-1 1B 1B		1-2 2B 2B		3-3 K			2	1	2	0	1	0	0											
Ben Davis, S (1.2) OBP: 0.365, SLG: 0.376	2-1 SF7		3-2 1B		3-2 PB 2B		3-3 K		0-0 F8	3	0	2	3	0	0	0											
Damian Jackson, R (1.4) OBP: 0.337, SLG: 0.368	1-1 G3		3-2 F9		2-1 G6-3		1-1 HR 1B			4	1	1	0	0	0	4											
D'Angelo Jimenez, S (1.6) OBP: 0.345, SLG: 0.340	4-0 IBB			1-1 F7		0-1 G5-3		1-2 F7		3	0	0	0	1	0	1											
Brian Tolberg, R (1.1) OBP: 0.217, SLG: 0.143 Mike Darr, L (6.9) OBP: 0.363, SLG: 0.323	1-3 K			4-2 BB		2-3 K		3-2 HR		1	0	0	0	1	1	2											
<b>Inning Stats</b>	R: 0 E: 0 K: 3 S: 9	H: 0 LOB: 0 BB: 0 P: 15	R: 1 E: 0 K: 1 S: 13	H: 1 LOB: 2 BB: 2 P: 25	R: 2 E: 0 K: 0 S: 26	H: 4 LOB: 2 BB: 0 P: 41	R: 0 E: 0 K: 0 S: 8	H: 0 LOB: 1 BB: 1 P: 16	R: 1 E: 0 K: 0 S: 16	H: 2 LOB: 1 BB: 0 P: 27	R: 0 E: 0 K: 1 S: 8	H: 0 LOB: 0 BB: 1 P: 17	R: 0 E: 0 K: 2 S: 13	H: 1 LOB: 2 BB: 1 P: 23	R: 2 E: 0 K: 0 S: 13	H: 2 LOB: 0 BB: 0 P: 19	1B: 6 2B: 3 3B: 0 HR: 2	SF: 1 SAC: 0 DP: 1 HBP: 0	WP: 0 PA: 38 PB: 2 SB: 0 CS: 2								
<b>PITCHER</b>	IP	WLS	BF	H	R	ER	SO	BB	IBB	HBP	BLK	WP	HR	S	P	ERA	WHIP										
Kevin Appier, R (1.1) ERA: 4.1	5.0		25	7	4	3	4	2	1	0	0	0	0	72	124	5.40	1.800										
Jerrold Riggan, R (6.1) ERA: 3.5	1.0	H	5	1	0	0	1	2	0	0	0	0	0	13	27	0.00	3.000										
Rick White, R (7.1) ERA: 3.71	2.0	L	7	2	2	2	2	0	0	0	0	0	1	21	32	9.00	1.000										

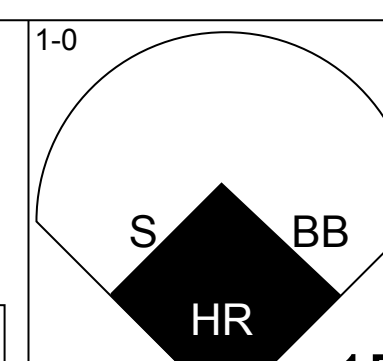
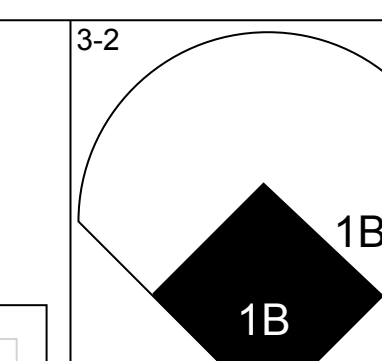
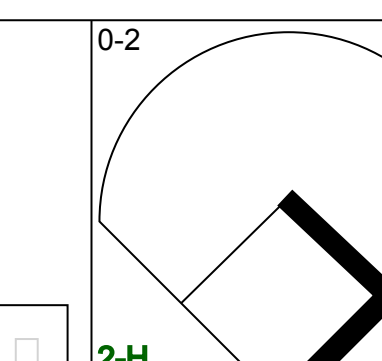

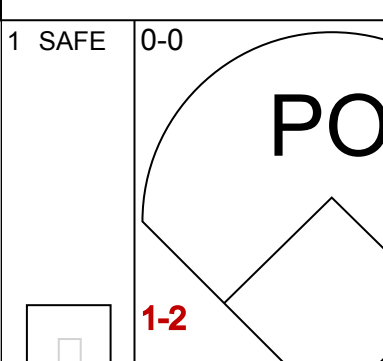
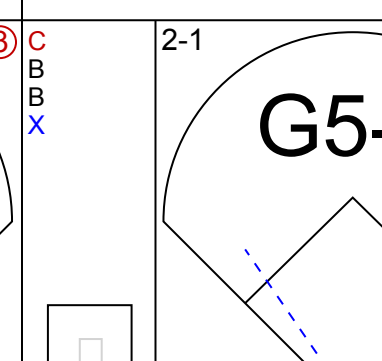
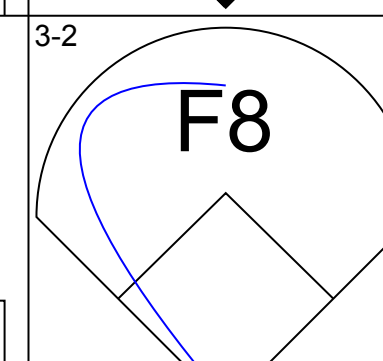
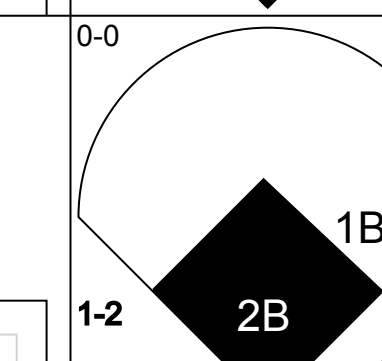
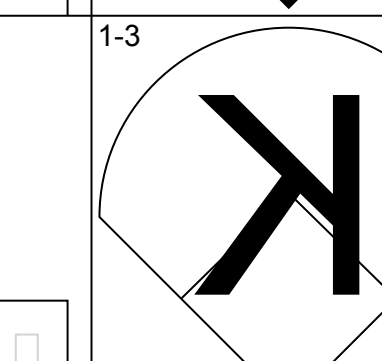

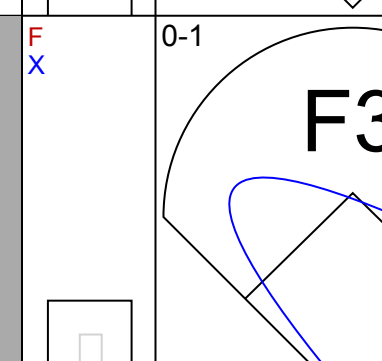
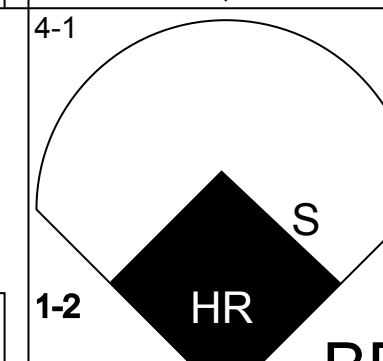
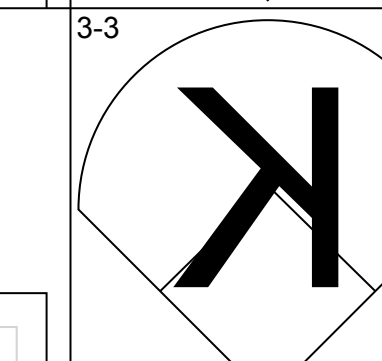
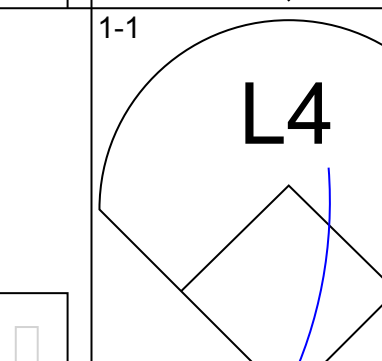
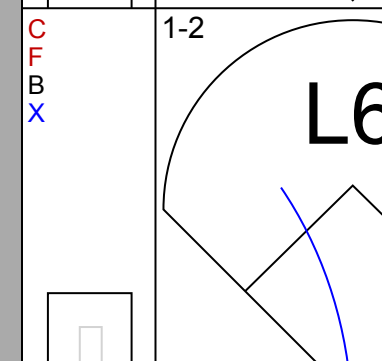
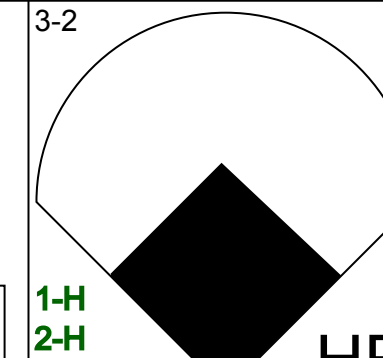
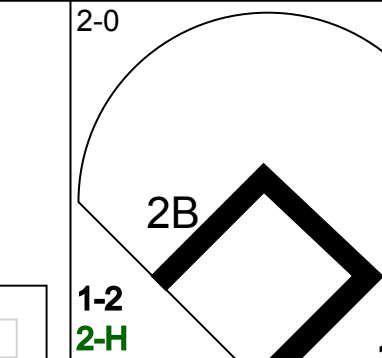

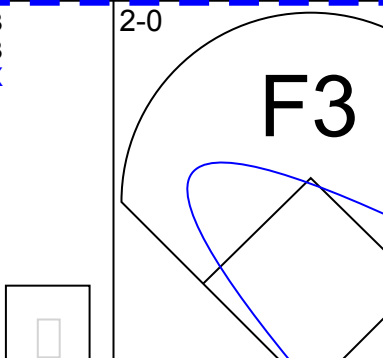
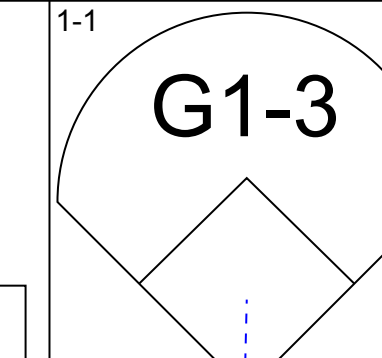
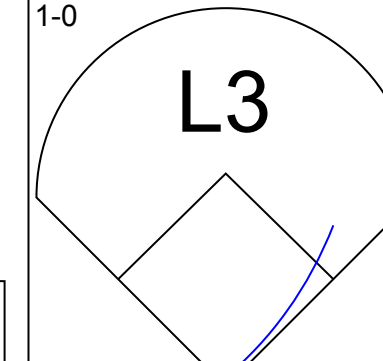
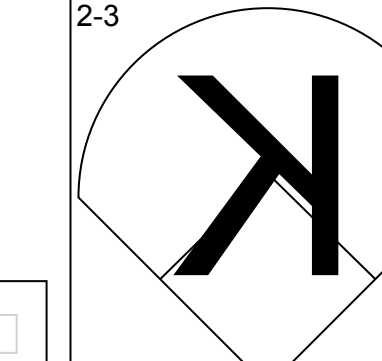

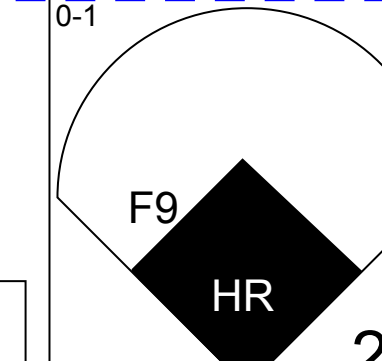

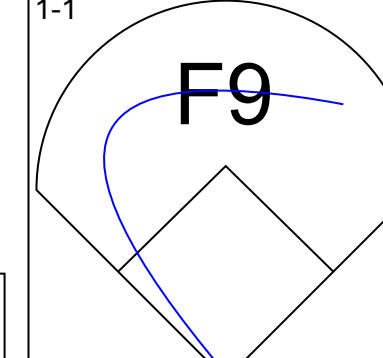
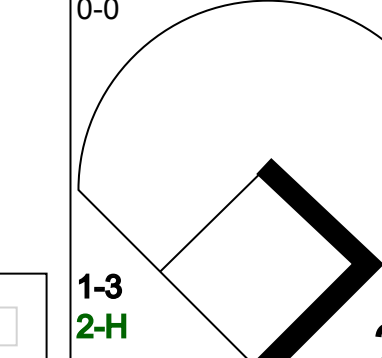

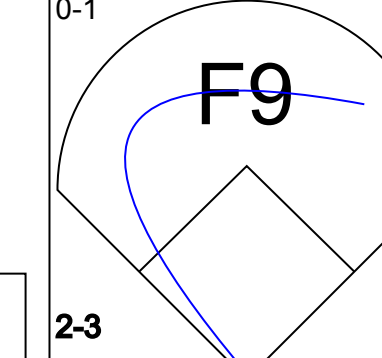
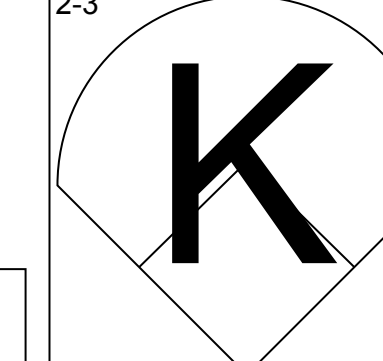
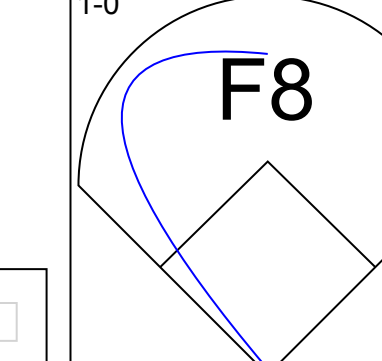
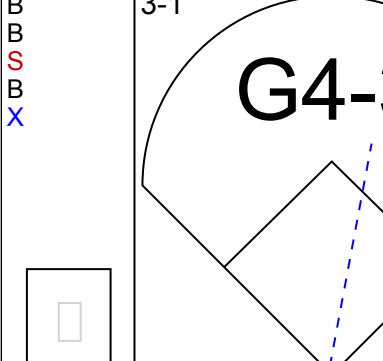
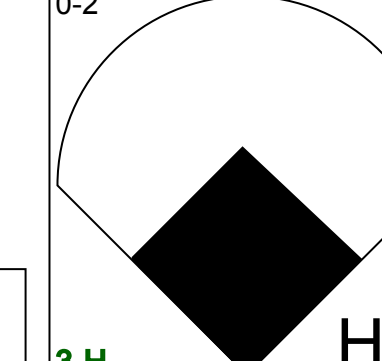
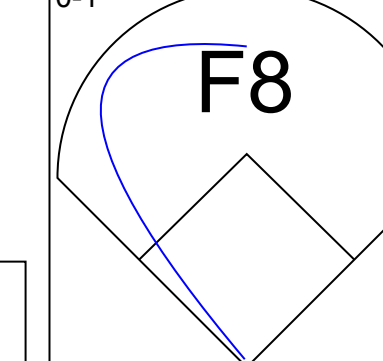
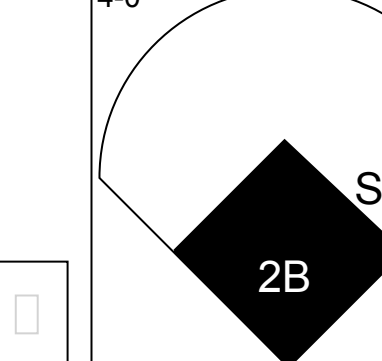

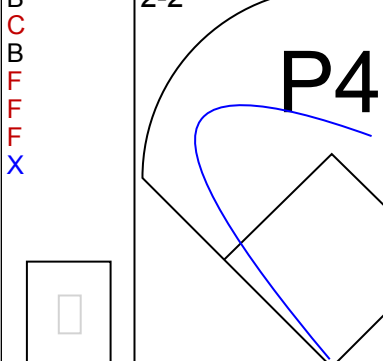
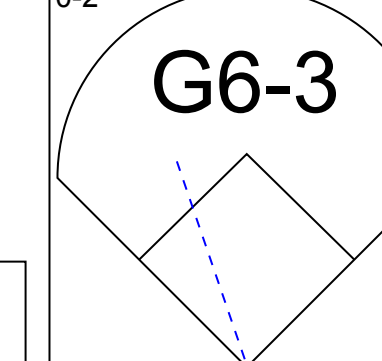
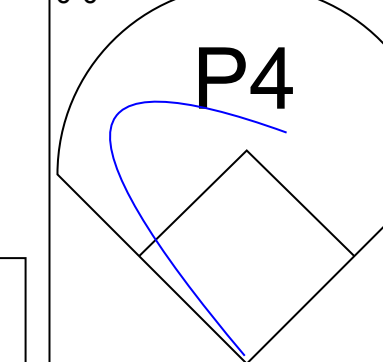
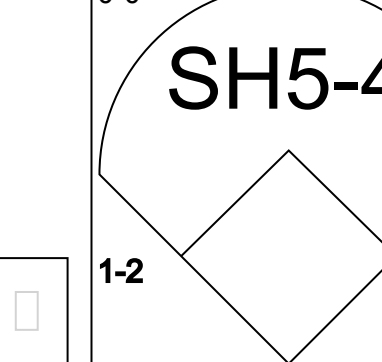

New York Mets @ San Diego Padres  
Qualcomm Stadium, San Diego, CA  
Thu Aug 16 2001, 5:05 PM EDT  
Att: 22,614 - Sunny - 81 F

AB 31  
R 6  
H 10  
RBI 6  
BB 5  
SO 7  
LOB 13





Batter	1	2	3	4	5	6	7	8	9	AB	R	H	RBI	BB	SO	LOB	TOP					
Joe McEwing, R OBP: 0.354, SLG: 0.462 Donne Wall, R (5, 1) Desi Relaford, S OBP: 0.359, SLG: 0.436 (8, PH) (8, 5)										3	0	0	0	0	1	2	<b>New York Mets @ Los Angeles Dodgers</b> Dodger Stadium, Los Angeles, CA Fri Aug 17 2001, 7:10 PM PDT Att: 41,801 - Sunny - 72 F					
Edgardo Alfonso, R OBP: 0.307, SLG: 0.396 (1, 4)										3	0	1	0	1	1	1						
Matt Lawton, L OBP: 0.393, SLG: 0.431 (1, 9)										1	0	0	0	3	0	0						
31 Mike Piazza, R OBP: 0.372, SLG: 0.552 (1, 2)										4	0	0	0	0	1	6						
Robin Ventura, L OBP: 0.358, SLG: 0.413 Armando Benitez, R (8, 1)										3	1	1	0	1	1	3						
Todd Zeile, R OBP: 0.352, SLG: 0.363 (1, 3)										4	0	0	0	0	0	2						
Tsuyoshi Shinjo, R OBP: 0.319, SLG: 0.418 (1, 8)										4	1	1	2	0	1	0						
Rey Ordenez, R OBP: 0.284, SLG: 0.322 (1, 6)										4	1	2	1	0	0	0						
Glendon Rusch, L OBP: 0.095, SLG: 0.073 Grant Roberts, R (3, 1) Mark Johnson, L OBP: 0.344, SLG: 0.471 (5, PH) (5, 7)										1	0	0	0	0	1	0						
										0	0	0	0	0	0	0						
<b>Inning Stats</b>	R: 0 E: 0 K: 1 S: 9	H: 0 LOB: 1 BB: 2 P: 21	R: 0 E: 0 K: 0 S: 6	H: 0 LOB: 0 BB: 1 P: 12	R: 0 E: 0 K: 1 S: 6	H: 0 LOB: 0 BB: 0 P: 12	R: 0 E: 0 K: 0 S: 5	H: 0 LOB: 0 BB: 0 P: 9	R: 2 E: 0 K: 0 S: 11	H: 4 LOB: 1 BB: 0 P: 15	R: 0 E: 1 K: 0 S: 8	H: 1 LOB: 1 BB: 1 P: 16	R: 1 E: 0 K: 1 S: 9	H: 1 LOB: 0 BB: 0 P: 17	R: 0 E: 0 K: 3 S: 13	H: 0 LOB: 2 BB: 2 P: 27	R: 0 E: 0 K: 1 S: 11	H: 0 LOB: 0 BB: 0 P: 12	1B: 4 2B: 1 3B: 0 HR: 2	SF: 0 SAC: 0 DP: 4 HBP: 0	WP: 1 PB: 0 SB: 0 CS: 0	PA: 35
<b>PITCHER</b>	IP	WLS	BF	H	R	ER	SO	BB	IBB	HBP	BLK	WP	HR	S	P	ERA	WHIP					
Terry Adams, R ERA: 4.64 Matt Herges, R ERA: 3.81 Terry Mulholland, L ERA: 4.26 Jeff Shaw, R ERA: 3.58	6.0	W	23	5	2	2	2	4	0	0	0	0	1	45	85	3.00	1.500					
	1.2		8	1	1	1	3	2	0	0	0	1	1	19	38	5.40	1.800					
	0.1	H	1	0	0	0	1	0	0	0	0	0	0	3	6	0.00	0.000					
	1.0		3	0	0	0	1	0	0	0	0	0	0	11	12	0.00	0.000					

Batter	1	2	3	4	5	6	7	8	9	AB	R	H	RBI	BB	SO	LOB	BOTTOM					
Adrian Beltré, R OBP: 0.318, SLG: 0.443 (1, 5)										4	2	3	1	0	0	0	<b>New York Mets @ Los Angeles Dodgers</b> Dodger Stadium, Los Angeles, CA Fri Aug 17 2001, 7:10 PM PDT Att: 41,801 - Sunny - 72 F					
Mark Czudzielanek, R OBP: 0.333, SLG: 0.406 (1, 4)										4	1	1	0	0	1	2						
Shawn Green, L OBP: 0.362, SLG: 0.574 (1, 9)										3	1	0	0	1	1	3						
Gary Sheffield, R OBP: 0.416, SLG: 0.561 (1, 7)										4	1	2	4	0	0	0						
Paul Lo Duca, R OBP: 0.376, SLG: 0.577 (1, 2)										4	1	1	0	0	1	2						
Eric Karros, R OBP: 0.304, SLG: 0.397 (1, 3)										4	0	1	1	0	0	1						
Marquis Grissom, R OBP: 0.257, SLG: 0.461 (1, 8)										4	1	1	2	0	1	2						
Jeff Reboulet, R OBP: 0.368, SLG: 0.433 (1, 6)										3	1	0	0	1	0	0						
Terry Adams, R OBP: 0.071, SLG: 0.038 Tom Goodwin, L OBP: 0.236, SLG: 0.341 Matt Herges, R ERA: 1.88 Terry Mulholland, R Terry Mulholland, R Jeff Shaw, R	0.0									1	0	0	0	0	0	0						
	1.0									1	0	1	0	0	0	0						
<b>Inning Stats</b>	R: 3 E: 0 K: 0 S: 12	H: 2 LOB: 0 BB: 1 P: 25	R: 0 E: 0 K: 1 S: 6	H: 0 LOB: 0 BB: 0 P: 8	R: 2 E: 0 K: 2 S: 15	H: 4 LOB: 2 BB: 0 P: 26	R: 1 E: 0 K: 1 S: 11	H: 1 LOB: 1 BB: 1 P: 17	R: 0 E: 0 K: 0 S: 4	H: 0 LOB: 0 BB: 0 P: 9	R: 0 E: 0 K: 0 S: 9	H: 1 LOB: 0 BB: 0 P: 17	R: 0 E: 0 K: 0 S: 7	H: 0 LOB: 0 BB: 0 P: 10	R: 2 E: 0 K: 0 S: 12	H: 2 LOB: 0 BB: 0 P: 13	R: 0 E: 0 K: 0 S: 11	H: 0 LOB: 0 BB: 0 P: 12	1B: 5 2B: 3 3B: 0 HR: 2	SF: 0 SAC: 1 DP: 0 HBP: 0	WP: 0 PB: 0 SB: 0 CS: 0	PA: 36
<b>PITCHER</b>	IP	WLS	BF	H	R	ER	SO	BB	IBB	HBP	BLK	WP	HR	S	P	ERA	WHIP					
Glendon Rusch, L ERA: 4.73 Grant Roberts, R ERA: 1.88 Donne Wall, R ERA: 4.54 Armando Benitez, R ERA: 3.89	2.2	L	15	6	5	5	3	1	0	0	0	0	0	32	57	16.88	2.625					
	1.1		6	1	1	1	1	1	0	0	0	0	0	12	19	6.75	1.500					
	3.0		9	1	0	0	0	0	0	0	0	0	0	20	36	0.00	0.333					
	1.0		5	2	2	2	0	0	0	0	0	0	1	12	13	18.00	2.000					

AB 29  
R 3  
H 6  
RBI 3  
BB 6  
SO 7  
LOB 14



AB 32  
R 8  
H 10  
RBI 8  
BB 2  
SO 4  
LOB 10









Batter	1	2	3	4	5	6	7	8	9	AB	R	H	RBI	BB	SO	LOB	TOP								
<b>Matt Lawton, L</b> OBP: 0.391, SLG: 0.424	4-1 1B 31 1B BB	2-2 F9		3-2 G2-3		2-3 K		0-2 E4 31 BB		4	1	0	0	1	1	3									
<b>Eduardo Alfonso, R</b> OBP: 0.317, SLG: 0.413	0-0 31 1B E 1B	3-2 G5-3			3-2 BB 1B SF8		0-2 31 HR 1B	3-3 K		5	3	3	0	0	1	3									
<b>31 Mike Piazza, R</b> OBP: 0.375, SLG: 0.567	0-0 E7 G3 1H 3H 1B		3-1 HR		3-1 F9		1-2 HR	4-2 BB		4	2	3	4	1	0	1									
<b>Mark Johnson, L</b> OBP: 0.337, SLG: 0.456	1-1 G3		2-3 K		0-1 PB BB 1B		0-0 F7	1-3 K		5	0	1	0	0	2	4									
<b>Benny Agbayani, R</b> OBP: 0.362, SLG: 0.391	1-3 K		1-1 P3		4-2 PB BB 1B		4-1 BB		1-1 G6-3	2	0	0	0	2	1	1									
<b>Tsuyoshi Shinjo, R</b> OBP: 0.318, SLG: 0.413					1-2 2-3 BB					1	0	0	0	0	0	0									
<b>Desi Relaford, S</b> OBP: 0.368, SLG: 0.450	4-1 BB		3-1 2B		1-2 SF8		4-2 G5-4-3 BB		2-2 G6-4-3 1B	2	0	2	1	2	0	0									
<b>Jay Payton, R</b> OBP: 0.272, SLG: 0.331	0-0 F8		1-1 F8		1-3 K		1-0 G5-4-3 BB		0-0 G6-4-3 1B	5	0	0	0	0	1	8									
<b>Rey Ordenez, R</b> OBP: 0.284, SLG: 0.319		4-0 F9 1B BB		2-2 G5-3		0-0 G4-3		1-0 F7		3	0	0	0	1	0	0									
<b>Steve Trachsel, R</b> OBP: 0.162, SLG: 0.189	1-0 1B		2-1 F8		0-3 K		1-1 31 BB E 1B			4	0	2	0	0	1	0									
<b>Rick White, R</b> (8, 1)										0	0	0	0	0	0	0									
<b>Armando Benitez, R</b> (9, 1)	1-2 1B									0	0	0	0	0	0	0									
<b>Inning Stats</b>	R: 2 E: 1 K: 1 S: 11	H: 2 LOB: 2 BB: 2 P: 21	R: 0 E: 0 K: 0 S: 10	H: 1 LOB: 1 BB: 1 P: 19	R: 1 E: 0 K: 1 S: 11	H: 2 LOB: 1 BB: 0 P: 21	R: 0 E: 0 K: 0 S: 8	H: 0 LOB: 0 BB: 0 P: 15	R: 1 E: 0 K: 1 S: 19	H: 2 LOB: 2 BB: 1 P: 31	R: 0 E: 0 K: 2 S: 9	H: 0 LOB: 0 BB: 0 P: 11	R: 2 E: 0 K: 0 S: 13	H: 2 LOB: 1 BB: 2 P: 23	R: 0 E: 1 K: 2 S: 16	H: 1 LOB: 3 BB: 1 P: 26	R: 0 E: 0 K: 0 S: 8	H: 1 LOB: 0 BB: 0 P: 11	1B: 8 2B: 1 3B: 0 HR: 2	SF: 1 SAC: 0 DP: 2 HBP: 0	WP: 0 PB: 1 SB: 0 CS: 0	PA: 43			
<b>PITCHER</b>	IP	WLS	BF	H	R	ER	SO	BB	IBB	HBP	BLK	WP	HR	S	P	ERA	WHIP								
<b>Chan Ho Park, R</b> ERA: 3.04	(1, 1)	5.0	L	25	7	4	3	3	4	0	0	0	0	1	59	107	5.40	2.200							
<b>Giovanni Carrara, R</b> ERA: 2.95	(6, 1)	2.0		9	2	2	2	2	2	0	0	0	0	1	22	34	9.00	2.000							
<b>Terry Mulholland, L</b> ERA: 4.23	(8, 1)	1.0		6	1	0	0	2	1	0	0	0	0	0	16	26	0.00	2.000							
<b>Jeff Shaw, R</b> ERA: 3.51	(9, 1)	1.0		3	1	0	0	0	0	0	0	0	0	8	11	0.00	1.000								

**New York Mets @ Los Angeles Dodgers**  
Dodger Stadium, Los Angeles, CA  
Sun Aug 19 2001, 1:10 PM PDT  
Att: 49,395 - Sunny - 87 F

AB	35
R	6
H	11
RBI	5
BB	7
SO	7
LOB	20



Batter	1	2	3	4	5	6	7	8	9	AB	R	H	RBI	BB	SO	LOB	BOTTOM								
<b>Adrián Beltré, R</b> OBP: 0.315, SLG: 0.438	0-1 F8		2-2 F2		2-3 K			0-1 2B	2-2 F7	5	1	1	0	0	1	2									
<b>Mark Czuzdzianek, R</b> OBP: 0.331, SLG: 0.405	0-1 G4-3		2-2 F3			0-0 FC5-4 1B		1-1 G4-3 HR 2B		4	1	2	1	0	0	0									
<b>Shawn Green, L</b> OBP: 0.363, SLG: 0.583	3-0 HR			1-0 F7		0-0 FC5-4 1B		1-0 G4-3		4	1	1	1	0	0	2									
<b>Gary Sheffield, R</b> OBP: 0.420, SLG: 0.581	0-0 F8			2-2 S 1B		0-0 F3		0-0 HR		4	1	2	2	0	0	1									
<b>Paul Lo Duca, R</b> OBP: 0.374, SLG: 0.569		1-2 G5-3		1-2 F9		3-3 K		0-0 G5-3		4	0	0	0	0	1	2									
<b>Marquis Grissom, R</b> OBP: 0.260, SLG: 0.468		3-2 1B		0-3 K			2-1 HR	0-0 P5		4	1	2	1	0	1	1									
<b>Chad Kreuter, S</b> OBP: 0.376, SLG: 0.354	1-0 F7				3-2 F7		2-2 G4-3		0-3 K	3	0	0	0	0	0	1									
<b>Eric Karros, R</b> OBP: 0.303, SLG: 0.397		2-1 F7								1	0	0	0	0	1	0									
<b>Alex Cora, L</b> OBP: 0.294, SLG: 0.342		2-1 F5			2-3 K		1-3 K2-3		0-0 F8	4	0	0	0	0	2	1									
<b>Chan Ho Park, R</b> OBP: 0.218, SLG: 0.216	(1, 1)				2-1 G3					1	0	0	0	0	0	0									
<b>Hiram Biederman, R</b> OBP: 0.283, SLG: 0.385	(5, PH)									1	0	1	0	0	0	0									
<b>Giovanni Carrara, R</b> OBP: 0.275, SLG: 0.273	(6, 1)									0	0	0	0	0	0	0									
<b>Bruce Avenel, R</b> OBP: 0.275, SLG: 0.273	(7, PH)									1	0	0	0	0	1	0									
<b>Terry Mulholland, L</b> ERA: 4.23	(8, 1)									0	0	0	0	0	0	0									
<b>Jeff Shaw, R</b> ERA: 3.51	(9, 1)									0	0	0	0	0	0	0									
<b>Dave Hansen, L</b> OBP: 0.307, SLG: 0.358	(9, PH)									1	0	1	0	0	0	0									
<b>Tom Gooden, L</b> OBP: 0.285, SLG: 0.340	(9, PH)									0	0	0	0	0	0	0									
<b>Inning Stats</b>	R: 1 E: 0 K: 0 S: 6	H: 1 LOB: 0 BB: 0 P: 9	R: 0 E: 0 K: 0 S: 10	H: 1 LOB: 0 BB: 0 P: 17	R: 0 E: 0 K: 0 S: 9	H: 0 LOB: 0 BB: 0 P: 15	R: 0 E: 0 K: 1 S: 10	H: 1 LOB: 1 BB: 0 P: 14	R: 0 E: 0 K: 2 S: 13	H: 1 LOB: 1 BB: 0 P: 21	R: 0 E: 0 K: 1 S: 6	H: 1 LOB: 0 BB: 0 P: 9	R: 1 E: 0 K: 2 S: 11	H: 1 LOB: 0 BB: 0 P: 19	R: 3 E: 0 K: 0 S: 8	H: 3 LOB: 2 BB: 0 P: 10	R: 0 E: 0 K: 1 S: 9	H: 1 LOB: 2 BB: 0 P: 14	1B: 4 2B: 3 3B: 0 HR: 3	SF: 0 SAC: 0 DP: 0 HBP: 0	WP: 0 PB: 0 SB: 2 CS: 0	PA: 37			
<b>PITCHER</b>	IP	WLS	BF	H	R	ER	SO	BB	IBB	HBP	BLK	WP	HR	S	P	ERA	WHIP								
<b>Steve Trachsel, R</b> ERA: 5.27	(1, 1)	7.0	W	29	8	4	4	6	0	0	0	0	0	2	69	109	5.14	1.143							
<b>Rick White, R</b> ERA: 3.74	(8, 1)	1.0	H	4	1	1	1	0	0	0	0	0	1	4	5	9.00	1.000								
<b>Armando Benitez, R</b> ERA: 3.56	(9, 1)	1.0	S	4	1	0	0	1	0	0	0	0	0	9	14	0.00	1.000								

**New York Mets @ Los Angeles Dodgers**  
Dodger Stadium, Los Angeles, CA  
Sun Aug 19 2001, 1:10 PM PDT  
Att: 49,395 - Sunny - 87 F

AB	37
R	5
H	10
RBI	5
BB	0
SO	7
LOB	10





Batter	1	2	3	4	5	6	7	8	9	AB	R	H	RBI	BB	SO	LOB	TOP										
Mark Little, R OBP: 0.400, SLG: 0.550 (1, 8)	F7		HBP			1B		1B		3	1	2	0	0	0	0	<b>Colorado Rockies @ New York Mets</b> Shea Stadium, Flushing, NY Tue Aug 21 2001, 7:10 PM EDT Att: 28,510 - Sunny - 81 F										
Brent Butler, R OBP: 0.283, SLG: 0.318 Greg Norton, S OBP: 0.325, SLG: 0.528 Justin Speier, R (8, 1)	G6-3		P4			F8		1B		3	0	0	0	0	0	2											
17 Todd Helton, L OBP: 0.343, SLG: 0.677 (1, 3)	K				F8	G5-3		K		4	0	1	0	0	2												
Jeff Cirillo, R OBP: 0.363, SLG: 0.486 (1, 5)		S			F7					4	0	3	1	0	0												
Alex Ochoa, R OBP: 0.338, SLG: 0.416 (1, 9)	F8				G4-3	G5-3		F7		4	0	0	0	0	6												
Terry Shumpert, R OBP: 0.311, SLG: 0.412 (8, 4)	K									4	1	2	0	0	1												
Juan Uribe, R OBP: 0.313, SLG: 0.431 (1, 6)	F5				G6-3	G6-4-3		K		4	0	0	1	0	1												
Sal Fasano, R OBP: 0.230, SLG: 0.278 Jose Ortiz, R OBP: 0.280, SLG: 0.423 (9, PH)			K		K	K		K		3	0	0	0	0	3												
Mike Hampton, R OBP: 0.313, SLG: 0.631 Kane Davis, R (7, 1)										2	0	0	0	0	0												
Juan Pierre, L OBP: 0.379, SLG: 0.401 (8, 8)	G6-3				P5			P6		0	0	0	0	0	0												
<b>Inning Stats</b>	R: 0 E: 0 K: 1 S: 8	H: 0 LOB: 0 BB: 0 P: 13	R: 0 E: 0 K: 1 S: 11	H: 1 LOB: 1 BB: 0 P: 17	R: 0 E: 0 K: 1 S: 7	H: 0 LOB: 1 BB: 0 P: 10	R: 0 E: 0 K: 0 S: 5	H: 0 LOB: 0 BB: 0 P: 8	R: 1 E: 0 K: 1 S: 12	H: 1 LOB: 0 BB: 0 P: 19	R: 0 E: 0 K: 1 S: 10	H: 3 LOB: 2 BB: 0 P: 14	R: 0 E: 0 K: 1 S: 8	H: 1 LOB: 0 BB: 0 P: 12	R: 1 E: 0 K: 1 S: 15	H: 3 LOB: 2 BB: 0 P: 19	R: 0 E: 0 K: 2 S: 11	H: 0 LOB: 0 BB: 0 P: 14	1B: 8 2B: 1 3B: 0 HR: 0	SF: 0 SAC: 0 DP: 2 HBP: 1	WP: 1 PB: 0 SB: 2 CS: 0	PA: 35					
<b>PITCHER</b>	IP	WLS	BF	H	R	ER	SO	BB	IBB	HBP	BLK	WP	HR	S	P	ERA	WHIP										
Al Leiter, L ERA: 3.33	(1, 1)	7.0	W	26	6	1	1	5	0	0	1	0	0	61	93	1.29	0.857										
Jerrold Riggan, R ERA: 4.02	(8, 1)	0.1		3	2	1	1	0	0	0	0	0	0	6	8	27.00	6.000										
John Franco, L ERA: 3.38	(8, 1)	0.2	H	3	1	0	0	1	0	0	0	1	0	9	11	0.00	1.500										
Armando Benitez, R ERA: 3.49	(9, 1)	1.0	S	3	0	0	0	2	0	0	0	0	0	11	14	0.00	0.000										

Batter	1	2	3	4	5	6	7	8	9	AB	R	H	RBI	BB	SO	LOB	BOTTOM										
Matt Lawton, L OBP: 0.390, SLG: 0.422 (1, 9)	CS	G6-3		G1-3			G1-3			4	1	1	0	0	0	0	<b>Colorado Rockies @ New York Mets</b> Shea Stadium, Flushing, NY Tue Aug 21 2001, 7:10 PM EDT Att: 28,510 - Sunny - 81 F										
Edgardo Alfonzo, R OBP: 0.317, SLG: 0.409 (1, 4)	WP	G5-3		P4			G5-3			3	1	0	0	1	0												
31 Mike Piazza, R OBP: 0.376, SLG: 0.574 (1, 2)	FC5-4					G1-3	G5-3			4	2	2	2	0	0												
Todd Zeile, R OBP: 0.350, SLG: 0.360 (1, 3)	F9					F8		K		4	0	1	0	0	1												
Benny Agbayani, R OBP: 0.364, SLG: 0.390 Tsuoyoshi Shinjo, R OBP: 0.318, SLG: 0.413 (9, 7)	FC5-4	G5-3						K		3	0	1	0	1	1												
Jay Payton, R OBP: 0.272, SLG: 0.329 (1, 8)	FC5-4			G5-3						4	1	1	0	0	1												
Joe McEwing, R OBP: 0.351, SLG: 0.454 (1, 5)	HBP			K			F9	K		3	0	0	0	0	2												
Rey Ordenez, R OBP: 0.285, SLG: 0.319 (1, 6)				K			L4			3	0	1	2	0	1												
Al Leiter, L OBP: 0.067, SLG: 0.023 Jerrold Riggan, R (8, 1)										3	0	0	0	0	2												
John Franco, L (8, 1)				L7						0	0	0	0	0	0												
Armando Benitez, R (9, 1)										0	0	0	0	0	0												
<b>Inning Stats</b>	R: 4 E: 0 K: 1 S: 23	H: 3 LOB: 2 BB: 2 P: 41	R: 1 E: 0 K: 0 S: 10	H: 2 LOB: 1 BB: 0 P: 16	R: 0 E: 0 K: 2 S: 8	H: 0 LOB: 0 BB: 0 P: 12	R: 0 E: 0 K: 0 S: 5	H: 0 LOB: 0 BB: 0 P: 9	R: 0 E: 0 K: 1 S: 9	H: 1 LOB: 1 BB: 0 P: 18	R: 0 E: 0 K: 1 S: 9	H: 0 LOB: 0 BB: 0 P: 14	R: 0 E: 0 K: 0 S: 5	H: 0 LOB: 0 BB: 0 P: 8	R: 0 E: 0 K: 3 S: 13	H: 1 LOB: 1 BB: 0 P: 19	1B: 6 2B: 0 3B: 0 HR: 1	SF: 0 SAC: 0 DP: 0 HBP: 1	WP: 1 PB: 0 SB: 0 CS: 1	PA: 34							
<b>PITCHER</b>	IP	WLS	BF	H	R	ER	SO	BB	IBB	HBP	BLK	WP	HR	S	P	ERA	WHIP										
Mike Hampton, L ERA: 5.26	(1, 1)	6.0	L	27	6	5	2	5	2	0	1	0	0	64	110	3.00	1.333										
Kane Davis, R ERA: 3.73	(7, 1)	1.0		3	0	0	0	0	0	0	0	0	0	5	8	0.00	0.000										
Justin Speier, R ERA: 5.33	(8, 1)	1.0		4	1	0	0	3	0	0	0	0	0	13	19	0.00	1.000										

AB	34
R	2
H	9
RBI	2
BB	0
SO	8
LOB	13

AB	31
R	5
H	7
RBI	4
BB	2
SO	8
LOB	9





Batter	1	2	3	4	5	6	7	8	9	AB	R	H	RBI	BB	SO	LOB	TOP										
Juan Pierre, L (1, 8) OBP: 0.376, SLG: 0.398	1-1 G6-3		3-2 F9			1-1 G3		0-1 G3		4	0	0	0	0	0	0	<b>Colorado Rockies @ New York Mets</b> Shea Stadium, Flushing, NY Wed Aug 22 2001, 7:10 PM EDT Att: 34,415 - Sunny - 84 F										
Jose Ortiz, R (1, 4) OBP: 0.279, SLG: 0.413	1-1 F3		2-3 K			1-0 HBP		1-2 G5-3		3	0	0	0	0	1	0											
Larry Walker, L (1, 9) OBP: 0.440, SLG: 0.672	2-1 F8			2-3 K		1-2 F3		0-2 G1-3		4	0	0	0	0	1	1											
17 Todd Helton, L (1, 3) OBP: 0.428, SLG: 0.680		2-2 HR		1-0 G4-3			3-3 K		2-3 K	4	1	1	1	0	2	0											
Jeff Cirillo, R (1, 5) OBP: 0.364, SLG: 0.485	1-1 G5-3		0-0 F7			4-2 BB E BB		1-2 1B		3	0	1	0	1	0	0											
Mark Little, R (1, 7) OBP: 0.382, SLG: 0.524	2-3 K			0-1 P6		1-0 E1 BB		0-3 K		4	0	0	0	0	2	2											
Adam Melhuse, S (1, 2) Terry Shumpert, R (9, PH) OBP: 0.250, SLG: 0.250 OBP: 0.310, SLG: 0.410	4-2 BB			1-1 L9		0-0 F8		0-1 F8		2	0	0	0	1	0	2											
Juan Uribe, R (1, 6) OBP: 0.313, SLG: 0.424	0-0 F7			1-3 K		4-1 2-3 BB				2	0	0	0	1	1	1											
Shawn Chacon, R (1, 1) Greg Norton, S (7, PH) Justin Speier, R (7, 1) Jay Powell, R (8, 1) Mike Myers, L (8, 1)		0-3 K				0-3 K		2-2 P3		2	0	0	0	0	2	0											
<b>Inning Stats</b>	R: 0 E: 0 K: 0 S: 6	H: 0 LOB: 0 BB: 0 P: 10	R: 1 E: 0 K: 1 S: 13	H: 1 LOB: 1 BB: 1 P: 22	R: 0 E: 0 K: 2 S: 13	H: 0 LOB: 0 BB: 0 P: 18	R: 0 E: 0 K: 1 S: 6	H: 0 LOB: 0 BB: 0 P: 9	R: 0 E: 0 K: 1 S: 7	H: 0 LOB: 0 BB: 0 P: 9	R: 0 E: 0 K: 1 S: 8	H: 0 LOB: 1 BB: 0 P: 11	R: 0 E: 0 K: 1 S: 14	H: 0 LOB: 3 BB: 2 P: 28	R: 0 E: 0 K: 2 S: 10	H: 1 LOB: 1 BB: 0 P: 11		R: 0 E: 0 K: 2 S: 11	H: 1 LOB: 1 BB: 0 P: 14	1B: 1 2B: 0 3B: 0 HR: 1	SF: 0 SAC: 0 DP: 0 HBP: 1	WP: 0 PA: 34 PB: 0 SB: 0 CS: 0					
<b>PITCHER</b>	IP	WLS	BF	H	R	ER	SO	BB	IBB	HBP	BLK	WP	HR	S	P	ERA	WHIP										
Kevin Appier, R (1, 1) ERA: 3.98	7.0	W	27	1	1	1	7	3	0	1	0	0	1	67	107	1.29	0.571										
Rick White, R (8, 1) ERA: 3.67	1.0	H	3	0	0	0	0	0	0	0	0	0	0	10	11	0.00	0.000										
Armando Benitez, R (9, 1) ERA: 3.43	1.0	S	4	1	0	0	2	0	0	0	0	0	0	11	14	0.00	1.000										

AB	30
R	1
H	2
RBI	1
BB	3
SO	9
LOB	10



Batter	1	2	3	4	5	6	7	8	9	AB	R	H	RBI	BB	SO	LOB	BOTTOM										
Matt Lawton, L (1, 9) OBP: 0.390, SLG: 0.421	4-2 BB	1-1 F7			2-2 F7		0-1 SH5-4 1B	1-3 K		4	0	1	0	1	1	3	<b>Colorado Rockies @ New York Mets</b> Shea Stadium, Flushing, NY Wed Aug 22 2001, 7:10 PM EDT Att: 34,415 - Sunny - 84 F										
Edgardo Alfonzo, R (1, 4) OBP: 0.314, SLG: 0.405	0-3 K		2-0 F9		3-2 F8		1-0 SH5-4			3	0	0	0	0	1	1											
31 Mike Piazza, R (1, 2) OBP: 0.378, SLG: 0.573	2-3 K		1-1 1B		0-0 G6-3		4-0 IBB			3	0	1	0	1	1	1											
Mark Johnson, L (1, 7) OBP: 0.333, SLG: 0.441	1-2 G4-3		0-0 F7			4-2 BB WP BB	1-2 F5			3	0	0	0	1	0	4											
Todd Zeile, R (1, 3) Jay Payton, R (8, 8) OBP: 0.349, SLG: 0.357 OBP: 0.272, SLG: 0.329		4-2 HR BB	1-3 K			0-1 F8	3-2 G6-3			3	1	0	0	1	1	4											
Tsuyoshi Shinjo, R (1, 8) OBP: 0.314, SLG: 0.407	0-2 P4			0-2 G5-3		0-1 F9		0-1 G6-3		4	0	0	0	0	0	2											
Desi Relaford, S (1, 5) OBP: 0.374, SLG: 0.465	3-1 HR			2-1 S 1B		4-0 BB IBB	1-2 IBB	3-1 G3-1		3	1	2	2	1	0	0											
Rey Ordonez, R (1, 6) OBP: 0.289, SLG: 0.322	1-1 SH3 1B			2-3 K		4-0 BB IBB	1-2 BB	0-0 1B 1B		3	0	2	0	1	1	1											
Kevin Appier, R (1, 1) Rick White, R (8, 1) Lenny Harris, L (8, PH) Benny Agbayani, R (8, PH) Armando Benitez, R (9, 1)	0-1 SH3			2-3 K		0-0 G6-3		2-2 1B		2	0	0	0	0	1	4											
<b>Inning Stats</b>	R: 0 E: 0 K: 2 S: 13	H: 0 LOB: 1 BB: 1 P: 20	R: 2 E: 0 K: 0 S: 14	H: 2 LOB: 1 BB: 1 P: 23	R: 0 E: 0 K: 1 S: 7	H: 1 LOB: 1 BB: 0 P: 11	R: 0 E: 0 K: 2 S: 11	H: 1 LOB: 1 BB: 0 P: 17	R: 0 E: 0 K: 0 S: 9	H: 0 LOB: 0 BB: 0 P: 14	R: 0 E: 0 K: 0 S: 7	H: 0 LOB: 3 BB: 3 P: 19	R: 0 E: 0 K: 0 S: 9	H: 1 LOB: 2 BB: 1 P: 18	R: 0 E: 0 K: 1 S: 14	H: 2 LOB: 2 BB: 0 P: 20		1B: 6 2B: 0 3B: 0 HR: 1	SF: 0 SAC: 2 DP: 0 HBP: 0	WP: 1 PA: 37 PB: 0 SB: 1 CS: 0							
<b>PITCHER</b>	IP	WLS	BF	H	R	ER	SO	BB	IBB	HBP	BLK	WP	HR	S	P	ERA	WHIP										
Shawn Chacon, R (1, 1) ERA: 5.53	6.0	L	27	4	2	2	5	4	1	0	0	0	1	61	104	3.00	1.333										
Justin Speier, R (7, 1) ERA: 5.53	1.0		5	1	0	0	0	0	1	0	0	0	0	9	18	0.00	1.000										
Jay Powell, R (8, 1) ERA: 3.41	0.2		3	1	0	0	0	0	0	0	0	0	0	5	8	0.00	1.500										
Mike Myers, L (8, 1) ERA: 2.91	0.1		2	1	0	0	1	0	0	0	0	0	0	9	12	0.00	3.000										

AB	29
R	2
H	7
RBI	2
BB	6
SO	6
LOB	20





Batter	1	2	3	4	5	6	7	8	9	AB	R	H	RBI	BB	SO	LOB	TOP										
Juan Pierre, L (1,8) OBP: 0.377, SLG: 0.401	1-2 1B SF7	0-2 1B S		0-1 1B FC6-4		0-1 1B G6-3	1-0 2B		1-2 1B G4-3	6	1	3	1	0	0	1											
Terry Shumbert, R (1,4) OBP: 0.312, SLG: 0.410 Brent Butler, R (9,PH) OBP: 0.280, SLG: 0.314	1-2 1B G4-3	0-3 1B K		0-0 1B		0-1 1B F9	0-2 2B F8		2-2 1B F9	5	1	2	0	0	1	3											
Larry Walker, L (1,9) OBP: 0.436, SLG: 0.665 Mark Little, R (8,9) OBP: 0.378, SLG: 0.518	0-2 1B SF7	2-3 1B K		2-0 1B G3		2-3 1B K		0-0 1B F2	0-2 1B G5-3	4	0	0	1	0	2	3											
Jeff Cirillo, R (1,5) OBP: 0.367, SLG: 0.485	4-1 1B G4-3	0-1 1B L7			2-2 1B SH		1-1 1B K	1-3 1B K	0-2 1B K	4	3	2	0	1	1	1											
17 Todd Helton, L (1,3) OBP: 0.429, SLG: 0.680	0-0 1B G4-3		4-2 1B G6-4-3		0-0 1B SH		1-3 1B K	0-2 1B K		3	2	1	0	1	1	3											
Alex Ochoa, R (1,7) OBP: 0.341, SLG: 0.418	4-1 1B WP		2-3 1B K		0-0 1B SF8		2-2 1B K	1-2 1B K		3	1	2	2	1	1	1											
Juan Uribe, R (1,6) OBP: 0.324, SLG: 0.431	2-2 1B S		2-2 1B G6-4-3		1-1 1B F9		1-0 1B K	3-2 1B K		5	1	3	3	0	0	2											
Sal Fasano, R (1,2) OBP: 0.242, SLG: 0.276	4-2 1B S			1-0 1B F7		1-1 1B K	0-3 1B K	1-0 1B G6-3		4	0	1	1	1	1	4											
Jason Jennings, L (1,1) OBP: 0.600, SLG: 1.200	0-0 1B P5			0-1 1B FC6-4		0-2 1B G3		2-2 1B K	0-0 1B HR	5	1	3	2	0	0	4											
<b>Inning Stats</b>	R: 3 E: 0 K: 0 S: 23	H: 3 LOB: 3 BB: 3 P: 39	R: 0 E: 0 K: 2 S: 12	H: 1 LOB: 1 BB: 0 P: 14	R: 0 E: 0 K: 1 S: 14	H: 0 LOB: 0 BB: 1 P: 22	R: 0 E: 0 K: 0 S: 7	H: 2 LOB: 2 BB: 0 P: 10	R: 2 E: 1 K: 0 S: 12	H: 2 LOB: 1 BB: 0 P: 16	R: 0 E: 0 K: 1 S: 7	H: 0 LOB: 0 BB: 0 P: 9	R: 3 E: 0 K: 2 S: 23	H: 5 LOB: 2 BB: 0 P: 31	R: 1 E: 0 K: 1 S: 14	H: 3 LOB: 2 BB: 0 P: 20	R: 1 E: 0 K: 0 S: 12	H: 1 LOB: 0 BB: 0 P: 15	1B: 14 2B: 2 3B: 0 HR: 1	SF: 2 SAC: 1 DP: 1 HBP: 0	WP: 1 PB: 1 SB: 3 CS: 0	PA: 48					
<b>PITCHER</b>	IP	WLS	BF	H	R	ER	SO	BB	IBB	HBP	BLK	WP	HR	S	P	ERA	WHIP										
Glendon Rusch, L (1,1) ERA: 4.75	5.0	L	27	8	5	3	3	4	0	0	0	1	0	68	101	5.40	2.400										
Grant Roberts, R (6,1) ERA: 3.31	2.0		11	5	3	3	3	0	0	0	0	0	0	30	40	13.50	2.500										
Donne Wall, R (8,1) ERA: 4.78	2.0		10	4	2	2	1	0	0	0	0	0	1	26	35	9.00	2.000										

Colorado Rockies @ New York Mets  
Shea Stadium, Flushing, NY  
Thu Aug 23 2001, 7:10 PM EDT  
Att: 27,430 - Cloudy - 71 F

AB	41
R	10
H	17
RBI	10
BB	4
SO	7
LOB	22



Batter	1	2	3	4	5	6	7	8	9	AB	R	H	RBI	BB	SO	LOB	BOTTOM										
Matt Lawton, L (1,9) OBP: 0.391, SLG: 0.424	1-0 1B		0-0 1B G6-3		3-1 2B		1-3 1B K			4	0	2	0	0	1	1											
Desti Relaford, S (1,5) OBP: 0.374, SLG: 0.461 Grant Roberts, R (6,1)	4-1 1B		1-1 1B G3		1-1 1B L1			2-0 1B F8		2	0	0	0	1	0	1											
Jay Payton, R (8,8) OBP: 0.271, SLG: 0.328	3-2 1B BB									1	0	0	0	0	0	0											
31 Mike Piazza, R (1,2) OBP: 0.377, SLG: 0.570 Vance Wilson, R (7,2) OBP: 0.441, SLG: 0.484	3-2 1B L8			4-1 1B BB		1-3 1B K		2-1 1B K		2	0	0	0	1	1	1											
Mark Johnson, L (1,3) OBP: 0.321, SLG: 0.423	0-0 1B G3			1-3 1B K		0-2 1B E4		1-0 1B F9		4	0	0	0	0	1	3											
Edgardo Alfonzo, R (1,4) OBP: 0.312, SLG: 0.402 Joe McEwing, R (7,4) OBP: 0.350, SLG: 0.452		1-0 1B E6		0-1 1B F8		0-3 1B K		1-3 1B K		3	0	0	0	0	1	2											
Tsuyoshi Shinjo, R (1,8) OBP: 0.319, SLG: 0.408	4-1 1B		4-2 1B G1-6-3		4-2 1B BB		1-1 1B F8		2-0 1B FC3-6	2	0	1	0	2	0	1											
Benny Agbavani, R (1,7) OBP: 0.363, SLG: 0.388 Donne Wall, R (8,1)	2-2 1B F8			1-3 1B K			0-0 1B L9		0-3 1B K	3	0	0	0	0	1	4											
Todd Zeile, R (9,PH) OBP: 0.349, SLG: 0.356	2-3 1B									1	0	0	0	0	1	1											
Rey Ordenez, R (1,6) OBP: 0.286, SLG: 0.318	2-0 1B G1-6-3				1-3 1B K		1-0 1B F9		0-0 1B F9	4	0	0	0	0	1	3											
Glendon Rusch, L (1,1) OBP: 0.093, SLG: 0.071 Lenny Harris, L (5,PH) OBP: 0.256, SLG: 0.256			0-1 1B G1-3		0-0 1B G1-3		2-0 1B K		2-1 1B FC3-6	1	0	0	0	0	0	0											
<b>Inning Stats</b>	R: 0 E: 0 K: 0 S: 11	H: 1 LOB: 1 BB: 1 P: 19	R: 0 E: 1 K: 0 S: 6	H: 0 LOB: 1 BB: 1 P: 15	R: 0 E: 0 K: 0 S: 5	H: 0 LOB: 0 BB: 0 P: 6	R: 0 E: 0 K: 2 S: 12	H: 0 LOB: 2 BB: 2 P: 22	R: 0 E: 0 K: 1 S: 9	H: 1 LOB: 1 BB: 0 P: 14	R: 0 E: 1 K: 2 S: 11	H: 0 LOB: 1 BB: 0 P: 13	R: 0 E: 0 K: 1 S: 6	H: 1 LOB: 1 BB: 0 P: 10	R: 0 E: 0 K: 1 S: 8	H: 1 LOB: 1 BB: 0 P: 14	R: 0 E: 0 K: 1 S: 7	H: 1 LOB: 1 BB: 0 P: 11	1B: 2 2B: 3 3B: 0 HR: 0	SF: 0 SAC: 0 DP: 1 HBP: 0	WP: 0 PB: 0 SB: 0 CS: 0	PA: 36					
<b>PITCHER</b>	IP	WLS	BF	H	R	ER	SO	BB	IBB	HBP	BLK	WP	HR	S	P	ERA	WHIP										
Jason Jennings, R (1,1) ERA:	9.0	W	36	5	0	0	8	4	0	0	0	0	0	75	124	0.00	1.000										

Colorado Rockies @ New York Mets  
Shea Stadium, Flushing, NY  
Thu Aug 23 2001, 7:10 PM EDT  
Att: 27,430 - Cloudy - 71 F

AB	32
R	0
H	5
RBI	0
BB	4
SO	8
LOB	19










Batter	1	2	3	4	5	6	7	8	9	10	11	AB	R	H	RBI	BB	SO	LOB	TOP				
Marvin Benard, L OBP: 0.303, SLG: 0.396	0-0 G6-4-3 1B		1-0 B4-3		2-1 P4			1-0 G6-3		2-3 K		5	0	1	0	0	1	0					
Rich Aurilia, R OBP: 0.372, SLG: 0.570	1-1 G6-4-3 1-2		3-3 K			2-2 F9		1-2 L9		0-0 L7		5	0	0	0	0	1	1					
Barry Bonds, L OBP: 0.491, SLG: 0.819	4-2 BB		4-1 S BB			0-0 F7		2-1 1B 1B		3-3 K		3	1	1	0	2	1	0					
Jeff Kent, R OBP: 0.367, SLG: 0.509	1-3 K		1-3 K		2-2 1B			2-2 E 1B 1B		1-2 1B		5	0	3	0	0	2	2					
John Vander Wal, L OBP: 0.353, SLG: 0.465		2-3 K		0-3 K				1-1 E8 1-3 2-H 1B		0-0 SH1-4 1B		4	0	1	1	0	3	1					
J.T. Snow, L OBP: 0.376, SLG: 0.370	1-1 HR		2-2 F8			4-2 BB		1-3 K		4-0 FC6-4 1B		3	1	1	1	2	1	2					
Benito Santiago, R OBP: 0.309, SLG: 0.380	0-0 2B		2-0 G5-3			1-2 F7			1-1 G6-4-3 1B		1-0 FC6-4 BB	5	0	2	0	0	0	3					
Ramon Martinez, R OBP: 0.313, SLG: 0.341	3-3 K		0-3 K			1-0 F7			2-2 G6-4-3 1-2		4-1 1B	4	0	0	0	1	2	3					
Jason Schmidt, R OBP: 0.154, SLG: 0.243	1-3 K		2-3 K			0-3 K			0-0 F8		0-3 K	3	0	0	0	0	3	2					
Jason Christiansen, L ERA: 4.29												0	0	0	0	0	0	0					
Felix Rodriguez, R ERA: 1.76												0	0	0	0	0	0	0					
Andres Galarraga, R ERA: 3.92												0	0	0	0	0	0	0					
Tim Worrell, R ERA: 3.57												0	0	0	0	0	0	0					
Shawon Dunston, R ERA: 3.94												0	0	0	0	0	1	3					
Robb Nen, R ERA: 2.97												0	0	0	0	0	0	0					
<b>Inning Stats</b>	R: 0 E: 0 K: 1 S: 9	H: 1 LOB: 1 BB: 1 P: 15	R: 1 E: 0 K: 3 S: 14	H: 2 LOB: 1 BB: 0 P: 21	R: 0 E: 0 K: 2 S: 9	H: 0 LOB: 1 BB: 1 P: 18	R: 0 E: 0 K: 1 S: 9	H: 0 LOB: 0 BB: 0 P: 13	R: 0 E: 0 K: 2 S: 9	H: 0 LOB: 1 BB: 1 P: 16	R: 1 E: 1 K: 1 S: 16	H: 3 LOB: 2 BB: 0 P: 24	R: 0 E: 0 K: 0 S: 6	H: 1 LOB: 0 BB: 0 P: 9	R: 0 E: 0 K: 2 S: 9	H: 0 LOB: 0 BB: 0 P: 14	R: 0 E: 0 K: 1 S: 7	H: 1 LOB: 3 BB: 2 P: 17	1B: 7 2B: 1 3B: 0 HR: 1	SF: 0 SAC: 1 DP: 2 HBP: 0	WP: 0 PB: 0 SB: 1 CS: 0	PA: 45	
<b>PITCHER</b>	IP 7.0	WLS 7.0	BF 27	H 4	R 1	ER 1	SO 11	BB 3	IBB 0	HBP 0	BLK 0	WP 0	HR 1	S 112	P 112	ERA 1.29	WHIP 1.000						
Steve Trachsel, R ERA: 5.05	(1, 1)																						
Rick White, R ERA: 3.7	(8, 1)	2.0	B	9	4	1	1	1	0	0	0	0	0	22	33	4.50	2.000						
Armando Benitez, R ERA: 3.92	(10, 1)	1.0		3	0	0	0	2	0	0	0	0	0	9	14	0.00	0.000						
Jerrold Riggan, R ERA: 3.9	(11, 1)	1.0	W	6	1	0	0	1	1	1	0	0	0	7	17	0.00	2.000						

**San Francisco Giants @ New York Mets**  
Shea Stadium, Flushing, NY  
Sat Aug 25 2001, 7:10 PM EDT  
Att: 48,298 - Sunny - 75 F

livebaseballscores.com

AB 39  
R 2  
H 9  
RBI 2  
BB 5  
SO 15  
LOB 17




Batter	1	2	3	4	5	6	7	8	9	10	11	AB	R	H	RBI	BB	SO	LOB	BOTTOM			
Matt Lawton, L OBP: 0.388, SLG: 0.419	1-3 K	2-3 K			2-2 G6-3		0-1 F8		2-1 F7			5	0	0	0	0	2	2				
Edgardo Alfonzo, R OBP: 0.316, SLG: 0.413	3-2 F8 1B 1B		2-2 FC3-6 1B		2-1 FC5-4 1B			2-2 G6-3		1-3 K		5	1	3	0	0	1	0				
31 Mike Piazza, R OBP: 0.380, SLG: 0.566	0-2 1B 1B		0-0 FC3-6 G3		1-0 FC5-4 1-2			0-0 BB 1B		4-2 G3-6 BB		4	1	2	0	1	0	2				
Jerrold Riggan, R ERA: 3.9	1-2 E 1B		1-2 G3		1-2 1-2			1-0 BB 1B		3-6 BB		0	0	0	0	0	0	0				
Robin Ventura, L OBP: 0.354, SLG: 0.409	1-0 F8		3-2 G3		1-2 G3		1-3 K		1-0 F7		2-2 G3-6-1	5	0	0	0	0	1	5				
Todd Zeile, R OBP: 0.352, SLG: 0.364	0-1 E 1B		1-1 G4-3			1-2 L9		4-2 FC6-4 BB		1-2 BB		4	0	1	1	1	1	1				
Jay Payton, R OBP: 0.276, SLG: 0.341	2-2 E7 1B		2-2 G5-3			1-0 L4		2-2 FC6-4 1-2		0-1 1B 1B		5	1	2	1	0	0	2				
Desi Relaford, S OBP: 0.373, SLG: 0.459	1-6 G3		2-1 G3-1				1-2 SH3-4 1B		0-0 L6		1-2 1B 1B	3	0	1	0	0	0	2				
Rick White, R ERA: 3.7	(8, 1)											0	0	0	0	0	0	0				
Lenny Harris, L OBP: 0.294, SLG: 0.254	(9, PH)											1	0	0	0	0	0	0				
Armando Benitez, R ERA: 3.92	(10, 1)											0	0	0	0	0	0	0				
Vance Wilson, R OBP: 0.457, SLG: 0.500	(11, 2)											1	0	1	0	0	0	0				
Joe McEwing, R OBP: 0.346, SLG: 0.449	(1, 7)		0-1 F9		1-3 K			1-1 SH3-4		0-1 1B		2	0	0	0	0	1	0				
Rey Ordonez, R OBP: 0.290, SLG: 0.321	(8, 6)							1-2 SH3-4		1-2 1B		2	0	2	1	0	0	0				
Steve Trachsel, R OBP: 0.154, SLG: 0.179	(1, 1)		1-2 G5-3		0-2 G3-1			0-2 F9		0-0 F9		2	0	0	0	0	0	0				
Mark Johnson, L OBP: 0.327, SLG: 0.423	(7, PH)											0	0	0	0	0	0	0				
Tsuyoshi Shinjo, R OBP: 0.313, SLG: 0.399	(8, 7)											2	0	0	0	0	0	2				
<b>Inning Stats</b>	R: 2 E: 1 K: 1 S: 21	H: 4 LOB: 2 BB: 0 P: 28	R: 0 E: 0 K: 1 S: 9	H: 0 LOB: 0 BB: 0 P: 12	R: 0 E: 0 K: 0 S: 13	H: 1 LOB: 1 BB: 0 P: 19	R: 0 E: 0 K: 1 S: 6	H: 0 LOB: 0 BB: 0 P: 9	R: 0 E: 0 K: 0 S: 9	H: 1 LOB: 1 BB: 0 P: 14	R: 0 E: 0 K: 0 S: 12	H: 1 LOB: 2 BB: 1 P: 21	R: 0 E: 0 K: 0 S: 6	H: 1 LOB: 1 BB: 0 P: 8	R: 0 E: 0 K: 1 S: 9	H: 0 LOB: 0 BB: 1 P: 16	R: 1 E: 0 K: 1 S: 10	H: 3 LOB: 2 BB: 0 P: 12	1B: 12 2B: 0 3B: 0 HR: 0	SF: 0 SAC: 1 DP: 1 HBP: 0	WP: 0 PB: 0 SB: 0 CS: 0	PA: 44
<b>PITCHER</b>	IP 6.1	WLS 0.2	BF 26	H 7	R 0	ER 0	SO 4	BB 0	IBB 0	HBP 0	BLK 0	WP 0	HR 0	S 72	P 100	ERA 2.84	WHIP 1.105					
Jason Schmidt, R ERA: 4.37	(1, 1)																					
Jason Christiansen, L ERA: 4.29	(7, 1)	0.2		2	0	0	0	0	0	0	0	0	0	5	5	0.00	0.000					
Felix Rodriguez, R ERA: 1.76	(8, 1)	1.0		5	1	0	0	0	1	0	0	0	0	12	21	0.00	2.000					
Tim Worrell, R ERA: 3.57	(9, 1)	2.0		7	1	0	0	1	1	0	0	0	0	15	24	0.00	1.000					
Robb Nen, R ERA: 2.97	(11, 1)	0.1	L	4	3	1	1	1	0	0	0	0	0	10	12	27.00	9.000					

**San Francisco Giants @ New York Mets**  
Shea Stadium, Flushing, NY  
Sat Aug 25 2001, 7:10 PM EDT  
Att: 48,298 - Sunny - 75 F

livebaseballscores.com

AB 41  
R 3  
H 12  
RBI 3  
BB 2  
SO 6  
LOB 16





Batter	1	2	3	4	5	6	7	8	9	AB	R	H	RBI	BB	SO	LOB	TOP				
Calvin Murray, R (1, 8) OBP: 0.344, SLG: 0.383 Edwards Guzman, L (9, PH) OBP: 0.236, SLG: 0.391	G4-3		K		K		K	F8		4	0	0	0	0	3	2					
Rich Aurilia, R (1, 6) OBP: 0.373, SLG: 0.573	G4-3 3B			K	K			G3-6-3 BB		3	1	1	0	1	2	1					
Barry Bonds, L (1, 7) OBP: 0.491, SLG: 0.820	G4-3			SF7 3B				G3-6-3 1-2 BB		3	1	1	1	1	0	1					
Jeff Kent, R (1, 4) OBP: 0.366, SLG: 0.506	K			BB			P5	F7		3	0	0	0	1	1	1					
Andres Galarraga, R (1, 3) OBP: 0.321, SLG: 0.466		F3		SF7			F9	K		3	0	0	1	0	1	1					
Shawon Dunston, R (1, 9) OBP: 0.291, SLG: 0.503 John Vander Wal, L (9, PH) OBP: 0.353, SLG: 0.463	G5-3			P4			P6	K		3	0	0	0	0	2	1					
Benito Santiago, R (1, 2) OBP: 0.311, SLG: 0.384	G5-3				1B 2B		K	HR 1B		4	2	2	0	0	1	0					
Pedro Feliz, R (1, 5) OBP: 0.290, SLG: 0.411 Marvin Benard, L (9, PH) OBP: 0.305, SLG: 0.408	G5-3			SH5-4 1B			F7	HR		3	0	2	1	0	0	0					
Russ Ortiz, R (1, 1) OBP: 0.254, SLG: 0.278 Brian Boehringer, S (7, 1) Aaron Fultz, L (8, 1) OBP: 0.250, SLG: 0.250 J.T. Snow, L (9, PH) OBP: 0.378, SLG: 0.370 Ramon Martinez, R (9, PR) OBP: 0.313, SLG: 0.341	G5-3			SH5-4 1B			F7	BB		2	0	0	0	0	0	1					
<b>Inning Stats</b>	R: 1 E: 0 K: 1 S: 7	H: 1 LOB: 0 BB: 0 P: 9	R: 0 E: 0 K: 0 S: 8	H: 0 LOB: 0 BB: 0 P: 12	R: 0 E: 0 K: 1 S: 8	H: 0 LOB: 1 BB: 1 P: 12	R: 1 E: 0 K: 1 S: 13	H: 2 LOB: 1 BB: 1 P: 20	R: 0 E: 0 K: 0 S: 7	H: 0 LOB: 1 BB: 1 P: 12	R: 0 E: 1 K: 2 S: 11	H: 1 LOB: 0 BB: 0 P: 22	R: 0 E: 0 K: 0 S: 9	H: 0 LOB: 0 BB: 1 P: 17	R: 2 E: 0 K: 2 S: 18	H: 2 LOB: 1 BB: 1 P: 28	1B: 3 2B: 1 3B: 2 HR: 1	SF: 1 SAC: 1 DP: 1 HBP: 0	WP: 0 PB: 0 SB: 0 CS: 0	PA: 37	
<b>PITCHER</b>	IP WLS BF H R ER SO BB IBB HBP BLK WP HR S P ERA WHIP	IP WLS BF H R ER SO BB IBB HBP BLK WP HR S P ERA WHIP	IP WLS BF H R ER SO BB IBB HBP BLK WP HR S P ERA WHIP	IP WLS BF H R ER SO BB IBB HBP BLK WP HR S P ERA WHIP	IP WLS BF H R ER SO BB IBB HBP BLK WP HR S P ERA WHIP	IP WLS BF H R ER SO BB IBB HBP BLK WP HR S P ERA WHIP	IP WLS BF H R ER SO BB IBB HBP BLK WP HR S P ERA WHIP	IP WLS BF H R ER SO BB IBB HBP BLK WP HR S P ERA WHIP	IP WLS BF H R ER SO BB IBB HBP BLK WP HR S P ERA WHIP	IP WLS BF H R ER SO BB IBB HBP BLK WP HR S P ERA WHIP	IP WLS BF H R ER SO BB IBB HBP BLK WP HR S P ERA WHIP	IP WLS BF H R ER SO BB IBB HBP BLK WP HR S P ERA WHIP	IP WLS BF H R ER SO BB IBB HBP BLK WP HR S P ERA WHIP	IP WLS BF H R ER SO BB IBB HBP BLK WP HR S P ERA WHIP	IP WLS BF H R ER SO BB IBB HBP BLK WP HR S P ERA WHIP	IP WLS BF H R ER SO BB IBB HBP BLK WP HR S P ERA WHIP	IP WLS BF H R ER SO BB IBB HBP BLK WP HR S P ERA WHIP	IP WLS BF H R ER SO BB IBB HBP BLK WP HR S P ERA WHIP	IP WLS BF H R ER SO BB IBB HBP BLK WP HR S P ERA WHIP	IP WLS BF H R ER SO BB IBB HBP BLK WP HR S P ERA WHIP	IP WLS BF H R ER SO BB IBB HBP BLK WP HR S P ERA WHIP

**San Francisco Giants @ New York Mets**  
Shea Stadium, Flushing, NY  
Sun Aug. 26 2001, 8:05 PM EDT  
Att: 36,061 - Cloudy - 75 F

**San Francisco Giants @ New York Mets**  
Shea Stadium, Flushing, NY  
Sun Aug. 26 2001, 8:05 PM EDT  
Att: 36,061 - Cloudy - 75 F

**San Francisco Giants @ New York Mets**  
Shea Stadium, Flushing, NY  
Sun Aug. 26 2001, 8:05 PM EDT  
Att: 36,061 - Cloudy - 75 F

**San Francisco Giants @ New York Mets**  
Shea Stadium, Flushing, NY  
Sun Aug. 26 2001, 8:05 PM EDT  
Att: 36,061 - Cloudy - 75 F

Batter	1	2	3	4	5	6	7	8	9	AB	R	H	RBI	BB	SO	LOB	BOTTOM				
Matt Lawton, L (1, 9) OBP: 0.388, SLG: 0.421	G6-3		HR 1B		K		G4-3 SF7 2B	G4-3		5	2	2	1	0	1	0					
Edgardo Alfonzo, R (1, 4) OBP: 0.316, SLG: 0.420	F9		HR		K		G4-3			4	1	1	4	0	1	1					
31 Mike Piazza, R (1, 2) OBP: 0.383, SLG: 0.565	F9		BB			F8 BB 1B	BB IBB			2	0	1	0	2	0	0					
Robin Ventura, L (1, 5) OBP: 0.355, SLG: 0.409		CS G4-3 1B	K			F8 BB	SF7			2	0	1	1	1	1	1					
Todd Zeile, R (1, 3) OBP: 0.351, SLG: 0.361	G4-3		F8			F8	BB			3	0	0	0	1	0	4					
Jay Payton, R (1, 8) OBP: 0.283, SLG: 0.340		BB		F2		BB	BB			1	0	0	0	3	0	0					
Benny Agbavani, R (1, 7) OBP: 0.358, SLG: 0.382 Tsuayoshi Shinjo, R (8, 7) OBP: 0.313, SLG: 0.399	K		2-3	K		F9-2	K			4	0	0	0	0	3	8					
Rey Ordenez, R (1, 6) OBP: 0.289, SLG: 0.321			E4 HR 1B	G6-3			E1 1B 2B	L7		4	2	1	0	0	0	0					
Al Leiter, L (1, 1) OBP: 0.083, SLG: 0.043 Joe McEwing, R (8, PH) OBP: 0.344, SLG: 0.448 Armando Benitez, R (9, 1)	F7			K			2B G4-3 1B	K		3	1	1	0	0	1	1					
<b>Inning Stats</b>	R: 0 E: 0 K: 0 S: 8	H: 0 LOB: 0 BB: 0 P: 16	R: 0 E: 0 K: 1 S: 5	H: 1 LOB: 2 BB: 1 P: 12	R: 3 E: 1 K: 1 S: 18	H: 2 LOB: 1 BB: 1 P: 29	R: 0 E: 0 K: 1 S: 8	H: 0 LOB: 0 BB: 0 P: 12	R: 0 E: 0 K: 3 S: 13	H: 0 LOB: 0 BB: 0 P: 17	R: 0 E: 0 K: 0 S: 8	H: 1 LOB: 2 BB: 2 P: 19	R: 3 E: 1 K: 1 S: 20	H: 3 LOB: 3 BB: 3 P: 39	R: 0 E: 0 K: 1 S: 8	H: 0 LOB: 0 BB: 0 P: 12	1B: 5 2B: 3 3B: 0 HR: 1	SF: 1 SAC: 0 DP: 2 HBP: 0	WP: 0 PB: 0 SB: 0 CS: 1	PA: 37	
<b>PITCHER</b>	IP WLS BF H R ER SO BB IBB HBP BLK WP HR S P ERA WHIP	IP WLS BF H R ER SO BB IBB HBP BLK WP HR S P ERA WHIP	IP WLS BF H R ER SO BB IBB HBP BLK WP HR S P ERA WHIP	IP WLS BF H R ER SO BB IBB HBP BLK WP HR S P ERA WHIP	IP WLS BF H R ER SO BB IBB HBP BLK WP HR S P ERA WHIP	IP WLS BF H R ER SO BB IBB HBP BLK WP HR S P ERA WHIP	IP WLS BF H R ER SO BB IBB HBP BLK WP HR S P ERA WHIP	IP WLS BF H R ER SO BB IBB HBP BLK WP HR S P ERA WHIP	IP WLS BF H R ER SO BB IBB HBP BLK WP HR S P ERA WHIP	IP WLS BF H R ER SO BB IBB HBP BLK WP HR S P ERA WHIP	IP WLS BF H R ER SO BB IBB HBP BLK WP HR S P ERA WHIP	IP WLS BF H R ER SO BB IBB HBP BLK WP HR S P ERA WHIP	IP WLS BF H R ER SO BB IBB HBP BLK WP HR S P ERA WHIP	IP WLS BF H R ER SO BB IBB HBP BLK WP HR S P ERA WHIP	IP WLS BF H R ER SO BB IBB HBP BLK WP HR S P ERA WHIP	IP WLS BF H R ER SO BB IBB HBP BLK WP HR S P ERA WHIP	IP WLS BF H R ER SO BB IBB HBP BLK WP HR S P ERA WHIP	IP WLS BF H R ER SO BB IBB HBP BLK WP HR S P ERA WHIP	IP WLS BF H R ER SO BB IBB HBP BLK WP HR S P ERA WHIP	IP WLS BF H R ER SO BB IBB HBP BLK WP HR S P ERA WHIP	IP WLS BF H R ER SO BB IBB HBP BLK WP HR S P ERA WHIP

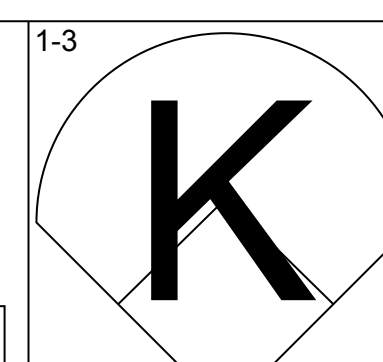
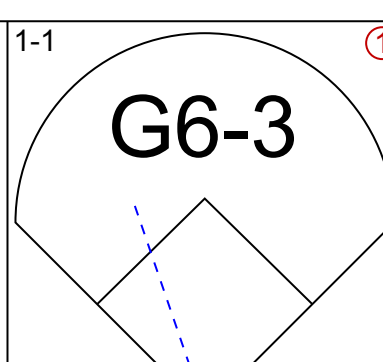
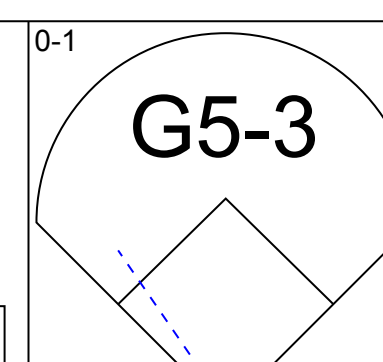
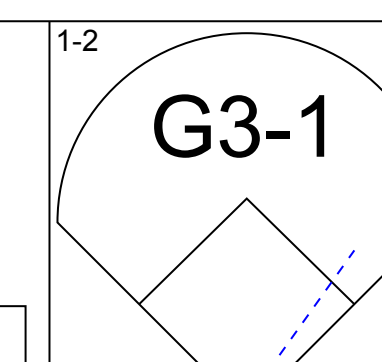
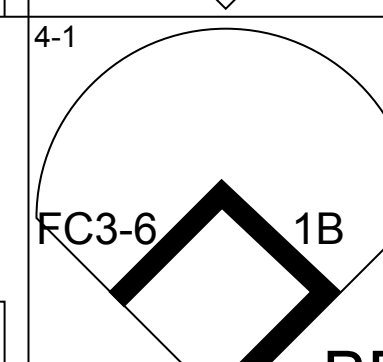
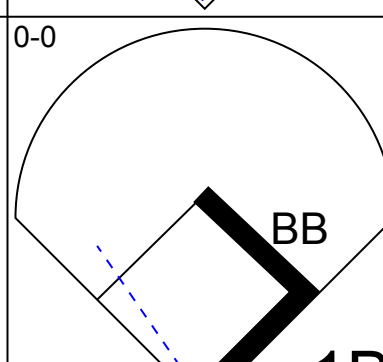
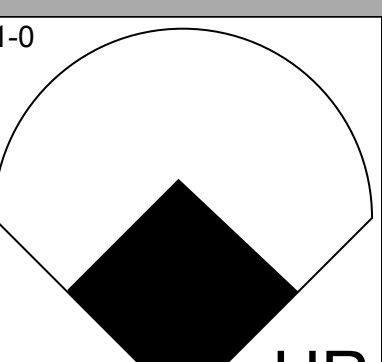
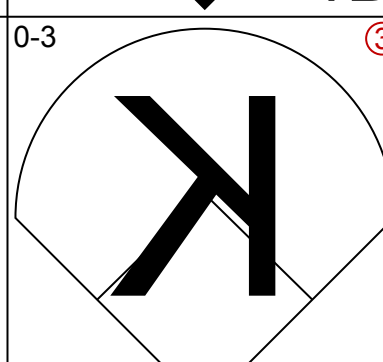
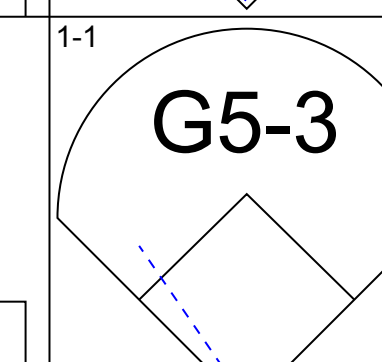
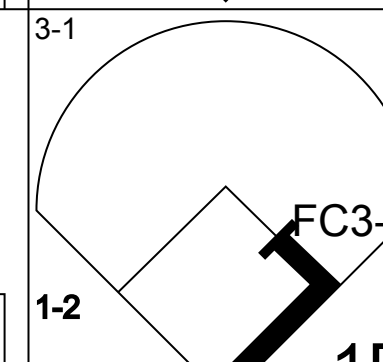
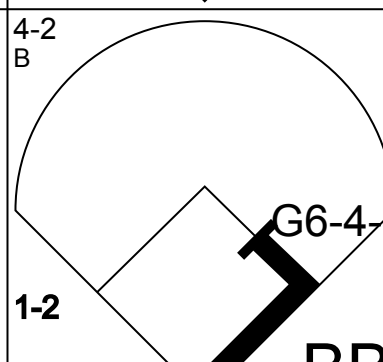
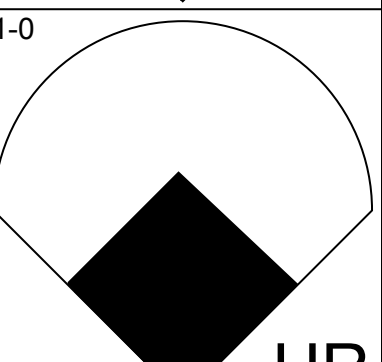
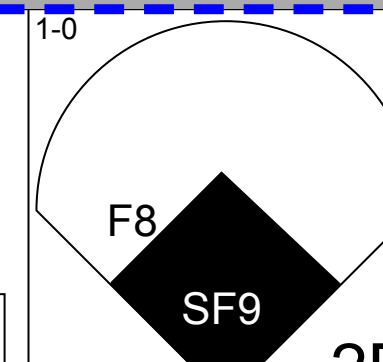
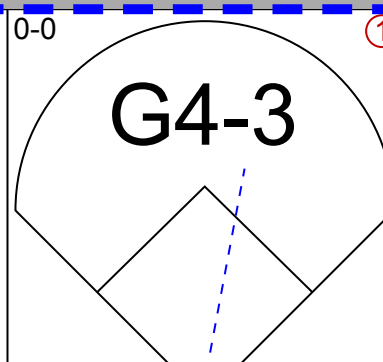
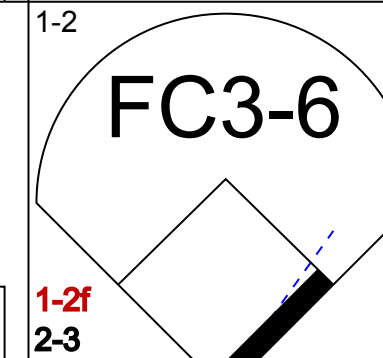
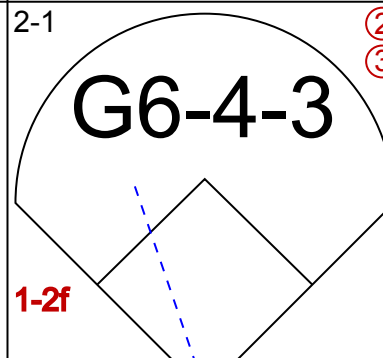
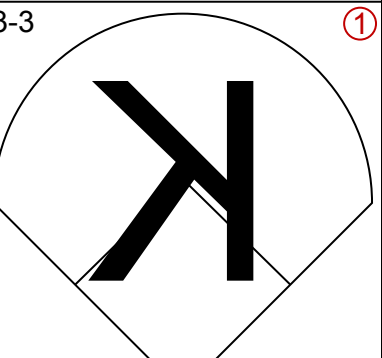
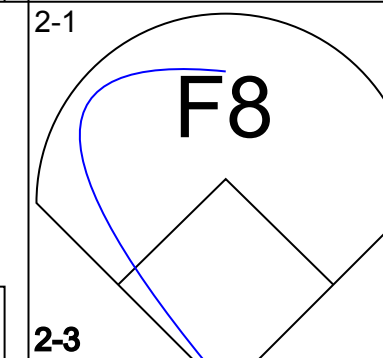
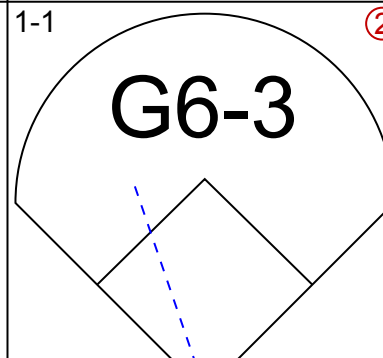
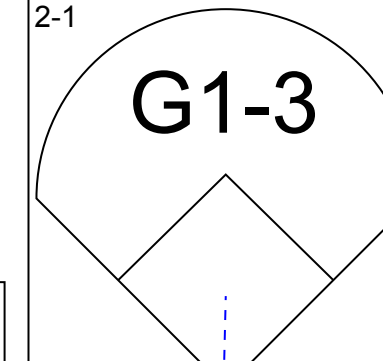
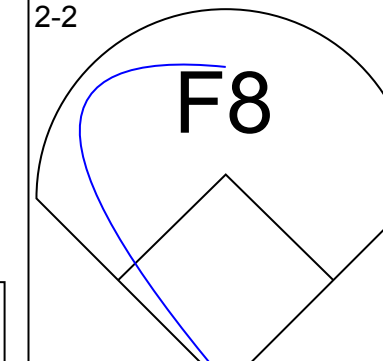
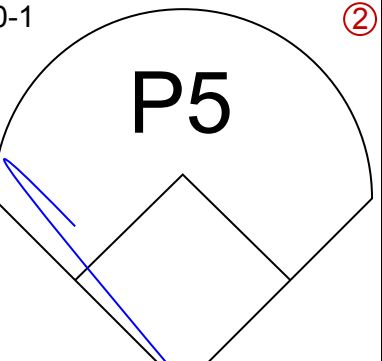
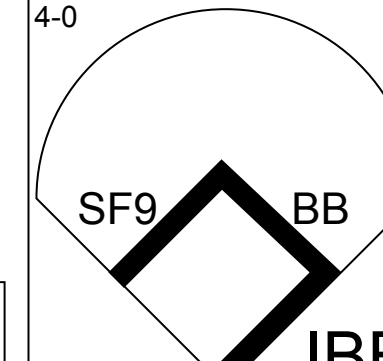
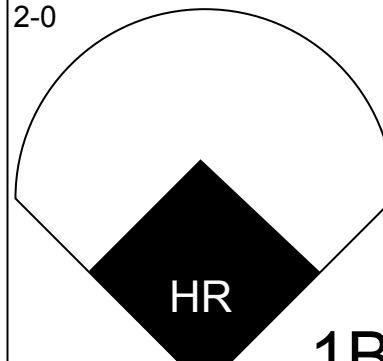
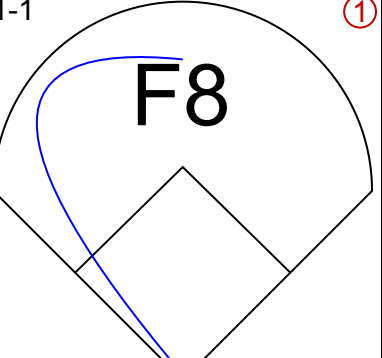
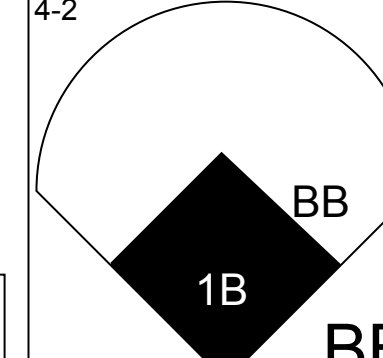
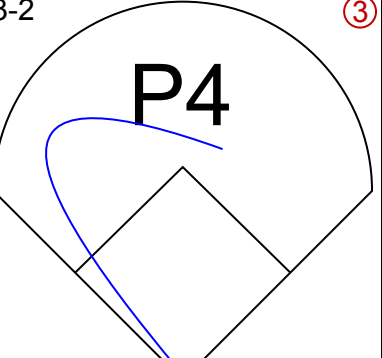
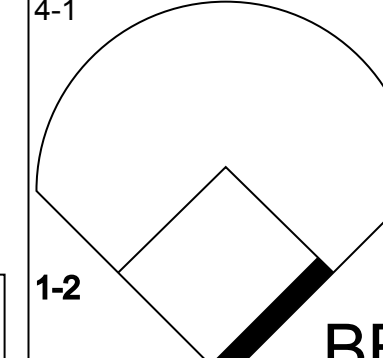
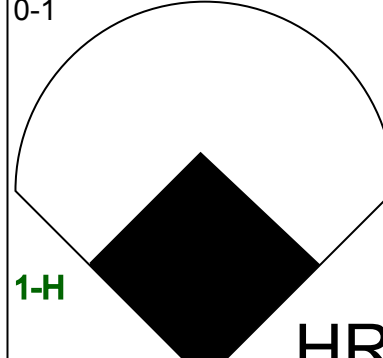
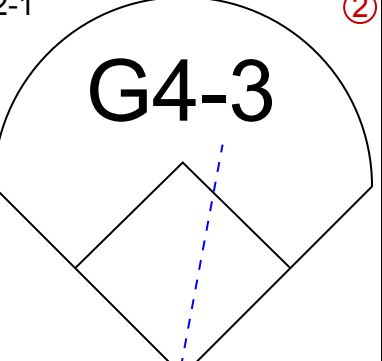
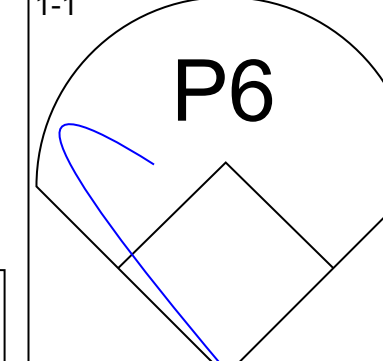
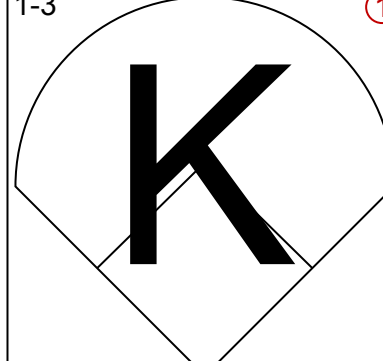
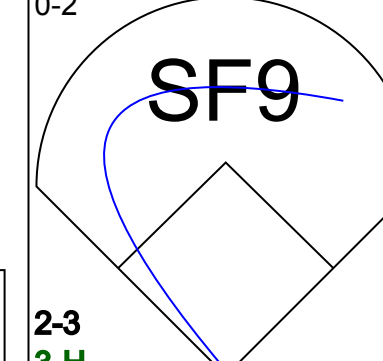
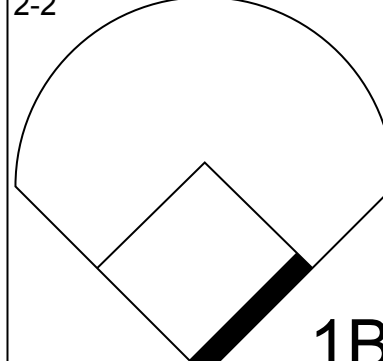
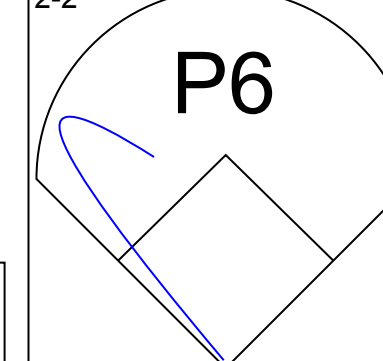
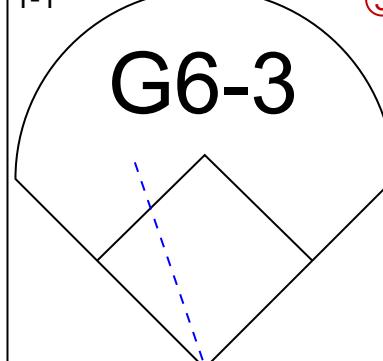
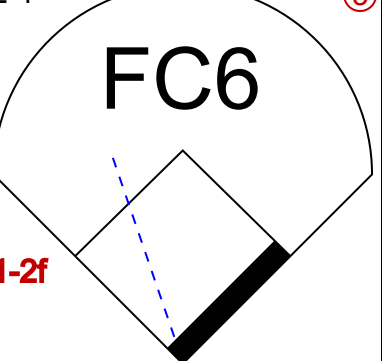
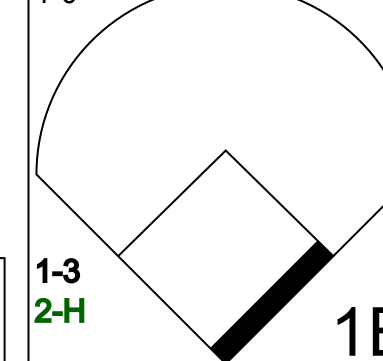
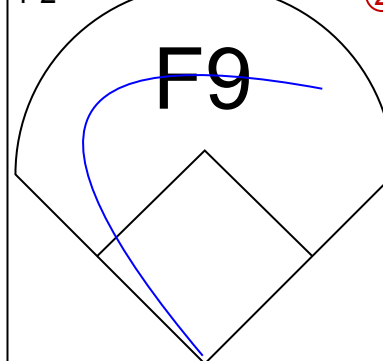


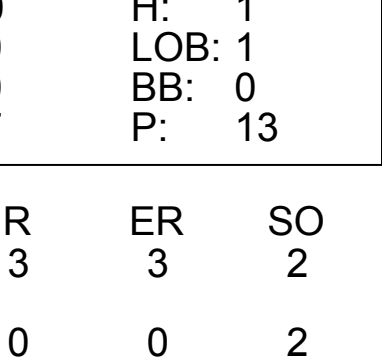
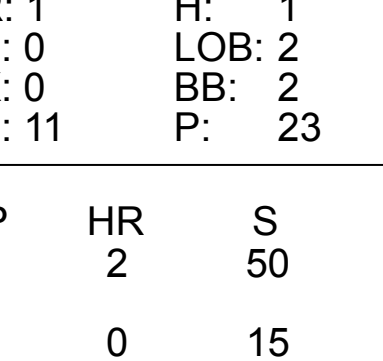
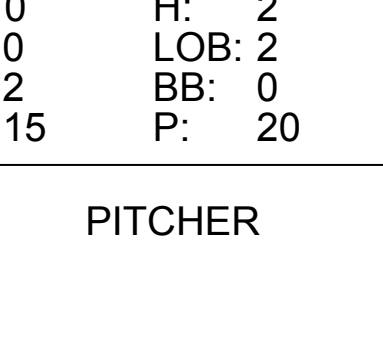
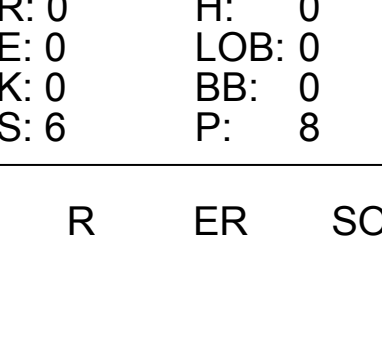
**San Francisco Giants @ New York Mets**  
Shea Stadium, Flushing, NY  
Sun Aug. 26 2001, 8:05 PM EDT  
Att: 36,061 - Cloudy - 75 F

**San Francisco Giants @ New York Mets**  
Shea Stadium, Flushing, NY  
Sun Aug. 26 2001, 8:05 PM EDT  
Att: 36,061 - Cloudy - 75 F

**San Francisco Giants @ New York Mets**  
Shea Stadium, Flushing, NY  
Sun Aug. 26 2001, 8:05 PM EDT  
Att: 36,061 - Cloudy - 75 F

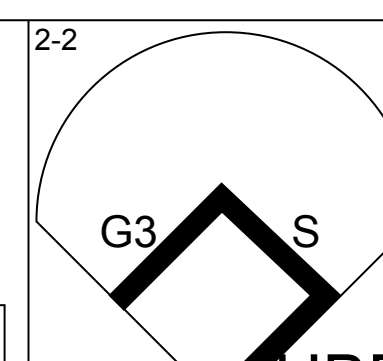
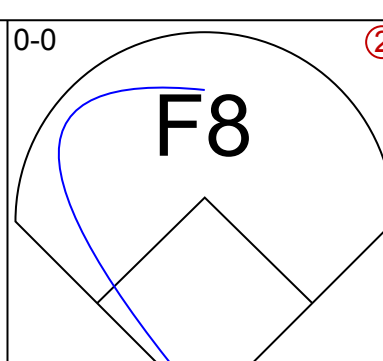
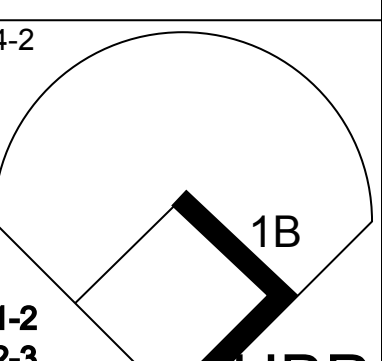
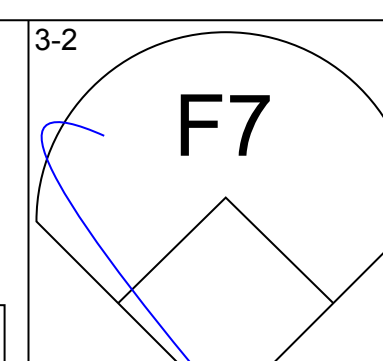
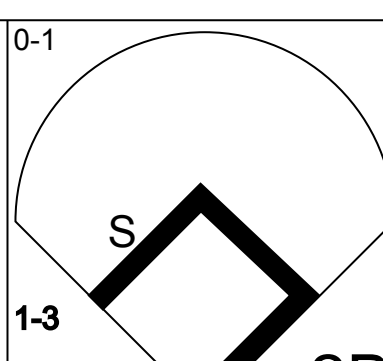
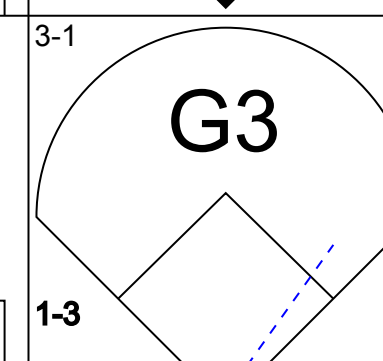
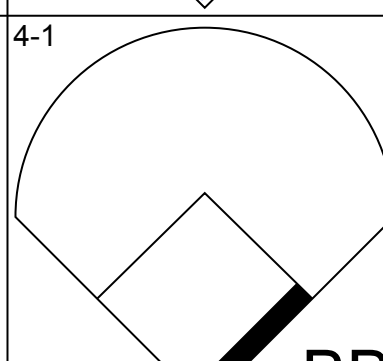
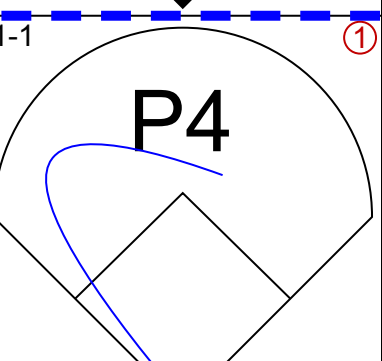
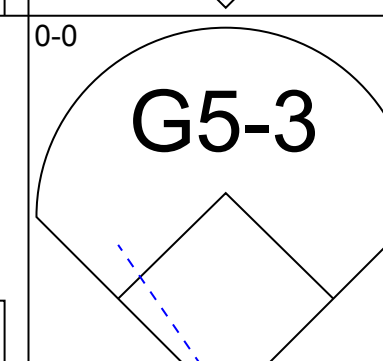
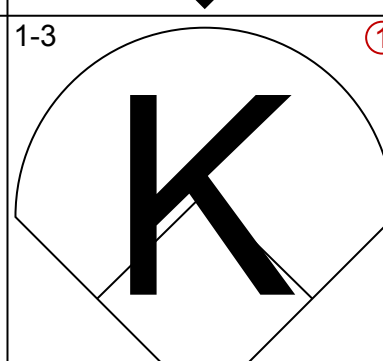
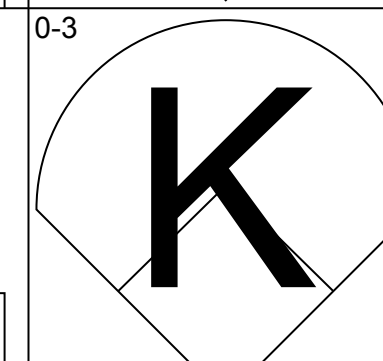
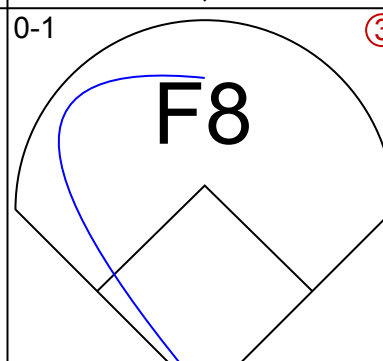
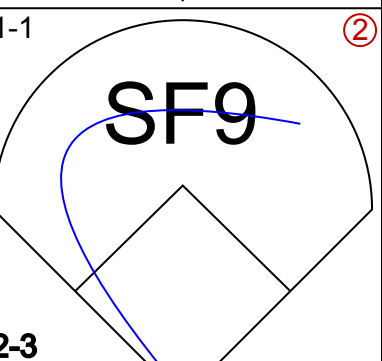
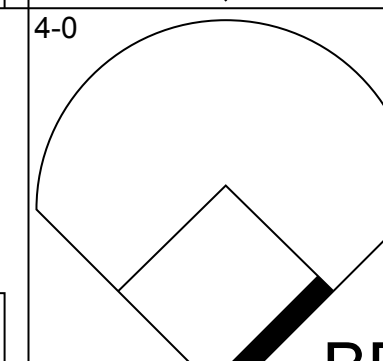
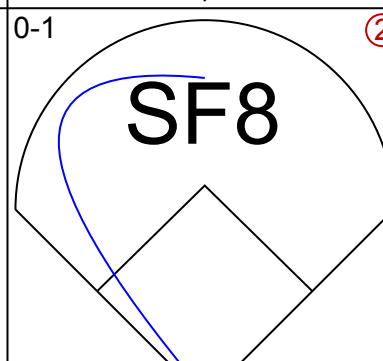
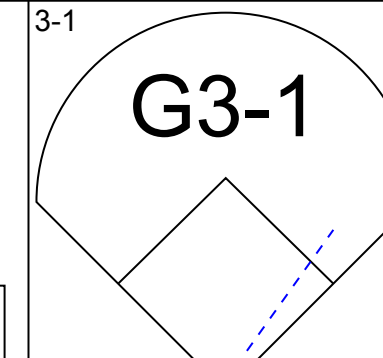
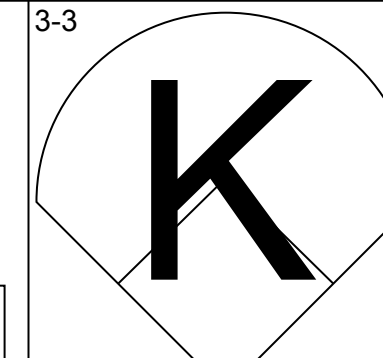
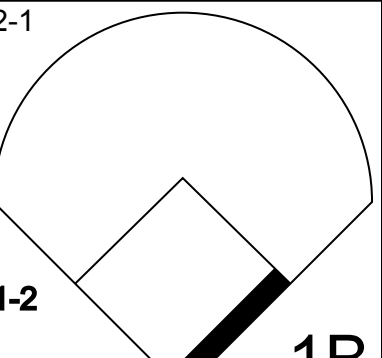
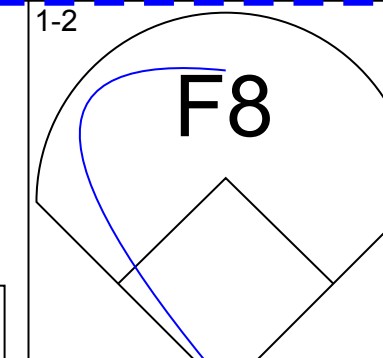
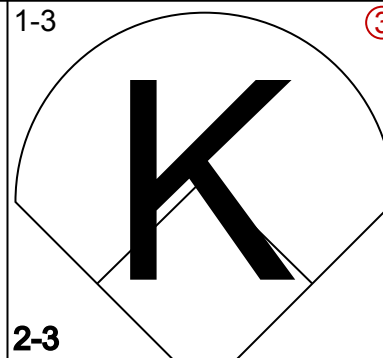
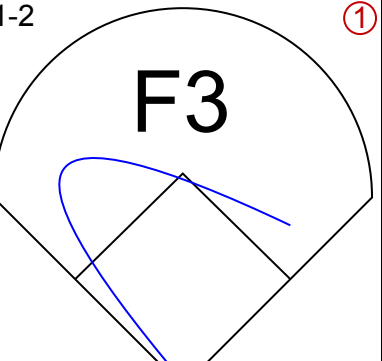
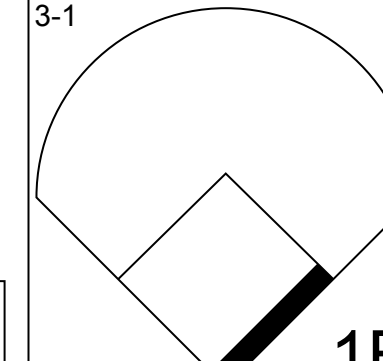
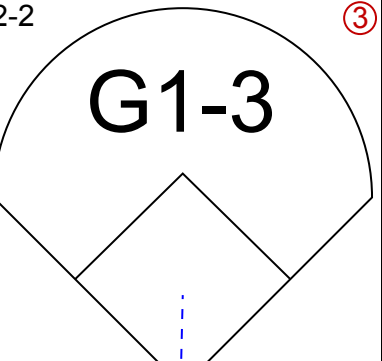
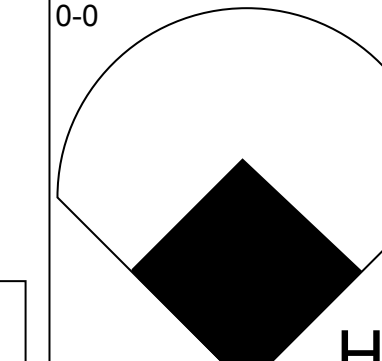
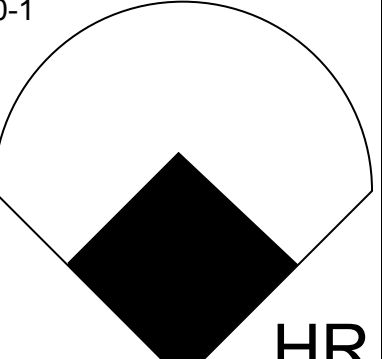
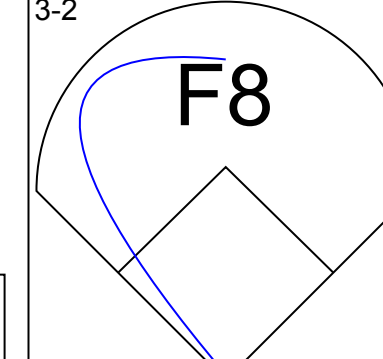
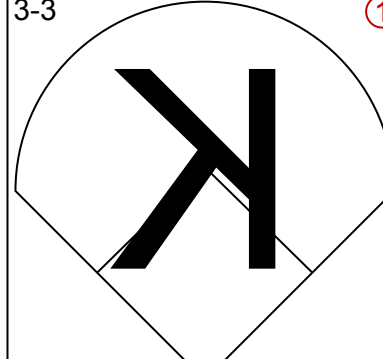
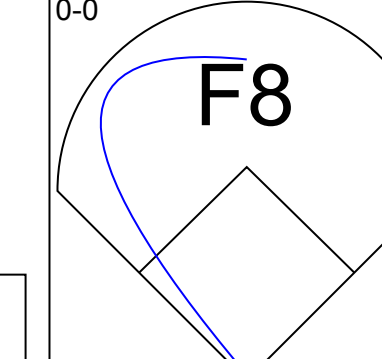
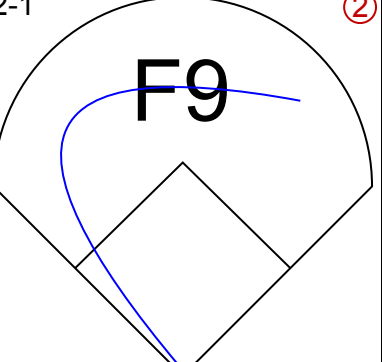
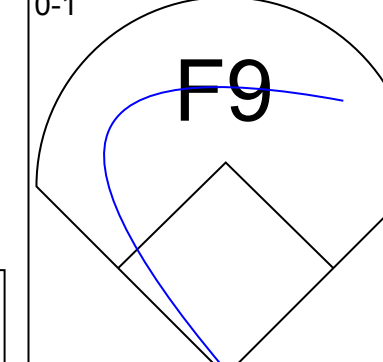
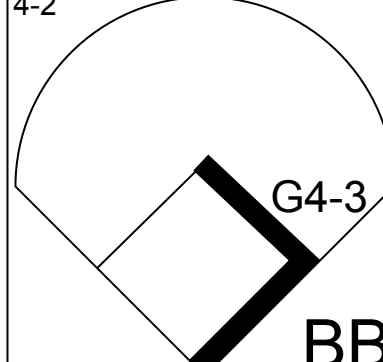
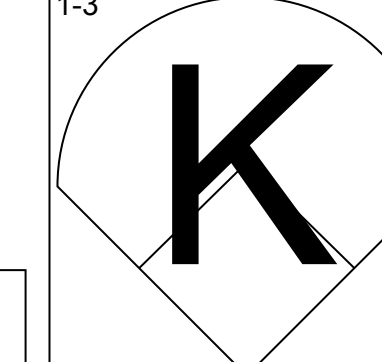
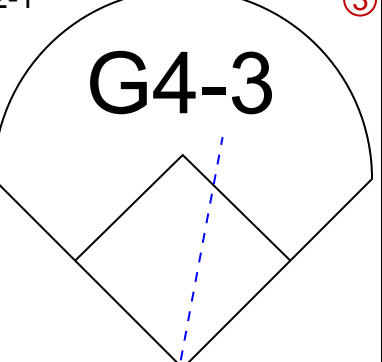
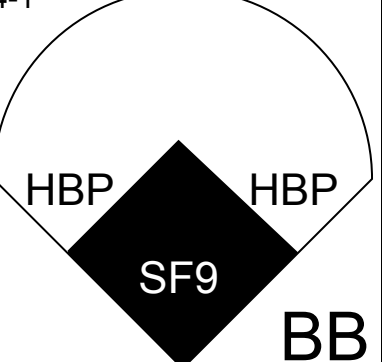
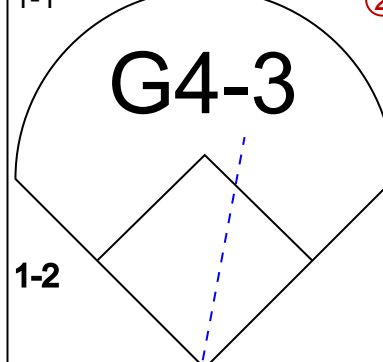
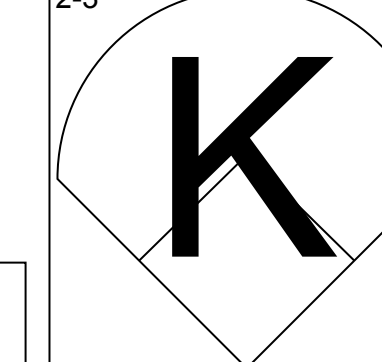
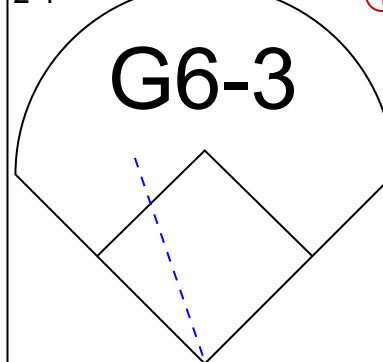
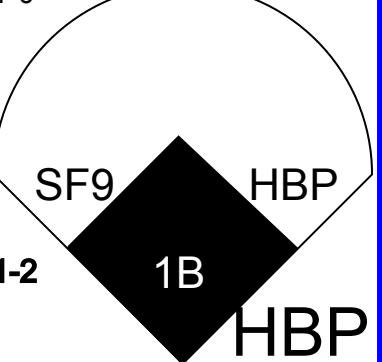
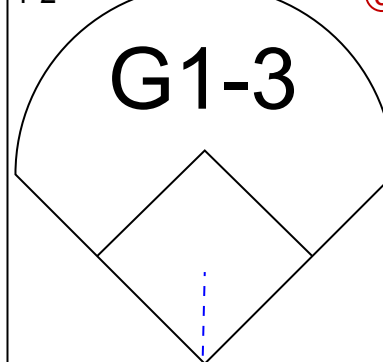
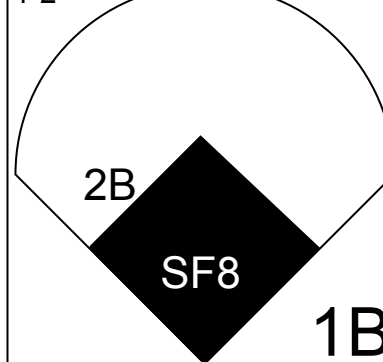
**San Francisco Giants @ New York Mets**  
Shea Stadium, Flushing, NY  
Sun Aug. 26 2001, 8:05 PM EDT  
Att: 36,061 - Cloudy - 75 F



Batter	1	2	3	4	5	6	7	8	9	AB	R	H	RBI	BB	SO	LOB	TOP					
<b>Marvin Benard, L</b> OBP: 0.303, SLG: 0.404 (1, 8)										5	0	1	0	0	1	2	<b>San Francisco Giants @ New York Mets</b> Shea Stadium, Flushing, NY Mon Aug 27 2001, 1:10 PM EDT Att: 27,084 - Sunny - 82 F					
<b>Rich Aurilia, R</b> OBP: 0.375, SLG: 0.578 (1, 6)										4	1	2	1	1	1	2						
<b>Barry Bonds, L</b> OBP: 0.494, SLG: 0.830 (1, 7)										4	2	3	1	1	0	0						
<b>Jeff Kent, R</b> OBP: 0.363, SLG: 0.501 (1, 4)										5	0	0	0	0	1	5						
<b>John Vander Wal, L</b> OBP: 0.353, SLG: 0.461 <b>Calvin Murray, R</b> OBP: 0.344, SLG: 0.383 (1, 9) (9, PR)										4	0	1	0	1	0	2						
<b>J.T. Snow, L</b> OBP: 0.382, SLG: 0.383 (1, 3)										3	2	1	2	2	0	0						
<b>Ramon Martinez, R</b> OBP: 0.309, SLG: 0.338 <b>Felix Rodriguez, R</b> (7, 1)										3	0	0	1	0	0	1						
<b>Andres Galarraga, R</b> OBP: 0.323, SLG: 0.467 <b>Benito Santiago, R</b> OBP: 0.311, SLG: 0.384 (9, PH) (9, 2)										0	0	0	0	0	0	0						
<b>Edwards Guzman, L</b> OBP: 0.255, SLG: 0.396 <b>Robb Nen, R</b> (1, 2) (9, 1)										4	0	2	0	1	0	3						
<b>Ryan Jensen, R</b> OBP: 0.300, SLG: 0.222 <b>Jason Christiansen, R</b> (5, 1)										2	0	1	1	0	0	1						
<b>Eric Davis, R</b> OBP: 0.287, SLG: 0.353 <b>Tim Worrell, R</b> (6, PH) (6, 1)										0	0	0	0	0	0	0						
<b>Pedro Feliz, R</b> OBP: 0.289, SLG: 0.409 (7, 5)										1	0	0	0	0	0	0						
<b>Inning Stats</b>	R: 0 E: 0 K: 1 S: 11	H: 1 LOB: 2 BB: 1 P: 22	R: 0 E: 0 K: 0 S: 7	H: 1 LOB: 1 BB: 0 P: 13	R: 0 E: 0 K: 0 S: 11	H: 1 LOB: 1 BB: 1 P: 18	R: 1 E: 0 K: 0 S: 11	H: 1 LOB: 2 BB: 2 P: 23	R: 2 E: 0 K: 1 S: 10	H: 2 LOB: 0 BB: 0 P: 18	R: 0 E: 0 K: 2 S: 15	H: 2 LOB: 2 BB: 0 P: 20	R: 1 E: 0 K: 0 S: 10	H: 1 LOB: 2 BB: 2 P: 23	R: 0 E: 0 K: 0 S: 6	H: 0 LOB: 0 BB: 0 P: 8	R: 2 E: 0 K: 0 S: 12	H: 3 LOB: 1 BB: 0 P: 18	1B: 8 2B: 1 3B: 0 HR: 3	SF: 1 SAC: 0 DP: 1 HBP: 0	WP: 0 PB: 0 SB: 0 CS: 0	PA: 44
<b>PITCHER</b>	IP WLS BF H R ER SO BB IBB HBP BLK WP HR S P ERA WHIP																					
<b>Kevin Appier, R</b> ERA: 4.02 <b>Grant Roberts, R</b> ERA: 3.12 <b>Jerrold Riggan, R</b> ERA: 3.93 <b>Rick White, R</b> ERA: 3.94 (1, 1) (6, 1) (7, 1) (9, 1)	5.0 24 6 3 3 2 4 0 0 0 0 0 2 50 94 5.40 2.000	1.0 5 2 0 0 2 0 0 0 0 0 0 0 15 20 0.00 2.000	2.0 9 1 1 1 0 1 1 0 0 0 0 1 16 31 4.50 1.000	1.0 L 6 3 2 2 0 0 0 0 0 0 0 1 12 18 18.00 3.000																		

AB	37
R	6
H	12
RBI	6
BB	6
SO	4
LOB	17



Batter	1	2	3	4	5	6	7	8	9	AB	R	H	RBI	BB	SO	LOB	BOTTOM					
<b>Matt Lawton, L</b> OBP: 0.390, SLG: 0.423 (1, 9)										3	0	1	0	0	0	0	<b>San Francisco Giants @ New York Mets</b> Shea Stadium, Flushing, NY Mon Aug 27 2001, 1:10 PM EDT Att: 27,084 - Sunny - 82 F					
<b>Desi Relaford, S</b> OBP: 0.370, SLG: 0.452 (1, 5)										4	0	0	0	1	1	6						
<b>Edgardo Alfonzo, R</b> OBP: 0.314, SLG: 0.417 (1, 4)										2	0	0	2	1	1	2						
<b>Mark Johnson, L</b> OBP: 0.321, SLG: 0.414 <b>Todd Zeile, R</b> OBP: 0.351, SLG: 0.361 (1, 3) (6, PH) (6, 3)										2	0	0	0	0	1	1						
<b>Tsuyoshi Shinjo, R</b> OBP: 0.315, SLG: 0.411 (1, 8) (9, 7)										4	1	2	1	0	0	2						
<b>Benny Agbayani, R</b> OBP: 0.357, SLG: 0.391 <b>Rick White, R</b> (1, 7) (9, 1)										4	1	1	1	0	1	1						
<b>Vance Wilson, R</b> OBP: 0.436, SLG: 0.457 (1, 2)										3	0	0	0	1	1	1						
<b>Rey Ordonez, R</b> OBP: 0.289, SLG: 0.318 (1, 6)										3	1	0	0	1	1	1						
<b>Kevin Appier, R</b> OBP: 0.081, SLG: 0.042 <b>Joe Mauer, R</b> OBP: 0.247, SLG: 0.448 <b>Grant Roberts, R</b> (5, PH) (5, 1)										1	0	0	0	0	0	0						
<b>Lenny Harris, L</b> OBP: 0.250, SLG: 0.292 <b>Jerrold Riggan, R</b> OBP: 0.286, SLG: 0.342 (6, PH) (7, 1) (9, 8)										0	0	0	0	0	0	0						
<b>Inning Stats</b>	R: 0 E: 0 K: 1 S: 9	H: 0 LOB: 1 BB: 0 P: 17	R: 1 E: 0 K: 0 S: 9	H: 1 LOB: 0 BB: 0 P: 14	R: 0 E: 0 K: 0 S: 6	H: 0 LOB: 1 BB: 1 P: 12	R: 0 E: 0 K: 1 S: 12	H: 1 LOB: 1 BB: 0 P: 21	R: 2 E: 0 K: 0 S: 13	H: 1 LOB: 2 BB: 1 P: 28	R: 0 E: 0 K: 1 S: 11	H: 0 LOB: 1 BB: 1 P: 20	R: 0 E: 0 K: 0 S: 7	H: 0 LOB: 1 BB: 1 P: 15	R: 1 E: 0 K: 2 S: 9	H: 1 LOB: 0 BB: 0 P: 12	R: 1 E: 0 K: 2 S: 13	H: 2 LOB: 1 BB: 0 P: 16	1B: 3 2B: 1 3B: 0 HR: 2	SF: 2 SAC: 0 DP: 0 HBP: 3	WP: 0 PB: 0 SB: 2 CS: 0	PA: 40
<b>PITCHER</b>	IP WLS BF H R ER SO BB IBB HBP BLK WP HR S P ERA WHIP																					
<b>Ryan Jensen, R</b> ERA: 4.08 <b>Jason Christiansen, L</b> ERA: 4.13 <b>Tim Worrell, R</b> ERA: 3.48 <b>Felix Rodriguez, R</b> ERA: 1.87 <b>Robb Nen, R</b> ERA: 3.06 (1, 1) (5, 1) (6, 1) (7, 1) (9, 1)	4.0 19 2 3 3 2 2 0 3 0 0 0 0 40 77 6.75 1.000	1.0 4 1 0 0 0 0 0 0 0 0 0 0 9 15 0.00 1.000	1.2 7 0 0 0 1 2 0 0 0 0 0 0 15 31 0.00 1.200	1.1 W 5 1 1 1 2 0 0 0 0 0 0 1 12 16 6.75 0.750	1.0 S 5 2 1 1 2 0 0 0 0 0 0 0 13 16 9.00 2.000																	

AB	31
R	5
H	6
RBI	5
BB	4
SO	7
LOB	17





Batter	1	2	3	4	5	6	7	8	9	10	11	AB	R	H	RBI	BB	SO	LOB	TOP								
11 Jimmy Rollins, S OBP: 0.326, SLG: 0.426	G4-3 1B	G6-3		2B		K		1B			HR	6	1	4	2	0	1	2									
Marlon Anderson, L OBP: 0.347, SLG: 0.445	G4-3	2B		FC6-4 BB			G6-3	1B			HR	4	1	2	3	2	0	1									
Scott Rolen, R OBP: 0.372, SLG: 0.483	K	P4		F3			F8 BLK	2B			HR	6	2	2	2	0	1	7									
Bobby Abreu, L OBP: 0.394, SLG: 0.529	G6-3		FC3-6 BB	FC6-4			BLK IBB		F8		HR	4	0	0	0	2	0	4									
Pat Burrell, R Cliff Politte, R		F7	K		K		F8		F8		G5-3	4	0	0	0	0	2	3									
Felipe Crespo, S Ricky Bottalico, L												1	0	0	0	0	0	0									
Travis Lee, L OBP: 0.342, SLG: 0.439	BB 2B		FC3-6 FC3-6		K		G4-3		G6-3		2B 1B	6	1	2	0	0	1	2									
Doug Glanville, R OBP: 0.288, SLG: 0.386	BB 1B		FC3-6		F9			FC1-6 1B		F2	1-3 2B	6	1	3	0	0	0	1									
Todd Pratt, R OBP: 0.350, SLG: 0.343	11 G6-3 2B BB			11 2B 1B		K	FC1-6 1B		G6-3		K	5	2	1	0	1	2	3									
Brandon Duckworth, R Dennis Cook, L Turk Wendell, L Eddie Oropesa, L Jose Santiago, R Brian Hunter, R Tommy Phelan, S	11 G6-3 2B BB			K		G5-3		K		F8		2	1	0	1	1	1	1									
<b>Inning Stats</b>	R: 0 E: 0 K: 1 S: 9	H: 1 LOB: 1 BB: 0 P: 15	R: 4 E: 0 K: 0 S: 21	H: 3 LOB: 2 BB: 2 P: 41	R: 0 E: 0 K: 1 S: 8	H: 0 LOB: 1 BB: 1 P: 16	R: 0 E: 0 K: 1 S: 14	H: 2 LOB: 3 BB: 1 P: 27	R: 0 E: 0 K: 2 S: 8	H: 0 LOB: 0 BB: 0 P: 11	R: 1 E: 0 K: 0 S: 6	H: 1 LOB: 1 BB: 1 P: 11	R: 1 E: 0 K: 1 S: 12	H: 3 LOB: 2 BB: 0 P: 16	R: 0 E: 0 K: 0 S: 5	H: 0 LOB: 0 BB: 0 P: 8	R: 0 E: 0 K: 0 S: 5	H: 0 LOB: 0 BB: 0 P: 8	R: 3 E: 0 K: 1 S: 20	H: 4 LOB: 2 BB: 1 P: 33	1B: 7 2B: 5 3B: 0 HR: 2	SF: 0 SAC: 0 DP: 0 HBP: 0	WP: 0 PB: 0 SB: 1 CS: 0	PA: 53			
<b>PITCHER</b>	IP ERA WLS BF H R ER SO BB IBB HBP BLK WP HR S P ERA WHIP	Glendon Rusch, L ERA: 4.89	Grant Roberts, R ERA: 3.0	John Franco, L ERA: 3.81	Armando Benitez, R ERA: 3.48	Donne Wall, R ERA: 5.22	<b>PITCHER</b>	IP ERA WLS BF H R ER SO BB IBB HBP BLK WP HR S P ERA WHIP	Cliff Politte, R ERA: 2.35	Ricky Bottalico, R ERA: 3.83																	

Philadelphia Phillies @ New York Mets  
Shea Stadium, Flushing, NY  
Tue Aug 28 2001, 7:10 PM EDT  
Alt. 21,745 - Overcast - 84 F

livebaseballscorecards.com

AB 47  
R 9  
H 14  
RBI 8  
BB 6  
SO 9  
LOB 25



Batter	1	2	3	4	5	6	7	8	9	10	11	AB	R	H	RBI	BB	SO	LOB	BOTTOM								
Matt Lawton, L OBP: 0.389, SLG: 0.426	K		P6		G6-3 2B		1B 1B 2B	G6-3		F9		6	1	2	0	0	1	2									
Edgardo Alfonzo, R OBP: 0.317, SLG: 0.417	F9		31 G5-4-3 1B		G6-3		1B BB	1B	F8 WP BB	K	1-2 K	5	1	2	1	1	1	3									
31 Mike Piazza, R OBP: 0.380, SLG: 0.559	G6-3		G5-4-3		G6-3		1B FC5-2 BB	1B	F8		F8	5	0	0	0	1	0	3									
Robin Ventura, L Donne Wall, R		G4-3		L7		F9	FC5-2 BB 1B				K	4	0	1	2	1	0	0									
Lenny Harris, L OBP: 0.250, SLG: 0.250						F9	1-3 2-H 3-H 1B		1-2 IBB		K	0	0	0	0	0	0	0									
Todd Zeile, R OBP: 0.354, SLG: 0.361		FC6-4 HBP 2B BB		1B 1B 1B		F9	FC5-2 BB		F8		FC6-4 BB	3	1	1	0	3	0	2									
Tsuyoshi Shinjo, R OBP: 0.319, SLG: 0.414		FC6-4 HBP		1B 1B 1B		1B 2B	FC5-2 FC6-4				FC6-4	5	1	2	0	0	1	6									
Jay Payton, R Armando Benitez, R		FC6-4		1B 1B 1B		2B	FC6-4			G6-3		4	1	2	1	0	0	5									
Desi Relaford, S OBP: 0.369, SLG: 0.450		1-2 2-3 2B		1-2 2-3 1B		CS 1B	1-2 1B					0	0	0	0	0	0	0									
Rey Ordóñez, R OBP: 0.288, SLG: 0.319		FC6-4 HBP 2B		G6-3		CS	F8	F8		E6 F9 BB		5	0	1	2	0	0	3									
Glendon Rusch, L Grant Roberts, R		G4-3						G4-3				1	0	0	0	0	0	1									
Mark Johnson, L John Franco, L							2B 1B				DI BB	1	1	1	0	0	0	0									
Joe McEwing, R OBP: 0.348, SLG: 0.446							1B 1B					1	0	0	0	1	0	0									
<b>Inning Stats</b>	R: 0 E: 0 K: 1 S: 8	H: 0 LOB: 0 BB: 0 P: 10	R: 2 E: 0 K: 0 S: 15	H: 1 LOB: 1 BB: 1 P: 25	R: 0 E: 0 K: 0 S: 4	H: 1 LOB: 0 BB: 0 P: 7	R: 0 E: 0 K: 0 S: 14	H: 3 LOB: 2 BB: 0 P: 19	R: 0 E: 0 K: 1 S: 7	H: 1 LOB: 1 BB: 0 P: 11	R: 1 E: 0 K: 0 S: 9	H: 2 LOB: 0 BB: 0 P: 12	R: 3 E: 0 K: 0 S: 23	H: 4 LOB: 3 BB: 2 P: 43	R: 0 E: 0 K: 0 S: 7	H: 0 LOB: 0 BB: 0 P: 7	R: 0 E: 0 K: 1 S: 14	H: 0 LOB: 2 BB: 0 P: 25	R: 0 E: 1 K: 1 S: 15	H: 0 LOB: 2 BB: 1 P: 25	R: 0 E: 0 K: 1 S: 10	H: 0 LOB: 1 BB: 1 P: 18	1B: 8 2B: 4 3B: 0 HR: 0	SF: 0 SAC: 0 DP: 2 HBP: 1	WP: 1 PB: 0 SB: 0 CS: 1	PA: 52	
<b>PITCHER</b>	IP ERA WLS BF H R ER SO BB IBB HBP BLK WP HR S P ERA WHIP	Brandon Duckworth, R ERA: 3.34	Dennis Cook, L ERA: 4.01	Turk Wendell, R ERA: 4.92	Eddie Oropesa, L ERA: 5.29	Jose Santiago, R ERA: 4.97	<b>PITCHER</b>	IP ERA WLS BF H R ER SO BB IBB HBP BLK WP HR S P ERA WHIP	Cliff Politte, R ERA: 2.35	Ricky Bottalico, R ERA: 3.83																	

Philadelphia Phillies @ New York Mets  
Shea Stadium, Flushing, NY  
Tue Aug 28 2001, 7:10 PM EDT  
Alt. 21,745 - Overcast - 84 F

livebaseballscorecards.com

AB 43  
R 6  
H 12  
RBI 6  
BB 7  
SO 5  
LOB 25





Batter	1	2	3	4	5	6	7	8	9	AB	R	H	RBI	BB	SO	LOB	TOP					
11 Jimmy Rollins, S OBP: 0.325, SLG: 0.423										4	0	0	0	1	2	1	Philadelphia Phillies @ New York Mets Shea Stadium, Flushing, NY Wed Aug 29 2001, 7:10 PM EDT Att: 24,144 - Sunny - 80 F					
Marlon Anderson, L OBP: 0.346, SLG: 0.442										3	1	0	0	1	0	1						
Scott Rolen, R OBP: 0.373, SLG: 0.491										4	1	2	2	0	1	0						
Bobby Abreu, L OBP: 0.394, SLG: 0.530										3	0	1	0	1	2	0						
Pat Burrell, R OBP: 0.351, SLG: 0.462 Turk Wendell, L OBP: 0.284, SLG: 0.383 Felipe Crespo, S OBP: 0.284, SLG: 0.383 Rheal Cormier, L OBP: 0.372, SLG: 0.396										3	0	0	0	0	2	2						
Travis Lee, L OBP: 0.343, SLG: 0.439										4	1	2	0	0	1	1						
Doug Glanville, R OBP: 0.288, SLG: 0.385										4	1	1	0	0	1	1						
Todd Pratt, R OBP: 0.353, SLG: 0.365										3	1	1	3	1	0	1						
Omar Daal, L OBP: 0.260, SLG: 0.265 Brian Hunter, R OBP: 0.372, SLG: 0.396										2	0	0	0	0	0	2						
<b>Inning Stats</b>	R: 0 E: 0 K: 2 S: 14	H: 1 LOB: 2 BB: 1 P: 22	R: 0 E: 0 K: 0 S: 7	H: 0 LOB: 0 BB: 0 P: 11	R: 0 E: 0 K: 0 S: 8	H: 0 LOB: 0 BB: 1 P: 14	R: 0 E: 0 K: 2 S: 9	H: 0 LOB: 1 BB: 0 P: 13	R: 0 E: 1 K: 0 S: 9	H: 1 LOB: 1 BB: 0 P: 14	R: 2 E: 0 K: 1 S: 13	H: 1 LOB: 0 BB: 1 P: 20	R: 3 E: 0 K: 0 S: 16	H: 3 LOB: 0 BB: 0 P: 24	R: 0 E: 0 K: 2 S: 12	H: 1 LOB: 1 BB: 1 P: 21		R: 0 E: 0 K: 1 S: 13	H: 0 LOB: 1 BB: 1 P: 20	1B: 3 2B: 2 3B: 0 HR: 2	SF: 0 SAC: 0 DP: 1 HBP: 0	WP: 0 PB: 0 SB: 0 CS: 1
<b>PITCHER</b>	IP WLS BF H R ER SO BB IBB HBP BLK WP HR S P ERA WHIP	6.0 W 26 6 5 5 5 3 0 0 0 0 2 69 109 7.50 1.500	2.0 H 7 1 0 0 2 0 0 0 0 0 0 19 30 0.00 0.500	1.0 S 4 0 0 0 2 1 0 0 0 0 0 0 13 20 0.00 1.000	<b>PITCHER</b>										IP WLS BF H R ER SO BB IBB HBP BLK WP HR S P ERA WHIP							
Bruce Chen, L ERA: 4.54											6.0 W 26 6 5 5 5 3 0 0 0 0 2 69 109 7.50 1.500											
Jerrold Riggan, R ERA: 3.72											2.0 H 7 1 0 0 2 0 0 0 0 0 0 19 30 0.00 0.500											
Armando Benitez, R ERA: 3.43											1.0 S 4 0 0 0 2 1 0 0 0 0 0 0 13 20 0.00 1.000											

Batter	1	2	3	4	5	6	7	8	9	AB	R	H	RBI	BB	SO	LOB	BOTTOM				
Benny Agbayani, R OBP: 0.363, SLG: 0.397 Armando Benitez, R OBP: 0.372, SLG: 0.396										3	2	2	1	2	0	0	Philadelphia Phillies @ New York Mets Shea Stadium, Flushing, NY Wed Aug 29 2001, 7:10 PM EDT Att: 24,144 - Sunny - 80 F				
Edgardo Alfonzo, R OBP: 0.319, SLG: 0.419										3	2	1	0	1	1	2					
31 Mike Piazza, R OBP: 0.381, SLG: 0.556										2	0	0	0	2	1	3					
Todd Zeile, R OBP: 0.356, SLG: 0.362										4	0	2	2	0	0	1					
Tsuyoshi Shinjo, R OBP: 0.318, SLG: 0.412										4	0	1	1	0	0	1					
Robin Ventura, L OBP: 0.355, SLG: 0.406										4	0	1	0	0	2	2					
Jay Payton, R OBP: 0.292, SLG: 0.358										4	2	2	1	0	1	2					
Rey Ordenez, R OBP: 0.290, SLG: 0.321										4	1	2	0	0	0	0					
Bruce Chen, L OBP: 0.125, SLG: 0.125 Jerrold Riggan, R ERA: 4.52 Joe McEwing, R OBP: 0.347, SLG: 0.444 Matt Lawton, L OBP: 0.389, SLG: 0.426										2	0	0	0	0	0	1					
<b>Inning Stats</b>	R: 0 E: 0 K: 1 S: 12	H: 0 LOB: 0 BB: 1 P: 20	R: 0 E: 0 K: 1 S: 13	H: 0 LOB: 0 BB: 0 P: 17	R: 4 E: 1 K: 1 S: 23	H: 5 LOB: 2 BB: 1 P: 33	R: 1 E: 0 K: 0 S: 11	H: 2 LOB: 1 BB: 0 P: 17	R: 0 E: 0 K: 1 S: 12	H: 1 LOB: 2 BB: 1 P: 18	R: 2 E: 0 K: 0 S: 10	H: 3 LOB: 2 BB: 2 P: 24	R: 0 E: 0 K: 1 S: 9	H: 0 LOB: 0 BB: 0 P: 12	R: 0 E: 0 K: 0 S: 6	H: 0 LOB: 0 BB: 0 P: 8		1B: 8 2B: 2 3B: 0 HR: 1	SF: 0 SAC: 1 DP: 2 HBP: 0	WP: 1 PB: 0 SB: 0 CS: 0	PA: 37
<b>PITCHER</b>	IP WLS BF H R ER SO BB IBB HBP BLK WP HR S P ERA WHIP	5.2 L 30 10 7 7 4 4 0 0 0 0 1 0 11 17 0.00 0.750	1.1 4 1 0 0 1 0 0 0 0 0 0 6 8 0.00 0.000	<b>PITCHER</b>										IP WLS BF H R ER SO BB IBB HBP BLK WP HR S P ERA WHIP							
Omar Daal, L ERA: 4.74											5.2 L 30 10 7 7 4 4 0 0 0 0 1 0 11 17 0.00 0.750										
Turk Wendell, R ERA: 4.82											1.1 4 1 0 0 1 0 0 0 0 0 0 6 8 0.00 0.000										
Rheal Cormier, L ERA: 4.06											1.0 3 0 0 0 0 0 0 0 0 0 0 6 8 0.00 0.000										



Batter	1	2	3	4	5	6	7	8	9	AB	R	H	RBI	BB	SO	LOB	TOP										
11 Jimmy Rollins, S OBP: 0.323, SLG: 0.420	L8		F7			K		G3-1		4	0	0	0	0	1	0	Philadelphia Phillies @ New York Mets Shea Stadium, Flushing, NY Thu Aug 30 2001, 7:10 PM EDT Att: 33,734 - Overcast - 77 F										
Marlon Anderson, L OBP: 0.345, SLG: 0.440	F8			G5-3				G5-3		4	0	1	0	0	0	0											
Scott Rolen, R OBP: 0.370, SLG: 0.487	F9			L3		K		K		4	0	0	0	0	2	1											
Bobby Abreu, L OBP: 0.393, SLG: 0.530		K		F8		F7				4	0	1	0	0	1	1											
Pat Burrell, R OBP: 0.350, SLG: 0.466		G4-3				HR		K		4	1	1	1	0	2	1											
Travis Lee, L OBP: 0.343, SLG: 0.441						K		P6		3	0	1	0	0	1	0											
Doug Glanville, R OBP: 0.288, SLG: 0.390						HR		K2-3		3	1	1	1	0	1	1											
Johnny Estrada, S OBP: 0.281, SLG: 0.366						K		F7		3	0	0	0	0	2	0											
4B David Coggin, R OBP: 0.115, SLG: 0.083										1	0	0	0	0	0	0											
Cliff Politte, R										1	0	0	0	0	1	0											
Jose Santiago, R										0	0	0	0	0	0	0											
Felipe Crespo, S (8, FH)										1	0	0	0	0	0	0											
Turk Wendell, L										0	0	0	0	0	0	0											
<b>Inning Stats</b>	R: 0 E: 0 K: 0 S: 11	H: 0 LOB: 0 BB: 0 P: 14	R: 0 E: 0 K: 1 S: 9	H: 1 LOB: 1 BB: 0 P: 14	R: 0 E: 0 K: 1 S: 12	H: 0 LOB: 0 BB: 0 P: 17	R: 0 E: 0 K: 0 S: 9	H: 0 LOB: 0 BB: 0 P: 12	R: 2 E: 0 K: 3 S: 17	H: 2 LOB: 0 BB: 0 P: 28	R: 0 E: 0 K: 2 S: 9	H: 0 LOB: 0 BB: 0 P: 9	R: 0 E: 0 K: 0 S: 7	H: 0 LOB: 0 BB: 0 P: 11	R: 0 E: 0 K: 2 S: 14	H: 1 LOB: 1 BB: 0 P: 21	1B: 1 2B: 2 3B: 0 HR: 2	SF: 0 SAC: 0 DP: 0 HBP: 0	WP: 0 PB: 0 SB: 0 CS: 0	PA: 32							
<b>PITCHER</b>	IP	WLS	BF	H	R	ER	SO	BB	IBB	HBP	BLK	WP	HR	S	P	ERA	WHIP										
Steve Trachsel, R ERA: 4.93	(1, 1)	7.0	W	25	4	2	2	9	0	0	0	0	2	75	109	2.57	0.571										
Rick White, R ERA: 3.82	(8, 1)	2.0		7	1	0	0	2	0	0	0	0	0	21	32	0.00	0.500										

AB	32
R	2
H	5
RBI	2
BB	0
SO	11
LOB	4



Batter	1	2	3	4	5	6	7	8	9	AB	R	H	RBI	BB	SO	LOB	BOTTOM										
Matt Lawton, L OBP: 0.390, SLG: 0.426	G4-3					G6-3		G3-1		4	0	2	0	0	0	0	Philadelphia Phillies @ New York Mets Shea Stadium, Flushing, NY Thu Aug 30 2001, 7:10 PM EDT Att: 33,734 - Overcast - 77 F										
Lenny Harris, L OBP: 0.248, SLG: 0.248 (8, FH)		WP								1	0	0	0	0	0	0											
Joe McEwing, R OBP: 0.347, SLG: 0.444		1B								0	0	0	0	0	0	0											
Edgardo Alfonzo, R OBP: 0.321, SLG: 0.420										4	0	2	0	0	0	3											
Robin Ventura, L OBP: 0.354, SLG: 0.404										4	1	1	0	0	1	4											
Todd Zeile, R OBP: 0.357, SLG: 0.362										3	2	1	0	0	0	2											
Tsuyoshi Shinjo, R OBP: 0.323, SLG: 0.433										4	2	3	3	0	0	0											
Jay Payton, R OBP: 0.291, SLG: 0.354										3	0	0	0	1	0	2											
Vance Wilson, R OBP: 0.395, SLG: 0.421										3	0	0	2	0	0	1											
Rey Ordenez, R OBP: 0.292, SLG: 0.326										3	1	1	0	1	1	1											
Steve Trachsel, R OBP: 0.167, SLG: 0.190										3	0	1	1	0	1	2											
Rick White, R										1	0	0	0	0	1	0											
<b>Inning Stats</b>	R: 3 E: 0 K: 0 S: 15	H: 2 LOB: 0 BB: 0 P: 27	R: 1 E: 0 K: 0 S: 17	H: 3 LOB: 2 BB: 0 P: 27	R: 1 E: 0 K: 0 S: 12	H: 2 LOB: 1 BB: 1 P: 22	R: 0 E: 0 K: 1 S: 8	H: 1 LOB: 0 BB: 0 P: 13	R: 1 E: 0 K: 0 S: 8	H: 1 LOB: 1 BB: 1 P: 18	R: 0 E: 0 K: 1 S: 10	H: 2 LOB: 2 BB: 0 P: 15	R: 0 E: 0 K: 0 S: 5	H: 0 LOB: 0 BB: 0 P: 10	R: 0 E: 0 K: 2 S: 7	H: 0 LOB: 0 BB: 0 P: 8	1B: 8 2B: 0 3B: 2 HR: 1	SF: 1 SAC: 0 DP: 0 HBP: 1	WP: 1 PB: 0 SB: 1 CS: 0	PA: 37							
<b>PITCHER</b>	IP	WLS	BF	H	R	ER	SO	BB	IBB	HBP	BLK	WP	HR	S	P	ERA	WHIP										
4B David Coggin, R ERA: 3.66	(1, 1)	3.0	L	18	7	5	5	0	0	1	0	0	1	44	76	15.00	2.333										
Cliff Politte, R ERA: 2.6	(4, 1)	2.0		8	2	1	1	1	1	0	0	0	0	16	31	4.50	1.500										
Jose Santiago, R ERA: 4.85	(6, 1)	2.0		8	2	0	0	1	0	0	0	0	0	15	25	0.00	1.000										
Turk Wendell, R ERA: 4.74	(8, 1)	1.0		3	0	0	0	2	0	0	0	0	0	7	8	0.00	0.000										

AB	33
R	6
H	11
RBI	6
BB	2
SO	4
LOB	15





Batter	1	2	3	4	5	6	7	8	9	AB	R	H	RBI	BB	SO	LOB	TOP					
Luis Castillo, S OBP: 0.353, SLG: 0.347 (1, 4)	G6-3		FC5-6 1B		G5-3			BB		3	0	1	0	1	0	0						
Eric Owens, R OBP: 0.294, SLG: 0.338 (1, 9)	K		FC5-6 1-2 2-3F		F7			P4		4	0	0	0	0	1	3						
Preston Wilson, R OBP: 0.319, SLG: 0.462 (1, 8)	K		F8		K			F8		4	0	0	0	0	2	3						
Mike Lowell, R OBP: 0.343, SLG: 0.458 (1, 5)		G5-3	K			G4-3		F8		4	0	0	0	0	1	3						
Kevin Millar, R OBP: 0.365, SLG: 0.541 (1, 7)		2B 1B		F9		P3		F7		4	0	1	0	0	0	0						
Derrek Lee, R OBP: 0.332, SLG: 0.473 (1, 3)		2B		4-1 2B BB		G5-3		K		3	1	1	0	1	1	0						
Charles Johnson, R OBP: 0.346, SLG: 0.504 (1, 2)		K		1-1 FC5 1-H 2B		G4-3		F7		4	0	1	1	0	1	2						
Alex Gonzalez, R OBP: 0.307, SLG: 0.386 (1, 6)		G5-3		0-0 P3		K2-3				3	0	0	0	0	1	3						
Brad Penny, R OBP: 0.185, SLG: 0.226 Benito Baez, L (7, 1) Juan Acevedo, R OBP: 0.500, SLG: 1.000 (8, 1)				0-0 FC5-6 1B 1B		FC5		K		3	0	1	0	0	1	1						
											0	0	0	0	0	0						
											0	0	0	0	0	0						
<b>Inning Stats</b>	R: 0 E: 0 K: 2 S: 14	H: 0 LOB: 0 BB: 0 P: 18	R: 0 E: 0 K: 1 S: 14	H: 2 LOB: 2 BB: 0 P: 26	R: 0 E: 0 K: 1 S: 10	H: 2 LOB: 0 BB: 0 P: 12	R: 1 E: 0 K: 0 S: 8	H: 1 LOB: 1 BB: 1 P: 14	R: 0 E: 0 K: 0 S: 5	H: 0 LOB: 0 BB: 0 P: 9	R: 0 E: 0 K: 0 S: 6	H: 0 LOB: 0 BB: 0 P: 10	R: 0 E: 0 K: 2 S: 10	H: 0 LOB: 0 BB: 0 P: 11	R: 0 E: 0 K: 0 S: 8	H: 0 LOB: 1 BB: 1 P: 16	R: 0 E: 0 K: 1 S: 6	H: 0 LOB: 0 BB: 0 P: 9	1B: 3 2B: 2 3B: 0 HR: 0	SF: 0 SAC: 0 DP: 0 HBP: 0	WP: 0 PB: 0 SB: 0 CS: 0	PA: 34
<b>PITCHER</b>	IP	WLS	BF	H	R	ER	SO	BB	IBB	HBP	BLK	WP	HR	S	P	ERA	WHIP					
Al Leiter, L ERA: 3.21 Jerrod Riggan, R ERA: 3.62	(1, 1) (9, 1)	8.0 3	W 31	5 0	1 0	1 0	7 1	2 0	0 0	0 0	0 0	0 0	0 0	75 6	116 9	1.12 0.00	0.875 0.000					

Florida Marlins @ New York Mets  
Shea Stadium, Flushing, NY  
Fri Aug 31 2001, 7:10 PM EDT  
Att: 23,020 - Cloudy - 79 F

AB 32  
R 1  
H 5  
RBI 1  
BB 2  
SO 8  
LOB 15



Batter	1	2	3	4	5	6	7	8	9	AB	R	H	RBI	BB	SO	LOB	BOTTOM				
Matt Lawton, L OBP: 0.389, SLG: 0.425 (1, 9)	G6-3		G1-3				F3			4	0	1	2	0	0	1					
Edgardo Alfonzo, R OBP: 0.320, SLG: 0.418 (1, 4)	G5-3		G4-3		2-H 3-H 1B	G5-3		31 BB 1B		4	0	1	1	0	0	1					
Tsuyoshi Shinjo, R OBP: 0.328, SLG: 0.435 (1, 8)					31 F9-6 1B		G5-4-3 1B	K		3	0	2	0	0	1	1					
31 Mike Piazza, R OBP: 0.380, SLG: 0.552 (1, 2)					F9-6 1-2 1B		F9	BB		3	0	0	0	1	0	3					
Robin Ventura, L OBP: 0.351, SLG: 0.400 (1, 5)		K				G5-4-3 1-2F	G1-3			4	0	0	0	0	2	3					
Todd Zeile, R OBP: 0.362, SLG: 0.362 (1, 3)		G1-3 BB					K	2B 1B	G6-3	3	1	1	0	1	1	0					
Benny Agbavani, R OBP: 0.362, SLG: 0.399 (1, 7)		G1-3			E6 2B 1B			1B 3B 2B	G6-3	4	2	1	0	0	0	1					
Rey Ordonez, R OBP: 0.294, SLG: 0.331 (1, 6)		G5-3						3B 1B	F9	4	2	2	1	0	0	1					
Al Leiter, L OBP: 0.098, SLG: 0.102 Jerrod Riggan, R (9, 1)					F7			1-H 3-H 1B 3B		3	1	1	2	0	0	2					
											0	0	0	0	0	0					
<b>Inning Stats</b>	R: 0 E: 0 K: 0 S: 11	H: 0 LOB: 1 BB: 0 P: 17	R: 0 E: 0 K: 1 S: 9	H: 0 LOB: 1 BB: 1 P: 14	R: 0 E: 0 K: 0 S: 11	H: 0 LOB: 0 BB: 0 P: 14	R: 0 E: 0 K: 1 S: 8	H: 1 LOB: 0 BB: 0 P: 9	R: 2 E: 1 K: 1 S: 14	H: 2 LOB: 1 BB: 0 P: 16	R: 0 E: 0 K: 0 S: 6	H: 1 LOB: 0 BB: 0 P: 8	R: 4 E: 0 K: 1 S: 20	H: 5 LOB: 2 BB: 1 P: 34	R: 0 E: 0 K: 0 S: 7	H: 0 LOB: 0 BB: 0 P: 12	1B: 6 2B: 3 3B: 1 HR: 0	SF: 0 SAC: 0 DP: 2 HBP: 1	WP: 0 PB: 0 SB: 0 CS: 0	PA: 35	
<b>PITCHER</b>	IP	WLS	BF	H	R	ER	SO	BB	IBB	HBP	BLK	WP	HR	S	P	ERA	WHIP				
Brad Penny, R ERA: 4.06 Benito Baez, L ERA: 9.62 Juan Acevedo, R ERA: 4.7	(1, 1) (7, 1) (8, 1)	6.0 5 1.0	L 27	8 1	6 0	4 0	3 1	1 0	1 0	0 0	0 0	0 0	0 0	12 7	23 12	0.00 0.00	2.000 0.000				

Florida Marlins @ New York Mets  
Shea Stadium, Flushing, NY  
Fri Aug 31 2001, 7:10 PM EDT  
Att: 23,020 - Cloudy - 79 F

AB 32  
R 6  
H 9  
RBI 6  
BB 2  
SO 4  
LOB 13









Batter	1	2	3	4	5	6	7	8	9	AB	R	H	RBI	BB	SO	LOB	TOP								
<b>Luis Castillo, S</b> OBP: 0.351, SLG: 0.349 (1, 4)										5	1	2	1	0	0	2									
<b>Alex Gonzalez, R</b> OBP: 0.306, SLG: 0.381 (1, 6)										4	0	0	1	0	1	1									
<b>Cliff Floyd, L</b> OBP: 0.385, SLG: 0.594 (1, 7)										4	0	0	0	0	1	0									
<b>Preston Wilson, R</b> OBP: 0.322, SLG: 0.481 (1, 8)										4	2	2	2	0	1	0									
<b>Mike Lowell, R</b> OBP: 0.342, SLG: 0.457 (1, 5)										4	0	1	0	0	1	0									
<b>Kevin Millar, R</b> OBP: 0.365, SLG: 0.547 (1, 9)										4	1	1	1	0	0	1									
<b>Eric Owens, R</b> OBP: 0.296, SLG: 0.338 (8, 9)										0	0	0	0	0	0	0									
<b>Derrek Lee, R</b> OBP: 0.336, SLG: 0.472 (1, 3)										3	1	3	0	1	0	0									
<b>Mike Redmond, R</b> OBP: 0.403, SLG: 0.471 (1, 2)										4	0	1	0	0	1	3									
<b>Ryan Dempster, R</b> OBP: 0.070, SLG: 0.071 (9, PH)										2	0	0	0	0	2	0									
<b>John Mabry, L</b> OBP: 0.256, SLG: 0.410 (9, 1)										1	0	0	0	0	2	0									
<b>Antonio Alfonseca, R</b> (9, 1)										0	0	0	0	0	0	0									
<b>Inning Stats</b>	R: 1 E: 0 K: 0 S: 9	H: 1 LOB: 0 BB: 0 P: 13	R: 0 E: 0 K: 0 S: 11	H: 0 LOB: 1 BB: 1 P: 18	R: 0 E: 0 K: 1 S: 11	H: 0 LOB: 0 BB: 0 P: 12	R: 0 E: 0 K: 2 S: 8	H: 1 LOB: 1 BB: 0 P: 13	R: 1 E: 0 K: 1 S: 14	H: 2 LOB: 1 BB: 0 P: 18	R: 2 E: 0 K: 1 S: 15	H: 3 LOB: 1 BB: 0 P: 25	R: 0 E: 0 K: 2 S: 9	H: 0 LOB: 0 BB: 0 P: 12	R: 1 E: 0 K: 0 S: 10	H: 1 LOB: 0 BB: 0 P: 14	R: 0 E: 0 K: 0 S: 7	H: 2 LOB: 1 BB: 0 P: 8	1B: 6 2B: 0 3B: 1 HR: 3	SF: 0 SAC: 1 DP: 0 HBP: 0	WP: 0 PB: 0 SB: 0 CS: 1	PA: 38			
<b>PITCHER</b>	IP	WLS	BF	H	R	ER	SO	BB	IBB	HBP	BLK	WP	HR	S	P	ERA	WHIP								
<b>Glendon Rusch, L</b> ERA: 4.9 (1, 1)	7.0	L	29	7	4	4	7	1	0	0	0	0	2	77	111	5.14	1.143								
<b>Tom Martin, L</b> ERA: 10.8 (8, 1)	1.0		4	1	1	1	0	0	0	0	0	0	1	10	14	9.00	1.000								
<b>Donne Wall, R</b> ERA: 5.09 (9, 1)	1.0		4	2	0	0	0	0	0	0	0	0	0	7	8	0.00	2.000								

Florida Marlins @ New York Mets  
Shea Stadium, Flushing, NY  
Sun Sep 02 2001, 1:10 PM EDT  
Att: 32,702 - Sunny - 68 F

AB 35  
R 5  
H 10  
RBI 5  
BB 1  
SO 7  
LOB 9



Batter	1	2	3	4	5	6	7	8	9	AB	R	H	RBI	BB	SO	LOB	BOTTOM								
<b>Matt Lawton, L</b> OBP: 0.386, SLG: 0.420 (1, 9)										3	0	0	0	1	1	2									
<b>Desi Relaford, S</b> OBP: 0.366, SLG: 0.453 (1, 4)										4	1	1	1	0	0	2									
<b>Tsuyoshi Shinjo, R</b> OBP: 0.323, SLG: 0.426 (1, 7)										4	0	0	0	0	1	2									
<b>31 Mike Piazza, R</b> OBP: 0.376, SLG: 0.544 (1, 2)										4	0	1	0	0	0	0									
<b>Robin Ventura, L</b> OBP: 0.350, SLG: 0.398 (1, 5)										4	0	1	0	0	1	1									
<b>Todd Zeile, R</b> OBP: 0.360, SLG: 0.363 (1, 3)										4	0	1	0	0	2	1									
<b>Jay Payton, R</b> OBP: 0.291, SLG: 0.356 (1, 8)										3	0	0	0	0	0	1									
<b>Rey Ordenez, R</b> OBP: 0.292, SLG: 0.326 (8, PH)										1	0	0	0	1	0	0									
<b>Lenny Harris, L</b> OBP: 0.254, SLG: 0.254 (9, 1)										1	0	1	0	0	0	0									
<b>Donne Wall, R</b> (9, 1)										0	0	0	0	0	0	0									
<b>Glendon Rusch, L</b> OBP: 0.087, SLG: 0.067 (1, 1)										2	0	0	0	0	1	2									
<b>Tom Martin, L</b> (8, 1)										0	0	0	0	0	0	0									
<b>Timo Perez, L</b> OBP: 0.294, SLG: 0.327 (8, PH)										1	0	0	0	0	0	1									
<b>Joe McEwing, R</b> OBP: 0.345, SLG: 0.442 (9, 6)										0	0	0	0	0	0	0									
<b>Inning Stats</b>	R: 1 E: 0 K: 1 S: 11	H: 2 LOB: 1 BB: 0 P: 17	R: 0 E: 0 K: 0 S: 9	H: 1 LOB: 2 BB: 1 P: 14	R: 0 E: 0 K: 0 S: 5	H: 0 LOB: 0 BB: 0 P: 9	R: 0 E: 0 K: 1 S: 9	H: 1 LOB: 0 BB: 0 P: 16	R: 0 E: 0 K: 2 S: 10	H: 0 LOB: 0 BB: 0 P: 13	R: 0 E: 0 K: 0 S: 7	H: 0 LOB: 0 BB: 0 P: 9	R: 0 E: 0 K: 1 S: 7	H: 0 LOB: 0 BB: 0 P: 11	R: 0 E: 0 K: 0 S: 7	H: 1 LOB: 2 BB: 1 P: 14	R: 0 E: 0 K: 1 S: 6	H: 0 LOB: 0 BB: 0 P: 9	1B: 3 2B: 2 3B: 0 HR: 1	SF: 0 SAC: 0 DP: 1 HBP: 0	WP: 0 PB: 0 SB: 0 CS: 1	PA: 33			
<b>PITCHER</b>	IP	WLS	BF	H	R	ER	SO	BB	IBB	HBP	BLK	WP	HR	S	P	ERA	WHIP								
<b>Ryan Dempster, R</b> ERA: 4.33 (1, 1)	8.0	W	30	5	1	1	5	2	0	0	0	0	0	65	103	1.12	0.875								
<b>Antonio Alfonseca, R</b> ERA: 2.22 (9, 1)	1.0		3	0	0	0	1	0	0	0	0	0	0	6	9	0.00	0.000								

Florida Marlins @ New York Mets  
Shea Stadium, Flushing, NY  
Sun Sep 02 2001, 1:10 PM EDT  
Att: 32,702 - Sunny - 68 F

AB 31  
R 1  
H 5  
RBI 1  
BB 2  
SO 6  
LOB 12





Batter	1	2	3	4	5	6	7	8	9	AB	R	H	RBI	BB	SO	LOB	TOP					
Matt Lawton, L OBP: 0.386, SLG: 0.416 Armando Benitez, R (9, 1)	1-3 K		0-2 F2		2-3 K	4-0 BB		0-0 G6-3	1-0 HBP	4	0	0	0	1	2	2						
Edgardo Alfonzo, R OBP: 0.321, SLG: 0.414 (1, 4)	2-0 F7		1-0 F8		2-1 31 BB 1B HBP	3-3 K			1B G3	5	2	1	0	0	1	5						
31 Mike Piazza, R OBP: 0.341, SLG: 0.555 Timo Perez, L OBP: 0.294, SLG: 0.327 (9, 9)	0-1 HR			1-2 1B SF8 1B	4-2 1B 1-2 BB		3-3 K		2-0 1B 2B	4	2	3	1	1	1	0						
Tsuyoshi Shinjo, R OBP: 0.324, SLG: 0.425 (1, 7)	3-2 F5			0-0 1B 1-2 E 1B	1-2 P3		1-0 G5-3 1B		2-1 G5-3	5	2	2	1	0	0	3						
Todd Zeile, R OBP: 0.362, SLG: 0.366 (1, 3)		1-2 F3		1-1 E 1-2 2-3 1B	0-1		1-0 G5-3		3-H 2-1 E 1B	5	1	3	2	0	0	0						
Jay Payton, R OBP: 0.293, SLG: 0.357 (1, 8)		0-1 F9		1-3 K	0-2 F9		0-1 1B		0-1 1B SF7 1B	5	1	2	0	0	1	5						
Joe McEwing, R OBP: 0.294, SLG: 0.437 Robin Ventura, L OBP: 0.352, SLG: 0.400 (9, 5)		3-2 P6		1-1 SF8		3-2 F9	2-3 K		3-2 SF7 1B	3	0	0	1	0	1	1						
Rey Ordenez, R OBP: 0.294, SLG: 0.331 Dest Relaford, S OBP: 0.394, SLG: 0.453 (8, 6)				3-H 1-1 E3 2B 1B		0-2 G6-3		2-3 K	1-0 SF7	4	0	2	0	0	1	0						
Bruce Chen, L OBP: 0.145, SLG: 0.140 Jerrold Riggan, R OBP: 0.143, SLG: 0.143 C.J. Nitkowski, L OBP: 0.299, SLG: 0.290 Lenny Harris, L OBP: 0.299, SLG: 0.290 Vance Wilson, R OBP: 0.299, SLG: 0.410 (9, 2)			1-2 B1	0-3 K		0-0 BB 1B		1-3 K G6-3	3-1 HBP 1B	3	0	1	0	0	1	3						
<b>Inning Stats</b>	R: 1 E: 0 K: 1 S: 9	H: 1 LOB: 0 BB: 0 P: 15	R: 0 E: 0 K: 0 S: 10	H: 0 LOB: 0 BB: 0 P: 14	R: 0 E: 0 K: 0 S: 9	H: 1 LOB: 1 BB: 0 P: 11	R: 2 E: 1 K: 2 S: 16	H: 4 LOB: 2 BB: 0 P: 21	R: 1 E: 0 K: 1 S: 17	H: 1 LOB: 2 BB: 1 P: 26	R: 1 E: 0 K: 2 S: 11	H: 2 LOB: 1 BB: 0 P: 18	R: 0 E: 0 K: 2 S: 8	H: 0 LOB: 0 BB: 0 P: 11	R: 5 E: 0 K: 0 S: 18	H: 6 LOB: 2 BB: 0 P: 33	1B: 13 2B: 2 3B: 0 HR: 1	SF: 2 SAC: 0 DP: 1 HBP: 2	WP: 1 PB: 0 SB: 0 CS: 0	PA: 47		
<b>PITCHER</b>	IP WLS BF H R ER SO BB IBB HBP BLK WP HR S P ERA WHIP	5.2 28 8 4 3 4 2 0 1 0 0 1 69 102 4.76 1.765	1.1 6 2 1 1 3 0 0 0 0 0 0 15 25 6.75 1.500	1.0 H 3 0 0 2 0 0 0 0 0 0 8 11 0.00 0.000	0.1 L 5 4 4 4 0 0 0 0 0 0 10 16 108.00 12.000	0.1 3 2 1 1 0 0 0 0 0 0 6 13 27.00 6.000	0.1 2 0 0 0 0 0 0 0 0 0 0 0 0 4.5 0.000															

**New York Mets @ Philadelphia Phillies**  
 Veterans Stadium, Philadelphia, PA  
 Mon Sep 03 2001, 1:05 PM EDT  
 Att: 26,891 - Sunny - 75 F

AB	41
R	10
H	16
RBI	7
BB	2
SO	9
LOB	19



Batter	1	2	3	4	5	6	7	8	9	AB	R	H	RBI	BB	SO	LOB	BOTTOM				
11 Jimmy Rollins, S OBP: 0.320, SLG: 0.415 (1, 6)	2-2 L9		0-0 E6 2B	2-2 F8			0-2 SF8 3B		4-2 G4-3 BB	4	2	1	1	1	0	1					
Doug Glanville, R OBP: 0.289, SLG: 0.393 Bobby Abreu, L OBP: 0.391, SLG: 0.522 (7, 9)	0-0 F7		3-H 1-2 F9		1-0 G5-3		1-0 WP SF8 1B IBB		0-1 G4-3	3	0	0	0	0	0	1					
Scott Rolen, R OBP: 0.368, SLG: 0.493 (1, 5)	2-0 P4		2-1 2B		1-2 F7		0-0 SF8		0-2 F8	4	0	1	2	0	0	1					
Pat Burrell, R OBP: 0.349, SLG: 0.457 (1, 7)		2-1 G4-3	4-2 BB		0-1 G6-3		2-1 FC6-4 1B			3	0	1	1	1	0	0					
Marlon Anderson, L OBP: 0.340, SLG: 0.438 (1, 4)		0-2 G3	1-0 G4-3			2-2 F7 1B	1-2 FC6-4			4	0	1	0	0	0	3					
Brian Hunter, R OBP: 0.373, SLG: 0.397 (8, 8)		1-3 K		0-0 23 CS 1B		3-2 F7		2-2 G6-4-3 1B		4	0	2	0	0	1	1					
23 Kevin Jordan, R OBP: 0.330, SLG: 0.317 Travis Lee, L OBP: 0.342, SLG: 0.439 (8, 3)			2-1 2B	1-1 L8		1-3 K		2-0 G6-4-3		3	1	1	0	0	1	1					
Johnny Estrada, S OBP: 0.284, SLG: 0.383 Jose Santiago, R OBP: 0.284, SLG: 0.383 Dennis Cook, L OBP: 0.284, SLG: 0.383 (9, 1)			0-0 SH1-3 E 2B	1-2 HR			1-1 F9	1-2 G6-3		4	2	2	2	0	0	0					
Randy Wolf, L OBP: 0.212, SLG: 0.161 Cliff Politte, R OBP: 0.296, SLG: 0.371 Felipe Crespo, S OBP: 0.296, SLG: 0.371 Rheal Cormier, L OBP: 0.296, SLG: 0.371 Jose Mesa, R OBP: 0.296, SLG: 0.371 Todd Pratt, R OBP: 0.296, SLG: 0.371 (9, 2)			1-0 SH1-3	1-2 1B			4-0 11 3B BB	3-1 F8		1	0	1	0	0	0	0					
<b>Inning Stats</b>	R: 0 E: 0 K: 0 S: 5	H: 0 LOB: 0 BB: 0 P: 9	R: 0 E: 0 K: 1 S: 11	H: 0 LOB: 0 BB: 0 P: 14	R: 3 E: 1 K: 0 S: 13	H: 3 LOB: 1 BB: 1 P: 24	R: 1 E: 0 K: 0 S: 17	H: 3 LOB: 1 BB: 0 P: 22	R: 0 E: 0 K: 1 S: 10	H: 1 LOB: 0 BB: 0 P: 16	R: 3 E: 0 K: 0 S: 11	H: 2 LOB: 1 BB: 2 P: 23	R: 0 E: 0 K: 0 S: 9	H: 1 LOB: 0 BB: 0 P: 14	R: 0 E: 0 K: 0 S: 10	H: 0 LOB: 1 BB: 1 P: 17	1B: 5 2B: 3 3B: 1 HR: 1	SF: 1 SAC: 1 DP: 1 HBP: 0	WP: 2 PB: 0 SB: 0 CS: 1	PA: 39	
<b>PITCHER</b>	IP WLS BF H R ER SO BB IBB HBP BLK WP HR S P ERA WHIP	6.1 28 8 6 4 3 2 0 1 0 0 1 69 105 5.68 1.579	0.2 4 1 1 1 0 0 1 0 0 0 1 6 13 13.50 1.500	1.0 W 3 1 0 0 0 0 0 0 0 0 9 14 0.00 1.000	1.0 S 4 0 0 0 0 0 0 0 0 0 10 17 0.00 1.000																

**New York Mets @ Philadelphia Phillies**  
 Veterans Stadium, Philadelphia, PA  
 Mon Sep 03 2001, 1:05 PM EDT  
 Att: 26,891 - Sunny - 75 F


AB	33
R	7
H	10
RBI	6
BB	4
SO	2
LOB	10










Batter	1	2	3	4	5	6	7	8	9	AB	R	H	RBI	BB	SO	LOB	TOP									
<b>Matt Lawton, L</b> OBP: 0.386, SLG: 0.415	4-1 31 BB 1B BB	0-1 P5		3-2 G6-3		2-2 1B			1-2 G5-3	4	1	1	0	1	0	0	<b>New York Mets @ Philadelphia Phillies</b> Veterans Stadium, Philadelphia, PA Wed Sep 05 2001, 7:05 PM EDT Att: 16,089 - Sunny - 77 F									
<b>Eduardo Alfonzo, R</b> OBP: 0.325, SLG: 0.415	4-1 31 BB 1B BB	0-0 P4		1-2 F7		2-3 K			2-2 1B	4	1	1	0	1	1											
<b>31 Mike Piazza, R</b> OBP: 0.381, SLG: 0.552	4-1 1B 1B 2-3 BB	3-3 K			3-1 PB HR 2B			4-0 FC4-6 BB	1-1 L5	3	2	1	0	2	1											
<b>Tsuyoshi Shinjo, R</b> OBP: 0.326, SLG: 0.423	1-2 1B 1-2 2-3 3-H 1B		0-1 G6-3		2-1 G6-3			1-2 L8	1-0 F3	5	1	1	1	0	0	3										
<b>Robin Ventura, L</b> OBP: 0.355, SLG: 0.414	1-2 1B 1-2 2-3 3-H 1B		2-0 G3-1 3B 2B		2-2 HR			1-1 F7		4	2	3	3	0	0	1										
<b>Jay Payton, R</b> OBP: 0.292, SLG: 0.364	1-0 1-2 2-H 3-H 1B		0-0 G3-1		0-0 P4			2-0 FC4-6		4	0	1	2	0	0	2										
<b>Mark Johnson, L</b> OBP: 0.322, SLG: 0.429	1-3 K		1-2 3B		2-3 K			2-2 F5		4	0	1	1	0	2	2										
<b>Rey Ordenez, R</b> OBP: 0.291, SLG: 0.329	2-3 K		1-0 G5-3		2-1 F8			2-0 G6-3		4	0	0	0	0	1	3										
<b>Al Leiter, L</b> OBP: 0.093, SLG: 0.096	1-2 G6-3		2-3 K		3-1 G4-3			0-1 F8		3	0	0	0	0	1	2										
<b>Jerrold Riggan, R</b> ERA: 4.16										0	0	0	0	0	0	0	<b>AB 36</b> <b>R 7</b> <b>H 9</b> <b>RBI 7</b> <b>BB 4</b> <b>SO 6</b> <b>LOB 15</b> 									
<b>Jorge Toca, R</b> OBP: 0.125, SLG: 0.125										0	0	0	0	0	0	0										
<b>Rick White, R</b> OBP: 0.125, SLG: 0.125										0	0	0	0	0	0	0										
<b>Inning Stats</b>	R: 4 E: 0 K: 2 S: 21	H: 3 LOB: 2 BB: 3 P: 40	R: 0 E: 0 K: 1 S: 7	H: 0 LOB: 0 BB: 0 P: 10	R: 1 E: 0 K: 0 S: 9	H: 2 LOB: 1 BB: 0 P: 13	R: 0 E: 0 K: 1 S: 9	H: 0 LOB: 0 BB: 0 P: 15	R: 2 E: 0 K: 1 S: 12	H: 2 LOB: 0 BB: 0 P: 21	R: 0 E: 0 K: 1 S: 11	H: 1 LOB: 1 BB: 0 P: 20	R: 0 E: 0 K: 0 S: 6	H: 0 LOB: 1 BB: 1 P: 14	R: 0 E: 0 K: 0 S: 6	H: 0 LOB: 0 BB: 0 P: 10		R: 0 E: 0 K: 0 S: 11	H: 1 LOB: 1 BB: 0 P: 16	1B: 5 2B: 2 3B: 1 HR: 1	SF: 0 SAC: 0 DP: 0 HBP: 0	WP: 0 PB: 1 SB: 0 CS: 0	PA: 40			
<b>PITCHER</b>	IP	WLS	BF	H	R	ER	SO	BB	IBB	HBP	BLK	WP	HR	S	P	ERA		WHIP								
<b>48 David Coggin, R</b> ERA: 4.16	0.0	L	6	3	4	4	0	3	0	0	0	0	0	10	25	∞		∞								
<b>Vicente Padilla, R</b> ERA: 4.5	5.0		19	4	3	3	5	0	0	0	0	0	1	48	74	5.40		0.800								
<b>Dennis Cook, L</b> ERA: 4.43	0.2		3	1	0	0	0	0	0	0	0	0	0	7	14	0.00		1.500								
<b>Jose Santiago, R</b> ERA: 4.84	1.1		5	0	0	0	1	1	0	0	0	0	0	10	20	0.00	0.750									
<b>Rheal Cormier, L</b> ERA: 3.7	1.0		3	0	0	0	0	0	0	0	0	0	0	6	10	0.00	0.000									

Batter	1	2	3	4	5	6	7	8	9	AB	R	H	RBI	BB	SO	LOB	BOTTOM								
<b>11 Jimmy Rollins, S</b> OBP: 0.319, SLG: 0.413	1-1 G5-3		0-2 G6-3		2-1 G6-4-3 1B			2-2 G6-3		4	0	1	0	0	0	1	<b>New York Mets @ Philadelphia Phillies</b> Veterans Stadium, Philadelphia, PA Wed Sep 05 2001, 7:05 PM EDT Att: 16,089 - Sunny - 77 F								
<b>Doug Glanville, R</b> OBP: 0.292, SLG: 0.400	2-2 G5-4-3 1B			3-2 HR	2-2 G6-4-3			1-3 K		4	1	2	1	0	1	2									
<b>Bobby Abreu, L</b> OBP: 0.389, SLG: 0.524	3-2 G5-4-3			3-2 F8			1-1 G4-3		2-2 HR	4	1	1	1	0	0	1									
<b>Scott Rolen, R</b> OBP: 0.370, SLG: 0.491		3-3 K		4-2 HR BB			2-1 F7		1-3 K	3	1	0	0	1	2	0									
<b>Marlon Anderson, L</b> OBP: 0.334, SLG: 0.430		1-0 G1-3		0-3 K			1-3 K		0-3 K	4	0	0	0	0	3	1									
<b>Pat Burrell, R</b> OBP: 0.346, SLG: 0.458		0-0 G6-3		3-2 HR			2-3 K		3-3 K	4	1	1	2	0	2	0									
<b>Travis Lee, L</b> OBP: 0.342, SLG: 0.439			2-3 K		0-0 F8			3-3 K		3	0	0	0	0	2	0									
<b>Todd Pratt, R</b> OBP: 0.350, SLG: 0.352			4-2 SH1-4 BB		4-2 G6-4-3 1B BB			3-3 K		1	0	0	0	2	1	0									
<b>48 David Coggin, R</b> ERA: 4.16			0-2 SH1-4		0-3 K			2-3 K		0	0	0	0	0	0	0	<b>AB 29</b> <b>R 4</b> <b>H 5</b> <b>RBI 4</b> <b>BB 3</b> <b>SO 13</b> <b>LOB 6</b> 								
<b>Vicente Padilla, R</b> ERA: 4.5										0	0	0	0	0	0	0									
<b>Brian Hunter, R</b> ERA: 3.69										0	0	0	0	0	0	0									
<b>Dennis Cook, L</b> ERA: 4.43										0	0	0	0	0	0	0									
<b>Jose Santiago, R</b> ERA: 4.84										0	0	0	0	0	0	0									
<b>Rheal Cormier, L</b> ERA: 3.7										0	0	0	0	0	0	0									
<b>Eric Valente, L</b> ERA: 3.76										0	0	0	0	0	0	0									
<b>Doug Nickle, R</b> ERA: 3.76										0	0	0	0	0	0	0									
<b>Inning Stats</b>	R: 0 E: 0 K: 0 S: 8	H: 1 LOB: 0 BB: 0 P: 14	R: 0 E: 0 K: 1 S: 8	H: 0 LOB: 0 BB: 0 P: 12	R: 0 E: 0 K: 1 S: 11	H: 0 LOB: 1 BB: 1 P: 17	R: 3 E: 0 K: 1 S: 17	H: 2 LOB: 0 BB: 1 P: 30	R: 0 E: 0 K: 1 S: 13	H: 1 LOB: 1 BB: 1 P: 21	R: 0 E: 0 K: 1 S: 9	H: 0 LOB: 0 BB: 0 P: 13	R: 0 E: 0 K: 3 S: 10	H: 0 LOB: 0 BB: 0 P: 18	R: 0 E: 0 K: 2 S: 11	H: 0 LOB: 0 BB: 0 P: 16	R: 1 E: 0 K: 3 S: 13	H: 1 LOB: 0 BB: 0 P: 19	1B: 2 2B: 0 3B: 0 HR: 3	SF: 0 SAC: 1 DP: 2 HBP: 0	WP: 0 PB: 0 SB: 0 CS: 0	PA: 33			
<b>PITCHER</b>	IP	WLS	BF	H	R	ER	SO	BB	IBB	HBP	BLK	WP	HR	S	P	ERA	WHIP								
<b>Al Leiter, L</b> ERA: 3.26	6.0	W	23	4	3	3	5	3	0	0	0	0	0	10	17	4.50	1.167								
<b>Jerrold Riggan, R</b> ERA: 3.69	1.0		3	0	0	0	3	0	0	0	0	0	0	10	18	0.00	0.000								
<b>Rick White, R</b> ERA: 3.76	2.0		7	1	1	1	5	0	0	0	0	0	1	24	35	4.50	0.500								







Batter	1	2	3	4	5	6	7	8	9	AB	R	H	RBI	BB	SO	LOB	TOP										
Matt Lawton, L (1,9) OBP: 0.397, SLG: 0.419	0-1 1B		1-0 F5			2-3 K	1-1 3B			4	0	2	1	0	1	0	<b>New York Mets @ Florida Marlins</b> Pro Player Stadium, Miami, FL Fri Sep 07 2001, 7:05 PM EDT Att: 13,285 - Cloudy - 79 F										
Edgardo Alfonzo, R (1,4) Desi Relaford, S (7,PH) OBP: 0.324, SLG: 0.412 OBP: 0.358, SLG: 0.445	1-0 F8		2-1 F7			2-2 HR 1B	0-0 G4-3			3	1	1	0	0	0	1											
Timo Perez, L (1,8) OBP: 0.288, SLG: 0.333	1-3 K		1-1 P4			0-3 K		2-3 K		4	0	0	0	0	3	2											
Tsuyoshi Shinjo, R (1,7) OBP: 0.324, SLG: 0.429	0-0 F5		2-1 G5-3			0-2 HR		3-2 P6		4	1	1	2	0	0	1											
Robin Ventura, L (1,5) OBP: 0.350, SLG: 0.405		2-3 K			0-0 F7	0-1 G3-1		3-2 G4-3		4	0	0	0	0	1	0											
Todd Zeile, R (1,3) OBP: 0.381, SLG: 0.365		2-0 F7			1-2 HR 1B		1-0 G3 1B 2B		1-1 P6	4	2	2	0	0	0	0											
Vance Wilson, R (1,2) OBP: 0.375, SLG: 0.395		2-2 F9			1-2 F8		1-2 G3		0-2 1B	4	0	1	0	0	0	2											
Rey Ordenez, R (1,6) OBP: 0.293, SLG: 0.340			0-0 F8		2-1 HR		1-1 S 3B 1B		1-0 F7	4	2	2	3	0	0	1											
Glendon Rusch, L (1,1) OBP: 0.080, SLG: 0.061			3-3 K		1-2 G5-3		0-3 K		1-3 K	4	0	0	0	0	3	2											
<b>Inning Stats</b>	R: 0 E: 0 K: 1 S: 9	H: 1 LOB: 0 BB: 0 P: 10	R: 0 E: 0 K: 1 S: 7	H: 0 LOB: 0 BB: 0 P: 13	R: 0 E: 0 K: 1 S: 5	H: 0 LOB: 0 BB: 0 P: 9	R: 0 E: 0 K: 0 S: 6	H: 0 LOB: 0 BB: 0 P: 11	R: 2 E: 0 K: 0 S: 13	H: 2 LOB: 0 BB: 0 P: 18	R: 2 E: 0 K: 2 S: 16	H: 2 LOB: 0 BB: 0 P: 20	R: 2 E: 0 K: 1 S: 12	H: 3 LOB: 1 BB: 0 P: 16	R: 0 E: 0 K: 1 S: 10	H: 0 LOB: 0 BB: 0 P: 18	R: 0 E: 0 K: 1 S: 9	H: 1 LOB: 1 BB: 0 P: 12	1B: 5 2B: 1 3B: 1 HR: 2	SF: 0 SAC: 0 DP: 0 HBP: 0	WP: 0 PB: 0 SB: 1 CS: 0	PA: 36					
<b>PITCHER</b>	IP	WLS	BF	H	R	ER	SO	BB	IBB	HBP	BLK	WP	HR	S	P	ERA	WHIP										
A.J. Burnett, R (1,1) ERA: 4.39	6.0	L	23	5	4	4	5	0	0	0	0	0	2	56	81	6.00	0.833										
Blaine Neal, R (7,1) ERA: 15.43	1.0		6	3	2	2	1	0	0	0	0	0	0	12	16	18.00	3.000										
56 Kevin Olsen, R (8,1) ERA:	1.0		3	0	0	0	1	0	0	0	0	0	0	10	18	0.00	0.000										
Jason Grilli, R (9,1) ERA: 6.08	1.0		4	1	0	0	1	0	0	0	0	0	0	9	12	0.00	1.000										

Batter	1	2	3	4	5	6	7	8	9	AB	R	H	RBI	BB	SO	LOB	BOTTOM										
Luis Castillo, S (1,4) OBP: 0.349, SLG: 0.346	2-2 L7		0-2 G4-6-3 1B			0-3 K		1-1 2B		4	0	2	0	0	1	0	<b>New York Mets @ Florida Marlins</b> Pro Player Stadium, Miami, FL Fri Sep 07 2001, 7:05 PM EDT Att: 13,285 - Cloudy - 79 F										
Dave Berg, R (1,6) OBP: 0.280, SLG: 0.363	3-2 F8		1-0 G4-6-3 1-2			0-0 1B		2-2 F7		4	0	1	0	0	0	2											
Derrek Lee, R (1,3) OBP: 0.338, SLG: 0.478	3-0 F7			3-3 K		3-2 1B		1-2 G6-3		4	0	1	0	0	1	0											
Preston Wilson, R (1,8) OBP: 0.326, SLG: 0.491		0-0 CS F8 1B		1-2 F2		1-3 K		1-3 K		4	1	1	0	0	2	2											
Kevin Millar, R (1,7) OBP: 0.372, SLG: 0.570	1-1 F8		0-0 F8			0-0 F8		1-3 K		4	0	1	0	0	1	1											
Mike Gulan, R (1,5) SAFE	2-3 K				0-0 P3		1-3 K		1-2 G6-3	3	0	0	0	0	2	2											
Eric Owens, R (1,9) OBP: 0.295, SLG: 0.336	0-0 1B				0-1 F8		1-0 G5-4-3		1-3 K	3	0	1	1	0	0	1											
Mike Redmond, R (1,2) OBP: 0.386, SLG: 0.449	0-1 F9				2-0 F9			0-2 F8		3	0	0	0	0	0	1											
A.J. Burnett, R (1,1) 1B Blaine Neal, R (7,1) 56 Kevin Olsen, R (8,1) Ramon Castro, R (9,1) Jason Grilli, R (9,1)			2-3 K			1-1 G6-3		2-2 1B		1	0	0	0	0	1	0											
<b>Inning Stats</b>	R: 0 E: 0 K: 0 S: 8	H: 0 LOB: 0 BB: 0 P: 16	R: 1 E: 0 K: 1 S: 9	H: 2 LOB: 1 BB: 0 P: 12	R: 0 E: 0 K: 1 S: 8	H: 1 LOB: 0 BB: 0 P: 11	R: 0 E: 0 K: 1 S: 7	H: 0 LOB: 0 BB: 0 P: 11	R: 0 E: 0 K: 2 S: 12	H: 2 LOB: 2 BB: 0 P: 17	R: 0 E: 0 K: 1 S: 7	H: 1 LOB: 0 BB: 0 P: 9	R: 0 E: 0 K: 0 S: 11	H: 2 LOB: 1 BB: 0 P: 16	R: 0 E: 0 K: 2 S: 11	H: 0 LOB: 0 BB: 0 P: 14	R: 0 E: 0 K: 2 S: 9	H: 0 LOB: 0 BB: 0 P: 14	1B: 7 2B: 1 3B: 0 HR: 0	SF: 0 SAC: 0 DP: 2 HBP: 0	WP: 0 PB: 0 SB: 0 CS: 1	PA: 32					
<b>PITCHER</b>	IP	WLS	BF	H	R	ER	SO	BB	IBB	HBP	BLK	WP	HR	S	P	ERA	WHIP										
Glendon Rusch, L (1,1) ERA: 4.62	9.0	W	32	8	1	0	8	0	0	0	0	0	0	77	112	0.00	0.889										

AB	36
R	6
H	9
RBI	6
BB	0
SO	8
LOB	10



AB	32
R	1
H	8
RBI	1
BB	0
SO	8
LOB	9









Batter	1	2	3	4	5	6	7	8	9	AB	R	H	RBI	BB	SO	LOB	TOP					
Matt Lawton, L (1, 9) OBP: 0.389, SLG: 0.420	G4-3				G4-3					2	0	0	0	2	0	0	<b>New York Mets @ Florida Marlins</b> Pro Player Stadium, Miami, FL Sun Sep 09 2001, 4:05 PM EDT Att: 14,821 - Cloudy - 78 F					
Desi Relaford, S (1, 4) OBP: 0.363, SLG: 0.449	F7		F8		P5			31 1B		3	0	0	0	1	0	1						
31 Mike Piazza, R (1, 2) OBP: 0.383, SLG: 0.549	2B		K		K			G6-4-3		4	0	2	0	0	2	1						
Tsuyoshi Shinjo, R (1, 7) OBP: 0.319, SLG: 0.420	F5				G5-3			G6-4-3		4	0	0	0	0	0	3						
Robin Ventura, L (1, 5) OBP: 0.356, SLG: 0.410		G6-4-3			1B			F7		2	2	1	0	2	0	0						
Todd Zeile, R (1, 3) OBP: 0.364, SLG: 0.366		G6-4-3			1B			F7		3	0	1	0	1	0	1						
Jay Payton, R (1, 8) OBP: 0.289, SLG: 0.362		G6-4-3			F3			G4-3		4	0	1	1	0	0	4						
Joe McEwing, R (1, 6) OBP: 0.347, SLG: 0.441		K			F3			F3		3	0	1	1	0	1	1						
Mark Johnson, L (9, PH) OBP: 0.325, SLG: 0.425		K			1B			F3		1	0	0	0	0	1	1						
Steve Trachsel, R (1, 1) Lenny Harris, L (7, PH) Donnie Wall, R (8, 1) Tom Martin, L (8, 1) Rick White, R (8, 1) Timo Perez, L (9, PH) OBP: 0.290, SLG: 0.330			G4-3		F8			F7		2	0	0	0	0	0	2						
<b>Inning Stats</b>	R: 0 E: 0 K: 0 S: 11	H: 1 LOB: 1 BB: 0 P: 17	R: 0 E: 0 K: 1 S: 8	H: 0 LOB: 1 BB: 2 P: 19	R: 0 E: 0 K: 1 S: 13	H: 0 LOB: 1 BB: 1 P: 23	R: 1 E: 0 K: 0 S: 14	H: 2 LOB: 2 BB: 1 P: 23	R: 0 E: 0 K: 0 S: 9	H: 0 LOB: 0 BB: 0 P: 15	R: 0 E: 0 K: 0 S: 9	H: 0 LOB: 0 BB: 0 P: 12	R: 0 E: 0 K: 0 S: 11	H: 0 LOB: 0 BB: 0 P: 14	R: 0 E: 0 K: 0 S: 5	H: 1 LOB: 1 BB: 2 P: 14	R: 1 E: 0 K: 1 S: 12	H: 2 LOB: 1 BB: 0 P: 18	1B: 4 2B: 2 3B: 0 HR: 0	SF: 0 SAC: 0 DP: 2 HBP: 0	WP: 0 PB: 0 SB: 0 CS: 1	PA: 36
<b>PITCHER</b>	IP WLS BF H R ER SO BB IBB HBP BLK WP HR S P ERA WHIP																					
Matt Clement, R (1, 1) ERA: 5.13	4.0	18	3	1	1	2	4	0	0	0	0	0	0	0	46	82	2.25	1.750				
Juan Acevedo, R (5, 1) ERA: 4.35	3.0	9	0	0	0	1	0	0	0	0	0	0	0	29	41	0.00	0.000					
Braden Looper, R (8, 1) ERA: 3.92	1.0	4	1	0	0	0	2	0	0	0	0	0	0	5	14	0.00	3.000					
Antonio Alfonseca, R (9, 1) ERA: 3.07	1.0	5	2	1	1	1	0	0	0	0	0	0	0	12	18	9.00	2.000					


AB	30
R	2
H	6
RBI	2
BB	6
SO	4
LOB	15




Batter	1	2	3	4	5	6	7	8	9	AB	R	H	RBI	BB	SO	LOB	BOTTOM			
Luis Castillo, S (1, 4) OBP: 0.346, SLG: 0.344	G6-3				F7			G6-3		5	0	0	0	0	1	3	<b>New York Mets @ Florida Marlins</b> Pro Player Stadium, Miami, FL Sun Sep 09 2001, 4:05 PM EDT Att: 14,821 - Cloudy - 78 F			
Derrek Lee, R (1, 3) OBP: 0.339, SLG: 0.479	F9		1B		P6					4	0	1	0	0	1	0				
Cliff Floyd, L (1, 7) OBP: 0.384, SLG: 0.584	E4		1B					F9		4	2	3	0	0	0	0				
Preston Wilson, R (1, 8) OBP: 0.329, SLG: 0.490	F9		F9					G5-3		4	1	1	0	0	0	4				
Mike Lowell, R (1, 5) OBP: 0.343, SLG: 0.451					F7			F9		4	0	2	1	0	0	2				
Kevin Millar, R (1, 9) OBP: 0.374, SLG: 0.570								2B		3	1	1	1	1	0	2				
18 Jeff Abbott, R (8, FR) OBP: 0.357, SLG: 0.368					F9			FC6		0	0	0	0	0	0	0				
Charles Johnson, R (1, 2) OBP: 0.336, SLG: 0.485								FC6		3	0	1	2	0	1	3				
Alex Gonzalez, R (1, 6) OBP: 0.306, SLG: 0.379					F8			BB		3	0	0	0	1	0	3				
Matt Clement, R (1, 1) Juan Acevedo, R (7, PH) Andy Tom, L (8, 1) Braden Looper, R (8, 1) Eric Owens, R (8, PH) Antonio Alfonseca, R (9, 1) OBP: 0.137, SLG: 0.083 OBP: 0.333, SLG: 0.687 OBP: 0.275, SLG: 0.171 OBP: 0.294, SLG: 0.335 OBP: 0.290, SLG: 0.330					G6-3			G6-3		1	0	0	0	0	0	0				
<b>Inning Stats</b>	R: 0 E: 1 K: 0 S: 15	H: 0 LOB: 1 BB: 0 P: 23	R: 0 E: 0 K: 0 S: 10	H: 1 LOB: 1 BB: 0 P: 17	R: 0 E: 0 K: 1 S: 14	H: 2 LOB: 2 BB: 0 P: 21	R: 1 E: 0 K: 0 S: 13	H: 1 LOB: 0 BB: 0 P: 19	R: 0 E: 0 K: 0 S: 9	H: 0 LOB: 0 BB: 0 P: 10	R: 1 E: 0 K: 1 S: 19	H: 2 LOB: 2 BB: 1 P: 29	R: 0 E: 0 K: 1 S: 8	H: 0 LOB: 0 BB: 0 P: 12	R: 2 E: 0 K: 1 S: 19	H: 3 LOB: 3 BB: 1 P: 31	1B: 7 2B: 1 3B: 1 HR: 0	SF: 1 SAC: 0 DP: 0 HBP: 0	WP: 0 PB: 0 SB: 1 CS: 0	PA: 37
<b>PITCHER</b>	IP WLS BF H R ER SO BB IBB HBP BLK WP HR S P ERA WHIP																			
Steve Trachsel, R (1, 1) ERA: 4.78	6.0	26	6	2	2	2	1	0	0	0	0	0	0	80	119	3.00	1.167			
Donnie Wall, R (7, 1) ERA: 4.97	1.0	3	0	0	0	1	0	0	0	0	0	0	0	8	12	0.00	0.000			
Tom Martin, L (8, 1) ERA: 11.2	0.0	1	1	1	1	0	0	0	0	0	0	0	0	1	1	∞	∞			
Rick White, R (8, 1) ERA: 4.09	1.0	7	2	1	1	1	1	0	0	0	0	0	0	18	30	9.00	3.000			







Batter	1	2	3	4	5	6	7	8	9	AB R H RBI BB SO LOB	TOP																								
											<p><b>New York Mets @ Pittsburgh Pirates</b>  PNC Park, Pittsburgh, PA  Tue Sep 11 2001, 7:05 PM EDT</p> <p><a href="http://livebaseballscorecards.com">livebaseballscorecards.com</a></p> <p>AB 0 R 0 H 0 RBI 0 BB 0 SO 0 LOB 0</p> 																								
Inning Stats										1B: 0 SF: 0 WP: 0 PA: 0 2B: 0 SAC: 0 FB: 0 3B: 0 DP: 0 SB: 0 HR: 0 HBP: 0 CS: 0																									
PITCHER	IP	WLS	BF	H	R	ER	SO	BB	IBB	HBP	BLK	WP	HR	S	P	ERA	WHIP	PITCHER	IP	WLS	BF	H	R	ER	SO	BB	IBB	HBP	BLK	WP	HR	S	P	ERA	WHIP


Batter	1	2	3	4	5	6	7	8	9	AB R H RBI BB SO LOB	BOTTOM																								
											<p><b>New York Mets @ Pittsburgh Pirates</b>  PNC Park, Pittsburgh, PA  Tue Sep 11 2001, 7:05 PM EDT</p> <p><a href="http://livebaseballscorecards.com">livebaseballscorecards.com</a></p> <p>AB 0 R 0 H 0 RBI 0 BB 0 SO 0 LOB 0</p> 																								
Inning Stats										1B: 0 SF: 0 WP: 0 PA: 0 2B: 0 SAC: 0 FB: 0 3B: 0 DP: 0 SB: 0 HR: 0 HBP: 0 CS: 0																									
PITCHER	IP	WLS	BF	H	R	ER	SO	BB	IBB	HBP	BLK	WP	HR	S	P	ERA	WHIP	PITCHER	IP	WLS	BF	H	R	ER	SO	BB	IBB	HBP	BLK	WP	HR	S	P	ERA	WHIP




Batter	1	2	3	4	5	6	7	8	9	AB R H RBI BB SO LOB	TOP																								
											<p><b>New York Mets @ Pittsburgh Pirates</b>  PNC Park, Pittsburgh, PA  Wed Sep 12 2001, 7:05 PM EDT</p> <p><a href="http://livebaseballscorecards.com">livebaseballscorecards.com</a></p> <p>AB 0 R 0 H 0 RBI 0 BB 0 SO 0 LOB 0</p> 																								
Inning Stats										1B: 0 SF: 0 WP: 0 PA: 0 2B: 0 SAC: 0 FB: 0 3B: 0 DP: 0 SB: 0 HR: 0 HBP: 0 CS: 0																									
PITCHER	IP	WLS	BF	H	R	ER	SO	BB	IBB	HBP	BLK	WP	HR	S	P	ERA	WHIP	PITCHER	IP	WLS	BF	H	R	ER	SO	BB	IBB	HBP	BLK	WP	HR	S	P	ERA	WHIP

Batter	1	2	3	4	5	6	7	8	9	AB R H RBI BB SO LOB	BOTTOM																								
											<p><b>New York Mets @ Pittsburgh Pirates</b>  PNC Park, Pittsburgh, PA  Wed Sep 12 2001, 7:05 PM EDT</p> <p><a href="http://livebaseballscorecards.com">livebaseballscorecards.com</a></p> <p>AB 0 R 0 H 0 RBI 0 BB 0 SO 0 LOB 0</p> 																								
Inning Stats										1B: 0 SF: 0 WP: 0 PA: 0 2B: 0 SAC: 0 FB: 0 3B: 0 DP: 0 SB: 0 HR: 0 HBP: 0 CS: 0																									
PITCHER	IP	WLS	BF	H	R	ER	SO	BB	IBB	HBP	BLK	WP	HR	S	P	ERA	WHIP	PITCHER	IP	WLS	BF	H	R	ER	SO	BB	IBB	HBP	BLK	WP	HR	S	P	ERA	WHIP




Batter	1	2	3	4	5	6	7	8	9	AB R H RBI BB SO LOB	TOP																								
											<p><b>New York Mets @ Pittsburgh Pirates</b>  PNC Park, Pittsburgh, PA  Thu Sep 13 2001, 1:35 PM EDT</p> <p><a href="http://livebaseballscorecards.com">livebaseballscorecards.com</a></p> <p>AB 0 R 0 H 0 RBI 0 BB 0 SO 0 LOB 0</p> 																								
Inning Stats										1B: 0 SF: 0 WP: 0 PA: 0 2B: 0 SAC: 0 FB: 0 3B: 0 DP: 0 SB: 0 HR: 0 HBP: 0 CS: 0																									
PITCHER	IP	WLS	BF	H	R	ER	SO	BB	IBB	HBP	BLK	WP	HR	S	P	ERA	WHIP	PITCHER	IP	WLS	BF	H	R	ER	SO	BB	IBB	HBP	BLK	WP	HR	S	P	ERA	WHIP


Batter	1	2	3	4	5	6	7	8	9	AB R H RBI BB SO LOB	BOTTOM																								
											<p><b>New York Mets @ Pittsburgh Pirates</b>  PNC Park, Pittsburgh, PA  Thu Sep 13 2001, 1:35 PM EDT</p> <p><a href="http://livebaseballscorecards.com">livebaseballscorecards.com</a></p> <p>AB 0 R 0 H 0 RBI 0 BB 0 SO 0 LOB 0</p> 																								
Inning Stats										1B: 0 SF: 0 WP: 0 PA: 0 2B: 0 SAC: 0 FB: 0 3B: 0 DP: 0 SB: 0 HR: 0 HBP: 0 CS: 0																									
PITCHER	IP	WLS	BF	H	R	ER	SO	BB	IBB	HBP	BLK	WP	HR	S	P	ERA	WHIP	PITCHER	IP	WLS	BF	H	R	ER	SO	BB	IBB	HBP	BLK	WP	HR	S	P	ERA	WHIP









Batter	1	2	3	4	5	6	7	8	9	AB R H RBI BB SO LOB	TOP																								
											<p style="text-align: center;"><b>Montreal Expos @ New York Mets</b> Shea Stadium, Flushing, NY Sat Sep 15 2001, 7:10 PM EDT</p> <p style="text-align: right;"><a href="http://livebaseballscorecards.com">livebaseballscorecards.com</a></p> <p><b>AB 0</b> <b>R 0</b> <b>H 0</b> <b>RBI 0</b> <b>BB 0</b> <b>SO 0</b> <b>LOB 0</b></p> 																								
Inning Stats										1B: 0 SF: 0 WP: 0 PA: 0 2B: 0 SAC: 0 FB: 0 3B: 0 DP: 0 SB: 0 HR: 0 HBP: 0 CS: 0																									
PITCHER	IP	WLS	BF	H	R	ER	SO	BB	IBB	HBP	BLK	WP	HR	S	P	ERA	WHIP	PITCHER	IP	WLS	BF	H	R	ER	SO	BB	IBB	HBP	BLK	WP	HR	S	P	ERA	WHIP

Batter	1	2	3	4	5	6	7	8	9	AB R H RBI BB SO LOB	BOTTOM																								
											<p style="text-align: center;"><b>Montreal Expos @ New York Mets</b> Shea Stadium, Flushing, NY Sat Sep 15 2001, 7:10 PM EDT</p> <p style="text-align: right;"><a href="http://livebaseballscorecards.com">livebaseballscorecards.com</a></p> <p><b>AB 0</b> <b>R 0</b> <b>H 0</b> <b>RBI 0</b> <b>BB 0</b> <b>SO 0</b> <b>LOB 0</b></p> 																								
Inning Stats										1B: 0 SF: 0 WP: 0 PA: 0 2B: 0 SAC: 0 FB: 0 3B: 0 DP: 0 SB: 0 HR: 0 HBP: 0 CS: 0																									
PITCHER	IP	WLS	BF	H	R	ER	SO	BB	IBB	HBP	BLK	WP	HR	S	P	ERA	WHIP	PITCHER	IP	WLS	BF	H	R	ER	SO	BB	IBB	HBP	BLK	WP	HR	S	P	ERA	WHIP



Batter	1	2	3	4	5	6	7	8	9	AB R H RBI BB SO LOB	TOP																								
											<p style="text-align: center;"><b>Montreal Expos @ New York Mets</b> Shea Stadium, Flushing, NY Sun Sep 16 2001, 1:10 PM EDT</p> <p style="text-align: right;"><a href="http://livebaseballscorecards.com">livebaseballscorecards.com</a></p> <p><b>AB 0</b> <b>R 0</b> <b>H 0</b> <b>RBI 0</b> <b>BB 0</b> <b>SO 0</b> <b>LOB 0</b></p> 																								
Inning Stats										1B: 0 SF: 0 WP: 0 PA: 0 2B: 0 SAC: 0 FB: 0 3B: 0 DP: 0 SB: 0 HR: 0 HBP: 0 CS: 0																									
PITCHER	IP	WLS	BF	H	R	ER	SO	BB	IBB	HBP	BLK	WP	HR	S	P	ERA	WHIP	PITCHER	IP	WLS	BF	H	R	ER	SO	BB	IBB	HBP	BLK	WP	HR	S	P	ERA	WHIP


Batter	1	2	3	4	5	6	7	8	9	AB R H RBI BB SO LOB	BOTTOM																								
											<p style="text-align: center;"><b>Montreal Expos @ New York Mets</b> Shea Stadium, Flushing, NY Sun Sep 16 2001, 1:10 PM EDT</p> <p style="text-align: right;"><a href="http://livebaseballscorecards.com">livebaseballscorecards.com</a></p> <p><b>AB 0</b> <b>R 0</b> <b>H 0</b> <b>RBI 0</b> <b>BB 0</b> <b>SO 0</b> <b>LOB 0</b></p> 																								
Inning Stats										1B: 0 SF: 0 WP: 0 PA: 0 2B: 0 SAC: 0 FB: 0 3B: 0 DP: 0 SB: 0 HR: 0 HBP: 0 CS: 0																									
PITCHER	IP	WLS	BF	H	R	ER	SO	BB	IBB	HBP	BLK	WP	HR	S	P	ERA	WHIP	PITCHER	IP	WLS	BF	H	R	ER	SO	BB	IBB	HBP	BLK	WP	HR	S	P	ERA	WHIP



Batter	1	2	3	4	5	6	7	8	9	AB	R	H	RBI	BB	SO	LOB	TOP										
Matt Lawton, L OBP: 0.387, SLG: 0.417 (1, 9)	F7		BB S HBP		G3-1			G3	F7	4	0	0	0	0	0	1											
Dest Relaford, S OBP: 0.365, SLG: 0.449 (1, 4)	31 G5-3 1B		K2-3		1B			K		4	0	2	0	0	2	2											
31 Mike Piazza, R OBP: 0.382, SLG: 0.545 (1, 2)	G5-3		BB IBB		L3			K		3	0	0	0	1	1	2											
Tsuyoshi Shinjo, R OBP: 0.321, SLG: 0.418 (1, 7)	K		1-2 2-3 3-H BB						S 1B HBP	2	1	0	1	1	2	1											
Robin Ventura, L OBP: 0.353, SLG: 0.406 (1, 5)		K	K					F7	F2	4	0	0	0	0	2	4											
Todd Zeile, R OBP: 0.382, SLG: 0.363 (1, 3)		G1-3			F8			G6-3	F8	4	0	0	0	0	0	1											
Jay Payton, R OBP: 0.292, SLG: 0.365 (1, 8)					G6-3			F8	1B 2B BB	3	1	1	0	1	0	0											
Rey Ordenez, R OBP: 0.298, SLG: 0.348 (1, 6)			WP BB 1B		G6-3			G4-3	2B 1B	4	2	2	1	0	0	0											
Al Leiter, L OBP: 0.088, SLG: 0.091 John Franco, L (8, 1)			G4-3					K		3	0	0	0	0	2	1											
Mark Johnson, L OBP: 0.331, SLG: 0.439 Alex Escobar, R OBP: 0.256, SLG: 0.324 Armando Benitez, R (9, 1)			1-2						2B	0	0	0	0	0	0	0											
										1	0	1	2	0	0	0											
										0	0	0	0	0	0	0											
										0	0	0	0	0	0	0											
<b>Inning Stats</b>	R: 0 E: 0 K: 1 S: 12	H: 1 LOB: 1 BB: 0 P: 17	R: 0 E: 0 K: 1 S: 8	H: 1 LOB: 1 BB: 0 P: 10	R: 1 E: 0 K: 2 S: 18	H: 1 LOB: 3 BB: 2 P: 34	R: 0 E: 0 K: 0 S: 3	H: 0 LOB: 0 BB: 0 P: 6	R: 0 E: 0 K: 1 S: 10	H: 1 LOB: 1 BB: 0 P: 17	R: 0 E: 0 K: 1 S: 5	H: 0 LOB: 0 BB: 0 P: 9	R: 0 E: 0 K: 1 S: 9	H: 0 LOB: 0 BB: 0 P: 13	R: 0 E: 0 K: 2 S: 7	H: 0 LOB: 0 BB: 0 P: 9	R: 3 E: 0 K: 0 S: 19	H: 2 LOB: 1 BB: 1 P: 33	1B: 4 2B: 2 3B: 0 HR: 0	SF: 0 SAC: 0 DP: 0 HBP: 2	WP: 1 PB: 0 SB: 2 CS: 0	PA: 37					
<b>PITCHER</b>	IP	WLS	BF	H	R	ER	SO	BB	IBB	HBP	BLK	WP	HR	S	P	ERA	WHIP										
Todd Ritchie, R ERA: 4.31 Josias Manzanillo, R ERA: 3.22 Scott Sauerbeck, L ERA: 5.04 Mike Fetters, R ERA: 6.12 Joe Beimel, L ERA: 5.27	5.0		21	4	1	1	5	1	1	1	0	1	0	51	84	1.80	1.000										
	2.0		6	0	0	0	2	0	0	0	0	0	0	14	22	0.00	0.000										
	0.2		2	0	0	0	1	0	0	0	0	0	0	4	6	0.00	0.000										
	1.0	L	7	2	3	3	1	1	0	1	0	0	0	20	34	27.00	3.000										
	0.1		1	0	0	0	0	0	0	0	0	0	0	2	2	0.00	0.000										

**New York Mets @ Pittsburgh Pirates**  
PNC Park, Pittsburgh, PA  
Mon Sep 17 2001, 7:10 PM EDT  
Att: 25,902 - Cloudy - 71 F


AB 32  
R 4  
H 6  
RBI 4  
BB 3  
SO 9  
LOB 12



Batter	1	2	3	4	5	6	7	8	9	AB	R	H	RBI	BB	SO	LOB	BOTTOM										
Chad Hermansen, R OBP: 0.130, SLG: 0.174 (1, 9)	F5			2 1B	F9			K		4	0	1	0	0	1	1											
2 Jack Wilson, R OBP: 0.283, SLG: 0.310 (1, 6)	P4			F9 1B				G5-3		4	0	1	0	0	0	0											
Brian Giles, L OBP: 0.400, SLG: 0.598 (1, 7)	L6			FC6-2-5-1				G6-3	G6-3	4	0	0	0	0	0	2											
Aramis Ramirez, R OBP: 0.357, SLG: 0.549 (1, 5)		L6		F9				F2	G6-3	4	0	0	0	0	0	2											
1B Jason Kendall, R OBP: 0.340, SLG: 0.371 (1, 2)				F8					S 1B	3	0	1	0	1	1	2											
Kevin Young, R OBP: 0.318, SLG: 0.417 (1, 3)				G6-4-3				1B BB	K	2	0	0	0	2	1	2											
Gary Matthews, S OBP: 0.321, SLG: 0.368 (1, 8)				G5-3				FC6-4 2B G5-3	K	4	1	0	0	0	2	3											
Warren Morris, L OBP: 0.265, SLG: 0.375 (1, 4)				G3						3	0	2	0	0	0	0											
Todd Ritchie, R ERA: 5.207, SLG: 0.200 Craig Wilson, R OBP: 0.287, SLG: 0.392 Josias Manzanillo, R (8, 1) 11 Humberto Cota, R OBP: 0.306, SLG: 0.399 Scott Sauerbeck, R (8, 1) Mike Fetters, R (8, 1) Joe Beimel, L OBP: 0.250, SLG: 0.250 (9, 1)				G4-3				G5-3		1	0	0	0	0	0	0											
										1	0	0	1	0	0	1											
										0	0	0	0	0	0	0											
										0	0	0	0	0	0	0											
										0	0	0	0	0	0	0											
										0	0	0	0	0	0	0											
										0	0	0	0	0	0	0											
<b>Inning Stats</b>	R: 0 E: 0 K: 0 S: 6	H: 0 LOB: 0 BB: 0 P: 10	R: 0 E: 0 K: 0 S: 9	H: 0 LOB: 0 BB: 1 P: 19	R: 0 E: 0 K: 0 S: 7	H: 0 LOB: 0 BB: 0 P: 10	R: 0 E: 0 K: 0 S: 11	H: 2 LOB: 2 BB: 0 P: 18	R: 1 E: 0 K: 0 S: 11	H: 1 LOB: 1 BB: 1 P: 17	R: 0 E: 0 K: 0 S: 7	H: 0 LOB: 0 BB: 0 P: 10	R: 0 E: 0 K: 3 S: 12	H: 1 LOB: 2 BB: 1 P: 20	R: 0 E: 0 K: 1 S: 8	H: 0 LOB: 0 BB: 0 P: 13	R: 0 E: 0 K: 2 S: 15	H: 1 LOB: 1 BB: 0 P: 22	1B: 4 2B: 1 3B: 0 HR: 0	SF: 0 SAC: 0 DP: 1 HBP: 0	WP: 0 PB: 0 SB: 1 CS: 0	PA: 34					
<b>PITCHER</b>	IP	WLS	BF	H	R	ER	SO	BB	IBB	HBP	BLK	WP	HR	S	P	ERA	WHIP										
Al Leiter, L ERA: 3.18 John Franco, L ERA: 3.69 Armando Benitez, R ERA: 3.12	7.0		27	4	1	1	3	3	0	0	0	0	0	63	104	1.29	1.000										
	1.0	W	3	0	0	0	1	0	0	0	0	0	0	8	13	0.00	0.000										
	1.0	S	4	1	0	0	2	0	0	0	0	0	0	15	22	0.00	1.000										

**New York Mets @ Pittsburgh Pirates**  
PNC Park, Pittsburgh, PA  
Mon Sep 17 2001, 7:10 PM EDT  
Att: 25,902 - Cloudy - 71 F

AB 31  
R 1  
H 5  
RBI 1  
BB 3  
SO 6  
LOB 15









Batter	1	2	3	4	5	6	7	8	9	AB	R	H	RBI	BB	SO	LOB	TOP					
Matt Lawton, L (1,9) OBP: 0.387, SLG: 0.425	G3		S BB		G6-4-3		F7		1B 31 G4-6-3	4	1	1	0	1	0	1						
Eduardo Alfonso, R (1,4) OBP: 0.324, SLG: 0.410	F7		F9		K				1B	5	0	2	0	0	1	1						
31 Mike Piazza, R (1,2) OBP: 0.381, SLG: 0.553 Jason Phillips, R (9,2)	F8				1B HR		P3		G4-6-3	5	2	2	1	0	0	2						
Robin Ventura, L (1,5) OBP: 0.352, SLG: 0.411		P4			F7		F8		HR	5	1	1	1	0	0	2						
Tsuyoshi Shinjo, R (1,7) OBP: 0.327, SLG: 0.425 Lenny Harris, L (9,PH) OBP: 0.254, SLG: 0.254 Timo Perez, L (9,7) OBP: 0.290, SLG: 0.335	G1-3				HR		F9		G1-3	4	3	3	0	0	0	0						
Todd Zeile, R (1,3) OBP: 0.360, SLG: 0.373	F3				HR		F9			4	1	1	3	0	0	2						
Jay Payton, R (1,8) OBP: 0.297, SLG: 0.366					P6				F7	4	1	2	1	0	0	1						
Rey Ordenez, R (1,6) OBP: 0.302, SLG: 0.348					K		G6-3			4	0	2	1	0	1	1						
Glendon Rusch, L (1,1) OBP: 0.080, SLG: 0.061 Dicky Gonzalez, R (2,1) OBP: 0.143, SLG: 0.100 Tom Martin, L (9,1) C.J. Nitkowski, L (9,1)					G6-3				K	0	0	0	0	0	0	0						
										4	0	1	0	0	1	4						
										0	0	0	0	0	0	0						
										4	0	0	0	0	0	0						
<b>Inning Stats</b>	R: 0 E: 0 K: 0 S: 9	H: 0 LOB: 0 BB: 0 P: 14	R: 0 E: 0 K: 0 S: 7	H: 0 LOB: 0 BB: 0 P: 12	R: 1 E: 0 K: 1 S: 14	H: 1 LOB: 1 BB: 1 P: 22	R: 3 E: 0 K: 0 S: 11	H: 3 LOB: 0 BB: 0 P: 14	R: 0 E: 0 K: 1 S: 8	H: 1 LOB: 0 BB: 0 P: 12	R: 2 E: 0 K: 0 S: 21	H: 4 LOB: 2 BB: 0 P: 31	R: 0 E: 0 K: 0 S: 9	H: 1 LOB: 1 BB: 0 P: 14	R: 1 E: 1 K: 1 S: 14	H: 2 LOB: 1 BB: 0 P: 23	R: 2 E: 0 K: 0 S: 11	H: 3 LOB: 0 BB: 0 P: 15	1B: 10 2B: 2 3B: 0 HR: 3	SF: 0 SAC: 0 DP: 2 HBP: 0	WP: 0 PB: 0 SB: 2 CS: 1	PA: 41
<b>PITCHER</b>	IP	WLS	BF	H	R	ER	SO	BB	IBB	HBP	BLK	WP	HR	S	P	ERA	WHIP					
Tony McKnight, R (1,1) ERA: 4.04	6.0	L	27	9	6	5	2	1	0	0	0	0	2	70	105	7.50	1.667					
Mike Lincoln, R (7,1) ERA: 2.09	2.0		9	3	1	0	1	0	0	0	0	0	0	23	37	0.00	1.500					
Rich Loiselle, R (9,1) ERA: 13.2	1.0		5	3	2	2	0	0	0	0	0	0	1	11	15	18.00	3.000					

New York Mets @ Pittsburgh Pirates  
PNC Park, Pittsburgh, PA  
Wed Sep 19 2001, 1:35 PM EDT  
Att: 20,371 - Overcast - 71 F

AB	40
R	9
H	15
RBI	7
BB	1
SO	3
LOB	14



Batter	1	2	3	4	5	6	7	8	9	AB	R	H	RBI	BB	SO	LOB	BOTTOM					
Chad Hermansen, R (1,9) OBP: 0.107, SLG: 0.143 Mike Lincoln, R (7,1) OBP: 0.250, SLG: 0.250 Rich Loiselle, R (9,1) Warren Morris, L (9,PH) OBP: 0.250, SLG: 0.353	F9	F8		K		K			G6-3	4	0	0	0	0	2	2						
2 Jack Wilson, R (1,6) OBP: 0.283, SLG: 0.306	G3	HBP		K					F8	4	1	1	0	1	1	0						
Brian Giles, L (1,7) OBP: 0.403, SLG: 0.606	G3				G3				F9	4	0	1	0	0	0	1						
Aramis Ramirez, R (1,5) OBP: 0.356, SLG: 0.547	1B	F9							F8	4	0	2	1	0	0	4						
Craig Wilson, R (1,2) OBP: 0.368, SLG: 0.549					L4					4	0	2	0	0	0	1						
Kevin Young, R (1,3) OBP: 0.315, SLG: 0.411	F7				F9				F8	4	0	0	0	0	1	5						
Gary Matthews, S (1,8) OBP: 0.325, SLG: 0.372									G6-3	4	1	3	0	0	0	0						
Pat Meares, R (1,4) OBP: 0.249, SLG: 0.311		HBP			F7				G6-4-3	4	0	2	1	0	0	2						
Tony McKnight, L (1,1) Rob Mackowiak, L (6,PH) OBP: 0.344, SLG: 0.435					G6-3				F8	2	0	0	0	0	1	1						
									G4-3	2	0	0	0	0	0	1						
<b>Inning Stats</b>	R: 1 E: 0 K: 0 S: 13	H: 3 LOB: 2 BB: 0 P: 21	R: 1 E: 0 K: 1 S: 13	H: 2 LOB: 3 BB: 1 P: 22	R: 0 E: 0 K: 1 S: 7	H: 1 LOB: 0 BB: 0 P: 9	R: 0 E: 0 K: 2 S: 8	H: 0 LOB: 0 BB: 0 P: 13	R: 0 E: 0 K: 0 S: 7	H: 1 LOB: 1 BB: 0 P: 8	R: 0 E: 0 K: 1 S: 8	H: 1 LOB: 1 BB: 0 P: 10	R: 0 E: 0 K: 0 S: 10	H: 2 LOB: 2 BB: 0 P: 15	R: 0 E: 0 K: 0 S: 6	H: 1 LOB: 0 BB: 0 P: 7	R: 0 E: 0 K: 0 S: 6	H: 0 LOB: 0 BB: 0 P: 9	1B: 8 2B: 3 3B: 0 HR: 0	SF: 0 SAC: 0 DP: 1 HBP: 1	WP: 1 PB: 0 SB: 0 CS: 0	PA: 39
<b>PITCHER</b>	IP	WLS	BF	H	R	ER	SO	BB	IBB	HBP	BLK	WP	HR	S	P	ERA	WHIP					
Glendon Rusch, L (1,1) ERA: 4.69	1.2		12	5	2	2	1	1	0	0	0	0	0	23	40	10.80	3.600					
Dicky Gonzalez, R (2,1) ERA: 4.91	6.2	W	25	6	0	0	4	0	0	0	0	1	0	50	66	0.00	0.900					
Tom Martin, L (9,1) ERA: 10.93	0.1		1	0	0	0	0	0	0	0	0	0	0	3	4	0.00	0.000					
C.J. Nitkowski, L (9,1) ERA: 5.36	0.1		1	0	0	0	0	0	0	0	0	0	0	2	4	0.00	0.000					

New York Mets @ Pittsburgh Pirates  
PNC Park, Pittsburgh, PA  
Wed Sep 19 2001, 1:35 PM EDT  
Att: 20,371 - Overcast - 71 F

AB	37
R	2
H	11
RBI	2
BB	1
SO	5
LOB	17





Batter	1	2	3	4	5	6	7	8	9	AB	R	H	RBI	BB	SO	LOB	TOP										
Marcus Giles, R (1,4) OBP: 0.342, SLG: 0.447	4-1 L3 BB		2-1 F9			3-3 K		1-1 L9		3	0	0	0	1	1	1											
Julio Franco, R (1,3) OBP: 0.352, SLG: 0.348	0-2 L3			1-2 F9		0-1 G1-3		4-1 10 1B BB		3	0	0	0	1	0	1											
Cory Aldridge, L (8, PR)										0	1	0	0	0	0	0											
Steve Karsay, R (8, 1)	1-2									0	0	0	0	0	0	0											
10 Chipper Jones, S (1,7) OBP: 0.419, SLG: 0.599	3-3 K			1-1 2B E 1B		1-0 F8		3-0 2B 1B		4	1	2	0	0	1	0											
Brian Jordan, R (1,9) OBP: 0.330, SLG: 0.478		0-1 F8		0-2 L8			3-1 L5	0-0 2B		4	0	1	1	0	0	1											
Ken Caminiti, S (1,5) OBP: 0.325, SLG: 0.426		1-2 F7		1-1 E2			0-2 1B S 1B	4-1 2B		3	0	2	0	0	0	0											
Jesse Garcia, R (7, PR)										0	0	0	0	0	0	0											
Wes Helms, R (7, 5)										0	0	0	0	0	0	0											
Dave Martinez, L (8, PH)				1-H						0	0	0	0	0	1	0											
Dave Martinez, L (8, 3)										0	0	0	0	1	0	0											
Andruw Jones, R (1,8) OBP: 0.313, SLG: 0.461		2-3 K		0-0 G6-3			2-1 P3	0-0 F8		4	0	0	0	0	1	5											
Javy Lopez, R (1,2) OBP: 0.316, SLG: 0.425			0-3 K		1-2 G6-4-3 1B		1-2 1-3 1B		1-2 G6-3 1B	4	0	3	0	0	1	0											
Mark DeRosa, R (9, PR) OBP: 0.363, SLG: 0.413										0	0	0	0	0	0	0											
Rey Sanchez, R (1,6) OBP: 0.317, SLG: 0.355			1-0 S 1B		1-0 G6-4-3		0-0 G6-3		1-3 K	3	0	1	0	0	0	3											
B.J. Surhoff, L (9, PH) OBP: 0.320, SLG: 0.413					1-2					1	0	0	0	0	1	1											
Jason Marquis, L (1,1) OBP: 0.071, SLG: 0.037			3-3 K		1-2 G4-3			1-3 K	0-2 G6-3	2	0	0	0	0	1	1											
Steve Reed, R (7, 1)										0	0	0	0	0	0	0											
Mike Remlinger, L (7, 1)										0	0	0	0	0	0	0											
Bernard Gilkey, R (8, PH)										1	0	0	0	0	1	0											
Keith Lockhart, L (8, 5) OBP: 0.294, SLG: 0.318										1	0	0	0	0	0	1											
<b>Inning Stats</b>	R: 0 E: 0 K: 1 S: 10	H: 0 LOB: 0 BB: 1 P: 17	R: 0 E: 0 K: 1 S: 8	H: 0 LOB: 0 BB: 0 P: 11	R: 0 E: 0 K: 2 S: 13	H: 1 LOB: 1 BB: 0 P: 19	R: 1 E: 1 K: 0 S: 12	H: 2 LOB: 1 BB: 0 P: 15	R: 0 E: 0 K: 1 S: 7	H: 0 LOB: 0 BB: 0 P: 11	R: 0 E: 0 K: 0 S: 12	H: 2 LOB: 2 BB: 0 P: 18	R: 1 E: 0 K: 1 S: 11	H: 2 LOB: 3 BB: 2 P: 24	R: 0 E: 0 K: 1 S: 11	H: 1 LOB: 1 BB: 0 P: 13	1B: 7 2B: 3 3B: 0 HR: 0	SF: 0 SAC: 0 DP: 3 HBP: 0	WP: 0 PB: 0 CS: 0	PA: 36							
<b>PITCHER</b>	IP	WLS	BF	H	R	ER	SO	BB	IBB	HBP	BLK	WP	HR	S	P	ERA	WHIP										
Bruce Chen, L (1,1) ERA: 4.54	7.0		26	6	1	0	5	1	0	0	0	0	0	70	102	0.00	1.000										
John Franco, L (8, 1) ERA: 3.51	0.2		4	1	1	1	1	1	0	0	0	0	0	8	17	13.50	3.000										
Armando Benitez, R (8, 1) ERA: 3.01	1.1	W	6	2	0	0	1	1	0	0	0	0	0	14	20	0.00	2.250										

Atlanta Braves @ New York Mets  
Shea Stadium, Flushing, NY  
Fri Sep 21 2001, 7:10 PM EDT  
Att: 41,235 - Sunny - 71 F

AB 33  
R 2  
H 9  
RBI 1  
BB 3  
SO 7  
LOB 14



Batter	1	2	3	4	5	6	7	8	9	AB	R	H	RBI	BB	SO	LOB	BOTTOM										
Matt Lawton, L (1,9) OBP: 0.386, SLG: 0.423	0-2 F7		3-1 G4-3		2-1 31 FC5 1B			3-2 G6-3		4	0	1	0	0	0	0											
Edgardo Alfonzo, R (1,4) OBP: 0.325, SLG: 0.410	2-2 F9			0-1 F8	2-0 31 FC5 1B			4-2 31 HR BB		3	0	1	0	1	0	0											
Desi Relaford, S (8, PR)										0	1	0	0	0	0	0											
31 Mike Piazza, R (1,2) OBP: 0.383, SLG: 0.566	3-2 2B			2-2 1B SF9 2B	3-2 FC5			0-1 HR		4	2	3	2	0	0	2											
Robin Ventura, L (1,5) OBP: 0.351, SLG: 0.409	0-3 K			2-0 2B 1B		0-1 P5		0-3 K		4	0	1	0	0	2	2											
Tsuyoshi Shinjo, R (1,7) OBP: 0.326, SLG: 0.425		2-3 K		1-1 SF9		1-2 1B		1-0 G6-3		3	0	1	1	0	1	1											
Todd Zeile, R (1,3) OBP: 0.360, SLG: 0.375		0-0 L3		3-H 1-2 2B		2-2 G1-6-4-3				3	0	1	0	0	0	1											
Jay Payton, R (1,8) OBP: 0.294, SLG: 0.363		2-2 F8		0-1 G5-3			2-2 F7			3	0	0	0	0	0	2											
Rey Ordenez, R (1,6) OBP: 0.300, SLG: 0.345			1-1 F9		1-3 K		1-2 F8			3	0	0	0	0	1	0											
Bruce Chen, L (1,1) ERA: 3.59			2-3 K		2-2 F7			0-2 F2		2	0	0	0	0	1	0											
Mark Johnson, L (7, PH) ERA: 3.71										0	0	0	0	0	0	0											
Joe McEwing, R (7, PH)										1	0	0	0	0	0	0											
John Franco, L (8, 1)										0	0	0	0	0	0	0											
Armando Benitez, R (8, 1) ERA: 1.84										0	0	0	0	0	0	0											
<b>Inning Stats</b>	R: 0 E: 0 K: 1 S: 12	H: 1 LOB: 1 BB: 0 P: 17	R: 0 E: 0 K: 1 S: 7	H: 0 LOB: 0 BB: 0 P: 11	R: 0 E: 0 K: 1 S: 7	H: 0 LOB: 0 BB: 0 P: 13	R: 1 E: 0 K: 0 S: 14	H: 3 LOB: 2 BB: 0 P: 20	R: 0 E: 0 K: 1 S: 14	H: 2 LOB: 2 BB: 0 P: 24	R: 0 E: 0 K: 0 S: 9	H: 1 LOB: 0 BB: 0 P: 12	R: 0 E: 0 K: 1 S: 14	H: 0 LOB: 0 BB: 0 P: 17	R: 2 E: 0 K: 1 S: 14	H: 1 LOB: 1 BB: 1 P: 22	1B: 4 2B: 3 3B: 0 HR: 1	SF: 1 SAC: 0 DP: 1 HBP: 0	WP: 0 PB: 0 CS: 0	PA: 32							
<b>PITCHER</b>	IP	WLS	BF	H	R	ER	SO	BB	IBB	HBP	BLK	WP	HR	S	P	ERA	WHIP										
Jason Marquis, R (1,1) ERA: 3.59	6.0		24	7	1	1	4	0	0	0	0	0	0	9	12	0.00	0.000										
Steve Reed, R (7, 1) ERA: 3.71	0.2		2	0	0	0	0	0	0	0	0	0	0	5	5	0.00	0.000										
Mike Remlinger, L (7, 1) ERA: 2.81	0.1		1	0	0	0	0	0	0	0	0	0	0	5	5	0.00	0.000										
Steve Karsay, R (8, 1) ERA: 1.84	1.0	L	5	1	2	2	1	1	0	0	0	0	1	14	22	18.00	2.000										

Atlanta Braves @ New York Mets  
Shea Stadium, Flushing, NY  
Fri Sep 21 2001, 7:10 PM EDT  
Att: 41,235 - Sunny - 71 F

AB 30  
R 3  
H 8  
RBI 3  
BB 1  
SO 5  
LOB 8





Batter	1	2	3	4	5	6	7	8	9	AB	R	H	RBI	BB	SO	LOB	TOP							
Marcus Giles, R OBP: 0.339, SLG: 0.441 (1, 4)										5	0	1	0	0	2	2	<p>Atlanta Braves @ New York Mets Shea Stadium, Flushing, NY</p> <p>Sat Sep 22 2001, 7:10 PM EDT Att: 41,230 - Overcast - 74 F</p> <p>livebaseballscores.com</p>							
Julio Franco, R OBP: 0.356, SLG: 0.360 (1, 3)										4	0	1	0	1	2	2								
10 Chipper Jones, S OBP: 0.422, SLG: 0.602 (1, 5)										4	1	3	0	1	0	1								
Brian Jordan, R OBP: 0.333, SLG: 0.477 (1, 9)										3	1	1	0	2	0	4								
B.J. Surhoff, L OBP: 0.317, SLG: 0.409 (1, 7)										4	0	0	0	0	0	7								
Andruw Jones, R OBP: 0.313, SLG: 0.464 (1, 8)										4	1	1	1	0	2	4								
Paul Bako, L OBP: 0.270, SLG: 0.306 (6, PH)										2	0	0	0	0	0	0								
Javy Lopez, R OBP: 0.317, SLG: 0.425 (6, 2)										2	0	1	2	0	0	1								
Mark DeRosa, R OBP: 0.363, SLG: 0.413 (8, PR)										0	0	0	0	0	0	0								
Rey Sanchez, R OBP: 0.315, SLG: 0.353 (8, PH)										3	0	0	0	0	0	0								
Ken Caminiti, S OBP: 0.324, SLG: 0.425 (8, 2)										1	0	0	0	0	1	2								
Eddie Pérez, R (8, 2)										0	0	0	0	0	0	0								
Greg Maddux, R Kerry Ligtenberg, R Cory Allridge, L Oswald Rodriguez, L Keith Lockhart, L Jose Rodriguez, R Dave Martinez, L Rudy Seanez, R Steve Karsay, R Jose Cabrera, R Bernard Cabray, R										8	0	0	0	0	0	0								
										1	0	0	0	0	0	0								
<b>Inning Stats</b>	R: 0 E: 0 K: 1 S: 11	H: 1 LOB: 2 BB: 1 P: 18	R: 1 E: 0 K: 1 S: 7	H: 1 LOB: 0 BB: 0 P: 9	R: 0 E: 0 K: 1 S: 10	H: 1 LOB: 2 BB: 2 P: 20	R: 0 E: 0 K: 0 S: 4	H: 0 LOB: 0 BB: 0 P: 7	R: 0 E: 0 K: 0 S: 14	H: 1 LOB: 1 BB: 0 P: 19	R: 0 E: 0 K: 1 S: 12	H: 0 LOB: 0 BB: 1 P: 17	R: 0 E: 0 K: 0 S: 4	H: 0 LOB: 0 BB: 1 P: 10	R: 2 E: 1 K: 3 S: 19	H: 2 LOB: 2 BB: 0 P: 32	R: 0 E: 0 K: 1 S: 10	H: 2 LOB: 2 BB: 0 P: 11	1B: 6 2B: 2 3B: 0 HR: 1	SF: 0 SAC: 0 DP: 1 HBP: 0	WP: 1 PB: 0 SB: 1 CS: 0	PA: 40		
<b>PITCHER</b>	IP WLS BF H R ER SO BB IBB HBP BLK WP HR S P ERA WHIP	7.0 W 28 5 1 1 4 4 0 0 0 0 1 1 62 100 1.29 1.286	0.2 H 6 2 2 0 2 1 0 0 0 0 0 0 16 26 0.00 4.500	1.1 S 6 2 0 0 2 0 0 0 0 0 0 0 13 17 0.00 1.500																				

Batter	1	2	3	4	5	6	7	8	9	AB	R	H	RBI	BB	SO	LOB	BOTTOM					
Matt Lawton, L OBP: 0.386, SLG: 0.423 (1, 9)										3	2	1	0	0	0	1	<p>Atlanta Braves @ New York Mets Shea Stadium, Flushing, NY</p> <p>Sat Sep 22 2001, 7:10 PM EDT Att: 41,230 - Overcast - 74 F</p> <p>livebaseballscores.com</p>					
Timo Perez, L OBP: 0.292, SLG: 0.351 (6, 9)										4	0	1	0	0	0	1						
Edgardo Alfonzo, R OBP: 0.325, SLG: 0.408 (1, 4)										3	1	2	1	0	0	0						
31 Mike Piazza, R OBP: 0.384, SLG: 0.566 (1, 2)										4	2	3	2	0	1	1						
Robin Ventura, L OBP: 0.354, SLG: 0.420 (1, 5)										4	1	1	1	0	1	3						
Tsuyoshi Shinjo, R OBP: 0.326, SLG: 0.425 (1, 7)										3	0	1	1	0	1	0						
Todd Zeile, R OBP: 0.361, SLG: 0.375 (1, 3)										4	0	1	0	0	0	3						
Jay Payton, R OBP: 0.294, SLG: 0.364 (1, 8)										4	0	1	0	0	0	3						
Rey Ordonez, R OBP: 0.300, SLG: 0.344 (1, 6)										4	0	1	1	0	1	1						
Steve Trachsel, R OBP: 0.160, SLG: 0.180 Desi Relaford, S OBP: 0.362, SLG: 0.446 Rick White, R Armando Benitez, R										2	0	1	0	0	0	1						
										1	0	0	0	0	0	0						
										1	0	0	1	0	0	2						
<b>Inning Stats</b>	R: 1 E: 0 K: 2 S: 14	H: 2 LOB: 1 BB: 0 P: 20	R: 0 E: 0 K: 1 S: 5	H: 0 LOB: 0 BB: 0 P: 7	R: 1 E: 0 K: 0 S: 14	H: 3 LOB: 2 BB: 0 P: 20	R: 0 E: 0 K: 0 S: 10	H: 2 LOB: 1 BB: 0 P: 15	R: 0 E: 0 K: 0 S: 9	H: 0 LOB: 0 BB: 0 P: 13	R: 1 E: 0 K: 1 S: 13	H: 1 LOB: 0 BB: 0 P: 18	R: 1 E: 0 K: 1 S: 8	H: 1 LOB: 0 BB: 0 P: 12	R: 3 E: 0 K: 0 S: 21	H: 4 LOB: 2 BB: 1 P: 33	1B: 9 2B: 2 3B: 0 HR: 2	SF: 1 SAC: 0 DP: 0 HBP: 0	WP: 0 PB: 0 SB: 1 CS: 0	PA: 37		
<b>PITCHER</b>	IP WLS BF H R ER SO BB IBB HBP BLK WP HR S P ERA WHIP	0.0 2 1 1 0 0 0 0 0 0 0 0 10 14 0.00 0.000	1.0 3 0 0 0 2 0 0 0 0 0 0 0 29 42 3.00 1.667	3.0 L 13 5 1 1 1 1 0 0 0 0 0 0 1 22 31 4.50 0.500	2.0 7 1 1 1 1 0 0 0 0 0 0 1 29 42 4.50 0.500	1.0 4 1 1 1 1 0 0 0 0 0 0 1 8 12 9.00 1.000																









Batter	1	2	3	4	5	6	7	8	9	AB	R	H	RBI	BB	SO	LOB	TOP				
<b>Timo Perez, L</b> (1,9) OBP: 0.290, SLG: 0.347	G3	P6				CS 1B	F8			4	0	1	0	0	0	5	<b>New York Mets @ Montreal Expos</b> Olympic Stadium, Montreal, QB Tue Sep 25 2001, 7:05 PM EDT Att. 4,166 - Dome - 72 F				
<b>Edgardo Alfonzo, R</b> (1,4) OBP: 0.321, SLG: 0.402	G4-3		F7		CS	F9	F9			4	0	0	0	0	0	0					
<b>31 Mike Piazza, R</b> (1,2) OBP: 0.382, SLG: 0.566	K		K			HR	K			4	1	1	1	0	3	0					
<b>Tsuyoshi Shinjo, R</b> (1,7)		P6	K			F8	F9			4	0	0	0	0	1	0					
<b>Todd Zeile, R</b> (1,3) OBP: 0.359, SLG: 0.371		K		K		G6-3			G5-3	4	0	0	0	0	2	0					
<b>Jay Payton, R</b> (1,8) OBP: 0.297, SLG: 0.365		2B HBP		G4-3			G6-3		K	3	1	0	0	0	1	0					
<b>Desi Relaford, S</b> (1,5) <b>Robin Ventura, L</b> (9,5) OBP: 0.355, SLG: 0.420		BB 1-H 2B		F8			1B		K	4	0	2	1	0	1	0					
<b>Rey Ordenez, R</b> (1,6) OBP: 0.299, SLG: 0.342					L5		F8			2	0	0	0	1	0	1					
<b>Kevin Appier, R</b> (1,1) OBP: 0.119, SLG: 0.088					K					2	0	1	0	1	1	0					
<b>Inning Stats</b>	R: 0 H: 0 E: 0 K: 1 S: 7	H: 0 LOB: 0 BB: 0 P: 9	R: 1 H: 1 E: 0 K: 1 S: 14	H: 1 LOB: 3 BB: 2 P: 28	R: 0 H: 0 E: 0 K: 2 S: 9	H: 0 LOB: 0 BB: 0 P: 12	R: 0 H: 0 E: 0 K: 1 S: 6	H: 1 LOB: 0 BB: 0 P: 8	R: 0 H: 1 E: 0 K: 0 S: 7	H: 1 LOB: 0 BB: 0 P: 9	R: 0 H: 2 E: 0 K: 0 S: 10	H: 2 LOB: 2 BB: 0 P: 13	R: 0 H: 0 E: 0 K: 2 S: 5	H: 0 LOB: 0 BB: 0 P: 11	R: 0 H: 0 E: 0 K: 2 S: 8	H: 0 LOB: 0 BB: 0 P: 11	1B: 3 2B: 1 3B: 0 HR: 1	SF: 0 SAC: 0 DP: 0 HBP: 1	WP: 0 PB: 0 SB: 0 CS: 1	PA: 35	
<b>PITCHER</b>	IP	WLS	BF	H	R	ER	SO	BB	IBB	HBP	BLK	WP	HR	S	P	ERA	WHIP			ERA	WHIP
<b>Carl Pavano, R</b> (1,1) ERA: 7.8	8.0	L	31	5	2	2	7	1	1	1	0	0	1	64	93	2.25	0.750				
<b>Britt Reames, R</b> (9,1) ERA: 5.84	1.0		3	0	0	0	2	0	0	0	0	0	0	8	11	0.00	0.000				

AB	31
R	2
H	5
RBI	2
BB	2
SO	9
LOB	6



Batter	1	2	3	4	5	6	7	8	9	AB	R	H	RBI	BB	SO	LOB	BOTTOM				
<b>Tim Raines, S</b> (1,7) OBP: 0.435, SLG: 0.447	F7		G3-1			S BB		G4-6-3		3	0	0	0	1	0	2	<b>New York Mets @ Montreal Expos</b> Olympic Stadium, Montreal, QB Tue Sep 25 2001, 7:05 PM EDT Att. 4,166 - Dome - 72 F				
<b>Britt Reames, R</b> (9,1) OBP: 0.316, SLG: 0.333										0	0	0	0	0	0	0					
<b>Jose Vidro, S</b> (1,4) OBP: 0.397, SLG: 0.491	F9			F7		F9			G6-3	4	0	0	0	0	1						
<b>Vladimir Guerrero, R</b> (1,9) OBP: 0.382, SLG: 0.579	G6-3			K		G6-3			G6-3	4	0	0	0	0	1	1					
<b>Orlando Cabrera, R</b> (1,6) OBP: 0.316, SLG: 0.409		F9			2B		F8		F8	4	0	1	0	0	0	0					
<b>Geoff Blum, S</b> (1,5) OBP: 0.323, SLG: 0.369		G6-3		F7						3	0	1	0	0	0	1					
<b>Lee Stevens, L</b> (1,3) OBP: 0.332, SLG: 0.440		K			F7		P5			3	0	0	0	0	1	1					
<b>Brian Schneider, L</b> (1,2) OBP: 0.391, SLG: 0.550				G3 1B		F8		L6		3	0	1	0	0	0	1					
<b>Peter Bergeron, L</b> (1,8) OBP: 0.279, SLG: 0.291			G3		G3			F8		3	0	0	0	0	1						
<b>Carl Pavano, R</b> (1,1)										2	0	0	0	0	1	1					
<b>Brad Wilkerson, L</b> (8,PH) OBP: 0.299, SLG: 0.310			K			G6-3		G4-6-3 1B		1	0	1	0	0	0	0					
<b>Inning Stats</b>	R: 0 H: 0 E: 0 K: 0 S: 6	H: 0 LOB: 0 BB: 0 P: 10	R: 0 H: 0 E: 0 K: 1 S: 12	H: 0 LOB: 0 BB: 0 P: 17	R: 0 H: 1 E: 0 K: 1 S: 9	H: 1 LOB: 1 BB: 0 P: 14	R: 0 H: 1 E: 0 K: 1 S: 9	H: 1 LOB: 1 BB: 0 P: 14	R: 0 H: 0 E: 0 K: 0 S: 8	H: 0 LOB: 1 BB: 1 P: 17	R: 0 H: 1 E: 0 K: 0 S: 7	H: 1 LOB: 1 BB: 0 P: 9	R: 0 H: 1 E: 0 K: 0 S: 8	H: 1 LOB: 0 BB: 0 P: 14	R: 0 H: 0 E: 0 K: 0 S: 8	H: 0 LOB: 0 BB: 0 P: 13	1B: 3 2B: 1 3B: 0 HR: 0	SF: 0 SAC: 0 DP: 1 HBP: 0	WP: 0 PB: 0 SB: 1 CS: 0	PA: 31	
<b>PITCHER</b>	IP	WLS	BF	H	R	ER	SO	BB	IBB	HBP	BLK	WP	HR	S	P	ERA	WHIP			ERA	WHIP
<b>Kevin Appier, R</b> (1,1) ERA: 3.69	9.0	W	31	4	0	0	3	1	0	0	0	0	0	76	119	0.00	0.556				

AB	30
R	0
H	4
RBI	0
BB	1
SO	3
LOB	9






Batter	1	2	3	4	5	6	7	8	9	AB	R	H	RBI	BB	SO	LOB	TOP					
<b>Matt Lawton, L</b> (1, 9) OBP: 0.388, SLG: 0.423	4-2 BB WP BB BB	1-2 P6		3-2 1B		0-0 2H 1B			2-3 K	4	1	2	1	1	1	0						
<b>Eduardo Alfonso, R</b> (1, 4) OBP: 0.322, SLG: 0.399	4-0 BB BB 1B BB	2-2 G6-3		0-1 F9		2-2 F8			4-1 BB	3	1	0	0	2	0	2						
<b>31 Mike Piazza, R</b> (1, 2) OBP: 0.381, SLG: 0.565	2-3 K		3-2 2B 1B		2-1 G6-3				2-3 K	1	0	0	0	0	1	2						
<b>Vance Wilson, R</b> (1, 2) OBP: 0.358, SLG: 0.375									1-0 G1-3	4	1	1	0	0	1	1						
<b>Robin Ventura, L</b> (1, 5) OBP: 0.356, SLG: 0.420	4-0 1B BB 1-2 2-3 3H		1-3 K		2-1 G4-6-3 1B				3-2 G3	3	0	1	0	1	1	1						
<b>Tsuyoshi Shinjo, R</b> (1, 7) OBP: 0.320, SLG: 0.414	4-0 1B 1-2 2-3 3H		0-3 K		2-1 G4-6-3 1-2				2-1 G3	3	0	0	1	1	1	2						
<b>Todd Zeile, R</b> (1, 3) OBP: 0.360, SLG: 0.373	0-3 K		0-0 1H 2B		4-2 1B SH1 BB				2-3 K	3	1	1	1	1	2	3						
<b>Jay Payton, R</b> (1, 8) OBP: 0.297, SLG: 0.363	1-2 FC6 1-2 2-3 3H		1-1 G4-3		1-2 F7				0-3 K	4	0	1	1	0	1	2						
<b>Rey Ordenez, R</b> (1, 6) OBP: 0.299, SLG: 0.341	1-0 FC6 1-2		2-3 K		1-0 SH1 1B 1B				0-1 G5-3	4	1	1	0	0	1	3						
<b>Glendon Rusch, L</b> (1, 1) OBP: 0.077, SLG: 0.059		2-3 K		0-0 G1-3		0-1 SH1			1-0 L5	2	0	0	1	0	1	0						
<b>Rick White, R</b> (8, 1)										0	0	0	0	0	0	0						
<b>Joe McEwing, R</b> (9, PH) OBP: 0.352, SLG: 0.465										1	0	0	0	0	0	0						
<b>Armando Benitez, R</b> (9, 1)										0	0	0	0	0	0	0						
<b>Inning Stats</b>	R: 2 E: 0 K: 2 S: 15	H: 1 LOB: 3 BB: 4 P: 35	R: 0 E: 0 K: 1 S: 11	H: 0 LOB: 0 BB: 0 P: 16	R: 1 E: 0 K: 2 S: 13	H: 2 LOB: 1 BB: 0 P: 18	R: 0 E: 0 K: 1 S: 10	H: 1 LOB: 1 BB: 0 P: 15	R: 0 E: 0 K: 0 S: 6	H: 1 LOB: 0 BB: 0 P: 12	R: 2 E: 0 K: 0 S: 13	H: 2 LOB: 1 BB: 1 P: 21	R: 0 E: 0 K: 1 S: 11	H: 0 LOB: 0 BB: 0 P: 18	R: 0 E: 0 K: 2 S: 8	H: 0 LOB: 0 BB: 0 P: 10	R: 0 E: 0 K: 1 S: 6	H: 0 LOB: 1 BB: 1 P: 14	1B: 6 2B: 1 3B: 0 HR: 0	SF: 0 SAC: 1 DP: 1 HBP: 0	WP: 1 PB: 0 SB: 0 CS: 0	PA: 39
<b>PITCHER</b>	IP	WLS	BF	H	R	ER	SO	BB	IBB	HBP	BLK	WP	HR	S	P	ERA	WHIP					
<b>Tony Armas, R</b> (1, 1) ERA: 4.05	6.0	L	29	7	5	5	6	5	0	0	0	1	0	68	117	7.50	2.000					
<b>Darwin Cubllian, R</b> (7, 1) ERA: 4.18	1.0		3	0	0	0	1	0	0	0	0	0	0	11	18	0.00	0.000					
<b>Guillermo Mota, R</b> (8, 1) ERA: 5.17	1.0		3	0	0	0	2	0	0	0	0	0	0	8	10	0.00	0.000					
<b>Joey Eischen, L</b> (9, 1) ERA: 4.23	1.0		4	0	0	0	1	1	0	0	0	0	0	6	14	0.00	1.000					

**New York Mets @ Montreal Expos**  
Olympic Stadium, Montreal, QB  
Wed Sep 26 2001, 7:05 PM EDT  
Att. 5,314 - Dome - 72 F


AB 32  
R 5  
H 7  
RBI 5  
BB 6  
SO 10  
LOB 16



Batter	1	2	3	4	5	6	7	8	9	AB	R	H	RBI	BB	SO	LOB	BOTTOM					
<b>Mike Mordecai, R</b> (1, 5) OBP: 0.327, SLG: 0.393	3-2 1B E 2B		1-1 P4		2-3 K			2-2 F8		4	1	1	0	0	1	1						
<b>Jose Vidro, S</b> (1, 4) OBP: 0.370, SLG: 0.493	1-1 E 1B		3-2 1B		1-0 F8			2-0 2B 1B		4	1	3	0	0	0	1						
<b>Vladimir Guerrero, R</b> (1, 9) OBP: 0.381, SLG: 0.576	1-0 E4 L4-6 1-3 3H		2-2 F9		1-0 K 1B			2-3 K		4	0	1	1	0	1	3						
<b>Orlando Cabrera, R</b> (1, 6) OBP: 0.316, SLG: 0.410	0-2 L4-6 2-3		1-2 F8		0-0 F9			0-1 1B 2B		4	0	1	0	0	0	4						
<b>Geoff Blum, S</b> (1, 3) OBP: 0.323, SLG: 0.368	3-2 G6-3		0-1 F8		1-3 K			0-2 K 1B		4	0	1	1	0	1	2						
<b>Mark Smith, R</b> (1, 7) OBP: 0.318, SLG: 0.381		4-2 FC3-6 BB		0-2 F9				2-1 2B		2	0	1	0	1	0	0						
<b>Terry Jones, S</b> (9, PH) OBP: 0.274, SLG: 0.311									0-3 K	1	0	0	0	0	1	0						
<b>Michael Barrett, R</b> (1, 2) OBP: 0.290, SLG: 0.366		0-0 FC3-6		0-1 G5-3				0-0 G6-3		3	0	0	0	0	0	2						
<b>Brian Schneider, L</b> (9, PH) OBP: 0.375, SLG: 0.524		1-2 K						2-2 F9		1	0	0	0	0	0	0						
<b>Peter Bergeron, L</b> (1, 8) OBP: 0.276, SLG: 0.287		2-3 K			0-0 G3			1-2 G1-3		4	0	0	0	0	2	2						
<b>Tony Armas, R</b> (1, 1) OBP: 0.154, SLG: 0.173		0-3 K			0-2 K			2-2 F7		2	0	1	0	0	1	1						
<b>Darwin Cubllian, R</b> (7, 1)										0	0	0	0	0	0	0						
<b>Ryan Minor, R</b> (7, PH) OBP: 0.258, SLG: 0.271										1	0	0	0	0	0	1						
<b>Guillermo Mota, R</b> (8, 1) OBP: 0.333, SLG: 0.333										0	0	0	0	0	0	0						
<b>Joey Eischen, L</b> (9, 1)										0	0	0	0	0	0	0						
<b>Inning Stats</b>	R: 1 E: 1 K: 0 S: 13	H: 2 LOB: 1 BB: 0 P: 21	R: 0 E: 1 K: 2 S: 10	H: 0 LOB: 1 BB: 1 P: 16	R: 0 E: 0 K: 0 S: 13	H: 1 LOB: 1 BB: 0 P: 20	R: 0 E: 0 K: 0 S: 7	H: 0 LOB: 0 BB: 0 P: 7	R: 0 E: 0 K: 1 S: 8	H: 1 LOB: 1 BB: 0 P: 11	R: 0 E: 0 K: 1 S: 5	H: 1 LOB: 1 BB: 0 P: 7	R: 0 E: 0 K: 0 S: 9	H: 1 LOB: 1 BB: 0 P: 14	R: 1 E: 0 K: 1 S: 15	H: 3 LOB: 2 BB: 0 P: 21	R: 0 E: 0 K: 2 S: 8	H: 0 LOB: 0 BB: 0 P: 10	1B: 6 2B: 4 3B: 0 HR: 0	SF: 0 SAC: 0 DP: 1 HBP: 0	WP: 0 PB: 0 SB: 0 CS: 0	PA: 35
<b>PITCHER</b>	IP	WLS	BF	H	R	ER	SO	BB	IBB	HBP	BLK	WP	HR	S	P	ERA	WHIP					
<b>Glendon Rusch, L</b> (1, 1) ERA: 4.58	7.2	W	31	8	2	2	5	1	0	0	0	0	0	77	114	2.35	1.174					
<b>Rick White, R</b> (8, 1) ERA: 3.99	0.1	H	1	1	0	0	0	0	0	0	0	0	0	3	3	0.00	3.000					
<b>Armando Benitez, R</b> (9, 1) ERA: 3.25	1.0	S	3	0	0	0	2	0	0	0	0	0	0	8	10	0.00	0.000					

**New York Mets @ Montreal Expos**  
Olympic Stadium, Montreal, QB  
Wed Sep 26 2001, 7:05 PM EDT  
Att. 5,314 - Dome - 72 F

AB 34  
R 2  
H 9  
RBI 2  
BB 1  
SO 7  
LOB 17





Batter	1	2	3	4	5	6	7	8	9	AB	R	H	RBI	BB	SO	LOB	TOP					
Matt Lawton, L (1,9) OBP: 0.390, SLG: 0.429	F9		2B		F8		1B BB	S S HBP	2B	5	1	3	1	0	0	0						
Edgardo Alfonso, R (1,4) OBP: 0.322, SLG: 0.399	2B		2B		K		P3	K	G5-3	5	1	1	0	1	2	4						
Robin Ventura, L (1,5) OBP: 0.357, SLG: 0.420	F7		2B		K		FC5 1B	K		4	0	1	2	2	2	2						
Tsuyoshi Shinjo, R (1,7) OBP: 0.320, SLG: 0.413	F8		F9		P6		FC5 1B		K	6	1	2	1	0	1	4						
Todd Zeile, R (1,3) OBP: 0.361, SLG: 0.374					F2		2B 1B			4	1	2	0	0	1	3						
Jorge Toca, R (7,3) OBP: 0.222, SLG: 0.222									E	1	1	1	0	0	0	0						
Jay Payton, R (1,8) OBP: 0.298, SLG: 0.370		G6-4-3			1B		FC5		E4	5	2	2	0	0	0	6						
Vance Wilson, R (1,5) OBP: 0.351, SLG: 0.463	P4				F9			FC4-6	2B	2	0	0	0	0	0	0	AB 45					
Rey Ordóñez, R (1,6) OBP: 0.300, SLG: 0.342					F9				K	2	0	1	0	0	0	0	R 12					
Dicky Gonzalez, R (4,1) OBP: 0.143, SLG: 0.100										0	0	0	0	0	0	0	H 19					
Lenny Harris, L (6,PH) OBP: 0.252, SLG: 0.252										0	0	0	0	0	0	0	RBI 12					
Joe McEwing, R (6,PH) OBP: 0.351, SLG: 0.463										1	0	0	0	0	1	1	BB 3					
Jason Phillips, R (6,2)										2	1	0	0	0	1	2	SO 8					
Bruce Chen, L (1,1) OBP: 0.130, SLG: 0.130										1	0	0	0	0	0	0	LOB 23					
Desi Relaford, S (4,6) OBP: 0.369, SLG: 0.472										4	3	3	3	0	0	0						
<b>Inning Stats</b>	R: 0 E: 0 K: 0 S: 9	H: 1 LOB: 1 BB: 0 P: 13	R: 0 E: 0 K: 0 S: 11	H: 1 LOB: 0 BB: 0 P: 16	R: 2 E: 0 K: 0 S: 12	H: 2 LOB: 1 BB: 1 P: 22	R: 0 E: 0 K: 0 S: 8	H: 2 LOB: 2 BB: 0 P: 10	R: 0 E: 0 K: 1 S: 8	H: 0 LOB: 0 BB: 0 P: 11	R: 2 E: 0 K: 2 S: 18	H: 3 LOB: 1 BB: 0 P: 29	R: 1 E: 0 K: 1 S: 13	H: 3 LOB: 3 BB: 1 P: 23	R: 2 E: 0 K: 2 S: 16	H: 2 LOB: 1 BB: 0 P: 24	R: 5 E: 1 K: 2 S: 29	H: 5 LOB: 2 BB: 1 P: 51	1B: 8 2B: 10 3B: 0 HR: 1	SF: 0 SAC: 0 DP: 1 HBP: 1	WP: 0 PB: 0 SB: 2 CS: 0	PA: 49
<b>PITCHER</b>	IP WLS BF H R ER SO BB IBB HBP BLK WP HR S P ERA WHIP																					
Tomo Ohka, R (1,1) ERA: 5.79	5.2	25	9	4	4	2	1	0	0	0	0	0	0	63	95	6.35	1.765					
Joey Eschen, L (6,1) ERA: 4.18	0.1	H	1	0	0	0	0	0	0	0	0	0	0	3	6	0.00	0.000					
Scott Stewart, L (7,1) ERA: 4.12	0.0	2	2	1	1	0	0	0	0	0	0	0	2	2	∞	∞	∞					
Britt Reames, R (7,1) ERA: 5.77	1.0	H	5	1	0	0	1	0	0	0	0	0	11	21	0.00	2.000						
Scott Strickland, R (8,1) ERA: 3.46	0.2	L	5	2	2	2	1	0	0	1	12	17	27.00	3.000								

**New York Mets @ Montreal Expos**  
Olympic Stadium, Montreal, QB  
Thu Sep 27 2001, 5:35 PM EDT  
Att. 6,968 - Dome - 72 F

AB	45
R	12
H	19
RBI	12
BB	3
SO	8
LOB	23



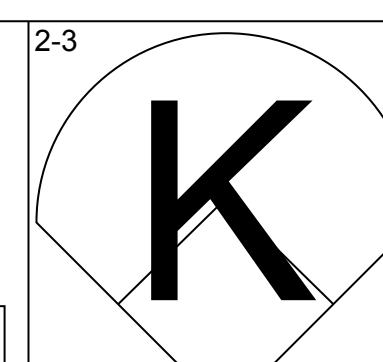
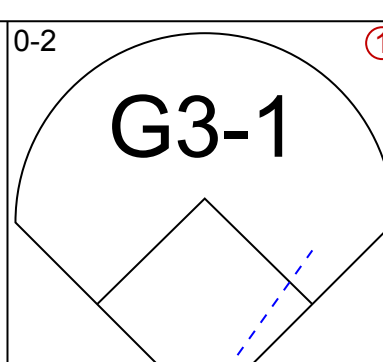
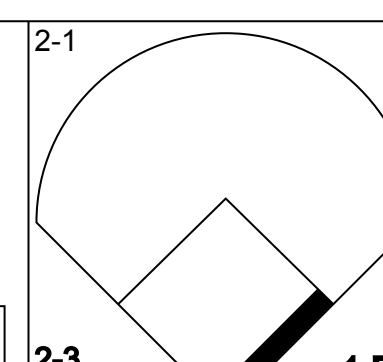
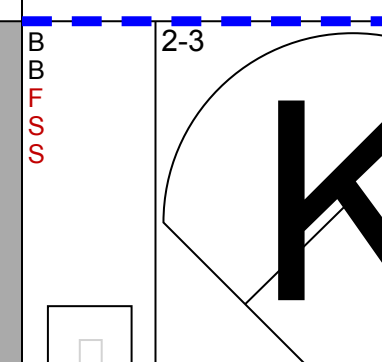
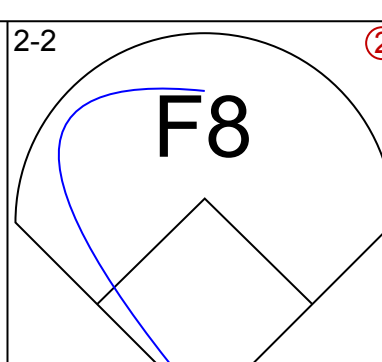
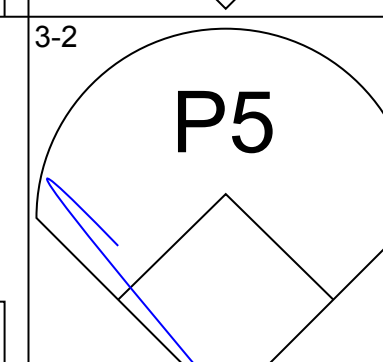
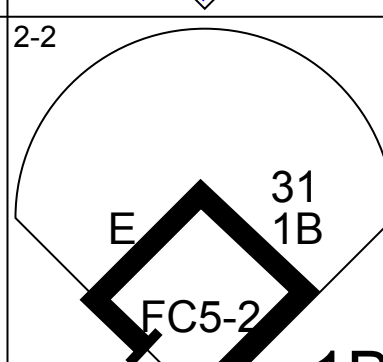
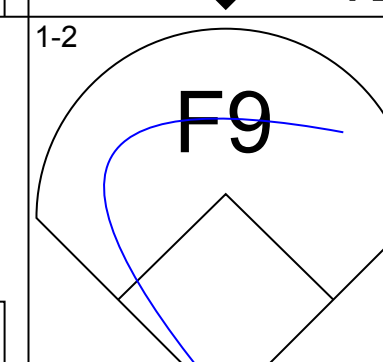
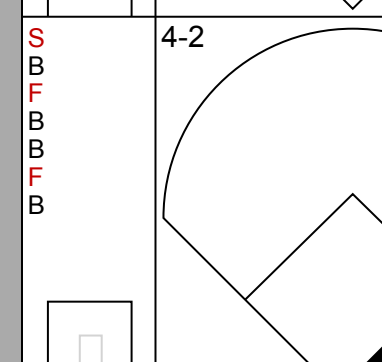
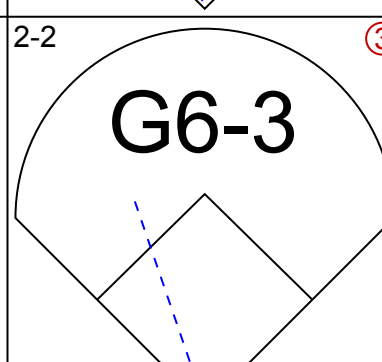
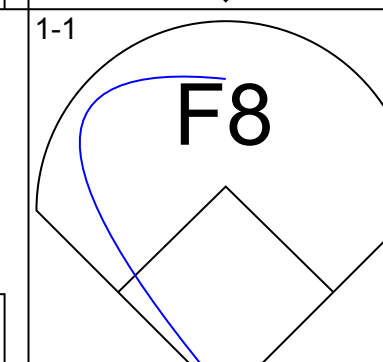
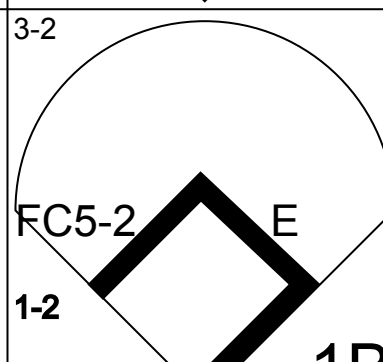
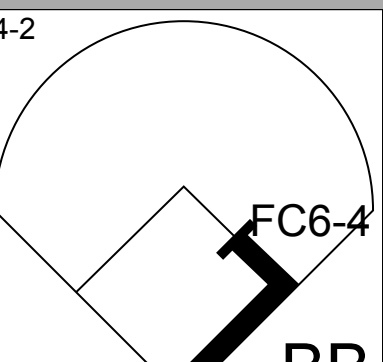
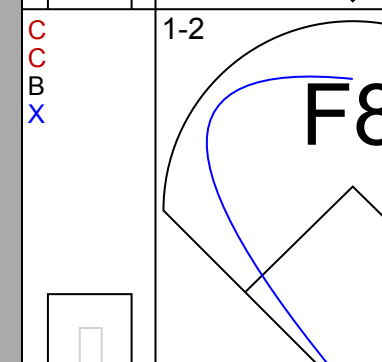
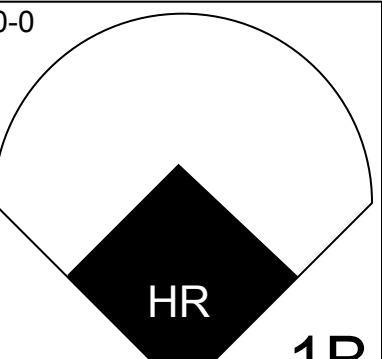
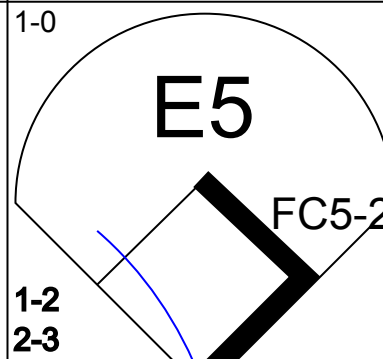
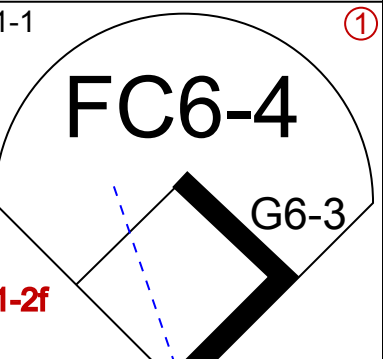
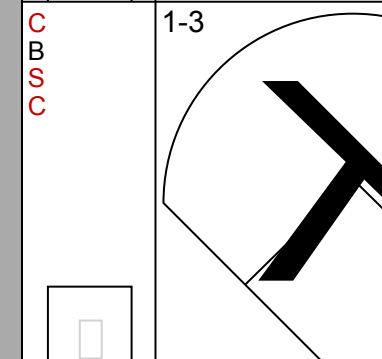
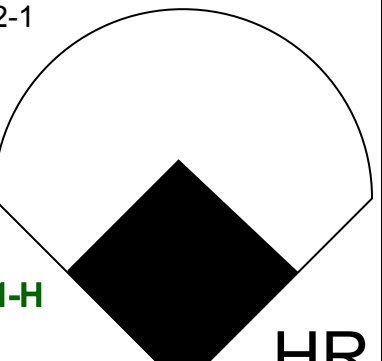
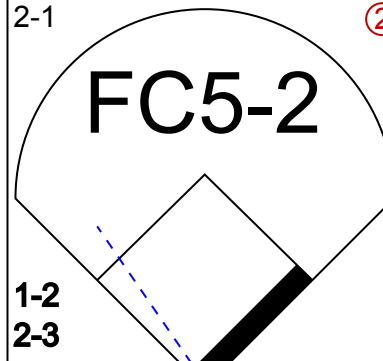
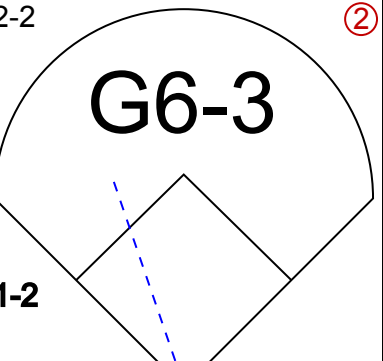
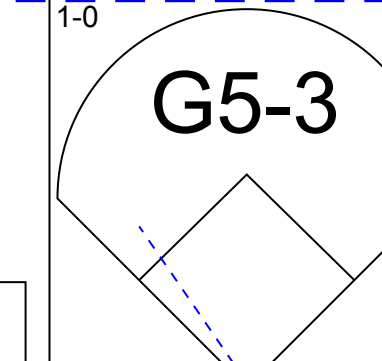
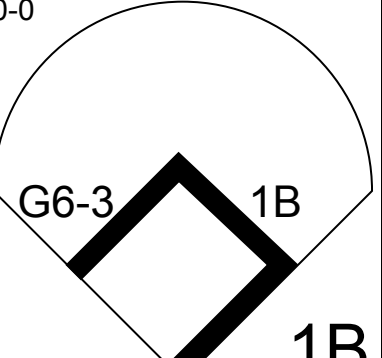
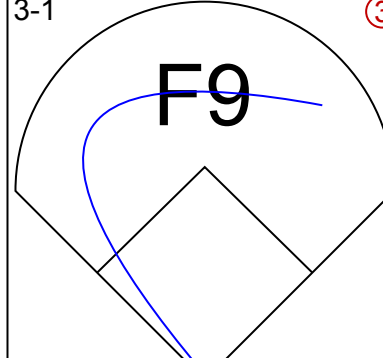
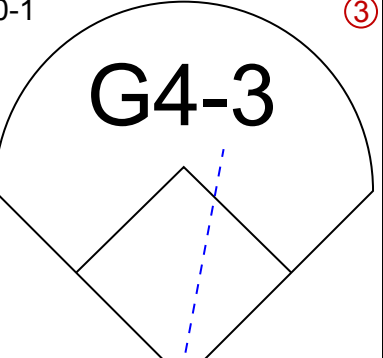
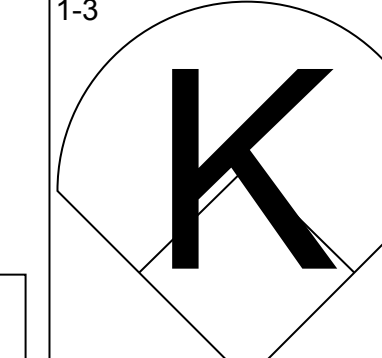
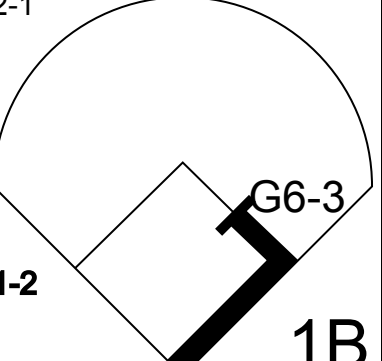
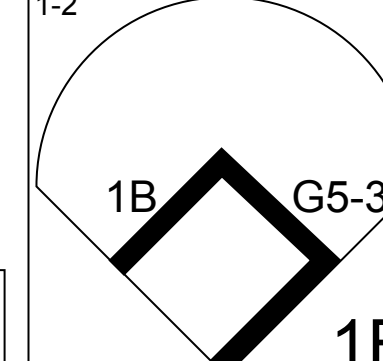
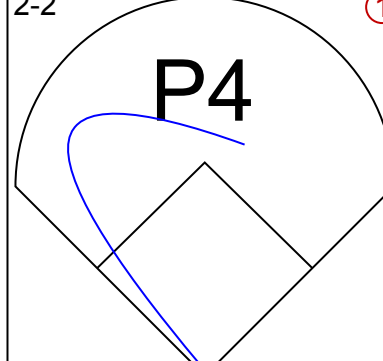
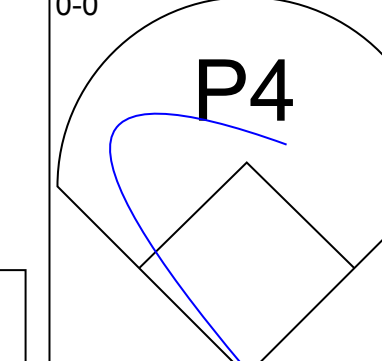
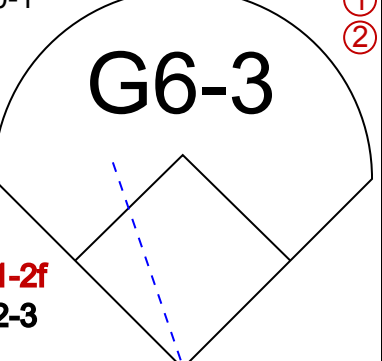
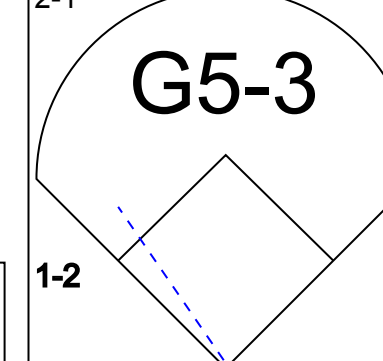
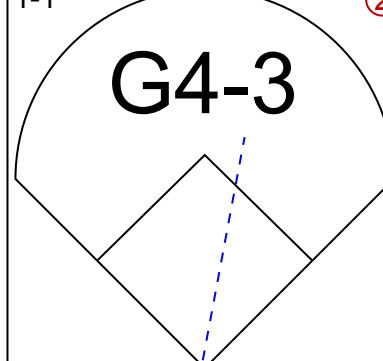
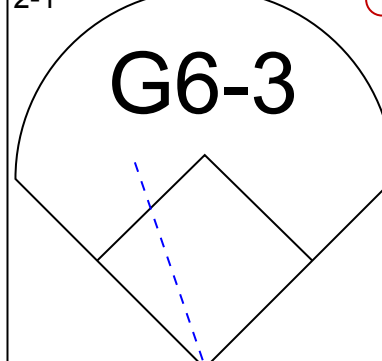
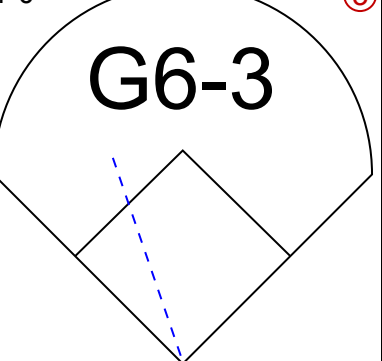
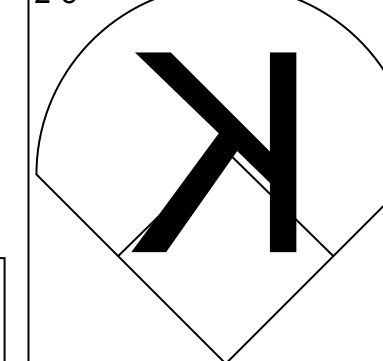
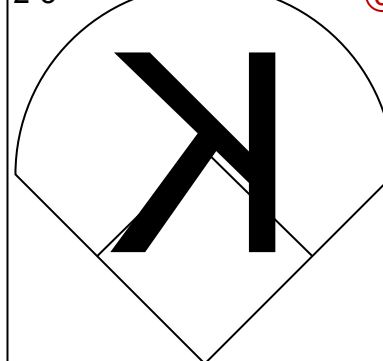

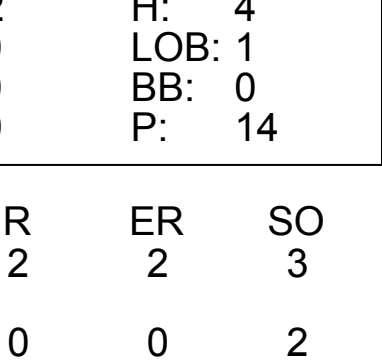
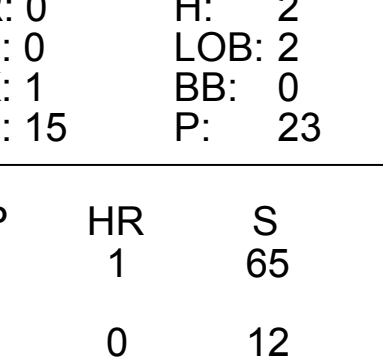
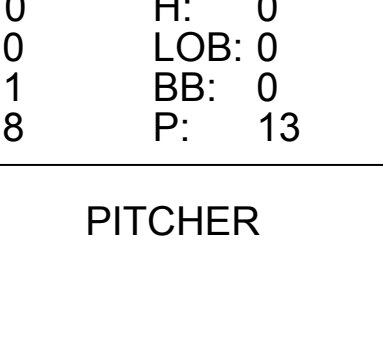
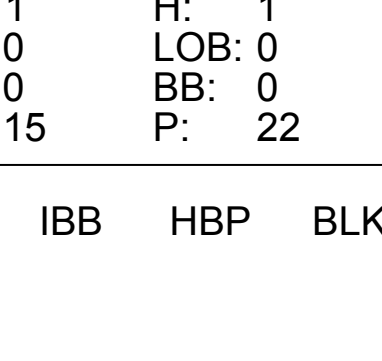










Batter	1	2	3	4	5	6	7	8	9	AB	R	H	RBI	BB	SO	LOB	BOTTOM					
Mike Mordecai, R (1,5) OBP: 0.324, SLG: 0.389	F8				L8		G6-3		G5-4-3	5	0	1	1	0	0	1						
Jose Vidro, S (1,4) OBP: 0.371, SLG: 0.493	1B				G6-3		2B		F7	4	1	1	0	1	0	2						
Vladimir Guerrero, R (1,9) OBP: 0.382, SLG: 0.575	E5				K		IBB			3	1	1	0	1	2	0						
Orlando Cabrera, R (1,6) OBP: 0.317, SLG: 0.415	1B						K			4	1	2	2	0	1	2						
Mark Smith, R (1,8) OBP: 0.318, SLG: 0.379	SF7						G6-3			1	1	0	0	1	0	0						
Joey Eschen, L (6,1) ERA: 4.18										0	0	0	0	0	0	0						
Scott Stewart, L (7,1) ERA: 4.12										0	0	0	0	0	0	0						
Britt Reames, R (7,1) ERA: 5.77										0	0	0	0	0	0	0						
Tim Raines, S (7,PH) OBP: 0.369, SLG: 0.442										1	0	0	0	0	0	2						
Scott Strickland, R (8,1) ERA: 3.46										0	0	0	0	0	0	0						
Graeme Lloyd, L (8,1) ERA: 4.38										0	0	0	0	0	0	0						
Darwin Cubillan, R (9,1) ERA: 4.38										0	0	0	0	0	0	0						
Lee Stevens, L (1,3) OBP: 0.331, SLG: 0.444	CS						K		G3	4	1	1	2	0	1	0						
Geoff Blum, S (1,7) OBP: 0.322, SLG: 0.367										4	1	1	0	0	0	0						
Michael Barrett, R (1,2) OBP: 0.290, SLG: 0.367										4	0	1	0	0	0	1						
Tomo Ohka, S (1,1) OBP: 0.125, SLG: 0.125										2	0	1	0	0	1	1						
Peter Bergeron, L (6,8) OBP: 0.277, SLG: 0.289										2	0	1	0	0	1	0						
<b>Inning Stats</b>	R: 2 E: 1 K: 0 S: 10	H: 2 LOB: 0 BB: 1 P: 17	R: 1 E: 0 K: 0 S: 10	H: 3 LOB: 2 BB: 0 P: 15	R: 3 E: 0 K: 2 S: 19	H: 3 LOB: 1 BB: 1 P: 33	R: 0 E: 0 K: 1 S: 7	H: 0 LOB: 0 BB: 0 P: 10	R: 0 E: 0 K: 1 S: 9	H: 0 LOB: 0 BB: 0 P: 14	R: 0 E: 0 K: 1 S: 8	H: 0 LOB: 0 BB: 0 P: 11	R: 0 E: 0 K: 1 S: 13	H: 1 LOB: 2 BB: 1 P: 19	R: 0 E: 0 K: 0 S: 6	H: 0 LOB: 0 BB: 0 P: 13	R: 0 E: 0 K: 0 S: 6	H: 1 LOB: 0 BB: 0 P: 11	1B: 6 2B: 2 3B: 0 HR: 2	SF: 1 SAC: 0 DP: 1 HBP: 0	WP: 0 PB: 0 SB: 0 CS: 1	PA: 39
<b>PITCHER</b>	IP WLS BF H R ER SO BB IBB HBP BLK WP HR S P ERA WHIP																					
Bruce Chen, L (1,1) ERA: 4.76	3.0	18	8	6	5	2	2	0	0	0	0	0	16	24	0.00	0.000						
Dicky Gonzalez, R (4,1) ERA: 4.74	2.0	6	0	0	0	2	0	0	0	0	0	0	8	11	0.00	0.000						
Grant Roberts, R (6,1) ERA: 2.96	1.0	3	0	0	0	1	0	0	0	0	0	0	8	11	0.00	0.000						
Rick White, R (7,1) ERA: 3.93	1.0	W	5	1	0	0	1	0	1	0	0	0	13	19	0.00	1.000						
John Franco, L (8,1) ERA: 3.71	1.0	H	3	0	0	0	0	0	0	0	0	0	6	13	0.00	0.000						

**New York Mets @ Montreal Expos**  
Olympic Stadium, Montreal, QB  
Thu Sep 27 2001, 5:35 PM EDT  
Att. 6,968 - Dome - 72 F

AB	34
R	6
H	10
RBI	6
BB	3
SO	6
LOB	9



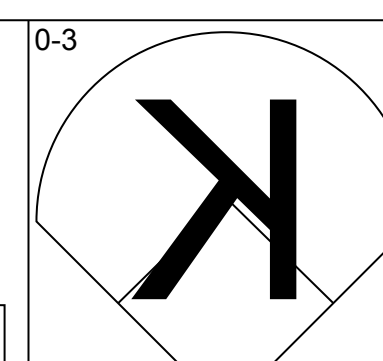
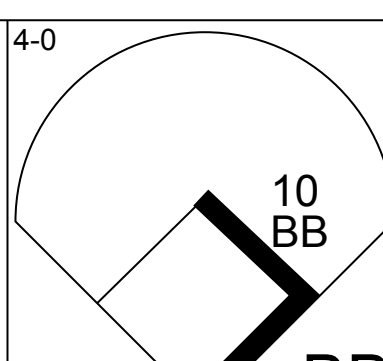
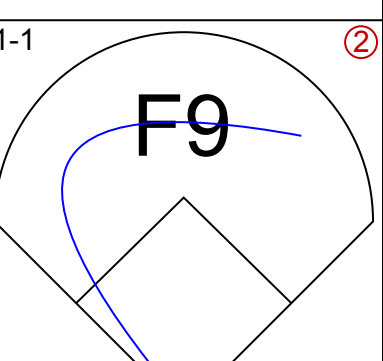
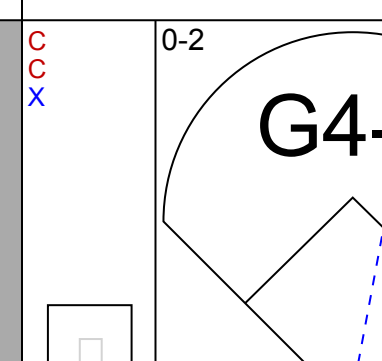
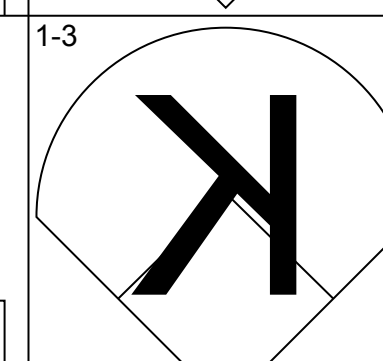
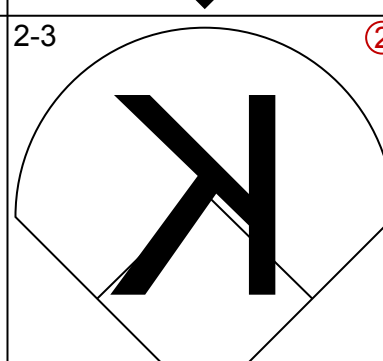
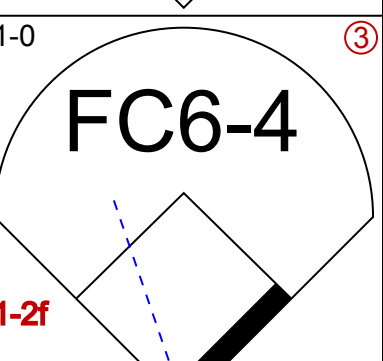
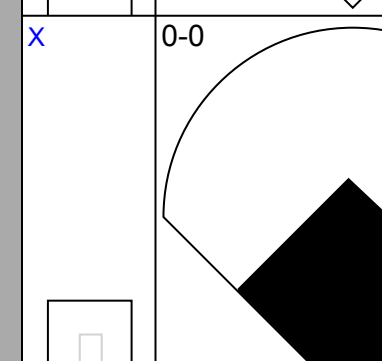
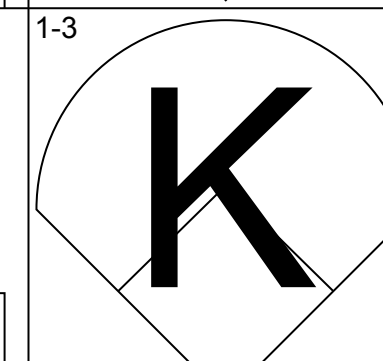
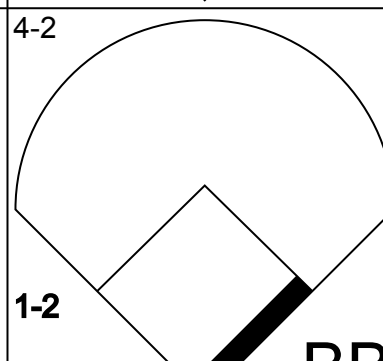

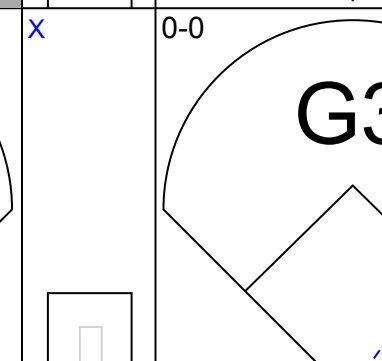
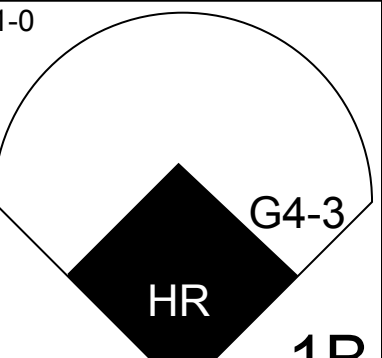
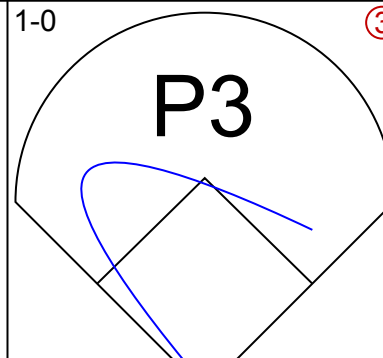

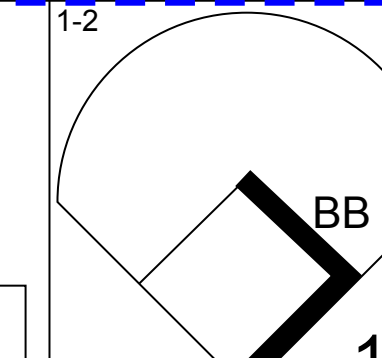
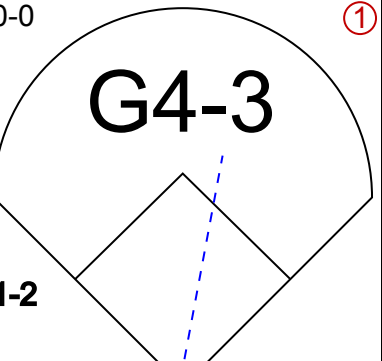
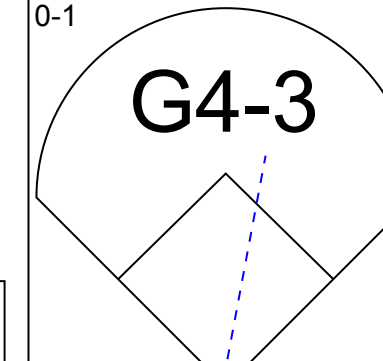
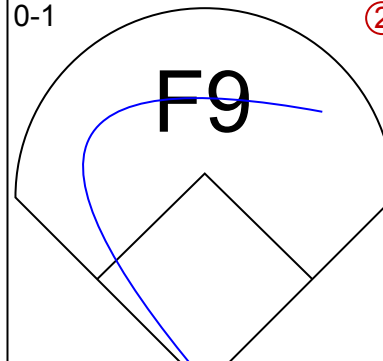
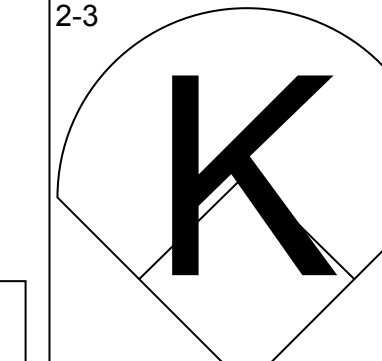
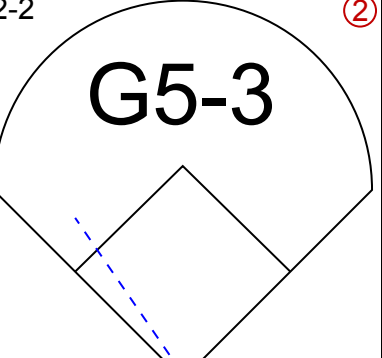
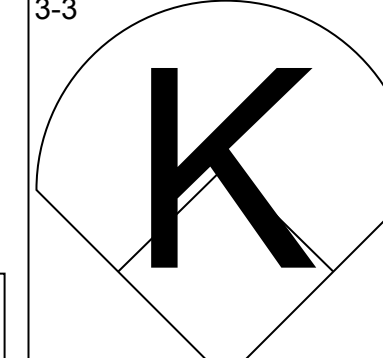
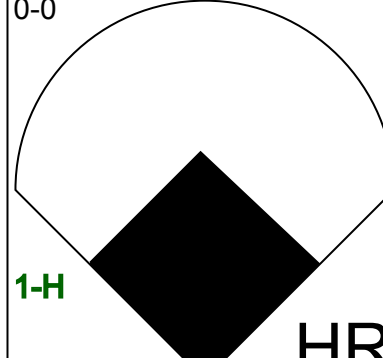
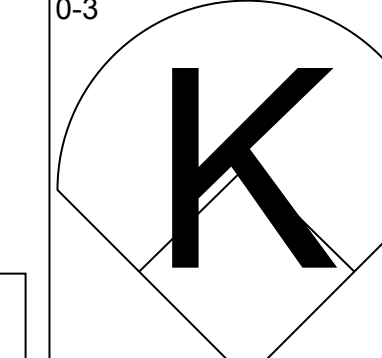
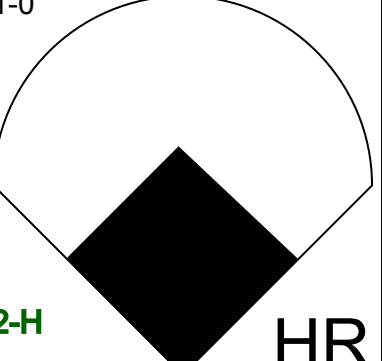
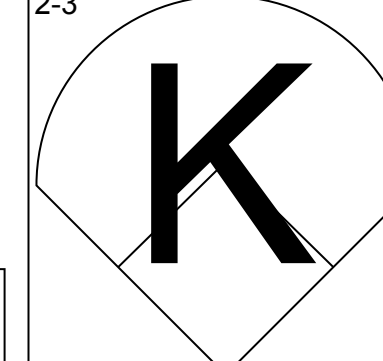
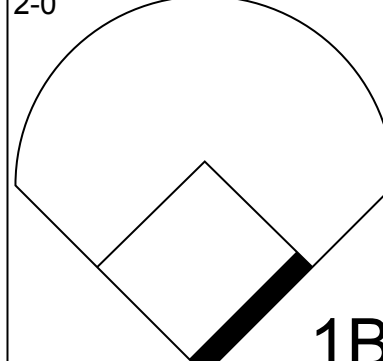
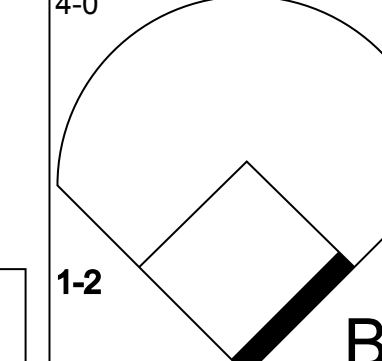
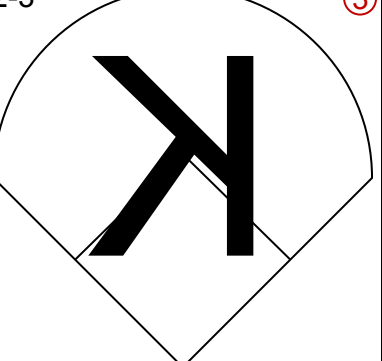

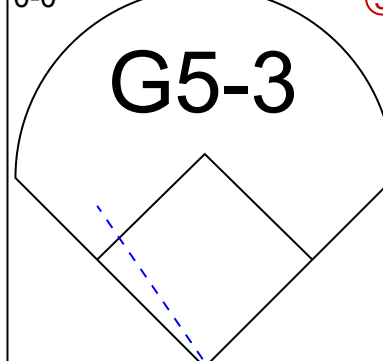
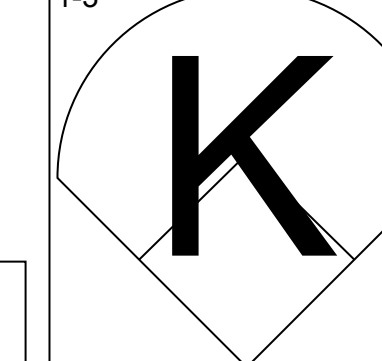
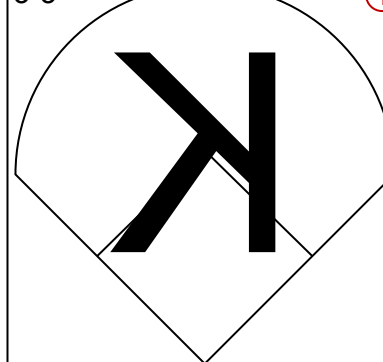
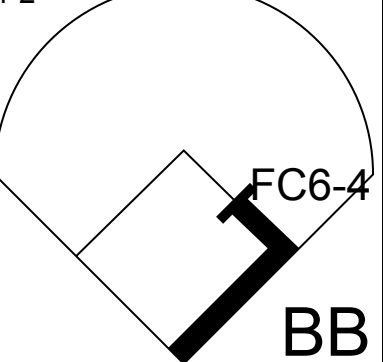
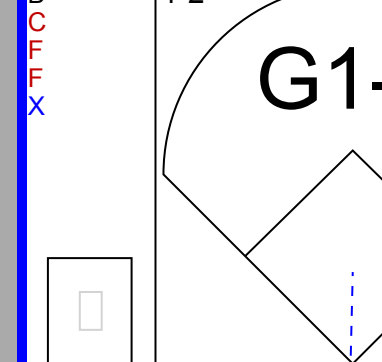


Batter	1	2	3	4	5	6	7	8	9	AB	R	H	RBI	BB	SO	LOB	TOP										
<b>Matt Lawton, L</b> OBP: 0.389, SLG: 0.427 (1, 9)										5	0	1	0	0	2	0											
<b>Eduardo Alfonso, R</b> OBP: 0.323, SLG: 0.398 (1, 4)										4	0	1	0	1	0	2											
<b>31 Mike Piazza, R</b> OBP: 0.383, SLG: 0.566 (1, 2)										3	0	1	0	1	0	1											
<b>Tsuyoshi Shinjo, R</b> OBP: 0.320, SLG: 0.411 (1, 7)										4	1	1	0	0	1	4											
<b>Todd Zeile, R</b> OBP: 0.360, SLG: 0.379 (1, 3)										4	1	1	2	0	0	4											
<b>Jay Payton, R</b> OBP: 0.298, SLG: 0.368 (1, 8)										4	0	1	0	0	1	4											
<b>Joe McEwing, R</b> OBP: 0.354, SLG: 0.465 (8, PH)										3	0	2	0	0	0	0											
<b>Desi Relaford, S</b> OBP: 0.368, SLG: 0.470 (8, 5)										1	0	0	0	0	0	0											
<b>Rey Ordonez, R</b> OBP: 0.298, SLG: 0.339 (9, PH)										3	0	0	0	0	0	3											
<b>Lenny Harris, L</b> OBP: 0.250, SLG: 0.250 (9, PH)										0	0	0	0	0	0	0											
<b>Steve Trachsel, R</b> OBP: 0.151, SLG: 0.170 (1, 1)										3	0	0	0	0	2	2											
<b>Grant Roberts, R</b> (8, 1)										0	0	0	0	0	0	0											
<b>Timo Perez, L</b> OBP: 0.296, SLG: 0.367 (9, PH)										1	1	1	1	0	0	0											
<b>Inning Stats</b>	R: 0 E: 0 K: 1 S: 9	H: 0 LOB: 0 BB: 0 P: 15	R: 2 E: 0 K: 0 S: 9	H: 4 LOB: 1 BB: 0 P: 14	R: 0 E: 1 K: 0 S: 14	H: 2 LOB: 2 BB: 0 P: 25	R: 0 E: 0 K: 1 S: 15	H: 2 LOB: 1 BB: 1 P: 23	R: 0 E: 0 K: 0 S: 10	H: 0 LOB: 0 BB: 0 P: 17	R: 0 E: 0 K: 1 S: 8	H: 0 LOB: 0 BB: 0 P: 13	R: 0 E: 0 K: 1 S: 12	H: 0 LOB: 1 BB: 1 P: 20	R: 0 E: 0 K: 1 S: 7	H: 0 LOB: 0 BB: 0 P: 9	R: 1 E: 0 K: 0 S: 15	H: 1 LOB: 0 BB: 0 P: 22	1B: 7 2B: 0 3B: 0 HR: 2	SF: 0 SAC: 0 DP: 1 HBP: 0	WP: 0 PB: 0 CS: 0	PA: 38					
<b>PITCHER</b>	IP	WLS	BF	H	R	ER	SO	BB	IBB	HBP	BLK	WP	HR	S	P	ERA	WHIP										
<b>Tom Glavine, L</b> ERA: 3.59 (1, 1)	6.0	W	27	8	2	2	3	1	0	0	0	0	1	65	107	3.00	1.500										
<b>Rudy Seanez, R</b> ERA: 3.0 (7, 1)	1.0	H	4	0	0	0	2	1	0	0	0	0	0	12	20	0.00	1.000										
<b>Steve Karsay, R</b> ERA: 2.09 (8, 1)	1.0	H	3	0	0	0	1	0	0	0	0	0	0	7	9	0.00	0.000										
<b>29 John Smoltz, R</b> ERA: 3.38 (9, 1)	1.0	S	4	1	1	1	0	0	0	0	0	0	1	15	22	9.00	1.000										

**New York Mets @ Atlanta Braves**  
Turner Field, Atlanta, GA  
Fri Sep 28 2001, 7:35 PM EDT  
Att: 43,664 - Sunny - 73 F

AB 36  
R 3  
H 9  
RBI 3  
BB 2  
SO 6  
LOB 20



Batter	1	2	3	4	5	6	7	8	9	AB	R	H	RBI	BB	SO	LOB	BOTTOM										
<b>Marcus Giles, R</b> OBP: 0.331, SLG: 0.417 (1, 4)										3	0	0	0	1	1	1											
<b>Julio Franco, R</b> OBP: 0.365, SLG: 0.415 (1, 3)										4	1	1	1	0	2	2											
<b>10 Chipper Jones, S</b> OBP: 0.422, SLG: 0.597 (1, 5)										3	0	0	0	1	1	0											
<b>Brian Jordan, R</b> OBP: 0.334, SLG: 0.483 (1, 9)										4	2	3	0	0	0	2											
<b>B.J. Surhoff, L</b> OBP: 0.320, SLG: 0.411 (1, 7)										4	0	0	0	0	1	3											
<b>Andruw Jones, R</b> OBP: 0.313, SLG: 0.470 (1, 8)										4	1	1	2	0	2	2											
<b>Javy Lopez, R</b> OBP: 0.323, SLG: 0.428 (1, 2)										3	1	2	2	1	1	0											
<b>Rey Sanchez, R</b> OBP: 0.307, SLG: 0.343 (1, 6)										4	0	0	0	0	2	3											
<b>Tom Glavine, L</b> OBP: 0.186, SLG: 0.164 (1, 1)										1	0	0	0	1	1	0											
<b>Rudy Seanez, R</b> (7, 1)										0	0	0	0	0	0	0											
<b>Dave Martinez, L</b> OBP: 0.348, SLG: 0.384 (7, PH)										1	0	0	0	0	0	0											
<b>Steve Karsay, R</b> (8, 1)										0	0	0	0	0	0	0											
<b>29 John Smoltz, R</b> (9, 1)										0	0	0	0	0	0	0											
<b>Inning Stats</b>	R: 0 E: 0 K: 3 S: 10	H: 0 LOB: 0 BB: 0 P: 12	R: 2 E: 0 K: 1 S: 10	H: 2 LOB: 0 BB: 0 P: 16	R: 0 E: 0 K: 2 S: 11	H: 0 LOB: 2 BB: 2 P: 25	R: 0 E: 0 K: 2 S: 8	H: 0 LOB: 0 BB: 0 P: 13	R: 0 E: 0 K: 0 S: 8	H: 3 LOB: 1 BB: 1 P: 15	R: 1 E: 0 K: 0 S: 9	H: 1 LOB: 0 BB: 0 P: 10	R: 0 E: 0 K: 3 S: 14	H: 1 LOB: 2 BB: 1 P: 21	1B: 4 2B: 0 3B: 0 HR: 3	SF: 0 SAC: 0 DP: 0 HBP: 0	WP: 0 PB: 0 CS: 1	PA: 35									
<b>PITCHER</b>	IP	WLS	BF	H	R	ER	SO	BB	IBB	HBP	BLK	WP	HR	S	P	ERA	WHIP										
<b>Steve Trachsel, R</b> ERA: 4.7 (1, 1)	7.0	L	30	6	5	5	8	3	0	0	0	0	3	67	106	6.43	1.286										
<b>Grant Roberts, R</b> ERA: 2.84 (8, 1)	1.0		5	1	0	0	3	1	0	0	0	0	0	14	21	0.00	2.000										

**New York Mets @ Atlanta Braves**  
Turner Field, Atlanta, GA  
Fri Sep 28 2001, 7:35 PM EDT  
Att: 43,664 - Sunny - 73 F

AB 31  
R 5  
H 7  
RBI 5  
BB 4  
SO 11  
LOB 13









Batter	1	2	3	4	5	6	7	8	9	AB	R	H	RBI	BB	SO	LOB	TOP								
<b>Matt Lawton, L</b> OBP: 0.388, SLG: 0.422	4-1 HR BB		3-1 P5		1-1 F8		2-1 G4-3	0-2 G4-3		4	1	0	0	1	0	3	<b>New York Mets @ Atlanta Braves</b> Turner Field, Atlanta, GA Sun Sep.30.2001, 1:05 PM EDT Att: 42,677 - Cloudy - 68 F								
<b>Eduardo Alfonzo, R</b> OBP: 0.324, SLG: 0.410	0-2 HR		1-0 HR		1-1 F9			3-2 1B 1B	1-2 L5	5	3	3	3	0	0	1									
<b>31 Mike Piazza, R</b> OBP: 0.366, SLG: 0.576 <b>Alex Escobar, R</b> OBP: 0.256, SLG: 0.324 <b>Vance Wilson, R</b> OBP: 0.345, SLG: 0.360	0-1 HR		1-3 K		0-0 B5-3 1B			2-2 1B 1B	2-0 2B	5	2	4	1	0	1	0									
<b>Robin Ventura, L</b> OBP: 0.359, SLG: 0.417	1-1 G3-1		2-3 K		0-1 F7			1-0 BB 1B E 1B	4-1 IBB	4	1	1	1	1	1	1									
<b>Tsuyoshi Shinjo, R</b> OBP: 0.320, SLG: 0.408	3-2 F8			0-1 G6-3		1-1 B5-3		0-1 E BB 1B	1-0 F3	5	1	1	1	0	0	3									
<b>Todd Zeile, R</b> OBP: 0.356, SLG: 0.374	2-3 K			2-1 F8		1-3 K		1-2 3H SF8 E 1B	1-3 K	4	1	0	0	1	3	3									
<b>Jay Payton, R</b> OBP: 0.299, SLG: 0.369		0-1 L8		0-0 G6-3			0-1 S 1B	3-2 FC4 SF9		4	0	1	0	0	0	2									
<b>Desi Relaford, S</b> OBP: 0.363, SLG: 0.466 <b>Rey Ordóñez, R</b> OBP: 0.300, SLG: 0.339		0-2 F7			0-3 K		1-3 K	0-0 SF8		3	0	0	1	0	2	1									
<b>Kevin Appier, R</b> OBP: 0.131, SLG: 0.102 <b>Tino Martinez, R</b> OBP: 0.298, SLG: 0.385 <b>Jerrold Riggan, R</b> ERA: 3.18 <b>Lenny Harris, L</b> ERA: 3.55 <b>Joe McEwing, R</b> OBP: 0.250, SLG: 0.454 <b>Grant Roberts, R</b> ERA: 3.91 <b>Dicky Gonzalez, R</b> ERA: 4.66 <b>Armando Benitez, R</b> ERA: 3.77		0-1 G3-1			1-2 1B		3-2 F7	3-2 SF9		2	0	1	0	0	0	0									
<b>Inning Stats</b>	R: 3 E: 0 K: 1 S: 17	H: 2 LOB: 0 BB: 1 P: 27	R: 0 E: 0 K: 0 S: 7	H: 0 LOB: 0 BB: 0 P: 7	R: 1 E: 0 K: 2 S: 9	H: 1 LOB: 0 BB: 0 P: 16	R: 0 E: 0 K: 0 S: 5	H: 0 LOB: 0 BB: 0 P: 7	R: 0 E: 0 K: 1 S: 10	H: 1 LOB: 1 BB: 0 P: 13	R: 0 E: 0 K: 1 S: 8	H: 1 LOB: 1 BB: 0 P: 10	R: 0 E: 0 K: 1 S: 13	H: 1 LOB: 1 BB: 0 P: 18	R: 5 E: 1 K: 0 S: 27	H: 4 LOB: 1 BB: 1 P: 43		R: 0 E: 0 K: 1 S: 9	H: 1 LOB: 2 BB: 1 P: 18	1B: 7 2B: 1 3B: 0 HR: 3	SF: 2 SAC: 0 DP: 0 HBP: 0	WP: 0 PB: 0 SB: 1 CS: 0	PA: 42		
<b>PITCHER</b>	IP	WLS	BF	H	R	ER	SO	BB	IBB	HBP	BLK	WP	HR	S	P	ERA	WHIP								
<b>Kevin Millwood, R</b> ERA: 4.3	(1.1)	5.0	L	20	4	4	4	1	0	0	0	0	0	3	48	7.20	1.000								
<b>Kerry Ligtenberg, R</b> ERA: 3.18	(6.1)	1.0		4	1	0	0	0	0	0	0	0	0	8	10	0.00	1.000								
<b>Rudy Seanez, R</b> ERA: 2.91	(7.1)	1.0		4	1	0	0	0	0	0	0	0	0	13	18	0.00	1.000								
<b>Steve Karsay, R</b> ERA: 2.41	(8.1)	0.0		4	4	4	3	0	0	0	0	0	0	14	20	=	=								
<b>Steve Reed, R</b> ERA: 3.61	(8.1)	0.1		3	0	0	0	0	1	0	0	0	0	6	13	0.00	3.000								
<b>PITCHER</b>	IP	WLS	BF	H	R	ER	SO	BB	IBB	HBP	BLK	WP	HR	S	P	ERA	WHIP								
<b>Odalis Perez, L</b> ERA: 4.97	(8.1)	0.2		2	0	1	0	0	0	0	0	0	0	7	10	0.00	0.000								
<b>Tim Spooneybarger, R</b> ERA:	(8.1)	1.0		5	1	0	0	1	0	1	0	0	0	9	18	0.00	1.000								

AB 37  
R 9  
H 11  
RBI 8  
BB 3  
SO 7  
LOB 15



Batter	1	2	3	4	5	6	7	8	9	AB	R	H	RBI	BB	SO	LOB	BOTTOM									
<b>Keith Lockhart, L</b> OBP: 0.289, SLG: 0.302	1-0 G6-3		3-2 F9			2-1 F7	1-2 G3		3-3 K	5	0	0	0	0	1	1	<b>New York Mets @ Atlanta Braves</b> Turner Field, Atlanta, GA Sun Sep.30.2001, 1:05 PM EDT Att: 42,677 - Cloudy - 68 F									
<b>Dave Martinez, L</b> OBP: 0.344, SLG: 0.376	1-1 F2			1-3 K		2-2 F7		4-0 10 1B HR BB	1-3 K	4	1	0	0	1	2	0										
<b>10 Chipper Jones, S</b> OBP: 0.425, SLG: 0.600	0-0 1B			2-1 F8		0-2 2B 2B		1-1 1B 1B		4	2	3	0	0	0	0										
<b>Brian Jordan, R</b> OBP: 0.334, SLG: 0.494	3-2 F8			0-0 G5-3		3-2 1B 2B		0-1 1B HR		4	2	2	4	0	0	1										
<b>B.J. Surhoff, L</b> OBP: 0.321, SLG: 0.412		1-3 K2-3			3-2 E S 1B 1B	2-2 1B 1B		2-1 G4-3		4	1	2	1	0	1	0										
<b>Andruw Jones, R</b> OBP: 0.311, SLG: 0.465		0-0 F9			1-2 L7	3-3 K		1-3 K		4	0	0	0	0	2	2										
<b>Javy Lopez, R</b> OBP: 0.322, SLG: 0.425 <b>Paul Bako, L</b> OBP: 0.284, SLG: 0.315		2-2 G4-3			3-3 K		0-2 G1-4-3		0-0 1B	3	0	0	0	0	1	1										
<b>Rey Sanchez, R</b> OBP: 0.305, SLG: 0.340			2-2 L6		0-0 1B		1-3 K	2-2 G6-3		4	0	1	1	0	1	1										
<b>Kevin Millwood, R</b> ERA: 4.3 <b>Ken Caminiti, S</b> ERA: 3.55 <b>Kerry Ligtenberg, R</b> ERA: 3.18 <b>Rudy Seanez, R</b> ERA: 2.91 <b>Wilson Betemit, S</b> ERA: 3.55 <b>Steve Karsay, R</b> ERA: 2.41 <b>Steve Reed, R</b> ERA: 3.61 <b>Odalis Perez, L</b> ERA: 4.97 <b>Tim Spooneybarger, R</b> ERA:		0-0 G6-3			2-1 G3		4-1 BB		1-3 K	1	0	0	0	0	0	0										
<b>Inning Stats</b>	R: 0 E: 0 K: 0 S: 7	H: 1 LOB: 1 BB: 0 P: 12	R: 0 E: 0 K: 1 S: 7	H: 0 LOB: 0 BB: 0 P: 10	R: 0 E: 0 K: 0 S: 10	H: 0 LOB: 0 BB: 0 P: 15	R: 0 E: 0 K: 1 S: 6	H: 0 LOB: 0 BB: 0 P: 9	R: 1 E: 1 K: 1 S: 15	H: 2 LOB: 1 BB: 0 P: 24	R: 2 E: 0 K: 1 S: 18	H: 3 LOB: 1 BB: 0 P: 30	R: 0 E: 0 K: 1 S: 12	H: 0 LOB: 1 BB: 1 P: 18	R: 0 E: 0 K: 1 S: 13	H: 3 LOB: 1 BB: 1 P: 23		R: 0 E: 0 K: 3 S: 11	H: 0 LOB: 0 BB: 0 P: 16	1B: 6 2B: 2 3B: 0 HR: 1	SF: 0 SAC: 0 DP: 0 HBP: 0	WP: 0 PB: 0 SB: 1 CS: 0	PA: 38			
<b>PITCHER</b>	IP	WLS	BF	H	R	ER	SO	BB	IBB	HBP	BLK	WP	HR	S	P	ERA	WHIP									
<b>Kevin Appier, R</b> ERA: 3.71	(1.1)	6.0	W	24	6	3	3	4	0	0	0	0	0	12	18	0.00	1.000									
<b>Jerrold Riggan, R</b> ERA: 3.55	(7.1)	1.0	H	4	0	0	0	1	1	0	0	0	0	1	4	9	=	=								
<b>Grant Roberts, R</b> ERA: 3.91	(8.1)	0.0		3	2	3	3	0	1	0	0	0	0	1	4	9	=	=								
<b>Dicky Gonzalez, R</b> ERA: 4.66	(8.1)	1.0	H	4	1	0	0	1	0	0	0	0	0	9	14	0.00	1.000									
<b>Armando Benitez, R</b> ERA: 3.77	(9.1)	1.0	S	3	0	0	0	3	0	0	0	0	0	11	16	0.00	0.000									

AB 36  
R 6  
H 9  
RBI 6  
BB 2  
SO 9  
LOB 7





Batter	1	2	3	4	5	6	7	8	9	AB	R	H	RBI	BB	SO	LOB	TOP										
18 Jason Kendall, R OBP: 0.338, SLG: 0.362	1-2 F3		0-0 G6-3	3-3 K				4-1 IBB	1-0 G5-3	4	0	0	0	1	1	3											
2 Jack Wilson, R OBP: 0.291, SLG: 0.304	1-1 1B		1-1 G6-3		0-1 F9	0-1 F8			1-3 K	5	0	1	0	0	1	2											
Brian Giles, L OBP: 0.402, SLG: 0.601	1-1 F7		3-2 G4-3		1-1 F7		0-1 1B			4	0	1	0	0	0	1											
Aramis Ramirez, R OBP: 0.351, SLG: 0.541	1-3 K			1-1 1B SF7 2B	1-2 F5		2-2 1B	1-2 CS 1B		4	1	2	0	0	1	1											
Craig Wilson, R OBP: 0.387, SLG: 0.589		2-0 HR 1B		0-1 1B BB 1B		0-0 1B S 1B		2-3 SAFE K		4	2	3	0	0	1	2											
Chad Hermansen, R OBP: 0.167, SLG: 0.250				3-2 SF7 1B		2-2 1B SF9 1B		0-3 K		0	0	0	0	0	0	0											
Gary Matthews, S OBP: 0.325, SLG: 0.388		0-0 HR		3-2 SF7 1B		2-2 1B SF9 1B		0-3 K		3	2	2	3	0	1	0											
Kevin Young, R OBP: 0.308, SLG: 0.391	0-0 F8			1-2 1B BB		1-1 1B SF9 1B		1-1 F8		3	0	1	1	1	0	0											
Mendy López, R OBP: 0.268, SLG: 0.300	1-3 K			0-0 F8		1-3 3-H 1B SF9		1-3 K		3	0	0	1	0	2	2											
Jimmy Anderson, L OBP: 0.164, SLG: 0.138		0-1 G6-3		0-1 G6-3		0-3 K		1-3 K		3	0	1	0	0	1	2											
Rob Mackowiak, L OBP: 0.330, SLG: 0.433										1	0	0	0	0	1	0											
Rich Loiselle, R OBP: 0.143, SLG: 0.100										0	0	0	0	0	0	0											
Scott Sauerbeck, R OBP: 0.143, SLG: 0.100										0	0	0	0	0	0	0											
<b>Inning Stats</b>	R: 0 E: 0 K: 1 S: 10	H: 1 LOB: 1 BB: 0 P: 14	R: 2 E: 1 K: 1 S: 8	H: 2 LOB: 0 BB: 0 P: 11	R: 0 E: 0 K: 0 S: 6	H: 0 LOB: 0 BB: 0 P: 10	R: 1 E: 0 K: 1 S: 14	H: 3 LOB: 3 BB: 1 P: 25	R: 0 E: 0 K: 0 S: 7	H: 0 LOB: 0 BB: 0 P: 9	R: 2 E: 0 K: 1 S: 16	H: 3 LOB: 2 BB: 1 P: 24	R: 0 E: 0 K: 1 S: 11	H: 2 LOB: 1 BB: 0 P: 15	R: 0 E: 0 K: 2 S: 9	H: 0 LOB: 0 BB: 0 P: 11	R: 0 E: 0 K: 2 S: 8	H: 0 LOB: 0 BB: 0 P: 11	1B: 9 2B: 1 3B: 0 HR: 1	SF: 2 SAC: 0 DP: 1 HBP: 0	WP: 0 PB: 0 SB: 0 CS: 1	PA: 38					
<b>PITCHER</b>	IP	WLS	BF	H	R	ER	SO	BB	IBB	HBP	BLK	WP	HR	S	P	ERA	WHIP										
Glendon Rusch, L ERA: 4.6	5.0	L	22	6	3	3	3	1	0	0	0	0	1	45	69	5.40	1.400										
Dicky Gonzalez, R ERA: 4.89	1.0		9	5	2	2	1	0	1	0	0	0	0	21	31	18.00	5.000										
Jerrold Riggan, R ERA: 3.47	1.0		1	0	0	0	1	0	0	0	0	0	0	6	8	0.00	0.000										
Rick White, R ERA: 3.88	1.0		3	0	0	0	2	0	0	0	0	0	0	9	11	0.00	0.000										
Donne Wall, R ERA: 4.65	1.0		3	0	0	0	2	0	0	0	0	0	0	8	11	0.00	0.000										

Pittsburgh Pirates @ New York Mets  
Shea Stadium, Flushing, NY  
Mon Oct 01 2001, 7:10 PM EDT  
Att: 6,315 - Cloudy - 58 F

AB	34
R	5
H	11
RBI	5
BB	2
SO	9
LOB	13



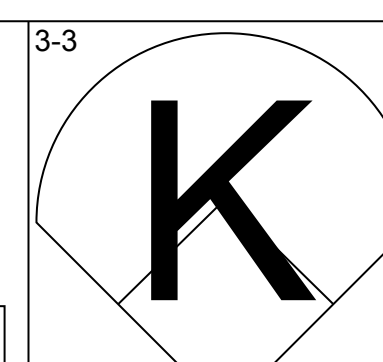
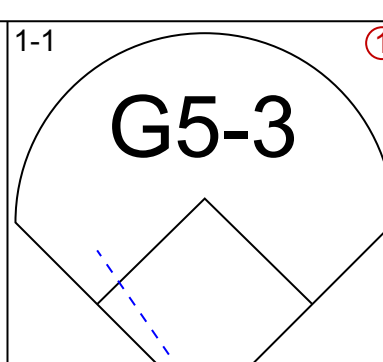
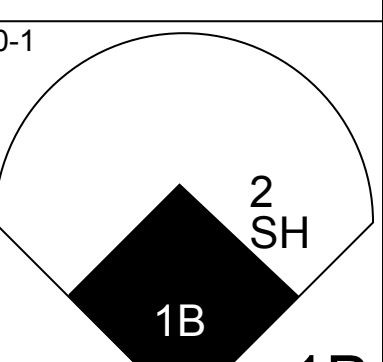
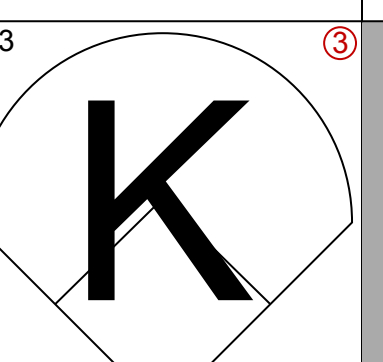
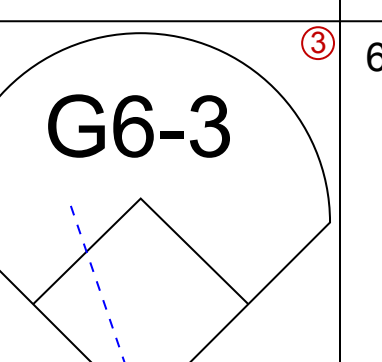
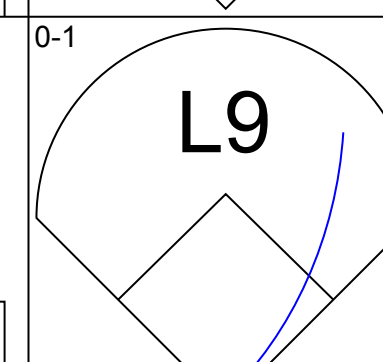
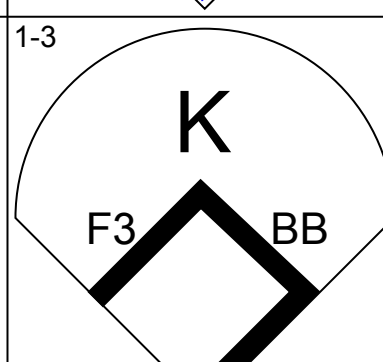
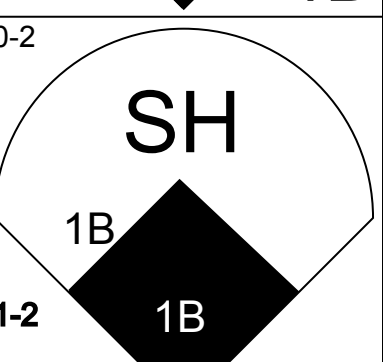


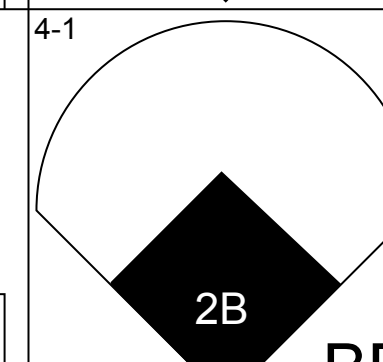
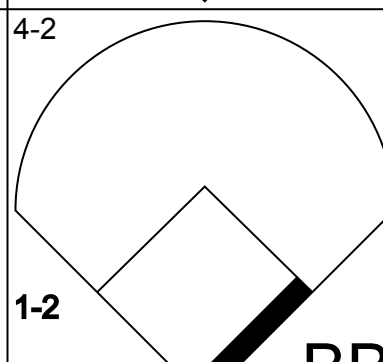
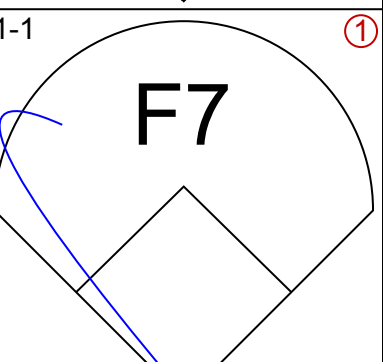


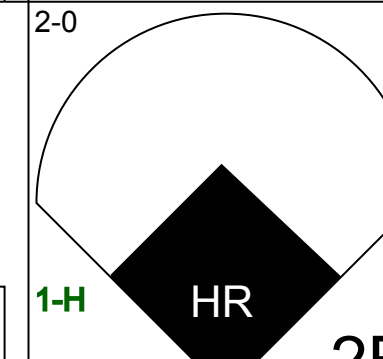
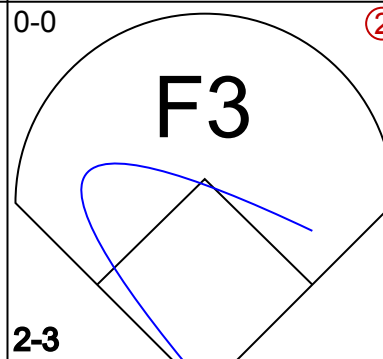
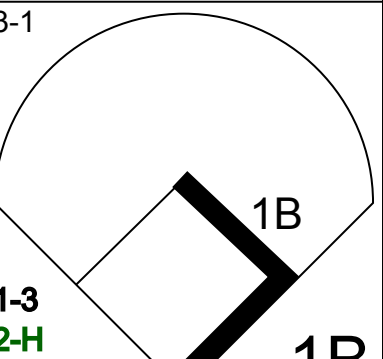


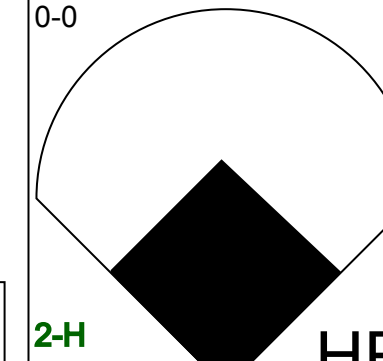
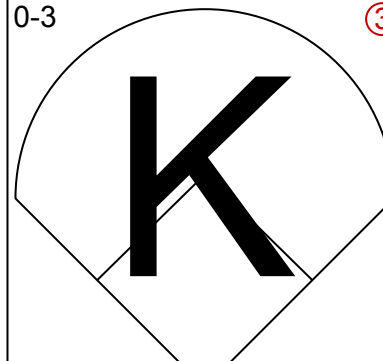
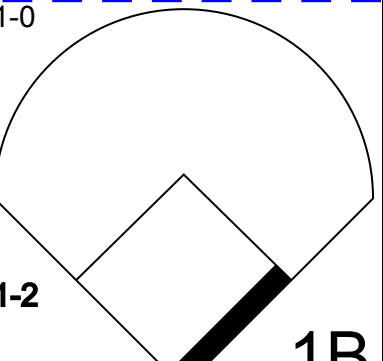


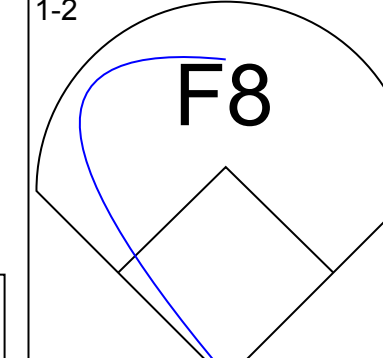
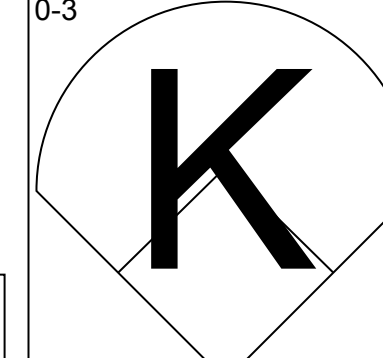
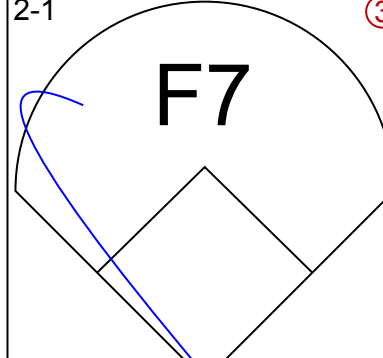

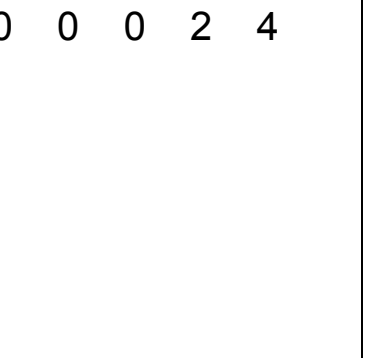
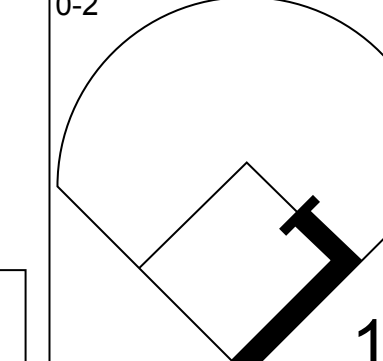
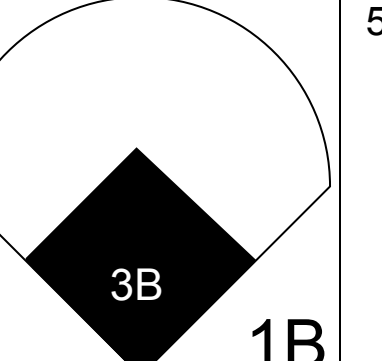


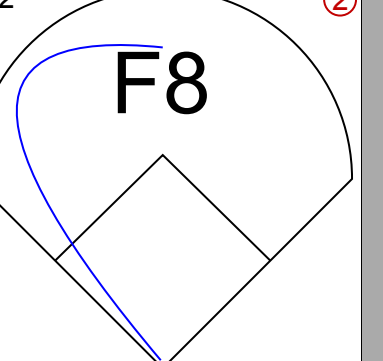
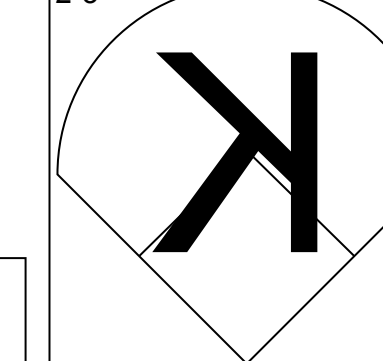
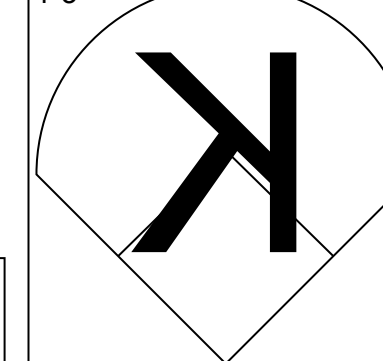
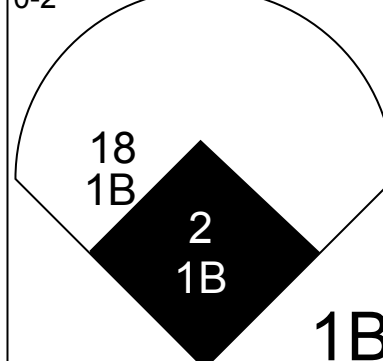
Batter	1	2	3	4	5	6	7	8	9	AB	R	H	RBI	BB	SO	LOB	BOTTOM										
Matt Lawton, L OBP: 0.385, SLG: 0.419	2-2 G3		0-0 G4-3		1-0 F8			1-1 G4-3		4	0	0	0	0	0	0											
Edgardo Alfonzo, R OBP: 0.323, SLG: 0.407	3-2 G5-3		1-0 F8		1-1 F7			4-2 31 G5-4-3 BB		3	0	0	0	1	0	0											
31 Mike Piazza, R OBP: 0.385, SLG: 0.576	2-2 G5-3		0-0 2B			3-3 K		0-1 G5-4-3		4	0	1	0	0	1	1											
Tsuyoshi Shinjo, R OBP: 0.319, SLG: 0.407		3-2 F9	3-2 F8			1-0 E6		3-1 F7 BB 1B		4	0	1	0	0	0	1											
Todd Zeile, R OBP: 0.359, SLG: 0.373		2-1 2B 1B		0-3 K		2-1 F9		4-1 G4-6-3 BB		3	1	1	0	1	1	1											
Robin Ventura, L OBP: 0.380, SLG: 0.422		1-0 F8 1-H 2B		3-1 2B		2-0 G1-3		1-2 F7		4	0	2	1	0	0	3											
Jay Payton, R OBP: 0.296, SLG: 0.364		0-0 F8		2-0 F7			0-3 K		2-0 G4-6-3	4	0	0	0	0	1	4											
Rey Ordóñez, R OBP: 0.300, SLG: 0.338		4-0 IBB		1-2 G3			1-1 F2			2	0	0	0	1	0	1											
Glendon Rusch, L OBP: 0.275, SLG: 0.258		1-1 G1-3			0-0 G4-3		2-2 F9			1	0	0	0	0	0	2											
Alex Escobar, R OBP: 0.296, SLG: 0.316										1	0	0	0	0	0	0											
Dicky Gonzalez, R OBP: 0.143, SLG: 0.100										0	0	0	0	0	0	0											
Jerrold Riggan, R OBP: 0.143, SLG: 0.100										0	0	0	0	0	0	0											
Joe Mauer, R OBP: 0.357, SLG: 0.442										1	0	0	0	0	0	0											
Rick White, R OBP: 0.143, SLG: 0.100										0	0	0	0	0	0	0											
Donne Wall, R OBP: 0.143, SLG: 0.100										0	0	0	0	0	0	0											
<b>Inning Stats</b>	R: 0 E: 0 K: 0 S: 11	H: 0 LOB: 0 BB: 0 P: 18	R: 1 E: 0 K: 0 S: 9	H: 2 LOB: 2 BB: 1 P: 20	R: 0 E: 0 K: 0 S: 7	H: 1 LOB: 1 BB: 0 P: 11	R: 0 E: 0 K: 1 S: 9	H: 1 LOB: 1 BB: 0 P: 15	R: 0 E: 0 K: 0 S: 4	H: 0 LOB: 0 BB: 0 P: 6	R: 0 E: 0 K: 1 S: 8	H: 0 LOB: 0 BB: 0 P: 16	R: 0 E: 0 K: 1 S: 9	H: 0 LOB: 0 BB: 0 P: 12	R: 0 E: 0 K: 0 S: 8	H: 0 LOB: 0 BB: 1 P: 13	R: 0 E: 0 K: 0 S: 7	H: 1 LOB: 1 BB: 1 P: 17	1B: 2 2B: 3 3B: 0 HR: 0	SF: 0 SAC: 0 DP: 2 HBP: 0	WP: 0 PB: 0 SB: 0 CS: 0	PA: 34					
<b>PITCHER</b>	IP	WLS	BF	H	R	ER	SO	BB	IBB	HBP	BLK	WP	HR	S	P	ERA	WHIP										
Jimmy Anderson, L ERA: 5.17	8.0	W	30	4	1	1	3	1	0	0	0	0	0	65	111	1.12	0.625										
Rich Loiselle, R ERA: 11.65	0.0		2	1	0	0	0	1	0	0	0	0	0	3	10	∞	∞										
Scott Sauerbeck, L ERA: 4.92	1.0	S	2	0	0	0	0	0	0	0	0	0	0	4	7	0.00	0.000										

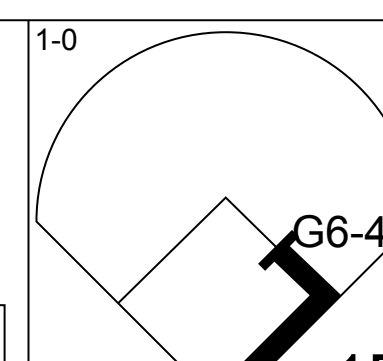
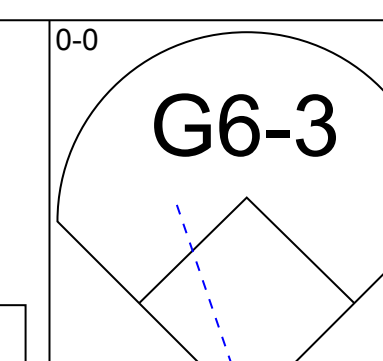
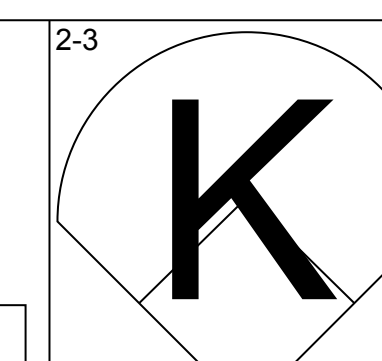
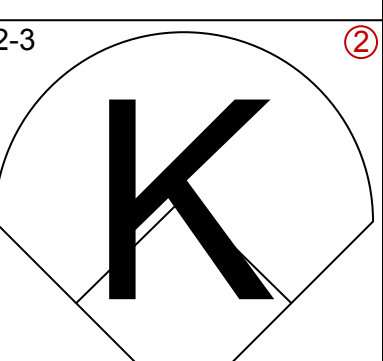
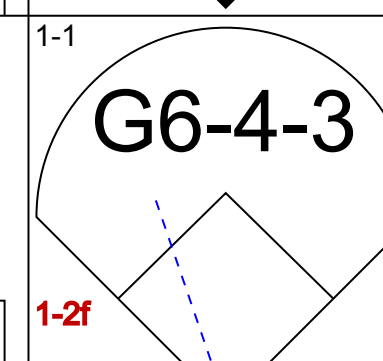
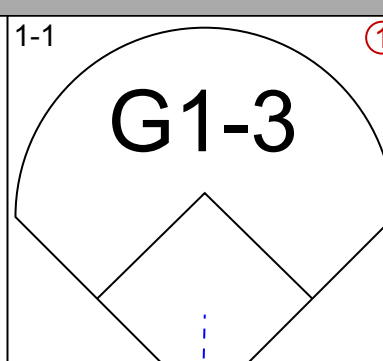
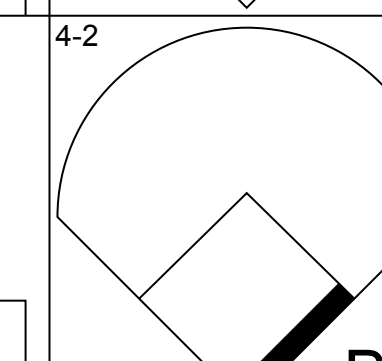
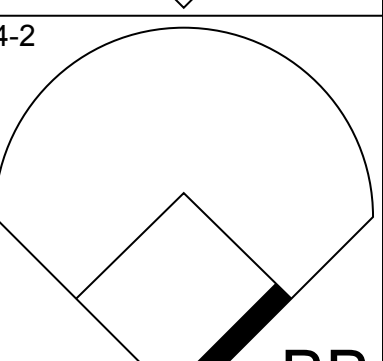
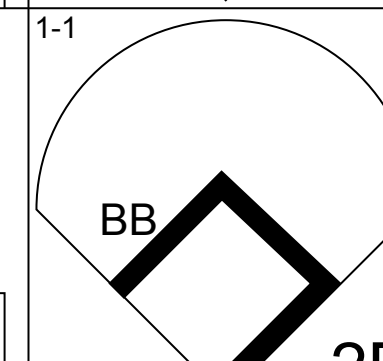
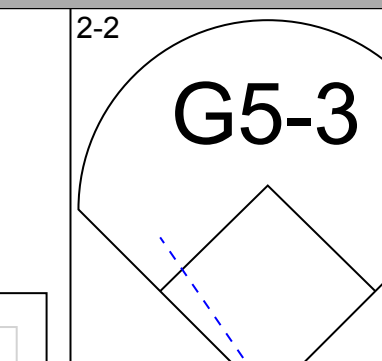
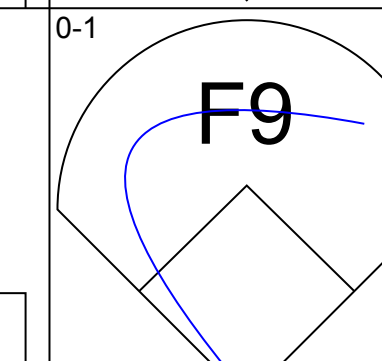
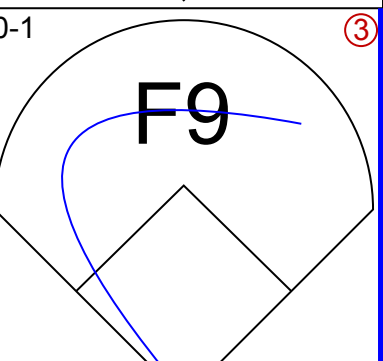
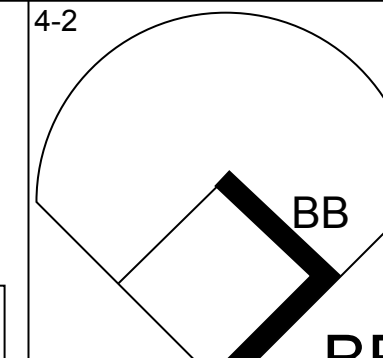
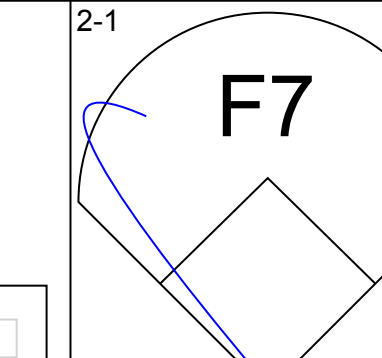
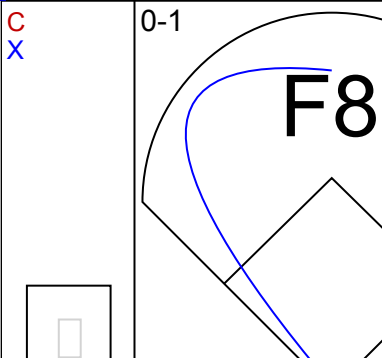

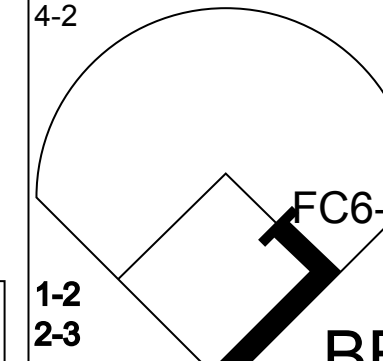
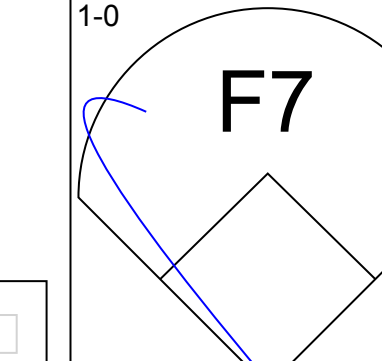
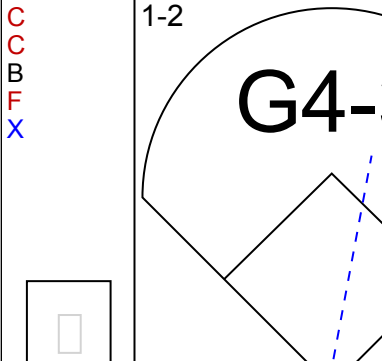

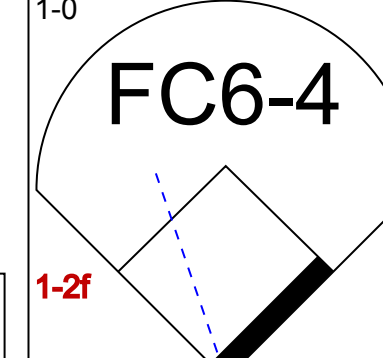
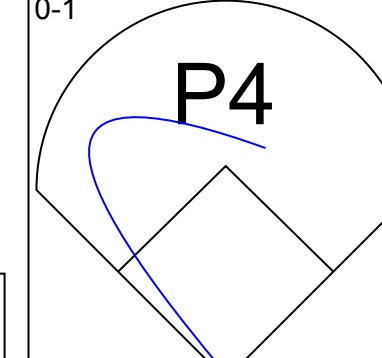
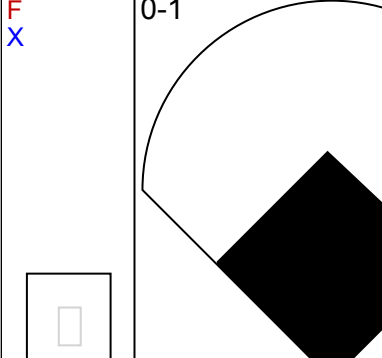

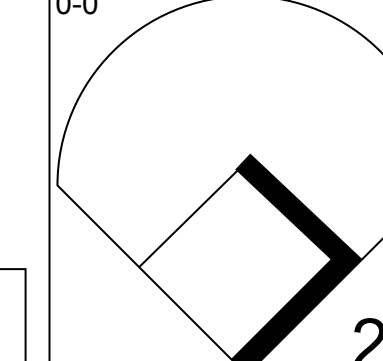
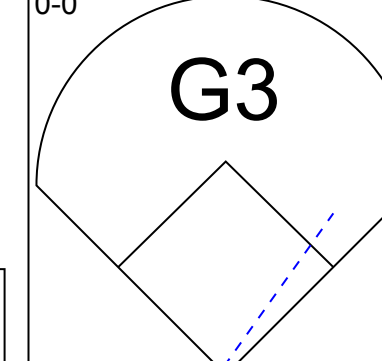


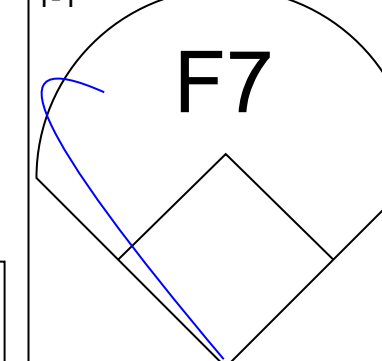
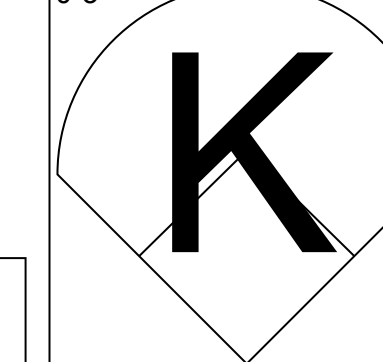

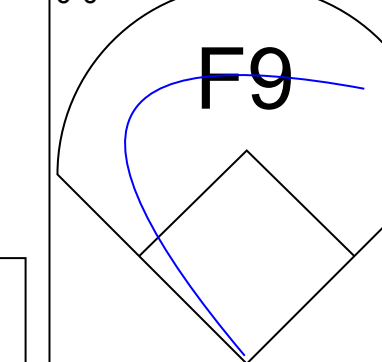
Pittsburgh Pirates @ New York Mets  
Shea Stadium, Flushing, NY  
Mon Oct 01 2001, 7:10 PM EDT  
Att: 6,315 - Cloudy - 58 F

AB	31
R	1
H	5
RBI	1
BB	3
SO	3
LOB	13





Batter	1	2	3	4	5	6	7	8	9	AB	R	H	RBI	BB	SO	LOB	TOP				
18 Jason Kendall, R OBP: 0.338, SLG: 0.362										6	2	2	0	0	2	1	<b>Pittsburgh Pirates @ New York Mets</b> Shea Stadium, Flushing, NY Tue Oct 02 2001, 7:10 PM EDT Att: 8,058 - Sunny - 71 F				
2 Jack Wilson, R OBP: 0.261, SLG: 0.303										4	2	1	1	0	2	0					
Brian Giles, L OBP: 0.404, SLG: 0.599 Adam Hyzdu, R OBP: 0.240, SLG: 0.423										2	1	0	0	3	0	2					
Aramis Ramirez, R OBP: 0.353, SLG: 0.543										5	1	3	2	0	0	4					
Craig Wilson, R OBP: 0.393, SLG: 0.609 Chad Hermansen, R OBP: 0.167, SLG: 0.250										5	1	3	4	0	2	3					
Gary Matthews, S OBP: 0.325, SLG: 0.383										5	0	0	0	0	2	4					
Kevin Young, R OBP: 0.308, SLG: 0.391										5	1	2	0	0	1	2					
Mendy López, R OBP: 0.295, SLG: 0.382										5	2	3	1	0	0	0					
Bronson Arroyo, R OBP: 0.087, SLG: 0.048										4	0	1	1	0	3	2					
<b>Inning Stats</b>	R: 3 E: 0 K: 1 S: 15	H: 2 LOB: 0 BB: 1 P: 25	R: 0 E: 0 K: 1 S: 9	H: 1 LOB: 0 BB: 0 P: 13	R: 0 E: 0 K: 2 S: 13	H: 0 LOB: 2 BB: 1 P: 19	R: 0 E: 0 K: 2 S: 9	H: 1 LOB: 1 BB: 0 P: 14	R: 2 E: 1 K: 1 S: 15	H: 3 LOB: 2 BB: 1 P: 22	R: 0 E: 0 K: 1 S: 8	H: 1 LOB: 1 BB: 0 P: 11	R: 0 E: 0 K: 2 S: 10	H: 1 LOB: 1 BB: 0 P: 14	R: 2 E: 0 K: 1 S: 14	H: 2 LOB: 0 BB: 0 P: 22	1B: 11 2B: 2 3B: 1 HR: 1	SF: 1 SAC: 1 DP: 0 HBP: 0	WP: 1 PB: 0 SB: 0 CS: 0	PA: 46	
<b>PITCHER</b>	IP	WLS	BF	H	R	ER	SO	BB	IBB	HBP	BLK	WP	HR	S	P	ERA	WHIP				
Bruce Chen, L ERA: 4.87	4.1	L	22	6	5	4	6	2	0	0	0	1	1	55	84	8.31	1.846				
Grant Roberts, R ERA: 3.81	0.2		3	1	0	0	1	0	0	0	0	0	0	6	9	0.00	1.500				
Mark Corey, R ERA: 27.0	1.0		8	4	3	3	1	0	1	0	0	0	0	19	32	27.00	4.000				
C.J. Nitkowski, L ERA: 5.14	2.0		8	2	0	0	3	0	0	0	0	0	0	18	25	0.00	1.000				
Tom Martin, L ERA: 11.4	1.0		5	2	2	2	1	0	0	0	0	0	0	14	22	18.00	2.000				

Batter	1	2	3	4	5	6	7	8	9	AB	R	H	RBI	BB	SO	LOB	BOTTOM					
Matt Lawton, L OBP: 0.384, SLG: 0.418										4	0	1	0	0	2	2	<b>Pittsburgh Pirates @ New York Mets</b> Shea Stadium, Flushing, NY Tue Oct 02 2001, 7:10 PM EDT Att: 8,058 - Sunny - 71 F					
Edgardo Alfonzo, R OBP: 0.323, SLG: 0.404										3	0	0	0	1	0	2						
31 Mike Piazza, R OBP: 0.384, SLG: 0.575 Jason Phillips, R										4	0	1	0	0	0	1						
Robin Ventura, L OBP: 0.359, SLG: 0.419										3	0	0	0	1	0	0						
Todd Zeile, R OBP: 0.358, SLG: 0.371										3	0	0	0	1	0	0						
Jay Payton, R OBP: 0.296, SLG: 0.372										4	1	1	1	0	0	3						
Timo Perez, L OBP: 0.284, SLG: 0.368										4	0	1	0	0	0	0						
Rey Ordóñez, R OBP: 0.298, SLG: 0.336										3	0	0	0	0	0	1						
Bruce Chen, L OBP: 0.128, SLG: 0.128 Grant Roberts, R Lenny Harris, L Mark Corey, R C.J. Nitkowski, L Mark Johnson, L Tom Martin, L										1	0	0	0	0	0	1						
<b>Inning Stats</b>	R: 0 E: 0 K: 0 S: 12	H: 2 LOB: 3 BB: 2 P: 23	R: 0 E: 0 K: 1 S: 6	H: 1 LOB: 0 BB: 0 P: 6	R: 0 E: 0 K: 0 S: 6	H: 0 LOB: 0 BB: 0 P: 8	R: 0 E: 0 K: 0 S: 8	H: 0 LOB: 0 BB: 0 P: 12	R: 0 E: 0 K: 1 S: 12	H: 1 LOB: 1 BB: 0 P: 19	R: 0 E: 0 K: 0 S: 7	H: 0 LOB: 0 BB: 0 P: 12	R: 0 E: 0 K: 0 S: 5	H: 0 LOB: 0 BB: 0 P: 6	R: 0 E: 0 K: 1 S: 8	H: 0 LOB: 1 BB: 1 P: 14	R: 1 E: 0 K: 0 S: 11	H: 1 LOB: 0 BB: 0 P: 14	1B: 1 2B: 3 3B: 0 HR: 1	SF: 0 SAC: 0 DP: 1 HBP: 0	WP: 0 PB: 0 SB: 0 CS: 0	PA: 34
<b>PITCHER</b>	IP	WLS	BF	H	R	ER	SO	BB	IBB	HBP	BLK	WP	HR	S	P	ERA	WHIP					
Bronson Arroyo, R ERA: 5.09	9.0	W	34	5	1	1	3	3	0	0	0	0	1	75	114	1.00	0.889					









Batter	1	2	3	4	5	6	7	8	9	AB	R	H	RBI	BB	SO	LOB	TOP					
Peter Bergeron, L (1, 8) OBP: 0.280, SLG: 0.292	F7			E 3B 1B	S 2B 1B	G6-3		F7		5	2	2	0	0	0	0						
Jose Vidro, S (1, 4) OBP: 0.371, SLG: 0.486	P4			E5 3B 1B	2B 2B 1B	K			G3 S BB	3	1	2	0	0	0	0						
Geoff Blum, S (5, FR) OBP: 0.318, SLG: 0.357				1-3 3B 1B	1-2 BB 1B					1	1	0	0	1	1	0						
Vladimir Guerrero, R (1, 9) OBP: 0.319, SLG: 0.588	F8			1-2 SF7 3B	F7	K			G3	4	1	1	2	0	1	2						
Mike Mordecai, R (8, 9)				0-0					1-3	1	0	0	0	0	0	1						
Orlando Cabrera, R (1, 6) OBP: 0.326, SLG: 0.432		G6-3		0-0 SF7	3-1 BB 1B 2B				G3-1 2B	3	1	2	2	1	0	0						
Mark Smith, R (1, 7) OBP: 0.323, SLG: 0.384	G5-3			0-2 2B 2B	4-1 1B BB				G6-4-3 IBB	4	1	1	0	1	0	3						
Lee Stevens, L (1, 3)	F8			2-2 2B 2B	4-2 1B BB				G3-1	3	1	1	2	1	0	1						
Michael Barrett, R (1, 2) OBP: 0.291, SLG: 0.370				2-H 2B 2B	1-2 2-3 3-H				G4-3	4	0	2	2	0	0	1						
Brian Schneider, L (8, 2) OBP: 0.400, SLG: 0.474				2-H 1B	1-2 2-3 3-H					0	0	0	0	0	0	0						
Ryan Minor, R (1, 5) OBP: 0.243, SLG: 0.253				2-1 G4-3	1-1 P6	K			G1-3	4	0	0	0	0	1	4						
Mike Thurman, R (1, 1) OBP: 0.088, SLG: 0.024				3-2 G5-3	3-3 K	K				4	0	0	0	0	3	4						
Guillermo Mota, R (8, 1) OBP: 0.333, SLG: 0.333										0	0	0	0	0	0	0						
Scott Stewart, R (8, 1)										0	0	0	0	0	0	0						
Scott Strickland, R (9, 1)										0	0	0	0	0	0	0						
<b>Inning Stats</b>	R: 0 E: 0 K: 0 S: 5	H: 0 LOB: 0 BB: 0 P: 8	R: 0 E: 0 K: 0 S: 8	H: 0 LOB: 0 BB: 0 P: 12	R: 0 E: 0 K: 0 S: 7	H: 0 LOB: 0 BB: 0 P: 13	R: 5 E: 1 K: 1 S: 21	H: 6 LOB: 1 BB: 0 P: 28	R: 3 E: 0 K: 2 S: 20	H: 4 LOB: 3 BB: 2 P: 37	R: 0 E: 0 K: 0 S: 10	H: 0 LOB: 0 BB: 0 P: 13	R: 0 E: 0 K: 0 S: 9	H: 1 LOB: 1 BB: 0 P: 17	R: 0 E: 0 K: 1 S: 8	H: 0 LOB: 0 BB: 0 P: 11	R: 0 E: 0 K: 0 S: 9	H: 0 LOB: 1 BB: 2 P: 19	1B: 6 2B: 4 3B: 1 HR: 0	SF: 1 SAC: 0 DP: 1 HBP: 0	WP: 0 PB: 0 CS: 0	PA: 41
<b>PITCHER</b>	IP WLS BF H R ER SO BB IBB HBP BLK WP HR S P ERA WHIP																					
Al Leiter, L (1, 1) ERA: 3.31	4.1 L 22 9 8 8 1 0 0 0 0 0 0 0 0 49 74 16.61 2.077																					
Mark Corey, R (5, 1) ERA: 16.2	0.2 5 1 0 0 2 2 0 0 0 0 0 0 0 12 24 0.00 4.500																					
Tom Martin, L (6, 1) ERA: 10.06	2.0 7 1 0 0 2 0 0 0 0 0 0 0 0 19 30 0.00 0.500																					
C.J. Nitkowski, L (8, 1) ERA: 4.94	2.0 7 0 0 0 1 1 1 0 0 0 0 0 0 17 30 0.00 0.500																					

Montreal Expos @ New York Mets  
Shea Stadium, Flushing, NY  
Fri Oct 05 2001, 7:10 PM EDT  
Att: 10,281 - Cloudy - 76 F

AB	36
R	8
H	11
RBI	8
BB	4
SO	6
LOB	16



Batter	1	2	3	4	5	6	7	8	9	AB	R	H	RBI	BB	SO	LOB	BOTTOM					
Timo Perez, L (1, 7) OBP: 0.290, SLG: 0.361	G6-3				F8					4	0	1	0	0	0	1						
C.J. Nitkowski, L (8, 1)										0	0	0	0	0	0	0						
Desi Relaford, S (9, PH) OBP: 0.370, SLG: 0.478										0	0	0	0	0	0	0						
Edgardo Alfonzo, R (1, 4) OBP: 0.322, SLG: 0.402	F9				F8					5	1	1	0	0	0	4						
31 Mike Piazza, R (1, 2) OBP: 0.362, SLG: 0.572										3	0	0	0	0	0	3						
Jason Phillips, R (6, 2) OBP: 0.250, SLG: 0.500	G6-3				P6					2	1	1	0	0	0	1						
Robin Ventura, L (1, 5) OBP: 0.359, SLG: 0.419										3	0	1	0	0	0	0						
Mark Johnson, L (7, 3) OBP: 0.326, SLG: 0.473										0	0	0	1	0	0	0						
Todd Zeile, R (1, 3) OBP: 0.359, SLG: 0.373	G3									3	0	2	0	0	0	1						
Jorge Velandia, R (7, 5)										0	1	0	0	1	0	0						
Jay Payton, R (1, 8) OBP: 0.298, SLG: 0.371										3	0	1	0	0	0	2						
Joe McEwing, R (8, FR) OBP: 0.347, SLG: 0.457										0	1	0	0	0	0	0						
Alex Escobar, R (1, 9) OBP: 0.267, SLG: 0.465										4	2	2	4	0	1	3						
Rey Ordenez, R (1, 6) OBP: 0.298, SLG: 0.335										4	0	1	0	0	0	3						
Al Leiter, L (1, 1) ERA: 5.33										1	0	0	0	0	0	1						
Mark Corey, R (5, 1) ERA: 5.26										0	0	0	0	0	0	0						
Lenny Harris, L (5, PH) OBP: 0.241, SLG: 0.269										1	0	1	0	0	0	0						
Tom Martin, L (8, 1)										0	0	0	0	0	0	0						
Jorge Toca, R (7, PH) OBP: 0.162, SLG: 0.162										2	0	0	0	0	2	1						
<b>Inning Stats</b>	R: 0 E: 0 K: 0 S: 8	H: 0 LOB: 0 BB: 0 P: 14	R: 0 E: 0 K: 0 S: 7	H: 1 LOB: 1 BB: 0 P: 13	R: 0 E: 0 K: 0 S: 10	H: 2 LOB: 2 BB: 0 P: 17	R: 0 E: 0 K: 1 S: 13	H: 2 LOB: 2 BB: 0 P: 17	R: 0 E: 0 K: 0 S: 5	H: 1 LOB: 1 BB: 0 P: 7	R: 0 E: 0 K: 0 S: 5	H: 0 LOB: 0 BB: 0 P: 9	R: 1 E: 0 K: 1 S: 8	H: 1 LOB: 0 BB: 0 P: 10	R: 5 E: 0 K: 1 S: 16	H: 3 LOB: 1 BB: 1 P: 29	R: 0 E: 0 K: 0 S: 3	H: 0 LOB: 0 BB: 0 P: 5	1B: 8 2B: 2 3B: 0 HR: 2	SF: 1 SAC: 0 DP: 2 HBP: 2	WP: 0 PB: 1 CS: 0	PA: 39
<b>PITCHER</b>	IP WLS BF H R ER SO BB IBB HBP BLK WP HR S P ERA WHIP																					
Mike Thurman, R (1, 1) ERA: 5.33	7.1 W 32 10 4 4 2 1 0 0 0 0 0 0 1 64 102 4.91 1.500																					
Guillermo Mota, R (8, 1) ERA: 5.26	0.0 2 1 2 2 0 0 0 0 1 0 0 0 1 3 7 - - -																					
Scott Stewart, L (8, 1) ERA: 3.98	0.2 H 2 0 0 0 1 0 0 0 0 0 0 0 5 7 0.00 0.000																					
Scott Strickland, R (9, 1) ERA: 3.29	1.0 S 3 0 0 0 0 0 0 0 0 1 0 0 0 3 5 0.00 0.000																					

Montreal Expos @ New York Mets  
Shea Stadium, Flushing, NY  
Fri Oct 05 2001, 7:10 PM EDT  
Att: 10,281 - Cloudy - 76 F

AB	35
R	6
H	11
RBI	5
BB	1
SO	3
LOB	20






Batter	1	2	3	4	5	6	7	8	9	AB	R	H	RBI	BB	SO	LOB	TOP										
<b>Peter Bergeron, L</b> (1, 8) OBP: 0.277, SLG: 0.288	G3-1		FC4			G6-3		G4-3		4	0	0	0	0	0	1	<b>Montreal Expos @ New York Mets</b> Shea Stadium, Flushing, NY Sat Oct 06 2001, 7:10 PM EDT Att: 15,025 - Cloudy - 58 F										
<b>Mike Mordecai, R</b> (1, 5) OBP: 0.327, SLG: 0.396	CS 1B		CS	K				1B		4	0	3	0	0	1	0											
<b>Vladimir Guerrero, R</b> (1, 9) OBP: 0.377, SLG: 0.566	K2-3			S 1B		K		F8		4	0	1	0	0	2	3											
<b>Orlando Cabrera, R</b> (1, 6) OBP: 0.324, SLG: 0.429		K		L9		G6-3		F8		4	0	0	0	0	1	2											
<b>Lee Stevens, L</b> (1, 3) OBP: 0.338, SLG: 0.452		BB		BB			K		K	2	0	0	0	2	2	0											
<b>Geoff Blum, S</b> (1, 4) OBP: 0.316, SLG: 0.354	K			L3			K		G4-3	4	0	0	0	0	2	3											
<b>Brian Schneider, L</b> (1, 2) OBP: 0.396, SLG: 0.463	G6-3					F2		1B		3	0	1	0	0	0	1											
<b>Brad Wilkerson, L</b> (1, 7) OBP: 0.299, SLG: 0.310			G4-3			K		K		3	0	0	0	0	2	1											
<b>Carl Pavano, R</b> (1, 1) OBP: 0.077, SLG: 0.077						K				2	0	1	0	0	1	0											
<b>Graeme Lloyd, L</b> (7, 1)										0	0	0	0	0	0	0											
<b>Terry Jones, S</b> (8, PH) OBP: 0.280, SLG: 0.329										1	0	0	0	0	1	0											
<b>Darwin Cubillan, R</b> (8, 1)										0	0	0	0	0	0	0											
<b>Inning Stats</b>	R: 0 E: 0 K: 1 S: 8	H: 1 LOB: 0 BB: 0 P: 10	R: 0 E: 0 K: 2 S: 14	H: 0 LOB: 1 BB: 1 P: 23	R: 0 E: 0 K: 0 S: 8	H: 1 LOB: 0 BB: 0 P: 12	R: 0 E: 0 K: 1 S: 13	H: 1 LOB: 2 BB: 1 P: 20	R: 0 E: 0 K: 2 S: 11	H: 0 LOB: 0 BB: 0 P: 16	R: 0 E: 0 K: 1 S: 9	H: 1 LOB: 1 BB: 0 P: 12	R: 0 E: 0 K: 3 S: 10	H: 1 LOB: 1 BB: 0 P: 14	R: 0 E: 0 K: 1 S: 11	H: 1 LOB: 0 BB: 0 P: 18	R: 0 E: 0 K: 1 S: 6	H: 0 LOB: 0 BB: 0 P: 10	1B: 5 2B: 0 3B: 1 HR: 0	SF: 0 SAC: 0 DP: 0 HBP: 0	WP: 0 PB: 0 SB: 2 CS: 2	PA: 34					
<b>PITCHER</b>	IP	WLS	BF	H	R	ER	SO	BB	IBB	HBP	BLK	WP	HR	S	P	ERA	WHIP										
<b>Kevin Appier, R</b> (1, 1) ERA: 3.57	8.0	W	30	6	0	0	11	2	0	0	0	0	0	84	125	0.00	1.000										
<b>Jerrod Riggan, R</b> (9, 1) ERA: 3.4	1.0		3	0	0	0	1	0	0	0	0	0	0	6	10	0.00	0.000										

AB	31
R	0
H	6
RBI	0
BB	2
SO	12
LOB	11




Batter	1	2	3	4	5	6	7	8	9	AB	R	H	RBI	BB	SO	LOB	BOTTOM										
<b>Timo Perez, L</b> (1, 8) OBP: 0.292, SLG: 0.362	FC6-4 1B		1B 31 1B		E5 SH1-3 2B	F3		F8		5	2	2	0	0	0	2	<b>Montreal Expos @ New York Mets</b> Shea Stadium, Flushing, NY Sat Oct 06 2001, 7:10 PM EDT Att: 15,025 - Cloudy - 58 F										
<b>Edgardo Alfonzo, R</b> (1, 4) OBP: 0.322, SLG: 0.403	FC6-4 31 HBP		CS 31 1B		SH1-3	F9		K		2	0	1	0	0	0	1											
<b>Joe McEwing, R</b> (3, FR) OBP: 0.345, SLG: 0.454										2	0	0	0	0	1	2											
<b>31 Mike Piazza, R</b> (1, 2) OBP: 0.384, SLG: 0.573										1	0	1	1	0	0	0											
<b>Jason Phillips, R</b> (5, 2) OBP: 0.167, SLG: 0.333	HBP									2	0	0	0	0	0	1											
<b>Mark Johnson, L</b> (1, 7) OBP: 0.333, SLG: 0.470	K		P4		2B BB		F9			3	2	1	0	1	1	4											
<b>Desi Relaford, S</b> (1, 5) OBP: 0.368, SLG: 0.478	G6-3		K				G5-3			4	0	1	2	0	1	5											
<b>Alex Escobar, R</b> (1, 9) OBP: 0.285, SLG: 0.435		K		F7		P3		1B BB		3	0	0	0	1	1	1											
<b>Jorge Toca, R</b> (1, 3) OBP: 0.200, SLG: 0.200	G5-3			G5-3			F7			4	0	1	1	0	0	0											
<b>Rey Ordenez, R</b> (1, 6) OBP: 0.300, SLG: 0.338										2	0	2	0	0	0	0											
<b>Lenny Harris, L</b> (6, PH) OBP: 0.265, SLG: 0.274										1	0	1	0	0	0	0											
<b>Jorge Velandia, R</b> (7, 6)										1	0	0	0	0	0	2											
<b>Kevin Appier, R</b> (1, 1) OBP: 0.141, SLG: 0.113										3	0	1	0	0	1	2											
<b>Vance Wilson, R</b> (8, PH) OBP: 0.322, SLG: 0.333										1	0	0	0	0	1	0											
<b>Jerrod Riggan, R</b> (9, 1)										0	0	0	0	0	0	0											
<b>Inning Stats</b>	R: 0 E: 0 K: 1 S: 13	H: 1 LOB: 2 BB: 0 P: 22	R: 0 E: 0 K: 2 S: 13	H: 1 LOB: 0 BB: 0 P: 21	R: 1 E: 0 K: 1 S: 10	H: 3 LOB: 2 BB: 0 P: 16	R: 0 E: 0 K: 0 S: 13	H: 1 LOB: 1 BB: 0 P: 16	R: 2 E: 0 K: 0 S: 9	H: 1 LOB: 1 BB: 1 P: 13	R: 0 E: 0 K: 0 S: 14	H: 2 LOB: 2 BB: 0 P: 19	R: 1 E: 0 K: 0 S: 14	H: 2 LOB: 2 BB: 1 P: 26	R: 0 E: 0 K: 2 S: 10	H: 0 LOB: 0 BB: 0 P: 17	1B: 10 2B: 2 3B: 0 HR: 0	SF: 0 SAC: 1 DP: 1 HBP: 1	WP: 0 PB: 0 SB: 0 CS: 1	PA: 38							
<b>PITCHER</b>	IP	WLS	BF	H	R	ER	SO	BB	IBB	HBP	BLK	WP	HR	S	P	ERA	WHIP										
<b>Carl Pavano, R</b> (1, 1) ERA: 6.33	6.1	L	31	10	4	2	4	1	0	1	0	0	0	75	112	2.84	1.737										
<b>Graeme Lloyd, L</b> (7, 1) ERA: 4.35	0.2		4	1	0	0	0	1	0	0	0	0	0	11	21	0.00	3.000										
<b>Darwin Cubillan, R</b> (8, 1) ERA: 4.1	1.0		3	0	0	0	2	0	0	0	0	0	0	10	17	0.00	0.000										

AB	34
R	4
H	11
RBI	4
BB	2
SO	6
LOB	20





Batter	1	2	3	4	5	6	7	8	9	AB	R	H	RBI	BB	SO	LOB	TOP									
Terry Jones, S OBP: 0.278, SLG: 0.325	1-1 G4-3			1-3 K		2-2 E S G5-3 1B		1-2 G4-3		4	1	1	0	0	1	1	<b>Montreal Expos @ New York Mets</b> Shea Stadium, Flushing, NY Sun Oct 07 2001, 1:10 PM EDT Att: 15,540 - Sunny - 53 F									
Mike Mordecai, R OBP: 0.330, SLG: 0.398	2-0 F7			1-1 1B HR 1B		2-1 G5-3 1-H		0-0 G3-1 1B		4	1	2	2	0	0	0										
Orlando Cabrera, R OBP: 0.324, SLG: 0.428	1-1 P6			0-1 HR 1B		2-1 G4-3		3-H 2-2 G3-1		4	1	1	0	0	0	1										
Mark Smith, R OBP: 0.326, SLG: 0.412		1-3 K		3-2 1-H 2-H HR		1-1 3B		3-2 G5-3		4	1	2	3	0	1	1										
Geoff Blum, S OBP: 0.313, SLG: 0.351	0-0 P6			0-3 K		0-1 F7			0-0 E4	4	0	0	0	0	1	1										
Michael Barrett, R OBP: 0.289, SLG: 0.367	3-1 P4			0-1 G1-3			1-3 K		0-0 F9	4	0	0	0	0	1	1										
Ryan Minor, R OBP: 0.234, SLG: 0.242			2-0 G4-3		0-0 P3		0-3 K		0-3 K	4	0	0	0	0	2	1										
Peter Bergeron, L OBP: 0.275, SLG: 0.285			2-2 G6-3		1-3 K		1-3 K		2-3 K	4	0	0	0	0	3	1										
Britt Reames, R OBP: 0.296, SLG: 0.294			0-3 K		0-0 F2			0-0 G4-3 1B 2B		2	0	0	0	0	1	0	<b>AB 35</b> <b>R 5</b> <b>H 7</b> <b>RBI 5</b> <b>BB 0</b> <b>SO 10</b> <b>LOB 7</b> 									
Scott Stewart, R OBP: 0.304, SLG: 0.325										0	0	0	0	0	0	0										
Brad Wilkerson, L OBP: 0.304, SLG: 0.325										1	1	1	0	0	0	0										
Scott Strickland, R OBP: 0.289, SLG: 0.367										0	0	0	0	0	0	0										
<b>Inning Stats</b>	R: 0 E: 0 K: 0 S: 5	H: 0 LOB: 0 BB: 0 P: 9	R: 0 E: 0 K: 1 S: 6	H: 0 LOB: 0 BB: 0 P: 10	R: 0 E: 0 K: 1 S: 7	H: 0 LOB: 0 BB: 0 P: 11	R: 3 E: 0 K: 2 S: 19	H: 3 LOB: 0 BB: 0 P: 24	R: 0 E: 0 K: 1 S: 5	H: 0 LOB: 0 BB: 0 P: 6	R: 1 E: 0 K: 3 S: 12	H: 2 LOB: 1 BB: 0 P: 19	R: 0 E: 0 K: 3 S: 10	H: 0 LOB: 0 BB: 0 P: 12	R: 1 E: 0 K: 0 S: 14	H: 2 LOB: 1 BB: 0 P: 20		R: 0 E: 1 K: 2 S: 8	H: 0 LOB: 1 BB: 0 P: 10	1B: 4 2B: 1 3B: 1 HR: 1	SF: 0 SAC: 0 DP: 0 HBP: 0	WP: 0 PB: 0 SB: 1 CS: 0	PA: 35			
<b>PITCHER</b>	IP	WLS	BF	H	R	ER	SO	BB	IBB	HBP	BLK	WP	HR	S	P	ERA		WHIP								
Glendon Rusch, L ERA: 4.63	7.0	L	26	5	4	4	8	0	0	0	0	0	1	64	91	5.14		0.714								
Pete Walker, R ERA: 2.7	2.0		9	2	1	1	2	0	0	0	0	0	0	22	30	4.50		1.000								

Batter	1	2	3	4	5	6	7	8	9	AB	R	H	RBI	BB	SO	LOB	BOTTOM								
Timo Perez, L OBP: 0.287, SLG: 0.356	3-2 F8		3-2 G4-3		0-0 F7			1-0 G3-1		4	0	0	0	0	0	1	<b>Montreal Expos @ New York Mets</b> Shea Stadium, Flushing, NY Sun Oct 07 2001, 1:10 PM EDT Att: 15,540 - Sunny - 53 F								
Rey Ordonez, R OBP: 0.299, SLG: 0.336	1-3 K		0-3 K			2-1 L7		3-3 K		2	0	0	0	0	2	0									
Jorge Velandia, R										2	0	0	0	0	1	0									
Tsuyoshi Shinjo, R OBP: 0.320, SLG: 0.405	4-2 S BB			0-1 P4		0-3 K		1-3 K		1	0	0	0	1	0	0									
Jorge Tocca, R OBP: 0.176, SLG: 0.176										2	0	0	0	0	2	0									
Mark Johnson, L OBP: 0.338, SLG: 0.475	4-0 BB			2-1 BB		2-2 E3			1-1 P6	3	0	1	0	1	0	0									
Desi Relaford, S OBP: 0.364, SLG: 0.472	1-2 BB			1-0 2B		3-2 P4			1-0 F7	4	0	0	0	0	0	4									
Alex Escobar, R OBP: 0.245, SLG: 0.400	0-0 G4-3			1-0 F8						4	0	0	0	0	3	1									
Joe McEwing, R OBP: 0.342, SLG: 0.449		3-1 F8		1-3 K			1-3 K		0-3 K	4	0	0	0	0	3	1									
Joe McEwing, R OBP: 0.342, SLG: 0.449		1-1 G6-3			2-3 K		0-0 G3			3	0	0	0	0	1	0									
Vance Wilson, R OBP: 0.339, SLG: 0.351		1-3 K			1-2 B1-4 1B		3-2 FC5-4 1B			3	0	2	0	0	1	0									
Glendon Rusch, L OBP: 0.073, SLG: 0.056			0-3 K		0-1 B1-4		0-1 FC5-4			2	0	0	0	0	1	1									
Jason Phillips, R OBP: 0.143, SLG: 0.286										1	0	0	0	0	0	1									
Pete Walker, R ERA: 3.78										0	0	0	0	0	0	0									
<b>Inning Stats</b>	R: 0 E: 0 K: 1 S: 9	H: 0 LOB: 2 BB: 2 P: 21	R: 0 E: 0 K: 1 S: 7	H: 0 LOB: 0 BB: 0 P: 12	R: 0 E: 0 K: 2 S: 10	H: 0 LOB: 0 BB: 0 P: 13	R: 0 E: 0 K: 1 S: 9	H: 1 LOB: 1 BB: 0 P: 13	R: 0 E: 0 K: 1 S: 9	H: 1 LOB: 1 BB: 0 P: 12	R: 0 E: 1 K: 1 S: 15	H: 0 LOB: 1 BB: 0 P: 22	R: 0 E: 0 K: 1 S: 9	H: 1 LOB: 1 BB: 0 P: 13	R: 0 E: 0 K: 2 S: 8	H: 0 LOB: 0 BB: 0 P: 13	R: 0 E: 0 K: 1 S: 6	H: 0 LOB: 0 BB: 0 P: 8	1B: 2 2B: 1 3B: 0 HR: 0	SF: 0 SAC: 0 DP: 0 HBP: 0	WP: 0 PB: 0 SB: 1 CS: 0	PA: 33			
<b>PITCHER</b>	IP	WLS	BF	H	R	ER	SO	BB	IBB	HBP	BLK	WP	HR	S	P	ERA	WHIP								
Britt Reames, R ERA: 5.99	5.2	W	22	2	0	0	7	2	0	0	0	0	0	53	84	0.00	0.706								
Scott Stewart, L ERA: 3.78	1.1		5	1	0	0	1	0	0	0	0	0	0	15	22	0.00	0.750								
Scott Strickland, R ERA: 3.21	2.0		6	0	0	0	3	0	0	0	0	0	0	14	21	0.00	0.000								