

New York Mets - 2002

Batter	1	2	3	4	5	6	7	8	9	AB	R	H	RBI	BB	SO	LOB	TOP					
Adrian Brown, S (1, 8)	G4-3	P5			G1-3		G5-3	G1		5	0	0	0	0	0	4						
18 Jason Kendall, R OBP: 0.333, SLG: 0.375	G6-3	G3-1			G4-6-3 BB		G1-3 1B 2B		G3-1 SF8 1B	4	2	2	0	1	0	2						
Armando Rios, L OBP: 0.556, SLG: 0.429					G4-6-3 1B		G1-3		G3-1	5	0	2	0	0	0	3						
Aramis Ramirez, R OBP: 0.222, SLG: 0.143					G6-4-3		F9		SF8	3	0	1	2	1	0	1						
Rob Mackowiak, L (1, 9)	G4-3				G4-3		E4 G6-3 1B		K	5	1	0	0	0	2	3						
Kevin Young, R OBP: 0.375, SLG: 0.286					F7		G6-3 1B		K	4	2	2	0	0	1	0						
Mike Benjamin, R OBP: 0.286, SLG: 0.286					F9		G6-3		K	4	0	1	0	0	1	2						
Pokey Reese, R OBP: 0.625, SLG: 0.571										3	0	3	3	1	0	0						
Kip Wells, R Joe Beimeil, L Brian Boehringer, S Abraham Nunez, S Scott Sauerbeck, R Mike Fetters, R Mike Williams, R										3	0	0	0	0	1	4						
Inning Stats	R: 0 E: 0 K: 0 S: 14	H: 1 LOB: 2 BB: 1 P: 25	R: 1 E: 0 K: 0 S: 14	H: 3 LOB: 2 BB: 0 P: 19	R: 0 E: 0 K: 1 S: 7	H: 1 LOB: 0 BB: 0 P: 9	R: 0 E: 0 K: 1 S: 8	H: 0 LOB: 1 BB: 1 P: 16	R: 0 E: 0 K: 0 S: 7	H: 0 LOB: 0 BB: 1 P: 13	R: 2 E: 1 K: 0 S: 18	H: 2 LOB: 1 BB: 0 P: 27	R: 1 E: 0 K: 1 S: 12	H: 2 LOB: 1 BB: 0 P: 20	R: 0 E: 0 K: 2 S: 12	H: 1 LOB: 2 BB: 1 P: 20	R: 1 E: 0 K: 1 S: 12	H: 1 LOB: 0 BB: 0 P: 18	1B: 10 2B: 1 3B: 0 HR: 0	SF: 1 SAC: 0 DP: 2 HBP: 0	WP: 0 PB: 0 SB: 1 CS: 0	PA: 41
PITCHER	IP	WLS	BF	H	R	ER	SO	BB	IBB	HBP	BLK	WP	HR	S	P	ERA	WHIP					
Steve Trachsel, R ERA: 1.5	(1, 1)	6.0	L	27	7	3	1	1	3	0	0	0	0	0	68	109	1.50	1.667				
Mark Guthrie, L ERA: 13.5	(7, 1)	0.2		3	1	1	1	0	0	0	0	0	0	8	13	13.50	1.500					
Kane Davis, R ERA:	(7, 1)	0.1		2	1	0	0	0	0	0	0	0	0	4	7	0.00	3.000					
Grant Roberts, R ERA:	(8, 1)	1.0		5	1	0	0	2	1	0	0	0	0	12	20	0.00	2.000					
David Weathers, R ERA: 3.0	(9, 1)	1.0		4	1	1	1	0	0	0	0	0	0	12	18	9.00	1.000					

Pittsburgh Pirates @ New York Mets
Shea Stadium, Flushing, NY
Wed Apr 03 2002, 1:10 PM EST
Att: 25,952 - Cloudy - 75 F

AB	36
R	5
H	11
RBI	5
BB	4
SO	5
LOB	19



Batter	1	2	3	4	5	6	7	8	9	AB	R	H	RBI	BB	SO	LOB	BOTTOM					
Roger Cedeno, S OBP: 0.222, SLG: 0.250	G6-3		G6-3		L6			G6-3		4	0	0	0	0	0	1						
Roberto Alomar, S OBP: 0.333, SLG: 0.333			G3				G5-4-3 1B	G6-3		4	1	2	0	0	0	1						
Mo Vaughn, L OBP: 0.222, SLG: 0.556							K			4	1	2	2	0	1	2						
Gary Matthews, S David Weathers, R										0	0	0	0	0	0	0						
31 Mike Piazza, R OBP: 0.500, SLG: 0.333			G4-3				G5-4-3			3	0	1	0	1	0	1						
Edgardo Alfonzo, R OBP: 0.500, SLG: 0.500										4	0	1	1	0	0	2						
Jeremy Burnitz, L OBP: 0.250, SLG: 0.143										4	0	1	0	0	1	2						
Jay Payton, R OBP: 0.500, SLG: 0.800										3	0	0	0	1	2	1						
Rey Ordenez, R OBP: 0.375, SLG: 0.333										4	0	0	0	0	2	2						
Steve Trachsel, R Mark Guthrie, R Kane Davis, R Grant Roberts, R John Valentin, R										2	0	0	0	0	1	0						
Inning Stats	R: 1 E: 0 K: 0 S: 14	H: 2 LOB: 2 BB: 1 P: 25	R: 0 E: 0 K: 1 S: 9	H: 0 LOB: 0 BB: 1 P: 15	R: 1 E: 0 K: 0 S: 11	H: 1 LOB: 0 BB: 0 P: 19	R: 0 E: 0 K: 1 S: 7	H: 0 LOB: 0 BB: 0 P: 12	R: 0 E: 0 K: 0 S: 4	H: 0 LOB: 0 BB: 0 P: 6	R: 0 E: 0 K: 1 S: 8	H: 1 LOB: 0 BB: 0 P: 13	R: 0 E: 0 K: 2 S: 9	H: 1 LOB: 1 BB: 0 P: 12	R: 1 E: 0 K: 0 S: 10	H: 2 LOB: 2 BB: 1 P: 17	R: 0 E: 0 K: 2 S: 10	H: 0 LOB: 0 BB: 0 P: 16	1B: 6 2B: 0 3B: 0 HR: 1	SF: 0 SAC: 0 DP: 2 HBP: 0	WP: 0 PB: 0 SB: 0 CS: 0	PA: 35
PITCHER	IP	WLS	BF	H	R	ER	SO	BB	IBB	HBP	BLK	WP	HR	S	P	ERA	WHIP					
Kip Wells, R ERA: 3.6	(1, 1)	5.0	W	20	4	2	2	2	2	0	0	0	0	3	3	0.00	0.000					
Joe Beimeil, L ERA:	(6, 1)	0.1	H	1	0	0	0	1	0	0	0	0	0	3	3	0.00	0.000					
Brian Boehringer, R ERA:	(6, 1)	1.2	H	5	1	0	0	2	0	0	0	0	0	12	17	0.00	0.600					
Scott Sauerbeck, L ERA: 6.75	(8, 1)	0.2	H	4	1	1	1	0	1	0	0	0	0	7	12	13.50	3.000					
Mike Fetters, R ERA:	(8, 1)	0.1	H	2	1	0	0	0	0	0	0	0	0	3	5	0.00	3.000					

Pittsburgh Pirates @ New York Mets
Shea Stadium, Flushing, NY
Wed Apr 03 2002, 1:10 PM EST
Att: 25,952 - Cloudy - 75 F

AB	32
R	3
H	7
RBI	3
BB	3
SO	7
LOB	12



Batter	1	2	3	4	5	6	7	8	9	AB	R	H	RBI	BB	SO	LOB	TOP											
Adrian Brown, S OBP: 0.154, SLG: 0.083										4	1	1	0	0	0	1												
18 Jason Kendall, R OBP: 0.306, SLG: 0.273										3	0	0	0	1	0	2												
Armando Rios, L OBP: 0.462, SLG: 0.364										4	0	1	1	0	0	1												
Aramis Ramirez, R OBP: 0.308, SLG: 0.273										4	1	2	0	0	1	2												
Craig Wilson, R OBP: 0.143, SLG: 0.143 Rob Mackowiak, L (8, PH)										3	0	0	0	0	2	3												
Kevin Young, R OBP: 0.417, SLG: 0.600										3	1	1	2	1	2	0												
2 Jack Wilson, R (1, 6)										4	0	0	0	0	1	1												
Abraham Nunez, S OBP: 0.333, SLG: 0.250 Mike Williams, R (9, 1)										4	0	1	0	0	1	0												
Jimmy Anderson, L OBP: 0.667, SLG: 0.667 Sean Lowe, R (7, 1) Scott Sauerbeck, R (8, 1) Mike Benjamin, R OBP: 0.286, SLG: 0.286										3	0	2	0	0	1	1												
Inning Stats	R: 0 E: 0 K: 0 S: 6	H: 0 LOB: 0 BB: 1 P: 13	R: 2 E: 0 K: 1 S: 12	H: 2 LOB: 0 BB: 0 P: 21	R: 1 E: 0 K: 1 S: 11	H: 3 LOB: 2 BB: 0 P: 17	R: 0 E: 0 K: 2 S: 9	H: 1 LOB: 1 BB: 1 P: 19	R: 0 E: 0 K: 0 S: 6	H: 0 LOB: 0 BB: 0 P: 9	R: 0 E: 0 K: 1 S: 15	H: 1 LOB: 1 BB: 0 P: 22	R: 0 E: 0 K: 1 S: 13	H: 1 LOB: 1 BB: 0 P: 17	R: 0 E: 0 K: 1 S: 6	H: 0 LOB: 0 BB: 0 P: 9	1B: 7 2B: 1 3B: 0 HR: 1	SF: 0 SAC: 0 DP: 1 HBP: 0	WP: 1 PB: 0 SB: 1 CS: 1	PA: 35								
PITCHER	IP	WLS	BF	H	R	ER	SO	BB	IBB	HBP	BLK	WP	HR	S	P	ERA	WHIP											
Shawn Estes, L ERA: 3.86	(1, 1)	7.0	L	28	7	3	3	7	2	0	0	0	1	1	67	113	3.86	1.286										
Bruce Chen, L ERA:	(8, 1)	0.2		3	1	0	0	0	0	0	0	0	0	0	9	11	0.00	1.500										
Kane Davis, R ERA:	(8, 1)	0.1		1	0	0	0	1	0	0	0	0	0	0	4	6	0.00	0.000										
Satoru Komiyama, R ERA:	(9, 1)	1.0		3	0	0	0	1	0	0	0	0	0	0	6	9	0.00	0.000										

Pittsburgh Pirates @ New York Mets
Shea Stadium, Flushing, NY
Thu Apr 04 2002, 1:10 PM EST
Att: 33,785 - Cloudy - 45 F

AB 33
R 3
H 8
RBI 3
BB 2
SO 9
LOB 12



Batter	1	2	3	4	5	6	7	8	9	AB	R	H	RBI	BB	SO	LOB	BOTTOM										
Joe McEwing, R OBP: 0.333, SLG: 1.333 Roger Cedeno, S OBP: 0.222, SLG: 0.250 John Valentin, R (8, PH) Satoru Komiyama, R (9, 1)										3	1	1	1	0	0	0											
Roberto Alomar, S OBP: 0.385, SLG: 0.333										3	0	1	0	1	1	0											
Mo Vaughn, L OBP: 0.231, SLG: 0.417										3	0	0	0	0	1	1											
31 Mike Piazza, R OBP: 0.333, SLG: 0.200										4	0	0	0	0	1	2											
Edgardo Alfonzo, R OBP: 0.455, SLG: 0.455										3	0	1	0	0	0	1											
Jeromy Burnitz, L OBP: 0.273, SLG: 0.500										3	1	1	1	0	0	1											
Jay Payton, R OBP: 0.384, SLG: 0.500										3	0	0	0	0	1	0											
Rey Ordonez, R OBP: 0.273, SLG: 0.222										3	0	0	0	0	0	0											
Shawn Estes, R Bruce Chen, L Kane Davis, R Mark Johnson, L McKay Christensen, L										2	0	0	0	0	0	0											
Inning Stats	R: 1 E: 0 K: 0 S: 9	H: 1 LOB: 1 BB: 1 P: 22	R: 0 E: 0 K: 0 S: 8	H: 0 LOB: 0 BB: 0 P: 11	R: 0 E: 0 K: 0 S: 9	H: 0 LOB: 0 BB: 0 P: 12	R: 0 E: 0 K: 0 S: 5	H: 1 LOB: 1 BB: 0 P: 7	R: 0 E: 0 K: 1 S: 9	H: 0 LOB: 0 BB: 0 P: 12	R: 1 E: 0 K: 1 S: 14	H: 1 LOB: 1 BB: 0 P: 16	R: 0 E: 0 K: 2 S: 6	H: 1 LOB: 1 BB: 0 P: 9	R: 0 E: 0 K: 2 S: 12	H: 1 LOB: 0 BB: 0 P: 17	1B: 3 2B: 0 3B: 0 HR: 2	SF: 0 SAC: 0 DP: 2 HBP: 1	WP: 0 PB: 0 SB: 0 CS: 0	PA: 31							
PITCHER	IP	WLS	BF	H	R	ER	SO	BB	IBB	HBP	BLK	WP	HR	S	P	ERA	WHIP										
Jimmy Anderson, L ERA: 2.7	(1, 1)	6.2	W	24	3	2	2	1	1	0	0	0	2	61	90	2.70	0.600										
Sean Lowe, R ERA: 13.5	(7, 1)	0.2	H	3	1	0	0	1	0	0	0	0	0	10	14	0.00	1.500										
Scott Sauerbeck, L ERA: 4.5	(8, 1)	0.2	H	1	0	0	0	0	0	0	0	0	0	1	1	0.00	0.000										
Mike Williams, R ERA:	(9, 1)	1.0	S	3	1	0	0	2	0	0	0	0	0	12	17	0.00	1.000										

Pittsburgh Pirates @ New York Mets
Shea Stadium, Flushing, NY
Thu Apr 04 2002, 1:10 PM EST
Att: 33,785 - Cloudy - 45 F

AB 29
R 2
H 5
RBI 2
BB 1
SO 4
LOB 6



Batter	1	2	3	4	5	6	7	8	9	AB	R	H	RBI	BB	SO	LOB	TOP					
Roger Cedeno, S (1, 7) OBP: 0.357, SLG: 0.385										5	0	3	1	0	1	0	New York Mets @ Atlanta Braves Turner Field, Atlanta, GA Fri Apr 05 2002, 7:35 PM EST Att: 35,347 - Sunny - 59 F					
Roberto Alomar, S (1, 4) OBP: 0.278, SLG: 0.235										5	0	0	0	0	0	3						
Mo Vaughn, L (1, 3) Mark Guthrie, R (9, 1)										5	1	1	0	0	2	0						
31 Mike Piazza, R (1, 2) OBP: 0.471, SLG: 0.615										3	4	2	1	2	1	0						
Edgardo Alfonzo, R (1, 5) OBP: 0.500, SLG: 0.563										5	2	3	0	0	0	1						
Jeremy Burnitz, L (1, 9) OBP: 0.400, SLG: 0.769										3	1	2	4	1	0	1						
Jay Payton, R (1, 8) David Weathers, R (7, 1) Mark Johnson, L (9, 3) OBP: 1.000, SLG: 1.000										4	0	0	0	0	0	4						
Rey Ordenez, R (1, 6) OBP: 0.267, SLG: 0.231										4	1	1	1	0	1	0						
Pedro Astacio, R (1, 1) McKay Christensen, L (7, 8)										3	0	1	0	0	1	0						
										1	0	0	0	0	1	0						
Inning Stats	R: 0 E: 0 K: 1 S: 8	H: 0 LOB: 0 BB: 0 P: 9	R: 3 E: 0 K: 0 S: 16	H: 6 LOB: 2 BB: 0 P: 26	R: 2 E: 1 K: 0 S: 12	H: 1 LOB: 0 BB: 1 P: 20	R: 0 E: 0 K: 1 S: 8	H: 1 LOB: 1 BB: 0 P: 12	R: 3 E: 0 K: 1 S: 14	H: 2 LOB: 0 BB: 1 P: 25	R: 0 E: 0 K: 0 S: 6	H: 0 LOB: 0 BB: 0 P: 9	R: 0 E: 0 K: 1 S: 7	H: 1 LOB: 2 BB: 1 P: 13	R: 0 E: 0 K: 2 S: 8	H: 1 LOB: 0 BB: 0 P: 12	R: 1 E: 0 K: 1 S: 11	H: 1 LOB: 0 BB: 0 P: 17	1B: 9 2B: 2 3B: 0 HR: 2	SF: 0 SAC: 0 DP: 2 HBP: 0	WP: 0 PB: 0 SB: 0 CS: 1	PA: 42
PITCHER	IP WLS BF H R ER SO BB IBB HBP BLK WP HR S P ERA WHIP																					
Abie Lopez, R (1, 1) ERA: 6.75	4.0 L 20 8 5 3 2 1 0 0 0 0 0 0 44 67 6.75 2.250																					
Chris Hammond, L (5, 1) ERA: 7.36	3.0 14 3 3 3 2 2 0 0 0 0 0 0 1 27 47 9.00 1.667																					
Darren Holmes, R (8, 1) ERA:	1.0 3 1 0 0 2 0 0 0 0 0 0 0 8 12 0.00 1.000																					
Tim Spooneybarger, R (9, 1) ERA: 3.38	1.0 4 1 1 1 1 0 0 0 0 0 0 0 1 11 17 9.00 1.000																					

Batter	1	2	3	4	5	6	7	8	9	AB	R	H	RBI	BB	SO	LOB	BOTTOM					
Rafael Furcal, S (1, 6) OBP: 0.278, SLG: 0.294 Darren Holmes, R (8, 1) Tim Spooneybarger, R (9, 1) Julio Franco, R (9, PH) OBP: 0.333, SLG: 0.333										4	1	2	0	0	1	3	New York Mets @ Atlanta Braves Turner Field, Atlanta, GA Fri Apr 05 2002, 7:35 PM EST Att: 35,347 - Sunny - 59 F					
Andruw Jones, R (1, 8) OBP: 0.283, SLG: 0.611										5	1	1	2	0	4	2						
10 Chipper Jones, S (1, 7) OBP: 0.471, SLG: 0.500										3	0	1	0	1	1	0						
Gary Sheffield, R (1, 9) OBP: 0.412, SLG: 0.938										3	0	0	0	1	1	4						
Vinny Castilla, R (1, 5) OBP: 0.167, SLG: 0.364										3	1	0	0	0	0	1						
B.J. Surhoff, L (1, 3) OBP: 0.353, SLG: 0.400										4	0	1	1	0	0	2						
Javy Lopez, R (1, 2) Henry Blanco, R (9, 2) OBP: 0.176, SLG: 0.235										4	0	1	0	0	1	1						
Marcus Giles, R (1, 4) OBP: 0.400, SLG: 0.333										3	0	0	0	1	2	1						
Albie Lopez, R (1, 1) Keith Lockhart, L (4, PH) Chris Hammond, L (5, 1) Mark DeRosa, R (7, PH) OBP: 1.000, SLG: 1.333										1	0	1	0	0	0	0						
										1	0	0	0	0	0	2						
										2	0	2	0	0	0	0						
Inning Stats	R: 2 E: 0 K: 1 S: 14	H: 2 LOB: 1 BB: 1 P: 21	R: 0 E: 0 K: 0 S: 7	H: 1 LOB: 0 BB: 0 P: 9	R: 0 E: 0 K: 1 S: 5	H: 1 LOB: 0 BB: 0 P: 9	R: 1 E: 0 K: 2 S: 17	H: 1 LOB: 2 BB: 1 P: 26	R: 0 E: 0 K: 1 S: 7	H: 0 LOB: 0 BB: 0 P: 9	R: 0 E: 0 K: 0 S: 5	H: 0 LOB: 0 BB: 0 P: 6	R: 0 E: 0 K: 3 S: 17	H: 2 LOB: 3 BB: 1 P: 29	R: 0 E: 1 K: 1 S: 10	H: 1 LOB: 1 BB: 0 P: 14	R: 0 E: 0 K: 1 S: 13	H: 1 LOB: 0 BB: 0 P: 16	1B: 6 2B: 2 3B: 0 HR: 1	SF: 0 SAC: 0 DP: 3 HBP: 1	WP: 0 PB: 0 SB: 0 CS: 0	PA: 38
PITCHER	IP WLS BF H R ER SO BB IBB HBP BLK WP HR S P ERA WHIP																					
Pedro Astacio, R (1, 1) ERA: 4.05	6.2 W 30 7 3 3 7 3 0 0 0 0 0 0 68 105 4.05 1.500																					
David Weathers, R (7, 1) ERA: 2.09	1.1 H 5 1 0 0 2 0 0 0 0 0 0 0 14 18 0.00 0.750																					
Mark Guthrie, L (9, 1) ERA: 5.4	1.0 3 1 0 0 1 0 0 0 0 0 0 0 13 16 0.00 1.000																					

AB	38
R	9
H	13
RBI	7
BB	3
SO	7
LOB	9



Batter	1	2	3	4	5	6	7	8	9	AB	R	H	RBI	BB	SO	LOB	TOP																				
Roger Cedeno, S OBP: 0.450, SLG: 0.444 (1, 7)										5	2	3	1	1	1	1																					
Roberto Alomar, S OBP: 0.292, SLG: 0.227 (1, 4)										5	1	1	1	1	1	0	2																				
John Valentin, R Scott Strickland, R Mark Johnson, L OBP: 0.333, SLG: 0.333 (1, 3) (7, 1) (8, 3)										4	0	0	0	0	0	1	2																				
31 Mike Piazza, R Vance Wilson, R OBP: 0.530, SLG: 1.000 (1, 2) (7, 2)										2	1	0	0	0	1	0	1																				
Edgardo Alfonzo, R OBP: 0.524, SLG: 0.600 (1, 5)										4	1	2	2	1	0	0																					
Jeromy Burnitz, L David Weathers, R McKay Christensen, L Armando Benitez, R OBP: 0.421, SLG: 0.688 (8, 1) (9, PH) (9, 1)										3	0	1	0	1	1	1																					
Jay Payton, R OBP: 0.350, SLG: 0.467 (1, 8)										3	2	1	1	2	0	3																					
Rey Ordenez, R OBP: 0.300, SLG: 0.333 (1, 6)										5	2	2	3	0	0	5																					
Jeff D'Amico, R Joe McEwing, R OBP: 0.500, SLG: 1.167 (7, PH) (7, 3) (8, 9)										2	0	0	0	0	1	3																					
Inning Stats	R: 2 E: 1 K: 1 S: 14	H: 2 LOB: 1 BB: 0 P: 21	R: 0 E: 0 K: 0 S: 6	H: 0 LOB: 0 BB: 0 P: 10	R: 0 E: 0 K: 0 S: 6	H: 1 LOB: 0 BB: 0 P: 7	R: 0 E: 1 K: 1 S: 11	H: 1 LOB: 3 BB: 1 P: 19	R: 0 E: 0 K: 1 S: 6	H: 0 LOB: 0 BB: 0 P: 7	R: 0 E: 0 K: 0 S: 12	H: 1 LOB: 1 BB: 0 P: 27	R: 0 E: 1 K: 1 S: 10	H: 1 LOB: 1 BB: 0 P: 15	R: 0 E: 0 K: 0 S: 7	H: 0 LOB: 0 BB: 0 P: 12	R: 9 E: 0 K: 3 S: 29	H: 8 LOB: 3 BB: 4 P: 53	1B: 9 2B: 4 3B: 1 HR: 0	SF: 0 SAC: 0 DP: 2 HBP: 0	WP: 1 PB: 0 SB: 1 CS: 1	PA: 48															
PITCHER	IP WLS BF H R ER SO BB IBB HBP BLK WP HR S P ERA WHIP																																				
Tom Glavine, L ERA: 1.35	(1, 1)	7.0	30	6	2	0	4	3	0	0	0	0	0	0	65	106	0.00	1.286																			
Kerry Ligtenberg, R ERA:	(8, 1)	0.2	2	0	0	0	0	0	0	0	0	0	0	0	4	7	0.00	0.000																			
Mike Remlinger, L ERA:	(8, 1)	0.1	1	0	0	0	0	0	0	0	0	0	0	3	5	0.00	0.000																				
29 John Smoltz, R ERA: 43.2	(9, 1)	0.2	L 10	6	8	8	2	1	1	0	1	0	0	21	36	108.00	10.500																				
Aaron Small, R ERA: 27.6	(9, 1)	0.1	5	2	1	1	1	2	0	0	0	1	0	8	17	27.00	12.000																				

New York Mets @ Atlanta Braves
Turner Field, Atlanta, GA
Sat Apr 06 2002, 7:05 PM EST
Att: 41,124 - Sunny - 62 F

AB 41
R 11
H 14
RBI 11
BB 7
SO 7
LOB 25



Batter	1	2	3	4	5	6	7	8	9	AB	R	H	RBI	BB	SO	LOB	BOTTOM																				
Rafael Furcal, S OBP: 0.227, SLG: 0.238 (1, 6)										4	0	0	0	0	1	1																					
Andruw Jones, R OBP: 0.348, SLG: 0.619 (1, 8)										3	1	2	0	1	0	0																					
10 Chipper Jones, S OBP: 0.429, SLG: 0.400 (1, 7)										3	1	0	0	1	2	2																					
Gary Sheffield, R OBP: 0.333, SLG: 0.750 (1, 9)										4	0	0	0	0	0	3																					
Vinny Castilla, R OBP: 0.125, SLG: 0.267 (1, 5)										4	0	0	0	0	1	3																					
B.J. Surhoff, L OBP: 0.333, SLG: 0.368 (1, 3)										4	0	1	2	0	2	2																					
Javy Lopez, R OBP: 0.286, SLG: 0.381 (1, 2)										4	0	3	0	0	0	0																					
Marcus Giles, R OBP: 0.316, SLG: 0.250 (1, 4)										4	0	0	0	0	0	5																					
Tom Glavine, L Keith Lockhart, L Kerry Ligtenberg, R Mike Remlinger, L 29 John Smoltz, R Aaron Small, R (1, 1) (7, PH) (8, 1) (8, 1) (9, 1) (9, 1)										2	0	0	0	0	0	1																					
Inning Stats	R: 0 E: 0 K: 2 S: 8	H: 0 LOB: 0 BB: 0 P: 13	R: 0 E: 1 K: 2 S: 18	H: 1 LOB: 2 BB: 0 P: 24	R: 0 E: 0 K: 0 S: 10	H: 1 LOB: 0 BB: 0 P: 13	R: 0 E: 0 K: 0 S: 6	H: 0 LOB: 0 BB: 0 P: 10	R: 0 E: 0 K: 0 S: 10	H: 1 LOB: 1 BB: 0 P: 12	R: 2 E: 0 K: 0 S: 16	H: 2 LOB: 0 BB: 1 P: 29	R: 0 E: 0 K: 1 S: 9	H: 0 LOB: 0 BB: 0 P: 12	R: 0 E: 0 K: 1 S: 8	H: 0 LOB: 1 BB: 1 P: 14	R: 0 E: 1 K: 1 S: 10	H: 1 LOB: 1 BB: 0 P: 13	1B: 5 2B: 1 3B: 0 HR: 0	SF: 0 SAC: 0 DP: 1 HBP: 0	WP: 0 PB: 0 SB: 0 CS: 1	PA: 36															
PITCHER	IP WLS BF H R ER SO BB IBB HBP BLK WP HR S P ERA WHIP																																				
Jeff D'Amico, R ERA: 3.0	(1, 1)	6.0	24	5	2	2	4	1	0	0	0	0	0	0	68	101	3.00	1.000																			
Scott Strickland, R ERA:	(7, 1)	1.0	3	0	0	0	0	0	0	0	0	0	0	9	12	0.00	0.000																				
David Weathers, R ERA: 1.69	(8, 1)	1.0	W 4	0	0	0	1	1	0	0	0	0	0	8	14	0.00	1.000																				
Armando Benitez, R ERA: 4.5	(9, 1)	1.0	4	1	0	0	1	0	0	0	0	0	0	10	13	0.00	1.000																				

New York Mets @ Atlanta Braves
Turner Field, Atlanta, GA
Sat Apr 06 2002, 7:05 PM EST
Att: 41,124 - Sunny - 62 F

AB 33
R 2
H 6
RBI 2
BB 2
SO 6
LOB 17



Batter	1	2	3	4	5	6	7	8	9	AB	R	H	RBI	BB	SO	LOB	TOP								
Roger Cedeno, S (1.7) Grant Roberts, R (8.1)	0-1 G4-3		3-1 G4-3			0-3 K		0-1 G4-3		4	0	0	0	0	1	0	New York Mets @ Chicago Cubs Wrigley Field, Chicago, IL Tue Apr 09 2002, 1:20 PM CDT Att: 18,151 - Overcast - 45 F								
Roberto Alomar, S (1.4)	2-2 F9		2-0 1B			4-1 FC5-4 BB		4-1 G4-3		3	0	1	0	1	0	0									
Jeremy Burnitz, L (1.9)	1-1 F2		1-3 K			1-1 F2		2-3 K2-3		4	0	0	0	0	2	2									
31 Mike Piazza, R (1.2)		1-2 F9		2-2 G5-3		1-0 FC5-4		1-3 K		4	0	0	0	0	1	1									
Edgardo Alfonzo, R (1.5)		4-2 1B BB		2-2 F8		1-0 F7				2	0	0	0	1	0	0									
Mark Johnson, L (1.3)		2-3 K		1-3 K		1-1 F7				3	0	0	0	0	2	1									
Jay Payton, R (1.8)		2-1 1B			2-2 F9		0-2 F9			3	0	1	0	0	0	0									
Rey Ordenez, R (1.6)		0-1 G6-3			3-3 K			0-1 F9		3	0	0	0	0	1	2									
Steve Trachsel, R (1.1)			0-3 K			0-3 K		0-0 F8		2	0	0	0	0	2	0									
Mark Guthrie, R (6.1) Kane Davis, R (7.1) Timo Perez, L (8.7)										0	0	0	0	0	0	0									
Inning Stats	R: 0 E: 0 K: 0 S: 7	H: 0 LOB: 0 BB: 0 P: 10	R: 0 E: 0 K: 1 S: 12	H: 1 LOB: 2 BB: 1 P: 21	R: 0 E: 0 K: 2 S: 10	H: 1 LOB: 1 BB: 0 P: 16	R: 0 E: 0 K: 1 S: 14	H: 0 LOB: 0 BB: 0 P: 19	R: 0 E: 0 K: 1 S: 9	H: 0 LOB: 2 BB: 0 P: 14	R: 0 E: 0 K: 1 S: 7	H: 0 LOB: 1 BB: 1 P: 13	R: 0 E: 0 K: 0 S: 6	H: 0 LOB: 0 BB: 0 P: 8	R: 0 E: 0 K: 0 S: 5	H: 0 LOB: 0 BB: 0 P: 5	R: 0 E: 0 K: 2 S: 8	H: 0 LOB: 0 BB: 0 P: 11	1B: 2 2B: 0 3B: 0 HR: 0	SF: 0 SAC: 0 DP: 0 HBP: 0	WP: 0 PB: 0 SB: 0 CS: 0	PA: 31			
PITCHER	IP	WLS	BF	H	R	ER	SO	BB	IBB	HBP	BLK	WP	HR	S	P	ERA	WHIP								
Jon Lieber, R (1.1) ERA: 2.08	8.0	W	28	2	0	0	7	2	0	0	0	0	0	70	106	0.00	0.500								
Antonio Alfonseca, R (9.1) ERA: 4.5	1.0	S	3	0	0	0	2	0	0	0	0	0	0	8	11	0.00	0.000								

Batter	1	2	3	4	5	6	7	8	9	AB	R	H	RBI	BB	SO	LOB	BOTTOM								
Delino DeShields, L (1.4)	0-0 L8	1-2 E6			1-2 2B	1-1 1B		0-0 G4-3		5	1	2	0	0	0	1	New York Mets @ Chicago Cubs Wrigley Field, Chicago, IL Tue Apr 09 2002, 1:20 PM CDT Att: 18,151 - Overcast - 45 F								
Corey Patterson, L (1.8)	4-2 1B S BB	0-0 F7			0-2 F8 1-H	1-0 G3		1-2 E S 1B		4	0	2	1	1	0	4									
Sammy Sosa, R (1.9)	4-1 1B BB		1-1 L9		1-1 F8		4-2 SH BB SF9 BB	2-2 E6 BB		3	1	0	0	2	0	2									
Fred McGriff, L (1.3)	0-0 1B		2-2 E7 1B		4-0 FC4-6 IBB		4-2 SF9 SH BB	4-2 1B BB		2	0	1	0	3	0	0									
Alex Gonzalez, R (1.6)	2-2 F9		0-0 G5-3		1-3 K		0-0 SH	0-2 G4-3		4	0	0	0	0	1	9									
Roosevelt Brown, L (1.7) Darren Lewis, R (8.7)	1-1 F8		2-2 1B		0-0 FC4-6		1-2 2-3 K			4	0	1	0	0	1	8									
Chris Stynes, R (1.5) Augie Ojeda, S (7.5)			3-1 F9		0-3 K		2-1 L8	1-2 SF9		3	0	0	0	0	1	0									
Joe Girardi, R (1.2)		2-1 E 2B		1-1 G5-3		0-0 G1-3		0-3 K		4	0	1	0	0	1	2									
Jon Lieber, L (1.1) Mark Bellhorn, S (8.7) Antonio Alfonseca, R (9.1)		3-2 F7		1-0 L4		3-2 1B 1B		2-3 K		3	0	1	0	0	0	1									
Inning Stats	R: 0 E: 0 K: 0 S: 12	H: 1 LOB: 3 BB: 2 P: 23	R: 0 E: 1 K: 0 S: 11	H: 1 LOB: 2 BB: 0 P: 20	R: 0 E: 0 K: 1 S: 9	H: 0 LOB: 0 BB: 0 P: 14	R: 0 E: 0 K: 1 S: 6	H: 0 LOB: 0 BB: 0 P: 8	R: 1 E: 0 K: 0 S: 13	H: 2 LOB: 2 BB: 1 P: 20	R: 0 E: 0 K: 2 S: 9	H: 2 LOB: 2 BB: 0 P: 16	R: 1 E: 0 K: 2 S: 17	H: 0 LOB: 2 BB: 2 P: 28	R: 0 E: 1 K: 1 S: 18	H: 1 LOB: 3 BB: 1 P: 27		1B: 6 2B: 2 3B: 0 HR: 0	SF: 1 SAC: 1 DP: 0 HBP: 0	WP: 0 PB: 0 SB: 2 CS: 0	PA: 41				
PITCHER	IP	WLS	BF	H	R	ER	SO	BB	IBB	HBP	BLK	WP	HR	S	P	ERA	WHIP								
Steve Trachsel, R (1.1) ERA: 1.54	5.2	L	28	7	1	1	2	2	0	0	0	0	0	1	2	0.00	0.000								
Mark Guthrie, L (6.1) ERA: 3.86	0.1		1	0	0	0	0	0	0	0	0	0	0	1	2	0.00	0.000								
Kane Davis, R (7.1) ERA: 3.86	1.0		6	0	1	1	2	2	0	0	0	0	0	17	28	9.00	2.000								
Grant Roberts, R (8.1) ERA:	1.0		6	1	0	0	1	1	0	0	0	0	0	18	27	0.00	2.000								

Batter	1	2	3	4	5	6	7	8	9	AB	R	H	RBI	BB	SO	LOB	TOP					
Roger Cedeno, S (1, 7) OBP: 0.375, SLG: 0.345										4	0	2	0	0	0	0	New York Mets @ Chicago Cubs Wrigley Field, Chicago, IL Wed Apr 10 2002, 1:20 PM CDT Att: 22,471 - Sunny - 53 F					
Timo Perez, L (1, 8) Joe McEwing, R (8, PH) Jay Payton, R (8, 8) OBP: 0.300, SLG: 0.360										3	0	0	0	0	0	2						
Roberto Alomar, S (1, 4) OBP: 0.263, SLG: 0.286										4	1	1	1	0	1	1						
31 Mike Piazza, R (1, 2) OBP: 0.357, SLG: 0.522										4	1	1	1	0	3	0						
Edgardo Alfonzo, R (1, 5) OBP: 0.529, SLG: 0.500										2	1	1	0	2	0	0						
Jeremy Burnitz, L (1, 9) OBP: 0.394, SLG: 0.481										2	0	1	0	2	1	1						
Mark Johnson, L (1, 3) John Valentin, R (9, PH) OBP: 0.250, SLG: 0.100										1	0	0	0	1	1	1						
Rey Ordonez, R (1, 6) OBP: 0.273, SLG: 0.300										3	0	0	1	0	1	4						
Shawn Estes, R David Weathers, R Mark Guthrie, R Scott Strickland, R Tony Tarasco, L Armando Benitez, R										3	0	0	0	0	3	4						
Inning Stats	R: 0 E: 0 K: 0 S: 4	H: 1 LOB: 0 BB: 0 P: 6	R: 0 E: 0 K: 3 S: 14	H: 1 LOB: 3 BB: 2 P: 25	R: 0 E: 0 K: 0 S: 5	H: 1 LOB: 0 BB: 0 P: 9	R: 0 E: 0 K: 3 S: 13	H: 0 LOB: 1 BB: 1 P: 19	R: 0 E: 0 K: 1 S: 7	H: 0 LOB: 0 BB: 0 P: 10	R: 0 E: 0 K: 2 S: 9	H: 0 LOB: 0 BB: 0 P: 13	R: 1 E: 0 K: 1 S: 10	H: 1 LOB: 1 BB: 1 P: 15	R: 2 E: 0 K: 1 S: 15	H: 2 LOB: 1 BB: 2 P: 20		R: 0 E: 0 K: 0 S: 13	H: 0 LOB: 1 BB: 2 P: 24	1B: 4 2B: 0 3B: 0 HR: 2	SF: 1 SAC: 1 DP: 2 HBP: 0	WP: 0 PB: 0 SB: 0 CS: 1
PITCHER	IP	WLS	BF	H	R	ER	SO	BB	IBB	HBP	BLK	WP	HR	S	P	ERA	WHIP					
34 Kerry Wood, R ERA: 2.25	7.0		27	4	1	1	10	4	0	0	0	0	0	62	97	1.29	1.143					
Jeff Fassero, L ERA: 6.75	1.0	L	5	2	2	2	1	0	0	0	0	0	2	15	25	18.00	2.000					
Donovan Osborne, L ERA: 1.69	0.0		1	0	0	0	0	1	0	0	0	0	0	4	8	∞	∞					
Joe Borowski, R ERA:	1.0		3	0	0	0	0	1	0	0	0	0	0	9	16	0.00	1.000					

AB 28
R 3
H 6
RBI 3
BB 6
SO 11
LOB 14



Batter	1	2	3	4	5	6	7	8	9	AB	R	H	RBI	BB	SO	LOB	BOTTOM				
Darren Lewis, R (1, 7) OBP: 0.100, SLG: 0.100										4	0	0	0	0	0	0	New York Mets @ Chicago Cubs Wrigley Field, Chicago, IL Wed Apr 10 2002, 1:20 PM CDT Att: 22,471 - Sunny - 53 F				
Corey Patterson, L (1, 8) OBP: 0.516, SLG: 0.600										2	1	1	0	2	1	0					
Sammy Sosa, R (1, 9) OBP: 0.323, SLG: 0.520										3	0	0	0	1	2	2					
Fred McGriff, L (1, 3) OBP: 0.355, SLG: 0.208										4	1	0	0	0	1	3					
Alex Gonzalez, R (1, 6) OBP: 0.533, SLG: 0.615										4	0	2	1	0	0	0					
Chris Stynes, R (1, 5) OBP: 0.227, SLG: 0.105										3	0	0	0	0	0	3					
Roosevelt Brown, L (9, PH) OBP: 0.208, SLG: 0.261										1	0	0	0	0	1	1					
Joe Girardi, R Todd Hundley, S Jeff Fassero, L Donovan Osborne, S Joe Borowski, R Delino DeShields, L										2	0	0	0	0	0	0					
Augie Ojeda, S (1, 4)										2	0	0	0	0	0	0					
Mark Bellhorn, S (7, PH) OBP: 0.154, SLG: 0.083										1	0	0	0	0	0	2					
34 Kerry Wood, R Robert Machado, R										2	0	0	0	0	2	0					
Inning Stats	R: 0 E: 0 K: 2 S: 8	H: 0 LOB: 0 BB: 0 P: 12	R: 0 E: 0 K: 1 S: 9	H: 0 LOB: 0 BB: 0 P: 15	R: 0 E: 0 K: 1 S: 10	H: 0 LOB: 0 BB: 0 P: 11	R: 0 E: 0 K: 0 S: 7	H: 1 LOB: 1 BB: 0 P: 12	R: 0 E: 0 K: 1 S: 5	H: 0 LOB: 0 BB: 0 P: 8	R: 2 E: 1 K: 0 S: 20	H: 1 LOB: 2 BB: 2 P: 36	R: 0 E: 0 K: 1 S: 8	H: 0 LOB: 1 BB: 1 P: 15	R: 0 E: 1 K: 1 S: 11	H: 1 LOB: 1 BB: 0 P: 14	1B: 2 2B: 1 3B: 0 HR: 0	SF: 1 SAC: 0 DP: 0 HBP: 0	WP: 0 PB: 0 SB: 0 CS: 0	PA: 34	
PITCHER	IP	WLS	BF	H	R	ER	SO	BB	IBB	HBP	BLK	WP	HR	S	P	ERA	WHIP				
Shawn Estes, L ERA: 2.77	6.0		22	1	2	1	5	2	0	0	0	0	0	54	85	1.50	0.500				
David Weathers, R ERA: 1.23	1.2	W	6	1	0	0	0	0	0	0	0	0	0	15	22	0.00	0.600				
Mark Guthrie, L ERA: 3.96	0.0		1	0	0	0	0	1	0	0	0	0	0	2	6	∞	∞				
Scott Strickland, R ERA:	0.1	H	1	0	0	0	1	0	0	0	0	0	0	3	5	0.00	0.000				
Armando Benitez, R ERA: 3.0	1.0	S	4	1	0	0	1	0	0	0	0	0	0	11	14	0.00	1.000				

AB 30
R 2
H 3
RBI 2
BB 3
SO 7
LOB 12



Batter	1	2	3	4	5	6	7	8	9	AB	R	H	RBI	BB	SO	LOB	TOP										
Roger Cedeno, S (1.7) OBP: 0.333, SLG: 0.303	E5 1B F7-2	G3			P6		E4 2H			4	0	0	0	0	0	2	New York Mets @ Chicago Cubs Wrigley Field, Chicago, IL Thu Apr 11 2002, 1:20 PM CDT Att: 29,496 - Sunny - 67 F										
Mark Johnson, L (1.3) OBP: 0.231, SLG: 0.167			P4		F3		G3			4	0	1	0	0	0	1											
Roberto Alomar, S (1.4) OBP: 0.286, SLG: 0.289					F8			F7		3	1	1	0	1	0	0											
31 Mike Piazza, R (1.2) OBP: 0.344, SLG: 0.593	P3							HR		4	1	1	1	0	1	4											
Edgardo Alfonzo, R (1.5) OBP: 0.500, SLG: 0.469	F7-2 3H							K		4	0	1	1	0	1	3											
Jeremy Burnitz, L (1.9) OBP: 0.376, SLG: 0.452										4	0	1	0	0	1	1											
Armando Benitez, R (9.1)			G1							0	0	0	0	0	0	0											
Jay Payton, R (1.8) OBP: 0.294, SLG: 0.321					F9					3	0	0	0	1	0	0											
Rey Ordenez, R (1.6) OBP: 0.270, SLG: 0.294										4	1	1	0	0	2	2											
Pedro Astacio, R (1.1) OBP: 0.200, SLG: 0.200										2	0	0	0	0	2	2											
Kane Davis, R (8.1)										0	0	0	0	0	0	0											
Scott Strickland, R (8.1)										0	0	0	0	0	0	0											
Timo Perez, L (8.9)										1	0	0	0	0	0	0											
Inning Stats	R: 0 E: 1 K: 0 S: 12	H: 1 LOB: 2 BB: 1 P: 18	R: 0 E: 0 K: 2 S: 10	H: 1 LOB: 2 BB: 1 P: 19	R: 1 E: 0 K: 1 S: 10	H: 2 LOB: 1 BB: 0 P: 18	R: 0 E: 0 K: 2 S: 10	H: 0 LOB: 0 BB: 0 P: 12	R: 0 E: 0 K: 1 S: 8	H: 0 LOB: 0 BB: 0 P: 13	R: 1 E: 1 K: 0 S: 13	H: 1 LOB: 1 BB: 0 P: 16	R: 1 E: 0 K: 1 S: 11	H: 1 LOB: 0 BB: 0 P: 15	R: 0 E: 0 K: 0 S: 6	H: 0 LOB: 0 BB: 0 P: 8	1B: 5 2B: 1 3B: 0 HR: 1	SF: 0 SAC: 1 DP: 1 HBP: 0	WP: 0 PB: 0 SB: 1 CS: 0	PA: 36							
PITCHER	IP	WLS	BF	H	R	ER	SO	BB	IBB	HBP	BLK	WP	HR	S	P	ERA	WHIP										
Juan Cruz, R (1.1) ERA: 1.59	6.2	L	28	5	2	1	6	2	0	0	0	0	0	68	104	1.35	1.050										
Donovan Osborne, L (7.1) ERA: 1.5	0.2		2	0	0	0	0	0	0	0	0	0	0	4	5	0.00	0.000										
Joe Borowski, R (8.1) ERA: 1.59	0.2		3	1	1	1	1	0	0	0	0	0	1	8	11	13.50	1.500										
38 Carlos Zambrano, R (9.1) ERA:	1.0		3	0	0	0	0	0	0	0	0	0	0	6	8	0.00	0.000										

Batter	1	2	3	4	5	6	7	8	9	AB	R	H	RBI	BB	SO	LOB	BOTTOM										
Delino DeShields, L (1.4) OBP: 0.313, SLG: 0.310	F8		G1-3		F8		G6-3 1-2		SH1-3	4	0	0	0	0	0	1	New York Mets @ Chicago Cubs Wrigley Field, Chicago, IL Thu Apr 11 2002, 1:20 PM CDT Att: 29,496 - Sunny - 67 F										
Corey Patterson, L (1.8) OBP: 0.500, SLG: 0.552								G3-1	G4-3	4	0	1	0	1	1	1											
Sammy Sosa, R (1.9) OBP: 0.389, SLG: 0.724										4	1	3	1	0	0	1											
Fred McGriff, L (1.3) OBP: 0.343, SLG: 0.214										4	0	1	0	0	0	5											
Alex Gonzalez, R (1.6) OBP: 0.529, SLG: 0.600										4	0	2	0	0	1	2											
Roosevelt Brown, L (1.7) OBP: 0.214, SLG: 0.259										4	0	1	0	0	2	1											
Todd Hundley, S (1.2) OBP: 0.500, SLG: 0.500										3	0	0	0	0	2	1											
Donovan Osborne, S (7.1) ERA: 3.86										0	0	0	0	0	0	0											
Joe Borowski, R (8.1)										0	0	0	0	0	0	0											
Mario Encarnacion, R (8. PH) 38 Carlos Zambrano, S (9.1)										0	0	0	0	0	0	3											
Mark Bellhorn, S (1.5) OBP: 0.235, SLG: 0.375										4	1	2	1	0	2	0											
Juan Cruz, R (1.1)										2	0	0	0	0	1	2											
Joe Girardi, R (7.2) OBP: 0.231, SLG: 0.308										2	0	2	0	0	0	0											
Inning Stats	R: 0 E: 0 K: 0 S: 12	H: 1 LOB: 2 BB: 1 P: 20	R: 0 E: 0 K: 2 S: 9	H: 0 LOB: 0 BB: 0 P: 13	R: 0 E: 0 K: 3 S: 13	H: 1 LOB: 2 BB: 0 P: 17	R: 0 E: 0 K: 1 S: 8	H: 0 LOB: 0 BB: 0 P: 13	R: 0 E: 0 K: 2 S: 9	H: 0 LOB: 0 BB: 0 P: 13	R: 0 E: 0 K: 1 S: 5	H: 1 LOB: 1 BB: 0 P: 11	R: 1 E: 0 K: 0 S: 13	H: 4 LOB: 2 BB: 0 P: 19	R: 1 E: 0 K: 0 S: 14	H: 2 LOB: 1 BB: 0 P: 21	1B: 9 2B: 1 3B: 1 HR: 2	SF: 0 SAC: 1 DP: 1 HBP: 1	WP: 0 PB: 0 SB: 1 CS: 0	PA: 39							
PITCHER	IP	WLS	BF	H	R	ER	SO	BB	IBB	HBP	BLK	WP	HR	S	P	ERA	WHIP										
Pedro Astacio, R (1.1) ERA: 2.97	7.1		31	8	1	1	9	1	0	1	0	0	0	68	107	1.23	1.227										
Kane Davis, R (8.1) ERA: 3.86	0.0		2	2	0	0	0	0	0	0	0	0	0	4	5	-	-										
Scott Strickland, R (8.1) ERA:	0.2	H	1	0	0	0	0	0	0	0	0	0	0	2	2	0.00	0.000										
Armando Benitez, R (9.1) ERA: 4.5	1.0	S	5	2	1	1	0	0	0	0	0	0	1	14	21	9.00	2.000										



Batter	1	2	3	4	5	6	7	8	9	AB	R	H	RBI	BB	SO	LOB	TOP					
Peter Bergeron, L (1,8) OBP: 0.383, SLG: 0.306	4-1 SH1-3 BB		2-2 G5-3		0-0 FC6-4			0-0 F5		3	0	0	0	1	0	2						
Jose Vidro, S (1,4) OBP: 0.381, SLG: 0.395	0-0 SH1-3		0-3 K				1-1 G4-3	0-3 K		3	0	0	0	0	2	1						
Vladimir Guerrero, R (1,9) OBP: 0.494, SLG: 0.417	3-2 P3			2-1 F7			2-1 F8		1-0 E5	4	0	0	0	0	0	1						
Lee Stevens, L (1,3) OBP: 0.432, SLG: 0.393	1-1 G4-3			4-2 BB			1-1 BB		3-1 G4-3	3	0	1	0	1	0	1						
Orlando Cabrera, R (1,6) OBP: 0.289, SLG: 0.293		1-2 F7		1-3 K			1-3 K		4-1 DI 1B	3	1	0	0	1	2	2						
Michael Barrett, R (1,2) OBP: 0.457, SLG: 0.938		3-3 K		0-3 K					1-1 1B	4	0	1	1	0	2	1						
Brad Wilkerson, L (1,7) Henry Rodriguez, L (9,PH)		1-2 G4-3			1-1 F9		0-0 F9		3-2 G4-3	3	0	0	0	0	0	0						
Chris Truby, R (1,5) OBP: 0.372, SLG: 0.512			1-2 SH1-4 1B		0-1 FC6-4 1B		3-3 K			3	0	2	0	0	1	0						
Tomo Ohka, S (1,1) Scott Stewart, R (7,1) Matt Herges, L (7,1) Mike Mordecai, R (8,PH) Britt Reames, R (8,1)			1-1 SH1-4		1-3 K			2-1 G4-3		1	0	0	0	0	1	1						
Inning Stats	R: 0 E: 0 K: 0 S: 8	H: 0 LOB: 1 BB: 1 P: 16	R: 0 E: 0 K: 1 S: 10	H: 0 LOB: 0 BB: 0 P: 15	R: 0 E: 0 K: 1 S: 13	H: 1 LOB: 1 BB: 0 P: 17	R: 0 E: 0 K: 2 S: 12	H: 0 LOB: 1 BB: 1 P: 19	R: 0 E: 0 K: 1 S: 8	H: 1 LOB: 1 BB: 0 P: 10	R: 0 E: 0 K: 1 S: 9	H: 1 LOB: 1 BB: 0 P: 14	R: 0 E: 0 K: 1 S: 8	H: 0 LOB: 0 BB: 0 P: 12	R: 0 E: 0 K: 1 S: 6	H: 0 LOB: 0 BB: 0 P: 8	R: 1 E: 1 K: 0 S: 9	H: 1 LOB: 1 BB: 1 P: 21	1B: 4 2B: 0 3B: 0 HR: 0	SF: 0 SAC: 2 DP: 0 HBP: 0	WP: 0 PB: 0 CS: 0	PA: 34
PITCHER	IP WLS BF H R ER SO BB IBB HBP BLK WP HR S P ERA WHIP																					
Jeff D'Amico, R (1,1) ERA: 1.29	8.0 W 29 3 0 0 8 2 0 0 0 0 0 0 74 111 0.00 0.625																					
Armando Benitez, R (9,1) ERA: 5.4	1.0 S 5 1 1 1 0 1 0 0 0 0 0 0 9 21 9.00 2.000																					

Montreal Expos @ New York Mets
Shea Stadium, Flushing, NY
Fri Apr 12 2002, 7:10 PM EDT
Att: 32,624 - Overcast - 54 F

AB	29
R	1
H	4
RBI	1
BB	3
SO	8
LOB	10




Batter	1	2	3	4	5	6	7	8	9	AB	R	H	RBI	BB	SO	LOB	BOTTOM			
Timo Perez, L (1,7) OBP: 0.222, SLG: 0.333	1-2 2B		1-1 F7		1-1 G3		2-2 2B E 1B			4	1	2	0	0	0	0				
Mark Johnson, L (1,3) John Valentin, R (7,PH) Joe McEwing, R (7,PR)	4-0 BB		1-3 K		2-2 G4-3		2-1 E4 1B 2B			2	0	0	0	1	1	0				
Roberto Alomar, S (1,4) OBP: 0.261, SLG: 0.262	0-3 K		1-2 G4-3			3-2 E4 2B	1-3 K2-3			4	0	0	0	0	2	3				
31 Mike Piazza, R (1,2) OBP: 0.306, SLG: 0.516	2-3 K			0-1 F9		0-1 F9	2-3 K			4	0	0	0	0	2	4				
Edgardo Alfonzo, R (1,5) OBP: 0.476, SLG: 0.444	1-0 G5-3			1-0 1B 1B		2-3 K		0-1 F9		4	0	1	0	0	1	3				
Jeremy Burnitz, L (1,9) OBP: 0.390, SLG: 0.571		0-0 HR		0-2 F8		0-0 2B		3-2 F7		4	1	2	1	0	0	1				
Jay Payton, R (1,8) OBP: 0.342, SLG: 0.355	0-0 P4			2-1 1B		4-1 BB		0-1 FC5-4 1B		3	0	2	0	1	0	0				
Rey Ordenez, R (1,6) OBP: 0.244, SLG: 0.263	0-2 L8			0-0 G5-3		1-1 F3		0-1 FC5-4		4	0	0	0	0	0	6				
Jeff D'Amico, R (1,1) Armando Benitez, R (9,1)	0-3 K				0-3 K		0-1 G5-3			3	0	0	0	0	2	0				
Inning Stats	R: 0 E: 0 K: 2 S: 10	H: 1 LOB: 2 BB: 1 P: 18	R: 1 E: 0 K: 1 S: 8	H: 1 LOB: 0 BB: 0 P: 8	R: 0 E: 0 K: 1 S: 8	H: 0 LOB: 0 BB: 0 P: 11	R: 0 E: 0 K: 0 S: 9	H: 2 LOB: 2 BB: 0 P: 12	R: 0 E: 0 K: 1 S: 9	H: 0 LOB: 0 BB: 0 P: 12	R: 0 E: 1 K: 1 S: 12	H: 1 LOB: 3 BB: 1 P: 22	R: 1 E: 1 K: 2 S: 13	H: 2 LOB: 1 BB: 0 P: 20	R: 0 E: 0 K: 0 S: 11	H: 1 LOB: 1 BB: 0 P: 14	1B: 4 2B: 3 3B: 0 HR: 1	SF: 0 SAC: 0 DP: 0 HBP: 0	WP: 0 PB: 0 CS: 0	PA: 35
PITCHER	IP WLS BF H R ER SO BB IBB HBP BLK WP HR S P ERA WHIP																			
Tomo Ohka, R (1,1) ERA: 1.59	6.1 L 28 6 2 1 6 2 0 0 0 0 0 0 5 8 0.00 1.263																			
Scott Stewart, L (7,1) ERA	0.1 2 1 0 0 1 0 0 0 0 0 0 0 5 8 0.00 3.000																			
Matt Herges, R (7,1) ERA: 5.06	0.1 1 0 0 0 1 0 0 0 0 0 0 0 3 5 0.00 0.000																			
Britt Reames, R (8,1) ERA: 11.81	1.0 4 1 0 0 0 0 0 0 0 0 0 0 11 14 0.00 1.000																			


Montreal Expos @ New York Mets
Shea Stadium, Flushing, NY
Fri Apr 12 2002, 7:10 PM EDT
Att: 32,624 - Overcast - 54 F

AB	33
R	2
H	8
RBI	1
BB	2
SO	8
LOB	17

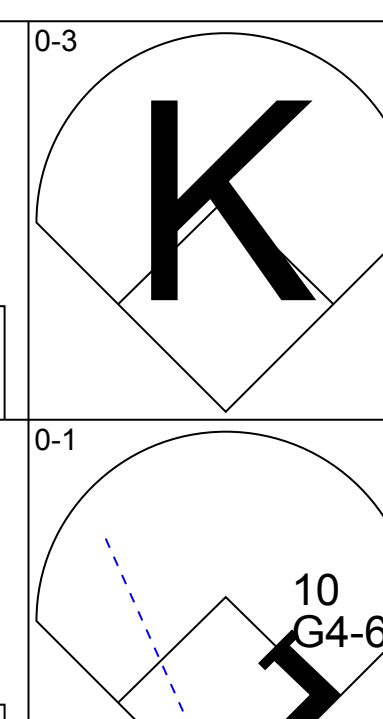
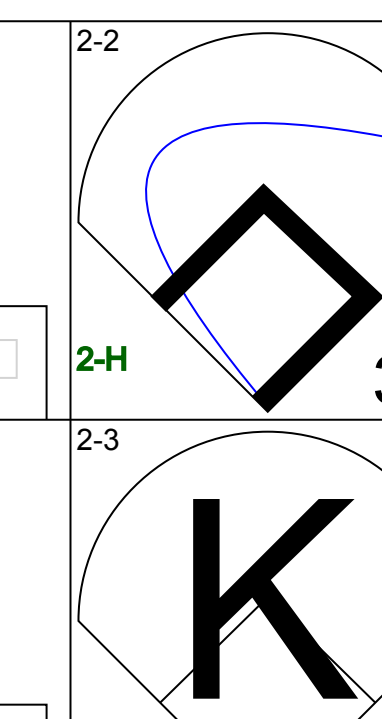
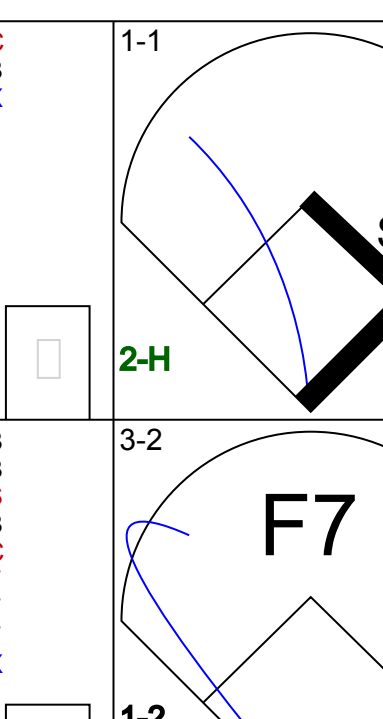
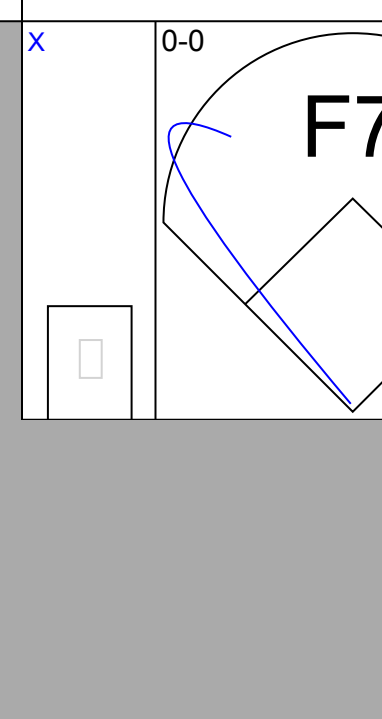

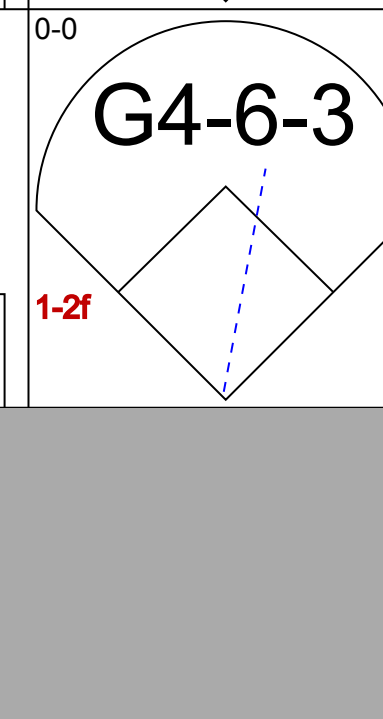


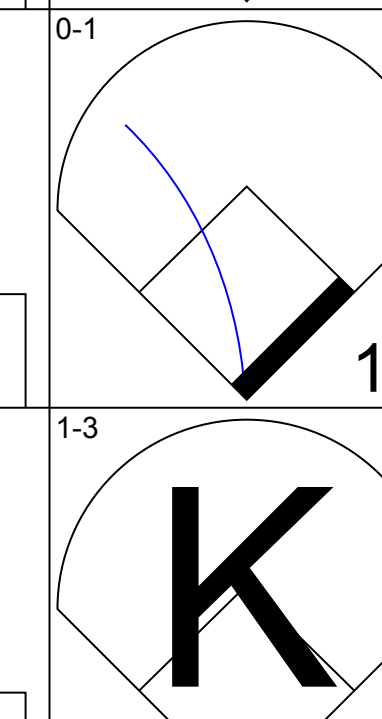

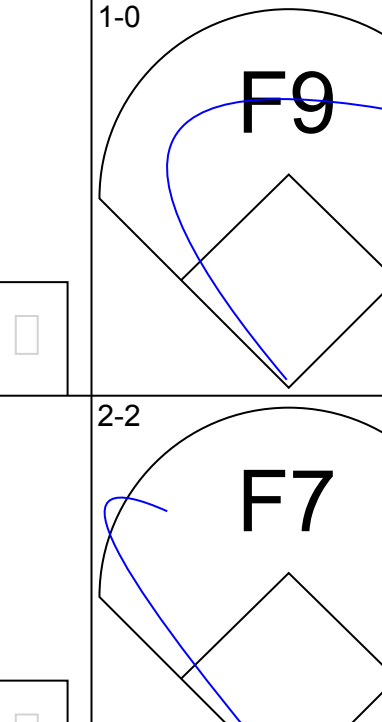
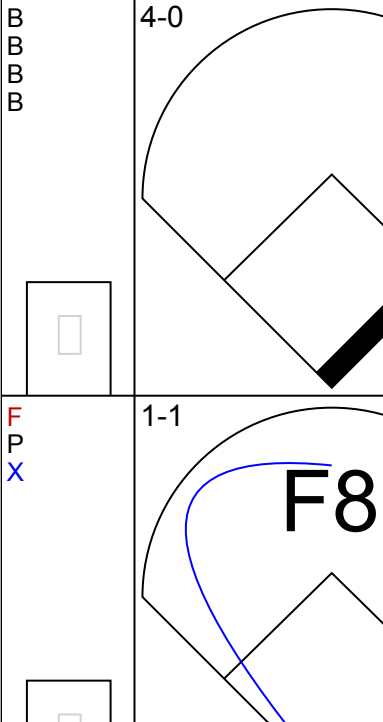
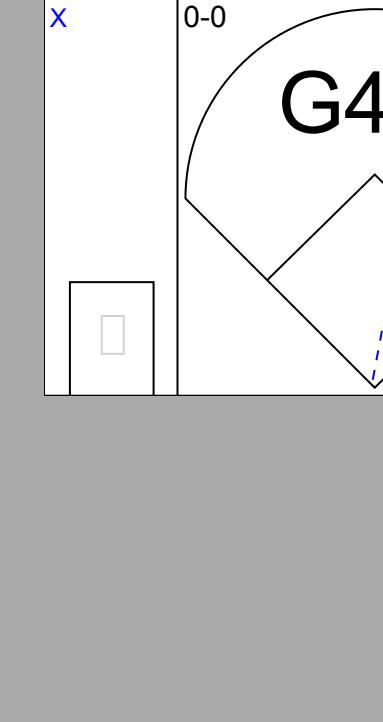
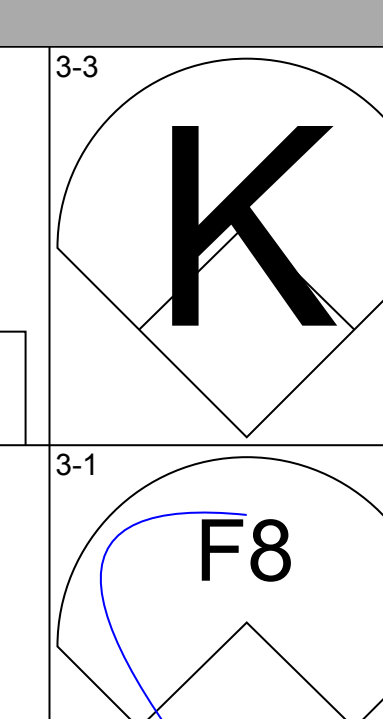
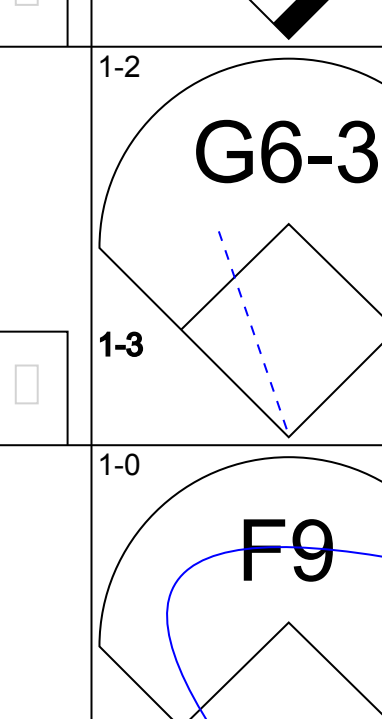
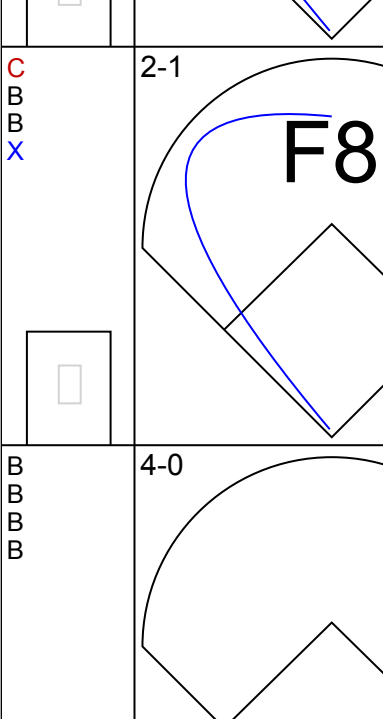
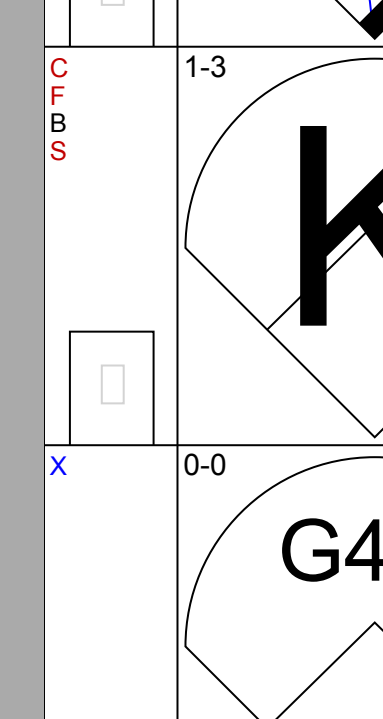
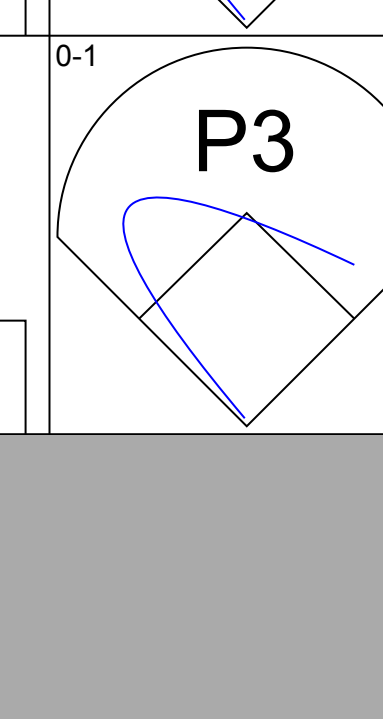
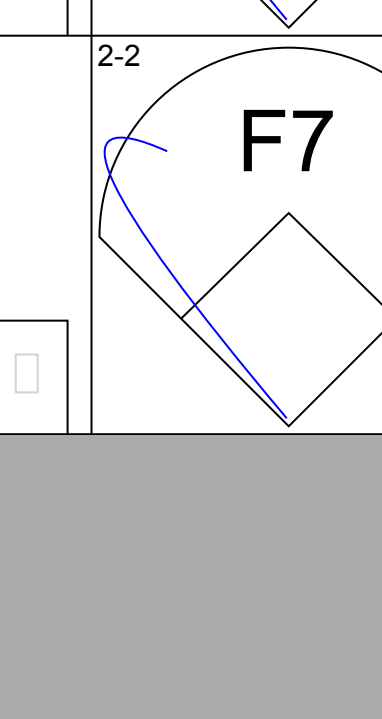
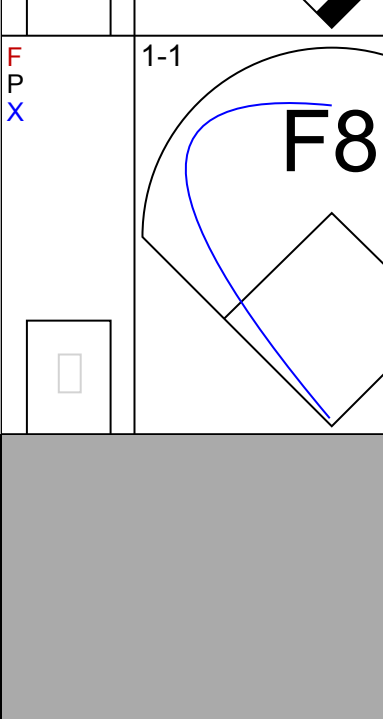




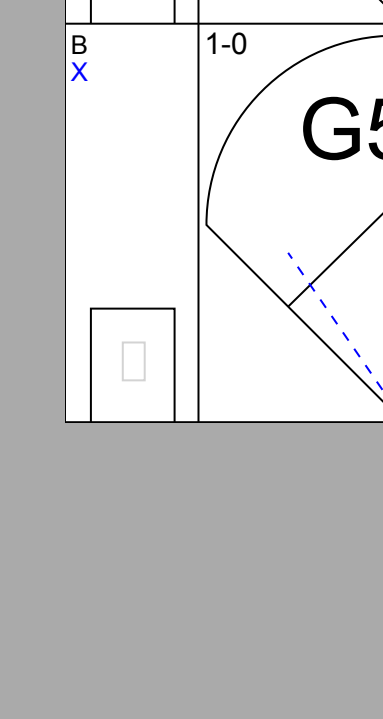
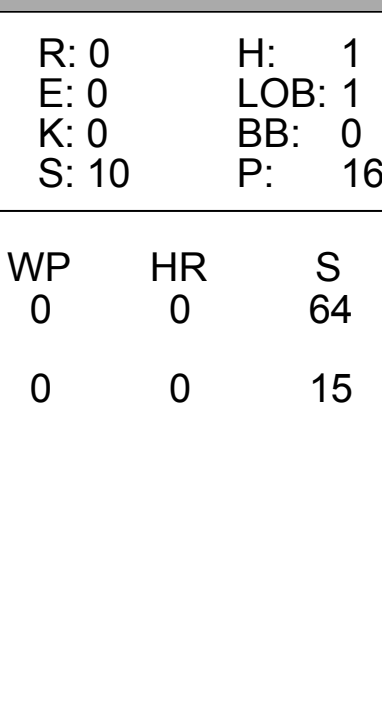
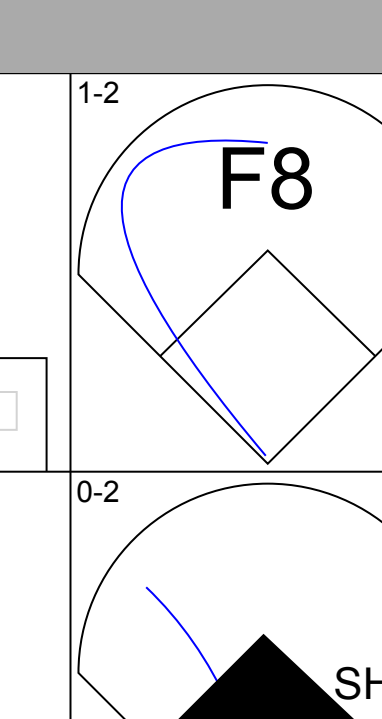
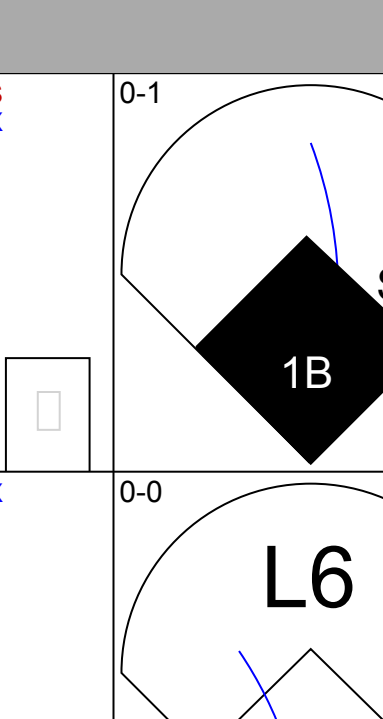
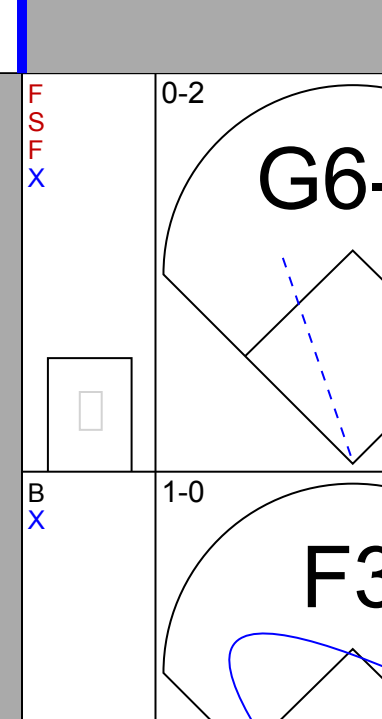
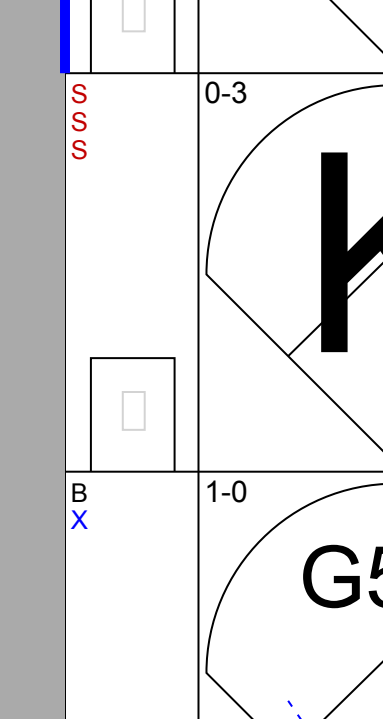
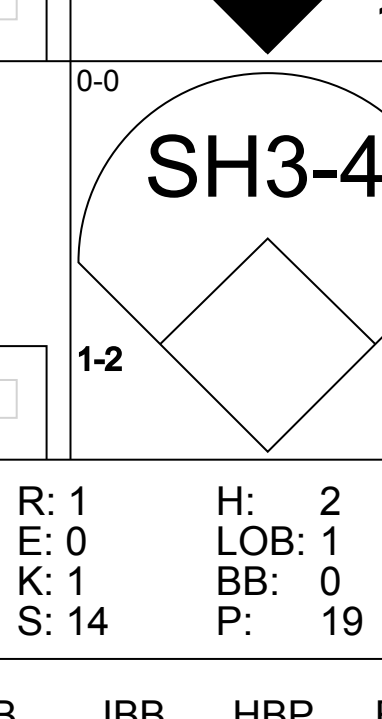
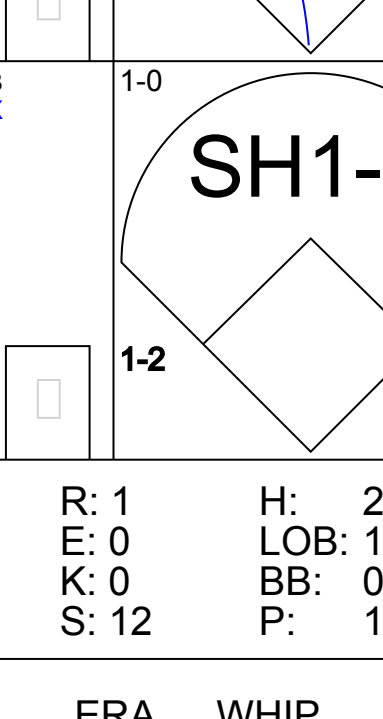
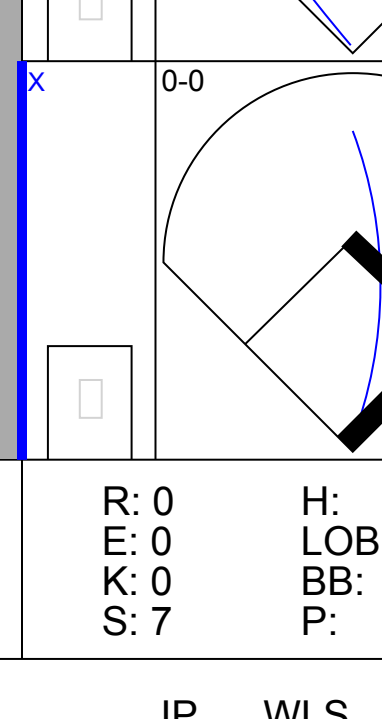
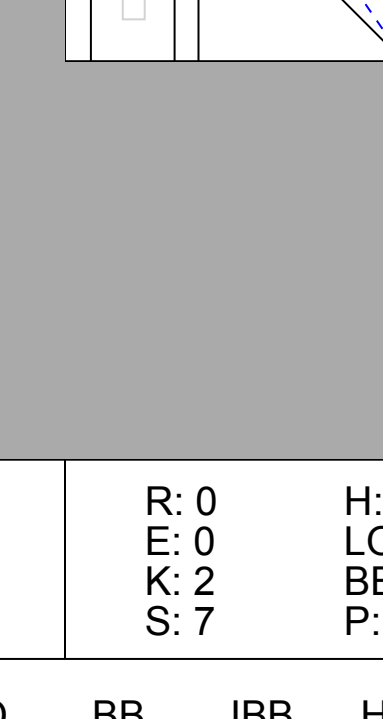


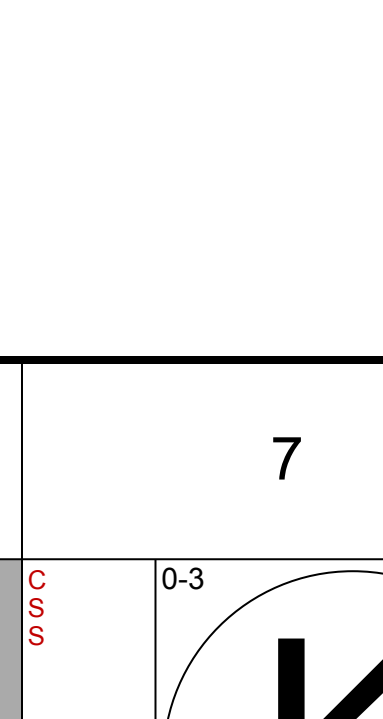


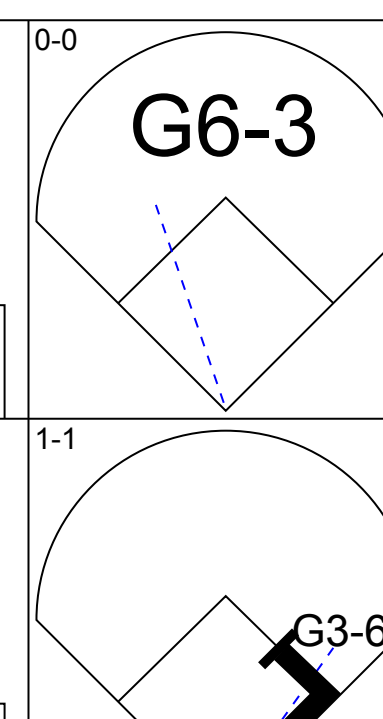
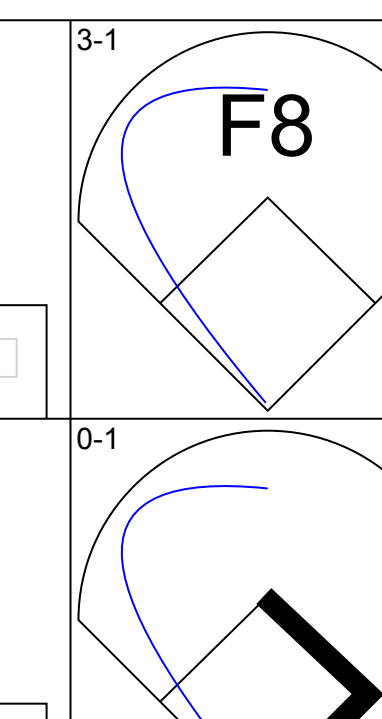
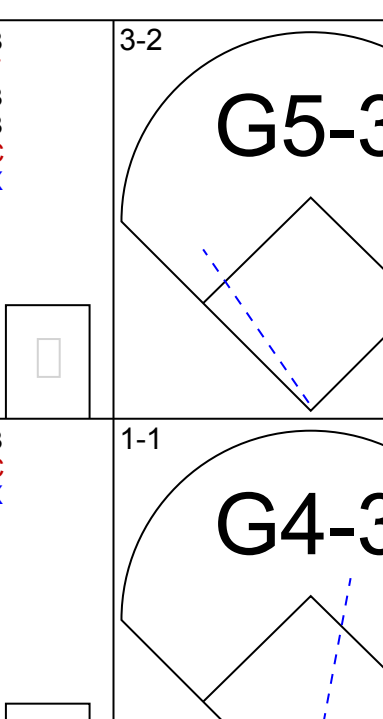
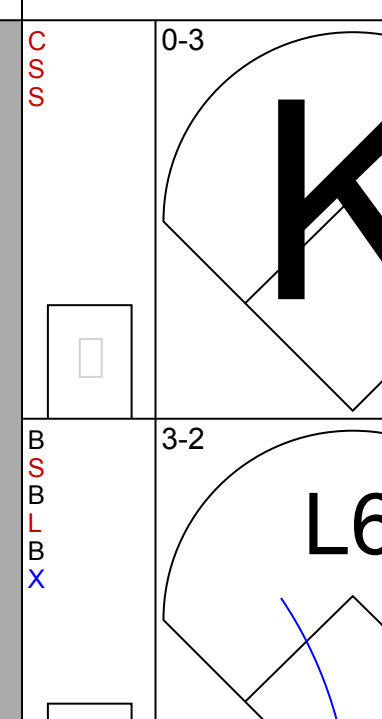

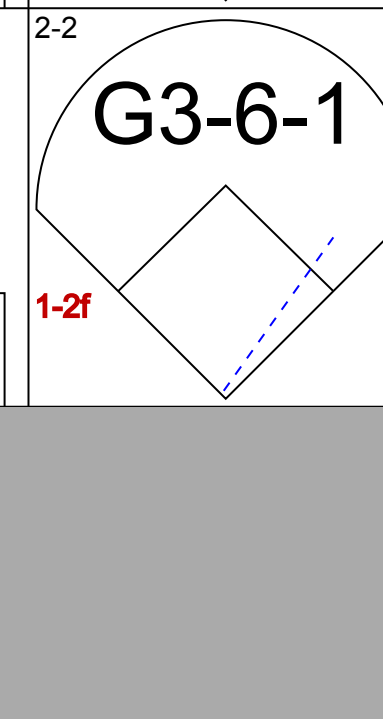
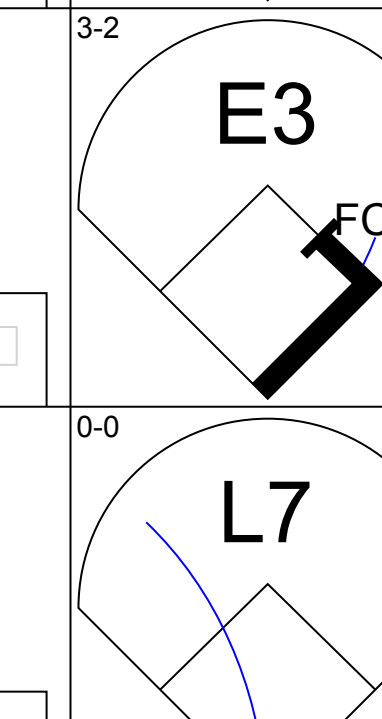



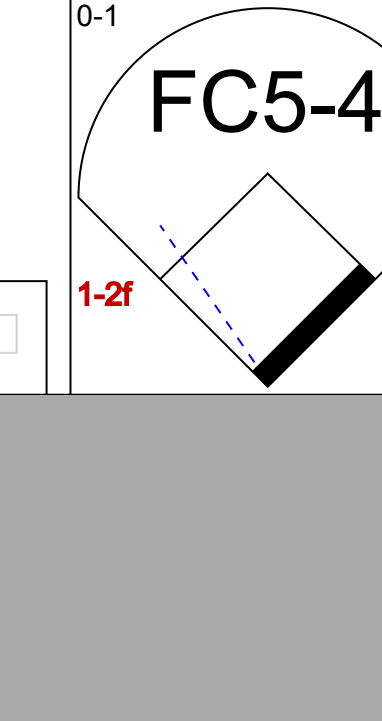


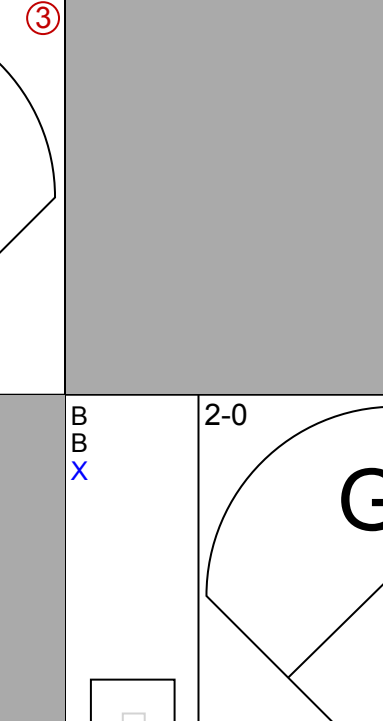
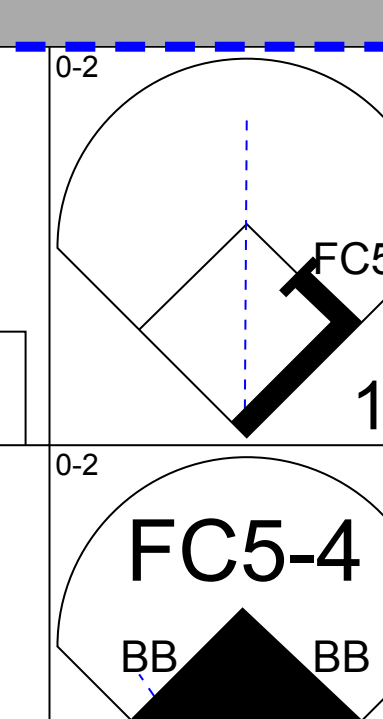
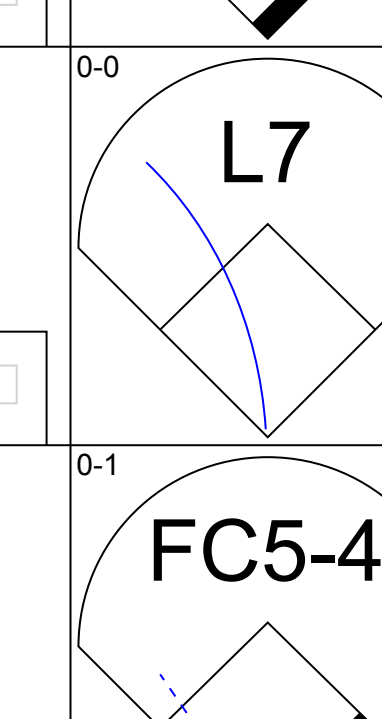


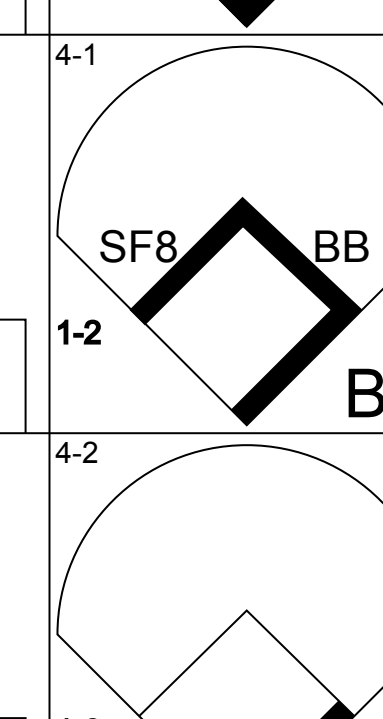



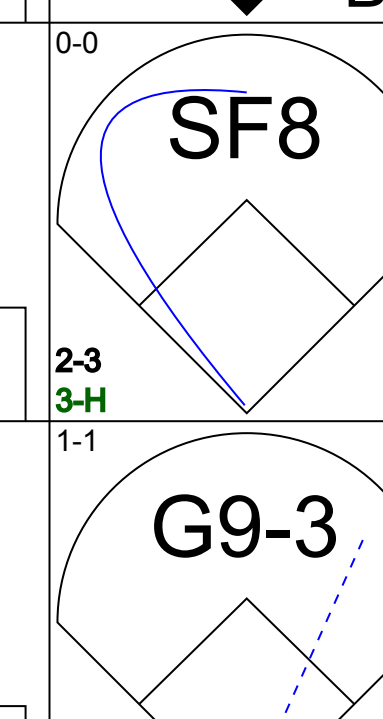
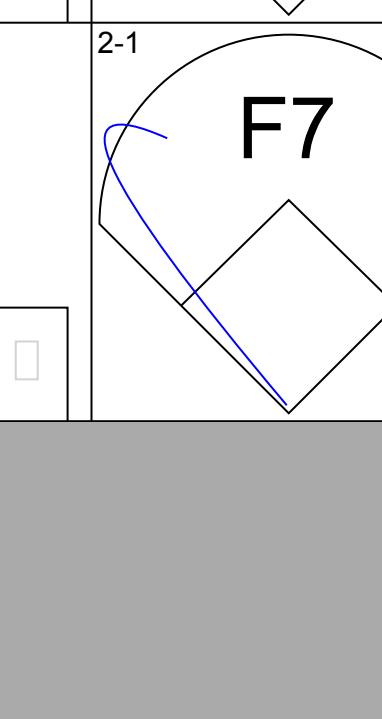


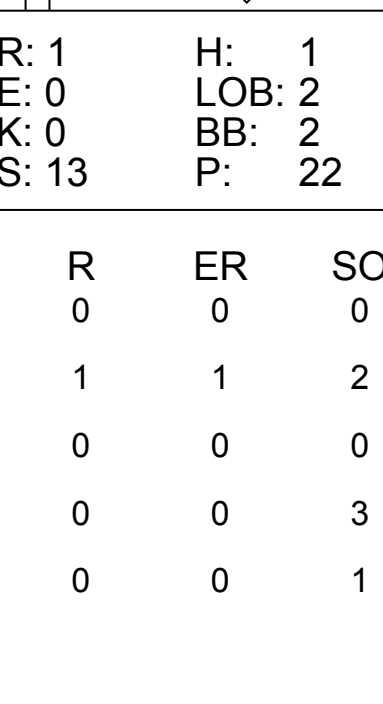
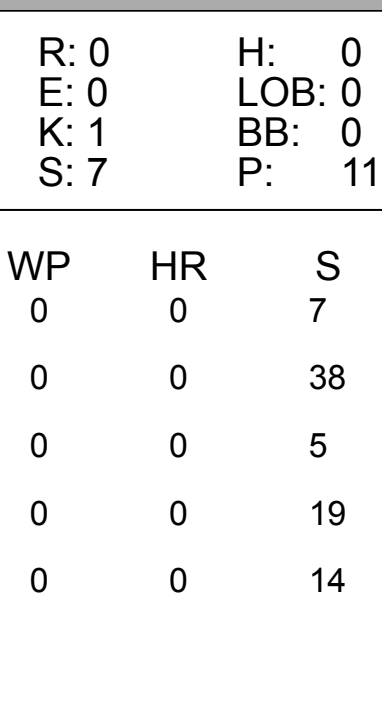
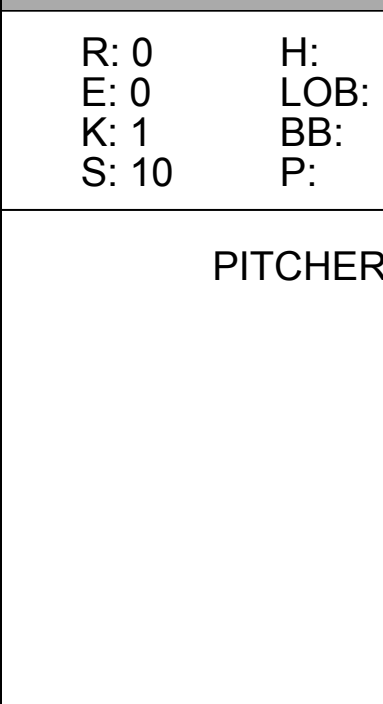
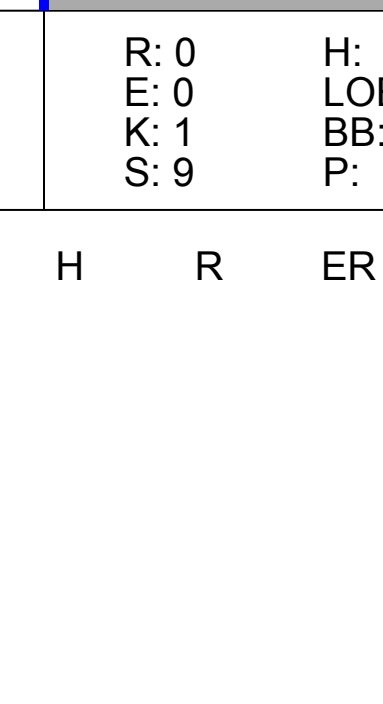
Batter	1	2	3	4	5	6	7	8	9	AB	R	H	RBI	BB	SO	LOB	TOP											
Peter Bergeron, L (1, 8) OBP: 0.375, SLG: 0.262 Henry Rodriguez, L (9, PH)	K		SH1-3 2B BB	G6-3			B1		K	3	1	0	0	1	1	0	Montreal Expos @ New York Mets Shea Stadium, Flushing, NY Sun Apr 14 2002, 1:10 PM EDT Att: 45,646 - Cloudy - 69 F											
Mike Mordecai, R (1, 4) OBP: 0.357, SLG: 0.385	G6-3		SH1-3		F9		G6-3		K	4	0	0	0	0	1	1												
Vladimir Guerrero, R (1, 9) OBP: 0.494, SLG: 0.950	P5		G4-3 2H 2B		G1-3					4	1	2	1	0	0	0												
Lee Stevens, L (1, 3) OBP: 0.405, SLG: 0.364		G4-3 1B E	G4-3		F7		K			4	1	1	0	0	1	2												
Orlando Cabrera, R (1, 6) OBP: 0.300, SLG: 0.289		FC3-6 1B	S 2B BB			G4-3		F9		3	1	1	0	1	0	0												
Brian Schneider, L (1, 2) OBP: 0.400, SLG: 0.733		FC3-6 G5-3 1-2H 2H	G5-3 1H 3H 2B			F2		G3		4	0	1	2	0	0	1												
Chris Truby, R (1, 5) OBP: 0.358, SLG: 0.469		G5-3	K					F7		4	0	1	0	0	1	2												
Brad Wilkerson, L (1, 7) OBP: 0.360, SLG: 0.220				G4-3					F8	2	0	0	0	2	0	0												
Tony Armas, R (1, 1) OBP: 0.111, SLG: 0.111 Britt Reames, R (7, 1) Scott Stewart, R (7, 1) Bruce Chen, L (8, 1) Andres Galarraga, R (9, PH) OBP: 0.450, SLG: 0.471	K			G5-3		FC4-6 1B IBB			S HBP	3	0	0	0	0	1	4		AB 32 R 4 H 6 RBI 3 BB 4 SO 6 LOB 11 										
Inning Stats	R: 0 E: 0 K: 1 S: 9	H: 0 LOB: 0 BB: 0 P: 11	R: 1 E: 1 K: 1 S: 13	H: 2 LOB: 2 BB: 1 P: 20	R: 3 E: 0 K: 1 S: 15	H: 2 LOB: 1 BB: 2 P: 30	R: 0 E: 0 K: 0 S: 5	H: 0 LOB: 0 BB: 0 P: 7	R: 0 E: 0 K: 0 S: 6	H: 1 LOB: 2 BB: 1 P: 13	R: 0 E: 0 K: 1 S: 9	H: 1 LOB: 1 BB: 0 P: 13	R: 0 E: 0 K: 0 S: 5	H: 0 LOB: 0 BB: 0 P: 7	R: 0 E: 0 K: 2 S: 9	H: 0 LOB: 1 BB: 0 P: 14			1B: 3 2B: 3 3B: 0 HR: 0	SF: 0 SAC: 1 DP: 0 HBP: 1	WP: 0 PB: 0 SB: 2 CS: 0	PA: 38						
PITCHER	IP	WLS	BF	H	R	ER	SO	BB	IBB	HBP	BLK	WP	HR	S	P	ERA	WHIP											
Steve Trachsel, R (1, 1) ERA: 2.45 Mark Guthrie, L (7, 1) ERA: 3.38 Scott Strickland, R (8, 1) ERA: 1.5 Armando Benitez, R (9, 1) ERA: 4.5	6.2	W	30	6	4	3	3	3	1	0	0	0	0	61	96	4.05	1.350											
	0.1	H	1	0	0	0	1	0	0	0	0	0	0	3	4	0.00	0.000											
	1.0	H	3	0	0	0	0	0	0	0	0	0	0	5	7	0.00	0.000											
	1.0	S	4	0	0	0	2	0	0	1	0	0	0	9	14	0.00	0.000											

Batter	1	2	3	4	5	6	7	8	9	AB	R	H	RBI	BB	SO	LOB	BOTTOM										
Timo Perez, L (1, 7) OBP: 0.278, SLG: 0.389	HR BB 1B		F7		G3-1		F6			4	1	1	0	0	0	1	Montreal Expos @ New York Mets Shea Stadium, Flushing, NY Sun Apr 14 2002, 1:10 PM EDT Att: 45,646 - Cloudy - 69 F										
Mark Johnson, L (1, 3) OBP: 0.316, SLG: 0.133 Edgardo Alfonzo, R (7, PH) OBP: 0.479, SLG: 0.425	HR BB		F7			1B 31 1B BB	FC6-4 BB			1	2	0	0	2	0	0											
Roberto Alomar, S (1, 4) OBP: 0.273, SLG: 0.392	HR		HR				FC6-4			4	2	3	4	0	0	2											
31 Mike Piazza, R (1, 2) OBP: 0.341, SLG: 0.500	G3-6-1 BB		F9					P3		3	0	1	1	1	0	0											
Jeremy Burnitz, L (1, 9) OBP: 0.380, SLG: 0.571	G3-6-1		K					F9		3	0	0	0	1	1	1											
John Valentin, R (1, 5) OBP: 0.288, SLG: 0.222 Scott Strickland, R (8, 1) ERA: 1.5 Roger Cedeno, S (8, PH) OBP: 0.316, SLG: 0.286 Armando Benitez, R (9, 1) ERA: 4.5	P4		G4-6-3 HBP					F8		2	0	0	0	0	0	1											
Jay Payton, R (1, 8) OBP: 0.319, SLG: 0.350	K		G4-6-3						K	4	1	1	0	0	2	2											
Joe McEwing, R (1, 6) OBP: 0.267, SLG: 0.571	G5-3				K2-3		SH3-4			2	0	0	0	0	1	0											
Steve Trachsel, R (1, 1) ERA: 5.12 Mark Guthrie, R (7, 1) ERA: 11.12 Tony Tarasco, L (7, PH) ERA: 11.12 Rey Ordenez, R (8, 6) OBP: 0.233, SLG: 0.250	K				G6-3		E4 BB			2	0	0	0	0	1	0											
Inning Stats	R: 3 E: 0 K: 0 S: 11	H: 2 LOB: 0 BB: 2 P: 23	R: 0 E: 0 K: 2 S: 9	H: 0 LOB: 0 BB: 0 P: 14	R: 1 E: 0 K: 0 S: 14	H: 1 LOB: 0 BB: 0 P: 20	R: 0 E: 0 K: 1 S: 5	H: 0 LOB: 0 BB: 0 P: 9	R: 0 E: 0 K: 1 S: 10	H: 2 LOB: 1 BB: 2 P: 15	R: 1 E: 1 K: 0 S: 12	H: 1 LOB: 2 BB: 1 P: 18	R: 0 E: 1 K: 1 S: 11	H: 0 LOB: 1 BB: 0 P: 15	1B: 3 2B: 1 3B: 0 HR: 2	SF: 0 SAC: 1 DP: 2 HBP: 1		WP: 0 PB: 0 SB: 0 CS: 1	PA: 34								
PITCHER	IP	WLS	BF	H	R	ER	SO	BB	IBB	HBP	BLK	WP	HR	S	P	ERA	WHIP										
Tony Armas, R (1, 1) ERA: 5.12 Britt Reames, R (7, 1) ERA: 11.12 Scott Stewart, L (7, 1) ERA: 11.12 Bruce Chen, L (8, 1) ERA: 2.7	6.0	L	24	5	5	5	4	4	0	1	0	0	0	4	6	0.00	3.000										
	0.1		3	1	1	0	0	0	0	0	0	0	0	4	6	0.00	3.000										
	0.2		3	0	0	0	0	1	0	0	0	0	0	8	12	0.00	1.500										
	1.0		4	0	0	0	1	0	0	0	0	0	0	11	15	0.00	0.000										

Batter	1	2	3	4	5	6	7	8	9	AB	R	H	RBI	BB	SO	LOB	TOP					
Rafael Furcal, S OBP: 0.258, SLG: 0.203	F5		G4-3		G1-3		F8			4	0	0	0	0	0	4	Atlanta Braves @ New York Mets Shea Stadium, Flushing, NY Tue Apr 16 2002, 7:10 PM EDT Att: 31,472 - Sunny - 84 F					
Andruw Jones, R OBP: 0.351, SLG: 0.417	F9		G3		K			10 S 1B	4	0	1	0	0	1	2							
10 Chipper Jones, S OBP: 0.386, SLG: 0.397	F7								4	1	1	0	0	1	1							
Julio Franco, R OBP: 0.273, SLG: 0.172		2B 1B							4	0	1	0	0	0	2							
B.J. Surhoff, L OBP: 0.347, SLG: 0.326	F9								4	0	0	0	0	1	3							
Vinny Castilla, R OBP: 0.279, SLG: 0.492									4	0	2	1	0	0	0							
Javy Lopez, R OBP: 0.292, SLG: 0.341	K								3	0	1	0	0	2	2							
Marcus Giles, R OBP: 0.426, SLG: 0.490	K								4	0	2	0	0	2	2							
Tom Glavine, L (7, PH)									1	0	0	0	0	0	0	AB 33 R 1 H 8 RBI 1 BB 0 SO 8 LOB 18 						
Keith Lockhart, L OBP: 0.133, SLG: 0.200									1	0	0	0	0	1	2							
Darren Holmes, R (7, 1)									0	0	0	0	0	0	0							
Kevin Gryboski, R (8, 1)									0	0	0	0	0	0	0							
Inning Stats	R: 0 E: 0 K: 0 S: 7	H: 0 LOB: 0 BB: 0 P: 9	R: 0 E: 0 K: 2 S: 12	H: 2 LOB: 2 BB: 0 P: 15	R: 0 E: 0 K: 0 S: 11	H: 0 LOB: 0 BB: 0 P: 16	R: 1 E: 0 K: 0 S: 7	H: 2 LOB: 2 BB: 0 P: 10	R: 0 E: 0 K: 1 S: 11	H: 1 LOB: 2 BB: 0 P: 18	R: 0 E: 0 K: 1 S: 5	H: 0 LOB: 0 BB: 0 P: 7	R: 0 E: 0 K: 1 S: 10	H: 2 LOB: 2 BB: 0 P: 13	R: 0 E: 0 K: 1 S: 7	H: 1 LOB: 1 BB: 0 P: 11	R: 0 E: 0 K: 2 S: 9	H: 0 LOB: 0 BB: 0 P: 10	1B: 7 2B: 1 3B: 0 HR: 0	SF: 0 SAC: 1 DP: 0 HBP: 1	WP: 0 PB: 0 SB: 1 CS: 1	PA: 36
PITCHER Pedro Astacio, R ERA: 1.96	IP: 9.0 WLS: W BF: 35 H: 8 R: 1 ER: 1 SO: 8 BB: 0 IBB: 0 HBP: 1 BLK: 0 WP: 0 HR: 0 S: 79 P: 109 ERA: 1.00 WHIP: 0.889																					

Batter	1	2	3	4	5	6	7	8	9	AB	R	H	RBI	BB	SO	LOB	BOTTOM					
Roger Cedeno, S OBP: 0.292, SLG: 0.267	G5-3		K							4	1	2	0	0	1	0	Atlanta Braves @ New York Mets Shea Stadium, Flushing, NY Tue Apr 16 2002, 7:10 PM EDT Att: 31,472 - Sunny - 84 F					
Joe McEwing, R OBP: 0.250, SLG: 0.435	K									4	1	1	0	0	2	2						
Roberto Alomar, S OBP: 0.266, SLG: 0.367	K									3	0	0	0	0	1	1						
31 Mike Piazza, R OBP: 0.412, SLG: 0.675										2	1	2	1	1	0	0						
Edgardo Alfonzo, R OBP: 0.517, SLG: 0.479										4	0	2	0	0	0	3						
Jeremy Burnitz, L OBP: 0.356, SLG: 0.529										4	0	1	1	0	1	4						
Jay Payton, R OBP: 0.304, SLG: 0.313										2	0	0	0	1	0	4						
Rey Ordenez, R OBP: 0.250, SLG: 0.265										4	0	1	0	0	0	2						
Pedro Astacio, R OBP: 0.111, SLG: 0.111										4	0	0	0	0	3	4						
Inning Stats	R: 0 E: 0 K: 2 S: 11	H: 0 LOB: 0 BB: 0 P: 18	R: 0 E: 0 K: 0 S: 8	H: 2 LOB: 1 BB: 0 P: 13	R: 0 E: 0 K: 2 S: 8	H: 0 LOB: 0 BB: 0 P: 11	R: 1 E: 0 K: 0 S: 9	H: 2 LOB: 2 BB: 1 P: 16	R: 0 E: 0 K: 1 S: 9	H: 1 LOB: 1 BB: 0 P: 16	R: 1 E: 1 K: 1 S: 17	H: 2 LOB: 3 BB: 1 P: 30	R: 1 E: 1 K: 1 S: 14	H: 1 LOB: 1 BB: 0 P: 21	R: 0 E: 1 K: 1 S: 7	H: 1 LOB: 1 BB: 0 P: 8	R: 0 E: 1 K: 1 S: 7	H: 1 LOB: 1 BB: 0 P: 8	1B: 9 2B: 0 3B: 0 HR: 0	SF: 1 SAC: 2 DP: 0 HBP: 0	WP: 0 PB: 0 SB: 2 CS: 2	PA: 36
PITCHER Tom Glavine, L ERA: 1.03 Darren Holmes, R ERA: 1.04 Kevin Gryboski, R ERA: 3.38	IP: 6.0 WLS: L BF: 27 H: 7 R: 2 ER: 1 SO: 6 BB: 2 IBB: 0 HBP: 0 BLK: 0 WP: 0 HR: 0 S: 62 P: 104 ERA: 1.50 WHIP: 1.500																					

Batter	1	2	3	4	5	6	7	8	9	AB	R	H	RBI	BB	SO	LOB	TOP					
Rafael Furcal, S OBP: 0.271, SLG: 0.254 (1, 6)										4	0	2	2	0	1	1	<p>Atlanta Braves @ New York Mets Shea Stadium, Flushing, NY Wed Apr 17 2002, 1:10 PM EDT Att: 30,702 - Sunny - 92 F</p> <p>AB 32 R 2 H 8 RBI 2 BB 1 SO 6 LOB 11</p> 					
Andruw Jones, R OBP: 0.346, SLG: 0.406 (1, 8)										4	0	1	0	0	1	2						
10 Chipper Jones, S OBP: 0.392, SLG: 0.493 (1, 7)										4	0	2	0	0	0	1						
Julio Franco, R OBP: 0.243, SLG: 0.152 (1, 3)										4	0	0	0	0	2	2						
B.J. Surhoff, L OBP: 0.340, SLG: 0.304 (1, 9)										3	0	0	0	1	0	2						
Vinny Castilla, R OBP: 0.286, SLG: 0.468 (6, 1)										3	0	0	0	0	0	2						
29 John Smoltz, R (8, 1)										0	0	0	0	0	0	0						
Marcus Giles, R OBP: 0.415, SLG: 0.473 (1, 4)										4	1	1	0	0	1	0						
Henry Blanco, R OBP: 0.217, SLG: 0.200 (1, 2)										4	1	1	0	0	0	1						
Greg Maddux, R (1, 1)										0	0	0	0	0	0	0						
Kevin Millwood, R OBP: 0.143, SLG: 0.143 Tim Spooneybarger, R (6, 1)										0	0	0	0	0	0	0						
Wes Helms, R OBP: 0.400, SLG: 0.500 (6, 5)										1	0	1	0	0	0	0						
Inning Stats	R: 0 E: 0 K: 1 S: 6	H: 1 LOB: 0 BB: 0 P: 6	R: 0 E: 0 K: 1 S: 8	H: 0 LOB: 0 BB: 0 P: 14	R: 1 E: 0 K: 1 S: 14	H: 2 LOB: 1 BB: 0 P: 19	R: 0 E: 0 K: 0 S: 10	H: 1 LOB: 1 BB: 0 P: 16	R: 1 E: 0 K: 0 S: 12	H: 2 LOB: 1 BB: 0 P: 17	R: 0 E: 0 K: 0 S: 7	H: 0 LOB: 1 BB: 1 P: 13	R: 0 E: 0 K: 0 S: 7	H: 1 LOB: 0 BB: 0 P: 8	R: 0 E: 0 K: 1 S: 8	H: 1 LOB: 1 BB: 0 P: 10	R: 0 E: 0 K: 2 S: 7	H: 0 LOB: 0 BB: 0 P: 11	1B: 6 2B: 1 3B: 1 HR: 0	SF: 0 SAC: 2 DP: 1 HBP: 0	WP: 0 PB: 0 CS: 0	PA: 35
PITCHER	IP	WLS	BF	H	R	ER	SO	BB	IBB	HBP	BLK	WP	HR	S	P	ERA	WHIP					
Jeff D'Amico, R ERA: 1.71 Kane Davis, R ERA: 3.35	(1, 1)	7.0	L	28	7	2	2	3	1	0	0	0	0	64	93	2.57	1.143					
(8, 1)	2.0	7	1	0	0	0	3	0	0	0	0	0	0	15	21	0.00	0.500					

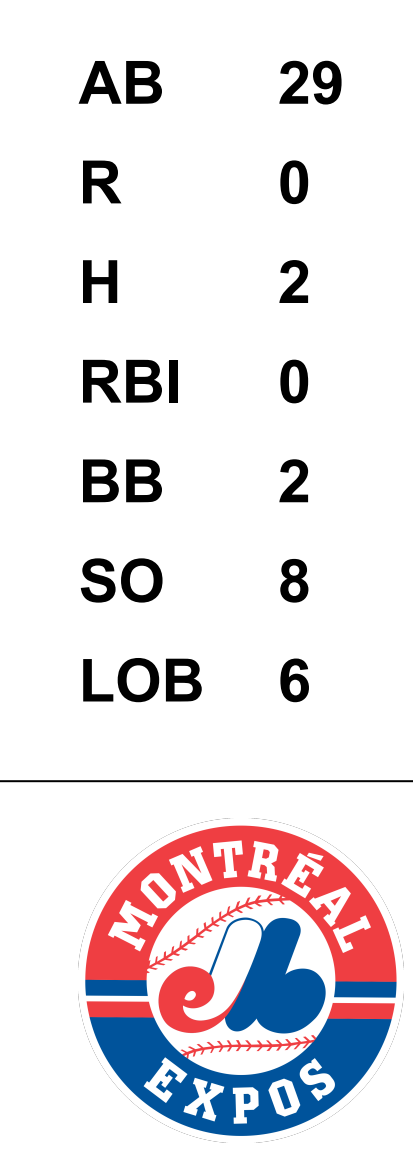
Batter	1	2	3	4	5	6	7	8	9	AB	R	H	RBI	BB	SO	LOB	BOTTOM						
Roger Cedeno, S OBP: 0.269, SLG: 0.245 (1, 7)										4	0	0	0	0	1	1	<p>Atlanta Braves @ New York Mets Shea Stadium, Flushing, NY Wed Apr 17 2002, 1:10 PM EDT Att: 30,702 - Sunny - 92 F</p> <p>AB 31 R 1 H 5 RBI 1 BB 3 SO 6 LOB 16</p> 						
Timo Perez, L OBP: 0.304, SLG: 0.435 (1, 8)										4	0	2	0	0	0	1							
Roberto Alomar, S OBP: 0.265, SLG: 0.359 (1, 4)										4	0	1	0	0	1	2							
31 Mike Piazza, R OBP: 0.400, SLG: 0.636 (1, 2)										4	0	1	0	0	0	3							
Edgardo Alfonzo, R OBP: 0.500, SLG: 0.451 (1, 5)										3	1	0	0	1	0	3							
Jeremy Burnitz, L OBP: 0.346, SLG: 0.500 (1, 9)										3	0	0	0	1	1	2							
Mark Johnson, L OBP: 0.333, SLG: 0.125 John Valentin, R OBP: 0.292, SLG: 0.381 (6, PH) (7, 3)										1	0	0	0	1	1	0							
Rey Ordonez, R OBP: 0.236, SLG: 0.255 Tony Tarasco, L (9, PH)										2	0	0	1	0	1	0							
Jeff D'Amico, R Jay Payton, R Kane Davis, R (7, PH) (8, 1)										2	0	0	0	0	1	2							
										1	0	1	0	0	0	0							
										0	0	0	0	0	0	0							
Inning Stats	R: 0 E: 0 K: 0 S: 7	H: 1 LOB: 0 BB: 0 P: 9	R: 1 E: 0 K: 0 S: 13	H: 1 LOB: 2 BB: 2 P: 22	R: 0 E: 1 K: 0 S: 10	H: 1 LOB: 0 BB: 0 P: 16	R: 0 E: 0 K: 1 S: 7	H: 0 LOB: 0 BB: 0 P: 11	R: 0 E: 0 K: 1 S: 10	H: 0 LOB: 2 BB: 1 P: 20	R: 0 E: 0 K: 2 S: 14	H: 1 LOB: 1 BB: 0 P: 22	R: 0 E: 0 K: 1 S: 9	H: 0 LOB: 0 BB: 0 P: 12	R: 0 E: 0 K: 0 S: 5	H: 0 LOB: 0 BB: 0 P: 9	1B: 4 2B: 1 3B: 0 HR: 0	SF: 1 SAC: 0 DP: 1 HBP: 0	WP: 0 PB: 0 CS: 0	PA: 35			
PITCHER	IP	WLS	BF	H	R	ER	SO	BB	IBB	HBP	BLK	WP	HR	S	P	ERA	WHIP						
Greg Maddux, R ERA: 3.09 Tim Spooneybarger, R ERA: 4.15 Mike Remlinger, L ERA: 1.04 29 John Smoltz, R ERA: 3.35	(1, 1)	1.0	W	17	2	1	1	2	2	0	0	0	0	0	38	62	2.25	1.000					
(6, 1)	0.1	H	3	1	0	0	0	1	0	0	0	0	0	5	12	0.00	6.000						
(6, 1)	1.2	H	6	1	0	0	3	0	0	0	0	0	0	19	30	0.00	0.600						
(8, 1)	2.0	S	6	0	0	0	1	0	0	0	0	0	0	14	21	0.00	0.000						

Batter	1	2	3	4	5	6	7	8	9	AB	R	H	RBI	BB	SO	LOB	TOP				
Roger Cedeno, S OBP: 0.268, SLG: 0.245 (1, 7)	F9		K					G4-3		4	0	1	0	0	1	1	<p>New York Mets @ Montreal Expos</p> <p>Olympic Stadium, Montreal, QB</p> <p>Thu Apr 18 2002, 7:05 PM EDT</p> <p>Att. 4,512 - Dome - 72 F</p>				
Timo Perez, L OBP: 0.296, SLG: 0.444 (1, 8)	2B		K					F8		4	0	1	0	0	1	2					
Roberto Alomar, S OBP: 0.264, SLG: 0.353 (1, 4)	F7							G5-3		4	1	1	0	0	1	1					
31 Mike Piazza, R OBP: 0.407, SLG: 0.646 (1, 2)	L6							1B		4	0	2	1	0	0	1					
Edgardo Alfonzo, R OBP: 0.470, SLG: 0.418 (1, 5)								1B		4	0	0	0	0	2	2					
Jeremy Burnitz, L OBP: 0.343, SLG: 0.483 (1, 9)	F8							1B		4	0	1	0	0	0	1					
Mark Johnson, L OBP: 0.280, SLG: 0.100 (1, 3)	F5							G4-3		4	0	0	0	0	0	3					
Rey Ordonez, R OBP: 0.241, SLG: 0.278 (1, 6)								G5-3		3	0	1	0	0	0	0					
Al Leiter, L (1, 1)								K		3	0	0	0	0	2	1					
Inning Stats	R: 0 H: 1 E: 0 K: 0 S: 6	H: 1 LOB: 1 BB: 0 P: 8	R: 0 H: 0 E: 0 K: 0 S: 11	LOB: 0 BB: 0 P: 13	R: 0 H: 1 E: 0 K: 3 S: 13	LOB: 1 BB: 0 P: 18	R: 1 H: 2 E: 0 K: 0 S: 14	H: 2 LOB: 1 BB: 0 P: 15	R: 0 H: 1 E: 0 K: 2 S: 5	H: 0 LOB: 0 BB: 0 P: 10	R: 0 H: 0 E: 0 K: 0 S: 9	H: 0 LOB: 0 BB: 0 P: 15	R: 0 H: 0 E: 0 K: 1 S: 8	H: 0 LOB: 0 BB: 0 P: 11	R: 0 H: 2 E: 0 K: 1 S: 13	H: 2 LOB: 2 BB: 0 P: 17	1B: 4 2B: 3 3B: 0 HR: 0	SF: 0 SAC: 0 DP: 0 HBP: 0	WP: 0 PB: 0 CS: 0	PA: 34	
PITCHER	IP	WLS	BF	H	R	ER	SO	BB	IBB	HBP	BLK	WP	HR	S	P	ERA	WHIP				
Javier Vazquez, R ERA: 3.81 (1, 1)	8.0	L	29	5	1	1	6	0	0	0	0	0	0	73	99	1.12	0.625				
Matt Herges, R ERA: 4.35 (9, 1)	1.0		5	2	0	0	1	0	0	0	0	0	0	13	17	0.00	2.000				

AB	34
R	1
H	7
RBI	1
BB	0
SO	7
LOB	12



Batter	1	2	3	4	5	6	7	8	9	AB	R	H	RBI	BB	SO	LOB	BOTTOM				
Peter Bergeron, L OBP: 0.387, SLG: 0.293 (1, 8)	K							G6-3		4	0	0	0	0	1	0	<p>New York Mets @ Montreal Expos</p> <p>Olympic Stadium, Montreal, QB</p> <p>Thu Apr 18 2002, 7:05 PM EDT</p> <p>Att. 4,512 - Dome - 72 F</p>				
Jose Vidro, S OBP: 0.415, SLG: 0.492 (1, 4)	F9							G6-3		4	0	1	0	0	0	0					
Vladimir Guerrero, R OBP: 0.429, SLG: 0.697 (1, 9)	G5-3							G5-3		3	0	0	0	1	1	0					
Michael Barrett, R OBP: 0.431, SLG: 0.756 (1, 2)								K		4	0	1	0	0	1	2					
Lee Stevens, L OBP: 0.367, SLG: 0.313 (1, 3)	G3							F9		3	0	0	0	0	1	1					
Orlando Cabrera, R OBP: 0.299, SLG: 0.279 (1, 6)	K							K		3	0	0	0	0	2	1					
Chris Truby, R OBP: 0.362, SLG: 0.460 (1, 5)								K		2	0	0	0	1	1	0					
Lou Collier, R (1, 7)								F7		3	0	0	0	0	0	2					
Javier Vazquez, R (1, 1)								G1-3		2	0	0	0	0	1	0					
Mike Mordecai, R OBP: 0.353, SLG: 0.375 (8, PH)										1	0	0	0	0	0	0					
Matt Herges, L (9, 1)										0	0	0	0	0	0	0					
Inning Stats	R: 0 H: 0 E: 1 K: 1 S: 7	H: 0 LOB: 0 BB: 0 P: 10	R: 0 H: 0 E: 0 K: 1 S: 8	LOB: 0 BB: 0 P: 10	R: 0 H: 0 E: 0 K: 1 S: 8	LOB: 0 BB: 0 P: 12	R: 0 H: 0 E: 0 K: 1 S: 6	H: 0 LOB: 0 BB: 0 P: 11	R: 0 H: 1 E: 0 K: 0 S: 8	H: 1 LOB: 2 BB: 1 P: 16	R: 0 H: 0 E: 0 K: 2 S: 8	H: 0 LOB: 0 BB: 0 P: 13	R: 0 H: 0 E: 0 K: 0 S: 7	H: 0 LOB: 0 BB: 0 P: 9	R: 0 H: 0 E: 0 K: 1 S: 8	H: 0 LOB: 0 BB: 0 P: 14	1B: 0 2B: 2 3B: 0 HR: 0	SF: 0 SAC: 0 DP: 0 HBP: 0	WP: 0 PB: 0 CS: 0	PA: 31	
PITCHER	IP	WLS	BF	H	R	ER	SO	BB	IBB	HBP	BLK	WP	HR	S	P	ERA	WHIP				
Al Leiter, L ERA: 0.38 (1, 1)	9.0	W	31	2	0	0	8	1	1	0	0	0	0	71	114	0.00	0.333				



Batter	1	2	3	4	5	6	7	8	9	AB	R	H	RBI	BB	SO	LOB	TOP										
Timo Perez, L OBP: 0.344, SLG: 0.500 (1, 8)	G3		L4				2B		2B	5	0	3	1	0	0	1											
Tony Tarasco, L OBP: 0.200, SLG: 0.300 (1, 7)	G4-3			G4-3			2B		G4-3	5	0	2	1	0	0	1											
Roberto Alomar, S OBP: 0.250, SLG: 0.333 (1, 4)	B6			G4-3	G4-3		FC6-4			4	0	0	0	0	0	4											
Jeremy Burnitz, L OBP: 0.338, SLG: 0.459 (1, 9)		K			HBP				G4-3	3	0	0	0	1	1	0											
Edgardo Alfonzo, R OBP: 0.457, SLG: 0.397 (1, 5)	P4				BB				G4-3	3	0	0	0	0	1	0											
Mark Johnson, L OBP: 0.250, SLG: 0.087 Joe McEwing, R OBP: 0.280, SLG: 0.500 (8, PH) (8, 3)	G5-3			G4-3					1B	3	0	0	0	0	1	2											
Vance Wilson, R OBP: 0.333, SLG: 0.529 (1, 2)			G4-3						2B	4	0	1	1	0	1	0											
Rey Ordonez, R OBP: 0.258, SLG: 0.310 (1, 6)									G1-3	4	1	2	0	0	0	0											
Steve Trachsel, R OBP: 0.280, SLG: 0.364 John Valentin, R OBP: 0.310, SLG: 0.320 Grant Roberts, R OBP: 0.310, SLG: 0.320 Jay Payton, R OBP: 0.310, SLG: 0.320 Mark Guthrie, R OBP: 0.310, SLG: 0.320 Scott Strickland, R OBP: 0.310, SLG: 0.320 David Weathers, R OBP: 0.310, SLG: 0.320 Roger Cedeno, S OBP: 0.310, SLG: 0.320 (1, 1) (5, PH) (5, 1) (7, PH) (7, 1) (7, 1) (8, 1) (9, PH)	SH3-4								G4-3	0	0	0	0	0	0	0											
Inning Stats	R: 0 E: 0 K: 0 S: 7	H: 0 LOB: 0 BB: 0 P: 9	R: 0 E: 0 K: 1 S: 10	H: 0 LOB: 0 BB: 0 P: 17	R: 0 E: 0 K: 0 S: 8	H: 1 LOB: 1 BB: 0 P: 14	R: 0 E: 0 K: 0 S: 8	H: 0 LOB: 2 BB: 1 P: 16	R: 1 E: 0 K: 2 S: 12	H: 3 LOB: 2 BB: 0 P: 17	R: 0 E: 0 K: 2 S: 9	H: 0 LOB: 0 BB: 0 P: 13	R: 1 E: 1 K: 1 S: 17	H: 2 LOB: 2 BB: 0 P: 24	R: 1 E: 0 K: 0 S: 6	H: 2 LOB: 1 BB: 0 P: 9	R: 0 E: 0 K: 0 S: 12	H: 1 LOB: 1 BB: 0 P: 20	1B: 5 2B: 4 3B: 0 HR: 0	SF: 0 SAC: 1 DP: 0 HBP: 1	WP: 1 PB: 0 SB: 0 CS: 0	PA: 38					
PITCHER	IP	WLS	BF	H	R	ER	SO	BB	IBB	HBP	BLK	WP	HR	S	P	ERA	WHIP										
Tony Armas, R ERA: 4.15 (1, 1)	6.2	W	29	6	2	1	4	1	0	1	0	1	0	68	106	1.35	1.050										
Scott Stewart, L ERA: 1.95 (7, 1)	1.0	H	3	0	0	0	0	0	0	0	0	0	0	6	9	0.00	0.000										
52 T.J. Tucker, R ERA: 3.0 (8, 1)	0.1		2	2	1	1	0	0	0	0	0	0	0	3	4	27.00	6.000										
Matt Herges, R ERA: 3.97 (9, 1)	1.0	S	4	1	0	0	0	0	0	0	0	0	0	12	20	0.00	1.000										

New York Mets @ Montreal Expos
Olympic Stadium, Montreal, QB
Fri Apr 19 2002, 7:05 PM EDT
Att: 8,281 - Dome - 72 F

AB 35
R 3
H 9
RBI 3
BB 1
SO 4
LOB 9

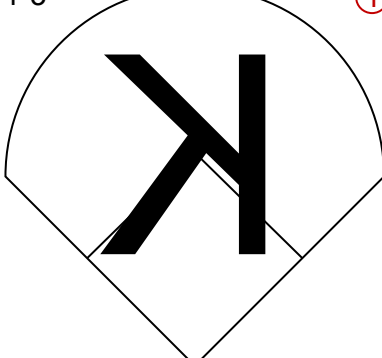


Batter	1	2	3	4	5	6	7	8	9	AB	R	H	RBI	BB	SO	LOB	BOTTOM										
Peter Bergeron, L OBP: 0.375, SLG: 0.286 (1, 8)	L7		FC1-4	G4-3					K	5	1	1	0	0	1	2											
Jose Vidro, S OBP: 0.406, SLG: 0.492 (1, 4)	L9		F7						G5-3	4	0	1	0	0	0	2											
Vladimir Guerrero, R OBP: 0.444, SLG: 0.615 (1, 9)	CS								G5-3	4	1	3	1	0	0	1											
Lee Stevens, L OBP: 0.391, SLG: 0.392 (1, 3)	CS								E4	3	2	2	3	1	0	1											
Orlando Cabrera, R OBP: 0.300, SLG: 0.281 (1, 6)									F5	3	0	1	0	0	0	4											
Brian Schneider, L OBP: 0.391, SLG: 0.571 (1, 2)	E1								BB	2	0	0	1	2	1	2											
Chris Truby, R ERA: 2.42 Henry Rodriguez, L OBP: 0.071, SLG: 0.071 Mike Mordecai, R OBP: 0.353, SLG: 0.375 (1, 5) (7, PH) (8, 5)	G6-4-3								G6-3	3	0	0	0	0	1	3											
Brad Wilkerson, L OBP: 0.381, SLG: 0.255 (1, 7)									F7	4	1	2	0	0	0	0											
Tony Armas, R OBP: 0.100, SLG: 0.100 Scott Stewart, R OBP: 1.000, SLG: 1.000 Henry Mateo, S OBP: 0.353, SLG: 0.375 (1, 1) (7, 1) (8, PH) (9, 1)	SH								K	1	0	0	0	0	1	0											
Inning Stats	R: 0 E: 0 K: 0 S: 7	H: 1 LOB: 0 BB: 0 P: 8	R: 1 E: 1 K: 0 S: 7	H: 1 LOB: 0 BB: 0 P: 11	R: 4 E: 1 K: 1 S: 23	H: 4 LOB: 2 BB: 1 P: 35	R: 0 E: 0 K: 1 S: 7	H: 0 LOB: 0 BB: 0 P: 9	R: 0 E: 0 K: 0 S: 8	H: 2 LOB: 2 BB: 0 P: 13	R: 0 E: 1 K: 1 S: 16	H: 1 LOB: 3 BB: 1 P: 28	R: 0 E: 0 K: 2 S: 9	H: 0 LOB: 0 BB: 0 P: 16	R: 0 E: 0 K: 0 S: 12	H: 0 LOB: 0 BB: 0 P: 20	1B: 8 2B: 1 3B: 0 HR: 1	SF: 0 SAC: 3 DP: 1 HBP: 0	WP: 1 PB: 0 SB: 3 CS: 1	PA: 38							
PITCHER	IP	WLS	BF	H	R	ER	SO	BB	IBB	HBP	BLK	WP	HR	S	P	ERA	WHIP										
Steve Trachsel, R ERA: 2.42 (1, 1)	4.0	L	19	6	5	1	2	1	0	0	0	0	1	44	63	2.25	1.750										
Grant Roberts, R ERA: (5, 1)	2.0		9	3	0	0	1	0	1	0	0	0	0	15	29	0.00	1.500										
Mark Guthrie, L ERA: 3.0 (7, 1)	0.1		3	1	0	0	0	0	0	0	0	0	0	7	12	0.00	3.000										
Scott Strickland, R ERA: 1.17 (7, 1)	0.2		3	0	0	0	1	1	0	0	0	0	0	9	16	0.00	1.500										
David Weathers, R ERA: 0.75 (8, 1)	1.0		3	0	0	0	2	0	0	0	0	0	0	9	16	0.00	0.000										

New York Mets @ Montreal Expos
Olympic Stadium, Montreal, QB
Fri Apr 19 2002, 7:05 PM EDT
Att: 8,281 - Dome - 72 F

AB 31
R 5
H 10
RBI 5
BB 3
SO 6
LOB 18



Batter	1	2	3	4	5	6	7	8	9	AB	R	H	RBI	BB	SO	LOB	TOP				
Roger Cedeno, S OBP: 0.239, SLG: 0.206			G6-3	G4-3		K		FC4-6		5	0	0	1	0	2	3					
Roberto Alomar, S OBP: 0.282, SLG: 0.363	G3		HBP 1B	1B		K			G6-3	5	1	2	0	0	1	2					
Mo Vaughn, L OBP: 0.304, SLG: 0.429	31 1B		1B	HBP 1B		F8			G3	4	1	2	0	0	0	2					
31 Mike Piazza, R OBP: 0.382, SLG: 0.579	2B		F8	F9			F9		G5-3	5	0	1	1	0	0	4					
Edgardo Alfonzo, R OBP: 0.434, SLG: 0.375	K		1-3 2H 1B		K		K			4	0	1	1	0	3	1					
Jeremy Burnitz, L OBP: 0.354, SLG: 0.471		G4-3	2B	IBB		G4-3			K	3	0	1	0	1	1	0					
Jay Payton, R OBP: 0.297, SLG: 0.304		L4	G3			F7			F7	4	0	0	0	0	0	4					
Rey Ordenez, R OBP: 0.273, SLG: 0.339	G4-3			SH1-4 G4-3		1B		G6-3		4	1	2	0	0	0	1					
Pedro Astacio, R Joe Mauer, R David Weathers, R Grant Roberts, R John Valentini, R Armando Benitez, R	K		SH1-4	2B		1B		FC4-6 BB		1	0	0	0	0	1	1					
Inning Stats	R: 1 E: 0 K: 2 S: 16	H: 2 LOB: 1 BB: 0 P: 20	R: 0 E: 0 K: 1 S: 12	H: 1 LOB: 1 BB: 0 P: 13	R: 1 E: 0 K: 0 S: 8	H: 2 LOB: 3 BB: 1 P: 19	R: 1 E: 0 K: 0 S: 11	H: 3 LOB: 2 BB: 0 P: 18	R: 0 E: 0 K: 1 S: 13	H: 2 LOB: 0 BB: 0 P: 16	R: 0 E: 0 K: 2 S: 10	H: 0 LOB: 0 BB: 0 P: 12	R: 0 E: 0 K: 0 S: 9	H: 0 LOB: 1 BB: 1 P: 15	R: 0 E: 0 K: 0 S: 4	H: 0 LOB: 0 BB: 0 P: 7	1B: 7 2B: 3 3B: 0 HR: 0	SF: 0 SAC: 1 DP: 0 HBP: 1	WP: 0 PB: 0 SB: 0 CS: 0	PA: 40	
PITCHER	IP	WLS	BF	H	R	ER	SO	BB	IBB	HBP	BLK	WP	HR	S	P	ERA	WHIP				
Masato Yoshii, R ERA: 3.93	3.2		20	7	3	3	3	0	1	1	0	0	0	44	65	7.36	1.909				
Bruce Chen, L ERA: 1.42	4.1	W	17	3	0	0	5	1	0	0	0	0	0	47	65	0.00	0.923				
Graeme Lloyd, L ERA: 5.79	1.0	S	3	0	0	0	0	0	0	0	0	0	0	4	7	0.00	0.000				

New York Mets @ Montreal Expos
Olympic Stadium, Montreal, QB
Sun Apr 21 2002, 1:35 PM EDT
Att: 11,672 - Dome - 72 F

AB 36
R 3
H 10
RBI 3
BB 2
SO 8
LOB 18



Batter	1	2	3	4	5	6	7	8	9	AB	R	H	RBI	BB	SO	LOB	BOTTOM				
Peter Bergeron, L OBP: 0.378, SLG: 0.319	K	G6-3		F7		2B	K			5	1	1	0	0	2	2					
Jose Vidro, S OBP: 0.405, SLG: 0.479	1B		F8	G4-6-3		2B		F7		3	1	1	2	2	0	0					
Vladimir Guerrero, R OBP: 0.440, SLG: 0.666	1B		2B	HR		K		F7		5	2	2	0	0	1	2					
Lee Stevens, L OBP: 0.411, SLG: 0.475	2B		HR		K			P6		4	1	2	3	1	1	0					
Michael Barrett, R OBP: 0.448, SLG: 0.788	2B		G5-3		G5-3	G4-3				4	0	2	1	0	0	2					
Orlando Cabrera, R OBP: 0.312, SLG: 0.338	F7		1B		G5-3		FC6-4			4	0	2	0	0	0	3					
Chris Truby, R OBP: 0.338, SLG: 0.423	G6-3		1B		K		B2			4	0	1	0	0	1	4					
Brad Wilkerson, L OBP: 0.394, SLG: 0.316		G4-3				G4-3		FC6-4		2	0	0	0	2	0	0					
Masato Yoshii, R Bruce Chen, L Graeme Lloyd, L		L5		G5-3		1B		FC6-4		2	0	0	0	0	0	3					
Inning Stats	R: 2 E: 0 K: 1 S: 16	H: 3 LOB: 2 BB: 1 P: 23	R: 0 E: 0 K: 0 S: 8	H: 0 LOB: 0 BB: 0 P: 13	R: 2 E: 0 K: 0 S: 14	H: 4 LOB: 3 BB: 1 P: 24	R: 0 E: 0 K: 0 S: 5	H: 0 LOB: 0 BB: 1 P: 10	R: 0 E: 0 K: 2 S: 14	H: 1 LOB: 1 BB: 0 P: 22	R: 2 E: 0 K: 1 S: 14	H: 3 LOB: 2 BB: 1 P: 25	R: 0 E: 0 K: 1 S: 7	H: 1 LOB: 2 BB: 1 P: 12	R: 0 E: 0 K: 0 S: 8	H: 0 LOB: 0 BB: 0 P: 12	1B: 5 2B: 6 3B: 0 HR: 1	SF: 0 SAC: 0 DP: 1 HBP: 0	WP: 0 PB: 0 SB: 0 CS: 0	PA: 40	
PITCHER	IP	WLS	BF	H	R	ER	SO	BB	IBB	HBP	BLK	WP	HR	S	P	ERA	WHIP				
Pedro Astacio, R ERA: 2.89	5.0	L	25	8	4	4	3	3	0	0	0	0	0	14	25	18.00	3.000				
David Weathers, R ERA: 2.03	1.0		7	3	2	2	1	0	1	0	0	0	0	7	12	0.00	1.000				
Grant Roberts, R ERA:	1.0		5	1	0	0	1	0	1	0	0	0	0	8	12	0.00	0.000				
Armando Benitez, R ERA: 3.0	1.0		3	0	0	0	0	0	0	0	0	0	0	8	12	0.00	0.000				

New York Mets @ Montreal Expos
Olympic Stadium, Montreal, QB
Sun Apr 21 2002, 1:35 PM EDT
Att: 11,672 - Dome - 72 F

AB 35
R 6
H 12
RBI 6
BB 5
SO 5
LOB 18



Batter	1	2	3	4	5	6	7	8	9	AB	R	H	RBI	BB	SO	LOB	TOP							
Fernando Vina, L OBP: 0.319, SLG: 0.345	G4-3	F8						B1-3		4	0	1	0	0	0	1								
Placido Polanco, R OBP: 0.317, SLG: 0.328	G5-3		G5-3		F9					4	0	1	0	0	0	0								
J.D. Drew, L OBP: 0.417, SLG: 0.575	5 HR		G3-1			G3-1		K		4	1	2	0	0	1	1								
5 Albert Pujols, R OBP: 0.400, SLG: 0.554	1-H		K			G6-3		G5-3		4	1	1	2	0	1	2								
15 Jim Edmonds, L OBP: 0.521, SLG: 0.782	F9					G1-3				4	0	0	0	0	2	1								
Tino Martinez, L OBP: 0.293, SLG: 0.194		F9								3	0	1	0	1	0	1								
Eli Marrero, R OBP: 0.436, SLG: 0.549						F9		G3		0	0	0	0	0	0	0								
Edgar Renteria, R OBP: 0.338, SLG: 0.394		F9				F9		G3		4	0	0	0	0	0	2								
Mike DiFelice, R OBP: 0.324, SLG: 0.486										3	1	1	0	0	1	1								
Miguel Cairo, R OBP: 0.250, SLG: 0.176		2B				K		F7		1	0	0	0	0	1	2								
Matt Morris, R OBP: 0.143, SLG: 0.154										3	0	1	1	0	1	0								
Dave Veres, R (8, 1)								G5-3		0	0	0	0	0	0	0								
Inning Stats	R: 2 E: 0 K: 0 S: 8	H: 2 LOB: 0 BB: 0 P: 11	R: 1 E: 0 K: 0 S: 8	H: 2 LOB: 1 BB: 0 P: 11	R: 0 E: 0 K: 1 S: 8	H: 0 LOB: 0 BB: 0 P: 13	R: 0 E: 0 K: 2 S: 9	H: 0 LOB: 1 BB: 1 P: 17	R: 0 E: 0 K: 1 S: 5	H: 1 LOB: 0 BB: 0 P: 5	R: 0 E: 0 K: 0 S: 11	H: 1 LOB: 1 BB: 0 P: 17	R: 0 E: 0 K: 0 S: 7	H: 0 LOB: 0 BB: 0 P: 8	R: 0 E: 0 K: 1 S: 8	H: 1 LOB: 1 BB: 0 P: 13	R: 0 E: 0 K: 2 S: 13	H: 1 LOB: 2 BB: 0 P: 20	1B: 5 2B: 2 3B: 0 HR: 1	SF: 0 SAC: 0 DP: 0 HBP: 0	WP: 0 PB: 0 SB: 2 CS: 0	PA: 35		
PITCHER	IP	WLS	BF	H	R	ER	SO	BB	IBB	HBP	BLK	WP	HR	S	P	ERA	WHIP							
Jeff D'Amico, R ERA: 2.22	7.1	W	29	7	3	3	4	1	0	0	0	0	1	59	85	3.68	1.091							
Mark Guthrie, L ERA: 2.7	0.1	H	1	0	0	0	1	0	0	0	0	0	0	3	6	0.00	0.000							
Scott Strickland, R ERA: 1.13	0.1	H	1	0	0	0	0	0	0	0	0	0	0	2	4	0.00	0.000							
Aramando Benitez, R ERA: 2.7	1.0	S	4	1	0	0	2	0	0	0	0	0	0	13	20	0.00	1.000							

St. Louis Cardinals @ New York Mets
Shea Stadium, Flushing, NY
Tue Apr 23 2002, 7:10 PM EDT
Att: 33,333 - Sunny - 48 F

AB 34
R 3
H 8
RBI 3
BB 1
SO 7
LOB 11



Batter	1	2	3	4	5	6	7	8	9	AB	R	H	RBI	BB	SO	LOB	BOTTOM							
Timo Perez, L OBP: 0.361, SLG: 0.528	G4-3	G5-3								1	1	1	0	0	0	0								
Jay Payton, R OBP: 0.299, SLG: 0.305	31 1B									3	1	1	0	0	1	0								
Roberto Alomar, S OBP: 0.281, SLG: 0.357	G4-3	F7								4	0	1	0	0	1	2								
Mo Vaughn, L OBP: 0.370, SLG: 0.435	1B									2	1	1	0	2	1	1								
31 Mike Piazza, R OBP: 0.391, SLG: 0.586	HBP									1	0	1	1	0	0	0								
Vance Wilson, R OBP: 0.318, SLG: 0.476	HBP									3	1	1	1	0	0	1								
Edgardo Alfonzo, R OBP: 0.438, SLG: 0.397	1B									4	0	2	0	0	1	3								
Jeremy Burnitz, L OBP: 0.361, SLG: 0.457	1B									2	0	0	1	1	2	0								
Roger Cedeno, S OBP: 0.254, SLG: 0.212	G5-4-3									3	0	1	1	1	1	0								
Rey Ordonez, R OBP: 0.257, SLG: 0.318	G5-4-3									4	0	0	0	0	1	6								
Jeff D'Amico, R ERA: 2.22										3	0	0	0	0	2	0								
Mark Guthrie, R ERA: 2.7										0	0	0	0	0	0	0								
Scott Strickland, R ERA: 1.13										0	0	0	0	0	0	0								
Aramando Benitez, R ERA: 2.7										0	0	0	0	0	0	0								
Inning Stats	R: 3 E: 0 K: 0 S: 22	H: 4 LOB: 3 BB: 1 P: 32	R: 0 E: 0 K: 0 S: 7	H: 0 LOB: 0 BB: 0 P: 11	R: 0 E: 0 K: 1 S: 12	H: 1 LOB: 1 BB: 0 P: 16	R: 0 E: 0 K: 3 S: 9	H: 0 LOB: 0 BB: 0 P: 13	R: 1 E: 0 K: 2 S: 10	H: 2 LOB: 2 BB: 1 P: 16	R: 0 E: 0 K: 1 S: 6	H: 0 LOB: 0 BB: 0 P: 9	R: 0 E: 0 K: 3 S: 13	H: 1 LOB: 1 BB: 0 P: 20	R: 0 E: 0 K: 0 S: 8	H: 1 LOB: 2 BB: 2 P: 19	1B: 8 2B: 2 3B: 0 HR: 0	SF: 0 SAC: 0 DP: 3 HBP: 1	WP: 1 PB: 0 SB: 1 CS: 1	PA: 35				
PITCHER	IP	WLS	BF	H	R	ER	SO	BB	IBB	HBP	BLK	WP	HR	S	P	ERA	WHIP							
Matt Morris, R ERA: 3.0	7.0	L	30	8	4	4	10	1	1	1	0	0	0	79	117	5.14	1.286							
Dave Veres, R ERA: 1.88	1.0		5	1	0	0	0	2	0	0	0	1	0	8	19	0.00	3.000							

St. Louis Cardinals @ New York Mets
Shea Stadium, Flushing, NY
Tue Apr 23 2002, 7:10 PM EDT
Att: 33,333 - Sunny - 48 F

AB 30
R 4
H 9
RBI 4
BB 4
SO 10
LOB 13



Batter	1	2	3	4	5	6	7	8	9	AB	R	H	RBI	BB	SO	LOB	TOP																
Fernando Vina, L OBP: 0.311, SLG: 0.344	G5-3		G6-3 2B	F7		G4-3				5	0	2	1	0	0	2	St. Louis Cardinals @ New York Mets Shea Stadium, Flushing, NY Thu Apr 25 2002, 7:10 PM EDT Att: 24,637 - Overcast - 49 F																
Placido Polanco, R Mike Timlin, R Kerry Robinson, L Dave Veres, R	L8		G6-3	G6-3	G6-3	F8				4	0	1	0	0	0	1																	
J.D. Drew, L OBP: 0.393, SLG: 0.538	K		P4	F9	K					5	0	0	0	0	3																		
5 Albert Pujols, R OBP: 0.414, SLG: 0.570		BB		E3						2	2	0	0	3	1	0																	
15 Jim Edmonds, L OBP: 0.500, SLG: 0.714	K		BB	BB						5	1	2	0	0	3	4																	
Tino Martinez, L OBP: 0.313, SLG: 0.243	K			E2						4	0	1	1	0	1	1																	
Edgar Renteria, R OBP: 0.354, SLG: 0.397			HR	F9						4	1	2	1	0	1	2																	
Mike Matheny, R OBP: 0.255, SLG: 0.413				F7						4	1	1	2	0	1	2																	
60 Josh Pearce, R Luther Hackman, R Miguel Cairo, R				G6-3	SH3-4					1	0	0	0	0	0	0																	
										2	1	1	0	0	1	0																	
Inning Stats	R: 0 E: 0 K: 1 S: 16	H: 0 LOB: 0 BB: 0 P: 21	R: 0 E: 0 K: 2 S: 6	H: 0 LOB: 0 BB: 1 P: 13	R: 2 E: 0 K: 0 S: 15	H: 3 LOB: 1 BB: 0 P: 22	R: 2 E: 0 K: 0 S: 16	H: 3 LOB: 2 BB: 1 P: 30	R: 1 E: 2 K: 2 S: 11	H: 1 LOB: 2 BB: 0 P: 17	R: 1 E: 0 K: 2 S: 16	H: 3 LOB: 3 BB: 1 P: 28	R: 0 E: 0 K: 2 S: 12	H: 0 LOB: 0 BB: 0 P: 15	R: 0 E: 0 K: 1 S: 5	H: 0 LOB: 0 BB: 0 P: 8	R: 0 E: 0 K: 3 S: 9	H: 0 LOB: 0 BB: 0 P: 15	1B: 7 2B: 2 3B: 1 HR: 1	SF: 0 SAC: 1 DP: 1 HBP: 0	WP: 0 PB: 0 SB: 0 CS: 1	PA: 41											
PITCHER	IP WLS BF H R ER SO BB IBB HBP BLK WP HR S P ERA WHIP																																
Steve Trachsel, R ERA: 3.55	3.0	16	6	4	4	3	2	0	0	0	0	0	1	45	73	12.00	2.667																
Grant Roberts, R ERA: 0.75	2.1	13	4	2	1	0	0	0	0	0	0	0	0	29	43	3.86	1.714																
Mark Guthrie, L ERA: 2.08	1.0	4	0	0	0	2	1	0	0	0	0	0	0	10	20	0.00	1.000																
Scott Strickland, R ERA: 0.93	1.2	W	5	0	0	0	3	0	0	0	0	0	0	13	18	0.00	0.000																
Armando Benitez, R ERA: 2.45	1.0	S	3	0	0	0	3	0	0	0	0	0	0	9	15	0.00	0.000																

AB 37
R 6
H 10
RBI 5
BB 3
SO 11
LOB 15



Batter	1	2	3	4	5	6	7	8	9	AB	R	H	RBI	BB	SO	LOB	BOTTOM																
Roberto Alomar, S OBP: 0.296, SLG: 0.344	F7 1B HBP				E5	G3-1 HBP 1B		L4		3	2	1	0	1	0	1	St. Louis Cardinals @ New York Mets Shea Stadium, Flushing, NY Thu Apr 25 2002, 7:10 PM EDT Att: 24,637 - Overcast - 49 F																
John Valentin, R OBP: 0.308, SLG: 0.353	F7	P6			1B	G3-1 HBP		K		4	1	1	2	0	1	3																	
Mo Vaughn, L OBP: 0.400, SLG: 0.433	1B				WP SF9 1B	G3-1				3	1	2	1	1	0	2																	
Edgardo Alfonzo, R OBP: 0.420, SLG: 0.373	F8		G1-4-3		SF9 WP FC6-4 BB	F9				3	1	0	0	1	0	5																	
Jeremy Burnitz, L OBP: 0.363, SLG: 0.447			G5-3		SF9		P6			3	0	1	2	0	0	0																	
Jay Payton, R OBP: 0.297, SLG: 0.292	P1			F8	FC6-4 BB		G6-3			3	0	0	0	1	0	2																	
Roger Cedeno, S OBP: 0.241, SLG: 0.216		G6-3		G5-3	FC6-4 FC5-4		F8			4	0	0	1	0	0	1																	
Vance Wilson, R OBP: 0.300, SLG: 0.393		SH3-4 1B		G4-3	FC5-4		F7			4	0	1	0	0	0	1																	
Steve Trachsel, R Grant Roberts, R Mark Guthrie, R Scott Strickland, R Mark Johnson, L Armando Benitez, R					E		G1-3			0	0	0	0	0	0	0																	
										1	1	1	0	0	0	0																	
Inning Stats	R: 1 E: 0 K: 0 S: 11	H: 1 LOB: 2 BB: 1 P: 20	R: 0 E: 0 K: 0 S: 9	H: 1 LOB: 2 BB: 1 P: 15	R: 0 E: 0 K: 0 S: 7	H: 1 LOB: 0 BB: 0 P: 11	R: 0 E: 0 K: 0 S: 12	H: 0 LOB: 0 BB: 0 P: 15	R: 5 E: 1 K: 0 S: 23	H: 3 LOB: 1 BB: 2 P: 41	R: 0 E: 0 K: 0 S: 7	H: 1 LOB: 2 BB: 0 P: 12	R: 0 E: 0 K: 0 S: 8	H: 0 LOB: 0 BB: 0 P: 10	R: 1 E: 0 K: 1 S: 8	H: 1 LOB: 0 BB: 0 P: 10	1B: 6 2B: 1 3B: 0 HR: 1	SF: 1 SAC: 1 DP: 1 HBP: 2	WP: 1 PB: 0 SB: 0 CS: 0	PA: 38													
PITCHER	IP WLS BF H R ER SO BB IBB HBP BLK WP HR S P ERA WHIP																																
60 Josh Pearce, R ERA: 7.27	4.0	22	6	6	4	0	0	0	0	0	0	0	0	49	81	9.00	2.250																
Luther Hackman, R ERA: 5.25	1.0	4	0	0	0	0	1	0	0	0	1	0	13	21	0.00	1.000																	
Mike Timlin, R ERA: 2.81	2.0	8	1	0	0	0	0	0	1	0	0	0	15	22	0.00	0.500																	
Dave Veres, R ERA: 2.35	1.0	L	4	1	1	1	1	0	0	0	0	1	8	10	9.00	1.000																	

AB 30
R 7
H 8
RBI 7
BB 4
SO 1
LOB 15



Batter	1	2	3	4	5	6	7	8	9	AB	R	H	RBI	BB	SO	LOB	TOP			
Eric Young Sr., R OBP: 0.280, SLG: 0.266 (1,4)	F9			F8			CS 1B		G5-3	4	0	1	0	0	0	0				
Ronnie Belliard, R OBP: 0.289, SLG: 0.302 (1,5)	F9			L7			F8			3	0	0	0	0	0	1				
Jeffrey Hammonds, R OBP: 0.403, SLG: 0.476 (1,8)	K			F9			K			3	0	0	0	0	2	1				
Richie Sexson, R OBP: 0.274, SLG: 0.483 (1,3)		K			G6-3				K	3	0	0	0	0	2	0				
Alex Ochoa, R OBP: 0.340, SLG: 0.542 (1,9)	F8			F8					G6-3	3	0	0	0	0	0	0				
José Hernández, R OBP: 0.388, SLG: 0.581 (1,6)	F8			F9						2	0	0	0	1	0	0				
Geoff Jenkins, L OBP: 0.347, SLG: 0.420 (1,7)			F7				K			3	0	0	0	0	1	1				
Raul Casanova, S OBP: 0.246, SLG: 0.200 (1,2)			K			G1-3			K	3	0	0	0	0	2	0				
Glendon Rusch, L OBP: 0.273, SLG: 0.545 (1,1)			K							2	0	0	0	0	1	0				
Mark Loretta, R OBP: 0.217, SLG: 0.200 (9, PH)			K						F9	1	0	0	0	0	0	0				
Inning Stats	R: 0 H: 0 E: 0 S: 8	H: 0 LOB: 0 BB: 0 P: 12	R: 0 H: 0 E: 0 S: 10	H: 0 LOB: 0 BB: 0 P: 14	R: 0 H: 0 E: 0 S: 9	H: 0 LOB: 0 BB: 0 P: 13	R: 0 H: 0 E: 0 S: 6	H: 0 LOB: 0 BB: 0 P: 10	R: 0 H: 0 E: 0 S: 7	H: 0 LOB: 0 BB: 0 P: 13	R: 0 H: 1 E: 0 S: 9	H: 0 LOB: 0 BB: 0 P: 12	R: 0 H: 0 E: 0 S: 9	H: 0 LOB: 1 BB: 1 P: 17	R: 0 H: 0 E: 0 S: 10	H: 0 LOB: 0 BB: 0 P: 14	1B: 1 2B: 0 3B: 0 HR: 0	SF: 0 SAC: 0 DP: 0 HBP: 0	WP: 0 PB: 0 SB: 0 CS: 1	PA: 28
PITCHER Shawn Estes, L ERA: 3.66 (1,1)	IP: 9.0 WLS: W BF: 28 H: 1 R: 0 ER: 0 SO: 8 BB: 1 IBB: 0 HBP: 0 BLK: 0 WP: 0 HR: 0 S: 74 P: 114 ERA: 0.00 WHIP: 0.222															PITCHER IP: WLS: BF: H: R: ER: SO: BB: IBB: HBP: BLK: WP: HR: S: P: ERA: WHIP:				

Milwaukee Brewers @ New York Mets
Shea Stadium, Flushing, NY
Fri Apr 26 2002, 7:10 PM EDT
Att: 37,957 - Sunny - 49 F

AB 27
R 0
H 1
RBI 0
BB 1
SO 8
LOB 3



Batter	1	2	3	4	5	6	7	8	9	AB	R	H	RBI	BB	SO	LOB	BOTTOM			
Roberto Alomar, S OBP: 0.297, SLG: 0.344 (1,4)	G4-6-3 1B		K			K2-3				3	0	1	0	0	2	0				
John Valentin, R OBP: 0.286, SLG: 0.324 (1,6)	L7			F8		F9				3	0	0	0	0	0	1				
Mo Vaughn, L OBP: 0.395, SLG: 0.406 (1,3)	G4-6-3 1-2			F8 1B BB		G3				2	0	0	0	1	0	1				
Edgardo Alfonzo, R OBP: 0.429, SLG: 0.377 (1,5)		G5-3		FC6-4 1B		G6-3 BB				2	0	1	0	1	0	0				
Jeremy Burnitz, L OBP: 0.351, SLG: 0.430 (1,9)		K		F8		F9				3	0	0	0	0	1	3				
Jay Payton, R OBP: 0.299, SLG: 0.338 (1,8)		HR		FC6-4 1-2		G6-3				3	1	1	1	0	0	3				
Roger Cedeno, S OBP: 0.232, SLG: 0.208 (1,7)		G6-3			K				G4-3	3	0	0	0	0	1	0				
Vance Wilson, R OBP: 0.273, SLG: 0.355 (1,2)			F8		F9				F9	3	0	0	0	0	0	0				
Shawn Estes, R (1,1)			K		K				P5	3	0	0	0	0	2	0				
Inning Stats	R: 0 H: 1 E: 0 S: 8	H: 1 LOB: 0 BB: 0 P: 12	R: 1 H: 1 E: 0 S: 12	H: 1 LOB: 0 BB: 0 P: 17	R: 0 H: 0 E: 0 S: 10	H: 0 LOB: 0 BB: 0 P: 16	R: 0 H: 1 E: 0 S: 13	H: 1 LOB: 2 BB: 1 P: 24	R: 0 H: 0 E: 0 S: 10	H: 0 LOB: 0 BB: 0 P: 10	R: 0 H: 0 E: 0 S: 6	H: 0 LOB: 0 BB: 1 P: 10	R: 0 H: 0 E: 0 S: 4	H: 0 LOB: 0 BB: 0 P: 8	R: 0 H: 0 E: 0 S: 10	H: 0 LOB: 0 BB: 0 P: 14	1B: 2 2B: 0 3B: 0 HR: 1	SF: 0 SAC: 0 DP: 2 HBP: 0	WP: 0 PB: 0 SB: 0 CS: 0	PA: 27
PITCHER Glendon Rusch, L ERA: 2.45 (1,1)	IP: 8.0 WLS: L BF: 27 H: 3 R: 1 ER: 1 SO: 6 BB: 2 IBB: 0 HBP: 0 BLK: 0 WP: 0 HR: 1 S: 71 P: 111 ERA: 1.12 WHIP: 0.625															PITCHER IP: WLS: BF: H: R: ER: SO: BB: IBB: HBP: BLK: WP: HR: S: P: ERA: WHIP:				

Milwaukee Brewers @ New York Mets
Shea Stadium, Flushing, NY
Fri Apr 26 2002, 7:10 PM EDT
Att: 37,957 - Sunny - 49 F

AB 25
R 1
H 3
RBI 1
BB 2
SO 6
LOB 8



Batter	1	2	3	4	5	6	7	8	9	AB	R	H	RBI	BB	SO	LOB	TOP										
Alex Sanchez, L (1, 8) OBP: 0.278, SLG: 0.260	G6-3			B2-3		K		G6-3		4	0	0	0	0	1	1											
Mark Loretta, R (1, 4) OBP: 0.222, SLG: 0.174	F9			G5-3						3	0	0	0	0	0	0											
Eric Young Sr., R (9, FR) OBP: 0.290, SLG: 0.266									HBP	0	0	0	0	0	0	0											
Geoff Jenkins, L (1, 7) OBP: 0.343, SLG: 0.412	G4-3			G4-3					K	4	0	1	0	0	1	1											
Matt Stairs, L (1, 9) OBP: 0.238, SLG: 0.211					P6				K	3	0	0	0	1	1	1											
Tyler Houston, L (1, 5) OBP: 0.304, SLG: 0.288	G6-3			G4-3					K	4	0	0	0	0	0	3											
Lenny Harris, L (1, 3) OBP: 0.118, SLG: 0.063									F7	2	0	0	0	0	1	0											
José Hernández, R (1, 6) OBP: 0.386, SLG: 0.571				P4					K	3	1	1	0	0	0	1											
Paul Bako, L (1, 2) OBP: 0.333, SLG: 0.276										2	0	0	0	0	0	0											
Raul Casanova, S (8, PH) OBP: 0.236, SLG: 0.214				F7						1	0	1	1	0	0	0											
Nick Neugebauer, R (1, 1)										2	0	0	0	0	0	0											
Ray King, L (7, 1)										0	0	0	0	0	0	0											
Richie Sexson, R (8, PH) OBP: 0.271, SLG: 0.477										1	0	0	0	0	0	1											
Luis Vizcaino, R (8, 1)										0	0	0	0	0	0	0											
Inning Stats	R: 0 H: 0 E: 0 K: 0 S: 6	H: 0 LOB: 0 BB: 0 P: 9	R: 0 H: 0 E: 0 K: 1 S: 7	H: 0 LOB: 0 BB: 0 P: 12	R: 0 H: 0 E: 0 K: 0 S: 11	H: 0 LOB: 0 BB: 0 P: 14	R: 0 H: 0 E: 0 K: 0 S: 5	H: 0 LOB: 0 BB: 0 P: 8	R: 0 H: 0 E: 0 K: 1 S: 12	H: 0 LOB: 1 BB: 0 P: 10	R: 0 H: 1 E: 0 K: 0 S: 10	H: 1 LOB: 1 BB: 1 P: 18	R: 1 H: 2 E: 0 K: 0 S: 12	H: 2 LOB: 1 BB: 0 P: 16	R: 0 H: 0 E: 0 K: 2 S: 9	H: 0 LOB: 1 BB: 0 P: 13	1B: 3 2B: 0 3B: 0 HR: 0	SF: 0 SAC: 0 DP: 1 HBP: 2	WP: 0 PB: 0 SB: 1 CS: 0	PA: 32							
PITCHER	IP	WLS	BF	H	R	ER	SO	BB	IBB	HBP	BLK	WP	HR	S	P	ERA	WHIP										
Pedro Astacio, R (1, 1) ERA: 2.5	8.0	W	28	3	1	1	2	1	0	1	0	0	0	70	105	1.12	0.500										
Armando Benitez, R (9, 1) ERA: 2.25	1.0	S	4	0	0	0	2	0	0	1	0	0	0	9	13	0.00	0.000										

Milwaukee Brewers @ New York Mets
Shea Stadium, Flushing, NY
Sat Apr 27 2002, 1:10 PM EDT
Att: 35,105 - Sunny - 54 F

AB 29
R 1
H 3
RBI 1
BB 1
SO 4
LOB 8



Batter	1	2	3	4	5	6	7	8	9	AB	R	H	RBI	BB	SO	LOB	BOTTOM										
Roberto Alomar, S (1, 4) OBP: 0.295, SLG: 0.351	SH1-3 1B 2B			G4-3						4	1	1	0	0	0	0											
Roger Cedeno, S (1, 7) OBP: 0.235, SLG: 0.225	SH1-3									3	0	1	0	0	0	0											
Mo Vaughn, L (1, 3) OBP: 0.357, SLG: 0.361	P6									4	0	0	0	0	2	2											
Jeremy Burnitz, L (1, 9) OBP: 0.357, SLG: 0.427	P6									3	0	1	1	1	0	0											
Edgardo Alfonzo, R (1, 5) OBP: 0.421, SLG: 0.370	F8									4	1	1	0	0	1	3											
Jay Payton, R (1, 8) OBP: 0.284, SLG: 0.319										4	0	0	0	0	1	1											
Vance Wilson, R (1, 2) OBP: 0.278, SLG: 0.382										3	0	1	1	0	0	0											
Rey Ordóñez, R (1, 6) OBP: 0.288, SLG: 0.338										2	0	2	0	1	0	0											
Pedro Astacio, R (1, 1) ERA: 4.81										3	0	0	0	0	2	4											
Armando Benitez, R (9, 1) ERA: 11.25										0	0	0	0	0	0	0											
Inning Stats	R: 1 H: 2 E: 0 K: 0 S: 8	H: 2 LOB: 1 BB: 0 P: 14	R: 0 H: 1 E: 0 K: 1 S: 12	H: 1 LOB: 1 BB: 0 P: 14	R: 0 H: 1 E: 0 K: 2 S: 13	H: 1 LOB: 2 BB: 1 P: 23	R: 0 H: 1 E: 0 K: 0 S: 8	H: 1 LOB: 1 BB: 0 P: 11	R: 0 H: 2 E: 0 K: 1 S: 12	H: 2 LOB: 2 BB: 1 P: 23	R: 0 H: 0 E: 0 K: 0 S: 7	H: 0 LOB: 0 BB: 0 P: 11	R: 0 H: 0 E: 0 K: 1 S: 9	H: 0 LOB: 0 BB: 0 P: 12	1B: 4 2B: 3 3B: 0 HR: 0	SF: 0 SAC: 1 DP: 0 HBP: 0	WP: 0 PB: 0 SB: 1 CS: 0	PA: 33									
PITCHER	IP	WLS	BF	H	R	ER	SO	BB	IBB	HBP	BLK	WP	HR	S	P	ERA	WHIP										
Nick Neugebauer, R (1, 1) ERA: 4.81	6.0	L	27	7	2	2	5	1	0	0	0	0	0	64	100	3.00	1.333										
Ray King, L (7, 1) ERA: 11.25	1.0		3	0	0	0	0	0	0	0	0	0	0	7	11	0.00	0.000										
Luis Vizcaino, R (8, 1) ERA: 2.63	1.0		3	0	0	0	1	0	0	0	0	0	0	9	12	0.00	0.000										

Milwaukee Brewers @ New York Mets
Shea Stadium, Flushing, NY
Sat Apr 27 2002, 1:10 PM EDT
Att: 35,105 - Sunny - 54 F

AB 30
R 2
H 7
RBI 2
BB 2
SO 6
LOB 10



Batter	1	2	3	4	5	6	7	8	9	AB	R	H	RBI	BB	SO	LOB	TOP								
Roberto Alomar, S OBP: 0.323, SLG: 0.378 (1, 4)	F9		F8	1B	F7			F7	1B 2B	6	1	2	1	0	0	1									
Edgardo Alfonzo, R OBP: 0.420, SLG: 0.373 Joe McEwing, R OBP: 0.333, SLG: 0.575 (9, PH) (9, 5)	G6-3		31 1B	1B		F9			1B	4	1	2	0	1	0	0									
31 Mike Piazza, R OBP: 0.375, SLG: 0.587 Armando Benitez, R (9, 1)	G6-3		1B 2B	BB	P6		F9	G5-3	G6-3	5	1	0	0	1	0	4									
Mo Vaughn, L OBP: 0.364, SLG: 0.362 (1, 3)		K	K		F9	K			G3	5	0	0	0	0	3	2									
Jeremy Burnitz, L OBP: 0.355, SLG: 0.485 Vance Wilson, R OBP: 0.317, SLG: 0.462 (9, 2)	2B HBP		1-3 2-H 1B		HR 1B		F9		HR	4	3	3	2	0	0	0									
John Valentin, R OBP: 0.357, SLG: 0.480 (1, 6)	1-1 2B		0-2 1-H 2B		HR		K		HR BB	4	2	3	4	1	1	0									
Jay Payton, R OBP: 0.299, SLG: 0.398 (1, 8)	3-2 F8		1-0 P4		HR		E5 FC6-4		HR	5	2	2	3	0	0	3									
Roger Cedeno, S OBP: 0.278, SLG: 0.253 (1, 7)	4-0 IBB			B2-3	F8		FC6-4		2B 1B	4	1	1	0	1	0	1									
Pedro Astacio, R OBP: 0.125, SLG: 0.125 David Weathers, R OBP: 0.333, SLG: 0.333 Scott Strickland, R OBP: 0.328, SLG: 0.488 (1, 1) (7, 1) (8, PH) (8, 1) (9, PH) (9, 9)	1-3 K		1-0 G2-3		1B			1-1 L6	F8	3	0	1	0	0	1	3									
Inning Stats	R: 0 E: 0 K: 0 S: 12	H: 0 LOB: 0 BB: 0 P: 15	R: 0 E: 0 K: 2 S: 13	H: 1 LOB: 3 BB: 1 P: 24	R: 3 E: 0 K: 1 S: 16	H: 3 LOB: 1 BB: 1 P: 23	R: 0 E: 0 K: 0 S: 9	H: 2 LOB: 2 BB: 0 P: 13	R: 3 E: 0 K: 0 S: 15	H: 4 LOB: 1 BB: 0 P: 26	R: 0 E: 0 K: 1 S: 8	H: 0 LOB: 0 BB: 0 P: 12	R: 0 E: 1 K: 1 S: 11	H: 0 LOB: 1 BB: 0 P: 15	R: 0 E: 0 K: 0 S: 7	H: 0 LOB: 1 BB: 1 P: 16	R: 5 E: 0 K: 0 S: 25	H: 5 LOB: 1 BB: 1 P: 43	1B: 8 2B: 3 3B: 0 HR: 4	SF: 0 SAC: 0 DP: 0 HBP: 1	WP: 0 PB: 0 SB: 1 CS: 0	PA: 48			
PITCHER	IP	WLS	BF	H	R	ER	SO	BB	IBB	HBP	BLK	WP	HR	S	P	ERA	WHIP								
Dave Milicki, R ERA: 3.38 Brandon Puffer, R ERA: 7.88 Scott Linebrink, R ERA: 9.0 Ricky Stone, R ERA: 3.44 54 Brad Lidge, R ERA: 13.5	4.2	L	27	10	6	6	3	1	1	1	0	0	2	62	96	11.57	2.357								

New York Mets @ Houston Astros
Astros Field, Houston, TX
Fri May 03 2002, 8:05 PM EDT
Att: 31,329 - Dome - 72 F

AB	43
R	11
H	15
RBI	11
BB	4
SO	5
LOB	15

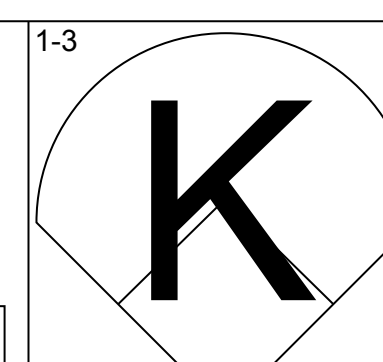
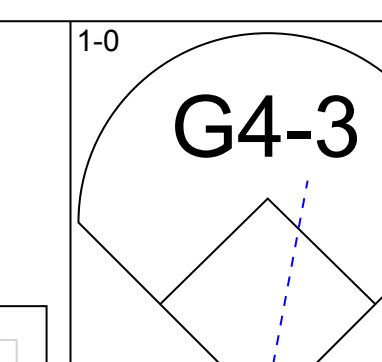
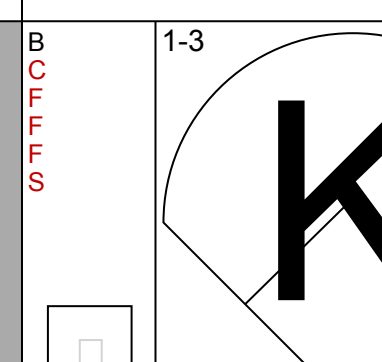
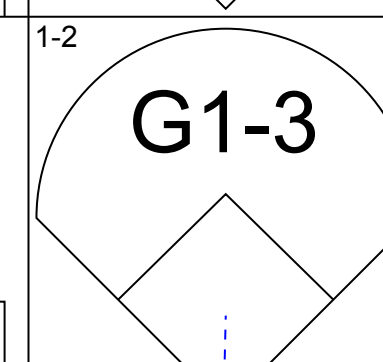
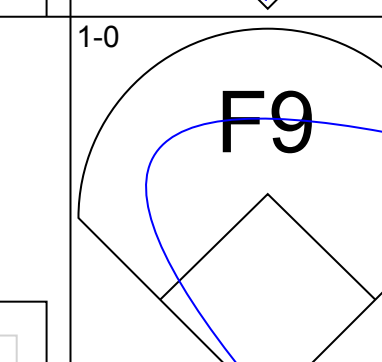
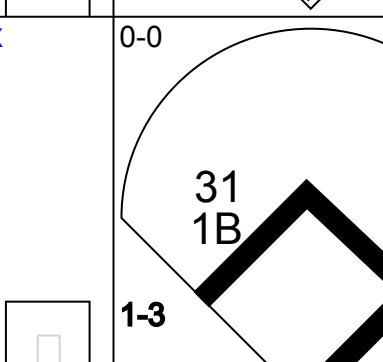
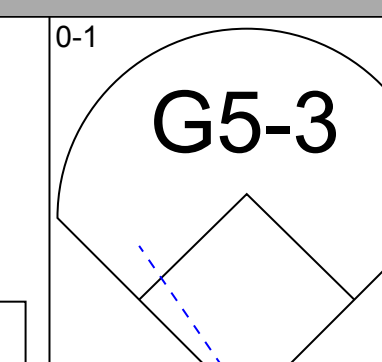
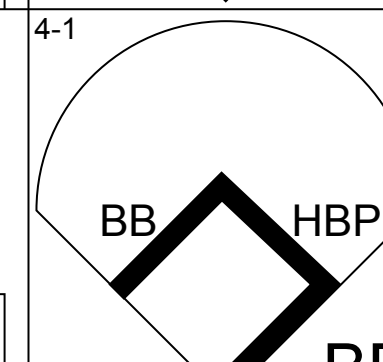
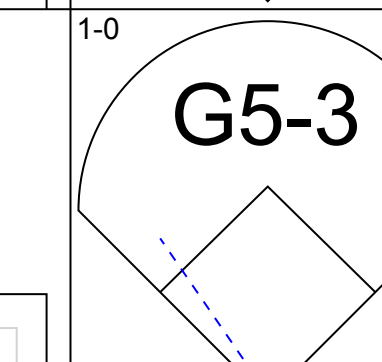
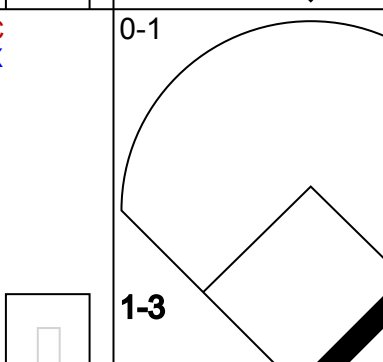
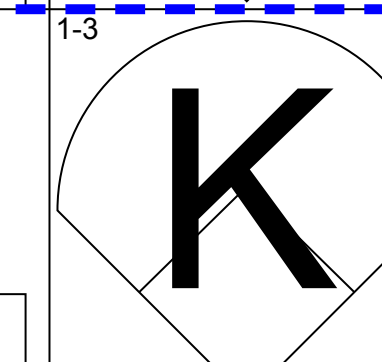
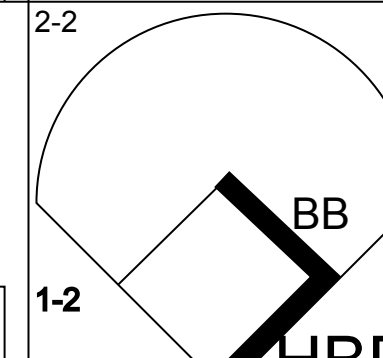
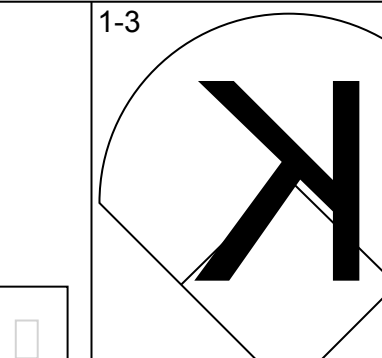
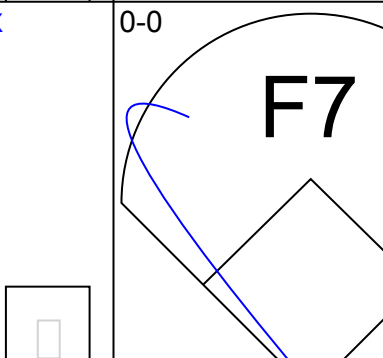
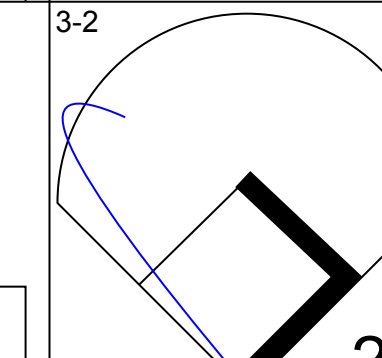
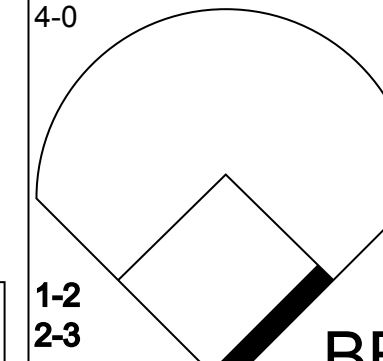
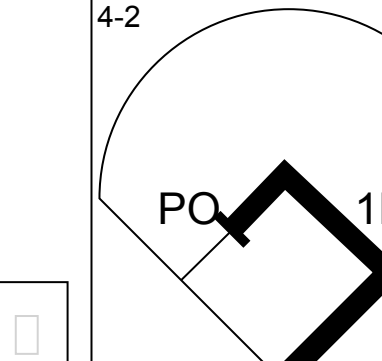
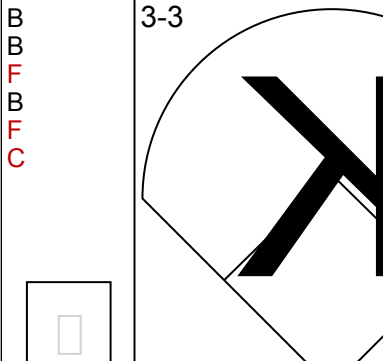
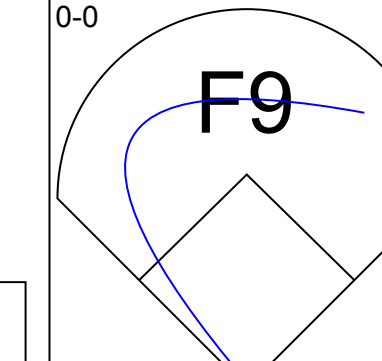
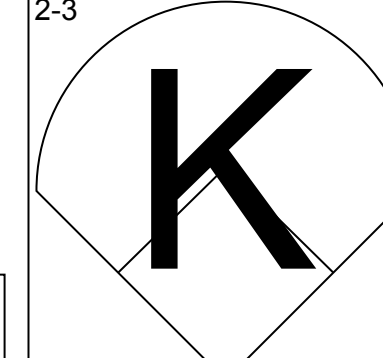
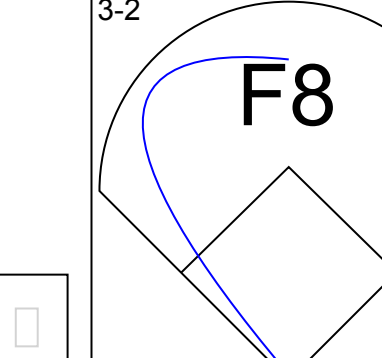
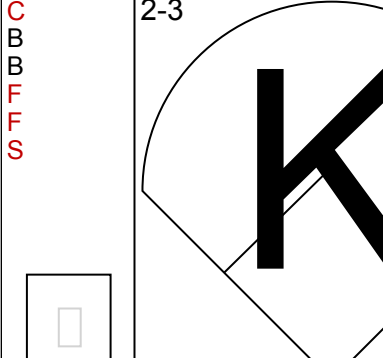
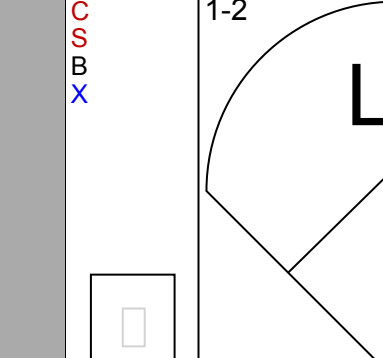
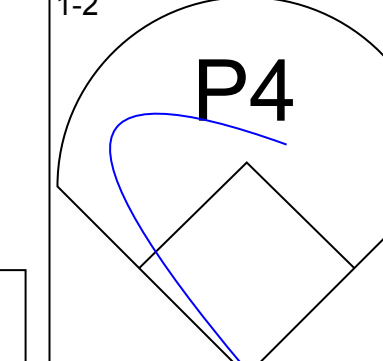
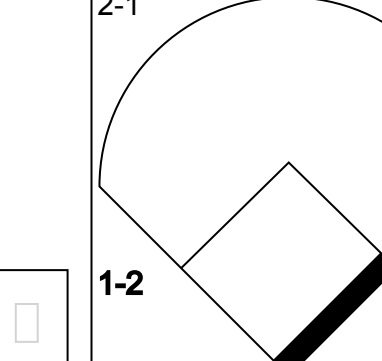
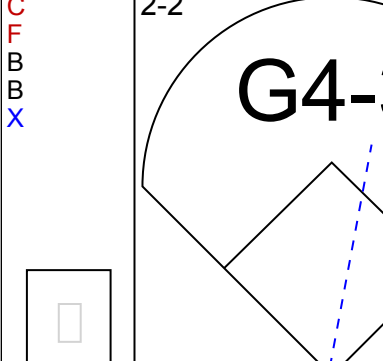
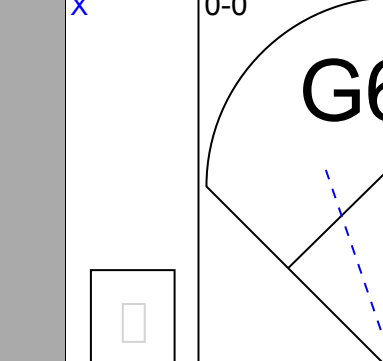
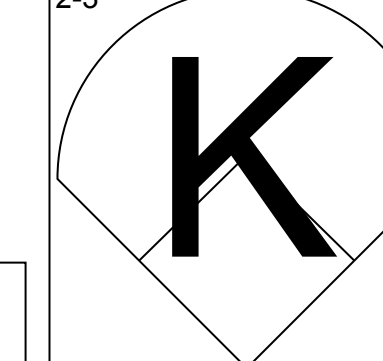
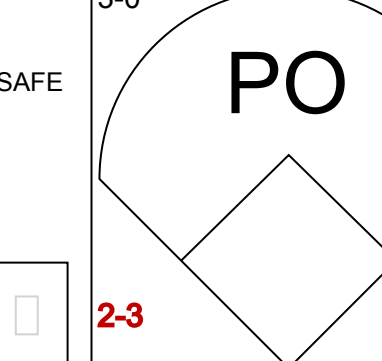
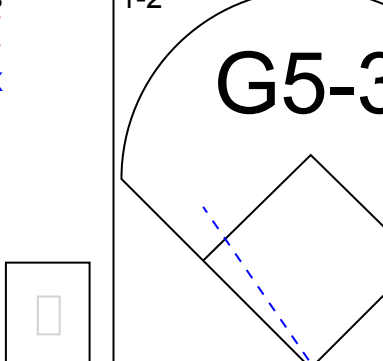
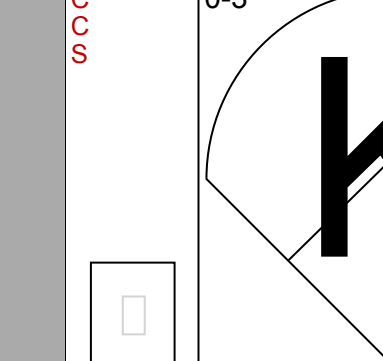
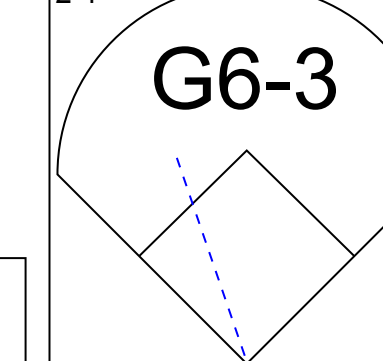
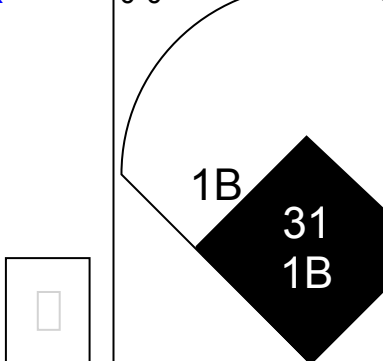


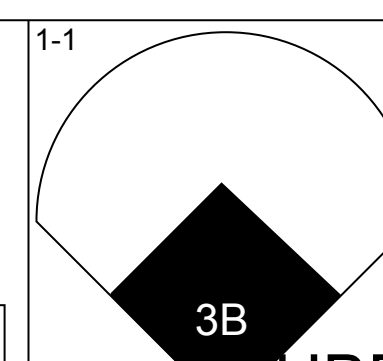
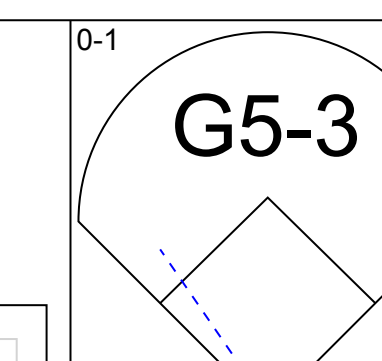
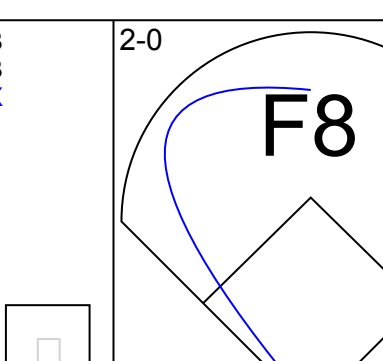
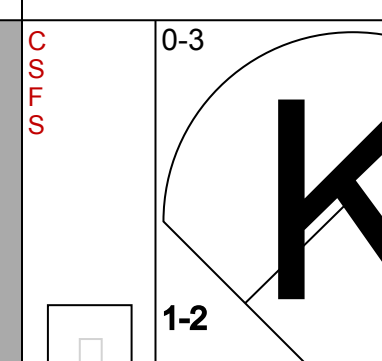
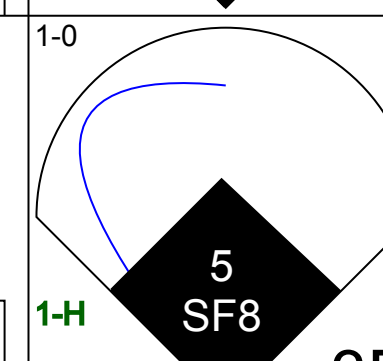
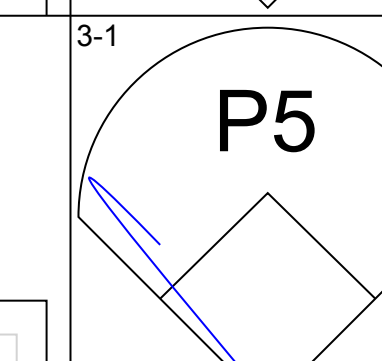
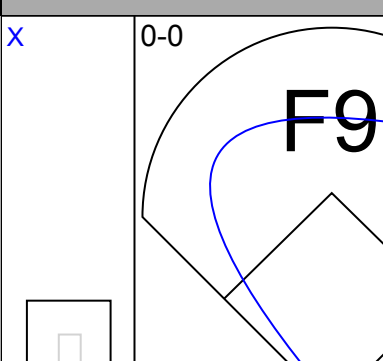
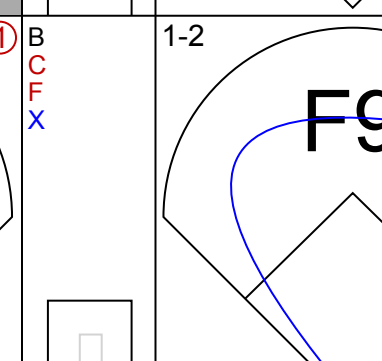
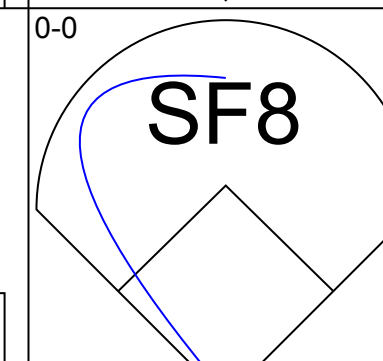
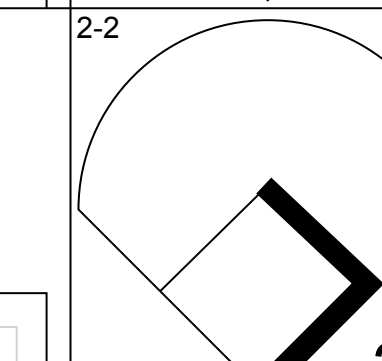
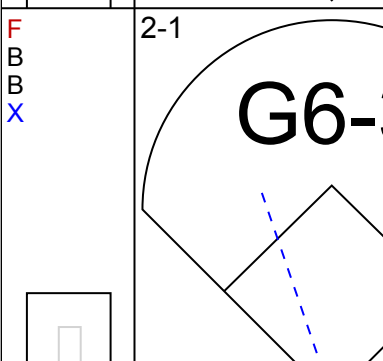
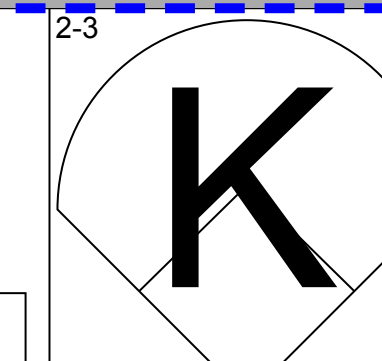
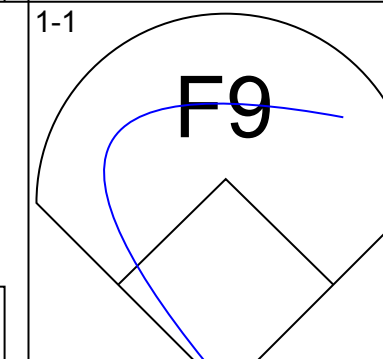
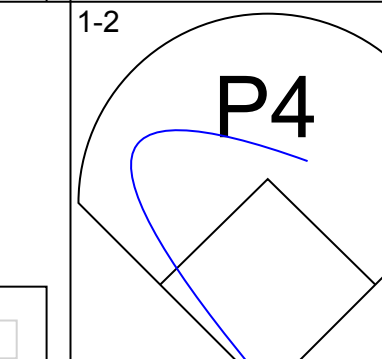
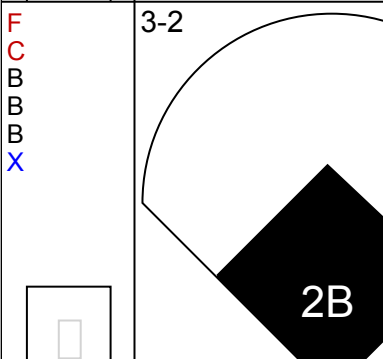
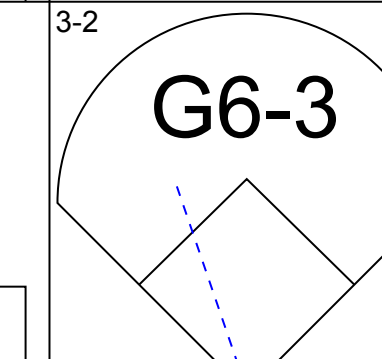
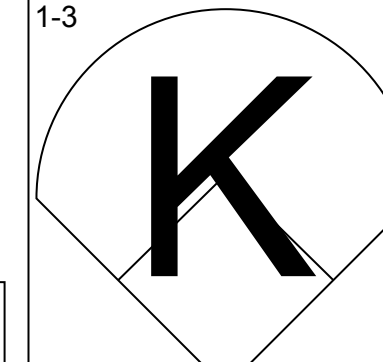
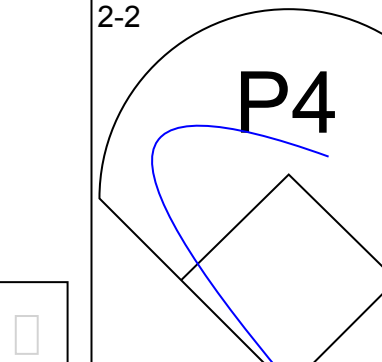
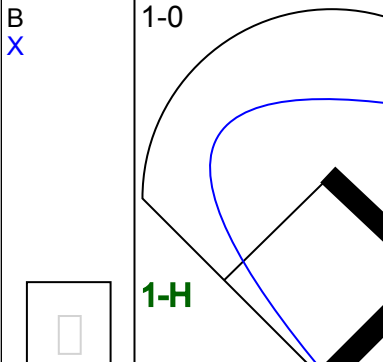
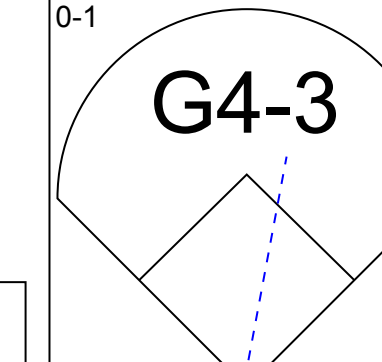
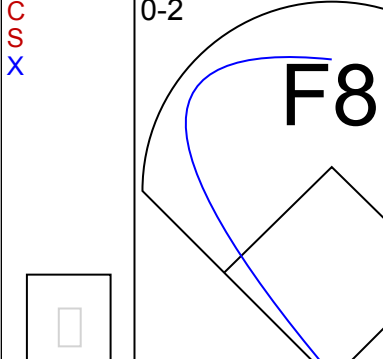
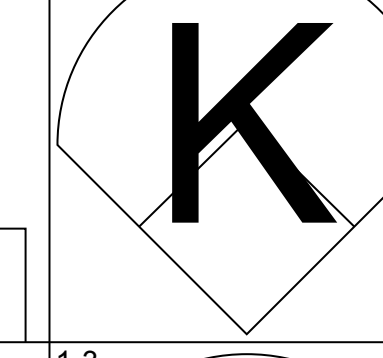
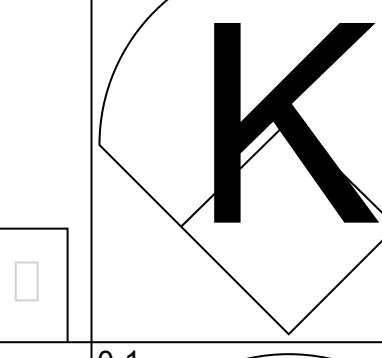
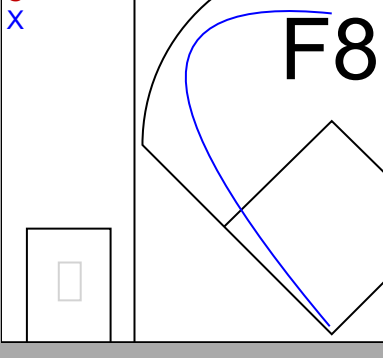
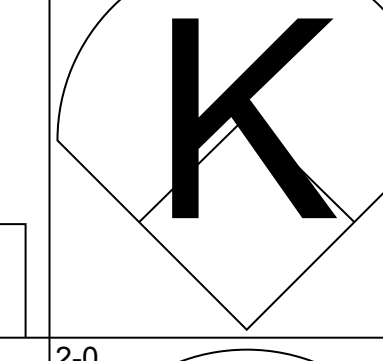
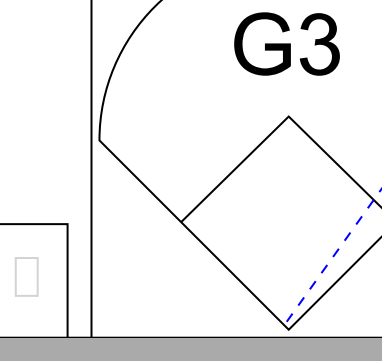
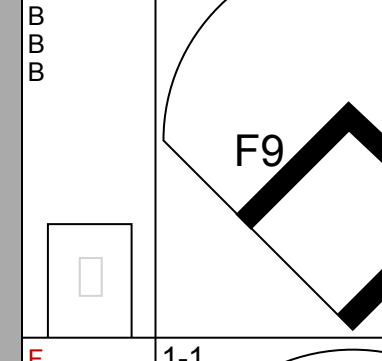
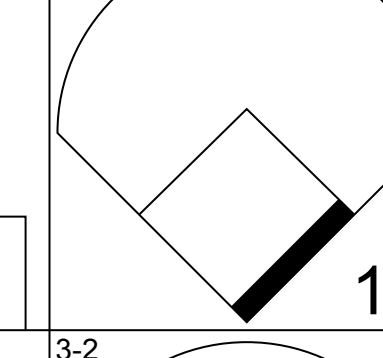
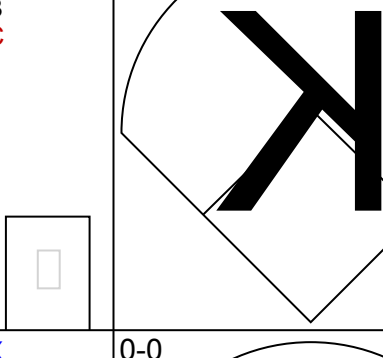
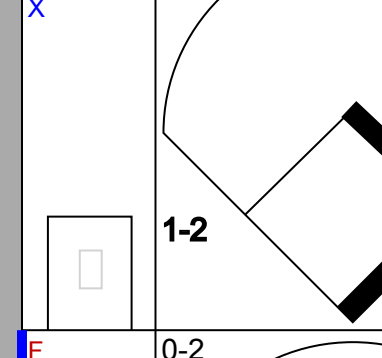
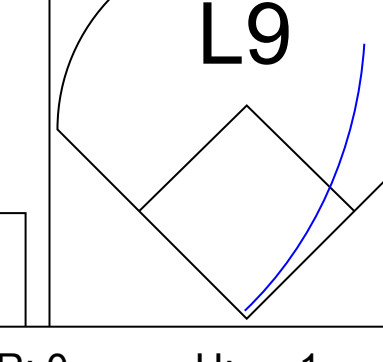
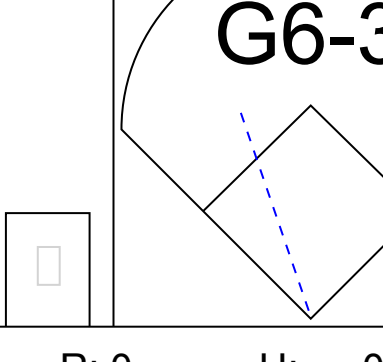
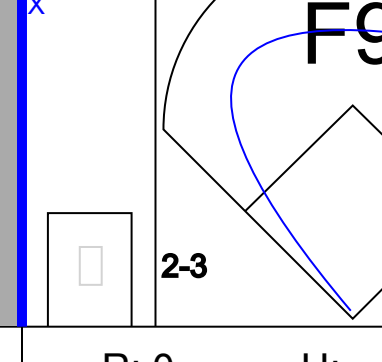
Batter	1	2	3	4	5	6	7	8	9	AB	R	H	RBI	BB	SO	LOB	BOTTOM								
Craig Biggio, R OBP: 0.353, SLG: 0.452 (1, 4)	K		G6-4-3		F9		G1-3		K	5	0	0	0	0	2	7									
Gregg Zaun, S OBP: 0.372, SLG: 0.421 (1, 2)	G6-3		G3			F9		1B	G4-3	5	0	1	0	0	0	2									
5 Jeff Bagwell, R OBP: 0.432, SLG: 0.573 (1, 3)	HR			K		HR		P2		4	2	2	2	0	1	1									
17 Lance Berkman, S OBP: 0.395, SLG: 0.635 (1, 8)	BB			K	F7			K		3	0	0	0	1	2	1									
Daryle Ward, L OBP: 0.351, SLG: 0.491 (1, 7)	P6			L4	F9			L3		4	0	0	0	0	0	2									
Richard Hidalgo, R OBP: 0.316, SLG: 0.486 (1, 9)	F8				G5-3			1B 1B	P3	4	0	1	0	0	0	0									
Morgan Ensberg, R OBP: 0.363, SLG: 0.431 (1, 5)	K				E6			1B 1B	1B 2B	4	1	2	0	0	1	0									
Julio Lugo, R OBP: 0.306, SLG: 0.267 (1, 6)	K				F8			K	1B	4	0	1	0	0	2	3									
Dave Milicki, R ERA: 2.97 Brandon Puffer, R ERA: 2.08 Scott Strickland, R ERA: 0.78 Armando Benitez, R ERA: 3.21 (1, 1) (5, PH) (8, 1) (8, PH) (9, 1) (9, PH)	G6-4-3 1B				G6-4-3 1B			K	1B 3-H	1	0	1	0	0	0	0									
Inning Stats	R: 1 E: 0 K: 1 S: 14	H: 1 LOB: 1 BB: 1 P: 27	R: 0 E: 0 K: 2 S: 12	H: 0 LOB: 0 BB: 0 P: 18	R: 0 E: 0 K: 0 S: 5	H: 1 LOB: 0 BB: 0 P: 7	R: 0 E: 0 K: 2 S: 10	H: 0 LOB: 0 BB: 0 P: 18	R: 0 E: 0 K: 0 S: 10	H: 0 LOB: 2 BB: 1 P: 18	R: 1 E: 0 K: 0 S: 8	H: 1 LOB: 0 BB: 0 P: 11	R: 0 E: 0 K: 2 S: 14	H: 2 LOB: 2 BB: 0 P: 23	R: 0 E: 0 K: 1 S: 8	H: 1 LOB: 1 BB: 0 P: 13	R: 1 E: 0 K: 1 S: 18	H: 3 LOB: 2 BB: 0 P: 23	1B: 6 2B: 1 3B: 0 HR: 2	SF: 0 SAC: 0 DP: 1 HBP: 0	WP: 0 PB: 0 SB: 0 CS: 0	PA: 38			
PITCHER	IP	WLS	BF	H	R	ER	SO	BB	IBB	HBP	BLK	WP	HR	S	P	ERA	WHIP								
Pedro Astacio, R ERA: 2.97 David Weathers, R ERA: 2.08 Scott Strickland, R ERA: 0.78 Armando Benitez, R ERA: 3.21	6.0	W	23	3	2	2	5	2	0	0	0	0	2	59	99	3.00	0.833								

New York Mets @ Houston Astros
Astros Field, Houston, TX
Fri May 03 2002, 8:05 PM EDT
Att: 31,329 - Dome - 72 F

AB	36
R	3
H	9
RBI	3
BB	2
SO	9
LOB	18




Batter	1	2	3	4	5	6	7	8	9	AB	R	H	RBI	BB	SO	LOB	TOP
Roberto Alomar, S (1,4) OBP: 0.313, SLG: 0.366										4	0	0	0	0	2	1	<p>New York Mets @ Houston Astros Astros Field, Houston, TX Sat May 04 2002, 8:05 PM EDT Att: 34,807 - Dome - 72 F</p> <p>livebaseballscores.com</p>
Eduardo Alfonzo, R (1,5) OBP: 0.415, SLG: 0.368										4	0	1	0	0	0	0	
31 Mike Piazza, R (1,2) OBP: 0.380, SLG: 0.577										3	0	1	1	1	1	0	
John Valentin, R (1,6) OBP: 0.367, SLG: 0.491										3	0	1	0	0	1	2	
Mo Vaughn, L (1,3) OBP: 0.371, SLG: 0.350										2	0	0	0	2	1	1	
Joe McEwing, R (1,9) OBP: 0.304, SLG: 0.523										4	0	0	0	0	2	4	
Jay Payton, R (1,8) OBP: 0.297, SLG: 0.391										4	0	1	0	0	0	0	
Roger Cedeno, S (1,7) OBP: 0.268, SLG: 0.243										4	0	0	0	0	2	0	
Jeff D'Amico, R (1,1) OBP: 0.071, SLG: 0.071 (7, PH)										2	1	1	0	0	0	0	
Mark Johnson, L (7, PH) OBP: 0.297, SLG: 0.375										1	0	0	0	0	1	0	
Kane Davis, R (7,1)										0	0	0	0	0	0	0	
Satoru Komiyama, R (8,1)										0	0	0	0	0	0	0	
Inning Stats	R: 0 H: 0 E: 0 K: 2 S: 15	H: 0 R: 0 ER: 0 LOB: 3 BB: 2 P: 29	R: 0 H: 0 E: 0 K: 1 S: 9	H: 0 R: 0 ER: 0 LOB: 0 BB: 0 P: 14	R: 0 H: 0 E: 0 K: 0 S: 3	H: 1 R: 0 ER: 0 LOB: 1 BB: 0 P: 6	R: 0 H: 1 E: 0 K: 1 S: 12	H: 3 R: 0 ER: 0 LOB: 2 BB: 0 P: 13	R: 0 H: 0 E: 0 K: 2 S: 10	H: 0 R: 0 ER: 0 LOB: 0 BB: 0 P: 17	R: 0 H: 0 E: 0 K: 12 S: 12	H: 0 R: 0 ER: 0 LOB: 1 BB: 0 P: 15	R: 0 H: 1 E: 0 K: 1 S: 11	H: 0 R: 0 ER: 0 LOB: 0 BB: 0 P: 8	1B: 4 2B: 1 3B: 0 HR: 0	SF: 0 SAC: 0 DP: 0 HBP: 1	WP: 0 PA: 36 PB: 0 SB: 0 CS: 0
PITCHER	IP WLS BF H R ER SO BB IBB HBP BLK WP HR S P ERA WHIP																
Carlos Hernández, L (1,1) ERA: 3.13	7.0 W 28 4 1 1 8 3 0 1 0 0 0 72 119 1.29 1.000																
Octavio Dotel, R (8,1) ERA: 4.24	1.0 H 4 1 0 0 1 0 0 0 0 0 0 0 11 15 0.00 1.000																
Billy Wagner, L (9,1) ERA: 3.97	1.0 S 3 0 0 0 1 0 0 0 0 0 0 0 7 8 0.00 0.000																

Batter	1	2	3	4	5	6	7	8	9	AB	R	H	RBI	BB	SO	LOB	BOTTOM		
Craig Biggio, R (1,4) OBP: 0.350, SLG: 0.439										3	1	0	0	0	1	2	<p>New York Mets @ Houston Astros Astros Field, Houston, TX Sat May 04 2002, 8:05 PM EDT Att: 34,807 - Dome - 72 F</p> <p>livebaseballscores.com</p>		
Brad Ausmus, R (1,2) OBP: 0.295, SLG: 0.391										4	1	1	1	0	0	2			
5 Jeff Bagwell, R (1,3) OBP: 0.426, SLG: 0.576										3	0	1	1	0	1	0			
17 Lance Berkman, S (1,8) OBP: 0.391, SLG: 0.620 (9,7)										4	1	1	0	0	0	1			
Daryle Ward, L (1,7) OBP: 0.348, SLG: 0.491										4	0	1	1	0	1	0			
Billy Wagner, L (9,1)										0	0	0	0	0	0	0			
Richard Hidalgo, R (1,9) OBP: 0.308, SLG: 0.472										3	0	0	0	0	2	1			
Morgan Ensberg, R (1,5) OBP: 0.361, SLG: 0.419										2	0	0	0	1	1	0			
Julio Lugo, R (1,6) OBP: 0.327, SLG: 0.292										3	0	2	0	0	1	0			
Carlos Hernández, S (1,1) OBP: 0.333, SLG: 0.273										2	0	0	0	0	0	1			
Orlando Merced, S (7, PH) OBP: 0.276, SLG: 0.240										1	0	0	0	0	0	2			
Octavio Dotel, R (8,1)										0	0	0	0	0	0	0			
Brian Hunter, R (9,8) OBP: 0.389, SLG: 0.556										0	0	0	0	0	0	0			
Inning Stats	R: 2 H: 1 E: 0 K: 1 S: 9	H: 1 R: 0 ER: 0 LOB: 0 BB: 0 P: 12	R: 0 H: 1 E: 0 K: 2 S: 15	H: 1 R: 0 ER: 0 LOB: 1 BB: 0 P: 23	R: 0 H: 1 E: 0 K: 0 S: 11	H: 0 R: 0 ER: 0 LOB: 0 BB: 0 P: 17	R: 0 H: 0 E: 0 K: 1 S: 9	H: 0 R: 0 ER: 0 LOB: 0 BB: 0 P: 11	R: 0 H: 0 E: 0 K: 1 S: 5	H: 0 R: 0 ER: 0 LOB: 0 BB: 0 P: 8	R: 1 H: 2 E: 0 K: 0 S: 10	H: 2 R: 0 ER: 0 LOB: 1 BB: 0 P: 16	R: 0 H: 1 E: 0 K: 1 S: 13	H: 1 R: 0 ER: 0 LOB: 2 BB: 1 P: 19	R: 0 H: 0 E: 0 K: 1 S: 10	H: 0 R: 0 ER: 0 LOB: 0 BB: 0 P: 15	1B: 3 2B: 2 3B: 1 HR: 0	SF: 1 SAC: 0 DP: 0 HBP: 1	WP: 0 PA: 32 PB: 0 SB: 1 CS: 0
PITCHER	IP WLS BF H R ER SO BB IBB HBP BLK WP HR S P ERA WHIP																		
Jeff D'Amico, R (1,1) ERA: 3.18	6.0 L 24 5 3 3 5 0 0 1 0 0 0 59 87 4.50 0.833																		
Kane Davis, R (7,1) ERA: 4.91	1.0 5 1 0 0 1 1 0 0 0 0 0 0 13 19 0.00 2.000																		
Satoru Komiyama, R (8,1) ERA: 3.86	1.0 3 0 0 0 1 0 0 0 0 0 0 0 10 15 0.00 0.000																		

Batter	1	2	3	4	5	6	7	8	9	AB	R	H	RBI	BB	SO	LOB	TOP				
Timo Perez, L OBP: 0.319, SLG: 0.468 (1, 7)										4	0	1	0	0	0	1					
John Valentin, R OBP: 0.359, SLG: 0.474 (1, 6)										4	0	1	0	0	1	2					
Mo Vaughn, L OBP: 0.365, SLG: 0.344 (1, 3)										4	0	1	0	0	0	1					
31 Mike Piazza, R OBP: 0.365, SLG: 0.549 (1, 2)										4	0	0	0	0	2	2					
Edgardo Alfonzo, R OBP: 0.409, SLG: 0.358 (1, 5)										3	0	0	0	1	0	0					
Jeremy Burnitz, L OBP: 0.352, SLG: 0.472 (1, 9)										3	0	0	0	1	0	3					
Jay Payton, R OBP: 0.295, SLG: 0.385 (1, 8)										4	1	1	0	0	1	1					
Joe McEwing, R OBP: 0.286, SLG: 0.489 (1, 4)										3	0	0	0	0	3	1					
Al Leiter, L OBP: 0.266, SLG: 0.677 (5, PH) Roy Oswalt, S OBP: 0.285, SLG: 0.242 Satoru Komiya, R ERA: 6.35 Mark Johnson, L OBP: 0.256, SLG: 0.354 Grant Roberts, R ERA: 0.96 Scott Strickland, R ERA: 2.92										0	0	0	0	1	0	0					
Inning Stats	R: 0 E: 0 K: 1 S: 11	H: 2 LOB: 3 BB: 1 P: 18	R: 1 E: 1 K: 1 S: 11	H: 1 LOB: 1 BB: 1 P: 17	R: 0 E: 0 K: 0 S: 6	H: 0 LOB: 0 BB: 0 P: 6	R: 0 E: 0 K: 1 S: 7	H: 0 LOB: 0 BB: 0 P: 11	R: 0 E: 0 K: 0 S: 8	H: 0 LOB: 1 BB: 0 P: 13	R: 0 E: 0 K: 1 S: 13	H: 0 LOB: 0 BB: 0 P: 18	R: 0 E: 0 K: 1 S: 6	H: 0 LOB: 1 BB: 1 P: 8	R: 0 E: 0 K: 0 S: 7	H: 0 LOB: 1 BB: 1 P: 12	1B: 4 2B: 0 3B: 0 HR: 0	SF: 0 SAC: 0 DP: 0 HBP: 0	WP: 0 PB: 0 SB: 1 CS: 0	PA: 34	
PITCHER	IP	WLS	BF	H	R	ER	SO	BB	IBB	HBP	BLK	WP	HR	S	P	ERA	WHIP				
44 Roy Oswalt, R ERA: 2.3	7.0	W	27	4	1	0	7	2	0	0	0	0	0	64	94	0.00	0.857				
Nelson Cruz, R ERA: 11.37	1.0		3	0	0	0	1	0	0	0	0	0	0	6	8	0.00	0.000				
Brandon Puffer, R ERA: 7.0	1.0		4	0	0	0	0	1	0	0	0	0	0	7	12	0.00	1.000				

New York Mets @ Houston Astros
Astros Field, Houston, TX
Sun May 05 2002, 2:35 PM EDT
Att: 36,083 - Dome - 72 F


AB 31
R 1
H 4
RBI 0
BB 3
SO 8
LOB 11



Batter	1	2	3	4	5	6	7	8	9	AB	R	H	RBI	BB	SO	LOB	BOTTOM				
Brian Hunter, R OBP: 0.348, SLG: 0.478 (1, 8)										5	1	1	0	0	1	3					
Jose Vizcaino, S OBP: 0.235, SLG: 0.283 (1, 4)										5	2	1	0	0	0	2					
5 Jeff Bagwell, R OBP: 0.425, SLG: 0.567 (1, 3)										5	2	2	2	0	2	1					
17 Lance Berkman, S OBP: 0.398, SLG: 0.681 (1, 7)										5	2	3	5	0	0	1					
Richard Hidalgo, R OBP: 0.312, SLG: 0.464 (1, 9)										4	1	1	0	1	0	1					
Brad Ausmus, R OBP: 0.300, SLG: 0.396 (1, 2)										4	1	1	0	0	0	1					
Morgan Ensberg, R OBP: 0.364, SLG: 0.410 (1, 5)										4	1	1	2	1	1	0					
Julio Lugo, R OBP: 0.357, SLG: 0.314 (1, 6)										3	1	2	0	1	0	0					
44 Roy Oswalt, R OBP: 0.222, SLG: 0.188 Geoff Blum, S OBP: 0.348, SLG: 0.366 Nelson Cruz, R ERA: 7.0 Brandon Puffer, R ERA: 7.0										3	1	2	3	0	0	3					
Inning Stats	R: 1 E: 1 K: 2 S: 12	H: 1 LOB: 1 BB: 0 P: 19	R: 0 E: 0 K: 0 S: 3	H: 0 LOB: 0 BB: 0 P: 4	R: 4 E: 0 K: 0 S: 14	H: 4 LOB: 3 BB: 2 P: 29	R: 0 E: 0 K: 1 S: 9	H: 0 LOB: 0 BB: 0 P: 16	R: 3 E: 0 K: 0 S: 20	H: 3 LOB: 1 BB: 1 P: 29	R: 1 E: 0 K: 0 S: 9	H: 2 LOB: 1 BB: 0 P: 14	R: 0 E: 0 K: 1 S: 9	H: 2 LOB: 1 BB: 0 P: 14	R: 3 E: 0 K: 0 S: 17	H: 3 LOB: 0 BB: 0 P: 21	1B: 10 2B: 3 3B: 0 HR: 2	SF: 0 SAC: 0 DP: 1 HBP: 1	WP: 0 PB: 0 SB: 1 CS: 0	PA: 43	
PITCHER	IP	WLS	BF	H	R	ER	SO	BB	IBB	HBP	BLK	WP	HR	S	P	ERA	WHIP				
Al Leiter, L ERA: 1.67	4.0	L	21	5	5	4	3	1	0	0	0	0	1	29	43	18.00	3.000				
Satoru Komiya, R ERA: 6.35	2.0		12	5	4	4	0	1	0	0	0	0	1	29	43	18.00	3.000				
Grant Roberts, R ERA: 0.96	1.0		4	2	0	0	1	0	0	0	0	0	0	9	14	0.00	2.000				
Scott Strickland, R ERA: 2.92	1.0		6	3	3	3	0	0	0	0	0	0	1	17	21	27.00	3.000				

New York Mets @ Houston Astros
Astros Field, Houston, TX
Sun May 05 2002, 2:35 PM EDT
Att: 36,083 - Dome - 72 F

AB 39
R 12
H 15
RBI 12
BB 3
SO 4
LOB 12



Batter	1	2	3	4	5	6	7	8	9	AB	R	H	RBI	BB	SO	LOB	TOP			
David Bell, R OBP: 0.346, SLG: 0.427	F8	F8		2B		F8		K		5	0	2	2	0	1	0	San Francisco Giants @ New York Mets Shea Stadium, Flushing, NY Tue May 07 2002, 7:10 PM EDT Att: 40,016 - Cloudy - 78 F			
Rich Aurilia, R OBP: 0.309, SLG: 0.467	F8	F9		2B		G4-3		K		5	0	1	0	0	1	1				
Barry Bonds, L OBP: 0.619, SLG: 0.861								K		3	0	0	0	2	1	0				
Jeff Kent, R OBP: 0.300, SLG: 0.422	F9			G4-3				K		5	1	2	0	0	1	4				
J.T. Snow, L OBP: 0.354, SLG: 0.343				G4-3				L6		4	1	0	0	1	0	2				
Reggie Sanders, R OBP: 0.339, SLG: 0.412				F7				S		4	0	2	1	0	1	2				
Tsuyoshi Shinjo, R OBP: 0.268, SLG: 0.330				K				F8		5	1	1	0	0	1	3				
Benito Santiago, R OBP: 0.337, SLG: 0.441				L7						2	1	1	0	2	0	2				
Russ Ortiz, R OBP: 0.450, SLG: 0.588				SH1-4						3	1	1	2	0	0	4				
Tim Worrell, R ERA: 1.0										0	0	0	0	0	0	0				
Aaron Fultz, L ERA: 10.8										0	0	0	0	0	0	0				
Felix Rodriguez, R ERA: 4.15										0	0	0	0	0	0	0				
Inning Stats	R: 0 E: 0 K: 0 S: 7	H: 0 LOB: 1 BB: 1 P: 15	R: 3 E: 0 K: 1 S: 17	H: 3 LOB: 1 BB: 1 P: 29	R: 0 E: 0 K: 1 S: 9	H: 1 LOB: 1 BB: 0 P: 13	R: 1 E: 0 K: 1 S: 11	H: 3 LOB: 3 BB: 1 P: 20	R: 0 E: 0 K: 0 S: 9	H: 1 LOB: 2 BB: 0 P: 13	R: 1 E: 0 K: 0 S: 12	H: 2 LOB: 2 BB: 1 P: 26	R: 0 E: 0 K: 3 S: 13	H: 0 LOB: 0 BB: 0 P: 20	R: 0 E: 0 K: 1 S: 10	H: 0 LOB: 1 BB: 0 P: 15	1B: 5 2B: 4 3B: 1 HR: 0	SF: 0 SAC: 1 DP: 0 HBP: 1	WP: 0 PB: 0 SB: 2 CS: 0	PA: 43
PITCHER	IP	WLS	BF	H	R	ER	SO	BB	IBB	HBP	BLK	WP	HR	S	P	ERA	WHIP			
Steve Trachsel, R ERA: 3.65	5.0	L	27	8	4	4	2	2	2	0	0	0	0	53	95	7.20	2.000			
Grant Roberts, R ERA: 1.0	2.0		9	2	1	1	0	0	1	0	0	0	0	21	39	4.50	1.000			
Kane Davis, R ERA: 4.15	2.0		7	0	0	0	4	0	0	1	0	0	0	23	35	0.00	0.000			

AB	36
R	5
H	10
RBI	5
BB	5
SO	6
LOB	18



Batter	1	2	3	4	5	6	7	8	9	AB	R	H	RBI	BB	SO	LOB	BOTTOM					
Roberto Alomar, S OBP: 0.319, SLG: 0.365	G3-1			G1-6-3		P5		G4-3		3	0	1	0	1	0	0	San Francisco Giants @ New York Mets Shea Stadium, Flushing, NY Tue May 07 2002, 7:10 PM EDT Att: 40,016 - Cloudy - 78 F					
Roger Cedeno, S OBP: 0.256, SLG: 0.231	G3-1			G1-6-3		G4-3		G1-3		4	0	0	0	0	0	2						
Mo Vaughn, L OBP: 0.359, SLG: 0.328						F8		G4-3		3	0	0	0	1	0	1						
31 Mike Piazza, R OBP: 0.370, SLG: 0.541	FC6-4									3	1	1	0	1	1	1						
Edgardo Alfonzo, R OBP: 0.405, SLG: 0.348								F9		3	0	0	0	1	0	2						
Jeremy Burnitz, L OBP: 0.341, SLG: 0.455								K		4	0	0	0	0	2	2						
Jay Payton, R OBP: 0.312, SLG: 0.410										4	0	3	1	0	0	0						
Rey Ordenez, R OBP: 0.296, SLG: 0.338										3	0	0	0	1	0	2						
Steve Trachsel, R OBP: 0.100, SLG: 0.100										1	0	0	0	0	1	0						
Mark Johnson, L OBP: 0.282, SLG: 0.353										1	0	0	0	0	0	1						
Grant Roberts, R OBP: 1.000, SLG: 1.000										0	0	0	0	0	0	0						
John Valentin, R OBP: 0.354, SLG: 0.466										1	0	0	0	0	0	3						
Kane Davis, R ERA: 4.3										0	0	0	0	0	0	0						
Inning Stats	R: 0 E: 0 K: 0 S: 13	H: 0 LOB: 1 BB: 1 P: 21	R: 0 E: 0 K: 1 S: 7	H: 1 LOB: 0 BB: 0 P: 11	R: 0 E: 0 K: 1 S: 6	H: 0 LOB: 0 BB: 1 P: 15	R: 0 E: 0 K: 1 S: 10	H: 0 LOB: 0 BB: 0 P: 14	R: 0 E: 0 K: 0 S: 10	H: 1 LOB: 1 BB: 0 P: 15	R: 0 E: 0 K: 0 S: 6	H: 0 LOB: 0 BB: 0 P: 11	R: 1 E: 0 K: 0 S: 12	H: 2 LOB: 2 BB: 2 P: 24	R: 0 E: 0 K: 0 S: 9	H: 1 LOB: 2 BB: 1 P: 17	R: 0 E: 0 K: 1 S: 8	H: 0 LOB: 0 BB: 0 P: 14	1B: 4 2B: 1 3B: 0 HR: 0	SF: 0 SAC: 0 DP: 2 HBP: 0	WP: 0 PB: 0 SB: 1 CS: 0	PA: 35
PITCHER	IP	WLS	BF	H	R	ER	SO	BB	IBB	HBP	BLK	WP	HR	S	P	ERA	WHIP					
Russ Ortiz, R ERA: 2.6	6.1	W	26	4	1	1	3	4	0	0	0	0	0	63	110	1.42	1.263					
Tim Worrell, R ERA: 2.5	1.0	H	3	1	0	0	0	0	0	0	0	0	0	6	7	0.00	1.000					
Aaron Fultz, L ERA: 10.8	0.1		1	0	0	0	0	0	0	0	0	0	0	2	4	0.00	0.000					
Felix Rodriguez, R ERA: 4.3	1.1		5	0	0	0	1	1	0	0	0	0	0	10	21	0.00	0.750					

AB	30
R	1
H	5
RBI	1
BB	5
SO	4
LOB	14



Batter	1	2	3	4	5	6	7	8	9	AB	R	H	RBI	BB	SO	LOB	TOP					
David Bell, R OBP: 0.348, SLG: 0.416 (1, 5)										3	1	0	0	2	0	2	San Francisco Giants @ New York Mets Shea Stadium, Flushing, NY Wed May 08 2002, 7:10 PM EDT Att: 29,267 - Cloudy - 58 F					
Rich Aurilia, R OBP: 0.314, SLG: 0.474 (1, 6)										5	0	2	1	0	0	1						
Barry Bonds, L Tom Goodwin, L (1, 7) (8, 7)										2	1	0	0	2	0	4						
Jeff Kent, R OBP: 0.304, SLG: 0.447 (1, 4)										5	2	2	2	0	0	2						
J.T. Snow, L OBP: 0.356, SLG: 0.381 (1, 3)										5	2	3	0	1	2							
Reggie Sanders, R OBP: 0.333, SLG: 0.421 (1, 9)										5	1	1	1	0	1	2						
Tsuyoshi Shinjo, R OBP: 0.274, SLG: 0.327 (1, 8)										4	0	1	1	1	0	0						
Benito Santiago, R OBP: 0.324, SLG: 0.423 (1, 2)										4	0	0	0	0	1	2						
Kirk Rueter, L OBP: 0.211, SLG: 0.176 41 Chad Zerbe, L OBP: 0.500, SLG: 0.500 (1, 1) (8, 1)										3	1	2	0	0	0	0						
Inning Stats	R: 1 E: 0 K: 1 S: 11	H: 1 LOB: 2 BB: 1 P: 22	R: 0 E: 0 K: 0 S: 12	H: 2 LOB: 3 BB: 1 P: 23	R: 0 E: 0 K: 1 S: 8	H: 0 LOB: 0 BB: 0 P: 15	R: 0 E: 0 K: 1 S: 10	H: 0 LOB: 1 BB: 1 P: 17	R: 3 E: 0 K: 0 S: 16	H: 3 LOB: 1 BB: 1 P: 25	R: 0 E: 0 K: 0 S: 7	H: 0 LOB: 0 BB: 0 P: 8	R: 2 E: 0 K: 0 S: 14	H: 1 LOB: 0 BB: 1 P: 27	R: 1 E: 0 K: 0 S: 12	H: 2 LOB: 1 BB: 0 P: 17		R: 1 E: 0 K: 0 S: 11	H: 1 LOB: 0 BB: 0 P: 18	1B: 5 2B: 2 3B: 1 HR: 2	SF: 0 SAC: 1 DP: 0 HBP: 1	WP: 0 PB: 0 SB: 2 CS: 0
PITCHER	IP WLS BF H R ER SO BB IBB HBP BLK WP HR S P ERA WHIP																					
Shawn Estes, L ERA: 4.71 (1, 1)	5.0 L 26 6 4 4 3 4 0 0 1 0 0 0 0 57 102 7.20 2.000																					
David Weathers, R ERA: 1.96 (6, 1)	1.0 3 0 0 0 0 0 0 0 0 0 0 0 1 14 27 18.00 2.000																					
Mark Guthrie, L ERA: 4.5 (7, 1)	1.0 5 1 2 2 0 1 0 0 0 0 0 0 1 14 27 18.00 2.000																					
Scott Strickland, R ERA: 3.39 (8, 1)	1.0 5 2 1 1 0 0 0 0 0 0 0 0 1 11 18 9.00 1.000																					
Armando Benitez, R ERA: 3.6 (9, 1)	1.0 4 1 1 1 0 0 0 0 0 0 0 0 1 11 18 9.00 1.000																					

Batter	1	2	3	4	5	6	7	8	9	AB	R	H	RBI	BB	SO	LOB	BOTTOM					
Roberto Alomar, S OBP: 0.317, SLG: 0.357 (1, 4)										3	0	0	0	1	0	2	San Francisco Giants @ New York Mets Shea Stadium, Flushing, NY Wed May 08 2002, 7:10 PM EDT Att: 29,267 - Cloudy - 58 F					
Jay Payton, R OBP: 0.310, SLG: 0.413 (1, 8)										4	1	1	1	0	1	1						
Mo Vaughn, L OBP: 0.354, SLG: 0.324 (1, 3)										4	0	1	1	0	1	1						
Edgardo Alfonzo, R OBP: 0.400, SLG: 0.345 (1, 5)										4	0	1	0	0	0	1						
Jeremy Burnitz, L OBP: 0.331, SLG: 0.439 (1, 9)										4	0	0	0	0	3	1						
Vance Wilson, R OBP: 0.289, SLG: 0.419 (1, 2)										4	0	0	0	0	0	1						
Roger Cedeno, S OBP: 0.259, SLG: 0.234 Scott Strickland, R Armando Benitez, R 31 Mike Piazza, R OBP: 0.366, SLG: 0.535 (1, 7) (8, 1) (9, 1) (9, PH)										3	0	1	0	0	0	0						
Rey Ordonez, R OBP: 0.298, SLG: 0.351 (1, 6)										3	1	1	0	0	0	2						
Shawn Estes, R John Valentin, R David Weathers, R Mark Guthrie, R Joe McEwing, R OBP: 0.280, SLG: 0.479 (1, 1) (5, PH) (6, 1) (7, 1) (8, 7)										1	0	0	0	0	0	0						
Inning Stats	R: 0 E: 0 K: 2 S: 7	H: 0 LOB: 0 BB: 0 P: 12	R: 0 E: 0 K: 1 S: 12	H: 2 LOB: 0 BB: 0 P: 20	R: 0 E: 0 K: 0 S: 10	H: 0 LOB: 1 BB: 1 P: 19	R: 0 E: 0 K: 1 S: 11	H: 0 LOB: 0 BB: 0 P: 17	R: 0 E: 0 K: 0 S: 9	H: 1 LOB: 1 BB: 0 P: 13	R: 0 E: 0 K: 0 S: 7	H: 0 LOB: 0 BB: 0 P: 11	R: 0 E: 0 K: 0 S: 6	H: 0 LOB: 0 BB: 0 P: 11	R: 2 E: 0 K: 1 S: 11	H: 3 LOB: 1 BB: 0 P: 20		R: 0 E: 0 K: 1 S: 10	H: 0 LOB: 0 BB: 0 P: 13	1B: 4 2B: 2 3B: 0 HR: 0	SF: 0 SAC: 0 DP: 0 HBP: 0	WP: 0 PB: 0 SB: 0 CS: 0
PITCHER	IP WLS BF H R ER SO BB IBB HBP BLK WP HR S P ERA WHIP																					
Kirk Rueter, L ERA: 1.84 (1, 1)	7.2 W 29 5 2 2 2 1 0 0 0 0 0 0 71 118 2.35 0.783																					
41 Chad Zerbe, L ERA: 3.35 (8, 1)	1.1 5 1 0 0 1 0 0 0 0 0 0 0 12 18 0.00 0.750																					



Batter	1	2	3	4	5	6	7	8	9	AB	R	H	RBI	BB	SO	LOB	TOP			
Marvin Benard, L OBP: 0.304, SLG: 0.286 (1, 9)	P5		F9		G1-3												4 0 1 0 0 0 0			
Rich Aurilia, R OBP: 0.311, SLG: 0.465 (1, 6)	K			P6		FC5-4 SF7		K									4 1 1 0 0 2 0			
Barry Bonds, L OBP: 0.614, SLG: 0.857 Felix Rodriguez, R David Bell, R OBP: 0.348, SLG: 0.416 (1, 7) (8, 1) (9, 5)	K			HR		FC5-4 BB		K									3 1 1 1 1 2 0 0 0 0 0 0 0 0 0 0 0 0 0 0 0			
Jeff Kent, R OBP: 0.302, SLG: 0.441 (1, 4)				F8		FC5-4		L8									4 0 1 0 0 0 2			
J.T. Snow, L OBP: 0.353, SLG: 0.379 (1, 3)	K			HR		SF7		G4-3									3 1 1 1 0 1 1			
Pedro Feliz, R OBP: 0.385, SLG: 0.472 Robb Nen, R (1, 5) (9, 1)	K			HR		G5-3		G6-3									4 1 1 2 0 1 2 0 0 0 0 0 0 0			
Tsuyoshi Shinjo, R OBP: 0.264, SLG: 0.315 (1, 8)	G1-3			F7				F7									4 0 0 0 0 0 1			
Yorvit Torrealba, R OBP: 0.167, SLG: 0.130 (1, 2)			L9		K			SH1-4 1B									3 0 1 0 0 1 0			
Ryan Jensen, R OBP: 0.182, SLG: 0.182 Reggie Sanders, R OBP: 0.333, SLG: 0.421 (1, 1) (8, 9)	K			G6-3		SH1-4											2 0 0 0 0 1 0 0 0 0 0 0 0 0			
Inning Stats	R: 0 E: 0 K: 2 S: 8	H: 0 LOB: 0 BB: 0 P: 13	R: 0 E: 0 K: 2 S: 12	H: 1 LOB: 1 BB: 0 P: 13	R: 0 E: 0 K: 1 S: 8	H: 0 LOB: 0 BB: 0 P: 10	R: 3 E: 0 K: 0 S: 14	H: 3 LOB: 0 BB: 0 P: 23	R: 0 E: 0 K: 1 S: 5	H: 0 LOB: 0 BB: 1 P: 9	R: 0 E: 0 K: 0 S: 7	H: 2 LOB: 2 BB: 0 P: 10	R: 0 E: 0 K: 2 S: 7	H: 0 LOB: 0 BB: 0 P: 10	R: 0 E: 0 K: 0 S: 7	H: 0 LOB: 0 BB: 0 P: 9	1B: 5 2B: 0 3B: 0 HR: 2	SF: 1 SAC: 1 DP: 0 HBP: 0	WP: 0 PB: 0 SB: 0 CS: 0	PA: 34
PITCHER	IP WLS BF H R ER SO BB IBB HBP BLK WP HR S P ERA WHIP	IP WLS BF H R ER SO BB IBB HBP BLK WP HR S P ERA WHIP	IP WLS BF H R ER SO BB IBB HBP BLK WP HR S P ERA WHIP	IP WLS BF H R ER SO BB IBB HBP BLK WP HR S P ERA WHIP	IP WLS BF H R ER SO BB IBB HBP BLK WP HR S P ERA WHIP	IP WLS BF H R ER SO BB IBB HBP BLK WP HR S P ERA WHIP	IP WLS BF H R ER SO BB IBB HBP BLK WP HR S P ERA WHIP	IP WLS BF H R ER SO BB IBB HBP BLK WP HR S P ERA WHIP	IP WLS BF H R ER SO BB IBB HBP BLK WP HR S P ERA WHIP	IP WLS BF H R ER SO BB IBB HBP BLK WP HR S P ERA WHIP	IP WLS BF H R ER SO BB IBB HBP BLK WP HR S P ERA WHIP	IP WLS BF H R ER SO BB IBB HBP BLK WP HR S P ERA WHIP	IP WLS BF H R ER SO BB IBB HBP BLK WP HR S P ERA WHIP	IP WLS BF H R ER SO BB IBB HBP BLK WP HR S P ERA WHIP	IP WLS BF H R ER SO BB IBB HBP BLK WP HR S P ERA WHIP	IP WLS BF H R ER SO BB IBB HBP BLK WP HR S P ERA WHIP	IP WLS BF H R ER SO BB IBB HBP BLK WP HR S P ERA WHIP			

San Francisco Giants @ New York Mets
Shea Stadium, Flushing, NY
Thu May 09 2002, 7:10 PM EDT
Att: 28,757 - Overcast - 53 F

AB	31
R	4
H	7
RBI	4
BB	1
SO	8
LOB	6



Batter	1	2	3	4	5	6	7	8	9	AB	R	H	RBI	BB	SO	LOB	BOTTOM			
Roger Cedeno, S OBP: 0.250, SLG: 0.226 (1, 7)	F8		G4-3		G6-3			K									4 0 0 0 0 1 0			
Roberto Alomar, S OBP: 0.315, SLG: 0.361 (1, 4)	HR		G4-3		F8			G6-3									4 1 1 0 0 0 0			
31 Mike Piazza, R OBP: 0.352, SLG: 0.511 (1, 2)	F2		F9		F3			G1-3									4 0 0 0 0 0 1			
Mo Vaughn, L OBP: 0.360, SLG: 0.365 (1, 3)	HR			1B BB		G4-3		K									3 1 1 2 1 1 0			
Edgardo Alfonzo, R OBP: 0.410, SLG: 0.347 Joe McEwing, R OBP: 0.280, SLG: 0.479 (1, 5) (9, PR)	P6			1B		BB		BB									2 0 1 0 2 0 0 0 0 0 0 0 0 0			
Jeremy Burnitz, L OBP: 0.321, SLG: 0.424 (1, 9)			F8		F8			F8									4 0 0 0 0 0 4			
Jay Payton, R OBP: 0.308, SLG: 0.426 (1, 8)	SH6-3			K				G6-3									4 1 1 0 0 2 3			
Rey Ordonez, R OBP: 0.291, SLG: 0.342 (1, 6)	SH6-3			G5-3				F7									2 0 0 1 0 0 2			
Pedro Astacio, R OBP: 0.111, SLG: 0.111 Mark Johnson, L OBP: 0.275, SLG: 0.343 David Weathers, R Mark Guthrie, R Scott Strickland, R (1, 1) (7, PH) (8, 1) (9, 1) (9, 1)	G5-3			G4-3				F5									2 0 0 0 0 0 0 1 0			
Inning Stats	R: 2 E: 0 K: 0 S: 10	H: 2 LOB: 0 BB: 0 P: 14	R: 1 E: 0 K: 0 S: 7	H: 1 LOB: 0 BB: 0 P: 10	R: 0 E: 0 K: 1 S: 13	H: 1 LOB: 1 BB: 0 P: 22	R: 0 E: 0 K: 0 S: 8	H: 0 LOB: 0 BB: 0 P: 10	R: 0 E: 0 K: 0 S: 9	H: 0 LOB: 1 BB: 1 P: 16	R: 0 E: 0 K: 0 S: 6	H: 0 LOB: 0 BB: 0 P: 10	R: 0 E: 0 K: 1 S: 9	H: 0 LOB: 0 BB: 0 P: 10	R: 0 E: 0 K: 2 S: 9	H: 0 LOB: 1 BB: 1 P: 15	1B: 1 2B: 1 3B: 1 HR: 1	SF: 0 SAC: 1 DP: 0 HBP: 0	WP: 0 PB: 0 SB: 0 CS: 0	PA: 34
PITCHER	IP WLS BF H R ER SO BB IBB HBP BLK WP HR S P ERA WHIP	IP WLS BF H R ER SO BB IBB HBP BLK WP HR S P ERA WHIP	IP WLS BF H R ER SO BB IBB HBP BLK WP HR S P ERA WHIP	IP WLS BF H R ER SO BB IBB HBP BLK WP HR S P ERA WHIP	IP WLS BF H R ER SO BB IBB HBP BLK WP HR S P ERA WHIP	IP WLS BF H R ER SO BB IBB HBP BLK WP HR S P ERA WHIP	IP WLS BF H R ER SO BB IBB HBP BLK WP HR S P ERA WHIP	IP WLS BF H R ER SO BB IBB HBP BLK WP HR S P ERA WHIP	IP WLS BF H R ER SO BB IBB HBP BLK WP HR S P ERA WHIP	IP WLS BF H R ER SO BB IBB HBP BLK WP HR S P ERA WHIP	IP WLS BF H R ER SO BB IBB HBP BLK WP HR S P ERA WHIP	IP WLS BF H R ER SO BB IBB HBP BLK WP HR S P ERA WHIP	IP WLS BF H R ER SO BB IBB HBP BLK WP HR S P ERA WHIP	IP WLS BF H R ER SO BB IBB HBP BLK WP HR S P ERA WHIP	IP WLS BF H R ER SO BB IBB HBP BLK WP HR S P ERA WHIP	IP WLS BF H R ER SO BB IBB HBP BLK WP HR S P ERA WHIP	IP WLS BF H R ER SO BB IBB HBP BLK WP HR S P ERA WHIP			

San Francisco Giants @ New York Mets
Shea Stadium, Flushing, NY
Thu May 09 2002, 7:10 PM EDT
Att: 28,757 - Overcast - 53 F

AB	30
R	3
H	4
RBI	3
BB	3
SO	4
LOB	10



Batter	1	2	3	4	5	6	7	8	9	AB	R	H	RBI	BB	SO	LOB	TOP					
Juan Pierre, L OBP: 0.381, SLG: 0.319	1-2 17 HR	4-1 G5-4-3 BB			2-1 P5	2-2 G4-3 2B	1-2 FC4-6			4	2	2	3	1	0	2						
Juan Uribe, R OBP: 0.377, SLG: 0.457	2-3 K	0-1 G5-4-3			1-2 G6-3	0-0 G4-3		1-3 K		5	0	0	0	0	2	5						
Larry Walker, L OBP: 0.345, SLG: 0.532	0-2 G6-3			0-0 F7	3-1 HBP	2-1 2B		1-3 K		4	0	1	1	0	1	1						
17 Todd Helton, L OBP: 0.416, SLG: 0.603	2-1 HR			2-2 HR	2-1 F8			0-0 1B		4	2	3	3	1	0	1						
Greg Norton, S Brent Butler, R	3-0 G3			2-2 P4				0-0 P4		4	1	1	0	0	1	2						
Todd Hollandsworth, L OBP: 0.315, SLG: 0.434		0-1 E9 1B	1-2 P6			2-2 1B	3-2 1B		1-0 G3	5	2	3	0	0	0	0						
Jose Ortiz, R OBP: 0.272, SLG: 0.277		1-2 SH1-4 1B		0-0 G6-3		1-1 2B	3-2 1B		1-1 G6-4-3 1B	5	1	4	2	0	0	0						
Gary Bennett, R OBP: 0.266, SLG: 0.282		1-0 E7 SH1-4		2-2 P6		4-1 2B	2-3 K		0-1 G6-4-3	4	1	0	0	1	1	4						
Jason Jennings, L Kent Mercker, L	0-1 SH1-4			0-2 G1-3		1-3 K	0-2 FC4-6 1B			3	0	1	0	0	1	3						
Chris Nichting, R Jose Jimenez, R	1-2 2-3									0	0	0	0	0	0	0						
Inning Stats	R: 2 E: 0 K: 1 S: 12	H: 2 LOB: 0 BB: 0 P: 20	R: 1 E: 2 K: 0 S: 14	H: 2 LOB: 2 BB: 1 P: 20	R: 1 E: 0 K: 0 S: 11	H: 1 LOB: 0 BB: 0 P: 16	R: 0 E: 0 K: 0 S: 8	H: 0 LOB: 0 BB: 0 P: 10	R: 0 E: 0 K: 1 S: 22	H: 3 LOB: 2 BB: 0 P: 27	R: 0 E: 0 K: 2 S: 8	H: 1 LOB: 1 BB: 0 P: 10	R: 0 E: 0 K: 0 S: 5	H: 1 LOB: 0 BB: 0 P: 7	1B: 10 2B: 3 3B: 0 HR: 2	SF: 0 SAC: 1 DP: 2 HBP: 1	WP: 0 PB: 0 SB: 2 CS: 0	PA: 44				
PITCHER	IP WLS BF H R ER SO BB IBB HBP BLK WP HR S P ERA WHIP	IP WLS BF H R ER SO BB IBB HBP BLK WP HR S P ERA WHIP	IP WLS BF H R ER SO BB IBB HBP BLK WP HR S P ERA WHIP	IP WLS BF H R ER SO BB IBB HBP BLK WP HR S P ERA WHIP	IP WLS BF H R ER SO BB IBB HBP BLK WP HR S P ERA WHIP	IP WLS BF H R ER SO BB IBB HBP BLK WP HR S P ERA WHIP	IP WLS BF H R ER SO BB IBB HBP BLK WP HR S P ERA WHIP	IP WLS BF H R ER SO BB IBB HBP BLK WP HR S P ERA WHIP	IP WLS BF H R ER SO BB IBB HBP BLK WP HR S P ERA WHIP	IP WLS BF H R ER SO BB IBB HBP BLK WP HR S P ERA WHIP	IP WLS BF H R ER SO BB IBB HBP BLK WP HR S P ERA WHIP	IP WLS BF H R ER SO BB IBB HBP BLK WP HR S P ERA WHIP	IP WLS BF H R ER SO BB IBB HBP BLK WP HR S P ERA WHIP	IP WLS BF H R ER SO BB IBB HBP BLK WP HR S P ERA WHIP	IP WLS BF H R ER SO BB IBB HBP BLK WP HR S P ERA WHIP	IP WLS BF H R ER SO BB IBB HBP BLK WP HR S P ERA WHIP	IP WLS BF H R ER SO BB IBB HBP BLK WP HR S P ERA WHIP	IP WLS BF H R ER SO BB IBB HBP BLK WP HR S P ERA WHIP				
Jeff D'Amico, R ERA: 4.03	5.0 L	7 6	6 6	1 1	1 0	0 0	0 0	0 0	0 0	10.80	1.600											
Kane Davis, R ERA: 5.79	1.0	8 3	3 3	3 2	1 1	0 0	0 0	0 0	0 0	27.00	4.000											
Satoru Komiyama, R ERA: 5.4	2.0	9 4	0 0	3 2	0 0	0 0	0 0	0 0	0 0	0.00	2.000											
Grant Roberts, R ERA: 0.95	1.0	3 1	0 0	0 0	0 0	0 0	0 0	0 0	0 0	0.00	1.000											
Batter	1	2	3	4	5	6	7	8	9	AB	R	H	RBI	BB	SO	LOB	BOTTOM					
Timo Perez, L OBP: 0.320, SLG: 0.460	1-1 G4-6-3 1B		1-2 G4-3		0-3 K			3-1 F7	3-2 G6-3	3	0	1	0	0	1	1						
Joe McEwing, R OBP: 0.269, SLG: 0.460										2	0	0	0	0	0	0						
Roberto Alomar, S OBP: 0.318, SLG: 0.370	1-1 G4-6-3			1-0 G3		2-2 31 S 1B		1-0 F7	0-2 F7	5	2	2	0	0	0	1						
Mo Vaughn, L OBP: 0.367, SLG: 0.377	3-3 K			4-2 31 HR BB		1-1 F8		0-1 31 1B		3	2	1	0	1	1	1						
31 Mike Piazza, R OBP: 0.367, SLG: 0.553				1-0 HR		2-1 2B		0-0 1B		4	1	3	4	0	0	0						
Jeromy Burnitz, L Satoru Komiyama, R	2-1 F7			3-3 HR		1-2 1B		1-1 E9 1B		3	0	0	0	0	1	1						
Edgardo Alfonzo, R OBP: 0.414, SLG: 0.353								2-3 3H		0	0	0	0	0	0	0						
John Valentin, R OBP: 0.371, SLG: 0.459	4-2 BB			3-2 F8		3-1 F7		1-1 HBP 1B		2	0	0	0	1	0	1						
Jay Payton, R OBP: 0.298, SLG: 0.411	2-3 K							1-2 HBP		4	0	0	0	0	1	4						
Rey Ordonez, R Grant Roberts, R										4	0	1	0	0	1	3						
Jeff D'Amico, R Kane Davis, R										0	0	0	0	0	0	0						
Mark Johnson, L OBP: 0.262, SLG: 0.324										2	0	0	0	0	0	0						
Inning Stats	R: 0 E: 0 K: 1 S: 8	H: 1 LOB: 0 BB: 0 P: 13	R: 0 E: 0 K: 1 S: 10	H: 0 LOB: 1 BB: 1 P: 20	R: 0 E: 0 K: 0 S: 5	H: 0 LOB: 0 BB: 0 P: 6	R: 2 E: 0 K: 1 S: 14	H: 1 LOB: 0 BB: 1 P: 26	R: 0 E: 0 K: 0 S: 10	H: 1 LOB: 1 BB: 0 P: 13	R: 1 E: 0 K: 0 S: 12	H: 2 LOB: 1 BB: 0 P: 21	R: 0 E: 0 K: 1 S: 8	H: 0 LOB: 0 BB: 0 P: 11	R: 2 E: 1 K: 1 S: 14	H: 4 LOB: 3 BB: 0 P: 24	R: 0 E: 0 K: 0 S: 9	H: 0 LOB: 0 BB: 0 P: 14	1B: 6 2B: 2 3B: 0 HR: 1	SF: 0 SAC: 1 DP: 1 HBP: 1	WP: 0 PB: 0 SB: 1 CS: 0	PA: 38
PITCHER	IP WLS BF H R ER SO BB IBB HBP BLK WP HR S P ERA WHIP	IP WLS BF H R ER SO BB IBB HBP BLK WP HR S P ERA WHIP	IP WLS BF H R ER SO BB IBB HBP BLK WP HR S P ERA WHIP	IP WLS BF H R ER SO BB IBB HBP BLK WP HR S P ERA WHIP	IP WLS BF H R ER SO BB IBB HBP BLK WP HR S P ERA WHIP	IP WLS BF H R ER SO BB IBB HBP BLK WP HR S P ERA WHIP	IP WLS BF H R ER SO BB IBB HBP BLK WP HR S P ERA WHIP	IP WLS BF H R ER SO BB IBB HBP BLK WP HR S P ERA WHIP	IP WLS BF H R ER SO BB IBB HBP BLK WP HR S P ERA WHIP	IP WLS BF H R ER SO BB IBB HBP BLK WP HR S P ERA WHIP	IP WLS BF H R ER SO BB IBB HBP BLK WP HR S P ERA WHIP	IP WLS BF H R ER SO BB IBB HBP BLK WP HR S P ERA WHIP	IP WLS BF H R ER SO BB IBB HBP BLK WP HR S P ERA WHIP	IP WLS BF H R ER SO BB IBB HBP BLK WP HR S P ERA WHIP	IP WLS BF H R ER SO BB IBB HBP BLK WP HR S P ERA WHIP	IP WLS BF H R ER SO BB IBB HBP BLK WP HR S P ERA WHIP	IP WLS BF H R ER SO BB IBB HBP BLK WP HR S P ERA WHIP	IP WLS BF H R ER SO BB IBB HBP BLK WP HR S P ERA WHIP				
Jason Jennings, R ERA: 4.54	0.1	4 3	2 2	0 0	0 0	0 0	0 0	0 0	0 0	54.00	9.000											
Kent Mercker, L ERA: 3.31	0.2	4 1	0 0	1 1	0 0	1 0	0 0	0 0	0 0	0.00	1.500											
Chris Nichting, R Jose Jimenez, R	1.0	3 0	0 0	0 0	0 0	0 0	0 0	0 0	0 0	0.00	0.000											

Colorado Rockies @ New York Mets
Shea Stadium, Flushing, NY
Fri May 10 2002, 7:10 PM EDT
Att: 37,484 - Sunny - 69 F

AB 39
R 9
H 15
RBI 9
BB 3
SO 6
LOB 19



Colorado Rockies @ New York Mets
Shea Stadium, Flushing, NY
Fri May 10 2002, 7:10 PM EDT
Att: 37,484 - Sunny - 69 F

AB 34
R 5
H 9
RBI 5
BB 2
SO 5
LOB 12



Batter	1	2	3	4	5	6	7	8	9	AB	R	H	RBI	BB	SO	LOB	TOP					
Juan Pierre, L OBP: 0.371, SLG: 0.310 (1, 8)	F7		B2-3		G4-3			G6-3		4	0	0	0	0	0	0						
Juan Uribe, R OBP: 0.373, SLG: 0.451 (1, 6)	17 HR		K				F8	F7		4	1	1	0	0	1	0						
17 Todd Helton, L OBP: 0.412, SLG: 0.615 (1, 3)	1-H HR		F9				K	F8		4	1	1	2	0	1	0						
Todd Zeile, R OBP: 0.390, SLG: 0.570 (1, 5)	G4-3			F3			F7	BB		3	0	0	0	1	0	1						
Terry Shumpert, R OBP: 0.275, SLG: 0.317 (1, 4) Greg Norton, S OBP: 0.271, SLG: 0.302 (9, PH)	G6-3		FC6-4 1B		F9			K		3	0	1	0	0	0	1						
Benny Abayavani, R OBP: 0.297, SLG: 0.333 (1, 7) Todd Hollandsworth, L OBP: 0.309, SLG: 0.424 (4, 7)	G6-3		FC6-4 1-2				K	E5		2	0	0	0	0	0	1						
Mark Little, R OBP: 0.263, SLG: 0.273 (1, 9)	G1-3		FC6-4 1-2				K	K		4	0	0	0	0	2	3						
Bobby Estalella, R (1, 2)	K				F7			K		3	0	0	0	0	2	0						
Mike Hampton, R OBP: 0.313, SLG: 0.500 (1, 1) Rick White, R (7, 1) Brent Butler, R (8, PH) Todd Jones, L (8, 1)			HR		F8			G6-3		2	1	1	1	0	0	0						
Inning Stats	R: 2 E: 0 K: 0 S: 15	H: 2 LOB: 0 BB: 0 P: 20	R: 0 E: 0 K: 1 S: 6	H: 0 LOB: 0 BB: 0 P: 11	R: 1 E: 0 K: 1 S: 10	H: 1 LOB: 0 BB: 0 P: 12	R: 0 E: 0 K: 0 S: 9	H: 1 LOB: 1 BB: 0 P: 14	R: 0 E: 0 K: 1 S: 18	H: 0 LOB: 0 BB: 0 P: 27	R: 0 E: 0 K: 3 S: 9	H: 0 LOB: 0 BB: 0 P: 13	R: 0 E: 0 K: 2 S: 11	H: 0 LOB: 0 BB: 0 P: 17	R: 0 E: 1 K: 2 S: 14	H: 0 LOB: 2 BB: 1 P: 23	1B: 2 2B: 0 3B: 0 HR: 2	SF: 0 SAC: 0 DP: 0 HBP: 0	WP: 1 PB: 0 SB: 1 CS: 0	PA: 34		
PITCHER	IP WLS BF H R ER SO BB IBB HBP BLK WP HR S P ERA WHIP	IP WLS BF H R ER SO BB IBB HBP BLK WP HR S P ERA WHIP	IP WLS BF H R ER SO BB IBB HBP BLK WP HR S P ERA WHIP	IP WLS BF H R ER SO BB IBB HBP BLK WP HR S P ERA WHIP	IP WLS BF H R ER SO BB IBB HBP BLK WP HR S P ERA WHIP	IP WLS BF H R ER SO BB IBB HBP BLK WP HR S P ERA WHIP	IP WLS BF H R ER SO BB IBB HBP BLK WP HR S P ERA WHIP	IP WLS BF H R ER SO BB IBB HBP BLK WP HR S P ERA WHIP	IP WLS BF H R ER SO BB IBB HBP BLK WP HR S P ERA WHIP	IP WLS BF H R ER SO BB IBB HBP BLK WP HR S P ERA WHIP	IP WLS BF H R ER SO BB IBB HBP BLK WP HR S P ERA WHIP	IP WLS BF H R ER SO BB IBB HBP BLK WP HR S P ERA WHIP	IP WLS BF H R ER SO BB IBB HBP BLK WP HR S P ERA WHIP	IP WLS BF H R ER SO BB IBB HBP BLK WP HR S P ERA WHIP	IP WLS BF H R ER SO BB IBB HBP BLK WP HR S P ERA WHIP	IP WLS BF H R ER SO BB IBB HBP BLK WP HR S P ERA WHIP	IP WLS BF H R ER SO BB IBB HBP BLK WP HR S P ERA WHIP	IP WLS BF H R ER SO BB IBB HBP BLK WP HR S P ERA WHIP	IP WLS BF H R ER SO BB IBB HBP BLK WP HR S P ERA WHIP	IP WLS BF H R ER SO BB IBB HBP BLK WP HR S P ERA WHIP	IP WLS BF H R ER SO BB IBB HBP BLK WP HR S P ERA WHIP	IP WLS BF H R ER SO BB IBB HBP BLK WP HR S P ERA WHIP

Colorado Rockies @ New York Mets
Shea Stadium, Flushing, NY
Sat May 11 2002, 1:10 PM EDT
Att: 41,605 - Sunny - 61 F

AB 33
R 3
H 4
RBI 3
BB 1
SO 8
LOB 8



Batter	1	2	3	4	5	6	7	8	9	AB	R	H	RBI	BB	SO	LOB	BOTTOM					
Roberto Alomar, S OBP: 0.316, SLG: 0.366 (1, 4)	K		G1-4-3		K		1B			4	0	1	0	0	2	1						
John Valentin, R OBP: 0.385, SLG: 0.462 (1, 6) Rey Ordonez, R OBP: 0.289, SLG: 0.337 (8, 6)	L4		2B		K		F8			4	0	1	0	0	1	2						
Mo Vaughn, L OBP: 0.383, SLG: 0.380 (1, 3)	BB		BB		F8		3B G5-4-3 1B			2	0	1	0	2	0	1						
31 Mike Piazza, R OBP: 0.354, SLG: 0.531 (1, 2)	F8		F9			G5-3	G5-4-3			4	0	0	0	0	0	5						
Edgardo Alfonzo, R OBP: 0.410, SLG: 0.344 (1, 5)	FC6-4 1B WP BB		G1-4-3			G4-3		K		3	1	0	0	1	1	2						
Jeremy Burnitz, L OBP: 0.319, SLG: 0.411 (1, 9)	FC6-4 1B			L6		1B HR BB		F9		3	1	1	0	1	0	0						
Jay Payton, R OBP: 0.296, SLG: 0.405 (1, 8)	FC6-4 WP		G4-3			HR 1B		K		4	1	1	0	0	1	2						
Joe McEwing, R OBP: 0.273, SLG: 0.509 (1, 7)	P6		K			HR				3	1	1	3	0	1	1						
Al Leiter, L OBP: 0.222, SLG: 0.067 (1, 1) Mark Guthrie, R ERA: 4.6 (9, 1) Scott Strickland, R ERA: 3.07 (9, 1)	K					G1-3				2	0	0	0	1	1	1						
Inning Stats	R: 0 E: 0 K: 1 S: 8	H: 0 LOB: 1 BB: 1 P: 15	R: 1 E: 0 K: 1 S: 8	H: 1 LOB: 1 BB: 1 P: 18	R: 0 E: 0 K: 0 S: 10	H: 1 LOB: 2 BB: 1 P: 19	R: 0 E: 0 K: 1 S: 8	H: 0 LOB: 0 BB: 0 P: 12	R: 0 E: 0 K: 2 S: 11	H: 2 LOB: 1 BB: 1 P: 20	R: 3 E: 0 K: 0 S: 6	H: 2 LOB: 1 BB: 0 P: 12	R: 0 E: 0 K: 2 S: 15	H: 0 LOB: 0 BB: 0 P: 19	R: 0 E: 0 K: 2 S: 14	H: 0 LOB: 0 BB: 0 P: 23	1B: 4 2B: 1 3B: 0 HR: 1	SF: 0 SAC: 0 DP: 1 HBP: 0	WP: 1 PB: 0 SB: 0 CS: 0	PA: 34		
PITCHER	IP WLS BF H R ER SO BB IBB HBP BLK WP HR S P ERA WHIP	IP WLS BF H R ER SO BB IBB HBP BLK WP HR S P ERA WHIP	IP WLS BF H R ER SO BB IBB HBP BLK WP HR S P ERA WHIP	IP WLS BF H R ER SO BB IBB HBP BLK WP HR S P ERA WHIP	IP WLS BF H R ER SO BB IBB HBP BLK WP HR S P ERA WHIP	IP WLS BF H R ER SO BB IBB HBP BLK WP HR S P ERA WHIP	IP WLS BF H R ER SO BB IBB HBP BLK WP HR S P ERA WHIP	IP WLS BF H R ER SO BB IBB HBP BLK WP HR S P ERA WHIP	IP WLS BF H R ER SO BB IBB HBP BLK WP HR S P ERA WHIP	IP WLS BF H R ER SO BB IBB HBP BLK WP HR S P ERA WHIP	IP WLS BF H R ER SO BB IBB HBP BLK WP HR S P ERA WHIP	IP WLS BF H R ER SO BB IBB HBP BLK WP HR S P ERA WHIP	IP WLS BF H R ER SO BB IBB HBP BLK WP HR S P ERA WHIP	IP WLS BF H R ER SO BB IBB HBP BLK WP HR S P ERA WHIP	IP WLS BF H R ER SO BB IBB HBP BLK WP HR S P ERA WHIP	IP WLS BF H R ER SO BB IBB HBP BLK WP HR S P ERA WHIP	IP WLS BF H R ER SO BB IBB HBP BLK WP HR S P ERA WHIP	IP WLS BF H R ER SO BB IBB HBP BLK WP HR S P ERA WHIP	IP WLS BF H R ER SO BB IBB HBP BLK WP HR S P ERA WHIP	IP WLS BF H R ER SO BB IBB HBP BLK WP HR S P ERA WHIP	IP WLS BF H R ER SO BB IBB HBP BLK WP HR S P ERA WHIP	IP WLS BF H R ER SO BB IBB HBP BLK WP HR S P ERA WHIP

Colorado Rockies @ New York Mets
Shea Stadium, Flushing, NY
Sat May 11 2002, 1:10 PM EDT
Att: 41,605 - Sunny - 61 F

AB 29
R 4
H 6
RBI 3
BB 5
SO 7
LOB 15



Batter	1	2	3	4	5	6	7	8	9	10	11	12	13	AB	R	H	RBI	BB	SO	LOB	TOP	
Joe McEwing, R OBP: 0.256, SLG: 0.474 Satoru Komiyama, R (7, 1)	K		G3-1		K		G3		FC6-4 1B		F9			4	0	0	0	0	2	2		
Edgardo Alfonzo, R OBP: 0.413, SLG: 0.354	G6-3			SH5-3 31 1B 2B		FC2-6 BB		G6-3 1B 2B	FC6-4			BB		4	2	2	0	2	0	1		
Roberto Alomar, S OBP: 0.319, SLG: 0.356	K			SH5-3		FC2-6 G5-3 31 1B		G6-3	G1-3			F5		5	0	0	0	0	1	4		
31 Mike Piazza, R OBP: 0.347, SLG: 0.500	F8											F9		5	0	2	1	1	0	2		
John Valentin, R OBP: 0.381, SLG: 0.441 Mo Vaughn, L OBP: 0.356, SLG: 0.348				P5		G5-3						G3-1		2	0	0	0	0	1	1		
Jeremy Burnitz, L OBP: 0.316, SLG: 0.403				K		G1-3								4	0	1	1	0	1	3		
Jay Payton, R Mark Guffey, R David Weathers, R Mark Guthrie, L Grant Roberts, R Vance Wilson, R Mark Corey, R																						
Rey Ordonez, R OBP: 0.277, SLG: 0.330				L3		FC1-6 SH1-3		F9	G6-3					6	0	1	0	0	1	4		
Shawn Estes, R Roger Cedeno, S OBP: 0.256, SLG: 0.242				F7		SH1-3								1	0	0	0	0	0	0		
														4	0	2	0	0	0	1		
Inning Stats	R: 0 E: 0 K: 2 S: 12	H: 0 LOB: 1 BB: 0 P: 16	R: 0 E: 0 K: 2 S: 10	H: 0 LOB: 0 BB: 1 P: 17	R: 0 E: 0 K: 0 S: 7	H: 0 LOB: 0 BB: 0 P: 11	R: 1 E: 0 K: 1 S: 16	H: 2 LOB: 1 BB: 0 P: 20	R: 0 E: 0 K: 1 S: 9	H: 1 LOB: 1 BB: 0 P: 11	R: 0 E: 0 K: 0 S: 7	H: 1 LOB: 1 BB: 0 P: 12	R: 0 E: 0 K: 2 S: 9	H: 0 LOB: 0 BB: 0 P: 12	R: 0 E: 0 K: 1 S: 8	H: 1 LOB: 1 BB: 0 P: 13	R: 0 E: 0 K: 1 S: 8	H: 1 LOB: 1 BB: 0 P: 13	1B: 8 2B: 2 3B: 0 HR: 0	SF: 0 SAC: 2 DP: 0 HBP: 0	WIP: 1 PB: 0 SB: 1 CS: 1	PA: 54
PITCHER	IP 7.1	WLS 32	BF 7	H 2	ER 2	SO 6	BB 2	IBB 1	HBP 0	BLK 0	WP 1	HR 0	S 74	P 111	ERA 2.46	WHIP 1.227						
Odalis Perez, L ERA: 1.75																						
Jesse Orosco, L ERA: 3.12																						
Paul Quantrill, R ERA: 4.22																						
Eric Gagne, R ERA: 8.9																						
Omar Daal, L ERA: 1.13																						

New York Mets @ Los Angeles Dodgers
Dodger Stadium, Los Angeles, CA
Mon May 13 2002, 7:10 PM PDT
Att. 27,659 - Sunny - 72 F

AB 48
R 2
H 10
RBI 2
BB 4
SO 12
LOB 27



Batter	1	2	3	4	5	6	7	8	9	10	11	12	13	AB	R	H	RBI	BB	SO	LOB	BOTTOM			
Cesar Izturis, S OBP: 0.301, SLG: 0.356	K		G4-6-3		SF8		F7			FC3-6 BB		B1-3		5	0	0	1	0	1	3				
Marquis Grissom, R OBP: 0.329, SLG: 0.426				P4	G6-3					F7		F3		4	0	0	0	2	0	2				
Shawn Green, L OBP: 0.333, SLG: 0.366	G4-6-3 BB													5	0	0	0	1	3	2				
Paul Lo Duca, R OBP: 0.363, SLG: 0.424														5	0	1	0	1	0	2				
Eric Karros, R OBP: 0.336, SLG: 0.391														6	1	2	0	0	2	2				
Brian Jordan, R OBP: 0.315, SLG: 0.451 Hiram Bocachica, R OBP: 0.320, SLG: 0.565														3	1	1	0	1	0	1				
Adrian Beltré, R OBP: 0.344, SLG: 0.389														2	0	1	0	0	1	1				
Mark Grudzielanek, R OBP: 0.307, SLG: 0.346 Omar Daal, L														5	1	4	0	1	0	2				
Brian Jordan, R OBP: 0.315, SLG: 0.451 Hiram Bocachica, R OBP: 0.320, SLG: 0.565														3	1	1	0	1	0	1				
Adrian Beltré, R OBP: 0.344, SLG: 0.389														2	0	1	0	0	1	1				
Mark Grudzielanek, R OBP: 0.307, SLG: 0.346 Omar Daal, L														4	0	1	1	0	1	2				
Dave Hanson, L OBP: 0.287, SLG: 0.240 Giovanni Carrara, R														0	0	0	0	0	0	0				
Jeff Reboullet, R OBP: 0.375, SLG: 0.385														1	0	1	1	0	0	0				
Odalis Perez, L OBP: 0.158, SLG: 0.263 Jesse Orosco, R Paul Quantrill, L Eric Gagne, R Alex Cora, S OBP: 0.425, SLG: 0.625														2	0	1	0	0	0	1				
														0	0	0	0	0	0	0				
														0	0	0	0	0	0	0				
														0	0	0	0	0	0	0				
														2	0	1	0	0	1	2				
Inning Stats	R: 0 E: 0 K: 1 S: 5	H: 0 LOB: 0 BB: 0 P: 13	R: 0 E: 0 K: 0 S: 10	H: 2 LOB: 1 BB: 0 P: 13	R: 0 E: 0 K: 0 S: 4	H: 1 LOB: 0 BB: 0 P: 6	R: 0 E: 0 K: 2 S: 12	H: 1 LOB: 1 BB: 0 P: 17	R: 2 E: 0 K: 0 S: 11	H: 2 LOB: 1 BB: 1 P: 19	R: 0 E: 0 K: 1 S: 9	H: 0 LOB: 1 BB: 1 P: 19	R: 0 E: 0 K: 0 S: 7	H: 1 LOB: 1 BB: 0 P: 14	R: 0 E: 0 K: 2 S: 12	H: 1 LOB: 2 BB: 1 P: 20	R: 0 E: 0 K: 1 S: 6	H: 0 LOB: 0 BB: 1 P: 12	R: 1 E: 0 K: 1 S: 13	H: 2 LOB: 2 BB: 1 P: 22	1B: 13 2B: 0 3B: 0 HR: 0	SF: 1 SAC: 1 DP: 4 HBP: 0	WIP: 3 PB: 0 SB: 0 CS: 0	PA: 53
PITCHER	IP 6.0	WLS 24	BF 6	H 2	ER 2	SO 4	BB 3	IBB 0	HBP 0	BLK 0	WP 1	HR 0	S 51	P 87	ERA 3.00	WHIP 1.500								
Shawn Estes, L ERA: 4.5																								
Satoru Komiyama, R ERA: 4.6																								
Mark Guthrie, L ERA: 3.92																								
David Weathers, R ERA: 1.5																								
Grant Roberts, R ERA: 0.83																								

New York Mets @ Los Angeles Dodgers
Dodger Stadium, Los Angeles, CA
Mon May 13 2002, 7:10 PM PDT
Att. 27,659 - Sunny - 72 F

AB 44
R 3
H 13
RBI 3
BB 7
SO 9
LOB 20



Batter	1	2	3	4	5	6	7	8	9	AB	R	H	RBI	BB	SO	LOB	TOP			
Roger Cedeno, S OBP: 0.261, SLG: 0.279										5	1	2	1	0	1	0				
Timo Perez, L OBP: 0.339, SLG: 0.468										5	1	2	0	0	0	1				
Roberto Alomar, S OBP: 0.316, SLG: 0.361										5	1	1	0	0	0	0				
Mo Vaughn, L OBP: 0.361, SLG: 0.366										4	0	2	0	0	1	1				
Edgardo Alfonzo, R OBP: 0.415, SLG: 0.353										3	0	1	1	1	0	1				
Jeremy Burnitz, L OBP: 0.321, SLG: 0.401										3	0	1	0	1	0	2				
Vance Wilson, R OBP: 0.275, SLG: 0.375										3	0	0	0	0	0	4				
Rey Ordonez, R OBP: 0.276, SLG: 0.320										3	0	0	0	1	0	5				
Pedro Astacio, R OBP: 0.091, SLG: 0.091										4	0	0	0	0	2	6				
Inning Stats	R: 1 E: 1 K: 1 S: 7	H: 1 LOB: 0 BB: 0 P: 10	R: 0 E: 0 K: 0 S: 6	H: 0 LOB: 0 BB: 0 P: 12	R: 0 E: 0 K: 0 S: 11	H: 1 LOB: 1 BB: 0 P: 14	R: 1 E: 0 K: 0 S: 15	H: 3 LOB: 3 BB: 0 P: 26	R: 0 E: 0 K: 0 S: 8	H: 1 LOB: 0 BB: 0 P: 14	R: 0 E: 0 K: 0 S: 10	H: 1 LOB: 0 BB: 0 P: 13	R: 0 E: 0 K: 0 S: 9	H: 1 LOB: 2 BB: 1 P: 17	R: 1 E: 0 K: 1 S: 13	H: 1 LOB: 0 BB: 0 P: 16	1B: 6 2B: 2 3B: 0 HR: 1	SF: 0 SAC: 0 DP: 0 HBP: 1	WP: 0 PB: 0 SB: 0 CS: 1	PA: 40
PITCHER	IP WLS BF H R ER SO BB IBB HBP BLK WP HR S P ERA WHIP																			
Andy Ashby, R ERA: 3.49	(1, 1) 6.0 L 27 6 2 1 3 1 1 1 0 0 0 63 104 1.50 1.167																			
Paul Quantrill, R ERA: 3.95	(7, 1) 2.0 8 2 0 0 0 0 1 0 0 0 0 19 30 0.00 1.000																			
Eric Gagne, R ERA: 1.29	(9, 1) 1.0 4 1 1 1 1 0 0 0 0 0 0 1 13 16 9.00 1.000																			

New York Mets @ Los Angeles Dodgers
 Dodger Stadium, Los Angeles, CA
 Tue May 14 2002, 7:10 PM PDT
 Att: 28,610 - Sunny - 67 F

AB	35
R	3
H	9
RBI	2
BB	3
SO	4
LOB	20



Batter	1	2	3	4	5	6	7	8	9	AB	R	H	RBI	BB	SO	LOB	BOTTOM					
Cesar Izturis, S OBP: 0.300, SLG: 0.353										4	0	1	0	0	1	0						
Hiram Bocachica, R OBP: 0.310, SLG: 0.556										4	0	1	0	0	2	1						
Shawn Green, L OBP: 0.339, SLG: 0.364										1	0	0	0	2	0	1						
Paul Lo Duca, R OBP: 0.356, SLG: 0.415										3	0	0	0	0	0	3						
Dave Hansen, L OBP: 0.242, SLG: 0.214										3	0	0	0	0	2	1						
Mark Grudzielanek, R OBP: 0.301, SLG: 0.338										3	0	0	0	0	0	0						
Adrian Beltré, R OBP: 0.337, SLG: 0.381										3	0	0	0	0	1	0						
Chad Kreuter, S OBP: 0.222, SLG: 0.161										3	0	0	0	0	1	0						
Andy Ashby, R OBP: 0.154, SLG: 0.083										1	0	0	0	0	1	0						
Alex Cora, L OBP: 0.414, SLG: 0.600										1	0	0	0	0	0	0						
Paul Quantrill, L										0	0	0	0	0	0	0						
Eric Gagne, R										0	0	0	0	0	0	0						
Jeff Reboulet, R OBP: 0.353, SLG: 0.357										1	0	0	0	0	1	0						
Inning Stats	R: 0 E: 0 K: 0 S: 9	H: 0 LOB: 1 BB: 1 P: 16	R: 0 E: 0 K: 0 S: 7	H: 0 LOB: 0 BB: 0 P: 11	R: 0 E: 0 K: 1 S: 8	H: 0 LOB: 0 BB: 0 P: 11	R: 0 E: 0 K: 1 S: 11	H: 1 LOB: 1 BB: 0 P: 20	R: 0 E: 0 K: 2 S: 7	H: 0 LOB: 0 BB: 0 P: 12	R: 0 E: 0 K: 1 S: 8	H: 1 LOB: 0 BB: 0 P: 14	R: 0 E: 0 K: 1 S: 7	H: 0 LOB: 0 BB: 1 P: 12	R: 0 E: 0 K: 0 S: 6	H: 0 LOB: 0 BB: 0 P: 8	R: 0 E: 0 K: 3 S: 10	H: 0 LOB: 0 BB: 0 P: 16	1B: 1 2B: 1 3B: 0 HR: 0	SF: 0 SAC: 0 DP: 1 HBP: 0	WP: 0 PB: 0 SB: 0 CS: 1	PA: 29
PITCHER	IP WLS BF H R ER SO BB IBB HBP BLK WP HR S P ERA WHIP																					
Pedro Astacio, R ERA: 2.48	(1, 1) 9.0 W 29 2 0 0 9 2 0 0 0 0 0 73 120 0.00 0.444																					

New York Mets @ Los Angeles Dodgers
 Dodger Stadium, Los Angeles, CA
 Tue May 14 2002, 7:10 PM PDT
 Att: 28,610 - Sunny - 67 F

AB	27
R	0
H	2
RBI	0
BB	2
SO	9
LOB	6



Batter	1	2	3	4	5	6	7	8	9	AB	R	H	RBI	BB	SO	LOB	TOP			
Roger Cedeno, S OBP: 0.272, SLG: 0.297 (1, 7)										5	1	3	1	0	0	2	New York Mets @ San Diego Padres Qualcomm Stadium, San Diego, CA Thu May 16 2002, 10:05 PM EDT Att: 15,931 - Sunny - 68 F			
Roberto Alomar, S OBP: 0.313, SLG: 0.356 (1, 4)										5	0	1	0	0	0	3				
31 Mike Piazza, R OBP: 0.341, SLG: 0.478 (1, 2)										3	0	0	0	1	1	2				
Mo Vaughn, L OBP: 0.353, SLG: 0.386 (1, 3)										4	0	1	1	0	1	2				
Edgardo Alfonzo, R OBP: 0.425, SLG: 0.371 (1, 5)										4	0	3	0	0	0	0				
Jeremy Burnitz, L OBP: 0.319, SLG: 0.387 (1, 9)										3	1	0	0	1	0	4				
Timo Perez, L OBP: 0.373, SLG: 0.500 (1, 8)										3	1	2	0	1	0	0				
Rey Ordenez, R OBP: 0.257, SLG: 0.295 (1, 6)										4	0	0	0	0	2	5				
Al Leiter, L OBP: 0.250, SLG: 0.118 (7, PH)										2	0	1	1	0	1	0				
Ty Wigginton, R (7, PH)										1	0	0	0	0	1	0				
David Weathers, R (7, 1)										0	0	0	0	0	0	0				
Mark Johnson, L OBP: 0.244, SLG: 0.300 (9, PH)										1	0	0	0	0	0	1				
Mark Guthrie, R (9, 1)										0	0	0	0	0	0	0				
Inning Stats	R: 1 E: 0 K: 0 S: 13	H: 3 LOB: 2 BB: 0 P: 22	R: 0 E: 0 K: 2 S: 8	H: 0 LOB: 0 BB: 0 P: 9	R: 0 E: 0 K: 1 S: 8	H: 1 LOB: 1 BB: 0 P: 12	R: 1 E: 0 K: 1 S: 12	H: 2 LOB: 2 BB: 1 P: 22	R: 0 E: 0 K: 0 S: 5	H: 1 LOB: 1 BB: 1 P: 10	R: 0 E: 0 K: 1 S: 7	H: 1 LOB: 0 BB: 0 P: 8	R: 0 E: 0 K: 1 S: 11	H: 1 LOB: 1 BB: 0 P: 17	R: 1 E: 0 K: 0 S: 9	H: 2 LOB: 1 BB: 0 P: 16	1B: 10 2B: 1 3B: 0 HR: 0	SF: 0 SAC: 0 DP: 3 HBP: 0	WP: 0 PB: 0 SB: 3 CS: 0	PA: 38
PITCHER	IP WLS BF H R ER SO BB IBB HBP BLK WP HR S P ERA WHIP																			
Brian Lawrence, R ERA: 3.12 (1, 1)	7.0 L 29 8 2 2 5 2 2 1 0 0 0 0 0 57 97 2.57 1.429																			
Tom Davey, R ERA: 5.4 (8, 1)	1.2 8 3 1 1 1 0 0 0 0 0 0 0 0 17 28 5.40 1.800																			
Kevin Pickford, L ERA: (9, 1)	0.1 1 0 0 0 0 0 0 0 0 0 0 0 0 3 5 0.00 0.000																			

AB	35
R	3
H	11
RBI	3
BB	3
SO	6
LOB	19



Batter	1	2	3	4	5	6	7	8	9	AB	R	H	RBI	BB	SO	LOB	BOTTOM					
Trenidad Hubbard, R OBP: 0.333, SLG: 0.350 (1, 8)										4	1	3	0	0	0	0	New York Mets @ San Diego Padres Qualcomm Stadium, San Diego, CA Thu May 16 2002, 10:05 PM EDT Att: 15,931 - Sunny - 68 F					
D'Angelo Jimenez, S OBP: 0.317, SLG: 0.317 (1, 4)										3	0	1	0	1	0	1						
Deivi Cruz, R OBP: 0.286, SLG: 0.420 (1, 6)										4	0	0	0	0	1	3						
Bubba Trammell, R OBP: 0.343, SLG: 0.360 (1, 7)										4	0	1	0	0	0	2						
Wiki Gonzalez, R OBP: 0.286, SLG: 0.167 (8, PH)										2	0	1	0	1	1	1						
Tom Lampkin, L OBP: 0.298, SLG: 0.338 (9, 2)										1	0	0	0	0	1	0						
24 Alex Pelaez, R OBP: 0.250, SLG: 0.250 (1, 3)										4	0	1	0	0	0	2						
Sean Burroughs, L OBP: 0.280, SLG: 0.314 (1, 5)										4	0	0	0	0	3	4						
Mark Sweeney, L OBP: 0.294, SLG: 0.300 (1, 9)										4	0	1	0	0	1	4						
Brian Lawrence, R OBP: 0.250, SLG: 0.238 (7, PH)										2	0	0	0	0	1	2						
Ray Lankford, L OBP: 0.379, SLG: 0.338 (8, 1)										1	0	0	0	0	0	0						
Tom Davey, R (8, 1)										0	0	0	0	0	0	0						
Kevin Pickford, L (9, 1)										0	0	0	0	0	0	0						
Mark Kotsay, L OBP: 0.395, SLG: 0.398 (9, PH)										1	0	0	0	0	0	0						
Inning Stats	R: 1 E: 1 K: 0 S: 10	H: 1 LOB: 0 BB: 0 P: 18	R: 0 E: 0 K: 2 S: 14	H: 1 LOB: 2 BB: 1 P: 21	R: 0 E: 0 K: 1 S: 7	H: 1 LOB: 0 BB: 0 P: 9	R: 0 E: 0 K: 1 S: 11	H: 2 LOB: 2 BB: 0 P: 16	R: 0 E: 0 K: 0 S: 15	H: 1 LOB: 1 BB: 1 P: 25	R: 0 E: 0 K: 2 S: 11	H: 1 LOB: 1 BB: 0 P: 17	R: 0 E: 0 K: 0 S: 10	H: 1 LOB: 1 BB: 0 P: 18	R: 0 E: 0 K: 1 S: 7	H: 0 LOB: 0 BB: 0 P: 13	R: 0 E: 0 K: 1 S: 6	H: 0 LOB: 0 BB: 0 P: 9	1B: 6 2B: 2 3B: 0 HR: 0	SF: 0 SAC: 0 DP: 2 HBP: 0	WP: 1 PB: 0 SB: 0 CS: 0	PA: 36
PITCHER	IP WLS BF H R ER SO BB IBB HBP BLK WP HR S P ERA WHIP																					
Al Leiter, L ERA: 1.74 (7, 1)	2.0 H 7 1 0 0 1 0 0 0 0 0 0 0 17 31 0.00 0.500																					
David Weathers, R ERA: 1.38 (9, 1)	1.0 S 3 0 0 0 0 1 0 0 0 0 0 1 0 6 9 0.00 0.000																					

AB	34
R	1
H	8
RBI	0
BB	2
SO	8
LOB	19



Batter	1	2	3	4	5	6	7	8	9	AB	R	H	RBI	BB	SO	LOB	TOP										
Roger Cedeno, S OBP: 0.286, SLG: 0.307	F7		G4-3				F9			4	0	1	0	0	0	1	New York Mets @ San Diego Padres Qualcomm Stadium, San Diego, CA Sun May 19 2002, 5:00 PM EDT Att: 26,254 - Cloudy - 73 F										
Timo Perez, L OBP: 0.354, SLG: 0.455	G3			E5 FC3 1B S			G3			4	1	1	0	0	0	0											
Roberto Alomar, S OBP: 0.307, SLG: 0.364	F8			FC3 1B 1-3			F9			4	1	0	0	0	0	3											
Mo Vaughn, L OBP: 0.352, SLG: 0.369		F9			1B FC6-4 1B				G6-3	4	1	1	1	0	1	2											
Jeremy Burnitz, L OBP: 0.320, SLG: 0.375	K			F7			P6			4	0	0	0	0	1	4											
Joe McEwing, R OBP: 0.306, SLG: 0.478	B1-3								G6-3	4	0	1	1	0	0	0											
Vance Wilson, R OBP: 0.286, SLG: 0.377			G3-1							4	0	2	0	0	1	0											
Rey Ordenez, R OBP: 0.248, SLG: 0.291										3	0	1	1	0	0	3											
Mark Johnson, L OBP: 0.229, SLG: 0.279				FC6-4			P6			1	0	0	0	0	1	0											
Ty Wigginton, R										0	0	0	0	0	0	0											
Pedro Astacio, R OBP: 0.080, SLG: 0.080										3	0	0	0	0	1	4											
Mark Guthrie, R										0	0	0	0	0	0	0											
David Weathers, R										0	0	0	0	0	0	0											
31 Mike Piazza, R OBP: 0.333, SLG: 0.492										1	0	0	0	0	1	0											
Scott Strickland, R										0	0	0	0	0	0	0											
Inning Stats	R: 0 E: 0 K: 0 S: 7	H: 0 LOB: 0 BB: 0 P: 13	R: 0 E: 0 K: 1 S: 7	H: 0 LOB: 0 BB: 0 P: 11	R: 0 E: 0 K: 1 S: 11	H: 1 LOB: 1 BB: 0 P: 12	R: 3 E: 1 K: 0 S: 17	H: 3 LOB: 2 BB: 0 P: 26	R: 0 E: 0 K: 0 S: 13	H: 2 LOB: 1 BB: 0 P: 19	R: 0 E: 0 K: 0 S: 3	H: 0 LOB: 0 BB: 0 P: 5	R: 0 E: 0 K: 0 S: 7	H: 0 LOB: 0 BB: 0 P: 7	R: 0 E: 0 K: 3 S: 11	H: 0 LOB: 0 BB: 0 P: 16	1B: 7 2B: 0 3B: 0 HR: 0	SF: 0 SAC: 0 DP: 0 HBP: 0	WP: 0 PB: 0 SB: 1 CS: 0	PA: 36							
PITCHER	IP	WLS	BF	H	R	ER	SO	BB	IBB	HBP	BLK	WP	HR	S	P	ERA	WHIP										
Brian Tolberg, R ERA: 5.43	6.0		27	7	3	1	3	0	0	0	0	0	0	62	91	1.50	1.167										
Kevin Pickford, L ERA:	1.0		3	0	0	0	0	0	0	0	0	0	0	3	5	0.00	0.000										
Alan Embree, L ERA: 2.35	1.0		3	0	0	0	0	0	0	0	0	0	0	7	7	0.00	0.000										
Steve Reed, R ERA: 0.95	1.0	W	3	0	0	0	3	0	0	0	0	0	0	11	16	0.00	0.000										

Batter	1	2	3	4	5	6	7	8	9	AB	R	H	RBI	BB	SO	LOB	BOTTOM										
Trenidad Hubbard, R OBP: 0.286, SLG: 0.294	G5-3						F8			5	0	0	0	0	1	5	New York Mets @ San Diego Padres Qualcomm Stadium, San Diego, CA Sun May 19 2002, 5:00 PM EDT Att: 26,254 - Cloudy - 73 F										
Mark Kotsay, L OBP: 0.386, SLG: 0.411	F7			1B						5	2	4	1	0	0	0											
Ryan Klesko, L OBP: 0.428, SLG: 0.565	G4-3			2B						4	0	2	1	0	0	1											
Bubba Trammell, R OBP: 0.345, SLG: 0.392				1B						3	1	1	0	0	0	1											
Deivi Cruz, R OBP: 0.272, SLG: 0.408										4	0	1	1	0	0	2											
Sean Burroughs, L OBP: 0.284, SLG: 0.318										4	0	1	0	0	0	3											
Steve Reed, R										0	0	0	0	0	0	0											
Tom Lampkin, L OBP: 0.294, SLG: 0.322										3	1	0	1	1	0	4											
Ramón Vázquez, L OBP: 0.258, SLG: 0.218										4	0	0	0	0	1	3											
Brian Tolberg, R OBP: 0.211, SLG: 0.176										1	0	0	0	1	0	0											
Kevin Pickford, L ERA: 2.45										0	0	0	0	0	0	0											
Mark Sweeney, L OBP: 0.300, SLG: 0.308										1	0	0	0	0	1	0											
Alan Embree, L										0	0	0	0	0	0	0											
D'Angelo Jimenez, S OBP: 0.333, SLG: 0.341										1	0	1	0	0	0	0											
Inning Stats	R: 0 E: 0 K: 0 S: 10	H: 0 LOB: 0 BB: 0 P: 14	R: 1 E: 1 K: 1 S: 18	H: 2 LOB: 3 BB: 1 P: 33	R: 1 E: 0 K: 0 S: 9	H: 3 LOB: 2 BB: 0 P: 15	R: 0 E: 0 K: 0 S: 9	H: 0 LOB: 0 BB: 0 P: 11	R: 0 E: 0 K: 0 S: 11	H: 1 LOB: 0 BB: 0 P: 13	R: 0 E: 0 K: 0 S: 8	H: 0 LOB: 0 BB: 0 P: 10	R: 0 E: 0 K: 1 S: 7	H: 0 LOB: 0 BB: 0 P: 9	R: 1 E: 0 K: 0 S: 6	H: 2 LOB: 1 BB: 0 P: 8	R: 1 E: 0 K: 1 S: 13	H: 2 LOB: 2 BB: 1 P: 22	1B: 9 2B: 2 3B: 0 HR: 0	SF: 0 SAC: 1 DP: 1 HBP: 0	WP: 0 PB: 0 SB: 0 CS: 0	PA: 38					
PITCHER	IP	WLS	BF	H	R	ER	SO	BB	IBB	HBP	BLK	WP	HR	S	P	ERA	WHIP										
Pedro Astacio, R ERA: 2.45	7.0		28	6	2	2	2	1	0	0	0	0	0	72	105	2.57	1.000										
Mark Guthrie, L ERA: 4.15	0.0		2	2	1	1	0	0	0	0	0	0	0	2	4	-	-										
David Weathers, R ERA: 1.25	1.0	B	3	0	0	0	0	0	0	0	0	0	0	4	4	0.00	0.000										
Scott Strickland, R ERA: 2.89	0.2	L	5	2	1	1	1	1	0	0	0	0	0	13	22	13.50	4.500										



Batter	1	2	3	4	5	6	7	8	9	AB	R	H	RBI	BB	SO	LOB	TOP		
Roger Cedeno, S OBP: 0.291, SLG: 0.307 (1, 7)	0-0 1B 1B		2-3 K			4-2 CS BB		1-2 FC6-4	3 0 1 0 1 1 1										
Roberto Alomar, S OBP: 0.316, SLG: 0.369 (1, 4)	3-2 31 G6-4-3 1B			4-1 G6-4-3 BB		2-1 CS	2-2 31 G6-3 1B	0-1 L7	3 0 2 0 1 0 1										
Mo Vaughn, L OBP: 0.344, SLG: 0.360 (1, 3)	0-2 F7			0-1 G6-4-3			2-3 K		3 0 0 0 0 1 4										
31 Mike Piazza, R OBP: 0.326, SLG: 0.480 (1, 2)	0-1 G6-4-3			2-2 G5-3			0-0 G6-3		3 0 0 0 0 0 3										
Edgardo Alfonzo, R OBP: 0.425, SLG: 0.388 (1, 5)		0-2 G3			1-0 G6-3			0-2 F8	3 0 0 0 0 0 0										
Jeremy Burnitz, L OBP: 0.315, SLG: 0.368 (1, 9)		3-2 G3			0-0 G1-3			2-3 K	3 0 0 0 0 1 0										
Timo Perez, L OBP: 0.341, SLG: 0.438 (1, 8)		0-1 G3			1-0 G4-3			2-2 G3-1	3 0 0 0 0 0 0										
Rey Ordenez, R OBP: 0.244, SLG: 0.286 (9, PH)			3-2 P4			0-2 G6-3		1-3 K	2 0 0 0 0 0 0										
Joe McEwing, R OBP: 0.301, SLG: 0.471 (9, PH)									1 0 0 0 0 1 0										
Jeff D'Amico, R OBP: 0.143, SLG: 0.053 David Weathers, R (8, 1)			1-3 K			0-0 G6-3		4-0 FC6-4 BB	2 0 0 0 0 1 0										
Mark Johnson, L OBP: 0.245, SLG: 0.279 (9, PH)									0 0 0 0 0 0 0										
									0 0 0 0 1 0 0										
Inning Stats	R: 0 H: 2 E: 0 K: 0 S: 10	H: 0 LOB: 0 BB: 0 P: 13	R: 0 H: 0 E: 0 K: 0 S: 8	H: 0 LOB: 0 BB: 0 P: 11	R: 0 H: 0 E: 0 K: 2 S: 14	H: 0 LOB: 0 BB: 0 P: 20	R: 0 H: 0 E: 0 K: 0 S: 7	H: 0 LOB: 0 BB: 1 P: 13	R: 0 H: 0 E: 0 K: 0 S: 3	H: 0 LOB: 0 BB: 0 P: 5	R: 0 H: 1 E: 0 K: 1 S: 8	H: 0 LOB: 0 BB: 0 P: 12	R: 0 H: 0 E: 0 K: 1 S: 10	H: 0 LOB: 1 BB: 1 P: 14	R: 0 H: 0 E: 0 K: 1 S: 10	H: 0 LOB: 1 BB: 1 P: 16	1B: 3 2B: 0 3B: 0 HR: 0	SF: 0 SAC: 0 DP: 3 HBP: 0	WP: 0 PA: 30 CS: 1
PITCHER	IP WLS BF H R ER SO BB IBB HBP BLK WP HR S P ERA WHIP	IP WLS BF H R ER SO BB IBB HBP BLK WP HR S P ERA WHIP	IP WLS BF H R ER SO BB IBB HBP BLK WP HR S P ERA WHIP	IP WLS BF H R ER SO BB IBB HBP BLK WP HR S P ERA WHIP	IP WLS BF H R ER SO BB IBB HBP BLK WP HR S P ERA WHIP	IP WLS BF H R ER SO BB IBB HBP BLK WP HR S P ERA WHIP	IP WLS BF H R ER SO BB IBB HBP BLK WP HR S P ERA WHIP	IP WLS BF H R ER SO BB IBB HBP BLK WP HR S P ERA WHIP	IP WLS BF H R ER SO BB IBB HBP BLK WP HR S P ERA WHIP	IP WLS BF H R ER SO BB IBB HBP BLK WP HR S P ERA WHIP	IP WLS BF H R ER SO BB IBB HBP BLK WP HR S P ERA WHIP	IP WLS BF H R ER SO BB IBB HBP BLK WP HR S P ERA WHIP	IP WLS BF H R ER SO BB IBB HBP BLK WP HR S P ERA WHIP	IP WLS BF H R ER SO BB IBB HBP BLK WP HR S P ERA WHIP	IP WLS BF H R ER SO BB IBB HBP BLK WP HR S P ERA WHIP	IP WLS BF H R ER SO BB IBB HBP BLK WP HR S P ERA WHIP	IP WLS BF H R ER SO BB IBB HBP BLK WP HR S P ERA WHIP	IP WLS BF H R ER SO BB IBB HBP BLK WP HR S P ERA WHIP	
Vicente Padilla, R ERA: 2.57 Jose Mesa, R ERA: 2.91	(1, 1) (9, 1)																		

New York Mets @ Philadelphia Phillies
Veterans Stadium, Philadelphia, PA
Tue May 21 2002, 7:05 PM EDT
Att: 21,090 - Cloudy - 59 F

AB 26
R 0
H 3
RBI 0
BB 3
SO 5
LOB 9



Batter	1	2	3	4	5	6	7	8	9	AB	R	H	RBI	BB	SO	LOB	BOTTOM		
11 Jimmy Rollins, S OBP: 0.374, SLG: 0.532 (1, 6)	0-3 K		2-3 K			4-2 S BB		3-2 1B 2B	3 1 1 0 1 2 0										
Marlon Anderson, L OBP: 0.323, SLG: 0.421 (1, 4)	0-0 F9		1-1 F8			2-2 F9		1-1 F8	4 0 0 0 0 0 2										
Scott Rolen, R OBP: 0.359, SLG: 0.476 (1, 5)	0-2 2B			3-2 F8		1-1 F9		0-0 HR 1B	4 1 2 1 0 0 1										
Bobby Abreu, L OBP: 0.409, SLG: 0.456 (1, 9)	4-2 BB			1-2 G5-3 2B		2-3 K		4-0 HR IBB	2 1 1 0 2 1 1										
Pat Burrell, R OBP: 0.374, SLG: 0.565 (1, 7)	0-0 F8			2-2 G5-3			1-2 F9	3-2 HR	4 1 1 3 0 0 3										
Travis Lee, L OBP: 0.335, SLG: 0.372 (1, 3)		2-2 G4-3		2-3 K			3-0 G4-3	1-0 1B HR	4 0 1 0 0 1 1										
Mike Lieberthal, R OBP: 0.299, SLG: 0.364 (1, 2)		0-0 G6-3			0-1 L9		0-1 1B	2-2 F3	4 0 1 0 0 0 1										
Doug Glanville, R OBP: 0.301, SLG: 0.305 (1, 8)		1-1 P5			1-3 K		0-2 F3		3 0 0 0 0 1 1										
Vicente Padilla, R OBP: 0.083, SLG: 0.083 John Mabry, L OBP: 0.304, SLG: 0.286 Jose Mesa, R (9, 1)			0-2 G4-3		0-3 K		0-3 K		2 0 0 0 0 1 0										
									1 0 0 0 0 1 0										
									0 0 0 0 0 0 0										
Inning Stats	R: 0 H: 1 E: 0 K: 1 S: 12	H: 0 LOB: 2 BB: 1 P: 16	R: 0 H: 0 E: 0 K: 0 S: 7	H: 0 LOB: 0 BB: 0 P: 10	R: 0 H: 0 E: 0 K: 1 S: 8	H: 0 LOB: 0 BB: 0 P: 11	R: 0 H: 1 E: 0 K: 1 S: 15	H: 0 LOB: 1 BB: 0 P: 24	R: 0 H: 0 E: 0 K: 2 S: 8	H: 0 LOB: 0 BB: 0 P: 9	R: 0 H: 0 E: 0 K: 1 S: 14	H: 0 LOB: 1 BB: 1 P: 21	R: 0 H: 1 E: 0 K: 0 S: 9	H: 1 LOB: 0 BB: 0 P: 13	R: 4 H: 4 E: 0 K: 1 S: 17	H: 4 LOB: 1 BB: 1 P: 31	1B: 3 2B: 3 3B: 0 HR: 1	SF: 0 SAC: 0 DP: 0 HBP: 0	WP: 0 PA: 34 CS: 0
PITCHER	IP WLS BF H R ER SO BB IBB HBP BLK WP HR S P ERA WHIP	IP WLS BF H R ER SO BB IBB HBP BLK WP HR S P ERA WHIP	IP WLS BF H R ER SO BB IBB HBP BLK WP HR S P ERA WHIP	IP WLS BF H R ER SO BB IBB HBP BLK WP HR S P ERA WHIP	IP WLS BF H R ER SO BB IBB HBP BLK WP HR S P ERA WHIP	IP WLS BF H R ER SO BB IBB HBP BLK WP HR S P ERA WHIP	IP WLS BF H R ER SO BB IBB HBP BLK WP HR S P ERA WHIP	IP WLS BF H R ER SO BB IBB HBP BLK WP HR S P ERA WHIP	IP WLS BF H R ER SO BB IBB HBP BLK WP HR S P ERA WHIP	IP WLS BF H R ER SO BB IBB HBP BLK WP HR S P ERA WHIP	IP WLS BF H R ER SO BB IBB HBP BLK WP HR S P ERA WHIP	IP WLS BF H R ER SO BB IBB HBP BLK WP HR S P ERA WHIP	IP WLS BF H R ER SO BB IBB HBP BLK WP HR S P ERA WHIP	IP WLS BF H R ER SO BB IBB HBP BLK WP HR S P ERA WHIP	IP WLS BF H R ER SO BB IBB HBP BLK WP HR S P ERA WHIP	IP WLS BF H R ER SO BB IBB HBP BLK WP HR S P ERA WHIP	IP WLS BF H R ER SO BB IBB HBP BLK WP HR S P ERA WHIP	IP WLS BF H R ER SO BB IBB HBP BLK WP HR S P ERA WHIP	
Jeff D'Amico, R ERA: 3.38 David Weathers, R ERA: 1.99	(1, 1) (8, 1)																		

New York Mets @ Philadelphia Phillies
Veterans Stadium, Philadelphia, PA
Tue May 21 2002, 7:05 PM EDT
Att: 21,090 - Cloudy - 59 F

AB 31
R 4
H 7
RBI 4
BB 3
SO 7
LOB 10



Batter	1	2	3	4	5	6	7	8	9	AB	R	H	RBI	BB	SO	LOB	TOP										
Luis Castillo, S (1.4) OBP: 0.389, SLG: 0.392	F7						E4			5	2	3	0	0	0	1											
Andy Fox, L (1.6) OBP: 0.322, SLG: 0.325	PB G5-3	F9					K			5	0	3	1	0	1	4											
Preston Wilson, R (1.8) OBP: 0.356, SLG: 0.442	G5-3						G5-3			5	0	2	1	0	1	3											
Cliff Floyd, L (1.9) OBP: 0.436, SLG: 0.604	BB						F9			4	0	0	0	1	2	3											
Mike Lowell, R (1.5) OBP: 0.392, SLG: 0.571							G5-3			4	1	2	0	1	0	0											
Derrek Lee, R (1.3) OBP: 0.322, SLG: 0.465	F8						F7			5	1	1	0	0	1	5											
Eric Owens, R (1.7) OBP: 0.348, SLG: 0.434										5	1	2	2	0	1	2											
Mike Redmond, R (1.2) OBP: 0.366, SLG: 0.370	F8						L8			5	0	0	0	0	0	2											
56 Kevin Olsen, R (1.1) Homer: 0, SLG: 0.111 Armando Almanza, L (6.1) Homer: 0, SLG: 0.299 Tim Raines, S (7.1) Homer: 0, SLG: 0.444 46 Oswaldo Mairesna, L (7.1) Homer: 0, SLG: 0.333 Vladimir Nunez, R (8.1) Homer: 0, SLG: 0.333							G3			2	0	1	0	0	0	0											
Inning Stats	R: 0 E: 0 K: 0 S: 9	H: 1 LOB: 3 BB: 2 P: 18	R: 0 E: 0 K: 0 S: 8	H: 2 LOB: 2 BB: 0 P: 10	R: 0 E: 0 K: 1 S: 8	H: 2 LOB: 2 BB: 0 P: 13	R: 1 E: 0 K: 1 S: 15	H: 3 LOB: 2 BB: 0 P: 25	R: 0 E: 0 K: 0 S: 7	H: 1 LOB: 1 BB: 1 P: 9	R: 0 E: 0 K: 1 S: 9	H: 1 LOB: 1 BB: 1 P: 15	R: 5 E: 2 K: 1 S: 21	H: 4 LOB: 1 BB: 0 P: 30	R: 0 E: 0 K: 2 S: 11	H: 0 LOB: 0 BB: 0 P: 17	R: 0 E: 0 K: 1 S: 8	H: 0 LOB: 0 BB: 0 P: 11	1B: 12 2B: 2 3B: 1 HR: 0	SF: 0 SAC: 0 DP: 1 HBP: 1	WP: 0 PB: 1 SB: 0 CS: 1	PA: 45					
PITCHER	IP	WLS	BF	H	R	ER	SO	BB	IBB	HBP	BLK	WP	HR	S	P	ERA	WHIP										
Pedro Astacio, R (1.1) ERA: 2.65	6.1		33	12	3	3	3	3	0	0	0	0	0	66	104	4.26	2.368										
David Weathers, R (7.1) ERA: 1.5	0.2	L	6	2	3	0	1	0	0	1	0	0	0	11	16	0.00	3.000										
Mark Guthrie, L (8.1) ERA: 3.72	1.0		3	0	0	0	2	0	0	0	0	0	0	11	17	0.00	0.000										
Satoru Komiyama, R (9.1) ERA: 3.86	1.0		3	0	0	0	1	0	0	0	0	0	0	8	11	0.00	0.000										

Florida Marlins @ New York Mets
Shea Stadium, Flushing, NY
Sat May 25 2002, 1:10 PM EDT
Att: 35,724 - Sunny - 65 F

AB 41
R 6
H 14
RBI 4
BB 3
SO 7
LOB 20



Batter	1	2	3	4	5	6	7	8	9	AB	R	H	RBI	BB	SO	LOB	BOTTOM										
Timo Perez, L (1.7) OBP: 0.326, SLG: 0.416	P6						G4-3			2	0	1	1	1	0	0											
Roger Cedeno, S (7.7) OBP: 0.287, SLG: 0.314		BLK								2	0	0	1	0	0	1											
Roberto Alomar, S (1.4) OBP: 0.305, SLG: 0.354	F7						F7			5	0	1	0	0	1	3											
Mo Vaughn, L (1.3) OBP: 0.324, SLG: 0.331	L9						F2			5	0	0	0	0	2	3											
Edgardo Alfonzo, R (1.5) OBP: 0.435, SLG: 0.410										3	1	2	0	1	0	0											
Jeromy Burnitz, L (1.9) OBP: 0.323, SLG: 0.376										4	1	1	0	0	2	2											
Jay Payton, R (1.8) OBP: 0.313, SLG: 0.403										3	1	2	1	1	0	0											
Vance Wilson, R (1.2) OBP: 0.276, SLG: 0.364										2	0	0	0	0	2	2											
31 Mike Piazza, R (6.1) OBP: 0.335, SLG: 0.468										1	0	0	0	0	0	1											
Rey Ordenez, R (1.6) OBP: 0.255, SLG: 0.289										2	0	0	1	0	0	2											
David Weathers, R (7.1) ERA: 1.5										0	0	0	0	0	0	0											
Mark Guthrie, R (8.1) ERA: 3.72										0	0	0	0	0	0	0											
Satoru Komiyama, R (9.1) ERA: 3.86										0	0	0	0	0	0	0											
Mark Johnson, L (9.1) OBP: 0.273, SLG: 0.298										0	1	0	0	1	0	0											
Pedro Astacio, R (1.1) OBP: 0.111, SLG: 0.148										2	1	1	1	0	1	0											
Joe McEwing, R (7.6) OBP: 0.309, SLG: 0.453										2	0	1	0	0	1	0											
Inning Stats	R: 0 E: 0 K: 0 S: 12	H: 0 LOB: 0 BB: 0 P: 20	R: 4 E: 0 K: 1 S: 19	H: 5 LOB: 1 BB: 0 P: 26	R: 0 E: 0 K: 2 S: 10	H: 0 LOB: 0 BB: 0 P: 15	R: 0 E: 0 K: 1 S: 8	H: 0 LOB: 0 BB: 0 P: 12	R: 0 E: 0 K: 1 S: 6	H: 0 LOB: 1 BB: 1 P: 11	R: 0 E: 0 K: 2 S: 14	H: 1 LOB: 2 BB: 1 P: 22	R: 0 E: 0 K: 1 S: 13	H: 1 LOB: 1 BB: 0 P: 19	R: 0 E: 0 K: 0 S: 9	H: 1 LOB: 1 BB: 1 P: 18	R: 1 E: 0 K: 1 S: 10	H: 1 LOB: 1 BB: 1 P: 16	1B: 7 2B: 2 3B: 0 HR: 0	SF: 0 SAC: 2 DP: 1 HBP: 0	WP: 0 PB: 0 SB: 0 CS: 0	PA: 39					
PITCHER	IP	WLS	BF	H	R	ER	SO	BB	IBB	HBP	BLK	WP	HR	S	P	ERA	WHIP										
56 Kevin Olsen, R (1.1) ERA: 4.08	5.0		21	5	4	4	5	1	0	0	1	0	0	55	84	7.20	1.200										
Armando Almanza, L (6.1) ERA: 1.5	1.0	W	5	1	0	0	2	1	0	0	0	0	0	14	22	0.00	2.000										
46 Oswaldo Mairesna, L (7.1) ERA: 3.12	1.2	H	7	2	0	0	1	1	0	0	0	0	0	21	34	0.00	1.800										
Vladimir Nunez, R (8.1) ERA: 2.22	1.1	S	6	1	1	1	1	1	0	0	0	0	0	11	19	6.75	1.500										

Florida Marlins @ New York Mets
Shea Stadium, Flushing, NY
Sat May 25 2002, 1:10 PM EDT
Att: 35,724 - Sunny - 65 F

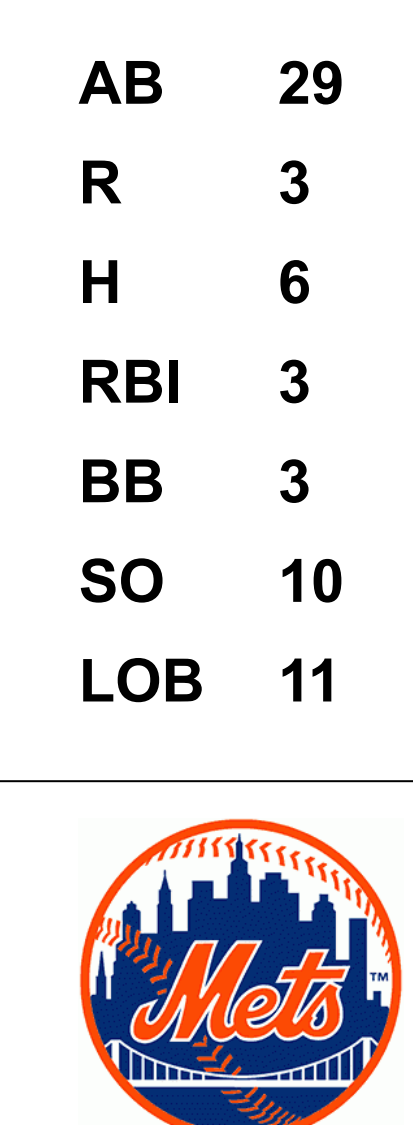
AB 33
R 5
H 9
RBI 5
BB 4
SO 9
LOB 14



Batter	1	2	3	4	5	6	7	8	9	AB	R	H	RBI	BB	SO	LOB	TOP								
Luis Castillo, S OBP: 0.386, SLG: 0.389	G6-3		K			G4-3		S		4	0	1	0	0	1	1	Florida Marlins @ New York Mets Shea Stadium, Flushing, NY Sun May 26 2002, 1:10 PM EDT Att: 38,781 - Cloudy - 62 F								
Andy Fox, L OBP: 0.319, SLG: 0.321	P6		K			BB		K		4	0	1	0	0	2	2									
Preston Wilson, R OBP: 0.359, SLG: 0.440	1B				F7	FC5-4		K		3	0	1	0	1	1	1									
Cliff Floyd, L OBP: 0.427, SLG: 0.589	G4-3				F9	P5			F7	4	0	0	0	0	3										
Mike Lowell, R OBP: 0.389, SLG: 0.564		F8			F8	FC5-4			G4-3	4	0	1	0	0	2										
Eric Owens, R OBP: 0.345, SLG: 0.429	G4-3						P4		G4-3	4	0	1	0	0	1										
Derrek Lee, R OBP: 0.316, SLG: 0.455	F9					K			F9	4	0	0	0	0	2	2									
Charles Johnson, R OBP: 0.289, SLG: 0.318			F8			P3				3	0	0	0	0	1	1									
A.J. Burnett, R OBP: 0.148, SLG: 0.160			E5			P4				2	0	0	0	0	1										
Homer Bush, R OBP: 0.274, SLG: 0.291										1	0	0	0	0	1	0									
Hansel Iztquierdo, R OBP: 0.274, SLG: 0.291										0	0	0	0	0	0	0									
Inning Stats	R: 0 E: 0 K: 0 S: 16	H: 1 LOB: 1 BB: 0 P: 24	R: 0 E: 0 K: 0 S: 8	H: 0 LOB: 0 BB: 0 P: 12	R: 0 E: 1 K: 2 S: 14	H: 0 LOB: 1 BB: 0 P: 21	R: 0 E: 0 K: 0 S: 5	H: 0 LOB: 0 BB: 0 P: 9	R: 0 E: 1 K: 1 S: 14	H: 1 LOB: 1 BB: 0 P: 21	R: 0 E: 0 K: 0 S: 7	H: 0 LOB: 2 BB: 1 P: 13	R: 0 E: 0 K: 2 S: 8	H: 0 LOB: 0 BB: 0 P: 13	R: 0 E: 0 K: 3 S: 16	H: 1 LOB: 1 BB: 0 P: 24	R: 0 E: 0 K: 0 S: 11	H: 1 LOB: 1 BB: 0 P: 13	1B: 5 2B: 0 3B: 0 HR: 0	SF: 0 SAC: 0 DP: 0 HBP: 0	WP: 0 PB: 0 SB: 2 CS: 0	PA: 34			
PITCHER	IP	WLS	BF	H	R	ER	SO	BB	IBB	HBP	BLK	WP	HR	S	P	ERA	WHIP								
Jeff D'Amico, R ERA: 3.03	(1, 1)	7.0	W	26	3	0	5	1	0	0	0	0	0	72	113	0.00	0.571								
Mark Guthrie, L ERA: 3.38	(8, 1)	1.0	H	4	1	0	3	0	0	0	0	0	0	16	24	0.00	1.000								
Scott Strickland, R ERA: 2.38	(9, 1)	1.0	S	4	1	0	0	0	0	0	0	0	0	11	13	0.00	1.000								

Batter	1	2	3	4	5	6	7	8	9	AB	R	H	RBI	BB	SO	LOB	BOTTOM								
Roger Cedeno, S OBP: 0.292, SLG: 0.310	L8					G3				2	1	0	0	1	0	0	Florida Marlins @ New York Mets Shea Stadium, Flushing, NY Sun May 26 2002, 1:10 PM EDT Att: 38,781 - Cloudy - 62 F								
Roberto Alomar, S OBP: 0.304, SLG: 0.351	HBP				L8					4	1	1	0	0	1	2									
31 Mike Piazza, R OBP: 0.340, SLG: 0.476	1B				L8					4	1	2	2	0	0	2									
Jeromy Burnitz, L OBP: 0.322, SLG: 0.369	2B				G6-3					3	0	0	0	1	3	1									
Joe McEwing, R OBP: 0.298, SLG: 0.436	1B									3	0	0	0	0	2	0									
Mo Vaughn, L OBP: 0.325, SLG: 0.336	2B									4	0	2	1	0	1	0									
Jay Payton, R OBP: 0.305, SLG: 0.392	1B									4	0	0	0	0	1	3									
Rey Ordenez, R OBP: 0.257, SLG: 0.285	1B									2	0	0	0	1	0	0									
Jeff D'Amico, R ERA: 3.54	(1, 1)	7.0	L	31	6	3	9	3	0	1	0	0	0	69	115	3.86	1.286								
Mark Guthrie, R ERA: 3.54	(8, 1)	1.0		3	0	0	1	0	0	0	0	0	0	8	11	0.00	0.000								
Scott Strickland, R ERA: 1.25	(9, 1)	1.0		3	0	0	0	0	0	0	0	0	0	8	11	0.00	0.000								
Inning Stats	R: 3 E: 0 K: 2 S: 19	H: 3 LOB: 3 BB: 2 P: 32	R: 0 E: 0 K: 2 S: 10	H: 1 LOB: 1 BB: 0 P: 18	R: 0 E: 0 K: 2 S: 7	H: 0 LOB: 0 BB: 0 P: 11	R: 0 E: 0 K: 0 S: 9	H: 1 LOB: 2 BB: 1 P: 19	R: 0 E: 0 K: 1 S: 9	H: 1 LOB: 1 BB: 0 P: 13	R: 0 E: 0 K: 1 S: 8	H: 0 LOB: 0 BB: 0 P: 12	R: 0 E: 0 K: 1 S: 7	H: 0 LOB: 0 BB: 0 P: 10	R: 0 E: 0 K: 1 S: 8	H: 0 LOB: 0 BB: 0 P: 11	1B: 5 2B: 1 3B: 0 HR: 0	SF: 0 SAC: 1 DP: 0 HBP: 1	WP: 2 PB: 0 SB: 0 CS: 0	PA: 34					
PITCHER	IP	WLS	BF	H	R	ER	SO	BB	IBB	HBP	BLK	WP	HR	S	P	ERA	WHIP								

AB 33
R 0
H 5
RBI 0
BB 1
SO 8
LOB 14



Batter	1	2	3	4	5	6	7	8	9	AB	R	H	RBI	BB	SO	LOB	TOP					
Luis Castillo, S (1.4)	G6-3		S			G4-3			G1-3	5	1	2	2	0	0	1						
Andy Fox, L (1.6)	G6-3		2-3 3-H			S			F7	4	1	1	0	0	1	2						
Preston Wilson, R (1.8)	K		1-2			S			G6-3	3	0	0	0	1	1	2						
Cliff Floyd, L (1.9)		K				S			G4-3	4	0	2	1	0	1	0						
Mike Lowell, R (1.5)	K		2-3 3-H			F8			P3	4	0	0	0	0	2	2						
Eric Owens, R (1.7)	G5-3		1-2			S			K	4	1	1	0	0	1	1						
Derrek Lee, R (1.3)			SH5-4			F8			P3	4	1	1	0	0	0	2						
Mike Redmond, R (1.2)			1B			SH2-4			K	4	1	3	1	0	1	0						
Ryan Dempster, R (1.1)			1B			SH2-4			P6	1	0	0	0	0	1	1						
Armando Almanza, L (7.1)			SH5-4			SH2-4				0	0	0	0	0	0	0						
Braden Looper, R (7.1)			1B			K				0	0	0	0	0	0	0						
Tim Raines, S (9, PH)			1-2 2-3							1	0	0	0	0	0	0						
Vladimir Nunez, R (9.1)										0	0	0	0	0	0	0						
Inning Stats	R: 0 E: 0 K: 1 S: 7	H: 0 LOB: 0 BB: 0 P: 10	R: 0 E: 0 K: 2 S: 8	H: 0 LOB: 0 BB: 0 P: 14	R: 1 E: 0 K: 1 S: 12	H: 3 LOB: 2 BB: 0 P: 18	R: 0 E: 0 K: 1 S: 7	H: 1 LOB: 1 BB: 0 P: 12	R: 3 E: 0 K: 0 S: 14	H: 4 LOB: 1 BB: 1 P: 25	R: 1 E: 0 K: 1 S: 11	H: 2 LOB: 0 BB: 0 P: 16	R: 0 E: 0 K: 1 S: 10	H: 0 LOB: 0 BB: 0 P: 13	R: 0 E: 0 K: 1 S: 6	H: 0 LOB: 0 BB: 0 P: 7	R: 0 E: 0 K: 1 S: 6	H: 0 LOB: 0 BB: 0 P: 11	1B: 8 2B: 2 3B: 0 HR: 0	SF: 0 SAC: 2 DP: 0 HBP: 0	WP: 0 PB: 0 SB: 7 CS: 0	PA: 37
PITCHER	IP WLS BF H R ER SO BB IBB HBP BLK WP HR S P ERA WHIP																					
Al Leiter, L (1.1)	5.0 L 23 8 4 4 5 1 0 0 0 0 0 0 0 48 79 7.20 1.800																					
Satoru Komiya, R (6.1)	2.0 8 2 1 1 1 0 0 0 0 0 0 0 21 29 4.50 1.000																					
Bobby Jones, L (8.1)	1.0 3 0 0 0 1 0 0 0 0 0 0 0 6 7 0.00 0.000																					
Grant Roberts, R (9.1)	1.0 3 0 0 0 1 0 0 0 0 0 0 0 6 11 0.00 0.000																					

Florida Marlins @ New York Mets
Shea Stadium, Flushing, NY
Mon May 27 2002, 1:10 PM EDT
Att: 24,319 - Cloudy - 71 F

AB 34
R 5
H 10
RBI 4
BB 1
SO 8
LOB 11



Batter	1	2	3	4	5	6	7	8	9	AB	R	H	RBI	BB	SO	LOB	BOTTOM			
Timo Perez, L (1.7)	F8					G4-3			G1-3	5	0	2	0	0	0	0				
Roberto Alomar, S (1.4)	L7					K			FC6-4	5	1	1	0	0	2	3				
31 Mike Piazza, R (1.2)	L6					3B			K	4	0	1	0	0	2	3				
Jeremy Burnitz, L (1.9)						BB			F7	2	0	1	0	2	0	0				
Edgardo Alfonzo, R (1.5)	P6					F8			F7	4	0	1	1	0	0	3				
Mo Vaughn, L (1.3)	K					F7			HR	3	1	1	1	1	1	2				
Jay Payton, R (1.8)						P5			F5	4	1	1	0	0	1	1				
Rey Ordenez, R (1.6)						F7			G5-3	4	0	1	0	0	0	1				
Al Leiter, L (1.1)						F7			G1-3	1	0	0	0	0	1	0				
Mark Johnson, L (5, PH)										1	0	0	0	0	0	1				
Satoru Komiya, R (6.1)										0	0	0	0	0	0	0				
Joe Mauer, R (7, PH)										1	0	0	1	0	0	1				
Bobby Jones, R (8.1)										0	0	0	0	0	0	0				
Grant Roberts, R (9.1)										0	0	0	0	0	0	0				
Vance Wilson, R (9, PH)										1	0	0	0	0	0	0				
Inning Stats	R: 0 E: 0 K: 0 S: 7	H: 0 LOB: 0 BB: 0 P: 11	R: 0 E: 0 K: 1 S: 6	H: 0 LOB: 0 BB: 1 P: 16	R: 0 E: 0 K: 2 S: 9	H: 0 LOB: 0 BB: 0 P: 15	R: 0 E: 0 K: 1 S: 15	H: 1 LOB: 2 BB: 1 P: 26	R: 0 E: 0 K: 0 S: 9	H: 0 LOB: 1 BB: 1 P: 16	R: 1 E: 0 K: 1 S: 14	H: 3 LOB: 2 BB: 0 P: 19	R: 1 E: 0 K: 0 S: 9	H: 1 LOB: 0 BB: 0 P: 15	R: 0 E: 0 K: 1 S: 15	H: 1 LOB: 1 BB: 0 P: 23	1B: 7 2B: 0 3B: 1 HR: 1	SF: 0 SAC: 0 DP: 0 HBP: 0	WP: 0 PB: 0 SB: 1 CS: 1	PA: 38
PITCHER	IP WLS BF H R ER SO BB IBB HBP BLK WP HR S P ERA WHIP																			
Ryan Dempster, R (1.1)	6.1 W 28 7 2 2 5 3 0 0 0 0 0 0 66 111 2.84 1.579																			
Armando Almanza, L (7.1)	0.1 H 1 0 0 0 0 0 0 0 0 0 0 2 3 0.00 0.000																			
Braden Looper, R (7.1)	1.1 H 5 1 1 1 1 0 0 0 0 0 1 12 20 6.75 0.750																			
Vladimir Nunez, R (9.1)	1.0 S 4 1 0 0 1 0 0 0 0 0 0 0 15 23 0.00 1.000																			

Florida Marlins @ New York Mets
Shea Stadium, Flushing, NY
Mon May 27 2002, 1:10 PM EDT
Att: 24,319 - Cloudy - 71 F

AB 35
R 3
H 9
RBI 3
BB 3
SO 7
LOB 15



Batter	1	2	3	4	5	6	7	8	9	AB	R	H	RBI	BB	SO	LOB	TOP										
11 Jimmy Rollins, S OBP: 0.345, SLG: 0.495	G6-3		G4-3		G6-3		G4-6-3		SH3-4	4	0	0	0	0	0	2	Philadelphia Phillies @ New York Mets Shea Stadium, Flushing, NY Tue May 28 2002, 7:10 PM EDT Att: 25,939 - Cloudy - 72 F										
Marlon Anderson, L OBP: 0.232, SLG: 0.431 Dan Plesac, L Ricky Bottalico, L Jason Michaels, R Jose Mesa, R	1B		G5-3			F9 2B	G3		K	4	1	2	0	0	0	0											
Scott Rolen, R OBP: 0.350, SLG: 0.438	K		L4			F9		2B		4	1	1	0	0	1	2											
Bobby Abreu, L OBP: 0.394, SLG: 0.441	F7			L3		1B 2B		1B	F9	5	1	2	2	0	0	3											
Pat Burrell, R OBP: 0.382, SLG: 0.591		SH5-3 2B		F8		F8		G4-3		4	1	1	0	0	0	2											
Jeremy Giambi, L OBP: 0.396, SLG: 0.506 Tomas Perez, S OBP: 0.367, SLG: 0.500		SH5-3		G4-3				FC6-2 IBB		2	0	1	1	0	0	0											
Mike Lieberthal, R OBP: 0.308, SLG: 0.390		SF9				F9		FC6-2		3	0	1	1	0	0	3											
Doug Glanville, R OBP: 0.296, SLG: 0.312				L6				G5-3		4	1	2	0	0	0	3											
Terry Adams, R OBP: 0.143, SLG: 0.077 Rheal Cormier, L				SH1-4						1	0	0	0	0	1	1											
Travis Lee, L OBP: 0.335, SLG: 0.371										2	0	2	0	0	0	0											
Inning Stats	R: 0 E: 0 K: 1 S: 10	H: 1 LOB: 1 BB: 0 P: 13	R: 1 E: 0 K: 1 S: 12	H: 2 LOB: 1 BB: 0 P: 15	R: 0 E: 0 K: 0 S: 8	H: 0 LOB: 0 BB: 0 P: 13	R: 0 E: 0 K: 0 S: 8	H: 0 LOB: 0 BB: 0 P: 15	R: 0 E: 0 K: 0 S: 10	H: 1 LOB: 1 BB: 0 P: 14	R: 2 E: 0 K: 0 S: 10	H: 3 LOB: 1 BB: 0 P: 20	R: 1 E: 0 K: 0 S: 6	H: 2 LOB: 0 BB: 0 P: 10	R: 1 E: 0 K: 0 S: 9	H: 2 LOB: 2 BB: 1 P: 15	R: 0 E: 0 K: 1 S: 10	H: 1 LOB: 2 BB: 0 P: 15	1B: 8 2B: 4 3B: 0 HR: 0	SF: 1 SAC: 3 DP: 1 HBP: 1	WP: 0 PB: 0 SB: 0 CS: 0	PA: 40					
PITCHER	IP	WLS	BF	H	R	ER	SO	BB	IBB	HBP	BLK	WP	HR	S	P	ERA	WHIP										
Steve Trachsel, R ERA: 3.57	6.0	L	26	8	4	4	2	0	0	0	0	0	0	60	93	6.00	1.333										
Mark Guthrie, L ERA: 3.09	1.0		3	1	0	0	0	0	0	0	0	0	0	4	7	0.00	1.000										
David Weathers, R ERA: 1.74	1.0		6	2	1	1	0	0	1	0	0	0	0	9	15	9.00	2.000										
Bobby Jones, L ERA: 0.68	0.1		2	1	0	0	0	0	0	0	0	0	0	4	5	0.00	3.000										
Grant Roberts, R ERA: 0.68	0.2		3	0	0	0	1	0	0	1	0	0	0	6	10	0.00	0.000										

Batter	1	2	3	4	5	6	7	8	9	AB	R	H	RBI	BB	SO	LOB	BOTTOM										
Roberto Alomar, S OBP: 0.308, SLG: 0.351	G6-3		G4-3		1B		G4-3		G4-6-3 WP	4	1	2	0	1	0	0	Philadelphia Phillies @ New York Mets Shea Stadium, Flushing, NY Tue May 28 2002, 7:10 PM EDT Att: 25,939 - Cloudy - 72 F										
Edgardo Alfonzo, R OBP: 0.430, SLG: 0.402	G6-3			G1-3	31 G5-3 1B		G4-3		G4-6-3 BB	4	0	1	0	1	0	1											
Mo Vaughn, L OBP: 0.329, SLG: 0.353	K			K			K		G4-6-3	5	0	1	1	0	3	3											
31 Mike Piazza, R OBP: 0.345, SLG: 0.483 Ty Wigginton, R			G1-3		G5-3				FC4-6 BB	4	1	2	0	1	0	2											
Jeremy Burnitz, L OBP: 0.332, SLG: 0.377									FC4-6	5	0	2	0	0	1	3											
Jay Payton, R OBP: 0.302, SLG: 0.384										4	0	1	1	0	0	2											
Timo Perez, L OBP: 0.337, SLG: 0.449										4	1	2	1	0	0	3											
Rey Ordenez, R OBP: 0.252, SLG: 0.277 Mark Johnson, L OBP: 0.291, SLG: 0.292 Bobby Jones, R										3	0	0	0	0	0	4											
Grant Roberts, R OBP: 1.000, SLG: 1.000										0	0	0	0	1	0	0											
Steve Trachsel, R ERA: 3.57 Mark Guthrie, L ERA: 3.09 Roger Cedeno, S OBP: 0.329, SLG: 0.425 David Weathers, R Bobby Jones, R										2	0	0	0	0	1	0											
Joe McEwing, R OBP: 0.291, SLG: 0.425										1	0	0	0	0	0	3											
Inning Stats	R: 0 E: 0 K: 1 S: 9	H: 0 LOB: 0 BB: 0 P: 14	R: 0 E: 0 K: 1 S: 6	H: 0 LOB: 0 BB: 0 P: 10	R: 1 E: 0 K: 0 S: 6	H: 1 LOB: 0 BB: 0 P: 9	R: 1 E: 1 K: 1 S: 16	H: 3 LOB: 3 BB: 0 P: 23	R: 1 E: 0 K: 1 S: 9	H: 2 LOB: 1 BB: 1 P: 19	R: 0 E: 0 K: 0 S: 8	H: 1 LOB: 1 BB: 0 P: 16	R: 0 E: 0 K: 1 S: 8	H: 1 LOB: 0 BB: 0 P: 11	R: 0 E: 0 K: 0 S: 11	H: 2 LOB: 3 BB: 1 P: 22	R: 0 E: 0 K: 0 S: 11	H: 1 LOB: 2 BB: 2 P: 20	1B: 9 2B: 1 3B: 0 HR: 1	SF: 0 SAC: 0 DP: 2 HBP: 0	WP: 1 PB: 0 SB: 0 CS: 0	PA: 41					
PITCHER	IP	WLS	BF	H	R	ER	SO	BB	IBB	HBP	BLK	WP	HR	S	P	ERA	WHIP										
Terry Adams, R ERA: 3.9	5.0		22	6	3	3	4	1	0	0	0	0	0	46	75	5.40	1.400										
Rheal Cormier, L ERA: 7.79	1.0	W	4	1	0	0	0	0	0	0	0	0	0	8	16	0.00	1.000										
Jose Santiago, R ERA: 6.04	0.2	H	3	1	0	0	0	0	0	0	0	0	0	5	6	0.00	1.500										
Dan Plesac, L ERA: 3.29	0.1	H	1	0	0	0	1	0	0	0	0	0	0	3	5	0.00	0.000										
Ricky Bottalico, R ERA: 4.15	1.0	H	6	2	0	0	0	1	0	0	0	0	0	11	22	0.00	3.000										

Batter	1	2	3	4	5	6	7	8	9	AB	R	H	RBI	BB	SO	LOB	TOP					
11 Jimmy Rollins, S OBP: 0.346, SLG: 0.491										4	0	1	0	1	0	1						
Marlon Anderson, L OBP: 0.316, SLG: 0.425										5	0	1	0	0	2	3						
Scott Rolen, R OBP: 0.346, SLG: 0.429										4	0	0	0	1	0	1						
Bobby Abreu, L OBP: 0.404, SLG: 0.461										4	2	3	0	1	0	0						
Pat Burrell, R OBP: 0.385, SLG: 0.587										3	0	1	1	1	0	4						
Travis Lee, L OBP: 0.338, SLG: 0.374										4	1	2	0	0	0	4						
Mike Lieberthal, R OBP: 0.312, SLG: 0.389										3	0	1	0	1	0	2						
Doug Glanville, R OBP: 0.292, SLG: 0.308										2	0	0	1	0	0	2						
Ricky Ledee, L OBP: 0.165, SLG: 0.220										1	0	0	0	0	1	0						
Randy Wolf, L OBP: 0.174, SLG: 0.143										3	0	1	1	0	1	2						
Jose Santiago, R										0	0	0	0	0	0	0						
Jeremy Giambi, L										0	0	0	0	1	0	0						
Rheal Cormier, L										0	0	0	0	0	0	0						
Inning Stats	R: 0 E: 0 K: 0 S: 9	H: 1 LOB: 0 BB: 0 P: 14	R: 1 E: 0 K: 1 S: 12	H: 1 LOB: 2 BB: 2 P: 25	R: 0 E: 0 K: 1 S: 12	H: 1 LOB: 2 BB: 1 P: 20	R: 1 E: 0 K: 1 S: 16	H: 3 LOB: 2 BB: 1 P: 25	R: 1 E: 0 K: 0 S: 7	H: 3 LOB: 1 BB: 0 P: 11	R: 0 E: 0 K: 0 S: 5	H: 0 LOB: 0 BB: 0 P: 6	R: 0 E: 0 K: 0 S: 4	H: 1 LOB: 2 BB: 1 P: 8	R: 0 E: 0 K: 1 S: 9	H: 0 LOB: 1 BB: 1 P: 17	R: 0 E: 0 K: 0 S: 5	H: 0 LOB: 0 BB: 0 P: 7	1B: 8 2B: 2 3B: 0 HR: 0	SF: 1 SAC: 0 DP: 3 HBP: 0	WP: 0 PB: 0 SB: 0 CS: 0	PA: 40
PITCHER	IP	WLS	BF	H	R	ER	SO	BB	IBB	HBP	BLK	WP	HR	S	P	ERA	WHIP					
Shawn Estes, L ERA: 4.36	5.0	25	9	3	3	3	3	4	0	0	0	0	0	56	95	5.40	2.600					
Satoru Komiyama, R ERA: 3.68	1.1		6	1	0	0	0	0	1	0	0	0	0	7	12	0.00	0.750					
Scott Strickland, R ERA: 2.22	1.2	W	6	0	0	0	1	1	0	0	0	0	0	11	19	0.00	0.600					
Armando Benitez, R ERA: 3.15	1.0	S	3	0	0	0	0	0	0	0	0	0	0	5	7	0.00	0.000					

Philadelphia Phillies @ New York Mets
Shea Stadium, Flushing, NY
Wed May 29 2002, 7:10 PM EDT
Att: 37,417 - Cloudy - 72 F

AB 33
R 3
H 10
RBI 3
BB 6
SO 4
LOB 19



Batter	1	2	3	4	5	6	7	8	9	AB	R	H	RBI	BB	SO	LOB	BOTTOM				
Roberto Alomar, S OBP: 0.312, SLG: 0.353										4	1	2	1	0	0	0					
Edgardo Alfonzo, R OBP: 0.426, SLG: 0.395										3	0	0	0	0	0	1					
31 Mike Piazza, R OBP: 0.349, SLG: 0.510										4	1	2	2	0	0	3					
Mo Vaughn, L OBP: 0.333, SLG: 0.348										2	0	0	0	2	1	1					
Jay Payton, R OBP: 0.301, SLG: 0.381										4	0	1	1	0	1	1					
Jeremy Burnitz, L OBP: 0.325, SLG: 0.369										4	0	0	0	0	2	4					
Roger Cedeno, S OBP: 0.289, SLG: 0.307										4	0	1	0	0	1	4					
Armando Benitez, R										0	0	0	0	0	0	0					
Rey Ordenez, R OBP: 0.252, SLG: 0.277										4	1	1	0	0	0	1					
Shawn Estes, R										1	0	0	0	0	0	0					
Ty Wigington, R OBP: 0.250, SLG: 0.250										1	1	1	0	0	0	0					
Satoru Komiyama, R										1	0	0	0	0	1	0					
Scott Strickland, R										0	0	0	0	0	0	0					
Joe McEwing, R OBP: 0.291, SLG: 0.425										0	0	0	0	0	0	0					
Inning Stats	R: 0 E: 0 K: 1 S: 9	H: 1 LOB: 1 BB: 0 P: 13	R: 0 E: 0 K: 1 S: 18	H: 1 LOB: 0 BB: 0 P: 27	R: 0 E: 0 K: 1 S: 10	H: 0 LOB: 1 BB: 1 P: 19	R: 3 E: 0 K: 0 S: 20	H: 4 LOB: 3 BB: 1 P: 31	R: 0 E: 0 K: 1 S: 8	H: 0 LOB: 0 BB: 0 P: 11	R: 1 E: 0 K: 0 S: 11	H: 1 LOB: 0 BB: 0 P: 14	R: 0 E: 0 K: 2 S: 10	H: 0 LOB: 0 BB: 0 P: 16	R: 0 E: 0 K: 2 S: 10	H: 0 LOB: 0 BB: 0 P: 16	1B: 6 2B: 1 3B: 0 HR: 1	SF: 0 SAC: 0 DP: 0 HBP: 1	WP: 0 PB: 0 SB: 1 CS: 0	PA: 35	
PITCHER	IP	WLS	BF	H	R	ER	SO	BB	IBB	HBP	BLK	WP	HR	S	P	ERA	WHIP				
Randy Wolf, L ERA: 5.03	6.0	28	7	3	3	4	4	2	0	1	0	0	0	72	113	4.50	1.500				
Jose Santiago, R ERA: 6.17	1.0	L	4	1	1	1	0	0	0	0	0	0	1	11	14	9.00	1.000				
Rheal Cormier, L ERA: 7.36	1.0		3	0	0	0	2	0	0	0	0	0	0	10	16	0.00	0.000				

Philadelphia Phillies @ New York Mets
Shea Stadium, Flushing, NY
Wed May 29 2002, 7:10 PM EDT
Att: 37,417 - Cloudy - 72 F

AB 32
R 4
H 8
RBI 4
BB 2
SO 6
LOB 15



Batter	1	2	3	4	5	6	7	8	9	10	AB	R	H	RBI	BB	SO	LOB	TOP				
Roberto Alomar, S OBP: 0.318, SLG: 0.353	(1,4) 0-3 K	(1) 2-2						(2) 1-1 F7			3	0	1	0	2	1	0	New York Mets @ Florida Marlins Pro Player Stadium, Miami, FL Fri May 31 2002, 7:05 PM EDT Att. 18,177 - Cloudy - 80 F				
Timo Perez, L OBP: 0.321, SLG: 0.431	(1,8) 1-3 K	(2) 2-2 G5-3					(2) 1-0 SF8	(3) 1-0 B2-3			4	0	0	1	0	2	4					
31 Mike Piazza, R OBP: 0.356, SLG: 0.506	(1,2) 2-2 G6-3						(3-H) 4-0				3	0	1	0	2	0	0					
Mo Vaughn, L OBP: 0.305, SLG: 0.352																			livebaseballscorecards.com			
Joe McEwing, R OBP: 0.291, SLG: 0.425	(9, PR) 1-2 2B	(9, 3) 2-2					(1) 1-2 G4-3	(3) 1-3 K			4	1	1	0	1	2	5					
Edgardo Alfonzo, R OBP: 0.421, SLG: 0.390	(1,5) 0-0 2B						(2) 3-1 P3				5	1	1	0	0	1	3					
Jeremy Burnitz, L OBP: 0.318, SLG: 0.359	(1,9) 0-3 K	(1) 2-2					(3) 0-3 K				5	0	0	0	0	4	4					
Roger Cedeno, S OBP: 0.297, SLG: 0.324	(1,7) 4-1 2B						(1) 0-1 G4-3	(2) 3-2 HR			3	2	1	1	2	1	0					
Rey Ordóñez, R OBP: 0.283, SLG: 0.315	(1,6) 0-0 1B						(1) 1-0 P2	(3) 1-2 BB			5	2	3	4	0	0	1					
Pedro Astacio, R OBP: 0.103, SLG: 0.138	(1,11) 0-3						(2) 0-3				2	0	0	0	0	2	2					
Shawn Estes, R ERA: 3.65	(6, PR) 1-1										0	0	0	0	0	0	0					
David Weathers, R ERA: 3.95	(6, 1) 1-1										0	0	0	0	0	0	0					
John Valentin, R OBP: 0.276, SLG: 0.386	(8, PR) 1-1										0	0	0	0	0	0	0					
Scott Strickland, R ERA: 5.28	(8, 1) 0-3										0	0	0	0	0	0	0					
Grant Roberts, R OBP: 0.276, SLG: 0.386	(8, 1) 1-2										0	0	0	0	0	0	0					
Mark Kumbler, R OBP: 0.276, SLG: 0.386	(10, PR) 1-2										0	0	0	0	0	0	0					
Armando Benitez, R ERA: 2.51	(10, 1) 0-3										0	0	0	0	0	0	0					
Inning Stats	R: 0 E: 0 K: 2 S: 10	H: 0 LOB: 0 BB: 0 P: 13	R: 3 E: 0 K: 2 S: 19	H: 4 LOB: 2 BB: 1 P: 29	R: 0 E: 0 K: 1 S: 6	H: 0 LOB: 1 BB: 1 P: 13	R: 0 E: 0 K: 2 S: 10	H: 0 LOB: 2 BB: 2 P: 22	R: 0 E: 0 K: 1 S: 13	H: 1 LOB: 1 BB: 0 P: 19	R: 1 E: 0 K: 2 S: 10	H: 1 LOB: 0 BB: 0 P: 29	R: 0 E: 0 K: 0 S: 6	H: 0 LOB: 0 BB: 0 P: 8	R: 0 E: 0 K: 0 S: 8	H: 0 LOB: 1 BB: 1 P: 15	R: 1 E: 0 K: 3 S: 12	H: 1 LOB: 0 BB: 0 P: 17	1B: 4 2B: 2 3B: 0 HR: 2	SF: 1 SAC: 0 DP: 0 HBP: 1	WP: 1 PB: 0 SB: 0 CS: 1	PA: 46
PITCHER	IP WLS BF H R ER SO BB IBB HBP BLK WP HR S P ERA WHIP																					
A.J. Burnett, R ERA: 3.65	(1,1) 5.0 0 24 5 3 3 8 4 0 0 0 1 0 58 96 5.40 1.800																					
Hansel Iztquierdo, R ERA: 3.95	(6, 1) 0.2 5 1 1 1 0 1 0 1 0 0 0 0 7 15 13.50 3.000																					
Armando Almanza, L ERA: 2.25	(6, 1) 1.1 6 1 1 1 3 0 1 0 0 0 0 1 22 37 6.75 0.750																					
Braden Looper, R ERA: 5.28	(8, 1) 2.0 6 0 0 0 0 1 0 0 0 0 0 0 14 23 0.00 0.500																					
Vladimir Nunez, R ERA: 2.51	(10, 1) 1.0 L 4 1 1 1 3 0 0 0 0 0 0 1 12 17 9.00 1.000																					

Batter	1	2	3	4	5	6	7	8	9	10	AB	R	H	RBI	BB	SO	LOB	BOTTOM				
Luis Castillo, S OBP: 0.378, SLG: 0.377	(1,4) 2-3 K										5	0	1	0	0	2	1	New York Mets @ Florida Marlins Pro Player Stadium, Miami, FL Fri May 31 2002, 7:05 PM EDT Att. 18,177 - Cloudy - 80 F				
Andy Fox, L OBP: 0.322, SLG: 0.317	(1,6) 0-0 F9										5	1	1	0	0	0	2					
Cliff Floyd, L OBP: 0.418, SLG: 0.565	(1,9) 2-2 P4										5	1	1	0	0	2	0					
Mike Lowell, R OBP: 0.368, SLG: 0.542	(1,5) 4-2 HR										2	1	1	2	3	1	0					
Preston Wilson, R OBP: 0.353, SLG: 0.418	(1,8) 0-3 K										4	1	1	0	0	2	3					
Kevin Millar, R OBP: 0.333, SLG: 0.500	(1,7) 3-2 HR										4	1	1	2	0	1	2					
Derek Lee, R OBP: 0.308, SLG: 0.443	(1,3) 2-2 F9										4	0	0	0	0	0	0					
Charles Johnson, R OBP: 0.315, SLG: 0.381	(1,2) 0-0 G6-3										3	0	1	0	1	1	0					
A.J. Burnett, R ERA: 2.71	(1,11) 0-3										1	0	0	0	0	1	0					
Eric Owens, R ERA: 1.64	(6, PR) 1-1										0	0	0	0	0	0	0					
Hansel Iztquierdo, R ERA: 3.95	(6, 1) 1.0 B 6 4 3 3 0 0 0 0 0 0 0 0 16 27 27.00 4.000																					
Scott Strickland, R ERA: 5.2	(8, 1) 1.0 W 3 0 0 0 1 0 0 0 0 0 0 0 7 10 0.00 0.000																					
Grant Roberts, R ERA: 0.66	(8, 1) 1.0 S 3 0 0 0 0 1 0 0 0 0 0 0 8 12 0.00 0.000																					
Armando Benitez, R ERA: 3.0	(10, 1) 1.0 S 3 0 0 0 0 1 0 0 0 0 0 0 8 12 0.00 0.000																					
Inning Stats	R: 0 E: 0 K: 1 S: 9	H: 0 LOB: 0 BB: 0 P: 13	R: 2 E: 0 K: 1 S: 16	H: 1 LOB: 0 BB: 1 P: 25	R: 0 E: 0 K: 2 S: 9	H: 0 LOB: 0 BB: 0 P: 13	R: 0 E: 0 K: 1 S: 11	H: 0 LOB: 1 BB: 1 P: 20	R: 0 E: 0 K: 0 S: 8	H: 1 LOB: 2 BB: 1 P: 14	R: 0 E: 0 K: 3 S: 15	H: 1 LOB: 1 BB: 0 P: 16	R: 3 E: 0 K: 0 S: 16	H: 4 LOB: 0 BB: 0 P: 27	R: 0 E: 0 K: 1 S: 7	H: 0 LOB: 0 BB: 0 P: 10	R: 0 E: 0 K: 1 S: 8	H: 0 LOB: 0 BB: 0 P: 12	1B: 5 2B: 1 3B: 0 HR: 1	SF: 0 SAC: 0 DP: 0 HBP: 0	WP: 0 PB: 1 SB: 2 CS: 0	PA: 40
PITCHER	IP WLS BF H R ER SO BB IBB HBP BLK WP HR S P ERA WHIP																					
Pedro Astacio, R ERA: 2.71	(1,1) 5.0 0 24 5 3 3 8 4 0 0 0 1 0 58 96 5.40 1.800																					
David Weathers, R ERA: 3.95	(6, 1) 2.0 H 8 1 0 0 4 1 0 0 0 0 0 0 26 42 0.00 1.000																					
Scott Strickland, R ERA: 5.28	(8, 1) 1.0 B 6 4 3 3 0 0 0 0 0 0 0 0 16 27 27.00 4.000																					
Grant Roberts, R ERA: 0.66	(8, 1) 1.0 W 3 0 0 0 1 0 0 0 0 0 0 0 7 10 0.00 0.000																					
Armando Benitez, R ERA: 3.0	(10, 1) 1.0 S 3 0 0 0 0 1 0 0 0 0 0 0 8 12 0.00 0.000																					

Batter	1	2	3	4	5	6	7	8	9	AB	R	H	RBI	BB	SO	LOB	TOP					
Roberto Alomar, S OBP: 0.320, SLG: 0.351	3-1 SH1-3 1B		2-2 G4-3	4-1 2B BB		0-1 L9			0-0 L4	4	1	1	0	1	0	0						
Timo Perez, L OBP: 0.336, SLG: 0.462	0-1 SH1-3		0-0 CS 1B	1-2 1-H 2-H 2B			1-1 G4-3		0-0 G4-3 2B	4	1	3	2	0	0	0						
31 Mike Piazza, R OBP: 0.353, SLG: 0.497	4-0 FC5-4 BB		0-3 K		0-0 G5-3		1-3 K		1-1 G4-3	3	0	0	0	1	2	1						
Vance Wilson, R OBP: 0.267, SLG: 0.351									2-3 G4-3	1	0	0	0	0	0	1						
Mo Vaughn, L OBP: 0.333, SLG: 0.349	1-2 F8		2-2 CS	2-0 1B	0-0 G3-1		3-1 G4-3		1-1 BB	4	1	1	0	0	0	2						
Grant Roberts, R OBP: 1.000, SLG: 1.000									3-H 1B	0	0	0	0	0	0	0						
Mark Guthrie, R OBP: 0.354, SLG: 0.443			1-2	3B 1B						1	0	1	1	0	0	0						
John Valentin, R OBP: 0.354, SLG: 0.443																						
Edgardo Alfonzo, R OBP: 0.425, SLG: 0.389	2-2 FC5-4			1-3 K	4-1 BB			1-1 FC5 BB 1B	3-H 4-2 BB	3	0	1	0	2	1	3						
Jeremy Burnitz, L OBP: 0.320, SLG: 0.356		3-1 F9		1-0 3B 1B	4-1 BB			2-3 K	0-0 F8	4	1	1	0	1	1	3						
Roger Cedeno, S OBP: 0.303, SLG: 0.346		2-2 E8 G4-3 2B		1-1 3B		2-3 K		0-3 K		3	2	2	2	0	1	2						
Satoru Komiyama, R OBP: 0.271, SLG: 0.280				1-H 2-H 3B						0	0	0	0	0	0	1						
Mark Johnson, L OBP: 0.271, SLG: 0.280										1	0	0	0	0	1	1						
Rey Ordenez, R OBP: 0.269, SLG: 0.315		0-0 G4-3		0-1 SH1-4 2B 1B		2-2 G6-3		4-2 FC5 BB	1-2 BB	3	1	1	2	1	0	0						
Jeff D'Amico, R OBP: 0.160, SLG: 0.087		3-H		3-H						1	0	0	0	0	1	0						
Jay Payton, R OBP: 0.298, SLG: 0.376		0-3 K		0-0 SH1-4		1-0 P3		1-1 FC5	1-2 2-3F BB	2	0	0	0	0	0	2						
Inning Stats	R: 0 E: 0 K: 1 S: 10	H: 1 LOB: 2 BB: 1 P: 20	R: 1 E: 1 K: 1 S: 10	H: 1 LOB: 0 BB: 0 P: 15	R: 0 E: 0 K: 1 S: 10	H: 1 LOB: 0 BB: 0 P: 14	R: 5 E: 0 K: 1 S: 16	H: 5 LOB: 1 BB: 1 P: 26	R: 0 E: 0 K: 1 S: 7	H: 0 LOB: 2 BB: 2 P: 17	R: 0 E: 0 K: 1 S: 6	H: 0 LOB: 0 BB: 0 P: 9	R: 0 E: 0 K: 1 S: 7	H: 0 LOB: 0 BB: 0 P: 12	R: 0 E: 0 K: 2 S: 12	H: 1 LOB: 2 BB: 1 P: 20	R: 1 E: 0 K: 0 S: 12	H: 2 LOB: 2 BB: 1 P: 18	1B: 7 2B: 3 3B: 1 HR: 0	SF: 0 SAC: 2 DP: 0 HBP: 0	WP: 0 PB: 0 CS: 1	PA: 43
PITCHER	IP	WLS	BF	H	R	ER	SO	BB	IBB	HBP	BLK	WP	HR	S	P	ERA	WHIP					
Ryan Dempster, R ERA: 4.54	6.0		28	8	6	5	4	4	0	0	0	0	0	59	101	7.50	2.000					
46 Oswaldo Mairena, L ERA: 3.09	1.0	W	3	0	0	0	1	0	0	0	0	0	0	7	12	0.00	0.000					
Braden Looper, R ERA: 5.1	1.0	H	5	1	0	0	2	1	0	0	0	0	0	12	20	0.00	2.000					
Vladimir Nunez, R ERA: 2.7	1.0	S	6	2	1	1	0	1	0	0	0	0	0	12	18	9.00	3.000					

New York Mets @ Florida Marlins
Pro Player Stadium, Miami, FL
Sat Jun 01 2002, 7:05 PM EDT
Att: 33,291 - Cloudy - 82 F

AB 34
R 7
H 11
RBI 7
BB 6
SO 7
LOB 15



Batter	1	2	3	4	5	6	7	8	9	AB	R	H	RBI	BB	SO	LOB	BOTTOM				
Luis Castillo, S OBP: 0.378, SLG: 0.377	2-2 1B E	0-0 L7		0-1 G6-3		1-1 F7		1-2 CS 1B		5	1	2	0	0	0	1					
Andy Fox, L OBP: 0.317, SLG: 0.312	1-0 E 1B		0-2 G6-3	0-0 G6-3		2-3 K		1-3 K	1-2 K	5	1	1	0	0	2	1					
Cliff Floyd, L OBP: 0.413, SLG: 0.560	0-1 E6 1-H 2-H 2B		2-1 G3		0-1 P6		3-2 F9	1-3 K		5	1	1	2	0	1	0					
Mike Lowell, R OBP: 0.390, SLG: 0.553	0-2 G6-3		4-0 HR BB		2-0 P4		0-1 HR			3	2	1	2	1	0	0					
Preston Wilson, R OBP: 0.359, SLG: 0.450	3-H G6-3		1-0 HR		2-1 HR		1-1 BB 1B HBP			3	3	2	3	0	0	0					
Kevin Millar, R OBP: 0.343, SLG: 0.510	2-3 K		4-2 E BB		2-2 FC5 2B		1-2 BB 1B			2	0	1	0	1	1	0					
Derrek Lee, R OBP: 0.311, SLG: 0.445							1-2 1B 1B			1	1	1	0	0	0	0					
Eric Owens, R OBP: 0.341, SLG: 0.495		1-2 G5-3	0-2 E5		4-1 FC5 BB		0-3 K			3	0	0	0	1	1	3					
Charles Johnson, R OBP: 0.322, SLG: 0.380		1-0 1B	0-3 K		1-1 FC5		4-2 1B BB			3	0	1	0	1	1	4					
Ryan Dempster, R ERA: 4.54		0-0 B3		0-1 F8		1-1 B5-3		2-0 BB	1-3 2-H 3-H 1B	2	0	0	0	0	0	1					
46 Oswaldo Mairena, L ERA: 3.09										1	0	0	0	0	0	0					
Tim Raines, S OBP: 0.360, SLG: 0.438										0	0	0	0	0	0	0					
Braden Looper, R ERA: 5.1										0	0	0	0	0	0	0					
Vladimir Nunez, R ERA: 2.7										0	0	0	0	0	0	0					
Inning Stats	R: 3 E: 1 K: 1 S: 20	H: 3 LOB: 0 BB: 0 P: 27	R: 0 E: 0 K: 0 S: 6	H: 1 LOB: 1 BB: 0 P: 8	R: 2 E: 1 K: 1 S: 19	H: 1 LOB: 2 BB: 2 P: 30	R: 0 E: 0 K: 0 S: 5	H: 0 LOB: 0 BB: 0 P: 5	R: 1 E: 0 K: 0 S: 11	H: 2 LOB: 2 BB: 1 P: 22	R: 0 E: 0 K: 1 S: 7	H: 0 LOB: 0 BB: 0 P: 11	R: 3 E: 0 K: 1 S: 16	H: 3 LOB: 2 BB: 1 P: 27	R: 0 E: 0 K: 2 S: 11	H: 1 LOB: 0 BB: 0 P: 14	1B: 6 2B: 2 3B: 0 HR: 3	SF: 0 SAC: 0 DP: 0 HBP: 1	WP: 0 PB: 0 CS: 1	PA: 39	
PITCHER	IP	WLS	BF	H	R	ER	SO	BB	IBB	HBP	BLK	WP	HR	S	P	ERA	WHIP				
Jeff D'Amico, R ERA: 3.45	4.2		24	7	6	5	2	2	0	0	0	0	1	20	34	16.20	1.929				
Satoru Komiyama, R ERA: 4.56	1.2	L	9	2	3	3	1	1	0	1	0	0	0	6	12	0.00	3.000				
Grant Roberts, R ERA: 0.64	0.2		3	1	0	0	1	1	0	0	0	0	0	6	12	0.00	3.000				
Mark Guthrie, L ERA: 2.84	1.0		3	1	0	0	2	0	0	0	0	0	0	11	14	0.00	1.000				

New York Mets @ Florida Marlins
Pro Player Stadium, Miami, FL
Sat Jun 01 2002, 7:05 PM EDT
Att: 33,291 - Cloudy - 82 F

AB 34
R 9
H 11
RBI 9
BB 4
SO 6
LOB 10



Batter	1	2	3	4	5	6	7	8	9	AB	R	H	RBI	BB	SO	LOB	TOP					
Roberto Alomar, S (1,4) OBP: 0.320, SLG: 0.352	F7		31 HBP 1B 1-2 HBP BB	0-2 2B			0-1 1B		K	4	1	2	2	1	1	1	New York Mets @ Atlanta Braves Turner Field, Atlanta, GA Mon Jun 03 2002, 7:35 PM EDT Att: 31,704 - Sunny - 88 F					
Timo Perez, L (1,8) OBP: 0.339, SLG: 0.459	L8		1-1 HBP 31 HBP 1B	G4-3			1-2 1B		K	3	0	1	0	0	0	1						
Jay Payton, R (7,PH) OBP: 0.302, SLG: 0.379			1-2 2-3 1B				1-2 1B			2	0	1	0	0	1	1						
31 Mike Piazza, R (1,2) OBP: 0.349, SLG: 0.485	F8		3-2 HBP 1-2 2-3 HBP		G5-3		1-1 G6-4-3 1B		FC6-4	4	0	0	1	0	0	3						
Mo Vaughn, L (1,3) OBP: 0.333, SLG: 0.344		P3	1-0 HBP 1-2 2-3 3-H	FC5-4 HBP	2-1 G1-6-3 1B		2-1 P5			3	0	1	1	0	0	0						
Edgardo Alfonzo, R (1,5) OBP: 0.417, SLG: 0.386	F8		2-2 1-2 HBP		G1-6-3		1-2 G5-3			4	0	0	0	0	0	4						
Jeremy Burnitz, L (1,9) OBP: 0.322, SLG: 0.351	G3-1		0-0 G3-1		1-0 L9 2B 1B		0-0 G3-1		E BB	3	1	1	0	1	0	0						
Roger Cedeno, S (1,7) OBP: 0.306, SLG: 0.340			1-3 K	2-1 SH1-4 2B 1B			1-3 K		E4	4	1	1	0	0	2	1						
Rey Ordonez, R (1,6) OBP: 0.268, SLG: 0.318			0-0 FC1-6-5 2B	2-2 L9			2-2 L7		K	4	0	1	0	0	1	4						
Steve Trachsel, R (1,1) OBP: 0.100, SLG: 0.100			0-0 FC1-6-5 1B 31 HBP BB	1-2 SH1-4			0-1 L7			1	1	0	0	0	0	1						
Joe McEwing, R (7,PH) OBP: 0.294, SLG: 0.415									31 FC6-4 BB	0	0	0	0	0	0	0						
Grant Roberts, R (7,1) OBP: 1.000, SLG: 1.000										0	0	0	0	0	0	0						
David Weathers, R (8,1) OBP: 0.370, SLG: 0.443										0	0	0	0	0	0	0						
John Valentin, R (9,PH) OBP: 0.370, SLG: 0.443										0	0	0	0	1	0	0						
Inning Stats	R: 0 E: 0 K: 0 S: 11	H: 0 LOB: 0 BB: 0 P: 17	R: 0 E: 0 K: 0 S: 5	H: 0 LOB: 0 BB: 0 P: 8	R: 2 E: 0 K: 1 S: 17	H: 2 LOB: 3 BB: 1 P: 27	R: 2 E: 0 K: 0 S: 16	H: 3 LOB: 1 BB: 0 P: 21	R: 0 E: 0 K: 0 S: 10	H: 0 LOB: 0 BB: 0 P: 15	R: 0 E: 0 K: 1 S: 7	H: 0 LOB: 0 BB: 0 P: 10	R: 0 E: 0 K: 0 S: 9	H: 2 LOB: 1 BB: 0 P: 11	R: 0 E: 1 K: 1 S: 17	H: 0 LOB: 2 BB: 1 P: 28	R: 0 E: 0 K: 2 S: 10	H: 0 LOB: 1 BB: 1 P: 19	1B: 6 2B: 2 3B: 0 HR: 0	SF: 0 SAC: 1 DP: 2 HBP: 2	WP: 0 PB: 0 SB: 1 CS: 0	PA: 39
PITCHER	IP	WLS	BF	H	R	ER	SO	BB	IBB	HBP	BLK	WP	HR	S	P	ERA	WHIP					
Kevin Millwood, R (1,1) ERA: 4.66	3.2		19	5	4	4	1	1	0	2	0	0	0	46	70	9.82	1.636					
Chris Hammond, L (4,1) ERA: 1.91	2.1	W	7	1	0	0	1	0	0	0	0	0	0	20	28	0.00	0.429					
Mike Remlinger, L (7,1) ERA: 1.91	0.1	H	3	2	0	0	0	0	0	0	0	0	0	7	8	0.00	6.000					
Kevin Gryboski, R (7,1) ERA: 0.82	1.1	H	5	0	0	0	0	1	0	0	0	0	0	15	26	0.00	0.750					
29 John Smoltz, R (8,1) ERA: 5.69	1.1	S	5	0	0	0	3	1	0	0	0	0	0	14	24	0.00	0.750					

Batter	1	2	3	4	5	6	7	8	9	AB	R	H	RBI	BB	SO	LOB	BOTTOM				
Rafael Furcal, S (1,6) OBP: 0.308, SLG: 0.369	K	K		K			G4-3			4	0	0	0	0	3	0	New York Mets @ Atlanta Braves Turner Field, Atlanta, GA Mon Jun 03 2002, 7:35 PM EDT Att: 31,704 - Sunny - 88 F				
Julio Franco, R (1,3) OBP: 0.331, SLG: 0.324	4-1 1B HR BB	1-0 G6-3			3-2 F8		2-2 2B			3	1	1	0	1	0	0					
29 John Smoltz, R (8,1) ERA: 5.69										0	0	0	0	0	0	0					
Gary Sheffield, R (1,9) OBP: 0.337, SLG: 0.427	2-2 1-3 HR BB 1B		3-2 G4-3		3-2 F3		1-1 F8			4	1	1	0	0	0	1					
10 Chipper Jones, S (1,7) OBP: 0.405, SLG: 0.460	0-2 F3		1-1 G4-3		0-0 G5-3			3-1 G3		4	0	0	0	0	0	2					
Andruw Jones, R (1,8) OBP: 0.382, SLG: 0.528	4-0 1-2 HR BB		3-1 1B			0-0 HR		3-2 G6-3		3	2	2	1	1	0	0					
Vinny Castilla, R (1,5) OBP: 0.271, SLG: 0.401	0-0 1-H 2-H 3-H HR		3-2 1B		1-0 G6-3		0-2 S		0-2 1B	4	1	3	4	0	0	0					
Javy Lopez, R (1,2) OBP: 0.280, SLG: 0.303	0-0 1B		1-1 G1-3		2-2 F9		2-2 F9		4-0 FC6-4 1B IBB	3	0	1	0	1	0	2					
Keith Lockhart, L (1,4) OBP: 0.205, SLG: 0.282	2-2 L8			1-0 G4-3		2-1 F9		0-0 FC6-4		3	0	0	0	0	0	1					
Kevin Gryboski, R (7,1) OBP: 0.285, SLG: 0.429								1-2 FC6-4		0	0	0	0	0	0	0					
Wes Helms, R (8,3) OBP: 0.285, SLG: 0.429								1-2 FC6-4		1	0	0	0	0	0	2					
Kevin Millwood, R (1,1) OBP: 0.182, SLG: 0.364		2-3 K		2-3 K						1	0	0	0	0	1	0					
Chris Hammond, L (4,1) ERA: 1.91										1	0	0	0	0	1	0					
Mike Remlinger, L (7,1) ERA: 1.91										0	0	0	0	0	0	0					
Jesse Garcia, R (7,4) OBP: 0.400, SLG: 0.400										1	0	0	0	0	1	0					
Inning Stats	R: 4 E: 0 K: 1 S: 17	H: 3 LOB: 1 BB: 2 P: 31	R: 0 E: 0 K: 2 S: 8	H: 0 LOB: 0 BB: 0 P: 11	R: 0 E: 0 K: 0 S: 12	H: 2 LOB: 2 BB: 0 P: 23	R: 0 E: 0 K: 2 S: 8	H: 0 LOB: 0 BB: 0 P: 13	R: 0 E: 0 K: 0 S: 7	H: 0 LOB: 0 BB: 0 P: 13	R: 1 E: 0 K: 0 S: 9	H: 1 LOB: 0 BB: 0 P: 14	R: 0 E: 0 K: 1 S: 15	H: 1 LOB: 1 BB: 0 P: 22	R: 0 E: 0 K: 0 S: 13	H: 1 LOB: 2 BB: 1 P: 23	1B: 5 2B: 1 3B: 0 HR: 2	SF: 0 SAC: 0 DP: 0 HBP: 0	WP: 0 PB: 0 SB: 1 CS: 0	PA: 35	
PITCHER	IP	WLS	BF	H	R	ER	SO	BB	IBB	HBP	BLK	WP	HR	S	P	ERA	WHIP				
Steve Trachsel, R (1,1) ERA: 3.91	6.0	L	26	6	5	5	5	2	0	0	0	0	2	61	105	7.50	1.333				
Grant Roberts, R (7,1) ERA: 0.91	1.2		8	2	0	0	1	0	1	0	0	0	0	27	44	0.00	1.200				
David Weathers, R (8,1) ERA: 1.62	0.1		1	0	0	0	0	0	0	0	0	0	0	1	1	0.00	0.000				

AB	33
R	4
H	8
RBI	4
BB	3
SO	5
LOB	16



livebaseballscores.com

livebaseballscores.com

Batter	1	2	3	4	5	6	7	8	9	AB	R	H	RBI	BB	SO	LOB	TOP					
Timo Perez, L (1, 8) OBP: 0.339, SLG: 0.482 Jay Payton, R (7, PH) OBP: 0.299, SLG: 0.374	K		G4-3		HR		K		G4-3	3	1	1	2	0	1	0	New York Mets @ Atlanta Braves Turner Field, Atlanta, GA Wed Jun 05 2002, 7:05 PM EDT Att: 30,986 - Overcast - 86 F					
Edgardo Alfonzo, R (1, 5) OBP: 0.417, SLG: 0.392	L4			SF9	L4			BB	L5	5	2	2	0	0	0							
Roberto Alomar, S (1, 4) OBP: 0.323, SLG: 0.355	G6-3			S	F8			BB		4	0	2	0	0	0							
31 Mike Piazza, R (1, 2) OBP: 0.352, SLG: 0.482		G1-3				F7		BB		3	0	1	0	1	0							
Mo Vaughn, L (1, 3) OBP: 0.337, SLG: 0.344							K			3	0	1	1	1	2	3						
Jeremy Burnitz, L (1, 9) OBP: 0.321, SLG: 0.347				SF9					P5	2	0	0	1	1	1	4						
Roger Cedeno, S (1, 7) OBP: 0.301, SLG: 0.335 John Valentin, R (8, PH) OBP: 0.366, SLG: 0.437 Scott Strickland, R (8, 1)										3	0	0	0	0	1	4						
Rey Ordenez, R (1, 6) OBP: 0.267, SLG: 0.323			G6-3		SH5-4		L3	FC6		4	1	1	0	0	0	3						
Pedro Astacio, R (1, 1) OBP: 0.129, SLG: 0.133 Joe McEwing, R (7, PH) OBP: 0.281, SLG: 0.410 David Weathers, R (7, 1) Tony Tarasco, L (8, 7) OBP: 0.182, SLG: 0.273			K		SH5-4		K		G1-3	1	0	0	0	0	1	0						
Inning Stats	R: 0 E: 0 K: 1 S: 10	H: 0 LOB: 0 BB: 0 P: 12	R: 0 E: 0 K: 1 S: 9	H: 1 LOB: 1 BB: 0 P: 15	R: 0 E: 0 K: 1 S: 7	H: 0 LOB: 0 BB: 0 P: 8	R: 1 E: 0 K: 2 S: 15	H: 3 LOB: 2 BB: 0 P: 18	R: 2 E: 0 K: 0 S: 7	H: 2 LOB: 1 BB: 1 P: 8	R: 0 E: 0 K: 1 S: 10	H: 0 LOB: 1 BB: 1 P: 18	R: 0 E: 0 K: 2 S: 13	H: 0 LOB: 0 BB: 0 P: 19	R: 1 E: 0 K: 1 S: 15	H: 2 LOB: 2 BB: 2 P: 28		R: 0 E: 0 K: 0 S: 6	H: 0 LOB: 0 BB: 0 P: 7	1B: 5 2B: 2 3B: 0 HR: 1	SF: 1 SAC: 1 DP: 0 HBP: 0	WP: 0 PB: 0 CS: 0
PITCHER	IP	WLS	BF	H	R	ER	SO	BB	IBB	HBP	BLK	WP	HR	S	P	ERA	WHIP					
Greg Maddux, R (1, 1) ERA: 3.12	6.0		25	6	3	3	6	1	0	0	0	0	1	58	79	4.50	1.167					
Mike Remlinger, R (7, 1) ERA: 1.94	1.0	H	3	0	0	0	2	0	0	0	0	0	0	13	19	0.00	0.000					
Kevin Gryboski, R (8, 1) ERA: 1.21	0.1	B	5	2	1	1	0	1	1	0	0	0	0	9	20	27.00	9.000					
Chris Hammond, L (8, 1) ERA: 1.86	0.2	W	2	0	0	0	1	0	0	0	0	0	0	6	8	0.00	0.000					
29 John Smoltz, R (9, 1) ERA: 5.51	1.0	S	3	0	0	0	0	0	0	0	0	0	0	6	7	0.00	0.000					

AB	33
R	4
H	8
RBI	4
BB	3
SO	9
LOB	17



Batter	1	2	3	4	5	6	7	8	9	AB	R	H	RBI	BB	SO	LOB	BOTTOM				
Rafael Furcal, S (1, 6) OBP: 0.307, SLG: 0.371	F9		K				G4-3			4	1	1	0	0	1	0	New York Mets @ Atlanta Braves Turner Field, Atlanta, GA Wed Jun 05 2002, 7:05 PM EDT Att: 30,986 - Overcast - 86 F				
Julio Franco, R (1, 3) OBP: 0.336, SLG: 0.339	G6-3			10	BB		K			4	1	2	2	0	1	0					
Gary Sheffield, R (1, 9) OBP: 0.335, SLG: 0.423	L1				2H					4	0	1	0	0	0	2					
10 Chipper Jones, S (1, 7) OBP: 0.407, SLG: 0.458		G5-3								3	1	1	0	1	1	1					
Andruw Jones, R (1, 8) OBP: 0.384, SLG: 0.530		K								3	0	1	2	1	2	0					
Vinny Castilla, R (1, 5) OBP: 0.271, SLG: 0.398										4	0	1	0	0	2	4					
Keith Lockhart, L (1, 4) OBP: 0.207, SLG: 0.280		G1-3								4	1	1	0	0	1	2					
Henry Blanco, R (1, 2) OBP: 0.244, SLG: 0.319										4	1	1	2	0	0	0					
Greg Maddux, R (1, 1) OBP: 0.143, SLG: 0.236 Matt Frattino, L (6, PH) OBP: 0.335, SLG: 0.333 Mike Remlinger, L (7, 1) Kevin Gryboski, R (8, 1) Chris Hammond, L (8, 1) Darren Bragg, L (8, PH) OBP: 0.255, SLG: 0.357 29 John Smoltz, R (9, 1)										2	1	0	0	0	0	1					
Inning Stats	R: 0 E: 0 K: 0 S: 6	H: 0 LOB: 0 BB: 0 P: 10	R: 0 E: 0 K: 1 S: 8	H: 1 LOB: 1 BB: 0 P: 11	R: 0 E: 0 K: 1 S: 9	H: 0 LOB: 0 BB: 0 P: 13	R: 2 E: 0 K: 1 S: 14	H: 3 LOB: 1 BB: 0 P: 17	R: 2 E: 1 K: 0 S: 16	H: 2 LOB: 3 BB: 2 P: 30	R: 0 E: 0 K: 2 S: 7	H: 0 LOB: 0 BB: 0 P: 10	R: 0 E: 0 K: 2 S: 10	H: 1 LOB: 1 BB: 0 P: 14	R: 2 E: 0 K: 2 S: 14	H: 2 LOB: 2 BB: 0 P: 19		1B: 5 2B: 3 3B: 0 HR: 1	SF: 0 SAC: 0 DP: 0 HBP: 0	WP: 0 PB: 0 CS: 0	PA: 36
PITCHER	IP	WLS	BF	H	R	ER	SO	BB	IBB	HBP	BLK	WP	HR	S	P	ERA	WHIP				
Pedro Astacio, R (1, 1) ERA: 2.84	6.0		27	6	4	3	5	1	1	0	0	0	60	91	4.50	1.167					
David Weathers, R (7, 1) ERA: 1.57	1.0		4	1	0	0	2	0	0	0	0	0	10	14	0.00	1.000					
Scott Strickland, R (8, 1) ERA: 3.76	1.0	L	5	2	2	2	2	0	0	0	0	0	1	14	19	18.00	2.000				



Batter	1	2	3	4	5	6	7	8	9	AB	R	H	RBI	BB	SO	LOB	TOP						
Roberto Alomar, S OBP: 0.320, SLG: 0.351	1-1 L6	2-1 1B		2-3 K			1-3 K		2-3 K	5	0	1	1	0	3	2							
Eduardo Alfonzo, R OBP: 0.422, SLG: 0.401	1-1 31 2B	4-2 2B			2-1 FC1-6 1B		0-0 G5-3			3	1	2	0	1	0	0							
31 Mike Piazza, R OBP: 0.352, SLG: 0.485	2-1 2B	2-2 P4			1-1 F9			1-2 FC4-6 1B		3	0	1	1	0	0	3							
Vance Wilson, R OBP: 0.292, SLG: 0.371	2H 2B									1	0	1	0	0	0	0							
John Valentin, R OBP: 0.360, SLG: 0.419	4-2 HBP			1-0 G6-3		3-2 FC1-6 1-2		2-3 K		3	0	0	0	0	1	2							
Joe McEwing, R OBP: 0.269, SLG: 0.391	0-3 K			0-3 K		2-1 F9		1-2 FC4-6 1-2		4	0	0	0	0	2	4							
Jay Payton, R OBP: 0.292, SLG: 0.365	1-2 P6			2-1 P4			2-2 F5		2-1 F9	4	0	0	0	0	0	3							
Roger Cedeno, S OBP: 0.300, SLG: 0.333		0-3 K		2-1 1B		2-3 K		1-3 K		4	0	1	0	0	3	0							
Rey Ordenez, R OBP: 0.274, SLG: 0.329		0-0 SH2-4 1B		0-2 B2-6-4 1B		0-1 P3		1-1 F9		3	1	2	0	0	0	0							
Timo Perez, L OBP: 0.336, SLG: 0.478				1-3 1B						1	0	0	0	0	0	0							
Jeff D'Amico, R OBP: 0.154, SLG: 0.089		0-0 SH2-4		2-0 B2-6-4				2-2 P4		1	0	0	0	0	0	2							
Jerome Williams, L OBP: 0.319, SLG: 0.346				1-2 1B						0	0	0	0	0	0	0							
David Weathers, R OBP: 0.305, SLG: 0.300				1-2 1B						0	0	0	0	0	0	0							
Grant Roberts, R OBP: 0.341, SLG: 0.344				1-2						0	0	0	0	1	0	0							
Mo Vaughn, L OBP: 0.341, SLG: 0.344										0	0	0	0	0	0	0							
Tony Tarasco, L OBP: 0.102, SLG: 0.273				1-2						0	0	0	0	0	0	0							
Inning Stats	R: 1 E: 0 K: 1 S: 20	H: 2 LOB: 2 BB: 0 P: 29	R: 1 E: 0 K: 1 S: 13	H: 2 LOB: 2 BB: 1 P: 21	R: 0 E: 0 K: 1 S: 6	H: 0 LOB: 0 BB: 0 P: 9	R: 0 E: 0 K: 1 S: 11	H: 2 LOB: 1 BB: 0 P: 17	R: 0 E: 0 K: 0 S: 10	H: 1 LOB: 1 BB: 0 P: 18	R: 0 E: 0 K: 1 S: 11	H: 0 LOB: 0 BB: 0 P: 15	R: 0 E: 0 K: 1 S: 7	H: 0 LOB: 0 BB: 0 P: 10	R: 0 E: 0 K: 1 S: 12	H: 1 LOB: 1 BB: 0 P: 18	R: 0 E: 0 K: 2 S: 9	H: 0 LOB: 1 BB: 1 P: 17	1B: 6 2B: 2 3B: 0 HR: 0	SF: 0 SAC: 1 DP: 1 HBP: 1	WP: 0 PB: 0 CS: 0	PA: 37	
PITCHER	IP WLS BF H R ER SO BB IBB HBP BLK WP HR S P ERA WHIP	IP WLS BF H R ER SO BB IBB HBP BLK WP HR S P ERA WHIP	IP WLS BF H R ER SO BB IBB HBP BLK WP HR S P ERA WHIP	IP WLS BF H R ER SO BB IBB HBP BLK WP HR S P ERA WHIP	IP WLS BF H R ER SO BB IBB HBP BLK WP HR S P ERA WHIP	IP WLS BF H R ER SO BB IBB HBP BLK WP HR S P ERA WHIP	IP WLS BF H R ER SO BB IBB HBP BLK WP HR S P ERA WHIP	IP WLS BF H R ER SO BB IBB HBP BLK WP HR S P ERA WHIP	IP WLS BF H R ER SO BB IBB HBP BLK WP HR S P ERA WHIP	IP WLS BF H R ER SO BB IBB HBP BLK WP HR S P ERA WHIP	IP WLS BF H R ER SO BB IBB HBP BLK WP HR S P ERA WHIP	IP WLS BF H R ER SO BB IBB HBP BLK WP HR S P ERA WHIP	IP WLS BF H R ER SO BB IBB HBP BLK WP HR S P ERA WHIP	IP WLS BF H R ER SO BB IBB HBP BLK WP HR S P ERA WHIP	IP WLS BF H R ER SO BB IBB HBP BLK WP HR S P ERA WHIP	IP WLS BF H R ER SO BB IBB HBP BLK WP HR S P ERA WHIP	IP WLS BF H R ER SO BB IBB HBP BLK WP HR S P ERA WHIP	IP WLS BF H R ER SO BB IBB HBP BLK WP HR S P ERA WHIP	IP WLS BF H R ER SO BB IBB HBP BLK WP HR S P ERA WHIP	IP WLS BF H R ER SO BB IBB HBP BLK WP HR S P ERA WHIP	IP WLS BF H R ER SO BB IBB HBP BLK WP HR S P ERA WHIP	IP WLS BF H R ER SO BB IBB HBP BLK WP HR S P ERA WHIP	IP WLS BF H R ER SO BB IBB HBP BLK WP HR S P ERA WHIP

New York Mets @ Atlanta Braves
Turner Field, Atlanta, GA
Thu Jun 06 2002, 1:05 PM EDT
Att: 41,286 - Overcast - 81 F

AB 33
R 2
H 8
RBI 2
BB 2
SO 9
LOB 16



Batter	1	2	3	4	5	6	7	8	9	AB	R	H	RBI	BB	SO	LOB	BOTTOM							
Rafael Furcal, S OBP: 0.306, SLG: 0.369	1-1 E S G6-3 1B	1-2 FC6-2			1-3 K		3-2 G4-3			4	1	1	0	0	1	2								
Julio Franco, R OBP: 0.326, SLG: 0.328	2-1 G6-3	1-2 G1-3			1-2 F9		1-1 G5-3			4	0	0	1	0	0	2								
Gary Sheffield, R OBP: 0.333, SLG: 0.415	4-1 1B BB			1-1 P4	2-3 K			1-0 P6		3	0	0	0	1	1	0								
10 Chipper Jones, S OBP: 0.404, SLG: 0.455	2-3 K		0-1 S 1B			0-0 P6		1-3 K		4	0	1	0	0	2	1								
Andrew Jones, R OBP: 0.390, SLG: 0.547	0-0 1-2 1B		0-3 K			0-0 HR		1-2 1B		4	1	3	1	0	1	1								
Vinny Castilla, R OBP: 0.286, SLG: 0.391	0-0 F7		1-2 F7			3-2 L5		1-1 L4		4	0	0	0	0	0	4								
Javy Lopez, R OBP: 0.281, SLG: 0.304		1-2 SH1-4 FC6-2 1B		3-2 G5-6-3		3-2 F9				3	0	1	0	0	0	0								
Keith Lockhart, L OBP: 0.222, SLG: 0.318		2-1 SH1-4 1B		1-2 F9			3-2 WP 3B			3	1	2	0	0	0	0								
Tom Glavine, L OBP: 0.118, SLG: 0.147		1-2 SH1-4		0-0 G6-3			2-3 K			1	0	0	0	0	0	0								
Matt Franco, L OBP: 0.250, SLG: 0.250										1	0	0	0	0	1	0								
Mike Remlinger, L OBP: 0.250, SLG: 0.250										0	0	0	0	0	0	0								
29 John Smoltz, R OBP: 0.250, SLG: 0.250										0	0	0	0	0	0	0								
Inning Stats	R: 1 E: 0 K: 1 S: 12	H: 2 LOB: 2 BB: 1 P: 21	R: 0 E: 0 K: 0 S: 14	H: 2 LOB: 2 BB: 0 P: 20	R: 0 E: 0 K: 1 S: 11	H: 1 LOB: 1 BB: 0 P: 13	R: 0 E: 0 K: 0 S: 9	H: 0 LOB: 0 BB: 0 P: 13	R: 0 E: 0 K: 2 S: 10	H: 0 LOB: 0 BB: 0 P: 14	R: 1 E: 0 K: 0 S: 9	H: 1 LOB: 0 BB: 0 P: 15	R: 1 E: 0 K: 1 S: 14	H: 1 LOB: 0 BB: 0 P: 23	R: 0 E: 0 K: 1 S: 10	H: 1 LOB: 1 BB: 0 P: 13	1B: 6 2B: 0 3B: 1 HR: 1	SF: 0 SAC: 1 DP: 0 HBP: 0	WP: 1 PB: 0 CS: 0	PA: 33				
PITCHER	IP WLS BF H R ER SO BB IBB HBP BLK WP HR S P ERA WHIP	IP WLS BF H R ER SO BB IBB HBP BLK WP HR S P ERA WHIP	IP WLS BF H R ER SO BB IBB HBP BLK WP HR S P ERA WHIP	IP WLS BF H R ER SO BB IBB HBP BLK WP HR S P ERA WHIP	IP WLS BF H R ER SO BB IBB HBP BLK WP HR S P ERA WHIP	IP WLS BF H R ER SO BB IBB HBP BLK WP HR S P ERA WHIP	IP WLS BF H R ER SO BB IBB HBP BLK WP HR S P ERA WHIP	IP WLS BF H R ER SO BB IBB HBP BLK WP HR S P ERA WHIP	IP WLS BF H R ER SO BB IBB HBP BLK WP HR S P ERA WHIP	IP WLS BF H R ER SO BB IBB HBP BLK WP HR S P ERA WHIP	IP WLS BF H R ER SO BB IBB HBP BLK WP HR S P ERA WHIP	IP WLS BF H R ER SO BB IBB HBP BLK WP HR S P ERA WHIP	IP WLS BF H R ER SO BB IBB HBP BLK WP HR S P ERA WHIP	IP WLS BF H R ER SO BB IBB HBP BLK WP HR S P ERA WHIP	IP WLS BF H R ER SO BB IBB HBP BLK WP HR S P ERA WHIP	IP WLS BF H R ER SO BB IBB HBP BLK WP HR S P ERA WHIP	IP WLS BF H R ER SO BB IBB HBP BLK WP HR S P ERA WHIP	IP WLS BF H R ER SO BB IBB HBP BLK WP HR S P ERA WHIP	IP WLS BF H R ER SO BB IBB HBP BLK WP HR S P ERA WHIP	IP WLS BF H R ER SO BB IBB HBP BLK WP HR S P ERA WHIP	IP WLS BF H R ER SO BB IBB HBP BLK WP HR S P ERA WHIP	IP WLS BF H R ER SO BB IBB HBP BLK WP HR S P ERA WHIP	IP WLS BF H R ER SO BB IBB HBP BLK WP HR S P ERA WHIP	IP WLS BF H R ER SO BB IBB HBP BLK WP HR S P ERA WHIP

New York Mets @ Atlanta Braves
Turner Field, Atlanta, GA
Thu Jun 06 2002, 1:05 PM EDT
Att: 41,286 - Overcast - 81 F

AB 31
R 3
H 8
RBI 2
BB 1
SO 6
LOB 10



Batter	1	2	3	4	5	6	7	8	9	AB	R	H	RBI	BB	SO	LOB	TOP				
Timo Perez, L OBP: 0.341, SLG: 0.479 (1, 8)	B1	G4-6-3 1B			F5		SH2-3			4	0	2	1	0	0	0					
Edgardo Alfonzo, R OBP: 0.424, SLG: 0.418 (1, 5)	HR	G4-6-3			G5-3					4	1	2	2	0	0	3					
Roberto Alomar, S OBP: 0.319, SLG: 0.354 (1, 4)	G1-3						G6-4-3			4	0	1	0	0	1	1					
31 Mike Piazza, R OBP: 0.350, SLG: 0.486 (1, 10)	K				G1-3					4	0	1	0	0	2	1					
Mo Vaughn, L OBP: 0.339, SLG: 0.337 (1, 3)										3	0	0	0	1	2	2					
Tony Tarasco, L OBP: 0.143, SLG: 0.214 John Valentin, R OBP: 0.356, SLG: 0.413 Jeremy Burnitz, L OBP: 0.319, SLG: 0.345 (8, 9)		FC5-4 1B BB E								3	1	0	0	0	1	3					
Roger Cedeno, S OBP: 0.309, SLG: 0.332 Jay Payton, R OBP: 0.292, SLG: 0.365 (9, 8)		E 1B BB			L7					1	1	0	0	2	0	0					
Rey Ordóñez, R OBP: 0.275, SLG: 0.329 (1, 6)		1B E 1B			P4					3	0	1	0	0	2						
Vance Wilson, R OBP: 0.290, SLG: 0.354 (1, 2)		E9 1B			K2-3					3	1	0	0	0	2	3					
Inning Stats	R: 1 E: 0 K: 1 S: 11	H: 1 LOB: 0 BB: 0 P: 13	R: 2 E: 1 K: 0 S: 12	H: 2 LOB: 2 BB: 2 P: 23	R: 0 E: 0 K: 2 S: 12	H: 1 LOB: 1 BB: 0 P: 16	R: 0 E: 0 K: 1 S: 9	H: 0 LOB: 0 BB: 0 P: 14	R: 0 E: 0 K: 1 S: 11	H: 1 LOB: 2 BB: 1 P: 13	R: 1 E: 0 K: 0 S: 10	H: 1 LOB: 0 BB: 0 P: 13	R: 0 E: 0 K: 1 S: 7	H: 0 LOB: 0 BB: 0 P: 10	R: 0 E: 0 K: 1 S: 7	H: 1 LOB: 2 BB: 0 P: 8	1B: 4 2B: 2 3B: 0 HR: 1	SF: 0 SAC: 2 DP: 2 HBP: 2	WP: 0 PA: 37 CS: 0		
PITCHER	IP	WLS	BF	H	R	ER	SO	BB	IBB	HBP	BLK	WP	HR	S	P	ERA	WHIP				
Danys Baez, R ERA: 4.37 (1, 1)	7.1	L	31	6	4	3	7	3	0	1	0	0	1	76	114	3.68	1.227				
Ricardo Rincon, L ERA: 3.0 (8, 1)	0.2		2	0	0	0	0	0	0	0	0	0	0	3	3	0.00	0.000				
David Riske, R ERA: 4.5 (9, 1)	1.0		4	1	0	0	1	0	0	1	0	0	0	7	8	0.00	1.000				
Batter	1	2	3	4	5	6	7	8	9	AB	R	H	RBI	BB	SO	LOB	BOTTOM				
Chris Magruder, S OBP: 0.308, SLG: 0.413 (1, 9)	F9		G6-3		P4					4	0	0	0	1	0	1					
Omar Vizquel, S OBP: 0.392, SLG: 0.489 (1, 6)	G5-3				G5-3					4	0	0	0	1	0	2					
Ellis Burks, R OBP: 0.348, SLG: 0.467 (1, 10)										3	1	2	0	1	0	0					
Jim Thome, L OBP: 0.430, SLG: 0.628 (1, 3)	G3		G6-3							3	1	1	2	1	0	2					
Travis Fryman, R OBP: 0.284, SLG: 0.332 (1, 5)					G4-3					3	1	0	0	1	0	1					
Ricky Gutierrez, R OBP: 0.276, SLG: 0.289 Matt Lawton, L OBP: 0.349, SLG: 0.427 John McDonald, R OBP: 0.306, SLG: 0.324 (9, 4)										3	0	0	0	0	0	1					
Milton Bradley, S OBP: 0.345, SLG: 0.416 (1, 8)										3	0	1	0	1	0	2					
Chad Allen, R OBP: 0.333, SLG: 0.667 Bill Selby, L OBP: 0.429, SLG: 0.200 (9, PH)										3	0	0	0	0	0	0					
Eddie Pérez, R OBP: 0.267, SLG: 0.341 (1, 2)										3	0	0	0	0	2	1					
Inning Stats	R: 0 E: 0 K: 0 S: 5	H: 0 LOB: 1 BB: 1 P: 16	R: 1 E: 1 K: 0 S: 13	H: 1 LOB: 1 BB: 1 P: 20	R: 0 E: 0 K: 0 S: 9	H: 1 LOB: 1 BB: 1 P: 16	R: 0 E: 0 K: 0 S: 6	H: 0 LOB: 1 BB: 1 P: 12	R: 0 E: 0 K: 1 S: 6	H: 0 LOB: 0 BB: 0 P: 9	R: 2 E: 0 K: 0 S: 7	H: 2 LOB: 0 BB: 0 P: 11	R: 0 E: 0 K: 0 S: 7	H: 1 LOB: 1 BB: 0 P: 11	R: 0 E: 0 K: 0 S: 10	H: 0 LOB: 2 BB: 2 P: 23	R: 0 E: 0 K: 1 S: 10	H: 0 LOB: 1 BB: 1 P: 18	1B: 3 2B: 1 3B: 0 HR: 1	SF: 0 SAC: 1 DP: 1 HBP: 0	WP: 0 PA: 38 CS: 1
PITCHER	IP	WLS	BF	H	R	ER	SO	BB	IBB	HBP	BLK	WP	HR	S	P	ERA	WHIP				
Al Leiter, L ERA: 3.3 (1, 1)	7.1	W	31	5	3	2	1	5	0	0	0	0	0	1	3	0.00	1.364				
Scott Strickland, R ERA: 3.71 (8, 1)	0.1	H	1	0	0	0	0	0	0	0	0	0	0	1	3	0.00	0.000				
Mark Guthrie, L ERA: 2.84 (8, 1)	0.0		1	0	0	0	0	1	0	0	0	0	0	2	6	∞	∞				
Armando Benitez, R ERA: 2.82 (8, 1)	1.1	S	5	0	0	0	1	1	0	0	0	0	0	14	24	0.00	0.750				

New York Mets @ Cleveland Indians
Jacobs Field, Cleveland, OH
Fri Jun 07 2002, 7:05 PM EDT
Att: 39,986 - Sunny - 67 F

AB 30
R 4
H 7
RBI 3
BB 3
SO 8
LOB 15



New York Mets @ Cleveland Indians
Jacobs Field, Cleveland, OH
Fri Jun 07 2002, 7:05 PM EDT
Att: 39,986 - Sunny - 67 F

AB 30
R 3
H 5
RBI 2
BB 7
SO 2
LOB 13



Batter	1	2	3	4	5	6	7	8	9	AB	R	H	RBI	BB	SO	LOB	TOP							
Joe McEwing, R OBP: 0.260, SLG: 0.378 Jeromy Burnitz, L OBP: 0.322, SLG: 0.345 Grant Roberts, R OBP: 1.000, SLG: 1.000 Mo Vaughn, L OBP: 0.337, SLG: 0.335	(1,9) C X 0-2 G5-3		(1,3) B 6.0 1-3 K			(1,3) C X 1-3 K	(4,0) B 1B 1B IBB		(3,3) B X 3-3 K	3	0	0	0	0	2	1								
Edgardo Alfonzo, R OBP: 0.427, SLG: 0.422	(1,5) F C X 1-2 G6-4-3 1B		(2,1) C X 2-1 G1-3			(1,0) B X 1-0 G5-3	(0,1) B X 1B 31 HR 1B		(3,2) B X 3-2 1B	5	1	3	2	0	0	1								
Roberto Alomar, S OBP: 0.321, SLG: 0.355	(1,4) B F X 1-1 G6-4-3			(1,0) B X 1-0 F8		(1,2) B X 1-2 1B	(0,1) B X 31 HR 1B		(1,0) B X 1-0 G3	5	1	2	1	0	0	2								
31 Mike Piazza, R OBP: 0.348, SLG: 0.497	(1,10) B F X 1-1 L7			(2,1) B X 2-1 G4-3		(2,1) B X 2-1 L9	(0,2) B X 1B HR			4	1	1	3	0	0	1								
John Valentin, R OBP: 0.352, SLG: 0.405	(1,3) B F X 1-1 P4			(0,3) B X 0-3 K			(0,0) B X 1B HR			4	1	1	0	0	1	0								
Jay Payton, R OBP: 0.297, SLG: 0.368	(1,8) B F X 2-3 K				(0,2) F K S X 0-2 FC6-4 1B		(1,0) B X 1-0 SF9 1B BB	(0,0) B X 0-0 P6		4	1	2	0	0	1	0								
Roger Cedeno, S OBP: 0.312, SLG: 0.332			(1,2) F B F X 1-2 G5-3 1B		(0,2) C X 0-2 FC6-4 1B		(4,2) B F B X 1B BB	(2,3) B X 2-3 K		3	2	1	0	1	1	1								
Rey Ordóñez, R OBP: 0.327, SLG: 0.325 Timo Perez, L OBP: 0.338, SLG: 0.475	(1,6) B F X 0-0 G5-3		(0,0) B X 0-0 G5-3		(0,3) C X 0-3 K		(2,2) B F X 1B BB	(1,1) B X 1-1 G1-3		2	0	0	0	0	1	2								
Mark Guthrie, R Scott Strickland, R Armando Benitez, R	(8,1) B F X 1-2 G5-3						(2,3) B F X 1B HR			0	0	0	0	0	0	0								
Vance Wilson, R OBP: 0.296, SLG: 0.358 Tony Tarasco, L OBP: 0.125, SLG: 0.168	(1,2) B F X 3-2 F9		(3,2) B F X 3-2 1B		(1,1) C X 1-1 F9		(3,2) B F X 1-2 G2-3		(2,1) B F X 2-1 F2	2	0	1	1	0	0	1								
										2	0	0	0	0	0	2								
Inning Stats	R: 0 E: 0 K: 0 S: 8	H: 1 LOB: 0 BB: 0 P: 10	R: 0 E: 0 K: 1 S: 7	H: 0 LOB: 0 BB: 0 P: 11	R: 1 E: 0 K: 1 S: 13	H: 2 LOB: 1 BB: 0 P: 20	R: 0 E: 0 K: 1 S: 6	H: 0 LOB: 0 BB: 0 P: 9	R: 0 E: 0 K: 1 S: 11	H: 1 LOB: 1 BB: 0 P: 12	R: 0 E: 0 K: 1 S: 10	H: 1 LOB: 1 BB: 0 P: 15	R: 7 E: 0 K: 0 S: 20	H: 5 LOB: 0 BB: 2 P: 34	R: 0 E: 0 K: 1 S: 7	H: 0 LOB: 0 BB: 0 P: 10	R: 0 E: 0 K: 1 S: 9	H: 1 LOB: 1 BB: 0 P: 18	1B: 10 2B: 0 3B: 0 HR: 1	SF: 1 SAC: 0 DP: 1 HBP: 0	WP: 0 PB: 0 SB: 0 CS: 0	PA: 39		
PITCHER	IP WLS BF H R ER SO BB IBB HBP BLK WP HR S P ERA WHIP	IP WLS BF H R ER SO BB IBB HBP BLK WP HR S P ERA WHIP	IP WLS BF H R ER SO BB IBB HBP BLK WP HR S P ERA WHIP	IP WLS BF H R ER SO BB IBB HBP BLK WP HR S P ERA WHIP	IP WLS BF H R ER SO BB IBB HBP BLK WP HR S P ERA WHIP	IP WLS BF H R ER SO BB IBB HBP BLK WP HR S P ERA WHIP	IP WLS BF H R ER SO BB IBB HBP BLK WP HR S P ERA WHIP	IP WLS BF H R ER SO BB IBB HBP BLK WP HR S P ERA WHIP	IP WLS BF H R ER SO BB IBB HBP BLK WP HR S P ERA WHIP	IP WLS BF H R ER SO BB IBB HBP BLK WP HR S P ERA WHIP	IP WLS BF H R ER SO BB IBB HBP BLK WP HR S P ERA WHIP	IP WLS BF H R ER SO BB IBB HBP BLK WP HR S P ERA WHIP	IP WLS BF H R ER SO BB IBB HBP BLK WP HR S P ERA WHIP	IP WLS BF H R ER SO BB IBB HBP BLK WP HR S P ERA WHIP	IP WLS BF H R ER SO BB IBB HBP BLK WP HR S P ERA WHIP	IP WLS BF H R ER SO BB IBB HBP BLK WP HR S P ERA WHIP	IP WLS BF H R ER SO BB IBB HBP BLK WP HR S P ERA WHIP	IP WLS BF H R ER SO BB IBB HBP BLK WP HR S P ERA WHIP	IP WLS BF H R ER SO BB IBB HBP BLK WP HR S P ERA WHIP	IP WLS BF H R ER SO BB IBB HBP BLK WP HR S P ERA WHIP	IP WLS BF H R ER SO BB IBB HBP BLK WP HR S P ERA WHIP	IP WLS BF H R ER SO BB IBB HBP BLK WP HR S P ERA WHIP	IP WLS BF H R ER SO BB IBB HBP BLK WP HR S P ERA WHIP	IP WLS BF H R ER SO BB IBB HBP BLK WP HR S P ERA WHIP

New York Mets @ Cleveland Indians
Jacobs Field, Cleveland, OH
Sat Jun 08 2002, 7:05 PM EDT
Att: 41,474 - Sunny - 74 F

AB 36
R 8
H 11
RBI 8
BB 2
SO 7
LOB 11



Batter	1	2	3	4	5	6	7	8	9	AB	R	H	RBI	BB	SO	LOB	BOTTOM							
Matt Lawton, L OBP: 0.346, SLG: 0.420	(1,9) C X 1-2 G4-3		(2,1) B X 2-1 L6		(4,2) B F X BB G6-4-3		(1,0) B X 1-0 G4-3		(3,2) B X 3-2 F8	4	0	0	0	1	0	3								
Omar Vizquel, S OBP: 0.394, SLG: 0.516	(1,6) L C X 1-2 L7		(2,1) C X 2-1 1B HR		(0,1) C X 0-1 G6-4-3		(0,1) C X 0-1 1B HR		(2,3) B F X 1B HR G5-3	4	2	2	5	0	0	1								
Ellis Burks, R OBP: 0.342, SLG: 0.458	(1,10) C X 0-1 F9		(1,2) C X 1-2 G1-3		(2,3) B F X 2-3 K		(2,3) B F X 1B HR G5-3			4	0	0	0	0	1	0								
Jim Thome, L OBP: 0.427, SLG: 0.619		(2,0) B X 2-0 G3		(0,3) B X 0-3 K		(4,2) B F X CS BB		(2,3) B X 2-3 K		3	0	0	0	1	2	0								
Bill Selby, L OBP: 0.273, SLG: 0.111		(2,2) B X 2-2 G1-3		(1,2) B X 1-2 G3-1		(3,3) B F X 1-2 K		(0,3) B X 0-3 K		4	0	0	0	0	2	1								
Milton Bradley, S OBP: 0.363, SLG: 0.418		(4,2) B F X BB		(1,1) B F X 1B 1B		(0,1) B F X F8		(4,1) B F X BB		2	1	1	0	2	0	0								
Ricky Gutierrez, R OBP: 0.281, SLG: 0.293		(2,3) B F X K		(1,2) B F X 1B 1B		(1,3) B F X 1B HR		(0,3) B F X K		4	1	2	0	0	2	2								
Chris Magruder, S OBP: 0.304, SLG: 0.400			(1,1) C X 1-1 G1-3		(0,0) B X 0-0 1B		(1,3) B F X K		(3,3) B F X K	4	0	1	1	0	2	1								
Einar Diaz, R OBP: 0.279, SLG: 0.338			(1,2) B F X HR 1B		(1,1) C X 1-1 L6		(0,0) B F X HR G4-3 1B		(1,3) B F X K	4	2	2	0	0	1	2								
Inning Stats	R: 0 E: 0 K: 0 S: 9	H: 0 LOB: 0 BB: 0 P: 11	R: 0 E: 0 K: 1 S: 9	H: 0 LOB: 1 BB: 1 P: 19	R: 2 E: 0 K: 0 S: 12	H: 2 LOB: 0 BB: 0 P: 19	R: 1 E: 0 K: 1 S: 21	H: 3 LOB: 2 BB: 0 P: 24	R: 0 E: 0 K: 1 S: 7	H: 0 LOB: 0 BB: 1 P: 13	R: 0 E: 0 K: 1 S: 8	H: 0 LOB: 0 BB: 1 P: 15	R: 3 E: 0 K: 1 S: 12	H: 3 LOB: 0 BB: 0 P: 16	R: 0 E: 0 K: 3 S: 11	H: 0 LOB: 1 BB: 1 P: 17	R: 0 E: 0 K: 2 S: 10	H: 0 LOB: 0 BB: 0 P: 17	1B: 6 2B: 1 3B: 0 HR: 2	SF: 0 SAC: 0 DP: 2 HBP: 0	WP: 0 PB: 0 SB: 0 CS: 1	PA: 37		
PITCHER	IP WLS BF H R ER SO BB IBB HBP BLK WP HR S P ERA WHIP	IP WLS BF H R ER SO BB IBB HBP BLK WP HR S P ERA WHIP	IP WLS BF H R ER SO BB IBB HBP BLK WP HR S P ERA WHIP	IP WLS BF H R ER SO BB IBB HBP BLK WP HR S P ERA WHIP	IP WLS BF H R ER SO BB IBB HBP BLK WP HR S P ERA WHIP	IP WLS BF H R ER SO BB IBB HBP BLK WP HR S P ERA WHIP	IP WLS BF H R ER SO BB IBB HBP BLK WP HR S P ERA WHIP	IP WLS BF H R ER SO BB IBB HBP BLK WP HR S P ERA WHIP	IP WLS BF H R ER SO BB IBB HBP BLK WP HR S P ERA WHIP	IP WLS BF H R ER SO BB IBB HBP BLK WP HR S P ERA WHIP	IP WLS BF H R ER SO BB IBB HBP BLK WP HR S P ERA WHIP	IP WLS BF H R ER SO BB IBB HBP BLK WP HR S P ERA WHIP	IP WLS BF H R ER SO BB IBB HBP BLK WP HR S P ERA WHIP	IP WLS BF H R ER SO BB IBB HBP BLK WP HR S P ERA WHIP	IP WLS BF H R ER SO BB IBB HBP BLK WP HR S P ERA WHIP	IP WLS BF H R ER SO BB IBB HBP BLK WP HR S P ERA WHIP	IP WLS BF H R ER SO BB IBB HBP BLK WP HR S P ERA WHIP	IP WLS BF H R ER SO BB IBB HBP BLK WP HR S P ERA WHIP	IP WLS BF H R ER SO BB IBB HBP BLK WP HR S P ERA WHIP	IP WLS BF H R ER SO BB IBB HBP BLK WP HR S P ERA WHIP	IP WLS BF H R ER SO BB IBB HBP BLK WP HR S P ERA WHIP	IP WLS BF H R ER SO BB IBB HBP BLK WP HR S P ERA WHIP	IP WLS BF H R ER SO BB IBB HBP BLK WP HR S P ERA WHIP	IP WLS BF H R ER SO BB IBB HBP BLK WP HR S P ERA WHIP

New York Mets @ Cleveland Indians
Jacobs Field, Cleveland, OH
Sat Jun 08 2002, 7:05 PM EDT
Att: 41,474 - Sunny - 74 F

AB 33
R 6
H 8
RBI 6
BB 4
SO 10
LOB 10



Batter	1	2	3	4	5	6	7	8	9	AB	R	H	RBI	BB	SO	LOB	TOP											
Timo Perez, L OBP: 0.333, SLG: 0.492 (1, 8)	G4-3		B1-3			P6		HR		4	1	1	1	0	0	1	New York Mets @ Cleveland Indians Jacobs Field, Cleveland, OH Sun Jun 09 2002, 1:05 PM EDT Att: 39,436 - Sunny - 78 F											
Eduardo Alfonso, R OBP: 0.429, SLG: 0.421 (1, 5)	G5-3			K		31 1B HBP		1B		3	1	1	0	0	1	0												
Roberto Alomar, S OBP: 0.327, SLG: 0.361 (1, 4)	G4-3			31 G4-3 1B		31 1B		31 G6-4-3 1B		4	0	3	1	0	0	0												
31 Mike Piazza, R OBP: 0.351, SLG: 0.497 (1, 2)		1-2 1B		G4-3		1-2 2-H 1B		G6-4-3		4	0	2	1	0	0	3												
Mo Vaughn, L OBP: 0.330, SLG: 0.327 (1, 3)		3-3 K			0-0 F8	2-3 K			0-0 L6	4	0	0	0	0	2	3												
Jeremy Burnitz, L OBP: 0.321, SLG: 0.343 (1, 9)		0-3 K			1-3 K		2-2 G4-3 1B		0-1 E4 1B	4	0	1	0	0	2	1												
Tony Tarasco, L OBP: 0.111, SLG: 0.167 John Valentin, R OBP: 0.344, SLG: 0.395 (7, PH)		2-2 F7			2-1 F9		2-3 K		0-0 L8	2	0	0	0	0	0	1												
Roger Cedeno, S OBP: 0.316, SLG: 0.332 (1, 7)			0-2 G4-3			4-2 HBP 1B BB	3-2 G4-3		0-1 D1 1B	3	1	1	0	1	0	1												
Rey Ordonez, R OBP: 0.266, SLG: 0.318 (1, 6)			2-3 K			1-3 K		1-0 G6-3	0-3 K	4	0	0	0	0	3	3												
Inning Stats	R: 0 E: 0 K: 0 S: 9	H: 0 LOB: 0 BB: 0 P: 13	R: 0 E: 0 K: 2 S: 13	H: 1 LOB: 1 BB: 0 P: 19	R: 0 E: 0 K: 1 S: 8	H: 0 LOB: 0 BB: 0 P: 10	R: 0 E: 0 K: 1 S: 10	H: 1 LOB: 0 BB: 0 P: 15	R: 0 E: 0 K: 1 S: 8	H: 0 LOB: 0 BB: 0 P: 11	R: 2 E: 0 K: 2 S: 15	H: 2 LOB: 2 BB: 1 P: 25	R: 0 E: 0 K: 1 S: 10	H: 1 LOB: 0 BB: 0 P: 17	R: 1 E: 0 K: 0 S: 21	H: 3 LOB: 1 BB: 0 P: 28		R: 0 E: 1 K: 1 S: 9	H: 1 LOB: 2 BB: 0 P: 9	1B: 8 2B: 0 3B: 0 HR: 1	SF: 0 SAC: 0 DP: 3 HBP: 1	WP: 0 PB: 0 SB: 0 CS: 0	PA: 36					
PITCHER	IP	WLS	BF	H	R	ER	SO	BB	IBB	HBP	BLK	WP	HR	S	P	ERA	WHIP											
Ryan Drese, R ERA: 5.71 (1, 1)	5.2	W	22	4	2	2	6	1	0	1	0	0	0	60	88	3.18	0.882											
Ricardo Rincon, L ERA: 2.92 (6, 1)	1.1	H	4	1	0	0	2	0	0	0	0	0	0	13	22	0.00	0.750											
David Riske, R ERA: 4.68 (8, 1)	0.1		4	3	1	1	0	0	0	0	0	0	0	1	18	25	27.00	9.000										
Paul Shuey, R ERA: 2.52 (8, 1)	0.2		1	0	0	0	0	0	0	0	0	0	0	3	3	0.00	0.000											
Bob Wickman, R ERA: 4.64 (9, 1)	1.0		5	1	0	0	1	0	0	0	0	0	0	9	9	0.00	1.000											
Batter	1	2	3	4	5	6	7	8	9	AB	R	H	RBI	BB	SO	LOB	BOTTOM											
Matt Lawton, L OBP: 0.391, SLG: 0.423 Chris Magruder, S OBP: 0.304, SLG: 0.400 (1, 9)	G3		4-1 1B E	4-2 1B FC1 BB		1-1 G4-3 2B		3-2 P4		3	2	1	1	2	0	0	New York Mets @ Cleveland Indians Jacobs Field, Cleveland, OH Sun Jun 09 2002, 1:05 PM EDT Att: 39,436 - Sunny - 78 F											
Omar Vizquel, S OBP: 0.394, SLG: 0.513 (1, 6)	G4-3		0-0 E7 F9 1-H 1B	1-2 FC1 1B		0-1 G4-3		2-0 G6-3		5	0	2	2	0	0	1												
Ellis Burks, R OBP: 0.335, SLG: 0.447 (1, 10)	G6-3		0-0 F9	1-2 FC1		2-3 K		3-3 K		5	0	0	1	0	2	3												
Jim Thome, L OBP: 0.424, SLG: 0.612 (1, 3)		0-0 L3	3-3 K	1-3 K			1-0 FC3 E 1B			4	1	1	0	0	2	3												
Milton Bradley, S OBP: 0.368, SLG: 0.422 (1, 8)		2-1 1B 1B		SH2-4 1B			1-1 FC3 E SF8			4	2	2	0	0	1	3												
Ricky Gutierrez, R OBP: 0.289, SLG: 0.299 (1, 4)		2-0 1B		4-1 1B SH2-4 BB BB	1-0 FC5-4 1B		0-2 L7			3	1	2	0	1	0	2												
Chad Allen, R OBP: 0.167, SLG: 0.333 (1, 7)		1-3 K		0-0 SH2-4	1-0 FC5-4 G4-3		2-1 E3			3	0	0	0	0	1	4												
Einar Diaz, R OBP: 0.278, SLG: 0.333 (1, 2)	G4-3		0-1 G4-3	4-0 BB 1B 1B IBB	1-2 G4-3		0-2 SF8			2	1	0	1	1	0	3												
John McDonald, R OBP: 0.300, SLG: 0.316 (1, 5)			2-3 K	0-0 1B BB		2-3 K		1-3 K		4	1	1	1	0	3	1												
Inning Stats	R: 0 E: 0 K: 0 S: 6	H: 2 LOB: 2 BB: 0 P: 14	R: 1 E: 1 K: 2 S: 9	H: 1 LOB: 1 BB: 1 P: 18	R: 5 E: 0 K: 2 S: 20	H: 3 LOB: 2 BB: 3 P: 37	R: 0 E: 0 K: 2 S: 11	H: 1 LOB: 1 BB: 0 P: 17	R: 2 E: 2 K: 1 S: 14	H: 1 LOB: 1 BB: 0 P: 19	R: 0 E: 0 K: 1 S: 10	H: 0 LOB: 0 BB: 0 P: 18	1B: 8 2B: 1 3B: 0 HR: 0	SF: 1 SAC: 1 DP: 1 HBP: 0	WP: 0 PB: 0 SB: 1 CS: 0	PA: 39												
PITCHER	IP	WLS	BF	H	R	ER	SO	BB	IBB	HBP	BLK	WP	HR	S	P	ERA	WHIP											
Shawn Estes, L ERA: 4.83 (1, 1)	5.0	L	26	7	6	6	5	3	1	0	0	0	0	50	88	10.80	2.000											
Satoru Komiya, R ERA: 3.77 (6, 1)	2.0		10	2	2	0	3	0	0	0	0	0	0	25	36	0.00	1.000											
Bobby Jones, L ERA: (8, 1)	1.0		3	0	0	0	1	0	0	0	0	0	0	10	18	0.00	0.000											

Batter	1	2	3	4	5	6	7	8	9	AB	R	H	RBI	BB	SO	LOB	TOP					
Timo Perez, L OBP: 0.353, SLG: 0.530 (1, 8)										5	1	4	2	0	0	0						
Eduardo Alfonso, R OBP: 0.420, SLG: 0.411 (1, 5)										5	1	1	0	0	0	4						
31 Mike Piazza, R OBP: 0.359, SLG: 0.495 (1, 2)										4	1	2	2	1	0	1						
Jeremy Burnitz, L OBP: 0.321, SLG: 0.340 (1, 9)										5	1	2	1	0	0	4						
John Valentin, R OBP: 0.333, SLG: 0.381 Tony Tarasco, L OBP: 0.200, SLG: 0.300 (7, PH)										3	0	0	0	0	1	4						
Mo Vaughn, L OBP: 0.335, SLG: 0.330 (1, 3)										5	0	2	1	0	1	5						
Joe McEwing, R OBP: 0.250, SLG: 0.362 Roberto Alomar, S OBP: 0.329, SLG: 0.374 (9, PH)										4	0	0	0	0	0	2						
Roger Cedeno, S OBP: 0.309, SLG: 0.324 (1, 7)										4	1	1	0	0	0	0						
Rey Ordonez, R OBP: 0.271, SLG: 0.320 (1, 6)										4	2	2	0	0	0	0						
Inning Stats	R: 0 E: 0 K: 0 S: 6	H: 1 LOB: 0 BB: 0 P: 9	R: 0 E: 0 K: 1 S: 13	H: 1 LOB: 1 BB: 0 P: 18	R: 2 E: 1 K: 0 S: 13	H: 4 LOB: 2 BB: 0 P: 15	R: 0 E: 0 K: 1 S: 7	H: 0 LOB: 0 BB: 0 P: 11	R: 1 E: 1 K: 0 S: 14	H: 2 LOB: 3 BB: 1 P: 22	R: 0 E: 0 K: 0 S: 7	H: 0 LOB: 0 BB: 0 P: 12	R: 3 E: 0 K: 0 S: 11	H: 5 LOB: 1 BB: 0 P: 20	R: 0 E: 0 K: 0 S: 6	H: 0 LOB: 0 BB: 0 P: 9	R: 2 E: 0 K: 1 S: 17	H: 3 LOB: 1 BB: 0 P: 21	1B: 14 2B: 3 3B: 0 HR: 0	SF: 0 SAC: 0 DP: 2 HBP: 0	WP: 0 PB: 0 SB: 0 CS: 0	PA: 43
PITCHER	IP	WLS	BF	H	R	ER	SO	BB	IBB	HBP	BLK	WP	HR	S	P	ERA	WHIP					
Todd Ritchie, R ERA: 4.77	6.0	W	30	11	6	6	2	1	0	0	0	0	0	66	96	9.00	2.000					
Keith Foulke, R ERA: 5.29	0.0		2	2	0	0	0	0	0	0	0	0	0	2	5	∞	∞					
Kelly Wunsch, L ERA: 2.57	1.0	H	2	0	0	0	0	0	0	0	0	0	0	3	6	0.00	0.000					
Bob Howry, R ERA: 3.64	1.2		8	3	2	2	0	0	0	0	0	0	0	20	25	10.80	1.800					
Antonio Osuna, R ERA: 3.89	0.1	S	1	0	0	0	1	0	0	0	0	0	0	3	5	0.00	0.000					

New York Mets @ Chicago White Sox
Comiskey Park, Chicago, IL
Tue Jun 11 2002, 8:05 PM EDT
Att: 20,156 - Cloudy - 85 F

AB 42
R 8
H 16
RBI 7
BB 1
SO 3
LOB 21



Batter	1	2	3	4	5	6	7	8	9	AB	R	H	RBI	BB	SO	LOB	BOTTOM				
Kenny Lofton, L OBP: 0.375, SLG: 0.434 (1, 8)										3	1	0	1	1	0	0					
Tony Graffanino, R OBP: 0.370, SLG: 0.477 (8, 4)										4	1	1	2	0	0	2					
Frank Thomas, R OBP: 0.352, SLG: 0.490 (1, 10)										4	1	2	4	0	0	0					
Magglio Ordonez, R OBP: 0.365, SLG: 0.534 (1, 9)										4	1	1	1	0	1	1					
14 Paul Konerko, R OBP: 0.361, SLG: 0.512 (1, 3)										4	2	2	2	0	1	0					
Jose Valentin, S OBP: 0.306, SLG: 0.463 (8, 5)										3	0	1	0	1	0	0					
Ray Durham, S OBP: 0.293, SLG: 0.354 Royce Clayton, R OBP: 0.239, SLG: 0.355 (8, 6)										4	1	2	0	0	0	1					
Carlos Lee, R OBP: 0.293, SLG: 0.415 Aaron Rowand, R OBP: 0.241, SLG: 0.407 (9, 7)										4	1	1	0	0	1	1					
Mark Johnson, L OBP: 0.288, SLG: 0.250 (1, 2)										2	2	0	0	1	0	0					
Inning Stats	R: 0 E: 0 K: 0 S: 6	H: 0 LOB: 0 BB: 0 P: 9	R: 0 E: 0 K: 1 S: 11	H: 0 LOB: 1 BB: 1 P: 23	R: 3 E: 0 K: 0 S: 12	H: 1 LOB: 0 BB: 2 P: 25	R: 5 E: 0 K: 0 S: 17	H: 5 LOB: 1 BB: 0 P: 27	R: 0 E: 0 K: 2 S: 14	H: 2 LOB: 1 BB: 0 P: 18	R: 0 E: 0 K: 0 S: 3	H: 0 LOB: 0 BB: 0 P: 5	R: 2 E: 0 K: 0 S: 8	H: 2 LOB: 0 BB: 0 P: 17	R: 0 E: 0 K: 0 S: 4	H: 0 LOB: 0 BB: 0 P: 7	1B: 4 2B: 2 3B: 0 HR: 4	SF: 1 SAC: 0 DP: 0 HBP: 1	WP: 0 PB: 0 SB: 0 CS: 0	PA: 37	
PITCHER	IP	WLS	BF	H	R	ER	SO	BB	IBB	HBP	BLK	WP	HR	S	P	ERA	WHIP				
Jeff D'Amico, R ERA: 4.04	3.1	L	18	4	7	7	1	0	0	0	0	0	0	26	39	3.38	1.500				
Satoru Komiyama, R ERA: 3.73	2.2		11	4	1	1	2	0	0	0	0	0	2	8	17	18.00	2.000				
David Weathers, R ERA: 2.21	1.0		5	2	2	2	0	0	0	0	0	0	0	4	7	0.00	0.000				
Mark Guthrie, L ERA: 2.51	1.0		3	0	0	0	0	0	0	0	0	0	0	4	7	0.00	0.000				


New York Mets @ Chicago White Sox
Comiskey Park, Chicago, IL
Tue Jun 11 2002, 8:05 PM EDT
Att: 20,156 - Cloudy - 85 F

AB 32
R 10
H 10
RBI 10
BB 3
SO 3
LOB 5



Batter	1	2	3	4	5	6	7	8	9	AB	R	H	RBI	BB	SO	LOB	TOP											
Timo Perez, L OBP: 0.345, SLG: 0.518 Joe McEwing, R OBP: 0.248, SLG: 0.358 (8, 9)	1-3 K		1-1 B1-3			1-1 G6-3		1-2 F7		3	0	0	0	0	1	0	New York Mets @ Chicago White Sox Comiskey Park, Chicago, IL Wed Jun 12 2002, 7:05 PM EDT Att: 16,314 - Overcast - 61 F											
Edgardo Alfonzo, R OBP: 0.421, SLG: 0.410	2-3 K		4-1 BB			1-0 G6-3		2-2 1B		3	0	1	0	1	1	0												
Roberto Alomar, S OBP: 0.324, SLG: 0.368	3-2 F7		1-2 F8			3-2 G6-3		1-2 F7		4	0	0	0	0	0	3												
31 Mike Piazza, R OBP: 0.362, SLG: 0.515		2-0 2B			3-1 G6-3		3-1 HR		1-2 F8	4	1	2	1	0	0	0												
Jeromy Burnitz, L OBP: 0.316, SLG: 0.333	1-2 F2		1-2 G6-3			1-3 K		2-0 F9		4	0	0	0	0	1	1												
Jay Payton, R OBP: 0.296, SLG: 0.362	4-0 FC4-6 BB		0-0 F5			0-3 K		0-1 P4		3	0	0	0	1	1	0												
Mo Vaughn, L OBP: 0.330, SLG: 0.324	2-3 K				0-0 G3		3-1 G4-3			3	0	0	0	0	1	2												
Roger Cedeno, S OBP: 0.309, SLG: 0.324	0-0 FC4-6 1-2				2-2 G6-3			1-0 1B SH1-4 1B		3	0	1	0	0	0	2												
Rey Ordenez, R OBP: 0.268, SLG: 0.317			0-2 G6-3			1-2 L6		0-1 SH1-4 1-2		2	0	0	0	0	0	0												
Inning Stats	R: 0 E: 0 K: 2 S: 9	H: 0 LOB: 0 BB: 0 P: 15	R: 0 E: 0 K: 1 S: 9	H: 1 LOB: 2 BB: 1 P: 18	R: 0 E: 0 K: 0 S: 9	H: 0 LOB: 1 BB: 1 P: 15	R: 0 E: 0 K: 0 S: 6	H: 0 LOB: 0 BB: 0 P: 10	R: 0 E: 0 K: 0 S: 6	H: 0 LOB: 0 BB: 0 P: 11	R: 1 E: 0 K: 2 S: 13	H: 1 LOB: 0 BB: 0 P: 20	R: 0 E: 0 K: 0 S: 14	H: 2 LOB: 2 BB: 0 P: 19	R: 0 E: 0 K: 0 S: 6	H: 0 LOB: 0 BB: 0 P: 9	1B: 2 2B: 1 3B: 0 HR: 1	SF: 0 SAC: 1 DP: 0 HBP: 0	WP: 0 PB: 0 CS: 0	PA: 33								
PITCHER	IP	WLS	BF	H	R	ER	SO	BB	IBB	HBP	BLK	WP	HR	S	P	ERA	WHIP											
Dan Wright, R ERA: 5.51	(1, 1)	7.0	26	3	1	1	5	2	0	0	0	0	0	1	62	103	1.29	0.714										
Damaso Marte, L ERA: 3.7	(8, 1)	0.2	2	0	0	0	0	0	0	0	0	0	0	7	8	0.00	0.000											
Rocky Biddle, R ERA: 2.25	(8, 1)	0.1	W	2	1	0	0	0	0	0	0	0	0	6	9	0.00	3.000											
Antonio Osuna, R ERA: 3.73	(9, 1)	1.0	S	3	0	0	0	0	0	0	0	0	0	6	9	0.00	0.000											

AB	30
R	1
H	4
RBI	1
BB	2
SO	5
LOB	9



Batter	1	2	3	4	5	6	7	8	9	AB	R	H	RBI	BB	SO	LOB	BOTTOM											
Kenny Lofton, L OBP: 0.373, SLG: 0.432 Aaron Rowand, R OBP: 0.246, SLG: 0.421 (3, 8)	2-1 G6-3		1-0 G6-3			0-0 L7		0-0 1B 2B		1	0	0	0	0	0	0	New York Mets @ Chicago White Sox Comiskey Park, Chicago, IL Wed Jun 12 2002, 7:05 PM EDT Att: 16,314 - Overcast - 61 F											
Tony Graffanino, R OBP: 0.374, SLG: 0.505	2-1 HR		2-2 F8			1-0 P3		2-2 WP 1B		4	1	2	2	0	0													
Frank Thomas, R OBP: 0.351, SLG: 0.483	2-1 G6-3		3-3 K			4-0 BB		2-3 3B 1-3 K		3	0	0	0	1	2	2												
Magglio Ordenez, R OBP: 0.363, SLG: 0.527	2-3 K				0-0 F8		1-1 F7		4-2 1-2 BB	3	0	0	0	1	1	1												
14 Paul Konerko, R OBP: 0.359, SLG: 0.508		1-1 FC3-6 1B			3-3 K		1-0 G6-3		1-3 K	4	0	1	0	0	2	3												
Carlos Lee, R OBP: 0.294, SLG: 0.414	1-1 FC3-6 1B 1-2 1B		3-2 G5-3				1-2 G1-6-3 1B			3	0	1	0	0	0	1												
Ray Durham, S OBP: 0.365, SLG: 0.354	2-0 1B 1-2 1B				3-2 G6-3		1-2 G1-6-3 1-2			3	0	1	0	0	0	1												
Sandy Alomar Jr., R OBP: 0.298, SLG: 0.448 Mark Johnson, L OBP: 0.288, SLG: 0.250 (9, 2)	1-0 F6				1-1 G6-3			1-1 G6-3		3	0	0	0	0	0	2												
Royce Clayton, R OBP: 0.245, SLG: 0.357	0-1 1-2 2-H 1B				1-0 G4-3			4-2 2B 1B BB		2	1	1	0	1	0	0												
Inning Stats	R: 1 E: 0 K: 1 S: 9	H: 1 LOB: 0 BB: 0 P: 17	R: 0 E: 0 K: 0 S: 8	H: 3 LOB: 0 BB: 0 P: 13	R: 0 E: 0 K: 1 S: 8	H: 0 LOB: 0 BB: 0 P: 14	R: 0 E: 0 K: 1 S: 13	H: 0 LOB: 0 BB: 0 P: 19	R: 0 E: 0 K: 0 S: 8	H: 0 LOB: 0 BB: 0 P: 13	R: 0 E: 0 K: 0 S: 4	H: 1 LOB: 1 BB: 1 P: 10	R: 0 E: 0 K: 0 S: 8	H: 1 LOB: 0 BB: 0 P: 11	R: 1 E: 0 K: 2 S: 16	H: 2 LOB: 2 BB: 2 P: 29	1B: 5 2B: 1 3B: 0 HR: 1	SF: 0 SAC: 0 DP: 1 HBP: 0	WP: 1 PB: 0 CS: 0	PA: 32								
PITCHER	IP	WLS	BF	H	R	ER	SO	BB	IBB	HBP	BLK	WP	HR	S	P	ERA	WHIP											
Al Leiter, L ERA: 3.23	(1, 1)	7.1	L	28	6	2	3	2	0	0	0	0	0	1	63	107	2.46	1.091										
Scott Strickland, R ERA: 3.49	(8, 1)	0.2	4	1	0	0	2	1	0	0	0	1	0	11	19	0.00	3.000											



Batter	1	2	3	4	5	6	7	8	9	AB	R	H	RBI	BB	SO	LOB	TOP								
Alfonso Soriano, R OBP: 0.326, SLG: 0.542 (1, 4)	F3		G5-3			FC5 1B		G5-3		4	0	1	0	0	0	0									
2 Derek Jeter, R OBP: 0.367, SLG: 0.414 (1, 6)	K			1B		F9		G6-3		4	0	1	0	0	1	2									
25 Jason Giambi, L OBP: 0.432, SLG: 0.588 (1, 3)	K			F7		K			BB	3	0	0	0	1	2	3									
Bernie Williams, S OBP: 0.410, SLG: 0.476 (1, 8)		2B		K		FC5 BB		F7		3	0	1	0	1	1	2									
20 Jorge Posada, S OBP: 0.363, SLG: 0.495 (1, 2)	F9			K2-3		FC5			F8	4	0	0	0	0	1	5									
Rondell White, R OBP: 0.315, SLG: 0.389 (1, 7)	K						K		E6	4	0	0	0	0	3	1									
Ron Coomer, R OBP: 0.356, SLG: 0.544 (1, 5)	K						K	2B	G5-4-3	4	0	1	0	0	2	2									
Shane Spencer, R OBP: 0.322, SLG: 0.399 (1, 9)			G5-3		G5-3		G5-3			3	0	0	0	0	0	1									
Roger Clemens, R OBP: 0.500, SLG: 1.000 Ted Lilly, L (6, 1)			K				F7			2	0	1	0	0	1	0									
Robin Ventura, L OBP: 0.383, SLG: 0.515 Sterling Hitchcock, L (7, 1)						1B				0	0	0	0	0	0	0									
Mike Thurman, R (8, 1)						2B				0	0	0	0	0	0	0									
Inning Stats	R: 0 E: 0 K: 2 S: 9	H: 0 LOB: 0 BB: 0 P: 13	R: 0 E: 0 K: 2 S: 9	H: 1 LOB: 1 BB: 0 P: 14	R: 0 E: 0 K: 1 S: 9	H: 0 LOB: 0 BB: 0 P: 14	R: 0 E: 0 K: 2 S: 10	H: 1 LOB: 1 BB: 0 P: 17	R: 0 E: 0 K: 2 S: 7	H: 0 LOB: 0 BB: 0 P: 12	R: 0 E: 0 K: 1 S: 14	H: 2 LOB: 3 BB: 1 P: 30	R: 0 E: 0 K: 1 S: 11	H: 1 LOB: 1 BB: 0 P: 16	R: 0 E: 0 K: 0 S: 7	H: 0 LOB: 1 BB: 1 P: 15	R: 0 E: 1 K: 0 S: 6	H: 0 LOB: 0 BB: 0 P: 7	1B: 2 2B: 3 3B: 0 HR: 0	SF: 0 SAC: 0 DP: 1 HBP: 0	WP: 0 PB: 0 SB: 4 CS: 0	PA: 34			
PITCHER	IP	WLS	BF	H	R	ER	SO	BB	IBB	HBP	BLK	WP	HR	S	P	ERA	WHIP								
Shawn Estes, L ERA: 4.35 Scott Strickland, R ERA: 3.56 Mark Guthrie, L ERA: 2.3	(1, 1) (8, 1) (8, 1)	7.0 0.2 1.1	W 3 4	27 0 0	5 0 0	0 0 0	11 0 0	1 0 0	0 0 0	0 0 0	0 0 0	0 0 0	0 0 0	69 6 7	116 12 10	0.00 0.00 0.00	0.857 1.500 0.000								

New York Yankees @ New York Mets
Shea Stadium, Flushing, NY
Sat Jun 15 2002, 1:15 PM EDT
Att: 54,347 - Cloudy - 59 F

AB 32
R 0
H 5
RBI 0
BB 2
SO 11
LOB 17



Batter	1	2	3	4	5	6	7	8	9	AB	R	H	RBI	BB	SO	LOB	BOTTOM								
Timo Perez, L OBP: 0.336, SLG: 0.500 (1, 8)	K		PB 1B		G6-3		F7	K		5	0	1	0	0	2	2									
Edgardo Alfonzo, R OBP: 0.418, SLG: 0.399 (1, 5)	K		P4				F8			3	0	0	0	1	1	2									
Roberto Alomar, S OBP: 0.317, SLG: 0.363 (1, 4)	G4-3		K		G4-3			G6-3		4	0	0	0	0	1	2									
31 Mike Piazza, R OBP: 0.378, SLG: 0.533 (1, 2)		F9		G4-3		HR		1B BB		3	2	1	1	1	0	0									
Mo Vaughn, L OBP: 0.332, SLG: 0.323 Joe McEwing, R OBP: 0.243, SLG: 0.351 (8, PR) (9, 3)	K			F9		G3		1B 1B		4	0	1	0	0	1	0									
Jeremy Burnitz, L OBP: 0.319, SLG: 0.333 (1, 9)				G3-1		G3-1		1B 3B 1B		4	1	2	1	0	0	0									
Roger Cedeno, S OBP: 0.310, SLG: 0.329 (1, 7)	F7				HR	F7		3B 1B		4	2	2	0	0	0	1									
Rey Ordonez, R OBP: 0.271, SLG: 0.333 (1, 6)			SH2-4 2B			F8		P4		4	1	2	3	0	0	1									
Shawn Estes, R OBP: 0.053, SLG: 0.211 John Valentin, R OBP: 0.327, SLG: 0.372 Scott Strickland, R Mark Guthrie, R (1, 1) (7, PH) (8, 1) (8, 1)			SH2-4			HR		G3		1	1	1	2	0	0	0									
Inning Stats	R: 0 E: 0 K: 2 S: 14	H: 0 LOB: 0 BB: 0 P: 16	R: 0 E: 0 K: 1 S: 9	H: 1 LOB: 1 BB: 0 P: 11	R: 1 E: 0 K: 1 S: 10	H: 2 LOB: 1 BB: 0 P: 15	R: 0 E: 0 K: 0 S: 5	H: 0 LOB: 0 BB: 0 P: 5	R: 2 E: 0 K: 0 S: 12	H: 2 LOB: 1 BB: 1 P: 23	R: 1 E: 0 K: 0 S: 8	H: 1 LOB: 0 BB: 0 P: 11	R: 0 E: 1 K: 0 S: 12	H: 0 LOB: 1 BB: 0 P: 18	R: 4 E: 0 K: 1 S: 15	H: 4 LOB: 1 BB: 1 P: 25	R: 0 E: 0 K: 1 S: 1	H: 0 LOB: 0 BB: 0 P: 1	1B: 5 2B: 2 3B: 1 HR: 2	SF: 0 SAC: 1 DP: 0 HBP: 0	WP: 1 PB: 1 SB: 1 CS: 0	PA: 37			
PITCHER	IP	WLS	BF	H	R	ER	SO	BB	IBB	HBP	BLK	WP	HR	S	P	ERA	WHIP								
Roger Clemens, R ERA: 3.73 Ted Lilly, L ERA: 3.39 Sterling Hitchcock, L ERA: 7.45 Mike Thurman, R ERA: 4.5	(1, 1) (6, 1) (7, 1) (8, 1)	5.2 0.1 1.1 0.2	L 1 9 3	24 0 3 1	4 0 4 0	4 0 4 0	4 0 0 1	4 0 0 0	4 0 0 0	4 0 0 0	4 0 0 0	0 0 1 0	0 0 20 7	55 3 33 10	6.35 0.00 27.00 0.00	1.235 0.000 3.000 1.500									

New York Yankees @ New York Mets
Shea Stadium, Flushing, NY
Sat Jun 15 2002, 1:15 PM EDT
Att: 54,347 - Cloudy - 59 F

AB 34
R 8
H 10
RBI 7
BB 2
SO 5
LOB 9



Batter	1	2	3	4	5	6	7	8	9	AB	R	H	RBI	BB	SO	LOB	TOP				
Alfonso Soriano, R (1,4) OBP: 0.328, SLG: 0.540	G5-3		HBP				P6			3	0	1	1	0	0	0	New York Yankees @ New York Mets Shea Stadium, Flushing, NY Sun Jun 16 2002, 8:05 PM EDT Att: 55,141 - Cloudy - 67 F				
2 Derek Jeter, R (1,6) OBP: 0.389, SLG: 0.415 Enrique Wilson, S (8,6) OBP: 0.231, SLG: 0.292	G6-3		L9			CS		25 BB 1B		4	1	2	0	0	0	2					
25 Jason Giambi, L (1,3) OBP: 0.433, SLG: 0.585	K		F7			1B		25 BB 1B		3	0	1	0	1	1	2					
Bernie Williams, S (1,8) OBP: 0.415, SLG: 0.482						FC3-6 1B		25 BB 1B		3	0	2	1	1	1	2					
Robin Ventura, L (1,5) OBP: 0.357, SLG: 0.505	K					FC3-6 1B		25 BB 1B		4	0	0	0	0	2	6					
20 Jorge Posada, S (1,2) OBP: 0.357, SLG: 0.487	F9					K		25 BB 1B		4	0	0	0	0	1	4					
Rondell White, R (1,7) OBP: 0.314, SLG: 0.386	G6-3					K		25 BB 1B		4	1	1	0	0	0	3					
Shane Spencer, R (1,9) OBP: 0.320, SLG: 0.391						SH1-4 1B		25 BB 1B		3	0	0	0	1	1	1					
David Wells, L (1,1) Mike Stanton, L (8,1) Ramiro Mendoza, R (8,1)			K			SH1-4 1B		25 BB 1B		2	0	0	0	0	2	1					
								25 BB 1B		0	0	0	0	0	0	0					
Inning Stats	R: 0 E: 0 K: 1 S: 7	H: 0 LOB: 0 BB: 0 P: 10	R: 0 E: 0 K: 1 S: 10	H: 1 LOB: 1 BB: 0 P: 14	R: 0 E: 0 K: 1 S: 12	H: 0 LOB: 0 BB: 1 P: 20	R: 0 E: 0 K: 1 S: 5	H: 0 LOB: 0 BB: 1 P: 11	R: 1 E: 0 K: 0 S: 8	H: 2 LOB: 0 BB: 0 P: 13	R: 1 E: 0 K: 1 S: 18	H: 2 LOB: 2 BB: 0 P: 27	R: 0 E: 0 K: 1 S: 9	H: 0 LOB: 1 BB: 0 P: 15	R: 0 E: 0 K: 1 S: 8	H: 0 LOB: 0 BB: 0 P: 13	1B: 6 2B: 1 3B: 0 HR: 0	SF: 0 SAC: 1 DP: 2 HBP: 1	WP: 0 PB: 0 CS: 1	PA: 36	
PITCHER	IP	WLS	BF	H	R	ER	SO	BB	IBB	HBP	BLK	WP	HR	S	P	ERA	WHIP				
Pedro Astacio, R (1,1) ERA: 2.71	7.0		28	5	2	2	6	3	0	1	1	0	0	68	103	2.57	1.143				
Mark Guthrie, L (8,1) ERA: 2.16	1.0	W	4	2	0	0	1	0	0	0	0	0	0	9	15	0.00	2.000				
Armando Benitez, R (9,1) ERA: 2.7	1.0	S	3	0	0	0	1	0	0	0	0	0	0	8	13	0.00	0.000				

Batter	1	2	3	4	5	6	7	8	9	AB	R	H	RBI	BB	SO	LOB	BOTTOM				
Roger Cedeno, S (1,7) OBP: 0.308, SLG: 0.326	S 1B		F8				G6-3			5	0	1	0	0	0	2	New York Yankees @ New York Mets Shea Stadium, Flushing, NY Sun Jun 16 2002, 8:05 PM EDT Att: 55,141 - Cloudy - 67 F				
Eduardo Alfonzo, R (1,5) OBP: 0.419, SLG: 0.401	P4 1B		FC6-4 1B				E S 1B			4	0	2	0	0	0	1					
Roberto Alomar, S (1,4) OBP: 0.320, SLG: 0.366	K		K				FC6-4 BB			3	1	1	0	1	2	2					
31 Mike Piazza, R (1,2) OBP: 0.376, SLG: 0.525	IBB		FC6-4 1B				FC6-4			3	1	0	0	1	0	4					
Mo Vaughn, L (1,3) OBP: 0.335, SLG: 0.342	K						G3 1B			4	1	2	3	0	1	2					
Jay Payton, R (1,8) OBP: 0.301, SLG: 0.361							G5-3			3	0	1	0	1	0	0					
Jeremy Burnitz, L (1,9) OBP: 0.319, SLG: 0.333 Timo Perez, L (8,PH) (9,9) OBP: 0.336, SLG: 0.500			F7				1B			3	0	1	0	0	1	2					
Rey Ordenez, R (1,6) OBP: 0.266, SLG: 0.327	E5						G6-3			4	0	0	0	0	1	4					
Pedro Astacio, R (1,1) Joe McEwing, R (7,PH) Mark Guthrie, R (8,1) John Valentin, R (8,PH) Armando Benitez, R (9,1)	K						G3			2	0	0	0	0	1	1					
										1	0	0	0	0	1	0					
										0	0	0	0	0	0	0					
										0	0	0	0	1	0	0					
										0	0	0	0	0	0	0					
Inning Stats	R: 0 E: 0 K: 2 S: 10	H: 1 LOB: 2 BB: 1 P: 17	R: 0 E: 1 K: 1 S: 9	H: 0 LOB: 0 BB: 0 P: 12	R: 0 E: 0 K: 1 S: 9	H: 1 LOB: 1 BB: 0 P: 13	R: 0 E: 0 K: 1 S: 7	H: 2 LOB: 1 BB: 0 P: 8	R: 0 E: 0 K: 1 S: 13	H: 1 LOB: 1 BB: 1 P: 18	R: 0 E: 0 K: 1 S: 8	H: 1 LOB: 0 BB: 0 P: 11	R: 0 E: 0 K: 1 S: 10	H: 0 LOB: 0 BB: 0 P: 13	R: 3 E: 1 K: 0 S: 22	H: 2 LOB: 2 BB: 2 P: 35	1B: 6 2B: 1 3B: 0 HR: 1	SF: 0 SAC: 1 DP: 1 HBP: 0	WP: 0 PB: 0 CS: 0	PA: 37	
PITCHER	IP	WLS	BF	H	R	ER	SO	BB	IBB	HBP	BLK	WP	HR	S	P	ERA	WHIP				
David Wells, L (1,1) ERA: 3.65	7.0	L	33	8	3	2	7	2	1	0	0	0	0	77	108	2.57	1.429				
Mike Stanton, L (8,1) ERA: 2.91	0.1		1	0	0	0	0	0	0	0	0	0	0	2	5	0.00	0.000				
Ramiro Mendoza, R (8,1) ERA: 3.35	0.2		3	0	0	0	0	1	0	0	0	0	0	9	14	0.00	1.500				

AB	30
R	2
H	7
RBI	2
BB	3
SO	8
LOB	21



AB	32
R	3
H	8
RBI	3
BB	4
SO	7
LOB	18



Batter	1	2	3	4	5	6	7	8	9	AB	R	H	RBI	BB	SO	LOB	TOP					
Jacque Jones, L (1, 7) OBP: 0.358, SLG: 0.518	G3		1B				G6-3		2B	5	0	2	1	0	1	0	Minnesota Twins @ New York Mets Shea Stadium, Flushing, NY Tue Jun 18 2002, 7:10 PM EDT Att: 35,947 - Sunny - 75 F					
Cristian Guzman, S (1, 6) OBP: 0.297, SLG: 0.336	P4		1B				K		2B	5	0	3	0	0	1	0						
Doug Mientkiewicz, L (1, 3) OBP: 0.494, SLG: 0.390	F9		P6						BB	3	0	0	0	2	0	3						
Corey Koskie, L (1, 5) OBP: 0.370, SLG: 0.414		G3-1	K						G6-4-3	5	0	0	0	0	1	7						
Tori Hunter, R (1, 8) OBP: 0.349, SLG: 0.566	P4		F9						L7	4	1	1	1	0	0	3						
Dustin Mohr, R (1, 9) OBP: 0.396, SLG: 0.489		2B							K	4	2	2	1	0	2	1						
A.J. Pierzynski, L (1, 2) OBP: 0.366, SLG: 0.520		2B							HR	4	2	2	2	0	1	0						
Luis Rivas, R (1, 4) OBP: 0.327, SLG: 0.388		2B							1B	4	1	2	1	0	0	0						
Johan Santana, L (1, 1)		G1-3							G1-3	2	0	0	0	0	0	1						
Brian Buchanan, R (7, PH) OBP: 0.300, SLG: 0.442										1	0	0	0	0	0	0						
LaTroy Hawkins, R (7, 1) ERA: 4.5										0	0	0	0	0	0	0						
David Ortiz, L (9, PH) OBP: 0.302, SLG: 0.395										1	0	0	0	0	0	1						
Travis Miller, R (9, 1) ERA: 4.64										0	0	0	0	0	0	0						
Inning Stats	R: 0 E: 0 K: 0 S: 8	H: 0 LOB: 0 BB: 0 P: 11	R: 2 E: 0 K: 0 S: 12	H: 3 LOB: 1 BB: 0 P: 15	R: 0 E: 0 K: 1 S: 10	H: 2 LOB: 2 BB: 0 P: 12	R: 1 E: 0 K: 0 S: 7	H: 1 LOB: 0 BB: 0 P: 9	R: 0 E: 0 K: 1 S: 10	H: 1 LOB: 1 BB: 0 P: 15	R: 1 E: 0 K: 2 S: 17	H: 1 LOB: 0 BB: 0 P: 22	R: 0 E: 0 K: 1 S: 7	H: 0 LOB: 0 BB: 0 P: 12	R: 0 E: 0 K: 1 S: 9	H: 0 LOB: 1 BB: 1 P: 16	R: 2 E: 0 K: 0 S: 15	H: 4 LOB: 2 BB: 1 P: 26	1B: 4 2B: 5 3B: 0 HR: 3	SF: 0 SAC: 0 DP: 1 HBP: 0	WP: 0 PB: 0 SB: 1 CS: 0	PA: 40
PITCHER	IP WLS BF H R ER SO BB IBB HBP BLK WP HR S P ERA WHIP																					
Jeff D'Amico, R (1, 1) ERA: 4.18	6.0 L 26 8 4 4 4 0 0 0 0 0 2 64 84 6.00 1.333																					
Bobby Jones, L (7, 1) ERA	1.0 3 0 0 0 1 0 0 0 0 0 0 7 12 0.00 0.000																					
Mark Corey, R (8, 1) ERA: 4.5	1.0 4 0 0 0 1 1 0 0 0 0 0 9 16 0.00 1.000																					
Satoru Komiyama, R (9, 1) ERA: 4.64	1.0 7 4 2 2 0 0 1 0 0 0 1 15 26 18.00 4.000																					

AB	38
R	6
H	12
RBI	6
BB	2
SO	6
LOB	16



Batter	1	2	3	4	5	6	7	8	9	AB	R	H	RBI	BB	SO	LOB	BOTTOM					
Roger Cedeno, S (1, 7) OBP: 0.311, SLG: 0.329	K		K						DI	4	1	2	0	0	2	0	Minnesota Twins @ New York Mets Shea Stadium, Flushing, NY Tue Jun 18 2002, 7:10 PM EDT Att: 35,947 - Sunny - 75 F					
Edgardo Alfonzo, R (1, 5) OBP: 0.417, SLG: 0.398	K								K	4	0	1	1	0	2	1						
Roberto Alomar, S (1, 4) OBP: 0.315, SLG: 0.361	K								P4	4	0	0	0	0	2	1						
31 Mike Piazza, R (1, 2) OBP: 0.376, SLG: 0.520									BB	2	0	0	0	1	1	0						
Mo Vaughn, L (1, 3) OBP: 0.330, SLG: 0.337		F2							F9	3	0	0	0	0	1	1						
Jay Payton, R (1, 8) OBP: 0.297, SLG: 0.357									F8	2	0	0	0	0	0	1						
Timo Perez, L (8, PH) OBP: 0.333, SLG: 0.497									F8	1	0	0	0	0	0	0						
Jeromy Burnitz, L (1, 9) OBP: 0.320, SLG: 0.333									P4	3	0	1	0	0	1	1						
Rey Ordonez, R (1, 6) OBP: 0.262, SLG: 0.322									F9	3	0	0	0	0	0	0						
Jeff D'Amico, R (1, 1) OBP: 0.148, SLG: 0.080									K	1	0	0	0	0	1	0						
Joe Mauer, R (6, PH) OBP: 0.288, SLG: 0.343									K	1	0	0	0	0	0	0						
Bobby Jones, R (7, 1) ERA										0	0	0	0	0	0	0						
Mark Corey, R (8, 1) ERA: 4.5										0	0	0	0	0	0	0						
Satoru Komiyama, R (9, 1) ERA: 4.64										0	0	0	0	0	0	0						
John Valentin, R (9, PH) OBP: 0.330, SLG: 0.390										1	0	0	0	0	0	0						
Inning Stats	R: 0 E: 0 K: 3 S: 11	H: 0 LOB: 0 BB: 0 P: 15	R: 0 E: 0 K: 0 S: 14	H: 0 LOB: 1 BB: 1 P: 21	R: 0 E: 0 K: 2 S: 9	H: 0 LOB: 0 BB: 0 P: 10	R: 0 E: 0 K: 2 S: 8	H: 0 LOB: 0 BB: 0 P: 11	R: 0 E: 0 K: 0 S: 9	H: 1 LOB: 1 BB: 0 P: 13	R: 1 E: 0 K: 0 S: 13	H: 2 LOB: 1 BB: 0 P: 20	R: 0 E: 0 K: 1 S: 9	H: 0 LOB: 0 BB: 0 P: 12	R: 0 E: 0 K: 1 S: 6	H: 0 LOB: 0 BB: 0 P: 10	R: 0 E: 0 K: 1 S: 11	H: 1 LOB: 0 BB: 0 P: 15	1B: 4 2B: 0 3B: 0 HR: 0	SF: 0 SAC: 0 DP: 0 HBP: 0	WP: 1 PB: 0 SB: 1 CS: 0	PA: 30
PITCHER	IP WLS BF H R ER SO BB IBB HBP BLK WP HR S P ERA WHIP																					
Johan Santana, L (1, 1) ERA: 3.38	6.0 H 6 0 0 0 2 0 0 0 0 0 0 15 22 1.50 0.667																					
LaTroy Hawkins, R (7, 1) ERA: 1.44	2.0 1 6 0 0 0 2 0 0 0 0 0 0 15 22 0.00 0.000																					
Travis Miller, L (9, 1) ERA	1.0 4 1 0 0 1 0 0 0 0 0 0 0 11 15 0.00 1.000																					


AB	29
R	1
H	4
RBI	1
BB	1
SO	10
LOB	5



Batter	1	2	3	4	5	6	7	8	9	AB	R	H	RBI	BB	SO	LOB	TOP										
Jacque Jones, L (1,7) OBP: 0.359, SLG: 0.516	1-2 G3			0-1 G3-1			0-1 G4-3		0-0 1B 2B 1B	4	1	1	0	0	0	0											
Cristian Guzman, S (1,6) OBP: 0.274, SLG: 0.344	1-2 G4-3			1-2 G6-3			0-0 1B		0-0 2B 1B	4	0	2	0	0	0	0											
Doug Mientkiewicz, L (1,3) OBP: 0.389, SLG: 0.382	2-0 F8			0-1 F5			1-1 L9		0-0 P4	4	0	0	0	0	0	4											
Cory Koskie, L (1,5) OBP: 0.362, SLG: 0.408		1-1 F8			0-0 G6-3		2-3 K		2-2 2B	4	0	1	2	0	1	1											
Tori Hunter, R (1,8) OBP: 0.347, SLG: 0.556		1-3 K			2-3 K		0-0 1B		1-3 K	4	0	1	0	0	3	2											
Bobby Kielty, S (1,9) OBP: 0.441, SLG: 0.517		2-3 K			2-2 G5-3		0-3 K			3	0	0	0	0	2	1											
A.J. Pierzynski, L (1,2) OBP: 0.364, SLG: 0.515				0-1 G3			0-0 L1		0-2 G1-3	3	0	0	0	0	0	1											
Luis Rivas, R (1,4) OBP: 0.328, SLG: 0.370				2-2 F9			1-3 K		1-3 K	2	0	0	0	0	1	0											
Dustan Mohr, R (9,PH) OBP: 0.357, SLG: 0.476										1	0	0	0	0	1	0											
Eric Milton, L (1,1) OBP: 0.400, SLG: 0.400				1-1 G1-3			0-0 F9		3-2 1B 2B 1B	1	0	0	0	0	0	0											
Tony Fiore, R (5,1)										1	0	0	0	0	0	0											
J.C. Romero, S (7,1)										0	0	0	0	0	0	0											
LaTroy Hawkins, R (8,1)										0	0	0	0	0	0	0											
David Ortiz, L (9,PH) OBP: 0.304, SLG: 0.396										1	1	1	0	0	0	0											
Inning Stats	R: 0 H: 0 E: 0 K: 0 S: 7	H: 0 LOB: 0 BB: 0 P: 11	R: 0 H: 0 E: 0 K: 2 S: 10	H: 0 LOB: 0 BB: 0 P: 14	R: 0 H: 0 E: 0 K: 0 S: 9	H: 0 LOB: 0 BB: 0 P: 12	R: 0 H: 0 E: 0 K: 0 S: 8	H: 0 LOB: 0 BB: 0 P: 9	R: 0 H: 0 E: 0 K: 1 S: 7	H: 0 LOB: 0 BB: 0 P: 11	R: 0 H: 1 E: 0 K: 1 S: 8	H: 1 LOB: 1 BB: 0 P: 11	R: 0 H: 1 E: 0 K: 1 S: 8	H: 1 LOB: 2 BB: 0 P: 22	R: 2 H: 4 E: 0 K: 2 S: 15	H: 4 LOB: 2 BB: 0 P: 22	1B: 5 2B: 1 3B: 0 HR: 0	SF: 0 SAC: 0 DP: 0 HBP: 0	WP: 0 PB: 0 CS: 1	PA: 32							
PITCHER	IP	WLS	BF	H	R	ER	SO	BB	IBB	HBP	BLK	WP	HR	S	P	ERA	WHIP										
Steve Trachsel, R (1,1) ERA: 3.54	8.1	W	29	5	2	2	7	0	0	0	0	0	0	72	96	2.16	0.600										
Armando Benitez, R (9,1) ERA: 2.95	0.2	S	3	1	0	0	1	0	0	0	0	0	0	7	10	0.00	1.500										

Minnesota Twins @ New York Mets
 Shea Stadium, Flushing, NY
 Thu Jun 20 2002, 7:10 PM EDT
 Att: 23,217 - Sunny - 75 F


AB 32
 R 2
 H 6
 RBI 2
 BB 0
 SO 8
 LOB 9



Batter	1	2	3	4	5	6	7	8	9	AB	R	H	RBI	BB	SO	LOB	BOTTOM										
Roberto Alomar, S (1,4) OBP: 0.319, SLG: 0.361	2-1 BB 1B		1-2 G4-3			0-0 G3		1-0 F8		4	0	1	0	0	0	1											
Edgardo Alfonzo, R (1,5) OBP: 0.415, SLG: 0.405	4-2 FC6-4 BB		1-3 K			0-2 F2		0-1 1-H HR		3	1	1	2	1	1	0											
31 Mike Piazza, R (1,2) OBP: 0.382, SLG: 0.536	2-3 K			2-2 G4-3		2-1 HR		1-3 K		4	1	1	1	0	2	2											
John Valentin, R (1,3) OBP: 0.324, SLG: 0.360	1-3 K			1-0 P4		1-2 F9				2	0	0	0	0	1	2											
Mo Vaughn, L (6,PH) OBP: 0.322, SLG: 0.327										1	0	0	0	0	0	0											
Jay Payton, R (1,8) OBP: 0.294, SLG: 0.353	1-2 FC6-4			0-1 F9						2	0	0	0	0	0	2											
Timo Perez, L (7,PH) OBP: 0.333, SLG: 0.490										1	0	1	0	0	0	0											
Joe Muehlebach, R (1,9) OBP: 0.234, SLG: 0.337		2-3 K			2-3 K		1-3 K			2	0	0	0	0	2	0											
Jeromy Burnitz, L (7,PH) OBP: 0.325, SLG: 0.336										1	0	0	0	0	1	1											
Roger Cedeno, S (1,7) OBP: 0.303, SLG: 0.319		3-2 F9			1-1 G6-3		3-1 F9			3	0	0	0	0	0	1											
Rey Ordenez, R (1,6) OBP: 0.263, SLG: 0.325				0-3 K		0-0 2B		1-1 G4-3		3	0	1	0	0	1	0											
Steve Trachsel, R (1,1) OBP: 0.125, SLG: 0.125				1-3 K		2-1 G5-3		1-1 HR 1B		3	1	1	0	0	1	1											
Armando Benitez, R (9,1) ERA: 1.81										0	0	0	0	0	0	0											
Inning Stats	R: 0 H: 1 E: 0 K: 2 S: 14	H: 0 LOB: 2 BB: 1 P: 24	R: 0 H: 0 E: 0 K: 2 S: 13	H: 0 LOB: 0 BB: 0 P: 18	R: 0 H: 0 E: 0 K: 2 S: 10	H: 0 LOB: 0 BB: 0 P: 13	R: 0 H: 0 E: 0 K: 0 S: 7	H: 0 LOB: 0 BB: 0 P: 10	R: 0 H: 1 E: 0 K: 1 S: 8	H: 1 LOB: 1 BB: 0 P: 13	R: 1 H: 1 E: 0 K: 0 S: 10	H: 1 LOB: 0 BB: 0 P: 13	R: 0 H: 1 E: 0 K: 1 S: 9	H: 1 LOB: 2 BB: 0 P: 14	R: 2 H: 2 E: 0 K: 1 S: 10	H: 2 LOB: 0 BB: 0 P: 14	1B: 3 2B: 1 3B: 0 HR: 2	SF: 0 SAC: 0 DP: 0 HBP: 0	WP: 0 PB: 0 CS: 1	PA: 30							
PITCHER	IP	WLS	BF	H	R	ER	SO	BB	IBB	HBP	BLK	WP	HR	S	P	ERA	WHIP										
Eric Milton, L (1,1) ERA: 5.27	2.0	L	9	3	1	1	1	0	0	0	0	0	1	20	28	4.50	1.500										
Tony Fiore, R (5,1) ERA: 2.27	1.0		2	0	0	0	1	0	0	0	0	0	0	7	11	0.00	0.000										
J.C. Romero, L (7,1) ERA: 0.65	1.0		5	2	2	2	1	0	0	0	0	0	1	10	14	18.00	2.000										

Minnesota Twins @ New York Mets
 Shea Stadium, Flushing, NY
 Thu Jun 20 2002, 7:10 PM EDT
 Att: 23,217 - Sunny - 75 F

AB 29
 R 3
 H 6
 RBI 3
 BB 1
 SO 9
 LOB 10



Batter	1	2	3	4	5	6	7	8	9	AB	R	H	RBI	BB	SO	LOB	TOP					
Carlos Febles, R OBP: 0.329, SLG: 0.345										5	0	0	0	0	2	2						
Neft Perez, S OBP: 0.244, SLG: 0.310										4	1	1	0	0	2	1						
Carlos Beltrán, S OBP: 0.347, SLG: 0.489										2	2	1	1	2	0	1						
29 Mike Sweeney, R OBP: 0.416, SLG: 0.544										3	1	2	0	1	0	0						
Raul Ibanez, L OBP: 0.284, SLG: 0.423										4	1	2	4	0	0	1						
Michael Tucker, L OBP: 0.329, SLG: 0.330										3	0	0	0	1	2	2						
Luis Alica, S OBP: 0.286, SLG: 0.222										3	0	0	0	1	0	3						
Brent Mayne, L OBP: 0.301, SLG: 0.259										4	0	1	0	0	0	1						
Paul Byrd, R Scott Mullen, R Brandon Berger, R Dan Reichert, R Aaron Guiel, L Roberto Hernandez, R										2	0	0	0	0	2	1						
Inning Stats	R: 0 E: 0 K: 2 S: 12	H: 0 LOB: 0 BB: 1 P: 20	R: 0 E: 0 K: 0 S: 10	H: 0 LOB: 0 BB: 0 P: 15	R: 0 E: 0 K: 1 S: 7	H: 0 LOB: 0 BB: 0 P: 11	R: 3 E: 0 K: 2 S: 19	H: 2 LOB: 0 BB: 1 P: 34	R: 0 E: 0 K: 1 S: 12	H: 0 LOB: 1 BB: 1 P: 18	R: 1 E: 0 K: 1 S: 13	H: 2 LOB: 1 BB: 0 P: 21	R: 0 E: 0 K: 1 S: 8	H: 1 LOB: 1 BB: 0 P: 10	R: 1 E: 0 K: 0 S: 13	H: 2 LOB: 1 BB: 1 P: 23	R: 0 E: 0 K: 1 S: 10	H: 0 LOB: 0 BB: 0 P: 16	1B: 4 2B: 2 3B: 0 HR: 2	SF: 0 SAC: 0 DP: 1 HBP: 0	WP: 0 PB: 0 SB: 0 CS: 1	PA: 38
PITCHER	IP	WLS	BF	H	R	ER	SO	BB	IBB	HBP	BLK	WP	HR	S	P	ERA	WHIP					
Pedro Astacio, R ERA: 2.92	5.1	L	23	4	4	4	6	4	0	0	0	0	1	67	110	6.75	1.500					
Bobby Jones, L ERA: 1.42	2.2		11	3	1	1	2	1	0	0	0	0	1	27	42	3.38	1.500					
Mark Corey, R ERA: 3.0	1.0		3	0	0	0	1	0	0	0	0	0	0	10	16	0.00	0.000					

Kansas City Royals @ New York Mets
 Shea Stadium, Flushing, NY
 Sat Jun 22 2002, 7:10 PM EDT
 Att: 44,790 - Sunny - 85 F

AB	32
R	5
H	7
RBI	5
BB	5
SO	9
LOB	13



Batter	1	2	3	4	5	6	7	8	9	AB	R	H	RBI	BB	SO	LOB	BOTTOM					
Roberto Alomar, S OBP: 0.316, SLG: 0.358										4	0	1	0	0	0	1						
Timo Perez, L OBP: 0.329, SLG: 0.481										4	0	1	0	0	1	2						
Mo Vaughn, L OBP: 0.318, SLG: 0.327										4	0	0	0	0	1	3						
Edgardo Alfonzo, R OBP: 0.418, SLG: 0.424										4	0	2	0	0	0	0						
Jeremy Burnitz, L OBP: 0.325, SLG: 0.336										2	0	1	0	0	0	0						
31 Mike Piazza, R OBP: 0.382, SLG: 0.530										1	0	0	0	0	0	2						
Roger Cedeno, S OBP: 0.305, SLG: 0.329										1	0	0	0	0	0	1						
Tony Tarasco, L OBP: 0.286, SLG: 0.556										4	1	1	1	0	0	2						
Vance Wilson, R OBP: 0.286, SLG: 0.356										3	0	0	0	0	1	0						
Rey Ordóñez, R OBP: 0.260, SLG: 0.321										3	0	0	0	0	0	0						
Pedro Astacio, R OBP: 0.171, SLG: 0.176										2	0	2	0	0	0	0						
Bobby Jones, R										0	0	0	0	0	0	0						
Jay Payton, R OBP: 0.302, SLG: 0.360										1	0	0	0	0	0	0						
Mark Corey, R										0	0	0	0	0	0	0						
Inning Stats	R: 0 E: 0 K: 1 S: 12	H: 0 LOB: 0 BB: 0 P: 15	R: 1 E: 0 K: 0 S: 7	H: 1 LOB: 0 BB: 0 P: 10	R: 0 E: 0 K: 0 S: 9	H: 2 LOB: 2 BB: 0 P: 13	R: 0 E: 0 K: 0 S: 5	H: 1 LOB: 0 BB: 0 P: 7	R: 0 E: 0 K: 0 S: 12	H: 1 LOB: 1 BB: 0 P: 16	R: 0 E: 0 K: 0 S: 8	H: 2 LOB: 1 BB: 0 P: 14	R: 0 E: 0 K: 1 S: 6	H: 0 LOB: 0 BB: 0 P: 7	R: 0 E: 0 K: 0 S: 9	H: 0 LOB: 0 BB: 0 P: 10	R: 0 E: 0 K: 1 S: 7	H: 1 LOB: 1 BB: 0 P: 10	1B: 5 2B: 2 3B: 0 HR: 1	SF: 0 SAC: 0 DP: 2 HBP: 0	WP: 0 PB: 0 SB: 0 CS: 0	PA: 33
PITCHER	IP	WLS	BF	H	R	ER	SO	BB	IBB	HBP	BLK	WP	HR	S	P	ERA	WHIP					
Paul Byrd, R ERA: 4.25	5.1	W	22	7	1	1	1	0	0	0	0	0	0	2	4	0.00	0.000					
Scott Mullen, L ERA: 3.18	0.2	H	1	0	0	0	0	0	0	0	0	0	0	15	17	0.00	0.000					
Dan Reichert, R ERA: 5.16	2.0	H	6	0	0	0	1	0	0	0	0	0	0	7	10	0.00	1.000					
Roberto Hernandez, R ERA: 3.15	1.0		4	1	0	0	1	0	0	0	0	0	0	7	10	0.00	1.000					

Kansas City Royals @ New York Mets
 Shea Stadium, Flushing, NY
 Sat Jun 22 2002, 7:10 PM EDT
 Att: 44,790 - Sunny - 85 F

AB	33
R	1
H	8
RBI	1
BB	0
SO	3
LOB	11



Batter	1	2	3	4	5	6	7	8	9	AB	R	H	RBI	BB	SO	LOB	TOP								
Alexis Gomez, L (1, 9) OBP: 0.200, SLG: 0.200 Michael Tucker, L (9, FH) OBP: 0.327, SLG: 0.328										4	0	0	0	0	1	0	Kansas City Royals @ New York Mets Shea Stadium, Flushing, NY Sun Jun 23 2002, 1:10 PM EDT Att: 41,406 - Cloudy - 82 F								
Neft Perez, S (1, 6) OBP: 0.248, SLG: 0.313										4	1	2	0	0	0	0									
Carlos Beltrán, S (1, 8) OBP: 0.346, SLG: 0.489										4	1	1	0	0	1	1									
29 Mike Sweeney, R (1, 3) OBP: 0.417, SLG: 0.542										3	1	1	0	1	0	2									
Joe Randa, R (1, 5) OBP: 0.357, SLG: 0.485										4	1	1	2	0	2	1									
Raul Ibanez, L (1, 7) OBP: 0.283, SLG: 0.419										4	0	1	1	0	0	1									
Luis Alica, S (1, 4) OBP: 0.294, SLG: 0.226										3	0	1	0	1	1	0									
Brent Mayne, L (1, 2) OBP: 0.299, SLG: 0.259 Carlos Febles, R (9, PR) OBP: 0.329, SLG: 0.345										4	0	1	0	0	0	3									
56 Shawn Sedlacek, R (1, 1) Cory Bailey, R (7, 1) Jason Grimsley, R (8, 1) Brad Voyles, R (8, 1) Aaron Guiel, L (9, PH)										3	0	0	0	0	3	3									
Inning Stats	R: 0 H: 0 E: 0 K: 2 S: 12	H: 0 LOB: 0 BB: 0 P: 17	R: 0 H: 1 E: 0 K: 0 S: 8	LOB: 0 BB: 0 P: 13	R: 0 H: 0 E: 0 K: 2 S: 9	LOB: 0 BB: 0 P: 13	R: 0 H: 1 E: 1 K: 0 S: 7	LOB: 1 BB: 0 P: 7	R: 0 H: 1 E: 0 K: 1 S: 11	LOB: 1 BB: 0 P: 15	R: 4 H: 4 E: 1 K: 2 S: 29	H: 4 LOB: 3 BB: 2 P: 47	R: 0 H: 0 E: 0 K: 0 S: 6	H: 0 LOB: 0 BB: 0 P: 8	R: 0 H: 0 E: 0 K: 1 S: 8	H: 0 LOB: 0 BB: 0 P: 12		R: 0 H: 1 E: 0 K: 2 S: 13	LOB: 1 BB: 0 P: 21	1B: 7 2B: 1 3B: 0 HR: 0	SF: 0 SAC: 0 DP: 2 HBP: 0	WP: 0 PB: 0 SB: 0 CS: 0	PA: 37		
PITCHER	IP	WLS	BF	H	R	ER	SO	BB	IBB	HBP	BLK	WP	HR	S	P	ERA	WHIP								
Jeff D'Amico, R (1, 1) ERA: 4.21	5.2		25	7	4	3	6	1	1	0	0	0	0	69	101	4.76	1.412								
Mark Guthrie, L (6, 1) ERA: 1.93	1.1	W	5	0	0	0	1	0	0	0	0	0	0	13	19	0.00	0.000								
Scott Strickland, R (8, 1) ERA: 3.24	1.0		3	0	0	0	1	0	0	0	0	0	0	8	12	0.00	0.000								
Armando Benitez, R (9, 1) ERA: 2.76	1.0	S	4	1	0	0	2	0	0	0	0	0	0	13	21	0.00	1.000								

Batter	1	2	3	4	5	6	7	8	9	AB	R	H	RBI	BB	SO	LOB	BOTTOM								
Roberto Alomar, S (1, 4) OBP: 0.319, SLG: 0.358										3	1	1	0	1	0	0	Kansas City Royals @ New York Mets Shea Stadium, Flushing, NY Sun Jun 23 2002, 1:10 PM EDT Att: 41,406 - Cloudy - 82 F								
Timo Perez, L (1, 8) OBP: 0.339, SLG: 0.494 Scott Strickland, R (8, 1) Armando Benitez, R (9, 1)										4	0	3	0	0	1	1									
31 Mike Piazza, R (1, 2) OBP: 0.380, SLG: 0.525										4	0	1	1	0	0	2									
Mo Vaughn, L (1, 3) OBP: 0.321, SLG: 0.324 Joe McEwing, R (9, PR) OBP: 0.291, SLG: 0.333										2	0	0	0	1	2	0									
Edgardo Alfonso, R (1, 5) OBP: 0.416, SLG: 0.419										3	0	0	0	0	0	3									
Jeromy Burnitz, L (1, 9) OBP: 0.327, SLG: 0.343										4	2	2	0	0	0	1									
John Valentin, R (1, 6) OBP: 0.336, SLG: 0.391 Rey Ordóñez, R (9, PR) OBP: 0.260, SLG: 0.321										2	1	1	2	2	1	1									
Roger Cedeno, S (1, 7) OBP: 0.304, SLG: 0.328										4	0	1	2	0	0	1									
Jeff D'Amico, R (1, 1) OBP: 0.138, SLG: 0.074 Mark Guthrie, R (6, 1) Tony Tarasco, L (7, PH) OBP: 0.267, SLG: 0.517										2	0	0	0	0	1	0									
Inning Stats	R: 0 H: 1 E: 0 K: 0 S: 7	H: 0 LOB: 1 BB: 0 P: 12	R: 0 H: 0 E: 0 K: 2 S: 9	LOB: 1 BB: 0 P: 16	R: 1 H: 3 E: 0 K: 1 S: 11	H: 3 LOB: 2 BB: 0 P: 15	R: 0 H: 0 E: 0 K: 1 S: 9	LOB: 0 BB: 0 P: 14	R: 0 H: 1 E: 0 K: 0 S: 12	LOB: 2 BB: 0 P: 17	R: 2 H: 2 E: 0 K: 1 S: 11	H: 2 LOB: 1 BB: 1 P: 21	R: 2 H: 2 E: 0 K: 1 S: 13	H: 2 LOB: 2 BB: 2 P: 28	R: 2 H: 1 E: 0 K: 1 S: 13	LOB: 2 BB: 2 P: 28		1B: 6 2B: 3 3B: 0 HR: 1	SF: 0 SAC: 0 DP: 2 HBP: 2	WP: 0 PB: 0 SB: 0 CS: 0	PA: 36				
PITCHER	IP	WLS	BF	H	R	ER	SO	BB	IBB	HBP	BLK	WP	HR	S	P	ERA	WHIP								
56 Shawn Sedlacek, R (1, 1) ERA: 2.31	6.0		23	5	1	1	4	1	0	2	0	0	0	52	84	1.50	1.000								
Cory Bailey, R (7, 1) ERA: 4.04	1.0	H	6	2	2	2	1	1	0	0	0	0	1	11	21	18.00	3.000								
Jason Grimsley, R (8, 1) ERA: 4.62	0.2	L	6	2	2	2	0	2	0	0	0	0	0	10	22	27.00	6.000								
Brad Voyles, R (8, 1) ERA: 6.48	0.1		1	0	0	0	1	0	0	0	0	0	0	3	6	0.00	0.000								



Batter	1	2	3	4	5	6	7	8	9	AB	R	H	RBI	BB	SO	LOB	TOP																	
Rafael Furcal, S OBP: 0.324, SLG: 0.395 (1, 6)			B3			G1-3	G6-4-3 BB		G4-6-3 1B	4	0	1	0	1	1	0	Atlanta Braves @ New York Mets Shea Stadium, Flushing, NY Mon Jun 24 2002, 7:10 PM EDT Att: 34,708 - Cloudy - 87 F																	
Julio Franco, R OBP: 0.335, SLG: 0.380 (1, 3)	HR		FC6-4 BB			1B	G6-4-3		G4-6-3 1-2f	4	2	2	1	1	0	4																		
Gary Sheffield, R OBP: 0.360, SLG: 0.439 (1, 9)	F7		FC6-4 1-2f			1B		G3 BB		3	0	1	1	1	0	1																		
10 Chipper Jones, S OBP: 0.409, SLG: 0.489 (1, 7)	F8				F8	F8		F9		4	0	0	0	0	0	2																		
Andruw Jones, R OBP: 0.385, SLG: 0.542 (1, 8)		K				K		G3 IBB		2	0	0	0	2	2	0																		
Vinny Castilla, R OBP: 0.276, SLG: 0.404 (1, 5)		K			G5-3			G3		4	0	0	0	0	2	4																		
Javy Lopez, R OBP: 0.189, SLG: 0.356 (7, PR)						F3				3	0	2	0	0	0	0																		
Darren Bragg, L OBP: 0.342, SLG: 0.448 (7, 2)							FC1-5 1B			0	0	0	0	0	0	0																		
Henry Blanco, R OBP: 0.226, SLG: 0.279 (7, 2)										1	0	0	0	0	1	2																		
Jesse Garcia, R OBP: 0.189, SLG: 0.189 (9, PH)										3	0	1	0	0	1	1																		
Keith Lockhart, L OBP: 0.147, SLG: 0.347 (9, 4)	P6					K		BB FC1-5 1B		1	1	1	1	0	0	0																		
Kevin Millwood, R OBP: 0.167, SLG: 0.300 (7, 1)										3	0	0	0	0	1	2																		
Mike Remlinger, L OBP: 0.276, SLG: 0.404 (8, 1)										0	0	0	0	0	0	0																		
Kevin Gryboski, R OBP: 0.276, SLG: 0.404 (8, 1)										0	0	0	0	0	0	0																		
Matt Franco, L OBP: 0.417, SLG: 0.667 (9, PH)										1	0	0	0	0	0	0																		
29 John Smoltz, R ERA: 1.86 (9, 1)										0	0	0	0	0	0	0																		
Inning Stats	R: 1 E: 0 K: 1 S: 12	H: 1 LOB: 0 BB: 0 P: 17	R: 0 E: 0 K: 2 S: 10	H: 1 LOB: 1 BB: 0 P: 18	R: 0 E: 0 K: 1 S: 8	H: 0 LOB: 1 BB: 1 P: 15	R: 0 E: 0 K: 1 S: 7	H: 0 LOB: 0 BB: 0 P: 11	R: 0 E: 0 K: 1 S: 7	H: 0 LOB: 0 BB: 0 P: 12	R: 1 E: 0 K: 0 S: 12	H: 2 LOB: 2 BB: 1 P: 22	R: 0 E: 0 K: 0 S: 6	H: 2 LOB: 2 BB: 1 P: 12	R: 0 E: 0 K: 1 S: 8	H: 0 LOB: 2 BB: 2 P: 18	R: 1 E: 0 K: 0 S: 16	H: 2 LOB: 0 BB: 0 P: 25	1B: 6 2B: 0 3B: 0 HR: 2	SF: 0 SAC: 0 DP: 2 HBP: 0	WP: 0 PB: 0 CS: 0	PA: 38												
PITCHER	IP WLS BF H R ER SO BB IBB HBP BLK WP HR S P ERA WHIP																																	
Al Leiter, L ERA: 3.07 (1, 1)	6.0	24	4	2	2	7	2	0	0	0	0	0	1	56	95	3.00	1.000																	
David Weathers, R ERA: 2.08 (7, 1)	1.0	5	2	0	0	0	1	0	0	0	0	0	0	6	12	0.00	3.000																	
Scott Strickland, R ERA: 0.38 (8, 1)	1.1	L	8	2	1	1	1	1	0	0	0	0	1	18	35	6.75	2.250																	
Mark Guthrie, L ERA: 1.86 (9, 1)	0.2	1	0	0	0	0	0	0	0	0	0	0	0	6	8	0.00	0.000																	

Batter	1	2	3	4	5	6	7	8	9	AB	R	H	RBI	BB	SO	LOB	BOTTOM																	
Roberto Alomar, S OBP: 0.318, SLG: 0.355 (1, 4)				F8		FC5-4 31 1B	G3-1			3	1	0	0	1	1	2	Atlanta Braves @ New York Mets Shea Stadium, Flushing, NY Mon Jun 24 2002, 7:10 PM EDT Att: 34,708 - Cloudy - 87 F																	
Timo Perez, L OBP: 0.337, SLG: 0.488 (1, 8)	G4-3			B2		BB				4	0	1	0	0	1	2																		
31 Mike Piazza, R OBP: 0.375, SLG: 0.516 (1, 2)	G6-3			G4-3						4	0	0	0	0	0	2																		
Mo Vaughn, L OBP: 0.328, SLG: 0.329 (8, PR)										3	0	2	1	1	1	0																		
Joe McEwing, R OBP: 0.291, SLG: 0.333 (9, 3)						1B E BB				0	0	0	0	0	0	0																		
Edgardo Alfonzo, R OBP: 0.410, SLG: 0.412 (1, 5)										4	0	0	0	0	1	4																		
Jeremy Burnitz, L OBP: 0.326, SLG: 0.354 (1, 9)										4	1	1	1	0	1	2																		
Roger Cedeno, S OBP: 0.307, SLG: 0.331 (1, 7)										4	0	2	0	0	0	0																		
Rey Ordenez, R OBP: 0.257, SLG: 0.316 (1, 6)										3	0	0	0	0	1	3																		
Al Leiter, L OBP: 0.276, SLG: 0.231 (9, PH)										1	0	0	0	0	1	0																		
John Valentin, R OBP: 0.331, SLG: 0.337 (7, 1)										1	0	0	0	0	0	0																		
David Weathers, R ERA: 1.7 (7, 1)										0	0	0	0	0	0	0																		
Jay Payton, R OBP: 0.356, SLG: 0.360 (8, 1)										0	0	0	0	0	0	0																		
Scott Strickland, R ERA: 0.38 (8, 1)										0	0	0	0	0	0	0																		
Mark Guthrie, R ERA: 1.86 (9, 1)										1	0	0	0	0	0	0																		
Tony Tarasco, L OBP: 0.258, SLG: 0.500 (9, PH)										0	0	0	0	0	0	0																		
Inning Stats	R: 0 E: 0 K: 1 S: 7	H: 0 LOB: 0 BB: 0 P: 7	R: 0 E: 0 K: 2 S: 9	H: 0 LOB: 0 BB: 0 P: 13	R: 0 E: 0 K: 1 S: 8	H: 0 LOB: 0 BB: 0 P: 10	R: 0 E: 0 K: 0 S: 6	H: 0 LOB: 0 BB: 0 P: 10	R: 0 E: 0 K: 0 S: 11	H: 1 LOB: 2 BB: 1 P: 19	R: 1 E: 0 K: 0 S: 15	H: 2 LOB: 2 BB: 1 P: 23	R: 1 E: 0 K: 1 S: 13	H: 2 LOB: 2 BB: 0 P: 17	R: 0 E: 0 K: 1 S: 12	H: 1 LOB: 1 BB: 0 P: 15	R: 0 E: 0 K: 1 S: 7	H: 0 LOB: 0 BB: 0 P: 11	1B: 5 2B: 0 3B: 0 HR: 1	SF: 0 SAC: 1 DP: 1 HBP: 1	WP: 0 PB: 0 CS: 0	PA: 36												
PITCHER	IP WLS BF H R ER SO BB IBB HBP BLK WP HR S P ERA WHIP																																	
Kevin Millwood, R ERA: 3.96 (1, 1)	6.0	25	5	2	2	4	2	0	0	0	0	0	0	60	86	3.00	1.167																	
Mike Remlinger, L ERA: 1.7 (7, 1)	1.0	4	0	0	0	1	0	0	1	0	0	0	0	9	13	0.00	0.000																	
Kevin Gryboski, R ERA: 1.19 (8, 1)	1.0	W	4	1	0	0	1	0	0	0	0	0	0	12	15	0.00	1.000																	
29 John Smoltz, R ERA: 4.87 (9, 1)	1.0	S	3	0	0	0	1	0	0	0	0	0	0	7	11	0.00	0.000																	



Batter	1	2	3	4	5	6	7	8	9	AB	R	H	RBI	BB	SO	LOB	TOP					
Rafael Furcal, S OBP: 0.322, SLG: 0.392 (1, 6)	G1-3			G6-3		E8	K		P4	5	0	1	1	0	1	4	Atlanta Braves @ New York Mets Shea Stadium, Flushing, NY Tue Jun 25 2002, 7:10 PM EDT Att: 31,607 - Sunny - 80 F					
Darren Bragg, L OBP: 0.333, SLG: 0.431 (1, 7)	G6-3			G3		K		BB FC1-2 1B	K	5	0	1	0	0	2	3						
Gary Sheffield, R OBP: 0.361, SLG: 0.435 (1, 9)	F7			F8		G6-4-3 BB		FC1-2 BB 1B	K	4	0	1	0	1	1	2						
Andruw Jones, R OBP: 0.383, SLG: 0.537 (1, 8)					F8	G6-4-3		FC1-2 BB		3	0	0	0	1	1	2						
Matt Franco, L OBP: 0.410, SLG: 0.639 10 Chipper Jones, S (8, PH) OBP: 0.407, SLG: 0.488 Chris Hammond, L (8, 1)	G3				K		G6-3 1B SF9 1B	F9		3	1	1	0	0	1	0						
Vinny Castilla, R OBP: 0.274, SLG: 0.401 Darren Holmes, R (7, 1)					L9			FC1-2		2	0	0	0	0	1	0						
Julio Franco, R (8, PH) OBP: 0.333, SLG: 0.377 (8, 3)	K						G6-3 1B	FC1-2		0	0	0	0	0	0	0						
Javy Lopez, R OBP: 0.293, SLG: 0.369 (1, 2)					G6-3			K		4	1	1	1	0	1	5						
Keith Lockhart, L OBP: 0.246, SLG: 0.350 (1, 4)				G1-3		HR				2	1	1	1	1	0	0						
Albie Lopez, R OBP: 0.167, SLG: 0.167 Wes Helms, R OBP: 0.256, SLG: 0.404 Kerry Ligtenberg, R (5, 1) Jesse Garcia, R OBP: 0.211, SLG: 0.211 (7, PH)				K						1	0	0	0	0	1	0						
Inning Stats	R: 0 E: 0 K: 0 S: 17	H: 0 LOB: 0 BB: 0 P: 25	R: 0 E: 0 K: 2 S: 8	H: 0 LOB: 0 BB: 0 P: 11	R: 0 E: 0 K: 1 S: 9	H: 0 LOB: 0 BB: 0 P: 12	R: 0 E: 0 K: 0 S: 5	H: 0 LOB: 0 BB: 0 P: 8	R: 0 E: 0 K: 1 S: 9	H: 0 LOB: 0 BB: 0 P: 14	R: 3 E: 1 K: 1 S: 13	H: 4 LOB: 1 BB: 1 P: 22	R: 1 E: 0 K: 1 S: 12	H: 2 LOB: 2 BB: 1 P: 21	R: 0 E: 0 K: 1 S: 17	H: 2 LOB: 3 BB: 1 P: 27	R: 0 E: 0 K: 2 S: 16	H: 1 LOB: 2 BB: 1 P: 29	1B: 7 2B: 1 3B: 0 HR: 1	SF: 1 SAC: 0 DP: 1 HBP: 0	WP: 1 PB: 0 CS: 0	PA: 39
PITCHER	IP WLS BF H R ER SO BB IBB HBP BLK WP HR S P ERA WHIP																					
Steve Trachsel, R ERA: 3.53	5.1 W 21 4 3 2 5 1 0 0 0 0 0 1 59 88 3.38 0.938																					
David Weathers, R ERA: 2.21	1.2 H 7 2 1 1 1 1 0 0 0 0 0 0 14 25 5.40 1.800																					
Mark Guthrie, L ERA: 1.86	0.0 1 1 0 0 0 0 0 0 0 0 0 0 4 5 ∞ ∞																					
Mark Corey, R ERA: 3.0	0.0 2 1 0 0 0 1 0 0 0 0 0 0 4 8 ∞ ∞																					
Bobby Jones, L ERA: 1.35	0.1 H 1 0 0 0 0 0 0 0 0 0 0 0 2 4 0.00 0.000																					

Batter	1	2	3	4	5	6	7	8	9	AB	R	H	RBI	BB	SO	LOB	BOTTOM			
Timo Perez, L OBP: 0.339, SLG: 0.485 (1, 8)	F7					G3		B3		5	1	2	1	0	0	2	Atlanta Braves @ New York Mets Shea Stadium, Flushing, NY Tue Jun 25 2002, 7:10 PM EDT Att: 31,607 - Sunny - 80 F			
Edgardo Alfonzo, R OBP: 0.408, SLG: 0.408 (1, 5)	F8					K				3	1	0	0	1	1	3				
Roberto Alomar, S OBP: 0.323, SLG: 0.365 (1, 4)						G4-3				2	2	1	1	2	0	2				
31 Mike Piazza, R OBP: 0.376, SLG: 0.520 (1, 2)	G6-3									4	0	2	2	0	0	0				
Mo Vaughn, L OBP: 0.327, SLG: 0.327 Joe McEwing, R OBP: 0.231, SLG: 0.333 (9, 3)						K				4	0	1	0	0	2	3				
Jeromy Burnitz, L OBP: 0.322, SLG: 0.348 (1, 9)						K				4	0	0	0	0	1	3				
Roger Cedeno, S OBP: 0.207, SLG: 0.233 David Weathers, R ERA: 2.16 John Valentini, R OBP: 0.336, SLG: 0.383 Mark Guthrie, R Mark Corey, R Bobby Jones, R Armando Benitez, R (8, 1)						G3				3	1	1	0	0	1	2				
Rey Ordenez, R OBP: 0.265, SLG: 0.324 (1, 6)										4	1	3	1	0	0	0				
Steve Trachsel, R OBP: 0.154, SLG: 0.231 Tony Tarasco, L OBP: 0.281, SLG: 0.500 Jay Payton, R OBP: 0.304, SLG: 0.358 (9, 8)						K				2	1	1	1	0	1	1				
Inning Stats	R: 1 E: 0 K: 0 S: 10	H: 1 LOB: 0 BB: 0 P: 19	R: 3 E: 0 K: 2 S: 19	H: 4 LOB: 1 BB: 0 P: 27	R: 1 E: 0 K: 0 S: 10	H: 1 LOB: 0 BB: 1 P: 19	R: 0 E: 0 K: 1 S: 8	H: 1 LOB: 1 BB: 0 P: 9	R: 2 E: 0 K: 2 S: 11	H: 2 LOB: 2 BB: 2 P: 21	R: 0 E: 0 K: 1 S: 13	H: 1 LOB: 1 BB: 1 P: 18	R: 0 E: 0 K: 0 S: 8	H: 1 LOB: 0 BB: 0 P: 13	R: 0 E: 0 K: 0 S: 6	H: 0 LOB: 0 BB: 0 P: 8		1B: 8 2B: 2 3B: 1 HR: 1	SF: 0 SAC: 0 DP: 2 HBP: 0	WP: 0 PB: 0 CS: 1
PITCHER	IP WLS BF H R ER SO BB IBB HBP BLK WP HR S P ERA WHIP																			
Albie Lopez, R ERA: 5.01	4.0 L 20 7 7 7 3 2 0 0 0 0 0 0 48 79 15.75 2.500																			
Kerry Ligtenberg, R ERA: 2.16	2.0 10 2 0 0 3 2 0 0 0 0 0 0 23 34 0.00 2.000																			
Darren Holmes, R ERA: 1.65	1.0 4 1 0 0 0 0 0 0 0 0 0 0 8 13 0.00 1.000																			
Chris Hammond, L ERA: 1.63	1.0 3 0 0 0 0 0 0 0 0 0 0 0 6 8 0.00 0.000																			



Batter	1	2	3	4	5	6	7	8	9	AB	R	H	RBI	BB	SO	LOB	TOP								
Rafael Furcal, S OBP: 0.326, SLG: 0.393 (1, 6)										2	1	1	0	1	1	0	Atlanta Braves @ New York Mets Shea Stadium, Flushing, NY Wed Jun 26 2002, 7:10 PM EDT Att: 30,974 - Cloudy - 78 F								
Julio Franco, R OBP: 0.343, SLG: 0.383 (1, 3)										3	1	2	0	1	0	0									
Gary Sheffield, R OBP: 0.359, SLG: 0.445 (1, 9)										4	1	1	4	0	0	2									
10 Chipper Jones, S OBP: 0.405, SLG: 0.484 (1, 7)										4	1	1	0	0	1	0									
Andruw Jones, R OBP: 0.380, SLG: 0.531 Chris Hammond, L (7, 1)										3	0	0	0	0	1	1									
Matt Franco, L OBP: 0.425, SLG: 0.676 Kevin Gryboski, R (8, 1)										1	0	1	0	0	0	0									
29 John Smoltz, R (9, 1)										0	0	0	0	0	0	0									
Vinny Castilla, R OBP: 0.274, SLG: 0.399 (1, 5)										4	0	1	0	0	0	1									
Javy Lopez, R OBP: 0.288, SLG: 0.361 (1, 2)										4	0	0	0	0	0	2									
Jesse Garcia, R OBP: 0.225, SLG: 0.225 Keith Lockhart, L OBP: 0.250, SLG: 0.347 (8, 4)										2	0	1	1	0	0	0									
Tom Glavine, L OBP: 0.108, SLG: 0.135 Darren Bragg, L OBP: 0.329, SLG: 0.425 (7, 8)										2	0	0	0	0	0	2									
Inning Stats	R: 0 E: 0 K: 1 S: 6	H: 0 LOB: 0 BB: 0 P: 10	R: 0 E: 0 K: 0 S: 8	H: 0 LOB: 0 BB: 0 P: 12	R: 0 E: 0 K: 0 S: 5	H: 0 LOB: 0 BB: 0 P: 8	R: 0 E: 0 K: 0 S: 10	H: 2 LOB: 0 BB: 0 P: 17	R: 1 E: 0 K: 1 S: 10	H: 3 LOB: 2 BB: 0 P: 15	R: 1 E: 0 K: 0 S: 10	H: 1 LOB: 0 BB: 1 P: 17	R: 0 E: 0 K: 0 S: 7	H: 0 LOB: 0 BB: 0 P: 11	R: 4 E: 1 K: 0 S: 16	H: 2 LOB: 1 BB: 2 P: 28	R: 0 E: 0 K: 0 S: 5	H: 0 LOB: 0 BB: 0 P: 10	1B: 6 2B: 1 3B: 0 HR: 1	SF: 0 SAC: 2 DP: 2 HBP: 0	WP: 0 PB: 0 SB: 0 CS: 1	PA: 36			
PITCHER	IP	WLS	BF	H	R	ER	SO	BB	IBB	HBP	BLK	WP	HR	S	P	ERA	WHIP								
Shawn Estes, L ERA: 4.23 (1, 1)	7.0		25	6	2	2	3	1	0	0	0	0	0	56	90	2.57	1.000								
David Weathers, R ERA: 2.41 (8, 1)	0.1	L	3	0	2	2	0	1	0	0	0	0	0	7	12	54.00	3.000								
Scott Strickland, R ERA: 3.82 (8, 1)	0.2		5	2	2	1	0	1	0	0	0	0	1	9	16	13.50	4.500								
Satoru Komiyama, R ERA: 4.5 (9, 1)	1.0		3	0	0	0	0	0	0	0	0	0	0	5	10	0.00	0.000								

Batter	1	2	3	4	5	6	7	8	9	AB	R	H	RBI	BB	SO	LOB	BOTTOM								
Roger Cedeno, S OBP: 0.301, SLG: 0.324 (1, 7)										5	0	0	0	0	2	1	Atlanta Braves @ New York Mets Shea Stadium, Flushing, NY Wed Jun 26 2002, 7:10 PM EDT Att: 30,974 - Cloudy - 78 F								
Roberto Alomar, S OBP: 0.322, SLG: 0.362 (1, 4)										3	0	0	0	1	1	0									
31 Mike Piazza, R OBP: 0.375, SLG: 0.519 Vance Wilson, R OBP: 0.286, SLG: 0.356 (1, 2)										4	0	1	0	0	0	1									
Edgardo Alfonzo, R OBP: 0.403, SLG: 0.402 (1, 5)										4	0	0	0	0	0	1									
Mo Vaughn, L OBP: 0.333, SLG: 0.367 (1, 3)										4	2	3	2	0	0	0									
Jay Payton, R OBP: 0.308, SLG: 0.373 (1, 8)										3	1	1	1	1	1	1									
Jeremy Burnitz, L OBP: 0.324, SLG: 0.348 (1, 9)										3	0	1	0	1	0	1									
Rey Ordenez, R OBP: 0.270, SLG: 0.326 Timo Perez, L OBP: 0.337, SLG: 0.482 (1, 6)										2	0	1	0	1	0	2									
Shawn Estes, R OBP: 0.403, SLG: 0.174 Joe Mauer, R OBP: 0.237, SLG: 0.320 David Weathers, R ERA: 1.59 Scott Strickland, R ERA: 1.44 Satoru Komiyama, R ERA: 4.75 Tony Tarasco, L OBP: 0.270, SLG: 0.484 (9, 1)										2	0	0	0	0	0	3									
Inning Stats	R: 0 E: 0 K: 0 S: 9	H: 0 LOB: 0 BB: 1 P: 17	R: 2 E: 0 K: 0 S: 11	H: 3 LOB: 1 BB: 0 P: 18	R: 0 E: 0 K: 1 S: 12	H: 1 LOB: 1 BB: 0 P: 20	R: 0 E: 0 K: 0 S: 11	H: 0 LOB: 2 BB: 2 P: 25	R: 0 E: 0 K: 1 S: 12	H: 1 LOB: 2 BB: 1 P: 25	R: 0 E: 0 K: 1 S: 11	H: 0 LOB: 0 BB: 0 P: 14	R: 1 E: 0 K: 0 S: 9	H: 1 LOB: 0 BB: 0 P: 14	R: 0 E: 0 K: 2 S: 10	H: 1 LOB: 1 BB: 0 P: 14		1B: 2 2B: 2 3B: 0 HR: 3	SF: 0 SAC: 0 DP: 0 HBP: 0	WP: 0 PB: 0 SB: 1 CS: 1	PA: 37				
PITCHER	IP	WLS	BF	H	R	ER	SO	BB	IBB	HBP	BLK	WP	HR	S	P	ERA	WHIP								
Tom Glavine, L ERA: 1.75 (1, 1)	6.0		26	5	2	2	2	2	2	0	0	0	0	61	117	3.00	1.167								
Chris Hammond, L ERA: 1.59 (7, 1)	1.0	W	3	0	0	0	1	0	0	0	0	0	0	11	14	0.00	0.000								
Kevin Gryboski, R ERA: 1.44 (8, 1)	1.0		4	1	1	1	0	0	0	0	0	0	1	9	14	9.00	1.000								
29 John Smoltz, R ERA: 4.75 (9, 1)	1.0	S	4	1	0	0	2	0	0	0	0	0	0	10	14	0.00	1.000								

Batter	1	2	3	4	5	6	7	8	9	AB	R	H	RBI	BB	SO	LOB	TOP				
Timo Perez, L (1, 8) OBP: 0.333, SLG: 0.491	B1		G4-3		HR		P4		F9	5	1	1	1	0	0	2					
Roberto Alomar, S (1, 4) OBP: 0.321, SLG: 0.360	F8			K				L9		4	0	1	0	0	1	0					
31 Mike Piazza, R (1, 10) OBP: 0.373, SLG: 0.515	G1-3			HR	1B			E3		4	1	1	0	0	1	1					
Mo Vaughn, L (1, 3) OBP: 0.332, SLG: 0.378		F7		HR				F9		4	1	1	2	0	0	2					
Edgardo Alfonzo, R (1, 5) OBP: 0.401, SLG: 0.399	G3-1			1B	FC3-6		P4	G1-3		4	1	1	0	0	0	1					
Jeremy Burnitz, L (1, 9) OBP: 0.327, SLG: 0.350	K			FC3-6	1B		K			4	0	2	0	0	2	0					
Roger Cedeno, S (1, 7) OBP: 0.301, SLG: 0.335				HR	FC3-6		F8		F8	4	1	1	2	0	0	2					
Vance Wilson, R (1, 2) OBP: 0.284, SLG: 0.351			F9	G4-3			F5			4	0	1	0	0	0	1					
Rey Ordonez, R (1, 6) OBP: 0.267, SLG: 0.321	F8						G1-3			3	0	0	0	0	0	0					
Tony Tarasco, L (9, PH) OBP: 0.265, SLG: 0.469					G3-1			P3		1	0	0	0	0	0	2					
Inning Stats	R: 0 E: 0 K: 0 S: 9	H: 0 LOB: 0 BB: 0 P: 12	R: 0 E: 0 K: 1 S: 10	H: 0 LOB: 0 BB: 0 P: 16	R: 1 E: 0 K: 0 S: 8	H: 1 LOB: 0 BB: 0 P: 15	R: 3 E: 0 K: 1 S: 19	H: 4 LOB: 1 BB: 0 P: 28	R: 1 E: 0 K: 1 S: 14	H: 2 LOB: 1 BB: 0 P: 21	R: 0 E: 0 K: 0 S: 9	H: 0 LOB: 0 BB: 0 P: 12	R: 0 E: 0 K: 0 S: 9	H: 0 LOB: 0 BB: 0 P: 15	R: 0 E: 1 K: 0 S: 9	H: 0 LOB: 1 BB: 0 P: 13	R: 0 E: 0 K: 0 S: 12	H: 2 LOB: 2 BB: 0 P: 19	1B: 6 2B: 0 3B: 0 HR: 3	SF: 0 SAC: 0 DP: 0 HBP: 0	WP: 0 PA: 37 PB: 0 SB: 0 CS: 0
PITCHER	IP	WLS	BF	H	R	ER	SO	BB	IBB	HBP	BLK	WP	HR	S	P	ERA	WHIP				
35 Mike Mussina, R (1, 1) ERA: 4.72	5.0	W	22	7	5	5	3	0	0	0	0	0	3	60	92	9.00	1.400				
Otlando Hernandez, R (6, 1) ERA: 3.2	4.0	S	15	2	0	0	1	0	0	0	0	0	0	39	59	0.00	0.500				

New York Mets @ New York Yankees
Yankee Stadium, Bronx, NY
 Fri Jun 28 2002, 7:05 PM EDT
 Att: 55,739 - Sunny - 84 F

AB 37
R 5
H 9
RBI 5
BB 0
SO 4
LOB 11

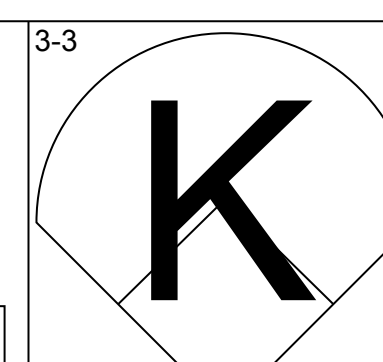
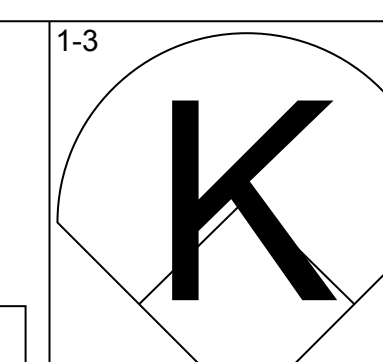
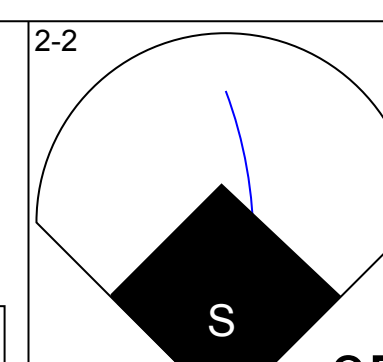
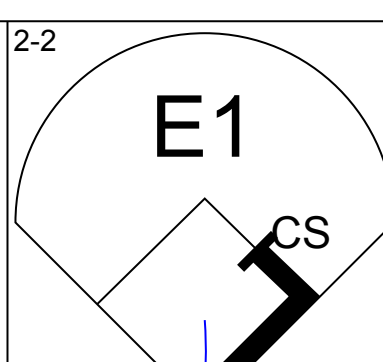
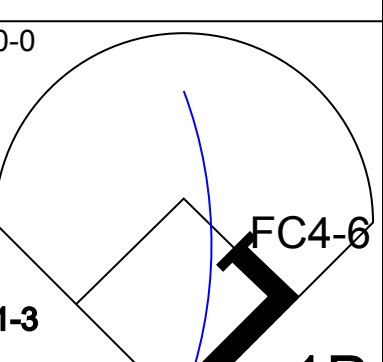
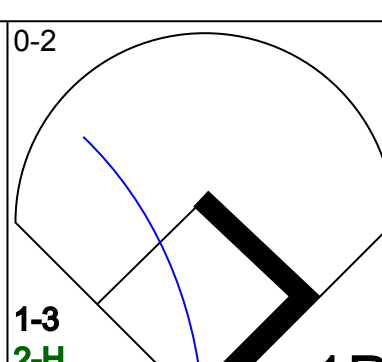
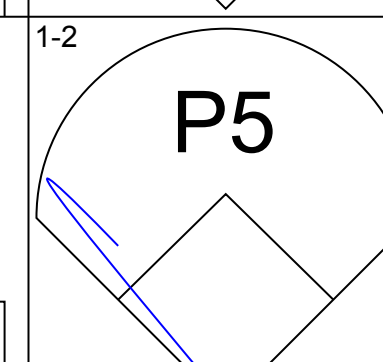
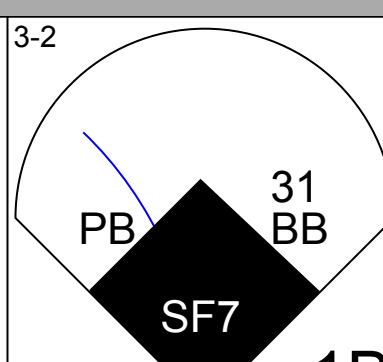
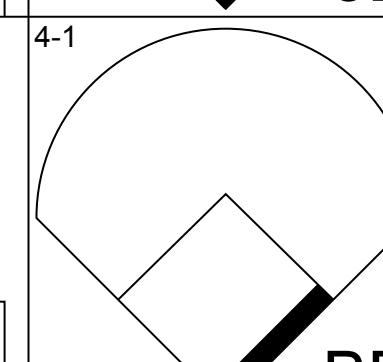
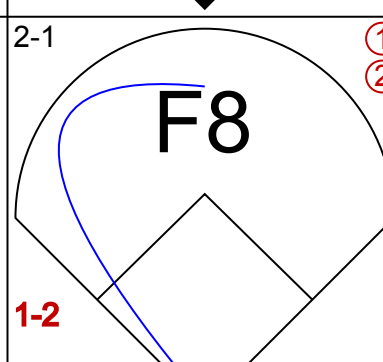
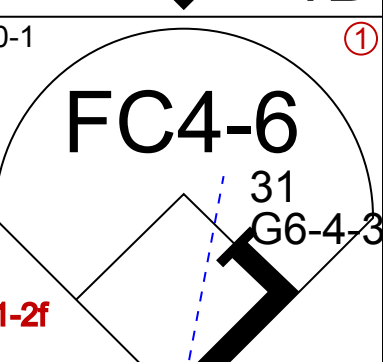
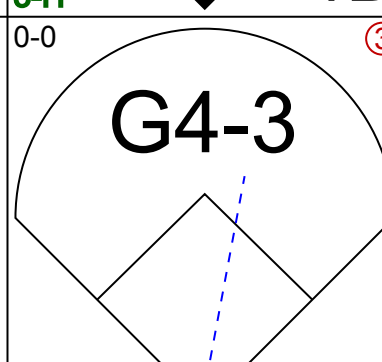
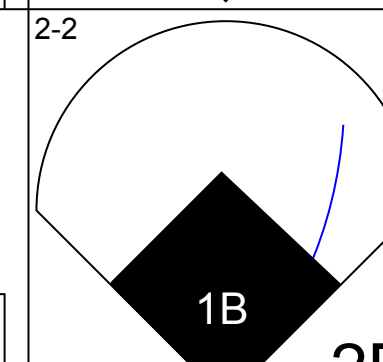
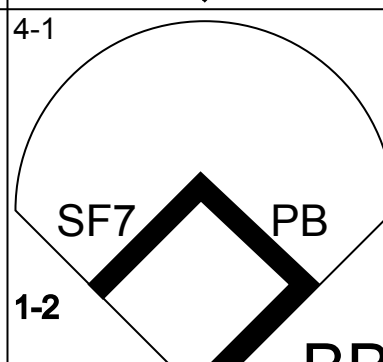
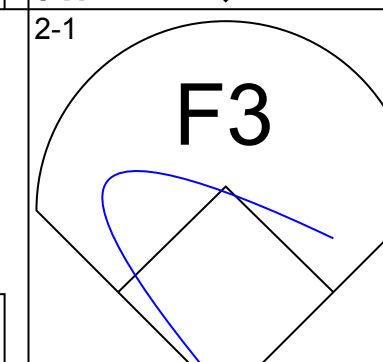
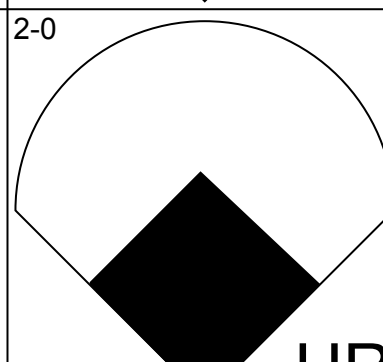
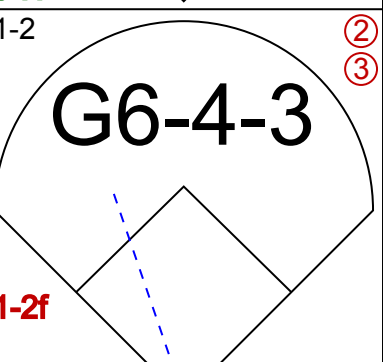
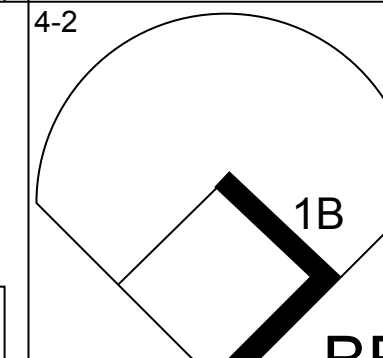
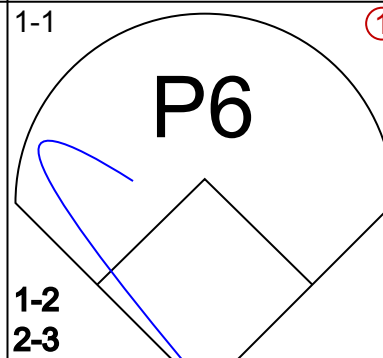
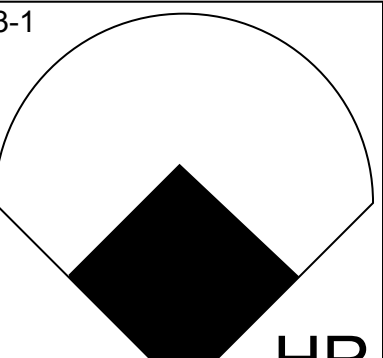
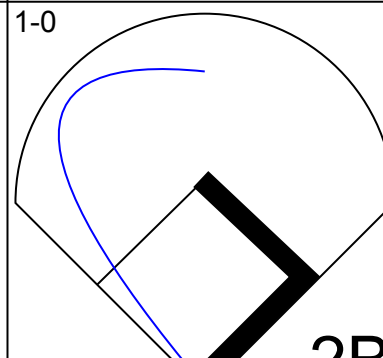
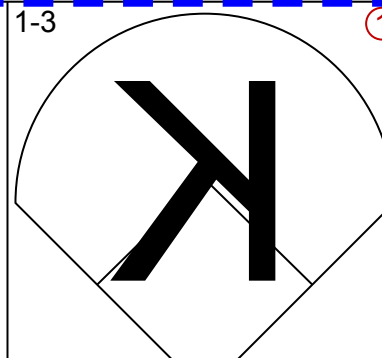
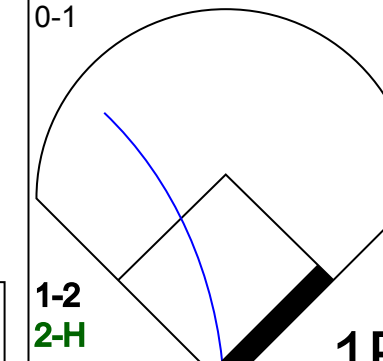
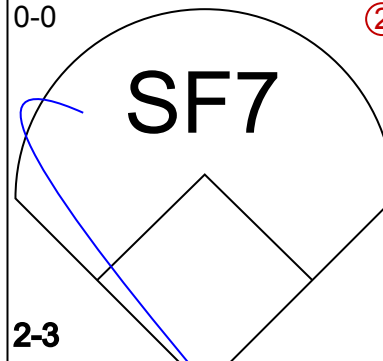
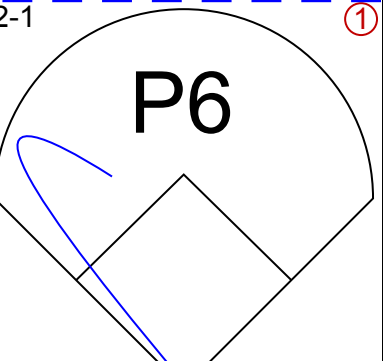
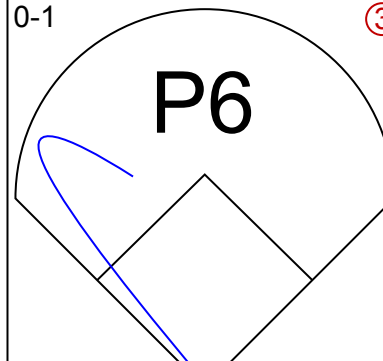
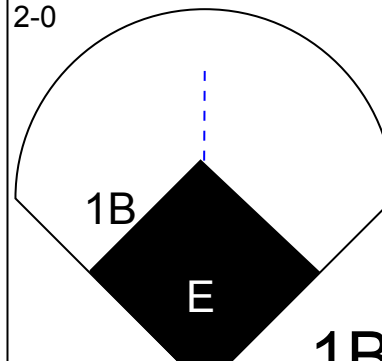
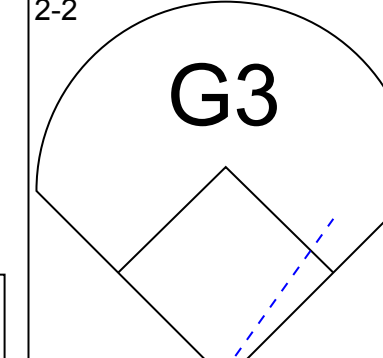
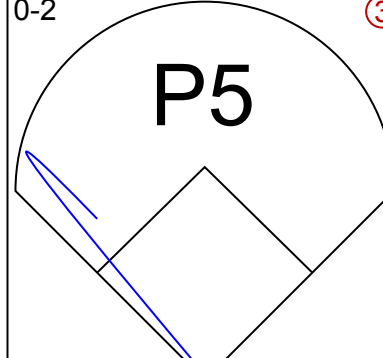
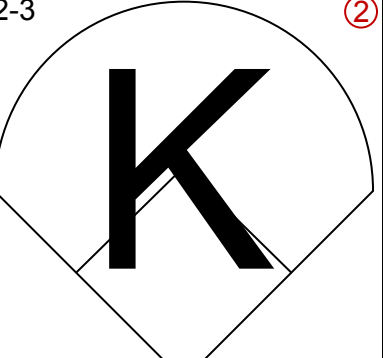
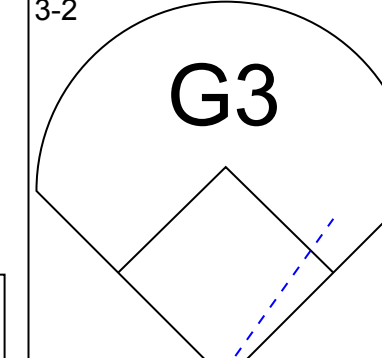
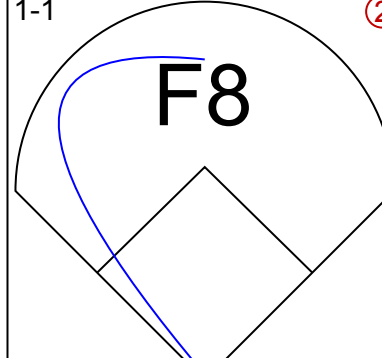
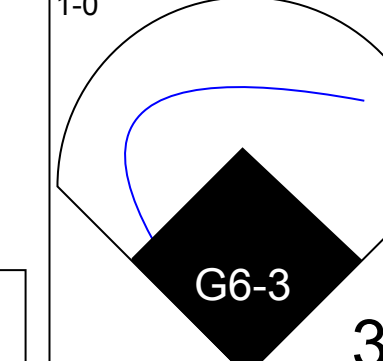
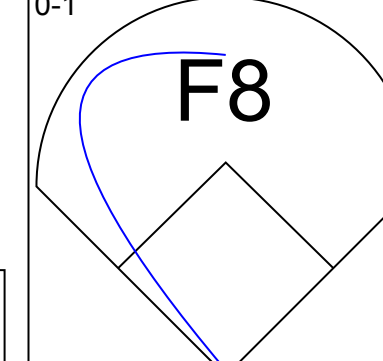
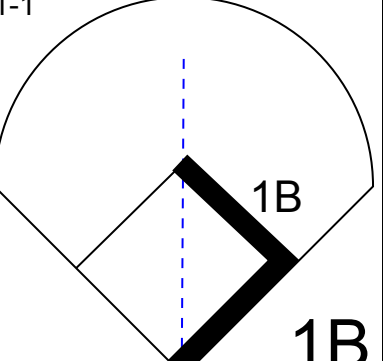
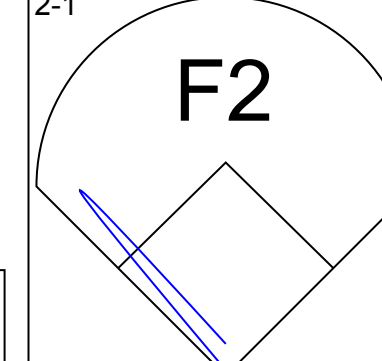
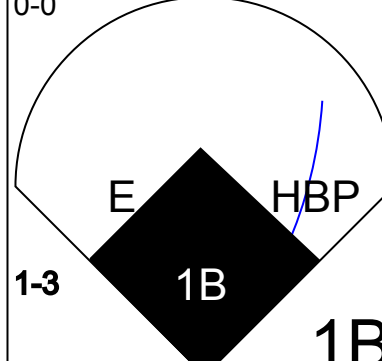
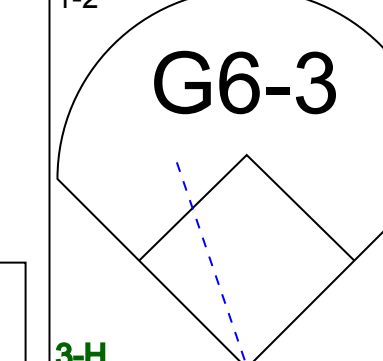
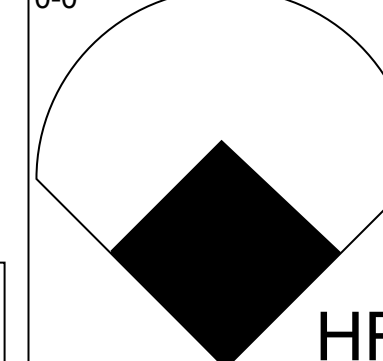
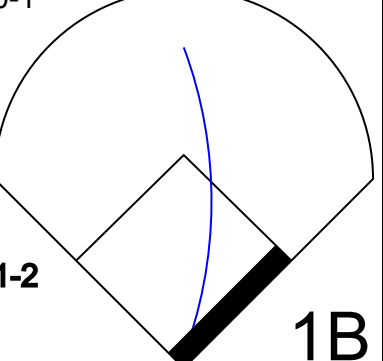
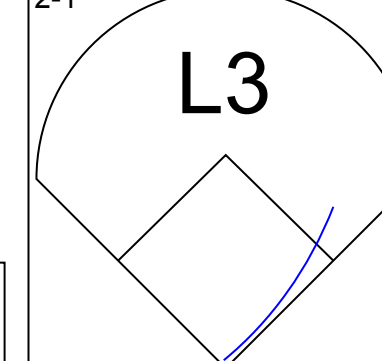
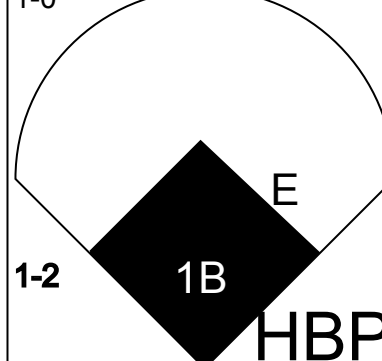
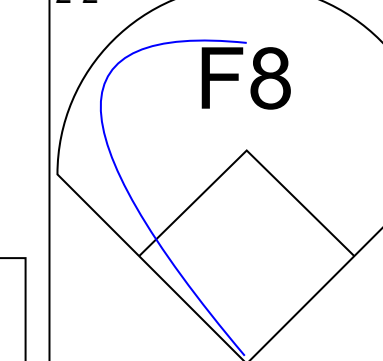
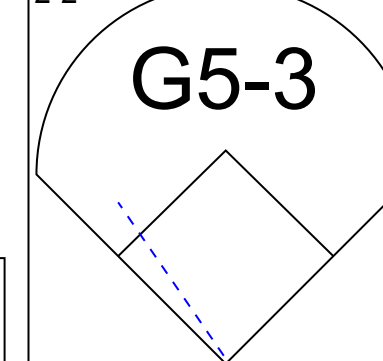
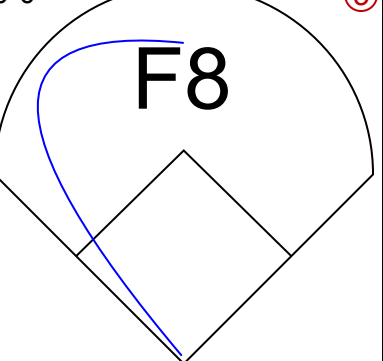
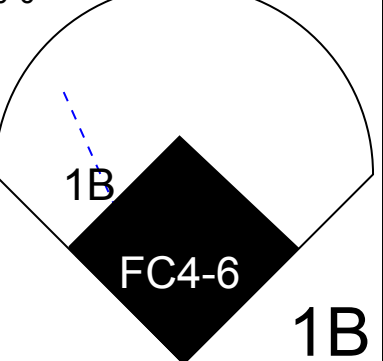
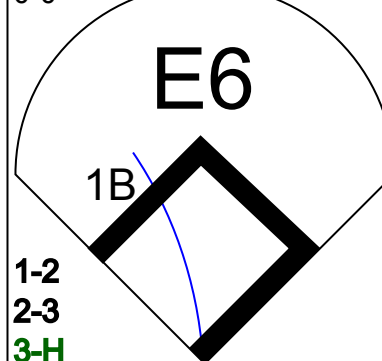
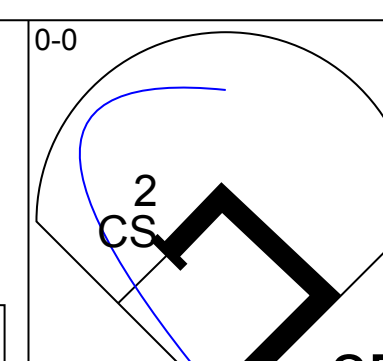
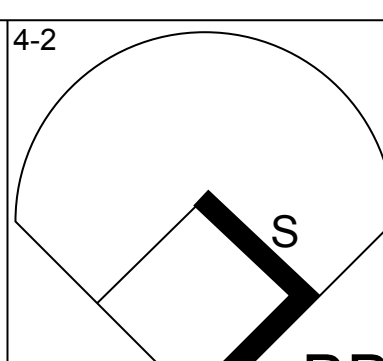
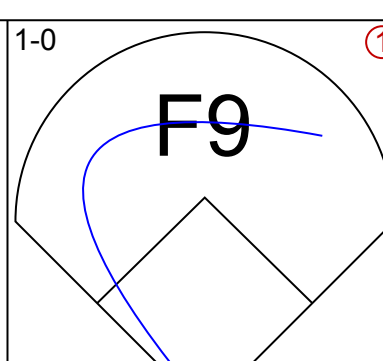
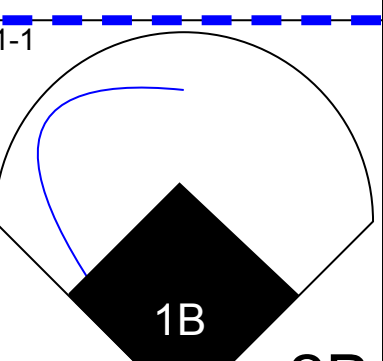
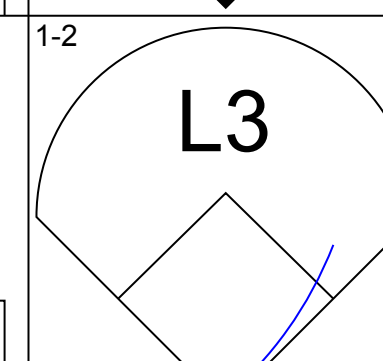
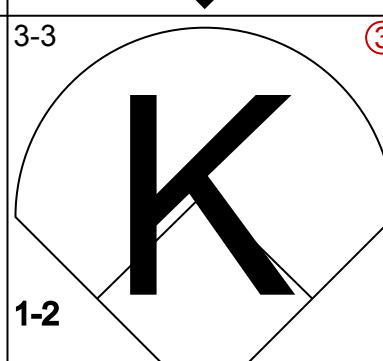
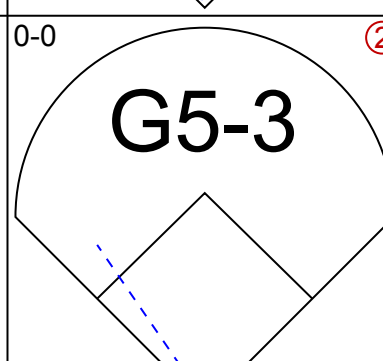
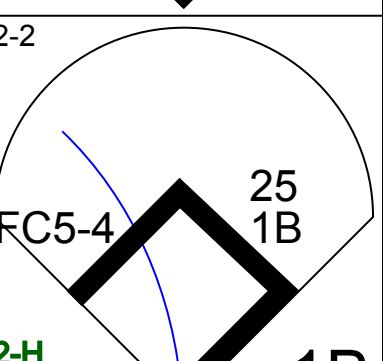
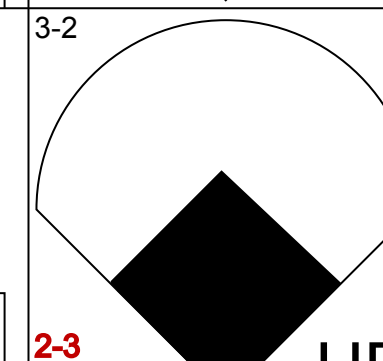
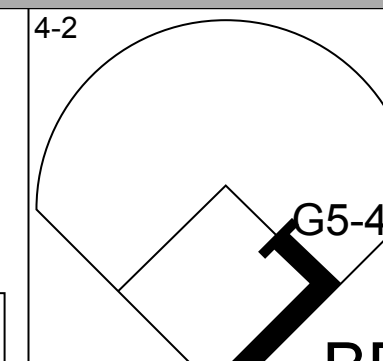
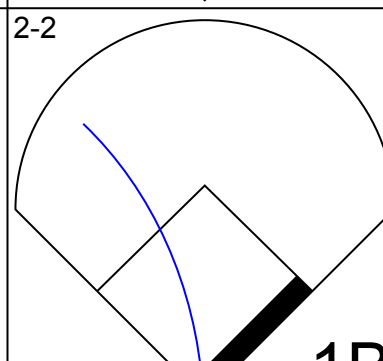
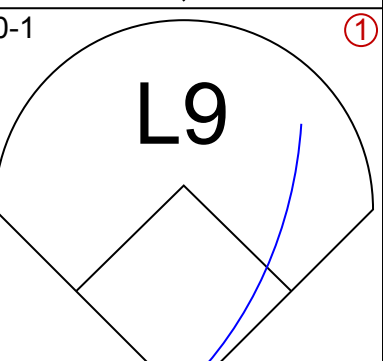
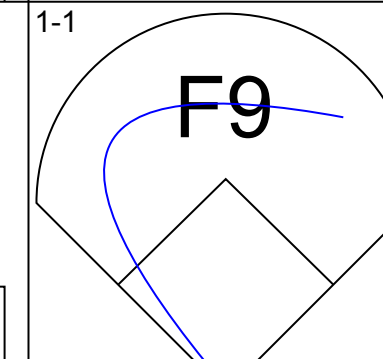
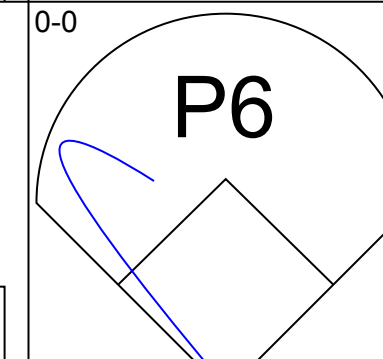
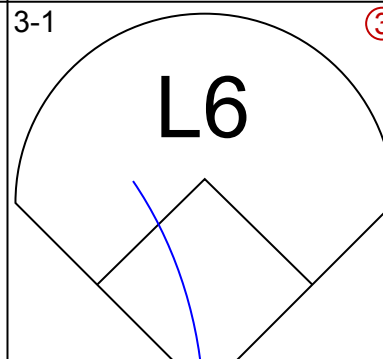
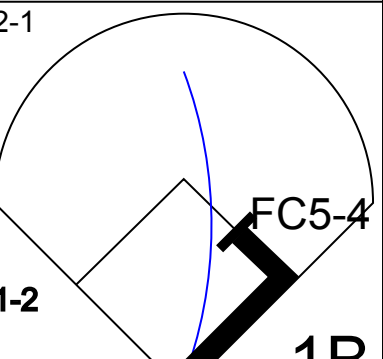
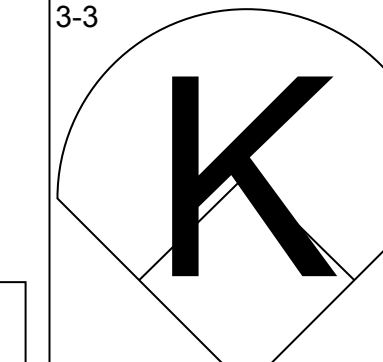
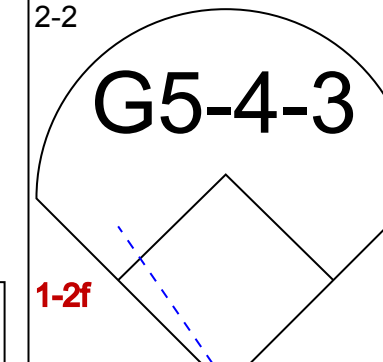
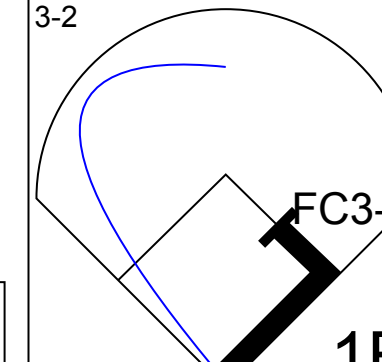
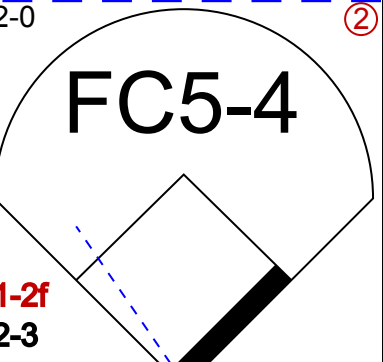
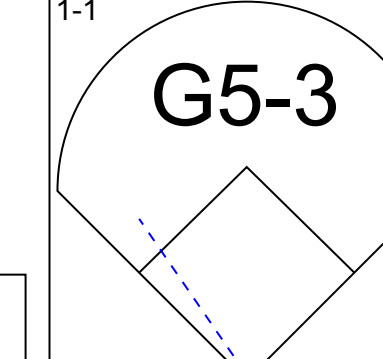
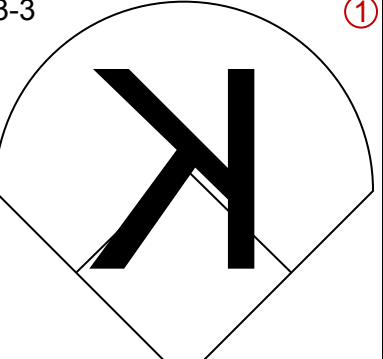
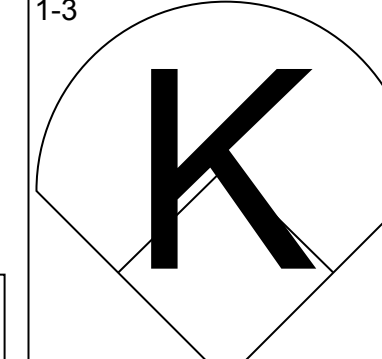
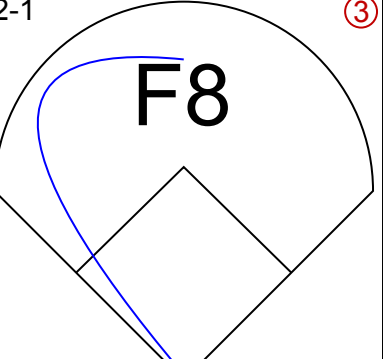
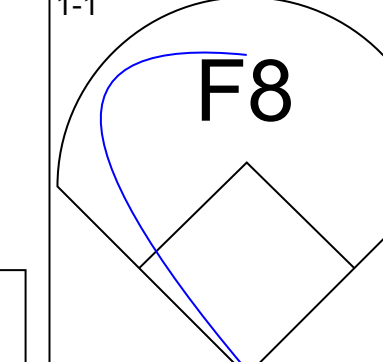
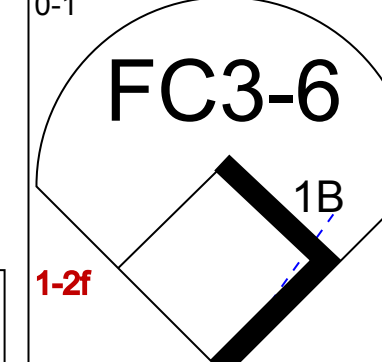
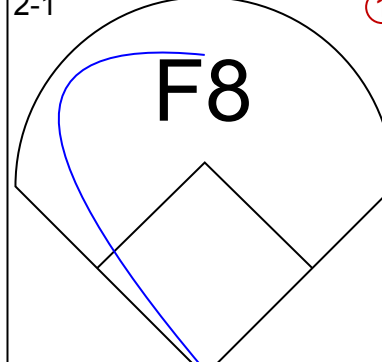

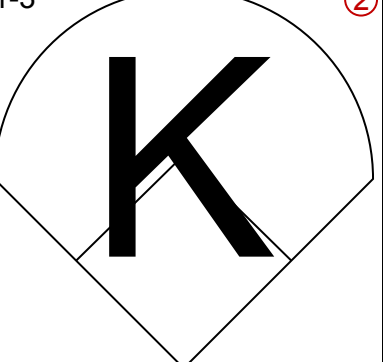
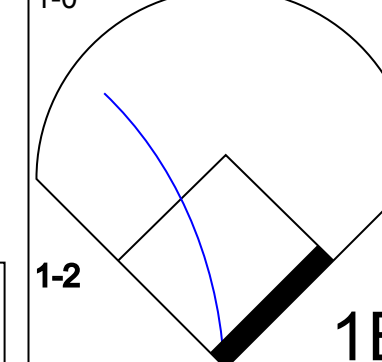
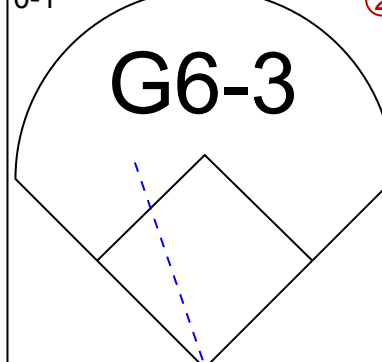

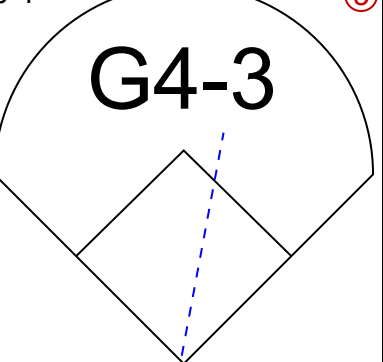
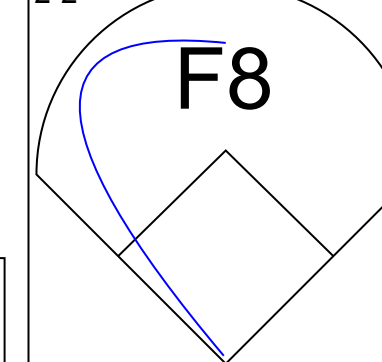
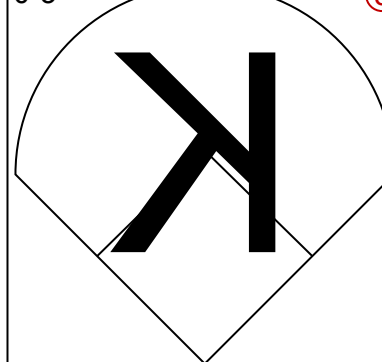


Batter	1	2	3	4	5	6	7	8	9	AB	R	H	RBI	BB	SO	LOB	BOTTOM				
Alfonso Soriano, R (1, 4) OBP: 0.346, SLG: 0.571	K		K	F8		F8		F9		5	0	0	0	0	2	1					
2 Derek Jeter, R (1, 6) OBP: 0.373, SLG: 0.430	P4		2B	G5-3		SF8		BB		4	3	2	0	1	0	0					
25 Jason Giambi, L (1, 10) OBP: 0.434, SLG: 0.606			2B		20 HR	E3		BB		4	2	3	1	1	0	1					
Bernie Williams, S (1, 8) OBP: 0.408, SLG: 0.466	F9		2B	20 HR	BB			1B		2	1	0	0	3	1	2					
Robin Ventura, L (1, 5) OBP: 0.363, SLG: 0.527		L3	20 HR	2B		K		SF9		3	1	1	4	0	1	1					
20 Jorge Posada, S (1, 2) OBP: 0.395, SLG: 0.500		K	HR			F9		FC6		5	2	2	5	0	1	4					
John Vander Wal, L (1, 9) OBP: 0.338, SLG: 0.418		E7	F7			HR				4	1	2	0	0	1	0					
Nick Johnson, L (1, 3) OBP: 0.317, SLG: 0.419			F9			F8				4	0	1	1	0	1	1					
Karim Garcia, L (1, 7) OBP: 0.250, SLG: 0.250	G3				G3					4	1	1	0	0	1	1					
Inning Stats	R: 0 E: 0 K: 1 S: 9	H: 2 LOB: 1 BB: 1 P: 17	R: 1 E: 1 K: 1 S: 12	H: 2 LOB: 1 BB: 0 P: 18	R: 5 E: 0 K: 1 S: 26	H: 4 LOB: 0 BB: 1 P: 39	R: 0 E: 0 K: 0 S: 7	H: 0 LOB: 0 BB: 0 P: 12	R: 2 E: 1 K: 2 S: 18	H: 3 LOB: 1 BB: 0 P: 29	R: 2 E: 1 K: 0 S: 12	H: 2 LOB: 2 BB: 1 P: 23	R: 0 E: 0 K: 3 S: 10	H: 0 LOB: 0 BB: 0 P: 14	R: 1 E: 0 K: 0 S: 9	H: 1 LOB: 2 BB: 2 P: 19	1B: 6 2B: 4 3B: 0 HR: 2	SF: 2 SAC: 0 DP: 0 HBP: 0	WP: 0 PA: 42 PB: 0 SB: 0 CS: 0		
PITCHER	IP	WLS	BF	H	R	ER	SO	BB	IBB	HBP	BLK	WP	HR	S	P	ERA	WHIP				
Jeff D'Amico, R (1, 1) ERA: 4.59	1.1	L	10	4	3	2	2	0	1	0	0	0	1	23	39	13.50	3.000				
Bobby Jones, L (5, 1) ERA: 3.39	1.2		5	0	0	0	3	0	0	0	0	0	0	14	21	0.00	0.000				
Satoru Kuniyama, R (8, 1) ERA: 4.63	1.0		6	1	1	1	0	2	0	0	0	0	0	9	19	9.00	3.000				

New York Mets @ New York Yankees
Yankee Stadium, Bronx, NY
 Fri Jun 28 2002, 7:05 PM EDT
 Att: 55,739 - Sunny - 84 F

AB 35
R 11
H 12
RBI 11
BB 5
SO 8
LOB 11



Batter	1	2	3	4	5	6	7	8	9	AB	R	H	RBI	BB	SO	LOB	TOP								
Roger Cedeno, S OBP: 0.305, SLG: 0.346 (1, 7)				 3B		 CS		 1B		6	1	3	2	0	2	0									
Eduardo Alfonso, R OBP: 0.399, SLG: 0.396 (1, 5)			 1B			 1-2		 31 G6-4-3		5	1	1	1	1	0	4									
31 Mike Piazza, R OBP: 0.377, SLG: 0.531 (1, 10)	 2B		 1B	 3-H 2-1						4	2	2	1	1	0	2									
Mo Vaughn, L OBP: 0.337, SLG: 0.397 (1, 3)	 BB		 1-1 1-2 2-3							4	1	2	1	1	1	2									
John Valentin, R OBP: 0.333, SLG: 0.388 (1, 4)	 1-2 2-H		 2-3 3-H						 E	4	1	2	2	0	0	1									
Jeremy Burnitz, L OBP: 0.321, SLG: 0.344 (1, 9)										5	0	0	0	0	1	4									
Jay Payton, R OBP: 0.315, SLG: 0.389 (1, 8)		 3B							 HBP	5	2	3	0	0	0	0									
Vance Wilson, R OBP: 0.302, SLG: 0.395 (1, 2)						 1-2			 E	4	2	2	2	0	0	0									
Rey Ordonez, R OBP: 0.266, SLG: 0.319 (1, 6)		 3-H 2-2						 1B	 1-2 2-3 3-H	5	1	1	0	0	0	4									
Inning Stats	R: 1 E: 0 K: 1 S: 21	H: 2 LOB: 2 BB: 1 P: 33	R: 1 E: 0 K: 1 S: 11	H: 1 LOB: 0 BB: 0 P: 16	R: 1 E: 0 K: 0 S: 10	H: 1 LOB: 1 BB: 1 P: 18	R: 2 E: 0 K: 0 S: 12	H: 2 LOB: 1 BB: 1 P: 22	R: 1 E: 0 K: 1 S: 12	H: 3 LOB: 2 BB: 0 P: 20	R: 1 E: 1 K: 0 S: 9	H: 2 LOB: 1 BB: 0 P: 16	R: 0 E: 0 K: 0 S: 7	H: 0 LOB: 0 BB: 0 P: 14	R: 1 E: 0 K: 0 S: 8	H: 2 LOB: 0 BB: 0 P: 9	R: 3 E: 1 K: 1 S: 12	H: 3 LOB: 2 BB: 0 P: 17	1B: 9 2B: 2 3B: 2 HR: 3	SF: 1 SAC: 0 DP: 1 HBP: 1	WP: 0 PB: 1 SB: 1 CS: 1	PA: 47			
PITCHER	IP	WLS	BF	H	R	ER	SO	BB	IBB	HBP	BLK	WP	HR	S	P	ERA	WHIP								
Ted Lilly, L ERA: 3.4 (1, 1)	4.0	L	22	7	6	5	2	3	0	0	0	0	2	56	94	11.25	2.500								
Ramiro Mendoza, R ERA: 3.24 (5, 1)	2.0	10	4	1	1	1	1	0	0	0	0	0	1	19	31	4.50	2.000								
Mike Stanton, L ERA: 2.76 (7, 1)	2.0	7	2	1	1	0	0	0	0	0	0	0	0	15	23	4.50	1.000								
Randy Choate, L ERA: 5.48 (9, 1)	1.0	8	3	3	0	1	0	0	0	1	0	0	0	12	17	0.00	3.000								
Batter	1	2	3	4	5	6	7	8	9	AB	R	H	RBI	BB	SO	LOB	BOTTOM								
Alfonso Soriano, R OBP: 0.350, SLG: 0.578 (1, 4)	 2B		 BB					 2B		3	1	2	0	1	0	0									
Enrique Wilson, S OBP: 0.254, SLG: 0.296 (1, 9)			 1-2					 25 1B		4	0	1	1	0	1	2									
2 Derek Jeter, R OBP: 0.377, SLG: 0.441 (1, 6)	 2-3			 BB						3	1	2	1	1	0	1									
25 Jason Giambi, L OBP: 0.432, SLG: 0.601 (1, 3)								 1B		4	0	1	0	0	0	2									
Bernie Williams, S OBP: 0.406, SLG: 0.463 (1, 8)				 1-2 2-3			 1B	 1-2 2-3		4	0	1	0	0	1	3									
20 Jorge Posada, S OBP: 0.352, SLG: 0.494 (1, 10)										3	0	0	0	0	2	1									
Nick Johnson, L OBP: 0.316, SLG: 0.417 (8, FH)										1	0	0	0	0	0	2									
Robin Ventura, L OBP: 0.361, SLG: 0.521 (1, 5)							 1-2			3	0	0	0	1	0	1									
Rondell White, R OBP: 0.313, SLG: 0.396 (1, 7)				 1B				 1-2		4	0	2	0	0	1	1									
Alberto Castillo, R OBP: 0.162, SLG: 0.222 (1, 2)				 1-2						4	0	0	0	0	1	4									
Inning Stats	R: 1 E: 0 K: 0 S: 9	H: 2 LOB: 0 BB: 0 P: 14	R: 0 E: 0 K: 1 S: 10	H: 0 LOB: 0 BB: 0 P: 15	R: 0 E: 0 K: 1 S: 12	H: 1 LOB: 1 BB: 1 P: 23	R: 0 E: 0 K: 0 S: 8	H: 0 LOB: 0 BB: 1 P: 14	R: 0 E: 0 K: 2 S: 11	H: 0 LOB: 1 BB: 1 P: 19	R: 0 E: 0 K: 0 S: 8	H: 1 LOB: 1 BB: 0 P: 14	R: 0 E: 0 K: 1 S: 16	H: 2 LOB: 2 BB: 0 P: 23	R: 1 E: 0 K: 0 S: 14	H: 3 LOB: 2 BB: 0 P: 23	R: 0 E: 0 K: 1 S: 7	H: 0 LOB: 0 BB: 0 P: 9	1B: 6 2B: 2 3B: 0 HR: 1	SF: 0 SAC: 0 DP: 2 HBP: 0	WP: 0 PB: 0 SB: 1 CS: 1	PA: 36			
PITCHER	IP	WLS	BF	H	R	ER	SO	BB	IBB	HBP	BLK	WP	HR	S	P	ERA	WHIP								
Al Leiter, L ERA: 2.95 (1, 1)	7.0	W	27	6	1	1	5	3	0	0	0	0	1	74	122	1.29	1.286								
David Weathers, R ERA: 2.61 (8, 1)	0.1	4	3	1	1	0	0	0	0	0	0	0	0	11	16	27.00	9.000								
Mark Guthrie, L ERA: 1.8 (8, 1)	0.2	2	0	0	0	0	0	0	0	0	0	0	0	3	7	0.00	0.000								
Jaime Cerda, L ERA: (9, 1)	1.0	3	0	0	0	0	1	0	0	0	0	0	0	7	9	0.00	0.000								

New York Mets @ New York Yankees
Yankee Stadium, Bronx, NY
Sat Jun 29 2002, 1:15 PM EDT
Att: 55,615 - Sunny - 83 F

AB 42
R 11
H 16
RBI 9
BB 3
SO 4
LOB 17



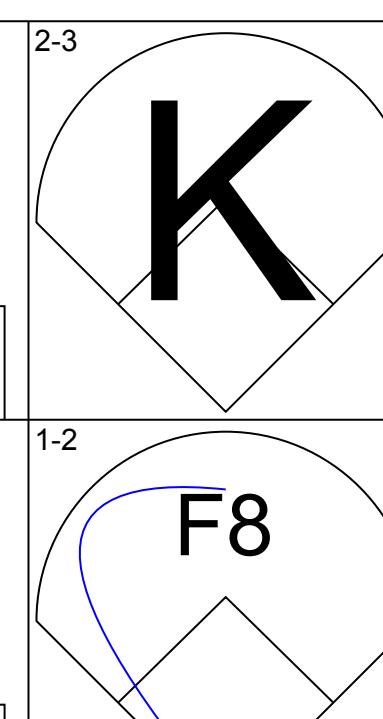
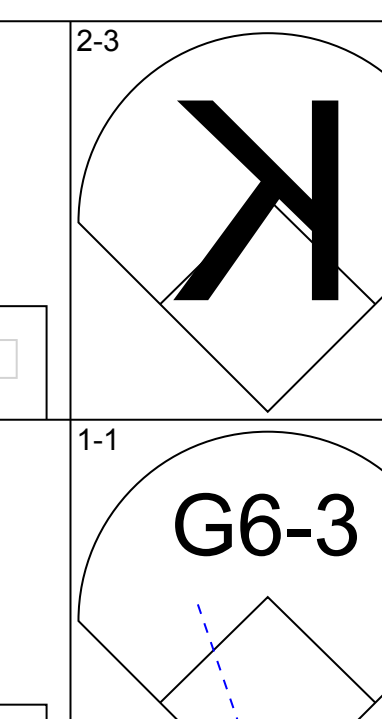
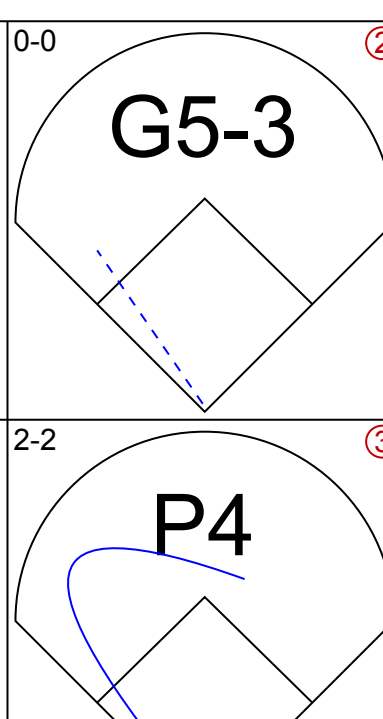
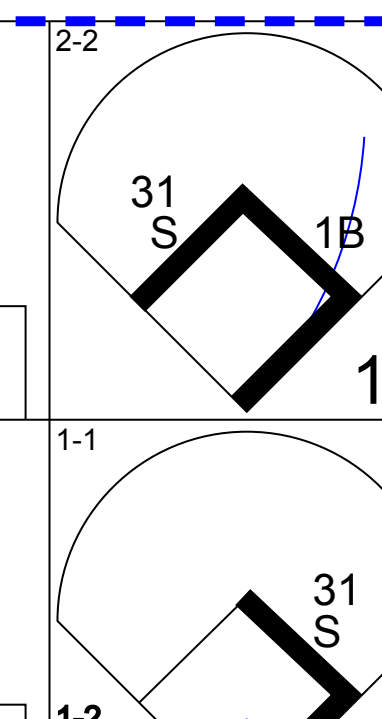
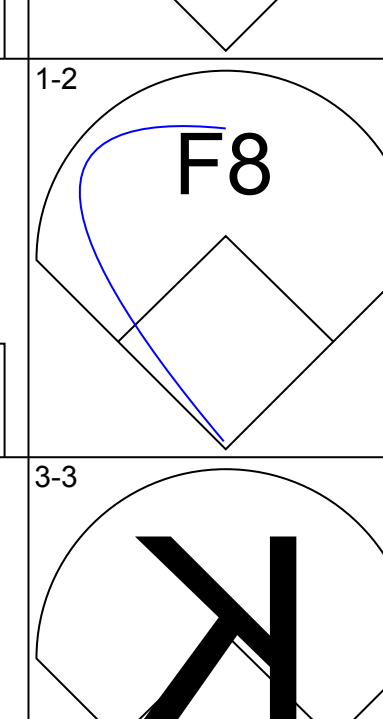
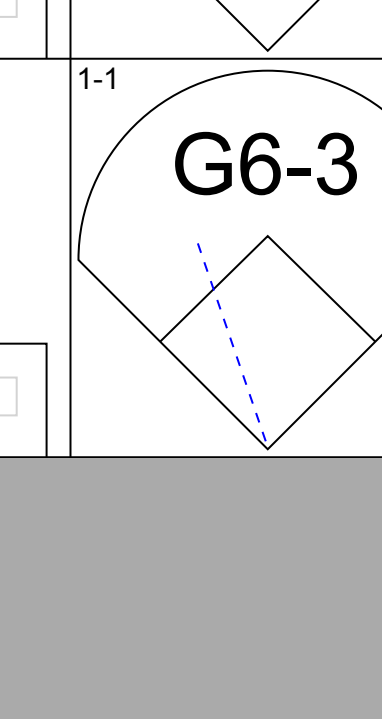
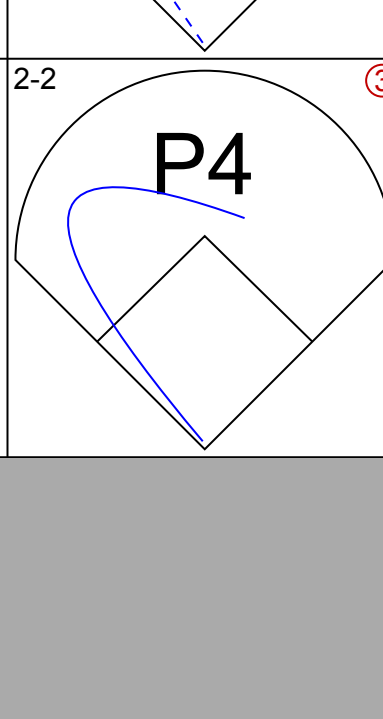
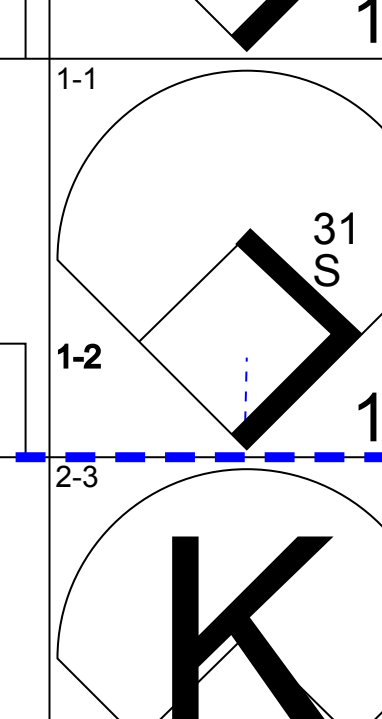
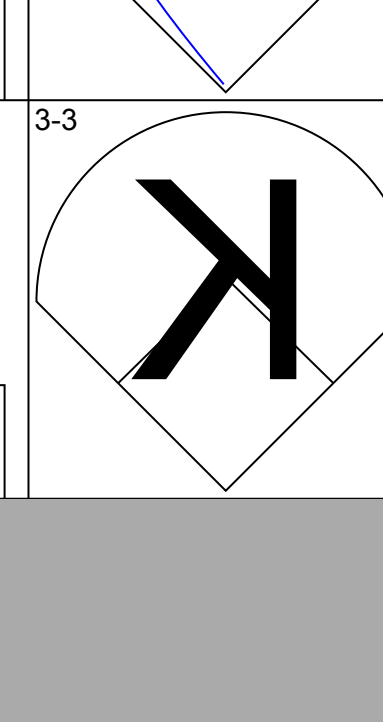
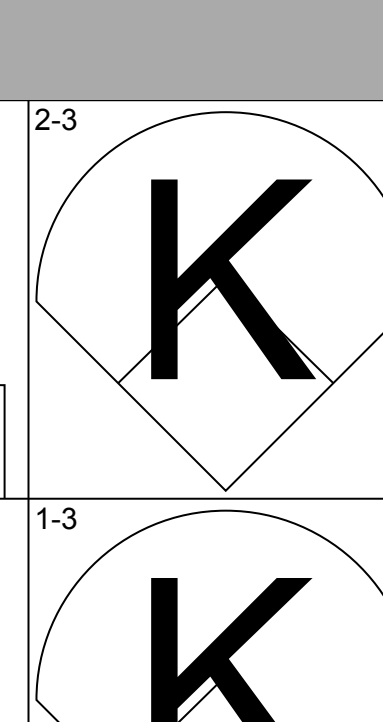
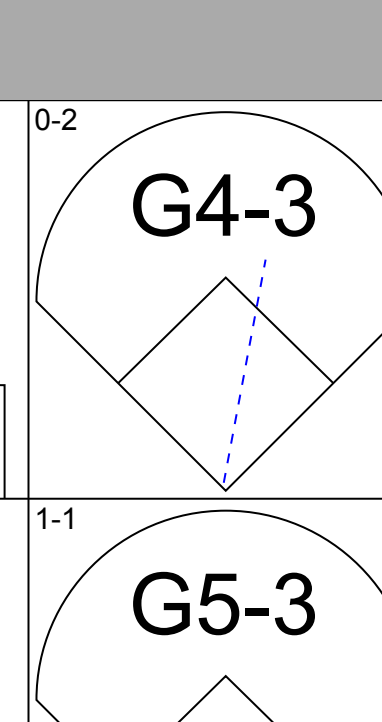
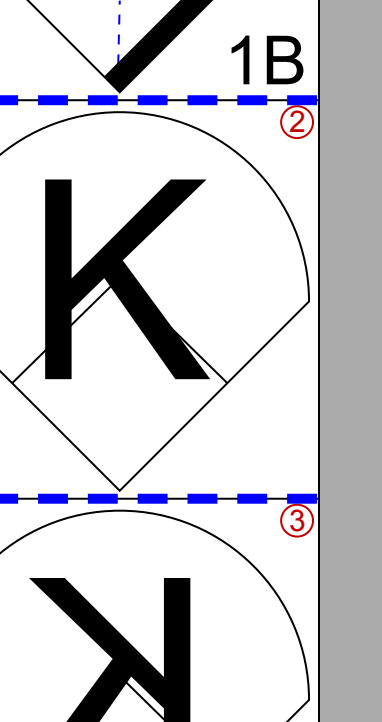
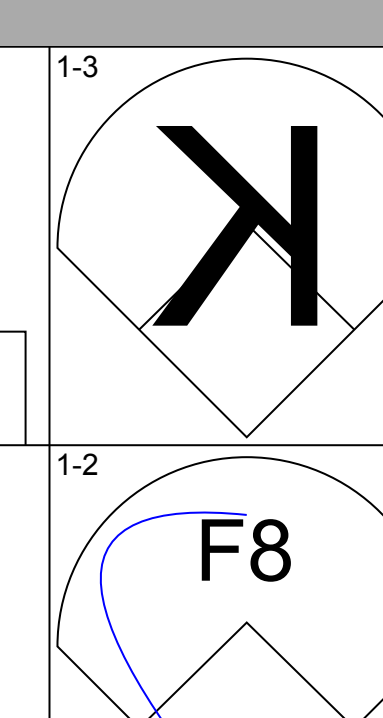
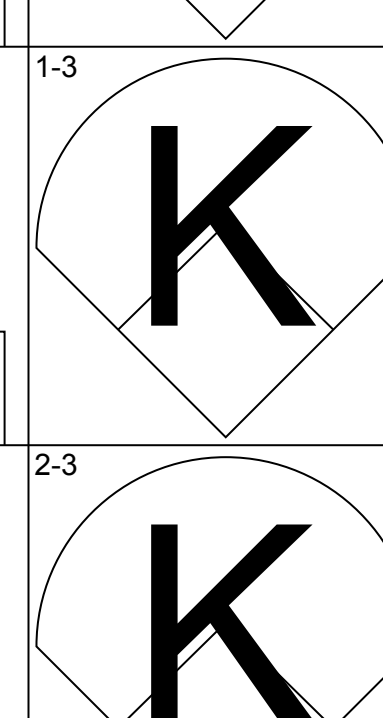
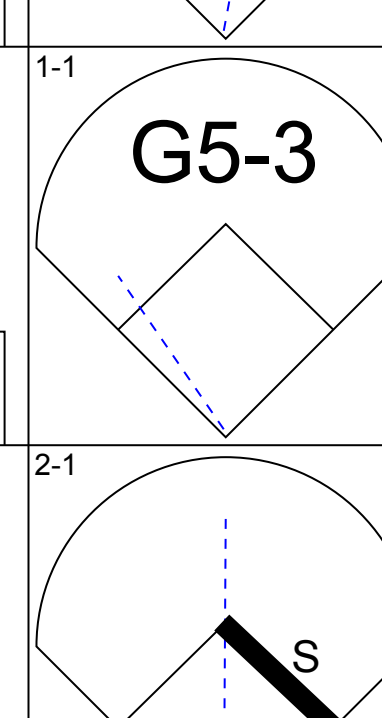
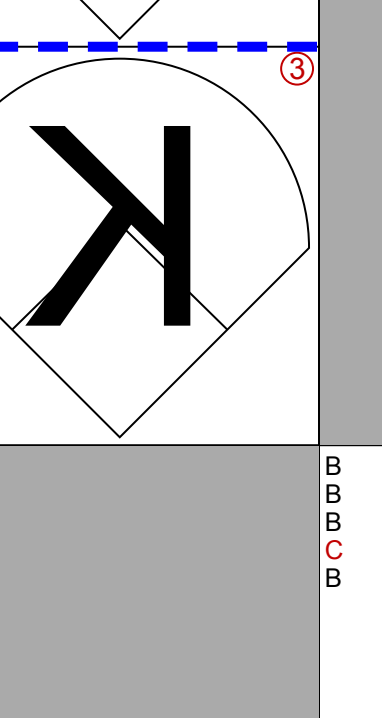
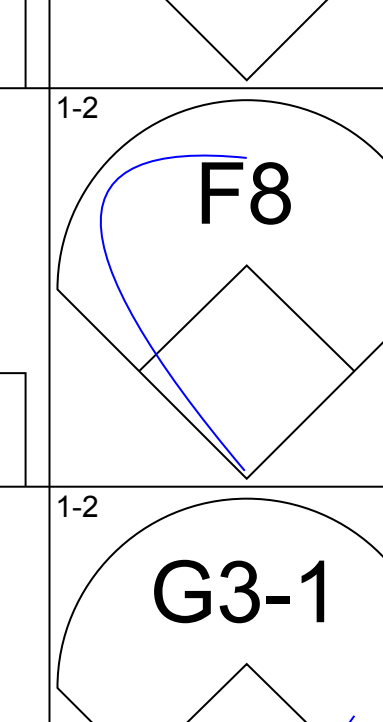
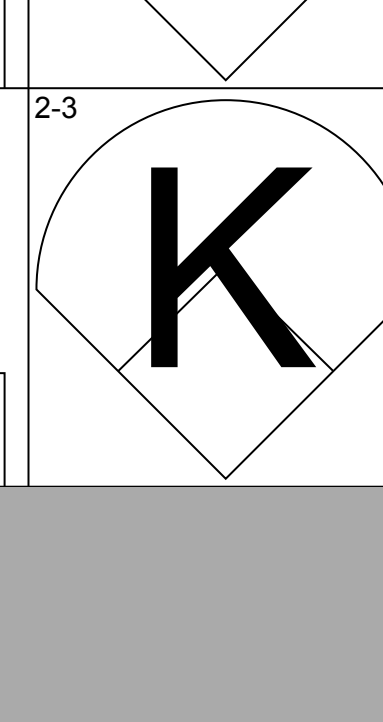
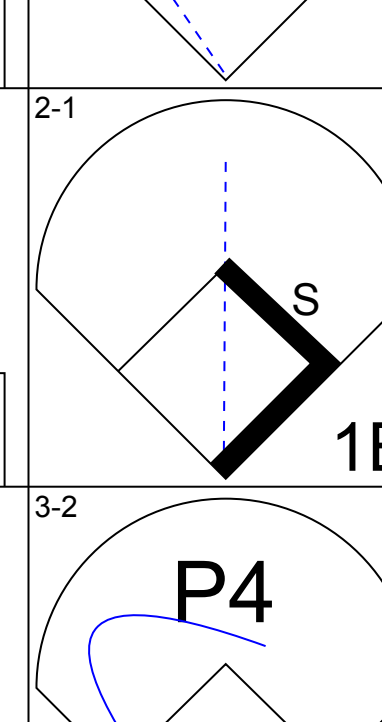
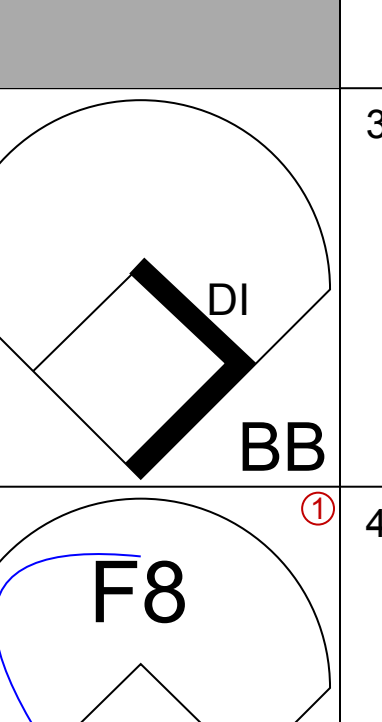
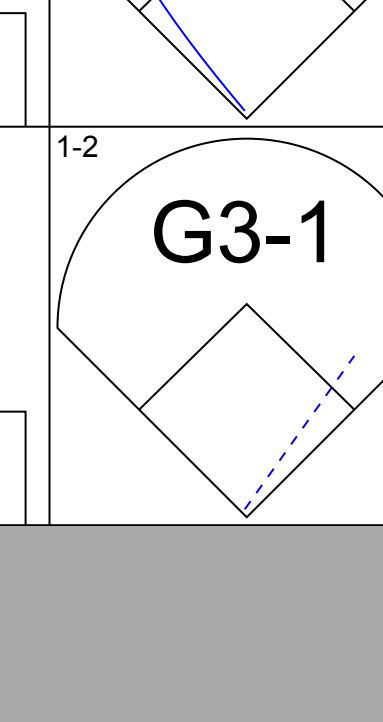
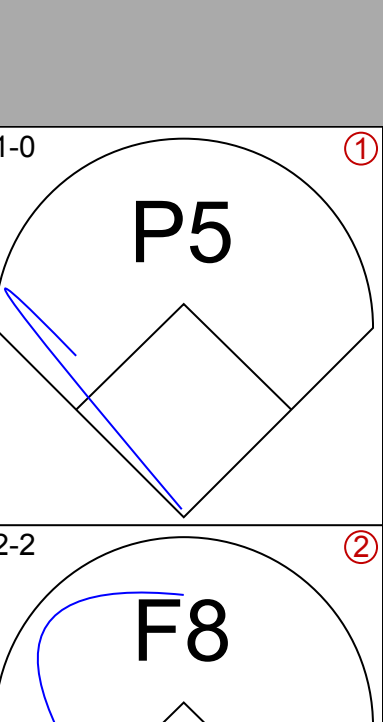
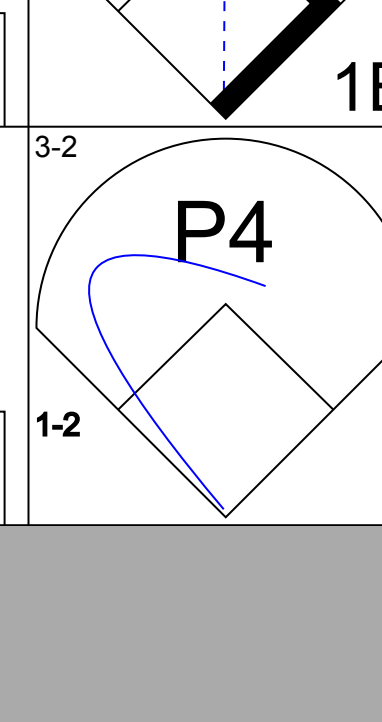
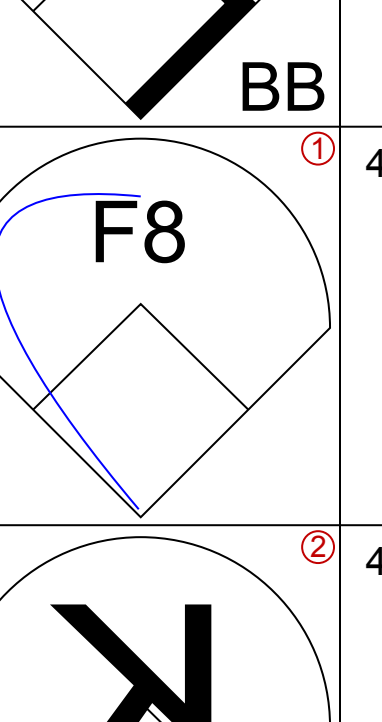
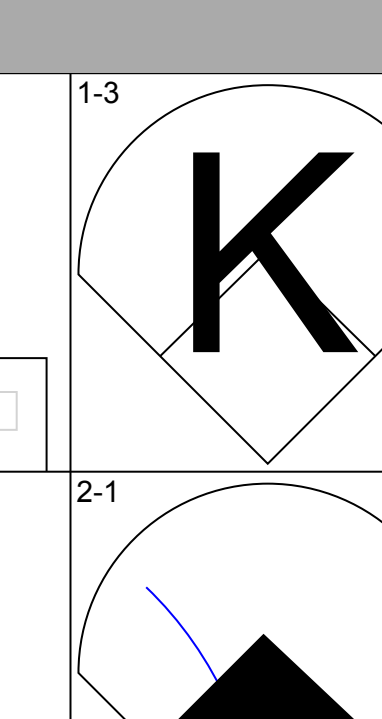
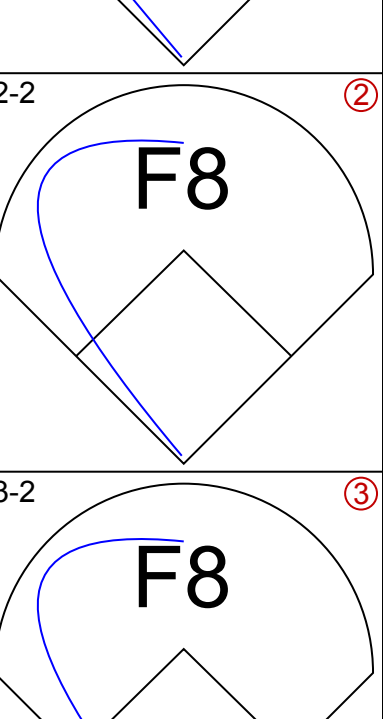
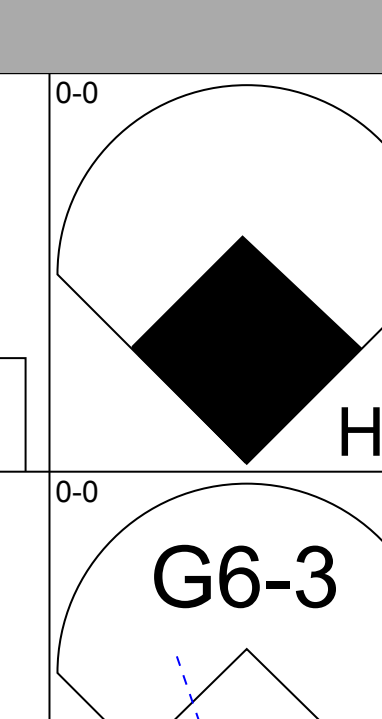
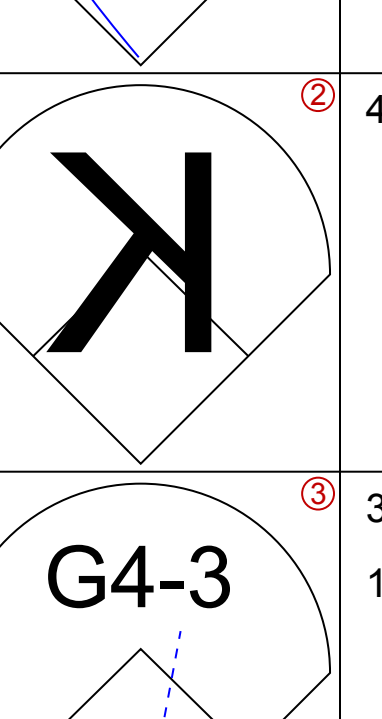
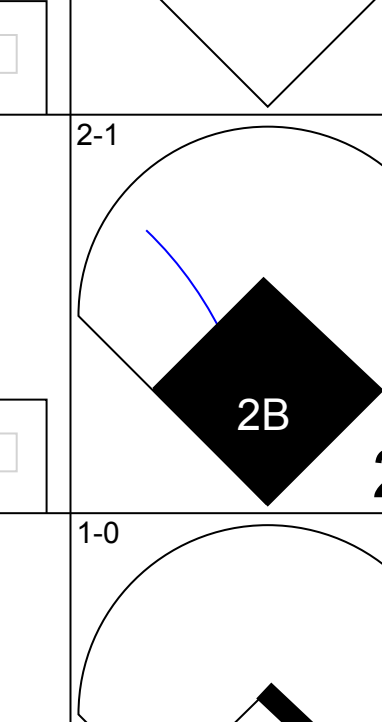
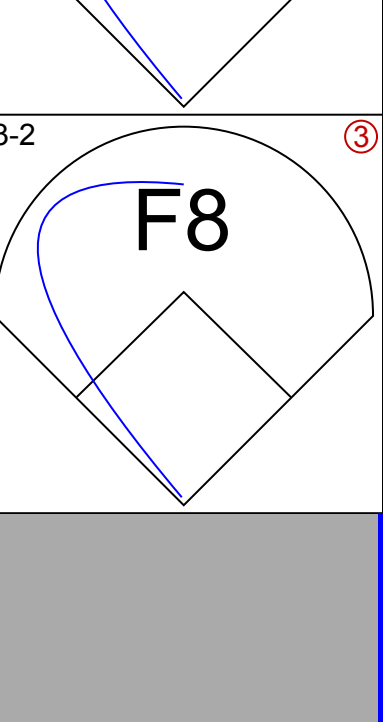
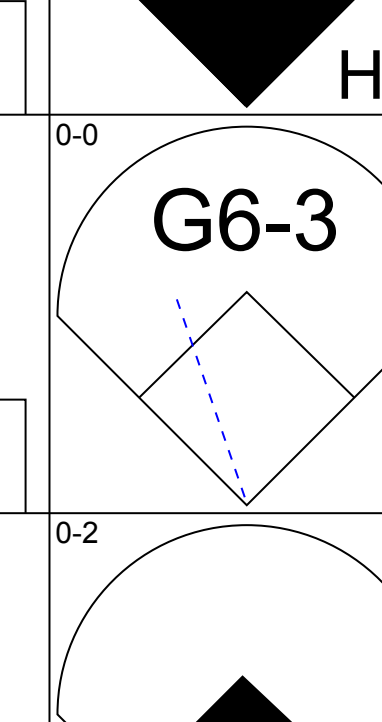
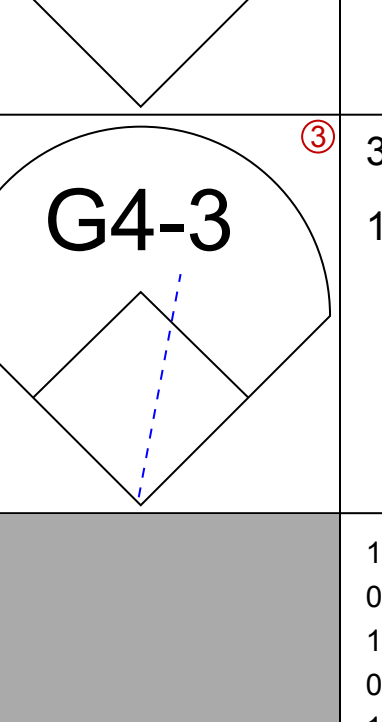
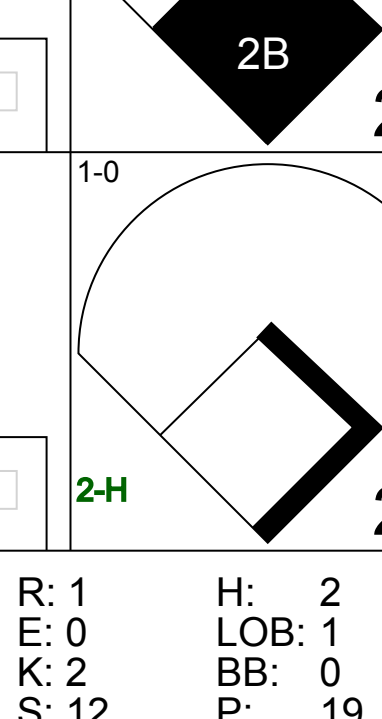
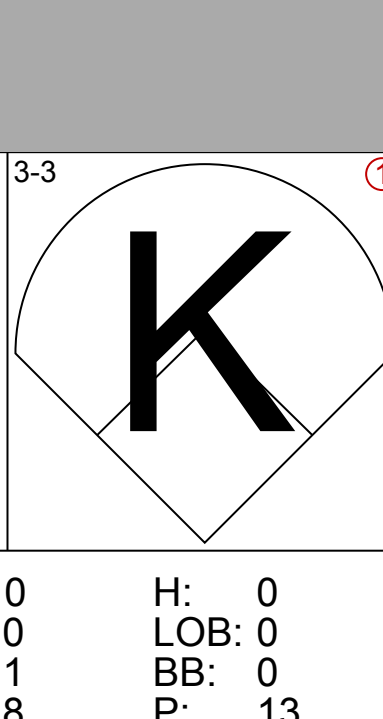
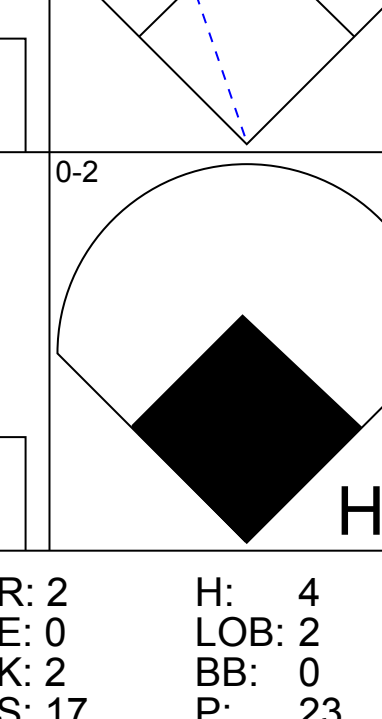
New York Mets @ New York Yankees
Yankee Stadium, Bronx, NY
Sat Jun 29 2002, 1:15 PM EDT
Att: 55,615 - Sunny - 83 F

AB 33
R 2
H 9
RBI 2
BB 3
SO 6
LOB 17



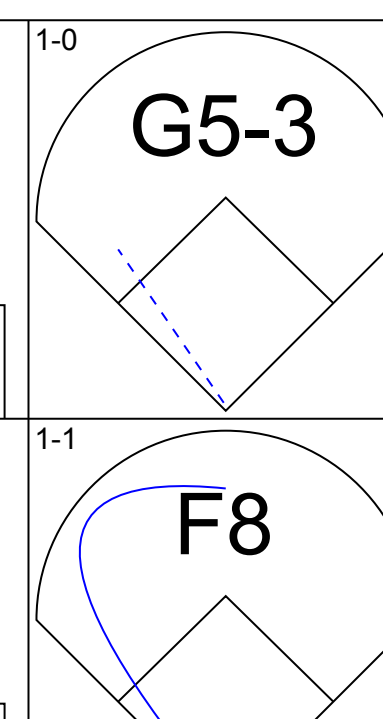
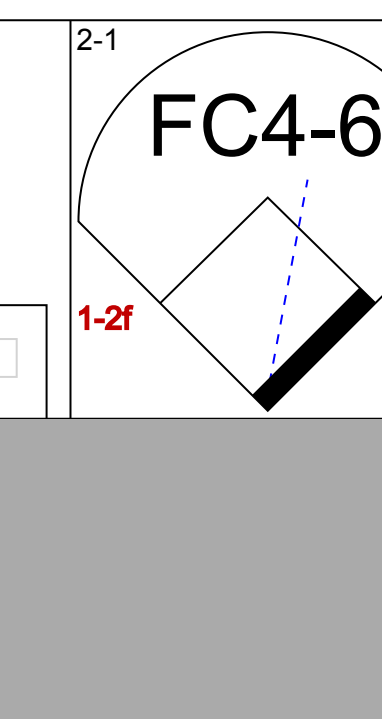
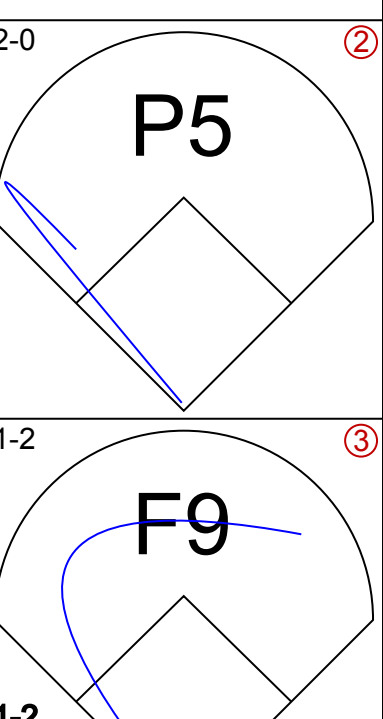
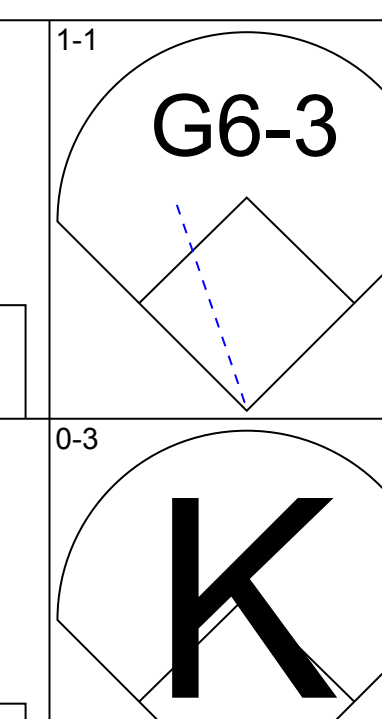
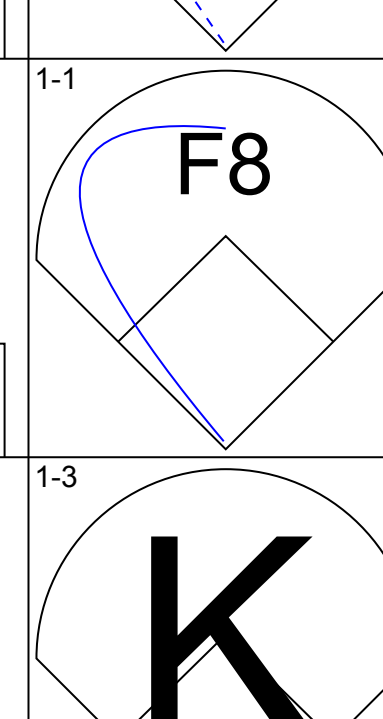
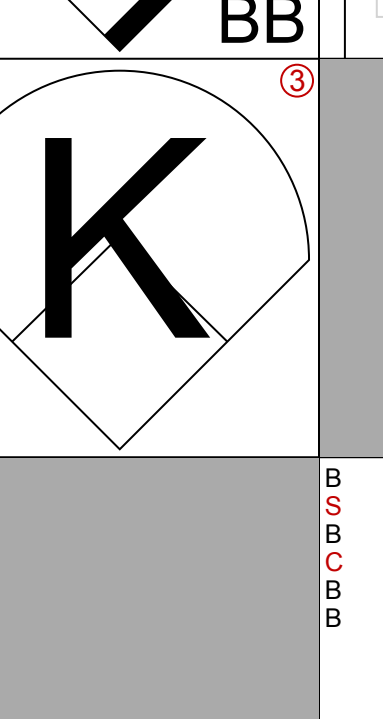
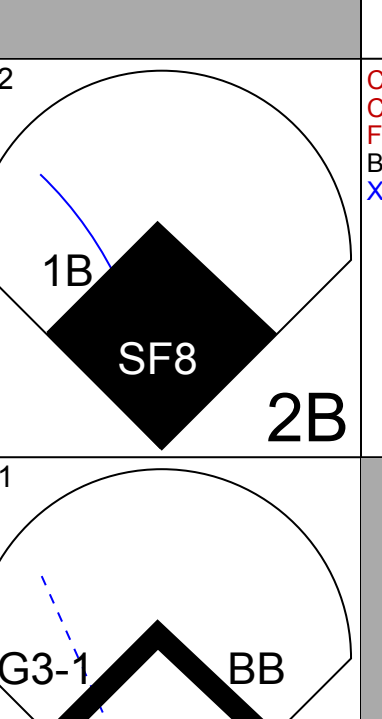
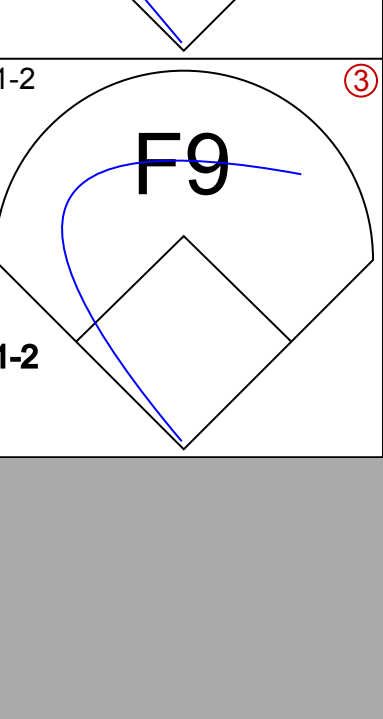
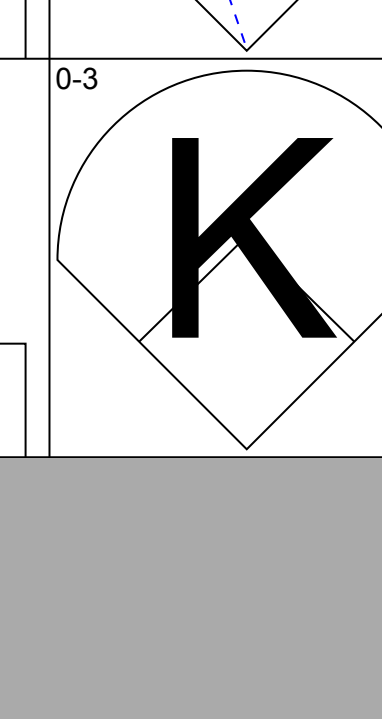
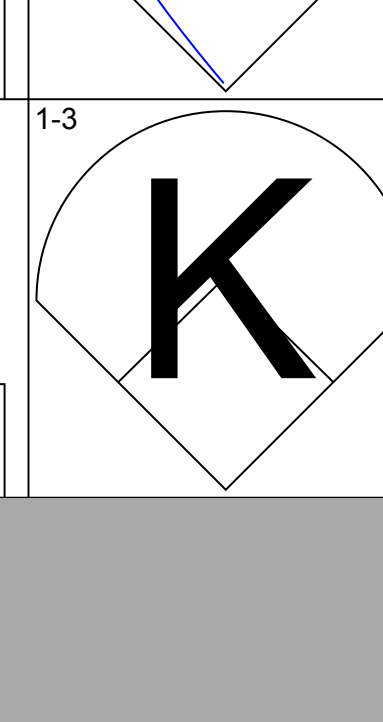
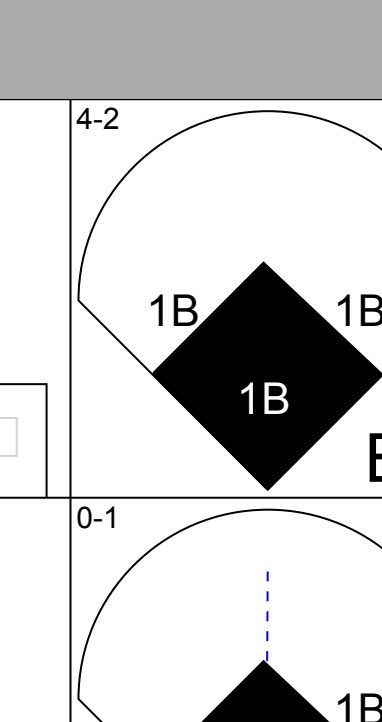
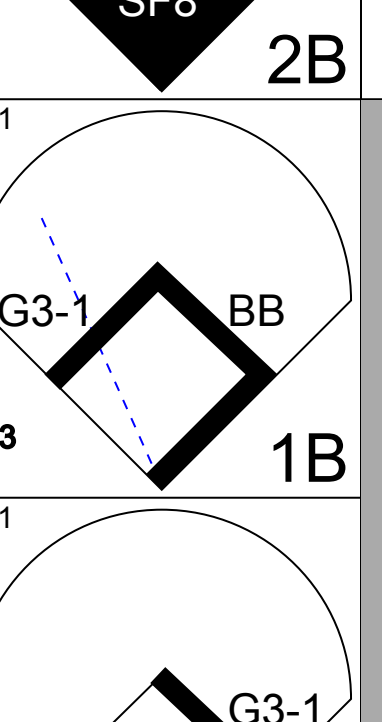
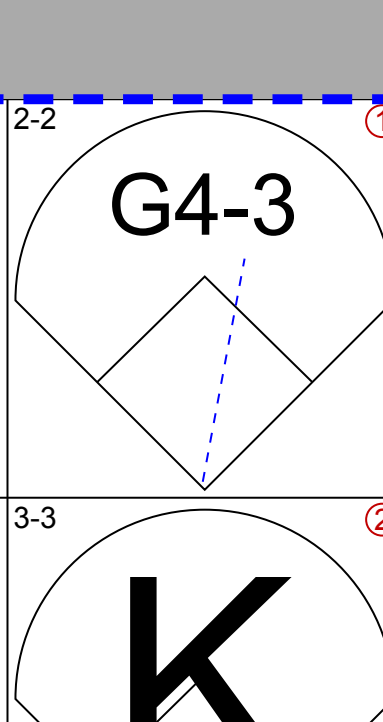
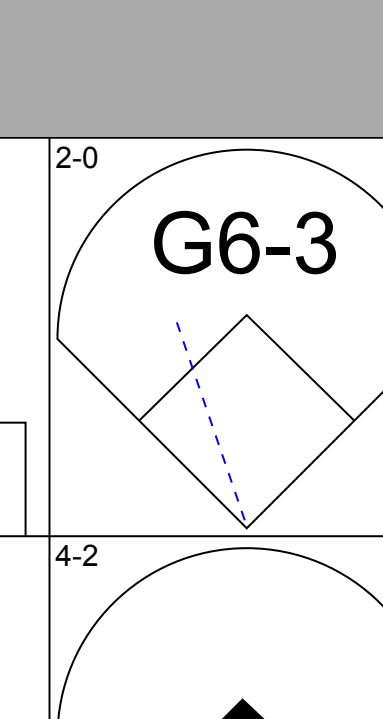
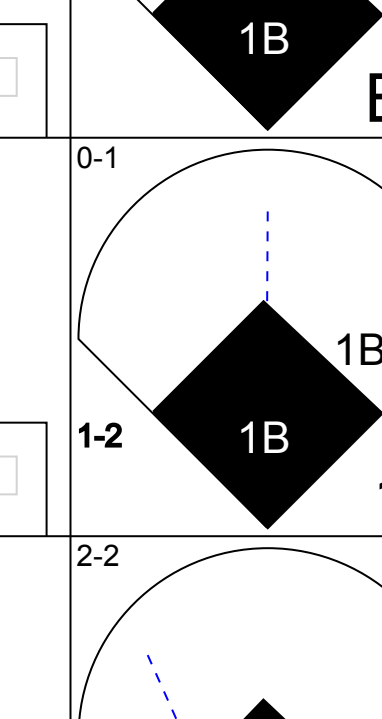
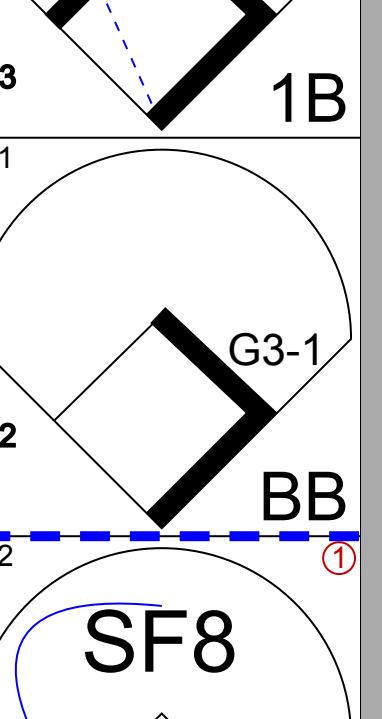
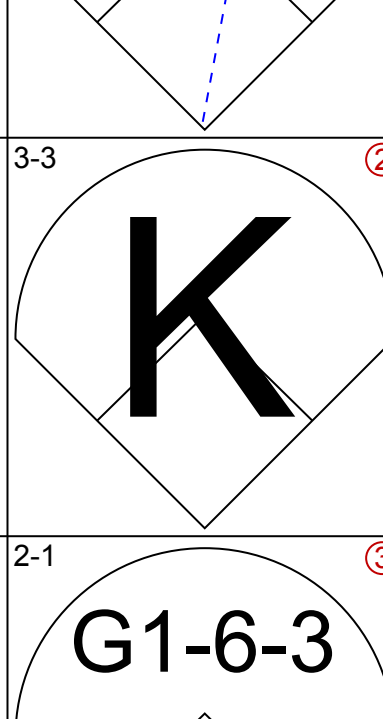
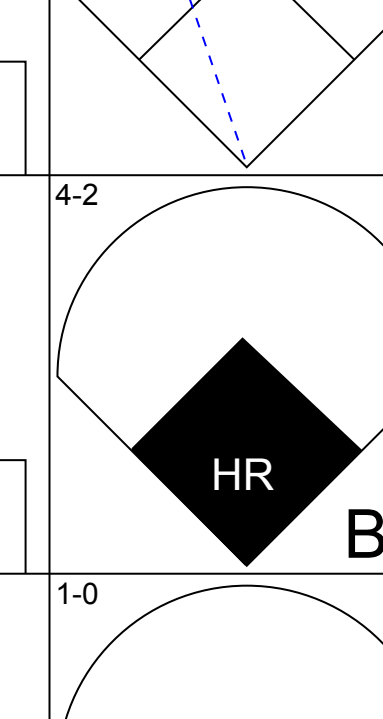
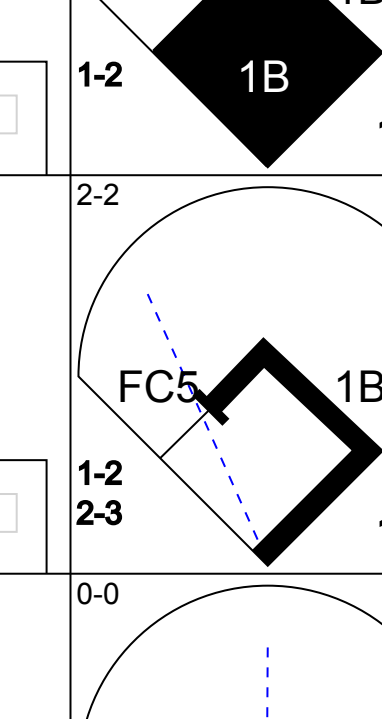
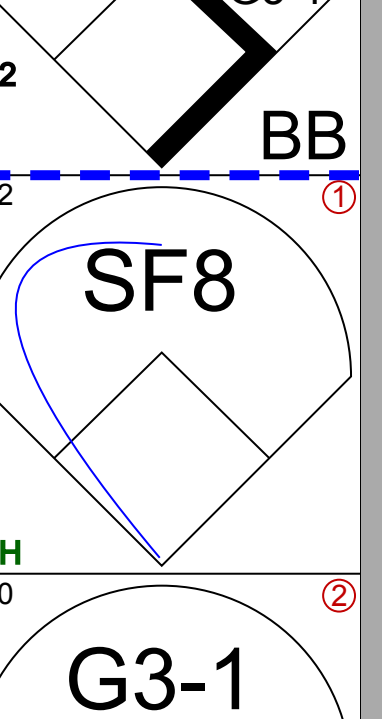
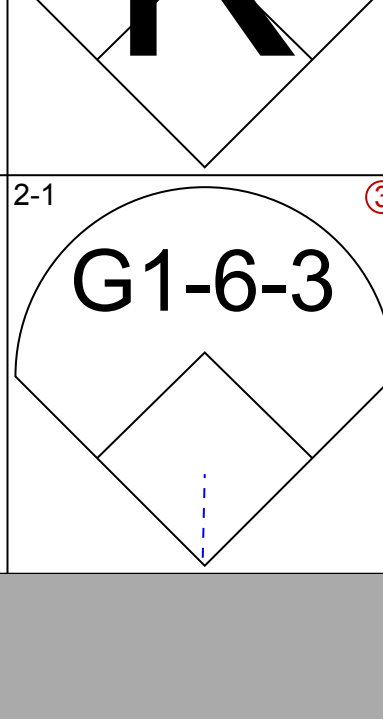
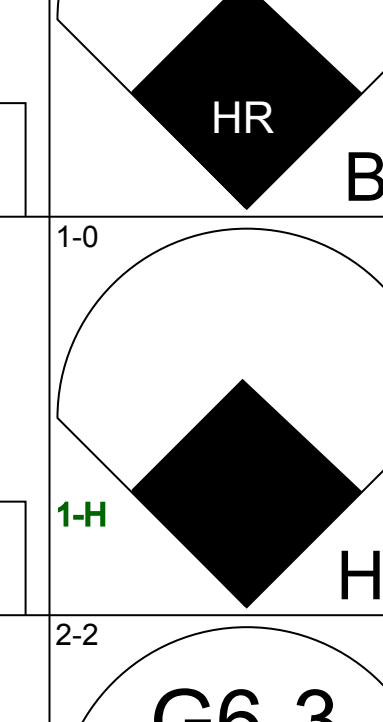
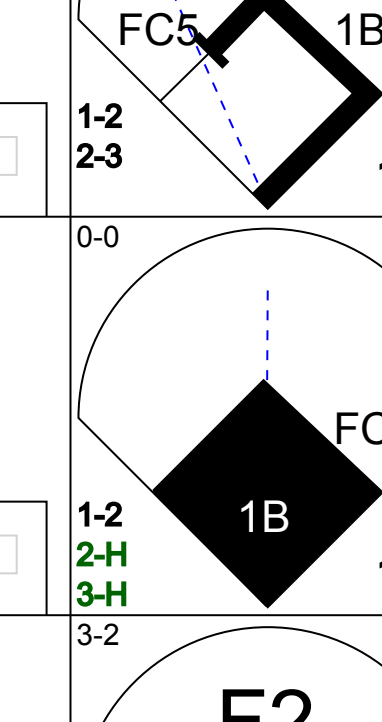
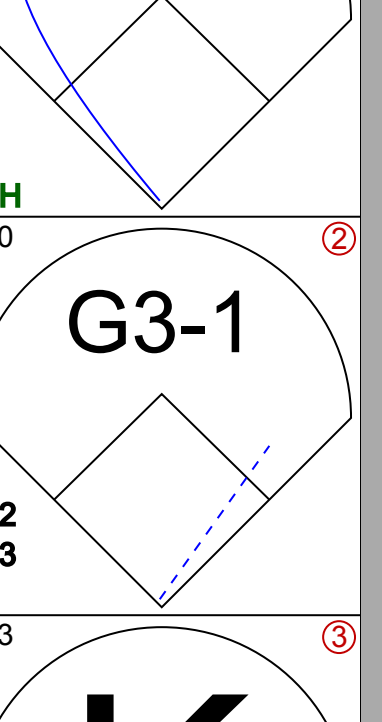
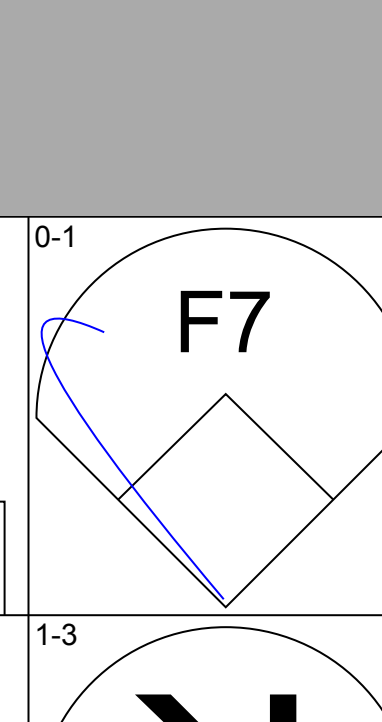
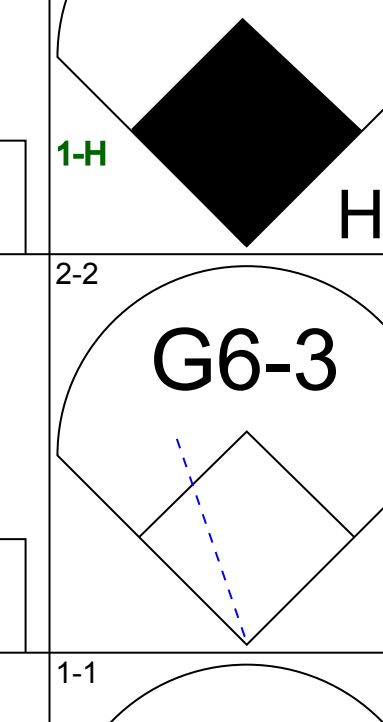
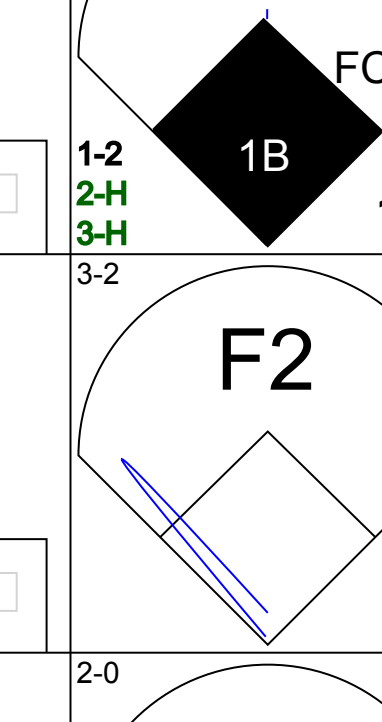
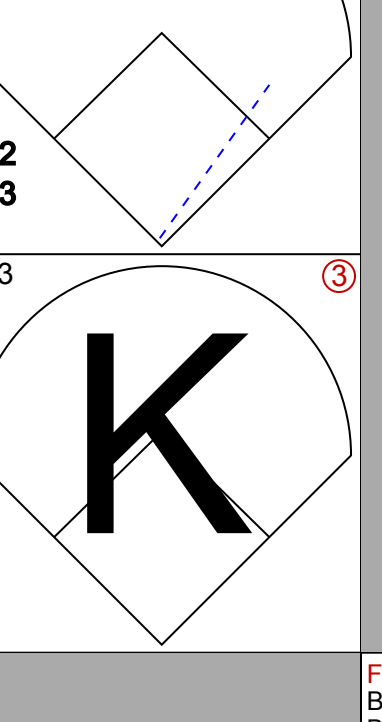
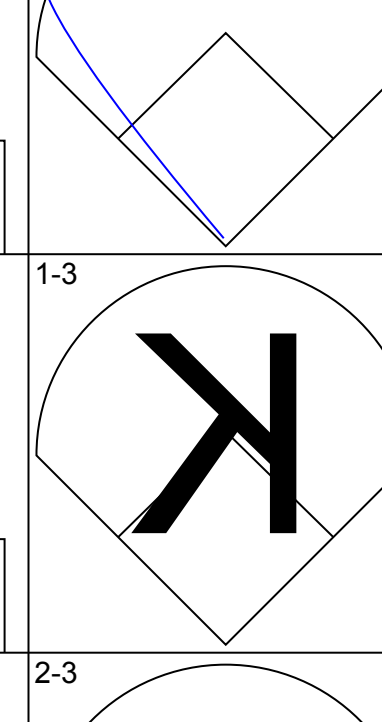
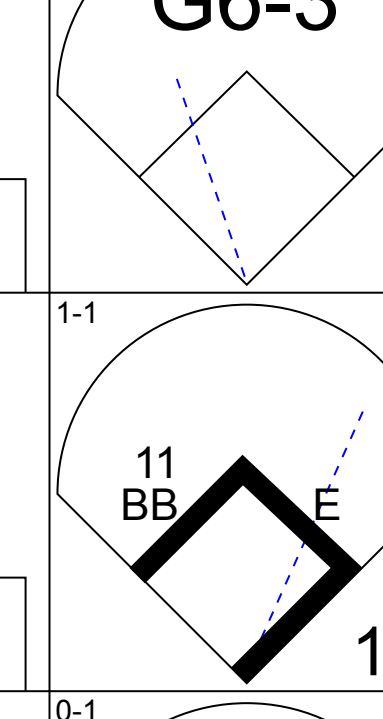
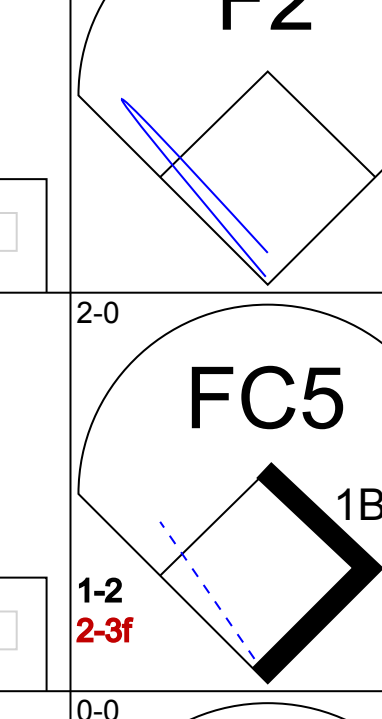
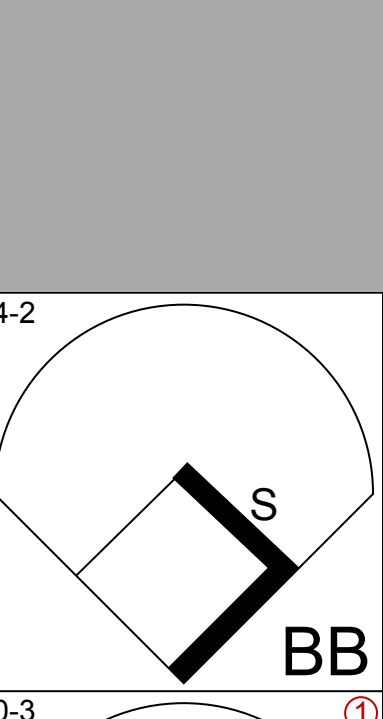
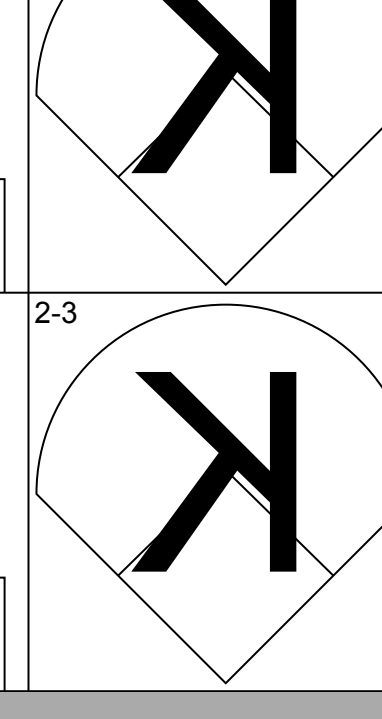
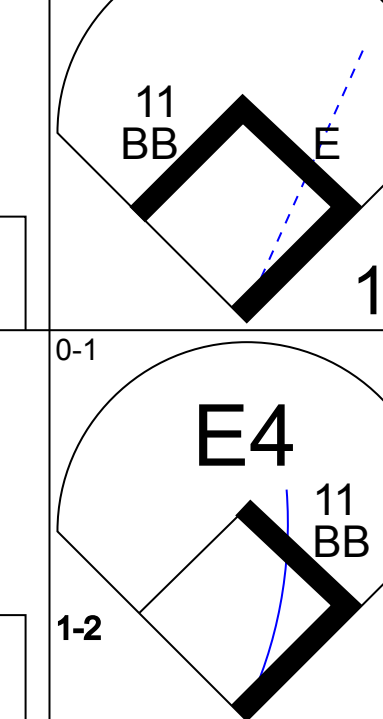
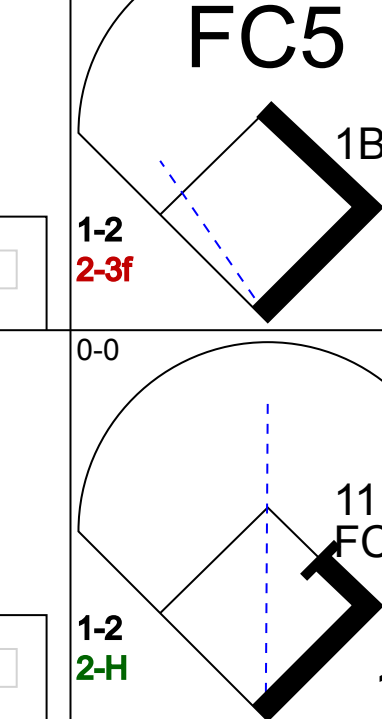
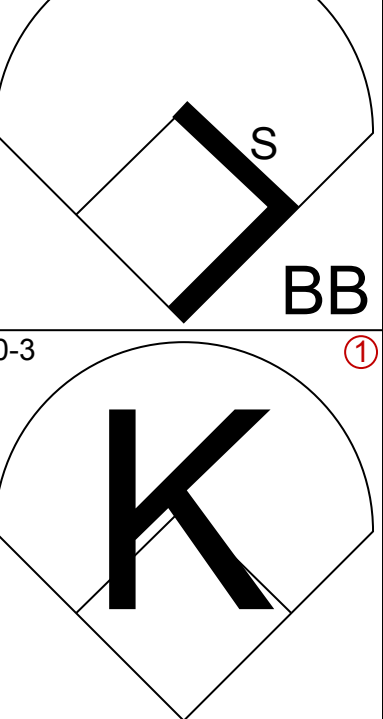
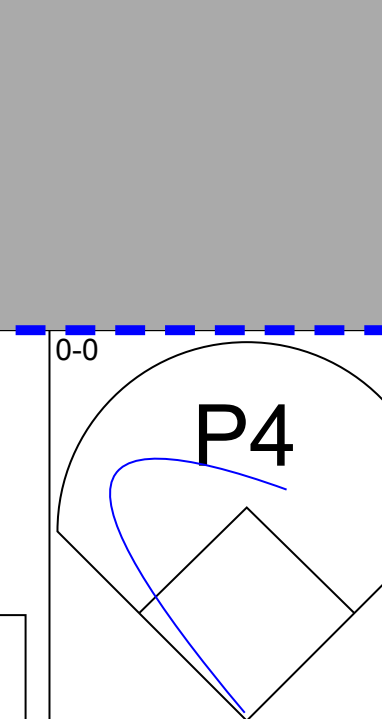
Batter	1	2	3	4	5	6	7	8	9	AB	R	H	RBI	BB	SO	LOB	TOP			
Roger Cedeno, S OBP: 0.301, SLG: 0.341 (1, 7)										4	0	0	0	0	3	0	<p>New York Mets @ New York Yankees Yankee Stadium, Bronx, NY Sun Jun 30 2002, 8:05 PM EDT Att: 55,700 - Sunny - 81 F</p> <p>livebaseballscores.com</p>			
Roberto Alomar, S OBP: 0.321, SLG: 0.359 (1, 4)										4	0	1	0	0	1	0				
31 Mike Piazza, R OBP: 0.371, SLG: 0.523 (1, 10)										4	0	0	0	0	1	1				
Mo Vaughn, L OBP: 0.343, SLG: 0.405 (1, 3)										3	0	2	0	1	0	1				
Jay Payton, R OBP: 0.310, SLG: 0.383 (1, 8)										3	0	0	0	0	1	3				
John Valentin, R OBP: 0.333, SLG: 0.380 (1, 5)										2	0	0	0	1	1	1				
Jeremy Burnitz, L OBP: 0.319, SLG: 0.341 (8, PH) Joe McEwing, R OBP: 0.227, SLG: 0.327 (8, 9)										2	0	0	0	0	0	2				
Vance Wilson, R OBP: 0.292, SLG: 0.381 (1, 2)										3	0	0	0	0	0	0				
Rey Ordonez, R OBP: 0.262, SLG: 0.315 (1, 6)										3	0	0	0	0	1	0				
Inning Stats	R: 0 E: 0 K: 2 S: 9	H: 0 LOB: 0 BB: 0 P: 11	R: 0 E: 0 K: 0 S: 8	H: 0 LOB: 1 BB: 2 P: 19	R: 0 E: 0 K: 1 S: 8	H: 0 LOB: 0 BB: 0 P: 11	R: 0 E: 0 K: 1 S: 9	H: 1 LOB: 1 BB: 0 P: 14	R: 0 E: 0 K: 1 S: 7	H: 0 LOB: 0 BB: 0 P: 9	R: 0 E: 0 K: 1 S: 11	H: 1 LOB: 1 BB: 0 P: 15	R: 0 E: 0 K: 0 S: 9	H: 0 LOB: 0 BB: 0 P: 12	R: 0 E: 0 K: 2 S: 12	H: 1 LOB: 1 BB: 0 P: 16	1B: 2 2B: 1 3B: 0 HR: 0	SF: 0 SAC: 0 DP: 0 HBP: 0	WP: 0 PB: 0 SB: 0 CS: 0	PA: 32
PITCHER Andy Pettitte, L ERA: 3.63 (1, 1)	IP: 9.0 WLS: W BF: 31 H: 3 R: 0 ER: 0 SO: 8 BB: 2 IBB: 0 HBP: 0 BLK: 1 WP: 0 HR: 0 S: 82 P: 120 ERA: 0.00 WHIP: 0.556																			

Batter	1	2	3	4	5	6	7	8	9	AB	R	H	RBI	BB	SO	LOB	BOTTOM			
Alfonso Soriano, R OBP: 0.351, SLG: 0.589 (1, 4)										4	2	2	2	0	1	0	<p>New York Mets @ New York Yankees Yankee Stadium, Bronx, NY Sun Jun 30 2002, 8:05 PM EDT Att: 55,700 - Sunny - 81 F</p> <p>livebaseballscores.com</p>			
2 Derek Jeter, R OBP: 0.380, SLG: 0.445 (1, 6)										4	1	2	0	1	0	1				
25 Jason Giambi, L OBP: 0.434, SLG: 0.599 (1, 10)										3	0	1	0	2	0	0				
Bernie Williams, S OBP: 0.406, SLG: 0.464 (1, 8)										4	0	1	1	1	0	4				
Robin Ventura, L OBP: 0.366, SLG: 0.521 (1, 5)										2	1	1	1	2	1	0				
20 Jorge Posada, S OBP: 0.350, SLG: 0.487 (1, 2)										4	1	0	0	1	3	5				
Nick Johnson, L OBP: 0.318, SLG: 0.416 (1, 3)										3	0	1	0	1	0	2				
Rondell White, R OBP: 0.312, SLG: 0.393 (1, 7)										4	1	1	1	0	1	4				
John Vander Wal, L OBP: 0.344, SLG: 0.444 (8, PH) Karim Garcia, L OBP: 0.200, SLG: 0.200 (9, 9)										3	2	2	2	0	1	0				
Inning Stats	R: 0 E: 0 K: 1 S: 7	H: 0 LOB: 0 BB: 0 P: 10	R: 0 E: 0 K: 0 S: 6	H: 1 LOB: 0 BB: 0 P: 13	R: 2 E: 0 K: 1 S: 15	H: 3 LOB: 2 BB: 1 P: 29	R: 4 E: 1 K: 0 S: 12	H: 3 LOB: 1 BB: 2 P: 26	R: 0 E: 0 K: 1 S: 10	H: 1 LOB: 3 BB: 2 P: 23	R: 0 E: 0 K: 1 S: 8	H: 1 LOB: 2 BB: 1 P: 14	R: 0 E: 0 K: 2 S: 13	H: 1 LOB: 1 BB: 0 P: 24	R: 2 E: 1 K: 1 S: 23	H: 1 LOB: 2 BB: 2 P: 39	1B: 6 2B: 3 3B: 0 HR: 2	SF: 2 SAC: 0 DP: 1 HBP: 0	WP: 0 PB: 0 SB: 1 CS: 0	PA: 42
PITCHER Steve Trachsel, R ERA: 3.97 Grant Roberts, R ERA: 1.39 Bobby Jones, L ERA: 2.7 Scott Strickland, R ERA: 3.72 Armando Benitez, R ERA: 2.56	IP: 3.1 WLS: L BF: 18 H: 6 R: 6 ER: 5 SO: 2 BB: 3 IBB: 0 HBP: 0 BLK: 0 WP: 0 HR: 2 S: 34 P: 69 ERA: 13.50 WHIP: 2.700																			
PITCHER Jaime Cerda, L ERA: (8, 1)	IP: 0.1 WLS: 1 BF: 1 H: 0 R: 0 ER: 0 SO: 1 BB: 0 IBB: 0 HBP: 0 BLK: 0 WP: 0 HR: 0 S: 3 P: 6 ERA: 0.00 WHIP: 0.000																			

Batter	1	2	3	4	5	6	7	8	9	AB	R	H	RBI	BB	SO	LOB	TOP			
Timo Perez, L OBP: 0.332, SLG: 0.486 Mark Guthrie, R (8, 1)										4	0	1	0	0	2	1	New York Mets @ Philadelphia Phillies Veterans Stadium, Philadelphia, PA Mon Jul 01 2002, 7:05 PM EDT Att: 18,422 - Cloudy - 88 F			
Eduardo Alfonzo, R OBP: 0.398, SLG: 0.394 (1, 5)										4	0	1	0	0	0	1				
Mo Vaughn, L OBP: 0.338, SLG: 0.398 (1, 3)										4	0	0	0	0	3	2				
31 Mike Piazza, R OBP: 0.366, SLG: 0.514 (1, 2)										4	0	0	0	0	3	2				
Roberto Alomar, S OBP: 0.323, SLG: 0.359 (1, 4)										3	0	1	0	1	1	0				
Jeremy Burnitz, L OBP: 0.315, SLG: 0.336 (1, 9)										4	0	0	0	0	0	2				
Tony Tarasco, L OBP: 0.263, SLG: 0.528 (1, 7)										4	1	1	1	0	2	1				
Rey Ordonez, R OBP: 0.263, SLG: 0.319 John Valentin, R OBP: 0.331, SLG: 0.376 (9, PH)										3	1	1	0	0	0	0				
Shawn Estes, R Grant Roberts, R Roger Cedeno, R David Weathers, R Jay Payton, R (1, 1) (4, 1) (6, PH) (6, 1) (8, PH) (8, 9)										1	0	1	1	0	0	0				
Inning Stats	R: 0 E: 0 K: 2 S: 11	H: 0 LOB: 0 BB: 0 P: 17	R: 0 E: 0 K: 1 S: 9	H: 0 LOB: 0 BB: 0 P: 12	R: 1 E: 0 K: 2 S: 12	H: 2 LOB: 1 BB: 0 P: 19	R: 0 E: 0 K: 3 S: 11	H: 0 LOB: 0 BB: 0 P: 16	R: 0 E: 0 K: 0 S: 7	H: 0 LOB: 0 BB: 0 P: 13	R: 0 E: 0 K: 0 S: 8	H: 1 LOB: 1 BB: 0 P: 17	R: 2 E: 0 K: 2 S: 17	H: 4 LOB: 2 BB: 0 P: 23	R: 0 E: 0 K: 1 S: 8	H: 0 LOB: 1 BB: 1 P: 14		1B: 3 2B: 2 3B: 0 HR: 2	SF: 0 SAC: 0 DP: 0 HBP: 0	WP: 0 PB: 0 SB: 3 CS: 0
PITCHER	IP WLS BF H R ER SO BB IBB HBP BLK WP HR S P ERA WHIP	IP WLS BF H R ER SO BB IBB HBP BLK WP HR S P ERA WHIP	IP WLS BF H R ER SO BB IBB HBP BLK WP HR S P ERA WHIP	IP WLS BF H R ER SO BB IBB HBP BLK WP HR S P ERA WHIP	IP WLS BF H R ER SO BB IBB HBP BLK WP HR S P ERA WHIP	IP WLS BF H R ER SO BB IBB HBP BLK WP HR S P ERA WHIP	IP WLS BF H R ER SO BB IBB HBP BLK WP HR S P ERA WHIP	IP WLS BF H R ER SO BB IBB HBP BLK WP HR S P ERA WHIP	IP WLS BF H R ER SO BB IBB HBP BLK WP HR S P ERA WHIP	IP WLS BF H R ER SO BB IBB HBP BLK WP HR S P ERA WHIP	IP WLS BF H R ER SO BB IBB HBP BLK WP HR S P ERA WHIP	IP WLS BF H R ER SO BB IBB HBP BLK WP HR S P ERA WHIP	IP WLS BF H R ER SO BB IBB HBP BLK WP HR S P ERA WHIP	IP WLS BF H R ER SO BB IBB HBP BLK WP HR S P ERA WHIP	IP WLS BF H R ER SO BB IBB HBP BLK WP HR S P ERA WHIP	IP WLS BF H R ER SO BB IBB HBP BLK WP HR S P ERA WHIP	IP WLS BF H R ER SO BB IBB HBP BLK WP HR S P ERA WHIP	IP WLS BF H R ER SO BB IBB HBP BLK WP HR S P ERA WHIP	IP WLS BF H R ER SO BB IBB HBP BLK WP HR S P ERA WHIP	IP WLS BF H R ER SO BB IBB HBP BLK WP HR S P ERA WHIP

AB	34
R	3
H	7
RBI	3
BB	1
SO	12
LOB	10



Batter	1	2	3	4	5	6	7	8	9	AB	R	H	RBI	BB	SO	LOB	BOTTOM			
11 Jimmy Rollins, S OBP: 0.315, SLG: 0.423 (1, 6)										4	0	0	0	1	0	3	New York Mets @ Philadelphia Phillies Veterans Stadium, Philadelphia, PA Mon Jul 01 2002, 7:05 PM EDT Att: 18,422 - Cloudy - 88 F			
Jason Michaels, R OBP: 0.356, SLG: 0.606 (1, 8)										5	1	1	0	0	2	4				
Bobby Abreu, L OBP: 0.433, SLG: 0.502 (1, 9)										3	1	1	0	1	1	0				
Pat Burrell, R OBP: 0.373, SLG: 0.553 (1, 7)										3	1	1	0	1	1	0				
Scott Rolen, R OBP: 0.344, SLG: 0.433 (1, 5)										2	1	1	1	1	0	0				
Travis Lee, L OBP: 0.327, SLG: 0.371 (1, 3)										4	2	2	4	0	0	2				
Tomas Perez, S OBP: 0.290, SLG: 0.391 Jose Mesa, R (8, 1)										4	0	0	0	0	2	4				
Todd Pratt, R OBP: 0.465, SLG: 0.509 (1, 2)										3	0	1	0	1	1	2				
Brandon Duckworth, R OBP: 0.300, SLG: 0.200 Carlos Silva, R Dan Plesac, L Marlon Anderson, L (1, 1) (8, 1) (8, 1) (8, 4)										3	0	1	1	0	1	2				
Inning Stats	R: 0 E: 0 K: 1 S: 6	H: 0 LOB: 0 BB: 0 P: 9	R: 2 E: 1 K: 1 S: 17	H: 2 LOB: 3 BB: 2 P: 33	R: 3 E: 0 K: 0 S: 17	H: 4 LOB: 2 BB: 1 P: 30	R: 1 E: 0 K: 1 S: 16	H: 2 LOB: 2 BB: 1 P: 29	R: 0 E: 0 K: 1 S: 9	H: 0 LOB: 0 BB: 0 P: 16	R: 0 E: 0 K: 2 S: 11	H: 0 LOB: 0 BB: 0 P: 14	R: 0 E: 0 K: 1 S: 6	H: 0 LOB: 0 BB: 0 P: 7	R: 0 E: 0 K: 1 S: 8	H: 0 LOB: 1 BB: 1 P: 14		1B: 6 2B: 1 3B: 0 HR: 1	SF: 1 SAC: 0 DP: 0 HBP: 0	WP: 0 PB: 0 SB: 1 CS: 0
PITCHER	IP WLS BF H R ER SO BB IBB HBP BLK WP HR S P ERA WHIP	IP WLS BF H R ER SO BB IBB HBP BLK WP HR S P ERA WHIP	IP WLS BF H R ER SO BB IBB HBP BLK WP HR S P ERA WHIP	IP WLS BF H R ER SO BB IBB HBP BLK WP HR S P ERA WHIP	IP WLS BF H R ER SO BB IBB HBP BLK WP HR S P ERA WHIP	IP WLS BF H R ER SO BB IBB HBP BLK WP HR S P ERA WHIP	IP WLS BF H R ER SO BB IBB HBP BLK WP HR S P ERA WHIP	IP WLS BF H R ER SO BB IBB HBP BLK WP HR S P ERA WHIP	IP WLS BF H R ER SO BB IBB HBP BLK WP HR S P ERA WHIP	IP WLS BF H R ER SO BB IBB HBP BLK WP HR S P ERA WHIP	IP WLS BF H R ER SO BB IBB HBP BLK WP HR S P ERA WHIP	IP WLS BF H R ER SO BB IBB HBP BLK WP HR S P ERA WHIP	IP WLS BF H R ER SO BB IBB HBP BLK WP HR S P ERA WHIP	IP WLS BF H R ER SO BB IBB HBP BLK WP HR S P ERA WHIP	IP WLS BF H R ER SO BB IBB HBP BLK WP HR S P ERA WHIP	IP WLS BF H R ER SO BB IBB HBP BLK WP HR S P ERA WHIP	IP WLS BF H R ER SO BB IBB HBP BLK WP HR S P ERA WHIP	IP WLS BF H R ER SO BB IBB HBP BLK WP HR S P ERA WHIP	IP WLS BF H R ER SO BB IBB HBP BLK WP HR S P ERA WHIP	IP WLS BF H R ER SO BB IBB HBP BLK WP HR S P ERA WHIP

AB	32
R	6
H	8
RBI	6
BB	5
SO	8
LOB	17



Batter	1	2	3	4	5	6	7	8	9	AB	R	H	RBI	BB	SO	LOB	TOP				
Roberto Alomar, S OBP: 0.323, SLG: 0.359	4-0 31 2B BB	1-1 1B 2B		1-1 G3		1-0 G4-3			G5-3	5	2	1	1	1	0	3					
Timo Perez, L OBP: 0.339, SLG: 0.489	2-2 31 2B G3	1-1 31 1B 1B		2-1 B4-3			0-1 G4-3		1-2 31 HBP 1B	5	2	3	1	0	0	1					
31 Mike Piazza, R OBP: 0.370, SLG: 0.518	1-2 G3 SF8	0-2 1B			1-1 G5-3		2-3 K		1-2 1B HBP	4	2	2	1	0	1	0					
Mo Vaughn, L OBP: 0.339, SLG: 0.398	3-2 G3	3-3 K			0-3 K		1-0 1B		0-1 BB 1B	5	0	2	2	0	2	3					
Joe McEwing, R OBP: 0.227, SLG: 0.327	2-3 3-H								1-3 2-H 1B	0	1	0	0	0	0	0					
Edgardo Alfonzo, R OBP: 0.298, SLG: 0.393	0-1 SF8		3-2 F7		0-1 2B 1B		0-3 K		4-1 FC4-6 1B BB	3	2	1	1	1	1	1					
Jeremy Burnitz, L OBP: 0.316, SLG: 0.341	2-2 G3		3-3 K2-3		3-2 2B			3-2 F7	0-0 FC4-6 1B	5	0	2	3	0	1	0					
Roger Cedeno, S OBP: 0.298, SLG: 0.337		0-0 G4-3	0-3 K		0-1 L7			1-1 G1-3 1B	2-2 FC4-6 1B 2B	5	1	1	0	0	1	3					
Rey Ordenez, R OBP: 0.262, SLG: 0.317		2-3 K		1-0 G6-3		1-2 G5-3		0-2 G1-3	1-2 2B 1B	5	1	1	1	0	1	1					
Pedro Astacio, R OBP: 0.194, SLG: 0.189	0-2 2B 1B		0-0 E4 G3		0-3 K			1-0 G4-3	3-H 2-1 2B	3	1	1	0	0	1	0					
Scott Strickland, R OBP: 0.256, SLG: 0.514									1-1 2-H	0	0	0	0	0	0	0					
Tony Tarasco, L OBP: 0.256, SLG: 0.514									1-1 2-H	0	0	0	0	0	0	0					
Mark Guthrie, R OBP: 0.194, SLG: 0.189									1-1 2-H	0	0	0	0	0	0	0					
John Valentin, R OBP: 0.194, SLG: 0.189									1-1 2-H	0	0	0	0	0	0	0					
Tyler Walker, R OBP: 0.194, SLG: 0.189									1-1 2-H	0	0	0	0	0	0	0					
Inning Stats	R: 3 E: 0 K: 0 S: 17	H: 2 LOB: 0 BB: 1 P: 29	R: 2 E: 0 K: 2 S: 17	H: 4 LOB: 2 BB: 0 P: 24	R: 0 E: 0 K: 2 S: 10	H: 0 LOB: 0 BB: 0 P: 16	R: 0 E: 1 K: 0 S: 6	H: 0 LOB: 1 BB: 0 P: 10	R: 1 E: 0 K: 1 S: 12	H: 2 LOB: 1 BB: 0 P: 16	R: 0 E: 0 K: 1 S: 8	H: 0 LOB: 0 BB: 0 P: 10	R: 0 E: 0 K: 2 S: 10	H: 1 LOB: 1 BB: 0 P: 13	R: 0 E: 0 K: 0 S: 9	H: 1 LOB: 1 BB: 0 P: 14	R: 6 E: 0 K: 0 S: 20	H: 5 LOB: 2 BB: 1 P: 33	1B: 11 2B: 4 3B: 0 HR: 0	SF: 1 SAC: 0 DP: 0 HBP: 1	WP: 0 PA: 46 PB: 0 SB: 1 CS: 0
PITCHER	IP	WLS	BF	H	R	ER	SO	BB	IBB	HBP	BLK	WP	HR	S	P	ERA	WHIP				
Terry Adams, R ERA: 4.22	5.0	L	25	8	6	6	5	1	0	0	0	0	0	62	95	10.80	1.800				
Rheal Cormier, L ERA: 5.1	1.0		3	0	0	0	1	0	0	0	0	0	0	8	10	0.00	0.000				
48 David Coggin, R ERA: 6.34	2.0		8	2	0	0	2	0	0	0	0	0	0	19	27	0.00	1.000				
Jose Santiago, R ERA: 6.39	0.2		8	4	6	6	0	1	0	1	0	0	0	16	24	81.00	7.500				
Doug Nickle, R ERA: 6.23	0.1		2	1	0	0	0	0	0	0	0	0	0	4	9	0.00	3.000				

New York Mets @ Philadelphia Phillies
Veterans Stadium, Philadelphia, PA
Tue Jul 02 2002, 7:05 PM EDT
Att: 20,826 - Cloudy - 95 F

AB 42
R 12
H 15
RBI 12
BB 2
SO 8
LOB 13



Batter	1	2	3	4	5	6	7	8	9	AB	R	H	RBI	BB	SO	LOB	BOTTOM				
Ricky Ledee, L OBP: 0.265, SLG: 0.360	2-1 1B 2B	4-0 11 E BB		2-3 K		1-0 HR		2-1 G5-3		3	2	2	1	1	1	0					
Jason Michaels, R OBP: 0.351, SLG: 0.597		1-2 BB						1-2 K		1	0	0	0	0	0	1					
11 Jimmy Rollins, S OBP: 0.313, SLG: 0.418	2-2 F8	4-2 1B SAFE BB		3-1 F9		2-1 F9		0-3 K		4	0	0	0	1	1	2					
Bobby Abreu, L OBP: 0.432, SLG: 0.496	0-1 F7	1-1 F8		4-2 BB		0-0 F7			4-1 HR BB	3	1	0	0	2	0	4					
Pat Burrell, R OBP: 0.373, SLG: 0.561	2-2 2B 1B		1-2 HR	0-0 G1-3			0-0 G6-3		1-2 P6	5	2	2	1	0	0	2					
Scott Rolen, R OBP: 0.348, SLG: 0.448	1-2 1B		0-0 F9		2-3 K		4-1 G3 BB		1-2 HR	4	1	2	4	1	1	0					
Travis Lee, L OBP: 0.325, SLG: 0.368	3-2 G4-3		2-0 1B 1B		2-3 K		2-2 G3		2-1 F5	5	0	1	0	0	1	2					
Mike Lieberthal, R OBP: 0.331, SLG: 0.406		1-0 F5	1-0 1B 1B		1-0 HBP		0-3 K		1-1 F8	4	0	1	0	0	1	1					
Marlon Anderson, L OBP: 0.320, SLG: 0.412		0-1 11 E BB 1B	1-0 1B 1B		2-2 G4-3			1-2 G5-3 1B		4	0	3	0	0	0	1					
Terry Adams, R ERA: 4.22	2-3 K		0-2 L7			0-2 F3		0-1 F7		2	0	0	0	0	1	3					
Rheal Cormier, L ERA: 5.1										0	0	0	0	0	0	0					
Doug Glanville, R ERA: 3.62										1	0	0	0	0	0	0					
48 David Coggin, R ERA: 6.34										0	0	0	0	0	0	0					
Tomas Perez, S ERA: 1.64										1	0	0	0	0	0	1					
Jose Santiago, R ERA: 6.39										0	0	0	0	0	0	0					
Doug Nickle, R ERA: 6.23										0	0	0	0	0	0	0					
Inning Stats	R: 2 E: 0 K: 0 S: 17	H: 3 LOB: 1 BB: 0 P: 27	R: 0 E: 1 K: 1 S: 10	H: 1 LOB: 3 BB: 2 P: 22	R: 1 E: 0 K: 0 S: 11	H: 4 LOB: 2 BB: 0 P: 16	R: 0 E: 0 K: 1 S: 8	H: 0 LOB: 1 BB: 1 P: 17	R: 0 E: 0 K: 2 S: 11	H: 0 LOB: 1 BB: 0 P: 18	R: 1 E: 0 K: 0 S: 7	H: 1 LOB: 0 BB: 0 P: 10	R: 0 E: 0 K: 1 S: 9	H: 0 LOB: 1 BB: 1 P: 15	R: 0 E: 0 K: 1 S: 10	H: 1 LOB: 1 BB: 0 P: 13	R: 2 E: 0 K: 0 S: 14	H: 1 LOB: 0 BB: 1 P: 23	1B: 7 2B: 1 3B: 0 HR: 3	SF: 0 SAC: 0 DP: 0 HBP: 1	WP: 0 PA: 43 PB: 0 SB: 0 CS: 0
PITCHER	IP	WLS	BF	H	R	ER	SO	BB	IBB	HBP	BLK	WP	HR	S	P	ERA	WHIP				
Pedro Astacio, R ERA: 3.08	6.0	W	30	9	4	4	4	3	0	1	0	0	0	64	110	6.00	2.000				
Scott Strickland, R ERA: 3.62	1.0	H	4	0	0	0	1	1	0	0	0	0	0	9	15	0.00	1.000				
Mark Guthrie, L ERA: 1.64	1.0	H	4	1	0	0	1	0	0	0	0	0	0	10	13	0.00	1.000				
Tyler Walker, R ERA: 18.0	1.0		5	1	2	2	0	1	0	0	0	0	1	14	23	18.00	2.000				

New York Mets @ Philadelphia Phillies
Veterans Stadium, Philadelphia, PA
Tue Jul 02 2002, 7:05 PM EDT
Att: 20,826 - Cloudy - 95 F

AB 37
R 6
H 11
RBI 6
BB 5
SO 6
LOB 17



Batter	1	2	3	4	5	6	7	8	9	AB	R	H	RBI	BB	SO	LOB	TOP										
Roger Cedeno, S OBP: 0.303, SLG: 0.342	G6-3			BB 1B		31 HR 1B	31 HR 1B		F8	5	2	3	0	0	0	0											
Edgardo Alfonso, R OBP: 0.401, SLG: 0.392	P3			BB		F8	31 HR 1B		BB	3	1	1	0	2	0	2											
31 Mike Piazza, R OBP: 0.371, SLG: 0.539	G4-3			F5		HR	HR		K	5	2	2	6	0	1	3											
Mo Vaughn, L OBP: 0.342, SLG: 0.410		K		K		HR	BB			3	1	1	1	1	2	2											
Jay Payton, R OBP: 0.308, SLG: 0.393 Mark Guthrie, R (8, 1)	K			F9		E5 G5-3	F8			4	0	0	0	0	1	3											
John Valentin, R OBP: 0.328, SLG: 0.381 Jaime Cerda, L Scott Strickland, R Timo Perez, L OBP: 0.337, SLG: 0.486	F8					F5	G5-3		F8	3	0	0	0	0	0	1											
Jeremy Burnitz, L OBP: 0.312, SLG: 0.336			K	F8		K	P6			4	0	0	0	0	2	1											
Joe McEwing, R OBP: 0.223, SLG: 0.321 Roberto Alomar, S OBP: 0.321, SLG: 0.357	K			G5-3		F7	F9			2	0	0	0	0	1	0											
Jeff D'Amico, R OBP: 0.161, SLG: 0.103 Rey Ordonez, R OBP: 0.280, SLG: 0.314 David Weathers, R	F9					31 HR 1B	L9		F7	2	1	1	0	0	0	0											
Inning Stats	R: 0 E: 0 K: 0 S: 7	H: 0 LOB: 0 BB: 0 P: 9	R: 0 E: 0 K: 2 S: 10	H: 0 LOB: 0 BB: 0 P: 19	R: 0 E: 0 K: 2 S: 8	H: 0 LOB: 0 BB: 0 P: 15	R: 0 E: 0 K: 1 S: 16	H: 1 LOB: 2 BB: 1 P: 23	R: 0 E: 0 K: 0 S: 8	H: 0 LOB: 0 BB: 0 P: 10	R: 4 E: 1 K: 1 S: 19	H: 4 LOB: 1 BB: 0 P: 24	R: 3 E: 0 K: 0 S: 12	H: 3 LOB: 1 BB: 1 P: 23	R: 0 E: 0 K: 0 S: 9	H: 0 LOB: 0 BB: 0 P: 13	R: 0 E: 0 K: 1 S: 6	H: 0 LOB: 1 BB: 1 P: 13	1B: 5 2B: 0 3B: 0 HR: 3	SF: 0 SAC: 0 DP: 0 HBP: 0	WP: 0 PB: 0 SB: 0 CS: 0	PA: 39					
PITCHER	IP	WLS	BF	H	R	ER	SO	BB	IBB	HBP	BLK	WP	HR	S	P	ERA	WHIP										
Randy Wolf, L ERA: 4.44	6.0		25	5	4	4	6	1	0	0	0	0	2	68	100	6.00	1.000										
Carlos Silva, R ERA: 2.95	0.2	B	5	3	3	3	0	0	0	0	0	0	1	9	15	40.50	4.500										
Dan Plesac, L ERA: 4.63	1.1	W	5	0	0	0	0	1	0	0	0	0	0	12	21	0.00	0.750										
Jose Mesa, R ERA: 2.2	1.0	S	4	0	0	0	1	1	0	0	0	0	0	6	13	0.00	1.000										

New York Mets @ Philadelphia Phillies
Veterans Stadium, Philadelphia, PA
Wed Jul 03 2002, 7:05 PM EDT
Att: 50,396 - Sunny - 96 F

AB 36
R 7
H 8
RBI 7
BB 3
SO 7
LOB 12



Batter	1	2	3	4	5	6	7	8	9	AB	R	H	RBI	BB	SO	LOB	BOTTOM										
Ricky Ledee, L OBP: 0.272, SLG: 0.372	L8		11 G3-6-3 1B		K	K		11 1B 2B		5	1	2	0	0	2	3											
11 Jimmy Rollins, S OBP: 0.315, SLG: 0.424	G4-3		G3-6-3			FC6-4		CS		5	1	2	1	0	0	3											
Bobby Abreu, L OBP: 0.433, SLG: 0.505	G4-3		G3			HR	2B	CS		3	2	1	2	1	0	0											
Pat Burrell, R OBP: 0.378, SLG: 0.577		1B 1B		K		HR	FC6-5 1B			4	2	3	2	0	1	0											
Scott Rolen, R OBP: 0.350, SLG: 0.449	F9 1B			F7		2B 1B	FC6-5 CS			4	1	2	0	0	0	1											
Marlon Anderson, L OBP: 0.323, SLG: 0.414	P4			F9		G6-3 1B 2B	CS IBB			3	1	1	1	1	0	2											
Mike Lieberthal, R OBP: 0.333, SLG: 0.407		1B				G6-3	F8			4	0	2	1	0	0	3											
Tomas Perez, S OBP: 0.286, SLG: 0.374	F9					F8	1B IBB		G3	3	0	0	0	1	0	3											
Randy Wolf, L ERA: 4.72 Doug Givins, R OBP: 0.280, SLG: 0.290 Carlos Silva, R Dan Plesac, L Jason Michaels, R Jose Mesa, R	K			SH2-4		SH2-4 1B	FC6-4 1B		K	1	0	0	0	0	0	0											
Inning Stats	R: 0 E: 0 K: 0 S: 4	H: 0 LOB: 0 BB: 0 P: 8	R: 1 E: 0 K: 1 S: 16	H: 3 LOB: 2 BB: 0 P: 21	R: 0 E: 0 K: 1 S: 11	H: 1 LOB: 0 BB: 0 P: 14	R: 0 E: 0 K: 1 S: 9	H: 0 LOB: 0 BB: 0 P: 15	R: 0 E: 0 K: 1 S: 10	H: 1 LOB: 1 BB: 0 P: 15	R: 5 E: 0 K: 1 S: 26	H: 6 LOB: 2 BB: 1 P: 38	R: 1 E: 0 K: 0 S: 8	H: 1 LOB: 1 BB: 2 P: 19	R: 1 E: 0 K: 1 S: 9	H: 2 LOB: 0 BB: 0 P: 13	1B: 8 2B: 3 3B: 1 HR: 2	SF: 0 SAC: 1 DP: 1 HBP: 0	WP: 0 PB: 0 SB: 0 CS: 3	PA: 39							
PITCHER	IP	WLS	BF	H	R	ER	SO	BB	IBB	HBP	BLK	WP	HR	S	P	ERA	WHIP										
Jeff D'Amico, R ERA: 4.72	5.0			4	4	4	3	0	0	0	0	0	0	11	15	54.00	9.000										
David Weathers, R ERA: 2.89	0.1		5	3	2	2	0	0	1	0	0	0	0	6	13	13.50	1.500										
Jaime Cerda, L ERA: 2.45	0.2		3	0	1	1	1	1	0	0	0	0	0	6	13	5.40	1.200										
Scott Strickland, R ERA: 3.69	1.2	L	7	2	1	1	1	0	1	0	0	0	0	14	23	5.40	1.200										
Mark Guthrie, L ERA: 1.61	0.1		1	1	0	0	0	0	0	0	0	0	0	2	4	0.00	3.000										

New York Mets @ Philadelphia Phillies
Veterans Stadium, Philadelphia, PA
Wed Jul 03 2002, 7:05 PM EDT
Att: 50,396 - Sunny - 96 F

AB 34
R 8
H 14
RBI 8
BB 3
SO 5
LOB 17



Batter	1	2	3	4	5	6	7	8	9	AB	R	H	RBI	BB	SO	LOB	TOP							
Roberto Alomar, S (1.4) OBP: 0.325, SLG: 0.359	1-1 F7		4-2 WP 1B BB	1-1 G3-6-1 1B			0-0 L7		0-2 S 2B 1B	4	2	2	1	1	0	0								
Timo Perez, L (1.8) OBP: 0.344, SLG: 0.495	3-2 F8		3-1 31 HR 1B	1-0 G3-6-1 1B			0-1 1B		1-0 1B 2B	5	1	3	3	0	0	1								
31 Mike Piazza, R (1.2) OBP: 0.371, SLG: 0.548	3-2 1B		1-2 HR 1B		1-2 P4		0-1 F9		0-3 K	5	1	2	2	0	1	2								
Mo Vaughn, L (1.3) Bobby Jones, R (9, PR)	2-2 G4-1		2-0 HBP 1B		2-2 L3		2-3 K		2-2 2B 1B	5	0	2	0	0	1	2								
Edgardo Alfonzo, R (1.5) John Valentin, R (4.5) OBP: 0.302, SLG: 0.398 OBP: 0.328, SLG: 0.389		0-2 1B 2B	3-2 G4-6-3 HBP 1B		2-1 2B		2-2 F9		2-2 F8 K	1	1	1	0	0	0	0								
Jeremy Burnitz, L (1.9) OBP: 0.308, SLG: 0.331	3-2 F7		1-0 G4-6-3 1-2 2-3		2-2 F9				2-2 G3-1	4	0	0	0	0	0	4								
Roger Cedeno, S (1.7) Armando Benitez, R (8.1)		0-0 FC1-6 1B	1-3 K		3-1 G3				1-1 G4-3	4	0	1	1	0	1	1								
Rey Ordenez, R (1.6) OBP: 0.264, SLG: 0.321		0-1 FC1-6 1-2		0-1 1B 2B		3-3 K			1-1 1B 2B 1B	4	2	2	0	0	1	1								
Al Leiter, L (1.1) Joe McEwing, R (6, PH) Grant Roberts, R (6.1) Tony Tarasco, L (8.7) OBP: 0.258, SLG: 0.214 OBP: 0.221, SLG: 0.318 OBP: 1.000, SLG: 1.000 OBP: 0.250, SLG: 0.500	2-2 G4-3			0-0 B2-4		0-1 G6-3			2-0 F9	2	0	0	0	0	0	2								
Inning Stats	R: 0 E: 0 K: 0 S: 11	H: 1 LOB: 1 BB: 0 P: 20	R: 1 E: 0 K: 0 S: 16	H: 2 LOB: 1 BB: 0 P: 21	R: 3 E: 0 K: 1 S: 16	H: 3 LOB: 1 BB: 1 P: 31	R: 1 E: 0 K: 0 S: 6	H: 2 LOB: 0 BB: 0 P: 8	R: 0 E: 0 K: 0 S: 12	H: 1 LOB: 1 BB: 0 P: 19	R: 0 E: 0 K: 1 S: 7	H: 0 LOB: 0 BB: 0 P: 13	R: 0 E: 0 K: 1 S: 10	H: 1 LOB: 1 BB: 0 P: 12	R: 0 E: 0 K: 0 S: 10	H: 0 LOB: 0 BB: 0 P: 15	R: 2 E: 0 K: 2 S: 16	H: 4 LOB: 2 BB: 0 P: 24	1B: 9 2B: 4 3B: 0 HR: 1	SF: 0 SAC: 0 DP: 2 HBP: 1	WP: 1 PB: 0 SB: 1 CS: 0	PA: 41		
PITCHER	IP WLS BF H R ER SO BB IBB HBP BLK WP HR S P ERA WHIP	6.0 W 27 9 5 5 2 1 0 1 0 1 1 68 112 7.50 1.667	7.1 L 4 1 0 0 1 0 0 0 0 0 0 10 12 0.00 1.000	8.1 L 3 0 0 0 0 0 0 0 0 0 0 10 15 0.00 0.000	9.1 L 7 4 2 2 2 0 0 0 0 0 0 16 24 18.00 4.000																			

New York Mets @ Florida Marlins
Pro Player Stadium, Miami, FL
Thu Jul 04 2002, 6:05 PM EDT
Att: 15,765 - Cloudy - 82 F

AB 39
R 7
H 14
RBI 7
BB 1
SO 5
LOB 16



Batter	1	2	3	4	5	6	7	8	9	AB	R	H	RBI	BB	SO	LOB	BOTTOM						
Luis Castillo, S (1.4) OBP: 0.393, SLG: 0.388	4-2 F8 S BB	1-2 S 2B 1B		1-1 G1-6-3 1B		0-0 G4-3		1-2 G3		4	1	2	2	1	0	0							
Andy Fox, L (1.6) OBP: 0.313, SLG: 0.324	0-3 K	2-2 1B 2B		1-2 G1-6-3 1-2		0-1 G6-3				4	1	1	1	0	1	2							
Mike Lowell, R (1.5) OBP: 0.372, SLG: 0.538	1-2 F8	0-2 2B 1B			0-1 L8	3-1 F7				4	1	1	1	0	0	1							
Cliff Floyd, L (1.9) OBP: 0.418, SLG: 0.549	2-3 F8	2-H 2B 1B		1-1 F8 1-H 2B	1-2 L8		2-0 G4-3			4	0	1	1	0	0	1							
Derrek Lee, R (1.3) OBP: 0.350, SLG: 0.510			G4-3 1B		4-2 BB		1-1 G5-3 1B			3	1	2	0	1	0	1							
Kevin Millar, R (1.7) OBP: 0.345, SLG: 0.440		3-2 G5-3	2-2 G6-4-3 1B		3-2 F8		0-2 G5-3			4	0	1	0	0	0	3							
Preston Wilson, R (1.8) OBP: 0.348, SLG: 0.442		1-1 E 1B	3-3 K			3-2 1B 3B 1B	2-3 K			4	2	2	1	0	2	2							
Charles Johnson, R (1.2) Mike Redmond, R (6.2) OBP: 0.324, SLG: 0.358 OBP: 0.415, SLG: 0.417		3-H E5 1B	3-2 G6-4-3			1-1 3B 1B		1-3 K		2	1	0	0	0	0	1							
Julian Tavarez, L (1.1) Pablo Ozuna, R (5, PH) Armando Almansa, L (7.1) Braden Looper, R (8.1) Tim Raines, S (8, PH) Vladimir Nunez, R (9.1) OBP: 0.143, SLG: 0.053 OBP: 0.266, SLG: 0.545 OBP: 0.333, SLG: 0.333	1-1 G6-3		1-1 K	1-3 K		2-1 G4-3 3B		1-3 K		2	0	0	0	0	1	1							
Inning Stats	R: 0 E: 1 K: 1 S: 10	H: 0 LOB: 1 BB: 1 P: 16	R: 6 E: 1 K: 0 S: 30	H: 6 LOB: 1 BB: 0 P: 42	R: 0 E: 0 K: 1 S: 12	H: 1 LOB: 0 BB: 0 P: 20	R: 0 E: 0 K: 1 S: 8	H: 1 LOB: 0 BB: 0 P: 11	R: 0 E: 0 K: 0 S: 13	H: 0 LOB: 1 BB: 1 P: 21	R: 3 E: 0 K: 0 S: 12	H: 3 LOB: 0 BB: 0 P: 21	R: 0 E: 0 K: 1 S: 10	H: 1 LOB: 1 BB: 0 P: 15	R: 0 E: 0 K: 2 S: 9	H: 0 LOB: 0 BB: 0 P: 12	1B: 9 2B: 2 3B: 1 HR: 0	SF: 0 SAC: 0 DP: 2 HBP: 0	WP: 0 PB: 0 SB: 2 CS: 0	PA: 37			
PITCHER	IP WLS BF H R ER SO BB IBB HBP BLK WP HR S P ERA WHIP	5.0 L 24 8 6 1 3 2 0 0 0 0 0 22 36 13.50 2.000	2.0 L 10 4 3 3 1 0 0 0 0 0 0 9 12 0.00 0.000																				

New York Mets @ Florida Marlins
Pro Player Stadium, Miami, FL
Thu Jul 04 2002, 6:05 PM EDT
Att: 15,765 - Cloudy - 82 F

AB 35
R 9
H 12
RBI 8
BB 2
SO 6
LOB 12



Batter	1	2	3	4	5	6	7	8	9	AB	R	H	RBI	BB	SO	LOB	TOP					
Roberto Alomar, S OBP: 0.326, SLG: 0.363 (1, 4)	1-2 WP 1B 2B	1-0 F7			0-3 K		2-3 K2-3		0-0 1B 1B	5	1	2	0	0	2	0						
Edgardo Alfonso, R OBP: 0.407, SLG: 0.399 (1, 5)	0-1 WP 1B 1B		0-1 K		4-1 G3 WP BB		0-1 F9		0-0 1B 1B	4	2	2	0	1	1	0						
31 Mike Piazza, R OBP: 0.372, SLG: 0.542 (1, 2)	1-3 K		0-1 G6-3		4-2 WP G3 BB		4-2 BB BB		1-2 F7	3	0	0	0	2	1	4						
Mo Vaughn, L OBP: 0.340, SLG: 0.403 Armando Benitez, R (9, 1)	0-3 K		0-3 K		2-3 K		4-1 BB		0-0 F7	4	0	0	0	1	3	6						
Timo Perez, L OBP: 0.335, SLG: 0.482 (1, 9) (9, 7)	1-3 K 1B 1-2 3-H		1-1 F2		1-1 G3		1-3 K		0-2 G4-3	5	0	0	0	0	2	7						
Jay Payton, R OBP: 0.316, SLG: 0.397 (1, 8)	1-2 WP 1B 1-3 2-H		3-2 F9		4-1 FC6-4 BB		1-2 1B			3	0	2	1	1	0	0						
Roger Cedeno, S OBP: 0.299, SLG: 0.337 David Weathers, R (6, 1) Jaime Cerda, L (7, 1) Joe Mauer, R OBP: 0.319, SLG: 0.315 (8, 7) (9, 9)	3-3 K 1-2		0-0 G4-3		0-0 FC6-4 1-2		1-3 K			3	0	0	0	0	1	4						
Rey Ordenez, R OBP: 0.260, SLG: 0.316 (1, 6)		2-2 G6-3		0-3 K		1-0 E6 HR		0-3 K		4	1	0	0	0	2	1						
Mike Bacsik, L Tony Jarasco, L John Valentin, R Scott Strickland, R Mark Guthrie, R Jeromy Burnitz, L OBP: 0.308, SLG: 0.333 (1, 1) (6, 7) (6, PH) (8, 1) (8, 1) (9, 9)		2-2 G1-3		1-1 L7		1-2 HR		2-3 K		2	0	0	0	0	0	0						
Inning Stats	R: 2 E: 0 K: 4 S: 21	H: 3 LOB: 2 BB: 0 P: 28	R: 0 E: 0 K: 0 S: 8	H: 0 LOB: 0 BB: 0 P: 13	R: 0 E: 0 K: 2 S: 8	H: 0 LOB: 0 BB: 0 P: 9	R: 0 E: 0 K: 2 S: 8	H: 0 LOB: 0 BB: 0 P: 10	R: 0 E: 0 K: 1 S: 10	H: 0 LOB: 2 BB: 3 P: 25	R: 2 E: 1 K: 2 S: 15	H: 1 LOB: 2 BB: 2 P: 28	R: 0 E: 0 K: 3 S: 12	H: 1 LOB: 1 BB: 0 P: 16	R: 0 E: 0 K: 0 S: 10	H: 2 LOB: 2 BB: 0 P: 11	1B: 5 2B: 3 3B: 0 HR: 1	SF: 0 SAC: 0 DP: 0 HBP: 0	WP: 3 PB: 3 SB: 0 CS: 0	PA: 41		
PITCHER	IP WLS BF H R ER SO BB IBB HBP BLK WP HR S P ERA WHIP	IP WLS BF H R ER SO BB IBB HBP BLK WP HR S P ERA WHIP	IP WLS BF H R ER SO BB IBB HBP BLK WP HR S P ERA WHIP	IP WLS BF H R ER SO BB IBB HBP BLK WP HR S P ERA WHIP	IP WLS BF H R ER SO BB IBB HBP BLK WP HR S P ERA WHIP	IP WLS BF H R ER SO BB IBB HBP BLK WP HR S P ERA WHIP	IP WLS BF H R ER SO BB IBB HBP BLK WP HR S P ERA WHIP	IP WLS BF H R ER SO BB IBB HBP BLK WP HR S P ERA WHIP	IP WLS BF H R ER SO BB IBB HBP BLK WP HR S P ERA WHIP	IP WLS BF H R ER SO BB IBB HBP BLK WP HR S P ERA WHIP	IP WLS BF H R ER SO BB IBB HBP BLK WP HR S P ERA WHIP	IP WLS BF H R ER SO BB IBB HBP BLK WP HR S P ERA WHIP	IP WLS BF H R ER SO BB IBB HBP BLK WP HR S P ERA WHIP	IP WLS BF H R ER SO BB IBB HBP BLK WP HR S P ERA WHIP	IP WLS BF H R ER SO BB IBB HBP BLK WP HR S P ERA WHIP	IP WLS BF H R ER SO BB IBB HBP BLK WP HR S P ERA WHIP	IP WLS BF H R ER SO BB IBB HBP BLK WP HR S P ERA WHIP	IP WLS BF H R ER SO BB IBB HBP BLK WP HR S P ERA WHIP	IP WLS BF H R ER SO BB IBB HBP BLK WP HR S P ERA WHIP	IP WLS BF H R ER SO BB IBB HBP BLK WP HR S P ERA WHIP	IP WLS BF H R ER SO BB IBB HBP BLK WP HR S P ERA WHIP	
A.J. Burnett, R ERA: 3.31 (1, 1)	6.0 L 25 3 3 3 9 3 0 0 0 3 0 61 94 4.50 1.000	0.2 5 1 2 1 1 1 0 0 0 0 0 1 11 19 13.50 3.000	1.1 6 1 0 0 4 1 0 0 0 0 0 0 16 25 0.00 1.500	1.0 5 2 0 0 0 0 0 0 0 0 0 0 10 11 0.00 2.000																		

New York Mets @ Florida Marlins
Pro Player Stadium, Miami, FL
Fri Jul 05 2002, 7:05 PM EDT
Att: 11,498 - Cloudy - 77 F

AB	36
R	5
H	7
RBI	3
BB	5
SO	14
LOB	24



Batter	1	2	3	4	5	6	7	8	9	AB	R	H	RBI	BB	SO	LOB	BOTTOM					
Luis Castillo, S OBP: 0.396, SLG: 0.395 (1, 4)	2-1 SH1-3 PB 2B	3-1 G6-4-3 1B			1-1 F9		2-2 G6-4-3 1B		0-1 G5-3	5	1	3	0	0	0	3						
Preston Wilson, R OBP: 0.347, SLG: 0.439 (1, 8)	0-0 SH1-3 2-3	0-0 G6-4-3 1-2			3-2 G6-3		1-1 G6-4-3 1B		1-2 F8	4	0	1	0	0	0	2						
Mike Lowell, R OBP: 0.373, SLG: 0.533 (1, 5)	4-1 PB 1B BB		0-2 F9		4-2 BB		3-2 G6-4-3 1-2 2-3		2-1 F3	3	1	0	0	2	0	2						
Cliff Floyd, L OBP: 0.412, SLG: 0.540 (1, 9)	2-2 P5 1-2 3-H		3-2 F3		0-0 P6		1-0 P4		3-3 K	5	0	0	0	0	1	3						
Derrek Lee, R OBP: 0.354, SLG: 0.522 (1, 3)	3-2 1B 2-H 1B		3-3 K		3-1 E S 1B		2-2 HR			4	1	3	2	0	1	0						
Kevin Millar, R OBP: 0.352, SLG: 0.443 (1, 7)	1-1 FC5-4 1-2 1B			0-2 G4-6-3 1B		1-3 K		4-2 PB 1B BB		3	0	2	0	1	1	1						
Mike Redmond, R OBP: 0.413, SLG: 0.498 (1, 2)	0-2 FC5-4 1-2		0-0 G4-6-3 1-2		4-2 HBP		1-3 K		1-3 K	3	0	0	0	0	1	4						
Andy Fox, L OBP: 0.320, SLG: 0.333 (1, 6)		3-2 1B 2B		4-2 BB		0-0 P6		0-0 G5-3 PB 1B		3	0	2	0	1	0	2						
A.J. Burnett, R Eric Owens, R Blaine Neal, L 46 Oswaldo Mairesna, L Tim Raines, S Vic Darenburg, L (1, 1) (6, PH) (7, 1) (8, 1) (8, PH) (9, 1)	5.0 W 22 6 2 2 3 3 0 0 0 0 0 20 35 0.00 1.800	1.2 H 8 3 0 0 1 0 0 0 0 0 0 1 2 0.00 0.000	0.1 H 1 0 0 0 0 0 0 0 0 0 0 1 2 27.00 9.000	0.1 H 4 2 1 1 1 1 0 0 0 0 0 3 7 0.00 1.500																		
Inning Stats	R: 2 E: 0 K: 0 S: 15	H: 3 LOB: 1 BB: 1 P: 27	R: 0 E: 0 K: 1 S: 11	H: 2 LOB: 1 BB: 0 P: 20	R: 0 E: 0 K: 1 S: 13	H: 0 LOB: 0 BB: 0 P: 19	R: 0 E: 0 K: 1 S: 9	H: 1 LOB: 1 BB: 1 P: 15	R: 0 E: 0 K: 0 S: 11	H: 0 LOB: 1 BB: 1 P: 19	R: 0 E: 0 K: 1 S: 9	H: 1 LOB: 2 BB: 0 P: 18	R: 0 E: 0 K: 0 S: 12	H: 2 LOB: 1 BB: 0 P: 19	R: 1 E: 0 K: 1 S: 16	H: 2 LOB: 2 BB: 2 P: 27	R: 0 E: 0 K: 1 S: 10	H: 0 LOB: 0 BB: 0 P: 16	1B: 8 2B: 2 3B: 0 HR: 1	SF: 0 SAC: 1 DP: 4 HBP: 1	WP: 0 PB: 2 SB: 1 CS: 0	PA: 40
PITCHER	IP WLS BF H R ER SO BB IBB HBP BLK WP HR S P ERA WHIP	IP WLS BF H R ER SO BB IBB HBP BLK WP HR S P ERA WHIP	IP WLS BF H R ER SO BB IBB HBP BLK WP HR S P ERA WHIP	IP WLS BF H R ER SO BB IBB HBP BLK WP HR S P ERA WHIP	IP WLS BF H R ER SO BB IBB HBP BLK WP HR S P ERA WHIP	IP WLS BF H R ER SO BB IBB HBP BLK WP HR S P ERA WHIP	IP WLS BF H R ER SO BB IBB HBP BLK WP HR S P ERA WHIP	IP WLS BF H R ER SO BB IBB HBP BLK WP HR S P ERA WHIP	IP WLS BF H R ER SO BB IBB HBP BLK WP HR S P ERA WHIP	IP WLS BF H R ER SO BB IBB HBP BLK WP HR S P ERA WHIP	IP WLS BF H R ER SO BB IBB HBP BLK WP HR S P ERA WHIP	IP WLS BF H R ER SO BB IBB HBP BLK WP HR S P ERA WHIP	IP WLS BF H R ER SO BB IBB HBP BLK WP HR S P ERA WHIP	IP WLS BF H R ER SO BB IBB HBP BLK WP HR S P ERA WHIP	IP WLS BF H R ER SO BB IBB HBP BLK WP HR S P ERA WHIP	IP WLS BF H R ER SO BB IBB HBP BLK WP HR S P ERA WHIP	IP WLS BF H R ER SO BB IBB HBP BLK WP HR S P ERA WHIP	IP WLS BF H R ER SO BB IBB HBP BLK WP HR S P ERA WHIP	IP WLS BF H R ER SO BB IBB HBP BLK WP HR S P ERA WHIP	IP WLS BF H R ER SO BB IBB HBP BLK WP HR S P ERA WHIP	IP WLS BF H R ER SO BB IBB HBP BLK WP HR S P ERA WHIP	
Mike Bacsik, L ERA: 3.8 David Weathers, R ERA: 2.78 Jaime Cerda, L ERA: 2.25 Scott Strickland, R ERA: 3.89 Mark Guthrie, L ERA: 1.57 (1, 1) (6, PH) (7, 1) (8, 1) (8, PH) (9, 1)	5.0 W 22 6 2 2 3 3 0 0 0 0 0 20 35 0.00 1.800	1.2 H 8 3 0 0 1 0 0 0 0 0 0 1 2 0.00 0.000	0.1 H 1 0 0 0 0 0 0 0 0 0 0 1 2 27.00 9.000	0.1 H 4 2 1 1 1 1 0 0 0 0 0 3 7 0.00 1.500																		

New York Mets @ Florida Marlins
Pro Player Stadium, Miami, FL
Fri Jul 05 2002, 7:05 PM EDT
Att: 11,498 - Cloudy - 77 F

AB	33
R	3
H	11
RBI	2
BB	5
SO	6
LOB	21



Batter	1	2	3	4	5	6	7	8	9	AB	R	H	RBI	BB	SO	LOB	TOP										
Roberto Alomar, S OBP: 0.331, SLG: 0.374 (1, 4)										3	1	2	2	1	0	0	New York Mets @ Florida Marlins Pro Player Stadium, Miami, FL Sat Jul 06 2002, 7:05 PM EDT Att: 21,038 - Cloudy - 81 F										
Eduardo Alfonzo, R OBP: 0.402, SLG: 0.394 (1, 5)										4	0	0	0	0	1	2											
31 Mike Piazza, R OBP: 0.377, SLG: 0.541 (1, 2)										2	0	1	0	1	1	0											
John Valentin, R OBP: 0.323, SLG: 0.375 Jaime Cerda, L (8, 1)										3	0	0	0	0	1	2											
Jay Payton, R OBP: 0.314, SLG: 0.392 (1, 8)										3	0	0	0	1	0	2											
Jeremy Burnitz, L OBP: 0.305, SLG: 0.326 (1, 9)										4	0	0	0	0	3	3											
Joe McEwing, R OBP: 0.229, SLG: 0.315 (8, 3)										3	0	1	0	1	1	2											
Rey Ordenez, R OBP: 0.260, SLG: 0.316 Mo Vaughn, L OBP: 0.339, SLG: 0.402 (9, PH)										3	0	1	0	0	0	1											
Shawn Estes, R OBP: 0.280, SLG: 0.240 Timo Lincecum, L OBP: 0.333, SLG: 0.480 Bobby Jones, R OBP: 0.288, SLG: 0.590 Tony Tarasco, L OBP: 0.299, SLG: 0.378 Vance Wilson, R OBP: 0.299, SLG: 0.378 (1, 1)										1	0	0	0	0	1	0											
Inning Stats	R: 0 E: 0 K: 1 S: 6	H: 1 LOB: 0 BB: 0 P: 8	R: 0 E: 0 K: 1 S: 8	H: 0 LOB: 0 BB: 0 P: 11	R: 0 E: 0 K: 1 S: 6	H: 1 LOB: 0 BB: 0 P: 9	R: 0 E: 0 K: 0 S: 13	H: 0 LOB: 1 BB: 0 P: 22	R: 0 E: 0 K: 1 S: 10	H: 0 LOB: 0 BB: 0 P: 13	R: 0 E: 0 K: 0 S: 14	H: 1 LOB: 1 BB: 1 P: 21	R: 0 E: 0 K: 1 S: 12	H: 1 LOB: 2 BB: 0 P: 22	R: 2 E: 0 K: 2 S: 13	H: 1 LOB: 1 BB: 2 P: 24		R: 0 E: 0 K: 3 S: 17	H: 0 LOB: 2 BB: 2 P: 31	1B: 4 2B: 1 3B: 0 HR: 1	SF: 0 SAC: 0 DP: 2 HBP: 2	WP: 0 PB: 0 CS: 1	PA: 36				
PITCHER	IP	WLS	BF	H	R	ER	SO	BB	IBB	HBP	BLK	WP	HR	S	P	ERA		WHIP									
Michael Tejera, L ERA: 2.87 (1, 1)	7.1	W	28	5	2	2	5	2	0	2	0	0	1	73	114	2.46	0.955										
Braden Looper, R ERA: 3.97 (8, 1)	0.2		3	0	0	0	2	1	0	0	0	0	0	9	16	0.00	1.500										
Vladimir Nunez, R ERA: 3.65 (9, 1)	0.1	H	3	0	0	0	1	2	0	0	0	0	0	10	20	0.00	6.000										
Armando Almanza, L ERA: 2.37 (9, 1)	0.2	S	2	0	0	0	2	0	0	0	0	0	0	7	11	0.00	0.000										

Batter	1	2	3	4	5	6	7	8	9	AB	R	H	RBI	BB	SO	LOB	BOTTOM										
Homer Bush, R OBP: 0.270, SLG: 0.283 (1, 4)										5	0	1	1	0	0	3	New York Mets @ Florida Marlins Pro Player Stadium, Miami, FL Sat Jul 06 2002, 7:05 PM EDT Att: 21,038 - Cloudy - 81 F										
Preston Wilson, R OBP: 0.349, SLG: 0.448 (1, 8)										3	2	1	1	1	0	1											
Mike Lowell, R OBP: 0.377, SLG: 0.532 (1, 5)										1	2	0	0	3	0	0											
Cliff Floyd, L OBP: 0.413, SLG: 0.541 (1, 9)										3	0	1	1	0	1	2											
Derrek Lee, R OBP: 0.353, SLG: 0.519 (1, 3)										4	0	1	2	0	1	1											
Kevin Millar, R OBP: 0.346, SLG: 0.434 Vladimir Nunez, R OBP: 0.333, SLG: 0.333 Armando Almanza, L (9, 1)										4	0	0	0	0	0	3											
Charles Johnson, R OBP: 0.328, SLG: 0.358 (1, 2)										3	0	1	0	1	1	0											
Andy Fox, L OBP: 0.323, SLG: 0.338 (1, 6)										3	1	1	0	1	0	4											
Michael Tejera, L OBP: 0.250, SLG: 0.438 Braden Looper, R (8, 1)										2	0	0	0	0	0	4											
Eric Owens, R OBP: 0.348, SLG: 0.389 (9, 7)										1	0	1	0	0	0	0											
Inning Stats	R: 2 E: 0 K: 0 S: 16	H: 2 LOB: 1 BB: 1 P: 25	R: 0 E: 0 K: 0 S: 11	H: 0 LOB: 1 BB: 1 P: 17	R: 2 E: 0 K: 0 S: 9	H: 1 LOB: 3 BB: 3 P: 29	R: 0 E: 0 K: 0 S: 6	H: 1 LOB: 1 BB: 1 P: 14	R: 0 E: 0 K: 2 S: 8	H: 0 LOB: 0 BB: 0 P: 13	R: 1 E: 0 K: 0 S: 10	H: 1 LOB: 0 BB: 0 P: 17	R: 0 E: 0 K: 1 S: 8	H: 0 LOB: 0 BB: 0 P: 11	R: 0 E: 0 K: 0 S: 14	H: 2 LOB: 2 BB: 0 P: 19		1B: 4 2B: 2 3B: 0 HR: 1	SF: 0 SAC: 1 DP: 0 HBP: 1	WP: 0 PB: 0 CS: 2	PA: 37						
PITCHER	IP	WLS	BF	H	R	ER	SO	BB	IBB	HBP	BLK	WP	HR	S	P	ERA	WHIP										
Shawn Estes, L ERA: 4.81 (1, 1)	5.0	L	25	4	4	4	2	5	0	0	0	0	0	18	28	4.50	1.800										
Bobby Jones, L ERA: 3.0 (6, 1)	2.0		7	1	1	1	1	0	0	0	0	0	0	18	28	4.50	0.500										
Jaime Cerda, L ERA: 1.8 (8, 1)	1.0		5	2	0	0	0	0	0	0	0	0	0	14	19	0.00	2.000										

Batter	1	2	3	4	5	6	7	8	9	AB	R	H	RBI	BB	SO	LOB	TOP			
Roberto Alomar, S (1, 4) OBP: 0.332, SLG: 0.381										5	1	2	1	0	1	3				
Timo Perez, L (1, 9) OBP: 0.327, SLG: 0.470 31 Mike Piazza, R (9, PH) OBP: 0.379, SLG: 0.543 Armando Benitez, R (9, 1)										4	1	0	0	0	1	1				
Eduardo Alfonso, R (1, 5) OBP: 0.405, SLG: 0.399										4	2	2	0	1	2	1				
Mo Vaughn, L (1, 3) OBP: 0.340, SLG: 0.399										4	2	1	0	1	2	3				
Jay Payton, R (1, 8) OBP: 0.321, SLG: 0.415										5	1	3	5	0	0	3				
Tony Tarasco, L (1, 7) OBP: 0.277, SLG: 0.545										5	0	1	1	0	2	2				
Vance Wilson, R (1, 2) OBP: 0.287, SLG: 0.371										4	0	1	0	0	0	3				
Rey Ordenez, R (1, 6) OBP: 0.261, SLG: 0.320 John Valentin, R (6, 6) OBP: 0.326, SLG: 0.381										3	0	1	0	0	1	1				
Pedro Astacio, R (1, 1) OBP: 0.194, SLG: 0.189 Joe Mauer, R (4, PH) OBP: 0.227, SLG: 0.313 Grant Roberts, R (4, 1) OBP: 0.300, SLG: 1.000 Jaime Cerda, L (5, 1) OBP: 0.284, SLG: 0.337 David Weathers, R (6, 1) Mark Guthrie, R (7, 1) Roger Cedeno, S (9, PH) OBP: 0.298, SLG: 0.337										0	0	0	0	0	0	0				
Inning Stats	R: 2 E: 0 K: 2 S: 15	H: 3 LOB: 1 BB: 0 P: 23	R: 0 E: 0 K: 1 S: 11	H: 1 LOB: 1 BB: 0 P: 16	R: 0 E: 0 K: 1 S: 14	H: 1 LOB: 1 BB: 0 P: 19	R: 0 E: 1 K: 2 S: 15	H: 2 LOB: 1 BB: 1 P: 20	R: 0 E: 0 K: 0 S: 3	H: 0 LOB: 0 BB: 0 P: 5	R: 0 E: 0 K: 2 S: 8	H: 0 LOB: 0 BB: 0 P: 9	R: 0 E: 0 K: 0 S: 5	H: 1 LOB: 0 BB: 1 P: 9	R: 5 E: 0 K: 2 S: 29	H: 4 LOB: 0 BB: 1 P: 41	1B: 8 2B: 3 3B: 1 HR: 1	SF: 0 SAC: 2 DP: 1 HBP: 0	WP: 1 PB: 0 CS: 1	PA: 42
PITCHER	IP	WLS	BF	H	R	ER	SO	BB	IBB	HBP	BLK	WP	HR	S	P	ERA	WHIP			
Brad Penny, R (1, 1) ERA: 5.14	3.0		14	5	2	2	4	0	0	0	0	1	0	40	58	6.00	1.667			
Vic Darensbourg, L (4, 1) ERA: 3.97	1.0	5	1	0	0	2	0	0	0	0	0	0	0	15	22	0.00	1.000			
46 Oswaldo Mairena, L (5, 1) ERA: 3.86	2.1	L	10	2	2	1	0	1	0	0	0	0	0	15	27	3.86	1.286			
Blaine Neal, R (7, 1) ERA: 2.84	0.2		2	0	0	0	2	0	0	0	0	0	0	6	7	0.00	0.000			
Bradren Lopper, R (8, 1) ERA: 3.89	1.0		3	1	0	0	0	0	0	0	0	0	0	5	9	0.00	1.000			

New York Mets @ Florida Marlins
Pro Player Stadium, Miami, FL
Sun Jul 07 2002, 4:05 PM EDT
Att: 12,063 - Cloudy - 88 F

AB	38
R	9
H	13
RBI	8
BB	2
SO	10
LOB	19



Batter	1	2	3	4	5	6	7	8	9	AB	R	H	RBI	BB	SO	LOB	BOTTOM			
Luis Castillo, S (1, 4) OBP: 0.399, SLG: 0.398										5	2	3	0	0	0	1				
Preston Wilson, R (1, 8) OBP: 0.344, SLG: 0.441										5	0	0	0	0	0	4				
Mike Lowell, R (1, 5) OBP: 0.374, SLG: 0.527										5	0	1	1	0	1	3				
Cliff Floyd, L (1, 9) OBP: 0.414, SLG: 0.537										2	1	0	0	2	0	2				
Derrek Lee, R (1, 3) OBP: 0.360, SLG: 0.520										1	0	1	0	3	0	0				
Kevin Millar, R (1, 7) OBP: 0.344, SLG: 0.435										4	0	1	2	0	0	4				
Charles Johnson, R (1, 2) OBP: 0.326, SLG: 0.351										3	0	0	0	1	2	2				
Andy Fox, L (1, 6) OBP: 0.318, SLG: 0.332										4	0	0	0	0	3	5				
Brad Penny, R (1, 1) ERA: 5.14 Vic Darensbourg, L (4, 1) ERA: 3.97 46 Oswaldo Mairena, L (5, 1) ERA: 3.86 Blaine Neal, R (7, 1) ERA: 2.84 Bradren Lopper, R (8, 1) ERA: 3.89 Armando Almanza, L (9, 1) ERA: 4.5										1	0	0	0	0	0	0				
Inning Stats	R: 2 E: 0 K: 1 S: 21	H: 2 LOB: 3 BB: 3 P: 39	R: 0 E: 0 K: 1 S: 9	H: 0 LOB: 0 BB: 0 P: 13	R: 0 E: 0 K: 1 S: 13	H: 1 LOB: 1 BB: 1 P: 20	R: 0 E: 0 K: 1 S: 8	H: 0 LOB: 0 BB: 0 P: 12	R: 0 E: 0 K: 0 S: 13	H: 0 LOB: 1 BB: 1 P: 22	R: 1 E: 0 K: 0 S: 10	H: 2 LOB: 1 BB: 0 P: 18	R: 0 E: 0 K: 2 S: 10	H: 0 LOB: 1 BB: 1 P: 16	R: 0 E: 1 K: 0 S: 4	H: 0 LOB: 1 BB: 0 P: 7	1B: 5 2B: 1 3B: 0 HR: 0	SF: 0 SAC: 0 DP: 1 HBP: 0	WP: 0 PB: 0 CS: 0	PA: 39
PITCHER	IP	WLS	BF	H	R	ER	SO	BB	IBB	HBP	BLK	WP	HR	S	P	ERA	WHIP			
Pedro Astacio, R (1, 1) ERA: 3.17	3.0		15	3	2	2	2	4	0	0	0	0	0	15	23	6.00	2.333			
Grant Roberts, R (4, 1) ERA: 1.91	1.1	W	5	1	0	0	1	0	0	0	0	0	0	6	12	0.00	0.750			
Jaime Cerda, L (5, 1) ERA: 1.59	0.2		2	0	0	0	0	0	0	0	0	0	0	6	12	0.00	0.000			
David Weathers, R (6, 1) ERA: 2.87	1.2	H	8	2	1	1	2	1	0	0	0	0	0	21	36	5.40	1.800			
Mark Guthrie, L (7, 1) ERA: 1.48	1.1	H	5	0	0	0	2	1	0	0	0	0	0	12	20	0.00	0.750			

New York Mets @ Florida Marlins
Pro Player Stadium, Miami, FL
Sun Jul 07 2002, 4:05 PM EDT
Att: 12,063 - Cloudy - 88 F

AB	33
R	3
H	6
RBI	3
BB	6
SO	7
LOB	21



Batter	1	2	3	4	5	6	7	8	9	AB	R	H	RBI	BB	SO	LOB	TOP								
11 Jimmy Rollins, S OBP: 0.318, SLG: 0.415	G3	FC3-2-5-2		1B		F8	1B		G4-3	5	1	2	1	1	0	2	Philadelphia Phillies @ New York Mets Shea Stadium, Flushing, NY Fri Jul 12 2002, 7:10 PM EDT Att: 49,424 - Sunny - 76 F								
Travis Lee, L OBP: 0.332, SLG: 0.379	G1-3	K		L7		G4-3	2B		G4-3	6	1	3	0	0	1	4									
Bobby Abreu, L OBP: 0.426, SLG: 0.490	G1-3			HR		L4	G4-3		G4-3	5	1	2	2	1	0	2									
Pat Burrell, R OBP: 0.376, SLG: 0.570	K			HR		2B	BB		K	4	2	2	2	2	2	2									
Scott Rolen, R OBP: 0.353, SLG: 0.473		BB		F9		G5-3	BB		L6	5	2	3	1	1	0	3									
Jeremy Giambi, L OBP: 0.427, SLG: 0.527		BB		G4-3		G5-3	BB		F3	2	1	0	0	2	0	3									
Doug Glanville, R OBP: 0.280, SLG: 0.289	BB			G4-3		IBB				1	0	0	0	0	0	0									
Mike Lieberthal, R OBP: 0.322, SLG: 0.404	11			G6-3		G5-3			G5-3	5	0	1	3	0	0	2									
Marlon Anderson, L OBP: 0.331, SLG: 0.409	11			L9					G6-3	3	1	1	0	2	0	0									
Rheal Cormier, L										0	0	0	0	0	0	0									
Jose Mesa, R										0	0	0	0	0	0	0									
Robert Person, R OBP: 0.167, SLG: 0.364									F5	3	0	0	0	0	3	5									
Hector Mercado, L										0	0	0	0	0	0	0									
48 David Coggin, R										0	0	0	0	0	0	0									
Dan Plesac, L										0	0	0	0	0	0	0									
Tomas Perez, S OBP: 0.286, SLG: 0.378										1	0	0	0	0	0	0									
Inning Stats	R: 0 E: 0 K: 1 S: 11	H: 1 LOB: 1 BB: 0 P: 18	R: 2 E: 0 K: 2 S: 17	H: 2 LOB: 2 BB: 2 P: 34	R: 2 E: 0 K: 0 S: 11	H: 2 LOB: 0 BB: 0 P: 14	R: 0 E: 0 K: 1 S: 10	H: 1 LOB: 1 BB: 0 P: 16	R: 1 E: 0 K: 1 S: 11	H: 2 LOB: 3 BB: 2 P: 23	R: 0 E: 0 K: 0 S: 10	H: 1 LOB: 1 BB: 2 P: 20	R: 3 E: 0 K: 1 S: 14	H: 4 LOB: 1 BB: 0 P: 23	R: 1 E: 0 K: 0 S: 11	H: 1 LOB: 0 BB: 0 P: 16	R: 0 E: 0 K: 0 S: 11	H: 0 LOB: 3 BB: 3 P: 24	1B: 7 2B: 4 3B: 1 HR: 2	SF: 0 SAC: 1 DP: 0 HBP: 0	WP: 0 PB: 0 SB: 3 CS: 0	PA: 50			
PITCHER	IP WLS BF H R ER SO BB IBB HBP BLK WP HR S P ERA WHIP	IP WLS BF H R ER SO BB IBB HBP BLK WP HR S P ERA WHIP	IP WLS BF H R ER SO BB IBB HBP BLK WP HR S P ERA WHIP	IP WLS BF H R ER SO BB IBB HBP BLK WP HR S P ERA WHIP	IP WLS BF H R ER SO BB IBB HBP BLK WP HR S P ERA WHIP	IP WLS BF H R ER SO BB IBB HBP BLK WP HR S P ERA WHIP	IP WLS BF H R ER SO BB IBB HBP BLK WP HR S P ERA WHIP	IP WLS BF H R ER SO BB IBB HBP BLK WP HR S P ERA WHIP	IP WLS BF H R ER SO BB IBB HBP BLK WP HR S P ERA WHIP	IP WLS BF H R ER SO BB IBB HBP BLK WP HR S P ERA WHIP	IP WLS BF H R ER SO BB IBB HBP BLK WP HR S P ERA WHIP	IP WLS BF H R ER SO BB IBB HBP BLK WP HR S P ERA WHIP	IP WLS BF H R ER SO BB IBB HBP BLK WP HR S P ERA WHIP	IP WLS BF H R ER SO BB IBB HBP BLK WP HR S P ERA WHIP	IP WLS BF H R ER SO BB IBB HBP BLK WP HR S P ERA WHIP	IP WLS BF H R ER SO BB IBB HBP BLK WP HR S P ERA WHIP	IP WLS BF H R ER SO BB IBB HBP BLK WP HR S P ERA WHIP	IP WLS BF H R ER SO BB IBB HBP BLK WP HR S P ERA WHIP	IP WLS BF H R ER SO BB IBB HBP BLK WP HR S P ERA WHIP	IP WLS BF H R ER SO BB IBB HBP BLK WP HR S P ERA WHIP	IP WLS BF H R ER SO BB IBB HBP BLK WP HR S P ERA WHIP	IP WLS BF H R ER SO BB IBB HBP BLK WP HR S P ERA WHIP	IP WLS BF H R ER SO BB IBB HBP BLK WP HR S P ERA WHIP	IP WLS BF H R ER SO BB IBB HBP BLK WP HR S P ERA WHIP	IP WLS BF H R ER SO BB IBB HBP BLK WP HR S P ERA WHIP

AB	40
R	9
H	14
RBI	9
BB	9
SO	6
LOB	23



Batter	1	2	3	4	5	6	7	8	9	AB	R	H	RBI	BB	SO	LOB	BOTTOM								
Roberto Alomar, S OBP: 0.333, SLG: 0.387	G4-3		F6		G3		K		G5-4-3	5	1	1	0	0	1	4	Philadelphia Phillies @ New York Mets Shea Stadium, Flushing, NY Fri Jul 12 2002, 7:10 PM EDT Att: 49,424 - Sunny - 76 F								
Timo Perez, L OBP: 0.327, SLG: 0.468	K			P4		F9	K		G5-4-3	4	0	0	0	1	2	3									
31 Mike Piazza, R OBP: 0.387, SLG: 0.555	BB			F		F8	1B		G5-4-3	4	1	2	2	1	0	2									
Mo Vaughn, L OBP: 0.341, SLG: 0.410	F7			E9			K		1B	4	1	2	1	0	1	3									
Grant Roberts, R OBP: 1.000, SLG: 1.000									1B	0	0	0	0	0	0	0									
David Weathers, R									1B	0	0	0	0	0	0	0									
Joe McEwing, R OBP: 0.228, SLG: 0.310				1B		HR			1B	1	1	1	1	0	0	0									
Edgardo Alfonzo, R OBP: 0.409, SLG: 0.411				F8					1B	5	1	3	1	0	1	1									
Jay Payton, R OBP: 0.317, SLG: 0.407	F8			F7		F8			L7	5	0	1	1	0	0	2									
Roger Cedeno, S OBP: 0.302, SLG: 0.339	F8								FC6-4	5	1	2	0	0	1	2									
Rey Ordenez, R OBP: 0.257, SLG: 0.314				F8		F8			G6-3	4	1	1	0	0	0	1									
Jeff D'Amico, R ERA: 5.18										1	0	0	0	0	1	0									
Jeremy Giambi, L OBP: 0.306, SLG: 0.327										1	0	1	0	0	0	0									
Bobby Jones, R										0	0	0	0	0	0	0									
Tony Tarasco, L OBP: 0.277, SLG: 0.546										0	0	0	0	0	0	0									
John Valentin, R OBP: 0.343, SLG: 0.381										0	1	0	0	0	2	0									
Inning Stats	R: 0 E: 0 K: 1 S: 6	H: 0 LOB: 1 BB: 1 P: 15	R: 0 E: 0 K: 1 S: 8	H: 0 LOB: 0 BB: 0 P: 11	R: 0 E: 0 K: 1 S: 6	H: 0 LOB: 0 BB: 0 P: 12	R: 1 E: 1 K: 0 S: 11	H: 2 LOB: 1 BB: 0 P: 16	R: 0 E: 0 K: 0 S: 10	H: 2 LOB: 1 BB: 0 P: 10	R: 1 E: 0 K: 0 S: 10	H: 2 LOB: 1 BB: 0 P: 15	R: 2 E: 0 K: 3 S: 18	H: 3 LOB: 2 BB: 1 P: 33	R: 1 E: 0 K: 1 S: 8	H: 1 LOB: 0 BB: 0 P: 12	R: 3 E: 0 K: 0 S: 12	H: 4 LOB: 2 BB: 2 P: 27	1B: 11 2B: 1 3B: 0 HR: 2	SF: 0 SAC: 0 DP: 1 HBP: 0	WP: 1 PB: 0 SB: 0 CS: 0	PA: 43			
PITCHER	IP WLS BF H R ER SO BB IBB HBP BLK WP HR S P ERA WHIP	IP WLS BF H R ER SO BB IBB HBP BLK WP HR S P ERA WHIP	IP WLS BF H R ER SO BB IBB HBP BLK WP HR S P ERA WHIP	IP WLS BF H R ER SO BB IBB HBP BLK WP HR S P ERA WHIP	IP WLS BF H R ER SO BB IBB HBP BLK WP HR S P ERA WHIP	IP WLS BF H R ER SO BB IBB HBP BLK WP HR S P ERA WHIP	IP WLS BF H R ER SO BB IBB HBP BLK WP HR S P ERA WHIP	IP WLS BF H R ER SO BB IBB HBP BLK WP HR S P ERA WHIP	IP WLS BF H R ER SO BB IBB HBP BLK WP HR S P ERA WHIP	IP WLS BF H R ER SO BB IBB HBP BLK WP HR S P ERA WHIP	IP WLS BF H R ER SO BB IBB HBP BLK WP HR S P ERA WHIP	IP WLS BF H R ER SO BB IBB HBP BLK WP HR S P ERA WHIP	IP WLS BF H R ER SO BB IBB HBP BLK WP HR S P ERA WHIP	IP WLS BF H R ER SO BB IBB HBP BLK WP HR S P ERA WHIP	IP WLS BF H R ER SO BB IBB HBP BLK WP HR S P ERA WHIP	IP WLS BF H R ER SO BB IBB HBP BLK WP HR S P ERA WHIP	IP WLS BF H R ER SO BB IBB HBP BLK WP HR S P ERA WHIP	IP WLS BF H R ER SO BB IBB HBP BLK WP HR S P ERA WHIP	IP WLS BF H R ER SO BB IBB HBP BLK WP HR S P ERA WHIP	IP WLS BF H R ER SO BB IBB HBP BLK WP HR S P ERA WHIP	IP WLS BF H R ER SO BB IBB HBP BLK WP HR S P ERA WHIP	IP WLS BF H R ER SO BB IBB HBP BLK WP HR S P ERA WHIP	IP WLS BF H R ER SO BB IBB HBP BLK WP HR S P ERA WHIP	IP WLS BF H R ER SO BB IBB HBP BLK WP HR S P ERA WHIP	IP WLS BF H R ER SO BB IBB HBP BLK WP HR S P ERA WHIP

AB	39
R	8
H	14
RBI	6
BB	4
SO	7
LOB	18



Batter	1	2	3	4	5	6	7	8	9	10	11	12	AB	R	H	RBI	BB	SO	LOB	TOP						
Doug Glanville, R OBP: 0.276, SLG: 0.285	G6-3		K		P6				F3		E1	F9	7	0	1	0	0	1	7							
11 Jimmy Rollins, S OBP: 0.315, SLG: 0.410	G5-3		G6-3		G6-3	K					FC3-2		5	0	0	0	1	1	6							
Bobby Abreu, L OBP: 0.419, SLG: 0.480	F7			G4-3	G4-3				F7		G4-3		6	0	0	0	0	1	4							
Pat Burrell, R OBP: 0.381, SLG: 0.568											G4-3		3	3	1	0	3	0	0							
Scott Rolen, R OBP: 0.356, SLG: 0.474													6	1	3	0	0	0	2							
Travis Lee, L OBP: 0.332, SLG: 0.376													5	1	1	1	1	1	3							
Todd Pratt, R OBP: 0.450, SLG: 0.484													5	2	1	2	1	0	3							
Marton Anderson, L OBP: 0.340, SLG: 0.419													5	0	4	2	1	0	0							
Victoria Proby, R OBP: 0.276, SLG: 0.285													2	0	0	0	0	0	0							
Inning Stats	R: 0 E: 0 K: 10 S: 10	H: 0 LOB: 0 BB: 0 P: 16	R: 0 E: 0 K: 9 S: 9	H: 0 LOB: 1 BB: 1 P: 16	R: 0 E: 0 K: 2 S: 10	H: 1 LOB: 1 BB: 0 P: 18	R: 3 E: 0 K: 1 S: 18	H: 2 LOB: 2 BB: 3 P: 33	R: 0 E: 0 K: 0 S: 6	H: 0 LOB: 0 BB: 0 P: 9	R: 3 E: 0 K: 1 S: 16	H: 4 LOB: 0 BB: 1 P: 31	R: 0 E: 0 K: 0 S: 5	H: 0 LOB: 0 BB: 0 P: 8	R: 0 E: 0 K: 0 S: 8	H: 1 LOB: 1 BB: 2 P: 17	R: 0 E: 0 K: 0 S: 8	H: 1 LOB: 0 BB: 0 P: 10	R: 0 E: 1 K: 0 S: 14	H: 1 LOB: 3 BB: 1 P: 26	R: 1 E: 0 K: 1 S: 17	H: 2 LOB: 2 BB: 2 P: 31	1B: 9 2B: 2 3B: 0 HR: 0	SF: 1 SAC: 0 DP: 1 HBP: 0	WP: 0 PB: 1 SB: 0 CS: 0	PA: 55
PITCHER	IP WLS BF H ER SO BB IBB HBP BLK WP HR S P ERA WHIP	Shawn Estes, L ERA: 5.08	Jaime Cerda, L ERA: 1.23	Mark Corey, R ERA: 2.25	Mark Guthrie, L ERA: 1.38	Armando Benitez, R ERA: 2.21	PITCHER	IP WLS BF H R ER SO BB IBB HBP BLK WP HR S P ERA WHIP	Scott Strickland, R ERA: 3.82	(11, 1)	2.0 L 13 3 1 1 1 1	4.50 2.500														

Philadelphia Phillies @ New York Mets
Shea Stadium, Flushing, NY
Sat Jul 13 2002, 1:15 PM EDT
Att. 51,470 - Sunny - 80 F

AB 45
R 7
H 11
RBI 6
BB 9
SO 7
LOB 30



Batter	1	2	3	4	5	6	7	8	9	10	11	12	AB	R	H	RBI	BB	SO	LOB	BOTTOM						
Roberto Alomar, S OBP: 0.329, SLG: 0.388	F9			G4-3									4	2	2	0	2	0	0							
Timo Perez, L OBP: 0.327, SLG: 0.464	G3			P6									6	1	2	0	0	0	4							
31 Mike Piazza, R OBP: 0.388, SLG: 0.550	K			G4-3									6	0	2	3	0	2	1							
Mo Vaughn, L OBP: 0.329, SLG: 0.404													4	0	0	0	0	0	3	2						
Armando Benitez, R ERA: 3.4													0	0	0	0	0	0	0							
Joe McEwing, R OBP: 0.228, SLG: 0.308													1	0	0	0	0	0	0							
Scott Strickland, R ERA: 3.82													0	0	0	0	0	0	0							
Vance Wilson, R OBP: 0.284, SLG: 0.367													1	0	0	0	0	0	1							
Edgardo Alfonzo, R OBP: 0.413, SLG: 0.424													5	1	3	1	1	0	0							
Jeromy Burnitz, L OBP: 0.312, SLG: 0.336													5	1	3	0	1	0	2							
Jay Payton, R OBP: 0.276, SLG: 0.285													2	0	0	0	0	0	1							
Jaime Cerda, L ERA: 1.23													0	0	0	0	0	0	0							
Mark Corey, R ERA: 2.25													1	0	0	0	0	0	1							
Tony Tarasco, L OBP: 0.275, SLG: 0.333													0	0	0	0	0	0	0							
Mark Guthrie, L ERA: 1.38													3	0	1	0	0	0	3							
John Valentin, R OBP: 0.343, SLG: 0.388													0	0	0	0	0	0	0							
Rey Ordóñez, R OBP: 0.256, SLG: 0.312													5	1	1	0	0	0	3							
Shawn Estes, R OBP: 0.077, SLG: 0.231													1	0	0	0	0	1	0							
Roger Cedeno, S OBP: 0.302, SLG: 0.338													4	0	1	1	0	1	1							
Inning Stats	R: 0 E: 0 K: 1 S: 6	H: 0 LOB: 0 BB: 0 P: 8	R: 0 E: 0 K: 1 S: 8	H: 1 LOB: 0 BB: 0 P: 11	R: 0 E: 0 K: 1 S: 8	H: 0 LOB: 0 BB: 0 P: 6	R: 0 E: 0 K: 0 S: 8	H: 0 LOB: 0 BB: 0 P: 11	R: 1 E: 0 K: 1 S: 11	H: 2 LOB: 1 BB: 1 P: 18	R: 0 E: 0 K: 0 S: 8	H: 1 LOB: 0 BB: 0 P: 11	R: 2 E: 0 K: 1 S: 22	H: 3 LOB: 1 BB: 0 P: 32	R: 2 E: 0 K: 0 S: 15	H: 3 LOB: 2 BB: 1 P: 27	R: 0 E: 0 K: 0 S: 12	H: 0 LOB: 1 BB: 1 P: 24	R: 0 E: 0 K: 1 S: 11	H: 1 LOB: 2 BB: 1 P: 19	R: 0 E: 0 K: 0 S: 10	H: 2 LOB: 2 BB: 1 P: 19	1B: 12 2B: 3 3B: 0 HR: 1	SF: 0 SAC: 0 DP: 3 HBP: 0	WP: 1 PB: 1 SB: 1 CS: 1	PA: 52
PITCHER	IP WLS BF H ER SO BB IBB HBP BLK WP HR S P ERA WHIP	Vicente Padilla, R ERA: 4.44	Dan Plesac, L ERA: 4.44	Jose Mesa, R ERA: 3.4	48 David Coggin, R ERA: 5.66	Hector Mercado, L ERA: 9.45	PITCHER	IP WLS BF H R ER SO BB IBB HBP BLK WP HR S P ERA WHIP	Carlos Silva, R ERA: 4.26	(12, 1)	1.0 S 5 2 0 0 0 0	0.00 3.000														

Philadelphia Phillies @ New York Mets
Shea Stadium, Flushing, NY
Sat Jul 13 2002, 1:15 PM EDT
Att. 51,470 - Sunny - 80 F

AB 48
R 6
H 15
RBI 5
BB 4
SO 7
LOB 19




Batter	1	2	3	4	5	6	7	8	9	AB	R	H	RBI	BB	SO	LOB	TOP							
Ricky Ledee, L (1, 8) OBP: 0.315, SLG: 0.393 Jason Michaels, R (8, PH) OBP: 0.366, SLG: 0.589	4-2 G4-6-3 BB		1-1 HR		1-2 G4-3			2-1 E6 G4-3 1B	4-2 BB	2	1	1	1	1	0	0	Philadelphia Phillies @ New York Mets Shea Stadium, Flushing, NY Sun Jul 14 2002, 1:10 PM EDT Att: 40,463 - Cloudy - 77 F							
11 Jimmy Rollins, S (1, 6) OBP: 0.314, SLG: 0.407	0-0 G4-6-3 1-2		1-2 G4-3		1-3 K			0-0 G4-3 1B	0-0 F8	5	0	1	0	0	1	4								
Bobby Abreu, L (1, 9) OBP: 0.423, SLG: 0.495	4-2 2B BB		2-2 2B			3-1 HR		0-1 G4-3		3	1	2	1	1	0	2								
Pat Burrell, R (1, 7) OBP: 0.385, SLG: 0.571	3-1 1-3 2B		4-1 BB			1-1 F7		4-0 G6-4-3 BB		2	0	1	0	2	0	0								
Scott Rolen, R (1, 5) OBP: 0.352, SLG: 0.468	1-3 K		2-2 P4			0-0 F3		0-0 G6-4-3		4	0	0	0	0	1	7								
Travis Lee, L (1, 3) OBP: 0.328, SLG: 0.371		2-2 F8		1-1 F7		0-3 K			1-0 F8	4	0	0	0	0	1	0								
Mike Lieberthal, R (1, 2) OBP: 0.321, SLG: 0.405		1-1 F7		2-2 F7			1-0 G5-3		1-2 BB 2B	4	0	1	0	0	0	0								
Marlon Anderson, L (1, 4) OBP: 0.339, SLG: 0.416		1-1 P3		2-1 G3			1-0 F8		0-0 BB 1B	4	0	1	0	0	0	0								
Brandon Duckworth, R (1, 1) OBP: 0.294, SLG: 0.207 Doug Gianville, R (7, PH) OBP: 0.275, SLG: 0.283 Hector Mercado, L (7, 1) Jeremy Giambi, L (9, PH) OBP: 0.427, SLG: 0.525			1-1 G5-3		2-2 F9		1-1 G6-3		0-3 K	2	0	0	0	0	0	0								
Inning Stats	R: 0 E: 0 K: 1 S: 10	H: 1 LOB: 2 BB: 2 P: 22	R: 0 E: 0 K: 0 S: 7	H: 0 LOB: 0 BB: 0 P: 11	R: 1 E: 0 K: 0 S: 16	H: 2 LOB: 2 BB: 1 P: 27	R: 0 E: 0 K: 0 S: 7	H: 0 LOB: 0 BB: 0 P: 12	R: 0 E: 0 K: 1 S: 12	H: 0 LOB: 0 BB: 0 P: 16	R: 1 E: 0 K: 1 S: 8	H: 1 LOB: 0 BB: 0 P: 12	R: 0 E: 0 K: 0 S: 4	H: 0 LOB: 0 BB: 0 P: 7	R: 0 E: 1 K: 0 S: 6	H: 1 LOB: 2 BB: 1 P: 12	R: 0 E: 0 K: 1 S: 13	H: 2 LOB: 3 BB: 1 P: 19	1B: 2 2B: 3 3B: 0 HR: 2	SF: 0 SAC: 0 DP: 2 HBP: 0	WP: 0 PB: 0 SB: 0 CS: 0	PA: 38		
PITCHER	IP WLS BF H R ER SO BB IBB HBP BLK WP HR S P ERA WHIP	7.0 W 27 4 2 2 3 3 0 0 0 0 2 64 107 2.57 1.000	0.1 H 3 1 0 0 0 0 0 0 0 0 0 5 7 0.00 3.000	0.2 H 2 0 0 0 0 1 0 0 0 0 0 1 5 0.00 1.500	1.0 S 6 2 0 0 1 1 0 0 0 0 0 13 19 0.00 3.000																			

Batter	1	2	3	4	5	6	7	8	9	AB	R	H	RBI	BB	SO	LOB	BOTTOM	
Roberto Alomar, S (1, 4) OBP: 0.338, SLG: 0.389	1-2 F8	3-2 2B			1-1 P3		0-0 G6-3			4	0	1	2	0	0	0	Philadelphia Phillies @ New York Mets Shea Stadium, Flushing, NY Sun Jul 14 2002, 1:10 PM EDT Att: 40,463 - Cloudy - 77 F	
Roger Cedeno, S (1, 7) OBP: 0.298, SLG: 0.333	3-2 F8	1-2 F7			1-0 F7			3-2 F9		4	0	0	0	0	2			
Jeremy Burnitz, L (1, 9) OBP: 0.315, SLG: 0.336	1-0 P4		1-2 S WP SF7 1B		4-2 BB			1-2 G4-3		3	1	1	0	1	0			
Mo Vaughn, L (1, 3) OBP: 0.339, SLG: 0.401		4-1 BB 1B BB	2-2 F5		2-2 G2			4-1 BB		2	1	0	0	2	2			
Edgardo Alfonzo, R (1, 5) OBP: 0.409, SLG: 0.420		2-1 F7	1-0 SF7			1-3 K		3-3 K		3	0	0	1	0	2			
Timo Perez, L (1, 8) OBP: 0.327, SLG: 0.463		1-1 1B BB 2B 1B	0-0 F8			0-2 F8				3	1	1	0	0	0			
Vance Wilson, R (1, 2) OBP: 0.286, SLG: 0.359		4-0 1B 2B BB		2-2 F9		1-3 K				2	1	0	0	1	1			
Rey Ordenez, R (1, 6) OBP: 0.257, SLG: 0.313		2-2 2B 1B		1-2 G6-3			2-2 F9			3	0	1	1	0	0			
Pedro Astacio, R (1, 1) OBP: 0.175, SLG: 0.179 John Valentin, R (7, PH) OBP: 0.341, SLG: 0.385 Mark Gutrie, R (8, 1) David Weathers, R (8, 1) Armando Benitez, R (9, 1)		0-3 K		0-3 K			1-3 K			2	0	0	0	0	2	3		
Inning Stats	R: 0 E: 0 K: 0 S: 10	H: 0 LOB: 0 BB: 0 P: 15	R: 3 E: 0 K: 1 S: 23	H: 3 LOB: 2 BB: 2 P: 40	R: 1 E: 0 K: 0 S: 8	H: 1 LOB: 0 BB: 0 P: 12	R: 0 E: 0 K: 1 S: 10	H: 0 LOB: 0 BB: 0 P: 13	R: 0 E: 0 K: 2 S: 11	H: 0 LOB: 0 BB: 0 P: 13	R: 0 E: 0 K: 1 S: 7	H: 0 LOB: 0 BB: 0 P: 10	R: 0 E: 0 K: 1 S: 10	H: 0 LOB: 1 BB: 1 P: 21	1B: 3 2B: 1 3B: 0 HR: 0	SF: 1 SAC: 0 DP: 0 HBP: 0	WP: 1 PB: 0 SB: 1 CS: 0	PA: 32
PITCHER	IP WLS BF H R ER SO BB IBB HBP BLK WP HR S P ERA WHIP	6.0 L 25 4 4 4 4 3 0 0 0 0 0 71 31 0.00 0.500																


livebaseballscores.com

AB 33
R 2
H 7
RBI 2
BB 5
SO 4
LOB 15



livebaseballscores.com

AB 27
R 4
H 4
RBI 4
BB 4
SO 6
LOB 9



Batter	1	2	3	4	5	6	7	8	9	AB	R	H	RBI	BB	SO	LOB	TOP			
Luis Castillo, S OBP: 0.396, SLG: 0.399	G5-3		K				G6-3			4	0	1	0	0	1	0				
Juan Encarnacion, R OBP: 0.377, SLG: 0.469	F9		K				G1-3		F8	4	0	0	0	0	1	1				
Preston Wilson, R OBP: 0.345, SLG: 0.450	1B		G2-3				HR		G6-3	4	1	2	1	0	0	0				
Mike Lowell, R OBP: 0.370, SLG: 0.513	FC4-6				P6		G1-3		G1-3	4	0	1	0	0	0	0				
Derrek Lee, R OBP: 0.348, SLG: 0.496	FC4-6				G1-3				G5-3	3	0	0	0	1	0	2				
Kevin Millar, R OBP: 0.343, SLG: 0.461			K		HR		F8		HR	4	2	2	2	0	1	1				
Charles Johnson, R OBP: 0.313, SLG: 0.333	FC5-4		F8		HR		G6-3		G5-3	4	0	1	0	0	0	1				
Andy Fox, L OBP: 0.318, SLG: 0.325	K						G3		K	4	0	0	0	0	3	1				
Brad Penny, R OBP: 0.136, SLG: 0.182	FC5-4						F8			2	0	0	0	0	1	1				
Blaine Neal, L										0	0	0	0	0	0	0				
Mike Mordecai, R OBP: 0.284, SLG: 0.266										1	0	0	0	0	0	0				
Graeme Lloyd, L										0	0	0	0	0	0	0				
Carl Pavano, R OBP: 0.200, SLG: 0.240										0	0	0	0	0	0	0				
Inning Stats	R: 0 E: 0 K: 0 S: 8	H: 2 LOB: 2 BB: 0 P: 13	R: 0 E: 0 K: 2 S: 11	H: 1 LOB: 1 BB: 0 P: 14	R: 0 E: 0 K: 2 S: 9	H: 0 LOB: 0 BB: 0 P: 12	R: 1 E: 0 K: 0 S: 10	H: 1 LOB: 1 BB: 0 P: 14	R: 0 E: 0 K: 2 S: 11	H: 1 LOB: 1 BB: 1 P: 13	R: 1 E: 0 K: 0 S: 11	H: 1 LOB: 0 BB: 1 P: 19	R: 0 E: 0 K: 0 S: 5	H: 0 LOB: 0 BB: 0 P: 9	R: 0 E: 0 K: 1 S: 7	H: 0 LOB: 0 BB: 0 P: 10	1B: 4 2B: 0 3B: 0 HR: 3	SF: 0 SAC: 0 DP: 0 HBP: 0	WP: 0 PB: 0 SB: 0 CS: 0	PA: 35
PITCHER Mike Bacsik, L ERA: 3.21	IP: 9.0 WLS: W BF: 35 H: 7 R: 3 ER: 3 SO: 7 BB: 1 IBB: 0 HBP: 0 BLK: 0 WP: 0 HR: 3 S: 77 P: 109 ERA: 3.00 WHIP: 0.889											PITCHER	IP: 9.0 WLS: W BF: 35 H: 7 R: 3 ER: 3 SO: 7 BB: 1 IBB: 0 HBP: 0 BLK: 0 WP: 0 HR: 3 S: 77 P: 109 ERA: 3.00 WHIP: 0.889							

Florida Marlins @ New York Mets
Shea Stadium, Flushing, NY
Mon Jul 15 2002, 7:10 PM EDT
Att: 39,706 - Sunny - 89 F

AB 34
R 3
H 7
RBI 3
BB 1
SO 7
LOB 7



Batter	1	2	3	4	5	6	7	8	9	AB	R	H	RBI	BB	SO	LOB	BOTTOM	
Roberto Alomar, S OBP: 0.336, SLG: 0.385	1B	G4-6-3		G6-3		F7		K		4	1	0	0	1	1	1		
John Valentin, R OBP: 0.331, SLG: 0.372	P5		L5		F9	G5-3				4	0	0	0	0	0	1		
Jerome Burnitz, L OBP: 0.320, SLG: 0.349	1B		HR		HR	G3				3	3	2	1	1	0	0		
Mo Vaughn, L OBP: 0.341, SLG: 0.415	SF8		G4-3		HR			1B		3	1	2	3	0	0	0		
Edgardo Alfonzo, R OBP: 0.410, SLG: 0.421	1B		F8		1B	F9		1B		4	1	2	1	0	0	1		
Jay Payton, R OBP: 0.317, SLG: 0.405	1B			G5-3	1B		K			4	0	2	0	0	1	1		
Roger Cedeno, S OBP: 0.301, SLG: 0.335	G4-3			2B	1B		K			4	1	2	1	0	1	3		
Vance Wilson, R OBP: 0.294, SLG: 0.368		FC5-6		SH5-4	2B		K		F3	3	1	1	1	1	1	2		
Mike Bacsik, L	FC5-6			SH5-4			F7		G6-3	3	0	0	1	0	0	3		
Inning Stats	R: 2 E: 0 K: 0 S: 14	H: 3 LOB: 2 BB: 1 P: 28	R: 0 E: 0 K: 0 S: 7	H: 0 LOB: 1 BB: 1 P: 13	R: 1 E: 0 K: 0 S: 16	H: 1 LOB: 0 BB: 0 P: 18	R: 2 E: 0 K: 0 S: 10	H: 2 LOB: 2 BB: 0 P: 13	R: 3 E: 0 K: 1 S: 23	H: 4 LOB: 2 BB: 1 P: 37	R: 0 E: 0 K: 2 S: 11	H: 1 LOB: 1 BB: 0 P: 14	R: 0 E: 0 K: 1 S: 7	H: 0 LOB: 0 BB: 0 P: 9	1B: 8 2B: 1 3B: 0 HR: 2	SF: 1 SAC: 1 DP: 1 HBP: 0	WP: 1 PB: 0 SB: 1 CS: 0	PA: 37
PITCHER Brad Penny, R ERA: 6.08	IP: 4.1 WLS: L BF: 23 H: 8 R: 8 ER: 8 SO: 8 BB: 3 IBB: 0 HBP: 0 BLK: 0 WP: 1 HR: 2 S: 59 P: 93 ERA: 16.61 WHIP: 2.538											PITCHER	IP: 4.1 WLS: L BF: 23 H: 8 R: 8 ER: 8 SO: 8 BB: 3 IBB: 0 HBP: 0 BLK: 0 WP: 1 HR: 2 S: 59 P: 93 ERA: 16.61 WHIP: 2.538					
PITCHER Blaine Neal, R ERA: 3.52	IP: 1.2 WLS: 0 BF: 7 H: 2 R: 0 ER: 0 SO: 0 BB: 0 IBB: 0 HBP: 0 BLK: 0 WP: 0 HR: 0 S: 14 P: 23 ERA: 0.00 WHIP: 1.200											PITCHER	IP: 1.2 WLS: 0 BF: 7 H: 2 R: 0 ER: 0 SO: 0 BB: 0 IBB: 0 HBP: 0 BLK: 0 WP: 0 HR: 0 S: 14 P: 23 ERA: 0.00 WHIP: 1.200					
PITCHER Graeme Lloyd, L ERA: 5.68	IP: 1.0 WLS: 0 BF: 4 H: 1 R: 0 ER: 0 SO: 2 BB: 0 IBB: 0 HBP: 0 BLK: 0 WP: 0 HR: 0 S: 11 P: 14 ERA: 0.00 WHIP: 1.000											PITCHER	IP: 1.0 WLS: 0 BF: 4 H: 1 R: 0 ER: 0 SO: 2 BB: 0 IBB: 0 HBP: 0 BLK: 0 WP: 0 HR: 0 S: 11 P: 14 ERA: 0.00 WHIP: 1.000					
PITCHER Carl Pavano, R ERA: 6.12	IP: 1.0 WLS: 0 BF: 3 H: 0 R: 0 ER: 0 SO: 1 BB: 0 IBB: 0 HBP: 0 BLK: 0 WP: 0 HR: 0 S: 7 P: 9 ERA: 0.00 WHIP: 0.000											PITCHER	IP: 1.0 WLS: 0 BF: 3 H: 0 R: 0 ER: 0 SO: 1 BB: 0 IBB: 0 HBP: 0 BLK: 0 WP: 0 HR: 0 S: 7 P: 9 ERA: 0.00 WHIP: 0.000					

Florida Marlins @ New York Mets
Shea Stadium, Flushing, NY
Mon Jul 15 2002, 7:10 PM EDT
Att: 39,706 - Sunny - 89 F

AB 32
R 8
H 11
RBI 8
BB 3
SO 4
LOB 12



Batter	1	2	3	4	5	6	7	8	9	AB	R	H	RBI	BB	SO	LOB	TOP										
Roberto Alomar, S OBP: 0.337, SLG: 0.382	1-0 FC4-6 1B		1-2 L6		0-0 G1-3			3-2 SH4-3 1B	2-3 K	5	1	2	0	0	1	0											
Timo Perez, L OBP: 0.328, SLG: 0.462	2-1 FC4-6 1-2f 31 L5-3		1-0 G4-1		0-2 G3			0-1 SH4-3 1-2	2-1 F7	4	0	0	0	0	0	1											
31 Mike Piazza, R OBP: 0.386, SLG: 0.556	2-2 L5-3 1-2		0-0 HR		1-3 K			4-0 1B 2B IBB	3-1 G1-6-3	4	2	1	1	1	1	1											
Mo Vaughn, L OBP: 0.351, SLG: 0.431		4-2 2B 1B BB	3-2 1B 2B 1B		2-2 G5-4-3 1B			0-1 2B 1-2 2H 1B		3	3	3	1	1	0	0											
Edgardo Alfonzo, R OBP: 0.414, SLG: 0.444		0-2 1B FC4 2B	1-2 1-2 2B 1B		1-3 K			0-1 WP SF7 2B		4	2	3	2	0	1	1											
Jay Payton, R OBP: 0.327, SLG: 0.414	0-1 FC4 1B		0-0 1-1 2H 2B		2-0 G5-4-3 1-2f			0-1 SF7 1B		4	1	3	2	0	0	1											
Roger Cedeno, S OBP: 0.300, SLG: 0.335	1-1 FC4 1-2f 3H G6-3				0-0 K			1-0 1B 1-2 2H SF7		3	0	1	2	0	1	1											
Rey Ordenez, R OBP: 0.260, SLG: 0.318	0-0 G6-3		1-2 G5-3		0-2 1B 1-3 G6-4-3			0-0 2H 1B		4	0	2	1	0	0	1											
Jeff D'Amico, R OBP: 0.147, SLG: 0.094	0-3 K		1-2 F8		2-2 G6-4-3 1-2f			0-0 G4-3		2	0	0	0	0	0	1											
Jaime Cerda, L OBP: 0.333, SLG: 0.392										0	0	0	0	0	0	0											
Mark Corey, R OBP: 0.333, SLG: 0.392										0	0	0	0	0	0	0											
John Valentin, R OBP: 0.333, SLG: 0.392										0	0	0	0	0	0	0											
Mark Guthrie, R OBP: 0.333, SLG: 0.392										0	0	0	0	0	0	0											
Jerome Burnitz, L OBP: 0.333, SLG: 0.392										0	0	0	0	0	0	0											
David Weathers, R OBP: 0.333, SLG: 0.392										0	0	0	0	0	0	0											
Armando Benitez, R OBP: 0.333, SLG: 0.392										0	0	0	0	0	0	0											
Inning Stats	R: 0 E: 0 K: 0 S: 7	H: 1 LOB: 0 BB: 0 P: 12	R: 2 E: 0 K: 1 S: 14	H: 2 LOB: 1 BB: 1 P: 19	R: 2 E: 0 K: 0 S: 15	H: 4 LOB: 2 BB: 0 P: 21	R: 0 E: 0 K: 1 S: 10	H: 0 LOB: 0 BB: 0 P: 15	R: 0 E: 0 K: 1 S: 8	H: 1 LOB: 0 BB: 0 P: 13	R: 0 E: 0 K: 0 S: 7	H: 2 LOB: 2 BB: 0 P: 9	R: 5 E: 0 K: 0 S: 18	H: 5 LOB: 1 BB: 1 P: 26	R: 0 E: 0 K: 1 S: 8	H: 0 LOB: 0 BB: 0 P: 15	1B: 11 2B: 4 3B: 0 HR: 1	SF: 1 SAC: 1 DP: 3 HBP: 0	WP: 1 PB: 0 SB: 0 CS: 0	PA: 39							
PITCHER	IP	WLS	BF	H	R	ER	SO	BB	IBB	HBP	BLK	WP	HR	S	P	ERA	WHIP										
Tomo Ohka, R ERA: 3.31	(1, 1)	3.0	15	7	4	4	1	1	0	0	0	0	1	36	52	12.00	2.667										
Matt Herges, R ERA: 3.53	(4, 1)	4.0	12	3	0	0	3	0	0	0	0	0	0	33	46	0.00	0.750										
Scott Stewart, L ERA: 3.14	(8, 1)	0.1	L	5	3	4	4	0	0	0	0	0	0	13	20	108.00	9.000										
52 T.J. Tucker, R ERA: 2.65	(8, 1)	0.2		4	2	1	1	0	0	0	0	1	0	5	6	13.50	3.000										
Joey Eischen, L ERA: 1.53	(9, 1)	1.0		3	0	0	0	1	0	0	0	0	0	8	15	0.00	0.000										

New York Mets @ Montreal Expos
Olympic Stadium, Montreal, QB
Wed Jul 17 2002, 7:05 PM EDT
Att: 13,402 - Dome - 72 F

AB 35
R 9
H 15
RBI 9
BB 2
SO 5
LOB 9



Batter	1	2	3	4	5	6	7	8	9	AB	R	H	RBI	BB	SO	LOB	BOTTOM										
Brad Wilkerson, L OBP: 0.380, SLG: 0.473	2-2 L3 1B		1-2 2B		2-3 K		1-0 G6-3 1-2	3-3 K		5	0	2	0	0	2	4											
Jose Vidro, S OBP: 0.395, SLG: 0.486	0-1 L3 1-2		0-1 L7			1-1 HR	4-2 BB	4-2 DI 1B BB		3	2	1	1	2	0	2											
Vladimir Guerrero, R OBP: 0.417, SLG: 0.691	1-1 HR				0-0 HR		1-2 2B 1B	0-2 G1-3	1-1 DI 1B	5	2	4	3	0	0	2											
Cliff Floyd, L OBP: 0.411, SLG: 0.537	0-0 F2				2-2 2B 1B		1-2 2B	1-3 1B 1B	1-0 P5	5	2	2	0	0	0	1											
Andres Galarraga, R OBP: 0.404, SLG: 0.413		3-2 P4			0-3 K		4-2 G6-4-3 BB	4-2 1B 1B BB	1-3 K	3	0	0	0	2	2	2											
Fernando Tatis, R OBP: 0.344, SLG: 0.491		1-3 K			0-0 L9-6 1H 2B		2-3 K	1-2 1B 1B	1-3 K	5	0	2	1	0	3	4											
Orlando Cabrera, R OBP: 0.324, SLG: 0.379		3-2 G5-3			1-2 L9-6 2-3		2-1 G6-4-3 1-2f	1-0 F9		4	0	0	0	0	0	7											
Brian Schneider, L OBP: 0.276, SLG: 0.386			1-2 G4-3		0-0 G3		1-3 K	1-1 1B		4	0	1	1	0	1	0											
Tomo Ohka, S OBP: 0.212, SLG: 0.194	(1, 1)		1-1 L8		1-3 K		2-2 G6-3 1B	1-3 K		0	0	0	0	0	0	0											
Henry Matos, S OBP: 0.278, SLG: 0.353	(3, PH)									1	0	0	0	0	0	0											
Matt Herges, L ERA: 1.23	(4, 1)									0	0	0	0	0	0	0											
Jose Macias, S OBP: 0.292, SLG: 0.348	(7, PH)									0	0	0	0	0	0	0											
Scott Stewart, R ERA: 1.5	(8, 1)									0	0	0	0	0	0	0											
52 T.J. Tucker, R ERA: 1.27	(8, 1)									0	0	0	0	0	0	0											
Troy O'Leary, L OBP: 0.305, SLG: 0.420	(8, PH)									0	0	0	0	0	0	0											
Joey Eischen, L ERA: 2.72	(9, 1)									0	0	0	0	0	0	0											
Inning Stats	R: 1 E: 0 K: 0 S: 11	H: 2 LOB: 0 BB: 0 P: 14	R: 0 E: 0 K: 1 S: 10	H: 0 LOB: 0 BB: 0 P: 17	R: 0 E: 0 K: 0 S: 11	H: 1 LOB: 1 BB: 0 P: 14	R: 2 E: 0 K: 1 S: 15	H: 3 LOB: 0 BB: 0 P: 18	R: 0 E: 0 K: 2 S: 8	H: 0 LOB: 0 BB: 0 P: 11	R: 1 E: 0 K: 1 S: 16	H: 3 LOB: 2 BB: 1 P: 27	R: 0 E: 0 K: 1 S: 12	H: 1 LOB: 2 BB: 1 P: 20	R: 1 E: 1 K: 2 S: 15	H: 2 LOB: 3 BB: 1 P: 26	R: 1 E: 0 K: 2 S: 14	H: 1 LOB: 1 BB: 1 P: 22	1B: 7 2B: 5 3B: 0 HR: 3	SF: 0 SAC: 0 DP: 3 HBP: 0	WP: 0 PB: 0 SB: 0 CS: 0	PA: 42					
PITCHER	IP	WLS	BF	H	R	ER	SO	BB	IBB	HBP	BLK	WP	HR	S	P	ERA	WHIP										
Jeff D'Amico, R ERA: 5.02	(1, 1)	5.0	21	8	4	4	4	0	0	0	0	0	0	3	4												
Jaime Cerda, L ERA: 1.23	(6, 1)	0.0	1	1	0	0	0	0	0	0	0	0	0	3	4												
Mark Corey, R ERA: 1.5	(6, 1)	1.0	3	0	0	0	1	1	0	0	0	0	0	7	15	0.00	1.000										
Mark Guthrie, L ERA: 1.27	(7, 1)	1.0	W	5	1	0	0	1	0	0	0	0	0	12	20	0.00	2.000										
David Weathers, R ERA: 2.72	(8, 1)	1.0		7	2	1	0	2	1	0	0	0	0	15	26	0.00	3.000										

New York Mets @ Montreal Expos
Olympic Stadium, Montreal, QB
Wed Jul 17 2002, 7:05 PM EDT
Att: 13,402 - Dome - 72 F

AB 38
R 6
H 13
RBI 6
BB 4
SO 10
LOB 25



Batter	1	2	3	4	5	6	7	8	9	AB	R	H	RBI	BB	SO	LOB	TOP					
Roberto Alomar, S OBP: 0.338, SLG: 0.382 (1, 4)	F7		1B		L7		G6-3		1B	5	0	2	0	0	0	2						
Timo Perez, L OBP: 0.333, SLG: 0.465 (1, 7) (8, 8)	F8-5 1B		1B		F8			F8	1B	5	0	3	0	0	0	1						
31 Mike Piazza, R OBP: 0.389, SLG: 0.561 (1, 2)	1B		P4				G6-3 1B	1B 2B	L4	5	1	3	0	0	0	4						
Mo Vaughn, L OBP: 0.350, SLG: 0.428 Roger Cedeno, S OBP: 0.302, SLG: 0.338 (8, 7) (8, 7)	F8-5 2-3		G4-3				K	2B FC5-2 1B	FC4-6 1B	4	0	1	0	0	1	5						
Edgardo Alfonzo, R OBP: 0.411, SLG: 0.444 (1, 5)		K			F8		G6-3	FC5-2 2B	FC4-6	5	0	1	1	0	1	4						
Jeremy Burnitz, L OBP: 0.316, SLG: 0.340 (1, 9)		G4-3			G6-3		P3	FC5-2 IBB		3	0	0	0	1	0	1						
Jay Payton, R Mark Corey, R (1, 8) (8, 1)		1B			G6-3			FC5-2		4	0	1	0	0	0	3						
Rey Ordenez, R OBP: 0.260, SLG: 0.314 (1, 6)		F9			G6-3		BB	K		3	0	0	0	1	1	4						
Shawn Estes, R OBP: 0.107, SLG: 0.250 Tony Tarasco, L OBP: 0.260, SLG: 0.511 Jaime Cerda, L (7, 1) John Valentin, R OBP: 0.331, SLG: 0.379 (8, 3)			K				F7	F8		2	0	1	0	0	1	0						
Inning Stats	R: 0 E: 0 K: 0 S: 8	H: 2 LOB: 1 BB: 0 P: 11	R: 0 E: 0 K: 1 S: 10	H: 1 LOB: 1 BB: 0 P: 15	R: 0 E: 0 K: 1 S: 12	H: 2 LOB: 2 BB: 0 P: 22	R: 0 E: 0 K: 0 S: 8	H: 0 LOB: 0 BB: 0 P: 10	R: 0 E: 0 K: 1 S: 7	H: 1 LOB: 1 BB: 0 P: 10	R: 0 E: 0 K: 0 S: 10	H: 1 LOB: 1 BB: 0 P: 15	R: 0 E: 0 K: 1 S: 8	H: 0 LOB: 1 BB: 1 P: 16	R: 1 E: 0 K: 0 S: 10	H: 3 LOB: 3 BB: 1 P: 19	R: 0 E: 0 K: 0 S: 11	H: 3 LOB: 3 BB: 0 P: 15	1B: 11 2B: 3 3B: 0 HR: 0	SF: 0 SAC: 0 DP: 1 HBP: 0	WP: 0 PB: 0 SB: 0 CS: 0	PA: 41
PITCHER Bartolo Colon, R ERA: 2.64 (1, 1)	IP: 9.0 WLS: W BF: 41 H: 13 R: 1 ER: 1 SO: 4 BB: 1 IBB: 1 HBP: 0 BLK: 0 WP: 0 HR: 0 S: 84 P: 133 ERA: 1.00 WHIP: 1.556															PITCHER						

New York Mets @ Montreal Expos
Olympic Stadium, Montreal, QB
Thu Jul 18 2002, 1:35 PM EDT
Att: 13,797 - Dome - 72 F

AB 39
R 1
H 13
RBI 1
BB 2
SO 4
LOB 25

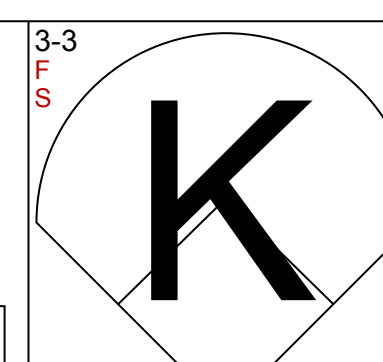
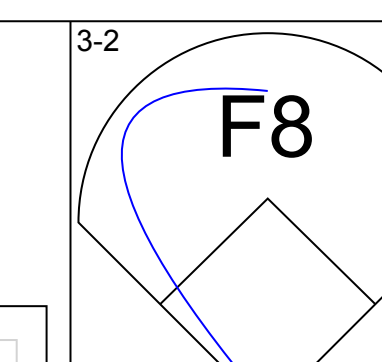
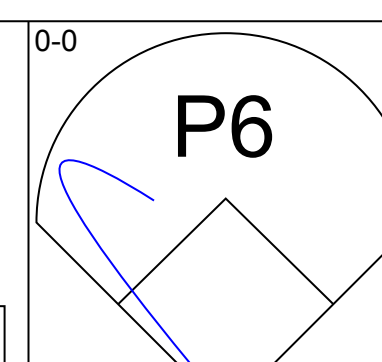
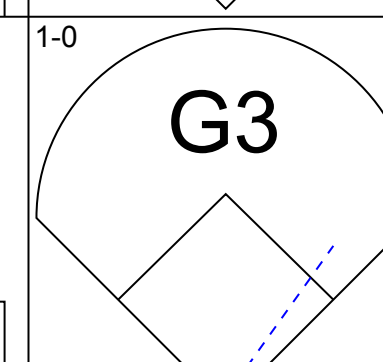
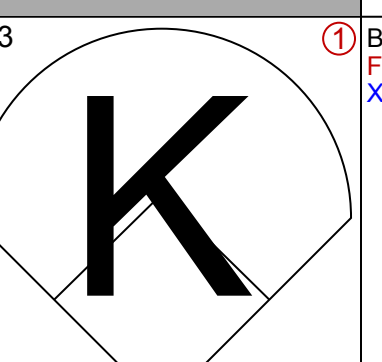
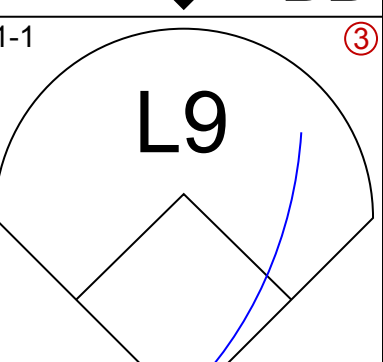
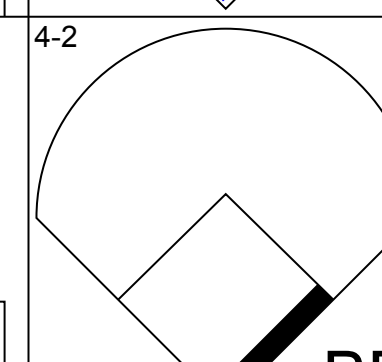
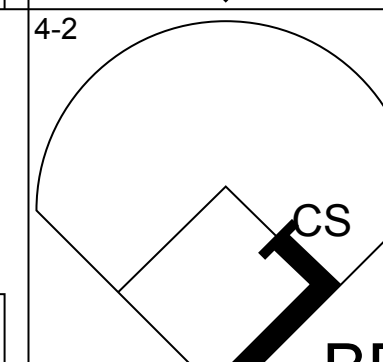
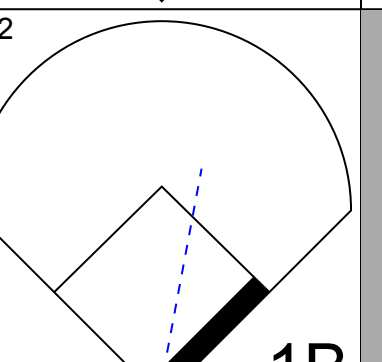
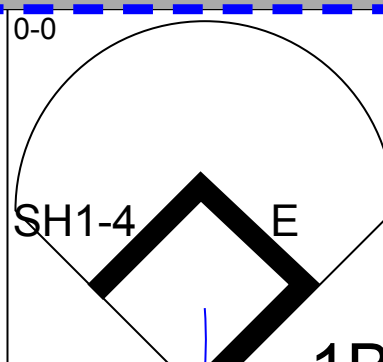
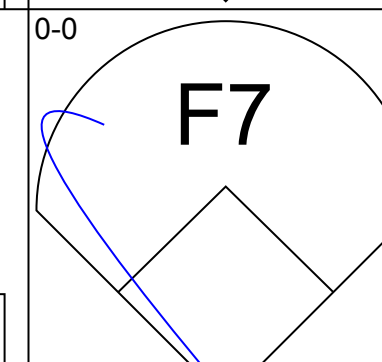
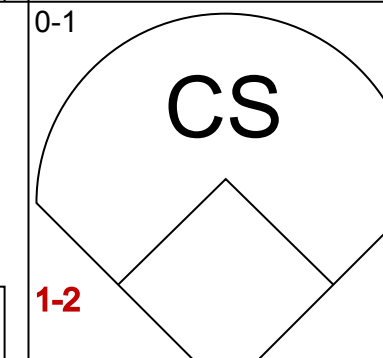
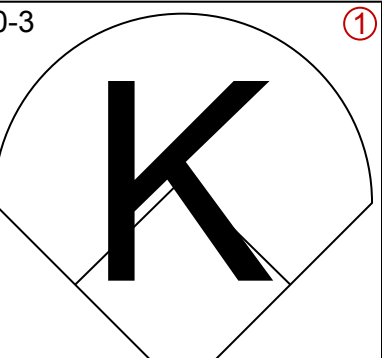
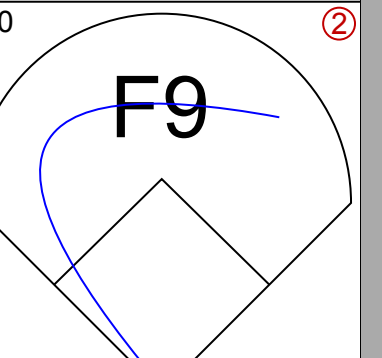
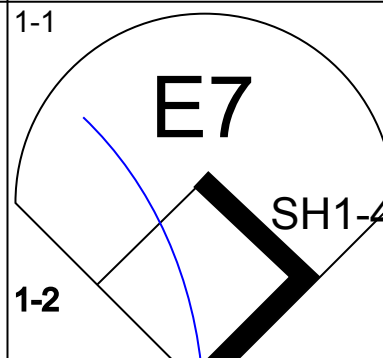
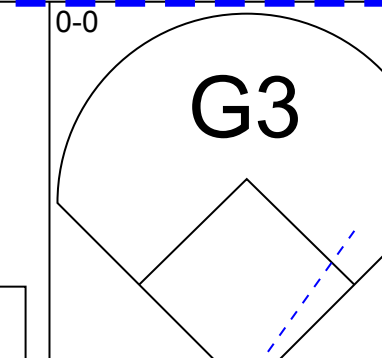
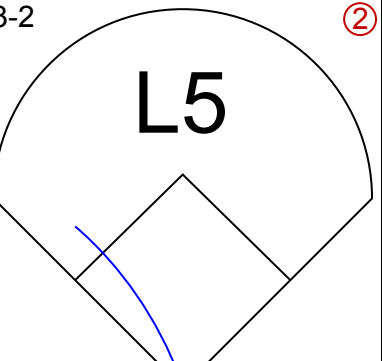
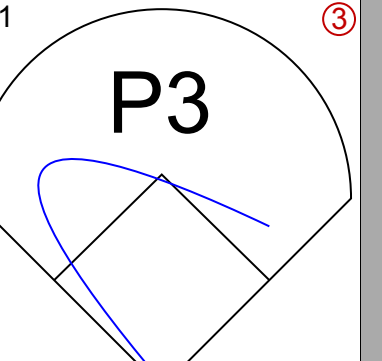
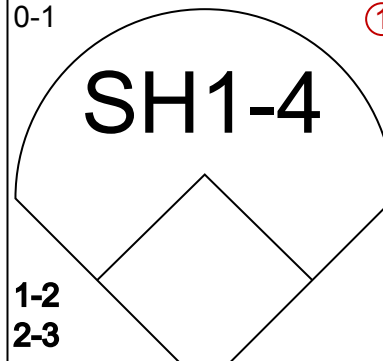
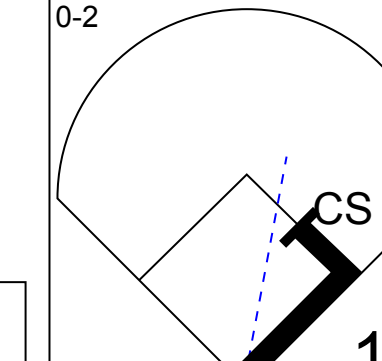
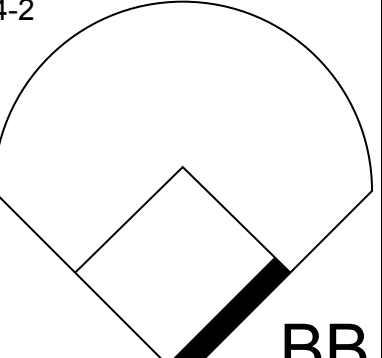
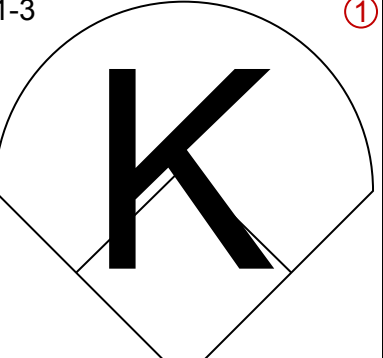
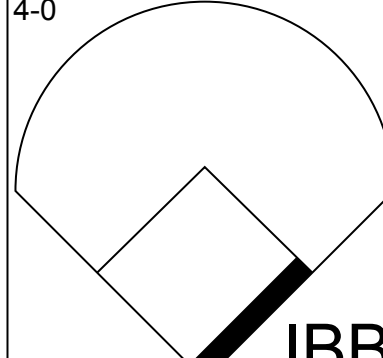
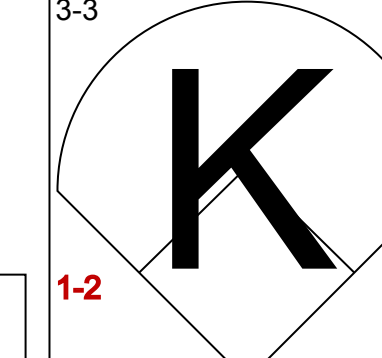
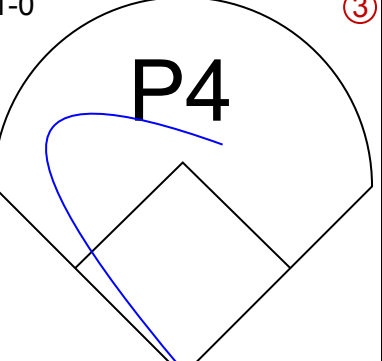
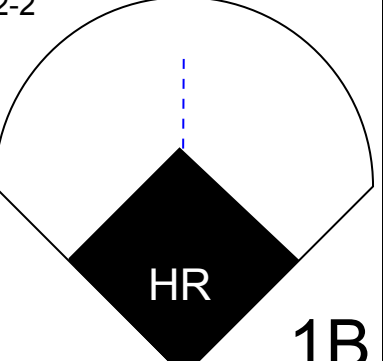
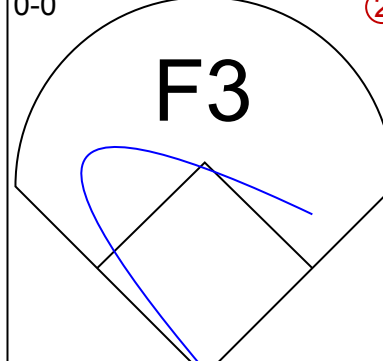
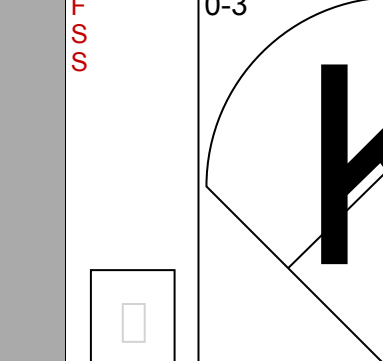
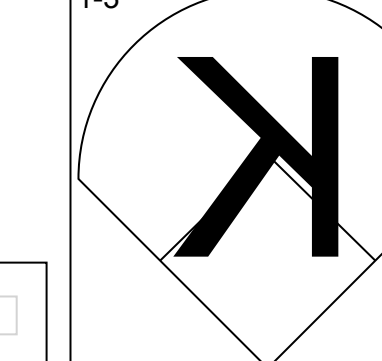
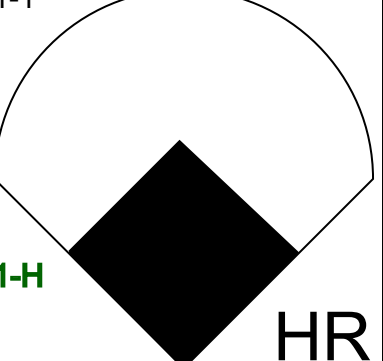
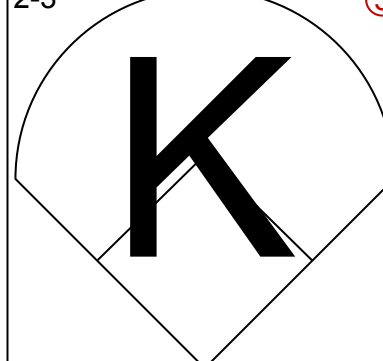
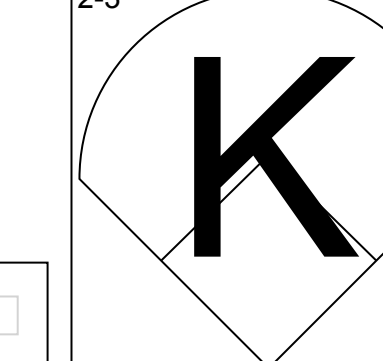
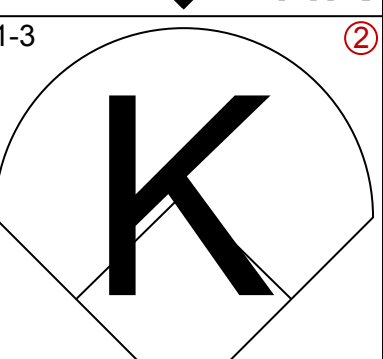

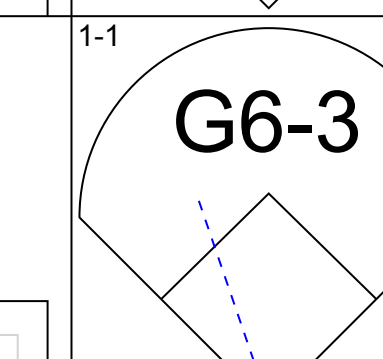
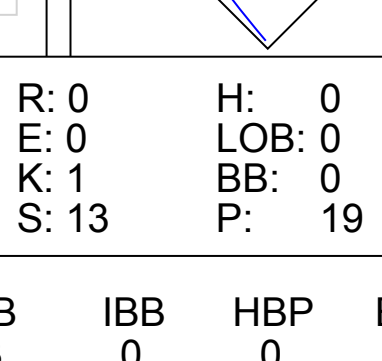
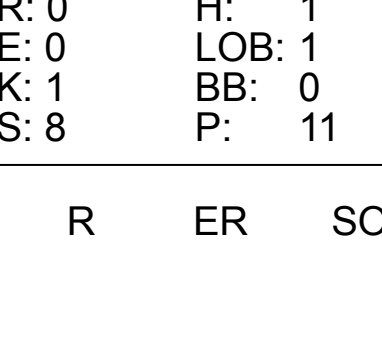
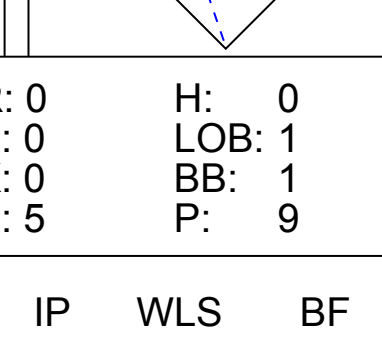



Batter	1	2	3	4	5	6	7	8	9	AB	R	H	RBI	BB	SO	LOB	BOTTOM			
Jose Macias, S OBP: 0.291, SLG: 0.348 (1, 8) (9, 5)	F5		F8				G4-3			4	0	1	0	0	0	1				
Jose Vidro, S OBP: 0.394, SLG: 0.486 (1, 4)	2B		F7		K2-3			F8		4	0	1	0	0	1	3				
Vladimir Guerrero, R OBP: 0.416, SLG: 0.667 (1, 9)	F8				F2		IBB	HR		3	1	1	1	1	0	1				
Wil Cordero, R OBP: 0.308, SLG: 0.438 Brad Wilkerson, L OBP: 0.350, SLG: 0.473 (1, 7) (9, 8)	L7				HR		L6	G6-3		4	1	1	1	0	0	4				
Fernando Tatis, R OBP: 0.342, SLG: 0.487 Wilton Guerrero, S OBP: 0.298, SLG: 0.282 (1, 5) (8, PR) (9, 7)		L7			G6-3			F8	S 1B	4	0	1	0	0	0	0				
Andres Galaraga, R OBP: 0.456, SLG: 0.419 (1, 3)		L9					F9		BB	3	0	1	0	1	0	0				
Orlando Cabrera, R OBP: 0.321, SLG: 0.375 (1, 6)		G6-3			G5-3		G5-3		K	4	0	0	0	0	1	3				
Michael Barrett, R OBP: 0.359, SLG: 0.435 (1, 2)			G6-3				FC1-5 S 1B			3	0	1	0	0	1	0				
Bartolo Colon, R OBP: 0.118, SLG: 0.118 (1, 1)					FC1-5 2B		L8			3	0	1	0	0	0	1				
Inning Stats	R: 0 E: 0 K: 0 S: 9	H: 1 LOB: 0 BB: 0 P: 14	R: 0 E: 0 K: 0 S: 6	H: 0 LOB: 0 BB: 0 P: 6	R: 0 E: 0 K: 0 S: 5	H: 1 LOB: 1 BB: 0 P: 10	R: 1 E: 0 K: 0 S: 10	H: 2 LOB: 1 BB: 0 P: 17	R: 0 E: 0 K: 1 S: 11	H: 2 LOB: 3 BB: 1 P: 21	R: 0 E: 0 K: 0 S: 7	H: 0 LOB: 0 BB: 0 P: 10	R: 0 E: 0 K: 1 S: 8	H: 0 LOB: 0 BB: 0 P: 12	R: 1 E: 0 K: 1 S: 20	H: 2 LOB: 2 BB: 1 P: 30	1B: 3 2B: 3 3B: 0 HR: 2	SF: 0 SAC: 0 DP: 0 HBP: 0	WP: 0 PB: 0 SB: 2 CS: 0	PA: 34
PITCHER Shawn Estes, L ERA: 4.89 Jaime Cerda, L ERA: 1.08 Mark Corey, R ERA: 2.57 (1, 1) (7, 1) (8, 1)	IP: 6.0 WLS: L BF: 25 H: 6 R: 0 ER: 0 SO: 1 BB: 0 IBB: 0 HBP: 0 BLK: 0 WP: 0 HR: 0 S: 48 P: 78 ERA: 1.50 WHIP: 1.000															PITCHER				

New York Mets @ Montreal Expos
Olympic Stadium, Montreal, QB
Thu Jul 18 2002, 1:35 PM EDT
Att: 13,797 - Dome - 72 F

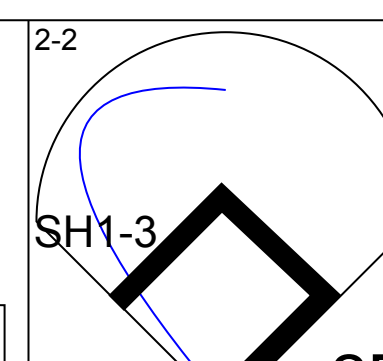
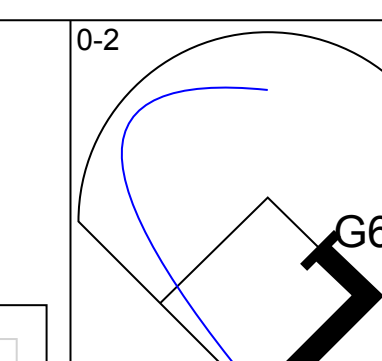
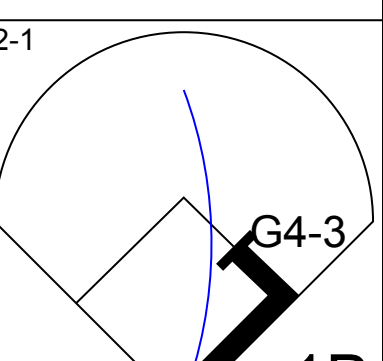
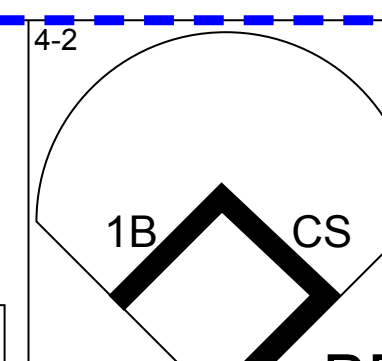

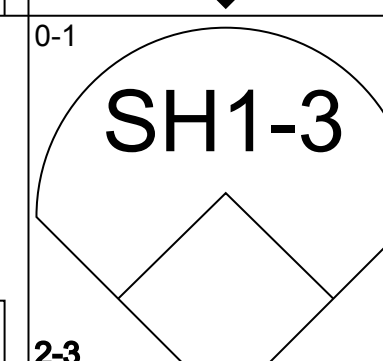
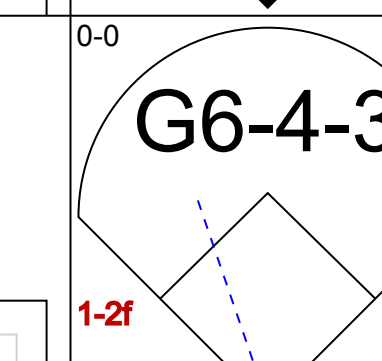
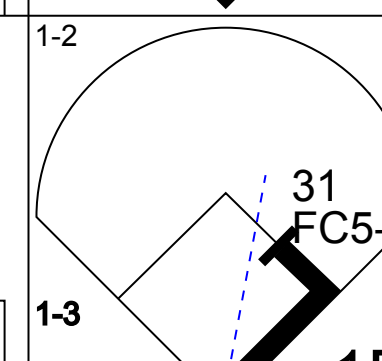
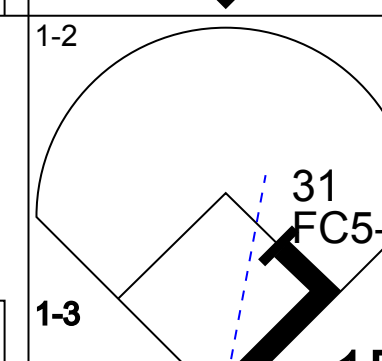

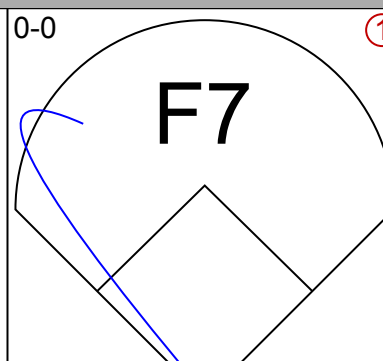
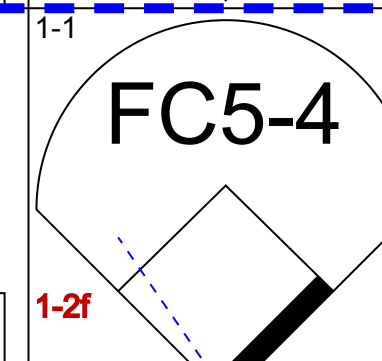
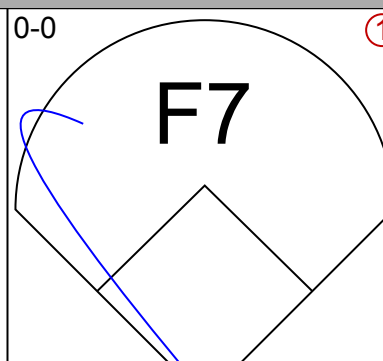
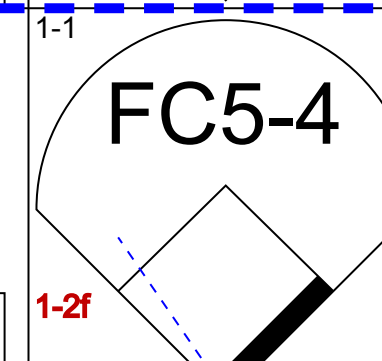
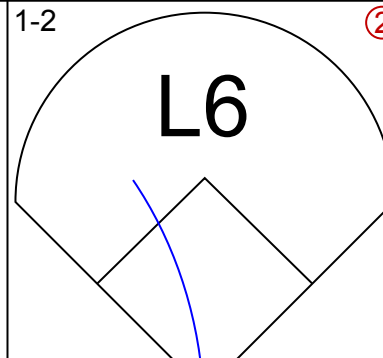
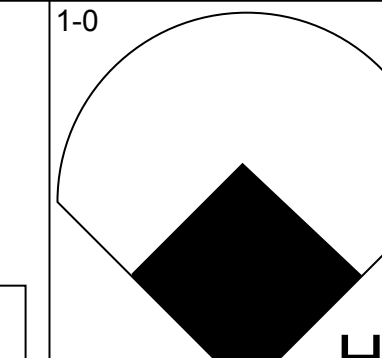
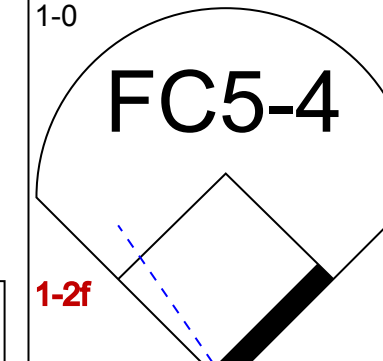
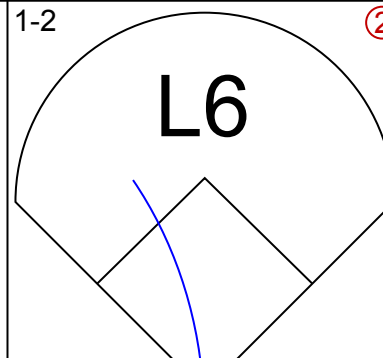
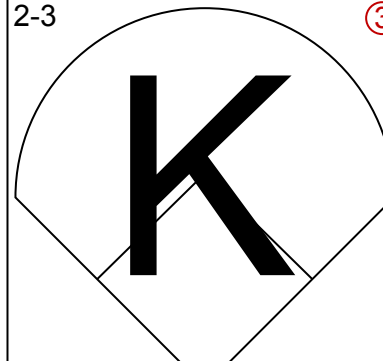
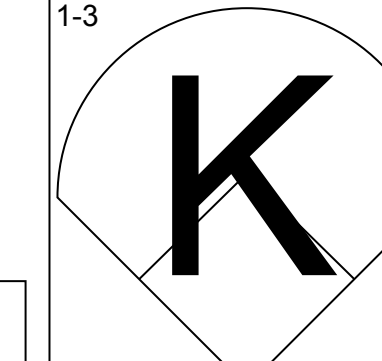
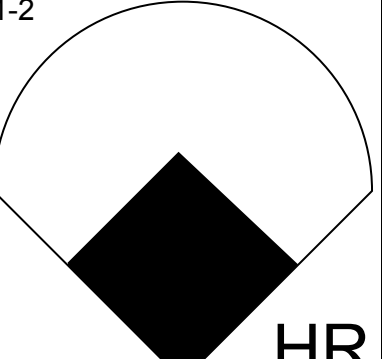
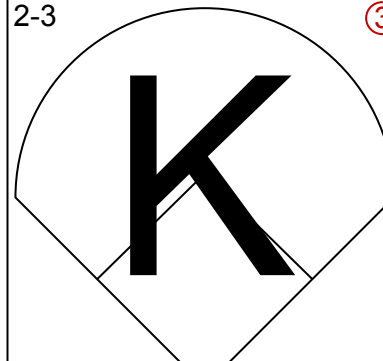
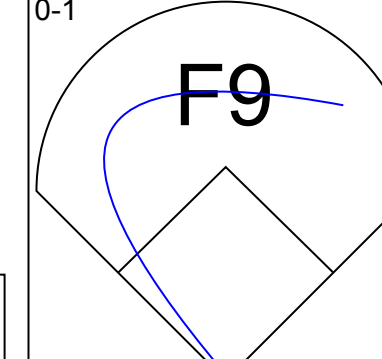
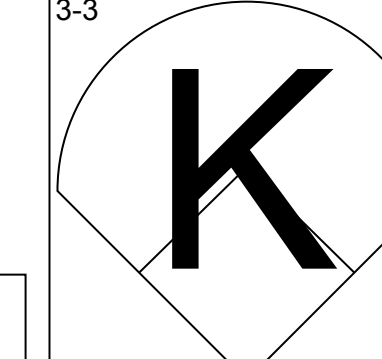
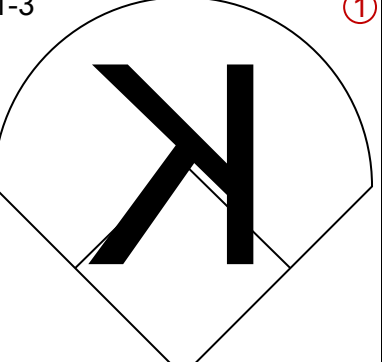
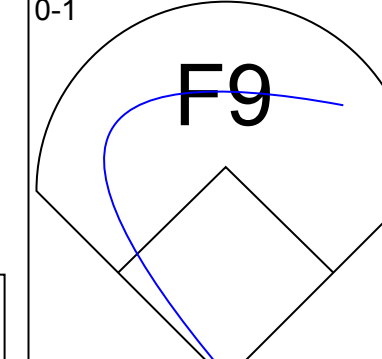
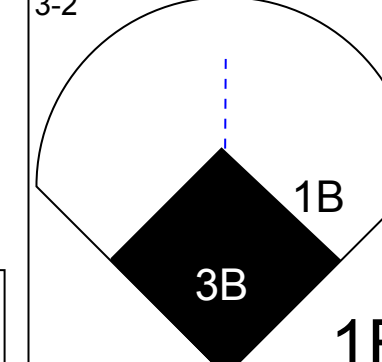
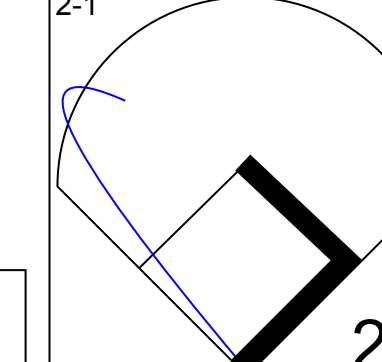
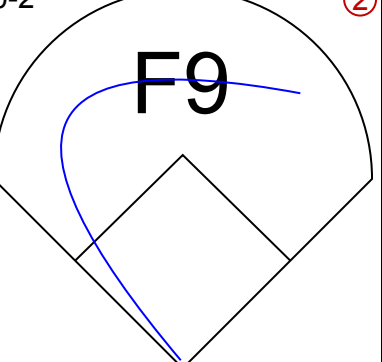
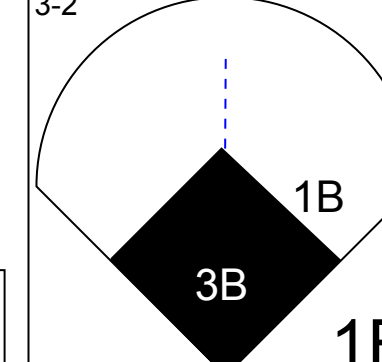
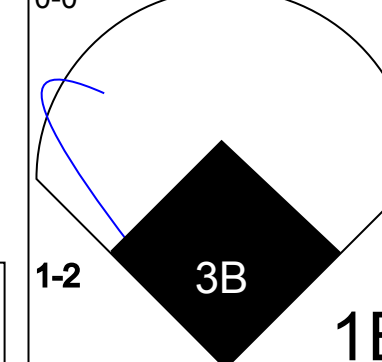
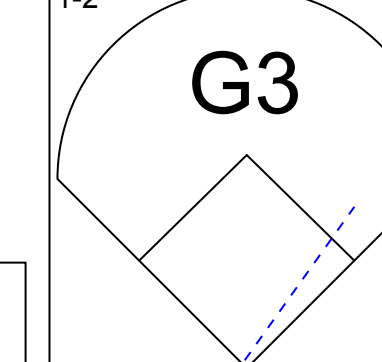
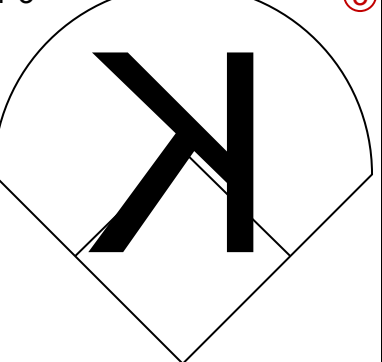
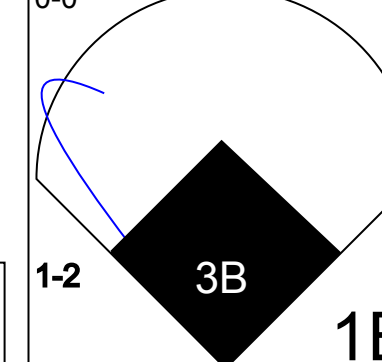
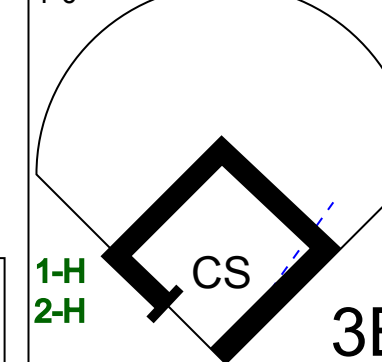

AB 32
R 2
H 8
RBI 2
BB 2
SO 3
LOB 13



Batter	1	2	3	4	5	6	7	8	9	AB	R	H	RBI	BB	SO	LOB	TOP					
Brad Wilkerson, L (1, 8) OBP: 0.380, SLG: 0.462										3	0	0	0	1	1	0	Montreal Expos @ New York Mets Shea Stadium, Flushing, NY Mon Jul 22 2002, 7:10 PM EDT Att: 23,655 - Sunny - 87 F					
Jose Macias, S (1, 4) OBP: 0.296, SLG: 0.349										3	0	0	0	1	1	1						
Vladimir Guerrero, R (1, 9) OBP: 0.420, SLG: 0.597										3	0	2	0	1	0	1						
Cliff Floyd, L (1, 7) OBP: 0.396, SLG: 0.512										4	0	0	0	0	1	2						
Fernando Tatis, R (1, 5) OBP: 0.342, SLG: 0.475										3	0	1	0	0	0	1						
Andres Galarraga, R (1, 3) OBP: 0.398, SLG: 0.399										2	0	0	0	2	2	1						
Orlando Cabrera, R (1, 6) OBP: 0.320, SLG: 0.370										4	1	1	0	0	1	4						
Michael Barrett, R (1, 2) OBP: 0.351, SLG: 0.435										3	1	1	2	0	2	3						
Troy O'Leary, L (9, PH) OBP: 0.356, SLG: 0.417										1	0	0	0	0	1	0						
Tomo Ohka, S (1, 1) OBP: 0.194, SLG: 0.176										3	0	0	0	0	1	0						
Joey Eischen, L (7, 1) OBP: 0.350, SLG: 0.350										0	0	0	0	0	0	0						
Jim Brower, R (7, 1) OBP: 0.298, SLG: 0.417										1	0	0	0	0	0	0						
Inning Stats	R: 0 E: 0 K: 1 S: 14	H: 0 LOB: 0 BB: 1 P: 22	R: 0 E: 0 K: 1 S: 11	H: 0 LOB: 1 BB: 1 P: 19	R: 0 E: 0 K: 1 S: 13	H: 0 LOB: 0 BB: 0 P: 19	R: 0 E: 0 K: 1 S: 10	H: 1 LOB: 1 BB: 0 P: 12	R: 2 E: 0 K: 2 S: 18	H: 2 LOB: 1 BB: 1 P: 28	R: 0 E: 1 K: 1 S: 9	H: 1 LOB: 3 BB: 1 P: 16	R: 0 E: 0 K: 0 S: 5	H: 0 LOB: 0 BB: 0 P: 9	R: 0 E: 0 K: 1 S: 8	H: 1 LOB: 1 BB: 0 P: 11	R: 0 E: 0 K: 2 S: 9	H: 0 LOB: 0 BB: 0 P: 12	1B: 4 2B: 1 3B: 0 HR: 1	SF: 0 SAC: 1 DP: 1 HBP: 0	WP: 0 PB: 0 CS: 2	PA: 37
PITCHER	IP	WLS	BF	H	R	ER	SO	BB	IBB	HBP	BLK	WP	HR	S	P	ERA	WHIP					
Steve Trachsel, R (1, 1) ERA: 3.86	5.0		20	3	2	2	6	3	0	0	0	0	1	66	100	3.60	1.200					
David Weathers, R (6, 1) ERA: 2.53	2.0	W	10	1	0	0	1	1	1	0	0	0	0	14	25	0.00	1.000					
Mark Guthrie, L (8, 1) ERA: 1.16	1.0	H	3	1	0	0	1	0	0	0	0	0	0	8	11	0.00	1.000					
Armando Benitez, R (9, 1) ERA: 2.38	1.0	S	3	0	0	0	2	0	0	0	0	0	0	9	12	0.00	0.000					

AB	30
R	2
H	5
RBI	2
BB	5
SO	10
LOB	13



Batter	1	2	3	4	5	6	7	8	9	AB	R	H	RBI	BB	SO	LOB	BOTTOM				
Roberto Alomar, S (1, 4) OBP: 0.343, SLG: 0.401										3	0	3	0	1	0	0	Montreal Expos @ New York Mets Shea Stadium, Flushing, NY Mon Jul 22 2002, 7:10 PM EDT Att: 23,655 - Sunny - 87 F				
Timo Perez, L (1, 9) OBP: 0.332, SLG: 0.464										3	0	1	0	0	0	2					
31 Mike Piazza, R (1, 2) OBP: 0.380, SLG: 0.563										4	0	0	0	0	1	3					
Mo Vaughn, L (1, 3) OBP: 0.349, SLG: 0.445										3	2	2	1	1	0	0					
Edgardo Alfonzo, R (1, 5) OBP: 0.413, SLG: 0.461										4	0	0	0	0	2	3					
Jay Payton, R (1, 8) OBP: 0.336, SLG: 0.428										3	1	1	2	0	1	0					
Roger Cedeno, S (1, 7) OBP: 0.317, SLG: 0.335										2	0	1	0	0	1	0					
Tony Tarasco, L (6, 7) OBP: 0.278, SLG: 0.529										2	1	2	0	0	0	0					
Rey Ordenez, R (1, 6) OBP: 0.259, SLG: 0.314										4	1	1	0	0	0	2					
Steve Trachsel, R (1, 1) ERA: 3.43	6.1	L	27	4	4	4	4	1	0	0	0	0	0	0	0	0					
Jerome Burnitz, L (5, PH) ERA: 1.49	0.1		2	1	0	0	0	1	0	0	0	0	0	8	12	0.00	6.000				
David Weathers, R (8, 1) ERA: 1.16	1.1		6	2	1	1	2	0	0	0	0	0	1	15	24	6.75	1.500				
Marco Scutaro, R (7, PH) ERA: 4.7																					
Mark Guthrie, R (8, 1) ERA: 1.16																					
Armando Benitez, R (9, 1) ERA: 2.38																					
Inning Stats	R: 0 E: 0 K: 1 S: 16	H: 1 LOB: 2 BB: 1 P: 25	R: 1 E: 0 K: 2 S: 13	H: 1 LOB: 0 BB: 0 P: 16	R: 0 E: 0 K: 0 S: 6	H: 1 LOB: 0 BB: 0 P: 6	R: 1 E: 0 K: 0 S: 8	H: 2 LOB: 1 BB: 0 P: 11	R: 0 E: 0 K: 0 S: 6	H: 1 LOB: 0 BB: 0 P: 8	R: 0 E: 0 K: 1 S: 9	H: 0 LOB: 0 BB: 0 P: 12	R: 2 E: 0 K: 0 S: 17	H: 4 LOB: 2 BB: 1 P: 26	R: 1 E: 0 K: 2 S: 13	H: 2 LOB: 1 BB: 0 P: 21	1B: 6 2B: 3 3B: 1 HR: 2	SF: 1 SAC: 1 DP: 2 HBP: 0	WP: 0 PB: 0 CS: 2	PA: 35	
PITCHER	IP	WLS	BF	H	R	ER	SO	BB	IBB	HBP	BLK	WP	HR	S	P	ERA	WHIP				
Tomo Ohka, R (1, 1) ERA: 3.43	6.1	L	27	4	4	4	4	1	0	0	0	0	0	0	0	0					
Joey Eischen, L (7, 1) ERA: 1.49	0.1		2	1	0	0	0	1	0	0	0	0	0	8	12	0.00	6.000				
Jim Brower, R (7, 1) ERA: 4.7	1.1		6	2	1	1	2	0	0	0	0	0	1	15	24	6.75	1.500				


AB	31
R	5
H	12
RBI	5
BB	2
SO	6
LOB	10



Batter	1	2	3	4	5	6	7	8	9	AB	R	H	RBI	BB	SO	LOB	TOP			
Brad Wilkerson, L (1,8) OBP: 0.378, SLG: 0.456	1-1 F7	4-0 BB				1-2 P6		3-2 G6-3	3-3 K	4	0	0	0	1	1	0				
Orlando Cabrera, R (1,6) OBP: 0.321, SLG: 0.371	0-0 G4-3	0-1 F7			0-2 L4			0-1 2B	1B	4	1	2	0	0	0	3				
Cliff Floyd, L (1,7) OBP: 0.395, SLG: 0.512	2-2 G4-3		2-1 G3			0-0 L9		2-0 1B	2B	4	1	1	0	0	0	1				
Vladimir Guerrero, R (1,9) OBP: 0.419, SLG: 0.594	4-0 S		1-2 F7			3-0 G3		2-0 F3		2	0	0	0	1	0	0				
Wilton Guerrero, S (7,9) OBP: 0.287, SLG: 0.272										0	0	0	0	0	0	0				
Wil Cordero, R (8,PH) OBP: 0.293, SLG: 0.413										1	0	0	0	0	0	2				
Fernando Tatis, R (1,5) OBP: 0.341, SLG: 0.471	1-2 G6-3		3-3 K			1-3 K		2-2 1B		4	0	1	2	0	2	2				
Andres Galarraga, R (1,3) OBP: 0.388, SLG: 0.387		1-1 L6			0-1 G5-3			0-1 G5-3	2-3 K	4	0	0	0	0	1	1				
Scott Stewart, R (8,1)										0	0	0	0	0	0	0				
Jose Macias, S (1,4) OBP: 0.299, SLG: 0.352		0-0 1B			3-2 CS			3-3 K	1-3 K	4	0	2	0	0	2	0				
Brian Schneider, L (1,2) OBP: 0.282, SLG: 0.410		2-1 P4			1-2 F2			3-2 1B	2-2 HR	4	1	2	1	0	0	2				
Bartolo Colon, R (1,1) OBP: 0.158, SLG: 0.158		0-0 BB			0-3 K			2-2 F7	1-2 G6-3	2	0	1	0	0	1	0				
Troy O'Leary, L (7,PH) OBP: 0.346, SLG: 0.414										1	0	0	0	0	0	1				
Dan Smith, R (7,1) OBP: 0.349, SLG: 0.433		1-3 1B								0	0	0	0	0	0	0				
Michael Barrett, R (8,3)										1	0	0	0	0	0	0				
Inning Stats	R: 0 E: 0 K: 0 S: 9	H: 1 LOB: 2 BB: 1 P: 17	R: 0 E: 0 K: 0 S: 8	H: 2 LOB: 3 BB: 1 P: 15	R: 0 E: 0 K: 1 S: 8	H: 0 LOB: 0 BB: 0 P: 14	R: 0 E: 0 K: 0 S: 15	H: 1 LOB: 0 BB: 0 P: 18	R: 0 E: 0 K: 1 S: 9	H: 0 LOB: 0 BB: 0 P: 10	R: 0 E: 0 K: 1 S: 14	H: 1 LOB: 1 BB: 0 P: 22	R: 2 E: 0 K: 1 S: 16	H: 3 LOB: 1 BB: 0 P: 27	R: 1 E: 0 K: 2 S: 18	H: 1 LOB: 0 BB: 0 P: 25	1B: 7 2B: 1 3B: 0 HR: 1	SF: 0 SAC: 0 DP: 0 HBP: 0	WP: 0 PB: 0 SB: 2 CS: 1	PA: 37
PITCHER	IP WLS BF H R ER SO BB IBB HBP BLK WP HR S P ERA WHIP																			
Jeff D'Amico, R (1,1) ERA: 4.85	7.2 W 32 8 2 2 4 1 1 0 0 0 0 0 80 126 2.35 1.174																			
Scott Strickland, R (8,1) ERA: 3.98	0.1 H 1 0 0 0 1 0 0 0 0 0 0 0 4 6 0.00 0.000																			
Armando Benitez, R (9,1) ERA: 2.53	1.0 S 4 1 1 1 2 0 0 0 0 0 0 0 1 18 25 9.00 1.000																			

Montreal Expos @ New York Mets
 Shea Stadium, Flushing, NY
 Tue Jul 23 2002, 7:10 PM EDT
 Att: 36,289 - Cloudy - 74 F


AB 35
 R 3
 H 9
 RBI 3
 BB 2
 SO 7
 LOB 12



Batter	1	2	3	4	5	6	7	8	9	AB	R	H	RBI	BB	SO	LOB	BOTTOM			
Roberto Alomar, S (1,4) OBP: 0.340, SLG: 0.397	2-2 G4-3		3-1 F8			1-2 G4-3		0-1 G3		4	0	0	0	0	1					
Timo Perez, L (1,7) OBP: 0.331, SLG: 0.461	1-1 G4-3		1-0 F7			0-0 31 HR		3-2 P5		4	1	1	0	0	1					
31 Mike Piazza, R (1,2) OBP: 0.385, SLG: 0.572	1-1 G1-3			4-0 HR		1-1 HR		4-2 BB		2	2	1	2	2	0					
Mo Vaughn, L (1,3) OBP: 0.351, SLG: 0.454		4-2 FC3-6		0-0 HR		1-1 G4-3		0-1 P6		3	1	1	2	1	0					
Edgardo Alfonzo, R (1,5) OBP: 0.411, SLG: 0.458		0-1 F9		1-2 F9		0-0 BB		1-1 F9		4	0	1	0	0	1					
Jeremy Burnitz, L (1,9) OBP: 0.305, SLG: 0.326		1-1 FC3-6		2-3 K		3-2 F9		0-3 K		4	0	0	0	2	2					
Jay Payton, R (1,8) OBP: 0.335, SLG: 0.423		0-0 F7		1-0 G5-3		4-2 BB		0-0 E6		3	0	0	0	1	0					
Rey Ordenez, R (1,6) OBP: 0.259, SLG: 0.313			0-1 F8			2-2 G6-3		0-0 E3		4	0	1	0	0	3					
Jeff D'Amico, R (1,1) OBP: 0.139, SLG: 0.088		2-1 SH1-4		2-1 SH1-4		0-3 K		1-3 K		2	0	0	0	2	3					
Scott Strickland, R (8,1) ERA: 1.72										0	0	0	0	0	0					
Armando Benitez, R (9,1) ERA: 3.07										0	0	0	0	0	0					
Inning Stats	R: 0 E: 0 K: 0 S: 8	H: 0 LOB: 0 BB: 0 P: 12	R: 0 E: 0 K: 0 S: 10	H: 0 LOB: 1 BB: 1 P: 15	R: 0 E: 0 K: 0 S: 7	H: 1 LOB: 0 BB: 0 P: 13	R: 2 E: 0 K: 1 S: 8	H: 1 LOB: 0 BB: 1 P: 16	R: 0 E: 0 K: 1 S: 10	H: 0 LOB: 0 BB: 0 P: 13	R: 2 E: 1 K: 1 S: 18	H: 3 LOB: 3 BB: 1 P: 28	R: 0 E: 0 K: 1 S: 9	H: 0 LOB: 1 BB: 1 P: 16	R: 0 E: 1 K: 1 S: 8	H: 0 LOB: 1 BB: 0 P: 10	1B: 3 2B: 0 3B: 0 HR: 2	SF: 0 SAC: 1 DP: 0 HBP: 0	WP: 0 PB: 0 SB: 0 CS: 0	PA: 35
PITCHER	IP WLS BF H R ER SO BB IBB HBP BLK WP HR S P ERA WHIP																			
Bartolo Colon, R (1,1) ERA: 2.78	6.0 L 27 5 4 4 3 3 0 0 0 0 0 0 2 61 97 6.00 1.333																			
Dan Smith, R (7,1) ERA: 1.72	1.0 4 0 0 0 0 1 0 0 0 0 0 0 9 16 0.00 1.000																			
Scott Stewart, L (8,1) ERA: 3.07	1.0 4 0 0 0 1 0 0 0 0 0 0 0 8 10 0.00 0.000																			

Montreal Expos @ New York Mets
 Shea Stadium, Flushing, NY
 Tue Jul 23 2002, 7:10 PM EDT
 Att: 36,289 - Cloudy - 74 F


AB 30
 R 4
 H 5
 RBI 4
 BB 4
 SO 4
 LOB 13



Batter	1	2	3	4	5	6	7	8	9	AB	R	H	RBI	BB	SO	LOB	TOP										
Brad Wilkerson, L (1, 8) OBP: 0.376, SLG: 0.463	0-3 K		0-3 K			2-2 HR	3-2 F8			4	1	1	2	0	2	3											
Orlando Cabrera, R (1, 6) OBP: 0.318, SLG: 0.367	1-2 G1-3		1-1 FC6-4			2-2 G5-3		2-3 K		4	0	0	0	0	1	1											
Vladimir Guerrero, R (1, 9) OBP: 0.419, SLG: 0.591	1-0 P4		1-2 FC6-4			0-0 F7		1-0 CS 1B		4	0	1	0	0	0	1											
Wil Cordero, R (1, 7) OBP: 0.303, SLG: 0.411		0-1 1B		0-0 G5-3		1-1 G4-3		4-2 BB BB		3	0	1	0	1	0	0											
Fernando Tatis, R (1, 5) OBP: 0.343, SLG: 0.470	1-0 1B		3-2 G4-3			0-0 F9		4-2 BB BB		3	0	1	0	1	0	0											
Andres Galarraga, R (1, 3) OBP: 0.365, SLG: 0.384	3-1 F7		0-0 G5-3			1-0 1B		1-3 K		4	0	1	0	0	1	4											
Michael Barrett, R (1, 2) OBP: 0.348, SLG: 0.430	2-3 K		0-0 L9			2-1 1B		1-2 G6-3		4	0	1	0	0	1	2											
Jose Macias, S (1, 4) OBP: 0.298, SLG: 0.350	2-1 F9		1-1 SH5-4 HR 1B			1-3 K		2-0 G4-3		4	1	1	0	0	1	4											
Javier Vazquez, R (1, 1) OBP: 0.132, SLG: 0.132			1-2 FC6-4 1B			1-2 SH5-4		2-3 K		2	0	1	0	0	1	2											
Joey Eischen, L (7, 1)										0	0	0	0	0	0	0											
52 T.J. Tucker, R (8, 1) OBP: 0.750, SLG: 0.750										0	0	0	0	0	0	0											
Scott Stewart, R (8, 1)										1	0	0	0	0	1	0											
Inning Stats	R: 0 E: 0 K: 1 S: 7	H: 0 LOB: 0 BB: 0 P: 9	R: 0 E: 0 K: 1 S: 11	H: 2 LOB: 2 BB: 0 P: 19	R: 0 E: 0 K: 1 S: 14	H: 1 LOB: 1 BB: 0 P: 17	R: 0 E: 0 K: 0 S: 7	H: 0 LOB: 0 BB: 0 P: 10	R: 2 E: 0 K: 0 S: 14	H: 2 LOB: 0 BB: 0 P: 20	R: 0 E: 0 K: 0 S: 4	H: 0 LOB: 0 BB: 0 P: 5	R: 0 E: 0 K: 2 S: 13	H: 2 LOB: 2 BB: 0 P: 20	R: 0 E: 0 K: 2 S: 11	H: 1 LOB: 2 BB: 2 P: 23	R: 0 E: 0 K: 1 S: 8	H: 0 LOB: 0 BB: 0 P: 13	1B: 7 2B: 0 3B: 0 HR: 1	SF: 0 SAC: 1 DP: 0 HBP: 0	WP: 0 PB: 0 SB: 0 CS: 1	PA: 36					
PITCHER	IP	WLS	BF	H	R	ER	SO	BB	IBB	HBP	BLK	WP	HR	S	P	ERA	WHIP										
Shawn Estes, L (1, 1) ERA: 4.75	7.0	L	28	7	2	2	5	0	0	0	0	0	1	70	100	2.57	1.000										
David Weathers, R (8, 1) ERA: 2.49	1.0		5	1	0	0	2	2	0	0	0	0	0	11	23	0.00	3.000										
Mark Guthrie, L (9, 1) ERA: 1.13	1.0		3	0	0	0	1	0	0	0	0	0	0	8	13	0.00	0.000										

Montreal Expos @ New York Mets
Shea Stadium, Flushing, NY
Wed Jul 24 2002, 7:10 PM EDT
Att: 28,526 - Cloudy - 76 F


AB 33
R 2
H 8
RBI 2
BB 2
SO 8
LOB 17



Batter	1	2	3	4	5	6	7	8	9	AB	R	H	RBI	BB	SO	LOB	BOTTOM										
Roberto Alomar, S (1, 4) OBP: 0.339, SLG: 0.397	1-0 F8		2-2 P6			0-1 L3			2-1 G6-3	5	0	1	0	0	0	2											
Timo Perez, L (1, 7) OBP: 0.331, SLG: 0.457	0-3 K		2-2 G4-3			4-2 PB 31 1B BB	2-1 1B		0-3 K	2	0	0	0	1	1	0											
John Valentin, R (7, PH) OBP: 0.340, SLG: 0.388										1	0	1	1	0	0	0											
David Weathers, R (8, 1)										0	0	0	0	0	0	0											
Mark Guthrie, R (9, 1)										0	0	0	0	0	0	0											
Marco Scutaro, R (9, PH) OBP: 0.333, SLG: 1.000										1	0	0	0	0	1	0											
31 Mike Piazza, R (1, 2) OBP: 0.383, SLG: 0.568	1-2 F8			2-3 K		0-0 PB 1B		1-2 G6-3		4	0	1	0	0	1	0											
Mo Vaughn, L (1, 3) OBP: 0.347, SLG: 0.448		3-2 G3		0-0 F9		1-1 L6		2-3 K 1B		4	0	0	0	0	1	2											
Roger Cedeno, S (8, PR) OBP: 0.301, SLG: 0.335										0	0	0	0	0	0	0											
Edgardo Alfonzo, R (1, 5) OBP: 0.409, SLG: 0.459		2-0 2B		1-2 G5-3		2-3 K		1-2 F7		4	0	1	0	0	1	3											
Jeromy Burnitz, L (1, 9) OBP: 0.311, SLG: 0.326		0-3 K			4-2 CS 1B BB	2-3 K		0-0 BB 1B		3	0	1	0	1	2	3											
Jay Payton, R (1, 8) OBP: 0.340, SLG: 0.424		4-0 BB			1-0 1B CS 1B	1-2 1B		2-1 F9		2	0	1	0	2	0	0											
Rey Ordenez, R (1, 6) OBP: 0.259, SLG: 0.313		1-1 L4			2-2 SH1-4 1B	1-2 F7		1-3 K		4	0	1	0	0	1	5											
Shawn Estes, R (1, 1) OBP: 0.103, SLG: 0.241			2-1 G5-3			0-0 SH1-4 1B		4-1 2B 1B BB		1	0	0	0	0	0	0											
Tony Tarasco, L (7, PH) OBP: 0.286, SLG: 0.519										1	1	0	0	1	0	0											
Inning Stats	R: 0 E: 0 K: 1 S: 7	H: 1 LOB: 2 BB: 1 P: 20	R: 0 E: 0 K: 1 S: 10	H: 1 LOB: 2 BB: 1 P: 20	R: 0 E: 0 K: 0 S: 11	H: 0 LOB: 0 BB: 0 P: 17	R: 0 E: 0 K: 1 S: 7	H: 0 LOB: 0 BB: 0 P: 10	R: 0 E: 0 K: 0 S: 13	H: 2 LOB: 2 BB: 1 P: 20	R: 1 E: 0 K: 0 S: 13	H: 2 LOB: 2 BB: 1 P: 24	R: 0 E: 0 K: 2 S: 15	H: 1 LOB: 3 BB: 1 P: 24	R: 0 E: 0 K: 1 S: 7	H: 0 LOB: 0 BB: 0 P: 10	1B: 5 2B: 2 3B: 0 HR: 0	SF: 0 SAC: 1 DP: 0 HBP: 0	WP: 1 PB: 1 SB: 0 CS: 2	PA: 38							
PITCHER	IP	WLS	BF	H	R	ER	SO	BB	IBB	HBP	BLK	WP	HR	S	P	ERA	WHIP										
Javier Vazquez, R (1, 1) ERA: 3.6	6.2	W	28	5	1	1	5	4	0	0	0	0	0	72	118	1.35	1.350										
Joey Eischen, L (7, 1) ERA: 1.47	0.1	H	1	1	0	0	0	0	0	0	0	0	0	2	4	0.00	3.000										
52 T.J. Tucker, R (8, 1) ERA: 2.91	0.2	H	3	0	0	0	1	0	0	0	0	1	0	11	15	0.00	0.000										
Scott Stewart, L (8, 1) ERA: 2.98	1.1	S	6	1	0	0	2	1	0	0	0	0	0	11	19	0.00	1.500										

Montreal Expos @ New York Mets
Shea Stadium, Flushing, NY
Wed Jul 24 2002, 7:10 PM EDT
Att: 28,526 - Cloudy - 76 F

AB 32
R 1
H 7
RBI 1
BB 5
SO 8
LOB 15




Batter	1	2	3	4	5	6	7	8	9	10	11	AB	R	H	RBI	BB	SO	LOB	TOP	
Brady Clark, R OBP: 0.271, SLG: 0.245 Danny Graves, R (10, 1)	F2		G5-3			F8		F8		G4-3	G6-3	5	0	0	0	0	0	0		
Aaron Boone, R OBP: 0.323, SLG: 0.415	G5-3		G2-3			K		E9				5	0	2	0	0	1	0		
Adam Dunn, L OBP: 0.452, SLG: 0.552								K				3	1	1	1	2	2	1		
Ken Griffey Jr., L OBP: 0.381, SLG: 0.376	L9					HR						4	0	1	0	1	0	3		
Austin Kearns, R OBP: 0.380, SLG: 0.456												5	1	2	0	0	1	2		
Brandon Larson, R OBP: 0.429, SLG: 0.680												5	0	1	0	0	1	3		
Kelly Stintnet, R OBP: 0.391, SLG: 0.550												4	0	0	0	1	4	1		
Juan Castro, R OBP: 0.200, SLG: 0.167 Todd Walker, L OBP: 0.337, SLG: 0.404												4	0	1	0	0	2	0		
Jared Fernandez, R OBP: 0.255, SLG: 0.439 Russell Branyan, R OBP: 0.214, SLG: 0.409 Bruce Chen, L OBP: 0.337, SLG: 0.404 Reyes Taylor, L OBP: 0.275, SLG: 0.439												2	0	0	0	0	2	2		
Inning Stats	R: 0 E: 0 K: 0 S: 8	H: 0 LOB: 1 BB: 1 P: 16	R: 0 E: 0 K: 2 S: 15	H: 2 LOB: 2 BB: 0 P: 24	R: 0 E: 0 K: 1 S: 14	H: 0 LOB: 0 BB: 0 P: 20	R: 0 E: 0 K: 1 S: 9	H: 0 LOB: 0 BB: 0 P: 14	R: 0 E: 0 K: 3 S: 19	H: 3 LOB: 2 BB: 0 P: 31	R: 0 E: 0 K: 1 S: 9	H: 1 LOB: 2 BB: 1 P: 17	R: 0 E: 0 K: 1 S: 16	H: 1 LOB: 2 BB: 1 P: 24	R: 1 E: 1 K: 1 S: 24	H: 2 LOB: 2 BB: 1 P: 37	1B: 5 2B: 3 3B: 0 HR: 1	SF: 0 SAC: 0 DP: 0 HBP: 0	WP: 0 PB: 0 SB: 0 CS: 0	PA: 46
PITCHER	Al Leiter, L ERA: 3.2 Scott Strickland, R ERA: 3.99 David Weathers, R ERA: 2.47 Mark Guthrie, L ERA: 1.05 Armando Benitez, R ERA: 2.4	IP: 6.0 WLS: 24 BF: 24 H: 5 R: 1 ER: 1 SO: 8 BB: 1 IBB: 0 HBP: 0 BLK: 0 WP: 0 HR: 1 S: 74 P: 120 ERA: 1.50 WHIP: 1.000	IP: 0.1 WLS: 3 BF: 3 H: 1 R: 0 ER: 0 SO: 1 BB: 0 IBB: 0 HBP: 0 BLK: 0 WP: 0 HR: 0 S: 15 P: 15 ERA: 0.00 WHIP: 3.000	IP: 0.2 WLS: 3 BF: 1 H: 0 R: 0 ER: 0 SO: 0 BB: 0 IBB: 0 HBP: 0 BLK: 0 WP: 0 HR: 0 S: 12 P: 17 ERA: 0.00 WHIP: 1.500	PITCHER	Mark Corey, R ERA: 3.38 Jaime Cerda, L ERA: 0.96	IP: 11.1 WLS: 3 BF: 3 H: 1 R: 1 ER: 1 SO: 1 BB: 1 IBB: 0 HBP: 0 BLK: 0 WP: 0 HR: 0 S: 20 P: 27 ERA: 27.00 WHIP: 6.000													

Cincinnati Reds @ New York Mets
Shea Stadium, Flushing, NY
Sat Jul 27 2002, 1:15 PM EDT
Att: 46,998 - Cloudy - 68 F

livebaseballscorecards.com

AB 42
R 2
H 9
RBI 2
BB 4
SO 15
LOB 16




Batter	1	2	3	4	5	6	7	8	9	10	11	AB	R	H	RBI	BB	SO	LOB	BOTTOM	
Roberto Alomar, S OBP: 0.342, SLG: 0.397			FC4-6 SF8					G3			G6-3	5	1	0	0	0	1	1		
Roger Cedeno, S OBP: 0.301, SLG: 0.333	L1		SF8 31 PB BB								G6-3	4	0	1	0	1	1	0		
31 Mike Piazza, R OBP: 0.389, SLG: 0.564 Timo Perez, L OBP: 0.324, SLG: 0.448												4	0	2	0	1	0	0		
Mo Vaughn, L OBP: 0.343, SLG: 0.441												0	0	0	0	0	0	0		
Edgardo Alfonzo, R OBP: 0.406, SLG: 0.453												4	0	0	1	0	2	2		
Jerome Burnitz, L OBP: 0.310, SLG: 0.320												4	0	0	0	0	3	1		
Jay Payton, R OBP: 0.338, SLG: 0.419												4	0	1	0	0	0	1		
Rey Ordonez, R OBP: 0.255, SLG: 0.308												4	0	0	0	0	1	2		
Al Leiter, L Scott Strickland, R David Weathers, R Mark Guthrie, L Armando Benitez, R Jaime Cerda, L	IP: 6.0 WLS: 23 BF: 23 H: 2 R: 1 ER: 1 SO: 5 BB: 3 IBB: 0 HBP: 0 BLK: 0 WP: 0 HR: 0 S: 71 P: 116 ERA: 1.50 WHIP: 0.833	IP: 2.0 WLS: 7 BF: 2 H: 2 R: 0 ER: 0 SO: 1 BB: 0 IBB: 0 HBP: 0 BLK: 0 WP: 0 HR: 18 S: 24 P: 24 ERA: 0.00 WHIP: 1.000	IP: 1.0 WLS: 3 BF: 0 H: 0 R: 0 ER: 0 SO: 2 BB: 0 IBB: 0 HBP: 0 BLK: 0 WP: 0 HR: 9 S: 14 P: 14 ERA: 0.00 WHIP: 0.000	IP: 2.0 WLS: 7 BF: 1 H: 0 R: 0 ER: 0 SO: 1 BB: 0 IBB: 0 HBP: 0 BLK: 0 WP: 0 HR: 13 S: 15 P: 15 ERA: 0.00 WHIP: 0.500	PITCHER	IP: 3.8 WLS: 3 BF: 3 H: 1 R: 0 ER: 0 SO: 1 BB: 1 IBB: 0 HBP: 0 BLK: 0 WP: 0 HR: 0 S: 11 P: 12 ERA: 1.50 WHIP: 1.000														
Inning Stats	R: 0 E: 0 K: 2 S: 12	H: 1 LOB: 1 BB: 0 P: 19	R: 0 E: 0 K: 0 S: 12	H: 1 LOB: 1 BB: 0 P: 18	R: 1 E: 1 K: 1 S: 18	H: 0 LOB: 2 BB: 3 P: 36	R: 0 E: 0 K: 1 S: 13	H: 0 LOB: 0 BB: 0 P: 17	R: 0 E: 0 K: 1 S: 8	H: 1 LOB: 1 BB: 0 P: 12	R: 0 E: 0 K: 2 S: 10	H: 0 LOB: 0 BB: 0 P: 14	R: 0 E: 0 K: 1 S: 6	H: 0 LOB: 0 BB: 0 P: 8	R: 0 E: 0 K: 0 S: 7	H: 1 LOB: 1 BB: 0 P: 7	1B: 5 2B: 0 3B: 0 HR: 0	SF: 1 SAC: 0 DP: 0 HBP: 0	WP: 0 PB: 1 SB: 1 CS: 0	PA: 40

Cincinnati Reds @ New York Mets
Shea Stadium, Flushing, NY
Sat Jul 27 2002, 1:15 PM EDT
Att: 46,998 - Cloudy - 68 F

livebaseballscorecards.com

AB 36
R 1
H 5
RBI 1
BB 3
SO 9
LOB 10



Batter	1	2	3	4	5	6	7	8	9	AB	R	H	RBI	BB	SO	LOB	TOP			
Todd Walker, L (1,4) OBP: 0.336, SLG: 0.402	G4-3		G4-3	F7						4	0	1	0	0	0	2	<p>Cincinnati Reds @ New York Mets</p> <p>Shea Stadium, Flushing, NY</p> <p>Sun Jul 28 2002, 1:10 PM EDT</p> <p>Att: 37,391 - Cloudy - 81 F</p>			
Aaron Boone, R (1,6) OBP: 0.323, SLG: 0.412	P4		1B		F7		F8			3	0	0	0	1	0	1				
Adam Dunn, L (1,3) OBP: 0.450, SLG: 0.549	F8							F9		4	0	1	1	0	1	0				
Ken Griffey Jr., L (1,8) OBP: 0.385, SLG: 0.416		HR	F7		G1-3			1B		4	1	2	1	0	0	2				
Austin Kearns, R (1,9) OBP: 0.378, SLG: 0.453	K							G6-4-3		4	1	1	0	0	1	1				
Russell Branyan, L (1,7) OBP: 0.317, SLG: 0.426	G6-3				1B		L8			4	2	2	1	0	0	0				
Brandon Larson, R (1,5) OBP: 0.406, SLG: 0.621	F7				SH1-4		F9			4	0	1	2	0	0	0				
Jason LaRue, R (1,2) OBP: 0.304, SLG: 0.340			E5		F8					3	1	0	0	0	1	1				
Reggie Taylor, L (9, PH) OBP: 0.273, SLG: 0.436			G4-3	SH1-4			K			1	0	0	0	0	1	0				
Jimmy Haynes, R (1,1) OBP: 0.295, SLG: 0.256							G5-3			1	0	0	0	0	0	0				
Scott Williamson, R (7,1) OBP: 0.357, SLG: 0.429			SH1-4					F9		0	0	0	0	0	0	0				
Bruce Chen, L (8,1) OBP: 0.267, SLG: 0.241										1	0	0	0	0	0	0				
Brady Clark, R (9, PH) OBP: 0.267, SLG: 0.241										1	0	0	0	0	0	0				
Inning Stats	R: 0 E: 0 K: 0 S: 7	H: 0 LOB: 0 BB: 0 P: 9	R: 1 E: 0 K: 1 S: 16	H: 1 LOB: 0 BB: 0 P: 20	R: 1 E: 1 K: 0 S: 9	H: 1 LOB: 2 BB: 1 P: 15	R: 2 E: 0 K: 0 S: 12	H: 3 LOB: 1 BB: 0 P: 15	R: 0 E: 0 K: 0 S: 6	H: 0 LOB: 0 BB: 0 P: 10	R: 0 E: 0 K: 1 S: 7	H: 1 LOB: 0 BB: 0 P: 10	R: 0 E: 0 K: 0 S: 7	H: 1 LOB: 0 BB: 0 P: 10	R: 1 E: 0 K: 1 S: 6	H: 1 LOB: 0 BB: 0 P: 9	1B: 5 2B: 1 3B: 0 HR: 2	SF: 0 SAC: 2 DP: 1 HBP: 0	WP: 0 PB: 0 SB: 0 CS: 0	PA: 36
PITCHER	IP WLS BF H R ER SO BB IBB HBP BLK WP HR S P ERA WHIP																			
Steve Trachsel, R (1,1) ERA: 3.86	7.0 W 29 6 4 3 3 1 0 0 0 0 0 1 66 91 3.86 1.000																			
Jaime Cerda, L (8,1) ERA: 0.93	0.1 H 2 1 0 0 0 0 0 0 0 0 0 0 2 3 0.00 3.000																			
David Weathers, R (8,1) ERA: 2.44	0.2 H 1 0 0 0 0 0 0 0 0 0 0 0 5 7 0.00 0.000																			
Armando Benitez, R (9,1) ERA: 2.54	1.0 S 4 1 1 1 1 0 0 0 0 0 0 1 6 9 9.00 1.000																			

AB	33
R	5
H	8
RBI	5
BB	1
SO	4
LOB	7



Batter	1	2	3	4	5	6	7	8	9	AB	R	H	RBI	BB	SO	LOB	BOTTOM			
Roberto Alomar, S (1,4) OBP: 0.345, SLG: 0.399	SH3-4		F8		1B			F2		5	2	3	0	0	0	2	<p>Cincinnati Reds @ New York Mets</p> <p>Shea Stadium, Flushing, NY</p> <p>Sun Jul 28 2002, 1:10 PM EDT</p> <p>Att: 37,391 - Cloudy - 81 F</p>			
Timo Perez, L (1,8) OBP: 0.331, SLG: 0.451	SH3-4						E7	B5-3		3	1	2	1	1	0	1				
31 Mike Piazza, R (1,2) OBP: 0.385, SLG: 0.558	G5-3		G1-3		SF9					3	0	0	1	0	1	4				
Mo Vaughn, L (1,3) OBP: 0.342, SLG: 0.437	K				G4-3					3	1	0	0	1	2	2				
John Valentin, R (1,5) OBP: 0.342, SLG: 0.396										4	0	2	2	0	0	0				
Marco Scutaro, R (7, PR) OBP: 0.333, SLG: 1.000										0	0	0	0	0	0	0				
Tony Tarasco, L (1,9) OBP: 0.279, SLG: 0.491										4	0	1	0	0	0	2				
Jaime Cerda, L (8,1) OBP: 0.333, SLG: 1.000										0	0	0	0	0	0	0				
David Weathers, R (8,1) OBP: 0.333, SLG: 1.000										0	0	0	0	0	0	0				
Armando Benitez, R (9,1) OBP: 0.333, SLG: 1.000										0	0	0	0	0	0	0				
Roger Cedeno, S (1,7) OBP: 0.304, SLG: 0.342	F7									3	1	1	1	1	0	0				
Rey Ordenez, R (1,6) OBP: 0.255, SLG: 0.307			G4-3		G5-3					4	1	1	0	0	0	2				
Steve Trachsel, R (1,1) OBP: 0.172, SLG: 0.241										2	0	1	0	0	0	0				
Jeromy Burnitz, L (7, PH) OBP: 0.309, SLG: 0.319										1	0	0	0	0	0	1				
Jay Payton, R (8, PH) OBP: 0.340, SLG: 0.421										1	0	1	0	0	0	0				
Inning Stats	R: 0 E: 1 K: 1 S: 9	H: 1 LOB: 1 BB: 0 P: 14	R: 0 E: 0 K: 0 S: 6	H: 1 LOB: 0 BB: 0 P: 11	R: 0 E: 0 K: 0 S: 10	H: 1 LOB: 2 BB: 1 P: 21	R: 0 E: 0 K: 1 S: 12	H: 1 LOB: 2 BB: 1 P: 21	R: 1 E: 0 K: 0 S: 11	H: 2 LOB: 1 BB: 0 P: 20	R: 0 E: 0 K: 0 S: 4	H: 0 LOB: 0 BB: 0 P: 9	R: 4 E: 1 K: 1 S: 16	H: 4 LOB: 2 BB: 1 P: 31	R: 1 E: 0 K: 0 S: 10	H: 2 LOB: 1 BB: 0 P: 14	1B: 10 2B: 1 3B: 0 HR: 1	SF: 1 SAC: 1 DP: 1 HBP: 0	WP: 0 PB: 2 SB: 0 CS: 0	PA: 38
PITCHER	IP WLS BF H R ER SO BB IBB HBP BLK WP HR S P ERA WHIP																			
Jimmy Haynes, R (1,1) ERA: 4.16	6.1 L 29 9 4 4 2 2 0 0 0 0 0 0 9 20 13.50 1.737																			
Scott Williamson, R (7,1) ERA: 4.14	0.2 L 4 1 1 1 1 0 1 0 0 0 0 0 9 20 13.50 1.737																			
Bruce Chen, L (8,1) ERA: 5.67	1.0 5 2 1 1 0 0 0 0 0 0 0 1 10 14 9.00 2.000																			

AB	33
R	6
H	12
RBI	5
BB	3
SO	3
LOB	14



Batter	1	2	3	4	5	6	7	8	9	AB	R	H	RBI	BB	SO	LOB	TOP				
Julio Lugo, R OBP: 0.326, SLG: 0.397 (1, 6)	F9	1B	SF7	FC6-5	E6		L8			5	2	2	3	0	0	0	Houston Astros @ New York Mets Shea Stadium, Flushing, NY Tue Jul 30 2002, 7:10 PM EDT Att: 33,492 - Sunny - 91 F				
Craig Biggio, R OBP: 0.350, SLG: 0.416 Jose Vizcaino, S OBP: 0.331, SLG: 0.356 (1, 4) (5, 4)	F8	1B	F8	FC6-5	1B		F7			4	1	1	0	1	0	3					
17 Lance Berkman, S OBP: 0.295, SLG: 0.602 Barry Wesson, R OBP: 0.250, SLG: 0.375 (1, 8) (7, 8)	BB	BB		K				P6		2	1	1	1	3	1	0					
5 Jeff Bagwell, R OBP: 0.395, SLG: 0.496 Alan Zinter, S OBP: 0.143, SLG: 0.333 (1, 3) (5, 3)	E4	FC5-4		F8				G4-3		5	1	2	1	0	0	3					
Daryle Ward, L OBP: 0.320, SLG: 0.416 (1, 7)	K			1B	HR					4	2	2	1	2	1	2					
Orlando Merced, S OBP: 0.374, SLG: 0.478 (1, 9)				1B	HR			K		6	3	3	1	0	1	4					
Brad Ausmus, R OBP: 0.343, SLG: 0.393 (1, 2)				1B	HR					6	3	4	3	0	1	2					
Geoff Blum, S OBP: 0.341, SLG: 0.437 (1, 5)				1B	HR					6	3	4	5	0	1	1					
Kirk Saarloos, R OBP: 0.100, SLG: 0.100 Nelson Cruz, R (7, 1) Gregg Zaun, S OBP: 0.283, SLG: 0.323 Brandon Puffer, R (9, 1) (9, 1)	F2		SH3-4	2B	K		G6-3		G6-3	4	0	1	0	0	1	1					
Inning Stats	R: 0 E: 1 K: 1 S: 9	H: 1 LOB: 2 BB: 1 P: 16	R: 4 E: 0 K: 0 S: 21	H: 5 LOB: 3 BB: 2 P: 35	R: 1 E: 0 K: 0 S: 16	H: 2 LOB: 1 BB: 0 P: 24	R: 4 E: 0 K: 1 S: 21	H: 6 LOB: 2 BB: 0 P: 32	R: 7 E: 0 K: 0 S: 31	H: 5 LOB: 1 BB: 2 P: 51	R: 0 E: 0 K: 0 S: 9	H: 0 LOB: 0 BB: 0 P: 17	R: 0 E: 0 K: 1 S: 10	H: 0 LOB: 1 BB: 1 P: 20	R: 0 E: 0 K: 2 S: 8	H: 0 LOB: 0 BB: 0 P: 14		1B: 15 2B: 2 3B: 1 HR: 2	SF: 1 SAC: 1 DP: 0 HBP: 0	WP: 0 PB: 0 SB: 0 CS: 0	PA: 54
PITCHER	IP WLS BF H R ER SO BB IBB HBP BLK WP HR S P ERA WHIP	IP WLS BF H R ER SO BB IBB HBP BLK WP HR S P ERA WHIP	IP WLS BF H R ER SO BB IBB HBP BLK WP HR S P ERA WHIP	IP WLS BF H R ER SO BB IBB HBP BLK WP HR S P ERA WHIP	IP WLS BF H R ER SO BB IBB HBP BLK WP HR S P ERA WHIP	IP WLS BF H R ER SO BB IBB HBP BLK WP HR S P ERA WHIP	IP WLS BF H R ER SO BB IBB HBP BLK WP HR S P ERA WHIP	IP WLS BF H R ER SO BB IBB HBP BLK WP HR S P ERA WHIP	IP WLS BF H R ER SO BB IBB HBP BLK WP HR S P ERA WHIP	IP WLS BF H R ER SO BB IBB HBP BLK WP HR S P ERA WHIP	IP WLS BF H R ER SO BB IBB HBP BLK WP HR S P ERA WHIP	IP WLS BF H R ER SO BB IBB HBP BLK WP HR S P ERA WHIP	IP WLS BF H R ER SO BB IBB HBP BLK WP HR S P ERA WHIP	IP WLS BF H R ER SO BB IBB HBP BLK WP HR S P ERA WHIP	IP WLS BF H R ER SO BB IBB HBP BLK WP HR S P ERA WHIP	IP WLS BF H R ER SO BB IBB HBP BLK WP HR S P ERA WHIP	IP WLS BF H R ER SO BB IBB HBP BLK WP HR S P ERA WHIP	IP WLS BF H R ER SO BB IBB HBP BLK WP HR S P ERA WHIP	IP WLS BF H R ER SO BB IBB HBP BLK WP HR S P ERA WHIP	IP WLS BF H R ER SO BB IBB HBP BLK WP HR S P ERA WHIP	IP WLS BF H R ER SO BB IBB HBP BLK WP HR S P ERA WHIP

AB	46
R	16
H	20
RBI	15
BB	6
SO	6
LOB	16



Batter	1	2	3	4	5	6	7	8	9	AB	R	H	RBI	BB	SO	LOB	BOTTOM					
Roberto Alomar, S OBP: 0.345, SLG: 0.397 Jaime Cerda, L (7, 1) Tony Tarasco, L OBP: 0.290, SLG: 0.500 (8, PH) (9, 3)	G6-3		G1-4-3							2	0	0	0	1	0	0	Houston Astros @ New York Mets Shea Stadium, Flushing, NY Tue Jul 30 2002, 7:10 PM EDT Att: 33,492 - Sunny - 91 F					
Timo Perez, L OBP: 0.326, SLG: 0.444 (1, 9)	P4									4	0	0	0	0	3							
31 Mike Piazza, R OBP: 0.365, SLG: 0.558 Vance Wilson, R OBP: 0.295, SLG: 0.390 (1, 2) (6, 2)	G4-3									2	0	1	0	0	0							
Mo Vaughn, L OBP: 0.341, SLG: 0.444 Scott Strickland, R (9, 1)										4	1	1	1	0	2							
Edgardo Alfonzo, R OBP: 0.407, SLG: 0.453 (1, 5)										4	1	2	0	0	0							
Jay Payton, R OBP: 0.336, SLG: 0.415 (1, 8)										4	0	0	0	0	2							
Roger Cedeno, S OBP: 0.303, SLG: 0.344 (1, 7)										4	0	1	1	0	2							
Rey Ordenez, R OBP: 0.255, SLG: 0.306 John Valentin, R OBP: 0.338, SLG: 0.390 (1, 6) (6, PH) (7, 6) (9, 4)										1	0	0	0	0	0							
Jeff D'Amico, R OBP: 0.136, SLG: 0.088 Jerome Blumertz, S OBP: 0.306, SLG: 0.392 Satoru Komiyama, R OBP: 0.283, SLG: 0.323 Mark Corey, R OBP: 0.283, SLG: 0.323 Marco Scutaro, R OBP: 0.408, SLG: 0.500 (1, 1) (3, PH) (4, 1) (5, 1) (6, PH) (7, 4) (9, 6)										0	0	0	0	0	0							
Inning Stats	R: 0 E: 0 K: 0 S: 11	H: 0 LOB: 0 BB: 0 P: 14	R: 1 E: 0 K: 1 S: 7	H: 1 LOB: 0 BB: 0 P: 10	R: 0 E: 0 K: 0 S: 6	H: 0 LOB: 0 BB: 0 P: 9	R: 0 E: 0 K: 0 S: 6	H: 1 LOB: 0 BB: 0 P: 9	R: 0 E: 0 K: 0 S: 5	H: 1 LOB: 1 BB: 1 P: 7	R: 0 E: 0 K: 0 S: 10	H: 1 LOB: 1 BB: 1 P: 15	R: 2 E: 1 K: 0 S: 17	H: 3 LOB: 2 BB: 0 P: 25	R: 0 E: 0 K: 0 S: 6	H: 1 LOB: 1 BB: 0 P: 10		R: 0 E: 0 K: 1 S: 11	H: 0 LOB: 0 BB: 0 P: 14	1B: 5 2B: 2 3B: 0 HR: 2	SF: 0 SAC: 0 DP: 3 HBP: 0	WP: 1 PB: 0 SB: 0 CS: 0
PITCHER	IP WLS BF H R ER SO BB IBB HBP BLK WP HR S P ERA WHIP	IP WLS BF H R ER SO BB IBB HBP BLK WP HR S P ERA WHIP	IP WLS BF H R ER SO BB IBB HBP BLK WP HR S P ERA WHIP	IP WLS BF H R ER SO BB IBB HBP BLK WP HR S P ERA WHIP	IP WLS BF H R ER SO BB IBB HBP BLK WP HR S P ERA WHIP	IP WLS BF H R ER SO BB IBB HBP BLK WP HR S P ERA WHIP	IP WLS BF H R ER SO BB IBB HBP BLK WP HR S P ERA WHIP	IP WLS BF H R ER SO BB IBB HBP BLK WP HR S P ERA WHIP	IP WLS BF H R ER SO BB IBB HBP BLK WP HR S P ERA WHIP	IP WLS BF H R ER SO BB IBB HBP BLK WP HR S P ERA WHIP	IP WLS BF H R ER SO BB IBB HBP BLK WP HR S P ERA WHIP	IP WLS BF H R ER SO BB IBB HBP BLK WP HR S P ERA WHIP	IP WLS BF H R ER SO BB IBB HBP BLK WP HR S P ERA WHIP	IP WLS BF H R ER SO BB IBB HBP BLK WP HR S P ERA WHIP	IP WLS BF H R ER SO BB IBB HBP BLK WP HR S P ERA WHIP	IP WLS BF H R ER SO BB IBB HBP BLK WP HR S P ERA WHIP	IP WLS BF H R ER SO BB IBB HBP BLK WP HR S P ERA WHIP	IP WLS BF H R ER SO BB IBB HBP BLK WP HR S P ERA WHIP	IP WLS BF H R ER SO BB IBB HBP BLK WP HR S P ERA WHIP	IP WLS BF H R ER SO BB IBB HBP BLK WP HR S P ERA WHIP	IP WLS BF H R ER SO BB IBB HBP BLK WP HR S P ERA WHIP	

AB	33
R	3
H	8
RBI	3
BB	1
SO	2
LOB	12



Batter	1	2	3	4	5	6	7	8	9	AB	R	H	RBI	BB	SO	LOB	TOP										
Julio Lugo, R OBP: 0.321, SLG: 0.391 (1, 6)	B2-3		G6-3			G5-3		F9		4	0	0	0	0	0	1											
Craig Biggio, R OBP: 0.348, SLG: 0.412 Geoff Blum, S OBP: 0.340, SLG: 0.435 (1, 4) (7, 5)	F7			G1-3		G6-3		F2		3	0	0	0	0	0	0											
17 Lance Berkman, S OBP: 0.409, SLG: 0.601 (1, 7)	F8				2B	G5-3		G6-3		4	0	1	0	0	0	0											
5 Jeff Bagwell, R OBP: 0.395, SLG: 0.493 Pedro Borbon, R (7, 1) Billy Wagner, L (8, 1) Orlando Merced, S OBP: 0.378, SLG: 0.478 (9, PH)		F9		G4-6-3		G6-3		FC5-4		2	0	0	0	1	0	0											
Richard Hidalgo, R OBP: 0.327, SLG: 0.435 (1, 9)	F7			G4-6-3		K		BB		4	0	0	0	0	1	3											
Jose Vizcaino, S OBP: 0.331, SLG: 0.360 (1, 5) (7, 4)	G4-3					P3		2B		3	0	1	0	0	0	0											
Gregg Zaun, S OBP: 0.277, SLG: 0.316 (1, 2)			G3			G1-3		G4-3		3	0	0	0	0	0	1											
Barry Wesson, R OBP: 0.263, SLG: 0.333 (1, 8)			G6-3					K		2	0	0	0	1	1	0											
Dave Micki, R OBP: 0.190, SLG: 0.238 Nelson Cruz, R (1, 1) Jim Mann, R (4, 1) Brandon Puffer, R (5, 1) Alan Zinter, S OBP: 0.136, SLG: 0.318 (7, 3)								K		0	0	0	0	0	0	0											
Inning Stats	R: 0 E: 0 K: 0 S: 7	H: 0 LOB: 0 BB: 0 P: 10	R: 0 E: 0 K: 0 S: 7	H: 0 LOB: 0 BB: 0 P: 12	R: 0 E: 0 K: 0 S: 9	H: 0 LOB: 1 BB: 1 P: 18	R: 0 E: 0 K: 0 S: 8	H: 1 LOB: 1 BB: 1 P: 13	R: 0 E: 0 K: 1 S: 10	H: 0 LOB: 1 BB: 1 P: 22	R: 0 E: 0 K: 1 S: 11	H: 1 LOB: 1 BB: 0 P: 17	R: 0 E: 0 K: 2 S: 9	H: 0 LOB: 1 BB: 0 P: 9	R: 0 E: 0 K: 0 S: 9	H: 0 LOB: 1 BB: 1 P: 17	1B: 0 2B: 2 3B: 0 HR: 0	SF: 0 SAC: 0 DP: 1 HBP: 0	WP: 0 PB: 0 SB: 0 CS: 0	PA: 32							
PITCHER	IP	WLS	BF	H	R	ER	SO	BB	IBB	HBP	BLK	WP	HR	S	P	ERA	WHIP										
Shawn Estes, L ERA: 4.48 Mike Bacsik, L ERA: 4.87	(1, 1) (8, 1)	7.0 2.0	W 7	25 0	2 0	0 0	2 2	3 1	0 0	0 0	0 0	0 0	0 0	63 18	108 26	0.00 0.00	0.714 0.500										

Houston Astros @ New York Mets
Shea Stadium, Flushing, NY
Wed Jul 31 2002, 7:10 PM EDT
Att: 39,423 - Sunny - 92 F

AB 28
R 0
H 2
RBI 0
BB 4
SO 4
LOB 6



Batter	1	2	3	4	5	6	7	8	9	AB	R	H	RBI	BB	SO	LOB	BOTTOM											
Roberto Alomar, S OBP: 0.343, SLG: 0.400 Mike Bacsik, L (8, 1)	K		L3		G3-1		L3			5	0	1	1	0	1	4												
Timo Perez, L OBP: 0.327, SLG: 0.450 (1, 8)			P6			WP		K		5	1	2	0	0	1	1												
31 Mike Piazza, R OBP: 0.387, SLG: 0.559 Vance Wilson, R OBP: 0.292, SLG: 0.387 (6, PH) (9, 2)	2B	1B	F8			P4		K		3	2	1	0	1	0	1												
Mo Vaughn, L OBP: 0.339, SLG: 0.443 Tony Tarasco, L OBP: 0.290, SLG: 0.500 (9, 3)	1B	2B	F8		G4-3	P6		G1-3		5	1	1	1	0	0	2												
Edgardo Alfonzo, R OBP: 0.408, SLG: 0.454 Marco Scutaro, R OBP: 0.400, SLG: 0.800 (8, 4)	HR	2B	F8			F9				4	2	2	1	0	0	1												
Jeromy Burnitz, L OBP: 0.313, SLG: 0.333 (1, 9)	HR	2B	K			G2-3		2B		3	2	2	3	0	1	0												
Roger Cedeno, S OBP: 0.305, SLG: 0.346 (1, 7)	2B	K			G6-4-3	G2-3				4	1	2	0	0	1	4												
Rey Ordenez, R OBP: 0.261, SLG: 0.317 Joe McEwing, R OBP: 0.224, SLG: 0.305 (6, PH) (6, 6)	3B	2B	2B			G5-3				2	1	2	4	0	0	0												
Shawn Estes, R OBP: 0.094, SLG: 0.219 John Valentin, R OBP: 0.342, SLG: 0.390 (7, PH) (8, 5)	F3	F7			G6-4-3			BB		3	0	0	0	0	0	4												
Inning Stats	R: 7 E: 0 K: 1 S: 26	H: 7 LOB: 1 BB: 1 P: 36	R: 3 E: 0 K: 1 S: 16	H: 3 LOB: 1 BB: 0 P: 24	R: 0 E: 0 K: 0 S: 6	H: 0 LOB: 0 BB: 0 P: 10	R: 0 E: 0 K: 1 S: 6	H: 0 LOB: 0 BB: 0 P: 10	R: 0 E: 0 K: 0 S: 6	H: 1 LOB: 2 BB: 0 P: 12	R: 0 E: 0 K: 0 S: 10	H: 1 LOB: 1 BB: 1 P: 14	R: 0 E: 0 K: 0 S: 10	H: 1 LOB: 2 BB: 1 P: 18	R: 0 E: 0 K: 2 S: 9	H: 0 LOB: 0 BB: 0 P: 13	1B: 5 2B: 5 3B: 2 HR: 1	SF: 0 SAC: 0 DP: 1 HBP: 2	WP: 1 PB: 0 SB: 0 CS: 0	PA: 40								
PITCHER	IP	WLS	BF	H	R	ER	SO	BB	IBB	HBP	BLK	WP	HR	S	P	ERA	WHIP											
Dave Micki, R ERA: 4.65 Nelson Cruz, R ERA: 4.58 Jim Mann, R ERA: 3.68 Brandon Puffer, R ERA: 4.11 Pedro Borbon, L ERA: 5.02	(1, 1) (1, 1) (4, 1) (5, 1) (7, 1)	0.2 2.1 1.0 2.0 1.0	L 11 5 6 5	7 3 1 1 1	7 3 0 0 0	1 3 0 0 0	1 3 1 0 0	0 0 0 0 0	0 0 0 0 1	0 0 0 0 0	0 0 0 0 0	0 0 0 0 0	0 0 0 0 0	0 0 0 0 0	24 36 9 13 18	34 36 16 20 18	94.50 11.57 0.00 0.00 0.00	12.000 1.286 1.000 0.500 2.000										

Houston Astros @ New York Mets
Shea Stadium, Flushing, NY
Wed Jul 31 2002, 7:10 PM EDT
Att: 39,423 - Sunny - 92 F

AB 36
R 10
H 13
RBI 10
BB 2
SO 5
LOB 18



Batter	1	2	3	4	5	6	7	8	9	AB	R	H	RBI	BB	SO	LOB	TOP					
Julio Lugo, R OBP: 0.319, SLG: 0.388 (1, 6)	G1-3					F8	G5-3		G4-3	5	0	1	0	0	0	1						
Craig Biggio, R OBP: 0.348, SLG: 0.420 (1, 4)					F8	G4-3			G5-3	5	1	2	1	0	0	1						
17 Lance Berkman, S OBP: 0.408, SLG: 0.596 (1, 8)	K									3	0	0	0	1	2	1						
5 Jeff Bagwell, R OBP: 0.391, SLG: 0.488 (1, 3)	G1-3				F7					4	0	0	0	0	1	2						
Daryle Ward, L OBP: 0.325, SLG: 0.420 Barry Wesson, R OBP: 0.263, SLG: 0.333 (8, 7)										4	2	3	0	0	1	0						
Richard Hidalgo, R OBP: 0.326, SLG: 0.433 (1, 9)										4	0	1	0	0	1	3						
Geoff Blum, S OBP: 0.342, SLG: 0.436 (1, 5)										4	0	2	0	0	1	0						
Brad Ausmus, R OBP: 0.342, SLG: 0.392 (1, 2)										3	0	1	2	0	1	0						
44 Roy Oswalt, R OBP: 0.164, SLG: 0.135 Octavio Dotel, R ERA: 2.56 (7, 1)										3	0	0	0	0	1	4						
Orlando Merced, S OBP: 0.383, SLG: 0.489 (9, PH)										0	0	0	0	0	0	0						
Billy Wagner, L ERA: 1.93 (9, 1)										0	0	0	0	0	0	0						
Inning Stats	R: 0 E: 0 K: 1 S: 8	H: 1 LOB: 1 BB: 0 P: 11	R: 1 E: 0 K: 1 S: 13	H: 4 LOB: 2 BB: 0 P: 19	R: 0 E: 0 K: 0 S: 15	H: 1 LOB: 2 BB: 1 P: 22	R: 0 E: 0 K: 1 S: 9	H: 0 LOB: 0 BB: 0 P: 15	R: 0 E: 0 K: 0 S: 10	H: 0 LOB: 0 BB: 0 P: 15	R: 1 E: 0 K: 1 S: 15	H: 3 LOB: 2 BB: 0 P: 22	R: 1 E: 0 K: 2 S: 10	H: 1 LOB: 0 BB: 0 P: 17	R: 0 E: 0 K: 2 S: 8	H: 0 LOB: 0 BB: 0 P: 13	R: 0 E: 0 K: 0 S: 12	H: 1 LOB: 1 BB: 0 P: 19	1B: 9 2B: 1 3B: 0 HR: 1	SF: 1 SAC: 0 DP: 0 HBP: 0	WP: 0 PB: 1 SB: 0 CS: 0	PA: 38
PITCHER	IP	WLS	BF	H	R	ER	SO	BB	IBB	HBP	BLK	WP	HR	S	P	ERA	WHIP					
Pedro Astacio, R ERA: 3.07 (1, 1)	6.0	L	27	9	2	2	4	1	0	0	0	0	0	70	104	3.00	1.667					
David Weathers, R ERA: 2.56 (7, 1)	1.0		4	1	1	1	2	0	0	0	0	0	1	10	17	9.00	1.000					
Mark Guthrie, L ERA: 1.02 (8, 1)	1.0		3	0	0	0	2	0	0	0	0	0	0	8	13	0.00	0.000					
Steve Reed, R ERA: 1.93 (9, 1)	1.0		4	1	0	0	0	0	0	0	0	0	0	12	19	0.00	1.000					

Houston Astros @ New York Mets
Shea Stadium, Flushing, NY
Thu Aug 01 2002, 7:10 PM EDT
Att: 29,865 - Sunny - 92 F

AB	36
R	3
H	11
RBI	3
BB	1
SO	8
LOB	12



Batter	1	2	3	4	5	6	7	8	9	AB	R	H	RBI	BB	SO	LOB	BOTTOM					
Roberto Alomar, S OBP: 0.341, SLG: 0.396 (1, 4)	G5-3					P5			F8	4	0	0	0	0	0	0						
Timo Perez, L OBP: 0.333, SLG: 0.460 (1, 8)										3	0	2	0	1	0	0						
31 Mike Piazza, R OBP: 0.383, SLG: 0.552 (1, 2)										4	0	0	0	0	0	3						
Mo Vaughn, L OBP: 0.335, SLG: 0.438 (1, 3)										4	0	0	0	0	1	1						
Edgardo Alfonzo, R OBP: 0.409, SLG: 0.457 (1, 5)										4	1	2	0	0	1	0						
Jeremy Burnitz, L OBP: 0.315, SLG: 0.335 (1, 9)										4	0	2	0	0	1	1						
Roger Cedeno, S OBP: 0.305, SLG: 0.345 (1, 7)										4	0	1	0	0	1	2						
Rey Ordenez, R OBP: 0.260, SLG: 0.315 Tony Tarasco, L OBP: 0.286, SLG: 0.492 Mark Guthrie, R (8, 1)										2	0	0	0	0	1	1						
Steve Reed, R (9, 1)										1	0	0	1	0	0	2						
Pedro Astacio, R OBP: 0.174, SLG: 0.178 Mark Little, R OBP: 0.309, SLG: 0.283 David Weathers, R (7, 1)										0	0	0	0	0	0	0						
John Valentin, R OBP: 0.340, SLG: 0.387 (8, 6)										1	0	0	0	0	1	2						
Inning Stats	R: 0 E: 0 K: 0 S: 7	H: 1 LOB: 0 BB: 0 P: 12	R: 0 E: 0 K: 2 S: 8	H: 0 LOB: 0 BB: 0 P: 12	R: 0 E: 0 K: 1 S: 9	H: 0 LOB: 0 BB: 0 P: 11	R: 0 E: 0 K: 0 S: 5	H: 0 LOB: 0 BB: 1 P: 9	R: 0 E: 0 K: 0 S: 11	H: 1 LOB: 1 BB: 0 P: 13	R: 0 E: 0 K: 0 S: 15	H: 1 LOB: 1 BB: 0 P: 19	R: 1 E: 0 K: 1 S: 12	H: 3 LOB: 2 BB: 0 P: 17	R: 0 E: 0 K: 0 S: 5	H: 0 LOB: 0 BB: 0 P: 7	R: 0 E: 0 K: 2 S: 12	H: 1 LOB: 1 BB: 0 P: 18	1B: 4 2B: 3 3B: 0 HR: 0	SF: 0 SAC: 0 DP: 1 HBP: 0	WP: 0 PB: 0 SB: 0 CS: 0	PA: 34
PITCHER	IP	WLS	BF	H	R	ER	SO	BB	IBB	HBP	BLK	WP	HR	S	P	ERA	WHIP					
44 Roy Oswalt, R ERA: 3.32 (1, 1)	6.2	W	26	6	1	1	3	1	0	0	0	0	0	64	89	1.35	1.050					
Octavio Dotel, R ERA: 2.14 (7, 1)	1.1	H	4	0	0	0	1	0	0	0	0	0	0	8	11	0.00	0.000					
Billy Wagner, L ERA: 2.82 (9, 1)	1.0	S	4	1	0	0	2	0	0	0	0	0	0	12	18	0.00	1.000					

Houston Astros @ New York Mets
Shea Stadium, Flushing, NY
Thu Aug 01 2002, 7:10 PM EDT
Att: 29,865 - Sunny - 92 F

AB	33
R	1
H	7
RBI	1
BB	1
SO	6
LOB	12



Batter	1	2	3	4	5	6	7	8	9	AB	R	H	RBI	BB	SO	LOB	TOP		
Tony Womack, L OBP: 0.314, SLG: 0.337 Byung-Hyun Kim, R OBP: 1.000, SLG: 1.000	F7			G1-3 1B		K		G4-3		5	0	2	1	0	1	0			
Craig Counsell, L OBP: 0.351, SLG: 0.352	K	G2-3		G1-3 1B			FC5 HR BB		P4	4	1	1	1	1	1	1			
Greg Colbrunn, R OBP: 0.358, SLG: 0.514 Mike Myers, L OBP: 0.409, SLG: 0.528	K			G1-3			FC5 HR		E4 BB SF9 1B	4	2	1	1	0	1	3			
Luis Gonzalez, L OBP: 0.417, SLG: 0.546			F3 1B	F8					SF9 BB 1B	4	3	2	3	1	0	2			
Matt Williams, R OBP: 0.283, SLG: 0.400		1B HR 1B		E5 CS		G4-3		G6-3		4	1	1	1	1	0	0			
Quinton McCracken, S OBP: 0.391, SLG: 0.488				F7		G3		K		4	1	1	1	0	1	1			
Steve Finley, L OBP: 0.367, SLG: 0.476				CS		K		P4		5	2	3	4	0	1	0			
Chad Moeller, R OBP: 0.353, SLG: 0.318		P6		SH1-4 1B		K		G5-3		5	1	1	0	0	1	2			
John Patterson, R OBP: 0.286, SLG: 0.187 Greg Swindell, L ERA: 4.94 Jay Bell, R OBP: 0.266, SLG: 0.353 Mike Koplove, R ERA: 1.93 Mark Grace, L OBP: 0.345, SLG: 0.393	K			SH1-4 1B		K		P6		1	0	0	0	0	1	0			
Inning Stats	R: 0 E: 0 K: 2 S: 9	H: 0 LOB: 0 BB: 0 P: 13	R: 4 E: 0 K: 1 S: 21	H: 5 LOB: 1 BB: 0 P: 29	R: 1 E: 1 K: 0 S: 8	H: 1 LOB: 0 BB: 0 P: 13	R: 2 E: 0 K: 0 S: 16	H: 4 LOB: 2 BB: 0 P: 21	R: 0 E: 0 K: 1 S: 8	H: 0 LOB: 0 BB: 0 P: 12	R: 3 E: 1 K: 1 S: 17	H: 1 LOB: 0 BB: 1 P: 25	R: 0 E: 0 K: 0 S: 5	H: 0 LOB: 0 BB: 0 P: 6	R: 2 E: 1 K: 0 S: 11	H: 2 LOB: 2 BB: 2 P: 24	1B: 10 2B: 0 3B: 0 HR: 3	SF: 1 SAC: 1 DP: 0 HBP: 0	WP: 0 PA: 45 PB: 0 SB: 0 CS: 1
PITCHER	IP	WLS	BF	H	R	ER	SO	BB	IBB	HBP	BLK	WP	HR	S	P	ERA	WHIP		
Al Leiter, L ERA: 3.51	6.0		28	10	7	7	7	0	0	0	0	0	2	72	104	10.50	1.667		
Mark Guthrie, L ERA: 1.72	1.0	L	6	1	3	3	1	1	0	0	0	0	1	17	25	27.00	2.000		
Steve Reed, R ERA: 1.84	1.0		3	0	0	0	0	0	0	0	0	0	0	5	6	0.00	0.000		
David Weathers, R ERA: 2.95	1.0		7	2	2	2	0	1	1	0	0	0	0	11	24	18.00	3.000		

Arizona Diamondbacks @ New York Mets
Shea Stadium, Flushing, NY
Sun Aug 04 2002, 1:10 PM EDT
Att: 40,515 - Cloudy - 90 F


AB	39
R	12
H	13
RBI	12
BB	3
SO	8
LOB	9



Batter	1	2	3	4	5	6	7	8	9	AB	R	H	RBI	BB	SO	LOB	BOTTOM		
Roger Cedeno, S OBP: 0.303, SLG: 0.353	F7	F9		HR		G6-3		F9		5	1	1	1	0	0	3			
Timo Perez, L OBP: 0.331, SLG: 0.466	K	G1-3		HR				E3		5	1	2	1	0	1	3			
31 Mike Piazza, R OBP: 0.378, SLG: 0.545	HR 1B			G5-3		G5-3		F7		5	1	1	0	0	0	3			
Mo Vaughn, L OBP: 0.339, SLG: 0.445	HR			G6-3		G5-3		G6-3		5	2	2	2	0	0	3			
John Valentin, R OBP: 0.339, SLG: 0.385				F9		G5-3		K		4	1	1	0	1	1	0			
Tony Tarasco, L OBP: 0.284, SLG: 0.493	K			P6		G3		F8		5	0	1	0	0	1	3			
Ty Wigginton, R OBP: 0.556, SLG: 1.000				HR				F8		5	1	4	3	0	0	1			
Rey Ordenez, R OBP: 0.270, SLG: 0.322		F2		G6-3		G5-3		K		5	0	1	0	0	1	4			
Al Leiter, L OBP: 0.275, SLG: 0.200 Mark Guthrie, R ERA: 4.94 Steve Reed, R ERA: 1.84 Joe McEwing, R OBP: 0.221, SLG: 0.298 David Weathers, R ERA: 2.95				K				E		3	0	1	0	0	2	2			
Inning Stats	R: 2 E: 0 K: 2 S: 13	H: 2 LOB: 1 BB: 1 P: 23	R: 0 E: 0 K: 0 S: 12	H: 2 LOB: 0 BB: 0 P: 20	R: 3 E: 0 K: 1 S: 19	H: 4 LOB: 1 BB: 0 P: 29	R: 2 E: 0 K: 0 S: 12	H: 2 LOB: 0 BB: 0 P: 19	R: 0 E: 0 K: 0 S: 10	H: 1 LOB: 1 BB: 0 P: 16	R: 0 E: 0 K: 0 S: 9	H: 1 LOB: 1 BB: 0 P: 13	R: 0 E: 1 K: 0 S: 8	H: 1 LOB: 2 BB: 0 P: 11	R: 0 E: 0 K: 2 S: 8	H: 1 LOB: 1 BB: 0 P: 13	1B: 10 2B: 1 3B: 0 HR: 4	SF: 0 SAC: 0 DP: 0 HBP: 0	WP: 0 PA: 44 PB: 0 SB: 0 CS: 0
PITCHER	IP	WLS	BF	H	R	ER	SO	BB	IBB	HBP	BLK	WP	HR	S	P	ERA	WHIP		
John Patterson, R ERA: 4.32	3.1		21	10	7	7	3	1	0	0	0	0	0	4	51	18.90	3.300		
Greg Swindell, L ERA: 4.94	1.2		6	1	0	0	1	0	0	0	0	0	0	17	24	0.00	0.600		
Mike Koplove, R ERA: 1.93	2.0	W	8	2	0	0	0	0	0	0	0	0	0	19	29	0.00	1.000		
Mike Myers, L ERA: 4.13	0.1	H	3	1	0	0	0	0	0	0	0	0	0	5	7	0.00	3.000		
Byung-Hyun Kim, R ERA: 2.32	1.2	S	6	1	0	0	2	0	0	0	0	0	0	11	17	0.00	0.600		


Arizona Diamondbacks @ New York Mets
Shea Stadium, Flushing, NY
Sun Aug 04 2002, 1:10 PM EDT
Att: 40,515 - Cloudy - 90 F

AB	43
R	7
H	15
RBI	7
BB	1
SO	6
LOB	22



Batter	1	2	3	4	5	6	7	8	9	AB	R	H	RBI	BB	SO	LOB	TOP					
Quinton McCracken, S OBP: 0.393, SLG: 0.495	G4-3		BB			2B		K		3	1	1	0	1	1	0	Arizona Diamondbacks @ New York Mets Shea Stadium, Flushing, NY Mon Aug 05 2002, 1:10 PM EDT Att: 47,190 - Overcast - 86 F					
Craig Counsell, L OBP: 0.352, SLG: 0.355	G4-3		G4-3			3B		1B		4	0	2	1	0	0	2						
Junior Spivey, R OBP: 0.407, SLG: 0.524	G6-3					3H		1B		4	0	1	0	0	1	1						
Luis Gonzalez, L OBP: 0.414, SLG: 0.541			G4-3			K		K		4	0	0	0	0	2	3						
Matt Williams, R OBP: 0.281, SLG: 0.441			G6-3			K		FC6-4		4	1	1	1	0	0	2						
Erubiel Durazo, L OBP: 0.384, SLG: 0.578										4	0	0	0	0	1	0						
Mark Grace, L OBP: 0.345, SLG: 0.393										0	0	0	0	0	0	0						
Steve Finley, L OBP: 0.363, SLG: 0.470										4	0	0	0	0	0	0						
Chad Moeller, R OBP: 0.345, SLG: 0.298										3	0	0	0	1	2	0						
Randy Johnson, R OBP: 0.109, SLG: 0.113										3	0	1	0	0	1	1						
Inning Stats	R: 0 H: 0 E: 0 K: 0 S: 9	H: 0 LOB: 0 BB: 0 P: 11	R: 0 H: 0 E: 0 K: 1 S: 8	H: 0 LOB: 0 BB: 0 P: 15	R: 0 H: 1 E: 0 K: 0 S: 10	H: 2 LOB: 2 BB: 1 P: 18	R: 0 H: 0 E: 0 K: 0 S: 6	H: 0 LOB: 0 BB: 0 P: 9	R: 0 H: 0 E: 0 K: 1 S: 8	H: 0 LOB: 0 BB: 0 P: 11	R: 1 H: 2 E: 0 K: 2 S: 15	H: 1 LOB: 1 BB: 0 P: 26	R: 1 H: 1 E: 0 K: 1 S: 13	H: 1 LOB: 1 BB: 1 P: 23	R: 0 H: 2 E: 0 K: 2 S: 22	H: 2 LOB: 2 BB: 0 P: 31	R: 0 H: 0 E: 0 K: 1 S: 8	H: 0 LOB: 0 BB: 0 P: 10	1B: 3 2B: 1 3B: 1 HR: 1	SF: 0 SAC: 0 DP: 0 HBP: 0	WP: 0 PB: 0 CS: 0	PA: 35
PITCHER	IP	WLS	BF	H	R	ER	SO	BB	IBB	HBP	BLK	WP	HR	S	P	ERA	WHIP					
Shawn Estes, L ERA: 4.37	(1, 1)	7.0	L	27	4	2	5	2	0	0	0	0	1	69	113	2.57	0.857					
Jaime Cerda, L ERA: 1.88	(8, 1)	0.2		4	2	0	2	0	0	0	0	0	0	18	26	0.00	3.000					
Scott Strickland, R ERA: 4.18	(8, 1)	0.1		1	0	0	0	0	0	0	0	0	0	4	5	0.00	0.000					
Armando Benitez, R ERA: 2.63	(9, 1)	1.0		3	0	0	1	0	0	0	0	0	0	8	10	0.00	0.000					

Batter	1	2	3	4	5	6	7	8	9	AB	R	H	RBI	BB	SO	LOB	BOTTOM					
Roger Cedeno, S OBP: 0.302, SLG: 0.352	K			F9		G6-4-3		G4-3		4	0	1	0	0	1	0	Arizona Diamondbacks @ New York Mets Shea Stadium, Flushing, NY Mon Aug 05 2002, 1:10 PM EDT Att: 47,190 - Overcast - 86 F					
Ty Wigginton, R OBP: 0.385, SLG: 0.692	K			F9		G6-4-3		G5-3		4	0	0	0	0	1	1						
31 Mike Piazza, R OBP: 0.374, SLG: 0.538	K			K		F9		G4-3		4	0	0	0	0	2	0						
Mo Vaughn, L OBP: 0.338, SLG: 0.443				K		K		K		4	0	1	0	0	3	0						
John Valentin, R OBP: 0.339, SLG: 0.380				K		BB		F8		2	0	0	0	1	1	1						
Joe McEwing, R OBP: 0.216, SLG: 0.291				K		E5		F7		3	0	0	0	0	1	2						
Timo Perez, L OBP: 0.328, SLG: 0.461				L9		F2		F9		3	0	0	0	0	0	3						
Rey Ordenez, R OBP: 0.271, SLG: 0.320				G6-3		IBB		G6-3		2	0	0	0	1	0	0						
Shawn Estes, R OBP: 0.088, SLG: 0.206	(1, 1)			F8		K		K		2	0	0	0	0	1	3						
Jaime Cerda, L ERA: 1.88	(8, 1)									0	0	0	0	0	0	0						
Scott Strickland, R ERA: 4.18	(8, 1)									0	0	0	0	0	0	0						
Vance Wilson, R OBP: 0.288, SLG: 0.378	(8, PH)									1	0	0	0	0	1	0						
Armando Benitez, R ERA: 2.63	(9, 1)									0	0	0	0	0	0	0						
Inning Stats	R: 0 H: 0 E: 0 K: 3 S: 9	H: 0 LOB: 0 BB: 0 P: 13	R: 0 H: 0 E: 0 K: 3 S: 9	H: 0 LOB: 0 BB: 0 P: 15	R: 0 H: 0 E: 0 K: 0 S: 6	H: 0 LOB: 0 BB: 0 P: 7	R: 0 H: 0 E: 0 K: 1 S: 8	H: 0 LOB: 0 BB: 0 P: 14	R: 0 H: 1 E: 0 K: 2 S: 13	H: 0 LOB: 0 BB: 2 P: 27	R: 0 H: 1 E: 0 K: 0 S: 5	H: 1 LOB: 1 BB: 0 P: 8	R: 0 H: 1 E: 0 K: 0 S: 6	H: 1 LOB: 1 BB: 0 P: 9	R: 0 H: 0 E: 0 K: 1 S: 8	H: 0 LOB: 0 BB: 0 P: 11	R: 0 H: 0 E: 0 K: 1 S: 7	H: 0 LOB: 0 BB: 0 P: 9	1B: 2 2B: 0 3B: 0 HR: 0	SF: 0 SAC: 0 DP: 1 HBP: 0	WP: 0 PB: 0 CS: 0	PA: 31
PITCHER	IP	WLS	BF	H	R	ER	SO	BB	IBB	HBP	BLK	WP	HR	S	P	ERA	WHIP					
Randy Johnson, L ERA: 2.63	(1, 1)	9.0	W	31	2	0	11	1	1	0	0	0	0	71	113	0.00	0.333					



Batter	1	2	3	4	5	6	7	8	9	AB	R	H	RBI	BB	SO	LOB	TOP				
Roberto Alomar, S (1.4) OBP: 0.341, SLG: 0.392 Joe McEwing, R (9.4) OBP: 0.216, SLG: 0.291	2-1 31 HR 1B		4-1 31 1B G4-6-3 BB	4-1 BB BB		0-2 G4-3			0-3 K	3	2	1	0	2	1	0					
Timo Perez, L (1.8) OBP: 0.336, SLG: 0.461	0-0 P4		2-2 31 1B G4-6-3 2B 1B	4-0 BB BB		4-1 BB BB			4-0 31 G4-6-3 BB	2	1	1	0	3	0	1					
31 Mike Piazza, R (1.2) OBP: 0.374, SLG: 0.545	0-1 1-H HR		1-1 G4-6-3 1B	1-2 G6-3		0-1 F9			1-2 G4-6-3 1-2	5	1	2	2	0	0	4					
Mo Vaughn, L (1.3) OBP: 0.338, SLG: 0.441	0-2 G2		2-1 G4-6-3 1-2 2-3 3-H			2-3 K			0-0 G1-6-3 1B	4	0	1	0	0	1	2					
Jeremy Burnitz, L (1.9) OBP: 0.309, SLG: 0.330	2-2 G3		3-2 1B 2B			1-0 G4-3			2-3 K	4	1	1	1	0	1	1					
Ty Wigington, R (1.5) OBP: 0.471, SLG: 0.706		1-1 G5-4-3 1B 1B	0-0 S 1B			2-2 1B 1B			0-0 G1-6-3 1-2	4	0	3	1	0	0	1					
Roger Cedeno, S (1.7) OBP: 0.307, SLG: 0.356		2-2 G5-4-3 1B	2-2 G3-1 1-2			0-0 1B 1B			2-1 G5-4-3 1B	4	0	3	0	0	0	1					
Ray Ordenez, R (1.6) OBP: 0.270, SLG: 0.320		1-2 G5-4-3 1-2 2-3				1-1 F7 1-2 2-H			0-0 G5-4-3 1-2	4	0	1	0	0	0	3					
Pedro Astacio, R (1.1) OBP: 0.160, SLG: 0.163		1-2 G3				1-0 G4-3			0-3 K G1-3	4	0	0	0	0	1	1					
Inning Stats	R: 2 E: 0 K: 0 S: 12	H: 2 LOB: 0 BB: 0 P: 16	R: 0 E: 0 K: 0 S: 11	H: 2 LOB: 1 BB: 0 P: 16	R: 3 E: 0 K: 0 S: 16	H: 4 LOB: 1 BB: 1 P: 30	R: 0 E: 0 K: 0 S: 7	H: 0 LOB: 2 BB: 2 P: 18	R: 0 E: 0 K: 1 S: 9	H: 0 LOB: 1 BB: 1 P: 13	R: 0 E: 0 K: 1 S: 5	H: 1 LOB: 0 BB: 0 P: 7	R: 0 E: 0 K: 0 S: 4	H: 1 LOB: 0 BB: 0 P: 7	R: 0 E: 0 K: 1 S: 8	H: 0 LOB: 0 BB: 1 P: 13	1B: 11 2B: 1 3B: 0 HR: 1	SF: 0 SAC: 0 DP: 5 HBP: 0	WP: 0 PB: 0 SB: 1 CS: 0	PA: 39	
PITCHER	IP WLS BF H R ER SO BB IBB HBP BLK WP HR S P ERA WHIP	IP WLS BF H R ER SO BB IBB HBP BLK WP HR S P ERA WHIP	IP WLS BF H R ER SO BB IBB HBP BLK WP HR S P ERA WHIP	IP WLS BF H R ER SO BB IBB HBP BLK WP HR S P ERA WHIP	IP WLS BF H R ER SO BB IBB HBP BLK WP HR S P ERA WHIP	IP WLS BF H R ER SO BB IBB HBP BLK WP HR S P ERA WHIP	IP WLS BF H R ER SO BB IBB HBP BLK WP HR S P ERA WHIP	IP WLS BF H R ER SO BB IBB HBP BLK WP HR S P ERA WHIP	IP WLS BF H R ER SO BB IBB HBP BLK WP HR S P ERA WHIP	IP WLS BF H R ER SO BB IBB HBP BLK WP HR S P ERA WHIP	IP WLS BF H R ER SO BB IBB HBP BLK WP HR S P ERA WHIP	IP WLS BF H R ER SO BB IBB HBP BLK WP HR S P ERA WHIP	IP WLS BF H R ER SO BB IBB HBP BLK WP HR S P ERA WHIP	IP WLS BF H R ER SO BB IBB HBP BLK WP HR S P ERA WHIP	IP WLS BF H R ER SO BB IBB HBP BLK WP HR S P ERA WHIP	IP WLS BF H R ER SO BB IBB HBP BLK WP HR S P ERA WHIP	IP WLS BF H R ER SO BB IBB HBP BLK WP HR S P ERA WHIP	IP WLS BF H R ER SO BB IBB HBP BLK WP HR S P ERA WHIP	IP WLS BF H R ER SO BB IBB HBP BLK WP HR S P ERA WHIP	IP WLS BF H R ER SO BB IBB HBP BLK WP HR S P ERA WHIP	IP WLS BF H R ER SO BB IBB HBP BLK WP HR S P ERA WHIP
15 Ben Sheets, R (1.1) ERA: 4.62	5.0 L	26 11	5 5	5 5	1 1	3 0	0 0	0 0	0 0	0 0	0 0	0 0	0 0	0 0	9 13	0.00 1.000					
Matt Childers, R (6.1) ERA: 2.7	1.0 4	0 0	0 0	0 1	0 1	0 0	0 0	0 0	0 0	0 0	0 0	0 0	0 0	5 7	0.00 1.000						
Ray King, L (7.1) ERA: 2.98	1.0 3	0 0	0 0	0 1	0 1	0 0	0 0	0 0	0 0	0 0	0 0	0 0	0 0	12 20	0.00 1.000						
Jayson Durocher, R (8.1) ERA: 1.8	2.0 6	1 0	0 0	0 1	1 0	0 0	0 0	0 0	0 0	0 0	0 0	0 0	0 0	12 20	0.00 1.000						

New York Mets @ Milwaukee Brewers
Miller Park, Milwaukee, WI
Tue Aug 06 2002, 7:05 PM CDT
Att: 26,995 - Cloudy - 67 F

AB 34
R 5
H 13
RBI 4
BB 5
SO 4
LOB 14



Batter	1	2	3	4	5	6	7	8	9	AB	R	H	RBI	BB	SO	LOB	BOTTOM					
Alex Sanchez, L (1.7) OBP: 0.359, SLG: 0.357	0-0 G6-3		2-1 G3-6-3 1-2			1-3 K	0-2 G4-3			4	0	0	0	0	1	2						
Eric Young Sr., R (1.4) OBP: 0.323, SLG: 0.359	1-1 S E 1B		2-2 F3			1-0 E S HBP			0-0 F7	3	1	1	0	0	0	0						
Lenny Harris, L (1.5) OBP: 0.327, SLG: 0.356	3-2 E7 1-H 1B					0-3 K	0-2 G1-3 1-2		2-3 K	4	0	1	1	0	2	1						
Richie Sexson, R (1.3) OBP: 0.360, SLG: 0.519	1-2 F7					0-0 P4-5	4-1 E BB		1-3 K	3	0	0	0	1	1	1						
Jeffrey Hammonds, R (1.8) OBP: 0.339, SLG: 0.424	0-3 K					4-2 BB	0-0 E5 1-2 2-3		1-3 K	3	0	0	0	1	2	3						
Matt Stairs, L (1.9) OBP: 0.323, SLG: 0.466		0-0 L7				2-3 K	1-2 G6-3		3-2 F8	4	0	0	0	0	1	4						
José Hernández, R (1.6) OBP: 0.346, SLG: 0.484		1-0 F8				0-0 G6-3			0-0 F9	4	0	0	0	0	1	0						
Paul Bako, L (1.2) OBP: 0.324, SLG: 0.360		1-3 K				0-3 K				3	0	1	0	0	2	0						
15 Ben Sheets, R (1.1) ERA: 4.62 Lenny Harris, L (1.5) ERA: 2.7 Ray King, L (7.1) ERA: 2.98 Jorge Fabrejas, L (7.1) ERA: 2.98 Jayson Durocher, R (8.1) ERA: 1.8			4-1 G3-6-3 BB			0-0 G6-3			1-0 L8	0	0	0	0	1	0	0						
Inning Stats	R: 1 E: 1 K: 1 S: 12	H: 2 LOB: 1 BB: 0 P: 17	R: 0 E: 0 K: 1 S: 5	H: 0 LOB: 0 BB: 0 P: 7	R: 0 E: 0 K: 0 S: 6	H: 0 LOB: 0 BB: 1 P: 14	R: 0 E: 0 K: 2 S: 10	H: 0 LOB: 1 BB: 1 P: 16	R: 0 E: 0 K: 1 S: 5	H: 0 LOB: 0 BB: 0 P: 5	R: 0 E: 1 K: 1 S: 11	H: 0 LOB: 3 BB: 1 P: 18	R: 0 E: 0 K: 1 S: 8	H: 1 LOB: 1 BB: 0 P: 10	R: 0 E: 0 K: 2 S: 7	H: 0 LOB: 0 BB: 0 P: 10	R: 0 E: 0 K: 1 S: 9	H: 0 LOB: 0 BB: 0 P: 13	1B: 3 2B: 0 3B: 0 HR: 0	SF: 0 SAC: 0 DP: 1 HBP: 1	WP: 0 PB: 0 SB: 2 CS: 0	PA: 34
PITCHER	IP WLS BF H R ER SO BB IBB HBP BLK WP HR S P ERA WHIP	IP WLS BF H R ER SO BB IBB HBP BLK WP HR S P ERA WHIP	IP WLS BF H R ER SO BB IBB HBP BLK WP HR S P ERA WHIP	IP WLS BF H R ER SO BB IBB HBP BLK WP HR S P ERA WHIP	IP WLS BF H R ER SO BB IBB HBP BLK WP HR S P ERA WHIP	IP WLS BF H R ER SO BB IBB HBP BLK WP HR S P ERA WHIP	IP WLS BF H R ER SO BB IBB HBP BLK WP HR S P ERA WHIP	IP WLS BF H R ER SO BB IBB HBP BLK WP HR S P ERA WHIP	IP WLS BF H R ER SO BB IBB HBP BLK WP HR S P ERA WHIP	IP WLS BF H R ER SO BB IBB HBP BLK WP HR S P ERA WHIP	IP WLS BF H R ER SO BB IBB HBP BLK WP HR S P ERA WHIP	IP WLS BF H R ER SO BB IBB HBP BLK WP HR S P ERA WHIP	IP WLS BF H R ER SO BB IBB HBP BLK WP HR S P ERA WHIP	IP WLS BF H R ER SO BB IBB HBP BLK WP HR S P ERA WHIP	IP WLS BF H R ER SO BB IBB HBP BLK WP HR S P ERA WHIP	IP WLS BF H R ER SO BB IBB HBP BLK WP HR S P ERA WHIP	IP WLS BF H R ER SO BB IBB HBP BLK WP HR S P ERA WHIP	IP WLS BF H R ER SO BB IBB HBP BLK WP HR S P ERA WHIP	IP WLS BF H R ER SO BB IBB HBP BLK WP HR S P ERA WHIP	IP WLS BF H R ER SO BB IBB HBP BLK WP HR S P ERA WHIP	IP WLS BF H R ER SO BB IBB HBP BLK WP HR S P ERA WHIP	
Pedro Astacio, R (1.1) ERA: 2.95	9.0 W	34 3	1 1	1 1	10 10	3 3	0 0	1 1	0 0	0 0	0 0	73 73	110 110	1.00 1.000	0.667							

New York Mets @ Milwaukee Brewers
Miller Park, Milwaukee, WI
Tue Aug 06 2002, 7:05 PM CDT
Att: 26,995 - Cloudy - 67 F


AB 30
R 1
H 3
RBI 1
BB 3
SO 10
LOB 12




Batter	1	2	3	4	5	6	7	8	9	AB	R	H	RBI	BB	SO	LOB	TOP											
Roger Cedeno, S OBP: 0.305, SLG: 0.352	2-1 G1-3	4-1 BB		0-3 K			1-1 F9		1-3 K	4	0	0	0	1	2	2	New York Mets @ Milwaukee Brewers Miller Park, Milwaukee, WI Wed Aug 07 2002, 7:05 PM CDT Att: 30,095 - Sunny - 70 F											
Timo Perez, L OBP: 0.330, SLG: 0.453	1-2 G3	2-3 K		1-2 FC4-6			0-3 K		1-2 K	5	0	0	0	0	3	4												
31 Mike Piazza, R OBP: 0.376, SLG: 0.544	2-1 2B		1-1 BB		0-0 G5-3				2-3 K	4	0	2	0	0	1	0												
Mo Vaughn, L OBP: 0.337, SLG: 0.442	3-2 2B		0-1 L8		1-3 K			1-1 F8		4	0	1	0	0	1	1												
John Valentin, R OBP: 0.343, SLG: 0.375	4-0 FC6-4		4-2 BB		3-2 G4-3			0-3 K		2	0	0	0	2	1	0												
Ty Wigginton, R OBP: 0.476, SLG: 0.667	0-0 FC6-4		1-2 P4		2-1 G3-6			1-0 1B	1-0 1B	4	1	2	0	0	0	5												
Jeremy Burnitz, L OBP: 0.309, SLG: 0.329		3-2 G6-3		1-1 F7		2-2 G3-6		1-2 1B	2-2 1B	4	1	1	0	0	0	3												
Rey Ordonez, R OBP: 0.271, SLG: 0.320		3-1 SH2-4		3-2 G5-3		3-2 G4-3		3-1 F7	3-1 F7	3	0	1	0	0	0	0												
Steve Reed, R OBP: 0.280, SLG: 0.486								1-2 1B	1-2 1B	0	0	0	0	0	0	0												
Tony Tarasco, L OBP: 0.280, SLG: 0.486								1-2 1B	1-2 1B	1	0	0	0	0	0	2												
Jeff D'Amico, R OBP: 0.162, SLG: 0.114	1-1 SH2-4		1-1 SH2-4		1-0 FC4-6		2-2 L4		2-2 1B	1	0	1	0	0	0	0												
Joe McEwing, R OBP: 0.215, SLG: 0.289								2-3 3H	2-3 3H	0	0	0	0	0	0	0												
Roberto Alomar, S OBP: 0.342, SLG: 0.394										1	0	1	1	0	0	0												
Inning Stats	R: 0 E: 0 K: 0 S: 11	H: 2 LOB: 3 BB: 1 P: 23	R: 0 E: 0 K: 1 S: 12	H: 1 LOB: 2 BB: 1 P: 25	R: 0 E: 0 K: 0 S: 12	H: 1 LOB: 1 BB: 0 P: 19	R: 0 E: 0 K: 1 S: 13	H: 0 LOB: 0 BB: 0 P: 18	R: 0 E: 0 K: 1 S: 8	H: 0 LOB: 0 BB: 0 P: 12	R: 0 E: 0 K: 0 S: 10	H: 1 LOB: 0 BB: 0 P: 17	R: 0 E: 0 K: 1 S: 9	H: 0 LOB: 0 BB: 0 P: 12	R: 0 E: 0 K: 2 S: 8	H: 0 LOB: 0 BB: 0 P: 11	R: 2 E: 0 K: 2 S: 15	H: 3 LOB: 1 BB: 0 P: 25	1B: 8 2B: 1 3B: 0 HR: 0	SF: 0 SAC: 1 DP: 1 HBP: 0	WP: 1 PB: 0 SB: 1 CS: 0	PA: 38						
PITCHER	IP	WLS	BF	H	R	ER	SO	BB	IBB	HBP	BLK	WP	HR	S	P	ERA	WHIP											
Glendon Rusch, L ERA: 5.08	(1, 1)	6.0	W	26	6	0	0	3	3	0	0	0	0	0	66	114	0.00	1.500										
Valerio De Los Santos, L ERA: 2.15	(7, 1)	1.0		3	0	0	0	1	0	0	0	0	0	9	12	0.00	0.000											
Luis Vizcaino, R ERA: 2.64	(8, 1)	1.0		3	0	0	0	2	0	0	0	0	0	8	11	0.00	0.000											
Mike DeJean, R ERA: 3.5	(9, 1)	1.0		6	3	2	2	2	0	0	0	0	1	0	15	25	18.00	3.000										


Batter	1	2	3	4	5	6	7	8	9	AB	R	H	RBI	BB	SO	LOB	BOTTOM											
Alex Sanchez, L OBP: 0.355, SLG: 0.354	0-1 F7		1-0 F7		0-1 SF8	0-0 B4-3				3	0	0	1	0	0	2	New York Mets @ Milwaukee Brewers Miller Park, Milwaukee, WI Wed Aug 07 2002, 7:05 PM CDT Att: 30,095 - Sunny - 70 F											
Eric Young Sr., R OBP: 0.327, SLG: 0.362	2-1 E		2-1 F8		0-0 1B	1-0 FC6-4				3	1	2	0	0	0	0												
Lenny Harris, L OBP: 0.316, SLG: 0.343	1-0 F5			1-1 P4	1-2 G1-3	0-1 FC6-4				4	0	0	0	0	0	6												
Richie Sexson, R OBP: 0.359, SLG: 0.519	0-0 E4			0-1 G6-3		2-2 G5-3	2-3 K			4	0	1	1	0	1	0												
Jeffrey Hammonds, R OBP: 0.339, SLG: 0.422	0-3 K			1-1 G4-3		0-0 2B	2-0 F8			4	1	1	0	0	1	1												
Matt Stairs, L OBP: 0.329, SLG: 0.477		2-2 L8			0-1 2B	2-2 FC4-6	2-2 1B			3	1	2	1	0	0	0												
Ryan Thompson, R OBP: 0.297, SLG: 0.507					2-2 FC4-6	1-1 1B	2-2 2B			1	1	0	0	0	0	0												
José Hernández, R OBP: 0.348, SLG: 0.485		1-3 K			1-2 FC4-6	1-1 SF8	4-0 1B		2-3 K	3	2	1	0	1	2	0												
Paul Bako, L OBP: 0.328, SLG: 0.360		1-3 K			4-0 IBB	1-2 FC4-6	1-2 B4-3		2-2 L4	3	0	1	1	1	1	0												
Glendon Rusch, L OBP: 0.287, SLG: 0.333					1-2 FC4-6	0-0 IBB	0-0 B4-3		1-2 G5-3	3	0	1	2	0	0	2												
Valerio De Los Santos, L ERA: 1.84	(7, 1)				1-2 FC4-6	1-2 IBB	0-0 B4-3			0	0	0	0	0	0	0												
Luis Vizcaino, R OBP: 0.240, SLG: 0.200	(8, 1)				1-2 FC4-6	1-2 IBB	1-2 B4-3			0	0	0	0	0	0	0												
Jorge Fabregas, L OBP: 0.240, SLG: 0.200	(8, 1)				1-2 FC4-6	1-2 IBB	1-2 B4-3			0	0	0	0	0	0	0												
Mike DeJean, R ERA: 4.1	(9, 1)				1-2 FC4-6	1-2 IBB	1-2 B4-3			0	0	0	0	0	0	0												
Inning Stats	R: 1 E: 1 K: 1 S: 10	H: 2 LOB: 1 BB: 0 P: 12	R: 0 E: 0 K: 2 S: 10	H: 0 LOB: 0 BB: 0 P: 14	R: 0 E: 0 K: 0 S: 4	H: 0 LOB: 0 BB: 0 P: 7	R: 0 E: 0 K: 0 S: 6	H: 0 LOB: 0 BB: 0 P: 8	R: 2 E: 0 K: 0 S: 14	H: 3 LOB: 2 BB: 1 P: 21	R: 3 E: 0 K: 0 S: 15	H: 4 LOB: 3 BB: 1 P: 25	R: 0 E: 0 K: 1 S: 8	H: 0 LOB: 0 BB: 0 P: 14	R: 0 E: 0 K: 1 S: 11	H: 0 LOB: 0 BB: 0 P: 16	1B: 6 2B: 3 3B: 0 HR: 0	SF: 1 SAC: 0 DP: 0 HBP: 1	WP: 0 PB: 0 SB: 0 CS: 0	PA: 36								
PITCHER	IP	WLS	BF	H	R	ER	SO	BB	IBB	HBP	BLK	WP	HR	S	P	ERA	WHIP											
Jeff D'Amico, R ERA: 5.3	(1, 1)	5.1	L	25	7	6	6	3	0	2	0	0	0	0	51	77	10.12	1.312										
Jaime Cerda, L ERA: 1.84	(6, 1)	0.1		3	2	0	0	0	0	0	0	0	0	6	7	0.00	6.000											
Steve Reed, R ERA: 1.79	(6, 1)	1.1		5	0	0	0	1	0	0	0	0	0	10	17	0.00	0.000											
Scott Strickland, R ERA: 4.1	(8, 1)	1.0		3	0	0	0	1	0	0	0	0	0	11	16	0.00	0.000											


AB 34
R 2
H 9
RBI 1
BB 3
SO 8
LOB 17



AB 32
R 6
H 9
RBI 6
BB 2
SO 5
LOB 11



Batter	1	2	3	4	5	6	7	8	9	AB	R	H	RBI	BB	SO	LOB	TOP								
Roberto Alomar, S OBP: 0.346, SLG: 0.391 (1, 4)	1-2 HBP 1B	2-2 G4-3		1-1 G4-3		4-1 BB		0-0 L3		4	0	1	0	1	0	4	New York Mets @ St. Louis Cardinals Busch Stadium, St. Louis, MO Sat Aug 10 2002, 12:15 PM CDT Att: 44,934 - Cloudy - 87 F AB 38 R 4 H 13 RBI 4 BB 1 SO 8 LOB 25 								
Timo Perez, L OBP: 0.333, SLG: 0.464 (1, 8)	0-0 HBP 1B		0-1 G6-3		1-1 2B 1B	0-0 F2		0-3 K		5	1	2	0	0	1	1									
31 Mike Piazza, R OBP: 0.372, SLG: 0.535 (1, 2)	1-3 K		2-3 K		0-0 F2	2-1 F3			1-3 K	5	0	0	0	0	3	4									
Mo Vaughn, L OBP: 0.342, SLG: 0.453 (1, 3)	2-0 P5		2-2 2B		3-2 2B	1-1 L8			0-0 G3	5	1	2	1	0	0	3									
John Valentin, R OBP: 0.350, SLG: 0.385 (1, 5)	1-0 HBP		2-2 G6-3		1-0 2B 1B		0-0 FC1-6 1B		2-3 K	4	1	2	1	0	1	1									
Jeremy Burnitz, L OBP: 0.310, SLG: 0.333 Marco Scutaro, R OBP: 0.286, SLG: 0.571 (5, PH)	1-2 F9			2-2 2B	2-3 K		2-2 F2			2	0	1	0	0	0	3									
Joe McEwing, R OBP: 0.227, SLG: 0.293 (6, 7)				0-1 1B			2-3 K			2	0	0	0	0	1	2									
Tony Tarasco, L OBP: 0.291, SLG: 0.500 (5, 9)		2-2 SH1-3 2B		0-1 F8	2-2 1B		1-2 FC1-6			4	1	2	1	0	0	2									
Rey Ordóñez, R OBP: 0.274, SLG: 0.323 (1, 6)		0-1 SH1-3		0-0 2B	0-1 1B		1-1 G1-3			3	0	2	1	0	0	1									
Shawn Estes, R OBP: 0.286, SLG: 0.200 Ty Wigginton, R OBP: 0.416, SLG: 0.533 Jaime Cerda, R Steve Reed, R Mark Guthrie, R David Weathers, R Roger Cedeno, S Scott Strickland, R (1, 1)		0-3 K		0-2 F9	0-3 K			1-0 L3 1B		1	0	0	0	0	1	1									
Inning Stats	R: 0 E: 0 K: 1 S: 12	H: 2 LOB: 3 BB: 0 P: 18	R: 0 E: 0 K: 1 S: 11	H: 1 LOB: 1 BB: 0 P: 15	R: 0 E: 0 K: 1 S: 13	H: 1 LOB: 1 BB: 0 P: 19	R: 0 E: 0 K: 0 S: 11	H: 2 LOB: 2 BB: 0 P: 14	R: 4 E: 0 K: 2 S: 21	H: 5 LOB: 1 BB: 0 P: 30	R: 0 E: 0 K: 0 S: 6	H: 0 LOB: 1 BB: 1 P: 13	R: 0 E: 0 K: 0 S: 9	H: 1 LOB: 1 BB: 0 P: 13	R: 0 E: 0 K: 1 S: 5	H: 1 LOB: 0 BB: 0 P: 6	R: 0 E: 0 K: 2 S: 9	H: 0 LOB: 0 BB: 0 P: 12	1B: 8 2B: 6 3B: 0 HR: 0	SF: 0 SAC: 1 DP: 1 HBP: 1	WP: 0 PB: 0 SB: 1 CS: 0	PA: 41			
PITCHER	IP	WLS	BF	H	R	ER	SO	BB	IBB	HBP	BLK	WP	HR	S	P	ERA	WHIP								
Luther Hackman, R ERA: 4.15	4.1		23	9	3	3	3	0	0	1	0	0	0	55	79	6.23	2.077								
Mike Matthews, L ERA: 3.35	0.1		2	1	0	0	1	0	0	0	0	0	0	8	12	0.00	3.000								
52 Matt Duff, R ERA:	0.1		2	1	1	1	1	0	0	0	0	0	0	5	5	27.00	3.000								
Dave Veres, R ERA: 3.92	2.0	W	8	1	0	0	0	1	0	0	0	0	0	15	26	0.00	1.000								
Mike Crudale, R ERA: 1.39	1.0	H	3	1	0	0	1	0	0	0	0	0	0	5	6	0.00	1.000								

Batter	1	2	3	4	5	6	7	8	9	AB	R	H	RBI	BB	SO	LOB	BOTTOM								
Fernando Vina, L OBP: 0.337, SLG: 0.342 (1, 4)	4-1 5 HR 5 BB	2-2 15 HBP		4-1 15 F7 BLK BB		1-1 15 SF9 SH1-4 HBP		3-2 G4-3		1	1	0	0	2	0	0	New York Mets @ St. Louis Cardinals Busch Stadium, St. Louis, MO Sat Aug 10 2002, 12:15 PM CDT Att: 44,934 - Cloudy - 87 F AB 27 R 5 H 5 RBI 5 BB 8 SO 3 LOB 19 								
Edgar Renteria, R OBP: 0.360, SLG: 0.436 (1, 6)	4-0 5 HR 5 BB	0-1 P6		1-2 L5		0-1 SH1-4		1-1 L6		3	1	0	0	1	0	2									
15 Jim Edmonds, L OBP: 0.423, SLG: 0.607 (1, 8)	4-2 5 HR 5 BB	1-0 5 FC6-4		3-2 F7		2-2 SF9		4-2 5 FC6-4 BB		1	1	0	1	2	0	1									
5 Albert Pujols, R OBP: 0.385, SLG: 0.544 44 Jason Isringhausen, R (9, 1)	1-1 HR	0-0 FC6-4		4-1 BB		4-1 P4		2-2 FC6-4		4	1	1	4	1	0	4									
27 Scott Rolen, R OBP: 0.345, SLG: 0.446 (1, 5)	3-3 K		4-2 S BB	0-0 F8		1-0 P4				3	0	0	0	1	1	2									
Tino Martinez, L OBP: 0.331, SLG: 0.413 (1, 3)	0-0 1B		0-2 F7		3-3 K		2-1 2B			4	0	2	0	0	1	1									
Mike DiFelice, R OBP: 0.303, SLG: 0.402 Dave Veres, R OBP: 0.333, SLG: 0.333 Eduardo Perez, R OBP: 0.298, SLG: 0.491 Mike Crudale, R (7, PH)	1-1 F9		0-0 F7		0-1 F8		1-1 2B			3	0	0	0	0	0	2									
Kerry Robinson, L OBP: 0.324, SLG: 0.381 (9, 7)							1-3 2B			0	0	0	0	0	0	0									
J.D. Drew, L OBP: 0.349, SLG: 0.445 (1, 9)	0-0 F5		4-0 1-2 IBB		0-0 F8		0-1 F9			3	0	0	0	1	0	3									
Luther Hackman, R (1, 1)		2-3 K		0-1 G4-3		0-1 SH1-4 15 SF9 2B				2	0	0	0	0	1	2									
Mike Matthews, L OBP: 0.167, SLG: 0.167 52 Matt Duff, R (5, 1)										0	0	0	0	0	0	0									
Eli Marrero, R OBP: 0.321, SLG: 0.422 (6, 2)										2	1	1	0	0	0	2									
Inning Stats	R: 4 E: 1 K: 1 S: 13	H: 2 LOB: 1 BB: 3 P: 30	R: 0 E: 0 K: 1 S: 9	H: 0 LOB: 0 BB: 0 P: 14	R: 0 E: 0 K: 0 S: 9	H: 0 LOB: 2 BB: 2 P: 18	R: 0 E: 0 K: 0 S: 10	H: 0 LOB: 2 BB: 2 P: 22	R: 0 E: 0 K: 1 S: 7	H: 0 LOB: 0 BB: 0 P: 10	R: 1 E: 0 K: 0 S: 13	H: 1 LOB: 1 BB: 0 P: 18	R: 0 E: 0 K: 0 S: 10	H: 2 LOB: 2 BB: 0 P: 14	R: 0 E: 0 K: 0 S: 12	H: 0 LOB: 1 BB: 1 P: 22	1B: 2 2B: 2 3B: 0 HR: 1	SF: 1 SAC: 1 DP: 0 HBP: 3	WP: 0 PB: 0 SB: 1 CS: 0	PA: 40					
PITCHER	IP	WLS	BF	H	R	ER	SO	BB	IBB	HBP	BLK	WP	HR	S	P	ERA	WHIP								
Shawn Estes, L ERA: 4.55	3.0		18	2	4	4	2	4	1	0	0	0	0	9	21	0.00	3.000								
Jaime Cerda, L ERA: 1.76	0.2		4	0	0	0	0	2	0	0	1	0	0	13	17	5.40	0.600								
Steve Reed, R ERA: 1.91	1.2	L	7	1	1	1	1	0	0	0	0	0	0	15	23	0.00	1.500								
Mark Guthrie, L ERA: 1.86	1.1		6	2	0	0	0	0	0	0	0	0	0	3	3	0.00	0.000								
David Weathers, R ERA: 2.88	0.1		1	0	0	0	0	0	0	0	0	0	0	3	3	0.00	0.000								

Batter	1	2	3	4	5	6	7	8	9	AB	R	H	RBI	BB	SO	LOB	TOP		
Roger Cedeno, S OBP: 0.309, SLG: 0.347	1-3 K	0-0 FC6-4			1-2 FC5-2			3-2 G5-3		4	0	0	0	0	1	4			
Timo Perez, L OBP: 0.332, SLG: 0.461	0-0 F7		1-0 1B		1-1 G1-3			2-3 K		4	0	1	0	0	1	1			
31 Mike Piazza, R Vance Wilson, R OBP: 0.301, SLG: 0.388	3-1 2B		1-1 G6-3		2-3 K			1-2 1B		4	0	2	0	0	1	0			
Mo Vaughn, L Jeff D'Amico, R OBP: 0.162, SLG: 0.114	1-2 F7		3-3 K		2-0 L8			2-3 K		4	0	0	0	0	2	2			
Roberto Alomar, S Marco Scutaro, R OBP: 0.250, SLG: 0.500		4-2 BB 1B BB		0-1 G4-3		2-0 G6-3		1-3 K		2	0	0	0	1	0	0			
Ty Wigginton, R OBP: 0.400, SLG: 0.500		2-2 L8		1-3 K			0-0 G5-3		0-0 G4-3 DI 1B	4	0	1	0	0	1	1			
Joe McEwing, R OBP: 0.228, SLG: 0.292		2-2 BB 1B		1-2 G6-3			1-3 K		2-2 G4-3	4	0	1	0	0	1	1			
Rey Ordenez, R OBP: 0.279, SLG: 0.329		4-0 FC6-4 BB		1-1 SH3-4 FC5-2 2B			3-2 1B		1-0 G6-3	3	0	2	0	1	0	1			
Pedro Astacio, R Scott Strickland, R John Valentin, R Mark Guthrie, R Tony Tarasco, L OBP: 0.291, SLG: 0.500	0-3 K	0-3 K		0-0 SH3-4			3-3 K			1	0	0	0	0	1	3			
Inning Stats	R: 0 E: 0 K: 1 S: 9	H: 1 LOB: 1 BB: 0 P: 14	R: 0 E: 0 K: 1 S: 14	H: 1 LOB: 3 BB: 2 P: 26	R: 0 E: 0 K: 1 S: 7	H: 1 LOB: 0 BB: 0 P: 12	R: 0 E: 0 K: 1 S: 8	H: 0 LOB: 0 BB: 0 P: 10	R: 0 E: 0 K: 1 S: 5	H: 0 LOB: 1 BB: 0 P: 11	R: 0 E: 0 K: 2 S: 11	H: 1 LOB: 1 BB: 0 P: 18	R: 0 E: 0 K: 2 S: 12	H: 1 LOB: 1 BB: 0 P: 20	R: 0 E: 0 K: 1 S: 8	H: 1 LOB: 1 BB: 0 P: 12	1B: 5 2B: 2 3B: 0 HR: 0	SF: 0 SAC: 1 DP: 0 HBP: 0	WP: 0 PA: 35 PB: 0 SB: 0 CS: 0
PITCHER	IP WLS BF H R ER SO BB IBB HBP BLK WP HR S P ERA WHIP	7.0 W 27 5 0 0 7 2 0 0 0 0 0 62 102 0.00 1.000	1.0 4 1 0 0 2 0 0 0 0 0 0 0 12 20 0.00 1.000	1.0 4 1 0 0 1 0 0 0 0 0 0 0 8 12 0.00 1.000	PITCHER														

New York Mets @ St. Louis Cardinals
 Busch Stadium, St. Louis, MO
 Sun Aug 11 2002, 7:05 PM CDT
 Att: 36,896 - Cloudy - 82 F

AB 32
 R 0
 H 7
 RBI 0
 BB 2
 SO 10
 LOB 14



Batter	1	2	3	4	5	6	7	8	9	AB	R	H	RBI	BB	SO	LOB	BOTTOM			
Fernando Vina, L OBP: 0.337, SLG: 0.345	1-0 2B	1-1 SF7		2-2 F8	2-3 K		1-1 15 WP 5 2B 1B	0-0 G3		5	1	2	1	0	1	3				
J.D. Drew, L OBP: 0.352, SLG: 0.444	3-3 K	2-1 3H		2-1 F8		3-2 5 F9 15 1B 27 3B HBP	0-2 15 WP 5 2B 1B			3	2	1	0	0	1	1				
15 Jim Edmonds, L OBP: 0.423, SLG: 0.602	1-3 K	0-0 F9		4-0 BB		0-0 27 3B 1B	2-3 K			4	1	1	0	1	2	6				
5 Albert Pujols, R OBP: 0.384, SLG: 0.542	0-3 K		0-0 F9		2-3 K		2-0 F9	0-0 CS 2B		5	0	1	2	0	2	4				
27 Scott Rolen, R OBP: 0.352, SLG: 0.462		0-1 FC4-6 1B		3-2 HR		4-2 2B SF8 BB	1-0 1H 3H SF7 3B	4-0 IBB		3	3	3	3	2	0	0				
Tino Martinez, L OBP: 0.334, SLG: 0.417	1-0 FC4-6 1B SH	0-1 FC6-4 1B		0-1 FC6-4 1B		0-1 SF8 2B	4-0 SF7 IBB	3-3 K		4	1	2	0	1	1	3				
Edgar Renteria, R OBP: 0.361, SLG: 0.441	0-0 SH 1B	1-2 SF7 1B		1-1 FC6-4 S		0-0 SF8	2-2 SF7	2-1 2B		3	1	2	2	0	0	1				
Mike Matheny, R OBP: 0.294, SLG: 0.315	2-1 HBP SH 1B	4-1 HBP SH 1B		1-2 IBB		2-3 3H 4-0 IBB	1-2 IBB	0-2 L4		2	0	1	0	3	0	1				
Chuck Finley, L Steve Kline, S Kerry Robinson, L 5B Kevin Joseph, R OBP: 0.321, SLG: 0.378	1-0 SH HBP	1-0 G4-3		2-2 G4-3		1-3 K	1-2 G1-3	1-1 F2		3	0	0	1	0	1	6				
Inning Stats	R: 0 E: 0 K: 3 S: 10	H: 1 LOB: 1 BB: 0 P: 15	R: 2 E: 1 K: 0 S: 11	H: 3 LOB: 3 BB: 0 P: 18	R: 1 E: 0 K: 0 S: 17	H: 2 LOB: 2 BB: 1 P: 27	R: 0 E: 0 K: 1 S: 9	H: 0 LOB: 1 BB: 1 P: 19	R: 1 E: 0 K: 2 S: 12	H: 1 LOB: 2 BB: 2 P: 22	R: 3 E: 0 K: 0 S: 11	H: 2 LOB: 2 BB: 2 P: 28	R: 2 E: 0 K: 2 S: 13	H: 3 LOB: 1 BB: 1 P: 23	R: 0 E: 0 K: 0 S: 9	H: 1 LOB: 1 BB: 0 P: 12	1B: 7 2B: 5 3B: 1 HR: 1	SF: 3 SAC: 1 DP: 1 HBP: 2	WP: 1 PA: 46 PB: 0 SB: 1 CS: 1	
PITCHER	IP WLS BF H R ER SO BB IBB HBP BLK WP HR S P ERA WHIP	5.1 L 31 8 6 5 6 2 2 0 0 0 0 7 19 13.50 1.500	0.2 5 1 1 1 0 0 2 0 0 0 0 0 7 19 13.50 1.500	1.0 6 3 2 2 2 0 1 0 0 1 0 13 23 18.00 3.000	1.0 4 1 0 0 0 0 0 0 0 0 0 0 9 12 0.00 1.000	PITCHER														

New York Mets @ St. Louis Cardinals
 Busch Stadium, St. Louis, MO
 Sun Aug 11 2002, 7:05 PM CDT
 Att: 36,896 - Cloudy - 82 F

AB 33
 R 9
 H 13
 RBI 9
 BB 7
 SO 8
 LOB 26



Batter	1	2	3	4	5	6	7	8	9	AB	R	H	RBI	BB	SO	LOB	TOP								
Trenidad Hubbard, R OBP: 0.283, SLG: 0.272	G5-3		SF8 2B		F7		E6		BB E 1B	5	1	2	0	0	0	0									
Julius Matos, R OBP: 0.293, SLG: 0.312	K		K		F8		F7		E5 BB	5	0	0	0	0	2	3									
Phil Nevin, R OBP: 0.338, SLG: 0.439	HR 1B		SF8 2H		F9			G6-3 WP 1B	K	4	2	2	1	0	1	2									
Ron Gant, R OBP: 0.353, SLG: 0.519	HR 1H					HR BB		G6-3		2	2	1	2	3	0	1									
Bubba Trammell, R OBP: 0.325, SLG: 0.391	G5-3		F8						G4-3	3	1	1	2	1	0	1									
Brandon Villafuerte, R OBP: 0.351, SLG: 0.359										0	0	0	0	0	0	0									
Ramón Vázquez, L OBP: 0.351, SLG: 0.359										1	0	0	0	0	0	3									
Jeremy Fikac, R										0	0	0	0	0	0	0									
Trevor Hoffman, R										0	0	0	0	0	0	0									
Brian Buchanan, R OBP: 0.303, SLG: 0.434		1-1 2B			F9					4	0	1	0	0	2	2									
Deivi Cruz, R OBP: 0.304, SLG: 0.382		1-2 P4			F9		G5-3			4	0	1	1	0	0	1									
Wil Nieves, R OBP: 0.227, SLG: 0.195		3-2 P4			F7			K L4		4	0	0	0	0	1	3									
Brian Lawrence, R OBP: 0.172, SLG: 0.132		0-3 K					G5-3			3	0	0	0	0	1	1									
Mike Holtz, L										0	0	0	0	0	0	0									
Gene Kingsale, S OBP: 0.358, SLG: 0.454										1	0	0	0	0	0	0									
Inning Stats	R: 2 E: 0 K: 1 S: 11	H: 2 LOB: 0 BB: 0 P: 18	R: 0 E: 0 K: 1 S: 12	H: 1 LOB: 1 BB: 0 P: 17	R: 1 E: 0 K: 1 S: 17	H: 1 LOB: 1 BB: 1 P: 26	R: 0 E: 0 K: 0 S: 4	H: 0 LOB: 0 BB: 0 P: 5	R: 0 E: 0 K: 0 S: 7	H: 0 LOB: 0 BB: 0 P: 12	R: 2 E: 0 K: 1 S: 7	H: 1 LOB: 0 BB: 1 P: 15	R: 0 E: 1 K: 1 S: 10	H: 0 LOB: 1 BB: 0 P: 14	R: 1 E: 0 K: 1 S: 12	H: 2 LOB: 2 BB: 1 P: 20	R: 0 E: 1 K: 1 S: 15	H: 1 LOB: 3 BB: 1 P: 24	1B: 4 2B: 2 3B: 0 HR: 2	SF: 1 SAC: 0 DP: 0 HBP: 0	WP: 1 PB: 0 SB: 1 CS: 0	PA: 41			
PITCHER	IP	WLS	BF	H	R	ER	SO	BB	IBB	HBP	BLK	WP	HR	S	P	ERA	WHIP								
Al Leiter, L ERA: 3.54	7.0	L	29	5	5	5	5	2	0	0	0	0	2	68	107	6.43	1.000								
Steve Reed, R ERA: 2.09	1.0		6	2	1	1	1	0	1	0	0	1	0	12	20	9.00	2.000								
David Weathers, R ERA: 2.83	1.0		6	1	0	0	1	1	0	0	0	0	0	15	24	0.00	2.000								

San Diego Padres @ New York Mets
Shea Stadium, Flushing, NY
Wed Aug 14 2002, 7:10 PM EDT
Att: 26,210 - Sunny - 88 F

AB	36
R	6
H	8
RBI	6
BB	4
SO	7
LOB	17



Batter	1	2	3	4	5	6	7	8	9	AB	R	H	RBI	BB	SO	LOB	BOTTOM								
Roberto Alomar, S OBP: 0.347, SLG: 0.388	K		FC4-6 1B		G5-4-3 BB		G6-3			3	0	1	0	1	1	1									
John Valentin, R OBP: 0.348, SLG: 0.379	1B HBP		FC4-6 1-2f		G5-4-3 1-2f			FC4-6 1B		3	0	1	0	0	0	3									
Timo Perez, L OBP: 0.333, SLG: 0.460	G6-3 1B			E SF9 HBP		G4-3 G3 2B		FC4-6 1-2f		3	2	2	0	0	0	1									
Mo Vaughn, L OBP: 0.340, SLG: 0.445	G6-3 1-2f			E8 1B		G4-3		K		4	0	1	0	0	1	4									
Tony Tarasco, L OBP: 0.277, SLG: 0.481		2-3 K		SF9		G3		F4		2	0	0	2	0	1	0									
Joe McEwing, R OBP: 0.226, SLG: 0.290				3H		G3				1	0	0	0	0	0	1									
Vance Wilson, R OBP: 0.298, SLG: 0.398	F9			F3		G3				4	0	0	0	0	1	1									
Roger Cedeno, S OBP: 0.310, SLG: 0.346	G4-3			G4-3				WP G1-3 1B		3	0	1	0	1	0	1									
Rey Ordóñez, R OBP: 0.281, SLG: 0.331			G6-3		SH1-3 2B		G1-3		G5-4-3 1B	4	0	2	0	0	0	1									
Al Leiter, L OBP: 0.250, SLG: 0.179					SH1-3 2B					1	0	0	0	0	1	0									
Jeromy Burnitz, L OBP: 0.309, SLG: 0.330							K2-3		G5-4-3	1	0	0	0	0	1	1									
Steve Reed, R										0	0	0	0	0	0	0									
David Weathers, R										0	0	0	0	0	0	0									
Marco Scutaro, R OBP: 0.200, SLG: 0.400										1	0	0	0	0	0	2									
Inning Stats	R: 0 E: 0 K: 1 S: 10	H: 1 LOB: 1 BB: 0 P: 15	R: 0 E: 0 K: 1 S: 7	H: 0 LOB: 0 BB: 0 P: 11	R: 0 E: 0 K: 1 S: 7	H: 1 LOB: 1 BB: 0 P: 12	R: 1 E: 1 K: 0 S: 11	H: 1 LOB: 1 BB: 0 P: 18	R: 0 E: 0 K: 0 S: 7	H: 1 LOB: 0 BB: 1 P: 14	R: 1 E: 0 K: 0 S: 8	H: 1 LOB: 0 BB: 0 P: 12	R: 0 E: 0 K: 1 S: 9	H: 1 LOB: 1 BB: 0 P: 15	R: 0 E: 0 K: 1 S: 10	H: 1 LOB: 1 BB: 0 P: 14	R: 0 E: 0 K: 1 S: 7	H: 1 LOB: 1 BB: 1 P: 12	1B: 6 2B: 2 3B: 0 HR: 0	SF: 1 SAC: 1 DP: 3 HBP: 2	WP: 1 PB: 0 SB: 0 CS: 0	PA: 36			
PITCHER	IP	WLS	BF	H	R	ER	SO	BB	IBB	HBP	BLK	WP	HR	S	P	ERA	WHIP								
Brian Lawrence, R ERA: 3.25	7.0	W	29	7	2	1	4	1	0	2	0	0	0	61	100	1.29	1.143								
Mike Holtz, L ERA: 4.91	0.2		2	0	0	0	1	0	0	0	0	0	0	6	9	0.00	0.000								
Brandon Villafuerte, R ERA: 2.03	0.1		1	0	0	0	0	0	0	0	0	0	0	2	2	0.00	0.000								
Jeremy Fikac, R ERA: 4.85	0.1		3	1	0	0	1	1	0	0	0	0	0	6	11	0.00	6.000								
Trevor Hoffman, R ERA: 2.85	0.2	S	1	0	0	0	0	0	0	0	0	0	0	1	1	0.00	0.000								

San Diego Padres @ New York Mets
Shea Stadium, Flushing, NY
Wed Aug 14 2002, 7:10 PM EDT
Att: 26,210 - Sunny - 88 F

AB	30
R	2
H	8
RBI	2
BB	2
SO	6
LOB	16



Batter	1	2	3	4	5	6	7	8	9	AB	R	H	RBI	BB	SO	LOB	TOP					
Mark Grudzielanek, R OBP: 0.309, SLG: 0.386 (1.4)	G5-3		K		K			HR		4	1	1	0	0	2	1	Los Angeles Dodgers @ New York Mets Shea Stadium, Flushing, NY Fri Aug 16 2002, 7:10 PM EDT Att: 35,089 - Overcast - 85 F					
Marquis Grissom, R OBP: 0.335, SLG: 0.546 (1.8)	P4			BB		G4-3		HR		3	2	1	2	1	0	0						
Adrian Beltré, R OBP: 0.310, SLG: 0.437 (1.5)	1B			K		G5-3		FC6-4		4	0	2	0	0	1	1						
Shawn Green, L OBP: 0.374, SLG: 0.572 (1.9)	G4-3			E		F7		K		3	0	0	0	1	1	2						
Paul Lo Duca, R OBP: 0.335, SLG: 0.404 (1.2)		F7		E7			F9	FC6-4		4	0	1	0	0	0	1						
Brian Jordan, R OBP: 0.323, SLG: 0.442 Dave Roberts, L OBP: 0.366, SLG: 0.374 (9.8)	G1-3			F2			G1-2-3		F8	4	0	0	0	0	0	2						
Eric Karros, R OBP: 0.351, SLG: 0.402 Kevin Brown, R OBP: 0.313, SLG: 0.563 Tyler Houston, L OBP: 0.338, SLG: 0.454 Eric Gagne, R (9.1)	F9			G4-3				1B	F5	3	0	1	0	0	0	2						
Cesar Izturis, S OBP: 0.252, SLG: 0.296 (1.6)			CS		G5-3		G3		G4-3	4	0	1	0	0	0	1						
Hideo Nomo, R OBP: 0.102, SLG: 0.087 Dave Hansen, L OBP: 0.351, SLG: 0.420 Mike Kinkade, R OBP: 0.471, SLG: 0.533 (8.3)	K			G1-3				K		2	0	0	0	0	1	1						
Inning Stats	R: 0 E: 0 K: 0 S: 8	H: 1 LOB: 1 BB: 0 P: 13	R: 0 E: 0 K: 0 S: 10	H: 0 LOB: 0 BB: 0 P: 13	R: 0 E: 0 K: 2 S: 9	H: 1 LOB: 1 BB: 0 P: 15	R: 1 E: 1 K: 1 S: 16	H: 1 LOB: 2 BB: 0 P: 29	R: 0 E: 0 K: 1 S: 7	H: 0 LOB: 0 BB: 0 P: 12	R: 0 E: 0 K: 0 S: 6	H: 0 LOB: 0 BB: 0 P: 9	R: 0 E: 0 K: 0 S: 7	H: 1 LOB: 1 BB: 0 P: 11	R: 2 E: 0 K: 2 S: 12	H: 3 LOB: 1 BB: 0 P: 17		R: 0 E: 0 K: 0 S: 7	H: 0 LOB: 0 BB: 0 P: 9	1B: 5 2B: 2 3B: 0 HR: 1	SF: 0 SAC: 0 DP: 1 HBP: 0	WP: 0 PB: 0 SB: 0 CS: 1
PITCHER	IP	WLS	BF	H	R	ER	SO	BB	IBB	HBP	BLK	WP	HR	S	P	ERA	WHIP					
Mike Bacsik, L ERA: 3.76 David Weathers, R ERA: 2.79 Mark Guthrie, L ERA: 2.43 Steve Reed, R ERA: 2.01	6.0		22	3	1	0	4	2	0	0	0	0	0	56	91	0.00	0.833					

Batter	1	2	3	4	5	6	7	8	9	AB	R	H	RBI	BB	SO	LOB	BOTTOM					
Timo Perez, L OBP: 0.327, SLG: 0.451 (1.8)	F9		F8		P6		BB			4	0	1	1	0	0	1	Los Angeles Dodgers @ New York Mets Shea Stadium, Flushing, NY Fri Aug 16 2002, 7:10 PM EDT Att: 35,089 - Overcast - 85 F					
Roger Cedeno, S OBP: 0.314, SLG: 0.346 Mark Guthrie, R Steve Reed, R (8.1)	S		K		G6-3		1B			2	0	0	0	2	1	1						
Mo Vaughn, L OBP: 0.340, SLG: 0.445 (1.3)	K		F9			P6	G3			4	0	0	0	0	1	4						
Tony Tarasco, L OBP: 0.278, SLG: 0.494 (8.7)	F8			G5-3		F9		P4		3	0	0	0	1	0	1						
John Valentin, R OBP: 0.351, SLG: 0.380 (1.5)		G6-3		K			2-4		K	4	0	1	0	0	2	1						
Ty Wigginton, R OBP: 0.362, SLG: 0.489 (1.4)				G5-3		2-4	F7	CS		3	1	1	1	1	0	1						
Vance Wilson, R OBP: 0.309, SLG: 0.391 (1.2)		G6-3		K				CS		3	0	0	0	1	2	1						
Rey Ordóñez, R OBP: 0.282, SLG: 0.331 (1.6)					G4-3		FC4-6		G1-3	4	1	2	0	0	0	1						
Mike Bacsik, L David Weathers, R Jeromy Burnitz, L OBP: 0.311, SLG: 0.329 (7.9)					G4-3		BB		K	2	0	0	0	0	0	2						
Inning Stats	R: 0 E: 0 K: 1 S: 13	H: 0 LOB: 1 BB: 1 P: 22	R: 1 E: 0 K: 0 S: 11	H: 2 LOB: 1 BB: 0 P: 16	R: 0 E: 0 K: 1 S: 7	H: 0 LOB: 0 BB: 0 P: 10	R: 0 E: 0 K: 2 S: 8	H: 0 LOB: 1 BB: 1 P: 14	R: 0 E: 0 K: 0 S: 7	H: 1 LOB: 1 BB: 0 P: 10	R: 0 E: 0 K: 0 S: 6	H: 1 LOB: 1 BB: 0 P: 12	R: 1 E: 0 K: 0 S: 19	H: 1 LOB: 3 BB: 3 P: 36	R: 0 E: 0 K: 1 S: 8	H: 0 LOB: 0 BB: 1 P: 16		R: 0 E: 0 K: 2 S: 12	H: 0 LOB: 0 BB: 0 P: 16	1B: 4 2B: 0 3B: 0 HR: 1	SF: 0 SAC: 0 DP: 0 HBP: 0	WP: 0 PB: 0 SB: 2 CS: 1
PITCHER	IP	WLS	BF	H	R	ER	SO	BB	IBB	HBP	BLK	WP	HR	S	P	ERA	WHIP					
Hideo Nomo, R ERA: 3.53 Kevin Brown, R ERA: 4.08 Eric Gagne, R ERA: 2.04	6.0		24	4	1	1	4	2	0	0	0	0	0	52	84	1.50	1.000					

AB	33
R	3
H	7
RBI	2
BB	2
SO	6
LOB	11

AB	30
R	2
H	5
RBI	2
BB	6
SO	7
LOB	13



Batter	1	2	3	4	5	6	7	8	9	AB	R	H	RBI	BB	SO	LOB	TOP								
Dave Roberts, L (1, 8) OBP: 0.368, SLG: 0.382	0-0 1B		K		2-2 1B		1-1 3B		0-1 F2	6	0	3	2	0	1	2	Los Angeles Dodgers @ New York Mets Shea Stadium, Flushing, NY Sat Aug 17 2002, 7:10 PM EDT Att: 50,763 - Cloudy - 80 F								
Marquis Grissom, R (1, 7) OBP: 0.336, SLG: 0.543	1-1 P3		1B	1-0 1B	2-1 P4		2-2 G6-3			5	2	2	0	0	0	3									
Mark Grudzielanek, R (1, 4) OBP: 0.307, SLG: 0.396 Cesar Izturis, S (7, 6) OBP: 0.252, SLG: 0.296	2-0 G6-3		1B	0-0 1B	0-0 E8 1B		1-3 F7			5	2	2	0	0	1	3									
Shawn Green, L (1, 9) OBP: 0.377, SLG: 0.580 Chad Kreuter, S (8, PH) OBP: 0.344, SLG: 0.364	4-1 BB		2B	1-1 2B	0-0 HR		0-0 P4		0-0 FC5-4 1B	3	2	2	4	1	0	0									
Paul Lo Duca, R (1, 2) OBP: 0.334, SLG: 0.401	1-2 G4-3		1B	1-1 F3	1-0 G6-4-3 1B		0-2 G5-3		0-3 K	5	0	1	0	0	1	5									
Dave Hansen, L (1, 5)		3-1 G4-3	0-0 2B	0-0 1B	0-0 G6-4-3 1B		1-0 F9		3-2 FC5-4	5	1	2	1	0	0	1									
Mike Kinkade, R (1, 3) OBP: 0.500, SLG: 0.579	2-2 1B		1B	1-1 G6-4-3			1-0 1B		0-3 K	4	2	2	2	0	1	3									
Alex Cora, L (1, 6) OBP: 0.358, SLG: 0.437	2-1 F8		1B	1-2 G3			1-2 3B		3-2 F9	4	1	1	0	1	0	2									
Odalis Perez, L (1, 1) OBP: 0.143, SLG: 0.224 Kevin Beirne, L (8, 1)	1-3 K		1B	0-0 1B			1-2 P6		0-1 P5	4	0	1	1	0	2	3									
Tyler Houston, L (9, PH) OBP: 0.337, SLG: 0.452 Paul Shuey, R (9, 1)	1-3 1B			1-3 K						0	0	0	0	0	0	0									
Inning Stats	R: 0 E: 0 K: 0 S: 10	H: 1 LOB: 2 BB: 1 P: 16	R: 0 E: 0 K: 1 S: 11	H: 1 LOB: 1 BB: 0 P: 19	R: 5 E: 0 K: 1 S: 15	H: 6 LOB: 2 BB: 1 P: 25	R: 3 E: 1 K: 0 S: 10	H: 5 LOB: 1 BB: 0 P: 14	R: 0 E: 0 K: 1 S: 9	H: 0 LOB: 0 BB: 0 P: 6	R: 2 E: 0 K: 1 S: 18	H: 2 LOB: 1 BB: 0 P: 25	R: 0 E: 0 K: 2 S: 13	H: 1 LOB: 1 BB: 0 P: 16	R: 0 E: 0 K: 0 S: 9	H: 0 LOB: 0 BB: 0 P: 12	1B: 13 2B: 2 3B: 1 HR: 1	SF: 0 SAC: 0 DP: 1 HBP: 1	WP: 0 PB: 0 SB: 1 CS: 0	PA: 46					
PITCHER	IP	WLS	BF	H	R	ER	SO	BB	IBB	HBP	BLK	WP	HR	S	P	ERA	WHIP								
Pedro Astacio, R (1, 1) ERA: 3.54	3.0	L	23	12	8	8	2	1	1	0	0	0	1	40	66	24.00	4.333								
Jeff D'Amico, R (4, 1) ERA: 5.06	3.0		10	2	0	0	1	0	0	0	0	0	0	20	28	0.00	0.667								
Jaime Cerda, L (7, 1) ERA: 2.55	1.0		6	2	2	2	1	0	0	1	0	0	0	18	25	18.00	2.000								
Scott Strickland, R (8, 1) ERA: 3.83	2.0		7	1	0	0	2	0	0	0	0	0	0	22	28	0.00	0.500								

Batter	1	2	3	4	5	6	7	8	9	AB	R	H	RBI	BB	SO	LOB	BOTTOM								
Roger Cedeno, S (1, 7) OBP: 0.313, SLG: 0.345	2-3 K			1-3 K			0-2 G3-1		3-2 DI 1B	4	0	1	1	0	2	0	Los Angeles Dodgers @ New York Mets Shea Stadium, Flushing, NY Sat Aug 17 2002, 7:10 PM EDT Att: 50,763 - Cloudy - 80 F								
Rey Ordonez, R (1, 6) OBP: 0.282, SLG: 0.328	0-1 G4-3			1-2 L9			4-2 31 HR BB		2-2 P6	3	1	0	0	1	0	2									
31 Mike Piazza, R (1, 2) OBP: 0.371, SLG: 0.541	1-1 G5-3			2-2 P5			0-0 1-H HR		1-2 P2	4	1	1	2	0	0	0									
John Valentin, R (1, 5) OBP: 0.348, SLG: 0.376		2-2 G1-3			0-0 F8		2-0 L7		1-0 DI 1B	4	1	1	0	0	0	0									
Mo Vaughn, L (1, 3) OBP: 0.338, SLG: 0.441 Scott Strickland, R (8, 1)		2-3 K			0-0 G1-3		1-3 K		1-1 FC9-6 1B	3	0	0	0	0	2	0									
Jeromy Burnitz, L (9, PH) OBP: 0.313, SLG: 0.331									1-1 1-H K	1	0	1	1	0	0	0									
Ty Wigginton, R (1, 4) OBP: 0.333, SLG: 0.449		0-1 G5-3			2-1 G1-4-3				2-2 P4	4	0	0	0	0	0	1									
Joe McEwing, R (1, 9) OBP: 0.220, SLG: 0.282			2-3 K			0-2 L9			1-1 G5-3	4	0	0	0	0	1	1									
Timo Perez, L (1, 8) OBP: 0.327, SLG: 0.448			1-2 P4			1-2 G3-1			3-2 WP DI 1B HBP	2	1	0	0	0	0	0									
Pedro Astacio, R (1, 1) OBP: 0.154, SLG: 0.157 Jeff D'Amico, R (4, 1) OBP: 0.158, SLG: 0.111 Marco Scutaro, R (6, PH) OBP: 0.182, SLG: 0.364 Jaime Cerda, L (7, 1) Tony Tarasco, L (8, 3) OBP: 0.286, SLG: 0.494			1-3 K			1-3 K			4-2 1B WP BB	1	0	0	0	0	1	0									
Inning Stats	R: 0 E: 0 K: 1 S: 7	H: 0 LOB: 0 BB: 0 P: 10	R: 0 E: 0 K: 1 S: 8	H: 0 LOB: 0 BB: 0 P: 12	R: 0 E: 0 K: 2 S: 10	H: 0 LOB: 0 BB: 0 P: 14	R: 0 E: 0 K: 1 S: 10	H: 0 LOB: 0 BB: 0 P: 14	R: 0 E: 0 K: 1 S: 4	H: 0 LOB: 0 BB: 0 P: 6	R: 2 E: 0 K: 1 S: 11	H: 1 LOB: 0 BB: 1 P: 18	R: 1 E: 0 K: 0 S: 17	H: 1 LOB: 2 BB: 1 P: 32	R: 1 E: 0 K: 0 S: 13	H: 2 LOB: 1 BB: 0 P: 16	1B: 3 2B: 0 3B: 0 HR: 1	SF: 0 SAC: 0 DP: 0 HBP: 1	WP: 1 PB: 0 SB: 0 CS: 0	PA: 34					
PITCHER	IP	WLS	BF	H	R	ER	SO	BB	IBB	HBP	BLK	WP	HR	S	P	ERA	WHIP								
Odalis Perez, L (1, 1) ERA: 3.12	7.0	W	23	1	2	2	7	1	0	0	0	0	1	61	87	2.57	0.286								
Kevin Beirne, R (8, 1) ERA: 3.69	1.0		6	1	1	1	0	1	0	1	0	1	0	17	32	9.00	2.000								
Paul Shuey, R (9, 1) ERA: 3.72	1.0		5	2	1	1	0	0	0	0	0	0	0	13	16	9.00	2.000								



Batter	1	2	3	4	5	6	7	8	9	AB	R	H	RBI	BB	SO	LOB	TOP								
Dave Roberts, L (1, 8) OBP: 0.366, SLG: 0.379	1-1 BB S 1B		2-2 G4-3	2-2 G1-3			2-3 K		0-2 F8	5	0	1	0	0	1	1	Los Angeles Dodgers @ New York Mets Shea Stadium, Flushing, NY Sun Aug 18 2002, 1:10 PM EDT Att: 42,386 - Sunny - 91 F								
Marquis Grissom, R (1, 7) OBP: 0.337, SLG: 0.553	0-3 K		3-2 1B 3B		1-0 1B SF7 2B		1-1 G5-3		2-2 P4	5	2	2	0	0	1	2									
Adrian Beltré, R (1, 5) OBP: 0.312, SLG: 0.437	1-2 F7		3-2 S 1B		0-0 G5-4-3 1B		2-2 G4-3			4	0	2	1	0	0	1									
Shawn Green, L (1, 9) OBP: 0.378, SLG: 0.579	4-2 BB BB		1-1 S 1B		1-0 SF7 1B			1-2 G3			2	0	1	1	1	0									
Eric Karros, R (1, 3) OBP: 0.332, SLG: 0.401	4-0 BB BB		3-3 K		3-H G5-4-3 1B			3-3 K			1	0	0	0	1	1									
Mike Kinkade, R (3, 3) OBP: 0.458, SLG: 0.524	1-2 2-3 BB		1-2 2-3 K		1-2 1-1 G5-4-3 1B			2-0 K			2	0	0	0	0	1									
Mark Grudzielanek, R (1, 4) OBP: 0.311, SLG: 0.388	1-2 F2		4-2 BB		0-0 FC4-6 1B			1-2 E 1B			3	0	2	0	1	0									
Cesar Izturis, S (8, PR) OBP: 0.252, SLG: 0.296					1-1 FC4-6 E 1B			1-2 G3-1 1B			4	0	0	0	0	1									
Alex Cora, L (1, 6) OBP: 0.351, SLG: 0.427		1-2 G6-3	2-3 K		3-3 K			3-2 K			4	0	1	0	0	2									
Chad Kreuter, S (1, 2) OBP: 0.340, SLG: 0.358		1-1 G1-3			2-3 K			1-3 K			3	0	0	0	0	3									
Andy Ashby, R (1, 1) OBP: 0.182, SLG: 0.214		1-3 K			1-3 K			3-2 F9			0	0	0	0	0	0									
Paul Quantrill, L (8, 1) OBP: 0.350, SLG: 0.426											1	0	0	0	0	1									
Dave Hansen, L (9, PH) OBP: 0.350, SLG: 0.426											0	0	0	0	0	0									
Eric Gagne, R (9, 1)											0	0	0	0	0	0									
Inning Stats	R: 0 E: 0 K: 1 S: 17	H: 1 LOB: 3 BB: 2 P: 27	R: 0 E: 0 K: 1 S: 10	H: 0 LOB: 0 BB: 0 P: 13	R: 1 E: 0 K: 2 S: 22	H: 3 LOB: 3 BB: 1 P: 40	R: 0 E: 0 K: 2 S: 9	H: 0 LOB: 0 BB: 0 P: 14	R: 1 E: 0 K: 0 S: 5	H: 2 LOB: 0 BB: 0 P: 8	R: 0 E: 1 K: 2 S: 11	H: 1 LOB: 1 BB: 0 P: 17	R: 0 E: 0 K: 1 S: 9	H: 0 LOB: 0 BB: 0 P: 14	R: 0 E: 1 K: 1 S: 10	H: 1 LOB: 2 BB: 0 P: 17	R: 0 E: 0 K: 0 S: 15	H: 1 LOB: 1 BB: 0 P: 23	1B: 7 2B: 1 3B: 1 HR: 0	SF: 1 SAC: 0 DP: 1 HBP: 0	WP: 0 PB: 0 SB: 4 CS: 0	PA: 38			
PITCHER	IP	WLS	BF	H	R	ER	SO	BB	IBB	HBP	BLK	WP	HR	S	P	ERA	WHIP								
Steve Trachsel, R (1, 1) ERA: 3.73	5.0	L	23	6	2	2	6	3	0	0	0	0	0	63	102	3.60	1.800								
Steve Reed, R (6, 1) ERA: 1.93	2.0		7	1	0	0	3	0	0	0	0	0	0	20	31	0.00	0.500								
Mark Guthrie, L (8, 1) ERA: 2.38	1.0		4	1	0	0	1	0	0	0	0	0	0	10	17	0.00	1.000								
Armando Benitez, R (9, 1) ERA: 2.42	1.0		4	1	0	0	0	0	0	0	0	0	0	15	23	0.00	1.000								

AB	34
R	2
H	9
RBI	2
BB	3
SO	10
LOB	18



Batter	1	2	3	4	5	6	7	8	9	AB	R	H	RBI	BB	SO	LOB	BOTTOM								
Roberto Alomar, S (1, 4) OBP: 0.345, SLG: 0.383	2-2 G4-3		4-0 S 1B BB			2-1 1B		2-2 G4-3		3	1	1	0	1	0	0	Los Angeles Dodgers @ New York Mets Shea Stadium, Flushing, NY Sun Aug 18 2002, 1:10 PM EDT Att: 42,386 - Sunny - 91 F								
Timo Perez, L (1, 8) OBP: 0.327, SLG: 0.445	1-1 G3		3-1 1-H 1B			0-0 F8			2-2 G3	4	0	1	1	0	0	1									
31 Mike Piazza, R (1, 2) OBP: 0.368, SLG: 0.535	0-2 G5-3		0-1 G5-3			0-0 F8			1-3 K	4	0	0	0	0	1	2									
Mo Vaughn, L (1, 3) OBP: 0.337, SLG: 0.439		1-2 F9-4-5 1B			0-1 G6-3			0-0 F8	2-3 K	4	0	1	0	0	1	1									
Tony Tarasco, L (1, 7) OBP: 0.287, SLG: 0.488		1-1 1B			0-2 G4-3			0-0 L8		3	0	1	0	0	0	0									
Jeremy Burnitz, L (1, 9) OBP: 0.311, SLG: 0.328		1-2 F9-4-5			3-1 F9			3-2 F9		3	0	0	0	0	0	2									
John Valentin, R (1, 5) OBP: 0.343, SLG: 0.370		1-2 G6-3			0-1 P4			2-0 F7		3	0	0	0	0	0	1									
Marco Scutaro, R (1, 6) OBP: 0.143, SLG: 0.286			2-1 L8		2-3 K			0-3 K		3	0	0	0	0	2	0									
Steve Trachsel, R (1, 1) OBP: 0.143, SLG: 0.200			2-1 L8		0-0 F7			0-0 G1-6-3		1	0	0	0	0	0	0									
Ty Wigington, R (5, PH) OBP: 0.327, SLG: 0.440										1	0	0	0	0	0	0									
Steve Reed, R (8, 1) ERA: 1.93										0	0	0	0	0	0	0									
Mark Guthrie, R (8, 1) ERA: 2.38										0	0	0	0	0	0	0									
Roger Cedeno, S (8, PH) OBP: 0.332, SLG: 0.346										1	0	0	0	0	0	0									
Armando Benitez, R (9, 1) ERA: 2.42										0	0	0	0	0	0	0									
Inning Stats	R: 0 E: 0 K: 0 S: 9	H: 0 LOB: 0 BB: 0 P: 12	R: 0 E: 0 K: 0 S: 11	H: 2 LOB: 1 BB: 0 P: 15	R: 1 E: 0 K: 0 S: 8	H: 1 LOB: 1 BB: 1 P: 19	R: 0 E: 0 K: 0 S: 7	H: 0 LOB: 0 BB: 0 P: 10	R: 0 E: 0 K: 1 S: 6	H: 0 LOB: 0 BB: 0 P: 8	R: 0 E: 0 K: 0 S: 5	H: 1 LOB: 1 BB: 0 P: 7	R: 0 E: 0 K: 0 S: 7	H: 0 LOB: 0 BB: 0 P: 12	R: 0 E: 0 K: 1 S: 7	H: 0 LOB: 0 BB: 0 P: 9	R: 0 E: 0 K: 2 S: 11	H: 0 LOB: 0 BB: 0 P: 16	1B: 4 2B: 1 3B: 0 HR: 0	SF: 0 SAC: 0 DP: 1 HBP: 0	WP: 0 PB: 0 SB: 1 CS: 0	PA: 31			
PITCHER	IP	WLS	BF	H	R	ER	SO	BB	IBB	HBP	BLK	WP	HR	S	P	ERA	WHIP								
Andy Ashby, R (1, 1) ERA: 3.46	7.0		25	4	1	1	1	1	0	0	0	0	0	53	83	1.29	0.714								
Paul Quantrill, R (8, 1) ERA: 2.92	1.0	H	3	0	0	0	1	0	0	0	0	0	0	7	9	0.00	0.000								
Eric Gagne, R (9, 1) ERA: 2.01	1.0	S	3	0	0	0	2	0	0	0	0	0	0	11	16	0.00	0.000								

AB	30
R	1
H	4
RBI	1
BB	1
SO	4
LOB	7



Batter	1	2	3	4	5	6	7	8	9	AB	R	H	RBI	BB	SO	LOB	TOP										
Roberto Alomar, S (1, 4) OBP: 0.346, SLG: 0.383	2-1 F8			0-2 F9		2-1 G5-3			0-1 DI WP 1B	4	0	1	0	0	0	1	New York Mets @ San Francisco Giants PacBell Park, San Francisco, CA Wed Aug 21 2002, 10:15 PM EDT Att: 41,021 - Overcast - 56 F										
Raul Gonzalez, R (1, 8) OBP: 0.357, SLG: 0.346	3-1 G6-4-3 1B			2-0 G5-3			1-0 G5-3 1B		2-3 K	3	0	2	0	0	0	0											
Tony Tarasco, L (9, FH) OBP: 0.292, SLG: 0.489									1-2 3-H 0-2 P4	1	0	0	0	0	1	1											
31 Mike Piazza, R (1, 2) OBP: 0.361, SLG: 0.524	3-2 G6-4-3 1-2			3-1 G3-1			1-0 F9		0-1 G3	4	0	0	0	0	0	3											
Mo Vaughn, L (1, 3) OBP: 0.336, SLG: 0.435					3-1 F3		3-2 G5-3 1-2		0-1 G3	4	0	1	0	0	0	2											
Ty Wigginton, R (1, 5) OBP: 0.310, SLG: 0.400					1-0 F9			4-2 G1-6-3 BB		2	0	0	0	1	0	1											
Roger Cedeno, S (1, 7) OBP: 0.308, SLG: 0.339					2-2 G6-3			0-1 G1-6-3 1-2		3	0	0	0	0	0	2											
Joe McEwing, R (1, 9) OBP: 0.222, SLG: 0.283					1-3 K		1-0 F3		1-0 1B	3	0	1	0	0	1	0											
Rey Ordenez, R (1, 6) OBP: 0.283, SLG: 0.328					1-2 G5-3		2-1 1B		2-1 G6-3	3	0	1	0	0	0	1											
John Thomson, R (1, 1) OBP: 0.209, SLG: 0.175					1-1 G4-3		0-3 K		1-1 1B WP 2B	2	0	0	0	0	1	1											
Mark Guthrie, R (8, 1)										0	0	0	0	0	0	0											
David Weathers, R (8, 1)										0	0	0	0	0	0	0											
Timo Perez, L (9, FH) OBP: 0.326, SLG: 0.446										1	1	1	0	0	0	0											
Inning Stats	R: 0 E: 0 K: 0 S: 7	H: 1 LOB: 0 BB: 0 P: 15	R: 0 E: 0 K: 0 S: 8	H: 1 LOB: 0 BB: 0 P: 12	R: 0 E: 0 K: 1 S: 8	H: 0 LOB: 0 BB: 0 P: 11	R: 0 E: 0 K: 0 S: 6	H: 0 LOB: 0 BB: 0 P: 11	R: 0 E: 0 K: 0 S: 6	H: 0 LOB: 0 BB: 0 P: 12	R: 0 E: 0 K: 1 S: 8	H: 1 LOB: 1 BB: 0 P: 13	R: 0 E: 0 K: 0 S: 5	H: 1 LOB: 0 BB: 0 P: 10	R: 0 E: 0 K: 0 S: 8	H: 1 LOB: 1 BB: 0 P: 15	R: 1 E: 0 K: 1 S: 12	H: 2 LOB: 1 BB: 0 P: 15	1B: 6 2B: 1 3B: 0 HR: 0	SF: 0 SAC: 0 DP: 4 HBP: 0	WP: 1 PA: 31 PB: 0 SB: 0 CS: 0						
PITCHER	IP	WLS	BF	H	R	ER	SO	BB	IBB	HBP	BLK	WP	HR	S	P	ERA	WHIP										
Kirk Rueter, L (1, 1) ERA: 3.36	8.0	W	26	5	0	0	2	1	0	0	0	0	0	56	99	0.00	0.750										
Robb Nen, R (9, 1) ERA: 2.34	1.0	S	5	2	1	1	1	0	0	0	0	1	0	12	15	9.00	2.000										

AB	30
R	1
H	7
RBI	0
BB	1
SO	3
LOB	12



Batter	1	2	3	4	5	6	7	8	9	AB	R	H	RBI	BB	SO	LOB	BOTTOM										
Kenny Lofton, L (1, 8) OBP: 0.340, SLG: 0.410	3-3 K		1-2 F7			1-0 L4		1-2 F9		4	0	0	0	0	1	1	New York Mets @ San Francisco Giants PacBell Park, San Francisco, CA Wed Aug 21 2002, 10:15 PM EDT Att: 41,021 - Overcast - 56 F										
Tom Goodwin, L (1, 9) OBP: 0.305, SLG: 0.295	1-1 G4-3		0-2 1B			1-1 L8		2-2 BB 1B		3	0	1	0	0	0	0											
Tsuyoshi Shinjo, R (8, FH) OBP: 0.297, SLG: 0.370								3-H 4-1 1B		1	0	1	0	0	0	0											
Jeff Kent, R (1, 4) OBP: 0.377, SLG: 0.574	0-1 L4		0-0 L1			0-1 HR		1-2 BB		3	1	1	1	1	0	1											
Barry Bonds, L (1, 7) OBP: 0.569, SLG: 0.780		0-0 F7		2-1 F7		1-2 F8		2-0 L8		4	0	0	0	0	0	2											
Benito Santiago, R (1, 2) OBP: 0.324, SLG: 0.463		1-1 1B FC5-4 1B		1-1 P4			3-2 F7			3	1	1	0	0	0	0											
J.T. Snow, L (1, 3) OBP: 0.338, SLG: 0.374		0-1 FC5-4 1B		3-2 F7			0-0 F7			3	0	1	0	0	0	0											
Rich Aurilia, R (1, 6) OBP: 0.293, SLG: 0.407		2-0 FC5-4 1-2			0-0 G6-3		3-3 K			3	0	0	1	0	1	1											
David Bell, R (1, 5) OBP: 0.318, SLG: 0.429		1-2 P4			2-2 G5-3			1-0 E3 F9 SH3-4 WP		3	1	0	0	0	0	1											
Kirk Rueter, L (1, 1) OBP: 0.173, SLG: 0.163			0-2 F7		0-0 L6			0-0 SH3-4		2	0	0	0	0	0	0											
Robb Nen, R (9, 1) ERA: 2.77								1-2		0	0	0	0	0	0	0											
Inning Stats	R: 0 E: 0 K: 1 S: 7	H: 0 LOB: 0 BB: 0 P: 11	R: 1 E: 0 K: 0 S: 12	H: 2 LOB: 1 BB: 0 P: 16	R: 0 E: 0 K: 0 S: 12	H: 1 LOB: 0 BB: 0 P: 13	R: 0 E: 0 K: 0 S: 11	H: 0 LOB: 0 BB: 0 P: 17	R: 0 E: 0 K: 0 S: 6	H: 0 LOB: 0 BB: 0 P: 8	R: 1 E: 0 K: 0 S: 9	H: 1 LOB: 0 BB: 0 P: 12	R: 0 E: 0 K: 1 S: 8	H: 0 LOB: 0 BB: 0 P: 14	R: 1 E: 1 K: 0 S: 13	H: 1 LOB: 2 BB: 1 P: 23	1B: 4 2B: 0 3B: 0 HR: 1	SF: 0 SAC: 1 DP: 0 HBP: 0	WP: 1 PA: 31 PB: 0 SB: 0 CS: 0								
PITCHER	IP	WLS	BF	H	R	ER	SO	BB	IBB	HBP	BLK	WP	HR	S	P	ERA	WHIP										
John Thomson, R (1, 1) ERA: 4.77	4	L	27	4	3	2	2	0	0	0	0	0	1	67	94	2.46	0.545										
Mark Guthrie, L (8, 1) ERA: 2.39	0.1		2	1	0	0	0	0	0	0	0	1	0	9	12	0.00	3.000										
David Weathers, R (8, 1) ERA: 2.77	0.1		2	0	0	0	0	1	0	0	0	0	0	2	8	0.00	3.000										



Batter	1	2	3	4	5	6	7	8	9	AB	R	H	RBI	BB	SO	LOB	TOP				
Timo Perez, L OBP: 0.322, SLG: 0.441 (1, 8)	F8	L9			G4-3		G6-3			4	0	0	0	0	0	1	New York Mets @ San Francisco Giants PacBell Park, San Francisco, CA Thu Aug 22 2002, 3:35 PM EDT Att: 41,207 - Overcast - 56 F				
Raul Gonzalez, R OBP: 0.375, SLG: 0.367 (1, 7)	1B			CS	G5-3			G4-3		4	0	2	0	0	0	0					
Roberto Alomar, S OBP: 0.347, SLG: 0.384 (1, 4)	1B		K					G4-3		4	0	2	0	0	1	1					
Mo Vaughn, L OBP: 0.333, SLG: 0.431 (1, 3)	L9		F8		K			G5-3		4	0	0	0	0	1	4					
Ty Wigginton, R OBP: 0.290, SLG: 0.373 (1, 5)	G5-3				G6-3				G6-3	4	0	0	0	0	0	2					
Jeremy Bumitz, L OBP: 0.311, SLG: 0.328 (1, 9)		F9		S				L9		3	1	1	0	1	0	0					
Vance Wilson, R OBP: 0.301, SLG: 0.379 (1, 2)		F9		F8				G1-3		4	0	0	0	0	0	2					
Rey Ordenez, R OBP: 0.286, SLG: 0.329 (1, 6)							K			2	0	1	1	1	1	0					
Mike Bacsik, L (1, 1)								F8		2	0	0	0	0	0	3					
Jaime Cerda, L (6, 1)										0	0	0	0	0	0	0					
Roger Cedeno, S OBP: 0.307, SLG: 0.338 (7, PH)										1	0	0	0	0	0	0					
Scott Strickland, R (7, 1)										0	0	0	0	0	0	0					
Inning Stats	R: 0 E: 0 K: 0 S: 11	H: 2 LOB: 2 BB: 0 P: 18	R: 1 E: 0 K: 0 S: 13	H: 2 LOB: 1 BB: 0 P: 16	R: 0 E: 0 K: 1 S: 7	H: 1 LOB: 0 BB: 0 P: 9	R: 0 E: 0 K: 0 S: 10	H: 0 LOB: 2 BB: 2 P: 24	R: 0 E: 0 K: 1 S: 11	H: 1 LOB: 1 BB: 0 P: 17	R: 0 E: 0 K: 0 S: 7	H: 0 LOB: 0 BB: 0 P: 9	R: 0 E: 0 K: 0 S: 8	H: 0 LOB: 0 BB: 0 P: 11	R: 0 E: 0 K: 0 S: 7	H: 0 LOB: 0 BB: 0 P: 9	1B: 5 2B: 1 3B: 0 HR: 0	SF: 0 SAC: 0 DP: 0 HBP: 0	WP: 0 PB: 0 SB: 1 CS: 1	PA: 34	
PITCHER	IP	WLS	BF	H	R	ER	SO	BB	IBB	HBP	BLK	WP	HR	S	P	ERA	WHIP				
Ryan Jensen, R ERA: 4.63 (1, 1)	6.0	W	25	6	1	1	2	1	1	0	0	0	0	59	93	1.50	1.167				
Felix Rodriguez, R ERA: 4.73 (7, 1)	1.0	H	3	0	0	0	1	0	0	0	0	0	0	8	11	0.00	0.000				
Tim Worrell, R ERA: 2.51 (8, 1)	1.0	H	3	0	0	0	0	0	0	0	0	0	0	7	11	0.00	0.000				
Robb Nen, R ERA: 2.3 (9, 1)	1.0	S	3	0	0	0	0	0	0	0	0	0	0	7	9	0.00	0.000				

AB	32
R	1
H	6
RBI	1
BB	2
SO	3
LOB	13



Batter	1	2	3	4	5	6	7	8	9	AB	R	H	RBI	BB	SO	LOB	BOTTOM				
Tom Goodwin, L OBP: 0.297, SLG: 0.286 (1, 9)	G4-3		P6		K	F8				4	0	0	0	0	1	1	New York Mets @ San Francisco Giants PacBell Park, San Francisco, CA Thu Aug 22 2002, 3:35 PM EDT Att: 41,207 - Overcast - 56 F				
Ramon Martinez, R OBP: 0.338, SLG: 0.420 (1, 4)	F8				G4-3			F7		4	1	2	0	0	0	0					
J.T. Snow, L OBP: 0.338, SLG: 0.374 (8, 3)			1B		3B					0	0	0	0	0	0	0					
Barry Bonds, L OBP: 0.566, SLG: 0.773 (1, 7)	BB		F2		G4-3			K		3	0	0	1	0	1	1					
Jeff Kent, R OBP: 0.380, SLG: 0.575 (1, 3)				G5-4-3	1B			P4		3	1	2	0	1	0	0					
Rich Aurilia, R OBP: 0.293, SLG: 0.406 (1, 6)				1B	1B					4	0	1	0	0	0	3					
David Bell, R OBP: 0.316, SLG: 0.425 (1, 5)			F7		G5-4-3			G1-3		4	0	0	0	0	0	2					
Tsuyoshi Shinjo, R OBP: 0.303, SLG: 0.375 (1, 8)			G5-3		1B					3	1	2	1	0	0	0					
Yorvit Torrealba, R OBP: 0.352, SLG: 0.376 (1, 2)			K		FC5-4			F3		4	0	2	0	0	1	1					
Ryan Jensen, R OBP: 0.130, SLG: 0.156 (1, 1)					K					2	0	0	0	0	1	2					
Damon Minor, L OBP: 0.337, SLG: 0.467 (6, PH)					FC5-4					0	0	0	1	0	0	0					
Felix Rodriguez, R OBP: 1.000, SLG: 1.000 (7, 1)					K					0	0	0	0	0	0	0					
Tim Worrell, R (8, 1)										0	0	0	0	0	0	0					
Robb Nen, R (9, 1)										0	0	0	0	0	0	0					
Inning Stats	R: 0 E: 0 K: 0 S: 7	H: 0 LOB: 2 BB: 1 P: 18	R: 0 E: 0 K: 1 S: 6	H: 0 LOB: 0 BB: 0 P: 9	R: 0 E: 0 K: 1 S: 9	H: 1 LOB: 1 BB: 0 P: 16	R: 1 E: 0 K: 0 S: 8	H: 4 LOB: 2 BB: 0 P: 14	R: 1 E: 0 K: 1 S: 12	H: 2 LOB: 1 BB: 0 P: 20	R: 1 E: 0 K: 0 S: 14	H: 2 LOB: 1 BB: 0 P: 20	R: 0 E: 0 K: 1 S: 7	H: 0 LOB: 0 BB: 0 P: 12	R: 0 E: 0 K: 0 S: 7	H: 0 LOB: 1 BB: 0 P: 14	1B: 7 2B: 1 3B: 1 HR: 0	SF: 1 SAC: 0 DP: 1 HBP: 2	WP: 0 PB: 0 SB: 0 CS: 0	PA: 35	
PITCHER	IP	WLS	BF	H	R	ER	SO	BB	IBB	HBP	BLK	WP	HR	S	P	ERA	WHIP				
Mike Bacsik, L ERA: 3.98 (1, 1)	5.1	L	26	3	3	3	3	1	0	1	0	0	0	52	91	5.06	1.875				
Jaime Cerda, L ERA: 2.45 (6, 1)	0.2		2	0	0	0	0	0	0	0	0	0	0	4	6	0.00	0.000				
Scott Strickland, R ERA: 3.7 (7, 1)	2.0		7	0	0	0	1	0	0	1	0	0	0	14	26	0.00	0.000				

AB	31
R	3
H	9
RBI	3
BB	1
SO	4
LOB	10



Batter	1	2	3	4	5	6	7	8	9	AB	R	H	RBI	BB	SO	LOB	TOP										
Roberto Alomar, S (1, 4) OBP: 0.348, SLG: 0.392	G4-3			1B		2H		G6-3		4	1	2	2	0	0	0											
Timo Perez, L (1, 8) OBP: 0.235, SLG: 0.437 Jimmi Cardoza, L (8, 5) Steve Reed, R (8, 5) Jeff D'Amico, R (7, 1) Raul Gonzalez, R (8, PH) Armando Benitez, R (8, 1)	G3			G1-4-6-3		P6		K		3	0	0	0	0	0	1											
31 Mike Piazza, R (1, 2) OBP: 0.360, SLG: 0.521	G4-3			1B		G5-3		L3		4	0	1	0	0	0	0											
Mo Vaughn, L (1, 3) OBP: 0.332, SLG: 0.428		G4-3		G4-3				K		3	0	0	0	1	1	1											
Jeremy Burnitz, L (1, 9) OBP: 0.310, SLG: 0.325	F8					K		K		3	1	0	0	1	2	1											
Ty Wigington, R (1, 5) OBP: 0.288, SLG: 0.381	G2-3					F7		G4-6-3		4	1	1	1	0	0	1											
Roger Cedeno, S (1, 7) OBP: 0.308, SLG: 0.338				G4-6-3		G6-3		F8		3	0	1	0	0	0	1											
Rey Ordenez, R (1, 6) OBP: 0.284, SLG: 0.327 John Valentin, R (7, PH) OBP: 0.347, SLG: 0.374				G4-6-3		K		K		2	0	0	0	0	1	1											
Pedro Astacio, R (1, 1) OBP: 0.151, SLG: 0.154 Tony Tarasco, L (6, PH) OBP: 0.296, SLG: 0.500				G1		HR		F9		1	0	0	0	0	0	0											
Inning Stats	R: 0 E: 0 K: 0 S: 6	H: 0 LOB: 0 BB: 0 P: 11	R: 0 E: 0 K: 0 S: 8	H: 0 LOB: 0 BB: 0 P: 13	R: 0 E: 0 K: 0 S: 12	H: 1 LOB: 0 BB: 0 P: 16	R: 0 E: 0 K: 0 S: 8	H: 2 LOB: 1 BB: 0 P: 12	R: 0 E: 0 K: 1 S: 6	H: 0 LOB: 0 BB: 0 P: 12	R: 2 E: 0 K: 1 S: 11	H: 2 LOB: 0 BB: 0 P: 15	R: 2 E: 0 K: 1 S: 12	H: 2 LOB: 1 BB: 1 P: 22	R: 0 E: 0 K: 1 S: 7	H: 0 LOB: 0 BB: 1 P: 11	R: 0 E: 0 K: 1 S: 6	H: 0 LOB: 0 BB: 1 P: 15	1B: 4 2B: 2 3B: 0 HR: 1	SF: 0 SAC: 0 DP: 3 HBP: 0	WP: 0 PB: 0 SB: 0 CS: 0	PA: 33					
PITCHER	IP	WLS	BF	H	R	ER	SO	BB	IBB	HBP	BLK	WP	HR	S	P	ERA	WHIP										
Jason Jennings, R (1, 1) ERA: 4.17	7.0	W	27	7	4	4	3	1	0	0	0	0	1	63	101	5.14	1.143										
Victor Santos, R (8, 1) ERA: 6.97	1.0		3	0	0	0	1	0	0	0	0	0	0	7	11	0.00	0.000										
40 Brian Fuentes, L (9, 1) ERA: 7.0	1.0		3	0	0	0	1	1	0	0	0	0	0	6	15	0.00	1.000										

New York Mets @ Colorado Rockies
Coors Field, Denver, CO
Fri Aug 23 2002, 7:05 PM MDT
Att: 29,110 - Cloudy - 87 F

AB 31
R 4
H 7
RBI 4
BB 2
SO 5
LOB 7



Batter	1	2	3	4	5	6	7	8	9	AB	R	H	RBI	BB	SO	LOB	BOTTOM										
Juan Pierre, L (1, 8) OBP: 0.312, SLG: 0.306	B2-3			1B		G4-3		F7		4	1	1	0	1	0	1											
Brent Butler, R (1, 4) OBP: 0.303, SLG: 0.446	F8			G1-3		F8		F8		5	2	1	0	0	0	5											
17 Todd Helton, L (1, 3) OBP: 0.430, SLG: 0.587	G3			FC1		HR		FC6-4		5	3	3	2	0	0	2											
Jay Payton, R (1, 7) OBP: 0.360, SLG: 0.486				2B		G5-3		FC6-4		4	2	2	4	0	0	3											
Todd Zeile, R (1, 5) OBP: 0.339, SLG: 0.408				K		G5-3		K		3	1	0	0	2	2	2											
Gabe Kapler, R (1, 9) OBP: 0.308, SLG: 0.369				G6-3		1B		K		5	0	2	1	0	1	2											
Sandy Alomar Jr., R (1, 2) OBP: 0.309, SLG: 0.450	L5-3			F7		F8		K		5	0	1	2	0	1	2											
Juan Uribe, R (1, 6) OBP: 0.283, SLG: 0.337				1B		K		K		4	1	3	0	0	1	2											
Jason Jennings, L (1, 1) ERA: 3.77 Jack Cust, L (7, PH) OBP: 0.286, SLG: 0.294 Victor Santos, R (8, 1) ERA: 6.97 40 Brian Fuentes, L (9, 1) ERA: 7.0				G3		K		K		3	0	0	0	0	2	4											
Inning Stats	R: 0 E: 0 K: 0 S: 5	H: 0 LOB: 0 BB: 0 P: 7	R: 1 E: 0 K: 0 S: 7	H: 1 LOB: 0 BB: 1 P: 12	R: 4 E: 0 K: 1 S: 15	H: 2 LOB: 1 BB: 1 P: 25	R: 0 E: 0 K: 1 S: 14	H: 2 LOB: 2 BB: 0 P: 17	R: 2 E: 0 K: 1 S: 12	H: 3 LOB: 2 BB: 0 P: 18	R: 3 E: 0 K: 1 S: 14	H: 4 LOB: 2 BB: 1 P: 26	R: 0 E: 0 K: 3 S: 9	H: 0 LOB: 0 BB: 0 P: 13	R: 0 E: 0 K: 3 S: 9	H: 0 LOB: 0 BB: 0 P: 13	1B: 10 2B: 3 3B: 0 HR: 2	SF: 0 SAC: 0 DP: 1 HBP: 1	WP: 0 PB: 0 SB: 3 CS: 0	PA: 43							
PITCHER	IP	WLS	BF	H	R	ER	SO	BB	IBB	HBP	BLK	WP	HR	S	P	ERA	WHIP										
Pedro Astacio, R (1, 1) ERA: 3.77	5.0	L	27	8	7	6	3	2	0	0	0	0	2	53	79	10.80	2.000										
Jaime Cerda, L (6, 1) ERA: 3.38	0.1		3	2	2	2	0	0	0	0	0	0	0	7	10	54.00	6.000										
Steve Reed, R (6, 1) ERA: 2.04	0.2		5	2	1	1	1	1	0	0	0	0	0	7	16	13.50	4.500										
Jeff D'Amico, R (7, 1) ERA: 5.02	1.0		5	2	0	0	0	0	0	0	0	0	0	15	20	0.00	2.000										
Armando Benitez, R (8, 1) ERA: 2.38	1.0		3	0	0	0	3	0	0	0	0	0	0	9	13	0.00	0.000										

New York Mets @ Colorado Rockies
Coors Field, Denver, CO
Fri Aug 23 2002, 7:05 PM MDT
Att: 29,110 - Cloudy - 87 F

AB 39
R 10
H 14
RBI 9
BB 3
SO 7
LOB 23



Batter	1	2	3	4	5	6	7	8	9	AB	R	H	RBI	BB	SO	LOB	TOP											
Roberto Alomar, S OBP: 0.348, SLG: 0.400 (1, 4)	G6-3			HR		G6-3		P4	2B	5	1	2	3	0	0	1												
Raul Gonzalez, R OBP: 0.368, SLG: 0.361 (1, 8) (5, 7)	K			G3-1		G6-4-3 1B		1B	K	5	0	2	0	0	2	1												
31 Mike Piazza, R OBP: 0.359, SLG: 0.521 (1, 2)	G4-3			G3-1 2B		G6-4-3 1-2		P4		4	0	1	0	0	0	3												
Mo Vaughn, L OBP: 0.331, SLG: 0.426 (1, 3)		G5-3		G3-1			FC4-6 1B		G3	4	0	1	0	0	0	1												
Edgardo Alfonzo, R OBP: 0.405, SLG: 0.459 (1, 5)	F7			L1-4			F9		G6-3	4	0	0	0	0	0	2												
Joe Mauer, R OBP: 0.229, SLG: 0.284 (7, 6)	G4-3					G6-4-3 BB	FC4-6 1B		HR	3	1	1	0	1	0	1												
Roger Cedeno, S OBP: 0.306, SLG: 0.337 (1, 7)						G6-4-3 1-2			HR	2	0	0	0	0	1	1												
Timo Perez, L OBP: 0.323, SLG: 0.449 (5, 8)				K		G6-4-3 1-2	1B		HR	2	1	2	2	0	0	0												
Rey Ordonez, R OBP: 0.282, SLG: 0.325 (1, 6)				G3		G1-3	G4-3		1B 2B HBP	3	0	0	0	0	0	2												
David Weathers, R OBP: 0.350, SLG: 0.374 (9, PH) Armando Benitez, R (9, 1)										0	0	0	0	0	0	0												
Steve Trachsel, R OBP: 0.139, SLG: 0.194 (6, PH) Jeremy Burnitz, L OBP: 0.312, SLG: 0.327 (6, 1) Scott Strickland, R (7, 1) Mark Guthrie, R (7, 1) Tony Tarasco, L OBP: 0.300, SLG: 0.500 (7, 9)				G5-3			1B G6-3		K	1	0	0	0	0	0	0												
									2B	2	1	1	0	0	1	0												
Inning Stats	R: 0 E: 0 K: 1 S: 6	H: 0 LOB: 0 BB: 8	R: 0 E: 0 K: 10 S: 10	H: 0 LOB: 0 BB: 16	R: 0 E: 0 K: 11 S: 11	H: 0 LOB: 0 BB: 16	R: 1 E: 0 K: 0 S: 8	H: 2 LOB: 1 BB: 0 P: 13	R: 0 E: 0 K: 0 S: 5	H: 2 LOB: 1 BB: 0 P: 11	R: 0 E: 0 K: 0 S: 7	H: 2 LOB: 1 BB: 0 P: 9	R: 0 E: 0 K: 0 S: 11	H: 2 LOB: 2 BB: 0 P: 20	R: 0 E: 0 K: 1 S: 11	H: 1 LOB: 1 BB: 0 P: 17	R: 4 E: 0 K: 1 S: 18	H: 4 LOB: 1 BB: 0 P: 26	1B: 7 2B: 2 3B: 0 HR: 2	SF: 0 SAC: 0 DP: 2 HBP: 1	WP: 0 PB: 0 SB: 0 CS: 0	PA: 38						
PITCHER	IP	WLS	BF	H	R	ER	SO	BB	IBB	HBP	BLK	WP	HR	S	P	ERA	WHIP											
Mike Hampton, L ERA: 6.04 (1, 1)	7.0		26	6	1	1	2	1	0	0	0	0	1	58	93	1.29	1.000											
Todd Jones, R ERA: 3.92 (8, 1)	1.0	H	4	1	0	0	1	0	0	0	0	0	0	11	17	0.00	1.000											
Jose Jimenez, R ERA: 3.99 (9, 1)	0.2	L	5	2	3	3	0	0	0	1	0	0	0	1	8	13	40.50	3.000										
Justin Speier, R ERA: 4.05 (9, 1)	0.1		3	2	1	1	1	0	0	0	0	0	0	10	13	27.00	6.000											

New York Mets @ Colorado Rockies
Coors Field, Denver, CO
Sat Aug 24 2002, 6:05 PM MDT
Att: 35,178 - Sunny - 80 F

AB	36
R	5
H	11
RBI	5
BB	1
SO	4
LOB	12



Batter	1	2	3	4	5	6	7	8	9	AB	R	H	RBI	BB	SO	LOB	BOTTOM										
Juan Pierre, L OBP: 0.313, SLG: 0.306 (1, 8)	17 SF7 1B	G4-3		G1-3			B5-3		17 BB HBP	4	1	1	0	0	0	1											
Brent Butler, R OBP: 0.305, SLG: 0.447 (9, PH) Jack Cust, L OBP: 0.279, SLG: 0.286 (1, 4)	E3 FC6-4			17 E WP 1B			G5-3		K	4	1	2	0	0	0	1											
17 Todd Helton, L OBP: 0.430, SLG: 0.585 (1, 3)	SF7			E3 G1-3 WP 1B			F8		FC4 BB	3	0	1	1	1	0	2											
Jay Payton, R OBP: 0.355, SLG: 0.479 (1, 7)	FC6-4 BB			G5-3			K		FC4	5	0	0	0	0	1	7											
Todd Zeile, R OBP: 0.344, SLG: 0.409 (1, 5)				G1-3 BB			1B		1B	1	0	1	0	3	0	0											
Gabe Kapler, R OBP: 0.307, SLG: 0.367 (1, 9)	K			G1-3			G1-3		K	4	0	1	0	0	2	5											
Juan Uribe, R OBP: 0.280, SLG: 0.334 (1, 6)				G5-3			G1-3		G1-4-6-3	4	0	0	0	0	1	5											
Gary Bennett, R OBP: 0.304, SLG: 0.343 (1, 2) Terry Shumpert, R OBP: 0.311, SLG: 0.364 (9, PH)				K			F4		17 BB DI 1B	3	0	0	0	0	2	2											
Mike Hampton, R OBP: 0.379, SLG: 0.509 (8, 1) Jose Jimenez, R (9, 1) Justin Speier, R (9, 1) Greg Norton, S OBP: 0.281, SLG: 0.358 (9, PH)							F9		K	3	0	1	0	0	1	2											
										0	0	0	0	0	0	0											
										0	0	0	0	0	0	0											
										1	0	0	0	0	1	1											
Inning Stats	R: 1 E: 1 K: 1 S: 11	H: 1 LOB: 2 BB: 1 P: 18	R: 0 E: 0 K: 10 S: 10	H: 1 LOB: 0 BB: 0 P: 16	R: 1 E: 0 K: 1 S: 10	H: 1 LOB: 2 BB: 1 P: 19	R: 0 E: 0 K: 0 S: 10	H: 0 LOB: 0 BB: 0 P: 14	R: 0 E: 0 K: 2 S: 12	H: 2 LOB: 2 BB: 0 P: 18	R: 0 E: 0 K: 0 S: 6	H: 1 LOB: 1 BB: 0 P: 11	R: 0 E: 0 K: 1 S: 7	H: 0 LOB: 0 BB: 1 P: 13	R: 0 E: 0 K: 2 S: 26	H: 1 LOB: 3 BB: 1 P: 38	1B: 8 2B: 1 3B: 0 HR: 0	SF: 1 SAC: 0 DP: 2 HBP: 1	WP: 1 PB: 0 SB: 0 CS: 1	PA: 40							
PITCHER	IP	WLS	BF	H	R	ER	SO	BB	IBB	HBP	BLK	WP	HR	S	P	ERA	WHIP										
Steve Trachsel, R ERA: 3.6 (6, 1)	1.0		5	2	0	0	2	0	0	0	0	0	0	12	18	0.00	2.000										
Mark Guthrie, L ERA: 2.35 (7, 1)	0.2		3	1	0	0	0	0	0	0	0	0	0	3	6	0.00	1.500										
David Weathers, R ERA: 2.71 (7, 1)	1.1	W	4	0	0	0	1	1	0	0	0	0	0	10	18	0.00	0.750										
Armando Benitez, R ERA: 2.33 (9, 1)	1.0	S	6	1	0	0	2	1	0	1	0	0	0	26	38	0.00	2.000										

New York Mets @ Colorado Rockies
Coors Field, Denver, CO
Sat Aug 24 2002, 6:05 PM MDT
Att: 35,178 - Sunny - 80 F

AB	34
R	2
H	8
RBI	1
BB	4
SO	9
LOB	28



Batter	1	2	3	4	5	6	7	8	9	AB	R	H	RBI	BB	SO	LOB	TOP										
Roberto Alomar, S OBP: 0.345, SLG: 0.396 (1, 4)										5	0	0	0	0	2	1											
Timo Perez, L OBP: 0.327, SLG: 0.446 (1, 8)										2	1	0	0	3	0	1											
31 Mike Piazza, R David Weathers, R Armando Benitez, R (1, 2) (9, 1) (9, 1)										5	1	1	0	0	2	4											
Edgardo Alfonso, R Steve Reed, R Vance Wilson, R (1, 5) (8, 1) (9, 2)										3	2	2	3	1	1	1											
John Valentin, R OBP: 0.348, SLG: 0.367 (1, 3)										3	1	0	0	0	1	1											
Raul Gonzalez, R OBP: 0.381, SLG: 0.525 (1, 7)										4	2	2	4	0	0	0											
Joe McEwing, R OBP: 0.236, SLG: 0.303 (1, 9) (8, 5)										4	0	2	0	0	0	0											
Rey Ordenez, R OBP: 0.279, SLG: 0.321 (1, 6)										4	0	0	0	0	0	2											
Al Leiter, L OBP: 0.245, SLG: 0.163 Tony Tarasco, L (8, PH) OBP: 0.307, SLG: 0.500 (8, 9)										2	0	0	0	1	1	1											
Inning Stats	R: 0 E: 0 K: 3 S: 10	H: 0 LOB: 1 BB: 1 P: 21	R: 0 E: 0 K: 0 S: 9	H: 1 LOB: 1 BB: 0 P: 15	R: 0 E: 0 K: 1 S: 7	H: 0 LOB: 0 BB: 0 P: 8	R: 3 E: 0 K: 0 S: 11	H: 4 LOB: 1 BB: 0 P: 17	R: 1 E: 0 K: 1 S: 10	H: 1 LOB: 1 BB: 1 P: 22	R: 0 E: 0 K: 0 S: 5	H: 0 LOB: 0 BB: 0 P: 10	R: 0 E: 0 K: 2 S: 15	H: 0 LOB: 1 BB: 1 P: 26	R: 3 E: 0 K: 0 S: 13	H: 1 LOB: 0 BB: 2 P: 30	R: 0 E: 0 K: 0 S: 9	H: 0 LOB: 0 BB: 1 P: 18	1B: 1 2B: 3 3B: 0 HR: 3	SF: 0 SAC: 0 DP: 1 HBP: 1	WP: 0 PB: 0 SB: 2 CS: 1	PA: 40					
PITCHER	IP	WLS	BF	H	R	ER	SO	BB	IBB	HBP	BLK	WP	HR	S	P	ERA	WHIP										
Denny Neagle, L ERA: 5.0 (1, 1)	6.2	L	29	6	4	4	6	3	0	0	0	0	2	62	111	5.40	1.350										
Mark Corey, R ERA: 7.79 (7, 1)	0.1		3	0	2	2	1	1	0	1	0	0	0	6	14	54.00	3.000										
Victor Santos, R ERA: 7.15 (8, 1)	1.0		4	1	1	1	0	1	0	0	0	0	1	12	24	9.00	2.000										
Kent Mercker, L ERA: 4.6 (9, 1)	0.1		1	0	0	0	0	0	0	0	0	0	0	5	7	0.00	0.000										
40 Brian Fuentes, L ERA: 6.52 (9, 1)	0.2		2	0	0	0	0	1	0	0	0	0	0	4	11	0.00	1.500										

New York Mets @ Colorado Rockies
Coors Field, Denver, CO
Sun Aug 25 2002, 1:05 PM MDT
Att: 27,386 - Sunny - 81 F

AB	32
R	7
H	7
RBI	7
BB	6
SO	7
LOB	11



Batter	1	2	3	4	5	6	7	8	9	AB	R	H	RBI	BB	SO	LOB	BOTTOM										
Terry Shupert, R OBP: 0.306, SLG: 0.356 Kent Mercker, L 40 Brian Fuentes, L (1, 7) (9, 1) (9, 1)										4	0	0	0	0	0	1											
Brent Butler, R OBP: 0.302, SLG: 0.441 (1, 4)										4	0	0	0	0	2	1											
17 Todd Helton, L OBP: 0.426, SLG: 0.580 (1, 3)										4	0	0	0	0	2	1											
Jay Payton, R OBP: 0.354, SLG: 0.479 (1, 8) (9, 7)										4	1	1	0	0	0	0											
Todd Zeile, R OBP: 0.348, SLG: 0.415 (1, 5)										4	2	3	1	0	0	0											
Gabe Kapler, R OBP: 0.314, SLG: 0.383 (1, 9)										3	1	2	2	1	1	1											
Sandy Alomar Jr., R OBP: 0.309, SLG: 0.446 (1, 2)										4	0	1	1	0	1	3											
Juan Uribe, R OBP: 0.280, SLG: 0.332 (1, 6)										3	0	0	0	0	0	3											
Denny Neagle, L OBP: 0.256, SLG: 0.333 Mark Corey, R Victor Santos, R Juan Pierre, L (8, PH) OBP: 0.314, SLG: 0.306 (9, 8)										2	0	0	0	0	2	0											
Inning Stats	R: 0 E: 0 K: 2 S: 7	H: 1 LOB: 2 BB: 1 P: 9	R: 0 E: 0 K: 1 S: 11	H: 1 LOB: 1 BB: 1 P: 20	R: 0 E: 0 K: 1 S: 9	H: 0 LOB: 0 BB: 0 P: 14	R: 2 E: 0 K: 2 S: 19	H: 3 LOB: 1 BB: 0 P: 24	R: 0 E: 0 K: 2 S: 10	H: 0 LOB: 0 BB: 0 P: 16	R: 0 E: 0 K: 0 S: 8	H: 0 LOB: 0 BB: 0 P: 15	R: 0 E: 0 K: 0 S: 10	H: 1 LOB: 0 BB: 0 P: 15	R: 0 E: 0 K: 0 S: 12	H: 1 LOB: 1 BB: 0 P: 19	R: 2 E: 0 K: 0 S: 13	H: 2 LOB: 1 BB: 0 P: 22	1B: 5 2B: 3 3B: 0 HR: 1	SF: 0 SAC: 0 DP: 1 HBP: 1	WP: 0 PB: 0 SB: 0 CS: 0	PA: 36					
PITCHER	IP	WLS	BF	H	R	ER	SO	BB	IBB	HBP	BLK	WP	HR	S	P	ERA	WHIP										
Al Leiter, L ERA: 3.36 (1, 1)	7.0		26	5	2	2	8	1	0	0	0	0	0	74	113	2.57	0.857										
Steve Reed, R ERA: 2.0 (8, 1)	1.0		4	1	0	0	0	0	0	0	0	0	0	12	19	0.00	1.000										
David Weathers, R ERA: 2.97 (9, 1)	0.2		5	2	2	2	0	0	0	1	0	0	1	10	18	27.00	3.000										
Armando Benitez, R ERA: 2.32 (9, 1)	0.1	S	1	0	0	0	0	0	0	0	0	0	0	3	4	0.00	0.000										

New York Mets @ Colorado Rockies
Coors Field, Denver, CO
Sun Aug 25 2002, 1:05 PM MDT
Att: 27,386 - Sunny - 81 F

AB	34
R	4
H	8
RBI	4
BB	1
SO	8
LOB	11



Batter	1	2	3	4	5	6	7	8	9	AB	R	H	RBI	BB	SO	LOB	TOP					
Roberto Alomar, S (1, 4) OBP: 0.345, SLG: 0.397	G5-3	G5-4-3		F7			F7			6	0	2	3	0	0	2	New York Mets @ Florida Marlins Pro Player Stadium, Miami, FL Tue Aug 27 2002, 7:05 PM EDT Att: 6,448 - Cloudy - 77 F					
Raul Gonzalez, R (1, 8) OBP: 0.375, SLG: 0.489	K		K				K			5	1	1	0	1	3	2						
31 Mike Piazza, R (1, 2) OBP: 0.359, SLG: 0.515			F3		F8		F7			3	2	0	0	2	0	1						
Vance Wilson, R (7, 2) OBP: 0.299, SLG: 0.376	BB					HBP			L4	1	0	0	0	0	0	2						
Edgardo Alfonzo, R (1, 5) OBP: 0.413, SLG: 0.473										3	2	3	0	0	0	0						
Jeremy Burnitz, L (6, PR) OBP: 0.311, SLG: 0.326	BB					FC4-6				1	0	0	0	0	1	0						
Mo Vaughn, L (1, 3) OBP: 0.334, SLG: 0.433										3	1	1	3	1	1	1						
Joe McEwing, R (1, 9) OBP: 0.241, SLG: 0.308										4	1	2	3	0	0	0						
Roger Cedeno, S (1, 7) OBP: 0.305, SLG: 0.337										5	1	1	0	0	0	5						
Rey Ordenez, R (1, 6) OBP: 0.284, SLG: 0.322										2	1	1	1	2	0	0						
John Valentin, R (8, 6) OBP: 0.346, SLG: 0.365										1	0	0	0	0	0	0						
John Thomson, R (1, 1) OBP: 0.250, SLG: 0.205										4	1	2	0	1	2	4						
Jaime Cerda, L (9, 1)										0	0	0	0	0	0	0						
Inning Stats	R: 2 H: 1 E: 0 K: 1 S: 15	H: 1 R: 7 ER: 0 LOB: 2 BB: 2 P: 32	R: 0 H: 1 E: 0 K: 0 S: 4	H: 1 R: 7 ER: 0 LOB: 0 BB: 0 P: 8	R: 0 H: 1 E: 0 K: 1 S: 10	H: 1 R: 7 ER: 0 LOB: 1 BB: 0 P: 15	R: 1 H: 2 E: 1 K: 1 S: 11	H: 2 R: 8 ER: 0 LOB: 1 BB: 0 P: 16	R: 5 H: 4 E: 0 K: 0 S: 19	H: 4 R: 9 ER: 0 LOB: 2 BB: 3 P: 37	R: 1 H: 1 E: 0 K: 1 S: 13	H: 1 R: 0 ER: 0 LOB: 0 BB: 0 P: 29	R: 0 H: 0 E: 0 K: 2 S: 7	H: 0 R: 0 ER: 0 LOB: 0 BB: 0 P: 9	R: 0 H: 0 E: 0 K: 2 S: 9	H: 0 R: 0 ER: 0 LOB: 0 BB: 0 P: 13	R: 1 H: 3 E: 0 K: 0 S: 13	H: 3 R: 2 ER: 0 LOB: 2 BB: 0 P: 22	1B: 10 2B: 2 3B: 0 HR: 1	SF: 1 SAC: 0 DP: 1 HBP: 2	WP: 0 PB: 0 SB: 1 CS: 0	PA: 48
PITCHER	IP WLS BF H R ER SO BB IBB HBP BLK WP HR S P ERA WHIP																					
Michael Tejera, L (1, 1) ERA: 4.16	4.1 L 24 8 1 1 1 3 3 0 1 0 0 0 1 51 90 14.54 2.538																					
Blaine Neal, R (5, 1) ERA: 4.59	0.2 5 1 1 1 0 1 1 0 0 0 0 0 8 18 13.50 3.000																					
Vic Darenbourg, L (6, 1) ERA: 6.14	0.0 3 1 1 1 0 1 0 1 0 0 0 0 5 15 ∞ ∞																					
Toby Borland, R (6, 1) ERA: 6.14	1.0 4 0 0 0 1 1 0 0 0 0 0 0 8 14 0.00 1.000																					
Graeme Lloyd, L (7, 1) ERA: 4.5	1.0 3 0 0 0 1 0 0 0 0 0 0 0 7 9 0.00 0.000																					

AB	38
R	10
H	13
RBI	10
BB	7
SO	7
LOB	17



Batter	1	2	3	4	5	6	7	8	9	AB	R	H	RBI	BB	SO	LOB	BOTTOM					
Luis Castillo, S (1, 4) OBP: 0.368, SLG: 0.374										4	0	2	0	0	1	0	New York Mets @ Florida Marlins Pro Player Stadium, Miami, FL Tue Aug 27 2002, 7:05 PM EDT Att: 6,448 - Cloudy - 77 F					
Mike Mordecai, R (9, PH) OBP: 0.292, SLG: 0.277	1B		K							1	0	1	2	0	0	0						
Andy Fox, L (1, 6) OBP: 0.334, SLG: 0.323	SH1-3		F5							4	1	1	0	0	0	2						
Kevin Millar, R (1, 7) OBP: 0.345, SLG: 0.476										4	0	2	1	0	0	1						
Preston Wilson, R (1, 8) OBP: 0.335, SLG: 0.431										4	1	1	1	0	0	3						
Derrek Lee, R (1, 3) OBP: 0.361, SLG: 0.466										3	1	1	0	1	0	3						
Juan Encarnacion, R (1, 9) OBP: 0.327, SLG: 0.448										4	1	1	0	0	2	1						
Mike Lowell, R (1, 5) OBP: 0.350, SLG: 0.450										4	0	0	0	0	0	2						
Mike Redmond, R (1, 2) OBP: 0.349, SLG: 0.466										2	0	0	0	0	1	0						
Vic Darenbourg, L (8, 1) ERA: 6.14										0	0	0	0	0	0	0						
Toby Borland, R (6, 1) ERA: 6.14										0	0	0	0	0	0	0						
Graeme Lloyd, L (7, 1) ERA: 4.5										1	0	1	0	0	0	0						
Eric Owens, R (7, PH) OBP: 0.392, SLG: 0.398										0	0	0	0	0	0	0						
Armando Almanza, L (8, 1) ERA: 4.08										0	0	0	0	0	0	0						
Braden Looper, R (9, 1) ERA: 3.71										1	1	1	0	0	0	0						
Tim Raines, S (9, PH) OBP: 0.368, SLG: 0.288										1	1	1	0	0	0	0						
Michael Tejera, L (1, 1) OBP: 0.212, SLG: 0.281										1	0	0	0	0	0	0						
Blaine Neal, L (5, 1) ERA: 4.5										0	0	0	0	0	0	0						
Ramon Castro, R (5, PH) OBP: 0.316, SLG: 0.422										3	0	0	0	0	1	2						
Inning Stats	R: 0 H: 2 E: 0 K: 0 S: 9	H: 0 R: 0 ER: 0 LOB: 0 BB: 0 P: 15	R: 0 H: 0 E: 0 K: 0 S: 10	H: 0 R: 0 ER: 0 LOB: 0 BB: 0 P: 14	R: 0 H: 0 E: 0 K: 1 S: 9	H: 0 R: 0 ER: 0 LOB: 0 BB: 0 P: 10	R: 0 H: 0 E: 0 K: 1 S: 13	H: 0 R: 0 ER: 0 LOB: 1 BB: 1 P: 22	R: 0 H: 0 E: 0 K: 1 S: 10	H: 0 R: 0 ER: 0 LOB: 0 BB: 0 P: 15	R: 1 H: 2 E: 0 K: 0 S: 9	H: 2 R: 0 ER: 0 LOB: 1 BB: 0 P: 14	R: 0 H: 1 E: 0 K: 1 S: 9	H: 1 R: 0 ER: 0 LOB: 0 BB: 0 P: 11	R: 0 H: 1 E: 0 K: 1 S: 10	H: 1 R: 0 ER: 0 LOB: 0 BB: 0 P: 16	R: 4 H: 5 E: 0 K: 0 S: 13	H: 5 R: 1 ER: 0 LOB: 1 BB: 0 P: 19	1B: 9 2B: 1 3B: 0 HR: 1	SF: 0 SAC: 1 DP: 0 HBP: 0	WP: 0 PB: 0 SB: 1 CS: 1	PA: 39
PITCHER	IP WLS BF H R ER SO BB IBB HBP BLK WP HR S P ERA WHIP																					
John Thomson, R (1, 1) ERA: 4.8	8.1 W 35 10 5 5 5 1 0 0 0 0 0 0 87 130 5.40 1.320																					
Jaime Cerda, L (9, 1) ERA: 3.25	0.2 3 1 0 0 0 0 0 0 0 0 0 0 5 6 0.00 1.500																					

AB	36
R	5
H	11
RBI	5
BB	1
SO	5
LOB	14



Batter	1	2	3	4	5	6	7	8	9	AB	R	H	RBI	BB	SO	LOB	TOP				
Ricky Ledee, L (1, 8) OBP: 0.343, SLG: 0.433	1-2 HR		1-3 K		4-0 BB		3-2 2B HBP	1-3 K		3	2	1	1	1	2	3					
11 Jimmy Rollins, S (1, 6) OBP: 0.315, SLG: 0.385	4-2 1B BB		2-3 K		1-1 P6		1-0 F9		4-2 BB	3	1	0	0	2	1	3					
Bobby Abreu, L (1, 9) OBP: 0.408, SLG: 0.512	2-2 1B		0-3 K			1-0 G6-3	4-2 2B BB		4-1 BB	3	1	1	0	2	1	0					
Pat Burrell, R (1, 7) OBP: 0.374, SLG: 0.550	1-0 G4-6-3 1B			2-3 K		0-0 F9	1-0 2B		2-3 K	5	0	2	3	0	2	2					
Mike Lieberthal, R (1, 2) OBP: 0.353, SLG: 0.477	2-2 F8			1-1 F8-3 HBP		1-3 K		1-1 F8	1-0 F7	4	0	0	0	0	1	4					
Marlon Anderson, L (1, 4) OBP: 0.321, SLG: 0.395	1-0 G4-6-3			1-2 F8-3			0-0 HBP HR 1B	2-1 BB 2B	2-1 F7	5	1	2	0	0	0	5					
Placido Polanco, R (1, 5) OBP: 0.322, SLG: 0.396		1-3 K			1-2 G6-3		3-0 HR HBP 1B	0-0 G5-3		3	1	0	0	0	1	1	AB 32				
Travis Lee, L (1, 3) OBP: 0.328, SLG: 0.377		2-3 K			0-1 2B		0-0 HR	4-0 BB IBB		3	1	2	3	1	1	0	R 7				
Vicente Padilla, R (1, 1) OBP: 0.056, SLG: 0.038 (8, PH)		1-2 G6-3			0-0 G5-3		0-3 K	4-2 BB		3	0	0	0	0	1	1	H 8				
Jeremy Giambi, L (8, PH) OBP: 0.421, SLG: 0.520										0	0	0	0	1	0	0	RBI 7				
Mike Timlin, R (8, 1)										0	0	0	0	0	0	0	BB 7				
Jose Mesa, R (9, 1)										0	0	0	0	0	0	0	SO 10				
										0	0	0	0	0	0	0	LOB 19				
Inning Stats	R: 2 H: 3 E: 0 K: 0 S: 13	H: 3 LOB: 1 BB: 1 P: 24	R: 0 H: 0 E: 0 K: 2 S: 10	H: 0 LOB: 0 BB: 0 P: 14	R: 0 H: 0 E: 0 K: 3 S: 10	H: 0 LOB: 0 BB: 0 P: 13	R: 0 H: 0 E: 0 K: 1 S: 7	H: 1 LOB: 2 BB: 1 P: 11	R: 0 H: 1 E: 0 K: 0 S: 8	H: 0 LOB: 0 BB: 0 P: 7	R: 5 H: 3 E: 0 K: 1 S: 12	H: 3 LOB: 1 BB: 1 P: 24	R: 0 H: 1 E: 0 K: 1 S: 10	H: 1 LOB: 3 BB: 2 P: 22	R: 0 H: 0 E: 0 K: 1 S: 15	H: 0 LOB: 2 BB: 2 P: 28	1B: 3 2B: 4 3B: 0 HR: 2	SF: 0 SAC: 0 DP: 2 HBP: 3	WP: 0 PB: 0 SB: 1 CS: 0	PA: 42	
PITCHER	IP WLS BF H R ER SO BB IBB HBP BLK WP HR S P ERA WHIP	IP WLS BF H R ER SO BB IBB HBP BLK WP HR S P ERA WHIP	IP WLS BF H R ER SO BB IBB HBP BLK WP HR S P ERA WHIP	IP WLS BF H R ER SO BB IBB HBP BLK WP HR S P ERA WHIP	IP WLS BF H R ER SO BB IBB HBP BLK WP HR S P ERA WHIP	IP WLS BF H R ER SO BB IBB HBP BLK WP HR S P ERA WHIP	IP WLS BF H R ER SO BB IBB HBP BLK WP HR S P ERA WHIP	IP WLS BF H R ER SO BB IBB HBP BLK WP HR S P ERA WHIP	IP WLS BF H R ER SO BB IBB HBP BLK WP HR S P ERA WHIP	IP WLS BF H R ER SO BB IBB HBP BLK WP HR S P ERA WHIP	IP WLS BF H R ER SO BB IBB HBP BLK WP HR S P ERA WHIP	IP WLS BF H R ER SO BB IBB HBP BLK WP HR S P ERA WHIP	IP WLS BF H R ER SO BB IBB HBP BLK WP HR S P ERA WHIP	IP WLS BF H R ER SO BB IBB HBP BLK WP HR S P ERA WHIP	IP WLS BF H R ER SO BB IBB HBP BLK WP HR S P ERA WHIP	IP WLS BF H R ER SO BB IBB HBP BLK WP HR S P ERA WHIP	IP WLS BF H R ER SO BB IBB HBP BLK WP HR S P ERA WHIP	IP WLS BF H R ER SO BB IBB HBP BLK WP HR S P ERA WHIP	IP WLS BF H R ER SO BB IBB HBP BLK WP HR S P ERA WHIP	IP WLS BF H R ER SO BB IBB HBP BLK WP HR S P ERA WHIP	IP WLS BF H R ER SO BB IBB HBP BLK WP HR S P ERA WHIP

Philadelphia Phillies @ New York Mets
Shea Stadium, Flushing, NY
Fri Aug 30 2002, 7:10 PM EDT
Att: 30,976 - Cloudy - 72 F

AB	32
R	7
H	8
RBI	7
BB	7
SO	10
LOB	19



Batter	1	2	3	4	5	6	7	8	9	AB	R	H	RBI	BB	SO	LOB	BOTTOM					
Roberto Alomar, S (1, 4) OBP: 0.342, SLG: 0.395	3-2 G4-3		2-2 F9		0-0 SH5-3		3-2 G4-3			3	0	0	0	0	0	0						
Timo Perez, L (1, 8) OBP: 0.328, SLG: 0.442	4-0 31 G6-4-3 BB		1-2 G5-3		4-0 BB		1-0 G1-3			2	0	0	0	2	0	0						
31 Mike Piazza, R (1, 2) OBP: 0.357, SLG: 0.514	1-2 G6-4-3			2-2 HR 1B	1-2 SF9		0-1 G5-3			3	1	1	1	0	0	1						
Mo Vaughn, L (1, 3) OBP: 0.333, SLG: 0.429		2-1 P5		0-1 E3 HR	0-0 F7		0-0 F8			4	1	0	0	0	0	2						
Edgardo Alfonzo, R (1, 5) OBP: 0.413, SLG: 0.481		1-0 G4-3		0-0 HR		0-0 FC6-4 1B		1-0 P5		4	1	2	3	0	0	0						
Jeremy Burnitz, L (1, 9) OBP: 0.314, SLG: 0.334		4-1 1B BB		0-2 F9		3-2 L7		1-0 HR		3	1	1	1	1	0	1						
Roger Cedeno, S (1, 7) OBP: 0.304, SLG: 0.337		3-2 BB		3-3 K		0-0 FC6-4		0-3 HR		3	0	1	0	0	1	1	AB 31					
David Weathers, R (7, 1)										0	0	0	0	0	0	0	R 5					
Jaime Cerda, L (8, 1)										0	0	0	0	0	0	0	H 6					
Steve Reed, R (9, 1)										0	0	0	0	0	0	0	RBI 5					
John Valentin, R (9, PH) OBP: 0.343, SLG: 0.361		1-2 1B								1	0	0	0	0	1	0	BB 3					
Rey Ordonez, R (1, 6) OBP: 0.284, SLG: 0.320										3	0	0	0	0	3		SO 4					
Tony Tarasco, L (9, PH) OBP: 0.308, SLG: 0.495										1	0	0	0	1	0		LOB 8					
Pedro Astacio, R (1, 1) OBP: 0.164, SLG: 0.185										2	1	1	0	0	0	0						
Mark Guthrie, R (7, 1)										0	0	0	0	0	0	0						
Joe McEwing, R (7, 7) OBP: 0.238, SLG: 0.304										2	0	0	0	0	1	0						
										2	0	0	0	0	1	0						
Inning Stats	R: 0 H: 0 E: 0 K: 0 S: 9	H: 1 LOB: 2 BB: 1 P: 17	R: 0 H: 1 E: 0 K: 0 S: 8	H: 0 LOB: 2 BB: 1 P: 18	R: 0 H: 0 E: 0 K: 1 S: 12	H: 0 LOB: 0 BB: 0 P: 16	R: 3 H: 2 E: 1 K: 1 S: 15	H: 2 LOB: 0 BB: 0 P: 22	R: 1 H: 1 E: 0 K: 0 S: 6	H: 1 LOB: 1 BB: 1 P: 11	R: 0 H: 1 E: 0 K: 1 S: 11	H: 1 LOB: 0 BB: 0 P: 14	R: 0 H: 0 E: 0 K: 1 S: 7	H: 0 LOB: 0 BB: 0 P: 11	R: 0 H: 0 E: 0 K: 0 S: 4	H: 0 LOB: 0 BB: 0 P: 5	R: 1 H: 1 E: 0 K: 2 S: 10	H: 1 LOB: 0 BB: 0 P: 14	1B: 3 2B: 1 3B: 0 HR: 2	SF: 1 SAC: 1 DP: 1 HBP: 0	WP: 0 PB: 0 SB: 0 CS: 0	PA: 36
PITCHER	IP WLS BF H R ER SO BB IBB HBP BLK WP HR S P ERA WHIP	IP WLS BF H R ER SO BB IBB HBP BLK WP HR S P ERA WHIP	IP WLS BF H R ER SO BB IBB HBP BLK WP HR S P ERA WHIP	IP WLS BF H R ER SO BB IBB HBP BLK WP HR S P ERA WHIP	IP WLS BF H R ER SO BB IBB HBP BLK WP HR S P ERA WHIP	IP WLS BF H R ER SO BB IBB HBP BLK WP HR S P ERA WHIP	IP WLS BF H R ER SO BB IBB HBP BLK WP HR S P ERA WHIP	IP WLS BF H R ER SO BB IBB HBP BLK WP HR S P ERA WHIP	IP WLS BF H R ER SO BB IBB HBP BLK WP HR S P ERA WHIP	IP WLS BF H R ER SO BB IBB HBP BLK WP HR S P ERA WHIP	IP WLS BF H R ER SO BB IBB HBP BLK WP HR S P ERA WHIP	IP WLS BF H R ER SO BB IBB HBP BLK WP HR S P ERA WHIP	IP WLS BF H R ER SO BB IBB HBP BLK WP HR S P ERA WHIP	IP WLS BF H R ER SO BB IBB HBP BLK WP HR S P ERA WHIP	IP WLS BF H R ER SO BB IBB HBP BLK WP HR S P ERA WHIP	IP WLS BF H R ER SO BB IBB HBP BLK WP HR S P ERA WHIP	IP WLS BF H R ER SO BB IBB HBP BLK WP HR S P ERA WHIP	IP WLS BF H R ER SO BB IBB HBP BLK WP HR S P ERA WHIP	IP WLS BF H R ER SO BB IBB HBP BLK WP HR S P ERA WHIP	IP WLS BF H R ER SO BB IBB HBP BLK WP HR S P ERA WHIP	IP WLS BF H R ER SO BB IBB HBP BLK WP HR S P ERA WHIP	

Philadelphia Phillies @ New York Mets
Shea Stadium, Flushing, NY
Fri Aug 30 2002, 7:10 PM EDT
Att: 30,976 - Cloudy - 72 F

AB	31
R	5
H	6
RBI	5
BB	3
SO	4
LOB	8



Batter	1	2	3	4	5	6	7	8	9	AB	R	H	RBI	BB	SO	LOB	TOP										
Doug Glanville, R (1, 8) OBP: 0.278, SLG: 0.315	P5		L8			G5-3		1B		4	1	1	0	0	0	0	Philadelphia Phillies @ New York Mets Shea Stadium, Flushing, NY Sat Aug 31 2002, 1:15 PM EDT Att: 30,733 - Cloudy - 72 F										
11 Jimmy Rollins, S (1, 6) OBP: 0.317, SLG: 0.388	F5				1B	1B		1B		4	0	3	1	0	0	0											
Bobby Abreu, L (1, 9) OBP: 0.405, SLG: 0.507	K				K			G4-3		4	0	0	0	0	2	3											
Pat Burrell, R (1, 7) OBP: 0.375, SLG: 0.549		1B			F8				F8	3	0	1	0	1	0	1											
Mike Lieberthal, R (1, 2) OBP: 0.352, SLG: 0.474		BB			FC6-4				P3	4	0	1	0	0	0	2											
Marlon Anderson, L (1, 4) OBP: 0.321, SLG: 0.394		1B			1B				F7	4	0	1	0	0	0	3											
Placido Polanco, R (1, 5) OBP: 0.320, SLG: 0.394		G4-6-3			1B				F9	3	0	0	0	0	1	4											
Travis Lee, L (1, 3) OBP: 0.326, SLG: 0.375			G1-3			G6-3			F7	3	0	0	0	0	0	1											
Randy Wolf, L (1, 1) OBP: 0.192, SLG: 0.286			G6-3			K			K	3	0	0	0	0	2	1											
Inning Stats	R: 0 E: 0 K: 1 S: 9	H: 0 LOB: 0 BB: 0 P: 14	R: 0 E: 0 K: 0 S: 6	H: 1 LOB: 1 BB: 1 P: 13	R: 0 E: 0 K: 0 S: 9	H: 0 LOB: 0 BB: 0 P: 12	R: 0 E: 0 K: 1 S: 12	H: 1 LOB: 1 BB: 0 P: 16	R: 0 E: 0 K: 2 S: 16	H: 1 LOB: 1 BB: 0 P: 19	R: 0 E: 0 K: 0 S: 7	H: 1 LOB: 0 BB: 0 P: 9	R: 0 E: 0 K: 0 S: 6	H: 1 LOB: 1 BB: 0 P: 7	R: 1 E: 0 K: 1 S: 16	H: 2 LOB: 1 BB: 0 P: 27	R: 0 E: 0 K: 0 S: 4	H: 0 LOB: 0 BB: 0 P: 7	1B: 7 2B: 0 3B: 0 HR: 0	SF: 0 SAC: 0 DP: 1 HBP: 0	WP: 0 PB: 0 SB: 3 CS: 1	PA: 33					
PITCHER	IP	WLS	BF	H	R	ER	SO	BB	IBB	HBP	BLK	WP	HR	S	P	ERA	WHIP										
Steve Trachsel, R (1, 1) ERA: 3.46	8.0	L	30	7	1	1	5	1	0	0	0	0	0	81	117	1.12	1.000										
Armando Benitez, R (9, 1) ERA: 2.28	1.0		3	0	0	0	0	0	0	0	0	0	0	4	7	0.00	0.000										

Batter	1	2	3	4	5	6	7	8	9	AB	R	H	RBI	BB	SO	LOB	BOTTOM										
Roberto Alomar, S (1, 4) OBP: 0.339, SLG: 0.392	F9		P3			G5-3		B2-3		4	0	0	0	0	0	1	Philadelphia Phillies @ New York Mets Shea Stadium, Flushing, NY Sat Aug 31 2002, 1:15 PM EDT Att: 30,733 - Cloudy - 72 F										
Raul Gonzalez, R (1, 8) OBP: 0.352, SLG: 0.451	31 WP				G6-3		G4-3		K	4	0	1	0	0	1	0											
31 Mike Piazza, R (1, 2) OBP: 0.354, SLG: 0.509	K				G5-3		F8		K	4	0	0	0	0	2	1											
Edgardo Alfonzo, R (1, 5) OBP: 0.414, SLG: 0.481	F8				K				BB	4	0	2	0	0	1	1											
Jeromy Burnitz, L (9, PR) OBP: 0.314, SLG: 0.334							BB		1B	0	0	0	0	0	0	0											
John Valentin, R (1, 3) OBP: 0.346, SLG: 0.357	P3				G6-3				BB	2	0	0	0	0	2	0											
Timo Perez, L (9, PR) OBP: 0.328, SLG: 0.442							BB		BB	0	0	0	0	0	0	0											
Roger Cedeno, S (1, 7) OBP: 0.302, SLG: 0.333	K				K		K		K	4	0	0	0	0	4	4											
Joe Mewing, R (1, 9) OBP: 0.234, SLG: 0.298	L8				K				F8	3	0	0	0	0	1	0											
Rey Ordonez, R (1, 6) OBP: 0.284, SLG: 0.320			P6			G5-3			1B	3	0	1	0	0	0	0											
Steve Trachsel, R (1, 1) OBP: 0.132, SLG: 0.184			P6			K			P3	2	0	0	0	0	1	0											
Vance Wilson, R (8, PH) OBP: 0.302, SLG: 0.372										1	0	0	0	0	0	1											
Armando Benitez, R (9, 1) ERA: 2.28										0	0	0	0	0	0	0											
Inning Stats	R: 0 E: 0 K: 1 S: 9	H: 1 LOB: 1 BB: 0 P: 11	R: 0 E: 0 K: 1 S: 8	H: 0 LOB: 0 BB: 0 P: 12	R: 0 E: 0 K: 0 S: 8	H: 0 LOB: 0 BB: 0 P: 13	R: 0 E: 0 K: 1 S: 6	H: 0 LOB: 0 BB: 0 P: 10	R: 0 E: 0 K: 2 S: 9	H: 0 LOB: 0 BB: 0 P: 11	R: 0 E: 0 K: 1 S: 7	H: 0 LOB: 0 BB: 0 P: 13	R: 0 E: 0 K: 1 S: 9	H: 1 LOB: 2 BB: 1 P: 17	R: 0 E: 0 K: 0 S: 9	H: 1 LOB: 1 BB: 0 P: 12	R: 0 E: 0 K: 3 S: 11	H: 1 LOB: 2 BB: 1 P: 18	1B: 4 2B: 0 3B: 0 HR: 0	SF: 0 SAC: 0 DP: 0 HBP: 0	WP: 1 PB: 0 SB: 0 CS: 0	PA: 33					
PITCHER	IP	WLS	BF	H	R	ER	SO	BB	IBB	HBP	BLK	WP	HR	S	P	ERA	WHIP										
Randy Wolf, L (1, 1) ERA: 3.26	9.0	W	33	4	0	0	10	2	0	0	0	1	0	76	117	0.00	0.667										

AB	32
R	1
H	7
RBI	1
BB	1
SO	5
LOB	15



AB	31
R	0
H	4
RBI	0
BB	2
SO	10
LOB	8



Batter	1	2	3	4	5	6	7	8	9	AB	R	H	RBI	BB	SO	LOB	TOP					
Doug Glanville, R (1.8) OBP: 0.282, SLG: 0.321	2-2 SH 1B	2-2 FC6-4	0-1 F8		0-0 F9			1-2 WP S 1B	0-2 1B	6	1	3	1	0	0	3	Philadelphia Phillies @ New York Mets Shea Stadium, Flushing, NY Sun Sep.01 2002, 1:10 PM EDT Att: 28,781 - Cloudy - 64 F					
11 Jimmy Rollins, S (1.6) OBP: 0.315, SLG: 0.384	0-0 SH G6-4-3 BB 1B	2-3 K		1-1 F8		1-2 F3	0-0 F9	2-3 K	5	1	0	0	0	2	5							
Bobby Abreu, L (1.9) OBP: 0.403, SLG: 0.503	4-2 G6-4-3 BB	1-1 G6-3		1-1 L7		1-0 F7	2-0 F7		4	0	0	0	1	0	2							
Pat Burrell, R (1.7) OBP: 0.375, SLG: 0.555	0-0 G6-4-3		3-2 HR	0-1 2B		0-1 F9	3-2 F7		5	2	2	1	0	0	3							
Placido Polanco, R (1.5) OBP: 0.324, SLG: 0.398	3-2 CS 1B		4-2 HBP 2B	4-1 2B BB			2-1 G5-3	1-1 S 1B 2B	3	2	2	1	2	0	0							
Dave Hollins, S (1.3) OBP: 0.222, SLG: 0.125	1-2 CS	1-0 HR 1B	3-1 2B	1-0 HBP 2B			2-1 1B	1-2 F7	1	1	1	0	0	0	0							
Travis Lee, L (4.3) OBP: 0.328, SLG: 0.379			1-2 HBP	1-3 2H 2B			1-2 1B		3	0	2	1	0	0	1							
Todd Pratt, R (1.2) OBP: 0.443, SLG: 0.533		1-1 HR	2-2 2B	3-3 K			1-2 F8	4-1 1B BB	4	1	2	3	1	1	3							
Tomas Perez, S (1.4) OBP: 0.301, SLG: 0.381		1-2 HR	1-3 K		0-1 G1-3		1-2 1B	4-1 1B BB	4	1	2	1	1	1	2							
39 Brett Myers, R (1.1) OBP: 0.111, SLG: 0.167		1-2 FC6-4	1-3 K		1-2 P4		2-3 K	1-3 BB	3	0	1	0	0	1	2							
Jeremy Giambi, L (7.7) OBP: 0.420, SLG: 0.519									1	0	0	0	0	1	2							
Mike Timlin, R (7.1) OBP: 0.341, SLG: 0.431									0	0	0	0	0	0	0							
Ricky Ledee, L (9.7) OBP: 0.175, SLG: 0.080									1	0	0	0	0	1	3							
Terry Adams, R (9.1) OBP: 0.175, SLG: 0.080									0	0	0	0	0	0	0							
Inning Stats	R: 2 E: 1 K: 0 S: 18	H: 2 LOB: 0 BB: 1 P: 28	R: 3 E: 0 K: 1 S: 19	H: 4 LOB: 1 BB: 0 P: 28	R: 2 E: 0 K: 2 S: 21	H: 2 LOB: 2 BB: 1 P: 35	R: 1 E: 0 K: 1 S: 12	H: 2 LOB: 0 BB: 1 P: 22	R: 0 E: 0 K: 0 S: 7	H: 0 LOB: 0 BB: 0 P: 8	R: 0 E: 0 K: 0 S: 6	H: 0 LOB: 0 BB: 0 P: 8	R: 0 E: 0 K: 0 S: 16	H: 2 LOB: 0 BB: 0 P: 24	R: 0 E: 0 K: 0 S: 10	H: 1 LOB: 1 BB: 0 P: 16	R: 1 E: 0 K: 2 S: 17	H: 2 LOB: 3 BB: 2 P: 30	1B: 7 2B: 5 3B: 0 HR: 3	SF: 0 SAC: 1 DP: 1 HBP: 1	WP: 1 PB: 0 SB: 2 CS: 1	PA: 48
PITCHER	IP WLS BF H R ER SO BB IBB HBP BLK WP HR S P ERA WHIP																					
Al Leiter, L (1.1) ERA: 3.58	2.0 L 15 7 7 5 1 2 0 0 0 0 3 46 75 22.50 4.500																					
Jeff D'Amico, R (3.1) ERA: 4.98	3.0 13 3 1 1 3 1 0 0 0 0 0 31 46 3.00 1.333																					
Jaime Cerda, L (6.1) ERA: 3.05	1.0 3 0 0 0 0 0 0 0 0 0 0 6 8 0.00 0.000																					
Scott Strickland, R (7.1) ERA: 3.6	2.0 9 3 0 0 1 0 0 0 0 1 0 26 40 0.00 1.500																					
Armando Benitez, R (9.1) ERA: 2.4	1.0 7 2 1 1 2 2 0 0 0 0 0 0 17 30 9.00 4.000																					

Batter	1	2	3	4	5	6	7	8	9	AB	R	H	RBI	BB	SO	LOB	BOTTOM					
Timo Perez, L (1.8) OBP: 0.326, SLG: 0.444	0-1 G4-3 3B		2-2 G4-3		1-0 G4-3		1-1 F9		0-0 P6	5	1	1	0	0	0	1	Philadelphia Phillies @ New York Mets Shea Stadium, Flushing, NY Sun Sep.01 2002, 1:10 PM EDT Att: 28,781 - Cloudy - 64 F					
Roberto Alomar, S (1.4) OBP: 0.341, SLG: 0.395	1-2 G4-3		2-2 F7			2-1 1B	4-1 BB		3	1	1	1	1	0	0							
Edgardo Alfonzo, R (1.5) OBP: 0.414, SLG: 0.481	0-1 G5-3			0-0 G6-4-3 BB 1B		2-0 2B G3 1B	0-0 P4		4	1	2	1	0	0	1							
Mo Vaughn, L (1.3) OBP: 0.338, SLG: 0.442	4-0 FC6-4 BB			4-2 G6-4-3 BB		3H 2-2 G3 G4-3 2B		0-2 HR	2	2	2	1	2	0	0							
Raul Gonzalez, R (1.7) OBP: 0.345, SLG: 0.436	2-1 FC6-4			2-2 G6-4-3		1-1 G4-3 G3 1B		0-0 F8	4	0	1	0	0	0	3							
Jeremy Burnitz, L (1.9) OBP: 0.311, SLG: 0.331		1-3 K		1-1 F9		0-0 G3		1-0 F8	4	0	0	1	0	1	3							
Armando Benitez, R (9.1) OBP: 0.311, SLG: 0.331						1-2 2-3 3H 0-0		1-2 F8	0	0	0	0	0	0	0							
Vance Wilson, R (1.2) OBP: 0.301, SLG: 0.369		2-1 G5-3			0-0 G1-4-3 1B		0-0 G4-3	1-2 F7	4	0	1	1	0	0	1							
Rey Ordóñez, R (1.6) OBP: 0.284, SLG: 0.319			1-3 K		2-2 G1-4-3 1B		0-0 G3-1		0-2 G4-3	1	0	0	0	0	1							
Jaime Cerda, L (6.1) OBP: 0.356, SLG: 0.490									0	0	0	0	0	0	0							
Tony Tarasco, L (6.7) OBP: 0.344, SLG: 0.519									1	0	0	0	0	0	1							
Scott Strickland, R (7.1) ERA: 2.55									0	0	0	0	0	0	0							
Joe McEwing, R (9.9) OBP: 0.233, SLG: 0.296					1-2 F9				1	0	0	0	0	0	0							
Al Leiter, L (1.1) OBP: 0.245, SLG: 0.163			0-1 G5-3		2-1 1B		1-1 F8		2-1 G5-3	0	0	0	0	0	0							
John Valentin, R (3.6) OBP: 0.344, SLG: 0.355									4	0	1	0	0	0	0							
Jeff D'Amico, R (3.1) OBP: 0.158, SLG: 0.111									0	0	0	0	0	0	0							
Roger Cedeno, S (5.7) OBP: 0.301, SLG: 0.333									1	0	0	0	0	0	1							
Inning Stats	R: 1 E: 0 K: 0 S: 10	H: 1 LOB: 1 BB: 1 P: 17	R: 0 E: 0 K: 2 S: 9	H: 0 LOB: 0 BB: 0 P: 13	R: 0 E: 0 K: 0 S: 11	H: 0 LOB: 0 BB: 0 P: 15	R: 0 E: 0 K: 0 S: 8	H: 1 LOB: 1 BB: 1 P: 15	R: 0 E: 0 K: 0 S: 7	H: 2 LOB: 1 BB: 0 P: 12	R: 3 E: 0 K: 0 S: 11	H: 4 LOB: 1 BB: 0 P: 18	R: 0 E: 0 K: 0 S: 6	H: 0 LOB: 1 BB: 1 P: 12	R: 1 E: 0 K: 0 S: 8	H: 1 LOB: 0 BB: 0 P: 10	R: 0 E: 0 K: 0 S: 7	H: 0 LOB: 0 BB: 0 P: 9	1B: 5 2B: 1 3B: 2 HR: 1	SF: 0 SAC: 0 DP: 2 HBP: 0	WP: 0 PB: 0 SB: 0 CS: 0	PA: 37
PITCHER	IP WLS BF H R ER SO BB IBB HBP BLK WP HR S P ERA WHIP																					
39 Brett Myers, R (1.1) ERA: 3.51	1.0 W 26 8 4 4 2 2 0 0 0 0 0 56 90 6.00 1.667																					
Mike Timlin, R (7.1) ERA: 2.55	2.0 8 1 1 1 0 1 0 0 0 0 0 1 14 22 4.50 1.000																					
Terry Adams, R (9.1) ERA: 4.63	1.0 3 0 0 0 0 0 0 0 0 0 0 0 7 9 0.00 0.000																					

Philadelphia Phillies @ New York Mets
Shea Stadium, Flushing, NY
Sun Sep.01 2002, 1:10 PM EDT
Att: 28,781 - Cloudy - 64 F

AB 40
R 9
H 15
RBI 8
BB 5
SO 7
LOB 26

AB 34
R 5
H 9
RBI 5
BB 3
SO 2
LOB 11



Batter	1	2	3	4	5	6	7	8	9	AB	R	H	RBI	BB	SO	LOB	TOP					
Pablo Ozuna, R (1,4) OBP: 0.294, SLG: 0.375	G6-3 G4-3 HBP	G3-1			B4		L1	P3		4	0	0	0	0	0	3						
Mike Mordecai, R (1,6) OBP: 0.288, SLG: 0.268	G4-3		F8		2B 1B		BB	P3		4	0	1	0	1	0	1						
Kevin Millar, R (1,7) OBP: 0.352, SLG: 0.490	G6-3		F2		2B		P6			5	0	2	0	0	0	3						
Preston Wilson, R (1,8) OBP: 0.335, SLG: 0.433			F9		G6-3			E1 G3 1B	F8	3	0	0	0	0	1	3						
Brian Banks, S (8,9) OBP: 0.333, SLG: 0.333	K									2	1	1	0	0	0	1						
Derrek Lee, R (1,3) OBP: 0.369, SLG: 0.488				G5-3		F3		1B G3 2B BB	K	4	2	1	1	1	1	1						
Mike Lowell, R (1,5) OBP: 0.341, SLG: 0.439				L7		G1-3		P4		4	1	1	1	0	0	2						
Eric Owens, R (1,9) OBP: 0.328, SLG: 0.360				G5-3		F9		G3		4	0	1	0	0	0	2						
Mike Redmond, R (1,2) OBP: 0.390, SLG: 0.404				G1-3						3	0	2	0	0	0	1						
Armando Almanza, L (7,1)										0	0	0	0	0	0	0						
Gary Knotts, R (7,1)										0	0	0	0	0	0	0						
Tim Raines, S (8,PH)										1	1	1	1	0	0	0						
Blaine Neal, L (8,1)										0	0	0	0	0	0	0						
Justin Wayne, R (1,1)										0	0	0	0	0	0	0						
Abraham Nunez, S (5,PH)										1	0	0	0	0	1	0						
46 Oswaldo Mairena, L (5,1)										0	0	0	0	0	0	0						
Ramon Castro, R (7,PH) OBP: 0.329, SLG: 0.448										2	0	1	2	0	0	1						
Inning Stats	R: 0 E: 0 K: 1 S: 8	H: 0 LOB: 1 BB: 0 P: 14	R: 2 E: 0 K: 0 S: 11	H: 3 LOB: 1 BB: 0 P: 13	R: 0 E: 0 K: 0 S: 6	H: 0 LOB: 0 BB: 0 P: 8	R: 0 E: 0 K: 0 S: 9	H: 1 LOB: 1 BB: 0 P: 15	R: 0 E: 0 K: 1 S: 9	H: 2 LOB: 2 BB: 0 P: 14	R: 0 E: 0 K: 0 S: 6	H: 0 LOB: 0 BB: 0 P: 10	R: 0 E: 0 K: 0 S: 8	H: 1 LOB: 2 BB: 1 P: 14	R: 3 E: 1 K: 0 S: 14	H: 3 LOB: 1 BB: 1 P: 24	R: 0 E: 0 K: 1 S: 6	H: 1 LOB: 1 BB: 0 P: 10	1B: 6 2B: 3 3B: 0 HR: 2	SF: 0 SAC: 1 DP: 0 HBP: 1	WP: 0 PB: 0 SB: 0 CS: 0	PA: 41
PITCHER	IP	WLS	BF	H	R	ER	SO	BB	IBB	HBP	BLK	WP	HR	S	P	ERA	WHIP					
Mike Bacsik, L (1,1) ERA: 4.47	7.2	W	36	10	5	5	2	2	0	1	0	0	2	70	110	5.87	1.565					
Satoru Komiyama, R (8,1) ERA: 6.03	1.1		5	1	0	0	1	0	0	0	0	0	0	7	12	0.00	0.750					

Florida Marlins @ New York Mets
Shea Stadium, Flushing, NY
Tue Sep 03 2002, 8:40 PM EDT
Att: 21,007 - Sunny - 74 F

AB 37
R 5
H 11
RBI 5
BB 2
SO 3
LOB 18



Batter	1	2	3	4	5	6	7	8	9	AB	R	H	RBI	BB	SO	LOB	BOTTOM					
Timo Perez, L (1,8) OBP: 0.328, SLG: 0.451	F8	G6-3		F8			E FC5 SF8 1B	E FC5-4 1B		5	2	2	0	0	0	2						
Roberto Alomar, S (1,4) OBP: 0.340, SLG: 0.400	F8				G4-3		FC5 31 HR	E3 FC5-4		4	2	1	1	0	0	1						
Esix Snead, S (8,8)				HR						1	0	0	0	0	0	1						
Edgardo Alfonzo, R (1,5) OBP: 0.409, SLG: 0.474	F8		G5-3		G6-3 1B		SF8	FC5-4		3	0	1	1	0	0	0						
Marco Scutaro, R (8,4) OBP: 0.125, SLG: 0.250										1	0	0	1	0	0	1						
Mo Vaughn, L (1,3) OBP: 0.338, SLG: 0.437					G6-3		31 HR	K		4	1	1	0	1	2	2						
Jeremy Burnitz, L (1,9) OBP: 0.308, SLG: 0.327										3	2	1	0	0	0	1						
31 Mike Piazza, R (7,PH) OBP: 0.357, SLG: 0.519		FC3-6 1B SF8	G3-1				F8 1B SF7 1B	1-H 2-H HR		1	1	1	3	0	0	0						
Rey Ordóñez, R (8,6) OBP: 0.281, SLG: 0.316										0	0	0	0	0	0	0						
Raul Gonzalez, R (1,7) OBP: 0.365, SLG: 0.500										4	2	3	1	0	0	0						
Jason Phillips, R (1,2) OBP: 0.250, SLG: 0.333					P4		F8	FC6-4 1B		3	0	1	1	0	0	2						
Joe McEwing, R (1,6) OBP: 0.237, SLG: 0.307					L7		SF7	FC6-4		3	1	1	2	0	0	1						
Satoru Komiyama, R (8,1)										0	0	0	0	0	0	0						
Mike Bacsik, L (1,1) OBP: 0.133, SLG: 0.200										3	0	2	1	0	1	1						
John Valentin, R (8,5) OBP: 0.341, SLG: 0.351										1	0	0	0	0	0	0						
Inning Stats	R: 0 E: 0 K: 0 S: 8	H: 4 LOB: 0 BB: 0 P: 12	R: 3 E: 0 K: 0 S: 16	H: 4 LOB: 1 BB: 0 P: 21	R: 1 E: 0 K: 1 S: 12	H: 1 LOB: 0 BB: 0 P: 18	R: 1 E: 0 K: 0 S: 10	H: 2 LOB: 1 BB: 0 P: 18	R: 0 E: 0 K: 0 S: 10	H: 1 LOB: 0 BB: 0 P: 16	R: 1 E: 0 K: 1 S: 10	H: 2 LOB: 1 BB: 0 P: 15	R: 4 E: 1 K: 0 S: 17	H: 3 LOB: 1 BB: 1 P: 31	R: 1 E: 1 K: 1 S: 15	H: 1 LOB: 1 BB: 0 P: 21	R: 0 E: 0 K: 1 S: 6	H: 1 LOB: 1 BB: 0 P: 10	1B: 9 2B: 2 3B: 0 HR: 3	SF: 3 SAC: 0 DP: 1 HBP: 0	WP: 0 PB: 0 SB: 0 CS: 0	PA: 40
PITCHER	IP	WLS	BF	H	R	ER	SO	BB	IBB	HBP	BLK	WP	HR	S	P	ERA	WHIP					
Justin Wayne, R (1,1) ERA: 11.25	4.0	L	19	7	5	5	1	0	0	0	0	0	0	20	31	4.50	1.750					
46 Oswaldo Mairena, L (5,1) ERA: 4.74	2.0		8	3	1	1	1	0	0	0	0	0	0	11	21	108.00	9.000					
Armando Almanza, L (7,1) ERA: 4.74	0.1		5	2	4	4	0	1	0	0	0	0	0	6	10	0.00	1.500					
Gary Knotts, R (7,1) ERA: 5.79	0.2		3	1	0	0	0	0	0	0	0	0	0	15	21	0.00	1.000					
Blaine Neal, R (8,1) ERA: 4.15	1.0		5	1	1	0	1	0	0	0	0	0	0	15	21	0.00	1.000					

Florida Marlins @ New York Mets
Shea Stadium, Flushing, NY
Tue Sep 03 2002, 8:40 PM EDT
Att: 21,007 - Sunny - 74 F

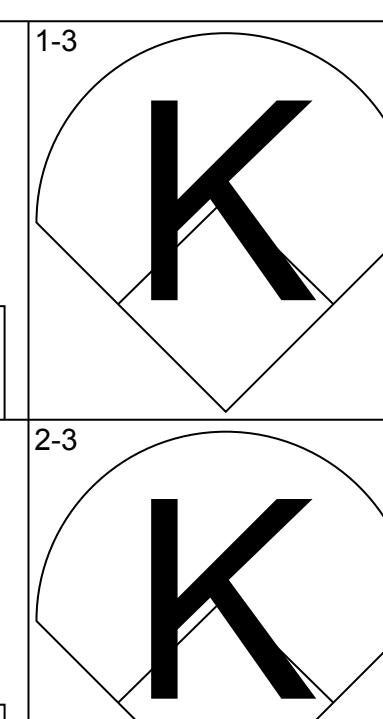
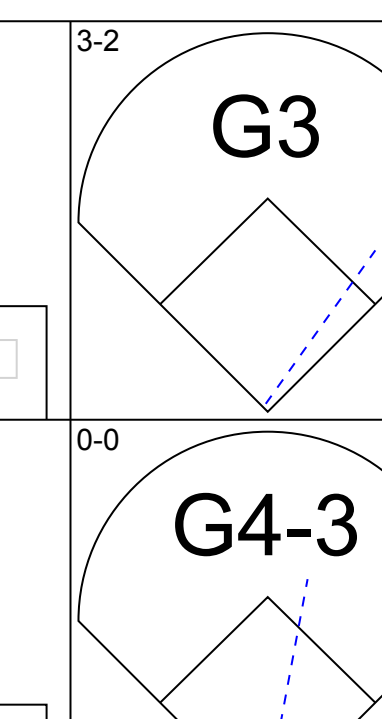
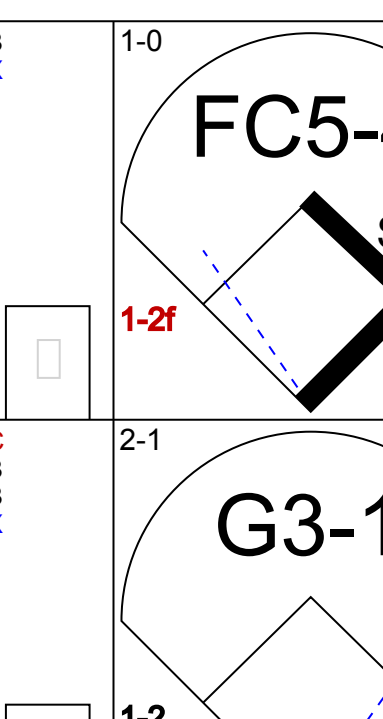
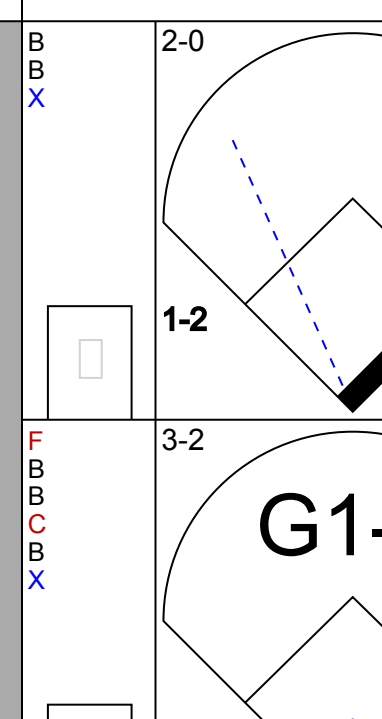
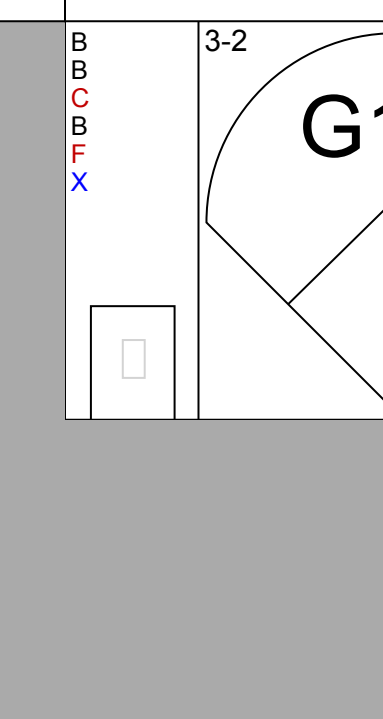
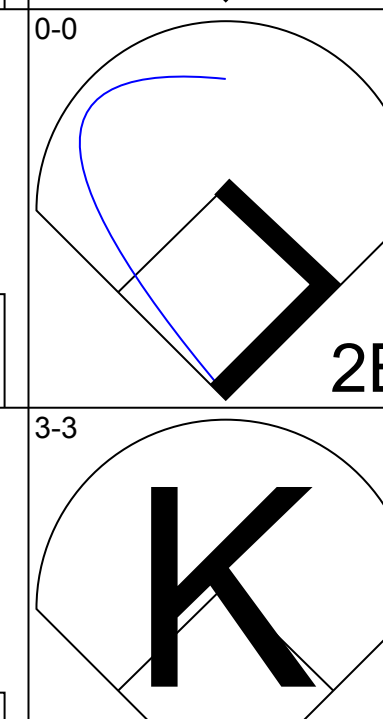




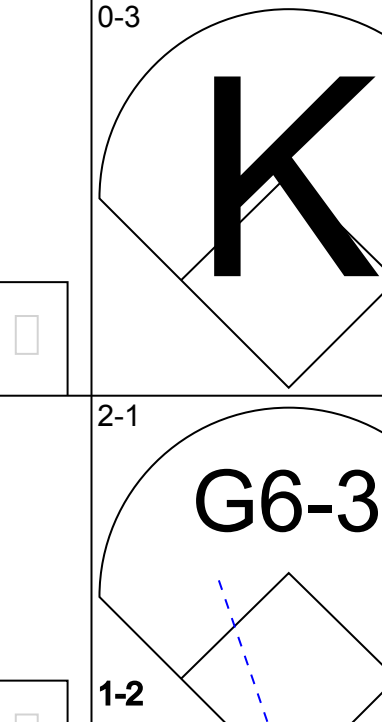
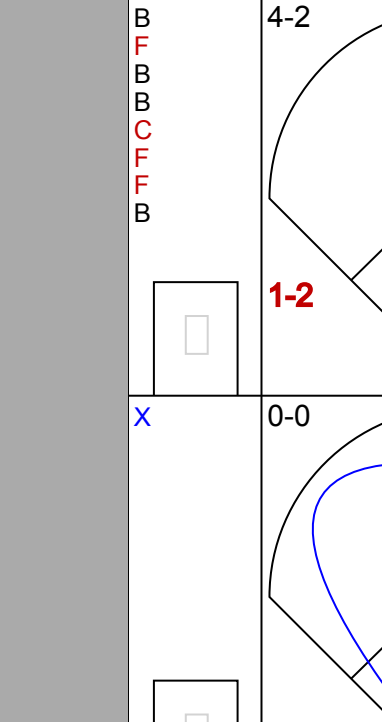
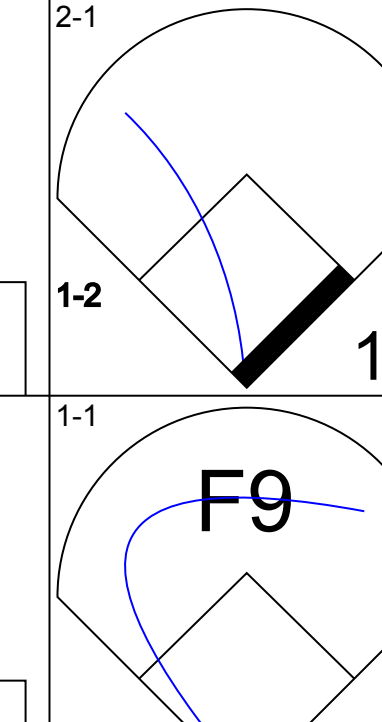

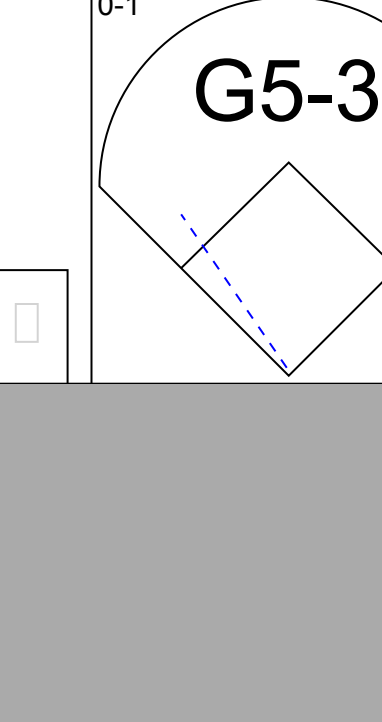

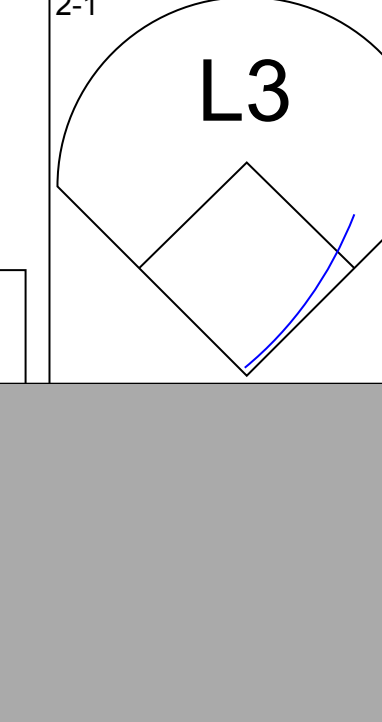
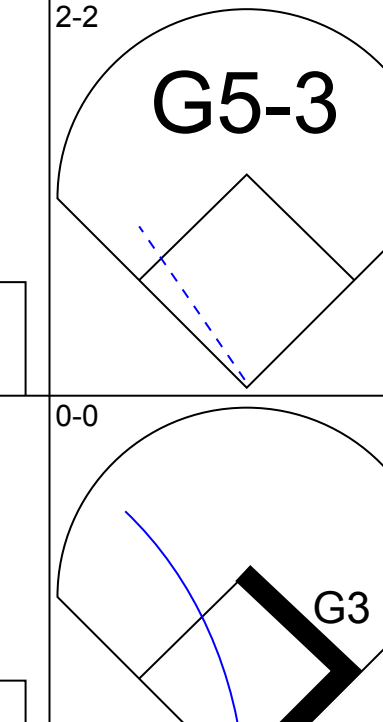
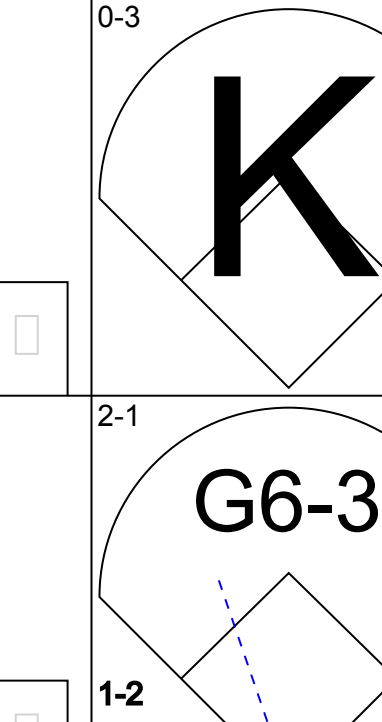
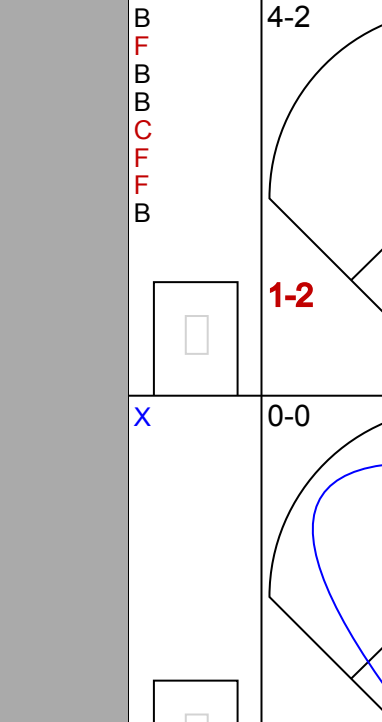
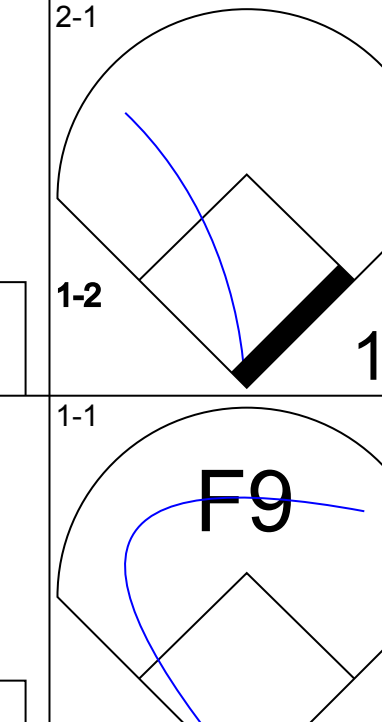
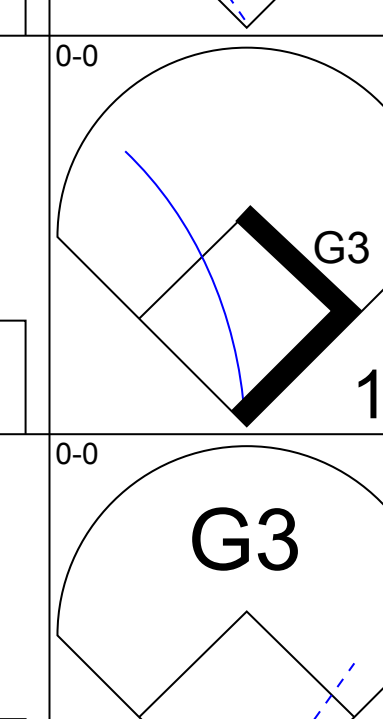
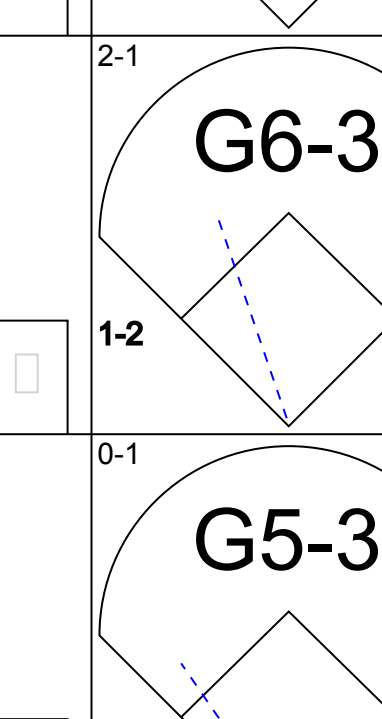
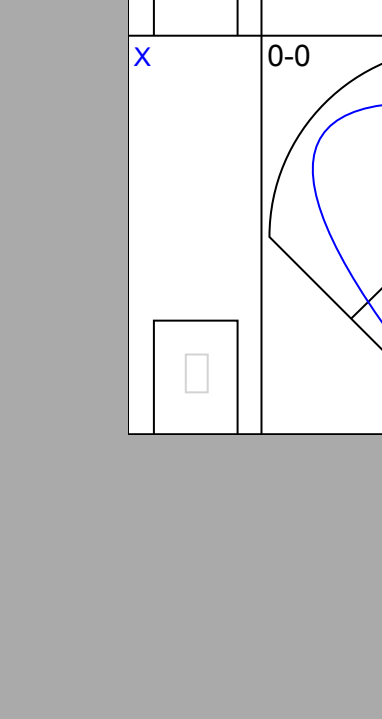
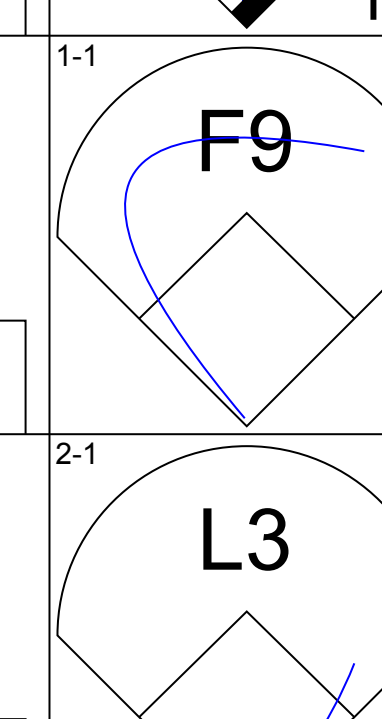
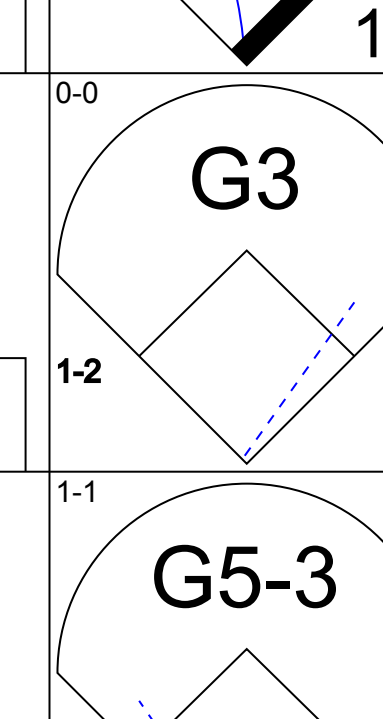
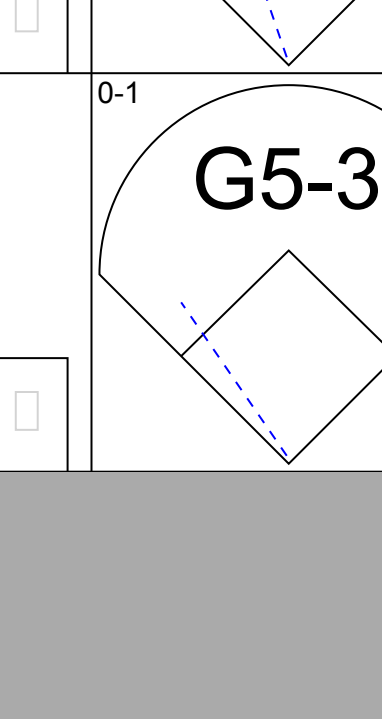
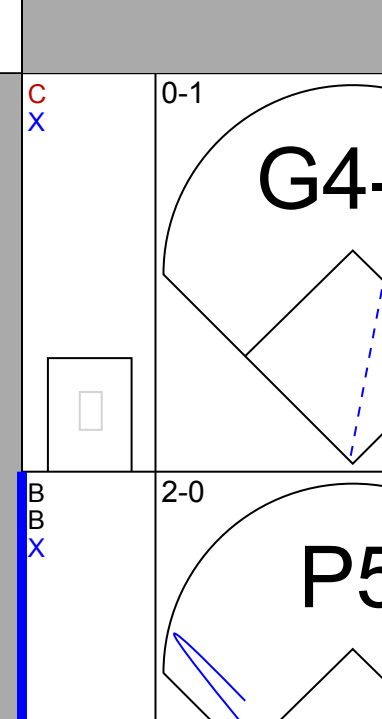
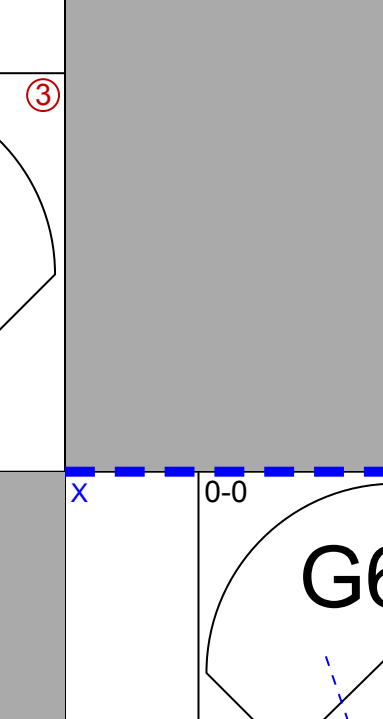
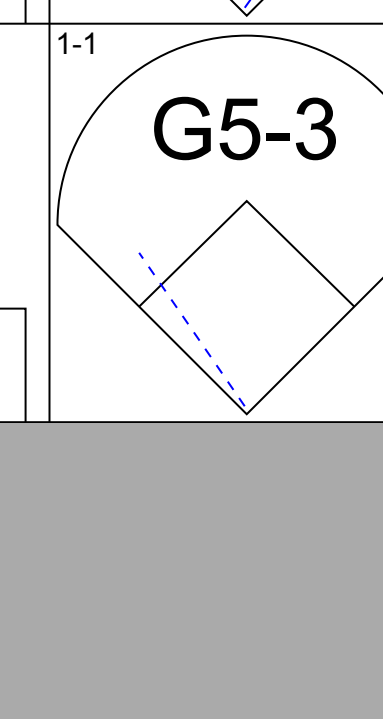
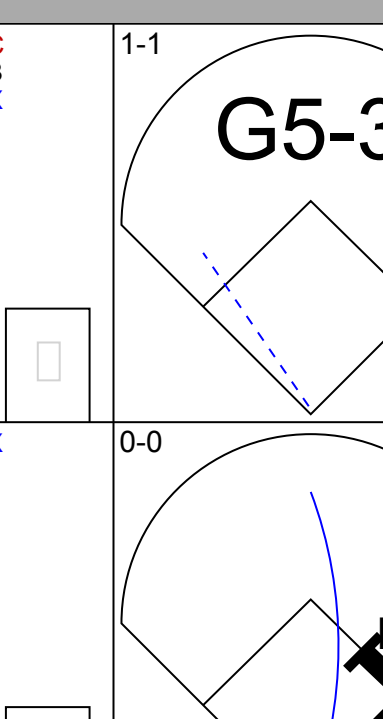
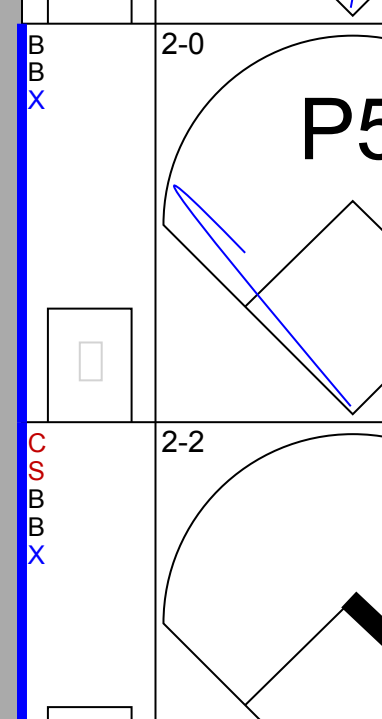
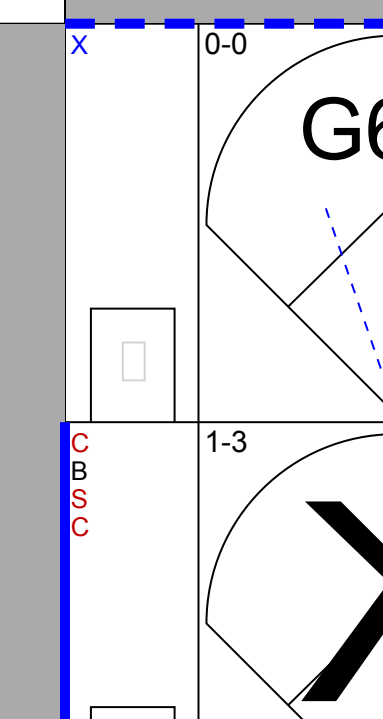
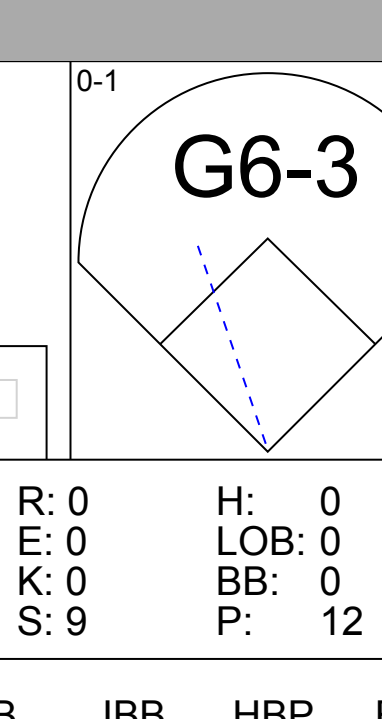
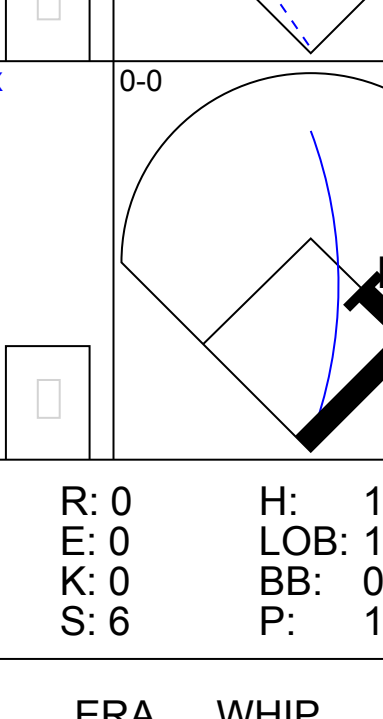
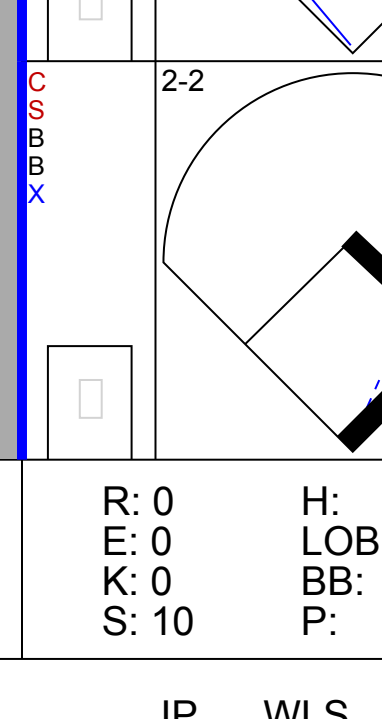
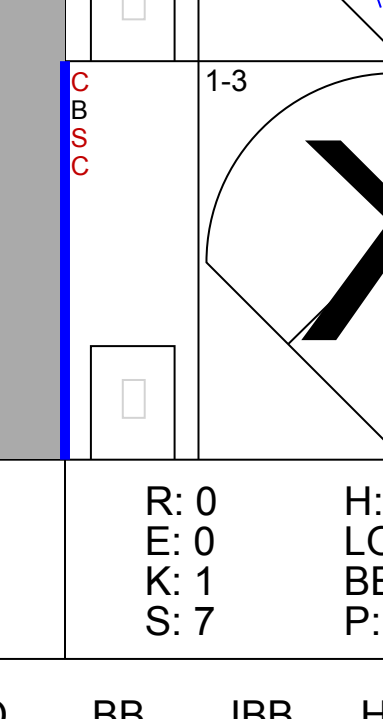
AB 36
R 11
H 14
RBI 11
BB 1
SO 3
LOB 12



Batter	1	2	3	4	5	6	7	8	9	AB	R	H	RBI	BB	SO	LOB	TOP					
Luis Castillo, S (1.4) OBP: 0.362, SLG: 0.367	L8		G3-6-3 1B		L7			F8		4	0	1	0	0	0	0	Florida Marlins @ New York Mets Shea Stadium, Flushing, NY Wed Sep 04 2002, 7:10 PM EDT Att: 28,473 - Sunny - 84 F					
Andy Fox, L (1.6) OBP: 0.336, SLG: 0.326	P6		G3-6-3 1-2f		P6			F9		4	0	0	0	0	0	1						
Kevin Millar, R (1.7) OBP: 0.353, SLG: 0.488 Brian Banks, S (8.7) OBP: 0.333, SLG: 0.333	K		1B		G6-3			FC6-4 BB		3	0	1	0	1	1	0						
Preston Wilson, R (1.8) OBP: 0.333, SLG: 0.429 Abraham Nunez, S (8.8)		G6-3	G5-3		K			FC6-4 1-2f		4	0	0	0	0	1	2						
Derrek Lee, R (1.3) OBP: 0.368, SLG: 0.486		1B HR			K			F8		4	1	1	0	0	2	0						
Juan Encarnacion, R (1.9) OBP: 0.328, SLG: 0.451		1B HR			G6-3			F9		4	1	1	0	0	0	0						
Mike Lowell, R (1.5) OBP: 0.342, SLG: 0.447		1B HR			F8			F7		4	1	2	3	0	1	0						
Charles Johnson, R (1.2) OBP: 0.306, SLG: 0.346		G6-3			F8			BB		2	0	0	0	1	0	1						
Julian Tavarez, L (1.1) OBP: 0.184, SLG: 0.139 Armando Almanza, L (6.1)		G6-3			G6-3			G4-3		2	0	0	0	0	0	0						
Tim Raines, S (7. PH) OBP: 0.374, SLG: 0.270 Toby Borland, R (7.1) 46 Oswaldo Mairesna, L (7.1)		G6-3			G6-3			G4-3		0	0	0	0	0	0	0						
Inning Stats	R: 0 E: 0 K: 1 S: 9	H: 0 LOB: 0 BB: 0 P: 13	R: 3 E: 0 K: 0 S: 13	H: 3 LOB: 0 BB: 0 P: 17	R: 0 E: 0 K: 0 S: 10	H: 2 LOB: 1 BB: 0 P: 12	R: 0 E: 0 K: 1 S: 14	H: 1 LOB: 1 BB: 0 P: 18	R: 0 E: 0 K: 0 S: 14	H: 0 LOB: 0 BB: 0 P: 17	R: 0 E: 0 K: 1 S: 7	H: 0 LOB: 0 BB: 0 P: 10	R: 0 E: 0 K: 0 S: 6	H: 0 LOB: 1 BB: 1 P: 13	R: 0 E: 0 K: 0 S: 6	H: 0 LOB: 1 BB: 1 P: 11	R: 0 E: 0 K: 2 S: 10	H: 0 LOB: 0 BB: 0 P: 14	1B: 4 2B: 1 3B: 0 HR: 1	SF: 0 SAC: 0 DP: 1 HBP: 0	WP: 0 PB: 0 SB: 0 CS: 0	PA: 34
PITCHER	IP WLS BF H R ER SO BB IBB HBP BLK WP HR S P ERA WHIP																					
Pedro Astacio, R (1.1) ERA: 3.97	6.0 W 23 6 3 3 3 0 0 0 0 0 1 67 87 4.50 1.000																					
Steve Reed, R (7.1) ERA: 1.99	1.0 H 4 0 0 0 0 1 0 0 0 0 0 6 13 0.00 1.000																					
Pedro Feliciano, L (8.1) ERA:	2.0 7 0 0 0 2 1 0 0 0 0 0 0 16 25 0.00 0.500																					

Batter	1	2	3	4	5	6	7	8	9	AB	R	H	RBI	BB	SO	LOB	BOTTOM			
Timo Perez, L (1.8) OBP: 0.327, SLG: 0.446 Pedro Feliciano, L (8.1)	F8	G4-3		F8		E3	1B BB			4	0	0	0	1	0	3	Florida Marlins @ New York Mets Shea Stadium, Flushing, NY Wed Sep 04 2002, 7:10 PM EDT Att: 28,473 - Sunny - 84 F			
Roberto Alomar, S (1.4) OBP: 0.340, SLG: 0.400 Joe McEwing, R (6. PH) (7.4) (9.9)	31 HR		F7		G3	F6	1B			3	1	1	0	0	0	0				
31 Mike Piazza, R (1.2) OBP: 0.355, SLG: 0.522 Vance Wilson, R (8.2) OBP: 0.297, SLG: 0.364	HR		G1-3		F9	K	L5			5	1	1	2	0	1	4				
Mo Vaughn, L (1.3) OBP: 0.339, SLG: 0.439 Marco Scutaro, R (9.4) OBP: 0.125, SLG: 0.250	2B G4-3		F7		F7	2B	G3	K		5	1	2	0	0	1	0				
Edgardo Alfonzo, R (1.5) OBP: 0.408, SLG: 0.483	G4-3		G4-3		F8		HR	G3		5	1	2	1	0	0	1				
Jeremy Burnitz, L (1.9) OBP: 0.312, SLG: 0.337 Ty Wigginton, R (8. PH) (9.3)	G4-3		E4 1B		E4 1B	SH5-4 BB	HR	HR		3	3	2	2	1	0	1				
Roger Cedeno, S (1.7) OBP: 0.305, SLG: 0.332	G3		1B		1B	SH5-4 BB	WP SF7	G6-3		3	2	1	0	2	0	1				
Rey Ordenez, R (1.6) OBP: 0.284, SLG: 0.317		G5-3		SH1-4 1B		SH5-4	WP 1B			2	1	1	1	0	0	0				
Pedro Astacio, R (1.1) OBP: 0.161, SLG: 0.152 John Valentin, R (6. PH) OBP: 0.344, SLG: 0.354 Esik Strand, S (6. PH) Steve Reed, R (7.1) Raul Gonzalez, R (7. PH) OBP: 0.359, SLG: 0.500 (8.8)		K		SH1-4		E S	SF7			1	0	0	0	0	1	0				
Inning Stats	R: 3 E: 0 K: 0 S: 16	H: 4 LOB: 1 BB: 0 P: 26	R: 0 E: 0 K: 1 S: 8	H: 0 LOB: 0 BB: 0 P: 11	R: 0 E: 0 K: 0 S: 5	H: 0 LOB: 0 BB: 0 P: 11	R: 1 E: 1 K: 0 S: 15	H: 3 LOB: 2 BB: 0 P: 20	R: 0 E: 0 K: 0 S: 7	H: 1 LOB: 1 BB: 0 P: 13	R: 2 E: 1 K: 1 S: 16	H: 1 LOB: 2 BB: 2 P: 29	R: 4 E: 0 K: 0 S: 20	H: 3 LOB: 2 BB: 2 P: 40	R: 1 E: 0 K: 1 S: 17	H: 1 LOB: 0 BB: 0 P: 24		1B: 7 2B: 2 3B: 0 HR: 4	SF: 1 SAC: 2 DP: 0 HBP: 1	WP: 1 PB: 0 SB: 1 CS: 0
PITCHER	IP WLS BF H R ER SO BB IBB HBP BLK WP HR S P ERA WHIP																			
Julian Tavarez, R (1.1) ERA: 5.48	5.1 L 27 5 0 0 6 1 2 0 0 0 0 0 1 59 98 10.12 2.062																			
Armando Almanza, L (6.1) ERA: 4.66	0.2 3 0 0 0 1 0 0 0 0 0 0 0 8 12 0.00 0.000																			
Toby Borland, R (7.1) ERA: 7.2	0.2 7 2 4 4 0 2 0 1 0 1 2 13 29 54.00 6.000																			
46 Oswaldo Mairesna, L (7.1) ERA: 4.85	1.1 6 2 1 1 1 0 0 0 0 0 0 1 24 35 6.75 1.500																			

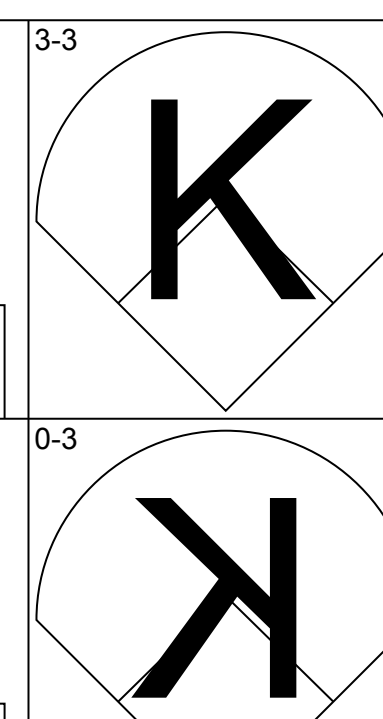
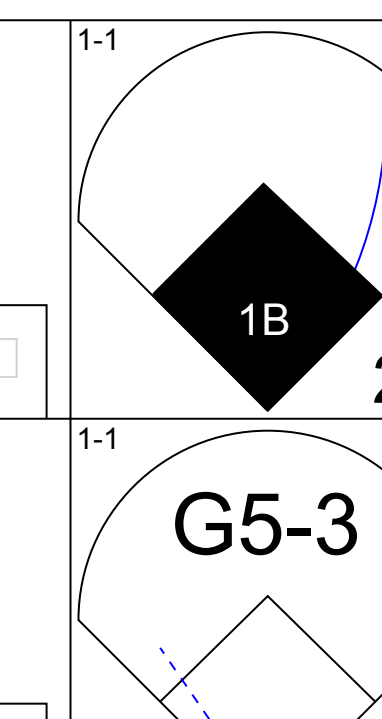
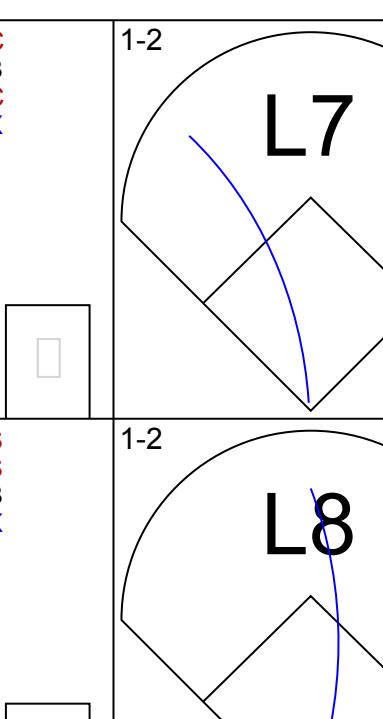
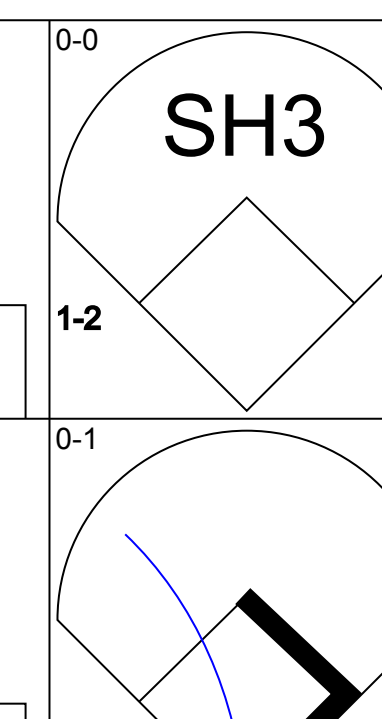
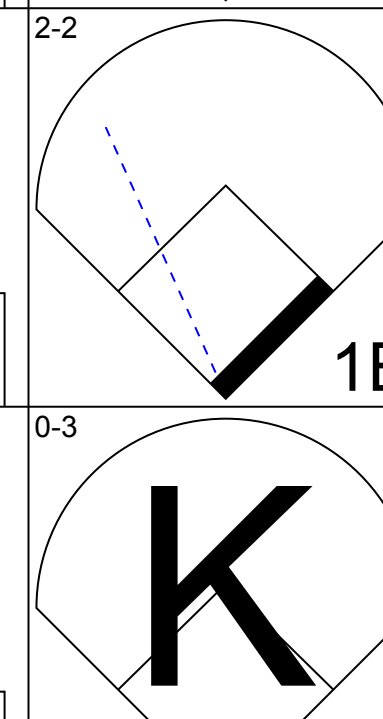
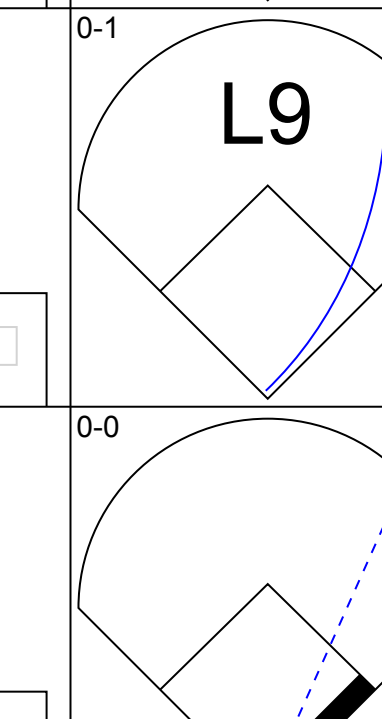

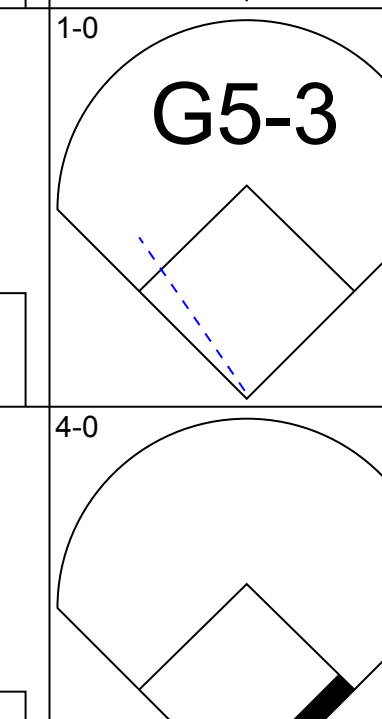

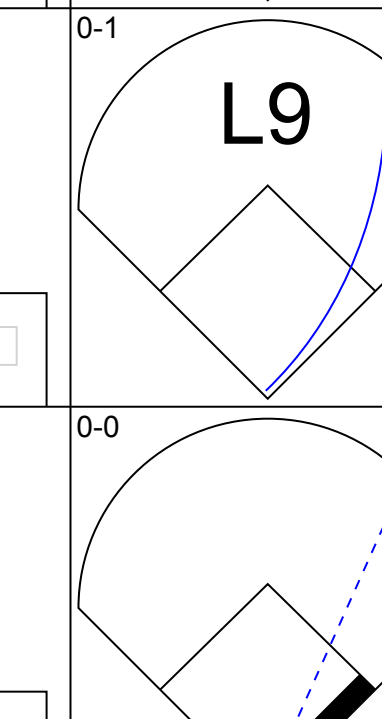
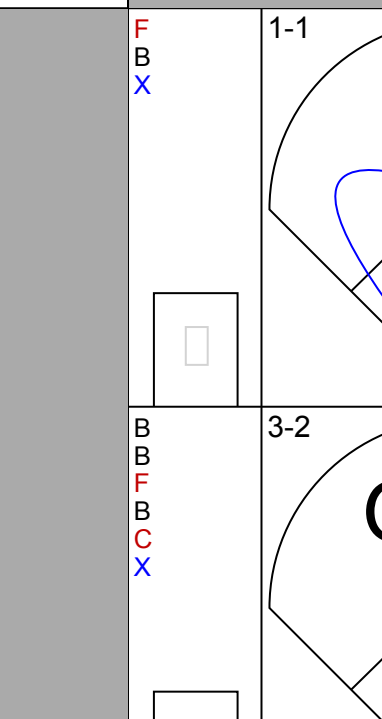
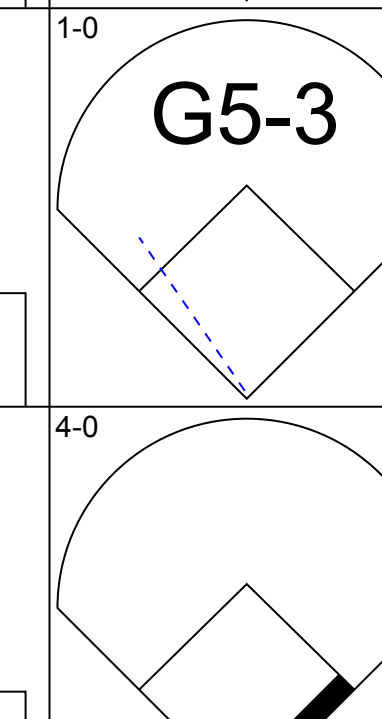


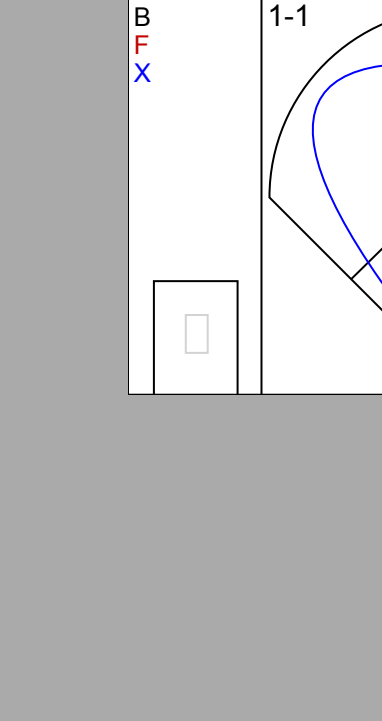
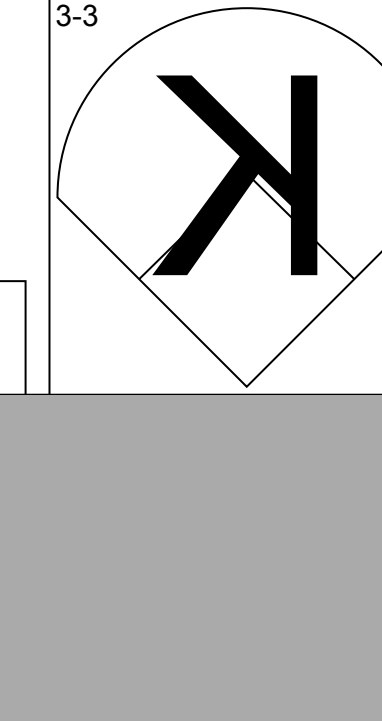
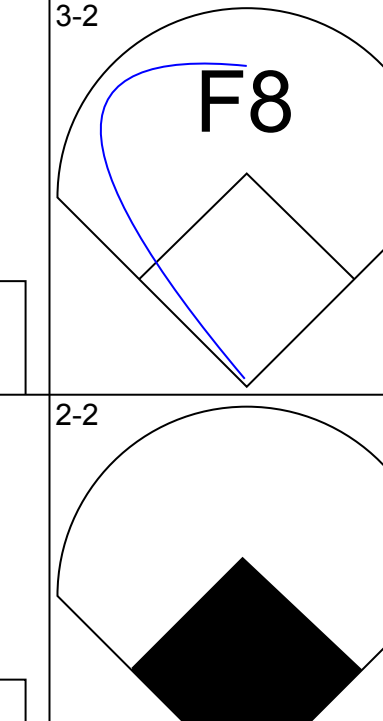

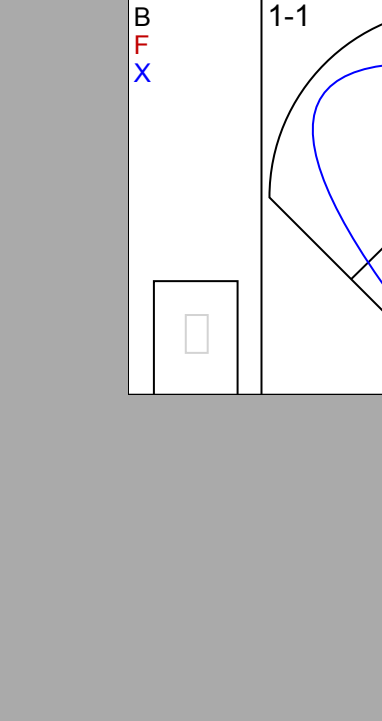
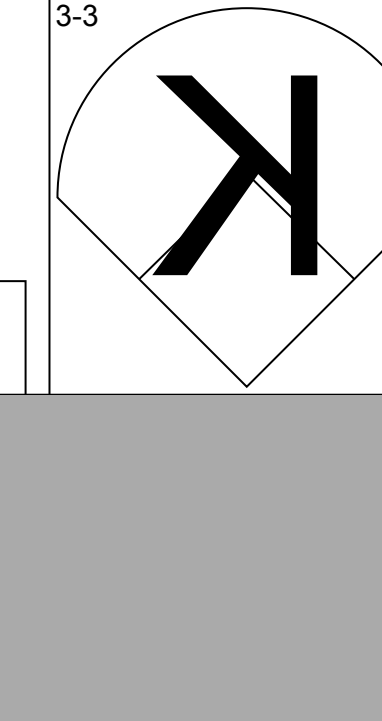
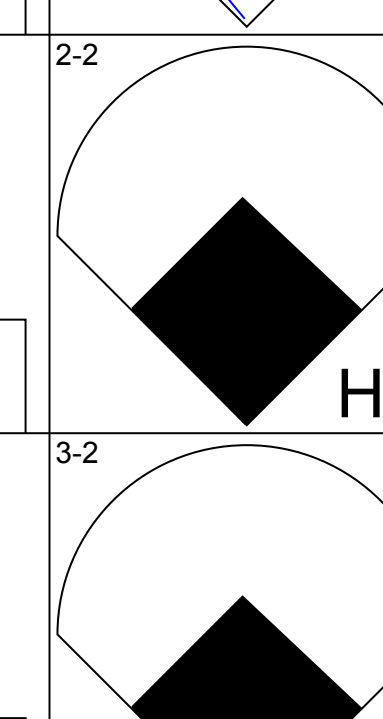
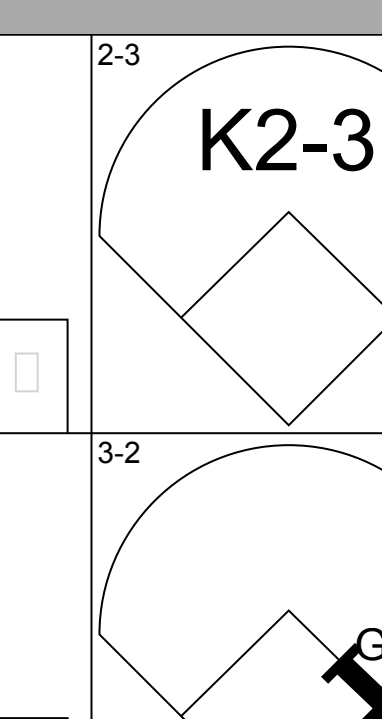
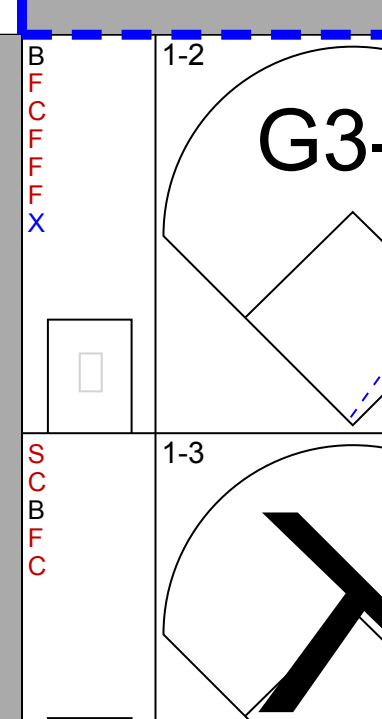
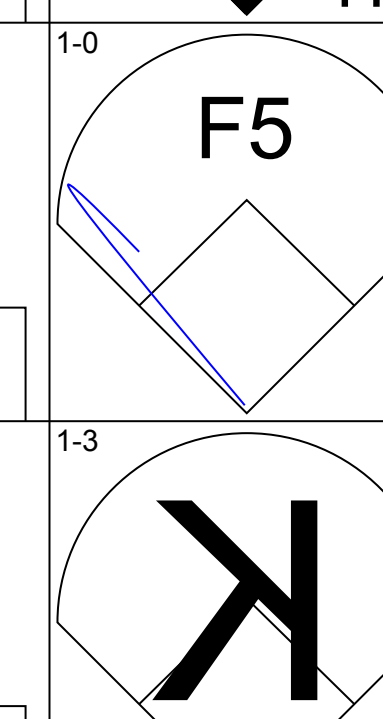
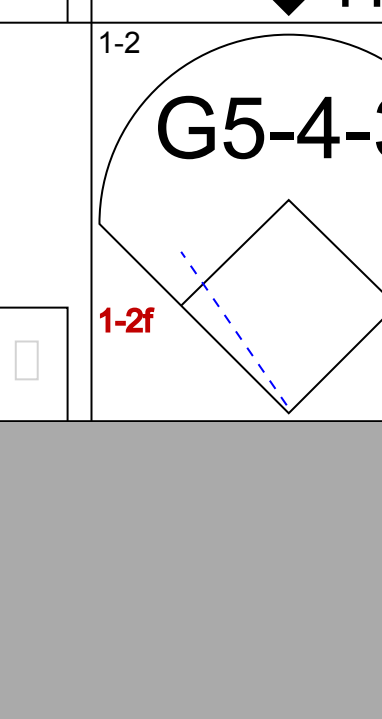
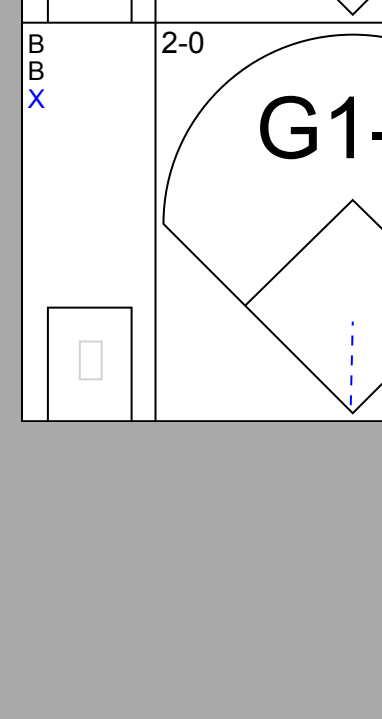
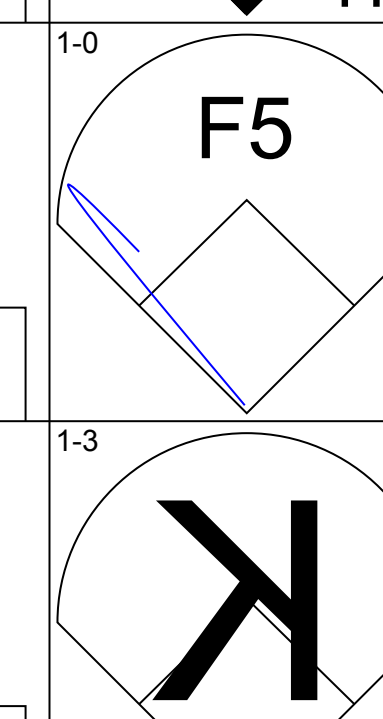
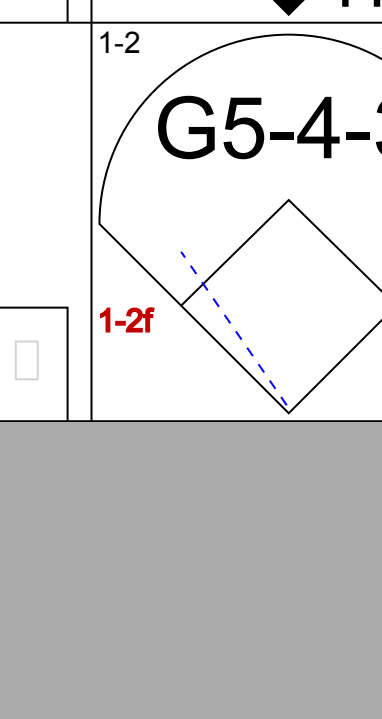
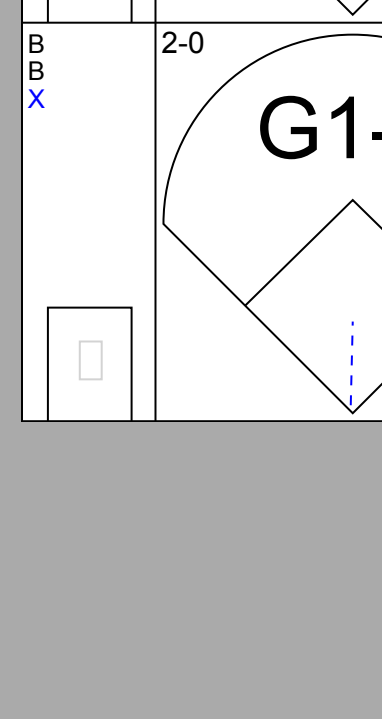
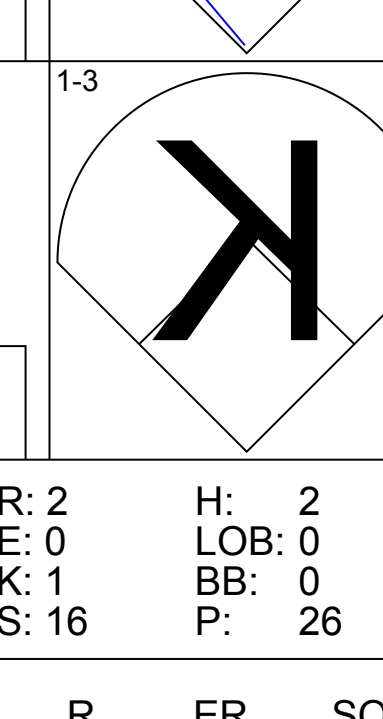
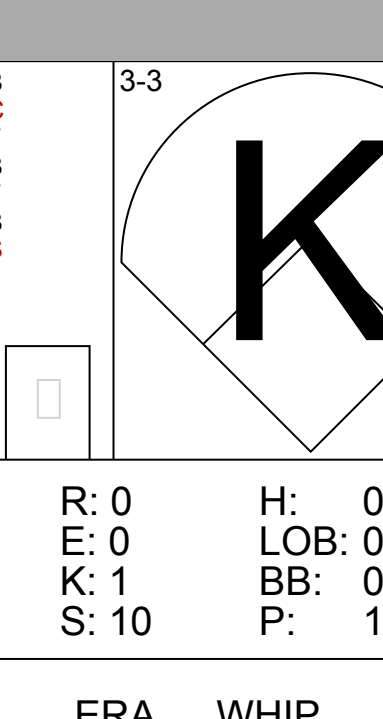
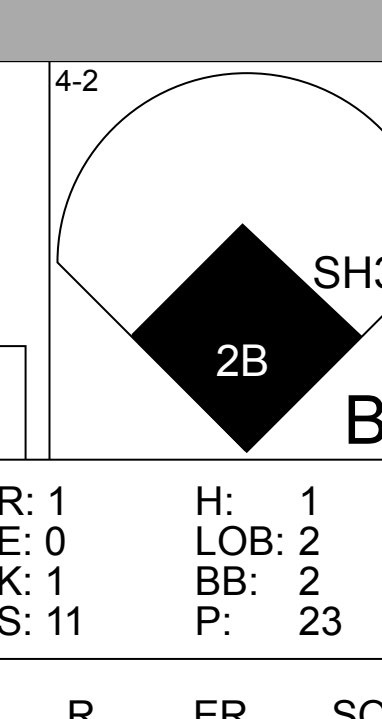
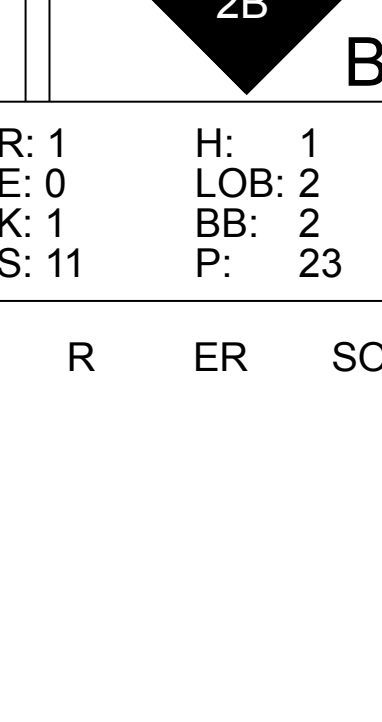


Batter	1	2	3	4	5	6	7	8	9	AB	R	H	RBI	BB	SO	LOB	TOP					
Luis Castillo, S OBP: 0.360, SLG: 0.366 (1, 4)										5	0	1	0	0	1	1						
Andy Fox, L OBP: 0.333, SLG: 0.323 (1, 6)										4	0	0	0	0	1	3						
Kevin Millar, R OBP: 0.355, SLG: 0.500 (1, 7)										4	1	2	1	0	0	0						
Derrek Lee, R OBP: 0.371, SLG: 0.485 (1, 3)										1	0	0	0	3	1	1						
Juan Encarnacion, R OBP: 0.330, SLG: 0.450 (1, 9)										3	0	1	0	1	1	1						
Mike Lowell, R OBP: 0.341, SLG: 0.446 (1, 5)										4	0	1	0	0	0	4						
Eric Owens, R OBP: 0.325, SLG: 0.356 (1, 8)										4	0	0	0	0	0	4						
Mike Redmond, R OBP: 0.387, SLG: 0.400 Charles Johnson, R OBP: 0.303, SLG: 0.242 (1, 2) (6, 2)										2	0	0	0	0	0	1						
Brad Penny, R OBP: 0.150, SLG: 0.175 Brian Banks, S OBP: 0.500, SLG: 0.500 Vladimir Nunez, R OBP: 0.200, SLG: 0.200 Tim Raines, S OBP: 0.370, SLG: 0.267 (1, 1) (7, PH) (7, PH) (9, PH)										2	0	1	0	0	0	0						
Inning Stats	R: 0 H: 1 E: 0 K: 3 S: 14	H: 1 LOB: 1 BB: 0 P: 20	R: 0 H: 1 E: 0 K: 0 S: 7	H: 1 LOB: 1 BB: 0 P: 10	R: 0 H: 0 E: 0 K: 0 S: 9	H: 0 LOB: 0 BB: 0 P: 12	R: 1 H: 1 E: 0 K: 1 S: 10	H: 1 LOB: 1 BB: 1 P: 17	R: 0 H: 1 E: 0 K: 0 S: 6	H: 1 LOB: 1 BB: 2 P: 10	R: 0 H: 0 E: 0 K: 0 S: 9	H: 0 LOB: 1 BB: 2 P: 18	R: 0 H: 2 E: 0 K: 0 S: 10	H: 2 LOB: 2 BB: 0 P: 19	R: 0 H: 1 E: 0 K: 0 S: 10	H: 1 LOB: 2 BB: 1 P: 19	R: 0 H: 0 E: 0 K: 1 S: 7	H: 0 LOB: 0 BB: 0 P: 11	1B: 5 2B: 1 3B: 0 HR: 1	SF: 0 SAC: 0 DP: 0 HBP: 0	WP: 0 PB: 0 SB: 2 CS: 1	PA: 37
PITCHER	IP	WLS	BF	H	R	ER	SO	BB	IBB	HBP	BLK	WP	HR	S	P	ERA	WHIP					
Steve Trachsel, R ERA: 3.36 (1, 1)	7.0	W	29	6	1	1	4	3	0	0	0	0	1	65	106	1.29	1.286					
David Weathers, R ERA: 3.04 (8, 1)	1.0	H	5	1	0	0	0	1	0	0	0	0	0	10	19	0.00	2.000					
Armando Benitez, R ERA: 2.47 (9, 1)	1.0	S	3	0	0	0	1	0	0	0	0	0	0	7	11	0.00	0.000					

Florida Marlins @ New York Mets
Shea Stadium, Flushing, NY
Thu Sep 05 2002, 7:10 PM EDT
Att: 31,211 - Cloudy - 78 F

AB 33
R 1
H 7
RBI 1
BB 4
SO 5
LOB 15



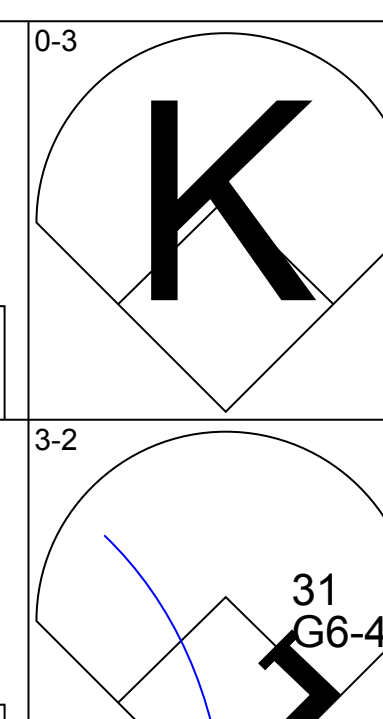
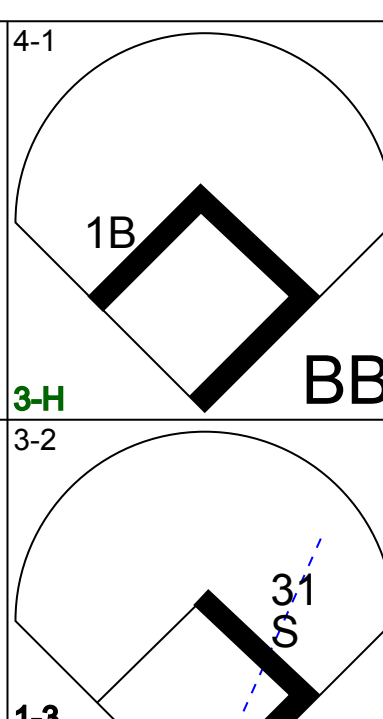
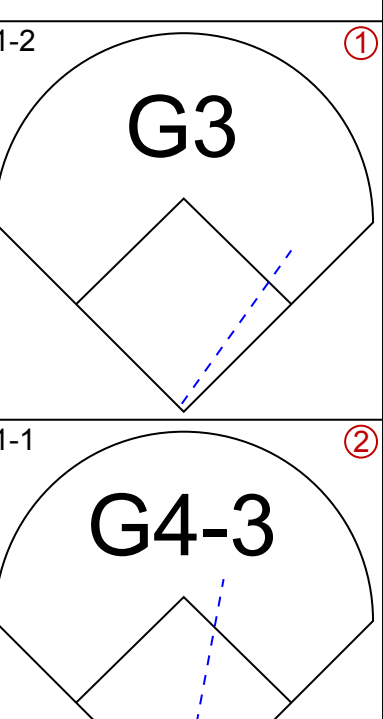
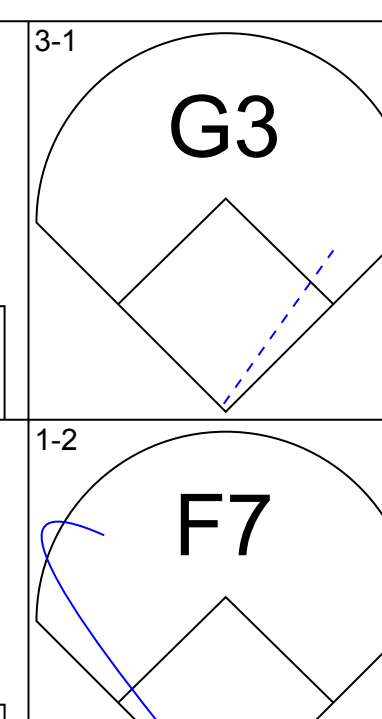
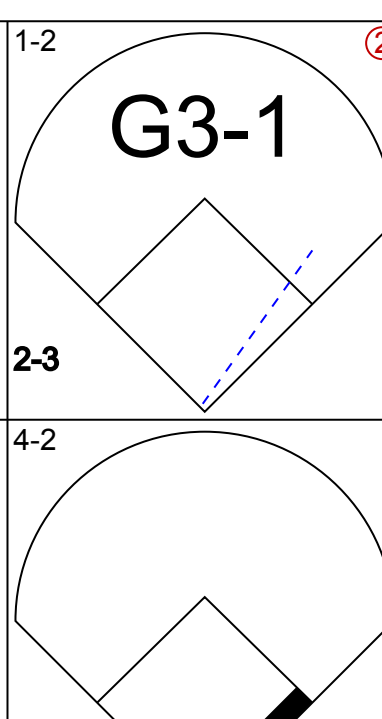
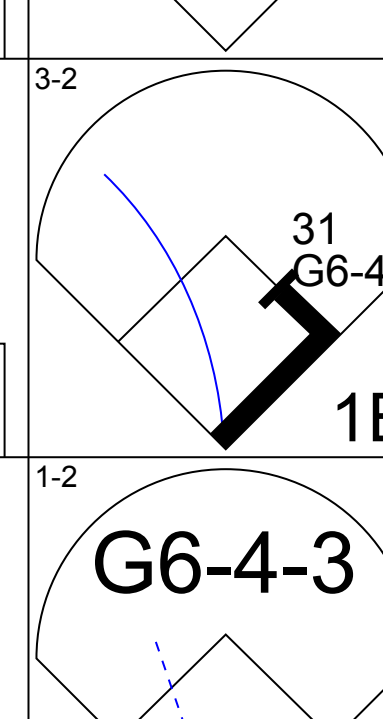
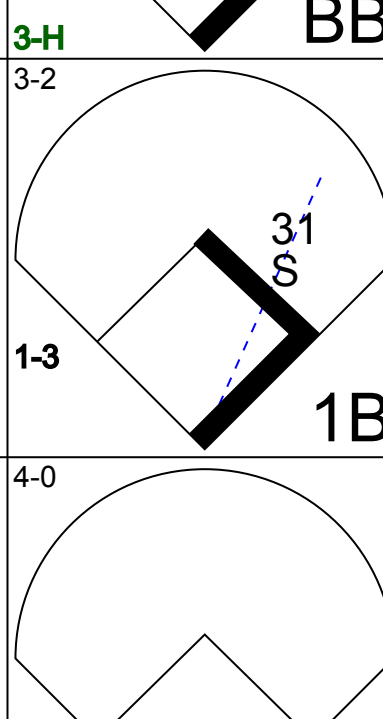
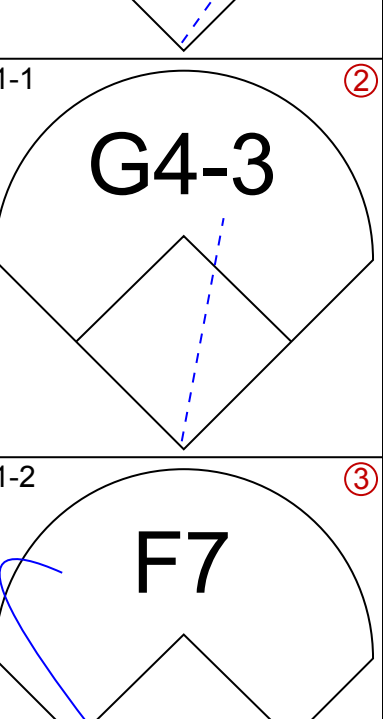
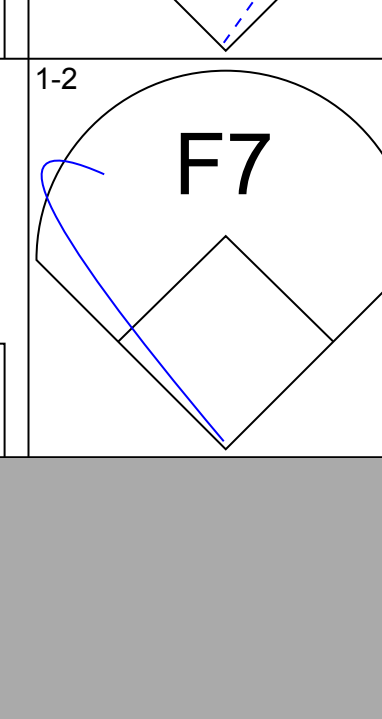
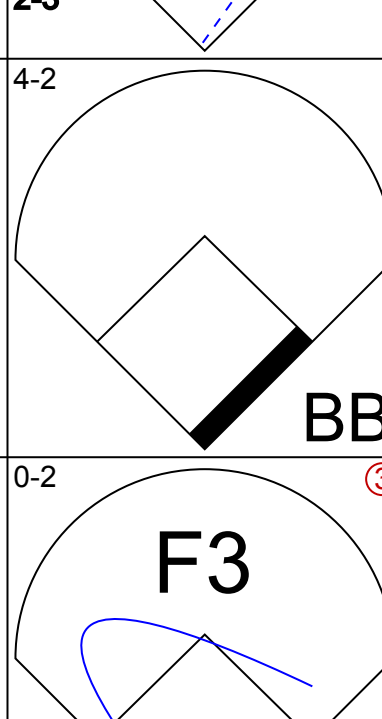
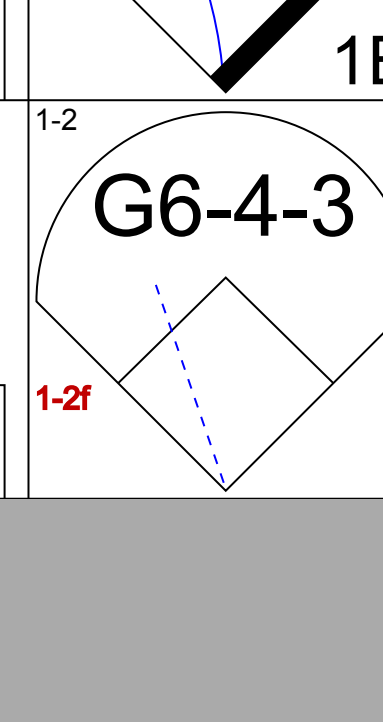
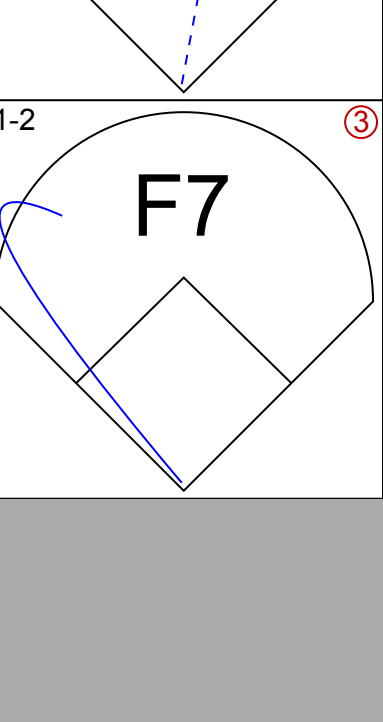
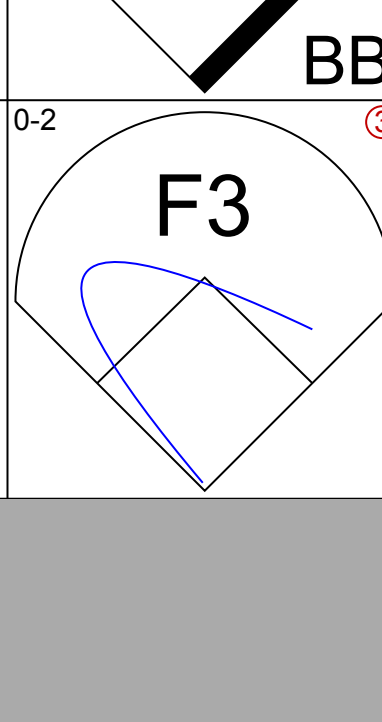

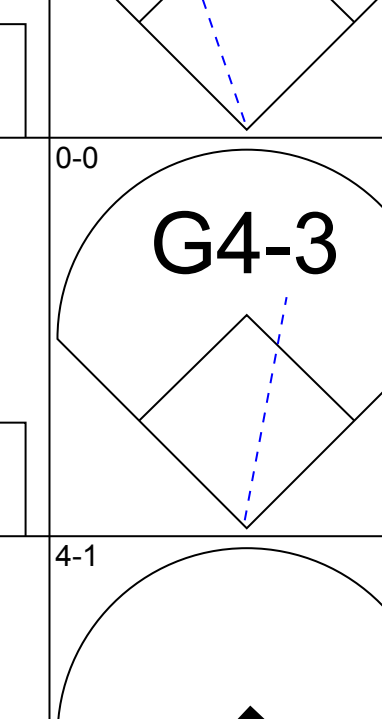
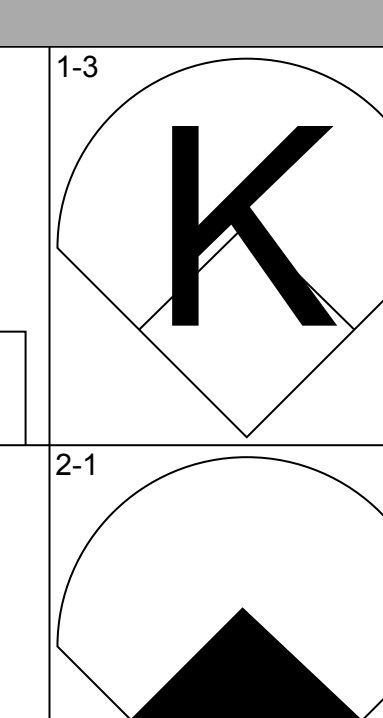
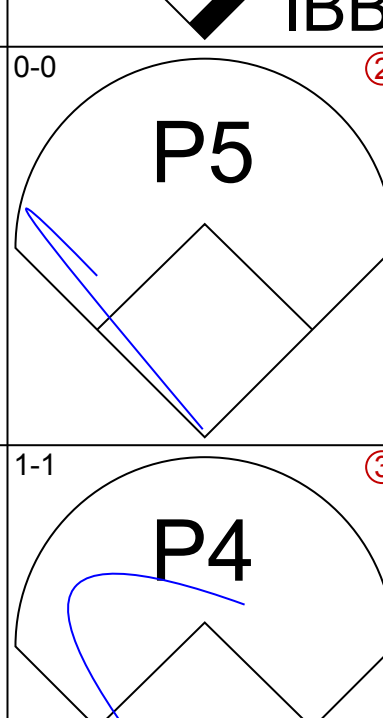
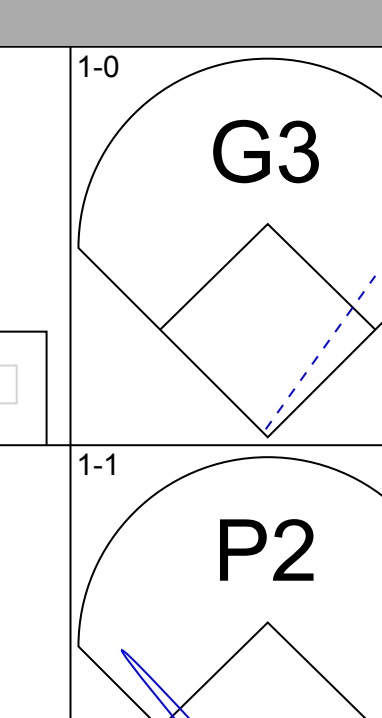
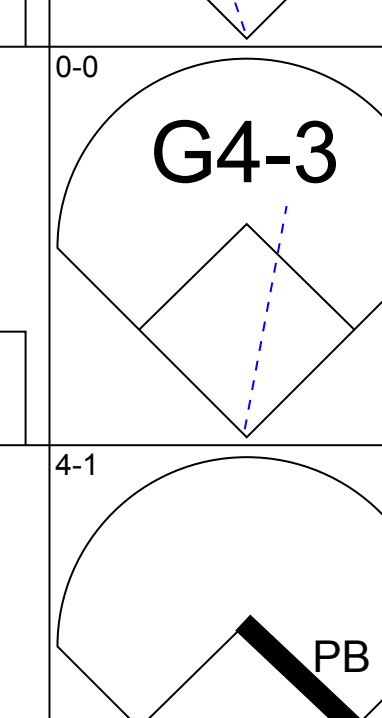
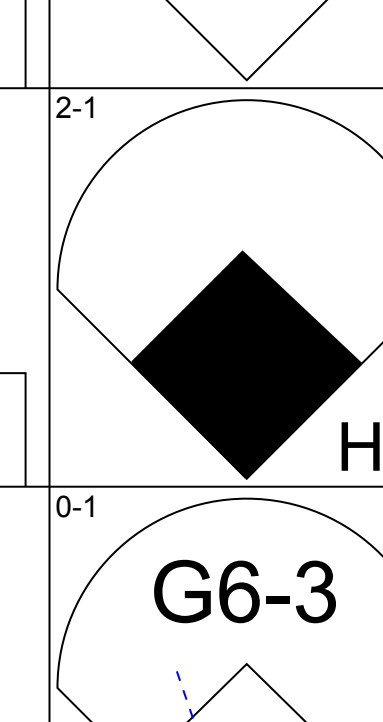
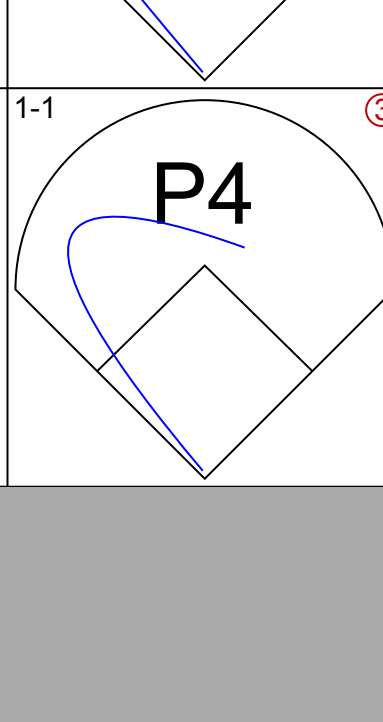
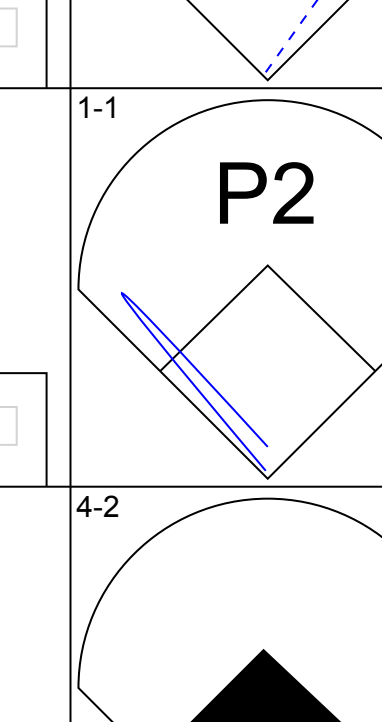
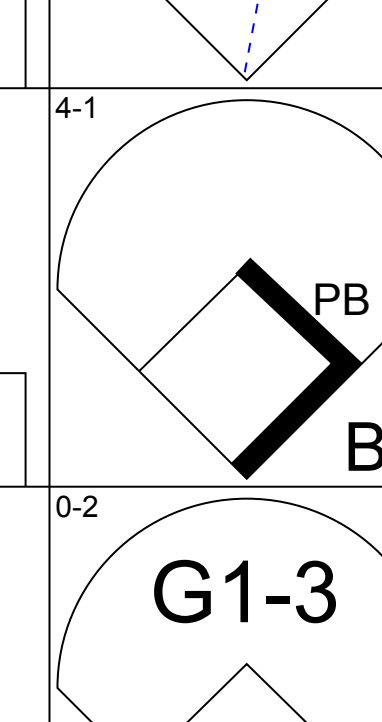

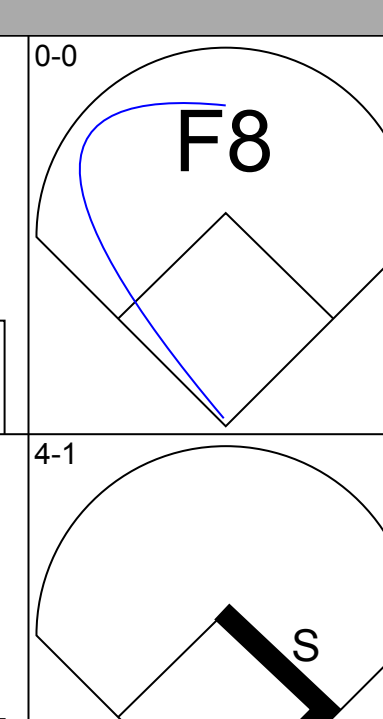
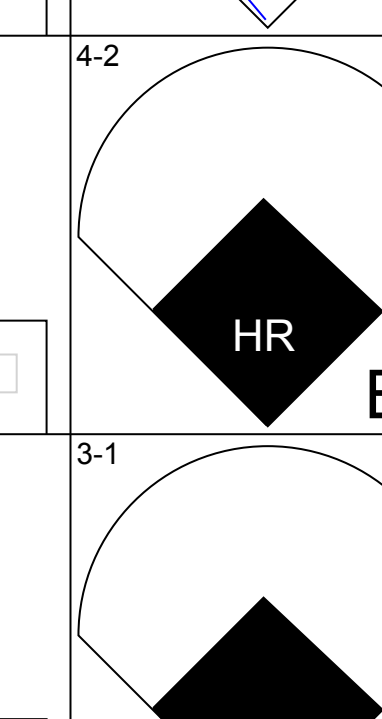
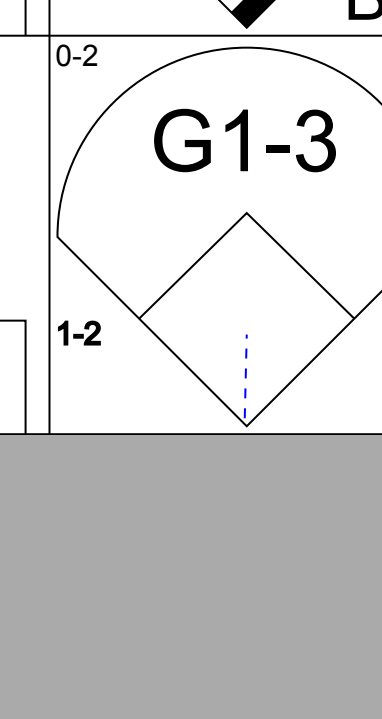
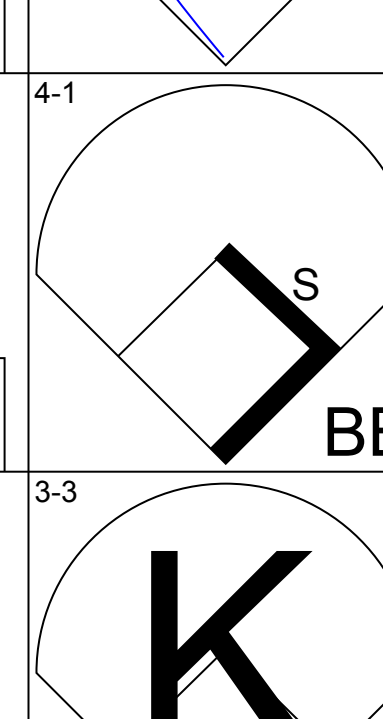
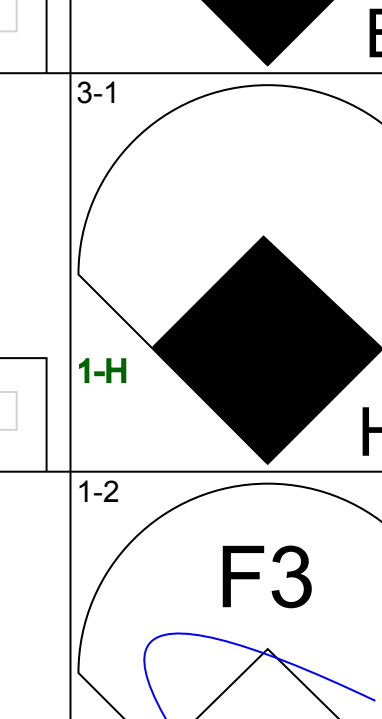
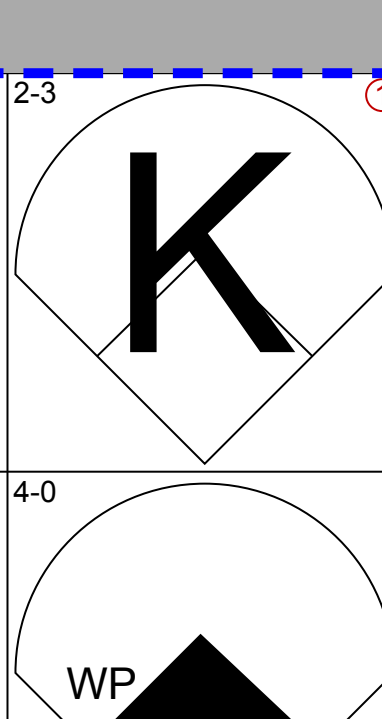
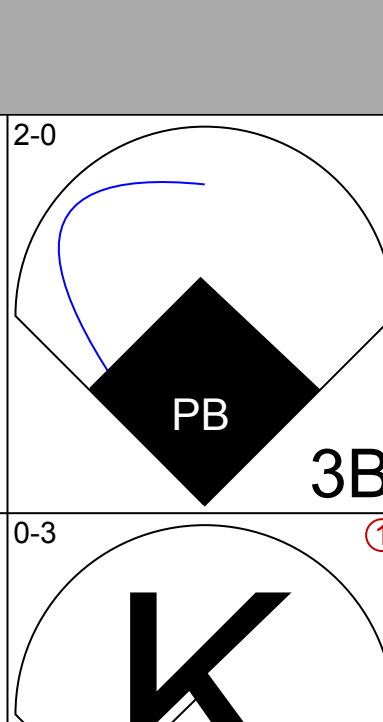
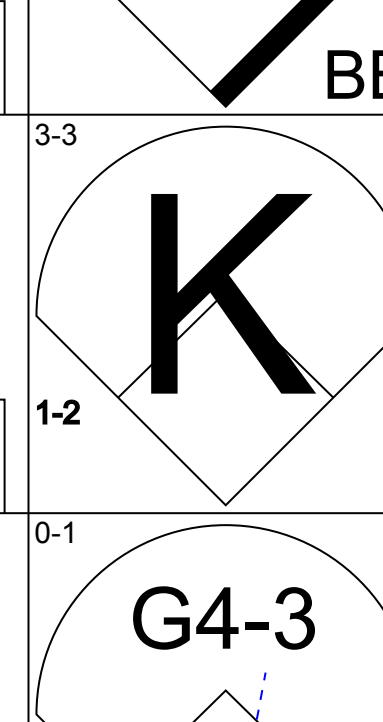
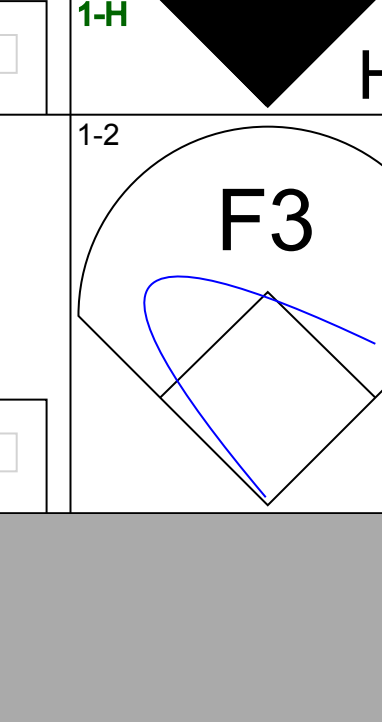
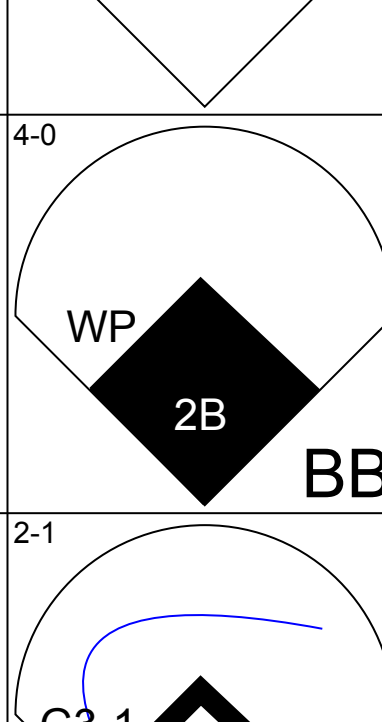
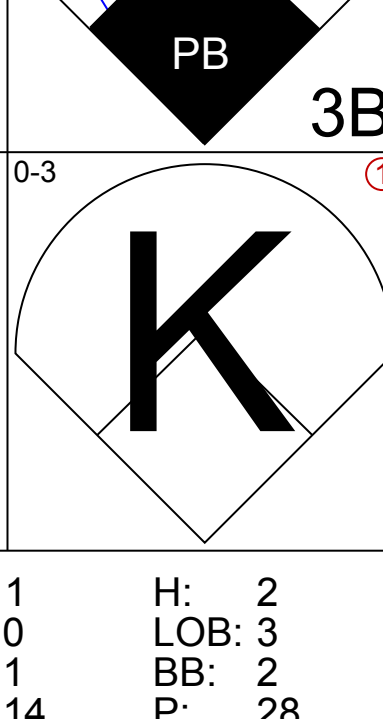
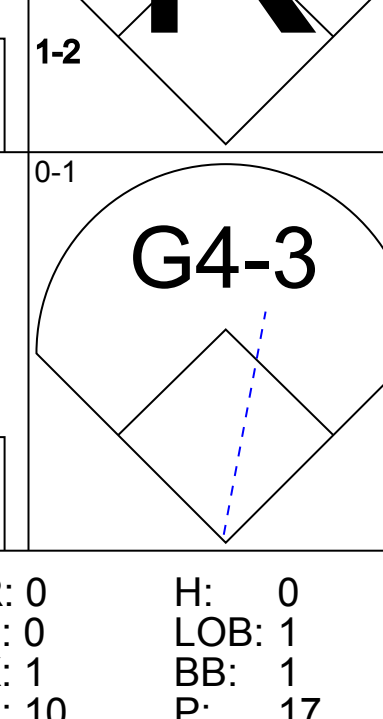
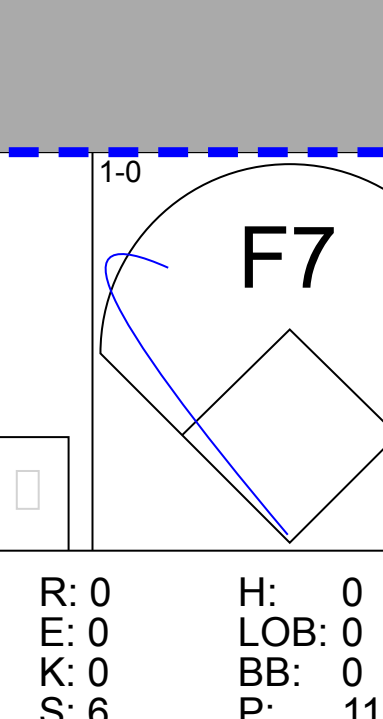
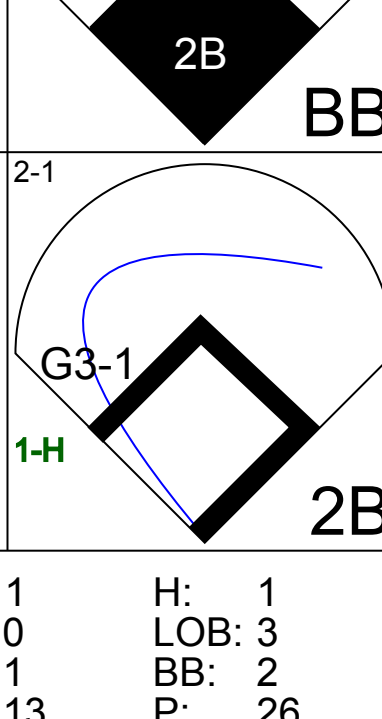
Batter	1	2	3	4	5	6	7	8	9	AB	R	H	RBI	BB	SO	LOB	BOTTOM				
Roger Cedeno, S OBP: 0.306, SLG: 0.334 Armando Benitez, R (1, 7) (9, 1)										3	1	1	0	0	1	0					
Raul Gonzalez, R OBP: 0.353, SLG: 0.500 (1, 8) (9, 7)										4	0	1	1	0	1	1					
31 Mike Piazza, R OBP: 0.355, SLG: 0.519 (1, 2)										4	0	1	0	0	0	2					
Mo Vaughn, L OBP: 0.340, SLG: 0.438 (1, 3)										3	0	1	1	1	1	1					
Edgardo Alfonzo, R OBP: 0.406, SLG: 0.480 Joe McEwing, R OBP: 0.239, SLG: 0.308 (1, 5) (7, 5)										3	0	0	0	0	1	1					
Jeromy Burnitz, L OBP: 0.312, SLG: 0.344 (1, 9)										3	1	1	1	0	1	0					
Ty Wigginton, R OBP: 0.314, SLG: 0.485 (1, 4)										2	1	1	1	0	1	0					
Rey Ordenez, R OBP: 0.282, SLG: 0.314 (1, 6)										3	0	0	0	0	0	1					
Steve Trachsel, R OBP: 0.125, SLG: 0.175 David Weathers, R (1, 1) (8, 1)										2	0	0	0	0	2	0					
Timo Perez, L OBP: 0.328, SLG: 0.446 (8, PH) (9, 8)										0	0	0	0	0	0	0					
Inning Stats	R: 0 H: 1 E: 0 K: 3 S: 14	H: 2 LOB: 1 BB: 0 P: 19	R: 2 H: 2 E: 0 K: 1 S: 16	H: 2 LOB: 0 BB: 0 P: 26	R: 1 H: 2 E: 0 K: 1 S: 11	H: 2 LOB: 1 BB: 0 P: 14	R: 0 H: 0 E: 0 K: 1 S: 11	H: 0 LOB: 0 BB: 0 P: 17	R: 0 H: 0 E: 0 K: 0 S: 10	H: 0 LOB: 0 BB: 0 P: 15	R: 0 H: 0 E: 0 K: 0 S: 7	H: 0 LOB: 0 BB: 0 P: 12	R: 0 H: 0 E: 0 K: 1 S: 11	H: 0 LOB: 0 BB: 0 P: 15	R: 1 H: 1 E: 0 K: 1 S: 11	H: 1 LOB: 2 BB: 2 P: 23	1B: 2 2B: 2 3B: 0 HR: 2	SF: 0 SAC: 1 DP: 1 HBP: 1	WP: 0 PB: 0 SB: 0 CS: 0	PA: 32	
PITCHER	IP	WLS	BF	H	R	ER	SO	BB	IBB	HBP	BLK	WP	HR	S	P	ERA	WHIP				
Brad Penny, R ERA: 4.47 (1, 1)	6.0	L	23	5	3	3	7	5	3	3	7	0	0	22	38	4.50	0.833				
Vladimir Nunez, R ERA: 3.32 (7, 1)	2.0		9	1	1	1	2	1	1	0	0	0	0	22	38	4.50	1.000				

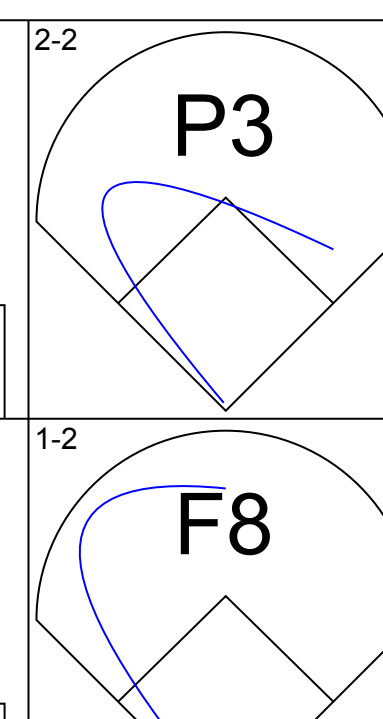
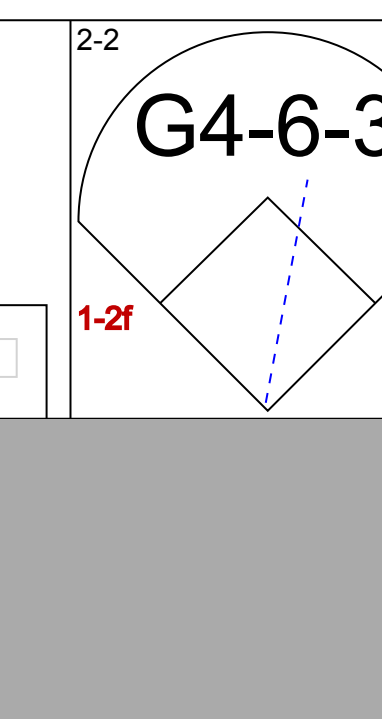
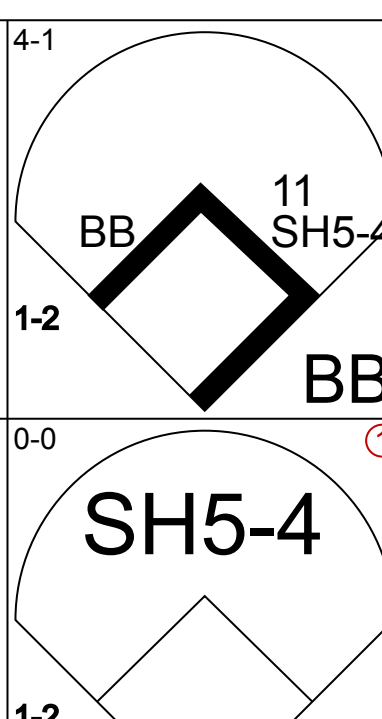
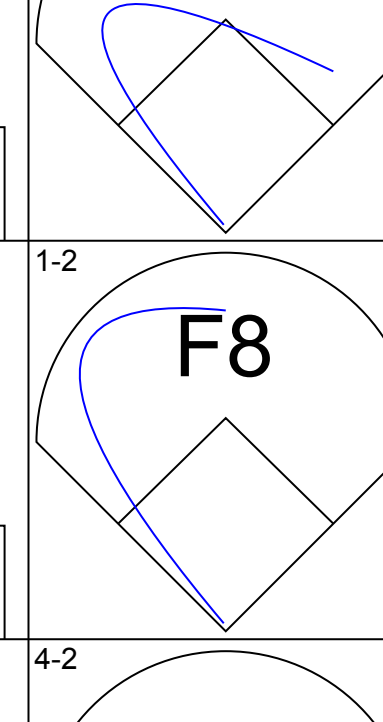
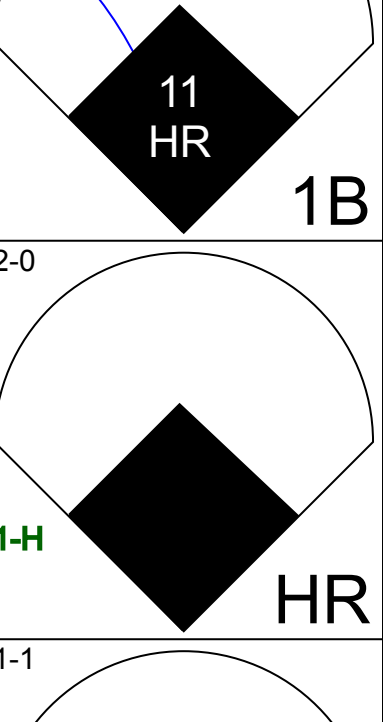
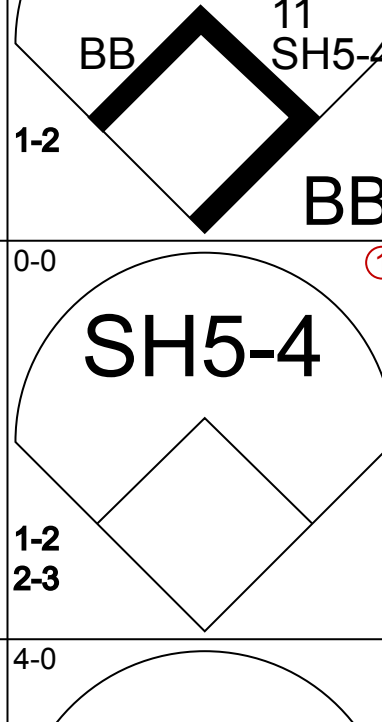
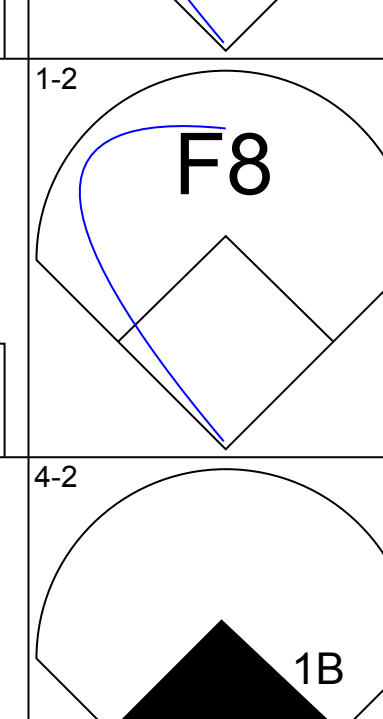
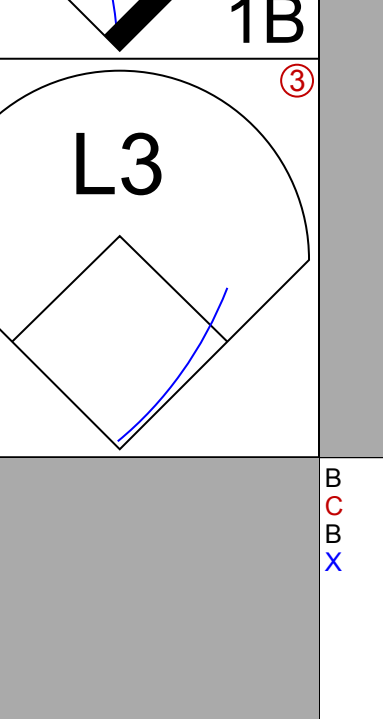
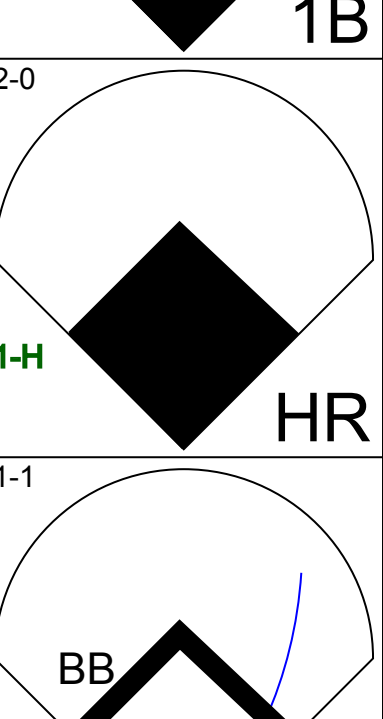
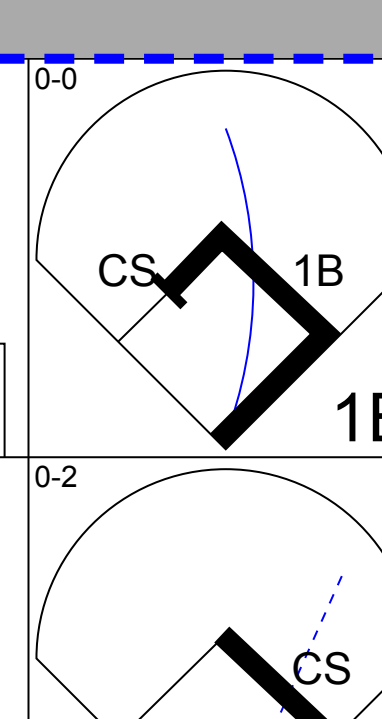
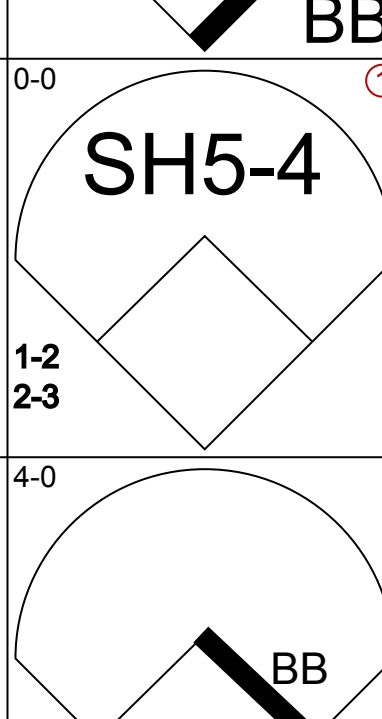
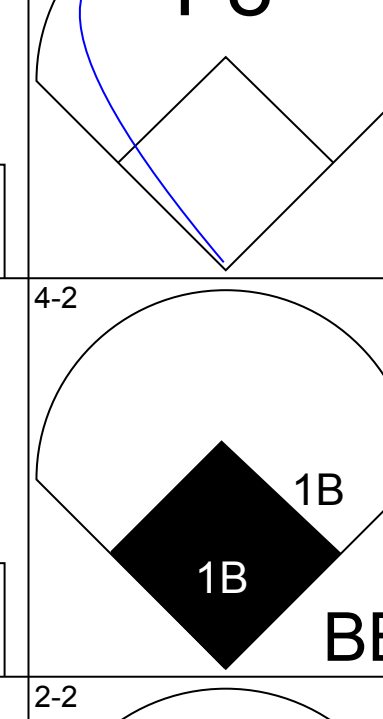
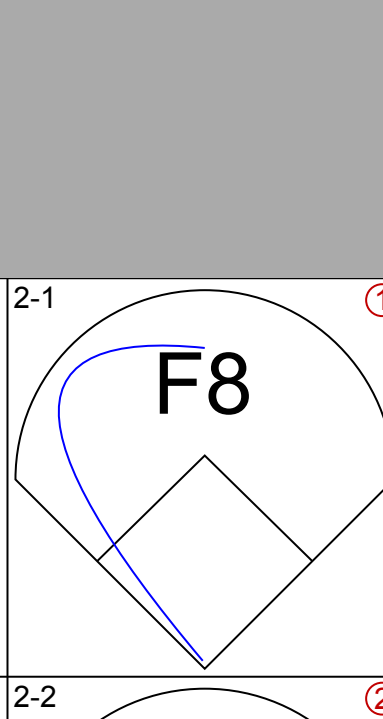
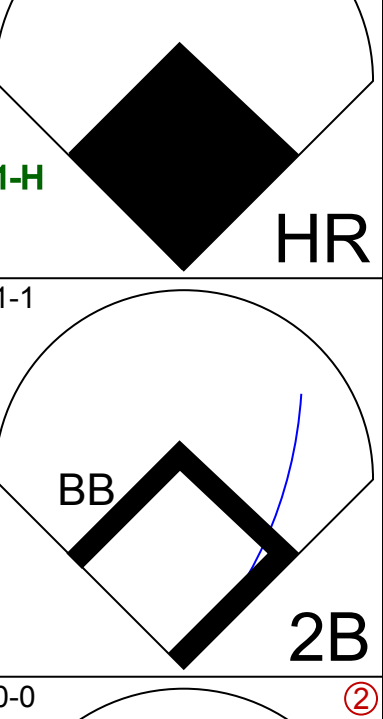
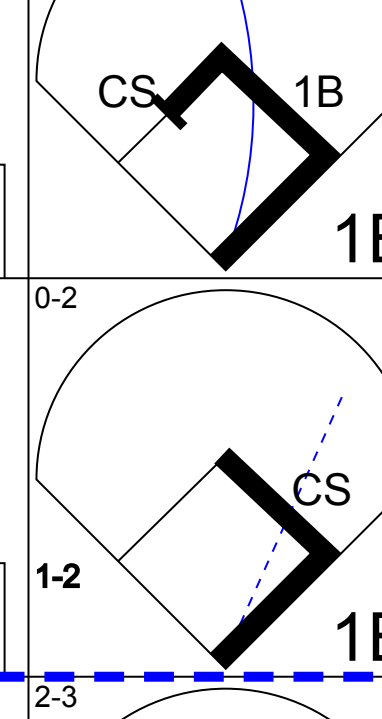
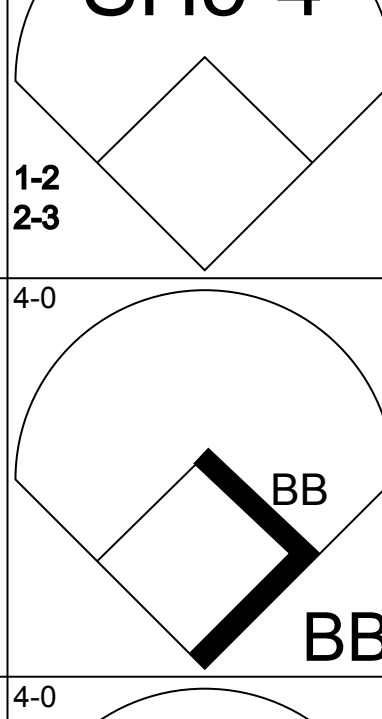
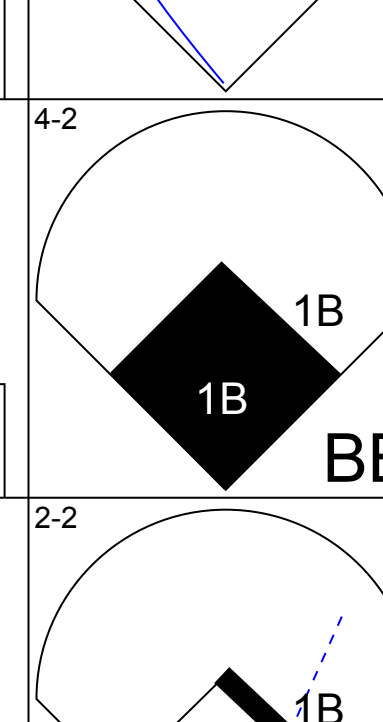
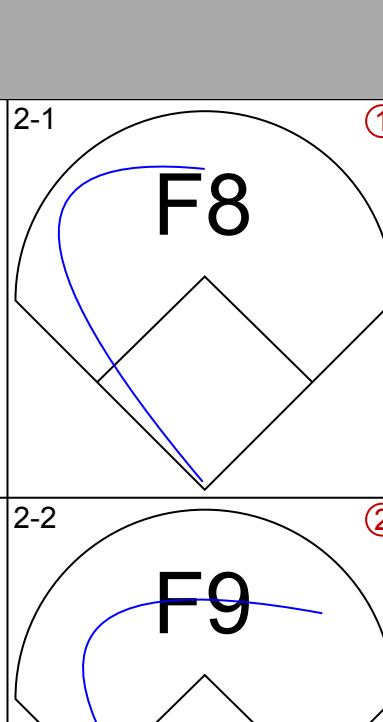
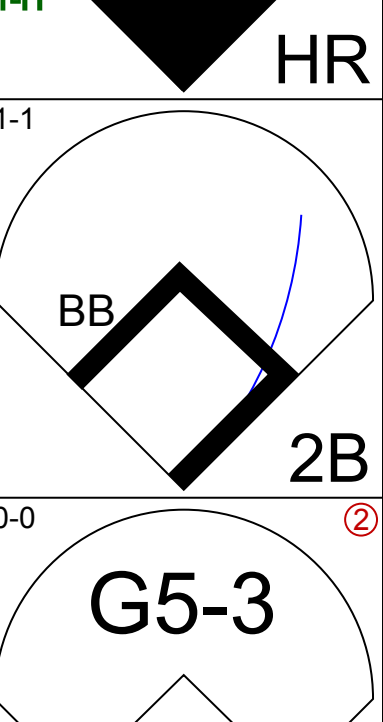
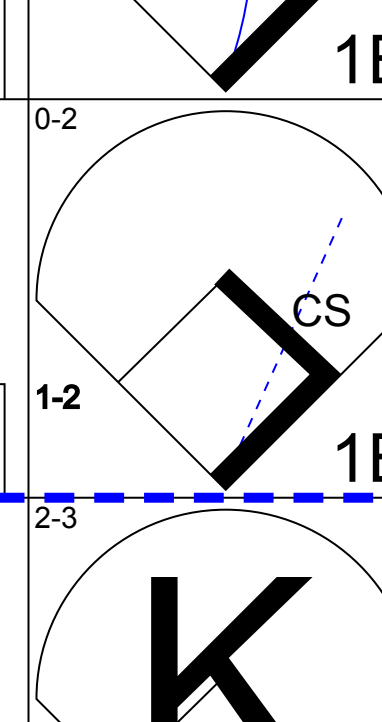
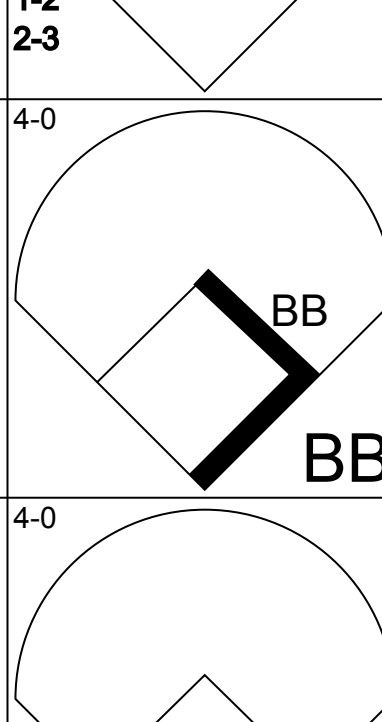
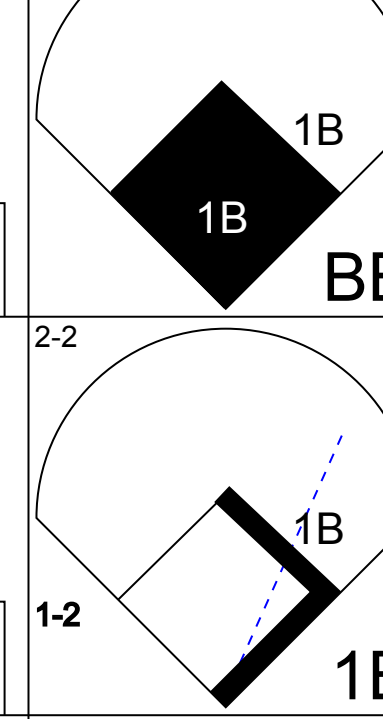
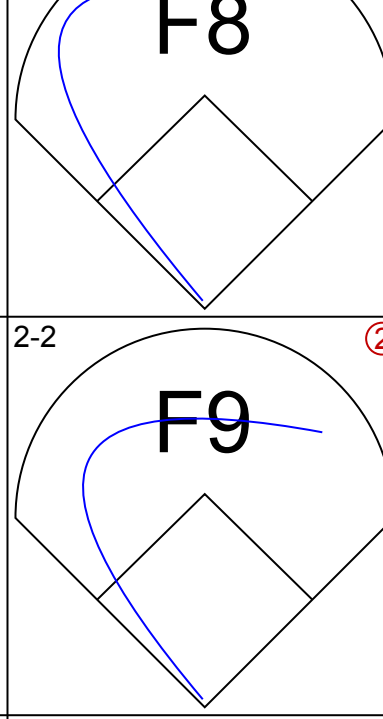
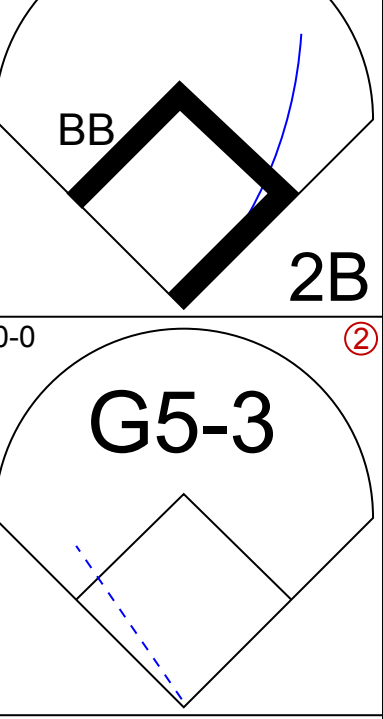
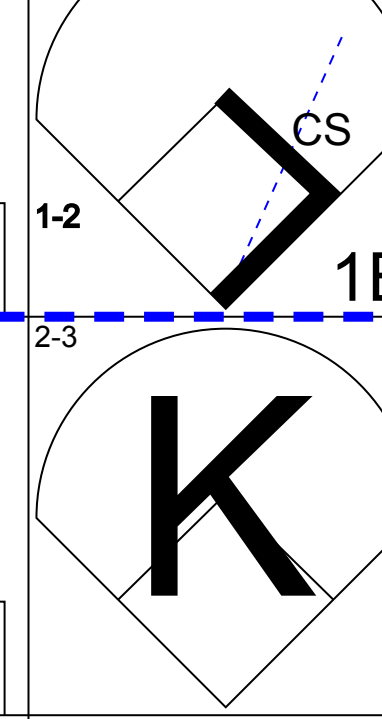
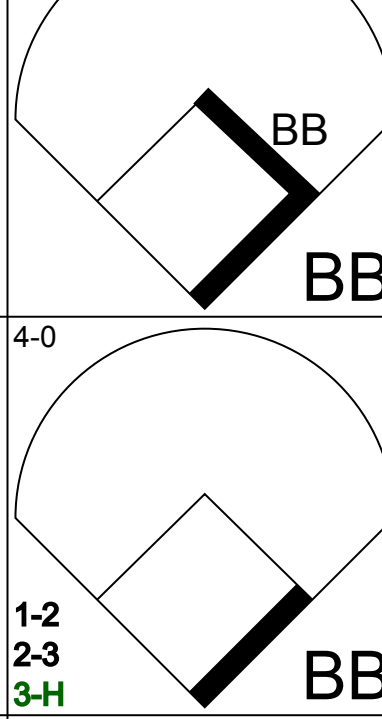
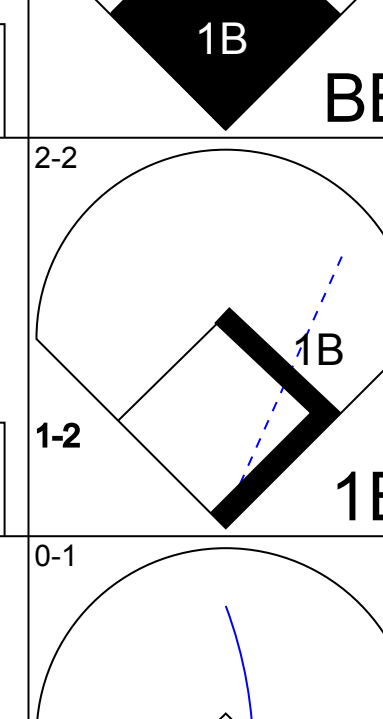

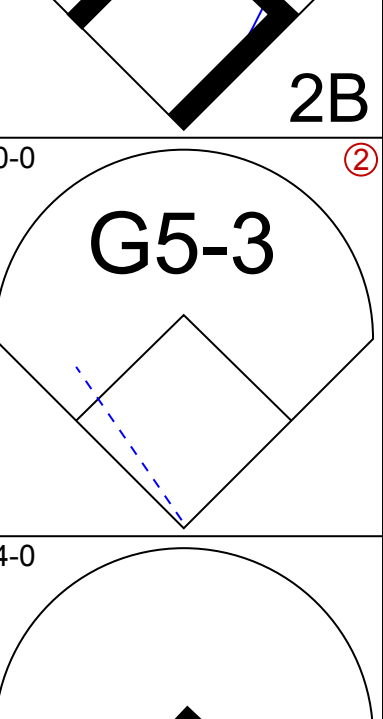



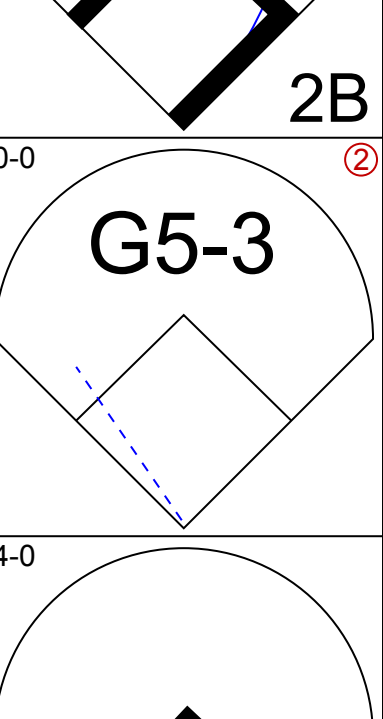






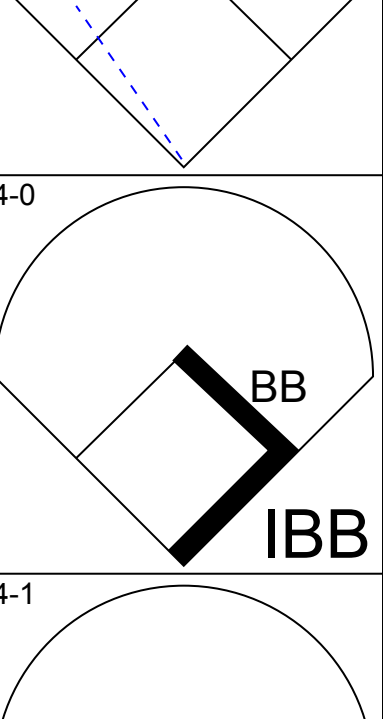

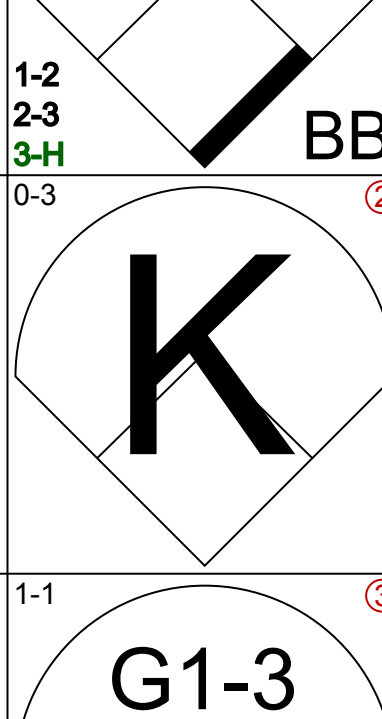
Florida Marlins @ New York Mets
Shea Stadium, Flushing, NY
Thu Sep 05 2002, 7:10 PM EDT
Att: 31,211 - Cloudy - 78 F

AB 28
R 4
H 6
RBI 4
BB 2
SO 9
LOB 8



Batter	1	2	3	4	5	6	7	8	9	AB	R	H	RBI	BB	SO	LOB	TOP					
Timo Perez, L OBP: 0.329, SLG: 0.448 (1, 8)	L9		F5		G3	G3			G4-3	5	0	2	3	0	0	1	New York Mets @ Philadelphia Phillies Veterans Stadium, Philadelphia, PA Fri Sep 06 2002, 7:05 PM EDT Att: 16,335 - Sunny - 80 F					
Roberto Alomar, S OBP: 0.337, SLG: 0.396 (1, 4)	G5-3		G3			F8			G4-3	5	0	0	0	0	0	4						
Mo Vaughn, L OBP: 0.343, SLG: 0.437 Roger Cedeno, S OBP: 0.306, SLG: 0.334 (9, PR) Ty Wigginton, R OBP: 0.314, SLG: 0.485 (9, 3)	L3				1B				G5-3	3	1	1	0	1	0	0						
Edgardo Alfonzo, R OBP: 0.406, SLG: 0.477 (1, 5)					1B				F9	4	1	1	0	0	1	2						
Jeremy Burnitz, L OBP: 0.311, SLG: 0.350 (1, 9)									K	5	1	1	3	0	1	3						
Raul Gonzalez, R OBP: 0.333, SLG: 0.471 (1, 7)									F9	4	0	0	0	0	2	1						
Vance Wilson, R OBP: 0.364, SLG: 0.364 (1, 2) Jason Phillips, R OBP: 0.428, SLG: 0.500 (3, 2)									K	0	0	0	0	0	0	0						
Joe McEwing, R OBP: 0.239, SLG: 0.302 (1, 6)									K	3	2	2	0	0	0	0						
Joe McEwing, R OBP: 0.239, SLG: 0.302 (1, 6)									K	3	1	0	0	1	0	3						
Al Leiter, L OBP: 0.269, SLG: 0.178 (1, 1) Steve Reed, R (8, 1) John Valentin, R OBP: 0.347, SLG: 0.358 (9, PH) Esix Snead, S (9, PR) Pedro Feliciano, L (9, 1)									K	2	0	1	1	1	0	0						
Inning Stats	R: 0 E: 0 K: 0 S: 5	H: 0 LOB: 0 BB: 0 P: 7	R: 0 E: 0 K: 1 S: 9	H: 0 LOB: 2 BB: 0 P: 13	R: 0 E: 0 K: 0 S: 8	H: 1 LOB: 0 BB: 0 P: 11	R: 1 E: 0 K: 0 S: 14	H: 2 LOB: 1 BB: 0 P: 22	R: 5 E: 0 K: 1 S: 21	H: 4 LOB: 2 BB: 3 P: 39	R: 0 E: 0 K: 1 S: 10	H: 0 LOB: 0 BB: 0 P: 15	R: 1 E: 0 K: 1 S: 13	H: 2 LOB: 3 BB: 0 P: 22	1B: 7 2B: 1 3B: 0 HR: 1	SF: 0 SAC: 0 DP: 0 HBP: 3		WP: 0 PA: 41 PB: 0 SB: 2 CS: 0				
PITCHER	IP WLS BF H R ER SO BB IBB HBP BLK WP HR S P ERA WHIP	PITCHER																				
39 Brett Myers, R ERA: 4.11 (1, 1)	5.2 L 27 6 6 6 2 3 0 0 2 0 0 1 59 99 9.53 1.588																					
Rheal Cormier, L ERA: 5.99 (6, 1)	0.1 2 1 0 0 0 0 0 0 0 0 0 0 5 6 0.00 3.000																					
Hector Mercado, L ERA: 5.82 (7, 1)	1.0 3 0 0 0 1 0 0 0 0 0 0 0 7 12 0.00 0.000																					
Jose Santiago, R ERA: 6.98 (8, 1)	1.0 3 0 0 0 0 0 0 0 0 0 0 0 10 15 0.00 0.000																					
Carlos Silva, R ERA: 3.61 (9, 1)	1.0 6 2 1 1 1 0 0 0 1 0 0 0 13 22 9.00 2.000																					
Batter	1	2	3	4	5	6	7	8	9	AB	R	H	RBI	BB	SO	LOB	BOTTOM					
Doug Glanville, R OBP: 0.283, SLG: 0.329 (1, 8)	F9				G1-3				G6-3	5	1	1	0	0	0	3	New York Mets @ Philadelphia Phillies Veterans Stadium, Philadelphia, PA Fri Sep 06 2002, 7:05 PM EDT Att: 16,335 - Sunny - 80 F					
11 Jimmy Rollins, S OBP: 0.310, SLG: 0.379 (1, 6)									G6-3	5	1	1	0	0	1	0						
Bobby Abreu, L OBP: 0.402, SLG: 0.512 (1, 9)									G6-3	4	0	2	0	1	2	2						
Pat Burrell, R OBP: 0.380, SLG: 0.557 (1, 7)									K	2	0	0	0	2	1	2						
Mike Lieberthal, R OBP: 0.345, SLG: 0.461 (1, 2)									K	3	0	0	0	1	0	4						
Placido Polanco, R OBP: 0.328, SLG: 0.401 (1, 5)									K	4	0	3	2	0	0	2						
Todd Pratt, R OBP: 0.455, SLG: 0.531 (1, 3)									K	3	0	2	0	1	0	0						
Tomas Perez, S OBP: 0.302, SLG: 0.378 (1, 4)									K	4	0	0	0	0	1	5						
39 Brett Myers, R ERA: 4.11, SLG: 0.187 (1, 1) Rheal Cormier, L ERA: 5.99, SLG: 0.333 (6, PR) Dave Hollins, L OBP: 0.182, SLG: 0.100 (7, 1) Hector Mercado, L (9, 1) Jose Santiago, R (9, PH) Jeremy Ciambi, S OBP: 0.415, SLG: 0.508 (9, 1) Carlos Silva, R (9, 1)									K	0	0	0	0	0	0	0						
Inning Stats	R: 2 E: 0 K: 1 S: 11	H: 3 LOB: 2 BB: 1 P: 20	R: 0 E: 0 K: 1 S: 8	H: 1 LOB: 1 BB: 0 P: 12	R: 0 E: 0 K: 1 S: 9	H: 0 LOB: 1 BB: 2 P: 20	R: 0 E: 0 K: 0 S: 10	H: 1 LOB: 2 BB: 1 P: 15	R: 0 E: 0 K: 0 S: 11	H: 1 LOB: 2 BB: 1 P: 22	R: 0 E: 0 K: 0 S: 4	H: 0 LOB: 0 BB: 0 P: 6	R: 0 E: 0 K: 1 S: 14	H: 1 LOB: 1 BB: 0 P: 22	R: 0 E: 0 K: 0 S: 11	H: 2 LOB: 2 BB: 0 P: 17		R: 0 E: 0 K: 1 S: 9	H: 0 LOB: 0 BB: 0 P: 13	1B: 8 2B: 1 3B: 0 HR: 0	SF: 0 SAC: 2 DP: 0 HBP: 0	WP: 0 PA: 39 PB: 0 SB: 1 CS: 1
PITCHER	IP WLS BF H R ER SO BB IBB HBP BLK WP HR S P ERA WHIP	PITCHER																				
Al Leiter, L ERA: 3.54 (1, 1)	7.0 W 31 7 2 2 4 5 0 0 0 0 0 0 67 117 2.57 1.714																					
Steve Reed, R ERA: 1.63 (8, 1)	1.0 5 2 0 0 0 0 0 0 0 0 0 0 11 17 0.00 2.000																					
Pedro Feliciano, L ERA: (9, 1)	1.0 3 0 0 0 1 0 0 0 0 0 0 0 9 13 0.00 0.000																					

Batter	1	2	3	4	5	6	7	8	9	AB	R	H	RBI	BB	SO	LOB	TOP					
Timo Perez, L OBP: 0.328, SLG: 0.443 (1, 8)										4	0	0	0	1	1	1	New York Mets @ Philadelphia Phillies Veterans Stadium, Philadelphia, PA Sat Sep 07 2002, 1:15 PM EDT Att: 21,747 - Sunny - 75 F					
Roberto Alomar, S OBP: 0.340, SLG: 0.397 (1, 4)										4	0	2	0	1	0	0						
31 Mike Piazza, R OBP: 0.514, SLG: 0.514 (1, 2)										4	0	0	0	0	1	0						
Vance Wilson, R OBP: 0.301, SLG: 0.364 (9, 2)										0	0	0	0	0	0	0						
Jeremy Burnitz, L OBP: 0.308, SLG: 0.346 (1, 9)										4	0	0	0	0	1	3						
Edgardo Alfonzo, R OBP: 0.407, SLG: 0.483 (1, 5)										3	1	1	1	1	0	3						
Ty Wigington, R OBP: 0.311, SLG: 0.464 (1, 3)										3	1	0	0	1	0	1						
Roger Cedeno, S OBP: 0.307, SLG: 0.341 (1, 7)										3	1	1	2	1	1	0						
Rey Ordonez, R OBP: 0.284, SLG: 0.320 (1, 6)										3	2	1	0	1	1	1						
Tyler Walker, R OBP: 0.285, SLG: 0.331 (1, 1)										2	0	0	0	0	1	2						
Inning Stats	R: 0 E: 0 S: 12	H: 1 LOB: 0 BB: 16	R: 1 E: 0 S: 9	H: 1 LOB: 0 BB: 15	R: 1 E: 0 S: 14	H: 2 LOB: 3 BB: 28	R: 0 E: 0 S: 10	H: 0 LOB: 1 BB: 17	R: 0 E: 0 S: 8	H: 0 LOB: 0 BB: 11	R: 2 E: 0 S: 10	H: 1 LOB: 0 BB: 20	R: 0 E: 0 S: 6	H: 0 LOB: 1 BB: 11	R: 0 E: 0 S: 7	H: 0 LOB: 1 BB: 11	R: 1 E: 0 S: 13	H: 1 LOB: 3 BB: 26	1B: 2 2B: 1 3B: 1 HR: 2	SF: 0 SAC: 0 DP: 1 HBP: 0	WP: 1 PB: 2 CS: 0	PA: 39
PITCHER	IP WLS BF H R ER SO BB IBB HBP BLK WP HR S P ERA WHIP																					
Joe Roa, R ERA: 3.81 (1, 1)	6.0 L 26 5 4 4 4 3 1 0 0 0 0 2 63 107 6.00 1.333																					
Mike Timlin, R ERA: 2.44 (7, 1)	2.0 7 0 0 0 0 1 0 0 0 0 0 0 13 22 0.00 0.500																					
Jose Mesa, R ERA: 3.12 (9, 1)	1.0 6 1 1 1 1 2 0 0 0 1 0 0 13 26 9.00 3.000																					

Batter	1	2	3	4	5	6	7	8	9	AB	R	H	RBI	BB	SO	LOB	BOTTOM					
Doug Glanville, R OBP: 0.285, SLG: 0.331 (1, 8)										4	1	2	0	0	0	1	New York Mets @ Philadelphia Phillies Veterans Stadium, Philadelphia, PA Sat Sep 07 2002, 1:15 PM EDT Att: 21,747 - Sunny - 75 F					
Jeremy Giambi, L OBP: 0.416, SLG: 0.508 (9, PH)										0	0	0	0	1	0	0						
11 Jimmy Rollins, S OBP: 0.312, SLG: 0.385 (1, 6)										4	1	2	2	0	0	2						
Bobby Abreu, L OBP: 0.405, SLG: 0.515 (1, 9)										3	1	2	0	2	0	0						
Pat Burrell, R OBP: 0.381, SLG: 0.555 (1, 7)										4	0	1	1	1	1	3						
Travis Lee, L OBP: 0.329, SLG: 0.381 (1, 3)										4	0	1	1	1	2	5						
Mike Lieberthal, R OBP: 0.344, SLG: 0.457 (1, 2)										4	0	0	0	1	1	5						
Placido Polanco, R OBP: 0.327, SLG: 0.399 (1, 5)										3	0	0	0	1	0	3						
Marlon Anderson, L OBP: 0.316, SLG: 0.388 (1, 4)										4	0	0	0	0	0	1						
Joe Roa, R OBP: 0.263, SLG: 0.294 (1, 1)										2	0	0	0	0	0	1						
Inning Stats	R: 1 E: 0 S: 20	H: 2 LOB: 2 BB: 1	R: 0 E: 0 S: 12	H: 1 LOB: 2 BB: 1	R: 0 E: 0 S: 8	H: 0 LOB: 0 BB: 13	R: 0 E: 0 S: 9	H: 0 LOB: 0 BB: 14	R: 2 E: 0 S: 10	H: 3 LOB: 3 BB: 2	R: 0 E: 0 S: 8	H: 1 LOB: 0 BB: 12	R: 0 E: 0 S: 11	H: 2 LOB: 1 BB: 14	R: 0 E: 0 S: 7	H: 0 LOB: 0 BB: 10	R: 1 E: 0 S: 11	H: 0 LOB: 3 BB: 28	1B: 7 2B: 1 3B: 0 HR: 1	SF: 0 SAC: 1 DP: 1 HBP: 0	WP: 0 PB: 0 CS: 2	PA: 42
PITCHER	IP WLS BF H R ER SO BB IBB HBP BLK WP HR S P ERA WHIP																					
Tyler Walker, R ERA: 7.5 (1, 1)	5.0 W 25 6 3 3 2 3 1 0 0 0 0 0 8 12 0.00 1.000																					
Jaime Cerda, L ERA: 2.91 (6, 1)	1.0 H 3 1 0 0 0 0 0 0 0 0 0 0 4 4 ∞ ∞																					
Pedro Feliciano, L ERA: (7, 1)	0.0 2 2 0 0 0 0 0 0 0 0 0 0 4 4 ∞ ∞																					
David Weathers, R ERA: 2.96 (7, 1)	2.0 H 5 0 0 0 1 0 0 0 0 0 0 0 14 20 0.00 0.000																					
Armando Benitez, R ERA: 2.58 (9, 1)	1.0 S 7 0 1 1 1 4 0 0 0 0 0 0 11 28 9.00 4.000																					

Batter	1	2	3	4	5	6	7	8	9	AB	R	H	RBI	BB	SO	LOB	TOP					
Roger Cedeno, S OBP: 0.308, SLG: 0.339	4-1 SH5-3 BB		0-0 L4			1-2 G6-3	4-1 31 HR BB		0-0 L7	3	1	0	0	2	0	0						
Roberto Alomar, S OBP: 0.338, SLG: 0.393	1-0 SH5-3		0-3 K2-3			2-1 B1-3	4-2 31 HR BB		1-1 G1-3	3	1	0	1	1	1	0						
31 Mike Piazza, R OBP: 0.354, SLG: 0.521	1-3 K		2-1 F3			1-0 1B	3H 2H 3H HR			4	1	2	4	0	1	1						
Edgardo Alfonzo, R OBP: 0.402, SLG: 0.476	1-2 P6			2-0 F7		2-2 F8	0-2 F9			4	0	0	0	0	0	2						
Ty Wigginton, R OBP: 0.337, SLG: 0.519		1-2 FC4-6 1B		2-3 K			2-2 1B SF8 1B		2-2 L7	4	1	2	0	0	1	0						
Raul Gonzalez, R OBP: 0.329, SLG: 0.446	1-0 FC4-6 FC5-4 1-2			0-1 F8			2-2 BB 1B 1-2		4-2 S BB	3	1	1	0	1	0	1						
Joe McEwing, R ERA: 2.94	1-1 FC5-4 HBP				1-2 G5-3		0-0 F5		2-2 F9	1	0	0	0	0	0	0	AB 31					
Timo Perez, R ERA: 3.51										0	0	0	0	0	0	0	R 6					
Mark Guthrie, R ERA: 2.94										0	0	0	0	0	0	0	H 6					
Steve Reed, R ERA: 1.81										0	0	0	0	0	0	0	RBI 6					
Jason Phillips, R OBP: 0.331, SLG: 0.375										0	0	0	0	0	0	0	BB 4					
David Weathers, R ERA: 2.92										0	0	0	0	0	0	0	SO 5					
Armando Benitez, R ERA: 2.92										0	0	0	0	0	0	0	LOB 12					
Marco Scutaro, R OBP: 0.200, SLG: 0.300	0-0 FC5-4				2-1 G3		2-1 BB 31 HR 1B		1-3 K	2	0	0	0	0	0	2						
Jeromy Burnitz, L OBP: 0.313, SLG: 0.349	1-2 2-3								1-2 K	2	1	1	0	0	1	1						
Mike Bacsik, L ERA: 4.66	1-3 K								1-0 G5-3	2	0	0	0	0	1	2						
Jeff D'Amico, R ERA: 4.91										0	0	0	0	0	0	0						
Mo Vaughn, L OBP: 0.343, SLG: 0.437										0	0	0	0	0	0	0						
John Valentin, R ERA: 4.91										0	0	0	0	0	0	0						
Rey Ordóñez, R OBP: 0.203, SLG: 0.319										0	0	0	0	0	0	0						
Inning Stats	R: 0 E: 0 K: 1 S: 11	H: 0 LOB: 1 BB: 1 P: 18	R: 0 E: 0 K: 1 S: 9	H: 1 LOB: 2 BB: 0 P: 13	R: 0 E: 0 K: 1 S: 6	H: 0 LOB: 0 BB: 0 P: 8	R: 0 E: 0 K: 1 S: 6	H: 0 LOB: 0 BB: 0 P: 10	R: 0 E: 0 K: 0 S: 6	H: 0 LOB: 0 BB: 0 P: 9	R: 0 E: 0 K: 0 S: 10	H: 1 LOB: 1 BB: 0 P: 16	R: 6 E: 0 K: 0 S: 20	H: 4 LOB: 2 BB: 2 P: 36	R: 0 E: 0 K: 1 S: 15	H: 0 LOB: 1 BB: 0 P: 24	R: 0 E: 0 K: 0 S: 4	H: 0 LOB: 0 BB: 0 P: 6	1B: 5 2B: 0 3B: 0 HR: 1	SF: 1 SAC: 1 DP: 0 HBP: 1	WP: 0 PB: 0 SB: 3 CS: 0	PA: 38
PITCHER	IP	WLS	BF	H	R	ER	SO	BB	IBB	HBP	BLK	WP	HR	S	P	ERA	WHIP					
Hector Mercado, L ERA: 4.91	4.0		15	1	0	0	4	1	0	1	0	0	0	32	49	0.00	0.500					
Carlos Silva, R ERA: 3.51	2.0	L	7	1	0	0	0	0	0	0	0	0	0	16	25	0.00	0.500					
Mike Timlin, R ERA: 2.94	0.2	L	7	3	5	5	0	2	0	0	0	0	0	16	30	67.50	7.500					
Jose Santiago, R ERA: 6.8	0.1	B	2	1	1	1	0	0	0	0	0	0	1	4	6	27.00	3.000					
Dan Plesac, L ERA: 3.93	1.0		4	0	0	0	1	1	0	0	0	0	0	15	24	0.00	1.000					

New York Mets @ Philadelphia Phillies
Veterans Stadium, Philadelphia, PA
Mon Sep 09 2002, 7:05 PM EDT
Att: 13,514 - Sunny - 91 F

AB	31
R	6
H	6
RBI	6
BB	4
SO	5
LOB	12



Batter	1	2	3	4	5	6	7	8	9	AB	R	H	RBI	BB	SO	LOB	BOTTOM					
Doug Glanville, R OBP: 0.284, SLG: 0.328	2-2 FC6-4 1B		2-1 F9	0-1 G3-1		3-1 F8		1-2 FC5-4		5	0	1	0	0	0	5						
11 Jimmy Rollins, S OBP: 0.310, SLG: 0.384	1-1 FC6-4 1-2		2-1 F8		1-2 2B		1-2 F7		1-3 K	5	1	1	0	0	1	2						
Bobby Abreu, L OBP: 0.408, SLG: 0.516	2-0 F9			0-1 HR 1B	4-2 2B BB		0-0 BB 1B		2-2 PB 1B	4	2	3	0	1	0	1						
Pat Burrell, R OBP: 0.384, SLG: 0.568	2-0 L1			3-1 HR 1B	3-3 K		4-1 BB 1B		3-3 K	4	1	1	2	1	2	4						
Mike Lieberthal, R OBP: 0.344, SLG: 0.459		1-2 G3		1-1 P4	0-0 2B		0-3 K		0-1 E9 1B	5	0	2	2	0	1	2						
Dave Hollins, S OBP: 0.231, SLG: 0.167	1-3 K			0-0 1B	4-0 2B		0-0 G4-3		3-3 K	2	0	1	0	0	1	0						
Travis Lee, L OBP: 0.329, SLG: 0.381				1B	G5-4-3 IBB					2	0	0	0	1	1	3						
Marlon Anderson, L OBP: 0.311, SLG: 0.381	2-2 F7			0-0 L9	1-1 G5-4-3			2-2 F7		4	0	0	0	0	0	4						
Tomás Perez, S OBP: 0.313, SLG: 0.389			1-1 K	3-2 BB 1B	1-3 1B		1-2 G3-1		2-2 FC5-4 1B	4	0	3	0	0	0	0						
Hector Mercado, L ERA: 4.66			1-3 K	4-1 BB 1B			1-1 F8		1-0 F8	1	0	0	0	0	0	1						
Jason Michaels, R ERA: 4.66										0	0	0	0	0	0	0						
Carlos Silva, R ERA: 3.51										0	0	0	0	0	0	0						
Eric Weeks, L ERA: 4.91										0	0	0	0	0	0	0						
Mike Timlin, R ERA: 2.94										0	0	0	0	0	0	0						
Steve Reed, R ERA: 1.81										0	0	0	0	0	0	0						
Jason Phillips, R OBP: 0.331, SLG: 0.375										0	0	0	0	0	0	0						
David Weathers, R ERA: 2.92										0	0	0	0	0	0	0						
Rey Ordóñez, R OBP: 0.203, SLG: 0.319										0	0	0	0	0	0	0						
Inning Stats	R: 0 E: 0 K: 0 S: 9	H: 1 LOB: 0 BB: 0 P: 16	R: 0 E: 0 K: 1 S: 10	H: 0 LOB: 0 BB: 0 P: 14	R: 0 E: 0 K: 1 S: 9	H: 1 LOB: 1 BB: 0 P: 15	R: 2 E: 0 K: 0 S: 16	H: 4 LOB: 3 BB: 1 P: 27	R: 1 E: 0 K: 1 S: 11	H: 2 LOB: 2 BB: 2 P: 24	R: 0 E: 0 K: 0 S: 8	H: 0 LOB: 0 BB: 0 P: 13	R: 0 E: 0 K: 1 S: 9	H: 1 LOB: 2 BB: 1 P: 14	R: 0 E: 0 K: 0 S: 12	H: 1 LOB: 1 BB: 0 P: 18	R: 1 E: 1 K: 3 S: 20	H: 2 LOB: 1 BB: 0 P: 29	1B: 9 2B: 2 3B: 0 HR: 1	SF: 0 SAC: 0 DP: 1 HBP: 0	WP: 0 PB: 1 SB: 0 CS: 0	PA: 42
PITCHER	IP	WLS	BF	H	R	ER	SO	BB	IBB	HBP	BLK	WP	HR	S	P	ERA	WHIP					
Mike Bacsik, L ERA: 4.66	4.0		21	7	3	3	2	2	0	0	0	0	0	14	27	0.00	0.500					
Jeff D'Amico, R ERA: 4.91	2.0	W	7	1	0	0	1	0	1	0	0	0	0	5	10	0.00	6.000					
Mark Guthrie, L ERA: 2.45	0.1	H	3	1	0	0	0	1	0	0	0	0	0	4	4	0.00	0.000					
Steve Reed, R ERA: 1.81	0.2	H	2	0	0	0	1	0	0	0	0	0	0	4	4	0.00	0.000					
David Weathers, R ERA: 2.92	1.0	H	4	1	0	0	0	0	0	0	0	0	0	12	18	0.00	1.000					

New York Mets @ Philadelphia Phillies
Veterans Stadium, Philadelphia, PA
Mon Sep 09 2002, 7:05 PM EDT
Att: 13,514 - Sunny - 91 F

AB	38
R	4
H	12
RBI	4
BB	4
SO	7
LOB	23



Batter	1	2	3	4	5	6	7	8	9	AB	R	H	RBI	BB	SO	LOB	TOP										
Timo Perez, L (1.8) OBP: 0.329, SLG: 0.438 Ty Wigginton, R (6, PH) OBP: 0.350, SLG: 0.516 (6.7)	F8		E6	1B		G4-3		L9		3	0	1	0	0	0	0											
Roberto Alomar, S (1.4) OBP: 0.337, SLG: 0.388 38 Pat Strange, R (8.1)	F9		K	1B		G6-3		F8		5	0	1	0	0	1	1											
31 Mike Piazza, R (1.2) OBP: 0.359, SLG: 0.533	1B		HR	2B		FC6-4		HR	2B	5	2	3	0	0	0	3											
Mo Vaughn, L (1.3) OBP: 0.350, SLG: 0.463	FC5-4		HR			1B		BB	1B	4	4	4	4	1	0	0											
Edgardo Alfonzo, R (1.5) OBP: 0.401, SLG: 0.476	FC5-4		1B			L6		2B	1B	5	1	2	0	0	0	3											
Jeremy Burnitz, L (1.9) OBP: 0.313, SLG: 0.364		G4-3	K			1B		K		5	0	2	0	0	2	3											
Raul Gonzalez, R (1.7) OBP: 0.337, SLG: 0.427 (6.8)	G6-3		G6-3			1B		L8		4	1	1	0	1	0	1											
Rey Ordenez, R (1.6) OBP: 0.286, SLG: 0.321 Grant Roberts, R (7.1) OBP: 1.000, SLG: 1.000 Joe McEwing, R (8.4) OBP: 0.257, SLG: 0.322	E5		L3			SF7		G6-4-3		3	0	0	1	0	0	1											
John Thomson, R (1.1) OBP: 0.264, SLG: 0.224 Brady Clark, R (5, PH) OBP: 0.240, SLG: 0.221 Pedro Feliciano, L (5.1) John Valentin, R (7.6) OBP: 0.343, SLG: 0.360	K		1B			G6-3		G6-3		2	0	1	0	0	1	1											
Inning Stats	R: 0 E: 0 K: 0 S: 9	H: 1 LOB: 2 BB: 1 P: 14	R: 0 E: 1 K: 1 S: 11	H: 0 LOB: 1 BB: 0 P: 15	R: 2 E: 1 K: 2 S: 13	H: 3 LOB: 1 BB: 0 P: 18	R: 0 E: 0 K: 0 S: 11	H: 3 LOB: 2 BB: 0 P: 17	R: 1 E: 0 K: 0 S: 15	H: 3 LOB: 2 BB: 0 P: 24	R: 2 E: 0 K: 0 S: 9	H: 2 LOB: 0 BB: 0 P: 12	R: 0 E: 0 K: 0 S: 10	H: 1 LOB: 0 BB: 0 P: 15	R: 0 E: 0 K: 0 S: 5	H: 0 LOB: 0 BB: 0 P: 8	R: 3 E: 0 K: 1 S: 13	H: 3 LOB: 1 BB: 1 P: 24	1B: 11 2B: 4 3B: 0 HR: 2	SF: 1 SAC: 0 DP: 2 HBP: 0	WP: 0 PB: 0 SB: 0 CS: 1	PA: 45					
PITCHER	IP	WLS	BF	H	R	ER	SO	BB	IBB	HBP	BLK	WP	HR	S	P	ERA	WHIP										
Bartolo Colon, R (1.1) ERA: 2.7	5.0	W	27	10	3	2	3	1	0	0	0	0	1	59	88	5.40	2.200										
Scott Stewart, L (6.1) ERA: 3.21	0.2		4	2	2	2	0	0	0	0	0	0	1	8	11	27.00	3.000										
Tim Drew, R (6.1) ERA: 2.84	2.2	H	10	3	2	2	0	0	0	0	0	0	0	23	36	6.75	1.125										
Joey Eischen, L (9.1) ERA: 1.33	0.1	S	1	0	0	0	0	1	0	0	0	0	0	5	10	27.00	6.000										
Dan Smith, R (9.1) ERA: 2.69	0.1	S	1	0	0	0	0	0	0	0	0	0	0	1	2	0.00	0.000										

New York Mets @ Montreal Expos
Olympic Stadium, Montreal, QB
Fri Sep 13 2002, 7:05 PM EDT
Att. 7,219 - Dome - 72 F

AB 42
R 8
H 16
RBI 8
BB 2
SO 4
LOB 16



Batter	1	2	3	4	5	6	7	8	9	AB	R	H	RBI	BB	SO	LOB	BOTTOM										
Endy Chavez, L (1.8) OBP: 0.242, SLG: 0.361	SH		F8	1B		G4-3		FC4-6		5	3	2	0	0	0	1											
Jamey Carroll, R (1.6) OBP: 0.750, SLG: 0.857 (8.4)	SH		1B			E9		E		4	2	3	0	0	0	0											
Jose Vidro, S (1.4) OBP: 0.372, SLG: 0.480 Orlando Cabrera, R (8.6) OBP: 0.313, SLG: 0.359	SF7		F8			FC6-5-4-6		F9		3	2	1	3	0	0	3											
Vladimir Guerrero, R (1.9) OBP: 0.413, SLG: 0.598	F9		E			E4		G6-3		5	2	3	3	0	0	2											
Matt Cepicky, L (1.7) OBP: 0.297, SLG: 0.500	G6-3		E3			2B		G6-3		5	1	3	2	0	0	2											
Brad Wilkerson, L (1.3) OBP: 0.370, SLG: 0.476			G3			2B		2B		4	0	1	1	0	2	3											
Brian Schneider, L (1.2) OBP: 0.329, SLG: 0.444	G1-3					G6-3		G6-3		4	1	2	0	0	0	0											
Wilton Guerrero, S (1.5) OBP: 0.260, SLG: 0.256	K		P6			G4-6-3		FC4-6		4	0	1	0	0	1	2											
Bartolo Colon, R (1.1) ERA: 1.45, SLG: 0.192 Fernando Tatis, R (5, PH) OBP: 0.203, SLG: 0.402 Scott Stewart, R (8.1) Tim Drew, R (8.1) Joey Eischen, L (9.1) Dan Smith, R (9.1)	G5-3		P6			K		K		2	0	0	0	0	0	1											
Inning Stats	R: 1 E: 1 K: 0 S: 8	H: 1 LOB: 0 BB: 0 P: 11	R: 0 E: 0 K: 2 S: 14	H: 0 LOB: 0 BB: 0 P: 16	R: 2 E: 1 K: 0 S: 17	H: 4 LOB: 2 BB: 0 P: 22	R: 5 E: 2 K: 1 S: 17	H: 4 LOB: 1 BB: 0 P: 23	R: 0 E: 0 K: 1 S: 7	H: 1 LOB: 0 BB: 0 P: 9	R: 3 E: 1 K: 0 S: 12	H: 4 LOB: 1 BB: 0 P: 22	R: 0 E: 0 K: 1 S: 9	H: 1 LOB: 1 BB: 0 P: 13	R: 0 E: 1 K: 0 S: 9	H: 1 LOB: 1 BB: 0 P: 13	R: 0 E: 0 K: 0 S: 9	H: 1 LOB: 1 BB: 0 P: 13	1B: 9 2B: 5 3B: 0 HR: 2	SF: 1 SAC: 1 DP: 1 HBP: 0	WP: 0 PB: 0 SB: 0 CS: 0	PA: 41					
PITCHER	IP	WLS	BF	H	R	ER	SO	BB	IBB	HBP	BLK	WP	HR	S	P	ERA	WHIP										
John Thomson, R (1.1) ERA: 4.72	4.0	L	24	9	8	3	3	0	0	0	0	0	0	19	31	13.50	2.250										
Pedro Feliciano, L (5.1) ERA: 6.0	2.0		9	5	3	3	1	0	0	0	0	0	0	9	13	0.00	1.000										
Grant Roberts, R (7.1) ERA: 2.04	1.0		4	1	0	0	1	0	0	0	0	0	0	9	13	0.00	1.000										
38 Pat Strange, R (8.1) ERA:	1.0		4	1	0	0	0	0	0	0	0	0	0	9	13	0.00	1.000										

New York Mets @ Montreal Expos
Olympic Stadium, Montreal, QB
Fri Sep 13 2002, 7:05 PM EDT
Att. 7,219 - Dome - 72 F

AB 39
R 11
H 16
RBI 9
BB 0
SO 5
LOB 16



Batter	1	2	3	4	5	6	7	8	9	AB	R	H	RBI	BB	SO	LOB	TOP					
Roger Cedeno, S OBP: 0.317, SLG: 0.350	0-1 1B		2-1 G4-3		0-1 1B		1-0 G5-3		1-1 1B	5	0	3	1	0	0	0	New York Mets @ Montreal Expos Olympic Stadium, Montreal, QB Sat Sep 14 2002, 7:05 PM EDT Att: 17,278 - Dome - 72 F					
Roberto Alomar, S OBP: 0.334, SLG: 0.385	1-0 P4		2-1 L4		2-2 F8		1-0 G6-3		1-0 F8	5	0	0	0	0	0	3						
31 Mike Piazza, R OBP: 0.359, SLG: 0.545	0-3 K		1-3 K			1-1 HR		1-0 HR	3	5	2	2	2	0	3	2						
Mo Vaughn, L OBP: 0.354, SLG: 0.462	4-0 IBB			4-1 G1-6-3 BB		2-3 K		4-1 BB		1	0	0	0	3	1	0						
Esix Sneed, S Joe McEwing, R OBP: 0.257, SLG: 0.322										0	0	0	0	0	0	0						
Edgardo Alfonzo, R OBP: 0.400, SLG: 0.474	2-2 P3			1-3 K		3-2 2B 1B		1-1 F8		4	0	1	0	0	1	4						
Jeremy Burnitz, L OBP: 0.315, SLG: 0.367		4-1 S BB		2-0 G1-6-3		2-1 2B		1-1 F8		2	0	1	0	1	0	1						
John Valentin, R OBP: 0.342, SLG: 0.359				1-2 1-2f		0-0 G3		4-0 G6-4-3 IBB		1	0	0	0	0	0	1						
Jaime Cerda, L										0	0	0	0	0	0	0						
David Weathers, R										0	0	0	0	0	0	0						
Timo Perez, L Raul Gonzalez, R OBP: 0.333, SLG: 0.422	2-2 G1-3							0-0 F8		2	0	0	0	1	0	1						
Rey Ordenez, R OBP: 0.285, SLG: 0.320	0-1 F8					3-1 SH5-4 1B		0-1 G6-4-3		4	1	1	0	0	0	4						
Mike Bacsik, L OBP: 0.111, SLG: 0.167	1-2 G6-3					0-1 SH5-4		0-3 K		1	0	0	0	0	0	1						
Steve Reed, R										0	0	0	0	0	0	0						
Brady Clark, R OBP: 0.237, SLG: 0.217										0	0	0	0	1	0	0						
Scott Strickland, R										0	0	0	0	0	0	0						
Ty Wigington, R OBP: 0.356, SLG: 0.553										1	1	1	1	0	0	0						
Inning Stats	R: 0 E: 0 K: 1 S: 9	H: 1 LOB: 2 BB: 1 P: 16	R: 0 E: 0 K: 0 S: 9	H: 0 LOB: 1 BB: 1 P: 16	R: 0 E: 0 K: 1 S: 7	H: 0 LOB: 0 BB: 0 P: 12	R: 0 E: 0 K: 1 S: 5	H: 0 LOB: 0 BB: 1 P: 12	R: 1 E: 0 K: 0 S: 10	H: 2 LOB: 1 BB: 0 P: 15	R: 1 E: 0 K: 1 S: 13	H: 3 LOB: 2 BB: 1 P: 25	R: 0 E: 0 K: 1 S: 5	H: 0 LOB: 0 BB: 0 P: 7	R: 1 E: 0 K: 0 S: 7	H: 1 LOB: 1 BB: 0 P: 14	R: 1 E: 0 K: 1 S: 9	H: 2 LOB: 1 BB: 0 P: 14	1B: 5 2B: 1 3B: 0 HR: 3	SF: 0 SAC: 1 DP: 2 HBP: 0	WP: 0 PB: 0 SB: 2 CS: 0	PA: 39
PITCHER	IP WLS BF H R ER SO BB IBB HBP BLK WP HR S P ERA WHIP																					
Tony Amas, R ERA: 4.58	6.0 W 26 6 2 2 4 2 2 0 0 0 1 53 96 3.00 1.333																					
Zach Day, R ERA: 4.33	1.0 H 4 1 1 1 1 0 0 0 0 0 1 6 9 9.00 1.000																					
Scott Stewart, L ERA: 3.16	1.0 H 4 0 0 0 0 1 0 0 0 0 0 6 12 0.00 1.000																					
Dan Smith, R ERA: 2.25	1.0 S 5 2 1 1 1 0 0 0 0 0 0 1 9 14 9.00 2.000																					

AB 33
R 4
H 9
RBI 4
BB 5
SO 6
LOB 18



Batter	1	2	3	4	5	6	7	8	9	AB	R	H	RBI	BB	SO	LOB	BOTTOM					
Endy Chavez, L OBP: 0.269, SLG: 0.385	1-1 SH1-3 1B	0-0 P3			1-0 B1-3	1-1 2B		4-0 G6-3 BB		4	1	2	2	1	0	1	New York Mets @ Montreal Expos Olympic Stadium, Montreal, QB Sat Sep 14 2002, 7:05 PM EDT Att: 17,278 - Dome - 72 F					
Jamey Carroll, R OBP: 0.500, SLG: 0.545	0-1 SH1-3		0-2 G4-3		2-0 G1-3	1-1 G5-3		0-0 G6-3		4	0	0	0	0	0	3						
Jose Vidro, S OBP: 0.371, SLG: 0.479	0-0 G6-3		2-2 BB 1B		3-2 F7		2-2 G3-1			4	0	1	0	0	0	1						
Vladimir Guerrero, R OBP: 0.416, SLG: 0.598	4-0 1B IBB		4-1 G4-6-3 BB		4-1 E G6-3 2B BB		4-1 CS BB			0	1	0	0	4	0	0						
Orlando Cabrera, R OBP: 0.314, SLG: 0.360	1-1 S 1B		2-2 G4-6-3		1-2 G6-3	1-1 S 1B				4	0	2	1	0	0	3						
Matt Capiccky, L OBP: 0.293, SLG: 0.462	2-1 G3			0-1 G6-3		3-2 E6 2B	4-1 1B			3	1	0	0	1	0	3						
Michael Barrett, R OBP: 0.349, SLG: 0.439		0-1 G5-3		2-2 1B		0-0 G6-3 2B 2B	1-0 G4-3			4	1	2	2	0	0	2						
Brad Wilkerson, L OBP: 0.369, SLG: 0.473		1-2 P6		3-2 F5		1-0 G6-3		4-1 FC1-6 BB		3	0	0	0	1	0	2						
Tony Amas, R ERA: 4.53		1-0 E3		1-3 K		4-2 2B BB				2	0	0	0	0	1	1						
Troy O'Liver, L OBP: 0.283, SLG: 0.375										0	1	0	0	1	0	0						
Zach Day, R ERA: 4.33										0	0	0	0	0	0	0						
Scott Strickland, R ERA: 3.16										0	0	0	0	0	0	0						
Jaime Cerda, L ERA: 2.74										1	0	0	0	0	0	1						
Wilton Guerrero, S OBP: 0.356, SLG: 0.524										0	0	0	0	0	0	0						
Dan Smith, R ERA: 2.25										0	0	0	0	0	0	0						
Inning Stats	R: 1 E: 0 K: 0 S: 9	H: 2 LOB: 2 BB: 1 P: 17	R: 0 E: 1 K: 0 S: 7	H: 0 LOB: 1 BB: 0 P: 9	R: 0 E: 0 K: 1 S: 13	H: 1 LOB: 1 BB: 0 P: 21	R: 0 E: 0 K: 1 S: 13	H: 1 LOB: 0 BB: 0 P: 19	R: 0 E: 0 K: 0 S: 5	H: 0 LOB: 0 BB: 0 P: 11	R: 4 E: 1 K: 0 S: 15	H: 2 LOB: 1 BB: 2 P: 30	R: 0 E: 0 K: 0 S: 10	H: 1 LOB: 2 BB: 2 P: 20	R: 0 E: 0 K: 0 S: 3	H: 0 LOB: 1 BB: 2 P: 11	R: 0 E: 0 K: 0 S: 9	H: 0 LOB: 1 BB: 2 P: 11	1B: 5 2B: 2 3B: 0 HR: 0	SF: 0 SAC: 1 DP: 2 HBP: 0	WP: 0 PB: 0 SB: 3 CS: 1	PA: 38
PITCHER	IP WLS BF H R ER SO BB IBB HBP BLK WP HR S P ERA WHIP																					
Mike Bacsik, L ERA: 4.53	5.1 L 24 4 3 3 1 2 1 0 0 0 0 0 8 15 13.50 4.500																					
Steve Reed, R ERA: 2.02	0.2 B 5 2 2 1 0 1 0 0 0 0 0 0 8 15 13.50 4.500																					
Scott Strickland, R ERA: 3.16	1.0 5 1 0 0 0 1 1 0 0 0 0 0 10 20 0.00 2.000																					
Jaime Cerda, L ERA: 2.74	0.1 3 0 0 0 0 2 0 0 0 0 0 0 2 10 0.00 6.000																					
David Weathers, R ERA: 2.88	0.2 1 0 0 0 0 0 0 0 0 0 0 0 1 1 0.00 0.000																					


AB 29
R 5
H 7
RBI 5
BB 8
SO 1
LOB 17



Batter	1	2	3	4	5	6	7	8	9	AB	R	H	RBI	BB	SO	LOB	TOP								
Roger Cedeno, S OBP: 0.317, SLG: 0.350 Raul Gonzalez, R OBP: 0.330, SLG: 0.417	2-3 K			3-1 L7		2-2 G4-6-3 1B		0-2 F9		3	0	1	0	0	1	0									
Timo Perez, L OBP: 0.329, SLG: 0.435 38 Pat Strange, R John Valentin, R OBP: 0.341, SLG: 0.357	0-1 F7			2-0 1B		1-2 G4-6-3 1-2f			3-2 L7	3	0	1	0	0	0	1									
Mo Vaughn, L OBP: 0.351, SLG: 0.459 Brady Clark, R OBP: 0.234, SLG: 0.214	3-1 G3-1			2-3 K					1-2 G5-3	3	0	0	0	0	2	1									
Edgardo Alfonso, R OBP: 0.397, SLG: 0.471 Jason Phillips, R OBP: 0.497, SLG: 0.692		1-0 P4		1-1 F9					0-2 1B	3	0	0	0	0	0	1									
Jeremy Burnitz, L OBP: 0.317, SLG: 0.375 Marco Soutaro, R OBP: 0.250, SLG: 0.333		2-3 K			1-2 HR				0-1 1B	3	1	2	1	0	1	0									
Ty Wigginton, R OBP: 0.343, SLG: 0.531		1-2 F8			1-3 K				0-0 1B	4	0	0	0	0	1	3									
Vance Wilson, R OBP: 0.298, SLG: 0.374			1-2 P4		1-3 K				1-1 1B	3	0	1	0	0	1	0									
Joe McEwing, R OBP: 0.253, SLG: 0.317			0-3 K		0-0 F8				2-2 L6	3	0	0	0	0	1	1									
Pedro Astacio, R OBP: 0.167, SLG: 0.186 Tyler Walker, R Esix Snead, S			2-3 K			0-3 K			0-3 K	1	0	0	0	0	1	0									
Inning Stats	R: 0 E: 0 K: 1 S: 7	H: 0 LOB: 0 BB: 0 P: 12	R: 0 E: 0 K: 1 S: 7	H: 0 LOB: 0 BB: 0 P: 11	R: 0 E: 0 K: 2 S: 9	H: 0 LOB: 0 BB: 0 P: 12	R: 0 E: 0 K: 1 S: 11	H: 1 LOB: 1 BB: 0 P: 19	R: 1 E: 0 K: 2 S: 11	H: 1 LOB: 0 BB: 0 P: 14	R: 0 E: 0 K: 1 S: 9	H: 1 LOB: 1 BB: 0 P: 12	R: 0 E: 0 K: 1 S: 10	H: 1 LOB: 1 BB: 0 P: 13	R: 0 E: 0 K: 1 S: 11	H: 1 LOB: 1 BB: 0 P: 14	R: 0 E: 0 K: 0 S: 14	H: 2 LOB: 2 BB: 0 P: 18	1B: 6 2B: 0 3B: 0 HR: 1	SF: 0 SAC: 0 DP: 1 HBP: 0	WP: 0 PB: 0 SB: 0 CS: 0	PA: 33			
PITCHER	IP	WLS	BF	H	R	ER	SO	BB	IBB	HBP	BLK	WP	HR	S	P	ERA	WHIP								
Javier Vazquez, R ERA: 3.97	7.0	W	24	4	1	1	9	0	0	0	0	0	1	64	93	1.29	0.571								
Matt Herges, R ERA: 4.23	1.0		4	1	0	0	1	0	0	0	0	0	0	11	14	0.00	1.000								
Jim Brower, R ERA: 4.52	1.0		5	2	0	0	0	0	0	0	0	0	0	14	18	0.00	2.000								

New York Mets @ Montreal Expos
Olympic Stadium, Montreal, QB
Sun Sep 15 2002, 1:35 PM EDT
Att: 16,608 - Dome - 72 F


AB	33
R	1
H	7
RBI	1
BB	0
SO	10
LOB	9



Batter	1	2	3	4	5	6	7	8	9	AB	R	H	RBI	BB	SO	LOB	BOTTOM								
Endy Chavez, L OBP: 0.282, SLG: 0.441	3-3 K			3-1 HR		1-1 2B				3	1	2	2	0	1	0									
Jamey Carroll, R OBP: 0.500, SLG: 0.714	4-2 1B HR BB	3-1 P5		2-0 HR		1-2 G5-3				3	2	1	2	1	0	2									
Brad Wilkerson, L OBP: 0.370, SLG: 0.471	4-0 1B HR BB		4-2 HR BLK BB	2-3 K		2-1 F8				2	2	0	0	2	1	2									
Vladimir Guerrero, R OBP: 0.414, SLG: 0.594	1-1 F9		2-2 F8	1-0 L8			1-3 K			4	0	0	0	0	1	3									
Orlando Cabrera, R OBP: 0.316, SLG: 0.367	2-0 HR 1B		1-1 HR		1-0 G6-3		1-2 L9			4	2	2	2	0	0	0									
Matt Capikly, L OBP: 0.289, SLG: 0.512	1-0 HR		2-3 K		3-3 K		2-2 G5-3			4	1	1	4	0	2	0									
Michael Barrett, R OBP: 0.345, SLG: 0.434	1-2 HR G3-1		0-1 G6-3		1-1 L8			0-0 G5-3		4	0	0	0	0	0	0									
Wilton Guerrero, S OBP: 0.250, SLG: 0.246		0-3 K SH1-4 SF8		0-3 K		1-1 F7		0-3 K		4	1	0	0	0	3	0									
Javier Vazquez, R OBP: 0.211, SLG: 0.188 Matt Herges, L Troy O'Leary, L OBP: 0.362, SLG: 0.374 Jim Brower, R		1-0 SH1-4		3-2 1B		2-2 2B 1B		2-3 K		2	1	2	0	0	0	0									
Inning Stats	R: 4 E: 0 K: 1 S: 16	H: 2 LOB: 2 BB: 2 P: 33	R: 1 E: 1 K: 1 S: 12	H: 0 LOB: 0 BB: 0 P: 18	R: 2 E: 0 K: 1 S: 13	H: 1 LOB: 0 BB: 1 P: 22	R: 3 E: 0 K: 2 S: 15	H: 3 LOB: 0 BB: 0 P: 26	R: 0 E: 0 K: 1 S: 6	H: 0 LOB: 0 BB: 0 P: 11	R: 0 E: 0 K: 0 S: 15	H: 2 LOB: 2 BB: 0 P: 22	R: 0 E: 0 K: 1 S: 9	H: 0 LOB: 0 BB: 0 P: 13	R: 0 E: 0 K: 2 S: 9	H: 0 LOB: 0 BB: 0 P: 11	R: 0 E: 0 K: 0 S: 14	H: 0 LOB: 0 BB: 0 P: 18	1B: 3 2B: 1 3B: 1 HR: 3	SF: 1 SAC: 1 DP: 0 HBP: 0	WP: 1 PB: 0 SB: 0 CS: 0	PA: 36			
PITCHER	IP	WLS	BF	H	R	ER	SO	BB	IBB	HBP	BLK	WP	HR	S	P	ERA	WHIP								
Pedro Astacio, R ERA: 4.61	3.1	L	19	5	9	8	4	3	0	0	0	1	1	50	88	21.60	2.400								
Tyler Walker, R ERA: 7.04	1.2		6	1	1	1	2	0	0	0	0	0	1	12	22	5.40	0.600								
38 Pat Strange, R ERA:	3.0		11	2	0	0	3	0	0	0	0	0	0	33	46	0.00	0.667								

New York Mets @ Montreal Expos
Olympic Stadium, Montreal, QB
Sun Sep 15 2002, 1:35 PM EDT
Att: 16,608 - Dome - 72 F

AB	31
R	10
H	8
RBI	10
BB	3
SO	9
LOB	7



Batter	1	2	3	4	5	6	7	8	9	AB	R	H	RBI	BB	SO	LOB	TOP										
Bobby Hill, S OBP: 0.324, SLG: 0.355 (1,4)	G1-3		L7		G5-3			G6-3		4	0	0	0	0	0	1											
Corey Patterson, L OBP: 0.285, SLG: 0.396 (1,8)	G4-3		K				G4-3	K		4	0	0	0	0	2	0											
Sammy Sosa, R OBP: 0.408, SLG: 0.616 (1,9)	E5			HR			FC6-4 BB	F2		3	1	1	1	1	0	0											
Moises Alou, R OBP: 0.347, SLG: 0.437 (1,7)	1B			G2-3			FC6-4 1-2	1B		4	0	2	0	0	0	1											
Fred McGriff, L OBP: 0.355, SLG: 0.505 (1,3)				G3			F8			3	0	0	0	1	1	3											
Hee-Seop Choi, L OBP: 0.182, SLG: 0.250 (9, PR)	K							BB		0	0	0	0	0	0	0											
Mark Bellhorn, S OBP: 0.379, SLG: 0.537 (1,5)				F7			P5	K		4	0	0	0	0	2	2											
Alex Gonzalez, R OBP: 0.312, SLG: 0.430 (1,6)				G6-3			G6-3	K		4	0	0	0	0	2	2											
Joe Girardi, R OBP: 0.270, SLG: 0.282 (1,2)				G5-3			E S 1B	G5-3		3	0	1	0	0	0	0											
Alan Benes, R OBP: 0.360, SLG: 0.459 (8, PH)				K			K	K		2	0	0	0	0	2	1											
Angel Echevarria, R OBP: 0.143, SLG: 0.143 (8, 1)							K			1	0	0	0	0	1	0											
Inning Stats	R: 0 H: 1 E: 1 K: 1 S: 12	H: 0 LOB: 2 BB: 0 P: 19	R: 0 H: 0 E: 0 K: 1 S: 7	H: 0 LOB: 0 BB: 0 P: 11	R: 0 H: 0 E: 0 K: 2 S: 9	H: 0 LOB: 0 BB: 0 P: 13	R: 1 H: 1 E: 0 K: 0 S: 8	H: 1 LOB: 0 BB: 0 P: 14	R: 0 H: 1 E: 0 K: 1 S: 13	H: 1 LOB: 1 BB: 0 P: 19	R: 0 H: 0 E: 0 K: 1 S: 5	H: 0 LOB: 1 BB: 0 P: 9	R: 0 H: 0 E: 0 K: 2 S: 8	H: 0 LOB: 0 BB: 0 P: 12	R: 0 H: 0 E: 0 K: 2 S: 8	H: 1 LOB: 2 BB: 1 P: 24	R: 0 H: 1 E: 0 K: 2 S: 15	H: 1 LOB: 2 BB: 1 P: 24	1B: 3 2B: 0 3B: 0 HR: 1	SF: 0 SAC: 0 DP: 0 HBP: 0	WP: 0 PB: 0 SB: 2 CS: 0	PA: 34					
PITCHER	IP	WLS	BF	H	R	ER	SO	BB	IBB	HBP	BLK	WP	HR	S	P	ERA	WHIP										
Al Leiter, L ERA: 3.27 (1, 1)	8.1		32	4	1	1	8	2	0	0	0	0	1	77	124	1.08	0.720										
David Weathers, R ERA: 2.95 (9, 1)	0.2	W	2	0	0	0	2	0	0	0	0	0	0	7	9	0.00	0.000										

Chicago Cubs @ New York Mets
Shea Stadium, Flushing, NY
Tue Sep 17 2002, 7:10 PM EDT
Att: 36,772 - Sunny - 75 F

AB	32
R	1
H	4
RBI	1
BB	2
SO	10
LOB	10



Batter	1	2	3	4	5	6	7	8	9	AB	R	H	RBI	BB	SO	LOB	BOTTOM											
Roger Cedeno, S OBP: 0.318, SLG: 0.350 (1,7)	L9		G4-6-3 1B		BB			F8		3	0	1	0	1	0	0												
Roberto Alomar, S OBP: 0.332, SLG: 0.382 (1,4)	G4-3		G4-6-3		F7			G4-3		4	0	0	0	0	0	4												
31 Mike Piazza, R OBP: 0.544, SLG: 0.544 (8, PR)			F8				F9			3	0	1	0	1	0	1												
Esix Snead, S OBP: 0.298, SLG: 0.374 (9, 2)	BB							CS 1B		0	0	0	0	0	0	0												
Vance Wilson, R OBP: 0.298, SLG: 0.374 (9, 2)										0	0	0	0	0	0	0												
Mo Vaughn, L OBP: 0.349, SLG: 0.455 (1,3)	G3			F2			K	CS		4	0	0	0	0	1	1												
Edgardo Alfonzo, R OBP: 0.396, SLG: 0.469 (1,5)			F2	G6-3			F8			4	1	1	0	0	0	0												
Jeromy Burnitz, L OBP: 0.317, SLG: 0.381 (1,9)			K	L9			P3			4	1	1	2	0	1	0												
Timo Perez, L OBP: 0.332, SLG: 0.439 (1,8)			P6		E4 1B					3	0	2	0	0	0	0												
Rey Ordenez, R OBP: 0.286, SLG: 0.320 (1,6)			1B BB G4-6-3 1B		P4					3	1	1	0	0	1	2												
Al Leiter, L OBP: 0.259, SLG: 0.160 (1, 1)			G4-6-3 1B		K					2	0	0	0	1	1	2												
David Weathers, R ERA: 4.05 (9, 1)							F5			0	0	0	0	0	0	0												
Inning Stats	R: 0 H: 0 E: 0 K: 0 S: 9	H: 0 LOB: 0 BB: 1 P: 18	R: 0 H: 0 E: 0 K: 1 S: 7	H: 0 LOB: 0 BB: 0 P: 11	R: 1 H: 2 E: 0 K: 0 S: 10	H: 1 LOB: 1 BB: 1 P: 19	R: 0 H: 0 E: 0 K: 0 S: 6	H: 0 LOB: 0 BB: 0 P: 10	R: 0 H: 1 E: 1 K: 1 S: 17	H: 1 LOB: 2 BB: 1 P: 26	R: 0 H: 0 E: 0 K: 1 S: 9	H: 0 LOB: 0 BB: 0 P: 12	R: 0 H: 1 E: 0 K: 1 S: 10	H: 1 LOB: 1 BB: 0 P: 15	R: 2 H: 2 E: 0 K: 0 S: 10	H: 2 LOB: 0 BB: 0 P: 16	1B: 5 2B: 1 3B: 0 HR: 1	SF: 0 SAC: 0 DP: 1 HBP: 0	WP: 0 PB: 0 SB: 0 CS: 1	PA: 34								
PITCHER	IP	WLS	BF	H	R	ER	SO	BB	IBB	HBP	BLK	WP	HR	S	P	ERA	WHIP											
Alan Benes, R ERA: 4.03 (1, 1)	7.0		27	4	1	1	4	3	0	0	0	0	1	20	31	13.50	2.250											
Juan Cruz, R ERA: 4.05 (8, 1)	1.1	L	6	3	2	2	0	0	0	0	0	0	0	1	20	31	13.50	2.250										

Chicago Cubs @ New York Mets
Shea Stadium, Flushing, NY
Tue Sep 17 2002, 7:10 PM EDT
Att: 36,772 - Sunny - 75 F

AB	30
R	3
H	7
RBI	2
BB	3
SO	4
LOB	10



Batter	1	2	3	4	5	6	7	8	9	AB	R	H	RBI	BB	SO	LOB	TOP			
Bobby Hill, S OBP: 0.322, SLG: 0.352 (1,4)	G6-3		F5		G1-3			G4-6-3 1B		4	0	1	0	0	0	1				
Corey Patterson, L OBP: 0.287, SLG: 0.396 (1,8)	1B		WP BB		P6			G4-6-3 1-2		3	0	1	0	1	0	2				
Sammy Sosa, R OBP: 0.405, SLG: 0.612 (1,9)	K		K		G5-3			G5-3		4	0	0	0	0	2	2				
Moises Alou, R OBP: 0.346, SLG: 0.434 (1,7)	1-2 BB		G5-3		G5-3			G4-3		3	0	0	0	1	0	1				
Hee-Seop Choi, L OBP: 0.231, SLG: 0.304 (1,3)	F8				F2			2B		3	0	1	0	1	0	2				
Mark Bellhorn, S OBP: 0.376, SLG: 0.532 (1,5)		K			F8			L6		4	0	0	0	0	2	2				
Todd Hundley, S OBP: 0.303, SLG: 0.433 (1,2)					F8					3	1	1	1	1	1	0				
Chad Hermansen, R (9, PR) OBP: 0.272, SLG: 0.366 (0, PR)		HR						BB		0	0	0	0	0	0	0				
Alex Gonzalez, R OBP: 0.311, SLG: 0.429 (1,6)					F8			K		4	0	1	0	0	1	2				
34 Kerry Wood, R OBP: 0.211, SLG: 0.221 (1,1)					F8			F3		3	0	0	0	0	1	1				
Inning Stats	R: 0 E: 0 K: 1 S: 11	H: 1 LOB: 2 BB: 1 P: 21	R: 1 E: 0 K: 2 S: 13	H: 1 LOB: 0 BB: 0 P: 16	R: 0 E: 0 K: 1 S: 10	H: 0 LOB: 1 BB: 1 P: 18	R: 0 E: 0 K: 0 S: 7	H: 0 LOB: 0 BB: 0 P: 13	R: 0 E: 0 K: 2 S: 5	H: 1 LOB: 1 BB: 0 P: 8	R: 0 E: 0 K: 1 S: 7	H: 0 LOB: 0 BB: 0 P: 10	R: 0 E: 0 K: 0 S: 7	H: 1 LOB: 0 BB: 0 P: 10	R: 0 E: 0 K: 1 S: 9	H: 1 LOB: 2 BB: 1 P: 18	1B: 3 2B: 1 3B: 0 HR: 1	SF: 0 SAC: 0 DP: 1 HBP: 0	WP: 1 PB: 0 SB: 1 CS: 0	PA: 35
PITCHER	IP	WLS	BF	H	R	ER	SO	BB	IBB	HBP	BLK	WP	HR	S	P	ERA	WHIP			
Steve Trachsel, R (1,1) ERA: 3.44	7.0	W	27	3	1	1	6	3	0	0	0	1	1	60	102	1.29	0.857			
Steve Reed, R (8,1) ERA: 1.99	1.0	H	3	1	0	0	0	0	0	0	0	0	0	7	10	0.00	1.000			
Armando Benitez, R (9,1) ERA: 2.45	1.0	S	5	1	0	0	1	1	0	0	0	0	0	9	18	0.00	2.000			

Chicago Cubs @ New York Mets
Shea Stadium, Flushing, NY
Wed Sep 18 2002, 7:10 PM EDT
Att: 28,190 - Cloudy - 71 F

AB	31
R	1
H	5
RBI	1
BB	4
SO	7
LOB	13



Batter	1	2	3	4	5	6	7	8	9	AB	R	H	RBI	BB	SO	LOB	BOTTOM			
Roger Cedeno, S OBP: 0.318, SLG: 0.351 (1,7)	SH3-1 31 HR 2B		G4-3		F7			G1-3		4	1	1	0	0	0	1				
Roberto Alomar, S OBP: 0.333, SLG: 0.383 (1,4)	SH3-1							G3		2	0	1	0	1	0	0				
31 Mike Piazza, R OBP: 0.360, SLG: 0.548 (1,2)	HR		F9		F8			G5-3		4	1	1	2	0	0	2				
Mo Vaughn, L OBP: 0.350, SLG: 0.453 (1,3)	F8		F9		F9			BB		2	0	0	0	2	0	1				
Esix Snead, S (8, PR)								BB		0	0	0	0	0	0	0				
Armando Benitez, R (9,1)								BB		0	0	0	0	0	0	0				
Edgardo Alfonzo, R OBP: 0.393, SLG: 0.465 (1,5)	F9				F7			F8		4	0	0	0	0	1	3				
Jeromy Burnitz, L OBP: 0.315, SLG: 0.378 (1,9)		F8			K			K		3	0	0	0	0	2	2				
Timo Perez, L OBP: 0.332, SLG: 0.438 (1,8)		F7			F7			FC3-6 1B		3	0	1	0	0	0	0				
Rey Ordonez, R OBP: 0.288, SLG: 0.323 (1,6)								FC3-6 1-2		3	0	2	0	0	0	1				
Steve Trachsel, R (1,1) OBP: 0.116, SLG: 0.163 (1, PH)								F8		2	0	0	0	0	1	2				
John Valentin, R (7, PH) OBP: 0.339, SLG: 0.355 (8,1)										1	0	0	0	0	0	1				
Steve Reed, R (8,1)										0	0	0	0	0	0	0				
Ty Wigginton, R OBP: 0.343, SLG: 0.531 (9,3)										0	0	0	0	0	0	0				
Inning Stats	R: 2 E: 0 K: 0 S: 8	H: 2 LOB: 0 BB: 0 P: 14	R: 0 E: 0 K: 1 S: 9	H: 1 LOB: 0 BB: 0 P: 12	R: 0 E: 0 K: 1 S: 8	H: 0 LOB: 1 BB: 1 P: 12	R: 0 E: 0 K: 1 S: 8	H: 0 LOB: 0 BB: 0 P: 15	R: 0 E: 0 K: 2 S: 15	H: 1 LOB: 2 BB: 1 P: 26	R: 0 E: 0 K: 0 S: 8	H: 1 LOB: 1 BB: 0 P: 12	R: 0 E: 0 K: 0 S: 7	H: 0 LOB: 1 BB: 1 P: 13	1B: 4 2B: 1 3B: 0 HR: 1	SF: 0 SAC: 1 DP: 1 HBP: 0	WP: 0 PB: 0 SB: 1 CS: 0	PA: 32		
PITCHER	IP	WLS	BF	H	R	ER	SO	BB	IBB	HBP	BLK	WP	HR	S	P	ERA	WHIP			
34 Kerry Wood, R (1,1) ERA: 3.81	8.0	L	32	6	2	2	4	3	0	0	0	0	1	65	112	2.25	1.125			

Chicago Cubs @ New York Mets
Shea Stadium, Flushing, NY
Wed Sep 18 2002, 7:10 PM EDT
Att: 28,190 - Cloudy - 71 F

AB	28
R	2
H	6
RBI	2
BB	3
SO	4
LOB	13



Batter	1	2	3	4	5	6	7	8	9	10	11	12	AB	R	H	RBI	BB	SO	LOB	TOP				
Bobby Hill, S OBP: 0.328, SLG: 0.372 (1.4)	G4-3		G5-3 BB		HR		F7			K		BB	5	1	2	1	1	1	1					
Corey Patterson, L OBP: 0.284, SLG: 0.392 (1.8)	K		B5		K		K			K		K	6	0	0	0	0	5	3					
Sammy Sosa, R OBP: 0.403, SLG: 0.606 (1.9)	F7		G5-3		K				G6-3				5	0	0	0	1	2	1					
Fred McGriff, L OBP: 0.354, SLG: 0.503 (8.1)		G4-3																						
Joe Borowski, R OBP: 0.286, SLG: 0.296 (9.1)			F8																					
Antonio Alfonseca, R OBP: 0.667, SLG: 0.667 (11, PH)																								
Mark Bellhorn, S OBP: 0.376, SLG: 0.530 (11.5)																								
Moises Alou, R OBP: 0.343, SLG: 0.429 (1.7)		G5-3																						
Kevin Orta, R OBP: 0.300, SLG: 0.444 (1.5)																								
Mike Mahoney, R OBP: 0.292, SLG: 0.391 (11.2)																								
Alex Gonzalez, R OBP: 0.313, SLG: 0.429 (1.6)																								
Joe Girardi, R OBP: 0.274, SLG: 0.286 (11, PH)																								
Chris Stynes, R OBP: 0.316, SLG: 0.376 (11.1)																								
Will Cunnane, R OBP: 0.500, SLG: 0.333 (11.1)																								
Matt Clement, R OBP: 0.108, SLG: 0.082 (8.3)																								
Hee-Seop Choi, L OBP: 0.214, SLG: 0.280 (8.3)																								
Inning Stats	R: 0 E: 0 K: 1 S: 8	H: 0 LOB: 0 BB: 11	R: 1 E: 0 K: 1 S: 19	H: 3 LOB: 2 BB: 0 P: 27	R: 0 E: 0 K: 0 S: 9	H: 0 LOB: 1 BB: 1 P: 14	R: 0 E: 0 K: 0 S: 8	H: 1 LOB: 0 BB: 0 P: 11	R: 1 E: 0 K: 3 S: 12	H: 1 LOB: 0 BB: 0 P: 18	R: 0 E: 0 K: 1 S: 13	H: 1 LOB: 1 BB: 0 P: 22	R: 0 E: 0 K: 1 S: 9	H: 0 LOB: 0 BB: 0 P: 11	R: 0 E: 0 K: 2 S: 9	H: 0 LOB: 0 BB: 0 P: 12	R: 0 E: 1 K: 1 S: 13	H: 0 LOB: 2 BB: 1 P: 20	R: 0 E: 0 K: 1 S: 9	H: 1 LOB: 2 BB: 1 P: 18	1B: 8 2B: 0 3B: 0 HR: 1	SF: 0 SAC: 2 DP: 0 HBP: 0	WP: 0 PB: 0 SB: 0 CS: 0	PA: 49
PITCHER	IP	WLS	BF	H	R	ER	SO	BB	IBB	HBP	BLK	WP	HR	S	P	ERA	WHIP							
Jason Middlebrook, R ERA: 4.56	(1.1)	6.0	25	6	2	2	5	1	0	0	0	0	0	69	103	3.00	1.167							
Scott Strickland, R ERA: 3.65	(7.1)	0.2	3	1	0	0	0	0	0	0	0	0	0	6	9	0.00	1.500							
Mark Guthrie, L ERA: 2.38	(7.1)	0.1	1	0	0	0	1	0	0	0	0	0	0	3	3	0.00	0.000							
David Weathers, R ERA: 2.78	(8.1)	2.0	7	1	0	0	3	0	0	0	0	0	0	17	28	0.00	0.500							
Armando Benitez, R ERA: 2.38	(10.1)	2.0	8	0	0	0	4	1	0	0	0	0	0	22	32	0.00	0.500							
PITCHER	IP	WLS	BF	H	R	ER	SO	BB	IBB	HBP	BLK	WP	HR	S	P	ERA	WHIP							
Jaime Cerda, L ERA: 2.66	(12.1)	0.2	3	1	0	0	0	0	0	0	0	0	0	6	11	0.00	1.500							
Grant Roberts, R ERA: 2.03	(12.1)	0.1	W	2	0	0	0	1	0	0	0	0	0	3	7	0.00	3.000							

Chicago Cubs @ New York Mets
Shea Stadium, Flushing, NY
Thu Sep 19 2002, 7:10 PM EDT
Alt. 34,664 - Cloudy - 71 F

AB 44
R 2
H 9
RBI 2
BB 3
SO 14
LOB 22

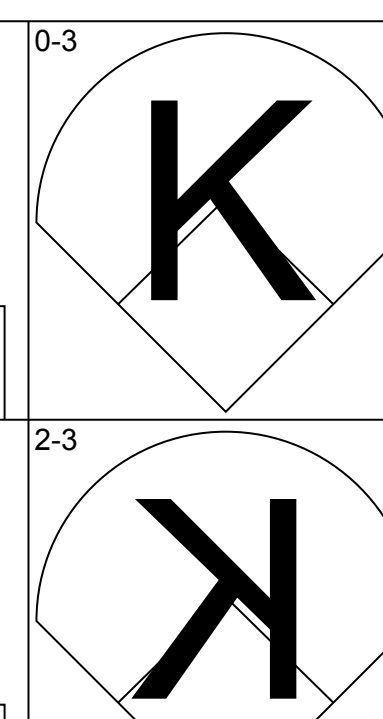
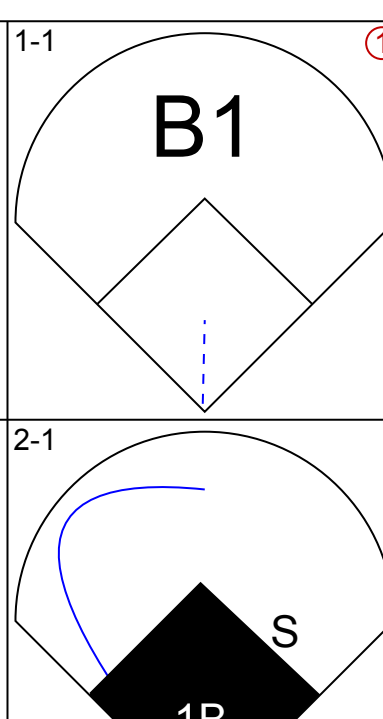
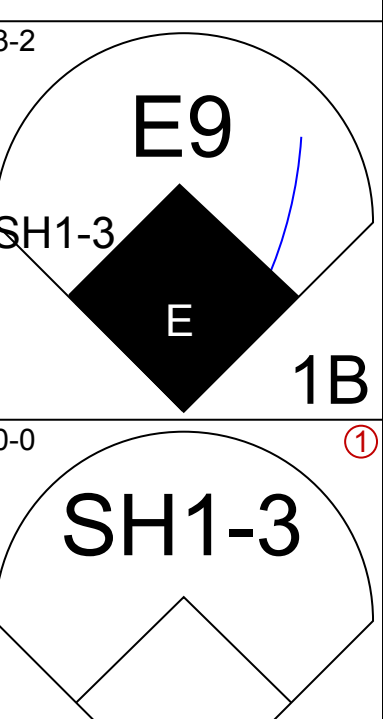
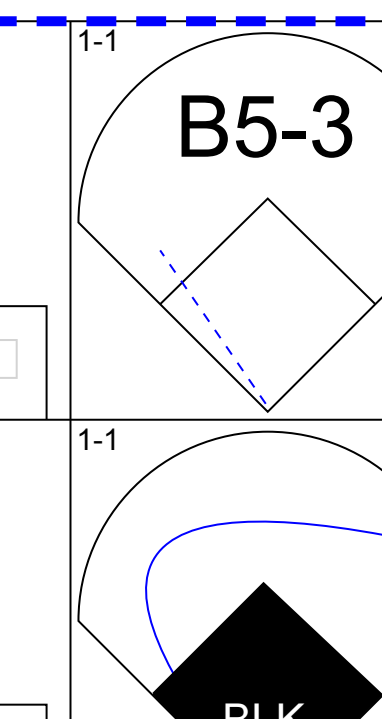
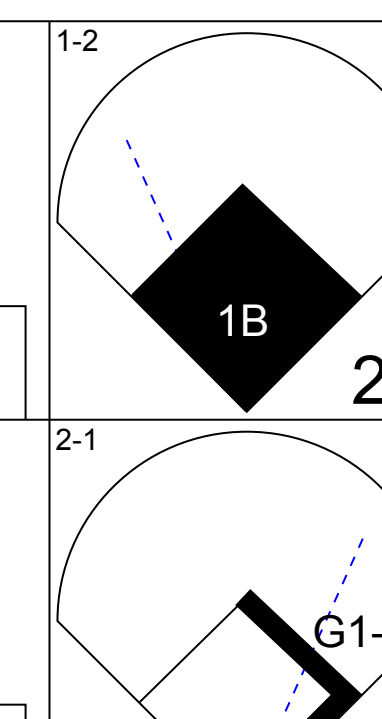
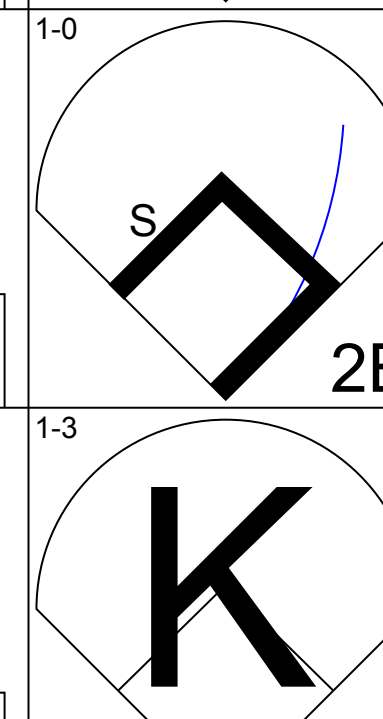
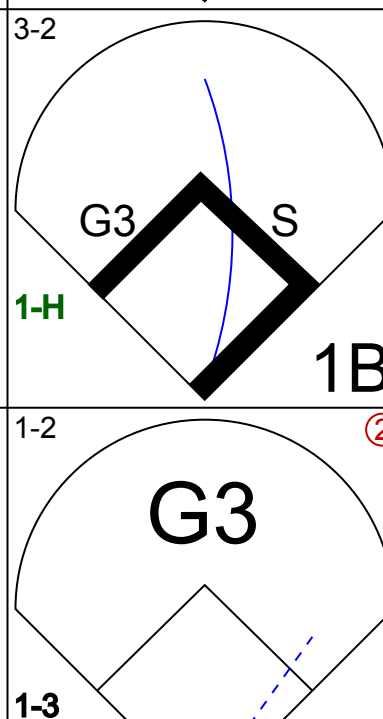
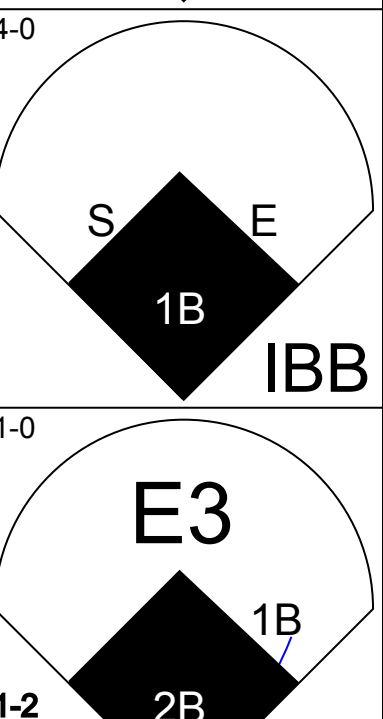
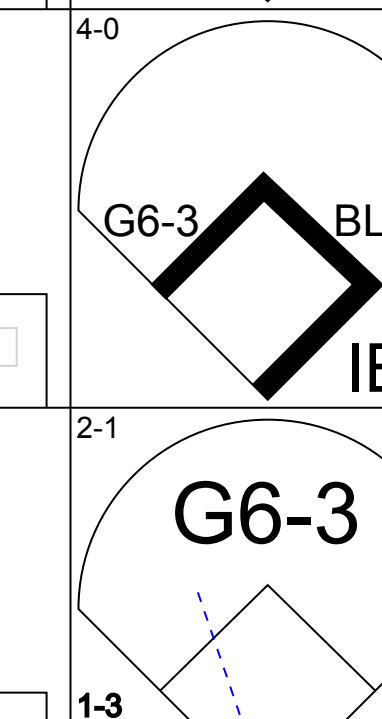
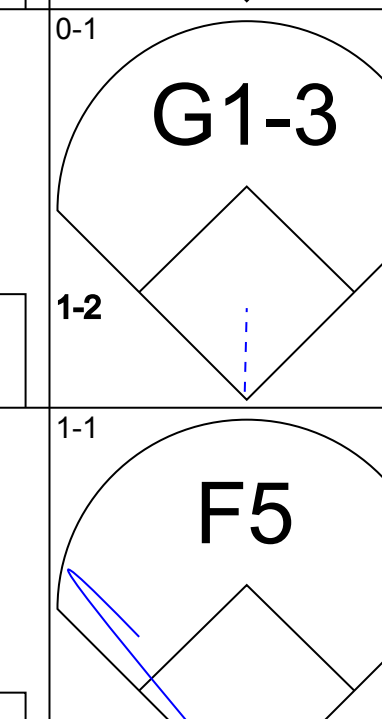

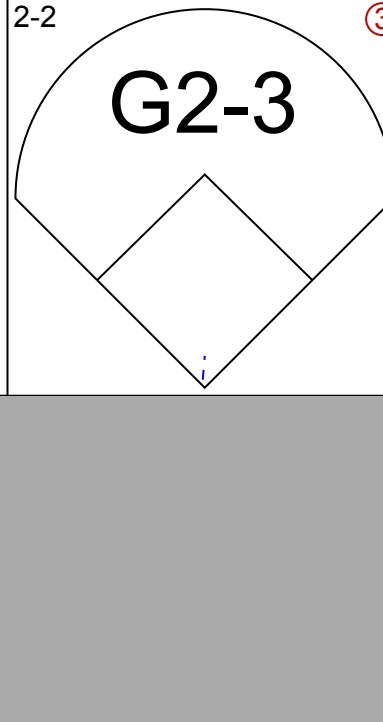
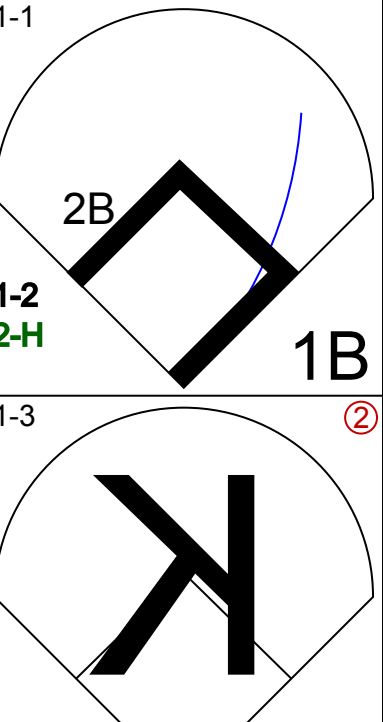
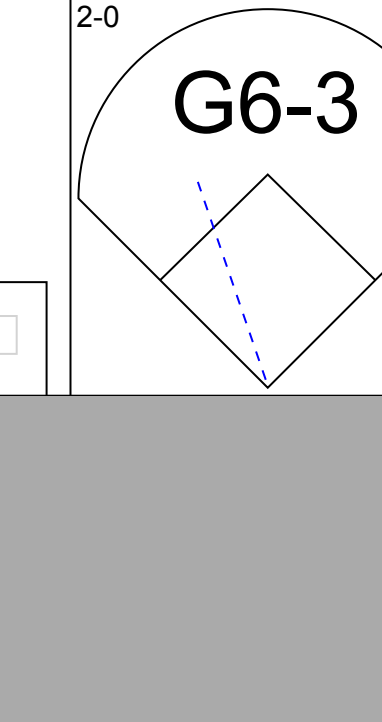



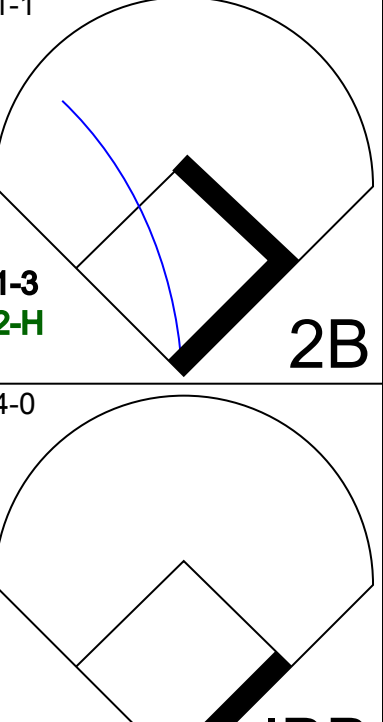


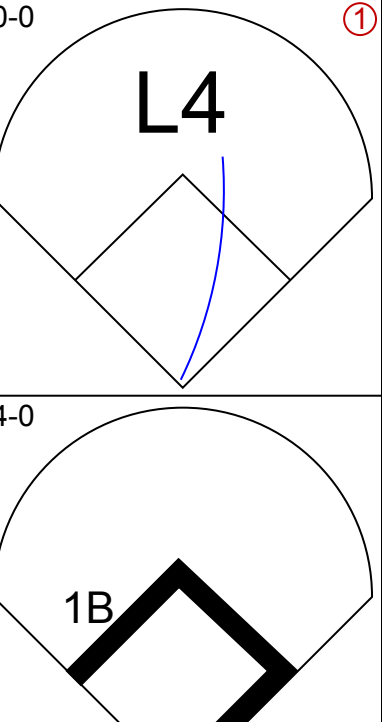
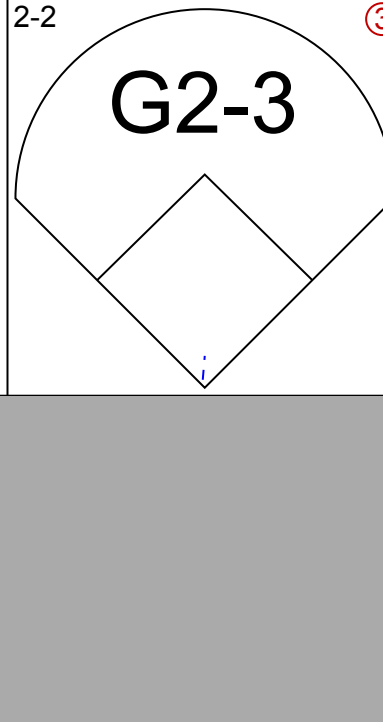
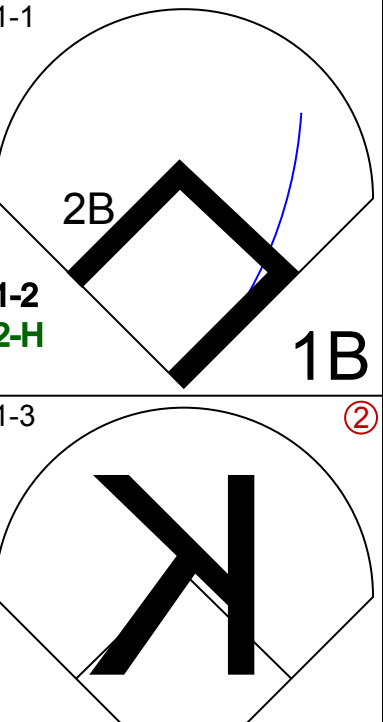
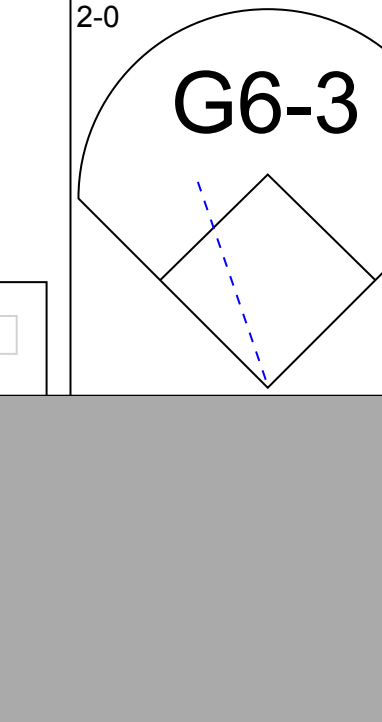

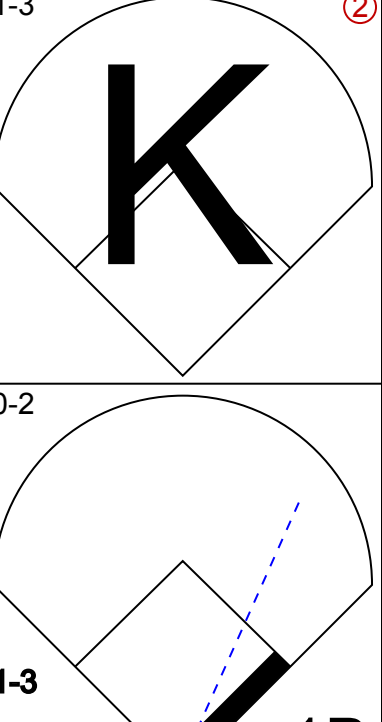
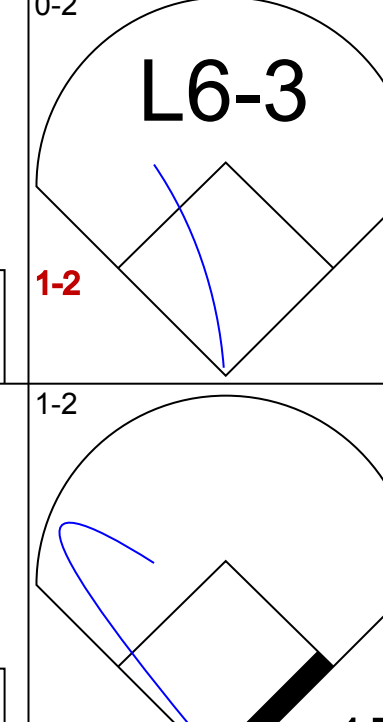
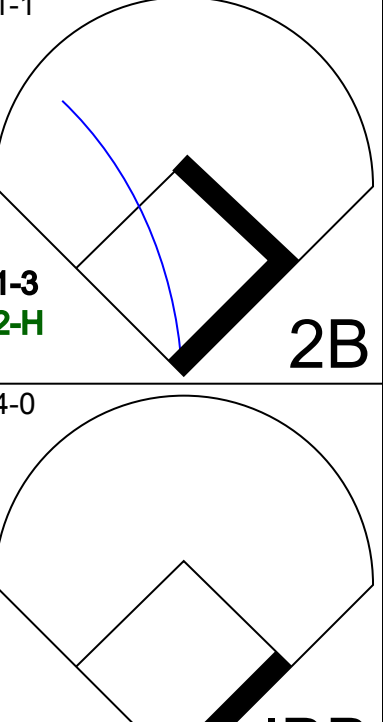
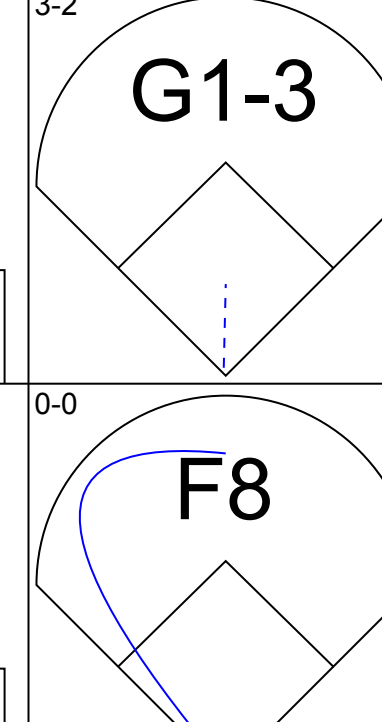
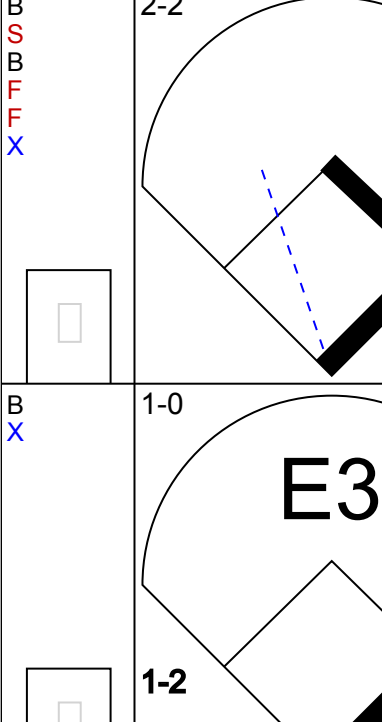


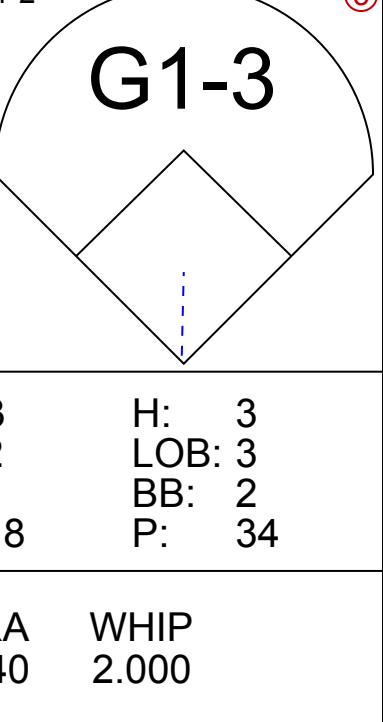
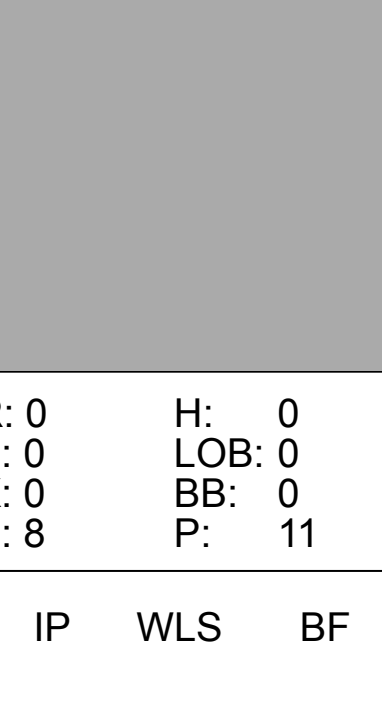
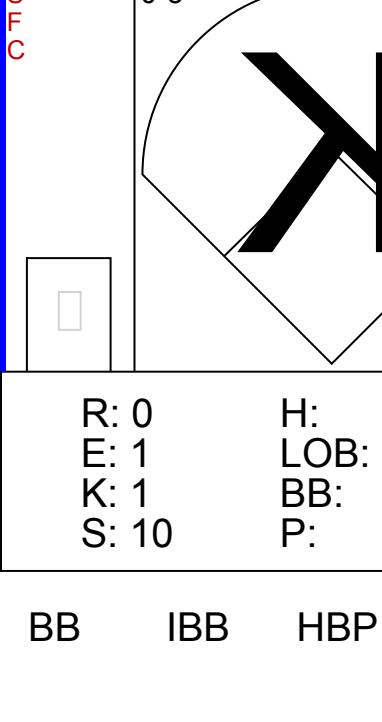
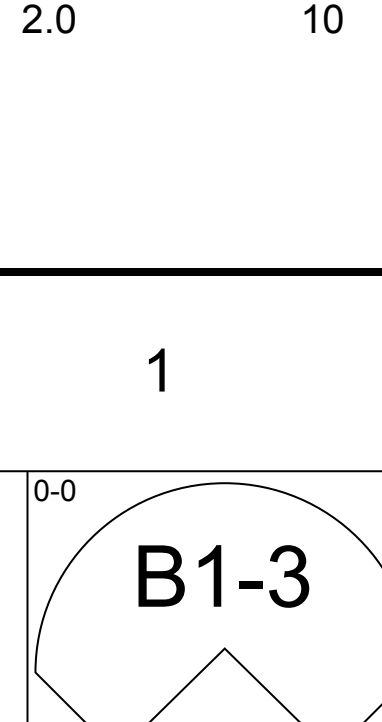
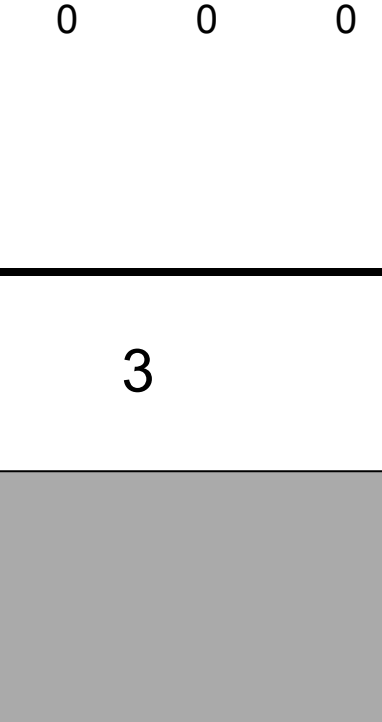
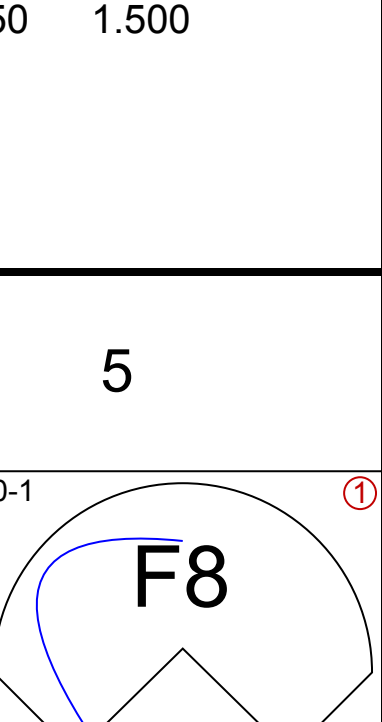
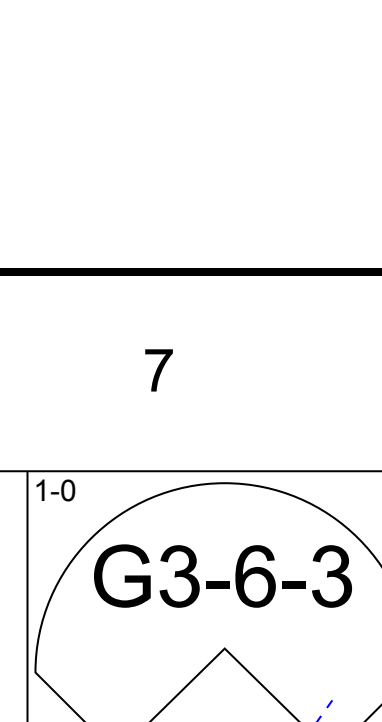
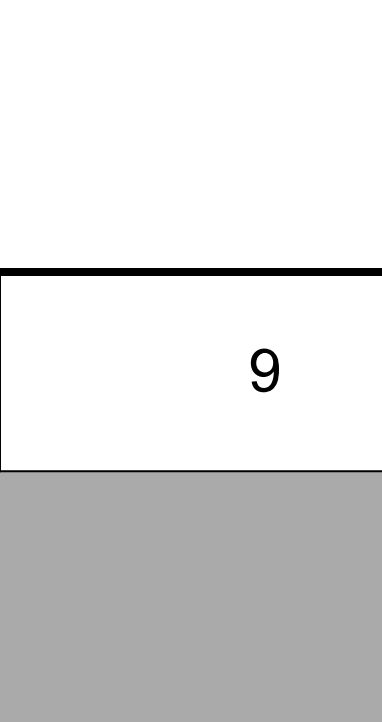
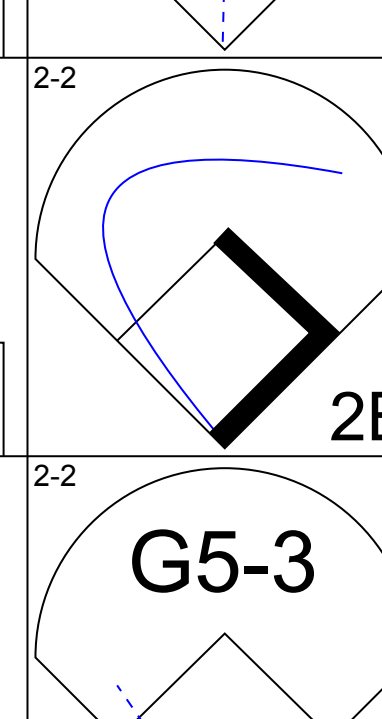
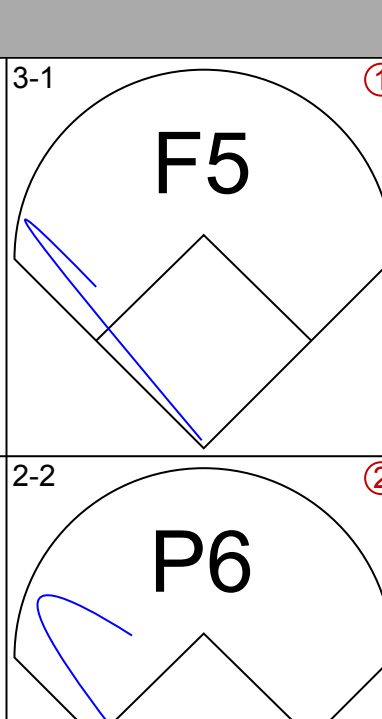

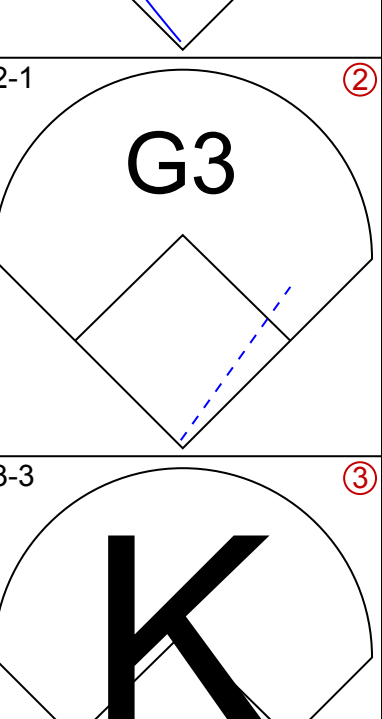
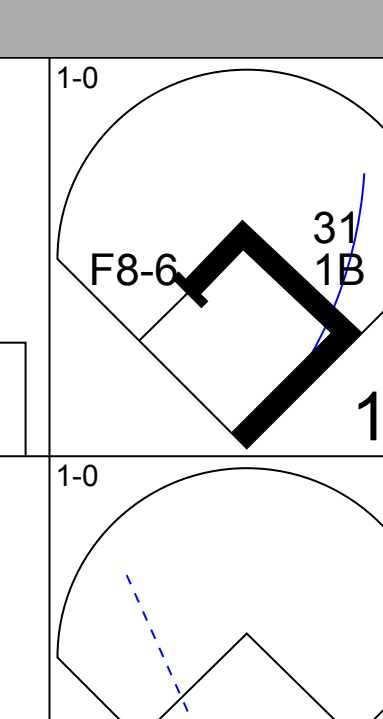



Batter	1	2	3	4	5	6	7	8	9	10	11	12	AB	R	H	RBI	BB	SO	LOB	BOTTOM		
Roger Cedeno, S OBP: 0.316, SLG: 0.351 (1.7)	G1-3		FC3-6 31 E S			BB	L6			K			6	1	2	1	0	1	2			
Roberto Alomar, S OBP: 0.334, SLG: 0.383 (1.4)			K			F7			G4-3				5	0	2	0	0	1	2			
31 Mike Piazza, R OBP: 0.361, SLG: 0.546 (8, PR)													3	0	1	0	1	2	2			
Esix Snead, S OBP: 0.296, SLG: 0.372 (9.2)													0	0	0	0	0	0	0			
Vance Wilson, R OBP: 0.296, SLG: 0.372 (9.2)													1	0	0	0	0	0	1			
Mo Vaughn, L OBP: 0.346, SLG: 0.449 (1.3)	G4-3												4	0	0	0	1	3	2			
Ty Wigington, R OBP: 0.339, SLG: 0.525 (9, PR)													3	0	1	1	0	1	0			
Joe McEwing, R OBP: 0.291, SLG: 0.315 (10.6)													1	1	0	0	0	0	0			
Jeremy Burnitz, L OBP: 0.315, SLG: 0.377 (1.9)													4	0	1	0	1	2	2			
Timo Perez, L OBP: 0.383, SLG: 0.438 (12.1)													5	0	2	0	0	0	2			
Grant Roberts, R OBP: 1.000, SLG: 1.000 (12.1)													0	0	0	0	0	0	0			
Rey Ordonez, R OBP: 0.287, SLG: 0.321 (9, PH)													2	0	0	0	0	2	1			
Edgardo Alfonzo, R OBP: 0.393, SLG: 0.464 (10.1)													1	0	0	0	0	1	0			
Armando Benitez, R OBP: 0.291, SLG: 0.315 (10.6)													0	0	0	0	0	0	0			
Jaime Cerda, L OBP: 0.337, SLG: 0.435 (12.8)													1	1	1	0	0	0	0			
Jason Middlebrook, R ERA: 3.34	(1.1)	7.0	28	5	1	1	9	2	0	0	0	0	0	71	111	1.29	1.000					
Joe Borowski, R ERA: 2.81	(8.1)	1.0	H	3	0	0	1	1	0	0	0	0	0	6	12	0.00	1.000					
Antonio Alfonseca, R ERA: 3.78	(9.1)	2.0	B	8	3	1	1	3	0	0	0	0	0	19	30	4.50	1.500					
Will Cunnane, R ERA: 5.4	(11.1)	1.1	L	7	2	1	1	1	1	0	0	0	0	31	48	6.75	2.250					
PITCHER	IP	WLS	BF	H	R	ER	SO	BB	IBB	HBP	BLK	WP	HR	S	P	ERA	WHIP					
Matt Clement, R ERA: 3.34	(1.1)	7.0	28	5	1	1	9	2	0	0	0	0	0	71	111	1.29	1.000					
Joe Borowski, R ERA: 2.81	(8.1)	1.0	H	3	0	0	1	1	0	0	0	0	0	6	12	0.00	1.000					
Antonio Alfonseca, R ERA: 3.78	(9.1)	2.0	B	8	3	1	1	3	0	0	0	0	0	19	30	4.50	1.500					
Will Cunnane, R ERA: 5.4	(11.1)	1.1	L	7	2	1	1	1	1	0	0	0	0	31	48	6.75	2.250					
PITCHER	IP	WLS	BF	H	R	ER	SO	BB	IBB	HBP	BLK	WP	HR	S	P	ERA	WHIP					
Jason Middlebrook, R ERA: 3.34	(1.1)	7.0	28	5	1	1	9	2	0	0	0	0	0	71	111	1.29	1.000					
Joe Borowski, R ERA: 2.81	(8.1)	1.0	H	3	0	0	1	1	0	0	0	0	0	6	12	0.00	1.000					
Antonio Alfonseca, R ERA: 3.78	(9.1)	2.0	B	8	3	1	1	3	0	0	0	0	0	19	30	4.50	1.500					
Will Cunnane, R ERA: 5.4	(11.1)	1.1	L	7	2	1	1	1	1	0	0	0	0	31	48	6.75	2.250					

Chicago Cubs @ New York Mets
Shea Stadium, Flushing, NY
Thu Sep 19 2002, 7:10 PM EDT
Alt. 34,664 - Cloudy - 71 F

AB 40
R 3
H 10
RBI 2
BB 4
SO 14
LOB 17

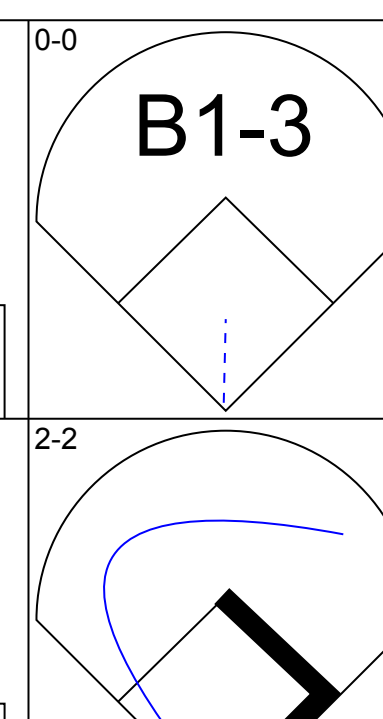
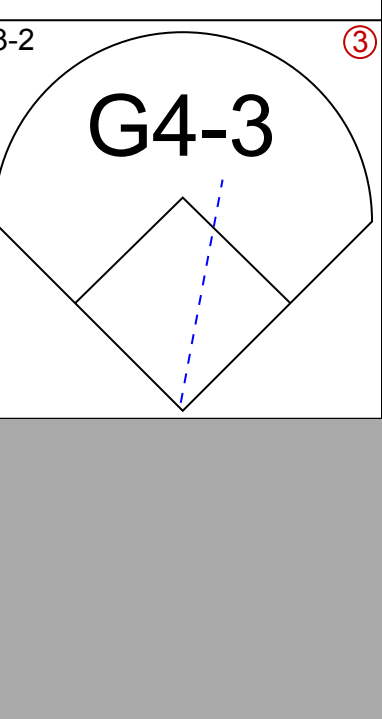
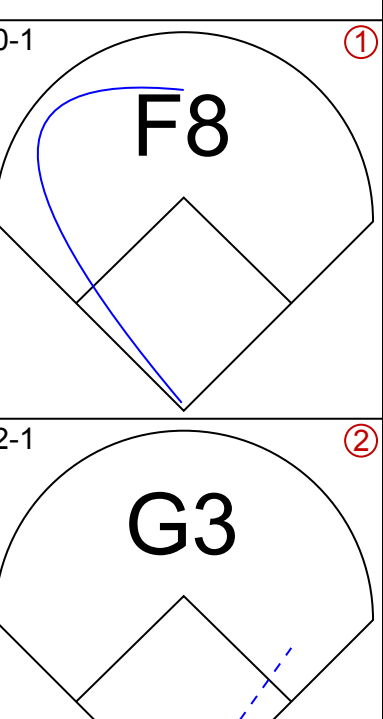
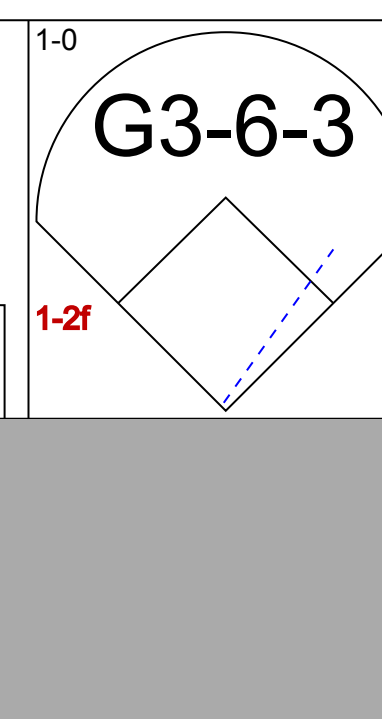
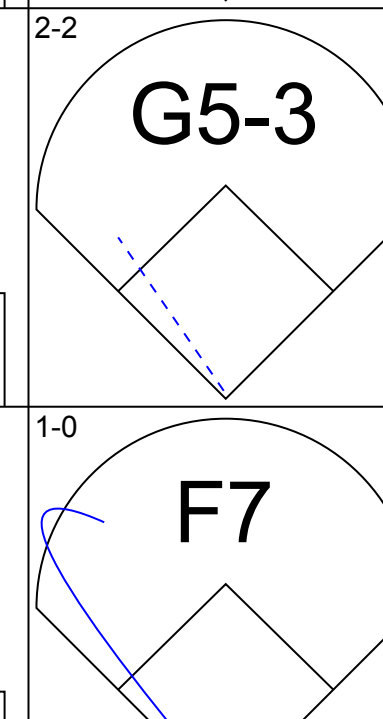
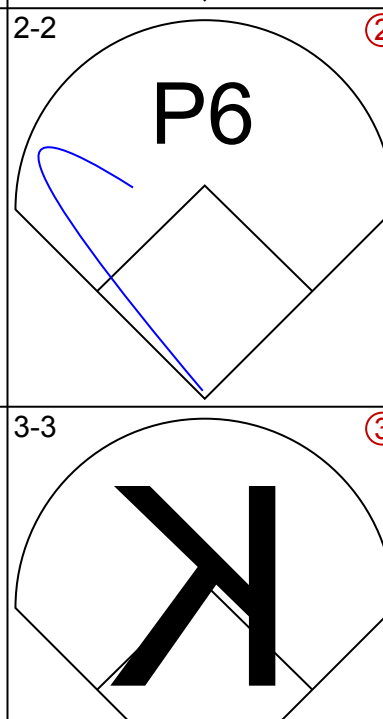

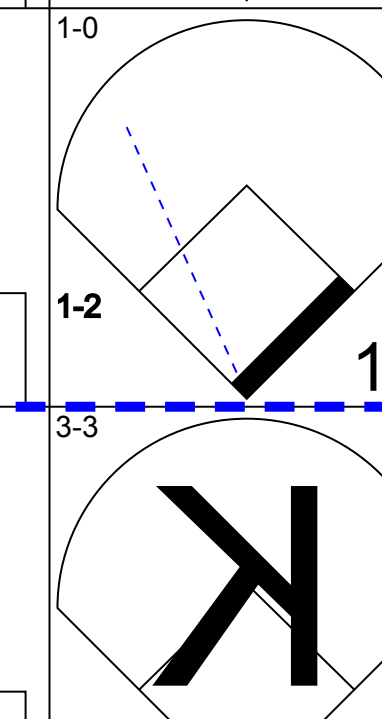



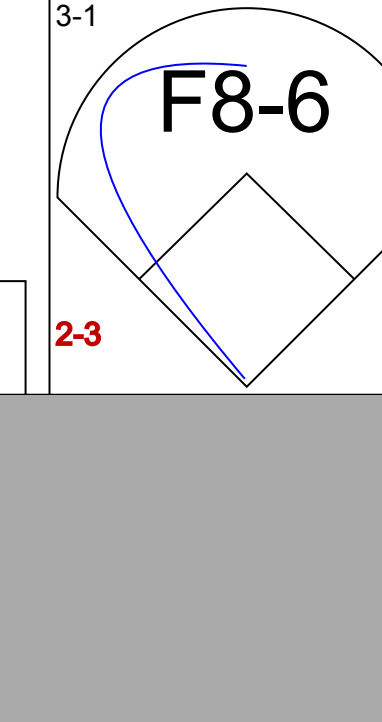




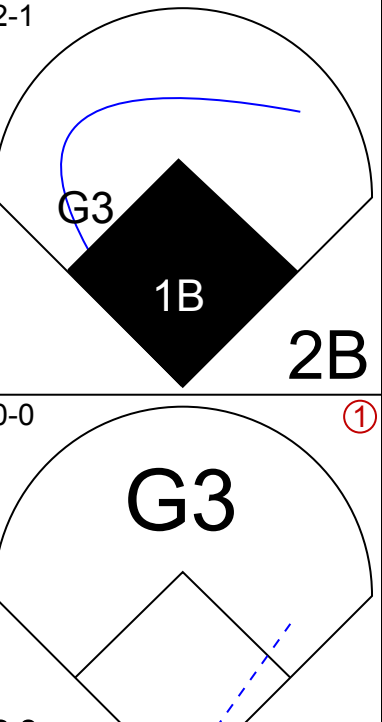
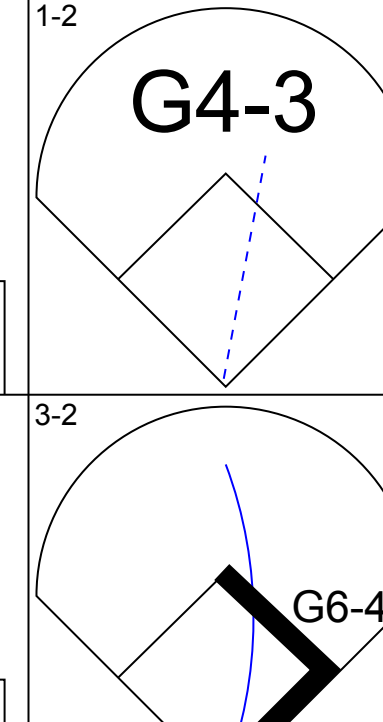
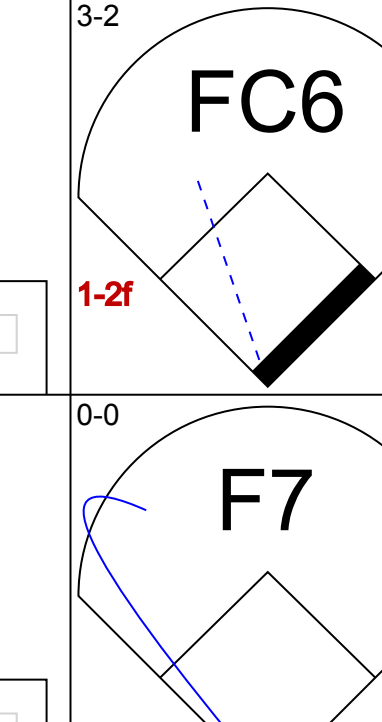
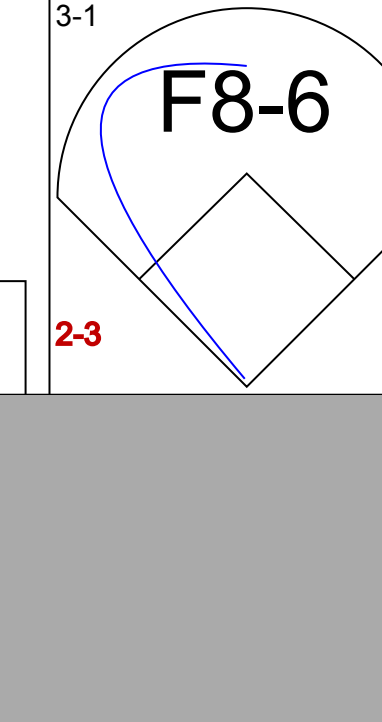
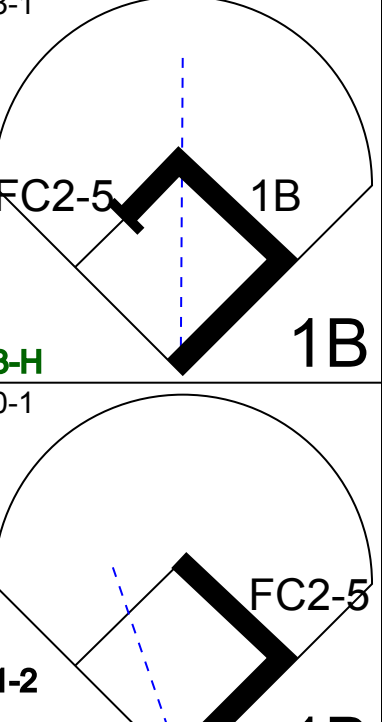
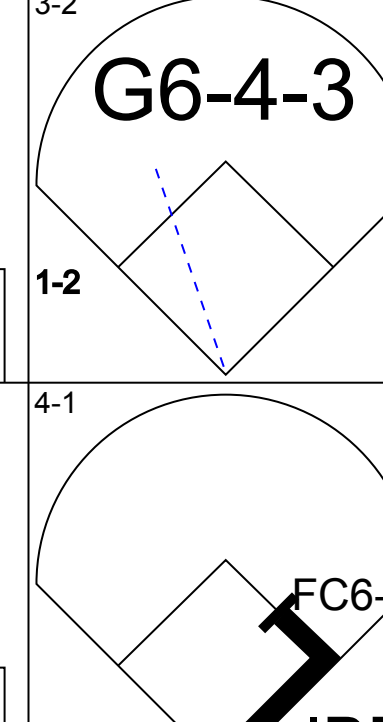

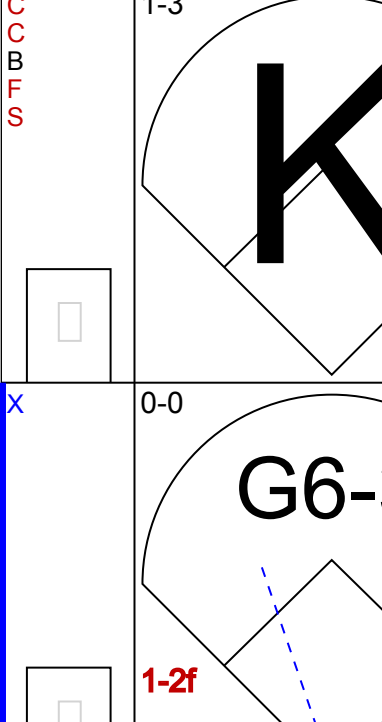
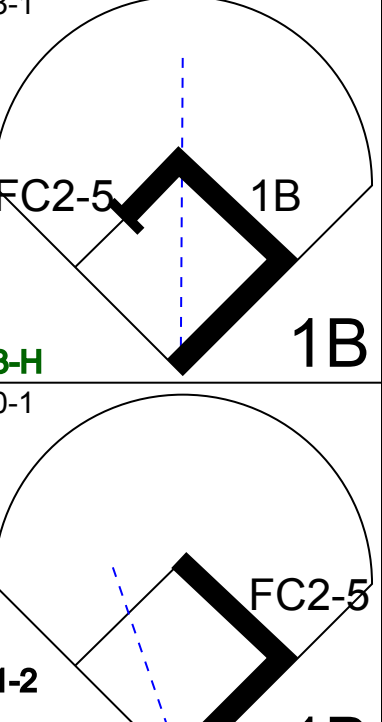
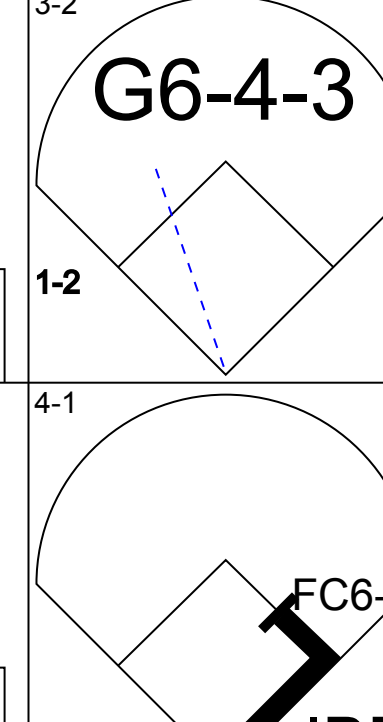


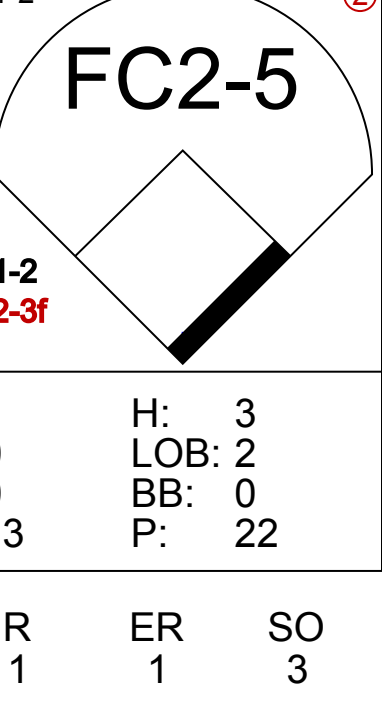
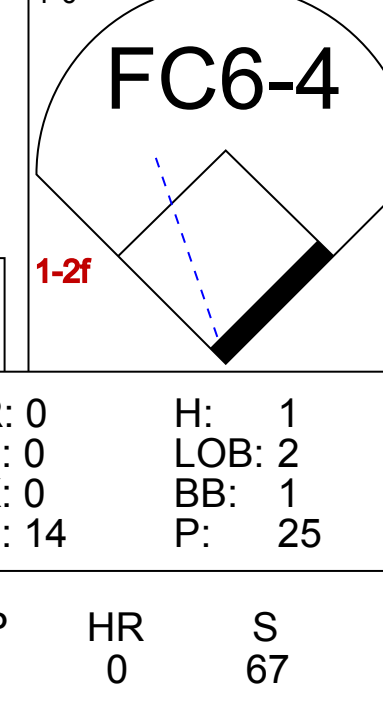
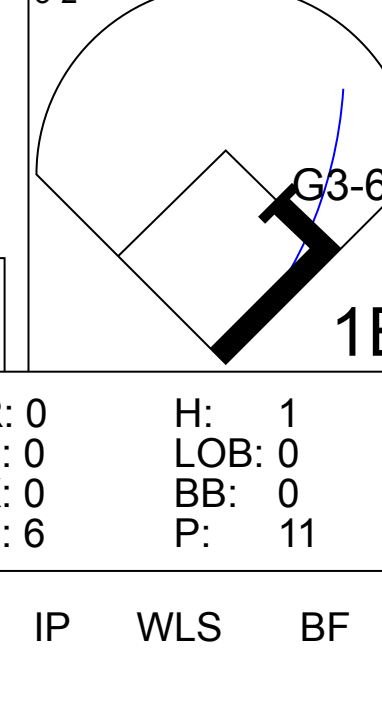
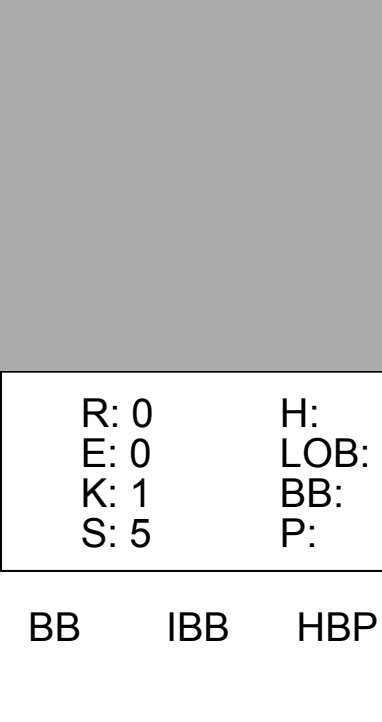
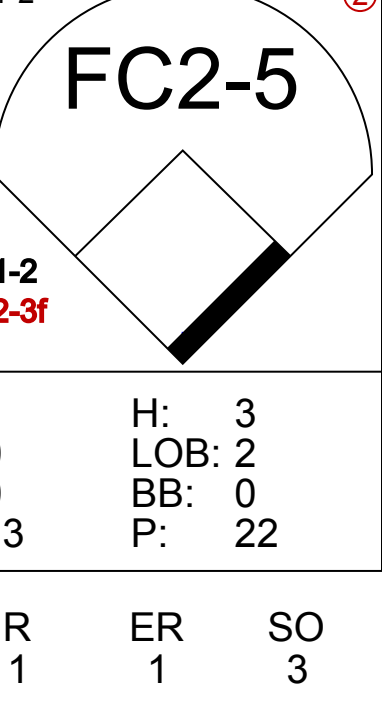
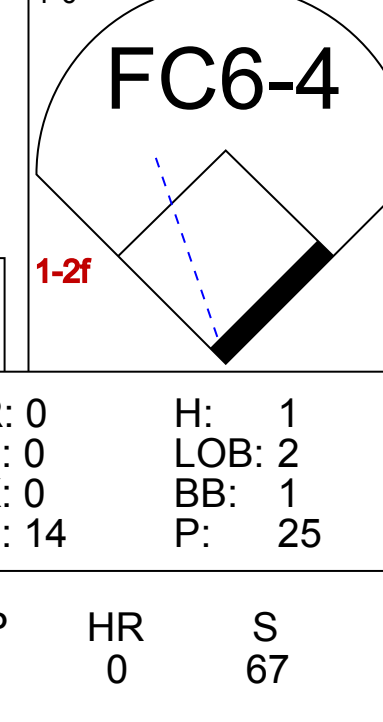
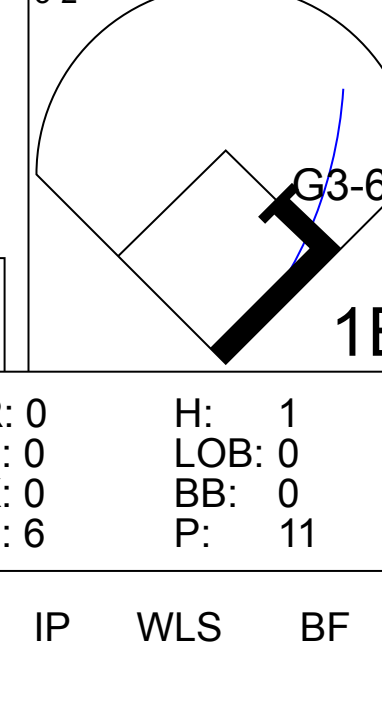


Batter	1	2	3	4	5	6	7	8	9	AB	R	H	RBI	BB	SO	LOB	TOP					
Endy Chavez, L (1, 8) OBP: 0.280, SLG: 0.404										5	2	2	0	0	1	0						
Jamey Carroll, R (1, 5) OBP: 0.466, SLG: 0.667										4	2	3	1	0	1	0						
Vladimir Guerrero, R (1, 9) OBP: 0.419, SLG: 0.593										3	1	2	1	2	0	1						
Matt Cepicky, L (1, 7) OBP: 0.273, SLG: 0.413										5	1	0	0	0	1	5						
Orlando Cabrera, R (1, 6) OBP: 0.318, SLG: 0.368										5	0	1	1	0	0	2						
Brad Wilkerson, L (1, 3) OBP: 0.370, SLG: 0.463										3	0	0	0	2	1	2						
Michael Barrett, R (1, 2) OBP: 0.343, SLG: 0.431										5	0	2	1	0	1	2						
Wilton Guerrero, S (1, 4) OBP: 0.261, SLG: 0.252										4	0	2	0	1	0	1						
Tony Armas, R (1, 1) OBP: 0.102, SLG: 0.125										4	0	0	0	0	1	6						
Joey Eischen, L (8, 1) OBP: 0.250, SLG: 0.286										1	0	0	0	0	1	2						
Dan Smith, R (9, 1)										0	0	0	0	0	0	0						
Inning Stats	R: 0 E: 0 K: 3 S: 12	H: 1 LOB: 1 BB: 0 P: 16	R: 0 E: 0 K: 1 S: 12	H: 1 LOB: 2 BB: 1 P: 18	R: 1 E: 0 K: 0 S: 14	H: 2 LOB: 1 BB: 0 P: 23	R: 0 E: 0 K: 0 S: 14	H: 1 LOB: 1 BB: 1 P: 19	R: 3 E: 2 K: 1 S: 18	H: 3 LOB: 3 BB: 2 P: 34	R: 1 E: 0 K: 0 S: 7	H: 1 LOB: 1 BB: 1 P: 17	R: 0 E: 0 K: 0 S: 8	H: 0 LOB: 0 BB: 0 P: 11	R: 1 E: 0 K: 1 S: 13	H: 2 LOB: 1 BB: 0 P: 18	R: 0 E: 1 K: 1 S: 10	H: 1 LOB: 2 BB: 0 P: 16	1B: 8 2B: 4 3B: 1 HR: 0	SF: 0 SAC: 1 DP: 1 HBP: 0	WP: 0 PB: 0 SB: 4 CS: 0	PA: 45
PITCHER	IP	WLS	BF	H	R	ER	SO	BB	IBB	HBP	BLK	WP	HR	S	P	ERA	WHIP					
John Thomson, R (1, 1) ERA: 4.74	5.0	L	27	8	4	3	5	2	2	0	0	0	0	70	110	5.40	2.000					
38 Pat Strange, R (6, 1) ERA: 1.5	2.0		8	1	1	1	0	0	1	0	1	0	0	15	28	4.50	0.500					
Tyler Walker, R (8, 1) ERA: 6.52	2.0		10	3	1	1	2	0	0	0	0	0	0	23	34	4.50	1.500					

Montreal Expos @ New York Mets
Shea Stadium, Flushing, NY
Fri Sep 20 2002, 7:10 PM EDT
Att: 23,675 - Cloudy - 74 F

AB 39
R 6
H 12
RBI 4
BB 5
SO 7
LOB 21



Batter	1	2	3	4	5	6	7	8	9	AB	R	H	RBI	BB	SO	LOB	BOTTOM				
Roger Cedeno, S (1, 7) OBP: 0.316, SLG: 0.348										4	0	0	0	0	0	3					
Roberto Alomar, S (1, 4) OBP: 0.335, SLG: 0.385										4	0	2	0	0	0	0					
31 Mike Piazza, R (1, 2) OBP: 0.360, SLG: 0.544										4	0	1	0	0	1	1					
Mo Vaughn, L (1, 3) OBP: 0.348, SLG: 0.447										4	0	1	0	0	2	3					
Edgardo Alfonzo, R (1, 5) OBP: 0.391, SLG: 0.464										4	1	1	0	0	0	3					
Jeremy Burnitz, L (1, 9) OBP: 0.316, SLG: 0.377										3	0	1	0	0	0	2					
John Valentin, R (9, PH) OBP: 0.340, SLG: 0.353										0	0	0	0	1	0	0					
Raul Gonzalez, R (1, 8) OBP: 0.333, SLG: 0.427										4	0	1	1	0	2	3					
Rey Ordenez, R (1, 6) OBP: 0.289, SLG: 0.322										2	0	1	0	1	0	0					
Ty Wigginton, R (9, PH) OBP: 0.336, SLG: 0.520										1	0	0	0	0	0	1					
John Thomson, R (1, 1) OBP: 0.255, SLG: 0.216										2	0	0	0	0	0	4					
38 Pat Strange, R (6, 1)										0	0	0	0	0	0	0					
Timo Perez, L (7, PH) OBP: 0.334, SLG: 0.439										1	0	1	0	0	0	0					
Tyler Walker, R (8, 1)										0	0	0	0	0	0	0					
Inning Stats	R: 0 E: 0 K: 0 S: 8	H: 1 LOB: 1 BB: 0 P: 13	R: 1 E: 0 K: 0 S: 13	H: 3 LOB: 2 BB: 0 P: 22	R: 0 E: 0 K: 1 S: 8	H: 0 LOB: 0 BB: 0 P: 16	R: 0 E: 0 K: 0 S: 14	H: 1 LOB: 2 BB: 1 P: 25	R: 0 E: 0 K: 1 S: 9	H: 1 LOB: 1 BB: 0 P: 16	R: 0 E: 0 K: 0 S: 6	H: 1 LOB: 0 BB: 0 P: 11	R: 0 E: 0 K: 1 S: 8	H: 2 LOB: 1 BB: 0 P: 16	R: 0 E: 0 K: 1 S: 5	H: 0 LOB: 0 BB: 1 P: 10	1B: 7 2B: 3 3B: 0 HR: 0	SF: 0 SAC: 0 DP: 3 HBP: 0	WP: 0 PB: 0 SB: 0 CS: 0	PA: 35	
PITCHER	IP	WLS	BF	H	R	ER	SO	BB	IBB	HBP	BLK	WP	HR	S	P	ERA	WHIP				
Tony Armas, R (1, 1) ERA: 4.43	7.0	W	30	9	1	1	3	0	0	0	0	0	0	67	119	1.29	1.286				
Joey Eischen, L (8, 1) ERA: 1.27	1.0		2	0	0	0	1	0	0	0	0	0	0	6	12	0.00	0.000				
Dan Smith, R (9, 1) ERA: 2.45	1.0		3	0	0	0	1	1	0	0	0	0	0	5	10	0.00	1.000				

Montreal Expos @ New York Mets
Shea Stadium, Flushing, NY
Fri Sep 20 2002, 7:10 PM EDT
Att: 23,675 - Cloudy - 74 F

AB 33
R 1
H 9
RBI 1
BB 2
SO 5
LOB 20



Batter	1	2	3	4	5	6	7	8	9	AB	R	H	RBI	BB	SO	LOB	TOP										
Endy Chavez, L OBP: 0.301, SLG: 0.455										5	0	1	0	0	2	4											
Jamey Carroll, R OBP: 0.435, SLG: 0.595										5	1	2	1	0	1	2											
Vladimir Guerrero, R OBP: 0.416, SLG: 0.595										4	1	1	2	1	1	2											
Wil Cordero, R OBP: 0.335, SLG: 0.434 Brad Wilkerson, L OBP: 0.356, SLG: 0.460										5	0	1	0	0	0	1											
Andres Galarraga, R OBP: 0.341, SLG: 0.388										5	1	2	0	0	0	2											
Fernando Tatis, R OBP: 0.304, SLG: 0.401										2	1	0	0	2	0	2											
Michael Barrett, R OBP: 0.338, SLG: 0.429										4	0	1	1	0	1	5											
Wilton Guerrero, S OBP: 0.266, SLG: 0.252										4	1	2	0	0	0	2											
Sun-Woo Kim, R OBP: 0.200, SLG: 0.200 Zach Day, R OBP: 0.400, SLG: 0.250										2	0	0	0	0	0	1											
Inning Stats	R: 0 E: 0 K: 0 S: 6	H: 1 LOB: 0 BB: 0 P: 8	R: 2 E: 1 K: 1 S: 17	H: 2 LOB: 2 BB: 1 P: 26	R: 0 E: 0 K: 2 S: 13	H: 1 LOB: 3 BB: 2 P: 26	R: 0 E: 0 K: 1 S: 12	H: 0 LOB: 0 BB: 0 P: 16	R: 2 E: 0 K: 0 S: 16	H: 3 LOB: 1 BB: 0 P: 22	R: 1 E: 0 K: 0 S: 15	H: 2 LOB: 1 BB: 0 P: 21	R: 0 E: 1 K: 0 S: 7	H: 0 LOB: 1 BB: 0 P: 8	R: 0 E: 0 K: 0 S: 6	H: 1 LOB: 1 BB: 0 P: 8	R: 0 E: 0 K: 1 S: 7	H: 0 LOB: 0 BB: 0 P: 10	1B: 7 2B: 2 3B: 0 HR: 1	SF: 0 SAC: 2 DP: 0 HBP: 0	WP: 0 PB: 0 SB: 1 CS: 1	PA: 42					
PITCHER	IP	WLS	BF	H	R	ER	SO	BB	IBB	HBP	BLK	WP	HR	S	P	ERA	WHIP										
Al Leiter, L ERA: 3.32	5.0	L	25	7	4	3	4	3	0	0	0	0	1	64	98	5.40	2.000										
Grant Roberts, R ERA: 2.14	2.0	9	2	1	1	0	0	0	0	0	0	0	0	22	29	4.50	1.000										
David Weathers, R ERA: 2.75	1.0	4	1	0	0	0	0	0	0	0	0	0	0	6	8	0.00	1.000										
38 Pat Strange, R ERA: 1.29	1.0	3	0	0	0	1	0	0	0	0	0	0	0	7	10	0.00	0.000										
Batter	1	2	3	4	5	6	7	8	9	AB	R	H	RBI	BB	SO	LOB	BOTTOM										
Roger Cedeno, S OBP: 0.313, SLG: 0.345										5	0	0	0	0	0	2											
Roberto Alomar, S OBP: 0.335, SLG: 0.383 Marco Scutaro, R OBP: 0.222, SLG: 0.296										2	0	1	0	1	1	0											
31 Mike Piazza, R OBP: 0.360, SLG: 0.541										3	0	1	0	1	0	1											
Jeremy Burnitz, L OBP: 0.311, SLG: 0.371										4	1	0	0	0	1	3											
Ty Wigginton, R OBP: 0.339, SLG: 0.505										2	0	0	1	2	0	0											
Timo Perez, L OBP: 0.336, SLG: 0.441										4	0	2	0	0	0	3											
Joe McEwing, R OBP: 0.250, SLG: 0.307										4	0	0	0	0	0	3											
Rey Ordenez, R OBP: 0.289, SLG: 0.322 David Weathers, R 38 Pat Strange, R Raul Gonzalez, R OBP: 0.337, SLG: 0.429										3	0	1	0	0	0	1											
Al Leiter, L OBP: 0.267, SLG: 0.173 Grant Roberts, R OBP: 1.000, SLG: 1.000 Esix Sneed, S OBP: 0.250, SLG: 0.625 John Valentin, R OBP: 0.343, SLG: 0.361										2	0	1	0	0	0	3											
Inning Stats	R: 0 E: 0 K: 1 S: 18	H: 2 LOB: 3 BB: 1 P: 30	R: 0 E: 0 K: 0 S: 13	H: 1 LOB: 1 BB: 0 P: 18	R: 0 E: 0 K: 0 S: 8	H: 0 LOB: 0 BB: 1 P: 16	R: 0 E: 0 K: 0 S: 14	H: 2 LOB: 2 BB: 1 P: 25	R: 0 E: 0 K: 1 S: 12	H: 0 LOB: 1 BB: 1 P: 22	R: 0 E: 0 K: 0 S: 11	H: 1 LOB: 0 BB: 0 P: 18	R: 0 E: 0 K: 1 S: 6	H: 0 LOB: 0 BB: 0 P: 7	R: 1 E: 1 K: 0 S: 10	H: 0 LOB: 0 BB: 0 P: 14	R: 0 E: 0 K: 0 S: 11	H: 1 LOB: 0 BB: 0 P: 19	1B: 6 2B: 2 3B: 0 HR: 0	SF: 0 SAC: 0 DP: 2 HBP: 0	WP: 0 PB: 0 SB: 1 CS: 0	PA: 37					
PITCHER	IP	WLS	BF	H	R	ER	SO	BB	IBB	HBP	BLK	WP	HR	S	P	ERA	WHIP										
Sun-Woo Kim, R ERA: 5.71	4.1	W	19	5	0	0	0	3	0	0	0	0	0	47	77	0.00	1.846										
Zach Day, R ERA: 4.09	4.2	W	18	2	1	0	2	1	0	0	0	0	0	47	77	0.00	0.643										

Montreal Expos @ New York Mets
Shea Stadium, Flushing, NY
Sun Sep 22 2002, 1:10 PM EDT
Att: 36,730 - Sunny - 78 F

AB	36
R	5
H	10
RBI	4
BB	3
SO	5
LOB	21



Montreal Expos @ New York Mets
Shea Stadium, Flushing, NY
Sun Sep 22 2002, 1:10 PM EDT
Att: 36,730 - Sunny - 78 F

AB	33
R	1
H	7
RBI	1
BB	4
SO	3
LOB	16




Batter	1	2	3	4	5	6	7	8	9	AB	R	H	RBI	BB	SO	LOB	TOP				
Timo Perez, L (1.8) OBP: 0.335, SLG: 0.440	G4-3		FC4-6 G6-3			G5-3 31 1B		G4-3		4	1	1	0	0	0	1	New York Mets @ Pittsburgh Pirates PNC Park, Pittsburgh, PA Tue Sep 24 2002, 7:05 PM EDT Att: 13,249 - Sunny - 72 F				
Roberto Alomar, S (1.4) OBP: 0.335, SLG: 0.381	G4-3		G6-3			G5-3		G4-3 CS 31 1B		3	0	0	0	1	0	2					
31 Mike Piazza, R (1.2) OBP: 0.361, SLG: 0.541	P4					G5-3 BB BB		G4-3 BB		4	0	2	1	0	0	0					
Mo Vaughn, L (1.3) OBP: 0.348, SLG: 0.450		F9				G3		G4-3 BB BB		3	0	0	0	1	1	2					
Edgardo Alfonzo, R (1.5) OBP: 0.391, SLG: 0.458		G5-3 1B G6-3 BB				G5-3		G4-3 BB BB		2	1	0	0	2	0	0					
Jeremy Burnitz, L (1.9) OBP: 0.311, SLG: 0.370		G5-3 1B				E7 G3-1 SH1-3		G6-4-3		4	1	1	0	0	0	3					
Raul Gonzalez, R (1.7) OBP: 0.324, SLG: 0.411		G5-3				G3-1		G6-3		4	0	0	1	0	1	2					
Rey Ordenez, R (1.6) OBP: 0.288, SLG: 0.320		G6-3				SH1-3		F9		2	0	0	1	0	0	1					
Steve Trachsel, R (1.1) OBP: 0.130, SLG: 0.156						G1-3		L4		2	0	0	0	1	0	0					
Steve Reed, R (7.1)										0	0	0	0	0	0	0					
Mark Guthrie, R (8.1)										0	0	0	0	0	0	0					
David Weathers, R (8.1)										0	0	0	0	0	0	0					
Inning Stats	R: 0 E: 0 K: 0 S: 6	H: 0 LOB: 0 BB: 0 P: 9	R: 1 E: 0 K: 0 S: 10	H: 1 LOB: 1 BB: 1 P: 20	R: 0 E: 0 K: 0 S: 7	H: 0 LOB: 0 BB: 1 P: 14	R: 0 E: 0 K: 0 S: 10	H: 0 LOB: 0 BB: 0 P: 14	R: 1 E: 1 K: 0 S: 10	H: 2 LOB: 2 BB: 2 P: 19	R: 0 E: 0 K: 0 S: 7	H: 0 LOB: 0 BB: 0 P: 10	R: 0 E: 0 K: 1 S: 10	H: 1 LOB: 1 BB: 1 P: 20	R: 0 E: 0 K: 1 S: 9	H: 0 LOB: 0 BB: 0 P: 13	1B: 4 2B: 0 3B: 0 HR: 0	SF: 0 SAC: 1 DP: 2 HBP: 0	WP: 0 PB: 0 SB: 0 CS: 1	PA: 34	
PITCHER	IP WLS BF H R ER SO BB IBB HBP BLK WP HR S P ERA WHIP																				
Josh Fogg, R (1.1) ERA: 4.23	5.1	23	3	3	2	0	4	0	0	0	0	0	0	0	0	0	3.38	1.312			
Ron Villone, L (6.1) ERA: 5.89	1.2	4	0	0	0	0	0	0	0	0	0	0	0	0	0	8	12	0.00	0.000		
Joe Beigel, L (8.1) ERA: 4.61	0.1	2	0	0	0	0	1	0	0	0	0	0	0	0	4	9	0.00	3.000			
Mike Lincoln, R (8.1) ERA: 3.21	0.0	1	1	0	0	0	0	0	0	0	0	0	0	2	4	∞	∞	∞	∞		
Scott Sauerbeck, L (8.1) ERA: 2.32	0.2	W 1	0	0	0	1	0	0	0	0	0	0	0	4	7	0.00	0.000				


AB	28
R	3
H	4
RBI	3
BB	5
SO	2
LOB	11



Batter	1	2	3	4	5	6	7	8	9	AB	R	H	RBI	BB	SO	LOB	BOTTOM			
Pokey Reese, R (1.4) OBP: 0.329, SLG: 0.352	G6-3			F9		K		G6-3 2 S		4	0	1	1	1	1	3	New York Mets @ Pittsburgh Pirates PNC Park, Pittsburgh, PA Tue Sep 24 2002, 7:05 PM EDT Att: 13,249 - Sunny - 72 F			
2 Jack Wilson, R (1.6) OBP: 0.301, SLG: 0.331	G5-3			G5-3 18 FC6-4 1B		G5-3		G5-3 BB		5	0	1	0	0	1	6				
18 Jason Kendall, R (1.2) OBP: 0.349, SLG: 0.354	F9			FC6-4 BB		G6-3		G6-3 1B		4	1	1	0	0	0	1				
Brian Giles, L (1.7) OBP: 0.445, SLG: 0.602		G6-3		G6-3		P4		G6-3 1B		3	1	1	0	1	0	0				
Aramis Ramirez, R (1.5) OBP: 0.278, SLG: 0.377		G6-3		G6-3		K		G4-3		4	0	0	0	0	1	4				
Armando Rios, L (1.9) OBP: 0.310, SLG: 0.323		F8				1B 1B		G6-4-3 1B		4	1	3	1	0	0	0				
Kevin Young, R (1.3) OBP: 0.322, SLG: 0.409				G6-3		G6-3		G6-4-3 1B		3	1	1	0	1	0	1				
Tony Alvarez, R (1.8) OBP: 0.409, SLG: 0.368				G6-3		G6-3		G4-3 1B		3	1	2	0	0	0	0				
Abraham Nunez, S (8. PH) OBP: 0.312, SLG: 0.317				G6-3		G6-3		G4-3		1	0	0	1	0	0	2				
Mike Williams, R (9.1)				G6-3		G6-3		G4-3		0	0	0	0	0	0	0				
Josh Fogg, R (1.1) OBP: 0.130, SLG: 0.156				G6-3		G6-3		G4-3 1B		2	0	0	0	0	1	3				
Ron Villone, L (6.1) OBP: 0.290, SLG: 0.375				G6-3		G6-3		G4-3 1B		0	0	0	0	0	0	0				
Rob Mackowiak, L (7. PH) OBP: 0.326, SLG: 0.435				G6-3		G6-3		G4-3 1B		1	1	1	0	0	0	0				
Joe Beigel, L (8.1) OBP: 0.326, SLG: 0.400				G6-3		G6-3		G4-3 1B		0	0	0	0	0	0	0				
Mike Lincoln, R (8.1) ERA: 3.21				G6-3		G6-3		G4-3 1B		0	0	0	0	0	0	0				
Scott Sauerbeck, R (8.1) ERA: 2.95				G6-3		G6-3		G4-3 1B		1	0	1	2	0	0	0				
Inning Stats	R: 0 E: 0 K: 0 S: 8	H: 0 LOB: 0 BB: 0 P: 13	R: 0 E: 0 K: 0 S: 5	H: 0 LOB: 0 BB: 0 P: 9	R: 0 E: 0 K: 0 S: 9	H: 0 LOB: 0 BB: 0 P: 13	R: 0 E: 0 K: 1 S: 17	H: 1 LOB: 2 BB: 1 P: 29	R: 0 E: 0 K: 2 S: 16	H: 3 LOB: 3 BB: 0 P: 19	R: 0 E: 0 K: 0 S: 8	H: 0 LOB: 0 BB: 0 P: 11	R: 2 E: 0 K: 0 S: 14	H: 4 LOB: 1 BB: 0 P: 22	R: 4 E: 0 K: 1 S: 15	H: 4 LOB: 2 BB: 2 P: 32	1B: 10 2B: 2 3B: 0 HR: 0	SF: 0 SAC: 0 DP: 1 HBP: 0	WP: 0 PB: 0 SB: 2 CS: 0	PA: 38
PITCHER	IP WLS BF H R ER SO BB IBB HBP BLK WP HR S P ERA WHIP																			
Steve Trachsel, R (1.1) ERA: 3.42	6.2	27	7	2	2	3	1	0	0	0	0	0	0	0	0	11	27.00	1.200		
Steve Reed, R (7.1) ERA: 2.08	0.1	H 3	2	1	1	0	0	0	0	0	0	0	0	8	12	27.00	6.000			
Mark Guthrie, L (8.1) ERA: 2.54	0.0	L 1	1	0	0	0	0	0	0	0	0	0	0	2	4	∞	∞			
David Weathers, R (8.1) ERA: 2.95	1.0	B 7	2	3	3	1	1	1	0	0	0	0	0	10	22	27.00	3.000			



Batter	1	2	3	4	5	6	7	8	9	AB R H RBI BB SO LOB	TOP																								
											<p>New York Mets @ Pittsburgh Pirates PNC Park, Pittsburgh, PA Thu Sep 26 2002, 7:05 PM EDT</p> <p>livebaseballscorecards.com</p> <p>AB 0 R 0 H 0 RBI 0 BB 0 SO 0 LOB 0</p> 																								
Inning Stats										1B: 0 SF: 0 WP: 0 PA: 0 2B: 0 SAC: 0 FB: 0 3B: 0 DP: 0 SB: 0 HR: 0 HBP: 0 CS: 0																									
PITCHER	IP	WLS	BF	H	R	ER	SO	BB	IBB	HBP	BLK	WP	HR	S	P	ERA	WHIP	PITCHER	IP	WLS	BF	H	R	ER	SO	BB	IBB	HBP	BLK	WP	HR	S	P	ERA	WHIP

Batter	1	2	3	4	5	6	7	8	9	AB R H RBI BB SO LOB	BOTTOM																								
											<p>New York Mets @ Pittsburgh Pirates PNC Park, Pittsburgh, PA Thu Sep 26 2002, 7:05 PM EDT</p> <p>livebaseballscorecards.com</p> <p>AB 0 R 0 H 0 RBI 0 BB 0 SO 0 LOB 0</p> 																								
Inning Stats										1B: 0 SF: 0 WP: 0 PA: 0 2B: 0 SAC: 0 FB: 0 3B: 0 DP: 0 SB: 0 HR: 0 HBP: 0 CS: 0																									
PITCHER	IP	WLS	BF	H	R	ER	SO	BB	IBB	HBP	BLK	WP	HR	S	P	ERA	WHIP	PITCHER	IP	WLS	BF	H	R	ER	SO	BB	IBB	HBP	BLK	WP	HR	S	P	ERA	WHIP

Batter	1	2	3	4	5	6	7	8	9	AB	R	H	RBI	BB	SO	LOB	TOP									
Mark DeRosa, R OBP: 0.345, SLG: 0.439	0-0 FC1-6 1B		0-0 F9		1-2 G1-3		1-0 G5-4-3 1B		0-2 G4-3	5	0	2	0	0	0	0										
Keith Lockhart, L OBP: 0.283, SLG: 0.334 Jesse Garcia, R OBP: 0.200, SLG: 0.217	1-0 F7		2-1 G4-3		1-0 G3		0-1 G5-4-3 1-2			3	0	0	0	0	0	1										
Marcus Giles, R OBP: 0.322, SLG: 0.409	1-0 FC1-6 1-2			0-0 10 HR 1B		0-0 F9		0-1 F9		4	1	1	0	0	0	1										
10 Chipper Jones, S OBP: 0.436, SLG: 0.539	2-0 G3-1			1-1 1-H HR		1-1 1B HR		1-1 G6-3		4	2	2	2	0	0	1										
Matt Franco, L OBP: 0.398, SLG: 0.528		3-2 G5-3 2B		1-3 K		0-0 1B HR		0-0 3B		4	1	3	0	0	1	0										
Javy Lopez, R OBP: 0.299, SLG: 0.375	0-2 G5-3		2-2 HR 1B		2-0 1-H 2-H HR		4-0 G6-3 IBB			3	2	2	3	1	0	1										
Darren Bragg, L OBP: 0.350, SLG: 0.406	4-0 G6-4-3 BB		1-1 1-H HR		0-1 G6-3 1B		3-2 G6-3 1-2			3	1	2	2	1	0	2										
Wes Helms, R OBP: 0.286, SLG: 0.412	2-2 G6-4-3 1-2		1-3 K		1-2 G6-3		1-3 K			4	0	0	0	0	2	3										
Kevin Millwood, R OBP: 0.200, SLG: 0.314 Kerry Ligtenberg, R ERA: 2.05 Julio Franco, R OBP: 0.357, SLG: 0.362 Kevin Gryboski, R ERA: 5.91			1-0 G1-5-3		1-3 K		0-3 K		2-1 G4-3	3	0	0	0	0	2	0										
Inning Stats	R: 0 E: 1 K: 0 S: 4	H: 1 LOB: 1 BB: 0 P: 8	R: 0 E: 0 K: 0 S: 16	H: 1 LOB: 1 BB: 1 P: 25	R: 0 E: 0 K: 0 S: 4	H: 0 LOB: 0 BB: 0 P: 7	R: 4 E: 0 K: 3 S: 17	H: 4 LOB: 0 BB: 0 P: 24	R: 0 E: 0 K: 0 S: 6	H: 0 LOB: 0 BB: 0 P: 8	R: 3 E: 0 K: 1 S: 12	H: 4 LOB: 1 BB: 0 P: 16	R: 0 E: 0 K: 0 S: 5	H: 1 LOB: 0 BB: 0 P: 6	R: 0 E: 0 K: 0 S: 7	H: 1 LOB: 1 BB: 1 P: 15	R: 0 E: 0 K: 1 S: 8	H: 0 LOB: 0 BB: 0 P: 11	1B: 7 2B: 1 3B: 1 HR: 3	SF: 0 SAC: 0 DP: 4 HBP: 0	WP: 0 PB: 0 SB: 0 CS: 0	PA: 37				
PITCHER	IP	WLS	BF	H	R	ER	SO	BB	IBB	HBP	BLK	WP	HR	S	P	ERA	WHIP									
Pedro Astacio, R ERA: 4.79	5.0	L	24	9	7	7	3	1	0	0	0	0	0	3	51	79	12.60	2.000								
Steve Reed, R ERA: 2.05	1.0		3	1	0	0	1	0	0	0	0	0	0	8	9	0.00	1.000									
Mike Bacsik, L ERA: 4.37	2.0		7	2	0	0	0	0	1	0	0	0	0	12	21	0.00	1.000									
Tyler Walker, R ERA: 5.91	1.0		3	0	0	0	1	0	0	0	0	0	0	8	11	0.00	0.000									

Atlanta Braves @ New York Mets
Shea Stadium, Flushing, NY
Fri Sep 27 2002, 5:15 PM EDT
Att: 33,527 - Cloudy - 73 F

AB 35
R 7
H 12
RBI 7
BB 2
SO 5
LOB 10



Batter	1	2	3	4	5	6	7	8	9	AB	R	H	RBI	BB	SO	LOB	BOTTOM								
Esix Snead, S OBP: 0.333, SLG: 0.583	0-1 F9 G4-3 1B		2-3 K			0-0 1B		0-0 F7		4	1	2	0	0	1	1									
Timo Perez, L OBP: 0.331, SLG: 0.438 Tyler Walker, R	3-2 F9		1-0 F8		1-1 F5		1-1 1-H 3B			4	0	1	1	0	0	2									
Jeromy Burnitz, L OBP: 0.311, SLG: 0.367	3-2 G4-3 3-H		0-3 K		0-3 K		2-1 2B SF9 HBP		1-3 K	3	1	0	1	0	2	1									
Mo Vaughn, L OBP: 0.348, SLG: 0.448 John Valentin, R OBP: 0.338, SLG: 0.354	0-3 K					0-2 F7		1-0 G6-3		2	0	0	0	0	2	0									
Ty Wigginton, R OBP: 0.347, SLG: 0.509	0-1 F9				1-2 F8		0-0 SF9 2B		1-0 F8	4	0	1	0	0	0	0									
Marco Scutaro, R OBP: 0.226, SLG: 0.400	0-2 G1-3				0-2 F9		0-0 SF9		3-2 HR	3	1	1	2	0	0	0									
Joe McEwing, R OBP: 0.244, SLG: 0.299	2-1 G6-3				1-2 F9		2-3 3-H G4-3		0-3 K	4	0	0	0	0	1	1									
Vance Wilson, R OBP: 0.303, SLG: 0.383 Mike Bacsik, L OBP: 0.111, SLG: 0.167 Brady Clark, R OBP: 0.238, SLG: 0.219			1-2 G5-3			1-2 G5-3		0-2 FC5-4 1B		2	0	0	0	0	0	0									
Pedro Astacio, R OBP: 0.175, SLG: 0.194 Steve Reed, R			1-3 K			0-0 G6-3		0-1 FC5-4 3B		1	0	0	0	0	1	0									
Jason Phillips, R OBP: 0.388, SLG: 0.563								1-2 1B		2	1	0	0	0	0	1									
Inning Stats	R: 1 E: 0 K: 1 S: 18	H: 1 LOB: 0 BB: 0 P: 23	R: 0 E: 0 K: 0 S: 7	H: 0 LOB: 0 BB: 0 P: 9	R: 0 E: 0 K: 2 S: 10	H: 0 LOB: 0 BB: 0 P: 14	R: 0 E: 0 K: 2 S: 7	H: 0 LOB: 0 BB: 0 P: 8	R: 0 E: 0 K: 0 S: 10	H: 0 LOB: 0 BB: 0 P: 12	R: 0 E: 0 K: 0 S: 7	H: 1 LOB: 1 BB: 0 P: 9	R: 1 E: 0 K: 0 S: 8	H: 1 LOB: 1 BB: 0 P: 10	R: 1 E: 0 K: 1 S: 12	H: 2 LOB: 1 BB: 0 P: 14	R: 1 E: 0 K: 1 S: 8	H: 1 LOB: 0 BB: 0 P: 13	1B: 3 2B: 1 3B: 1 HR: 1	SF: 1 SAC: 0 DP: 0 HBP: 1	WP: 0 PB: 0 SB: 1 CS: 0	PA: 34			
PITCHER	IP	WLS	BF	H	R	ER	SO	BB	IBB	HBP	BLK	WP	HR	S	P	ERA	WHIP								
Kevin Millwood, R ERA: 3.24	7.0	W	25	3	2	2	5	0	0	1	0	0	0	67	85	2.57	0.429								
Kerry Ligtenberg, R ERA: 3.02	1.0		5	2	1	1	1	0	0	0	0	0	0	12	14	9.00	2.000								
Kevin Gryboski, R ERA: 5.56	1.0		4	1	1	1	1	0	0	0	0	0	1	8	13	9.00	1.000								

Atlanta Braves @ New York Mets
Shea Stadium, Flushing, NY
Fri Sep 27 2002, 5:15 PM EDT
Att: 33,527 - Cloudy - 73 F

AB 32
R 4
H 6
RBI 4
BB 0
SO 7
LOB 7



Batter	1	2	3	4	5	6	7	8	9	AB	R	H	RBI	BB	SO	LOB	TOP									
Rafael Furcal, S OBP: 0.324, SLG: 0.388 Jesse Garcia, R OBP: 0.197, SLG: 0.213	1-1 10 S 1B BB	0-1 1B	2-2 FC4-6			3-2 F8		3-3 K		4	1	2	0	0	0	2										
Julio Franco, R OBP: 0.390, SLG: 0.385	0-0 F9	1-3 K		1-0 FC5-4 1B		2-0 1B		2-1 1B		5	0	3	0	0	1	2										
Gary Sheffield, R OBP: 0.293, SLG: 0.508 Marcus Giles, R OBP: 0.318, SLG: 0.403	1-0 BB 10 S 1B		2-2 10 1B 2B	2-2 F8		1-3 K		0-0 F8		2	1	2	0	0	0	0										
10 Chipper Jones, S OBP: 0.436, SLG: 0.538 Darren Bragg, L OBP: 0.350, SLG: 0.405	1-3 K		0-0 1B 2B	1-3 K		1-1 F8 1B		2-2 L7		2	0	1	1	0	1	2										
Andrew Jones, R OBP: 0.364, SLG: 0.512 Matt Franco, L OBP: 0.399, SLG: 0.527	4-1 BB BB		0-1 HR 1B	2-1 FC5-4		2-0 1B		2-1 G6-3		2	1	1	1	1	0	1										
Javy Lopez, R OBP: 0.299, SLG: 0.373 Steve Torrealba, R OBP: 0.211, SLG: 0.063	4-0 FC6-4 1B BB		0-0 P4		3-3 K	0-1 F8		2-2 F7		2	0	0	1	1	1	1										
Vinny Castilla, R OBP: 0.289, SLG: 0.349 Andy Pratt, L	1-2 FC6-4		0-0		2-3 K	1-3 K				2	1	1	2	0	0	3										
Trey Hodges, R Tim Spooneybarger, R 29 John Smoltz, R	1-2 FC6-4		2-H HR		1-2 K	1-3 K				2	0	0	0	0	0	0										
Mark DeRosa, R OBP: 0.339, SLG: 0.431		1-3 K	0-0 F8		1-2 G5-3	1-3 K				4	0	0	0	0	2	3										
Tom Glavine, L OBP: 0.141, SLG: 0.118 Wes Helms, R OBP: 0.286, SLG: 0.411	2-1 G5-3		1-0 FC4-6 1B		0-1 G5-3		3-3 K			1	0	0	0	0	0	0										
Inning Stats	R: 1 E: 0 K: 1 S: 12	H: 2 LOB: 3 BB: 2 P: 24	R: 0 E: 0 K: 2 S: 11	H: 1 LOB: 1 BB: 0 P: 15	R: 4 E: 0 K: 0 S: 13	H: 5 LOB: 2 BB: 0 P: 18	R: 0 E: 0 K: 1 S: 10	H: 1 LOB: 1 BB: 0 P: 16	R: 0 E: 0 K: 2 S: 11	H: 0 LOB: 0 BB: 0 P: 17	R: 0 E: 0 K: 1 S: 9	H: 1 LOB: 1 BB: 0 P: 15	R: 0 E: 0 K: 2 S: 11	H: 2 LOB: 2 BB: 0 P: 16	R: 0 E: 0 K: 2 S: 12	H: 1 LOB: 1 BB: 0 P: 20	R: 0 E: 0 K: 0 S: 8	H: 0 LOB: 0 BB: 0 P: 14	1B: 11 2B: 1 3B: 0 HR: 1	SF: 0 SAC: 0 DP: 0 HBP: 0	WP: 0 PB: 0 SB: 2 CS: 0	PA: 42				
PITCHER	IP WLS BF H R ER SO BB IBB HBP BLK WP HR S P ERA WHIP	IP WLS BF H R ER SO BB IBB HBP BLK WP HR S P ERA WHIP	IP WLS BF H R ER SO BB IBB HBP BLK WP HR S P ERA WHIP	IP WLS BF H R ER SO BB IBB HBP BLK WP HR S P ERA WHIP	IP WLS BF H R ER SO BB IBB HBP BLK WP HR S P ERA WHIP	IP WLS BF H R ER SO BB IBB HBP BLK WP HR S P ERA WHIP	IP WLS BF H R ER SO BB IBB HBP BLK WP HR S P ERA WHIP	IP WLS BF H R ER SO BB IBB HBP BLK WP HR S P ERA WHIP	IP WLS BF H R ER SO BB IBB HBP BLK WP HR S P ERA WHIP	IP WLS BF H R ER SO BB IBB HBP BLK WP HR S P ERA WHIP	IP WLS BF H R ER SO BB IBB HBP BLK WP HR S P ERA WHIP	IP WLS BF H R ER SO BB IBB HBP BLK WP HR S P ERA WHIP	IP WLS BF H R ER SO BB IBB HBP BLK WP HR S P ERA WHIP	IP WLS BF H R ER SO BB IBB HBP BLK WP HR S P ERA WHIP	IP WLS BF H R ER SO BB IBB HBP BLK WP HR S P ERA WHIP	IP WLS BF H R ER SO BB IBB HBP BLK WP HR S P ERA WHIP	IP WLS BF H R ER SO BB IBB HBP BLK WP HR S P ERA WHIP	IP WLS BF H R ER SO BB IBB HBP BLK WP HR S P ERA WHIP	IP WLS BF H R ER SO BB IBB HBP BLK WP HR S P ERA WHIP	IP WLS BF H R ER SO BB IBB HBP BLK WP HR S P ERA WHIP	IP WLS BF H R ER SO BB IBB HBP BLK WP HR S P ERA WHIP	IP WLS BF H R ER SO BB IBB HBP BLK WP HR S P ERA WHIP	IP WLS BF H R ER SO BB IBB HBP BLK WP HR S P ERA WHIP	IP WLS BF H R ER SO BB IBB HBP BLK WP HR S P ERA WHIP		
Al Leiter, L ERA: 3.48 Jaime Cerda, L ERA: 2.45 Grant Roberts, R ERA: 2.2 Scott Strickland, R ERA: 3.54 Pedro Feliciano, L ERA: 7.5	4.0 L 23 9 5 5 4 2 0 0 0 0 1 46 73 11.25 2.750	2.0 7 1 0 0 3 0 0 0 0 0 0 20 32 0.00 0.500	1.0 5 2 0 0 2 0 0 0 0 0 0 11 16 0.00 2.000	1.0 4 1 0 0 2 0 0 0 0 0 0 12 20 0.00 1.000	1.0 3 0 0 0 0 0 0 0 0 0 0 8 14 0.00 0.000																					
Batter	1	2	3	4	5	6	7	8	9	AB	R	H	RBI	BB	SO	LOB	BOTTOM									
Roger Cedeno, S OBP: 0.316, SLG: 0.344	2-1 S 2B 1B	2-2 G1-3		4-2 1B BB		0-1 F5		2-2 G3		4	1	1	0	1	0	1										
Marco Scutaro, R OBP: 0.222, SLG: 0.371	0-3 K		0-2 F8	0-0 31 G5-4-3 1B		0-0 F8		0-3 K		5	0	1	1	0	2	2										
31 Mike Piazza, R OBP: 0.337, SLG: 0.537 Jaime Cerda, L ERA: 2.45 Grant Roberts, R ERA: 2.2 Tim Lincecum, R OBP: 0.320, SLG: 1.000 Scott Strickland, R ERA: 3.54 Pedro Feliciano, L ERA: 7.5 Jerome Burnitz, L OBP: 0.311, SLG: 0.366	4-2 2B BB		2-3 K	0-0 G5-4-3		1-2 G4-3		2-3 K		2	0	0	0	0	1	3										
Mo Vaughn, L OBP: 0.350, SLG: 0.450	2-2 1B		3-1 BB 1B		0-3 K	2-1 F8				4	0	2	1	0	1	0										
Edgardo Alfonzo, R OBP: 0.393, SLG: 0.461	4-0 FC4-6 IBB		4-1 BB 1B	1-2 BB		2-1 E5		1-3 K		2	0	0	0	2	1	0										
Ty Wigington, R OBP: 0.344, SLG: 0.500	2-3 K		0-1 F7		1-3 K		0-1 1B 1B			4	0	1	0	0	2	6										
Raul Gonzalez, R OBP: 0.303, SLG: 0.382	0-0 FC4-6			1-0 G1-3	1-1 G1-3		1-1 F9			4	0	0	0	0	0	5										
Brady Clark, R OBP: 0.274, SLG: 0.250		3-2 B2-6-4 1B		4-1 BB BB 1B BB		2-1 1B		1-2 G6-3 1B		3	1	3	0	1	0	0										
Al Leiter, L OBP: 0.262, SLG: 0.170 Jason Phillips, R OBP: 0.381, SLG: 0.500	1-1 B2-6-4		4-2 1B BB	1-2 BB		2-2 F7		2-2 G6-3		1	0	0	0	0	0	1										
Inning Stats	R: 1 E: 0 K: 2 S: 15	H: 2 LOB: 3 BB: 2 P: 29	R: 0 E: 0 K: 0 S: 9	H: 1 LOB: 0 BB: 0 P: 15	R: 0 E: 0 K: 1 S: 11	H: 1 LOB: 2 BB: 1 P: 20	R: 1 E: 0 K: 0 S: 9	H: 1 LOB: 3 BB: 3 P: 22	R: 0 E: 0 K: 2 S: 10	H: 0 LOB: 1 BB: 0 P: 14	R: 0 E: 0 K: 0 S: 9	H: 1 LOB: 1 BB: 0 P: 13	R: 0 E: 0 K: 1 S: 8	H: 0 LOB: 0 BB: 0 P: 12	R: 0 E: 0 K: 0 S: 11	H: 2 LOB: 1 BB: 0 P: 15	R: 0 E: 0 K: 2 S: 9	H: 0 LOB: 0 BB: 0 P: 13	1B: 7 2B: 1 3B: 0 HR: 0	SF: 0 SAC: 0 DP: 3 HBP: 0	WP: 0 PB: 0 SB: 1 CS: 0	PA: 39				
PITCHER	IP WLS BF H R ER SO BB IBB HBP BLK WP HR S P ERA WHIP	IP WLS BF H R ER SO BB IBB HBP BLK WP HR S P ERA WHIP	IP WLS BF H R ER SO BB IBB HBP BLK WP HR S P ERA WHIP	IP WLS BF H R ER SO BB IBB HBP BLK WP HR S P ERA WHIP	IP WLS BF H R ER SO BB IBB HBP BLK WP HR S P ERA WHIP	IP WLS BF H R ER SO BB IBB HBP BLK WP HR S P ERA WHIP	IP WLS BF H R ER SO BB IBB HBP BLK WP HR S P ERA WHIP	IP WLS BF H R ER SO BB IBB HBP BLK WP HR S P ERA WHIP	IP WLS BF H R ER SO BB IBB HBP BLK WP HR S P ERA WHIP	IP WLS BF H R ER SO BB IBB HBP BLK WP HR S P ERA WHIP	IP WLS BF H R ER SO BB IBB HBP BLK WP HR S P ERA WHIP	IP WLS BF H R ER SO BB IBB HBP BLK WP HR S P ERA WHIP	IP WLS BF H R ER SO BB IBB HBP BLK WP HR S P ERA WHIP	IP WLS BF H R ER SO BB IBB HBP BLK WP HR S P ERA WHIP	IP WLS BF H R ER SO BB IBB HBP BLK WP HR S P ERA WHIP	IP WLS BF H R ER SO BB IBB HBP BLK WP HR S P ERA WHIP	IP WLS BF H R ER SO BB IBB HBP BLK WP HR S P ERA WHIP	IP WLS BF H R ER SO BB IBB HBP BLK WP HR S P ERA WHIP	IP WLS BF H R ER SO BB IBB HBP BLK WP HR S P ERA WHIP	IP WLS BF H R ER SO BB IBB HBP BLK WP HR S P ERA WHIP	IP WLS BF H R ER SO BB IBB HBP BLK WP HR S P ERA WHIP	IP WLS BF H R ER SO BB IBB HBP BLK WP HR S P ERA WHIP	IP WLS BF H R ER SO BB IBB HBP BLK WP HR S P ERA WHIP	IP WLS BF H R ER SO BB IBB HBP BLK WP HR S P ERA WHIP		
Tom Glavine, L ERA: 2.98 Andy Pratt, L ERA: 6.75 Trey Hodges, R ERA: 5.4 Tim Spooneybarger, R ERA: 2.66 29 John Smoltz, R ERA: 3.25	2.0 9 1 1 1 1 4 0 0 0 0 0 18 40 6.75 3.750	1.1 1 1 1 1 1 4 0 0 0 0 0 29 41 0.00 0.545	1.0 W 4 2 0 0 0 0 0 0 0 0 11 15 0.00 2.000	1.0 S 3 0 0 0 2 0 0 0 0 0 9 13 0.00 0.000																						

Atlanta Braves @ New York Mets
Shea Stadium, Flushing, NY
Sat Sep 28 2002, 7:10 PM EDT
Att: 38,988 - Cloudy - 71 F

AB 40
R 5
H 13
RBI 5
BB 2
SO 11
LOB 22



Atlanta Braves @ New York Mets
Shea Stadium, Flushing, NY
Sat Sep 28 2002, 7:10 PM EDT
Att: 38,988 - Cloudy - 71 F

AB 33
R 2
H 8
RBI 2
BB 6
SO 8
LOB 21



Batter	1	2	3	4	5	6	7	8	9	AB	R	H	RBI	BB	SO	LOB	TOP										
Rafael Furcal, S OBP: 0.323, SLG: 0.387 Mark DeRosa, R OBP: 0.339, SLG: 0.429	G6-3	K		S			F9		F9	2	0	0	0	0	1	1	Atlanta Braves @ New York Mets Shea Stadium, Flushing, NY Sun Sep 29 2002, 1:10 PM EDT Att: 37,721 - Sunny - 62 F										
Matt Franco, L OBP: 0.395, SLG: 0.517	L9		F7	F8					G3	4	0	0	0	1	0	1											
Gary Sheffield, R OBP: 0.404, SLG: 0.512 Darren Bragg, L OBP: 0.347, SLG: 0.401	2B		1B		F8		F7			2	0	2	0	0	0	0											
10 Chipper Jones, S OBP: 0.435, SLG: 0.536 Marcus Giles, R OBP: 0.315, SLG: 0.399	E4		P6		F8		K			2	0	0	0	0	0	2											
Andrew Jones, R OBP: 0.268, SLG: 0.348 Darren Holmes, R OBP: 0.283, SLG: 0.405 Mike Remlinger, L OBP: 0.296, SLG: 0.372 Jung Keun Bong, L OBP: 0.220, SLG: 0.299					K				G6-3	1	0	1	0	1	0	0											
Keith Lockhart, L OBP: 0.282, SLG: 0.331	K		F5				G3			3	0	0	0	1	1	5											
Vinny Castilla, R OBP: 0.283, SLG: 0.405 Wes Helms, R OBP: 0.283, SLG: 0.405		G5-3		K			L4		F8	1	0	0	0	0	0	0											
Henry Blanco, R OBP: 0.296, SLG: 0.372 Kevin Gryboski, R OBP: 0.267, SLG: 0.348 Kerry Lightenberg, R OBP: 0.259, SLG: 0.332 Javy Lopez, R OBP: 0.296, SLG: 0.372 Tim Spooneybarger, R OBP: 0.259, SLG: 0.332 Joe Dawley, R OBP: 0.259, SLG: 0.332				1B					K	3	1	3	0	0	0	0											
Jason Marquis, L OBP: 0.132, SLG: 0.211 Julio Franco, R OBP: 0.357, SLG: 0.382		B5		K			K		F9	1	0	0	0	0	0	1											
Inning Stats	R: 0 H: 1 E: 1 K: 1 S: 11	H: 1 LOB: 3 BB: 1 P: 19	R: 0 H: 1 E: 0 K: 1 S: 13	H: 1 LOB: 1 BB: 0 P: 17	R: 0 H: 2 E: 0 K: 0 S: 14	H: 2 LOB: 1 BB: 0 P: 22	R: 1 H: 2 E: 0 K: 2 S: 14	H: 2 LOB: 1 BB: 0 P: 21	R: 0 H: 0 E: 0 K: 1 S: 12	H: 1 LOB: 1 BB: 0 P: 18	R: 0 H: 0 E: 0 K: 1 S: 10	H: 0 LOB: 1 BB: 1 P: 18	R: 0 H: 0 E: 0 K: 1 S: 10	H: 0 LOB: 1 BB: 1 P: 19	R: 0 H: 0 E: 0 K: 0 S: 9	H: 0 LOB: 0 BB: 0 P: 13		1B: 5 2B: 2 3B: 0 HR: 0	SF: 0 SAC: 0 DP: 0 HBP: 0	WP: 0 PB: 0 SB: 1 CS: 1	PA: 38						
PITCHER	IP	WLS	BF	H	R	ER	SO	BB	IBB	HBP	BLK	WP	HR	S	P	ERA	WHIP										
Steve Trachsel, R ERA: 3.37	5.0	W	23	6	1	1	5	1	0	0	0	0	0	64	95	1.80	1.400										
Steve Reed, R ERA: 2.01	1.0		4	1	0	0	1	0	0	0	0	0	0	12	18	0.00	1.000										
Mark Guthrie, L ERA: 2.44	1.0		4	0	0	0	1	1	0	0	0	0	0	10	18	0.00	1.000										
David Weathers, R ERA: 2.91	1.0		4	0	0	0	1	1	0	0	0	0	0	10	19	0.00	1.000										
Aramando Benitez, R ERA: 2.27	1.0		3	0	0	0	0	0	0	0	0	0	0	9	13	0.00	0.000										

Batter	1	2	3	4	5	6	7	8	9	AB	R	H	RBI	BB	SO	LOB	BOTTOM										
Roger Cedeno, S OBP: 0.318, SLG: 0.346 Marco Scutaro, R OBP: 0.216, SLG: 0.361	SH1-3 1B		F7		2B		G5-3			3	2	2	0	0	0	0	Atlanta Braves @ New York Mets Shea Stadium, Flushing, NY Sun Sep 29 2002, 1:10 PM EDT Att: 37,721 - Sunny - 62 F										
Roberto Alomar, S OBP: 0.331, SLG: 0.376 Ty Wigginton, R OBP: 0.354, SLG: 0.526	SH1-3		P4		1B					1	0	0	0	0	0	0											
31 Mike Piazza, R OBP: 0.359, SLG: 0.544 Vance Wilson, R OBP: 0.301, SLG: 0.380				K			F9			3	1	2	3	0	1	0											
Mo Vaughn, L OBP: 0.345, SLG: 0.456 Steve Reed, R OBP: 0.267, SLG: 0.348 Mark Guthrie, R OBP: 0.259, SLG: 0.332 David Weathers, R OBP: 0.296, SLG: 0.372 Jason Phillips, R OBP: 0.259, SLG: 0.332 Aramando Benitez, R OBP: 0.259, SLG: 0.332					HR					3	1	1	1	0	2	1											
Edgardo Alfonzo, R OBP: 0.331, SLG: 0.459 John Valentin, R OBP: 0.339, SLG: 0.356	L8			K			G6-4-3 1B		K	2	0	1	0	0	1	1											
Jeremy Burnitz, L OBP: 0.311, SLG: 0.365 Raul Gonzalez, R OBP: 0.297, SLG: 0.375		CS BB		F7			G6-4-3 1B		K	1	0	0	0	1	0	0											
Timo Perez, L OBP: 0.337, SLG: 0.437 Esix Snead, S OBP: 0.357, SLG: 0.538		F8			1B				K	2	0	1	0	0	1	1											
Joe McEwing, R OBP: 0.242, SLG: 0.296		K			SH FC4-6		G5-3		K	2	0	0	0	1	2												
Steve Trachsel, R OBP: 0.128, SLG: 0.152 Brady Clark, R OBP: 0.267, SLG: 0.244				K			F9			1	0	0	0	0	1	0											
Inning Stats	R: 1 H: 2 E: 0 K: 1 S: 15	H: 0 LOB: 0 BB: 1 P: 12	R: 0 H: 0 E: 0 K: 1 S: 8	H: 0 LOB: 0 BB: 0 P: 11	R: 1 H: 1 E: 0 K: 2 S: 21	H: 1 LOB: 0 BB: 0 P: 31	R: 4 H: 4 E: 1 K: 1 S: 15	H: 4 LOB: 0 BB: 0 P: 20	R: 0 H: 1 E: 0 K: 0 S: 7	H: 1 LOB: 1 BB: 0 P: 10	R: 0 H: 1 E: 0 K: 3 S: 14	H: 1 LOB: 1 BB: 0 P: 21	R: 0 H: 1 E: 0 K: 0 S: 14	H: 1 LOB: 1 BB: 0 P: 21	1B: 6 2B: 2 3B: 0 HR: 2	SF: 0 SAC: 2 DP: 1 HBP: 0		WP: 0 PB: 0 SB: 1 CS: 1	PA: 34								
PITCHER	IP	WLS	BF	H	R	ER	SO	BB	IBB	HBP	BLK	WP	HR	S	P	ERA	WHIP										
Jason Marquis, R ERA: 5.04	2.0		8	2	1	1	2	1	0	0	0	0	0	21	33	4.50	1.500										
Darren Holmes, R ERA: 1.81	1.0		3	0	0	0	1	0	0	0	0	0	0	8	11	0.00	0.000										
Mike Remlinger, L ERA: 1.99	1.0	L	4	1	1	1	2	0	0	0	0	0	1	21	31	9.00	1.000										
Damian Moss, L ERA: 3.42	1.0		7	4	4	0	1	0	0	0	0	0	1	15	20	0.00	4.000										
Kevin Gryboski, R ERA: 3.48	1.0		4	1	0	0	0	1	0	0	0	0	0	5	15	0.00	2.000										
PITCHER	IP	WLS	BF	H	R	ER	SO	BB	IBB	HBP	BLK	WP	HR	S	P	ERA	WHIP										
Kerry Ligtner, R ERA: 2.97	7.1		1.0	4	1	0	0	0	0	0	0	0	0	9	14	0.00	1.500										
Tim Spooneybarger, R ERA: 2.63	0.2		3	1	0	0	2	0	0	0	0	0	0	5	7	0.00	0.000										
Joe Dawley, R ERA:	0.1		1	0	0	0	1	0	0	0	0	0	0	5	7	0.00	0.000										

