

New York Mets - 2003

Batter	1	2	3	4	5	6	7	8	9	AB	R	H	RBI	BB	SO	LOB	TOP																																																																											
Mark Grudzielanek, R (1.4) <small>OBP: 1.000, SLG: 1.000</small> Ramon Martinez, R (5.4)										3	1	3	0	1	0	0																																																																												
Alex Gonzalez, R (1.6) <small>OBP: 0.500, SLG: 0.600</small>										5	1	2	0	1	0	3																																																																												
Sammy Sosa, R (1.9) <small>OBP: 1.000, SLG: 1.000</small> Lenny Harris, L (7.9)										2	3	1	1	3	0	2																																																																												
Moises Alou, R (1.7) <small>OBP: 0.800, SLG: 1.000</small> Tom Goodwin, L (7.7)										3	2	2	2	2	0	2																																																																												
Hee-Seop Choi, L (1.3)										4	3	1	0	2	2	4																																																																												
Mark Bellhorn, S (1.5)										3	2	1	4	2	0	1																																																																												
Corey Patterson, L (1.8)										6	2	4	7	0	1	2																																																																												
Damian Miller, R (1.2)										6	0	0	0	0	1	6																																																																												
34 Kerry Wood, R (11.1) <small>OBP: 0.333, SLG: 0.333</small> Troy Liles, L (6.1) Juan Cruz, R (6.1) Eric Karros, R (6.1) Mark Guthrie, R (8.1) Joe Borowski, R (9.1)										3	0	1	1	0	0	0																																																																												
Inning Stats	R: 4 H: 4 E: 1 K: 1 S: 16	H: 4 LOB: 1 BB: 2 P: 34	R: 0 H: 1 E: 0 K: 0 S: 17	LOB: 2 BB: 1 P: 31	R: 1 H: 2 E: 0 K: 1 S: 9	LOB: 0 BB: 0 P: 12	R: 0 H: 1 E: 0 K: 0 S: 9	LOB: 3 BB: 2 P: 20	R: 1 H: 2 E: 0 K: 1 S: 14	LOB: 2 BB: 1 P: 23	R: 4 H: 2 E: 0 K: 1 S: 14	LOB: 0 BB: 2 P: 26	R: 5 H: 2 E: 0 K: 1 S: 17	LOB: 1 BB: 3 P: 35	R: 0 H: 2 E: 1 K: 1 S: 15	LOB: 2 BB: 1 P: 25	R: 0 H: 0 E: 1 K: 1 S: 13	LOB: 1 BB: 0 P: 20	1B: 10 2B: 3 3B: 1 HR: 2	SF: 1 SAC: 0 DP: 2 HBP: 0	WP: 0 PB: 0 SB: 1 CS: 1	PA: 53																																																																						
PITCHER	IP WLS BF H R ER SO BB IBB HBP BLK WP HR S P ERA WHIP	IP WLS BF H R ER SO BB IBB HBP BLK WP HR S P ERA WHIP	IP WLS BF H R ER SO BB IBB HBP BLK WP HR S P ERA WHIP	IP WLS BF H R ER SO BB IBB HBP BLK WP HR S P ERA WHIP	IP WLS BF H R ER SO BB IBB HBP BLK WP HR S P ERA WHIP	IP WLS BF H R ER SO BB IBB HBP BLK WP HR S P ERA WHIP	IP WLS BF H R ER SO BB IBB HBP BLK WP HR S P ERA WHIP	IP WLS BF H R ER SO BB IBB HBP BLK WP HR S P ERA WHIP	IP WLS BF H R ER SO BB IBB HBP BLK WP HR S P ERA WHIP	IP WLS BF H R ER SO BB IBB HBP BLK WP HR S P ERA WHIP	IP WLS BF H R ER SO BB IBB HBP BLK WP HR S P ERA WHIP	IP WLS BF H R ER SO BB IBB HBP BLK WP HR S P ERA WHIP	IP WLS BF H R ER SO BB IBB HBP BLK WP HR S P ERA WHIP	IP WLS BF H R ER SO BB IBB HBP BLK WP HR S P ERA WHIP	IP WLS BF H R ER SO BB IBB HBP BLK WP HR S P ERA WHIP	IP WLS BF H R ER SO BB IBB HBP BLK WP HR S P ERA WHIP	IP WLS BF H R ER SO BB IBB HBP BLK WP HR S P ERA WHIP	IP WLS BF H R ER SO BB IBB HBP BLK WP HR S P ERA WHIP	IP WLS BF H R ER SO BB IBB HBP BLK WP HR S P ERA WHIP	IP WLS BF H R ER SO BB IBB HBP BLK WP HR S P ERA WHIP	IP WLS BF H R ER SO BB IBB HBP BLK WP HR S P ERA WHIP	IP WLS BF H R ER SO BB IBB HBP BLK WP HR S P ERA WHIP	IP WLS BF H R ER SO BB IBB HBP BLK WP HR S P ERA WHIP	IP WLS BF H R ER SO BB IBB HBP BLK WP HR S P ERA WHIP	IP WLS BF H R ER SO BB IBB HBP BLK WP HR S P ERA WHIP	IP WLS BF H R ER SO BB IBB HBP BLK WP HR S P ERA WHIP	IP WLS BF H R ER SO BB IBB HBP BLK WP HR S P ERA WHIP	IP WLS BF H R ER SO BB IBB HBP BLK WP HR S P ERA WHIP	IP WLS BF H R ER SO BB IBB HBP BLK WP HR S P ERA WHIP	IP WLS BF H R ER SO BB IBB HBP BLK WP HR S P ERA WHIP	IP WLS BF H R ER SO BB IBB HBP BLK WP HR S P ERA WHIP	IP WLS BF H R ER SO BB IBB HBP BLK WP HR S P ERA WHIP	IP WLS BF H R ER SO BB IBB HBP BLK WP HR S P ERA WHIP	IP WLS BF H R ER SO BB IBB HBP BLK WP HR S P ERA WHIP	IP WLS BF H R ER SO BB IBB HBP BLK WP HR S P ERA WHIP	IP WLS BF H R ER SO BB IBB HBP BLK WP HR S P ERA WHIP	IP WLS BF H R ER SO BB IBB HBP BLK WP HR S P ERA WHIP	IP WLS BF H R ER SO BB IBB HBP BLK WP HR S P ERA WHIP	IP WLS BF H R ER SO BB IBB HBP BLK WP HR S P ERA WHIP	IP WLS BF H R ER SO BB IBB HBP BLK WP HR S P ERA WHIP	IP WLS BF H R ER SO BB IBB HBP BLK WP HR S P ERA WHIP	IP WLS BF H R ER SO BB IBB HBP BLK WP HR S P ERA WHIP	IP WLS BF H R ER SO BB IBB HBP BLK WP HR S P ERA WHIP	IP WLS BF H R ER SO BB IBB HBP BLK WP HR S P ERA WHIP	IP WLS BF H R ER SO BB IBB HBP BLK WP HR S P ERA WHIP	IP WLS BF H R ER SO BB IBB HBP BLK WP HR S P ERA WHIP	IP WLS BF H R ER SO BB IBB HBP BLK WP HR S P ERA WHIP	IP WLS BF H R ER SO BB IBB HBP BLK WP HR S P ERA WHIP	IP WLS BF H R ER SO BB IBB HBP BLK WP HR S P ERA WHIP	IP WLS BF H R ER SO BB IBB HBP BLK WP HR S P ERA WHIP	IP WLS BF H R ER SO BB IBB HBP BLK WP HR S P ERA WHIP	IP WLS BF H R ER SO BB IBB HBP BLK WP HR S P ERA WHIP	IP WLS BF H R ER SO BB IBB HBP BLK WP HR S P ERA WHIP	IP WLS BF H R ER SO BB IBB HBP BLK WP HR S P ERA WHIP	IP WLS BF H R ER SO BB IBB HBP BLK WP HR S P ERA WHIP	IP WLS BF H R ER SO BB IBB HBP BLK WP HR S P ERA WHIP	IP WLS BF H R ER SO BB IBB HBP BLK WP HR S P ERA WHIP	IP WLS BF H R ER SO BB IBB HBP BLK WP HR S P ERA WHIP	IP WLS BF H R ER SO BB IBB HBP BLK WP HR S P ERA WHIP	IP WLS BF H R ER SO BB IBB HBP BLK WP HR S P ERA WHIP	IP WLS BF H R ER SO BB IBB HBP BLK WP HR S P ERA WHIP	IP WLS BF H R ER SO BB IBB HBP BLK WP HR S P ERA WHIP	IP WLS BF H R ER SO BB IBB HBP BLK WP HR S P ERA WHIP	IP WLS BF H R ER SO BB IBB HBP BLK WP HR S P ERA WHIP	IP WLS BF H R ER SO BB IBB HBP BLK WP HR S P ERA WHIP	IP WLS BF H R ER SO BB IBB HBP BLK WP HR S P ERA WHIP	IP WLS BF H R ER SO BB IBB HBP BLK WP HR S P ERA WHIP	IP WLS BF H R ER SO BB IBB HBP BLK WP HR S P ERA WHIP	IP WLS BF H R ER SO BB IBB HBP BLK WP HR S P ERA WHIP	IP WLS BF H R ER SO BB IBB HBP BLK WP HR S P ERA WHIP	IP WLS BF H R ER SO BB IBB HBP BLK WP HR S P ERA WHIP	IP WLS BF H R ER SO BB IBB HBP BLK WP HR S P ERA WHIP	IP WLS BF H R ER SO BB IBB HBP BLK WP HR S P ERA WHIP	IP WLS BF H R ER SO BB IBB HBP BLK WP HR S P ERA WHIP	IP WLS BF H R ER SO BB IBB HBP BLK WP HR S P ERA WHIP	IP WLS BF H R ER SO BB IBB HBP BLK WP HR S P ERA WHIP	IP WLS BF H R ER SO BB IBB HBP BLK WP HR S P ERA WHIP	IP WLS BF H R ER SO BB IBB HBP BLK WP HR S P ERA WHIP	IP WLS BF H R ER SO BB IBB HBP BLK WP HR S P ERA WHIP	IP WLS BF H R ER SO BB IBB HBP BLK WP HR S P ERA WHIP	IP WLS BF H R ER SO BB IBB HBP BLK WP HR S P ERA WHIP	IP WLS BF H R ER SO BB IBB HBP BLK WP HR S P ERA WHIP	IP WLS BF H R ER SO BB IBB HBP BLK WP HR S P ERA WHIP	IP WLS BF H R ER SO BB IBB HBP BLK WP HR S P ERA WHIP	IP WLS BF H R ER SO BB IBB HBP BLK WP HR S P ERA WHIP	IP WLS BF H R ER SO BB IBB HBP BLK WP HR S P ERA WHIP	IP WLS BF H R ER SO BB IBB HBP BLK WP HR S P ERA WHIP	IP WLS BF H R ER SO BB IBB HBP BLK WP HR S P ERA WHIP	IP WLS BF H R ER SO BB IBB HBP BLK WP HR S P ERA WHIP	IP WLS BF H R ER SO BB IBB HBP BLK WP HR S P ERA WHIP	IP WLS BF H R ER SO BB IBB HBP BLK WP HR S P ERA WHIP	IP WLS BF H

Batter	1	2	3	4	5	6	7	8	9	AB	R	H	RBI	BB	SO	LOB	TOP			
Corey Patterson, L (1, 8) OBP: 0.500, SLG: 1.100	0-3 K		1-0 G4-3			0-0 F7 BB 1B		1-3 K		4	0	1	0	0	2	0	Chicago Cubs @ New York Mets Shea Stadium, Flushing, NY Wed Apr 02 2003, 7:10 PM EST Att: 20,594 - Cloudy - 50 F			
Alex Gonzalez, R (1, 6) OBP: 0.500, SLG: 0.625	3-1 1B 2B		2-2 G3-1			1 SAFE 4-2 BB 1B 1 SAFE 1-2 BB		2-3 K		3	1	1	0	1	1	0				
Sammy Sosa, R (1, 9) OBP: 0.667, SLG: 0.250	4-2 1B BB			4-2 G5-3 BB		1-1 F7 2-3		1-3 K		2	0	0	0	2	1	2				
Moises Alou, R (1, 7) OBP: 0.667, SLG: 0.857	0-1 G6-4-3 1B			2-2 P5		2-2 G6-3 1-2		1-0 2B		4	0	2	1	0	0	3				
Eric Karros, R (1, 3) OBP: 0.200, SLG: 0.200	3-1 G6-4-3			3-2 G5-3 1-2		3-2 G4-3 1B		1-1 G5-3		4	0	1	0	0	0	4				
Mark Bellhorn, S (1, 5) OBP: 0.300, SLG: 0.429		3-1 P3		1-2 G2-3		1-0 G4-3 1-2		0-2 P5		4	0	0	0	0	0	3				
Ramon Martinez, R (1, 4) OBP: 0.400, SLG: 0.250		1-3 K		3-1 G5-4-3 1B		2-1 F7				3	0	1	0	0	1	1				
Damian Miller, R (1, 2)		2-0 G4-3		1 SAFE 1-0 G5-4-3 1-2		3-3 K				3	0	0	0	0	1	2				
Matt Clement, R (1, 1) Mark Guthrie, R (4, 1) Lenny Harris, L (5, PH) Joe Borowski, R (5, 1) Tom Goodwin, L (8, PH) Kyle Farnsworth, R (8, 1)			2-3 K		0-2 G3			0-1 F8		1	0	0	0	0	1	0				
Inning Stats	R: 1 E: 0 K: 1 S: 12	H: 2 LOB: 1 BB: 1 P: 22	R: 0 E: 0 K: 1 S: 6	H: 0 LOB: 0 BB: 0 P: 12	R: 0 E: 0 K: 1 S: 8	H: 0 LOB: 0 BB: 0 P: 13	R: 0 E: 0 K: 0 S: 13	H: 0 LOB: 0 BB: 1 P: 23	R: 0 E: 0 K: 0 S: 9	H: 1 LOB: 1 BB: 1 P: 16	R: 0 E: 0 K: 1 S: 12	H: 1 LOB: 1 BB: 0 P: 21	R: 0 E: 0 K: 2 S: 11	H: 0 LOB: 0 BB: 0 P: 14	R: 0 E: 0 K: 1 S: 9	H: 1 LOB: 1 BB: 0 P: 12	1B: 4 2B: 2 3B: 0 HR: 0	SF: 0 SAC: 0 DP: 3 HBP: 0	WP: 0 PB: 0 SB: 0 CS: 0	PA: 33
PITCHER	IP WLS BF H R ER SO BB IBB HBP BLK WP HR S P ERA WHIP																			
Al Leiter, L (1, 1) ERA: 1.5	6.0 W 22 4 1 1 3 3 0 0 0 0 0 0 55 97 1.50 1.167																			
David Weathers, R (7, 1) ERA	1.0 H 4 1 0 0 1 0 0 0 0 0 0 0 12 21 0.00 1.000																			
Mike Stanton, L (8, 1) ERA	1.0 H 3 0 0 0 2 0 0 0 0 0 0 0 11 14 0.00 0.000																			
Armando Benitez, R (9, 1) ERA	1.0 S 4 1 0 0 1 0 0 0 0 0 0 0 9 12 0.00 1.000																			

Chicago Cubs @ New York Mets
Shea Stadium, Flushing, NY
Wed Apr 02 2003, 7:10 PM EST
Att: 20,594 - Cloudy - 50 F

AB 30
R 1
H 6
RBI 1
BB 3
SO 7
LOB 15



Batter	1	2	3	4	5	6	7	8	9	AB	R	H	RBI	BB	SO	LOB	BOTTOM			
Roger Cedeño, S (1, 8) OBP: 0.250, SLG: 0.571	1-0 G2-3	2-2 HR		0-3 K2-3		1-1 G4-3				4	1	1	1	0	1	2	Chicago Cubs @ New York Mets Shea Stadium, Flushing, NY Wed Apr 02 2003, 7:10 PM EST Att: 20,594 - Cloudy - 50 F			
Roberto Alomar, S (1, 4) OBP: 0.500, SLG: 0.500	3-1 HR 2B	2-0 G3 1B		2-3 K2-3		2-1 P6				4	1	2	0	0	1	0				
Cliff Floyd, L (1, 7) OBP: 0.125, SLG: 0.500	0-0 2H HR	1 SAFE 2-2 G3			1-3 K	2-2 F9				4	1	1	2	0	1	1				
Mo Vaughn, L (1, 3) OBP: 0.286, SLG: 0.167 Mike Stanton, L (8, 1) Armando Benitez, R (9, 1)	1-1 F9	4-0			1-3 K	2-1 G6-3				3	0	0	0	1	1	0				
Ty Wigginton, R (1, 5) OBP: 0.375, SLG: 0.167	1-2 WP K 1B	1-1 F9			1-3 K		4-2 FC6-4 BB			3	1	1	0	1	1	2				
Jeremy Burnitz, L (1, 9) OBP: 0.250, SLG: 0.500	3-3 K WP 1H		3-1 G4-3			3-2 G3		1-3 K		4	0	0	0	0	2	1				
Vance Wilson, R (1, 2)	4-2 1-2 BB		1-1 P4			1-3 K2-3		1 SAFE 0-1 FC6-4 1-2		3	0	0	0	1	1	1				
Rey Sanchez, R (1, 6)	0-3 K		1-1 F7			0-0 E5 1B		2-3 K		4	0	0	0	0	2	3				
Al Leiter, L (1, 1) Timo Perez, L (6, PH) David Weathers, R (7, 1) Jay Bell, R (8, 3)		1-0 G4-3		3-3 K		1-0 1-2 1B				2	0	0	0	0	1	0				
Inning Stats	R: 3 E: 1 K: 2 S: 18	H: 3 LOB: 2 BB: 1 P: 31	R: 1 E: 0 K: 0 S: 11	H: 2 LOB: 2 BB: 1 P: 23	R: 0 E: 0 K: 0 S: 6	H: 0 LOB: 0 BB: 0 P: 11	R: 0 E: 0 K: 3 S: 9	H: 0 LOB: 0 BB: 0 P: 14	R: 0 E: 1 K: 1 S: 10	H: 1 LOB: 2 BB: 0 P: 16	R: 0 E: 0 K: 0 S: 7	H: 0 LOB: 0 BB: 0 P: 13	R: 0 E: 0 K: 2 S: 10	H: 0 LOB: 1 BB: 1 P: 17	R: 0 E: 0 K: 1 S: 9	H: 1 LOB: 1 BB: 0 P: 12	1B: 3 2B: 1 3B: 0 HR: 2	SF: 0 SAC: 0 DP: 0 HBP: 0	WP: 3 PB: 0 SB: 0 CS: 0	PA: 35
PITCHER	IP WLS BF H R ER SO BB IBB HBP BLK WP HR S P ERA WHIP																			
Matt Clement, R (1, 1) ERA: 9.0	3.0 L 17 5 4 3 2 1 0 0 0 0 0 0 2 35 65 9.00 2.000																			
Mark Guthrie, L (4, 1) ERA	1.0 3 0 0 0 3 0 0 0 0 0 0 0 9 14 0.00 0.000																			
Joe Borowski, R (5, 1) ERA	3.0 11 1 0 0 4 0 0 0 0 0 0 0 26 41 0.00 0.333																			
Kyle Farnsworth, R (8, 1) ERA	1.0 4 0 0 0 2 1 0 0 0 0 0 0 10 17 0.00 1.000																			

Chicago Cubs @ New York Mets
Shea Stadium, Flushing, NY
Wed Apr 02 2003, 7:10 PM EST
Att: 20,594 - Cloudy - 50 F

AB 32
R 4
H 6
RBI 3
BB 3
SO 11
LOB 10



Batter	1	2	3	4	5	6	7	8	9	AB	R	H	RBI	BB	SO	LOB	TOP			
Mark Grudzielanek, R (1.4) OBP: 0.875, SLG: 1.000	1-2 1B 2B		2-1 1B 2B 1B		1-0 G6-3			4-2 G5-3 WP G5-3 BB		3	3	2	0	1	0	0	Chicago Cubs @ New York Mets Shea Stadium, Flushing, NY Thu Apr 03 2003, 1:10 PM EST Att: 17,244 - Cloudy - 49 F			
Alex Gonzalez, R (1.6) OBP: 0.500, SLG: 0.583	2-1 WP 1B 1B		2-0 1B 2B 1B		1-2 F8			2-2 G5-3 1-3		4	2	2	0	0	0	1				
Sammy Sosa, R (1.9) OBP: 0.692, SLG: 0.429	2-1 1-3 1B		2-1 1-2 2B 1B		2-2 G6-3			4-0 G5-3 IBB		3	0	2	3	1	0	0				
Moises Alou, R (1.7) OBP: 0.538, SLG: 0.727	3-2 L1-3		1-2 2B 1B		1-0 G3			1-1 G5-3 1-2 3-H		4	0	1	3	0	0	2				
Eric Karros, R (1.3) OBP: 0.111, SLG: 0.111	0-0 F8		1-2 FC7-2 2B		1-2 P6			0-3 K		4	0	0	0	0	1	2				
Corey Patterson, L (1.8) OBP: 0.428, SLG: 0.857		1-2 BB 1B		3-2 F9				1-3 K		4	0	1	0	0	2	0				
Mark Bellhorn, S (1.5) OBP: 0.286, SLG: 0.300	4-0 BB		1-2 F7		1-2 K			2-3 K		3	0	0	0	1	2	0				
Paul Bako, L (1.2) OBP: 0.400, SLG: 0.400	3-3 K		4-1 BB		1-3 K2-3			1-0 L9		3	0	0	0	1	2	1				
22 Mark Prior, R (1.1) OBP: 0.500, SLG: 0.500			3-1 1B 1B		1-2 F9					2	1	1	0	0	0	1				
Troy O'Leary, L (7, PH) ERA: 7.71										1	0	0	0	0	0	0				
Kyle Farnsworth, R (7, 1) ERA: 27.0										0	0	0	0	0	0	0				
Mike Remlinger, L (8, 1)										0	0	0	0	0	0	0				
Dave Veres, R (9, 1)										0	0	0	0	0	0	0				
Inning Stats	R: 2 E: 0 K: 0 S: 13	H: 3 LOB: 0 BB: 0 P: 21	R: 0 E: 0 K: 1 S: 8	H: 1 LOB: 0 BB: 1 P: 16	R: 3 E: 0 K: 0 S: 12	H: 5 LOB: 0 BB: 0 P: 23	R: 0 E: 0 K: 0 S: 10	H: 0 LOB: 1 BB: 1 P: 19	R: 0 E: 0 K: 1 S: 7	H: 0 LOB: 0 BB: 0 P: 11	R: 0 E: 0 K: 2 S: 9	H: 0 LOB: 0 BB: 0 P: 12	R: 1 E: 0 K: 1 S: 11	H: 0 LOB: 1 BB: 2 P: 22	R: 0 E: 0 K: 2 S: 7	H: 0 LOB: 0 BB: 0 P: 11	1B: 7 2B: 4 3B: 0 HR: 0	SF: 0 SAC: 0 DP: 2 HBP: 0	WP: 2 PB: 0 SB: 0 CS: 0	PA: 35
PITCHER	IP WLS BF H R ER SO BB IBB HBP BLK WP HR S P ERA WHIP	IP WLS BF H R ER SO BB IBB HBP BLK WP HR S P ERA WHIP	IP WLS BF H R ER SO BB IBB HBP BLK WP HR S P ERA WHIP	IP WLS BF H R ER SO BB IBB HBP BLK WP HR S P ERA WHIP	IP WLS BF H R ER SO BB IBB HBP BLK WP HR S P ERA WHIP	IP WLS BF H R ER SO BB IBB HBP BLK WP HR S P ERA WHIP	IP WLS BF H R ER SO BB IBB HBP BLK WP HR S P ERA WHIP	IP WLS BF H R ER SO BB IBB HBP BLK WP HR S P ERA WHIP	IP WLS BF H R ER SO BB IBB HBP BLK WP HR S P ERA WHIP	IP WLS BF H R ER SO BB IBB HBP BLK WP HR S P ERA WHIP	IP WLS BF H R ER SO BB IBB HBP BLK WP HR S P ERA WHIP	IP WLS BF H R ER SO BB IBB HBP BLK WP HR S P ERA WHIP	IP WLS BF H R ER SO BB IBB HBP BLK WP HR S P ERA WHIP	IP WLS BF H R ER SO BB IBB HBP BLK WP HR S P ERA WHIP	IP WLS BF H R ER SO BB IBB HBP BLK WP HR S P ERA WHIP	IP WLS BF H R ER SO BB IBB HBP BLK WP HR S P ERA WHIP	IP WLS BF H R ER SO BB IBB HBP BLK WP HR S P ERA WHIP	IP WLS BF H R ER SO BB IBB HBP BLK WP HR S P ERA WHIP		

Chicago Cubs @ New York Mets
Shea Stadium, Flushing, NY
Thu Apr 03 2003, 1:10 PM EST
Att: 17,244 - Cloudy - 49 F

AB 31
R 6
H 9
RBI 6
BB 4
SO 7
LOB 7



Batter	1	2	3	4	5	6	7	8	9	AB	R	H	RBI	BB	SO	LOB	BOTTOM			
Roger Cedeno, S (1.8) OBP: 0.250, SLG: 0.400	1-2 P6		1-2 F9		0-2 F7			4-0 P4-3 BB		3	0	0	0	1	0	0	Chicago Cubs @ New York Mets Shea Stadium, Flushing, NY Thu Apr 03 2003, 1:10 PM EST Att: 17,244 - Cloudy - 49 F			
Jay Bell, R (1.3) OBP: 0.400, SLG: 0.400	1-3 K		2-1 1B		1-1 G6-3 1B			1-2 P4-3 1-1		4	0	2	0	0	1	1				
Roberto Alomar, S (1.4) OBP: 0.417, SLG: 0.333	4-2 BB		0-1 F8		3-2 G6-3 1-2			2-3 K		3	0	0	0	1	2					
Cliff Floyd, L (1.7) OBP: 0.167, SLG: 0.364	1-3 K		1-3 K		4-2 BB			1-0 G4-3		3	0	0	0	1	2	2				
Ty Wigginton, R (1.5) OBP: 0.333, SLG: 0.200		1-3 K		2-3 K				3-2 2B 1B		4	1	1	0	0	2	2				
Jeromy Burnitz, L (1.9) OBP: 0.333, SLG: 0.583		2-2 1B G4-3 1B		0-0 F8				3-1 1B 2B		4	2	2	0	0	1	2				
Vance Wilson, R (1.2) OBP: 0.375, SLG: 0.286		3-2 G4-3 1B		2-1 G1				1-0 1B		4	0	2	2	0	0	0				
Rey Sanchez, R (1.6) OBP: 0.375, SLG: 0.286		3-2 G4-3			0-2 G4-3			3-0 F9		4	0	0	1	0	1	2				
Steve Trachsel, R (1.1) ERA: 1.5					0-1 G4-3			3-2 P6		1	0	0	0	0	1	1				
Timo Perez, L (5, PH) ERA: 1.5										1	0	0	0	0	0	0				
Jaime Cerro, L (6, 1) ERA: 1.5										0	0	0	0	0	0	0				
Tsuyoshi Shinjo, R (7, PH) ERA: 1.5										0	0	0	0	0	0	0				
Scott Strickland, R (8, 1) ERA: 1.5										0	0	0	0	0	0	0				
Mike Bacsik, L (9, 1) ERA: 1.5										0	0	0	0	0	0	0				
Mo Vaughn, R (9, PH) OBP: 0.250, SLG: 0.143										1	0	0	0	0	0	1				
Inning Stats	R: 0 E: 1 K: 2 S: 12	H: 0 LOB: 1 BB: 1 P: 19	R: 1 E: 0 K: 2 S: 18	H: 2 LOB: 1 BB: 0 P: 28	R: 0 E: 0 K: 1 S: 14	H: 1 LOB: 0 BB: 0 P: 18	R: 0 E: 0 K: 1 S: 6	H: 0 LOB: 0 BB: 0 P: 10	R: 0 E: 0 K: 1 S: 12	H: 1 LOB: 2 BB: 1 P: 22	R: 0 E: 0 K: 1 S: 10	H: 0 LOB: 0 BB: 0 P: 14	R: 0 E: 0 K: 1 S: 11	H: 0 LOB: 0 BB: 1 P: 18	R: 2 E: 0 K: 0 S: 14	H: 3 LOB: 1 BB: 0 P: 25	1B: 6 2B: 2 3B: 0 HR: 0	SF: 0 SAC: 0 DP: 1 HBP: 0	WP: 0 PB: 0 SB: 0 CS: 0	PA: 36
PITCHER	IP WLS BF H R ER SO BB IBB HBP BLK WP HR S P ERA WHIP	IP WLS BF H R ER SO BB IBB HBP BLK WP HR S P ERA WHIP	IP WLS BF H R ER SO BB IBB HBP BLK WP HR S P ERA WHIP	IP WLS BF H R ER SO BB IBB HBP BLK WP HR S P ERA WHIP	IP WLS BF H R ER SO BB IBB HBP BLK WP HR S P ERA WHIP	IP WLS BF H R ER SO BB IBB HBP BLK WP HR S P ERA WHIP	IP WLS BF H R ER SO BB IBB HBP BLK WP HR S P ERA WHIP	IP WLS BF H R ER SO BB IBB HBP BLK WP HR S P ERA WHIP	IP WLS BF H R ER SO BB IBB HBP BLK WP HR S P ERA WHIP	IP WLS BF H R ER SO BB IBB HBP BLK WP HR S P ERA WHIP	IP WLS BF H R ER SO BB IBB HBP BLK WP HR S P ERA WHIP	IP WLS BF H R ER SO BB IBB HBP BLK WP HR S P ERA WHIP	IP WLS BF H R ER SO BB IBB HBP BLK WP HR S P ERA WHIP	IP WLS BF H R ER SO BB IBB HBP BLK WP HR S P ERA WHIP	IP WLS BF H R ER SO BB IBB HBP BLK WP HR S P ERA WHIP	IP WLS BF H R ER SO BB IBB HBP BLK WP HR S P ERA WHIP	IP WLS BF H R ER SO BB IBB HBP BLK WP HR S P ERA WHIP			

Chicago Cubs @ New York Mets
Shea Stadium, Flushing, NY
Thu Apr 03 2003, 1:10 PM EST
Att: 17,244 - Cloudy - 49 F

AB 33
R 3
H 7
RBI 3
BB 3
SO 9
LOB 13



Batter	1	2	3	4	5	6	7	8	9	AB	R	H	RBI	BB	SO	LOB	TOP				
Endy Chavez, L (1, 8) OBP: 0.263, SLG: 0.333	G4-3		E3		FC3-6			G4-3		4	0	0	0	0	0	2	Montreal Expos @ New York Mets Shea Stadium, Flushing, NY Fri Apr 04 2003, 7:10 PM EST Att: 18,040 - Overcast - 37 F				
Jose Vidro, S (1, 4) OBP: 0.444, SLG: 0.667	G4-3				G4-3			K		3	0	0	0	1	1						
Vladimir Guerrero, R (1, 9) OBP: 0.625, SLG: 0.571	K		K					1B		4	0	2	0	0	2	3					
Jeff Liefer, L (1, 3) OBP: 0.455, SLG: 0.500					G3			1B		3	0	0	0	1	2						
Orlando Cabrera, R (1, 6) OBP: 0.235, SLG: 0.438					G6-3			K		4	0	1	0	0	2	2					
Brad Wilkerson, L (1, 7) OBP: 0.353, SLG: 0.467								K		3	0	0	0	1	2	3					
Fernando Tatis, R (1, 5) OBP: 0.235, SLG: 0.294								K		4	0	0	0	0	2	2					
Brian Schneider, L (1, 2)								K		4	0	0	0	0	3	1					
Tomo Ohka, S (1, 1) OBP: 1.000, SLG: 1.000										2	0	2	0	0	0	0					
52 T.J. Tucker, R (5, 1)										0	0	0	0	0	0	0					
Jamey Carroll, R (7, PH)										1	0	0	0	0	0	0					
Dan Smith, R (7, 1)										0	0	0	0	0	0	0					
Inning Stats	R: 0 E: 0 K: 1 S: 6	H: 0 LOB: 0 BB: 0 P: 9	R: 0 E: 0 K: 1 S: 10	H: 0 LOB: 0 BB: 1 P: 17	R: 0 E: 1 K: 2 S: 14	H: 1 LOB: 3 BB: 1 P: 23	R: 0 E: 0 K: 0 S: 12	H: 0 LOB: 1 BB: 1 P: 20	R: 0 E: 0 K: 1 S: 9	H: 1 LOB: 1 BB: 0 P: 15	R: 0 E: 0 K: 3 S: 12	H: 1 LOB: 1 BB: 0 P: 17	R: 0 E: 0 K: 1 S: 11	H: 1 LOB: 1 BB: 0 P: 15	R: 0 E: 0 K: 3 S: 12	H: 1 LOB: 1 BB: 0 P: 17	1B: 4 2B: 1 3B: 0 HR: 0	SF: 0 SAC: 0 DP: 1 HBP: 0	WP: 0 PB: 0 SB: 0 CS: 0	PA: 35	
PITCHER	IP	WLS	BF	H	R	ER	SO	BB	IBB	HBP	BLK	WP	HR	S	P	ERA	WHIP				
David Cone, R (1, 1) ERA: 0.00	5.0	W	20	2	0	0	5	3	0	0	0	0	0	51	84	0.00	1.000				
David Weathers, R (6, 1) ERA: 0.00	2.0	H	7	1	0	0	4	0	0	0	0	0	0	18	27	0.00	0.500				
Mike Stanton, L (8, 1) ERA: 0.00	1.0	H	4	1	0	0	1	0	0	0	0	0	0	11	15	0.00	1.000				
Armando Benitez, R (9, 1) ERA: 0.00	1.0		4	1	0	0	3	0	0	0	0	0	0	12	17	0.00	1.000				

AB	32
R	0
H	5
RBI	0
BB	3
SO	13
LOB	16



Batter	1	2	3	4	5	6	7	8	9	AB	R	H	RBI	BB	SO	LOB	BOTTOM				
Roger Cedeno, S (1, 8) OBP: 0.313, SLG: 0.429	G3		FC3-6		1B			F7		4	0	2	0	0	0	1	Montreal Expos @ New York Mets Shea Stadium, Flushing, NY Fri Apr 04 2003, 7:10 PM EST Att: 18,040 - Overcast - 37 F				
Roberto Alomar, S (1, 4) OBP: 0.375, SLG: 0.308	G3		G3-6		B1			1B		4	0	1	0	0	0	4					
Cliff Floyd, L (1, 7) OBP: 0.125, SLG: 0.267	F8				F8			F7		4	0	0	0	0	0	4					
Mo Vaughn, L (1, 3) OBP: 0.417, SLG: 0.636										4	2	3	2	0	1	1					
Armando Benitez, R (9, 1)										0	0	0	0	0	0	0					
Ty Wigginton, R (1, 5) OBP: 0.313, SLG: 0.286										4	1	1	0	0	2	2					
Jeremy Burnitz, L (1, 9) OBP: 0.375, SLG: 0.688										4	0	2	0	0	1	2					
Vance Wilson, R (1, 2) OBP: 0.333, SLG: 0.364										4	0	1	2	0	2	2					
Rey Sanchez, R (1, 6) OBP: 0.067, SLG: 0.067										3	0	1	0	0	0	1					
David Cone, L (1, 1) OBP: 1.000, SLG: 1.000										1	0	1	0	0	0	0					
Joe Mauer, R (5, PH) OBP: 0.200, SLG: 0.200										1	1	0	0	0	0	0					
David Weathers, R (6, 1) ERA: 0.00										0	0	0	0	0	0	0					
Timo Perez, L (7, PH) OBP: 0.250, SLG: 0.250										1	0	0	0	0	0	0					
Mike Stanton, L (8, 1) ERA: 0.00										0	0	0	0	0	0	0					
Jay Bell, R (9, 3) OBP: 0.400, SLG: 0.400										0	0	0	0	0	0	0					
Inning Stats	R: 0 E: 0 K: 1 S: 11	H: 1 LOB: 1 BB: 0 P: 16	R: 0 E: 0 K: 0 S: 6	H: 1 LOB: 1 BB: 0 P: 9	R: 0 E: 0 K: 0 S: 6	H: 1 LOB: 0 BB: 0 P: 8	R: 2 E: 0 K: 1 S: 13	H: 4 LOB: 1 BB: 0 P: 19	R: 1 E: 0 K: 1 S: 15	H: 3 LOB: 2 BB: 0 P: 21	R: 0 E: 0 K: 1 S: 9	H: 0 LOB: 0 BB: 0 P: 13	R: 0 E: 0 K: 0 S: 11	H: 1 LOB: 1 BB: 0 P: 17	R: 1 E: 0 K: 2 S: 14	H: 2 LOB: 0 BB: 0 P: 22	1B: 8 2B: 4 3B: 0 HR: 1	SF: 0 SAC: 0 DP: 1 HBP: 0	WP: 0 PB: 0 SB: 0 CS: 2	PA: 36	
PITCHER	IP	WLS	BF	H	R	ER	SO	BB	IBB	HBP	BLK	WP	HR	S	P	ERA	WHIP				
Tomo Ohka, R (1, 1) ERA: 5.79	4.2	L	22	10	3	3	2	0	0	0	0	0	0	47	66	5.79	2.143				
52 T.J. Tucker, R (5, 1) ERA: 0.00	1.1		4	0	0	0	2	0	0	0	0	0	0	13	20	0.00	0.000				
Dan Smith, R (7, 1) ERA: 3.86	2.0		8	3	1	1	2	0	0	0	0	0	1	25	39	4.50	1.500				

AB	34
R	4
H	13
RBI	4
BB	0
SO	6
LOB	17



Batter	1	2	3	4	5	6	7	8	9	AB	R	H	RBI	BB	SO	LOB	TOP					
Endy Chavez, L OBP: 0.261, SLG: 0.318 (1, 8)	G4-3		FC6-4			2B		P6		4	1	1	0	0	0	1	Montreal Expos @ New York Mets Shea Stadium, Flushing, NY Sat Apr 05 2003, 1:10 PM EST Att: 36,817 - Cloudy - 36 F					
Jose Vidro, S OBP: 0.364, SLG: 0.500 (1, 4)	K		K			F7		F9		4	0	0	0	0	2	2						
Vladimir Guerrero, R OBP: 0.583, SLG: 0.636 (1, 9)	F7					G6-3		2B		4	0	2	1	0	0	0						
Wil Cordero, R OBP: 0.231, SLG: 0.167 (1, 3)						K		F8		4	0	1	0	0	1	2						
Orlando Cabrera, R OBP: 0.190, SLG: 0.350 (1, 6)						K		K		4	0	0	0	0	3	2						
Fernando Tatis, R OBP: 0.200, SLG: 0.250 (1, 5)						L9		K		3	0	0	0	0	1	1						
Brad Wilkerson, L OBP: 0.350, SLG: 0.444 (1, 7)						P6		L1		3	0	1	0	0	0	0						
Michael Barrett, R OBP: 0.125, SLG: 0.067 (1, 2)						G1-3		G6-3		3	0	0	0	0	0	0						
Tony Armas, R ERA: 5.79 Jamey Carroll, R Joey Eischen, L Luis Ayala, R Henry Mateo, S Rocky Biddle, R						K		P4		1	0	1	0	0	0	0						
Inning Stats	R: 0 E: 0 K: 1 S: 8	H: 0 LOB: 0 BB: 0 P: 15	R: 0 E: 0 K: 0 S: 11	H: 2 LOB: 2 BB: 0 P: 19	R: 0 E: 0 K: 1 S: 13	H: 1 LOB: 1 BB: 0 P: 18	R: 0 E: 0 K: 2 S: 10	H: 0 LOB: 0 BB: 0 P: 13	R: 0 E: 0 K: 0 S: 8	H: 0 LOB: 0 BB: 0 P: 12	R: 1 E: 0 K: 1 S: 14	H: 2 LOB: 1 BB: 0 P: 20	R: 0 E: 0 K: 2 S: 7	H: 0 LOB: 0 BB: 0 P: 12	R: 0 E: 0 K: 0 S: 7	H: 0 LOB: 0 BB: 0 P: 12	R: 0 E: 0 K: 1 S: 10	H: 1 LOB: 1 BB: 0 P: 12	1B: 5 2B: 1 3B: 0 HR: 0	SF: 0 SAC: 0 DP: 0 HBP: 0	WP: 0 PB: 0 SB: 1 CS: 0	PA: 32
PITCHER	IP	WLS	BF	H	R	ER	SO	BB	IBB	HBP	BLK	WP	HR	S	P	ERA	WHIP					
Tom Glavine, L ERA: 4.91	5.2	W	21	5	1	1	5	0	0	0	0	0	0	63	96	1.59	0.882					
Scott Strickland, R ERA: 4.91	1.1	H	4	0	0	0	2	0	0	0	0	0	0	8	13	0.00	0.000					
Mike Stanton, L ERA:	1.0	H	3	0	0	0	0	0	0	0	0	0	0	7	12	0.00	0.000					
Armando Benitez, R ERA:	1.0	S	4	1	0	0	1	0	0	0	0	0	0	10	12	0.00	1.000					

AB	32
R	1
H	6
RBI	1
BB	0
SO	8
LOB	8



Batter	1	2	3	4	5	6	7	8	9	AB	R	H	RBI	BB	SO	LOB	BOTTOM					
Roger Cedeno, S OBP: 0.300, SLG: 0.444 (1, 8)	F8		1B			G4-3		F9		4	1	1	0	0	0	3	Montreal Expos @ New York Mets Shea Stadium, Flushing, NY Sat Apr 05 2003, 1:10 PM EST Att: 36,817 - Cloudy - 36 F					
Roberto Alomar, S OBP: 0.350, SLG: 0.294 (1, 4)	K		1B			F8		G4-3		4	1	1	1	0	1	0						
Cliff Floyd, L OBP: 0.250, SLG: 0.474 (1, 7)	F8		1B			G4-3		2B		4	0	3	1	0	0	0						
Mo Vaughn, L OBP: 0.357, SLG: 0.583 Jay Bell, R			1B			G4-3		G6-3		1	0	0	1	0	0	0						
Ty Wigginton, R OBP: 0.300, SLG: 0.235 (1, 5)			1B			L5		G3		2	0	0	0	0	0	2						
Jeremy Burnitz, L OBP: 0.400, SLG: 0.684 (1, 9)			1B			F9		G3		3	0	0	0	1	0	3						
Jason Phillips, R OBP: 0.500, SLG: 0.333 (1, 2)			1B			F9		G2-3		3	0	1	0	1	0	3						
Rey Sanchez, R OBP: 0.105, SLG: 0.056 (1, 6)			1B			K		G5-3		3	0	0	0	1	1	4						
Tom Glavine, L OBP: 0.500, SLG: 0.500 Scott Strickland, R Mike Stanton, L Timo Perez, L Armando Benitez, R			1B			SH5-3		G1-6-3		1	1	1	0	0	0	0						
Inning Stats	R: 0 E: 0 K: 1 S: 12	H: 0 LOB: 0 BB: 0 P: 18	R: 0 E: 0 K: 0 S: 14	H: 0 LOB: 2 BB: 2 P: 27	R: 3 E: 0 K: 0 S: 15	H: 4 LOB: 1 BB: 0 P: 20	R: 0 E: 0 K: 1 S: 11	H: 1 LOB: 1 BB: 0 P: 17	R: 0 E: 0 K: 0 S: 9	H: 1 LOB: 1 BB: 0 P: 14	R: 0 E: 0 K: 1 S: 12	H: 0 LOB: 2 BB: 2 P: 22	R: 0 E: 0 K: 0 S: 10	H: 1 LOB: 1 BB: 0 P: 14	R: 0 E: 0 K: 0 S: 7	H: 1 LOB: 1 BB: 0 P: 13	R: 0 E: 0 K: 0 S: 10	H: 1 LOB: 1 BB: 0 P: 12	1B: 4 2B: 4 3B: 0 HR: 0	SF: 1 SAC: 2 DP: 0 HBP: 0	WP: 0 PB: 0 SB: 0 CS: 0	PA: 36
PITCHER	IP	WLS	BF	H	R	ER	SO	BB	IBB	HBP	BLK	WP	HR	S	P	ERA	WHIP					
Tony Armas, R ERA: 3.27	5.0	L	23	6	3	3	2	2	0	0	0	0	0	61	96	5.40	1.600					
Joey Eischen, L ERA:	1.1		7	1	0	0	1	2	0	0	0	0	0	18	30	0.00	2.250					
Luis Ayala, R ERA: 2.7	0.2		2	0	0	0	0	0	0	0	0	0	0	4	6	0.00	0.000					
Rocky Biddle, R ERA:	1.0		4	1	0	0	0	0	0	0	0	0	0	7	13	0.00	1.000					

AB	29
R	3
H	8
RBI	3
BB	4
SO	3
LOB	17



Batter	1	2	3	4	5	6	7	8	9	AB	R	H	RBI	BB	SO	LOB	TOP										
Endy Chavez, L (1.8) OBP: 0.321, SLG: 0.407	K		F9		1B	1B			WP HR	5	2	3	1	0	1	0	Montreal Expos @ New York Mets Shea Stadium, Flushing, NY Sun Apr 06 2003, 1:10 PM EDT Att: 35,093 - Sunny - 41 F										
Jose Vidro, S (1.4) OBP: 0.407, SLG: 0.571	G6-3		FC5-4 1B		1B				F7	5	0	3	0	0	0	1											
Vladimir Guerrero, R (1.9) OBP: 0.471, SLG: 0.467	P5		FC5-4 1-2		F6				G5-3	4	1	0	0	1	0	4											
Jeff Liefer, L (1.3) OBP: 0.500, SLG: 0.733		CS 1B			K				F5	5	1	3	3	0	1	2											
Orlando Cabrera, R (1.6) OBP: 0.269, SLG: 0.400		1B 1-2			2B 1B				P4	5	1	3	1	0	1	2											
Brad Wilkerson, L (1.7) OBP: 0.400, SLG: 0.565		1B 1-2			1B 1-2 2-H				G3	5	2	3	1	0	1	4											
Fernando Tatis, R (1.5) OBP: 0.200, SLG: 0.240		1B 1-2			2B 1-H				K	5	0	1	0	0	0	3											
Brian Schneider, L (1.2) OBP: 0.222, SLG: 0.250		1B 1-2			2B 3-H				E	4	1	1	1	1	1	3											
Livan Hernandez, R (1.1) Jamey Carroll, R (5. Ph) 52 T.J. Tucker, R (6.1) Joey Eischen, L (7.1) Dan Smith, R (7.1) Ronald Calloway, L (8. Ph) Scott Stewart, L (8.1) Rocky Biddle, R (9.1)					G1-3				G5-3	2	0	0	0	0	0	1											
Inning Stats	R: 0 E: 0 K: 1 S: 8	H: 0 LOB: 0 BB: 0 P: 15	R: 0 E: 0 K: 0 S: 14	H: 3 LOB: 2 BB: 0 P: 21	R: 0 E: 0 K: 0 S: 7	H: 1 LOB: 1 BB: 0 P: 11	R: 2 E: 0 K: 1 S: 13	H: 3 LOB: 1 BB: 0 P: 17	R: 1 E: 0 K: 0 S: 14	H: 3 LOB: 2 BB: 0 P: 21	R: 1 E: 0 K: 1 S: 9	H: 1 LOB: 1 BB: 1 P: 18	R: 0 E: 0 K: 1 S: 12	H: 2 LOB: 2 BB: 0 P: 16	R: 0 E: 0 K: 1 S: 9	H: 0 LOB: 0 BB: 0 P: 14		R: 4 E: 1 K: 1 S: 16	H: 4 LOB: 1 BB: 1 P: 25	1B: 11 2B: 5 3B: 0 HR: 1	SF: 0 SAC: 0 DP: 0 HBP: 0	WP: 1 PB: 0 SB: 0 CS: 1	PA: 44				
PITCHER	IP	WLS	BF	H	R	ER	SO	BB	IBB	HBP	BLK	WP	HR	S	P	ERA	WHIP										
Jae Weong Seo, R (1.1) ERA: 5.79	4.2		23	10	3	3	2	0	0	0	0	0	0	53	80	5.79	2.143										
Graeme Lloyd, L (5.1) ERA	0.1		1	0	0	0	0	0	0	0	0	0	0	3	5	0.00	0.000										
Jaime Cerda, L (6.1) ERA: 3.0	1.0		4	1	1	1	1	1	0	0	0	0	0	9	18	9.00	2.000										
David Weathers, R (7.1) ERA	2.0	H	8	2	0	0	2	0	0	0	0	0	0	21	30	0.00	1.000										
Armando Benitez, R (9.1) ERA: 6.75	1.0	L	8	4	4	3	1	1	0	0	0	1	1	16	25	27.00	5.000										

AB	42
R	8
H	17
RBI	7
BB	2
SO	6
LOB	21



Batter	1	2	3	4	5	6	7	8	9	AB	R	H	RBI	BB	SO	LOB	BOTTOM										
Roger Cedeno, S (1.8) OBP: 0.280, SLG: 0.364	F7		S BB		P6				K	4	0	0	0	1	1	1	Montreal Expos @ New York Mets Shea Stadium, Flushing, NY Sun Apr 06 2003, 1:10 PM EDT Att: 35,093 - Sunny - 41 F										
Roberto Alomar, S (1.4) OBP: 0.333, SLG: 0.333	K		F7		2B				K2-3	4	0	1	1	0	2	1											
Cliff Floyd, L (1.7) OBP: 0.292, SLG: 0.455 Armando Benitez, R (9.1)					P6				P5	3	0	1	0	1	0	1											
31 Mike Piazza, R (1.2) OBP: 0.250, SLG: 0.250					P5				WP BB	0	0	0	0	0	0	0											
Tony Clark, S (1.3) OBP: 0.250, SLG: 1.000					P5				K	4	1	1	2	0	1	0											
Ty Wigginton, R (1.5) OBP: 0.375, SLG: 0.400					G5-3				HR	3	1	2	0	1	0	0											
Jeremy Burnitz, L (1.9) OBP: 0.375, SLG: 0.591					G5-3				FC4-6 1B	3	1	2	0	1	0	0											
Rey Sanchez, R (1.6) OBP: 0.130, SLG: 0.091					P3				L3 BB	3	1	0	0	1	0	2											
Jae Weong Seo, R (1.1) Graeme Lloyd, L (5.1) Timo Perez, L (5. Ph) Jaime Cerda, L (6.1) Jay Bell, R (6. Ph) David Weathers, R (7.1) Tsuyoshi Shinjo, R (9.7)					F8				F8	4	1	1	1	0	0	1											
					G3				F9	1	0	0	0	0	0	0											
Inning Stats	R: 0 E: 0 K: 1 S: 10	H: 1 LOB: 1 BB: 0 P: 16	R: 0 E: 0 K: 0 S: 9	H: 0 LOB: 0 BB: 0 P: 16	R: 0 E: 0 K: 0 S: 11	H: 0 LOB: 1 BB: 1 P: 22	R: 0 E: 0 K: 0 S: 7	H: 0 LOB: 0 BB: 0 P: 11	R: 3 E: 0 K: 0 S: 17	H: 3 LOB: 1 BB: 1 P: 28	R: 2 E: 0 K: 1 S: 14	H: 3 LOB: 1 BB: 0 P: 20	R: 0 E: 0 K: 2 S: 8	H: 0 LOB: 1 BB: 1 P: 15	R: 0 E: 0 K: 1 S: 7	H: 0 LOB: 0 BB: 1 P: 15	R: 0 E: 0 K: 1 S: 7	H: 0 LOB: 0 BB: 0 P: 12	1B: 4 2B: 2 3B: 1 HR: 1	SF: 1 SAC: 0 DP: 1 HBP: 0	WP: 1 PB: 0 SB: 1 CS: 0	PA: 37					
PITCHER	IP	WLS	BF	H	R	ER	SO	BB	IBB	HBP	BLK	WP	HR	S	P	ERA	WHIP										
Livan Hernandez, R (1.1) ERA: 5.4	5.0		21	4	3	3	1	2	0	0	0	0	0	14	20	18.00	3.000										
52 T.J. Tucker, R (6.1) ERA: 5.4	1.0	B	6	3	2	2	1	0	0	0	0	0	0	5	11	0.00	1.500										
Joey Eischen, L (7.1) ERA	0.2		3	0	0	0	1	1	0	0	0	0	0	3	4	0.00	0.000										
Dan Smith, R (7.1) ERA: 3.38	0.1		1	0	0	0	1	0	0	0	0	1	0	3	4	0.00	0.000										
Scott Stewart, L (8.1) ERA	1.0	W	3	0	0	0	1	1	0	0	0	0	0	7	15	0.00	1.000										

AB	32
R	5
H	7
RBI	5
BB	4
SO	6
LOB	9



Batter	1	2	3	4	5	6	7	8	9	AB	R	H	RBI	BB	SO	LOB	TOP			
Roberto Alomar, S (1,4) OBP: 0.276, SLG: 0.269	1-1 P3	1-1 G5-3		2-1 FC4-6			2-2 G5-3		3-2 F7	5	0	0	0	0	0	3				
Rey Sanchez, R (1,6) OBP: 0.143, SLG: 0.111	1-2 FC4-6		0-2 G1-3	1-0 FC6-4			0-0 L3		1-2 L3	5	0	1	0	0	0	2				
Cliff Floyd, L (1,7) OBP: 0.321, SLG: 0.417	0-1 FC4-6		4-2 31 1B HR		4-1 G3-6-3 BB		1-1 G4-3			2	1	0	0	2	0	1				
31 Mike Piazza, R (1,2) OBP: 0.333, SLG: 0.273	4-2 BB		1-0 HR	1-3 1B	1-1 F9			0-0 G5-3		3	1	1	0	1	0	1				
Mo Vaughn, L (1,3) OBP: 0.278, SLG: 0.438	1-0 F8		0-0 P5		3-2 G3-6-3			3-3 K		4	0	0	0	0	1	5				
Tony Clark, S (8,3) OBP: 0.250, SLG: 1.000					1-2 BB					0	0	0	0	0	0	0				
Ty Wigington, R (1,5) OBP: 0.454, SLG: 0.652		3-2 SF8	1-0 HR		4-0 1B BB			3-1 2B		3	2	3	3	1	0	0				
Jeromy Burnitz, L (1,9) OBP: 0.321, SLG: 0.500		2-2 E3	1-1 P6		1-3 K			2-0 F8		4	0	0	0	0	1	3				
Tsuyoshi Shinjo, R (1,8) OBP: 0.500, SLG: 0.600		0-0 SF8		2-1 FC5-6		2-0 G4-6-3		1-2 1B	1-2 G5-3	3	0	3	1	0	0	0				
Al Leiter, L (1,1)		0-0 SH5-4		1-0 FC5-6		0-0 G4-6-3			1-0 G5-3	2	0	0	0	0	0	3				
David Weathers, R (7,1)				1-2 FC4-6		1-2 BB				0	0	0	0	0	0	0				
Mike Stanton, L (8,1)										0	0	0	0	0	0	0				
Timo Perez, L (9, PH) OBP: 0.143, SLG: 0.167										1	0	0	0	0	0	1				
Armando Benitez, R (9,1)										0	0	0	0	0	0	0				
Inning Stats	R: 0 E: 0 K: 0 S: 10	H: 1 LOB: 2 BB: 1 P: 17	R: 1 E: 1 K: 0 S: 11	H: 1 LOB: 1 BB: 0 P: 17	R: 3 E: 0 K: 0 S: 11	H: 2 LOB: 0 BB: 1 P: 18	R: 0 E: 0 K: 0 S: 6	H: 1 LOB: 1 BB: 0 P: 12	R: 0 E: 0 K: 1 S: 5	H: 0 LOB: 0 BB: 1 P: 15	R: 0 E: 0 K: 0 S: 6	H: 0 LOB: 0 BB: 0 P: 9	R: 0 E: 0 K: 1 S: 7	H: 1 LOB: 1 BB: 0 P: 15	R: 0 E: 0 K: 0 S: 12	H: 1 LOB: 1 BB: 0 P: 18	1B: 6 2B: 1 3B: 0 HR: 1	SF: 1 SAC: 1 DP: 2 HBP: 0	WP: 0 PB: 0 SB: 0 CS: 0	PA: 38
PITCHER	IP WLS BF H R ER SO BB IBB HBP BLK WP HR S P ERA WHIP																			
Mark Redman, L (1,1) ERA: 2.63	7.0 L 30 6 4 3 1 4 0 0 0 0 0 1 56 100 3.86 1.429																			
Vladimir Nunez, R (8,1) ERA: 11.57	0.2 3 1 0 0 1 0 0 0 0 0 0 6 12 0.00 1.500																			
Armando Almanza, L (8,1) ERA: 9.0	0.1 1 0 0 0 0 0 0 0 0 0 0 1 3 0.00 0.000																			
Braden Looper, R (9,1) ERA: 1.8	1.0 4 1 0 0 0 0 0 0 0 0 0 0 12 18 0.00 1.000																			

New York Mets @ Florida Marlins
Pro Player Stadium, Miami, FL
Tue Apr 08 2003, 7:05 PM EDT
Att: 10,103 - Cloudy - 81 F

AB 32
R 4
H 8
RBI 4
BB 4
SO 2
LOB 19



Batter	1	2	3	4	5	6	7	8	9	AB	R	H	RBI	BB	SO	LOB	BOTTOM					
Luis Castillo, S (1,4) OBP: 0.290, SLG: 0.286	3-2 G6-3		3-2 G5-3		0-1 BB 1B SF8		1-0 FC6-4		0-0 G4-3	5	1	2	0	0	0	1						
Juan Pierre, L (1,8) OBP: 0.459, SLG: 0.500	1-1 L7		0-0 E2		1-1 SF8		0-1 G3		0-1 G4-3	5	1	2	0	0	0	2						
Ivan Rodriguez, R (1,2) OBP: 0.500, SLG: 0.750	4-1 S BB		4-1 1B		4-0 FC6-4		4-1 FC6-4		4-2 BB	0	0	0	0	5	0	0						
Derrek Lee, R (1,3) OBP: 0.343, SLG: 0.286	4-1 BB		0-0 G5-4-3		1-2 SF8		2-1 FC6-4		0-1 F7	3	0	1	2	1	0	4						
Mike Lowell, R (1,5) OBP: 0.324, SLG: 0.563	1-2 BB		1-2 2H		2-3 3H		1-2 FC6-4		1-2 P4	4	0	0	0	0	1	6						
Juan Encarnacion, R (1,9) OBP: 0.382, SLG: 0.594			1-3 K		1-1 P6		1-0 F7		4-0 E BB	3	0	0	0	1	1	0						
Brian Banks, S (1,7) OBP: 0.222, SLG: 0.375			0-1 F8		3-2 L7		0-0 F9		2-2 F8	4	0	0	0	0	0	1						
Braden Looper, R (9,1)										0	0	0	0	0	0	0						
Alex Gonzalez, R (1,6) OBP: 0.406, SLG: 0.857			2-2 1B		2-0 P5		2-1 F9		1-0 F8	4	0	1	0	0	0	1						
Mark Redman, L (1,1)			0-3 K		1-3 K		2-2 FC6-4		2-3 K	2	0	0	0	0	2	1						
Mike Mordecai, R (7, PH) OBP: 0.400, SLG: 0.400										1	0	1	0	0	0	0						
Vladimir Nunez, R (8,1) ERA: 11.57										0	0	0	0	0	0	0						
Armando Almanza, L (8,1) ERA: 9.0										0	0	0	0	0	0	0						
Gerald Williams, R (9,7)										1	0	0	0	0	1	0						
Inning Stats	R: 0 E: 0 K: 1 S: 11	H: 0 LOB: 2 BB: 2 P: 23	R: 0 E: 0 K: 2 S: 11	H: 1 LOB: 0 BB: 0 P: 14	R: 1 E: 1 K: 0 S: 9	H: 2 LOB: 1 BB: 1 P: 19	R: 0 E: 0 K: 0 S: 6	H: 0 LOB: 0 BB: 0 P: 12	R: 1 E: 0 K: 1 S: 14	H: 2 LOB: 2 BB: 1 P: 21	R: 0 E: 0 K: 0 S: 4	H: 0 LOB: 0 BB: 0 P: 7	R: 0 E: 0 K: 0 S: 9	H: 1 LOB: 2 BB: 1 P: 18	R: 0 E: 1 K: 0 S: 8	H: 0 LOB: 1 BB: 1 P: 16	R: 0 E: 0 K: 1 S: 11	H: 1 LOB: 2 BB: 1 P: 17	1B: 7 2B: 0 3B: 0 HR: 0	SF: 1 SAC: 0 DP: 1 HBP: 0	WP: 0 PB: 0 SB: 1 CS: 0	PA: 40
PITCHER	IP WLS BF H R ER SO BB IBB HBP BLK WP HR S P ERA WHIP																					
Al Leiter, L (1,1) ERA: 2.13	6.2 W 30 6 2 2 4 5 0 0 0 0 0 0 62 110 2.70 1.650																					
David Weathers, R (7,1) ERA: 11.57	0.2 H 3 0 0 0 0 1 0 0 0 0 0 0 5 12 0.00 1.500																					
Mike Stanton, L (8,1) ERA: 9.0	0.2 H 2 0 0 0 0 0 0 0 0 0 0 0 5 8 0.00 0.000																					
Armando Benitez, R (9,1) ERA: 5.4	1.0 S 5 1 0 0 1 1 0 0 0 0 0 0 11 17 0.00 2.000																					

New York Mets @ Florida Marlins
Pro Player Stadium, Miami, FL
Tue Apr 08 2003, 7:05 PM EDT
Att: 10,103 - Cloudy - 81 F

AB 32
R 2
H 7
RBI 2
BB 7
SO 5
LOB 16



Batter	1	2	3	4	5	6	7	8	9	AB	R	H	RBI	BB	SO	LOB	TOP										
Roger Cedeno, S (1, 8) OBP: 0.241, SLG: 0.308	F7		G6-4-3		K		G3-1			4	0	0	0	0	1	3											
Roberto Alomar, S (1, 4) OBP: 0.303, SLG: 0.400	F7			G1-3				G5-3		4	0	2	0	0	0	0											
Cliff Floyd, L (1, 7) OBP: 0.281, SLG: 0.357	K			G1-3				G3-1		4	0	0	0	0	1	2											
31 Mike Piazza, R (1, 2) OBP: 0.250, SLG: 0.200		P5		G5-3				G3		4	0	0	0	0	0	2											
Mo Vaughn, L (1, 3) OBP: 0.273, SLG: 0.368 Joe McEwing, R (9, PR) OBP: 0.500, SLG: 0.500	G3			F7					HBP	3	0	0	0	0	1	2											
Ty Wigginton, R (1, 5) OBP: 0.469, SLG: 0.600					P3				K	2	1	0	0	1	1	1											
Jeremy Burnitz, L (1, 9) OBP: 0.313, SLG: 0.567	G1-3								K	4	1	1	1	0	1	3											
Rey Sanchez, R (1, 6) OBP: 0.226, SLG: 0.172										2	0	2	1	1	0	0											
Steve Trachsel, R (1, 1) Tony Clark, S (7, PH) OBP: 0.250, SLG: 0.800 Jaime Cerda, L (7, 1) Scott Strickland, R (7, 1) Mike Stanton, L (9, 1)				K						1	0	0	0	0	1	1											
Inning Stats	R: 0 E: 0 K: 1 S: 6	H: 0 LOB: 0 BB: 0 P: 8	R: 0 E: 0 K: 0 S: 6	H: 0 LOB: 1 BB: 1 P: 12	R: 0 E: 0 K: 1 S: 5	H: 1 LOB: 0 BB: 0 P: 5	R: 0 E: 0 K: 0 S: 5	H: 1 LOB: 1 BB: 0 P: 7	R: 1 E: 0 K: 1 S: 9	H: 1 LOB: 1 BB: 1 P: 18	R: 0 E: 0 K: 1 S: 8	H: 1 LOB: 1 BB: 0 P: 13	R: 1 E: 0 K: 0 S: 9	H: 1 LOB: 1 BB: 0 P: 17	R: 0 E: 0 K: 0 S: 5	H: 0 LOB: 0 BB: 0 P: 6	R: 0 E: 0 K: 2 S: 6	H: 0 LOB: 1 BB: 0 P: 11	1B: 2 2B: 1 3B: 1 HR: 1	SF: 0 SAC: 1 DP: 1 HBP: 2	WP: 1 PB: 0 CS: 0	PA: 34					
PITCHER	IP	WLS	BF	H	R	ER	SO	BB	IBB	HBP	BLK	WP	HR	S	P	ERA	WHIP										
A.J. Burnett, R (1, 1) ERA: 2.57	7.0		28	5	2	2	4	2	0	1	0	1	1	48	80	2.57	1.000										
Armando Almanza, L (8, 1) ERA: 6.75	1.0	W	4	0	0	0	0	0	0	1	0	0	0	5	8	0.00	0.000										
Braden Looper, R (9, 1) ERA: 1.5	1.0		2	0	0	0	2	0	0	0	0	0	0	6	9	0.00	0.000										

New York Mets @ Florida Marlins
Pro Player Stadium, Miami, FL
Wed Apr 09 2003, 7:05 PM EDT
Att: 10,052 - Cloudy - 78 F

AB 29
R 2
H 5
RBI 2
BB 2
SO 6
LOB 15

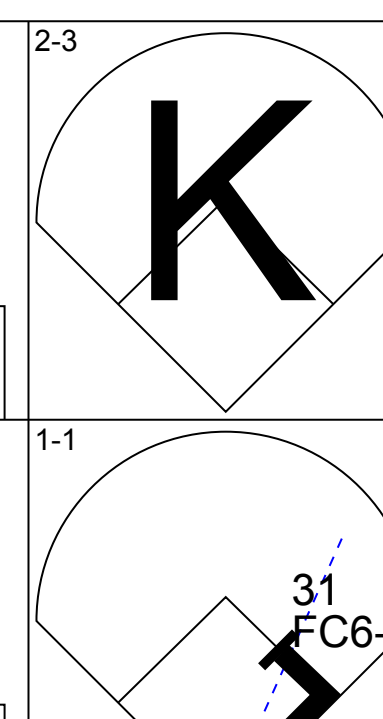
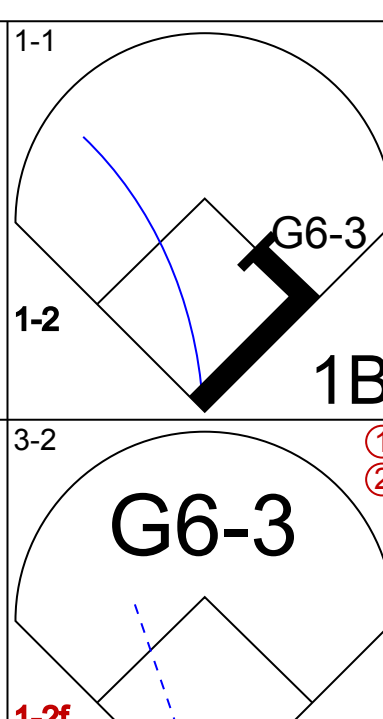
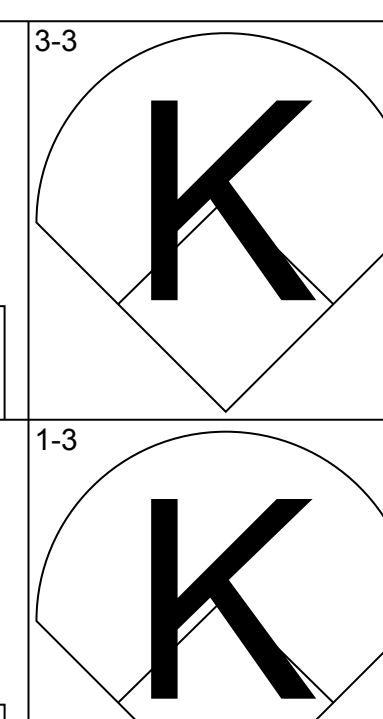
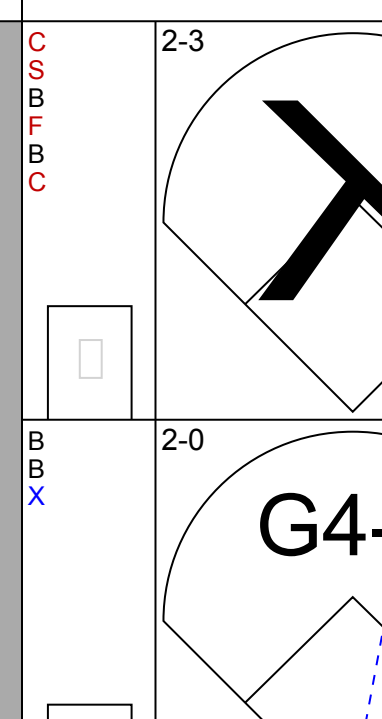
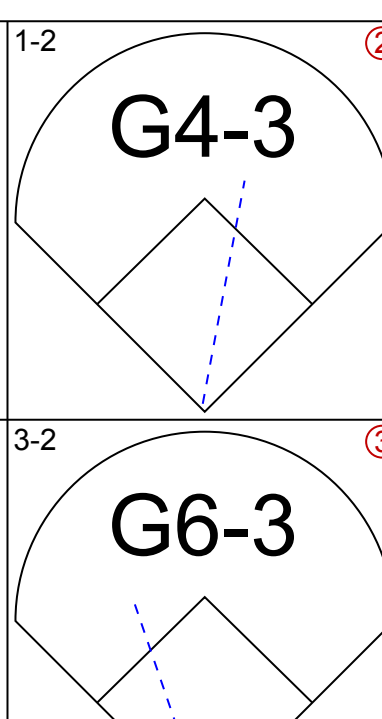
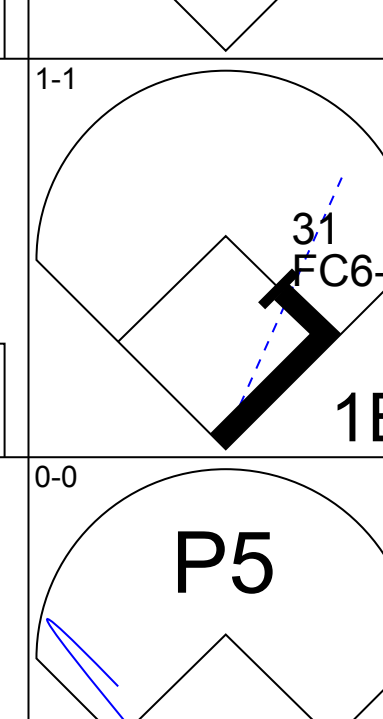
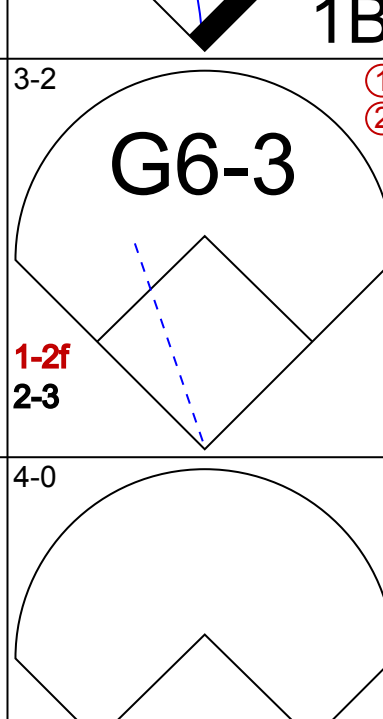
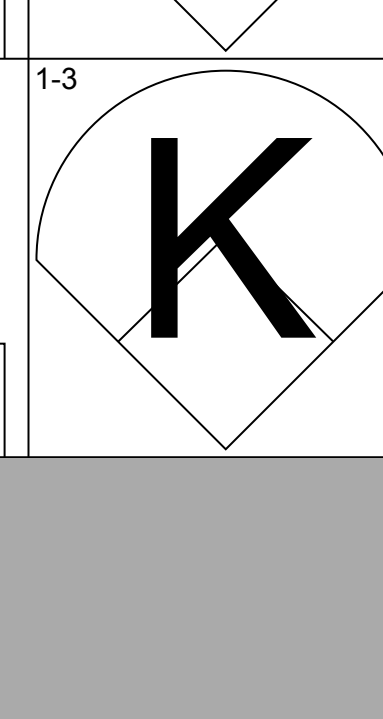
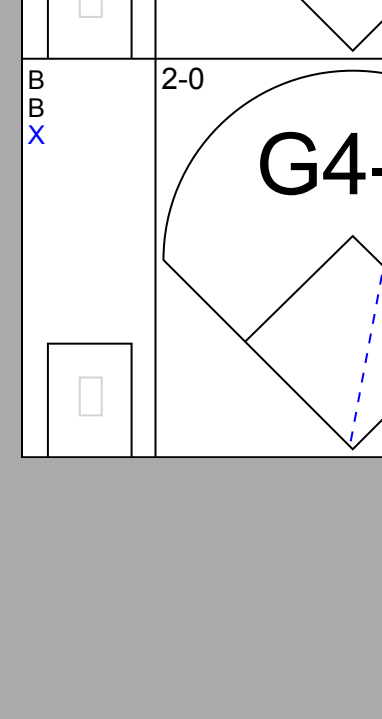
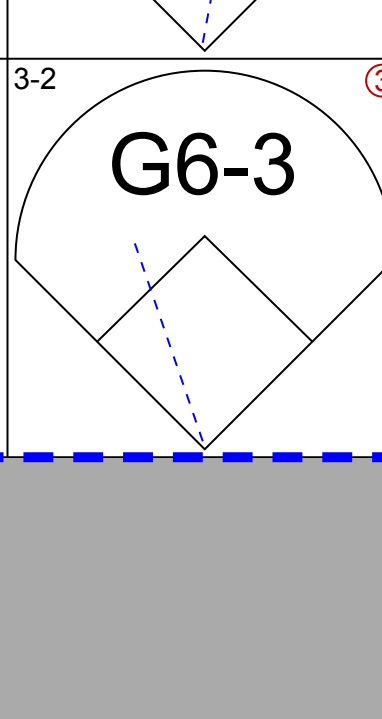
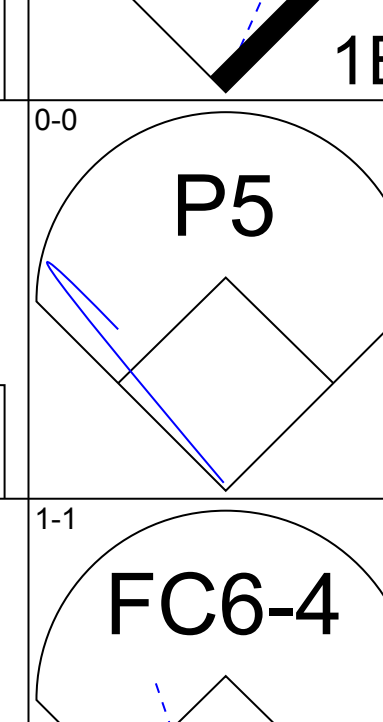
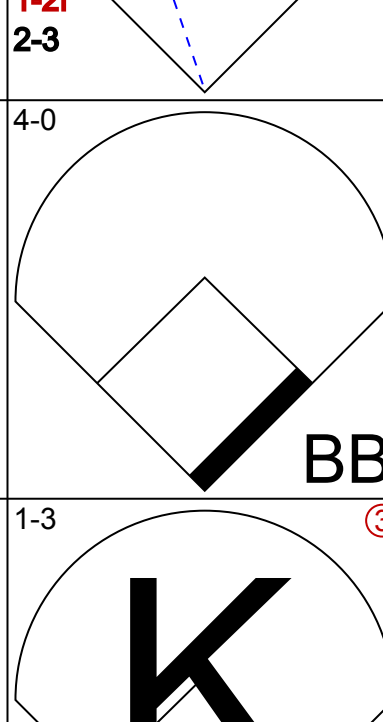
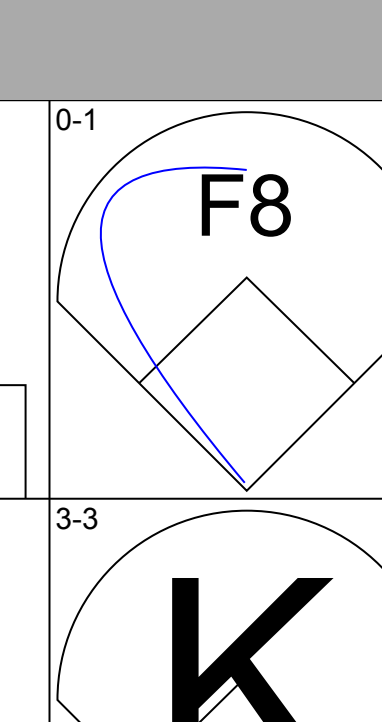
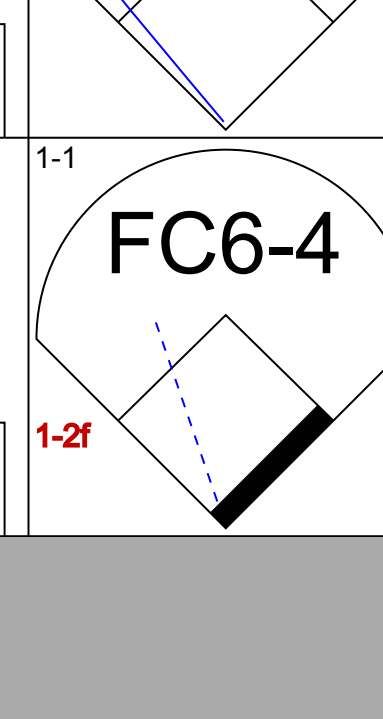
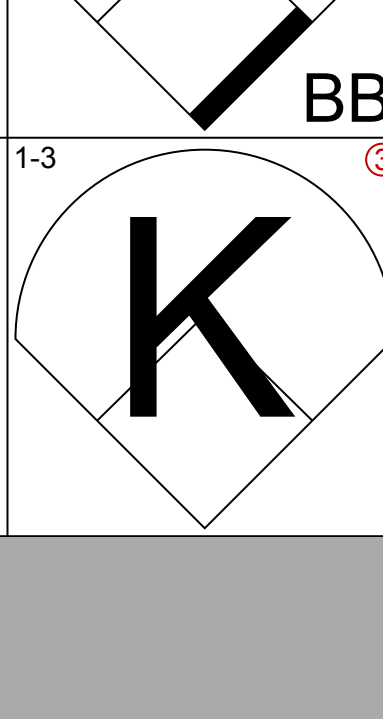
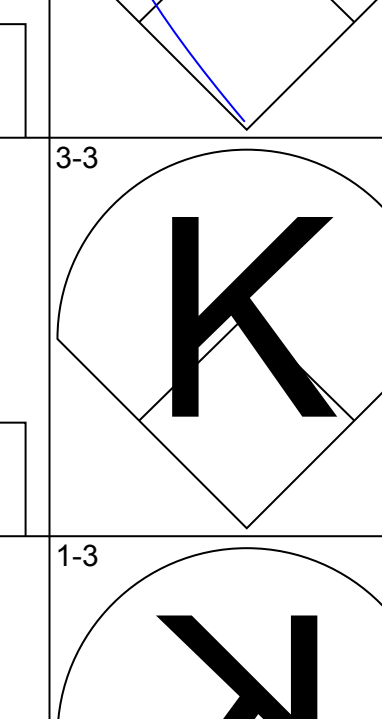
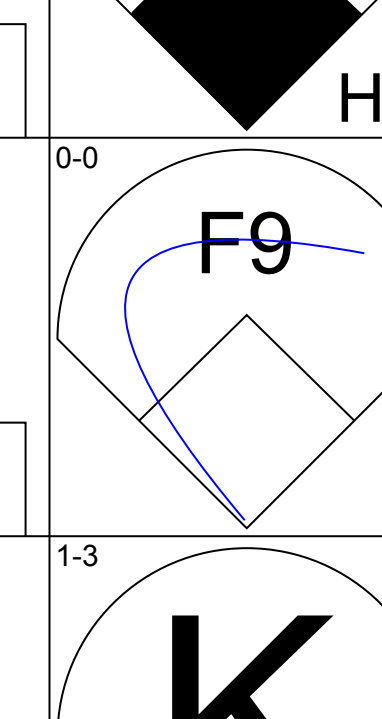
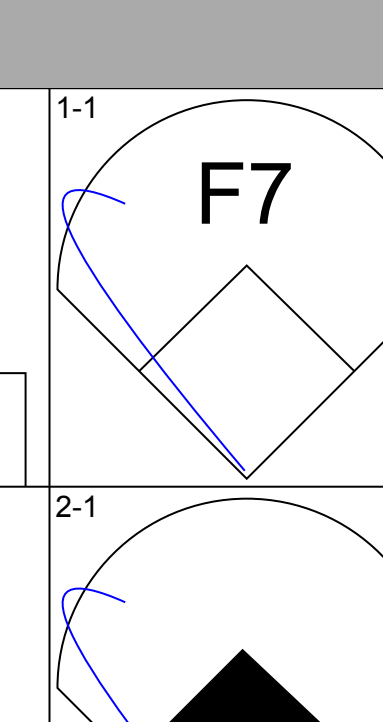
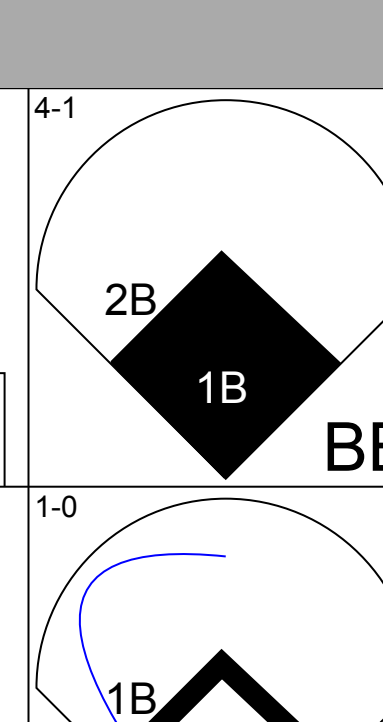
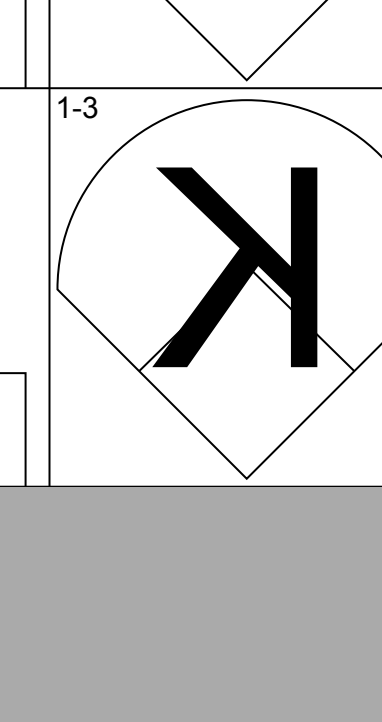
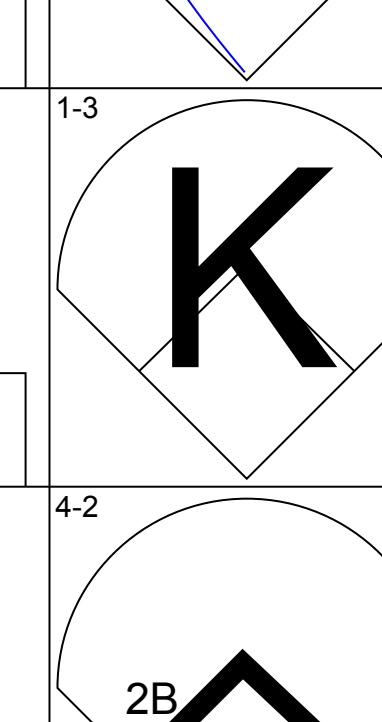
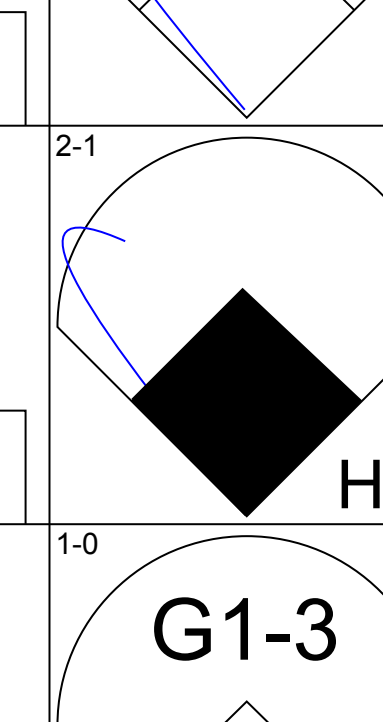
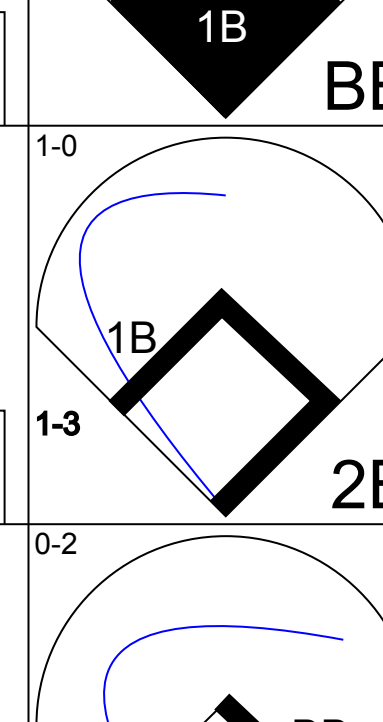
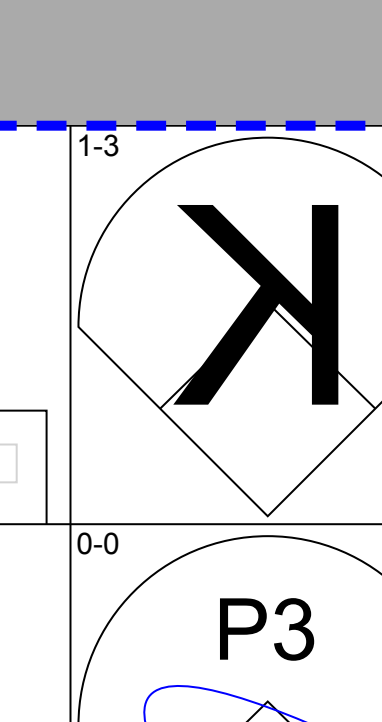
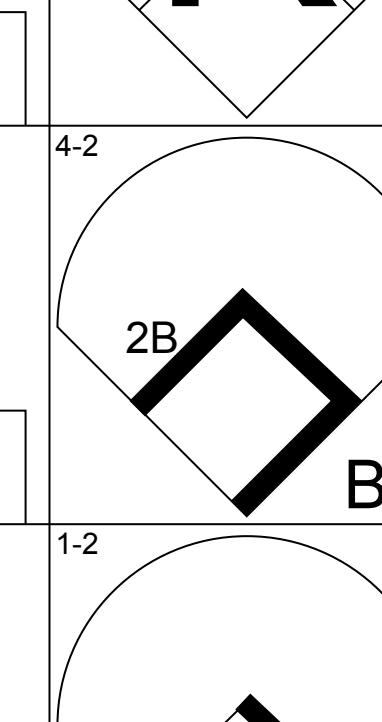
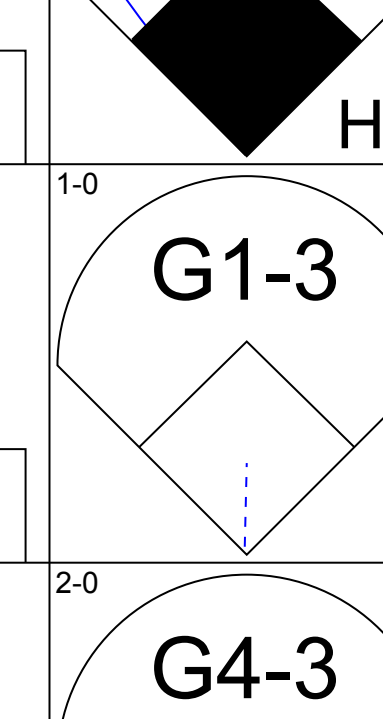
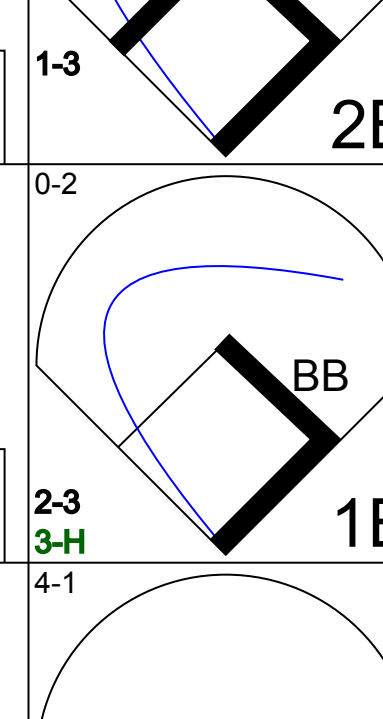
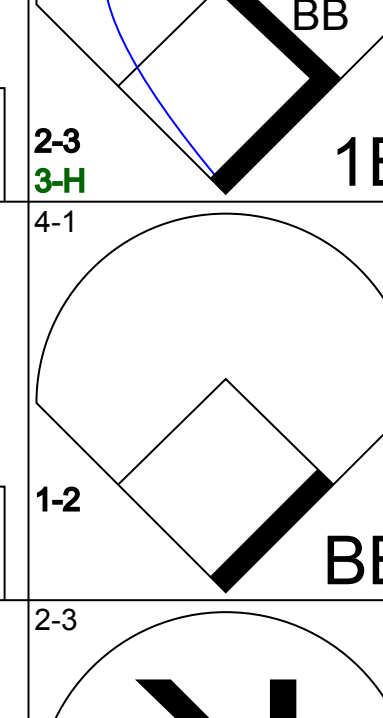
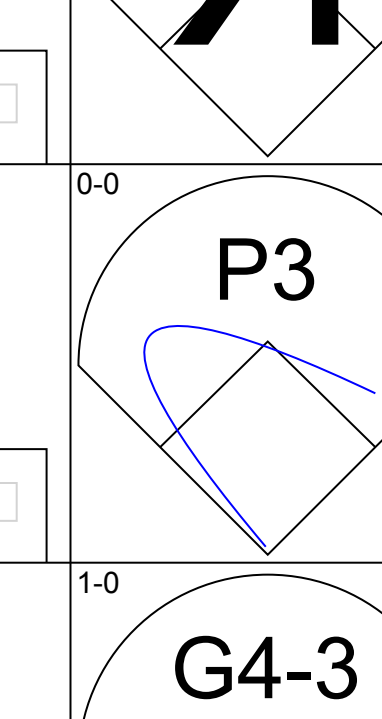
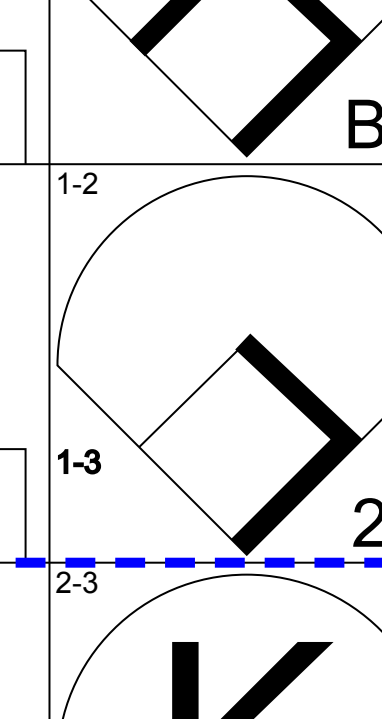
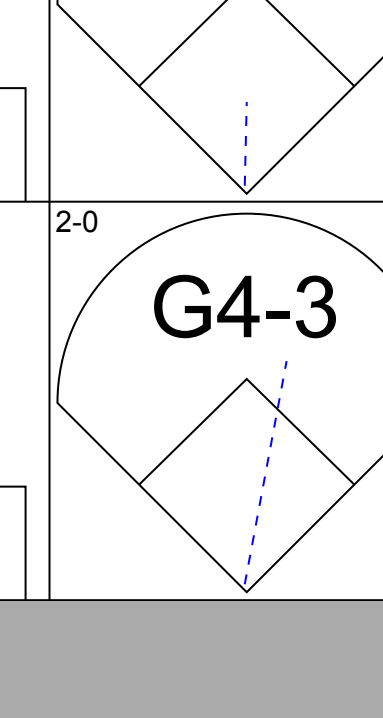
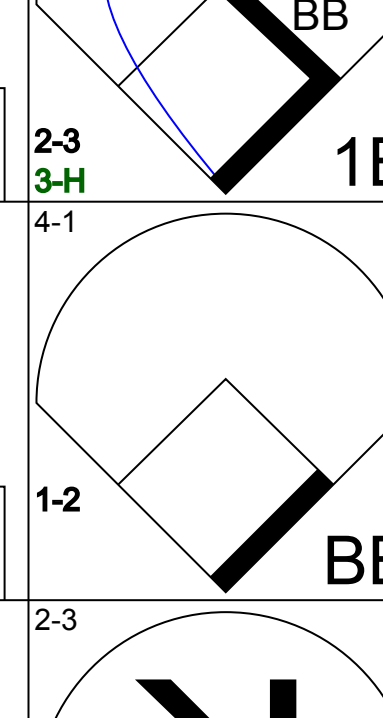
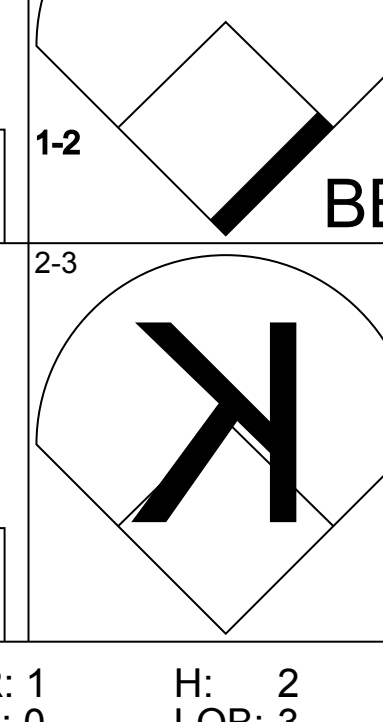
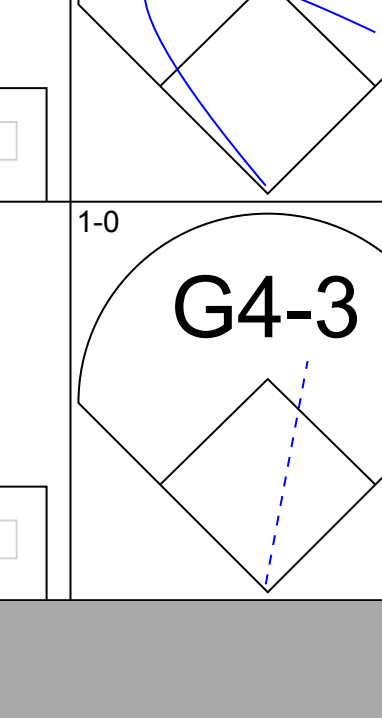
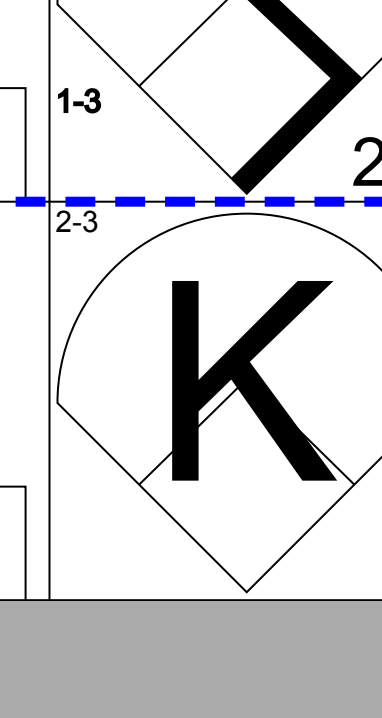
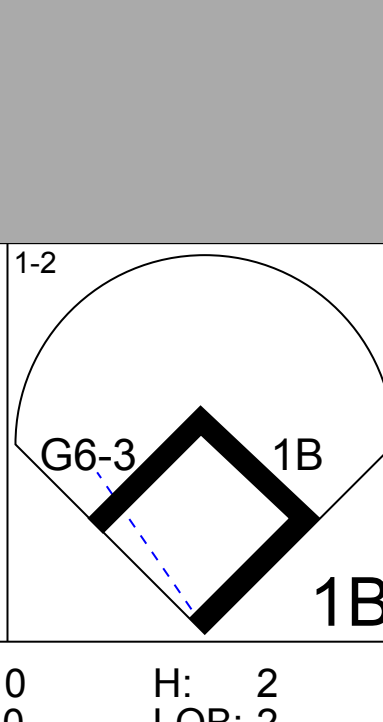
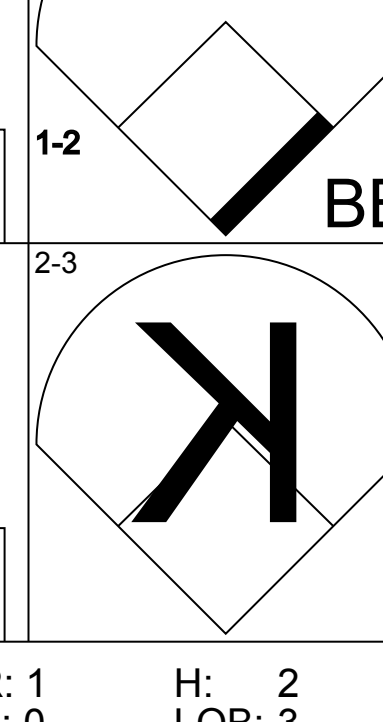
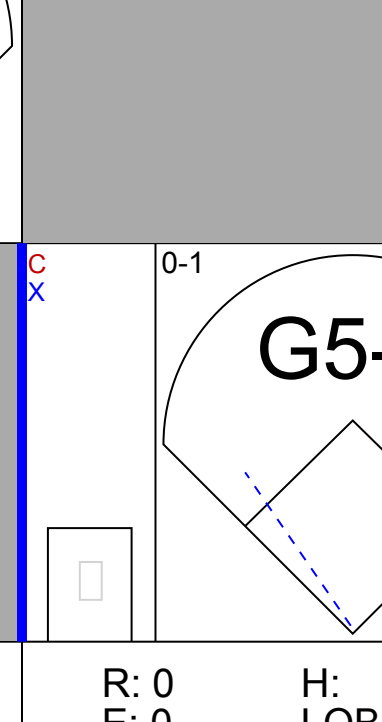
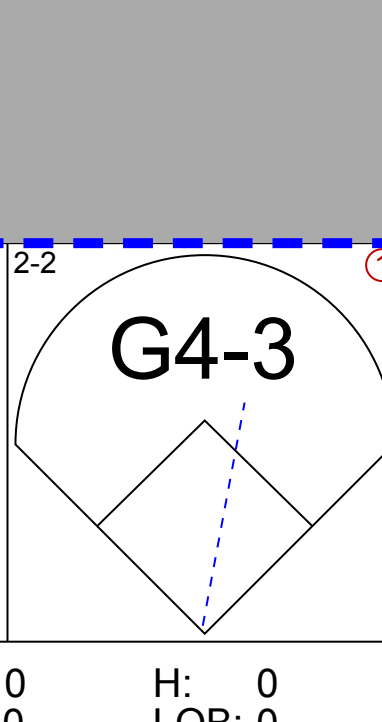


Batter	1	2	3	4	5	6	7	8	9	AB	R	H	RBI	BB	SO	LOB	BOTTOM										
Juan Pierre, L (1, 8) OBP: 0.429, SLG: 0.462	F7		G1-3		P6		G4-3			5	1	1	0	0	0	3											
Luis Castillo, S (1, 4) OBP: 0.306, SLG: 0.303	G4-3		G5-3		G5-3					5	0	2	1	0	0	2											
Ivan Rodriguez, R (1, 2) OBP: 0.543, SLG: 0.852										3	1	2	2	2	1	0											
Juan Encarnacion, R (1, 9) OBP: 0.368, SLG: 0.543										3	0	0	0	1	0	2											
Mike Lowell, R (1, 5) OBP: 0.316, SLG: 0.528	K									4	0	1	0	0	2	2											
Derrek Lee, R (1, 3) OBP: 0.333, SLG: 0.281										4	0	1	0	0	1	0											
Todd Hollandsworth, L (1, 7) OBP: 0.276, SLG: 0.296										4	0	1	0	0	0	1											
Alex Gonzalez, R (1, 6) OBP: 0.444, SLG: 0.875										4	1	3	0	0	0	0											
A.J. Burnett, R (1, 1) Mike Mordecai, R (7, PH) OBP: 0.333, SLG: 0.333 Armando Almanza, L (8, 1) Braden Looper, R (9, 1) Ramon Castro, R (9, PH) OBP: 0.500, SLG: 0.500										1	0	0	0	1	0	1											
Inning Stats	R: 0 E: 0 K: 1 S: 14	H: 0 LOB: 2 BB: 2 P: 24	R: 0 E: 0 K: 1 S: 11	H: 1 LOB: 1 BB: 0 P: 12	R: 0 E: 0 K: 1 S: 10	H: 0 LOB: 0 BB: 0 P: 15	R: 0 E: 0 K: 0 S: 5	H: 1 LOB: 0 BB: 0 P: 8	R: 0 E: 0 K: 0 S: 13	H: 2 LOB: 2 BB: 1 P: 23	R: 1 E: 0 K: 1 S: 11	H: 2 LOB: 1 BB: 0 P: 20	R: 1 E: 0 K: 0 S: 14	H: 2 LOB: 2 BB: 1 P: 21	R: 0 E: 0 K: 0 S: 5	H: 0 LOB: 0 BB: 0 P: 9	R: 1 E: 0 K: 1 S: 11	H: 3 LOB: 2 BB: 0 P: 17	1B: 9 2B: 1 3B: 0 HR: 1	SF: 0 SAC: 0 DP: 0 HBP: 0	WP: 0 PB: 0 CS: 1	PA: 39					
PITCHER	IP	WLS	BF	H	R	ER	SO	BB	IBB	HBP	BLK	WP	HR	S	P	ERA	WHIP										
Steve Trachsel, R (1, 1) ERA: 4.91	6.0		25	6	1	1	4	3	0	0	1	0	1	64	102	1.50	1.500										
Jaime Cerda, L (7, 1) ERA: 4.91	0.2	H	3	1	1	1	0	0	0	0	0	0	0	7	9	13.50	1.500										
Scott Strickland, R (7, 1) ERA: 3.6	1.1	B	6	1	0	0	0	1	0	0	0	0	0	12	21	0.00	1.500										
Mike Stanton, L (9, 1) ERA: 2.08	0.2	L	5	3	1	1	1	0	0	0	0	0	0	11	17	13.50	4.500										

New York Mets @ Florida Marlins
Pro Player Stadium, Miami, FL
Wed Apr 09 2003, 7:05 PM EDT
Att: 10,052 - Cloudy - 78 F

AB 35
R 3
H 11
RBI 3
BB 4
SO 5
LOB 12

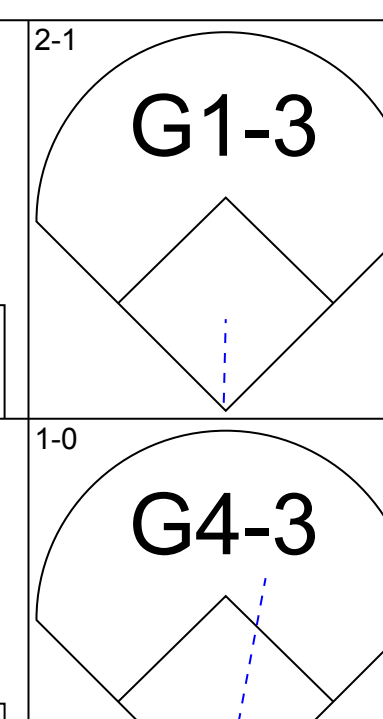
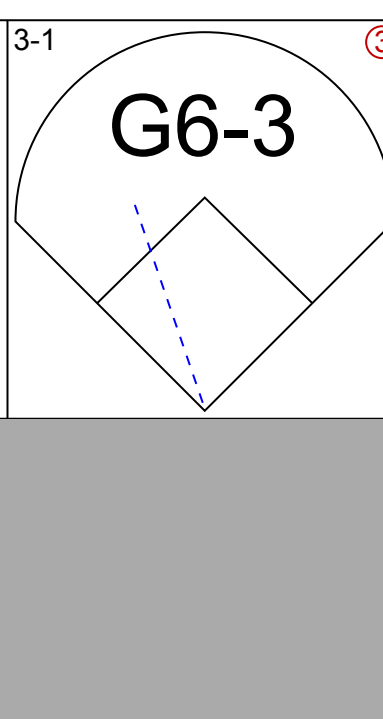
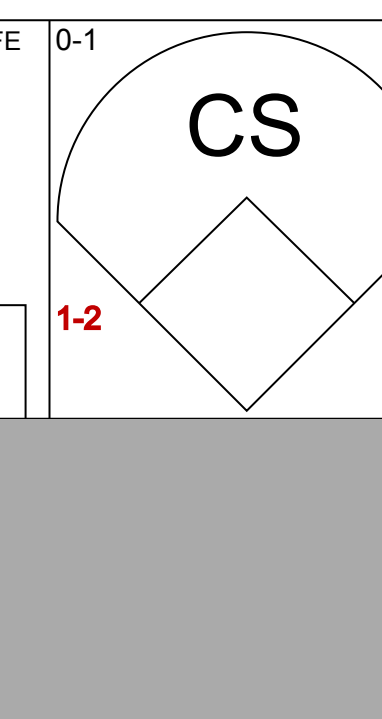
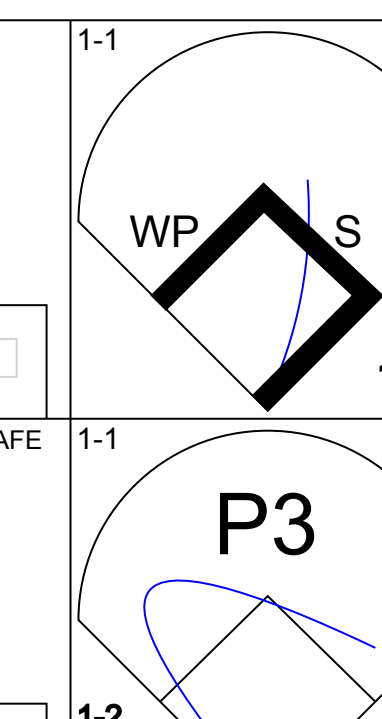
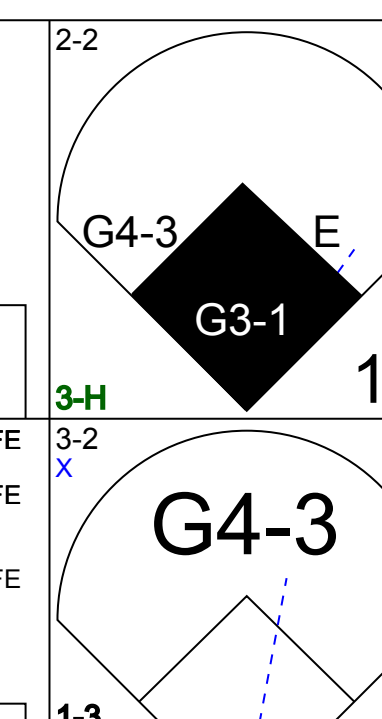
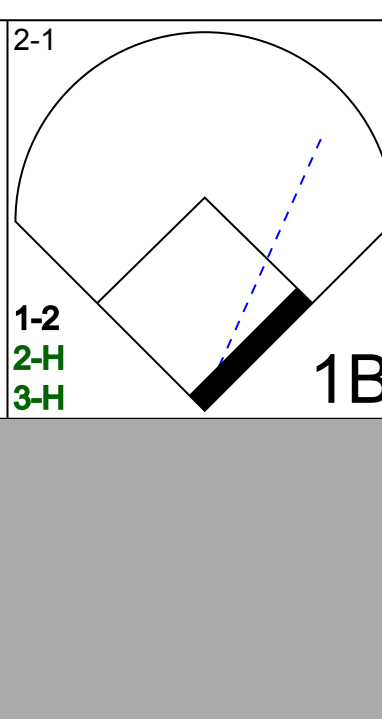
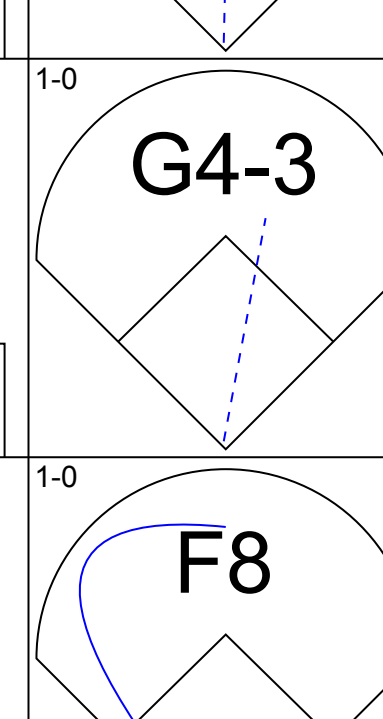
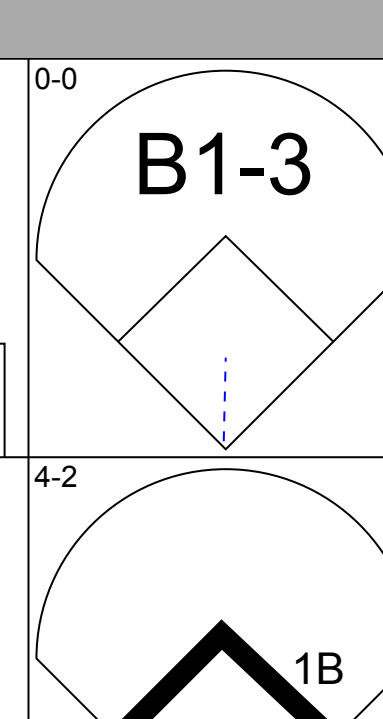
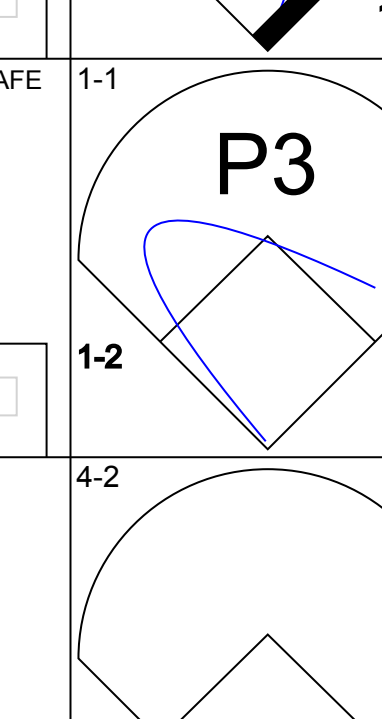
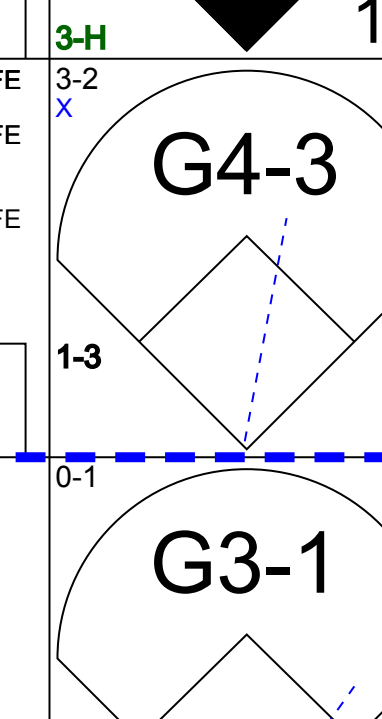
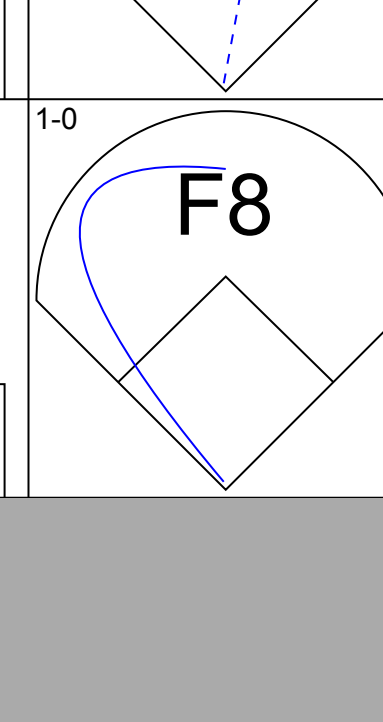
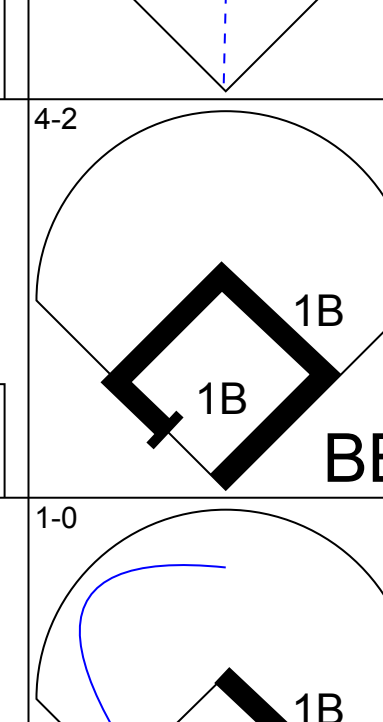
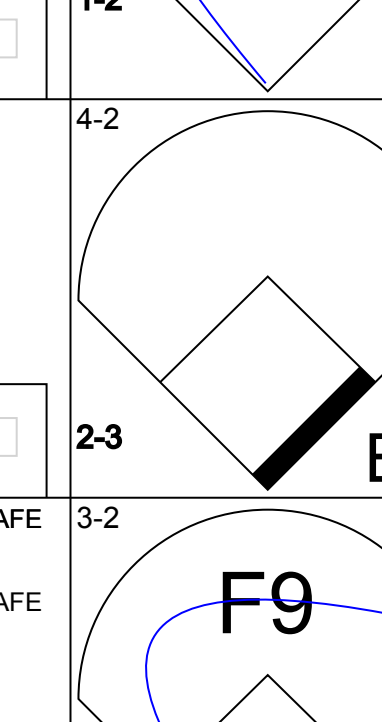
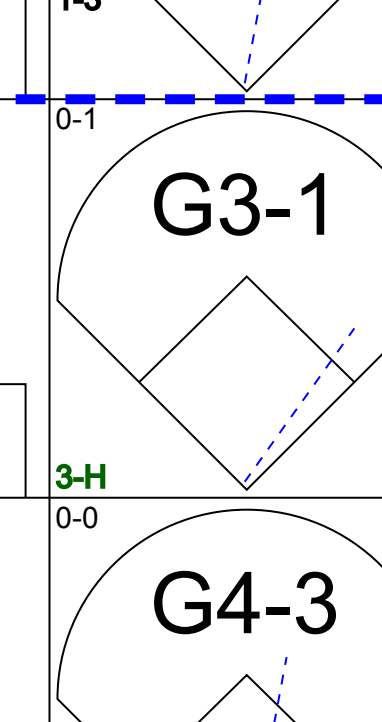
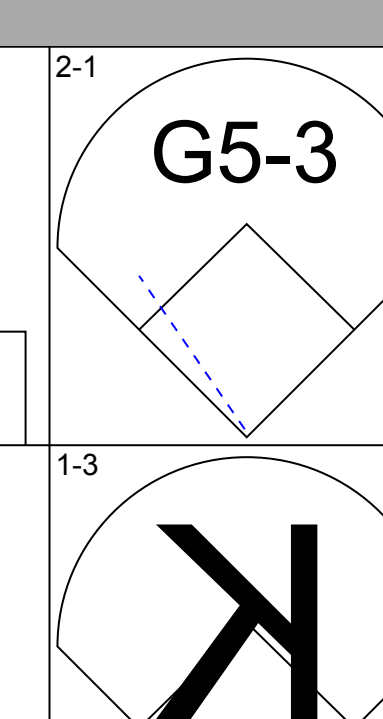
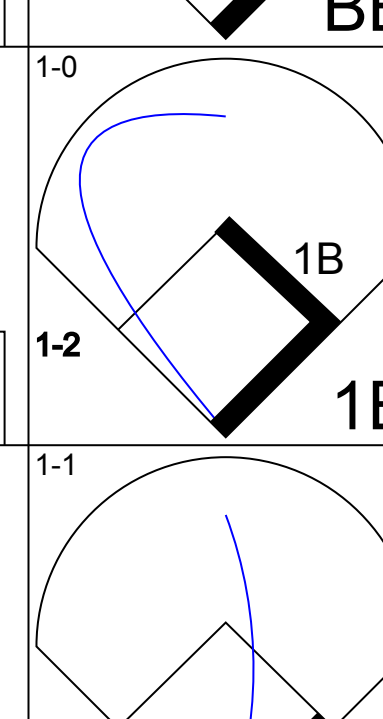
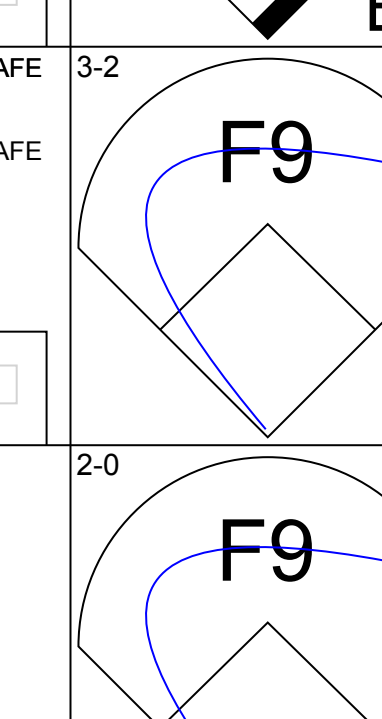
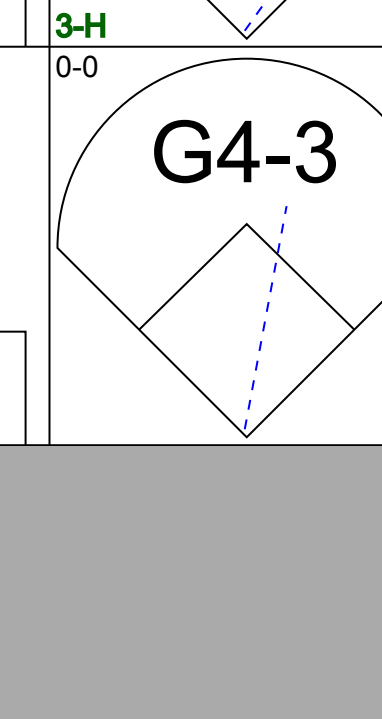
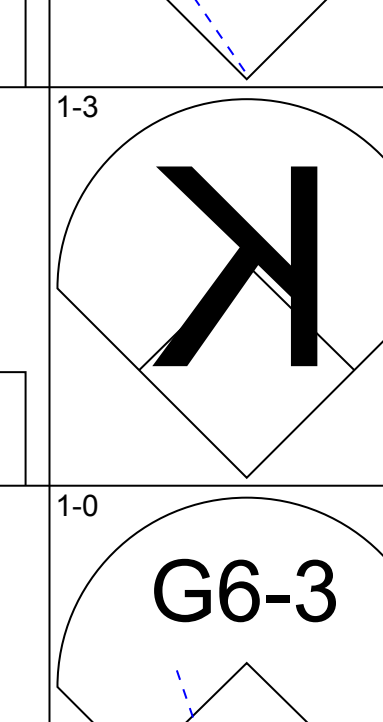
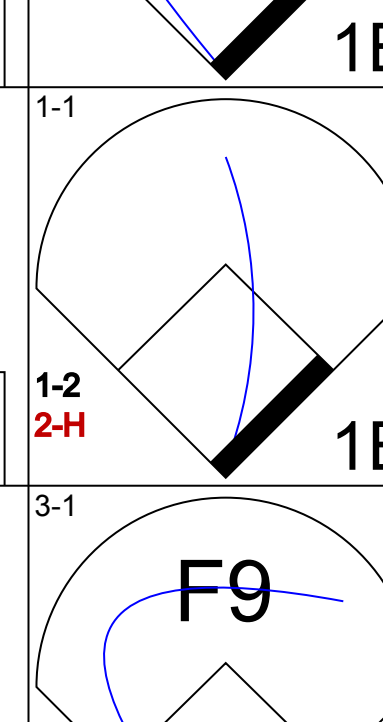
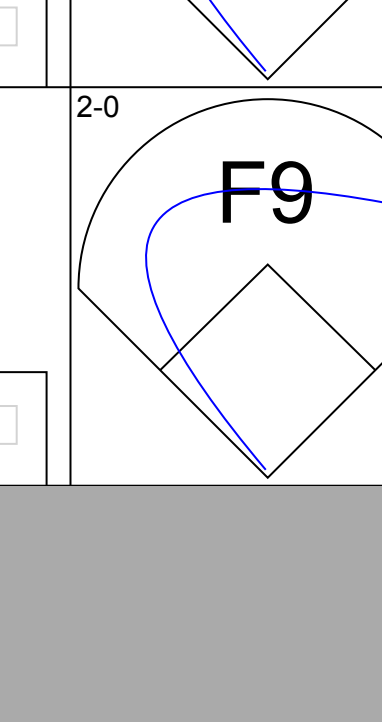
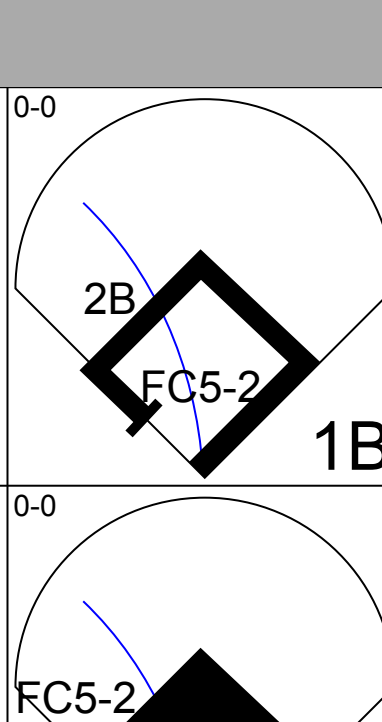
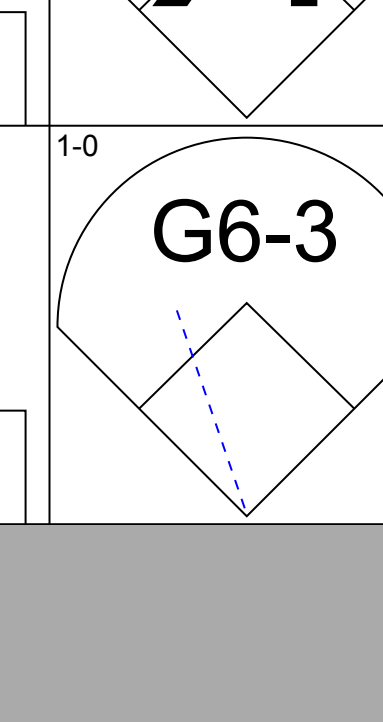
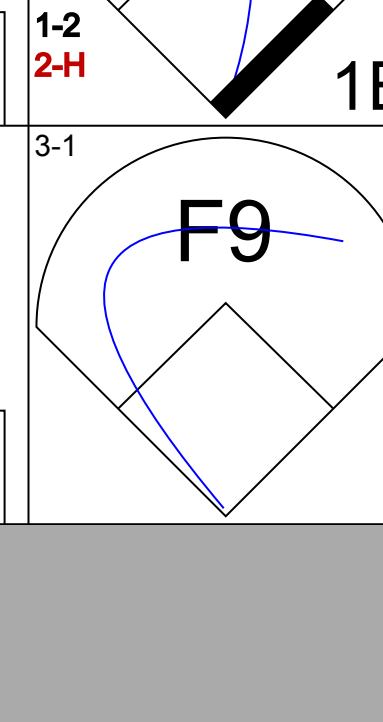
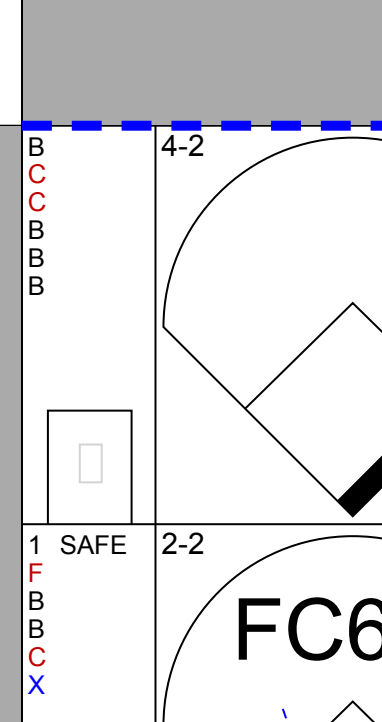
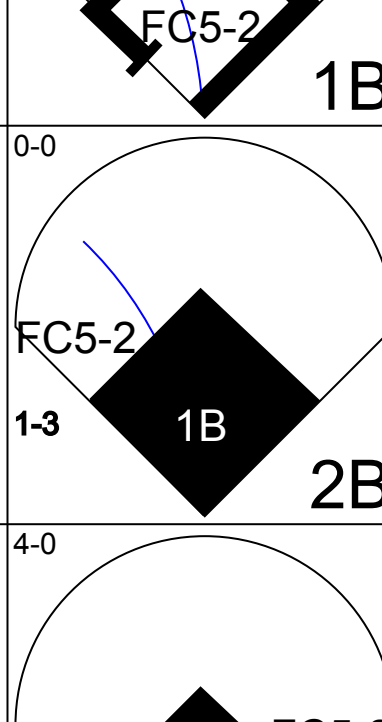
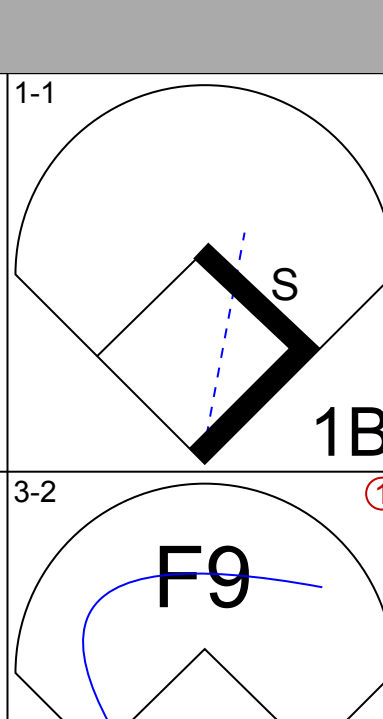
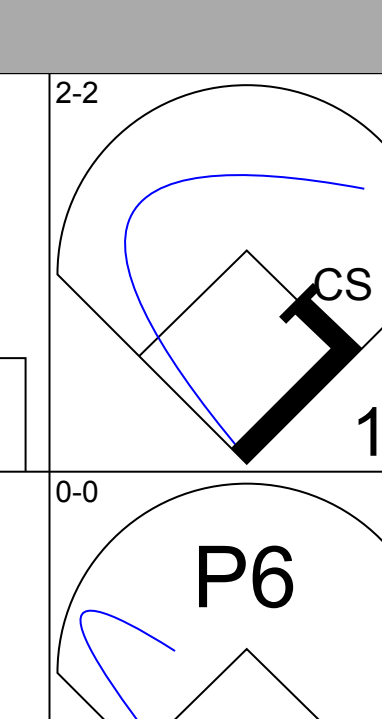


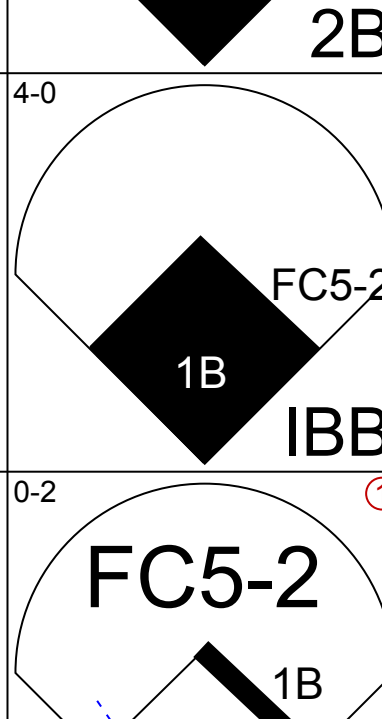

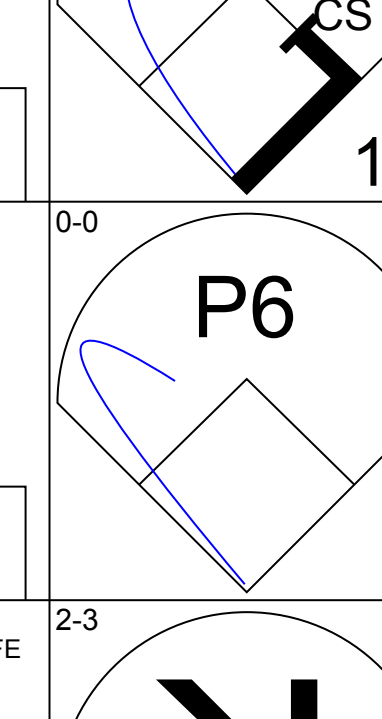
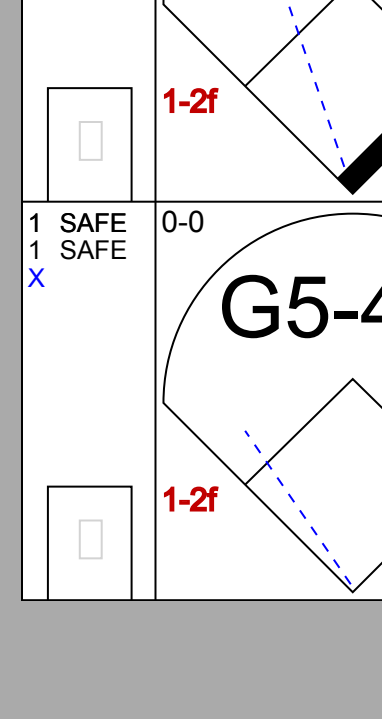
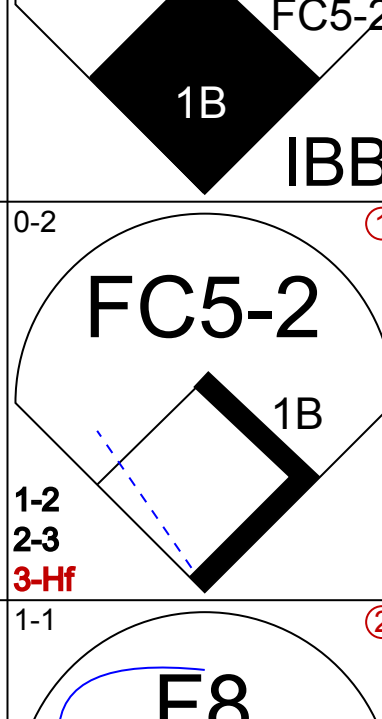
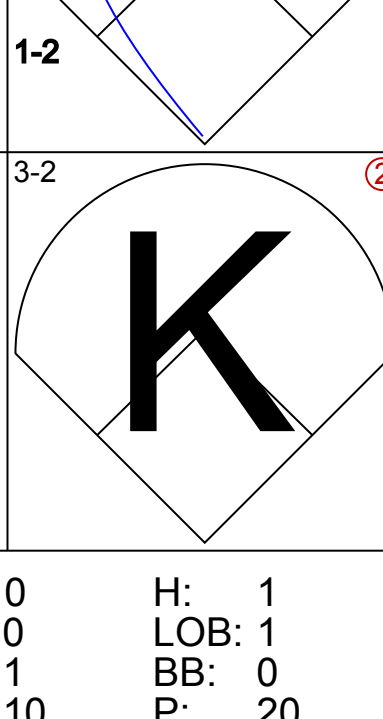
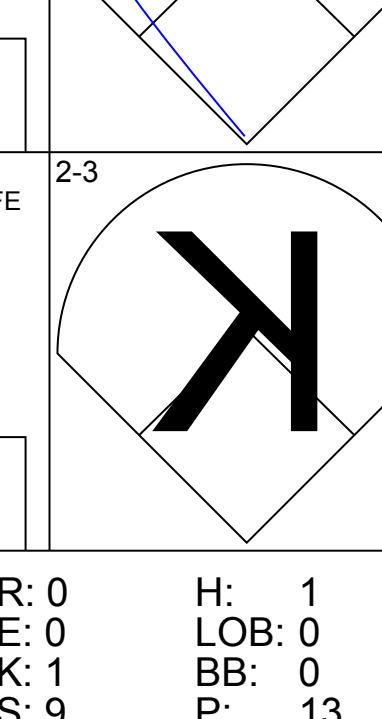

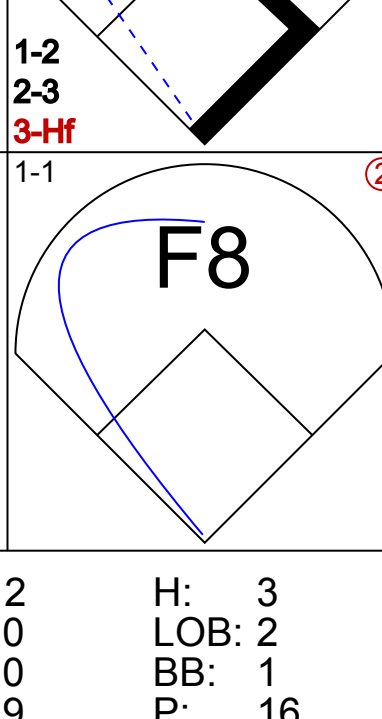


Batter	1	2	3	4	5	6	7	8	9	AB	R	H	RBI	BB	SO	LOB	TOP					
Roger Cedeno, S OBP: 0.235, SLG: 0.290 (1, 8)										5	0	1	0	0	3	3						
Roberto Alomar, S OBP: 0.289, SLG: 0.371 (1, 4)										5	0	1	0	0	1	5						
Cliff Floyd, L OBP: 0.306, SLG: 0.452 (1, 7)										3	1	1	1	1	0	1						
31 Mike Piazza, R OBP: 0.200, SLG: 0.158 (1, 2)										4	0	0	0	0	2	3						
Mo Vaughn, L OBP: 0.269, SLG: 0.318 Jay Bell, R OBP: 0.250, SLG: 0.250 (8, 3) (8, 5)										3	1	0	0	1	2	0						
Ty Wigginton, R OBP: 0.500, SLG: 0.750 Armando Benitez, R (8, 1)										3	1	2	1	1	1	0						
Timo Perez, L OBP: 0.273, SLG: 0.400 (1, 9)										4	0	2	1	0	0	0						
Rey Sanchez, R OBP: 0.229, SLG: 0.156 (1, 6)										3	0	0	0	1	1	2						
Tom Glavine, L OBP: 0.500, SLG: 0.500 Tsuayoshi Shinjo, R OBP: 0.429, SLG: 0.500 David Weathers, R (7, 1) Tony Clark, S OBP: 0.167, SLG: 0.667 (8, 3)										2	0	1	0	0	1	3						
Inning Stats	R: 0 E: 0 K: 1 S: 8	H: 1 LOB: 1 BB: 0 P: 12	R: 1 E: 0 K: 0 S: 6	H: 1 LOB: 0 BB: 0 P: 12	R: 0 E: 0 K: 1 S: 13	H: 2 LOB: 2 BB: 1 P: 23	R: 1 E: 0 K: 3 S: 18	H: 2 LOB: 3 BB: 2 P: 33	R: 0 E: 0 K: 2 S: 9	H: 0 LOB: 0 BB: 0 P: 13	R: 0 E: 0 K: 1 S: 5	H: 0 LOB: 0 BB: 0 P: 7	R: 0 E: 0 K: 1 S: 7	H: 0 LOB: 0 BB: 0 P: 11	R: 1 E: 0 K: 2 S: 23	H: 2 LOB: 2 BB: 1 P: 34	R: 0 E: 0 K: 0 S: 9	H: 0 LOB: 0 BB: 0 P: 15	1B: 4 2B: 2 3B: 0 HR: 2	SF: 0 SAC: 0 DP: 1 HBP: 0	WP: 0 PB: 0 CS: 0	PA: 38
PITCHER	IP	WLS	BF	H	R	ER	SO	BB	IBB	HBP	BLK	WP	HR	S	P	ERA	WHIP					
Josh Beckett, R ERA: 3.29	5.0		23	6	2	2	7	3	0	0	0	0	1	54	93	3.60	1.800					
Michael Tejera, L ERA: 3.12	2.2		11	2	1	1	3	1	0	0	0	0	1	31	46	3.38	1.125					
Vladimir Nunez, R ERA: 19.8	0.1		1	0	0	0	1	0	0	0	0	0	0	4	6	0.00	0.000					
Tim Spooneybarger, R ERA: 3.0	1.0	W	3	0	0	0	0	0	0	0	0	0	0	9	15	0.00	0.000					

New York Mets @ Florida Marlins
Pro Player Stadium, Miami, FL
Thu Apr 10 2003, 7:05 PM EDT
Att: 10,267 - Cloudy - 70 F

AB	34
R	3
H	8
RBI	3
BB	4
SO	11
LOB	17



Batter	1	2	3	4	5	6	7	8	9	AB	R	H	RBI	BB	SO	LOB	BOTTOM					
Juan Pierre, L OBP: 0.447, SLG: 0.477 (1, 8)										5	1	3	3	0	0	1						
Luis Castillo, S OBP: 0.275, SLG: 0.270 (1, 4)										4	0	0	0	0	0	2						
Ivan Rodriguez, R OBP: 0.538, SLG: 0.793 (1, 2)										2	0	0	1	2	0	0						
Juan Encarnacion, R OBP: 0.357, SLG: 0.513 (1, 9)										4	0	1	0	0	0	2						
Mike Lowell, R OBP: 0.333, SLG: 0.525 Gerald Williams, R (9, PR)										4	0	2	0	0	1	2						
Derrek Lee, R OBP: 0.348, SLG: 0.314 (1, 3)										3	1	1	0	1	0	2						
Todd Hollandsworth, L OBP: 0.333, SLG: 0.333 (1, 7)										3	1	2	0	1	0	1						
Alex Gonzalez, R OBP: 0.400, SLG: 0.778 (1, 6)										4	0	0	0	0	0	6						
Josh Beckett, R OBP: 0.200, SLG: 0.200 Mike Redmond, R OBP: 0.111, SLG: 0.250 Michael Tejera, L OBP: 0.200, SLG: 0.600 Vladimir Nunez, R (8, 1) Andy Fox, L OBP: 0.500, SLG: 0.625 Tim Spooneybarger, R (9, 1) Brian Banks, S OBP: 0.200, SLG: 0.333 (9, 9)										1	0	0	0	0	1	1						
Inning Stats	R: 0 E: 0 K: 0 S: 4	H: 0 LOB: 0 BB: 0 P: 8	R: 0 E: 0 K: 1 S: 6	H: 0 LOB: 0 BB: 0 P: 10	R: 0 E: 0 K: 1 S: 10	H: 1 LOB: 1 BB: 0 P: 20	R: 0 E: 0 K: 0 S: 8	H: 2 LOB: 2 BB: 1 P: 17	R: 0 E: 0 K: 1 S: 9	H: 1 LOB: 0 BB: 0 P: 13	R: 0 E: 0 K: 0 S: 10	H: 1 LOB: 2 BB: 1 P: 21	R: 0 E: 0 K: 0 S: 6	H: 0 LOB: 0 BB: 1 P: 12	R: 2 E: 1 K: 0 S: 12	H: 2 LOB: 2 BB: 0 P: 18	R: 2 E: 0 K: 0 S: 9	H: 3 LOB: 2 BB: 1 P: 16	1B: 8 2B: 1 3B: 1 HR: 0	SF: 0 SAC: 0 DP: 1 HBP: 0	WP: 1 PB: 0 CS: 1	PA: 38
PITCHER	IP	WLS	BF	H	R	ER	SO	BB	IBB	HBP	BLK	WP	HR	S	P	ERA	WHIP					
Tom Glavine, L ERA: 3.52	6.0		23	5	0	0	0	2	0	0	0	1	0	47	89	0.00	1.167					
David Weathers, R ERA: 1.13	1.1	H	6	2	2	1	0	1	0	0	0	0	0	15	27	6.75	2.250					
Armando Benitez, R ERA: 7.11	1.1	L	8	3	2	2	0	0	1	0	0	0	0	12	19	13.50	2.250					

New York Mets @ Florida Marlins
Pro Player Stadium, Miami, FL
Thu Apr 10 2003, 7:05 PM EDT
Att: 10,267 - Cloudy - 70 F

AB	33
R	4
H	10
RBI	4
BB	4
SO	3
LOB	21



Batter	1	2	3	4	5	6	7	8	9	AB	R	H	RBI	BB	SO	LOB	TOP								
Roger Cedeño, S OBP: 0.263, SLG: 0.294 (1, 8)	G1-3		CS BB			K			FC6-4 1B	3	0	1	0	1	1	0									
Roberto Alomar, S OBP: 0.286, SLG: 0.342 (1, 4)	G3		CS	G4-6-3 1B BB		K			FC6-4 1-2	3	0	0	0	1	1	1									
Cliff Floyd, L OBP: 0.300, SLG: 0.429 (1, 7)	K			G4-6-3 1B		K			P2	4	0	1	0	0	2	1									
Mo Vaughn, L OBP: 0.241, SLG: 0.280 Tony Clark, S OBP: 0.143, SLG: 0.571 (8, 3)		G6-3		G4-6-3 1-2 2-3		F8			P3	3	0	0	0	0	0	2									
Ty Wigginton, R OBP: 0.513, SLG: 0.724 (1, 5)		P5 BB		BB		K				1	0	0	0	2	1	0									
Jeremy Burnitz, L OBP: 0.286, SLG: 0.515 Graeme Lloyd, L (7, 1)	P5			P6		K				3	0	0	0	0	1	3									
Vance Wilson, R OBP: 0.267, SLG: 0.286 (1, 2)	G6-3					G3			F7	3	0	0	0	0	0	1									
Rey Sanchez, R OBP: 0.211, SLG: 0.143 (1, 6)			F7			F8			G5-3	3	0	0	0	0	0	0									
David Cone, L OBP: 0.500, SLG: 0.500 Joe McEwing, R OBP: 0.333, SLG: 0.333 Jaime Cerda, L (5, 1) Timo Perez, L OBP: 0.250, SLG: 0.364 (7, 9)			K			P3			G1-3	1	0	0	0	0	1	0									
Inning Stats	R: 0 E: 0 K: 1 S: 6	H: 0 LOB: 0 BB: 0 P: 8	R: 0 E: 0 K: 0 S: 12	H: 0 LOB: 1 BB: 1 P: 21	R: 0 E: 0 K: 1 S: 9	H: 0 LOB: 0 BB: 1 P: 15	R: 0 E: 0 K: 0 S: 8	H: 1 LOB: 2 BB: 2 P: 17	R: 0 E: 0 K: 2 S: 10	H: 0 LOB: 0 BB: 0 P: 15	R: 0 E: 0 K: 2 S: 11	H: 0 LOB: 0 BB: 0 P: 14	R: 0 E: 0 K: 0 S: 9	H: 0 LOB: 0 BB: 0 P: 12	R: 0 E: 0 K: 0 S: 5	H: 0 LOB: 0 BB: 0 P: 7	R: 0 E: 0 K: 0 S: 12	H: 1 LOB: 1 BB: 0 P: 20	1B: 2 2B: 0 3B: 0 HR: 0	SF: 0 SAC: 0 DP: 1 HBP: 0	WP: 0 PB: 0 SB: 0 CS: 1	PA: 32			
PITCHER	IP	WLS	BF	H	R	ER	SO	BB	IBB	HBP	BLK	WP	HR	S	P	ERA	WHIP								
Tomo Ohka, R ERA: 2.13 Scott Stewart, L ERA:	8.0	W	27	1	0	0	7	4	0	0	0	0	0	70	109	0.00	0.625								
Scott Stewart, L ERA:	1.0		4	1	0	0	0	0	0	0	0	0	0	12	20	0.00	1.000								

New York Mets @ Montreal Expos
Hiram Bithorn Stadium, San Juan, PR
Fri Apr 11 2003, 7:05 PM EDT
Att: 17,906 - Cloudy - 79 F

AB	27
R	0
H	2
RBI	0
BB	4
SO	7
LOB	9



Batter	1	2	3	4	5	6	7	8	9	AB	R	H	RBI	BB	SO	LOB	BOTTOM								
Endy Chavez, L OBP: 0.350, SLG: 0.378 (1, 8)	CS G3 1B		2B 1B	FC1-6 BB 1B		BB BB		FC3-6 HR		4	2	2	0	1	0	2									
Jose Vidro, S OBP: 0.438, SLG: 0.667 Ronald Colloway, L OBP: 0.357, SLG: 0.273 (9, 9)	G3		1B HR	1B BB		SF9		HR		4	2	3	3	0	0	1									
Vladimir Guerrero, R OBP: 0.490, SLG: 0.533 Scott Stewart, R (9, 1)	K		HR 1B	1B HR		FC6-4 BB		K		2	1	0	0	3	2	1									
Wil Cordero, R OBP: 0.333, SLG: 0.238 (1, 3)		K	HR 1B	K		FC6-4		G5-3		5	1	1	1	0	2	5									
Brad Wilkerson, L OBP: 0.361, SLG: 0.545 (1, 7)	G4-3		HR			K		BB		3	1	1	4	1	1	0									
Orlando Cabrera, R OBP: 0.282, SLG: 0.350 (1, 6)	P6		P3			F9		F9		4	0	0	0	0	0	1									
Jose Macias, S OBP: 0.300, SLG: 0.125 (1, 5)			HR BB			G5-3		F8		3	1	0	0	1	0	1									
Brian Schneider, L OBP: 0.250, SLG: 0.533 (1, 2)			HR			K		G4-3		4	2	2	2	0	1	1									
Tomo Ohka, S OBP: 0.750, SLG: 0.750 Jamey Carroll, R OBP: 0.333, SLG: 0.200 (8, 4)	G6-3		HR	FC1-6 1B		SH1-4 SF9 2B		FC3-6 1B		2	0	1	0	0	0	0									
Inning Stats	R: 0 E: 0 K: 1 S: 9	H: 1 LOB: 0 BB: 0 P: 13	R: 0 E: 0 K: 1 S: 8	H: 0 LOB: 0 BB: 0 P: 12	R: 7 E: 0 K: 0 S: 16	H: 5 LOB: 2 BB: 2 P: 32	R: 0 E: 0 K: 2 S: 15	H: 2 LOB: 3 BB: 1 P: 25	R: 0 E: 0 K: 1 S: 5	H: 0 LOB: 0 BB: 0 P: 8	R: 1 E: 0 K: 0 S: 14	H: 1 LOB: 2 BB: 2 P: 29	R: 0 E: 0 K: 0 S: 8	H: 0 LOB: 1 BB: 1 P: 14	R: 2 E: 0 K: 1 S: 21	H: 2 LOB: 0 BB: 0 P: 27	1B: 6 2B: 2 3B: 0 HR: 3	SF: 1 SAC: 1 DP: 0 HBP: 0	WP: 0 PB: 0 SB: 0 CS: 1	PA: 40					
PITCHER	IP	WLS	BF	H	R	ER	SO	BB	IBB	HBP	BLK	WP	HR	S	P	ERA	WHIP								
David Cone, R ERA: 7.0 Jaime Cerda, L ERA: 4.5 Graeme Lloyd, L ERA: 6.0	4.0	L	22	8	7	7	4	2	0	0	0	0	0	23	47	3.86	1.714								
Graeme Lloyd, L ERA: 6.0	1.2		7	2	2	2	1	0	0	0	0	0	1	25	31	10.80	1.200								

New York Mets @ Montreal Expos
Hiram Bithorn Stadium, San Juan, PR
Fri Apr 11 2003, 7:05 PM EDT
Att: 17,906 - Cloudy - 79 F

AB	32
R	10
H	11
RBI	10
BB	6
SO	6
LOB	12



Batter	1	2	3	4	5	6	7	8	9	AB	R	H	RBI	BB	SO	LOB	TOP			
Timo Perez, L OBP: 0.313, SLG: 0.400 Jay Bell, R OBP: 0.333, SLG: 0.250	2-2 SH3 1B		0-2 1B	2-2 G1-6-3			1-3 K	2-2 1B		4	0	2	0	0	1	2				
Roberto Alomar, S OBP: 0.326, SLG: 0.366	1-0 SH3		1-3 K		1-1 BB		4-1 1B	2-1 1B		3	1	2	0	1	1	1				
Cliff Floyd, L OBP: 0.341, SLG: 0.447 Tsuayoshi Shinjo, R OBP: 0.375, SLG: 0.429	1-1 F8		1-1 1B		4-2 BB		0-2 BB	0-2 F9		3	0	2	0	1	0	1				
31 Mike Piazza, R OBP: 0.160, SLG: 0.125	1-2 G6-3		0-1 P3		1-2 G5-3		0-3 K		0-0 F8	5	0	0	0	0	1	7				
Mo Vaughn, L OBP: 0.294, SLG: 0.286 Steve Trachsel, R OBP: 0.200, SLG: 0.200		3-1 G3-1		3-2 1B	2-3 K		4-2 BB	4-2 BB		3	1	1	0	2	1	2				
Ty Wigginton, R OBP: 0.500, SLG: 0.706		0-0 2B		0-0 1B	0-0 G5-3		3-1 E3	0-3 K		5	1	2	0	0	1	4				
Jeromy Burnitz, L OBP: 0.300, SLG: 0.486	0-2 F7		1-1 1B		2-2 G4-3		1-3 K	4-2 BB		4	0	1	1	1	1	3				
Rey Sanchez, R OBP: 0.205, SLG: 0.139 Joe McEwing, R OBP: 0.200, SLG: 0.200 Roger Cedeno, S OBP: 0.250, SLG: 0.278	2-3 K		0-3 K		1-3 K		3-3 K	1-2 P6		1	0	0	0	0	1	1				
Jae Weong Seo, R Scott Strickland, R Tony Clark, S Mike Stanton, L			1-3 K	1-0 E3		1-1 G1-3		0-1 F7		3	0	0	0	0	1	1				
Inning Stats	R: 0 E: 0 K: 0 S: 9	H: 1 LOB: 1 BB: 0 P: 14	R: 0 E: 0 K: 1 S: 10	H: 1 LOB: 1 BB: 0 P: 15	R: 0 E: 0 K: 2 S: 14	H: 2 LOB: 2 BB: 0 P: 17	R: 2 E: 1 K: 1 S: 14	H: 3 LOB: 1 BB: 0 P: 21	R: 0 E: 0 K: 1 S: 13	H: 0 LOB: 0 BB: 0 P: 16	R: 2 E: 1 K: 3 S: 19	H: 1 LOB: 2 BB: 2 P: 33	R: 0 E: 0 K: 1 S: 14	H: 1 LOB: 2 BB: 2 P: 21	R: 0 E: 0 K: 1 S: 12	H: 0 LOB: 2 BB: 2 P: 21	1B: 9 2B: 1 3B: 0 HR: 0	SF: 0 SAC: 1 DP: 1 HBP: 1	WP: 0 PB: 0 SB: 0 CS: 0	PA: 44
PITCHER	IP WLS BF H R ER SO BB IBB HBP BLK WP HR S P ERA WHIP																			
Livan Hernandez, R ERA: 3.27	6.0 W 27 8 2 1 6 1 0 0 0 0 0 0 72 103 1.50 1.500																			
Joey Eischen, L ERA: 2.7	0.1 H 3 1 2 0 1 1 0 0 0 0 0 0 8 13 0.00 6.000																			
Luis Ayala, R ERA: 2.7	1.1 H 6 0 0 0 3 1 0 0 0 0 0 0 18 30 0.00 0.750																			
Scott Stewart, L ERA: 1.8	0.1 H 3 1 0 0 0 0 0 0 1 0 0 0 7 11 0.00 3.000																			
Rocky Biddle, R ERA: 1.8	1.0 S 5 0 0 0 1 2 0 0 0 0 0 0 12 21 0.00 2.000																			

New York Mets @ Montreal Expos
Hiram Bithorn Stadium, San Juan, PR
Sat Apr 12 2003, 7:05 PM EDT
Att: 18,264 - Cloudy - 84 F

AB 37
R 4
H 10
RBI 1
BB 5
SO 11
LOB 28



Batter	1	2	3	4	5	6	7	8	9	AB	R	H	RBI	BB	SO	LOB	BOTTOM	
Endy Chavez, L OBP: 0.364, SLG: 0.390	1-1 WP 1B	2-2 FC6			0-0 E3	1-3 K				4	0	2	0	0	1	2		
Jose Vidro, S OBP: 0.422, SLG: 0.649	1-1 P5		2-2 G3		0-0 F9		1-1 1B			4	0	1	0	0	0	2		
Vladimir Guerrero, R OBP: 0.410, SLG: 0.529	0-1 F9		1-2 G3		0-0 FC5-2-5-1		0-0 2B			4	1	2	0	0	0	2		
Jeff Liefer, L OBP: 0.345, SLG: 0.423 Scott Stewart, R Rocky Biddle, R	2-2 K		1-1 G3		1-1 F8		3-2 G1-3			4	0	0	0	0	1	4		
Fernando Tatis, R OBP: 0.205, SLG: 0.237 Orlando Cabrera, R OBP: 0.262, SLG: 0.350		0-0 F9	3-1 2B		1-1 F9		2-2 K			4	0	1	1	0	1	1		
Brad Wilkerson, L OBP: 0.350, SLG: 0.514	2-2 E	2-2 SH1-3	2-3 K		2-3 K		3-2 F7			4	1	1	0	0	2	1		
Michael Barrett, R OBP: 0.179, SLG: 0.259	1-2 E1		1-3 1B		0-1 F9		0-0 HR		1-2 G6-3	4	2	1	1	0	0	1		
Jamey Carroll, R OBP: 0.333, SLG: 0.375	0-0 SH1-3				3-2 K		0-1 2B		1-1 G1-3	3	1	1	1	0	1	0		
Livan Hernandez, R OBP: 0.250, SLG: 0.250 Ronald Calloway, L OBP: 0.400, SLG: 0.417 Joey Eischen, L Luis Ayala, R Jose Macias, S	1-2 E1	0-1 FC6		1-2 G5-3		1-1 2B				2	0	1	1	0	0	0		
Inning Stats	R: 0 E: 0 K: 1 S: 9	H: 1 LOB: 1 BB: 0 P: 13	R: 2 E: 1 K: 0 S: 19	H: 2 LOB: 1 BB: 0 P: 24	R: 1 E: 0 K: 1 S: 14	H: 2 LOB: 1 BB: 0 P: 23	R: 0 E: 0 K: 1 S: 10	H: 0 LOB: 0 BB: 0 P: 14	R: 0 E: 0 K: 2 S: 15	H: 3 LOB: 1 BB: 0 P: 20	R: 0 E: 0 K: 1 S: 9	H: 2 LOB: 1 BB: 0 P: 15	R: 0 E: 0 K: 0 S: 8	H: 0 LOB: 0 BB: 0 P: 13	1B: 6 2B: 4 3B: 0 HR: 1	SF: 0 SAC: 1 DP: 0 HBP: 0	WP: 1 PB: 0 SB: 0 CS: 0	PA: 35
PITCHER	IP WLS BF H R ER SO BB IBB HBP BLK WP HR S P ERA WHIP																	
Jae Weong Seo, R ERA: 5.2	5.2 L 27 9 5 3 4 0 0 0 0 0 0 0 13 20 0.00 1.588																	
Scott Strickland, R ERA: 2.84	1.1 5 2 0 0 2 0 0 0 0 0 0 0 13 20 0.00 1.500																	
Mike Stanton, L ERA: 1.68	1.0 3 0 0 0 0 0 0 0 0 0 0 0 8 13 0.00 0.000																	

New York Mets @ Montreal Expos
Hiram Bithorn Stadium, San Juan, PR
Sat Apr 12 2003, 7:05 PM EDT
Att: 18,264 - Cloudy - 84 F

AB 34
R 5
H 11
RBI 5
BB 0
SO 6
LOB 13



Batter	1	2	3	4	5	6	7	8	9	10	AB	R	H	RBI	BB	SO	LOB	TOP					
Roger Cedeno, S (1, 8) OBP: 0.222, SLG: 0.244	G6-3		G4-3		G3			G6-3		G6-3	5	0	0	0	0	0	0						
Timo Perez, L (1, 7) OBP: 0.333, SLG: 0.421	WP 1B 2B		BB BB		G3-1			F7		P6	4	1	1	0	1	0	0						
Roberto Alomar, S (1, 4) OBP: 0.353, SLG: 0.378	G5-3		BB		FC4-2 31 BB 1B			F7		G4-3	4	0	2	1	1	0	0						
31 Mike Piazza, R Joe McEwing, R Vance Wilson, R	G5-3		K		WP WP BB			1B 1B			3	0	1	0	1	1	3						
Mo Vaughn, L Tony Clark, S	G6-3		G4-6-3 1B		FC4-2 1-2 2-H			F7			1	0	0	0	0	0	1						
Ty Wigington, R	G6-3		F8		K			BB 1B			4	0	1	0	0	1	3						
Jeromy Burnitz, L	G4-3		G4-6-3		F8			BB			3	0	0	0	1	0	1						
Jay Bell, R	K		G6-3		K			BB			4	0	0	0	0	3	3						
Al Leiter, L Tsuyoshi Shinjo, R David Weathers, R Cliff Floyd, L Armando Benitez, R Mike Stanton, L	K		G6-3		G1-3			P3			2	0	0	0	0	1	0						
Inning Stats	R: 1 E: 0 K: 0 S: 12	H: 2 LOB: 1 BB: 0 P: 18	R: 0 E: 0 K: 10 S: 10	H: 0 LOB: 0 BB: 0 P: 17	R: 0 E: 0 K: 2 S: 12	H: 0 LOB: 2 BB: 2 P: 22	R: 0 E: 0 K: 0 S: 6	H: 1 LOB: 0 BB: 0 P: 11	R: 0 E: 0 K: 1 S: 10	H: 1 LOB: 2 BB: 1 P: 20	R: 0 E: 0 K: 1 S: 8	H: 0 LOB: 0 BB: 0 P: 13	R: 0 E: 0 K: 0 S: 7	H: 0 LOB: 0 BB: 0 P: 9	R: 0 E: 0 K: 1 S: 11	H: 2 LOB: 3 BB: 1 P: 18	R: 0 E: 0 K: 0 S: 5	H: 0 LOB: 0 BB: 0 P: 8	1B: 5 2B: 1 3B: 0 HR: 0	SF: 0 SAC: 0 DP: 1 HBP: 0	WP: 3 PA: 39		
PITCHER	IP WLS BF H R ER SO BB IBB HBP BLK WP HR S P ERA WHIP																						
Zach Day, R ERA: 2.08	6.0	0	24	4	1	1	4	3	0	0	0	0	0	0	0	0	0	0	0	0	0	1.50	1.167
52 T.J. Tucker, R ERA: 4.15	1.0	3	0	0	0	0	1	0	0	0	0	0	0	0	0	0	0	0	0	0	0	0.00	0.000
Scott Stewart, L ERA:	1.0	3	0	0	0	0	0	0	0	0	0	0	0	0	0	0	0	0	0	0	0	0.00	0.000
Rocky Biddle, R ERA: 1.29	2.0	W	9	2	0	0	1	1	0	0	0	0	0	0	0	0	0	0	0	0	0	0.00	1.500

New York Mets @ Montreal Expos
Hiram Bithorn Stadium, San Juan, PR
Sun Apr 13 2003, 1:05 PM EDT
Att. 16,332 - Sunny - 91 F

livebaseballscorecards.com

AB 35
R 1
H 6
RBI 1
BB 4
SO 6
LOB 17



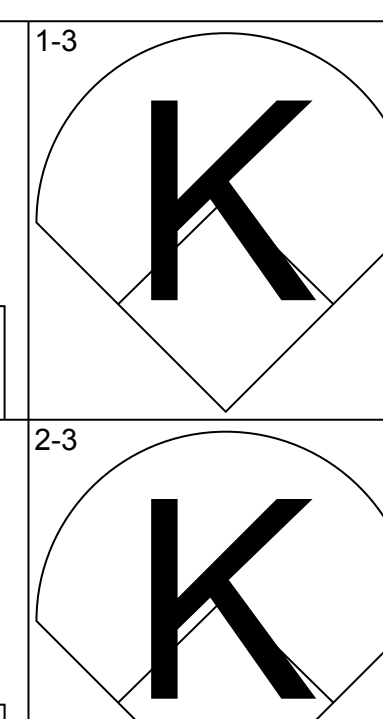
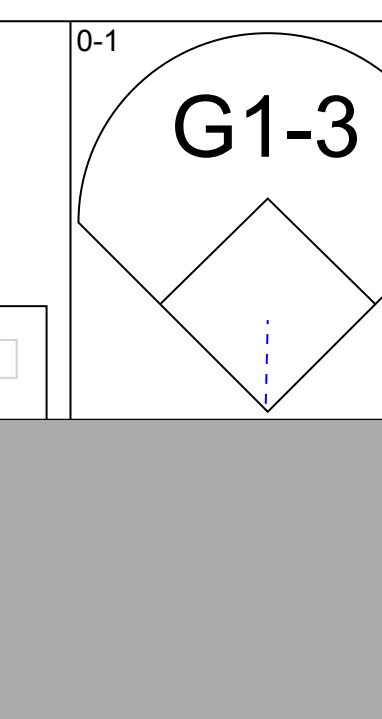
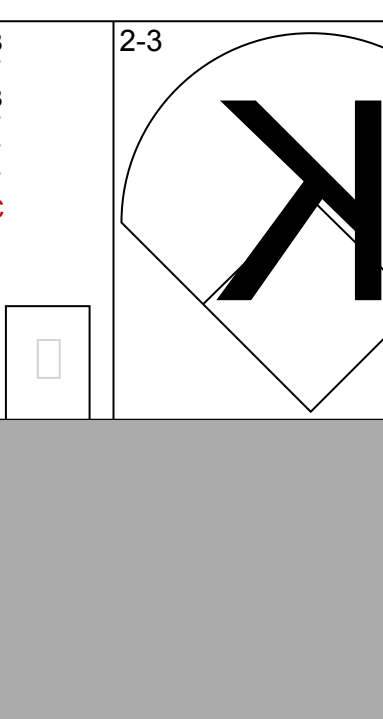
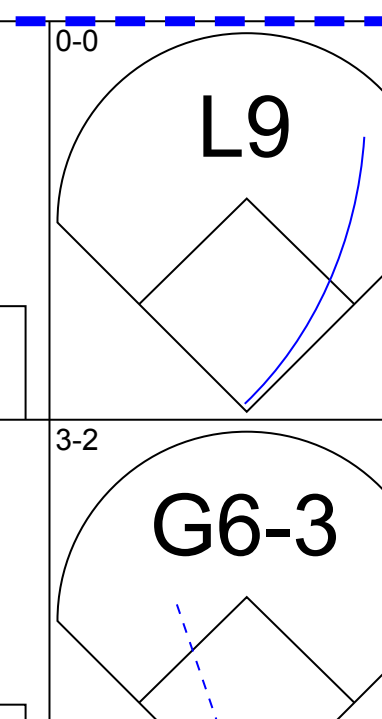
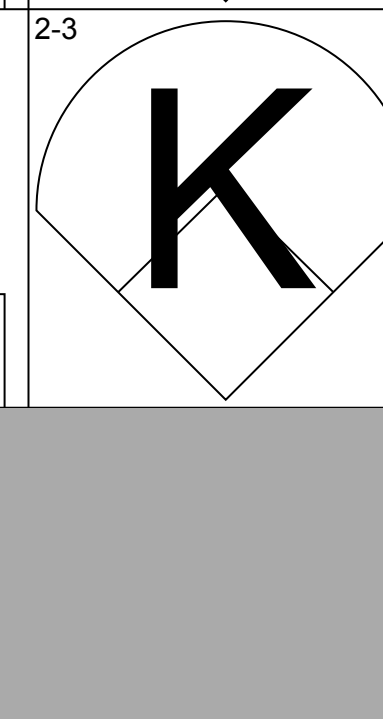
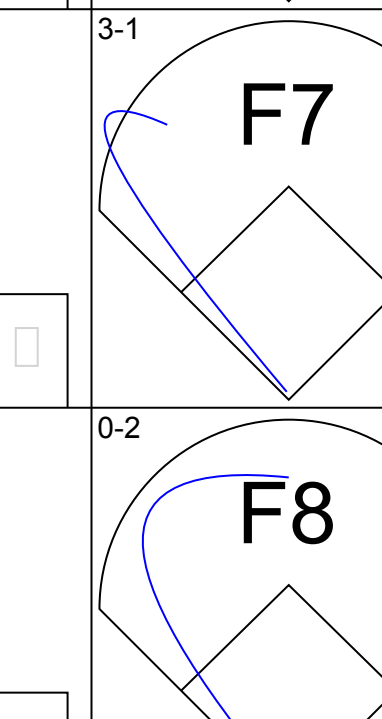
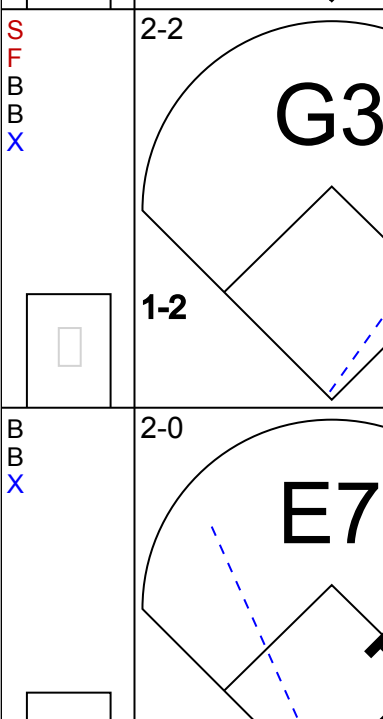
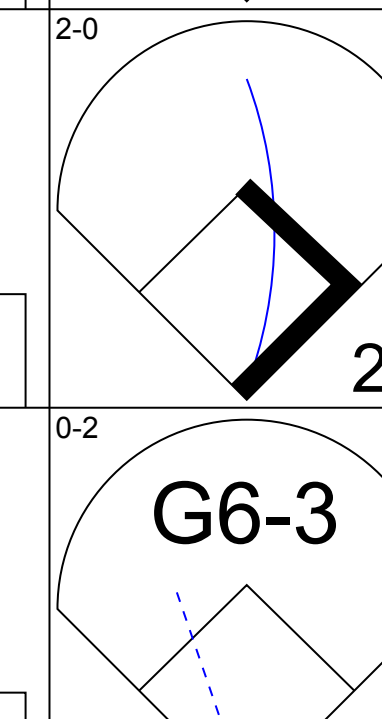


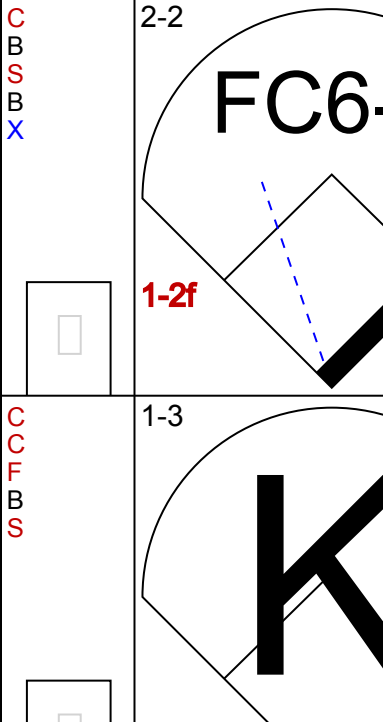

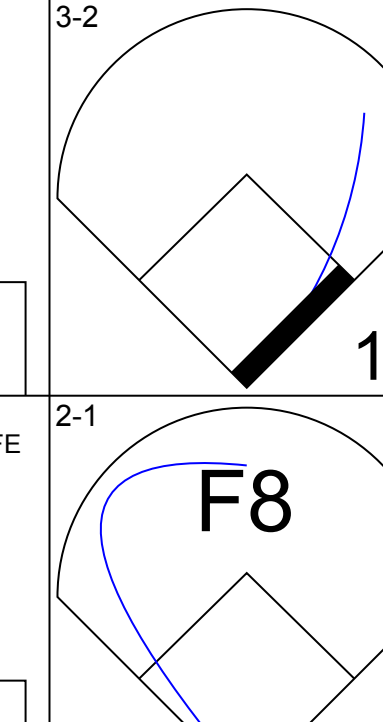

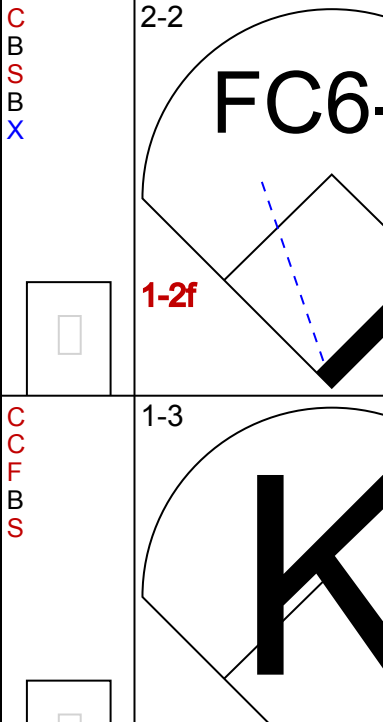


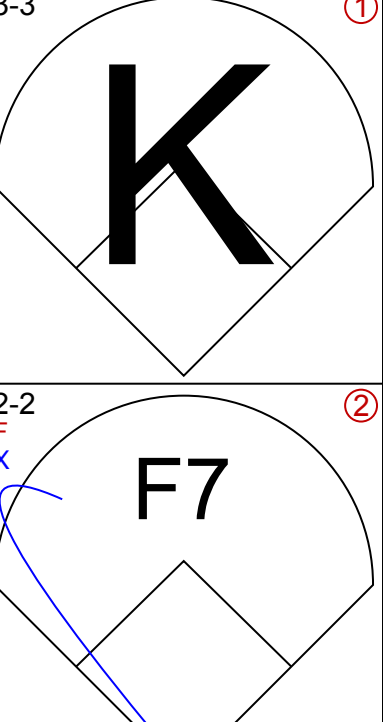

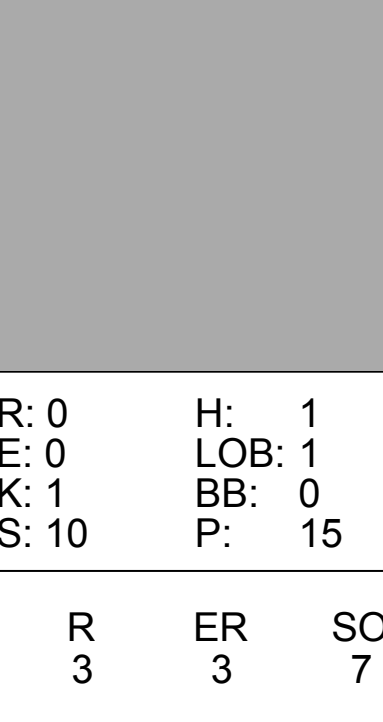
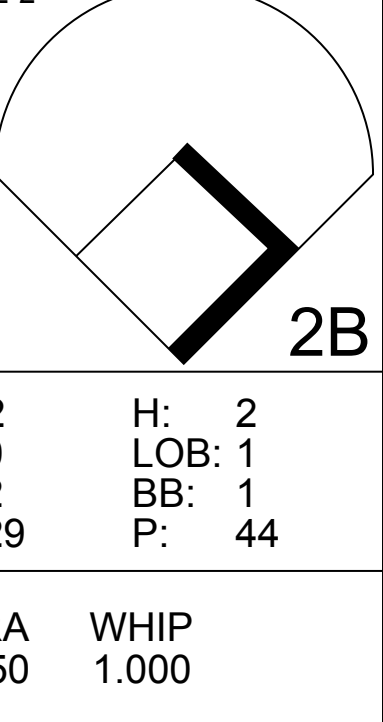
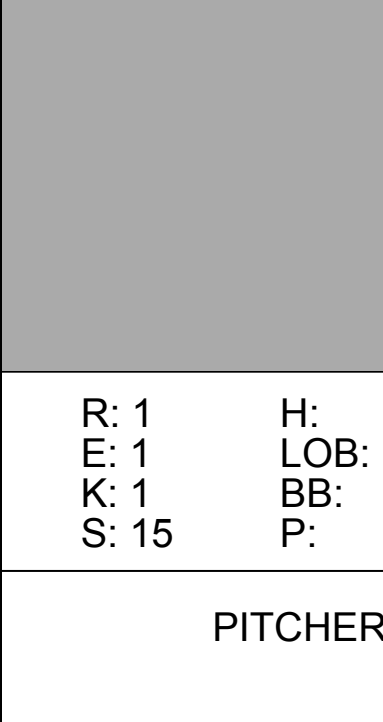
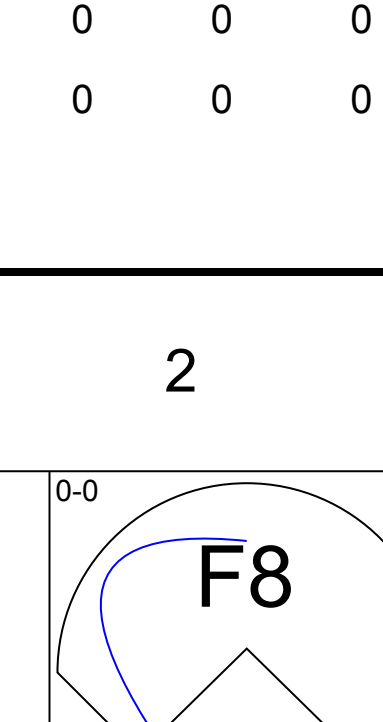
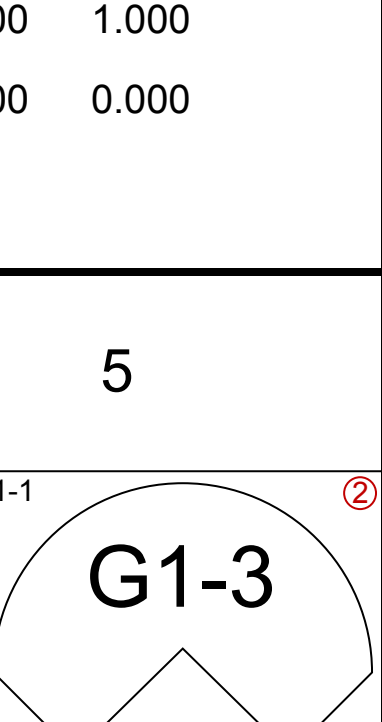

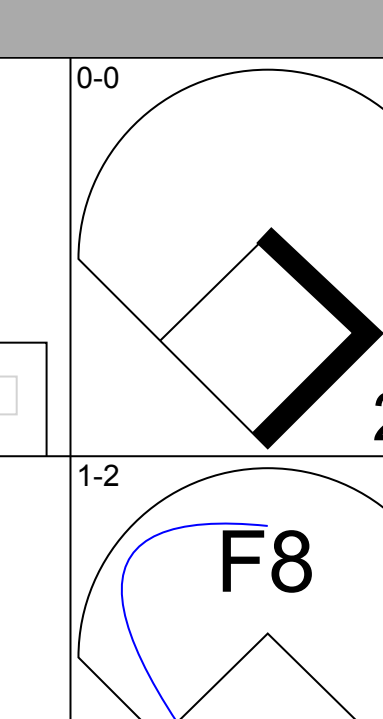
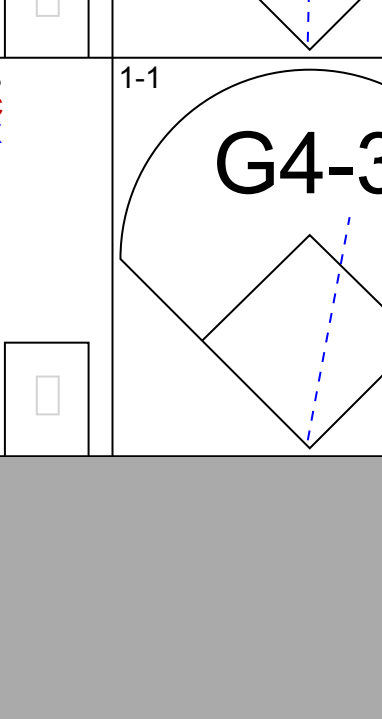

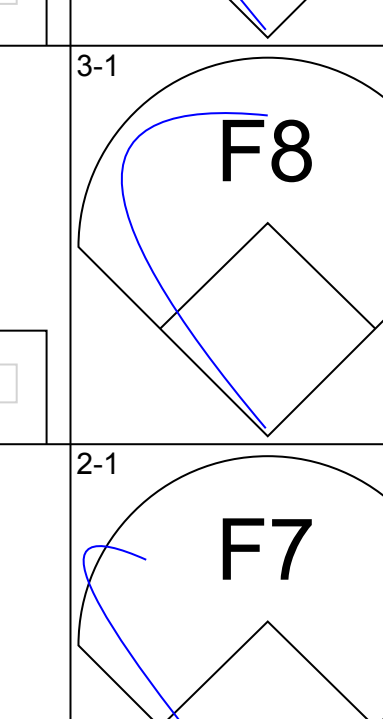

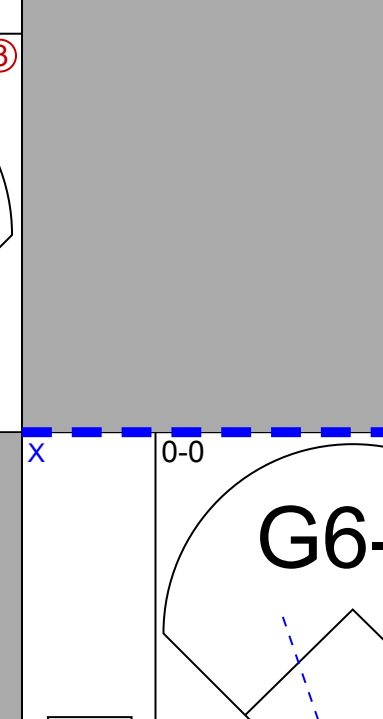
Batter	1	2	3	4	5	6	7	8	9	10	AB	R	H	RBI	BB	SO	LOB	BOTTOM				
Andy Chavez, L (1, 8) OBP: 0.327, SLG: 0.348	G5-3		F7		K			FC4-6 CS		K	5	0	0	0	0	2	3					
Jose Vidro, S (1, 4) OBP: 0.420, SLG: 0.683	F8		E5 BB		BB			CS		HR	4	1	1	1	1	1	0					
Vladimir Guerrero, R (1, 9) OBP: 0.395, SLG: 0.486	G6-3		BB BB		L4			G6-3			3	0	0	0	1	0	1					
Wil Cordero, R Rocky Biddle, R		2B 1B	BB BB		G4-6-3 BB			G6-3			2	0	1	0	2	0	0					
Orlando Cabrera, R (1, 6) OBP: 0.263, SLG: 0.455	G5-3 2B		F7		G4-6-3			HR			4	1	2	1	0	0	4					
Brad Wilkerson, L (1, 7) OBP: 0.341, SLG: 0.488	F8		F8		BLK 1B			K			4	0	1	0	0	1	2					
Fernando Tatis, R Jamey Carroll, R			L5		L5			BB 1B			2	0	1	0	0	0	1					
Michael Barrett, R (1, 2) OBP: 0.156, SLG: 0.226	G5-3		G4-6-3		B1-3			F8			4	0	0	0	0	5						
Zach Day, R 52 T.J. Tucker, R Ronald Calloway, L Scott Stewart, R Jose Macias, S	G4-3		G4-3		FC4-6 BB			BB			2	0	0	0	0	0	0					
Inning Stats	R: 0 E: 0 K: 0 S: 5	H: 0 LOB: 0 BB: 0 P: 9	R: 0 E: 0 K: 0 S: 13	H: 2 LOB: 2 BB: 0 P: 21	R: 0 E: 1 K: 0 S: 13	H: 0 LOB: 3 BB: 2 P: 26	R: 0 E: 0 K: 0 S: 5	H: 0 LOB: 0 BB: 0 P: 9	R: 0 E: 0 K: 1 S: 11	H: 1 LOB: 1 BB: 1 P: 22	R: 0 E: 0 K: 0 S: 5	H: 0 LOB: 0 BB: 0 P: 10	R: 0 E: 0 K: 1 S: 5	H: 0 LOB: 0 BB: 0 P: 8	R: 1 E: 0 K: 2 S: 16	H: 2 LOB: 2 BB: 1 P: 28	R: 1 E: 0 K: 0 S: 1	H: 1 LOB: 0 BB: 0 P: 1	1B: 3 2B: 1 3B: 0 HR: 2	SF: 0 SAC: 0 DP: 3 HBP: 2	WP: 0 PA: 39	
PITCHER	IP WLS BF H R ER SO BB IBB HBP BLK WP HR S P ERA WHIP																					
Al Leiter, L ERA: 1.45	6.0	0	25	3	0	0	1	4	0	0	0	0	0	0	0	0	0	0	0	0	0.00	1.167
David Weathers, R ERA: 0.9	2.0	H	6	0	0	0	1	1	0	0	0	0	0	0	0	0	0	0	0	0	0.00	0.500
Armando Benitez, R ERA: 7.36	1.0	B	6	2	1	1	2	1	0	0	0	0	0	0	0	0	0	0	0	0	9.00	3.000
Mike Stanton, L ERA: 3.38	0.0	L	1	1	1	1	0	0	0	0	0	0	0	0	0	0	0	0	0	0	∞	∞

New York Mets @ Montreal Expos
Hiram Bithorn Stadium, San Juan, PR
Sun Apr 13 2003, 1:05 PM EDT
Att. 16,332 - Sunny - 91 F

livebaseballscorecards.com

AB 30
R 2
H 6
RBI 2
BB 6
SO 4
LOB 16

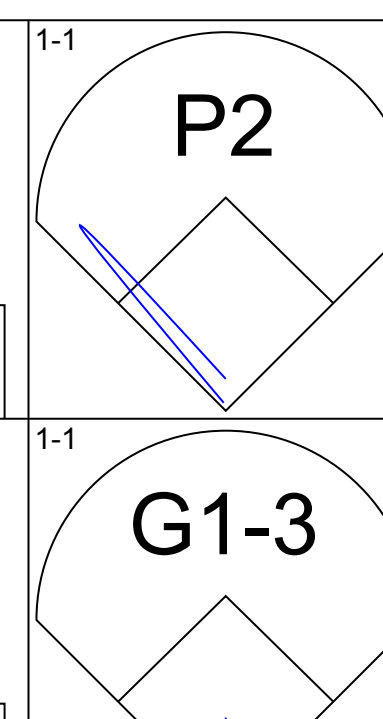
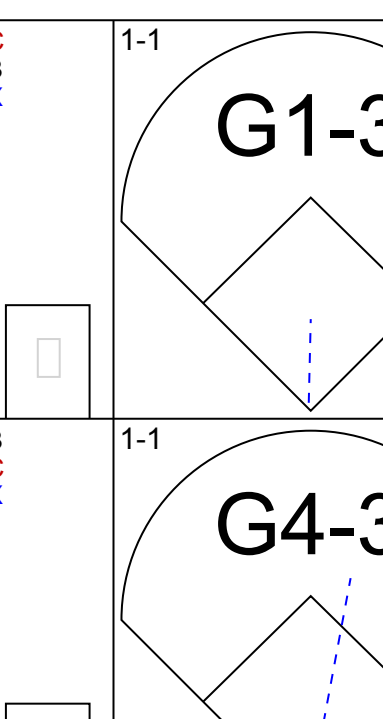
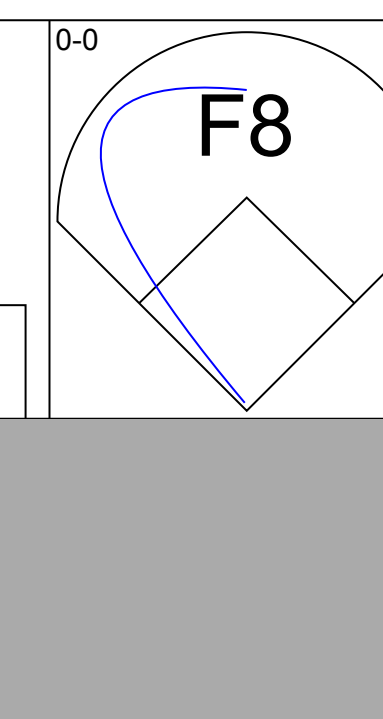
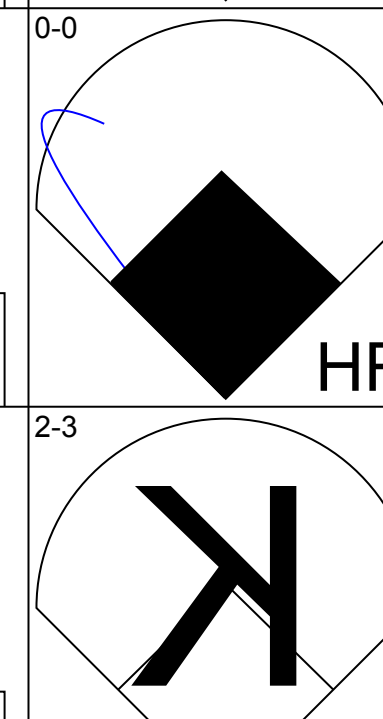

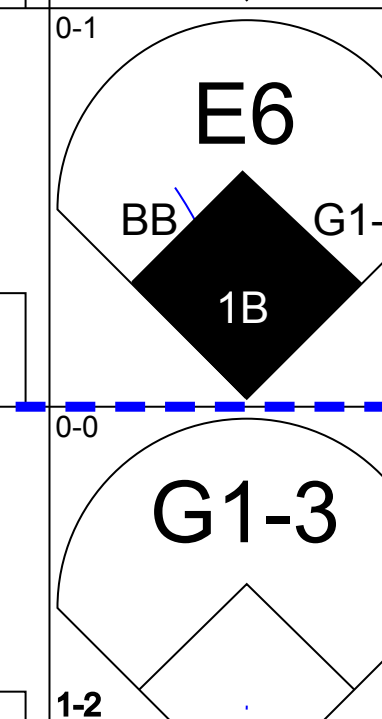

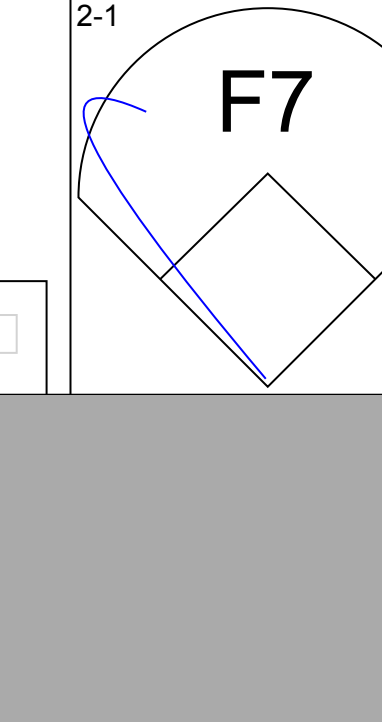
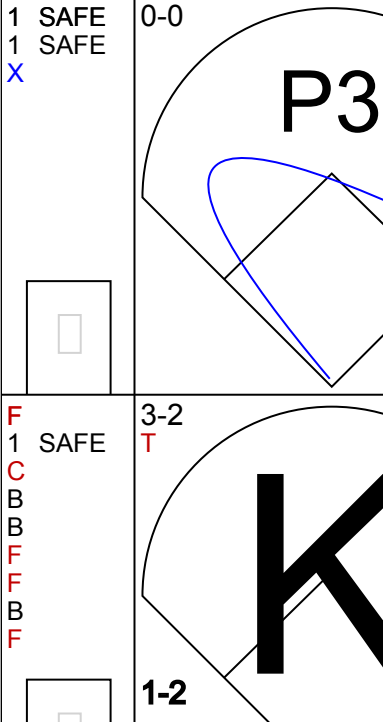
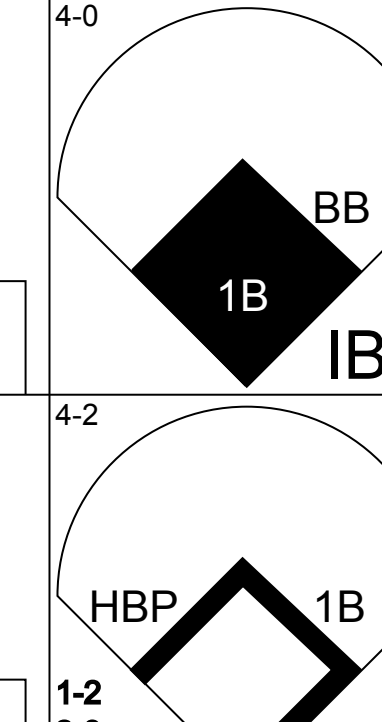

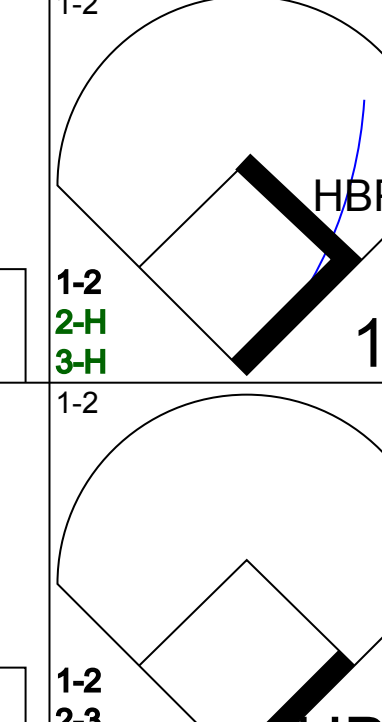

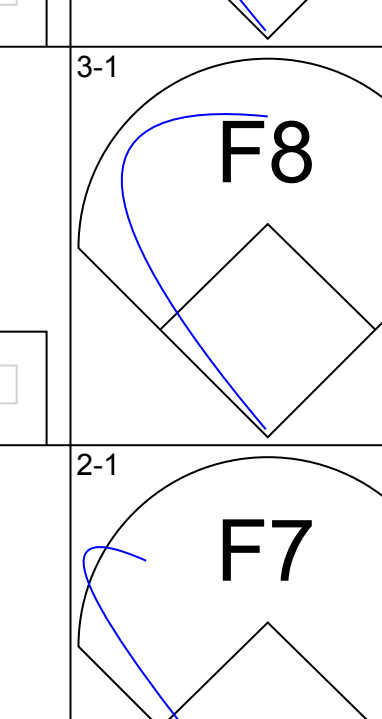
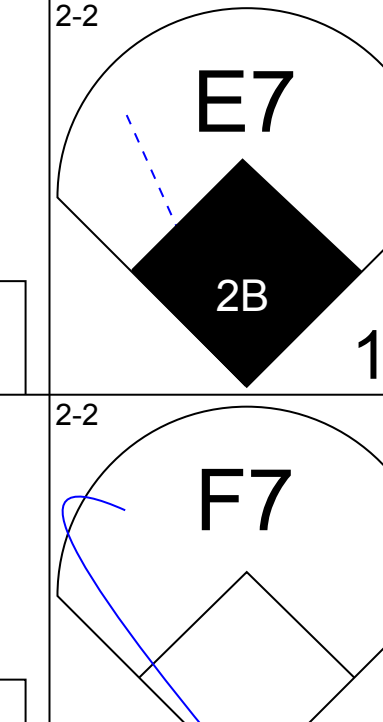
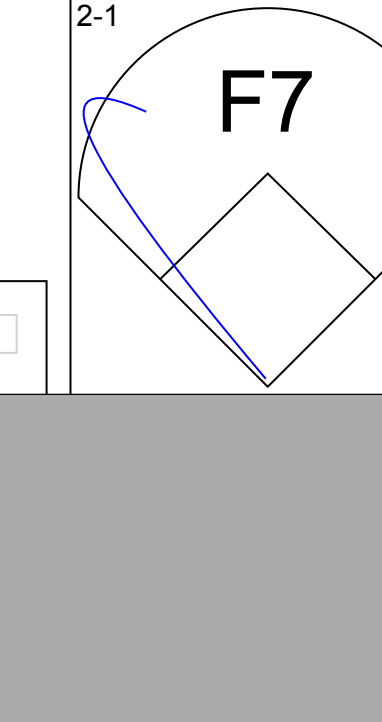
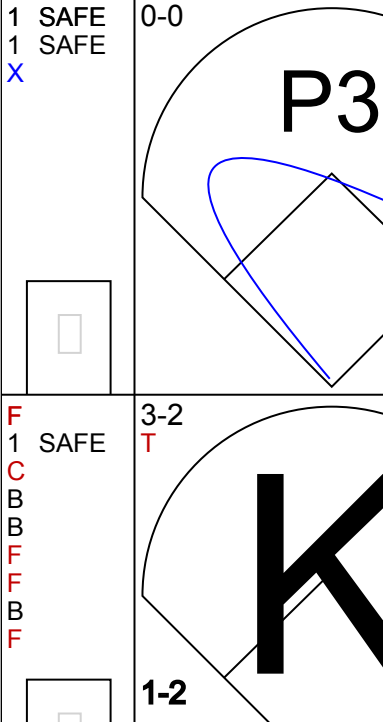
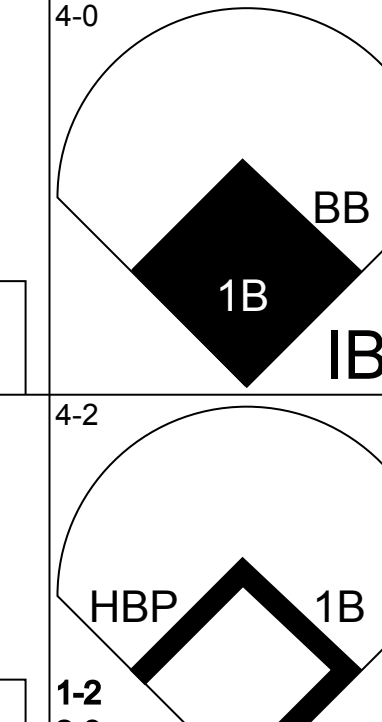
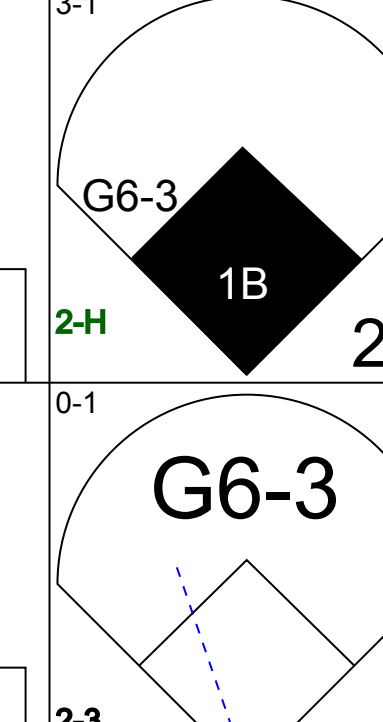
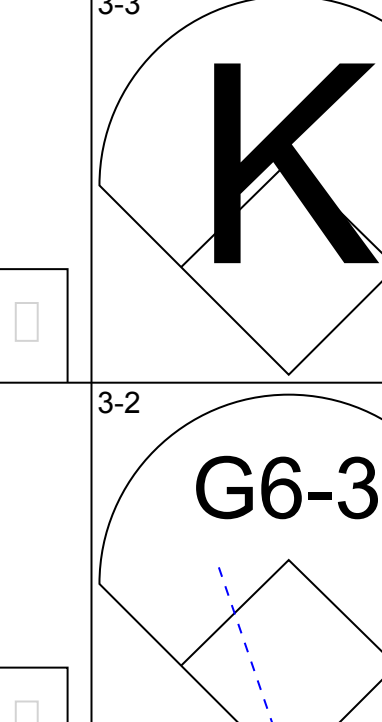

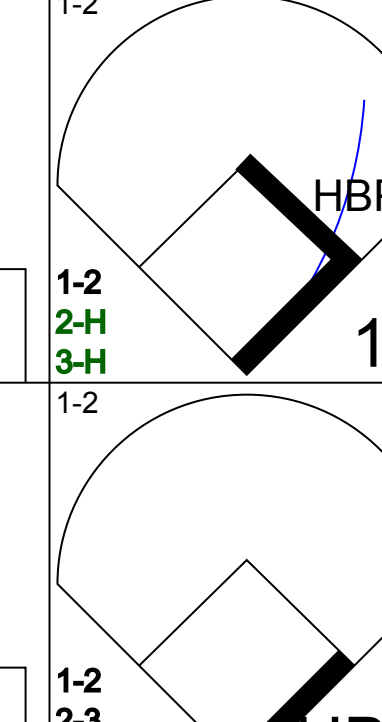
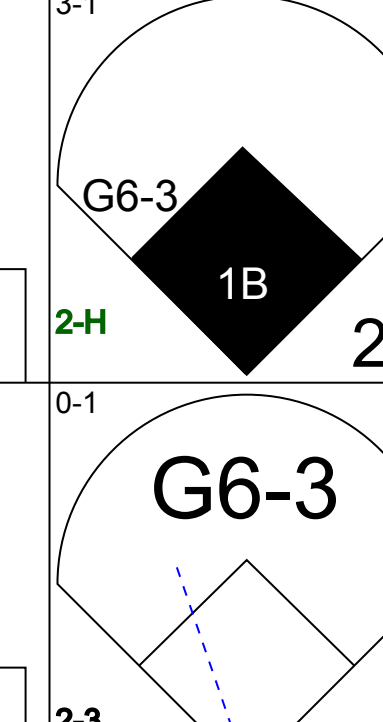
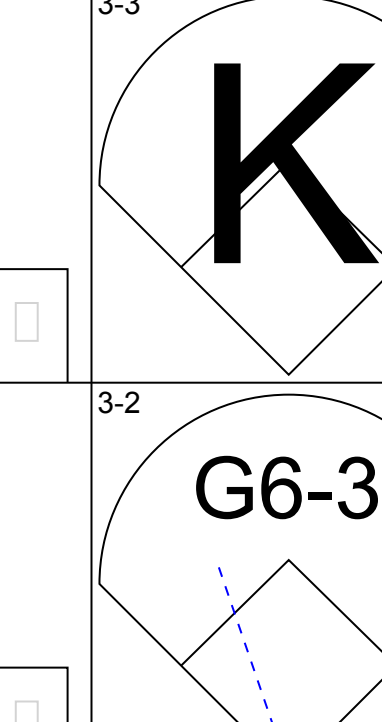
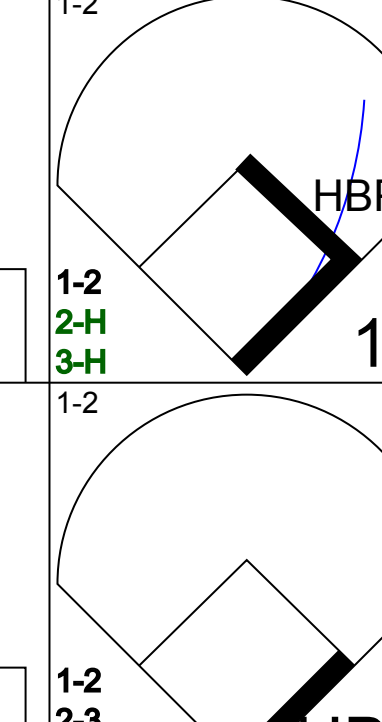
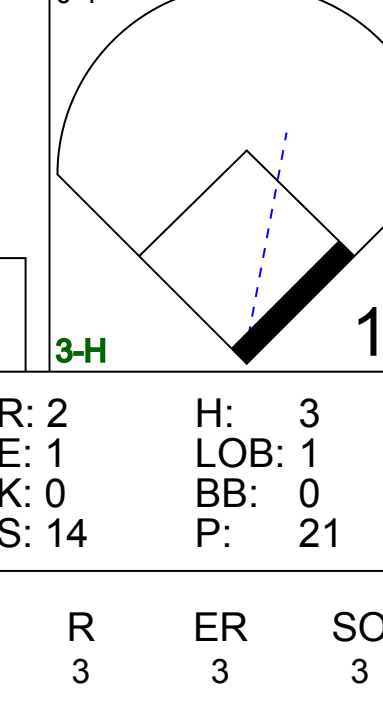

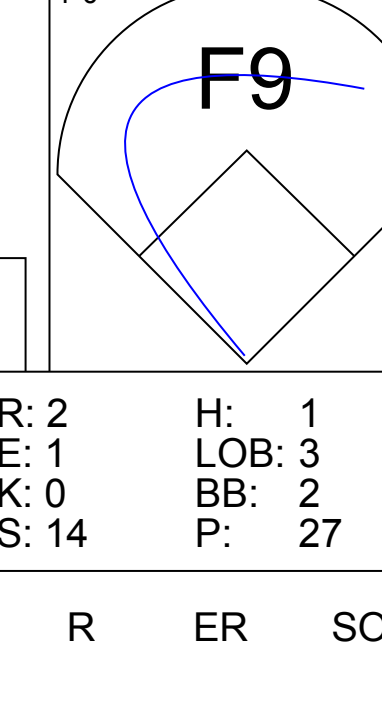
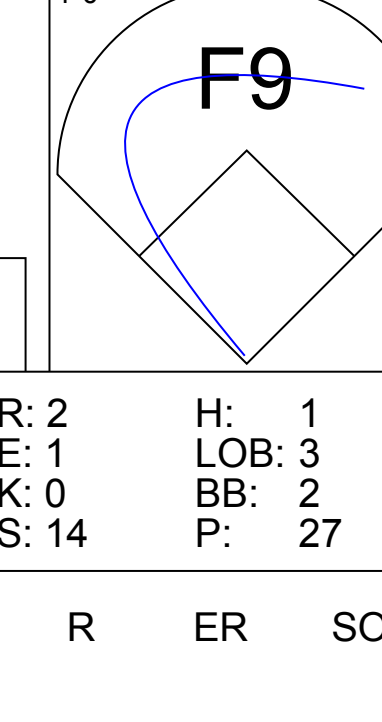


Batter	1	2	3	4	5	6	7	8	9	AB	R	H	RBI	BB	SO	LOB	TOP			
Timo Perez, L OBP: 0.280, SLG: 0.348 (1, 7)										4	0	0	0	0	2	1				
Rey Sanchez, R OBP: 0.209, SLG: 0.150 (1, 6)										4	1	1	0	0	1	0				
Roberto Alomar, S OBP: 0.345, SLG: 0.388 (1, 4)										4	0	1	0	0	1	1				
31 Mike Piazza, R OBP: 0.212, SLG: 0.161 (1, 2)										4	0	1	0	0	0	1				
Ty Wigginton, R OBP: 0.481, SLG: 0.634 (1, 5)										3	1	1	0	1	0	1				
Tony Clark, S OBP: 0.200, SLG: 0.600 (1, 3)										4	1	1	2	0	1	2				
Jeremy Burnitz, L OBP: 0.292, SLG: 0.432 (1, 9)										4	0	1	0	0	2	1				
Tsuyoshi Shinjo, R OBP: 0.250, SLG: 0.273 (1, 8)										3	0	0	0	0	1	1				
Steve Trachsel, R OBP: 0.250, SLG: 0.500 (1, 1)										2	0	1	0	0	0	0				
Joe McEwing, R OBP: 0.197, SLG: 0.167 (7, PH)										1	0	0	0	0	1	1				
Scott Strickland, R (7, 1)										0	0	0	0	0	0	0				
Mike Stanton, L (8, 1)										0	0	0	0	0	0	0				
David Weathers, R (8, 1)										0	0	0	0	0	0	0				
Inning Stats	R: 0 E: 0 K: 3 S: 10	H: 0 LOB: 0 BB: 0 P: 15	R: 0 E: 0 K: 1 S: 10	H: 1 LOB: 1 BB: 0 P: 15	R: 0 E: 0 K: 0 S: 9	H: 0 LOB: 0 BB: 0 P: 13	R: 0 E: 0 K: 0 S: 7	H: 0 LOB: 0 BB: 0 P: 13	R: 2 E: 0 K: 2 S: 29	H: 2 LOB: 1 BB: 1 P: 44	R: 1 E: 1 K: 1 S: 15	H: 2 LOB: 1 BB: 0 P: 24	R: 0 E: 0 K: 2 S: 9	H: 1 LOB: 1 BB: 0 P: 13	R: 0 E: 0 K: 0 S: 9	H: 0 LOB: 0 BB: 0 P: 14	1B: 4 2B: 3 3B: 0 HR: 1	SF: 0 SAC: 0 DP: 1 HBP: 0	WP: 0 PB: 0 SB: 0 CS: 1	PA: 34
PITCHER	IP	WLS	BF	H	R	ER	SO	BB	IBB	HBP	BLK	WP	HR	S	P	ERA	WHIP			
Javier Vazquez, R ERA: 2.41 (1, 1)	6.0		24	5	3	3	7	1	0	0	0	0	1	80	124	4.50	1.000			
Joey Eischen, L ERA: (7, 1)	1.0	3	1	0	0	2	0	0	0	0	0	0	0	9	13	0.00	1.000			
Dan Smith, R ERA: 3.0 (8, 1)	1.0	W	4	1	0	0	0	0	0	0	0	0	0	9	14	0.00	1.000			
Rocky Biddle, R ERA: 1.13 (9, 1)	1.0	S	3	0	0	0	0	0	0	0	0	0	0	9	14	0.00	0.000			

New York Mets @ Montreal Expos
Hiram Bithorn Stadium, San Juan, PR
Mon Apr 14 2003, 4:45 PM EDT
Att: 13,155 - Cloudy - 74 F

AB 33
R 3
H 7
RBI 2
BB 1
SO 9
LOB 9



Batter	1	2	3	4	5	6	7	8	9	AB	R	H	RBI	BB	SO	LOB	BOTTOM			
Endy Chavez, L OBP: 0.302, SLG: 0.320 (1, 8)										4	0	0	0	0	0	2				
Dan Smith, R (8, 1)										0	0	0	0	0	0	0				
Rocky Biddle, R (9, 1)										0	0	0	0	0	0	0				
Jose Vidro, S OBP: 0.407, SLG: 0.667 (1, 4)										4	0	1	0	0	0	0				
Vladimir Guerrero, R OBP: 0.404, SLG: 0.550 (1, 9)										3	2	1	1	1	0	1				
Jeff Liefer, L OBP: 0.313, SLG: 0.379 (1, 3)										3	0	0	0	0	1	2				
Wil Cordero, R OBP: 0.379, SLG: 0.250 (8, PH) (9, 3)										1	0	0	0	0	0	1				
Orlando Cabrera, R OBP: 0.300, SLG: 0.447 (1, 6)										3	2	1	0	1	0	2				
Brad Wilkerson, L OBP: 0.333, SLG: 0.455 (1, 7)										3	0	0	0	1	1	2				
Fernando Tatis, R ERA: 4.76 OBP: 0.277, SLG: 0.295 (1, 5)										4	1	2	3	0	1	0				
Jamey Carroll, R OBP: 0.333, SLG: 0.375 (6, PR) (9, 5)										0	0	0	0	0	0	0				
Michael Barrett, R OBP: 0.167, SLG: 0.206 (1, 2)										3	0	0	0	0	0	1				
Javier Vazquez, R OBP: 0.167, SLG: 0.167 (1, 1)										2	0	1	1	0	0	0				
Joey Eischen, L (7, 1)										0	0	0	0	0	0	0				
Henny Mateo, S OBP: 0.500, SLG: 0.429 (7, PH)										0	0	0	0	0	0	0				
Jose Macias, S OBP: 0.333, SLG: 0.111 (8, 8)										1	0	0	0	0	0	3				
Inning Stats	R: 1 E: 0 K: 1 S: 8	H: 1 LOB: 0 BB: 0 P: 12	R: 2 E: 1 K: 0 S: 14	H: 3 LOB: 1 BB: 0 P: 21	R: 0 E: 0 K: 0 S: 8	H: 1 LOB: 1 BB: 0 P: 14	R: 0 E: 0 K: 1 S: 9	H: 0 LOB: 0 BB: 0 P: 16	R: 0 E: 0 K: 0 S: 8	H: 0 LOB: 0 BB: 0 P: 12	R: 0 E: 0 K: 1 S: 10	H: 0 LOB: 1 BB: 1 P: 18	R: 0 E: 0 K: 0 S: 9	H: 0 LOB: 1 BB: 0 P: 12	R: 0 E: 1 K: 0 S: 14	H: 1 LOB: 3 BB: 2 P: 27	1B: 3 2B: 2 3B: 0 HR: 1	SF: 0 SAC: 0 DP: 0 HBP: 2	WP: 0 PB: 0 SB: 3 CS: 0	PA: 36
PITCHER	IP	WLS	BF	H	R	ER	SO	BB	IBB	HBP	BLK	WP	HR	S	P	ERA	WHIP			
Steve Trachsel, R ERA: 4.76 (1, 1)	6.0		24	5	3	3	7	1	0	0	0	0	1	80	124	4.50	1.000			
Scott Strickland, R ERA: 2.35 (7, 1)	1.1	L	6	0	1	1	0	0	0	1	0	0	0	13	18	6.75	0.000			
Mike Stanton, L ERA: 4.76 (8, 1)	0.1		3	0	0	0	0	1	1	0	0	0	0	3	11	0.00	3.000			
David Weathers, R ERA: 0.87 (8, 1)	0.1		3	1	1	0	0	0	0	1	0	0	0	7	10	0.00	3.000			

New York Mets @ Montreal Expos
Hiram Bithorn Stadium, San Juan, PR
Mon Apr 14 2003, 4:45 PM EDT
Att: 13,155 - Cloudy - 74 F


AB 31
R 5
H 6
RBI 5
BB 3
SO 3
LOB 14



Batter	1	2	3	4	5	6	7	8	9	AB	R	H	RBI	BB	SO	LOB	TOP										
Roger Cedeno, S (1, 8) OBP: 0.224, SLG: 0.244	1-2 P4		0-3 K		1-0 CS 1B		1-0 G4-3			4	0	1	0	0	1	2											
Roberto Alomar, S (1, 4) OBP: 0.339, SLG: 0.377	2-2 G6-3			1-2 F8	1-2 CS	0-2 S 2B 1B		2-1 L6		4	1	1	0	0	0	0											
Cliff Floyd, L (1, 7) OBP: 0.337, SLG: 0.442 Scott Strickland, R (8, 1)	0-1 L5			0-0 F8		3-0 F9 2B		0-1 F9		4	0	1	1	0	0	0											
Tony Clark, S (9, 3) OBP: 0.200, SLG: 0.600						1-1 F9 2B				0	0	0	0	0	0	0											
31 Mike Piazza, R (1, 2) OBP: 0.216, SLG: 0.147		1-0 F9		4-0 BB		0-0 F9		3-3 K		3	0	0	0	1	1												
Mo Vaughn, L (1, 3) OBP: 0.256, SLG: 0.242 Armando Benitez, R (9, 1)	2-2 P5			1-1 G3		1-0 F7		1-1 F7		4	0	0	0	0	0	2											
Ty Wigginton, R (1, 5) OBP: 0.446, SLG: 0.578	2-1 L6				0-0 E6 HR	1-0 F7		1-1 L7		4	1	0	0	0	0	1											
Jeremy Burnitz, L (1, 9) OBP: 0.327, SLG: 0.521			0-1 FC5-4 1B		0-0 HR		1-1 SH1-4 1B		1-3 K	4	1	3	2	0	1	0											
Rey Sanchez, R (1, 6) OBP: 0.196, SLG: 0.140			0-1 FC5-4 SH2-3 1-2		1-1 L5		0-1 L9			3	0	0	0	0	2												
Tom Glavine, L (1, 1) OBP: 0.400, SLG: 0.400 Jaime Cerda, L (7, 1)			0-0 SH2-3		1-0 G1-3		1-1 SH1-4			1	0	0	0	0	0	0											
Tsuyoshi Shinjo, R (8, 7) OBP: 0.250, SLG: 0.273			1-2				1-2			0	0	0	0	0	0	0											
Inning Stats	R: 0 E: 0 K: 0 S: 13	H: 0 LOB: 0 BB: 0 P: 16	R: 0 E: 0 K: 0 S: 7	H: 0 LOB: 0 BB: 0 P: 12	R: 0 E: 0 K: 1 S: 9	H: 1 LOB: 1 BB: 0 P: 9	R: 0 E: 0 K: 0 S: 6	H: 0 LOB: 1 BB: 1 P: 12	R: 2 E: 1 K: 0 S: 8	H: 2 LOB: 0 BB: 0 P: 12	R: 1 E: 0 K: 0 S: 7	H: 2 LOB: 1 BB: 0 P: 12	R: 0 E: 0 K: 0 S: 7	H: 1 LOB: 1 BB: 0 P: 10	R: 0 E: 0 K: 1 S: 7	H: 0 LOB: 0 BB: 0 P: 10	R: 0 E: 0 K: 1 S: 7	H: 0 LOB: 0 BB: 0 P: 10	1B: 4 2B: 1 3B: 0 HR: 1	SF: 0 SAC: 2 DP: 0 HBP: 0	WP: 0 PB: 0 SB: 1 CS: 1	PA: 35					
PITCHER	IP	WLS	BF	H	R	ER	SO	BB	IBB	HBP	BLK	WP	HR	S	P	ERA	WHIP										
Josh Fogg, R (1, 1) ERA: 3.66	7.0	L	28	6	3	2	1	1	0	0	0	0	1	57	83	2.57	1.000										
Joe Beimel, L (8, 1) ERA: 4.5	2.0		6	0	0	0	2	0	0	0	0	0	0	14	22	0.00	0.000										

New York Mets @ Pittsburgh Pirates
PNC Park, Pittsburgh, PA
Tue Apr 15 2003, 7:05 PM EDT
Att: 14,728 - Sunny - 75 F


AB 31
R 3
H 6
RBI 3
BB 1
SO 3
LOB 8



Batter	1	2	3	4	5	6	7	8	9	AB	R	H	RBI	BB	SO	LOB	BOTTOM										
Kenny Lofton, L (1, 8) OBP: 0.278, SLG: 0.333	2-1 G1-3	1-0 F7			0-0 B5-3		1-0 F8		1-1 FC3-6 18 FC6-4	5	0	0	0	0	7												
18 Jason Kendall, R (1, 2) OBP: 0.377, SLG: 0.500	1-1 G5-3		3-2 F7			1-3 K		1-2 BB 1B	0-0 FC6-4	5	0	1	0	0	1	2											
Aramis Ramirez, R (1, 5) OBP: 0.321, SLG: 0.326	1-0 FC6-4 1B		0-0 G6-3		2-3 K	3-2 F8		3-2 P3		4	0	1	0	0	0	1											
Kevin Young, R (1, 3) OBP: 0.286, SLG: 0.476 Randall Simon, L (8, PH) OBP: 0.333, SLG: 0.541	0-0 FC6-4		2-3 K			2-1 F8		1-1 K		3	0	0	0	0	1	1											
Reggie Sanders, R (1, 7) OBP: 0.385, SLG: 0.647		4-1 G6-3 S 1B BB		1-3 K		4-2 FC5-4 BB		4-1 BB		1	1	0	0	3	1	0											
Craig Wilson, R (1, 9)	1-2 G6-3		1-2 G6-3		3-3 K	0-0 FC5-4 BB 1B		2-3 K		4	0	0	0	0	2	4											
Pokey Reese, R (1, 4) ERA: 2.91 Rob Mackowiak, L (8, PH) OBP: 0.375, SLG: 0.381	2-2 P6		2-0 L8			3-1 BB 1B		4-1 FC3-6 1B BB		3	0	1	0	0	0	1											
Abraham Nunez, S (1, 6) OBP: 0.250, SLG: 0.200		4-0 1B IBB			2-3 K	0-0 F8		3-3 K		3	0	0	0	1	2	3											
Josh Fogg, R (1, 1) OBP: 0.333, SLG: 0.333 Adam Hyzdu, R (7, PH) Joe Beimel, L (8, 1) Matt Stairs, L (8, PH) OBP: 0.250, SLG: 0.211 Kip Wells, R (8, PR) OBP: 0.400, SLG: 0.400	1-1 G5-3		1-1 G5-3		0-2 G5-3	4-2 BB		1-2 BB		2	0	1	1	0	0	0											
Inning Stats	R: 0 E: 0 K: 0 S: 6	H: 1 LOB: 1 BB: 0 P: 10	R: 1 E: 0 K: 0 S: 10	H: 1 LOB: 2 BB: 2 P: 23	R: 0 E: 0 K: 1 S: 8	H: 0 LOB: 0 BB: 0 P: 13	R: 0 E: 0 K: 2 S: 8	H: 0 LOB: 0 BB: 0 P: 14	R: 0 E: 0 K: 1 S: 9	H: 0 LOB: 0 BB: 0 P: 11	R: 0 E: 0 K: 1 S: 10	H: 0 LOB: 0 BB: 0 P: 16	R: 0 E: 0 K: 0 S: 11	H: 1 LOB: 3 BB: 2 P: 23	R: 0 E: 0 K: 2 S: 16	H: 1 LOB: 2 BB: 1 P: 28	R: 0 E: 0 K: 1 S: 14	H: 1 LOB: 2 BB: 1 P: 23	1B: 5 2B: 0 3B: 0 HR: 0	SF: 0 SAC: 0 DP: 0 HBP: 0	WP: 0 PB: 0 SB: 1 CS: 0	PA: 38					
PITCHER	IP	WLS	BF	H	R	ER	SO	BB	IBB	HBP	BLK	WP	HR	S	P	ERA	WHIP										
Tom Glavine, L (1, 1) ERA: 2.91	6.1	W	25	3	1	1	5	2	1	0	0	0	0	57	100	1.42	0.789										
Jaime Cerda, L (7, 1) ERA: 4.05	0.2	H	3	0	0	0	0	1	0	0	0	0	0	5	10	0.00	1.500										
Scott Strickland, R (8, 1) ERA: 2.08	1.0	H	5	1	0	0	2	1	0	0	0	0	0	16	28	0.00	2.000										
Armando Benitez, R (9, 1) ERA: 6.48	1.0	S	5	1	0	0	1	1	0	0	0	0	0	14	23	0.00	2.000										

New York Mets @ Pittsburgh Pirates
PNC Park, Pittsburgh, PA
Tue Apr 15 2003, 7:05 PM EDT
Att: 14,728 - Sunny - 75 F

AB 32
R 1
H 5
RBI 1
BB 6
SO 8
LOB 20



Batter	1	2	3	4	5	6	7	8	9	AB	R	H	RBI	BB	SO	LOB	TOP					
Roger Cedeno, S (1, 8) OBP: 0.212, SLG: 0.229 Tsuayoshi Shinjo, R (7, PH) OBP: 0.231, SLG: 0.250 (7, 8)	G6-3		FC4-6 1B		G4-3		G4-3			3	0	0	0	0	0	1						
Roberto Alomar, S (1, 4) OBP: 0.349, SLG: 0.386	F7									4	1	2	0	0	1	0						
Cliff Floyd, L (1, 7) OBP: 0.321, SLG: 0.426			L7							4	0	1	0	0	0	3						
31 Mike Piazza, R (1, 2) OBP: 0.220, SLG: 0.237	K									4	1	1	1	0	1	2						
Mo Vaughn, L (1, 3) OBP: 0.279, SLG: 0.333		G6-3								3	1	1	1	1	0	0						
Ty Wigginton, R (1, 5) OBP: 0.424, SLG: 0.542 David Weathers, R (7, 1) Graeme Lloyd, L (8, 1) Timo Perez, L (9, PH) OBP: 0.269, SLG: 0.333	E5									3	0	0	0	0	0	1						
Jeromy Burnitz, L (1, 9) OBP: 0.321, SLG: 0.500	L6-3									4	0	1	0	0	0	1						
Rey Sanchez, R (1, 6) OBP: 0.184, SLG: 0.130 Tony Clark, S (9, PH) OBP: 0.186, SLG: 0.563										3	0	0	0	0	0	1						
David Cone, L (1, 1) OBP: 0.250, SLG: 0.250 Jaime Cerda, L (6, 1) Jay Bell, R (6, 5) OBP: 0.286, SLG: 0.167	E5									2	0	0	0	0	0	0						
										0	0	0	0	0	0	0						
										0	0	0	0	1	0	0						
Inning Stats	R: 0 E: 0 K: 1 S: 14	H: 1 LOB: 1 BB: 0 P: 20	R: 0 E: 1 K: 0 S: 8	H: 0 LOB: 0 BB: 0 P: 14	R: 0 E: 1 K: 0 S: 14	H: 1 LOB: 2 BB: 0 P: 16	R: 1 E: 0 K: 0 S: 10	H: 1 LOB: 0 BB: 0 P: 17	R: 0 E: 0 K: 0 S: 7	H: 0 LOB: 0 BB: 0 P: 10	R: 1 E: 1 K: 0 S: 9	H: 1 LOB: 1 BB: 1 P: 18	R: 0 E: 0 K: 0 S: 9	H: 1 LOB: 1 BB: 1 P: 17	R: 0 E: 0 K: 1 S: 9	H: 0 LOB: 0 BB: 0 P: 11	R: 1 E: 0 K: 1 S: 7	H: 1 LOB: 0 BB: 0 P: 13	1B: 4 2B: 1 3B: 0 HR: 2	SF: 0 SAC: 0 DP: 3 HBP: 0	WP: 0 PB: 0 SB: 0 CS: 0	PA: 35
PITCHER	IP	WLS	BF	H	R	ER	SO	BB	IBB	HBP	BLK	WP	HR	S	P	ERA	WHIP					
Jeff Suppan, R (1, 1) ERA: 1.4	6.0	W	24	4	2	1	1	1	0	0	0	0	1	62	95	1.50	0.833					
Scott Sauerbeck, L (7, 1) ERA: 1.4	2.0	H	7	1	0	0	1	1	0	0	0	0	0	18	28	0.00	1.000					
Brian Boehringer, R (9, 1) ERA: 11.81	1.0		4	1	1	1	1	0	0	0	0	0	1	7	13	9.00	1.000					

New York Mets @ Pittsburgh Pirates
PNC Park, Pittsburgh, PA
Wed Apr 16 2003, 7:05 PM EDT
Att: 12,609 - Cloudy - 72 F

AB 33
R 3
H 6
RBI 2
BB 2
SO 3
LOB 10



Batter	1	2	3	4	5	6	7	8	9	AB	R	H	RBI	BB	SO	LOB	BOTTOM				
Kenny Lofton, L (1, 8) OBP: 0.271, SLG: 0.309	G1-3									4	1	0	0	1	0	4					
18 Jason Kendall, R (1, 2) OBP: 0.362, SLG: 0.471	F8									5	0	1	1	0	0	0					
Aramis Ramirez, R (1, 5) OBP: 0.333, SLG: 0.400										4	2	2	1	0	0	1					
Randall Simon, L (1, 3) OBP: 0.333, SLG: 0.550 Scott Sauerbeck, R (7, 1) Brian Boehringer, S (9, 1)										3	0	1	0	0	0	1					
Reggie Sanders, R (1, 7) OBP: 0.395, SLG: 0.632										4	2	2	0	0	1	2					
Matt Stairs, L (1, 9) OBP: 0.273, SLG: 0.238 Adam Hyzdu, R (6, PH) OBP: 0.667, SLG: 1.000 (7, 9)										2	0	1	0	0	0	0					
Pokey Reese, R (1, 4) OBP: 0.261, SLG: 0.333										4	0	1	1	0	2	2					
2 Jack Wilson, R (1, 6) OBP: 0.182, SLG: 0.167										3	0	1	0	1	0	2					
Jeff Suppan, R (1, 1) OBP: 0.286, SLG: 0.286 Kevin Young, R (6, PH) OBP: 0.304, SLG: 0.478 (7, 3)										2	0	1	0	0	1	1					
										2	0	1	1	0	0	0					
Inning Stats	R: 1 E: 0 K: 1 S: 13	H: 2 LOB: 1 BB: 0 P: 22	R: 0 E: 0 K: 2 S: 10	H: 0 LOB: 1 BB: 1 P: 19	R: 1 E: 0 K: 0 S: 14	H: 1 LOB: 1 BB: 1 P: 26	R: 0 E: 0 K: 0 S: 14	H: 2 LOB: 2 BB: 0 P: 21	R: 0 E: 0 K: 0 S: 5	H: 0 LOB: 0 BB: 0 P: 7	R: 1 E: 0 K: 1 S: 15	H: 3 LOB: 2 BB: 0 P: 27	R: 3 E: 0 K: 1 S: 14	H: 4 LOB: 1 BB: 0 P: 19	R: 0 E: 0 K: 0 S: 6	H: 0 LOB: 0 BB: 0 P: 9	1B: 8 2B: 3 3B: 0 HR: 1	SF: 0 SAC: 0 DP: 0 HBP: 0	WP: 0 PB: 0 SB: 1 CS: 0	PA: 38	
PITCHER	IP	WLS	BF	H	R	ER	SO	BB	IBB	HBP	BLK	WP	HR	S	P	ERA	WHIP				
David Cone, R (1, 1) ERA: 6.43	5.0	L	23	6	3	3	3	2	0	0	0	0	0	14	26	0.00	2.000				
Jaime Cerda, L (6, 1) ERA: 3.52	1.0		5	2	0	0	1	0	0	0	0	0	0	14	19	27.00	4.000				
David Weathers, R (7, 1) ERA: 3.18	1.0		7	4	3	3	1	0	0	0	0	0	0	6	9	0.00	0.000				
Graeme Lloyd, L (8, 1) ERA: 4.5	1.0		3	0	0	0	0	0	0	0	0	0	0	6	9	0.00	0.000				

New York Mets @ Pittsburgh Pirates
PNC Park, Pittsburgh, PA
Wed Apr 16 2003, 7:05 PM EDT
Att: 12,609 - Cloudy - 72 F

AB 36
R 6
H 12
RBI 6
BB 2
SO 5
LOB 15



Batter	1	2	3	4	5	6	7	8	9	AB	R	H	RBI	BB	SO	LOB	TOP								
Roberto Alomar, S OBP: 0.368, SLG: 0.383 (1, 4)										3	2	1	0	2	0	1									
Timo Perez, L OBP: 0.267, SLG: 0.321 (1, 8) (8, 7)										4	1	1	0	0	0	1									
Cliff Floyd, L OBP: 0.316, SLG: 0.412 Tsuyoshi Shinjo, R OBP: 0.214, SLG: 0.231 (1, 7) (7, 7) (8, 8)										4	1	1	0	0	1	5									
31 Mike Piazza, R OBP: 0.261, SLG: 0.349 (1, 2)										5	2	3	1	0	0	1									
Mo Vaughn, L OBP: 0.333, SLG: 0.439 Jason Middlebrook, R (1, 3) (9, 1)										5	0	4	4	0	0	0									
Ty Wigington, R OBP: 0.406, SLG: 0.509 (1, 5)										5	0	1	0	0	1	4									
Jeremy Burnitz, L OBP: 0.317, SLG: 0.536 (1, 9)										4	1	1	1	0	1	4									
Rey Sanchez, R OBP: 0.170, SLG: 0.120 (1, 6)										4	0	0	0	0	0	2									
Jae Weong Seo, R OBP: 0.143, SLG: 0.143 Roger Cedeno, S OBP: 0.238, SLG: 0.224 Scott Strickland, R Graeme Lloyd, L Tony Clark, S OBP: 0.188, SLG: 0.563 (1, 1) (8, PH) (8, 1) (8, 1) (9, 3)										3	0	1	0	0	2	0									
Inning Stats	R: 1 E: 0 K: 0 S: 16	H: 2 LOB: 2 BB: 1 P: 27	R: 1 E: 0 K: 0 S: 6	H: 2 LOB: 0 BB: 0 P: 10	R: 1 E: 1 K: 0 S: 12	H: 2 LOB: 2 BB: 0 P: 19	R: 0 E: 0 K: 2 S: 15	H: 2 LOB: 0 BB: 0 P: 21	R: 0 E: 0 K: 0 S: 6	H: 0 LOB: 0 BB: 0 P: 9	R: 0 E: 0 K: 0 S: 7	H: 0 LOB: 0 BB: 0 P: 11	R: 3 E: 1 K: 0 S: 21	H: 3 LOB: 2 BB: 1 P: 34	R: 0 E: 0 K: 0 S: 7	H: 0 LOB: 0 BB: 0 P: 13	R: 1 E: 0 K: 1 S: 9	H: 1 LOB: 0 BB: 0 P: 14	1B: 9 2B: 2 3B: 0 HR: 2	SF: 0 SAC: 1 DP: 2 HBP: 0	WP: 0 PB: 0 SB: 1 CS: 0	PA: 42			
PITCHER	IP	WLS	BF	H	R	ER	SO	BB	IBB	HBP	BLK	WP	HR	S	P	ERA	WHIP								
Jeff D'Amico, R ERA: 5.02 Dennys Reyes, L ERA: 2.45 Julian Tavaréz, R ERA: 4.7 16 Salomon Torres, R ERA: 3.0 (1, 1) (6, 1) (7, 1) (9, 1)	5.0	L	24	9	3	2	2	1	0	0	0	0	1	55	86	3.60	2.000								

New York Mets @ Pittsburgh Pirates
PNC Park, Pittsburgh, PA
Thu Apr 17 2003, 7:05 PM EDT
Att: 11,299 - Cloudy - 54 F



Batter	1	2	3	4	5	6	7	8	9	AB	R	H	RBI	BB	SO	LOB	BOTTOM								
Kenny Lofton, L OBP: 0.270, SLG: 0.305 (1, 8)										4	0	1	0	0	0	0									
18 Jason Kendall, R OBP: 0.387, SLG: 0.481 (1, 2)										3	0	2	1	0	0	0									
Aramis Ramirez, R OBP: 0.311, SLG: 0.370 (1, 5)										4	0	0	0	0	0	4									
Randall Simon, L OBP: 0.348, SLG: 0.545 (1, 3)										4	0	2	0	0	0	2									
Reggie Sanders, R OBP: 0.383, SLG: 0.619 (1, 7)										4	1	1	0	0	0	3									
Matt Stairs, L OBP: 0.269, SLG: 0.240 (1, 9)										4	0	1	0	0	0	2									
Pokey Reese, R OBP: 0.260, SLG: 0.326 (1, 4)										4	0	1	0	0	1	2									
2 Jack Wilson, R OBP: 0.188, SLG: 0.174 (1, 6)										4	0	1	1	0	0	2									
Jeff D'Amico, R ERA: 3.12 Rob Mackowiak, L OBP: 0.260, SLG: 0.304 Dennys Reyes, R Julian Tavaréz, L Abraham Núñez, S 16 Salomon Torres, R Craig Wilson, R (1, 1) (5, PH) (8, 1) (8, 1) (7, 1) (8, PH) (9, 1) (9, PH)										1	0	0	0	0	1	0									
Inning Stats	R: 0 E: 0 K: 0 S: 9	H: 0 LOB: 0 BB: 0 P: 11	R: 0 E: 0 K: 0 S: 5	H: 1 LOB: 0 BB: 0 P: 8	R: 0 E: 0 K: 1 S: 7	H: 0 LOB: 0 BB: 0 P: 10	R: 0 E: 0 K: 0 S: 18	H: 2 LOB: 2 BB: 0 P: 26	R: 0 E: 0 K: 1 S: 13	H: 1 LOB: 1 BB: 0 P: 20	R: 0 E: 0 K: 0 S: 6	H: 0 LOB: 0 BB: 0 P: 11	R: 0 E: 0 K: 0 S: 11	H: 1 LOB: 1 BB: 0 P: 18	R: 1 E: 0 K: 0 S: 13	H: 2 LOB: 1 BB: 1 P: 20	R: 1 E: 0 K: 2 S: 14	H: 2 LOB: 1 BB: 0 P: 19	1B: 8 2B: 1 3B: 0 HR: 0	SF: 0 SAC: 0 DP: 2 HBP: 1	WP: 1 PB: 0 SB: 0 CS: 0	PA: 36			
PITCHER	IP	WLS	BF	H	R	ER	SO	BB	IBB	HBP	BLK	WP	HR	S	P	ERA	WHIP								
Jae Weong Seo, R ERA: 3.12 Scott Strickland, R ERA: 2.89 Graeme Lloyd, L ERA: 4.15 Jason Middlebrook, R ERA: 9.0 (1, 1) (8, 1) (8, 1) (9, 1)	7.0	W	26	5	0	0	2	1	0	0	0	0	0	10	17	13.50	4.500								

New York Mets @ Pittsburgh Pirates
PNC Park, Pittsburgh, PA
Thu Apr 17 2003, 7:05 PM EDT
Att: 11,299 - Cloudy - 54 F



Batter	1	2	3	4	5	6	7	8	9	AB	R	H	RBI	BB	SO	LOB	TOP				
Juan Pierre, L OBP: 0.361, SLG: 0.385	G1-3		G4-3		F8		B1-4		G4-6-3	5	0	1	0	0	0	1					
Luis Castillo, S OBP: 0.347, SLG: 0.343	K			1B	FC5-4		F8		G4-6-3	5	1	2	0	0	1	2					
Juan Encarnacion, R OBP: 0.339, SLG: 0.456	F9			2B	FC5-4			G6-3		4	1	1	1	0	0	1					
Mike Lowell, R OBP: 0.368, SLG: 0.571		F8		2B	G6-3			K		3	1	0	0	1	1						
Derrek Lee, R OBP: 0.351, SLG: 0.438	K			BB				1B		3	0	2	2	1	1	0					
Mike Redmond, R OBP: 0.186, SLG: 0.214										3	0	1	0	0	1	2					
Ramon Castro, R OBP: 0.500, SLG: 0.500										1	0	1	0	0	0	0					
Todd Hollandsworth, L OBP: 0.333, SLG: 0.333	K							P6		4	0	0	0	0	3	5					
Mike Mordecai, R OBP: 0.333, SLG: 0.313									K	3	0	1	0	1	2	1					
Mark Redman, L OBP: 0.250, SLG: 0.250										2	0	0	0	0	2	3					
Michael Tejera, L OBP: 0.250, SLG: 0.250										1	0	0	0	0	0	0					
Vladimir Nunez, R OBP: 0.250, SLG: 0.250										0	0	0	0	0	0	0					
Brian Banks, S OBP: 0.250, SLG: 0.250										0	0	0	0	1	0	0					
Inning Stats	R: 0 E: 0 K: 1 S: 8	H: 0 LOB: 0 BB: 0 P: 9	R: 0 E: 0 K: 2 S: 12	H: 1 LOB: 1 BB: 0 P: 20	R: 0 E: 0 K: 1 S: 7	H: 1 LOB: 0 BB: 0 P: 11	R: 3 E: 0 K: 2 S: 19	H: 3 LOB: 2 BB: 2 P: 36	R: 0 E: 0 K: 3 S: 14	H: 1 LOB: 1 BB: 0 P: 24	R: 0 E: 0 K: 0 S: 5	H: 0 LOB: 0 BB: 0 P: 9	R: 0 E: 0 K: 1 S: 12	H: 1 LOB: 2 BB: 1 P: 22	R: 0 E: 0 K: 1 S: 9	H: 1 LOB: 1 BB: 1 P: 18	1B: 8 2B: 1 3B: 0 HR: 0	SF: 0 SAC: 0 DP: 2 HBP: 0	WP: 0 PB: 0 SB: 6 CS: 0	PA: 38	
PITCHER	IP	WLS	BF	H	R	ER	SO	BB	IBB	HBP	BLK	WP	HR	S	P	ERA	WHIP				
Al Leiter, L ERA: 2.19	6.0		26	7	3	3	9	1	1	0	0	0	0	67	113	4.50	1.333				
Graeme Lloyd, L ERA: 3.39	1.0	3	0	0	0	0	0	0	0	0	0	0	5	9	0.00	0.000					
David Weathers, R ERA: 2.92	1.0	W	5	1	0	0	1	1	0	0	0	0	0	12	22	0.00	2.000				
Armando Benitez, R ERA: 5.79	1.0	S	4	1	0	0	1	1	0	0	0	0	0	9	18	0.00	2.000				

Florida Marlins @ New York Mets
Shea Stadium, Flushing, NY
Fri Apr 18 2003, 7:10 PM EDT
Att: 18,525 - Cloudy - 44 F

AB 34
R 3
H 9
RBI 3
BB 4
SO 11
LOB 16



Batter	1	2	3	4	5	6	7	8	9	AB	R	H	RBI	BB	SO	LOB	BOTTOM				
Roberto Alomar, S OBP: 0.370, SLG: 0.391	K	FC5-4			G4-3	G4-3				4	2	1	0	1	1	4					
Rev Sanchez, R OBP: 0.158, SLG: 0.111	G6-3				G4-3					4	0	0	0	0	1	3					
Tony Clark, S OBP: 0.235, SLG: 0.765		K								1	1	1	3	0	0	0					
Cliff Floyd, L OBP: 0.323, SLG: 0.411	1B		G1-3		P3			K		5	2	2	0	0	1	1					
31 Mike Piazza, R OBP: 0.314, SLG: 0.370	1B		K							3	0	2	1	2	1	0					
Mo Vaughn, L OBP: 0.321, SLG: 0.413			K							5	0	1	1	0	3	4					
Armando Benitez, R								F7		0	0	0	0	0	0	0					
Ty Wigginton, R OBP: 0.397, SLG: 0.491	G6-3			G5-3		E4				4	0	1	1	0	0	2					
Jeremy Burnitz, L OBP: 0.344, SLG: 0.542										3	0	2	0	1	1	2					
David Weathers, R										0	0	0	0	0	0	0					
Jay Bell, R OBP: 0.286, SLG: 0.167										0	0	0	0	0	0	0					
Tsuyoshi Shinjo, R OBP: 0.235, SLG: 0.250					P3					3	0	1	0	0	0	1					
Al Leiter, L										2	0	0	0	0	2	3					
Jason Phillips, R OBP: 0.400, SLG: 0.250										1	0	0	0	0	0	2					
Graeme Lloyd, L										0	0	0	0	0	0	0					
Roger Cedeno, S OBP: 0.222, SLG: 0.240										1	1	1	0	0	0	0					
Inning Stats	R: 1 E: 0 K: 1 S: 18	H: 2 LOB: 2 BB: 1 P: 34	R: 0 E: 0 K: 2 S: 12	H: 2 LOB: 0 BB: 0 P: 20	R: 0 E: 0 K: 2 S: 9	H: 0 LOB: 1 BB: 1 P: 13	R: 0 E: 0 K: 1 S: 13	H: 0 LOB: 1 BB: 1 P: 21	R: 1 E: 1 K: 0 S: 10	H: 2 LOB: 2 BB: 0 P: 17	R: 0 E: 0 K: 2 S: 16	H: 2 LOB: 2 BB: 1 P: 30	R: 3 E: 0 K: 1 S: 17	H: 3 LOB: 1 BB: 1 P: 29	1B: 10 2B: 1 3B: 0 HR: 1	SF: 0 SAC: 1 DP: 0 HBP: 0	WP: 0 PB: 0 SB: 0 CS: 0	PA: 41			
PITCHER	IP	WLS	BF	H	R	ER	SO	BB	IBB	HBP	BLK	WP	HR	S	P	ERA	WHIP				
Mark Redman, L ERA: 3.8	5.0		23	6	2	2	7	2	0	0	0	0	0	65	104	3.60	1.600				
Michael Tejera, L ERA: 3.21	1.2	H	9	2	1	1	1	1	0	0	0	0	0	20	37	5.40	1.800				
Vladimir Nunez, R ERA: 12.46	1.1	L	9	4	3	3	2	1	0	0	0	0	1	23	39	20.25	3.750				

Florida Marlins @ New York Mets
Shea Stadium, Flushing, NY
Fri Apr 18 2003, 7:10 PM EDT
Att: 18,525 - Cloudy - 44 F

AB 36
R 6
H 12
RBI 6
BB 4
SO 10
LOB 22



Batter	1	2	3	4	5	6	7	8	9	AB	R	H	RBI	BB	SO	LOB	TOP					
Juan Pierre, L (1, 8) OBP: 0.364, SLG: 0.390	F8		2B		F9		F8		FC6-4 1B BB	4	0	1	0	1	0	0	Florida Marlins @ New York Mets Shea Stadium, Flushing, NY Sat Apr 19 2003, 1:10 PM EDT Att: 36,448 - Sunny - 55 F					
Luis Castillo, S (1, 4) OBP: 0.364, SLG: 0.352	CS BB		K		B5-3		1B		FC6-4 1B	4	0	2	1	1	1							
Ivan Rodriguez, R (1, 2) OBP: 0.408, SLG: 0.474	F9				G1-3		K		FC6-4 S	5	0	1	1	0	1	3						
Juan Encarnacion, R (1, 9) OBP: 0.329, SLG: 0.442	CS 1-2	F8		FC6-4 FC3-6 1B E		2B S		L7	P3	5	2	1	0	0	0	3						
Mike Lowell, R (1, 5) OBP: 0.375, SLG: 0.562 Braden Looper, R (8, 1)		G6-3		FC3-6 1B		2B BB		F7		3	1	1	0	1	0	0						
Derrek Lee, R (1, 3) OBP: 0.358, SLG: 0.456		S 1B		FC3-6 E S		2B 2B		K		4	1	2	1	0	1	2						
Alex Gonzalez, R (1, 6) OBP: 0.397, SLG: 0.684		P2		E BB		G4-3 CS 2B		K		3	0	1	2	1	1							
Todd Hollandsworth, L (1, 7) OBP: 0.328, SLG: 0.316			G1-3	E6		G4-3		BB 1B BB		3	1	0	0	1	0	3						
A.J. Burnett, R (1, 1) Armando Almanza, L (6, 1) Tim Spooneybarger, R (7, 1) Andy Fox, L (8, 5) OBP: 0.467, SLG: 0.538			L9	K		G1-3		1B BB FC6-4 1B		3	0	0	0	0	1	4						
Inning Stats	R: 0 E: 0 K: 0 S: 9	H: 0 LOB: 0 BB: 1 P: 18	R: 0 E: 0 K: 0 S: 9	H: 1 LOB: 1 BB: 0 P: 16	R: 0 E: 0 K: 1 S: 10	H: 1 LOB: 1 BB: 0 P: 17	R: 1 E: 1 K: 1 S: 16	H: 2 LOB: 3 BB: 1 P: 29	R: 0 E: 0 K: 0 S: 6	H: 0 LOB: 0 BB: 0 P: 9	R: 3 E: 0 K: 0 S: 16	H: 3 LOB: 0 BB: 1 P: 27	R: 0 E: 0 K: 1 S: 11	H: 1 LOB: 0 BB: 0 P: 18	R: 0 E: 0 K: 1 S: 6	H: 0 LOB: 0 BB: 0 P: 10		R: 2 E: 0 K: 1 S: 23	H: 2 LOB: 2 BB: 2 P: 38	1B: 7 2B: 3 3B: 0 HR: 0	SF: 0 SAC: 0 DP: 0 HBP: 0	WP: 0 PB: 0 SB: 4 CS: 2
PITCHER	IP WLS BF H R ER SO BB IBB HBP BLK WP HR S P ERA WHIP																					
Steve Trachsel, R (1, 1) ERA: 4.91	5.0 25 7 4 3 2 3 0 0 0 0 0 0 62 111 5.40 2.000																					
Jaime Carrosa, L (6, 1) ERA: 3.12	1.0 2 0 0 0 0 0 0 0 0 0 0 0 4 5 0.00 0.000																					
Scott Strickland, R (7, 1) ERA: 2.38	2.0 6 1 0 0 2 0 0 0 0 0 0 0 17 28 0.00 0.500																					
Armando Benitez, R (9, 1) ERA: 6.97	1.0 L 7 2 2 2 1 2 0 0 0 0 0 0 23 38 18.00 4.000																					

Batter	1	2	3	4	5	6	7	8	9	AB	R	H	RBI	BB	SO	LOB	BOTTOM					
Roberto Alomar, S (1, 4) OBP: 0.385, SLG: 0.412	L9		G3-4-1		FC5-4 1B			2B		4	0	2	2	1	0	1	Florida Marlins @ New York Mets Shea Stadium, Flushing, NY Sat Apr 19 2003, 1:10 PM EDT Att: 36,448 - Sunny - 55 F					
Roger Cedeno, S (1, 8) OBP: 0.220, SLG: 0.236	E2 1B S		WP 1B		K		K	G1-3		5	1	1	1	0	2	6						
Cliff Floyd, L (1, 7) Armando Benitez, R (9, 1)	1H 1B		K		K		P5	G4-3		5	0	1	1	0	2	4						
31 Mike Piazza, R (1, 2) OBP: 0.304, SLG: 0.373	L7				P3		FC5-4 1-2	2B		5	0	1	0	0	0	1						
Mo Vaughn, L (1, 3) OBP: 0.328, SLG: 0.400		L3		G4-3 BB BB		1B BB		F8		4	1	1	0	1	1							
Ty Wigginton, R (1, 5) OBP: 0.397, SLG: 0.467		G4-3		G4-3 BB		K		F9		3	0	0	0	2	1	2						
Jeremy Burnitz, L (1, 9) OBP: 0.348, SLG: 0.516		F9		G4-3		1B BB		P5		3	0	0	0	2	0	2						
Jay Bell, R (1, 6) OBP: 0.444, SLG: 0.231 Timo Perez, L (8, PR) OBP: 0.287, SLG: 0.321 Tsuyoshi Shinjo, R (9, PH) OBP: 0.222, SLG: 0.235			G3-4-1 SH2-4 1B BB		G4-3 IBB		1B BB	G1-3		1	1	1	1	3	0	0						
Steve Trachsel, R (1, 1) ERA: 2.20, SLG: 0.400 Jaime Carrosa, L (6, 1) ERA: 3.63 Tony Clark, S (6, PH) OBP: 0.222, SLG: 0.232 Scott Strickland, R (7, 1) ERA: 2.89 Jason Phillips, R (8, PH) OBP: 0.328, SLG: 0.230 Ray Sanchez, R (8, PH) OBP: 0.158, SLG: 0.111		SH2-4		F9		K		E5 2B		1	0	0	0	0	0	3						
Inning Stats	R: 1 E: 1 K: 0 S: 10	H: 1 LOB: 0 BB: 0 P: 11	R: 0 E: 0 K: 0 S: 6	H: 0 LOB: 0 BB: 0 P: 11	R: 1 E: 0 K: 1 S: 13	H: 1 LOB: 1 BB: 1 P: 22	R: 0 E: 0 K: 0 S: 14	H: 0 LOB: 3 BB: 3 P: 31	R: 0 E: 0 K: 2 S: 11	H: 1 LOB: 1 BB: 0 P: 17	R: 1 E: 0 K: 3 S: 20	H: 2 LOB: 3 BB: 2 P: 35	R: 0 E: 0 K: 1 S: 10	H: 1 LOB: 1 BB: 0 P: 17	R: 2 E: 1 K: 0 S: 11	H: 1 LOB: 2 BB: 1 P: 23		R: 0 E: 0 K: 0 S: 15	H: 0 LOB: 2 BB: 2 P: 26	1B: 5 2B: 2 3B: 0 HR: 0	SF: 0 SAC: 1 DP: 0 HBP: 0	WP: 1 PB: 0 SB: 1 CS: 0
PITCHER	IP WLS BF H R ER SO BB IBB HBP BLK WP HR S P ERA WHIP																					
A.J. Burnett, R (1, 1) ERA: 3.63	5.1 26 5 3 2 4 4 1 0 0 0 0 0 62 108 3.38 1.688																					
Armando Almanza, L (6, 1) ERA: 2.89	1.1 H 6 1 0 0 3 1 0 0 0 0 0 0 21 33 0.00 1.500																					
Tim Spooneybarger, R (7, 1) ERA: 3.72	0.2 H 3 0 1 1 0 1 0 0 0 0 0 0 3 11 13.50 1.500																					
Braden Looper, R (8, 1) ERA: 2.53	1.2 W 9 1 1 0 0 2 0 0 0 0 0 0 24 41 0.00 1.800																					

Batter	1	2	3	4	5	6	7	8	9	AB	R	H	RBI	BB	SO	LOB	TOP								
Juan Pierre, L (1, 8) OBP: 0.355, SLG: 0.379	G1-3		G6-3				B2-3		FC6-4	5	0	1	1	0	0	2									
Luis Castillo, S (1, 4) OBP: 0.356, SLG: 0.355	P6			FC5-4	G5-3				FC6	5	0	2	0	0	0	2									
Ivan Rodriguez, R (1, 2) OBP: 0.413, SLG: 0.467	G4-3			FC5-4			G4-3			3	1	1	0	1	0	1									
Juan Encarnacion, R (1, 9) OBP: 0.326, SLG: 0.444		CS		FC5-4		F7		G4-3		4	0	1	0	0	0	3									
Mike Lowell, R (1, 5) OBP: 0.357, SLG: 0.532	F9			P3		G4-3		F7		4	0	0	0	0	0	3									
Derrek Lee, R (1, 3) OBP: 0.365, SLG: 0.493	K				HR			F9		3	1	1	1	1	1	1									
Alex Gonzalez, R (1, 6) OBP: 0.418, SLG: 0.738			G4-3		SH1-4				HR	4	2	3	2	0	0	0									
Gerald Williams, R (1, 7) OBP: 0.063, SLG: 0.063			E3		F7		G1-3			4	0	1	0	0	0	3									
Josh Beckett, R (1, 1) Mike Redmond, R (7, PH) Vladimir Nunez, R (7, 1) Michael Tejera, L (7, 1) Blaine Neal, L (8, 1) Ramon Castro, R (8, PH)			G5-3		SH1-4				P3	1	0	0	0	0	0	1									
Inning Stats	R: 0 E: 0 K: 0 S: 8	H: 0 LOB: 0 BB: 0 P: 13	R: 0 E: 0 K: 1 S: 6	H: 1 LOB: 0 BB: 0 P: 10	R: 0 E: 1 K: 0 S: 9	H: 0 LOB: 1 BB: 0 P: 11	R: 0 E: 0 K: 0 S: 9	H: 2 LOB: 1 BB: 0 P: 13	R: 2 E: 0 K: 0 S: 11	H: 3 LOB: 2 BB: 0 P: 17	R: 1 E: 0 K: 0 S: 16	H: 1 LOB: 2 BB: 2 P: 31	R: 0 E: 0 K: 0 S: 6	H: 1 LOB: 0 BB: 0 P: 8	R: 0 E: 0 K: 0 S: 6	H: 0 LOB: 0 BB: 0 P: 11	R: 1 E: 0 K: 0 S: 11	H: 2 LOB: 1 BB: 0 P: 15	1B: 7 2B: 1 3B: 0 HR: 2	SF: 0 SAC: 1 DP: 1 HBP: 0	WP: 0 PB: 0 SB: 1 CS: 1	PA: 38			
PITCHER	IP	WLS	BF	H	R	ER	SO	BB	IBB	HBP	BLK	WP	HR	S	P	ERA	WHIP								
Tom Glavine, L (1, 1) ERA: 3.14	7.0	W	30	8	3	3	1	1	1	0	0	0	1	65	103	3.86	1.286								
David Weathers, R (8, 1) ERA: 2.7	1.0		3	0	0	0	0	0	0	0	0	0	0	6	11	0.00	0.000								
Mike Stanton, L (9, 1) ERA: 5.4	1.0		5	2	1	1	0	0	0	0	0	0	1	11	15	9.00	2.000								

Florida Marlins @ New York Mets
Shea Stadium, Flushing, NY
Sun Apr 20 2003, 1:10 PM EDT
Att: 26,245 - Sunny - 54 F

AB 35
R 4
H 10
RBI 4
BB 2
SO 1
LOB 17



Batter	1	2	3	4	5	6	7	8	9	AB	R	H	RBI	BB	SO	LOB	BOTTOM								
Roberto Alomar, S (1, 4) OBP: 0.383, SLG: 0.400	G6-4-3		G4-3		K		SH1-4			2	0	0	0	1	1	1									
Roger Cedeno, S (1, 8) OBP: 0.238, SLG: 0.254	K		K		1B		S		1B	4	1	2	2	0	2	1									
Ty Wigginton, R (1, 5) OBP: 0.390, SLG: 0.444	G6-4-3			K	G1-3		1B		FC6-4	3	1	0	0	1	1	3									
Mo Vaughn, L (1, 3) OBP: 0.323, SLG: 0.389		K		K		G4-3		FC6-4		4	0	1	2	0	2	0									
Tsuyoshi Shinjo, R (1, 7) OBP: 0.182, SLG: 0.190	F8			G5-3		L6		FC6-4		4	0	0	1	0	0	1									
Jeremy Burnitz, L (1, 9) OBP: 0.356, SLG: 0.508	S			1B		G6-3		CS		3	1	1	0	1	1	0									
Vance Wilson, R (1, 2) OBP: 0.316, SLG: 0.471					F8			HR		3	1	1	1	1	0	1									
Rey Sanchez, R (1, 6) OBP: 0.180, SLG: 0.138					K		G4-3		P3	4	2	2	0	0	1	2									
Tom Glavine, L (1, 1) OBP: 0.286, SLG: 0.286						G4-3				2	1	0	1	0	1	1									
David Weathers, R (8, 1) Mike Stanton, L (9, 1)					K		G4-3		SH	0	0	0	0	0	0	0									
Inning Stats	R: 0 E: 0 K: 1 S: 11	H: 0 LOB: 1 BB: 1 P: 18	R: 0 E: 0 K: 2 S: 14	H: 1 LOB: 2 BB: 1 P: 27	R: 0 E: 0 K: 2 S: 9	H: 0 LOB: 0 BB: 0 P: 9	R: 0 E: 0 K: 2 S: 11	H: 0 LOB: 0 BB: 0 P: 18	R: 2 E: 0 K: 1 S: 16	H: 2 LOB: 2 BB: 1 P: 26	R: 0 E: 0 K: 0 S: 6	H: 0 LOB: 0 BB: 0 P: 9	R: 5 E: 1 K: 0 S: 22	H: 4 LOB: 0 BB: 1 P: 35	R: 0 E: 0 K: 1 S: 11	H: 0 LOB: 0 BB: 0 P: 18	1B: 6 2B: 0 3B: 0 HR: 1	SF: 0 SAC: 2 DP: 1 HBP: 0	WP: 1 PB: 0 SB: 2 CS: 1	PA: 36					
PITCHER	IP	WLS	BF	H	R	ER	SO	BB	IBB	HBP	BLK	WP	HR	S	P	ERA	WHIP								
Josh Beckett, R (1, 1) ERA: 3.81	6.0		24	3	2	2	8	3	0	0	0	0	1	8	11	3.00	1.000								
Vladimir Nunez, R (7, 1) ERA: 14.54	0.0	L	3	2	3	3	0	0	0	0	0	0	1	8	11	∞	∞								
Michael Tejera, L (7, 1) ERA: 4.2	1.0		5	2	2	1	0	1	0	0	0	0	0	14	24	9.00	3.000								
Blaine Neal, R (8, 1) ERA: 8.22	1.0		3	0	0	0	1	0	0	0	0	0	0	11	18	0.00	0.000								

Florida Marlins @ New York Mets
Shea Stadium, Flushing, NY
Sun Apr 20 2003, 1:10 PM EDT
Att: 26,245 - Sunny - 54 F

AB 29
R 7
H 7
RBI 7
BB 4
SO 9
LOB 10



Batter	1	2	3	4	5	6	7	8	9	AB	R	H	RBI	BB	SO	LOB	TOP			
Craig Biggio, R OBP: 0.303, SLG: 0.473 (1, 8)	G4-3		E5		SH5-3 1B	K			G6-3	5	1	1	0	0	1	3	Houston Astros @ New York Mets Shea Stadium, Flushing, NY Wed Apr 23 2003, 7:10 PM EDT Att: 20,322 - Cloudy - 46 F			
Jose Vizcaino, S OBP: 0.145, SLG: 0.091 (1, 6)	G4-3		G6-3		SH5-3			CS BB	K	3	0	0	0	1	1	2				
Jeff Bagwell, R OBP: 0.430, SLG: 0.700 (1, 3)			G4-3					K		3	0	1	2	1	1	1				
17 Lance Berkman, S OBP: 0.355, SLG: 0.308 (1, 7)	G4-3							K		4	0	1	0	0	2	2				
Jeff Kent, R OBP: 0.360, SLG: 0.481 (1, 4)								F9		4	0	1	0	0	1	2				
Richard Hidalgo, R OBP: 0.395, SLG: 0.514 (1, 9)			K					G2-3		3	0	0	0	1	1	2				
Brad Ausmus, R OBP: 0.329, SLG: 0.419 (1, 2)			K					G4-3		4	0	1	0	0	1	2				
Morgan Ensberg, R OBP: 0.292, SLG: 0.381 (9, PH)								F7		2	0	0	0	1	0	3				
Geoff Blum, S OBP: 0.355, SLG: 0.391 (9, PH)								F7		1	0	0	0	0	0	0				
44 Roy Oswalt, R OBP: 0.308, SLG: 0.308 (7, 1)								F9		0	0	0	0	0	0	0				
Bruce Chen, L OBP: 0.394, SLG: 0.567 (8, PH)										1	0	1	0	0	0	0				
Inning Stats	R: 0 E: 0 K: 0 S: 10	H: 0 LOB: 1 BB: 1 P: 16	R: 0 E: 0 K: 2 S: 10	H: 1 LOB: 2 BB: 1 P: 18	R: 0 E: 1 K: 0 S: 8	H: 0 LOB: 0 BB: 0 P: 13	R: 0 E: 0 K: 1 S: 10	H: 2 LOB: 2 BB: 0 P: 17	R: 2 E: 0 K: 1 S: 11	H: 3 LOB: 1 BB: 0 P: 17	R: 0 E: 0 K: 1 S: 17	H: 1 LOB: 2 BB: 1 P: 28	R: 0 E: 0 K: 0 S: 4	H: 0 LOB: 0 BB: 0 P: 7	R: 0 E: 0 K: 1 S: 13	H: 1 LOB: 1 BB: 0 P: 20	1B: 6 2B: 3 3B: 0 HR: 0	SF: 0 SAC: 1 DP: 2 HBP: 0	WP: 0 PB: 0 SB: 0 CS: 1	PA: 38
PITCHER	IP WLS BF H R ER SO BB IBB HBP BLK WP HR S P ERA WHIP																			
Al Leiter, L ERA: 2.35 (1, 1)	6.0 W 28 7 2 2 5 2 1 0 0 0 0 0 66 109 3.00 1.500																			
David Weathers, R ERA: 2.35 (7, 1)	2.0 H 6 0 0 0 2 1 0 0 0 0 0 0 15 27 0.00 0.500																			
Armando Benitez, R ERA: 6.35 (9, 1)	1.0 S 4 1 0 0 1 0 0 0 0 0 0 0 13 20 0.00 1.000																			

Batter	1	2	3	4	5	6	7	8	9	AB	R	H	RBI	BB	SO	LOB	BOTTOM			
Roberto Alomar, S OBP: 0.378, SLG: 0.397 (1, 4)	G1-3					G3			G1-3	5	0	1	0	0	0	3	Houston Astros @ New York Mets Shea Stadium, Flushing, NY Wed Apr 23 2003, 7:10 PM EDT Att: 20,322 - Cloudy - 46 F			
Timo Perez, L OBP: 0.263, SLG: 0.286 (8, 7)									G6-3	3	1	1	0	1	1	1				
Cliff Floyd, L OBP: 0.324, SLG: 0.415 (1, 7)									F7	4	1	2	0	0	0	0				
Tsuyoshi Shinjo, R OBP: 0.167, SLG: 0.174 (8, 8)									F7	0	0	0	0	0	0	0				
31 Mike Piazza, R OBP: 0.328, SLG: 0.439 (1, 2)									G6-3	3	0	0	0	1	0	1				
Vance Wilson, R OBP: 0.316, SLG: 0.471 (9, 2)										0	0	0	0	0	0	0				
Mo Vaughn, L OBP: 0.329, SLG: 0.367 (8, PR)										2	0	1	1	1	0	2				
Roger Cedeno, S OBP: 0.227, SLG: 0.242 (9, 1)										0	0	0	0	0	0	0				
Armando Benitez, R OBP: 0.388, SLG: 0.429 (1, 5)										0	0	0	0	0	0	0				
Ty Wigginton, R OBP: 0.388, SLG: 0.429 (1, 5)										3	1	1	1	1	1	3				
Raul Gonzalez, R OBP: 0.750, SLG: 1.667 (1, 9)										3	1	2	1	1	1	2				
Rey Sanchez, R OBP: 0.159, SLG: 0.121 (1, 6)										4	0	0	0	0	0	6				
Al Leiter, L ERA: 3.86 (6, PH)										2	0	0	0	0	1	0				
Tony Clark, S ERA: 6.23 (7, 1)										1	0	0	0	0	1	1				
David Weathers, R ERA: 6.23 (8, PH)										0	0	0	0	0	0	0				
Jay Bell, R OBP: 0.450, SLG: 0.231 (9, 3)										0	0	0	1	0	0	0				
Inning Stats	R: 1 E: 0 K: 1 S: 16	H: 1 LOB: 2 BB: 2 P: 26	R: 1 E: 0 K: 1 S: 12	H: 2 LOB: 0 BB: 0 P: 19	R: 1 E: 0 K: 1 S: 18	H: 3 LOB: 2 BB: 0 P: 22	R: 0 E: 0 K: 1 S: 9	H: 1 LOB: 0 BB: 0 P: 13	R: 0 E: 0 K: 0 S: 9	H: 0 LOB: 1 BB: 1 P: 16	R: 0 E: 0 K: 1 S: 11	H: 0 LOB: 1 BB: 1 P: 17	R: 0 E: 0 K: 0 S: 7	H: 0 LOB: 0 BB: 0 P: 12	R: 1 E: 0 K: 0 S: 8	H: 1 LOB: 2 BB: 1 P: 18	1B: 6 2B: 1 3B: 0 HR: 1	SF: 1 SAC: 0 DP: 0 HBP: 1	WP: 0 PB: 0 SB: 0 CS: 1	PA: 38
PITCHER	IP WLS BF H R ER SO BB IBB HBP BLK WP HR S P ERA WHIP																			
44 Roy Oswalt, R ERA: 3.86 (7, 1)	6.0 L 28 7 3 3 5 4 0 0 0 0 0 0 75 113 4.50 1.833																			
Bruce Chen, L ERA: 6.23 (8, 1)	1.0 3 0 0 0 0 0 0 0 0 0 0 7 12 0.00 0.000																			
Octavio Dotel, R ERA: 2.45 (9, 1)	1.0 6 1 1 1 0 1 0 1 0 0 0 8 18 9.00 2.000																			

AB	33
R	2
H	8
RBI	2
BB	4
SO	8
LOB	19



Batter	1	2	3	4	5	6	7	8	9	AB	R	H	RBI	BB	SO	LOB	TOP					
Craig Biggio, R OBP: 0.311, SLG: 0.469 (1, 8)										3	2	1	0	0	0	2	Houston Astros @ New York Mets Shea Stadium, Flushing, NY Thu Apr 24 2003, 7:10 PM EDT Att: 31,656 - Cloudy - 61 F					
Geoff Blum, S OBP: 0.350, SLG: 0.384 (1, 5)										4	0	1	0	0	0	2						
5 Jeff Bagwell, R OBP: 0.423, SLG: 0.679 (1, 3)										4	0	1	1	0	1	1						
17 Lance Berkman, S OBP: 0.364, SLG: 0.364 (1, 7)										3	1	1	1	1	1	1						
Jeff Kent, R OBP: 0.356, SLG: 0.506 (1, 4)										4	1	1	1	0	1	1						
Richard Hidalgo, R OBP: 0.388, SLG: 0.500 (1, 9)										4	0	1	0	0	1	0						
Brad Ausmus, R OBP: 0.324, SLG: 0.409 (1, 2)										4	0	1	0	0	1	1						
Julio Lugo, R OBP: 0.317, SLG: 0.278 (1, 6)										3	0	1	0	0	0	1						
Orlando Merced, S OBP: 0.382, SLG: 0.548 (9, PH)										1	0	0	0	0	0	1						
Wade Miller, R OBP: 0.200, SLG: 0.200 (4, 1)										0	0	0	0	0	0	0						
Bruce Chen, L OBP: 0.188, SLG: 0.088 (6, PH)										0	0	0	0	0	0	0						
Pete Munro, R OBP: 0.188, SLG: 0.088 (4, 1)										0	0	0	0	0	0	0						
Jose Vizcaino, S OBP: 0.188, SLG: 0.088 (6, PH)										0	0	0	0	0	0	0						
Ricky Stone, R OBP: 0.188, SLG: 0.088 (6, 1)										0	0	0	0	0	0	0						
Gregg Zaun, S OBP: 0.188, SLG: 0.088 (6, PH)										0	0	0	0	0	0	0						
Billy Wagner, L OBP: 0.188, SLG: 0.088 (6, 1)										0	0	0	0	0	0	0						
Inning Stats	R: 1 E: 0 K: 0 S: 9	H: 1 LOB: 0 BB: 0 P: 13	R: 0 E: 0 K: 2 S: 9	H: 0 LOB: 0 BB: 0 P: 14	R: 0 E: 1 K: 0 S: 6	H: 0 LOB: 0 BB: 0 P: 8	R: 0 E: 0 K: 1 S: 9	H: 0 LOB: 1 BB: 1 P: 17	R: 0 E: 0 K: 0 S: 7	H: 1 LOB: 0 BB: 0 P: 10	R: 1 E: 0 K: 1 S: 16	H: 2 LOB: 1 BB: 0 P: 23	R: 0 E: 0 K: 0 S: 8	H: 0 LOB: 0 BB: 0 P: 10	R: 0 E: 0 K: 0 S: 10	H: 1 LOB: 1 BB: 0 P: 18	R: 2 E: 0 K: 1 S: 14	H: 3 LOB: 1 BB: 0 P: 20	1B: 6 2B: 1 3B: 0 HR: 2	SF: 0 SAC: 1 DP: 3 HBP: 1	WP: 0 PB: 0 SB: 0 CS: 0	PA: 35
PITCHER	IP WLS BF H R ER SO BB IBB HBP BLK WP HR S P ERA WHIP																					
Pedro Astacio, R ERA: 3.0 (1, 1)	6.0 W 22 4 2 2 2 4 1 0 1 0 0 0 0 56 85 3.00 0.833																					
Scott Strickland, R ERA: 1.88 (7, 1)	2.0 0 7 1 0 0 0 0 0 0 0 0 0 0 18 28 0.00 0.500																					
Jaime Cerda, L ERA: 4.82 (9, 1)	0.2 5 3 2 2 1 0 0 0 0 0 0 2 12 18 27.00 4.500																					
Armando Benitez, R ERA: 6.17 (9, 1)	0.1 S 1 0 0 0 0 0 0 0 0 0 0 0 0 2 2 0.00 0.000																					

Batter	1	2	3	4	5	6	7	8	9	AB	R	H	RBI	BB	SO	LOB	BOTTOM			
Roberto Alomar, S OBP: 0.400, SLG: 0.432 (1, 4)										3	2	2	2	2	0	0	Houston Astros @ New York Mets Shea Stadium, Flushing, NY Thu Apr 24 2003, 7:10 PM EDT Att: 31,656 - Cloudy - 61 F			
Jay Bell, R OBP: 0.480, SLG: 0.250 (1, 5)										3	1	1	0	1	2	1				
Cliff Floyd, L OBP: 0.320, SLG: 0.403 (1, 7)										2	0	0	1	1	0	4				
Tsuyoshi Shinjo, R OBP: 0.160, SLG: 0.167 (9, 8)										1	0	0	0	0	0	0				
Mo Vaughn, L OBP: 0.311, SLG: 0.344 (1, 3)										4	0	0	2	0	1	4				
Tony Clark, S OBP: 0.200, SLG: 0.650 (9, 3)										1	0	0	0	0	1	0				
Raul Gonzalez, R OBP: 0.750, SLG: 1.167 (1, 9)										3	1	2	1	1	0	0				
Timo Perez, L OBP: 0.286, SLG: 0.333 (1, 8)										4	0	2	1	0	0	2				
Vance Wilson, R OBP: 0.304, SLG: 0.429 (1, 2)										4	1	1	0	0	3	3				
Joe McEwing, R OBP: 0.200, SLG: 0.200 (1, 6)										4	1	1	0	0	0	3				
Pedro Astacio, R OBP: 0.500, SLG: 0.500 (7, 1)										2	1	1	0	0	0	1				
Scott Strickland, R ERA: 6.75 (7, 1)										1	0	0	0	0	0	0				
Jaime Cerda, L ERA: 3.45 (9, 1)										0	0	0	0	0	0	0				
Armando Benitez, R ERA: 1.42 (9, 1)										0	0	0	0	0	0	0				
Inning Stats	R: 1 E: 0 K: 0 S: 10	H: 1 LOB: 2 BB: 2 P: 21	R: 1 E: 0 K: 0 S: 11	H: 2 LOB: 2 BB: 0 P: 19	R: 0 E: 0 K: 1 S: 15	H: 2 LOB: 2 BB: 0 P: 26	R: 4 E: 0 K: 1 S: 15	H: 3 LOB: 1 BB: 2 P: 29	R: 1 E: 0 K: 2 S: 15	H: 2 LOB: 2 BB: 1 P: 27	R: 0 E: 0 K: 1 S: 8	H: 0 LOB: 0 BB: 0 P: 11	R: 0 E: 0 K: 0 S: 7	H: 0 LOB: 0 BB: 0 P: 9	R: 0 E: 0 K: 2 S: 10	H: 0 LOB: 0 BB: 0 P: 16	1B: 7 2B: 3 3B: 0 HR: 0	SF: 1 SAC: 1 DP: 0 HBP: 1	WP: 2 PB: 0 SB: 0 CS: 0	PA: 40
PITCHER	IP WLS BF H R ER SO BB IBB HBP BLK WP HR S P ERA WHIP																			
Wade Miller, R ERA: 5.47 (4, 1)	3.0 L 20 6 5 1 1 0 0 0 0 0 0 0 0 42 83 15.00 3.333																			
Bruce Chen, L ERA: 6.75 (4, 1)	0.2 4 2 1 1 0 0 0 0 0 0 0 0 6 9 13.50 3.000																			
Pete Munro, R ERA: 3.45 (4, 1)	1.1 7 2 1 1 3 1 0 0 0 0 0 0 18 30 6.75 2.250																			
Ricky Stone, R ERA: (6, 1)	2.0 6 0 0 0 0 1 0 0 0 0 0 0 15 20 0.00 0.000																			
Billy Wagner, L ERA: 1.42 (8, 1)	1.0 3 0 0 0 0 2 0 0 0 0 0 0 10 16 0.00 0.000																			

AB	32
R	4
H	8
RBI	3
BB	1
SO	5
LOB	11



WP	0	PA	35
PB	0		
SB	0		
CS	0		

WP	2	PA	40
PB	0		
SB	0		
CS	0		

livebaseballscores.com

livebaseballscores.com

Batter	1	2	3	4	5	6	7	8	9	AB	R	H	RBI	BB	SO	LOB	TOP										
Craig Counsell, L (1, 6) OBP: 0.364, SLG: 0.351	4-1 E S 1B BB		2-3 K		1-2 2H 3H 2B		2-2 CS 1B			3	1	2	4	1	1	0											
Junior Salvey, R (1, 4) OBP: 0.293, SLG: 0.231	1 SAFE 3-2 G6-4-3 1H 1B		0-0 G6-3		2-1 F8		1 SAFE 3-3 K			4	0	1	1	0	1	2											
Luis Gonzalez, L (1, 7) OBP: 0.402, SLG: 0.637	1-0 G6-4-3			1-1 G6-3		1-0 F8		1-1 F9		4	0	0	0	0	0	1											
Danny Bautista, R (1, 9) OBP: 0.294, SLG: 0.244	1-3 K			0-0 G4-3		0-2 L8		0-0 G6-3		4	0	0	0	0	1	0											
Lyle Overbay, L (1, 3) OBP: 0.362, SLG: 0.508		2-2 G6-3		2-1 G3		2-1 G4-3		0-1 F7		4	0	0	0	0	0	0											
Matt Williams, R (1, 5) OBP: 0.267, SLG: 0.333		3-3 K			0-0 E1 17 SH1-4 2B 1B		2-2 HR		0-1 G6-3	4	2	2	1	0	1	0											
Steve Finley, L (1, 8) OBP: 0.300, SLG: 0.390		4-1 FC5-4 BB			1-0 E3 17 SH1-4 2B		0-0 1B 1B 2B		3-3 K	3	2	1	0	1	1	1											
Robby Hammock, R (1, 2) OBP: 0.400, SLG: 0.667	1 SAFE 0-0 FC5-4			2-2 L6		2-2 17 SH1-3 1B 1B		0-0 G6-3		4	1	1	0	0	0	3											
17 Brandon Webb, R (1, 1) Oscar Villarreal, L (8, 1) Mike Myers, L (9, 1)			0-1 G5-3		0-0 SH1-4		0-1 SH1-3			1	0	0	0	0	0	0											
Inning Stats	R: 1 E: 0 K: 1 S: 10	H: 1 LOB: 0 BB: 1 P: 19	R: 0 E: 0 K: 1 S: 10	H: 0 LOB: 1 BB: 1 P: 19	R: 0 E: 0 K: 1 S: 6	H: 0 LOB: 0 BB: 0 P: 8	R: 0 E: 0 K: 0 S: 5	H: 0 LOB: 0 BB: 0 P: 8	R: 2 E: 2 K: 0 S: 11	H: 2 LOB: 1 BB: 0 P: 17	R: 0 E: 0 K: 0 S: 7	H: 0 LOB: 0 BB: 0 P: 10	R: 3 E: 0 K: 1 S: 15	H: 4 LOB: 1 BB: 0 P: 24	R: 0 E: 0 K: 0 S: 5	H: 0 LOB: 0 BB: 0 P: 6	R: 0 E: 0 K: 1 S: 8	H: 0 LOB: 0 BB: 0 P: 11	1B: 4 2B: 3 3B: 0 HR: 1	SF: 0 SAC: 2 DP: 2 HBP: 0	WP: 0 PB: 0 SB: 1 CS: 1	PA: 35					
PITCHER	IP	WLS	BF	H	R	ER	SO	BB	IBB	HBP	BLK	WP	HR	S	P	ERA	WHIP										
Tom Glavine, L (1, 1) ERA: 3.6	6.1	L	28	7	6	4	3	2	0	0	0	0	1	61	99	5.68	1.421										
David Weathers, R (7, 1) ERA: 2.25	0.2		1	0	0	0	1	0	0	0	0	0	0	3	6	0.00	0.000										
Graeme Lloyd, L (8, 1) ERA: 2.16	2.0		6	0	0	0	1	0	0	0	0	0	0	13	17	0.00	0.000										

Arizona Diamondbacks @ New York Mets
Shea Stadium, Flushing, NY
Sun Apr 27 2003, 1:10 PM EDT
Cloudy - 67 F

AB 31
R 6
H 7
RBI 6
BB 2
SO 5
LOB 7



Batter	1	2	3	4	5	6	7	8	9	AB	R	H	RBI	BB	SO	LOB	BOTTOM											
Roberto Alomar, S (1, 4) OBP: 0.365, SLG: 0.389	1-3 K			1-1 G6-3		1 SAFE 0-1 FC3-6		3-2 F7		4	0	0	0	0	1	1												
Ty Wigginton, R (1, 5) OBP: 0.376, SLG: 0.410	1-3 K			2-0 1B 1B		1 SAFE 3-2 K			1-3 K	4	0	1	0	0	3	1												
Cliff Floyd, L (1, 7) OBP: 0.313, SLG: 0.378	1-0 G3-1			0-0 31 G5-4-3 1B			1-1 G3		1-3 K	4	0	1	0	0	1	0												
31 Mike Piazza, R (1, 2) OBP: 0.347, SLG: 0.462		3-2 G4-3		1-2 G5-4-3			2-0 1B		1-2 G4-3	4	0	1	0	0	0	2												
Mo Vaughn, L (1, 3) OBP: 0.333, SLG: 0.328 Graeme Lloyd, L (8, 1)		2-3 K			3-1 G4-3		1-3 K			3	0	0	0	0	2	1												
Raul Gonzalez, R (1, 9) OBP: 0.467, SLG: 0.692		1-3 K			3-2 G6-3		2-3 K			3	0	0	0	0	2	1												
Timo Perez, L (1, 8) OBP: 0.286, SLG: 0.311			2-3 K		1-1 F9			0-2 G4-3		3	0	0	0	0	1	0												
Joe McEwing, R (1, 6) OBP: 0.250, SLG: 0.182 Roger Cedeno, S (8, PH) Jay Bell, R (9, 6) OBP: 0.400, SLG: 0.190			1-3 K			4-2 FC3-6 BB		1-2 F9		1	0	0	0	1	1	0												
Tom Glavine, L (1, 1) OBP: 0.222, SLG: 0.222 David Weathers, R (7, 1) Tony Clark, S (8, 3) OBP: 0.273, SLG: 0.818			0-1 G6-3			1-3 SAFE SAFE K		2-2 HR		2	0	0	0	0	1	1												
Inning Stats	R: 0 E: 0 K: 2 S: 7	H: 0 LOB: 0 BB: 0 P: 10	R: 0 E: 0 K: 2 S: 9	H: 0 LOB: 0 BB: 0 P: 15	R: 0 E: 0 K: 2 S: 10	H: 0 LOB: 0 BB: 0 P: 13	R: 0 E: 0 K: 0 S: 7	H: 2 LOB: 1 BB: 0 P: 11	R: 0 E: 0 K: 2 S: 13	H: 0 LOB: 0 BB: 1 P: 21	R: 0 E: 0 K: 2 S: 9	H: 1 LOB: 1 BB: 0 P: 15	R: 1 E: 0 K: 0 S: 14	H: 1 LOB: 0 BB: 0 P: 20	R: 0 E: 0 K: 2 S: 11	H: 0 LOB: 0 BB: 0 P: 14	1B: 3 2B: 0 3B: 0 HR: 1	SF: 0 SAC: 0 DP: 1 HBP: 0	WP: 0 PB: 0 SB: 0 CS: 0	PA: 31								
PITCHER	IP	WLS	BF	H	R	ER	SO	BB	IBB	HBP	BLK	WP	HR	S	P	ERA	WHIP											
17 Brandon Webb, R (1, 1) ERA: 3.26	7.0	W	24	1	0	0	0	0	0	0	0	0	1	14	20	9.00	1.000											
Oscar Villarreal, R (8, 1) ERA: 3.26	1.0		4	1	1	1	0	0	0	0	0	0	0	1	14	20	9.00	1.000										
Mike Myers, L (9, 1) ERA: 6.75	1.0		3	0	0	0	2	0	0	0	0	0	0	11	14	0.00	0.000											

Arizona Diamondbacks @ New York Mets
Shea Stadium, Flushing, NY
Sun Apr 27 2003, 1:10 PM EDT
Cloudy - 67 F

AB 30
R 1
H 4
RBI 1
BB 1
SO 12
LOB 7



Batter	1	2	3	4	5	6	7	8	9	AB	R	H	RBI	BB	SO	LOB	TOP			
Craig Counsell, L OBP: 0.376, SLG: 0.358 (1, 5) 										4	3	2	0	1	0	1				
Carlos Baerga, S OBP: 0.404, SLG: 0.628 Mike Koplove, R (7, 1) Junior Spivey, R OBP: 0.289, SLG: 0.227 (8, 4)										4	1	1	0	0	0	2				
Luis Gonzalez, L OBP: 0.411, SLG: 0.642 (1, 7)										4	1	2	0	1	0	2				
David Dellucci, L OBP: 0.357, SLG: 0.333 Matt Williams, R (7, PH) OBP: 0.236, SLG: 0.333 (7, 5)										2	0	0	0	1	1	4				
Mark Grace, L OBP: 0.233, SLG: 0.393 (1, 3)										5	1	2	4	0	0	4				
Quinton McCracken, S OBP: 0.200, SLG: 0.161 (1, 8) (7, 9)										5	0	1	0	0	1	2				
Chad Moeller, R OBP: 0.387, SLG: 0.565 (1, 2)										4	1	2	0	0	1	1				
Tony Womack, L OBP: 0.213, SLG: 0.295 Matt Mantei, R (8, 1)										4	0	0	0	0	1	3				
Randy Johnson, R OBP: 0.333, SLG: 0.333 Steve Finley, L OBP: 0.297, SLG: 0.386 (7, 8)										3	0	1	0	0	1	1				
Inning Stats	R: 0 E: 0 K: 0 S: 12	H: 1 LOB: 2 BB: 1 P: 21	R: 0 E: 0 K: 2 S: 9	H: 0 LOB: 0 BB: 0 P: 12	R: 2 E: 2 K: 1 S: 18	H: 3 LOB: 2 BB: 0 P: 27	R: 1 E: 2 K: 0 S: 8	H: 2 LOB: 1 BB: 0 P: 13	R: 0 E: 1 K: 1 S: 8	H: 1 LOB: 1 BB: 0 P: 12	R: 1 E: 0 K: 0 S: 6	H: 1 LOB: 1 BB: 1 P: 15	R: 0 E: 0 K: 1 S: 9	H: 1 LOB: 1 BB: 0 P: 13	R: 3 E: 0 K: 1 S: 14	H: 2 LOB: 0 BB: 1 P: 24	1B: 7 2B: 3 3B: 0 HR: 1	SF: 2 SAC: 0 DP: 1 HBP: 0	WP: 0 PB: 0 SB: 0 CS: 0	PA: 42
PITCHER	IP WLS BF H R ER SO BB IBB HBP BLK WP HR S P ERA WHIP																			
Jae Weong Seo, R ERA: 3.18 Mike Stanton, L ERA: 4.66 Scott Strickland, R ERA: 1.76 Armando Benitez, R ERA: 7.24	6.0 L 27 7 3 0 4 1 0 0 0 0 0 63 98 0.00 1.333																			

Arizona Diamondbacks @ New York Mets
 Shea Stadium, Flushing, NY
 Sun Apr 27 2003, 1:15 PM EDT
 Att: 36,491 - Cloudy - 72 F

AB	37
R	7
H	11
RBI	6
BB	3
SO	6
LOB	22



Batter	1	2	3	4	5	6	7	8	9	AB	R	H	RBI	BB	SO	LOB	BOTTOM					
Roberto Alomar, S OBP: 0.358, SLG: 0.372 (1, 4)										4	0	0	0	1	1	4						
Joe Muehlebach, R OBP: 0.200, SLG: 0.143 Timo Perez, L OBP: 0.280, SLG: 0.304 Jay Bell, R OBP: 0.419, SLG: 0.190 (8, 6)										3	0	0	0	0	2	1						
Ty Wigginton, R OBP: 0.378, SLG: 0.415 (1, 5)										4	1	2	1	0	1	0						
Tony Clark, S OBP: 0.296, SLG: 0.778 (1, 3)										5	1	2	0	0	2	3						
Raul Gonzalez, R OBP: 0.421, SLG: 0.647 (9, 8)										4	0	1	1	0	2	2						
Tsuyoshi Shinjo, R OBP: 0.172, SLG: 0.179 Cliff Floyd, L OBP: 0.321, SLG: 0.378 (8, PH) (9, 7)										3	0	1	1	0	1	3						
Vance Wilson, R OBP: 0.308, SLG: 0.417 31 Mike Piazza, R OBP: 0.342, SLG: 0.455 (8, PH) (9, 2)										3	0	1	0	0	2	2						
Roger Cedeno, S OBP: 0.239, SLG: 0.254 (1, 9)										4	1	2	0	0	1	0						
Jae Weong Seo, R ERA: 3.18 Mike Stanton, L ERA: 4.66 Scott Strickland, R ERA: 1.76 Armando Benitez, R ERA: 7.24 Mo Vaughn, L OBP: 0.328, SLG: 0.324 (8, PH)	6.0 W 27 9 2 2 2 12 1 0 0 0 0 0 75 106 3.00 1.500																					
Inning Stats	R: 0 E: 0 K: 3 S: 10	H: 4 LOB: 3 BB: 0 P: 16	R: 1 E: 0 K: 1 S: 18	H: 4 LOB: 3 BB: 0 P: 25	R: 1 E: 0 K: 1 S: 14	H: 3 LOB: 2 BB: 0 P: 20	R: 0 E: 0 K: 2 S: 11	H: 1 LOB: 1 BB: 0 P: 14	R: 0 E: 0 K: 3 S: 14	H: 1 LOB: 1 BB: 0 P: 19	R: 0 E: 0 K: 2 S: 8	H: 0 LOB: 0 BB: 0 P: 12	R: 0 E: 0 K: 0 S: 8	H: 0 LOB: 0 BB: 0 P: 11	R: 0 E: 0 K: 3 S: 10	H: 0 LOB: 1 BB: 1 P: 18	R: 1 E: 0 K: 0 S: 13	H: 1 LOB: 2 BB: 2 P: 28	1B: 8 2B: 2 3B: 0 HR: 0	SF: 1 SAC: 0 DP: 0 HBP: 0	WP: 0 PB: 0 SB: 1 CS: 0	PA: 40
PITCHER	IP WLS BF H R ER SO BB IBB HBP BLK WP HR S P ERA WHIP																					
Randy Johnson, L ERA: 6.94 Mike Koplove, R ERA: 1.13 Matt Mantei, R ERA: 3.0	6.0 H 6 0 0 0 2 1 0 0 0 0 0 0 15 25 0.00 0.600																					

Arizona Diamondbacks @ New York Mets
 Shea Stadium, Flushing, NY
 Sun Apr 27 2003, 1:15 PM EDT
 Att: 36,491 - Cloudy - 72 F

AB	36
R	3
H	10
RBI	3
BB	3
SO	15
LOB	20



Batter	1	2	3	4	5	6	7	8	9	AB	R	H	RBI	BB	SO	LOB	TOP				
Roberto Alomar, S OBP: 0.351, SLG: 0.357 (1, 4)	F7	G4-3			G5-3		B1-3		BB	4	0	0	0	1	0	1					
Timo Perez, L OBP: 0.283, SLG: 0.306 (1, 8)	BB		F7			K		F9	BB	3	0	1	0	0	1	0					
Tsuyoshi Shinjo, R OBP: 0.194, SLG: 0.172 (8, PH)	BB								BB	1	0	0	0	1	0	0					
Cliff Floyd, L OBP: 0.337, SLG: 0.390 (1, 7)	BB		F8			31 2B		31 2B	BB	3	1	1	0	2	0	2					
31 Mike Piazza, R OBP: 0.364, SLG: 0.500 (1, 2)	BB		P3			3B				4	1	3	1	0	0	0					
Mo Vaughn, L OBP: 0.325, SLG: 0.319 (1, 3)	K				G1-3		F7		K	1	0	0	0	0	1	3					
Tony Clark, S OBP: 0.267, SLG: 0.700 (1, 3)										3	0	0	0	0	1	3					
Ty Wigginton, R OBP: 0.373, SLG: 0.430 (1, 5)	G6-3				G5-3		3B		K	4	0	1	1	0	1	5					
Roger Cedeno, S OBP: 0.240, SLG: 0.268 (1, 9)		G4-3			F8				G3	4	1	1	0	0	1	1					
Jay Bell, R OBP: 0.371, SLG: 0.160 (1, 6)							F9		G3	4	0	0	0	0	2	1					
Al Leiter, L OBP: 0.200, SLG: 0.211 (7, PH)										1	0	0	0	1	0	0					
Raul Gonzalez, R OBP: 0.200, SLG: 0.211 (7, PH)										1	0	0	0	0	1	0					
David Weathers, R OBP: 0.200, SLG: 0.211 (7, PH)										0	0	0	0	0	0	0					
Jaime Cerda, L OBP: 0.200, SLG: 0.211 (8, PH)										0	0	0	0	0	0	0					
Graeme Lloyd, L OBP: 0.200, SLG: 0.211 (8, PH)										0	0	0	0	0	0	0					
Vance Wilson, R OBP: 0.200, SLG: 0.211 (8, PH)										0	0	0	1	0	0	0					
Inning Stats	R: 0 E: 0 K: 1 S: 21	H: 2 LOB: 3 BB: 1 P: 33	R: 0 E: 0 K: 1 S: 10	H: 0 LOB: 1 BB: 1 P: 20	R: 0 E: 0 K: 0 S: 11	H: 0 LOB: 0 BB: 0 P: 14	R: 0 E: 0 K: 0 S: 6	H: 0 LOB: 0 BB: 0 P: 11	R: 0 E: 0 K: 1 S: 7	H: 0 LOB: 0 BB: 0 P: 10	R: 2 E: 0 K: 2 S: 17	H: 3 LOB: 1 BB: 0 P: 27	R: 0 E: 0 K: 1 S: 7	H: 0 LOB: 0 BB: 0 P: 12	R: 0 E: 0 K: 2 S: 13	H: 1 LOB: 2 BB: 1 P: 20	R: 1 E: 0 K: 0 S: 16	H: 1 LOB: 2 BB: 2 P: 25	1B: 2 2B: 4 3B: 1 HR: 0	SF: 1 SAC: 0 DP: 0 HBP: 0	WP: 0 PA: 39 PB: 0 SB: 0 CS: 0
PITCHER	IP WLS BF H R ER SO BB IBB HBP BLK WP HR S P ERA WHIP																				
Matt Morris, R ERA: 2.53 (1, 1)	6.0 W 25 5 2 2 5 2 0 0 0 0 0 0 72 115 3.00 1.167																				
Russ Springer, R ERA: 5.56 (7, 1)	1.0 H 3 0 0 0 1 0 0 0 0 0 0 0 7 12 0.00 0.000																				
Jeff Fassero, L ERA: 9.0 (8, 1)	0.1 2 0 0 0 0 1 0 0 0 0 0 0 3 7 0.00 3.000																				
Kiko Calero, R ERA: 3.46 (8, 1)	1.2 9 2 1 1 2 2 0 0 0 0 0 0 26 38 5.40 2.400																				

New York Mets @ St. Louis Cardinals
 Busch Stadium, St. Louis, MO
 Tue Apr 29 2003, 7:10 PM CDT
 Att: 30,275 - Overcast - 77 F

AB 33
 R 3
 H 7
 RBI 3
 BB 5
 SO 8
 LOB 16



Batter	1	2	3	4	5	6	7	8	9	AB	R	H	RBI	BB	SO	LOB	BOTTOM		
Miguel Cairo, R OBP: 0.292, SLG: 0.477 (1, 4)	15 1B					F8				4	1	2	0	0	0	3			
Russ Springer, R ERA: 5.56 (7, 1)	5 2B	E4								0	0	0	0	0	0	0			
Jeff Fassero, L ERA: 9.0 (8, 1)	2B									0	0	0	0	0	0	0			
Orlando Palmeiro, L OBP: 0.358, SLG: 0.404 (8, 9)	2B									1	1	0	0	1	0	2			
15 Jim Edmonds, L OBP: 0.482, SLG: 0.714 (1, 8)	5 2B									4	2	1	0	1	1	3			
Kerry Robinson, L OBP: 0.250, SLG: 0.226 (9, 8)	2B	F8								0	0	0	0	0	0	0			
5 Albert Pujols, R OBP: 0.456, SLG: 0.594 (1, 3)	2B									4	3	2	2	1	0	2			
Eduardo Perez, R OBP: 0.429, SLG: 0.679 (1, 9)	2B									3	1	1	1	1	1	2			
Kiko Calero, R OBP: 1.000, SLG: 1.000 (8, 1)	K									1	1	1	1	0	0	0			
27 Scott Rolen, R OBP: 0.414, SLG: 0.516 (1, 5)	2B									5	2	2	4	0	1	2			
Edgar Renteria, R OBP: 0.377, SLG: 0.558 (1, 6)	2B									5	1	3	4	0	0	0			
Eli Marrero, R OBP: 0.279, SLG: 0.364 (1, 7)	G1-3									5	0	1	0	0	0	3			
Mike Matheny, R OBP: 0.357, SLG: 0.424 (1, 2)	P2									4	0	2	1	0	1	1			
Matt Morris, R OBP: 0.357, SLG: 0.615 (1, 1)										2	0	0	0	0	1	0			
Wilson Delgado, S OBP: 0.273, SLG: 0.238 (7, 4)	E3									3	1	2	0	0	0	1			
Inning Stats	R: 4 E: 0 K: 1 S: 24	H: 5 LOB: 1 BB: 0 P: 39	R: 0 E: 2 K: 0 S: 9	H: 0 LOB: 1 BB: 0 P: 14	R: 1 E: 0 K: 1 S: 8	H: 1 LOB: 0 BB: 0 P: 14	R: 0 E: 0 K: 3 S: 13	H: 1 LOB: 1 BB: 0 P: 20	R: 0 E: 0 K: 0 S: 5	H: 0 LOB: 0 BB: 0 P: 11	R: 0 E: 0 K: 0 S: 11	H: 2 LOB: 2 BB: 0 P: 18	R: 1 E: 0 K: 0 S: 15	H: 2 LOB: 1 BB: 1 P: 25	R: 7 E: 0 K: 0 S: 24	H: 6 LOB: 2 BB: 3 P: 45	1B: 10 2B: 7 3B: 0 HR: 1	SF: 1 SAC: 0 DP: 1 HBP: 0	WP: 0 PA: 46 PB: 0 SB: 1 CS: 0
PITCHER	IP WLS BF H R ER SO BB IBB HBP BLK WP HR S P ERA WHIP																		
Al Leiter, L ERA: 3.19 (1, 1)	6.0 L 28 9 5 5 5 0 0 0 0 0 0 0 15 25 9.00 3.000																		
David Weathers, R ERA: 2.65 (7, 1)	1.0 6 2 1 1 0 1 0 0 0 0 0 0 9 24 135.00 15.000																		
Jaime Cerda, L ERA: 9.31 (8, 1)	0.1 6 2 5 5 0 3 0 0 0 0 0 0 15 21 27.00 6.000																		
Graeme Lloyd, L ERA: 4.0 (8, 1)	0.2 6 4 2 2 0 0 0 0 0 0 0 0 15 21 27.00 6.000																		

New York Mets @ St. Louis Cardinals
 Busch Stadium, St. Louis, MO
 Tue Apr 29 2003, 7:10 PM CDT
 Att: 30,275 - Overcast - 77 F

AB 41
 R 13
 H 17
 RBI 13
 BB 4
 SO 5
 LOB 19



Batter	1	2	3	4	5	6	7	8	9	AB	R	H	RBI	BB	SO	LOB	TOP				
Roberto Alomar, S (1,4) OBP: 0.350, SLG: 0.350 Rey Sanchez, R (8, PH) OBP: 0.169, SLG: 0.132 (8, 6)	1-2 G1-3		4-1 BB		1 SAFE 0-0 F7			2-2 G6-4-3 1B		2	0	0	0	1	0	1					
Timo Perez, L (1,8) OBP: 0.268, SLG: 0.288 Jason Middlebrook, R (5,1) Joe McEwing, R (8,4) OBP: 0.188, SLG: 0.133	3-3 K		2-2 L9		0-1 F9			1-1 G6-4-3 1-2		3	0	0	0	0	1	2					
Ty Wigginton, R (1,5) OBP: 0.368, SLG: 0.422	1-3 K			0-0 G4-3 2B 1B	1-3 K			3-3 K		4	1	1	0	0	3	1					
Cliff Floyd, L (1,7) OBP: 0.326, SLG: 0.375 Tsuyoshi Shinjo, R (7,7) OBP: 0.168, SLG: 0.167 (8, 8)		1-2 G4-3		0-3 K		3-1 F7		2-2 F8		3	0	0	0	0	1	1					
Mo Vaughn, L (1,3) OBP: 0.322, SLG: 0.356		3-2 G4-3		0-2 G4-3		2-3 K		2-0 HR		4	1	1	1	0	1	1					
Raul Gonzalez, R (1,9) OBP: 0.375, SLG: 0.524 (5, 8) (8, 7)		0-0 E9		4-1 2B BB		0-0 F9		1-0 F8		3	1	0	0	1	0	0					
Vance Wilson, R (1,2) OBP: 0.323, SLG: 0.571		1-0 F9		1-1 1B 2B		0-1 L9		1-1 HR		4	1	2	3	0	0	1					
Jay Bell, R (1,6) OBP: 0.368, SLG: 0.179 Scott Strickland, R (7,1) Mike Stanton, L (8,1) Tony Clark, S (9, PH) OBP: 0.288, SLG: 0.677			2-1 F8	1-2 1B		0-0 F9		1-2 G1-3		3	0	1	0	0	0	0					
Pedro Astacio, R (1,1) OBP: 0.333, SLG: 0.333 Roger Cedeno, S (5, PH) OBP: 0.247, SLG: 0.274 (5, 9)			1-1 G4-3		2-1 1B		1-2 G1-3			1	0	0	0	0	0	0					
Inning Stats	R: 0 E: 0 K: 2 S: 13	H: 0 LOB: 0 BB: 0 P: 18	R: 0 E: 1 K: 0 S: 10	H: 0 LOB: 1 BB: 1 P: 15	R: 0 E: 0 K: 1 S: 9	H: 0 LOB: 1 BB: 1 P: 18	R: 2 E: 0 K: 1 S: 13	H: 3 LOB: 0 BB: 0 P: 19	R: 0 E: 0 K: 1 S: 10	H: 0 LOB: 0 BB: 0 P: 11	R: 0 E: 0 K: 0 S: 6	H: 0 LOB: 0 BB: 0 P: 7	R: 0 E: 0 K: 1 S: 8	H: 1 LOB: 0 BB: 0 P: 14	R: 2 E: 0 K: 0 S: 12	H: 2 LOB: 0 BB: 0 P: 19	1B: 4 2B: 1 3B: 0 HR: 2	SF: 0 SAC: 0 DP: 1 HBP: 0	WP: 0 PB: 0 SB: 0 CS: 0	PA: 35	
PITCHER	IP	WLS	BF	H	R	ER	SO	BB	IBB	HBP	BLK	WP	HR	S	P	ERA	WHIP				
Woody Williams, R (1,1) ERA: 1.09	7.0	W	27	4	2	2	5	2	0	0	0	0	0	67	101	2.57	0.857				
Jeff Fassero, L (8,1) ERA: 8.1	1.0		3	1	0	0	1	0	0	0	0	0	0	8	14	0.00	1.000				
Russ Springer, R (9,1) ERA: 6.57	1.0		5	2	2	2	0	0	0	0	0	0	2	12	19	18.00	2.000				

New York Mets @ St. Louis Cardinals
 Busch Stadium, St. Louis, MO
 Wed Apr 30 2003, 7:10 PM CDT
 Att: 30,265 - Cloudy - 83 F

AB 33
R 4
H 7
RBI 4
BB 2
SO 6
LOB 8



Batter	1	2	3	4	5	6	7	8	9	AB	R	H	RBI	BB	SO	LOB	BOTTOM					
Fernando Vina, L (1,4) OBP: 0.269, SLG: 0.329	0-0 F8	1-1 2H HR		1-0 F8		1-1 1B 2B	0-2 G6-4-3 1-2			5	2	2	2	0	0	1						
J.D. Drew, L (1,9) OBP: 0.286, SLG: 0.400	3-2 P3	0-1 G4-3		0-1 5 HR 2B		2-1 1B 5 1B SF8 1B		0-2 G5-3		5	2	2	1	0	0	0						
5 Albert Pujols, R (1,3) OBP: 0.470, SLG: 0.691 Miguel Cairo, R (8,5) OBP: 0.306, SLG: 0.489	0-0 HR	1-2 G5-3		1-0 2H HR		1-0 2B 1B		0-2 FC4-6 1B		4	3	3	3	0	0	0						
15 Jim Edmonds, L (1,8) OBP: 0.494, SLG: 0.750 Otaniels Palmeiro, L (4, PH) OBP: 0.357, SLG: 0.400 (5, 7)	0-1 1B 2B	2-2 2B		3-2 G3-1		2-1 2B 1B		1-0 FC4-6 1-2		2	1	2	0	0	0	0						
27 Scott Rolen, R (1,5) OBP: 0.420, SLG: 0.511 Wilson Delgado, S (6, PH) OBP: 0.250, SLG: 0.227 (7, 5) (8, 6)	4-2 1B HR BB	4-1 BB		0-1 F8		1-2 SF8		2-1 F7		1	1	0	0	2	0	0						
Edgar Renteria, R (1,6) OBP: 0.381, SLG: 0.565 Jeff Fassero, L (8,1) Russ Springer, R (9,1)	1-2 HR 1B	1-0 L5			2-1 G6-3	1-0 2B				4	1	2	3	0	0	2						
Eli Marrero, R (1,7) OBP: 0.292, SLG: 0.424 (5, 8) (8, 2)	0-0 1H 2H HR		2-2 F7		2-1 G4-6-3 1B	3-2 P4				4	1	2	3	0	0	1						
Mike Matheny, R (1,2) OBP: 0.343, SLG: 0.406 (8, 3)	3-3 K2-3		1-1 G5-3		0-2 G4-6-3 1-2	0-3 K				4	0	0	0	0	2	1						
Woody Williams, R (1,1) OBP: 0.357, SLG: 0.385 Kerry Robinson, L (7, PH) OBP: 0.273, SLG: 0.226 (8, 8)		2-0 HR 2B		0-2 F9		3-3 K	4-0 BB			3	1	1	0	0	1	0						
Inning Stats	R: 5 E: 0 K: 1 S: 17	H: 4 LOB: 0 BB: 1 P: 28	R: 2 E: 0 K: 0 S: 14	H: 3 LOB: 2 BB: 1 P: 25	R: 0 E: 0 K: 0 S: 9	H: 2 LOB: 0 BB: 0 P: 14	R: 0 E: 0 K: 0 S: 7	H: 1 LOB: 0 BB: 0 P: 11	R: 4 E: 0 K: 1 S: 17	H: 5 LOB: 1 BB: 0 P: 31	R: 0 E: 0 K: 1 S: 8	H: 0 LOB: 0 BB: 1 P: 12	R: 0 E: 0 K: 0 S: 10	H: 1 LOB: 1 BB: 0 P: 13	1B: 6 2B: 6 3B: 0 HR: 4	SF: 1 SAC: 0 DP: 2 HBP: 0	WP: 0 PB: 0 SB: 0 CS: 0	PA: 41				
PITCHER	IP	WLS	BF	H	R	ER	SO	BB	IBB	HBP	BLK	WP	HR	S	P	ERA	WHIP					
Pedro Astacio, R (1,1) ERA: 9.9	4.0	L	23	9	9	9	1	2	0	0	0	0	0	4	49	79	20.25	2.750				
Jason Middlebrook, R (5,1) ERA: 15.0	2.0		11	6	4	4	1	0	0	0	0	0	0	24	42	18.00	3.000					
Scott Strickland, R (7,1) ERA: 1.65	1.0		3	0	0	0	1	1	0	0	0	0	0	8	12	0.00	1.000					
Mike Stanton, L (8,1) ERA: 4.22	1.0		4	1	0	0	0	0	0	0	0	0	0	10	13	0.00	1.000					

New York Mets @ St. Louis Cardinals
 Busch Stadium, St. Louis, MO
 Wed Apr 30 2003, 7:10 PM CDT
 Att: 30,265 - Cloudy - 83 F

AB 37
R 13
H 16
RBI 13
BB 3
SO 3
LOB 7



Batter	1	2	3	4	5	6	7	8	9	10	AB	R	H	RBI	BB	SO	LOB	TOP								
Roger Cedeno, S OBP: 0.256, SLG: 0.282 Armando Benitez, R Vance Wilson, R OBP: 0.313, SLG: 0.552 Scott Strickland, R	(1, 9) C X 0-1 SH1-3 2B 1B		(1, 0) X 0-0 G4-3		(2, 2) C B X 2-2 L7		(1, 1) B X 1-1 1B	(2, 2) C B X 2-2 G4-3		(0, 3) C X 0-3 K	5	1	2	0	0	0	1	0								
Timo Perez, L OBP: 0.259, SLG: 0.278 Raul Gonzalez, R OBP: 0.346, SLG: 0.478	(1, 8) SAFE SAFE X 0-0 SH1-3 1-2		(2, 1) C B X 2-1 F8		(0, 0) X 0-0 G4-3		(0, 1) C X 0-1 L7		(1, 1) C X 1-1 F9		2	0	0	0	0	0	0	0								
Cliff Floyd, L OBP: 0.330, SLG: 0.381	(1, 7) X 1-0 2H 2B		(1, 0) B X 1-0 P5		(1, 2) X 1-2 F9		(0, 0) X 0-0 G4-3		(4, 0) B B B 4-0 BB		4	0	1	1	1	0	2									
31 Mike Piazza, R OBP: 0.366, SLG: 0.486	(1, 2) B X 2-0 G5-3		(3, 2) B B B 3-2 F8		(4, 1) B B B 4-1 WP BB		(0, 0) X 0-0 1B 2B 2B		(1, 2) B B B 1-2 P3		4	1	1	0	1	0	2									
Mo Vaughn, L OBP: 0.326, SLG: 0.342	(1, 3) B B B 4-1 BB		(4, 1) B B B 4-1 FC3-6 BB		(2, 3) B B B 2-3 K		(1, 1) B X 1-1 F7		(2, 2) B B B 2-2 F8		3	0	0	0	2	1	3									
Ty Wigington, R OBP: 0.258, SLG: 0.409 Tsuyoshi Shinjo, R OBP: 0.182, SLG: 0.161	(1, 5) X 1-0 F9		(1, 2) C B X 1-2 FC3-6 1B 1-2		(3, 3) B B B 3-3 K		(2, 2) B B B 2-2 1B 2B		(2, 2) B B B 2-2 G1-3		3	0	0	0	0	1	4									
Rey Sanchez, R OBP: 0.211, SLG: 0.205	(1, 6)		(1, 1) B X 1-1 G6-3		(2, 1) B X 2-1 1B		(0, 0) X 0-0 G3 1B 2B		(1, 1) B X 1-1 2B SF7 1B		5	2	4	0	0	0	0									
Joe McEwing, R OBP: 0.190, SLG: 0.200	(1, 4) (8, 5)		(1, 2) B X 1-2 G6-3		(0, 1) B X 0-1 G4-3		(2, 2) B B B 2-2 G3		(2, 1) B B B 2-1 1B 2B		5	0	1	2	0	0	4									
Steve Trachsel, R OBP: 0.126, SLG: 0.250 David Weathers, R Jay Bell, R Tony Clark, S Roberto Alomar OBP: 0.065, SLG: 0.300	(1, 11) (8, 1) (8, 9) (8, PH) (8, PH)		(0, 1) C X 0-1 F8		(1, 2) C B X 1-2 P4		(2, 2) B B B 2-2 1B 1B		(3, 3) B B B 3-3 SF7		2	0	0	0	0	0	0									
Inning Stats	R: 1 E: 0 K: 0 S: 7	H: 2 LOB: 2 BB: 1 P: 15	R: 0 E: 0 K: 0 S: 9	H: 0 LOB: 0 BB: 0 P: 11	R: 0 E: 0 K: 0 S: 4	H: 0 LOB: 0 BB: 0 P: 7	R: 0 E: 0 K: 0 S: 12	H: 1 LOB: 2 BB: 1 P: 22	R: 0 E: 0 K: 0 S: 7	H: 0 LOB: 0 BB: 0 P: 10	R: 0 E: 0 K: 2 S: 13	H: 0 LOB: 1 BB: 1 P: 23	R: 1 E: 0 K: 0 S: 14	H: 3 LOB: 2 BB: 0 P: 19	R: 3 E: 0 K: 0 S: 16	H: 4 LOB: 1 BB: 0 P: 24	R: 0 E: 0 K: 0 S: 8	H: 0 LOB: 1 BB: 0 P: 16	R: 0 E: 0 K: 1 S: 12	H: 1 LOB: 2 BB: 1 P: 22	1B: 7 2B: 4 3B: 0 HR: 0	SF: 1 SAC: 1 DP: 0 HBP: 0	WP: 1 PB: 0 SB: 0 CS: 0	PA: 46		
PITCHER	IP WLS BF H R ER SO BB IBB HBP BLK WP HR S P ERA WHIP	Brett Tomko, R ERA: 4.2 Steve Kline, L ERA: 5.11 Dustin Hermanson, R ERA: 3.07 Cal Eldred, R ERA: 4.63	IP WLS BF H R ER SO BB IBB HBP BLK WP HR S P ERA WHIP	Brett Tomko, R ERA: 4.2 Steve Kline, L ERA: 5.11 Dustin Hermanson, R ERA: 3.07 Cal Eldred, R ERA: 4.63	IP WLS BF H R ER SO BB IBB HBP BLK WP HR S P ERA WHIP	Brett Tomko, R ERA: 4.2 Steve Kline, L ERA: 5.11 Dustin Hermanson, R ERA: 3.07 Cal Eldred, R ERA: 4.63	IP WLS BF H R ER SO BB IBB HBP BLK WP HR S P ERA WHIP	Brett Tomko, R ERA: 4.2 Steve Kline, L ERA: 5.11 Dustin Hermanson, R ERA: 3.07 Cal Eldred, R ERA: 4.63	IP WLS BF H R ER SO BB IBB HBP BLK WP HR S P ERA WHIP	Brett Tomko, R ERA: 4.2 Steve Kline, L ERA: 5.11 Dustin Hermanson, R ERA: 3.07 Cal Eldred, R ERA: 4.63	IP WLS BF H R ER SO BB IBB HBP BLK WP HR S P ERA WHIP	Brett Tomko, R ERA: 4.2 Steve Kline, L ERA: 5.11 Dustin Hermanson, R ERA: 3.07 Cal Eldred, R ERA: 4.63	IP WLS BF H R ER SO BB IBB HBP BLK WP HR S P ERA WHIP	Brett Tomko, R ERA: 4.2 Steve Kline, L ERA: 5.11 Dustin Hermanson, R ERA: 3.07 Cal Eldred, R ERA: 4.63	IP WLS BF H R ER SO BB IBB HBP BLK WP HR S P ERA WHIP	Brett Tomko, R ERA: 4.2 Steve Kline, L ERA: 5.11 Dustin Hermanson, R ERA: 3.07 Cal Eldred, R ERA: 4.63	IP WLS BF H R ER SO BB IBB HBP BLK WP HR S P ERA WHIP	Brett Tomko, R ERA: 4.2 Steve Kline, L ERA: 5.11 Dustin Hermanson, R ERA: 3.07 Cal Eldred, R ERA: 4.63	IP WLS BF H R ER SO BB IBB HBP BLK WP HR S P ERA WHIP	Brett Tomko, R ERA: 4.2 Steve Kline, L ERA: 5.11 Dustin Hermanson, R ERA: 3.07 Cal Eldred, R ERA: 4.63	IP WLS BF H R ER SO BB IBB HBP BLK WP HR S P ERA WHIP	Brett Tomko, R ERA: 4.2 Steve Kline, L ERA: 5.11 Dustin Hermanson, R ERA: 3.07 Cal Eldred, R ERA: 4.63	IP WLS BF H R ER SO BB IBB HBP BLK WP HR S P ERA WHIP	Brett Tomko, R ERA: 4.2 Steve Kline, L ERA: 5.11 Dustin Hermanson, R ERA: 3.07 Cal Eldred, R ERA: 4.63	IP WLS BF H R ER SO BB IBB HBP BLK WP HR S P ERA WHIP	Brett Tomko, R ERA: 4.2 Steve Kline, L ERA: 5.11 Dustin Hermanson, R ERA: 3.07 Cal Eldred, R ERA: 4.63

New York Mets @ St. Louis Cardinals
 Busch Stadium, St. Louis, MO
 Thu May 01 2003, 12:10 PM CDT
 Att: 35,283 - Cloudy - 63 F

AB 39
 R 5
 H 11
 RBI 5
 BB 5
 SO 3
 LOB 20



Batter	1	2	3	4	5	6	7	8	9	10	AB	R	H	RBI	BB	SO	LOB	BOTTOM								
Fernando Vina, L OBP: 0.265, SLG: 0.322	(1, 4) C X 2-2 F7		(1, 3) B X 1-3 K		(1, 1) X 1-1 F9		(0, 0) X 0-0 G4-3 SH1-3 1B		(0, 0) X 0-0 G5-3		5	0	1	0	0	1	1									
Orlando Palmeiro, L OBP: 0.351, SLG: 0.391	(1, 7) B B B 3-2 P4		(1, 1) B X 1-1 G4-3		(1, 0) B X 1-0 15 HBP 27 2B 1B		(0, 1) SAFE SAFE SAFE SAFE 0-1 SH1-3		(1, 1) B X 1-1 G3		4	1	1	0	0	0	0									
5 Albert Pujols, R OBP: 0.466, SLG: 0.671	(1, 3) B X 2-1 F7		(1, 2) B X 1-2 1B		(0, 2) SAFE SAFE SAFE SAFE 0-2 15 HBP 27 2B 1B		(3, 1) B B B 3-1 G4-3		(3, 2) B B B 3-2 G6-3		5	1	2	0	0	0	1									
15 Jim Edmonds, L OBP: 0.489, SLG: 0.763	(1, 8)		(1, 1) C B X 1-1 P6		(0, 1) X 0-1 F9		(2, 2) B B B 2-2 27 2B HBP		(2, 1) B X 2-1 F9		4	2	1	1	0	0	2									
27 Scott Rolen, R OBP: 0.415, SLG: 0.510	(1, 5)		(2, 2) B X 2-2 F9		(3, 2) B B B 3-2 G6-3		(0, 0) B X 0-0 1H 2H 3H 2B		(1, 1) B X 1-1 F7		4	0	1	3	0	0	0									
Edgar Renteria, R OBP: 0.402, SLG: 0.589	(1, 6)		(0, 1) C X 0-1 CS 1B		(2, 1) B X 2-1 1B 2B 1B		(0, 1) B X 0-1 1B 1B		(0, 0) B X 0-0 2B		4	1	4	0	0	0	0									
Eli Marrero, R OBP: 0.275, SLG: 0.397	(1, 9)		(0, 1) C X 0-1 CS		(1, 0) C SAFE SAFE SAFE SAFE 1-0 F8		(0, 2) B X 0-2 F8		(3, 2) B B B 3-2 F7		4	0	0	0	0	0	4									
Mike Matheny, R OBP: 0.340, SLG: 0.400	(1, 2)		(1, 1) C B X 1-1 F9		(1, 1) SAFE SAFE SAFE SAFE 1-1 2B 1B		(1, 0) B X 1-0 F5		(2, 0) B B B 2-0 G5-3		4	1	1	0	0	0	3									
Brett Tomko, R OBP: 0.357, SLG: 0.333 Steve Kline, S Dustin Hermanson, R Miguel Cairo, R OBP: 0.300, SLG: 0.478 Cal Eldred, R	(1, 1) (7, 1) (8, 1) (9, PH) (10, 1)		(2, 3) C B X 2-3 K		(3, 2) B B B 3-2 1H 2H 2B		(2, 3) B B B 2-3 K		(0, 2) B X 0-2 F8		3	0	1	2	0	2	2									
Inning Stats	R: 0 E: 0 K: 0 S: 8	H: 0 LOB: 0 BB: 0 P: 15	R: 0 E: 0 K: 0 S: 9	H: 1 LOB: 0 BB: 0 P: 12	R: 0 E: 0 K: 1 S: 6	H: 0 LOB: 0 BB: 0 P: 10	R: 0 E: 0 K: 1 S: 10	H: 1 LOB: 1 BB: 0 P: 13	R: 2 E: 0 K: 0 S: 20	H: 3 LOB: 1 BB: 0 P: 30	R: 3 E: 0 K: 1 S: 14	H: 4 LOB: 2 BB: 0 P: 21	R: 0 E: 0 K: 0 S: 7	H: 1 LOB: 1 BB: 0 P: 12	R: 0 E: 0 K: 0 S: 7	H: 1 LOB: 1 BB: 0 P: 13	R: 0 E: 0 K: 0 S: 7	H: 0 LOB: 0 BB: 0 P: 8	R: 1 E: 0 K: 0 S: 7	H: 1 LOB: 0 BB: 0 P: 11	1B: 8 2B: 3 3B: 0 HR: 1	SF: 0 SAC: 1 DP: 0 HBP: 1	WP: 0 PB: 0 SB: 0 CS: 1	PA: 41		
PITCHER	IP WLS BF H R ER SO BB IBB HBP BLK WP HR S P ERA WHIP	Steve Trachsel, R ERA: 5.45 David Weathers, R ERA: 2.37 Armando Benitez, R ERA: 6.32 Scott Strickland, R ERA: 2.16	IP WLS BF H R ER SO BB IBB HBP BLK WP HR S P ERA WHIP	Steve Trachsel, R ERA: 5.45 David Weathers, R ERA: 2.37 Armando Benitez, R ERA: 6.32 Scott Strickland, R ERA: 2.16	IP WLS BF H R ER SO BB IBB HBP BLK WP HR S P ERA WHIP	Steve Trachsel, R ERA: 5.45 David Weathers, R ERA: 2.37 Armando Benitez, R ERA: 6.32 Scott Strickland, R ERA: 2.16	IP WLS BF H R ER SO BB IBB HBP BLK WP HR S P ERA WHIP	Steve Trachsel, R ERA: 5.45 David Weathers, R ERA: 2.37 Armando Benitez, R ERA: 6.32 Scott Strickland, R ERA: 2.16	IP WLS BF H R ER SO BB IBB HBP BLK WP HR S P ERA WHIP	Steve Trachsel, R ERA: 5.45 David Weathers, R ERA: 2.37 Armando Benitez, R ERA: 6.32 Scott Strickland, R ERA: 2.16	IP WLS BF H R ER SO BB IBB HBP BLK WP HR S P ERA WHIP	Steve Trachsel, R ERA: 5.45 David Weathers, R ERA: 2.37 Armando Benitez, R ERA: 6.32 Scott Strickland, R ERA: 2.16	IP WLS BF H R ER SO BB IBB HBP BLK WP HR S P ERA WHIP	Steve Trachsel, R ERA: 5.45 David Weathers, R ERA: 2.37 Armando Benitez, R ERA: 6.32 Scott Strickland, R ERA: 2.16	IP WLS BF H R ER SO BB IBB HBP BLK WP HR S P ERA WHIP	Steve Trachsel, R ERA: 5.45 David Weathers, R ERA: 2.37 Armando Benitez, R ERA: 6.32 Scott Strickland, R ERA: 2.16	IP WLS BF H R ER SO BB IBB HBP BLK WP HR S P ERA WHIP	Steve Trachsel, R ERA: 5.45 David Weathers, R ERA: 2.37 Armando Benitez, R ERA: 6.32 Scott Strickland, R ERA: 2.16	IP WLS BF H R ER SO BB IBB HBP BLK WP HR S P ERA WHIP	Steve Trachsel, R ERA: 5.45 David Weathers, R ERA: 2.37 Armando Benitez, R ERA: 6.32 Scott Strickland, R ERA: 2.16	IP WLS BF H R ER SO BB IBB HBP BLK WP HR S P ERA WHIP	Steve Trachsel, R ERA: 5.45 David Weathers, R ERA: 2.37 Armando Benitez, R ERA: 6.32 Scott Strickland, R ERA: 2.16	IP WLS BF H R ER SO BB IBB HBP BLK WP HR S P ERA WHIP	Steve Trachsel, R ERA: 5.45 David Weathers, R ERA: 2.37 Armando Benitez, R ERA: 6.32 Scott Strickland, R ERA: 2.16	IP WLS BF H R ER SO BB IBB HBP BLK WP HR S P ERA WHIP	Steve Trachsel, R ERA: 5.45 David Weathers, R ERA: 2.37 Armando Benitez, R ERA: 6.32 Scott Strickland, R ERA: 2.16

New York Mets @ St. Louis Cardinals
 Busch Stadium, St. Louis, MO
 Thu May 01 2003, 12:10 PM CDT
 Att: 35,283 - Cloudy - 63 F

AB 38
 R 6
 H 12
 RBI 6
 BB 0
 SO 3
 LOB 13



Batter	1	2	3	4	5	6	7	8	9	AB	R	H	RBI	BB	SO	LOB	TOP			
Roberto Alomar, S OBP: 0.367, SLG: 0.349	4-2 31 BB BB		1-2 F8		4-2 31 G6-4-3 BB			4-1 31 G6-4-3 1B BB		1	0	0	0	3	0	0				
Roger Cedeno, S OBP: 0.287, SLG: 0.293	1-2 F8		1-1 1B		2-2 P5			0-1 31 G6-4-3 1B		4	0	2	0	0	0	2				
31 Mike Piazza, R OBP: 0.374, SLG: 0.481	4-1 1B BB		1-0 F9		0-0 G6-4-3			1-2 G6-4-3		3	0	0	0	1	0	4				
Cliff Floyd, L OBP: 0.330, SLG: 0.413 Scott Strickland, R	2-2 F7			1-1 P5				1-3 K		4	0	0	0	0	1	3				
Tony Clark, S OBP: 0.270, SLG: 0.703	2-3 K			3-2 HR				2-2 F8		4	1	1	1	0	1	2				
Ty Wigginton, R OBP: 0.381, SLG: 0.471 Joe McEwing, R		0-0 G6-3		1-0 1B 3B				3-2 K		4	1	2	0	0	1	0				
Timo Perez, L OBP: 0.290, SLG: 0.310		0-1 1B		1-0 1B				2-2 P6		4	0	3	1	0	0	0				
Rey Sanchez, R OBP: 0.212, SLG: 0.198		2-2 L3		0-1 L9				0-2 G4-3		4	0	0	0	0	0	4				
Jae Weong Seo, R OBP: 0.154, SLG: 0.154 Jay Bell, R OBP: 0.375, SLG: 0.200 David Weathers, L Mike Stanton, L Raul Gonzalez, R OBP: 0.344, SLG: 0.448				1-0 L6				3-3 K		2	0	0	0	0	1	1				
Inning Stats	R: 0 E: 0 K: 1 S: 17	H: 0 LOB: 2 BB: 2 P: 30	R: 0 E: 0 K: 0 S: 6	H: 1 LOB: 0 BB: 0 P: 8	R: 0 E: 0 K: 1 S: 11	H: 1 LOB: 1 BB: 0 P: 14	R: 2 E: 0 K: 0 S: 10	H: 3 LOB: 1 BB: 0 P: 17	R: 0 E: 0 K: 1 S: 10	H: 0 LOB: 0 BB: 0 P: 18	R: 0 E: 0 K: 1 S: 10	H: 0 LOB: 0 BB: 0 P: 15	R: 0 E: 0 K: 1 S: 10	H: 1 LOB: 2 BB: 0 P: 16	R: 0 E: 1 K: 0 S: 10	H: 2 LOB: 2 BB: 0 P: 14	1B: 6 2B: 0 3B: 1 HR: 1	SF: 0 SAC: 0 DP: 3 HBP: 0	WP: 0 PB: 0 SB: 0 CS: 1	PA: 36
PITCHER	IP WLS BF H R ER SO BB IBB HBP BLK WP HR S P ERA WHIP																			
Ruben Quevedo, R ERA: 3.0	6.0	24	5	2	2	3	3	0	0	0	0	0	0	0	1	61	100	3.00	1.333	
John Foster, L ERA: 4.5	1.0	3	0	0	0	1	0	0	0	0	0	0	0	0	0	10	15	0.00	0.000	
Luis Vizcaino, R ERA: 10.8	1.0	4	1	0	0	1	1	0	0	0	0	0	0	0	0	16	0.00	2.000		
Mike DeJean, R ERA: 3.21	1.0	5	2	0	0	0	0	0	0	0	0	0	0	0	10	14	0.00	2.000		

New York Mets @ Milwaukee Brewers
Miller Park, Milwaukee, WI
Sat May 03 2003, 6:05 PM CDT
Att: 19,796 - Dome - 72 F

AB	32
R	2
H	8
RBI	2
BB	4
SO	5
LOB	19



Batter	1	2	3	4	5	6	7	8	9	AB	R	H	RBI	BB	SO	LOB	BOTTOM			
Alex Sanchez, L OBP: 0.318, SLG: 0.397	3-3 K			1-2 G4-3		1-1 F7	2-1 F8			4	0	0	0	0	1	2				
Eric Young Sr., R OBP: 0.348, SLG: 0.495 Keith Ginter, R OBP: 0.328, SLG: 0.232	2-2 E5 G4-6-3			1-1 HR		1-1 WP G6-3 2B		2-3 K		3	1	2	1	0	0	0				
Richie Sexson, R OBP: 0.360, SLG: 0.546	0-0 G4-6-3			4-2 S BB		2-1 G6-3		4-2 FC4-6 BB		2	0	0	1	2	0	1				
Geoff Jenkins, L OBP: 0.340, SLG: 0.500		2-2 K		0-0 L6		1-1 L3		0-0 P4		4	0	0	0	0	1	3				
John Vander Wal, L OBP: 0.348, SLG: 0.500		1-3 K		4-2 BB		2-0 SH1-4 SF8 1B		2-1 FC4-6		3	1	1	0	1	1	1				
Wes Helms, R OBP: 0.273, SLG: 0.407		0-1 L8		2-3 K		0-0 SH1-4 1B		1-2 1B		3	0	1	0	0	1	2				
Eddie Pérez, R OBP: 0.270, SLG: 0.329			2-2 L7		0-1 G4-3			0-0 SH1-4		2	0	0	0	0	0	0				
Royce Clayton, R OBP: 0.360, SLG: 0.470			0-0 G6-3		3-3 K			4-0 IBB		2	0	0	0	1	1	0				
Ruben Quevedo, R John Foster, L Scott Podsednik, L Brady Clark, R Luis Vizcaino, R Mike DeJean, R			0-1 G5-3		3-3 K			1-1 SF8		2	0	0	0	0	1	0				
Inning Stats	R: 0 E: 1 K: 1 S: 7	H: 0 LOB: 0 BB: 0 P: 12	R: 0 E: 0 K: 2 S: 8	H: 0 LOB: 0 BB: 0 P: 11	R: 0 E: 0 K: 0 S: 8	H: 0 LOB: 0 BB: 0 P: 10	R: 1 E: 0 K: 1 S: 16	H: 1 LOB: 2 BB: 2 P: 28	R: 0 E: 0 K: 2 S: 10	H: 0 LOB: 0 BB: 0 P: 16	R: 1 E: 0 K: 0 S: 8	H: 1 LOB: 1 BB: 0 P: 13	R: 1 E: 0 K: 0 S: 7	H: 2 LOB: 2 BB: 1 P: 16	R: 0 E: 0 K: 1 S: 10	H: 0 LOB: 1 BB: 1 P: 17	1B: 2 2B: 1 3B: 0 HR: 1	SF: 1 SAC: 1 DP: 1 HBP: 0	WP: 1 PB: 0 SB: 1 CS: 0	PA: 32
PITCHER	IP WLS BF H R ER SO BB IBB HBP BLK WP HR S P ERA WHIP																			
Jae Weong Seo, R ERA: 3.15	6.0	22	2	2	2	6	2	0	0	0	0	0	0	0	0	57	90	3.00	0.667	
David Weathers, R ERA: 2.79	0.1	4	2	1	1	0	0	1	0	0	0	0	3	9	27.00	6.000				
Mike Stanton, L ERA: 3.98	0.2	2	0	0	0	0	0	0	0	0	0	0	4	7	0.00	0.000				
Scott Strickland, R ERA: 2.04	1.0	4	0	0	0	1	1	0	0	0	0	0	10	17	0.00	1.000				

New York Mets @ Milwaukee Brewers
Miller Park, Milwaukee, WI
Sat May 03 2003, 6:05 PM CDT
Att: 19,796 - Dome - 72 F

AB	26
R	3
H	4
RBI	3
BB	4
SO	7
LOB	9



Batter	1	2	3	4	5	6	7	8	9	AB	R	H	RBI	BB	SO	LOB	TOP										
Roberto Alomar, S OBP: 0.361, SLG: 0.342 (1, 4)										5	1	1	0	0	1	1	New York Mets @ Milwaukee Brewers Miller Park, Milwaukee, WI Sun May 04 2003, 1:05 PM CDT Att: 18,571 - Dome - 72 F										
Roger Cedeno, S OBP: 0.270, SLG: 0.286 Raul Gonzalez, R OBP: 0.324, SLG: 0.419 (7, PH) (7, 9)										2	1	0	0	1	0	0											
31 Mike Piazza, R OBP: 0.369, SLG: 0.494 Tsuyoshi Shinjo, R OBP: 0.211, SLG: 0.194 (6, PR) (8, 8)										2	1	1	0	2	0	0											
Cliff Floyd, L OBP: 0.345, SLG: 0.453 Vance Wilson, R OBP: 0.313, SLG: 0.552 (8, 2)										3	1	2	4	1	0	0											
Tony Clark, S OBP: 0.268, SLG: 0.650 (1, 3)										3	0	0	0	1	1	4											
Ty Wigginton, R OBP: 0.377, SLG: 0.457 (1, 5)										3	0	0	0	1	0	3											
Timo Perez, L OBP: 0.288, SLG: 0.295 (8, 7)										3	0	0	1	1	0	1											
Rey Sanchez, R OBP: 0.216, SLG: 0.202 Joe McEwing, R OBP: 0.174, SLG: 0.182 (7, 6)										3	0	1	0	0	1	0											
Al Leiter, L Jay Bell, R David Weathers, R Mike Stanton, L Scott Strickland, R Armando Benitez, R (7, PH) (7, 1) (7, 1) (8, 1) (8, 1)										2	0	0	0	0	2	0											
Inning Stats	R: 0 E: 0 K: 1 S: 10	H: 0 LOB: 0 BB: 0 P: 16	R: 0 E: 0 K: 0 S: 10	H: 0 LOB: 1 BB: 1 P: 17	R: 0 E: 0 K: 2 S: 9	H: 0 LOB: 0 BB: 0 P: 12	R: 0 E: 0 K: 0 S: 14	H: 1 LOB: 2 BB: 1 P: 21	R: 0 E: 0 K: 1 S: 7	H: 0 LOB: 0 BB: 0 P: 11	R: 4 E: 0 K: 1 S: 18	H: 2 LOB: 0 BB: 2 P: 32	R: 0 E: 0 K: 0 S: 9	H: 1 LOB: 1 BB: 0 P: 15	R: 1 E: 0 K: 0 S: 13	H: 1 LOB: 2 BB: 3 P: 28		R: 0 E: 0 K: 1 S: 7	H: 0 LOB: 0 BB: 0 P: 9	1B: 3 2B: 1 3B: 0 HR: 1	SF: 0 SAC: 1 DP: 1 HBP: 0	WP: 0 PB: 0 SB: 1 CS: 0	PA: 38				
PITCHER	IP	WLS	BF	H	R	ER	SO	BB	IBB	HBP	BLK	WP	HR	S	P	ERA		WHIP									
Matt Kinney, R ERA: 3.09 (1, 1)	6.0	L	25	3	4	4	5	4	0	0	0	0	0	1	68	109		6.00	1.167								
John Foster, L ERA: 4.15 (7, 1)	1.0		4	1	0	0	0	0	0	0	0	0	0	9	15	0.00		1.000									
Curt Leskanic, R ERA: 3.38 (8, 1)	1.0		6	1	1	1	0	3	0	0	0	0	0	13	28	9.00		4.000									
Leo Estrella, R ERA: 2.25 (9, 1)	1.0		3	0	0	0	1	0	0	0	0	0	0	7	9	0.00		0.000									

Batter	1	2	3	4	5	6	7	8	9	AB	R	H	RBI	BB	SO	LOB	BOTTOM									
Alex Sanchez, L OBP: 0.323, SLG: 0.416 (1, 8)										4	1	2	1	0	1	0	New York Mets @ Milwaukee Brewers Miller Park, Milwaukee, WI Sun May 04 2003, 1:05 PM CDT Att: 18,571 - Dome - 72 F									
Keith Ginter, R OBP: 0.324, SLG: 0.220 (1, 4)										3	0	0	0	1	0	1										
Richie Sexson, R OBP: 0.371, SLG: 0.574 (1, 3)										3	1	2	1	1	0	1										
Geoff Jenkins, L OBP: 0.327, SLG: 0.479 (1, 7)										4	0	0	0	0	2	3										
Brady Clark, R OBP: 0.310, SLG: 0.304 (1, 9)										4	0	0	0	0	1	2										
Wes Helms, R OBP: 0.291, SLG: 0.402 (1, 5)										1	0	0	0	2	0	0										
Eddie Pérez, R OBP: 0.260, SLG: 0.315 Scott Podsednik, L OBP: 0.379, SLG: 0.360 (6, PH) (8, 1)										3	0	0	0	0	0	2										
Royce Clayton, R OBP: 0.359, SLG: 0.466 (1, 6)										3	1	1	0	0	1	2										
Matt Kinney, R (1, 1)										1	0	0	0	0	1	1										
John Foster, L (7, 1)										0	0	0	0	0	0	0										
John Vander Wal, L OBP: 0.343, SLG: 0.492 Curt Leskanic, R (8, 1)										1	0	0	0	0	1	1										
Leo Estrella, R (9, 1)										0	0	0	0	0	0	0										
Inning Stats	R: 1 E: 0 K: 0 S: 6	H: 1 LOB: 0 BB: 0 P: 11	R: 0 E: 0 K: 0 S: 10	H: 0 LOB: 0 BB: 0 P: 14	R: 1 E: 0 K: 0 S: 7	H: 2 LOB: 0 BB: 0 P: 12	R: 0 E: 0 K: 2 S: 11	H: 0 LOB: 1 BB: 1 P: 18	R: 0 E: 0 K: 2 S: 9	H: 0 LOB: 1 BB: 1 P: 15	R: 1 E: 0 K: 0 S: 9	H: 1 LOB: 1 BB: 1 P: 17	R: 0 E: 0 K: 1 S: 8	H: 0 LOB: 1 BB: 0 P: 15	R: 0 E: 0 K: 2 S: 14	H: 1 LOB: 1 BB: 0 P: 24		R: 0 E: 0 K: 0 S: 9	H: 0 LOB: 0 BB: 1 P: 15	1B: 3 2B: 2 3B: 1 HR: 1	SF: 0 SAC: 1 DP: 3 HBP: 1	WP: 0 PB: 0 SB: 2 CS: 1	PA: 34			
PITCHER	IP	WLS	BF	H	R	ER	SO	BB	IBB	HBP	BLK	WP	HR	S	P	ERA		WHIP								
Al Leiter, L ERA: 3.38 (1, 1)	6.0		23	4	3	3	4	3	0	0	0	0	0	4	8	0.00		0.000								
David Weathers, R ERA: 2.7 (7, 1)	0.2	H	3	0	0	0	0	0	0	1	0	0	0	4	8	0.00		0.000								
Mike Stanton, L ERA: 3.21 (7, 1)	0.2	H	2	0	0	0	2	0	0	0	0	0	0	7	11	0.00	0.000									
Scott Strickland, R ERA: 2.0 (8, 1)	0.1	H	2	1	0	0	0	0	0	0	0	0	0	8	14	0.00	3.000									
Armando Benitez, R ERA: 3.52 (8, 1)	1.1	S	4	0	0	0	1	1	0	0	0	0	0	12	21	0.00	0.750									



Batter	1	2	3	4	5	6	7	8	9	AB	R	H	RBI	BB	SO	LOB	TOP					
Dave Roberts, L (1, 8) OBP: 0.390, SLG: 0.406	2-2 BB 1B		1-2 G6-3 1B		1-1 G6-3 1B		2-1 G4-3 1-2			4	1	2	0	0	0	1	Los Angeles Dodgers @ New York Mets Shea Stadium, Flushing, NY Tue May 06 2003, 7:10 PM EDT Att: 21,173 - Cloudy - 57 F					
Paul Lo Duca, R (1, 2) OBP: 0.352, SLG: 0.404	1-3 K		0-0 P3		1-0 BB WP 1B		2-3 K			4	1	1	0	0	2	3						
Shawn Green, L (1, 9) OBP: 0.354, SLG: 0.474	3-1 F7		0-0 G6-3 1-2		4-0 WP 1-2 BB		3-1 F8			3	0	0	0	1	0	3						
Fred McGriff, L (1, 3) OBP: 0.315, SLG: 0.388	4-0 FC6-4 1-2 BB		4-0 1B BB		1-0 F9		2-2 G3-1			2	0	0	0	2	0	2						
Brian Jordan, R (1, 7) OBP: 0.360, SLG: 0.412	2-0 FC6-4 1-2		0-0 1B BB		1-3 K		1-3 K			4	0	1	1	0	2	3						
Adrián Beltré, R (1, 5) OBP: 0.246, SLG: 0.381		0-2 L9	1-3 K		2-0 G6-3		1-1 F9			4	0	0	0	0	1	2						
Alex Cora, L (1, 4) OBP: 0.336, SLG: 0.320		2-1 HBP		0-1 F7		3-2 G5-3		1-0 G4-3		3	0	0	0	0	0	0						
Cesar Izturis, S (1, 6) OBP: 0.288, SLG: 0.277 Larry Barnes, L (9, PH)	1-0 F7		2-2 F8		0-3 K2-3		2-3 K2-3			3	0	0	0	0	1	1						
Odalis Perez, L (1, 1) Mike Kinkade, R (7, PH) Andy Ashby, R (7, 1) Tom Martin, L (8, 1) Daryle Ward, L (9, PH)	2-2 L7		0-3 K		0-1 G4-3 1B		1-2 F8			2	0	0	0	0	1	1						
Inning Stats	R: 0 E: 0 K: 1 S: 11	H: 1 LOB: 2 BB: 1 P: 23	R: 0 E: 0 K: 0 S: 9	H: 0 LOB: 1 BB: 0 P: 14	R: 1 E: 0 K: 1 S: 9	H: 2 LOB: 2 BB: 1 P: 15	R: 0 E: 0 K: 1 S: 8	H: 0 LOB: 0 BB: 0 P: 10	R: 1 E: 0 K: 1 S: 7	H: 1 LOB: 1 BB: 1 P: 15	R: 0 E: 0 K: 1 S: 7	H: 0 LOB: 0 BB: 0 P: 12	R: 0 E: 0 K: 1 S: 9	H: 1 LOB: 1 BB: 0 P: 16	R: 0 E: 0 K: 1 S: 8	H: 0 LOB: 0 BB: 0 P: 12		R: 0 E: 0 K: 1 S: 7	H: 0 LOB: 0 BB: 0 P: 11	1B: 5 2B: 0 3B: 0 HR: 0	SF: 0 SAC: 0 DP: 0 HBP: 1	WP: 2 PB: 0 SB: 0 CS: 0
PITCHER	IP WLS BF H R ER SO BB IBB HBP BLK WP HR S P ERA WHIP																					
Pedro Astacio, R (1, 1) ERA: 7.31	6.0 W 26 4 2 2 5 3 0 1 0 1 0 51 89 3.00 1.167																					
David Weathers, R (7, 1) ERA: 2.61	0.2 H 3 1 0 0 1 0 0 0 0 0 0 0 7 11 0.00 1.500																					
Mike Stanton, L (7, 1) ERA: 3.07	0.2 H 2 0 0 0 0 0 0 0 0 0 0 0 5 10 0.00 0.000																					
Scott Strickland, R (8, 1) ERA: 1.93	0.2 H 2 0 0 0 1 0 0 0 0 0 0 0 5 7 0.00 0.000																					
Armando Benítez, R (9, 1) ERA: 5.5	1.0 S 3 0 0 0 1 0 0 0 0 0 0 0 7 11 0.00 0.000																					

Batter	1	2	3	4	5	6	7	8	9	AB	R	H	RBI	BB	SO	LOB	BOTTOM			
Roberto Alomar, S (1, 4) OBP: 0.362, SLG: 0.345	2-2 S 1B		2-2 G4-6-3 1B		1-2 G6-3		0-3 K2-3		0-3 K	5	0	2	0	0	2	5	Los Angeles Dodgers @ New York Mets Shea Stadium, Flushing, NY Tue May 06 2003, 7:10 PM EDT Att: 21,173 - Cloudy - 57 F			
Raul Gonzalez, R (1, 9) OBP: 0.324, SLG: 0.394 Timo Perez, L (7, PH)	4-0 G6-4-3 BB		2-2 G4-6-3 1-2		2-1 P4		2-2 F8			2	0	0	0	1	0	1				
Ty Wigginton, R (1, 5) OBP: 0.373, SLG: 0.450	1-3 K		1-3 K		2-2 E S 1B		1-3 K			4	0	1	0	0	3	2				
Cliff Floyd, L (1, 7) OBP: 0.342, SLG: 0.455 Roger Cedeno, S (7, PR)	0-1 G6-4-3 1-2		1-0 G6-3		2-3 K		0-0 2B			4	0	1	0	0	1	3				
Tony Clark, S (1, 3) OBP: 0.289, SLG: 0.698		1-0 F7		1-1 HR		2-2 G6-3		4-0 FC4-6 1B		3	1	1	1	1	0	1				
Vance Wilson, R (1, 2) OBP: 0.306, SLG: 0.606		0-1 G6-3		1-0 HR		2-3 K		2-1 FC4-6 1-2		4	1	1	1	0	1	2				
Tsuyoshi Shinjo, R (1, 8) OBP: 0.262, SLG: 0.275		3-2 3B 2B		1-2 SH1-4 BB 1B		1-2 BB 1B		2-2 F8		4	1	3	0	0	0	0				
Rey Sanchez, R (1, 6) OBP: 0.239, SLG: 0.241		1-1 2H 3B		4-2 SH1-4 BB		3-1 P4		1-2 1B		3	0	2	1	1	0	1				
Pedro Astacio, R (1, 1) Jay Bell, R (6, PH) David Weathers, R (7, 1) Mike Stanton, L (7, 1) Scott Strickland, R (8, 1) Jason Phillips, R (8, PH) Armando Benítez, R (9, 1)		0-0 G6-3		2-1 SH1-4 BB		4-1 BB		0-0 F7		1	0	0	0	0	0	1				
Inning Stats	R: 0 E: 0 K: 1 S: 12	H: 1 LOB: 1 BB: 1 P: 19	R: 1 E: 0 K: 0 S: 9	H: 2 LOB: 1 BB: 0 P: 14	R: 0 E: 0 K: 1 S: 9	H: 1 LOB: 0 BB: 0 P: 14	R: 2 E: 0 K: 0 S: 15	H: 3 LOB: 2 BB: 1 P: 26	R: 0 E: 0 K: 1 S: 12	H: 1 LOB: 1 BB: 0 P: 20	R: 0 E: 0 K: 2 S: 13	H: 1 LOB: 2 BB: 1 P: 23	R: 0 E: 0 K: 1 S: 9	H: 1 LOB: 2 BB: 1 P: 18	R: 0 E: 0 K: 1 S: 11	H: 1 LOB: 1 BB: 0 P: 14		1B: 6 2B: 2 3B: 1 HR: 2	SF: 0 SAC: 1 DP: 2 HBP: 0	WP: 0 PB: 0 SB: 2 CS: 0
PITCHER	IP WLS BF H R ER SO BB IBB HBP BLK WP HR S P ERA WHIP																			
Odalis Perez, L (1, 1) ERA: 3.07	6.0 L 28 8 3 3 5 3 0 0 0 0 0 2 70 116 4.50 2.000																			
Andy Ashby, R (7, 1) ERA: 9.31	1.2 8 2 0 0 1 0 1 0 0 0 0 0 16 28 0.00 1.200																			
Tom Martin, L (8, 1) ERA: 0.75	0.1 1 0 0 0 1 0 0 0 0 0 0 0 4 4 0.00 0.000																			



AB	32
R	2
H	5
RBI	1
BB	3
SO	8
LOB	16

AB	32
R	3
H	11
RBI	3
BB	4
SO	7
LOB	17

Batter	1	2	3	4	5	6	7	8	9	AB	R	H	RBI	BB	SO	LOB	TOP								
Dave Roberts, L (1, 8) OBP: 0.370, SLG: 0.383	1-2 G3		1-2 G4-3			2-2 G6-3	2-1 FC4-6		2-2 G6-3	5	0	1	0	0	0	2									
Paul Lo Duca, R (1, 2) OBP: 0.343, SLG: 0.390	3-2 1B		0-1 G6-4-3			1-1 G6-3		1-1 G5-3	0-3 K	5	1	2	0	0	1	1									
Shawn Green, L (1, 9) OBP: 0.353, SLG: 0.468	0-1 1B		3-2 G6-4-3			1-2 F8		2-2 2B	0-1 G6-3	5	1	2	0	0	0	2									
Fred McGriff, L (1, 3) OBP: 0.326, SLG: 0.403	1-2 1B			1-1 G4-3				0-0 G3-1	0-0 1B	4	1	2	2	0	0	0									
Brian Jordan, R (1, 7) Larry Barnes, L (9, 7)	4-1 BB			0-0 G1-3				4-1 2B	0-1 BB	2	2	1	0	2	0	0									
Ron Coomer, R (1, 5) Adrián Beltré, R (7, 5)	0-0 G4-3			2-0 F8				2-2 FC6-4	0-3 K	3	1	1	0	0	0	2									
Jolbert Cabrera, R (1, 4) OBP: 0.306, SLG: 0.473		0-2 L5			2-1 G4-6-3			4-0 FC6-4	4-2 1B	2	0	1	0	2	0	0									
Cesar Izturis, S (1, 6) OBP: 0.288, SLG: 0.271		0-0 G1-3			2-1 G4-6-3			2-0 FC6-4	1-0 1B	4	0	1	3	0	0	3									
Kaz Ishii, L (1, 1) Mike Kinkade, R (7, PH) Paul Quantrill, L (7, 1) Guillermo Mota, R (9, 1)		2-3 K			1-3 K			1-0 FC4-6	0-3 K	2	0	0	0	0	2	0									
Inning Stats	R: 1 E: 0 K: 0 S: 14	H: 3 LOB: 2 BB: 1 P: 23	R: 0 E: 0 K: 1 S: 8	H: 0 LOB: 0 BB: 0 P: 10	R: 0 E: 0 K: 0 S: 8	H: 1 LOB: 0 BB: 0 P: 12	R: 0 E: 0 K: 0 S: 4	H: 0 LOB: 0 BB: 0 P: 7	R: 0 E: 0 K: 0 S: 7	H: 1 LOB: 0 BB: 0 P: 12	R: 0 E: 0 K: 0 S: 8	H: 0 LOB: 0 BB: 0 P: 12	R: 2 E: 0 K: 0 S: 9	H: 2 LOB: 2 BB: 2 P: 24	R: 3 E: 0 K: 2 S: 18	H: 4 LOB: 2 BB: 1 P: 26	R: 0 E: 0 K: 1 S: 9	H: 1 LOB: 0 BB: 0 P: 11	1B: 9 2B: 3 3B: 0 HR: 0	SF: 0 SAC: 0 DP: 3 HBP: 0	WP: 0 PB: 0 SB: 0 CS: 0	PA: 39			
PITCHER	IP	WLS	BF	H	R	ER	SO	BB	IBB	HBP	BLK	WP	HR	S	P	ERA	WHIP								
Tom Glavine, L (1, 1) ERA: 3.67	7.0	L	28	7	3	3	2	2	1	0	0	0	0	58	100	3.86	1.286								
Mike Stanton, L (8, 1) ERA: 3.94	0.1		2	2	2	2	0	0	0	0	0	0	0	6	9	54.00	6.000								
Scott Strickland, R (8, 1) ERA: 2.33	0.2		5	2	1	1	2	1	0	0	0	0	0	12	17	13.50	4.500								
Graeme Lloyd, L (9, 1) ERA: 3.6	1.0		3	1	0	0	1	0	0	0	0	0	0	9	11	0.00	1.000								

Los Angeles Dodgers @ New York Mets
Shea Stadium, Flushing, NY
Thu May 08 2003, 7:10 PM EDT
Att: 18,729 - Cloudy - 55 F

AB 35
R 6
H 12
RBI 6
BB 4
SO 5
LOB 14



Batter	1	2	3	4	5	6	7	8	9	AB	R	H	RBI	BB	SO	LOB	BOTTOM								
Roberto Alomar, S (1, 4) OBP: 0.349, SLG: 0.339	0-0 F7		1-0 G5-4-3			3-1 F8		1-0 L4		4	0	0	0	0	0	1									
Raul Gonzalez, R (1, 9) OBP: 0.341, SLG: 0.417	1-3 K		2-0 2B			4-1 1B		3-2 L8		3	1	1	0	1	1	0									
Cliff Floyd, L (1, 7) OBP: 0.336, SLG: 0.449	1-2 F8		2-3 K			2-0 1B		1-0 2B		4	0	2	0	0	1	1									
Tony Clark, S (1, 3) OBP: 0.283, SLG: 0.620		3-2 G6-3			2-3 K			1-2 G4-3		4	0	1	1	0	1	1									
Ty Wigginton, R (1, 5) OBP: 0.361, SLG: 0.431		1-2 WP			0-0 G1-3			0-0 P4		4	0	1	0	0	0	2									
Jason Phillips, R (1, 2) OBP: 0.273, SLG: 0.111		4-2 FC6-4			3-2 G5-3			2-1 L7		3	0	0	0	1	0	2									
Tsuyoshi Shinjo, R (1, 8) OBP: 0.273, SLG: 0.288		0-1 P4			4-1 BB			1-0 G4-3		1	0	0	0	1	0	2									
Timo Perez, L (7, PH) OBP: 0.278, SLG: 0.273					0-0 G4-6-3					2	0	0	0	0	0	0									
Rey Sanchez, R (1, 6) OBP: 0.224, SLG: 0.226		1-0 FC6-4			0-0 G4-6-3			1-2 L6		3	0	0	0	0	0	3									
Tom Glavine, L (1, 1) OBP: 0.200, SLG: 0.200					2-2 G4-3			0-0 G6-3		2	0	1	0	0	0	0									
Roger Cedeno, S (7, PH) OBP: 0.277, SLG: 0.292										1	0	0	0	0	0	0									
Mike Stanton, L (8, 1)										0	0	0	0	0	0	0									
Scott Strickland, R (8, 1)										0	0	0	0	0	0	0									
Graeme Lloyd, L (9, 1)										0	0	0	0	0	0	0									
Inning Stats	R: 0 E: 0 K: 1 S: 9	H: 0 LOB: 0 BB: 0 P: 11	R: 0 E: 0 K: 0 S: 14	H: 1 LOB: 2 BB: 1 P: 23	R: 0 E: 0 K: 1 S: 6	H: 2 LOB: 1 BB: 0 P: 11	R: 0 E: 0 K: 1 S: 8	H: 0 LOB: 0 BB: 0 P: 13	R: 0 E: 0 K: 0 S: 5	H: 0 LOB: 0 BB: 1 P: 11	R: 1 E: 0 K: 0 S: 9	H: 2 LOB: 2 BB: 1 P: 20	R: 0 E: 0 K: 0 S: 6	H: 0 LOB: 0 BB: 0 P: 8	R: 0 E: 0 K: 0 S: 8	H: 1 LOB: 1 BB: 0 P: 14	R: 0 E: 0 K: 0 S: 7	H: 0 LOB: 0 BB: 0 P: 11	1B: 4 2B: 2 3B: 0 HR: 0	SF: 0 SAC: 0 DP: 2 HBP: 0	WP: 1 PB: 0 SB: 0 CS: 0	PA: 34			
PITCHER	IP	WLS	BF	H	R	ER	SO	BB	IBB	HBP	BLK	WP	HR	S	P	ERA	WHIP								
Kaz Ishii, L (1, 1) ERA: 2.95	6.0	W	24	5	1	1	3	3	0	0	0	0	0	14	22	0.00	0.500								
Paul Quantrill, R (7, 1) ERA: 1.15	2.0	H	7	1	0	0	0	0	0	0	0	0	0	7	11	0.00	0.000								
Guillermo Mota, R (9, 1) ERA: 1.5	1.0		3	0	0	0	0	0	0	0	0	0	0	7	11	0.00	0.000								

Los Angeles Dodgers @ New York Mets
Shea Stadium, Flushing, NY
Thu May 08 2003, 7:10 PM EDT
Att: 18,729 - Cloudy - 55 F

AB 31
R 1
H 6
RBI 1
BB 3
SO 3
LOB 12



Batter	1	2	3	4	5	6	7	8	9	AB	R	H	RBI	BB	SO	LOB	TOP					
Ramón Vázquez, L (1, 6) OBP: 0.376, SLG: 0.398										5	2	2	0	0	2	3	<p>San Diego Padres @ New York Mets Shea Stadium, Flushing, NY Fri May 09 2003, 7:10 PM EDT Att: 29,855 - Cloudy - 63 F</p>					
Mark Loretta, R (1, 4) OBP: 0.356, SLG: 0.363										3	1	0	0	2	0	1						
Ryan Klesko, L (1, 3) OBP: 0.378, SLG: 0.536										5	0	0	0	0	2	4						
Rondell White, R (1, 7) OBP: 0.316, SLG: 0.479 Shane Victorino, S (9, 7) OBP: 0.275, SLG: 0.244										5	0	2	3	0	0	1						
Mark Kotsay, L (1, 8) OBP: 0.356, SLG: 0.342										3	1	1	0	1	0	2						
Xavier Nady, R (1, 9) OBP: 0.353, SLG: 0.429										4	1	3	2	0	0	1						
Lou Merloni, R (1, 5) OBP: 0.478, SLG: 0.459										3	0	2	0	1	0	1						
Wiki Gonzalez, R (1, 2) OBP: 0.242, SLG: 0.263										2	0	0	0	1	0	2						
Mike Bynum, L (1, 1) OBP: 0.333, SLG: 0.333 Luther Hackman, R (7, 1) OBP: 0.355, SLG: 0.200 Dave Hansen, L (8, PH) OBP: 0.355, SLG: 0.200 Matt Herges, L (8, 1) OBP: 0.355, SLG: 0.200 Jesse Orosco, R (9, 1) OBP: 0.355, SLG: 0.200										2	0	0	0	0	2	3						
Inning Stats	R: 0 E: 0 K: 2 S: 8	H: 0 LOB: 0 BB: 0 P: 12	R: 0 E: 0 K: 1 S: 14	H: 1 LOB: 3 BB: 2 P: 29	R: 1 E: 0 K: 0 S: 11	H: 2 LOB: 1 BB: 0 P: 17	R: 0 E: 0 K: 0 S: 7	H: 1 LOB: 0 BB: 0 P: 9	R: 2 E: 0 K: 1 S: 16	H: 2 LOB: 1 BB: 1 P: 25	R: 0 E: 0 K: 0 S: 7	H: 1 LOB: 2 BB: 1 P: 13	R: 0 E: 0 K: 0 S: 5	H: 0 LOB: 0 BB: 1 P: 10	R: 2 E: 0 K: 1 S: 17	H: 3 LOB: 3 BB: 0 P: 26		R: 0 E: 0 K: 1 S: 7	H: 0 LOB: 0 BB: 0 P: 9	1B: 7 2B: 2 3B: 0 HR: 1	SF: 0 SAC: 2 DP: 2 HBP: 0	WP: 0 PB: 0 SB: 1 CS: 0
PITCHER	IP WLS BF H R ER SO BB IBB HBP BLK WP HR S P ERA WHIP																					
Jae Weong Seo, R (1, 1) ERA: 3.45	5.0	23	6	3	3	4	3	0	0	0	0	0	0	56	92	5.40	1.800					
Jason Middlebrook, R (8, 1) ERA: 9.0	2.0	8	1	0	0	0	2	0	0	0	0	0	0	12	23	0.00	1.500					
David Weathers, R (8, 1) ERA: 3.18	1.0	L	6	3	2	2	1	0	0	0	0	0	1	17	26	18.00	3.000					
Armando Benitez, R (9, 1) ERA: 5.21	1.0	3	0	0	0	1	0	0	0	0	0	0	0	7	9	0.00	0.000					

AB	33
R	5
H	10
RBI	5
BB	5
SO	6
LOB	19



Batter	1	2	3	4	5	6	7	8	9	AB	R	H	RBI	BB	SO	LOB	BOTTOM					
Roberto Alomar, S (1, 4) OBP: 0.344, SLG: 0.357										5	1	1	2	0	3	6	<p>San Diego Padres @ New York Mets Shea Stadium, Flushing, NY Fri May 09 2003, 7:10 PM EDT Att: 29,855 - Cloudy - 63 F</p>					
Raul Gonzalez, R (1, 9) OBP: 0.333, SLG: 0.425										4	1	1	0	0	0	0						
31 Mike Piazza, R (1, 2) OBP: 0.380, SLG: 0.471										4	0	0	0	0	2	1						
Cliff Floyd, L (1, 7) OBP: 0.325, SLG: 0.432										4	0	0	1	0	0	0						
Tony Clark, S (1, 3) OBP: 0.286, SLG: 0.596										2	0	0	0	1	1	0						
Joe McEwing, R (7, PR) OBP: 0.174, SLG: 0.182										0	1	0	0	0	0	0						
David Weathers, R (8, 1) OBP: 0.300, SLG: 0.556										0	0	0	0	0	0	0						
Vance Wilson, R (8, PH) OBP: 0.300, SLG: 0.556										1	0	0	0	0	0	0						
Armando Benitez, R (9, 1) OBP: 0.350, SLG: 0.417										0	0	0	0	0	0	0						
Ty Wigginton, R (1, 5) OBP: 0.350, SLG: 0.417										4	0	0	0	0	1	1						
Tsuyoshi Shinjo, R (1, 8) OBP: 0.251, SLG: 0.256										2	0	0	0	0	0	0						
Roger Cedeno, S (7, PH) OBP: 0.281, SLG: 0.297										2	0	1	0	0	0	0						
Rey Sanchez, R (1, 6) OBP: 0.235, SLG: 0.237										4	0	2	1	0	0	0						
Jae Weong Seo, R (1, 1) OBP: 0.274, SLG: 0.154										0	1	0	0	1	0	0						
Jason Phillips, R (6, PH) OBP: 0.333, SLG: 0.200										1	0	1	0	0	0	0						
Jason Middlebrook, R (6, 1) OBP: 0.419, SLG: 0.226										0	0	0	0	0	0	0						
Jay Bell, R (7, PH) OBP: 0.419, SLG: 0.226										1	0	1	0	1	0	0						
Inning Stats	R: 0 E: 0 K: 1 S: 9	H: 0 LOB: 0 BB: 0 P: 11	R: 0 E: 0 K: 1 S: 10	H: 0 LOB: 0 BB: 0 P: 16	R: 2 E: 0 K: 0 S: 11	H: 1 LOB: 0 BB: 1 P: 20	R: 0 E: 0 K: 1 S: 9	H: 0 LOB: 0 BB: 0 P: 14	R: 0 E: 0 K: 1 S: 12	H: 1 LOB: 2 BB: 0 P: 18	R: 0 E: 0 K: 1 S: 6	H: 0 LOB: 0 BB: 0 P: 8	R: 1 E: 0 K: 0 S: 11	H: 2 LOB: 2 BB: 2 P: 25	R: 1 E: 0 K: 0 S: 13	H: 1 LOB: 0 BB: 0 P: 20	R: 0 E: 0 K: 2 S: 19	H: 2 LOB: 2 BB: 0 P: 24	1B: 5 2B: 1 3B: 0 HR: 1	SF: 0 SAC: 0 DP: 0 HBP: 0	WP: 0 PB: 0 SB: 0 CS: 0	PA: 37
PITCHER	IP WLS BF H R ER SO BB IBB HBP BLK WP HR S P ERA WHIP																					
Mike Bynum, L (1, 1) ERA: 6.08	6.0	23	2	3	3	5	2	0	0	0	0	0	0	59	93	4.50	0.667					
Luther Hackman, R (7, 1) ERA: 3.32	1.0	W	5	2	0	0	1	0	0	0	0	0	0	9	19	0.00	3.000					
Matt Herges, R (8, 1) ERA: 1.5	1.2	H	8	3	1	1	1	0	0	0	0	0	0	28	38	5.40	1.800					
Jesse Orosco, L (9, 1) ERA: 5.4	0.1	S	1	0	0	0	1	0	0	0	0	0	0	4	6	0.00	0.000					

AB	34
R	4
H	7
RBI	4
BB	3
SO	7
LOB	8



Batter	1	2	3	4	5	6	7	8	9	AB	R	H	RBI	BB	SO	LOB	TOP					
Ramón Vázquez, L (1, 6) OBP: 0.373, SLG: 0.390	E8 1B 2B	G5-3		G1-3			G5-3		P6	5	1	1	0	0	0	6						
Keith Lockhart, L (1, 4) OBP: 0.319, SLG: 0.364			P6		F7		K		P2	3	1	1	0	0	0	0						
Mark Loretta, R (7, PH) OBP: 0.333, SLG: 0.375	2B SF9 1B									2	0	0	0	0	1	2						
Ryan Klesko, L (1, 3) OBP: 0.376, SLG: 0.530	SF9 1-3 3-H 2B		K		P6		P3			4	0	1	1	0	1	0						
Rondell White, R (1, 7) OBP: 0.303, SLG: 0.453	SF9 2-3 3-H 1B		K		P4			K		3	0	0	1	0	2	0						
Mark Kotsay, L (1, 8) OBP: 0.353, SLG: 0.333	G4-3			P6		CS BB		K		3	0	0	0	1	1	1						
Sean Burroughs, L (1, 5) OBP: 0.301, SLG: 0.317	G6-3			44 1B 1B		1 SAFE SAFE BB BB		F7		3	0	1	0	1	0	1						
Luther Hackman, R (8, 1)				44 1B 1B		1-2 BB BB				0	0	0	0	0	0	0						
Xavier Nady, R (1, 9) OBP: 0.351, SLG: 0.418		G5-3 1B		F7		F7			F7	4	0	2	0	0	0	1						
Mike Rivera, R (1, 2) OBP: 0.262, SLG: 0.289			G5-3		F8				S S BB	2	0	0	0	1	0	3						
Dave Hansen, L (9, PH) OBP: 0.394, SLG: 0.231										0	0	0	0	1	0	0						
Shane Victorino, S (9, FR) OBP: 0.250, SLG: 0.220										0	0	0	0	0	0	0						
44 Jake Peavy, R (1, 1) OBP: 0.176, SLG: 0.125									S BB	3	0	1	0	0	1	3						
Mike Matthews, L (7, 1)										0	0	0	0	0	0	0						
Lou Merloni, R (8, 5) OBP: 0.490, SLG: 0.450									S BB	0	0	0	0	1	0	0						
Inning Stats	R: 2 E: 1 K: 0 S: 12	H: 3 LOB: 1 BB: 0 P: 16	R: 0 E: 0 K: 0 S: 11	H: 1 LOB: 1 BB: 0 P: 19	R: 0 E: 0 K: 2 S: 8	H: 0 LOB: 0 BB: 0 P: 11	R: 0 E: 0 K: 0 S: 18	H: 3 LOB: 3 BB: 0 P: 24	R: 0 E: 0 K: 1 S: 9	H: 0 LOB: 0 BB: 3 P: 22	R: 0 E: 0 K: 1 S: 9	H: 0 LOB: 0 BB: 0 P: 12	R: 0 E: 0 K: 2 S: 8	H: 0 LOB: 0 BB: 0 P: 9	R: 0 E: 0 K: 0 S: 12	H: 0 LOB: 3 BB: 2 P: 25	1B: 6 2B: 1 3B: 0 HR: 0	SF: 1 SAC: 0 DP: 0 HBP: 0	WP: 0 PB: 0 SB: 3 CS: 1	PA: 38		
PITCHER	IP WLS BF H R ER SO BB IBB HBP BLK WP HR S P ERA WHIP	IP WLS BF H R ER SO BB IBB HBP BLK WP HR S P ERA WHIP	IP WLS BF H R ER SO BB IBB HBP BLK WP HR S P ERA WHIP	IP WLS BF H R ER SO BB IBB HBP BLK WP HR S P ERA WHIP	IP WLS BF H R ER SO BB IBB HBP BLK WP HR S P ERA WHIP	IP WLS BF H R ER SO BB IBB HBP BLK WP HR S P ERA WHIP	IP WLS BF H R ER SO BB IBB HBP BLK WP HR S P ERA WHIP	IP WLS BF H R ER SO BB IBB HBP BLK WP HR S P ERA WHIP	IP WLS BF H R ER SO BB IBB HBP BLK WP HR S P ERA WHIP	IP WLS BF H R ER SO BB IBB HBP BLK WP HR S P ERA WHIP	IP WLS BF H R ER SO BB IBB HBP BLK WP HR S P ERA WHIP	IP WLS BF H R ER SO BB IBB HBP BLK WP HR S P ERA WHIP	IP WLS BF H R ER SO BB IBB HBP BLK WP HR S P ERA WHIP	IP WLS BF H R ER SO BB IBB HBP BLK WP HR S P ERA WHIP	IP WLS BF H R ER SO BB IBB HBP BLK WP HR S P ERA WHIP	IP WLS BF H R ER SO BB IBB HBP BLK WP HR S P ERA WHIP	IP WLS BF H R ER SO BB IBB HBP BLK WP HR S P ERA WHIP	IP WLS BF H R ER SO BB IBB HBP BLK WP HR S P ERA WHIP	IP WLS BF H R ER SO BB IBB HBP BLK WP HR S P ERA WHIP	IP WLS BF H R ER SO BB IBB HBP BLK WP HR S P ERA WHIP	IP WLS BF H R ER SO BB IBB HBP BLK WP HR S P ERA WHIP	IP WLS BF H R ER SO BB IBB HBP BLK WP HR S P ERA WHIP

San Diego Padres @ New York Mets
Shea Stadium, Flushing, NY
Sun May 11 2003, 1:10 PM EDT
Att: 30,694 - Overcast - 59 F

AB 32
R 2
H 7
RBI 2
BB 5
SO 6
LOB 17



Batter	1	2	3	4	5	6	7	8	9	AB	R	H	RBI	BB	SO	LOB	BOTTOM					
Roberto Alomar, S (1, 4) OBP: 0.350, SLG: 0.363	F8		BB BB 1B	K		1-2 1B		G3-1		5	0	2	0	0	1	3						
Jay Bell, R (1, 5) OBP: 0.462, SLG: 0.250	31 G6-4-3 BB		BB BB		31 1B 1B		P3			2	1	1	0	2	0	2						
31 Mike Piazza, R (1, 2) OBP: 0.376, SLG: 0.500	G6-4-3		F4		1B 1-2 1B		F9			4	0	1	0	0	0	3						
Cliff Floyd, L (1, 7) OBP: 0.328, SLG: 0.448		HR	1-2 2-3 BB		K		G6-4-3 BB			2	1	1	1	2	1	2						
Tony Clark, S (1, 3) OBP: 0.266, SLG: 0.533	G3-1		K		K		G6-4-3			4	0	0	0	0	2	6						
Timo Perez, L (1, 8) OBP: 0.303, SLG: 0.290					FC6-4 BB 1B		G3			2	0	2	1	0	0	0						
Tsuyoshi Shinjo, R (8, PH) OBP: 0.240, SLG: 0.234		HBP			1-3 2-H 1B					1	0	0	0	0	0	0						
Roger Cedeno, S (1, 9) OBP: 0.287, SLG: 0.316	K		FC6-4 BB		CS		K		WP 3B	3	1	1	0	1	2	1						
Joe McEwing, R (1, 6) OBP: 0.258, SLG: 0.241	G4-3		L7		B1-3		G4-3			4	0	0	0	0	0	3						
Pedro Astacio, R (1, 1) OBP: 0.167, SLG: 0.167			F8		FC6-4		E5			2	0	0	0	0	0	2						
Raul Gonzalez, R (6, PH) OBP: 0.353, SLG: 0.444										0	0	0	0	1	0	0						
Graeme Lloyd, L (7, 1)										0	0	0	0	0	0	0						
Ty Wigginton, R (8, PH) OBP: 0.345, SLG: 0.408										0	0	0	0	0	0	0						
Armando Benitez, R (9, 1)										0	0	0	0	0	0	0						
Inning Stats	R: 0 E: 0 K: 0 S: 12	H: 0 LOB: 0 BB: 1 P: 20	R: 1 E: 0 K: 1 S: 13	H: 1 LOB: 1 BB: 0 P: 17	R: 0 E: 0 K: 1 S: 9	H: 1 LOB: 3 BB: 2 P: 22	R: 0 E: 0 K: 1 S: 15	H: 1 LOB: 2 BB: 1 P: 23	R: 1 E: 0 K: 2 S: 13	H: 3 LOB: 1 BB: 0 P: 19	R: 0 E: 0 K: 1 S: 12	H: 1 LOB: 1 BB: 1 P: 17	R: 0 E: 0 K: 0 S: 9	H: 0 LOB: 0 BB: 1 P: 17	R: 1 E: 1 K: 0 S: 14	H: 1 LOB: 1 BB: 0 P: 21	1B: 6 2B: 0 3B: 1 HR: 1	SF: 0 SAC: 0 DP: 2 HBP: 1	WP: 1 PB: 0 SB: 0 CS: 1	PA: 38		
PITCHER	IP WLS BF H R ER SO BB IBB HBP BLK WP HR S P ERA WHIP	IP WLS BF H R ER SO BB IBB HBP BLK WP HR S P ERA WHIP	IP WLS BF H R ER SO BB IBB HBP BLK WP HR S P ERA WHIP	IP WLS BF H R ER SO BB IBB HBP BLK WP HR S P ERA WHIP	IP WLS BF H R ER SO BB IBB HBP BLK WP HR S P ERA WHIP	IP WLS BF H R ER SO BB IBB HBP BLK WP HR S P ERA WHIP	IP WLS BF H R ER SO BB IBB HBP BLK WP HR S P ERA WHIP	IP WLS BF H R ER SO BB IBB HBP BLK WP HR S P ERA WHIP	IP WLS BF H R ER SO BB IBB HBP BLK WP HR S P ERA WHIP	IP WLS BF H R ER SO BB IBB HBP BLK WP HR S P ERA WHIP	IP WLS BF H R ER SO BB IBB HBP BLK WP HR S P ERA WHIP	IP WLS BF H R ER SO BB IBB HBP BLK WP HR S P ERA WHIP	IP WLS BF H R ER SO BB IBB HBP BLK WP HR S P ERA WHIP	IP WLS BF H R ER SO BB IBB HBP BLK WP HR S P ERA WHIP	IP WLS BF H R ER SO BB IBB HBP BLK WP HR S P ERA WHIP	IP WLS BF H R ER SO BB IBB HBP BLK WP HR S P ERA WHIP	IP WLS BF H R ER SO BB IBB HBP BLK WP HR S P ERA WHIP	IP WLS BF H R ER SO BB IBB HBP BLK WP HR S P ERA WHIP	IP WLS BF H R ER SO BB IBB HBP BLK WP HR S P ERA WHIP	IP WLS BF H R ER SO BB IBB HBP BLK WP HR S P ERA WHIP	IP WLS BF H R ER SO BB IBB HBP BLK WP HR S P ERA WHIP	IP WLS BF H R ER SO BB IBB HBP BLK WP HR S P ERA WHIP

San Diego Padres @ New York Mets
Shea Stadium, Flushing, NY
Sun May 11 2003, 1:10 PM EDT
Att: 30,694 - Overcast - 59 F

AB 30
R 3
H 8
RBI 2
BB 6
SO 6
LOB 22



Batter	1	2	3	4	5	6	7	8	9	AB	R	H	RBI	BB	SO	LOB	TOP								
Roberto Alomar, S OBP: 0.380, SLG: 0.414 (1, 4)	4-0 FC5-4 BB		2-0 G6-4-3			0-1 31 2B		3-1 2B 1B		3	2	2	0	1	0	1									
Raul Gonzalez, R OBP: 0.333, SLG: 0.431 (6, 7)	0-2 FC5-4 31 HR		0-2 F8			0-0 G3		3-2 1B 2B		4	2	1	1	0	0	2									
31 Mike Piazza, R OBP: 0.415, SLG: 0.607 (1, 2)	2-2 1-H HR			2-1 P4		0-1 2B		4-0 1B IBB		3	1	2	3	1	0	0									
Cliff Floyd, L OBP: 0.327, SLG: 0.469 Roger Cedeno, S OBP: 0.295, SLG: 0.324 (6, 9)	2-2 F9			2-1 G4-3		0-3 K		1-2 1B		3	0	0	0	0	1	1									
Ty Wigginton, R OBP: 0.340, SLG: 0.424 (1, 5)	2-1 G5-3			0-3 K			1-0 F8	0-2 P6		4	0	0	0	0	1	2									
Tony Clark, S OBP: 0.250, SLG: 0.479 (1, 3)		1-1 G5-3			2-2 G6-3		1-3 K		2-2 L8		4	0	0	0	0	1									
Tsuyoshi Shinjo, R OBP: 0.218, SLG: 0.212 (1, 8)		2-0 G3			1-3 K		0-0 G5-3		0-2 G5-3		4	0	0	0	0	1									
Joe McEwing, R OBP: 0.227, SLG: 0.214 (1, 6)		3-1 G6-3			2-3 K		1-3 K		2-1 L4		4	0	0	0	0	2									
Jae Weong Seo, R OBP: 0.250, SLG: 0.143 Timo Perez, L OBP: 0.314, SLG: 0.286 Mike Stanton, L (8, PH)			4-2 BB			1-2 G3		0-2 G4-3		1	0	0	0	1	0	0									
Inning Stats	R: 2 E: 0 K: 0 S: 14	H: 1 LOB: 0 BB: 1 P: 24	R: 0 E: 0 K: 0 S: 5	H: 0 LOB: 0 BB: 0 P: 11	R: 0 E: 0 K: 0 S: 10	H: 0 LOB: 0 BB: 1 P: 16	R: 0 E: 0 K: 1 S: 7	H: 0 LOB: 0 BB: 0 P: 11	R: 0 E: 0 K: 2 S: 10	H: 0 LOB: 1 BB: 0 P: 15	R: 1 E: 0 K: 1 S: 11	H: 2 LOB: 1 BB: 0 P: 12	R: 0 E: 0 K: 1 S: 5	H: 0 LOB: 0 BB: 0 P: 7	R: 2 E: 0 K: 1 S: 17	H: 3 LOB: 2 BB: 1 P: 29	R: 0 E: 0 K: 0 S: 8	H: 0 LOB: 0 BB: 0 P: 12	1B: 2 2B: 3 3B: 0 HR: 1	SF: 0 SAC: 0 DP: 1 HBP: 0	WP: 0 PB: 0 SB: 2 CS: 0	PA: 35			
PITCHER	IP	WLS	BF	H	R	ER	SO	BB	IBB	HBP	BLK	WP	HR	S	P	ERA	WHIP								
Darren Oliver, L ERA: 5.65 Javier Lopez, L ERA: 1.17 Justin Speier, R ERA: 5.79 Steve Reed, R ERA: 4.66 Jose Jimenez, R ERA: 6.99	(1, 1)	5.2	21	3	3	3	3	2	0	0	0	0	1	54	86	4.76	0.882								
	(6, 1)	1.1	4	0	0	0	2	0	0	0	0	0	0	8	10	0.00	0.000								
	(8, 1)	0.2	5	2	2	2	1	0	1	0	0	0	0	11	22	27.00	3.000								
	(8, 1)	0.1	2	1	0	0	0	0	0	0	0	0	0	6	7	0.00	3.000								
	(9, 1)	1.0	3	0	0	0	0	0	0	0	0	0	0	8	12	0.00	0.000								

New York Mets @ Colorado Rockies
Coors Field, Denver, CO
Wed May 14 2003, 1:05 PM MDT
Att: 26,755 - Sunny - 68 F

AB 32
R 5
H 6
RBI 5
BB 3
SO 6
LOB 6



Batter	1	2	3	4	5	6	7	8	9	AB	R	H	RBI	BB	SO	LOB	BOTTOM								
Chris Stynes, R OBP: 0.348, SLG: 0.400 (1, 5)	3-2 F8		3-2 G1-3		0-1 FC4-6 3B	0-2 L5		2-1 1B		5	1	1	2	0	0	3									
Jay Payton, R OBP: 0.373, SLG: 0.483 Jose Jimenez, R (9, 1)	1-1 F9		1-3 K		2-2 1B 3B		0-1 F8 S	1-3 K		5	1	2	1	0	2	3									
17 Todd Helton, L OBP: 0.440, SLG: 0.535 (1, 3)	3-2 G6-3			1-2 F9	4-1 BB BB		2-1 F7			3	1	0	0	1	0	1									
Preston Wilson, R OBP: 0.406, SLG: 0.684 (1, 8)		1-1 CS 1B		0-0 P6	4-1 1B BB		1 SAFE 3-2 F8		1-3 F8	3	1	1	0	1	0	1									
Larry Walker, L OBP: 0.396, SLG: 0.496 (1, 9)		1-3 K		2-2 1B	1-0 E8 1B		4-0 IBB			3	0	2	2	1	1	1									
José Hernández, R OBP: 0.388, SLG: 0.381 (1, 6)		0-1 FC5-4 1B		0-0 G6-3	3-1 G1-3		2-2 G1-3			4	0	1	0	0	0	4									
Charles Johnson, R OBP: 0.322, SLG: 0.414 Gabe Kapler, R OBP: 0.354, SLG: 0.310 (6, PR)		0-0 FC5-4			2-1 G6-3	0-1 FC1-6 1B		4-2 WP BB		3	0	1	0	1	0	1									
Brent Butler, R OBP: 0.263, SLG: 0.245 Bobby Estalella, R OBP: 0.352, SLG: 0.553 (9, 2)			1-1 F7		1-0 FC4-6 2B	0-1 F9		1 SAFE 0-3 K		4	1	1	0	0	1	2									
Darren Oliver, R OBP: 0.367, SLG: 0.308 Javier Lopez, L Justin Speier, R Steve Reed, R Ronnie Bellard, R OBP: 0.369, SLG: 0.362 (9, 4)			1-0 G1-3 1B		2-2 FC4-6 1B	0-0 FC1-6		1 SAFE 1-3 K		2	0	2	0	0	0	0									
Inning Stats	R: 0 E: 0 K: 0 S: 8	H: 0 LOB: 0 BB: 0 P: 15	R: 0 E: 0 K: 1 S: 8	H: 2 LOB: 1 BB: 0 P: 10	R: 0 E: 0 K: 1 S: 9	H: 1 LOB: 1 BB: 0 P: 15	R: 0 E: 0 K: 0 S: 8	H: 1 LOB: 1 BB: 0 P: 11	R: 5 E: 1 K: 0 S: 16	H: 4 LOB: 1 BB: 2 P: 35	R: 0 E: 0 K: 0 S: 8	H: 1 LOB: 0 BB: 0 P: 8	R: 0 E: 0 K: 0 S: 11	H: 1 LOB: 2 BB: 1 P: 22	R: 1 E: 0 K: 3 S: 13	H: 1 LOB: 2 BB: 1 P: 21	1B: 9 2B: 2 3B: 1 HR: 0	SF: 0 SAC: 0 DP: 1 HBP: 0	WP: 1 PB: 0 SB: 1 CS: 1	PA: 38					
PITCHER	IP	WLS	BF	H	R	ER	SO	BB	IBB	HBP	BLK	WP	HR	S	P	ERA	WHIP								
Jae Weong Seo, R ERA: 3.69 Mike Stanton, L ERA: 4.34	(1, 1)	7.0	33	10	5	4	2	2	0	0	0	0	0	68	116	5.14	1.714								
	(8, 1)	1.0	5	1	1	1	3	1	0	0	0	1	0	13	21	9.00	2.000								

New York Mets @ Colorado Rockies
Coors Field, Denver, CO
Wed May 14 2003, 1:05 PM MDT
Att: 26,755 - Sunny - 68 F

AB 34
R 6
H 11
RBI 5
BB 4
SO 5
LOB 18



Batter	1	2	3	4	5	6	7	8	9	AB	R	H	RBI	BB	SO	LOB	TOP								
Roberto Alomar, S OBP: 0.377, SLG: 0.405 Jason Middlebrook, R (7, 1)	3-1 F9 G4-3 1B HBP	0-0 F9					2-2 G5-3										3 1 0 0 0 0 0 0 0 0 0 0 0 0								
Raul Gonzalez, R OBP: 0.344, SLG: 0.426 (5, 7)	0-1 G4-3		2-2 31 G6-4-3 1B		4-1 31 2B BB		2-0 F9										3 1 1 0 1 0 1								
31 Mike Piazza, R OBP: 0.425, SLG: 0.618 Vance Wilson, R OBP: 0.293, SLG: 0.541 (8, 2)	4-1 1B BB		0-0 G6-4-3 1-2f		0-1 G4-3 1-H 2B		1-1 1B										3 1 2 1 1 0 1 0 0 0 0 0 0 0								
Cliff Floyd, L OBP: 0.327, SLG: 0.466 Jaime Cerda, L (5, 1) Marco Scutaro, R (7, 4)	2-0 F9		0-0 FC6-4 1B		0-1 G4-3		3-2 F9										3 0 1 0 0 0 3 0 0 0 0 0 0 0 1 0 0 0 0 0 1								
Ty Wigginton, R OBP: 0.338, SLG: 0.420 (1, 5)	0-2 1B		0-2 FC6-4 1-2f		0-0 G5-3		0-0 P3										4 0 1 1 0 0 3								
Tony Clark, S OBP: 0.250, SLG: 0.467 (1, 3)	3-2 1-2 2-H 1B			2-1 G5-3		3-3 K		2-1 F9									4 0 1 1 0 1 1								
Tsuyoshi Shinjo, R OBP: 0.203, SLG: 0.196 (1, 8)	1-1 F8		0-1 L9		1-0 F8		0-1 F8										4 0 0 0 0 0 2								
Joe McEwing, R OBP: 0.229, SLG: 0.200 (1, 6)		0-2 L7		4-1 BB		2-2 G5-3		1-2 G6-3									3 0 0 0 1 0 0								
Al Leiter, L (1, 1) Roger Cedeno, S OBP: 0.289, SLG: 0.318 (5, 9)		2-3 K		0-3 K			1-1 L1		0-0 G6-3								2 0 0 0 0 2 1 2 0 0 0 0 0 0								
Inning Stats	R: 2 E: 0 K: 0 S: 13	H: 2 LOB: 2 BB: 1 P: 26	R: 0 E: 0 K: 1 S: 7	H: 0 LOB: 0 BB: 0 P: 9	R: 0 E: 0 K: 1 S: 8	H: 2 LOB: 1 BB: 0 P: 10	R: 0 E: 0 K: 1 S: 8	H: 0 LOB: 1 BB: 1 P: 14	R: 1 E: 0 K: 0 S: 11	H: 1 LOB: 1 BB: 1 P: 18	R: 0 E: 0 K: 1 S: 8	H: 0 LOB: 0 BB: 0 P: 14	R: 0 E: 0 K: 0 S: 7	H: 1 LOB: 1 BB: 0 P: 12	R: 0 E: 0 K: 0 S: 10	H: 0 LOB: 0 BB: 0 P: 16	R: 0 E: 0 K: 0 S: 6	H: 0 LOB: 0 BB: 0 P: 7	1B: 5 2B: 1 3B: 0 HR: 0	SF: 0 SAC: 0 DP: 1 HBP: 1	WP: 0 PB: 0 SB: 0 CS: 0	PA: 36			
PITCHER	IP WLS BF H R ER SO BB IBB HBP BLK WP HR S P ERA WHIP	7.0 W 29 5 3 3 3 3 0 1 0 0 0 0 62 103 3.86 1.143	2.0 7 1 0 0 0 0 0 0 0 0 0 0 0 16 23 0.00 0.500																						

New York Mets @ San Francisco Giants
PacBell Park, San Francisco, CA
Thu May 15 2003, 10:15 PM EDT
Att: 36,542 - Sunny - 56 F

AB 32
R 3
H 6
RBI 3
BB 3
SO 3
LOB 13



Batter	1	2	3	4	5	6	7	8	9	AB	R	H	RBI	BB	SO	LOB	BOTTOM								
Marquis Grissom, R OBP: 0.281, SLG: 0.419 Jason Ellison, R OBP: 0.167, SLG: 0.167 (1, 8)	1-1 G5-3	2-2 P5		3-2 1B 2B	1-0 2-H 3-H HR		1-0 G6-3 1B										5 2 3 4 0 0 0 0 0 0 0 0 0 0								
Rich Aurilia, R OBP: 0.348, SLG: 0.434 (1, 6)	3-2 1B 1B		2-3 K	0-0 2-H 3-H 1B	4-2 1B BB		1-2 G6-3 1-2f										4 2 2 2 1 1 1								
Barry Bonds, L OBP: 0.497, SLG: 0.648 Ryan Jensen, R OBP: 0.400, SLG: 0.400 (1, 7)	1-1 1B 1B		1-1 HR	3-1 F8 1B	2-1 1B		3-1 G4-1										5 1 3 1 0 0 1 0 0 0 0 0 0 0								
Benito Santiago, R OBP: 0.358, SLG: 0.477 (1, 2)	2-1 1B 1B		2-3 K		K			0-0 P6									5 0 2 2 0 2 0								
Edgardo Alfonzo, R OBP: 0.327, SLG: 0.353 (1, 5)	1-1 1-2 2-3 1B		1-0 G6-3		1B			1-1 P6									5 1 2 0 0 0 2								
Andres Galaraga, R OBP: 0.434, SLG: 0.633 (1, 3)	1-0 P3			2-2 1B 1B	1-0 1B 2B		2-2 P3		1-0 BB E 1B								5 2 3 0 0 0 3								
José Cruz Jr., S OBP: 0.426, SLG: 0.541 (1, 9)	1-1 P4			2-1 FC1-6 1B	4-0 SH3-4 1B IBB		4-1 BB		0-0 E5 BB								3 1 1 0 2 0 4								
Nelfi Perez, S OBP: 0.277, SLG: 0.303 (1, 4)		2-0 L5		2-2 F8	0-0 SH3-4 HR 1B		1-0 F8		4-1 BB								4 1 1 2 1 0 3								
Kirk Rueter, L OBP: 0.238, SLG: 0.200 Ruben Rivera, R OBP: 0.195, SLG: 0.263 (1, 1)		1-2 G5-3		0-0 FC1-6 2B 1B	0-0 SH3-4 1-2 2-3 1B		1-0 F7		2-0 F7								3 1 0 0 0 0 3 1 0 0 0 0 0 3								
Inning Stats	R: 1 E: 0 K: 0 S: 14	H: 4 LOB: 3 BB: 0 P: 24	R: 0 E: 0 K: 0 S: 7	H: 0 LOB: 0 BB: 0 P: 12	R: 1 E: 0 K: 2 S: 10	H: 1 LOB: 0 BB: 0 P: 16	R: 3 E: 0 K: 0 S: 15	H: 4 LOB: 1 BB: 0 P: 27	R: 6 E: 0 K: 1 S: 16	H: 6 LOB: 2 BB: 2 P: 31	R: 0 E: 0 K: 0 S: 7	H: 0 LOB: 1 BB: 1 P: 15	R: 0 E: 0 K: 0 S: 6	H: 1 LOB: 0 BB: 0 P: 11	R: 0 E: 1 K: 0 S: 7	H: 1 LOB: 3 BB: 1 P: 15	1B: 13 2B: 2 3B: 0 HR: 2	SF: 0 SAC: 1 DP: 1 HBP: 0	WP: 0 PB: 0 SB: 0 CS: 0	PA: 45					
PITCHER	IP WLS BF H R ER SO BB IBB HBP BLK WP HR S P ERA WHIP	4.2 L 28 13 10 10 3 2 0 0 0 0 0 0 15 30 6.75 3.000	1.1 8 2 1 1 0 2 0 0 0 0 0 0 0 13 26 0.00 1.500																						

New York Mets @ San Francisco Giants
PacBell Park, San Francisco, CA
Thu May 15 2003, 10:15 PM EDT
Att: 36,542 - Sunny - 56 F

AB 40
R 11
H 17
RBI 11
BB 4
SO 3
LOB 20



Batter	1	2	3	4	5	6	7	8	9	AB	R	H	RBI	BB	SO	LOB	TOP										
Roberto Alomar, S OBP: 0.378, SLG: 0.412	0-2 BB 1B	2-2 P6			2-2 G6-3		2-2 1B 2B		1-2 G4-6-3	5	2	2	1	0	0	1	New York Mets @ San Francisco Giants PacBell Park, San Francisco, CA Fri May 16 2003, 10:15 PM EDT Att: 39,160 - Sunny - 58 F										
Jay Bell, R OBP: 0.266, SLG: 0.231 Marco Scutaro, R OBP: 0.287, SLG: 0.613 Graeme Lloyd, L OBP: 0.277, SLG: 0.382 David Weathers, R OBP: 0.244, SLG: 0.455 Mike Stanton, L OBP: 0.250, SLG: 0.245 Armando Benitez, R OBP: 0.299, SLG: 0.429	4-1 1B BB		1-3 K		2-3 K		4-2 1B BB			2	0	0	0	2	2	0											
31 Mike Piazza, R OBP: 0.422, SLG: 0.613 Vance Wilson, R OBP: 0.318, SLG: 0.625	2-3 K		1-1 HR		1-3 K		2-2 1B			0	0	0	0	0	0	0											
Cliff Floyd, L OBP: 0.325, SLG: 0.459	1-1 BB 1B		3-3 K		0-0 G4-3		0-2 F7			4	0	1	1	0	1	2											
Ty Wigginton, R OBP: 0.329, SLG: 0.408	0-3 K		0-2 G3		1-3 K				1-0 F8	4	0	0	0	0	2	2											
Raul Gonzalez, R OBP: 0.354, SLG: 0.474	4-2 BB		0-0 G4-3				3-2 HR		0-1 F8	3	1	1	1	1	0	0											
Roger Cedeno, S OBP: 0.125, SLG: 0.125 Tsuyoshi Shinjo, R OBP: 0.194, SLG: 0.186	2-3 K		1-1 G5-3				0-0 F9		3-3 K	1	0	0	0	0	1	3											
Joe McEwing, R OBP: 0.250, SLG: 0.245			1-3 K				1-1 2B		1-2 FC3-6 1B	4	1	2	0	0	2	0											
Pedro Astacio, R OBP: 0.125, SLG: 0.125 3B Pat Strange, R Tony Clark, S OBP: 0.244, SLG: 0.455	1-3 K		1-3 K				1-3 K		1-2 FC3-6 G4-6-3	2	0	0	0	0	2	0											
Inning Stats	R: 1 E: 0 K: 3 S: 20	H: 2 LOB: 3 BB: 2 P: 33	R: 0 E: 0 K: 2 S: 14	H: 0 LOB: 0 BB: 0 P: 17	R: 1 E: 0 K: 2 S: 13	H: 1 LOB: 0 BB: 0 P: 18	R: 0 E: 0 K: 1 S: 6	H: 0 LOB: 0 BB: 0 P: 8	R: 0 E: 0 K: 2 S: 10	H: 0 LOB: 0 BB: 0 P: 15	R: 0 E: 0 K: 1 S: 9	H: 0 LOB: 0 BB: 0 P: 11	R: 3 E: 0 K: 1 S: 24	H: 4 LOB: 2 BB: 1 P: 37	R: 0 E: 0 K: 1 S: 6	H: 0 LOB: 0 BB: 0 P: 10		R: 0 E: 0 K: 0 S: 9	H: 1 LOB: 0 BB: 0 P: 12	1B: 4 2B: 2 3B: 0 HR: 2	SF: 0 SAC: 0 DP: 1 HBP: 0	WP: 0 PB: 0 SB: 0 CS: 0	PA: 37				
PITCHER	IP	WLS	BF	H	R	ER	SO	BB	IBB	HBP	BLK	WP	HR	S	P	ERA	WHIP										
Jason Schmidt, R ERA: 3.06	6.2		28	6	5	5	13	2	0	0	0	0	2	88	125	6.75	1.200										
Felix Rodriguez, R ERA: 4.35	0.0	B	2	1	0	0	0	1	0	0	0	0	0	5	11	∞	∞										
Scott Eyre, L ERA: 3.38	0.1		1	0	0	0	0	0	0	0	0	0	0	3	3	0.00	0.000										
Joe Nathan, R ERA: 2.03	1.0	W	3	0	0	0	1	0	0	0	0	0	0	6	10	0.00	0.000										
Tim Worrell, R ERA: 1.59	1.0	S	3	1	0	0	0	0	0	0	0	0	0	9	12	0.00	1.000										
Batter	1	2	3	4	5	6	7	8	9	AB	R	H	RBI	BB	SO	LOB	BOTTOM										
Marquis Grissom, R OBP: 0.299, SLG: 0.429	2-2 L6-3		2-1 1B		1-1 2B 1B	4-2 BB BB	1-1 1B			4	1	3	0	1	0	0	New York Mets @ San Francisco Giants PacBell Park, San Francisco, CA Fri May 16 2003, 10:15 PM EDT Att: 39,160 - Sunny - 58 F										
Rich Aurilia, R OBP: 0.356, SLG: 0.439	3-1 L6-3		0-1 1B		2-0 2B 1B	0-0 BB	1-2 2B 1B		0-2 2B 1B	5	3	3	0	0	2												
Barry Bonds, L OBP: 0.500, SLG: 0.652	2-2 P6		1-1 1B		3-2 F7	4-0 BB BB	1-2 BB		1-0 2B	4	1	2	0	1	2												
Benito Santiago, R OBP: 0.370, SLG: 0.482 Yovani Torrealba, R OBP: 0.327, SLG: 0.522		2-2 HR 1B	2-2 FC6-4 1B		0-0 F7	4-2 BB	1-2 2B BB		1-2 BB 1B	3	1	2	1	1	0	2											
Edgardo Alfonzo, R OBP: 0.335, SLG: 0.385		2-2 HR	0-0 FC6-4		1-1 BB 2B	2-2 F8	1-2 BB		4-1 FC6-4 BB	4	1	2	4	1	0	5											
J.T. Snow, L OBP: 0.373, SLG: 0.417		3-3 K		3-1 FC4-2 3B	4-0 BB BB				0-1 F7	4	0	1	0	1	1	2											
José Cruz Jr., S OBP: 0.263, SLG: 0.287 Tim Worrell, R ERA: 4.52		0-0 B2-3		2-2 G4-3	4-0 BB		1-2 2B BB		1-0 BB 1B	4	0	1	0	1	1	3											
Neftali Perez, S OBP: 0.263, SLG: 0.287		0-1 G4-3		0-0 FC4-2 WP	0-0 G4-3		2-1 F8		1-2 FC6-4	5	0	0	0	0	7												
Jason Schmidt, R ERA: 6.75 Felix Rodriguez, R ERA: 3.85 Scott Eyre, L ERA: 2.77 Andres Galaraga, R OBP: 0.195, SLG: 0.203 Joe Nathan, R ERA: 4.52			2-3 K		1-3 K		1-0 G6-3		4-1 1B BB	3	0	0	0	0	2	1											
Inning Stats	R: 0 E: 1 K: 0 S: 9	H: 0 LOB: 0 BB: 0 P: 16	R: 2 E: 0 K: 1 S: 13	H: 2 LOB: 0 BB: 0 P: 20	R: 1 E: 0 K: 1 S: 13	H: 4 LOB: 2 BB: 0 P: 20	R: 0 E: 0 K: 1 S: 12	H: 1 LOB: 1 BB: 0 P: 18	R: 2 E: 0 K: 0 S: 11	H: 3 LOB: 3 BB: 2 P: 26	R: 0 E: 0 K: 0 S: 10	H: 0 LOB: 3 BB: 3 P: 25	R: 0 E: 0 K: 0 S: 9	H: 2 LOB: 2 BB: 1 P: 20	R: 2 E: 0 K: 1 S: 18	H: 3 LOB: 2 BB: 1 P: 25		1B: 11 2B: 3 3B: 1 HR: 1	SF: 0 SAC: 0 DP: 1 HBP: 0	WP: 1 PB: 0 SB: 0 CS: 0	PA: 44						
PITCHER	IP	WLS	BF	H	R	ER	SO	BB	IBB	HBP	BLK	WP	HR	S	P	ERA	WHIP										
Pedro Astacio, R ERA: 6.75	4.2		25	10	8	5	3	2	0	0	0	0	1	57	99	9.64	2.571										
3B Pat Strange, R ERA: 3.85	1.1		7	0	0	0	3	3	0	0	0	0	0	11	26	0.00	2.250										
Graeme Lloyd, L ERA: 2.77	0.1		2	1	0	0	0	0	0	0	0	0	0	4	8	0.00	3.000										
David Weathers, R ERA: 3.85	0.2	L	4	2	1	1	0	1	0	0	0	0	0	8	15	13.50	4.500										
Mike Stanton, L ERA: 4.52	0.0		1	1	0	0	0	0	0	0	0	0	0	1	2	∞	∞										
PITCHER	IP	WLS	BF	H	R	ER	SO	BB	IBB	HBP	BLK	WP	HR	S	P	ERA	WHIP										
Armando Benitez, R ERA: 4.24	1.0		5	1	1	1	1	1	0	0	0	0	0	14	20	9.00	2.000										

Batter	1	2	3	4	5	6	7	8	9	AB	R	H	RBI	BB	SO	LOB	TOP											
11 Jimmy Rollins, S OBP: 0.348, SLG: 0.404	L8		1B		F8		HR		F9	6	1	3	2	0	0	1												
Placido Polanco, R OBP: 0.358, SLG: 0.420	F9		F7		2B		L5	HR	G5-3	6	1	2	0	0	0	2												
Jim Thome, L OBP: 0.378, SLG: 0.494			P3		G3-1		HR	HR		3	2	1	2	2	0	3												
Pat Burrell, R OBP: 0.325, SLG: 0.463	K				K		HR	HR	FC4-6	4	2	2	4	1	2	1												
Bobby Abreu, L OBP: 0.372, SLG: 0.413		E6			BB		HR	HR	FC4-6	4	2	2	0	1	0	1												
Mike Lieberthal, R OBP: 0.395, SLG: 0.496	K				L7		G5-3	BB	F8	4	1	0	0	1	1	4												
David Bell, R OBP: 0.316, SLG: 0.297		L9			L9		F7	BB	BB	4	1	1	1	1	0	3												
Ricky Ledee, L OBP: 0.327, SLG: 0.454		L9			K		F7	BB	BB	4	1	1	1	1	1	2												
39 Brett Myers, R OBP: 0.111, SLG: 0.111 Nick Punto, S OBP: 0.188, SLG: 0.133 Terry Adams, R OBP: 0.188, SLG: 0.133 Dan Plesac, L OBP: 0.188, SLG: 0.133 Jason Michaels, R OBP: 0.188, SLG: 0.133 Carlos Silva, R OBP: 0.188, SLG: 0.133			G6-3		2B		K		F9	2	0	1	0	0	0	0												
Inning Stats	R: 0 E: 0 K: 10 S: 10	H: 0 LOB: 1 BB: 1 P: 17	R: 0 E: 1 K: 11 S: 11	H: 0 LOB: 1 BB: 0 P: 15	R: 0 E: 0 K: 10 S: 10	H: 1 LOB: 1 BB: 0 P: 16	R: 0 E: 0 K: 11 S: 9	H: 0 LOB: 1 BB: 1 P: 14	R: 0 E: 0 K: 11 S: 11	H: 2 LOB: 2 BB: 0 P: 17	R: 1 E: 0 K: 10 S: 7	H: 2 LOB: 1 BB: 0 P: 12	R: 7 E: 0 K: 11 S: 27	H: 6 LOB: 2 BB: 3 P: 54	R: 3 E: 0 K: 10 S: 13	H: 3 LOB: 2 BB: 2 P: 28	R: 0 E: 0 K: 10 S: 4	H: 0 LOB: 0 BB: 5 P: 5	1B: 9 2B: 2 3B: 0 HR: 3	SF: 0 SAC: 0 DP: 0 HBP: 0	WP: 0 PB: 0 SB: 2 CS: 0	PA: 47						
PITCHER	IP	WLS	BF	H	R	ER	SO	BB	IBB	HBP	BLK	WP	HR	S	P	ERA	WHIP											
Jae Weong Seo, R ERA: 3.44	6.0		26	5	1	1	4	2	0	0	0	0	1	58	91	1.50	1.167											
David Weathers, R ERA: 4.82	0.2	B	5	2	3	3	1	1	0	0	0	0	0	1	14	26	40.50	4.500										
Graeme Lloyd, L ERA: 3.46	0.0	L	1	1	0	0	0	0	0	0	0	0	0	2	3	∞	∞											
38 Pat Strange, R ERA: 23.63	0.1		8	5	7	7	0	3	0	0	0	0	0	1	17	39	189.00	24.000										
Jaime Cerda, L ERA: 8.1	2.0		7	1	0	0	0	1	0	0	0	0	0	11	19	0.00	1.000											

Philadelphia Phillies @ New York Mets
Shea Stadium, Flushing, NY
Tue May 20 2003, 7:10 PM EDT
Att: 25,281 - Cloudy - 63 F

AB 40
R 11
H 14
RBI 11
BB 7
SO 5
LOB 17



Batter	1	2	3	4	5	6	7	8	9	AB	R	H	RBI	BB	SO	LOB	BOTTOM										
Roger Cedeno, S OBP: 0.310, SLG: 0.313	BB		F7		CS			FC3-6	FC6-4	3	1	1	1	2	0	1											
Raul Gonzalez, R OBP: 0.350, SLG: 0.403	BB		G3		F9			F9	G6-3	3	2	0	0	2	0	3											
Roberto Alomar, S OBP: 0.370, SLG: 0.404 Jeff Duncan, L			G3		G4-3			FC3-6		3	0	1	1	0	0	1											
Cliff Floyd, L OBP: 0.331, SLG: 0.486 Marco Scutaro, R OBP: 0.400, SLG: 0.250			HR		K			K		4	1	1	2	0	2	3											
Jason Phillips, R OBP: 0.417, SLG: 0.476 David Weathers, R Graeme Lloyd, L 38 Pat Strange, R Jay Bell, R Ty Wigington, R OBP: 0.330, SLG: 0.408			L7		G6-3				G1-3	3	0	1	1	0	0	0											
Vance Wilson, R OBP: 0.304, SLG: 0.529					G5-3			G6-4-3	BB	4	1	1	1	0	0	1											
Joe McEwing, R OBP: 0.313, SLG: 0.293					G6-3				BB	3	1	1	0	1	0	0											
Jae Weong Seo, R OBP: 0.222, SLG: 0.125 Tony Clark, S OBP: 0.250, SLG: 0.449 Jaime Cerda, L Timo Perez, L Steve Trachsel, R OBP: 0.125, SLG: 0.133					F9				FC6-4	2	0	0	0	0	0	0											
Inning Stats	R: 2 E: 0 K: 0 S: 15	H: 2 LOB: 1 BB: 2 P: 30	R: 0 E: 0 K: 0 S: 10	H: 0 LOB: 0 BB: 0 P: 18	R: 2 E: 0 K: 0 S: 11	H: 1 LOB: 0 BB: 1 P: 19	R: 0 E: 0 K: 0 S: 7	H: 0 LOB: 0 BB: 0 P: 13	R: 0 E: 0 K: 1 S: 10	H: 0 LOB: 0 BB: 0 P: 15	R: 0 E: 0 K: 1 S: 10	H: 1 LOB: 1 BB: 1 P: 16	R: 0 E: 0 K: 1 S: 8	H: 0 LOB: 1 BB: 1 P: 14	R: 3 E: 0 K: 0 S: 18	H: 4 LOB: 1 BB: 0 P: 26	1B: 7 2B: 1 3B: 0 HR: 1	SF: 0 SAC: 0 DP: 2 HBP: 0	WP: 0 PB: 0 SB: 0 CS: 1	PA: 38							
PITCHER	IP	WLS	BF	H	R	ER	SO	BB	IBB	HBP	BLK	WP	HR	S	P	ERA	WHIP										
39 Brett Myers, R ERA: 2.59	6.0	W	23	4	4	4	1	3	0	0	0	0	0	15	25	0.00	1.800										
Terry Adams, R ERA: 3.0	1.2		7	1	0	0	1	2	0	0	0	0	0	3	5	0.00	0.000										
Dan Plesac, L ERA: 1.23	0.1		1	0	0	0	1	0	0	0	0	0	0	3	5	0.00	0.000										
Carlos Silva, R ERA: 4.18	1.0		7	4	3	3	0	0	0	0	0	0	0	18	26	27.00	4.000										

Philadelphia Phillies @ New York Mets
Shea Stadium, Flushing, NY
Tue May 20 2003, 7:10 PM EDT
Att: 25,281 - Cloudy - 63 F

AB 33
R 7
H 9
RBI 7
BB 5
SO 3
LOB 12




Batter	1	2	3	4	5	6	7	8	9	AB	R	H	RBI	BB	SO	LOB	TOP										
11 Jimmy Rollins, S OBP: 0.345, SLG: 0.401	F8		2B	F8		G1-3			K	4	1	0	0	1	1	2											
David Bell, R OBP: 0.313, SLG: 0.301	P5		2B		P6		G6-3			4	1	1	1	0	0	0											
Jim Thome, L OBP: 0.376, SLG: 0.488	K				E4		P5			4	0	1	1	0	1	0											
Pat Burrell, R OBP: 0.330, SLG: 0.450		1B	F8		G4-3		K			3	1	0	0	1	1	2											
Bobby Abreu, L OBP: 0.377, SLG: 0.407	K		G4-3						K	3	0	0	0	1	2	2											
Mike Lieberthal, R OBP: 0.384, SLG: 0.481	F7		G6-3		F7				P3	4	0	0	0	0	0	4											
Ricky Ledee, L OBP: 0.342, SLG: 0.470	WP			G6-3					F8	3	0	2	0	1	0	0											
Jose Mesa, R (8, 1)	1B									0	0	0	0	0	0	0											
Tomas Perez, S OBP: 0.286, SLG: 0.311	WP		G6-3		F9				G3	4	0	1	1	0	0	2											
Vicente Padilla, R OBP: 0.125, SLG: 0.045	G5-3									3	0	0	0	0	1	4											
Carlos Silva, R (7, 1)										0	0	0	0	0	0	0											
Marlon Byrd, R OBP: 0.273, SLG: 0.265				L5					K	1	0	0	0	0	1	0											
Inning Stats	R: 0 E: 0 K: 1 S: 6	H: 0 LOB: 0 BB: 0 P: 11	R: 1 E: 0 K: 1 S: 14	H: 2 LOB: 2 BB: 1 P: 25	R: 2 E: 0 K: 0 S: 10	H: 2 LOB: 1 BB: 1 P: 23	R: 0 E: 0 K: 0 S: 11	H: 1 LOB: 1 BB: 0 P: 18	R: 0 E: 0 K: 1 S: 10	H: 0 LOB: 1 BB: 1 P: 19	R: 0 E: 0 K: 1 S: 8	H: 0 LOB: 0 BB: 0 P: 13	R: 0 E: 0 K: 1 S: 6	H: 0 LOB: 0 BB: 0 P: 9	R: 0 E: 0 K: 2 S: 8	H: 0 LOB: 0 BB: 0 P: 10	1B: 2 2B: 3 3B: 0 HR: 0	SF: 0 SAC: 0 DP: 0 HBP: 0	WP: 1 PB: 0 SB: 0 CS: 0	PA: 37							
PITCHER	IP	WLS	BF	H	R	ER	SO	BB	IBB	HBP	BLK	WP	HR	S	P	ERA	WHIP										
Pedro Astacio, R ERA: 6.34	6.0	W	28	5	3	3	3	3	1	0	0	1	0	62	114	4.50	1.333										
David Weathers, R ERA: 4.29	2.0	H	6	0	0	0	2	0	0	0	0	0	0	14	22	0.00	0.000										
Armando Benitez, R ERA: 3.67	1.0	S	3	0	0	0	2	0	0	0	0	0	0	8	10	0.00	0.000										

Philadelphia Phillies @ New York Mets
Shea Stadium, Flushing, NY
Thu May 22 2003, 1:10 PM EDT
Att: 20,101 - Overcast - 53 F

livebaseballscorecards.com

AB 33
R 3
H 5
RBI 3
BB 4
SO 7
LOB 16




Batter	1	2	3	4	5	6	7	8	9	AB	R	H	RBI	BB	SO	LOB	BOTTOM										
Roger Cedeno, S OBP: 0.311, SLG: 0.322	1B					G3-1		FC6-4		5	1	2	0	0	1	4											
Jeff Duncan, L OBP: 0.400, SLG: 0.400	SF8									4	1	2	0	0	2	0											
Roberto Alomar, S OBP: 0.364, SLG: 0.402	SF8		G3		P5		G4-3			3	0	0	1	0	0	2											
Cliff Floyd, L OBP: 0.339, SLG: 0.523	G4-3									4	1	1	2	0	0	2											
Tsuyoshi Shinjo, R OBP: 0.246, SLG: 0.266	G4-3									0	0	0	0	0	0	0											
Jason Phillips, R OBP: 0.438, SLG: 0.586										4	0	3	0	0	0	0											
Jae Weong Seo, R OBP: 0.222, SLG: 0.125										0	1	0	0	0	0	0											
Armando Benitez, R (9, 1)										0	0	0	0	0	0	0											
Ty Wigginton, R OBP: 0.322, SLG: 0.396	G4-3				L4		G6-4-3		SH	3	0	0	0	0	0	2											
Vance Wilson, R OBP: 0.297, SLG: 0.492										4	1	1	0	0	1	1											
Joe McEwing, R OBP: 0.338, SLG: 0.328										3	1	2	0	1	1	1											
Pedro Astacio, R OBP: 0.111, SLG: 0.111										1	0	0	0	0	0	1											
Timo Lincecum, R OBP: 0.236, SLG: 0.310										1	0	1	2	0	0	0											
Steve Trachsel, R OBP: 0.256, SLG: 0.339										0	0	0	0	0	0	0											
David Weathers, R ERA: 4.03										0	0	0	0	0	0	0											
Tony Clark, S OBP: 0.276, SLG: 0.458										0	0	0	0	1	0	0											
Inning Stats	R: 2 E: 0 K: 0 S: 13	H: 3 LOB: 1 BB: 0 P: 17	R: 0 E: 0 K: 1 S: 8	H: 1 LOB: 1 BB: 0 P: 15	R: 1 E: 0 K: 1 S: 10	H: 1 LOB: 0 BB: 0 P: 16	R: 0 E: 0 K: 0 S: 8	H: 1 LOB: 1 BB: 0 P: 10	R: 0 E: 0 K: 0 S: 9	H: 2 LOB: 1 BB: 0 P: 13	R: 2 E: 0 K: 0 S: 15	H: 3 LOB: 1 BB: 1 P: 29	R: 0 E: 0 K: 1 S: 5	H: 0 LOB: 0 BB: 0 P: 9	R: 1 E: 1 K: 2 S: 13	H: 1 LOB: 2 BB: 1 P: 24	1B: 6 2B: 5 3B: 0 HR: 1	SF: 1 SAC: 2 DP: 2 HBP: 0	WP: 0 PB: 1 SB: 0 CS: 0	PA: 37							
PITCHER	IP	WLS	BF	H	R	ER	SO	BB	IBB	HBP	BLK	WP	HR	S	P	ERA	WHIP										
Vicente Padilla, R ERA: 4.55	6.0	L	28	11	5	5	2	1	0	0	0	0	0	63	100	7.50	2.000										
Carlos Silva, R ERA: 4.03	1.0		3	0	0	0	1	0	0	0	0	0	0	5	9	0.00	0.000										
Jose Mesa, R ERA: 5.68	1.0		6	1	1	0	2	1	0	0	0	0	0	13	24	0.00	2.000										

Philadelphia Phillies @ New York Mets
Shea Stadium, Flushing, NY
Thu May 22 2003, 1:10 PM EDT
Att: 20,101 - Overcast - 53 F

livebaseballscorecards.com

AB 32
R 6
H 12
RBI 5
BB 2
SO 5
LOB 13



Batter	1	2	3	4	5	6	7	8	9	AB	R	H	RBI	BB	SO	LOB	TOP										
Roger Cedeno, S OBP: 0.324, SLG: 0.347 Raul Gonzalez, R OBP: 0.345, SLG: 0.394	2-1 2B		3-2 G3-1				4-1 2B 2B			3	1	2	0	1	0	0											
Ty Wiginton, R OBP: 0.321, SLG: 0.399	0-0 G5-3				0-0 G4-3		2-1 1B 2B		0-1 L9	4	1	1	1	0	0	2											
Roberto Alomar, S OBP: 0.361, SLG: 0.399	1-2 K			1-2 K		0-0 BB HR 1B	2-0 F9			4	1	1	1	0	2	2											
Cliff Floyd, L OBP: 0.337, SLG: 0.513 Tsuyoshi Shinjo, R OBP: 0.246, SLG: 0.266	0-0 G6-3			3-2 K		4-0 BB HR IBB		1-1 G6-3		3	1	0	0	1	1	1											
Jason Phillips, R OBP: 0.417, SLG: 0.531 David Weathers, R Armando Benitez, R		1-1 G6-3			2-0 L5	4-2 HR BB		1-0 F9		3	1	0	0	1	0	0											
Jeromy Burnitz, L OBP: 0.386, SLG: 0.542		2-1 F8			3-2 F7	0-0 HR		0-1 G4-3		4	1	1	4	0	0	0											
Vance Wilson, R OBP: 0.309, SLG: 0.492		3-1 G4-3			2-0 1B	0-0 1B			0-3 K	4	0	2	0	0	1	0											
Joe McEwing, R OBP: 0.333, SLG: 0.323			0-1 L5		1-1 P6	2-2 1B		0-0 F8		4	0	1	0	0	0	1											
Steve Trachsel, R OBP: 0.105, SLG: 0.111 Pedro Feliciano, L 3B Pat Strange, R Tony Clark, S			2-2 G4-3			G4-3		1-0 G3-1		3	0	0	0	0	0	1											
Inning Stats	R: 0 E: 0 K: 1 S: 7	H: 1 LOB: 1 BB: 0 P: 10	R: 0 E: 0 K: 0 S: 6	H: 0 LOB: 0 BB: 0 P: 12	R: 0 E: 0 K: 1 S: 10	H: 0 LOB: 0 BB: 0 P: 15	R: 0 E: 0 K: 2 S: 9	H: 0 LOB: 0 BB: 0 P: 13	R: 0 E: 0 K: 0 S: 7	H: 1 LOB: 1 BB: 0 P: 15	R: 6 E: 0 K: 0 S: 15	H: 6 LOB: 1 BB: 2 P: 31	R: 0 E: 0 K: 0 S: 4	H: 0 LOB: 0 BB: 1 P: 10	R: 0 E: 0 K: 1 S: 5	H: 0 LOB: 0 BB: 0 P: 7	R: 0 E: 0 K: 1 S: 5	H: 0 LOB: 0 BB: 0 P: 6	1B: 4 2B: 3 3B: 0 HR: 1	SF: 0 SAC: 0 DP: 0 HBP: 0	WP: 0 PB: 0 SB: 0 CS: 1	PA: 36					
PITCHER	IP	WLS	BF	H	R	ER	SO	BB	IBB	HBP	BLK	WP	HR	S	P	ERA	WHIP										
Russ Ortiz, R ERA: 3.71	5.1	L	24	6	6	6	3	1	1	0	0	0	1	48	85	10.12	1.312										
Kevin Gryboski, R ERA: 5.5	0.2		3	2	0	0	0	0	0	0	0	0	0	6	11	0.00	3.000										
Ray King, L ERA: 2.66	2.0		6	0	0	0	0	1	0	0	0	0	0	9	17	0.00	0.500										
Trey Hodges, R ERA: 2.42	1.0		3	0	0	0	1	0	0	0	0	0	0	5	6	0.00	0.000										

New York Mets @ Atlanta Braves
Turner Field, Atlanta, GA
Fri May 23 2003, 7:35 PM EDT
Att: 33,270 - Sunny - 75 F

AB 33
R 6
H 8
RBI 6
BB 3
SO 4
LOB 7



Batter	1	2	3	4	5	6	7	8	9	AB	R	H	RBI	BB	SO	LOB	BOTTOM										
Rafael Furcal, S OBP: 0.386, SLG: 0.515	1-1 G1-3		2-1 F9		0-0 1B	4-1 BB		2-3 K		4	0	1	0	1	1	2											
Marcus Giles, R OBP: 0.415, SLG: 0.574	0-0 L6			0-0 10 1B	1-0 F7	0-3 K		0-3 K2-3		5	0	1	0	0	2	5											
Gary Sheffield, R OBP: 0.439, SLG: 0.642	2-1 G5-3			3-1 G5-3		0-1 BB BB 1B	2-2 HR		0-1 G6-3	5	2	2	1	0	0	1											
10 Chipper Jones, S OBP: 0.396, SLG: 0.488		1-0 F9		2-1 G6-4-3 1B		4-2 BB BB 1B	2-3 K		4-1 BLK 1B BB	3	1	1	0	2	1	0											
Andrew Jones, R OBP: 0.355, SLG: 0.497		0-0 G5-3		2-2 G6-4-3		1-2 F8	0-0 L7		4-0 1B BB	4	0	0	0	1	0	4											
Julio Franco, R OBP: 0.373, SLG: 0.361		1-0 G5-3			3-2 L6	1-3 K	2-1 G6-3		0-0 1B	5	0	1	0	0	1	2											
Javy Lopez, R OBP: 0.319, SLG: 0.621			0-0 F9		2-0 HR	4-1 BB BB		1-1 2B		3	2	2	1	1	0	0											
Vinny Castilla, R OBP: 0.331, SLG: 0.478			1-3 K		0-2 G5-3	4-2 1B BB		0-0 G6-3		3	0	0	1	1	1	1											
Russ Ortiz, R ERA: 4.68 Kevin Gryboski, R Matt Franco, L Mark DeRosa, R Ray King, L Robert Fick, R Trey Hodges, R			3-2 2B		4-2 1B BB	2-1 BB 1B		2-3 K		1	0	1	0	1	0	0											
Inning Stats	R: 0 E: 0 K: 0 S: 5	H: 0 LOB: 0 BB: 0 P: 8	R: 0 E: 0 K: 0 S: 3	H: 0 LOB: 0 BB: 0 P: 5	R: 0 E: 0 K: 1 S: 11	H: 1 LOB: 1 BB: 0 P: 17	R: 0 E: 0 K: 0 S: 8	H: 2 LOB: 1 BB: 0 P: 15	R: 1 E: 0 K: 2 S: 13	H: 2 LOB: 2 BB: 1 P: 23	R: 3 E: 0 K: 2 S: 18	H: 2 LOB: 3 BB: 4 P: 37	R: 1 E: 0 K: 1 S: 10	H: 1 LOB: 0 BB: 0 P: 16	R: 0 E: 0 K: 2 S: 9	H: 1 LOB: 1 BB: 0 P: 14	R: 0 E: 0 K: 1 S: 7	H: 1 LOB: 2 BB: 2 P: 15	1B: 5 2B: 3 3B: 0 HR: 2	SF: 0 SAC: 0 DP: 1 HBP: 0	WP: 0 PB: 0 SB: 0 CS: 0	PA: 42					
PITCHER	IP	WLS	BF	H	R	ER	SO	BB	IBB	HBP	BLK	WP	HR	S	P	ERA	WHIP										
Steve Trachsel, R ERA: 4.68	5.2	W	26	6	4	4	4	2	4	0	0	0	0	2	4	6.35	1.765										
Pedro Feliciano, L ERA: 18.0	0.0		1	1	0	0	0	0	0	0	0	0	0	2	4	∞	∞										
3B Pat Strange, R ERA: 18.0	1.1	H	6	1	1	1	2	1	0	0	0	0	1	14	24	6.75	1.500										
David Weathers, R ERA: 4.13	1.0	H	4	1	0	0	2	0	0	0	0	0	0	9	14	0.00	1.000										
Armando Benitez, R ERA: 3.54	1.0	S	5	1	0	0	1	2	0	0	1	0	0	7	15	0.00	3.000										

New York Mets @ Atlanta Braves
Turner Field, Atlanta, GA
Fri May 23 2003, 7:35 PM EDT
Att: 33,270 - Sunny - 75 F

AB 35
R 5
H 10
RBI 5
BB 7
SO 7
LOB 16



Batter	1	2	3	4	5	6	7	8	9	AB	R	H	RBI	BB	SO	LOB	TOP			
Marco Scutaro, R OBP: 0.300, SLG: 0.222 (1, 4)	F9		P4			G5-3		F9		4	0	0	0	0	0	0				
Tsuyoshi Shinjo, R OBP: 0.274, SLG: 0.309 (1, 8)	2B			F8			2B G6-4-3	2B G4-3	1B	4	2	3	0	0	0	0				
Ty Wigginton, R OBP: 0.330, SLG: 0.415 (1, 5)	G1-6-3 BB			G6-3			G6-4-3 1B	G4-3 G5-3	2B	3	2	2	0	1	0	0				
Cliff Floyd, L OBP: 0.337, SLG: 0.506 Pedro Feliciano, L (7, 1)	G1-6-3			G1-3			G6-4-3 BB	G4-3		2	0	0	0	1	0	2				
Roger Cedeno, S OBP: 0.321, SLG: 0.344 (9, PH)	1-2							2-3 3-H		0	0	0	0	0	0	0				
Jason Phillips, R OBP: 0.375, SLG: 0.472 (5, 2)		K				G6-3		G5-3		4	0	0	1	0	1	2				
Jeremy Burnitz, L OBP: 0.353, SLG: 0.526 (1, 9)		P5				G4-3		K		4	0	1	1	0	1	0				
Vance Wilson, R OBP: 0.270, SLG: 0.444 Tony Clark, S (5, 3)		K				F9		G5-3		2	0	0	0	0	1	0				
Joe McEwing, R OBP: 0.320, SLG: 0.309 (1, 6)			K				F8	K		3	0	0	0	0	2	0				
Tom Glavine, L OBP: 0.227, SLG: 0.238 Jaime Cerda, L (4, 1)			G1-3				K	F8		1	0	0	0	0	0	0				
Raul Gonzalez, R OBP: 0.341, SLG: 0.389 (7, 7)										1	0	0	0	0	1	0				
Inning Stats	R: 0 H: 1 E: 0 K: 0 S: 12	H: 1 LOB: 1 BB: 1 P: 21	R: 0 H: 0 E: 0 K: 2 S: 13	H: 0 LOB: 0 BB: 0 P: 18	R: 0 H: 0 E: 0 K: 1 S: 8	H: 0 LOB: 0 BB: 0 P: 10	R: 0 H: 0 E: 0 K: 0 S: 7	H: 0 LOB: 0 BB: 0 P: 13	R: 0 H: 0 E: 0 K: 1 S: 6	H: 0 LOB: 0 BB: 0 P: 7	R: 2 H: 3 E: 0 K: 0 S: 13	H: 3 LOB: 1 BB: 1 P: 22	R: 0 H: 0 E: 0 K: 1 S: 11	H: 0 LOB: 0 BB: 0 P: 16	R: 2 H: 2 E: 0 K: 1 S: 11	H: 2 LOB: 0 BB: 0 P: 17	1B: 3 2B: 3 3B: 0 HR: 0	SF: 0 SAC: 0 DP: 2 HBP: 0	WP: 0 PA: 33 SB: 0 CS: 0	
PITCHER	IP	WLS	BF	H	R	ER	SO	BB	IBB	HBP	BLK	WP	HR	S	P	ERA	WHIP			
Horacio Ramirez, L ERA: 3.76 (1, 1)	7.0	W	25	4	2	2	4	2	0	0	0	0	0	65	102	2.57	0.857			
Trey Hodges, R ERA: 2.31 (8, 1)	1.0		3	0	0	0	1	0	0	0	0	0	0	11	16	0.00	0.000			
Jung Keun Bong, L ERA: 4.13 (9, 1)	1.0		5	2	2	2	1	0	0	0	0	0	0	11	17	18.00	2.000			

New York Mets @ Atlanta Braves
Turner Field, Atlanta, GA
Sat May 24 2003, 1:15 PM EDT
Att: 40,912 - Cloudy - 75 F

AB	31
R	4
H	6
RBI	3
BB	2
SO	6
LOB	6



Batter	1	2	3	4	5	6	7	8	9	AB	R	H	RBI	BB	SO	LOB	BOTTOM			
Rafael Furcal, S OBP: 0.390, SLG: 0.527 Mark DeRosa, R OBP: 0.250, SLG: 0.259 (5, 6)	L5		2B	HR	K			G5-3		3	2	2	2	0	0	0				
Marcus Giles, R OBP: 0.404, SLG: 0.557 (1, 4)	G5-3		G1-3	P3		F8		K		5	0	0	0	0	1	2				
Gary Sheffield, R OBP: 0.445, SLG: 0.669 Darren Bragg, L OBP: 0.208, SLG: 0.136 (7, 9)	1B		2B	HR		F7		G4-3		4	1	3	3	0	0	0				
10 Chipper Jones, S OBP: 0.403, SLG: 0.491 (1, 7)	L9		BB	1B		1B				3	1	2	0	1	0	1				
Andrew Jones, R OBP: 0.358, SLG: 0.513 (1, 8)		HR	F9	HR		K				4	2	2	1	0	1	3				
Robert Fick, L OBP: 0.338, SLG: 0.479 Matt Franco, L OBP: 0.319, SLG: 0.356 (7, 3)	G3		F8	HR			1B			3	1	1	3	0	0	2				
Javy Lopez, R OBP: 0.324, SLG: 0.637 (1, 2)	G1-6-3 BB			HR			L6			3	1	1	1	1	0	1				
Vinny Castilla, R OBP: 0.330, SLG: 0.473 (1, 5)	G1-6-3		G4-3	1B	P3		F9			4	1	1	0	0	0	2				
Horacio Ramirez, L OBP: 0.143, SLG: 0.238 Russ Ortiz, R OBP: 0.250, SLG: 0.346 Trey Hodges, R (8, 1) Jung Keun Bong, L (9, 1)			G4-3	1B	L7		G1-3			3	1	1	0	0	0	1				
Inning Stats	R: 0 H: 1 E: 0 K: 0 S: 5	H: 1 LOB: 0 BB: 1 P: 17	R: 2 H: 3 E: 0 K: 0 S: 15	H: 3 LOB: 2 BB: 1 P: 27	R: 7 H: 7 E: 0 K: 0 S: 29	H: 7 LOB: 0 BB: 0 P: 41	R: 0 H: 1 E: 0 K: 1 S: 10	H: 1 LOB: 1 BB: 0 P: 18	R: 0 H: 1 E: 0 K: 0 S: 10	H: 1 LOB: 1 BB: 0 P: 14	R: 0 H: 0 E: 0 K: 1 S: 6	H: 0 LOB: 0 BB: 0 P: 12	1B: 6 2B: 3 3B: 1 HR: 4	SF: 0 SAC: 0 DP: 1 HBP: 0	WP: 0 PA: 39 SB: 0 CS: 0					
PITCHER	IP	WLS	BF	H	R	ER	SO	BB	IBB	HBP	BLK	WP	HR	S	P	ERA	WHIP			
Tom Glavine, L ERA: 4.05 (1, 1)	3.1	L	19	8	6	6	0	2	0	0	0	0	2	40	68	16.20	3.000			
Jaime Cerda, L ERA: 9.0 (4, 1)	2.2		13	5	4	4	2	0	0	0	0	0	2	38	58	13.50	1.875			
Pedro Feliciano, L ERA: (7, 1)	2.0		7	1	0	0	1	0	0	0	0	0	0	16	26	0.00	0.500			

New York Mets @ Atlanta Braves
Turner Field, Atlanta, GA
Sat May 24 2003, 1:15 PM EDT
Att: 40,912 - Cloudy - 75 F

AB	37
R	10
H	14
RBI	10
BB	2
SO	3
LOB	13



Batter	1	2	3	4	5	6	7	8	9	AB	R	H	RBI	BB	SO	LOB	TOP										
Roger Cedeno, S (1,9) OBP: 0.319, SLG: 0.336	L7		L4			F8		IBB		3	0	0	0	1	0	0	New York Mets @ Atlanta Braves Turner Field, Atlanta, GA Sun May 25 2003, 1:05 PM EDT Att: 41,432 - Sunny - 77 F										
Ty Wiginton, R (1,5) OBP: 0.323, SLG: 0.406	G1-3			P6		G6-3		L6		4	0	0	0	0	0	2											
Roberto Alomar, S (1,4) OBP: 0.364, SLG: 0.401				FC6-4 1B			G1-3		K	4	0	2	0	0	1	0											
Cliff Floyd, L (1,7) OBP: 0.330, SLG: 0.494	F9			P6			G4-3		G4-3	4	0	0	0	0	0	2											
Jason Phillips, R (1,3)		F9		FC6-4			F9		K	4	0	0	0	0	1	1											
Jeremy Bumitz, L (1,8) OBP: 0.364, SLG: 0.570		CS 1B			G5-3			HR		3	1	2	1	0	0	0											
Vance Wilson, R (1,2) OBP: 0.301, SLG: 0.471		K			K			SH1-4 1B		3	0	1	0	0	2	1											
Joe McEwing, R (1,6) OBP: 0.312, SLG: 0.300			G6-3		P4			SH1-4		2	0	0	0	0	0	0											
Jae Weong Seo, R (1,1) OBP: 0.200, SLG: 0.111						G3				2	0	0	0	0	1	0											
Timo Perez, L (8, PH) OBP: 0.322, SLG: 0.309			K							1	0	0	0	0	1	1											
David Weathers, R (8, 1)										0	0	0	0	0	0	0											
Inning Stats	R: 0 E: 0 K: 0 S: 9	H: 1 LOB: 1 BB: 0 P: 12	R: 0 E: 0 K: 1 S: 9	H: 1 LOB: 0 BB: 0 P: 16	R: 0 E: 0 K: 1 S: 7	H: 0 LOB: 0 BB: 0 P: 12	R: 0 E: 0 K: 0 S: 10	H: 1 LOB: 1 BB: 0 P: 13	R: 0 E: 0 K: 1 S: 6	H: 0 LOB: 0 BB: 0 P: 7	R: 0 E: 0 K: 0 S: 6	H: 0 LOB: 0 BB: 0 P: 11	R: 0 E: 0 K: 0 S: 7	H: 0 LOB: 0 BB: 0 P: 13	R: 1 E: 0 K: 1 S: 7	H: 2 LOB: 2 BB: 1 P: 18	R: 0 E: 0 K: 2 S: 9	H: 0 LOB: 0 BB: 0 P: 16	1B: 4 2B: 0 3B: 0 HR: 1	SF: 0 SAC: 1 DP: 0 HBP: 0	WP: 0 PB: 0 SB: 0 CS: 1	PA: 32					
PITCHER	IP	WLS	BF	H	R	ER	SO	BB	IBB	HBP	BLK	WP	HR	S	P	ERA	WHIP										
Greg Maddux, R (1, 1) ERA: 4.99	7.0		23	3	0	0	3	0	0	0	0	0	0	54	84	0.00	0.429										
Roberto Hernandez, R (8, 1) ERA: 3.91	1.0	W	6	2	1	1	1	0	1	0	0	0	1	7	18	9.00	2.000										
29 John Smoltz, R (9, 1) ERA: 1.04	1.0	S	3	0	0	0	2	0	0	0	0	0	0	9	16	0.00	0.000										

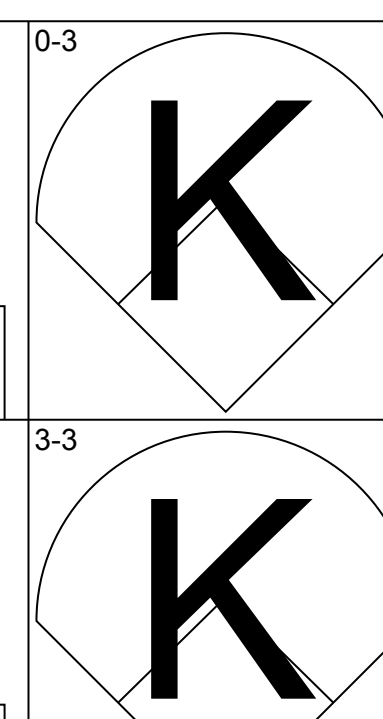
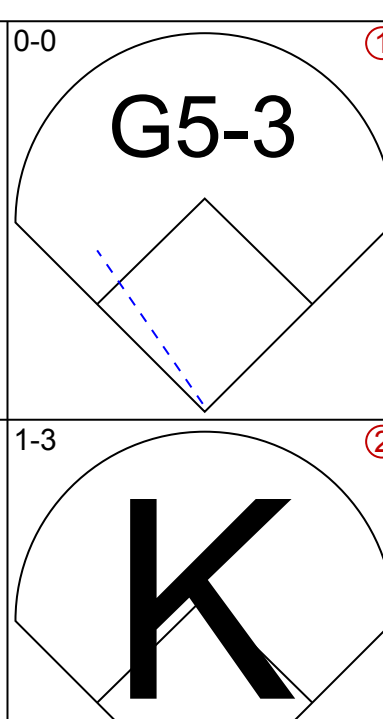
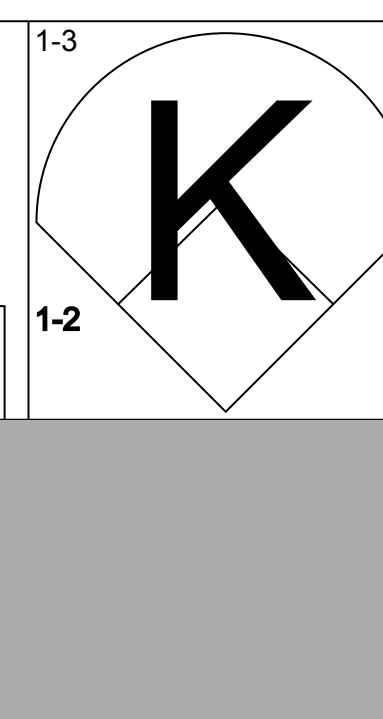
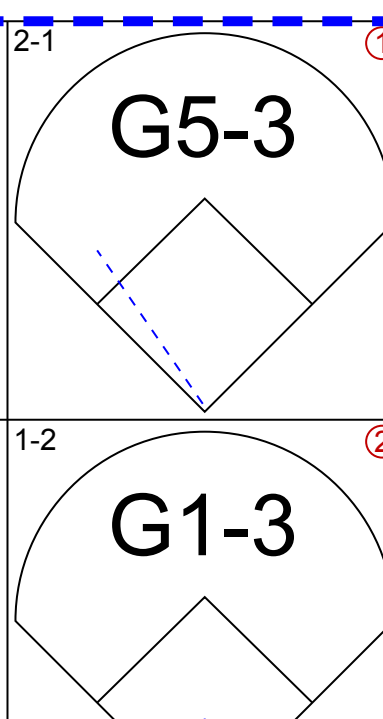
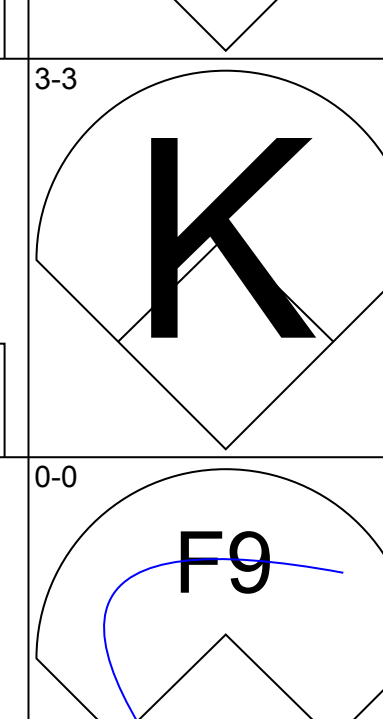
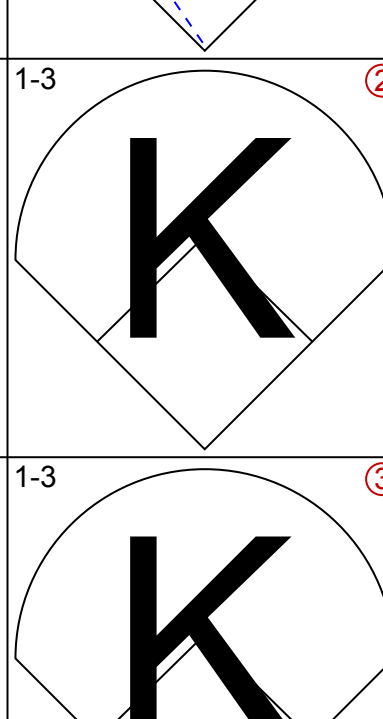
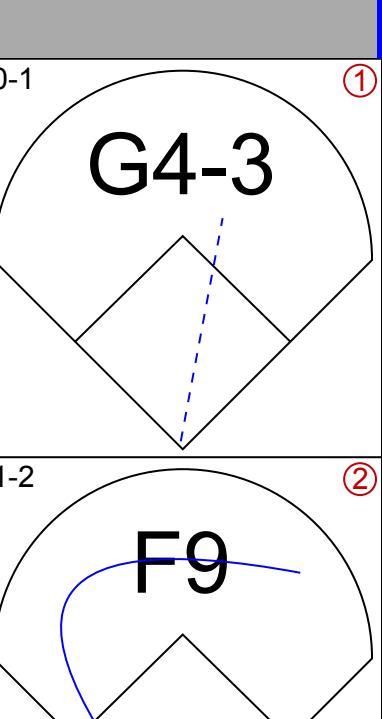
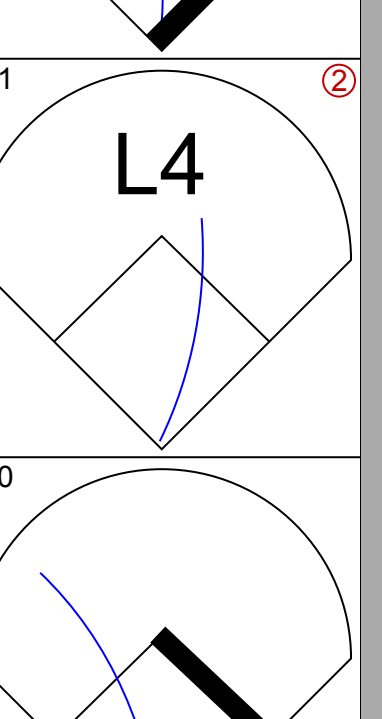
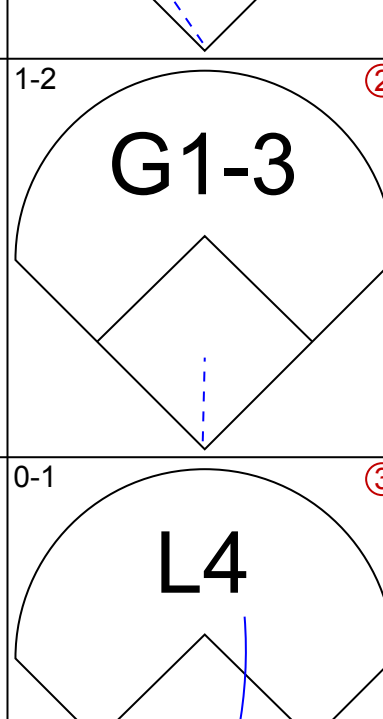
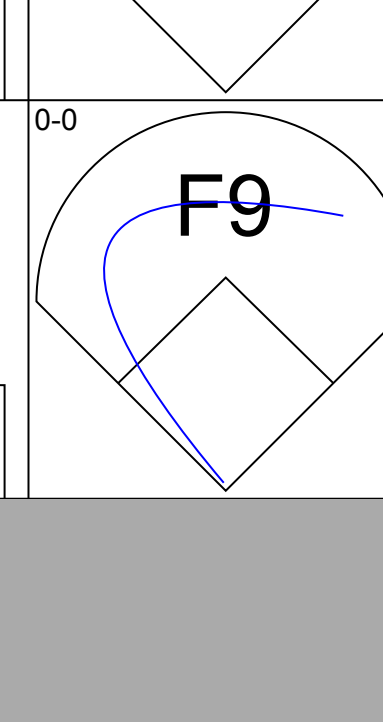
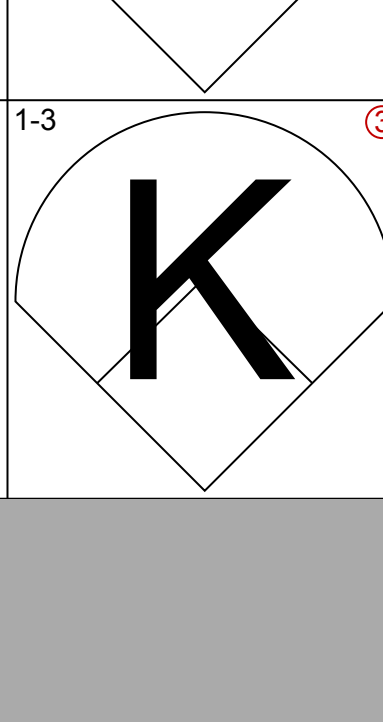
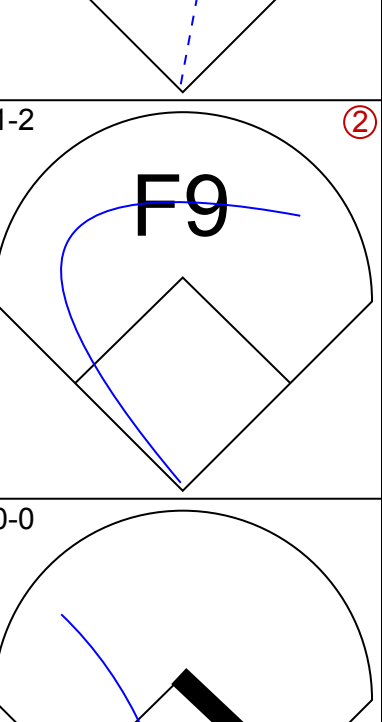
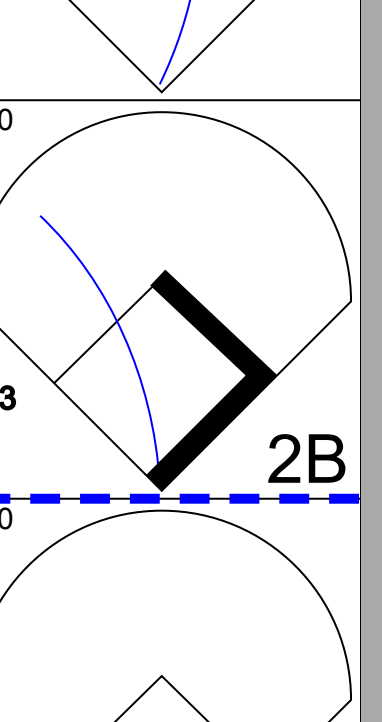
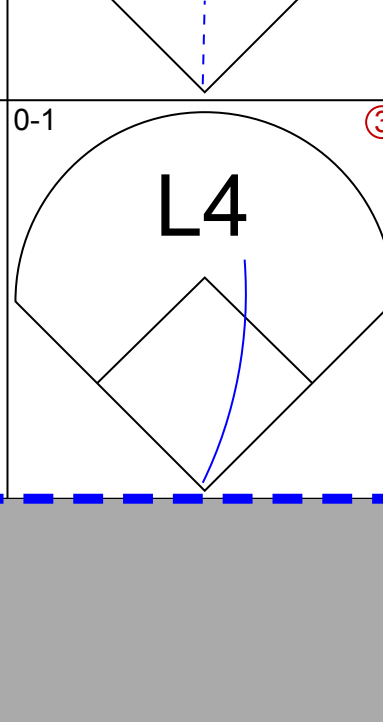
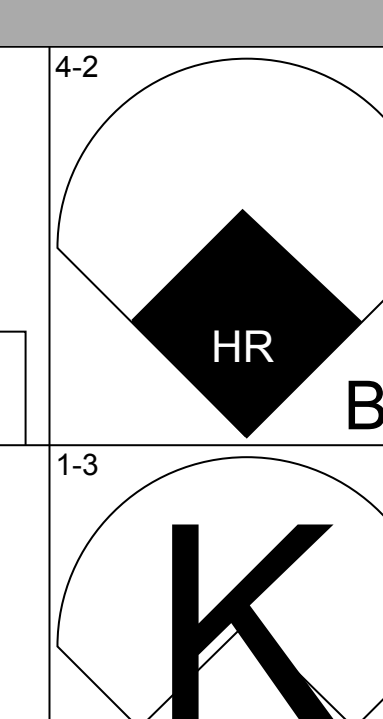
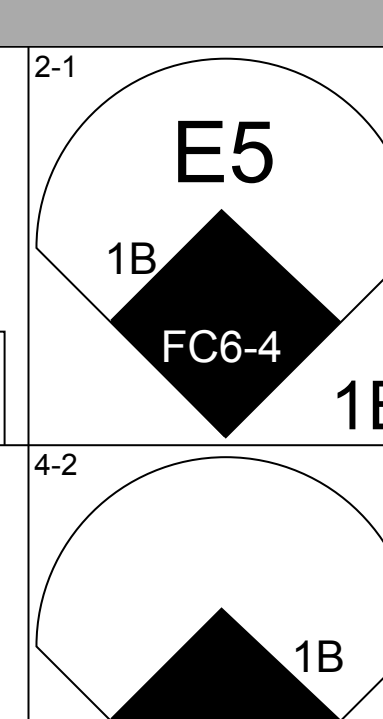
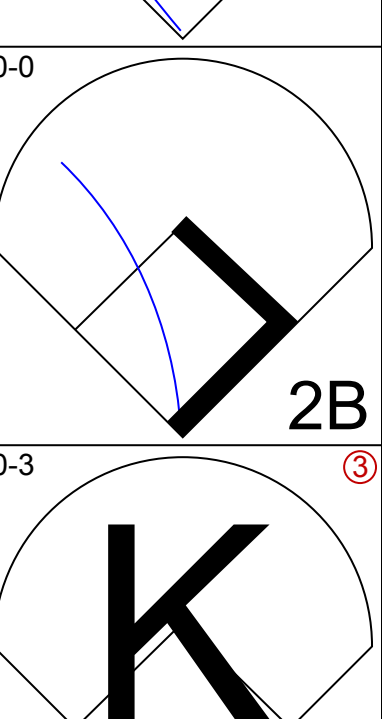
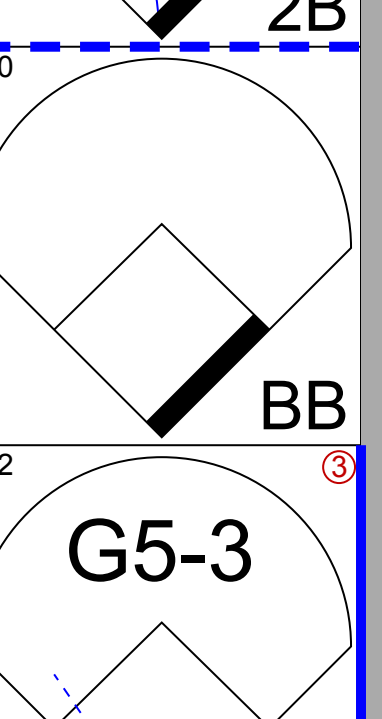
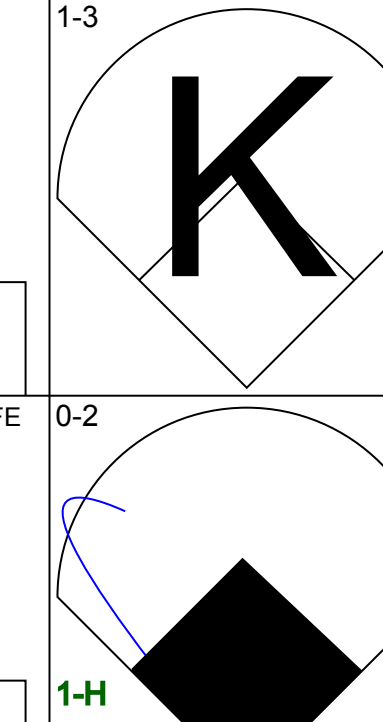
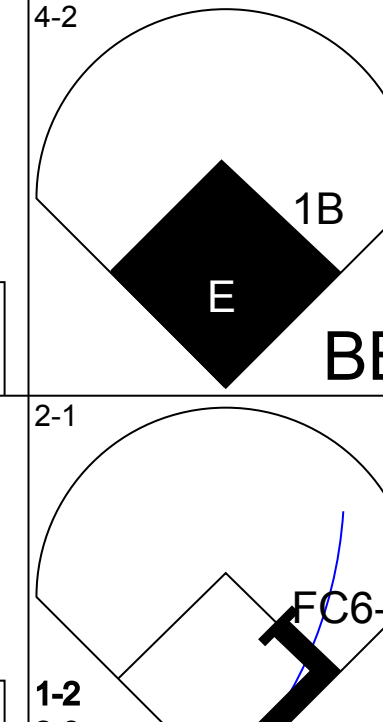

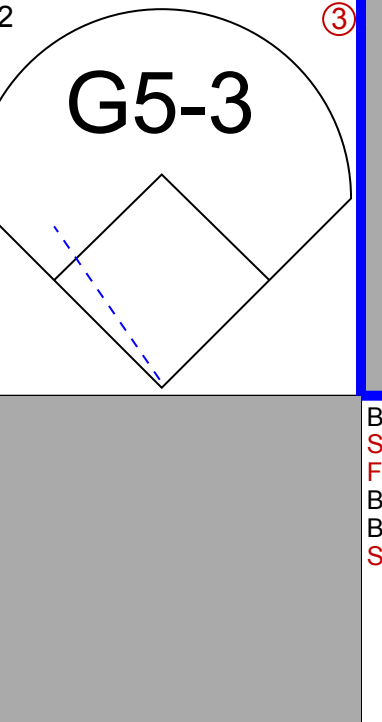
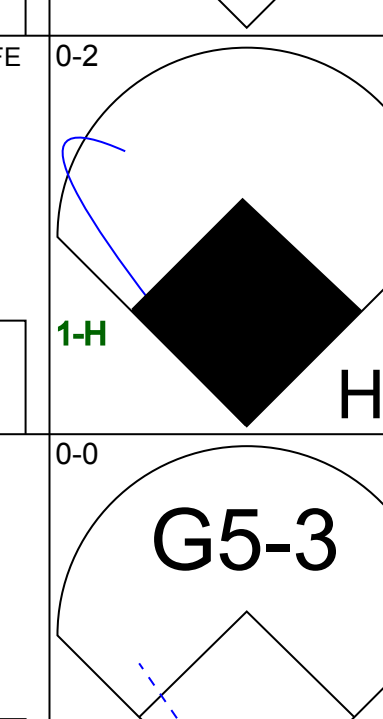
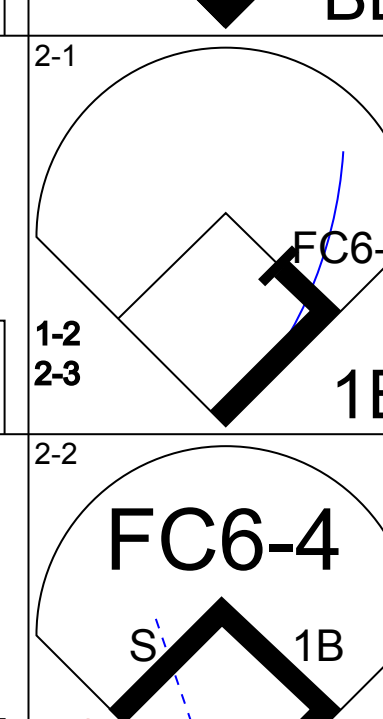

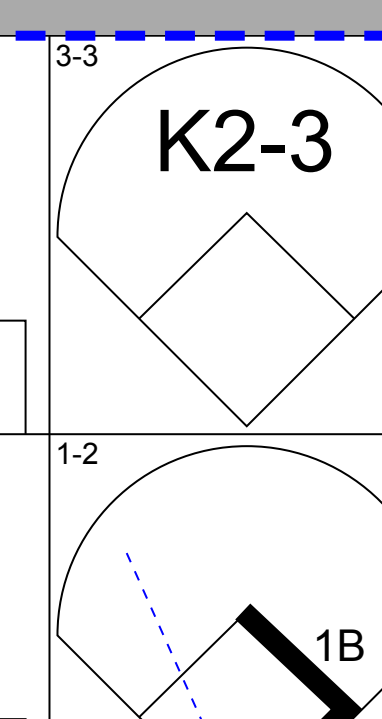
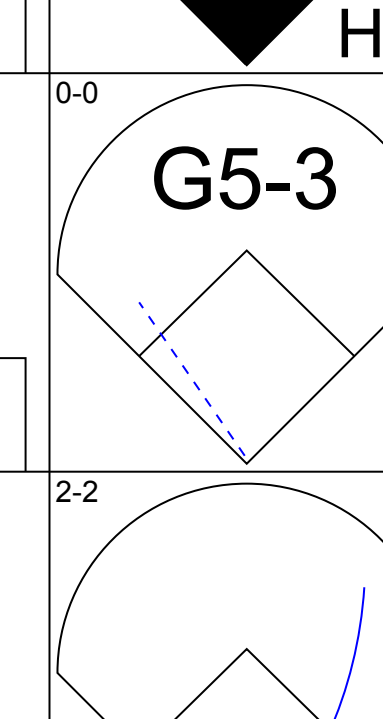
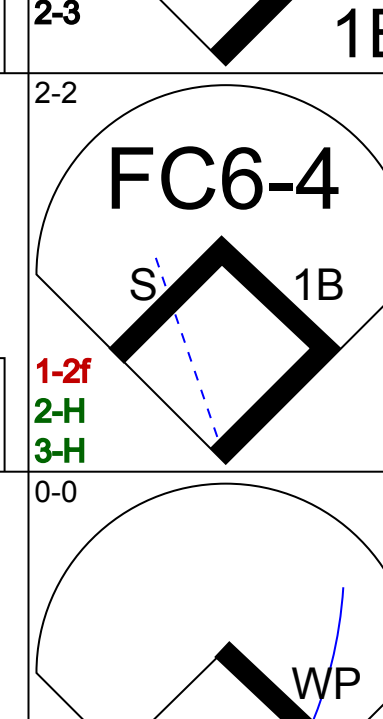
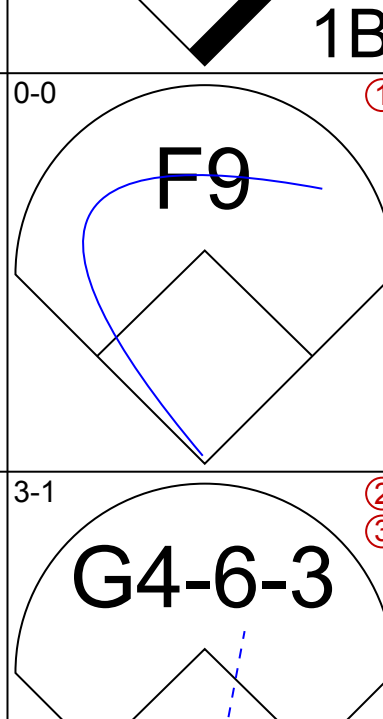
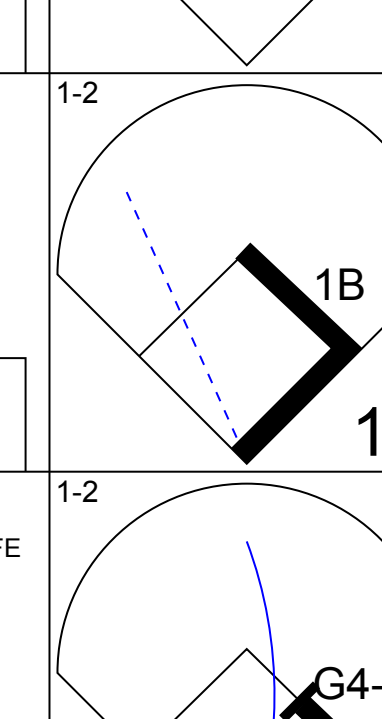

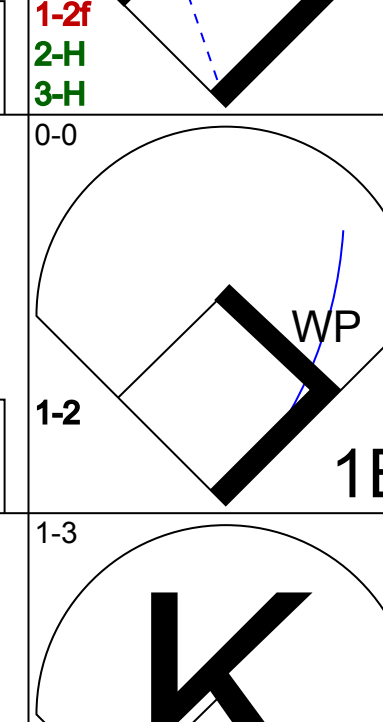

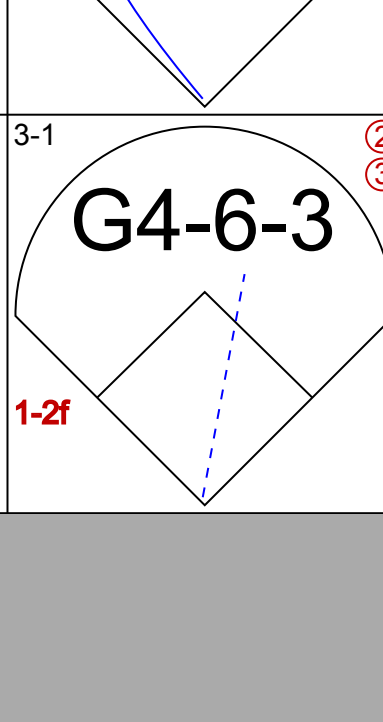
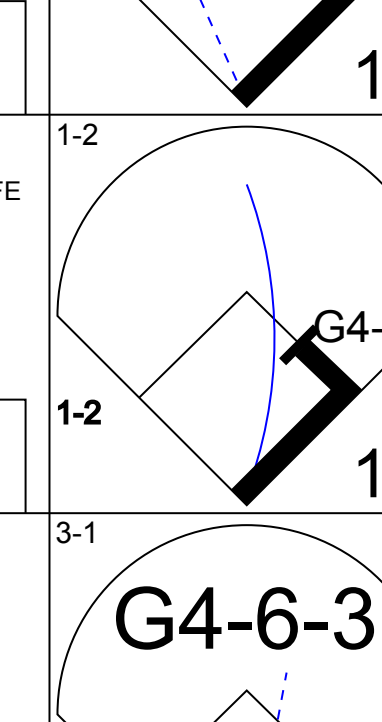

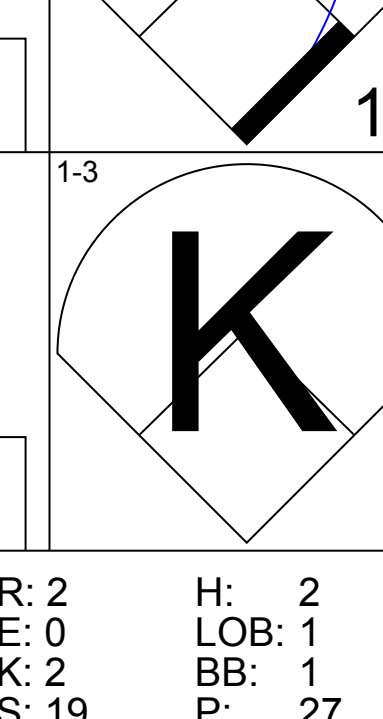
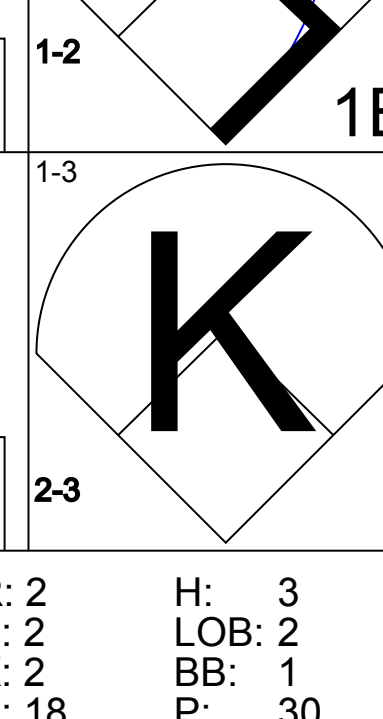
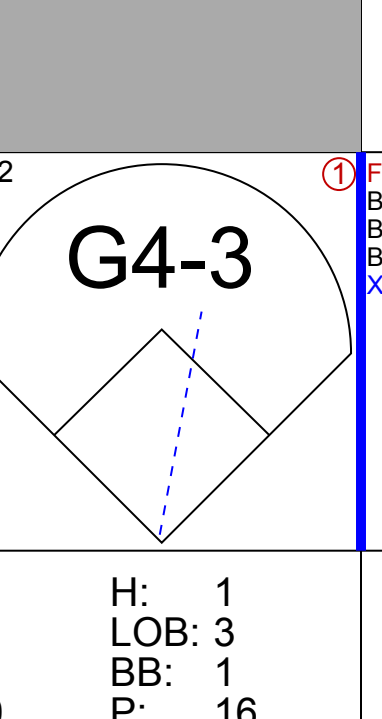
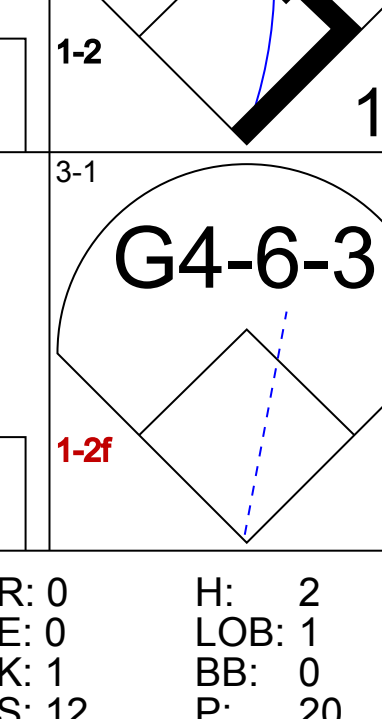
Batter	1	2	3	4	5	6	7	8	9	AB	R	H	RBI	BB	SO	LOB	BOTTOM										
Rafael Furcal, S (1,6) OBP: 0.397, SLG: 0.521	F9		L6			F8		HR 1B		4	1	1	0	0	0	1	New York Mets @ Atlanta Braves Turner Field, Atlanta, GA Sun May 25 2003, 1:05 PM EDT Att: 41,432 - Sunny - 77 F										
Marcus Giles, R (1,4) OBP: 0.406, SLG: 0.571	G5-3			L5-3 HBP		G6-3		HR		3	1	1	2	0	0	0											
Gary Sheffield, R (1,9) OBP: 0.436, SLG: 0.653	F7			L5-3		K		F9		4	0	0	0	0	1	1											
10 Chipper Jones, S (1,7) OBP: 0.397, SLG: 0.483		G3			F9					3	0	0	0	0	0	0											
Andruw Jones, R (1,8) OBP: 0.362, SLG: 0.531		P6				HR				3	1	2	1	0	0	0											
Robert Fick, L (1,3) OBP: 0.331, SLG: 0.468					L3					3	0	0	0	0	0	1											
Julio Franco, R (9,3) OBP: 0.373, SLG: 0.361		L9								0	0	0	0	0	0	0											
Vinny Castilla, R (1,5) OBP: 0.330, SLG: 0.476			K2-3			F9 2B				3	0	1	0	0	1	1											
Henry Blanco, R (1,2) OBP: 0.255, SLG: 0.289										2	0	0	0	0	0	1											
Javy Lopez, R (8, PH) OBP: 0.329, SLG: 0.640			F8					B1-6-3 1B		1	0	1	0	0	0	0											
Greg Maddux, R (1,1) OBP: 0.087, SLG: 0.174										2	0	0	0	0	0	1											
Roberto Hernandez, R (8, 1) ERA: 3.19										0	0	0	0	0	0	0											
Darren Bragg, L (8, PH) OBP: 0.294, SLG: 0.133										1	0	0	0	0	0	1											
29 John Smoltz, R (9, 1) ERA: 4.6										0	0	0	0	0	0	0											
Inning Stats	R: 0 E: 0 K: 0 S: 7	H: 0 LOB: 0 BB: 0 P: 11	R: 0 E: 0 K: 0 S: 9	H: 0 LOB: 0 BB: 0 P: 11	R: 0 E: 1 K: 1 S: 11	H: 0 LOB: 1 BB: 0 P: 15	R: 0 E: 0 K: 0 S: 8	H: 0 LOB: 0 BB: 0 P: 15	R: 1 E: 0 K: 0 S: 10	H: 2 LOB: 1 BB: 0 P: 14	R: 0 E: 0 K: 1 S: 6	H: 0 LOB: 0 BB: 0 P: 9	R: 0 E: 0 K: 0 S: 5	H: 1 LOB: 1 BB: 0 P: 7	R: 2 E: 0 K: 0 S: 9	H: 3 LOB: 0 BB: 0 P: 15	R: 0 E: 0 K: 0 S: 9	H: 0 LOB: 0 BB: 0 P: 16	1B: 3 2B: 2 3B: 0 HR: 2	SF: 0 SAC: 0 DP: 2 HBP: 1	WP: 0 PB: 0 SB: 0 CS: 0	PA: 30					
PITCHER	IP	WLS	BF	H	R	ER	SO	BB	IBB	HBP	BLK	WP	HR	S	P	ERA	WHIP										
Jae Weong Seo, R (1, 1) ERA: 3.19	7.0		25	3	1	1	2	0	0	0	0	0	1	9	15	18.00	3.000										
David Weathers, R (8, 1) ERA: 4.6	1.0	L	5	3	2	2	0	0	0	0	0	0	1	9	15	18.00	3.000										

AB	30
R	1
H	5
RBI	1
BB	1
SO	6
LOB	7



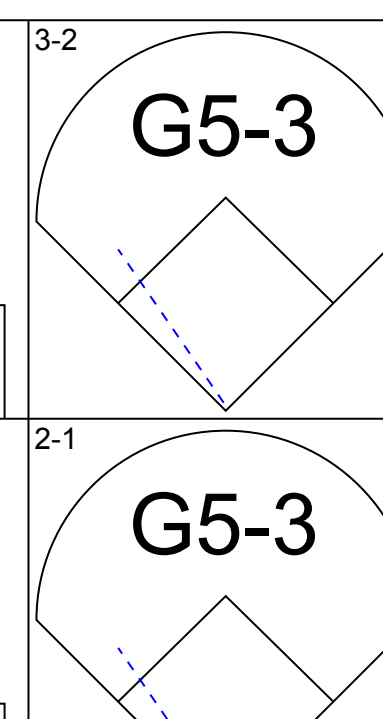
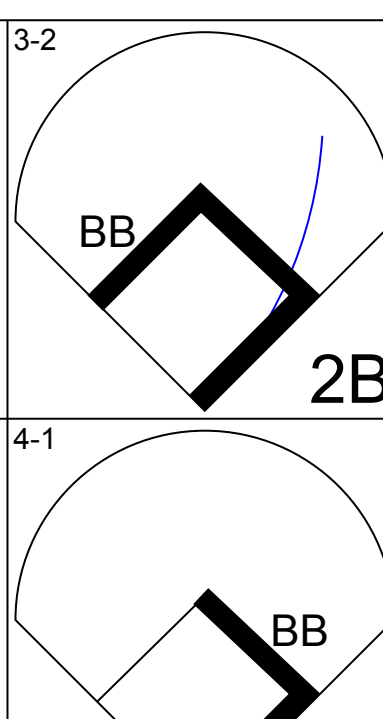
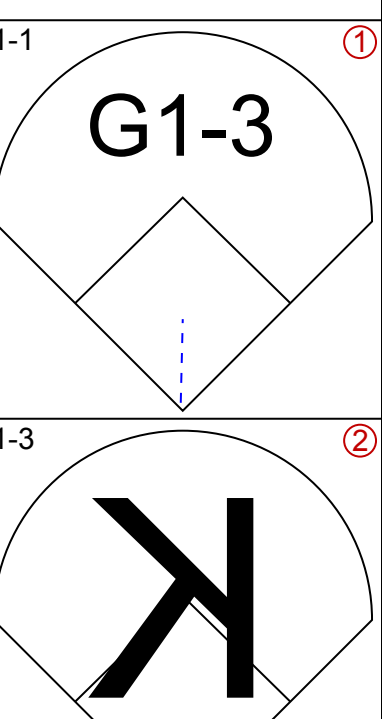
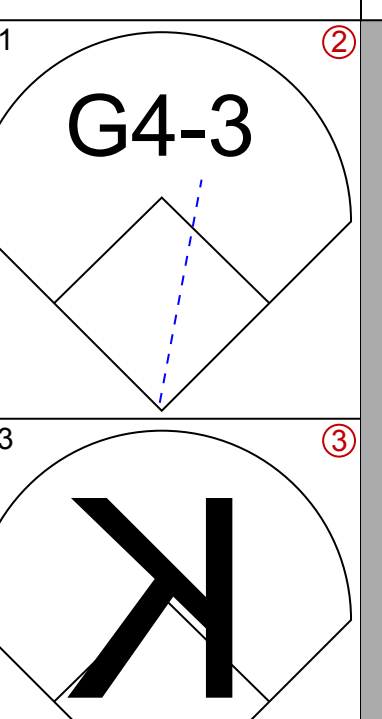
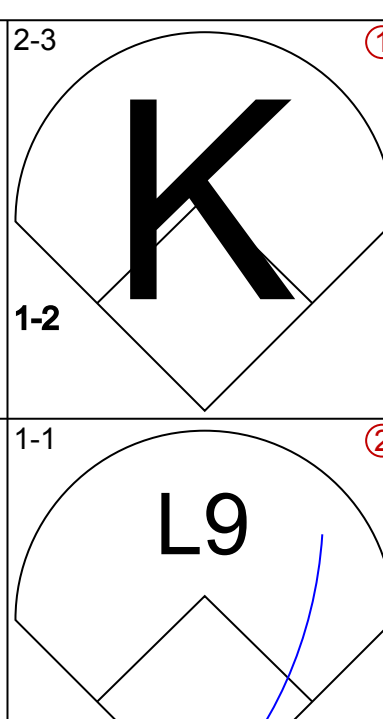
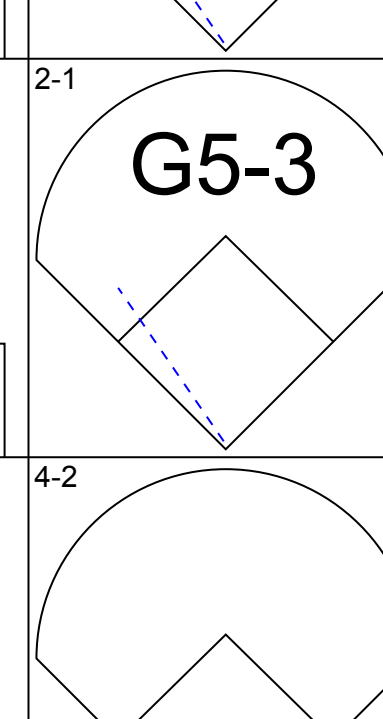
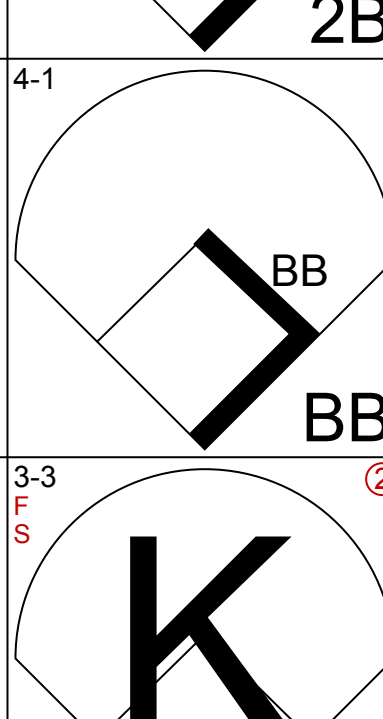
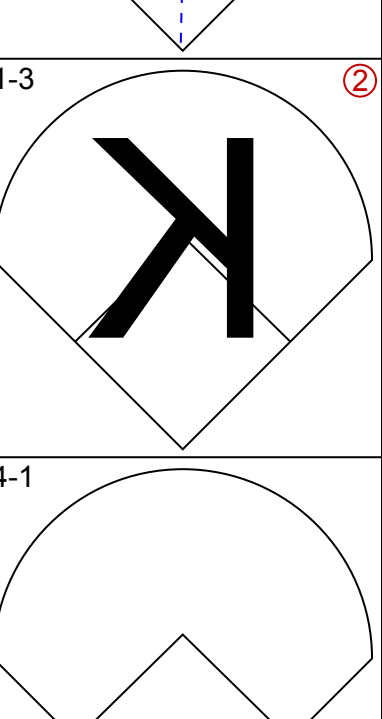
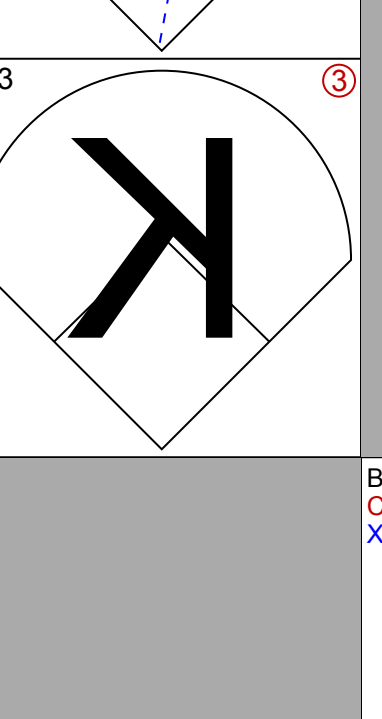
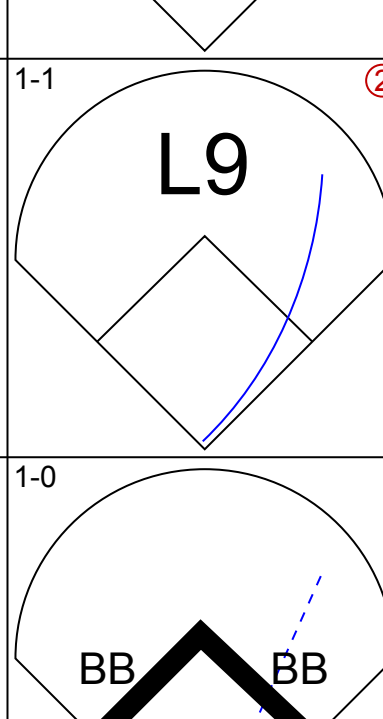

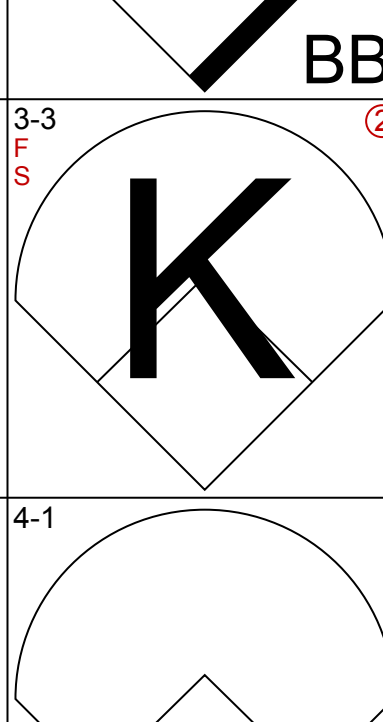
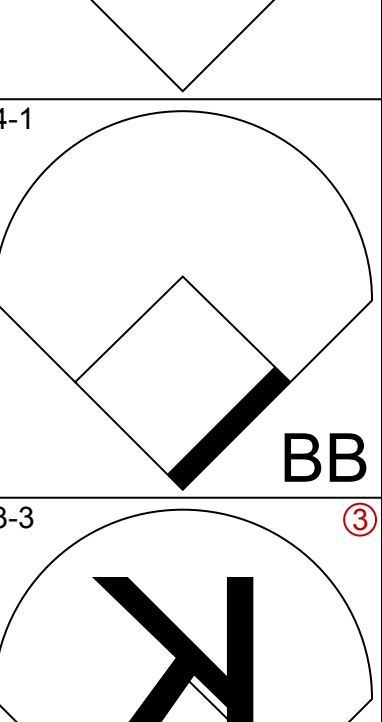
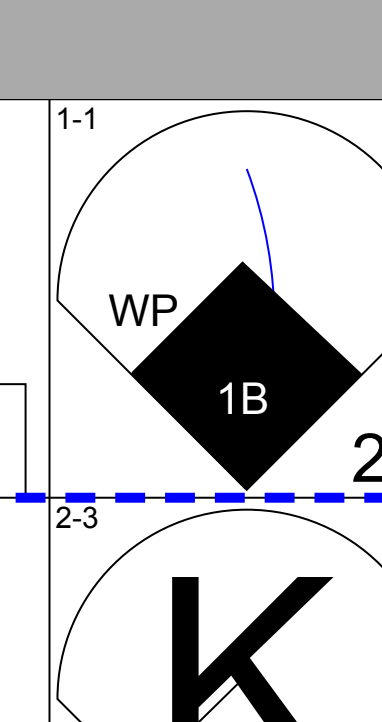
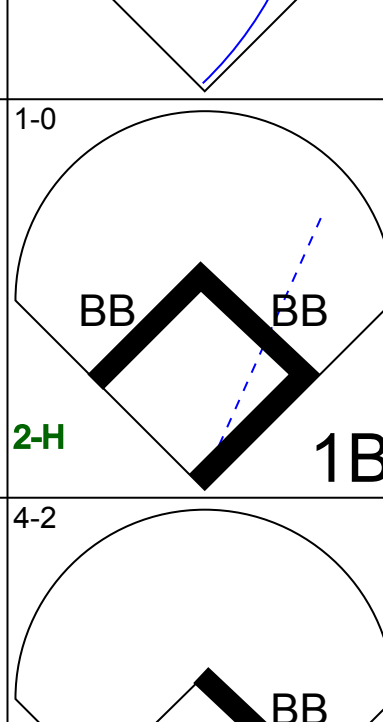
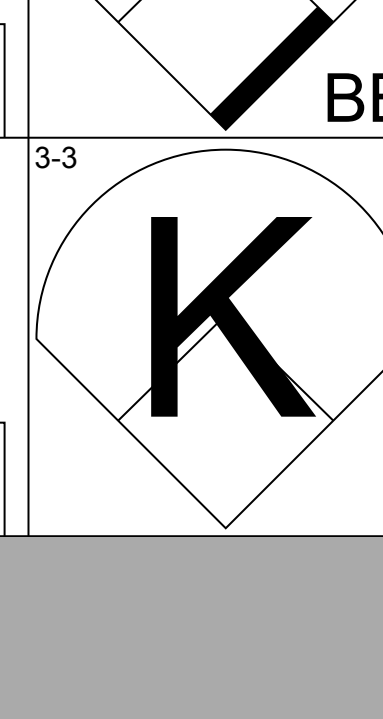
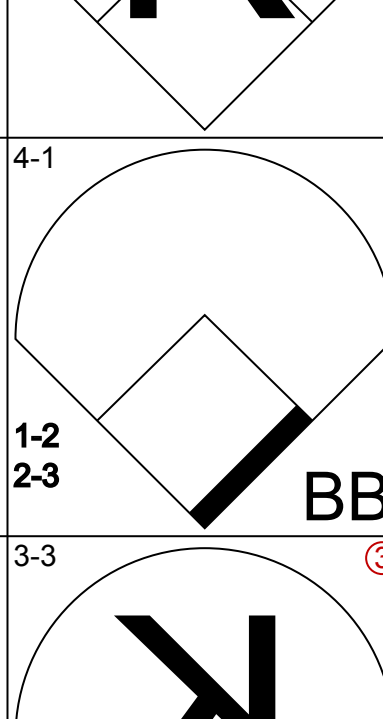
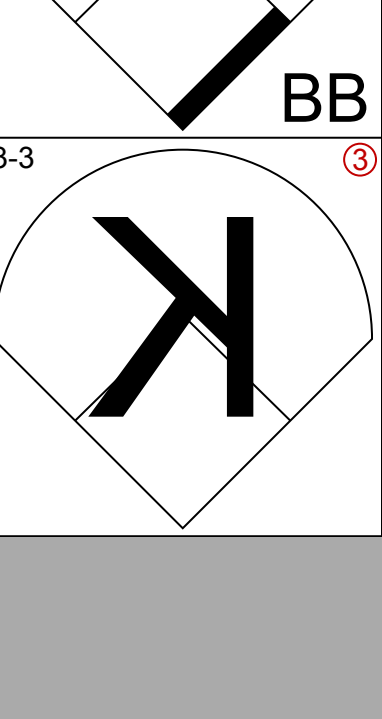
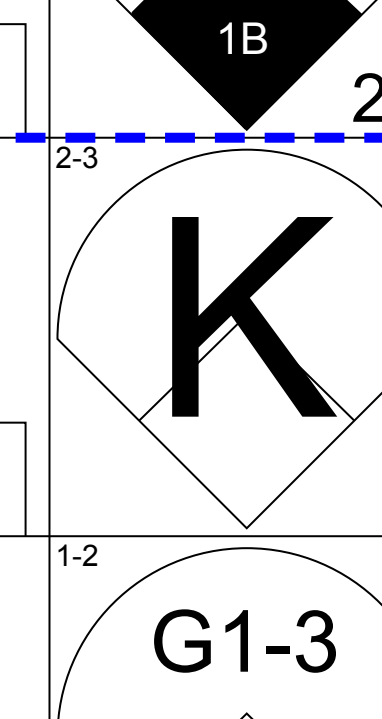
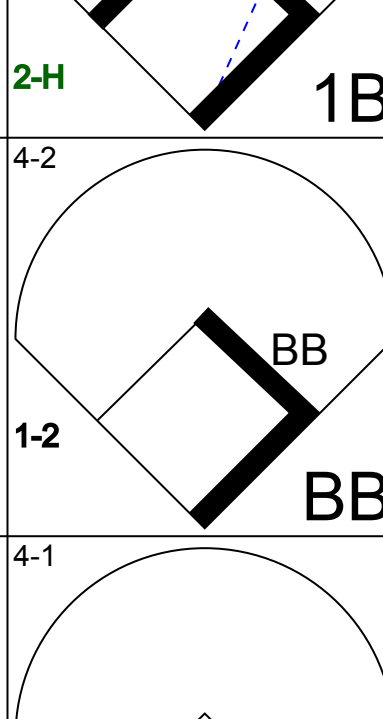
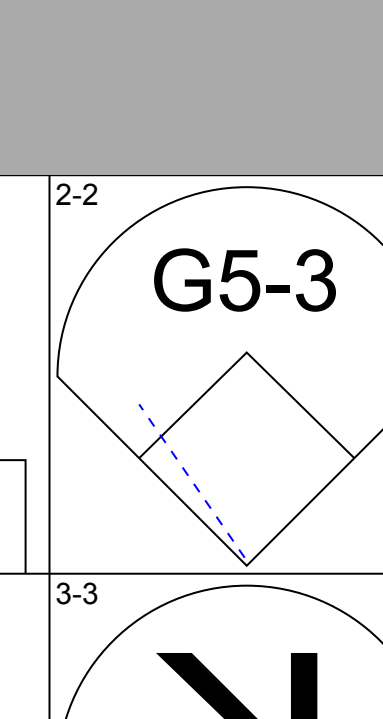
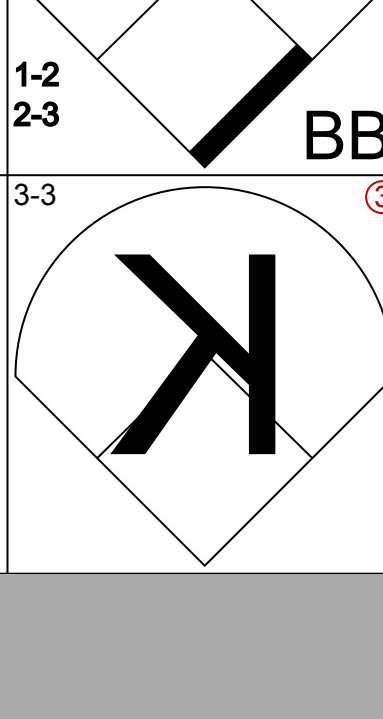
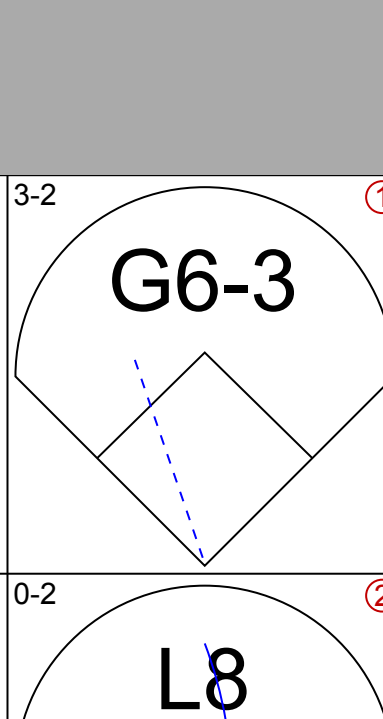
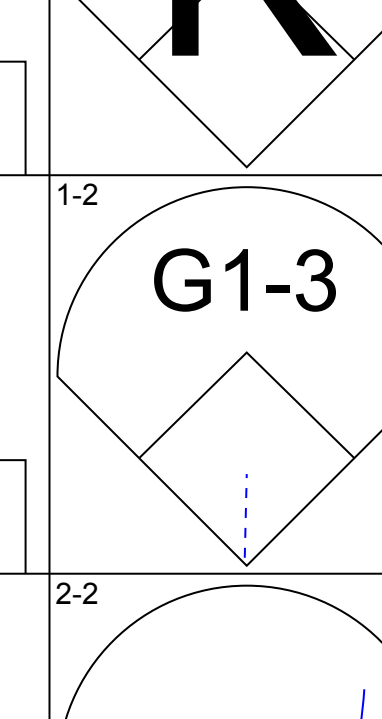
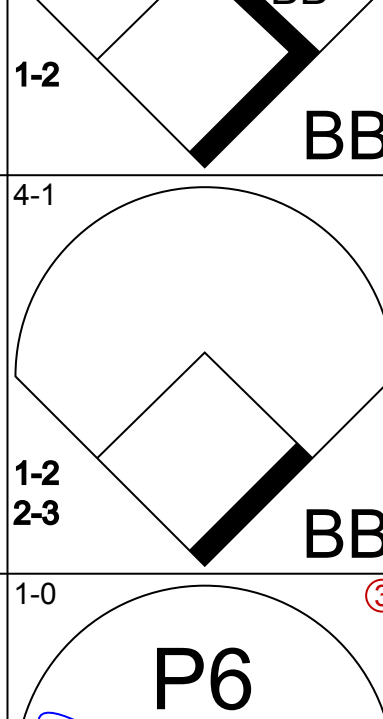

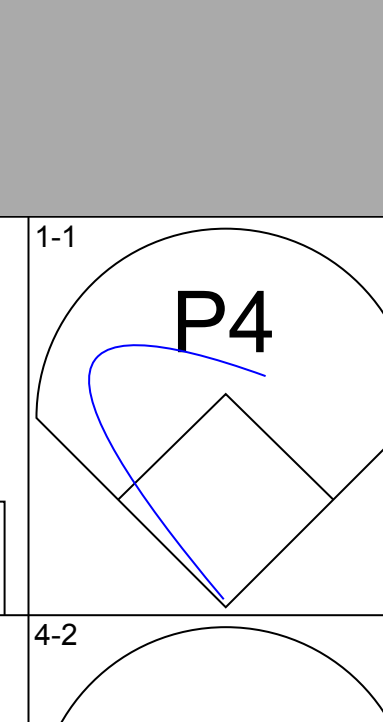
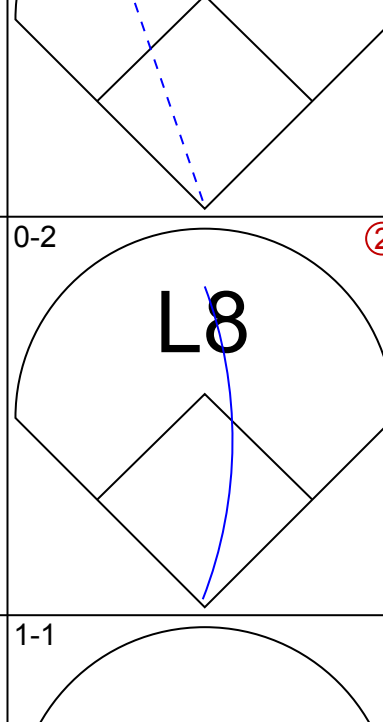
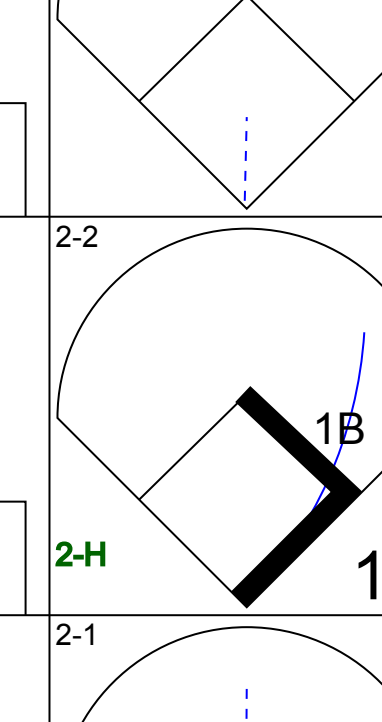
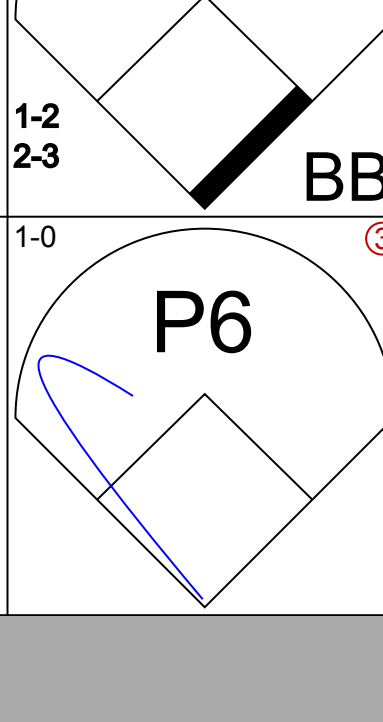
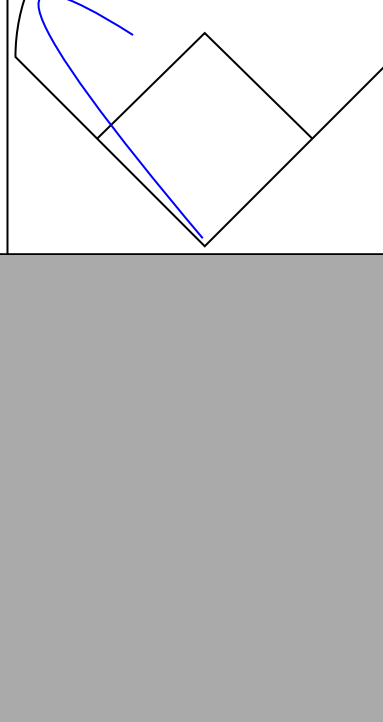
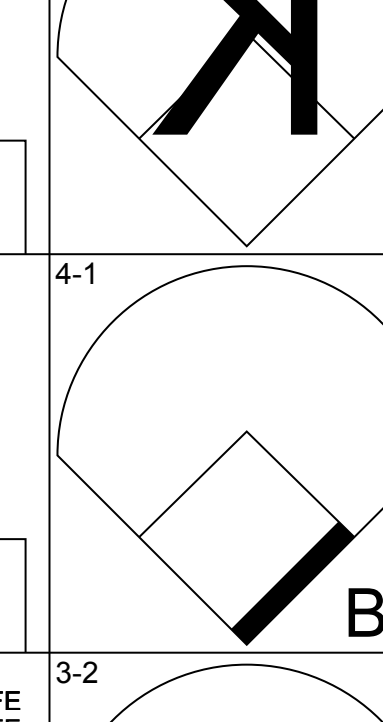
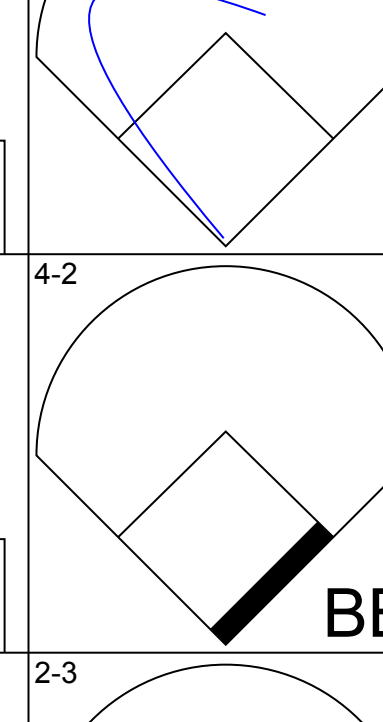
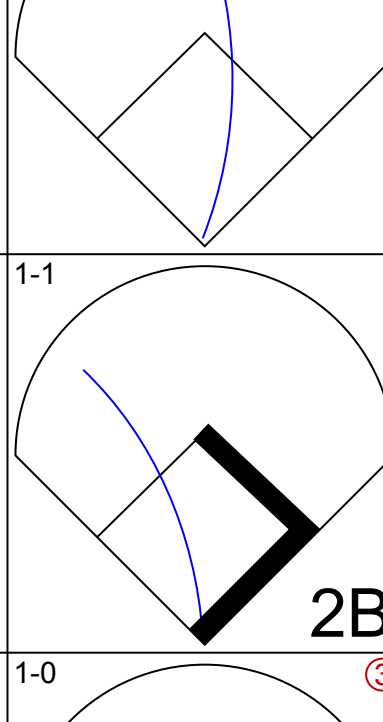
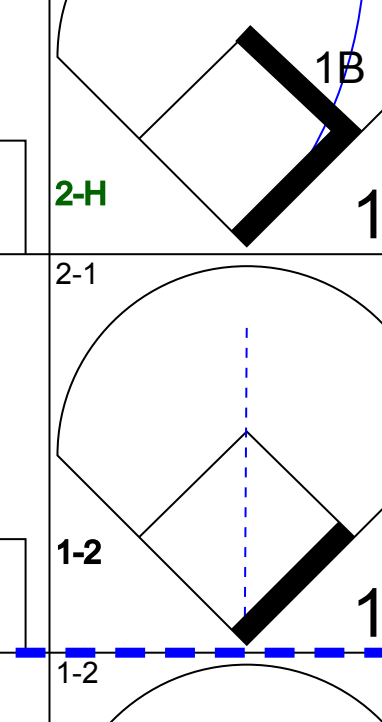
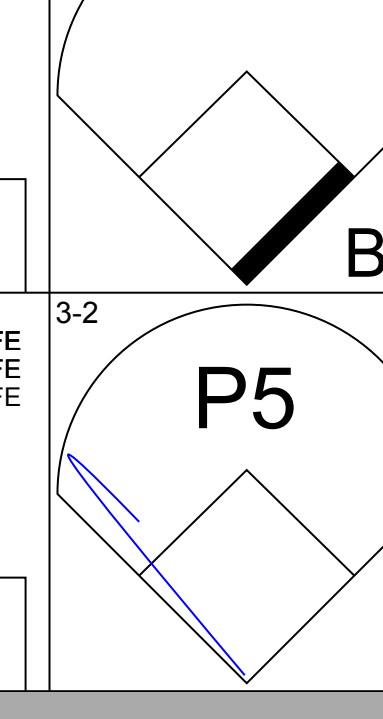

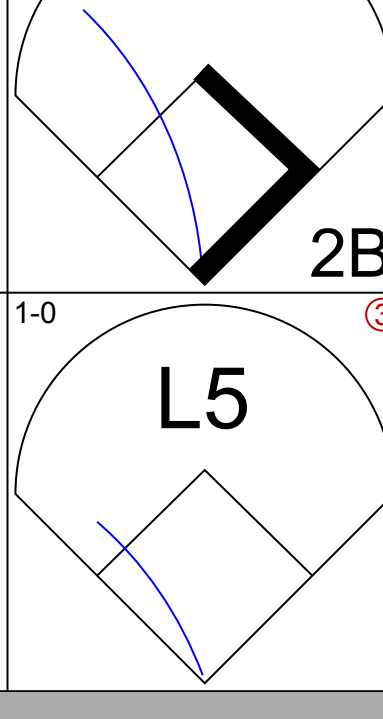
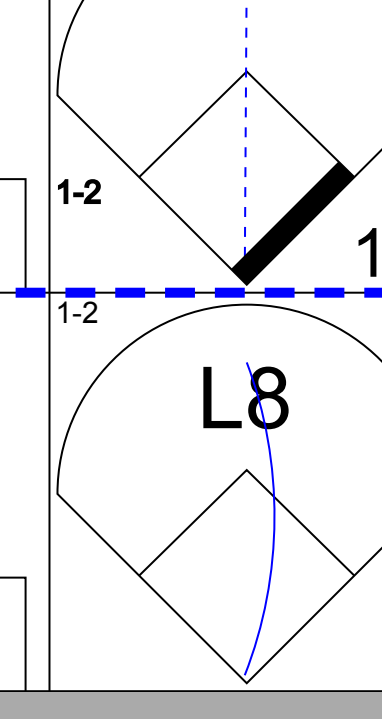

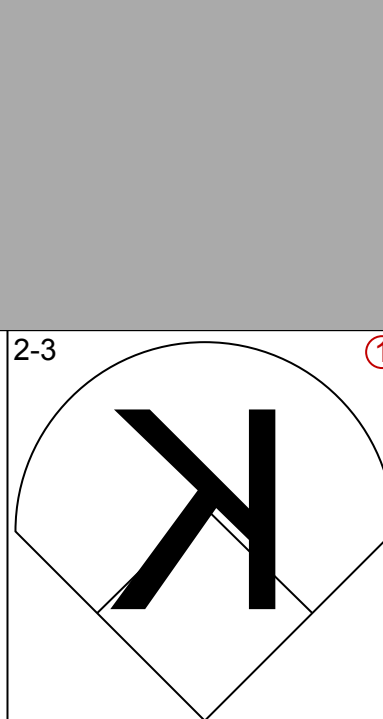
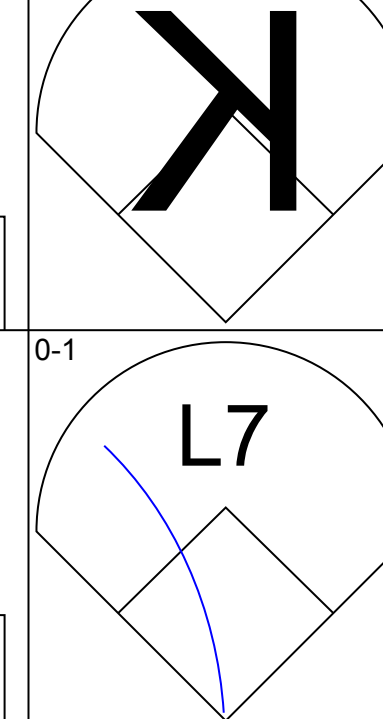
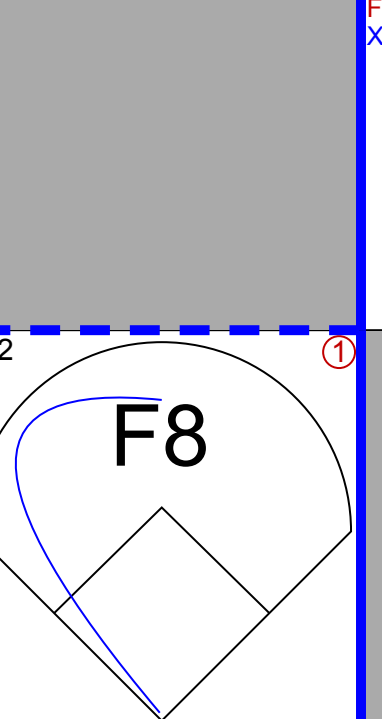
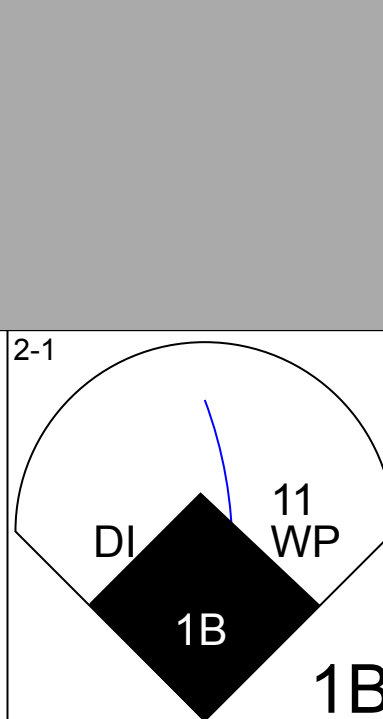
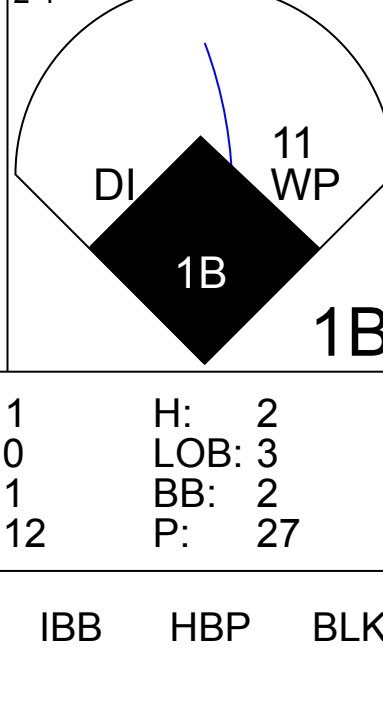
AB	29
R	3
H	6
RBI	3
BB	0
SO	2
LOB	7



Batter	1	2	3	4	5	6	7	8	9	AB	R	H	RBI	BB	SO	LOB	TOP								
Roberto Alomar, S (1,4) OBP: 0.359, SLG: 0.394 Marco Scutaro, R (5,4) OBP: 0.250, SLG: 0.182										3	0	0	0	0	2	2	New York Mets @ Philadelphia Phillies Veterans Stadium, Philadelphia, PA Tue May 27 2003, 7:05 PM EDT Att: 18,081 - Cloudy - 67 F								
Tsuyoshi Shinjo, R (1,8) OBP: 0.266, SLG: 0.288									5	0	0	0	0	2	1										
Ty Wigginton, R (1,5) OBP: 0.320, SLG: 0.406									5	0	1	0	0	1	0										
Cliff Floyd, L (1,7) OBP: 0.344, SLG: 0.506 Raul Gonzalez, R (9,7) OBP: 0.341, SLG: 0.389										2	2	2	0	2	0	0									
Jason Phillips, R (1,3) OBP: 0.333, SLG: 0.395 Graeme Lloyd, L (7,1) David Weathers, R (8,1) Joe McEwing, R (8,6) OBP: 0.312, SLG: 0.300										3	1	0	0	1	2	5									
Jeremy Burnitz, L (1,9) OBP: 0.380, SLG: 0.614										4	1	3	2	0	1	0									
Vance Wilson, R (1,2) OBP: 0.299, SLG: 0.458										4	0	1	1	0	0	2									
Rey Sanchez, R (1,6) OBP: 0.255, SLG: 0.257 Armando Benitez, R (8,1)										4	0	3	0	0	0	1									
Al Leiter, L (1,1) Roger Cedeno, S (7,PH) OBP: 0.317, SLG: 0.333 Tony Clark, S (7,3) OBP: 0.267, SLG: 0.439										2	0	0	0	0	2	3									
Inning Stats	R: 0 E: 0 K: 2 S: 8	H: 0 LOB: 0 BB: 0 P: 11	R: 2 E: 0 K: 2 S: 19	H: 2 LOB: 1 BB: 1 P: 27	R: 0 E: 0 K: 2 S: 8	H: 0 LOB: 0 BB: 0 P: 10	R: 2 E: 0 K: 2 S: 18	H: 3 LOB: 2 BB: 1 P: 30	R: 0 E: 0 K: 1 S: 10	H: 1 LOB: 1 BB: 0 P: 11	R: 0 E: 0 K: 0 S: 7	H: 1 LOB: 0 BB: 0 P: 13	R: 0 E: 0 K: 0 S: 10	H: 1 LOB: 3 BB: 1 P: 16	R: 0 E: 0 K: 1 S: 12	H: 2 LOB: 1 BB: 0 P: 20		R: 0 E: 0 K: 0 S: 7	H: 0 LOB: 0 BB: 0 P: 10	1B: 7 2B: 2 3B: 0 HR: 1	SF: 0 SAC: 0 DP: 2 HBP: 0	WP: 1 PB: 0 SB: 1 CS: 0	PA: 39		
PITCHER	IP WLS BF H R ER SO BB IBB HBP BLK WP HR S P ERA WHIP		IP WLS BF H R ER SO BB IBB HBP BLK WP HR S P ERA WHIP		IP WLS BF H R ER SO BB IBB HBP BLK WP HR S P ERA WHIP		IP WLS BF H R ER SO BB IBB HBP BLK WP HR S P ERA WHIP		IP WLS BF H R ER SO BB IBB HBP BLK WP HR S P ERA WHIP		IP WLS BF H R ER SO BB IBB HBP BLK WP HR S P ERA WHIP		IP WLS BF H R ER SO BB IBB HBP BLK WP HR S P ERA WHIP		IP WLS BF H R ER SO BB IBB HBP BLK WP HR S P ERA WHIP			IP WLS BF H R ER SO BB IBB HBP BLK WP HR S P ERA WHIP		IP WLS BF H R ER SO BB IBB HBP BLK WP HR S P ERA WHIP		IP WLS BF H R ER SO BB IBB HBP BLK WP HR S P ERA WHIP		IP WLS BF H R ER SO BB IBB HBP BLK WP HR S P ERA WHIP	

AB	36
R	4
H	10
RBI	3
BB	3
SO	10
LOB	16



Batter	1	2	3	4	5	6	7	8	9	AB	R	H	RBI	BB	SO	LOB	BOTTOM								
11 Jimmy Rollins, S (1,6) OBP: 0.336, SLG: 0.392										5	0	1	0	0	1	1	New York Mets @ Philadelphia Phillies Veterans Stadium, Philadelphia, PA Tue May 27 2003, 7:05 PM EDT Att: 18,081 - Cloudy - 67 F								
Placido Polanco, R (1,4) OBP: 0.344, SLG: 0.410										4	0	0	0	1	2	1									
Jim Thome, L (1,3) OBP: 0.384, SLG: 0.492										3	1	2	1	2	1	2									
Pat Burrell, R (1,7) OBP: 0.326, SLG: 0.440										3	0	0	0	2	3	3									
David Bell, R (1,5) OBP: 0.316, SLG: 0.322										4	0	0	0	1	1	4									
Mike Lieberthal, R (1,2) OBP: 0.369, SLG: 0.453										5	0	1	1	0	1	3									
Jason Michaels, R (1,9) OBP: 0.483, SLG: 0.565										2	0	2	0	2	0	0									
Marlon Byrd, R (1,8) OBP: 0.250, SLG: 0.253 Ricky Ledee, L (8,PH) OBP: 0.331, SLG: 0.452										3	0	0	0	0	1	3									
Randy Wolf, L (1,1) OBP: 0.185, SLG: 0.160 Rheal Cormier, L (7,1) OBP: 1.000, SLG: 1.000 Turk Wendell, L (8,1) OBP: 0.266, SLG: 0.313 Carlos Silva, R (9,1) OBP: 0.252, SLG: 0.170										2	0	0	0	0	1	1									
Inning Stats	R: 0 E: 0 K: 1 S: 12	H: 0 LOB: 1 BB: 1 P: 24	R: 0 E: 0 K: 1 S: 10	H: 0 LOB: 1 BB: 1 P: 22	R: 0 E: 0 K: 3 S: 19	H: 1 LOB: 3 BB: 2 P: 38	R: 0 E: 0 K: 1 S: 10	H: 0 LOB: 1 BB: 1 P: 17	R: 0 E: 0 K: 0 S: 9	H: 0 LOB: 1 BB: 1 P: 18	R: 0 E: 0 K: 0 S: 10	H: 1 LOB: 1 BB: 0 P: 15	R: 0 E: 0 K: 1 S: 8	H: 0 LOB: 0 BB: 0 P: 11	R: 1 E: 0 K: 1 S: 18	H: 3 LOB: 2 BB: 0 P: 27		R: 1 E: 0 K: 1 S: 12	H: 2 LOB: 3 BB: 2 P: 27	1B: 4 2B: 3 3B: 0 HR: 0	SF: 0 SAC: 0 DP: 0 HBP: 0	WP: 2 PB: 0 SB: 0 CS: 0	PA: 42		
PITCHER	IP WLS BF H R ER SO BB IBB HBP BLK WP HR S P ERA WHIP		IP WLS BF H R ER SO BB IBB HBP BLK WP HR S P ERA WHIP		IP WLS BF H R ER SO BB IBB HBP BLK WP HR S P ERA WHIP		IP WLS BF H R ER SO BB IBB HBP BLK WP HR S P ERA WHIP		IP WLS BF H R ER SO BB IBB HBP BLK WP HR S P ERA WHIP		IP WLS BF H R ER SO BB IBB HBP BLK WP HR S P ERA WHIP		IP WLS BF H R ER SO BB IBB HBP BLK WP HR S P ERA WHIP		IP WLS BF H R ER SO BB IBB HBP BLK WP HR S P ERA WHIP			IP WLS BF H R ER SO BB IBB HBP BLK WP HR S P ERA WHIP		IP WLS BF H R ER SO BB IBB HBP BLK WP HR S P ERA WHIP		IP WLS BF H R ER SO BB IBB HBP BLK WP HR S P ERA WHIP		IP WLS BF H R ER SO BB IBB HBP BLK WP HR S P ERA WHIP	

AB	34
R	2
H	7
RBI	2
BB	8
SO	11
LOB	20



Batter	1	2	3	4	5	6	7	8	9	AB	R	H	RBI	BB	SO	LOB	TOP			
Roger Cedeno, S OBP: 0.333, SLG: 0.356	1-2 G4-3 3B		4-2 BB BB		4-0 G4-6-3 BB		1-1 G3-1		2-0 G5-4-3 1B	3	1	2	1	2	0	1	New York Mets @ Philadelphia Phillies Veterans Stadium, Philadelphia, PA Wed May 28 2003, 7:05 PM EDT Att: 21,389 - Cloudy - 66 F			
Rey Sanchez, R OBP: 0.243, SLG: 0.245	1-2 G4-3		0-0 L9		2-2 G4-6-3 1-2f			2-3 K	1-1 G5-4-3 1-2f	5	0	0	1	0	1	4				
Jeremy Burnitz, L OBP: 0.375, SLG: 0.598 3B Pat Strange, R	0-0 G4-3		2-2 L9		2-1 1B 1B			3-3 K		4	0	1	0	0	1	1				
Cliff Floyd, L OBP: 0.349, SLG: 0.503	4-2 BB		4-0 BB		1-2 P6			2-2 1B		1	0	0	0	2	0	1				
David Cone, L OBP: 0.250, SLG: 0.250			1-2 BB					1-3 1B		0	0	0	0	0	0	0				
Tsuyoshi Shinjo, R OBP: 0.266, SLG: 0.297			0-2 L9		0-0 G5-4-3 1B			0-1 1B 1B		3	0	1	0	1	1	3				
Jason Phillips, R OBP: 0.346, SLG: 0.391	4-2 FC6-4 1-2 BB				2-0 G6-3			3-1 G6-3		4	1	1	0	0	0	0				
Ty Wigginton, R OBP: 0.319, SLG: 0.402	1-1 FC6-4 1-2f				1-1 F8			0-1 1B 1B		4	1	1	0	0	0	4				
Vance Wilson, R OBP: 0.296, SLG: 0.447		2-2 G5-3		2-2 F8				2-2 1B 1B		4	1	1	0	0	0	0				
Joe McEwing, R OBP: 0.309, SLG: 0.297		3-3 K		1-1 F8				1-2 1B 1B		4	0	1	1	0	1	0				
Pedro Astacio, R OBP: 0.091, SLG: 0.091		0-2 G4-3			0-2 G1-3			2-3 K		2	0	0	0	0	0	0				
Pedro Feliciano, L										0	0	0	0	0	0	0				
Raul Gonzalez, R OBP: 0.345, SLG: 0.384										1	0	0	0	1	1	2				
Inning Stats	R: 1 E: 0 K: 0 S: 14	H: 1 LOB: 2 BB: 2 P: 25	R: 0 E: 0 K: 1 S: 14	H: 0 LOB: 0 BB: 0 P: 19	R: 0 E: 0 K: 0 S: 12	H: 0 LOB: 2 BB: 2 P: 22	R: 0 E: 0 K: 0 S: 9	H: 0 LOB: 0 BB: 1 P: 14	R: 0 E: 0 K: 0 S: 8	H: 2 LOB: 1 BB: 1 P: 13	R: 0 E: 0 K: 0 S: 6	H: 0 LOB: 1 BB: 1 P: 15	R: 0 E: 0 K: 3 S: 13	H: 1 LOB: 1 BB: 0 P: 21	R: 2 E: 0 K: 1 S: 14	H: 4 LOB: 1 BB: 0 P: 21	1B: 7 2B: 0 3B: 1 HR: 0	SF: 0 SAC: 0 DP: 3 HBP: 0	WP: 0 PB: 0 SB: 0 CS: 0	PA: 38
PITCHER	IP WLS BF H R ER SO BB IBB HBP BLK WP HR S P ERA WHIP	IP WLS BF H R ER SO BB IBB HBP BLK WP HR S P ERA WHIP	IP WLS BF H R ER SO BB IBB HBP BLK WP HR S P ERA WHIP	IP WLS BF H R ER SO BB IBB HBP BLK WP HR S P ERA WHIP	IP WLS BF H R ER SO BB IBB HBP BLK WP HR S P ERA WHIP	IP WLS BF H R ER SO BB IBB HBP BLK WP HR S P ERA WHIP	IP WLS BF H R ER SO BB IBB HBP BLK WP HR S P ERA WHIP	IP WLS BF H R ER SO BB IBB HBP BLK WP HR S P ERA WHIP	IP WLS BF H R ER SO BB IBB HBP BLK WP HR S P ERA WHIP	IP WLS BF H R ER SO BB IBB HBP BLK WP HR S P ERA WHIP	IP WLS BF H R ER SO BB IBB HBP BLK WP HR S P ERA WHIP	IP WLS BF H R ER SO BB IBB HBP BLK WP HR S P ERA WHIP	IP WLS BF H R ER SO BB IBB HBP BLK WP HR S P ERA WHIP	IP WLS BF H R ER SO BB IBB HBP BLK WP HR S P ERA WHIP	IP WLS BF H R ER SO BB IBB HBP BLK WP HR S P ERA WHIP	IP WLS BF H R ER SO BB IBB HBP BLK WP HR S P ERA WHIP				
Vicente Padilla, R ERA: 4.21	7.0 W 28	3 1 1 1	6 0 0 0	0 0 0 0	0 0 0 0	0 0 13 21	0.00 1.000	54.00 12.000	0.00 0.000											
Hector Mercado, L ERA: 5.4	1.0	4 1 0 0	3 0 0 0	0 0 0 0	0 0 0 0	0 0 12 18	0.00 1.000	54.00 12.000	0.00 0.000											
Terry Adams, R ERA: 4.03	0.1	5 4 2 2	1 0 0 0	0 0 0 0	0 0 0 0	0 0 2 3	0.00 0.000	0.00 0.000	0.00 0.000											
Rheal Cormier, L ERA: 2.16	0.2	1 0 0 0	0 0 0 0	0 0 0 0	0 0 0 0	0 0 2 3	0.00 0.000	0.00 0.000	0.00 0.000											

AB	32
R	3
H	8
RBI	3
BB	6
SO	5
LOB	16



Batter	1	2	3	4	5	6	7	8	9	AB	R	H	RBI	BB	SO	LOB	BOTTOM			
11 Jimmy Rollins, S OBP: 0.338, SLG: 0.405	0-1 CS 1B		0-0 F8	1-0 HR		2-2 L8		2-0 F7		5	1	2	1	0	0	1	New York Mets @ Philadelphia Phillies Veterans Stadium, Philadelphia, PA Wed May 28 2003, 7:05 PM EDT Att: 21,389 - Cloudy - 66 F			
Placido Polanco, R OBP: 0.346, SLG: 0.431	2-0 G4-3 1-2		1-2 L6	0-1 G6-3		3-1 HR		0-1 HR 1B		5	2	2	1	0	0	1				
Jim Thome, L OBP: 0.384, SLG: 0.505	0-1 P5		2-1 2B 1B		0-1 HR	2-2 F7		2-3 K		5	2	2	1	0	1	2				
Bobby Abreu, L OBP: 0.394, SLG: 0.451		4-1 HBP HR BB	0-1 BB 2B		4-0 2B BB	4-1 BB		0-0 HR		2	3	2	3	3	0	0				
Mike Lieberthal, R OBP: 0.382, SLG: 0.468		1-0 HR	0-0 BB 1B		0-2 1-H 2B	1-1 F8		2-2 BB 1B		4	1	3	2	0	0	1				
Ricky Ledee, L OBP: 0.350, SLG: 0.481		2-1 HR	4-2 HR		1-1 F9		4-1 G5-4-3 BB	4-2 BB		2	1	1	3	3	0	1				
David Bell, R OBP: 0.308, SLG: 0.313		0-2 L7	0-0 F9		0-1 E3		0-2 L4	1-1 F9		5	0	0	0	0	0	7				
Jason Michaels, R OBP: 0.424, SLG: 0.481		1-2 G6-3		2-0 F9	3-0 F9		3-1 G5-4-3			4	0	0	0	0	0	3				
Hector Mercado, L										0	0	0	0	0	0	0				
Terry Adams, R										0	0	0	0	0	0	0				
Rheal Cormier, L OBP: 1.000, SLG: 1.000										0	0	0	0	0	0	0				
Vicente Padilla, R OBP: 0.111, SLG: 0.040		0-3 K		0-2 F9	0-3 K			2-2 1B HR 1B		3	0	0	0	0	2	2				
Marlon Byrd, R OBP: 0.258, SLG: 0.263										1	1	1	0	0	0	0				
Inning Stats	R: 0 E: 0 K: 0 S: 5	H: 1 LOB: 0 BB: 0 P: 7	R: 3 E: 0 K: 1 S: 12	H: 1 LOB: 0 BB: 1 P: 20	R: 1 E: 0 K: 0 S: 12	H: 3 LOB: 3 BB: 1 P: 19	R: 1 E: 0 K: 0 S: 7	H: 1 LOB: 0 BB: 0 P: 10	R: 2 E: 1 K: 1 S: 13	H: 2 LOB: 2 BB: 1 P: 21	R: 1 E: 0 K: 0 S: 11	H: 1 LOB: 1 BB: 1 P: 23	R: 0 E: 0 K: 0 S: 6	H: 0 LOB: 0 BB: 1 P: 13	R: 3 E: 0 K: 1 S: 17	H: 4 LOB: 2 BB: 1 P: 30	1B: 6 2B: 2 3B: 0 HR: 5	SF: 0 SAC: 0 DP: 1 HBP: 1	WP: 0 PB: 0 SB: 0 CS: 1	PA: 43
PITCHER	IP WLS BF H R ER SO BB IBB HBP BLK WP HR S P ERA WHIP	IP WLS BF H R ER SO BB IBB HBP BLK WP HR S P ERA WHIP	IP WLS BF H R ER SO BB IBB HBP BLK WP HR S P ERA WHIP	IP WLS BF H R ER SO BB IBB HBP BLK WP HR S P ERA WHIP	IP WLS BF H R ER SO BB IBB HBP BLK WP HR S P ERA WHIP	IP WLS BF H R ER SO BB IBB HBP BLK WP HR S P ERA WHIP	IP WLS BF H R ER SO BB IBB HBP BLK WP HR S P ERA WHIP	IP WLS BF H R ER SO BB IBB HBP BLK WP HR S P ERA WHIP	IP WLS BF H R ER SO BB IBB HBP BLK WP HR S P ERA WHIP	IP WLS BF H R ER SO BB IBB HBP BLK WP HR S P ERA WHIP	IP WLS BF H R ER SO BB IBB HBP BLK WP HR S P ERA WHIP	IP WLS BF H R ER SO BB IBB HBP BLK WP HR S P ERA WHIP	IP WLS BF H R ER SO BB IBB HBP BLK WP HR S P ERA WHIP	IP WLS BF H R ER SO BB IBB HBP BLK WP HR S P ERA WHIP	IP WLS BF H R ER SO BB IBB HBP BLK WP HR S P ERA WHIP	IP WLS BF H R ER SO BB IBB HBP BLK WP HR S P ERA WHIP				
Pedro Astacio, R ERA: 7.36	4.0 L 23	8 7 1 1	8 0 0 1	2 0 0 0	0 1 17 36	4.50 1.500	27.00 5.000													
Pedro Feliciano, L ERA: 6.5	1.0	4 0 0 0	1 0 0 0	0 0 0 0	0 1 17 36	4.50 1.500	27.00 5.000													
David Cone, R ERA: 6.5	2.0	8 1 1 1	0 2 0 0	0 0 0 0	0 1 17 36	4.50 1.500	27.00 5.000													
3B Pat Strange, R ERA: 19.8	1.0	8 4 3 3	1 1 0 0	0 0 0 0	0 1 17 36	27.00 5.000														

AB	36
R	11
H	13
RBI	11
BB	6
SO	3
LOB	18



Batter	1	2	3	4	5	6	7	8	9	AB	R	H	RBI	BB	SO	LOB	TOP							
Rafael Furcal, S OBP: 0.398, SLG: 0.553 (1, 6)	P4		G4-3		F9		G6-3		F9	5	0	0	0	0	0	1								
Mark DeRosa, R OBP: 0.285, SLG: 0.391 (1, 4)	F9		HR		G5-3		G1-3			4	1	1	1	0	0	1								
Gary Sheffield, R OBP: 0.428, SLG: 0.656 (1, 9)	HR		10 1B			G5-3		P3		3	1	1	1	1	0	0								
10 Chipper Jones, S OBP: 0.402, SLG: 0.505 (1, 7)	G6-3		1B			HR		1B		4	1	3	1	0	0	0								
Andruw Jones, R OBP: 0.354, SLG: 0.507 (1, 8)		G6-3				G6-3		F8		4	0	1	0	0	0	1								
Julio Franco, R OBP: 0.382, SLG: 0.410 29 John Smoltz, R (8, 1)	HR				G5-4-3 1B		F8		FC6-4 1B	4	1	3	1	0	0	0								
Vinny Castilla, R OBP: 0.330, SLG: 0.484 (1, 5)	F8				G5-4-3 1-2		1B SF8 2B		FC6-4 1-2	4	1	1	0	0	0	3								
Henry Blanco, R OBP: 0.245, SLG: 0.275 (1, 2)	G1-3				G5-3		G6-3 SF8 1B		F7	4	0	1	0	0	0	0								
Greg Maddux, R OBP: 0.085, SLG: 0.160 Darren Holmes, R (6, 1)			G4-3				SF8		K	2	0	0	0	0	0	1								
Marcus Giles, R OBP: 0.401, SLG: 0.558 Ray King, L (7, 1)							1-2 3H			1	0	0	0	0	0	1								
Roberto Hernandez, R OBP: 0.338, SLG: 0.474 (8, 3)										1	0	0	0	0	0	1								
Inning Stats	R: 1 E: 0 K: 0 S: 9	H: 1 LOB: 0 BB: 0 P: 16	R: 1 E: 0 K: 0 S: 8	H: 1 LOB: 0 BB: 0 P: 12	R: 1 E: 0 K: 0 S: 9	H: 3 LOB: 2 BB: 1 P: 21	R: 0 E: 0 K: 0 S: 7	H: 1 LOB: 0 BB: 0 P: 12	R: 0 E: 0 K: 1 S: 8	H: 0 LOB: 0 BB: 0 P: 13	R: 1 E: 0 K: 0 S: 11	H: 1 LOB: 0 BB: 0 P: 20	R: 1 E: 0 K: 0 S: 10	H: 2 LOB: 1 BB: 0 P: 20	R: 0 E: 0 K: 0 S: 10	H: 2 LOB: 2 BB: 0 P: 12	R: 0 E: 0 K: 1 S: 10	H: 0 LOB: 0 BB: 0 P: 14	1B: 6 2B: 1 3B: 0 HR: 4	SF: 1 SAC: 0 DP: 1 HBP: 0	WP: 0 PB: 0 CS: 0	PA: 37		
PITCHER	IP WLS BF H R ER SO BB IBB HBP BLK WP HR S P ERA WHIP	IP WLS BF H R ER SO BB IBB HBP BLK WP HR S P ERA WHIP	IP WLS BF H R ER SO BB IBB HBP BLK WP HR S P ERA WHIP	IP WLS BF H R ER SO BB IBB HBP BLK WP HR S P ERA WHIP	IP WLS BF H R ER SO BB IBB HBP BLK WP HR S P ERA WHIP	IP WLS BF H R ER SO BB IBB HBP BLK WP HR S P ERA WHIP	IP WLS BF H R ER SO BB IBB HBP BLK WP HR S P ERA WHIP	IP WLS BF H R ER SO BB IBB HBP BLK WP HR S P ERA WHIP	IP WLS BF H R ER SO BB IBB HBP BLK WP HR S P ERA WHIP	IP WLS BF H R ER SO BB IBB HBP BLK WP HR S P ERA WHIP	IP WLS BF H R ER SO BB IBB HBP BLK WP HR S P ERA WHIP	IP WLS BF H R ER SO BB IBB HBP BLK WP HR S P ERA WHIP	IP WLS BF H R ER SO BB IBB HBP BLK WP HR S P ERA WHIP	IP WLS BF H R ER SO BB IBB HBP BLK WP HR S P ERA WHIP	IP WLS BF H R ER SO BB IBB HBP BLK WP HR S P ERA WHIP	IP WLS BF H R ER SO BB IBB HBP BLK WP HR S P ERA WHIP	IP WLS BF H R ER SO BB IBB HBP BLK WP HR S P ERA WHIP	IP WLS BF H R ER SO BB IBB HBP BLK WP HR S P ERA WHIP	IP WLS BF H R ER SO BB IBB HBP BLK WP HR S P ERA WHIP	IP WLS BF H R ER SO BB IBB HBP BLK WP HR S P ERA WHIP	IP WLS BF H R ER SO BB IBB HBP BLK WP HR S P ERA WHIP	IP WLS BF H R ER SO BB IBB HBP BLK WP HR S P ERA WHIP	IP WLS BF H R ER SO BB IBB HBP BLK WP HR S P ERA WHIP	IP WLS BF H R ER SO BB IBB HBP BLK WP HR S P ERA WHIP
Roger Cedeno, S OBP: 0.340, SLG: 0.360 (1, 9)	1B	P5			G1-3		G1-3		K	4	0	1	0	1	1	1								
Rey Sanchez, R OBP: 0.281, SLG: 0.265 (1, 6)	1B	K			G4-3		K			4	1	1	0	0	2	4								
Roberto Alomar, S OBP: 0.357, SLG: 0.388 (1, 4)	L6		G3		G1-3		FC6 BB BB			3	0	0	0	1	0	1								
Cliff Floyd, L OBP: 0.355, SLG: 0.512 (1, 7)	1B		G5-3		K		FC6 BB			3	1	1	0	1	1	0								
Jeremy Burnitz, L OBP: 0.375, SLG: 0.585 (1, 8)	1B		G4-3		P1		F7			4	0	1	1	0	0	2								
Ty Wigginton, R OBP: 0.325, SLG: 0.411 (1, 5)	1B		G3 FC5-2-6		K		FC6			4	0	2	1	0	1	2								
Tony Clark, S OBP: 0.255, SLG: 0.422 (1, 3)	P6		G3		G4-3		K			4	0	0	0	0	1	5								
Vance Wilson, R OBP: 0.292, SLG: 0.422 (1, 2)	SH1-4 1B		BB FC5-2-6 HBP		K					3	0	1	0	0	2	0								
Tom Glavine, L OBP: 0.217, SLG: 0.227 Joe McEwing, R (7, PH)	SH1-4		FC5-2-6 BB		G5-3					1	0	0	0	0	0	2								
John Franco, L (8, 1)										1	0	0	0	0	0	0								
Pedro Feliciano, L (9, 1)										0	0	0	0	0	0	0								
Jason Phillips, R OBP: 0.340, SLG: 0.383 (9, PH)										1	0	0	0	0	1	0								
Inning Stats	R: 2 E: 0 K: 0 S: 13	H: 5 LOB: 2 BB: 0 P: 18	R: 0 E: 0 K: 1 S: 10	H: 1 LOB: 1 BB: 0 P: 14	R: 0 E: 0 K: 0 S: 6	H: 0 LOB: 0 BB: 0 P: 12	R: 0 E: 0 K: 0 S: 11	H: 1 LOB: 3 BB: 1 P: 20	R: 0 E: 0 K: 1 S: 15	H: 0 LOB: 0 BB: 0 P: 19	R: 0 E: 0 K: 2 S: 11	H: 0 LOB: 0 BB: 0 P: 14	R: 0 E: 0 K: 1 S: 13	H: 0 LOB: 2 BB: 2 P: 25	R: 0 E: 0 K: 3 S: 10	H: 0 LOB: 0 BB: 0 P: 11	1B: 6 2B: 1 3B: 0 HR: 0	SF: 0 SAC: 1 DP: 0 HBP: 1	WP: 0 PB: 0 CS: 0	PA: 37				
PITCHER	IP WLS BF H R ER SO BB IBB HBP BLK WP HR S P ERA WHIP	IP WLS BF H R ER SO BB IBB HBP BLK WP HR S P ERA WHIP	IP WLS BF H R ER SO BB IBB HBP BLK WP HR S P ERA WHIP	IP WLS BF H R ER SO BB IBB HBP BLK WP HR S P ERA WHIP	IP WLS BF H R ER SO BB IBB HBP BLK WP HR S P ERA WHIP	IP WLS BF H R ER SO BB IBB HBP BLK WP HR S P ERA WHIP	IP WLS BF H R ER SO BB IBB HBP BLK WP HR S P ERA WHIP	IP WLS BF H R ER SO BB IBB HBP BLK WP HR S P ERA WHIP	IP WLS BF H R ER SO BB IBB HBP BLK WP HR S P ERA WHIP	IP WLS BF H R ER SO BB IBB HBP BLK WP HR S P ERA WHIP	IP WLS BF H R ER SO BB IBB HBP BLK WP HR S P ERA WHIP	IP WLS BF H R ER SO BB IBB HBP BLK WP HR S P ERA WHIP	IP WLS BF H R ER SO BB IBB HBP BLK WP HR S P ERA WHIP	IP WLS BF H R ER SO BB IBB HBP BLK WP HR S P ERA WHIP	IP WLS BF H R ER SO BB IBB HBP BLK WP HR S P ERA WHIP	IP WLS BF H R ER SO BB IBB HBP BLK WP HR S P ERA WHIP	IP WLS BF H R ER SO BB IBB HBP BLK WP HR S P ERA WHIP	IP WLS BF H R ER SO BB IBB HBP BLK WP HR S P ERA WHIP	IP WLS BF H R ER SO BB IBB HBP BLK WP HR S P ERA WHIP	IP WLS BF H R ER SO BB IBB HBP BLK WP HR S P ERA WHIP	IP WLS BF H R ER SO BB IBB HBP BLK WP HR S P ERA WHIP	IP WLS BF H R ER SO BB IBB HBP BLK WP HR S P ERA WHIP	IP WLS BF H R ER SO BB IBB HBP BLK WP HR S P ERA WHIP	IP WLS BF H R ER SO BB IBB HBP BLK WP HR S P ERA WHIP

Atlanta Braves @ New York Mets
Shea Stadium, Flushing, NY
Fri May 30 2003, 7:10 PM EDT
Att: 26,439 - Cloudy - 72 F

AB 35
R 5
H 11
RBI 5
BB 1
SO 2
LOB 6



Atlanta Braves @ New York Mets
Shea Stadium, Flushing, NY
Fri May 30 2003, 7:10 PM EDT
Att: 26,439 - Cloudy - 72 F

AB 32
R 2
H 7
RBI 2
BB 3
SO 9
LOB 17



Batter	1	2	3	4	5	6	7	8	9	AB	R	H	RBI	BB	SO	LOB	TOP		
Rafael Furcal, S (1,6) OBP: 0.396, SLG: 0.552	1-2 F7		0-1 G3		1-2 2B			1-2 F9		4	0	1	0	0	0	0			
Marcus Giles, R (1,4) OBP: 0.393, SLG: 0.544	3-2 F7		1-1 L4		0-0 F8			0-0 F8		4	0	0	0	0	0	1			
Gary Sheffield, R (1,9) OBP: 0.420, SLG: 0.642	0-1 G5-3		2-2 G4-3		1-0 F8			0-1 G5-3		4	0	0	0	0	0	0			
10 Chipper Jones, S (1,7) OBP: 0.399, SLG: 0.505 Mark DeRosa, R (9, PR) OBP: 0.289, SLG: 0.391		1-0 G4-3		1-2 F8		1-0 F7		3-2 1B 1B 2B		4	0	1	0	0	0	0			
Andruw Jones, R (1,8) OBP: 0.365, SLG: 0.519		2-1 1B 2B		1-1 FC6-4 1B		4-1 G3 BB		2-2 1B		3	1	3	0	1	0	0			
Robert Fick, L (1,3) OBP: 0.342, SLG: 0.475		2-1 1B		2-1 F8		0-1 G3		0-0 1B		4	0	2	2	0	0	2			
Vinny Castilla, R (1,5) OBP: 0.328, SLG: 0.479		1-0 FC5-4 1B		1 SAFE 2-1 FC6-4 1-2		2-2 G6-3		0-0 L7		4	0	1	0	0	0	3			
Henry Blanco, R (1,2) OBP: 0.228, SLG: 0.255		1-0 F8		1-1 F7		2-0 F7		0-2 F7		4	0	0	0	0	0	4			
Mike Hampton, R (1,1) OBP: 0.250, SLG: 0.267 Darren Bragg, L (7, PH) OBP: 0.192, SLG: 0.125 Jung Keun Bong, L (7, 1) Kevin Gryboski, R (8, 1) Matt Franco, L (9, PH) OBP: 0.346, SLG: 0.460		1-2 FC5-4		1-2 F8		2-2 F7		3-3 K		2	0	0	0	0	0	2			
Inning Stats	R: 0 E: 0 K: 0 S: 9	H: 0 LOB: 0 BB: 0 P: 13	R: 1 E: 0 K: 0 S: 10	H: 3 LOB: 2 BB: 0 P: 18	R: 0 E: 0 K: 0 S: 7	H: 0 LOB: 0 BB: 0 P: 10	R: 0 E: 0 K: 0 S: 10	H: 1 LOB: 1 BB: 0 P: 16	R: 0 E: 0 K: 0 S: 9	H: 0 LOB: 0 BB: 1 P: 11	R: 0 E: 0 K: 0 S: 7	H: 0 LOB: 0 BB: 0 P: 13	R: 0 E: 0 K: 0 S: 8	H: 0 LOB: 0 BB: 0 P: 9	R: 1 E: 0 K: 1 S: 19	H: 3 LOB: 2 BB: 0 P: 27	1B: 5 2B: 3 3B: 0 HR: 0	SF: 0 SAC: 0 DP: 0 HBP: 0	WP: 0 PA: 36 CS: 0
PITCHER	IP WLS BF H R ER SO BB IBB HBP BLK WP HR S P ERA WHIP	8.0 W 31 6 2 2 0 1 0 0 0 0 0 0 71 111 2.25 0.875	1.0 S 5 2 0 0 1 0 0 0 0 0 0 0 13 18 0.00 2.000																

Atlanta Braves @ New York Mets
Shea Stadium, Flushing, NY
Sat May 31 2003, 1:20 PM EDT
Att: 33,378 - Cloudy - 62 F

AB 35
R 2
H 8
RBI 2
BB 1
SO 1
LOB 14



Batter	1	2	3	4	5	6	7	8	9	AB	R	H	RBI	BB	SO	LOB	BOTTOM		
Joe McEwing, R (1,4) OBP: 0.299, SLG: 0.288	3-1 1B 1B		1-0 F8		1-0 G3			0-1 G4-3		5	0	1	0	0	0	2			
Raul Gonzalez, R (1,7) OBP: 0.341, SLG: 0.377	1 SAFE E3 1B 1B FC1-2		0-1 WP E G1-2-3 1B		1-1 G4-3		1-1 G1-3			4	0	1	0	0	0	2			
Ty Wigginton, R (1,5) OBP: 0.329, SLG: 0.410	3-1 1B 1-2 2-H		0-0 E5 G1-2-3 WP 2B		4-2 FC6-4 WP BB		1-3 K2-3			3	2	1	0	1	1	1			
Jeremy Burnitz, L (1,9) OBP: 0.380, SLG: 0.588	0-3 K		4-2 G1-2-3 2B BB		1-0 G3		1-1 1B 2B			3	1	1	0	1	1	3			
Jason Phillips, R (1,2) OBP: 0.368, SLG: 0.400	3-1 1-2 2-3 1B		2-2 G1-2-3		4-1 FC6-4 BB		0-1 G4-3 1B			3	0	2	0	1	0	3			
Tsuyoshi Shinjo, R (1,8) OBP: 0.282, SLG: 0.304	2-0 FC1-2		3-2 2-H 3-H 2B		1-0 FC6-4 1B WP		2-3 K			4	1	1	2	0	1	7			
Tony Clark, S (1,3) OBP: 0.265, SLG: 0.419		0-2 G3-1 G4-3 1B		4-2 L3		4-2 1B BB		1-1 G4-3		3	0	1	0	1	0	3			
Rey Sanchez, R (1,6) OBP: 0.268, SLG: 0.274		2-1 G4-3		1-0 SH1-4 1B		0-1 1-2 2-H 1B		2-1 G4-3		4	0	2	1	0	0	1			
Jae Weong Seo, R (1,1) OBP: 0.174, SLG: 0.095 Armando Benitez, R (9, 1)		0-2 G3-1		1-1 SH1-4		0-1 G1-3		2-3 K		3	0	0	0	0	1	3			
Inning Stats	R: 0 E: 1 K: 1 S: 11	H: 3 LOB: 3 BB: 0 P: 22	R: 0 E: 0 K: 0 S: 11	H: 1 LOB: 1 BB: 0 P: 15	R: 2 E: 1 K: 0 S: 17	H: 2 LOB: 1 BB: 1 P: 29	R: 0 E: 0 K: 0 S: 6	H: 1 LOB: 1 BB: 0 P: 10	R: 2 E: 0 K: 0 S: 12	H: 1 LOB: 2 BB: 3 P: 26	R: 0 E: 0 K: 1 S: 7	H: 0 LOB: 0 BB: 0 P: 10	R: 0 E: 0 K: 1 S: 9	H: 2 LOB: 1 BB: 0 P: 13	R: 0 E: 0 K: 1 S: 7	H: 0 LOB: 0 BB: 0 P: 11	1B: 8 2B: 2 3B: 0 HR: 0	SF: 0 SAC: 1 DP: 2 HBP: 0	WP: 2 PA: 37 CS: 0
PITCHER	IP WLS BF H R ER SO BB IBB HBP BLK WP HR S P ERA WHIP	6.0 L 30 8 4 2 2 0 0 0 0 0 0 9 12 3.00 2.000	1.0 4 2 0 0 1 0 0 0 0 0 0 0 9 13 0.00 2.000	1.0 3 0 0 0 1 0 0 0 0 0 0 0 7 11 0.00 0.000															

Atlanta Braves @ New York Mets
Shea Stadium, Flushing, NY
Sat May 31 2003, 1:20 PM EDT
Att: 33,378 - Cloudy - 62 F

AB 32
R 4
H 10
RBI 3
BB 4
SO 4
LOB 25



Batter	1	2	3	4	5	6	7	8	9	AB	R	H	RBI	BB	SO	LOB	TOP							
Eric Young Sr. R (1.4) OBP: 0.343, SLG: 0.432										4	0	0	0	1	0	3	Milwaukee Brewers @ New York Mets Shea Stadium, Flushing, NY Thu Jun 05 2003, 4:15 PM EDT Att: 19,048 - Sunny - 69 F							
Scott Podsednik L (1.8) OBP: 0.372, SLG: 0.435										4	1	1	0	1	0	1								
Richie Sexson R (1.3) OBP: 0.367, SLG: 0.538										3	1	1	0	2	1	2								
Geoff Jenkins L (1.7) OBP: 0.339, SLG: 0.510										5	1	4	1	0	0	1								
Brady Clark R (1.9) OBP: 0.309, SLG: 0.356										4	1	2	1	1	1	1								
Wes Helms R (1.5) OBP: 0.323, SLG: 0.410										4	1	0	0	1	0	6								
Keith Osik R (1.2) OBP: 0.344, SLG: 0.253										4	0	1	2	1	0	5								
Royce Clayton R (1.6) OBP: 0.290, SLG: 0.335										3	0	0	0	1	0	1								
15 Ben Sheets R (1.1) OBP: 0.091, SLG: 0.063										2	0	0	1	1	0	0								
John Vander Wal L (8, PH) OBP: 0.372, SLG: 0.468										1	0	0	0	0	1	0								
Matt Ford S (8.1)										0	0	0	0	0	0	0								
Luis Vizcaino R (8.1)										0	0	0	0	0	0	0								
Mike DeJean R (9.1)										0	0	0	0	0	0	0								
Inning Stats	R: 4 E: 0 K: 0 S: 25	H: 3 LOB: 3 BB: 4 P: 51	R: 1 E: 0 K: 0 S: 9	H: 2 LOB: 2 BB: 2 P: 20	R: 0 E: 0 K: 0 S: 10	H: 0 LOB: 2 BB: 2 P: 19	R: 0 E: 0 K: 0 S: 6	H: 1 LOB: 0 BB: 0 P: 11	R: 0 E: 0 K: 0 S: 5	H: 0 LOB: 0 BB: 0 P: 6	R: 0 E: 1 K: 0 S: 10	H: 1 LOB: 1 BB: 0 P: 15	R: 0 E: 0 K: 1 S: 7	H: 0 LOB: 1 BB: 1 P: 14	R: 0 E: 0 K: 1 S: 9	H: 0 LOB: 0 BB: 0 P: 18		R: 0 E: 0 K: 1 S: 13	H: 2 LOB: 2 BB: 0 P: 15	1B: 7 2B: 2 3B: 0 HR: 0	SF: 0 SAC: 0 DP: 2 HBP: 0	WP: 0 PB: 0 SB: 0 CS: 1	PA: 43	
PITCHER	IP WLS BF H R ER SO BB IBB HBP BLK WP HR S P ERA WHIP	IP WLS BF H R ER SO BB IBB HBP BLK WP HR S P ERA WHIP	IP WLS BF H R ER SO BB IBB HBP BLK WP HR S P ERA WHIP	IP WLS BF H R ER SO BB IBB HBP BLK WP HR S P ERA WHIP	IP WLS BF H R ER SO BB IBB HBP BLK WP HR S P ERA WHIP	IP WLS BF H R ER SO BB IBB HBP BLK WP HR S P ERA WHIP	IP WLS BF H R ER SO BB IBB HBP BLK WP HR S P ERA WHIP	IP WLS BF H R ER SO BB IBB HBP BLK WP HR S P ERA WHIP	IP WLS BF H R ER SO BB IBB HBP BLK WP HR S P ERA WHIP	IP WLS BF H R ER SO BB IBB HBP BLK WP HR S P ERA WHIP	IP WLS BF H R ER SO BB IBB HBP BLK WP HR S P ERA WHIP	IP WLS BF H R ER SO BB IBB HBP BLK WP HR S P ERA WHIP	IP WLS BF H R ER SO BB IBB HBP BLK WP HR S P ERA WHIP	IP WLS BF H R ER SO BB IBB HBP BLK WP HR S P ERA WHIP	IP WLS BF H R ER SO BB IBB HBP BLK WP HR S P ERA WHIP	IP WLS BF H R ER SO BB IBB HBP BLK WP HR S P ERA WHIP		IP WLS BF H R ER SO BB IBB HBP BLK WP HR S P ERA WHIP	IP WLS BF H R ER SO BB IBB HBP BLK WP HR S P ERA WHIP	IP WLS BF H R ER SO BB IBB HBP BLK WP HR S P ERA WHIP	IP WLS BF H R ER SO BB IBB HBP BLK WP HR S P ERA WHIP	IP WLS BF H R ER SO BB IBB HBP BLK WP HR S P ERA WHIP	IP WLS BF H R ER SO BB IBB HBP BLK WP HR S P ERA WHIP	IP WLS BF H R ER SO BB IBB HBP BLK WP HR S P ERA WHIP
Tom Glavine L (1.1) ERA: 4.82	1.0 L 11 4 5 5 0 3 1 0 0 0 0 0 26 52 45.00 7.000	1.0 L 11 4 5 5 0 3 1 0 0 0 0 0 26 52 45.00 7.000	1.0 L 11 4 5 5 0 3 1 0 0 0 0 0 26 52 45.00 7.000	1.0 L 11 4 5 5 0 3 1 0 0 0 0 0 26 52 45.00 7.000	1.0 L 11 4 5 5 0 3 1 0 0 0 0 0 26 52 45.00 7.000	1.0 L 11 4 5 5 0 3 1 0 0 0 0 0 26 52 45.00 7.000	1.0 L 11 4 5 5 0 3 1 0 0 0 0 0 26 52 45.00 7.000	1.0 L 11 4 5 5 0 3 1 0 0 0 0 0 26 52 45.00 7.000	1.0 L 11 4 5 5 0 3 1 0 0 0 0 0 26 52 45.00 7.000	1.0 L 11 4 5 5 0 3 1 0 0 0 0 0 26 52 45.00 7.000	1.0 L 11 4 5 5 0 3 1 0 0 0 0 0 26 52 45.00 7.000	1.0 L 11 4 5 5 0 3 1 0 0 0 0 0 26 52 45.00 7.000	1.0 L 11 4 5 5 0 3 1 0 0 0 0 0 26 52 45.00 7.000	1.0 L 11 4 5 5 0 3 1 0 0 0 0 0 26 52 45.00 7.000	1.0 L 11 4 5 5 0 3 1 0 0 0 0 0 26 52 45.00 7.000	1.0 L 11 4 5 5 0 3 1 0 0 0 0 0 26 52 45.00 7.000	1.0 L 11 4 5 5 0 3 1 0 0 0 0 0 26 52 45.00 7.000	1.0 L 11 4 5 5 0 3 1 0 0 0 0 0 26 52 45.00 7.000	1.0 L 11 4 5 5 0 3 1 0 0 0 0 0 26 52 45.00 7.000	1.0 L 11 4 5 5 0 3 1 0 0 0 0 0 26 52 45.00 7.000	1.0 L 11 4 5 5 0 3 1 0 0 0 0 0 26 52 45.00 7.000	1.0 L 11 4 5 5 0 3 1 0 0 0 0 0 26 52 45.00 7.000	1.0 L 11 4 5 5 0 3 1 0 0 0 0 0 26 52 45.00 7.000	1.0 L 11 4 5 5 0 3 1 0 0 0 0 0 26 52 45.00 7.000
38 Pat Strange R (2.1) ERA: 11.0	4.0 16 2 0 0 0 4 0 0 0 0 0 0 29 55 0.00 1.500	4.0 16 2 0 0 0 4 0 0 0 0 0 0 29 55 0.00 1.500	4.0 16 2 0 0 0 4 0 0 0 0 0 0 29 55 0.00 1.500	4.0 16 2 0 0 0 4 0 0 0 0 0 0 29 55 0.00 1.500	4.0 16 2 0 0 0 4 0 0 0 0 0 0 29 55 0.00 1.500	4.0 16 2 0 0 0 4 0 0 0 0 0 0 29 55 0.00 1.500	4.0 16 2 0 0 0 4 0 0 0 0 0 0 29 55 0.00 1.500	4.0 16 2 0 0 0 4 0 0 0 0 0 0 29 55 0.00 1.500	4.0 16 2 0 0 0 4 0 0 0 0 0 0 29 55 0.00 1.500	4.0 16 2 0 0 0 4 0 0 0 0 0 0 29 55 0.00 1.500	4.0 16 2 0 0 0 4 0 0 0 0 0 0 29 55 0.00 1.500	4.0 16 2 0 0 0 4 0 0 0 0 0 0 29 55 0.00 1.500	4.0 16 2 0 0 0 4 0 0 0 0 0 0 29 55 0.00 1.500	4.0 16 2 0 0 0 4 0 0 0 0 0 0 29 55 0.00 1.500	4.0 16 2 0 0 0 4 0 0 0 0 0 0 29 55 0.00 1.500	4.0 16 2 0 0 0 4 0 0 0 0 0 0 29 55 0.00 1.500	4.0 16 2 0 0 0 4 0 0 0 0 0 0 29 55 0.00 1.500	4.0 16 2 0 0 0 4 0 0 0 0 0 0 29 55 0.00 1.500	4.0 16 2 0 0 0 4 0 0 0 0 0 0 29 55 0.00 1.500	4.0 16 2 0 0 0 4 0 0 0 0 0 0 29 55 0.00 1.500	4.0 16 2 0 0 0 4 0 0 0 0 0 0 29 55 0.00 1.500	4.0 16 2 0 0 0 4 0 0 0 0 0 0 29 55 0.00 1.500		
John Franco L (6.1) ERA: 11.0	1.0 4 1 0 0 0 0 0 0 0 0 0 0 10 15 0.00 1.000	1.0 4 1 0 0 0 0 0 0 0 0 0 0 10 15 0.00 1.000	1.0 4 1 0 0 0 0 0 0 0 0 0 0 10 15 0.00 1.000	1.0 4 1 0 0 0 0 0 0 0 0 0 0 10 15 0.00 1.000	1.0 4 1 0 0 0 0 0 0 0 0 0 0 10 15 0.00 1.000	1.0 4 1 0 0 0 0 0 0 0 0 0 0 10 15 0.00 1.000	1.0 4 1 0 0 0 0 0 0 0 0 0 0 10 15 0.00 1.000	1.0 4 1 0 0 0 0 0 0 0 0 0 0 10 15 0.00 1.000	1.0 4 1 0 0 0 0 0 0 0 0 0 0 10 15 0.00 1.000	1.0 4 1 0 0 0 0 0 0 0 0 0 0 10 15 0.00 1.000	1.0 4 1 0 0 0 0 0 0 0 0 0 0 10 15 0.00 1.000	1.0 4 1 0 0 0 0 0 0 0 0 0 0 10 15 0.00 1.000	1.0 4 1 0 0 0 0 0 0 0 0 0 0 10 15 0.00 1.000	1.0 4 1 0 0 0 0 0 0 0 0 0 0 10 15 0.00 1.000	1.0 4 1 0 0 0 0 0 0 0 0 0 0 10 15 0.00 1.000	1.0 4 1 0 0 0 0 0 0 0 0 0 0 10 15 0.00 1.000	1.0 4 1 0 0 0 0 0 0 0 0 0 0 10 15 0.00 1.000	1.0 4 1 0 0 0 0 0 0 0 0 0 0 10 15 0.00 1.000	1.0 4 1 0 0 0 0 0 0 0 0 0 0 10 15 0.00 1.000	1.0 4 1 0 0 0 0 0 0 0 0 0 0 10 15 0.00 1.000	1.0 4 1 0 0 0 0 0 0 0 0 0 0 10 15 0.00 1.000	1.0 4 1 0 0 0 0 0 0 0 0 0 0 10 15 0.00 1.000	1.0 4 1 0 0 0 0 0 0 0 0 0 0 10 15 0.00 1.000	1.0 4 1 0 0 0 0 0 0 0 0 0 0 10 15 0.00 1.000
David Weathers R (7.1) ERA: 3.97	2.0 7 0 0 0 2 1 0 0 0 0 0 0 16 32 0.00 0.500	2.0 7 0 0 0 2 1 0 0 0 0 0 0 16 32 0.00 0.500	2.0 7 0 0 0 2 1 0 0 0 0 0 0 16 32 0.00 0.500	2.0 7 0 0 0 2 1 0 0 0 0 0 0 16 32 0.00 0.500	2.0 7 0 0 0 2 1 0 0 0 0 0 0 16 32 0.00 0.500	2.0 7 0 0 0 2 1 0 0 0 0 0 0 16 32 0.00 0.500	2.0 7 0 0 0 2 1 0 0 0 0 0 0 16 32 0.00 0.500	2.0 7 0 0 0 2 1 0 0 0 0 0 0 16 32 0.00 0.500	2.0 7 0 0 0 2 1 0 0 0 0 0 0 16 32 0.00 0.500	2.0 7 0 0 0 2 1 0 0 0 0 0 0 16 32 0.00 0.500	2.0 7 0 0 0 2 1 0 0 0 0 0 0 16 32 0.00 0.500	2.0 7 0 0 0 2 1 0 0 0 0 0 0 16 32 0.00 0.500	2.0 7 0 0 0 2 1 0 0 0 0 0 0 16 32 0.00 0.500	2.0 7 0 0 0 2 1 0 0 0 0 0 0 16 32 0.00 0.500	2.0 7 0 0 0 2 1 0 0 0 0 0 0 16 32 0.00 0.500	2.0 7 0 0 0 2 1 0 0 0 0 0 0 16 32 0.00 0.500	2.0 7 0 0 0 2 1 0 0 0 0 0 0 16 32 0.00 0.500	2.0 7 0 0 0 2 1 0 0 0 0 0 0 16 32 0.00 0.500	2.0 7 0 0 0 2 1 0 0 0 0 0 0 16 32 0.00 0.500	2.0 7 0 0 0 2 1 0 0 0 0 0 0 16 32 0.00 0.500	2.0 7 0 0 0 2 1 0 0 0 0 0 0 16 32 0.00 0.500	2.0 7 0 0 0 2 1 0 0 0 0 0 0 16 32 0.00 0.500	2.0 7 0 0 0 2 1 0 0 0 0 0 0 16 32 0.00 0.500	
Aramando Benitez R (9.1) ERA: 3.34	1.0 5 2 0 0 1 0 0 0 0 0 0 0 13 15 0.00 2.000	1.0 5 2 0 0 1 0 0 0 0 0 0 0 13 15 0.00 2.000	1.0 5 2 0 0 1 0 0 0 0 0 0 0 13 15 0.00 2.000	1.0 5 2 0 0 1 0 0 0 0 0 0 0 13 15 0.00 2.000	1.0 5 2 0 0 1 0 0 0 0 0 0 0 13 15 0.00 2.000	1.0 5 2 0 0 1 0 0 0 0 0 0 0 13 15 0.00 2.000	1.0 5 2 0 0 1 0 0 0 0 0 0 0 13 15 0.00 2.000	1.0 5 2 0 0 1 0 0 0 0 0 0 0 13 15 0.00 2.000	1.0 5 2 0 0 1 0 0 0 0 0 0 0 13 15 0.00 2.000	1.0 5 2 0 0 1 0 0 0 0 0 0 0 13 15 0.00 2.000	1.0 5 2 0 0 1 0 0 0 0 0 0 0 13 15 0.00 2.000	1.0 5 2 0 0 1 0 0 0 0 0 0 0 13 15 0.00 2.000	1.0 5 2 0 0 1 0 0 0 0 0 0 0 13 15 0.00 2.000	1.0 5 2 0 0 1 0 0 0 0 0 0 0 13 15 0.00 2.000	1.0 5 2 0 0 1 0 0 0 0 0 0 0 13 15 0.00 2.000	1.0 5 2 0 0 1 0 0 0 0 0 0 0 13 15 0.00 2.000	1.0 5 2 0 0 1 0 0 0 0 0 0 0 13 15 0.00 2.000	1.0 5 2 0 0 1 0 0 0 0 0 0 0 13 15 0.00 2.000	1.0 5 2 0 0 1 0 0 0 0 0 0 0 13 15 0.00 2.000	1.0 5 2 0 0 1 0 0 0 0 0 0 0 13 15 0.00 2.000	1.0 5 2 0 0 1 0 0 0 0 0 0 0 13 15 0.00 2.000	1.0 5 2 0 0 1 0 0 0 0 0 0 0 13 15 0.00 2.000	1.0 5 2 0 0 1 0 0 0 0 0 0 0 13 15 0.00 2.000	
Batter	1	2	3	4	5	6	7	8	9	AB	R	H	RBI	BB	SO	LOB	BOTTOM							
Roger Cedeno S (1.9) OBP: 0.335, SLG: 0.349										4	1	2	0	0	0	0	Milwaukee Brewers @ New York Mets Shea Stadium, Flushing, NY Thu Jun 05 2003, 4:15 PM EDT Att: 19,048 - Sunny - 69 F							
Ty Wigginton R (1.5) OBP: 0.343, SLG: 0.449										4	1	2	3	0	2	0								
Roberto Alomar S (1.4) OBP: 0.347, SLG: 0.376										3	0	0	0	0	0	2								
Joe McEwing R (8, PH) OBP: 0.298, SLG: 0.287										1	0	1	0	0	0	0								
Cliff Floyd L (1.7) OBP: 0.369, SLG: 0.511										3	0	2	0	1	1	0								
Jeromy Burnitz L (1.8) OBP: 0.364, SLG: 0.582										4	0	0	0	0	0	4								
Jason Phillips R (1.3) OBP: 0.373, SLG: 0.397										3	0	0	0	0	0	2								
David Weathers R (7.1) ERA: 3.97																								

Batter	1	2	3	4	5	6	7	8	9	AB	R	H	RBI	BB	SO	LOB	TOP				
Roger Cedeno, S (1, 9) OBP: 0.342, SLG: 0.353 Tsuayoshi Shinjo, R (8, 8) OBP: 0.245, SLG: 0.273	F7	BB	1B			G6-3		1B	G5-3	4	0	2	1	1	0	0					
Timo Perez, L (1, 7) OBP: 0.330, SLG: 0.330	1B	L3	1B					F8		5	0	2	1	0	0	2					
Roberto Alomar, S (1, 4) OBP: 0.349, SLG: 0.379 Joe McEwing, R (6, PH) OBP: 0.292, SLG: 0.276	K								BB	3	1	1	0	0	1	3					
Cliff Floyd, L (1, 10) OBP: 0.377, SLG: 0.554	K		1B					G5-3	2B	4	2	2	0	1	1	1					
Jeremy Burnitz, L (1, 8) OBP: 0.333, SLG: 0.523		2B	F8						L8	5	1	1	0	0	1	5					
Ty Wigginton, R (1, 5) OBP: 0.339, SLG: 0.439	HR	2B	1B			FC6-5		G5-4-3	HBP	5	3	4	3	0	0	1					
Jason Phillips, R (1, 3) OBP: 0.360, SLG: 0.449	G6-3	2B	1B			G4-3		1B	2B	4	1	1	0	1	0	3					
Vance Wilson, R (1, 2) OBP: 0.328, SLG: 0.477	HR	HR	1B			F8		G1-3	HBP	4	1	2	5	0	0	0					
7 José Reyes, S (1, 6) OBP: 0.154, SLG: 0.231	G4-3	G4-3	FC4-6			F8		G4-3	G4-3	5	1	0	1	0	0	4					
Inning Stats	R: 0 E: 0 K: 2 S: 14	H: 1 LOB: 1 BB: 0 P: 20	R: 3 E: 0 K: 0 S: 14	H: 3 LOB: 1 BB: 1 P: 24	R: 5 E: 0 K: 0 S: 26	H: 6 LOB: 2 BB: 1 P: 41	R: 0 E: 0 K: 0 S: 8	H: 1 LOB: 1 BB: 0 P: 13	R: 0 E: 0 K: 0 S: 4	H: 0 LOB: 0 BB: 0 P: 5	R: 0 E: 0 K: 1 S: 7	H: 1 LOB: 0 BB: 0 P: 8	R: 0 E: 0 K: 0 S: 10	H: 1 LOB: 1 BB: 0 P: 14	R: 3 E: 0 K: 0 S: 17	H: 3 LOB: 2 BB: 1 P: 26	1B: 11 2B: 4 3B: 0 HR: 1	SF: 0 SAC: 0 DP: 1 HBP: 1	WP: 0 PB: 0 SB: 0 CS: 0	PA: 46	
PITCHER	IP	WLS	BF	H	R	ER	SO	BB	IBB	HBP	BLK	WP	HR	S	P	ERA	WHIP				
Colby Lewis, R (1, 1) ERA: 8.66	2.1	L	15	7	6	6	2	1	0	0	0	0	1	38	58	23.14	3.429				
R.A. Dickey, R (3, 1) ERA: 4.95	2.2		13	4	2	2	0	1	0	0	0	0	0	28	45	6.75	1.875				
Brian Shouse, L (6, 1) ERA: 3.14	3.0		10	2	0	0	1	0	0	0	0	0	0	24	34	0.00	0.667				
Jay Powell, R (9, 1) ERA: 12.0	1.0		8	3	3	3	0	1	0	1	0	0	0	17	26	27.00	4.000				

New York Mets @ Texas Rangers
The Ballpark at Arlington, Arlington, TX
Thu Jun 12 2003, 8:05 PM EDT
Att: 19,044 - Cloudy - 69 F

AB 42
R 11
H 16
RBI 11
BB 3
SO 3
LOB 21



Batter	1	2	3	4	5	6	7	8	9	AB	R	H	RBI	BB	SO	LOB	BOTTOM					
Doug Glanville, R (1, 8) OBP: 0.226, SLG: 0.284	2B		G5-3	F7		F7		FC6-4		5	0	1	0	0	0	5						
9 Hank Blalock, L (1, 5) OBP: 0.405, SLG: 0.568	BB		1B	BB	1B	E6		K	G4-3	4	0	2	0	1	1	1						
Alex Rodriguez, R (1, 6) OBP: 0.381, SLG: 0.556	K		1B	BB		P2		P6	F9	4	0	0	0	1	1	4						
Rafael Palmeiro, L (1, 10) OBP: 0.383, SLG: 0.526	L8		1B	1B		G4-3		G4-3	G4-3	5	0	2	0	0	0	3						
23 Mark Teixeira, S (1, 3) OBP: 0.325, SLG: 0.444	K		L7			P6		L8	G6-3	5	0	0	0	0	1	8						
10 Michael Young, R (1, 4) OBP: 0.367, SLG: 0.475	G1-3			1B		1B		G4-3		4	0	2	0	0	0	0						
Carl Everett, S (1, 9) OBP: 0.379, SLG: 0.591	K2-3			P6		K		P6		4	0	0	0	0	2	4						
Kevin Mench, R (1, 7) OBP: 0.333, SLG: 0.372	P3			1B				F9	1B	4	0	2	0	0	0	0						
Einar Diaz, R (1, 2) OBP: 0.299, SLG: 0.351	F7			K				1B	FC6-4	4	0	2	0	0	1	2						
Inning Stats	R: 0 E: 0 K: 2 S: 15	H: 1 LOB: 2 BB: 1 P: 22	R: 0 E: 0 K: 1 S: 8	H: 0 LOB: 0 BB: 0 P: 11	R: 0 E: 0 K: 0 S: 10	H: 2 LOB: 3 BB: 1 P: 20	R: 0 E: 0 K: 1 S: 14	H: 2 LOB: 2 BB: 0 P: 22	R: 0 E: 0 K: 1 S: 13	H: 2 LOB: 3 BB: 0 P: 20	R: 0 E: 0 K: 1 S: 10	H: 1 LOB: 1 BB: 0 P: 14	R: 0 E: 0 K: 0 S: 6	H: 0 LOB: 0 BB: 0 P: 9	R: 0 E: 0 K: 0 S: 10	H: 2 LOB: 2 BB: 0 P: 13	R: 0 E: 0 K: 0 S: 9	H: 1 LOB: 1 BB: 0 P: 18	1B: 9 2B: 2 3B: 0 HR: 0	SF: 0 SAC: 0 DP: 0 HBP: 0	WP: 0 PB: 0 SB: 1 CS: 0	PA: 41
PITCHER	IP	WLS	BF	H	R	ER	SO	BB	IBB	HBP	BLK	WP	HR	S	P	ERA	WHIP					
Al Leiter, L (1, 1) ERA: 4.82	6.0	W	29	8	0	0	0	0	0	0	0	0	0	70	109	0.00	1.667					
Graeme Lloyd, L (7, 1) ERA: 2.42	2.0		8	2	0	0	0	0	0	0	0	0	0	16	22	0.00	1.000					
John Franco, L (9, 1) ERA: 1.8	1.0		4	1	0	0	0	0	0	0	0	0	0	9	18	0.00	1.000					

New York Mets @ Texas Rangers
The Ballpark at Arlington, Arlington, TX
Thu Jun 12 2003, 8:05 PM EDT
Att: 19,044 - Cloudy - 69 F

AB 39
R 0
H 11
RBI 0
BB 2
SO 6
LOB 27



Batter	1	2	3	4	5	6	7	8	9	AB	R	H	RBI	BB	SO	LOB	TOP				
Roger Cedeno, S OBP: 0.338, SLG: 0.349 Tsuayoshi Shinjo, R OBP: 0.245, SLG: 0.273	G5-3	G3		1B	K		G4-3			5	1	1	1	0	1	4					
Timo Perez, L OBP: 0.333, SLG: 0.367	HR		1B	SF7	F8			K		4	1	2	2	0	1	2					
Roberto Alomar, S OBP: 0.347, SLG: 0.379	G1-3		1B	E9		F8		P6		5	0	2	1	0	0	0					
Cliff Floyd, L OBP: 0.378, SLG: 0.549	BB		P4	K		HR		G4-3		4	1	1	0	1	1	4					
Jeremy Burnitz, L OBP: 0.336, SLG: 0.540	F7		F7	1B		HR			K	5	1	2	3	0	1	3					
Ty Wigginton, R OBP: 0.336, SLG: 0.434		G1-3	F9	K		G5-3		G6-4-3		5	0	1	0	0	1	4					
Jason Phillips, R OBP: 0.362, SLG: 0.439	K			7 1B	2B		F7		G6-4-3	4	1	1	0	1	1	1					
Vance Wilson, R OBP: 0.342, SLG: 0.491	7 E			1B	SF7			L4		3	1	2	0	1	0	0					
7 José Reyes, S OBP: 0.176, SLG: 0.235	E5			1B		G5-3		G5-3		4	1	1	0	0	0	3					
Inning Stats	R: 1 E: 0 K: 0 S: 9	H: 1 LOB: 1 BB: 1 P: 16	R: 0 E: 1 K: 1 S: 10	H: 0 LOB: 2 BB: 1 P: 22	R: 0 E: 0 K: 0 S: 16	H: 2 LOB: 2 BB: 0 P: 20	R: 4 E: 1 K: 2 S: 17	H: 5 LOB: 2 BB: 1 P: 30	R: 0 E: 0 K: 1 S: 14	H: 2 LOB: 0 BB: 0 P: 21	R: 2 E: 0 K: 0 S: 8	H: 2 LOB: 0 BB: 0 P: 14	R: 0 E: 0 K: 1 S: 15	H: 0 LOB: 0 BB: 0 P: 18	R: 0 E: 0 K: 1 S: 6	H: 1 LOB: 0 BB: 0 P: 7	1B: 10 2B: 1 3B: 0 HR: 2	SF: 1 SAC: 0 DP: 1 HBP: 0	WP: 0 PB: 0 SB: 0 CS: 0	PA: 43	
PITCHER	IP	WLS	BF	H	R	ER	SO	BB	IBB	HBP	BLK	WP	HR	S	P	ERA	WHIP				
Aaron Sele, R ERA: 7.22	3.2	L	23	8	5	5	2	3	0	0	0	0	1	49	84	12.27	3.000				
62 Scot Shields, R ERA: 1.58	3.1		14	4	2	2	2	0	0	0	0	0	1	29	45	5.40	1.200				
Scott Schoeneweis, L ERA: 6.3	2.0		6	1	0	0	2	0	0	0	0	0	0	21	25	0.00	0.500				

New York Mets @ Anaheim Angels
Edison International Field, Anaheim, CA
Fri Jun 13 2003, 10:05 PM EDT
Att: 38,294 - Sunny - 71 F

AB 39
R 7
H 13
RBI 7
BB 3
SO 6
LOB 21



Batter	1	2	3	4	5	6	7	8	9	AB	R	H	RBI	BB	SO	LOB	BOTTOM					
David Eckstein, R OBP: 0.327, SLG: 0.316	B2		F8		K		FC4-6		F7	4	0	0	0	0	1	1						
Darin Erstad, L OBP: 0.396, SLG: 0.378	1B		CS		F7		FC4-6			4	0	2	0	0	0	2						
Tim Salmon, R OBP: 0.380, SLG: 0.471	F9		CS	F9	K		F8			4	0	0	0	0	1	3						
16 Garret Anderson, L OBP: 0.335, SLG: 0.559	K			2B		K	K			4	0	1	0	0	3	2						
Troy Glaus, R OBP: 0.390, SLG: 0.565		G5-3		G1-3		F8		K		3	1	0	0	1	1	1						
Shawn Woolen, R OBP: 0.385, SLG: 0.439	G6-3			L6		1B		K		4	0	1	0	0	1	1						
Bengie Molina, R OBP: 0.313, SLG: 0.403	E6				HR	F8		F8		4	1	1	1	0	0	2						
Benji Gil, R OBP: 0.210, SLG: 0.237 Adam Kennedy, L OBP: 0.346, SLG: 0.369	F9			2B	2B			F9		3	1	2	1	0	0	1						
Eric Owens, R OBP: 0.250, SLG: 0.243 Jeff DaVanon, S OBP: 0.388, SLG: 0.604			F8		2B			F7		2	0	1	1	0	0	0						
Inning Stats	R: 0 E: 0 K: 1 S: 10	H: 1 LOB: 1 BB: 0 P: 15	R: 0 E: 1 K: 0 S: 7	H: 0 LOB: 1 BB: 0 P: 9	R: 0 E: 0 K: 0 S: 9	H: 1 LOB: 0 BB: 0 P: 16	R: 0 E: 0 K: 0 S: 8	H: 1 LOB: 1 BB: 0 P: 9	R: 2 E: 0 K: 2 S: 18	H: 3 LOB: 1 BB: 0 P: 30	R: 1 E: 0 K: 2 S: 14	H: 2 LOB: 2 BB: 1 P: 23	R: 0 E: 0 K: 1 S: 12	H: 0 LOB: 1 BB: 0 P: 16	R: 0 E: 0 K: 2 S: 9	H: 0 LOB: 0 BB: 0 P: 11	R: 0 E: 0 K: 0 S: 7	H: 0 LOB: 0 BB: 0 P: 11	1B: 4 2B: 3 3B: 0 HR: 1	SF: 0 SAC: 0 DP: 0 HBP: 1	WP: 0 PB: 0 SB: 0 CS: 1	PA: 38
PITCHER	IP	WLS	BF	H	R	ER	SO	BB	IBB	HBP	BLK	WP	HR	S	P	ERA	WHIP					
Mike Bacsik, L ERA: 10.38	5.0	W	21	6	2	2	3	0	0	0	0	0	0	52	79	3.60	1.200					
David Weathers, R ERA: 3.79	2.0		10	2	1	1	3	1	0	1	0	0	0	26	39	4.50	1.500					
Armando Benitez, R ERA: 2.97	2.0		6	0	0	0	2	0	0	0	0	0	0	16	22	0.00	0.000					

New York Mets @ Anaheim Angels
Edison International Field, Anaheim, CA
Fri Jun 13 2003, 10:05 PM EDT
Att: 38,294 - Sunny - 71 F

AB 35
R 3
H 8
RBI 3
BB 1
SO 8
LOB 15



Batter	1	2	3	4	5	6	7	8	9	AB	R	H	RBI	BB	SO	LOB	TOP					
Roger Cedeno, S OBP: 0.332, SLG: 0.341	F7		G5-3	K			F7			4	0	0	0	0	1	2						
Timo Perez, L OBP: 0.321, SLG: 0.353	F7		L1				F8	G4-3		4	0	0	0	0	0	0						
Roberto Alomar, S OBP: 0.349, SLG: 0.377 Joe McEwing, R OBP: 0.292, SLG: 0.276	P2		FC6-4 1B				F7	G4-3		4	0	1	0	0	0	0						
Cliff Floyd, L OBP: 0.376, SLG: 0.552		E 3B	FC6-4 1-2				P6	G5-3		4	1	1	0	0	0	1						
Jeremy Burnitz, L OBP: 0.333, SLG: 0.539	K			1B 2B			F8		L3	4	1	1	0	0	1	1						
Ty Wigginton, R OBP: 0.331, SLG: 0.427	FC5 2B		L8				G5-3		F9	4	1	0	0	0	0	1						
Jason Phillips, R OBP: 0.357, SLG: 0.424	G5-3			7 F8 1B HBP			F8		F9	3	0	0	0	0	0	1						
Tony Clark, S OBP: 0.275, SLG: 0.464		2H 2B					P5			3	0	2	2	0	0	0						
7 José Reyes, S OBP: 0.150, SLG: 0.200	L3		F8				P3			3	0	0	0	0	0	3						
Inning Stats	R: 0 E: 0 K: 0 S: 10	H: 0 LOB: 0 BB: 0 P: 12	R: 2 E: 1 K: 1 S: 17	H: 2 LOB: 1 BB: 0 P: 31	R: 0 E: 0 K: 0 S: 9	H: 1 LOB: 1 BB: 0 P: 12	R: 1 E: 0 K: 1 S: 16	H: 2 LOB: 2 BB: 0 P: 23	R: 0 E: 0 K: 0 S: 9	H: 0 LOB: 0 BB: 0 P: 10	R: 0 E: 0 K: 0 S: 6	H: 0 LOB: 0 BB: 0 P: 8	R: 0 E: 0 K: 0 S: 5	H: 0 LOB: 0 BB: 0 P: 6	R: 0 E: 0 K: 0 S: 6	H: 0 LOB: 0 BB: 0 P: 8	R: 0 E: 0 K: 0 S: 5	H: 0 LOB: 0 BB: 0 P: 9	1B: 2 2B: 2 3B: 1 HR: 0	SF: 0 SAC: 0 DP: 0 HBP: 1	WP: 0 PB: 0 CS: 0	PA: 34
PITCHER	IP	WLS	BF	H	R	ER	SO	BB	IBB	HBP	BLK	WP	HR	S	P	ERA	WHIP					
Ramon Ortiz, R ERA: 5.1	(1, 1)	7.0	W	28	5	3	1	2	0	0	1	0	0	0	72	102	1.29	0.714				
Francisco Rodríguez, R ERA: 3.9	(8, 1)	2.0		6	0	0	0	0	0	0	0	0	0	0	11	17	0.00	0.000				

New York Mets @ Anaheim Angels
Edison International Field, Anaheim, CA
Sat Jun 14, 2003, 10:05 PM EDT
Att: 43,449 - Sunny - 76 F

AB 33
R 3
H 5
RBI 2
BB 0
SO 2
LOB 9



Batter	1	2	3	4	5	6	7	8	9	AB	R	H	RBI	BB	SO	LOB	BOTTOM					
David Eckstein, R OBP: 0.332, SLG: 0.319	G3 WP G6-3 BB			1B 3B 1B	2-3 1B		G4-3			4	2	2	0	1	0	2						
Darin Erstad, L OBP: 0.384, SLG: 0.384 Jeff DaVanon, S OBP: 0.393, SLG: 0.634	G3		16 1B HR	1B	P5			HR		4	2	2	0	0	0	3						
Tim Salmon, R OBP: 0.384, SLG: 0.480 Eric Owens, R OBP: 0.250, SLG: 0.243	G6-3		F9	16 2B 3B			WP 1B	HR BB		4	2	2	3	1	0	1						
16 Garret Anderson, L OBP: 0.343, SLG: 0.590 Shawn Wooten, R OBP: 0.395, SLG: 0.439	HR		HR 1B	HR 2B			F8	HR		5	3	4	4	0	0	1						
Troy Glaus, R OBP: 0.387, SLG: 0.555	L5		HR BB	G1-3			K	G5-3		4	1	0	0	1	1	2						
Brad Fullmer, L OBP: 0.384, SLG: 0.486		G6-3	HR	F7			F7	K		5	1	1	4	0	1	2						
Scott Spiezio, S OBP: 0.330, SLG: 0.431		1B 2B	F8		P6			F8 2B	F8	5	1	2	0	0	0	0						
Adam Kennedy, L OBP: 0.346, SLG: 0.366		G4-3 2H 1B	F7		F7			F8		4	0	1	1	0	0	1						
José Molina, R OBP: 0.175, SLG: 0.225	G4-3		G6-3	1B 2B			G5-3			4	0	1	0	0	0	2						
Inning Stats	R: 2 E: 0 K: 0 S: 10	H: 1 LOB: 0 BB: 1 P: 18	R: 1 E: 0 K: 0 S: 13	H: 2 LOB: 1 BB: 0 P: 19	R: 4 E: 0 K: 0 S: 12	H: 3 LOB: 0 BB: 1 P: 17	R: 3 E: 0 K: 0 S: 12	H: 4 LOB: 1 BB: 0 P: 21	R: 0 E: 0 K: 1 S: 14	H: 1 LOB: 1 BB: 0 P: 24	R: 0 E: 0 K: 0 S: 4	H: 1 LOB: 0 BB: 0 P: 6	R: 3 E: 0 K: 1 S: 13	H: 2 LOB: 0 BB: 1 P: 25	1B: 7 2B: 4 3B: 1 HR: 4	SF: 0 SAC: 0 DP: 0 HBP: 0	WP: 2 PB: 0 CS: 0	PA: 43				
PITCHER	IP	WLS	BF	H	R	ER	SO	BB	IBB	HBP	BLK	WP	HR	S	P	ERA	WHIP					
57 Jason Roach, R ERA: 21.0	(1, 1)	3.0	L	17	6	7	7	0	2	0	0	0	0	0	35	54	21.00	2.667				
Jeremy Griffiths, R ERA: 7.5	(4, 1)	5.0		26	10	6	6	2	1	0	0	0	1	2	55	97	10.80	2.200				

New York Mets @ Anaheim Angels
Edison International Field, Anaheim, CA
Sat Jun 14, 2003, 10:05 PM EDT
Att: 43,449 - Sunny - 76 F

AB 40
R 13
H 16
RBI 13
BB 3
SO 2
LOB 14



Batter	1	2	3	4	5	6	7	8	9	AB	R	H	RBI	BB	SO	LOB	TOP				
Roger Cedeno, S OBP: 0.325, SLG: 0.333 Timo Perez, L OBP: 0.319, SLG: 0.350	0-3 K	0-1 G6-3			2-3 SAFE K	0-0 FC4-6		0-0 E1		4	0	0	0	0	2	3					
Roberto Alomar, S OBP: 0.347, SLG: 0.372	0-0 F7		1-2 F9		1-0 SAFE F9		4-2 G1-3 G6-3 BB		4-2 BB	3	0	0	0	2	0	1					
Ty Wigginton, R OBP: 0.325, SLG: 0.418	1-3 K		0-3 K		2-2 SAFE F8		0-0 G6-3		0-3 K	5	0	0	0	0	3	3					
Cliff Floyd, L OBP: 0.369, SLG: 0.542 Jay Bell, R OBP: 0.412, SLG: 0.204		2-3 K	0-0 F8		0-1 SAFE P4		0-0 G1-3		2-3 K	4	0	0	0	0	1	1					
Jason Phillips, R OBP: 0.359, SLG: 0.409		4-2 BB 7 HR BB		0-1 SAFE P6		4-1 HR BB		2-2 L4		0-0 G5-3	3	2	0	0	2	0					
Jeremy Bumitz, L OBP: 0.344, SLG: 0.583		1-3 K		2-1 HR		1-0 HR		1-1 FC4 7 G6-3 HBP		3	3	2	3	0	1	1					
Vance Wilson, R OBP: 0.355, SLG: 0.500		0-0 BB 7 HR 1B		1-3 K		1-2 FC6-4 1B		0-0 FC4 1B		4	1	3	0	0	1	0					
Tsuyoshi Shinjo, R OBP: 0.245, SLG: 0.264		4-1 7 HR BB		1-1 F9		2-2 FC6-4 7 1B		1-2 FC4 7 G6-3 E1		3	1	0	0	1	0	3					
7 José Reyes, S OBP: 0.250, SLG: 0.417		3-2 1-1 2-H 3-H HR		2-2 S 1B		0-0 FC4-6 1B		1-1 G6-3		4	1	3	5	0	0	1					
Inning Stats	R: 0 H: 0 E: 0 K: 2 S: 7	H: 0 LOB: 0 BB: 0 P: 8	R: 4 H: 2 E: 0 K: 2 S: 22	H: 2 LOB: 0 BB: 2 P: 36	R: 0 H: 0 E: 0 K: 1 S: 7	H: 0 LOB: 0 BB: 0 P: 8	R: 1 H: 1 E: 0 K: 1 S: 9	H: 1 LOB: 0 BB: 0 P: 13	R: 0 H: 1 E: 0 K: 1 S: 18	H: 1 LOB: 1 BB: 0 P: 25	R: 2 H: 3 E: 0 K: 0 S: 13	H: 3 LOB: 2 BB: 1 P: 21	R: 0 H: 0 E: 0 K: 0 S: 7	H: 0 LOB: 1 BB: 1 P: 13	R: 1 H: 1 E: 1 K: 0 S: 10	H: 1 LOB: 2 BB: 0 P: 13	R: 0 H: 0 E: 0 K: 2 S: 11	H: 0 LOB: 1 BB: 1 P: 17	1B: 5 2B: 0 3B: 0 HR: 3	SF: 0 SAC: 0 DP: 0 HBP: 1	WP: 0 PA: 41 PB: 0 SB: 1 CS: 0
PITCHER	IP WLS BF H R ER SO BB IBB HBP BLK WP HR S P ERA WHIP	IP WLS BF H R ER SO BB IBB HBP BLK WP HR S P ERA WHIP	IP WLS BF H R ER SO BB IBB HBP BLK WP HR S P ERA WHIP	IP WLS BF H R ER SO BB IBB HBP BLK WP HR S P ERA WHIP	IP WLS BF H R ER SO BB IBB HBP BLK WP HR S P ERA WHIP	IP WLS BF H R ER SO BB IBB HBP BLK WP HR S P ERA WHIP	IP WLS BF H R ER SO BB IBB HBP BLK WP HR S P ERA WHIP	IP WLS BF H R ER SO BB IBB HBP BLK WP HR S P ERA WHIP	IP WLS BF H R ER SO BB IBB HBP BLK WP HR S P ERA WHIP	IP WLS BF H R ER SO BB IBB HBP BLK WP HR S P ERA WHIP	IP WLS BF H R ER SO BB IBB HBP BLK WP HR S P ERA WHIP	IP WLS BF H R ER SO BB IBB HBP BLK WP HR S P ERA WHIP	IP WLS BF H R ER SO BB IBB HBP BLK WP HR S P ERA WHIP	IP WLS BF H R ER SO BB IBB HBP BLK WP HR S P ERA WHIP	IP WLS BF H R ER SO BB IBB HBP BLK WP HR S P ERA WHIP	IP WLS BF H R ER SO BB IBB HBP BLK WP HR S P ERA WHIP	IP WLS BF H R ER SO BB IBB HBP BLK WP HR S P ERA WHIP	IP WLS BF H R ER SO BB IBB HBP BLK WP HR S P ERA WHIP	IP WLS BF H R ER SO BB IBB HBP BLK WP HR S P ERA WHIP	IP WLS BF H R ER SO BB IBB HBP BLK WP HR S P ERA WHIP	IP WLS BF H R ER SO BB IBB HBP BLK WP HR S P ERA WHIP

New York Mets @ Anaheim Angels
Edison International Field, Anaheim, CA
Sun Jun 15 2003, 4:05 PM EDT
Att: 43,721 - Sunny - 78 F

AB	35
R	8
H	8
RBI	8
BB	5
SO	9
LOB	17



Batter	1	2	3	4	5	6	7	8	9	AB	R	H	RBI	BB	SO	LOB	BOTTOM				
David Eckstein, R OBP: 0.335, SLG: 0.319	4-0 S BB		1-1 G6-3			1-2 E9 1B			0-2 F9	3	0	1	0	1	0	0					
Jeff DaVanon, S OBP: 0.381, SLG: 0.612	2-2 F8			3-1 G4-3		3-1 P3			1-1 F8	4	0	0	0	0	0	2					
Tim Salmon, R OBP: 0.382, SLG: 0.474	4-2 16 G4-6-3 BB			0-0 G5-3			2-2 F8		2-1 F8	3	0	0	0	1	0	0					
16 Garret Anderson, L OBP: 0.343, SLG: 0.585	0-1 G4-6-3			3-1 F7			4-0 FC5-4 BB			2	0	0	0	1	0	2					
Troy Glaus, R OBP: 0.382, SLG: 0.548		0-2 F9			1-1 F9		0-0 FC5-4		1-2 SAFE F8	3	0	0	0	0	0	1					
Brad Fullmer, L OBP: 0.383, SLG: 0.480		4-1 G3-6-3 BB			2-3 K		1-2 F7			2	0	0	0	1	1	1					
Scott Spiezio, S OBP: 0.326, SLG: 0.425		2-2 G3-6-3			2-2 G6-3			2-1 F8		3	0	0	0	0	0	1					
Bengie Molina, R OBP: 0.308, SLG: 0.397			0-2 F7			2-2 G6-3		1-1 G6-3		3	0	0	0	0	0	0					
Adam Kennedy, L OBP: 0.341, SLG: 0.360			1-0 F7			0-2 G6-3		2-0 F7		3	0	0	0	0	0	0					
Inning Stats	R: 0 H: 0 E: 0 K: 0 S: 8	H: 0 LOB: 1 BB: 2 P: 18	R: 0 H: 0 E: 0 K: 0 S: 8	H: 0 LOB: 0 BB: 1 P: 14	R: 0 H: 0 E: 0 K: 0 S: 6	H: 0 LOB: 0 BB: 0 P: 8	R: 0 H: 0 E: 0 K: 0 S: 5	H: 0 LOB: 0 BB: 0 P: 11	R: 0 H: 1 E: 1 K: 0 S: 10	H: 1 LOB: 1 BB: 0 P: 15	R: 0 H: 1 E: 0 K: 0 S: 11	H: 1 LOB: 1 BB: 0 P: 17	R: 0 H: 0 E: 0 K: 0 S: 9	H: 0 LOB: 1 BB: 1 P: 16	R: 0 H: 0 E: 0 K: 0 S: 5	H: 0 LOB: 0 BB: 0 P: 10	R: 0 H: 0 E: 0 K: 0 S: 7	H: 0 LOB: 0 BB: 0 P: 10	1B: 1 2B: 0 3B: 0 HR: 0	SF: 0 SAC: 0 DP: 2 HBP: 0	WP: 0 PA: 30 PB: 0 SB: 1 CS: 0
PITCHER	IP WLS BF H R ER SO BB IBB HBP BLK WP HR S P ERA WHIP	IP WLS BF H R ER SO BB IBB HBP BLK WP HR S P ERA WHIP	IP WLS BF H R ER SO BB IBB HBP BLK WP HR S P ERA WHIP	IP WLS BF H R ER SO BB IBB HBP BLK WP HR S P ERA WHIP	IP WLS BF H R ER SO BB IBB HBP BLK WP HR S P ERA WHIP	IP WLS BF H R ER SO BB IBB HBP BLK WP HR S P ERA WHIP	IP WLS BF H R ER SO BB IBB HBP BLK WP HR S P ERA WHIP	IP WLS BF H R ER SO BB IBB HBP BLK WP HR S P ERA WHIP	IP WLS BF H R ER SO BB IBB HBP BLK WP HR S P ERA WHIP	IP WLS BF H R ER SO BB IBB HBP BLK WP HR S P ERA WHIP	IP WLS BF H R ER SO BB IBB HBP BLK WP HR S P ERA WHIP	IP WLS BF H R ER SO BB IBB HBP BLK WP HR S P ERA WHIP	IP WLS BF H R ER SO BB IBB HBP BLK WP HR S P ERA WHIP	IP WLS BF H R ER SO BB IBB HBP BLK WP HR S P ERA WHIP	IP WLS BF H R ER SO BB IBB HBP BLK WP HR S P ERA WHIP	IP WLS BF H R ER SO BB IBB HBP BLK WP HR S P ERA WHIP	IP WLS BF H R ER SO BB IBB HBP BLK WP HR S P ERA WHIP	IP WLS BF H R ER SO BB IBB HBP BLK WP HR S P ERA WHIP	IP WLS BF H R ER SO BB IBB HBP BLK WP HR S P ERA WHIP	IP WLS BF H R ER SO BB IBB HBP BLK WP HR S P ERA WHIP	IP WLS BF H R ER SO BB IBB HBP BLK WP HR S P ERA WHIP

New York Mets @ Anaheim Angels
Edison International Field, Anaheim, CA
Sun Jun 15 2003, 4:05 PM EDT
Att: 43,721 - Sunny - 78 F

AB	26
R	0
H	1
RBI	0
BB	4
SO	1
LOB	7



Batter	1	2	3	4	5	6	7	8	9	AB	R	H	RBI	BB	SO	LOB	TOP				
Tsuayoshi Shinjo, R (1.8) OBP: 0.235, SLG: 0.253	1-3 K		1-1 F8			2-1 G3			0-0 F7	4	0	0	0	0	1	0					
Vance Wilson, R (1.2) OBP: 0.344, SLG: 0.483	1-2 G6-3			1-0 F9		2-2 G5-3			1-2 G6-3	4	0	0	0	0	0	0					
Ty Wigginton, R (1.5) OBP: 0.328, SLG: 0.419	4-2 BB			0-0 1B			1-0 L5			2	0	1	0	1	0	0					
Cliff Floyd, L (1.7) OBP: 0.365, SLG: 0.535	1-3 K			0-3 K			1-3 K			3	0	0	0	0	3	2					
Jason Phillips, R (1.3) OBP: 0.349, SLG: 0.396		1-1 F9		3-1 P4			0-2 P4			3	0	0	0	0	0	1					
Jeromy Burnitz, L (1.9) OBP: 0.338, SLG: 0.571		0-0 G4-3			2-3 K			2-0 G4-3		3	0	0	0	0	1	0					
Joe McEwing, R (1.4) David Weathers, R (8.1)		3-1 G6-3			1-3 K			0-1 G6-3		3	0	0	0	0	1	0					
7 José Reyes, S (1.6) OBP: 0.222, SLG: 0.370			0-1 G1-3			0-2 F9		2-2 F7		3	0	0	0	0	0	0					
Tom Glavine, L (1.1) Graeme Lloyd, L (8.1) Jay Bell, R (8.4) OBP: 0.406, SLG: 0.200			0-2 G6-3			1-3 K		2-3 K		2	0	0	0	0	1	0					
Inning Stats	R: 0 H: 0 E: 0 K: 2 S: 18	H: 0 LOB: 1 BB: 1 P: 25	R: 0 H: 0 E: 0 K: 0 S: 5	H: 0 LOB: 0 BB: 0 P: 9	R: 0 H: 0 E: 0 K: 0 S: 7	H: 0 LOB: 0 BB: 0 P: 8	R: 0 H: 1 E: 0 K: 1 S: 7	H: 1 LOB: 1 BB: 0 P: 11	R: 0 H: 0 E: 0 K: 2 S: 9	H: 0 LOB: 0 BB: 0 P: 12	R: 0 H: 0 E: 0 K: 1 S: 9	H: 0 LOB: 0 BB: 0 P: 14	R: 0 H: 0 E: 0 K: 1 S: 7	H: 0 LOB: 0 BB: 0 P: 9	R: 0 H: 0 E: 0 K: 0 S: 6	H: 0 LOB: 0 BB: 0 P: 10	R: 0 H: 0 E: 0 K: 1 S: 8	H: 0 LOB: 0 BB: 0 P: 11	1B: 1 2B: 0 3B: 0 HR: 0	SF: 0 SAC: 0 DP: 0 HBP: 0	WP: 0 PA: 29 CS: 0
PITCHER Dontrelle Willis, L (1.1) ERA: 2.61	IP: 9.0 WLS: W BF: 29 H: 1 R: 0 ER: 0 SO: 8 BB: 1 IBB: 0 HBP: 0 BLK: 0 WP: 0 HR: 0 S: 76 P: 109 ERA: 0.00 WHIP: 0.222																				

New York Mets @ Florida Marlins
Pro Player Stadium, Miami, FL
Mon Jun 16 2003, 7:05 PM EDT
Att: 10,624 - Cloudy - 84 F

AB 28
R 0
H 1
RBI 0
BB 1
SO 8
LOB 3



Batter	1	2	3	4	5	6	7	8	9	AB	R	H	RBI	BB	SO	LOB	BOTTOM			
Juan Pierre, L (1.8) OBP: 0.340, SLG: 0.347	1-1 L8		1-2 G6-3			0-0 G4-3		1-2 F7		4	0	0	0	0	0	0				
Luis Castillo, S (1.4) OBP: 0.372, SLG: 0.410	0-1 F7			1-3 K		1-0 F7		2-2 2B		4	0	1	0	0	1	0				
Ivan Rodriguez, R (1.2) OBP: 0.359, SLG: 0.435	0-1 L3			2-2 HR		4-0 BB		0-0 2B		3	1	2	1	1	0	0				
Mike Lowell, R (1.5) OBP: 0.362, SLG: 0.617		0-0 L6		4-1 BB		2-1 L5		4-0 IBB		2	0	0	0	2	0	1				
Juan Encarnacion, R (1.9) OBP: 0.324, SLG: 0.471		1-1 F8		3-2 G4-6-3		3-1 FC6-5		0-0 G5-4-3		4	0	1	0	0	0	4				
Derek Lee, R (1.3) OBP: 0.379, SLG: 0.484		4-1 BB		0-1 1B		2-0 FC6-5		1-2 1B		2	0	2	0	1	0	0				
Alex Gonzalez, R (1.6) OBP: 0.371, SLG: 0.586		2-3 K		2-3 K		2-1 FC6-5		1-2 2-3f		3	0	0	0	0	2	4				
Brian Banks, S (1.7) OBP: 0.340, SLG: 0.482			1-0 G6-3		0-0 F8		0-2 F8			3	0	0	0	0	0	3				
Dontrelle Willis, L (1.1) OBP: 0.200, SLG: 0.368			3-1 G4-3		0-3 K2-3		3-2 G6-3			3	0	0	0	0	1	3				
Inning Stats	R: 0 H: 0 E: 0 K: 0 S: 6	H: 0 LOB: 0 BB: 0 P: 7	R: 0 H: 0 E: 0 K: 1 S: 8	H: 0 LOB: 1 BB: 1 P: 15	R: 0 H: 0 E: 0 K: 0 S: 6	H: 0 LOB: 0 BB: 0 P: 11	R: 1 H: 1 E: 0 K: 1 S: 12	H: 1 LOB: 1 BB: 1 P: 22	R: 0 H: 1 E: 0 K: 2 S: 11	H: 1 LOB: 1 BB: 0 P: 13	R: 0 H: 0 E: 0 K: 0 S: 4	H: 0 LOB: 1 BB: 1 P: 11	R: 0 H: 2 E: 0 K: 0 S: 12	H: 2 LOB: 2 BB: 0 P: 22	R: 0 H: 2 E: 0 K: 0 S: 9	H: 2 LOB: 2 BB: 1 P: 16	1B: 4 2B: 1 3B: 0 HR: 1	SF: 0 SAC: 0 DP: 2 HBP: 0	WP: 0 PA: 32 CS: 0	
PITCHER Tom Glavine, L (1.1) ERA: 4.52 Graeme Lloyd, L (8.1) ERA: 2.39 David Weathers, R (8.1) ERA: 3.72	IP: 7.0 WLS: L BF: 27 H: 4 R: 1 ER: 1 SO: 4 BB: 3 IBB: 0 HBP: 0 BLK: 0 WP: 0 HR: 1 S: 59 P: 101 ERA: 1.29 WHIP: 1.000																			

New York Mets @ Florida Marlins
Pro Player Stadium, Miami, FL
Mon Jun 16 2003, 7:05 PM EDT
Att: 10,624 - Cloudy - 84 F

AB 28
R 1
H 6
RBI 1
BB 4
SO 4
LOB 15



Batter	1	2	3	4	5	6	7	8	9	AB	R	H	RBI	BB	SO	LOB	TOP					
Timo Perez, L OBP: 0.305, SLG: 0.333 (1, 8)	G4-3		G4-3			B1-3		F7	F8	5	0	0	0	0	0	2						
Ty Wiginton, R OBP: 0.331, SLG: 0.432 (1, 5)	1B			L3		P5			HR	4	1	2	1	0	0	0						
Roberto Alomar, S OBP: 0.345, SLG: 0.369 (1, 4)	F8			1B		G3-1			E6	4	1	1	0	0	0	1						
Cliff Floyd, L OBP: 0.363, SLG: 0.529 Tsuyoshi Shinjo, R OBP: 0.235, SLG: 0.253 (9, 8)		F8			2-0	G4-6-3		G6-3	E7	4	1	1	0	0	0	1						
Jeremy Burnitz, L OBP: 0.348, SLG: 0.593 (1, 9)				G4-6-3					1B	0	0	0	0	0	0	0						
Jason Phillips, R OBP: 0.355, SLG: 0.400 (1, 2)				1B					1B	3	2	2	1	1	0	2						
Tony Clark, S OBP: 0.266, SLG: 0.447 (1, 3)									1B	4	0	2	1	0	0	1						
7 José Reyes, S OBP: 0.194, SLG: 0.333 (1, 6)									1B	4	0	0	0	0	2	5						
Jae Weong Seo, R OBP: 0.154, SLG: 0.083 David Weathers, R (7, 1)									1B	3	0	0	1	0	1	1						
Roger Cedeno, S OBP: 0.328, SLG: 0.337 Armando Benitez, R (9, 1)									1B	2	0	0	0	0	1	1						
Inning Stats	R: 0 E: 0 K: 0 S: 7	H: 1 LOB: 0 BB: 0 P: 10	R: 0 E: 0 K: 0 S: 10	H: 1 LOB: 1 BB: 0 P: 17	R: 0 E: 0 K: 2 S: 8	H: 0 LOB: 0 BB: 0 P: 10	R: 0 E: 0 K: 0 S: 8	H: 2 LOB: 1 BB: 0 P: 12	R: 0 E: 0 K: 0 S: 12	H: 1 LOB: 1 BB: 0 P: 15	R: 0 E: 0 K: 0 S: 6	H: 0 LOB: 0 BB: 0 P: 9	R: 1 E: 0 K: 1 S: 9	H: 1 LOB: 0 BB: 0 P: 13	R: 0 E: 0 K: 0 S: 6	H: 0 LOB: 0 BB: 0 P: 7	R: 4 E: 2 K: 1 S: 18	H: 3 LOB: 2 BB: 1 P: 37	1B: 7 2B: 0 3B: 0 HR: 2	SF: 1 SAC: 0 DP: 1 HBP: 0	WP: 1 PB: 0 CS: 1	PA: 37
PITCHER	IP	WLS	BF	H	R	ER	SO	BB	IBB	HBP	BLK	WP	HR	S	P	ERA	WHIP					
Carl Pavano, R ERA: 4.35	8.0	L	30	7	3	2	3	0	0	0	1	0	2	70	101	2.25	0.875					
Armando Almanza, L ERA: 5.13	0.0		2	0	0	0	0	0	1	0	0	1	0	2	8	∞	∞					
Allen Levrault, R ERA: 2.45	1.0		5	2	2	0	1	0	0	0	0	0	0	12	21	0.00	2.000					

New York Mets @ Florida Marlins
Pro Player Stadium, Miami, FL
Tue Jun 17 2003, 7:05 PM EDT
Att: 10,359 - Cloudy - 83 F

AB 35
R 5
H 9
RBI 5
BB 1
SO 4
LOB 14



Batter	1	2	3	4	5	6	7	8	9	AB	R	H	RBI	BB	SO	LOB	BOTTOM					
Juan Pierre, L OBP: 0.336, SLG: 0.343 (1, 8)	F9			F8			G6-3			3	0	0	0	0	0	0						
Luis Castillo, S OBP: 0.368, SLG: 0.406 (1, 4)	L7						G6-3			3	0	0	0	0	1	0						
Ivan Rodriguez, R OBP: 0.354, SLG: 0.429 (1, 2)	F7			L6			G5-3			3	0	0	0	0	0	0						
Mike Lowell, R OBP: 0.358, SLG: 0.610 (1, 5)		G5-3					K			3	0	0	0	0	1	0						
Juan Encarnacion, R OBP: 0.324, SLG: 0.470 (1, 9)							CS			3	0	1	0	0	1	0						
Derrek Lee, R OBP: 0.375, SLG: 0.478 (1, 3)							F8			3	0	0	0	0	0	1						
Alex Gonzalez, R OBP: 0.366, SLG: 0.579 (1, 6)										3	0	0	0	0	0	0						
Todd Hollandsworth, L OBP: 0.307, SLG: 0.423 (1, 7)										3	0	0	0	0	0	0						
Carl Pavano, R OBP: 0.100, SLG: 0.138 Armando Almanza, L (9, 1)										2	0	0	0	0	1	0						
Allen Levrault, R (9, 1)										0	0	0	0	0	0	0						
Andy Fox, L OBP: 0.292, SLG: 0.333 (9, PH)										1	0	0	0	0	1	0						
Inning Stats	R: 0 E: 0 K: 0 S: 7	H: 0 LOB: 0 BB: 0 P: 9	R: 0 E: 0 K: 1 S: 6	H: 0 LOB: 0 BB: 0 P: 9	R: 0 E: 0 K: 0 S: 8	H: 0 LOB: 0 BB: 0 P: 11	R: 0 E: 0 K: 1 S: 7	H: 0 LOB: 0 BB: 0 P: 7	R: 0 E: 0 K: 1 S: 8	H: 1 LOB: 0 BB: 0 P: 13	R: 0 E: 0 K: 1 S: 12	H: 0 LOB: 0 BB: 0 P: 10	R: 0 E: 0 K: 0 S: 6	H: 0 LOB: 0 BB: 0 P: 8	R: 0 E: 0 K: 1 S: 9	H: 0 LOB: 0 BB: 0 P: 14	1B: 1 2B: 0 3B: 0 HR: 0	SF: 0 SAC: 0 DP: 0 HBP: 0	WP: 0 PB: 0 CS: 1	PA: 27		
PITCHER	IP	WLS	BF	H	R	ER	SO	BB	IBB	HBP	BLK	WP	HR	S	P	ERA	WHIP					
Jae Weong Seo, R ERA: 2.66	6.2	W	20	1	0	0	4	0	0	0	0	0	0	54	74	0.00	0.150					
David Weathers, R ERA: 3.6	1.1	H	4	0	0	0	0	0	0	0	0	0	0	8	11	0.00	0.000					
Armando Benitez, R ERA: 2.89	1.0		3	0	0	0	1	0	0	0	0	0	0	9	14	0.00	0.000					

New York Mets @ Florida Marlins
Pro Player Stadium, Miami, FL
Tue Jun 17 2003, 7:05 PM EDT
Att: 10,359 - Cloudy - 83 F

AB 27
R 0
H 1
RBI 0
BB 0
SO 5
LOB 1



Batter	1	2	3	4	5	6	7	8	9	AB	R	H	RBI	BB	SO	LOB	TOP								
7 José Reyes, S OBP: 0.200, SLG: 0.385 (1, 6)	F9		B3			P3		E1		4	1	0	0	0	0	0	New York Mets @ Florida Marlins Pro Player Stadium, Miami, FL Thu Jun 19 2003, 7:05 PM EDT Att: 10,400 - Overcast - 74 F								
Roberto Alomar, S OBP: 0.345, SLG: 0.368 (1, 4)	P6		1B			G5-3		2H	1B	4	0	2	1	0	0										
Ty Wigginton, R OBP: 0.331, SLG: 0.426 (1, 5)	BB		K			G6-3		P3		3	0	0	0	1	1										
Cliff Floyd, L OBP: 0.366, SLG: 0.531 (1, 7)	F9									3	0	0	0	1	1										
Jeremy Burnitz, L OBP: 0.353, SLG: 0.589 (1, 9)			K							4	0	1	0	0	2										
Vance Wilson, R OBP: 0.336, SLG: 0.460 (1, 2)	K									3	0	0	0	1	1										
Jason Phillips, R OBP: 0.361, SLG: 0.398 (1, 3)	1B									4	0	1	0	0	2										
Tsuyoshi Shinjo, R OBP: 0.229, SLG: 0.245 (1, 8)	P6									3	0	0	0	0	3										
Timo Perez, L OBP: 0.311, SLG: 0.339 (9, PH)										1	0	1	0	0	0										
Mike Bacsik, L (1, 1)										2	0	0	0	0	0										
Pedro Feliciano, L (5, 1)										0	0	0	0	0	0										
Jay Bell, R OBP: 0.400, SLG: 0.196 (8, PH)										1	0	0	0	0	0										
John Franco, L (8, 1)										0	0	0	0	0	0										
Roger Cedeno, S OBP: 0.324, SLG: 0.337 (9, PH)										1	0	0	0	0	1										
Inning Stats	R: 0 E: 0 K: 0 S: 12	H: 0 LOB: 1 BB: 1 P: 21	R: 0 E: 0 K: 2 S: 12	H: 1 LOB: 1 BB: 0 P: 20	R: 0 E: 0 K: 1 S: 12	H: 1 LOB: 1 BB: 0 P: 17	R: 0 E: 0 K: 1 S: 12	H: 0 LOB: 0 BB: 0 P: 16	R: 0 E: 0 K: 0 S: 7	H: 0 LOB: 0 BB: 0 P: 9	R: 0 E: 0 K: 0 S: 6	H: 0 LOB: 0 BB: 0 P: 7	R: 0 E: 0 K: 2 S: 17	H: 1 LOB: 2 BB: 1 P: 24	R: 1 E: 1 K: 0 S: 12	H: 1 LOB: 2 BB: 0 P: 23	R: 0 E: 0 K: 1 S: 10	H: 1 LOB: 1 BB: 0 P: 14	1B: 5 2B: 0 3B: 0 HR: 0	SF: 0 SAC: 0 DP: 0 HBP: 0	WP: 0 PB: 0 SB: 1 CS: 0	PA: 36			
PITCHER	IP	WLS	BF	H	R	ER	SO	BB	IBB	HBP	BLK	WP	HR	S	P	ERA	WHIP								
Tommy Phelps, L ERA: 3.15 (1, 1)	7.0	W	26	3	0	0	6	2	0	0	0	0	0	78	114	0.00	0.714								
Michael Tejera, L ERA: 4.91 (8, 1)	1.0		6	1	1	0	0	1	0	0	0	0	0	12	23	0.00	2.000								
Braden Looper, R ERA: 2.58 (9, 1)	1.0		4	1	0	0	1	0	0	0	0	0	0	10	14	0.00	1.000								

Batter	1	2	3	4	5	6	7	8	9	AB	R	H	RBI	BB	SO	LOB	BOTTOM								
Juan Pierre, L OBP: 0.342, SLG: 0.356 (1, 8)	F8									4	1	2	1	0	0	New York Mets @ Florida Marlins Pro Player Stadium, Miami, FL Thu Jun 19 2003, 7:05 PM EDT Att: 10,400 - Overcast - 74 F									
Luis Castillo, S OBP: 0.397, SLG: 0.399 (1, 4)	G5-3									4	0	0	0	0	2										
Ivan Rodriguez, R OBP: 0.365, SLG: 0.434 (1, 2)	BB									2	1	2	0	2	0										
Mike Lowell, R OBP: 0.351, SLG: 0.605 (1, 5)	CS									4	1	1	3	0	1										
Juan Encarnacion, R OBP: 0.328, SLG: 0.465 (1, 9)										4	0	2	0	0	0										
Derek Lee, R OBP: 0.375, SLG: 0.469 (1, 3)	G6-4-3									3	0	0	0	1	1										
Alex Gonzalez, R OBP: 0.370, SLG: 0.599 (1, 6)										3	1	1	1	1	0										
Chad Allen, R OBP: 0.240, SLG: 0.333 (1, 7)										3	1	1	0	0	1										
Tommy Phelps, L OBP: 0.250, SLG: 0.100 (1, 1)										3	0	0	0	0	2										
Michael Tejera, L ERA: 2.63 (8, 1)										0	0	0	0	0	0										
Braden Looper, R ERA: 1.5 (9, 1)										0	0	0	0	0	0										
Inning Stats	R: 0 E: 0 K: 0 S: 6	H: 0 LOB: 0 BB: 1 P: 11	R: 0 E: 0 K: 1 S: 5	H: 1 LOB: 0 BB: 0 P: 8	R: 0 E: 0 K: 1 S: 9	H: 0 LOB: 0 BB: 0 P: 11	R: 3 E: 0 K: 0 S: 13	H: 3 LOB: 0 BB: 0 P: 19	R: 2 E: 0 K: 1 S: 16	H: 3 LOB: 2 BB: 1 P: 31	R: 0 E: 0 K: 1 S: 6	H: 1 LOB: 2 BB: 2 P: 14	R: 0 E: 0 K: 0 S: 8	H: 1 LOB: 1 BB: 0 P: 12	R: 0 E: 0 K: 0 S: 4		H: 0 LOB: 0 BB: 0 P: 6	1B: 5 2B: 1 3B: 1 HR: 2	SF: 0 SAC: 0 DP: 2 HBP: 0	WP: 0 PB: 0 SB: 1 CS: 1	PA: 35				
PITCHER	IP	WLS	BF	H	R	ER	SO	BB	IBB	HBP	BLK	WP	HR	S	P		ERA	WHIP							
Mike Bacsik, L ERA: 10.19 (1, 1)	4.2	L	21	7	5	5	3	2	0	0	0	0	0	21	36	0.00	1.714								
Pedro Feliciano, L ERA: 2.63 (5, 1)	2.1		10	2	0	0	1	2	0	0	0	0	0	4	6	0.00	0.000								
John Franco, L ERA: 1.5 (8, 1)	1.0		3	0	0	0	0	0	0	0	0	0	0	4	6	0.00	0.000								

AB 33
R 1
H 5
RBI 1
BB 3
SO 7
LOB 11



AB 30
R 5
H 9
RBI 5
BB 4
SO 4
LOB 13



Batter	1	2	3	4	5	6	7	8	9	AB	R	H	RBI	BB	SO	LOB	TOP										
Alfonso Soriano, R OBP: 0.339, SLG: 0.517	G5-3		HR		F8		K	K		5	1	1	1	0	2	3											
2 Derek Jeter, R OBP: 0.313, SLG: 0.424	F9		HR		G6-3			1B		5	2	3	1	0	0	0											
25 Jason Giambi, L OBP: 0.393, SLG: 0.516					K			HR		3	1	1	2	2	2	1											
20 Jorge Posada, S OBP: 0.405, SLG: 0.526	G4-3		P6							3	1	0	0	2	0	2											
55 Hideki Matsui, L OBP: 0.336, SLG: 0.421		G3	K							4	0	1	0	1	1	2											
Ruben Sierra, S OBP: 0.355, SLG: 0.461										4	0	2	1	0	1	2											
Charles Gipson, R OBP: 0.200, SLG: 0.200	G4-1	2B	P5							1	0	0	0	0	0	1											
Robin Ventura, L OBP: 0.349, SLG: 0.442	G4-1				FC8-5	2B				4	0	1	0	1	1	4											
Raul Mondesi, R OBP: 0.354, SLG: 0.513					FC8-5	2B				2	0	0	0	2	0	3											
Andy Pettitte, L OBP: 0.143, SLG: 0.143										3	0	0	0	0	0	2											
Bubba Trammell, R OBP: 0.293, SLG: 0.308	F7				G3-1					1	0	0	0	0	0	3											
Chris Hammond, L										0	0	0	0	0	0	0											
Jason Anderson, L										0	0	0	0	0	0	0											
42 Mariano Rivera, R										0	0	0	0	0	0	0											
Inning Stats	R: 0 E: 0 K: 0 S: 7	H: 0 LOB: 1 BB: 1 P: 15	R: 0 E: 0 K: 0 S: 8	H: 1 LOB: 2 BB: 1 P: 15	R: 2 E: 0 K: 1 S: 22	H: 2 LOB: 1 BB: 1 P: 33	R: 0 E: 0 K: 0 S: 4	H: 1 LOB: 0 BB: 0 P: 4	R: 0 E: 0 K: 1 S: 6	H: 0 LOB: 2 BB: 2 P: 9	R: 0 E: 0 K: 2 S: 12	H: 1 LOB: 1 BB: 0 P: 18	R: 1 E: 0 K: 2 S: 16	H: 2 LOB: 3 BB: 2 P: 35	R: 2 E: 0 K: 0 S: 18	H: 2 LOB: 1 BB: 1 P: 30	1B: 3 2B: 4 3B: 0 HR: 3	SF: 0 SAC: 0 DP: 1 HBP: 0	WP: 0 PB: 0 SB: 1 CS: 0	PA: 43							
PITCHER	IP	WLS	BF	H	R	ER	SO	BB	IBB	HBP	BLK	WP	HR	S	P	ERA	WHIP										
Steve Trachsel, R ERA: 4.62	7.0	L	30	5	2	2	5	4	1	0	0	0	2	68	114	2.57	1.286										
David Weathers, R ERA: 3.83	0.0		2	1	1	1	0	1	0	0	0	0	0	3	9	∞	∞										
Graeme Lloyd, L ERA: 2.19	1.0		5	1	0	0	2	0	1	0	0	0	0	13	26	0.00	1.000										
Armando Benitez, R ERA: 3.29	1.0		6	2	2	2	0	1	0	0	0	0	1	18	30	18.00	3.000										

New York Yankees @ New York Mets
Shea Stadium, Flushing, NY
Fri Jun 20 2003, 7:10 PM EDT
Att: 55,386 - Overcast - 70 F

AB 35
R 5
H 9
RBI 5
BB 8
SO 7
LOB 23



Batter	1	2	3	4	5	6	7	8	9	AB	R	H	RBI	BB	SO	LOB	BOTTOM										
Roberto Alomar, S OBP: 0.347, SLG: 0.374	BB	K			2B		G4-3			4	0	2	0	0	1	1											
Ty Wigington, R OBP: 0.330, SLG: 0.427			G6-3		1B			K		4	0	1	0	0	2	1											
Jeremy Burnitz, L OBP: 0.251, SLG: 0.585			G3		G5-3			G6-3		1	0	0	0	0	1	1											
Joe McEwing, R OBP: 0.277, SLG: 0.260										3	0	0	0	0	0	2											
Cliff Floyd, L OBP: 0.368, SLG: 0.528					P5			P3		3	0	1	0	1	0	2											
Armando Benitez, R										0	0	0	0	0	0	0											
Jason Phillips, R OBP: 0.366, SLG: 0.396			K2-3				G4-3			3	0	1	0	1	1	1											
Vance Wilson, R OBP: 0.333, SLG: 0.454	G5-3				P4		F9			4	0	1	0	0	0	3											
Tsuyoshi Shinjo, R OBP: 0.231, SLG: 0.248					G5-3					3	0	1	0	0	1	0											
Tony Clark, S OBP: 0.262, SLG: 0.440		SH1-4	1B				K			1	0	0	0	0	1	2											
7 José Reyes, S OBP: 0.182, SLG: 0.349		F8								4	0	0	0	0	1	3											
Steve Trachsel, R OBP: 0.125, SLG: 0.130										1	0	0	0	0	1	0											
Jay Bell, R OBP: 0.394, SLG: 0.192		SH1-4								1	0	0	0	0	1	0											
David Weathers, R										0	0	0	0	0	0	0											
Graeme Lloyd, L										0	0	0	0	0	0	0											
Timo Perez, L OBP: 0.308, SLG: 0.336										1	0	0	0	0	0	2											
Inning Stats	R: 0 E: 0 K: 2 S: 14	H: 1 LOB: 3 BB: 2 P: 24	R: 0 E: 0 K: 1 S: 10	H: 1 LOB: 0 BB: 0 P: 16	R: 0 E: 0 K: 1 S: 9	H: 1 LOB: 1 BB: 0 P: 16	R: 0 E: 0 K: 1 S: 9	H: 0 LOB: 0 BB: 0 P: 12	R: 0 E: 0 K: 1 S: 18	H: 2 LOB: 2 BB: 0 P: 22	R: 0 E: 0 K: 1 S: 10	H: 0 LOB: 0 BB: 0 P: 18	R: 0 E: 0 K: 1 S: 7	H: 0 LOB: 0 BB: 0 P: 10	R: 0 E: 0 K: 1 S: 11	H: 0 LOB: 0 BB: 0 P: 14	R: 0 E: 0 K: 1 S: 14	H: 2 LOB: 2 BB: 0 P: 15	1B: 5 2B: 2 3B: 0 HR: 0	SF: 0 SAC: 1 DP: 0 HBP: 0	WP: 0 PB: 0 SB: 0 CS: 0	PA: 36					
PITCHER	IP	WLS	BF	H	R	ER	SO	BB	IBB	HBP	BLK	WP	HR	S	P	ERA	WHIP										
Andy Pettitte, L ERA: 4.69	7.0	W	28	5	0	0	8	2	0	0	0	0	0	77	118	0.00	1.000										
Chris Hammond, L ERA: 2.43	1.0	H	3	0	0	0	1	0	0	0	0	0	0	11	14	0.00	0.000										
Jason Anderson, R ERA: 4.8	0.0		2	2	0	0	0	0	0	0	0	0	0	6	7	∞	∞										
42 Mariano Rivera, R ERA: 1.69	1.0		3	0	0	0	1	0	0	0	0	0	0	8	8	0.00	0.000										

New York Yankees @ New York Mets
Shea Stadium, Flushing, NY
Fri Jun 20 2003, 7:10 PM EDT
Att: 55,386 - Overcast - 70 F

AB 33
R 0
H 7
RBI 0
BB 2
SO 10
LOB 18



Batter	1	2	3	4	5	6	7	8	9	10	11	AB	R	H	RBI	BB	SO	LOB	TOP					
Alfonso Soriano, R OBP: 0.342, SLG: 0.517	F9		CS			25 BB 1B		G5-3		SH1-4 1B	FC5	6	1	3	1	0	0	2						
2 Derek Jeter, R OBP: 0.320, SLG: 0.423	G4-3		CS	G1-3		25 BB 1B		G5-3		SH1-4 1B	E	5	1	2	0	1	0	0						
25 Jason Giambi, L OBP: 0.394, SLG: 0.512	G6-3																							
Enrique Wilson, S OBP: 0.222, SLG: 0.341																								
Raul Mondesi, R OBP: 0.350, SLG: 0.504		P4																						
55 Hideki Matsui, L OBP: 0.340, SLG: 0.432			K																					
Todd Zeile, R OBP: 0.288, SLG: 0.362																								
Bubba Trammell, R OBP: 0.279, SLG: 0.291																								
Ruben Sierra, S OBP: 0.362, SLG: 0.464																								
John Flaherty, R OBP: 0.280, SLG: 0.333																								
20 Jorge Posada, S OBP: 0.406, SLG: 0.524																								
David Wells, L OBP: 0.310, SLG: 0.333																								
Robinson Cano, S OBP: 0.310, SLG: 0.440																								
Juan Rivera, R OBP: 0.275, SLG: 0.302																								
42 Mariano Rivera, R OBP: 0.275, SLG: 0.302																								
Charles Gipson, R OBP: 0.275, SLG: 0.302																								
Jason Anderson, L OBP: 0.275, SLG: 0.302																								
Inning Stats	R: 0 E: 0 K: 0 S: 4	H: 0 LOB: 0 BB: 0 P: 6	R: 0 E: 0 K: 1 S: 10	H: 0 LOB: 1 BB: 1 P: 18	R: 0 E: 0 K: 0 S: 5	H: 1 LOB: 0 BB: 0 P: 8	R: 0 E: 0 K: 1 S: 5	H: 0 LOB: 0 BB: 0 P: 6	R: 1 E: 0 K: 0 S: 6	H: 2 LOB: 0 BB: 0 P: 12	R: 0 E: 0 K: 1 S: 9	H: 0 LOB: 0 BB: 0 P: 14	R: 1 E: 0 K: 0 S: 11	H: 0 LOB: 3 BB: 4 P: 31	R: 0 E: 0 K: 0 S: 7	H: 2 LOB: 1 BB: 1 P: 17	R: 4 E: 2 K: 0 S: 14	H: 2 LOB: 1 BB: 3 P: 25	1B: 8 2B: 1 3B: 0 HR: 1	SF: 0 SAC: 1 DP: 3 HBP: 0	WP: 1 PB: 0 SB: 1 CS: 2	PA: 50		
PITCHER	IP WLS BF H R ER SO BB IBB HBP BLK WP HR S P ERA WHIP	IP WLS BF H R ER SO BB IBB HBP BLK WP HR S P ERA WHIP	IP WLS BF H R ER SO BB IBB HBP BLK WP HR S P ERA WHIP	IP WLS BF H R ER SO BB IBB HBP BLK WP HR S P ERA WHIP	IP WLS BF H R ER SO BB IBB HBP BLK WP HR S P ERA WHIP	IP WLS BF H R ER SO BB IBB HBP BLK WP HR S P ERA WHIP	IP WLS BF H R ER SO BB IBB HBP BLK WP HR S P ERA WHIP	IP WLS BF H R ER SO BB IBB HBP BLK WP HR S P ERA WHIP	IP WLS BF H R ER SO BB IBB HBP BLK WP HR S P ERA WHIP	IP WLS BF H R ER SO BB IBB HBP BLK WP HR S P ERA WHIP	IP WLS BF H R ER SO BB IBB HBP BLK WP HR S P ERA WHIP	IP WLS BF H R ER SO BB IBB HBP BLK WP HR S P ERA WHIP	IP WLS BF H R ER SO BB IBB HBP BLK WP HR S P ERA WHIP	IP WLS BF H R ER SO BB IBB HBP BLK WP HR S P ERA WHIP	IP WLS BF H R ER SO BB IBB HBP BLK WP HR S P ERA WHIP	IP WLS BF H R ER SO BB IBB HBP BLK WP HR S P ERA WHIP	IP WLS BF H R ER SO BB IBB HBP BLK WP HR S P ERA WHIP	IP WLS BF H R ER SO BB IBB HBP BLK WP HR S P ERA WHIP	IP WLS BF H R ER SO BB IBB HBP BLK WP HR S P ERA WHIP	IP WLS BF H R ER SO BB IBB HBP BLK WP HR S P ERA WHIP	IP WLS BF H R ER SO BB IBB HBP BLK WP HR S P ERA WHIP	IP WLS BF H R ER SO BB IBB HBP BLK WP HR S P ERA WHIP		
Tom Glavine, L ERA: 4.31	John Franco, L ERA: 2.57	David Weathers, R ERA: 3.73	Armando Benitez, R ERA: 3.43	Graeme Lloyd, L ERA: 2.45																				
7 José Reyes, S OBP: 0.184, SLG: 0.340																								
Roberto Alomar, S OBP: 0.344, SLG: 0.371	G1-3																							
Ty Wigginton, R OBP: 0.331, SLG: 0.427																								
Cliff Floyd, L OBP: 0.366, SLG: 0.536																								
Armando Benitez, R OBP: 0.274, SLG: 0.257																								
Joe McEwing, R OBP: 0.274, SLG: 0.257																								
Jason Phillips, R OBP: 0.383, SLG: 0.414																								
Jeremy Burnitz, L OBP: 0.348, SLG: 0.577																								
Graeme Lloyd, L OBP: 0.389, SLG: 0.189																								
Jay Bell, R OBP: 0.389, SLG: 0.189																								
Vance Wilson, R OBP: 0.331, SLG: 0.448																								
Tsuyoshi Shinjo, R OBP: 0.227, SLG: 0.243																								
Roger Cedeno, S OBP: 0.322, SLG: 0.335																								
Tom Glavine, L ERA: 3.26	Chris Hammond, L ERA: 2.64	42 Mariano Rivera, R ERA: 1.56	Jason Anderson, R ERA: 4.5																					
Inning Stats	R: 0 E: 0 K: 1 S: 9	H: 1 LOB: 0 BB: 0 P: 9	R: 1 E: 0 K: 2 S: 21	H: 2 LOB: 1 BB: 0 P: 29	R: 0 E: 0 K: 0 S: 9	H: 0 LOB: 0 BB: 0 P: 14	R: 0 E: 0 K: 1 S: 9	H: 1 LOB: 1 BB: 0 P: 10	R: 1 E: 1 K: 0 S: 9	H: 1 LOB: 1 BB: 0 P: 10	R: 0 E: 0 K: 0 S: 8	H: 1 LOB: 1 BB: 0 P: 10	R: 0 E: 0 K: 1 S: 9	H: 0 LOB: 2 BB: 0 P: 16	R: 0 E: 0 K: 0 S: 11	H: 1 LOB: 0 BB: 0 P: 12	R: 0 E: 0 K: 1 S: 6	H: 0 LOB: 0 BB: 0 P: 9	R: 0 E: 0 K: 1 S: 12	H: 1 LOB: 1 BB: 0 P: 17	1B: 10 2B: 0 3B: 0 HR: 1	SF: 1 SAC: 2 DP: 0 HBP: 0	WP: 0 PB: 0 SB: 1 CS: 1	PA: 43
PITCHER	IP WLS BF H R ER SO BB IBB HBP BLK WP HR S P ERA WHIP	IP WLS BF H R ER SO BB IBB HBP BLK WP HR S P ERA WHIP	IP WLS BF H R ER SO BB IBB HBP BLK WP HR S P ERA WHIP	IP WLS BF H R ER SO BB IBB HBP BLK WP HR S P ERA WHIP	IP WLS BF H R ER SO BB IBB HBP BLK WP HR S P ERA WHIP	IP WLS BF H R ER SO BB IBB HBP BLK WP HR S P ERA WHIP	IP WLS BF H R ER SO BB IBB HBP BLK WP HR S P ERA WHIP	IP WLS BF H R ER SO BB IBB HBP BLK WP HR S P ERA WHIP	IP WLS BF H R ER SO BB IBB HBP BLK WP HR S P ERA WHIP	IP WLS BF H R ER SO BB IBB HBP BLK WP HR S P ERA WHIP	IP WLS BF H R ER SO BB IBB HBP BLK WP HR S P ERA WHIP	IP WLS BF H R ER SO BB IBB HBP BLK WP HR S P ERA WHIP	IP WLS BF H R ER SO BB IBB HBP BLK WP HR S P ERA WHIP	IP WLS BF H R ER SO BB IBB HBP BLK WP HR S P ERA WHIP	IP WLS BF H R ER SO BB IBB HBP BLK WP HR S P ERA WHIP	IP WLS BF H R ER SO BB IBB HBP BLK WP HR S P ERA WHIP	IP WLS BF H R ER SO BB IBB HBP BLK WP HR S P ERA WHIP	IP WLS BF H R ER SO BB IBB HBP BLK WP HR S P ERA WHIP	IP WLS BF H R ER SO BB IBB HBP BLK WP HR S P ERA WHIP	IP WLS BF H R ER SO BB IBB HBP BLK WP HR S P ERA WHIP	IP WLS BF H R ER SO BB IBB HBP BLK WP HR S P ERA WHIP	IP WLS BF H R ER SO BB IBB HBP BLK WP HR S P ERA WHIP	IP WLS BF H R ER SO BB IBB HBP BLK WP HR S P ERA WHIP	

New York Yankees @ New York Mets
Shea Stadium, Flushing, NY
Sun Jun 22 2003, 8:05 PM EDT
Att: 55,031 - Cloudy - 62 F

livebaseballscorecards.com

AB 38
R 7
H 10
RBI 7
BB 10
SO 3
LOB 20



New York Yankees @ New York Mets
Shea Stadium, Flushing, NY
Sun Jun 22 2003, 8:05 PM EDT
Att: 55,031 - Cloudy - 62 F

livebaseballscorecards.com

AB 39
R 3
H 11
RBI 3
BB 0
SO 7
LOB 14



Batter	1	2	3	4	5	6	7	8	9	AB	R	H	RBI	BB	SO	LOB	TOP			
Juan Pierre, L OBP: 0.340, SLG: 0.354	F8	FC4 BB		G6-3			B2		G4-3	4	0	0	0	1	0	0	Florida Marlins @ New York Mets Shea Stadium, Flushing, NY Wed Jun 25 2003, 7:10 PM EDT Att: 22,563 - Cloudy - 91 F			
Luis Castillo, S OBP: 0.370, SLG: 0.405	HR	FC4			G6-4-3 1B		G4-3		K	5	1	2	0	0	1	2				
Ivan Rodriguez, R OBP: 0.385, SLG: 0.450	P3				F8				1B 2B	4	1	2	1	0	0	2				
Mike Lowell, R OBP: 0.359, SLG: 0.615	2H HR				G6-4-3				1B BB	3	1	1	2	1	1	1				
Juan Encarnacion, R OBP: 0.328, SLG: 0.467	2B						K		1B	4	0	3	0	0	1	0				
Derrek Lee, R OBP: 0.378, SLG: 0.464	G6-3								1B	3	0	0	0	1	2	5				
Alex Gonzalez, R OBP: 0.359, SLG: 0.577					G5-3		F7		K	4	0	1	0	0	1	5				
Miguel Cabrera, R OBP: 0.263, SLG: 0.579							F7		F9	4	0	1	0	0	0	5				
Mark Redman, L OBP: 0.336, SLG: 0.421					B5-6-4 1B					2	0	0	0	0	1	2				
Blaine Neal, L OBP: 0.250, SLG: 0.100					B5-6-4		K		G3	1	0	0	0	0	0	0				
Andy Fox, L OBP: 0.294, SLG: 0.299										1	0	0	0	0	0	0				
Inning Stats	R: 2 E: 0 K: 0 S: 16	H: 3 LOB: 1 BB: 0 P: 27	R: 0 E: 0 K: 1 S: 8	H: 1 LOB: 2 BB: 1 P: 12	R: 1 E: 0 K: 2 S: 18	H: 2 LOB: 1 BB: 0 P: 27	R: 0 E: 0 K: 0 S: 6	H: 1 LOB: 0 BB: 0 P: 9	R: 0 E: 0 K: 1 S: 3	H: 0 LOB: 1 BB: 1 P: 14	R: 0 E: 0 K: 1 S: 7	H: 0 LOB: 0 BB: 0 P: 9	R: 0 E: 0 K: 2 S: 17	H: 2 LOB: 3 BB: 1 P: 27	R: 0 E: 0 K: 1 S: 9	H: 0 LOB: 0 BB: 0 P: 11	1B: 4 2B: 4 3B: 0 HR: 2	SF: 0 SAC: 0 DP: 2 HBP: 0	WP: 0 PB: 0 SB: 1 CS: 0	PA: 38
PITCHER	IP WLS BF H R ER SO BB IBB HBP BLK WP HR S P ERA WHIP	IP WLS BF H R ER SO BB IBB HBP BLK WP HR S P ERA WHIP	IP WLS BF H R ER SO BB IBB HBP BLK WP HR S P ERA WHIP	IP WLS BF H R ER SO BB IBB HBP BLK WP HR S P ERA WHIP	IP WLS BF H R ER SO BB IBB HBP BLK WP HR S P ERA WHIP	IP WLS BF H R ER SO BB IBB HBP BLK WP HR S P ERA WHIP	IP WLS BF H R ER SO BB IBB HBP BLK WP HR S P ERA WHIP	IP WLS BF H R ER SO BB IBB HBP BLK WP HR S P ERA WHIP	IP WLS BF H R ER SO BB IBB HBP BLK WP HR S P ERA WHIP	IP WLS BF H R ER SO BB IBB HBP BLK WP HR S P ERA WHIP	IP WLS BF H R ER SO BB IBB HBP BLK WP HR S P ERA WHIP	IP WLS BF H R ER SO BB IBB HBP BLK WP HR S P ERA WHIP	IP WLS BF H R ER SO BB IBB HBP BLK WP HR S P ERA WHIP	IP WLS BF H R ER SO BB IBB HBP BLK WP HR S P ERA WHIP	IP WLS BF H R ER SO BB IBB HBP BLK WP HR S P ERA WHIP	IP WLS BF H R ER SO BB IBB HBP BLK WP HR S P ERA WHIP	IP WLS BF H R ER SO BB IBB HBP BLK WP HR S P ERA WHIP			

Batter	1	2	3	4	5	6	7	8	9	AB	R	H	RBI	BB	SO	LOB	BOTTOM			
Roger Cedeno, S OBP: 0.324, SLG: 0.348	P4				G5-3					3	0	0	0	1	0	2	Florida Marlins @ New York Mets Shea Stadium, Flushing, NY Wed Jun 25 2003, 7:10 PM EDT Att: 22,563 - Cloudy - 91 F			
David Weathers, R										0	0	0	0	0	0	0				
Tony Clark, S OBP: 0.271, SLG: 0.454										1	0	1	0	0	0	0				
Armando Benitez, R										0	0	0	0	0	0	0				
Roberto Alomar, S OBP: 0.343, SLG: 0.368	G6-3	FC5			F8		G3 1B SF9		K	4	1	1	0	0	0	2				
Joe McEwing, R OBP: 0.272, SLG: 0.255										1	0	0	0	0	1	1				
Ty Wigginton, R OBP: 0.332, SLG: 0.425	E6				G5-3					4	0	1	0	0	0	0				
Jeromy Burnitz, L OBP: 0.344, SLG: 0.579	L9									4	2	2	1	0	0	3				
Jason Phillips, R OBP: 0.382, SLG: 0.407										3	2	2	0	1	1	0				
Vance Wilson, R OBP: 0.329, SLG: 0.464										2	1	1	1	0	0	0				
Tsuyoshi Shinjo, R OBP: 0.226, SLG: 0.234										3	0	0	0	1	0	4				
7 José Reyes, S OBP: 0.211, SLG: 0.333										4	0	2	3	0	0	0				
Steve Trachsel, R OBP: 0.115, SLG: 0.125										1	0	0	1	0	0	0				
Timo Perez, L OBP: 0.303, SLG: 0.330										1	0	0	0	0	0	0				
Inning Stats	R: 0 E: 1 K: 0 S: 9	H: 0 LOB: 1 BB: 0 P: 14	R: 2 E: 0 K: 0 S: 16	H: 3 LOB: 2 BB: 1 P: 27	R: 1 E: 0 K: 1 S: 10	H: 1 LOB: 0 BB: 0 P: 14	R: 0 E: 0 K: 0 S: 7	H: 0 LOB: 0 BB: 0 P: 12	R: 0 E: 0 K: 0 S: 9	H: 0 LOB: 0 BB: 0 P: 15	R: 2 E: 0 K: 0 S: 14	H: 3 LOB: 2 BB: 1 P: 23	R: 1 E: 0 K: 0 S: 11	H: 2 LOB: 2 BB: 1 P: 20	R: 0 E: 0 K: 1 S: 10	H: 1 LOB: 1 BB: 0 P: 13	1B: 9 2B: 0 3B: 0 HR: 1	SF: 2 SAC: 2 DP: 0 HBP: 0	WP: 1 PB: 0 SB: 0 CS: 0	PA: 38
PITCHER	IP WLS BF H R ER SO BB IBB HBP BLK WP HR S P ERA WHIP	IP WLS BF H R ER SO BB IBB HBP BLK WP HR S P ERA WHIP	IP WLS BF H R ER SO BB IBB HBP BLK WP HR S P ERA WHIP	IP WLS BF H R ER SO BB IBB HBP BLK WP HR S P ERA WHIP	IP WLS BF H R ER SO BB IBB HBP BLK WP HR S P ERA WHIP	IP WLS BF H R ER SO BB IBB HBP BLK WP HR S P ERA WHIP	IP WLS BF H R ER SO BB IBB HBP BLK WP HR S P ERA WHIP	IP WLS BF H R ER SO BB IBB HBP BLK WP HR S P ERA WHIP	IP WLS BF H R ER SO BB IBB HBP BLK WP HR S P ERA WHIP	IP WLS BF H R ER SO BB IBB HBP BLK WP HR S P ERA WHIP	IP WLS BF H R ER SO BB IBB HBP BLK WP HR S P ERA WHIP	IP WLS BF H R ER SO BB IBB HBP BLK WP HR S P ERA WHIP	IP WLS BF H R ER SO BB IBB HBP BLK WP HR S P ERA WHIP	IP WLS BF H R ER SO BB IBB HBP BLK WP HR S P ERA WHIP	IP WLS BF H R ER SO BB IBB HBP BLK WP HR S P ERA WHIP	IP WLS BF H R ER SO BB IBB HBP BLK WP HR S P ERA WHIP	IP WLS BF H R ER SO BB IBB HBP BLK WP HR S P ERA WHIP			



Batter	1	2	3	4	5	6	7	8	9	AB	R	H	RBI	BB	SO	LOB	TOP			
Juan Pierre, L (1, 8) OBP: 0.338, SLG: 0.351	F8		G3		G4-3		G6-3		WP	5	1	1	0	0	0	0				
Luis Castillo, S (1, 4) OBP: 0.374, SLG: 0.410 Braden Looper, R (9, 1)	F7		F8		E1 WP SF9		2B		1B WP BB	4	1	2	0	1	0	0				
Ivan Rodriguez, R (1, 2) OBP: 0.369, SLG: 0.468	2B				SF9		G5-3		1B	4	0	3	1	0	0	1				
Mike Lowell, R (1, 5) OBP: 0.357, SLG: 0.607	G6-3				FC5-2 BB E 2B		E7 WP		P3	4	1	0	0	1	0	4				
Juan Encarnacion, R (1, 9) OBP: 0.323, SLG: 0.460			E3		E6 BB 2B		G6-3		G5-3	5	1	0	0	0	0	6				
Derrek Lee, R (1, 3) OBP: 0.376, SLG: 0.458			G6-4-3		K				G6-3	3	1	0	0	1	1	3				
Alex Gonzalez, R (1, 6) OBP: 0.361, SLG: 0.574			FC6-4 1B		2B BB		F7		G6-3	3	1	1	0	1	0	1				
Miguel Cabrera, R (1, 7) OBP: 0.261, SLG: 0.565 Armando Almanza, L (8, 1) Mike Mordecai, R (9, 4) OBP: 0.326, SLG: 0.275	FC6-4		FC6-4		2B		G5-3		L5	4	0	1	3	0	0	2				
Dontrelle Willis, L (1, 1) OBP: 0.200, SLG: 0.333 Todd Hollandsworth, L (8, 7) OBP: 0.326, SLG: 0.419			G4-3		K		1B		K	3	0	1	1	0	1	1				
Inning Stats	R: 0 E: 0 K: 0 S: 11	H: 1 LOB: 1 BB: 0 P: 15	R: 0 E: 1 K: 0 S: 8	H: 1 LOB: 1 BB: 0 P: 14	R: 0 E: 0 K: 0 S: 6	H: 0 LOB: 0 BB: 0 P: 10	R: 3 E: 1 K: 2 S: 15	H: 2 LOB: 1 BB: 1 P: 24	R: 1 E: 2 K: 0 S: 16	H: 1 LOB: 1 BB: 0 P: 10	R: 0 E: 0 K: 0 S: 7	H: 1 LOB: 2 BB: 0 P: 16	R: 0 E: 0 K: 0 S: 5	H: 0 LOB: 0 BB: 0 P: 8	R: 1 E: 0 K: 0 S: 14	H: 2 LOB: 2 BB: 1 P: 24	1B: 5 2B: 3 3B: 1 HR: 0	SF: 1 SAC: 0 DP: 1 HBP: 0	WP: 3 PB: 0 SB: 2 CS: 0	PA: 41
PITCHER	IP WLS BF H R ER SO BB IBB HBP BLK WP HR S P ERA WHIP																			
Aaron Heilman, R (1, 1) ERA: 1.5	6.0 L 27 6 5 1 2 2 0 0 0 0 2 0 61 95 1.50 1.333																			
John Franco, L (7, 1) ERA: 2.25	1.0 5 1 0 0 0 1 0 0 0 0 0 0 7 16 0.00 2.000																			
Dan Wheeler, R (8, 1) ERA: 1.29	1.0 3 0 0 0 0 0 0 0 0 0 0 0 5 8 0.00 0.000																			
Graeme Lloyd, L (9, 1) ERA: 2.7	1.0 6 2 1 1 1 1 0 0 0 0 1 0 14 24 9.00 3.000																			

Florida Marlins @ New York Mets
Shea Stadium, Flushing, NY
Thu Jun 26 2003, 7:10 PM EDT
Att: 30,378 - Sunny - 91 F

AB	36
R	6
H	9
RBI	5
BB	4
SO	3
LOB	18



Batter	1	2	3	4	5	6	7	8	9	AB	R	H	RBI	BB	SO	LOB	BOTTOM					
Roger Cedeno, S (1, 9) OBP: 0.326, SLG: 0.347	G5-3		1B BB		G5-3		CS 1B		G5-3	4	0	1	0	1	0	0						
Joe Muehleberg, R (1, 4) OBP: 0.280, SLG: 0.257	B5-3		1B				P4		BB	3	0	1	0	1	0	0						
Ty Wigginton, R (1, 5) OBP: 0.334, SLG: 0.434	F9		1-3 2-H		1B		1B 3B		K	4	1	2	0	0	1	2						
Jeremy Burnitz, L (1, 7) OBP: 0.337, SLG: 0.566	F8		K				K		K	4	0	0	0	0	3	3						
Jason Phillips, R (1, 3) OBP: 0.393, SLG: 0.426	1B		G5-3		G5-3		1B		2B	4	0	3	1	0	0	0						
Vance Wilson, R (1, 2) OBP: 0.327, SLG: 0.458	F8		F7		F7		1B		G5-3	4	0	1	0	0	0	2						
Tsuyoshi Shinjo, R (1, 8) OBP: 0.227, SLG: 0.234	1B		F7		F7		K		G6-3	4	0	1	0	0	1	3						
7 José Reyes, S (1, 6) OBP: 0.213, SLG: 0.328	K		G1-3		G1-3		CS 1B		L7	4	0	1	0	0	1	2						
Aaron Heilman, R (1, 1) John Franco, L (7, 1) Jay Bell, R (7, PH) Dan Wheeler, R (8, 1) Graeme Lloyd, L (9, 1) Timo Perez, L (9, PH) OBP: 0.301, SLG: 0.327	K		K		K		F8		G4-3	2	0	0	0	0	2	0						
Inning Stats	R: 0 E: 0 K: 0 S: 5	H: 0 LOB: 0 BB: 0 P: 9	R: 0 E: 0 K: 1 S: 7	H: 2 LOB: 2 BB: 0 P: 11	R: 0 E: 0 K: 2 S: 11	H: 2 LOB: 2 BB: 1 P: 19	R: 0 E: 0 K: 0 S: 6	H: 0 LOB: 0 BB: 0 P: 12	R: 0 E: 0 K: 1 S: 9	H: 0 LOB: 0 BB: 0 P: 10	R: 1 E: 0 K: 2 S: 19	H: 3 LOB: 2 BB: 0 P: 27	R: 0 E: 0 K: 1 S: 12	H: 2 LOB: 1 BB: 1 P: 24	R: 0 E: 0 K: 1 S: 11	H: 1 LOB: 1 BB: 0 P: 20	R: 0 E: 0 K: 0 S: 8	H: 0 LOB: 0 BB: 0 P: 11	1B: 8 2B: 1 3B: 1 HR: 0	SF: 0 SAC: 0 DP: 0 HBP: 0	WP: 0 PB: 0 SB: 0 CS: 2	PA: 37
PITCHER	IP WLS BF H R ER SO BB IBB HBP BLK WP HR S P ERA WHIP																					
Dontrelle Willis, L (1, 1) ERA: 2.25	7.0 W 30 9 1 1 1 7 2 0 0 0 0 0 69 112 1.29 1.571																					
Armando Almanza, L (8, 1) ERA: 4.79	1.0 4 1 0 0 1 0 0 0 0 0 0 0 11 20 0.00 1.000																					
Braden Looper, R (9, 1) ERA: 2.32	1.0 3 0 0 0 0 0 0 0 0 0 0 0 8 11 0.00 0.000																					

Florida Marlins @ New York Mets
Shea Stadium, Flushing, NY
Thu Jun 26 2003, 7:10 PM EDT
Att: 30,378 - Sunny - 91 F

AB	35
R	1
H	10
RBI	1
BB	2
SO	8
LOB	13



Batter	1	2	3	4	5	6	7	8	9	AB R H RBI BB SO LOB	TOP									
Roger Cedeno, S OBP: 0.328, SLG: 0.348										5 1 2 1 0 0 3	New York Mets @ New York Yankees Yankee Stadium, Bronx, NY Fri Jun 27 2003, 7:05 PM EDT Att: 55,226 - Cloudy - 86 F									
Roberto Alomar, S OBP: 0.340, SLG: 0.365										5 0 1 0 0 0 3										
Ty Wigginton, R OBP: 0.332, SLG: 0.430										5 1 1 1 0 0 2										
Cliff Floyd, L OBP: 0.367, SLG: 0.529										4 0 1 0 0 2 2										
Jason Phillips, R OBP: 0.396, SLG: 0.429										4 0 2 1 0 1 1										
Jeremy Burnitz, L OBP: 0.335, SLG: 0.556										3 0 0 0 0 1 1										
Tony Clark, S OBP: 0.278, SLG: 0.475										3 1 1 1 1 0 3										
7 José Reyes, S OBP: 0.231, SLG: 0.355										4 1 2 0 0 0 1										
Tsuyoshi Shinjo, R OBP: 0.238, SLG: 0.246										3 0 2 0 0 0 1										
Timo Perez, L OBP: 0.306, SLG: 0.327										0 0 0 0 1 0 0										
Inning Stats	R: 2 E: 0 K: 1 S: 12	H: 3 LOB: 1 BB: 0 P: 19	R: 1 E: 0 K: 0 S: 11	H: 2 LOB: 1 BB: 0 P: 12	R: 0 E: 0 K: 0 S: 7	H: 2 LOB: 2 BB: 0 P: 9	R: 0 E: 0 K: 0 S: 6	H: 1 LOB: 0 BB: 0 P: 10	R: 0 E: 0 K: 1 S: 12	H: 1 LOB: 1 BB: 0 P: 18	R: 1 E: 0 K: 1 S: 11	H: 3 LOB: 1 BB: 0 P: 14	R: 0 E: 0 K: 1 S: 9	H: 0 LOB: 1 BB: 1 P: 15	R: 0 E: 0 K: 0 S: 6	H: 0 LOB: 1 BB: 1 P: 14	1B: 10 2B: 1 3B: 0 HR: 1	SF: 0 SAC: 0 DP: 2 HBP: 1	WP: 0 PB: 0 SB: 1 CS: 1	PA: 39
PITCHER	IP WLS BF H R ER SO BB IBB HBP BLK WP HR S P ERA WHIP	IP WLS BF H R ER SO BB IBB HBP BLK WP HR S P ERA WHIP																		
David Wells, L ERA: 3.4	(1, 1) 6.0 W 28 12 4 4 3 0 0 0 1 0 0 0 1 59 82 6.00 2.000																			
Chris Hammond, L ERA: 3.18	(7, 1) 2.0 H 7 0 0 0 1 1 0 0 0 0 0 0 13 21 0.00 0.500																			
Dan Miceli, R ERA: 3.62	(9, 1) 1.0 S 4 0 0 0 0 1 0 0 0 0 0 0 6 14 0.00 1.000																			

Batter	1	2	3	4	5	6	7	8	9	AB R H RBI BB SO LOB	BOTTOM									
Alfonso Soriano, R OBP: 0.339, SLG: 0.510										5 2 2 0 0 0 3	New York Mets @ New York Yankees Yankee Stadium, Bronx, NY Fri Jun 27 2003, 7:05 PM EDT Att: 55,226 - Cloudy - 86 F									
2 Derek Jeter, R OBP: 0.326, SLG: 0.400										4 1 0 0 0 2 5										
25 Jason Giambi, L OBP: 0.411, SLG: 0.527										3 1 1 2 1 1 0										
Ruben Sierra, S OBP: 0.359, SLG: 0.455										3 0 1 1 0 1 1										
55 Hideki Matsui, L OBP: 0.355, SLG: 0.440										4 1 2 2 0 1 1										
20 Jorge Posada, S OBP: 0.398, SLG: 0.496										4 0 2 0 0 1 1										
Robin Ventura, L OBP: 0.345, SLG: 0.423										4 0 0 0 0 1 6										
Raul Mondesi, R OBP: 0.351, SLG: 0.502										4 0 1 1 0 0 3										
Juan Rivera, R OBP: 0.297, SLG: 0.363										4 1 2 0 0 0 0										
Inning Stats	R: 3 E: 0 K: 1 S: 14	H: 2 LOB: 1 BB: 1 P: 25	R: 2 E: 0 K: 0 S: 12	H: 3 LOB: 1 BB: 0 P: 17	R: 0 E: 0 K: 1 S: 7	H: 0 LOB: 0 BB: 0 P: 10	R: 0 E: 0 K: 0 S: 7	H: 0 LOB: 0 BB: 0 P: 10	R: 1 E: 0 K: 1 S: 17	H: 4 LOB: 3 BB: 0 P: 28	R: 0 E: 1 K: 2 S: 17	H: 2 LOB: 3 BB: 0 P: 26	R: 0 E: 0 K: 1 S: 8	H: 0 LOB: 0 BB: 0 P: 9	1B: 9 2B: 2 3B: 0 HR: 0	SF: 1 SAC: 0 DP: 0 HBP: 1	WP: 0 PB: 0 SB: 0 CS: 0	PA: 38		
PITCHER	IP WLS BF H R ER SO BB IBB HBP BLK WP HR S P ERA WHIP	IP WLS BF H R ER SO BB IBB HBP BLK WP HR S P ERA WHIP																		
Jae Weong Seo, R ERA: 3.09	(1, 1) 5.1 L 27 9 6 6 3 1 0 0 1 0 0 0 9 55 87 3.09 1.875																			
Dan Wheeler, R ERA: 1.17	(6, 1) 0.2 2 0 0 0 1 0 0 0 0 0 0 9 13 0.00 0.000																			
John Franco, L ERA: 2.08	(7, 1) 0.2 5 2 0 0 2 0 0 0 0 0 0 16 24 0.00 3.000																			
David Weathers, R ERA: 3.61	(7, 1) 1.1 4 0 0 0 1 0 0 0 0 0 0 9 11 0.00 0.000																			

Batter	1	2	3	4	5	6	7	8	9	AB	R	H	RBI	BB	SO	LOB	TOP					
Roger Cedeno, S (1, 9) OBP: 0.330, SLG: 0.348	G3			F8		FC6-4 1B		FC1-4 BB		3	0	1	0	1	0	0						
Timo Perez, L (1, 8) OBP: 0.305, SLG: 0.325	K			L9		FC6-4 1B		F8		4	0	1	0	0	1	1						
Roberto Alomar, S (1, 4) OBP: 0.339, SLG: 0.363	G1-3			FC6-4 1B		FC6-4 FC5-4		FC1-4 DI		4	0	1	0	0	0	3						
Cliff Floyd, L (1, 10) OBP: 0.361, SLG: 0.520		K		K		K		L8		4	0	0	0	0	3	4						
Ty Wigginton, R (1, 5) OBP: 0.328, SLG: 0.424	F8				K	FC5-4			L7	4	0	0	0	0	1	2						
Jeremy Burnitz, L (1, 7) OBP: 0.333, SLG: 0.566	G4-3				HR			F8		4	1	1	1	0	1	0						
Jason Phillips, R (1, 3) OBP: 0.399, SLG: 0.438			F7		G3-1 2B		FC9-6 1B	F8		4	0	2	0	0	0	0						
Vance Wilson, R (1, 2) OBP: 0.321, SLG: 0.449		L6			G3-1		FC9-6			3	0	0	0	0	0	2						
7 José Reyes, S (1, 6) OBP: 0.221, SLG: 0.338	L7				K		F8			3	0	0	0	0	1	2						
Inning Stats	R: 0 E: 0 K: 1 S: 5	H: 0 LOB: 0 BB: 0 P: 9	R: 0 E: 0 K: 1 S: 6	H: 0 LOB: 0 BB: 0 P: 8	R: 0 E: 0 K: 0 S: 6	H: 0 LOB: 0 BB: 0 P: 10	R: 0 E: 0 K: 1 S: 11	H: 1 LOB: 1 BB: 0 P: 15	R: 1 E: 0 K: 2 S: 18	H: 2 LOB: 1 BB: 0 P: 25	R: 0 E: 0 K: 1 S: 10	H: 2 LOB: 2 BB: 0 P: 11	R: 0 E: 0 K: 1 S: 8	H: 1 LOB: 1 BB: 0 P: 14	R: 0 E: 0 K: 0 S: 8	H: 0 LOB: 1 BB: 1 P: 16	R: 0 E: 0 K: 0 S: 10	H: 0 LOB: 0 BB: 0 P: 16	1B: 4 2B: 1 3B: 0 HR: 1	SF: 0 SAC: 0 DP: 0 HBP: 0	WP: 0 PB: 0 SB: 0 CS: 0	PA: 34
PITCHER	IP	WLS	BF	H	R	ER	SO	BB	IBB	HBP	BLK	WP	HR	S	P	ERA	WHIP					
Roger Clemens, R (1, 1) ERA: 3.36	8.0	W	31	6	1	1	7	1	0	0	0	0	1	72	108	1.12	0.875					
Jason Anderson, R (9, 1) ERA: 4.0	1.0		3	0	0	0	0	0	0	0	0	0	0	10	16	0.00	0.000					

New York Mets @ New York Yankees
Yankee Stadium, Bronx, NY
Sat Jun 28 2003, 1:05 PM EDT
Att: 55,343 - Sunny - 79 F

AB 33
R 1
H 6
RBI 1
BB 1
SO 7
LOB 14





Batter	1	2	3	4	5	6	7	8	9	AB	R	H	RBI	BB	SO	LOB	BOTTOM				
Alfonso Soriano, R (1, 4) OBP: 0.339, SLG: 0.509	G5-3		F8	25 BB 2 1B SF8		55 1B 2 WP	P3			5	2	2	0	0	0	1					
2 Derek Jeter, R (1, 6) OBP: 0.333, SLG: 0.406	G3 25 E 1B		BB 55 HR	55 HBP 25 BB 1B		K	G2-3			5	1	3	0	0	1	2					
25 Jason Giambi, L (1, 3) OBP: 0.411, SLG: 0.521	E1 G3		55 HR BB	55 HBP BB		K		K		3	1	0	0	2	2	2					
Ruben Sierra, S (1, 10) OBP: 0.360, SLG: 0.449	G3		55 HR BB	SF8		55 1B IBB		K		2	1	0	1	2	1	2					
55 Hideki Matsui, L (1, 8) OBP: 0.361, SLG: 0.452	L5		HR	20 G6-4-3 HBP		1B		20 BB BB		3	1	2	5	1	0	2					
20 Jorge Posada, S (1, 2) OBP: 0.398, SLG: 0.489		K	1B BB	G6-4-3		L8		BB		3	0	0	0	2	1	5					
Karim Garcia, L (1, 7) ERA: 9.0					K		G6-3	P5		3	0	2	0	0	1	0					
Juan Rivera, R (7, PH) OBP: 0.292, SLG: 0.356										2	0	0	0	0	0	2					
Raul Mondesi, R (1, 9) OBP: 0.350, SLG: 0.502	F8		F6		P4		2B			4	1	1	0	0	0	3					
Todd Zeile, R (1, 5) OBP: 0.290, SLG: 0.366	G4-3		G1-3		G6-3		2B			4	0	1	1	0	0	3					
Inning Stats	R: 0 E: 1 K: 0 S: 11	H: 1 LOB: 2 BB: 0 P: 16	R: 0 E: 0 K: 1 S: 14	H: 1 LOB: 1 BB: 0 P: 19	R: 4 E: 0 K: 0 S: 15	H: 3 LOB: 2 BB: 3 P: 33	R: 1 E: 0 K: 0 S: 9	H: 2 LOB: 2 BB: 1 P: 17	R: 0 E: 0 K: 1 S: 7	H: 0 LOB: 0 BB: 0 P: 10	R: 1 E: 0 K: 2 S: 20	H: 2 LOB: 2 BB: 1 P: 30	R: 1 E: 0 K: 0 S: 10	H: 2 LOB: 1 BB: 0 P: 15	R: 0 E: 0 K: 2 S: 13	H: 0 LOB: 2 BB: 2 P: 22	1B: 8 2B: 2 3B: 0 HR: 1	SF: 1 SAC: 0 DP: 1 HBP: 1	WP: 1 PB: 0 SB: 0 CS: 0	PA: 43	
PITCHER	IP	WLS	BF	H	R	ER	SO	BB	IBB	HBP	BLK	WP	HR	S	P	ERA	WHIP				
Jeremy Griffiths, R (1, 1) ERA: 9.0	3.0	L	20	7	5	5	1	3	0	0	0	1	0	42	70	15.00	3.333				
Pedro Feliciano, L (4, 1) ERA: 2.7	5.0		23	4	2	2	5	3	1	1	0	1	0	57	92	3.60	1.400				

New York Mets @ New York Yankees
Yankee Stadium, Bronx, NY
Sat Jun 28 2003, 1:05 PM EDT
Att: 55,343 - Sunny - 79 F

AB 34
R 7
H 11
RBI 7
BB 7
SO 6
LOB 22



Batter	1	2	3	4	5	6	7	8	9	AB	R	H	RBI	BB	SO	LOB	TOP					
Roger Cedeno, S (1, 9) OBP: 0.335, SLG: 0.365	0-1 SH1-3 HR 1B		1-2 G1-3			2-2 G6-3		1-3 K		4	1	1	0	0	1	1	<p>New York Mets @ New York Yankees Yankee Stadium, Bronx, NY Sun Jun 29 2003, 8:05 PM EDT Att: 55,444 - Sunny - 76 F</p> <p>livebaseballscores.com</p> <p>AB 29 R 3 H 4 RBI 3 BB 2 SO 7 LOB 9</p> 					
Timo Perez, L (1, 8) OBP: 0.305, SLG: 0.319	1-1 SH1-3		1-0 F7			2-2 G3		0-3 K		2	0	0	0	0	0	0						
Raul Gonzalez, R (8, PH) OBP: 0.347, SLG: 0.391	1-2									1	0	0	0	0	1	1						
Roberto Alomar, S (1, 4) OBP: 0.337, SLG: 0.359	4-2 HR BB		1-3 K			1-1 G6-3			3-2 G5-3	3	1	0	0	1	1	0						
Cliff Floyd, L (1, 10) OBP: 0.358, SLG: 0.516	0-2 F4			1-1 F8			3-2 2B		2-2 F8	4	0	1	0	0	0	2						
Jeremy Burnitz, L (1, 7) OBP: 0.330, SLG: 0.572	0-0 HR			2-1 G5-3			3-2 P6		1-3 K	4	1	1	3	0	1	1						
Ty Wigginton, R (1, 5) OBP: 0.326, SLG: 0.429	0-3 K			1-1 F7			2-2 K			3	0	0	0	0	2	1						
Jason Phillips, R (1, 3) OBP: 0.404, SLG: 0.441		4-2 G5-4-3 BB			1-2 G5-3		0-0 F9			2	0	0	0	1	0	1						
Vance Wilson, R (1, 2) OBP: 0.319, SLG: 0.444		1-1 G5-4-3			3-2 G6-3			1-0 1B		3	0	1	0	0	0	1						
7 José Reyes, S (1, 6) OBP: 0.205, SLG: 0.314	0-1 G1-3				1-1 G1-3			0-3 K		3	0	0	0	0	1	1						
Inning Stats	R: 3 E: 0 K: 1 S: 15	H: 2 LOB: 0 BB: 1 P: 19	R: 0 E: 0 K: 0 S: 7	H: 0 LOB: 0 BB: 1 P: 12	R: 0 E: 0 K: 1 S: 7	H: 0 LOB: 0 BB: 0 P: 10	R: 0 E: 0 K: 0 S: 6	H: 0 LOB: 0 BB: 0 P: 10	R: 0 E: 0 K: 0 S: 9	H: 0 LOB: 0 BB: 0 P: 14	R: 0 E: 0 K: 0 S: 8	H: 1 LOB: 1 BB: 0 P: 13	R: 0 E: 0 K: 1 S: 11	H: 1 LOB: 1 BB: 0 P: 19	R: 0 E: 0 K: 3 S: 10	H: 1 LOB: 1 BB: 0 P: 12	R: 0 E: 0 K: 1 S: 9	H: 0 LOB: 0 BB: 0 P: 15	1B: 2 2B: 1 3B: 0 HR: 1	SF: 0 SAC: 1 DP: 1 HBP: 0	WP: 0 PB: 0 CS: 0	PA: 32
PITCHER	IP WLS BF H R ER SO BB IBB HBP BLK WP HR S P ERA WHIP	7.0 W 25 3 3 3 3 2 0 0 0 0 1 63 97 3.86 0.714	1.0 H 4 1 0 0 3 0 0 0 0 0 0 10 12 0.00 1.000	1.0 S 3 0 0 0 1 0 0 0 0 0 0 9 15 0.00 0.000	PITCHER										IP WLS BF H R ER SO BB IBB HBP BLK WP HR S P ERA WHIP							

Batter	1	2	3	4	5	6	7	8	9	AB	R	H	RBI	BB	SO	LOB	BOTTOM					
Alfonso Soriano, R (1, 4) OBP: 0.346, SLG: 0.517	3-2 S 1B		4-0 2B 25 HR BB	1-0 2B 2S HBP		1-0 G5-4-3		0-1 E5 1B		3	1	2	0	1	0	1	<p>New York Mets @ New York Yankees Yankee Stadium, Bronx, NY Sun Jun 29 2003, 8:05 PM EDT Att: 55,444 - Sunny - 76 F</p> <p>livebaseballscores.com</p> <p>AB 32 R 5 H 9 RBI 5 BB 6 SO 5 LOB 15</p> 					
2 Derek Jeter, R (1, 6) OBP: 0.341, SLG: 0.423	1-3 K		2-0 25 HR 1B	3-2 25 BB 1B		1-0 25 BB 1B		2-2 E5		5	1	3	0	0	1	2						
25 Jason Giambi, L (1, 10) OBP: 0.418, SLG: 0.544	1-0 F7		3-2 2-H 3-H HR	4-2 FC5-4 BB		4-1 1B		1-3 K		3	1	1	3	2	1	2						
Raul Mondesi, R (1, 9) OBP: 0.341, SLG: 0.487	1-0 P4		0-0 F9	1-2 FC5-4		0-0 P6				4	0	0	0	0	0	6						
55 Hideki Matsui, L (1, 8) OBP: 0.369, SLG: 0.465		2-3 K	2-1 HR		2-3 K		1-3 K			4	1	1	1	0	3	0						
20 Jorge Posada, S (1, 2) OBP: 0.398, SLG: 0.498	1-0 G4-3		2-1 HR		4-1 FC7-4 BB		1-1 F7			3	1	1	1	1	0	0						
Todd Zeile, R (1, 3) OBP: 0.293, SLG: 0.363	4-1 BB		1-1 P4		2-2 FC7-4		2-2 1B			3	0	1	0	1	0	1						
Juan Rivera, R (1, 7) OBP: 0.287, SLG: 0.354	1-2 G4-3			0-0 F8	1-1 F8		1-2 G4-3			4	0	0	0	0	0	3						
Enrique Wilson, S (1, 5) OBP: 0.241, SLG: 0.302			2-1 P4		2-1 G6-3		4-1 G5-4-3 BB		1-1 G3	3	0	0	0	1	0	0						
Inning Stats	R: 0 E: 0 K: 1 S: 8	H: 1 LOB: 1 BB: 0 P: 14	R: 0 E: 0 K: 1 S: 8	H: 0 LOB: 1 BB: 1 P: 16	R: 5 E: 0 K: 0 S: 14	H: 4 LOB: 0 BB: 1 P: 30	R: 0 E: 0 K: 0 S: 12	H: 1 LOB: 3 BB: 1 P: 23	R: 0 E: 0 K: 1 S: 9	H: 0 LOB: 1 BB: 1 P: 18	R: 0 E: 0 K: 0 S: 5	H: 1 LOB: 2 BB: 2 P: 15	R: 0 E: 0 K: 1 S: 12	H: 1 LOB: 1 BB: 0 P: 17	R: 0 E: 1 K: 1 S: 11	H: 1 LOB: 1 BB: 0 P: 15	R: 0 E: 0 K: 1 S: 9	H: 0 LOB: 0 BB: 0 P: 15	1B: 6 2B: 0 3B: 0 HR: 3	SF: 0 SAC: 0 DP: 1 HBP: 1	WP: 0 PB: 0 CS: 0	PA: 39
PITCHER	IP WLS BF H R ER SO BB IBB HBP BLK WP HR S P ERA WHIP	6.0 L 31 7 5 5 3 6 0 1 0 0 0 12 17 0.00 1.000	1.0 4 1 0 0 1 0 0 0 0 0 0 0 11 15 0.00 1.000	1.0 4 1 0 0 1 0 0 0 0 0 0 0 11 15 0.00 1.000	PITCHER										IP WLS BF H R ER SO BB IBB HBP BLK WP HR S P ERA WHIP							

Batter	1	2	3	4	5	6	7	8	9	AB	R	H	RBI	BB	SO	LOB	TOP				
Endy Chavez, L OBP: 0.289, SLG: 0.361	F7		G4-3		L7			G3-1		4	0	1	0	0	0	1	Montreal Expos @ New York Mets Shea Stadium, Flushing, NY Mon Jun 30 2003, 7:10 PM EDT Att: 29,829 - Sunny - 83 F				
Edwards Guzman, L OBP: 0.323, SLG: 0.375	FC4-6				G4-3			F8		4	0	2	0	0	0	2					
Orlando Cabrera, R OBP: 0.356, SLG: 0.481	K		G6-3					G3-1		4	0	0	0	0	1	3					
Jose Vidro, S OBP: 0.413, SLG: 0.495	FC4-6				G5-3			F8		4	0	0	0	0	0	2					
Brad Wilkerson, L OBP: 0.417, SLG: 0.513					G4-3					3	0	0	0	1	1	0					
Wil Cordero, R OBP: 0.354, SLG: 0.433										4	1	3	0	0	0	0					
Ronald Calloway, L OBP: 0.301, SLG: 0.433										3	0	0	1	0	1	2					
Michael Barrett, R OBP: 0.230, SLG: 0.286										2	0	1	0	1	0	0					
Brian Schneider, L OBP: 0.358, SLG: 0.450										1	0	0	0	0	0	1					
Javier Vazquez, R OBP: 0.138, SLG: 0.138										1	0	0	0	0	0	0					
Jose Macias, S OBP: 0.315, SLG: 0.400										1	0	0	0	0	1	1					
Scott Stewart, R OBP: 0.358, SLG: 0.450										0	0	0	0	0	0	0					
Julio Manon, R OBP: 0.358, SLG: 0.450										0	0	0	0	0	0	0					
Inning Stats	R: 0 E: 0 K: 1 S: 12	H: 1 LOB: 1 BB: 0 P: 17	R: 1 E: 0 K: 0 S: 11	H: 1 LOB: 0 BB: 1 P: 20	R: 0 E: 0 K: 0 S: 10	H: 1 LOB: 1 BB: 0 P: 14	R: 0 E: 0 K: 0 S: 13	H: 1 LOB: 1 BB: 0 P: 19	R: 0 E: 0 K: 0 S: 5	H: 0 LOB: 0 BB: 0 P: 7	R: 0 E: 0 K: 2 S: 8	H: 0 LOB: 1 BB: 1 P: 21	R: 0 E: 0 K: 0 S: 8	H: 1 LOB: 1 BB: 0 P: 11	R: 0 E: 0 K: 1 S: 11	H: 1 LOB: 1 BB: 0 P: 19	1B: 5 2B: 2 3B: 0 HR: 0	SF: 1 SAC: 1 DP: 0 HBP: 0	WP: 1 PB: 0 CS: 1	PA: 35	
PITCHER	IP	WLS	BF	H	R	ER	SO	BB	IBB	HBP	BLK	WP	HR	S	P	ERA	WHIP				
Steve Trachsel, R ERA: 4.34	7.0	W	27	5	1	1	3	2	0	0	0	1	0	70	110	1.29	1.000				
David Weathers, R ERA: 3.4	0.2	H	3	1	0	0	0	0	0	0	0	0	0	7	10	0.00	1.500				
Armando Benitez, R ERA: 3.09	1.1	S	5	1	0	0	1	0	0	0	0	0	0	12	20	0.00	0.750				

Batter	1	2	3	4	5	6	7	8	9	AB	R	H	RBI	BB	SO	LOB	BOTTOM				
Roger Cedeno, S OBP: 0.333, SLG: 0.363	L6-3				G4-3					4	0	1	0	0	1	1	Montreal Expos @ New York Mets Shea Stadium, Flushing, NY Mon Jun 30 2003, 7:10 PM EDT Att: 29,829 - Sunny - 83 F				
Raul Gonzalez, R OBP: 0.347, SLG: 0.391										0	0	0	0	0	0	0					
Roberto Alomar, S OBP: 0.336, SLG: 0.357	L6-3				G3-1			G4-3		4	1	1	0	0	0	1					
Jeremy Burnitz, L OBP: 0.338, SLG: 0.579										3	1	2	0	1	0	1					
Cliff Floyd, L OBP: 0.364, SLG: 0.521										3	1	2	1	1	0	1					
David Weathers, R OBP: 0.364, SLG: 0.521										0	0	0	0	0	0	0					
Armando Benitez, R OBP: 0.364, SLG: 0.521										0	0	0	0	0	0	0					
Ty Wigginton, R OBP: 0.328, SLG: 0.431										3	0	1	2	1	0	1					
Jason Phillips, R OBP: 0.394, SLG: 0.429										4	0	0	0	0	2	5					
Vance Wilson, R OBP: 0.311, SLG: 0.432										4	0	0	0	0	0	1					
7 José Reyes, S OBP: 0.211, SLG: 0.342										3	0	1	0	0	1	0					
Steve Trachsel, R OBP: 0.103, SLG: 0.111										3	0	0	0	0	2	1					
Timo Perez, L OBP: 0.305, SLG: 0.319										0	0	0	0	0	0	0					
Inning Stats	R: 0 E: 0 K: 0 S: 13	H: 1 LOB: 3 BB: 3 P: 29	R: 0 E: 0 K: 1 S: 15	H: 1 LOB: 1 BB: 0 P: 21	R: 2 E: 0 K: 1 S: 16	H: 3 LOB: 1 BB: 0 P: 21	R: 0 E: 0 K: 1 S: 9	H: 0 LOB: 0 BB: 0 P: 10	R: 1 E: 0 K: 1 S: 12	H: 2 LOB: 1 BB: 0 P: 19	R: 0 E: 0 K: 1 S: 14	H: 0 LOB: 0 BB: 0 P: 18	R: 0 E: 0 K: 1 S: 9	H: 1 LOB: 1 BB: 0 P: 12	R: 0 E: 0 K: 0 S: 5	H: 0 LOB: 0 BB: 0 P: 7	1B: 4 2B: 4 3B: 1 HR: 0	SF: 0 SAC: 0 DP: 1 HBP: 0	WP: 0 PB: 0 CS: 0	PA: 34	
PITCHER	IP	WLS	BF	H	R	ER	SO	BB	IBB	HBP	BLK	WP	HR	S	P	ERA	WHIP				
Javier Vazquez, R ERA: 4.05	6.0	L	27	7	3	3	5	3	0	0	0	0	0	9	12	0.00	1.667				
Scott Stewart, L ERA: 2.5	1.0		4	1	0	0	1	0	0	0	0	0	0	9	12	0.00	1.000				
Julio Manon, R ERA: 3.21	1.0		3	0	0	0	0	0	0	0	0	0	0	5	7	0.00	0.000				

AB	31
R	1
H	7
RBI	1
BB	2
SO	4
LOB	12




AB	31
R	3
H	8
RBI	3
BB	3
SO	6
LOB	12



Batter	1	2	3	4	5	6	7	8	9	AB	R	H	RBI	BB	SO	LOB	TOP					
Endy Chavez, L (1,8) OBP: 0.289, SLG: 0.359	L3		G4-3		F8			FC3-6 1B		4	0	1	0	0	0	0						
Edwards Guzman, L (1,5) OBP: 0.319, SLG: 0.358	L9		BB		G3-1			FC3-6 HR		3	1	0	0	1	0	2						
Orlando Cabrera, R (1,6) OBP: 0.352, SLG: 0.476	F8		F9		F9			SF8		3	0	0	1	0	0	1						
Jose Vidro, S (1,4) OBP: 0.417, SLG: 0.523		HR			F9			HR		4	3	3	3	0	0	0						
Brad Wilkerson, L (1,7) OBP: 0.411, SLG: 0.504	G1-3		G4-3		F8			K		4	0	0	0	0	1	1						
Wil Cordero, R (1,3) OBP: 0.352, SLG: 0.430	G5-3		G4-6-3 1B		G6-3			K		4	0	1	1	0	1	0						
Ronald Calloway, L (1,9) OBP: 0.305, SLG: 0.453	1B		G4-6-3 1B		HR			K		4	1	2	1	0	1	1						
Brian Schneider, L (1,2) OBP: 0.349, SLG: 0.438	G3		G1-3		K			F9		4	0	0	0	0	1	1						
Sun-Woo Kim, R (1,1) Joey Eischen, L (4,1) 52 T.J. Tucker, R (5,1) Scott Stewart, L (7,1) Henry Mateo, S (8,PH) Julio Manon, R (8,1)			K		P3			FC3-6 1B SF8 1B		1	0	0	0	0	1	0						
Inning Stats	R: 0 E: 0 K: 0 S: 8	H: 0 LOB: 0 BB: 0 P: 12	R: 1 E: 0 K: 0 S: 11	H: 2 LOB: 1 BB: 0 P: 16	R: 0 E: 0 K: 1 S: 12	H: 0 LOB: 1 BB: 1 P: 19	R: 1 E: 0 K: 0 S: 13	H: 2 LOB: 0 BB: 0 P: 21	R: 0 E: 0 K: 0 S: 9	H: 0 LOB: 0 BB: 0 P: 12	R: 0 E: 0 K: 1 S: 6	H: 0 LOB: 0 BB: 0 P: 9	R: 1 E: 0 K: 1 S: 10	H: 1 LOB: 0 BB: 0 P: 16	R: 3 E: 0 K: 1 S: 15	H: 3 LOB: 0 BB: 0 P: 22	R: 0 E: 0 K: 2 S: 8	H: 0 LOB: 0 BB: 0 P: 14	1B: 4 2B: 1 3B: 0 HR: 3	SF: 1 SAC: 0 DP: 1 HBP: 0	WP: 0 PB: 0 SB: 0 CS: 0	PA: 35
PITCHER	IP	WLS	BF	H	R	ER	SO	BB	IBB	HBP	BLK	WP	HR	S	P	ERA	WHIP					
Aaron Heilman, R (1,1) ERA: 2.77	7.0		26	5	3	3	2	1	0	0	0	0	2	69	105	3.86	0.857					
Graeme Lloyd, L (8,1) ERA: 3.18	0.2	H	4	2	2	2	0	0	0	0	0	0	0	7	11	27.00	3.000					
Armando Benitez, R (8,1) ERA: 3.2	1.1	W	5	1	1	1	3	0	0	0	0	0	1	16	25	6.75	0.750					

Montreal Expos @ New York Mets
 Shea Stadium, Flushing, NY
 Tue Jul 01 2003, 7:10 PM EDT
 Att: 30,084 - Cloudy - 83 F


AB 33
 R 6
 H 8
 RBI 6
 BB 1
 SO 5
 LOB 6



Batter	1	2	3	4	5	6	7	8	9	AB	R	H	RBI	BB	SO	LOB	BOTTOM					
Timo Perez, L (1,8) OBP: 0.309, SLG: 0.317	G4-3		BB		G6-3		G4-3			4	0	1	0	1	0	2						
Rey Sanchez, R (1,4) OBP: 0.255, SLG: 0.256	G6-3		G4-3		SF9			L7		4	0	0	1	0	0	2						
Jeremy Burnitz, L (1,9) OBP: 0.340, SLG: 0.570	1B		G3-6 BB		K		G4-3	F9		3	0	0	0	2	1	1						
Cliff Floyd, L (1,7) OBP: 0.364, SLG: 0.519	1B		G3-6 1B		K		E6 2B 1B	G5-3		5	1	2	0	0	1	1						
Ty Wigginton, R (1,5) OBP: 0.332, SLG: 0.432	K		HBP 1B		G2-3 1B		2B 7 1B IBB	P3		4	2	2	0	1	1	2						
Jason Phillips, R (1,3) OBP: 0.406, SLG: 0.444			7 2B HBP		G2-3		7 1B 2B	7 FC4 1B		4	2	3	1	0	0	1						
Joe McEwing, R (8,FR) OBP: 0.275, SLG: 0.252			1B		G2-3		7 1B 2B	7 FC4 1B		0	1	0	0	0	0	0						
Vance Wilson, R (1,2) OBP: 0.326, SLG: 0.437	7 2B 1B		1B		G6-3		7 1B IBB	P3		3	0	2	1	1	0	1						
7 José Reyes, S (1,6) OBP: 0.222, SLG: 0.359	BB 2B		G3		G6-3		1B	FC4 1B		5	0	2	3	0	0	5						
Aaron Heilman, R (1,1) ERA: 9.0			K		G6-3		K	1B		2	1	0	0	1	1	2						
Roger Cedeno, S (7,PH) ERA: 0.332, SLG: 0.362			K		G6-3		K	1B		1	0	0	0	0	1	2						
Graeme Lloyd, L (8,1) ERA: 5.19			K		G6-3		K	1B		0	0	0	0	0	0	0						
Armando Benitez, R (8,1) ERA: 3.28			K		G6-3		K	1B		0	0	0	0	0	0	0						
Tony Clark, S (8,PH) OBP: 0.281, SLG: 0.477			K		G6-3		K	1B		1	0	1	1	0	0	0						
Inning Stats	R: 0 E: 0 K: 1 S: 10	H: 1 LOB: 2 BB: 1 P: 22	R: 1 E: 0 K: 1 S: 14	H: 2 LOB: 2 BB: 1 P: 25	R: 0 E: 0 K: 0 S: 10	H: 2 LOB: 3 BB: 1 P: 22	R: 1 E: 0 K: 1 S: 8	H: 1 LOB: 0 BB: 1 P: 15	R: 1 E: 0 K: 1 S: 12	H: 2 LOB: 1 BB: 0 P: 15	R: 0 E: 0 K: 0 S: 7	H: 0 LOB: 0 BB: 0 P: 11	R: 3 E: 1 K: 1 S: 12	H: 3 LOB: 2 BB: 2 P: 24	R: 0 E: 0 K: 0 S: 11	H: 0 LOB: 0 BB: 0 P: 17	R: 1 E: 0 K: 0 S: 9	H: 2 LOB: 2 BB: 0 P: 12	1B: 11 2B: 2 3B: 0 HR: 0	SF: 1 SAC: 0 DP: 1 HBP: 2	WP: 0 PB: 0 SB: 0 CS: 1	PA: 45
PITCHER	IP	WLS	BF	H	R	ER	SO	BB	IBB	HBP	BLK	WP	HR	S	P	ERA	WHIP					
Sun-Woo Kim, R (1,1) ERA: 9.0	3.1		20	6	2	2	2	4	0	0	0	0	0	6	7	0.00	0.000					
Joey Eischen, L (4,1) ERA: 2.53	1.0		2	0	0	0	2	0	0	0	0	0	0	6	7	0.00	0.000					
52 T.J. Tucker, R (5,1) ERA: 5.19	1.2		7	2	1	1	0	0	0	0	0	0	0	16	23	5.40	1.200					
Scott Stewart, L (7,1) ERA: 3.28	1.0		8	3	3	3	1	0	2	0	0	0	0	12	24	27.00	3.000					
Julio Manon, R (8,1) ERA: 3.45	1.2	L	8	2	1	1	0	0	0	0	0	0	0	20	29	5.40	1.200					

Montreal Expos @ New York Mets
 Shea Stadium, Flushing, NY
 Tue Jul 01 2003, 7:10 PM EDT
 Att: 30,084 - Cloudy - 83 F

AB 36
 R 7
 H 13
 RBI 7
 BB 6
 SO 5
 LOB 19



Batter	1	2	3	4	5	6	7	8	9	AB	R	H	RBI	BB	SO	LOB	TOP										
Timo Perez, L (1, 8) OBP: 0.313, SLG: 0.315 Raul Gonzalez, R (7, PH) OBP: 0.356, SLG: 0.393	4-0 1B BB	3-2 2-4-5-2 3-H	1-0 1B SF7		3-2 G6-3		2-0 1B HR	0-0 E5		2	1	1	0	1	0	0											
Ty Wigginton, R (1, 5) OBP: 0.329, SLG: 0.424	1-1 F8		0-0 F9		2-3 K		0-0 1B HR	2-3 K		5	1	1	0	0	2	4											
Jeremy Bumitz, L (1, 9) OBP: 0.344, SLG: 0.594	2-1 1B SAFE		2-0 1B SF7		2-0 F9		0-0 1B HR	2-2 F7		5	1	3	3	0	0	2											
Cliff Floyd, L (1, 7) OBP: 0.360, SLG: 0.513	0-2 P5		0-0 1-2 SF7		1-1 F9 1B		1-2 F9		1-0 F7	4	1	1	1	0	0	2											
Jason Phillips, R (1, 3) OBP: 0.397, SLG: 0.451	3-3 K		0-0 1-2 3-H L9		1-0 F9		1-2 E6 1B		2-3 K	5	0	0	0	0	2	4											
Vance Wilson, R (1, 2) OBP: 0.337, SLG: 0.448		4-0 SH5-4 E BB		0-3 K		0-1 CS 1B	0-1 E6-4 1B		3-2 E 2B	4	1	3	1	1	1	0											
Rey Sanchez, R (1, 6) OBP: 0.253, SLG: 0.254		2-2 L8		1-1 L8		3-H G3-1	1-2 FC1-6-4		1-1 E6 1B	5	0	1	0	0	0	4											
Joe McEwing, R (1, 4) OBP: 0.280, SLG: 0.267 Armando Benitez, R (9, 1)		2-2 E4 SH5-4		3-2 2B		1-1 SH1-4 1B	1-0 F7		2-2 G1-3	5	1	2	0	0	0	2											
Tom Glavine, L (1, 1) OBP: 0.179, SLG: 0.185 Tony Clark, S (8, PH) OBP: 0.278, SLG: 0.474 John Franco, L (8, 1) David Weathers, R (9, 1) Jay Bell, R (9, 4) OBP: 0.407, SLG: 0.217		0-0 SH5-4		0-0 G5-3		0-1 SH1-4	0-0 2B			1	0	0	0	0	0	1											
Inning Stats	R: 0 E: 0 K: 1 S: 12	H: 1 LOB: 2 BB: 1 P: 22	R: 0 E: 1 K: 0 S: 11	H: 0 LOB: 2 BB: 1 P: 22	R: 1 E: 0 K: 0 S: 5	H: 2 LOB: 1 BB: 0 P: 8	R: 0 E: 0 K: 1 S: 11	H: 1 LOB: 1 BB: 0 P: 15	R: 0 E: 0 K: 1 S: 7	H: 0 LOB: 0 BB: 0 P: 14	R: 1 E: 0 K: 0 S: 8	H: 2 LOB: 0 BB: 0 P: 12	R: 4 E: 1 K: 0 S: 18	H: 5 LOB: 2 BB: 0 P: 24	R: 0 E: 1 K: 1 S: 9	H: 1 LOB: 2 BB: 0 P: 14	R: 1 E: 1 K: 1 S: 15	H: 2 LOB: 1 BB: 0 P: 24	1B: 9 2B: 4 3B: 0 HR: 1	SF: 1 SAC: 2 DP: 0 HBP: 0	WP: 0 PB: 0 SB: 0 CS: 1	PA: 44					
PITCHER	IP	WLS	BF	H	R	ER	SO	BB	IBB	HBP	BLK	WP	HR	S	P	ERA	WHIP										
Jimmy Haynes, R (1, 1) ERA: 5.75	6.1	L	28	7	3	3	3	2	0	0	0	0	0	58	98	4.26	1.421										
Felix Heredia, L (7, 1) ERA: 3.29	0.1		5	3	3	3	0	0	0	0	0	0	1	9	13	81.00	9.000										
Scott Sullivan, R (7, 1) ERA: 4.17	0.1		2	1	0	0	0	0	0	0	0	0	0	5	6	0.00	3.000										
John Riedling, R (8, 1) ERA: 6.39	2.0		10	3	1	0	2	0	0	0	0	0	0	24	38	0.00	1.500										

New York Mets @ Cincinnati Reds
Great American Ball Park, Cincinnati, OH
Fri Jul 04, 2003, 1:15 PM EDT
Att: 35,111 - Cloudy - 86 F

AB 39
R 7
H 14
RBI 6
BB 2
SO 5
LOB 20



Batter	1	2	3	4	5	6	7	8	9	AB	R	H	RBI	BB	SO	LOB	BOTTOM										
Ray Olmedo, S (1, 6) OBP: 0.318, SLG: 0.364 Ken Griffey Jr., L (9, PH) OBP: 0.366, SLG: 0.503	2-1 G5-3		0-0 FC6-4		0-0 1B			0-1 L6	2-3 K	4	0	1	0	0	0	1											
Jose Guillen, R (1, 9) OBP: 0.411, SLG: 0.665	2-2 F8		1-0 HR		3-2 1B		1-1 HR			4	2	3	2	0	0	0											
Adam Dunn, L (1, 7) OBP: 0.354, SLG: 0.512	3-3 K		3-2 G4-3		3-1 G4-3		2-2 G1-3			4	0	0	0	0	1	2											
Austin Kearns, R (1, 8) OBP: 0.370, SLG: 0.468		3-3 K		3-2 G5-3		0-0 G6-3		0-1 G6-3		4	0	0	0	0	1	0											
Aaron Boone, R (1, 5) OBP: 0.331, SLG: 0.470		1-1 F8		1-0 BB HBP		0-1 G6-3		2-2 F7		3	0	0	0	0	0	0											
Sean Casey, L (1, 3) OBP: 0.355, SLG: 0.427		0-2 G5-3		4-2 BB		1-1 F7		1-0 BB 1B		3	0	1	0	1	0	0											
Jason LaRue, R (1, 2) OBP: 0.339, SLG: 0.468 Kelly Stinnett, R (4, PH) OBP: 0.305, SLG: 0.418			1-2 F7		0-2 K		1-3 K		0-2 BB 1B	1	0	0	0	0	0	0											
Juan Castro, R (1, 4) OBP: 0.260, SLG: 0.360 Reggie Taylor, L (9, PH) OBP: 0.255, SLG: 0.352			2-1 F9		1-1 F9		0-1 G6-3		3-3 K	3	0	0	0	0	0	0											
Jimmy Haynes, R (1, 1) ERA: 4.64 Felix Heredia, L (7, 1) ERA: 3.09 Scott Sullivan, R (7, 1) ERA: 3.09 Wily Mo Peña, R (7, PH) OBP: 0.313, SLG: 0.375 John Riedling, R (8, 1) ERA: 6.39 Russell Brannan, L (9, PH) OBP: 0.420, SLG: 0.500			1-0 FC6-4 1B		2-3 K		0-0 F8		4-2 BB	2	0	1	0	0	1	0											
Inning Stats	R: 0 E: 0 K: 1 S: 8	H: 0 LOB: 0 BB: 0 P: 15	R: 0 E: 0 K: 1 S: 10	H: 0 LOB: 0 BB: 0 P: 14	R: 0 E: 0 K: 0 S: 7	H: 1 LOB: 1 BB: 0 P: 11	R: 1 E: 0 K: 1 S: 14	H: 1 LOB: 2 BB: 1 P: 26	R: 0 E: 0 K: 0 S: 5	H: 0 LOB: 0 BB: 0 P: 6	R: 0 E: 0 K: 1 S: 6	H: 0 LOB: 0 BB: 0 P: 7	R: 1 E: 0 K: 0 S: 10	H: 1 LOB: 2 BB: 0 P: 13	R: 0 E: 2 K: 2 S: 15	H: 2 LOB: 3 BB: 1 P: 27	1B: 5 2B: 0 3B: 0 HR: 2	SF: 0 SAC: 0 DP: 0 HBP: 1	WP: 0 PB: 0 SB: 0 CS: 0	PA: 37							
PITCHER	IP	WLS	BF	H	R	ER	SO	BB	IBB	HBP	BLK	WP	HR	S	P	ERA	WHIP										
Tom Glavine, L (1, 1) ERA: 4.64	7.0	W	27	4	1	1	5	1	0	0	0	0	0	62	100	1.29	0.714										
John Franco, L (8, 1) ERA: 3.09	1.0		4	1	1	1	0	0	0	0	0	0	1	10	13	9.00	1.000										
David Weathers, R (9, 1) ERA: 3.35	0.2		5	2	0	0	1	1	0	0	0	0	0	12	22	0.00	4.500										
Armando Benitez, R (9, 1) ERA: 3.18	0.1	S	1	0	0	0	1	0	0	0	0	0	0	3	5	0.00	0.000										

New York Mets @ Cincinnati Reds
Great American Ball Park, Cincinnati, OH
Fri Jul 04, 2003, 1:15 PM EDT
Att: 35,111 - Cloudy - 86 F

AB 34
R 2
H 7
RBI 2
BB 2
SO 7
LOB 10



Batter	1	2	3	4	5	6	7	8	9	AB	R	H	RBI	BB	SO	LOB	TOP			
Timo Perez, L OBP: 0.320, SLG: 0.360 (1, 8)										5	2	3	3	0	0	0	New York Mets @ Cincinnati Reds Great American Ball Park, Cincinnati, OH Sun Jul 06 2003, 1:15 PM EDT Att: 31,054 - Cloudy - 83 F			
Joe McEwing, R OBP: 0.289, SLG: 0.256 (1, 4)										5	0	0	0	0	2	2				
Jeremy Burnitz, L OBP: 0.357, SLG: 0.615 (1, 9)										3	2	1	1	2	0	0				
Cliff Floyd, L OBP: 0.361, SLG: 0.522 Jaime Cerda, L (8, 1)										3	0	0	0	1	1	2				
Jay Bell, R OBP: 0.395, SLG: 0.203 Armando Benitez, R (9, 1)										1	0	0	0	0	0	2				
Ty Wigginton, R OBP: 0.328, SLG: 0.423 (1, 5)										4	0	1	2	0	0	1				
Jason Phillips, R OBP: 0.385, SLG: 0.435 (1, 2)										4	0	0	0	0	1	1				
Tony Clark, S OBP: 0.284, SLG: 0.496 (1, 3)										4	1	2	1	0	0	0				
Rey Sanchez, R OBP: 0.247, SLG: 0.247 (1, 6)										4	0	1	0	0	0	1				
Aaron Heilman, R (1, 1) Roger Cedeno, S OBP: 0.331, SLG: 0.360 (5, PH) Pedro Feliciano, L (5, 1) Raul Gonzalez, R OBP: 0.368, SLG: 0.418 (8, 7)										1	0	0	0	0	1	1				
Inning Stats	R: 1 E: 0 K: 0 S: 9	H: 1 LOB: 1 BB: 1 P: 20	R: 0 E: 0 K: 1 S: 9	H: 1 LOB: 1 BB: 0 P: 13	R: 1 E: 0 K: 2 S: 10	H: 1 LOB: 0 BB: 0 P: 15	R: 0 E: 0 K: 1 S: 7	H: 0 LOB: 0 BB: 0 P: 13	R: 0 E: 0 K: 1 S: 6	H: 0 LOB: 0 BB: 0 P: 9	R: 0 E: 0 K: 0 S: 8	H: 1 LOB: 1 BB: 0 P: 7	R: 0 E: 1 K: 0 S: 16	H: 3 LOB: 1 BB: 1 P: 26	R: 2 E: 0 K: 0 S: 15	H: 3 LOB: 2 BB: 1 P: 29	1B: 4 2B: 3 3B: 0 HR: 3	SF: 0 SAC: 0 DP: 0 HBP: 0	WP: 0 PB: 0 SB: 0 CS: 0	PA: 40
PITCHER	IP WLS BF H R ER SO BB IBB HBP BLK WP HR S P ERA WHIP																			
Paul Wilson, R ERA: 4.4 Todd Van Poppel, R ERA: 9.0 Scott Williamson, R ERA: 3.38 Brian Reith, R ERA: 4.57	(1, 1) (8, 1) (8, 1) (9, 1)	7.0 0.1 0.2 1.0	26 4 3 7	4 2 1 3	2 3 0 2	5 3 0 2	1 0 0 0	0 0 0 1	0 0 0 0	0 0 0 0	0 0 0 1	2 11 6 29	55 20 5 15	90 20 6 29	2.57 81.00 0.00 18.00	0.714 9.000 1.500 3.000				

AB	37
R	7
H	10
RBI	7
BB	3
SO	5
LOB	10



Batter	1	2	3	4	5	6	7	8	9	AB	R	H	RBI	BB	SO	LOB	BOTTOM					
Barry Larkin, R OBP: 0.346, SLG: 0.388 (1, 6)										5	0	1	0	0	1	2	New York Mets @ Cincinnati Reds Great American Ball Park, Cincinnati, OH Sun Jul 06 2003, 1:15 PM EDT Att: 31,054 - Cloudy - 83 F					
Sean Casey, L OBP: 0.351, SLG: 0.429 (1, 3)										4	2	1	1	1	0	1						
Jose Guillen, R OBP: 0.404, SLG: 0.650 (1, 9)										5	1	1	0	0	1	1						
Austin Kearns, R OBP: 0.366, SLG: 0.459 (1, 8)										4	0	1	1	1	1	1						
Aaron Boone, R OBP: 0.331, SLG: 0.469 (1, 5)										5	0	1	0	0	1	4						
Adam Dunn, L OBP: 0.358, SLG: 0.521 (1, 7)										3	2	2	1	1	0	1						
Kelly Stinnett, R OBP: 0.310, SLG: 0.443 (1, 2)										4	0	1	1	0	0	2						
Juan Castro, R OBP: 0.276, SLG: 0.367 (1, 4)										2	0	2	1	2	0	0						
Paul Wilson, R OBP: 0.094, SLG: 0.067 Todd Van Poppel, R ERA: 3.33 Scott Williamson, R (8, 1) Reggie Taylor, L OBP: 0.247, SLG: 0.344 Brian Reith, R (9, 1)										2	0	0	0	0	2	4						
Inning Stats	R: 0 E: 0 K: 0 S: 12	H: 1 LOB: 2 BB: 1 P: 23	R: 1 E: 0 K: 1 S: 13	H: 1 LOB: 1 BB: 1 P: 24	R: 3 E: 0 K: 2 S: 16	H: 3 LOB: 2 BB: 2 P: 34	R: 1 E: 0 K: 0 S: 8	H: 1 LOB: 0 BB: 0 P: 13	R: 0 E: 0 K: 1 S: 9	H: 2 LOB: 2 BB: 0 P: 11	R: 0 E: 0 K: 0 S: 10	H: 0 LOB: 0 BB: 0 P: 13	R: 0 E: 0 K: 1 S: 8	H: 1 LOB: 1 BB: 0 P: 9	R: 0 E: 0 K: 0 S: 5	H: 0 LOB: 0 BB: 1 P: 13		R: 0 E: 0 K: 1 S: 10	H: 1 LOB: 1 BB: 0 P: 11	1B: 6 2B: 2 3B: 0 HR: 2	SF: 0 SAC: 1 DP: 1 HBP: 0	WP: 0 PB: 0 SB: 0 CS: 0
PITCHER	IP WLS BF H R ER SO BB IBB HBP BLK WP HR S P ERA WHIP																					
Aaron Heilman, R ERA: 4.76 Pedro Feliciano, L ERA: 3.33 Jaime Cerda, L ERA: 7.85 Armando Benitez, R ERA: 3.11	(1, 1) (5, 1) (8, 1) (9, 1)	4.0 3.0 1.0 1.0	22 12 3 4	6 3 0 1	5 0 0 0	3 2 0 1	3 0 0 0	1 0 0 0	0 0 0 0	0 0 0 0	0 0 0 0	0 5 13 11	2 27 5 10	49 33 13 11	11.25 0.00 0.00 0.00	2.250 1.000 1.000 1.000						

AB	35
R	5
H	10
RBI	5
BB	5
SO	6
LOB	17



Batter	1	2	3	4	5	6	7	8	9	AB R H RBI BB SO LOB	TOP							
Rafael Furcal, S OBP: 0.355, SLG: 0.482	F8		B2-3		G4-3		G4-3		G6-4-3	5 0 1 0 0 0 0	Atlanta Braves @ New York Mets Shea Stadium, Flushing, NY Mon Jul 07 2003, 7:10 PM EDT Att: 32,399 - Overcast - 80 F							
Marcus Giles, R OBP: 0.359, SLG: 0.459	1B		10 G3		G1-3		G4-3		G6-4-3	5 1 2 0 0 0 2								
Gary Sheffield, R OBP: 0.423, SLG: 0.612	1B		10 G3			10 G4-3				4 2 3 0 0 0 0								
10 Chipper Jones, S OBP: 0.397, SLG: 0.520	HR		G3		G4-3					4 2 2 4 0 0 3								
Andrew Jones, R OBP: 0.364, SLG: 0.538	K		F7		HR		G5-3			3 1 0 0 0 1 2								
Robert Fick, L OBP: 0.352, SLG: 0.489	P3			K		HR	G3			4 1 1 3 0 1 0								
Javy Lopez, R OBP: 0.354, SLG: 0.661		F9		K						4 0 1 0 0 2 0								
Vinny Castilla, R OBP: 0.290, SLG: 0.418	G6-3			K						4 0 0 0 0 2 1								
Horacio Ramirez, L OBP: 0.129, SLG: 0.194	K				L5		F7		FC2-6	4 0 0 0 0 1 2								
Inning Stats	R: 3 H: 3 E: 0 K: 1 S: 13	H: 3 R: 6 ER: 6 LOB: 0 BB: 0 P: 23	R: 0 H: 0 E: 0 K: 1 S: 9	H: 2 R: 6 ER: 6 LOB: 2 BB: 0 P: 11	R: 0 H: 0 E: 0 K: 3 S: 9	H: 0 R: 2 ER: 0 LOB: 0 BB: 0 P: 11	R: 0 H: 0 E: 0 K: 0 S: 6	H: 3 R: 1 ER: 0 LOB: 1 BB: 0 P: 10	R: 0 H: 0 E: 0 K: 0 S: 7	H: 1 R: 1 ER: 0 LOB: 0 BB: 0 P: 9	R: 1 H: 1 E: 0 K: 1 S: 10	H: 1 R: 0 ER: 1 LOB: 1 BB: 0 P: 14	R: 0 H: 1 E: 1 K: 0 S: 10	H: 1 R: 0 ER: 0 LOB: 1 BB: 0 P: 15	1B: 5 2B: 2 3B: 0 HR: 3	SF: 0 SAC: 0 DP: 1 HBP: 1	WP: 0 PB: 0 CS: 0	PA: 38
PITCHER	IP WLS BF H R ER SO BB IBB HBP BLK WP HR S P ERA WHIP											PITCHER	IP WLS BF H R ER SO BB IBB HBP BLK WP HR S P ERA WHIP					
Jae Weong Seo, R ERA: 3.68	6.0 L 27 8 6 6 6 0 0 0 1 0 0 2 65 95 9.00 1.333																	
Edwin Almonte, R ERA: 4.5	2.0 7 1 1 1 1 0 0 0 0 0 1 17 23 4.50 0.500																	
Jaime Cerda, L ERA: 7.45	1.0 4 1 0 0 0 0 0 0 0 0 0 10 15 0.00 1.000																	

Batter	1	2	3	4	5	6	7	8	9	AB R H RBI BB SO LOB	BOTTOM									
Roger Cedeno, S OBP: 0.329, SLG: 0.362	G6-3		K			1B	G4-6-3			4 1 1 0 0 1 1	Atlanta Braves @ New York Mets Shea Stadium, Flushing, NY Mon Jul 07 2003, 7:10 PM EDT Att: 32,399 - Overcast - 80 F									
Raul Gonzalez, R OBP: 0.382, SLG: 0.426	1B			2B		E		G5-3		3 1 2 0 1 0 0										
Jeremy Burnitz, L OBP: 0.350, SLG: 0.604	F8		P5			E	E4	G4-3		4 1 0 1 0 0 3										
Ty Wigginton, R OBP: 0.327, SLG: 0.424	G5-3					SF9	E3	F8		4 0 1 0 0 0 2										
Jason Phillips, R OBP: 0.376, SLG: 0.427		P4		P4					F9	3 0 0 1 0 0 2										
Vance Wilson, R OBP: 0.333, SLG: 0.439	F8			G5-3				G6-3		4 0 0 0 0 1 3										
Jay Bell, R OBP: 0.382, SLG: 0.194										3 0 0 0 0 2 1										
Edwin Almonte, R ERA: 4.5										0 0 0 0 0 0 0										
Jaime Cerda, L OBP: 0.282, SLG: 0.493			K							0 0 0 0 0 0 0										
Tony Clark, S OBP: 0.282, SLG: 0.493										1 0 0 0 0 1 0										
Rey Sanchez, R OBP: 0.242, SLG: 0.242					G4-3					3 0 0 0 0 0 0										
Jae Weong Seo, R OBP: 0.138, SLG: 0.074						G6-3				2 0 0 0 0 2 0										
Joe McEwing, R OBP: 0.275, SLG: 0.256			K							0 0 0 0 1 0 0										
Inning Stats	R: 0 H: 1 E: 0 K: 0 S: 8	H: 1 R: 3 ER: 1 LOB: 1 BB: 0 P: 13	R: 0 H: 0 E: 0 K: 1 S: 8	H: 0 R: 3 ER: 1 LOB: 0 BB: 0 P: 14	R: 0 H: 0 E: 0 K: 2 S: 9	H: 1 R: 3 ER: 0 LOB: 2 BB: 1 P: 14	R: 0 H: 0 E: 0 K: 2 S: 9	H: 0 R: 1 ER: 0 LOB: 0 BB: 0 P: 14	R: 3 H: 2 E: 2 K: 0 S: 12	H: 2 R: 2 ER: 0 LOB: 1 BB: 0 P: 15	R: 0 H: 0 E: 0 K: 0 S: 6	H: 0 R: 0 ER: 0 LOB: 0 BB: 1 P: 11	R: 0 H: 0 E: 0 K: 0 S: 5	H: 0 R: 0 ER: 0 LOB: 0 BB: 0 P: 7	R: 0 H: 0 E: 0 K: 2 S: 10	H: 0 R: 0 ER: 0 LOB: 0 BB: 0 P: 11	1B: 2 2B: 2 3B: 0 HR: 0	SF: 1 SAC: 0 DP: 1 HBP: 0	WP: 0 PB: 0 CS: 0	PA: 34
PITCHER	IP WLS BF H R ER SO BB IBB HBP BLK WP HR S P ERA WHIP											PITCHER	IP WLS BF H R ER SO BB IBB HBP BLK WP HR S P ERA WHIP							
Horacio Ramirez, L ERA: 3.49	9.0 W 34 4 3 1 7 2 0 0 0 0 0 75 110 1.00 0.667																			



Batter	1	2	3	4	5	6	7	8	9	AB	R	H	RBI	BB	SO	LOB	TOP					
Rafael Furcal, S OBP: 0.351, SLG: 0.475 (1, 6)	G1-3		F8	G6-3		E4		G4-3		5	0	0	0	0	0	3	Atlanta Braves @ New York Mets Shea Stadium, Flushing, NY Tue Jul 08 2003, 7:10 PM EDT Att: 29,096 - Sunny - 86 F					
Marcus Giles, R OBP: 0.366, SLG: 0.466 (1, 4)	1B			HBP		G1-3		10 BB		4	1	3	0	0	0	2						
Gary Sheffield, R OBP: 0.425, SLG: 0.610 (1, 9)	2B		P4			G6-4-3		10 BB		3	0	1	1	2	0	2						
10 Chipper Jones, S OBP: 0.397, SLG: 0.515 (1, 7)	F9					F7		FC4-6		3	1	0	0	2	0	2						
Andruw Jones, R OBP: 0.362, SLG: 0.531 (1, 8)	G4-3					P6		10 BB		4	0	0	0	1	1	5						
Robert Fick, L OBP: 0.354, SLG: 0.487 (9, PH)		G3				1B				3	2	1	1	1	0	2						
Julio Franco, R OBP: 0.364, SLG: 0.397 (9, 3)						1B				1	0	1	0	0	0	0						
Javy Lopez, R OBP: 0.355, SLG: 0.656 (1, 2)	F9					SH1-4				5	0	2	0	0	1	2						
Vinny Castilla, R OBP: 0.292, SLG: 0.427 (1, 5)	F9					SH1-4				5	1	2	3	0	0	4						
Shane Reynolds, R OBP: 0.266, SLG: 0.066 (7, 1)										2	0	1	0	0	1	0						
Ray King, L OBP: 0.257, SLG: 0.450 (8, PH)										1	0	0	0	0	0	0						
Roberto Hernandez, R OBP: 0.289, SLG: 0.221 (8, PH)										0	0	0	0	0	0	0						
Jung Keun Bong, L OBP: 0.287, SLG: 0.493 (8, PH)										1	0	0	0	0	0	1						
Mark DeRosa, R OBP: 0.295, SLG: 0.370 (9, 1)										0	0	0	0	0	0	0						
29 John Smoltz, R ERA: 0.97										0	0	0	0	0	0	0						
Inning Stats	R: 1 E: 0 K: 0 S: 11	H: 2 LOB: 1 BB: 0 P: 14	R: 0 E: 0 K: 0 S: 8	H: 0 LOB: 0 BB: 0 P: 13	R: 0 E: 0 K: 1 S: 7	H: 0 LOB: 0 BB: 0 P: 10	R: 2 E: 0 K: 0 S: 13	H: 3 LOB: 2 BB: 1 P: 21	R: 0 E: 0 K: 0 S: 7	H: 1 LOB: 0 BB: 0 P: 9	R: 2 E: 1 K: 1 S: 10	H: 2 LOB: 2 BB: 1 P: 19	R: 0 E: 0 K: 0 S: 8	H: 1 LOB: 3 BB: 2 P: 18	R: 0 E: 0 K: 1 S: 11	H: 1 LOB: 3 BB: 2 P: 23	R: 0 E: 0 K: 0 S: 5	H: 1 LOB: 1 BB: 0 P: 11	1B: 9 2B: 1 3B: 0 HR: 1	SF: 0 SAC: 1 DP: 1 HBP: 1	WP: 1 PB: 0 CS: 0	PA: 45
PITCHER	IP WLS BF H R ER SO BB IBB HBP BLK WP HR S P ERA WHIP																					
57 Jason Roach, R ERA: 12.0	6.0 L 29 8 5 5 2 2 0 0 1 0 1 1 56 86 7.50 1.667																					
Dan Wheeler, R ERA: 1.94	2.0 12 2 0 0 1 4 0 0 0 0 0 0 19 41 0.00 3.000																					
Graeme Lloyd, L ERA: 3.03	1.0 4 1 0 0 0 0 0 0 0 0 0 0 5 11 0.00 1.000																					

AB	37
R	5
H	11
RBI	5
BB	6
SO	3
LOB	23



Batter	1	2	3	4	5	6	7	8	9	AB	R	H	RBI	BB	SO	LOB	BOTTOM			
Roger Cedeno, S OBP: 0.324, SLG: 0.356 (1, 9)	G3		SH	G4-3				G1-2-3		4	0	0	0	0	1	6	Atlanta Braves @ New York Mets Shea Stadium, Flushing, NY Tue Jul 08 2003, 7:10 PM EDT Att: 29,096 - Sunny - 86 F			
Timo Perez, L OBP: 0.312, SLG: 0.350 (1, 8)	G4-3		SH2-3							4	0	0	0	0	1	0				
Ty Wigginton, R OBP: 0.325, SLG: 0.421 (1, 5)	G6-3									5	0	1	0	0	1	2				
Jeremy Burnitz, L OBP: 0.356, SLG: 0.616 (9, 9)		2B								4	2	2	1	1	2	1				
Jason Phillips, R OBP: 0.382, SLG: 0.435 (1, 3)		1B								4	1	2	0	1	0	4				
Vance Wilson, R OBP: 0.332, SLG: 0.440 (1, 2)										4	0	1	0	0	0	3				
Joe McEwing, R OBP: 0.294, SLG: 0.260 (1, 4)										2	0	1	1	0	0	0				
Raul Gonzalez, R OBP: 0.378, SLG: 0.421 (8, PH)										1	0	0	1	0	0	1				
7 José Reyes, S OBP: 0.212, SLG: 0.341 (1, 6)										4	0	0	0	0	0	4				
57 Jason Roach, R OBP: 1.000, SLG: 1.000										2	0	2	0	0	0	0				
Jay Bell, R OBP: 0.389, SLG: 0.221 (6, PH)										1	0	1	0	0	0	0				
Dan Wheeler, R ERA: 4.62										0	0	0	0	0	0	0				
Tony Clark, S OBP: 0.287, SLG: 0.493 (8, PH)										0	0	0	0	1	0	0				
Rey Sanchez, R OBP: 0.242, SLG: 0.242 (9, 4)										0	0	0	0	0	0	0				
Inning Stats	R: 0 E: 0 K: 0 S: 8	H: 3 LOB: 1 BB: 0 P: 10	R: 0 E: 0 K: 1 S: 13	H: 1 LOB: 3 BB: 1 P: 25	R: 0 E: 0 K: 0 S: 11	H: 1 LOB: 2 BB: 0 P: 21	R: 1 E: 0 K: 0 S: 12	H: 2 LOB: 1 BB: 0 P: 18	R: 0 E: 0 K: 1 S: 9	H: 1 LOB: 1 BB: 0 P: 12	R: 0 E: 0 K: 2 S: 11	H: 0 LOB: 0 BB: 0 P: 15	R: 1 E: 1 K: 0 S: 15	H: 1 LOB: 2 BB: 2 P: 26	R: 0 E: 0 K: 1 S: 12	H: 1 LOB: 1 BB: 0 P: 14	1B: 6 2B: 4 3B: 0 HR: 1	SF: 0 SAC: 2 DP: 2 HBP: 1	WP: 0 PB: 0 CS: 0	PA: 41
PITCHER	IP WLS BF H R ER SO BB IBB HBP BLK WP HR S P ERA WHIP																			
Shane Reynolds, R ERA: 5.83	6.0 W 28 8 2 2 2 2 0 0 0 0 0 0 11 15 0.00 0.000																			
Ray King, L ERA: 2.08	1.0 H 3 0 0 0 2 0 0 0 0 0 0 0 11 15 0.00 0.000																			
Roberto Hernandez, R ERA: 4.62	0.1 H 5 1 1 1 0 2 0 0 0 0 0 0 10 21 27.00 9.000																			
Jung Keun Bong, L ERA: 4.0	0.2 H 1 0 0 0 0 0 0 0 0 0 0 0 5 5 0.00 0.000																			
29 John Smoltz, R ERA: 0.97	1.0 S 4 1 0 0 1 0 0 0 0 0 0 0 12 14 0.00 1.000																			



Batter	1	2	3	4	5	6	7	8	9	AB	R	H	RBI	BB	SO	LOB	TOP	
Rafael Furcal, S OBP: 0.349, SLG: 0.470 (1, 6)										4	1	0	0	1	0	2		
Mark DeRosa, R OBP: 0.281, SLG: 0.358 29 John Smoltz, R (9, 1)										4	0	0	0	1	1	3		
Gary Sheffield, R OBP: 0.430, SLG: 0.613 (1, 9)										3	1	2	1	2	1	0		
10 Chipper Jones, S OBP: 0.394, SLG: 0.510 (1, 7)										5	1	1	1	0	1	4		
Andruw Jones, R OBP: 0.360, SLG: 0.528 (1, 8)										4	0	1	1	0	1	1		
Javy Lopez, R OBP: 0.353, SLG: 0.652 (1, 2)										3	1	1	1	0	0	0		
Julio Franco, R OBP: 0.376, SLG: 0.429 (1, 3)										3	1	2	2	1	0	0		
Vinny Castilla, R OBP: 0.291, SLG: 0.425 (1, 5)										4	0	1	0	0	0	2		
Russ Ortiz, R OBP: 0.273, SLG: 0.366 Ray King, L (8, 1)										2	0	0	0	0	0	0		
Kevin Gryboski, R (8, 1)										0	0	0	0	0	0	0		
Marcus Giles, R OBP: 0.368, SLG: 0.471 (9, 4)										1	1	1	0	0	0	0		
Inning Stats	R: 3 E: 0 K: 0 S: 22	H: 4 LOB: 2 BB: 1 P: 32	R: 0 E: 0 K: 0 S: 11	H: 0 LOB: 2 BB: 2 P: 22	R: 0 E: 0 K: 0 S: 4	H: 0 LOB: 0 BB: 1 P: 11	R: 0 E: 0 K: 0 S: 10	H: 0 LOB: 0 BB: 0 P: 17	R: 0 E: 0 K: 3 S: 9	H: 0 LOB: 0 BB: 0 P: 14	R: 0 E: 0 K: 0 S: 10	H: 0 LOB: 0 BB: 0 P: 14	R: 1 E: 0 K: 1 S: 11	H: 2 LOB: 1 BB: 0 P: 16	1B: 6 2B: 2 3B: 0 HR: 1	SF: 1 SAC: 1 DP: 0 HBP: 0	WP: 1 PB: 0 CS: 1	PA: 41
PITCHER	IP WLS BF H R ER SO BB IBB HBP BLK WP HR S P ERA WHIP																	
Tom Glavine, L ERA: 4.83	(1, 1) 5.1 L 27 7 5 5 0 5 0 0 0 0 0 1 61 106 8.44 2.250																	
David Weathers, R ERA: 3.14	(6, 1) 1.2 5 0 0 0 3 0 0 0 0 0 0 0 14 21 0.00 0.000																	
Jaime Cerda, L ERA: 7.17	(8, 1) 2.0 8 2 1 1 1 0 0 0 0 0 1 0 21 30 4.50 1.000																	

Atlanta Braves @ New York Mets
Shea Stadium, Flushing, NY
Wed Jul 09 2003, 12:10 PM EDT
Att: 30,308 - Cloudy - 82 F

AB 33
R 6
H 9
RBI 6
BB 5
SO 4
LOB 12



Batter	1	2	3	4	5	6	7	8	9	AB	R	H	RBI	BB	SO	LOB	BOTTOM			
Roger Cedeno, S OBP: 0.323, SLG: 0.354 (1, 9)										4	1	1	0	0	1	4				
Timo Perez, L OBP: 0.317, SLG: 0.363 (1, 8)										3	0	2	1	0	0	0				
Ty Wigginton, R OBP: 0.321, SLG: 0.416 (1, 5)										4	0	0	0	0	0	5				
Jeremy Burnitz, L OBP: 0.354, SLG: 0.609 (1, 7)										4	0	1	1	0	2	1				
Jason Phillips, R OBP: 0.374, SLG: 0.424 (1, 2)										4	0	0	0	0	1	3				
Tony Clark, S OBP: 0.286, SLG: 0.493 (1, 3)										4	1	1	0	0	1	0				
Rey Sanchez, R OBP: 0.242, SLG: 0.242 (1, 4)										4	1	1	0	0	0	1				
7 José Reyes, S OBP: 0.213, SLG: 0.341 (1, 6)										3	0	1	1	0	0	0				
Tom Glavine, L OBP: 0.233, SLG: 0.214 David Weathers, R (6, 1)										1	0	1	0	1	0	0				
Raul Gonzalez, R OBP: 0.375, SLG: 0.417 Jaime Cerda, L (8, 1)										0	0	0	0	0	0	0				
Inning Stats	R: 0 E: 0 K: 1 S: 9	H: 0 LOB: 0 BB: 0 P: 13	R: 0 E: 0 K: 1 S: 8	H: 0 LOB: 0 BB: 0 P: 11	R: 1 E: 0 K: 0 S: 13	H: 2 LOB: 2 BB: 1 P: 22	R: 0 E: 0 K: 0 S: 7	H: 0 LOB: 0 BB: 0 P: 11	R: 0 E: 0 K: 2 S: 11	H: 1 LOB: 1 BB: 0 P: 17	R: 1 E: 0 K: 0 S: 11	H: 1 LOB: 0 BB: 0 P: 17	R: 1 E: 0 K: 0 S: 10	H: 3 LOB: 1 BB: 0 P: 13	R: 0 E: 0 K: 1 S: 12	H: 0 LOB: 0 BB: 0 P: 15	1B: 6 2B: 2 3B: 0 HR: 0	SF: 2 SAC: 0 DP: 1 HBP: 0	WP: 0 PB: 0 CS: 0	PA: 35
PITCHER	IP WLS BF H R ER SO BB IBB HBP BLK WP HR S P ERA WHIP																			
Russ Ortiz, R ERA: 3.51	(1, 1) 7.1 W 30 7 3 3 4 1 0 0 0 0 0 0 2 3 3.68 1.091																			
Ray King, L ERA: 2.08	(8, 1) 0.0 1 1 0 0 0 0 0 0 0 0 0 0 2 3 0.00 0.000																			
Kevin Gryboski, R ERA: 5.02	(8, 1) 0.2 H 1 0 0 0 0 0 0 0 0 0 0 0 2 2 0.00 0.000																			
29 John Smoltz, R ERA: 0.95	(9, 1) 1.0 S 3 0 0 0 1 0 0 0 0 0 0 0 0 12 15 0.00 0.000																			

Atlanta Braves @ New York Mets
Shea Stadium, Flushing, NY
Wed Jul 09 2003, 12:10 PM EDT
Att: 30,308 - Cloudy - 82 F

AB 32
R 3
H 8
RBI 3
BB 1
SO 5
LOB 14



Batter	1	2	3	4	5	6	7	8	9	AB	R	H	RBI	BB	SO	LOB	TOP										
Marlon Byrd, R OBP: 0.361, SLG: 0.393	0-1 2B	1-1 2B	1-0 F8		2-3 K		2-0 F9			5	2	2	0	0	1	4											
Placido Polanco, R OBP: 0.354, SLG: 0.436	3-2 1B HR	2-1 1B BB		4-2 G6-4-3 BB	2-1 G6-3			1-0 L8		4	2	2	2	1	0	3											
Jim Thome, L OBP: 0.382, SLG: 0.540	1-0 HR	4-0 BB 1B IBB		1-1 G6-4-3 1B		2-3 K		0-1 G4-3		4	1	2	2	1	1	0											
Mike Lieberthal, R OBP: 0.392, SLG: 0.462	1-0 HR	2-3 K		3-2 G6-4-3		2-2 L6-4 HBP		1-0 1B		4	1	2	1	0	1	4											
Bobby Abreu, L OBP: 0.393, SLG: 0.466	0-3 K	3-1 BB 1B		3-2 G6-3		0-0 1B		0-2 L8		5	0	2	0	0	1	2											
Pat Burrell, R OBP: 0.301, SLG: 0.376	1-3 K	4-0 BB		1-2 1B 1B		0-0 L6-4		2-3 K		4	0	1	1	1	2	2											
David Bell, R OBP: 0.297, SLG: 0.287	2-1 F8	1-2 L6			0-0 1B		0-1 G5-3		1-2 2B	2	0	0	0	0	0	3											
Tomas Perez, S OBP: 0.372, SLG: 0.442					1-2 1B					3	0	2	0	0	0	0											
Nick Punto, S OBP: 0.273, SLG: 0.375		0-0 HR	2-2 G6-3		0-0 1B		2-2 G3		1-0 L9	5	1	2	1	0	0	1											
Vicente Padilla, R OBP: 0.167, SLG: 0.054		1-3 K	1-3 K		1-3 K		4-2 BB		0-0 P4	4	0	0	0	1	3	4											
Carlos Silva, R (9, 1)										0	0	0	0	0	0	0											
Inning Stats	R: 4 E: 0 K: 2 S: 18	H: 4 LOB: 0 BB: 0 P: 26	R: 3 E: 0 K: 2 S: 18	H: 4 LOB: 3 BB: 2 P: 36	R: 0 E: 0 K: 1 S: 7	H: 0 LOB: 0 BB: 1 P: 11	R: 0 E: 0 K: 0 S: 10	H: 1 LOB: 1 BB: 1 P: 21	R: 0 E: 0 K: 2 S: 14	H: 3 LOB: 3 BB: 0 P: 20	R: 0 E: 0 K: 1 S: 8	H: 1 LOB: 1 BB: 0 P: 12	R: 0 E: 0 K: 0 S: 8	H: 0 LOB: 1 BB: 1 P: 16	R: 0 E: 0 K: 0 S: 8	H: 1 LOB: 0 BB: 0 P: 10	R: 0 E: 0 K: 1 S: 9	H: 1 LOB: 1 BB: 0 P: 13	1B: 8 2B: 5 3B: 0 HR: 3	SF: 0 SAC: 0 DP: 2 HBP: 1	WP: 0 PB: 0 SB: 0 CS: 0	PA: 45					
PITCHER	IP	WLS	BF	H	R	ER	SO	BB	IBB	HBP	BLK	WP	HR	S	P	ERA	WHIP										
Steve Trachsel, R ERA: 4.61	1.2	L	15	8	7	7	4	1	1	0	0	0	3	31	56	37.80	5.400										
Pedro Feliciano, L ERA: 2.53	4.1	18	5	0	0	4	1	0	1	0	0	0	0	44	70	0.00	1.385										
John Franco, L ERA: 2.84	7.1	1.0	0	0	0	0	1	0	0	0	0	0	0	8	16	0.00	1.000										
Graeme Lloyd, L ERA: 2.84	8.1	2.0	8	2	0	0	1	0	0	0	0	0	0	17	23	0.00	1.000										

Philadelphia Phillies @ New York Mets
Shea Stadium, Flushing, NY
Thu Jul 10 2003, 7:10 PM EDT
Att: 25,913 - Cloudy - 67 F

AB 40
R 7
H 15
RBI 7
BB 4
SO 9
LOB 23



Batter	1	2	3	4	5	6	7	8	9	AB	R	H	RBI	BB	SO	LOB	BOTTOM										
Roger Cedeno, S OBP: 0.318, SLG: 0.349	0-1 G5-3		1-2 L7		0-1 G6-3		1-0 L7			4	0	0	0	0	0	3											
Timo Perez, L OBP: 0.321, SLG: 0.367	2-2 2B		1-2 G5-4-3 1B			2-1 L9		0-1 G4-3		4	1	2	0	0	0	0											
Ty Wigginton, R OBP: 0.321, SLG: 0.417	2-1 1B		1-1 G5-4-3			0-1 G5-3		0-0 G6-3		4	0	1	1	0	0	2											
Jeremy Burnitz, L OBP: 0.352, SLG: 0.601	1-1 F8			0-1 G4-3		4-1 BB		1-0 F8		3	0	0	0	1	0	1											
Jason Phillips, R OBP: 0.372, SLG: 0.438	0-0 L7			2-1 P3		1-1 G5-3			1-2 HR	4	1	1	1	0	0	2											
Vance Wilson, R OBP: 0.330, SLG: 0.436		1-1 F9		3-2 1B		2-0 G6-3		2-1 G6-3		4	0	1	0	0	0	0											
Joe McEwing, R OBP: 0.277, SLG: 0.254		2-1 P3		2-3 K		3-2 F8		0-0 F7		3	0	0	0	0	1	1											
Tony Clark, S OBP: 0.284, SLG: 0.490										1	0	0	0	0	0	0											
7 José Reyes, S OBP: 0.215, SLG: 0.337		0-1 L7			1-2 G3		0-0 1B		1-0 G4-3	4	0	1	0	0	0	0											
Steve Trachsel, R OBP: 0.097, SLG: 0.103				4-1 BB		1-0 F8				0	0	0	0	0	0	0											
Pedro Feliciano, L (2, 1)										1	0	0	0	1	0	0											
John Franco, L (7, 1)										0	0	0	0	0	0	0											
Jeff Duncan, L OBP: 0.500, SLG: 0.500										1	0	1	0	0	0	0											
Inning Stats	R: 1 E: 0 K: 0 S: 10	H: 2 LOB: 1 BB: 0 P: 15	R: 0 E: 0 K: 0 S: 6	H: 0 LOB: 0 BB: 0 P: 9	R: 0 E: 0 K: 0 S: 10	H: 1 LOB: 1 BB: 1 P: 17	R: 0 E: 0 K: 1 S: 10	H: 1 LOB: 1 BB: 0 P: 17	R: 0 E: 0 K: 0 S: 6	H: 0 LOB: 0 BB: 0 P: 7	R: 0 E: 0 K: 0 S: 7	H: 0 LOB: 1 BB: 1 P: 14	R: 0 E: 0 K: 0 S: 8	H: 2 LOB: 2 BB: 0 P: 15	R: 0 E: 0 K: 0 S: 4	H: 0 LOB: 0 BB: 0 P: 5	R: 1 E: 0 K: 0 S: 7	H: 1 LOB: 0 BB: 0 P: 11	1B: 5 2B: 1 3B: 0 HR: 1	SF: 0 SAC: 0 DP: 1 HBP: 0	WP: 0 PB: 0 SB: 0 CS: 0	PA: 35					
PITCHER	IP	WLS	BF	H	R	ER	SO	BB	IBB	HBP	BLK	WP	HR	S	P	ERA	WHIP										
Vicente Padilla, R ERA: 3.81	8.0	W	32	7	2	2	1	2	0	0	0	0	0	64	103	2.25	1.125										
Carlos Silva, R ERA: 3.75	9.1	1.0	3	0	0	0	0	0	0	0	0	0	0	4	7	0.00	0.000										

Philadelphia Phillies @ New York Mets
Shea Stadium, Flushing, NY
Thu Jul 10 2003, 7:10 PM EDT
Att: 25,913 - Cloudy - 67 F

AB 33
R 2
H 7
RBI 2
BB 2
SO 1
LOB 9



Batter	1	2	3	4	5	6	7	8	9	AB	R	H	RBI	BB	SO	LOB	TOP				
Marlon Byrd, R (1, 8) <small>OBP: 0.371, SLG: 0.401</small>										4	1	3	1	1	1	0	Philadelphia Phillies @ New York Mets Shea Stadium, Flushing, NY Fri Jul 11, 2003, 7:10 PM EDT Att: 35,884 - Cloudy - 80 F				
11 Jimmy Rollins, S (1, 6) <small>OBP: 0.308, SLG: 0.375</small>										4	2	1	0	1	0	4					
Jim Thome, L (1, 3) Todd Pratt, R (6, PH) <small>OBP: 0.368, SLG: 0.410</small>										3	1	0	0	1	2	2					
Bobby Abreu, L (1, 9) Jason Michaels, R (7, 9) <small>OBP: 0.394, SLG: 0.471</small> <small>OBP: 0.424, SLG: 0.571</small>										3	1	2	2	0	0	0					
Mike Lieberthal, R (1, 2) <small>OBP: 0.392, SLG: 0.465</small>										5	2	2	3	0	0	3					
Pat Burrell, R (1, 7) <small>OBP: 0.300, SLG: 0.383</small>										5	1	1	2	0	1	2					
Tomas Perez, S (1, 5) <small>OBP: 0.381, SLG: 0.464</small>										5	1	3	1	0	2	0					
Nick Punto, S (1, 4) <small>OBP: 0.289, SLG: 0.361</small>										4	1	1	0	1	0	1					
Randy Wolf, L (1, 1) Hector Mercado, L (7, 1) Carlos Silva, R (8, 1)										4	0	1	1	0	2	0					
Inning Stats	R: 4 H: 5 E: 0 K: 2 S: 18	H: 5 LOB: 1 BB: 0 P: 23	R: 0 H: 1 E: 0 K: 1 S: 10	H: 1 LOB: 1 BB: 0 P: 14	R: 0 H: 0 E: 0 K: 1 S: 5	H: 0 LOB: 0 BB: 0 P: 9	R: 0 H: 0 E: 0 K: 1 S: 13	H: 0 LOB: 0 BB: 0 P: 18	R: 6 H: 5 E: 1 K: 0 S: 20	H: 5 LOB: 2 BB: 3 P: 39	R: 0 H: 1 E: 0 K: 2 S: 10	H: 1 LOB: 1 BB: 0 P: 18	R: 0 H: 0 E: 0 K: 2 S: 8	H: 0 LOB: 0 BB: 0 P: 12	R: 0 H: 0 E: 0 K: 1 S: 11	H: 0 LOB: 2 BB: 0 P: 21		R: 0 H: 2 E: 0 K: 0 S: 8	H: 2 LOB: 1 BB: 0 P: 13	1B: 9 2B: 4 3B: 0 HR: 1	SF: 1 SAC: 0 DP: 1 HBP: 0
PITCHER	IP WLS BF H R ER SO BB IBB HBP BLK WP HR S P ERA WHIP	IP WLS BF H R ER SO BB IBB HBP BLK WP HR S P ERA WHIP																			
Aaron Heilman, R (1, 1) <small>ERA: 7.17</small>	4.1	L	23	8	8	8	4	2	0	0	0	0	0	0	1	55	81	16.61	2.308		
Dan Wheeler, R (5, 1) <small>ERA: 2.09</small>	2.2		13	4	2	1	4	0	1	0	0	0	0	0	0	29	52	3.38	1.500		
Jaime Cerda, L (8, 1) <small>ERA: 6.56</small>	2.0		9	2	0	0	1	2	0	0	0	0	0	0	0	19	34	0.00	2.000		

Batter	1	2	3	4	5	6	7	8	9	AB	R	H	RBI	BB	SO	LOB	BOTTOM			
Roger Cedeno, S (1, 9) <small>OBP: 0.317, SLG: 0.359</small>										4	1	1	1	0	0	0	Philadelphia Phillies @ New York Mets Shea Stadium, Flushing, NY Fri Jul 11, 2003, 7:10 PM EDT Att: 35,884 - Cloudy - 80 F			
Jay Bell, R (1, 4) <small>OBP: 0.372, SLG: 0.208</small>										4	0	0	0	0	0	0				
Jeromy Burnitz, L (1, 8) Jeff Duncan, L (7, 8) <small>OBP: 0.571, SLG: 0.571</small>										3	0	0	0	0	1	1				
Ty Wigginton, R (1, 5) <small>OBP: 0.320, SLG: 0.418</small>										4	1	1	0	0	1	1				
Jason Phillips, R (1, 3) <small>OBP: 0.374, SLG: 0.439</small>										4	0	2	0	0	0	1				
Raul Gonzalez, R (1, 7) <small>OBP: 0.362, SLG: 0.400</small>										4	0	0	0	0	0	3				
Vance Wilson, R (1, 2) <small>OBP: 0.338, SLG: 0.445</small>										3	1	2	1	1	0	2				
7 José Reyes, S (1, 6) Dan Wheeler, R (5, 1) Tony Clark, S (7, PH) Jaime Cerda, L (8, 1) Timo Perez, L (9, PH) Aaron Heilman, R (1, 1)										2	0	0	0	0	0	3				
Joe McEwing, R (5, 6) <small>OBP: 0.271, SLG: 0.250</small>										2	0	0	1	0	1	1				
Inning Stats	R: 0 H: 0 E: 0 K: 0 S: 8	H: 2 LOB: 1 BB: 0 P: 20	R: 0 H: 0 E: 1 K: 2 S: 10	H: 0 LOB: 1 BB: 0 P: 12	R: 0 H: 1 E: 1 K: 1 S: 13	H: 0 LOB: 2 BB: 0 P: 19	R: 0 H: 0 E: 0 K: 1 S: 9	H: 1 LOB: 1 BB: 0 P: 13	R: 2 H: 2 E: 0 K: 0 S: 14	H: 2 LOB: 0 BB: 0 P: 20	R: 0 H: 1 E: 0 K: 0 S: 5	H: 1 LOB: 0 BB: 0 P: 6	R: 0 H: 0 E: 0 K: 0 S: 10	H: 0 LOB: 1 BB: 1 P: 15	1B: 4 2B: 2 3B: 0 HR: 1	SF: 1 SAC: 0 DP: 1 HBP: 0		WP: 0 PA: 36 FB: 0 SB: 0 CS: 0		
PITCHER	IP WLS BF H R ER SO BB IBB HBP BLK WP HR S P ERA WHIP	IP WLS BF H R ER SO BB IBB HBP BLK WP HR S P ERA WHIP																		
Randy Wolf, L (1, 1) <small>ERA: 3.31</small>	6.0	W	24	4	1	1	4	0	0	0	0	0	0	0	0	0	0	1.50	0.667	
Hector Mercado, L (7, 1) <small>ERA: 5.79</small>	1.0		5	2	2	2	0	0	0	0	0	0	0	0	0	0	1	14	18.00	2.000
Carlos Silva, R (8, 1) <small>ERA: 3.62</small>	2.0		7	1	0	0	0	1	0	0	0	0	0	0	0	0	0	0.00	1.000	

AB 39
 R 10
 H 14
 RBI 10
 BB 5
 SO 9
 LOB 15



AB 34
 R 3
 H 7
 RBI 3
 BB 1
 SO 4
 LOB 14



Batter	1	2	3	4	5	6	7	8	9	10	11	AB	R	H	RBI	BB	SO	LOB	TOP					
Marlon Byrd, R OBP: 0.370, SLG: 0.399	G5-3		F9		F7		1B		F9		BB	6	1	2	0	0	0	1						
Placido Polanco, R OBP: 0.357, SLG: 0.442	2B		1B		F7		1B		L8		SF7	5	1	3	1	0	0	1						
Jim Thome, L OBP: 0.385, SLG: 0.541	G4-3		BB		K		K				1B	4	0	2	1	2	2	2						
Bobby Abreu, L OBP: 0.388, SLG: 0.462	G4-3		BB		G4-3		L8			G1-3	E6	6	0	0	0	0	1	7						
2 Tyler Houston, L OBP: 0.368, SLG: 0.538 Tomas Perez, S OBP: 0.380, SLG: 0.457	G1-3		G4-3								G3	3	1	1	1	0	0	3						
11 Jimmy Rollins, S OBP: 0.307, SLG: 0.373			G1-3		F8		1B		P6		FC5	5	0	1	0	0	0	2						
Pat Burrell, R OBP: 0.350, SLG: 0.380 Rheal Cormier, L OBP: 0.300, SLG: 0.300 Ricky Ledesma, L OBP: 0.327, SLG: 0.427 Turk Wendell, L OBP: 0.351, SLG: 0.351 Nick Punto, S OBP: 0.351, SLG: 0.351 Jose Mesa, R					F8		1B		G3		FC4-6	2	0	0	0	0	1	1						
Todd Pratt, R OBP: 0.383, SLG: 0.439			K								G1-3	5	0	3	0	0	1	1						
Brandon Duckworth, R OBP: 0.420, SLG: 0.559 Jason Michaels, R			F9		L6		G4-3				1B	2	0	0	0	0	0	2						
Inning Stats	R: 1 E: 0 K: 0 S: 15	H: 2 LOB: 1 BB: 0 P: 19	R: 0 E: 0 K: 1 S: 8	H: 0 LOB: 1 BB: 1 P: 14	R: 0 E: 0 K: 1 S: 10	H: 1 LOB: 1 BB: 1 P: 15	R: 0 E: 0 K: 1 S: 8	H: 1 LOB: 0 BB: 0 P: 11	R: 0 E: 0 K: 1 S: 6	H: 3 LOB: 2 BB: 0 P: 23	R: 0 E: 0 K: 1 S: 14	H: 2 LOB: 2 BB: 0 P: 20	R: 0 E: 0 K: 1 S: 9	H: 0 LOB: 0 BB: 0 P: 17	R: 0 E: 0 K: 1 S: 12	H: 1 LOB: 1 BB: 0 P: 18	R: 0 E: 0 K: 0 S: 8	H: 1 LOB: 2 BB: 1 P: 16	R: 2 E: 1 K: 0 S: 17	H: 2 LOB: 2 BB: 1 P: 31	1B: 8 2B: 4 3B: 0 HR: 1	SF: 1 SAC: 0 DP: 0 HBP: 0	WP: 0 PB: 0 SB: 2 CS: 0	PA: 50
PITCHER	IP WLS BF H R ER SO BB IBB HBP BLK WP HR S P ERA WHIP	IP WLS BF H R ER SO BB IBB HBP BLK WP HR S P ERA WHIP																						
Jae Weong Seo, R ERA: 3.64	6.0	0.1	3	2	0	0	0	0	0	0	0	0	0	0	5	9	0.00	6.000						
David Weathers, R ERA: 3.12	7.1	0.2	2	0	0	0	1	0	0	0	0	0	0	9	11	0.00	0.000							
Mike Stanton, L ERA: 4.57	7.1	2.0	7	1	0	0	1	0	0	0	0	0	0	21	35	0.00	0.500							
Armando Benitez, R ERA: 2.98	8.1	1.2	L	11	3	2	1	0	2	0	0	0	0	23	45	5.40	3.000							
John Franco, L ERA: 5.14	10.1																							

Philadelphia Phillies @ New York Mets
Shea Stadium, Flushing, NY
Sat Jul 12 2003, 1:20 PM EDT
Att: 33,452 - Cloudy - 82 F

livebaseballscorecards.com

AB 45
R 4
H 13
RBI 3
BB 4
SO 6
LOB 25



Batter	1	2	3	4	5	6	7	8	9	10	11	AB	R	H	RBI	BB	SO	LOB	BOTTOM					
7 José Reyes, S OBP: 0.230, SLG: 0.344	K		G4-6-3			F8		SH1-4		K		5	1	3	0	0	2	0						
Jeff Duncan, L OBP: 0.600, SLG: 0.689	HR		G4-6-3			SH2-4		SH1-4		S		2	1	1	1	1	0	1						
Ty Wigginton, R OBP: 0.321, SLG: 0.416	1B				F7		F8		G5-3		E5	4	0	1	0	1	0	2						
Jeromy Burnitz, L OBP: 0.345, SLG: 0.583	P6					F8		1B		BB		4	0	0	0	1	2	5						
Timo Perez, L OBP: 0.313, SLG: 0.359 Raul Gonzalez, R OBP: 0.361, SLG: 0.398	G3				B3		G6-3		1B		P6	2	0	0	0	0	0	1						
Jason Phillips, R OBP: 0.383, SLG: 0.448 Vance Wilson, R OBP: 0.335, SLG: 0.440						G1		F8		K		1	0	1	0	2	0	0						
Tony Clark, S OBP: 0.281, SLG: 0.476 Joe McEwing, R OBP: 0.277, SLG: 0.256	K				G1		F9		BB		G6-3	3	0	0	0	1	1	3						
Rey Sanchez, R OBP: 0.235, SLG: 0.235	K				K		F8		F9		G6-3	5	0	0	0	2	5							
Jae Weong Seo, R David Weathers, R Mike Stanton, L Armando Benitez, R Ty Wigginton, R Jeromy Burnitz, L Timo Perez, L Raul Gonzalez, R Jason Phillips, R Vance Wilson, R Tony Clark, S Joe McEwing, R Rey Sanchez, R Jae Weong Seo, R David Weathers, R Mike Stanton, L Armando Benitez, R Ty Wigginton, R Jeromy Burnitz, L Timo Perez, L Raul Gonzalez, R Jason Phillips, R Vance Wilson, R Tony Clark, S Joe McEwing, R Rey Sanchez, R			G6-3								G6-3	2	0	0	0	0	0	1						
Inning Stats	R: 1 E: 0 K: 1 S: 11	H: 2 LOB: 1 BB: 0 P: 18	R: 0 E: 0 K: 2 S: 10	H: 0 LOB: 0 BB: 1 P: 19	R: 0 E: 0 K: 0 S: 6	H: 1 LOB: 0 BB: 0 P: 10	R: 0 E: 0 K: 1 S: 5	H: 0 LOB: 0 BB: 0 P: 6	R: 0 E: 0 K: 1 S: 10	H: 1 LOB: 1 BB: 0 P: 17	R: 0 E: 0 K: 0 S: 8	H: 0 LOB: 2 BB: 1 P: 28	R: 0 E: 0 K: 1 S: 17	H: 0 LOB: 2 BB: 0 P: 16	R: 1 E: 0 K: 0 S: 5	H: 2 LOB: 2 BB: 1 P: 11	R: 0 E: 1 K: 2 S: 16	H: 0 LOB: 2 BB: 1 P: 26	R: 0 E: 0 K: 0 S: 15	H: 1 LOB: 1 BB: 0 P: 20	1B: 6 2B: 2 3B: 0 HR: 1	SF: 0 SAC: 2 DP: 2 HBP: 0	WP: 0 PB: 0 SB: 1 CS: 1	PA: 45
PITCHER	IP WLS BF H R ER SO BB IBB HBP BLK WP HR S P ERA WHIP	IP WLS BF H R ER SO BB IBB HBP BLK WP HR S P ERA WHIP																						
Brandon Duckworth, R ERA: 4.76	5.1	1.2	H	6	0	0	0	0	0	0	20	32	0.00	0.600										
Rheal Cormier, L ERA: 1.53	8.1	2.0	B	9	2	1	1	1	1	1	0	13	24	4.50	1.500									
Turk Wendell, R ERA: 1.59	10.1	2.0	W	9	1	0	0	2	1	0	0	0	0	31	46	0.00	1.000							

Philadelphia Phillies @ New York Mets
Shea Stadium, Flushing, NY
Sat Jul 12 2003, 1:20 PM EDT
Att: 33,452 - Cloudy - 82 F

livebaseballscorecards.com

AB 37
R 2
H 8
RBI 2
BB 6
SO 8
LOB 26



Batter	1	2	3	4	5	6	7	8	9	AB	R	H	RBI	BB	SO	LOB	TOP										
Marlon Byrd, R OBP: 0.362, SLG: 0.389 (1, 8)			G1-6-3 1-2				G6-4-3 1-2		G3	5	0	0	0	0	1	2	Philadelphia Phillies @ New York Mets Shea Stadium, Flushing, NY Sun Jul 13 2003, 1:10 PM EDT Att: 31,630 - Sunny - 76 F										
Placido Polanco, R OBP: 0.358, SLG: 0.449 Nick Punto, S OBP: 0.333, SLG: 0.400 (5, FH)	F8		1B 3B				1B		1B	2	1	1	0	0	0	0		livebaseballscores.com AB 36 R 3 H 12 RBI 3 BB 5 SO 3 LOB 18									
Jim Thome, L OBP: 0.390, SLG: 0.541 (1, 3)			BB 1B				BB		1B	2	0	1	1	3	0	1											
Mike Lieberthal, R OBP: 0.395, SLG: 0.465 (1, 2)	F9		BB				F9		FC6-4 1B	4	0	2	1	1	0	3											
Jason Michaels, R OBP: 0.405, SLG: 0.547 (8, 7)		11 2B	F9				K		FC6-4 1B	5	1	1	0	0	1	5											
11 Jimmy Rollins, S OBP: 0.303, SLG: 0.377 (1, 6)	F9 CS 2B						F7		G6-3 1B	4	0	2	1	0	0	1											
Pat Burrell, R OBP: 0.300, SLG: 0.379 Terry Adams, R (8, 1)	F9		G6-3				1B		G6-3	4	0	1	0	0	0	2											
Tomas Perez, S OBP: 0.369, SLG: 0.443 (1, 5)	F7		G4-3				F8		F8	4	0	0	0	0	0	4											
39 Brett Myers, R OBP: 0.182, SLG: 0.139 Rick Luecke, L OBP: 0.337, SLG: 0.427 Dan Plesac, L (7, 1) Carlos Silva, R (7, 1) Rheal Cormier, L OBP: 0.500, SLG: 0.500 Bobby Abreu, L OBP: 0.390, SLG: 0.463 (8, 9)			G1-6-3 1B				F9		G6-4-3 BB	2	0	1	0	0	0	0											
Inning Stats	R: 0 E: 0 K: 1 S: 8	H: 0 LOB: 1 BB: 1 P: 16	R: 1 E: 0 K: 0 S: 12	H: 2 LOB: 0 BB: 0 P: 23	R: 1 E: 0 K: 0 S: 16	H: 3 LOB: 2 BB: 1 P: 24	R: 0 E: 0 K: 0 S: 6	H: 0 LOB: 0 BB: 0 P: 11	R: 0 E: 0 K: 1 S: 10	H: 1 LOB: 1 BB: 0 P: 13	R: 0 E: 0 K: 0 S: 11	H: 2 LOB: 2 BB: 0 P: 19	R: 0 E: 0 K: 0 S: 10	H: 1 LOB: 2 BB: 2 P: 18	R: 0 E: 0 K: 0 S: 12	H: 1 LOB: 1 BB: 0 P: 19			R: 1 E: 0 K: 1 S: 18	H: 2 LOB: 2 BB: 1 P: 28	1B: 9 2B: 2 3B: 1 HR: 0	SF: 0 SAC: 0 DP: 2 HBP: 0	WP: 0 PB: 0 SB: 1 CS: 1	PA: 41			
PITCHER	IP	WLS	BF	H	R	ER	SO	BB	IBB	HBP	BLK	WP	HR	S	P	ERA	WHIP										
Tom Glavine, L ERA: 4.73 David Weathers, R ERA: 3.0 Armando Benitez, R ERA: 3.1	6.0		26	8	2	2	2	2	0	0	0	0	0	63	106	3.00	1.667										


Batter	1	2	3	4	5	6	7	8	9	AB	R	H	RBI	BB	SO	LOB	BOTTOM										
7 José Reyes, S OBP: 0.257, SLG: 0.370 (1, 6)			F7				1B 2B		1B 2B	4	1	3	1	1	0	0	Philadelphia Phillies @ New York Mets Shea Stadium, Flushing, NY Sun Jul 13 2003, 1:10 PM EDT Att: 31,630 - Sunny - 76 F										
Jeff Duncan, L OBP: 0.467, SLG: 0.615 (1, 8)	K		B1-3				B3		2B	4	0	0	0	1	2	3											
Jason Phillips, R OBP: 0.389, SLG: 0.457 (1, 3)	K		F8				2B		1B	5	1	3	2	0	1	1											
Jeremy Burnitz, L OBP: 0.344, SLG: 0.581 (1, 9)	P5		G4-3				F8		F8	4	0	1	1	0	0	3											
Ty Wigginton, R OBP: 0.320, SLG: 0.414 (1, 5)			G5-3 1B				P4		F9	4	0	1	0	0	0	1											
Timo Perez, L OBP: 0.314, SLG: 0.363 (1, 7)	G5-3		G5-3				L4		G4-3	4	0	1	0	0	0	1											
Vance Wilson, R OBP: 0.333, SLG: 0.433 (1, 2)			G4-3				G6-3		F9	3	0	0	0	0	0	1											
Joe McEwing, R OBP: 0.278, SLG: 0.258 David Weathers, R (7, 1) Armando Benitez, R (9, 1) Tony Clark, S OBP: 0.280, SLG: 0.473 (9, PH)	K		K				F8		F7	3	1	1	0	0	1	2											
Tom Glavine, L OBP: 0.219, SLG: 0.200 Rey Sanchez, R OBP: 0.238, SLG: 0.238 Roger Cedeno, S OBP: 0.316, SLG: 0.358 (9, PR)	G5-3		G5-3				L4		7 2B 1B	1	0	0	0	0	0	2											
Inning Stats	R: 0 E: 0 K: 2 S: 11	H: 1 LOB: 1 BB: 0 P: 15	R: 0 E: 0 K: 1 S: 15	H: 1 LOB: 2 BB: 0 P: 20	R: 0 E: 0 K: 0 S: 4	H: 0 LOB: 0 BB: 0 P: 8	R: 0 E: 0 K: 0 S: 7	H: 1 LOB: 1 BB: 0 P: 12	R: 3 E: 0 K: 1 S: 16	H: 4 LOB: 1 BB: 0 P: 26	R: 0 E: 0 K: 0 S: 6	H: 0 LOB: 0 BB: 0 P: 7	R: 0 E: 0 K: 0 S: 10	H: 1 LOB: 2 BB: 1 P: 17	R: 0 E: 0 K: 0 S: 5	H: 0 LOB: 0 BB: 0 P: 8		R: 1 E: 0 K: 0 S: 6	H: 3 LOB: 3 BB: 1 P: 18	1B: 7 2B: 4 3B: 0 HR: 0	SF: 0 SAC: 1 DP: 0 HBP: 1	WP: 1 PB: 0 SB: 1 CS: 0	PA: 39				
PITCHER	IP	WLS	BF	H	R	ER	SO	BB	IBB	HBP	BLK	WP	HR	S	P	ERA	WHIP										
39 Brett Myers, R ERA: 3.65 Dan Plesac, L ERA: 2.16 Carlos Silva, R ERA: 3.62 Rheal Cormier, L ERA: 1.52 Terry Adams, R ERA: 2.72	6.0		26	7	3	3	4	1	0	0	0	0	0	8	14	0.00	1.500										




Batter	1	2	3	4	5	6	7	8	9	AB	R	H	RBI	BB	SO	LOB	TOP			
7 José Reyes, S OBP: 0.348, SLG: 0.356	P6		G6-3			G3		F8		4	0	0	0	0	0	0	New York Mets @ Atlanta Braves Turner Field, Atlanta, GA Thu Jul 17 2003, 7:35 PM EDT Att: 36,688 - Sunny - 86 F			
Jeff Duncan, L OBP: 0.474, SLG: 0.706	1B 3B		K			B1-3		1B 1B		4	1	2	0	0	1	0				
Jason Phillips, R OBP: 0.386, SLG: 0.453	L4		K			L6		1B G6-3		4	0	1	0	0	1	1				
Cliff Floyd, L OBP: 0.359, SLG: 0.518	FC6-4 1B					G3-1		G6-3		4	0	1	1	0	0	2				
Ty Wigginton, R OBP: 0.319, SLG: 0.420	FC6-4					G5-3		F9		4	1	1	1	0	0	1				
Timo Perez, L OBP: 0.324, SLG: 0.369		G4-3 S 1B				F8		CS 1B		3	0	2	0	1	0	0				
Vance Wilson, R OBP: 0.327, SLG: 0.424		K				G4-3		F8		4	0	0	0	0	1	3				
Rey Sanchez, R OBP: 0.236, SLG: 0.235		G4-3				L3		CS		2	0	0	0	0	0	1				
Tony Clark, S OBP: 0.294, SLG: 0.477		G4-3				L3		CS		1	0	1	0	0	0	0				
Joe McEwing, R OBP: 0.278, SLG: 0.258		G4-3				L3		CS		0	0	0	0	0	0	0				
Steve Trachsel, R OBP: 0.091, SLG: 0.097		G3				G4-3		P6		2	0	0	0	0	0	1				
Roger Cedeno, S OBP: 0.315, SLG: 0.356										1	0	0	0	0	0	2				
David Weathers, R OBP: 0.278, SLG: 0.258										0	0	0	0	0	0	0				
John Franco, L OBP: 0.278, SLG: 0.258										0	0	0	0	0	0	0				
Inning Stats	R: 1 E: 0 K: 0 S: 8	H: 2 LOB: 1 BB: 0 P: 12	R: 0 E: 0 K: 1 S: 10	H: 1 LOB: 1 BB: 0 P: 14	R: 0 E: 0 K: 2 S: 10	H: 0 LOB: 0 BB: 0 P: 17	R: 0 E: 0 K: 0 S: 5	H: 0 LOB: 0 BB: 0 P: 8	R: 0 E: 0 K: 0 S: 3	H: 0 LOB: 0 BB: 0 P: 4	R: 1 E: 0 K: 0 S: 10	H: 2 LOB: 2 BB: 1 P: 18	R: 0 E: 0 K: 0 S: 7	H: 2 LOB: 1 BB: 0 P: 11	R: 0 E: 0 K: 0 S: 8	H: 1 LOB: 0 BB: 0 P: 12	1B: 6 2B: 0 3B: 1 HR: 1	SF: 0 SAC: 0 DP: 1 HBP: 0	WP: 0 PB: 0 SB: 1 CS: 1	PA: 35
PITCHER Greg Maddux, R ERA: 4.46	IP: 9.0 WLS: W BF: 34 H: 8 R: 2 ER: 2 SO: 3 BB: 1 IBB: 0 HBP: 0 BLK: 0 WP: 0 HR: 1 S: 68 P: 104 ERA: 2.00 WHIP: 1.000																			

Batter	1	2	3	4	5	6	7	8	9	AB	R	H	RBI	BB	SO	LOB	BOTTOM				
Rafael Furcal, S OBP: 0.350, SLG: 0.476	G6-4-3 1B		G4-3			P4-3 1B		HBP 1B		4	0	3	0	1	0	0	New York Mets @ Atlanta Braves Turner Field, Atlanta, GA Thu Jul 17 2003, 7:35 PM EDT Att: 36,688 - Sunny - 86 F				
Mark DeRosa, R OBP: 0.294, SLG: 0.379	G6-4-3 1-2f		G4-3			P4-3 1-1f		G5-4-3 HBP		4	0	2	1	0	0	2					
Gary Sheffield, R OBP: 0.422, SLG: 0.590	F7		G4-3			P4-3 1-1f		G5-4-3 HBP		3	0	0	0	1	0	3					
10 Chipper Jones, S OBP: 0.389, SLG: 0.492		F9	FC3-6 1-2f			G4-3		FC6-4 BB		3	0	0	0	1	0	2					
Andruw Jones, R OBP: 0.357, SLG: 0.524		P6				G4-3		FC6-4 BB		4	2	2	0	0	0	1					
Robert Fick, L OBP: 0.356, SLG: 0.480		1B BB				F8		F7-3		3	0	1	1	1	0	2					
Vinny Castilla, R OBP: 0.315, SLG: 0.477		1B				FC5-4 1-2f		F7-3		4	1	3	1	0	0	1					
Henry Blanco, R OBP: 0.230, SLG: 0.269		F9				FC5-4 1-2f		F7-3		3	0	1	0	0	0	3					
Greg Maddux, R OBP: 0.125, SLG: 0.175						SH1-4 1B		SH1-4 1B		2	0	0	0	0	1	0					
Julio Franco, R OBP: 0.383, SLG: 0.437			K			SH1-4		SH1-4 1B		0	0	0	0	1	0	0					
Darren Bragg, L OBP: 0.208, SLG: 0.165						SH1-4		SH1-4 1B		0	0	0	0	0	0	0					
Inning Stats	R: 0 E: 0 K: 0 S: 7	H: 1 LOB: 0 BB: 0 P: 8	R: 0 E: 0 K: 0 S: 9	H: 1 LOB: 2 BB: 1 P: 14	R: 0 E: 0 K: 1 S: 9	H: 1 LOB: 2 BB: 1 P: 15	R: 1 E: 0 K: 0 S: 8	H: 2 LOB: 0 BB: 0 P: 11	R: 0 E: 0 K: 0 S: 4	H: 1 LOB: 0 BB: 0 P: 6	R: 1 E: 0 K: 0 S: 9	H: 2 LOB: 1 BB: 0 P: 16	R: 0 E: 0 K: 0 S: 10	H: 2 LOB: 2 BB: 0 P: 17	R: 0 E: 0 K: 0 S: 5	H: 0 LOB: 0 BB: 1 P: 11	R: 1 E: 0 K: 0 S: 6	H: 2 LOB: 3 2B: 4 3B: 1 HR: 0	SF: 0 SAC: 2 DP: 4 HBP: 1	WP: 0 PB: 0 SB: 0 CS: 1	PA: 38
PITCHER Steve Trachsel, R ERA: 4.53	IP: 6.0 WLS: 8 BF: 25 H: 8 R: 2 ER: 2 SO: 2 BB: 1 IBB: 0 HBP: 1 BLK: 0 WP: 0 HR: 0 S: 46 P: 70 ERA: 3.00 WHIP: 1.667																				
PITCHER David Weathers, R ERA: 2.89	IP: 2.0 WLS: 8 BF: 8 H: 2 R: 0 ER: 0 SO: 0 BB: 0 IBB: 0 HBP: 0 BLK: 0 WP: 0 HR: 0 S: 15 P: 28 ERA: 0.00 WHIP: 1.500																				
PITCHER John Franco, L ERA: 3.68	IP: 0.1 WLS: L BF: 5 H: 2 R: 1 ER: 1 SO: 0 BB: 1 IBB: 1 HBP: 0 BLK: 0 WP: 0 HR: 0 S: 6 P: 17 ERA: 27.00 WHIP: 9.000																				

AB 33
R 2
H 8
RBI 2
BB 1
SO 3
LOB 11



AB 30
R 3
H 12
RBI 3
BB 5
SO 1
LOB 14



Batter	1	2	3	4	5	6	7	8	9	AB	R	H	RBI	BB	SO	LOB	TOP				
7 José Reyes, S OBP: 0.237, SLG: 0.339 (1, 6)										5	0	0	0	0	1	3					
Jeff Duncan, L OBP: 0.458, SLG: 0.600 (1, 8)										3	0	0	0	2	0	1					
Jason Phillips, R OBP: 0.386, SLG: 0.448 (1, 3) (7, 2)										4	1	1	0	1	0	4					
Cliff Floyd, L OBP: 0.358, SLG: 0.514 Timo Perez, L OBP: 0.324, SLG: 0.369 (8, PR) (8, 7)										4	0	1	0	0	0	1					
Ty Wigginton, R OBP: 0.324, SLG: 0.424 (1, 5)										4	1	3	1	0	1	0					
Roger Cedeno, S OBP: 0.314, SLG: 0.355 (1, 9)										4	1	1	1	0	1	3					
Vance Wilson, R OBP: 0.322, SLG: 0.418 Tony Clark, S OBP: 0.288, SLG: 0.480 (7, 3)										3	0	0	0	0	0	3					
Rey Sanchez, R OBP: 0.236, SLG: 0.235 (1, 4)										4	0	1	1	0	0	1					
Jae Weong Seo, R OBP: 0.186, SLG: 0.100 (5, PH) Jay Bell, R OBP: 0.275, SLG: 0.205 (5, 1) Pedro Feliciano, L OBP: 0.258, SLG: 0.354 (7, PH) Raul Gonzalez, R OBP: 0.258, SLG: 0.354 (7, 1) Edwin Almonte, R OBP: 0.258, SLG: 0.354 (8, PH) Joe McEwing, R OBP: 0.258, SLG: 0.354 (8, 1) Graeme Lloyd, L OBP: 0.258, SLG: 0.354 (8, 1)										1	0	1	0	0	0	0					
Inning Stats	R: 0 E: 0 K: 1 S: 8	H: 0 LOB: 0 BB: 0 P: 14	R: 0 E: 0 K: 1 S: 9	H: 0 LOB: 0 BB: 0 P: 12	R: 0 E: 0 K: 0 S: 9	H: 2 LOB: 3 BB: 1 P: 18	R: 0 E: 0 K: 0 S: 10	H: 1 LOB: 1 BB: 0 P: 12	R: 0 E: 0 K: 1 S: 7	H: 0 LOB: 1 BB: 1 P: 11	R: 0 E: 0 K: 0 S: 9	H: 2 LOB: 2 BB: 0 P: 13	R: 0 E: 0 K: 0 S: 7	H: 0 LOB: 0 BB: 0 P: 12	R: 4 E: 0 K: 0 S: 17	H: 4 LOB: 2 BB: 1 P: 25	R: 0 E: 0 K: 0 S: 9	H: 0 LOB: 0 BB: 1 P: 16	1B: 9 2B: 0 3B: 0 HR: 0	SF: 0 SAC: 0 DP: 1 HBP: 0	WP: 0 PA: 39 PB: 0 CS: 0
PITCHER	IP	WLS	BF	H	R	ER	SO	BB	IBB	HBP	BLK	WP	HR	S	P	ERA	WHIP				
Mike Hampton, L ERA: 4.5 (1, 1)	7.0	W	28	5	0	0	3	2	0	0	0	0	0	59	92	0.00	1.000				
Ray King, L ERA: 3.03 (8, 1)	0.1		6	4	4	4	0	1	0	0	0	0	0	14	21	108.00	15.000				
Kevin Gryboski, R ERA: 4.5 (8, 1)	0.2		2	0	0	0	0	0	0	0	0	0	0	3	4	0.00	0.000				
Roberto Hernandez, R ERA: 4.17 (9, 1)	1.0		3	0	0	0	0	1	0	0	0	0	0	9	16	0.00	1.000				

New York Mets @ Atlanta Braves
Turner Field, Atlanta, GA
Fri Jul 18, 2003, 7:35 PM EDT
Att: 44,815 - Cloudy - 85 F

AB 35
R 4
H 9
RBI 4
BB 4
SO 3
LOB 18



Batter	1	2	3	4	5	6	7	8	9	AB	R	H	RBI	BB	SO	LOB	BOTTOM				
Rafael Furcal, S OBP: 0.346, SLG: 0.470 (1, 6)										5	1	0	0	0	0	0					
Mark DeRosa, R OBP: 0.297, SLG: 0.375 (1, 4)										4	2	1	0	1	1	0					
Gary Sheffield, R OBP: 0.429, SLG: 0.614 (1, 9)										5	4	5	4	0	0	0					
10 Chipper Jones, S OBP: 0.390, SLG: 0.492 Darren Bragg, L OBP: 0.204, SLG: 0.163 (7, 7)										4	2	2	1	0	1	2					
Andrew Jones, R OBP: 0.358, SLG: 0.523 (1, 8)										5	2	2	1	0	0	3					
Robert Fick, L OBP: 0.383, SLG: 0.482 Julio Franco, R OBP: 0.387, SLG: 0.441 (7, 3)									1	0	1	0	2	0	0						
Javy Lopez, R OBP: 0.354, SLG: 0.634 (1, 2)										4	0	2	5	0	0	3					
Vinny Castilla, R OBP: 0.311, SLG: 0.471 (1, 5)									4	0	0	0	0	1	7						
Mike Hampton, R OBP: 0.313, SLG: 0.448 Ray King, L (8, 1) Kevin Gryboski, R (8, 1) Marcus Giles, R OBP: 0.366, SLG: 0.465 (8, PH) Roberto Hernandez, R (9, 1)									3	0	0	0	0	0	0	3					
Inning Stats	R: 4 E: 2 K: 0 S: 15	H: 4 LOB: 1 BB: 2 P: 28	R: 0 E: 0 K: 1 S: 8	H: 0 LOB: 0 BB: 0 P: 10	R: 1 E: 1 K: 1 S: 12	H: 1 LOB: 2 BB: 1 P: 23	R: 0 E: 0 K: 0 S: 6	H: 0 LOB: 0 BB: 0 P: 8	R: 2 E: 1 K: 0 S: 14	H: 4 LOB: 2 BB: 0 P: 20	R: 0 E: 0 K: 1 S: 11	H: 1 LOB: 1 BB: 0 P: 16	R: 1 E: 0 K: 0 S: 8	H: 2 LOB: 0 BB: 0 P: 10	R: 3 E: 1 K: 0 S: 13	H: 2 LOB: 0 BB: 0 P: 20	1B: 12 2B: 0 3B: 0 HR: 2	SF: 0 SAC: 0 DP: 3 HBP: 0	WP: 0 PA: 41 PB: 0 CS: 0		
PITCHER	IP	WLS	BF	H	R	ER	SO	BB	IBB	HBP	BLK	WP	HR	S	P	ERA	WHIP				
Jae Weong Seo, R ERA: 3.83 (1, 1)	4.0	L	20	5	5	4	2	2	1	0	0	0	0	41	69	9.00	1.750				
Pedro Feliciano, L ERA: 3.23 (5, 1)	2.0		11	5	2	2	1	0	0	0	0	0	1	25	36	9.00	2.500				
Edwin Almonte, R ERA: 6.0 (7, 1)	1.0		4	2	1	1	0	0	0	0	0	0	0	8	10	9.00	2.000				
Graeme Lloyd, L ERA: 3.27 (8, 1)	1.0		6	2	3	2	0	0	0	0	0	0	1	13	20	18.00	2.000				

New York Mets @ Atlanta Braves
Turner Field, Atlanta, GA
Fri Jul 18, 2003, 7:35 PM EDT
Att: 44,815 - Cloudy - 85 F

AB 38
R 11
H 14
RBI 11
BB 3
SO 3
LOB 18



Batter	1	2	3	4	5	6	7	8	9	AB	R	H	RBI	BB	SO	LOB	TOP			
7 José Reyes, S OBP: 0.244, SLG: 0.342										5	2	2	0	0	0	0	New York Mets @ Atlanta Braves Turner Field, Atlanta, GA Sat Jul 19 2003, 1:15 PM EDT Att: 45,759 - Cloudy - 86 F			
Jeff Duncan, L OBP: 0.448, SLG: 0.542										4	0	1	1	1	1	1				
Timo Perez, L OBP: 0.331, SLG: 0.368										3	1	1	1	2	1	2				
Cliff Floyd, L OBP: 0.356, SLG: 0.517										4	1	1	1	0	0	3				
Jason Phillips, R OBP: 0.393, SLG: 0.452										3	0	2	1	1	0	1				
Ty Wigington, R OBP: 0.324, SLG: 0.422										2	0	0	0	0	1	1				
Dan Wheeler, R										0	0	0	0	0	0	0				
Roger Cedeno, S OBP: 0.313, SLG: 0.353										1	0	0	0	0	0	1				
Mike Stanton, L										0	0	0	0	0	0	0				
Tony Clark, S OBP: 0.281, SLG: 0.468										4	0	0	0	0	4	3				
Rey Sanchez, R OBP: 0.232, SLG: 0.231										3	0	0	0	0	1	1				
Raul Gonzalez, R OBP: 0.355, SLG: 0.350										1	0	0	0	0	0	0				
Tom Glavine, L OBP: 0.206, SLG: 0.188										2	0	0	0	0	1	1				
Jay Bell, R OBP: 0.367, SLG: 0.200										2	0	0	0	0	2	0				
Inning Stats	R: 1 E: 0 K: 1 S: 12	H: 2 LOB: 1 BB: 0 P: 22	R: 0 E: 0 K: 2 S: 13	H: 0 LOB: 1 BB: 1 P: 21	R: 2 E: 1 K: 1 S: 12	H: 2 LOB: 2 BB: 1 P: 22	R: 0 E: 0 K: 0 S: 5	H: 0 LOB: 0 BB: 0 P: 7	R: 0 E: 0 K: 3 S: 15	H: 0 LOB: 2 BB: 2 P: 29	R: 0 E: 0 K: 0 S: 6	H: 0 LOB: 1 BB: 1 P: 11	R: 0 E: 0 K: 1 S: 6	H: 1 LOB: 0 BB: 0 P: 8	R: 1 E: 0 K: 2 S: 11	H: 2 LOB: 1 BB: 0 P: 14	1B: 6 2B: 2 3B: 1 HR: 0	SF: 0 SAC: 0 DP: 1 HBP: 0	WP: 0 PB: 0 CS: 0	PA: 39
PITCHER	IP WLS BF H R ER SO BB IBB HBP BLK WP HR S P ERA WHIP																			
Russ Ortiz, R ERA: 3.58	(1, 1) 5.0 W 24 4 3 3 5 4 0 0 0 0 0 0 0 57 101 5.40 1.600																			
Trey Hodges, R ERA: 3.23	(6, 1) 2.0 7 0 0 0 3 1 0 0 0 0 0 0 0 17 25 0.00 0.500																			
Darren Holmes, R ERA: 4.08	(8, 1) 1.0 3 1 0 0 1 0 0 0 0 0 0 0 6 8 0.00 1.000																			
Roberto Hernandez, R ERA: 4.32	(9, 1) 0.2 4 2 1 1 1 0 0 0 0 0 0 0 8 11 13.50 3.000																			
29 John Smoltz, R ERA: 0.94	(9, 1) 0.1 S 1 0 0 0 1 0 0 0 0 0 0 0 0 3 3 0.00 0.000																			

Batter	1	2	3	4	5	6	7	8	9	AB	R	H	RBI	BB	SO	LOB	BOTTOM			
Rafael Furcal, S OBP: 0.347, SLG: 0.469										3	0	1	0	1	0	1	New York Mets @ Atlanta Braves Turner Field, Atlanta, GA Sat Jul 19 2003, 1:15 PM EDT Att: 45,759 - Cloudy - 86 F			
Marcus Giles, R OBP: 0.362, SLG: 0.459										4	0	0	0	0	0	4				
Gary Sheffield, R OBP: 0.425, SLG: 0.607										4	0	0	0	0	1	1				
Andrew Jones, R OBP: 0.362, SLG: 0.535										3	3	2	1	1	0	0				
Javy Lopez, R OBP: 0.356, SLG: 0.632										4	1	2	0	0	1	1				
Julio Franco, R OBP: 0.390, SLG: 0.438										3	1	1	1	1	0	1				
Vinny Castilla, R OBP: 0.311, SLG: 0.473										3	1	1	2	0	1	0				
Darren Bragg, L OBP: 0.216, SLG: 0.198										4	1	2	2	0	0	1				
Russ Ortiz, R ERA: 2.88, SLG: 0.381	(1, 1) 4.1 L 24 9 7 7 2 3 0 0 0 0 0 0 0 55 95 14.54 2.769																			
Dan Wheeler, R ERA: 1.8	(5, 1) 2.2 9 1 0 0 1 0 0 0 0 0 0 0 19 27 0.00 0.375																			
Mike Stanton, L ERA: 4.37	(8, 1) 1.0 3 0 0 0 0 0 0 0 0 0 0 0 7 7 0.00 0.000																			
Inning Stats	R: 0 E: 0 K: 0 S: 6	H: 0 LOB: 0 BB: 0 P: 11	R: 4 E: 0 K: 0 S: 18	H: 4 LOB: 1 BB: 1 P: 30	R: 1 E: 0 K: 1 S: 12	H: 2 LOB: 0 BB: 0 P: 16	R: 0 E: 0 K: 1 S: 9	H: 1 LOB: 2 BB: 1 P: 18	R: 2 E: 0 K: 0 S: 15	H: 2 LOB: 1 BB: 1 P: 27	R: 0 E: 0 K: 0 S: 5	H: 1 LOB: 0 BB: 0 P: 9	R: 0 E: 0 K: 1 S: 9	H: 0 LOB: 0 BB: 0 P: 11	R: 0 E: 0 K: 0 S: 7	H: 0 LOB: 0 BB: 0 P: 7	1B: 6 2B: 2 3B: 1 HR: 1	SF: 1 SAC: 1 DP: 1 HBP: 0	WP: 0 PB: 0 CS: 0	PA: 36
PITCHER	IP WLS BF H R ER SO BB IBB HBP BLK WP HR S P ERA WHIP																			
Tom Glavine, L ERA: 5.1	(1, 1) 4.1 L 24 9 7 7 2 3 0 0 0 0 0 0 0 55 95 14.54 2.769																			
Dan Wheeler, R ERA: 1.8	(5, 1) 2.2 9 1 0 0 1 0 0 0 0 0 0 0 19 27 0.00 0.375																			
Mike Stanton, L ERA: 4.37	(8, 1) 1.0 3 0 0 0 0 0 0 0 0 0 0 0 7 7 0.00 0.000																			

AB 34
R 4
H 7
RBI 4
BB 5
SO 11
LOB 16



AB 31
R 7
H 10
RBI 7
BB 3
SO 3
LOB 9



Batter	1	2	3	4	5	6	7	8	9	AB	R	H	RBI	BB	SO	LOB	TOP						
7 José Reyes, S OBP: 0.252, SLG: 0.356	E6 F8 BB CS		SH5-4 1-2 2-3		SH 1B		SH5-3 1B	BB 7 1B		4	0	2	3	0	0	3	New York Mets @ Atlanta Braves Turner Field, Atlanta, GA Sun Jul 20 2003, 1:05 PM EDT Att: 36,029 - Cloudy - 90 F						
Jeff Duncan, L OBP: 0.500, SLG: 0.538			S 2B		F3		SH5-3	BB 1B		2	0	1	3	3	1	1							
Roger Cedeno, S Edwin Almonte, R Mike Stanton, L Pedro Feliciano, L	F8		K		E 1B			G6-3 BB		4	0	0	0	0	0	7							
Ty Wigginton, R OBP: 0.325, SLG: 0.421	CS		G5-3		F9 1B		F9	G6-3		1	0	0	0	0	0	0							
Jason Phillips, R OBP: 0.389, SLG: 0.460			F9		E8 1B		K	G6-3 1B		5	1	1	1	0	0	3							
Raul Gonzalez, R OBP: 0.357, SLG: 0.391	F8		F9		F7			G6-3 HR		5	1	2	0	0	0	0							
Tony Clark, S OBP: 0.297, SLG: 0.471	G4-3		F9		G5-3			SH5-4 7 1B WP 1B		3	3	2	0	2	0	1							
Joe McEwing, R David Weathers, R Graeme Lloyd, L Timo Perez, L			SH5-4 7 2B 1B		SH BB 1B		G4-6-3 BB	7 1B BB SH5-4 BB		2	2	1	0	1	0	1							
Al Leiter, L Rey Sanchez, R OBP: 0.240, SLG: 0.236			SH5-4 7 2B 1B		SH BB 1B		G4-6-3 1-2t	SH5-4 1-2 2-3		0	1	0	0	0	0	0							
Inning Stats	R: 0 E: 1 K: 0 S: 4	H: 0 LOB: 1 BB: 1 P: 10	R: 0 E: 0 K: 0 S: 6	H: 0 LOB: 0 BB: 0 P: 6	R: 2 E: 0 K: 1 S: 13	H: 3 LOB: 1 BB: 0 P: 23	R: 0 E: 0 K: 0 S: 5	H: 0 LOB: 0 BB: 0 P: 10	R: 3 E: 2 K: 0 S: 17	H: 3 LOB: 2 BB: 1 P: 25	R: 0 E: 0 K: 0 S: 5	H: 0 LOB: 2 BB: 1 P: 9	R: 0 E: 0 K: 1 S: 11	H: 1 LOB: 2 BB: 1 P: 21	R: 3 E: 0 K: 0 S: 12	H: 3 LOB: 2 BB: 3 P: 28		R: 0 E: 0 K: 0 S: 6	H: 2 LOB: 1 BB: 0 P: 9	1B: 10 2B: 2 3B: 0 HR: 1	SF: 0 SAC: 4 DP: 4 HBP: 0	WP: 1 PB: 0 SB: 1 CS: 1	PA: 44
PITCHER	IP WLS BF H R ER SO BB IBB HBP BLK WP HR S P ERA WHIP																						
Horacio Ramirez, L ERA: 4.17	4.2 22 6 5 4 1 2 0 0 0 0 0 0 44 73 7.71 1.714																						
Kevin Gryboski, R ERA: 4.51	1.1 4 0 0 0 0 1 0 0 0 0 0 0 6 10 0.00 0.750																						
Jung Keun Bong, L ERA: 4.28	1.1 12 4 3 3 1 3 1 0 0 0 1 1 20 44 20.25 5.250																						
Ray King, L ERA: 2.97	0.2 W 1 0 0 0 0 0 0 0 0 0 0 0 3 5 0.00 0.000																						
29 John Smoltz, R ERA: 0.92	1.0 S 4 2 0 0 0 0 0 0 0 0 0 0 6 9 0.00 2.000																						
Batter	1	2	3	4	5	6	7	8	9	AB	R	H	RBI	BB	SO	LOB	BOTTOM						
Rafael Furcal, S OBP: 0.345, SLG: 0.464	F7		FC6-4 1-2t		G6-3		K	E1 1B FC6-4		6	1	1	0	0	1	7	New York Mets @ Atlanta Braves Turner Field, Atlanta, GA Sun Jul 20 2003, 1:05 PM EDT Att: 36,029 - Cloudy - 90 F						
Mark DeRosa, R OBP: 0.294, SLG: 0.369	L5				G6-3		F9	BB 1B		5	1	1	1	0	1	3							
Gary Sheffield, R OBP: 0.427, SLG: 0.605	K				2B SF8 BB		BB	FC5-4 1B		3	1	1	0	2	1	1							
Andrew Jones, R OBP: 0.362, SLG: 0.536			F8		SF8 2B		K	FC5-4 G6-4-3 1-2t		5	2	2	0	0	1	2							
Julio Franco, R Ray King, L			K		2B IBB		1B HBP 1B	G6-4-3 1-2t		3	1	1	0	1	1	1							
Marcus Giles, R OBP: 0.364, SLG: 0.461			K		IBB		1B HBP 1B	E 1B 1B		0	0	0	0	0	0	0							
Vinny Castilla, R OBP: 0.312, SLG: 0.473			K		SF8		HBP 1B	1B E4 1B		4	1	2	1	0	1	1							
Henry Blanco, R OBP: 0.248, SLG: 0.296			F8		F8		F9	BB 1B HR 1B		5	1	3	2	0	0	2							
Darren Bragg, L OBP: 0.252, SLG: 0.222			FC1-6 1B		IBB		HBP 1B	BB 1B 2B BB		3	1	3	1	2	0	0							
Horacio Ramirez, L Kevin Gryboski, R Robert Fick, L Jung Keun Bong, L Matt Franco, L Javy Lopez, R 29 John Smoltz, R			FC1-6 FC6-4 1-2t		K		HBP	HR K		2	0	0	0	0	1	4							
Inning Stats	R: 0 E: 0 K: 1 S: 8	H: 0 LOB: 0 BB: 0 P: 14	R: 0 E: 0 K: 2 S: 8	H: 0 LOB: 0 BB: 0 P: 13	R: 0 E: 0 K: 0 S: 7	H: 1 LOB: 1 BB: 0 P: 9	R: 2 E: 0 K: 1 S: 14	H: 2 LOB: 3 BB: 3 P: 32	R: 0 E: 0 K: 1 S: 8	H: 0 LOB: 1 BB: 1 P: 17	R: 1 E: 0 K: 2 S: 24	H: 3 LOB: 3 BB: 0 P: 38	R: 0 E: 0 K: 0 S: 6	H: 1 LOB: 0 BB: 0 P: 10	R: 8 E: 2 K: 1 S: 35	H: 9 LOB: 3 BB: 1 P: 56		1B: 13 2B: 2 3B: 0 HR: 1	SF: 1 SAC: 0 DP: 1 HBP: 1	WP: 0 PB: 0 SB: 0 CS: 0	PA: 46		
PITCHER	IP WLS BF H R ER SO BB IBB HBP BLK WP HR S P ERA WHIP																						
Al Leiter, L ERA: 5.47	5.0 22 3 2 2 5 2 2 0 0 0 0 0 45 85 3.60 1.000																						
David Weathers, R ERA: 3.04	0.1 H 5 3 1 1 0 0 0 0 1 0 0 0 16 26 27.00 9.000																						
Graeme Lloyd, L ERA: 3.21	0.2 H 2 0 0 0 2 0 0 0 0 0 0 0 8 12 0.00 0.000																						
Edwin Almonte, R ERA: 11.25	1.0 H 6 4 3 3 0 0 0 0 0 0 0 0 18 24 27.00 4.000																						
Mike Stanton, L ERA: 5.97	0.1 L 7 5 4 4 0 0 0 0 0 0 0 1 10 19 108.00 15.000																						
PITCHER	IP WLS BF H R ER SO BB IBB HBP BLK WP HR S P ERA WHIP																						
Pedro Feliciano, L ERA: 3.16	0.2 1 1 0 1 1 0 0 0 0 0 0 1 10 19 108.00 15.000																						

Batter	1	2	3	4	5	6	7	8	9	AB	R	H	RBI	BB	SO	LOB	TOP						
Jeff Duncan, L (1,8) OBP: 0.558, SLG: 0.563	2-1 BB S 2B 1B	4-1 HBP 7 BB BB		0-2 F8 7 1B 1B	2-1 SH1-3			4-2 7 1B BB		2	2	2	1	2	0	0	New York Mets @ Philadelphia Phillies Veterans Stadium, Philadelphia, PA Tue Jul 22 2003, 1:05 PM EDT Att: 37,164 - Cloudy - 89 F						
7 José Reyes, S (1,6) OBP: 0.265, SLG: 0.354	2-2 P4	4-2 HBP BB		2-0 1B HBP 1B	1-1 F8			1-1 1B S 1B		4	2	2	0	1	0	1							
Jason Phillips, R (1,3) OBP: 0.397, SLG: 0.476	2-2 2B HBP	2-2 HBP		1-1 F8		1-1 G5-3		1-1 1B		3	1	1	2	0	0	2							
Cliff Floyd, L (1,7) OBP: 0.358, SLG: 0.520	4-2 2B	2-3 3-H		2-2 WP 1B HBP		2-3 K		2-3 1B		3	0	0	0	1	3	4							
Rey Sanchez, R (8,4) OBP: 0.240, SLG: 0.236	1-2 2B BB	K		1-2 1B HBP		K		K		0	0	0	0	0	0	0							
Ty Wigginton, R (1,5) OBP: 0.327, SLG: 0.425	1-1 2B	K		1-3 K		G5-3		G5-3		5	0	2	2	0	2	6							
Roger Cedeno, S (1,9) OBP: 0.306, SLG: 0.345	1-2 P6			1-3 K				2-2 P4		4	0	1	2	0	1	2							
Mike Stanton, L (7,1)				0-0 WP 1B						0	0	0	0	0	0	0							
Tony Clark, S (9, PH) OBP: 0.255, SLG: 0.468				1-2 2-H 3-H						1	0	0	0	0	1	1							
John Franco, L (9,1)				3-2 3-H						0	0	0	0	0	0	0							
Dan Wheeler, R (9,1)				1-2 2-H 3-H						0	0	0	0	0	0	0							
Vance Wilson, R (1,2) OBP: 0.308, SLG: 0.397	2-2 G5-3			0-3 K		F9		K		5	0	0	0	0	3	5							
Joe McEwing, R (1,4) OBP: 0.312, SLG: 0.312		1-2 BB HBP SH3-4 1B		0-2 SH1-4 SH1-3 2B				K		4	2	3	0	1	1	0							
Steve Trachsel, R (1,1) OBP: 0.088, SLG: 0.094		0-0 SH3-4		2-1 SH1-4						1	0	0	0	0	0	1							
Graeme Lloyd, L (6,1)		1-2 SH3-4		G6-3				G5-3		0	0	0	0	0	0	0							
Edwin Almonte, R (6,1)		1-2		2-3				1-2 FC5-4 BB		0	0	0	0	0	0	0							
Raul Gonzalez, R (7,9) OBP: 0.351, SLG: 0.383								1-2		2	0	0	0	0	0	2							
Inning Stats	R: 2 E: 0 K: 0 S: 19	H: 2 LOB: 2 BB: 1 P: 33	R: 1 E: 0 K: 2 S: 19	H: 1 LOB: 3 BB: 2 P: 32	R: 0 E: 0 K: 2 S: 14	H: 1 LOB: 1 BB: 0 P: 16	R: 2 E: 0 K: 1 S: 16	H: 3 LOB: 2 BB: 0 P: 25	R: 1 E: 0 K: 0 S: 7	H: 1 LOB: 0 BB: 0 P: 13	R: 0 E: 0 K: 1 S: 8	H: 0 LOB: 0 BB: 0 P: 13	R: 0 E: 0 K: 2 S: 11	H: 0 LOB: 0 BB: 0 P: 19	R: 1 E: 0 K: 1 S: 14	H: 2 LOB: 1 BB: 1 P: 23	R: 0 E: 0 K: 2 S: 12	H: 1 LOB: 2 BB: 1 P: 25	1B: 8 2B: 3 3B: 0 HR: 0	SF: 0 SAC: 3 DP: 0 HBP: 3	WP: 1 PB: 0 SB: 2 CS: 0	PA: 45	
PITCHER	IP WLS BF H R ER SO BB IBB HBP BLK WP HR S P ERA WHIP	IP WLS BF H R ER SO BB IBB HBP BLK WP HR S P ERA WHIP																					
Kevin Millwood, R (1,1) ERA: 3.77	3.2 L 24 7 5 5 5 3 0 3 0 0 0 64 99 12.27 2.727	1.1 5 1 1 1 0 0 0 0 0 0 1 0 11 20 6.75 0.750	4.1 1.1 5 3 0 0 0 0 0 0 0 0 0 8 13 0.00 0.000	6.1 1.0 3 0 0 0 2 0 0 0 0 0 0 11 19 0.00 0.000	7.1 1.0 5 2 1 1 1 1 0 0 0 0 0 0 14 23 9.00 3.000	1.0 S 5 1 0 0 2 1 0 0 0 0 0 0 5 25 0.00 2.000	9.1 1.0 5 1 0 0 2 1 0 0 0 0 0 0 12 25 0.00 2.000																
Carlos Silva, R (4,1) ERA: 3.7	1.1 5 1 1 1 0 0 0 0 0 0 1 0 11 20 6.75 0.750	1.0 3 0 0 0 1 0 0 0 0 0 0 0 8 13 0.00 0.000	1.0 3 0 0 0 2 0 0 0 0 0 0 0 11 19 0.00 0.000	1.0 5 2 1 1 1 1 0 0 0 0 0 0 14 23 9.00 3.000																			
Rheal Cormier, L (6,1) ERA: 1.4	1.1 5 1 1 1 0 0 0 0 0 0 1 0 11 20 6.75 0.750	1.0 3 0 0 0 1 0 0 0 0 0 0 0 8 13 0.00 0.000	1.0 3 0 0 0 2 0 0 0 0 0 0 0 11 19 0.00 0.000	1.0 5 2 1 1 1 1 0 0 0 0 0 0 14 23 9.00 3.000																			
Terry Adams, R (7,1) ERA: 2.49	1.1 5 1 1 1 0 0 0 0 0 0 1 0 11 20 6.75 0.750	1.0 3 0 0 0 1 0 0 0 0 0 0 0 8 13 0.00 0.000	1.0 3 0 0 0 2 0 0 0 0 0 0 0 11 19 0.00 0.000	1.0 5 2 1 1 1 1 0 0 0 0 0 0 14 23 9.00 3.000																			
Mike Williams, R (8,1) ERA: 6.02	1.1 5 1 1 1 0 0 0 0 0 0 1 0 11 20 6.75 0.750	1.0 3 0 0 0 1 0 0 0 0 0 0 0 8 13 0.00 0.000	1.0 3 0 0 0 2 0 0 0 0 0 0 0 11 19 0.00 0.000	1.0 5 2 1 1 1 1 0 0 0 0 0 0 14 23 9.00 3.000																			
Batter	1	2	3	4	5	6	7	8	9	AB	R	H	RBI	BB	SO	LOB	BOTTOM						
Marlon Byrd, R (1,8) OBP: 0.368, SLG: 0.409	2-2 G6-3		3-2 F8		0-2 L7		0-0		2-2 DI G5-3 2B 1B	5	1	2	0	0	0	1	New York Mets @ Philadelphia Phillies Veterans Stadium, Philadelphia, PA Tue Jul 22 2003, 1:05 PM EDT Att: 37,164 - Cloudy - 89 F						
Placido Polanco, R (1,4) OBP: 0.358, SLG: 0.449	0-2 1B		0-2 F8		1-1 F7	0-2 G5-3		1-1 G5-3		5	0	1	0	0	0	2							
Jim Thome, L (1,3) OBP: 0.386, SLG: 0.552	3-2 F8		3-2 G4-3		3-2 2B 3B 1B	3-1 F7		1-0 1B 2B		5	1	2	1	0	0	2							
Bobby Abreu, L (1,9) OBP: 0.404, SLG: 0.490	3-3 K		1-1 G4-3		0-0 3B 2B	4-1 BB		2-2 S 1B		4	1	2	0	1	1	1							
Pat Burrell, R (1,7) OBP: 0.307, SLG: 0.388		1-2 F9		3-1 F8		1-0 1B 3B		2-3 K		5	1	1	2	0	1	4							
2 Tyler Houston, L (1,5) OBP: 0.328, SLG: 0.455		2-1 L9		1-2 F8		0-3 K		2-1 G6-4-3 1B		2	0	0	0	0	0	0							
Tomas Perez, S (6, PH) OBP: 0.359, SLG: 0.421				4-2 1B PB FC6-4 BB		4-2 1B BB		1-2 G6-4-3		2	1	1	0	2	0	1							
Todd Pratt, R (1,2) OBP: 0.404, SLG: 0.451		0-0 1B		3-1 1B FC6-4		1-3 1B		1-0 G4-3		4	0	2	1	0	0	1							
Nick Punto, S (1,6) OBP: 0.293, SLG: 0.339		1-2 L5		1-3 1B		1-2 1B		G4-3		0	0	0	0	0	0	0							
Jose Mesa, R (9,1)				1-1 P4		1-1 FC6-4		0-1 G6-3		1	0	0	0	0	0	0							
Kevin Millwood, R (1,1) ERA: 3.77	3.2 L 24 7 5 5 5 3 0 3 0 0 0 64 99 12.27 2.727	1.1 5 1 1 1 0 0 0 0 0 0 1 0 11 20 6.75 0.750	4.1 1.1 5 3 0 0 0 0 0 0 0 0 0 8 13 0.00 0.000	6.1 1.0 3 0 0 0 2 0 0 0 0 0 0 11 19 0.00 0.000	7.1 1.0 5 2 1 1 1 1 0 0 0 0 0 0 14 23 9.00 3.000	1.0 S 5 1 0 0 2 1 0 0 0 0 0 0 5 25 0.00 2.000	9.1 1.0 5 1 0 0 2 1 0 0 0 0 0 0 12 25 0.00 2.000																
Steve Trachsel, R (1,1) ERA: 4.55	1.1 5 1 1 1 0 0 0 0 0 0 1 0 11 20 6.75 0.750	1.0 3 0 0 0 1 0 0 0 0 0 0 0 8 13 0.00 0.000	1.0 3 0 0 0 2 0 0 0 0 0 0 0 11 19 0.00 0.000	1.0 5 2 1 1 1 1 0 0 0 0 0 0 14 23 9.00 3.000																			
Graeme Lloyd, L (6,1) ERA: 3.18	1.1 5 1 1 1 0 0 0 0 0 0 1 0 11 20 6.75 0.750	1.0 3 0 0 0 1 0 0 0 0 0 0 0 8 13 0.00 0.000	1.0 3 0 0 0 2 0 0 0 0 0 0 0 11 19 0.00 0.000	1.0 5 2 1 1 1 1 0 0 0 0 0 0 14 23 9.00 3.000																			
Edwin Almonte, R (6,1) ERA: 9.64	1.1 5 1 1 1 0 0 0 0 0 0 1 0 11 20 6.75 0.750	1.0 3 0 0 0 1 0 0 0 0 0 0 0 8 13 0.00 0.000	1.0 3 0 0 0 2 0 0 0 0 0 0 0 11 19 0.00 0.000	1.0 5 2 1 1 1 1 0 0 0 0 0 0 14 23 9.00 3.000																			
Mike Stanton, L (7,1) ERA: 5.47	1.1 5 1 1 1 0 0 0 0 0 0 1 0 11 20 6.75 0.750	1.0 3 0 0 0 1 0 0 0 0 0 0 0 8 13 0.00 0.000	1.0 3 0 0 0 2 0 0 0 0 0 0 0 11 19 0.00 0.000	1.0 5 2 1 1 1 1 0 0 0 0 0 0 14 23 9.00 3.000																			
John Franco, L (9,1) ERA: 3.86	1.1 5 1 1 1 0 0 0 0 0 0 1 0 11 20 6.75 0.750	1.0 3 0 0 0 1 0 0 0 0 0 0 0 8 13 0.00 0.000	1.0 3 0 0 0 2 0 0 0 0 0 0 0 11 19 0.00 0.000	1.0 5 2 1 1 1 1 0 0 0 0 0 0 14 23 9.00 3.000																			
Inning Stats	R: 0 E: 0 K: 1 S: 15	H: 1 LOB: 1 BB: 0 P: 23	R: 0 E: 0 K: 0 S: 10	H: 1 LOB: 1 BB: 0 P: 14	R: 0 E: 0 K: 0 S: 8	H: 0 LOB: 0 BB: 0 P: 12	R: 0 E: 0 K: 0 S: 7	H: 0 LOB: 0 BB: 0 P: 14	R: 3 E: 0 K: 2 S: 17	H: 4 LOB: 2 BB: 1 P: 27	R: 0 E: 0 K: 0 S: 9	H: 1 LOB: 2 BB: 1 P: 17	R: 0 E: 0 K: 0 S: 6	H: 1 LOB: 0 BB: 0 P: 10	R: 1 E: 0 K: 1 S: 17	H: 3 LOB: 2 BB: 0 P: 25	1B: 8 2B: 3 3B: 1 HR: 0	SF: 0 SAC: 0 DP: 1 HBP: 0	WP: 0 PB: 1 SB: 1 CS: 0	PA: 41			
PITCHER	IP WLS BF H R ER SO BB IBB HBP BLK WP HR S P ERA WHIP	IP WLS BF H R ER SO BB IBB HBP BLK WP HR S P ERA WHIP																					
Steve Trachsel, R (1,1) ERA: 4.55	1.1 5 1 1 1 0 0 0 0 0 0 1 0 11 20 6.75 0.750	1.0 3 0 0 0 1 0 0 0 0 0 0 0 8 13 0.00 0.000	1.0 3 0 0 0 2 0 0 0 0 0 0 0 11 19 0.00 0.000	1.0 5 2 1 1 1 1 0 0 0 0 0 0 14 23 9.00 3.000																			
Graeme Lloyd, L (6,1) ERA: 3.18	1.1 5 1 1 1 0 0 0 0 0 0 1 0 11 20 6.75 0.750	1.0 3 0 0 0 1 0 0 0 0 0 0 0 8 13 0.00 0.000	1.0 3 0 0 0 2 0 0 0 0 0 0 0 11 19 0.00 0.000	1.0 5 2 1 1 1 1 0 0 0 0 0 0 14 23 9.00 3.000																			
Edwin Almonte, R (6,1) ERA: 9.64	1.1 5 1 1 1 0 0 0 0 0 0 1 0 11 20 6.75 0.750	1.0 3 0 0 0 1 0 0 0 0 0 0 0 8 13 0.00 0.000	1.0 3 0 0 0 2 0 0 0 0 0 0 0 11 19 0.00 0.000	1.0 5 2 1 1 1 1 0 0 0 0 0 0 14 23 9.00 3.000																			
Mike Stanton, L (7,1) ERA: 5.47	1.1 5 1 1 1 0 0 0 0 0 0 1 0 11 20 6.75 0.750	1.0 3 0 0 0 1 0 0 0 0 0 0 0 8 13 0.00 0.000	1.0 3 0 0 0 2 0 0 0 0 0 0 0 11 19 0.00 0.000	1.0 5 2 1 1 1 1 0 0 0 0 0 0 14 23 9.00 3.000																			
John Franco, L (9,1) ERA: 3.86	1.1 5 1 1 1 0 0 0 0 0 0 1 0 11 20 6.75 0.750	1.0 3 0 0 0 1 0 0 0 0 0 0 0 8 13 0.00 0.000	1.0 3 0 0 0 2 0 0 0 0 0 0 0 11 19 0.00 0.000	1.0 5 2 1 1 1 1 0 0 0 0 0 0 14 23 9.00 3.000																			

Batter	1	2	3	4	5	6	7	8	9	AB	R	H	RBI	BB	SO	LOB	TOP					
Jeff Duncan, L (1, 8) OBP: 0.593, SLG: 0.543										3	2	1	0	0	2	0	New York Mets @ Montreal Expos Olympic Stadium, Montreal, QB Wed Jul 23 2003, 7:05 PM EDT Att. 8,853 - Dome - 72 F					
7 José Reyes, S (1, 6) OBP: 0.270, SLG: 0.359										4	0	2	0	0	0	1						
Jason Phillips, R (1, 2) OBP: 0.395, SLG: 0.472										4	0	1	1	0	1	3						
Cliff Floyd, L (1, 7) OBP: 0.359, SLG: 0.520										4	0	2	1	0	1	1						
Ty Wigginton, R (1, 5) OBP: 0.324, SLG: 0.420										4	0	0	0	0	2	2						
Tony Clark, S (1, 3) OBP: 0.288, SLG: 0.457										4	0	0	0	0	3	1						
Raul Gonzalez, R (1, 9) OBP: 0.358, SLG: 0.385										2	0	1	0	1	0	0						
Joe McEwing, R (1, 4) OBP: 0.306, SLG: 0.306										3	0	0	0	0	0	2						
Jae Weong Seo, R (1, 1) OBP: 0.152, SLG: 0.097										1	0	0	0	0	0	0						
Roger Cedeno, S (6, PH) OBP: 0.305, SLG: 0.344										1	0	0	0	0	1	0						
Pedro Feliciano, L (6, 1)										0	0	0	0	0	0	0						
Jay Bell, R (8, PH) OBP: 0.364, SLG: 0.197										1	0	0	0	0	1	0						
Edwin Almonte, R (8, 1)										0	0	0	0	0	0	0						
Inning Stats	R: 0 E: 0 K: 2 S: 12	H: 0 LOB: 0 BB: 0 P: 21	R: 0 E: 0 K: 2 S: 8	H: 0 LOB: 0 BB: 0 P: 12	R: 0 E: 0 K: 0 S: 6	H: 0 LOB: 0 BB: 0 P: 9	R: 1 E: 0 K: 1 S: 14	H: 3 LOB: 1 BB: 0 P: 20	R: 0 E: 0 K: 1 S: 10	H: 1 LOB: 0 BB: 0 P: 18	R: 1 E: 0 K: 2 S: 12	H: 1 LOB: 1 BB: 0 P: 18	R: 0 E: 0 K: 1 S: 8	H: 0 LOB: 1 BB: 1 P: 16	R: 0 E: 0 K: 2 S: 11	H: 1 LOB: 1 BB: 0 P: 14	R: 0 E: 0 K: 0 S: 7	H: 1 LOB: 0 BB: 0 P: 7	1B: 7 2B: 0 3B: 0 HR: 0	SF: 0 SAC: 0 DP: 2 HBP: 1	WP: 0 PB: 0 SB: 0 CS: 0	PA: 33
PITCHER	IP WLS BF H R ER SO BB IBB HBP BLK WP HR S P ERA WHIP																					
Javier Vazquez, R (1, 1) ERA: 3.67	8.0 W 30 6 2 2 11 1 0 1 0 0 0 81 128 2.25 0.875																					
Rocky Biddle, R (9, 1) ERA: 3.8	1.0 S 3 1 0 0 0 0 0 0 0 0 0 0 7 7 0.00 1.000																					

AB	31
R	2
H	7
RBI	2
BB	1
SO	11
LOB	10



Batter	1	2	3	4	5	6	7	8	9	AB	R	H	RBI	BB	SO	LOB	BOTTOM					
Jamey Carroll, R (1, 4) OBP: 0.342, SLG: 0.356										4	1	1	0	0	1	0	New York Mets @ Montreal Expos Olympic Stadium, Montreal, QB Wed Jul 23 2003, 7:05 PM EDT Att. 8,853 - Dome - 72 F					
Edwards Guzman, L (1, 5) OBP: 0.288, SLG: 0.315										4	1	1	1	0	1	0						
Orlando Cabrera, R (1, 6) OBP: 0.351, SLG: 0.477										4	1	2	1	0	0	0						
Vladimir Guerrero, R (1, 9) OBP: 0.410, SLG: 0.481										4	0	0	0	0	0	2						
Brad Wilkerson, L (1, 3) OBP: 0.384, SLG: 0.474										4	1	2	1	0	0	2						
Brian Schneider, L (1, 2) OBP: 0.337, SLG: 0.418										4	1	1	0	0	2	1						
Ronald Calloway, L (1, 7) OBP: 0.285, SLG: 0.401										4	0	2	2	0	1	1						
Endy Chavez, L (1, 8) OBP: 0.283, SLG: 0.357										3	0	0	0	1	1	2						
Javier Vazquez, R (1, 1) OBP: 0.128, SLG: 0.105										3	0	0	0	0	1	2						
Rocky Biddle, R (9, 1)										0	0	0	0	0	0	0						
Inning Stats	R: 5 E: 0 K: 0 S: 18	H: 6 LOB: 1 BB: 0 P: 24	R: 0 E: 1 K: 2 S: 13	H: 1 LOB: 2 BB: 0 P: 21	R: 0 E: 0 K: 2 S: 10	H: 0 LOB: 0 BB: 1 P: 15	R: 0 E: 0 K: 0 S: 7	H: 0 LOB: 0 BB: 0 P: 11	R: 0 E: 0 K: 1 S: 10	H: 1 LOB: 1 BB: 0 P: 15	R: 0 E: 0 K: 1 S: 8	H: 0 LOB: 0 BB: 0 P: 12	R: 0 E: 0 K: 0 S: 7	H: 0 LOB: 0 BB: 0 P: 8	R: 0 E: 0 K: 1 S: 9	H: 1 LOB: 1 BB: 0 P: 10	R: 0 E: 0 K: 0 S: 0	H: 0 LOB: 0 BB: 0 P: 0	1B: 5 2B: 3 3B: 1 HR: 0	SF: 0 SAC: 0 DP: 0 HBP: 0	WP: 0 PB: 0 SB: 0 CS: 0	PA: 35
PITCHER	IP WLS BF H R ER SO BB IBB HBP BLK WP HR S P ERA WHIP																					
Jae Weong Seo, R (1, 1) ERA: 4.05	5.0 L 25 8 5 5 5 1 0 0 0 0 0 0 58 86 9.00 1.800																					
Pedro Feliciano, L (6, 1) ERA: 2.97	2.0 6 0 0 0 1 0 0 0 0 0 0 0 15 20 0.00 0.000																					
Edwin Almonte, R (8, 1) ERA: 7.94	1.0 4 1 0 0 1 0 0 0 0 0 0 0 9 10 0.00 1.000																					

AB	34
R	5
H	9
RBI	5
BB	1
SO	7
LOB	10



Batter	1	2	3	4	5	6	7	8	9	AB	R	H	RBI	BB	SO	LOB	TOP										
Jeff Duncan, L (1.8) OBP: 0.500, SLG: 0.475										5	0	0	0	0	2	2											
7 José Reyes, S (1.6) OBP: 0.277, SLG: 0.363										4	0	2	0	0	0	0											
Jason Phillips, R (1.3) OBP: 0.401, SLG: 0.477										4	1	3	0	0	0	0											
Cliff Floyd, L (1.7) OBP: 0.364, SLG: 0.520 Rey Sanchez, R (8, PR) OBP: 0.240, SLG: 0.236 Graeme Lloyd, L (8, 1)										2	0	1	1	2	0	0											
Ty Wigginton, R (1.5) OBP: 0.320, SLG: 0.416										4	0	0	0	0	0	6											
Raul Gonzalez, R (1.9) OBP: 0.355, SLG: 0.375										3	0	0	0	1	2	1											
Vance Wilson, R (1.2) OBP: 0.302, SLG: 0.389										4	0	0	0	0	0	2											
Joe McEwing, R (1.4) OBP: 0.311, SLG: 0.306										3	0	1	0	1	0	0											
Tom Glavine, L (1.1) OBP: 0.194, SLG: 0.176 David Weathers, R (7, 1) Roger Cedeno, S (8, PH) OBP: 0.303, SLG: 0.341										2	0	0	0	0	1	1											
Inning Stats	R: 0 E: 0 K: 7 S: 7	H: 0 LOB: 0 BB: 0 P: 8	R: 0 E: 0 K: 0 S: 9	H: 1 LOB: 1 BB: 0 P: 10	R: 0 E: 0 K: 0 S: 4	H: 0 LOB: 0 BB: 0 P: 8	R: 1 E: 0 K: 0 S: 9	H: 2 LOB: 0 BB: 0 P: 15	R: 0 E: 0 K: 2 S: 14	H: 1 LOB: 1 BB: 0 P: 23	R: 0 E: 0 K: 0 S: 15	H: 1 LOB: 2 BB: 1 P: 26	R: 0 E: 0 K: 1 S: 9	H: 0 LOB: 0 BB: 0 P: 13	R: 0 E: 0 K: 1 S: 10	H: 2 LOB: 3 BB: 1 P: 19	R: 0 E: 0 K: 0 S: 12	H: 0 LOB: 2 BB: 2 P: 22	1B: 7 2B: 0 3B: 0 HR: 0	SF: 0 SAC: 0 DP: 0 HBP: 0	WP: 1 PB: 0 SB: 0 CS: 0	PA: 37					
PITCHER	IP	WLS	BF	H	R	ER	SO	BB	IBB	HBP	BLK	WP	HR	S	P	ERA	WHIP										
Livan Hernandez, R (1.1) ERA: 3.5	7.2	W	30	7	1	1	5	1	0	0	0	1	0	76	116	1.17	1.043										
Eric Knott, L (8, 1) ERA: 4.7	0.0		1	0	0	0	0	1	0	0	0	0	0	4													
Luis Ayala, R (8, 1) ERA: 3.22	0.1	H	1	0	0	0	0	0	0	0	0	0	0	1	2	0.00	0.000										
Hector Almonte, R (9, 1) ERA: 5.68	0.1		3	0	0	0	0	2	0	0	0	0	0	9	19	0.00	6.000										
Rocky Biddle, R (9, 1) ERA: 3.75	0.2	S	2	0	0	0	0	0	0	0	0	0	0	3	3	0.00	0.000										

New York Mets @ Montreal Expos
Olympic Stadium, Montreal, QB
Thu Jul 24 2003, 7:05 PM EDT
Att: 9,337 - Dome - 72 F

AB 33
R 1
H 7
RBI 1
BB 4
SO 5
LOB 14



Batter	1	2	3	4	5	6	7	8	9	AB	R	H	RBI	BB	SO	LOB	BOTTOM										
Jamey Carroll, R (1.4) OBP: 0.333, SLG: 0.346										4	0	0	0	0	0	2											
Jose Macias, S (1.5) OBP: 0.305, SLG: 0.398										4	1	2	0	0	0	0											
Orlando Cabrera, R (1.6) OBP: 0.350, SLG: 0.473										3	1	0	0	1	0	1											
Vladimir Guerrero, R (1.9) OBP: 0.416, SLG: 0.484										3	1	2	2	1	1	1											
Brad Wilkerson, L (1.8) OBP: 0.385, SLG: 0.477										4	1	2	0	0	1	2											
Wil Cordero, R (1.3) OBP: 0.357, SLG: 0.433										4	1	2	2	0	1	3											
Joe Vitiello, R (1.7) OBP: 0.556, SLG: 0.739 Endy Chavez, L (7, 8) OBP: 0.282, SLG: 0.355										3	0	0	0	0	2	2											
Michael Barrett, R (1.2) OBP: 0.273, SLG: 0.389										4	0	2	1	0	0	0											
Livan Hernandez, R (1.1) Eric Knott, L (8, 1) Luis Ayala, R (8, 1) Henry Mateo, S (8, PH) Hector Almonte, R (9, 1) Rocky Biddle, R (9, 1)										3	0	1	0	0	0	0											
Inning Stats	R: 2 E: 0 K: 2 S: 19	H: 3 LOB: 2 BB: 1 P: 32	R: 0 E: 0 K: 0 S: 5	H: 0 LOB: 0 BB: 0 P: 8	R: 0 E: 0 K: 0 S: 6	H: 1 LOB: 2 BB: 1 P: 15	R: 0 E: 0 K: 0 S: 5	H: 0 LOB: 0 BB: 0 P: 6	R: 0 E: 0 K: 1 S: 19	H: 4 LOB: 2 BB: 0 P: 28	R: 0 E: 0 K: 1 S: 9	H: 1 LOB: 1 BB: 0 P: 13	R: 1 E: 0 K: 1 S: 13	H: 2 LOB: 1 BB: 0 P: 18	1B: 7 2B: 4 3B: 0 HR: 1	SF: 0 SAC: 0 DP: 1 HBP: 0	WP: 0 PB: 0 SB: 1 CS: 1	PA: 36									
PITCHER	IP	WLS	BF	H	R	ER	SO	BB	IBB	HBP	BLK	WP	HR	S	P	ERA	WHIP										
Tom Glavine, L (1.1) ERA: 5.15	6.0	L	28	8	4	4	3	2	0	0	0	0	1	61	97	6.00	1.667										
David Weathers, R (7, 1) ERA: 3.09	1.0		3	1	0	0	1	0	0	0	0	0	0	9	13	0.00	1.000										
Graeme Lloyd, L (8, 1) ERA: 3.34	1.0		5	2	1	1	1	0	0	0	0	0	0	13	18	9.00	2.000										

New York Mets @ Montreal Expos
Olympic Stadium, Montreal, QB
Thu Jul 24 2003, 7:05 PM EDT
Att: 9,337 - Dome - 72 F

AB 34
R 5
H 11
RBI 5
BB 2
SO 5
LOB 13



Batter	1	2	3	4	5	6	7	8	9	AB	R	H	RBI	BB	SO	LOB	TOP								
Ray Olmedo, S (1, 6) OBP: 0.313, SLG: 0.333	2-1 F9 E 1B		0-0 G1-3		0-0 E2 F8 HR	1-0 G4-3		2-3 K		5	2	2	0	0	1	2									
Adam Dunn, L (1, 7) OBP: 0.353, SLG: 0.478	1-2 F9		3-3 K		0-0 F8	1-1 HR		4-1 G6-3 1B BB		4	2	1	2	1	1	2									
Jose Guillen, R (1, 9) OBP: 0.389, SLG: 0.632	2-0 F9		1-0 F9		0-1 HR	3-H G4-3		0-0 G6-3		5	1	2	3	0	0	1									
Sean Casey, L (1, 3) OBP: 0.358, SLG: 0.423	3-2 SAFE P5			2-1 F7	1-0 P6		2-2 G6-3		0-2 1B	5	0	1	1	0	0	1									
Aaron Boone, R (1, 5) OBP: 0.336, SLG: 0.473	2-3 K			3-2 S 2B 1B	2-0 1B		1-3 K		2-2 G4-6-3 1B	5	1	3	0	0	2	1									
Reggie Taylor, L (1, 8) OBP: 0.286, SLG: 0.350		1-2 F8		1-3 K	1-2 G4-3		2-3 K		1-1 G4-6-3	5	0	0	0	0	2	4									
Juan Castro, R (1, 4) OBP: 0.280, SLG: 0.408		1-1 G4-3		1-0 2B		0-1 HR		1-1 G3		4	1	2	2	0	0	0									
Kelly Stinnett, R (1, 2) OBP: 0.312, SLG: 0.408		4-1 BB		4-0 IBB		1-1 F7		1-1 1B		2	0	1	0	2	0	0									
Paul Wilson, R (1, 1) OBP: 0.103, SLG: 0.108		2-2 F8		1-3 K		2-1 G4-3 HR		0-3 K		3	1	1	0	0	1	3									
Ruben Mateo, R (8, PH) OBP: 0.294, SLG: 0.363										1	0	0	0	0	1	1									
Felix Heredia, L (8, 1) OBP: 0.333, SLG: 0.333										0	0	0	0	0	0	0									
Scott Williamson, R (9, 1)										0	0	0	0	0	0	0									
Inning Stats	R: 1 E: 1 K: 1 S: 16	H: 2 LOB: 1 BB: 0 P: 26	R: 0 E: 0 K: 0 S: 12	H: 0 LOB: 1 BB: 1 P: 20	R: 0 E: 0 K: 1 S: 5	H: 0 LOB: 0 BB: 0 P: 9	R: 1 E: 0 K: 2 S: 12	H: 2 LOB: 2 BB: 1 P: 24	R: 2 E: 1 K: 0 S: 9	H: 3 LOB: 1 BB: 0 P: 13	R: 3 E: 0 K: 0 S: 11	H: 3 LOB: 0 BB: 0 P: 17	R: 0 E: 0 K: 2 S: 9	H: 0 LOB: 0 BB: 0 P: 14	R: 0 E: 0 K: 2 S: 10	H: 1 LOB: 1 BB: 1 P: 14	R: 1 E: 0 K: 0 S: 10	H: 2 LOB: 1 BB: 1 P: 17	1B: 8 2B: 2 3B: 0 HR: 3	SF: 0 SAC: 0 DP: 1 HBP: 0	WP: 0 PB: 0 SB: 1 CS: 0	PA: 42			
PITCHER	IP	WLS	BF	H	R	ER	SO	BB	IBB	HBP	BLK	WP	HR	S	P	ERA	WHIP								
Steve Trachsel, R (1, 1) ERA: 4.71	5.1	L	27	9	6	5	4	1	1	0	0	0	2	60	101	8.44	1.875								
David Weathers, R (6, 1) ERA: 3.16	1.2		6	1	1	1	2	0	0	0	0	0	1	14	22	5.40	0.600								
Pedro Feliciano, L (8, 1) ERA: 3.06	2.0		9	3	1	1	2	1	0	0	0	0	0	20	31	4.50	2.000								

Cincinnati Reds @ New York Mets
Shea Stadium, Flushing, NY
Sun Jul 27 2003, 1:10 PM EDT
Att: 30,173 - Cloudy - 89 F

AB	39
R	8
H	13
RBI	8
BB	3
SO	8
LOB	15

Batter	1	2	3	4	5	6	7	8	9	AB	R	H	RBI	BB	SO	LOB	BOTTOM								
Jeff Duncan, L (1, 8) OBP: 0.438, SLG: 0.404	3-2 7 E 7 1B G6-3		2-1 L9		2-2 F8		0-0 G3			4	1	1	0	0	0	1									
Pedro Feliciano, L (8, 1)										0	0	0	0	0	0	0									
7 José Reyes, S (1, 6) OBP: 0.286, SLG: 0.381	0-0 E1 2B 1B		2-1 G3			0-3 K		0-1 F8		4	1	1	0	0	1	0									
Cliff Floyd, L (1, 7) OBP: 0.364, SLG: 0.523	1-0 G1-3			3-2 G3-1		0-0 1B		1-0 HBP		3	0	1	0	0	0	2									
Jason Phillips, R (1, 2) OBP: 0.394, SLG: 0.470	0-0 G6-3			2-0 L6		1-1 F7		0-1 L9		4	0	0	1	0	0	3									
Timo Perez, L (1, 9) OBP: 0.337, SLG: 0.379	3-1 3-H 2B			1-2 F9		3-2 G1-4-3		1-3 K		3	0	1	1	0	0	1									
Raul Gonzalez, R (8, PH) OBP: 0.350, SLG: 0.369										1	0	0	0	0	1	1									
Tony Clark, S (1, 3) OBP: 0.286, SLG: 0.449		0-1 F8			1-0 F8		1-1 G6-4-3 1B		0-0 G4-3	4	0	1	0	0	0	0									
Jay Bell, R (1, 5) OBP: 0.359, SLG: 0.190		0-2 F9			4-2 1B FC6-4 BB		2-1 G6-4-3 1-2F		2-3 K	3	1	0	0	1	1	1									
Joe McEwing, R (1, 4) OBP: 0.316, SLG: 0.314		0-3 K			2-1 FC6-4 1B		1-2 HR 1B		3-3 K	4	1	2	0	0	2	0									
Steve Trachsel, R (1, 1) OBP: 0.083, SLG: 0.088										2	0	0	1	0	1	1									
David Weathers, R (6, 1)										0	0	0	0	0	0	0									
Roger Cedeno, S (7, PH) OBP: 0.311, SLG: 0.363					1-3 K		0-0 FC6-4 1-2F		2-2 HR	1	1	1	2	0	0	0									
Inning Stats	R: 2 E: 1 K: 0 S: 8	H: 3 LOB: 1 BB: 0 P: 15	R: 0 E: 0 K: 1 S: 9	H: 0 LOB: 0 BB: 0 P: 9	R: 0 E: 0 K: 1 S: 7	H: 0 LOB: 0 BB: 0 P: 12	R: 0 E: 0 K: 0 S: 10	H: 0 LOB: 0 BB: 0 P: 16	R: 1 E: 0 K: 0 S: 11	H: 1 LOB: 1 BB: 1 P: 20	R: 0 E: 0 K: 1 S: 9	H: 1 LOB: 0 BB: 0 P: 13	R: 2 E: 0 K: 0 S: 12	H: 3 LOB: 0 BB: 0 P: 18	R: 0 E: 0 K: 1 S: 7	H: 0 LOB: 1 BB: 0 P: 9	R: 0 E: 0 K: 2 S: 7	H: 0 LOB: 0 BB: 0 P: 12	1B: 6 2B: 1 3B: 0 HR: 1	SF: 0 SAC: 0 DP: 1 HBP: 1	WP: 0 PB: 0 SB: 0 CS: 0	PA: 35			
PITCHER	IP	WLS	BF	H	R	ER	SO	BB	IBB	HBP	BLK	WP	HR	S	P	ERA	WHIP								
Paul Wilson, R (1, 1) ERA: 5.37	7.0	W	28	8	5	5	3	1	0	0	0	0	1	66	103	6.43	1.286								
Felix Heredia, L (8, 1) ERA: 2.75	1.0	H	4	0	0	0	1	0	0	1	0	0	0	7	9	0.00	0.000								
Scott Williamson, R (9, 1) ERA: 3.27	1.0	S	3	0	0	0	2	0	0	0	0	0	0	7	12	0.00	0.000								

Cincinnati Reds @ New York Mets
Shea Stadium, Flushing, NY
Sun Jul 27 2003, 1:10 PM EDT
Att: 30,173 - Cloudy - 89 F

AB	33
R	5
H	8
RBI	5
BB	1
SO	6
LOB	10

Batter	1	2	3	4	5	6	7	8	9	AB	R	H	RBI	BB	SO	LOB	TOP								
Eric Young Sr. R OBP: 0.339, SLG: 0.421	4-1 CS BB		1-3 K			3-2 G4-3 2B 2B	0-1 G1-3		4-2 1B 1-2 BB	3	1	1	0	2	1	1	Milwaukee Brewers @ New York Mets Shea Stadium, Flushing, NY Mon Jul 28 2003, 7:10 PM EDT Att: 6,056 - Cloudy - 82 F								
Scott Podsednik L OBP: 0.369, SLG: 0.396	1-3 K			1-2 F8		0-1 G4-3		2-2 F7	1-1 1B	5	0	1	2	0	1	2									
Geoff Jenkins L OBP: 0.358, SLG: 0.508	1-1 G4-3			0-0 F8		4-2 2B BB		1-1 G1-3		3	0	0	0	1	0	1									
Richie Sexson R OBP: 0.380, SLG: 0.528		2-1 BB 1B		1-0 HR		1-0 2B		4-0 IBB		3	1	3	2	1	0	0									
John Vander Wal L OBP: 0.374, SLG: 0.504 Brady Clark R OBP: 0.322, SLG: 0.389	0-3 K		2-1 F7			1-3 3-H 4-0 G5-4-3 IBB		1-0 P3		2	0	0	0	1	1	1									
Wes Helms R OBP: 0.323, SLG: 0.441	1-2 G5-4-3 BB				2-3 K	1-1 G5-4-3			1-0 L4	3	0	0	0	1	1	3									
Eddie Pérez R OBP: 0.324, SLG: 0.455 Enrique Cruz R OBP: 0.159, SLG: 0.103 Keith Osik R OBP: 0.333, SLG: 0.296	0-1 G5-4-3			1-2 G5-3		0-0 E5 G6-3		4-2 FC6-4 1B BB		3	0	0	0	1	0	2									
Royce Clayton R OBP: 0.282, SLG: 0.326			3-3 K		2-1 1B	0-1 F8		1-0 FC6-4 1B		4	0	2	0	0	1	1									
Glendon Rusch L OBP: 0.294, SLG: 0.226 Leo Estrella R OBP: 0.340, SLG: 0.408 Dan Kolb R	2-2 L1		2-2 L1		0-1 G1-3	0-1 G6-3		1-2 FC6-4 BB 1B		3	0	0	0	0	0	2									
Inning Stats	R: 0 E: 0 K: 1 S: 7	H: 0 LOB: 0 BB: 1 P: 13	R: 0 E: 0 K: 1 S: 8	H: 1 LOB: 1 BB: 1 P: 14	R: 0 E: 0 K: 2 S: 9	H: 0 LOB: 0 BB: 0 P: 15	R: 1 E: 0 K: 0 S: 7	H: 1 LOB: 1 BB: 0 P: 11	R: 0 E: 0 K: 1 S: 11	H: 0 LOB: 1 BB: 0 P: 16	R: 1 E: 0 K: 0 S: 11	H: 2 LOB: 2 BB: 2 P: 24	R: 0 E: 0 K: 0 S: 7	H: 0 LOB: 1 BB: 0 P: 7	R: 0 E: 0 K: 0 S: 6	H: 0 LOB: 1 BB: 1 P: 14		R: 2 E: 0 K: 0 S: 14	H: 2 LOB: 2 BB: 2 P: 26	1B: 4 2B: 2 3B: 0 HR: 1	SF: 0 SAC: 0 DP: 2 HBP: 0	WP: 0 PB: 0 SB: 0 CS: 1	PA: 38		
PITCHER	IP	WLS	BF	H	R	ER	SO	BB	IBB	HBP	BLK	WP	HR	S	P	ERA	WHIP								
Jae Weong Seo, R ERA: 3.97	(1, 1)	7.0	28	5	2	2	5	3	1	0	0	0	1	60	100	2.57	1.143								
Mike Stanton, L ERA: 4.94	(8, 1)	0.2	3	0	0	0	0	0	1	0	0	0	0	5	12	0.00	0.000								
David Weathers, R ERA: 3.41	(8, 1)	1.0	L	6	1	2	2	2	0	0	0	0	0	13	25	18.00	3.000								
John Franco, L ERA: 3.57	(9, 1)	0.1	1	1	0	0	0	0	0	0	0	0	0	2	3	0.00	3.000								

Batter	1	2	3	4	5	6	7	8	9	AB	R	H	RBI	BB	SO	LOB	BOTTOM								
7 José Reyes S OBP: 0.280, SLG: 0.371	1-1 F9		0-1 L3			0-2 F8	0-1 FC1-2			4	0	0	0	0	0	4	Milwaukee Brewers @ New York Mets Shea Stadium, Flushing, NY Mon Jul 28 2003, 7:10 PM EDT Att: 6,056 - Cloudy - 82 F								
Roger Cedeno S OBP: 0.310, SLG: 0.361	1-0 L6			1-2 FC4-6 1B		0-0 G5-3	2-2 F9			4	0	1	0	0	0	3									
Jason Phillips R OBP: 0.388, SLG: 0.462	0-1 P2			1-1 F8		0-0 G5-3		1-1 F9		4	0	0	0	0	0	1									
Cliff Floyd L OBP: 0.363, SLG: 0.519		2-3 K		0-0 FC4-6 1B		1-1 1B FC6-4 1B		1-0 G1-3		4	1	1	0	0	1	1									
Ty Wigginton R OBP: 0.316, SLG: 0.409	1-1 F8			1-2 FC4-6		1-1 FC6-4 1B 1B		2-3 K		4	1	1	0	0	1	1									
Raul Gonzalez R OBP: 0.347, SLG: 0.365	0-3 K				3-2 K		3-2 FC6-4 1B		3-2 G6-3	4	0	1	0	0	2	0									
Vance Wilson R OBP: 0.296, SLG: 0.389 Jeff Duncan L OBP: 0.431, SLG: 0.396			1-3 K		1-1 G6-3		3-2 FC6-4 1B FC1-2		1-2 K	3	0	0	1	0	1	2									
Joe McEwing R OBP: 0.326, SLG: 0.316			4-2 SH3-4 BB		4-2 BB		7 FC1-2 HBP 1B		1-2 G5-3	2	0	1	1	2	0	0									
Jae Weong Seo R OBP: 0.147, SLG: 0.094 Tony Clark S OBP: 0.290, SLG: 0.449 Mike Stanton L OBP: 0.431, SLG: 0.396			1-2 SH3-4		0-2 G5-3		7 FC1-2 HBP			1	0	0	0	0	0	1									
David Weathers R OBP: 0.347, SLG: 0.365			1-2 SH3-4				7 FC1-2 HBP			0	0	0	0	0	0	0									
Inning Stats	R: 0 E: 0 K: 0 S: 5	H: 0 LOB: 0 BB: 0 P: 7	R: 0 E: 0 K: 2 S: 8	H: 0 LOB: 0 BB: 0 P: 11	R: 0 E: 0 K: 1 S: 11	H: 0 LOB: 1 BB: 1 P: 17	R: 0 E: 0 K: 0 S: 9	H: 1 LOB: 1 BB: 0 P: 12	R: 0 E: 0 K: 1 S: 15	H: 0 LOB: 1 BB: 1 P: 23	R: 0 E: 0 K: 0 S: 6	H: 0 LOB: 0 BB: 0 P: 6	R: 2 E: 0 K: 0 S: 20	H: 4 LOB: 3 BB: 0 P: 34	R: 0 E: 0 K: 1 S: 6	H: 0 LOB: 0 BB: 0 P: 10	R: 0 E: 0 K: 1 S: 11	H: 0 LOB: 0 BB: 0 P: 16	1B: 5 2B: 0 3B: 0 HR: 0	SF: 0 SAC: 1 DP: 0 HBP: 1	WP: 0 PB: 0 SB: 0 CS: 0	PA: 35			
PITCHER	IP	WLS	BF	H	R	ER	SO	BB	IBB	HBP	BLK	WP	HR	S	P	ERA	WHIP								
Glendon Rusch, L ERA: 7.21	(1, 1)	6.1	27	5	2	2	4	2	0	1	0	0	0	68	102	2.84	1.105								
Leo Estrella, R ERA: 3.14	(7, 1)	1.2	W	5	0	0	1	0	0	0	0	0	0	12	18	0.00	0.000								
Dan Kolb, R ERA: 2.7	(9, 1)	1.0	S	3	0	0	1	0	0	0	0	0	0	11	16	0.00	0.000								

Batter	1	2	3	4	5	6	7	8	9	AB	R	H	RBI	BB	SO	LOB	TOP				
Eric Young Sr. R OBP: 0.338, SLG: 0.416 (1, 4)	F8	F8		FC6 BB			P5		P4	4	0	0	0	1	0	0					
Scott Podsednik L OBP: 0.370, SLG: 0.395 (1, 8)	F8		F9	FC6			FC5-4 BB		1B	4	1	1	0	1	0	1					
Geoff Jenkins L OBP: 0.358, SLG: 0.506 (1, 7)	CI 1B		K		F8		F7		2B	5	1	2	0	0	1	1					
Richie Sexson R OBP: 0.378, SLG: 0.524 (1, 3)	CI 1B		K		L4		FC5-4		K	5	0	1	0	0	2	3					
Brady Clark R OBP: 0.326, SLG: 0.394 (1, 9)	CI			L4	G5-3			G4-6-3 HBP	2B	3	0	1	2	0	0	0					
Keith Ginter R OBP: 0.336, SLG: 0.402 (1, 5)	L5			1B HR			F9	G4-6-3	G6-3	5	1	1	0	0	0	5					
Keith Osik R OBP: 0.342, SLG: 0.321 (1, 2)				HR	HR		P3			3	2	2	1	1	0	0					
Royce Clayton R OBP: 0.286, SLG: 0.337 (1, 6)			F9	HR	HR			WP BB		3	1	2	3	1	0	0					
15 Ben Sheets R OBP: 0.100, SLG: 0.082 Valero De Los Santos L OBP: 0.200, SLG: 0.400 2 Bill Hall R OBP: 0.200, SLG: 0.400 Mike DeJean R (8, 1)			K		B5-3		K	1B IBB	FC5-4	3	0	0	0	0	2	1					
Inning Stats	R: 0 E: 1 K: 0 S: 11	H: 2 LOB: 3 BB: 0 P: 18	R: 1 E: 0 K: 1 S: 9	H: 1 LOB: 0 BB: 0 P: 15	R: 0 E: 0 K: 2 S: 9	H: 0 LOB: 0 BB: 0 P: 12	R: 3 E: 0 K: 0 S: 12	H: 3 LOB: 1 BB: 1 P: 20	R: 0 E: 0 K: 1 S: 4	H: 1 LOB: 1 BB: 0 P: 10	R: 0 E: 0 K: 0 S: 6	H: 0 LOB: 1 BB: 1 P: 10	R: 0 E: 0 K: 0 S: 4	H: 0 LOB: 2 BB: 2 P: 17	R: 2 E: 0 K: 1 S: 17	H: 3 LOB: 1 BB: 0 P: 26	1B: 7 2B: 2 3B: 0 HR: 2	SF: 0 SAC: 0 DP: 1 HBP: 1	WP: 1 PA: 42 PB: 0 SB: 0 CS: 0		
PITCHER	IP WLS BF H R ER SO BB IBB HBP BLK WP HR S P ERA WHIP																				
Tom Glavine L ERA: 5.1 (1, 1)	1.0	6	2	0	0	0	0	0	0	0	0	11	18	0.00	2.000						
Dan Wheeler R ERA: 3.29 (2, 1)	4.0	L 17	4	4	4	3	1	0	0	0	0	2	34	54	9.00	1.250					
Pedro Feliciano L ERA: 2.89 (6, 1)	2.0	8	1	0	0	1	1	0	0	0	0	15	20	0.00	1.000						
John Franco L ERA: 3.38 (8, 1)	1.0	5	0	0	0	0	1	1	1	0	1	0	4	17	0.00	1.000					
Mike Stanton L ERA: 5.4 (9, 1)	1.0	6	3	2	2	1	0	0	0	0	0	0	17	26	18.00	3.000					

Milwaukee Brewers @ New York Mets
Shea Stadium, Flushing, NY
Tue Jul 29 2003, 7:20 PM EDT
Att: 22,846 - Sunny - 76 F

AB	36
R	6
H	10
RBI	6
BB	4
SO	5
LOB	13

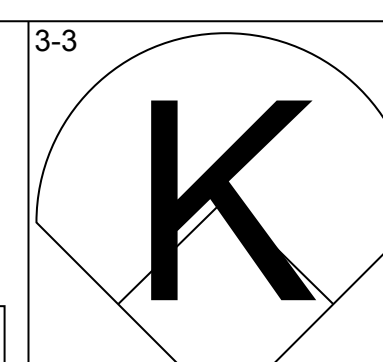
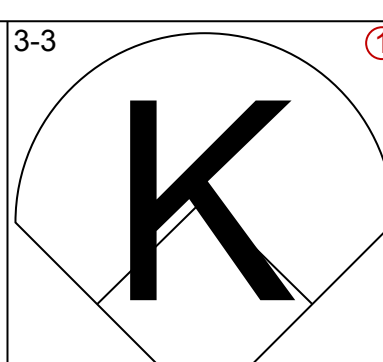
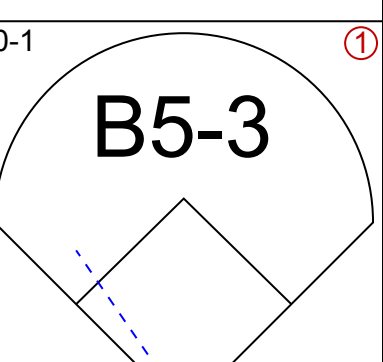
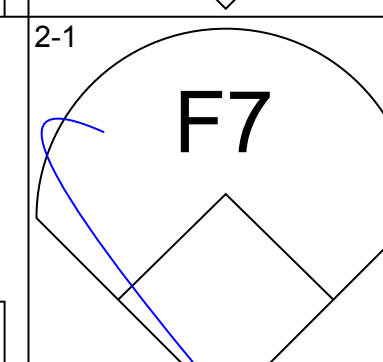
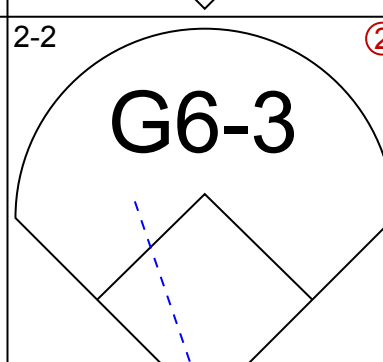
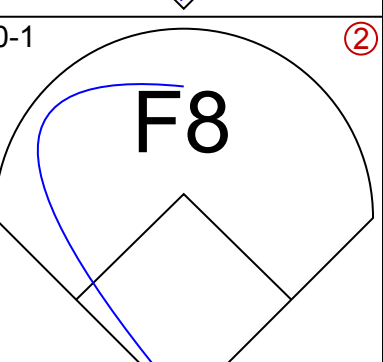
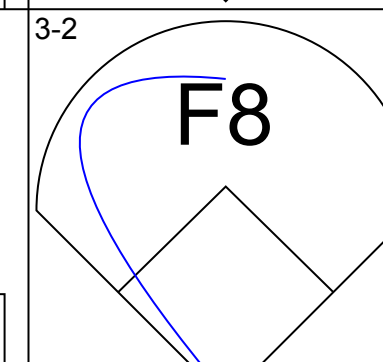
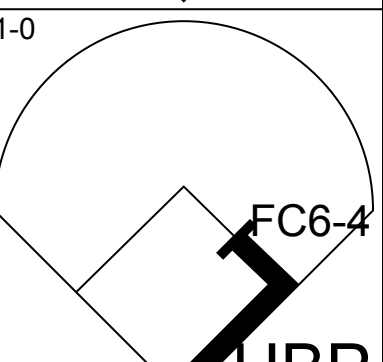
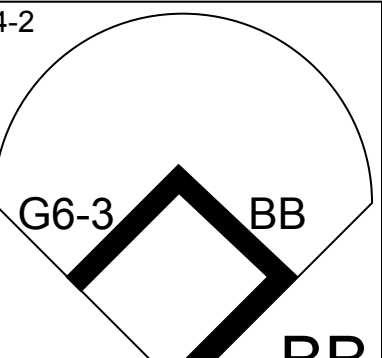
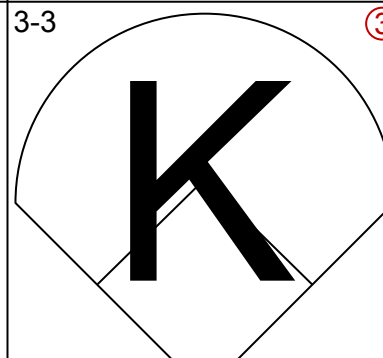
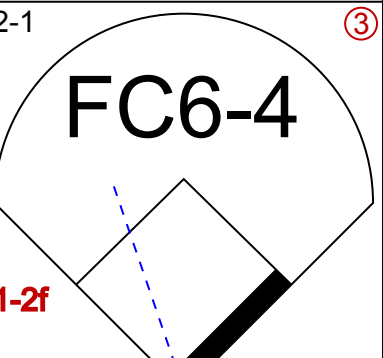
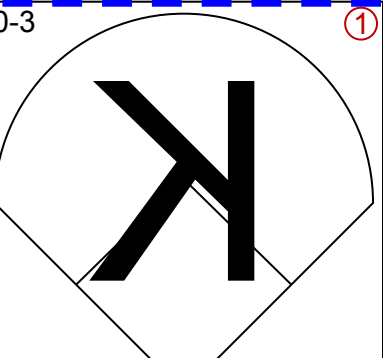
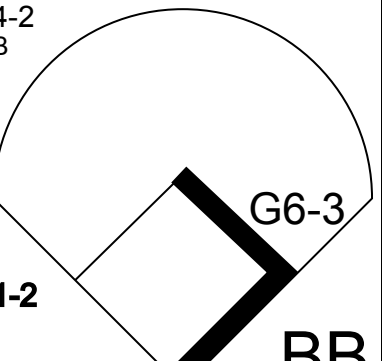
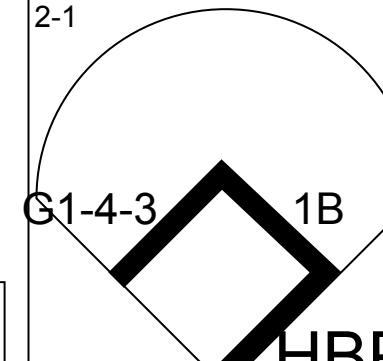
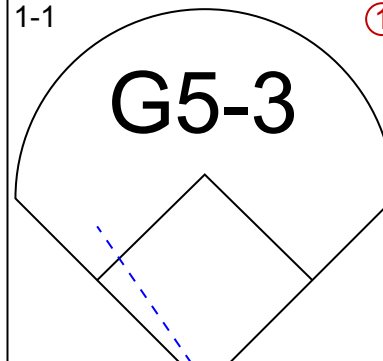
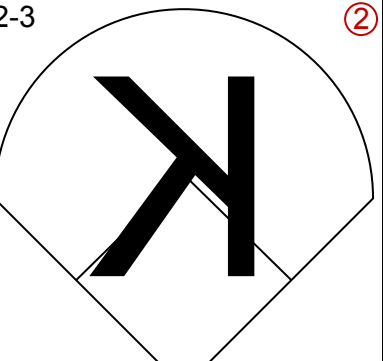
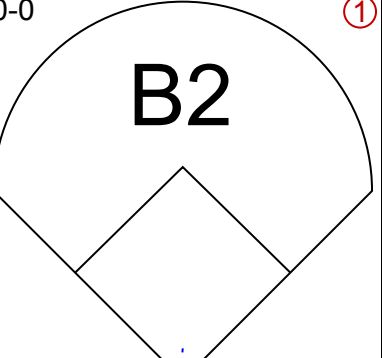
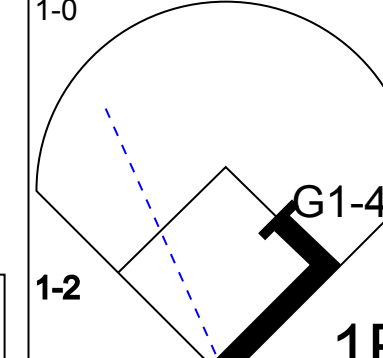
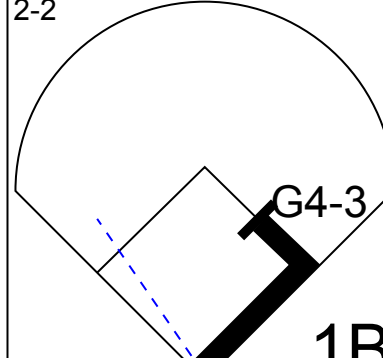
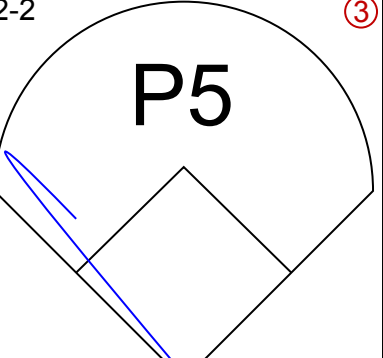
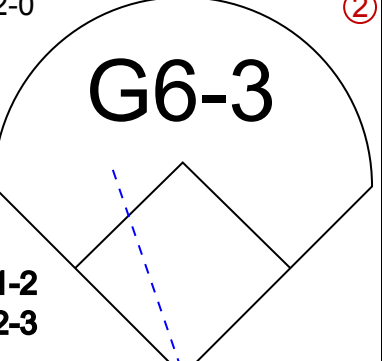
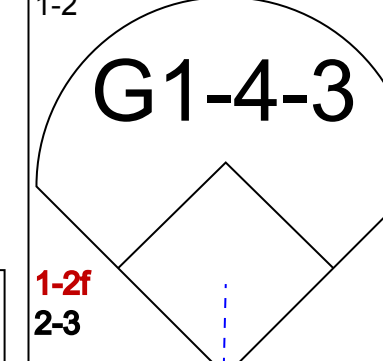
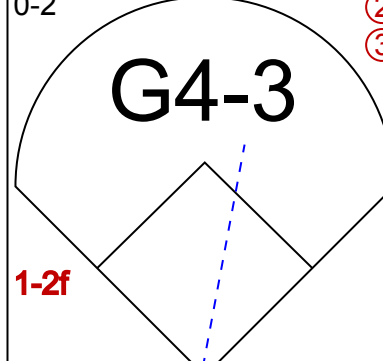
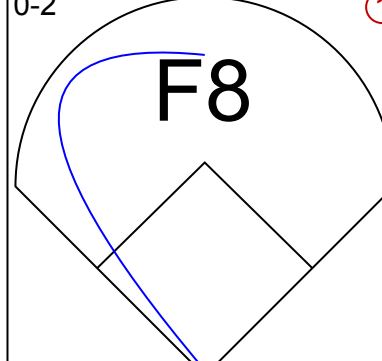
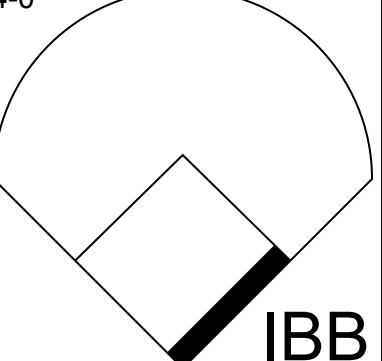
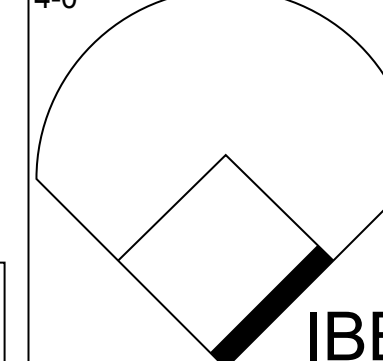
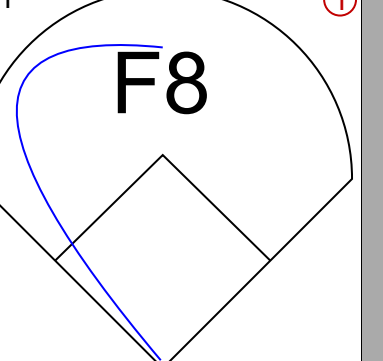
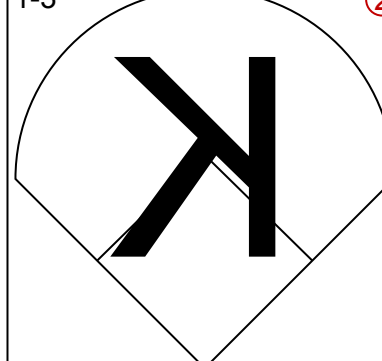
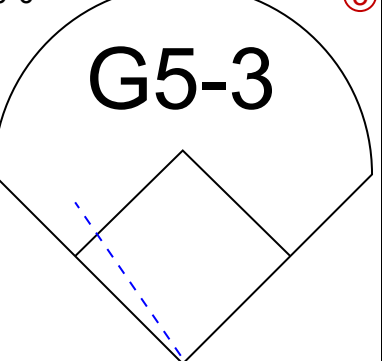
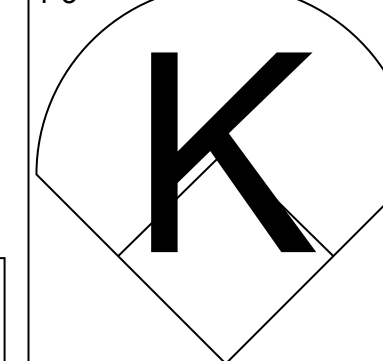



Batter	1	2	3	4	5	6	7	8	9	AB	R	H	RBI	BB	SO	LOB	BOTTOM		
Jeff Duncan L OBP: 0.406, SLG: 0.368 (1, 8)	G4-3		G4-3		K			B1-3		4	0	0	0	0	1	0			
7 José Reyes S OBP: 0.273, SLG: 0.361 (1, 6)	L4		F7				G2	K		4	0	0	0	0	1	0			
Cliff Floyd L OBP: 0.364, SLG: 0.522 (1, 7)	G4-3			G4-1 1B			G4-6-3 1B	G3-1		4	1	2	0	0	0	0			
Jason Phillips R OBP: 0.386, SLG: 0.458 (1, 3)		2B 1B		G4-1			G4-6-3		G1-3	4	1	1	0	0	0	2			
Timo Perez L OBP: 0.340, SLG: 0.387 (1, 9)		1B 2B		G3			G4-3		1B	4	1	2	1	0	0	1			
Ty Wigginton R OBP: 0.320, SLG: 0.413 (1, 5)		G4-6-3 1B					F9 E 1B		F8	4	0	3	2	0	0	1			
Vance Wilson R OBP: 0.291, SLG: 0.382 (1, 2)		G4-6-3		G3-1			E1		P3	4	0	0	0	0	0	4			
Joe McEwing R OBP: 0.320, SLG: 0.311 (1, 4)		P4			G5-3		F9			3	0	0	0	0	0	2			
Tom Glavine L ERA: 5.1 (1, 1)	6.2	W 26	7	3	3	2	0	0	0	0	0	0	0	0	0	0			
Dan Wheeler R ERA: 3.88 (2, 1)	0.1	H 1	0	0	0	1	0	0	0	0	0	0	3	3	0.00	0.000			
Roger Cedeno S OBP: 0.306, SLG: 0.360 (5, PH)	2.0	S 7	1	0	0	1	0	0	0	0	0	0	14	18	0.00	0.500			
Tony Clark S OBP: 0.326, SLG: 0.448 John Franco L Mike Stanton L (8, 1)				G3-1			K			0	0	0	0	0	0	0			
Inning Stats	R: 0 E: 0 K: 0 S: 5	H: 0 LOB: 0 BB: 0 P: 11	R: 2 E: 0 K: 0 S: 15	H: 3 LOB: 0 BB: 0 P: 23	R: 0 E: 0 K: 0 S: 5	H: 0 LOB: 0 BB: 0 P: 5	R: 1 E: 0 K: 0 S: 11	H: 2 LOB: 1 BB: 0 P: 15	R: 0 E: 0 K: 2 S: 10	H: 1 LOB: 0 BB: 0 P: 15	R: 0 E: 1 K: 1 S: 13	H: 1 LOB: 2 BB: 0 P: 16	R: 0 E: 0 K: 1 S: 7	H: 0 LOB: 0 BB: 0 P: 8	R: 0 E: 0 K: 0 S: 7	H: 1 LOB: 1 BB: 0 P: 10	1B: 6 2B: 2 3B: 0 HR: 0	SF: 0 SAC: 0 DP: 2 HBP: 0	WP: 0 PA: 34 PB: 0 SB: 0 CS: 0
PITCHER	IP WLS BF H R ER SO BB IBB HBP BLK WP HR S P ERA WHIP																		
15 Ben Sheets R ERA: 3.88 (1, 1)	6.2	W 26	7	3	3	2	0	0	0	0	0	0	0	0	0	0			
Valero De Los Santos L ERA: 4.54 (7, 1)	0.1	H 1	0	0	0	1	0	0	0	0	0	0	3	3	0.00	0.000			
Mike DeJean R ERA: 4.8 (8, 1)	2.0	S 7	1	0	0	1	0	0	0	0	0	0	14	18	0.00	0.500			

Milwaukee Brewers @ New York Mets
Shea Stadium, Flushing, NY
Tue Jul 29 2003, 7:20 PM EDT
Att: 22,846 - Sunny - 76 F

AB	34
R	3
H	8
RBI	3
BB	0
SO	4
LOB	12

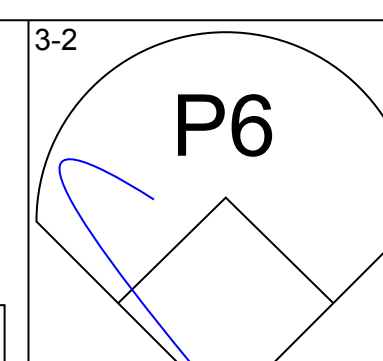
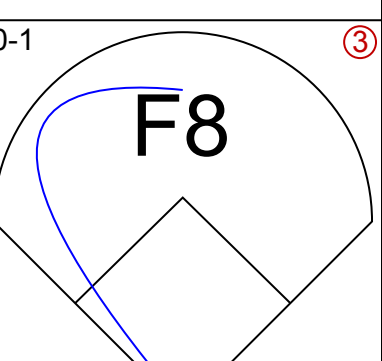
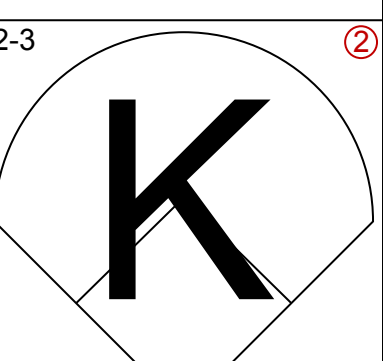
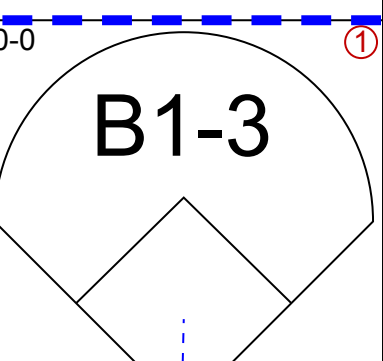
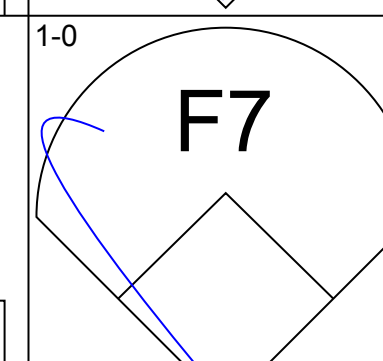
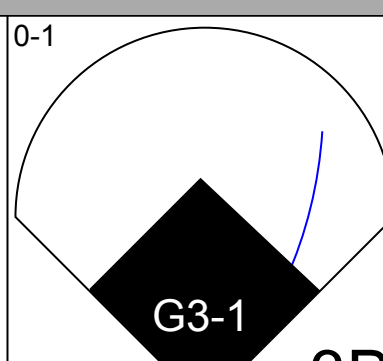
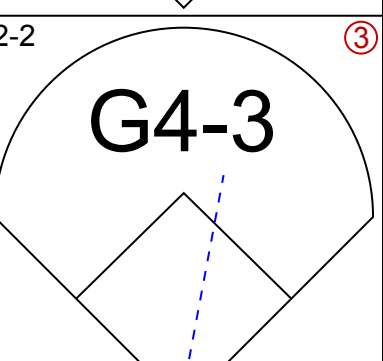
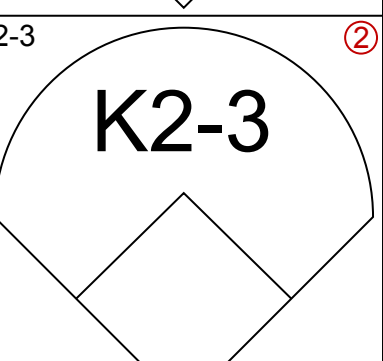

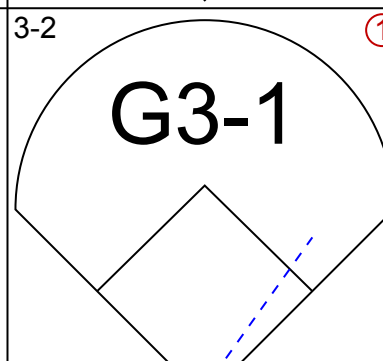
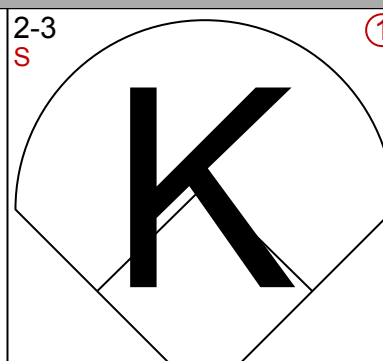
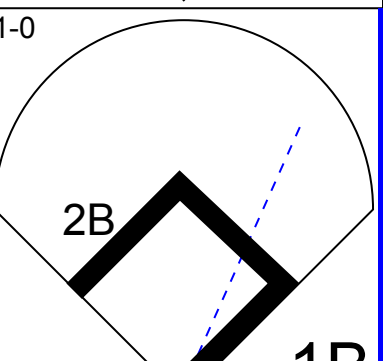
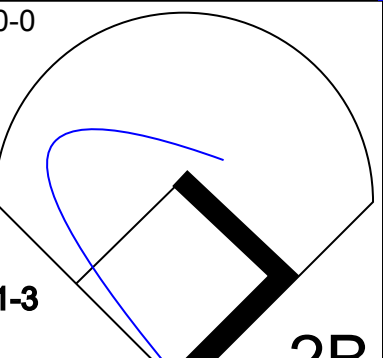
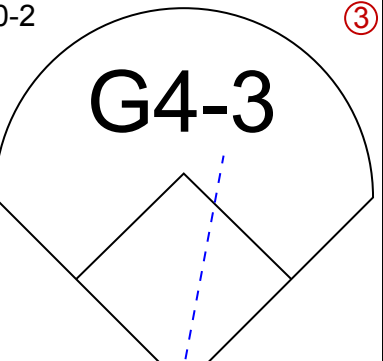

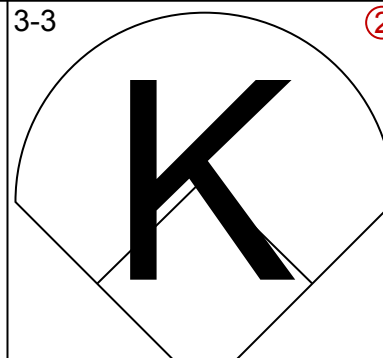
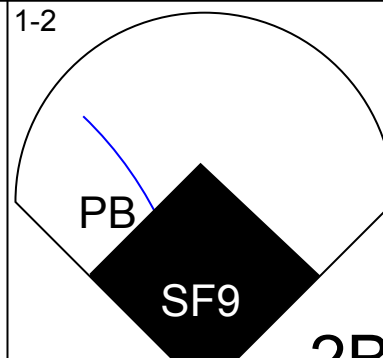
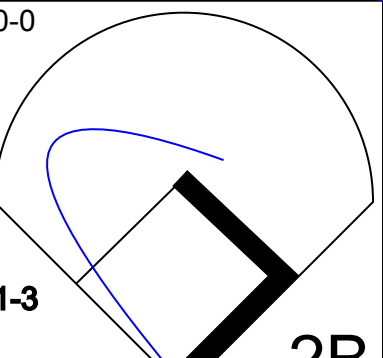
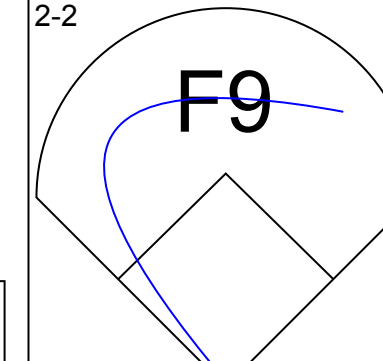
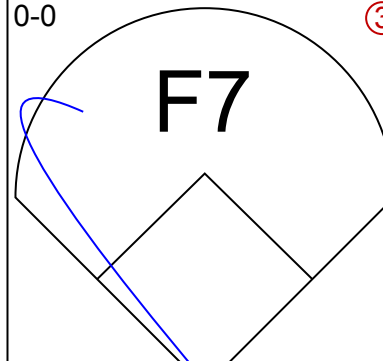
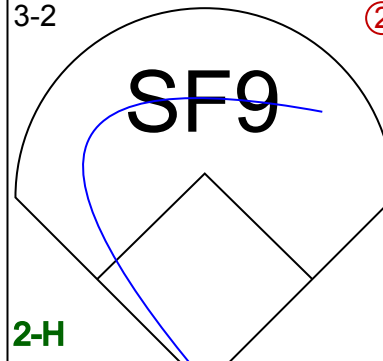
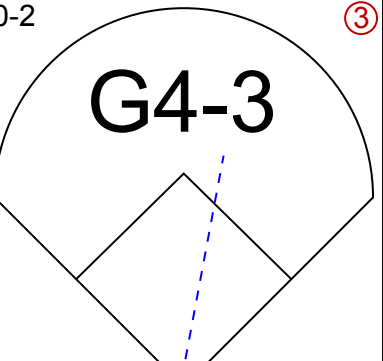
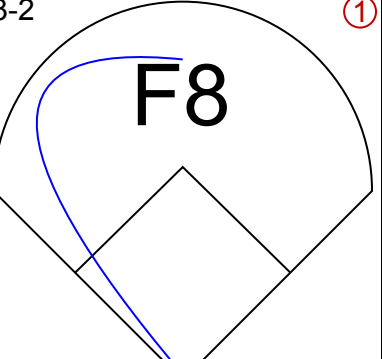
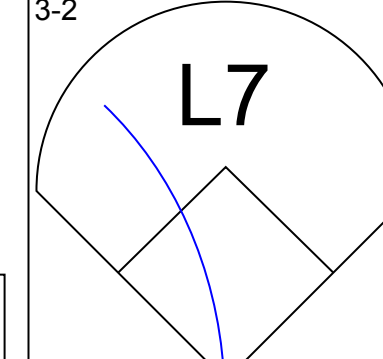
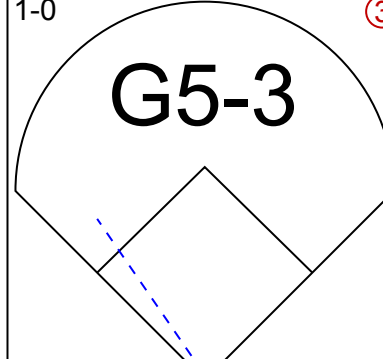
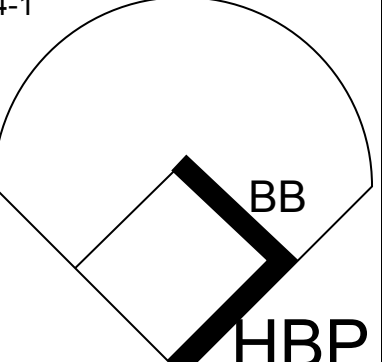
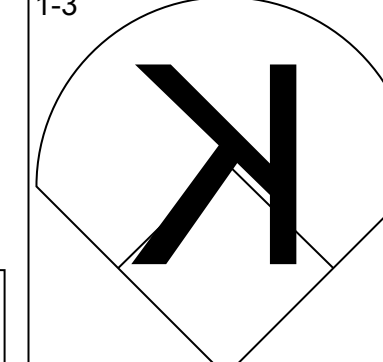
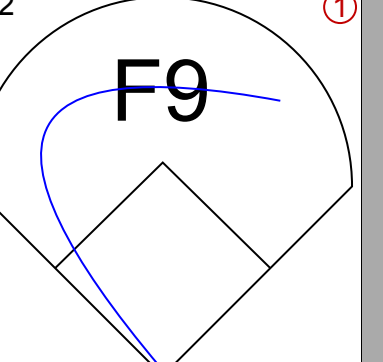
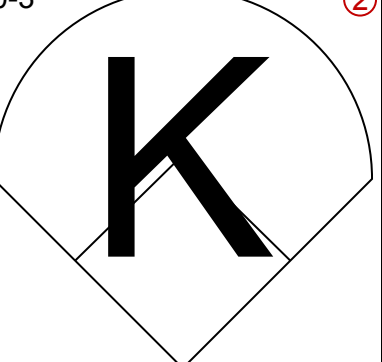
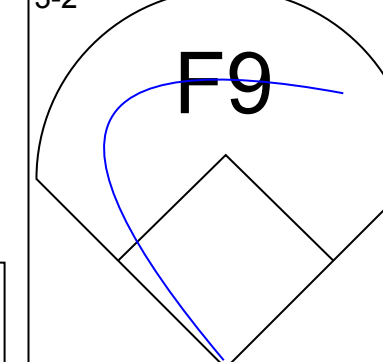
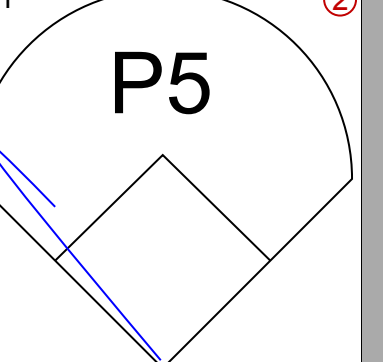
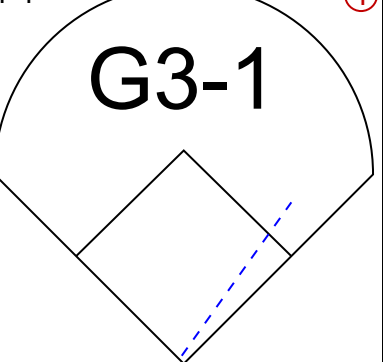
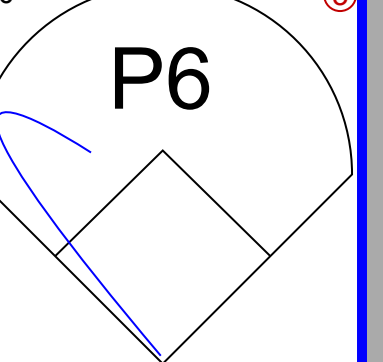


Batter	1	2	3	4	5	6	7	8	9	AB	R	H	RBI	BB	SO	LOB	TOP
Eric Young Sr. R OBP: 0.337, SLG: 0.415 (1, 4)											4	0	1	0	0	2	0
Scott Podsednik L OBP: 0.388, SLG: 0.393 (1, 8)											4	0	1	0	0	0	0
Geoff Jenkins L OBP: 0.360, SLG: 0.505 (1, 7)											3	0	1	0	0	1	2
Richie Sexson R OBP: 0.377, SLG: 0.520 (1, 3)											3	0	0	0	1	2	2
Brady Clark R OBP: 0.330, SLG: 0.389 (1, 9)											2	0	0	0	1	1	0
Keith Ginter R OBP: 0.340, SLG: 0.404 (1, 5)											4	0	2	0	0	0	2
Eddie Pérez R OBP: 0.319, SLG: 0.447 (1, 2)											4	0	0	0	0	0	5
Royce Clayton R OBP: 0.289, SLG: 0.335 (1, 6)											2	0	0	0	2	1	0
Wes Obermueller R OBP: 0.250, SLG: 0.250 (1, 1)											2	0	0	0	0	1	5
2 Bill Hall, R OBP: 0.188, SLG: 0.375 (7, PH)											1	0	0	0	0	1	0
Luis Vizcaino, R OBP: 0.373, SLG: 0.502 (8, 1)											0	0	0	0	0	0	0
Valerio De Los Santos, L OBP: 0.373, SLG: 0.502 (9, PH)											1	0	0	0	0	1	0
Inning Stats	R: 0 H: 0 E: 0 K: 1 S: 10	H: 0 R: 0 ER: 0 LOB: 0 BB: 0 P: 18	R: 0 H: 0 E: 0 K: 0 S: 9	H: 1 R: 0 ER: 0 LOB: 1 BB: 3 P: 23	R: 0 H: 1 E: 0 K: 2 S: 11	H: 1 R: 0 ER: 0 LOB: 2 BB: 0 P: 21	R: 0 H: 0 E: 0 K: 0 S: 6	H: 0 R: 0 ER: 0 LOB: 1 BB: 0 P: 9	R: 0 H: 1 E: 0 K: 2 S: 13	H: 2 R: 0 ER: 0 LOB: 2 BB: 0 P: 18	R: 0 H: 0 E: 0 K: 2 S: 9	H: 0 R: 0 ER: 0 LOB: 0 BB: 0 P: 13	R: 0 H: 0 E: 0 K: 2 S: 10	H: 0 R: 0 ER: 0 LOB: 0 BB: 0 P: 13	1B: 5 2B: 0 3B: 0 HR: 0	SF: 0 SAC: 0 DP: 2 HBP: 2	WP: 0 PA: 36 CS: 0
PITCHER	IP WLS BF H R ER SO BB IBB HBP BLK WP HR S P ERA WHIP																
Al Leiter, L ERA: 4.81 (1, 1)	7.0 W 30 5 0 0 6 2 2 2 0 0 0 68 120 0.00 1.000																
David Weathers, R ERA: 3.3 (8, 1)	2.0 S 6 0 0 0 4 0 0 0 0 0 0 19 26 0.00 0.000																

Milwaukee Brewers @ New York Mets
Shea Stadium, Flushing, NY
Wed Jul 30 2003, 7:10 PM EDT
Att: 22,389 - Sunny - 77 F

AB 30
R 0
H 5
RBI 0
BB 4
SO 10
LOB 16



Batter	1	2	3	4	5	6	7	8	9	AB	R	H	RBI	BB	SO	LOB	BOTTOM		
Jeff Duncan L OBP: 0.384, SLG: 0.344 (1, 8)											4	0	0	0	0	1	2		
7 José Reyes S OBP: 0.273, SLG: 0.371 (1, 6)											4	1	1	0	0	1	0		
Cliff Floyd L OBP: 0.366, SLG: 0.520 (1, 7)											3	0	1	1	1	1	0		
Jae Weong Seo R OBP: 0.147, SLG: 0.094 (6, PR)											0	0	0	0	0	0	0		
Raul Gonzalez R OBP: 0.347, SLG: 0.365 (9, 7)											0	0	0	0	0	0	0		
Jason Phillips R OBP: 0.391, SLG: 0.471 (1, 3)											4	1	3	0	0	1	0		
Timo Perez L OBP: 0.333, SLG: 0.381 (1, 9)											3	0	0	1	0	0	5		
Ty Wigginton R OBP: 0.318, SLG: 0.410 (1, 5)											3	0	0	0	0	0	0		
Vance Wilson R OBP: 0.292, SLG: 0.378 (1, 2)											2	0	0	0	0	1	0		
Joe McEwing R OBP: 0.315, SLG: 0.305 (1, 4)											3	0	0	0	0	1	1		
Al Leiter, L ERA: 3.0 (7, PH)											1	0	0	0	1	0	0		
Roger Cedeno S ERA: 8.53 (8, 1)											1	0	0	0	0	0	0		
David Weathers, R ERA: 4.41 (8, 1)											0	0	0	0	0	0	0		
Inning Stats	R: 0 H: 1 E: 0 K: 0 S: 12	H: 0 R: 0 ER: 0 LOB: 2 BB: 1 P: 22	R: 0 H: 0 E: 0 K: 1 S: 11	H: 0 R: 0 ER: 0 LOB: 2 BB: 1 P: 22	R: 1 H: 1 E: 0 K: 1 S: 10	H: 1 R: 0 ER: 0 LOB: 0 BB: 0 P: 16	R: 0 H: 0 E: 0 K: 1 S: 13	H: 0 R: 0 ER: 0 LOB: 0 BB: 0 P: 20	R: 0 H: 0 E: 0 K: 1 S: 9	H: 0 R: 0 ER: 0 LOB: 0 BB: 0 P: 14	R: 1 H: 1 E: 0 K: 0 S: 15	H: 1 R: 0 ER: 0 LOB: 0 BB: 0 P: 22	R: 0 H: 0 E: 0 K: 0 S: 9	H: 0 R: 0 ER: 0 LOB: 3 BB: 0 P: 12	R: 0 H: 2 E: 0 K: 1 S: 13	H: 2 R: 0 ER: 0 LOB: 0 BB: 0 P: 16	1B: 2 2B: 2 3B: 1 HR: 0	SF: 1 SAC: 0 DP: 0 HBP: 1	WP: 0 PA: 32 CS: 0
PITCHER	IP WLS BF H R ER SO BB IBB HBP BLK WP HR S P ERA WHIP																		
Wes Obermueller R ERA: 3.0 (1, 1)	6.0 L 24 3 2 1 5 2 0 1 0 0 0 70 116 1.50 0.833																		
Luis Vizcaino R ERA: 8.53 (7, 1)	1.0 3 0 0 0 0 0 0 0 0 0 9 12 0.00 0.000																		
Valerio De Los Santos, L ERA: 4.41 (8, 1)	1.0 5 2 0 0 1 0 0 0 0 0 13 16 0.00 2.000																		

Milwaukee Brewers @ New York Mets
Shea Stadium, Flushing, NY
Wed Jul 30 2003, 7:10 PM EDT
Att: 22,389 - Sunny - 77 F

AB 28
R 2
H 5
RBI 2
BB 2
SO 6
LOB 8



Batter	1	2	3	4	5	6	7	8	9	AB	R	H	RBI	BB	SO	LOB	TOP				
Scott Podsednik, L (1, 8) OBP: 0.374, SLG: 0.397										4	0	3	1	1	1	0	Milwaukee Brewers @ New York Mets Shea Stadium, Flushing, NY Thu Jul 31 2003, 12:10 PM EDT Att: 27,590 - Sunny - 75 F				
Royce Clayton, R (1, 6) OBP: 0.286, SLG: 0.331										4	0	0	0	1	1	4					
Geoff Jenkins, L (1, 7) OBP: 0.358, SLG: 0.500										4	0	0	0	1	1	3					
Richie Sexson, R (1, 3) OBP: 0.377, SLG: 0.517										4	0	1	1	1	1	1					
John Vander Wal, L (1, 9) OBP: 0.366, SLG: 0.492 Dan Kolb, R (9, 1)										5	0	0	0	0	3	4					
Wes Helms, R (1, 5) OBP: 0.324, SLG: 0.440 Keith Ginter, R (5, 5) OBP: 0.346, SLG: 0.415										1	0	0	0	1	0	1					
Eddie Pérez, R (1, 2) OBP: 0.317, SLG: 0.444										4	1	1	1	0	2	4					
2 Bill Hall, R (1, 4) OBP: 0.263, SLG: 0.421										3	1	2	0	0	0	1					
Matt Kinney, R (1, 1) OBP: 0.054, SLG: 0.056 Leo Estrella, R (7, 1)										1	0	0	0	1	0	2					
Brooks Kieschnick, L (8, PH) OBP: 0.370, SLG: 0.588 Mike DeJean, R (8, 1) Brady Clark, R (9, 9) OBP: 0.350, SLG: 0.389										0	0	0	0	0	0	0					
Inning Stats	R: 0 E: 0 K: 1 S: 12	H: 0 LOB: 1 BB: 1 P: 21	R: 0 E: 0 K: 2 S: 12	H: 1 LOB: 2 BB: 1 P: 18	R: 0 E: 0 K: 1 S: 5	H: 0 LOB: 0 BB: 1 P: 11	R: 0 E: 1 K: 1 S: 12	H: 1 LOB: 1 BB: 0 P: 18	R: 1 E: 0 K: 2 S: 13	H: 2 LOB: 3 BB: 2 P: 23	R: 0 E: 0 K: 0 S: 12	H: 0 LOB: 0 BB: 0 P: 16	R: 2 E: 1 K: 1 S: 15	H: 3 LOB: 1 BB: 0 P: 24	R: 0 E: 0 K: 1 S: 6	H: 0 LOB: 0 BB: 0 P: 8		1B: 8 2B: 1 3B: 0 HR: 0	SF: 0 SAC: 2 DP: 2 HBP: 0	WP: 2 PB: 0 SB: 1 CS: 0	PA: 41
PITCHER	IP WLS BF H R ER SO BB IBB HBP BLK WP HR S P ERA WHIP																				
Aaron Heilman, R (1, 1) ERA: 6.93	5.2 L 28 6 2 2 7 6 0 0 0 0 0 0 63 109 3.18 2.118																				
Jaime Cerda, L (6, 1) ERA: 6.2	1.1 4 0 0 0 1 0 0 0 0 0 0 0 15 20 0.00 0.000																				
Edwin Almonte, R (8, 1) ERA: 10.57	1.0 6 3 2 2 1 0 0 0 0 0 1 0 15 24 18.00 3.000																				
Mike Stanton, L (9, 1) ERA: 5.22	1.0 3 0 0 0 1 0 0 0 0 0 0 0 6 8 0.00 0.000																				

AB	33
R	4
H	9
RBI	3
BB	6
SO	10
LOB	20



Batter	1	2	3	4	5	6	7	8	9	AB	R	H	RBI	BB	SO	LOB	BOTTOM						
Roger Cedeno, S (1, 9) OBP: 0.306, SLG: 0.353										4	1	0	0	1	1	2	Milwaukee Brewers @ New York Mets Shea Stadium, Flushing, NY Thu Jul 31 2003, 12:10 PM EDT Att: 27,590 - Sunny - 75 F						
7 José Reyes, S (1, 6) OBP: 0.282, SLG: 0.384										5	1	3	0	0	0	0							
Timo Perez, L (1, 8) OBP: 0.330, SLG: 0.376										5	0	1	1	0	1	5							
Jason Phillips, R (1, 2) OBP: 0.393, SLG: 0.469										3	0	1	1	0	0	1							
Ty Wigginton, R (1, 5) OBP: 0.317, SLG: 0.406										3	0	0	0	1	2	4							
Raul Gonzalez, R (1, 7) OBP: 0.345, SLG: 0.357										3	1	0	0	1	0	5							
Tony Clark, S (1, 3) OBP: 0.293, SLG: 0.444 Mike Stanton, L (9, 1)										3	0	1	0	1	0	2							
Marco Scutaro, R (1, 4) OBP: 0.200, SLG: 0.211 Cliff Floyd, L (7, PH) OBP: 0.365, SLG: 0.519 Joe McEwing, R (8, 4) OBP: 0.319, SLG: 0.309										2	0	1	0	0	0	1							
Aaron Heilman, R (1, 1) Jaime Cerda, L (6, 1) Jeff Duncan, L (7, PH) OBP: 0.378, SLG: 0.339 Edwin Almonte, R (8, 1) Jay Bell, R (9, 3) OBP: 0.356, SLG: 0.188										2	0	0	0	0	0	1							
Inning Stats	R: 0 E: 0 K: 2 S: 14	H: 1 LOB: 3 BB: 1 P: 23	R: 0 E: 0 K: 0 S: 8	H: 1 LOB: 0 BB: 0 P: 13	R: 0 E: 0 K: 0 S: 8	H: 0 LOB: 0 BB: 0 P: 10	R: 0 E: 0 K: 1 S: 7	H: 0 LOB: 1 BB: 1 P: 12	R: 0 E: 0 K: 0 S: 6	H: 0 LOB: 0 BB: 0 P: 8	R: 0 E: 0 K: 0 S: 9	H: 1 LOB: 0 BB: 0 P: 13	R: 1 E: 0 K: 1 S: 14	H: 1 LOB: 0 BB: 1 P: 23	R: 2 E: 1 K: 0 S: 8	H: 2 LOB: 2 BB: 1 P: 14		R: 0 E: 0 K: 2 S: 14	H: 2 LOB: 2 BB: 0 P: 22	1B: 6 2B: 3 3B: 0 HR: 0	SF: 0 SAC: 0 DP: 2 HBP: 1	WP: 0 PB: 0 SB: 1 CS: 0	PA: 39
PITCHER	IP WLS BF H R ER SO BB IBB HBP BLK WP HR S P ERA WHIP																						
Matt Kinney, R (1, 1) ERA: 5.08	6.0 W 25 4 1 1 3 3 0 1 0 0 0 0 54 16 1.50 1.167																						
Leo Estrella, R (7, 1) ERA: 3.07	1.0 H 2 0 0 0 1 0 0 0 0 1 0 0 12 16 0.00 0.000																						
Mike DeJean, R (8, 1) ERA: 4.88	1.0 H 7 2 2 1 0 1 0 0 0 0 0 0 8 14 9.00 3.000																						
Dan Kolb, R (9, 1) ERA: 2.57	1.0 S 5 2 0 0 2 0 0 0 0 0 0 0 14 22 0.00 2.000																						

AB	34
R	3
H	8
RBI	2
BB	4
SO	6
LOB	25



Batter	1	2	3	4	5	6	7	8	9	AB	R	H	RBI	BB	SO	LOB	TOP								
Orlando Palmeiro, L (1.8) OBP: 0.337, SLG: 0.328 Bo Hart, R (8. PH) OBP: 0.365, SLG: 0.420										3	0	0	0	0	1	0									
Eduardo Perez, R (1.9) OBP: 0.395, SLG: 0.444 Kerry Robinson, L (8. PH) OBP: 0.246, SLG: 0.283										3	0	0	0	0	2	0									
5 Albert Pujols, R (1.7) OBP: 0.440, SLG: 0.677										3	1	1	0	2	0	0									
Edgar Renteria, R (1.6) OBP: 0.389, SLG: 0.504										4	3	3	1	1	0	1									
27 Scott Rolen, R (1.5) OBP: 0.390, SLG: 0.556										4	0	2	2	0	0	2									
Tino Martinez, L (1.3) OBP: 0.347, SLG: 0.433										4	1	0	0	1	1	3									
Miguel Cairo, R (1.4) OBP: 0.302, SLG: 0.395										5	1	2	2	0	0	1									
Mike Matheny, R (1.2) OBP: 0.327, SLG: 0.356										4	0	0	0	0	0	3									
Jeff Fassero, L (1.1) J.D. Drew, L (7. PH) OBP: 0.360, SLG: 0.516 Cal Eldred, R (7.1) OBP: 0.500, SLG: 0.500 Steve Kline, S (7.1) OBP: 1.000, SLG: 2.000 Jason Simontacchi, R (8.1) OBP: 0.147, SLG: 0.119										2	0	0	0	0	0	0									
Inning Stats	R: 0 E: 0 K: 1 S: 11	H: 0 LOB: 0 BB: 0 P: 17	R: 1 E: 0 K: 0 S: 9	H: 1 LOB: 0 BB: 0 P: 12	R: 0 E: 0 K: 2 S: 9	H: 0 LOB: 0 BB: 1 P: 14	R: 0 E: 0 K: 2 S: 14	H: 1 LOB: 2 BB: 1 P: 22	R: 0 E: 0 K: 1 S: 7	H: 0 LOB: 0 BB: 0 P: 10	R: 0 E: 0 K: 1 S: 16	H: 2 LOB: 2 BB: 0 P: 27	R: 0 E: 0 K: 1 S: 15	H: 1 LOB: 1 BB: 0 P: 24	R: 6 E: 0 K: 0 S: 19	H: 5 LOB: 2 BB: 3 P: 38	R: 1 E: 0 K: 0 S: 9	H: 2 LOB: 1 BB: 0 P: 13	1B: 6 2B: 3 3B: 2 HR: 1	SF: 1 SAC: 0 DP: 0 HBP: 0	WP: 0 PB: 0 SB: 0 CS: 0	PA: 43			
PITCHER	IP	WLS	BF	H	R	ER	SO	BB	IBB	HBP	BLK	WP	HR	S	P	ERA	WHIP								
Steve Trachsel, R (1.1) ERA: 4.54	6.2		26	5	1	1	4	1	0	0	0	0	1	77	119	1.35	0.900								
John Franco, L (7.1) ERA: 3.32	0.1	H	1	0	0	0	1	0	0	0	0	0	0	4	7	0.00	0.000								
Jaime Cerda, L (8.1) ERA: 6.57	0.0		1	1	1	1	0	0	0	0	0	0	0	2	2	∞	∞								
Dan Wheeler, R (8.1) ERA: 4.76	1.0	L	10	4	5	5	0	2	1	0	0	0	0	17	36	45.00	6.000								
Edwin Almonte, R (9.1) ERA: 10.38	1.0		5	2	1	1	0	0	0	0	0	0	0	9	13	9.00	2.000								

St. Louis Cardinals @ New York Mets
Shea Stadium, Flushing, NY
Fri Aug 01 2003, 7:10 PM EDT
Att: 23,578 - Cloudy - 76 F

livebaseballscores.com

AB 38
R 8
H 12
RBI 8
BB 4
SO 5
LOB 13

Batter	1	2	3	4	5	6	7	8	9	AB	R	H	RBI	BB	SO	LOB	BOTTOM								
7 José Reyes, S (1.6) OBP: 0.287, SLG: 0.383										3	0	1	0	1	0	1									
Jeff Duncan, L (1.8) OBP: 0.372, SLG: 0.323										3	0	0	0	0	1	3									
Jason Phillips, R (1.3) OBP: 0.387, SLG: 0.462										4	0	0	0	0	0	2									
Cliff Floyd, L (1.7) OBP: 0.363, SLG: 0.525 Edwin Almonte, R (9.1)										4	1	1	1	0	0	1									
Ty Wigginton, R (1.5) OBP: 0.319, SLG: 0.406										3	0	1	0	1	0	0									
Roger Cedeno, S (1.9) OBP: 0.306, SLG: 0.357 Jaime Cerda, L (8.1)										3	1	1	0	0	2	1									
Dan Wheeler, R (8.1) Raul Gonzalez, R (9.7) OBP: 0.349, SLG: 0.357										0	0	0	0	0	0	0									
Vance Wilson, R (1.2) OBP: 0.287, SLG: 0.372										4	0	0	0	0	2	3									
Joe McEwing, R (1.4) OBP: 0.317, SLG: 0.314										4	0	1	1	0	3	2									
Steve Trachsel, R (1.1) OBP: 0.105, SLG: 0.111 John Franco, L (7.1)										2	0	1	0	0	0	1									
Timo Perez, L (7. PH) OBP: 0.327, SLG: 0.372										2	0	0	0	0	0	2									
Inning Stats	R: 0 E: 0 K: 0 S: 9	H: 0 LOB: 0 BB: 0 P: 11	R: 1 E: 0 K: 1 S: 7	H: 1 LOB: 0 BB: 0 P: 15	R: 0 E: 0 K: 1 S: 9	H: 1 LOB: 1 BB: 0 P: 13	R: 0 E: 0 K: 0 S: 8	H: 0 LOB: 0 BB: 0 P: 13	R: 1 E: 0 K: 1 S: 15	H: 2 LOB: 2 BB: 1 P: 23	R: 0 E: 0 K: 1 S: 10	H: 0 LOB: 1 BB: 1 P: 20	R: 0 E: 0 K: 2 S: 10	H: 0 LOB: 0 BB: 0 P: 13	R: 0 E: 0 K: 0 S: 7	H: 1 LOB: 1 BB: 0 P: 14	R: 0 E: 0 K: 2 S: 12	H: 1 LOB: 2 BB: 1 P: 17	1B: 3 2B: 2 3B: 0 HR: 1	SF: 0 SAC: 0 DP: 1 HBP: 1	WP: 0 PB: 0 SB: 1 CS: 0	PA: 36			
PITCHER	IP	WLS	BF	H	R	ER	SO	BB	IBB	HBP	BLK	WP	HR	S	P	ERA	WHIP								
Jeff Fassero, L (1.1) ERA: 5.74	6.0		24	4	2	2	4	2	0	0	0	0	0	7	8	0.00	1.000								
Cal Eldred, R (7.1) ERA: 4.23	0.2		2	0	0	0	2	0	0	0	0	0	0	6	12	0.00	3.000								
Steve Kline, L (7.1) ERA: 4.94	0.1	W	3	1	0	0	0	0	0	1	0	0	0	6	12	0.00	3.000								
Jason Simontacchi, R (8.1) ERA: 5.82	2.0		7	1	0	0	2	1	0	0	0	0	0	16	24	0.00	1.000								

St. Louis Cardinals @ New York Mets
Shea Stadium, Flushing, NY
Fri Aug 01 2003, 7:10 PM EDT
Att: 23,578 - Cloudy - 76 F

livebaseballscores.com

AB 32
R 2
H 6
RBI 2
BB 3
SO 8
LOB 16

Batter	1	2	3	4	5	6	7	8	9	AB	R	H	RBI	BB	SO	LOB	TOP										
Bo Hart, R OBP: 0.366, SLG: 0.437 (1, 4)										5	1	2	4	0	3	0	St. Louis Cardinals @ New York Mets Shea Stadium, Flushing, NY Sat Aug 02 2003, 1:20 PM EDT Att: 30,898 - Cloudy - 82 F										
J.D. Drew, L OBP: 0.363, SLG: 0.530 Orlando Palmeiro, L OBP: 0.336, SLG: 0.326 (1, 8) (8, PH)										4	1	2	1	0	1	1											
5 Albert Pujols, R OBP: 0.439, SLG: 0.680 (1, 7) (5, 3)										4	1	1	1	1	0	1											
Edgar Renteria, R OBP: 0.385, SLG: 0.498 (1, 6)										5	0	0	0	0	0	2											
27 Scott Rolen, R OBP: 0.392, SLG: 0.555 (1, 5)										4	2	2	0	1	1	0											
Tino Martinez, L OBP: 0.351, SLG: 0.434 Eduardo Perez, R OBP: 0.359, SLG: 0.442 (1, 3) (5, PH)										1	1	1	0	1	0	0											
Miguel Cairo, R OBP: 0.299, SLG: 0.395 (1, 9) (5, 7)									5	2	1	0	0	1	7												
Mike Matheny, R OBP: 0.329, SLG: 0.359 (1, 2)										3	1	1	4	1	0	1											
Brett Tomko, R OBP: 0.307, SLG: 0.316 Steve Kline, S 54 Josh Pearce, R 44 Jason Istringhausen, R Pedro Borbon, R Esteban Yan, R (1, 1) (5, 1) (8, 1) (9, 1) (9, 1) (9, 1)										3	0	0	0	0	1	4											
Inning Stats	R: 1 E: 0 K: 1 S: 8	H: 1 LOB: 0 BB: 0 P: 10	R: 0 E: 0 K: 0 S: 10	H: 1 LOB: 1 BB: 0 P: 13	R: 0 E: 0 K: 1 S: 11	H: 1 LOB: 0 BB: 0 P: 16	R: 5 E: 0 K: 0 S: 12	H: 3 LOB: 0 BB: 2 P: 26	R: 0 E: 0 K: 0 S: 7	H: 1 LOB: 1 BB: 0 P: 14	R: 3 E: 0 K: 0 S: 16	H: 2 LOB: 1 BB: 2 P: 30	R: 0 E: 0 K: 1 S: 10	H: 0 LOB: 0 BB: 1 P: 15	R: 0 E: 0 K: 2 S: 10	H: 0 LOB: 1 BB: 1 P: 20		1B: 5 2B: 2 3B: 0 HR: 3	SF: 0 SAC: 0 DP: 0 HBP: 0	WP: 0 PB: 0 SB: 0 CS: 0	PA: 43						
PITCHER	IP	WLS	BF	H	R	ER	SO	BB	IBB	HBP	BLK	WP	HR	S	P	ERA	WHIP										
Jae Weong Seo, R ERA: 4.34 (1, 1)	4.0	L	21	7	7	7	2	1	1	0	0	0	3	41	65	15.75	2.000										
Pedro Feliciano, L ERA: 2.75 (5, 1)	2.0		8	1	0	0	2	1	0	0	0	0	0	18	26	0.00	1.000										
Edwin Almonte, R ERA: 12.1 (7, 1)	1.0		7	2	3	3	0	1	1	0	0	0	0	16	30	27.00	3.000										
Jaime Cerda, L ERA: 6.08 (8, 1)	2.0		7	0	0	0	3	1	0	0	0	0	0	20	35	0.00	0.500										

AB	37
R	10
H	10
RBI	10
BB	6
SO	7
LOB	18



Batter	1	2	3	4	5	6	7	8	9	AB	R	H	RBI	BB	SO	LOB	BOTTOM										
Roger Cedeno, S OBP: 0.313, SLG: 0.363 (1, 9)										6	0	4	2	0	1	2	St. Louis Cardinals @ New York Mets Shea Stadium, Flushing, NY Sat Aug 02 2003, 1:20 PM EDT Att: 30,898 - Cloudy - 82 F										
7 José Reyes, S OBP: 0.291, SLG: 0.384 (1, 6)										5	0	2	0	0	1	2											
Cliff Floyd, L OBP: 0.362, SLG: 0.520 Jaime Cerda, L ERA: 12.1 Vance Wilson, R OBP: 0.285, SLG: 0.368 (1, 7) (8, 1) (9, PH)										3	0	0	0	1	1	2											
Jason Phillips, R OBP: 0.391, SLG: 0.460 (1, 2)										3	1	1	2	1	0	2											
Timo Perez, L OBP: 0.319, SLG: 0.362 (1, 8)										5	0	0	0	0	0	7											
Ty Wigington, R OBP: 0.320, SLG: 0.408 (1, 5)										5	2	2	0	0	1	1											
Tony Clark, S OBP: 0.295, SLG: 0.460 (1, 3)										5	2	2	2	0	0	1											
Joe McEwing, R OBP: 0.320, SLG: 0.316 (1, 4)										5	1	2	1	0	1	1											
Jae Weong Seo, R ERA: 5.74 Steve Kline, L ERA: 3.92 54 Josh Pearce, R ERA: 4.5 44 Jason Istringhausen, R ERA: 2.55 Pedro Borbon, L ERA: 9.0 (1, 1) (4, PH) (5, 1) (6, PH) (7, 1) (8, 7)										1	1	1	0	0	0	0											
Inning Stats	R: 0 E: 0 K: 1 S: 13	H: 2 LOB: 2 BB: 0 P: 22	R: 0 E: 0 K: 2 S: 9	H: 0 LOB: 0 BB: 0 P: 16	R: 1 E: 0 K: 0 S: 7	H: 2 LOB: 2 BB: 1 P: 17	R: 0 E: 0 K: 0 S: 13	H: 1 LOB: 1 BB: 0 P: 19	R: 0 E: 0 K: 2 S: 9	H: 0 LOB: 0 BB: 0 P: 14	R: 2 E: 0 K: 0 S: 14	H: 4 LOB: 2 BB: 0 P: 20	R: 0 E: 0 K: 0 S: 8	H: 0 LOB: 1 BB: 1 P: 15	R: 1 E: 0 K: 0 S: 16	H: 3 LOB: 2 BB: 0 P: 28		R: 5 E: 1 K: 1 S: 32	H: 5 LOB: 2 BB: 0 P: 50	1B: 14 2B: 2 3B: 0 HR: 1	SF: 0 SAC: 1 DP: 1 HBP: 1	WP: 3 PB: 1 SB: 0 CS: 0	PA: 48				
PITCHER	IP	WLS	BF	H	R	ER	SO	BB	IBB	HBP	BLK	WP	HR	S	P	ERA	WHIP										
Brett Tomko, R ERA: 5.74 (1, 1)	5.2	W	27	9	3	3	5	1	0	1	0	0	64	107	4.76	1.765											
Steve Kline, L ERA: 3.92 (6, 1)	1.1	H	5	0	0	0	0	1	0	0	0	0	9	16	0.00	0.750											
54 Josh Pearce, R ERA: 4.5 (8, 1)	1.0		6	3	1	1	0	0	0	0	0	0	16	28	9.00	3.000											
44 Jason Istringhausen, R ERA: 2.55 (9, 1)	0.0		6	2	4	2	1	0	0	0	0	3	0	21	33	27.00	3.000										
Pedro Borbon, L ERA: 9.0 (9, 1)	0.0		2	2	1	0	0	0	0	0	0	0	5	8	"	"											

AB	44
R	9
H	17
RBI	8
BB	2
SO	6
LOB	21



Batter	1	2	3	4	5	6	7	8	9	AB	R	H	RBI	BB	SO	LOB	TOP											
Bo Hart, R OBP: 0.361, SLG: 0.447 (1, 4)										5	2	1	1	0	0	2												
J.D. Drew, L OBP: 0.357, SLG: 0.520 Jason Simontacchi, R OBP: 0.147, SLG: 0.176 Esteban Yan, R OBP: 1.000, SLG: 1.000 Mike Matheny, R OBP: 0.359, SLG: 0.358 (1, 8)										4	0	0	0	0	1	1												
5 Albert Pujols, R OBP: 0.441, SLG: 0.681 (1, 7)										4	1	2	0	1	0	0												
Tino Martinez, L OBP: 0.354, SLG: 0.438 (1, 3)										4	1	2	1	1	1	0												
27 Scott Rolen, R OBP: 0.390, SLG: 0.551 Miguel Cairo, R OBP: 0.296, SLG: 0.391 (8, 5)										3	0	0	0	0	1	2												
Edgar Renteria, R OBP: 0.386, SLG: 0.496 (1, 6)										3	1	1	0	1	0	0												
Kerry Robinson, L OBP: 0.254, SLG: 0.290 (8, 8)										4	0	2	1	0	0	3												
Chris Widger, R OBP: 0.213, SLG: 0.205 Eduardo Perez, R OBP: 0.362, SLG: 0.445 (8, 9)										3	0	1	0	0	0	2												
Garrett Stephenson, R OBP: 0.262, SLG: 0.184 Orlando Palmeiro, L OBP: 0.333, SLG: 0.323 Pedro Borbon, R (8, 1)										1	0	0	0	0	1	0												
Inning Stats	R: 1 E: 0 K: 1 S: 14	H: 1 LOB: 0 BB: 0 P: 21	R: 0 E: 0 K: 0 S: 9	H: 1 LOB: 1 BB: 0 P: 13	R: 1 E: 1 K: 2 S: 10	H: 1 LOB: 2 BB: 1 P: 20	R: 0 E: 0 K: 0 S: 10	H: 2 LOB: 2 BB: 0 P: 15	R: 0 E: 0 K: 0 S: 5	H: 1 LOB: 1 BB: 0 P: 12	R: 0 E: 0 K: 1 S: 10	H: 0 LOB: 0 BB: 0 P: 14	R: 3 E: 0 K: 0 S: 16	H: 2 LOB: 1 BB: 2 P: 27	R: 0 E: 0 K: 1 S: 16	H: 2 LOB: 2 BB: 0 P: 22	1B: 7 2B: 2 3B: 0 HR: 1	SF: 0 SAC: 1 DP: 0 HBP: 0	WP: 0 PB: 0 SB: 0 CS: 0	PA: 41								
PITCHER	IP	WLS	BF	H	R	ER	SO	BB	IBB	HBP	BLK	WP	HR	S	P	ERA	WHIP											
Jeremy Griffiths, R ERA: 6.55	(1, 1)	7.0	W	29	6	2	1	4	1	0	0	0	0	1	66	101	1.29	1.000										
David Weathers, R ERA: 3.63	(8, 1)	2.0		12	4	3	3	1	2	0	0	0	0	0	32	49	13.50	3.000										

St. Louis Cardinals @ New York Mets
Shea Stadium, Flushing, NY
Sun Aug 03 2003, 1:10 PM EDT
Att: 27,592 - Cloudy - 81 F

AB 37
R 5
H 10
RBI 5
BB 3
SO 5
LOB 15



Batter	1	2	3	4	5	6	7	8	9	AB	R	H	RBI	BB	SO	LOB	BOTTOM											
Roger Cedeno, S OBP: 0.315, SLG: 0.370 (1, 9)										5	2	2	0	0	0	3												
7 José Reyes, S OBP: 0.293, SLG: 0.384 (1, 6)										5	2	2	0	0	0	2												
Cliff Floyd, L OBP: 0.366, SLG: 0.523 Joe McEwing, R OBP: 0.323, SLG: 0.320 (8, 4)										4	2	3	1	0	0	1												
Jason Phillips, R OBP: 0.394, SLG: 0.467 (1, 2)										5	2	3	3	0	0	1												
Timo Perez, L OBP: 0.325, SLG: 0.365 (1, 8)										4	1	2	1	1	0	1												
Ty Wigginton, R OBP: 0.318, SLG: 0.407 (1, 5)										4	1	1	2	0	0	4												
Tony Clark, S OBP: 0.303, SLG: 0.503 (1, 3)										5	2	3	5	0	1	0												
Marco Scutaro, R OBP: 0.320, SLG: 0.348 David Weathers, R (8, 1)										3	0	2	0	1	0	1												
Jeremy Griffiths, R Raul Gonzalez, R ERA: 6.18 (8, 7)										2	0	0	0	0	1	2												
Inning Stats	R: 2 E: 0 K: 0 S: 20	H: 4 LOB: 1 BB: 0 P: 31	R: 0 E: 0 K: 2 S: 13	H: 1 LOB: 1 BB: 0 P: 18	R: 0 E: 0 K: 0 S: 13	H: 2 LOB: 1 BB: 0 P: 21	R: 0 E: 0 K: 0 S: 7	H: 0 LOB: 1 BB: 1 P: 14	R: 1 E: 0 K: 0 S: 11	H: 1 LOB: 0 BB: 0 P: 18	R: 1 E: 0 K: 0 S: 14	H: 2 LOB: 1 BB: 0 P: 24	R: 4 E: 0 K: 0 S: 21	H: 4 LOB: 1 BB: 1 P: 35	R: 5 E: 0 K: 0 S: 17	H: 5 LOB: 0 BB: 0 P: 24	1B: 12 2B: 5 3B: 0 HR: 2	SF: 1 SAC: 1 DP: 1 HBP: 0	WP: 0 PB: 0 SB: 1 CS: 0	PA: 44								
PITCHER	IP	WLS	BF	H	R	ER	SO	BB	IBB	HBP	BLK	WP	HR	S	P	ERA	WHIP											
Garrett Stephenson, R ERA: 4.56	(1, 1)	6.0	L	28	10	4	4	2	1	0	0	0	0	1	78	126	6.00	1.833										
Jason Simontacchi, R ERA: 6.18	(7, 1)	0.0		4	3	4	4	0	1	0	0	0	0	0	13	25	-	-										
Esteban Yan, R ERA: 6.18	(7, 1)	1.0		4	1	0	0	0	0	0	0	0	0	8	10	0.00	1.000											
Pedro Borbon, L ERA: 27.0	(8, 1)	1.0		8	5	5	5	0	0	0	0	0	0	1	17	24	45.00	5.000										

St. Louis Cardinals @ New York Mets
Shea Stadium, Flushing, NY
Sun Aug 03 2003, 1:10 PM EDT
Att: 27,592 - Cloudy - 81 F

AB 40
R 13
H 19
RBI 13
BB 2
SO 2
LOB 16



Batter	1	2	3	4	5	6	7	8	9	AB	R	H	RBI	BB	SO	LOB	TOP										
Roger Cedeno, S OBP: 0.320, SLG: 0.381 (1, 9)										5	1	3	0	0	1	1											
7 José Reyes, S OBP: 0.356, SLG: 0.395 (1, 6)										4	0	2	0	1	0	3											
Cliff Floyd, L OBP: 0.287, SLG: 0.522 Jeff Duncan, L OBP: 0.370, SLG: 0.324 (1, 7) (5, 8)										1	0	0	1	1	1	2											
Tony Clark, S OBP: 0.304, SLG: 0.508 (1, 3)										4	0	0	0	0	2	7											
Timo Perez, L OBP: 0.324, SLG: 0.362 (1, 8) (5, 7)									4	0	1	0	0	0	3												
Ty Wigginton, R OBP: 0.317, SLG: 0.402 Jay Bell, R OBP: 0.358, SLG: 0.195 (1, 5) (7, 5)									3	0	0	0	0	1	1												
Vance Wilson, R OBP: 0.379, SLG: 0.379 Mike Stanton, L (8, 1)									3	0	0	0	1	2	2												
Joe McEwing, R OBP: 0.318, SLG: 0.315 Pedro Feliciano, L (4, 1) John Franco, L (7, 1) Joe DePastino, R (8, PH) (8, 2)									2	0	0	0	0	0	1												
Aaron Heilman, R (1, 1) Marco Scutaro, R OBP: 0.357, SLG: 0.360 (4, 4)										1	0	0	0	0	1												
Inning Stats	R: 0 E: 0 K: 1 S: 14	H: 1 LOB: 2 BB: 1 P: 20	R: 0 E: 0 K: 0 S: 14	H: 0 LOB: 1 BB: 1 P: 23	R: 1 E: 0 K: 1 S: 12	H: 2 LOB: 1 BB: 0 P: 16	R: 0 E: 0 K: 1 S: 10	H: 0 LOB: 0 BB: 0 P: 17	R: 0 E: 0 K: 2 S: 11	H: 1 LOB: 1 BB: 0 P: 16	R: 0 E: 0 K: 0 S: 11	H: 1 LOB: 2 BB: 1 P: 19	R: 0 E: 0 K: 1 S: 13	H: 1 LOB: 1 BB: 0 P: 16	R: 0 E: 0 K: 0 S: 11	H: 0 LOB: 1 BB: 1 P: 19	1B: 7 2B: 1 3B: 0 HR: 0	SF: 1 SAC: 0 DP: 0 HBP: 0	WP: 0 PB: 0 SB: 0 CS: 0	PA: 39							
PITCHER	IP	WLS	BF	H	R	ER	SO	BB	IBB	HBP	BLK	WP	HR	S	P	ERA	WHIP										
Wade Miller, R ERA: 4.69 (1, 1)	6.0	W	26	6	1	1	7	2	0	0	0	0	0	72	109	1.50	1.333										
Ricky Stone, R ERA: 3.36 (7, 1)	1.0		5	1	0	0	0	1	0	0	0	0	0	11	19	0.00	2.000										
Dan Miceli, R ERA: 3.5 (8, 1)	1.0		4	1	0	0	1	0	0	0	0	0	0	13	16	0.00	1.000										
Kirk Saarloos, R ERA: 5.79 (9, 1)	1.0		4	0	0	0	0	1	0	0	0	0	0	11	19	0.00	1.000										

New York Mets @ Houston Astros
Minute Maid Park, Houston, TX
Wed Aug 06 2003, 7:05 PM CDT
Att: 30,154 - Dome - 72 F

AB 34
R 1
H 8
RBI 1
BB 4
SO 8
LOB 26



Batter	1	2	3	4	5	6	7	8	9	AB	R	H	RBI	BB	SO	LOB	BOTTOM										
Craig Biggio, R OBP: 0.345, SLG: 0.406 Colin Porter, L OBP: 0.217, SLG: 0.182 (1, 8) (9, 8)										2	1	0	1	1	1	2											
Morgan Ensberg, R OBP: 0.383, SLG: 0.549 (1, 5)										5	1	2	0	0	1	4											
5 Jeff Bagwell, R OBP: 0.369, SLG: 0.508 Dan Miceli, R (8, 1) Kirk Saarloos, R (9, 1)										4	1	2	3	1	1	0											
17 Lance Berkman, S OBP: 0.416, SLG: 0.540 (1, 7)										4	3	4	0	1	0	0											
Richard Hidalgo, R OBP: 0.386, SLG: 0.568 (1, 9)										5	2	3	3	0	1	4											
Geoff Blum, S OBP: 0.298, SLG: 0.400 (1, 4) (8, 3)									5	2	2	3	0	1	0												
Brad Ausmus, R OBP: 0.277, SLG: 0.260 (1, 2)										4	0	0	0	1	2	2											
28 Adam Everett, R OBP: 0.292, SLG: 0.368 (1, 6)										4	1	1	1	1	0	1											
Wade Miller, R OBP: 0.199, SLG: 0.143 Orlando Merced, S OBP: 0.297, SLG: 0.381 Ricky Stone, R (7, 1) 4 Eric Bruntlett, R OBP: 0.250, SLG: 0.395 (8, 4)									3	0	0	0	0	1	3												
Inning Stats	R: 0 E: 0 K: 1 S: 7	H: 0 LOB: 0 BB: 1 P: 16	R: 2 E: 0 K: 2 S: 17	H: 3 LOB: 3 BB: 1 P: 27	R: 4 E: 0 K: 0 S: 14	H: 4 LOB: 0 BB: 0 P: 23	R: 4 E: 0 K: 2 S: 19	H: 4 LOB: 0 BB: 0 P: 25	R: 1 E: 0 K: 1 S: 11	H: 3 LOB: 3 BB: 1 P: 20	R: 0 E: 0 K: 0 S: 8	H: 1 LOB: 2 BB: 1 P: 14	R: 0 E: 0 K: 1 S: 7	H: 0 LOB: 1 BB: 1 P: 15	R: 0 E: 0 K: 1 S: 8	H: 0 LOB: 0 BB: 0 P: 11	1B: 9 2B: 1 3B: 1 HR: 4	SF: 0 SAC: 0 DP: 1 HBP: 2	WP: 1 PB: 0 SB: 0 CS: 0	PA: 44							
PITCHER	IP	WLS	BF	H	R	ER	SO	BB	IBB	HBP	BLK	WP	HR	S	P	ERA	WHIP										
Aaron Heilman, R ERA: 7.75 (1, 1)	3.0	L	18	7	6	6	3	2	0	1	0	1	1	38	59	15.00	3.333										
Pedro Feliciano, L ERA: 3.61 (4, 1)	3.0		19	8	5	5	3	2	0	1	0	1	1	38	59	15.00	3.333										
John Franco, L ERA: 3.15 (7, 1)	1.0		4	0	0	0	1	1	0	0	0	0	0	7	15	0.00	1.000										
Mike Stanton, L ERA: 5.04 (8, 1)	1.0		3	0	0	0	1	0	0	0	0	0	0	8	11	0.00	0.000										

New York Mets @ Houston Astros
Minute Maid Park, Houston, TX
Wed Aug 06 2003, 7:05 PM CDT
Att: 30,154 - Dome - 72 F

AB 37
R 11
H 15
RBI 11
BB 5
SO 8
LOB 16



Batter	1	2	3	4	5	6	7	8	9	AB	R	H	RBI	BB	SO	LOB	TOP								
Roger Cedeno, S (1,9) OBP: 0.319, SLG: 0.384 Raul Gonzalez, R (7,9) OBP: 0.348, SLG: 0.360	0-1 2B		3-2 G4-3		1-1 G3-1		0-1 SF8			3	0	1	1	0	0	0									
7 José Reyes, S (1,6) OBP: 0.313, SLG: 0.397	1-1 B1		1-0 E 1B		3-2 1B		0-2 G4-3			4	1	2	0	0	0	1									
Cliff Floyd, L (1,7) OBP: 0.361, SLG: 0.516 David Weathers, R (7,1) Mike Stanton, L (9,1)	2-3 K		3-3 K		1-0 P6		1-2 P3			4	0	0	0	0	2	3									
Jason Phillips, R (1,2) OBP: 0.392, SLG: 0.464	1-2 G6-3		0-1 E5 1B		0-0 F8			1-0 P3		4	0	1	0	0	0	2									
Timo Perez, L (1,8) OBP: 0.323, SLG: 0.375		1-2 HR	1-1 P6			2-1 F8		1-2 G6-3		4	1	1	1	0	0	1									
Ty Wigginton, R (1,5) OBP: 0.317, SLG: 0.400		4-2 BB		0-0 P4		2-0 P3		2-3 K		3	0	0	0	1	1	0									
Tony Clark, S (1,3) OBP: 0.303, SLG: 0.518		1-0 P3		3-3 K		0-0 HR			0-3 K	4	1	1	1	0	2	1									
Marco Scutaro, R (1,4) OBP: 0.344, SLG: 0.448		2-3 K		3-1 HR		3-3 K			0-0 F8	4	1	1	1	0	2	1									
Steve Trachsel, R (1,1) OBP: 0.100, SLG: 0.105 Grant Roberts, R (6,1) Jeff Duncan, L (7,PH) OBP: 0.373, SLG: 0.357	0-2 G6-3		2-2 F9		2-2 F9		0-1 SF8 3B		2-3 K	2	0	0	0	0	0	1									
Inning Stats	R: 0 E: 0 K: 1 S: 11	H: 1 LOB: 1 BB: 0 P: 15	R: 1 E: 0 K: 1 S: 20	H: 1 LOB: 1 BB: 1 P: 28	R: 1 E: 1 K: 1 S: 13	H: 2 LOB: 1 BB: 0 P: 21	R: 1 E: 0 K: 1 S: 11	H: 1 LOB: 0 BB: 0 P: 19	R: 0 E: 0 K: 0 S: 8	H: 1 LOB: 1 BB: 0 P: 13	R: 1 E: 0 K: 1 S: 8	H: 1 LOB: 0 BB: 0 P: 15	R: 1 E: 0 K: 0 S: 10	H: 1 LOB: 0 BB: 0 P: 11	R: 0 E: 0 K: 1 S: 7	H: 0 LOB: 0 BB: 0 P: 11	R: 0 E: 0 K: 2 S: 8	H: 0 LOB: 0 BB: 0 P: 10	1B: 3 2B: 1 3B: 1 HR: 3	SF: 1 SAC: 0 DP: 0 HBP: 0	WP: 0 PB: 0 SB: 1 CS: 0	PA: 36			
PITCHER	IP	WLS	BF	H	R	ER	SO	BB	IBB	HBP	BLK	WP	HR	S	P	ERA	WHIP								
Tim Redding, R (1,1) ERA: 3.73	5.0		22	6	3	2	4	1	0	0	0	0	2	63	96	3.60	1.400								
54 Brad Lidge, R (6,1) ERA: 2.5	2.0	L	8	2	2	2	1	0	0	0	0	0	1	18	26	9.00	1.000								
Octavio Dotel, R (8,1) ERA: 2.59	1.0		3	0	0	0	1	0	0	0	0	0	0	7	11	0.00	0.000								
Billy Wagner, L (9,1) ERA: 1.89	1.0		3	0	0	0	2	0	0	0	0	0	0	8	10	0.00	0.000								

New York Mets @ Houston Astros
Minute Maid Park, Houston, TX
Thu Aug 07 2003, 7:05 PM CDT
Att: 31,250 - Dome - 72 F

AB 34
R 5
H 8
RBI 4
BB 1
SO 8
LOB 10



Batter	1	2	3	4	5	6	7	8	9	AB	R	H	RBI	BB	SO	LOB	BOTTOM									
Craig Biggio, R (1,8) OBP: 0.344, SLG: 0.402	3-2 P4								2-2 F8	4	0	0	0	1	2	2										
Morgan Ensberg, R (1,5) OBP: 0.383, SLG: 0.546	1-0 BB 17 1B	2-2 FC6-4 1-2 1B			0-0 5 HR 1B		0-1 G4-3		1-2 F9	5	1	2	0	0	0	2										
5 Jeff Bagwell, R (1,3) OBP: 0.369, SLG: 0.521	2-1 F9		0-0 G4-3		0-1 1-H HR		2-2 HR		1-1 G6-3	5	2	2	3	0	0	1										
17 Lance Berkman, S (1,7) OBP: 0.414, SLG: 0.536	4-0 BB 1-2 BB		2-1 G3		0-0 G4-3		1-3 K			3	0	0	0	1	1	0										
Richard Hidalgo, R (1,9) OBP: 0.397, SLG: 0.572	4-2 FC6-4 1-2 2-3 BB		3-2 G6-3		1-2 SF7 3B		2-2 F8			3	1	1	0	1	0	0										
Geoff Blum, S (1,4) OBP: 0.296, SLG: 0.398 54 Brad Lidge, R (6,1) Orlando Merced, S (7,PH) OBP: 0.295, SLG: 0.379 Octavio Dotel, R (8,1) Billy Wagner, L (9,1)	1-2 FC6-4		0-1 F8		1-1 SF7		3-2 G4-3			2	0	0	1	0	0	3										
Brad Ausmus, R (1,2) OBP: 0.282, SLG: 0.262		0-0 28 FC5-4 1B		4-1 1B BB		4-1 BB		2-0 F8		2	0	1	0	2	0	0										
28 Adam Everett, R (1,6) OBP: 0.288, SLG: 0.361		1 SAFE 2-2 FC5-4 SH3-4 1-2		2-1 F7		0-0 F8		1-1 F7		4	0	0	0	0	0	3										
Tim Redding, R (1,1) OBP: 0.222, SLG: 0.235 4 Eric Bruntlett, R (6,4) OBP: 0.239, SLG: 0.378		0-0 SH3-4		1-1 1B		0-3 K		0-0 F9		1	0	1	0	0	0	0										
Inning Stats	R: 0 E: 0 K: 0 S: 12	H: 1 LOB: 3 BB: 2 P: 27	R: 0 E: 0 K: 0 S: 8	H: 1 LOB: 2 BB: 1 P: 16	R: 0 E: 0 K: 1 S: 6	H: 0 LOB: 0 BB: 0 P: 11	R: 0 E: 0 K: 1 S: 11	H: 1 LOB: 2 BB: 1 P: 21	R: 3 E: 0 K: 0 S: 12	H: 3 LOB: 1 BB: 1 P: 18	R: 0 E: 0 K: 2 S: 10	H: 0 LOB: 0 BB: 0 P: 12	R: 1 E: 0 K: 1 S: 17	H: 1 LOB: 0 BB: 0 P: 25	R: 0 E: 0 K: 0 S: 4	H: 0 LOB: 0 BB: 0 P: 7	R: 0 E: 0 K: 0 S: 9	H: 0 LOB: 0 BB: 0 P: 13	1B: 4 2B: 0 3B: 1 HR: 2	SF: 1 SAC: 1 DP: 0 HBP: 0	WP: 0 PB: 0 SB: 0 CS: 0	PA: 39				
PITCHER	IP	WLS	BF	H	R	ER	SO	BB	IBB	HBP	BLK	WP	HR	S	P	ERA	WHIP									
Steve Trachsel, R (1,1) ERA: 4.58	5.0		26	6	3	3	1	5	0	0	0	0	0	10	12	0.00	0.000									
Grant Roberts, R (6,1) ERA: 3.66	1.0	H	3	0	0	0	2	0	0	0	0	0	0	1	21	32	4.50	0.500								
David Weathers, R (7,1) ERA: 3.66	2.0	H	7	1	1	1	1	0	0	0	0	0	1	21	32	4.50	0.500									
Mike Stanton, L (9,1) ERA: 4.88	1.0	S	3	0	0	0	0	0	0	0	0	0	0	9	13	0.00	0.000									

New York Mets @ Houston Astros
Minute Maid Park, Houston, TX
Thu Aug 07 2003, 7:05 PM CDT
Att: 31,250 - Dome - 72 F

AB 32
R 4
H 7
RBI 4
BB 5
SO 4
LOB 11



Batter	1	2	3	4	5	6	7	8	9	AB	R	H	RBI	BB	SO	LOB	TOP										
Roger Cedeno, S OBP: 0.324, SLG: 0.390 John Franco, L (8, 1) Mike Stanton, L (9, 1)	0-0 1B			G6-3		2-2 1B	0-1 1B	1-1 P6		5	0	3	1	0	0	3											
7 José Reyes, S OBP: 0.315, SLG: 0.394	2-0 L4-3			G1-3		4-1 BB	0-0		0-1 L5	4	0	1	1	1	0	1											
Jason Phillips, R OBP: 0.389, SLG: 0.457	3-3 K			K		4-0 BB	0-0 G6-3		1-3 K	4	0	0	0	1	3	2											
Tony Clark, S OBP: 0.302, SLG: 0.513 Joe McEwing, R OBP: 0.317, SLG: 0.313 (8, 3)		2-0 G6-3			1-3 K	2-2 K		3-0 1B	1-3 K	4	0	1	0	0	2	3											
Timo Perez, L OBP: 0.326, SLG: 0.374	1-0 G4-3				4-1 S	0-3 K		0-0 SH1-4		3	0	1	0	1	1	3											
Ty Wigginton, R OBP: 0.316, SLG: 0.398	3-2 G5-3				2-3 K		3-2 G4-3	1-1 SH1-4		4	0	1	1	0	1	1											
Jeff Duncan, L OBP: 0.384, SLG: 0.361			1-3 K		4-0 BB		3-2 WP	0-2 SH1-4		2	1	1	0	1	1	0											
Marco Scutaro, R OBP: 0.361, SLG: 0.419			0-3 K		1-2 G5-3		1-3 2B	4-0 IBB		2	1	0	0	2	1	2											
Tom Glavine, L OBP: 0.184, SLG: 0.167 Cliff Floyd, L OBP: 0.369, SLG: 0.515 David Weathers, R (7, 1) Raul Gonzalez, R OBP: 0.344, SLG: 0.358 (8, 9)			0-3 K		1-3 K2-3		1-3 K	0-1 F9		2	0	0	0	0	2	0											
Inning Stats	R: 0 E: 0 K: 1 S: 6	H: 1 LOB: 0 BB: 0 P: 11	R: 0 E: 0 K: 0 S: 5	H: 0 LOB: 0 BB: 0 P: 11	R: 0 E: 0 K: 3 S: 9	H: 0 LOB: 0 BB: 0 P: 10	R: 0 E: 0 K: 1 S: 7	H: 0 LOB: 2 BB: 2 P: 10	R: 0 E: 0 K: 3 S: 14	H: 1 LOB: 3 BB: 2 P: 26	R: 2 E: 0 K: 1 S: 19	H: 3 LOB: 2 BB: 1 P: 29	R: 1 E: 0 K: 0 S: 11	H: 3 LOB: 3 BB: 1 P: 20	R: 0 E: 0 K: 2 S: 9	H: 0 LOB: 0 BB: 0 P: 11	1B: 7 2B: 2 3B: 0 HR: 0	SF: 0 SAC: 1 DP: 1 HBP: 0	WP: 1 PA: 40 PB: 0 SB: 3 CS: 0								
PITCHER	IP	WLS	BF	H	R	ER	SO	BB	IBB	HBP	BLK	WP	HR	S	P	ERA	WHIP										
17 Brandon Webb, R ERA: 2.45	6.1	L	26	3	2	2	10	5	0	0	0	1	0	64	112	2.84	1.263										
Mike Myers, L ERA: 5.86	0.1	H	1	0	0	0	1	0	0	0	0	0	0	3	4	0.00	0.000										
Oscar Villarreal, R ERA: 2.35	0.1	B	3	2	0	0	0	0	0	0	0	0	0	4	4	0.00	6.000										
Eddie Oropesa, L ERA: 3.06	0.1		4	3	1	1	0	0	0	0	0	0	0	7	11	27.00	9.000										
Jose Valverde, R ERA: 1.53	1.2		6	0	0	0	2	0	1	0	0	0	0	13	20	0.00	0.000										

New York Mets @ Arizona Diamondbacks
Bank One Ballpark, Phoenix, AZ

AB 33
R 3
H 8
RBI 3
BB 6
SO 13
LOB 20



WP: 1 PA: 40
PB: 0 SB: 3 CS: 0

Batter	1	2	3	4	5	6	7	8	9	AB	R	H	RBI	BB	SO	LOB	BOTTOM										
Matt Kata, S OBP: 0.347, SLG: 0.478 (8, 6)	0-0 F9			G5-3		0-0 WP		0-1 G1-3		4	0	1	0	0	0	0											
Junior Spivey, R OBP: 0.318, SLG: 0.429	4-2 BB			S		3-2 K			2-2 G5-3	3	0	1	0	1	1	1											
Luis Gonzalez, L OBP: 0.401, SLG: 0.547	1-1 G3-6-3			P5		4-0 BB			3-3 K	3	0	0	0	1	1	2											
Shea Hillenbrand, R OBP: 0.342, SLG: 0.503		1-2 G6-3		G6-3		0-1 G4-6-3			2-1 2B	4	0	1	0	0	0	3											
Steve Finley, L OBP: 0.375, SLG: 0.525	1-2 P5			G4-3		2-1 G4-3			4-1 BB	3	0	0	0	1	1	0											
Raul Mondesi, R OBP: 0.331, SLG: 0.474	1-0 F8			SF9		0-0 SF9			1-3 K	4	1	2	0	0	1	2											
Alex Cintron, S OBP: 0.339, SLG: 0.451 Jose Valverde, R (8, 1)			1-3 K		3-2 SF9		1-3 K			2	0	0	1	0	2	1											
Robby Hammock, R OBP: 0.313, SLG: 0.505 (8, 5)			3-2 G1-3		1-0 F9		3-2 CS	0-0 G5-4-3		3	0	2	0	0	0	0											
17 Brandon Webb, R OBP: 0.118, SLG: 0.121 Mike Myers, L (7, 1) Oscar Villarreal, L (7, 1) Eddie Oropesa, L (8, 1) Rod Barajas, R OBP: 0.251, SLG: 0.359 (8, 2)			1-0 P2		0-0 F9			0-0 G5-4-3		2	0	0	0	0	0	1											
Inning Stats	R: 0 E: 0 K: 0 S: 5	H: 0 LOB: 0 BB: 1 P: 10	R: 0 E: 0 K: 0 S: 7	H: 0 LOB: 0 BB: 0 P: 10	R: 0 E: 0 K: 1 S: 7	H: 0 LOB: 0 BB: 0 P: 12	R: 0 E: 0 K: 0 S: 9	H: 1 LOB: 1 BB: 0 P: 13	R: 1 E: 0 K: 1 S: 8	H: 2 LOB: 1 BB: 0 P: 14	R: 0 E: 0 K: 2 S: 13	H: 1 LOB: 0 BB: 0 P: 21	R: 0 E: 0 K: 0 S: 4	H: 1 LOB: 0 BB: 0 P: 4	R: 0 E: 0 K: 2 S: 13	H: 1 LOB: 2 BB: 1 P: 25	1B: 5 2B: 1 3B: 1 HR: 0	SF: 1 SAC: 0 DP: 3 HBP: 0	WP: 1 PA: 34 PB: 0 SB: 1 CS: 1								
PITCHER	IP	WLS	BF	H	R	ER	SO	BB	IBB	HBP	BLK	WP	HR	S	P	ERA	WHIP										
Tom Glavine, L ERA: 4.93	6.0	W	22	4	1	1	2	2	0	0	0	0	0	43	73	1.50	1.000										
David Weathers, R ERA: 3.6	1.0	H	3	1	0	0	2	0	0	0	0	0	0	13	21	0.00	1.000										
John Franco, L ERA: 3.0	1.0	H	3	1	0	0	0	0	0	0	0	0	0	4	4	0.00	1.000										
Mike Stanton, L ERA: 4.73	1.0	S	5	1	0	0	2	1	0	0	0	0	0	13	25	0.00	2.000										

New York Mets @ Arizona Diamondbacks
Bank One Ballpark, Phoenix, AZ

AB 29
R 1
H 7
RBI 1
BB 3
SO 6
LOB 11



WP: 1 PA: 34
PB: 0 SB: 1 CS: 1

Fri Aug 08 2003, 10:07 PM EDT
Att: 36,335 - Dome - 72 F

livebaseballscorecards.com

Batter	1	2	3	4	5	6	7	8	9	AB	R	H	RBI	BB	SO	LOB	TOP					
Roger Cedeno, S (1, 9) OBP: 0.323, SLG: 0.389	2-1 P6		2-2 G4-6-3 1B		2-0 G6-3		0-0 G6-4-3			4	0	1	0	0	0	2						
7 José Reyes, S (1, 6) OBP: 0.314, SLG: 0.391	0-0 1B		0-1 G4-6-3		1-0 G6-3			3-3 K		4	0	1	0	0	0	1						
Jason Phillips, R (1, 2) OBP: 0.387, SLG: 0.454	0-1 F8			1-2 G6-3		0-0 G6-3		2-2 1B		4	0	1	0	0	0	1						
Tony Clark, S (1, 3) OBP: 0.307, SLG: 0.513	1-1 L6			2-0 1B		4-1 FC6-4 BB		3-2 F9		2	1	1	0	1	0	1						
Ty Wigginton, R (6, 5) OBP: 0.315, SLG: 0.397				1B				1 SAFE 1 SAFE 1 SAFE		1	0	0	0	0	0	1						
Timo Perez, L (1, 7) OBP: 0.325, SLG: 0.372		0-1 G4-3		0-0 1B		0-0 F7		0-0 P4		4	0	1	0	0	0	2						
Jay Bell, R (1, 5) OBP: 0.355, SLG: 0.198	1-1 1B			3-3 K		0-0 FC6-4			3-1 F7	4	0	1	0	0	1	3						
Jeff Duncan, L (1, 8) OBP: 0.389, SLG: 0.360	2-1 P4			0-1 1B		4-2 SH1-4 BB			2-3 K	3	0	1	0	1	1	1						
Joe McEwing, R (1, 4) OBP: 0.317, SLG: 0.314	0-1 F8			0-0 1B		0-2 SH1-4			2-2 F7	3	0	1	1	0	0	1						
Jae Weong Seo, R (1, 1) OBP: 0.182, SLG: 0.114				1-1 G4-3		1-2 2-H 3-H				2	0	0	0	0	1	0						
Cliff Floyd, L (7, PH) OBP: 0.360, SLG: 0.515										0	0	0	0	0	0	0						
Raul Gonzalez, R (7, PH) OBP: 0.348, SLG: 0.358										0	0	0	0	1	0	0						
Grant Roberts, R (7, 1)										0	0	0	0	0	0	0						
John Franco, L (8, 1)										0	0	0	0	0	0	0						
Inning Stats	R: 0 E: 0 K: 0 S: 7	H: 1 LOB: 1 BB: 0 P: 10	R: 0 E: 0 K: 0 S: 8	H: 1 LOB: 1 BB: 0 P: 11	R: 0 E: 0 K: 0 S: 7	H: 1 LOB: 0 BB: 0 P: 10	R: 1 E: 0 K: 1 S: 11	H: 4 LOB: 2 BB: 0 P: 17	R: 0 E: 0 K: 1 S: 6	H: 0 LOB: 0 BB: 0 P: 10	R: 0 E: 0 K: 0 S: 4	H: 0 LOB: 1 BB: 1 P: 8	R: 0 E: 0 K: 0 S: 8	H: 0 LOB: 1 BB: 2 P: 16	R: 0 E: 0 K: 1 S: 11	H: 1 LOB: 0 BB: 0 P: 19	R: 0 E: 0 K: 1 S: 8	H: 0 LOB: 0 BB: 0 P: 15	1B: 8 2B: 0 3B: 0 HR: 0	SF: 0 SAC: 1 DP: 2 HBP: 0	WP: 0 PB: 0 SB: 0 CS: 0	PA: 35
PITCHER	IP	WLS	BF	H	R	ER	SO	BB	IBB	HBP	BLK	WP	HR	S	P	ERA	WHIP					
Elmer Dessens, R (1, 1) ERA: 4.75	6.1		26	7	1	1	2	2	0	0	0	0	0	50	77		1.42					
Mike Myers, L (7, 1) ERA: 5.86	0.0		1	0	0	0	0	0	1	0	0	0	0	0	4		∞					
Oscar Villarreal, R (7, 1) ERA: 2.26	0.2		1	0	0	0	0	0	0	0	0	0	0	1	1	0.00	0.000					
Stephen Randolph, L (8, 1) ERA: 3.86	2.0	W	7	1	0	0	2	0	0	0	0	0	0	19	34	0.00	0.500					

New York Mets @ Arizona Diamondbacks
 Bank One Ballpark, Phoenix, AZ
 Sat Aug 09 2003, 10:05 PM EDT
 Att: 41,934 - Dome - 72 F

AB	31
R	1
H	8
RBI	1
BB	3
SO	4
LOB	13



Batter	1	2	3	4	5	6	7	8	9	AB	R	H	RBI	BB	SO	LOB	BOTTOM					
Matt Kata, S (1, 4) OBP: 0.350, SLG: 0.479	2-2 CS 1B		0-3 K			0-0 G3		1-1 FC5-6 1B		4	0	2	0	0	1	0						
Craig Counsell, L (1, 5) OBP: 0.354, SLG: 0.343	0-2 F7			1-1 F9		2-2 G1-3 2B		0-0 FC5-6 1B		4	0	1	0	0	0	2						
Luis Gonzalez, L (1, 7) OBP: 0.402, SLG: 0.545	2-2 F7			2-1 G3-1		4-0 G1-3 IBB		2-2 G4-6-3 1B		3	0	1	0	1	0	1						
Shea Hillenbrand, R (1, 3) OBP: 0.339, SLG: 0.497	3-2 CS	1-1 F8		1-2 G4-3		1-1 G1-3		1-1 G4-6-3		4	0	0	0	0	0	4						
Steve Finley, L (1, 8) OBP: 0.376, SLG: 0.532		2-2 G3-1			1-2 G4-3	4-1 IBB			2-2 HR	3	1	1	1	1	0	0						
Raul Mondesi, R (1, 9) OBP: 0.331, SLG: 0.476		0-1 P3			2-1 2B	0-0 F9				3	0	1	0	0	0	3						
Alex Cintron, S (1, 6) OBP: 0.339, SLG: 0.458			0-2 SF8 3B		1-3 K		0-3 K			3	1	1	0	0	2	1						
Rod Barajas, R (1, 2) OBP: 0.253, SLG: 0.357			0-0 SF8		4-0 IBB		0-2 G4-3			1	0	0	1	1	0	0						
Elmer Dessens, R (1, 1) OBP: 0.250, SLG: 0.294			3-H L9		0-1 L9		0-0 G1-3			2	0	0	0	0	0	2						
Mike Myers, L (7, 1)										0	0	0	0	0	0	0						
Oscar Villarreal, L (7, 1)										0	0	0	0	0	0	0						
Quinton McCracken, S (7, PH) OBP: 0.280, SLG: 0.277										1	0	0	0	0	0	0						
Stephen Randolph, L (8, 1) ERA: 3.27										0	0	0	0	0	0	0						
Inning Stats	R: 0 E: 0 K: 0 S: 11	H: 1 LOB: 0 BB: 0 P: 18	R: 0 E: 0 K: 0 S: 7	H: 0 LOB: 0 BB: 0 P: 10	R: 1 E: 0 K: 1 S: 8	H: 1 LOB: 0 BB: 0 P: 9	R: 0 E: 0 K: 0 S: 7	H: 0 LOB: 0 BB: 0 P: 11	R: 0 E: 0 K: 1 S: 11	H: 1 LOB: 2 BB: 1 P: 19	R: 0 E: 0 K: 0 S: 9	H: 1 LOB: 3 BB: 2 P: 20	R: 0 E: 0 K: 1 S: 9	H: 0 LOB: 0 BB: 0 P: 9	R: 0 E: 0 K: 0 S: 8	H: 2 LOB: 1 BB: 0 P: 12	R: 1 E: 0 K: 0 S: 4	H: 1 LOB: 0 BB: 0 P: 6	1B: 3 2B: 2 3B: 1 HR: 1	SF: 1 SAC: 0 DP: 1 HBP: 0	WP: 0 PB: 0 SB: 0 CS: 1	PA: 33
PITCHER	IP	WLS	BF	H	R	ER	SO	BB	IBB	HBP	BLK	WP	HR	S	P	ERA	WHIP					
Jae Weong Seo, R (1, 1) ERA: 4.21	6.0		24	4	1	1	2	4	3	0	0	0	0	53	87	1.50	0.667					
Grant Roberts, R (7, 1) ERA	1.0		4	1	0	0	1	0	0	0	0	0	0	11	12	0.00	1.000					
John Franco, L (8, 1) ERA: 3.27	1.0	L	4	2	1	1	0	0	0	0	0	0	1	10	15	9.00	2.000					

New York Mets @ Arizona Diamondbacks
 Bank One Ballpark, Phoenix, AZ
 Sat Aug 09 2003, 10:05 PM EDT
 Att: 41,934 - Dome - 72 F

AB	28
R	2
H	7
RBI	2
BB	3
SO	3
LOB	13




Batter	1	2	3	4	5	6	7	8	9	AB	R	H	RBI	BB	SO	LOB	TOP					
Roger Cedeno, S (1, 9) OBP: 0.321, SLG: 0.386	E9 1B		F9				G6-3		K	5	2	1	0	0	1	0						
7 José Reyes, S (1, 6) OBP: 0.313, SLG: 0.393	K		S				G5-3			4	1	1	0	0	1	2						
Jason Phillips, R (1, 3) OBP: 0.392, SLG: 0.458			L6				G6-3			4	0	3	3	0	0	0						
Ty Wigginton, R (1, 5) OBP: 0.317, SLG: 0.405	F8								HR	4	1	2	1	0	0	2						
Raul Gonzalez, R (1, 8) OBP: 0.340, SLG: 0.348	F9		L6						G5-3	4	0	0	0	0	0	4						
Joe McEwing, R (1, 7) OBP: 0.321, SLG: 0.323									F7	4	0	2	0	0	0	0						
Marco Scutaro, R (1, 4) OBP: 0.325, SLG: 0.371			F7						B1	4	0	0	0	0	1	2						
Vance Wilson, R (1, 2) OBP: 0.288, SLG: 0.378			K							3	0	1	0	0	2	2						
Jeff Duncan, L (9, PH) OBP: 0.365, SLG: 0.355									K	1	0	0	0	0	1	0						
Al Leiter, L (1, 1) OBP: 0.081, SLG: 0.029										2	0	0	0	0	1	2						
Jay Bell, R (6, PH) OBP: 0.351, SLG: 0.195										1	0	0	0	0	0	1						
Dan Wheeler, R (6, 1)										0	0	0	0	0	0	0						
Jaime Cerda, L (7, 1)										0	0	0	0	0	0	0						
Timo Perez, L (9, PH) OBP: 0.323, SLG: 0.370									K	1	0	0	0	0	1	0						
Inning Stats	R: 1 E: 1 K: 1 S: 8	H: 1 LOB: 1 BB: 0 P: 10	R: 0 E: 0 K: 2 S: 9	H: 1 LOB: 1 BB: 0 P: 11	R: 1 E: 0 K: 0 S: 8	H: 3 LOB: 1 BB: 0 P: 11	R: 0 E: 0 K: 0 S: 10	H: 1 LOB: 1 BB: 0 P: 16	R: 1 E: 0 K: 1 S: 11	H: 2 LOB: 1 BB: 0 P: 15	R: 0 E: 0 K: 1 S: 9	H: 1 LOB: 1 BB: 0 P: 15	R: 0 E: 0 K: 0 S: 6	H: 0 LOB: 0 BB: 0 P: 9	R: 1 E: 0 K: 1 S: 8	H: 1 LOB: 0 BB: 0 P: 12	R: 0 E: 0 K: 3 S: 9	H: 0 LOB: 0 BB: 0 P: 11	1B: 7 2B: 3 3B: 0 HR: 1	SF: 0 SAC: 0 DP: 1 HBP: 0	WP: 0 PB: 0 SB: 2 CS: 0	PA: 37
PITCHER	IP WLS BF H R ER SO BB IBB HBP BLK WP HR S P ERA WHIP																					
Randy Johnson, L (1, 1) ERA: 4.42	8.0 W 34 10 4 3 5 0 0 0 0 0 1 69 99 3.38 1.250																					
Matt Mantei, R (9, 1) ERA: 2.72	1.0 S 3 0 0 0 3 0 0 0 0 0 0 0 9 11 0.00 0.000																					

New York Mets @ Arizona Diamondbacks
Bank One Ballpark, Phoenix, AZ
Sun Aug 10 2003, 4:37 PM EDT
Att: 37,521 - Dome - 72 F

livebaseballscorecards.com

AB 37
R 4
H 10
RBI 4
BB 0
SO 8
LOB 15



Batter	1	2	3	4	5	6	7	8	9	AB	R	H	RBI	BB	SO	LOB	BOTTOM			
Matt Kata, S (1, 6) OBP: 0.353, SLG: 0.491	P6		SF9				K			4	2	2	0	0	1	0				
Craig Counsell, L (1, 5) OBP: 0.352, SLG: 0.343	K		SF9				G5-3			3	1	1	2	0	1	0				
Luis Gonzalez, L (1, 7) OBP: 0.401, SLG: 0.547	K		P6				G4-3			4	0	1	1	0	1	0				
Shea Hillenbrand, R (1, 3) OBP: 0.335, SLG: 0.492									K	4	0	0	0	0	2	1				
Steve Finley, L (1, 8) OBP: 0.377, SLG: 0.529							G3-1		F8	2	0	0	0	1	0	0				
Raul Mondesi, R (1, 9) OBP: 0.333, SLG: 0.475							E3			3	3	1	0	1	1	1				
Junior Spivey, R (1, 4) OBP: 0.325, SLG: 0.438										4	1	3	1	0	0	1				
Chad Moeller, R (1, 2) OBP: 0.340, SLG: 0.439										3	0	0	0	0	1	2				
Alex Cintron, S (8, PH) OBP: 0.341, SLG: 0.467										1	0	1	2	0	0	0				
Rod Barajas, R (9, 2) OBP: 0.253, SLG: 0.357										0	0	0	0	0	0	0				
Randy Johnson, R (1, 1) ERA: 4.68										3	0	0	0	0	1	1				
Danny Bautista, R (8, PH) ERA: 4.29										1	0	0	0	0	1	1				
Matt Mantei, R (9, 1) ERA: 6.14										0	0	0	0	0	0	0				
Inning Stats	R: 0 E: 0 K: 2 S: 10	H: 0 LOB: 0 BB: 0 P: 16	R: 1 E: 0 K: 1 S: 12	H: 1 LOB: 1 BB: 1 P: 21	R: 1 E: 0 K: 0 S: 12	H: 1 LOB: 0 BB: 0 P: 18	R: 0 E: 0 K: 1 S: 8	H: 0 LOB: 1 BB: 1 P: 17	R: 2 E: 0 K: 0 S: 13	H: 3 LOB: 1 BB: 0 P: 21	R: 1 E: 1 K: 2 S: 11	H: 1 LOB: 1 BB: 0 P: 14	R: 0 E: 0 K: 1 S: 12	H: 0 LOB: 0 BB: 0 P: 17	R: 2 E: 0 K: 2 S: 13	H: 3 LOB: 1 BB: 0 P: 18	1B: 5 2B: 1 3B: 3 HR: 0	SF: 1 SAC: 0 DP: 0 HBP: 1	WP: 0 PB: 0 SB: 1 CS: 2	PA: 36
PITCHER	IP WLS BF H R ER SO BB IBB HBP BLK WP HR S P ERA WHIP																			
Al Leiter, L (1, 1) ERA: 4.68	5.0 L 22 5 4 3 4 2 0 0 0 0 0 0 55 93 5.40 1.400																			
Dan Wheeler, R (6, 1) ERA: 4.29	1.1 6 1 1 0 3 0 0 0 0 0 0 0 15 19 0.00 0.750																			
Jaime Cerda, L (7, 1) ERA: 6.14	1.2 8 3 2 2 2 0 0 0 0 0 0 0 21 30 10.80 1.800																			

New York Mets @ Arizona Diamondbacks
Bank One Ballpark, Phoenix, AZ
Sun Aug 10 2003, 4:37 PM EDT
Att: 37,521 - Dome - 72 F

livebaseballscorecards.com

AB 32
R 7
H 9
RBI 6
BB 2
SO 9
LOB 7



Batter	1	2	3	4	5	6	7	8	9	AB	R	H	RBI	BB	SO	LOB	TOP											
José Cruz Jr., S OBP: 0.366, SLG: 0.425										5	0	2	0	0	2	3	San Francisco Giants @ New York Mets Shea Stadium, Flushing, NY Tue Aug 12 2003, 7:10 PM EDT Att: 37,461 - Overcast - 79 F											
J.T. Snow, L OBP: 0.377, SLG: 0.412 Andrés Galarraga, R OBP: 0.366, SLG: 0.531										3	1	1	0	0	1	3												
Marquis Grissom, R OBP: 0.326, SLG: 0.478										5	0	0	0	0	1	4												
Barry Bonds, L OBP: 0.521, SLG: 0.755										4	3	3	3	1	1	0												
Edgardo Alfonzo, R OBP: 0.324, SLG: 0.359										3	0	1	0	2	1	0												
Benito Santiago, R OBP: 0.316, SLG: 0.431										5	0	0	1	0	2	5												
Neifi Pérez, S OBP: 0.290, SLG: 0.346										4	0	2	0	0	2	1												
Pedro Feliz, R OBP: 0.259, SLG: 0.477										3	0	1	0	1	1	2												
Sidney Ponson, R OBP: 0.317, SLG: 0.346 Jeffrey Hammonds, R OBP: 0.235, SLG: 0.188										3	0	0	0	0	1	3												
Inning Stats	R: 0 E: 0 K: 1 S: 10	H: 1 LOB: 3 BB: 2 P: 22	R: 0 E: 0 K: 2 S: 12	H: 1 LOB: 2 BB: 1 P: 21	R: 1 E: 0 K: 1 S: 7	H: 1 LOB: 0 BB: 0 P: 8	R: 0 E: 0 K: 2 S: 10	H: 1 LOB: 1 BB: 0 P: 15	R: 2 E: 0 K: 1 S: 11	H: 3 LOB: 2 BB: 0 P: 17	R: 0 E: 0 K: 0 S: 10	H: 2 LOB: 2 BB: 0 P: 12	R: 0 E: 0 K: 3 S: 14	H: 1 LOB: 2 BB: 1 P: 22	R: 0 E: 0 K: 3 S: 10	H: 0 LOB: 0 BB: 0 P: 15	R: 1 E: 0 K: 1 S: 11	H: 1 LOB: 0 BB: 0 P: 18	1B: 6 2B: 3 3B: 0 HR: 2	SF: 0 SAC: 0 DP: 0 HBP: 0	WP: 0 PB: 0 SB: 0 CS: 0	PA: 42						
PITCHER	IP	WLS	BF	H	R	ER	SO	BB	IBB	HBP	BLK	WP	HR	S	P	ERA	WHIP											
Aaron Heilman, R ERA: 7.49	(1, 1)	5.0	W	25	7	3	3	7	2	1	0	0	0	1	50	83	5.40	1.800										
Grant Roberts, R ERA:	(6, 1)	2.0	H	10	3	0	0	3	1	0	0	0	0	0	24	34	0.00	2.000										
David Weathers, R ERA: 3.63	(8, 1)	2.0	S	7	1	1	1	4	0	0	0	0	0	1	21	33	4.50	0.500										

AB	38
R	4
H	11
RBI	4
BB	4
SO	14
LOB	21



Batter	1	2	3	4	5	6	7	8	9	AB	R	H	RBI	BB	SO	LOB	BOTTOM											
Roger Cedeno, S OBP: 0.320, SLG: 0.384 Raul Gonzalez, R OBP: 0.340, SLG: 0.348										4	0	1	1	0	1	2	San Francisco Giants @ New York Mets Shea Stadium, Flushing, NY Tue Aug 12 2003, 7:10 PM EDT Att: 37,461 - Overcast - 79 F											
7 José Reyes, S OBP: 0.316, SLG: 0.400										4	0	2	1	0	0	2												
Cliff Floyd, L OBP: 0.357, SLG: 0.509 David Weathers, R ERA:										4	0	0	0	0	0	2												
Jason Phillips, R OBP: 0.397, SLG: 0.475										3	2	2	1	1	0	0												
Timo Perez, L OBP: 0.318, SLG: 0.363										4	0	0	0	0	0	2												
Ty Wigginton, R OBP: 0.314, SLG: 0.401										4	0	0	0	0	1	2												
Vance Wilson, R OBP: 0.288, SLG: 0.378										3	1	1	1	0	0	0												
Joe McEwing, R OBP: 0.330, SLG: 0.332										1	2	1	0	2	0	0												
Aaron Heilman, R OBP: 0.118, SLG: 0.063 Grant Roberts, R ERA: 4.1 Jeff Duncan, L OBP: 0.385, SLG: 0.355										2	0	1	1	0	0	1												
Inning Stats	R: 0 E: 0 K: 1 S: 8	H: 0 LOB: 0 BB: 0 P: 13	R: 3 E: 1 K: 0 S: 13	H: 4 LOB: 2 BB: 1 P: 24	R: 1 E: 0 K: 1 S: 11	H: 1 LOB: 0 BB: 0 P: 18	R: 0 E: 0 K: 0 S: 14	H: 0 LOB: 1 BB: 1 P: 21	R: 0 E: 0 K: 0 S: 5	H: 1 LOB: 0 BB: 0 P: 7	R: 0 E: 0 K: 0 S: 7	H: 0 LOB: 0 BB: 0 P: 10	R: 1 E: 0 K: 0 S: 10	H: 2 LOB: 1 BB: 0 P: 14	R: 0 E: 0 K: 0 S: 6	H: 0 LOB: 0 BB: 1 P: 13	1B: 4 2B: 4 3B: 0 HR: 1	SF: 0 SAC: 1 DP: 2 HBP: 0	WP: 1 PB: 0 SB: 1 CS: 0	PA: 33								
PITCHER	IP	WLS	BF	H	R	ER	SO	BB	IBB	HBP	BLK	WP	HR	S	P	ERA	WHIP											
Sidney Ponson, R ERA: 3.83	(1, 1)	6.2	L	29	8	5	2	1	1	0	0	0	0	3	65	103	6.75	1.350										
41 Chad Zerbe, L ERA: 4.1	(7, 1)	0.1		1	0	0	0	0	0	0	0	0	0	3	4	0.00	0.000											
Jim Brower, R ERA: 3.97	(8, 1)	1.0		3	0	0	0	1	0	0	0	0	0	6	13	0.00	1.000											



Batter	1	2	3	4	5	6	7	8	9	AB	R	H	RBI	BB	SO	LOB	TOP										
José Cruz Jr. S OBP: 0.369, SLG: 0.429 (1, 9)	 G4-3		 0-3		 4-2			 0-0	 1-1	4	1	2	0	1	1	2	San Francisco Giants @ New York Mets Shea Stadium, Flushing, NY Wed Aug 13 2003, 7:10 PM EDT Att: 31,759 - Cloudy - 87 F										
Pedro Feliz R OBP: 0.254, SLG: 0.466 (1, 5) (8, 7)	 2-3		 2-1		 2-2			 1-2 2-3		4	0	0	0	0	0	5											
Marquie Grissom R OBP: 0.325, SLG: 0.477 Scott Eyre L OBP: 0.500, SLG: 0.500 (1, 8) (8, 1)	 0-1		 0-2			 1-1		 1-0	 3-2	3	0	1	2	0	0	0											
Barry Bonds L OBP: 0.519, SLG: 0.751 Cody Ransom R OBP: 0.398, SLG: 0.556 (1, 7) (8, 6)	 0-1			 2-1		 0-0		 3-2	 1-3	3	0	1	0	0	0	0											
Edgardo Alfonzo R OBP: 0.321, SLG: 0.356 (1, 4)		 3-2		 1-2		 3-2		 1-3		4	0	0	0	0	1	2											
Andres Galarraga R OBP: 0.369, SLG: 0.520 (1, 3)		 0-2		 2-3			 1-1		 0-0	4	0	0	0	0	1	0											
Benito Santiago R OBP: 0.333, SLG: 0.438 Yorvit Torrealba R OBP: 0.287, SLG: 0.365 (1, 2) (8, 2)		 0-0			 2-2		 0-0	 G4-6-3	 0-2	2	0	2	0	0	0	0											
Neffi Perez S OBP: 0.293, SLG: 0.346 (1, 6) (8, 5)		 4-0			 0-0		 1-0		 1-2	3	0	1	0	1	0	2											
Jerome Williams R OBP: 0.100, SLG: 0.150 41 Chad Zerbe L (4, 1) Matt Hergees L OBP: 0.333, SLG: 0.333 (7, 1) Jeffrey Hammonds R OBP: 0.323, SLG: 0.352 (8, 8)		 3-3			 0-3			 3-2	 1-3	1	0	0	0	0	1	2											
Inning Stats	R: 1 E: 0 K: 0 S: 6	H: 1 LOB: 0 BB: 0 P: 6	R: 0 E: 0 K: 1 S: 12	H: 1 LOB: 2 BB: 1 P: 22	R: 0 E: 0 K: 1 S: 8	H: 0 LOB: 0 BB: 0 P: 10	R: 0 E: 0 K: 1 S: 8	H: 1 LOB: 0 BB: 1 P: 13	R: 0 E: 0 K: 1 S: 11	H: 0 LOB: 2 BB: 1 P: 19	R: 0 E: 0 K: 0 S: 6	H: 0 LOB: 0 BB: 0 P: 10	R: 0 E: 0 K: 0 S: 4	H: 1 LOB: 0 BB: 0 P: 6	R: 1 E: 0 K: 1 S: 14	H: 4 LOB: 2 BB: 0 P: 22		R: 0 E: 1 K: 1 S: 10	H: 1 LOB: 2 BB: 0 P: 13	1B: 7 2B: 3 3B: 0 HR: 0	SF: 1 SAC: 0 DP: 2 HBP: 1	WP: 0 PB: 0 SB: 0 CS: 0	PA: 37				
PITCHER	IP	WLS	BF	H	R	ER	SO	BB	IBB	HBP	BLK	WP	HR	S	P	ERA	WHIP										
Steve Trachsel R ERA: 4.46 (1, 1)	7.2	W	31	8	2	2	4	1	1	1	0	0	0	66	104	2.35	1.174										
Dan Wheeler R ERA: 4.09 (8, 1)	1.1		6	1	0	0	2	0	0	0	0	0	0	13	17	0.00	0.750										

Batter	1	2	3	4	5	6	7	8	9	AB	R	H	RBI	BB	SO	LOB	BOTTOM										
Roger Cedeno S OBP: 0.321, SLG: 0.381 (1, 9)	 2-3			 4-1	 0-1					3	2	0	0	2	1	4	San Francisco Giants @ New York Mets Shea Stadium, Flushing, NY Wed Aug 13 2003, 7:10 PM EDT Att: 31,759 - Cloudy - 87 F										
Raul Gonzalez R OBP: 0.340, SLG: 0.348 (8, 9)		 1-2					 4-2			0	0	0	0	0	0	0											
7 José Reyes S OBP: 0.316, SLG: 0.400 (1, 6)	 2-1		 0-0	 2-2		 1-3	 0-0	 1-2	 2-3	5	1	2	0	0	1	1											
31 Mike Piazza R OBP: 0.429, SLG: 0.638 Vance Wilson R OBP: 0.288, SLG: 0.378 (7, PR) (8, 2)	 2-2		 3-2	 0-0	 0-0	 0-0	 1-2	 1-2	 2-3	5	1	3	5	0	0	0											
Cliff Floyd L OBP: 0.357, SLG: 0.506 Marco Soutaro R OBP: 0.325, SLG: 0.371 (1, 7) (8, 4)		 4-1	 0-2	 2-3	 2-2	 0-2	 0-2	 1-2	 1-2	4	1	1	0	1	1	3											
Jason Phillips R OBP: 0.394, SLG: 0.470 (1, 3)		 2-2	 0-2	 1-2		 0-1		 0-1		5	0	1	0	0	0	3											
Timo Perez L OBP: 0.324, SLG: 0.366 (1, 8)	 0-1	 1-2	 2-2		 0-0	 4-0	 2-1	 2-1		4	2	2	0	1	0	0											
Ty Wigginton R OBP: 0.322, SLG: 0.410 (1, 5)	 1-2	 2-0	 3-2	 4-0	 4-0	 1-1	 3-2	 3-2		3	1	3	2	1	0	0											
Joe McEwing R OBP: 0.327, SLG: 0.325 (1, 4) (8, 7)	 3-1			 1-2	 1-2	 0-2	 1-0			4	0	0	1	1	0	6											
Steve Trachsel R OBP: 0.114, SLG: 0.143 Dan Wheeler R ERA: 4.47 (1, 1) (8, 1)	 1-0	 1-2		 2-2	 2-2	 0-0				4	1	1	1	0	0	6											
Inning Stats	R: 0 E: 0 K: 1 S: 9	H: 0 LOB: 0 BB: 0 P: 15	R: 1 E: 0 K: 0 S: 13	H: 2 LOB: 3 BB: 1 P: 26	R: 3 E: 0 K: 0 S: 22	H: 4 LOB: 2 BB: 1 P: 35	R: 1 E: 0 K: 1 S: 14	H: 1 LOB: 1 BB: 1 P: 23	R: 1 E: 0 K: 0 S: 10	H: 1 LOB: 1 BB: 1 P: 17	R: 0 E: 1 K: 1 S: 9	H: 1 LOB: 0 BB: 0 P: 10	R: 3 E: 0 K: 0 S: 17	H: 3 LOB: 2 BB: 2 P: 30	R: 0 E: 0 K: 0 S: 10	H: 1 LOB: 1 BB: 0 P: 16	1B: 9 2B: 3 3B: 0 HR: 1	SF: 0 SAC: 0 DP: 1 HBP: 1	WP: 0 PB: 0 SB: 4 CS: 0	PA: 44							
PITCHER	IP	WLS	BF	H	R	ER	SO	BB	IBB	HBP	BLK	WP	HR	S	P	ERA	WHIP										
Jerome Williams R ERA: 3.38 (4, 1)	2.2	L	13	3	3	3	2	2	0	0	0	0	0	29	45	10.12	1.875										
41 Chad Zerbe L ERA: 4.47 (7, 1)	1.0		6	2	1	1	0	1	0	0	0	0	0	15	23	9.00	3.000										
Matt Hergees R ERA: 2.61 (8, 1)	1.0		4	1	0	0	0	0	0	0	0	0	0	10	16	0.00	1.000										



Batter	1	2	3	4	5	6	7	8	9	AB R H RBI BB SO LOB	TOP																								
												San Francisco Giants @ New York Mets Shea Stadium, Flushing, NY Thu Aug 14 2003, 7:10 PM EDT livebaseballscorecards.com																							
Inning Stats											AB 0 R 0 H 0 RBI 0 BB 0 SO 0 LOB 0																								
PITCHER	IP	WLS	BF	H	R	ER	SO	BB	IBB	HBP	BLK	WP	HR	S	P	ERA	WHIP	PITCHER	IP	WLS	BF	H	R	ER	SO	BB	IBB	HBP	BLK	WP	HR	S	P	ERA	WHIP

Batter	1	2	3	4	5	6	7	8	9	AB R H RBI BB SO LOB	BOTTOM																								
												San Francisco Giants @ New York Mets Shea Stadium, Flushing, NY Thu Aug 14 2003, 7:10 PM EDT livebaseballscorecards.com																							
Inning Stats											AB 0 R 0 H 0 RBI 0 BB 0 SO 0 LOB 0																								
PITCHER	IP	WLS	BF	H	R	ER	SO	BB	IBB	HBP	BLK	WP	HR	S	P	ERA	WHIP	PITCHER	IP	WLS	BF	H	R	ER	SO	BB	IBB	HBP	BLK	WP	HR	S	P	ERA	WHIP

Batter	1	2	3	4	5	6	7	8	9	AB	R	H	RBI	BB	SO	LOB	TOP					
Ronnie Belliard, R (1,4) OBP: 0.360, SLG: 0.383	F8		G6-3		F9		G6-3		G4-3	5	0	2	0	0	0	2						
Juan Uribe, R (1,6) OBP: 0.296, SLG: 0.401	K		G6-3		F9		F8			4	0	0	0	0	1	2						
17 Todd Helton, L (1,3) OBP: 0.446, SLG: 0.626	FC5		G3		L8				K	3	0	0	0	1	1	2						
Preston Wilson, R (1,8) OBP: 0.355, SLG: 0.569			P4						G5-3	3	0	0	0	1	0	1						
Larry Walker, L (1,9) OBP: 0.431, SLG: 0.474	FC5								P6	2	0	0	0	2	0	2						
Rene Reyes, S (1,7)			G3-1		P4					4	0	2	0	0	0	1						
Chris Stynes, R (1,5) OBP: 0.352, SLG: 0.426			E7		L9				2B	4	0	0	0	0	1	4						
Charles Johnson, R (1,2) OBP: 0.326, SLG: 0.450			F7		K					3	0	0	0	1	1	4						
Darren Oliver, R (1,1) OBP: 0.286, SLG: 0.358			K							2	0	0	0	0	1	1						
Steve Reed, R (6,1)										0	0	0	0	0	0	0						
27 Garrett Atkins, R (7, PH) OBP: 0.238, SLG: 0.286										1	0	0	0	0	0	0						
28 Aaron Cook, R (7,1) OBP: 0.233, SLG: 0.179										0	0	0	0	0	0	0						
Jay Payton, R (9, PH) OBP: 0.394, SLG: 0.491										1	0	0	0	0	0	2						
Inning Stats	R: 0 E: 0 K: 1 S: 13	H: 0 LOB: 2 BB: 2 P: 28	R: 0 E: 1 K: 1 S: 14	H: 0 LOB: 1 BB: 0 P: 16	R: 0 E: 0 K: 0 S: 13	H: 1 LOB: 1 BB: 0 P: 22	R: 0 E: 0 K: 1 S: 9	H: 0 LOB: 1 BB: 1 P: 17	R: 0 E: 0 K: 0 S: 7	H: 1 LOB: 1 BB: 0 P: 10	R: 0 E: 0 K: 0 S: 9	H: 1 LOB: 2 BB: 1 P: 18	R: 0 E: 0 K: 0 S: 7	H: 0 LOB: 0 BB: 0 P: 11	R: 0 E: 0 K: 1 S: 7	H: 0 LOB: 0 BB: 1 P: 9	R: 0 E: 0 K: 1 S: 12	H: 1 LOB: 2 BB: 1 P: 20	1B: 3 2B: 1 3B: 0 HR: 0	SF: 0 SAC: 0 DP: 0 HBP: 0	WP: 0 PB: 0 SB: 0 CS: 0	PA: 37
PITCHER	IP WLS BF H R ER SO BB IBB HBP BLK WP HR S P ERA WHIP																					
Tom Glavine, L (1,1) ERA: 4.71	6.0 W 26 3 0 0 3 4 0 0 0 0 0 0 65 111 0.00 1.167																					
Grant Roberts, R (7,1) ERA:	1.0 3 0 0 0 0 0 0 0 0 0 0 0 7 11 0.00 0.000																					
Mike Stanton, L (8,1) ERA: 4.46	2.0 8 1 0 0 2 1 0 0 0 0 0 0 19 29 0.00 1.000																					

Colorado Rockies @ New York Mets
Shea Stadium, Flushing, NY
Fri Aug 15 2003, 7:10 PM EDT
Att: 28,081 - Sunny - 89 F

AB	32
R	0
H	4
RBI	0
BB	5
SO	5
LOB	21



Batter	1	2	3	4	5	6	7	8	9	AB	R	H	RBI	BB	SO	LOB	BOTTOM	
Roger Cedeno, S (1,9) OBP: 0.318, SLG: 0.376	L9		G6-3		G1-3		G6-3			4	0	0	0	0	0	0		
Mike Stanton, L (8,1)										0	0	0	0	0	0	0		
7 José Reyes, S (1,6) OBP: 0.321, SLG: 0.416	K		F8							4	1	2	1	0	1	0		
31 Mike Piazza, R (1,2) OBP: 0.423, SLG: 0.625										4	0	1	0	0	0	0		
Marco Scutaro, R (6, PR) OBP: 0.325, SLG: 0.371	F9									0	1	0	0	0	0	0		
Cliff Floyd, L (1,7) OBP: 0.363, SLG: 0.513										3	2	3	0	0	0	0		
Vance Wilson, R (8, PR) OBP: 0.298, SLG: 0.378										0	0	0	0	0	0	0		
Jason Phillips, R (1,3) OBP: 0.392, SLG: 0.477										4	1	1	2	0	0	4		
Ty Wigginton, R (1,5) OBP: 0.325, SLG: 0.416										3	0	2	2	1	1	0		
Raul Gonzalez, R (1,8) OBP: 0.337, SLG: 0.345										4	0	1	0	0	0	4		
Joe McEwing, R (1,4) OBP: 0.323, SLG: 0.320										3	0	0	0	0	0	2		
Tom Glavine, L (1,1) OBP: 0.175, SLG: 0.158										2	0	0	0	0	0	0		
Grant Roberts, R (7,1) ERA: 3.73										0	0	0	0	0	0	0		
Timo Perez, L (7, PH) OBP: 0.322, SLG: 0.364										1	0	0	0	0	1	0		
Inning Stats	R: 0 E: 0 K: 1 S: 11	H: 2 LOB: 2 BB: 1 P: 20	R: 0 E: 0 K: 0 S: 6	H: 0 LOB: 0 BB: 0 P: 11	R: 1 E: 0 K: 0 S: 12	H: 1 LOB: 1 BB: 0 P: 18	R: 0 E: 0 K: 0 S: 9	H: 0 LOB: 0 BB: 0 P: 15	R: 3 E: 0 K: 1 S: 20	H: 3 LOB: 0 BB: 0 P: 26	R: 0 E: 0 K: 1 S: 11	H: 0 LOB: 0 BB: 0 P: 13	R: 1 E: 0 K: 0 S: 12	H: 4 LOB: 3 BB: 0 P: 20	1B: 5 2B: 3 3B: 0 HR: 2	SF: 0 SAC: 0 DP: 1 HBP: 1	WP: 0 PB: 0 SB: 1 CS: 0	PA: 34
PITCHER	IP WLS BF H R ER SO BB IBB HBP BLK WP HR S P ERA WHIP																	
Darren Oliver, L (1,1) ERA: 5.16	5.1 L 22 5 3 3 3 1 0 0 0 0 0 1 58 92 5.06 1.125																	
Steve Reed, R (6,1) ERA: 3.73	0.2 3 1 1 1 1 0 0 0 0 0 0 1 11 13 13.50 1.500																	
28 Aaron Cook, R (7,1) ERA: 5.43	2.0 9 4 1 1 1 0 0 0 0 0 0 0 23 33 4.50 2.000																	

Colorado Rockies @ New York Mets
Shea Stadium, Flushing, NY
Fri Aug 15 2003, 7:10 PM EDT
Att: 28,081 - Sunny - 89 F

AB	32
R	5
H	10
RBI	5
BB	1
SO	3
LOB	10



Batter	1	2	3	4	5	6	7	8	9	AB	R	H	RBI	BB	SO	LOB	TOP							
Tony Womack, L OBP: 0.254, SLG: 0.308 (1, 6)	P6		G3-1		P3		K			4	0	0	0	0	1	1								
Ronnie Belliard, R OBP: 0.382, SLG: 0.390 Adam Bernero, R (1, 4)	17 1B		G1-3		F9		F9			4	2	2	1	0	0	0								
40 Brian Fuentes, L (7, 1)										0	0	0	0	0	0	0								
Rene Reyes, S OBP: 0.353, SLG: 0.469 (8, 8)	G4-3				17 2B					0	0	0	0	0	0	0								
17 Todd Helton, L OBP: 0.447, SLG: 0.629 Greg Norton, S OBP: 0.323, SLG: 0.420 (5, PR)	G4-3		F8		F8			G4-3		3	0	2	1	0	0	0								
(5, 3)	1B				3B					1	0	0	0	0	0	0								
Preston Wilson, R OBP: 0.352, SLG: 0.564 Justin Speier, R (8, 1)	G4-3			G5-3	F9			G6-3		4	0	0	1	0	0	2								
										0	0	0	0	0	0	0								
Larry Walker, L OBP: 0.431, SLG: 0.482 (1, 9)	K			HR				G4-3		3	1	1	1	1	1	1								
Jay Payton, R OBP: 0.365, SLG: 0.493 (1, 7)			27 G3-1	F8		G6-3				4	0	2	0	0	0	1								
			2B																					
27 Garrett Atkins, R OBP: 0.200, SLG: 0.240 (1, 5)			G3-1	G5-3		G1-3		L7		4	0	0	0	0	0	3								
Charles Johnson, R OBP: 0.322, SLG: 0.444 (1, 2)			FC5-2-5		F9	G6-3		F7		4	0	0	0	0	0	3								
Shawn Chacon, R OBP: 0.196, SLG: 0.304 Jose Jimenez, R OBP: 0.500, SLG: 0.500 Javier Lopez, L OBP: 0.250, SLG: 0.250 Juan Uribe, R OBP: 0.294, SLG: 0.397 (7, PH)	G5-3							G4-3		1	0	0	0	0	0	1								
										1	1	1	0	0	0	0								
										2	0	0	0	0	0	1								
Inning Stats	R: 1 E: 0 K: 1 S: 17	H: 2 LOB: 1 BB: 0 P: 25	R: 0 E: 0 K: 0 S: 6	H: 1 LOB: 1 BB: 0 P: 10	R: 0 E: 0 K: 0 S: 10	H: 0 LOB: 0 BB: 0 P: 15	R: 1 E: 0 K: 0 S: 6	H: 1 LOB: 0 BB: 0 P: 7	R: 2 E: 0 K: 0 S: 15	H: 3 LOB: 1 BB: 0 P: 19	R: 0 E: 0 K: 0 S: 9	H: 0 LOB: 0 BB: 0 P: 16	R: 0 E: 0 K: 1 S: 11	H: 0 LOB: 0 BB: 0 P: 16	R: 0 E: 0 K: 0 S: 7	H: 0 LOB: 0 BB: 0 P: 14	R: 0 E: 0 K: 0 S: 11	H: 1 LOB: 1 BB: 0 P: 18	1B: 4 2B: 2 3B: 1 HR: 1	SF: 0 SAC: 0 DP: 0 HBP: 0	WP: 0 PB: 0 SB: 0 CS: 0	PA: 36		
PITCHER	IP	WLS	BF	H	R	ER	SO	BB	IBB	HBP	BLK	WP	HR	S	P	ERA	WHIP							
Jae Weong Seo, R ERA: 4.32 Dan Wheeler, R ERA: 3.85 John Franco, L ERA: 3.13 David Weathers, R ERA: 3.57	5.0	W	22	7	4	4	1	0	0	0	0	0	1	54	76	7.20	1.400							
	2.0		7	0	0	0	1	1	0	0	0	0	0	20	32	0.00	0.500							
	1.0		3	0	0	0	0	0	0	0	0	0	0	7	14	0.00	0.000							
	1.0		4	1	0	0	0	0	0	0	0	0	0	11	18	0.00	1.000							

Colorado Rockies @ New York Mets
Shea Stadium, Flushing, NY
Sat Aug 16 2003, 7:10 PM EDT
Att: 28,233 - Overcast - 82 F

AB 35
R 4
H 8
RBI 4
BB 1
SO 2
LOB 13



Batter	1	2	3	4	5	6	7	8	9	AB	R	H	RBI	BB	SO	LOB	BOTTOM							
Roger Cedeno, S OBP: 0.322, SLG: 0.381 John Franco, L (8, 1)	7 G4-3		G4-3		K			F7		4	3	2	0	1	1	0								
Tony Clark, S OBP: 0.306, SLG: 0.510 David Weathers, R (8, PH)	31 1B									0	0	0	0	0	0	0								
7 José Reyes, S OBP: 0.326, SLG: 0.429 (1, 6)	G4-3		G1-3							5	3	3	1	0	0	1								
31 Mike Piazza, R OBP: 0.430, SLG: 0.618 Vance Wilson, R OBP: 0.288, SLG: 0.378 (2, 2)	BB SF8									3	3	1	1	2	0	1								
										0	0	0	0	0	0	0								
Cliff Floyd, L OBP: 0.369, SLG: 0.515 Marco Scutaro, R OBP: 0.325, SLG: 0.371 (7, PR)	SF8									4	2	3	4	1	0	1								
										0	0	0	0	0	0	0								
Jason Phillips, R OBP: 0.398, SLG: 0.483 (1, 3)										3	1	2	3	2	0	1								
Timo Perez, L OBP: 0.324, SLG: 0.371 (1, 8)	SF8									4	0	2	4	0	0	3								
Ty Wigginton, R OBP: 0.324, SLG: 0.413 (1, 5)	F7		G4-3		G5-3					4	0	0	0	1	1	4								
Joe McEwing, R OBP: 0.320, SLG: 0.313 (8, 7)										4	1	0	0	1	0	4								
Jae Weong Seo, R OBP: 0.158, SLG: 0.111 Jay Bell, R OBP: 0.348, SLG: 0.193 Dan Wheeler, R (6, 1)	SH3		G4-3							1	0	0	0	0	0	0								
										1	0	0	0	0	0	0								
Raul Gonzalez, R OBP: 0.339, SLG: 0.347 (8, 9)										2	0	1	0	0	1	0								
Inning Stats	R: 2 E: 0 K: 0 S: 8	H: 2 LOB: 2 BB: 2 P: 22	R: 6 E: 0 K: 0 S: 17	H: 4 LOB: 1 BB: 3 P: 37	R: 0 E: 0 K: 0 S: 7	H: 0 LOB: 0 BB: 0 P: 9	R: 1 E: 0 K: 0 S: 7	H: 2 LOB: 1 BB: 0 P: 12	R: 0 E: 0 K: 1 S: 10	H: 0 LOB: 0 BB: 0 P: 18	R: 1 E: 0 K: 0 S: 11	H: 2 LOB: 3 BB: 2 P: 27	R: 3 E: 1 K: 1 S: 19	H: 3 LOB: 2 BB: 1 P: 29	R: 0 E: 0 K: 1 S: 12	H: 1 LOB: 1 BB: 0 P: 16	1B: 9 2B: 5 3B: 0 HR: 0	SF: 1 SAC: 1 DP: 0 HBP: 0	WP: 1 PB: 0 SB: 0 CS: 0	PA: 46				
PITCHER	IP	WLS	BF	H	R	ER	SO	BB	IBB	HBP	BLK	WP	HR	S	P	ERA	WHIP							
Shawn Chacon, R ERA: 4.6 Jose Jimenez, R ERA: 5.81 Javier Lopez, L ERA: 4.17 Adam Bernero, R ERA: 5.85 40 Brian Fuentes, L ERA: 2.73	1.1	L	14	5	8	8	0	4	1	0	0	0	0	20	52	54.00	6.750							
	4.0		16	4	2	2	1	0	0	0	0	0	0	35	58	4.50	1.000							
	0.2		5	1	0	0	0	0	2	0	0	1	0	5	15	0.00	1.500							
	0.1		4	2	3	2	1	1	0	0	0	0	0	11	19	54.00	9.000							
	3		1	0	0	0	0	0	0	0	0	0	0	8	10	0.00	1.500							

Colorado Rockies @ New York Mets
Shea Stadium, Flushing, NY
Sat Aug 16 2003, 7:10 PM EDT
Att: 28,233 - Overcast - 82 F

AB 36
R 13
H 14
RBI 13
BB 8
SO 3
LOB 16




Batter	1	2	3	4	5	6	7	8	9	AB	R	H	RBI	BB	SO	LOB	TOP				
Ronnie Belliard, R OBP: 0.359, SLG: 0.385	(1, 4) K		(4-2) FC5-4 BB		(3-2) L4		(0-1) G5-3		(2-2) F8	4	0	0	0	1	1	3					
Chris Stynes, R OBP: 0.348, SLG: 0.419	(1, 5) K		(0-0) FC5-4 1-2		(1-3) K			(0-0) F9	(1-2) F7	5	0	0	0	0	2	5					
17 Todd Helton, L OBP: 0.632, SLG: 0.632 Tony Womack, L (9, PR) OBP: 0.254, SLG: 0.308	(1, 3) L5			(3-2) 1B		(4-1) WP 2B BB		(1-2) 2B	(1-2) 1B 1-3 2-H	4	2	3	1	1	0	0					
Preston Wilson, R OBP: 0.353, SLG: 0.564		(4-2) G4-6-3 BB		(3-3) K		(2-3) K		(1-1) 2B	(2-1) G6-3	4	1	1	1	1	2	4					
Jay Payton, R OBP: 0.364, SLG: 0.491		(0-0) G4-6-3 1-2		(3-2) 1B		(1-3) K		(3-2) G1-3		4	0	1	0	0	1	3					
Rene Reyes, S OBP: 0.352, SLG: 0.481 28 Aaron Cook, R OBP: 0.233, SLG: 0.179 Larry Walker, L OBP: 0.433, SLG: 0.483 Steve Reed, R (6, 1)	(1, 9) K		(3-3) K	(1-2) P1		(1-2) 2B		(3-1) 1B		3	0	1	1	0	1	2					
Juan Uribe, R OBP: 0.289, SLG: 0.391			(2-1) L5	(1-3) K		(1-3) K		(0-3) K		4	0	0	0	0	3	4					
Mandy Romero, S OBP: 0.750, SLG: 0.500			(1-1) BB HBP		(1-2) SH1-4 1B		(0-2) G5-3		(1-2) BB 17 1B HBP	2	1	1	0	0	0	0					
Jason Jennings, L OBP: 0.320, SLG: 0.295 Greg Norton, S OBP: 0.325, SLG: 0.417	(1, 1) K		(1-3) K		(1-2) SH1-4		(3-1) P4		(4-1) BB 17 1B	1	0	0	0	0	1	1					
Inning Stats	R: 0 E: 0 K: 2 S: 10	H: 0 LOB: 0 BB: 0 P: 18	R: 0 E: 0 K: 1 S: 6	H: 0 LOB: 0 BB: 1 P: 13	R: 0 E: 0 K: 1 S: 10	H: 0 LOB: 2 BB: 1 P: 18	R: 0 E: 0 K: 2 S: 19	H: 2 LOB: 2 BB: 0 P: 30	R: 0 E: 0 K: 3 S: 16	H: 1 LOB: 1 BB: 0 P: 19	R: 1 E: 0 K: 3 S: 16	H: 1 LOB: 1 BB: 1 P: 25	R: 0 E: 0 K: 0 S: 7	H: 0 LOB: 0 BB: 0 P: 10	R: 2 E: 0 K: 1 S: 15	H: 3 LOB: 1 BB: 0 P: 23	R: 1 E: 0 K: 0 S: 15	H: 1 LOB: 2 BB: 1 P: 26	1B: 5 2B: 3 3B: 0 HR: 0	SF: 0 SAC: 1 DP: 1 HBP: 2	WP: 1 PA: 40 PB: 0 SB: 0 CS: 0
PITCHER	IP WLS BF H R ER SO BB IBB HBP BLK WP HR S P ERA WHIP																				
Al Leiter, L ERA: 4.53	(1, 1) 6.0 W 25 4 1 1 10 3 0 1 0 1 0 74 123 1.50 1.167																				
Grant Roberts, R ERA: 2.7	(7, 1) 1.2 7 2 2 2 0 0 0 0 0 0 0 17 25 10.80 1.200																				
Mike Stanton, L ERA: 4.58	(8, 1) 1.0 H 7 2 1 1 1 1 0 0 1 0 0 0 18 30 9.00 3.000																				
David Weathers, R ERA: 3.56	(9, 1) 0.1 S 1 0 0 0 0 0 0 0 0 0 0 2 4 0.00 0.000																				

Colorado Rockies @ New York Mets
Shea Stadium, Flushing, NY
Sun Aug 17 2003, 1:10 PM EDT
Att: 28,393 - Overcast - 75 F

livebaseballscores.com

AB 33
R 4
H 8
RBI 4
BB 4
SO 11
LOB 22




Batter	1	2	3	4	5	6	7	8	9	AB	R	H	RBI	BB	SO	LOB	BOTTOM			
Roger Cedeno, S OBP: 0.325, SLG: 0.380 Raul Gonzalez, R OBP: 0.339, SLG: 0.347	(1, 9) 7 1B BB	(0-0) G4-3		(1-1) 1B		(0-0) G4-3		(4-1) 7 G3 7 CS BB		3	1	1	0	2	0	0				
7 José Reyes, S OBP: 0.326, SLG: 0.429	(1, 6) 1B SF9 1B		(0-2) 1B	(1-0) P6		(2-1) G3		(3-0) G3		5	2	2	0	0	2					
Cliff Floyd, L OBP: 0.376, SLG: 0.521 Joe McEwing, R OBP: 0.320, SLG: 0.313	(1, 7) 1B SF9 S 1-3 2-H		(2-2) 1B G5-3 1B	(0-0) 1B		(0-2) 1B		(4-0) 1B		4	1	4	1	1	0	0				
Jason Phillips, R OBP: 0.398, SLG: 0.479	(1, 3) 1B BB		(0-0) 1B G5-3 2B 1B	(3-2) P2		(1-0) G4-3		(2-2) F8		4	1	1	1	1	0	5				
Timo Perez, L OBP: 0.323, SLG: 0.371	(1, 8) SF9		(1-1) G5-3	(0-0) L9		(3-2) 1B G5-4-3				3	0	1	1	0	4					
Ty Wigginton, R OBP: 0.323, SLG: 0.413	(1, 5) F9		(1-1) FC6-2 2B		(2-2) P6		(0-1) G5-4-3			4	0	1	2	0	3					
Vance Wilson, R OBP: 0.294, SLG: 0.371 Mike Stanton, L David Weathers, R	(1, 2) K		(2-2) FC6-2 WP		(2-3) K		(2-1) G6-3			4	0	0	0	0	2	3				
AB 33 R 6 H 11 RBI 6 BB 6 SO 3 LOB 20																				
Marco Scutaro, R OBP: 0.341, SLG: 0.351	(1, 4) G6-3		(4-2) 1B BB		(4-2) S BB		(2-3) K			2	0	0	0	2	1	0				
Al Leiter, L OBP: 0.075, SLG: 0.026 Grant Roberts, R Tony Clark, S OBP: 0.309, SLG: 0.527	(1, 1) F7		(3-2) G6-3		(1-1) F7		(1-2) HR			3	0	0	0	0	3					
Inning Stats	R: 2 E: 0 K: 1 S: 10	H: 2 LOB: 2 BB: 2 P: 24	R: 0 E: 0 K: 0 S: 7	H: 0 LOB: 0 BB: 0 P: 10	R: 3 E: 1 K: 0 S: 19	H: 4 LOB: 2 BB: 1 P: 30	R: 0 E: 0 K: 0 S: 11	H: 2 LOB: 2 BB: 0 P: 16	R: 0 E: 0 K: 0 S: 8	H: 1 LOB: 1 BB: 0 P: 11	R: 0 E: 0 K: 0 S: 7	H: 1 LOB: 0 BB: 0 P: 12	R: 1 E: 0 K: 1 S: 13	H: 1 LOB: 2 BB: 2 P: 31	1B: 9 2B: 1 3B: 0 HR: 1	SF: 1 SAC: 0 DP: 1 HBP: 0	WP: 1 PA: 40 PB: 0 SB: 2 CS: 1			
PITCHER	IP WLS BF H R ER SO BB IBB HBP BLK WP HR S P ERA WHIP																			
Jason Jennings, R ERA: 4.88	(1, 1) 5.0 L 27 8 5 5 2 4 0 0 0 0 0 0 15 23 9.00 2.400																			
28 Aaron Cook, R ERA: 5.33	(6, 1) 2.0 7 2 0 0 0 0 0 0 0 0 0 0 15 23 0.00 1.000																			
Steve Reed, R ERA: 3.83	(8, 1) 1.0 6 1 1 1 1 1 1 0 0 0 0 1 13 31 9.00 2.000																			

Colorado Rockies @ New York Mets
Shea Stadium, Flushing, NY
Sun Aug 17 2003, 1:10 PM EDT
Att: 28,393 - Overcast - 75 F

livebaseballscores.com

AB 33
R 6
H 11
RBI 6
BB 6
SO 3
LOB 20



Batter	1	2	3	4	5	6	7	8	9	AB	R	H	RBI	BB	SO	LOB	TOP					
Ronnie Belliard, R OBP: 0.356, SLG: 0.381	F7			K		F9			F7	4	0	0	0	0	1	2						
Rene Reyes, S OBP: 0.328, SLG: 0.446	L7			G3-1			G5-3		G6-3	4	0	0	0	0	0	1						
17 Todd Helton, L OBP: 0.448, SLG: 0.628 40 Brian Fuentes, L OBP: 0.179, SLG: 0.214	F7			F7			G6-3			3	0	0	0	0	0	0						
Larry Walker, L OBP: 0.430, SLG: 0.479		F7			K			P4		3	0	0	0	0	1	0						
Jay Payton, R OBP: 0.362, SLG: 0.488		F8			F9				F9	3	0	0	0	0	0	0						
27 Garrett Atkins, R OBP: 0.179, SLG: 0.214		F9			L4				P4	3	0	0	0	0	0	0						
Charles Johnson, R OBP: 0.320, SLG: 0.439				P3		G5-3			K	3	0	0	0	0	1	0						
Tony Womack, L OBP: 0.252, SLG: 0.305			G3			B1-3			G1-3	3	0	0	0	0	0	0						
Chin-hui Tsao, R OBP: 0.111, SLG: 0.222 Adam Bernero, R OBP: 0.339, SLG: 0.414 Greg Norton, S OBP: 0.323, SLG: 0.414			G4-3						E3	2	0	1	0	0	0	0						
										0	0	0	0	0	0	0						
										1	0	0	0	0	0	0						
Inning Stats	R: 0 H: 0 E: 0 K: 0 S: 9	H: 0 LOB: 0 BB: 0 P: 14	R: 0 H: 0 E: 0 K: 0 S: 7	H: 0 LOB: 0 BB: 0 P: 10	R: 0 H: 0 E: 0 K: 0 S: 7	H: 0 LOB: 0 BB: 0 P: 10	R: 0 H: 0 E: 0 K: 1 S: 6	H: 0 LOB: 0 BB: 0 P: 7	R: 0 H: 0 E: 0 K: 1 S: 6	H: 0 LOB: 0 BB: 0 P: 8	R: 0 H: 1 E: 0 K: 0 S: 7	H: 1 LOB: 2 BB: 0 P: 11	R: 0 H: 0 E: 0 K: 0 S: 11	H: 0 LOB: 0 BB: 0 P: 16	R: 0 H: 0 E: 0 K: 1 S: 9	H: 0 LOB: 1 BB: 0 P: 15	R: 0 H: 0 E: 1 K: 0 S: 8	H: 0 LOB: 1 BB: 0 P: 12	1B: 0 2B: 1 3B: 0 HR: 0	SF: 0 SAC: 0 DP: 0 HBP: 0	WP: 0 PB: 0 SB: 0 CS: 0	PA: 29
PITCHER Steve Trachsel, R ERA: 4.2	IP: 9.0 WLS: W BF: 29 H: 1 R: 0 ER: 0 SO: 3 BB: 0 IBB: 0 HBP: 0 BLK: 0 WP: 0 HR: 0 S: 70 P: 103 ERA: 0.00 WHIP: 0.111															PITCHER						

Colorado Rockies @ New York Mets
Shea Stadium, Flushing, NY
Mon Aug 18 2003, 1:10 PM EDT
Att: 23,865 - Cloudy - 77 F

AB 29
R 0
H 1
RBI 0
BB 0
SO 3
LOB 3



Batter	1	2	3	4	5	6	7	8	9	AB	R	H	RBI	BB	SO	LOB	BOTTOM			
Roger Cedeno, S OBP: 0.326, SLG: 0.380	G3-1	G1-3		FC4-6 1B		FC5 BB E		P4		5	1	2	1	0	0	1				
7 José Reyes, S OBP: 0.335, SLG: 0.430	HR		HR	FC4-6 1B		BB		K		4	3	2	0	1	1	2				
31 Mike Piazza, R OBP: 0.435, SLG: 0.635	HR		HR	BB		FC5 1B		BB		3	1	1	3	2	0	2				
Cliff Floyd, L OBP: 0.376, SLG: 0.518 Raul Gonzalez, R OBP: 0.339, SLG: 0.347	L4-6 BB		G3	G1-6-3 BB		BB 1B		BB		4	0	1	1	1	1	3				
Jason Phillips, R OBP: 0.399, SLG: 0.490	HR		HR	G6-3		L5		K		4	1	2	2	0	0	2				
Timo Perez, L OBP: 0.321, SLG: 0.368	L4-6		G3	HR		P5	WP	1B		4	0	1	0	0	0	2				
Ty Wigginton, R OBP: 0.323, SLG: 0.411			SH3-4 BB	F9		F8		K		3	0	0	0	1	1	1				
Joe McEwing, R OBP: 0.319, SLG: 0.312		F7		G5-3		1B 1B		F7		4	1	1	0	0	0	2				
Steve Trachsel, R OBP: 0.149, SLG: 0.178		SH3-4		1B		7 BB FC5 1B		K		3	1	2	0	0	1	1				
Inning Stats	R: 2 H: 3 E: 0 K: 0 S: 13	H: 3 LOB: 1 BB: 1 P: 22	R: 0 H: 0 E: 0 K: 0 S: 16	H: 0 LOB: 1 BB: 1 P: 21	R: 2 H: 2 E: 0 K: 0 S: 12	H: 2 LOB: 0 BB: 0 P: 18	R: 0 H: 2 E: 0 K: 0 S: 8	H: 2 LOB: 2 BB: 0 P: 11	R: 0 H: 0 E: 0 K: 0 S: 5	H: 0 LOB: 0 BB: 1 P: 11	R: 4 H: 4 E: 1 K: 0 S: 25	H: 4 LOB: 2 BB: 1 P: 36	R: 0 H: 1 E: 0 K: 2 S: 16	H: 1 LOB: 1 BB: 0 P: 23	R: 0 H: 0 E: 0 K: 2 S: 15	H: 0 LOB: 1 BB: 1 P: 23	1B: 10 2B: 1 3B: 0 HR: 2	SF: 0 SAC: 1 DP: 2 HBP: 0	WP: 2 PB: 0 SB: 1 CS: 0	PA: 40
PITCHER Chin-hui Tsao, R ERA: 5.86 Adam Bernero, R ERA: 5.69 40 Brian Fuentes, L ERA: 2.69	IP: 5.2 WLS: L BF: 28 H: 10 R: 7 ER: 7 SO: 7 BB: 3 IBB: 0 HBP: 0 BLK: 0 WP: 1 HR: 2 S: 69 P: 103 ERA: 11.12 WHIP: 2.294															PITCHER				

Colorado Rockies @ New York Mets
Shea Stadium, Flushing, NY
Mon Aug 18 2003, 1:10 PM EDT
Att: 23,865 - Cloudy - 77 F

AB 34
R 8
H 12
RBI 7
BB 5
SO 4
LOB 16



Batter	1	2	3	4	5	6	7	8	9	AB	R	H	RBI	BB	SO	LOB	TOP							
Roger Cedeno, S OBP: 0.331, SLG: 0.390	2-2 FC6-4 1B		3-1 2B		3-2 FC3-5 2B		2-0 L3			4	0	3	0	0	0	0								
7 José Reyes, S OBP: 0.329, SLG: 0.422	1-2 SAFE P6		0-0 F7		1-0 FC3-5 31 BB 2-3		2-3 K			4	0	0	0	0	1	3								
31 Mike Piazza, R OBP: 0.372, SLG: 0.625	2-0 FC6-4 2B 1-2 1B		4-2 G6-3 BB		4-2 FC6 BB		0-0 G4-3			2	1	0	0	2	0	1								
Vance Wilson, R OBP: 0.284, SLG: 0.371										0	0	0	0	0	0	0								
Jason Phillips, R OBP: 0.398, SLG: 0.490	2-2 1-3 1B 2B		1-1 G6-3		1-0 FC6		0-0 F9			4	0	1	0	0	0	4								
Timo Perez, L OBP: 0.320, SLG: 0.366	1-2 2H 3H 1B			0-0 G4-3		1-1 P6				4	0	1	1	0	0	0								
Ty Wigginton, R OBP: 0.320, SLG: 0.407		2-1 G5-3		1-1 L4		0-0 P4				4	0	0	0	0	0	0								
Jeff Duncan, L OBP: 0.372, SLG: 0.342		1-0 G3-1		3-2 F7		1-0 B3				3	0	0	0	0	0	0								
Tony Clark, S OBP: 0.308, SLG: 0.525										1	0	0	0	0	0	0								
Marco Scutaro, R OBP: 0.362, SLG: 0.450		2-1 1B			1-1 HR		1-2 G4-3			3	1	2	1	0	0	0								
Tom Glavine, L OBP: 0.163, SLG: 0.146		0-0 G4-3			1-0 G6-3		0-0 F8			3	0	0	0	0	0	1								
David Weathers, R										0	0	0	0	0	0	0								
Mike Stanton, L										0	0	0	0	0	0	0								
Inning Stats	R: 1 E: 0 K: 0 S: 19	H: 3 LOB: 2 BB: 0 P: 27	R: 0 E: 0 K: 0 S: 6	H: 1 LOB: 1 BB: 0 P: 11	R: 0 E: 0 K: 0 S: 7	H: 1 LOB: 1 BB: 1 P: 15	R: 0 E: 0 K: 0 S: 6	H: 0 LOB: 0 BB: 0 P: 10	R: 1 E: 0 K: 0 S: 15	H: 2 LOB: 2 BB: 1 P: 26	R: 0 E: 0 K: 0 S: 4	H: 0 LOB: 0 BB: 0 P: 6	R: 0 E: 0 K: 0 S: 5	H: 0 LOB: 0 BB: 0 P: 8	R: 0 E: 0 K: 1 S: 5	H: 0 LOB: 0 BB: 0 P: 7	R: 0 E: 0 K: 0 S: 7	H: 0 LOB: 0 BB: 0 P: 10	1B: 3 2B: 3 3B: 0 HR: 1	SF: 0 SAC: 0 DP: 1 HBP: 0	WP: 0 PB: 0 SB: 0 CS: 0	PA: 34		
PITCHER	IP	WLS	BF	H	R	ER	SO	BB	IBB	HBP	BLK	WP	HR	S	P	ERA	WHIP							
Kevin Jarvis, R ERA: 5.33	(1, 1)	7.0	28	7	2	2	0	2	0	0	0	0	1	62	103	2.57	1.286							
Scott Linebrink, R ERA: 3.42	(8, 1)	1.0	W	3	0	0	1	0	0	0	0	0	0	5	7	0.00	0.000							
Rod Beck, R ERA: 1.75	(9, 1)	1.0	S	3	0	0	0	0	0	0	0	0	0	7	10	0.00	0.000							

New York Mets @ San Diego Padres
Qualcomm Stadium, San Diego, CA
Tue Aug 19 2003, 10:05 PM EDT
Att: 21,794 - Cloudy - 75 F

AB 32
R 2
H 7
RBI 2
BB 2
SO 1
LOB 9



Batter	1	2	3	4	5	6	7	8	9	AB	R	H	RBI	BB	SO	LOB	BOTTOM							
Gary Matthews, S OBP: 0.305, SLG: 0.353	1-2 S 1B		0-0 G6-3 1-2		2-3 K		3-3 K			4	0	1	0	0	2	3								
Mark Kotsay, L OBP: 0.335, SLG: 0.356	0-0 L8		1-1 2H 3B		4-1 BB		0-0 P5			3	0	1	1	1	0	1								
Mark Loretta, R OBP: 0.385, SLG: 0.438	4-2 1-2 BB		4-0 G6-4-3 BB		2-3 K		4-1 HR BB			1	1	0	0	3	1	2								
Phil Nevin, R OBP: 0.316, SLG: 0.404	1-3 K		3-2 G6-4-3 1-2		1-1 G6-3		3-2 HR			4	1	1	2	0	1	4								
Ryan Klesko, L OBP: 0.359, SLG: 0.470	2-3 K			1-0 G6-3		3-2 FC6-4 1B		2-3 K		4	0	1	0	0	2	2								
Lou Merlino, R OBP: 0.358, SLG: 0.357		1-1 G4-3		2-3 K		3-2 FC6-4 CS 1-2		2-3 K		4	0	0	0	0	2	1								
Sean Burroughs, L OBP: 0.346, SLG: 0.396		0-1 P6		1-0 F8		0-0 CS		3-2 FC4-6 1B		3	0	1	0	0	0	0								
Gary Bennett, R OBP: 0.271, SLG: 0.288		0-2 G5-3			1-0 SH2-4 1B		3-2 L9			3	0	1	0	0	0	1								
Kevin Jarvis, L OBP: 0.333, SLG: 0.176			2-1 G6-3 3B		0-1 SH2-4		1-1 FC4-6			1	1	1	0	0	0	0								
Miguel Ojeda, R OBP: 0.350, SLG: 0.387										1	0	0	0	0	0	1								
Scott Linebrink, R OBP: 0.167, SLG: 0.250										0	0	0	0	0	0	0								
Rod Beck, R										0	0	0	0	0	0	0								
Inning Stats	R: 0 E: 0 K: 2 S: 15	H: 1 LOB: 2 BB: 1 P: 23	R: 0 E: 0 K: 0 S: 8	H: 0 LOB: 0 BB: 0 P: 9	R: 1 E: 0 K: 0 S: 9	H: 2 LOB: 1 BB: 1 P: 19	R: 0 E: 0 K: 1 S: 5	H: 0 LOB: 0 BB: 0 P: 9	R: 0 E: 0 K: 2 S: 10	H: 1 LOB: 2 BB: 1 P: 19	R: 0 E: 0 K: 0 S: 9	H: 1 LOB: 0 BB: 0 P: 16	R: 0 E: 0 K: 1 S: 12	H: 1 LOB: 1 BB: 0 P: 22	R: 2 E: 0 K: 2 S: 12	H: 1 LOB: 0 BB: 1 P: 23	1B: 5 2B: 0 3B: 1 HR: 1	SF: 0 SAC: 1 DP: 1 HBP: 0	WP: 0 PB: 0 SB: 0 CS: 1	PA: 34				
PITCHER	IP	WLS	BF	H	R	ER	SO	BB	IBB	HBP	BLK	WP	HR	S	P	ERA	WHIP							
Tom Glavine, L ERA: 4.55	(1, 1)	6.2	27	6	1	1	5	3	0	0	0	0	0	65	111	1.35	1.350							
David Weathers, R ERA: 3.54	(7, 1)	0.1	H	1	0	0	1	0	0	0	0	0	0	3	6	0.00	0.000							
Mike Stanton, L ERA: 4.95	(8, 1)	1.0	L	5	1	2	2	1	0	0	0	0	1	12	23	18.00	2.000							

New York Mets @ San Diego Padres
Qualcomm Stadium, San Diego, CA
Tue Aug 19 2003, 10:05 PM EDT
Att: 21,794 - Cloudy - 75 F

AB 28
R 3
H 7
RBI 3
BB 4
SO 8
LOB 15



Batter	1	2	3	4	5	6	7	8	9	AB	R	H	RBI	BB	SO	LOB	TOP			
Roger Cedeno, S (1, 9) OBP: 0.332, SLG: 0.393	F7		G1-3				G4-3			5	0	2	0	0	0	0	New York Mets @ San Diego Padres Qualcomm Stadium, San Diego, CA Wed Aug 20 2003, 10:05 PM EDT Att: 16,532 - Cloudy - 77 F			
7 José Reyes, S (1, 6) OBP: 0.331, SLG: 0.419	K		K							4	1	1	0	1	3	1				
31 Mike Piazza, R (1, 2) OBP: 0.439, SLG: 0.618 Marco Scutaro, R (6, PR) OBP: 0.362, SLG: 0.450 Vance Wilson, R (8, 2) OBP: 0.284, SLG: 0.371	K									3	0	1	0	1	2	2				
Jason Phillips, R (1, 3) OBP: 0.396, SLG: 0.487										4	0	1	0	0	0	4				
Timo Perez, L (1, 7) OBP: 0.319, SLG: 0.369										4	0	1	1	0	0	2				
Ty Wigginton, R (1, 5) OBP: 0.321, SLG: 0.407										3	0	1	0	1	1	2				
Jeff Duncan, L (1, 8) OBP: 0.367, SLG: 0.337										4	0	1	0	0	1	5				
Joe McEwing, R (1, 4) OBP: 0.313, SLG: 0.306										4	0	0	0	0	0	5				
Aaron Heilman, R (1, 1) OBP: 0.105, SLG: 0.056 Tony Clark, S (7, PH) OBP: 0.306, SLG: 0.522 John Franco, L (7, 1) Raul Gonzalez, R (9, PH) OBP: 0.337, SLG: 0.345 Grant Roberts, R (9, 1)										2	0	0	0	0	2	0				
Inning Stats	R: 0 E: 0 K: 2 S: 10	H: 0 LOB: 0 BB: 0 P: 16	R: 0 E: 0 K: 0 S: 11	H: 2 LOB: 2 BB: 0 P: 16	R: 0 E: 0 K: 2 S: 8	H: 0 LOB: 0 BB: 0 P: 10	R: 0 E: 0 K: 0 S: 17	H: 2 LOB: 3 BB: 1 P: 26	R: 0 E: 0 K: 1 S: 10	H: 2 LOB: 2 BB: 0 P: 15	R: 0 E: 0 K: 0 S: 5	H: 0 LOB: 0 BB: 0 P: 5	R: 1 E: 0 K: 1 S: 11	H: 1 LOB: 2 BB: 2 P: 24	R: 0 E: 0 K: 2 S: 11	H: 1 LOB: 1 BB: 0 P: 16		1B: 6 2B: 2 3B: 0 HR: 0	SF: 0 SAC: 0 DP: 0 HBP: 0	WP: 0 PB: 0 SB: 0 CS: 0
PITCHER	IP WLS BF H R ER SO BB IBB HBP BLK WP HR S P ERA WHIP																			
44 Jake Peavy, R (1, 1) ERA: 4.06	7.0	B	28	6	0	0	7	1	0	0	0	0	0	0	68	99	0.00	1.000		
Jay Witasick, R (8, 1) ERA: 4.11	1.2	B	9	2	1	1	2	2	0	0	0	0	0	19	35	5.40	2.400			
Rod Beck, R (9, 1) ERA: 1.73	0.1	W	1	0	0	0	1	0	0	0	0	0	0	3	5	0.00	0.000			

AB 35
R 1
H 8
RBI 1
BB 3
SO 10
LOB 21



Batter	1	2	3	4	5	6	7	8	9	AB	R	H	RBI	BB	SO	LOB	BOTTOM					
Ramón Vázquez, L (1, 6) OBP: 0.332, SLG: 0.324	K		FC4-6							4	0	0	0	0	1	3	New York Mets @ San Diego Padres Qualcomm Stadium, San Diego, CA Wed Aug 20 2003, 10:05 PM EDT Att: 16,532 - Cloudy - 77 F					
Mark Kotsay, L (1, 8) OBP: 0.336, SLG: 0.352	G3		K2-3							4	0	0	0	0	2	2						
Mark Loretta, R (1, 4) OBP: 0.384, SLG: 0.442	F8									4	1	1	1	0	1	0						
Phil Nevin, R (1, 9) OBP: 0.323, SLG: 0.402										3	1	1	0	1	0	0						
Ryan Klesko, L (1, 3) OBP: 0.358, SLG: 0.467										4	0	1	0	0	1	2						
Rondell White, R (1, 7) OBP: 0.332, SLG: 0.470 Jay Witasick, R (8, 1) Rod Beck, R (9, 1) Dave Hansen, L (9, PH) OBP: 0.359, SLG: 0.301										3	0	0	0	0	0	2						
Sean Burroughs, L (1, 5) OBP: 0.347, SLG: 0.395										0	0	0	0	0	0	0						
Gary Bennett, R (1, 2) OBP: 0.276, SLG: 0.287										1	0	0	0	2	0	0						
44 Jake Peavy, R (1, 1) OBP: 0.170, SLG: 0.093 Gary Matthews, S (7, PH) OBP: 0.305, SLG: 0.352										0	0	0	0	1	0	0						
44 Jake Peavy, R (1, 1) OBP: 0.170, SLG: 0.093 Gary Matthews, S (7, PH) OBP: 0.305, SLG: 0.352										1	0	0	0	0	0	0						
Inning Stats	R: 0 E: 0 K: 1 S: 8	H: 0 LOB: 0 BB: 0 P: 12	R: 0 E: 0 K: 0 S: 7	H: 0 LOB: 0 BB: 0 P: 12	R: 0 E: 0 K: 1 S: 11	H: 0 LOB: 2 BB: 3 P: 24	R: 0 E: 0 K: 0 S: 10	H: 1 LOB: 1 BB: 0 P: 16	R: 0 E: 0 K: 0 S: 9	H: 0 LOB: 1 BB: 1 P: 13	R: 1 E: 0 K: 1 S: 10	H: 1 LOB: 1 BB: 1 P: 18	R: 0 E: 0 K: 0 S: 4	H: 0 LOB: 0 BB: 0 P: 7	R: 0 E: 0 K: 1 S: 5	H: 0 LOB: 0 BB: 0 P: 8	R: 1 E: 0 K: 1 S: 11	H: 2 LOB: 2 BB: 1 P: 20	1B: 3 2B: 0 3B: 0 HR: 1	SF: 0 SAC: 1 DP: 0 HBP: 0	WP: 2 PB: 0 SB: 0 CS: 1	PA: 34
PITCHER	IP WLS BF H R ER SO BB IBB HBP BLK WP HR S P ERA WHIP																					
Aaron Heilman, R (1, 1) ERA: 6.79	6.0		24	2	1	1	3	5	0	0	0	0	0	55	95	1.50	1.167					
John Franco, L (7, 1) ERA: 2.89	2.0		6	0	0	0	1	0	0	0	0	0	0	9	15	0.00	0.000					
Grant Roberts, R (9, 1) ERA: 3.86	0.1	L	4	2	1	1	1	0	1	0	0	0	0	11	20	27.00	6.000					

AB 27
R 2
H 4
RBI 2
BB 6
SO 5
LOB 9



Batter	1	2	3	4	5	6	7	8	9	AB	R	H	RBI	BB	SO	LOB	TOP				
Roger Cedeno, S OBP: 0.333, SLG: 0.401 David Weathers, R (8, 1)	4-1 7 BB HR	0-2 3-H HR			2-3 K			0-2 G4-3		3	2	1	2	1	1	0					
7 José Reyes, S OBP: 0.326, SLG: 0.414	4-0 HR BB	1-2 G5-3			1-1 F8			0-1 F8		3	1	0	0	1	0	0					
Jason Phillips, R OBP: 0.394, SLG: 0.482	0-2 P6			4-2 1B BB	1-0 G5-3			0-0 G4-3		3	0	0	0	1	0	2					
Tony Clark, S OBP: 0.305, SLG: 0.517	1-2 K			0-0 G6-4-3 1B	1-2 F9			1-3 K		4	0	1	0	0	2	2					
Ty Wigginton, R OBP: 0.321, SLG: 0.412	0-1 1-H 2-H HR			1-3 K	3-3 K			0-0 F8		4	1	1	3	0	2	2					
Raul Gonzalez, R OBP: 0.335, SLG: 0.338 (8, 9)	1-0 G6-3			1-0 G6-4-3	0-1 G5-3			2-2 HBP		3	0	0	0	0	0	2					
Timo Perez, L OBP: 0.319, SLG: 0.369 (9, 9)				1-2 1-2						0	0	0	0	0	0	0					
Marco Scutaro, R OBP: 0.353, SLG: 0.455		1-2 G4-3 HR 2B		0-3 K	0-0 G6-3			1-2 F8		4	1	1	0	0	1	1					
Joe McEwing, R OBP: 0.309, SLG: 0.302		2-0 G4-3		3-3 K	2-1 F8					3	0	0	0	0	1	1					
Jae Weong Seo, R OBP: 0.150, SLG: 0.105 (7, PH) Jay Bell, R OBP: 0.345, SLG: 0.191 Mike Stanton, L (7, 1) Jeff Duncan, L OBP: 0.367, SLG: 0.337 (8, 8)		2-3 K		1-3 K	2-3 K					2	0	0	0	0	2	1					
										1	0	0	0	0	1	0					
										0	0	0	0	0	0	0					
										0	0	0	0	0	0	0					
Inning Stats	R: 3 E: 0 K: 1 S: 16	H: 1 LOB: 0 BB: 2 P: 26	R: 2 E: 0 K: 1 S: 14	H: 2 LOB: 0 BB: 0 P: 19	R: 0 E: 0 K: 1 S: 9	H: 1 LOB: 1 BB: 1 P: 15	R: 0 E: 0 K: 3 S: 9	H: 0 LOB: 0 BB: 0 P: 13	R: 0 E: 0 K: 1 S: 8	H: 0 LOB: 0 BB: 0 P: 12	R: 0 E: 0 K: 1 S: 6	H: 0 LOB: 0 BB: 0 P: 10	R: 0 E: 0 K: 0 S: 6	H: 0 LOB: 0 BB: 0 P: 6	R: 0 E: 0 K: 1 S: 10	H: 0 LOB: 1 BB: 0 P: 14	1B: 1 2B: 1 3B: 0 HR: 2	SF: 0 SAC: 0 DP: 1 HBP: 1	WP: 0 PB: 0 SB: 0 CS: 0	PA: 34	
PITCHER	IP	WLS	BF	H	R	ER	SO	BB	IBB	HBP	BLK	WP	HR	S	P	ERA	WHIP				
Oliver Pérez, L ERA: 5.38	7.0	L	27	4	5	5	9	3	0	0	0	0	2	71	108	6.43	1.000				
Mike Matthews, L ERA: 4.91	1.0		3	0	0	0	0	0	0	0	0	0	0	6	6	0.00	0.000				
Luther Hackman, R ERA: 3.6	1.0		4	0	0	0	1	0	0	1	0	0	0	10	14	0.00	0.000				

New York Mets @ San Diego Padres
Qualcomm Stadium, San Diego, CA
Thu Aug 21 2003, 5:05 PM EDT
Att: 21,958 - Cloudy - 83 F

AB 30
R 5
H 4
RBI 5
BB 3
SO 10
LOB 11



Batter	1	2	3	4	5	6	7	8	9	AB	R	H	RBI	BB	SO	LOB	BOTTOM					
Ramón Vázquez, L OBP: 0.331, SLG: 0.323	2-2 F8		1-0 1B		2-0 G5-3		1-3 K		0-3 K	5	0	1	0	0	2	0						
Mark Kotsay, L OBP: 0.337, SLG: 0.356	1-1 G6-3		3-2 SAFE 1 SAFE 1 SAFE 1 SAFE 1 SAFE		0-1 FC6-4 1B		0-0 G4-3			4	0	2	0	0	0	1						
Mark Loretta, R OBP: 0.381, SLG: 0.439	2-2 G6-3		1-2 G1-3		3-1 FC6-4 1-2		0-1 F7			4	0	0	0	0	0	3						
Phil Nevin, R OBP: 0.320, SLG: 0.396	1-1 F7			1-2 G6-3	2-1 F8		0-0 BB 1B			4	0	1	0	0	0	2						
Ryan Klesko, L OBP: 0.359, SLG: 0.465		1-1 F8		4-2 2B E BB		1-3 K		4-2 1-2 BB		2	1	0	0	2	1	0						
Rondell White, R OBP: 0.331, SLG: 0.470		1-2 G6-3		1-2 E 2B		0-0 F7		1-3 K		4	0	1	0	0	1	2						
Sean Burroughs, L OBP: 0.349, SLG: 0.404		2-1 3B		3-2 E4 2-3 3-H		2-0 2B		3-1 G1-3		4	0	2	1	0	0	3						
Miguel Ojeda, R OBP: 0.343, SLG: 0.377 Dave Hansen, L OBP: 0.356, SLG: 0.298 (9, PH)		0-0 F8		0-0 F8		3-2 2-2 F8				3	0	0	0	0	0	4						
										1	0	0	0	0	0	0						
Oliver Pérez, L OBP: 0.229, SLG: 0.212 Lou Merloni, R OBP: 0.355, SLG: 0.355 Mike Matthews, L (8, 1) Luther Hackman, R (9, 1) Gary Matthews, S OBP: 0.304, SLG: 0.351 (9, PH)			1-2 G1-3		0-3 K		3-2 G6-3		2-3 K	2	0	0	0	0	1	2						
										1	0	0	0	0	0	0						
										0	0	0	0	0	0	0						
										0	0	0	0	0	0	0						
										1	0	0	0	0	1	0						
Inning Stats	R: 0 E: 0 K: 0 S: 10	H: 1 LOB: 1 BB: 0 P: 16	R: 0 E: 0 K: 0 S: 8	H: 1 LOB: 1 BB: 0 P: 12	R: 0 E: 0 K: 1 S: 12	H: 1 LOB: 2 BB: 1 P: 18	R: 1 E: 1 K: 1 S: 18	H: 1 LOB: 2 BB: 1 P: 29	R: 0 E: 0 K: 0 S: 7	H: 1 LOB: 1 BB: 0 P: 14	R: 0 E: 0 K: 1 S: 10	H: 1 LOB: 0 BB: 0 P: 16	R: 0 E: 0 K: 1 S: 8	H: 0 LOB: 0 BB: 0 P: 12	R: 0 E: 0 K: 1 S: 14	H: 1 LOB: 2 BB: 1 P: 22	R: 0 E: 0 K: 2 S: 8	H: 0 LOB: 0 BB: 0 P: 10	1B: 3 2B: 3 3B: 1 HR: 0	SF: 0 SAC: 0 DP: 0 HBP: 0	WP: 0 PB: 0 SB: 0 CS: 0	PA: 37
PITCHER	IP	WLS	BF	H	R	ER	SO	BB	IBB	HBP	BLK	WP	HR	S	P	ERA	WHIP					
Jae Weong Seo, R ERA: 4.2	6.0	W	26	6	1	1	2	1	0	0	0	0	0	65	105	1.50	1.167					
Mike Stanton, L ERA: 4.52	1.0		3	0	0	0	1	0	0	0	0	0	0	8	12	0.00	0.000					
David Weathers, R ERA: 3.44	2.0		8	1	0	0	3	1	0	0	0	0	0	22	32	0.00	1.000					

New York Mets @ San Diego Padres
Qualcomm Stadium, San Diego, CA
Thu Aug 21 2003, 5:05 PM EDT
Att: 21,958 - Cloudy - 83 F

AB 35
R 1
H 7
RBI 1
BB 2
SO 6
LOB 17



Batter	1	2	3	4	5	6	7	8	9	AB	R	H	RBI	BB	SO	LOB	TOP					
Roger Cedeno, S OBP: 0.323, SLG: 0.402 (1, 9)	1B		E5		1B		FC5-4			4	0	2	0	0	0	1	New York Mets @ Los Angeles Dodgers Dodger Stadium, Los Angeles, CA Fri Aug 22 2003, 7:10 PM PDT Att: 40,714 - Sunny - 73 F					
7 José Reyes, S OBP: 0.326, SLG: 0.409 (1, 6)	K		BB		K			G6-3		3	0	0	0	1	2							
Timo Perez, L OBP: 0.372, SLG: 0.372 (6, PH)	1B		F8		1B			BB		3	0	2	0	0	0	2						
Raul Gonzalez, R OBP: 0.339, SLG: 0.338 (8, 7)	1B							BB		0	0	0	0	1	0	0						
31 Mike Piazza, R OBP: 0.428, SLG: 0.600 (1, 2)	K		K		G4-3			G6-3		4	0	0	0	0	2	6						
Jason Phillips, R OBP: 0.395, SLG: 0.482 (9, PR)	K				G5-3			CS		4	0	2	0	0	1	2						
Vance Wilson, R OBP: 0.284, SLG: 0.371 (9, PR)								1B		0	0	0	0	0	0	0						
Ty Wigginton, R OBP: 0.320, SLG: 0.417 (1, 5)		F9		L8				K		4	1	1	1	0	1	2						
Jeff Duncan, L OBP: 0.353, SLG: 0.322 (1, 8)		F7		FC6-4				F8		4	0	0	0	0	1	2						
Joe McEwing, R OBP: 0.310, SLG: 0.299 (1, 4)		K		CS		B5-4		L9		2	0	0	0	1	1	0						
Al Leiter, L OBP: 0.071, SLG: 0.025 (7, PH)										2	0	0	0	0	1	1						
Tony Clark, S OBP: 0.308, SLG: 0.517 (7, PH)					B5-4					0	0	0	0	1	0	0						
Jae Weong Seo, R OBP: 0.150, SLG: 0.105 (7, PH)										0	0	0	0	0	0	0						
Dan Wheeler, R (7, 1)								FC5-4		0	0	0	0	0	0	0						
Inning Stats	R: 0 E: 0 K: 3 S: 13	H: 2 LOB: 2 BB: 0 P: 19	R: 0 E: 0 K: 1 S: 7	H: 0 LOB: 0 BB: 0 P: 10	R: 0 E: 1 K: 2 S: 16	H: 0 LOB: 2 BB: 1 P: 26	R: 0 E: 0 K: 0 S: 4	H: 1 LOB: 0 BB: 0 P: 9	R: 0 E: 0 K: 1 S: 6	H: 1 LOB: 1 BB: 1 P: 13	R: 0 E: 0 K: 0 S: 4	H: 1 LOB: 0 BB: 0 P: 9	R: 1 E: 0 K: 0 S: 7	H: 1 LOB: 1 BB: 1 P: 14	R: 0 E: 0 K: 0 S: 7	H: 0 LOB: 0 BB: 1 P: 15	R: 0 E: 0 K: 2 S: 11	H: 1 LOB: 1 BB: 0 P: 16	1B: 6 2B: 1 3B: 0 HR: 1	SF: 0 SAC: 0 DP: 3 HBP: 0	WP: 0 PB: 0 SB: 2 CS: 2	PA: 35
PITCHER	IP WLS BF H R ER SO BB IBB HBP BLK WP HR S P ERA WHIP																					
Hideo Nomo, R ERA: 2.7 (1, 1)	7.0 W 28 6 1 1 7 3 0 0 0 0 0 1 57 100 1.29 1.286																					
Tom Martin, L ERA: 3.39 (8, 1)	0.1 H 1 0 0 0 0 0 0 0 0 0 0 0 3 5 0.00 0.000																					
Paul Quantrill, R ERA: 1.82 (8, 1)	0.2 H 2 0 0 0 0 1 0 0 0 0 0 0 4 10 0.00 1.500																					
Eric Gagne, R ERA: 1.5 (9, 1)	1.0 S 3 1 0 0 2 0 0 0 0 0 0 0 11 16 0.00 1.000																					

Batter	1	2	3	4	5	6	7	8	9	AB	R	H	RBI	BB	SO	LOB	BOTTOM			
Rickey Henderson, R OBP: 0.348, SLG: 0.357 (1, 7)	K		BB		1B		G6-3			3	0	1	0	1	1	0	New York Mets @ Los Angeles Dodgers Dodger Stadium, Los Angeles, CA Fri Aug 22 2003, 7:10 PM PDT Att: 40,714 - Sunny - 73 F			
Dave Roberts, L OBP: 0.331, SLG: 0.310 (1, 8)	1B		F8		P3		G4-3			4	0	1	0	0	3					
Paul Lo Duca, R OBP: 0.349, SLG: 0.402 (1, 2)	G6-4-3				F9			L8		4	1	1	0	0	2					
Adrian Beltré, R OBP: 0.285, SLG: 0.405 (1, 5)		F9		L6		F8		G5-3		4	0	0	0	0	2					
Jolbert Cabrera, R OBP: 0.325, SLG: 0.435 (8, 9)	K			SF8		F7		G6-3		4	1	1	0	0	1	0				
Mike Kinkade, R OBP: 0.331, SLG: 0.365 (8, 1)										2	0	0	0	1	2	0				
Tom Martin, L (8, 1)										0	0	0	0	0	0	0				
Paul Quantrill, L (8, 1)										0	0	0	0	0	0	0				
Eric Gagne, R (9, 1)					IBB					0	0	0	0	0	0	0				
Ron Coomer, R OBP: 0.308, SLG: 0.293 (1, 3)					SF8					1	0	1	1	1	0	0				
Robin Ventura, L OBP: 0.349, SLG: 0.403 (7, 3)										0	0	0	0	0	0	0				
Cesar Izturis, S OBP: 0.282, SLG: 0.303 (1, 6)					FC6-4					3	0	1	1	0	2					
Hideo Nomo, R OBP: 0.180, SLG: 0.207 (7, PH)					SH					1	0	0	0	0	1	2				
Alex Cora, L OBP: 0.273, SLG: 0.313 (8, 4)					SH			G6-3		1	0	0	0	0	0	0				
Inning Stats	R: 0 E: 0 K: 1 S: 8	H: 1 LOB: 0 BB: 0 P: 12	R: 0 E: 0 K: 2 S: 11	H: 0 LOB: 0 BB: 0 P: 13	R: 0 E: 0 K: 0 S: 12	H: 1 LOB: 2 BB: 1 P: 19	R: 2 E: 0 K: 1 S: 19	H: 3 LOB: 2 BB: 1 P: 30	R: 0 E: 0 K: 0 S: 11	H: 1 LOB: 1 BB: 0 P: 16	R: 0 E: 0 K: 1 S: 8	H: 0 LOB: 0 BB: 1 P: 18	R: 0 E: 0 K: 0 S: 6	H: 0 LOB: 0 BB: 0 P: 7	R: 0 E: 0 K: 0 S: 6	H: 0 LOB: 0 BB: 0 P: 8	1B: 5 2B: 1 3B: 0 HR: 0	SF: 1 SAC: 1 DP: 1 HBP: 0	WP: 0 PB: 0 SB: 1 CS: 1	PA: 32
PITCHER	IP WLS BF H R ER SO BB IBB HBP BLK WP HR S P ERA WHIP																			
Al Leiter, L ERA: 4.47 (7, 1)	6.0 L 26 6 0 0 0 0 0 0 0 0 0 0 12 15 0.00 0.000																			
Dan Wheeler, R ERA: 3.65 (7, 1)	2.0 6 0 0 0 0 0 0 0 0 0 0 0 12 15 0.00 0.000																			

Batter	1	2	3	4	5	6	7	8	9	AB	R	H	RBI	BB	SO	LOB	TOP						
Roger Cedeno, S OBP: 0.333, SLG: 0.399 Raul Gonzalez, R OBP: 0.339, SLG: 0.338										5	1	1	0	0	1	7							
7 José Reyes, S OBP: 0.333, SLG: 0.425										5	2	3	1	0	0	0							
Timo Perez, L OBP: 0.317, SLG: 0.365										5	0	0	0	0	1	3							
31 Mike Piazza, R OBP: 0.427, SLG: 0.594										3	0	1	1	1	1	0							
Jason Phillips, R OBP: 0.394, SLG: 0.479										4	0	1	1	0	0	2							
Ty Wigginton, R OBP: 0.322, SLG: 0.418										3	1	1	0	1	1	2							
Jeff Duncan, L OBP: 0.343, SLG: 0.311										3	0	0	0	0	0	3							
Marco Scutaro, R OBP: 0.382, SLG: 0.489										3	0	2	1	1	0	0							
Steve Trachsel, R OBP: 0.196, SLG: 0.208 David Weathers, R ERA: 2.14 Mike Stanton, L ERA: 3.29										3	0	2	0	1	1	1							
Inning Stats	R: 2 E: 0 K: 1 S: 13	H: 3 LOB: 2 BB: 0 P: 23	R: 0 E: 0 K: 0 S: 8	H: 1 LOB: 0 BB: 0 P: 14	R: 0 E: 0 K: 0 S: 7	H: 1 LOB: 1 BB: 1 P: 14	R: 1 E: 0 K: 1 S: 12	H: 2 LOB: 1 BB: 0 P: 16	R: 1 E: 0 K: 0 S: 6	H: 2 LOB: 0 BB: 0 P: 8	R: 0 E: 0 K: 0 S: 12	H: 2 LOB: 2 BB: 0 P: 14	R: 0 E: 0 K: 0 S: 7	H: 0 LOB: 0 BB: 0 P: 10	R: 0 E: 0 K: 1 S: 10	H: 0 LOB: 3 BB: 3 P: 25	R: 0 E: 0 K: 2 S: 11	H: 0 LOB: 0 BB: 0 P: 16	1B: 8 2B: 3 3B: 0 HR: 1	SF: 1 SAC: 1 DP: 2 HBP: 0	WP: 1 PB: 0 SB: 0 CS: 1	PA: 40	
PITCHER	IP WLS BF H R ER SO BB IBB HBP BLK WP HR S P ERA WHIP	IP WLS BF H R ER SO BB IBB HBP BLK WP HR S P ERA WHIP	IP WLS BF H R ER SO BB IBB HBP BLK WP HR S P ERA WHIP	IP WLS BF H R ER SO BB IBB HBP BLK WP HR S P ERA WHIP	IP WLS BF H R ER SO BB IBB HBP BLK WP HR S P ERA WHIP	IP WLS BF H R ER SO BB IBB HBP BLK WP HR S P ERA WHIP	IP WLS BF H R ER SO BB IBB HBP BLK WP HR S P ERA WHIP	IP WLS BF H R ER SO BB IBB HBP BLK WP HR S P ERA WHIP	IP WLS BF H R ER SO BB IBB HBP BLK WP HR S P ERA WHIP	IP WLS BF H R ER SO BB IBB HBP BLK WP HR S P ERA WHIP	IP WLS BF H R ER SO BB IBB HBP BLK WP HR S P ERA WHIP	IP WLS BF H R ER SO BB IBB HBP BLK WP HR S P ERA WHIP	IP WLS BF H R ER SO BB IBB HBP BLK WP HR S P ERA WHIP	IP WLS BF H R ER SO BB IBB HBP BLK WP HR S P ERA WHIP	IP WLS BF H R ER SO BB IBB HBP BLK WP HR S P ERA WHIP	IP WLS BF H R ER SO BB IBB HBP BLK WP HR S P ERA WHIP	IP WLS BF H R ER SO BB IBB HBP BLK WP HR S P ERA WHIP	IP WLS BF H R ER SO BB IBB HBP BLK WP HR S P ERA WHIP	IP WLS BF H R ER SO BB IBB HBP BLK WP HR S P ERA WHIP	IP WLS BF H R ER SO BB IBB HBP BLK WP HR S P ERA WHIP	IP WLS BF H R ER SO BB IBB HBP BLK WP HR S P ERA WHIP	IP WLS BF H R ER SO BB IBB HBP BLK WP HR S P ERA WHIP	IP WLS BF H R ER SO BB IBB HBP BLK WP HR S P ERA WHIP

New York Mets @ Los Angeles Dodgers
Dodger Stadium, Los Angeles, CA
Sat Aug 23 2003, 7:10 PM PDT
Att: 44,449 - Sunny - 74 F

AB 34
R 4
H 11
RBI 4
BB 4
SO 5
LOB 18



Batter	1	2	3	4	5	6	7	8	9	AB	R	H	RBI	BB	SO	LOB	BOTTOM						
Dave Roberts, L OBP: 0.330, SLG: 0.307										3	0	0	0	1	0	0							
Paul Lo Duca, R OBP: 0.348, SLG: 0.401										4	0	1	0	0	1	3							
Shawn Green, L OBP: 0.349, SLG: 0.443										4	0	1	0	0	1	1							
Fred McGriff, L OBP: 0.313, SLG: 0.423										4	0	0	0	0	1	2							
Adrián Beltré, R OBP: 0.285, SLG: 0.406										4	0	1	0	0	0	2							
Jolbert Cabrera, R OBP: 0.324, SLG: 0.432										4	0	1	0	0	0	2							
Alex Cora, L OBP: 0.273, SLG: 0.313										3	0	1	0	0	1	1							
Cesar Izturis, S OBP: 0.281, SLG: 0.302 Robin Ventura, L OBP: 0.351, SLG: 0.405 Tom Martin, L ERA: 3.41										2	0	0	0	0	1	0							
Andy Ashby, R Rickey Henderson, R OBP: 0.353, SLG: 0.351 Paul Shuey, R Mike Kinkade, R OBP: 0.329, SLG: 0.362										1	0	0	0	0	0	0							
Inning Stats	R: 0 E: 0 K: 0 S: 8	H: 0 LOB: 0 BB: 0 P: 12	R: 0 E: 0 K: 1 S: 11	H: 1 LOB: 0 BB: 0 P: 19	R: 0 E: 0 K: 0 S: 6	H: 0 LOB: 0 BB: 0 P: 9	R: 0 E: 0 K: 1 S: 9	H: 0 LOB: 0 BB: 0 P: 16	R: 0 E: 0 K: 1 S: 11	H: 1 LOB: 1 BB: 0 P: 14	R: 0 E: 0 K: 1 S: 11	H: 0 LOB: 0 BB: 0 P: 18	R: 0 E: 0 K: 0 S: 9	H: 1 LOB: 1 BB: 0 P: 10	R: 0 E: 0 K: 2 S: 18	H: 2 LOB: 3 BB: 1 P: 32	R: 0 E: 0 K: 0 S: 8	H: 1 LOB: 1 BB: 0 P: 14	1B: 5 2B: 1 3B: 0 HR: 0	SF: 0 SAC: 0 DP: 0 HBP: 0	WP: 0 PB: 0 SB: 0 CS: 0	PA: 34	
PITCHER	IP WLS BF H R ER SO BB IBB HBP BLK WP HR S P ERA WHIP	IP WLS BF H R ER SO BB IBB HBP BLK WP HR S P ERA WHIP	IP WLS BF H R ER SO BB IBB HBP BLK WP HR S P ERA WHIP	IP WLS BF H R ER SO BB IBB HBP BLK WP HR S P ERA WHIP	IP WLS BF H R ER SO BB IBB HBP BLK WP HR S P ERA WHIP	IP WLS BF H R ER SO BB IBB HBP BLK WP HR S P ERA WHIP	IP WLS BF H R ER SO BB IBB HBP BLK WP HR S P ERA WHIP	IP WLS BF H R ER SO BB IBB HBP BLK WP HR S P ERA WHIP	IP WLS BF H R ER SO BB IBB HBP BLK WP HR S P ERA WHIP	IP WLS BF H R ER SO BB IBB HBP BLK WP HR S P ERA WHIP	IP WLS BF H R ER SO BB IBB HBP BLK WP HR S P ERA WHIP	IP WLS BF H R ER SO BB IBB HBP BLK WP HR S P ERA WHIP	IP WLS BF H R ER SO BB IBB HBP BLK WP HR S P ERA WHIP	IP WLS BF H R ER SO BB IBB HBP BLK WP HR S P ERA WHIP	IP WLS BF H R ER SO BB IBB HBP BLK WP HR S P ERA WHIP	IP WLS BF H R ER SO BB IBB HBP BLK WP HR S P ERA WHIP	IP WLS BF H R ER SO BB IBB HBP BLK WP HR S P ERA WHIP	IP WLS BF H R ER SO BB IBB HBP BLK WP HR S P ERA WHIP	IP WLS BF H R ER SO BB IBB HBP BLK WP HR S P ERA WHIP	IP WLS BF H R ER SO BB IBB HBP BLK WP HR S P ERA WHIP	IP WLS BF H R ER SO BB IBB HBP BLK WP HR S P ERA WHIP	IP WLS BF H R ER SO BB IBB HBP BLK WP HR S P ERA WHIP	IP WLS BF H R ER SO BB IBB HBP BLK WP HR S P ERA WHIP

New York Mets @ Los Angeles Dodgers
Dodger Stadium, Los Angeles, CA
Sat Aug 23 2003, 7:10 PM PDT
Att: 44,449 - Sunny - 74 F

AB 32
R 0
H 6
RBI 0
BB 1
SO 6
LOB 13




Batter	1	2	3	4	5	6	7	8	9	AB	R	H	RBI	BB	SO	LOB	TOP								
Roger Cedeno, S (1,9) OBP: 0.333, SLG: 0.398 Raul Gonzalez, R (7,9) OBP: 0.339, SLG: 0.338	F9		G3-1 7 FC2-5 1B	L8			B5-3			4	0	1	0	0	0	1									
7 José Reyes, S (1,6) OBP: 0.356, SLG: 0.426	31 CS 1B		FC2-5 G3-1		2-0			G4-3		4	0	2	0	0	0	2									
Timo Perez, L (1,7) OBP: 0.316, SLG: 0.363	31 CS 1B		G3-1		0-1			G6-3		4	0	1	0	0	0	3									
31 Mike Piazza, R (1,2) OBP: 0.423, SLG: 0.582	1-2 2-3 BB		G6-3		0-0			G6-3		3	0	0	0	1	1	3									
Jason Phillips, R (1,3) OBP: 0.389, SLG: 0.473	F8			G4-3				G4-3		4	0	0	0	0	0	2									
Jay Bell, R (1,5) OBP: 0.350, SLG: 0.204 Prentice Redman, R (9, PR)		F8		1-0				K		4	1	2	0	0	1	0									
Ty Wigginton, R (9, 5)				E E 1B				K		0	0	0	0	0	0	0									
Jeff Duncan, L (1,8) OBP: 0.339, SLG: 0.301		K		1-0				G4-3		3	1	0	0	1	1	0									
Marco Scutaro, R (1,4) OBP: 0.373, SLG: 0.471		K		E1 E				G4-3		3	1	0	0	1	1	0									
Tom Glavine, L (1,1) OBP: 0.174, SLG: 0.159 Grant Roberts, R (8, 1) John Franco, L (9, 1)		F8		0-0				G5-3		4	0	1	1	0	0	2									
				E7 G4-3 1B				G5-3		3	0	1	0	0	0	1									
				G4-3				G5-3		0	0	0	0	0	0	0									
				G4-3				G5-3		0	0	0	0	0	0	0									
Inning Stats	R: 0 E: 0 K: 0 S: 12	H: 2 LOB: 2 BB: 1 P: 23	R: 0 E: 0 K: 1 S: 11	H: 0 LOB: 0 BB: 0 P: 19	R: 0 E: 0 K: 0 S: 8	H: 2 LOB: 2 BB: 0 P: 10	R: 2 E: 2 K: 0 S: 9	H: 2 LOB: 1 BB: 0 P: 14	R: 0 E: 0 K: 0 S: 4	H: 0 LOB: 0 BB: 0 P: 6	R: 0 E: 0 K: 0 S: 7	H: 0 LOB: 0 BB: 0 P: 9	R: 0 E: 0 K: 0 S: 6	H: 0 LOB: 0 BB: 0 P: 9	R: 0 E: 0 K: 1 S: 7	H: 0 LOB: 0 BB: 0 P: 12	R: 0 E: 0 K: 0 S: 9	H: 1 LOB: 2 BB: 1 P: 20	1B: 8 2B: 0 3B: 0 HR: 0	SF: 0 SAC: 0 DP: 2 HBP: 0	WP: 0 PB: 0 SB: 0 CS: 2	PA: 35			
PITCHER	IP WLS BF H R ER SO BB IBB HBP BLK WP HR S P ERA WHIP	IP WLS BF H R ER SO BB IBB HBP BLK WP HR S P ERA WHIP	IP WLS BF H R ER SO BB IBB HBP BLK WP HR S P ERA WHIP	IP WLS BF H R ER SO BB IBB HBP BLK WP HR S P ERA WHIP	IP WLS BF H R ER SO BB IBB HBP BLK WP HR S P ERA WHIP	IP WLS BF H R ER SO BB IBB HBP BLK WP HR S P ERA WHIP	IP WLS BF H R ER SO BB IBB HBP BLK WP HR S P ERA WHIP	IP WLS BF H R ER SO BB IBB HBP BLK WP HR S P ERA WHIP	IP WLS BF H R ER SO BB IBB HBP BLK WP HR S P ERA WHIP	IP WLS BF H R ER SO BB IBB HBP BLK WP HR S P ERA WHIP	IP WLS BF H R ER SO BB IBB HBP BLK WP HR S P ERA WHIP	IP WLS BF H R ER SO BB IBB HBP BLK WP HR S P ERA WHIP	IP WLS BF H R ER SO BB IBB HBP BLK WP HR S P ERA WHIP	IP WLS BF H R ER SO BB IBB HBP BLK WP HR S P ERA WHIP	IP WLS BF H R ER SO BB IBB HBP BLK WP HR S P ERA WHIP	IP WLS BF H R ER SO BB IBB HBP BLK WP HR S P ERA WHIP	IP WLS BF H R ER SO BB IBB HBP BLK WP HR S P ERA WHIP	IP WLS BF H R ER SO BB IBB HBP BLK WP HR S P ERA WHIP	IP WLS BF H R ER SO BB IBB HBP BLK WP HR S P ERA WHIP	IP WLS BF H R ER SO BB IBB HBP BLK WP HR S P ERA WHIP	IP WLS BF H R ER SO BB IBB HBP BLK WP HR S P ERA WHIP	IP WLS BF H R ER SO BB IBB HBP BLK WP HR S P ERA WHIP	IP WLS BF H R ER SO BB IBB HBP BLK WP HR S P ERA WHIP	IP WLS BF H R ER SO BB IBB HBP BLK WP HR S P ERA WHIP	IP WLS BF H R ER SO BB IBB HBP BLK WP HR S P ERA WHIP

New York Mets @ Los Angeles Dodgers
Dodger Stadium, Los Angeles, CA
 Sun Aug 24 2003, 5:10 PM PDT
 Att: 45,496 - Sunny - 80 F

livebaseballscores.com

AB 33
 R 2
 H 8
 RBI 1
 BB 2
 SO 3
 LOB 14




Batter	1	2	3	4	5	6	7	8	9	AB	R	H	RBI	BB	SO	LOB	BOTTOM								
Rickey Henderson, R (1,7) OBP: 0.324, SLG: 0.328	P6			P6					G6-3	4	0	0	0	0	0	0									
Paul Lo Duca, R (1,2) OBP: 0.345, SLG: 0.397	G4-3			F9				G4-3		4	0	0	0	0	0	0									
Shawn Green, L (1,9) OBP: 0.346, SLG: 0.440	G4-3			G1				L6		4	0	0	0	0	0	0									
Fred McGriff, L (1,3) OBP: 0.310, SLG: 0.418		G4-3			F8			L9		3	0	0	0	0	0	0									
Adrian Beltré, R (1,5) OBP: 0.283, SLG: 0.403		F8			F8			F9		3	0	0	0	0	0	0									
Jolbert Cabrera, R (1,8) OBP: 0.324, SLG: 0.435		F9			0-0			L1		3	1	1	0	0	0	0									
Cesar Izturis, S (1,6) OBP: 0.281, SLG: 0.306			G4-3		0-0			F7		3	0	1	1	0	0	0									
Alex Cora, L (1,4) OBP: 0.274, SLG: 0.312			G4-3		4-0			G6-3		2	0	0	0	1	0	0									
Kevin Brown, R (1,1) OBP: 0.189, SLG: 0.250 Robin Ventura, L (8, PH) OBP: 0.350, SLG: 0.404 Guillermo Mota, R (9, 1) OBP: 0.250, SLG: 0.625			K		1-3			G4-3		2	0	0	0	0	2	2									
				K				K		1	0	0	0	0	0	0									
				K				K		0	0	0	0	0	0	0									
Inning Stats	R: 0 E: 0 K: 0 S: 6	H: 0 LOB: 0 BB: 0 P: 10	R: 0 E: 0 K: 0 S: 5	H: 0 LOB: 0 BB: 0 P: 9	R: 0 E: 0 K: 1 S: 8	H: 0 LOB: 0 BB: 0 P: 11	R: 0 E: 0 K: 0 S: 7	H: 0 LOB: 0 BB: 0 P: 14	R: 1 E: 0 K: 1 S: 10	H: 2 LOB: 2 BB: 1 P: 17	R: 0 E: 0 K: 0 S: 8	H: 0 LOB: 0 BB: 0 P: 13	R: 0 E: 0 K: 0 S: 7	H: 0 LOB: 0 BB: 0 P: 11	R: 0 E: 0 K: 0 S: 10	H: 0 LOB: 0 BB: 0 P: 17	R: 0 E: 0 K: 0 S: 5	H: 0 LOB: 0 BB: 0 P: 8	1B: 0 2B: 1 3B: 1 HR: 0	SF: 0 SAC: 0 DP: 0 HBP: 0	WP: 0 PB: 0 SB: 0 CS: 0	PA: 30			
PITCHER	IP WLS BF H R ER SO BB IBB HBP BLK WP HR S P ERA WHIP	IP WLS BF H R ER SO BB IBB HBP BLK WP HR S P ERA WHIP	IP WLS BF H R ER SO BB IBB HBP BLK WP HR S P ERA WHIP	IP WLS BF H R ER SO BB IBB HBP BLK WP HR S P ERA WHIP	IP WLS BF H R ER SO BB IBB HBP BLK WP HR S P ERA WHIP	IP WLS BF H R ER SO BB IBB HBP BLK WP HR S P ERA WHIP	IP WLS BF H R ER SO BB IBB HBP BLK WP HR S P ERA WHIP	IP WLS BF H R ER SO BB IBB HBP BLK WP HR S P ERA WHIP	IP WLS BF H R ER SO BB IBB HBP BLK WP HR S P ERA WHIP	IP WLS BF H R ER SO BB IBB HBP BLK WP HR S P ERA WHIP	IP WLS BF H R ER SO BB IBB HBP BLK WP HR S P ERA WHIP	IP WLS BF H R ER SO BB IBB HBP BLK WP HR S P ERA WHIP	IP WLS BF H R ER SO BB IBB HBP BLK WP HR S P ERA WHIP	IP WLS BF H R ER SO BB IBB HBP BLK WP HR S P ERA WHIP	IP WLS BF H R ER SO BB IBB HBP BLK WP HR S P ERA WHIP	IP WLS BF H R ER SO BB IBB HBP BLK WP HR S P ERA WHIP	IP WLS BF H R ER SO BB IBB HBP BLK WP HR S P ERA WHIP	IP WLS BF H R ER SO BB IBB HBP BLK WP HR S P ERA WHIP	IP WLS BF H R ER SO BB IBB HBP BLK WP HR S P ERA WHIP	IP WLS BF H R ER SO BB IBB HBP BLK WP HR S P ERA WHIP	IP WLS BF H R ER SO BB IBB HBP BLK WP HR S P ERA WHIP	IP WLS BF H R ER SO BB IBB HBP BLK WP HR S P ERA WHIP	IP WLS BF H R ER SO BB IBB HBP BLK WP HR S P ERA WHIP	IP WLS BF H R ER SO BB IBB HBP BLK WP HR S P ERA WHIP	IP WLS BF H R ER SO BB IBB HBP BLK WP HR S P ERA WHIP

New York Mets @ Los Angeles Dodgers
Dodger Stadium, Los Angeles, CA
 Sun Aug 24 2003, 5:10 PM PDT
 Att: 45,496 - Sunny - 80 F

livebaseballscores.com

AB 29
 R 1
 H 2
 RBI 1
 BB 1
 SO 2
 LOB 2



Batter	1	2	3	4	5	6	7	8	9	AB	R	H	RBI	BB	SO	LOB	TOP								
7 José Reyes, S OBP: 0.333, SLG: 0.421	1-1 F9 S 1B			1-3 K		0-3 K		0-2 G4-3		4	0	1	0	0	2	0									
Marco Scutaro, R OBP: 0.343, SLG: 0.414	1 SAFE 3-1 G5-3			0-1 G6-3			1-1 F9		4-2 31 1B BB	3	0	0	0	1	0	1									
Timo Perez, L OBP: 0.315, SLG: 0.365 Prentice Redman, R (9, PH)	1-1 F9 2-3			1-1 F7			1-0 F7		1-3 K	3	0	0	0	0	0	1									
31 Mike Piazza, R OBP: 0.438, SLG: 0.626		1-1 G6-4-3 1B			0-0 HR		4-2 HBP HBP BB		0-0 FC6-4 1B	3	1	3	1	1	0	0									
Jason Phillips, R OBP: 0.385, SLG: 0.465		1-1 G6-4-3 1-2f			0-0 G6-3		1-0 HBP HBP		2-1 L5	3	0	0	0	0	0	3									
Ty Wigginton, R OBP: 0.323, SLG: 0.417		0-0 G6-3			3-2 L6		1-0 HBP		1-1 FC6-4 1-2f	3	0	0	0	0	0	2									
Joe McEwing, R OBP: 0.307, SLG: 0.296 Tony Clark, S (7, PH)			1-3 K		1-0 F7		2-3 K			2	0	0	0	0	1	0									
Jeff Duncan, L OBP: 0.319, SLG: 0.280			0-1 G3-1			3-2 P6		1-1 F7		3	0	0	0	0	0	0									
Aaron Heilman, R OBP: 0.100, SLG: 0.053 Pedro Feliciano, L (4, 1) Grant Roberts, R (6, 1) Raul Gonzalez, R (8, PH) John Franco, L (8, 1)			2-3 K			3-3 K2-3		2-2 G4-3		1	0	0	0	0	1	0									
Inning Stats	R: 0 E: 0 K: 0 S: 6	H: 1 LOB: 0 BB: 0 P: 11	R: 0 E: 0 K: 0 S: 5	H: 1 LOB: 0 BB: 0 P: 7	R: 0 E: 0 K: 2 S: 8	H: 0 LOB: 0 BB: 0 P: 11	R: 0 E: 0 K: 1 S: 7	H: 0 LOB: 0 BB: 0 P: 9	R: 1 E: 0 K: 0 S: 7	H: 1 LOB: 0 BB: 0 P: 11	R: 0 E: 0 K: 2 S: 10	H: 0 LOB: 0 BB: 0 P: 16	R: 0 E: 0 K: 1 S: 8	H: 0 LOB: 3 BB: 1 P: 18	R: 0 E: 0 K: 0 S: 8	H: 0 LOB: 0 BB: 0 P: 11	R: 0 E: 0 K: 1 S: 10	H: 1 LOB: 2 BB: 1 P: 18	1B: 3 2B: 0 3B: 0 HR: 1	SF: 0 SAC: 0 DP: 1 HBP: 2	WP: 0 PB: 0 SB: 1 CS: 0	PA: 33			
PITCHER	IP WLS BF H R ER SO BB IBB HBP BLK WP HR S P ERA WHIP	IP WLS BF H R ER SO BB IBB HBP BLK WP HR S P ERA WHIP	IP WLS BF H R ER SO BB IBB HBP BLK WP HR S P ERA WHIP	IP WLS BF H R ER SO BB IBB HBP BLK WP HR S P ERA WHIP	IP WLS BF H R ER SO BB IBB HBP BLK WP HR S P ERA WHIP	IP WLS BF H R ER SO BB IBB HBP BLK WP HR S P ERA WHIP	IP WLS BF H R ER SO BB IBB HBP BLK WP HR S P ERA WHIP	IP WLS BF H R ER SO BB IBB HBP BLK WP HR S P ERA WHIP	IP WLS BF H R ER SO BB IBB HBP BLK WP HR S P ERA WHIP	IP WLS BF H R ER SO BB IBB HBP BLK WP HR S P ERA WHIP	IP WLS BF H R ER SO BB IBB HBP BLK WP HR S P ERA WHIP	IP WLS BF H R ER SO BB IBB HBP BLK WP HR S P ERA WHIP	IP WLS BF H R ER SO BB IBB HBP BLK WP HR S P ERA WHIP	IP WLS BF H R ER SO BB IBB HBP BLK WP HR S P ERA WHIP	IP WLS BF H R ER SO BB IBB HBP BLK WP HR S P ERA WHIP	IP WLS BF H R ER SO BB IBB HBP BLK WP HR S P ERA WHIP	IP WLS BF H R ER SO BB IBB HBP BLK WP HR S P ERA WHIP	IP WLS BF H R ER SO BB IBB HBP BLK WP HR S P ERA WHIP	IP WLS BF H R ER SO BB IBB HBP BLK WP HR S P ERA WHIP	IP WLS BF H R ER SO BB IBB HBP BLK WP HR S P ERA WHIP	IP WLS BF H R ER SO BB IBB HBP BLK WP HR S P ERA WHIP	IP WLS BF H R ER SO BB IBB HBP BLK WP HR S P ERA WHIP	IP WLS BF H R ER SO BB IBB HBP BLK WP HR S P ERA WHIP	IP WLS BF H R ER SO BB IBB HBP BLK WP HR S P ERA WHIP	IP WLS BF H R ER SO BB IBB HBP BLK WP HR S P ERA WHIP

New York Mets @ Atlanta Braves
Turner Field, Atlanta, GA
Wed Aug 27 2003, 7:05 PM EDT
Att: 23,755 - Overcast - 88 F


AB 29
R 1
H 4
RBI 1
BB 2
SO 7
LOB 11



Batter	1	2	3	4	5	6	7	8	9	AB	R	H	RBI	BB	SO	LOB	BOTTOM									
Rafael Furcal, S OBP: 0.344, SLG: 0.443	0-2 F7			0-1 P6	3-2 G5-3			0-1 P5		5	0	0	0	0	1	5										
Marcus Giles, R OBP: 0.386, SLG: 0.530	2-2 S 1B		4-1 10 HR BB BB	1-3 K		2-0 10 G3 1B		0-0 1B		4	1	3	0	1	1	0										
Gary Sheffield, R OBP: 0.428, SLG: 0.614	4-1 SAFE 1-2 BB		4-1 SAFE 1-2 10 HR BB BB	4-2 10 S BB BB		1 SAFE 2-0 SAFE F8		1-1 G5-3 2-3f		2	2	0	0	3	0	3										
10 Chipper Jones, S OBP: 0.394, SLG: 0.513	1-0 F8		1-1 H 2H HR	3-2 FC6-4 1B		0-0 G3		1-2 1B		4	1	2	4	0	0	3										
Andrew Jones, R OBP: 0.342, SLG: 0.517	0-3 K		1-2 1B	2-1 FC6-4 1-2f		0-0 F9				4	0	1	0	0	1	4										
Robert Fick, L OBP: 0.347, SLG: 0.439		2-2 SAFE P3	2-3 K		1-1 E 1B		1-1 F7			4	0	1	0	0	1	1										
Vinny Castilla, R OBP: 0.315, SLG: 0.475		1-2 F8	1-0 G2-3 1B		0-0 E5		0-0 F9			4	0	1	0	0	0	1										
Henry Blanco, R OBP: 0.255, SLG: 0.269		4-2 1B BB	1-1 G2-3		1-1 F6		1-1 G5-3			3	0	0	0	1	0	4										
Greg Maddux, R OBP: 0.155, SLG: 0.211 Kevin Gryboski, R (7, 1) Will Cunnane, R (7, 1) Mark DeRosa, R (8, PH) Kent Mercker, L (9, 1)		1-2 1B	1-1 G5-3		0-0 B1			0-0 G5-3 1B		3	0	1	0	0	0	4										
Inning Stats	R: 0 E: 0 K: 1 S: 17	H: 1 LOB: 2 BB: 1 P: 24	R: 0 E: 0 K: 1 S: 16	H: 1 LOB: 2 BB: 1 P: 27	R: 3 E: 0 K: 1 S: 16	H: 3 LOB: 2 BB: 2 P: 31	R: 1 E: 0 K: 1 S: 12	H: 1 LOB: 1 BB: 1 P: 22	R: 0 E: 0 K: 0 S: 9	H: 1 LOB: 2 BB: 0 P: 14	R: 0 E: 0 K: 0 S: 4	H: 1 LOB: 1 BB: 0 P: 8	R: 0 E: 0 K: 0 S: 5	H: 0 LOB: 0 BB: 0 P: 7	R: 0 E: 0 K: 0 S: 6	H: 2 LOB: 1 BB: 0 P: 7	1B: 9 2B: 0 3B: 0 HR: 1	SF: 0 SAC: 0 DP: 1 HBP: 0	WP: 0 PB: 0 SB: 2 CS: 0	PA: 39						
PITCHER	IP WLS BF H R ER SO BB IBB HBP BLK WP HR S P ERA WHIP	IP WLS BF H R ER SO BB IBB HBP BLK WP HR S P ERA WHIP	IP WLS BF H R ER SO BB IBB HBP BLK WP HR S P ERA WHIP	IP WLS BF H R ER SO BB IBB HBP BLK WP HR S P ERA WHIP	IP WLS BF H R ER SO BB IBB HBP BLK WP HR S P ERA WHIP	IP WLS BF H R ER SO BB IBB HBP BLK WP HR S P ERA WHIP	IP WLS BF H R ER SO BB IBB HBP BLK WP HR S P ERA WHIP	IP WLS BF H R ER SO BB IBB HBP BLK WP HR S P ERA WHIP	IP WLS BF H R ER SO BB IBB HBP BLK WP HR S P ERA WHIP	IP WLS BF H R ER SO BB IBB HBP BLK WP HR S P ERA WHIP	IP WLS BF H R ER SO BB IBB HBP BLK WP HR S P ERA WHIP	IP WLS BF H R ER SO BB IBB HBP BLK WP HR S P ERA WHIP	IP WLS BF H R ER SO BB IBB HBP BLK WP HR S P ERA WHIP	IP WLS BF H R ER SO BB IBB HBP BLK WP HR S P ERA WHIP	IP WLS BF H R ER SO BB IBB HBP BLK WP HR S P ERA WHIP	IP WLS BF H R ER SO BB IBB HBP BLK WP HR S P ERA WHIP	IP WLS BF H R ER SO BB IBB HBP BLK WP HR S P ERA WHIP	IP WLS BF H R ER SO BB IBB HBP BLK WP HR S P ERA WHIP	IP WLS BF H R ER SO BB IBB HBP BLK WP HR S P ERA WHIP	IP WLS BF H R ER SO BB IBB HBP BLK WP HR S P ERA WHIP	IP WLS BF H R ER SO BB IBB HBP BLK WP HR S P ERA WHIP	IP WLS BF H R ER SO BB IBB HBP BLK WP HR S P ERA WHIP	IP WLS BF H R ER SO BB IBB HBP BLK WP HR S P ERA WHIP	IP WLS BF H R ER SO BB IBB HBP BLK WP HR S P ERA WHIP	IP WLS BF H R ER SO BB IBB HBP BLK WP HR S P ERA WHIP	IP WLS BF H R ER SO BB IBB HBP BLK WP HR S P ERA WHIP

New York Mets @ Atlanta Braves
Turner Field, Atlanta, GA
Wed Aug 27 2003, 7:05 PM EDT
Att: 23,755 - Overcast - 88 F

AB 34
R 4
H 10
RBI 4
BB 5
SO 4
LOB 25



Batter	1	2	3	4	5	6	7	8	9	AB	R	H	RBI	BB	SO	LOB	TOP								
7 José Reyes, S OBP: 0.338, SLG: 0.445 (1, 6)	G1-3		G6-3		HR		G1-6-3 BB		HR	4	2	2	3	1	0	0									
Jay Bell, R OBP: 0.347, SLG: 0.206 (1, 4)	F8				K					4	0	1	0	0	1	1									
Marco Scutaro, R OBP: 0.353, SLG: 0.414 (7, 4)			1B				G1-6-3 1-2		WP BB	0	0	0	0	1	0	0									
Ty Wigginton, R OBP: 0.319, SLG: 0.413 (1, 5)	K		F8		K				K	5	0	0	0	0	4	2									
31 Mike Piazza, R OBP: 0.433, SLG: 0.613 (1, 2)		F8							F9	3	0	0	0	1	0	0									
Jason Phillips, R OBP: 0.389, SLG: 0.465 (1, 3)										2	0	1	0	2	1	1									
David Weathers, R (8, 1)		G6-3 1B BB							FC6-4 BB	0	0	0	0	0	0	0									
Raul Gonzalez, R OBP: 0.333, SLG: 0.331 (1, 9)									FC6-4	4	0	1	0	0	0	3									
Joe McEwing, R OBP: 0.310, SLG: 0.297 (1, 7)		G6-3								3	0	1	0	1	0	4									
Jeff Duncan, L OBP: 0.317, SLG: 0.272 (1, 8)									FC2-6 BB	3	1	0	0	1	0	4									
AI Leiter, L OBP: 0.067, SLG: 0.023 (1, 1)									FC2-6 7 HR	3	1	0	0	1	0	4									
Tony Clark, S OBP: 0.304, SLG: 0.510 (8, 3)									F8	1	0	0	0	0	0	1									
Inning Stats	R: 0 E: 0 K: 1 S: 10	H: 0 LOB: 0 BB: 0 P: 14	R: 0 E: 0 K: 0 S: 8	H: 1 LOB: 2 BB: 1 P: 17	R: 0 E: 0 K: 0 S: 11	H: 1 LOB: 1 BB: 0 P: 15	R: 0 E: 1 K: 0 S: 12	H: 1 LOB: 3 BB: 1 P: 22	R: 1 E: 0 K: 3 S: 15	H: 1 LOB: 1 BB: 0 P: 23	R: 0 E: 0 K: 0 S: 7	H: 1 LOB: 0 BB: 1 P: 9	R: 0 E: 0 K: 0 S: 5	H: 0 LOB: 0 BB: 1 P: 12	R: 0 E: 0 K: 1 S: 9	H: 0 LOB: 1 BB: 1 P: 14	R: 2 E: 0 K: 1 S: 16	H: 1 LOB: 1 BB: 2 P: 27	1B: 4 2B: 1 3B: 0 HR: 2	SF: 0 SAC: 0 DP: 2 HBP: 0	WP: 1 PB: 0 CS: 0	PA: 39			
PITCHER	IP	WLS	BF	H	R	ER	SO	BB	IBB	HBP	BLK	WP	HR	S	P	ERA	WHIP								
Mike Hampton, L (1, 1)	7.0	L	29	5	1	1	4	3	1	0	0	0	1	68	112	1.29	1.143								
Trey Hodges, R (8, 1)	1.2		9	1	2	2	1	3	0	0	0	0	1	20	34	10.80	2.400								
Jason Marquis, R (9, 1)	0.1		1	0	0	0	1	0	0	0	0	1	0	5	7	0.00	0.000								

New York Mets @ Atlanta Braves
Turner Field, Atlanta, GA
Thu Aug 28 2003, 7:35 PM EDT
Att: 27,856 - Overcast - 74 F

AB 32
R 3
H 6
RBI 3
BB 7
SO 6
LOB 19



Batter	1	2	3	4	5	6	7	8	9	AB	R	H	RBI	BB	SO	LOB	BOTTOM								
Mark DeRosa, R OBP: 0.286, SLG: 0.335 (1, 6)	F8		F9						FC6-4 E FC6	4	1	0	0	0	1	2									
Marcus Giles, R OBP: 0.383, SLG: 0.526 (1, 4)	G6-3								FC6 E	4	0	0	0	0	0	1									
Gary Sheffield, R OBP: 0.427, SLG: 0.611 (1, 9)	F9								E1	4	0	1	1	0	0	1									
10 Chipper Jones, S OBP: 0.391, SLG: 0.509 (1, 7)									P5	4	0	0	0	0	1	3									
Andrew Jones, R OBP: 0.341, SLG: 0.514 (1, 8)									G5-3	3	0	0	0	1	1	3									
Javy Lopez, R OBP: 0.380, SLG: 0.667 (1, 2)										3	0	1	0	0	1	1									
Vinny Castilla, R OBP: 0.313, SLG: 0.472 (1, 5)									G6-3 1B	3	0	0	0	0	2										
Mike Hessman, R OBP: 0.400, SLG: 1.200 (1, 3)										3	0	1	0	0	2	1									
Mike Hampton, R OBP: 0.289, SLG: 0.340 (1, 1)										2	0	0	0	0	1	1									
Trey Hodges, R (8, 1)										0	0	0	0	0	0	0									
Jason Marquis, L (9, 1)										0	0	0	0	0	0	0									
Robert Fick, L (9, PH) OBP: 0.349, SLG: 0.439									FC6-4 BB	0	0	0	0	1	0	0									
Inning Stats	R: 0 E: 0 K: 0 S: 8	H: 0 LOB: 0 BB: 0 P: 13	R: 0 E: 0 K: 0 S: 8	H: 0 LOB: 0 BB: 0 P: 13	R: 0 E: 0 K: 1 S: 15	H: 1 LOB: 1 BB: 0 P: 23	R: 0 E: 0 K: 1 S: 8	H: 0 LOB: 0 BB: 0 P: 15	R: 0 E: 0 K: 2 S: 15	H: 0 LOB: 1 BB: 1 P: 26	R: 0 E: 0 K: 1 S: 8	H: 0 LOB: 0 BB: 0 P: 11	R: 0 E: 0 K: 1 S: 7	H: 1 LOB: 1 BB: 0 P: 14	R: 0 E: 0 K: 1 S: 8	H: 1 LOB: 0 BB: 0 P: 12	R: 1 E: 2 K: 0 S: 11	H: 0 LOB: 2 BB: 1 P: 19	1B: 2 2B: 2 3B: 0 HR: 0	SF: 0 SAC: 0 DP: 2 HBP: 0	WP: 0 PB: 0 CS: 1	PA: 32			
PITCHER	IP	WLS	BF	H	R	ER	SO	BB	IBB	HBP	BLK	WP	HR	S	P	ERA	WHIP								
AI Leiter, L (1, 1)	7.0	W	23	2	1	0	1	1	0	0	0	0	0	19	31	0.00	1.000								
David Weathers, R (8, 1)	2.0	S	9	1	1	0	1	1	0	0	0	0	0	19	31	0.00	1.000								

New York Mets @ Atlanta Braves
Turner Field, Atlanta, GA
Thu Aug 28 2003, 7:35 PM EDT
Att: 27,856 - Overcast - 74 F

AB 30
R 1
H 3
RBI 1
BB 2
SO 7
LOB 15



Batter	1	2	3	4	5	6	7	8	9	AB	R	H	RBI	BB	SO	LOB	TOP								
Marlon Byrd, R OBP: 0.391, SLG: 0.415 (1, 8)	L6		G3		SF8		K			4	0	1	2	0	1	0	Philadelphia Phillies @ New York Mets Shea Stadium, Flushing, NY Fri Aug 29 2003, 7:10 PM EDT Att: 33,208 - Overcast - 80 F								
Placido Polanco, R OBP: 0.355, SLG: 0.453 (1, 5)	G6-3				F9			L5	SF8	4	0	1	1	0	0	1									
Bobby Abreu, L OBP: 0.407, SLG: 0.483 (1, 9)	K		G3		K			HBP	SF9	3	0	0	1	1	2	2									
Mike Lieberthal, R OBP: 0.386, SLG: 0.443 (1, 2)		HR			G5-3			L5	K	5	2	2	0	0	1	2									
Jim Thome, L OBP: 0.388, SLG: 0.556 (1, 3)	K									2	0	1	0	1	1	1									
Pat Burrell, R OBP: 0.312, SLG: 0.417 (1, 7)	HR				K					4	1	1	2	0	2	4									
26 Chase Utley, L OBP: 0.294, SLG: 0.355 (1, 4)	G4-3				L8					3	0	0	0	0	0	1									
Tomas Perez, S OBP: 0.336, SLG: 0.384 (8, 4)									11	1	1	1	0	0	0	0									
11 Jimmy Rollins, S OBP: 0.314, SLG: 0.375 (1, 6)	F7				SF8		G6-3			4	2	2	0	0	0	0									
Kevin Millwood, R OBP: 0.133, SLG: 0.091 (1, 1)					F7					2	0	0	0	0	1	0									
2 Tyler Houston, L OBP: 0.320, SLG: 0.402 (9, PH)					SH					0	1	0	0	1	0	0									
Rheal Cormier, L OBP: 0.500, SLG: 0.500 (9, 1)									SF9	0	0	0	0	0	0	0									
Inning Stats	R: 0 E: 0 K: 1 S: 6	H: 0 LOB: 0 BB: 0 P: 8	R: 2 E: 0 K: 1 S: 12	H: 2 LOB: 0 BB: 0 P: 17	R: 0 E: 0 K: 0 S: 8	H: 1 LOB: 1 BB: 1 P: 13	R: 0 E: 0 K: 1 S: 8	H: 0 LOB: 1 BB: 1 P: 16	R: 1 E: 1 K: 1 S: 14	H: 1 LOB: 1 BB: 0 P: 20	R: 1 E: 0 K: 0 S: 9	H: 2 LOB: 0 BB: 0 P: 11	R: 0 E: 0 K: 2 S: 10	H: 0 LOB: 0 BB: 0 P: 15	R: 0 E: 0 K: 1 S: 14	H: 0 LOB: 2 BB: 1 P: 26	R: 3 E: 0 K: 1 S: 11	H: 3 LOB: 1 BB: 1 P: 20	1B: 7 2B: 1 3B: 0 HR: 1	SF: 3 SAC: 1 DP: 1 HBP: 1	WP: 0 PB: 0 SB: 1 CS: 0	PA: 40			
PITCHER	IP	WLS	BF	H	R	ER	SO	BB	IBB	HBP	BLK	WP	HR	S	P	ERA	WHIP								
Steve Trachsel, R ERA: 4.08 (1, 1)	6.0	L	25	6	4	4	4	1	0	0	0	0	1	57	85	6.00	1.167								
John Franco, L ERA: 2.53 (7, 1)	1.0		3	0	0	0	2	0	0	0	0	0	0	10	15	0.00	0.000								
Jason Anderson, R ERA: 5.56 (8, 1)	2.0		12	3	3	3	2	1	1	1	0	0	0	25	46	13.50	2.000								

AB	32
R	7
H	9
RBI	6
BB	3
SO	8
LOB	11



Batter	1	2	3	4	5	6	7	8	9	AB	R	H	RBI	BB	SO	LOB	BOTTOM								
Roger Cedeno, S OBP: 0.333, SLG: 0.396 (1, 9)	G6-3		G4-3			G3		B1-3		4	0	0	0	0	0	0	Philadelphia Phillies @ New York Mets Shea Stadium, Flushing, NY Fri Aug 29 2003, 7:10 PM EDT Att: 33,208 - Overcast - 80 F								
7 José Reyes, S OBP: 0.337, SLG: 0.442 (1, 6)	G6-3		G4-3			E1			P4	4	0	1	0	0	0	0									
Timo Perez, L OBP: 0.316, SLG: 0.364 (1, 7)					F8					3	0	1	0	0	0	1									
Marco Scutaro, R OBP: 0.348, SLG: 0.407 (9, PH)	31 BB					L7			G1-3	1	0	0	0	0	0	0									
31 Mike Piazza, R OBP: 0.429, SLG: 0.601 (1, 2)					F8				F7	3	0	0	0	1	0	0									
Tony Clark, S OBP: 0.300, SLG: 0.502 (1, 3)	G4-3				L6					3	0	0	0	0	0	2									
Ty Wigginton, R OBP: 0.320, SLG: 0.412 (1, 5)			G6-3			K				3	0	1	0	0	1	0									
Jason Anderson, L (8, 1)										0	0	0	0	0	0	0									
Jeff Duncan, L OBP: 0.309, SLG: 0.264 (1, 8)			K			G4-3			F9	3	0	0	0	0	1	1									
Joe McEwing, R OBP: 0.306, SLG: 0.293 (1, 4)			K			P3			G6-3	3	0	0	0	0	1	0									
Steve Trachsel, R OBP: 0.192, SLG: 0.204 (1, 1)										1	0	0	0	0	0	0									
Raul Gonzalez, R OBP: 0.331, SLG: 0.329 (6, PH)									F9	1	0	0	0	0	1	0									
John Franco, L (7, 1)										0	0	0	0	0	0	0									
Jay Bell, R OBP: 0.344, SLG: 0.204 (8, 5)						K				1	0	0	0	0	0	0									
Inning Stats	R: 0 E: 0 K: 0 S: 10	H: 1 LOB: 2 BB: 1 P: 22	R: 0 E: 0 K: 2 S: 9	H: 0 LOB: 0 BB: 0 P: 15	R: 0 E: 0 K: 0 S: 9	H: 0 LOB: 0 BB: 0 P: 14	R: 0 E: 0 K: 0 S: 6	H: 0 LOB: 0 BB: 0 P: 9	R: 0 E: 1 K: 1 S: 10	H: 1 LOB: 1 BB: 0 P: 13	R: 0 E: 0 K: 0 S: 12	H: 1 LOB: 1 BB: 0 P: 18	R: 0 E: 0 K: 0 S: 6	H: 0 LOB: 0 BB: 0 P: 11	R: 0 E: 0 K: 0 S: 9	H: 0 LOB: 0 BB: 0 P: 13	1B: 3 2B: 0 3B: 0 HR: 0	SF: 0 SAC: 0 DP: 0 HBP: 0	WP: 0 PB: 0 SB: 0 CS: 0	PA: 31					
PITCHER	IP	WLS	BF	H	R	ER	SO	BB	IBB	HBP	BLK	WP	HR	S	P	ERA	WHIP								
Kevin Millwood, R ERA: 3.84 (1, 1)	8.0	W	28	3	0	0	0	1	0	0	0	0	0	71	115	0.00	0.500								
Rheal Cormier, L ERA: 1.57 (9, 1)	1.0		3	0	0	0	0	0	0	0	0	0	0	9	13	0.00	0.000								

AB	30
R	0
H	3
RBI	0
BB	1
SO	4
LOB	4



Batter	1	2	3	4	5	6	7	8	9	AB	R	H	RBI	BB	SO	LOB	TOP									
Marlon Byrd, R OBP: 0.352, SLG: 0.420	G5-3		G4-3					G6-3		5	1	2	1	0	0	2	Philadelphia Phillies @ New York Mets Shea Stadium, Flushing, NY Sat Aug 30 2003, 7:10 PM EDT Att: 26,769 - Cloudy - 72 F									
Placido Polanco, R OBP: 0.355, SLG: 0.452	G5-3								G5-3	5	1	2	0	0	0	1										
Mike Lieberthal, R OBP: 0.384, SLG: 0.440	G5-3								K	5	0	1	1	1	0	2										
Jim Thome, L OBP: 0.386, SLG: 0.553		F8							F8	5	0	1	0	0	2	3										
Jason Michaels, R OBP: 0.402, SLG: 0.517		K							K	4	0	1	1	0	1	2										
Pat Burrell, R OBP: 0.311, SLG: 0.418		K								4	0	1	0	0	1	2										
11 Jimmy Rollins, S OBP: 0.318, SLG: 0.381										3	1	2	0	1	1	0										
Tomas Perez, S OBP: 0.331, SLG: 0.377										4	0	0	0	0	0	5										
Randy Wolf, L OBP: 0.222, SLG: 0.207										3	1	1	1	0	0	1										
26 Chase Utley, L (8, PH) OBP: 0.304, SLG: 0.355										0	0	0	0	0	0	0										
Rheal Cormier, L OBP: 0.500, SLG: 0.500										0	0	0	0	0	0	0										
Jose Mesa, R OBP: 0.500, SLG: 0.500										0	0	0	0	0	0	0										
Inning Stats	R: 0 E: 0 K: 0 S: 6	H: 0 LOB: 0 BB: 0 P: 9	R: 0 E: 0 K: 2 S: 10	H: 0 LOB: 0 BB: 0 P: 15	R: 0 E: 0 K: 0 S: 11	H: 1 LOB: 1 BB: 0 P: 17	R: 0 E: 0 K: 2 S: 9	H: 1 LOB: 0 BB: 0 P: 13	R: 2 E: 0 K: 0 S: 7	H: 3 LOB: 1 BB: 0 P: 12	R: 0 E: 0 K: 0 S: 11	H: 2 LOB: 3 BB: 1 P: 20	R: 2 E: 0 K: 1 S: 14	H: 4 LOB: 2 BB: 0 P: 26	R: 0 E: 0 K: 1 S: 10	H: 0 LOB: 1 BB: 0 P: 14	R: 0 E: 0 K: 1 S: 9	H: 0 LOB: 0 BB: 0 P: 11	1B: 7 2B: 3 3B: 1 HR: 0	SF: 0 SAC: 0 DP: 0 HBP: 1	WP: 0 PB: 0 SB: 1 CS: 0	PA: 40				
PITCHER	IP	WLS	BF	H	R	ER	SO	BB	IBB	HBP	BLK	WP	HR	S	P	ERA	WHIP									
Tom Glavine, L ERA: 4.44	(1, 1)	6.2	L	32	11	4	4	5	0	1	0	0	0	0	66	108	5.40	1.650								
Grant Roberts, R ERA: 2.45	(7, 1)	0.1		1	0	0	0	0	0	0	0	0	0	2	4	0.00	0.000									
Dan Wheeler, R ERA: 3.83	(8, 1)	1.2		6	0	0	2	0	0	1	0	0	0	17	22	0.00	0.000									
Mike Stanton, L ERA: 4.81	(9, 1)	0.1		1	0	0	0	0	0	0	0	0	0	2	3	0.00	0.000									

Batter	1	2	3	4	5	6	7	8	9	AB	R	H	RBI	BB	SO	LOB	BOTTOM								
Roger Cedeno, S OBP: 0.330, SLG: 0.392	K		F8					F8		4	0	0	0	0	2	2	Philadelphia Phillies @ New York Mets Shea Stadium, Flushing, NY Sat Aug 30 2003, 7:10 PM EDT Att: 26,769 - Cloudy - 72 F								
7 José Reyes, S OBP: 0.332, SLG: 0.435	G5-3									4	0	0	0	0	2	0									
31 Mike Piazza, R OBP: 0.426, SLG: 0.590	G5-3									3	1	0	0	1	0	0									
Jason Phillips, R OBP: 0.390, SLG: 0.474										4	1	2	2	0	0	0									
Ty Wigginton, R OBP: 0.317, SLG: 0.409										4	0	0	0	0	0	1									
Jay Bell, R OBP: 0.344, SLG: 0.208										3	0	1	0	0	1	0									
Timo Perez, L (9, PH) OBP: 0.314, SLG: 0.363										1	0	0	0	0	0	0									
Raul Gonzalez, R OBP: 0.332, SLG: 0.329										3	0	1	0	0	0	1									
Jeff Duncan, L OBP: 0.306, SLG: 0.262										1	0	0	0	0	1	0									
Joe McEwing, R OBP: 0.309, SLG: 0.296										1	0	1	0	0	0	0									
Tom Glavine, L OBP: 0.188, SLG: 0.174	(1, 1)	7.0	W	27	8	2	2	6	1	0	0	0	0	75	104	2.57	1.000								
Grant Roberts, R ERA: 1.54	(7, 1)	1.0	H	3	0	0	0	1	0	0	0	0	0	9	16	0.00	0.000								
Tony Clark, S OBP: 0.299, SLG: 0.500	(7, PH)	1.0	S	3	0	0	0	0	0	0	0	0	0	6	11	0.00	0.000								
Dan Wheeler, R OBP: 0.314, SLG: 0.363	(8, 1)									0	0	0	0	0	0	0									
Mike Stanton, L OBP: 0.500, SLG: 0.500	(9, 1)									0	0	0	0	0	0	0									
Inning Stats	R: 0 E: 0 K: 1 S: 8	H: 0 LOB: 0 BB: 0 P: 10	R: 0 E: 0 K: 1 S: 8	H: 0 LOB: 0 BB: 0 P: 12	R: 0 E: 0 K: 1 S: 11	H: 1 LOB: 1 BB: 0 P: 14	R: 2 E: 0 K: 1 S: 10	H: 1 LOB: 0 BB: 1 P: 18	R: 0 E: 0 K: 0 S: 7	H: 1 LOB: 1 BB: 0 P: 11	R: 0 E: 0 K: 1 S: 14	H: 2 LOB: 1 BB: 0 P: 17	R: 0 E: 0 K: 1 S: 9	H: 0 LOB: 0 BB: 0 P: 16	R: 0 E: 0 K: 0 S: 6	H: 0 LOB: 0 BB: 0 P: 11	1B: 5 2B: 0 3B: 0 HR: 1	SF: 0 SAC: 1 DP: 1 HBP: 0	WP: 0 PB: 0 SB: 0 CS: 0	PA: 33					
PITCHER	IP	WLS	BF	H	R	ER	SO	BB	IBB	HBP	BLK	WP	HR	S	P	ERA	WHIP								
Randy Wolf, L ERA: 4.14	(1, 1)	7.0	W	27	8	2	2	6	1	0	0	0	0	75	104	2.57	1.000								
Rheal Cormier, L ERA: 1.54	(8, 1)	1.0	H	3	0	0	0	1	0	0	0	0	0	9	16	0.00	0.000								
Jose Mesa, R ERA: 5.6	(9, 1)	1.0	S	3	0	0	0	0	0	0	0	0	0	6	11	0.00	0.000								

AB	38
R	4
H	11
RBI	4
BB	1
SO	7
LOB	17



Batter	1	2	3	4	5	6	7	8	9	AB	R	H	RBI	BB	SO	LOB	TOP					
Marlon Byrd, R OBP: 0.353, SLG: 0.422 (1, 8)	3-3 K		3-1 F8					4-2 BB		3	0	1	2	1	1	0	Philadelphia Phillies @ New York Mets Shea Stadium, Flushing, NY Sun Aug 31 2003, 1:10 PM EDT Att: 26,180 - Sunny - 71 F					
11 Jimmy Rollins, S OBP: 0.315, SLG: 0.378 (1, 6)	0-0 G1-3			0-1 F9	1-2 G1-3			0-1 P5		4	0	0	0	0	2							
Bobby Abreu, L OBP: 0.404, SLG: 0.479 (1, 9)	1-0 P4			2-2 G4-3		1-1 G3-1		2-3 K		4	0	0	0	0	1							
Jim Thome, L OBP: 0.385, SLG: 0.556 (1, 3)		0-1 HR		1-3 K		3-2 P5		1-3 K		4	1	1	1	0	2							
Pat Burrell, R OBP: 0.311, SLG: 0.416 (1, 7)		2-2 P3			3-2 BB 1B	1-0 P3		1-0 G5-3		4	1	1	0	0	0							
26 Chase Utley, L OBP: 0.301, SLG: 0.338 (1, 4)		0-2 L3			1-3 K		1-1 G6-3		4-2 FC6-4 BB	3	0	0	0	1	1							
Todd Pratt, R OBP: 0.419, SLG: 0.449 (1, 2)		2-2 F8			4-2 SH1-4 2B BB	1-2 L6		0-0 FC6-4 BB		3	1	0	0	1	0							
Tomas Perez, S OBP: 0.331, SLG: 0.377 (1, 5)			1-2 P6		2-2 SH1-4 2B 1B	3-2 F9				3	1	1	1	0	0							
Vicente Padilla, R OBP: 0.172, SLG: 0.070 Jose Mesa, R (9, 1)			0-3 K		0-1 SH1-4		1-3 K			2	0	0	0	0	2	0						
					1-2 2-S					0	0	0	0	0	0	0						
Inning Stats	R: 0 E: 0 K: 1 S: 7	H: 0 LOB: 0 BB: 0 P: 11	R: 1 E: 0 K: 0 S: 15	H: 1 LOB: 0 BB: 0 P: 19	R: 0 E: 0 K: 1 S: 9	H: 0 LOB: 0 BB: 0 P: 13	R: 0 E: 0 K: 1 S: 9	H: 0 LOB: 0 BB: 0 P: 12	R: 3 E: 0 K: 1 S: 21	H: 3 LOB: 1 BB: 1 P: 35	R: 0 E: 0 K: 0 S: 6	H: 0 LOB: 0 BB: 0 P: 11	R: 0 E: 0 K: 0 S: 10	H: 0 LOB: 0 BB: 0 P: 15	R: 0 E: 0 K: 1 S: 12	H: 0 LOB: 1 BB: 1 P: 19	R: 0 E: 0 K: 1 S: 8	H: 0 LOB: 1 BB: 1 P: 14	1B: 2 2B: 1 3B: 0 HR: 1	SF: 0 SAC: 1 DP: 0 HBP: 0	WP: 0 PB: 0 SB: 0 CS: 0	PA: 34
PITCHER	IP WLS BF H R ER SO BB IBB HBP BLK WP HR S P ERA WHIP	IP WLS BF H R ER SO BB IBB HBP BLK WP HR S P ERA WHIP																				
Jae Weong Seo, R ERA: 4.25 Aaron Heilman, R ERA: 6.71 John Franco, L ERA: 2.6 David Weathers, R ERA: 3.18	(1, 1) (7, 1) (8, 1) (9, 1)	6.0 L 23 4 4 4 4 1 0 0 0 0 1 67 101 6.00 0.833	1.2 6 0 0 0 1 0 0 0 0 0 0 3 29 0.00 0.600	0.1 1 0 0 0 1 0 0 0 0 0 0 5 5 0.00 0.000	1.0 4 0 0 0 1 1 0 0 0 0 0 8 14 0.00 1.000																	


AB	30
R	4
H	4
RBI	4
BB	3
SO	7
LOB	5




Batter	1	2	3	4	5	6	7	8	9	AB	R	H	RBI	BB	SO	LOB	BOTTOM					
Roger Cedeno, S OBP: 0.327, SLG: 0.388 (1, 9)	3-2 F8			0-3 K		2-3 K			0-3 K	4	0	0	0	0	3	0	Philadelphia Phillies @ New York Mets Shea Stadium, Flushing, NY Sun Aug 31 2003, 1:10 PM EDT Att: 26,180 - Sunny - 71 F					
7 José Reyes, S OBP: 0.334, SLG: 0.434 (1, 6)	0-1 G4-3			2-3 K			0-1 2B 1B	4-0 G6-4-3 BB		3	1	1	0	1	1	0						
Timo Perez, L OBP: 0.310, SLG: 0.357 (1, 7)	1-2 G3			0-0 G3			0-1 F7	0-1 G6-4-3		4	0	0	0	0	2							
Tony Clark, S OBP: 0.300, SLG: 0.502 (1, 3)		1-1 P5			3-2 L3		0-2 2B			3	0	1	1	0	0	0						
Jason Phillips, R OBP: 0.387, SLG: 0.470 (1, 2)		3-3 K			0-0 F8		1-1 F8			3	0	0	0	0	1	1						
Ty Wigginton, R OBP: 0.317, SLG: 0.407 (1, 5)		2-1 G5-3			2-2 HBP		1-2 F8			2	0	0	0	0	1							
Marco Scutaro, R OBP: 0.333, SLG: 0.387 (1, 4)			1-1 G5-3		1-3 K			0-1 F7		3	0	0	0	0	1	1						
Jeff Duncan, L OBP: 0.302, SLG: 0.257 Raul Gonzalez, R OBP: 0.330, SLG: 0.327 (8, PH) (9, 8)			1-0 G1-3		0-0 B4-3			0-1 G6-3		2	0	0	0	0	0	0						
Jae Weong Seo, R OBP: 0.341, SLG: 0.098 Jay Bell, R OBP: 0.341, SLG: 0.206 Aaron Heilman, R OBP: 0.300, SLG: 0.053 John Franco, L OBP: 0.422, SLG: 0.098 31 Mike Piazza, R OBP: 0.422, SLG: 0.098 David Weathers, R (9, 1)	(1, 1) (6, PH) (7, 1) (8, 1) (8, PH) (9, 1)	1.0 S 3 0 2 1 1 5 0 0 0 0 0 5 9 0.00 1.000	1.0 S 3 0 0 0 1 1 0 0 0 0 0 5 9 0.00 1.000																			
Inning Stats	R: 0 E: 0 K: 0 S: 11	H: 0 LOB: 0 BB: 0 P: 15	R: 0 E: 0 K: 1 S: 7	H: 0 LOB: 0 BB: 0 P: 13	R: 0 E: 0 K: 0 S: 5	H: 0 LOB: 0 BB: 0 P: 9	R: 0 E: 0 K: 2 S: 7	H: 0 LOB: 0 BB: 0 P: 9	R: 0 E: 0 K: 1 S: 10	H: 0 LOB: 1 BB: 0 P: 16	R: 0 E: 0 K: 1 S: 11	H: 0 LOB: 0 BB: 0 P: 16	R: 1 E: 0 K: 0 S: 12	H: 2 LOB: 1 BB: 0 P: 14	R: 0 E: 0 K: 0 S: 7	H: 0 LOB: 0 BB: 0 P: 8	R: 0 E: 0 K: 1 S: 5	H: 0 LOB: 0 BB: 1 P: 9	1B: 1 2B: 1 3B: 0 HR: 0	SF: 0 SAC: 0 DP: 1 HBP: 1	WP: 0 PB: 0 SB: 0 CS: 0	PA: 30
PITCHER	IP WLS BF H R ER SO BB IBB HBP BLK WP HR S P ERA WHIP	IP WLS BF H R ER SO BB IBB HBP BLK WP HR S P ERA WHIP																				
Vicente Padilla, R ERA: 3.79 Jose Mesa, R ERA: 5.5	(1, 1) (9, 1)																					

AB	28
R	1
H	2
RBI	1
BB	1
SO	6
LOB	5




Batter	1	2	3	4	5	6	7	8	9	AB	R	H	RBI	BB	SO	LOB	TOP			
Rafael Furcal, S OBP: 0.347, SLG: 0.440	3-3 K	1-1 P4			1-0 P6		2-0 G4-3			4	0	0	0	0	1	3	<p>Atlanta Braves @ New York Mets Shea Stadium, Flushing, NY Tue Sep 02 2003, 7:10 PM EDT Att: 24,390 - Cloudy - 64 F</p> <p>livebaseballscores.com</p> <p>AB 33 R 1 H 6 RBI 1 BB 2 SO 4 LOB 16</p> 			
Marcus Giles, R OBP: 0.393, SLG: 0.536	4-2 E 10 2B BB	1-1 F8			1-1 G6-4-3 1B			1-1 F8		3	1	1	0	1	0	2				
Gary Sheffield, R OBP: 0.425, SLG: 0.604	0-1 E3 10 2B		3-2 G6-3		2-2 G6-4-3 1-2			1-1 F8		4	0	0	0	0	0	2				
10 Chipper Jones, S OBP: 0.393, SLG: 0.502	3-2 2B		0-1 F8		1-0 G5-3			1-1 G4-3		4	0	1	1	0	0	0				
Andruw Jones, R OBP: 0.336, SLG: 0.511	0-2 P3		3-3 K		3-1 F7			0-0 F8		4	0	0	0	0	1	2				
Javy Lopez, R OBP: 0.376, SLG: 0.661	3-2 P5			0-0 G4-3		3-2 F7		3-2 F8		4	0	0	0	0	0	2				
Vinny Castilla, R OBP: 0.314, SLG: 0.478		1-1 2B		3-2 F8		0-0 G6-3		1-1 1B		4	0	2	0	0	0	0				
Mike Hessman, R OBP: 0.538, SLG: 1.182		4-1 BB		3-1 2B		1-1 1B		0-3 K		2	0	2	0	1	0	0				
Matt Franco, L OBP: 0.336, SLG: 0.385										1	0	0	0	0	1	1				
Mike Hampton, R OBP: 0.255, SLG: 0.320		0-0 B3		3-3 K		2-2 P3				3	0	0	0	0	1	4				
Will Cunnane, R (7, 1)										0	0	0	0	0	0	0				
Inning Stats	R: 1 E: 1 K: 1 S: 20	H: 1 LOB: 2 BB: 1 P: 33	R: 0 E: 0 K: 0 S: 8	H: 1 LOB: 2 BB: 1 P: 15	R: 0 E: 0 K: 1 S: 9	H: 0 LOB: 0 BB: 0 P: 15	R: 0 E: 0 K: 1 S: 11	H: 1 LOB: 1 BB: 0 P: 20	R: 0 E: 0 K: 0 S: 10	H: 0 LOB: 0 BB: 0 P: 14	R: 0 E: 0 K: 0 S: 7	H: 1 LOB: 1 BB: 0 P: 12	R: 0 E: 0 K: 0 S: 6	H: 0 LOB: 0 BB: 0 P: 9	R: 0 E: 0 K: 1 S: 10	H: 1 LOB: 1 BB: 0 P: 14	1B: 3 2B: 3 3B: 0 HR: 0	SF: 0 SAC: 0 DP: 1 HBP: 0	WP: 0 PB: 0 CS: 0	PA: 35
PITCHER	IP WLS BF H R ER SO BB IBB HBP BLK WP HR S P ERA WHIP																			
Al Leiter, L ERA: 4.06	(1, 1) 7.0 W 28 5 1 0 3 2 0 0 0 0 0 0 72 123 0.00 1.000																			
Grant Roberts, R ERA: 2.25	(8, 1) 1.0 H 3 0 0 0 0 0 0 0 0 0 0 0 6 9 0.00 0.000																			
David Weathers, R ERA: 3.08	(9, 1) 1.0 S 4 1 0 0 1 0 0 0 0 0 0 0 10 14 0.00 1.000																			

Batter	1	2	3	4	5	6	7	8	9	AB	R	H	RBI	BB	SO	LOB	BOTTOM			
Roger Cedeno, S OBP: 0.324, SLG: 0.382	3-2 F8	3-1 G1-3			2-2 G1-3		2-1 SH 31 1B			3	0	0	0	0	0	1	<p>Atlanta Braves @ New York Mets Shea Stadium, Flushing, NY Tue Sep 02 2003, 7:10 PM EDT Att: 24,390 - Cloudy - 64 F</p> <p>livebaseballscores.com</p> <p>AB 32 R 3 H 7 RBI 3 BB 2 SO 6 LOB 18</p> 			
Jeff Duncan, L OBP: 0.302, SLG: 0.252							1-2 B2			4	1	2	0	0	0	2				
Danny Garcia, R OBP: 0.500, SLG: 0.500	0-1 BB 2B 1B		1-2 F7		2-0 G5-3 1B		0-1 B2			4	1	2	0	0	0	2				
Ty Wigginton, R OBP: 0.322, SLG: 0.407	4-1 2B 1-2 BB		4-2 31 G5-3 1B BB		0-0 G5-3 1-2		2-2 F8			2	1	0	0	2	0	3				
31 Mike Piazza, R OBP: 0.411, SLG: 0.564	2-2 F7		0-0 G5-3		1-0 F8		1-1 1-2 2H 1B			4	0	1	1	0	0	4				
Jason Phillips, R OBP: 0.389, SLG: 0.474	3-2 2B		1-1 1B		1-1 G6-3		2-3 K			4	0	2	2	0	1	2				
Raul Gonzalez, R OBP: 0.326, SLG: 0.323	1-3 2H G3		3-2 G6-3		3-2 1B		1-3 K			4	0	1	0	0	1	3				
Joe McEwing, R OBP: 0.307, SLG: 0.294		1-2 L3		2-3 K		1-3 K		2-2 G5-3		4	0	0	0	0	2	1				
Prentice Redman, R OBP: 0.200, SLG: 0.400		1-1 2B		2-3 K		1-0 G6-3		0-1 P4		4	0	1	0	0	1	1				
Al Leiter, L OBP: 0.064, SLG: 0.022		0-3 K		0-0 G1		2-2 E6 31 1B SH				2	0	0	0	0	1	1				
Marco Scutaro, R OBP: 0.325, SLG: 0.379										1	1	0	0	0	0	0				
Grant Roberts, R ERA: 3.92	(8, 1)									0	0	0	0	0	0	0				
David Weathers, R ERA: 1.74	(9, 1)									0	0	0	0	0	0	0				
Inning Stats	R: 1 E: 0 K: 0 S: 18	H: 2 LOB: 2 BB: 1 P: 30	R: 0 E: 0 K: 1 S: 10	H: 1 LOB: 0 BB: 0 P: 15	R: 1 E: 0 K: 0 S: 15	H: 1 LOB: 1 BB: 1 P: 24	R: 0 E: 0 K: 2 S: 9	H: 0 LOB: 0 BB: 0 P: 13	R: 0 E: 0 K: 0 S: 6	H: 1 LOB: 1 BB: 0 P: 11	R: 0 E: 0 K: 1 S: 10	H: 1 LOB: 1 BB: 0 P: 16	R: 1 E: 2 K: 1 S: 15	H: 1 LOB: 2 BB: 0 P: 24	R: 0 E: 0 K: 1 S: 11	H: 0 LOB: 0 BB: 0 P: 14	1B: 5 2B: 2 3B: 0 HR: 0	SF: 0 SAC: 1 DP: 0 HBP: 0	WP: 0 PB: 0 CS: 0	PA: 35
PITCHER	IP WLS BF H R ER SO BB IBB HBP BLK WP HR S P ERA WHIP																			
Mike Hampton, L ERA: 3.92	(1, 1) 6.2 L 31 7 3 2 4 2 0 0 0 0 0 0 72 128 2.70 1.350																			
Will Cunnane, R ERA: 1.74	(7, 1) 1.1 4 0 0 0 2 0 0 0 0 0 0 0 14 19 0.00 0.000																			

Batter	1	2	3	4	5	6	7	8	9	AB	R	H	RBI	BB	SO	LOB	TOP										
Rafael Furcal, S OBP: 0.344, SLG: 0.437 (1, 6)	1-2 P6		3-1 F7			0-1 F7		1-1 G1-3		4	0	0	0	0	0	2											
Mark DeRosa, R OBP: 0.292, SLG: 0.349 (5, 5)	1-3 K		3-2 F7			0-0 1B		1-1 G3		4	0	1	0	0	1	2											
Gary Sheffield, R OBP: 0.222, SLG: 0.601 Jung Keun Bong, L OBP: 0.292, SLG: 0.349 Mike Hessman, R OBP: 0.571, SLG: 1.182 (1, 9) (6, 1) (7, 7)	2-3 K			2-2 G3		2-2 F9			4-2 G6-4-3 BB	3	0	0	0	0	1	1											
10 Chipper Jones, S OBP: 0.392, SLG: 0.507 Ryan Langerhans, L (7, 8)		1-1 HR		3-2 G4-3			2-0 F7		0-0 G6-4-3	3	1	1	1	0	0	0											
Andruw Jones, R OBP: 0.336, SLG: 0.512 Roberto Hernandez, R OBP: 0.333, SLG: 0.382 Jason Marquis, L OBP: 0.429, SLG: 0.333 Johnny Estrada, S OBP: 0.429, SLG: 0.333 (1, 8) (7, 1) (8, 1) (8, PH)	2-3 K			3-1 P4			0-2 G6-3 2B		0-1 HR 1B	3	0	1	0	0	1	0											
Javy Lopez, R OBP: 0.375, SLG: 0.664 (1, 2)	1-0 G5-3				2-1 P4		0-0 G6-3		1-1 HR	4	1	1	2	0	0	1											
Robert Fick, L OBP: 0.337, SLG: 0.421 (1, 3)	2-3 K				3-2 F7		0-1 F7		1-0 G4-3	4	0	0	0	0	1	1											
Vinny Castilla, R OBP: 0.313, SLG: 0.476 Jesse Garcia, R OBP: 1.000, SLG: 1.000 (5, PH) (5, 4)			1-2 G5-3		0-3 K			0-0 G1-3 1B		1	0	0	0	0	0	0											
Russ Ortiz, R OBP: 0.290, SLG: 0.406 Matt Franco, L OBP: 0.333, SLG: 0.382 Darren Bragg, L OBP: 0.315, SLG: 0.284 (1, 1) (6, PH) (6, 9)						1-1 G4-3		1-2 F7		1	0	1	0	0	0	0											
										1	0	0	0	0	0	1											
Inning Stats	R: 0 E: 0 K: 2 S: 11	H: 0 LOB: 0 BB: 0 P: 15	R: 1 E: 0 K: 2 S: 9	H: 1 LOB: 0 BB: 0 P: 15	R: 0 E: 0 K: 0 S: 10	H: 1 LOB: 1 BB: 0 P: 18	R: 0 E: 0 K: 0 S: 9	H: 0 LOB: 0 BB: 0 P: 17	R: 0 E: 0 K: 1 S: 8	H: 0 LOB: 0 BB: 0 P: 13	R: 0 E: 0 K: 0 S: 8	H: 1 LOB: 1 BB: 0 P: 11	R: 0 E: 0 K: 0 S: 7	H: 1 LOB: 1 BB: 0 P: 9	R: 0 E: 0 K: 0 S: 8	H: 1 LOB: 1 BB: 0 P: 11	R: 2 E: 0 K: 0 S: 10	H: 2 LOB: 0 BB: 1 P: 16	1B: 4 2B: 1 3B: 0 HR: 2	SF: 0 SAC: 0 DP: 1 HBP: 0	WP: 0 PB: 0 CS: 0	PA: 34					
PITCHER	IP	WLS	BF	H	R	ER	SO	BB	IBB	HBP	BLK	WP	HR	S	P	ERA	WHIP										
Steve Trachsel, R ERA: 3.95 Orber Moreno, R ERA: 18.0	(1, 1) (9, 1)	8.0 1.0	W 5	29 2	5 2	1 2	5 0	0 1	0 0	0 0	0 0	0 0	1 1	70 10	109 16	1.12 18.00	0.625 3.000										

Atlanta Braves @ New York Mets
Shea Stadium, Flushing, NY
Wed Sep 03 2003, 1:10 PM EDT
Att: 16,439 - Cloudy - 65 F


AB 33
R 3
H 7
RBI 3
BB 1
SO 5
LOB 9



Batter	1	2	3	4	5	6	7	8	9	AB	R	H	RBI	BB	SO	LOB	BOTTOM										
Roger Cedeno, S OBP: 0.328, SLG: 0.384 Jeff Duncan, L OBP: 0.308, SLG: 0.259 (1, 9) (7, 8)	3-2 SH5-4 SF7 1B			3-1 F7		4-0 G1-6-3 BB		1-0 E7 WP SF9 1B		3	1	2	1	1	0	1											
Danny Garcia, R OBP: 0.250, SLG: 0.286 (1, 4)	1-0 SH5-4	3-1 P4			2-2 F8		0-1 G1-6-3		1-2 SF9	3	0	0	1	0	0	3											
Timo Perez, L OBP: 0.311, SLG: 0.374 (7, 9)	3-1 SF7		0-1 F8		0-1 HR		1-1 L7		0-1 G1	4	1	1	2	0	0	0											
Jason Phillips, R OBP: 0.388, SLG: 0.474 (1, 3)	0-3 K		3-2 F8		1-0 P4		2-2 2B			4	0	1	0	0	1	0											
Ty Wigginton, R OBP: 0.319, SLG: 0.404 (1, 5)		1-2 E5 WP BB 3B		1-0 F9		1-0 E1 S				4	1	0	0	0	1	1											
Raul Gonzalez, R OBP: 0.335, SLG: 0.331 (1, 7)		4-2 WP 3B BB		1-0 1B 2B		4-1 2B BB		0-0 G6-3		2	2	1	0	2	0	1											
Vance Wilson, R OBP: 0.284, SLG: 0.373 (1, 2)		3-3 K		1-2 P4		0-0 L9				4	1	1	0	0	1	5											
Jorge Velandia, R OBP: 0.750, SLG: 1.667 (1, 6)		2-1 1B 3B		0-0 P4		4-2 SH1-4 BB		3-2 G4-3 E 2B		3	2	2	3	1	0	1											
Steve Trachsel, R OBP: 0.204, SLG: 0.216 Tony Clark, S OBP: 0.298, SLG: 0.500 Orber Moreno, R ERA: 6.37 (1, 1) (8, PH) (9, 1)		2-3 K		1-0 2H 3H 1B		0-0 SH1-4 BB		2-1 G4-3		2	0	1	1	0	1	1											
Inning Stats	R: 1 E: 1 K: 1 S: 10	H: 1 LOB: 0 BB: 0 P: 17	R: 3 E: 1 K: 2 S: 20	H: 2 LOB: 1 BB: 1 P: 37	R: 0 E: 0 K: 0 S: 6	H: 0 LOB: 0 BB: 0 P: 10	R: 1 E: 0 K: 0 S: 8	H: 2 LOB: 1 BB: 0 P: 14	R: 1 E: 0 K: 0 S: 9	H: 1 LOB: 2 BB: 1 P: 17	R: 0 E: 0 K: 0 S: 5	H: 0 LOB: 1 BB: 2 P: 13	R: 0 E: 0 K: 1 S: 9	H: 1 LOB: 1 BB: 0 P: 12	R: 3 E: 1 K: 0 S: 14	H: 3 LOB: 0 BB: 0 P: 21	1B: 4 2B: 4 3B: 1 HR: 1	SF: 2 SAC: 2 DP: 1 HBP: 0	WP: 2 PB: 0 SB: 1 CS: 0	PA: 39							
PITCHER	IP	WLS	BF	H	R	ER	SO	BB	IBB	HBP	BLK	WP	HR	S	P	ERA	WHIP										
Russ Ortiz, R ERA: 3.76 Jung Keun Bong, L ERA: 4.58 Roberto Hernandez, R ERA: 4.8 Jason Marquis, R ERA: 6.37	(1, 1) (6, 1) (7, 1) (8, 1)	5.0 1.0 1.0 1.0	L 4 4 6	25 0 0 3	6 0 0 3	3 0 0 2	3 0 0 2	0 0 0 0	0 0 0 0	0 0 0 0	0 0 0 0	0 0 0 1	0 0 0 0	5 9 12 14	13 12 21	0.00 0.00 0.00 18.00	2.000 1.000 3.000										

Atlanta Braves @ New York Mets
Shea Stadium, Flushing, NY
Wed Sep 03 2003, 1:10 PM EDT
Att: 16,439 - Cloudy - 65 F

AB 31
R 9
H 10
RBI 9
BB 4
SO 4
LOB 14



Batter	1	2	3	4	5	6	7	8	9	AB	R	H	RBI	BB	SO	LOB	TOP					
Roger Cedeno, S OBP: 0.326, SLG: 0.380	4-0 S E BB		2-3 K			0-3 K	3-2 F9		3-2 G4-3	4	1	0	0	1	2	2						
Danny Garcia, R OBP: 0.231, SLG: 0.250	1-2 E6 L4 31 BB 1-H		0-1 G1-3			1-0 BB 1B			1-1 G1-3	5	0	1	0	0	1	1						
David Weathers, R OBP: 0.231, SLG: 0.250										0	0	0	0	0	0	0						
31 Mike Piazza, R OBP: 0.413, SLG: 0.565	4-0 BB			1-2 F7		2-2 P4		1-1 G4-3 E 2B		3	1	1	0	1	0	1						
Jason Phillips, R OBP: 0.386, SLG: 0.470	2-2 L4 2-2			1-1 F7		4-1 BB		2-2 G4-3		3	0	0	0	1	0	3						
Ty Wigginton, R OBP: 0.317, SLG: 0.401	0-3 K			0-3 K		2-3 K		3-1 E3		4	0	0	0	0	3	3						
Raul Gonzalez, R OBP: 0.338, SLG: 0.347										4	2	2	0	0	2	1						
Mike Stanton, L OBP: 0.338, SLG: 0.347										0	0	0	0	0	0	0						
Marco Scutaro, R OBP: 0.325, SLG: 0.379										0	0	0	0	0	0	0						
Prentice Redman, R OBP: 0.250, SLG: 0.750																						
Jorge Velandia, R OBP: 0.571, SLG: 1.200																						
Joe McEwing, R OBP: 0.306, SLG: 0.293																						
Tom Glavine, L OBP: 0.180, SLG: 0.167																						
Tony Clark, S OBP: 0.297, SLG: 0.498																						
John Franco, L OBP: 0.297, SLG: 0.498																						
Dan Wheeler, R OBP: 0.313, SLG: 0.376																						
Timo Perez, L OBP: 0.313, SLG: 0.376																						
Inning Stats	R: 1 E: 1 K: 1 S: 11	H: 0 LOB: 1 BB: 2 P: 22	R: 0 E: 0 K: 2 S: 8	H: 0 LOB: 0 BB: 0 P: 12	R: 0 E: 0 K: 1 S: 10	H: 0 LOB: 0 BB: 0 P: 13	R: 0 E: 0 K: 1 S: 8	H: 0 LOB: 0 BB: 0 P: 10	R: 1 E: 0 K: 0 S: 6	H: 1 LOB: 0 BB: 0 P: 10	R: 0 E: 0 K: 2 S: 12	H: 1 LOB: 2 BB: 1 P: 21	R: 1 E: 1 K: 2 S: 15	H: 2 LOB: 1 BB: 0 P: 24	R: 1 E: 1 K: 2 S: 16	H: 1 LOB: 1 BB: 0 P: 19	R: 1 E: 0 K: 1 S: 11	H: 2 LOB: 1 BB: 0 P: 19	1B: 3 2B: 4 3B: 0 HR: 1	SF: 1 SAC: 1 DP: 1 HBP: 0	WP: 0 PB: 0 SB: 1 CS: 0	PA: 38
PITCHER	IP WLS BF H R ER SO BB IBB HBP BLK WP HR S P ERA WHIP																					
Randy Wolf, L ERA: 4.08	(1, 1) 7.0 28 4 3 2 7 3 0 0 0 0 0 0 70 112 2.57 1.000																					
Rhéal Cormier, L ERA: 1.7	(8, 1) 1.0 H 5 1 1 0 2 0 0 0 0 0 0 0 16 25 0.00 1.000																					
Jose Mesa, R ERA: 9.28	(9, 1) 0.1 B 3 2 1 1 1 0 0 0 0 0 0 1 6 10 27.00 6.000																					
Valerio De Los Santos, L ERA: 4.07	(9, 1) 0.2 W 2 0 0 0 0 0 0 0 0 0 0 0 0 5 9 0.00 0.000																					

New York Mets @ Philadelphia Phillies
Veterans Stadium, Philadelphia, PA
Thu Sep 04 2003, 7:05 PM EDT
Att: 19,259 - Cloudy - 76 F

AB 33
R 5
H 7
RBI 3
BB 3
SO 10
LOB 13



Batter	1	2	3	4	5	6	7	8	9	AB	R	H	RBI	BB	SO	LOB	BOTTOM					
Marlon Byrd, R OBP: 0.355, SLG: 0.423	3-1 SH1-4 FC6-2 2B		2-1 BB		4-1 11 HR BB		0-0 L7		4-1 11 SH1-4 1B BB	3	2	2	0	2	0	0						
11 Jimmy Rollins, S OBP: 0.317, SLG: 0.389	0-1 SH1-4		0-1 F7		0-0 1-H 2-H HR		2-2 G5-3		0-0 SH1-4	3	1	1	3	0	0	1						
Bobby Abreu, L OBP: 0.404, SLG: 0.474	3-1 FC6-2 1B		1-2 L8		0-2 F8		1-2 WP S 1B		2-3 K	5	0	1	0	0	1	3						
Mike Lieberthal, R OBP: 0.388, SLG: 0.442	1-1 1B			1-1 L6		0-0 G5-3		4-0 WP BB		4	0	2	1	1	0	0						
Jim Thome, L OBP: 0.391, SLG: 0.569	3-2 G6-3			2-1 G4-3		1-2 G6-3		2-3 K		4	0	0	0	0	1	4						
Pat Burrell, R OBP: 0.313, SLG: 0.416				2-0 P5		2-2 L8		1-2 G6-4-3 1B		4	0	2	0	0	0	0						
Tomas Perez, S OBP: 0.320, SLG: 0.364	1 SAFE G6-3									4	0	1	0	0	0	2						
Nick Punto, S OBP: 0.280, SLG: 0.289	0-3 K									3	1	1	0	1	1	1						
Randy Wolf, L OBP: 0.231, SLG: 0.230	(1, 1) 6.0 26 8 4 4 2 1 0 0 0 0 0 1 1 12 23 9.00 3.000																					
Jason Michaels, R OBP: 0.400, SLG: 0.543	(7, PH) 1.0 L 4 0 1 1 2 1 0 0 0 0 0 0 0 8 16 9.00 1.000																					
Rhéal Cormier, L ERA: 2.83	(8, PH) 0.2 3 1 0 0 0 0 1 0 0 0 0 0 0 7 12 0.00 3.000																					
Ricky Ledesma, L OBP: 0.280, SLG: 0.354	(9, 1) 0.0 1 1 0 0 0 0 0 0 0 0 0 0 0 3 5 ∞ ∞																					
Kelly Stinnett, R OBP: 0.280, SLG: 0.354	(9, 1) 0.0 1 1 0 0 0 0 0 0 0 0 0 0 0 3 5 ∞ ∞																					
Jose Mesa, R ERA: 9.28	(9, 1) 0.0 1 1 0 0 0 0 0 0 0 0 0 0 0 3 5 ∞ ∞																					
Valerio De Los Santos, L ERA: 4.07	(9, 1) 0.0 1 1 0 0 0 0 0 0 0 0 0 0 0 3 5 ∞ ∞																					
Inning Stats	R: 0 E: 0 K: 0 S: 12	H: 2 LOB: 2 BB: 0 P: 22	R: 0 E: 0 K: 1 S: 9	H: 1 LOB: 0 BB: 0 P: 10	R: 0 E: 0 K: 1 S: 10	H: 1 LOB: 1 BB: 0 P: 13	R: 0 E: 0 K: 0 S: 5	H: 0 LOB: 0 BB: 0 P: 10	R: 4 E: 0 K: 0 S: 12	H: 3 LOB: 0 BB: 1 P: 17	R: 0 E: 0 K: 0 S: 11	H: 1 LOB: 1 BB: 0 P: 18	R: 1 E: 0 K: 1 S: 12	H: 2 LOB: 2 BB: 1 P: 23	R: 0 E: 0 K: 1 S: 10	H: 1 LOB: 1 BB: 1 P: 17	R: 1 E: 0 K: 1 S: 8	H: 1 LOB: 1 BB: 1 P: 16	1B: 5 2B: 5 3B: 0 HR: 2	SF: 0 SAC: 2 DP: 2 HBP: 0	WP: 1 PB: 0 SB: 1 CS: 0	PA: 40
PITCHER	IP WLS BF H R ER SO BB IBB HBP BLK WP HR S P ERA WHIP																					
Tom Glavine, L ERA: 4.5	(1, 1) 6.0 26 8 4 4 2 1 0 0 0 0 0 1 1 12 23 9.00 3.000																					
John Franco, L ERA: 2.83	(7, 1) 1.0 L 4 0 1 1 2 1 0 0 0 0 0 0 0 8 16 9.00 1.000																					
Dan Wheeler, R ERA: 3.67	(8, 1) 0.2 3 1 0 0 0 0 1 0 0 0 0 0 0 7 12 0.00 3.000																					
Mike Stanton, L ERA: 4.81	(8, 1) 1.0 L 4 0 1 1 2 1 0 0 0 0 0 0 0 8 16 9.00 1.000																					
David Weathers, R ERA: 3.08	(9, 1) 0.0 1 1 0 0 0 0 0 0 0 0 0 0 0 3 5 ∞ ∞																					

New York Mets @ Philadelphia Phillies
Veterans Stadium, Philadelphia, PA
Thu Sep 04 2003, 7:05 PM EDT
Att: 19,259 - Cloudy - 76 F

AB 34
R 6
H 12
RBI 6
BB 4
SO 5
LOB 12



Batter	1	2	3	4	5	6	7	8	9	AB	R	H	RBI	BB	SO	LOB	TOP					
Roger Cedeno, S (1, 9) OBP: 0.328, SLG: 0.381	1-1 1B		3-2 G4-3 WP 1B		2-2 G1-3		0-3 K			4	0	2	0	0	1	2						
Danny Garcia, R (1, 4) OBP: 0.176, SLG: 0.188	1-1 SAFE F7		2-0 G4-3			2-1 G5-3		0-2 P5		4	0	0	0	0	0	2						
Timo Perez, L (1, 7) OBP: 0.309, SLG: 0.371	3-2 F7		1-2 P1			0-0 F8		2-0 F8		4	0	0	0	0	0	2						
31 Mike Piazza, R (1, 2) OBP: 0.410, SLG: 0.558	1-3 K			1-3 K		2-2 BB 1B		1-0 G5-3		4	0	1	0	0	2	1						
Jason Phillips, R (1, 3) OBP: 0.387, SLG: 0.469		0-0 1B		1-0 F8		4-1 BB		2-3 K		3	0	1	0	1	1	0						
Jay Bell, R (1, 5) OBP: 0.333, SLG: 0.200		0-3 K		2-3 K		2-3 K		3-2 G6-3		3	0	0	0	0	3	3						
Raul Gonzalez, R (9, PH) OBP: 0.337, SLG: 0.345									3-2 G1-3	1	0	0	0	0	0	0						
Jeff Duncan, L (1, 8) OBP: 0.291, SLG: 0.252		3-3 K		2-3 K		2-3 K		3-2 G1-3		3	0	0	0	0	3	1						
Tony Clark, S (9, PH) OBP: 0.296, SLG: 0.495										1	0	0	0	0	0	0						
Jorge Velandia, R (1, 6) OBP: 0.500, SLG: 0.875		2-2 F8		2-3 K		1-0 BB				3	0	1	0	0	1	1						
Jae Weong Seo, R (1, 1) OBP: 0.152, SLG: 0.136				2-1 P3		0-2 BB				3	0	1	0	0	0	1						
Mike Stanton, L (8, 1)										0	0	0	0	0	0	0						
Grant Roberts, R (8, 1)										0	0	0	0	0	0	0						
Inning Stats	R: 0 H: 1 E: 0 K: 1 S: 11	H: 1 LOB: 1 BB: 0 P: 17	R: 0 H: 1 E: 0 K: 2 S: 11	H: 1 LOB: 1 BB: 0 P: 16	R: 0 H: 1 E: 0 K: 0 S: 9	H: 1 LOB: 0 BB: 0 P: 17	R: 0 H: 0 E: 0 K: 2 S: 8	H: 0 LOB: 0 BB: 0 P: 12	R: 0 H: 1 E: 0 K: 1 S: 13	H: 1 LOB: 2 BB: 1 P: 23	R: 0 H: 1 E: 0 K: 2 S: 8	H: 1 LOB: 1 BB: 0 P: 11	R: 0 H: 0 E: 0 K: 1 S: 5	H: 0 LOB: 0 BB: 0 P: 8	R: 0 H: 0 E: 0 K: 1 S: 10	H: 0 LOB: 0 BB: 0 P: 18	1B: 5 2B: 1 3B: 0 HR: 0	SF: 0 SAC: 0 DP: 0 HBP: 0	WP: 1 PB: 0 SB: 0 CS: 0	PA: 34		
PITCHER	IP WLS BF H R ER SO BB IBB HBP BLK WP HR S P ERA WHIP	IP WLS BF H R ER SO BB IBB HBP BLK WP HR S P ERA WHIP	IP WLS BF H R ER SO BB IBB HBP BLK WP HR S P ERA WHIP	IP WLS BF H R ER SO BB IBB HBP BLK WP HR S P ERA WHIP	IP WLS BF H R ER SO BB IBB HBP BLK WP HR S P ERA WHIP	IP WLS BF H R ER SO BB IBB HBP BLK WP HR S P ERA WHIP	IP WLS BF H R ER SO BB IBB HBP BLK WP HR S P ERA WHIP	IP WLS BF H R ER SO BB IBB HBP BLK WP HR S P ERA WHIP	IP WLS BF H R ER SO BB IBB HBP BLK WP HR S P ERA WHIP	IP WLS BF H R ER SO BB IBB HBP BLK WP HR S P ERA WHIP	IP WLS BF H R ER SO BB IBB HBP BLK WP HR S P ERA WHIP	IP WLS BF H R ER SO BB IBB HBP BLK WP HR S P ERA WHIP	IP WLS BF H R ER SO BB IBB HBP BLK WP HR S P ERA WHIP	IP WLS BF H R ER SO BB IBB HBP BLK WP HR S P ERA WHIP	IP WLS BF H R ER SO BB IBB HBP BLK WP HR S P ERA WHIP	IP WLS BF H R ER SO BB IBB HBP BLK WP HR S P ERA WHIP	IP WLS BF H R ER SO BB IBB HBP BLK WP HR S P ERA WHIP	IP WLS BF H R ER SO BB IBB HBP BLK WP HR S P ERA WHIP	IP WLS BF H R ER SO BB IBB HBP BLK WP HR S P ERA WHIP	IP WLS BF H R ER SO BB IBB HBP BLK WP HR S P ERA WHIP	IP WLS BF H R ER SO BB IBB HBP BLK WP HR S P ERA WHIP	IP WLS BF H R ER SO BB IBB HBP BLK WP HR S P ERA WHIP

New York Mets @ Philadelphia Phillies
Veterans Stadium, Philadelphia, PA
Fri Sep 05 2003, 7:05 PM EDT
Att: 26,712 - Cloudy - 75 F

AB 33
R 0
H 6
RBI 0
BB 1
SO 11
LOB 13



Batter	1	2	3	4	5	6	7	8	9	AB	R	H	RBI	BB	SO	LOB	BOTTOM					
Marlon Byrd, R (1, 8) OBP: 0.356, SLG: 0.422	4-1 BB		0-1 F9			1-1 G6-3		2-2 BB 1B		3	0	1	1	1	0	0						
11 Jimmy Rollins, S (1, 6) OBP: 0.316, SLG: 0.387	1-3 SAFE K		2-3 K			0-1 G4-3		4-1 BB BB		3	0	0	0	1	2	1						
Bobby Abreu, L (1, 9) OBP: 0.403, SLG: 0.471	0-2 F8			3-1 F9		2-1 G4-3		4-2 BB		3	0	0	0	1	0	1						
Jim Thome, L (1, 3) OBP: 0.390, SLG: 0.565	4-2 BB			1-2 G4-3		2-3 K		2-3 K		3	0	0	0	1	2	3						
Mike Lieberthal, R (1, 2) OBP: 0.387, SLG: 0.440	3-2 P5			0-1 L5		1-0 BB 1B		2-2 G4-3		4	0	1	0	0	0	5						
Pat Burrell, R (1, 7) OBP: 0.315, SLG: 0.419		3-2 L3-6 2B		1-2 P6		4-0 BB		1-2 BB		2	0	1	0	1	0	0						
26 Chase Utley, L (1, 4) OBP: 0.281, SLG: 0.333	2 SAFE SAFE L8		3-1 L8		0-1 G4-3		2-3 K			3	0	0	0	0	1	3						
Rheal Cormier, L (9, 1) OBP: 0.500, SLG: 0.500										0	0	0	0	0	0	0						
Nick Punto, S (1, 5) OBP: 0.282, SLG: 0.282		0-1 L3-6 2B		1-2 G4-3				4-1 SH2-3 BB		2	1	0	0	1	0	1						
Vicente Padilla, R (1, 1) OBP: 0.167, SLG: 0.068			1-2 G6-3		1-2 F8			0-1 SAFE SAFE SH2-3		2	0	0	0	0	0	0						
Tomas Perez, S (8, PH) OBP: 0.320, SLG: 0.364										0	0	0	0	0	0	0						
Inning Stats	R: 0 H: 0 E: 0 K: 1 S: 12	H: 0 LOB: 2 BB: 2 P: 24	R: 0 H: 1 E: 0 K: 0 S: 7	H: 1 LOB: 0 BB: 0 P: 13	R: 0 H: 0 E: 0 K: 1 S: 10	H: 0 LOB: 0 BB: 0 P: 13	R: 0 H: 0 E: 0 K: 0 S: 7	H: 0 LOB: 0 BB: 0 P: 11	R: 0 H: 0 E: 0 K: 0 S: 9	H: 0 LOB: 0 BB: 0 P: 11	R: 0 H: 0 E: 0 K: 2 S: 8	H: 1 LOB: 2 BB: 1 P: 20	R: 1 H: 1 E: 1 K: 1 S: 18	H: 1 LOB: 3 BB: 3 P: 36	1B: 2 2B: 2 3B: 0 HR: 0	SF: 0 SAC: 1 DP: 1 HBP: 0	WP: 0 PB: 0 SB: 1 CS: 0	PA: 32				
PITCHER	IP WLS BF H R ER SO BB IBB HBP BLK WP HR S P ERA WHIP	IP WLS BF H R ER SO BB IBB HBP BLK WP HR S P ERA WHIP	IP WLS BF H R ER SO BB IBB HBP BLK WP HR S P ERA WHIP	IP WLS BF H R ER SO BB IBB HBP BLK WP HR S P ERA WHIP	IP WLS BF H R ER SO BB IBB HBP BLK WP HR S P ERA WHIP	IP WLS BF H R ER SO BB IBB HBP BLK WP HR S P ERA WHIP	IP WLS BF H R ER SO BB IBB HBP BLK WP HR S P ERA WHIP	IP WLS BF H R ER SO BB IBB HBP BLK WP HR S P ERA WHIP	IP WLS BF H R ER SO BB IBB HBP BLK WP HR S P ERA WHIP	IP WLS BF H R ER SO BB IBB HBP BLK WP HR S P ERA WHIP	IP WLS BF H R ER SO BB IBB HBP BLK WP HR S P ERA WHIP	IP WLS BF H R ER SO BB IBB HBP BLK WP HR S P ERA WHIP	IP WLS BF H R ER SO BB IBB HBP BLK WP HR S P ERA WHIP	IP WLS BF H R ER SO BB IBB HBP BLK WP HR S P ERA WHIP	IP WLS BF H R ER SO BB IBB HBP BLK WP HR S P ERA WHIP	IP WLS BF H R ER SO BB IBB HBP BLK WP HR S P ERA WHIP	IP WLS BF H R ER SO BB IBB HBP BLK WP HR S P ERA WHIP	IP WLS BF H R ER SO BB IBB HBP BLK WP HR S P ERA WHIP	IP WLS BF H R ER SO BB IBB HBP BLK WP HR S P ERA WHIP	IP WLS BF H R ER SO BB IBB HBP BLK WP HR S P ERA WHIP	IP WLS BF H R ER SO BB IBB HBP BLK WP HR S P ERA WHIP	IP WLS BF H R ER SO BB IBB HBP BLK WP HR S P ERA WHIP

New York Mets @ Philadelphia Phillies
Veterans Stadium, Philadelphia, PA
Fri Sep 05 2003, 7:05 PM EDT
Att: 26,712 - Cloudy - 75 F

AB 25
R 1
H 3
RBI 1
BB 6
SO 5
LOB 14



Batter	1	2	3	4	5	6	7	8	9	AB	R	H	RBI	BB	SO	LOB	TOP						
Roger Cedeno, S OBP: 0.327, SLG: 0.380										4	1	1	1	0	2	3							
Danny Garcia, R Tommy Lasorda, S Jason Anderson, L Edwin Almonte, R Joe McEwing, R Orber Moreno, R										3	0	0	0	0	1	2							
Timo Perez, L OBP: 0.310, SLG: 0.371										5	1	2	0	0	0	1							
31 Mike Piazza, R OBP: 0.405, SLG: 0.545										4	0	0	0	1	3	2							
Jason Phillips, R OBP: 0.390, SLG: 0.468										3	2	1	1	2	1	1							
Raul Gonzalez, R OBP: 0.338, SLG: 0.358										5	1	2	1	0	1	2							
Ty Wigginton, R OBP: 0.318, SLG: 0.403										5	1	2	0	0	0	5							
Jorge Velandia, R OBP: 0.429, SLG: 0.667										4	0	1	2	0	0	2							
Jeremy Griffiths, R Jaime Cerda, L Marco Scutaro, R										1	0	0	0	1	0	0							
										0	0	0	0	0	0	0							
										1	0	0	0	1	1	1							
Inning Stats	R: 1 E: 0 K: 1 S: 11	H: 2 LOB: 2 BB: 1 P: 20	R: 1 E: 1 K: 1 S: 8	H: 1 LOB: 1 BB: 1 P: 14	R: 1 E: 0 K: 1 S: 12	H: 1 LOB: 1 BB: 1 P: 22	R: 0 E: 0 K: 1 S: 7	H: 0 LOB: 0 BB: 0 P: 10	R: 0 E: 0 K: 2 S: 11	H: 1 LOB: 1 BB: 0 P: 20	R: 0 E: 1 K: 0 S: 15	H: 1 LOB: 3 BB: 1 P: 21	R: 3 E: 0 K: 2 S: 23	H: 3 LOB: 1 BB: 1 P: 37	R: 0 E: 1 K: 0 S: 9	H: 0 LOB: 1 BB: 0 P: 11	R: 0 E: 1 K: 0 S: 14	H: 0 LOB: 1 BB: 0 P: 19	1B: 7 2B: 1 3B: 1 HR: 0	SF: 1 SAC: 0 DP: 0 HBP: 0	WP: 1 PB: 0 SB: 0 CS: 0	PA: 43	
PITCHER	IP WLS BF H R ER SO BB IBB HBP BLK WP HR S P ERA WHIP	6.0 W 29 6 3 3 2 6 4 0 0 0 0 0 0 64 107 3.00 1.667	0.2 6 3 3 3 1 1 0 0 0 0 0 0 20 31 40.50 6.000	0.1 H 1 0 0 0 1 0 0 0 0 0 0 0 3 6 0.00 0.000	1.0 H 3 0 0 0 1 0 0 0 0 0 0 0 9 11 0.00 0.000	1.0 S 4 0 0 0 0 0 0 0 0 0 0 0 14 19 0.00 0.000																	

New York Mets @ Philadelphia Phillies
Veterans Stadium, Philadelphia, PA
Sat Sep 06 2003, 7:05 PM EDT
Att: 38,671 - Sunny - 75 F

AB 37
R 6
H 9
RBI 5
BB 5
SO 9
LOB 22



Batter	1	2	3	4	5	6	7	8	9	AB	R	H	RBI	BB	SO	LOB	BOTTOM				
Marlon Byrd, R OBP: 0.359, SLG: 0.430										4	3	2	1	1	0	1					
11 Jimmy Rollins, S OBP: 0.316, SLG: 0.389										5	1	1	1	0	2	2					
Bobby Abreu, L OBP: 0.403, SLG: 0.476										5	1	2	1	0	0	3					
Jim Thome, L OBP: 0.389, SLG: 0.562										3	1	0	1	1	1						
Mike Lieberthal, R OBP: 0.388, SLG: 0.443										4	1	2	1	0	0	1					
Ricky Ledee, L OBP: 0.347, SLG: 0.515										3	1	2	3	1	0	1					
26 Chase Utley, L OBP: 0.280, SLG: 0.341										4	0	1	1	0	0	2					
Nick Punto, S OBP: 0.282, SLG: 0.282										0	0	0	0	0	0	0					
Tomas Perez, S OBP: 0.327, SLG: 0.368										3	0	2	0	1	0	1					
39 Brett Myers, R Valerio De Los Santos, L Carlos Silva, R Jason Michaels, R Dan Plesac, L Turk Wendell, L										1	1	0	0	1	0	2					
										0	0	0	0	0	0	0					
										0	0	0	0	0	0	0					
										1	0	0	0	0	1	1					
										0	0	0	0	0	0	0					
										0	0	0	0	0	0	0					
										0	0	0	0	0	0	0					
										0	0	0	0	0	0	0					
Inning Stats	R: 2 E: 0 K: 0 S: 18	H: 2 LOB: 1 BB: 1 P: 31	R: 0 E: 0 K: 0 S: 12	H: 1 LOB: 0 BB: 0 P: 20	R: 0 E: 0 K: 1 S: 9	H: 1 LOB: 1 BB: 0 P: 17	R: 0 E: 0 K: 0 S: 5	H: 1 LOB: 0 BB: 0 P: 8	R: 5 E: 0 K: 1 S: 20	H: 4 LOB: 2 BB: 3 P: 38	R: 2 E: 0 K: 1 S: 11	H: 2 LOB: 0 BB: 0 P: 17	R: 0 E: 0 K: 1 S: 9	H: 1 LOB: 1 BB: 1 P: 14	R: 0 E: 0 K: 0 S: 10	H: 0 LOB: 0 BB: 0 P: 15	1B: 6 2B: 3 3B: 1 HR: 2	SF: 0 SAC: 1 DP: 2 HBP: 0	WP: 0 PB: 0 SB: 0 CS: 0	PA: 39	
PITCHER	IP WLS BF H R ER SO BB IBB HBP BLK WP HR S P ERA WHIP	4.2 L 24 5 2 2 2 1 0 0 0 0 0 7 13 0.00 3.000	1.0 5 2 2 2 1 0 0 0 0 0 0 2 11 17 18.00 2.000	1.0 4 1 0 0 1 1 0 0 0 0 0 9 14 0.00 2.000	1.0 3 0 0 0 0 0 0 0 0 0 0 10 15 0.00 0.000																

New York Mets @ Philadelphia Phillies
Veterans Stadium, Philadelphia, PA
Sat Sep 06 2003, 7:05 PM EDT
Att: 38,671 - Sunny - 75 F

AB 33
R 9
H 12
RBI 9
BB 5
SO 4
LOB 15



Batter	1	2	3	4	5	6	7	8	9	AB	R	H	RBI	BB	SO	LOB	TOP										
Juan Pierre, L OBP: 0.359, SLG: 0.370 (1, 8)	E2 SH5-4		G6-3			F8		SH5-4 1B	1-2 2B 3B	5	1	2	2	0	0	0											
Luis Castillo, S OBP: 0.389, SLG: 0.414 (1, 4)	SH5-4		G5-3					SH5-4	1-3 2B	3	0	2	1	0	0	0											
Ivan Rodriguez, R OBP: 0.375, SLG: 0.482 (1, 2)	K					K		K	2-2 G6-3	5	0	0	0	0	4	5											
Jeff Conine, R OBP: 0.330, SLG: 0.443 Braden Looper, R OBP: 1.000, SLG: 1.000 (9, 1)	P4					F8		P3		4	0	0	0	0	1	3											
Juan Encarnacion, R OBP: 0.316, SLG: 0.443 (1, 9)		B5-3				K			PB 1B 2B	4	1	1	0	0	2	0											
Derrek Lee, R OBP: 0.369, SLG: 0.489 (1, 3)		K				CS BB		2B 1B	1-3 K	3	0	1	0	1	2	1											
Miguel Cabrera, R OBP: 0.308, SLG: 0.450 (1, 5)		F9				F8		1-3 2B	0-2 G6-3	4	0	1	0	0	0	2											
Alex Gonzalez, R OBP: 0.317, SLG: 0.454 (1, 6)								G4-6-3 IBB	4-2 1B 3B BB	1	2	1	1	3	0	0											
Josh Beckett, R ERA: 3.85 Lenny Harris, L ERA: 14.73 40 Nate Bump, L ERA: 4.09 Ugueth Urbina, R ERA: 2.82 Todd Hollandsworth, L ERA: 3.03 Gerald Williams, R ERA: 10.64 (1, 1)			G1-3			K		G4-6-3	3-1 3B 1B	2	0	0	0	0	1	1											
Inning Stats	R: 0 E: 1 K: 1 S: 8	H: 0 LOB: 1 BB: 0 P: 12	R: 0 E: 0 K: 1 S: 7	H: 0 LOB: 0 BB: 0 P: 12	R: 1 E: 0 K: 0 S: 11	H: 1 LOB: 0 BB: 0 P: 17	R: 0 E: 0 K: 3 S: 10	H: 0 LOB: 0 BB: 0 P: 15	R: 0 E: 0 K: 1 S: 9	H: 0 LOB: 1 BB: 2 P: 21	R: 0 E: 0 K: 1 S: 10	H: 1 LOB: 1 BB: 0 P: 17	R: 0 E: 0 K: 1 S: 8	H: 2 LOB: 2 BB: 1 P: 15	R: 0 E: 0 K: 1 S: 11	H: 1 LOB: 1 BB: 0 P: 16	R: 4 E: 0 K: 1 S: 22	H: 4 LOB: 2 BB: 1 P: 33	1B: 4 2B: 3 3B: 1 HR: 1	SF: 0 SAC: 2 DP: 1 HBP: 0	WP: 0 PB: 1 CS: 1	PA: 39					
PITCHER	IP	WLS	BF	H	R	ER	SO	BB	IBB	HBP	BLK	WP	HR	S	P	ERA	WHIP										
Steve Trachsel, R ERA: 3.85 (1, 1)	7.0	L	27	4	1	1	8	2	1	0	0	0	1	63	109	1.29	0.857										
Orber Moreno, R ERA: 14.73 (8, 1)	1.2		11	5	4	4	2	1	0	0	0	0	0	29	43	21.60	3.600										
Edwin Almonte, R ERA: 10.64 (9, 1)	0.1		1	0	0	0	0	0	0	0	0	0	0	4	6	0.00	0.000										

Florida Marlins @ New York Mets
Shea Stadium, Flushing, NY
Mon Sep 08 2003, 7:10 PM EDT
Att: 15,155 - Cloudy - 71 F

AB 33
R 5
H 9
RBI 5
BB 4
SO 10
LOB 15



Batter	1	2	3	4	5	6	7	8	9	AB	R	H	RBI	BB	SO	LOB	BOTTOM										
Roger Cedeno, S OBP: 0.327, SLG: 0.378 Prentice Redman, R OBP: 0.182, SLG: 0.545 (1, 9)	K		K			G6-4-3		K		1	0	0	0	1	10												
Joe McEwing, R OBP: 0.306, SLG: 0.290 (1, 4)	K		G5-3							4	0	1	0	0	2	1											
Timo Perez, L OBP: 0.305, SLG: 0.361 (1, 7)						G3-1		G1-3		3	0	0	0	1	0	1											
Jason Phillips, R OBP: 0.391, SLG: 0.467 (1, 3)	G6-3					G5-3		F9		4	0	1	0	0	0	2											
Ty Wigginton, R OBP: 0.323, SLG: 0.407 (1, 5)			L6-3 HBP			K		P4		3	0	0	0	0	2	2											
Raul Gonzalez, R OBP: 0.329, SLG: 0.348 (1, 8)	L6-3					1B BB		G6-3		4	0	1	0	0	1	1											
Vance Wilson, R OBP: 0.286, SLG: 0.369 (1, 2)	K					1B BB		31 1B BB		2	0	0	0	2	1	0											
Jorge Velandia, R OBP: 0.368, SLG: 0.529 31 Mike Piazza, R OBP: 0.405, SLG: 0.550 Marco Scutaro, R OBP: 0.317, SLG: 0.357 (1, 6)			SH3-4 1B			P3		1-2 1B		2	0	1	0	0	0	2											
Steve Trachsel, R OBP: 0.218, SLG: 0.231 Tony Clark, S OBP: 0.292, SLG: 0.489 Orber Moreno, R Edwin Almonte, R (9, 1)	SH3-4					SH3-4		F9		1	0	1	0	0	0	0											
Inning Stats	R: 0 E: 0 K: 2 S: 9	H: 0 LOB: 1 BB: 1 P: 15	R: 0 E: 0 K: 1 S: 8	H: 0 LOB: 0 BB: 0 P: 13	R: 0 E: 0 K: 1 S: 9	H: 1 LOB: 1 BB: 0 P: 16	R: 0 E: 0 K: 1 S: 8	H: 0 LOB: 0 BB: 0 P: 11	R: 0 E: 0 K: 1 S: 11	H: 2 LOB: 2 BB: 1 P: 18	R: 0 E: 0 K: 1 S: 10	H: 1 LOB: 1 BB: 0 P: 17	R: 0 E: 0 K: 1 S: 11	H: 1 LOB: 1 BB: 1 P: 21	R: 0 E: 0 K: 1 S: 11	H: 1 LOB: 1 BB: 0 P: 16	R: 0 E: 0 K: 2 S: 8	H: 0 LOB: 0 BB: 0 P: 13	1B: 6 2B: 1 3B: 0 HR: 0	SF: 0 SAC: 1 DP: 2 HBP: 1	WP: 0 PB: 0 CS: 0	PA: 35					
PITCHER	IP	WLS	BF	H	R	ER	SO	BB	IBB	HBP	BLK	WP	HR	S	P	ERA	WHIP										
Josh Beckett, R ERA: 2.98 (1, 1)	6.0	W	23	4	0	0	0	1	0	0	0	0	0	3	10	0.00	3.000										
40 Nate Bump, R ERA: 4.09 (7, 1)	0.1	H	2	0	0	0	0	1	0	0	0	0	0	3	10	0.00	3.000										
Ugueth Urbina, R ERA: 2.82 (7, 1)	1.2	H	7	2	0	0	2	0	0	0	0	0	0	18	27	0.00	1.200										
Braden Looper, R ERA: 3.03 (9, 1)	1.0		3	0	0	0	2	0	0	0	0	0	0	8	13	0.00	0.000										

Florida Marlins @ New York Mets
Shea Stadium, Flushing, NY
Mon Sep 08 2003, 7:10 PM EDT
Att: 15,155 - Cloudy - 71 F

AB 30
R 0
H 6
RBI 0
BB 3
SO 10
LOB 17



Batter	1	2	3	4	5	6	7	8	9	AB	R	H	RBI	BB	SO	LOB	TOP										
Juan Pierre, L (1.8) OBP: 0.360, SLG: 0.371	G1-3			B3		K S 1B		L5-4 1B		4	0	2	0	0	0	0	Florida Marlins @ New York Mets Shea Stadium, Flushing, NY Tue Sep 09 2003, 7:10 PM EDT Att: 29,410 - Sunny - 72 F										
Luis Castillo, S (1.4) OBP: 0.389, SLG: 0.412	P2			P3		F8		1B		4	0	1	0	0	0	1											
Ivan Rodriguez, R (1.2) OBP: 0.374, SLG: 0.479	F7			BB BB		K		L5-4 2-2		3	0	0	0	1	1	3											
Jeff Conine, R (1.7) OBP: 0.333, SLG: 0.444 Andy Cox, L (9, PR) OBP: 0.261, SLG: 0.257 Gerald Williams, R (9, 7) OBP: 0.148, SLG: 0.120	G4-6-3 1B			BB BB BB BB				G1-3		3	0	2	0	1	0	0											
Juan Encarnacion, R (1.9) OBP: 0.316, SLG: 0.444	P4			P4		2B		SH5-3 3B 1B		3	1	1	0	0	0	3											
Derrek Lee, R (1.3) OBP: 0.370, SLG: 0.490	G4-6-3 1-2f					K		3B HBP		3	1	1	0	0	1	2											
Miguel Cabrera, R (1.5) OBP: 0.307, SLG: 0.451				F8		G5-3		K		4	0	1	1	0	1	3											
Alex Gonzalez, R (1.6) OBP: 0.316, SLG: 0.457				F9		F7		P3		4	0	1	2	0	0	2											
Carl Pavano, R (1.1) ERA: 4.36 Mike Redmond, R (8, PH) OBP: 0.192, SLG: 0.316 Ugueth Urbina, R (8, 1) OBP: 0.295, SLG: 0.491 Todd Hollandsworth, L (8, PH) OBP: 0.156, SLG: 0.183 Ramon Castro, R (8, PH) OBP: 0.100, SLG: 0.100 Braden Looper, R (9, 1) OBP: 0.100, SLG: 0.100				K		K		F7		2	0	0	0	0	2	1											
Inning Stats	R: 0 E: 0 K: 0 S: 6	H: 0 LOB: 0 BB: 0 P: 8	R: 0 E: 0 K: 0 S: 4	H: 1 LOB: 0 BB: 0 P: 8	R: 0 E: 0 K: 1 S: 8	H: 0 LOB: 0 BB: 0 P: 11	R: 0 E: 0 K: 0 S: 6	H: 0 LOB: 2 BB: 2 P: 15	R: 0 E: 0 K: 1 S: 10	H: 1 LOB: 1 BB: 0 P: 14	R: 0 E: 0 K: 1 S: 9	H: 1 LOB: 1 BB: 0 P: 12	R: 1 E: 0 K: 1 S: 17	H: 2 LOB: 1 BB: 0 P: 25	R: 0 E: 0 K: 0 S: 5	H: 2 LOB: 1 BB: 0 P: 8		R: 2 E: 0 K: 1 S: 16	H: 2 LOB: 2 BB: 0 P: 25	1B: 5 2B: 4 3B: 1 HR: 0	SF: 0 SAC: 1 DP: 2 HBP: 1	WP: 0 PB: 1 SB: 1 CS: 0	PA: 36				
PITCHER	IP	WLS	BF	H	R	ER	SO	BB	IBB	HBP	BLK	WP	HR	S	P	ERA	WHIP										
Tom Glavine, L (1.1) ERA: 4.36	7.1		29	7	1	1	4	2	0	0	0	0	0	64	98	1.23	1.227										
David Weathers, R (8, 1) ERA: 3.32	1.1	L	6	2	2	2	1	0	0	1	0	0	0	15	26	13.50	1.500										
Mike Stanton, L (9, 1) ERA: 4.75	0.1		1	0	0	0	0	0	0	0	0	0	0	2	2	0.00	0.000										

AB	32
R	3
H	9
RBI	3
BB	2
SO	5
LOB	17



Batter	1	2	3	4	5	6	7	8	9	AB	R	H	RBI	BB	SO	LOB	BOTTOM										
Roger Cedeno, S (1.9) OBP: 0.326, SLG: 0.376	1B 31 SF9		G4-3			L4		K		4	1	1	0	0	1	2	Florida Marlins @ New York Mets Shea Stadium, Flushing, NY Tue Sep 09 2003, 7:10 PM EDT Att: 29,410 - Sunny - 72 F										
Timo Perez, L (1.7) OBP: 0.307, SLG: 0.366	FC4-6 1B		G4-3			31 FC5-4 2B		P4		4	0	2	0	0	0	2											
31 Mike Piazza, R (1.2) OBP: 0.397, SLG: 0.541	SF9			G5-3		FC5-4		G5-3		3	0	0	1	0	0	1											
Jason Phillips, R (1.3) OBP: 0.390, SLG: 0.464	FC4-6 1-2f					F9		L7		4	0	1	0	0	0	2											
Ty Wigginton, R (1.5) OBP: 0.321, SLG: 0.404	F9			L8		K		G5-3		4	0	0	0	0	1	2											
Raul Gonzalez, R (1.8) OBP: 0.329, SLG: 0.347	G5-4-3 1B			F7		P6				3	0	1	0	0	0	1											
Jorge Velandia, R (1.6) OBP: 0.318, SLG: 0.450 David Weathers, R (8, 1) OBP: 0.295, SLG: 0.491 Mike Stanton, L (9, 1) OBP: 0.301, SLG: 0.252 Marco Scutaro, R (9, 4) OBP: 0.317, SLG: 0.357	G5-4-3 1-2f					K		F9		3	0	0	0	0	1	1											
Danny Garcia, R (1.4) OBP: 0.130, SLG: 0.136 Tony Clark, S (8, PH) OBP: 0.295, SLG: 0.491 Jeff Duncan, L (8, PR) OBP: 0.301, SLG: 0.252 Marco Scutaro, R (9, 4) OBP: 0.317, SLG: 0.357	G6-3					G6-3		SH3-4 1B		2	0	0	0	0	0	0											
Tom Glavine, L (1.1) OBP: 0.173, SLG: 0.160 Joe McEwing, R (8, 6) OBP: 0.306, SLG: 0.290	G6-3			G6-3		G6-3		SH3-4		2	0	0	0	0	0	0											
Inning Stats	R: 1 E: 0 K: 0 S: 11	H: 2 LOB: 1 BB: 0 P: 16	R: 0 E: 0 K: 0 S: 8	H: 1 LOB: 0 BB: 0 P: 10	R: 0 E: 0 K: 0 S: 9	H: 0 LOB: 0 BB: 0 P: 11	R: 0 E: 0 K: 0 S: 7	H: 1 LOB: 1 BB: 0 P: 11	R: 0 E: 0 K: 1 S: 8	H: 0 LOB: 0 BB: 0 P: 13	R: 0 E: 0 K: 1 S: 11	H: 1 LOB: 2 BB: 0 P: 16	R: 0 E: 0 K: 0 S: 9	H: 0 LOB: 0 BB: 0 P: 13	1B: 5 2B: 1 3B: 0 HR: 0	SF: 1 SAC: 1 DP: 1 HBP: 0		WP: 0 PB: 0 SB: 0 CS: 0	PA: 32								
PITCHER	IP	WLS	BF	H	R	ER	SO	BB	IBB	HBP	BLK	WP	HR	S	P	ERA	WHIP										
Carl Pavano, R (1.1) ERA: 3.96	7.0		25	5	1	1	2	0	0	0	0	0	0	60	85	0.00	0.714										
Ugueth Urbina, R (8, 1) ERA: 2.79	1.0	W	4	1	0	0	1	0	0	0	0	0	0	11	16	0.00	1.000										
Braden Looper, R (9, 1) ERA: 2.99	1.0	S	3	0	0	0	0	0	0	0	0	0	0	9	13	0.00	0.000										


AB	30
R	1
H	6
RBI	1
BB	0
SO	3
LOB	11



Batter	1	2	3	4	5	6	7	8	9	AB	R	H	RBI	BB	SO	LOB	TOP			
Matt Watson, L (1, 7) OBP: 0.300, SLG: 0.500	0-2 SH5-3 1B		2-2 G4-3		1-2 F9			3-3 K		4	0	1	0	0	1	0				
Joe McEwing, R (1, 6) OBP: 0.307, SLG: 0.291	1-0 SH5-3		1-0 FC5-4 1B		1-2 F9			3-3 K		3	0	1	0	0	1	0				
Roger Cedeno, S (1, 9) OBP: 0.326, SLG: 0.383	1-0 G5-4-3 HBP		1-1 FC5-4 1-2		3-2 L5			1-0 F7		3	0	0	0	0	0	1				
Jason Phillips, R (1, 3) OBP: 0.376, SLG: 0.446	1-1 G5-4-3 1-2		0-1 FC5-4 1-2		1-0 P2			0-1 G2-3		4	0	0	0	0	0	3				
Timo Perez, L (1, 8) OBP: 0.301, SLG: 0.363		0-0 G4-3		0-3 K			2-1 P5		0-1 F7	4	0	0	0	0	1	0				
Ty Wigginton, R (1, 5) OBP: 0.318, SLG: 0.393		2-3 K		3-3 K			0-3 K			3	0	0	0	0	3	0				
Vance Wilson, R (1, 2) OBP: 0.286, SLG: 0.367		0-2 WP 1B		1-3 K			1-1 1B			3	0	2	0	0	1	0				
Marco Scutaro, R (1, 4) OBP: 0.314, SLG: 0.342		4-2 1-2 BB			2-3 K		2-3 K			2	0	0	0	1	2	1				
Al Leiter, L (1, 1) OBP: 0.058, SLG: 0.020		3-3 K		2-3 K				3-1 G6-3		2	0	0	0	0	2	2				
Tony Clark, S (8, PH) OBP: 0.292, SLG: 0.480										1	0	0	0	0	0	0				
Dan Wheeler, R (8, 1)										0	0	0	0	0	0	0				
Inning Stats	R: 0 E: 0 K: 0 S: 6	H: 1 LOB: 1 BB: 0 P: 9	R: 0 E: 0 K: 2 S: 13	H: 1 LOB: 2 BB: 1 P: 22	R: 0 E: 0 K: 3 S: 8	H: 0 LOB: 0 BB: 0 P: 12	R: 0 E: 0 K: 3 S: 10	H: 0 LOB: 0 BB: 0 P: 15	R: 0 E: 0 K: 2 S: 7	H: 0 LOB: 0 BB: 0 P: 12	R: 0 E: 0 K: 2 S: 11	H: 1 LOB: 1 BB: 0 P: 16	R: 0 E: 0 K: 2 S: 10	H: 0 LOB: 0 BB: 0 P: 19	R: 0 E: 0 K: 0 S: 5	H: 0 LOB: 0 BB: 0 P: 6	1B: 4 2B: 0 3B: 0 HR: 0	SF: 0 SAC: 1 DP: 1 HBP: 1	WP: 1 PB: 0 SB: 0 CS: 0	PA: 32
PITCHER 34 Kerry Wood, R (1, 1) ERA: 3.31	IP: 9.0 WLS: W BF: 32 H: 4 R: 0 ER: 0 SO: 11 BB: 1 IBB: 0 HBP: 1 BLK: 0 WP: 1 HR: 0 S: 80 P: 125 ERA: 0.00 WHIP: 0.556																			

New York Mets @ Chicago Cubs
Wrigley Field, Chicago, IL
Wed Sep 17 2003, 1:20 PM CDT
Att: 38,482 - Sunny - 78 F


AB	29
R	0
H	4
RBI	0
BB	1
SO	11
LOB	7



Batter	1	2	3	4	5	6	7	8	9	AB	R	H	RBI	BB	SO	LOB	BOTTOM			
Doug Glanville, R (1, 8) OBP: 0.285, SLG: 0.346	2-1 HR							1-1 F7		3	1	1	1	0	1	2				
Kenny Lofton, L (8, PH) OBP: 0.343, SLG: 0.440		1-2 FC6-4 1-2								1	0	0	0	0	0	0				
Tony Womack, L (1, 4) OBP: 0.250, SLG: 0.312	2-2 G3		0-0 B1-3		1-0 F8			0-0 P6		4	0	0	0	0	0	0				
Mark Grudzielanek, R (9, 4) OBP: 0.370, SLG: 0.421										0	0	0	0	0	0	0				
Sammy Sosa, R (1, 9) OBP: 0.366, SLG: 0.549	1-3 K		0-0 F7		0-1 P4					3	0	0	0	0	1	0				
Moises Alou, R (1, 7) OBP: 0.363, SLG: 0.477	3-1 F8		4-1 BB		3-2 F7					2	0	0	0	1	0	0				
16 Aramis Ramirez, R (1, 5) OBP: 0.320, SLG: 0.449		0-2 HR	3-2 P6		1-2 G1-3					3	1	1	1	0	0	1				
Eric Karros, R (1, 3) OBP: 0.341, SLG: 0.447		2-2 G6-3		2-2 G5-3			2-1 F9			3	0	0	0	0	0	0				
Alex Gonzalez, R (1, 6) OBP: 0.292, SLG: 0.398		1-1 E7 FC6-2 2B		3-1 P4			0-3 K			3	0	1	0	0	1	0				
Josh Paul, R (1, 2) OBP: 0.391, SLG: 0.300		1-1 FC6-2 34 1B		1-1 P6			2-3 K			3	0	0	0	0	1	1				
34 Kerry Wood, R (1, 1) OBP: 0.167, SLG: 0.271		3-H 1-2 FC6-4 1B		1-1 F8				0-0 P5		3	0	1	0	0	0	0				
Inning Stats	R: 1 E: 0 K: 1 S: 10	H: 3 LOB: 2 BB: 0 P: 18	R: 1 E: 1 K: 0 S: 16	H: 3 LOB: 2 BB: 0 P: 22	R: 0 E: 0 K: 0 S: 6	H: 0 LOB: 1 BB: 1 P: 13	R: 0 E: 0 K: 0 S: 8	H: 0 LOB: 0 BB: 0 P: 14	R: 0 E: 0 K: 1 S: 6	H: 0 LOB: 0 BB: 0 P: 8	R: 0 E: 0 K: 0 S: 11	H: 0 LOB: 0 BB: 0 P: 15	R: 0 E: 0 K: 2 S: 9	H: 0 LOB: 0 BB: 0 P: 13	R: 0 E: 0 K: 0 S: 4	H: 0 LOB: 0 BB: 0 P: 5	1B: 1 2B: 1 3B: 0 HR: 2	SF: 0 SAC: 0 DP: 0 HBP: 0	WP: 0 PB: 0 SB: 0 CS: 0	PA: 29
PITCHER Al Leiter, L (1, 1) ERA: 4.19	IP: 7.0 WLS: L BF: 26 H: 4 R: 2 ER: 2 SO: 2 BB: 2 IBB: 0 HBP: 0 BLK: 0 WP: 0 HR: 2 S: 66 P: 103 ERA: 2.57 WHIP: 0.714																			
Dan Wheeler, R (8, 1) ERA: 3.6	IP: 1.0 WLS: 3 BF: 3 H: 0 R: 0 ER: 0 SO: 0 BB: 0 IBB: 0 HBP: 0 BLK: 0 WP: 0 HR: 4 S: 5 P: 5 ERA: 0.00 WHIP: 0.000																			

New York Mets @ Chicago Cubs
Wrigley Field, Chicago, IL
Wed Sep 17 2003, 1:20 PM CDT
Att: 38,482 - Sunny - 78 F

AB	28
R	2
H	4
RBI	2
BB	1
SO	4
LOB	4



Batter	1	2	3	4	5	6	7	8	9	AB	R	H	RBI	BB	SO	LOB	TOP										
Brad Wilkerson, L (1, 7) OBP: 0.380, SLG: 0.466										3	0	1	0	1	2	0	Montreal Expos @ New York Mets Shea Stadium, Flushing, NY Thu Sep 18 2003, 7:10 PM EDT Att: 18,914 - Overcast - 71 F										
Endy Chavez, L (1, 8) OBP: 0.291, SLG: 0.351										4	0	0	0	0	1	3											
Jose Vidro, S (1, 4) OBP: 0.400, SLG: 0.466										4	0	1	0	0	1	0											
Henny Mateo, S (8, PR) OBP: 0.325, SLG: 0.293										0	0	0	0	0	0	0											
Vladimir Guerrero, R (1, 9) OBP: 0.433, SLG: 0.607										3	0	2	0	1	0	0											
Orlando Cabrera, R (1, 6) OBP: 0.351, SLG: 0.463										4	0	0	0	0	2	4											
Wil Cordero, R (1, 3) OBP: 0.343, SLG: 0.434										3	0	1	0	0	1	1											
Jose Macias, S (8, 7) OBP: 0.282, SLG: 0.365										1	0	0	0	0	0	0											
Todd Zeile, R (1, 5) OBP: 0.308, SLG: 0.381										4	1	1	1	0	0	1											
Brian Schneider, L (1, 2) OBP: 0.309, SLG: 0.399										4	0	1	0	0	0	1											
Javier Vazquez, R (1, 1) OBP: 0.169, SLG: 0.175										2	0	0	0	0	0	1											
Scott Stewart, R (8, 1)										0	0	0	0	0	0	0											
32 Chad Cordero, R (9, 1)										0	0	0	0	0	0	0											
Inning Stats	R: 0 H: 0 E: 0 K: 2 S: 10	H: 0 LOB: 0 BB: 0 P: 16	R: 0 H: 0 E: 0 K: 0 S: 6	H: 0 LOB: 0 BB: 0 P: 7	R: 1 H: 2 E: 0 K: 0 S: 8	H: 2 LOB: 1 BB: 0 P: 16	R: 0 H: 1 E: 0 K: 2 S: 13	H: 1 LOB: 1 BB: 0 P: 20	R: 0 H: 1 E: 0 K: 1 S: 10	H: 1 LOB: 2 BB: 1 P: 18	R: 0 H: 1 E: 0 K: 0 S: 6	H: 1 LOB: 1 BB: 0 P: 11	R: 0 H: 1 E: 0 K: 2 S: 10	H: 1 LOB: 1 BB: 0 P: 15	R: 0 H: 1 E: 0 K: 2 S: 16	H: 1 LOB: 2 BB: 1 P: 23	R: 0 H: 0 E: 0 K: 0 S: 8	H: 0 LOB: 0 BB: 0 P: 13	1B: 4 2B: 2 3B: 0 HR: 1	SF: 0 SAC: 1 DP: 0 HBP: 0	WP: 0 PB: 0 SB: 1 CS: 1	PA: 35					
PITCHER	IP	WLS	BF	H	R	ER	SO	BB	IBB	HBP	BLK	WP	HR	S	P	ERA	WHIP										
Steve Trachsel, R (1, 1) ERA: 3.81	8.0	L	32	7	1	1	7	2	0	0	0	0	1	79	126	1.12	1.125										
Grant Roberts, R (9, 1) ERA: 2.55	1.0		3	0	0	0	0	0	0	0	0	0	0	8	13	0.00	0.000										

AB	32
R	1
H	7
RBI	1
BB	2
SO	7
LOB	11



Batter	1	2	3	4	5	6	7	8	9	AB	R	H	RBI	BB	SO	LOB	BOTTOM										
Roger Cedeno, S (1, 9) OBP: 0.325, SLG: 0.384										4	0	1	0	0	1	0	Montreal Expos @ New York Mets Shea Stadium, Flushing, NY Thu Sep 18 2003, 7:10 PM EDT Att: 18,914 - Overcast - 71 F										
Danny Garcia, R (1, 4) OBP: 0.280, SLG: 0.391										4	0	1	0	0	3	1											
Timo Perez, L (1, 7) OBP: 0.298, SLG: 0.358										4	0	0	0	0	2	2											
31 Mike Piazza, R (1, 2) OBP: 0.370, SLG: 0.490										4	0	1	0	0	1	1											
Jason Phillips, R (1, 3) OBP: 0.374, SLG: 0.443										3	0	0	0	0	2	2											
Ty Wigginton, R (1, 5) OBP: 0.317, SLG: 0.392										2	0	0	0	0	1	0											
Joe McEwing, R (7, PH) OBP: 0.305, SLG: 0.290										1	0	0	0	0	0	1											
Jorge Velandia, R (1, 6) OBP: 0.318, SLG: 0.297										2	0	0	0	0	1	0											
Matt Watson, L (7, PH) OBP: 0.273, SLG: 0.455										1	0	0	0	0	1	1											
Jay Bell, R (8, 5) OBP: 0.333, SLG: 0.200										0	0	0	0	0	0	0											
Jeff Duncan, L (1, 8) OBP: 0.291, SLG: 0.240										2	0	0	0	0	0	0											
Raul Gonzalez, R (8, PH) OBP: 0.327, SLG: 0.342										1	0	0	0	0	0	0											
Steve Trachsel, R (1, 1) ERA: 3.27	7.0	W	25	3	0	0	12	3	0	0	0	0	0	0	0	0											
Tony Clark, S (8, PH) ERA: 4.01	1.0	H	3	0	0	0	0	0	0	0	0	0	0	0	0	0											
32 Chad Cordero, R (9, 1) ERA: 1.86	1.0	S	3	0	0	0	2	0	0	0	0	0	0	0	0	0											
Inning Stats	R: 0 H: 1 E: 0 K: 2 S: 18	H: 1 LOB: 1 BB: 0 P: 24	R: 0 H: 0 E: 0 K: 2 S: 11	H: 0 LOB: 0 BB: 0 P: 17	R: 0 H: 0 E: 0 K: 2 S: 7	H: 0 LOB: 0 BB: 0 P: 9	R: 0 H: 0 E: 1 K: 2 S: 16	H: 0 LOB: 1 BB: 0 P: 22	R: 0 H: 1 E: 0 K: 2 S: 14	H: 1 LOB: 1 BB: 0 P: 18	R: 0 H: 1 E: 0 K: 1 S: 14	H: 1 LOB: 1 BB: 0 P: 20	R: 0 H: 0 E: 0 K: 0 S: 7	H: 0 LOB: 0 BB: 0 P: 13	R: 0 H: 0 E: 0 K: 2 S: 7	H: 0 LOB: 0 BB: 0 P: 12	1B: 2 2B: 1 3B: 0 HR: 0	SF: 0 SAC: 0 DP: 0 HBP: 0	WP: 0 PB: 0 SB: 0 CS: 0	PA: 31							
PITCHER	IP	WLS	BF	H	R	ER	SO	BB	IBB	HBP	BLK	WP	HR	S	P	ERA	WHIP										
Javier Vazquez, R (1, 1) ERA: 3.27	7.0		25	3	0	0	12	3	0	0	0	0	0	79	126	0.00	0.429										
Scott Stewart, L (8, 1) ERA: 4.01	1.0	H	3	0	0	0	0	0	0	0	0	0	0	7	13	0.00	0.000										
32 Chad Cordero, R (9, 1) ERA: 1.86	1.0	S	3	0	0	0	2	0	0	0	0	0	0	7	12	0.00	0.000										

AB	31
R	0
H	3
RBI	0
BB	0
SO	14
LOB	8



Batter	1	2	3	4	5	6	7	8	9	AB	R	H	RBI	BB	SO	LOB	TOP					
Jose Macias, S OBP: 0.277, SLG: 0.358 (1, 8)	P5	E4		K		L9		P2		5	0	0	0	0	1	5	Montreal Expos @ New York Mets Shea Stadium, Flushing, NY Fri Sep 19 2003, 7:10 PM EDT Att: 33,083 - Cloudy - 75 F					
Jose Vidro, S OBP: 0.400, SLG: 0.478 52 T.J. Tucker, R OBP: 0.278, SLG: 0.333 (1, 4)	HR	F8		HR		G4-3		L7		5	2	2	5	0	0	3						
Orlando Cabrera, R OBP: 0.352, SLG: 0.466 (1, 6)	P5			1B		P6			G4-3	5	1	3	0	0	0							
Vladimir Guerrero, R OBP: 0.431, SLG: 0.600 (1, 9)	1B			G5-4-3		L7			G4-3	4	0	0	0	1	1	3						
Wil Cordero, R OBP: 0.341, SLG: 0.431 (1, 3)	BB			G5-3		K			K	5	0	1	0	0	2	1						
Todd Zeile, R OBP: 0.305, SLG: 0.388 (1, 5)	L4			G5-3		K			K	5	1	2	1	0	0	2						
Todd Zeile, R OBP: 0.305, SLG: 0.388 (1, 5)	L4			HR		F8			F8	5	1	2	1	0	0	2						
Joe Vitiello, R OBP: 0.064, SLG: 0.043 Endy Chavez, L OBP: 0.292, SLG: 0.350 (1, 7)		E7		FC5					G1-3	3	1	1	0	0	0	1						
Michael Barrett, R OBP: 0.280, SLG: 0.407 (1, 2)	P6			HR					F7	2	1	0	0	2	0	2						
Zach Day, R OBP: 0.064, SLG: 0.043 Luis Ayala, R OBP: 0.282, SLG: 0.375 Ronald Calloway, L OBP: 0.325, SLG: 0.293 Henry Mateo, S OBP: 0.325, SLG: 0.293 (1, 1)		K		L6		F9			F7	3	0	0	0	0	1	6						
Inning Stats	R: 1 E: 0 K: 0 S: 9	H: 2 LOB: 2 BB: 1 P: 15	R: 0 E: 2 K: 1 S: 12	H: 0 LOB: 2 BB: 0 P: 20	R: 0 E: 0 K: 0 S: 8	H: 1 LOB: 0 BB: 0 P: 10	R: 4 E: 0 K: 1 S: 21	H: 3 LOB: 1 BB: 1 P: 34	R: 0 E: 0 K: 0 S: 6	H: 1 LOB: 2 BB: 1 P: 13	R: 0 E: 0 K: 0 S: 7	H: 0 LOB: 0 BB: 0 P: 12	R: 0 E: 0 K: 2 S: 11	H: 0 LOB: 0 BB: 0 P: 15	R: 1 E: 0 K: 0 S: 12	H: 1 LOB: 1 BB: 1 P: 21	R: 1 E: 0 K: 1 S: 12	H: 2 LOB: 1 BB: 0 P: 15	1B: 5 2B: 2 3B: 1 HR: 2	SF: 0 SAC: 0 DP: 1 HBP: 0	WP: 0 PB: 0 SB: 0 CS: 0	PA: 43
PITCHER	IP	WLS	BF	H	R	ER	SO	BB	IBB	HBP	BLK	WP	HR	S	P	ERA	WHIP					
Tom Glavine, L ERA: 4.59 Jason Anderson, R ERA: 5.22 Orber Moreno, R ERA: 10.5	6.0	L	30	7	5	5	2	2	1	0	0	0	2	63	104	7.50	1.500					

AB	39
R	7
H	10
RBI	7
BB	4
SO	5
LOB	24




Batter	1	2	3	4	5	6	7	8	9	AB	R	H	RBI	BB	SO	LOB	BOTTOM					
Roger Cedeno, S OBP: 0.324, SLG: 0.382 (1, 9)	G5-3	F7		K2-3		G4		F9		5	0	1	0	0	1	6	Montreal Expos @ New York Mets Shea Stadium, Flushing, NY Fri Sep 19 2003, 7:10 PM EDT Att: 33,083 - Cloudy - 75 F					
Timo Perez, L OBP: 0.293, SLG: 0.353 (1, 8)	G5-3			G6-3		B1-3		F9		5	0	0	0	0	0	1						
31 Mike Piazza, R OBP: 0.367, SLG: 0.488 (1, 2)	K			L8		2B		P6		5	1	1	0	0	1	1						
Tony Clark, S OBP: 0.297, SLG: 0.483 (1, 3)	K			BB		2B		1B		4	0	2	1	1	1	1						
Matt Watson, L OBP: 0.267, SLG: 0.400 (1, 7)		E3		G3-1		G5-3		1B		4	0	1	0	0	0	2						
Joe McEwing, R OBP: 0.305, SLG: 0.290 (1, 5)		FC5-4		G6-3		F8		G1-3		4	0	1	0	0	0	2						
Jorge Velandia, R OBP: 0.354, SLG: 0.350 (1, 6)		FC5-2		WP		FC1-6		G6-4-3		3	0	2	0	1	0	2						
Danny Garcia, R OBP: 0.259, SLG: 0.367 (1, 4)		FC5-4		L8		FC1-6		G6-4-3		3	0	0	0	0	0	4						
Tom Glavine, L OBP: 0.196, SLG: 0.170 Mike Glavine, L OBP: 0.375, SLG: 0.447 Orber Moreno, R OBP: 0.375, SLG: 0.447 (1, 1)		FC5-4		K		FC1-6		G6-4-3		1	0	0	0	1	1	1						
Inning Stats	R: 0 E: 0 K: 2 S: 10	H: 1 LOB: 3 BB: 1 P: 14	R: 0 E: 1 K: 0 S: 13	H: 1 LOB: 3 BB: 1 P: 23	R: 0 E: 0 K: 0 S: 4	H: 0 LOB: 1 BB: 1 P: 14	R: 0 E: 0 K: 1 S: 10	H: 0 LOB: 1 BB: 1 P: 20	R: 1 E: 0 K: 0 S: 11	H: 2 LOB: 1 BB: 0 P: 13	R: 0 E: 0 K: 0 S: 5	H: 1 LOB: 2 BB: 0 P: 10	R: 0 E: 0 K: 0 S: 14	H: 2 LOB: 2 BB: 0 P: 20	R: 0 E: 0 K: 0 S: 7	H: 2 LOB: 1 BB: 0 P: 12		R: 0 E: 0 K: 0 S: 7	H: 0 LOB: 0 BB: 0 P: 10	1B: 5 2B: 4 3B: 0 HR: 0	SF: 0 SAC: 0 DP: 1 HBP: 1	WP: 3 PB: 0 SB: 0 CS: 0
PITCHER	IP	WLS	BF	H	R	ER	SO	BB	IBB	HBP	BLK	WP	HR	S	P	ERA	WHIP					
Zach Day, R ERA: 3.87 Luis Ayala, R ERA: 3.0 52 T.J. Tucker, R ERA: 4.85	6.0	W	28	5	1	1	4	3	0	1	0	0	0	14	20	0.00	2.000					

AB	36
R	1
H	9
RBI	1
BB	3
SO	4
LOB	22




Batter	1	2	3	4	5	6	7	8	9	AB	R	H	RBI	BB	SO	LOB	TOP										
Brad Wilkerson, L OBP: 0.379, SLG: 0.465 (1, 8)										5	0	1	0	0	2	2	Montreal Expos @ New York Mets Shea Stadium, Flushing, NY Sun Sep 21 2003, 1:10 PM EDT Att: 28,702 - Cloudy - 69 F										
Henry Mateo, S OBP: 0.316, SLG: 0.287 Joe Mauer, R Vic Darenzbourg, L Luis Ayala, R Jose Macias, S Rocky Biddle, R (1, 4)										3	0	0	0	0	2	0											
Orlando Cabrera, R OBP: 0.351, SLG: 0.465 (1, 6)										4	0	1	0	0	0	3											
Vladimir Guerrero, R OBP: 0.429, SLG: 0.598 (1, 9)										4	1	1	0	0	1	1											
Wil Cordero, R OBP: 0.345, SLG: 0.447 (1, 3)										4	2	2	2	0	0	0											
Ronald Colloway, L OBP: 0.284, SLG: 0.378 Andy Chavez, L OBP: 0.294, SLG: 0.353 (7, 8)										3	0	1	0	0	1	0											
Todd Zeile, R OBP: 0.313, SLG: 0.399 (1, 5)										3	0	1	1	1	0	0											
Michael Barrett, R OBP: 0.280, SLG: 0.405 (1, 2)										4	0	1	1	0	1	2											
Tomo Ohka, S OBP: 0.222, SLG: 0.192 Edwards Guzman, L OBP: 0.272, SLG: 0.305 Jamey Carroll, R OBP: 0.327, SLG: 0.330 (8, PH)										2	0	0	0	0	1	2											
Inning Stats	R: 0 H: 1 E: 0 K: 2 S: 17	H: 1 LOB: 1 BB: 0 P: 21	R: 0 H: 1 E: 0 K: 0 S: 14	H: 1 LOB: 2 BB: 1 P: 24	R: 0 H: 0 E: 0 K: 2 S: 10	H: 0 LOB: 0 BB: 0 P: 12	R: 0 H: 0 E: 0 K: 2 S: 9	H: 0 LOB: 0 BB: 0 P: 13	R: 0 H: 0 E: 0 K: 0 S: 8	H: 0 LOB: 0 BB: 0 P: 11	R: 1 H: 1 E: 0 K: 0 S: 11	H: 1 LOB: 0 BB: 0 P: 18	R: 0 H: 2 E: 0 K: 0 S: 19	H: 2 LOB: 3 BB: 1 P: 29	R: 3 H: 5 E: 0 K: 2 S: 17	H: 5 LOB: 2 BB: 0 P: 24		1B: 4 2B: 4 3B: 1 HR: 1	SF: 0 SAC: 0 DP: 1 HBP: 0	WP: 0 PB: 0 SB: 0 CS: 0	PA: 38						
PITCHER	IP	WLS	BF	H	R	ER	SO	BB	IBB	HBP	BLK	WP	HR	S	P	ERA	WHIP										
Jae Weong Seo, R ERA: 3.9 Dan Wheeler, R ERA: 3.67 Grant Roberts, R ERA: 4.08 John Franco, L ERA: 2.48	(1, 1)	7.1	29	5	1	1	8	1	1	0	0	0	1	92	132	1.23	0.818										
(8, 1)	0.2	1	0	0	0	0	0	0	0	0	0	0	0	4	7	0.00	0.000										
(9, 1)	0.0	L	5	5	3	3	0	0	0	0	0	0	0	9	13	∞	∞										
(9, 1)	1.0	3	0	0	0	2	0	0	0	0	0	0	0	8	11	0.00	0.000										

AB	36
R	4
H	10
RBI	4
BB	2
SO	10
LOB	14



Batter	1	2	3	4	5	6	7	8	9	AB	R	H	RBI	BB	SO	LOB	BOTTOM										
Roger Cedeno, S OBP: 0.322, SLG: 0.378 (1, 9)										4	0	1	0	0	1	0	Montreal Expos @ New York Mets Shea Stadium, Flushing, NY Sun Sep 21 2003, 1:10 PM EDT Att: 28,702 - Cloudy - 69 F										
Joe McEwing, R OBP: 0.302, SLG: 0.287 (1, 4)										4	0	0	0	0	1	0											
31 Mike Piazza, R OBP: 0.370, SLG: 0.484 (1, 2)										3	1	2	0	1	0	0											
Tony Clark, S OBP: 0.299, SLG: 0.477 (1, 3)										4	0	1	0	0	1	3											
Timo Perez, L OBP: 0.303, SLG: 0.363 (1, 7)										4	1	2	0	0	0	0											
Ty Wigginton, R OBP: 0.316, SLG: 0.389 (1, 5)										4	0	1	0	0	0	4											
Jorge Velandia, R OBP: 0.345, SLG: 0.311 Matt Watson, L OBP: 0.235, SLG: 0.353 Marco Scutaro, R OBP: 0.322, SLG: 0.351 (8, 4)										2	0	0	0	0	2	1											
Jeff Duncan, L OBP: 0.295, SLG: 0.248 (1, 8)										4	0	0	0	0	3	4											
Jae Weong Seo, R OBP: 0.154, SLG: 0.122 Dan Wheeler, R Raul Gonzalez, R Grant Roberts, R John Franco, L Jay Bell, R OBP: 0.331, SLG: 0.198 (1, 1)										2	0	0	0	0	1	0											
Inning Stats	R: 0 H: 1 E: 0 K: 0 S: 6	H: 0 LOB: 0 BB: 0 P: 9	R: 0 H: 0 E: 0 K: 1 S: 9	H: 0 LOB: 0 BB: 0 P: 12	R: 0 H: 0 E: 0 K: 0 S: 8	H: 0 LOB: 0 BB: 0 P: 13	R: 0 H: 1 E: 0 K: 2 S: 10	H: 1 LOB: 1 BB: 0 P: 12	R: 0 H: 1 E: 1 K: 1 S: 18	H: 1 LOB: 2 BB: 1 P: 25	R: 1 H: 1 E: 1 K: 1 S: 11	H: 1 LOB: 0 BB: 0 P: 16	R: 0 H: 0 E: 0 K: 1 S: 9	H: 0 LOB: 0 BB: 0 P: 16	R: 1 H: 4 E: 0 K: 1 S: 12	H: 4 LOB: 3 BB: 0 P: 18		1B: 8 2B: 0 3B: 0 HR: 0	SF: 0 SAC: 0 DP: 0 HBP: 0	WP: 1 PB: 0 SB: 0 CS: 0	PA: 36						
PITCHER	IP	WLS	BF	H	R	ER	SO	BB	IBB	HBP	BLK	WP	HR	S	P	ERA	WHIP										
Tomo Ohka, R ERA: 4.36 Luis Ayala, R ERA: 2.96 Rocky Biddle, R ERA: 4.71	(1, 1)	7.0	26	4	1	0	6	1	0	0	0	0	0	9	16	0.00	0.714										
(8, 1)	1.0	W	3	0	0	0	1	0	0	0	0	0	0	9	16	0.00	0.000										
(9, 1)	1.0	S	7	4	1	1	1	0	0	0	0	0	0	12	18	9.00	4.000										

AB	35
R	2
H	8
RBI	1
BB	1
SO	8
LOB	17



Batter	1	2	3	4	5	6	7	8	9	AB	R	H	RBI	BB	SO	LOB	TOP										
Tike Redman, L (1, 8) OBP: 0.359, SLG: 0.486	1-1 1B		0-0 SH1-3		1-1 F7		1-1 L4			3	0	1	0	0	0	3											
Jeff Reboulet, R (1, 4) OBP: 0.323, SLG: 0.332	2-2 P3		0-0 FC6-5 1B		3-2 F9			3-2 G6-3		4	0	0	0	0	0	2											
18 Jason Kendall, R (1, 2) OBP: 0.399, SLG: 0.414	1-1 G5-3		3-2 1B			3-2 F8		2-1 P3		4	0	1	0	0	0	0											
Craig Wilson, R (1, 3) OBP: 0.364, SLG: 0.519		2-0 P4	0-2 F8			1-3 K		0-3 K		4	0	0	0	0	2	2											
Jason Bay, R (1, 7) OBP: 0.425, SLG: 0.592		0-0 G6-3 2B		2-1 G5-4-3 1B		2-2 G5-3			0-1 F7	4	0	2	0	0	0	0											
José Hernández, R (1, 5) OBP: 0.286, SLG: 0.346		1-1 G6-3		2-0 G5-4-3			2-3 K		0-3 K	4	0	0	0	0	2	2											
J.J. Davis, R (1, 9) OBP: 0.313, SLG: 0.345		4-1 BB		2-3 K			3-1 2B 1B		1-1 G4-3	3	0	1	0	1	1	0											
2 Jack Wilson, R (1, 6) OBP: 0.305, SLG: 0.351		0-1 L8			2-1 SH1-4 1B			0-1 1B		3	0	2	0	0	0	2											
Kip Wells, R (1, 1) OBP: 0.206, SLG: 0.284					2-1 SH1-4					2	0	1	0	0	1	2											
34 John Grabow, L (8, 1)										0	0	0	0	0	0	0											
Brian Meadows, R (8, 1) OBP: 0.133, SLG: 0.071										0	0	0	0	0	0	0											
Inning Stats	R: 0 E: 0 K: 0 S: 7	H: 1 LOB: 0 BB: 0 P: 11	R: 0 E: 0 K: 0 S: 7	H: 1 LOB: 2 BB: 1 P: 14	R: 0 E: 0 K: 0 S: 10	H: 2 LOB: 0 BB: 0 P: 13	R: 0 E: 0 K: 1 S: 7	H: 1 LOB: 0 BB: 0 P: 13	R: 0 E: 0 K: 0 S: 9	H: 0 LOB: 1 BB: 0 P: 17	R: 0 E: 0 K: 1 S: 10	H: 0 LOB: 2 BB: 0 P: 16	R: 0 E: 0 K: 2 S: 12	H: 2 LOB: 0 BB: 0 P: 18	R: 0 E: 0 K: 1 S: 8	H: 0 LOB: 0 BB: 0 P: 13	R: 0 E: 0 K: 1 S: 7	H: 0 LOB: 0 BB: 0 P: 8	1B: 7 2B: 1 3B: 0 HR: 0	SF: 0 SAC: 2 DP: 1 HBP: 0	WP: 0 PB: 0 SB: 0 CS: 0	PA: 34					
PITCHER	IP	WLS	BF	H	R	ER	SO	BB	IBB	HBP	BLK	WP	HR	S	P	ERA	WHIP										
Al Leiter, L (1, 1) ERA: 3.99	9.0	W	34	8	0	0	6	1	0	0	0	0	0	77	123	0.00	1.000										

Pittsburgh Pirates @ New York Mets
Shea Stadium, Flushing, NY
Tue Sep 23 2003, 7:10 PM EDT
Att: 17,830 - Cloudy - 74 F

AB 31
R 0
H 8
RBI 0
BB 1
SO 6
LOB 13



Batter	1	2	3	4	5	6	7	8	9	AB	R	H	RBI	BB	SO	LOB	BOTTOM										
Roger Cedeno, S (1, 9) OBP: 0.321, SLG: 0.377	1-2 S 1B		0-2 G4-3		2-2 G4-3			1-2 F7		4	0	1	0	0	0	0											
Marco Scutaro, R (9, 4) OBP: 0.322, SLG: 0.351										0	0	0	0	0	0	0											
Joe Mauer, R (1, 4) OBP: 0.301, SLG: 0.287	3-2 P4		3-1 F7			1-2 G1-6-3		1-2 31 1B		4	0	1	0	0	0	1											
31 Mike Piazza, R (1, 2) OBP: 0.372, SLG: 0.484	1-2 G6-3			0-1 2B G6-3 1B		2-2 G5-3		1-1 WP 1B		4	1	2	0	0	0	1											
Tony Clark, S (1, 3) OBP: 0.306, SLG: 0.484	0-3 K			2-1 2B		3-0 1B		1-2 BB		3	0	2	0	1	1	1											
Timo Perez, L (1, 7) OBP: 0.300, SLG: 0.359		0-0 G6-3		0-0 G6-3		1-2 F9		1-3 K		3	0	0	1	0	0	2											
Raul Gonzalez, R (8, PH) OBP: 0.323, SLG: 0.337										1	0	0	0	0	1	3											
Ty Wigginton, R (1, 5) OBP: 0.315, SLG: 0.390		0-2 G4-3		0-3 K			0-0 SH1-4 FC4-2 2B	2-1 L7		4	0	1	0	0	1	4											
Jorge Velandia, R (1, 6) OBP: 0.351, SLG: 0.340		2-2 2B		2-0 G5-3			1-0 SH1-4			2	0	1	0	0	0	1											
Jeff Duncan, L (1, 8) OBP: 0.291, SLG: 0.245		1-1 G4-3			3-2 P6		3-2 FC4-2			2	0	0	0	0	0	1											
Matt Watson, L (7, PH) OBP: 0.222, SLG: 0.333										1	0	0	0	0	0	1											
Prentice Redman, R (7, PR) OBP: 0.176, SLG: 0.412										0	0	0	0	0	0	0											
Al Leiter, L (1, 1) OBP: 0.055, SLG: 0.019							1-0 G4-3		1-3 K	3	0	0	0	0	2	1											
Inning Stats	R: 0 E: 0 K: 1 S: 16	H: 1 LOB: 1 BB: 0 P: 21	R: 0 E: 0 K: 0 S: 9	H: 1 LOB: 0 BB: 0 P: 12	R: 0 E: 0 K: 1 S: 8	H: 0 LOB: 0 BB: 0 P: 11	R: 1 E: 0 K: 1 S: 9	H: 2 LOB: 1 BB: 0 P: 13	R: 0 E: 0 K: 0 S: 7	H: 0 LOB: 0 BB: 0 P: 13	R: 0 E: 0 K: 0 S: 10	H: 1 LOB: 1 BB: 0 P: 17	R: 0 E: 0 K: 1 S: 9	H: 1 LOB: 0 BB: 0 P: 13	R: 0 E: 0 K: 1 S: 16	H: 2 LOB: 3 BB: 1 P: 26	1B: 5 2B: 3 3B: 0 HR: 0	SF: 0 SAC: 1 DP: 0 HBP: 0	WP: 1 PB: 0 SB: 1 CS: 0	PA: 33							
PITCHER	IP	WLS	BF	H	R	ER	SO	BB	IBB	HBP	BLK	WP	HR	S	P	ERA	WHIP										
Kip Wells, R (1, 1) ERA: 3.29	7.1	L	31	8	1	1	4	1	0	0	0	0	0	77	116	1.23	1.227										
34 John Grabow, L (8, 1) ERA: 4.5	0.1		1	0	0	0	1	0	0	0	0	0	0	5	6	0.00	0.000										
Brian Meadows, R (8, 1) ERA: 4.84	0.1		1	0	0	0	0	0	0	0	0	0	0	2	4	0.00	0.000										

Pittsburgh Pirates @ New York Mets
Shea Stadium, Flushing, NY
Tue Sep 23 2003, 7:10 PM EDT
Att: 17,830 - Cloudy - 74 F

AB 31
R 1
H 8
RBI 1
BB 1
SO 5
LOB 16



Batter	1	2	3	4	5	6	7	8	9	AB	R	H	RBI	BB	SO	LOB	TOP				
Tike Redman, L (1, 8) OBP: 0.364, SLG: 0.486	E5 FC4-6		FC4-6 1B		K		G5-4-3 1B		G5-4-3 HBP	4	0	2	0	0	1	0					
Abraham Nunez, S (1, 4) OBP: 0.314, SLG: 0.360	FC4-6 18 WP		FC4-6 18 3B				G5-4-3		F9	4	1	1	0	0	0	3					
Jeff Reboulet, R (9, PH) OBP: 0.322, SLG: 0.331										1	0	0	0	0	0	1					
18 Jason Kendall, R (1, 2) OBP: 0.398, SLG: 0.416	P4		1B 3B		F8		G6-3		FC5-4	5	1	1	1	0	0	3					
Matt Stairs, L (1, 3) OBP: 0.390, SLG: 0.560	F7		BB 1B						G4-3	4	0	1	1	1	1	2					
Craig Wilson, R (1, 9) OBP: 0.365, SLG: 0.517		P2	1B		K					3	1	1	0	1	1	2					
Rob Mackowiak, L (1, 5) OBP: 0.345, SLG: 0.459		1B	G4-3						P4	4	0	2	0	0	0	3					
Jason Bay, R (1, 7) OBP: 0.418, SLG: 0.573					K					4	0	1	0	0	2	2					
2 Jack Wilson, R (1, 6) OBP: 0.304, SLG: 0.351					F9					4	0	1	1	0	0	2					
Jeff D'Amico, R (1, 1) OBP: 0.222, SLG: 0.208					F9					2	0	0	0	0	0	0					
Carlos Rivera, L (6, PH) OBP: 0.293, SLG: 0.393					F9					1	0	0	0	0	0	1					
Neison Figueroa, R (6, 1) OBP: 0.303, SLG: 0.333					F9					0	0	0	0	0	0	0					
J.J. Davis, R (8, PH) OBP: 0.303, SLG: 0.333					F9					1	0	0	0	0	1	2					
Mark Corey, R (8, 1) OBP: 0.303, SLG: 0.333					F9					0	0	0	0	0	0	0					
Inning Stats	R: 0 E: 1 K: 0 S: 12	H: 0 LOB: 1 BB: 0 P: 18	R: 0 E: 0 K: 0 S: 13	H: 1 LOB: 1 BB: 0 P: 20	R: 2 E: 0 K: 0 S: 18	H: 3 LOB: 2 BB: 1 P: 33	R: 0 E: 0 K: 1 S: 6	H: 0 LOB: 0 BB: 0 P: 7	R: 0 E: 0 K: 1 S: 10	H: 1 LOB: 2 BB: 1 P: 23	R: 0 E: 0 K: 0 S: 4	H: 1 LOB: 0 BB: 0 P: 5	R: 1 E: 0 K: 1 S: 15	H: 3 LOB: 2 BB: 0 P: 24	R: 0 E: 0 K: 1 S: 9	H: 0 LOB: 1 BB: 0 P: 15	1B: 7 2B: 1 3B: 2 HR: 0	SF: 0 SAC: 0 DP: 1 HBP: 1	WP: 1 PB: 0 SB: 1 CS: 0	PA: 40	
PITCHER	IP	WLS	BF	H	R	ER	SO	BB	IBB	HBP	BLK	WP	HR	S	P	ERA	WHIP				
Steve Trachsel, R (1, 1) ERA: 3.78	6.0	W	27	6	2	2	4	2	0	0	0	1	0	74	119	3.00	1.333				
John Franco, L (7, 1) ERA: 2.92	1.2	H	6	2	1	1	0	0	0	0	0	0	0	11	16	5.40	1.200				
David Weathers, R (8, 1) ERA: 3.12	0.1	H	3	2	0	0	1	0	0	0	0	0	0	8	13	0.00	6.000				
Mike Stanton, L (9, 1) ERA: 4.57	1.0	S	4	0	0	0	1	0	0	0	0	0	0	9	15	0.00	0.000				

Pittsburgh Pirates @ New York Mets
Shea Stadium, Flushing, NY
Wed Sep 24, 2003, 7:10 PM EDT
Att: 22,134 - Sunny - 67 F

AB 37
R 3
H 10
RBI 3
BB 2
SO 6
LOB 21



Batter	1	2	3	4	5	6	7	8	9	AB	R	H	RBI	BB	SO	LOB	BOTTOM				
Roger Cedeno, S (1, 9) OBP: 0.323, SLG: 0.380	F8 31 G6-3 2B				G4-3					4	2	2	0	0	0	3					
Raul Gonzalez, R (8, 9) OBP: 0.322, SLG: 0.335		FC6-4								1	0	0	0	0	0	1					
Jay Bell, R (1, 5) OBP: 0.326, SLG: 0.198	F8									5	1	1	0	0	1	2					
31 Mike Piazza, R (1, 2) OBP: 0.374, SLG: 0.482	G6-3									3	1	1	1	1	0	0					
Tony Clark, S (1, 3) OBP: 0.305, SLG: 0.478	P5									3	0	0	1	1	1	1					
Timo Perez, L (1, 7) OBP: 0.305, SLG: 0.370										4	1	3	2	0	0	0					
Jorge Velandia, R (1, 6) OBP: 0.344, SLG: 0.320										3	0	0	0	1	0	3					
David Weathers, R (8, 1) OBP: 0.303, SLG: 0.333										0	0	0	0	0	0	0					
Mike Stanton, L (9, 1) OBP: 0.303, SLG: 0.333										0	0	0	0	0	0	0					
Prentice Redman, R (1, 8) OBP: 0.143, SLG: 0.333										4	0	0	0	0	2	4					
Danny Garcia, R (1, 4) OBP: 0.293, SLG: 0.385										3	0	2	1	0	0	0					
Steve Trachsel, R (1, 1) OBP: 0.213, SLG: 0.224										2	0	1	0	0	1	0					
John Franco, L (7, 1) ERA: 3.51										0	0	0	0	0	0	0					
Joe McEwing, R (8, 6) OBP: 0.301, SLG: 0.287										0	0	0	0	0	0	0					
Inning Stats	R: 1 E: 0 K: 0 S: 9	H: 1 LOB: 0 BB: 0 P: 12	R: 1 E: 0 K: 1 S: 14	H: 3 LOB: 2 BB: 0 P: 20	R: 0 E: 0 K: 2 S: 11	H: 2 LOB: 3 BB: 1 P: 17	R: 3 E: 0 K: 1 S: 16	H: 3 LOB: 2 BB: 2 P: 29	R: 0 E: 0 K: 0 S: 7	H: 0 LOB: 0 BB: 0 P: 9	R: 0 E: 0 K: 1 S: 6	H: 0 LOB: 0 BB: 0 P: 9	R: 0 E: 0 K: 0 S: 8	H: 1 LOB: 1 BB: 0 P: 15	R: 0 E: 0 K: 0 S: 9	H: 0 LOB: 1 BB: 0 P: 15	1B: 7 2B: 3 3B: 0 HR: 0	SF: 0 SAC: 2 DP: 0 HBP: 1	WP: 0 PB: 0 SB: 0 CS: 0	PA: 38	
PITCHER	IP	WLS	BF	H	R	ER	SO	BB	IBB	HBP	BLK	WP	HR	S	P	ERA	WHIP				
Jeff D'Amico, R (1, 1) ERA: 4.77	5.0	L	28	9	5	5	4	2	1	1	0	0	0	57	87	9.00	2.200				
Neison Figueroa, R (6, 1) ERA: 3.51	2.0		6	0	0	0	1	0	0	0	0	0	0	13	18	0.00	0.000				
Mark Corey, R (8, 1) ERA: 5.65	1.0		4	1	0	0	0	0	0	0	0	0	0	8	15	0.00	1.000				

Pittsburgh Pirates @ New York Mets
Shea Stadium, Flushing, NY
Wed Sep 24, 2003, 7:10 PM EDT
Att: 22,134 - Sunny - 67 F

AB 32
R 5
H 10
RBI 5
BB 3
SO 5
LOB 14



Batter	1	2	3	4	5	6	7	8	9	AB	R	H	RBI	BB	SO	LOB	TOP										
Tike Redman, L (1,8) OBP: 0.371, SLG: 0.491	0-1 CS 1B		2-1 18 1B 1-2 1B		1-2 P6			0-1 18 1B 1-2 1B		4	0	3	0	0	0	0	Pittsburgh Pirates @ New York Mets Shea Stadium, Flushing, NY Thu Sep 25 2003, 7:35 PM EDT Att: 25,081 - Sunny - 72 F										
2 Jack Wilson, R (1,6) OBP: 0.394, SLG: 0.350	2-1 FC5-4 1-2 1B		0-2 F9			1-6 F7		0-0 F7		4	0	1	0	0	0	4											
18 Jason Kendall, R (1,2) OBP: 0.398, SLG: 0.416	2-2 F7		3-1 1-3 2-H 1B			0-2 F7		3-2 FC5-4 1-2 2-H 1B		4	0	2	2	0	0	1											
Craig Wilson, R (1,3) OBP: 0.361, SLG: 0.510	1-0 FC5-4 1-2		1-2 F9			3-3 K		1-3 K		4	0	0	0	0	2	5											
Jason Bay, R (1,7) OBP: 0.421, SLG: 0.570		0-0 G1-3		2-2 G4-6-3 1B				1-0 FC5-4 1-2		4	1	2	0	0	0	2											
J.J. Davis, R (1,9) OBP: 0.276, SLG: 0.303		2-2 G1-3		0-3 K				2-1 L7		3	0	0	0	0	1	2											
Brian Meadows, R (7,1) OBP: 0.133, SLG: 0.071									2-2 L3	3	0	0	0	0	0	0											
Carlos Rivera, L (9, PH) OBP: 0.290, SLG: 0.389										1	0	0	0	0	0	0											
Rob Mackowiak, L (1,5) OBP: 0.343, SLG: 0.451		1-2 G6-3		0-0 G4-6-3 1-2				4-1 BB		3	0	0	0	1	0	1											
Julian Tavarez, L (9,1)								1-3 BB		0	0	0	0	0	0	0											
Jeff Reboulet, R (1,4) OBP: 0.323, SLG: 0.332			0-1 FC2-6 1B			2-2 G1-3		0-0 SF7-2-4 1-2 3-H		2	0	1	0	0	0	0											
Abraham Nunez, S (7, PH) OBP: 0.312, SLG: 0.359									3-2 G5-3	1	0	0	1	0	0	0											
16 Salomon Torres, R (1,1) OBP: 0.143, SLG: 0.125			0-1 FC2-6 18 1B 1-2			2-3 K		2-1 18 1B 1B		2	1	0	0	0	1	1											
José Hernández, R (7,5) OBP: 0.287, SLG: 0.348										1	1	1	0	0	0	0											
Inning Stats	R: 0 E: 0 K: 0 S: 9	H: 2 LOB: 1 BB: 0 P: 14	R: 0 E: 0 K: 0 S: 9	H: 0 LOB: 0 BB: 0 P: 12	R: 1 E: 0 K: 0 S: 14	H: 3 LOB: 2 BB: 0 P: 20	R: 0 E: 0 K: 1 S: 11	H: 1 LOB: 0 BB: 0 P: 13	R: 0 E: 0 K: 1 S: 7	H: 0 LOB: 0 BB: 0 P: 11	R: 1 E: 0 K: 0 S: 5	H: 1 LOB: 0 BB: 1 P: 13	R: 1 E: 0 K: 0 S: 13	H: 3 LOB: 2 BB: 0 P: 20	R: 0 E: 0 K: 0 S: 11	H: 0 LOB: 0 BB: 0 P: 17	1B: 10 2B: 1 3B: 0 HR: 0	SF: 1 SAC: 0 DP: 2 HBP: 0	WP: 0 PB: 0 SB: 1 CS: 1	PA: 35							
PITCHER	IP	WLS	BF	H	R	ER	SO	BB	IBB	HBP	BLK	WP	HR	S	P	ERA	WHIP										
Tom Glavine, L (1,1) ERA: 4.52	5.0		19	6	1	1	2	0	0	0	0	0	0	54	75	1.80	1.200										
Grant Roberts, R (6,1) ERA: 3.73	1.1	L	6	1	1	0	1	1	0	0	0	0	0	11	23	0.00	1.500										
Jaime Cerda, L (7,1) ERA: 5.74	0.2		1	0	0	0	0	0	0	0	0	0	0	1	1	0.00	0.000										
Dan Wheeler, R (8,1) ERA: 3.78	1.0		6	3	1	1	1	0	0	0	0	0	0	13	20	9.00	3.000										
Pedro Feliciano, L (9,1) ERA: 5.57	1.0		3	0	0	0	0	0	0	0	0	0	0	11	17	0.00	0.000										

Batter	1	2	3	4	5	6	7	8	9	AB	R	H	RBI	BB	SO	LOB	BOTTOM											
Roger Cedeno, S (1,9) OBP: 0.320, SLG: 0.377	2-3 K		1-1 G4-3			2-1 G4-3		1-2 K		4	0	0	0	0	2	1	Pittsburgh Pirates @ New York Mets Shea Stadium, Flushing, NY Thu Sep 25 2003, 7:35 PM EDT Att: 25,081 - Sunny - 72 F											
Joe McEwing, R (1,4) OBP: 0.304, SLG: 0.287	3-2 G5-3			4-2 31 G6-4-3 BB		0-2 1B		2-1 G6-3		3	0	1	0	1	0	0												
Timo Perez, L (1,8) OBP: 0.302, SLG: 0.365	0-0 G4-3			0-0 F8		2-2 P2			1-3 K	4	0	0	0	0	1	2												
31 Mike Piazza, R (1,2) OBP: 0.375, SLG: 0.483		0-1 G5-4-3 1B		2-2 G6-4-3 1-2				0-0 G5-4-3 1B		4	0	2	0	0	1	1												
Ty Wigginton, R (1,5) OBP: 0.315, SLG: 0.394		0-0 F8			0-0 HR			2-1 G5-4-3 1-2		4	1	1	1	0	0	2												
Raul Gonzalez, R (1,7) OBP: 0.322, SLG: 0.332		0-0 G5-4-3 1-2			2-1 G6-3			4-2 HBP BB		2	0	0	0	1	0	1												
Jorge Velandia, R (1,6) OBP: 0.333, SLG: 0.308			1-3 K			0-0 G5-3		1-2 HBP		2	0	0	0	0	1	0												
Jason Phillips, R (7, PH) OBP: 0.376, SLG: 0.446									1-2 HBP	0	0	0	0	0	0	0												
Marco Scutaro, R (7, PR) OBP: 0.322, SLG: 0.351										0	0	0	0	0	0	0												
Mike Glavine, L (1,3) Grant Roberts, R Jaime Cerda, L Matt Watson, L Dan Wheeler, R Pedro Feliciano, L			1-0 G3-1			0-1 G3-1		1-1 G6-3		2	0	0	0	0	0	0												
Tom Glavine, L (1,1) OBP: 0.211, SLG: 0.170					4-2 BB			2-3 K		0	0	0	0	1	0	0												
Tony Clark, S (6,3) OBP: 0.303, SLG: 0.474										2	0	0	0	0	2	0												
Vance Wilson, R (9,2) OBP: 0.286, SLG: 0.367										0	0	0	0	0	0	0												
Inning Stats	R: 0 E: 0 K: 1 S: 7	H: 0 LOB: 0 BB: 0 P: 12	R: 0 E: 0 K: 0 S: 4	H: 1 LOB: 0 BB: 0 P: 4	R: 0 E: 0 K: 1 S: 8	H: 0 LOB: 1 BB: 1 P: 15	R: 0 E: 0 K: 0 S: 9	H: 0 LOB: 0 BB: 1 P: 14	R: 1 E: 0 K: 0 S: 6	H: 1 LOB: 0 BB: 0 P: 8	R: 0 E: 0 K: 1 S: 13	H: 1 LOB: 1 BB: 0 P: 20	R: 0 E: 0 K: 0 S: 10	H: 1 LOB: 2 BB: 1 P: 18	R: 0 E: 0 K: 2 S: 10	H: 0 LOB: 0 BB: 0 P: 15	R: 0 E: 0 K: 2 S: 8	H: 0 LOB: 0 BB: 0 P: 10	1B: 3 2B: 0 3B: 0 HR: 1	SF: 0 SAC: 0 DP: 3 HBP: 1	WP: 0 PB: 0 SB: 0 CS: 0	PA: 32						
PITCHER	IP	WLS	BF	H	R	ER	SO	BB	IBB	HBP	BLK	WP	HR	S	P	ERA	WHIP											
16 Salomon Torres, R (1,1) ERA: 4.76	6.2	W	24	4	1	1	3	3	0	0	0	0	0	1	52	84	1.35	1.050										
Brian Meadows, R (7,1) ERA: 4.76	1.1	H	5	0	0	0	2	0	0	1	0	0	0	15	22	0.00	0.000											
Julian Tavarez, R (9,1) ERA: 3.72	1.0	S	3	0	0	0	2	0	0	0	0	0	0	8	10	0.00	0.000											

AB	33
R	3
H	10
RBI	3
BB	1
SO	4
LOB	16


AB	28
R	1
H	4
RBI	1
BB	3
SO	7
LOB	9



Batter	1	2	3	4	5	6	7	8	9	AB	R	H	RBI	BB	SO	LOB	TOP					
Roger Cedeno, S OBP: 0.319, SLG: 0.374	G1-3		G4-3		F7			31 1B BB	F8	4	1	0	0	1	0	2						
Joe McEwing, R OBP: 0.307, SLG: 0.290	F8		31 1B			P3		31 1B SF9 1B		4	1	2	0	0	0	0						
31 Mike Piazza, R OBP: 0.377, SLG: 0.483										4	1	2	1	0	2	1						
Prentice Redman, R OBP: 0.143, SLG: 0.333	2B 1B		K			K		1-3 2-H 1B		0	0	0	0	0	0	0						
David Weathers, R OBP: 0.143, SLG: 0.333										0	0	0	0	0	0	0						
Tony Clark, S OBP: 0.302, SLG: 0.476	1-H 2B		G4-3			F7		SF9		3	0	1	2	0	0	1						
Timo Perez, L OBP: 0.301, SLG: 0.364	G4-3			G1-4-3				3-H 1B	K	4	0	1	0	0	1	2						
Ty Wigington, R OBP: 0.316, SLG: 0.393		4-2 BB		F9					K	2	0	0	0	2	1	1						
Raul Gonzalez, R OBP: 0.316, SLG: 0.325		1-0 F9		F8					P6	4	0	0	0	0	0	3						
Jorge Velandia, R OBP: 0.323, SLG: 0.296																	AB 32					
Matt Watson, L OBP: 0.200, SLG: 0.300																	R 3					
Marco Scutaro, R OBP: 0.322, SLG: 0.351																	H 6					
Jason Phillips, R OBP: 0.375, SLG: 0.445																	RBI 3					
Aaron Heilman, R OBP: 0.087, SLG: 0.045																	BB 4					
Jason Anderson, L OBP: 0.375, SLG: 0.445																	SO 8					
Jay Bell, R OBP: 0.324, SLG: 0.196																	LOB 14					
Vance Wilson, R OBP: 0.288, SLG: 0.367																						
Danny Garcia, R OBP: 0.293, SLG: 0.385																						
Inning Stats	R: 1 E: 0 K: 0 S: 16	H: 2 LOB: 1 BB: 0 P: 24	R: 0 E: 0 K: 2 S: 11	H: 0 LOB: 1 BB: 1 P: 18	R: 0 E: 0 K: 1 S: 9	H: 1 LOB: 0 BB: 0 P: 16	R: 0 E: 0 K: 0 S: 4	H: 0 LOB: 0 BB: 0 P: 7	R: 0 E: 0 K: 1 S: 9	H: 0 LOB: 0 BB: 0 P: 12	R: 0 E: 0 K: 1 S: 6	H: 0 LOB: 1 BB: 0 P: 7	R: 0 E: 0 K: 1 S: 10	H: 1 LOB: 1 BB: 0 P: 14	R: 2 E: 0 K: 1 S: 15	H: 2 LOB: 2 BB: 1 P: 24	R: 0 E: 0 K: 1 S: 8	H: 0 LOB: 2 BB: 2 P: 17	1B: 5 2B: 1 3B: 0 HR: 0	SF: 1 SAC: 0 DP: 0 HBP: 0	WP: 1 PB: 0 CS: 0	PA: 37
PITCHER	IP WLS BF H R ER SO BB IBB HBP BLK WP HR S P ERA WHIP																					
Carl Pavano, R ERA: 4.3	(1, 1) 7.1 W 30 6 3 3 6 2 0 0 0 0 0 0 75 113 3.68 1.091																					
Chad Fox, R ERA: 3.12	(8, 1) 0.2 H 2 0 0 0 1 0 0 0 0 0 0 0 5 9 0.00 0.000																					
Ugueth Urbina, R ERA: 2.81	(9, 1) 1.0 S 5 0 0 0 1 2 0 0 0 0 1 0 8 17 0.00 2.000																					

New York Mets @ Florida Marlins
Pro Player Stadium, Miami, FL
Fri Sep 26 2003, 7:35 PM EDT
Att: 33,215 - Cloudy - 85 F


AB 32
R 3
H 6
RBI 3
BB 4
SO 8
LOB 14



Batter	1	2	3	4	5	6	7	8	9	AB	R	H	RBI	BB	SO	LOB	BOTTOM			
Juan Pierre, L OBP: 0.362, SLG: 0.375	1-0 S 1B		0-0 BB 1B		4-2 G1-3 1B BB	1-0 S 1B		1 SAFE 0-0 SH2-4		3	1	3	0	1	0	0				
Luis Castillo, S OBP: 0.381, SLG: 0.397	1 SAFE 0-3 K		1-3 K		1 SAFE 0-1 G1-3	1 SAFE 4-1 1B		4-0 1-2 BB		3	0	0	0	2	2	4				
Ivan Rodriguez, R OBP: 0.369, SLG: 0.474	1-2 FC1-5-6 2B		0-1 SF9		1-0 G6-3	0-3 K		1-3 K		4	1	0	1	0	2	6				
Derrek Lee, R OBP: 0.380, SLG: 0.509	1 SAFE 1-2 WP 1-H 2B		1 SAFE 4-0 FC6-4 BB		3-0 1B			1-1 F9		4	0	2	2	1	1	2				
Miguel Cabrera, R OBP: 0.326, SLG: 0.472	1-1 G4-3		3-1 FC6-4		0-0 1B			4-2 1B BB		3	0	1	0	1	0	3				
Juan Encarnacion, R OBP: 0.314, SLG: 0.447		3-1 G5-3		K	0-1 G1-3			0-0 P3		4	0	0	0	0	1	3				
Jeff Conine, R OBP: 0.337, SLG: 0.460		1-1 G5-3		G6-3				0-0 HR		4	1	2	1	0	0	0				
Alex Gonzalez, R OBP: 0.313, SLG: 0.438		1-1 P4		1B				1-2 F7		4	0	1	0	0	0	2				
Carl Pavano, R OBP: 0.127, SLG: 0.164								0-1 G1-3		3	1	1	0	0	1	1				
Todd Hollandsworth, L OBP: 0.315, SLG: 0.422										0	0	0	0	0	0	0				
Andy Fox, L OBP: 0.263, SLG: 0.252										1	0	1	0	0	0	0				
Ugueth Urbina, R ERA: 3.08										0	0	0	0	0	0	0				
Inning Stats	R: 1 E: 0 K: 1 S: 13	H: 2 LOB: 1 BB: 0 P: 17	R: 0 E: 0 K: 0 S: 6	H: 0 LOB: 0 BB: 0 P: 11	R: 1 E: 0 K: 1 S: 10	H: 2 LOB: 2 BB: 1 P: 17	R: 0 E: 0 K: 2 S: 15	H: 1 LOB: 1 BB: 0 P: 20	R: 1 E: 0 K: 0 S: 9	H: 2 LOB: 2 BB: 1 P: 17	R: 1 E: 0 K: 1 S: 13	H: 2 LOB: 2 BB: 1 P: 19	R: 0 E: 0 K: 0 S: 20	H: 1 LOB: 2 BB: 1 P: 27	R: 0 E: 0 K: 2 S: 8	H: 1 LOB: 2 BB: 1 P: 17	1B: 8 2B: 2 3B: 0 HR: 1	SF: 1 SAC: 1 DP: 0 HBP: 0	WP: 1 PB: 0 CS: 0	PA: 40
PITCHER	IP WLS BF H R ER SO BB IBB HBP BLK WP HR S P ERA WHIP																			
Aaron Heilman, R ERA: 6.75	(1, 1) 5.0 L 25 8 4 4 4 2 0 0 0 0 0 0 32 45 0.00 2.000																			
Jason Anderson, R ERA: 4.88	(6, 1) 2.0 10 2 0 0 1 2 0 0 0 0 0 0 32 45 0.00 2.000																			
David Weathers, R ERA: 3.08	(8, 1) 1.0 5 1 0 0 2 1 0 0 0 0 0 0 8 17 0.00 2.000																			

New York Mets @ Florida Marlins
Pro Player Stadium, Miami, FL
Fri Sep 26 2003, 7:35 PM EDT
Att: 33,215 - Cloudy - 85 F

AB 33
R 4
H 11
RBI 4
BB 5
SO 7
LOB 21



Batter	1	2	3	4	5	6	7	8	9	AB	R	H	RBI	BB	SO	LOB	TOP										
Roger Cedeno, S OBP: 0.320, SLG: 0.378 Matt Watson, L OBP: 0.208, SLG: 0.261	1-2 G1-6-3 1B		0-0 F9		0-3 K			2-3 K		3	0	1	0	0	1	1											
Jay Bell, R OBP: 0.319, SLG: 0.190	2-2 G1-6-3 1-2f			1-3 K		1-3 K		3-0 F7		4	0	0	0	0	2	1											
Ty Wigginton, R OBP: 0.318, SLG: 0.396	3-3 K			4-0 1B BB		1-0 G1-3		1-2 P3		3	0	0	0	1	1	0											
Tony Clark, S OBP: 0.309, SLG: 0.472 Mike Glavine, L OBP: 0.143, SLG: 0.143		1-2 G3		0-0 F8		1-3 K		1-2 E 1B		2	0	0	0	0	0	1											
Raul Gonzalez, R OBP: 0.317, SLG: 0.332		4-2 BB		0-0 1B		2-2 F9		0-1 E4		3	0	1	0	1	0	1											
Vance Wilson, R OBP: 0.293, SLG: 0.373		0-1 P6		2-2 F7		1-2 G5-3		1-3 K		4	0	0	0	0	1	5											
Joe McEwing, R OBP: 0.309, SLG: 0.291 Dan Wheeler, R OBP: 0.192, SLG: 0.292		0-3 K		2-2 1B		2-2 G5-3				3	0	1	0	0	1	1											
Jorge Velandia, R OBP: 0.304, SLG: 0.276 Prentice Redman, R OBP: 0.192, SLG: 0.292			1-2 P3		1-3 K		2-3 K			3	0	0	0	0	2	1											
Jeremy Griffiths, R OBP: 0.333, SLG: 0.347 Pedro Feliciano, L OBP: 0.373, SLG: 0.442 Danny Garcia, R OBP: 0.274, SLG: 0.357			0-2 L3		0-3 K		1-2 F8			1	0	0	0	0	0	0											
Inning Stats	R: 0 E: 0 K: 1 S: 11	H: 1 LOB: 0 BB: 0 P: 17	R: 0 E: 0 K: 1 S: 11	H: 0 LOB: 1 BB: 1 P: 16	R: 0 E: 0 K: 0 S: 7	H: 0 LOB: 0 BB: 0 P: 8	R: 0 E: 0 K: 1 S: 8	H: 1 LOB: 2 BB: 1 P: 15	R: 0 E: 0 K: 3 S: 13	H: 1 LOB: 1 BB: 0 P: 16	R: 0 E: 0 K: 0 S: 7	H: 0 LOB: 0 BB: 0 P: 10	R: 0 E: 0 K: 0 S: 11	H: 0 LOB: 0 BB: 0 P: 16	R: 0 E: 1 K: 2 S: 9	H: 0 LOB: 0 BB: 0 P: 14	R: 0 E: 1 K: 1 S: 12	H: 1 LOB: 2 BB: 0 P: 18	1B: 4 2B: 0 3B: 0 HR: 0	SF: 0 SAC: 0 DP: 1 HBP: 0	WP: 0 PB: 0 CS: 0	PA: 33					
PITCHER	IP	WLS	BF	H	R	ER	SO	BB	IBB	HBP	BLK	WP	HR	S	P	ERA	WHIP										
Dontrelle Willis, L ERA: 3.3	5.0	W	19	3	0	0	6	2	0	0	0	0	0	50	72	0.00	1.000										
Rick Helling, R ERA: 5.17	2.0		6	0	0	0	2	0	0	0	0	0	0	18	26	0.00	0.000										
Michael Tejera, L ERA: 4.67	1.0		3	0	0	0	2	0	0	0	0	0	0	9	14	0.00	0.000										
Braden Looper, R ERA: 3.68	1.0		5	1	0	0	1	0	0	0	0	0	0	12	18	0.00	1.000										

New York Mets @ Florida Marlins
Pro Player Stadium, Miami, FL
Sun Sep 28 2003, 1:35 PM EDT
Att: 27,529 - Cloudy - 88 F

AB 31
R 0
H 4
RBI 0
BB 2
SO 11
LOB 12



Batter	1	2	3	4	5	6	7	8	9	AB	R	H	RBI	BB	SO	LOB	BOTTOM										
Juan Pierre, L OBP: 0.361, SLG: 0.373	2-1 1B 1B	0-0 FC4-6		0-0 SH1-3			2-3 K			3	1	1	0	0	1	1											
Mike Mordecai, R OBP: 0.276, SLG: 0.326	0-1 1B	2-3 K		0-2 G6-3		4-2 E BB				3	0	1	0	1	1	2											
Mike Lowell, R OBP: 0.350, SLG: 0.530	2-2 F8		0-0 F9 1B	2-2 P2		0-3 K2-3				4	1	1	0	0	1	4											
Derrek Lee, R OBP: 0.379, SLG: 0.508 Rick Helling, R OBP: 0.333, SLG: 0.667 Miguel Cabrera, R OBP: 0.325, SLG: 0.468 Michael Tejera, L OBP: 0.067, SLG: 0.067 Braden Looper, R OBP: 1.000, SLG: 1.000	1-1 BB		0-0 F9	2-0 F8		0-3 K				3	0	1	1	0	0	1											
Juan Encarnacion, R OBP: 0.313, SLG: 0.446 Todd Hollandsworth, L OBP: 0.317, SLG: 0.421	1-0 P6		0-0 HR 1B	2-3 K		2-3 K		1-1 F7		1	0	0	0	0	2	2											
Jeff Conine, R OBP: 0.338, SLG: 0.459 Lenny Harris, L OBP: 0.272, SLG: 0.234	4-1 BB		2-2 F9	0-1 G1		3-1 F9				1	0	0	0	1	0	1											
Alex Gonzalez, R OBP: 0.313, SLG: 0.443 Andy Fox, L OBP: 0.269, SLG: 0.259	1-3 K		2-0 HR	0-2 G6-3		0-0 F9				3	1	1	2	0	1	3											
Mike Redmond, R OBP: 0.302, SLG: 0.312 Ramon Castro, R OBP: 0.333, SLG: 0.604		2-2 F8	2-0 F8			1-0 G6-3				3	0	0	0	0	0	0											
Dontrelle Willis, L OBP: 0.279, SLG: 0.328 Brian Banks, S OBP: 0.348, SLG: 0.383		4-2 FC4-6 BB		1-1 SH1-3 1B		0-2 F7				1	0	1	0	1	0	0											
Inning Stats	R: 1 E: 0 K: 1 S: 14	H: 3 LOB: 3 BB: 1 P: 25	R: 0 E: 0 K: 1 S: 11	H: 0 LOB: 1 BB: 1 P: 19	R: 3 E: 0 K: 0 S: 8	H: 3 LOB: 0 BB: 0 P: 14	R: 0 E: 0 K: 0 S: 10	H: 1 LOB: 1 BB: 0 P: 13	R: 0 E: 0 K: 1 S: 6	H: 0 LOB: 0 BB: 0 P: 10	R: 0 E: 0 K: 0 S: 7	H: 0 LOB: 0 BB: 0 P: 8	R: 0 E: 1 K: 3 S: 11	H: 0 LOB: 1 BB: 1 P: 17	R: 0 E: 0 K: 0 S: 5	H: 0 LOB: 0 BB: 0 P: 9	R: 0 E: 0 K: 0 S: 5	H: 0 LOB: 0 BB: 0 P: 9	1B: 5 2B: 1 3B: 0 HR: 1	SF: 0 SAC: 1 DP: 0 HBP: 0	WP: 0 PB: 1 CS: 0	PA: 34					
PITCHER	IP	WLS	BF	H	R	ER	SO	BB	IBB	HBP	BLK	WP	HR	S	P	ERA	WHIP										
Jeremy Griffiths, R ERA: 7.02	4.0	L	21	7	4	4	2	2	0	0	0	0	0	24	35	0.00	0.333										
Pedro Feliciano, L ERA: 3.35	3.0		10	0	0	0	4	1	0	0	0	0	0	5	9	0.00	0.000										
Dan Wheeler, R ERA: 3.71	1.0		3	0	0	0	0	0	0	0	0	0	0	5	9	0.00	0.000										

New York Mets @ Florida Marlins
Pro Player Stadium, Miami, FL
Sun Sep 28 2003, 1:35 PM EDT
Att: 27,529 - Cloudy - 88 F

AB 30
R 4
H 7
RBI 4
BB 3
SO 6
LOB 15

