

# New York Mets - 2004









Batter	1	2	3	4	5	6	7	8	9	AB	R	H	RBI	BB	SO	LOB	TOP						
<b>Kazuo Matsui, S</b> OBP: 0.500, SLG: 0.750										5	1	0	0	0	2	3	<b>New York Mets @ Atlanta Braves</b> Turner Field, Atlanta, GA Thu Apr 08 2004, 7:35 PM EDT Att: 26,585 - Sunny - 70 F						
<b>Karim Garcia, L</b> OBP: 0.455, SLG: 0.900										4	2	2	1	1	1	0							
<b>Cliff Floyd, L</b> OBP: 0.333, SLG: 0.333 <b>Mike Stanton, L</b> OBP: 0.000, SLG: 0.000										2	1	1	1	2	1	2							
<b>31 Mike Piazza, R</b> OBP: 0.533, SLG: 1.200										5	0	2	0	0	1	4							
<b>Mike Cameron, R</b> OBP: 0.400, SLG: 0.833										4	2	2	1	1	2	4							
<b>Jason Phillips, R</b> OBP: 0.533, SLG: 0.636										4	1	1	0	1	0	4							
<b>Ty Wigginton, R</b> OBP: 0.267, SLG: 0.429										5	1	3	4	0	0	3							
<b>Joe McEwing, R</b> OBP: 0.400, SLG: 0.400 <b>Todd Zelle, R</b> OBP: 0.000, SLG: 0.000										3	0	1	1	0	0	1							
<b>Ricky Gutierrez, R</b> OBP: 0.200, SLG: 0.111										1	0	0	0	0	2								
<b>Dan Wheeler, R</b> <b>David Weathers, R</b> <b>Eric Valent, L</b> <b>John Franco, L</b> <b>Orber Moreno, R</b> <b>Shane Spencer, R</b>										2	0	0	0	0	1	0							
<b>Inning Stats</b>	R: 0 E: 0 K: 1 S: 10	H: 1 LOB: 1 BB: 0 P: 13	R: 2 E: 0 K: 1 S: 9	H: 1 LOB: 0 BB: 1 P: 15	R: 0 E: 0 K: 1 S: 12	H: 0 LOB: 1 BB: 1 P: 19	R: 0 E: 0 K: 0 S: 7	H: 1 LOB: 1 BB: 1 P: 13	R: 2 E: 1 K: 1 S: 19	H: 2 LOB: 1 BB: 0 P: 26	R: 1 E: 0 K: 2 S: 17	H: 2 LOB: 1 BB: 0 P: 25	R: 2 E: 0 K: 1 S: 15	H: 2 LOB: 2 BB: 2 P: 29	R: 0 E: 0 K: 2 S: 18	H: 2 LOB: 2 BB: 0 P: 26	R: 1 E: 0 K: 2 S: 14	H: 2 LOB: 1 BB: 0 P: 14	1B: 8 2B: 2 3B: 1 HR: 2	SF: 1 SAC: 0 DP: 1 HBP: 0	WP: 1 PB: 0 SB: 2 CS: 0	PA: 45	
<b>PITCHER</b>	IP WLS BF H R ER SO BB IBB HBP BLK WP HR S P ERA WHIP																						
<b>John Thomson, R</b> ERA: 3.6	5.0	23	5	4	2	4	3	0	0	0	0	0	0	1	57	86	3.60	1.600					
<b>Will Cunnane, R</b> ERA: 3.0	1.0	5	2	1	1	2	0	0	0	0	0	0	0	0	17	25	9.00	2.000					
<b>C.J. Nitkowski, L</b> ERA: 16.2	0.0	2	0	2	2	0	2	0	0	0	0	0	0	0	3	11	∞	∞					
<b>Kevin Gryboski, R</b> ERA: 3.88	1.0	5	2	0	0	1	0	0	0	0	1	0	12	18	0.00	2.000							
<b>Chris Reitsma, R</b> ERA: 3.88	1.0	5	2	0	0	2	0	0	0	0	0	0	18	26	0.00	2.000							

Batter	1	2	3	4	5	6	7	8	9	AB	R	H	RBI	BB	SO	LOB	BOTTOM				
<b>Rafael Furcal, S</b> OBP: 0.333, SLG: 0.250										4	2	1	0	1	0	1	<b>New York Mets @ Atlanta Braves</b> Turner Field, Atlanta, GA Thu Apr 08 2004, 7:35 PM EDT Att: 26,585 - Sunny - 70 F				
<b>Marcus Giles, R</b> OBP: 0.600, SLG: 1.000										5	2	4	2	0	0	0					
<b>10 Chipper Jones, S</b> OBP: 0.643, SLG: 0.900										4	0	1	0	1	1	2					
<b>J.D. Drew, L</b> OBP: 0.200, SLG: 0.267										5	2	1	1	0	2	5					
<b>Andruw Jones, R</b> OBP: 0.429, SLG: 0.417										4	2	2	1	1	0	3					
<b>Adam LaRoche, L</b> OBP: 0.375, SLG: 0.500 <b>Julio Franco, R</b> OBP: 0.375, SLG: 0.286										3	1	1	0	0	1	1					
<b>Johnny Estrada, S</b> OBP: 0.462, SLG: 0.538										5	0	3	4	0	0	0					
<b>Mark DeRosa, R</b> OBP: 0.538, SLG: 0.500										4	0	1	0	1	1	4					
<b>John Thomson, R</b> <b>Will Cunnane, R</b> <b>Jesse Garcia, R</b> <b>C.J. Nitkowski, L</b> <b>Kevin Gryboski, R</b> <b>Chris Reitsma, R</b> <b>Mike Hessman, R</b> <b>29 John Smoltz, R</b>										2	0	0	0	0	1	2					
<b>Inning Stats</b>	R: 0 E: 0 K: 1 S: 12	H: 2 LOB: 2 BB: 0 P: 13	R: 0 E: 0 K: 0 S: 5	H: 0 LOB: 0 BB: 0 P: 8	R: 0 E: 0 K: 1 S: 7	H: 0 LOB: 0 BB: 0 P: 8	R: 2 E: 0 K: 0 S: 10	H: 3 LOB: 2 BB: 1 P: 20	R: 3 E: 0 K: 2 S: 22	H: 5 LOB: 2 BB: 0 P: 34	R: 4 E: 2 K: 0 S: 19	H: 3 LOB: 3 BB: 3 P: 36	R: 1 E: 1 K: 2 S: 9	H: 1 LOB: 1 BB: 1 P: 16	R: 0 E: 0 K: 0 S: 12	H: 1 LOB: 1 BB: 0 P: 18		1B: 12 2B: 3 3B: 0 HR: 0	SF: 0 SAC: 0 DP: 0 HBP: 0	WP: 0 PB: 1 SB: 0 CS: 0	PA: 45
<b>PITCHER</b>	IP WLS BF H R ER SO BB IBB HBP BLK WP HR S P ERA WHIP																				
<b>Dan Wheeler, R</b> ERA: 6.75	4.0	19	6	3	3	2	0	0	0	0	0	0	17	26	18.00	4.000					
<b>David Weathers, R</b> ERA: 6.0	1.0	7	4	2	2	2	0	0	0	0	0	0	17	34	54.00	7.500					
<b>John Franco, L</b> ERA: 21.6	0.2	9	3	4	4	0	2	1	0	0	0	0	11	18	0.00	1.500					
<b>Orber Moreno, R</b> ERA: 7.71	1.1	6	1	1	0	2	1	0	0	0	0	0	11	18	0.00	1.500					
<b>Mike Stanton, L</b> ERA: 9.0	1.0	4	1	0	0	0	0	0	0	0	0	0	12	18	0.00	1.000					



livebaseballscores.com

livebaseballscores.com







Batter	1	2	3	4	5	6	7	8	9	AB	R	H	RBI	BB	SO	LOB	TOP					
Kazuo Matsui, S (1,6) OBP: 0.500, SLG: 0.632										4	0	0	0	0	2	1	<b>New York Mets @ Montreal Expos</b> Hiram Bithorn Stadium, San Juan, PR Sat Apr 10 2004, 7:05 PM EDT Att: 11,957 - Cloudy - 80 F					
Karim Garcia, L (1,9) OBP: 0.300, SLG: 0.526 Shane Spencer, R (8,9) OBP: 0.444, SLG: 0.444										4	0	0	0	0	0	1						
Cliff Floyd, L (1,7) OBP: 0.391, SLG: 0.579										4	0	1	0	0	1	0						
31 Mike Piazza, R (1,2) OBP: 0.391, SLG: 0.818										4	0	0	0	0	1	1						
Mike Cameron, R (1,8) OBP: 0.458, SLG: 0.667										3	0	1	0	0	0	1						
Jason Phillips, R (1,3) OBP: 0.455, SLG: 0.438										2	0	0	0	1	0	2						
Ty Wigginton, R (1,5) OBP: 0.174, SLG: 0.273										3	0	0	0	0	1	3						
Joe McEwing, R (1,4) OBP: 0.250, SLG: 0.250 Eric Valent, L (8,PH)										2	0	0	0	0	1	2						
Ricky Gutierrez, R (8,4) OBP: 0.313, SLG: 0.083										1	0	0	0	0	0	0						
Al Leiter, L (1,1) Jae Weong Seo, R (6,1) Todd Zeile, R (8,PH) John Franco, L (8,1)										2	0	0	0	0	1	0						
										0	0	0	0	0	0	0						
										0	0	0	0	0	0	0						
										0	0	0	0	0	0	0						
<b>Inning Stats</b>	R: 0 E: 0 K: 2 S: 10	H: 0 LOB: 0 BB: 0 P: 13	R: 0 E: 0 K: 2 S: 11	H: 1 LOB: 2 BB: 1 P: 19	R: 0 E: 0 K: 1 S: 7	H: 0 LOB: 0 BB: 0 P: 11	R: 0 E: 0 K: 0 S: 10	H: 1 LOB: 1 BB: 0 P: 15	R: 0 E: 0 K: 1 S: 7	H: 0 LOB: 0 BB: 0 P: 10	R: 0 E: 0 K: 0 S: 3	H: 0 LOB: 1 BB: 0 P: 5	R: 0 E: 0 K: 0 S: 8	H: 0 LOB: 0 BB: 0 P: 13	R: 0 E: 0 K: 1 S: 14	H: 1 LOB: 1 BB: 0 P: 23	R: 0 E: 0 K: 0 S: 5	H: 0 LOB: 0 BB: 0 P: 5	1B: 1 2B: 2 3B: 0 HR: 0	SF: 0 SAC: 0 DP: 0 HBP: 1	WP: 0 PB: 0 SB: 2 CS: 0	PA: 32
<b>PITCHER</b>	IP	WLS	BF	H	R	ER	SO	BB	IBB	HBP	BLK	WP	HR	S	P	ERA	WHIP					
22 John Patterson, R (1,1) ERA: 0.00	7.0	W	25	2	0	0	6	1	0	1	0	0	0	56	86	0.00	0.429					
32 Chad Cordero, R (8,1) ERA: 3.0	1.0	H	4	1	0	0	1	0	0	0	0	0	0	14	23	0.00	1.000					
Rocky Biddle, R (9,1) ERA: 0.00	1.0	S	3	0	0	0	0	0	0	0	0	0	0	5	5	0.00	0.000					

AB	30
R	0
H	3
RBI	0
BB	1
SO	7
LOB	11



Batter	1	2	3	4	5	6	7	8	9	AB	R	H	RBI	BB	SO	LOB	BOTTOM				
Peter Bergeron, L (1,8) OBP: 0.353, SLG: 0.313										4	0	2	1	0	0	0	<b>New York Mets @ Montreal Expos</b> Hiram Bithorn Stadium, San Juan, PR Sat Apr 10 2004, 7:05 PM EDT Att: 11,957 - Cloudy - 80 F				
Jose Vidro, S (1,4) OBP: 0.364, SLG: 0.550										4	0	0	0	0	1	1					
Orlando Cabrera, R (1,6) OBP: 0.364, SLG: 0.545										4	0	3	0	0	0	0					
Carl Everett, S (1,9) OBP: 0.318, SLG: 0.500										4	0	0	0	0	0	3					
Tony Batista, R (1,5) OBP: 0.095, SLG: 0.095										4	0	1	0	0	1	3					
Luis Lopez, R (1,3) OBP: 0.222, SLG: 0.125 Terrel Sledge, L (6,PH)										2	0	0	0	0	0	2					
Brad Wilkerson, L (1,7) OBP: 0.294, SLG: 0.154										2	1	1	0	1	1	0					
Einar Diaz, R (1,2) Brian Schneider, L (8,2) OBP: 0.133, SLG: 0.133										1	0	0	0	0	0	3					
22 John Patterson, R (1,1) Ronald Calloway, L (7,PH) 32 Chad Cordero, R (8,1) Rocky Biddle, R (9,1)										0	0	0	0	0	0	0					
										2	0	0	0	0	1	1					
										1	0	0	0	0	0	1					
										0	0	0	0	0	0	0					
										0	0	0	0	0	0	0					
<b>Inning Stats</b>	R: 0 E: 0 K: 0 S: 10	H: 1 LOB: 1 BB: 0 P: 16	R: 0 E: 0 K: 1 S: 10	H: 0 LOB: 0 BB: 0 P: 17	R: 0 E: 0 K: 0 S: 8	H: 1 LOB: 1 BB: 0 P: 11	R: 0 E: 0 K: 1 S: 22	H: 1 LOB: 3 BB: 1 P: 33	R: 0 E: 0 K: 2 S: 12	H: 0 LOB: 0 BB: 0 P: 20	R: 0 E: 0 K: 0 S: 11	H: 1 LOB: 1 BB: 0 P: 14	R: 1 E: 0 K: 0 S: 9	H: 2 LOB: 1 BB: 0 P: 12	R: 0 E: 0 K: 0 S: 11	H: 1 LOB: 1 BB: 0 P: 20	1B: 5 2B: 2 3B: 0 HR: 0	SF: 0 SAC: 1 DP: 1 HBP: 1	WP: 0 PB: 0 SB: 0 CS: 0	PA: 32	
<b>PITCHER</b>	IP	WLS	BF	H	R	ER	SO	BB	IBB	HBP	BLK	WP	HR	S	P	ERA	WHIP				
Al Leiter, L (1,1) ERA: 4.5	5.0	L	8	3	1	1	0	0	0	0	0	0	0	20	26	4.50	1.500				
Jae Weong Seo, R (6,1) ERA: 13.5	2.0	L	8	3	1	1	0	0	0	0	0	0	0	20	26	4.50	1.500				
John Franco, L (8,1) ERA: 13.5	1.0	L	4	1	0	0	0	0	0	0	0	0	0	11	20	0.00	1.000				

AB	29
R	1
H	7
RBI	1
BB	1
SO	4
LOB	15





Batter	1	2	3	4	5	6	7	8	9	AB	R	H	RBI	BB	SO	LOB	TOP								
Kazuo Matsui, S OBP: 0.484, SLG: 0.625 (1, 6)	L1		G1-3			SF9 HR			L6	5	1	2	0	0	0	3									
Todd Zeile, R OBP: 0.250, SLG: 0.571 (8, 3)	G4-3		F9			SF9	G6-3			3	0	0	1	0	0	3									
Cliff Floyd, L Eric Valent, L OBP: 0.250, SLG: 0.571 (1, 7) (1, PR) (1, 9)		1B	G4-3			HR				1	0	1	0	0	0	0									
31 Mike Piazza, R David Weathers, R Mike Stanton, L Vance Wilson, R (1, 3) (8, 1) (8, 1) (9, 2)		P6	G4-3			P4			G4-6-3	4	0	0	0	0	0	2									
Mike Cameron, R OBP: 0.429, SLG: 0.591 (1, 8)		G5-3	F9			1B			K	4	0	1	0	0	1	0									
Jason Phillips, R Karim Garcia, L Braden Looper, R (1, 2) (9, PR) (9, 1)		P4	G5-3			P3			E5	4	0	0	0	0	0	1									
Shane Spencer, R OBP: 0.333, SLG: 0.333 (1, 9) (1, 7)		P3	K			K			SH1-3	3	0	0	0	0	1	0									
Ricky Gutierrez, R OBP: 0.300, SLG: 0.125 (1, 4)			G1-3			K			G5-3	4	0	1	0	0	1	2									
Tom Glavine, L Ty Wigginton, R OBP: 0.500, SLG: 0.400 OBP: 0.208, SLG: 0.304 (1, 1) (8, 5)		B5				SF9				2	1	1	0	1	0	1									
<b>Inning Stats</b>	R: 0 E: 0 K: 0 S: 8	H: 1 LOB: 1 BB: 0 P: 14	R: 0 E: 0 K: 0 S: 6	H: 0 LOB: 0 BB: 0 P: 9	R: 0 E: 0 K: 0 S: 10	H: 1 LOB: 1 BB: 0 P: 13	R: 0 E: 0 K: 0 S: 5	H: 0 LOB: 0 BB: 0 P: 5	R: 0 E: 0 K: 2 S: 11	H: 0 LOB: 0 BB: 0 P: 16	R: 3 E: 0 K: 0 S: 16	H: 4 LOB: 1 BB: 0 P: 24	R: 0 E: 0 K: 0 S: 12	H: 1 LOB: 2 BB: 1 P: 22	R: 0 E: 0 K: 1 S: 9	H: 0 LOB: 0 BB: 1 P: 16	R: 1 E: 1 K: 0 S: 9	H: 1 LOB: 2 BB: 0 P: 13	1B: 6 2B: 1 3B: 0 HR: 1	SF: 1 SAC: 1 DP: 1 HBP: 0	WP: 0 PB: 0 SB: 0 CS: 0	PA: 37			
<b>PITCHER</b>	IP	WLS	BF	H	R	ER	SO	BB	IBB	HBP	BLK	WP	HR	S	P	ERA	WHIP								
Livan Hernandez, R ERA: 3.46 (1, 1)	7.0	L	29	7	3	3	2	1	0	0	0	0	1	68	103	3.86	1.143								
Chad Bentz, L ERA: (8, 1)	1.0		3	0	0	0	1	1	0	0	0	0	0	9	16	0.00	1.000								
Jeremy Fikac, R ERA: (9, 1)	1.0		5	1	1	0	0	0	0	0	0	0	0	9	13	0.00	1.000								

**New York Mets @ Montreal Expos**  
Hiram Bithorn Stadium, San Juan, PR  
Sun Apr 11 2004, 1:35 PM EDT  
Att: 10,623 - Cloudy - 83 F

AB 33  
R 4  
H 8  
RBI 4  
BB 2  
SO 3  
LOB 12



Batter	1	2	3	4	5	6	7	8	9	AB	R	H	RBI	BB	SO	LOB	BOTTOM								
Peter Bergeron, L OBP: 0.333, SLG: 0.300 (1, 8)	P2		E1			L5			K	4	1	1	0	0	1	1									
Jamey Carroll, R OBP: 0.333, SLG: 0.200 (1, 5)	BB		G3			P3			K	4	0	1	0	0	1	2									
Jose Vidro, S OBP: 0.385, SLG: 0.545 (1, 4)	BB		SF9			G1-3			BB	2	0	1	1	1	0	0									
Orlando Cabrera, R OBP: 0.346, SLG: 0.480 (1, 6)	F8		G6-3			G5-3			BB	3	0	0	0	1	0	2									
Carl Everett, S OBP: 0.269, SLG: 0.417 (1, 9)	G4-3		G3			K			F8	4	0	0	0	0	1	4									
Brad Wilkerson, L OBP: 0.286, SLG: 0.176 (1, 3)	F8		F9			G4-3			G4-3	4	0	1	0	0	0	0									
Juan Rivera, R Ronald Calloway, L OBP: 0.222, SLG: 0.333 OBP: 0.286, SLG: 0.167 (1, 7) (9, PH)			G3			F8			K	3	0	1	0	0	0	1									
Brian Schneider, L OBP: 0.158, SLG: 0.158 (1, 2)	G3		SH1-4			FC5-4			K	4	0	1	0	0	1	2									
Livan Hernandez, R Tony Batista, R Chad Bentz, R Jeremy Fikac, R (1, 1) (7, PH) (8, 1) (9, 1)		G4-3	SH1-4			FC6-4				1	0	0	0	0	0	1									
<b>Inning Stats</b>	R: 0 E: 0 K: 0 S: 13	H: 1 LOB: 2 BB: 1 P: 24	R: 0 E: 0 K: 0 S: 9	H: 1 LOB: 1 BB: 0 P: 13	R: 1 E: 1 K: 0 S: 6	H: 1 LOB: 0 BB: 0 P: 8	R: 0 E: 0 K: 0 S: 5	H: 0 LOB: 0 BB: 0 P: 9	R: 0 E: 0 K: 1 S: 8	H: 0 LOB: 0 BB: 0 P: 12	R: 0 E: 0 K: 0 S: 10	H: 1 LOB: 1 BB: 0 P: 18	R: 0 E: 0 K: 2 S: 13	H: 1 LOB: 2 BB: 1 P: 23	R: 0 E: 0 K: 2 S: 13	H: 0 LOB: 0 BB: 0 P: 19	1B: 6 2B: 0 3B: 0 HR: 0	SF: 1 SAC: 1 DP: 0 HBP: 0	WP: 0 PB: 0 SB: 0 CS: 0	PA: 35					
<b>PITCHER</b>	IP	WLS	BF	H	R	ER	SO	BB	IBB	HBP	BLK	WP	HR	S	P	ERA	WHIP								
Tom Glavine, L ERA: 1.38 (1, 1)	7.0		27	5	1	0	2	1	0	0	0	0	0	12	22	0.00	3.000								
David Weathers, R ERA: 3.86 (8, 1)	0.2	H	4	1	0	0	2	1	0	0	0	0	0	12	22	0.00	3.000								
Mike Stanton, L ERA: 9.82 (8, 1)	0.1	H	1	0	0	0	0	0	0	0	0	0	0	1	1	0.00	0.000								
Braden Looper, R ERA: (9, 1)	1.0	S	3	0	0	0	2	0	0	0	0	0	0	13	19	0.00	0.000								

**New York Mets @ Montreal Expos**  
Hiram Bithorn Stadium, San Juan, PR  
Sun Apr 11 2004, 1:35 PM EDT  
Att: 10,623 - Cloudy - 83 F

AB 31  
R 1  
H 6  
RBI 1  
BB 2  
SO 5  
LOB 14





Batter	1	2	3	4	5	6	7	8	9	AB	R	H	RBI	BB	SO	LOB	TOP										
Dewayne Wise, L OBP: 0.300, SLG: 0.400	1-1 G4-3		3-2 P2		1-2 K		1-0 G6-3		1-0 E 1B 1B	5	1	1	0	0	1	2											
Mark DeRosa, R OBP: 0.276, SLG: 0.288 Juan Cruz, R C.J. Nitkowski, L Kevin Gnyboski, L Adam LaRoche, L OBP: 0.235, SLG: 0.294	1-0 F7		1-0 1B HBP		1-2 F8			1-0 G3	3-2 1B E 1B	2	0	0	0	0	0	1											
Marcus Giles, R OBP: 0.457, SLG: 0.581	4-2 BB		0-1 1B		2-2 G5-3			1-1 G6-3	0-0 E1 1B	4	0	1	0	1	0	2											
J.D. Drew, L OBP: 0.353, SLG: 0.333 Eddie Pérez, R OBP: 0.500, SLG: 0.429	1-1 F8		1-1 G3-1		4-2 WP 1B G6-3 BB			1-1 HR	1-2 G6-4-3 1B	3	2	1	1	1	0	4											
Andruw Jones, R OBP: 0.382, SLG: 0.393		1-3 K		0-1 F8		2-2 WP 1B		1-0 HR BB 1B	1-2 G6-4-3 1B	5	1	2	0	0	1	3											
Julio Franco, R OBP: 0.388, SLG: 0.471 Chris Reitsma, R	1-0 F9		0-3 K		1-0 G6-3			4-1 HR BB 1B		3	1	0	1	1	1	1											
Johnny Estrada, S OBP: 0.308, SLG: 0.500	1-1 G4-3		2-2 G4-3		1-0 F9			0-2 HR		4	1	1	3	0	0	1											
Jesse Garcia, R OBP: 0.235, SLG: 0.235			1-0 F9		1-2 1B			0-3 K	1-3 K	4	0	1	0	0	2	0											
Mike Hampton, R OBP: 1.000, SLG: 1.000 Antonio Alfonseca, R Mike Hessman, R			0-2 1B HBP 1B		0-2 P5			0-0 P5	1-3 K	1	0	1	0	0	0	0											
<b>Inning Stats</b>	R: 0 E: 0 K: 0 S: 7	H: 0 LOB: 1 BB: 1 P: 14	R: 0 E: 0 K: 1 S: 7	H: 0 LOB: 0 BB: 0 P: 10	R: 0 E: 0 K: 0 S: 12	H: 2 LOB: 3 BB: 0 P: 18	R: 0 E: 0 K: 1 S: 9	H: 0 LOB: 0 BB: 0 P: 11	R: 0 E: 0 K: 1 S: 12	H: 1 LOB: 1 BB: 0 P: 15	R: 1 E: 0 K: 0 S: 13	H: 1 LOB: 1 BB: 1 P: 23	R: 0 E: 0 K: 1 S: 5	H: 0 LOB: 0 BB: 0 P: 6	R: 4 E: 0 K: 1 S: 13	H: 3 LOB: 0 BB: 1 P: 22	R: 1 E: 1 K: 1 S: 12	H: 3 LOB: 2 BB: 0 P: 19	1B: 8 2B: 0 3B: 0 HR: 2	SF: 0 SAC: 0 DP: 1 HBP: 1	WP: 1 PB: 0 SB: 1 CS: 0	PA: 41					
<b>PITCHER</b>	IP	WLS	BF	H	R	ER	SO	BB	IBB	HBP	BLK	WP	HR	S	P	ERA	WHIP										
Steve Trachsel, R ERA: 9.0	(1, 1)	6.0	W	25	4	1	1	3	2	0	1	0	0	60	91	1.50	1.000										
Orber Moreno, R ERA: 4.15	(7, 1)	1.0		3	0	0	0	1	0	0	0	0	0	5	6	0.00	0.000										
Grant Roberts, R ERA: 48.6	(8, 1)	1.0		7	3	4	4	1	1	0	0	0	2	13	22	36.00	4.000										
Dan Wheeler, R ERA: 7.94	(9, 1)	0.1	S	5	3	1	1	1	0	0	0	0	0	11	17	27.00	9.000										
Braden Looper, R ERA:	(9, 1)	0.2	S	1	0	0	0	0	0	0	0	0	0	1	2	0.00	0.000										
<b>Batter</b>	<b>1</b>	<b>2</b>	<b>3</b>	<b>4</b>	<b>5</b>	<b>6</b>	<b>7</b>	<b>8</b>	<b>9</b>	<b>AB</b>	<b>R</b>	<b>H</b>	<b>RBI</b>	<b>BB</b>	<b>SO</b>	<b>LOB</b>	<b>BOTTOM</b>										
Kazuo Matsui, S OBP: 0.500, SLG: 0.643	1-0 F8	1-1 G4-3 1B	0-2 2B 2B		4-2 E 2B BB		1-1 G6-3			4	1	2	2	1	0	0											
Ricky Gutierrez, R OBP: 0.280, SLG: 0.100	0-3 K	0-1 G4-3	2-1 G4-3		2-2 E5 2B		4-2 BB BB			4	0	0	1	1	1	3											
Shane Spencer, R OBP: 0.412, SLG: 0.438	2-1 1B 1B	1-1 G6-3		0-1 G5-3	2-2 2B		4-2 G5-4-3 BB			4	1	2	1	1	0	1											
Todd Zeile, R OBP: 0.385, SLG: 0.583	2-2 1B 1B		2-2 WP BB 1B	1-1 2B 1B	1-1 P4		1-1 G5-4-3			5	2	3	0	0	0	4											
Mike Cameron, R OBP: 0.424, SLG: 0.593	1-2 FC6-4 1B		3-3 K	0-0 1B 2B	3-2 F9		2-3 K			5	1	2	2	0	2	3											
Jason Phillips, R OBP: 0.387, SLG: 0.360	1-2 FC6-4		1-0 BB WP G6-3 1B	1-0 BB 1B	0-2 G5-3		1-2 F9			5	1	2	1	0	0	4											
Ty Wigginton, R OBP: 0.241, SLG: 0.296		2-2 G5-3 2B 1B	4-0 G6-3 BB IBB	2-0 F7		1-2 F8		2-1 G6-3		4	2	1	0	1	0	1											
Joe McEwing, R OBP: 0.333, SLG: 0.200 Orber Moreno, R Grant Roberts, R Dan Wheeler, R Braden Looper, R		3-2 G5-3	4-2 G6-3 2B BB	4-1 BB	1-1 G6-3					2	1	0	1	2	0	1											
Steve Trachsel, R OBP: 0.400, SLG: 0.600 Jeff Duncan, L		1-0 1B G4-3 2B	1-1 G6-3	0-3 K		3-3 K				3	1	1	2	0	1	4											
<b>Inning Stats</b>	R: 1 E: 0 K: 1 S: 17	H: 3 LOB: 2 BB: 0 P: 24	R: 2 E: 0 K: 0 S: 14	H: 3 LOB: 1 BB: 0 P: 22	R: 4 E: 0 K: 1 S: 21	H: 3 LOB: 1 BB: 2 P: 38	R: 2 E: 0 K: 1 S: 11	H: 3 LOB: 2 BB: 1 P: 19	R: 1 E: 0 K: 0 S: 18	H: 1 LOB: 0 BB: 1 P: 30	R: 0 E: 0 K: 1 S: 8	H: 0 LOB: 0 BB: 0 P: 13	R: 0 E: 0 K: 0 S: 10	H: 0 LOB: 1 BB: 2 P: 20	R: 0 E: 0 K: 1 S: 8	H: 0 LOB: 0 BB: 0 P: 13	1B: 9 2B: 4 3B: 0 HR: 0	SF: 0 SAC: 0 DP: 1 HBP: 0	WP: 1 PB: 0 SB: 0 CS: 0	PA: 43							
<b>PITCHER</b>	IP	WLS	BF	H	R	ER	SO	BB	IBB	HBP	BLK	WP	HR	S	P	ERA	WHIP										
Mike Hampton, L ERA: 16.2	(1, 1)	2.2	L	19	7	7	2	1	1	0	0	0	0	80	80	23.62	3.750										
Antonio Alfonseca, R ERA: 3.0	(3, 1)	1.1		8	3	2	2	1	1	0	0	0	0	13	23	13.50	3.000										
Juan Cruz, R ERA: 1.35	(5, 1)	1.0		6	1	1	0	0	1	0	0	0	0	18	30	0.00	2.000										
C.J. Nitkowski, L ERA: 6.75	(6, 1)	1.0		3	0	0	0	1	0	0	0	0	0	8	13	0.00	0.000										
Kevin Gnyboski, R ERA:	(7, 1)	1.0		4	0	0	0	0	2	0	0	0	0	10	20	0.00	2.000										

Atlanta Braves @ New York Mets  
Shea Stadium, Flushing, NY  
Mon Apr 12 2004, 1:10 PM EDT  
Att: 53,666 - Cloudy - 51 F

AB	37
R	6
H	10
RBI	6
BB	3
SO	6
LOB	15



Atlanta Braves @ New York Mets  
Shea Stadium, Flushing, NY  
Mon Apr 12 2004, 1:10 PM EDT  
Att: 53,666 - Cloudy - 51 F


AB	37
R	10
H	13
RBI	10
BB	6
SO	5
LOB	21










Batter	1	2	3	4	5	6	7	8	9	AB	R	H	RBI	BB	SO	LOB	TOP										
Mark DeRosa, R OBP: 0.385, SLG: 0.258 (1, 5)	G6-3		CS BB			BB 1B		F9		3	0	1	0	1	0	0	Atlanta Braves @ New York Mets Shea Stadium, Flushing, NY Thu Apr 15 2004, 7:20 PM EDT Att: 33,212 - Sunny - 56 F										
Marcus Giles, R OBP: 0.477, SLG: 0.541 (1, 4)	P4		CS	S BB		BB 1B		L4		3	0	1	0	1	0												
10 Chipper Jones, S OBP: 0.438, SLG: 0.462 (1, 7)	P3				F8			F7		4	0	0	0	0	1	3											
Andruw Jones, R OBP: 0.349, SLG: 0.371 (1, 8)		F7			F8		G4-6-3 BB		F8	3	0	0	0	1	0	1											
Julio Franco, R OBP: 0.348, SLG: 0.400 (1, 3)			FC6-4 BB		F8		G4-6-3		K	3	0	0	0	1	1	4											
Eli Marrero, R OBP: 0.143, SLG: 0.167 (1, 9)		K								3	0	1	0	0	2	1											
Eddie Pérez, R OBP: 0.455, SLG: 0.400 (1, 2)		FC6-4								3	0	1	0	0	1	2											
Jesse Garcia, R OBP: 0.250, SLG: 0.250 (1, 6)			P4		FC1-6			G6-4-3		3	0	0	0	0	0	2											
Horacio Ramirez, L Dewayne Wise, L Antonio Alfonseca, R C.J. Nitkowski, L (1, 1) (8, PH) (8, 1) (8, 1)			F7			G1-3		G3		2	0	0	0	0	0	1	livebaseballscores.com 										
<b>Inning Stats</b>	R: 0 E: 0 K: 0 S: 9	H: 0 LOB: 0 BB: 0 P: 15	R: 0 E: 0 K: 1 S: 12	H: 0 LOB: 1 BB: 1 P: 22	R: 0 E: 0 K: 0 S: 13	H: 0 LOB: 0 BB: 1 P: 19	R: 0 E: 0 K: 0 S: 9	H: 0 LOB: 1 BB: 1 P: 16	R: 0 E: 0 K: 0 S: 13	H: 1 LOB: 1 BB: 0 P: 17	R: 0 E: 0 K: 0 S: 18	H: 2 LOB: 2 BB: 1 P: 30	R: 0 E: 0 K: 1 S: 6	H: 1 LOB: 0 BB: 0 P: 10	R: 0 E: 0 K: 0 S: 5	H: 0 LOB: 0 BB: 0 P: 5		R: 0 E: 0 K: 2 S: 9	H: 0 LOB: 0 BB: 0 P: 11	1B: 4 2B: 0 3B: 0 HR: 0	SF: 0 SAC: 0 DP: 2 HBP: 0	WP: 0 PB: 0 SB: 1 CS: 1	PA: 33				
<b>PITCHER</b>	IP	WLS	BF	H	R	ER	SO	BB	IBB	HBP	BLK	WP	HR	S	P	ERA	WHIP										
Al Leiter, L ERA: 2.84	5.1	W	21	3	0	0	2	3	0	0	0	0	0	65	104	0.00	1.125										
David Weathers, R ERA: 2.84	1.2	H	5	1	0	0	1	1	0	0	0	0	0	15	25	0.00	1.200										
Orber Moreno, R ERA: 3.38	1.0	H	3	0	0	0	0	0	0	0	0	0	0	5	5	0.00	0.000										
Braden Looper, R ERA:	1.0		3	0	0	0	2	0	0	0	0	0	0	9	11	0.00	0.000										

Batter	1	2	3	4	5	6	7	8	9	AB	R	H	RBI	BB	SO	LOB	BOTTOM										
Kazuo Matsui, S OBP: 0.500, SLG: 0.606 (1, 6)	G4-3 2B BB		FC5-4 G1-3 1B BLK			G6-4-3 1B				2	2	1	0	2	0	1	Atlanta Braves @ New York Mets Shea Stadium, Flushing, NY Thu Apr 15 2004, 7:20 PM EDT Att: 33,212 - Sunny - 56 F										
Ricky Gutierrez, R OBP: 0.303, SLG: 0.214 (1, 4)	G4-3 FC5-2 2B		G1-3		G6-4-3		F7			4	0	1	0	0	0	5											
Shane Spencer, R OBP: 0.400, SLG: 0.391 (9, 7)	G4-3		G5-3			L6		31 1B FC4-2 BB		3	0	1	2	1	0	1											
31 Mike Piazza, R OBP: 0.343, SLG: 0.618 Vance Wilson, R (8, PR) (9, 2)	FC5-2		G5-3			FC3-6-5 BB 1B		FC4-2 1B 1B		4	0	2	0	0	0	2											
Jason Phillips, R OBP: 0.359, SLG: 0.344 (1, 3)	K				G5-3			FC4-2 1B 1B		3	1	0	0	1	1	3											
Ty Wigginton, R OBP: 0.243, SLG: 0.314 (1, 5)		L6			F9		FC3-6-5-6		F3	4	0	0	0	0	0	4											
Joe McEwing, R OBP: 0.333, SLG: 0.231 Karim Garcia, L OBP: 0.333, SLG: 0.550 (8, PH) (9, 9)	G4-3		G5-3				FC1-6 1B	1B 1B		3	0	1	0	0	0	0											
Jeff Duncan, L OBP: 0.167, SLG: 0.167 (1, 8)	G6-3				G2-3		FC1-6 G4-6-3	FC6-4 1B		4	0	1	1	0	0	1											
Al Leiter, L OBP: 0.500, SLG: 0.606 David Weathers, R Todd Zeile, R Orber Moreno, R Mike Cameron, R Braden Looper, R (1, 1) (8, 1) (7, PH) (8, 1) (8, PH) (9, 1)			FC5-4 BB			1B 2B		FC6-4		1	0	1	0	1	0	0	livebaseballscores.com 										
<b>Inning Stats</b>	R: 1 E: 0 K: 1 S: 10	H: 1 LOB: 1 BB: 1 P: 20	R: 0 E: 0 K: 0 S: 5	H: 0 LOB: 0 BB: 0 P: 8	R: 1 E: 0 K: 0 S: 9	H: 1 LOB: 1 BB: 1 P: 18	R: 0 E: 0 K: 0 S: 6	H: 0 LOB: 0 BB: 0 P: 10	R: 0 E: 0 K: 0 S: 7	H: 2 LOB: 1 BB: 0 P: 10	R: 0 E: 0 K: 0 S: 11	H: 1 LOB: 1 BB: 1 P: 20	R: 0 E: 0 K: 0 S: 9	H: 1 LOB: 2 BB: 1 P: 17	R: 2 E: 0 K: 0 S: 15	H: 3 LOB: 2 BB: 1 P: 25		R: 0 E: 0 K: 0 S: 9	H: 0 LOB: 0 BB: 0 P: 11	1B: 7 2B: 2 3B: 0 HR: 0	SF: 0 SAC: 0 DP: 2 HBP: 0	WP: 0 PB: 0 SB: 0 CS: 0	PA: 36				
<b>PITCHER</b>	IP	WLS	BF	H	R	ER	SO	BB	IBB	HBP	BLK	WP	HR	S	P	ERA	WHIP										
Horacio Ramirez, L ERA: 1.29	7.0	L	29	6	2	2	1	3	1	0	1	0	0	57	103	2.57	1.286										
Antonio Alfonseca, R ERA: 5.4	0.2		4	1	2	2	0	1	0	0	0	0	0	9	15	27.00	3.000										
C.J. Nitkowski, L ERA: 6.23	0.1		3	2	0	0	0	0	0	0	0	0	0	6	10	0.00	6.000										



Batter	1	2	3	4	5	6	7	8	9	AB	R	H	RBI	BB	SO	LOB	TOP					
<b>Tike Redman, L</b> (1, 8) OBP: 0.217, SLG: 0.279										5	1	1	1	0	0	2						
<b>2 Jack Wilson, R</b> (1, 6) OBP: 0.439, SLG: 0.711										4	1	2	1	1	0	1						
<b>18 Jason Kendall, R</b> (1, 2) OBP: 0.487, SLG: 0.452										3	1	0	1	0	0	2						
<b>Raul Mondesi, R</b> (1, 9) OBP: 0.326, SLG: 0.475										4	0	1	1	0	0	1						
<b>Rob Mackowiak, L</b> (1, 7) OBP: 0.375, SLG: 0.440										3	0	0	1	0	1	1						
<b>Craig Wilson, R</b> (1, 3) OBP: 0.395, SLG: 0.667										4	1	1	1	0	0	1						
<b>Abraham Nunez, S</b> (1, 5) OBP: 0.375, SLG: 0.400										4	1	1	0	0	0	1						
<b>34 John Grabow, L</b> (8, 1)										0	0	0	0	0	0	0						
<b>16 Salomon Torres, R</b> (8, 1)										0	0	0	0	0	0	0						
<b>Jose Mesa, R</b> (9, 1)										0	0	0	0	0	0	0						
<b>Jose Castillo, R</b> (1, 4) OBP: 0.409, SLG: 0.316										4	1	1	1	0	0	0						
<b>Kip Wells, R</b> (1, 1) OBP: 0.500, SLG: 1.000										1	0	0	0	0	1	0						
<b>Bobby Hill, S</b> (8, PH) OBP: 0.333, SLG: 0.286										0	1	0	0	1	0	0						
<b>Chris Stynes, R</b> (8, 5) OBP: 0.219, SLG: 0.226										1	0	1	0	0	0	0						
<b>Inning Stats</b>	R: 0 E: 0 K: 0 S: 7	H: 0 LOB: 0 BB: 0 P: 10	R: 0 E: 0 K: 1 S: 7	H: 0 LOB: 0 BB: 0 P: 11	R: 0 E: 1 K: 0 S: 7	H: 0 LOB: 1 BB: 0 P: 10	R: 0 E: 0 K: 0 S: 9	H: 1 LOB: 0 BB: 0 P: 16	R: 0 E: 0 K: 1 S: 5	H: 0 LOB: 0 BB: 0 P: 7	R: 0 E: 0 K: 0 S: 6	H: 0 LOB: 0 BB: 0 P: 8	R: 0 E: 0 K: 0 S: 9	H: 0 LOB: 1 BB: 1 P: 16	R: 7 E: 0 K: 0 S: 17	H: 6 LOB: 1 BB: 1 P: 29	R: 0 E: 0 K: 0 S: 11	H: 1 LOB: 1 BB: 0 P: 19	1B: 8 2B: 0 3B: 0 HR: 0	SF: 1 SAC: 1 DP: 1 HBP: 1	WP: 0 PB: 0 SB: 1 CS: 0	PA: 38
<b>PITCHER</b>	IP	WLS	BF	H	R	ER	SO	BB	IBB	HBP	BLK	WP	HR	S	P	ERA	WHIP					
<b>Tom Glavine, L</b> (1, 1) ERA: 0.9	7.0		23	1	0	0	2	1	0	0	0	0	0	50	78	0.00	0.286					
<b>Orber Moreno, R</b> (8, 1) ERA: 8.44	0.0	L	3	3	3	3	0	0	0	0	0	0	0	7	11	∞	∞					
<b>Mike Stanton, L</b> (8, 1) ERA: 14.73	0.0	B	2	1	0	0	0	1	0	0	0	0	0	4	8	∞	∞					
<b>David Weathers, R</b> (8, 1) ERA: 4.91	1.0		6	2	4	4	0	0	0	1	0	0	0	6	10	36.00	2.000					
<b>Dan Wheeler, R</b> (9, 1) ERA: 5.19	1.0		4	1	0	0	0	0	0	0	1	0	0	11	19	0.00	1.000					

Pittsburgh Pirates @ New York Mets  
Shea Stadium, Flushing, NY  
Fri Apr 16 2004, 7:10 PM EDT  
Att: 18,554 - Sunny - 63 F

livebaseballscores.com

AB 33  
R 7  
H 8  
RBI 7  
BB 2  
SO 2  
LOB 9

Batter	1	2	3	4	5	6	7	8	9	AB	R	H	RBI	BB	SO	LOB	BOTTOM					
<b>Kazuo Matsui, S</b> (1, 6) OBP: 0.469, SLG: 0.553										5	1	1	0	0	0	0						
<b>Karim Garcia, L</b> (1, 9) OBP: 0.320, SLG: 0.500										4	1	1	0	0	0	0						
<b>Shane Spencer, R</b> (1, 7) OBP: 0.379, SLG: 0.444										4	0	1	0	0	1	2						
<b>31 Mike Piazza, R</b> (1, 2) OBP: 0.333, SLG: 0.579										4	1	1	0	0	0	3						
<b>Mike Cameron, R</b> (1, 8) OBP: 0.405, SLG: 0.543										3	2	2	1	1	1	0						
<b>Jason Phillips, R</b> (1, 3) OBP: 0.333, SLG: 0.314										3	0	0	0	0	0	3						
<b>Jeff Duncan, R</b> (7, PH) OBP: 0.167, SLG: 0.167										0	0	0	0	0	0	0						
<b>Orber Moreno, R</b> (8, 1)										0	0	0	0	0	0	0						
<b>Mike Stanton, L</b> (8, 1)										0	0	0	0	0	0	0						
<b>David Weathers, R</b> (8, 1)										0	0	0	0	0	0	0						
<b>Eric Valent, L</b> (8, PH) OBP: 0.231, SLG: 0.887										1	1	3	0	0	0	0						
<b>Dan Wheeler, R</b> (9, 1) ERA: 5.19										0	0	0	0	0	0	0						
<b>Ty Wigginton, R</b> (1, 5) OBP: 0.220, SLG: 0.282										4	0	0	0	0	1	4						
<b>Ricky Gutierrez, R</b> (1, 4) OBP: 0.297, SLG: 0.219										4	0	1	2	0	0	2						
<b>Tom Glavine, L</b> (1, 1) OBP: 0.375, SLG: 0.286										2	0	0	0	0	2	1						
<b>Todd Zeile, R</b> (7, PH) OBP: 0.294, SLG: 0.438										2	0	0	0	0	1	1						
<b>Inning Stats</b>	R: 0 E: 0 K: 1 S: 8	H: 3 LOB: 1 BB: 0 P: 11	R: 2 E: 0 K: 1 S: 14	H: 3 LOB: 1 BB: 0 P: 20	R: 0 E: 0 K: 0 S: 10	H: 1 LOB: 1 BB: 0 P: 19	R: 0 E: 0 K: 1 S: 11	H: 0 LOB: 1 BB: 1 P: 20	R: 0 E: 0 K: 1 S: 9	H: 0 LOB: 0 BB: 0 P: 14	R: 0 E: 0 K: 1 S: 7	H: 0 LOB: 0 BB: 0 P: 11	R: 0 E: 1 K: 1 S: 7	H: 0 LOB: 2 BB: 0 P: 13	R: 4 E: 0 K: 0 S: 10	H: 4 LOB: 0 BB: 0 P: 17	R: 0 E: 0 K: 0 S: 8	H: 0 LOB: 0 BB: 0 P: 12	1B: 5 2B: 1 3B: 1 HR: 1	SF: 0 SAC: 0 DP: 0 HBP: 0	WP: 0 PB: 0 SB: 1 CS: 0	PA: 37
<b>PITCHER</b>	IP	WLS	BF	H	R	ER	SO	BB	IBB	HBP	BLK	WP	HR	S	P	ERA	WHIP					
<b>Kip Wells, R</b> (1, 1) ERA: 1.89	7.0	W	27	4	2	2	6	1	0	0	0	0	0	66	108	2.57	0.714					
<b>34 John Grabow, L</b> (8, 1) ERA: 6.0	0.0		2	2	2	2	0	0	0	0	0	0	0	3	3	∞	∞					
<b>16 Salomon Torres, R</b> (8, 1) ERA: 7.5	1.0		5	2	2	2	0	0	0	0	0	0	1	7	14	18.00	2.000					
<b>Jose Mesa, R</b> (9, 1) ERA: 5.19	1.0	S	3	0	0	0	0	0	0	0	0	0	0	8	12	0.00	0.000					

Pittsburgh Pirates @ New York Mets  
Shea Stadium, Flushing, NY  
Fri Apr 16 2004, 7:10 PM EDT  
Att: 18,554 - Sunny - 63 F

livebaseballscores.com

AB 36  
R 6  
H 8  
RBI 6  
BB 1  
SO 6  
LOB 16



Batter	1	2	3	4	5	6	7	8	9	AB	R	H	RBI	BB	SO	LOB	TOP								
<b>Tike Redman, L</b> OBP: 0.240, SLG: 0.319 (1, 8)	1-2 G5-4-3 1B		2-1 G4-3		1-0 FC6-4			1-1 SH3 18 SF8 2B		4	1	2	0	0	0	2									
<b>2 Jack Wilson, R</b> OBP: 0.499, SLG: 0.659 (1, 6)	0-1 G5-4-3 1-2f			0-1 F7	2-0 FC6-4			1-1 SH3		3	0	0	0	0	0	2									
<b>18 Jason Kendall, R</b> OBP: 0.465, SLG: 0.441 (1, 2)	1-1 G5-3			2-2 1B		3-2 G6-3		1-1 SF8		3	0	1	1	0	0	0									
<b>Raul Mondesi, R</b> OBP: 0.298, SLG: 0.432 (1, 9)		3-2 G6-3		1-3 1B		1-0 F8		3-H 2-3 K2-3		4	0	0	0	0	2	1									
<b>Rob Mackowiak, L</b> OBP: 0.417, SLG: 0.464 (9, 7)		4-2 G4-6-3 BB		0-0		3-3 K			2-1 FC4-6 1B	3	0	2	0	1	1	0									
<b>Randall Simon, L</b> OBP: 0.167, SLG: 0.176 (9, PR) <b>J.J. Davis, R</b> OBP: 0.250, SLG: 0.143 (9, 1) <b>Jose Mesa, R</b> (9, 1)	0-0 G4-6-3 1-2f			1-0 F7			1-1 G4-3		2-0 FC4-6 1B	4	0	0	0	0	0	0									
<b>Craig Wilson, R</b> OBP: 0.426, SLG: 0.721 (9, 3)			0-0 G4-3 2B		2-2 G5-3		1-1 G5-3 2B		2-2 G6-4-3 1B	4	0	3	0	0	0	0									
<b>Jose Castillo, R</b> OBP: 0.385, SLG: 0.435 (1, 4)			1-1 G4-3		0-0 HR		0-1 G5-3		1-1 G6-4-3	4	1	1	1	0	0	4									
<b>Oliver Pérez, L</b> OBP: 0.500, SLG: 0.500 <b>Brian Meadows, R</b> (7, 1) <b>37 Mike Johnston, L</b> (8, 1) <b>16 Salomon Torres, R</b> (8, 1) <b>Chris Stynes, R</b> OBP: 0.219, SLG: 0.226 (9, 5)			0-3 K		0-0		2-3 K			3	0	1	0	0	2	2									
<b>Inning Stats</b>	R: 0 E: 0 K: 0 S: 8	H: 1 LOB: 0 BB: 0 P: 10	R: 0 E: 0 K: 0 S: 6	H: 0 LOB: 0 BB: 1 P: 13	R: 0 E: 0 K: 1 S: 8	H: 1 LOB: 1 BB: 0 P: 11	R: 0 E: 0 K: 1 S: 10	H: 2 LOB: 2 BB: 0 P: 14	R: 1 E: 0 K: 0 S: 7	H: 2 LOB: 1 BB: 0 P: 12	R: 0 E: 0 K: 1 S: 7	H: 0 LOB: 0 BB: 0 P: 14	R: 0 E: 0 K: 1 S: 9	H: 1 LOB: 1 BB: 0 P: 13	R: 1 E: 0 K: 1 S: 9	H: 1 LOB: 0 BB: 0 P: 14	R: 0 E: 0 K: 0 S: 8	H: 2 LOB: 2 BB: 0 P: 15	1B: 6 2B: 3 3B: 0 HR: 1	SF: 1 SAC: 1 DP: 3 HBP: 0	WP: 0 PB: 0 SB: 0 CS: 0	PA: 35			
<b>PITCHER</b>	IP	WLS	BF	H	R	ER	SO	BB	IBB	HBP	BLK	WP	HR	S	P	ERA	WHIP								
<b>Steve Trachsel, R</b> ERA: 5.82 <b>Braden Looper, R</b> ERA:	(1, 1) 8.0 L		31	8	2	2	5	1	0	0	0	0	1	64	101	2.25	1.125								
	(9, 1) 1.0		4	2	0	0	0	0	0	0	0	0	0	8	15	0.00	2.000								

Pittsburgh Pirates @ New York Mets  
Shea Stadium, Flushing, NY  
Sat Apr 17 2004, 1:10 PM EDT  
Att: 40,172 - Cloudy - 65 F

AB	32
R	2
H	10
RBI	2
BB	1
SO	5
LOB	15



Batter	1	2	3	4	5	6	7	8	9	AB	R	H	RBI	BB	SO	LOB	BOTTOM								
<b>Kazuo Matsui, S</b> OBP: 0.434, SLG: 0.500 (1, 6)	3-1 F8			2-2 F8		0-3 K		2-2 G1-3		4	0	0	0	0	1	2									
<b>Ricky Gutierrez, R</b> OBP: 0.275, SLG: 0.200 <b>Eric Valent, L</b> OBP: 0.214, SLG: 0.615 <b>Braden Looper, R</b> (9, 1)	2-1 F7			1-2 G6-3			1-0 F8	2-3 K		3	0	0	0	0	0	0									
<b>Shane Spencer, R</b> OBP: 0.333, SLG: 0.387 (1, 7)	1-2 G5-3			0-0 G5-3			3-3 K		2-0 P4	4	0	0	0	0	1	0									
<b>31 Mike Piazza, R</b> OBP: 0.326, SLG: 0.537 (1, 3)		1-2 G6-3			0-0 F8		4-0 BB 1B		1-0 F7	3	1	0	0	1	0	0									
<b>Mike Cameron, R</b> OBP: 0.391, SLG: 0.500 (1, 8)		3-2 F8			1-0 F8		4-1 1B BB		3-3 K	3	0	0	0	1	1	0									
<b>Ty Wigginton, R</b> OBP: 0.227, SLG: 0.286 (1, 5)			0-1 F9		0-2 F8		0-2 1B			3	0	1	1	0	0	0									
<b>Karim Garcia, L</b> OBP: 0.321, SLG: 0.481 (1, 9)			0-3 K			1-2 BLK 1B		1-3 K		3	0	1	0	0	2	2									
<b>Vance Wilson, R</b> OBP: 0.500, SLG: 0.400 (1, 2)			1-1 1B			3-3 K		2-2 G1-3 SH2-4 1B		3	0	2	0	0	1	1									
<b>Steve Trachsel, R</b> OBP: 0.286, SLG: 0.429 <b>Jeff Duncan, L</b> OBP: 0.167, SLG: 0.167 <b>Joe McEwing, R</b> OBP: 0.333, SLG: 0.231 (9, 4)			1-3 K			0-3 K		0-2 SH2-4		2	0	0	0	0	2	1									
<b>Inning Stats</b>	R: 0 E: 0 K: 0 S: 7	H: 0 LOB: 0 BB: 0 P: 13	R: 0 E: 0 K: 0 S: 8	H: 0 LOB: 0 BB: 0 P: 12	R: 0 E: 0 K: 2 S: 8	H: 1 LOB: 0 BB: 0 P: 10	R: 0 E: 0 K: 0 S: 8	H: 0 LOB: 0 BB: 0 P: 11	R: 0 E: 0 K: 3 S: 18	H: 1 LOB: 1 BB: 0 P: 22	R: 1 E: 0 K: 2 S: 13	H: 1 LOB: 2 BB: 2 P: 26	R: 0 E: 0 K: 1 S: 13	H: 1 LOB: 1 BB: 0 P: 19	R: 0 E: 0 K: 1 S: 6	H: 0 LOB: 0 BB: 0 P: 12	1B: 4 2B: 0 3B: 0 HR: 0	SF: 0 SAC: 1 DP: 0 HBP: 0	WP: 0 PB: 0 SB: 0 CS: 0	PA: 32					
<b>PITCHER</b>	IP	WLS	BF	H	R	ER	SO	BB	IBB	HBP	BLK	WP	HR	S	P	ERA	WHIP								
<b>Oliver Pérez, L</b> ERA: 3.09 <b>Brian Meadows, R</b> ERA: <b>37 Mike Johnston, L</b> ERA: <b>16 Salomon Torres, R</b> ERA: 7.11 <b>Jose Mesa, R</b> ERA:	(1, 1) 6.2		23	2	1	1	6	2	0	0	1	0	0	14	17	0.00	3.000								
	(7, 1) 0.2	W	4	2	0	0	1	0	0	0	0	0	0	4	6	0.00	0.000								
	(8, 1) 0.1	H	1	0	0	0	0	0	0	0	0	0	0	3	5	0.00	0.000								
	(8, 1) 0.1	H	1	0	0	0	1	0	0	0	0	0	0	3	5	0.00	0.000								
	(9, 1) 1.0	S	3	0	0	0	1	0	0	0	0	0	0	6	12	0.00	0.000								

Pittsburgh Pirates @ New York Mets  
Shea Stadium, Flushing, NY  
Sat Apr 17 2004, 1:10 PM EDT  
Att: 40,172 - Cloudy - 65 F

AB	29
R	1
H	4
RBI	1
BB	2
SO	9
LOB	7









Batter	1	2	3	4	5	6	7	8	9	AB	R	H	RBI	BB	SO	LOB	TOP										
<b>Termel Sledge, L</b> OBP: 0.120, SLG: 0.043 (1, 8)	L8		G3		L7		G6-3		1B	5	0	1	0	0	0	3											
<b>Jose Vidro, S</b> OBP: 0.370, SLG: 0.378 (1, 4)	G5-3			G4-3	G5-3		1B		1B	5	0	2	0	0	0	2											
<b>Orlando Cabrera, R</b> OBP: 0.278, SLG: 0.385 (1, 6)	L3			1B	G4-3		F8		FC6-4	4	0	1	0	1	0	3											
<b>Tony Batista, R</b> OBP: 0.167, SLG: 0.262 (1, 5)		P2		1B		P2		K	FC6-4	5	0	1	0	0	1	3											
<b>Brad Wilkerson, L</b> OBP: 0.370, SLG: 0.368 (1, 3)		G4-6-3		F8		F9		1B		3	0	1	0	1	0	2											
<b>Matt Capiccky, L</b> OBP: 0.222, SLG: 0.333 (1, 7)	G4-6-3			K		1B		F8		4	0	1	0	0	1	4											
<b>Juan Rivera, R</b> OBP: 0.280, SLG: 0.333 <b>Rocky Biddle, R</b> (8, 1)			G4-3		1B		1B		K	3	1	1	0	1	1	1											
<b>Brian Schneider, L</b> OBP: 0.222, SLG: 0.324 (1, 2)			G6-3		G5-3		G4-3		F7	4	0	1	0	0	0	2											
<b>Tomo Ohka, S</b> OBP: 0.200, SLG: 0.000 <b>Ronald Cordero, L</b> OBP: 0.135, SLG: 0.071 <b>Sun-Woo Kim, R</b> OBP: 0.256, SLG: 0.143 <b>32 Chad Cordero, R</b> OBP: 0.256, SLG: 0.143 <b>Andy Fox, L</b> OBP: 0.125, SLG: 0.125 (1, 1)					E3		G5-3		G1-3	1	0	1	0	0	0	0											
<b>Inning Stats</b>	R: 0 E: 0 K: 0 S: 6	H: 0 LOB: 0 BB: 0 P: 7	R: 0 E: 0 K: 0 S: 11	H: 0 LOB: 0 BB: 1 P: 17	R: 0 E: 0 K: 0 S: 10	H: 1 LOB: 1 BB: 0 P: 13	R: 0 E: 0 K: 1 S: 14	H: 1 LOB: 2 BB: 1 P: 27	R: 1 E: 1 K: 0 S: 13	H: 1 LOB: 2 BB: 0 P: 24	R: 0 E: 0 K: 0 S: 7	H: 2 LOB: 2 BB: 0 P: 11	R: 0 E: 0 K: 2 S: 8	H: 1 LOB: 1 BB: 0 P: 12	R: 0 E: 0 K: 2 S: 19	H: 1 LOB: 1 BB: 0 P: 25	R: 0 E: 0 K: 0 S: 14	H: 3 LOB: 3 BB: 0 P: 21	1B: 10 2B: 0 3B: 0 HR: 0	SF: 0 SAC: 0 DP: 1 HBP: 0	WP: 0 PB: 0 SB: 1 CS: 0	PA: 40					
<b>PITCHER</b>	IP	WLS	BF	H	R	ER	SO	BB	IBB	HBP	BLK	WP	HR	S	P	ERA	WHIP										
<b>Tyler Yates, R</b> ERA: 3.86 <b>John Franco, L</b> ERA: 9.0 <b>Mike Stanton, L</b> ERA: 8.1 <b>Braden Looper, R</b> ERA:	5.2	W	25	5	1	1	1	3	0	0	0	0	0	59	95	1.59	1.412										
	0.1	H	1	0	0	0	0	0	0	0	0	0	0	2	4	0.00	0.000										
	2.0	H	8	2	0	0	2	0	0	0	0	0	0	27	37	0.00	1.000										
	1.0	S	6	3	0	0	0	0	0	0	0	0	0	14	21	0.00	3.000										

Montreal Expos @ New York Mets  
Shea Stadium, Flushing, NY  
Mon Apr 19 2004, 7:10 PM EDT  
Att: 14,002 - Unknown - 61 F

AB	37
R	1
H	10
RBI	0
BB	3
SO	3
LOB	21



Batter	1	2	3	4	5	6	7	8	9	AB	R	H	RBI	BB	SO	LOB	BOTTOM										
<b>Kazuo Matsui, S</b> OBP: 0.426, SLG: 0.490 (1, 6)	P2			K		G3				4	0	0	0	0	2	3											
<b>Karim Garcia, L</b> OBP: 0.333, SLG: 0.529 (1, 9)	F9			F9					31	3	1	1	1	1	0	1											
<b>Todd Zeile, R</b> OBP: 0.400, SLG: 0.429 (1, 3)	P4			F8		1B			F7	3	0	0	0	0	0	1											
<b>31 Mike Piazza, R</b> OBP: 0.333, SLG: 0.521 <b>Vance Wilson, R</b> OBP: 0.500, SLG: 0.400 (7, PR)				F8		1B			1B	3	1	2	0	1	0	0											
<b>Mike Cameron, R</b> OBP: 0.370, SLG: 0.467 (1, 8)				SF8		2B			1B	0	0	0	0	0	0	0											
<b>Eric Valent, L</b> OBP: 0.211, SLG: 0.500 (1, 7)				SF8		2B			1B	3	1	1	0	1	2	4											
<b>Ty Wigginton, R</b> OBP: 0.229, SLG: 0.356 (1, 5)				E1		G6-3			K	4	0	1	0	0	1	5											
<b>Ricky Gutierrez, R</b> OBP: 0.273, SLG: 0.231 (1, 4)				SF8		2B			G4-6-3	3	1	1	2	0	0	3											
<b>Tyler Yates, R</b> ERA: 5.93 <b>Sun-Woo Kim, R</b> ERA: 0.57 <b>32 Chad Cordero, R</b> ERA: 2.57 <b>Rocky Biddle, R</b> ERA: 1.8				SF8		2B			G4-6-3	4	0	1	1	0	0	0											
<b>Inning Stats</b>	R: 0 E: 0 K: 0 S: 7	H: 0 LOB: 0 BB: 0 P: 8	R: 2 E: 1 K: 2 S: 15	H: 2 LOB: 2 BB: 1 P: 26	R: 1 E: 0 K: 0 S: 12	H: 2 LOB: 1 BB: 0 P: 16	R: 1 E: 0 K: 1 S: 12	H: 2 LOB: 1 BB: 0 P: 15	R: 0 E: 0 K: 0 S: 7	H: 0 LOB: 0 BB: 0 P: 11	R: 0 E: 0 K: 2 S: 13	H: 1 LOB: 2 BB: 1 P: 21	R: 0 E: 0 K: 0 S: 5	H: 0 LOB: 0 BB: 0 P: 8	R: 0 E: 0 K: 2 S: 19	H: 0 LOB: 0 BB: 0 P: 21	1B: 3 2B: 3 3B: 0 HR: 2	SF: 1 SAC: 0 DP: 1 HBP: 1	WP: 0 PB: 0 SB: 0 CS: 0	PA: 36							
<b>PITCHER</b>	IP	WLS	BF	H	R	ER	SO	BB	IBB	HBP	BLK	WP	HR	S	P	ERA	WHIP										
<b>Tomo Ohka, R</b> ERA: 5.93 <b>Sun-Woo Kim, R</b> ERA: 0.57 <b>32 Chad Cordero, R</b> ERA: 2.57 <b>Rocky Biddle, R</b> ERA: 1.8	4.0	L	20	6	4	3	3	1	0	0	0	0	0	14	25	0.00	1.000										
	1.0		5	1	0	0	2	1	0	0	0	0	0	13	21	0.00	2.000										
	1.0		3	0	0	0	0	0	0	0	0	0	0	5	8	0.00	0.000										

Montreal Expos @ New York Mets  
Shea Stadium, Flushing, NY  
Mon Apr 19 2004, 7:10 PM EDT  
Att: 14,002 - Unknown - 61 F

AB	31
R	4
H	8
RBI	4
BB	3
SO	6
LOB	19





Batter	1	2	3	4	5	6	7	8	9	AB	R	H	RBI	BB	SO	LOB	TOP										
<b>Brad Wilkerson, L</b> OBP: 0.373, SLG: 0.357	F8		G4-3			F8											4 0 1 0 1 0 0										
<b>Einar Diaz, R</b> OBP: 0.357, SLG: 0.182 <b>Rocky Biddle, R</b> (9, 1)	F7						G5-3		G6-3								4 1 1 0 0 0 2 0 0 0 0 0 0 0										
<b>Jose Vidro, S</b> OBP: 0.379, SLG: 0.449	L8																4 1 2 1 0 1 1										
<b>Orlando Cabrera, R</b> OBP: 0.293, SLG: 0.393		L3															4 0 2 0 0 0 2										
<b>Juan Rivera, R</b> OBP: 0.310, SLG: 0.357																	4 0 2 1 0 0 2										
<b>Tony Batista, R</b> OBP: 0.174, SLG: 0.244																	3 0 0 0 1 0 2										
<b>Luis Lopez, R</b> OBP: 0.217, SLG: 0.182																	4 0 0 0 0 1 6										
<b>Termel Sledge, L</b> OBP: 0.103, SLG: 0.037																	4 0 0 0 0 0 1										
<b>Zach Day, R</b> (1, 1)																	3 0 0 0 0 2 1										
<b>Luis Ayala, R</b> OBP: 1.000, SLG: 1.000 <b>Jamey Carroll, R</b> OBP: 0.222, SLG: 0.294 <b>Brian Schneider, L</b> OBP: 0.222, SLG: 0.324																	0 0 0 0 0 0 0 1 0 0 0 0 0 0 0 0 0 0 0 0 0										
<b>Inning Stats</b>	R: 0 E: 0 K: 0 S: 7	H: 0 LOB: 0 BB: 0 P: 12	R: 0 E: 0 K: 0 S: 9	H: 1 LOB: 1 BB: 0 P: 14	R: 0 E: 0 K: 1 S: 5	H: 0 LOB: 0 BB: 0 P: 8	R: 0 E: 0 K: 0 S: 10	H: 2 LOB: 1 BB: 0 P: 15	R: 0 E: 1 K: 1 S: 10	H: 0 LOB: 1 BB: 0 P: 15	R: 1 E: 0 K: 1 S: 9	H: 2 LOB: 3 BB: 1 P: 21	R: 0 E: 0 K: 1 S: 9	H: 0 LOB: 1 BB: 1 P: 17	R: 1 E: 0 K: 0 S: 13	H: 2 LOB: 1 BB: 0 P: 21	R: 0 E: 0 K: 0 S: 11	H: 1 LOB: 1 BB: 0 P: 16	1B: 7 2B: 0 3B: 0 HR: 1	SF: 0 SAC: 0 DP: 0 HBP: 1	WP: 0 PB: 0 SB: 1 CS: 0	PA: 38					
<b>PITCHER</b>	IP	WLS	BF	H	R	ER	SO	BB	IBB	HBP	BLK	WP	HR	S	P	ERA	WHIP										
<b>Al Leiter, L</b> ERA: 0.52	(1, 1)	7.0	29	5	1	1	4	2	0	1	0	0	0	59	102	1.29	1.000										
<b>David Weathers, R</b> ERA: 5.4	(8, 1)	1.0	L	5	2	1	0	0	0	0	0	0	1	13	21	9.00	2.000										
<b>John Franco, L</b> ERA: 7.5	(9, 1)	1.0		4	1	0	0	0	0	0	0	0	0	11	16	0.00	1.000										

Montreal Expos @ New York Mets  
Shea Stadium, Flushing, NY  
Tue Apr 20 2004, 7:10 PM EDT  
Att: 14,513 - Unknown - 69 F

AB	35
R	2
H	8
RBI	2
BB	2
SO	4
LOB	17



Batter	1	2	3	4	5	6	7	8	9	AB	R	H	RBI	BB	SO	LOB	BOTTOM										
<b>Kazuo Matsui, S</b> OBP: 0.415, SLG: 0.472																	4 1 1 0 0 2 0										
<b>Karin Garcia, L</b> OBP: 0.325, SLG: 0.526																	4 0 1 0 0 0 1										
<b>Todd Zeile, R</b> OBP: 0.379, SLG: 0.440																	4 0 1 0 0 3 2										
<b>31 Mike Piazza, R</b> OBP: 0.345, SLG: 0.510																	3 0 1 1 1 0 0										
<b>Mike Cameron, R</b> OBP: 0.345, SLG: 0.429																	4 0 0 0 0 0 3										
<b>Eric Valent, L</b> OBP: 0.217, SLG: 0.429																	3 0 0 0 1 1 0										
<b>Ty Wigginton, R</b> OBP: 0.216, SLG: 0.333																	3 0 0 0 0 0 1										
<b>Ricky Gutierrez, R</b> OBP: 0.255, SLG: 0.214																	3 0 0 0 0 0 1										
<b>Al Leiter, L</b> OBP: 0.333, SLG: 0.400 <b>Jason Phillips, R</b> OBP: 0.292, SLG: 0.268 <b>David Weathers, R</b> (7, PH) <b>John Franco, L</b> (9, 1)																	2 0 0 0 0 1 0 1 0 0 0 0 0 1 0 0 0 0 0 0 0 0 0 0 0 0 0 0										
<b>Inning Stats</b>	R: 1 E: 0 K: 1 S: 15	H: 2 LOB: 1 BB: 0 P: 22	R: 0 E: 0 K: 0 S: 7	H: 0 LOB: 0 BB: 0 P: 8	R: 0 E: 0 K: 2 S: 12	H: 1 LOB: 1 BB: 0 P: 21	R: 0 E: 0 K: 0 S: 6	H: 0 LOB: 0 BB: 0 P: 9	R: 0 E: 0 K: 1 S: 9	H: 0 LOB: 0 BB: 0 P: 12	R: 0 E: 0 K: 1 S: 11	H: 1 LOB: 2 BB: 1 P: 22	R: 0 E: 0 K: 0 S: 6	H: 0 LOB: 1 BB: 1 P: 14	R: 0 E: 0 K: 1 S: 9	H: 0 LOB: 0 BB: 0 P: 12	R: 0 E: 0 K: 1 S: 5	H: 0 LOB: 0 BB: 0 P: 6	1B: 2 2B: 2 3B: 0 HR: 0	SF: 0 SAC: 0 DP: 0 HBP: 0	WP: 0 PB: 0 SB: 0 CS: 0	PA: 33					
<b>PITCHER</b>	IP	WLS	BF	H	R	ER	SO	BB	IBB	HBP	BLK	WP	HR	S	P	ERA	WHIP										
<b>Zach Day, R</b> ERA: 2.84	(1, 1)	7.0	W	27	4	1	5	1	1	0	0	0	0	66	108	1.29	0.714										
<b>Luis Ayala, R</b> ERA: 4.7	(8, 1)	1.0	H	3	0	0	1	0	0	0	0	0	0	9	12	0.00	0.000										
<b>Rocky Biddle, R</b> ERA: 1.5	(9, 1)	1.0	S	3	0	0	1	0	0	0	0	0	0	5	6	0.00	0.000										

Montreal Expos @ New York Mets  
Shea Stadium, Flushing, NY  
Tue Apr 20 2004, 7:10 PM EDT  
Att: 14,513 - Unknown - 69 F

AB	31
R	1
H	4
RBI	1
BB	2
SO	7
LOB	9





Batter	1	2	3	4	5	6	7	8	9	AB	R	H	RBI	BB	SO	LOB	TOP										
<b>Brad Wilkerson, L</b> (1, 8) OBP: 0.364, SLG: 0.370	L7		F8				F8			4	1	1	0	0	0	1	<b>Montreal Expos @ New York Mets</b> Shea Stadium, Flushing, NY Wed Apr 21 2004, 7:10 PM EDT Att: 23,565 - Unknown - 55 F										
<b>Orlando Cabrera, R</b> (1, 6) OBP: 0.290, SLG: 0.383	K		G6-3				E8 SF9			4	1	1	1	0	1	1											
<b>Jose Vidro, S</b> (1, 4) OBP: 0.387, SLG: 0.440	1B BB		1B BB				SF9			1	0	0	1	2	0	0											
<b>Tony Batista, R</b> (1, 5) OBP: 0.220, SLG: 0.286	1B		1B				P3			4	0	3	0	0	0	0											
<b>Juan Rivera, R</b> (1, 9) OBP: 0.273, SLG: 0.313	P3		P4				G4-3			4	0	0	0	0	0	5											
<b>Termel Sledge, L</b> (1, 3) OBP: 0.091, SLG: 0.032			F8				G3-1			4	0	0	0	0	1	1											
<b>Ronald Colloway, L</b> (1, 7) OBP: 0.105, SLG: 0.056			F7				G1-3			4	0	0	0	0	1	0											
<b>Brian Schneider, L</b> (1, 2) OBP: 0.200, SLG: 0.289			E4				G6-3			4	0	0	0	0	1	0											
<b>Livan Hernandez, R</b> (1, 1) OBP: 0.125, SLG: 0.125			L9				G3-1			3	0	1	0	0	0	1											
<b>Luis Ayala, R</b> (8, 1) OBP: 1.000, SLG: 1.000										0	0	0	0	0	0	0											
<b>Luis Lopez, R</b> (9, PH) OBP: 0.208, SLG: 0.174										1	0	0	0	0	0	0											
<b>Rocky Biddle, R</b> (9, 1)										0	0	0	0	0	0	0											
<b>Inning Stats</b>	R: 0 E: 0 K: 1 S: 10	H: 1 LOB: 2 BB: 1 P: 19	R: 0 E: 1 K: 0 S: 7	H: 0 LOB: 1 BB: 0 P: 10	R: 0 E: 0 K: 0 S: 12	H: 1 LOB: 2 BB: 1 P: 20	R: 0 E: 0 K: 1 S: 7	H: 0 LOB: 0 BB: 0 P: 8	R: 2 E: 1 K: 0 S: 9	H: 2 LOB: 0 BB: 0 P: 15	R: 0 E: 0 K: 0 S: 5	H: 0 LOB: 0 BB: 0 P: 9	R: 0 E: 0 K: 1 S: 9	H: 1 LOB: 1 BB: 0 P: 14	R: 0 E: 0 K: 1 S: 10	H: 1 LOB: 1 BB: 0 P: 17	R: 0 E: 0 K: 0 S: 5	H: 0 LOB: 0 BB: 0 P: 7	1B: 5 2B: 1 3B: 0 HR: 0	SF: 1 SAC: 0 DP: 0 HBP: 0	WP: 0 PB: 0 SB: 0 CS: 0	PA: 36					
<b>PITCHER</b>	IP	WLS	BF	H	R	ER	SO	BB	IBB	HBP	BLK	WP	HR	S	P	ERA	WHIP										
<b>Tom Glavine, L</b> (1, 1) ERA: 1.0	7.0	L	29	5	2	1	3	2	0	0	0	0	0	59	95	1.29	1.000										
<b>Mike Stanton, L</b> (8, 1) ERA: 6.23	2.0	H	7	1	0	0	1	0	0	0	0	0	0	15	24	0.00	0.500										

AB 33  
R 2  
H 6  
RBI 2  
BB 2  
SO 4  
LOB 9



Batter	1	2	3	4	5	6	7	8	9	AB	R	H	RBI	BB	SO	LOB	BOTTOM										
<b>Kazuo Matsui, S</b> (1, 6) OBP: 0.391, SLG: 0.439	F8		L6				G1-3			4	0	0	0	0	1	2	<b>Montreal Expos @ New York Mets</b> Shea Stadium, Flushing, NY Wed Apr 21 2004, 7:10 PM EDT Att: 23,565 - Unknown - 55 F										
<b>Todd Zeile, R</b> (1, 5) OBP: 0.384, SLG: 0.393	K		K				FC1-6 BB			3	0	0	0	1	2	0											
<b>Karim Garcia, L</b> (1, 9) OBP: 0.318, SLG: 0.524	K		G4-3				FC1-6 BB HBP			4	0	1	0	0	1	1											
<b>31 Mike Piazza, R</b> (1, 2) OBP: 0.356, SLG: 0.527			1B 2B				P6			4	0	2	0	0	0	1											
<b>Mike Cameron, R</b> (1, 8) OBP: 0.355, SLG: 0.412			1B BB				1-2 BB			2	1	0	0	1	2	1											
<b>Jason Phillips, R</b> (1, 3) OBP: 0.288, SLG: 0.250			K				1-2 HBP			3	0	0	0	1	1	2											
<b>Shane Spencer, R</b> (1, 7) OBP: 0.341, SLG: 0.410			1B 2H				1-2 2H BB			4	0	2	0	0	0	3											
<b>Joe McEwing, R</b> (1, 4) OBP: 0.318, SLG: 0.250			1B				FC1-6 2B			4	0	2	1	0	0	1											
<b>Tom Glavine, L</b> (1, 1) OBP: 0.333, SLG: 0.250			G6-3				FC1-6 SH2-4			1	0	0	0	0	0	2											
<b>Eric Valent, L</b> (7, PH) OBP: 0.250, SLG: 0.455							SH2-4			1	0	1	0	0	0	0											
<b>Mike Stanton, L</b> (8, 1)										0	0	0	0	0	0	0											
<b>Vance Wilson, R</b> (9, PH) OBP: 0.429, SLG: 0.333							1-2 CS			1	0	0	0	0	0	1											
<b>Inning Stats</b>	R: 0 E: 0 K: 2 S: 7	H: 0 LOB: 0 BB: 0 P: 12	R: 1 E: 0 K: 1 S: 15	H: 3 LOB: 2 BB: 1 P: 25	R: 0 E: 0 K: 1 S: 8	H: 0 LOB: 0 BB: 0 P: 10	R: 0 E: 0 K: 1 S: 5	H: 0 LOB: 0 BB: 0 P: 8	R: 0 E: 0 K: 0 S: 7	H: 1 LOB: 1 BB: 0 P: 9	R: 0 E: 0 K: 0 S: 13	H: 0 LOB: 2 BB: 2 P: 23	R: 0 E: 0 K: 1 S: 11	H: 1 LOB: 1 BB: 0 P: 17	R: 0 E: 0 K: 1 S: 11	H: 2 LOB: 1 BB: 0 P: 18	R: 0 E: 0 K: 0 S: 8	H: 1 LOB: 1 BB: 0 P: 12	1B: 5 2B: 4 3B: 0 HR: 0	SF: 0 SAC: 1 DP: 1 HBP: 1	WP: 0 PB: 0 SB: 0 CS: 1	PA: 36					
<b>PITCHER</b>	IP	WLS	BF	H	R	ER	SO	BB	IBB	HBP	BLK	WP	HR	S	P	ERA	WHIP										
<b>Livan Hernandez, R</b> (1, 1) ERA: 3.04	7.2	W	31	7	1	1	6	3	0	1	0	0	0	74	118	1.17	1.304										
<b>Luis Ayala, R</b> (8, 1) ERA: 4.5	0.1	H	1	0	0	0	1	0	0	0	0	0	0	3	4	0.00	0.000										
<b>Rocky Biddle, R</b> (9, 1) ERA: 1.29	1.0	S	4	1	0	0	0	0	0	0	0	0	0	8	12	0.00	1.000										

AB 31  
R 1  
H 8  
RBI 1  
BB 3  
SO 7  
LOB 14









Batter	1	2	3	4	5	6	7	8	9	AB	R	H	RBI	BB	SO	LOB	TOP										
Kazuo Matsui, S (1.6) OBP: 0.397, SLG: 0.438	G3		1B 31 G1-2-3				FC6-4			4	0	2	0	0	0	1	<b>New York Mets @ Chicago Cubs</b> Wrigley Field, Chicago, IL Fri Apr 23 2004, 2:20 PM CDT Att: 38,862 - Sunny - 61 F										
Shane Spencer, R (1.7) OBP: 0.400, SLG: 0.457	1B		BB 31 G1-2-3					1B		4	0	3	0	0	0	1											
Karim Garcia, L (1.9) OBP: 0.321, SLG: 0.469	K		BB 31 G1-2-3					F9		3	0	0	0	1	1	3											
31 Mike Piazza, R (1.2) OBP: 0.358, SLG: 0.532	P4		BB 31 G1-2-3					K		4	0	0	0	0	1	5											
Mike Cameron, R (1.8) OBP: 0.343, SLG: 0.458	HR		BB 31 G1-2-3					K		4	1	1	1	0	3	3											
Jason Phillips, R (1.3) OBP: 0.287, SLG: 0.216	F9			G6-3				F8		4	0	0	0	0	0	0											
Todd Zeile, R (1.5) OBP: 0.351, SLG: 0.375	K			K				FC6-4 1B		4	0	1	0	0	2	0											
Joe McEwing, R (1.4) OBP: 0.267, SLG: 0.214	1B			K2-3				K		4	0	1	0	0	3	1											
Jae Weong Seo, R (1.1) Eric Valent, L (7, PH) Mike Stanton, L (7, 1) David Weathers, R (8, 1)	K				G1-3			F7		2	0	0	0	0	1	1											
										1	0	0	0	0	0	1											
										0	0	0	0	0	0	0											
										0	0	0	0	0	0	0											
<b>Inning Stats</b>	R: 0 E: 0 K: 1 S: 9	H: 1 LOB: 1 BB: 0 P: 11	R: 1 E: 0 K: 2 S: 11	H: 2 LOB: 1 BB: 0 P: 17	R: 0 E: 0 K: 1 S: 13	H: 2 LOB: 2 BB: 1 P: 21	R: 0 E: 0 K: 2 S: 9	H: 0 LOB: 0 BB: 0 P: 11	R: 0 E: 0 K: 1 S: 7	H: 1 LOB: 1 BB: 0 P: 9	R: 0 E: 0 K: 1 S: 6	H: 0 LOB: 0 BB: 0 P: 8	R: 0 E: 0 K: 1 S: 8	H: 1 LOB: 1 BB: 0 P: 9	R: 0 E: 0 K: 2 S: 15	H: 1 LOB: 1 BB: 0 P: 21	R: 0 E: 0 K: 1 S: 10	H: 0 LOB: 0 BB: 0 P: 15	1B: 6 2B: 1 3B: 0 HR: 1	SF: 0 SAC: 0 DP: 1 HBP: 0	WP: 0 PB: 0 SB: 1 CS: 0	PA: 35					
<b>PITCHER</b>	IP	WLS	BF	H	R	ER	SO	BB	IBB	HBP	BLK	WP	HR	S	P	ERA	WHIP										
Greg Maddux, R (1.1) ERA: 6.35	7.0	W	28	7	1	1	8	1	0	0	0	0	1	63	86	1.29	1.143										
Kyle Farnsworth, R (8, 1) ERA: 5.53	1.0	H	4	1	0	0	2	0	0	0	0	0	0	15	21	0.00	1.000										
Joe Borowski, R (9, 1) ERA: 7.71	1.0	S	3	0	0	0	1	0	0	0	0	0	0	10	15	0.00	0.000										

Batter	1	2	3	4	5	6	7	8	9	AB	R	H	RBI	BB	SO	LOB	BOTTOM										
Todd Walker, L (1.4) OBP: 0.443, SLG: 0.551	G3		HR				L7			4	1	1	1	0	1	1	<b>New York Mets @ Chicago Cubs</b> Wrigley Field, Chicago, IL Fri Apr 23 2004, 2:20 PM CDT Att: 38,862 - Sunny - 61 F										
Corey Patterson, L (1.8) OBP: 0.353, SLG: 0.571	HR BB		BB				K			2	1	0	0	2	2	0											
Sammy Sosa, R (1.9) OBP: 0.405, SLG: 0.629	P6		BB				F9			3	0	0	0	1	0	1											
Moises Alou, R (1.7) OBP: 0.429, SLG: 0.844	HR		BB				L7			3	1	1	2	1	0	2											
16 Aramis Ramirez, R (1.5) OBP: 0.370, SLG: 0.706	L5		F7				1B			4	0	1	0	0	0	3											
25 Derek Lee, R (1.3) OBP: 0.358, SLG: 0.473	F9						F8			3	0	0	0	0	1	1											
Ramon Martinez, R (1.6) OBP: 0.300, SLG: 0.222	F9		1B				FC1-6 BB			2	0	1	0	1	0	0											
Paul Bako, L (1.2) OBP: 0.238, SLG: 0.111	G4-3		L5-3				K			3	0	0	0	0	1	2											
Greg Maddux, R (1.1) Kyle Farnsworth, R (8, 1) Joe Borowski, R (9, 1)	G4-3		G4-3				G6-3			3	0	0	0	0	0	1											
										0	0	0	0	0	0	0											
										0	0	0	0	0	0	0											
<b>Inning Stats</b>	R: 2 E: 0 K: 0 S: 8	H: 1 LOB: 1 BB: 1 P: 18	R: 0 E: 0 K: 0 S: 5	H: 0 LOB: 0 BB: 0 P: 7	R: 1 E: 0 K: 0 S: 10	H: 1 LOB: 2 BB: 2 P: 24	R: 0 E: 0 K: 1 S: 8	H: 1 LOB: 0 BB: 0 P: 10	R: 0 E: 0 K: 2 S: 10	H: 0 LOB: 0 BB: 0 P: 15	R: 0 E: 0 K: 0 S: 7	H: 1 LOB: 1 BB: 0 P: 8	R: 0 E: 0 K: 1 S: 10	H: 0 LOB: 1 BB: 1 P: 18	R: 0 E: 0 K: 1 S: 5	H: 0 LOB: 1 BB: 1 P: 12	1B: 2 2B: 1 3B: 0 HR: 2	SF: 0 SAC: 0 DP: 1 HBP: 0	WP: 0 PB: 0 SB: 2 CS: 0	PA: 32							
<b>PITCHER</b>	IP	WLS	BF	H	R	ER	SO	BB	IBB	HBP	BLK	WP	HR	S	P	ERA	WHIP										
Jae Weong Seo, R (1.1) ERA: 6.6	6.0	L	24	4	3	3	3	3	0	0	0	0	2	48	82	4.50	1.167										
Mike Stanton, L (7, 1) ERA: 5.59	1.0		4	0	0	0	1	1	0	0	0	0	0	10	18	0.00	1.000										
David Weathers, R (8, 1) ERA: 4.82	1.0		4	0	0	0	1	1	0	0	0	0	0	5	12	0.00	1.000										

AB	34
R	1
H	8
RBI	1
BB	1
SO	11
LOB	16



AB	27
R	3
H	4
RBI	3
BB	5
SO	5
LOB	11







Batter	1	2	3	4	5	6	7	8	9	AB	R	H	RBI	BB	SO	LOB	TOP					
Kazuo Matsui, S OBP: 0.402, SLG: 0.441	1-1 P4		1-1 CS 1B			0-2 31 F8 BB 1B		2-3 K		4	0	2	0	0	1	0	<b>New York Mets @ Chicago Cubs</b> Wrigley Field, Chicago, IL Sat Apr 24 2004, 1:20 PM CDT Att: 39,043 - Cloudy - 50 F					
Todd Zeile, R OBP: 0.366, SLG: 0.353	1-3 K		2-3 K			4-0 SAFE 1-2 BB		4-1 31 FC5-4 BB		2	0	0	0	2	2	1						
31 Mike Piazza, R OBP: 0.352, SLG: 0.515	2-2 1B		0-0 F9			0-2 F8		1-1 FC5-4		4	0	1	0	0	0	3						
Shane Spencer, R OBP: 0.389, SLG: 0.440	2-2 1B			3-1 G4-3		0-3 K		2-2 G5-3		4	0	1	0	0	1	2						
Karim Garcia, L OBP: 0.298, SLG: 0.434	1-2 F9			0-2 G4-3		0-3 K		0-2 G4-3		4	0	0	0	0	1	4						
Mike Cameron, R OBP: 0.351, SLG: 0.443		3-2 S HBP		2-3 K		4-1 G4-3 BB		3-3 K		2	0	0	0	1	2	0						
Vance Wilson, R OBP: 0.300, SLG: 0.222		1-3 K			3-2 G6-3		1-1 G4-3			3	0	0	0	0	1	2						
Joe McEwing, R OBP: 0.242, SLG: 0.194		2-3 K			0-3 K		2-3 K			3	0	0	0	0	3	1						
Tyler Yates, R OBP: 0.143, SLG: 0.143		1-1 G4-3			0-0 G4-3			1-3 K		2	0	0	0	0	0	1						
Dan Wheeler, R Orber Moreno, R										0	0	0	0	0	0	0						
<b>Inning Stats</b>	R: 0 E: 0 K: 1 S: 16	H: 2 LOB: 2 BB: 0 P: 23	R: 0 E: 0 K: 2 S: 12	H: 0 LOB: 1 BB: 0 P: 19	R: 0 E: 0 K: 1 S: 7	H: 1 LOB: 0 BB: 0 P: 10	R: 0 E: 0 K: 1 S: 8	H: 0 LOB: 0 BB: 0 P: 13	R: 0 E: 0 K: 1 S: 10	H: 0 LOB: 0 BB: 0 P: 13	R: 0 E: 0 K: 2 S: 16	H: 1 LOB: 2 BB: 1 P: 20	R: 0 E: 0 K: 1 S: 6	H: 0 LOB: 1 BB: 1 P: 13	R: 0 E: 0 K: 2 S: 10	H: 0 LOB: 1 BB: 1 P: 18	R: 0 E: 0 K: 1 S: 9	H: 0 LOB: 0 BB: 0 P: 14	1B: 4 2B: 0 3B: 0 HR: 0	SF: 0 SAC: 0 DP: 1 HBP: 1	WP: 0 PB: 0 SB: 1 CS: 1	PA: 33
<b>PITCHER</b>	IP WLS BF H R ER SO BB IBB HBP BLK WP HR S P ERA WHIP	7.0 W 26 4 0 0 9 2 0 1 0 0 0 75 111 0.00 0.857	0.2 H 2 0 0 0 2 0 0 0 0 0 0 7 10 0.00 0.000	1.1 S 5 0 0 0 1 1 0 0 0 0 0 12 22 0.00 0.750																		

Batter	1	2	3	4	5	6	7	8	9	AB	R	H	RBI	BB	SO	LOB	BOTTOM					
Todd Walker, L OBP: 0.462, SLG: 0.558	0-2 F9		4-1 FC4 1B			0-1 SH1-3 1B				3	0	2	0	1	0	0	<b>New York Mets @ Chicago Cubs</b> Wrigley Field, Chicago, IL Sat Apr 24 2004, 1:20 PM CDT Att: 39,043 - Cloudy - 50 F					
Corey Patterson, L OBP: 0.338, SLG: 0.545	2-3 K		2-3 BB G4-3		1-0 FC4		0-0 SH1-3			3	0	0	0	0	1	4						
Sammy Sosa, R OBP: 0.410, SLG: 0.667	2-2 HR		2-2 16 1B G5-3		3-3 K		3-3 K			4	2	2	1	0	2	1						
Moises Alou, R OBP: 0.405, SLG: 0.794	1-1 G6-3		2-2 G5-3		2-1 P2		0-0 G6-3			4	0	0	0	0	0	2						
16 Aramis Ramirez, R OBP: 0.364, SLG: 0.681		1-0 G6-3	1-1 25 G1-4-3 1B		3-2 E6		1-2 G5-3			4	0	1	1	0	0	0						
25 Derrek Lee, R OBP: 0.352, SLG: 0.475		2-2 G6-3 1B	1-0 G1-4-3		3-2 F9		3-1 P5			4	1	1	0	0	0	2						
Michael Barrett, R OBP: 0.346, SLG: 0.630		0-0 G6-3	1-3 K		0-0 B2		0-3 K			4	0	0	0	0	2	2						
Ramon Martinez, R OBP: 0.304, SLG: 0.238		1-0 34 1B BB		1-1 G4-3		2-1 F9				3	0	1	1	0	0	0						
34 Kerry Wood, R OBP: 0.200, SLG: 0.200		3-H 2-2 BB		0-0 P2		2-2 P6				3	0	1	0	0	0	0						
Kent Mercker, L Orber Moreno, R										0	0	0	0	0	0	0						
<b>Inning Stats</b>	R: 1 E: 0 K: 1 S: 13	H: 1 LOB: 0 BB: 0 P: 18	R: 1 E: 0 K: 0 S: 12	H: 3 LOB: 3 BB: 1 P: 25	R: 1 E: 0 K: 1 S: 13	H: 2 LOB: 1 BB: 0 P: 20	R: 0 E: 0 K: 0 S: 7	H: 1 LOB: 1 BB: 0 P: 11	R: 0 E: 0 K: 1 S: 15	H: 0 LOB: 1 BB: 0 P: 26	R: 0 E: 0 K: 0 S: 6	H: 0 LOB: 0 BB: 0 P: 10	R: 0 E: 0 K: 1 S: 7	H: 1 LOB: 1 BB: 0 P: 10	R: 0 E: 0 K: 1 S: 8	H: 0 LOB: 0 BB: 0 P: 12	R: 0 E: 0 K: 1 S: 9	H: 0 LOB: 0 BB: 0 P: 14	1B: 6 2B: 1 3B: 0 HR: 1	SF: 0 SAC: 1 DP: 0 HBP: 0	WP: 0 PB: 0 SB: 0 CS: 0	PA: 34
<b>PITCHER</b>	IP WLS BF H R ER SO BB IBB HBP BLK WP HR S P ERA WHIP	5.0 L 24 7 3 3 3 1 0 0 0 0 0 13 20 0.00 0.500	2.0 7 1 0 0 1 0 0 0 0 0 0 0 8 12 0.00 0.000	1.0 3 0 0 0 1 0 0 0 0 0 0 0 8 12 0.00 0.000																		

**AB 29**  
**R 0**  
**H 4**  
**RBI 0**  
**BB 3**  
**SO 12**  
**LOB 14**



**AB 32**  
**R 3**  
**H 8**  
**RBI 3**  
**BB 1**  
**SO 5**  
**LOB 11**





Batter	1	2	3	4	5	6	7	8	9	AB	R	H	RBI	BB	SO	LOB	TOP			
Kazuo Matsui, S (1,6) OBP: 0.395, SLG: 0.423	G4-3		K			BB		K2-3		3	0	0	0	1	2	1	<b>New York Mets @ Chicago Cubs</b> Wrigley Field, Chicago, IL Sun Apr 25 2004, 1:20 PM CDT Att: 38,635 - Unknown - 60 F			
Jeff Duncan, L (1,8) OBP: 0.197, SLG: 0.091	L8			G4-3		G4-3			G3	4	0	0	0	0	0	1				
31 Mike Piazza, R (1,2) OBP: 0.333, SLG: 0.486	K			K			K		P6	4	0	0	0	0	3	0				
Karim Garcia, L (1,9) OBP: 0.295, SLG: 0.474		K		F8			HR		K	4	1	1	1	0	2	0				
Jason Phillips, R (1,3) OBP: 0.254, SLG: 0.204		K			K		F9			3	0	0	0	0	2	0				
Eric Valent, L (1,7) OBP: 0.276, SLG: 0.423		K			K					3	0	1	0	0	2	0				
Todd Zeile, R (1,5) OBP: 0.364, SLG: 0.333				FC6-4 BB		K		G4-3		2	0	0	0	1	1	1				
Ricky Gutierrez, R (1,4) OBP: 0.222, SLG: 0.184			FC6-4					G6-3		3	0	0	0	0	0	1				
Al Leiter, L (1,1) OBP: 0.286, SLG: 0.333										1	0	0	0	0	1	1				
Danny Garcia, R (6,PH) Orber Moreno, R (6,PH) Shane Spencer, R (8,PH) Braden Looper, R (8,1)			K					G3		1	0	0	0	0	1	1				
<b>Inning Stats</b>	R: 0 E: 0 K: 1 S: 8	H: 0 LOB: 0 BB: 0 P: 9	R: 0 E: 0 K: 3 S: 10	H: 0 LOB: 0 BB: 0 P: 15	R: 0 E: 0 K: 2 S: 11	H: 0 LOB: 1 BB: 1 P: 19	R: 0 E: 0 K: 1 S: 9	H: 0 LOB: 0 BB: 0 P: 13	R: 0 E: 0 K: 3 S: 9	H: 0 LOB: 0 BB: 0 P: 14	R: 1 E: 0 K: 1 S: 14	H: 2 LOB: 1 BB: 0 P: 21	R: 0 E: 0 K: 1 S: 9	H: 0 LOB: 0 BB: 0 P: 10	R: 0 E: 0 K: 1 S: 7	H: 0 LOB: 0 BB: 0 P: 13	1B: 1 2B: 0 3B: 0 HR: 1	SF: 0 SAC: 0 DP: 0 HBP: 0	WP: 0 PB: 0 SB: 0 CS: 0	PA: 31
<b>PITCHER</b>	IP WLS BF H R ER SO BB IBB HBP BLK WP HR S P ERA WHIP																			
Matt Clement, R (1,1) ERA: 2.22	8.0 W 28 2 1 1 13 2 0 0 0 0 0 1 77 115 1.12 0.500																			
Joe Borowski, R (9,1) ERA: 6.75	1.0 S 3 0 0 0 1 0 0 0 0 0 0 0 7 13 0.00 0.000																			

Batter	1	2	3	4	5	6	7	8	9	AB	R	H	RBI	BB	SO	LOB	BOTTOM	
Ramon Martinez, R (1,4) OBP: 0.259, SLG: 0.200	F7		F8		G6-3		K			4	0	0	0	0	1	2	<b>New York Mets @ Chicago Cubs</b> Wrigley Field, Chicago, IL Sun Apr 25 2004, 1:20 PM CDT Att: 38,635 - Unknown - 60 F	
Corey Patterson, L (1,8) OBP: 0.347, SLG: 0.543	K				F7				S 1B	4	0	2	1	0	1	0		
Sammy Sosa, R (1,9) OBP: 0.402, SLG: 0.643	1B				K				G5-3	4	0	1	0	0	1	2		
Moises Alou, R (1,7) OBP: 0.410, SLG: 0.778										4	1	2	0	0	2	1		
25 Derrek Lee, R (1,3) OBP: 0.347, SLG: 0.460										4	0	1	0	0	1	2		
16 Aramis Ramirez, R (1,5) OBP: 0.375, SLG: 0.720										3	2	2	2	0	0	0		
Alex Gonzalez, R (1,6) OBP: 0.293, SLG: 0.446										3	0	0	0	0	1	1		
Michael Barrett, R (1,2) OBP: 0.364, SLG: 0.653										3	1	2	1	0	0	0		
Matt Clement, R (1,1) Joe Borowski, R (9,1)										3	0	0	0	0	1	2		
<b>Inning Stats</b>	R: 0 E: 0 K: 1 S: 9	H: 2 LOB: 2 BB: 0 P: 15	R: 0 E: 0 K: 1 S: 9	H: 1 LOB: 0 BB: 0 P: 15	R: 1 E: 0 K: 1 S: 10	H: 2 LOB: 1 BB: 0 P: 18	R: 2 E: 0 K: 0 S: 13	H: 2 LOB: 0 BB: 0 P: 22	R: 0 E: 0 K: 1 S: 7	H: 0 LOB: 0 BB: 0 P: 10	R: 1 E: 0 K: 1 S: 11	H: 2 LOB: 1 BB: 0 P: 17	R: 0 E: 0 K: 2 S: 11	H: 1 LOB: 1 BB: 0 P: 16	1B: 8 2B: 1 3B: 0 HR: 1	SF: 0 SAC: 0 DP: 0 HBP: 0		WP: 1 PB: 1 SB: 1 CS: 0
<b>PITCHER</b>	IP WLS BF H R ER SO BB IBB HBP BLK WP HR S P ERA WHIP																	
Al Leiter, L (1,1) ERA: 1.61	5.0 L 20 7 3 3 4 0 0 0 0 0 1 0 46 79 5.40 1.400																	
Orber Moreno, R (6,1) ERA: 6.48	2.0 8 2 1 1 2 0 0 0 0 0 1 0 18 27 4.50 1.000																	
Braden Looper, R (8,1) ERA:	1.0 4 1 0 0 2 0 0 0 0 0 0 0 11 16 0.00 1.000																	









Batter	1	2	3	4	5	6	7	8	9	AB	R	H	RBI	BB	SO	LOB	TOP			
Kazuo Matsui, S OBP: 0.375, SLG: 0.432	3-1 HR		3-2 G5-4-3		0-3 K		3-1 G5-3		0-1 1B	5	1	2	1	0	1	3	<b>New York Mets @ Los Angeles Dodgers</b> Dodger Stadium, Los Angeles, CA Wed Apr 28 2004, 7:10 PM PDT Att: 29,319 - Overcast - 70 F			
Mike Cameron, R OBP: 0.345, SLG: 0.414	0-0 B1-3		0-0 G5-3			1-1 F8	3-3 K2-3		0-2 P2	5	0	0	0	0	1	5				
31 Mike Piazza, R OBP: 0.349, SLG: 0.519	1-0 FC5-4 1B		4-2 BB			1-0 1B SF8 1B		1-0 G5-3		3	1	2	0	1	0	0				
Shane Spencer, R OBP: 0.397, SLG: 0.483	0-1 F7		3-3 K			0-1 1B		4-1 S BB		3	0	1	0	1	1	3				
Todd Zeile, R OBP: 0.396, SLG: 0.419	0-2 FC5-4			4-0 G5-4-3 BB		1-1 1B		3-2 G1-3		3	0	1	0	1	0	2				
Jason Phillips, R OBP: 0.250, SLG: 0.197		0-1 G5-3		2-0 G5-4-3		3-1 SF8		1-1 G1-3		3	0	0	1	0	0	2				
Karim Garcia, L OBP: 0.314, SLG: 0.462		1-0 G6-4-3 1B		1-2 F8		1-3 K		0-3 K		4	0	1	0	0	2	2				
Ricky Gutierrez, R OBP: 0.242, SLG: 0.196		0-0 G6-4-3			1-1 G6-3		4-2 S BB		2-2 G4-3	2	0	0	0	1	0	1				
Jeff Duncan, L OBP: 0.154, SLG: 0.083										0	0	0	0	0	0	0				
Danny Garcia, R (7, 4)										1	0	0	0	0	0	0				
Steve Trachsel, R OBP: 0.333, SLG: 0.417			3-2 G5-4-3		3-3 K		2-1 G6-3		1-0 1B	2	0	1	0	0	1	0				
Eric Valent, L OBP: 0.290, SLG: 0.429										1	0	0	0	0	0	1				
John Franco, L (7, 1)										0	0	0	0	0	0	0				
Mike Stanton, L (8, 1)										0	0	0	0	0	0	0				
Vance Wilson, R OBP: 0.417, SLG: 0.300										1	0	1	0	0	0	0				
<b>Inning Stats</b>	R: 1 E: 0 K: 0 S: 10	H: 2 LOB: 1 BB: 0 P: 14	R: 0 E: 0 K: 0 S: 4	H: 1 LOB: 0 BB: 5	R: 0 E: 0 K: 1 S: 13	H: 1 LOB: 2 BB: 1 P: 26	R: 0 E: 0 K: 0 S: 5	H: 0 LOB: 0 BB: 1 P: 12	R: 0 E: 0 K: 2 S: 10	H: 3 LOB: 2 BB: 0 P: 19	R: 0 E: 0 K: 1 S: 9	H: 0 LOB: 2 BB: 1 P: 21	R: 0 E: 0 K: 0 S: 8	H: 0 LOB: 1 BB: 0 P: 17	R: 0 E: 0 K: 1 S: 13	H: 2 LOB: 2 BB: 0 P: 16	1B: 8 2B: 0 3B: 0 HR: 1	SF: 1 SAC: 0 DP: 2 HBP: 0	WP: 0 PB: 0 SB: 2 CS: 0	PA: 38
<b>PITCHER</b>	IP WLS BF H R ER SO BB IBB HBP BLK WP HR S P ERA WHIP																			
Odalis Perez, L ERA: 3.69	(1, 1) 6.0 W 25 7 2 2 4 2 0 0 0 0 0 1 54 90 3.00 1.500																			
37 Darren Dreifort, R ERA: 2.92	(7, 1) 1.1 H 6 0 0 0 1 2 0 0 0 0 0 0 11 28 0.00 1.500																			
Guillermo Mota, R ERA: 2.08	(8, 1) 0.1 H 1 0 0 0 0 0 0 0 0 0 0 0 4 7 0.00 0.000																			
Eric Gagne, R ERA: 2.53	(8, 1) 1.1 S 6 2 0 0 1 0 0 0 0 0 0 0 15 19 0.00 1.500																			

AB	33
R	2
H	9
RBI	2
BB	4
SO	6
LOB	19



Batter	1	2	3	4	5	6	7	8	9	AB	R	H	RBI	BB	SO	LOB	BOTTOM	
Dave Roberts, L OBP: 0.415, SLG: 0.375	0-1 F9		3-2 SAFE 1-H HR		4-2 S BB		2-3 K			3	1	1	2	1	1	0	<b>New York Mets @ Los Angeles Dodgers</b> Dodger Stadium, Los Angeles, CA Wed Apr 28 2004, 7:10 PM PDT Att: 29,319 - Overcast - 70 F	
Cesar Izturis, S OBP: 0.325, SLG: 0.377	0-0 F9		1-1 G1-3		2-1 F7			1-0 G6-3		4	0	0	0	0	1			
Milton Bradley, S OBP: 0.360, SLG: 0.513	4-0 BB		3-2 F8			0-0 P3		0-0 F8		3	0	0	0	1	0			
Shawn Green, L OBP: 0.383, SLG: 0.449	1-1 G6-3			0-1 G4-3		0-0 1B		1-0 F7		4	0	1	0	0	1			
Paul Lo Duca, R OBP: 0.455, SLG: 0.522		0-1 F8		4-2 G4-6-3 BB		0-3 K				2	0	0	0	1	1			
Juan Encarnacion, R OBP: 0.288, SLG: 0.427		2-2 F8		0-0 G4-6-3		3-2 SAFE		3-2 SAFE		3	0	1	0	0	1			
Adrian Beltré, R OBP: 0.370, SLG: 0.684		3-2 L8			2-2 HR		2-1 L8			3	1	1	1	0	2			
Alex Cora, L OBP: 0.271, SLG: 0.352			0-0 FC5-6 1B		0-0 P6		1-3 K			3	0	1	0	0	1			
Odalis Perez, L (1, 1)			0-0 FC5-6		0-1 G1-3		2-3 K			2	1	0	0	0	1			
37 Darren Dreifort, R (7, 1)										1	0	0	0	1	0			
Guillermo Mota, R (8, 1)										0	0	0	0	0	0			
Eric Gagne, R (8, 1)										0	0	0	0	0	0			
<b>Inning Stats</b>	R: 0 E: 0 K: 0 S: 5	H: 0 LOB: 1 BB: 1 P: 10	R: 0 E: 0 K: 0 S: 9	H: 0 LOB: 0 BB: 0	R: 2 E: 0 K: 0 S: 16	H: 2 LOB: 0 BB: 0 P: 23	R: 0 E: 0 K: 0 S: 5	H: 0 LOB: 0 BB: 1 P: 9	R: 1 E: 0 K: 1 S: 12	H: 1 LOB: 1 BB: 1 P: 19	R: 0 E: 0 K: 3 S: 10	H: 2 LOB: 2 BB: 0 P: 15	R: 0 E: 0 K: 0 S: 3	H: 0 LOB: 0 BB: 0 P: 5	1B: 3 2B: 0 3B: 0 HR: 2	SF: 0 SAC: 0 DP: 1 HBP: 0	WP: 0 PB: 0 SB: 1 CS: 0	PA: 31
<b>PITCHER</b>	IP WLS BF H R ER SO BB IBB HBP BLK WP HR S P ERA WHIP																	
Steve Trachsel, R ERA: 4.5	(1, 1) 6.0 L 25 5 3 3 1 3 0 0 0 0 0 0 2 57 90 4.50 1.333																	
John Franco, L ERA: 6.49	(7, 1) 1.0 3 0 0 0 3 0 0 0 0 0 0 0 10 15 0.00 0.000																	
Mike Stanton, L ERA: 4.63	(8, 1) 1.0 3 0 0 0 0 0 0 0 0 0 0 0 3 5 0.00 0.000																	

AB	28
R	3
H	5
RBI	3
BB	3
SO	4
LOB	7





Batter	1	2	3	4	5	6	7	8	9	AB	R	H	RBI	BB	SO	LOB	TOP										
Kazuo Matsui, S OBP: 0.366, SLG: 0.412	0-0 P6		0-1 F7		1-2 G1-3		4-2 BB BB	1-1 G1-3		4	0	0	0	1	0	2	<b>New York Mets @ Los Angeles Dodgers</b> Dodger Stadium, Los Angeles, CA Thu Apr 29 2004, 7:10 PM PDT Att: 32,067 - Cloudy - 65 F										
Mike Cameron, R OBP: 0.345, SLG: 0.446	2-2 G5-3		0-3 K		2-3 K		4-2 BB		1-1 HR	4	1	1	1	1	2	0											
31 Mike Piazza, R OBP: 0.324, SLG: 0.500 Vance Wilson, R OBP: 0.385, SLG: 0.273	0-3 K		4-2 HR BB		3-2 G6-3		3-3 K		2-2 G5-3	3	1	0	0	1	2	3											
Karim Garcia, L OBP: 0.320, SLG: 0.500		0-0 1B 1B	0-0 HR		3-3 K		3-2 P6		0-0 F7	5	2	2	2	0	1	0											
Todd Zeile, R OBP: 0.379, SLG: 0.417		2-2 F7	2-3 K		1-3 K		2-2 1B 2B		1-2 G4-3	5	1	1	0	0	2	2											
Jason Phillips, R OBP: 0.283, SLG: 0.215		1-2 HBP 1B		0-2 G1-3		0-0 F9		1-1 1B 1B		4	1	2	0	0	0	1											
Eric Valent, L OBP: 0.345, SLG: 0.452 Shane Spencer, R OBP: 0.391, SLG: 0.475	1-1 HBP 1B		0-0 L7		1-1 WP SH1-4 1B		2-3 K		3-0 2-1 0-0 1	3	0	2	1	0	0	0											
Danny Garcia, R OBP: 0.286, SLG: 0.167		1-0 G6-4-3 HBP	2-3 K		0-0 F7		1-2 1B		3-0 1-1 0-1 1	3	0	1	1	0	1	1											
Jae Weong Seo, R OBP: 0.300, SLG: 1.000 David Weathers, R OBP: 0.283, SLG: 0.215	0-0 G6-4-3		0-0 G4-3		0-1 SH1-4		1-2 1B		2-0 0-0 0-0 0	2	0	0	0	0	0	3											
Mike Stanton, L OBP: 1.000, SLG: 1.000 David Weathers, R OBP: 0.283, SLG: 0.215	1-2 G6-4-3		0-0 G4-3		1-2 SH1-4		1-2 1B		1-0 1-1 0-0 0	1	0	1	1	0	0	0											
David Weathers, R OBP: 0.283, SLG: 0.215	1-2 G6-4-3		0-0 G4-3		1-2 SH1-4		1-2 1B		0-0 0-0 0-0 0	0	0	0	0	0	0	0											
<b>Inning Stats</b>	R: 0 E: 0 K: 1 S: 7	H: 0 LOB: 0 BB: 0 P: 9	R: 1 E: 0 K: 0 S: 11	H: 3 LOB: 2 BB: 0 P: 16	R: 2 E: 0 K: 2 S: 11	H: 1 LOB: 0 BB: 1 P: 17	R: 0 E: 0 K: 1 S: 9	H: 0 LOB: 0 BB: 0 P: 11	R: 0 E: 0 K: 1 S: 8	H: 0 LOB: 1 BB: 0 P: 12	R: 0 E: 0 K: 2 S: 12	H: 0 LOB: 1 BB: 0 P: 19	R: 0 E: 0 K: 1 S: 12	H: 1 LOB: 3 BB: 2 P: 24	R: 2 E: 0 K: 1 S: 19	H: 4 LOB: 2 BB: 0 P: 29	R: 1 E: 0 K: 0 S: 10	H: 1 LOB: 0 BB: 0 P: 14	1B: 7 2B: 1 3B: 0 HR: 2	SF: 0 SAC: 1 DP: 1 HBP: 1	WP: 2 PA: 41 PB: 2 SB: 0 CS: 0						
<b>PITCHER</b>	IP	WLS	BF	H	R	ER	SO	BB	IBB	HBP	BLK	WP	HR	S	P	ERA	WHIP										
Jeff Weaver, R ERA: 6.07	7.0	L	30	5	3	3	8	3	0	1	0	2	1	70	108	3.86	1.143										
Wilson Alvarez, L ERA: 2.57	2.0		11	5	3	3	1	0	0	0	0	0	1	29	43	13.50	2.500										

Batter	1	2	3	4	5	6	7	8	9	AB	R	H	RBI	BB	SO	LOB	BOTTOM										
Dave Roberts, L OBP: 0.407, SLG: 0.358	1-2 P5		4-2 FC3-6 BB		1-2 L5		0-1 G4-3			3	0	0	0	1	0	1	<b>New York Mets @ Los Angeles Dodgers</b> Dodger Stadium, Los Angeles, CA Thu Apr 29 2004, 7:10 PM PDT Att: 32,067 - Cloudy - 65 F										
Cesar Izturis, S OBP: 0.345, SLG: 0.395	2-1 S 1B		0-0 FC3-6		0-1 CS 1B		1-1 1B 1B			4	0	3	0	0	0	2											
Milton Bradley, S OBP: 0.467, SLG: 0.494 Jason Grabowski, L OBP: 0.063, SLG: 0.063	2-3 K		2-3 K		0-1 CS		2-2 P4		2-2 F7	3	0	0	0	0	2	3											
Shawn Green, L OBP: 0.376, SLG: 0.431	0-0 G4-3		1-2 F7		2-2 P4		4-0 B1-3 BB		2-3 K	3	0	0	0	1	1	2											
Paul Lo Duca, R OBP: 0.444, SLG: 0.507		0-1 F8		0-0 F8		0-0 B1-3		1-1 1B		4	0	1	0	0	0	1											
Juan Encarnacion, R OBP: 0.286, SLG: 0.430		1-0 L9		2-2 1B 2B		0-0 F9		1-0 G6-3		4	1	1	0	0	0	3											
Adrián Beltré, R OBP: 0.376, SLG: 0.675		1-1 G1-3		0-0 2H 1B		0-0 1B		1-0 F7		4	0	2	1	0	0	0											
Alex Cora, L OBP: 0.254, SLG: 0.328			1-1 F9		1-2 F7		0-0 P5		3-1 L9	4	0	0	0	0	0	2											
Jeff Weaver, R OBP: 0.300, SLG: 0.500 Robin Ventura, L OBP: 0.467, SLG: 0.462 Olmedo Saenz, R OBP: 0.143, SLG: 0.286 Wilson Alvarez, L OBP: 0.283, SLG: 0.215	1-0 FC3-6 2B		1-0 K		0-3 K		3-1 L5		2-0 P5	2	0	1	0	0	1	0											
David Ross, R OBP: 0.188, SLG: 0.400			1-0 2B							1	0	0	0	0	0	0											
<b>Inning Stats</b>	R: 0 E: 0 K: 1 S: 9	H: 1 LOB: 1 BB: 0 P: 14	R: 0 E: 0 K: 0 S: 5	H: 0 LOB: 0 BB: 0 P: 7	R: 0 E: 0 K: 1 S: 9	H: 1 LOB: 2 BB: 1 P: 17	R: 1 E: 0 K: 0 S: 14	H: 2 LOB: 1 BB: 0 P: 18	R: 0 E: 0 K: 1 S: 9	H: 1 LOB: 1 BB: 0 P: 10	R: 0 E: 0 K: 0 S: 7	H: 0 LOB: 1 BB: 1 P: 13	R: 0 E: 0 K: 0 S: 6	H: 1 LOB: 1 BB: 0 P: 9	R: 0 E: 0 K: 1 S: 12	H: 2 LOB: 0 BB: 0 P: 19	R: 0 E: 0 K: 0 S: 4	H: 0 LOB: 0 BB: 0 P: 10	1B: 6 2B: 2 3B: 0 HR: 0	SF: 0 SAC: 0 DP: 0 HBP: 0	WP: 0 PA: 37 PB: 0 SB: 1 CS: 1						
<b>PITCHER</b>	IP	WLS	BF	H	R	ER	SO	BB	IBB	HBP	BLK	WP	HR	S	P	ERA	WHIP										
Jae Weong Seo, R ERA: 5.06	6.1	W	26	6	1	1	3	2	0	0	0	0	0	55	81	1.42	1.263										
Mike Stanton, L ERA: 4.15	1.1	H	5	1	0	0	1	0	0	0	0	0	0	13	21	0.00	0.750										
David Weathers, R ERA: 4.76	1.1		5	1	0	0	0	0	0	0	0	0	0	7	15	0.00	0.750										

AB 36  
R 6  
H 10  
RBI 6  
BB 3  
SO 9  
LOB 14



AB 34  
R 1  
H 8  
RBI 1  
BB 2  
SO 4  
LOB 16





Batter	1	2	3	4	5	6	7	8	9	AB	R	H	RBI	BB	SO	LOB	TOP								
<b>Kazuo Matsui, S</b> OBP: 0.358, SLG: 0.400										5	1	1	0	0	2	2	<b>New York Mets @ San Diego Padres</b> PETCO Park, San Diego, CA Fri Apr 30 2004, 10:05 PM EDT Att: 41,971 - Sunny - 67 F								
<b>Mike Cameron, R</b> OBP: 0.351, SLG: 0.449										4	1	1	0	1	3	2									
<b>31 Mike Piazza, R</b> OBP: 0.326, SLG: 0.476										4	0	0	1	0	2										
<b>Karim Garcia, L</b> OBP: 0.325, SLG: 0.493										5	1	2	1	0	0	0									
<b>Todd Zeile, R</b> OBP: 0.403, SLG: 0.442										4	1	3	0	0	0	1									
<b>Jason Phillips, R</b> OBP: 0.275, SLG: 0.221										3	1	1	0	0	1	1									
<b>Eric Valent, L</b> OBP: 0.324, SLG: 0.471										3	0	1	2	0	0	3									
<b>Dan Wheeler, R</b> OBP: 0.143, SLG: 0.077										0	0	0	0	0	0	0									
<b>Orber Moreno, R</b> OBP: 0.143, SLG: 0.077										0	0	0	0	0	0	0									
<b>David Weathers, R</b> OBP: 0.143, SLG: 0.077										1	0	0	0	0	0	0									
<b>Danny Garcia, R</b> OBP: 0.364, SLG: 0.333										3	0	2	1	0	0	0									
<b>Tyler Yates, R</b> OBP: 0.125, SLG: 0.125										1	0	0	0	0	0	1									
<b>Shane Spencer, R</b> OBP: 0.394, SLG: 0.475										2	1	1	0	0	0	1									
<b>Inning Stats</b>	R: 5 E: 0 K: 0 S: 24	H: 5 LOB: 1 BB: 0 P: 33	R: 0 E: 0 K: 1 S: 7	H: 0 LOB: 0 BB: 1 P: 16	R: 0 E: 0 K: 0 S: 10	H: 1 LOB: 1 BB: 0 P: 14	R: 0 E: 0 K: 1 S: 10	H: 1 LOB: 1 BB: 0 P: 14	R: 0 E: 0 K: 0 S: 13	H: 2 LOB: 2 BB: 0 P: 19	R: 1 E: 1 K: 1 S: 12	H: 1 LOB: 1 BB: 0 P: 16	R: 0 E: 0 K: 1 S: 8	H: 1 LOB: 0 BB: 0 P: 11	R: 0 E: 0 K: 2 S: 13	H: 1 LOB: 1 BB: 0 P: 21	R: 0 E: 0 K: 1 S: 6	H: 0 LOB: 0 BB: 0 P: 8	1B: 10 2B: 2 3B: 0 HR: 0	SF: 2 SAC: 1 DP: 2 HBP: 1	WP: 0 PB: 1 SB: 0 CS: 0	PA: 40			
<b>PITCHER</b>	IP WLS BF H R ER SO BB IBB HBP BLK WP HR S P ERA WHIP	IP WLS BF H R ER SO BB IBB HBP BLK WP HR S P ERA WHIP	IP WLS BF H R ER SO BB IBB HBP BLK WP HR S P ERA WHIP	IP WLS BF H R ER SO BB IBB HBP BLK WP HR S P ERA WHIP	IP WLS BF H R ER SO BB IBB HBP BLK WP HR S P ERA WHIP	IP WLS BF H R ER SO BB IBB HBP BLK WP HR S P ERA WHIP	IP WLS BF H R ER SO BB IBB HBP BLK WP HR S P ERA WHIP	IP WLS BF H R ER SO BB IBB HBP BLK WP HR S P ERA WHIP	IP WLS BF H R ER SO BB IBB HBP BLK WP HR S P ERA WHIP	IP WLS BF H R ER SO BB IBB HBP BLK WP HR S P ERA WHIP	IP WLS BF H R ER SO BB IBB HBP BLK WP HR S P ERA WHIP	IP WLS BF H R ER SO BB IBB HBP BLK WP HR S P ERA WHIP	IP WLS BF H R ER SO BB IBB HBP BLK WP HR S P ERA WHIP	IP WLS BF H R ER SO BB IBB HBP BLK WP HR S P ERA WHIP	IP WLS BF H R ER SO BB IBB HBP BLK WP HR S P ERA WHIP	IP WLS BF H R ER SO BB IBB HBP BLK WP HR S P ERA WHIP	IP WLS BF H R ER SO BB IBB HBP BLK WP HR S P ERA WHIP	IP WLS BF H R ER SO BB IBB HBP BLK WP HR S P ERA WHIP	IP WLS BF H R ER SO BB IBB HBP BLK WP HR S P ERA WHIP	IP WLS BF H R ER SO BB IBB HBP BLK WP HR S P ERA WHIP	IP WLS BF H R ER SO BB IBB HBP BLK WP HR S P ERA WHIP	IP WLS BF H R ER SO BB IBB HBP BLK WP HR S P ERA WHIP	IP WLS BF H R ER SO BB IBB HBP BLK WP HR S P ERA WHIP	IP WLS BF H R ER SO BB IBB HBP BLK WP HR S P ERA WHIP	
<b>Brian Lawrence, R</b> ERA: 5.64	5.0 W 25 9 5 5 2 1 0 0 0 0 0 0 64 96 9.00 2.000	5.0 W 25 9 5 5 2 1 0 0 0 0 0 0 64 96 9.00 2.000	5.0 W 25 9 5 5 2 1 0 0 0 0 0 0 64 96 9.00 2.000	5.0 W 25 9 5 5 2 1 0 0 0 0 0 0 64 96 9.00 2.000	5.0 W 25 9 5 5 2 1 0 0 0 0 0 0 64 96 9.00 2.000	5.0 W 25 9 5 5 2 1 0 0 0 0 0 0 64 96 9.00 2.000	5.0 W 25 9 5 5 2 1 0 0 0 0 0 0 64 96 9.00 2.000	5.0 W 25 9 5 5 2 1 0 0 0 0 0 0 64 96 9.00 2.000	5.0 W 25 9 5 5 2 1 0 0 0 0 0 0 64 96 9.00 2.000	5.0 W 25 9 5 5 2 1 0 0 0 0 0 0 64 96 9.00 2.000	5.0 W 25 9 5 5 2 1 0 0 0 0 0 0 64 96 9.00 2.000	5.0 W 25 9 5 5 2 1 0 0 0 0 0 0 64 96 9.00 2.000	5.0 W 25 9 5 5 2 1 0 0 0 0 0 0 64 96 9.00 2.000	5.0 W 25 9 5 5 2 1 0 0 0 0 0 0 64 96 9.00 2.000	5.0 W 25 9 5 5 2 1 0 0 0 0 0 0 64 96 9.00 2.000	5.0 W 25 9 5 5 2 1 0 0 0 0 0 0 64 96 9.00 2.000	5.0 W 25 9 5 5 2 1 0 0 0 0 0 0 64 96 9.00 2.000	5.0 W 25 9 5 5 2 1 0 0 0 0 0 0 64 96 9.00 2.000	5.0 W 25 9 5 5 2 1 0 0 0 0 0 0 64 96 9.00 2.000	5.0 W 25 9 5 5 2 1 0 0 0 0 0 0 64 96 9.00 2.000	5.0 W 25 9 5 5 2 1 0 0 0 0 0 0 64 96 9.00 2.000	5.0 W 25 9 5 5 2 1 0 0 0 0 0 0 64 96 9.00 2.000	5.0 W 25 9 5 5 2 1 0 0 0 0 0 0 64 96 9.00 2.000	5.0 W 25 9 5 5 2 1 0 0 0 0 0 0 64 96 9.00 2.000	
<b>Antonio Osuna, R</b> ERA: 4.73	2.0 H 8 2 1 0 2 0 0 0 0 0 0 20 27 0.00 1.000	2.0 H 8 2 1 0 2 0 0 0 0 0 0 20 27 0.00 1.000	2.0 H 8 2 1 0 2 0 0 0 0 0 0 20 27 0.00 1.000	2.0 H 8 2 1 0 2 0 0 0 0 0 0 20 27 0.00 1.000	2.0 H 8 2 1 0 2 0 0 0 0 0 0 20 27 0.00 1.000	2.0 H 8 2 1 0 2 0 0 0 0 0 0 20 27 0.00 1.000	2.0 H 8 2 1 0 2 0 0 0 0 0 0 20 27 0.00 1.000	2.0 H 8 2 1 0 2 0 0 0 0 0 0 20 27 0.00 1.000	2.0 H 8 2 1 0 2 0 0 0 0 0 0 20 27 0.00 1.000	2.0 H 8 2 1 0 2 0 0 0 0 0 0 20 27 0.00 1.000	2.0 H 8 2 1 0 2 0 0 0 0 0 0 20 27 0.00 1.000	2.0 H 8 2 1 0 2 0 0 0 0 0 0 20 27 0.00 1.000	2.0 H 8 2 1 0 2 0 0 0 0 0 0 20 27 0.00 1.000	2.0 H 8 2 1 0 2 0 0 0 0 0 0 20 27 0.00 1.000	2.0 H 8 2 1 0 2 0 0 0 0 0 0 20 27 0.00 1.000	2.0 H 8 2 1 0 2 0 0 0 0 0 0 20 27 0.00 1.000	2.0 H 8 2 1 0 2 0 0 0 0 0 0 20 27 0.00 1.000	2.0 H 8 2 1 0 2 0 0 0 0 0 0 20 27 0.00 1.000	2.0 H 8 2 1 0 2 0 0 0 0 0 0 20 27 0.00 1.000	2.0 H 8 2 1 0 2 0 0 0 0 0 0 20 27 0.00 1.000	2.0 H 8 2 1 0 2 0 0 0 0 0 0 20 27 0.00 1.000	2.0 H 8 2 1 0 2 0 0 0 0 0 0 20 27 0.00 1.000	2.0 H 8 2 1 0 2 0 0 0 0 0 0 20 27 0.00 1.000	2.0 H 8 2 1 0 2 0 0 0 0 0 0 20 27 0.00 1.000	
<b>Scott Linebrink, R</b> ERA: 1.93	1.0 H 4 1 0 0 2 0 0 0 0 0 0 0 13 21 0.00 1.000	1.0 H 4 1 0 0 2 0 0 0 0 0 0 0 13 21 0.00 1.000	1.0 H 4 1 0 0 2 0 0 0 0 0 0 0 13 21 0.00 1.000	1.0 H 4 1 0 0 2 0 0 0 0 0 0 0 13 21 0.00 1.000	1.0 H 4 1 0 0 2 0 0 0 0 0 0 0 13 21 0.00 1.000	1.0 H 4 1 0 0 2 0 0 0 0 0 0 0 13 21 0.00 1.000	1.0 H 4 1 0 0 2 0 0 0 0 0 0 0 13 21 0.00 1.000	1.0 H 4 1 0 0 2 0 0 0 0 0 0 0 13 21 0.00 1.000	1.0 H 4 1 0 0 2 0 0 0 0 0 0 0 13 21 0.00 1.000	1.0 H 4 1 0 0 2 0 0 0 0 0 0 0 13 21 0.00 1.000	1.0 H 4 1 0 0 2 0 0 0 0 0 0 0 13 21 0.00 1.000	1.0 H 4 1 0 0 2 0 0 0 0 0 0 0 13 21 0.00 1.000	1.0 H 4 1 0 0 2 0 0 0 0 0 0 0 13 21 0.00 1.000	1.0 H 4 1 0 0 2 0 0 0 0 0 0 0 13 21 0.00 1.000	1.0 H 4 1 0 0 2 0 0 0 0 0 0 0 13 21 0.00 1.000	1.0 H 4 1 0 0 2 0 0 0 0 0 0 0 13 21 0.00 1.000	1.0 H 4 1 0 0 2 0 0 0 0 0 0 0 13 21 0.00 1.000	1.0 H 4 1 0 0 2 0 0 0 0 0 0 0 13 21 0.00 1.000	1.0 H 4 1 0 0 2 0 0 0 0 0 0 0 13 21 0.00 1.000	1.0 H 4 1 0 0 2 0 0 0 0 0 0 0 13 21 0.00 1.000	1.0 H 4 1 0 0 2 0 0 0 0 0 0 0 13 21 0.00 1.000	1.0 H 4 1 0 0 2 0 0 0 0 0 0 0 13 21 0.00 1.000	1.0 H 4 1 0 0 2 0 0 0 0 0 0 0 13 21 0.00 1.000	1.0 H 4 1 0 0 2 0 0 0 0 0 0 0 13 21 0.00 1.000	1.0 H 4 1 0 0 2 0 0 0 0 0 0 0 13 21 0.00 1.000
<b>Akinori Otsuka, R</b> ERA: 0.69	1.0 S 3 0 0 0 1 0 0 0 0 0 0 0 6 8 0.00 0.000	1.0 S 3 0 0 0 1 0 0 0 0 0 0 0 6 8 0.00 0.000	1.0 S 3 0 0 0 1 0 0 0 0 0 0 0 6 8 0.00 0.000	1.0 S 3 0 0 0 1 0 0 0 0 0 0 0 6 8 0.00 0.000	1.0 S 3 0 0 0 1 0 0 0 0 0 0 0 6 8 0.00 0.000	1.0 S 3 0 0 0 1 0 0 0 0 0 0 0 6 8 0.00 0.000	1.0 S 3 0 0 0 1 0 0 0 0 0 0 0 6 8 0.00 0.000	1.0 S 3 0 0 0 1 0 0 0 0 0 0 0 6 8 0.00 0.000	1.0 S 3 0 0 0 1 0 0 0 0 0 0 0 6 8 0.00 0.000	1.0 S 3 0 0 0 1 0 0 0 0 0 0 0 6 8 0.00 0.000	1.0 S 3 0 0 0 1 0 0 0 0 0 0 0 6 8 0.00 0.000	1.0 S 3 0 0 0 1 0 0 0 0 0 0 0 6 8 0.00 0.000	1.0 S 3 0 0 0 1 0 0 0 0 0 0 0 6 8 0.00 0.000	1.0 S 3 0 0 0 1 0 0 0 0 0 0 0 6 8 0.00 0.000	1.0 S 3 0 0 0 1 0 0 0 0 0 0 0 6 8 0.00 0.000	1.0 S 3 0 0 0 1 0 0 0 0 0 0 0 6 8 0.00 0.000	1.0 S 3 0 0 0 1 0 0 0 0 0 0 0 6 8 0.00 0.000	1.0 S 3 0 0 0 1 0 0 0 0 0 0 0 6 8 0.00 0.000	1.0 S 3 0 0 0 1 0 0 0 0 0 0 0 6 8 0.00 0.000	1.0 S 3 0 0 0 1 0 0 0 0 0 0 0 6 8 0.00 0.000	1.0 S 3 0 0 0 1 0 0 0 0 0 0 0 6 8 0.00 0.000	1.0 S 3 0 0 0 1 0 0 0 0 0 0 0 6 8 0.00 0.000	1.0 S 3 0 0 0 1 0 0 0 0 0 0 0 6 8 0.00 0.000	1.0 S 3 0 0 0 1 0 0 0 0 0 0 0 6 8 0.00 0.000	1.0 S 3 0 0 0 1 0 0 0 0 0 0 0 6 8 0.00 0.000

AB	35
R	6
H	12
RBI	5
BB	1
SO	7
LOB	13



Batter	1	2	3	4	5	6	7	8	9	AB	R	H	RBI	BB	SO	LOB	BOTTOM
<b>Sean Burroughs, L</b> OBP: 0.379, SLG: 0.379										3	2	3	1	2	0	0	<b>New York Mets @ San Diego Padres</b> PETCO Park, San Diego, CA Fri Apr 30 2004, 10:05 PM EDT Att: 41,971 - Sunny - 67 F
<b>Mark Loretta, R</b> OBP: 0.385, SLG: 0.515										4	0	0	0	1	1	5	
<b>24 Brian Giles, L</b> OBP: 0.375, SLG: 0.464										4	1	1	2	1	0	4	
<b>Phil Nevin, R</b> OBP: 0.349, SLG: 0.442										4	0	0	0	1	0	3	
<b>Ryan Klesko, L</b> OBP: 0.341, SLG: 0.403										0	0	0	0	0	0	0	
<b>Kerry Robinson, L</b> OBP: 0.333, SLG: 0.350										5	1	3	0	0	1	3	
<b>Terrence Long, L</b> OBP: 0.405, SLG: 0.419										4	1	1	0	1	1	1	
<b>Ramon Hernandez, R</b> OBP: 0.321, SLG: 0.275										3	0	0	0	1	1	2	
<b>3 Khalil Greene, R</b> OBP: 0.368, SLG: 0.456										4	2	3	1	1	0	2	
<b>Brian Lawrence, R</b> ERA: 5.64	4.1 L 26 7 7 5 2 5 0 0 0 0 0 0 65 106 10.38 2.769	4.1 L 26 7 7 5 2															



Batter	1	2	3	4	5	6	7	8	9	AB	R	H	RBI	BB	SO	LOB	TOP			
<b>Kazuo Matsui, S</b> (1,6) OBP: 0.342, SLG: 0.379										5	0	0	0	0	2	3	<b>New York Mets @ San Diego Padres</b> PETCO Park, San Diego, CA Sat May 01 2004, 10:05 PM EDT Att: 42,064 - Sunny - 81 F			
<b>Mike Cameron, R</b> (1,8) OBP: 0.343, SLG: 0.434									5	0	1	0	0	2	1					
<b>31 Mike Piazza, R</b> (1,2) OBP: 0.333, SLG: 0.477									4	0	2	0	0	0	1					
<b>Karim Garcia, L</b> (1,9) OBP: 0.333, SLG: 0.513									3	1	1	0	1	0	1					
<b>Shane Spencer, R</b> (1,7) OBP: 0.386, SLG: 0.462									4	0	1	0	0	0	3					
<b>Jason Phillips, R</b> (1,3) <b>Braden Looper, R</b> (8,1)									4	0	0	0	0	1	2					
<b>Todd Zeile, R</b> (1,5) OBP: 0.424, SLG: 0.455									3	0	2	0	1	1	0					
<b>Danny Garcia, R</b> (1,4) OBP: 0.400, SLG: 0.385									4	0	2	1	0	0	2					
<b>Al Leiter, L</b> (1,1) OBP: 0.222, SLG: 0.250									2	0	0	0	0	2	4					
<b>Eric Valent, L</b> (6,PH) OBP: 0.316, SLG: 0.457									1	0	0	0	0	0	2					
<b>John Franco, L</b> (6,1) <b>Orber Moreno, R</b> (6,1) <b>Ricky Gutierrez, R</b> (8,5) OBP: 0.254, SLG: 0.211									0	0	0	0	0	0	0					
<b>Inning Stats</b>	R: 0 E: 0 K: 2 S: 11	H: 1 LOB: 1 BB: 0 P: 18	R: 0 E: 0 K: 2 S: 14	H: 2 LOB: 2 BB: 0 P: 20	R: 0 E: 0 K: 2 S: 7	H: 0 LOB: 0 BB: 0 P: 9	R: 1 E: 0 K: 1 S: 15	H: 2 LOB: 2 BB: 1 P: 24	R: 0 E: 0 K: 0 S: 8	H: 1 LOB: 2 BB: 1 P: 14	R: 0 E: 0 K: 0 S: 6	H: 1 LOB: 0 BB: 0 P: 9	R: 0 E: 0 K: 1 S: 8	H: 0 LOB: 0 BB: 0 P: 13	R: 0 E: 0 K: 0 S: 9	H: 1 LOB: 1 BB: 0 P: 13	1B: 9 2B: 0 3B: 1 HR: 0	SF: 0 SAC: 0 DP: 1 HBP: 0	WP: 0 PB: 0 SB: 0 CS: 0	PA: 38
<b>PITCHER</b>	IP WLS BF H R ER SO BB IBB HBP BLK WP HR S P ERA WHIP																			
<b>44 Jake Peavy, R</b> (1,1) ERA: 1.8	6.0 W 28 8 1 1 7 2 0 0 0 0 0 0 70 106 1.50 1.667																			
<b>Scott Linebrink, R</b> (7,1) ERA: 1.5	1.0 H 3 1 0 0 0 0 0 0 0 0 0 0 6 9 0.00 1.000																			
<b>Akinori Otsuka, R</b> (8,1) ERA: 0.64	1.0 H 3 0 0 0 1 0 0 0 0 0 0 0 8 13 0.00 0.000																			
<b>Trevor Hoffman, R</b> (9,1) ERA: 1.8	1.0 S 4 1 0 0 0 0 0 0 0 0 0 0 9 13 0.00 1.000																			

Batter	1	2	3	4	5	6	7	8	9	AB	R	H	RBI	BB	SO	LOB	BOTTOM			
<b>Sean Burroughs, L</b> (1,5) OBP: 0.380, SLG: 0.380										5	1	2	0	0	1	0	<b>New York Mets @ San Diego Padres</b> PETCO Park, San Diego, CA Sat May 01 2004, 10:05 PM EDT Att: 42,064 - Sunny - 81 F			
<b>Mark Loretta, R</b> (1,4) OBP: 0.381, SLG: 0.495										4	0	0	0	1	0	3				
<b>24 Brian Giles, L</b> (1,9) OBP: 0.385, SLG: 0.506										5	1	3	2	0	0	1				
<b>Phil Nevin, R</b> (1,3) OBP: 0.364, SLG: 0.438									1	0	0	0	3	0	0					
<b>Jay Payton, R</b> (1,8) OBP: 0.349, SLG: 0.333									3	0	1	0	1	0	2					
<b>Brian Buchanan, R</b> (1,7) OBP: 0.428, SLG: 0.611									3	1	1	1	1	1	5					
<b>Scott Linebrink, R</b> (7,1) <b>Akinori Otsuka, R</b> (8,1) <b>Trevor Hoffman, R</b> (9,1)									0	0	0	0	0	0	0					
<b>Ramon Hernandez, R</b> (1,2) OBP: 0.318, SLG: 0.264									3	0	0	0	1	0	3					
<b>3 Khalil Greene, R</b> (1,6) OBP: 0.363, SLG: 0.439									3	0	0	0	1	0	4					
<b>44 Jake Peavy, R</b> (1,1) OBP: 0.231, SLG: 0.308									2	0	0	0	0	1	1					
<b>Kerry Robinson, L</b> (6,PH) OBP: 0.304, SLG: 0.318									2	0	0	0	0	0	0					
<b>Inning Stats</b>	R: 0 E: 0 K: 1 S: 16	H: 1 LOB: 3 BB: 2 P: 33	R: 0 E: 0 K: 0 S: 10	H: 1 LOB: 2 BB: 1 P: 20	R: 0 E: 0 K: 0 S: 7	H: 1 LOB: 1 BB: 2 P: 21	R: 0 E: 0 K: 1 S: 12	H: 0 LOB: 1 BB: 1 P: 23	R: 1 E: 0 K: 0 S: 7	H: 1 LOB: 1 BB: 1 P: 16	R: 2 E: 0 K: 1 S: 12	H: 3 LOB: 2 BB: 1 P: 24	R: 0 E: 0 K: 0 S: 8	H: 0 LOB: 0 BB: 0 P: 11	R: 0 E: 0 K: 0 S: 5	H: 0 LOB: 0 BB: 0 P: 8	1B: 5 2B: 0 3B: 0 HR: 2	SF: 0 SAC: 0 DP: 0 HBP: 0	WP: 0 PB: 0 SB: 0 CS: 0	PA: 39
<b>PITCHER</b>	IP WLS BF H R ER SO BB IBB HBP BLK WP HR S P ERA WHIP																			
<b>Al Leiter, L</b> (1,1) ERA: 1.65	5.0 L 6 3 2 2 0 1 0 0 0 0 0 1 9 21 27.00 6.000																			
<b>John Franco, L</b> (6,1) ERA: 8.0	0.2 L 6 3 2 2 0 1 0 0 0 0 0 0 11 14 0.00 0.000																			
<b>Orber Moreno, R</b> (6,1) ERA: 5.06	1.1 4 0 0 0 1 0 0 0 0 0 0 0 5 8 0.00 0.000																			
<b>Braden Looper, R</b> (8,1) ERA:	1.0 3 0 0 0 0 0 0 0 0 0 0 0 5 8 0.00 0.000																			



Batter	1	2	3	4	5	6	7	8	9	AB	R	H	RBI	BB	SO	LOB	TOP				
<b>Kazuo Matsui, S</b> (1, 6) OBP: 0.333, SLG: 0.367	G3	K		SH1-4		SH	K			3	0	0	0	0	2	4					
<b>Todd Zeile, R</b> (1, 5) OBP: 0.414, SLG: 0.458	F7		1B	G6-3		SH1-4		K		4	1	1	1	0	1	1					
<b>31 Mike Piazza, R</b> (1, 3) OBP: 0.327, SLG: 0.457	G1-3		E9	P3						4	0	0	0	1	1	2					
<b>Jason Phillips, R</b> (8, 3) OBP: 0.262, SLG: 0.208			1B							0	0	0	0	0	0	0					
<b>Karim Garcia, L</b> (1, 9) OBP: 0.337, SLG: 0.530		1B	G3-1		G4-3	G4-3				5	1	2	0	0	0	5					
<b>Shane Spencer, R</b> (1, 7) OBP: 0.400, SLG: 0.471		2B	G1-3				K	K		5	1	3	2	0	2	1					
<b>Mike Cameron, R</b> (1, 8) OBP: 0.346, SLG: 0.437		2B	G1-3		F9		F9		G5-3	4	1	1	0	1	0	3					
<b>Vance Wilson, R</b> (1, 2) OBP: 0.333, SLG: 0.214	SF8		P4			F9		F9		3	0	0	1	1	0	3					
<b>Danny Garcia, R</b> (1, 4) OBP: 0.450, SLG: 0.563	F8			SH1-4	F9					3	2	1	1	2	0	3					
<b>Tom Glavine, L</b> (1, 1) OBP: 0.385, SLG: 0.279				SH		SH1-4				1	0	1	1	1	0	0					
<b>Ricky Cuddeback, R</b> (7, PH) OBP: 0.294, SLG: 0.211										0	0	0	0	0	0	0					
<b>Eric Valentin, L</b> (7, PH) OBP: 0.330, SLG: 0.457										0	0	0	0	0	0	0					
<b>David Weathers, R</b> (7, 1) OBP: 0.199, SLG: 1.000										0	0	0	0	0	0	0					
<b>Mike Stanton, L</b> (9, PH) OBP: 0.133, SLG: 0.071										1	0	0	0	0	0	1					
<b>Jeff Duncan, R</b> (9, PH) OBP: 0.133, SLG: 0.071										0	0	0	0	0	0	0					
<b>Braden Looper, R</b> (9, 1)										0	0	0	0	0	0	0					
<b>Inning Stats</b>	R: 0 E: 0 K: 0 S: 9	H: 0 LOB: 0 BB: 0 P: 10	R: 3 E: 0 K: 1 S: 12	H: 4 LOB: 1 BB: 0 P: 17	R: 1 E: 1 K: 0 S: 10	H: 2 LOB: 2 BB: 0 P: 16	R: 1 E: 0 K: 0 S: 10	H: 0 LOB: 1 BB: 1 P: 19	R: 0 E: 1 K: 0 S: 15	H: 1 LOB: 2 BB: 2 P: 25	R: 0 E: 0 K: 2 S: 15	H: 0 LOB: 3 BB: 3 P: 34	R: 0 E: 0 K: 3 S: 11	H: 1 LOB: 1 BB: 0 P: 17	R: 1 E: 0 K: 1 S: 9	H: 1 LOB: 0 BB: 0 P: 17	1B: 4 2B: 4 3B: 0 HR: 1	SF: 1 SAC: 4 DP: 1 HBP: 0	WP: 0 PB: 0 SB: 1 CS: 0	PA: 45	
<b>PITCHER</b>	IP	WLS	BF	H	R	ER	SO	BB	IBB	HBP	BLK	WP	HR	S	P	ERA	WHIP				
<b>Ismael Valdez, R</b> (1, 1) ERA: 3.62	5.0	L	26	7	5	5	1	2	0	0	0	0	0	56	87	9.00	1.800				
<b>Jason Szuminski, R</b> (6, 1) ERA: 9.0	0.1		4	0	0	0	0	1	1	0	0	0	0	6	16	0.00	3.000				
<b>Eddie Oropesa, L</b> (6, 1) ERA: 12.0	1.1		5	0	0	0	1	1	1	0	0	0	0	13	27	0.00	0.750				
<b>Jay Witasick, R</b> (7, 1) ERA: 2.38	2.1		10	2	1	1	5	1	0	0	0	0	1	25	46	3.86	1.286				

New York Mets @ San Diego Padres  
PETCO Park, San Diego, CA  
Sun May 02 2004, 4:05 PM EDT  
Att: 41,965 - Sunny - 79 F

AB 33  
R 6  
H 9  
RBI 6  
BB 7  
SO 7  
LOB 22



Batter	1	2	3	4	5	6	7	8	9	AB	R	H	RBI	BB	SO	LOB	BOTTOM				
<b>Sean Burroughs, L</b> (1, 5) OBP: 0.375, SLG: 0.394	F7		SF7		G6-3		K			4	1	1	0	0	1	1					
<b>Mark Loretta, R</b> (1, 4) OBP: 0.376, SLG: 0.490	K		SF7					F7		3	0	1	1	0	1	0					
<b>24 Brian Giles, L</b> (1, 9) OBP: 0.381, SLG: 0.505	K		G6-3		G4-3			F9		4	0	1	0	0	1	1					
<b>Phil Nevin, R</b> (1, 3) OBP: 0.360, SLG: 0.440		2B	G6-3			L4		F9		4	1	1	0	0	0	1					
<b>Jay Payton, R</b> (1, 8) OBP: 0.344, SLG: 0.342		G4-3	G4-3			F9		G6-3		4	0	1	1	0	0	1					
<b>Brian Buchanan, R</b> (1, 7) OBP: 0.375, SLG: 0.524		G4-3						G6-3		3	0	0	0	0	2	1					
<b>Jay Witasick, R</b> (7, 1) ERA: 2.14, SLG: 0.214								G6-3		0	0	0	0	0	0	0					
<b>Ramón Vázquez, L</b> (9, PH) OBP: 0.219, SLG: 0.214										1	0	0	0	0	0	0					
<b>Miguel Ojeda, R</b> (1, 2) OBP: 0.321, SLG: 0.308		G1-3			G5-3			G6-3		4	0	1	0	0	0	1					
<b>3 Khalil Greene, R</b> (1, 6) OBP: 0.362, SLG: 0.429					G5-3			F9		2	0	0	0	1	0	1					
<b>Ismael Valdez, R</b> (1, 1) OBP: 0.111, SLG: 0.222								G3		1	0	0	0	0	1	2					
<b>Adam Eaton, R</b> (5, PH) OBP: 0.214, SLG: 0.167										1	0	0	0	0	1	0					
<b>Jason Szuminski, R</b> (6, 1) ERA: 4.29										0	0	0	0	0	0	0					
<b>Eddie Oropesa, L</b> (6, 1)										0	0	0	0	0	0	0					
<b>Terrence Long, L</b> (7, 7) OBP: 0.395, SLG: 0.406										1	0	0	0	0	0	1					
<b>Inning Stats</b>	R: 0 E: 0 K: 2 S: 7	H: 0 LOB: 0 BB: 0 P: 9	R: 1 E: 0 K: 1 S: 10	H: 2 LOB: 2 BB: 1 P: 20	R: 1 E: 0 K: 0 S: 13	H: 2 LOB: 1 BB: 0 P: 19	R: 0 E: 0 K: 1 S: 7	H: 0 LOB: 0 BB: 0 P: 10	R: 0 E: 0 K: 1 S: 8	H: 1 LOB: 1 BB: 0 P: 11	R: 0 E: 0 K: 1 S: 13	H: 1 LOB: 1 BB: 0 P: 17	R: 0 E: 0 K: 0 S: 5	H: 0 LOB: 0 BB: 0 P: 8	R: 0 E: 0 K: 0 S: 5	H: 0 LOB: 0 BB: 0 P: 6	1B: 2 2B: 3 3B: 1 HR: 0	SF: 1 SAC: 0 DP: 0 HBP: 0	WP: 0 PB: 0 SB: 0 CS: 0	PA: 34	
<b>PITCHER</b>	IP	WLS	BF	H	R	ER	SO	BB	IBB	HBP	BLK	WP	HR	S	P	ERA	WHIP				
<b>Tom Glavine, L</b> (1, 1) ERA: 1.85	6.0		24	5	2	2	6	1	0	0	0	0	0	57	88	3.00	1.000				
<b>David Weathers, R</b> (7, 1) ERA: 4.29	0.1	H	2	1	0	0	0	0	0	0	0	0	0	6	7	0.00	3.000				
<b>Mike Stanton, L</b> (7, 1) ERA: 3.68	1.2	H	5	0	0	0	1	0	0	0	0	0	0	12	18	0.00	0.000				
<b>Braden Looper, R</b> (9, 1) ERA:	1.0		3	0	0	0	0	0	0	0	0	0	0	5	6	0.00	0.000				

New York Mets @ San Diego Padres  
PETCO Park, San Diego, CA  
Sun May 02 2004, 4:05 PM EDT  
Att: 41,965 - Sunny - 79 F

AB 32  
R 2  
H 6  
RBI 2  
BB 1  
SO 7  
LOB 10





Batter	1	2	3	4	5	6	7	8	9	AB	R	H	RBI	BB	SO	LOB	TOP					
<b>Brian Daltimore, R</b> OBP: 0.429, SLG: 0.500 (1, 5)										4	0	0	0	1	0	2	<b>San Francisco Giants @ New York Mets</b> Shea Stadium, Flushing, NY Tue May 04 2004, 7:10 PM EDT Att: 30,532 - Cloudy - 58 F					
<b>J.T. Snow, L</b> OBP: 0.327, SLG: 0.313 (1, 3)										4	0	0	0	0	1	1						
<b>Marquis Grissom, R</b> OBP: 0.382, SLG: 0.552 (1, 8)										4	1	1	0	0	0	1						
<b>Jeffrey Hammonds, R</b> OBP: 0.328, SLG: 0.306 (1, 7)										4	0	1	0	0	1	1						
<b>Edgardo Alfonzo, R</b> OBP: 0.319, SLG: 0.288 <b>David Aardsma, R</b> (8, 1)										3	0	1	0	1	0	3						
<b>Michael Tucker, L</b> OBP: 0.333, SLG: 0.368 (1, 9)										3	1	1	0	1	0	2						
<b>Deivi Cruz, R</b> OBP: 0.364, SLG: 0.500 (1, 6)										3	0	1	1	0	0	1						
<b>Yorvit Torrealba, R</b> OBP: 0.424, SLG: 0.500 (1, 2)										3	0	1	1	1	0	1						
<b>Brett Tomko, R</b> OBP: 0.067, SLG: 0.067 <b>Jim Brower, R</b> OBP: 1.000, SLG: 1.000 <b>Pedro Feliz, R</b> OBP: 0.304, SLG: 0.416 (1, 1)										2	0	0	0	0	0	3						
<b>Inning Stats</b>	R: 0 E: 0 K: 1 S: 16	H: 1 LOB: 2 BB: 1 P: 25	R: 1 E: 2 K: 0 S: 8	H: 1 LOB: 1 BB: 0 P: 8	R: 0 E: 0 K: 0 S: 8	H: 0 LOB: 0 BB: 0 P: 14	R: 0 E: 0 K: 0 S: 4	H: 0 LOB: 1 BB: 1 P: 9	R: 0 E: 0 K: 0 S: 6	H: 0 LOB: 0 BB: 0 P: 8	R: 1 E: 0 K: 1 S: 11	H: 2 LOB: 3 BB: 2 P: 24	R: 0 E: 0 K: 0 S: 7	H: 0 LOB: 0 BB: 0 P: 9	R: 0 E: 0 K: 0 S: 6	H: 1 LOB: 0 BB: 0 P: 9	R: 0 E: 0 K: 0 S: 11	H: 1 LOB: 1 BB: 0 P: 18	1B: 3 2B: 3 3B: 0 HR: 0	SF: 0 SAC: 2 DP: 1 HBP: 0	WP: 0 PB: 0 SB: 0 CS: 0	PA: 37
<b>PITCHER</b>	IP	WLS	BF	H	R	ER	SO	BB	IBB	HBP	BLK	WP	HR	S	P	ERA	WHIP					
<b>Steve Trachsel, R</b> ERA: 3.79 <b>David Weathers, R</b> ERA: 3.95	(1, 1)	8.0	W	33	5	2	1	2	3	1	0	0	0	0	66	106	1.12	1.000				
(9, 1)	1.0		4	1	0	0	0	0	0	0	0	0	0	11	18	0.00	1.000					

Batter	1	2	3	4	5	6	7	8	9	AB	R	H	RBI	BB	SO	LOB	BOTTOM					
<b>Kazuo Matsui, S</b> OBP: 0.345, SLG: 0.379 (1, 6)										5	1	3	1	0	0	0	<b>San Francisco Giants @ New York Mets</b> Shea Stadium, Flushing, NY Tue May 04 2004, 7:10 PM EDT Att: 30,532 - Cloudy - 58 F					
<b>Todd Zeile, R</b> OBP: 0.387, SLG: 0.422 (1, 5)										5	0	0	0	0	0	4						
<b>31 Mike Piazza, R</b> OBP: 0.333, SLG: 0.453 <b>Vance Wilson, R</b> OBP: 0.368, SLG: 0.267 (7, PR)										3	0	1	0	1	1	0						
<b>Karim Garcia, L</b> OBP: 0.330, SLG: 0.511 (1, 9)										5	1	1	0	0	0	2						
<b>Shane Spencer, R</b> OBP: 0.392, SLG: 0.473 (1, 7)										4	1	1	0	0	1	3						
<b>Jason Phillips, R</b> OBP: 0.284, SLG: 0.227 (1, 3)										3	1	2	2	1	0	0						
<b>Mike Cameron, R</b> OBP: 0.361, SLG: 0.484 (1, 8)										4	1	3	2	0	0	0						
<b>Danny Garcia, R</b> OBP: 0.458, SLG: 0.526 (1, 4)										3	1	1	0	1	0	2						
<b>Steve Trachsel, R</b> OBP: 0.313, SLG: 0.375 <b>David Weathers, R</b> (9, 1)										4	0	1	0	0	0	3						
<b>Inning Stats</b>	R: 0 E: 0 K: 1 S: 10	H: 1 LOB: 0 BB: 0 P: 13	R: 0 E: 0 K: 1 S: 17	H: 1 LOB: 2 BB: 1 P: 27	R: 1 E: 1 K: 0 S: 14	H: 2 LOB: 2 BB: 1 P: 27	R: 0 E: 0 K: 0 S: 6	H: 0 LOB: 0 BB: 0 P: 10	R: 0 E: 0 K: 0 S: 10	H: 0 LOB: 0 BB: 0 P: 14	R: 4 E: 1 K: 0 S: 19	H: 5 LOB: 2 BB: 0 P: 31	R: 1 E: 0 K: 0 S: 13	H: 4 LOB: 3 BB: 1 P: 23	R: 0 E: 0 K: 0 S: 11	H: 1 LOB: 1 BB: 0 P: 15	1B: 12 2B: 1 3B: 0 HR: 1	SF: 0 SAC: 0 DP: 2 HBP: 0	WP: 0 PB: 0 SB: 0 CS: 0	PA: 40		
<b>PITCHER</b>	IP	WLS	BF	H	R	ER	SO	BB	IBB	HBP	BLK	WP	HR	S	P	ERA	WHIP					
<b>Brett Tomko, R</b> ERA: 6.27 <b>Jim Brower, R</b> ERA: 3.44 <b>David Aardsma, R</b> ERA: 3.86	(1, 1)	5.2	L	28	9	5	0	2	2	0	0	0	0	0	74	118	0.00	1.941				
(6, 1)	1.1		8	4	1	1	0	1	0	0	0	0	0	15	27	6.75	3.750					
(8, 1)	1.0		4	1	0	0	0	0	0	0	0	0	0	11	15	0.00	1.000					







Batter	1	2	3	4	5	6	7	8	9	10	11	AB	R	H	RBI	BB	SO	LOB								
Neifi Perez, S OBP: 0.264, SLG: 0.282 (1, 6)				G5-3		G5-3		F8			K	5	0	0	0	0	2	1								
Edgardo Alfonzo, R OBP: 0.320, SLG: 0.292 (1, 5)	F8			1B		F9				L4	1B	5	0	2	0	0	0	0								
Marquis Grissom, R OBP: 0.378, SLG: 0.533 (1, 8)	P5			1B						G6-3	1B	5	0	3	0	0	0	0								
Barry Bonds, L OBP: 0.689, SLG: 1.053 (1, 7)		F7		P2							1B	3	0	0	0	2	0	3								
Pedro Feliz, R OBP: 0.298, SLG: 0.439 (1, 3)	K			P4						G6-3	1B	5	1	1	1	0	2	6								
Jeffrey Hammonds, R OBP: 0.303, SLG: 0.298 Jim Brower, R OBP: 1.000, SLG: 1.000 (10, 1)	K			F7		G5-3				K	4	0	0	0	0	2	0	0								
Brian Dalimore, R OBP: 0.379, SLG: 0.440 (1, 4)			G5-3	K						G6-3		4	0	1	0	0	1	0								
Yorvit Torrealba, R OBP: 0.359, SLG: 0.406 (1, 2)		G6-3		K						K	3	0	0	0	0	2	0	0								
Jason Schmidt, R OBP: 0.341, SLG: 0.417 Tyler Walker, R OBP: 0.341, SLG: 0.459 Felix Rodriguez, R OBP: 0.250, SLG: 0.207 Michael Tucker, L OBP: 0.250, SLG: 0.207 Dustin Mohr, R OBP: 0.229, SLG: 0.138 (11, 9)			K			G6-3		G6-3			L5	2	0	0	0	0	1	0								
<b>Inning Stats</b>	R: 0 E: 0 K: 1 S: 12	H: 0 LOB: 0 BB: 0 P: 20	R: 0 E: 0 K: 2 S: 8	H: 0 LOB: 0 BB: 0 P: 12	R: 0 E: 0 K: 1 S: 9	H: 0 LOB: 0 BB: 0 P: 15	R: 0 E: 0 K: 0 S: 11	H: 2 LOB: 2 BB: 0 P: 19	R: 0 E: 0 K: 2 S: 10	H: 0 LOB: 0 BB: 0 P: 15	R: 1 E: 0 K: 0 S: 9	H: 2 LOB: 0 BB: 0 P: 17	R: 0 E: 0 K: 0 S: 10	H: 1 LOB: 1 BB: 0 P: 18	R: 0 E: 0 K: 2 S: 4	H: 0 LOB: 1 BB: 1 P: 11	R: 0 E: 0 K: 2 S: 8	H: 0 LOB: 0 BB: 0 P: 12	R: 0 E: 0 K: 2 S: 10	H: 2 LOB: 3 BB: 1 P: 23	1B: 6 2B: 0 3B: 0 HR: 1	SF: 0 SAC: 1 DP: 0 HBP: 0	WP: 0 PB: 0 SB: 0 CS: 1	PA: 41		
<b>PITCHER</b>	IP 8.0	WLS 2.0	BF 28	H 5	R 1	ER 1	SO 6	BB 0	IBB 0	HBP 0	BLK 0	WP 0	HR 1	S 75	P 126	ERA 1.12	WHIP 0.625									
Al Leiter, L ERA: 1.53 Braden Looper, R ERA: Mike Stanton, L ERA: 3.52 David Weathers, R ERA: 3.6	(1, 1)	(9, 1)	(11, 1)	(11, 1)	(1, 1)	(1, 1)	(1, 1)	(1, 1)	(1, 1)	(1, 1)	(1, 1)	(1, 1)	(1, 1)	(1, 1)	(1, 1)	(1, 1)	(1, 1)	(1, 1)	(1, 1)	(1, 1)	(1, 1)	(1, 1)	(1, 1)	(1, 1)	(1, 1)	(1, 1)

**San Francisco Giants @ New York Mets**  
Shea Stadium, Flushing, NY  
Thu May 06 2004, 7:10 PM EDT  
Att: 23,314 - Sunny - 69 F

livebaseballscores.com

AB 38  
R 1  
H 7  
RBI 1  
BB 2  
SO 10  
LOB 11

Batter	1	2	3	4	5	6	7	8	9	10	11	AB	R	H	RBI	BB	SO	LOB								
Kazuo Matsui, S OBP: 0.326, SLG: 0.354 (1, 6)	K		G4-3			G1-3		F8			G4-3	5	0	0	0	0	1	0								
Todd Zeile, R OBP: 0.369, SLG: 0.397 (1, 5)	G6-3			K		G4-6-3		G4-3			K	5	0	1	0	0	2	0								
31 Mike Piazza, R OBP: 0.342, SLG: 0.500 (1, 2)	BB			BB		G4-6-3				K	HR	3	1	1	1	2	1	1								
Karim Garcia, L OBP: 0.333, SLG: 0.531 (1, 9)	K			F8				F7				4	1	1	1	0	1	2								
Shane Spencer, R OBP: 0.391, SLG: 0.500 (1, 7)		F8		K2-3				G5-3				4	0	1	0	0	1	1								
Jason Phillips, R OBP: 0.281, SLG: 0.210 (1, 3)		G4-3				F8		K		G5-3		4	0	0	0	0	1	1								
Joe McEwing, R OBP: 0.237, SLG: 0.194 (1, 8)		K				K		1B				4	0	1	0	0	3	0								
Danny Garcia, R OBP: 0.469, SLG: 0.500 (1, 4)				K		G3				K		3	0	0	0	1	2	1								
Al Leiter, L ERA: 3.9 Tyler Walker, R ERA: Felix Rodriguez, R ERA: 2.78 Jim Brower, R ERA: 3.6	(1, 1)	(8, 1)	(9, 1)	(10, 1)	(11, 1)	(1, 1)	(1, 1)	(1, 1)	(1, 1)	(1, 1)	(1, 1)	(1, 1)	(1, 1)	(1, 1)	(1, 1)	(1, 1)	(1, 1)	(1, 1)	(1, 1)							
<b>Inning Stats</b>	R: 0 E: 0 K: 2 S: 11	H: 0 LOB: 1 BB: 1 P: 20	R: 0 E: 0 K: 1 S: 9	H: 0 LOB: 0 BB: 0 P: 12	R: 0 E: 0 K: 2 S: 8	H: 0 LOB: 0 BB: 0 P: 13	R: 0 E: 0 K: 2 S: 14	H: 0 LOB: 1 BB: 1 P: 21	R: 0 E: 0 K: 2 S: 10	H: 0 LOB: 1 BB: 1 P: 20	R: 0 E: 0 K: 0 S: 8	H: 1 LOB: 0 BB: 0 P: 15	R: 1 E: 0 K: 1 S: 17	H: 2 LOB: 1 BB: 0 P: 22	R: 0 E: 0 K: 0 S: 7	H: 0 LOB: 0 BB: 0 P: 13	R: 0 E: 0 K: 1 S: 8	H: 1 LOB: 1 BB: 0 P: 15	R: 0 E: 0 K: 2 S: 7	H: 0 LOB: 0 BB: 0 P: 11	R: 1 E: 0 K: 1 S: 10	H: 1 LOB: 0 BB: 0 P: 13	1B: 3 2B: 0 3B: 0 HR: 2	SF: 0 SAC: 0 DP: 1 HBP: 0	WP: 0 PB: 0 SB: 1 CS: 0	PA: 39
<b>PITCHER</b>	IP 7.0	WLS 1.0	BF 26	H 3	R 0	ER 1	SO 10	BB 3	IBB 0	HBP 0	BLK 0	WP 0	HR 1	S 77	P 123	ERA 1.29	WHIP 0.857									

**San Francisco Giants @ New York Mets**  
Shea Stadium, Flushing, NY  
Thu May 06 2004, 7:10 PM EDT  
Att: 23,314 - Sunny - 69 F

livebaseballscores.com

AB 36  
R 2  
H 5  
RBI 2  
BB 3  
SO 14  
LOB 7







Batter	1	2	3	4	5	6	7	8	9	AB	R	H	RBI	BB	SO	LOB	TOP					
Scott Podsednik, L (1,8) OBP: 0.372, SLG: 0.445	1-1 L8	1-2 G3		1 SAFE 2-1 FC6-4		2-2 G3		3-2 1-H S 1B		5	0	1	1	0	0	4	<b>Milwaukee Brewers @ New York Mets</b> Shea Stadium, Flushing, NY Sat May 08 2004, 1:10 PM EDT Att: 29,212 - Unknown - 54 F					
Craig Counsell, L (1,6) OBP: 0.330, SLG: 0.294	2-3 K		1-1 G4-3		4-2 1B HR BB	3-2 G4-3		2-1 F7		4	1	0	0	1	1							
Keith Ginter, R (1,4) OBP: 0.383, SLG: 0.559	1-2 G5-3		3-2 1B G3		1-3 K	3-3 K			3-3 K	5	1	1	0	0	3							
Geoff Jenkins, L (1,7) OBP: 0.341, SLG: 0.458		2-1 1B 1B	0-0 G3		0-0 1B HR		1-3 K		1-3 K	5	2	2	0	0	2							
Lyle Overbay, L (1,3) OBP: 0.394, SLG: 0.632		4-0 1B 1B BB	0-0 2H 1B		1-1 1B HR		2-1 F8		0-1 1B	4	1	3	4	1	0							
Wes Helms, R (1,5) OBP: 0.271, SLG: 0.286	1-2 1B	1-2 1B	0-0 G6-3		2-2 G5-3		2-2 F8		2-2 1B	5	0	2	0	0	0							
Ben Grieve, L (1,9) Brady Clark, R (8, PH) OBP: 0.359, SLG: 0.396	2-2 1-2 2-3 3-H 1B		4-2 FC6-4 BB		2-1 2B		2-1 1B S		2-3 K	2	0	2	1	1	0							
Gary Bennett, R (1,2) OBP: 0.327, SLG: 0.383	1-2 2-3 K		3-1 F9		4-0 IBB		0-3 K			3	0	0	0	1	2							
31 Adrian Hernandez, R (1,1) Matt Kinney, R (5, PH) 2 Bill Hall, R (8, PH) Luis Vizcaino, R (8,1) Dan Kolb, R (9,1)	0-3 K		1-3 K		0-0 G3		0-2 F7			3	0	0	0	0	2							
<b>Inning Stats</b>	R: 0 E: 0 K: 1 S: 9	H: 0 LOB: 0 BB: 0 P: 13	R: 1 E: 0 K: 2 S: 19	H: 3 LOB: 3 BB: 1 P: 31	R: 1 E: 0 K: 0 S: 8	H: 2 LOB: 1 BB: 0 P: 12	R: 0 E: 0 K: 1 S: 10	H: 0 LOB: 1 BB: 1 P: 20	R: 3 E: 0 K: 1 S: 15	H: 3 LOB: 2 BB: 2 P: 29	R: 0 E: 0 K: 1 S: 11	H: 0 LOB: 0 BB: 0 P: 19	R: 0 E: 0 K: 1 S: 10	H: 0 LOB: 0 BB: 0 P: 15	R: 1 E: 0 K: 1 S: 13	H: 2 LOB: 1 BB: 0 P: 20		R: 0 E: 0 K: 3 S: 15	H: 2 LOB: 2 BB: 0 P: 23	1B: 9 2B: 2 3B: 0 HR: 1	SF: 0 SAC: 0 DP: 0 HBP: 0	WP: 0 PB: 0 SB: 2 CS: 0
<b>PITCHER</b>	IP WLS BF H R ER SO BB IBB HBP BLK WP HR S P ERA WHIP																					
Tyler Yates, R (1,1) ERA: 6.04	5.0 L 27 8 5 5 5 3 1 0 0 0 0 1 61 105 9.00 2.200																					
John Franco, L (6,1) ERA: 6.55	1.0 3 0 0 0 1 0 0 0 0 0 0 0 11 19 0.00 0.000																					
Mike Stanton, L (7,1) ERA: 3.18	1.0 3 0 0 0 1 0 0 0 0 0 0 0 10 15 0.00 0.000																					
Ricky Bottalico, R (8,1) ERA: 3.38	1.0 5 2 1 1 1 0 0 0 0 0 0 0 13 20 9.00 2.000																					
Orber Moreno, R (9,1) ERA: 4.65	1.0 5 2 0 0 3 0 0 0 0 0 0 0 15 23 0.00 2.000																					

AB	39
R	6
H	12
RBI	6
BB	4
SO	11
LOB	22



Batter	1	2	3	4	5	6	7	8	9	AB	R	H	RBI	BB	SO	LOB	BOTTOM					
Kazuo Matsui, S (1,6) OBP: 0.312, SLG: 0.336	0-0 G1-3		1-3 K2-3		3-2 FC3-6 31 BB 1B	3-3 K			0-1 G3	5	1	0	0	0	2	1	<b>Milwaukee Brewers @ New York Mets</b> Shea Stadium, Flushing, NY Sat May 08 2004, 1:10 PM EDT Att: 29,212 - Unknown - 54 F					
Danny Garcia, R (1,4) OBP: 0.400, SLG: 0.387	2-3 K		0-0 G4-3		4-1 1B 31 BB BB		1-3 K		0-0 G5-3	4	1	0	0	1	0							
31 Mike Piazza, R (1,3) OBP: 0.358, SLG: 0.491	4-1 BB		4-0 FC3-6 BB		4-1 BB 1B BB		2-2 G6-3		1-2 G6-3	2	0	0	0	3	0							
Karim Garcia, L (1,9) OBP: 0.318, SLG: 0.500	1-3 K2-3		1-0 FC3-6 BB		0-0 BB 1B		2-2 G3-1			4	1	1	1	0	1							
Eric Valent, L (1,7) OBP: 0.367, SLG: 0.465		4-0 G1-3 BB	0-0 F7		0-0 F7		2-2 F7 SF9		2-2 2B	2	1	1	1	2	0							
Mike Cameron, R (1,8) OBP: 0.382, SLG: 0.495	2-2 G1-3		4-1 E		4-1 BB		1-1 F7		1-1 F7	3	0	0	0	1	1							
Ty Wigginton, R (1,5) OBP: 0.190, SLG: 0.296	1-0 F7		1-0 E5		0-3 K		0-0 SF9			3	0	0	1	0	1							
Vance Wilson, R (1,2) OBP: 0.375, SLG: 0.222	1-0 G5-3		2-3 K		2-1 F7		3-H 4-0 BB			3	0	0	0	1	1							
Tyler Yates, R (1,1) Ricky Gutierrez, R (5, PH) John Franco, L (5,1) Jason Phillips, R (6, PH) Mike Stanton, L (7,1) Ricky Bottalico, L (8,1) Todd Zelle, R (8, PH) Orber Moreno, R (9,1)	4-1 F7		2-2 F7		4-1 FC3-6 BB		1-2 G6-3		1-2 L9	1	0	0	0	0	0							
<b>Inning Stats</b>	R: 0 E: 0 K: 2 S: 8	H: 0 LOB: 1 BB: 1 P: 15	R: 0 E: 0 K: 0 S: 5	H: 0 LOB: 1 BB: 1 P: 13	R: 0 E: 0 K: 1 S: 8	H: 0 LOB: 0 BB: 0 P: 11	R: 1 E: 1 K: 1 S: 7	H: 0 LOB: 2 BB: 2 P: 19	R: 2 E: 0 K: 2 S: 14	H: 1 LOB: 3 BB: 4 P: 36	R: 0 E: 0 K: 1 S: 8	H: 0 LOB: 0 BB: 0 P: 14	R: 0 E: 0 K: 1 S: 10	H: 0 LOB: 0 BB: 0 P: 15	R: 1 E: 0 K: 0 S: 12	H: 1 LOB: 1 BB: 1 P: 20		R: 0 E: 0 K: 0 S: 6	H: 0 LOB: 0 BB: 0 P: 7	1B: 1 2B: 1 3B: 0 HR: 0	SF: 0 SAC: 0 DP: 0 HBP: 0	WP: 0 PB: 0 SB: 0 CS: 0
<b>PITCHER</b>	IP WLS BF H R ER SO BB IBB HBP BLK WP HR S P ERA WHIP																					
31 Adrian Hernandez, R (1,1) Matt Kinney, R (5,1) Luis Vizcaino, R (8,1) Dan Kolb, R (9,1)	4.1 W 21 1 0 0 4 7 0 0 0 0 0 0 34 79 4.15 1.615																					
2.2 W 10 1 0 0 4 1 0 0 0 0 0 0 26 44 0.00 0.750																						
1.0 H 5 1 1 1 0 1 0 0 0 0 0 0 12 20 9.00 2.000																						
1.0 S 3 0 0 0 0 0 0 0 0 0 0 0 6 7 0.00 0.000																						

AB	29
R	4
H	2
RBI	3
BB	9
SO	8
LOB	18





Batter	1	2	3	4	5	6	7	8	9	10	11	AB	R	H	RBI	BB	SO	LOB	TOP							
Scott Podsednik, L OBP: 0.371, SLG: 0.444	P2		P6		1B		SF7	1B			F9	5	0	2	2	0	0	0								
Craig Counsell, L OBP: 0.321, SLG: 0.286	F7		PB 2B		1B		K	G3			G3-1	6	1	1	0	0	1	4								
Keith Ginter, R OBP: 0.388, SLG: 0.527	1B		F8		G6-3		K			G4-3	F8	6	0	1	0	0	1	3								
Geoff Jenkins, L OBP: 0.336, SLG: 0.456	L5		2B		F8			G4-3		G3		5	0	1	1	0	0	2								
Lyle Overbay, L OBP: 0.392, SLG: 0.636		G6-3 2B		IBB		K		G1-3		1B		4	0	2	0	1	1	0								
Wes Helms, R OBP: 0.287, SLG: 0.281		G6-3		F9		L3		WF 1B		G4-3		5	1	1	0	0	0	4								
Ben Griever, L OBP: 0.400, SLG: 0.492					G1-3							2	1	0	0	2	0	0								
Dave Burba, R												0	0	0	0	0	0	0	AB 43							
Luis Vizcaino, R												0	0	0	0	0	0	0	R 5							
2 Bill Hall, R Ben Ford, R												1	0	0	0	0	1	0	H 11							
Chad Moeller, R OBP: 0.329, SLG: 0.418					F7						F9	4	2	1	0	1	1	2	RBI 5							
Victor Santos, R												2	0	0	0	0	2	2	BB 4							
Brooks Kieschnick, L												1	0	1	0	0	0	0	SO 7							
Tommy Pham, R												0	0	0	0	0	0	0	LOB 17							
Jeff Bennett, R												0	0	0	0	0	0	0								
Dave Burba, R												0	0	0	0	0	0	0								
Brady Clark, R												2	0	1	2	0	0	0								
Inning Stats	R: 0 E: 0 K: 0 S: 10	H: 1 LOB: 1 BB: 0 P: 14	R: 0 E: 0 K: 2 S: 9	H: 1 LOB: 2 BB: 1 P: 16	R: 1 E: 0 K: 0 S: 10	H: 2 LOB: 1 BB: 1 P: 17	R: 0 E: 0 K: 1 S: 9	H: 0 LOB: 0 BB: 0 P: 12	R: 0 E: 0 K: 0 S: 10	H: 1 LOB: 1 BB: 0 P: 19	R: 0 E: 0 K: 1 S: 8	H: 0 LOB: 0 BB: 0 P: 10	R: 1 E: 0 K: 2 S: 13	H: 2 LOB: 1 BB: 0 P: 26	R: 3 E: 0 K: 0 S: 16	H: 3 LOB: 2 BB: 2 P: 33	R: 0 E: 0 K: 0 S: 8	H: 1 LOB: 1 BB: 0 P: 10	R: 0 E: 0 K: 1 S: 10	H: 0 LOB: 0 BB: 0 P: 15	R: 0 E: 0 K: 0 S: 6	H: 0 LOB: 0 BB: 0 P: 7	1B: 8 2B: 3 3B: 0 HR: 0	SF: 1 SAC: 0 DP: 0 HBP: 0	WP: 1 PB: 1 SB: 1 CS: 0	PA: 48
PITCHER	IP	WLS	BF	H	R	ER	SO	BB	IBB	HBP	BLK	WP	HR	S	P	ERA	WHIP									
Steve Trachsel, R ERA: 3.46	(1, 1)	6.0	27	7	2	2	2	1	0	0	0	0	0	17	37	10.80	1.200									
John Franco, L ERA: 7.11	(7, 1)	1.2	7	1	2	2	2	1	0	0	0	0	0	5	10	∞	∞									
David Weathers, R ERA: 4.2	(8, 1)	0.0	2	1	0	0	0	1	0	0	0	1	0	5	10	∞	∞									
Mike Stanton, L ERA: 3.12	(8, 1)	0.1	2	1	1	1	0	0	0	0	0	0	0	3	4	27.00	3.000									
Braden Looper, R ERA:	(9, 1)	2.0	7	1	0	0	1	0	0	0	0	0	0	18	25	0.00	0.500									

Milwaukee Brewers @ New York Mets  
Shea Stadium, Flushing, NY  
Sun May 09 2004, 1:10 PM EDT  
Att. 29,686 - Unknown - 61 F

AB	43
R	5
H	11
RBI	5
BB	4
SO	7
LOB	17



Batter	1	2	3	4	5	6	7	8	9	10	11	AB	R	H	RBI	BB	SO	LOB	BOTTOM					
Eric Valent, L OBP: 0.382, SLG: 0.511	HR		P6		G3 SH3-4 BB		SH3-4 BB	G4-3			F9	4	1	1	1	2	0	3						
Joe Mauer, R OBP: 0.293, SLG: 0.302	P2		G6-3		SH3-4		SH3-4				F8	4	0	1	0	0	0	0						
Todd Zile, R OBP: 0.358, SLG: 0.386	2B		K		G3		K			FC3-6 1B	1B	5	1	1	0	1	2	3						
Karim Garcia, L OBP: 0.310, SLG: 0.482	P6		P5		L4		G4-3			K	2B BB	6	0	1	0	0	1	4						
Jason Phillips, R OBP: 0.294, SLG: 0.233	F9				2B G6-3 1B		B5-3 2B			BLK 1B BB		3	1	2	0	1	0	1						
Kazuo Matsui, S OBP: 0.314, SLG: 0.347											1-3 2H 2B	2	1	1	1	0	1	1						
Mike Cameron, R OBP: 0.347, SLG: 0.471			G4-3		K		G1-3			F8		5	0	0	0	0	2	3						
Vance Wilson, R OBP: 0.379, SLG: 0.348					G6-3 2B		B5-3			F9		5	1	2	0	0	0	2						
Danny Garcia, R												2	0	1	2	1	0	1						
31 Mike Piazza, R												0	0	0	0	0	1	0						
Jae Weong Seo, R												0	0	0	0	0	0	0						
Ricky Gutierrez, R												0	0	0	0	0	0	0						
10 Dan Wheeler, R												0	0	0	0	0	0	0						
Steve Trachsel, R												3	0	0	0	0	2	4						
John Franco, L												0	0	0	0	0	0	0						
David Weathers, R												0	0	0	0	0	0	0						
Mike Stanton, L												0	0	0	0	0	0	0						
Ty Wiginton, R												2	0	1	2	0	1	1						
Inning Stats	R: 1 E: 0 K: 0 S: 11	H: 2 LOB: 1 BB: 0 P: 16	R: 1 E: 0 K: 1 S: 12	H: 2 LOB: 1 BB: 0 P: 20	R: 0 E: 0 K: 1 S: 10	H: 0 LOB: 0 BB: 1 P: 15	R: 1 E: 0 K: 2 S: 17	H: 2 LOB: 1 BB: 0 P: 27	R: 0 E: 0 K: 0 S: 9	H: 1 LOB: 1 BB: 1 P: 19	R: 0 E: 0 K: 1 S: 7	H: 0 LOB: 0 BB: 1 P: 12	R: 2 E: 0 K: 0 S: 11	H: 1 LOB: 2 BB: 2 P: 23	R: 0 E: 0 K: 0 S: 12	H: 1 LOB: 1 BB: 0 P: 17	R: 0 E: 0 K: 1 S: 12	H: 1 LOB: 1 BB: 0 P: 18	R: 1 E: 0 K: 0 S: 10	H: 2 LOB: 2 BB: 1 P: 19	1B: 6 2B: 5 3B: 0 HR: 1	SF: 0 SAC: 2 DP: 0 HBP: 0	WP: 0 PB: 0 SB: 0 CS: 0	PA: 50
PITCHER	IP	WLS	BF	H	R	ER	SO	BB	IBB	HBP	BLK	WP	HR	S	P	ERA	WHIP							
Ben Ford, R ERA: 7.36	(10, 1)	1.2	9	3	1	1	2	1	0	0	0	0	0	11	23	18.00	3.000							
Brooks Kieschnick, R ERA: 1.17	(6, 1)	1.0	5	1	0	0	4	0	0	0	0	0	0	9	19	0.00	1.000							
Jeff Bennett, R ERA: 4.2	(7, 1)	1.0	4	0	0	0	1	1	0	0	0	0	0	7	12	0.00	1.000							
Dave Burba, R ERA: 2.84	(8, 1)	1.0	6	1	2	2	0	2	0	0	1	0	0	11	23	18.00	3.000							
Luis Vizcaino, R ERA: 3.5	(9, 1)	1.0	4	1	0	0	2	0	0	0	0	0	0	12	17	0.00	1.000							

Milwaukee Brewers @ New York Mets  
Shea Stadium, Flushing, NY  
Sun May 09 2004, 1:10 PM EDT  
Att. 29,686 - Unknown - 61 F

AB	42
R	6
H	12
RBI	6
BB	6
SO	9
LOB	23









Batter	1	2	3	4	5	6	7	8	9	AB	R	H	RBI	BB	SO	LOB	TOP					
Eric Valent, L (1, 7) OBP: 0.413, SLG: 0.537 Shane Spencer, R (6, FH) OBP: 0.382, SLG: 0.488 (6, 7)	L4	P6				P4		F9		3	1	1	0	0	0	1						
Kazuo Matsui, S (1, 6) OBP: 0.331, SLG: 0.382	FC6-4 2B	G4-3								4	2	2	1	1	1	1						
31 Mike Piazza, R (1, 2) OBP: 0.373, SLG: 0.491 (8, 3)	FC6-4 BB		G6-3			G5-3		F7		4	0	0	0	1	1	2						
Karim Garcia, L (1, 9) OBP: 0.294, SLG: 0.445	FC6-4 1B 1-2 2-3		G4-3			2B BB		F9		4	0	0	0	1	1	3						
Todd Zeile, R (1, 3) OBP: 0.364, SLG: 0.402 Orber Moreno, R (5, 1)			G5-3					F7		3	0	2	2	0	0	0						
Joe McEwing, R (6, 3) OBP: 0.280, SLG: 0.319 (8, 4)	BB 1B									0	0	0	0	0	0	0						
Joe McEwing, R (6, 3) OBP: 0.280, SLG: 0.319 (8, 4)	BB 1B									1	0	0	0	0	0	1						
Mike Cameron, R (1, 8) OBP: 0.346, SLG: 0.477				G5-3						2	1	0	0	2	1	2						
Ty Wigginton, R (1, 5) OBP: 0.275, SLG: 0.431	K									4	1	2	2	0	1	3						
Danny Garcia, R (1, 4) OBP: 0.412, SLG: 0.359 David Weathers, R (8, 1)										3	0	0	0	1	1	1						
Danny Garcia, R (1, 4) OBP: 0.412, SLG: 0.359 David Weathers, R (8, 1)										0	0	0	0	0	0	0						
Al Leiter, L (11, 1) ERA: 7.56 Jason Phillips, R (5, PH) OBP: 0.275, SLG: 0.215 (8, 3)										1	0	0	0	0	0	1						
Mike Stanton, L (6, 1) ERA: 8.71 Dan Wheeler, R (7, 1) OBP: 0.333, SLG: 0.333 Vance Wilson, R (8, PH) OBP: 0.307, SLG: 0.333 (8, 2)										0	0	0	0	0	0	0						
Mike Stanton, L (6, 1) ERA: 8.71 Dan Wheeler, R (7, 1) OBP: 0.333, SLG: 0.333 Vance Wilson, R (8, PH) OBP: 0.307, SLG: 0.333 (8, 2)										0	0	0	0	0	0	0						
Inning Stats	R: 1 E: 0 K: 1 S: 16	H: 2 LOB: 3 BB: 2 P: 32	R: 0 E: 0 K: 0 S: 12	H: 0 LOB: 1 BB: 1 P: 17	R: 0 E: 0 K: 0 S: 7	H: 0 LOB: 0 BB: 0 P: 11	R: 0 E: 0 K: 1 S: 8	H: 0 LOB: 0 BB: 0 P: 11	R: 2 E: 0 K: 1 S: 16	H: 3 LOB: 2 BB: 1 P: 31	R: 0 E: 0 K: 1 S: 9	H: 1 LOB: 1 BB: 0 P: 14	R: 0 E: 0 K: 0 S: 10	H: 0 LOB: 1 BB: 1 P: 18	R: 2 E: 0 K: 0 S: 10	H: 1 LOB: 0 BB: 1 P: 17	R: 0 E: 0 K: 3 S: 12	H: 0 LOB: 0 BB: 0 P: 17	1B: 3 2B: 3 3B: 0 HR: 1	SF: 0 SAC: 0 DP: 0 HBP: 0	WP: 0 PB: 0 SB: 0 CS: 0	PA: 40
PITCHER	IP	WLS	BF	H	R	ER	SO	BB	IBB	HBP	BLK	WP	HR	S	P	ERA	WHIP					
Elmer Dessens, R (1, 1) ERA: 7.56	4.2		23	5	3	3	2	4	0	0	0	0	0	56	96	5.79	1.929					
36 Brian Bruney, R (5, 1) ERA: 7.56	1.0	W	4	1	0	0	2	0	0	0	0	0	0	10	17	0.00	1.000					
Randy Choate, L (6, 1) ERA: 8.71	0.1	H	1	0	0	0	0	0	0	0	0	0	0	2	3	0.00	0.000					
Stephen Randolph, L (7, 1) ERA: 2.16	2.0		9	1	2	2	0	2	0	0	0	0	1	20	35	9.00	1.500					
Jose Valverde, R (9, 1) ERA: 3.32	1.0		3	0	0	0	3	0	0	0	0	0	0	12	17	0.00	0.000					

New York Mets @ Arizona Diamondbacks  
Bank One Ballpark, Phoenix, AZ  
Tue May 11 2004, 9:35 PM EDT  
Att: 34,263 - Sunny - 79 F

AB	34
R	5
H	7
RBI	5
BB	6
SO	7
LOB	17



Batter	1	2	3	4	5	6	7	8	9	AB	R	H	RBI	BB	SO	LOB	BOTTOM					
Chad Tracy, L (1, 5) OBP: 0.403, SLG: 0.535	K	F8		F8						5	1	1	0	0	1	2						
Robby Hammock, R (1, 2) OBP: 0.333, SLG: 0.382	BB HR BB		G4-3	F9		SH5-4 1B	F7			3	1	0	0	1	0	1						
Luis Gonzalez, L (1, 7) OBP: 0.405, SLG: 0.639	HR BB			F9						1	3	0	0	3	0	0						
Shea Hillenbrand, R (1, 3) OBP: 0.346, SLG: 0.462	HR			1B 2B						5	2	3	4	0	0	4						
Steve Finley, L (1, 8) OBP: 0.325, SLG: 0.566	K			G5-3 1B BB		F8				4	1	1	4	1	2	2						
Danny Bautista, R (1, 9) OBP: 0.388, SLG: 0.529	G5-3			G5-3 1B						4	0	3	1	1	0	0						
Alex Cintron, S (1, 6) OBP: 0.304, SLG: 0.341		F8	G5-3			K	G1-6-3			4	0	0	0	1	1	5						
Matt Kata, S (1, 4) OBP: 0.310, SLG: 0.361		G5-3				G4-3		P6	K	4	0	0	0	1	1	5						
Elmer Dessens, R (11, 1) ERA: 7.56 36 Brian Bruney, R (5, 1) ERA: 7.56 Randy Choate, L (6, 1) ERA: 8.71 Greg Colbrunn, R (6, PH) OBP: 0.333, SLG: 0.333 Stephen Randolph, L (7, 1) OBP: 0.333, SLG: 0.333 Jose Valverde, R (9, 1) ERA: 3.32										1	0	0	0	1	0	3						
Elmer Dessens, R (11, 1) ERA: 7.56 36 Brian Bruney, R (5, 1) ERA: 7.56 Randy Choate, L (6, 1) ERA: 8.71 Greg Colbrunn, R (6, PH) OBP: 0.333, SLG: 0.333 Stephen Randolph, L (7, 1) OBP: 0.333, SLG: 0.333 Jose Valverde, R (9, 1) ERA: 3.32										0	0	0	0	0	0	0						
Inning Stats	R: 3 E: 0 K: 2 S: 12	H: 1 LOB: 2 BB: 2 P: 26	R: 0 E: 0 K: 0 S: 10	H: 0 LOB: 1 BB: 1 P: 16	R: 2 E: 0 K: 0 S: 11	H: 2 LOB: 3 BB: 2 P: 27	R: 0 E: 0 K: 0 S: 4	H: 0 LOB: 0 BB: 0 P: 7	R: 0 E: 0 K: 1 S: 11	H: 2 LOB: 2 BB: 0 P: 17	R: 4 E: 0 K: 0 S: 21	H: 4 LOB: 1 BB: 1 P: 31	R: 0 E: 0 K: 0 S: 7	H: 1 LOB: 1 BB: 0 P: 12	R: 0 E: 0 K: 2 S: 14	H: 0 LOB: 3 BB: 3 P: 32	1B: 6 2B: 2 3B: 0 HR: 2	SF: 0 SAC: 1 DP: 0 HBP: 1	WP: 0 PB: 1 SB: 0 CS: 0	PA: 44		
PITCHER	IP	WLS	BF	H	R	ER	SO	BB	IBB	HBP	BLK	WP	HR	S	P	ERA	WHIP					
Al Leiter, L (1, 1) ERA: 2.52	4.0	L	21	3	5	5	2	4	1	0	0	0	0	11	37	7.6	11.25					
Orber Moreno, R (5, 1) ERA: 3.94	1.0		5	2	0	0	1	0	0	0	0	0	0	11	17	0.00	2.000					
Mike Stanton, L (6, 1) ERA: 4.91	1.0		8	4	4	4	0	1	0	0	0	0	1	21	31	36.00	5.000					
Dan Wheeler, R (7, 1) ERA: 5.89	1.0		4	1	0	0	0	0	0	0	0	0	0	7	12	0.00	1.000					
David Weathers, R (8, 1) ERA: 3.94	1.0		6	0	0	0	2	3	0	0	0	0	0	14	32	0.00	3.000					

New York Mets @ Arizona Diamondbacks  
Bank One Ballpark, Phoenix, AZ  
Tue May 11 2004, 9:35 PM EDT  
Att: 34,263 - Sunny - 79 F

AB	33
R	9
H	10
RBI	9
BB	9
SO	5
LOB	22





Batter	1	2	3	4	5	6	7	8	9	AB	R	H	RBI	BB	SO	LOB	TOP																	
Kazuo Matsui, S (1, 6) OBP: 0.329, SLG: 0.400	1-0 HR		2-2 G3		0-1 G6-3			0-1 G4-3		4	1	1	1	0	0	0	<b>New York Mets @ Arizona Diamondbacks</b> Bank One Ballpark, Phoenix, AZ Wed May 12, 2004, 9:35 PM EDT Att: 27,750 - Sunny - 80 F  <b>AB 30</b> <b>R 1</b> <b>H 3</b> <b>RBI 1</b> <b>BB 2</b> <b>SO 10</b> <b>LOB 8</b>																	
Joe McEwing, R (1, 9) OBP: 0.283, SLG: 0.320	3-2 P4		1-3 K			3-2 1B		1-3 K		3	0	1	0	0	1	0																		
Karim Garcia, L (8, PH) OBP: 0.291, SLG: 0.442										1	0	0	0	0	1	0																		
31 Mike Piazza, R (1, 3) OBP: 0.377, SLG: 0.483	4-2 FC5-4 1B		4-2 FC5-4 BB			0-3 K			2-3 K	2	0	0	0	2	2	1																		
Vance Wilson, R (9, 2) OBP: 0.367, SLG: 0.333										0	0	0	0	0	0	0																		
Shane Spencer, R (1, 7) OBP: 0.376, SLG: 0.477	1-0 FC5-4 1B		0-0 FC5-4			0-0 F9		0-1 G5-3		4	0	1	0	0	0	2																		
Ty Wigginton, R (1, 5) OBP: 0.260, SLG: 0.406	0-0 FC5-4			3-2 F9		1 SAFE 1-3 K		1-3 K		4	0	0	0	0	2	3																		
Jason Phillips, R (1, 2) OBP: 0.286, SLG: 0.208	1-2 F8			3-1 F8			0-0 F8			3	0	0	0	0	0	2																		
Mike Cameron, R (1, 8) OBP: 0.336, SLG: 0.464		3-3 K		0-0 F8		0-2 F9				3	0	0	0	0	1	0																		
Danny Garcia, R (1, 4) OBP: 0.389, SLG: 0.333		0-3 K				0-3 K		1-1 G4-3		3	0	0	0	0	2	0																		
Tom Glavine, L (1, 1) OBP: 0.353, SLG: 0.267			0-3 K			0-0 L5			2-2 G5-3	3	0	0	0	0	1	0																		
Braden Looper, R (8, 1)										0	0	0	0	0	0	0																		
<b>Inning Stats</b>	R: 1 E: 0 K: 0 S: 12	H: 2 LOB: 2 BB: 1 P: 22	R: 0 E: 0 K: 3 S: 13	H: 0 LOB: 0 BB: 0 P: 16	R: 0 E: 0 K: 1 S: 10	H: 0 LOB: 1 BB: 1 P: 17	R: 0 E: 0 K: 0 S: 8	H: 0 LOB: 0 BB: 0 P: 14	R: 0 E: 0 K: 2 S: 6	H: 1 LOB: 1 BB: 0 P: 14	R: 0 E: 0 K: 0 S: 6	H: 0 LOB: 0 BB: 0 P: 7	R: 0 E: 0 K: 1 S: 11	H: 0 LOB: 0 BB: 0 P: 14	R: 0 E: 0 K: 2 S: 8	H: 0 LOB: 0 BB: 0 P: 11	1B: 2 2B: 0 3B: 0 HR: 1	SF: 0 SAC: 0 DP: 0 HBP: 0	WP: 0 PB: 0 SB: 1 CS: 0	PA: 32														
<b>PITCHER</b>	IP WLS BF L	H R ER SO	BB IBB HBP BLK	WP HR S P	ERA WHIP	<b>PITCHER</b>										IP WLS BF H R ER SO	BB IBB HBP BLK	WP HR S P	ERA WHIP															
Randy Johnson, L (1, 1) ERA: 2.83	7.0	3	1	1	7	2	0	0	0	0	0	0	0	0	1	65	96	1.29	0.714															
Mike Koplove, R (8, 1) ERA: 3.66	2.0	0	0	0	3	0	0	0	0	0	0	0	0	0	0	19	25	0.00	0.000															

Batter	1	2	3	4	5	6	7	8	9	AB	R	H	RBI	BB	SO	LOB	BOTTOM																	
Chad Tracy, L (1, 5) OBP: 0.363, SLG: 0.507	1-1 L4		1-3 K			1-0 F8		2-2 G4-3		4	0	0	0	0	1	1	<b>New York Mets @ Arizona Diamondbacks</b> Bank One Ballpark, Phoenix, AZ Wed May 12, 2004, 9:35 PM EDT Att: 27,750 - Sunny - 80 F  <b>AB 32</b> <b>R 0</b> <b>H 3</b> <b>RBI 0</b> <b>BB 2</b> <b>SO 3</b> <b>LOB 17</b>																	
Robby Hammock, R (1, 2) OBP: 0.328, SLG: 0.373	0-0 F9			3-2 E5 1B		2-1 FC6-4 1B		2-2 E6 FC5-4		4	0	1	0	0	0	0																		
Luis Gonzalez, L (1, 7) OBP: 0.395, SLG: 0.619	1-2 G4-3			1-0 F7		2-1 F8		1 SAFE 1-2 FC5-4 FC6-4		4	0	0	0	0	0	3																		
Shea Hillenbrand, R (1, 3) OBP: 0.333, SLG: 0.443		3-2 G6-3		2-1 F9		1-0 FC6-4		1-2 FC6-4		4	0	0	0	0	0	3																		
Steve Finley, L (1, 8) OBP: 0.333, SLG: 0.561	1-2 F9			1-2 1B		4-0 PB BB		1-1 G4-3		3	0	1	0	1	0	0																		
Danny Bautista, R (1, 9) OBP: 0.384, SLG: 0.516	2-1 F9			1-0 G4-3		1-1 P4		3-2 HBP		3	0	0	0	0	0	3																		
Alex Cintron, S (1, 6) OBP: 0.303, SLG: 0.338			2-1 1B		2-1 G6-3		1-1 F8		2-2 F7	4	0	1	0	0	0	2																		
Matt Kata, S (1, 4) OBP: 0.308, SLG: 0.351			1-3 K		1-0 F7		4-0 IBB		1-2 G5-3	3	0	0	0	1	1	2																		
Randy Johnson, R (1, 1) OBP: 0.235, SLG: 0.250			2-3 K		1-0 F8		3-2 L6			2	0	0	0	0	1	1																		
Greg Colbrunn, R (7, PH) OBP: 0.200, SLG: 0.143										1	0	0	0	0	0	2																		
Mike Koplove, R (8, 1)										0	0	0	0	0	0	0																		
<b>Inning Stats</b>	R: 0 E: 0 K: 0 S: 6	H: 0 LOB: 0 BB: 0 P: 8	R: 0 E: 0 K: 3 S: 11	H: 1 LOB: 0 BB: 0 P: 17	R: 0 E: 1 K: 0 S: 10	H: 1 LOB: 2 BB: 0 P: 18	R: 0 E: 0 K: 0 S: 4	H: 0 LOB: 0 BB: 0 P: 8	R: 0 E: 0 K: 0 S: 6	H: 1 LOB: 1 BB: 0 P: 12	R: 0 E: 0 K: 0 S: 7	H: 0 LOB: 2 BB: 2 P: 20	R: 0 E: 1 K: 0 S: 15	H: 0 LOB: 1 BB: 0 P: 21	R: 0 E: 0 K: 0 S: 13	H: 0 LOB: 1 BB: 0 P: 20	1B: 3 2B: 0 3B: 0 HR: 0	SF: 0 SAC: 0 DP: 0 HBP: 1	WP: 0 PB: 1 SB: 0 CS: 0	PA: 35														
<b>PITCHER</b>	IP WLS BF L	H R ER SO	BB IBB HBP BLK	WP HR S P	ERA WHIP	<b>PITCHER</b>										IP WLS BF H R ER SO	BB IBB HBP BLK	WP HR S P	ERA WHIP															
Tom Glavine, L (1, 1) ERA: 2.05	7.2	3	0	0	3	1	0	0	0	0	0	0	0	0	0	62	112	0.00	0.522															
Braden Looper, R (8, 1) ERA:	1.1	0	0	0	0	0	0	0	0	0	0	0	0	0	0	18	26	0.00	0.000															





Batter	1	2	3	4	5	6	7	8	9	AB	R	H	RBI	BB	SO	LOB	TOP										
<b>Eric Valent, L</b> OBP: 0.382, SLG: 0.492 (1, 9)	1-1 G4-3		2-0 F7				3-2 G1-3		1-1 E7								5 0 0 0 0 0 0										
<b>Kazuo Matsui, S</b> OBP: 0.338, SLG: 0.399 (1, 6)	1-3 K2-3						3-2 G4-3		4-0 BB								3 2 1 0 2 1 0										
<b>Cliff Floyd, L</b> OBP: 0.379, SLG: 0.520 <b>Shane Spencer, R</b> OBP: 0.376, SLG: 0.477 (9, PR) (9, 7)	2-0 G3						2-1 G3		0-1 G4-3								5 0 1 1 0 1 3 0 0 0 0 0 0 0										
<b>31 Mike Piazza, R</b> OBP: 0.373, SLG: 0.475 <b>David Weathers, R</b> (7, 1)		0-1 G6-3					1-1 L9		2-0 1B								4 0 1 0 0 0 3 0 0 0 0 0 0 0 0 0 0 0 0 0 0 1 0 0 0 0 0 1 0 0 0 0 0 0 0										
<b>Mike Stanton, L</b> OBP: 1.000, SLG: 1.000 <b>Karim Garcia, L</b> OBP: 0.289, SLG: 0.438 <b>Braden Looper, R</b> (9, PH) (9, 1)							4-1 HR		1-0 1B								2 1 0 0 2 0 1										
<b>Ty Wigginton, R</b> OBP: 0.273, SLG: 0.394 (1, 5)		4-2 G1-3					4-1 HR		1-0 L5																		
<b>Vance Wilson, R</b> OBP: 0.353, SLG: 0.429 (1, 2)		1 SAFE G1-3					0-1 HR		2-1 F9								4 1 1 3 0 0 2										
<b>Mike Cameron, R</b> OBP: 0.343, SLG: 0.466 (1, 8)		2-1 G6-3					0-0 1B		1-0 CS								4 1 2 0 0 1 1										
<b>Danny Garcia, R</b> OBP: 0.414, SLG: 0.422 (1, 4)							1-1 G5-3		2-1 CS								3 2 2 2 0 0 0										
<b>Jae Weong Seo, R</b> OBP: 0.111, SLG: 0.111 <b>John Franco, L</b> (6, 1)							1-3 K		0-0 G1-3								2 0 0 0 0 1 1 0 0 0 0 0 0 0 1 0 0 0 0 0 0										
<b>Joe McEwing, R</b> OBP: 0.278, SLG: 0.314 (7, PH) (7, 3)									1-2 SH1-3																		
<b>Inning Stats</b>	R: 0 E: 0 K: 1 S: 8	H: 0 LOB: 0 BB: 0 P: 12	R: 0 E: 0 K: 0 S: 9	H: 0 LOB: 1 BB: 1 P: 15	R: 0 E: 0 K: 1 S: 6	H: 0 LOB: 0 BB: 0 P: 10	R: 4 E: 0 K: 0 S: 18	H: 4 LOB: 1 BB: 1 P: 28	R: 0 E: 0 K: 0 S: 8	H: 2 LOB: 1 BB: 0 P: 14	R: 1 E: 1 K: 1 S: 12	H: 0 LOB: 2 BB: 1 P: 22	R: 0 E: 0 K: 1 S: 8	H: 0 LOB: 0 BB: 1 P: 9	R: 2 E: 0 K: 0 S: 11	H: 2 LOB: 1 BB: 1 P: 18	1B: 6 2B: 0 3B: 0 HR: 2	SF: 0 SAC: 1 DP: 0 HBP: 1	WP: 0 PB: 0 CS: 2	PA: 41							
<b>PITCHER</b>	IP	WLS	BF	H	R	ER	SO	BB	IBB	HBP	BLK	WP	HR	S	P	ERA	WHIP										
<b>17 Brandon Webb, R</b> ERA: 3.38	6.1	L	29	6	5	4	2	3	0	1	0	0	1	59	101	5.68	1.421										
<b>Randy Choate, L</b> ERA: 8.44	0.1		1	0	0	0	1	0	0	0	0	0	0	4	6	0.00	0.000										
<b>36 Brian Bruney, R</b> ERA: 8.44	0.1		1	0	0	0	0	0	0	0	0	0	0	4	6	0.00	0.000										
<b>Andrew Good, R</b> ERA: 7.2	2.0		9	2	2	2	1	1	0	0	0	0	1	19	27	9.00	1.500										

New York Mets @ Arizona Diamondbacks  
Bank One Ballpark, Phoenix, AZ

AB 34  
R 7  
H 8  
RBI 6  
BB 4  
SO 4  
LOB 12



Thu May 13 2004, 9:35 PM EDT  
Att: 25,573 - Sunny - 67 F

Batter	1	2	3	4	5	6	7	8	9	AB	R	H	RBI	BB	SO	LOB	BOTTOM										
<b>Chad Tracy, L</b> OBP: 0.376, SLG: 0.506 (1, 5)	0-2 1B		0-2 P4				1-0 G4-3		2-2 K								4 1 1 0 0 1 0										
<b>Alex Cintron, S</b> OBP: 0.308, SLG: 0.338 (1, 6)	0-0 1B		0-0 G3-1				2-2 G3		4-1 BB								3 0 1 0 1 0 0										
<b>Luis Gonzalez, L</b> OBP: 0.391, SLG: 0.608 (1, 7)	1 SAFE P6						1-1 F8		2-2 G3-6-3								4 0 1 0 0 0 3										
<b>Shea Hillenbrand, R</b> OBP: 0.330, SLG: 0.450 (1, 3)	1 SAFE SF9						1-0 2B		3-3 K								3 0 1 1 0 1 1										
<b>Steve Finley, L</b> OBP: 0.331, SLG: 0.548 (1, 8)	3-H L8						4-2 HR		1-0 F8								3 1 0 0 1 0 2										
<b>Danny Bautista, R</b> OBP: 0.394, SLG: 0.547 (1, 9)							2-1 HR		1-1 G6-3								4 1 3 2 0 0 0										
<b>Matt Kata, S</b> OBP: 0.315, SLG: 0.377 (1, 4)	1 SAFE G5-4-3						0-2 F8		1-2 HR								3 1 1 1 1 0 1										
<b>Brent Mayne, L</b> OBP: 0.304, SLG: 0.347 (1, 2)		2-1 G5-4-3							2-3 K								3 0 0 0 0 1 1										
<b>17 Brandon Webb, R</b> OBP: 0.150, SLG: 0.150 <b>Randy Choate, L</b> (7, 1)							1-0 G6-3		3-2 G4-3								2 0 1 0 0 0 0 0 0 0 0 0 0 0 0 0										
<b>36 Brian Bruney, R</b> (7, 1)																											
<b>Carlos Baerga, S</b> OBP: 0.286, SLG: 0.333 <b>Andrew Good, R</b> (8, 1)																											
<b>Inning Stats</b>	R: 1 E: 0 K: 0 S: 12	H: 2 LOB: 1 BB: 0 P: 13	R: 0 E: 0 K: 0 S: 4	H: 1 LOB: 0 BB: 1 P: 11	R: 0 E: 0 K: 0 S: 7	H: 0 LOB: 0 BB: 0 P: 8	R: 2 E: 0 K: 0 S: 10	H: 2 LOB: 0 BB: 1 P: 18	R: 0 E: 0 K: 1 S: 9	H: 1 LOB: 1 BB: 0 P: 19	R: 1 E: 0 K: 1 S: 13	H: 1 LOB: 0 BB: 0 P: 20	R: 0 E: 0 K: 1 S: 8	H: 0 LOB: 0 BB: 1 P: 15	R: 0 E: 0 K: 0 S: 7	H: 1 LOB: 1 BB: 0 P: 11	1B: 4 2B: 2 3B: 0 HR: 2	SF: 1 SAC: 0 DP: 2 HBP: 0	WP: 0 PB: 0 CS: 1	PA: 34							
<b>PITCHER</b>	IP	WLS	BF	H	R	ER	SO	BB	IBB	HBP	BLK	WP	HR	S	P	ERA	WHIP										
<b>Jae Weong Seo, R</b> ERA: 4.99	5.0	W	19	5	3	3	0	2	0	0	0	0	1	42	62	5.40	1.400										
<b>John Franco, L</b> ERA: 6.59	1.0	H	4	1	0	0	1	0	0	0	0	0	0	11	19	0.00	1.000										
<b>David Weathers, R</b> ERA: 4.24	1.0	H	4	1	1	1	1	0	0	0	0	0	1	13	20	9.00	1.000										
<b>Mike Stanton, L</b> ERA: 4.66	1.0	H	3	0	0	0	1	1	0	0	0	0	0	8	15	0.00	1.000										
<b>Braden Looper, R</b> ERA: 4.66	1.0	S	4	1	0	0	0	0	0	0	0	0	0	7	11	0.00	1.000										

New York Mets @ Arizona Diamondbacks  
Bank One Ballpark, Phoenix, AZ

AB 30  
R 4  
H 8  
RBI 4  
BB 3  
SO 3  
LOB 8



Thu May 13 2004, 9:35 PM EDT  
Att: 25,573 - Sunny - 67 F



Batter	1	2	3	4	5	6	7	8	9	AB	R	H	RBI	BB	SO	LOB	TOP			
Eric Valent, L (1, 3) OBP: 0.403, SLG: 0.500	P6		1-2 HR	4-2 BB			2-1 G4-6-3		0-2 F8	3	1	2	0	1	0	0	<b>New York Mets @ Houston Astros</b> Minute Maid Park, Houston, TX Fri May 14 2004, 7:05 PM CDT Att: 35,849 - Unknown - 80 F			
Ricky Bottalico, L (7, 1)			1-2 HR	1B						0	0	0	0	0	0	0				
Shane Spencer, R (9, PH) OBP: 0.372, SLG: 0.472			1-2 HR	1B						1	0	0	0	0	0	1				
Kazuo Matsui, S (1, 6) OBP: 0.340, SLG: 0.406	F8		1-1 HR	1B			0-1 G4-6-3		0-0 HBP	5	1	2	1	0	1	3				
Cliff Floyd, L (1, 7) OBP: 0.412, SLG: 0.655			1-0 HR						1-2 FC6-4	4	2	2	4	1	1	0				
Jae Weong Seo, R (9, PR) OBP: 0.111, SLG: 0.111	K		1-2 HR						HBP	0	0	0	0	0	0	0				
Orber Moreno, R (9, 1)			1-2 HR						IBB	0	0	0	0	0	0	0				
31 Mike Piazza, R (1, 2) OBP: 0.384, SLG: 0.504		1-2 HR	1-2 HR	1B					1-2 HBP	3	1	2	1	1	1	0				
Vance Wilson, R (8, PR) OBP: 0.371, SLG: 0.429			1-2 HR						1-2 HBP	0	0	0	0	0	0	0				
Karim Garcia, L (1, 9) OBP: 0.278, SLG: 0.421	F8		1-2 P5						1-2 HBP	5	0	0	0	0	0	6				
Ty Wigginton, R (1, 5) OBP: 0.256, SLG: 0.368	G1-3		1-3 K						1-2 HBP	5	0	0	1	0	2	5				
Mike Cameron, R (1, 8) OBP: 0.333, SLG: 0.450	K			1-0 G5-3					1-2 HBP	4	0	0	0	0	1	1				
Danny Garcia, R (1, 4) OBP: 0.419, SLG: 0.438			1-2 F9	4-2 SH3					2-0 PB	3	1	1	0	1	1	0				
Steve Trachsel, R (1, 1) OBP: 0.300, SLG: 0.350			1-2 HR	1B					2B	1	1	1	0	0	0	0				
Todd Zeile, R (7, PH) OBP: 0.360, SLG: 0.398			1-2 HR	1B					2B	1	0	0	0	0	0	0				
Joe McEwing, R (7, 3) OBP: 0.291, SLG: 0.346			1-2 HR	1B					2B	1	1	1	1	0	0	0				
<b>Inning Stats</b>	R: 0 E: 0 K: 1 S: 11	H: 0 LOB: 0 BB: 0 P: 16	R: 1 E: 0 K: 1 S: 12	H: 1 LOB: 0 BB: 0 P: 15	R: 4 E: 0 K: 1 S: 24	H: 5 LOB: 1 BB: 0 P: 32	R: 0 E: 0 K: 1 S: 11	H: 0 LOB: 2 BB: 0 P: 23	R: 0 E: 0 K: 2 S: 11	H: 0 LOB: 0 BB: 0 P: 16	R: 0 E: 0 K: 0 S: 8	H: 1 LOB: 0 BB: 0 P: 11	R: 1 E: 0 K: 0 S: 8	H: 1 LOB: 1 BB: 1 P: 13	R: 2 E: 0 K: 0 S: 11	H: 3 LOB: 3 BB: 1 P: 21	1B: 5 2B: 4 3B: 0 HR: 2	SF: 0 SAC: 1 DP: 1 HBP: 1	WP: 0 PB: 1 SB: 0 CS: 0	PA: 42
<b>PITCHER</b>	IP WLS BF H R ER SO BB IBB HBP BLK WP HR S P ERA WHIP																			
44 Roy Oswalt, R (1, 1) ERA: 3.34	7.0 L 29 7 5 5 7 2 0 0 0 0 0 2 85 122 6.43 1.286																			
Mike Gallo, L (8, 1) ERA: 1.09	0.1 3 1 1 1 0 0 1 0 0 0 0 4 9 27.00 3.000																			
41 Brandon Backe, R (8, 1) ERA: 4.08	1.0 7 3 2 2 0 0 1 0 0 0 0 10 19 18.00 3.000																			
Ricky Stone, R (9, 1) ERA: 10.8	0.2 3 0 0 0 0 0 0 0 1 0 0 5 6 0.00 0.000																			

AB	36
R	8
H	11
RBI	8
BB	4
SO	7
LOB	16



Batter	1	2	3	4	5	6	7	8	9	AB	R	H	RBI	BB	SO	LOB	BOTTOM					
Craig Biggio, R (1, 8) OBP: 0.369, SLG: 0.569	F8		0-1 G5-3				2-2 F7			4	1	1	1	0	0	0	<b>New York Mets @ Houston Astros</b> Minute Maid Park, Houston, TX Fri May 14 2004, 7:05 PM CDT Att: 35,849 - Unknown - 80 F					
28 Adam Everett, R (1, 6) OBP: 0.315, SLG: 0.370	G5-3		0-2 F9							4	0	0	0	0	0	0						
5 Jeff Bagwell, R (1, 3) OBP: 0.432, SLG: 0.500			2-1 F8							3	0	0	0	1	1	0						
Jeff Kent, R (1, 4) OBP: 0.327, SLG: 0.519	L1									3	0	1	0	1	0	1						
17 Lance Berkman, S (1, 7) OBP: 0.497, SLG: 0.547			1-0 F9							3	0	1	0	1	0	0						
Richard Hidalgo, R (1, 9) OBP: 0.331, SLG: 0.516			2-3 K							4	0	0	0	0	1	4						
Morgan Ensberg, R (1, 5) OBP: 0.333, SLG: 0.360			2-2 HR							4	2	2	0	0	0	2						
Raul Chavez, R (1, 2) OBP: 0.304, SLG: 0.391			1-0 HR							4	0	1	1	0	1	1						
44 Roy Oswalt, R (1, 1) ERA: 3.6			0-0 G4-3							1	0	0	1	0	0	1						
Orlando Palmeiro, L (7, PH) OBP: 0.271, SLG: 0.370			3-1 F8							1	0	0	0	0	0	0						
Mike Gallo, L (8, 1)			2-1 SF8							0	0	0	0	0	0	0						
41 Brandon Backe, R (8, 1)			2-1 HR							0	0	0	0	0	0	0						
Ricky Stone, R (9, 1)			2-1 HR							0	0	0	0	0	0	0						
Jose Vizcaino, S (9, PH) OBP: 0.227, SLG: 0.154			2-1 HR							1	0	0	0	0	1	0						
<b>Inning Stats</b>	R: 0 E: 0 K: 0 S: 6	H: 0 LOB: 1 BB: 1 P: 16	R: 1 E: 0 K: 1 S: 12	H: 2 LOB: 1 BB: 0 P: 18	R: 0 E: 0 K: 0 S: 10	H: 0 LOB: 0 BB: 0 P: 12	R: 0 E: 0 K: 0 S: 4	H: 0 LOB: 0 BB: 0 P: 8	R: 2 E: 0 K: 0 S: 9	H: 2 LOB: 0 BB: 0 P: 16	R: 0 E: 0 K: 0 S: 14	H: 1 LOB: 2 BB: 1 P: 24	R: 0 E: 0 K: 1 S: 13	H: 0 LOB: 0 BB: 0 P: 16	R: 0 E: 0 K: 1 S: 13	H: 1 LOB: 2 BB: 1 P: 23	R: 0 E: 0 K: 1 S: 8	H: 0 LOB: 0 BB: 0 P: 10	1B: 3 2B: 2 3B: 0 HR: 1	SF: 1 SAC: 0 DP: 0 HBP: 0	WP: 0 PB: 1 SB: 1 CS: 0	PA: 36
<b>PITCHER</b>	IP WLS BF H R ER SO BB IBB HBP BLK WP HR S P ERA WHIP																					
Steve Trachsel, R (1, 1) ERA: 3.6	6.0 W 25 5 3 3 1 2 0 0 0 0 0 1 55 94 4.50 1.167																					
Ricky Bottalico, R (7, 1) ERA: 1.23	2.0 H 8 1 0 0 2 1 0 0 0 0 0 26 39 0.00 1.000																					
Orber Moreno, R (9, 1) ERA: 3.71	1.0 3 0 0 0 1 0 0 0 0 0 0 8 10 0.00 0.000																					

AB	32
R	3
H	6
RBI	3
BB	3
SO	4
LOB	9





Batter	1	2	3	4	5	6	7	8	9	AB	R	H	RBI	BB	SO	LOB	TOP					
Kazuo Matsui, S OBP: 0.337, SLG: 0.408	G1-3			L3	2B		G3			4	0	1	0	0	0	0	<b>New York Mets @ Houston Astros</b> Minute Maid Park, Houston, TX Sat May 15 2004, 6:05 PM CDT Att: 42,581 - Unknown - 82 F					
Ty Wigginton, R OBP: 0.244, SLG: 0.350	G6-3			P4	K			K		4	0	0	0	0	2	1						
Cliff Floyd, L OBP: 0.395, SLG: 0.606	K			31 BB 1B			K	P3		4	1	1	0	0	2	0						
31 Mike Piazza, R OBP: 0.387, SLG: 0.508		P4		1B	2B		2B	K		3	2	1	0	1	1	0						
Shane Spencer, R OBP: 0.378, SLG: 0.467		K		2B	BB		F8	WP BB BB		3	1	1	1	1	1	1						
Jason Phillips, R OBP: 0.284, SLG: 0.242	G4-3			1B	2B		2B	WP BB BB		3	0	2	3	1	0	0						
Mike Cameron, R OBP: 0.324, SLG: 0.435			F9	K			K	K		4	0	0	0	0	3	4						
Danny Garcia, R OBP: 0.400, SLG: 0.412			K		G4-3		K	P5		3	0	0	0	0	2	0						
Karim Garcia, L OBP: 0.276, SLG: 0.417			K		L9		P4	K		1	0	0	0	0	0	1						
James Baldwin, R Joe McEwing, R Orber Moreno, R Eric Valenz, L Mike Stanton, L John Franco, L Todd Zelle, R			K					1-2 2-3 K		1	0	0	0	0	0	1		2				
<b>Inning Stats</b>	R: 0 E: 0 K: 1 S: 10	H: 0 LOB: 0 BB: 0 P: 15	R: 0 E: 0 K: 1 S: 8	H: 0 LOB: 0 BB: 0 P: 12	R: 0 E: 0 K: 2 S: 9	H: 0 LOB: 0 BB: 0 P: 9	R: 3 E: 0 K: 1 S: 14	H: 3 LOB: 1 BB: 1 P: 23	R: 0 E: 0 K: 1 S: 10	H: 1 LOB: 1 BB: 0 P: 17	R: 1 E: 0 K: 2 S: 14	H: 2 LOB: 1 BB: 0 P: 23	R: 0 E: 0 K: 1 S: 9	H: 0 LOB: 0 BB: 0 P: 14	R: 0 E: 0 K: 2 S: 8	H: 0 LOB: 0 BB: 0 P: 12	R: 0 E: 0 K: 2 S: 12	H: 0 LOB: 2 BB: 2 P: 21	1B: 2 2B: 4 3B: 0 HR: 0	SF: 0 SAC: 0 DP: 0 HBP: 0	WP: 1 PB: 0 SB: 0 CS: 0	PA: 36
<b>PITCHER</b>	IP WLS BF H R ER SO BB IBB HBP BLK WP HR S P ERA WHIP																					
Andy Pettitte, L ERA: 3.81	6.0 W 25 6 4 4 8 1 0 0 0 0 0 0 65 99 6.00 1.167																					
Dan Miceli, R ERA: 1.53	1.0 H 3 0 0 0 1 0 0 0 0 0 0 0 9 14 0.00 0.000																					
54 Brad Lidge, R ERA: 2.57	1.0 S 3 0 0 0 2 0 0 0 0 0 0 0 8 12 0.00 0.000																					
Octavio Dotel, R ERA: 3.0	1.0 S 5 0 0 0 2 2 0 0 0 0 1 0 12 21 0.00 2.000																					

Batter	1	2	3	4	5	6	7	8	9	AB	R	H	RBI	BB	SO	LOB	BOTTOM			
Craig Biggio, R OBP: 0.370, SLG: 0.563	5 PB 28 SH1-4 2B	28 HR 1B		F8	K		FC4-6			5	2	2	1	0	1	3	<b>New York Mets @ Houston Astros</b> Minute Maid Park, Houston, TX Sat May 15 2004, 6:05 PM CDT Att: 42,581 - Unknown - 82 F			
28 Adam Everett, R OBP: 0.327, SLG: 0.399	SH1-4	HR		1B		5 SO 1B HBP	P4			3	2	2	2	0	0	1				
5 Jeff Bagwell, R OBP: 0.425, SLG: 0.485	2B BB HBP	G1-3		K		K		K		4	1	0	0	0	3	2				
Jeff Kent, R OBP: 0.329, SLG: 0.522	BB 2B	G6-3		F9		2H 1B		K		5	0	2	2	0	1	1				
17 Lance Berkman, S OBP: 0.493, SLG: 0.532	BB IBB		1B BB		P4	K		L6		3	0	0	0	2	1	1				
Richard Hidalgo, R OBP: 0.336, SLG: 0.511	BB		1B		K	P4				3	0	1	1	1	1	1				
Morgan Ensberg, R OBP: 0.340, SLG: 0.378	L4		F9		1B 1B		SH1-4 FC4-6 2B			4	2	2	0	0	0	5				
Brad Ausmus, R OBP: 0.314, SLG: 0.321	F7		P3		1B 1B		SH1-4			3	0	1	0	0	0	5				
Andy Pettitte, L OBP: 0.200, SLG: 0.111		F8		G3		1-3 2H 1B		FC4-6 1B		3	0	1	1	0	0	2				
Dan Miceli, R OBP: 0.500, SLG: 0.500										0	0	0	0	0	0	0				
16 Jason Lane, R OBP: 0.444, SLG: 0.350										1	0	1	0	0	0	0				
54 Brad Lidge, R Octavio Dotel, R										0	0	0	0	0	0	0				
<b>Inning Stats</b>	R: 2 E: 0 K: 0 S: 16	H: 2 LOB: 3 BB: 2 P: 29	R: 2 E: 0 K: 0 S: 12	H: 2 LOB: 0 BB: 0 P: 17	R: 0 E: 0 K: 0 S: 11	H: 1 LOB: 2 BB: 1 P: 19	R: 0 E: 0 K: 1 S: 8	H: 1 LOB: 0 BB: 0 P: 11	R: 1 E: 0 K: 2 S: 21	H: 3 LOB: 2 BB: 0 P: 28	R: 1 E: 0 K: 0 S: 14	H: 1 LOB: 1 BB: 0 P: 24	R: 1 E: 0 K: 0 S: 7	H: 2 LOB: 1 BB: 0 P: 11	R: 0 E: 0 K: 2 S: 11	H: 0 LOB: 0 BB: 0 P: 17	1B: 9 2B: 2 3B: 0 HR: 1	SF: 0 SAC: 2 DP: 0 HBP: 2	WP: 0 PB: 1 SB: 1 CS: 0	PA: 41
<b>PITCHER</b>	IP WLS BF H R ER SO BB IBB HBP BLK WP HR S P ERA WHIP																			
James Baldwin, R ERA: 15.0	4.0 L 22 6 4 4 1 2 1 0 0 0 0 0 35 52 9.00 2.000																			
Orber Moreno, R ERA: 4.25	2.0 11 4 2 2 4 0 0 1 0 0 0 0 35 52 9.00 2.000																			
Mike Stanton, L ERA: 4.87	1.0 5 2 1 1 0 0 0 0 0 0 0 0 7 11 9.00 2.000																			
John Franco, L ERA: 6.14	1.0 3 0 0 0 2 0 0 0 0 0 0 0 11 17 0.00 0.000																			









Batter	1	2	3	4	5	6	7	8	9	AB	R	H	RBI	BB	SO	LOB	TOP			
Marlon Anderson, L (1,4) OBP: 0.344, SLG: 0.536	1-2 F8	3-2 G4-3			1-0 G1-3		2-2 P4		0-0 B2-4	5	0	0	0	0	0	1				
Edgar Renteria, R (1,6) OBP: 0.325, SLG: 0.394	3-2 G6-3		1-1 B2-3		1-0 G1-3	5 1B	1-0 P4		1-0 G5-3	5	1	1	0	0	0	0				
5 Albert Pujols, R (1,3) OBP: 0.379, SLG: 0.547	2-1 G6-3		2-3 K		1-0 G1-3	27 1B	2-2 G6-3			4	1	2	0	0	1	0				
27 Scott Rolen, R (1,5) OBP: 0.409, SLG: 0.583	0-2 G6-3		0-0 K		2-2 G1-3	15 1B		4-2 FC5-4		3	1	3	2	1	0	0				
15 Jim Edmonds, L (1,8) OBP: 0.370, SLG: 0.587	3-2 G6-3		3-2 F8		2-3 G1-3	2H		0-0 F8		4	0	1	1	0	1	4				
Reggie Sanders, R (1,9) OBP: 0.280, SLG: 0.528	3-2 G6-3				0-0 G4-3			1-0 FC5-4		4	0	0	0	0	1	2				
Ray Lankford, L (1,7) OBP: 0.365, SLG: 0.454		2-3 K		3-2 G4-3		2-2 E3		4-1 FC6-4		3	0	0	0	1	1	0				
44 Jason Isringhausen, R (9,1)						G4-3		1-2 FC6-4		0	0	0	0	0	0	0				
Mike Matheny, R (1,2) OBP: 0.328, SLG: 0.434		0-1 HR		0-0 L6		G4-3		0-0 FC6-4		4	1	1	1	0	0	3				
Matt Morris, R (1,1) OBP: 0.208, SLG: 0.250		2-3 K			3-3 K		0-2 L9		2-2 B2-4	3	0	0	0	0	2	1				
Steve Kline, S (7,1)										0	0	0	0	0	0	0				
So Taguchi, R (8,7) OBP: 0.244, SLG: 0.350										0	0	0	0	0	0	0				
Colin Porter, L (9,PH) OBP: 0.367, SLG: 0.500										1	0	1	0	0	0	0				
<b>Inning Stats</b>	R: 2 E: 0 K: 0 S: 18	H: 3 LOB: 1 BB: 0 P: 30	R: 1 E: 0 K: 2 S: 11	H: 1 LOB: 0 BB: 0 P: 18	R: 0 E: 0 K: 1 S: 9	H: 1 LOB: 1 BB: 0 P: 15	R: 0 E: 0 K: 0 S: 6	H: 0 LOB: 0 BB: 0 P: 9	R: 1 E: 0 K: 2 S: 15	H: 3 LOB: 2 BB: 0 P: 25	R: 0 E: 0 K: 1 S: 12	H: 0 LOB: 0 BB: 0 P: 12	R: 0 E: 0 K: 0 S: 6	H: 0 LOB: 2 BB: 2 P: 15	R: 0 E: 0 K: 0 S: 6	H: 1 LOB: 0 BB: 0 P: 9	1B: 7 2B: 2 3B: 0 HR: 1	SF: 0 SAC: 0 DP: 1 HBP: 0	WP: 1 PB: 0 SB: 0 CS: 0	PA: 38
<b>PITCHER</b>	IP WLS BF H R ER SO BB IBB HBP BLK WP HR S P ERA WHIP																			
Tom Glavine, L (1,1) ERA: 2.45	6.0 27 8 4 4 6 0 0 0 0 0 1 71 114 6.00 1.333																			
Orber Moreno, R (7,1) ERA: 4.05	1.0 3 0 0 0 0 0 0 0 0 0 0 7 12 0.00 0.000																			
Ricky Bottalico, R (8,1) ERA: 0.84	2.0 W 8 1 0 0 0 1 1 0 0 1 0 12 24 0.00 1.000																			

St. Louis Cardinals @ New York Mets  
Shea Stadium, Flushing, NY  
Tue May 18 2004, 7:10 PM EDT  
Att: 28,880 - Overcast - 73 F

AB 36  
R 4  
H 9  
RBI 4  
BB 2  
SO 6  
LOB 11



Batter	1	2	3	4	5	6	7	8	9	AB	R	H	RBI	BB	SO	LOB	BOTTOM			
Eric Valent, L (1,9) OBP: 0.391, SLG: 0.473	1-1 G6-3		0-0 G6-3		1-1 P5		2-2 E7		1-3 K	5	0	1	0	0	1	3				
Kazuo Matsui, S (1,6) OBP: 0.328, SLG: 0.399	1-0 L5		1-2 G6-3			1-1 HR	1-2 P6		1-0 K	5	1	2	1	0	0	2				
Cliff Floyd, L (1,7) OBP: 0.375, SLG: 0.605	2-1 G6-3			2-3 K		2-1 HR	1-3 K		1-1 K	5	1	3	3	0	2	1				
31 Mike Piazza, R (1,3) OBP: 0.384, SLG: 0.515	2-2 FC6-4			0-1 F8		0-1 FC5-4		0-0 P4		4	0	1	0	0	0	1				
Ty Wigginton, R (1,5) OBP: 0.244, SLG: 0.337		2-2 G5-3		4-2 BB		0-3 K		1-1 G5-3		3	0	0	0	1	1	1				
Jason Phillips, R (1,2) OBP: 0.295, SLG: 0.314		3-1 HR		0-0 L4		1-2 FC5-4		1-0 F8		4	1	2	1	0	0	1				
Mike Cameron, R (1,8) OBP: 0.318, SLG: 0.417		0-0 G6-3			0-2 SH2-3	1-1 FC5-4		4-1 SH2-3		3	1	1	0	1	0	2				
Joe McEwing, R (1,4) OBP: 0.267, SLG: 0.316		1-2 G1-3			1-0 P5	1-1 FC5-4		0-1 SH2-3		3	0	0	0	0	0	3				
Tom Glavine, L (1,1) ERA: 3.69			2-2 G5-3		1 SAFE	2-1 SH2-3		4-1 G6-3		1	0	0	0	0	0	0				
Orber Moreno, R (7,1) ERA: 1.29					1 SAFE					0	0	0	0	0	0	0				
Shane Spencer, R (7,PH) OBP: 0.374, SLG: 0.462										1	0	0	0	0	0	0				
Ricky Bottalico, L (8,1) ERA: 0.31										0	0	0	0	0	0	0				
Karim Garcia, L (9,PH) OBP: 0.287, SLG: 0.422					1-2					0	1	0	0	1	0	0				
<b>Inning Stats</b>	R: 0 E: 0 K: 0 S: 8	H: 1 LOB: 1 BB: 0 P: 14	R: 1 E: 0 K: 0 S: 9	H: 1 LOB: 0 BB: 0 P: 15	R: 0 E: 0 K: 1 S: 14	H: 0 LOB: 1 BB: 1 P: 20	R: 0 E: 0 K: 0 S: 9	H: 1 LOB: 1 BB: 0 P: 13	R: 2 E: 0 K: 1 S: 18	H: 4 LOB: 1 BB: 0 P: 24	R: 0 E: 1 K: 1 S: 13	H: 0 LOB: 1 BB: 0 P: 18	R: 0 E: 0 K: 0 S: 4	H: 0 LOB: 0 BB: 0 P: 6	R: 2 E: 0 K: 1 S: 10	H: 2 LOB: 2 BB: 2 P: 21	1B: 7 2B: 1 3B: 0 HR: 2	SF: 0 SAC: 2 DP: 1 HBP: 0	WP: 0 PB: 0 SB: 0 CS: 0	PA: 39
<b>PITCHER</b>	IP WLS BF H R ER SO BB IBB HBP BLK WP HR S P ERA WHIP																			
Matt Morris, R (1,1) ERA: 3.69	6.1 28 8 3 3 2 1 0 0 0 0 0 2 73 107 4.26 1.421																			
Steve Kline, L (7,1) ERA: 1.29	0.2 H 2 0 0 0 1 0 0 0 0 0 0 6 8 0.00 0.000																			
Julian Tavarez, R (8,1) ERA: 0.31	1.0 H 3 0 0 0 0 0 0 0 0 0 0 4 6 0.00 0.000																			
44 Jason Isringhausen, R (9,1) ERA: 4.58	0.2 L 6 2 2 2 1 2 0 0 0 0 0 0 10 21 27.00 6.000																			

St. Louis Cardinals @ New York Mets  
Shea Stadium, Flushing, NY  
Tue May 18 2004, 7:10 PM EDT  
Att: 28,880 - Overcast - 73 F

AB 34  
R 5  
H 10  
RBI 5  
BB 3  
SO 4  
LOB 14





Batter	1	2	3	4	5	6	7	8	9	AB	R	H	RBI	BB	SO	LOB	TOP										
Tony Womack, L (1,4) OBP: 0.344, SLG: 0.389	2-2 FC6-4 1B		0-0 L5-3 1B			2-1 G3-1		2-2 FC2-6 1B	2-1 CS	4	0	3	0	0	0	0											
Edgar Renteria, R (1,6) OBP: 0.327, SLG: 0.350	1-0 FC6-4 1B		1-0 L5-3			1-2 L3		1 SAFE FC2-6 27 2B		4	1	1	0	0	0	2											
5 Albert Pujols, R (1,3) OBP: 0.376, SLG: 0.536	0-0 FC6-4		3-3			4-1 27 1B BB		2-2 F8		3	0	0	0	0	1	3											
27 Scott Rolen, R (1,5) OBP: 0.411, SLG: 0.587	0-3 K			1-0 F8		2-2 1B		0-1 2B		4	0	2	1	0	1	2											
15 Jim Edmonds, L (1,8) OBP: 0.367, SLG: 0.574	2-0 P4			0-0 G4-1		3-3 K		4-0 FC5-4 IBB		3	0	0	0	0	1	4											
Reggie Sanders, R (1,9) OBP: 0.272, SLG: 0.511		2-1 G6-3		0-0 F9				2-2 F8	0-1 FC5-4	4	0	0	0	0	0	2											
Marlon Anderson, L (1,7) Cal Eldred, R (7,1) Roger Cedeno, S (9,PH) So Taguchi, R (9,7)		0-0 F7		3-1 F7		2-1 S 1B		3-2 F9		3	0	1	0	0	0	0	AB 34										
Mike Matheny, R (1,2)	2-2 E6		1-3 K			1 SAFE F9		1-2 FC6-4 1B		4	0	1	0	0	1	1	R 1										
Jeff Suppan, R (1,1) Ray Lankford, L (7,PH) Steve Kline, S (9,1)	1-2 G5-3		2-1 F8			1-0 G3		3-2 FC6-4 CS		2	0	0	0	0	0	1	H 8										
										2	0	0	0	0	0	2	RBI 1										
										0	0	0	0	0	0	0	BB 2										
										0	0	0	0	0	0	0	SO 4										
										0	0	0	0	0	0	0	LOB 17										
<b>Inning Stats</b>	R: 0 E: 0 K: 1 S: 12	H: 2 LOB: 2 P: 17	R: 0 E: 1 K: 0 S: 9	H: 0 LOB: 1 BB: 0 P: 14	R: 0 E: 0 K: 1 S: 5	H: 1 LOB: 0 BB: 0 P: 9	R: 0 E: 0 K: 0 S: 3	H: 0 LOB: 0 BB: 0 P: 4	R: 0 E: 0 K: 1 S: 7	H: 0 LOB: 0 BB: 0 P: 13	R: 0 E: 0 K: 1 S: 14	H: 1 LOB: 2 BB: 1 P: 26	R: 0 E: 0 K: 0 S: 8	H: 1 LOB: 1 BB: 0 P: 15	R: 1 E: 0 K: 0 S: 13	H: 2 LOB: 2 BB: 1 P: 21	R: 0 E: 0 K: 1 S: 12	H: 1 LOB: 0 BB: 0 P: 20	1B: 7 2B: 2 3B: 0 HR: 0	SF: 0 SAC: 0 DP: 1 HBP: 0	WP: 0 PB: 0 SB: 2 CS: 1	PA: 37					
<b>PITCHER</b>	IP	WLS	BF	H	R	ER	SO	BB	IBB	HBP	BLK	WP	HR	S	P	ERA	WHIP										
Steve Trachsel, R (1,1) ERA: 3.16	7.0		27	5	0	0	4	1	0	0	0	0	0	58	98	0.00	0.857										
Mike Stanton, L (8,1) ERA: 4.75	0.1	L	2	1	1	1	0	0	0	0	0	0	0	5	7	27.00	3.000										
Ricky Bottalico, R (8,1) ERA: 0.79	0.2		4	1	0	0	0	0	1	0	0	0	0	8	14	0.00	1.500										
Braden Looper, R (9,1) ERA:	1.0		3	1	0	0	0	0	0	0	0	0	0	12	20	0.00	1.000										

St. Louis Cardinals @ New York Mets  
Shea Stadium, Flushing, NY  
Wed May 19 2004, 7:10 PM EDT  
Att: 20,229 - Unknown - 67 F


livebaseballscores.com



Batter	1	2	3	4	5	6	7	8	9	AB	R	H	RBI	BB	SO	LOB	BOTTOM										
Eric Valent, L (1,9) OBP: 0.375, SLG: 0.474	2-2 F8		0-0 2B			3-2 F9			0-3 K	4	0	1	0	0	1	0											
Kazuo Matsui, S (1,6) OBP: 0.320, SLG: 0.389	1-1 G5-3		3-2 G4-3			2-3 K			2-1 F8	4	0	0	0	0	1	1											
Cliff Floyd, L (1,7) OBP: 0.365, SLG: 0.565	2-2 P5			4-2 G5-4-3 BB		0-0 G4-3			1-2 F7	3	0	0	0	1	0	0											
31 Mike Piazza, R (1,3) OBP: 0.389, SLG: 0.514		2-2 1B		2-2 F9		4-2 FC6-4 BB				2	0	1	0	1	0	1											
Mike Stanton, R (7,PR) OBP: 0.318, SLG: 0.417		2-2 1B		1 SAFE SAFE F9		0-2 FC6-4 BB				0	0	0	0	0	0	0											
Vance Wilson, R (8,2) OBP: 0.333, SLG: 0.375		2-2 F8		1 SAFE SAFE G5-4-3		0-2 FC6-4 G5-4-3				3	0	0	0	0	0	3											
Todd Zeile, R (1,5) OBP: 0.339, SLG: 0.371		2-2 F8		1 SAFE SAFE G5-4-3		1-2F FC6-4 G5-4-3				0	0	0	0	0	0	0											
Danny Garcia, R (8,4) OBP: 0.371, SLG: 0.375		1-0 G6-4-3 1B				0-1 G6-3				3	0	1	0	0	0	1											
Jason Phillips, R (1,2) OBP: 0.296, SLG: 0.315		1-2 1B				0-1 G5-4-3				3	0	1	0	0	0	1											
Ty Wigginton, R (1,4) OBP: 0.247, SLG: 0.349		0-0 G6-4-3				2-0 2B				3	0	1	0	0	0	2											
Joe McEwing, R (1,8) OBP: 0.254, SLG: 0.300			1-3 K			0-1 P3				3	0	0	0	0	1	1											
Steve Trachsel, R (1,1) OBP: 0.273, SLG: 0.318			1-3 K			2-1 G5-3				2	0	0	0	0	1	1											
Mike Stanton, L (8,1) OBP: 1.000, SLG: 1.000										0	0	0	0	0	0	0											
Ricky Bottalico, L (8,1)										0	0	0	0	0	0	0											
Shane Spencer, R (8,PH) OBP: 0.370, SLG: 0.457										1	0	0	0	0	0	0											
Braden Looper, R (9,1)										0	0	0	0	0	0	0											
<b>Inning Stats</b>	R: 0 E: 0 K: 0 S: 9	H: 0 LOB: 0 P: 14	R: 0 E: 0 K: 0 S: 9	H: 2 LOB: 1 BB: 0 P: 14	R: 0 E: 0 K: 2 S: 10	H: 1 LOB: 0 BB: 0 P: 15	R: 0 E: 0 K: 0 S: 11	H: 0 LOB: 0 BB: 1 P: 17	R: 0 E: 0 K: 0 S: 7	H: 1 LOB: 1 BB: 0 P: 11	R: 0 E: 0 K: 1 S: 7	H: 0 LOB: 0 BB: 0 P: 12	R: 0 E: 0 K: 0 S: 9	H: 0 LOB: 1 BB: 1 P: 13	R: 0 E: 0 K: 0 S: 9	H: 0 LOB: 0 BB: 0 P: 12	R: 0 E: 0 K: 1 S: 9	H: 0 LOB: 0 BB: 0 P: 12	1B: 2 2B: 2 3B: 0 HR: 0	SF: 0 SAC: 0 DP: 3 HBP: 0	WP: 0 PB: 0 SB: 0 CS: 0	PA: 30					
<b>PITCHER</b>	IP	WLS	BF	H	R	ER	SO	BB	IBB	HBP	BLK	WP	HR	S	P	ERA	WHIP										
Jeff Suppan, R (1,1) ERA: 3.75	6.0		21	4	0	0	3	1	0	0	0	0	0	18	25	0.00	0.500										
Cal Eldred, R (7,1) ERA: 5.93	2.0	W	6	0	0	0	0	1	0	0	0	0	0	9	12	0.00	0.000										
Steve Kline, L (9,1) ERA: 1.2	1.0	S	3	0	0	0	1	0	0	0	0	0	0	9	12	0.00	0.000										

St. Louis Cardinals @ New York Mets  
Shea Stadium, Flushing, NY  
Wed May 19 2004, 7:10 PM EDT  
Att: 20,229 - Unknown - 67 F

livebaseballscores.com





Batter	1	2	3	4	5	6	7	8	9	AB	R	H	RBI	BB	SO	LOB	TOP
Tony Womack, L (1,4) OBP: 0.336, SLG: 0.378	G4-3		G4-3		G3	G3			L7	6	0	1	1	0	0	5	<b>St. Louis Cardinals @ New York Mets</b> Shea Stadium, Flushing, NY Thu May 20 2004, 1:10 PM EDT Att: 21,874 - Sunny - 67 F
Edgar Renteria, R (1,6) OBP: 0.321, SLG: 0.381	F8			P4	L8	G1-3		G4-3		6	0	1	1	0	0	4	
5 Albert Pujols, R (1,3) OBP: 0.380, SLG: 0.551	K			HR					E3	5	2	2	1	1	1	1	
27 Scott Rolen, R (1,5) OBP: 0.402, SLG: 0.591		K		P4	F9				F7-4-3	6	1	1	2	0	1	4	
15 Jim Edmonds, L (1,8) OBP: 0.368, SLG: 0.566	F7			1B					G3-1	4	2	1	0	1	1	0	
Reggie Sanders, R (1,9) OBP: 0.284, SLG: 0.522	F9			2B					E6	5	2	3	0	0	0	0	
So Taguchi, R (1,7) OBP: 0.326, SLG: 0.455			G5-3							4	2	4	2	1	0	0	
Mike Matheny, R (1,2) OBP: 0.336, SLG: 0.438			G5-3							4	1	2	3	1	0	2	
Jason Marquis, L (1,1) Marlon Anderson, L (6,PH) Kiko Calero, R (6,1) Ray King, L (7,1) Colin Porter, L (8,PH) Julian Tavarez, L (8,1) Ray Lankford, L (9,PH) 44 Jason Istringhausen, R (9,1)			K	P3						2	0	0	0	0	1	4	
<b>Inning Stats</b>	R: 0 E: 0 K: 1 S: 9	H: 0 LOB: 0 BB: 0 P: 14	R: 0 E: 0 K: 1 S: 14	H: 0 LOB: 0 BB: 0 P: 19	R: 0 E: 0 K: 1 S: 9	H: 0 LOB: 1 BB: 1 P: 17	R: 2 E: 0 K: 0 S: 18	H: 3 LOB: 3 BB: 2 P: 34	R: 0 E: 0 K: 0 S: 4	H: 1 LOB: 0 BB: 1 P: 8	R: 1 E: 0 K: 0 S: 10	H: 3 LOB: 2 BB: 0 P: 15	R: 6 E: 3 K: 0 S: 26	H: 5 LOB: 2 BB: 1 P: 39	1B: 9 2B: 5 3B: 0 HR: 2	SF: 0 SAC: 0 DP: 1 HBP: 0	
<b>PITCHER</b>	IP WLS BF H R ER SO BB IBB HBP BLK WP HR S P ERA WHIP											<b>PITCHER</b>	IP WLS BF H R ER SO BB IBB HBP BLK WP HR S P ERA WHIP				
Jae Weong Seo, R (1,1) ERA: 5.3	5.0 L 24 5 4 4 3 3 1 0 0 0 0 1 58 98 7.20 1.600											Mike Stanton, L (9,1) ERA: 4.7	0.1 2 0 0 0 0 0 0 0 0 0 1 20 31 40.50 9.000				
Orber Moreno, R (6,1) ERA: 3.98	0.1 B 2 1 0 0 0 0 0 0 0 0 0 0 5 8 0.00 3.000																
John Franco, L (6,1) ERA: 5.87	0.2 3 0 0 0 0 0 1 0 0 0 0 0 4 10 0.00 1.500																
Dan Wheeler, R (7,1) ERA: 5.24	2.0 9 4 1 1 1 0 0 0 0 0 0 0 21 33 4.50 2.000																
David Weathers, R (9,1) ERA: 5.6	0.2 9 5 6 3 0 1 0 0 0 0 0 1 20 31 40.50 9.000																

AB	43
R	11
H	15
RBI	10
BB	6
SO	4
LOB	22



Batter	1	2	3	4	5	6	7	8	9	AB	R	H	RBI	BB	SO	LOB	BOTTOM		
Kazuo Matsui, S (1,6) OBP: 0.323, SLG: 0.386	HR			P6		G3-1		G4-3		4	1	1	0	1	0	5	<b>St. Louis Cardinals @ New York Mets</b> Shea Stadium, Flushing, NY Thu May 20 2004, 1:10 PM EDT Att: 21,874 - Sunny - 67 F		
Todd Zeile, R (1,5) OBP: 0.342, SLG: 0.396	HR		FC4-6	K		G6-3			31	4	2	1	2	1	1	4			
Cliff Floyd, L (1,7) OBP: 0.368, SLG: 0.540	G1-6-3			F7						4	0	1	0	0	2	4			
31 Mike Piazza, R (1,3) OBP: 0.389, SLG: 0.517			P3		F9					5	0	2	0	0	0	2			
Karim Garcia, L (1,9) OBP: 0.281, SLG: 0.412	G1-6-3		P5		G3-1					3	0	0	0	0	0	4			
Shane Spencer, R (7,PH) OBP: 0.363, SLG: 0.453									SF8	1	0	0	1	0	1	0			
Vance Wilson, R (1,2) OBP: 0.341, SLG: 0.405	G4-3			1B					L3	5	1	2	0	0	1	2			
Mike Cameron, R (1,8) OBP: 0.323, SLG: 0.415		G6-3		HBP					F8	3	0	1	0	1	0	0			
Danny Garcia, R (1,4) OBP: 0.316, SLG: 0.362										2	0	0	0	1	0	2			
John Franco, L (6,1) ERA: 3.98		G5-3								0	0	0	0	0	0	0			
Dan Wheeler, R (7,1) ERA: 5.87										0	0	0	0	0	0	0			
Eric Valenti, L (8,PH) OBP: 0.362, SLG: 0.474										0	0	0	0	1	0	0			
David Weathers, R (9,1) ERA: 5.6										0	0	0	0	0	0	0			
Mike Stanton, L (9,1) ERA: 4.7										0	0	0	0	0	0	0			
Jae Weong Seo, R (1,1) OBP: 0.323, SLG: 0.386										1	0	0	1	0	1	0			
Orber Moreno, R (6,1) ERA: 3.98										0	0	0	0	0	0	0			
Joe McEwing, R (6,4) OBP: 0.250, SLG: 0.295										1	0	0	0	0	0	0			
Ty Wigington, R (8,PH) OBP: 0.255, SLG: 0.349										0	0	0	0	1	0	0			
<b>Inning Stats</b>	R: 2 E: 0 K: 0 S: 15	H: 4 LOB: 1 BB: 0 P: 23	R: 0 E: 0 K: 1 S: 11	H: 0 LOB: 0 BB: 0 P: 14	R: 0 E: 0 K: 0 S: 12	H: 0 LOB: 2 BB: 1 P: 22	R: 1 E: 0 K: 1 S: 14	H: 2 LOB: 3 BB: 1 P: 27	R: 0 E: 0 K: 0 S: 11	H: 1 LOB: 2 BB: 1 P: 21	R: 0 E: 0 K: 2 S: 7	H: 0 LOB: 0 BB: 0 P: 12	R: 0 E: 0 K: 1 S: 14	H: 0 LOB: 2 BB: 2 P: 25	R: 1 E: 0 K: 1 S: 9	H: 1 LOB: 1 BB: 1 P: 19	1B: 5 2B: 2 3B: 0 HR: 1	SF: 1 SAC: 0 DP: 1 HBP: 2	WP: 0 PA: 42 PB: 0 SB: 0 CS: 0
<b>PITCHER</b>	IP WLS BF H R ER SO BB IBB HBP BLK WP HR S P ERA WHIP											<b>PITCHER</b>	IP WLS BF H R ER SO BB IBB HBP BLK WP HR S P ERA WHIP						
Jason Marquis, R (1,1) ERA: 3.61	5.0 W 26 7 3 3 2 3 0 2 0 0 0 0 63 107 5.40 2.000																		
Kiko Calero, R (6,1) ERA: 2.45	1.0 H 3 0 0 0 0 0 0 0 0 0 0 0 9 15 0.00 0.000																		
Ray King, L (7,1) ERA: 2.75	1.0 H 3 0 0 0 0 2 0 0 0 0 0 0 7 12 0.00 0.000																		
Julian Tavarez, R (8,1) ERA: 3.12	1.0 H 5 0 0 0 0 1 2 0 0 0 0 0 14 25 0.00 2.000																		
44 Jason Istringhausen, R (9,1) ERA: 4.78	1.0 5 1 1 1 1 1 1 0 0 0 0 0 9 19 9.00 2.000																		





Batter	1	2	3	4	5	6	7	8	9	AB	R	H	RBI	BB	SO	LOB	TOP								
Luis Gonzalez, R OBP: 0.273, SLG: 0.390	1-1 G6-3	0-3 K		3-1 P3			1-1 G5-3		2-3 K	5	0	0	0	0	2	1									
Royce Clayton, R OBP: 0.374, SLG: 0.503	2-2 BB 1B		1-3 K		0-1 HR 2B		1-1 FC6-4 2B		0-2 1B 1B	5	2	4	0	0	1	0									
Mark Sweeney, L OBP: 0.429, SLG: 0.581	2-1 F8		1-1 2B 1B		2-0 HR		4-2 FC6-4 BB		4-1 1B BB	3	3	2	2	2	0	1									
Vinny Castilla, R OBP: 0.391, SLG: 0.669	4-1 1-2 BB		1-1 1B 2B		0-2 G6-3		0-2 FC6-4 2-1 2-3		0-0 1B 1B	4	1	2	0	1	0	2									
Jeremy Burnitz, L OBP: 0.370, SLG: 0.643	0-3 K		1-1 P6		2-2 G5-3		2-1 G4-3		2-1 1-2 2-H 3-H 2-2	5	0	1	2	0	1	6									
Todd Greene, R OBP: 0.298, SLG: 0.407 17 Todd Helton, L OBP: 0.454, SLG: 0.558		0-0 P2	1-1 1-2 1B		1-0 G6-3				1-1 L6	4	0	1	2	0	0	0									
11 Brad Hawpe, L OBP: 0.305, SLG: 0.479 5 Matt Holliday, R OBP: 0.350, SLG: 0.556		4-1 1B SF9 BB	3-2 K		0-3 K				3-2 F9	2	1	0	0	1	2	1									
Kit Pellow, R OBP: 0.313, SLG: 0.342 Shawn Chacon, R		3-2 1-3 1B		2-3 K		1-2 G4-3		0-0 G6-3		4	0	1	0	0	1	0									
Jason Young, R Allan Simpson, R Javier López, L Jason Jennings, L Vladimir Nunez, R Jeff Fassero, L Denny Hocking, S		0-1 SF9		0-2 G6-3		2-1 G6-3			1-3 K	1	0	0	1	0	0	0									
<b>Inning Stats</b>	R: 0 E: 0 K: 1 S: 11	H: 1 LOB: 2 BB: 1 P: 20	R: 1 E: 0 K: 1 S: 12	H: 1 LOB: 1 BB: 1 P: 19	R: 2 E: 0 K: 2 S: 15	H: 3 LOB: 1 BB: 0 P: 23	R: 0 E: 0 K: 1 S: 10	H: 0 LOB: 0 BB: 0 P: 15	R: 2 E: 0 K: 0 S: 12	H: 2 LOB: 2 BB: 0 P: 17	R: 0 E: 0 K: 1 S: 8	H: 0 LOB: 0 BB: 0 P: 11	R: 0 E: 0 K: 0 S: 6	H: 1 LOB: 2 BB: 1 P: 20	R: 0 E: 0 K: 0 S: 6	H: 0 LOB: 0 BB: 0 P: 10	R: 2 E: 0 K: 2 S: 16	H: 3 LOB: 2 BB: 1 P: 27	1B: 7 2B: 3 3B: 0 HR: 1	SF: 1 SAC: 0 DP: 0 HBP: 0	WP: 0 PB: 0 SB: 0 CS: 0	PA: 42			
<b>PITCHER</b>	IP WLS BF H R ER SO BB IBB HBP BLK WP HR S P ERA WHIP	5.0 W 24 7 5 5 5 2 0 0 0 0 1 60 94 9.00 1.800	6.1 H 6 1 0 0 1 1 0 0 0 0 0 0 15 24 0.00 1.500	7.1 H 1 0 0 0 0 0 0 0 0 0 0 3 3 0.00 0.000	7.1 H 4 0 0 0 0 0 0 0 0 0 0 8 14 0.00 0.000	9.1 7 3 2 2 2 1 0 0 0 0 0 16 27 18.00 4.000																			

Colorado Rockies @ New York Mets  
Shea Stadium, Flushing, NY  
Fri May 21 2004, 7:10 PM EDT  
Att: 20,148 - Unknown - 76 F

AB 37  
R 7  
H 11  
RBI 7  
BB 4  
SO 8  
LOB 13



Batter	1	2	3	4	5	6	7	8	9	AB	R	H	RBI	BB	SO	LOB	BOTTOM							
Kazuo Matsui, S OBP: 0.330, SLG: 0.394	4-1 2B BB		1-0 1-3 2-H 2B		1-2 HBP 1B					4	1	2	1	1	1	2								
Danny Garcia, R OBP: 0.397, SLG: 0.410	1-2 1B WP 2B	0-2 2B	0-0 F7		3-2 G6-4-3 HBP			4-0 F7 G4-3 BB		3	2	2	2	1	0	2								
Cliff Floyd, L OBP: 0.355, SLG: 0.527 Braden Looper, R	2-1 F7	2-1 P5		2-1 2B	0-1 G6-4-3			0-2 G4-3		5	1	1	0	0	0	6								
31 Mike Piazza, R OBP: 0.401, SLG: 0.541 Esix Snead, S	4-1 WP 1B BB		1-0 HR	0-2 G5-3		1-1 FC5-4 1B		4-0 2B IBB		3	1	2	1	2	0	1								
Karim Garcia, L OBP: 0.287, SLG: 0.422 Mike Stanton, L OBP: 1.000, SLG: 1.000 Vance Wilson, R OBP: 0.333, SLG: 0.395	0-1 WP 1B		3-2 G3-1	1-1 WP 2B		1-2 FC5-4 G6-4-3		2-0 F7		4	0	2	1	0	0	1								
Jason Phillips, R OBP: 0.300, SLG: 0.336	1-2 2-3 1B		1-0 F9 1B 2B	2-3 K		0-1 G6-4-3		1-0 2B		5	1	2	2	0	2	5								
Mike Cameron, R OBP: 0.325, SLG: 0.417	2-3 K		1-2 F9	3-2 F9				2-2 2B		4	0	1	0	1	1	4								
Ty Wigginton, R OBP: 0.263, SLG: 0.356		1-0 SH3 2B 2B	4-0 1B 2B IBB		2-2 G6-3			0-0 B3		4	2	1	0	1	0	3								
Matt Ginter, R Todd Coffey, R John Franco, L Orber Moreno, R Eric Valent, L Shane Spencer, R		1-1 SH3	3-2 2B 1B		4-2 HBP 1B BB			2-1 G5-3		1	0	1	1	0	0	0								
<b>Inning Stats</b>	R: 2 E: 0 K: 2 S: 16	H: 2 LOB: 2 BB: 2 P: 30	R: 1 E: 0 K: 0 S: 11	H: 2 LOB: 1 BB: 0 P: 17	R: 3 E: 0 K: 0 S: 14	H: 4 LOB: 1 BB: 1 P: 28	R: 1 E: 0 K: 1 S: 14	H: 2 LOB: 1 BB: 0 P: 22	R: 0 E: 0 K: 0 S: 7	H: 1 LOB: 2 BB: 1 P: 9	R: 0 E: 0 K: 1 S: 12	H: 1 LOB: 1 BB: 0 P: 17	R: 2 E: 0 K: 0 S: 7	H: 1 LOB: 2 BB: 3 P: 24	R: 0 E: 0 K: 0 S: 7	H: 1 LOB: 3 BB: 0 P: 24	1B: 4 2B: 9 3B: 0 HR: 1	SF: 0 SAC: 1 DP: 2 HBP: 1	WP: 2 PB: 0 SB: 0 CS: 0	PA: 44				
<b>PITCHER</b>	IP WLS BF H R ER SO BB IBB HBP BLK WP HR S P ERA WHIP	3.0 L 20 8 6 6 2 2 1 0 0 0 1 26 44 6.75 3.000	4.1 9 3 1 1 1 1 0 1 0 0 1 0 26 44 6.75 3.000	5.1 0.2 1 0 0 0 0 0 0 0 0 0 2 2 0.00 0.000	6.1 1.1 5 2 0 0 0 0 0 0 0 0 12 16 0.00 1.500	7.1 0.2 2 0 0 0 1 0 0 0 0 0 7 10 0.00 0.000																		

Colorado Rockies @ New York Mets  
Shea Stadium, Flushing, NY  
Fri May 21 2004, 7:10 PM EDT  
Att: 20,148 - Unknown - 76 F

AB 35  
R 9  
H 14  
RBI 8  
BB 7  
SO 4  
LOB 27









Batter	1	2	3	4	5	6	7	8	9	AB	R	H	RBI	BB	SO	LOB	TOP					
Denny Hocking, S (1,4) OBP: 0.243, SLG: 0.200	G4-3			G1-3					F9	3	0	0	0	1	0	0	<b>Colorado Rockies @ New York Mets</b> Shea Stadium, Flushing, NY Sun May 23 2004, 1:10 PM EDT Att: 37,486 - Sunny - 77 F					
Royce Clayton, R (1,6) OBP: 0.366, SLG: 0.488	F8			L6					P6	4	0	0	0	0	1	1						
Vinny Castilla, R (1,5) OBP: 0.379, SLG: 0.640	K			G1-3					P4	3	0	0	0	0	1	1						
Charles Johnson, R (1,2) OBP: 0.369, SLG: 0.559		G4-3			G5-3				G6-3	3	0	0	0	0	0	1						
Jeromy Burnitz, L (1,9) OBP: 0.376, SLG: 0.660		G4-3			P5				F7	3	0	0	0	0	0	0						
5 Matt Holliday, R (1,7) OBP: 0.355, SLG: 0.536		F8			K				K	3	0	0	0	0	2	0						
Kit Pellow, R (1,3) OBP: 0.318, SLG: 0.358				K					G1-3	3	0	1	0	0	1	0						
Rene Reyes, S (1,8) OBP: 0.227, SLG: 0.179				G6-3					G6-3	3	0	0	0	0	1	1						
Shawn Estes, R (1,1) OBP: 0.208, SLG: 0.174				K					F8	2	0	0	0	0	1	0						
Steve Reed, R (6,1)										0	0	0	0	0	0	0						
Shawn Chacon, R (8,1)										0	0	0	0	0	0	0						
Todd Greene, R (9, FH) OBP: 0.288, SLG: 0.393									K	1	0	0	0	0	1	0						
<b>Inning Stats</b>	R: 0 E: 0 K: 1 S: 7	H: 0 LOB: 0 BB: 0 P: 10	R: 0 E: 0 K: 0 S: 7	H: 0 LOB: 0 BB: 0 P: 12	R: 0 E: 0 K: 2 S: 9	H: 0 LOB: 0 BB: 0 P: 14	R: 0 E: 0 K: 0 S: 5	H: 0 LOB: 0 BB: 0 P: 6	R: 0 E: 0 K: 1 S: 8	H: 0 LOB: 0 BB: 0 P: 13	R: 0 E: 0 K: 0 S: 5	H: 0 LOB: 0 BB: 0 P: 7	R: 0 E: 0 K: 1 S: 11	H: 0 LOB: 1 BB: 1 P: 21	R: 0 E: 0 K: 2 S: 11	H: 1 LOB: 1 BB: 0 P: 17	R: 0 E: 0 K: 1 S: 8	H: 0 LOB: 0 BB: 0 P: 13	1B: 0 2B: 1 3B: 0 HR: 0	SF: 0 SAC: 0 DP: 0 HBP: 0	WP: 0 PB: 0 SB: 0 CS: 0	PA: 29
<b>PITCHER</b> Tom Glavine, L (1,1) ERA: 2.13	IP: 9.0 WLS: W BF: 29 H: 1 R: 0 ER: 0 SO: 8 BB: 1 IBB: 0 HBP: 0 BLK: 0 WP: 0 HR: 0 S: 71 P: 113 ERA: 0.00 WHIP: 0.222																					

Batter	1	2	3	4	5	6	7	8	9	AB	R	H	RBI	BB	SO	LOB	BOTTOM			
Kazuo Matsui, S (1,6) OBP: 0.337, SLG: 0.435	HR		SH2-3 G1 2B			P6				3	2	2	1	1	0	2	<b>Colorado Rockies @ New York Mets</b> Shea Stadium, Flushing, NY Sun May 23 2004, 1:10 PM EDT Att: 37,486 - Sunny - 77 F			
Danny Garcia, R (1,4) OBP: 0.376, SLG: 0.373	F9		SH2-3		F8		G6-3			3	0	0	0	0	0	1				
Cliff Floyd, L (1,7) OBP: 0.371, SLG: 0.565	HR		G1		K		G4-6-3 1B			4	1	2	2	0	1	1				
31 Mike Piazza, R (1,3) OBP: 0.400, SLG: 0.539			F9		P4		G4-6-3			4	0	1	0	0	0	2				
Mike Cameron, R (8,8) OBP: 0.317, SLG: 0.406	2B									0	0	0	0	0	0	0				
Shane Spencer, R (1,9) OBP: 0.352, SLG: 0.430	G5-3			G6-3		S 1B BB		L9		3	1	0	0	1	0	1				
Jason Phillips, R (1,2) OBP: 0.304, SLG: 0.333	F9		G5-2-3 1B		K		G5-3			4	0	1	0	0	1	2				
Ty Wigginton, R (1,5) OBP: 0.280, SLG: 0.408		K				K				4	0	2	0	0	2	1				
Joe McEwing, R (1,8) OBP: 0.265, SLG: 0.286	F7							G3		2	0	0	0	2	0	1				
Tom Glavine, L (1,1) OBP: 0.333, SLG: 0.263	G4-3			G5-2-3						3	0	1	1	0	0	3				
<b>Inning Stats</b>	R: 2 E: 0 K: 0 S: 15	H: 3 LOB: 1 BB: 0 P: 23	R: 0 E: 0 K: 1 S: 8	H: 0 LOB: 0 BB: 0 P: 13	R: 1 E: 0 K: 0 S: 6	H: 1 LOB: 0 BB: 0 P: 10	R: 0 E: 0 K: 0 S: 14	H: 2 LOB: 2 BB: 1 P: 28	R: 0 E: 0 K: 1 S: 9	H: 0 LOB: 1 BB: 1 P: 17	R: 1 E: 0 K: 2 S: 14	H: 1 LOB: 2 BB: 2 P: 25	R: 0 E: 0 K: 0 S: 11	H: 1 LOB: 0 BB: 0 P: 17	R: 0 E: 0 K: 0 S: 9	H: 1 LOB: 1 BB: 0 P: 15	1B: 4 2B: 3 3B: 0 HR: 2	SF: 0 SAC: 1 DP: 2 HBP: 0	WP: 0 PB: 0 SB: 3 CS: 0	PA: 35
<b>PITCHER</b> Shawn Estes, L (1,1) ERA: 6.32	IP: 5.2 WLS: L BF: 27 H: 7 R: 4 ER: 4 SO: 4 BB: 2 IBB: 2 HBP: 0 BLK: 0 WP: 0 HR: 2 S: 63 P: 113 ERA: 6.35 WHIP: 1.588																			
Steve Reed, R (6,1) ERA: 1.47	1.1 4 1 0 0 0																			
Shawn Chacon, R (8,1) ERA: 4.08	1.0 4 1 0 0 0																			


AB	28
R	0
H	1
RBI	0
BB	1
SO	8
LOB	4




AB	30
R	4
H	9
RBI	4
BB	4
SO	4
LOB	14





Batter	1	2	3	4	5	6	7	8	9	AB	R	H	RBI	BB	SO	LOB	TOP										
Marlon Byrd, R OBP: 0.322, SLG: 0.335	G6-3		G6-3 1B		F6		E5		F9	5	0	1	0	0	0	5	<b>Philadelphia Phillies @ New York Mets</b> Shea Stadium, Flushing, NY Tue May 25 2004, 7:10 PM EDT Att: 29,385 - Sunny - 62 F										
11 Jimmy Rollins, S OBP: 0.295, SLG: 0.323	F8		G6-3 1-2f		G1-3		K			4	0	0	0	0	1	6											
Bobby Abreu, L OBP: 0.413, SLG: 0.588	G6-3			K		F8		G3		4	0	0	0	0	1	0											
Jim Thome, L OBP: 0.418, SLG: 0.644										3	0	1	0	1	2	0											
Pat Burrell, R OBP: 0.412, SLG: 0.547										3	0	0	0	1	3	2											
Mike Lieberthal, R OBP: 0.298, SLG: 0.406										4	0	0	0	0	0	3											
David Bell, R OBP: 0.370, SLG: 0.462										2	0	1	0	2	1	0											
26 Chase Utley, L OBP: 0.333, SLG: 0.673										3	0	1	0	1	0	2											
Eric Milton, L OBP: 0.241, SLG: 0.118 Jason Michaels, R OBP: 0.296, SLG: 0.392 Amaury Telemaco, R OBP: 0.295, SLG: 0.286 Rheal Cormier, L OBP: 0.385, SLG: 0.468 Elizardo Ramirez, S OBP: 0.294, SLG: 0.393										2	0	0	0	0	1	2											
Inning Stats	R: 0 E: 0 K: 0 S: 7	H: 0 LOB: 0 BB: 0 P: 12	R: 0 E: 0 K: 1 S: 9	H: 1 LOB: 2 BB: 1 P: 22	R: 0 E: 0 K: 1 S: 7	H: 1 LOB: 0 BB: 0 P: 9	R: 0 E: 0 K: 2 S: 12	H: 0 LOB: 1 BB: 1 P: 21	R: 0 E: 0 K: 0 S: 11	H: 1 LOB: 2 BB: 1 P: 19	R: 0 E: 0 K: 2 S: 10	H: 0 LOB: 0 BB: 0 P: 18	R: 0 E: 1 K: 1 S: 17	H: 1 LOB: 3 BB: 1 P: 30	R: 0 E: 0 K: 1 S: 8	H: 0 LOB: 1 BB: 1 P: 16			R: 0 E: 0 K: 1 S: 10	H: 0 LOB: 1 BB: 1 P: 20	1B: 3 2B: 1 3B: 0 HR: 0	SF: 0 SAC: 0 DP: 1 HBP: 0	WP: 0 PB: 0 SB: 0 CS: 0	PA: 37			
PITCHER	IP	WLS	BF	H	R	ER	SO	BB	IBB	HBP	BLK	WP	HR	S	P	ERA	WHIP										
Steve Trachsel, R ERA: 2.83	6.2	W	28	4	0	0	6	4	0	0	0	0	0	68	123	0.00	1.200										
Mike Stanton, L ERA: 4.21	1.1	H	5	0	0	0	2	1	0	0	0	0	0	13	24	0.00	0.750										
John Franco, L ERA: 4.82	1.0		4	0	0	0	1	1	0	0	0	0	0	10	20	0.00	1.000										

Batter	1	2	3	4	5	6	7	8	9	AB	R	H	RBI	BB	SO	LOB	BOTTOM										
Kazuo Matsui, S OBP: 0.340, SLG: 0.430	G6-4-3 BB		K		G4-3		S 2B BB			2	1	0	0	2	1	0	<b>Philadelphia Phillies @ New York Mets</b> Shea Stadium, Flushing, NY Tue May 25 2004, 7:10 PM EDT Att: 29,385 - Sunny - 62 F										
Danny Garcia, R OBP: 0.382, SLG: 0.362	G6-4-3 1-2f		1B 31 1B BB		K		2B BB			2	2	0	0	2	1	1											
Cliff Floyd, L OBP: 0.378, SLG: 0.576	K		1B 31 1B BB		K		FC6-4 1H 2H 2B			4	1	2	2	0	2	0											
31 Mike Piazza, R OBP: 0.408, SLG: 0.561 Joe McEwing, R OBP: 0.295, SLG: 0.286	P4		1B 1-2 2H 1B				HR FC6-4 IBB			3	1	2	2	1	0	0											
Shane Spencer, R OBP: 0.366, SLG: 0.437	2B BB		1B 1-2 2H 1B				FC6-4 1-2 2-3 1B			3	0	2	1	1	0	2											
Jason Phillips, R OBP: 0.303, SLG: 0.339			FC5-4 2B				F8 G5-3			4	0	1	0	0	0	5											
Mike Cameron, R OBP: 0.310, SLG: 0.395	K				G3		F8 HR			4	0	0	0	0	1	3											
Ty Wigginton, R OBP: 0.273, SLG: 0.396 Mike Stanton, L OBP: 1.000, SLG: 1.000 Eric Valent, L OBP: 0.385, SLG: 0.468 John Franco, L	K						F8 G5-3			3	0	0	0	0	1	3											
Steve Trachsel, R OBP: 0.250, SLG: 0.292 Todd Zeile, R OBP: 0.339, SLG: 0.385			K		F7		G6-3 G3-1			2	0	0	0	0	1	0											
Inning Stats	R: 0 E: 0 K: 1 S: 13	H: 0 LOB: 1 BB: 1 P: 21	R: 0 E: 0 K: 2 S: 18	H: 1 LOB: 2 BB: 1 P: 29	R: 2 E: 0 K: 2 S: 15	H: 3 LOB: 2 BB: 1 P: 23	R: 0 E: 0 K: 0 S: 4	H: 0 LOB: 0 BB: 0 P: 7	R: 0 E: 0 K: 2 S: 9	H: 0 LOB: 0 BB: 0 P: 15	R: 1 E: 0 K: 0 S: 10	H: 2 LOB: 1 BB: 0 P: 12	R: 2 E: 0 K: 0 S: 10	H: 1 LOB: 2 BB: 3 P: 23	R: 0 E: 0 K: 1 S: 10	H: 0 LOB: 0 BB: 0 P: 13		1B: 4 2B: 2 3B: 0 HR: 1	SF: 0 SAC: 0 DP: 1 HBP: 0	WP: 0 PB: 0 SB: 1 CS: 0	PA: 36						
PITCHER	IP	WLS	BF	H	R	ER	SO	BB	IBB	HBP	BLK	WP	HR	S	P	ERA	WHIP										
Eric Milton, L ERA: 4.47	6.0	L	26	6	3	3	7	3	0	0	0	0	0	4	12	54.00	6.000										
Amaury Telemaco, R ERA: 4.26	0.1		3	0	2	2	0	2	0	0	0	0	0	6	11	0.00	1.500										
Rheal Cormier, L ERA: 4.7	0.2		4	1	0	0	0	0	1	0	0	0	0	10	13	0.00	0.000										
Elizardo Ramirez, R ERA:	1.0		3	0	0	0	1	0	0	0	0	0	0	10	13	0.00	0.000										



Batter	1	2	3	4	5	6	7	8	9	AB	R	H	RBI	BB	SO	LOB	TOP								
Kazuo Matsui, S (1,6) OBP: 0.340, SLG: 0.422	1-2 CS 1B		0-1 G6-3		1-1 F9			1-2 F8		4	0	1	0	0	0	2									
Todd Zeile, R (1,5) OBP: 0.333, SLG: 0.404	2-1 G5-3			3-2 HR	2-1 F8			1-1 G3-1		4	1	1	1	0	0	2									
Cliff Floyd, L (1,7) Mike Stanton, L (8,1) David Weathers, R (8,1)	2-2 G4-3			4-2 31 E BB		0-0 G4-3		2-3 K		3	0	0	0	0	1	1									
31 Mike Piazza, R (1,3) OBP: 0.409, SLG: 0.558		1-3 K		1-1 E9	1-3 1B	1-0 P6		1-0 F8		4	0	1	0	0	1	0									
Shane Spencer, R (1,9) OBP: 0.359, SLG: 0.426	0-1 L5			3-3 K		2-0 F9		0-3 K		4	0	0	0	0	2	2									
Jason Phillips, R (1,2) OBP: 0.305, SLG: 0.333	1-1 G6-3			4-0 IBB		0-1 G6-3		2-2 P4		3	0	0	0	1	0	0									
Mike Cameron, R (1,8) OBP: 0.307, SLG: 0.379			2-3 K	1-3 K		1-0 L5				3	0	0	0	0	2	3									
Ty Wigginton, R (1,4) OBP: 0.280, SLG: 0.413			0-0 G6-3	2-0 L8		1-0 G6-3				3	0	1	0	0	0	3									
Tom Glavine, L (1,1) Danny Garcia, R (8,PH) Eric Valente, L (8,7)			0-0 G6-3		1-3 K			2-2 G3-1		2	0	0	0	0	1	1									
<b>Inning Stats</b>	R: 0 E: 0 K: 0 S: 10	H: 1 LOB: 0 BB: 0 P: 15	R: 0 E: 0 K: 1 S: 12	H: 0 LOB: 0 BB: 0 P: 14	R: 0 E: 0 K: 1 S: 7	H: 1 LOB: 1 BB: 0 P: 9	R: 1 E: 1 K: 2 S: 20	H: 2 LOB: 3 BB: 2 P: 38	R: 0 E: 0 K: 1 S: 7	H: 0 LOB: 0 BB: 0 P: 11	R: 0 E: 0 K: 0 S: 4	H: 0 LOB: 0 BB: 0 P: 6	R: 0 E: 0 K: 0 S: 4	H: 0 LOB: 0 BB: 0 P: 6	R: 0 E: 0 K: 1 S: 12	H: 1 LOB: 1 BB: 0 P: 18	R: 0 E: 0 K: 1 S: 8	H: 0 LOB: 0 BB: 0 P: 11	1B: 3 2B: 1 3B: 0 HR: 1	SF: 0 SAC: 0 DP: 0 HBP: 0	WP: 0 PB: 0 SB: 0 CS: 1	PA: 33			
<b>PITCHER</b>	IP	WLS	BF	H	R	ER	SO	BB	IBB	HBP	BLK	WP	HR	S	P	ERA	WHIP								
Dontrelle Willis, L (1,1) ERA: 3.99	7.0	W	26	4	1	1	5	1	1	0	0	0	1	63	99	1.29	0.714								
Toby Borland, R (8,1) ERA: 3.86	0.2	H	3	1	0	0	0	0	0	0	0	0	0	8	12	0.00	1.500								
Matt Perisho, L (8,1) ERA: 1.76	0.1	H	1	0	0	0	1	0	0	0	0	0	0	4	6	0.00	0.000								
Armando Benitez, R (9,1) ERA: 0.31	1.0	S	3	0	0	0	1	0	0	0	0	0	0	8	11	0.00	0.000								

New York Mets @ Florida Marlins  
Pro Player Stadium, Miami, FL  
Fri May 28 2004, 7:35 PM EDT  
Att: 25,299 - Sunny - 85 F

AB 31  
R 1  
H 5  
RBI 1  
BB 2  
SO 7  
LOB 14



Batter	1	2	3	4	5	6	7	8	9	AB	R	H	RBI	BB	SO	LOB	BOTTOM								
Luis Castillo, S (1,4) OBP: 0.340, SLG: 0.335	2-2 G6-3 1B	0-0 1B			4-2 G6-4-3 BB			2-1 E5		3	1	3	1	1	0	0									
Juan Pierre, L (1,8) OBP: 0.375, SLG: 0.402	2-1 G6-3	2-1 G1-3			1-0 G6-4-3			0-2 G1-3		4	0	0	0	0	0	5									
Mike Lowell, R (1,5) OBP: 0.411, SLG: 0.640	1-0 G6-3		1-1 G5-3		0-0 G1-6-3 1B			0-0 F9		4	0	1	0	0	0	2									
Miguel Cabrera, R (1,9) Abraham Nunez, S (7,9)	1-0 1B		3-2 K		1-0 F8			1-0 F8		3	0	1	1	0	1	1									
Jeff Conine, R (1,7) OBP: 0.303, SLG: 0.396	2-1 F8		0-0 F9		3-2 G1-6-3			3-2 G1-6-3		3	0	0	0	0	0	2									
Hee-Seop Choi, L (1,3) OBP: 0.381, SLG: 0.567		1-1 1B 2B		3-2 G1-3				1-1 F7		3	1	1	0	0	0	0									
Mike Redmond, R (1,2) OBP: 0.337, SLG: 0.393		0-1 F9		2-0 G4-3				0-0 G1-3		3	0	0	0	0	0	1									
Alex Gonzalez, R (1,6) OBP: 0.236, SLG: 0.344		1-2 F9		1-1 F9				2-2 F9		3	0	0	0	0	0	1									
Dontrelle Willis, L (1,1) Toby Borland, R (8,1) Matt Perisho, L (8,1) Damon Easley, R (8,PH) Armando Benitez, R (9,1)		4-0 1B BB		1-2 G1-3				2-1 P5		1	0	0	0	1	0	0									
<b>Inning Stats</b>	R: 1 E: 0 K: 0 S: 10	H: 2 LOB: 1 BB: 0 P: 18	R: 1 E: 0 K: 0 S: 12	H: 2 LOB: 2 BB: 1 P: 20	R: 0 E: 0 K: 1 S: 6	H: 0 LOB: 0 BB: 0 P: 10	R: 0 E: 0 K: 0 S: 7	H: 0 LOB: 0 BB: 0 P: 13	R: 0 E: 0 K: 0 S: 7	H: 0 LOB: 0 BB: 1 P: 13	R: 0 E: 0 K: 0 S: 6	H: 1 LOB: 0 BB: 0 P: 10	R: 0 E: 0 K: 0 S: 7	H: 0 LOB: 0 BB: 0 P: 10	R: 0 E: 1 K: 0 S: 8	H: 1 LOB: 1 BB: 0 P: 12	R: 0 E: 0 K: 0 S: 8	H: 0 LOB: 0 BB: 0 P: 11	1B: 5 2B: 1 3B: 0 HR: 0	SF: 0 SAC: 0 DP: 2 HBP: 0	WP: 0 PB: 0 SB: 0 CS: 0	PA: 30			
<b>PITCHER</b>	IP	WLS	BF	H	R	ER	SO	BB	IBB	HBP	BLK	WP	HR	S	P	ERA	WHIP								
Tom Glavine, L (1,1) ERA: 2.17	7.0	L	26	5	2	2	1	2	0	0	0	0	0	55	94	2.57	1.000								
Mike Stanton, L (8,1) ERA: 4.44	0.2		3	1	0	0	0	0	0	0	0	0	0	7	11	0.00	1.500								
David Weathers, R (8,1) ERA: 4.79	0.1		1	0	0	0	0	0	0	0	0	0	0	1	1	0.00	0.000								

New York Mets @ Florida Marlins  
Pro Player Stadium, Miami, FL  
Fri May 28 2004, 7:35 PM EDT  
Att: 25,299 - Sunny - 85 F

AB 28  
R 2  
H 6  
RBI 2  
BB 2  
SO 1  
LOB 12














Batter	1	2	3	4	5	6	7	8	9	AB R H RBI BB SO LOB	TOP											
<b>Kazuo Matsui, S</b> OBP: 0.348, SLG: 0.435										5 2 2 0 0 2 0	<b>New York Mets @ Philadelphia Phillies</b> Citizens Bank Park, Philadelphia, PA Mon May 31 2004, 1:05 PM EDT Att: 43,620 - Unknown - 67 F											
<b>Todd Zeile, R</b> OBP: 0.338, SLG: 0.402										5 0 2 1 0 1 1												
<b>Cliff Floyd, L</b> OBP: 0.349, SLG: 0.506										4 0 1 1 0 1 2												
<b>Mike Stanton, L</b> OBP: 1.000, SLG: 1.000										0 0 0 0 0 0 0												
<b>Dan Wheeler, R</b> OBP: 0.333, SLG: 0.333										0 0 0 0 0 0 0												
<b>Danny Garcia, R</b> OBP: 0.380, SLG: 0.346										1 0 0 0 0 0 0												
<b>Braden Looper, R</b>										0 0 0 0 0 0 0												
<b>31 Mike Piazza, R</b> OBP: 0.408, SLG: 0.545										3 0 1 0 1 0 1												
<b>Joe McEwing, R</b> OBP: 0.257, SLG: 0.277										0 0 0 0 0 0 0												
<b>Jason Phillips, R</b> OBP: 0.313, SLG: 0.400										3 1 1 1 0 0 3												
<b>Karim Garcia, L</b> OBP: 0.285, SLG: 0.403										3 0 0 0 0 1 0												
<b>Ricky Bottalico, L</b>										0 0 0 0 0 0 0												
<b>Shane Spencer, R</b> OBP: 0.357, SLG: 0.427										1 1 0 0 0 0 2												
<b>Ty Wigginton, R</b> OBP: 0.300, SLG: 0.475										4 1 2 0 0 0 2												
<b>Mike Cameron, R</b> OBP: 0.305, SLG: 0.379										4 0 1 2 0 1 2												
<b>Matt Ginter, R</b> OBP: 0.500, SLG: 0.400										1 0 0 0 0 1 1												
<b>Orber Moreno, R</b>										1 0 0 0 0 0 0												
<b>Eric Valent, L</b> OBP: 0.360, SLG: 0.432										2 0 0 0 0 0 2												
<b>Inning Stats</b>	R: 1 E: 0 K: 0 S: 11	H: 2 LOB: 1 BB: 0 P: 16	R: 0 E: 0 K: 2 S: 10	H: 1 LOB: 1 BB: 0 P: 15	R: 0 E: 0 K: 0 S: 7	H: 0 LOB: 0 BB: 0 P: 11	R: 1 E: 0 K: 0 S: 9	H: 2 LOB: 1 BB: 0 P: 15	R: 1 E: 0 K: 1 S: 9	H: 2 LOB: 2 BB: 1 P: 19	R: 0 E: 0 K: 1 S: 6	H: 0 LOB: 0 BB: 0 P: 11	R: 0 E: 0 K: 1 S: 15	H: 1 LOB: 1 BB: 0 P: 20	R: 2 E: 1 K: 0 S: 10	H: 2 LOB: 2 BB: 0 P: 14	R: 0 E: 0 K: 2 S: 8	H: 0 LOB: 0 BB: 0 P: 9	1B: 4 2B: 5 3B: 0 HR: 1	SF: 0 SAC: 1 DP: 0 HBP: 0	WP: 0 PB: 0 SB: 2 CS: 0	PA: 39
<b>PITCHER</b>	IP WLS BF H R ER SO BB IBB HBP BLK WP HR S P ERA WHIP											<b>PITCHER</b>	IP WLS BF H R ER SO BB IBB HBP BLK WP HR S P ERA WHIP									
<b>39 Brett Myers, R</b> ERA: 4.24	3.0 L 12 3 1 1 2 0 0 0 0 0 0 0 28 42 3.00 1.000											<b>39 Brett Myers, R</b> ERA: 4.24	3.0 L 12 3 1 1 2 0 0 0 0 0 0 0 28 42 3.00 1.000									
<b>Amaury Telemaco, R</b> ERA: 4.13	2.0 11 4 2 2 1 0 1 0 0 0 0 1 18 34 9.00 2.000											<b>Amaury Telemaco, R</b> ERA: 4.13	2.0 11 4 2 2 1 0 1 0 0 0 0 1 18 34 9.00 2.000									
<b>Geoff Geary, R</b> ERA: 5.09	2.0 7 1 0 0 2 0 0 0 0 0 0 0 21 31 0.00 0.500											<b>Geoff Geary, R</b> ERA: 5.09	2.0 7 1 0 0 2 0 0 0 0 0 0 0 21 31 0.00 0.500									
<b>Roberto Hernandez, R</b> ERA: 5.09	1.0 6 2 2 0 0 0 0 0 0 0 0 0 10 14 0.00 2.000											<b>Roberto Hernandez, R</b> ERA: 5.09	1.0 6 2 2 0 0 0 0 0 0 0 0 0 10 14 0.00 2.000									
<b>63 Ryan Madson, R</b> ERA: 0.88	1.0 3 0 0 0 2 0 0 0 0 0 0 0 8 9 0.00 0.000											<b>63 Ryan Madson, R</b> ERA: 0.88	1.0 3 0 0 0 2 0 0 0 0 0 0 0 8 9 0.00 0.000									

Batter	1	2	3	4	5	6	7	8	9	AB R H RBI BB SO LOB	BOTTOM											
<b>Marlon Byrd, R</b> OBP: 0.501, SLG: 0.306										4 0 0 0 0 2 4	<b>New York Mets @ Philadelphia Phillies</b> Citizens Bank Park, Philadelphia, PA Mon May 31 2004, 1:05 PM EDT Att: 43,620 - Unknown - 67 F											
<b>Roberto Hernandez, R</b>										0 0 0 0 0 0 0												
<b>Todd Pratt, R</b> OBP: 0.395, SLG: 0.355										1 0 0 0 0 1 0												
<b>David Bell, R</b> OBP: 0.372, SLG: 0.473										5 0 2 2 0 0 0												
<b>Bobby Abreu, L</b> OBP: 0.409, SLG: 0.546										2 0 1 0 2 1 0												
<b>Jim Thome, L</b> OBP: 0.413, SLG: 0.638										4 0 0 0 0 0 6												
<b>Pat Burrell, R</b> OBP: 0.422, SLG: 0.552										3 1 1 1 1 1 1												
<b>26 Chase Utley, L</b> OBP: 0.299, SLG: 0.514										4 1 0 0 0 0 1												
<b>Mike Lieberthal, R</b> OBP: 0.291, SLG: 0.391										3 0 0 0 1 1 2												
<b>63 Ryan Madson, L</b>										0 0 0 0 0 0 0												
<b>Tomas Perez, S</b> OBP: 0.288, SLG: 0.532										4 1 1 0 0 0 2												
<b>39 Brett Myers, R</b> ERA: 2.75	3.0 W 12 3 2 0 2 2 0 0 0 0 0 0 22 34 0.00 0.333											<b>39 Brett Myers, R</b> ERA: 2.75	3.0 W 12 3 2 0 2 2 0 0 0 0 0 0 22 34 0.00 0.333									
<b>Orber Moreno, R</b> ERA: 3.42	2.0 H 7 1 0 0 1 1 0 0 0 0 0 0 14 23 0.00 1.200											<b>Orber Moreno, R</b> ERA: 3.42	2.0 H 7 1 0 0 1 1 0 0 0 0 0 0 14 23 0.00 1.200									
<b>Ricky Bottalico, R</b> ERA: 1.35	1.2 H 7 1 0 0 1 1 0 0 0 0 0 0 14 23 0.00 1.200											<b>Ricky Bottalico, R</b> ERA: 1.35	1.2 H 7 1 0 0 1 1 0 0 0 0 0 0 14 23 0.00 1.200									
<b>Mike Stanton, L</b> ERA: 4.23	0.1 H 2 0 0 0 0 1 0 0 0 0 0 0 3 8 0.00 3.000											<b>Mike Stanton, L</b> ERA: 4.23	0.1 H 2 0 0 0 0 1 0 0 0 0 0 0 3 8 0.00 3.000									
<b>Dan Wheeler, R</b> ERA: 4.67	1.0 H 4 1 1 1 1 0 0 0 0 0 0 1 13 16 9.00 1.000											<b>Dan Wheeler, R</b> ERA: 4.67	1.0 H 4 1 1 1 1 0 0 0 0 0 0 1 13 16 9.00 1.000									
<b>Inning Stats</b>	R: 0 E: 0 K: 1 S: 8	H: 0 LOB: 0 BB: 0 P: 12	R: 0 E: 0 K: 0 S: 7	H: 0 LOB: 0 BB: 0 P: 9	R: 0 E: 0 K: 0 S: 7	H: 0 LOB: 1 BB: 1 P: 13	R: 0 E: 0 K: 1 S: 12	H: 1 LOB: 1 BB: 0 P: 14	R: 2 E: 2 K: 1 S: 25	H: 2 LOB: 3 BB: 2 P: 37	R: 0 E: 0 K: 0 S: 6	H: 0 LOB: 1 BB: 1 P: 13	R: 0 E: 0 K: 1 S: 11	H: 1 LOB: 2 BB: 1 P: 18	R: 1 E: 0 K: 1 S: 13	H: 1 LOB: 0 BB: 0 P: 16	R: 0 E: 0 K: 1 S: 8	H: 0 LOB: 0 BB: 0 P: 12	1B: 4 2B: 0 3B: 0 HR: 1	SF: 0 SAC: 1 DP: 0 HBP: 0	WP: 0 PB: 0 SB: 0 CS: 0	PA: 38
<b>PITCHER</b>	IP WLS BF H R ER SO BB IBB HBP BLK WP HR S P ERA WHIP											<b>PITCHER</b>	IP WLS BF H R ER SO BB IBB HBP BLK WP HR S P ERA WHIP									
<b>Matt Ginter, R</b> ERA: 2.75	3.0 W 12 3 2 0 2 2 0 0 0 0 0 0 22 34 0.00 0.333											<b>Matt Ginter, R</b> ERA: 2.75	3.0 W 12 3 2 0 2 2 0 0 0 0 0 0 22 34 0.00 0.333									
<b>Orber Moreno, R</b> ERA: 3.42	2.0 H 7 1 0 0 1 1 0 0 0 0 0 0 14 23 0.00 1.200											<b>Orber Moreno, R</b> ERA: 3.42	2.0 H 7 1 0 0 1 1 0 0 0 0 0 0 14 23 0.00 1.200									
<b>Ricky Bottalico, R</b> ERA: 1.35	1.2 H 7 1 0 0 1 1 0 0 0 0 0 0 14 23 0.00 1.200											<b>Ricky Bottalico, R</b> ERA: 1.35	1.2 H 7 1 0 0 1 1 0 0 0 0 0 0 14 23 0.00 1.200									
<b>Mike Stanton, L</b> ERA: 4.23	0.1 H 2 0 0 0 0 1 0 0 0 0 0 0 3 8 0.00 3.000											<b>Mike Stanton, L</b> ERA: 4.23	0.1 H 2 0 0 0 0 1 0 0 0 0 0 0 3 8 0.00 3.000									
<b>Dan Wheeler, R</b> ERA: 4.67	1.0 H 4 1 1 1 1 0 0 0 0 0 0 1 13 16 9.00 1.000											<b>Dan Wheeler, R</b> ERA: 4.67	1.0 H 4 1 1 1 1 0 0 0 0 0 0 1 13 16 9.00 1.000									



Batter	1	2	3	4	5	6	7	8	9	10	AB	R	H	RBI	BB	SO	LOB	TOP									
Kazuo Matsui, S OBP: 0.345, SLG: 0.429 (1, 6)	P6		K		K		L8			1B	5	1	1	0	0	2	3	<b>New York Mets @ Philadelphia Phillies</b> Citizens Bank Park, Philadelphia, PA Tue Jun 01 2004, 7:05 PM EDT Att. 34,436 - Sunny - 68 F									
Todd Zeile, R OBP: 0.348, SLG: 0.434 (1, 5)	K				K			HR		HR	5	2	3	2	0	2	2										
Cliff Floyd, L OBP: 0.340, SLG: 0.482 (1, 7)			P4			G4-3		G3-1		K	4	0	0	0	1	1	2										
31 Mike Piazza, R OBP: 0.400, SLG: 0.533 Mike Stanton, L OBP: 1.000, SLG: 1.000 Ricky Bottalico, L (8, 1) Vance Wilson, R OBP: 0.327, SLG: 0.432 (10, PH)	F8				F9	L8		G4-3		HR	4	0	0	0	0	0	1										
Jason Phillips, R OBP: 0.309, SLG: 0.389 (1, 2)		G1-3		K				G6-3		K	4	0	0	0	0	2	0										
Karim Garcia, L OBP: 0.261, SLG: 0.395 David Weathers, R (6, 1)		F7			F8		L7			G4-3	3	0	0	0	0	0	1										
Eric Valent, L OBP: 0.363, SLG: 0.433 Braden Looper, R (10, 1)								SH1-4			2	0	1	0	0	0	0										
Ty Wigginton, R OBP: 0.301, SLG: 0.480 (1, 4)		2B			G6-3		F8		SH1-4		3	0	1	0	0	0	0										
Mike Cameron, R OBP: 0.304, SLG: 0.382 (1, 8)		F8					B3		F7		4	0	1	0	0	0	2										
Al Leiter, L OBP: 0.214, SLG: 0.231 Shane Spencer, R OBP: 0.359, SLG: 0.424 (6, 9)				K				S		G4-3	2	0	1	0	0	1	0										
<b>Inning Stats</b>	R: 0 E: 0 K: 1 S: 9	H: 0 LOB: 1 BB: 1 P: 14	R: 0 E: 0 K: 0 S: 6	H: 1 LOB: 1 BB: 0 P: 8	R: 0 E: 0 K: 2 S: 9	H: 1 LOB: 1 BB: 0 P: 11	R: 0 E: 0 K: 1 S: 7	H: 0 LOB: 0 BB: 0 P: 11	R: 0 E: 0 K: 2 S: 15	H: 2 LOB: 2 BB: 0 P: 23	R: 0 E: 0 K: 0 S: 7	H: 0 LOB: 1 BB: 1 P: 18	R: 0 E: 0 K: 0 S: 7	H: 0 LOB: 1 BB: 1 P: 14	R: 1 E: 0 K: 0 S: 9	H: 1 LOB: 0 BB: 0 P: 15	R: 0 E: 0 K: 0 S: 7	H: 1 LOB: 1 BB: 0 P: 8	R: 3 E: 0 K: 2 S: 15	H: 3 LOB: 0 BB: 0 P: 17	1B: 5 2B: 2 3B: 0 HR: 2	SF: 0 SAC: 1 DP: 0 HBP: 1	WP: 0 PB: 0 SB: 2 CS: 0	PA: 42			
<b>PITCHER</b>	IP WLS BF H R ER SO BB IBB HBP BLK WP HR S P ERA WHIP	IP WLS BF H R ER SO BB IBB HBP BLK WP HR S P ERA WHIP	IP WLS BF H R ER SO BB IBB HBP BLK WP HR S P ERA WHIP	IP WLS BF H R ER SO BB IBB HBP BLK WP HR S P ERA WHIP	IP WLS BF H R ER SO BB IBB HBP BLK WP HR S P ERA WHIP	IP WLS BF H R ER SO BB IBB HBP BLK WP HR S P ERA WHIP	IP WLS BF H R ER SO BB IBB HBP BLK WP HR S P ERA WHIP	IP WLS BF H R ER SO BB IBB HBP BLK WP HR S P ERA WHIP	IP WLS BF H R ER SO BB IBB HBP BLK WP HR S P ERA WHIP	IP WLS BF H R ER SO BB IBB HBP BLK WP HR S P ERA WHIP	IP WLS BF H R ER SO BB IBB HBP BLK WP HR S P ERA WHIP	IP WLS BF H R ER SO BB IBB HBP BLK WP HR S P ERA WHIP	IP WLS BF H R ER SO BB IBB HBP BLK WP HR S P ERA WHIP	IP WLS BF H R ER SO BB IBB HBP BLK WP HR S P ERA WHIP	IP WLS BF H R ER SO BB IBB HBP BLK WP HR S P ERA WHIP	IP WLS BF H R ER SO BB IBB HBP BLK WP HR S P ERA WHIP	IP WLS BF H R ER SO BB IBB HBP BLK WP HR S P ERA WHIP	IP WLS BF H R ER SO BB IBB HBP BLK WP HR S P ERA WHIP	IP WLS BF H R ER SO BB IBB HBP BLK WP HR S P ERA WHIP	IP WLS BF H R ER SO BB IBB HBP BLK WP HR S P ERA WHIP	IP WLS BF H R ER SO BB IBB HBP BLK WP HR S P ERA WHIP	IP WLS BF H R ER SO BB IBB HBP BLK WP HR S P ERA WHIP	IP WLS BF H R ER SO BB IBB HBP BLK WP HR S P ERA WHIP	IP WLS BF H R ER SO BB IBB HBP BLK WP HR S P ERA WHIP	IP WLS BF H R ER SO BB IBB HBP BLK WP HR S P ERA WHIP	IP WLS BF H R ER SO BB IBB HBP BLK WP HR S P ERA WHIP	IP WLS BF H R ER SO BB IBB HBP BLK WP HR S P ERA WHIP

AB	38
R	4
H	9
RBI	4
BB	2
SO	8
LOB	12



Batter	1	2	3	4	5	6	7	8	9	10	AB	R	H	RBI	BB	SO	LOB	BOTTOM									
11 Jimmy Rollins, S OBP: 0.303, SLG: 0.335 (1, 6)	G5-3				SH3		G3-1				4	0	2	0	0	0	1	<b>New York Mets @ Philadelphia Phillies</b> Citizens Bank Park, Philadelphia, PA Tue Jun 01 2004, 7:05 PM EDT Att. 34,436 - Sunny - 68 F									
Doug Gianville, R OBP: 0.288, SLG: 0.304 Bobby Abreu, L OBP: 0.407, SLG: 0.543 (9, PH)	BB				G4-3					F8	3	0	2	1	1	0	1										
Jason Michaels, R OBP: 0.343, SLG: 0.286 (10, 8)	1B				G5-4-3						1	0	0	0	0	0	2										
Jason Michaels, R OBP: 0.343, SLG: 0.286 (10, 8)	BB				G5-4-3						4	0	0	0	1	1	6										
Jim Thome, L OBP: 0.413, SLG: 0.631 (1, 3)	F8				F8						5	0	2	0	0	1	2										
Pat Burrell, R OBP: 0.417, SLG: 0.539 (1, 7)	F7										4	0	0	0	1	1	4										
David Bell, R OBP: 0.374, SLG: 0.471 Tim Worrell, L (9, 1)											3	0	1	0	1	1	1										
Mike Lieberthal, R OBP: 0.289, SLG: 0.389 (10, PH)											0	0	0	0	0	0	0										
Todd Pratt, R OBP: 0.349, SLG: 0.306 (1, 2)											1	0	0	0	0	0	1										
26 Chase Utley, L OBP: 0.284, SLG: 0.487 (1, 4)											4	0	0	0	0	0	2										
Kevin Millwood, R OBP: 0.208, SLG: 0.292 Ricky Ledee, L OBP: 0.451, SLG: 0.581 Rheal Cormier, L (8, 1)					G4-3						2	0	1	0	0	0	0										
63 Ryan Madson, L (8, 1)											1	1	1	0	0	0	0										
63 Ryan Madson, L (8, 1)											0	0	0	0	0	0	0										
Tomas Perez, S OBP: 0.299, SLG: 0.532 (9, 5)											0	0	0	0	1	0	0										
<b>Inning Stats</b>	R: 0 E: 0 K: 0 S: 12	H: 1 LOB: 2 BB: 1 P: 23	R: 0 E: 0 K: 0 S: 7	H: 0 LOB: 0 BB: 0 P: 12	R: 0 E: 0 K: 0 S: 9	H: 1 LOB: 1 BB: 1 P: 14	R: 0 E: 0 K: 0 S: 14	H: 0 LOB: 2 BB: 2 P: 26	R: 0 E: 0 K: 0 S: 6	H: 1 LOB: 1 BB: 1 P: 9	R: 0 E: 0 K: 1 S: 13	H: 1 LOB: 1 BB: 0 P: 19	R: 1 E: 0 K: 0 S: 10	H: 2 LOB: 1 BB: 0 P: 13	R: 0 E: 0 K: 3 S: 11	H: 1 LOB: 1 BB: 0 P: 15	R: 0 E: 0 K: 1 S: 12	H: 1 LOB: 2 BB: 1 P: 21	R: 0 E: 0 K: 1 S: 13	H: 1 LOB: 1 BB: 0 P: 19	1B: 7 2B: 2 3B: 0 HR: 0	SF: 0 SAC: 1 DP: 0 HBP: 0	WP: 1 PB: 0 SB: 0 CS: 0	PA: 43			
<b>PITCHER</b>	IP WLS BF H R ER SO BB IBB HBP BLK WP HR S P ERA WHIP	IP WLS BF H R ER SO BB IBB HBP BLK WP HR S P ERA WHIP	IP WLS BF H R ER SO BB IBB HBP BLK WP HR S P ERA WHIP	IP WLS BF H R ER SO BB IBB HBP BLK WP HR S P ERA WHIP	IP WLS BF H R ER SO BB IBB HBP BLK WP HR S P ERA WHIP	IP WLS BF H R ER SO BB IBB HBP BLK WP HR S P ERA WHIP	IP WLS BF H R ER SO BB IBB HBP BLK WP HR S P ERA WHIP	IP WLS BF H R ER SO BB IBB HBP BLK WP HR S P ERA WHIP	IP WLS BF H R ER SO BB IBB HBP BLK WP HR S P ERA WHIP	IP WLS BF H R ER SO BB IBB HBP BLK WP HR S P ERA WHIP	IP WLS BF H R ER SO BB IBB HBP BLK WP HR S P ERA WHIP	IP WLS BF H R ER SO BB IBB HBP BLK WP HR S P ERA WHIP	IP WLS BF H R ER SO BB IBB HBP BLK WP HR S P ERA WHIP	IP WLS BF H R ER SO BB IBB HBP BLK WP HR S P ERA WHIP	IP WLS BF H R ER SO BB IBB HBP BLK WP HR S P ERA WHIP	IP WLS BF H R ER SO BB IBB HBP BLK WP HR S P ERA WHIP	IP WLS BF H R ER SO BB IBB HBP BLK WP HR S P ERA WHIP	IP WLS BF H R ER SO BB IBB HBP BLK WP HR S P ERA WHIP	IP WLS BF H R ER SO BB IBB HBP BLK WP HR S P ERA WHIP	IP WLS BF H R ER SO BB IBB HBP BLK WP HR S P ERA WHIP	IP WLS BF H R ER SO BB IBB HBP BLK WP HR S P ERA WHIP	IP WLS BF H R ER SO BB IBB HBP BLK WP HR S P ERA WHIP	IP WLS BF H R ER SO BB IBB HBP BLK WP HR S P ERA WHIP	IP WLS BF H R ER SO BB IBB HBP BLK WP HR S P ERA WHIP	IP WLS BF H R ER SO BB IBB HBP BLK WP HR S P ERA WHIP	IP WLS BF H R ER SO BB IBB HBP BLK WP HR S P ERA WHIP	IP WLS BF H R ER SO BB IBB HBP BLK WP HR S P ERA WHIP

AB	37
R	1
H	9
RBI	1
BB	5
SO	6
LOB	25









Batter	1	2	3	4	5	6	7	8	9	AB	R	H	RBI	BB	SO	LOB	TOP					
Luis Castillo, S OBP: 0.344, SLG: 0.333 (1, 4)										4	0	1	0	0	2	0	<b>Florida Marlins @ New York Mets</b> Shea Stadium, Flushing, NY Thu Jun 03 2004, 7:10 PM EDT Att: 20,832 - Cloudy - 74 F					
Juan Pierre, L OBP: 0.366, SLG: 0.393 (1, 8)										4	0	0	0	0	0	1						
Mike Lowell, R OBP: 0.424, SLG: 0.652 (1, 5)										2	0	0	0	2	0	1						
Miguel Cabrera, R OBP: 0.355, SLG: 0.537 (1, 9)										4	0	1	0	0	0	2						
Jeff Conine, R OBP: 0.320, SLG: 0.419 (1, 7)										4	0	0	0	0	1	3						
Hee-Seop Choi, L OBP: 0.371, SLG: 0.541 (1, 3)										3	1	1	0	0	0	0						
Damion Easley, R OBP: 0.364, SLG: 0.458 (1, 6)										3	0	0	0	0	0	1						
Mike Redmond, R OBP: 0.330, SLG: 0.376 (1, 2)										3	0	0	1	0	0	0						
A.J. Burnett, R Dontrelle Willis, L Justin Wayne, R 40 Nate Bump, L Mike Montecal, R Darren Oliver, L (1, 1) (5, Ph) (5, 1) (6, 1) (8, Ph) (8, 1)										1	0	0	0	0	1	0						
										1	0	0	0	0	1	0						
<b>Inning Stats</b>	R: 0 E: 0 K: 0 S: 9	H: 1 LOB: 1 BB: 0 P: 14	R: 0 E: 0 K: 0 S: 7	H: 0 LOB: 0 BB: 0 P: 10	R: 0 E: 0 K: 2 S: 8	H: 0 LOB: 0 BB: 0 P: 9	R: 0 E: 0 K: 0 S: 6	H: 0 LOB: 1 BB: 1 P: 12	R: 1 E: 0 K: 1 S: 15	H: 1 LOB: 0 BB: 0 P: 22	R: 0 E: 1 K: 1 S: 10	H: 1 LOB: 2 BB: 1 P: 21	R: 0 E: 0 K: 0 S: 4	H: 0 LOB: 0 BB: 0 P: 7	R: 0 E: 0 K: 0 S: 7	H: 0 LOB: 0 BB: 0 P: 10	R: 0 E: 0 K: 1 S: 10	H: 0 LOB: 0 BB: 0 P: 14	1B: 2 2B: 1 3B: 0 HR: 0	SF: 0 SAC: 0 DP: 0 HBP: 0	WP: 0 PB: 0 SB: 0 CS: 0	PA: 32
<b>PITCHER</b>	IP WLS BF H R ER SO BB IBB HBP BLK WP HR S P ERA WHIP	6.0 W 23 3 1 1 4 2 0 0 0 0 0 55 88 1.50 0.833	2.0 H 6 0 0 0 0 0 0 0 0 0 0 0 11 17 0.00 0.000	1.0 S 3 0 0 0 1 0 0 0 0 0 0 0 10 14 0.00 0.000											IP WLS BF H R ER SO BB IBB HBP BLK WP HR S P ERA WHIP							
Jae Weong Seo, R ERA: 4.53																						
Mike Stanton, L ERA: 3.9																						
Braden Looper, R ERA: 1.2																						

Batter	1	2	3	4	5	6	7	8	9	AB	R	H	RBI	BB	SO	LOB	BOTTOM					
Kazuo Matsui, S OBP: 0.340, SLG: 0.423 (1, 6)										3	0	0	0	1	1	1	<b>Florida Marlins @ New York Mets</b> Shea Stadium, Flushing, NY Thu Jun 03 2004, 7:10 PM EDT Att: 20,832 - Cloudy - 74 F					
Todd Zeile, R OBP: 0.340, SLG: 0.466 (1, 5) (9, 3)										4	0	0	0	0	1	1						
Cliff Floyd, L OBP: 0.330, SLG: 0.457 (1, 7)										4	0	2	0	0	0	0						
31 Mike Piazza, R OBP: 0.399, SLG: 0.524 Braden Looper, R (1, 3) (9, 1)										3	1	0	0	1	1	2						
Jason Phillips, R OBP: 0.301, SLG: 0.375 (1, 2)										4	1	1	0	0	0	0						
Karin Garcia, L OBP: 0.272, SLG: 0.410 Mike Stanton, L Joe McEwing, R (1, 9) (7, 1) (9, 4)										3	1	2	0	0	1	0						
Ty Wigginton, R OBP: 0.307, SLG: 0.500 (1, 4) (9, 5)										3	1	2	2	0	0	0						
Mike Cameron, R OBP: 0.298, SLG: 0.378 (1, 8)										3	0	1	2	0	0	2						
Jae Weong Seo, R OBP: 0.200, SLG: 0.143 Shane Spencer, R (1, 1) (7, 9)										2	0	0	0	0	1	1						
<b>Inning Stats</b>	R: 0 E: 0 K: 1 S: 12	H: 1 LOB: 1 BB: 0 P: 21	R: 2 E: 0 K: 1 S: 18	H: 3 LOB: 1 BB: 0 P: 30	R: 0 E: 0 K: 1 S: 6	H: 1 LOB: 0 BB: 0 P: 12	R: 0 E: 0 K: 1 S: 12	H: 0 LOB: 0 BB: 0 P: 20	R: 0 E: 0 K: 1 S: 8	H: 0 LOB: 1 BB: 1 P: 13	R: 2 E: 0 K: 0 S: 13	H: 3 LOB: 3 BB: 1 P: 23	R: 0 E: 0 K: 0 S: 6	H: 0 LOB: 0 BB: 0 P: 9	R: 0 E: 0 K: 0 S: 6	H: 0 LOB: 0 BB: 0 P: 9	R: 0 E: 0 K: 0 S: 6	H: 0 LOB: 0 BB: 0 P: 9	1B: 6 2B: 2 3B: 1 HR: 0	SF: 0 SAC: 0 DP: 1 HBP: 0	WP: 0 PB: 0 SB: 2 CS: 1	PA: 32
<b>PITCHER</b>	IP WLS BF H R ER SO BB IBB HBP BLK WP HR S P ERA WHIP	4.0 L 16 5 2 2 4 2 0 0 0 0 0 0 18 31 13.50 3.750	1.1 9 3 2 2 1 2 0 0 0 0 0 0 9 14 0.00 0.000	1.2 4 0 0 0 0 0 0 0 0 0 0 0 6 9 0.00 0.000											IP WLS BF H R ER SO BB IBB HBP BLK WP HR S P ERA WHIP							
A.J. Burnett, R ERA: 4.5																						
Justin Wayne, R ERA: 5.53																						
40 Nate Bump, R ERA: 5.13																						
Darren Oliver, L ERA: 7.59																						











Batter	1	2	3	4	5	6	7	8	9	AB	R	H	RBI	BB	SO	LOB	TOP
Juan Pierre, L OBP: 0.360, SLG: 0.385	0-0 CS 1B		0-1 F7		2-1 F7		0-0 B2-3		0-0 1B 1B	5	0	2	1	0	0	1	
Luis Castillo, S OBP: 0.343, SLG: 0.340	1-2 SAFE 1-2 SAFE 1-2 SAFE	3-3 SAFE 1-2 SAFE	3-2 G5-3		4-2 BB WP BB		3-1 1B		0-3 K	4	0	1	0	1	2	3	
Mike Lowell, R OBP: 0.422, SLG: 0.635	1-1 1B		3-2 P5		1-1 F7		2-1 F9		0-0 1B 1B	5	0	2	1	0	0	3	
Miguel Cabrera, R OBP: 0.358, SLG: 0.537	3-3 K			1-1 P6		0-0 F7		2-3 K	1-2 1B 1B	5	0	1	0	0	2	2	
Jeff Conine, R OBP: 0.332, SLG: 0.413		4-1 BB BB		4-2 S BB		1-2 BB BB		2-2 F8	0-0 P3	2	0	0	0	3	0	3	
Damon Easley, R OBP: 0.397, SLG: 0.537		2-1 F7		2-1 G5-3		4-1 1B		1-2 1B	1-1 F8	2	0	0	0	1	0	2	
Darren Oliver, R OBP: 0.176, SLG: 0.176										0	0	0	0	0	0	0	
Lenny Harris, L OBP: 0.250, SLG: 0.281										1	0	1	0	0	0	0	
40 Nate Bump, L										0	0	0	0	0	0	0	
Mike Mordecai, R OBP: 0.235, SLG: 0.242										1	0	0	0	0	0	3	
Alex Gonzalez, R OBP: 0.251, SLG: 0.374		4-2 1B BB		2-3 K		2-2 F9		0-1 P2		3	0	0	0	1	1	5	
Mike Redmond, R OBP: 0.333, SLG: 0.374		1-0 F7		3-3 K		2-2 G6-3		1-2 2B 1B 1B		4	1	1	0	0	1	2	
Brad Penny, R OBP: 0.097, SLG: 0.097		1-2 K		1-2 G6-3		0-0 1B B2-3 1B		2-2 1B 2B		2	0	0	0	0	1	2	
Hee-Seop Choi, L OBP: 0.351, SLG: 0.545										2	1	2	0	0	0	0	
<b>Inning Stats</b>	R: 0 H: 2 E: 0 K: 2 S: 14	H: 0 R: 0 ER: 0 SO: 2 BB: 2 P: 21	H: 0 R: 0 ER: 0 SO: 2 BB: 2 P: 22	H: 0 R: 0 ER: 0 SO: 1 BB: 0 P: 15	H: 0 R: 0 ER: 0 SO: 1 BB: 1 P: 18	H: 0 R: 0 ER: 0 SO: 1 BB: 0 P: 14	H: 0 R: 0 ER: 0 SO: 3 BB: 3 P: 29	H: 2 R: 0 ER: 0 SO: 1 BB: 0 P: 16	H: 1 R: 2 ER: 0 SO: 1 BB: 0 P: 17	H: 5 R: 4 ER: 0 SO: 2 BB: 3 P: 24	1B: 9 2B: 2 3B: 0 HR: 0	SF: 0 SAC: 0 DP: 1 HBP: 0	WP: 1 PB: 0 SB: 1 CS: 1	PA: 42			
<b>PITCHER</b>	IP WLS BF H R ER SO BB IBB HBP BLK WP HR S P ERA WHIP																
Al Leiter, L ERA: 1.98	5.2 W 24 2 0 0 5 6 0 0 0 1 0 61 114 0.00 1.412																
David Weathers, R ERA: 4.34	2.1 H 10 3 0 0 1 0 0 0 0 0 0 24 38 0.00 1.286																
Braden Looper, R ERA: 1.74	1.0 8 5 2 2 1 0 0 0 0 0 0 19 24 18.00 5.000																

Florida Marlins @ New York Mets  
Shea Stadium, Flushing, NY  
Sun Jun 06 2004, 1:10 PM EDT  
Att: 25,835 - Overcast - 58 F

AB 36  
R 2  
H 10  
RBI 2  
BB 6  
SO 7  
LOB 26



Batter	1	2	3	4	5	6	7	8	9	AB	R	H	RBI	BB	SO	LOB	BOTTOM
Kazuo Matsui, S OBP: 0.335, SLG: 0.412	1-3 K	0-1 P6		1-1 G1-3		0-1 L1				4	0	0	0	0	1	1	
Todd Zeile, R OBP: 0.338, SLG: 0.458	1-1 31 2B 1B	2-2 P6		3-1 G5-3		2-1 F8				4	1	1	0	0	0	0	
Shane Spencer, R OBP: 0.362, SLG: 0.419	1-0 E5 31 2B 1B		1-2 1B	2-2 31 HR 2B		0-1 G1-3				4	2	2	0	0	0	1	
31 Mike Piazza, R OBP: 0.398, SLG: 0.565	2-2 F8 1B 2B		0-0 F9	1-1 HR		1-2 F9				4	2	2	4	0	0	1	
Eric Valent, L OBP: 0.356, SLG: 0.424										0	0	0	0	0	0	0	
Jason Phillips, R OBP: 0.297, SLG: 0.366	3-1 F8		0-0 F9	3-2 F7		0-2 FC4-6 1B 1B				4	0	1	0	0	0	2	
Karim Garcia, L OBP: 0.274, SLG: 0.407	1-1 S		1-0 G6-3	2-2 S 1B		2-0 FC4-6 1B				3	0	2	1	0	0	1	
David Weathers, R										0	0	0	0	0	0	0	
Danny Garcia, R OBP: 0.356, SLG: 0.354										1	0	1	0	0	0	0	
Braden Looper, R										0	0	0	0	0	0	0	
Ty Wigginton, R OBP: 0.316, SLG: 0.486	1-2 BB		1-3 K	1-3 K		0-0 FC4-6 1B 1B				3	0	0	0	1	2	3	
Mike Cameron, R OBP: 0.300, SLG: 0.368	0-0 P3		3-2 F8	2-3 K		2-2 L6-3				4	0	0	0	0	1	4	
Al Leiter, L OBP: 0.250, SLG: 0.267		2-3 K		1-1 1B		1-1 P6				2	0	1	0	0	1	0	
Joe McEwing, R OBP: 0.254, SLG: 0.273										1	0	0	0	0	0	0	
<b>Inning Stats</b>	R: 3 H: 3 E: 1 K: 1 S: 16	H: 0 R: 0 ER: 0 SO: 1 BB: 0 P: 16	H: 1 R: 0 ER: 0 SO: 1 BB: 0 P: 8	H: 1 R: 0 ER: 0 SO: 1 BB: 0 P: 16	H: 3 R: 2 ER: 0 SO: 1 BB: 0 P: 34	H: 0 R: 0 ER: 0 SO: 1 BB: 0 P: 10	H: 0 R: 0 ER: 0 SO: 2 BB: 0 P: 10	H: 2 R: 0 ER: 0 SO: 1 BB: 0 P: 12	H: 7 R: 5 ER: 0 SO: 3 BB: 0 HR: 1	SF: 0 SAC: 0 DP: 1 HBP: 0	WP: 0 PB: 0 SB: 2 CS: 0	PA: 35					
<b>PITCHER</b>	IP WLS BF H R ER SO BB IBB HBP BLK WP HR S P ERA WHIP																
Brad Penny, R ERA: 2.62	5.0 L 25 8 5 3 4 1 0 0 0 0 0 66 103 5.40 1.800																
Darren Oliver, L ERA: 7.25	2.0 6 0 0 0 1 0 0 0 0 0 0 14 20 0.00 0.000																
40 Nate Bump, R ERA: 4.98	1.0 4 2 0 0 0 0 0 0 0 0 0 8 12 0.00 2.000																

Florida Marlins @ New York Mets  
Shea Stadium, Flushing, NY  
Sun Jun 06 2004, 1:10 PM EDT  
Att: 25,835 - Overcast - 58 F

AB 34  
R 5  
H 10  
RBI 5  
BB 1  
SO 5  
LOB 13





Batter	1	2	3	4	5	6	7	8	9	AB	R	H	RBI	BB	SO	LOB	TOP										
<b>Kazuo Matsui, S</b> (1, 6) OBP: 0.333, SLG: 0.409										4	0	1	0	0	2	2	<b>New York Mets @ Minnesota Twins</b> Hubert H. Humphrey Metrodome, Minneapolis, MN Tue Jun 08 2004, 8:10 PM EDT Att: 16,181 - Unknown - 70 F <a href="http://livebaseballscorecards.com">livebaseballscorecards.com</a>										
<b>Todd Zeile, R</b> (1, 5) OBP: 0.329, SLG: 0.446										4	0	0	0	0	2	1											
<b>Cliff Floyd, L</b> (1, 7) OBP: 0.319, SLG: 0.452										3	0	1	0	1	1	1											
<b>31 Mike Piazza, R</b> (1, 10) OBP: 0.391, SLG: 0.554										4	0	0	0	0	1	2											
<b>Shane Spencer, R</b> (1, 9) OBP: 0.359, SLG: 0.414										4	0	1	0	0	2	0											
<b>Ty Wigginton, R</b> (1, 4) OBP: 0.314, SLG: 0.486										4	1	1	0	0	0	2											
<b>Mike Cameron, R</b> (1, 8) OBP: 0.300, SLG: 0.364										2	0	0	0	1	1	0											
<b>Jason Phillips, R</b> (1, 3) OBP: 0.292, SLG: 0.360										3	0	0	0	0	0	2											
<b>Vance Wilson, R</b> (1, 2) OBP: 0.333, SLG: 0.451										3	0	1	1	0	0	0											
<b>Inning Stats</b>	R: 0 E: 0 K: 1 S: 11	H: 1 LOB: 0 BB: 0 P: 18	R: 0 E: 0 K: 1 S: 8	H: 0 LOB: 0 BB: 0 P: 11	R: 0 E: 0 K: 1 S: 5	H: 0 LOB: 0 BB: 0 P: 8	R: 0 E: 0 K: 1 S: 8	H: 1 LOB: 1 BB: 0 P: 11	R: 1 E: 0 K: 2 S: 14	H: 2 LOB: 2 BB: 1 P: 22	R: 0 E: 0 K: 1 S: 18	H: 1 LOB: 0 BB: 0 P: 27	R: 0 E: 0 K: 0 S: 10	H: 0 LOB: 0 BB: 0 P: 11	R: 0 E: 0 K: 2 S: 9	H: 0 LOB: 0 BB: 0 P: 11	R: 0 E: 0 K: 0 S: 8	H: 0 LOB: 0 BB: 0 P: 14	1B: 4 2B: 1 3B: 0 HR: 0	SF: 0 SAC: 0 DP: 0 HBP: 0	WP: 0 PB: 0 CS: 1	PA: 34					
<b>PITCHER</b>	IP	WLS	BF	H	R	ER	SO	BB	IBB	HBP	BLK	WP	HR	S	P	ERA	WHIP										
<b>Brad Radke, R</b> (1, 1) ERA: 3.36	7.0		27	5	1	1	7	2	0	0	0	0	0	74	108	1.29	1.000										
<b>Juan Rincon, R</b> (8, 1) ERA: 2.45	2.0	W	6	0	0	0	2	0	0	0	0	0	0	17	25	0.00	0.000										

Batter	1	2	3	4	5	6	7	8	9	AB	R	H	RBI	BB	SO	LOB	BOTTOM										
<b>Doug Mientkiewicz, L</b> (1, 3) OBP: 0.332, SLG: 0.363										3	0	0	0	1	0	0	<b>New York Mets @ Minnesota Twins</b> Hubert H. Humphrey Metrodome, Minneapolis, MN Tue Jun 08 2004, 8:10 PM EDT Att: 16,181 - Unknown - 70 F <a href="http://livebaseballscorecards.com">livebaseballscorecards.com</a>										
<b>Cristian Guzman, S</b> (1, 6) OBP: 0.325, SLG: 0.365										3	0	2	0	1	0	1											
<b>20 Lew Ford, R</b> (1, 7) OBP: 0.404, SLG: 0.513										4	0	1	0	0	0	3											
<b>Corey Koskie, L</b> (1, 5) OBP: 0.335, SLG: 0.521										3	0	1	0	1	0	3											
<b>Tori Hunter, R</b> (1, 8) OBP: 0.323, SLG: 0.500										4	1	1	0	0	1	5											
<b>Jacque Jones, L</b> (1, 9) OBP: 0.314, SLG: 0.447										3	1	1	0	0	0	1											
<b>Matthew LeCroy, R</b> (1, 10) OBP: 0.356, SLG: 0.488										2	0	0	0	1	1	0											
<b>Michael Ryan, L</b> (7, PR) OBP: 0.284, SLG: 0.313										1	0	0	0	0	1	1											
<b>7 Joe Mauer, L</b> (1, 2) OBP: 0.333, SLG: 0.389										4	0	0	1	0	0	2											
<b>Luis Rivas, R</b> (1, 4) OBP: 0.252, SLG: 0.333										3	0	0	0	0	0	1											
<b>5 Michael Cuddyer, R</b> (9, PH) OBP: 0.317, SLG: 0.436										1	0	1	1	0	0	0											
<b>Inning Stats</b>	R: 0 E: 0 K: 1 S: 14	H: 1 LOB: 2 BB: 1 P: 24	R: 0 E: 0 K: 1 S: 7	H: 0 LOB: 0 BB: 0 P: 13	R: 0 E: 0 K: 0 S: 8	H: 0 LOB: 1 BB: 1 P: 13	R: 0 E: 0 K: 0 S: 4	H: 1 LOB: 0 BB: 0 P: 5	R: 0 E: 0 K: 0 S: 6	H: 0 LOB: 0 BB: 0 P: 8	R: 0 E: 0 K: 0 S: 6	H: 0 LOB: 1 BB: 1 P: 13	R: 1 E: 0 K: 0 S: 8	H: 1 LOB: 1 BB: 1 P: 18	R: 0 E: 0 K: 0 S: 10	H: 2 LOB: 2 BB: 0 P: 15	R: 1 E: 1 K: 1 S: 12	H: 2 LOB: 2 BB: 0 P: 20	1B: 6 2B: 1 3B: 0 HR: 0	SF: 0 SAC: 1 DP: 1 HBP: 0	WP: 0 PB: 0 CS: 0	PA: 36					
<b>PITCHER</b>	IP	WLS	BF	H	R	ER	SO	BB	IBB	HBP	BLK	WP	HR	S	P	ERA	WHIP										
<b>Tom Glavine, L</b> (1, 1) ERA: 2.21	8.0		32	5	1	1	2	4	0	0	0	0	0	63	109	1.12	1.125										
<b>Mike Stanton, L</b> (9, 1) ERA: 4.06	0.1	L	4	2	1	0	1	0	0	0	0	0	0	12	20	0.00	6.000										



Batter	1	2	3	4	5	6	7	8	9	AB	R	H	RBI	BB	SO	LOB	TOP								
<b>Kazuo Matsui, S</b> (1, 6) OBP: 0.328, SLG: 0.402										4	0	0	0	0	3	0	<b>New York Mets @ Minnesota Twins</b> Hubert H. Humphrey Metrodome, Minneapolis, MN Wed Jun 09 2004, 8:10 PM EDT Att: 17,507 - Unknown - 70 F								
<b>Todd Zeile, R</b> (1, 5) OBP: 0.327, SLG: 0.441										4	1	1	0	0	1	0									
<b>Cliff Floyd, L</b> (1, 10)										3	1	1	0	0	0	0									
<b>31 Mike Piazza, R</b> (1, 3) OBP: 0.393, SLG: 0.558										4	0	2	2	0	1	1									
<b>Shane Spencer, R</b> (1, 9) OBP: 0.358, SLG: 0.412										3	0	1	0	0	0	0									
<b>Karim Garcia, L</b> (8, PH) OBP: 0.273, SLG: 0.405										1	0	0	0	0	1	1									
<b>Ty Wigginton, R</b> (1, 4) OBP: 0.319, SLG: 0.486										4	0	2	0	0	1	0									
<b>Mike Cameron, R</b> (1, 8) OBP: 0.300, SLG: 0.362										4	0	1	0	0	2	4									
<b>Gerald Williams, R</b> (1, 7) OBP: 0.333, SLG: 1.333										3	1	1	1	0	1	3									
<b>Eric Valent, L</b> (9, PH) OBP: 0.352, SLG: 0.419										1	0	0	0	0	0	1									
<b>Jason Phillips, R</b> (1, 2) OBP: 0.286, SLG: 0.351										4	0	0	0	0	1	1									
<b>Inning Stats</b>	R: 0 E: 0 K: 2 S: 11	H: 0 LOB: 0 BB: 0 P: 15	R: 0 E: 1 K: 1 S: 8	H: 1 LOB: 1 BB: 0 P: 14	R: 0 E: 0 K: 1 S: 9	H: 0 LOB: 0 BB: 0 P: 12	R: 0 E: 0 K: 1 S: 12	H: 1 LOB: 0 BB: 0 P: 15	R: 0 E: 0 K: 1 S: 8	H: 0 LOB: 0 BB: 0 P: 10	R: 1 E: 0 K: 2 S: 17	H: 1 LOB: 0 BB: 0 P: 20	R: 0 E: 0 K: 2 S: 19	H: 3 LOB: 3 BB: 0 P: 27	R: 2 E: 0 K: 1 S: 12	H: 2 LOB: 1 BB: 0 P: 20	R: 0 E: 0 K: 0 S: 6	H: 1 LOB: 1 BB: 0 P: 9	1B: 7 2B: 1 3B: 0 HR: 1	SF: 0 SAC: 0 DP: 0 HBP: 1	WP: 0 PB: 0 SB: 0 CS: 1	PA: 37			
<b>PITCHER</b>	IP	WLS	BF	H	R	ER	SO	BB	IBB	HBP	BLK	WP	HR	S	P	ERA	WHIP								
<b>Johan Santana, L</b> (1, 1) ERA: 5.11	7.0	W	26	6	1	1	10	0	0	0	0	0	1	84	113	1.29	0.857								
<b>Joe Roa, R</b> (8, 1) ERA: 3.0	0.2		3	1	1	1	0	0	0	0	0	0	0	6	9	13.50	1.500								
<b>J.C. Romero, L</b> (8, 1) ERA: 4.91	0.0		2	1	1	1	0	0	0	1	0	0	0	2	4	∞	∞								
<b>36 Joe Nathan, R</b> (8, 1) ERA: 1.67	1.1	S	5	1	0	0	1	0	0	0	0	0	0	10	16	0.00	0.750								

AB	35
R	3
H	9
RBI	3
BB	0
SO	11
LOB	11



Batter	1	2	3	4	5	6	7	8	9	AB	R	H	RBI	BB	SO	LOB	BOTTOM								
<b>Doug Mientkiewicz, L</b> (1, 3) OBP: 0.326, SLG: 0.355										4	0	0	0	0	0	3	<b>New York Mets @ Minnesota Twins</b> Hubert H. Humphrey Metrodome, Minneapolis, MN Wed Jun 09 2004, 8:10 PM EDT Att: 17,507 - Unknown - 70 F								
<b>Cristian Guzman, S</b> (1, 6) OBP: 0.323, SLG: 0.358										4	0	0	0	0	1	2									
<b>20 Lew Ford, R</b> (1, 7) OBP: 0.401, SLG: 0.508										4	0	1	0	0	0	0									
<b>Corey Koskie, L</b> (1, 5) OBP: 0.333, SLG: 0.514										4	1	1	0	0	1	0									
<b>Tori Hunter, R</b> (1, 8) OBP: 0.327, SLG: 0.494										2	1	0	0	2	1	0									
<b>Jacque Jones, L</b> (1, 9) OBP: 0.313, SLG: 0.458										4	1	1	3	0	2	1									
<b>Matthew LeCroy, R</b> (1, 10) OBP: 0.356, SLG: 0.518										3	1	1	1	0	1	0									
<b>7 Joe Mauer, L</b> (1, 2) OBP: 0.375, SLG: 0.524										3	1	2	0	0	1	0									
<b>Luis Rivas, R</b> (1, 4) OBP: 0.262, SLG: 0.359										3	0	2	1	0	0	1									
<b>Inning Stats</b>	R: 0 E: 0 K: 0 S: 10	H: 0 LOB: 0 BB: 0 P: 14	R: 0 E: 0 K: 3 S: 10	H: 0 LOB: 0 BB: 0 P: 15	R: 1 E: 1 K: 1 S: 11	H: 2 LOB: 1 BB: 0 P: 15	R: 4 E: 0 K: 1 S: 19	H: 4 LOB: 1 BB: 1 P: 31	R: 0 E: 0 K: 0 S: 7	H: 1 LOB: 0 BB: 0 P: 9	R: 0 E: 0 K: 1 S: 6	H: 0 LOB: 0 BB: 0 P: 10	R: 0 E: 0 K: 0 S: 7	H: 1 LOB: 1 BB: 0 P: 13	R: 0 E: 0 K: 1 S: 10	H: 0 LOB: 1 BB: 1 P: 17		1B: 3 2B: 2 3B: 1 HR: 2	SF: 0 SAC: 0 DP: 0 HBP: 0	WP: 0 PB: 0 SB: 0 CS: 0	PA: 33				
<b>PITCHER</b>	IP	WLS	BF	H	R	ER	SO	BB	IBB	HBP	BLK	WP	HR	S	P	ERA	WHIP								
<b>Steve Trachsel, R</b> (1, 1) ERA: 3.65	7.0	L	29	8	5	5	6	1	0	0	0	0	0	70	107	6.43	1.286								
<b>David Weathers, R</b> (8, 1) ERA: 4.2	1.0		4	0	0	0	1	1	0	0	0	0	0	10	17	0.00	1.000								





Batter	1	2	3	4	5	6	7	8	9	10	11	12	13	14	15	AB	R	H	RBI	BB	SO	LOB	TOP
<b>Eric Valenzuela, L</b> OBP: 0.343, SLG: 0.406 Shane Spencer, R OBP: 0.326, SLG: 0.410																3	0	0	0	1	0	3	
<b>Kazuo Matsui, S</b> OBP: 0.326, SLG: 0.395																4	1	0	0	1	2	0	
<b>Cliff Floyd, L</b> OBP: 0.331, SLG: 0.486 Joe McEwing, R OBP: 0.254, SLG: 0.273 Jason Phillips, R OBP: 0.286, SLG: 0.347																4	1	2	2	0	1	0	
<b>31 Mike Piazza, R</b> OBP: 0.384, SLG: 0.549																5	0	1	0	2	1	2	
<b>Todd Zelle, R</b> OBP: 0.326, SLG: 0.430																6	0	1	0	1	0	3	
<b>Karim Garcia, L</b> OBP: 0.269, SLG: 0.397																6	0	1	0	0	2	3	
<b>Ty Wigginton, R</b> OBP: 0.313, SLG: 0.474																6	0	1	0	0	1	2	
<b>Mike Cameron, R</b> OBP: 0.296, SLG: 0.356																6	0	1	0	0	3	3	
<b>Vance Wilson, R</b> OBP: 0.303, SLG: 0.404																6	0	0	0	0	1	3	
<b>Inning Stats</b>	R: 1 E: 0 K: 2 S: 11	H: 1 LOB: 0 BB: 0 P: 16	R: 0 E: 0 K: 1 S: 9	H: 1 LOB: 1 BB: 0 P: 16	R: 1 E: 0 K: 0 S: 14	H: 1 LOB: 1 BB: 1 P: 23	R: 0 E: 0 K: 0 S: 6	H: 0 LOB: 0 BB: 0 P: 6	R: 0 E: 0 K: 0 S: 6	H: 1 LOB: 1 BB: 0 P: 11	R: 0 E: 0 K: 0 S: 7	H: 0 LOB: 0 BB: 0 P: 10	R: 0 E: 0 K: 2 S: 8	H: 0 LOB: 3 BB: 0 P: 27	R: 0 E: 0 K: 1 S: 10	H: 2 LOB: 2 BB: 1 P: 18	R: 0 E: 0 K: 0 S: 13	H: 1 LOB: 2 BB: 1 P: 24	1B: 6 2B: 1 3B: 0 HR: 1	SF: 0 SAC: 2 DP: 0 HBP: 1	WP: 0 PB: 0 SB: 1 CS: 0	PA: 59	
<b>PITCHER</b>	IP: 7.0 WLS: 5 BF: 27 ERA: 5.33																						
<b>Kyle Lohse, R</b> ERA: 5.33																							
<b>Aaron Fultz, L</b> ERA: 3.62																							
<b>Juan Rincon, R</b> ERA: 2.3																							
<b>36 Joe Nathan, R</b> ERA: 1.61																							
<b>Joe Roa, R</b> ERA: 2.78																							
<b>PITCHER</b>	IP: 14.1 WLS: 7 BF: 33 ERA: 7.27																						
<b>Grant Balfour, R</b> ERA: 7.27																							

**New York Mets @ Minnesota Twins**  
Hubert H. Humphrey Metrodome, Minneapolis, MN  
Thu Jun 10 2004, 8:10 PM EDT  
Att. 16,706 - Unknown - 70 F

AB: 51  
R: 2  
H: 8  
RBI: 2  
BB: 5  
SO: 13  
LOB: 18



Batter	1	2	3	4	5	6	7	8	9	10	11	12	13	14	15	AB	R	H	RBI	BB	SO	LOB	BOTTOM
<b>Cristian Guzman, S</b> OBP: 0.322, SLG: 0.356																7	0	2	1	0	1	1	
<b>7 Joe Mauer, L</b> OBP: 0.393, SLG: 0.478 Michael Ryan, L OBP: 0.286, SLG: 0.313																2	0	0	0	2	1	0	
<b>20 Lew Ford, R</b> OBP: 0.399, SLG: 0.500																5	0	1	0	0	1	2	
<b>Corey Koskie, L</b> OBP: 0.327, SLG: 0.500																6	0	1	0	0	0	2	
<b>Torii Hunter, R</b> OBP: 0.322, SLG: 0.481																6	0	1	0	0	3	2	
<b>Jacque Jones, L</b> OBP: 0.309, SLG: 0.450																6	0	1	0	0	1	1	
<b>Matthew LeCroy, R</b> OBP: 0.354, SLG: 0.508																6	1	2	0	0	0	1	
<b>Henry Blanco, R</b> OBP: 0.276, SLG: 0.360 Jose Offerman, S OBP: 0.285, SLG: 0.402 Doug Mientkiewicz, L OBP: 0.307, SLG: 0.354																3	1	0	0	0	0	1	
<b>Luis Rivas, R</b> OBP: 0.266, SLG: 0.358																6	1	2	0	0	0	2	
<b>Inning Stats</b>	R: 0 E: 0 K: 1 S: 6	H: 0 LOB: 0 BB: 0 P: 11	R: 0 E: 0 K: 0 S: 8	H: 1 LOB: 2 BB: 0 P: 8	R: 1 E: 0 K: 0 S: 13	H: 2 LOB: 2 BB: 1 P: 21	R: 0 E: 0 K: 0 S: 6	H: 0 LOB: 0 BB: 0 P: 13	R: 0 E: 0 K: 0 S: 6	H: 1 LOB: 1 BB: 0 P: 14	R: 0 E: 0 K: 0 S: 6	H: 0 LOB: 0 BB: 0 P: 9	R: 0 E: 0 K: 1 S: 8	H: 0 LOB: 0 BB: 0 P: 13	R: 0 E: 0 K: 1 S: 6	H: 0 LOB: 0 BB: 0 P: 8	R: 0 E: 0 K: 0 S: 7	H: 3 LOB: 2 BB: 0 P: 10	1B: 11 2B: 2 3B: 0 HR: 0	SF: 0 SAC: 0 DP: 2 HBP: 1	WP: 0 PB: 0 SB: 1 CS: 0	PA: 56	
<b>PITCHER</b>	IP: 7.2 WLS: 1 BF: 28 ERA: 2.43																						
<b>Matt Cimer, R</b> ERA: 2.43																							
<b>Mike Stanton, L</b> ERA: 4.06																							
<b>Braden Looper, R</b> ERA: 1.89																							
<b>John Franco, L</b> ERA: 6.01																							
<b>David Weathers, R</b> ERA: 3.94																							
<b>PITCHER</b>	IP: 14.1 WLS: 7 BF: 33 ERA: 2.55																						
<b>Ricky Bottalico, R</b> ERA: 2.55																							

**New York Mets @ Minnesota Twins**  
Hubert H. Humphrey Metrodome, Minneapolis, MN  
Thu Jun 10 2004, 8:10 PM EDT  
Att. 16,706 - Unknown - 70 F

AB: 52  
R: 3  
H: 12  
RBI: 3  
BB: 3  
SO: 9  
LOB: 12





Batter	1	2	3	4	5	6	7	8	9	AB	R	H	RBI	BB	SO	LOB	TOP			
Gerald Williams, R (1, 9) OBP: 0.500, SLG: 1.125 (8, 8)										5	1	3	0	0	0	3				
Todd Zeile, R (1, 5) OBP: 0.326, SLG: 0.426										4	1	1	0	1	1	2				
Cliff Floyd, L (1, 7) OBP: 0.341, SLG: 0.509										5	1	3	1	0	1	2				
31 Mike Piazza, R (1, 10) OBP: 0.390, SLG: 0.541										5	0	1	0	0	2	5				
Ty Wigginton, R (1, 4) OBP: 0.316, SLG: 0.484										5	1	2	2	0	0	2				
Vance Wilson, R (1, 2) OBP: 0.324, SLG: 0.426										4	0	2	1	0	0	0				
Jason Phillips, R (1, 3) Eric Valent, L (9, PR) OBP: 0.343, SLG: 0.406										4	1	2	0	1	0	2				
Mike Cameron, R (1, 8) Kazuo Matsui, S (8, PH) OBP: 0.400, SLG: 0.400 (8, 6)										3	0	0	0	0	1	3				
Joe McEwing, R (1, 6) Karim Garcia, L (8, PH) OBP: 0.266, SLG: 0.392 (8, 9)										3	0	1	1	0	1	2				
<b>Inning Stats</b>	R: 1 E: 0 K: 1 S: 12	H: 2 LOB: 1 BB: 0 P: 18	R: 0 E: 0 K: 0 S: 6	H: 0 LOB: 0 BB: 0 P: 10	R: 0 E: 0 K: 2 S: 16	H: 2 LOB: 2 BB: 0 P: 22	R: 1 E: 0 K: 0 S: 16	H: 2 LOB: 1 BB: 1 P: 28	R: 0 E: 0 K: 1 S: 7	H: 1 LOB: 1 BB: 0 P: 9	R: 2 E: 0 K: 1 S: 14	H: 3 LOB: 1 BB: 0 P: 20	R: 0 E: 0 K: 0 S: 11	H: 2 LOB: 2 BB: 1 P: 18	R: 0 E: 0 K: 0 S: 22	H: 3 LOB: 3 BB: 1 P: 31	1B: 9 2B: 8 3B: 0 HR: 0	SF: 0 SAC: 0 DP: 2 HBP: 1	WP: 1 PB: 0 SB: 0 CS: 0	PA: 45
<b>PITCHER</b>	IP WLS BF H R ER SO BB IBB HBP BLK WP HR S P ERA WHIP	IP WLS BF H R ER SO BB IBB HBP BLK WP HR S P ERA WHIP																		
Darrell May, L (1, 1) ERA: 6.26	6.0 W 30 11 5 5 5 1 0 0 0 0 0 70 108 7.50 2.000	1.0 H 4 1 0 0 1 0 0 1 0 0 0 11 14 0.00 1.000	0.2 H 4 2 0 0 0 1 0 0 0 0 0 10 17 0.00 4.500	1.1 S 7 3 0 0 0 0 0 0 0 0 0 23 32 0.00 2.250																

New York Mets @ Kansas City Royals  
Kauffman Stadium, Kansas City, MO

AB 42  
R 5  
H 17  
RBI 5  
BB 2  
SO 6  
LOB 25



WP: 1 PA: 45  
PB: 0  
SB: 0  
CS: 0

Batter	1	2	3	4	5	6	7	8	9	AB	R	H	RBI	BB	SO	LOB	BOTTOM			
Tony Graffanino, R (1, 4) OBP: 0.356, SLG: 0.385										4	0	1	0	0	0	2				
Carlos Beltrán, S (1, 8) OBP: 0.353, SLG: 0.520										3	1	1	0	0	1	0				
29 Mike Sweeney, R (1, 10) OBP: 0.333, SLG: 0.464										4	2	2	1	0	0	1				
Ken Harvey, R (1, 3) OBP: 0.403, SLG: 0.546										4	1	1	2	0	1	2				
Matt Stairs, L (1, 9) Desi Relaford, S (9, 9) OBP: 0.258, SLG: 0.215										4	1	2	1	0	0	0				
Joe Randa, R (1, 5) OBP: 0.326, SLG: 0.352										2	2	0	0	2	1	1				
Benito Santiago, R (1, 2) OBP: 0.304, SLG: 0.420										3	0	2	2	1	0	1				
4 Angel Berroa, R (1, 6) OBP: 0.250, SLG: 0.339										4	0	0	0	0	1	5				
Byron Gettis, R (1, 7) OBP: 0.281, SLG: 0.259										2	0	0	1	0	1	0				
<b>Inning Stats</b>	R: 0 E: 0 K: 0 S: 8	H: 1 LOB: 1 BB: 0 P: 14	R: 0 E: 0 K: 1 S: 11	H: 1 LOB: 0 BB: 0 P: 17	R: 3 E: 0 K: 0 S: 14	H: 3 LOB: 0 BB: 0 P: 24	R: 1 E: 1 K: 0 S: 9	H: 1 LOB: 1 BB: 1 P: 14	R: 3 E: 0 K: 2 S: 16	H: 3 LOB: 1 BB: 1 P: 27	R: 0 E: 0 K: 2 S: 11	H: 0 LOB: 0 BB: 0 P: 16	R: 0 E: 0 K: 0 S: 5	H: 0 LOB: 0 BB: 0 P: 5	R: 0 E: 0 K: 0 S: 6	H: 0 LOB: 0 BB: 1 P: 11	1B: 4 2B: 3 3B: 1 HR: 1	SF: 1 SAC: 1 DP: 2 HBP: 0	WP: 0 PB: 0 SB: 0 CS: 0	PA: 35
<b>PITCHER</b>	IP WLS BF H R ER SO BB IBB HBP BLK WP HR S P ERA WHIP	IP WLS BF H R ER SO BB IBB HBP BLK WP HR S P ERA WHIP																		
Jae Weong Seo, R (1, 1) ERA: 4.99	4.2 L 23 8 6 5 2 1 0 0 0 0 0 28 46 2.70 0.900	3.1 1 1 1 3 2 0 0 0 0 0 0 0 28 46 2.70 0.900																		


New York Mets @ Kansas City Royals  
Kauffman Stadium, Kansas City, MO


AB 30  
R 7  
H 9  
RBI 7  
BB 3  
SO 5  
LOB 12



WP: 0 PA: 35  
PB: 0  
SB: 0  
CS: 0



Batter	1	2	3	4	5	6	7	8	9	AB	R	H	RBI	BB	SO	LOB	TOP										
Gerald Williams, R (1, 9) OBP: 0.462, SLG: 0.833	1-1 BB 31 BB 1B		1-2 G6-3		0-1 FC1-5 FC3-6 BB		2-2 F8		4-0 IBB	4	1	1	0	1	0	2	<p><b>New York Mets @ Kansas City Royals</b> Kauffman Stadium, Kansas City, MO</p> <p>Sat Jun 12 2004, 2:15 PM CDT Att: 23,890 - Cloudy - 88 F</p> <p>livebaseballscorecards.com</p> <p>AB 30 R 3 H 8 RBI 3 BB 8 SO 0 LOB 19</p> 										
Kazuo Matsui, S (1, 6) OBP: 0.339, SLG: 0.403	3-1 31 BB BB 1B		4-1 G6-4-3 BB		4-0 FC3-6 BB		1-2 1B		0-1 F7-6 2-2	3	0	2	0	2	0	2											
Cliff Floyd, L (1, 7) OBP: 0.346, SLG: 0.504	4-0 L6-4 31 BB BB		1-1 G6-4-3 1-2		0-0 FC3-6 31 BB		1-2 1B		1-2 SAFE SAFE	3	0	1	1	1	0	3											
31 Mike Piazza, R (1, 10) OBP: 0.396, SLG: 0.539 Shane Spencer, R (8, PR) OBP: 0.362, SLG: 0.410	4-2 1-2 2-3 3-H BB			1-0 F9		4-2 FC5-4 BB		4-1 FC1-6 BB		1	0	0	1	3	0	0											
Ty Wigginton, R (1, 5) OBP: 0.314, SLG: 0.475	0-0 L6-4 2-2			4-2 BB		1-0 FC5-4 1-2		0-0 FC1-6 G5-4-3		3	0	0	0	1	0	7											
Vance Wilson, R (1, 2) OBP: 0.307, SLG: 0.400	0-1 G1-3			0-1 F8		2-2 F8		0-1 G5-4-3 1-2		4	0	0	0	0	0	4											
Jason Phillips, R (1, 3) OBP: 0.289, SLG: 0.348		1-0 F9		0-0 L1		2-2 G3		0-0 G6-3		4	0	0	0	0	0	1											
Mike Cameron, R (1, 8) OBP: 0.296, SLG: 0.353		2-1 G6-3			1-2 FC1-5 1B		1-2 F9		2-2 2B 1B	4	1	2	0	0	0	0											
Joe McEwing, R (1, 4) OBP: 0.260, SLG: 0.278 Todd Zeile, R (9, PH) OBP: 0.331, SLG: 0.436		1-2 L9			1-0 SAFE BB FC1-5 FC3-6 1B		1-2 F7		3-1 SAFE F7-6 1-H 2B	3	1	1	0	0	0	0											
<b>Inning Stats</b>	R: 1 E: 0 K: 0 S: 10	H: 2 LOB: 2 BB: 2 P: 22	R: 0 E: 0 K: 0 S: 6	H: 0 LOB: 0 BB: 0 P: 10	R: 0 E: 0 K: 0 S: 6	H: 0 LOB: 0 BB: 1 P: 12	R: 0 E: 0 K: 0 S: 6	H: 0 LOB: 1 BB: 1 P: 11	R: 1 E: 0 K: 0 S: 11	H: 2 LOB: 3 BB: 2 P: 22	R: 0 E: 0 K: 0 S: 10	H: 0 LOB: 0 BB: 0 P: 15	R: 0 E: 0 K: 0 S: 14	H: 2 LOB: 1 BB: 0 P: 19	R: 0 E: 0 K: 0 S: 4	H: 0 LOB: 1 BB: 1 P: 8		R: 1 E: 0 K: 0 S: 8	H: 2 LOB: 1 BB: 1 P: 17	1B: 7 2B: 3 3B: 0 HR: 0	SF: 0 SAC: 0 DP: 4 HBP: 0	WP: 0 PB: 0 SB: 0 CS: 0	PA: 38				
<b>PITCHER</b>	IP	WLS	BF	H	R	ER	SO	BB	IBB	HBP	BLK	WP	HR	S	P	ERA	WHIP										
Chris George, L (1, 1) ERA: 3.5	6.0		26	4	2	2	0	6	0	0	0	0	0	49	92	3.00	1.667										
Brian Anderson, L (7, 1) ERA: 7.29	1.0		4	2	0	0	0	0	0	0	0	0	0	14	19	0.00	2.000										
Jason Grimsley, R (8, 1) ERA: 3.7	1.0		3	0	0	0	0	1	0	0	0	0	0	4	8	0.00	1.000										
Jeremy Affeldt, L (9, 1) ERA: 4.73	1.0	W	5	2	1	1	0	0	1	0	0	0	0	8	17	9.00	2.000										

Batter	1	2	3	4	5	6	7	8	9	AB	R	H	RBI	BB	SO	LOB	BOTTOM										
Tony Graffanino, R (1, 4) OBP: 0.346, SLG: 0.373	3-3 K		1-2 SAFE CS		2-1 L6		3-1 G6-3		1-1 G6-3	4	0	0	0	0	1	1	<p><b>New York Mets @ Kansas City Royals</b> Kauffman Stadium, Kansas City, MO</p> <p>Sat Jun 12 2004, 2:15 PM CDT Att: 23,890 - Cloudy - 88 F</p> <p>livebaseballscorecards.com</p> <p>AB 28 R 4 H 6 RBI 4 BB 4 SO 4 LOB 8</p> 										
Carlos Beltrán, S (1, 8) OBP: 0.355, SLG: 0.515	4-2 29 L3 BB			2-1 E5		0-0 F8		4-0 29 S BB		2	1	0	0	2	0	0											
29 Mike Sweeney, R (1, 10) OBP: 0.332, SLG: 0.460	0-2 L3 1-2			0-2 F8		1-1 G4-3		2-0 1-H 1B		4	0	1	1	0	0	2											
Ken Harvey, R (1, 3) OBP: 0.395, SLG: 0.535		3-3 K		3-2 G6-3		2-3 K		1-2 L7		4	0	0	0	0	2	2											
Joe Randa, R (1, 5) OBP: 0.333, SLG: 0.370 Wilton Guerrero, S (9, PR) OBP: 0.250, SLG: 0.417	1-1 L5			3-2 4 HR 2B		3-2 SH5-4 2B		1-2 4 SH1-4 1B		4	1	3	0	0	0	0											
Kelly Stinnett, R (1, 2) OBP: 0.400, SLG: 0.510	2-1 P5			1-2 P3		0-1 SH5-4		0-0 SH1-4		2	0	0	0	0	0	1											
4 Angel Berroa, R (1, 6) OBP: 0.255, SLG: 0.359			2-3 K		0-0 2-H HR		1-0 P3		1-1 2-H 1B	4	1	2	3	0	1	1											
Brandon Berger, R (1, 7) OBP: 0.212, SLG: 0.273			0-1 G5-3		1-1 L5		1-2 P5			3	0	0	0	0	0	1											
Byron Gettis, R (1, 9) OBP: 0.324, SLG: 0.259 Desi Relaford, S (8, PH) OBP: 0.296, SLG: 0.213			4-2 CS BB		4-2 BB			1-1 F7		0	0	0	0	2	0	0											
<b>Inning Stats</b>	R: 0 E: 0 K: 1 S: 9	H: 0 LOB: 0 BB: 1 P: 16	R: 0 E: 0 K: 1 S: 7	H: 0 LOB: 0 BB: 0 P: 13	R: 0 E: 0 K: 1 S: 11	H: 0 LOB: 1 BB: 1 P: 18	R: 0 E: 1 K: 0 S: 10	H: 0 LOB: 1 BB: 0 P: 17	R: 2 E: 0 K: 0 S: 16	H: 2 LOB: 1 BB: 1 P: 28	R: 0 E: 0 K: 1 S: 8	H: 0 LOB: 0 BB: 0 P: 11	R: 0 E: 0 K: 0 S: 10	H: 1 LOB: 0 BB: 0 P: 15	R: 1 E: 0 K: 0 S: 8	H: 1 LOB: 1 BB: 1 P: 17		R: 1 E: 0 K: 0 S: 6	H: 2 LOB: 1 BB: 0 P: 8	1B: 3 2B: 3 3B: 0 HR: 1	SF: 0 SAC: 2 DP: 1 HBP: 0	WP: 0 PB: 0 SB: 1 CS: 1	PA: 35				
<b>PITCHER</b>	IP	WLS	BF	H	R	ER	SO	BB	IBB	HBP	BLK	WP	HR	S	P	ERA	WHIP										
Al Leiter, L (1, 1) ERA: 2.05	7.0		26	3	2	2	4	3	0	0	0	0	0	14	25	13.50	3.000										
David Weathers, R (8, 1) ERA: 4.32	1.1	L	8	3	2	2	0	1	0	0	0	0	0	14	25	13.50	3.000										



Batter	1	2	3	4	5	6	7	8	9	AB	R	H	RBI	BB	SO	LOB	TOP								
<b>Eric Valent, L</b> OBP: 0.336, SLG: 0.396 (1, 3)										5	0	1	1	0	1	1									
<b>Kazuo Matsui, S</b> OBP: 0.338, SLG: 0.401 (1, 6)										4	1	1	0	0	0	1									
<b>31 Mike Piazza, R</b> OBP: 0.394, SLG: 0.547 (1, 10)										4	1	1	2	0	1	0									
<b>Cliff Floyd, L</b> OBP: 0.343, SLG: 0.492 <b>Joe McEwing, R</b> OBP: 0.290, SLG: 0.278 (8, 4)										3	0	0	0	1	1	0									
<b>Todd Zeile, R</b> OBP: 0.330, SLG: 0.428 (8, 3)										3	0	0	0	1	0	0									
<b>Karim Garcia, L</b> OBP: 0.271, SLG: 0.391 (1, 9)										3	1	1	0	1	0	2									
<b>Ty Wigginton, R</b> OBP: 0.307, SLG: 0.464 (8, 5)										4	0	0	0	0	1	2									
<b>Mike Cameron, R</b> OBP: 0.299, SLG: 0.358 (1, 8)										3	2	1	1	1	1	0									
<b>Jason Phillips, R</b> OBP: 0.288, SLG: 0.344 (1, 2)										2	0	0	1	1	0	1									
<b>Inning Stats</b>	R: 0 E: 0 K: 0 S: 7	H: 0 LOB: 0 BB: 0 P: 8	R: 0 E: 0 K: 1 S: 11	H: 0 LOB: 1 BB: 1 P: 20	R: 0 E: 0 K: 0 S: 8	H: 0 LOB: 0 BB: 0 P: 12	R: 2 E: 0 K: 0 S: 8	H: 2 LOB: 0 BB: 0 P: 13	R: 1 E: 0 K: 0 S: 10	H: 1 LOB: 1 BB: 1 P: 14	R: 0 E: 0 K: 0 S: 6	H: 0 LOB: 0 BB: 0 P: 10	R: 2 E: 1 K: 1 S: 9	H: 2 LOB: 0 BB: 0 P: 10	R: 0 E: 0 K: 1 S: 12	H: 0 LOB: 2 BB: 1 P: 24	R: 0 E: 0 K: 2 S: 10	H: 0 LOB: 1 BB: 1 P: 17	1B: 3 2B: 1 3B: 0 HR: 1	SF: 1 SAC: 0 DP: 0 HBP: 0	WP: 0 PB: 0 SB: 2 CS: 0	PA: 37			
<b>PITCHER</b>	IP	WLS	BF	H	R	ER	SO	BB	IBB	HBP	BLK	WP	HR	S	P	ERA	WHIP								
<b>23 Zack Greinke, R</b> ERA: 2.73	7.0	L	28	5	5	5	2	2	0	0	0	0	1	59	87	6.43	1.000								
<b>Jaime Cerda, L</b> ERA: 2.59	1.0		5	0	0	0	1	2	0	0	0	0	0	12	24	0.00	2.000								
<b>Nate Field, R</b> ERA: 3.8	1.0	S	4	0	0	0	2	1	0	0	0	0	0	10	17	0.00	1.000								

**New York Mets @ Kansas City Royals**  
Kauffman Stadium, Kansas City, MO  
Sun Jun 13 2004, 1:10 PM CDT  
Att: 24,632 - Sunny - 81 F

AB 31  
R 5  
H 5  
RBI 5  
BB 5  
SO 5  
LOB 7



Batter	1	2	3	4	5	6	7	8	9	AB	R	H	RBI	BB	SO	LOB	BOTTOM								
<b>Tony Graffanino, R</b> OBP: 0.343, SLG: 0.364 (1, 4)										3	0	0	0	1	1	0									
<b>Carlos Beltrán, S</b> OBP: 0.352, SLG: 0.511 <b>Brandon Berger, R</b> OBP: 0.200, SLG: 0.257 (6, 7)										2	0	0	0	0	0	2									
<b>29 Mike Sweeney, R</b> OBP: 0.326, SLG: 0.452 (1, 3)										4	0	0	0	0	1	3									
<b>Ken Harvey, R</b> OBP: 0.393, SLG: 0.534 (1, 10)										4	0	1	1	0	0	2									
<b>Joe Randa, R</b> OBP: 0.332, SLG: 0.368 (1, 5)										4	1	1	0	0	1	1									
<b>Benito Santiago, R</b> OBP: 0.303, SLG: 0.416 (1, 2)										4	0	1	0	0	1	1									
<b>4 Angel Berroa, R</b> OBP: 0.250, SLG: 0.351 (1, 6)										4	0	0	0	0	1	3									
<b>Desi Relaford, S</b> OBP: 0.256, SLG: 0.214 (6, 8)										4	0	1	1	0	0	1									
<b>Byron Gettis, R</b> OBP: 0.297, SLG: 0.233 (1, 9)										3	0	0	0	0	2	3									
<b>Inning Stats</b>	R: 0 E: 0 K: 0 S: 7	H: 2 LOB: 2 BB: 1 P: 14	R: 0 E: 0 K: 2 S: 13	H: 2 LOB: 0 BB: 0 P: 19	R: 0 E: 1 K: 0 S: 9	H: 0 LOB: 1 BB: 0 P: 11	R: 0 E: 0 K: 0 S: 7	H: 0 LOB: 0 BB: 0 P: 10	R: 0 E: 0 K: 1 S: 8	H: 0 LOB: 0 BB: 0 P: 12	R: 0 E: 0 K: 1 S: 7	H: 0 LOB: 0 BB: 0 P: 13	R: 1 E: 1 K: 0 S: 10	H: 1 LOB: 1 BB: 0 P: 14	R: 1 E: 1 K: 2 S: 11	H: 1 LOB: 1 BB: 0 P: 16	R: 0 E: 0 K: 1 S: 7	H: 0 LOB: 0 BB: 0 P: 11	1B: 3 2B: 1 3B: 0 HR: 0	SF: 0 SAC: 0 DP: 0 HBP: 0	WP: 0 PB: 0 SB: 1 CS: 0	PA: 35			
<b>PITCHER</b>	IP	WLS	BF	H	R	ER	SO	BB	IBB	HBP	BLK	WP	HR	S	P	ERA	WHIP								
<b>Tom Glavine, L</b> ERA: 2.03	7.2	W	31	4	2	0	5	1	0	0	0	0	0	69	105	0.00	0.652								
<b>Ricky Bottalico, R</b> ERA: 2.5	0.1	H	1	0	0	0	1	0	0	0	0	0	0	3	4	0.00	0.000								
<b>Braden Looper, R</b> ERA: 1.83	1.0	S	3	0	0	0	1	0	0	0	0	0	0	7	11	0.00	0.000								

**New York Mets @ Kansas City Royals**  
Kauffman Stadium, Kansas City, MO  
Sun Jun 13 2004, 1:10 PM CDT  
Att: 24,632 - Sunny - 81 F

AB 34  
R 2  
H 4  
RBI 2  
BB 1  
SO 7  
LOB 16













Batter	1	2	3	4	5	6	7	8	9	AB	R	H	RBI	BB	SO	LOB	TOP		
Matt Lawton, L (1, 7) OBP: 0.400, SLG: 0.488	F9		L3			G6-3			G4-3 48 2B	4	1	1	0	0	0	1			
Omar Vizquel, S (1, 6) OBP: 0.355, SLG: 0.387	K			K		F9			G4-3	4	0	0	1	0	2	1			
48 Travis Hafner, L (1, 3) OBP: 0.419, SLG: 0.559	2B			G3-1			G4-3		2B	4	0	2	1	0	0	0			
41 Victor Martinez, S (1, 2) OBP: 0.376, SLG: 0.558	F9			K			P4		F7	4	0	0	0	0	1	2			
Casey Blake, R (1, 5) OBP: 0.355, SLG: 0.440		K					K		G6-3	4	0	0	0	0	3	1			
Jody Gerut, L (1, 9) OBP: 0.356, SLG: 0.422		P5					S BB		G6-4-3 1B	2	0	1	0	1	0	0			
Ronnie Belliard, R (1, 4) David Riske, R (8, 1)		K					F7		K	3	0	0	0	0	2	2	AB 31 R 2 H 5 RBI 2 BB 1 SO 10 LOB 10		
Coco Crisp, S (1, 8) OBP: 0.317, SLG: 0.393							P6		G6-4-3 1-2	3	0	1	0	0	0	2			
Scott Elarton, R (1, 1) Rick White, R (5, 1) Raul Gonzalez, R (6, PH) 63 Rafael Betancourt, R (6, 1) Cliff Bartosh, L (6, 1) 59 Matt Miller, R (6, 1) Lou Merton, R (8, 4) OBP: 0.346, SLG: 0.358							K		E5 2B G4-3	1	0	0	0	0	1	1			
<b>Inning Stats</b>	R: 0 E: 0 K: 1 S: 12	H: 1 LOB: 1 BB: 0 P: 18	R: 0 E: 0 K: 2 S: 9	H: 0 LOB: 0 BB: 0 P: 11	R: 0 E: 0 K: 1 S: 6	H: 1 LOB: 0 BB: 0 P: 7	R: 0 E: 0 K: 2 S: 9	H: 0 LOB: 1 BB: 1 P: 13	R: 0 E: 0 K: 1 S: 8	H: 0 LOB: 0 BB: 0 P: 10	R: 0 E: 0 K: 1 S: 9	H: 0 LOB: 0 BB: 0 P: 14	R: 0 E: 0 K: 1 S: 8	H: 1 LOB: 0 BB: 0 P: 12	R: 2 E: 1 K: 0 S: 14	H: 2 LOB: 1 BB: 0 P: 23	1B: 2 2B: 4 3B: 0 HR: 0	SF: 0 SAC: 0 DP: 2 HBP: 0	WP: 0 PA: 32 PB: 0 SB: 1 CS: 0
<b>PITCHER</b>	IP WLS BF H R ER SO BB IBB HBP BLK WP HR S P ERA WHIP																		
Jae Weong Seo, R (1, 1) ERA: 4.63	4.0		13	2	0	0	6	0	0	0	0	0	0	0	0	36	49	0.00	0.500
Ricky Bottalico, R (5, 1) ERA: 2.21	1.1	W	5	0	0	0	2	1	0	0	0	0	0	0	0	11	21	0.00	0.750
John Franco, L (6, 1) ERA: 4.5	1.2	H	5	0	0	0	1	0	0	0	0	0	0	0	0	13	20	0.00	0.000
Mike Stanton, L (8, 1) ERA: 3.74	1.0		3	1	0	0	1	0	0	0	0	0	0	0	8	12	0.00	1.000	
Braden Looper, R (9, 1) ERA: 1.99	1.0		6	2	2	1	0	0	0	0	0	0	0	0	14	23	9.00	2.000	

Cleveland Indians @ New York Mets  
Shea Stadium, Flushing, NY  
Thu Jun 17 2004, 7:10 PM EDT  
Att: 17,675 - Unknown - 73 F


AB 31  
R 2  
H 5  
RBI 2  
BB 1  
SO 10  
LOB 10



Batter	1	2	3	4	5	6	7	8	9	AB	R	H	RBI	BB	SO	LOB	BOTTOM		
Kazuo Matsui, S (1, 6) OBP: 0.344, SLG: 0.405	F8		K			S 1B	G6-3 1B			4	1	2	2	0	1	1			
Todd Zeile, R (1, 5) OBP: 0.318, SLG: 0.404	P1			K		S 1B	G6-3 1B			3	0	0	0	1	1	1			
31 Mike Piazza, R (1, 2) OBP: 0.391, SLG: 0.536	G4-3			G5-3		K	F9			4	0	0	0	0	1	2			
Mike Stanton, L (8, 1) OBP: 1.000, SLG: 1.000										0	0	0	0	0	0	0			
Braden Looper, R (9, 1)										0	0	0	0	0	0	0			
Cliff Floyd, L (1, 7) OBP: 0.349, SLG: 0.489		P5				K			G3 1B 2B	3	0	1	0	1	1	2			
Gerald Williams, R (8, PR) OBP: 0.412, SLG: 0.667										0	1	0	0	0	0	0			
Ty Wigginton, R (1, 4) OBP: 0.309, SLG: 0.461		F9				K			G3	4	0	1	1	0	1	2			
Karim Garcia, L (1, 9) OBP: 0.276, SLG: 0.403						G3-1	L8		1B	4	0	1	1	0	1	2			
Mike Cameron, R (1, 8) OBP: 0.298, SLG: 0.372						G6-3	HR		E5 1B S	4	2	1	1	0	1	2	AB 32 R 6 H 8 RBI 5 BB 3 SO 7 LOB 14		
Eric Valent, L (1, 3) OBP: 0.333, SLG: 0.385						G3	F8		F8	3	1	0	0	1	0	2			
Jae Weong Seo, R (1, 1) OBP: 0.250, SLG: 0.200										1	0	1	0	0	0	0			
Ricky Bottalico, L (5, 1)										1	0	0	0	0	0	0			
John Franco, L (6, 1)										0	0	0	0	0	0	0			
Joe McEwing, R (7, PH) OBP: 0.266, SLG: 0.284										1	1	1	0	0	0	0			
Jason Phillips, R (8, 2) OBP: 0.295, SLG: 0.351										0	0	0	0	0	0	0			
<b>Inning Stats</b>	R: 0 E: 0 K: 0 S: 9	H: 0 LOB: 0 BB: 0 P: 14	R: 0 E: 0 K: 1 S: 7	H: 0 LOB: 0 BB: 0 P: 12	R: 0 E: 0 K: 1 S: 9	H: 1 LOB: 1 BB: 0 P: 13	R: 0 E: 0 K: 2 S: 9	H: 0 LOB: 1 BB: 1 P: 14	R: 1 E: 0 K: 0 S: 6	H: 1 LOB: 0 BB: 0 P: 7	R: 1 E: 0 K: 2 S: 14	H: 2 LOB: 2 BB: 1 P: 21	R: 3 E: 1 K: 0 S: 9	H: 2 LOB: 2 BB: 1 P: 18	R: 1 E: 0 K: 1 S: 10	H: 2 LOB: 2 BB: 0 P: 12	1B: 6 2B: 1 3B: 0 HR: 1	SF: 0 SAC: 0 DP: 1 HBP: 0	WP: 0 PA: 35 PB: 0 SB: 2 CS: 0
<b>PITCHER</b>	IP WLS BF H R ER SO BB IBB HBP BLK WP HR S P ERA WHIP																		
Scott Elarton, R (1, 1) ERA: 9.94	4.0		14	1	0	0	4	1	0	0	0	0	0	0	0	34	53	0.00	0.500
Rick White, R (5, 1) ERA: 3.21	1.0	L	4	1	1	1	0	0	0	0	0	0	0	0	6	7	9.00	1.000	
63 Rafael Betancourt, R (6, 1) ERA: 3.98	0.1		3	1	1	1	1	1	0	0	0	0	0	0	9	14	27.00	6.000	
Cliff Bartosh, L (6, 1) ERA: 6.75	0.1		1	0	0	0	1	0	0	0	0	0	0	0	3	3	0.00	0.000	
59 Matt Miller, R (6, 1) ERA: 1.93	1.1		8	3	3	1	0	0	1	0	0	0	0	0	11	22	6.75	2.250	
<b>PITCHER</b>	IP WLS BF H R ER SO BB IBB HBP BLK WP HR S P ERA WHIP																		
David Riske, R (8, 1) ERA: 5.9	1.0		5	2	1	1	1	0	0	0	0	0	0	0	10	12	9.00	2.000	

Cleveland Indians @ New York Mets  
Shea Stadium, Flushing, NY  
Thu Jun 17 2004, 7:10 PM EDT  
Att: 17,675 - Unknown - 73 F

AB 32  
R 6  
H 8  
RBI 5  
BB 3  
SO 7  
LOB 14





Batter	1	2	3	4	5	6	7	8	9	AB	R	H	RBI	BB	SO	LOB	TOP				
Alex Sanchez, L (1, 8) OBP: 0.345, SLG: 0.399	G5-3		G4-3		B2-3		G4-3		SH2	4	0	0	0	0	0	0					
15 Brandon Inge, R (1, 5) OBP: 0.348, SLG: 0.493 9 Carlos Guillen, S (9, PH) OBP: 0.388, SLG: 0.558	FC6-4 1B 2B		G5-3		F9				F8	3	1	1	0	1	0	0					
Ivan Rodriguez, R (1, 2) OBP: 0.392, SLG: 0.527	FC6-4 1B		G6-3							4	0	2	0	0	0	1					
Dmitri Young, S (1, 3) OBP: 0.410, SLG: 0.451	FC6-4 2B									3	1	2	1	0	0	2					
Rondell White, R (1, 7) OBP: 0.364, SLG: 0.485			G6-3							4	0	1	1	0	1	3					
Craig Monroe, R (1, 9) OBP: 0.309, SLG: 0.369 Al Levine, L (8, 1) Jamie Walker, L (8, 1) Danny Patterson, R (9, 1)			G4-3 1B							4	0	1	0	0	0	3					
20 Omar Infante, R (1, 4) OBP: 0.342, SLG: 0.460			K							2	0	1	0	2	1	1					
Jason Smith, L (1, 6) OBP: 0.429, SLG: 0.692			G4-3							3	0	0	0	0	2	5					
29 Nate Robertson, R (1, 1) Bobby Higginson, L (8, 9) OBP: 0.396, SLG: 0.397			K							3	0	0	0	0	1	1					
<b>Inning Stats</b>	R: 1 E: 0 K: 0 S: 11	H: 3 LOB: 2 BB: 0 P: 17	R: 0 E: 0 K: 2 S: 9	H: 1 LOB: 1 BB: 0 P: 13	R: 0 E: 0 K: 0 S: 6	H: 0 LOB: 0 BB: 0 P: 11	R: 1 E: 0 K: 1 S: 11	H: 1 LOB: 1 BB: 1 P: 21	R: 0 E: 0 K: 0 S: 3	H: 2 LOB: 3 BB: 1 P: 20	R: 0 E: 0 K: 0 S: 8	H: 0 LOB: 1 BB: 1 P: 16	R: 0 E: 0 K: 1 S: 9	H: 0 LOB: 0 BB: 0 P: 11	R: 0 E: 1 K: 0 S: 8	H: 1 LOB: 2 BB: 0 P: 11	1B: 6 2B: 1 3B: 0 HR: 1	SF: 0 SAC: 2 DP: 1 HBP: 1	WP: 0 PB: 0 SB: 1 CS: 0	PA: 38	
<b>PITCHER</b>	IP	WLS	BF	H	R	ER	SO	BB	IBB	HBP	BLK	WP	HR	S	P	ERA	WHIP				
Tom Glavine, L (1, 1) ERA: 2.07	7.0		30	7	2	2	4	3	0	0	0	0	1	57	104	2.57	1.429				
Ricky Bottalico, R (8, 1) ERA: 2.11	1.0		3	0	0	0	1	0	0	1	0	0	0	9	11	0.00	0.000				
Braden Looper, R (9, 1) ERA: 1.93	1.0	W	5	1	0	0	0	0	0	0	0	0	0	8	11	0.00	1.000				

Detroit Tigers @ New York Mets  
Shea Stadium, Flushing, NY  
Fri Jun 18 2004, 7:10 PM EDT  
Att: 36,141 - Unknown - 82 F

AB 32  
R 2  
H 8  
RBI 2  
BB 3  
SO 5  
LOB 19



Batter	1	2	3	4	5	6	7	8	9	AB	R	H	RBI	BB	SO	LOB	BOTTOM					
Kazuo Matsui, S (1, 6) OBP: 0.339, SLG: 0.399	F9		G4-3						G1-3	4	0	0	0	0	0	1						
Todd Zeile, R (1, 5) OBP: 0.322, SLG: 0.403	K									3	0	1	0	1	1	0						
31 Mike Piazza, R (1, 2) OBP: 0.393, SLG: 0.536										4	0	2	0	0	0	1						
Shane Spencer, R (1, 7) OBP: 0.355, SLG: 0.401 Cliff Floyd, L (8, PH) OBP: 0.347, SLG: 0.485 Braden Looper, R (9, 1)										3	0	0	0	0	2	2						
Richard Hidalgo, R (1, 9) OBP: 0.304, SLG: 0.404										4	0	0	0	0	1	1						
Ty Wigginton, R (1, 4) OBP: 0.308, SLG: 0.456										4	1	1	0	0	1	0						
Mike Cameron, R (1, 8) OBP: 0.301, SLG: 0.388										4	2	2	1	0	0	0						
Jason Phillips, R (1, 3) OBP: 0.291, SLG: 0.346										3	0	0	0	0	0	2						
Tom Glavine, L (1, 1) OBP: 0.286, SLG: 0.231 Ricky Bottalico, L (8, 1) Gerald Williams, R (8, PH) OBP: 0.389, SLG: 0.625										2	0	1	2	0	0	0						
<b>Inning Stats</b>	R: 0 E: 0 K: 1 S: 9	H: 1 LOB: 1 BB: 0 P: 16	R: 0 E: 0 K: 2 S: 7	H: 0 LOB: 0 BB: 0 P: 14	R: 0 E: 0 K: 0 S: 7	H: 0 LOB: 0 BB: 0 P: 8	R: 0 E: 0 K: 1 S: 9	H: 0 LOB: 0 BB: 0 P: 13	R: 2 E: 0 K: 0 S: 11	H: 3 LOB: 1 BB: 0 P: 15	R: 0 E: 0 K: 1 S: 13	H: 0 LOB: 1 BB: 1 P: 21	R: 0 E: 0 K: 0 S: 8	H: 0 LOB: 0 BB: 0 P: 10	R: 0 E: 0 K: 2 S: 13	H: 2 LOB: 2 BB: 0 P: 17	R: 1 E: 0 K: 0 S: 10	H: 1 LOB: 0 BB: 0 P: 13	1B: 6 2B: 0 3B: 0 HR: 1	SF: 0 SAC: 0 DP: 0 HBP: 0	WP: 0 PB: 0 SB: 0 CS: 0	PA: 34
<b>PITCHER</b>	IP	WLS	BF	H	R	ER	SO	BB	IBB	HBP	BLK	WP	HR	S	P	ERA	WHIP					
29 Nate Robertson, L (1, 1) ERA: 3.76	7.2		28	4	2	2	6	1	0	0	0	0	0	4	6							
Al Levine, R (8, 1) ERA: 6.19	0.0		2	2	0	0	0	0	0	0	0	0	0	4	6							
Jamie Walker, L (8, 1) ERA: 2.28	0.1		1	0	0	0	1	0	0	0	0	0	0	3	3	0.00	0.000					
Danny Patterson, R (9, 1) ERA: 4.5	0.2	L	3	1	1	1	0	0	0	0	0	0	1	10	13	13.50	1.500					

Detroit Tigers @ New York Mets  
Shea Stadium, Flushing, NY  
Fri Jun 18 2004, 7:10 PM EDT  
Att: 36,141 - Unknown - 82 F

AB 33  
R 3  
H 7  
RBI 3  
BB 1  
SO 7  
LOB 9









Batter	1	2	3	4	5	6	7	8	9	AB	R	H	RBI	BB	SO	LOB	TOP				
Alex Sanchez, L (1, 8) OBP: 0.340, SLG: 0.391	G5-3		G3		F8		F8		F8	5	0	1	0	0	0	0	<b>Detroit Tigers @ New York Mets</b> Shea Stadium, Flushing, NY Sun Jun 20 2004, 1:10 PM EDT Att: 39,446 - Cloudy - 69 F				
Bobby Higginson, L (1, 9) OBP: 0.383, SLG: 0.378	G3-1		F7		P6		K		F9	5	0	0	0	0	1						
Ivan Rodriguez, R (1, 2) OBP: 0.401, SLG: 0.526			BB		WP		K			2	1	1	0	2	1						
9 Carlos Guillen, S (1, 6) OBP: 0.386, SLG: 0.558	K		BB		WP		P3			4	0	2	0	0	1	2					
Carlos Pena, L (1, 3) OBP: 0.308, SLG: 0.435			BB		K				G4-3	2	0	0	0	2	1						
Craig Monroe, R (1, 7) OBP: 0.308, SLG: 0.367			K		1B				E6	4	0	1	0	0	1	4					
Eric Munson, L (1, 5) OBP: 0.306, SLG: 0.444			G3		F9		P6		L9	4	0	0	0	0	0	3					
20 Omar Infante, R (1, 4) OBP: 0.342, SLG: 0.444			IBB		P3		K		F7	3	0	0	0	1	1	2					
38 Jeremy Bolderman, R (1, 1) Dmitri Young, S (8, PH) Al Levine, L (6, 1) Franklyn German, R (8, 1) Jason Smith, L (9, PH) OBP: 0.414, SLG: 0.667			F9		F8		G4-3		G5-3	2	0	0	0	0	0	2					
<b>Inning Stats</b>	R: 0 E: 0 K: 1 S: 13	H: 0 LOB: 1 BB: 1 P: 19	R: 0 E: 0 K: 0 S: 10	H: 0 LOB: 2 BB: 2 P: 22	R: 0 E: 0 K: 1 S: 15	H: 1 LOB: 3 BB: 2 P: 29	R: 0 E: 0 K: 0 S: 10	H: 0 LOB: 0 BB: 0 P: 14	R: 1 E: 0 K: 1 S: 12	H: 2 LOB: 1 BB: 0 P: 21	R: 0 E: 0 K: 2 S: 8	H: 1 LOB: 1 BB: 0 P: 11	R: 0 E: 1 K: 0 S: 8	H: 0 LOB: 1 BB: 0 P: 13	R: 0 E: 0 K: 0 S: 9	H: 0 LOB: 0 BB: 0 P: 13		1B: 4 2B: 1 3B: 0 HR: 0	SF: 0 SAC: 0 DP: 0 HBP: 0	WP: 1 PB: 0 SB: 1 CS: 0	PA: 38
<b>PITCHER</b>	IP	WLS	BF	H	R	ER	SO	BB	IBB	HBP	BLK	WP	HR	S	P	ERA	WHIP				
Steve Trachsel, R (1, 1) ERA: 3.44	6.0	W	27	4	1	1	4	4	1	0	0	1	0	69	117	1.50	1.333				
Mike Stanton, L (7, 1) ERA: 3.53	2.0		8	1	0	0	2	0	0	0	0	0	0	16	24	0.00	0.500				
Ricky Bottalico, R (9, 1) ERA: 2.01	1.0		3	0	0	0	0	0	0	0	0	0	0	9	13	0.00	0.000				

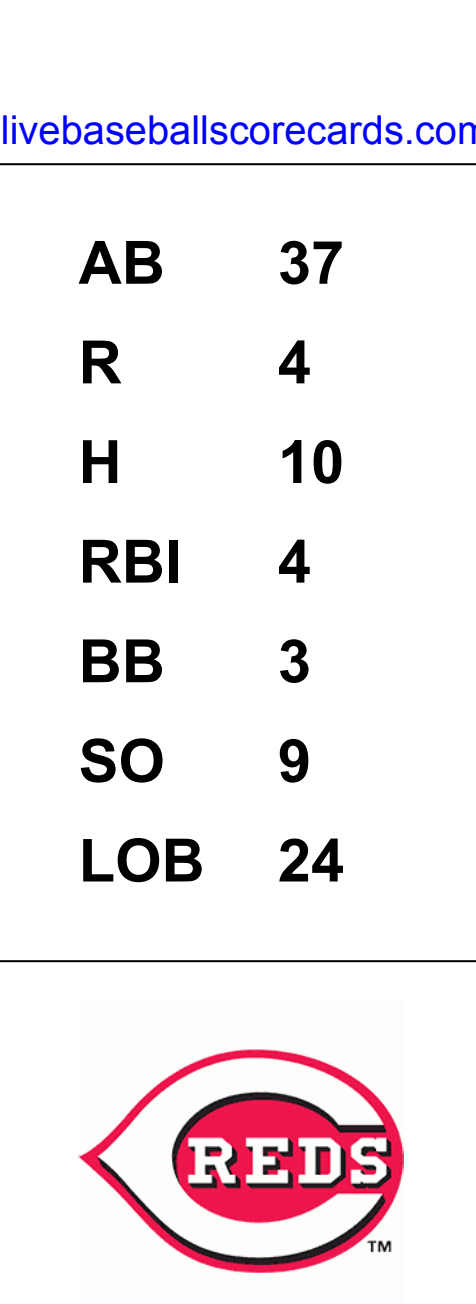
Batter	1	2	3	4	5	6	7	8	9	AB	R	H	RBI	BB	SO	LOB	BOTTOM					
Kazuo Matsui, S (1, 6) OBP: 0.332, SLG: 0.387	F8		L8		K		F9			4	0	0	0	0	1	2	<b>Detroit Tigers @ New York Mets</b> Shea Stadium, Flushing, NY Sun Jun 20 2004, 1:10 PM EDT Att: 39,446 - Cloudy - 69 F					
7 José Reyes, S (1, 4) OBP: 0.222, SLG: 0.375	F9			HR	P6		F8			3	1	0	0	1	0	1						
31 Mike Piazza, R (1, 2) Jason Phillips, R (9, 2) OBP: 0.295, SLG: 0.349				HR	G6-3				HR	4	1	1	1	0	2	1						
Cliff Floyd, L (1, 7) Gerald Williams, R (8, PR) OBP: 0.310, SLG: 0.479 OBP: 0.399, SLG: 0.625		G3		K		F9		WP	1B	4	0	1	0	0	1	1						
Richard Hidalgo, R (1, 9) OBP: 0.303, SLG: 0.414				HR	2B		F7			4	2	2	2	0	1	1						
Mike Cameron, R (1, 8) OBP: 0.306, SLG: 0.385				1B	2B		K		BB	2	1	0	0	2	2	1						
Ty Wigginton, R (1, 5) Mike Stanton, L (7, 1) Karim Garcia, L (8, PH) Ricky Bottalico, L (9, 1) OBP: 0.310, SLG: 0.455 OBP: 1.000, SLG: 1.000 OBP: 0.276, SLG: 0.407				K	2B		1B		P5	3	1	2	1	0	1	0						
Eric Valent, L (1, 3) OBP: 0.328, SLG: 0.393				2B	G4-3		G4-3		G3	1	0	0	0	1	0	1						
Steve Trachsel, R (1, 1) Todd Zeile, R (7, 5) OBP: 0.233, SLG: 0.241 OBP: 0.325, SLG: 0.403				BB	G6-3				BB	0	0	0	0	1	0	0						
<b>Inning Stats</b>	R: 0 E: 0 K: 1 S: 7	H: 0 LOB: 0 BB: 0 P: 9	R: 0 E: 0 K: 2 S: 11	H: 0 LOB: 0 BB: 0 P: 19	R: 0 E: 0 K: 1 S: 11	H: 0 LOB: 1 BB: 1 P: 18	R: 4 E: 0 K: 2 S: 20	H: 3 LOB: 1 BB: 2 P: 35	R: 0 E: 0 K: 1 S: 9	H: 0 LOB: 0 BB: 0 P: 14	R: 1 E: 0 K: 1 S: 9	H: 2 LOB: 1 BB: 0 P: 12	R: 0 E: 0 K: 0 S: 6	H: 0 LOB: 1 BB: 1 P: 13	R: 1 E: 0 K: 0 S: 9	H: 2 LOB: 2 BB: 1 P: 19		1B: 3 2B: 2 3B: 0 HR: 2	SF: 0 SAC: 0 DP: 0 HBP: 0	WP: 1 PB: 0 SB: 0 CS: 0	PA: 35	
<b>PITCHER</b>	IP	WLS	BF	H	R	ER	SO	BB	IBB	HBP	BLK	WP	HR	S	P	ERA	WHIP					
38 Jeremy Bolderman, R (1, 1) ERA: 5.73	5.0	L	21	3	4	4	7	3	0	0	0	0	0	0	0	0	9.00	2.500				
Al Levine, R (6, 1) ERA: 6.35	2.0		10	4	2	2	1	1	0	0	0	0	1	18	30	9.00	2.500					
Franklyn German, R (8, 1) ERA:	1.0		4	0	0	0	0	1	0	0	0	1	0	6	14	0.00	1.000					





Batter	1	2	3	4	5	6	7	8	9	AB	R	H	RBI	BB	SO	LOB	TOP										
<b>6 Ryan Freel, R</b> OBP: 0.365, SLG: 0.343	G4-3 S BB	G5-3		G1-3 E 1B	F9			G5-3		4	0	1	0	1	0	3	<b>Cincinnati Reds @ New York Mets</b> Shea Stadium, Flushing, NY Tue Jun 22 2004, 7:10 PM EDT Att: 19,301 - Unknown - 76 F										
<b>D'Angelo Jimenez, S</b> OBP: 0.369, SLG: 0.360 <b>Tim Hummel, R</b> OBP: 0.338, SLG: 0.411 <b>John Riedling, R</b> (8, 1)	G4-3		1B 2B	F8		G5-3		HBP		4	1	1	0	0	0	2											
<b>Sean Casey, L</b> OBP: 0.400, SLG: 0.601	L6		F7	E9 G1-3		P6		G2-3		5	0	0	0	0	4												
<b>Ken Griffey Jr., L</b> OBP: 0.360, SLG: 0.551	G3-1		2B 1B	G1-3		G4-3			K	5	1	1	0	0	1	3											
<b>Adam Dunn, L</b> OBP: 0.416, SLG: 0.573		HR	1B 2B						K	4	2	2	2	1	2	0											
<b>Jason LaRue, R</b> OBP: 0.333, SLG: 0.422	1B	1B	2B	L6				2B		5	0	3	1	0	1	3											
<b>Jermaine Clark, L</b> OBP: 0.240, SLG: 0.182 <b>Wily Mo Peña, R</b> OBP: 0.312, SLG: 0.461	K		2B		G5-3			G6-3		3	0	1	1	0	1	1											
<b>Brandon Larson, R</b> OBP: 0.319, SLG: 0.342	1B		K	SH3-4 BB				K		3	0	1	0	1	2	3											
<b>Paul Wilson, R</b> OBP: 0.214, SLG: 0.192 <b>Phil Norton, R</b> (7, 1)	K		K		SH3-4					2	0	0	0	0	2	4											
<b>Juan Castro, R</b> OBP: 0.333, SLG: 0.424	K		K		SH3-4			F7		0	0	0	0	0	0	0											
<b>Inning Stats</b>	R: 0 E: 0 K: 0 S: 10	H: 0 LOB: 1 BB: 1 P: 16	R: 1 E: 0 K: 2 S: 16	H: 3 LOB: 2 BB: 0 P: 24	R: 3 E: 0 K: 2 S: 18	H: 5 LOB: 2 BB: 0 P: 23	R: 0 E: 1 K: 0 S: 10	H: 1 LOB: 3 BB: 1 P: 20	R: 0 E: 0 K: 0 S: 9	H: 0 LOB: 1 BB: 0 P: 17	R: 0 E: 0 K: 2 S: 11	H: 1 LOB: 1 BB: 0 P: 16	R: 0 E: 0 K: 0 S: 9	H: 0 LOB: 1 BB: 0 P: 14	R: 0 E: 0 K: 3 S: 12	H: 0 LOB: 0 BB: 0 P: 15	1B: 6 2B: 3 3B: 0 HR: 1	SF: 0 SAC: 1 DP: 0 HBP: 1	WP: 0 PB: 0 SB: 2 CS: 0	PA: 42							
<b>PITCHER</b>	IP	WLS	BF	H	R	ER	SO	BB	IBB	HBP	BLK	WP	HR	S	P	ERA	WHIP										
<b>Matt Ginter, R</b> ERA: 3.38	4.0		24	9	4	4	4	1	1	0	0	0	1	54	83	9.00	2.500										
<b>John Franco, L</b> ERA: 4.25	2.0	W	7	0	0	0	0	1	0	0	0	0	0	15	26	0.00	0.500										
<b>Mike Stanton, L</b> ERA: 3.35	2.0	H	8	1	0	0	2	0	0	1	0	0	0	20	30	0.00	0.500										
<b>Braden Looper, R</b> ERA: 1.79	1.0	S	3	0	0	0	3	0	0	0	0	0	0	12	15	0.00	0.000										

Batter	1	2	3	4	5	6	7	8	9	AB	R	H	RBI	BB	SO	LOB	BOTTOM										
<b>Kazuo Matsui, S</b> OBP: 0.328, SLG: 0.382	P6		K	P6			G4-3			4	0	0	0	0	1	2	<b>Cincinnati Reds @ New York Mets</b> Shea Stadium, Flushing, NY Tue Jun 22 2004, 7:10 PM EDT Att: 19,301 - Unknown - 76 F										
<b>7 José Reyes, S</b> OBP: 0.154, SLG: 0.250	P6		K2-3		K		K			4	0	0	0	0	3	1											
<b>31 Mike Piazza, R</b> OBP: 0.391, SLG: 0.556 <b>Gerald Williams, R</b> OBP: 0.389, SLG: 0.625	F7		G6-3		HR		2B			4	1	2	1	0	0	1											
<b>Cliff Floyd, L</b> OBP: 0.356, SLG: 0.500 <b>Jason Phillips, R</b> OBP: 0.295, SLG: 0.349	HR			1B 2B	K		K2-3			4	2	2	1	0	2	1											
<b>Richard Hidalgo, R</b> OBP: 0.302, SLG: 0.411	F8		2B G6-3	1B	K		K			4	1	1	0	0	2	0											
<b>Mike Cameron, R</b> OBP: 0.317, SLG: 0.406	G1-3 BB		G6-3	1B 2B		SF8	3B	1B FC5-4		3	3	3	1	1	0	0											
<b>Ty Wigginton, R</b> OBP: 0.309, SLG: 0.451	G1-3			F9		K2-3		1B FC5-4		4	0	1	0	0	1	4											
<b>Eric Valent, L</b> OBP: 0.320, SLG: 0.386 <b>Mike Stanton, L</b> OBP: 1.000, SLG: 1.000 <b>Joe McEwing, R</b> OBP: 0.263, SLG: 0.280 <b>Braden Looper, R</b> (9, 1)	K			G6-3		SF8		FC5-4		2	0	0	2	0	1	2											
<b>Matt Ginter, R</b> OBP: 0.400, SLG: 0.444 <b>Shane Spencer, R</b> OBP: 0.357, SLG: 0.403 <b>John Franco, L</b> (5, 1)					2B		K			1	0	1	1	0	0	0											
<b>Todd Zelle, R</b> OBP: 0.322, SLG: 0.399					2B		K			2	0	0	0	0	2	1											
<b>Inning Stats</b>	R: 0 E: 0 K: 0 S: 10	H: 0 LOB: 0 BB: 0 P: 13	R: 1 E: 0 K: 1 S: 10	H: 1 LOB: 1 BB: 1 P: 16	R: 0 E: 0 K: 2 S: 8	H: 1 LOB: 1 BB: 0 P: 10	R: 3 E: 0 K: 0 S: 15	H: 4 LOB: 1 BB: 0 P: 21	R: 1 E: 0 K: 3 S: 13	H: 1 LOB: 0 BB: 0 P: 21	R: 1 E: 0 K: 2 S: 10	H: 1 LOB: 1 BB: 0 P: 17	R: 0 E: 0 K: 2 S: 10	H: 2 LOB: 1 BB: 0 P: 17	R: 1 E: 0 K: 2 S: 13	H: 0 LOB: 1 BB: 0 P: 17	1B: 5 2B: 3 3B: 1 HR: 2	SF: 1 SAC: 0 DP: 0 HBP: 0	WP: 0 PB: 0 SB: 0 CS: 0	PA: 36							
<b>PITCHER</b>	IP	WLS	BF	H	R	ER	SO	BB	IBB	HBP	BLK	WP	HR	S	P	ERA	WHIP										
<b>Paul Wilson, R</b> ERA: 3.54	6.2	L	30	9	6	6	9	1	0	0	0	0	0	73	110	8.10	1.500										
<b>Phil Norton, L</b> ERA: 5.79	0.1		1	0	0	0	1	0	0	0	0	0	0	3	4	0.00	0.000										
<b>John Riedling, R</b> ERA: 4.06	1.0		5	2	1	1	2	0	0	0	0	0	0	13	17	9.00	2.000										



livebaseballscores.com

livebaseballscores.com




Batter	1	2	3	4	5	6	7	8	9	10	11	12	AB	R	H	RBI	BB	SO	LOB					
D'Angelo Jimenez, S OBP: 0.367, SLG: 0.372	2-0 1B	1-2 HR			3-1 F8		3-2 F7		2-2 L9			2-1 G4-3	6	1	2	1	0	0	2					
Juan Castro, R OBP: 0.333, SLG: 0.429	1-2 HR	0-1 G5-3			1-2 G6-3		2-2 G5-3		0-3 K			3-1 HR	6	2	2	0	0	1	2					
Sean Casey, L OBP: 0.409, SLG: 0.628	1-1 HR		0-1 G6-5-3		0-0 1B			0-0 1B		0-1 F7		0-1 HR	6	2	5	4	0	0	0					
Ken Griffey Jr., L OBP: 0.356, SLG: 0.540	4-1 BB		1-0 G6-5-3		3-2 L9			2-1 F7		3-2 G4-3		2-1 F8	5	0	0	0	1	0	3					
Adam Dunn, L OBP: 0.409, SLG: 0.561	2-2 F9		3-1 G3-1					1-1 F8		2-3 K			5	0	0	0	0	2	2					
Jason LaRue, R OBP: 0.325, SLG: 0.410	0-1 F8				1-0 G4-3			0-3 K		0-0 F9		2-2 P3	5	0	0	0	0	1	2					
Wily Mo Peña, R OBP: 0.316, SLG: 0.486		0-0 HR			2-2 F8			1-1 1B		0-3 K		1-3 K	5	1	2	1	0	2	0					
Mike Matthews, L OBP: 0.333, SLG: 0.410		3-2 G5-3			1-1 1B			1-0 L8		1-0 1B		0-3 K	5	0	2	0	0	1	1					
Todd Van Poppel, R OBP: 0.328, SLG: 0.381		0-0 P4-3			1-3 K2-3		0-1 G3		1-0 1B			0-0 F8	2	0	0	0	0	1	1					
Cliff Floyd, L OBP: 0.351, SLG: 0.490													0	0	0	0	0	0	0					
Richard Hidalgo, R OBP: 0.304, SLG: 0.416													0	0	0	0	0	0	0					
Mike Cameron, R OBP: 0.311, SLG: 0.397													0	0	0	0	0	0	0					
Ty Wigington, R OBP: 0.316, SLG: 0.452													0	0	0	0	0	0	0					
Eric Valent, L OBP: 0.323, SLG: 0.388													0	0	0	0	0	0	0					
Todd Zeile, R OBP: 0.319, SLG: 0.395													0	0	0	0	0	0	0					
Joe McEwing, R OBP: 0.259, SLG: 0.276													0	0	0	0	0	0	0					
Inning Stats	R: 2 E: 0 K: 0 S: 13	H: 3 LOB: 1 BB: 23	R: 2 E: 0 K: 1 S: 10	H: 2 LOB: 0 BB: 14	R: 0 E: 0 K: 0 S: 5	H: 1 LOB: 0 BB: 9	R: 0 E: 0 K: 1 S: 11	H: 1 LOB: 1 BB: 16	R: 0 E: 0 K: 0 S: 9	H: 0 LOB: 0 BB: 14	R: 0 E: 0 K: 1 S: 9	H: 1 LOB: 1 BB: 13	R: 0 E: 0 K: 2 S: 11	H: 2 LOB: 2 BB: 15	R: 0 E: 0 K: 1 S: 12	H: 0 LOB: 0 BB: 18	R: 0 E: 0 K: 2 S: 9	H: 0 LOB: 0 BB: 12	R: 2 E: 0 K: 0 S: 9	H: 2 LOB: 0 BB: 16	1B: 9 2B: 1 3B: 0 HR: 4	SF: 0 SAC: 0 DP: 1 HBP: 0	WP: 0 PB: 0 SB: 0 CS: 0	PA: 49

PITCHER	IP	WLS	BF	H	R	ER	SO	BB	IBB	HBP	BLK	WP	HR	S	P	ERA	WHIP
John Franco, L ERA: 4.7	12.1	1.0	L	5	2	2	0	0	0	0	0	0	0	9	16	18.00	2.000
Jae Weong Seo, R ERA: 4.54	(1, 1)	5.0	22	8	4	4	1	0	0	0	0	0	0	17	25	0.00	0.500
Jose Parra, R ERA: 3.29	(6, 1)	2.0	7	1	0	0	1	0	0	0	0	0	0	8	12	0.00	1.500
Mike Stanton, L ERA: 1.9	(8, 1)	0.2	3	1	0	0	1	0	0	0	0	0	0	12	16	0.00	1.500
Ricky Bottalico, R ERA: 1.7	(10, 1)	2.0	6	0	0	0	3	0	0	0	0	0	0	21	30	0.00	0.000

**Cincinnati Reds @ New York Mets**  
Shea Stadium, Flushing, NY  
Wed Jun 23 2004, 7:10 PM EDT  
Att: 32,423 - Unknown - 83 F

livebaseballscorecards.com

AB 48  
R 6  
H 14  
RBI 6  
BB 1  
SO 8  
LOB 13




Batter	1	2	3	4	5	6	7	8	9	10	11	12	AB	R	H	RBI	BB	SO	LOB					
Kazuo Matsui, S OBP: 0.328, SLG: 0.381	0-1 P1-3		2-2 G3		2-2 1B		2-1 P5		3-3 K			0-0 1B	6	0	2	0	0	1	3					
7 José Reyes, S OBP: 0.211, SLG: 0.294	2-2 L3		2-1 31 E		4-0 1B		2-1 F9		0-2 G1-3			0-1 G1-6-3	5	2	1	1	1	0	3					
31 Mike Piazza, R OBP: 0.397, SLG: 0.561	1-2 F7		3H E2		0-1 1B		1-1 1B		2-1 G4-3		4-0 BB	0-1 G6-3	5	1	3	1	1	0	0					
Cliff Floyd, L OBP: 0.351, SLG: 0.490		1-1 F7	0-0 G5-3		1-1 1B		1-2 1B		1-2 G4-3		0-0 G3-6-3		5	0	1	1	0	0	3					
Richard Hidalgo, R OBP: 0.304, SLG: 0.416		3-2 2B			2-2 F9		1-2 L8		1-2 1B		2-3 K		5	0	2	1	0	1	2					
Mike Cameron, R OBP: 0.311, SLG: 0.397		1-3 K			1-1 P6		1-3 K		1-2 F8		2-1 G6-3		5	0	0	0	0	2	2					
Ty Wigington, R OBP: 0.316, SLG: 0.452		1-1 G5-3			1-1 1B		2-2 F9		3-2 CS		0-1 FC1-6		4	0	2	0	1	0	1					
Eric Valent, L OBP: 0.323, SLG: 0.388													2	1	1	0	0	0	1					
Todd Zeile, R OBP: 0.319, SLG: 0.395													2	0	0	0	0	0	1					
Joe McEwing, R OBP: 0.259, SLG: 0.276													1	0	0	0	0	0	1					
Inning Stats	R: 0 E: 0 K: 0 S: 11	H: 0 LOB: 0 BB: 14	R: 0 E: 0 K: 1 S: 11	H: 1 LOB: 1 BB: 17	R: 2 E: 1 K: 0 S: 11	H: 3 LOB: 1 BB: 18	R: 0 E: 0 K: 0 S: 12	H: 1 LOB: 1 BB: 16	R: 1 E: 0 K: 0 S: 12	H: 3 LOB: 2 BB: 21	R: 0 E: 0 K: 1 S: 9	H: 0 LOB: 0 BB: 12	R: 0 E: 0 K: 1 S: 12	H: 2 LOB: 2 BB: 15	R: 0 E: 0 K: 1 S: 4	H: 0 LOB: 0 BB: 10	R: 0 E: 0 K: 0 S: 10	H: 0 LOB: 1 BB: 19	R: 0 E: 0 K: 0 S: 5	H: 1 LOB: 0 BB: 6	1B: 10 2B: 3 3B: 0 HR: 0	SF: 0 SAC: 1 DP: 2 HBP: 0	WP: 0 PB: 0 SB: 0 CS: 1	PA: 49

**Cincinnati Reds @ New York Mets**  
Shea Stadium, Flushing, NY  
Wed Jun 23 2004, 7:10 PM EDT  
Att: 32,423 - Unknown - 83 F

livebaseballscorecards.com

AB 44  
R 4  
H 13  
RBI 4  
BB 3  
SO 4  
LOB 18



PITCHER	IP	WLS	BF	H	R	ER	SO	BB	IBB	HBP	BLK	WP	HR	S	P	ERA	WHIP
Danny Graves, R ERA: 3.35	(12, 1)	1.0	S	3	1	0	0	0	0	0	0	0	0	5	5	0.00	1.000
Todd Van Poppel, R ERA: 4.5	(6, 1)	1.0	H	3	0	0	1	0	0	0	0	0	0	9	12	0.00	0.000
Gabe White, L ERA: 7.43	(7, 1)	2.0	B	7	2	1	1	0	0	0	0	0	0	20	35	4.50	1.000
Todd Jones, R ERA: 3.58	(9, 1)	2.0	8	2	0	0	2	1	0	0	0	0	0	16	26	0.00	1.500
John Riedling, R ERA: 3.86	(11, 1)	1.0	W	4	0	0	0	1	0	0	0	0	0	10	19	0.00	1.000



Batter	1	2	3	4	5	6	7	8	9	AB	R	H	RBI	BB	SO	LOB	TOP			
6 Ryan Freel, R OBP: 0.360, SLG: 0.338										5	1	1	1	0	1	2				
Juan Castro, R OBP: 0.356, SLG: 0.453											4	1	3	1	1	0	0			
Sean Casey, L OBP: 0.410, SLG: 0.625 Felipe Lopez, S OBP: 0.170, SLG: 0.196											3	1	1	0	1	0	2			
Ken Griffey Jr., L OBP: 0.350, SLG: 0.529											5	1	0	0	0	1	2			
Adam Dunn, L OBP: 0.411, SLG: 0.560											4	0	2	1	0	0	0			
Wily Mo Peña, R OBP: 0.305, SLG: 0.468											4	0	0	0	0	2	2			
Tim Hummel, R OBP: 0.343, SLG: 0.415											4	1	2	0	0	0	1			
Javier Valentin, S OBP: 0.208, SLG: 0.309											4	1	2	0	0	2	2			
Cory Lidle, R OBP: 0.258, SLG: 0.154 Danny Graves, R (9, 1)											3	0	0	0	0	2	1			
										0	0	0	0	0	0	0				
<b>Inning Stats</b>	R: 1 E: 0 K: 0 S: 14	H: 2 LOB: 0 BB: 0 P: 23	R: 0 E: 0 K: 1 S: 11	H: 1 LOB: 1 BB: 0 P: 16	R: 0 E: 0 K: 1 S: 12	H: 2 LOB: 2 BB: 0 P: 20	R: 0 E: 0 K: 2 S: 12	H: 1 LOB: 1 BB: 0 P: 18	R: 0 E: 0 K: 0 S: 10	H: 0 LOB: 0 BB: 0 P: 14	R: 5 E: 1 K: 0 S: 18	H: 3 LOB: 1 BB: 2 P: 35	R: 0 E: 0 K: 2 S: 13	H: 1 LOB: 1 BB: 0 P: 16	R: 0 E: 0 K: 2 S: 10	H: 0 LOB: 0 BB: 0 P: 13	1B: 10 2B: 1 3B: 0 HR: 0	SF: 0 SAC: 1 DP: 1 HBP: 0	WP: 0 PB: 0 SB: 1 CS: 0	PA: 40
<b>PITCHER</b>	IP WLS BF H R ER SO BB IBB HBP BLK WP HR S P ERA WHIP																			
Tom Glavine, L ERA: 2.11	6.1 L 27 9 3 2 5 0 0 0 0 0 0 0 73 117 2.84 1.421																			
Ricky Bottalico, R ERA: 1.89	0.1 B 2 0 0 0 0 1 0 0 0 0 0 0 5 11 0.00 3.000																			
Mike Stanton, L ERA: 3.26	0.1 4 1 3 0 0 1 0 0 0 0 0 0 7 14 0.00 6.000																			
Dan Wheeler, R ERA: 4.26	1.0 4 1 0 0 2 0 0 0 0 0 0 0 13 16 0.00 1.000																			
Jose Parra, R ERA:	1.0 3 0 0 0 2 0 0 0 0 0 0 0 10 13 0.00 0.000																			

Cincinnati Reds @ New York Mets  
Shea Stadium, Flushing, NY  
Thu Jun 24 2004, 1:10 PM EDT  
Att: 23,827 - Sunny - 78 F

AB	37
R	6
H	11
RBI	3
BB	2
SO	9
LOB	12



Batter	1	2	3	4	5	6	7	8	9	AB	R	H	RBI	BB	SO	LOB	BOTTOM			
7 José Reyes, S OBP: 0.217, SLG: 0.429										4	1	1	2	0	0	2				
Mike Cameron, R OBP: 0.306, SLG: 0.391										4	0	0	0	0	3	2				
31 Mike Piazza, R OBP: 0.401, SLG: 0.564										4	0	3	0	0	0	0				
Cliff Floyd, L OBP: 0.360, SLG: 0.503										4	0	3	0	0	0	1				
Richard Hidalgo, R OBP: 0.299, SLG: 0.408										4	0	0	0	0	1	5				
Ty Wigginton, R OBP: 0.312, SLG: 0.445 Mike Stanton, L OBP: 1.000, SLG: 1.000 Dan Wheeler, R OBP: 0.333, SLG: 0.333 Eric Valent, L OBP: 0.321, SLG: 0.385 Jose Parra, R (9, 1)										3	0	0	0	0	1	4				
Jason Phillips, R OBP: 0.297, SLG: 0.350											4	0	1	0	0	1	0			
Joe McEwing, R OBP: 0.259, SLG: 0.275											4	1	1	0	0	1	1			
Tom Glavine, L OBP: 0.276, SLG: 0.222 Ricky Bottalico, L (7, 1) Todd Zeile, R OBP: 0.316, SLG: 0.390											1	0	0	0	0	0	0			
										2	0	0	0	0	1	2				
<b>Inning Stats</b>	R: 0 E: 0 K: 1 S: 12	H: 1 LOB: 1 BB: 0 P: 18	R: 0 E: 0 K: 1 S: 6	H: 0 LOB: 0 BB: 0 P: 7	R: 0 E: 0 K: 1 S: 6	H: 0 LOB: 0 BB: 0 P: 7	R: 0 E: 0 K: 2 S: 15	H: 2 LOB: 2 BB: 0 P: 17	R: 2 E: 0 K: 2 S: 11	H: 2 LOB: 0 BB: 0 P: 19	R: 0 E: 0 K: 0 S: 5	H: 2 LOB: 1 BB: 0 P: 8	R: 0 E: 0 K: 1 S: 13	H: 1 LOB: 2 BB: 0 P: 15	R: 0 E: 0 K: 1 S: 8	H: 0 LOB: 0 BB: 0 P: 13	1B: 7 2B: 1 3B: 0 HR: 1	SF: 0 SAC: 1 DP: 1 HBP: 0	WP: 0 PB: 0 SB: 0 CS: 0	PA: 36
<b>PITCHER</b>	IP WLS BF H R ER SO BB IBB HBP BLK WP HR S P ERA WHIP																			
Cory Lidle, R ERA: 5.05	8.0 W 33 9 2 2 8 0 0 0 0 0 0 0 76 107 2.25 1.125																			
Danny Graves, R ERA: 3.27	1.0 3 0 0 0 1 0 0 0 0 0 0 0 8 13 0.00 0.000																			

Cincinnati Reds @ New York Mets  
Shea Stadium, Flushing, NY  
Thu Jun 24 2004, 1:10 PM EDT  
Att: 23,827 - Sunny - 78 F

AB	35
R	2
H	9
RBI	2
BB	0
SO	9
LOB	18





Batter	1	2	3	4	5	6	7	8	9	AB	R	H	RBI	BB	SO	LOB	TOP					
7 José Reyes, S OBP: 0.214, SLG: 0.385	(1, 4) K	(1, 2) FC5-4		(2, 2) 1B		(0, 0) F8		(0, 2) P6		5	1	1	1	0	1	1						
Kazu Matsui, S OBP: 0.329, SLG: 0.381	(1, 6) F9		(2, 0) G5-3	(1, 1) 1B		(2, 1) F7		(0, 0) 1B		5	1	2	2	0	0	0						
31 Mike Piazza, R OBP: 0.405, SLG: 0.567	(1, 10) 2B		(4, 0) BB	(1, 1) 1B		(2, 1) P2		(2, 3) K		4	1	2	1	1	1	1						
Cliff Floyd, L OBP: 0.356, SLG: 0.513 Shane Spencer, R OBP: 0.354, SLG: 0.400	(1, 7) K		(0, 3) K	(1, 2) G3			(0, 0) HR	(0, 1) G4-3		5	1	1	1	0	2	4						
Richard Hidalgo, R OBP: 0.305, SLG: 0.410		(4, 2) G3 BB	(2, 3) K	(0, 1) 1B		(2, 0) G1-3		(0, 0) BB		4	1	2	1	1	1	1						
Mike Cameron, R OBP: 0.308, SLG: 0.386		(4, 0) E G3		(1, 2) P2		(3, 0) 1B		(0, 0) P6		3	1	0	0	1	0	2						
Ty Wigginton, R OBP: 0.309, SLG: 0.439	(1, 1) G3		(0, 1) 1B	(3, 3) K		(1, 0) P4		(1, 3) K		5	1	1	0	0	2	4						
Todd Zeile, R OBP: 0.332, SLG: 0.397	(1, 3) 7 FC5-4		(4, 2) 2B	(2, 2) G6-3		(3, 1) 1B		(4, 1) 1B		2	1	2	0	3	0	0						
Jason Phillips, R OBP: 0.295, SLG: 0.353	(1, 2) SF8		(1, 2) 1B	(1, 1) G6-3		(0, 0) G1-3		(0, 0) P4		4	1	1	2	0	0	5						
<b>Inning Stats</b>	R: 0 E: 0 K: 2 S: 12	H: 1 LOB: 1 BB: 0 P: 15	R: 2 E: 1 K: 0 S: 9	H: 0 LOB: 1 BB: 3 P: 24	R: 0 E: 0 K: 2 S: 7	H: 0 LOB: 1 BB: 1 P: 15	R: 6 E: 0 K: 0 S: 30	H: 6 LOB: 1 BB: 1 P: 44	R: 0 E: 0 K: 1 S: 11	H: 1 LOB: 0 BB: 0 P: 17	R: 0 E: 0 K: 0 S: 5	H: 0 LOB: 0 BB: 0 P: 9	R: 1 E: 0 K: 0 S: 6	H: 2 LOB: 2 BB: 0 P: 15	R: 0 E: 0 K: 1 S: 9	H: 1 LOB: 1 BB: 0 P: 11	R: 0 E: 0 K: 1 S: 10	H: 1 LOB: 2 BB: 1 P: 15	1B: 9 2B: 2 3B: 0 HR: 1	SF: 1 SAC: 0 DP: 1 HBP: 1	WP: 0 PB: 0 SB: 3 CS: 0	PA: 45
<b>PITCHER</b>	IP WLS BF H R ER SO BB IBB HBP BLK WP HR S P ERA WHIP																					
Brad Halsey, L ERA: 8.0	(1, 1) 3.1 L 20 5 7 6 4 5 0 0 0 0 0 0 43 76 16.20 3.000																					
Tanyon Sturtze, R ERA: 4.91	(4, 1) 4.1 19 6 2 2 2 0 0 1 0 0 1 44 72 4.15 1.385																					
Felix Heredia, L ERA: 8.0	(8, 1) 1.1 6 1 0 0 1 1 0 0 0 0 0 12 17 0.00 1.500																					

New York Mets @ New York Yankees  
Yankee Stadium, Bronx, NY

AB 37  
R 9  
H 12  
RBI 8  
BB 6  
SO 7  
LOB 18



Sat Jun 26 2004, 1:05 PM EDT  
Att: 55,303 - Unknown - 78 F

Batter	1	2	3	4	5	6	7	8	9	AB	R	H	RBI	BB	SO	LOB	BOTTOM			
Bernie Williams, S OBP: 0.373, SLG: 0.441	(1, 8) 13 G1-3		(1, 1) HR	(3, 1) F8			(4, 1) 2 BB		(2, 1) 13 DI	3	1	2	0	2	0	0				
2 Derek Jeter, R OBP: 0.321, SLG: 0.429	(1, 6) 13 G1-3		(2, 1) P4	(0, 0) 13 F8			(4, 1) 13 G6-4-3		(1, 3) K	4	0	2	0	1	1	2				
13 Alex Rodriguez, R OBP: 0.377, SLG: 0.542	(1, 5) G1-3		(1, 1) F8	(2, 2) F8			(0, 2) G6-4-3		(1, 2) L3	5	0	0	0	0	0	7				
Gary Sheffield, R OBP: 0.404, SLG: 0.486	(1, 10) IBB		(1, 1) 2H HR	(4, 2) BB			(2, 3) K			2	1	1	2	2	1	0				
25 Jason Giambi, L OBP: 0.377, SLG: 0.457	(1, 3) K		(1, 1) L6	(1, 0) F9			(2, 1) G6-3			4	0	0	0	0	1	5				
20 Jorge Posada, S OBP: 0.412, SLG: 0.510	(1, 2) G1-3		(3, 2) F8	(3, 3) K			(2, 1) 55 BB		(4, 1) HBP	3	0	0	0	0	1	3				
55 Hideki Matsui, L OBP: 0.390, SLG: 0.508		(1, 1) L6	(3, 2) HR	(0, 0) F7			(4, 1) BB			3	1	1	1	1	0	0				
Ruben Sierra, S OBP: 0.296, SLG: 0.429		(3, 3) K	(2, 2) G5-3	(1, 3) K			(0, 0) G6-3			4	0	0	0	0	2	2				
Miguel Cairo, R OBP: 0.326, SLG: 0.400 Kenny Lofton, L OBP: 0.357, SLG: 0.442	(1, 4) P5		(0, 1) P6	(2, 2) K			(0, 3) K		(1, 1) G3-1	3	0	0	0	0	1	0				
<b>Inning Stats</b>	R: 0 E: 0 K: 1 S: 12	H: 1 LOB: 3 BB: 2 P: 27	R: 0 E: 0 K: 1 S: 7	H: 0 LOB: 0 BB: 0 P: 11	R: 2 E: 0 K: 0 S: 10	H: 2 LOB: 0 BB: 0 P: 16	R: 1 E: 0 K: 0 S: 12	H: 1 LOB: 0 BB: 0 P: 22	R: 0 E: 0 K: 2 S: 11	H: 0 LOB: 0 BB: 0 P: 15	R: 0 E: 0 K: 1 S: 8	H: 0 LOB: 1 BB: 2 P: 16	R: 0 E: 0 K: 1 S: 9	H: 0 LOB: 2 BB: 1 P: 19	R: 0 E: 0 K: 1 S: 10	H: 1 LOB: 1 BB: 0 P: 15	1B: 2 2B: 2 3B: 0 HR: 2	SF: 0 SAC: 0 DP: 1 HBP: 1	WP: 0 PB: 0 SB: 0 CS: 0	PA: 39
<b>PITCHER</b>	IP WLS BF H R ER SO BB IBB HBP BLK WP HR S P ERA WHIP																			
Al Leiter, L ERA: 2.34	(1, 1) 6.1 W 28 5 3 3 3 5 3 1 0 0 0 0 13 27 0.00 1.263																			
Ricky Bottalico, R ERA: 1.75	(7, 1) 1.2 7 0 0 0 1 2 0 1 0 0 0 13 27 0.00 1.200																			
Jose Parra, R ERA:	(9, 1) 1.0 4 1 0 0 1 0 0 0 0 0 0 10 15 0.00 1.000																			

New York Mets @ New York Yankees  
Yankee Stadium, Bronx, NY

AB 32  
R 3  
H 6  
RBI 3  
BB 6  
SO 7  
LOB 19




Sat Jun 26 2004, 1:05 PM EDT  
Att: 55,303 - Unknown - 78 F



Batter	1	2	3	4	5	6	7	8	9	AB	R	H	RBI	BB	SO	LOB	TOP										
7 José Reyes, S OBP: 0.250, SLG: 0.379	2-1 CS 1B			2-3 K	4-2 BB			0-3 K		3	0	1	0	1	2	0	<b>New York Mets @ New York Yankees</b> Yankee Stadium, Bronx, NY Sun Jun 27 2004, 1:05 PM EDT Att: 37,305 - Sunny - 76 F  <b>AB 29</b> <b>R 1</b> <b>H 3</b> <b>RBI 1</b> <b>BB 4</b> <b>SO 14</b> <b>LOB 11</b>										
Kazuo Matsui, S OBP: 0.325, SLG: 0.376	1 SAFE 1-3 K			0-0 E8 31 BB	3-2 F7			0-3 K		4	0	0	0	0	2	4											
31 Mike Piazza, R OBP: 0.403, SLG: 0.561	1-0 F7			4-2 SAFE 1-2 BB			1-3 K	2-1 G6-3		3	0	0	0	1	1	0											
Cliff Floyd, L OBP: 0.348, SLG: 0.500		0-3 K		2-3 K			0-1 G3		1-3 K	4	0	0	0	0	3	2											
Richard Hidalgo, R OBP: 0.300, SLG: 0.403		1-3 K		1-3 K			1-1 F8		1-1 G1-3	4	0	0	0	0	2	2											
Mike Cameron, R OBP: 0.311, SLG: 0.392		3-3 K			1-1 CS 1B		3-2 G4-3 G5-3 2B		3-3 K	4	1	2	0	0	2	0											
Ty Wigginton, R OBP: 0.309, SLG: 0.435			1-3 K		4-2 7 BB 1-2 BB		1-1 G4-3			2	0	0	0	1	1	1											
Todd Zeile, R OBP: 0.332, SLG: 0.393			1-2 P4		4-0 7 BB 1-2 BB		1-1 G5-3			2	0	0	1	1	0	0											
Jason Phillips, R OBP: 0.291, SLG: 0.348			3-1 F7		1-3 K		3-H 0-1 G6-3			3	0	0	0	0	1	2											
<b>Inning Stats</b>	R: 0 E: 0 K: 1 S: 7	H: 1 LOB: 0 BB: 0 P: 10	R: 0 E: 0 K: 3 S: 9	H: 0 LOB: 0 BB: 0 P: 13	R: 0 E: 0 K: 1 S: 9	H: 0 LOB: 0 BB: 0 P: 14	R: 0 E: 1 K: 3 S: 12	H: 0 LOB: 2 BB: 1 P: 21	R: 0 E: 0 K: 1 S: 13	H: 1 LOB: 3 BB: 3 P: 30	R: 0 E: 0 K: 0 S: 7	H: 0 LOB: 0 BB: 0 P: 9	R: 1 E: 0 K: 0 S: 9	H: 1 LOB: 0 BB: 0 P: 14	R: 0 E: 0 K: 2 S: 8	H: 0 LOB: 0 BB: 0 P: 10	R: 0 E: 0 K: 2 S: 8	H: 0 LOB: 0 BB: 0 P: 13	1B: 2 2B: 1 3B: 0 HR: 0	SF: 0 SAC: 0 DP: 0 HBP: 0	WP: 0 PB: 0 SB: 0 CS: 2	PA: 33					
<b>PITCHER</b>	IP	WLS	BF	H	R	ER	SO	BB	IBB	HBP	BLK	WP	HR	S	P	ERA	WHIP										
Jose Contreras, R ERA: 5.53	(1, 1)	6.0	W	23	2	0	0	10	4	0	0	0	0	57	97	0.00	1.000										
Paul Quantrill, R ERA: 3.33	(7, 1)	1.0		4	1	1	0	0	0	0	0	0	0	9	14	9.00	1.000										
Tom Gordon, R ERA: 1.65	(8, 1)	2.0	S	6	0	0	0	4	0	0	0	0	0	16	23	0.00	0.000										

Batter	1	2	3	4	5	6	7	8	9	AB	R	H	RBI	BB	SO	LOB	BOTTOM										
Kenny Lofton, L OBP: 0.343, SLG: 0.422	0-2 G6-3	1-1 G1-3			0-0 F7		1 SAFE 1 SAFE 1 SAFE 1 SAFE X	2-2 L6		4	0	0	0	0	0	2	<b>New York Mets @ New York Yankees</b> Yankee Stadium, Bronx, NY Sun Jun 27 2004, 1:05 PM EDT Att: 37,305 - Sunny - 76 F  <b>AB 31</b> <b>R 8</b> <b>H 8</b> <b>RBI 8</b> <b>BB 3</b> <b>SO 4</b> <b>LOB 5</b>										
2 Derek Jeter, R OBP: 0.326, SLG: 0.454	1-0 HR		0-0 HR		0-0 G5-3			1-1 13 BB 55 HR 1B		4	3	3	2	0	0	0											
Gary Sheffield, R OBP: 0.405, SLG: 0.496	1-0 HR		2-3 K		0-0 G6-3			4-1 SAFE SAFE 1-2 55 HR BB		3	2	1	1	1	1	0											
13 Alex Rodriguez, R OBP: 0.378, SLG: 0.539	1-1 F9		4-2 S BB		1-2 G4-3			1-2 55 HR 1B		3	1	1	0	1	0	0											
55 Hideki Matsui, L OBP: 0.388, SLG: 0.515	2-2 G4-3		1-2 F8		3-3 K			1-2 2-3 1B		4	1	1	4	0	1	1											
Ruben Sierra, S OBP: 0.297, SLG: 0.427		2-2 SH2-3 1B		1-3 K			0-1 G3		1-H 2-H 3-H 1B	3	1	1	0	0	1	1											
Bubba Crosby, L OBP: 0.219, SLG: 0.419		SH2-3 1B		1-2 K				3-3 K		1	0	0	0	0	1	0											
Tony Clark, S OBP: 0.346, SLG: 0.384		0-0 G4-3 SH2-3 1B		1-1 G4-3			2-2 G1-4-3		0-0 F8	4	0	1	0	0	0	0											
John Flaherty, R OBP: 0.206, SLG: 0.305		0-0 SH2-3		2-1 F7			1-0 G4-3		1-0 G1-3	3	0	0	0	0	0	0											
Enrique Wilson, S OBP: 0.253, SLG: 0.338		2-1 G4-3		0-0 F7			4-0 BB			2	0	0	1	1	0	1											
<b>Inning Stats</b>	R: 2 E: 0 K: 0 S: 11	H: 2 LOB: 0 BB: 0 P: 16	R: 1 E: 0 K: 2 S: 11	H: 1 LOB: 1 BB: 0 P: 16	R: 1 E: 0 K: 2 S: 14	H: 1 LOB: 1 BB: 1 P: 22	R: 0 E: 0 K: 0 S: 5	H: 0 LOB: 0 BB: 0 P: 8	R: 0 E: 0 K: 1 S: 8	H: 0 LOB: 1 BB: 1 P: 12	R: 0 E: 0 K: 0 S: 9	H: 0 LOB: 1 BB: 1 P: 16	R: 0 E: 0 K: 1 S: 12	H: 3 LOB: 0 BB: 1 P: 22	R: 4 E: 0 K: 1 S: 12	H: 3 LOB: 0 BB: 1 P: 22	1B: 4 2B: 0 3B: 0 HR: 4	SF: 0 SAC: 1 DP: 0 HBP: 0	WP: 0 PB: 0 SB: 1 CS: 0	PA: 35							
<b>PITCHER</b>	IP	WLS	BF	H	R	ER	SO	BB	IBB	HBP	BLK	WP	HR	S	P	ERA	WHIP										
Steve Trachsel, R ERA: 3.74	(1, 1)	7.0	L	30	6	6	3	6	3	0	0	0	0	64	101	7.71	1.286										
Orber Moreno, R ERA: 3.55	(8, 1)	0.0		1	1	0	0	0	0	0	0	0	0	3	4	∞	∞										
Mike Stanton, L ERA: 3.4	(8, 1)	1.0		4	1	2	2	1	0	0	0	0	1	6	10	18.00	1.000										









Batter	1	2	3	4	5	6	7	8	9	AB	R	H	RBI	BB	SO	LOB	TOP				
7 José Reyes, S OBP: 0.190, SLG: 0.282	G4-3		F7			P3-1	G5-3		G5-3	5	0	0	0	0	0	0					
Kazuo Matsui, S OBP: 0.325, SLG: 0.378	G4-3		K			HR	2B		31 BB	4	1	2	0	0	1	0					
31 Mike Piazza, R Ricky Bottalico, L John Franco, L Jose Parra, R Braden Looper, R	P3				G6-3	HR	BB		1-2 BB	2	1	0	0	2	0	0					
Cliff Floyd, L OBP: 0.349, SLG: 0.527		G2-3 1B HBP		HR		HR			K	3	3	2	4	0	1	2					
Richard Hidalgo, R OBP: 0.307, SLG: 0.431		K		K		HR			K	4	1	1	0	0	3	1					
Ty Wigginton, R OBP: 0.307, SLG: 0.439		G2-3		G6-3		HR			K	4	1	1	2	0	1	1					
Mike Cameron, R OBP: 0.313, SLG: 0.401		FC5-4 2-H 1B				K	G4-6-3 BB		P3	3	0	1	1	1	1	0					
Jason Phillips, R OBP: 0.286, SLG: 0.341		FC5-4				K	G4-6-3		G6-3	4	0	0	0	0	1	2					
Jae Weong Seo, R OBP: 0.211, SLG: 0.167 Todd Zeile, R OBP: 0.330, SLG: 0.391			P1-3		P4-1		B2-3		K	3	0	0	0	0	0	0					
										1	0	0	0	0	1	0					
<b>Inning Stats</b>	R: 0 E: 0 K: 0 S: 8	H: 0 LOB: 0 BB: 0 P: 9	R: 1 E: 0 K: 1 S: 11	H: 1 LOB: 1 BB: 0 P: 14	R: 0 E: 0 K: 1 S: 9	H: 0 LOB: 0 BB: 0 P: 11	R: 1 E: 0 K: 1 S: 7	H: 1 LOB: 0 BB: 0 P: 9	R: 0 E: 0 K: 0 S: 11	H: 0 LOB: 0 BB: 0 P: 16	R: 5 E: 0 K: 0 S: 17	H: 4 LOB: 2 BB: 2 P: 30	R: 0 E: 0 K: 2 S: 9	H: 0 LOB: 0 BB: 0 P: 15	R: 0 E: 0 K: 1 S: 7	H: 0 LOB: 0 BB: 0 P: 10	1B: 3 2B: 1 3B: 0 HR: 3	SF: 0 SAC: 0 DP: 1 HBP: 1	WP: 0 PB: 0 SB: 0 CS: 0	PA: 37	
<b>PITCHER</b>	IP	WLS	BF	H	R	ER	SO	BB	IBB	HBP	BLK	WP	HR	S	P	ERA	WHIP				
Todd Van Poppel, R ERA: 5.16	5.1	L	25	6	7	7	5	2	0	1	0	0	3	61	86	11.81	1.500				
Phil Norton, L ERA: 6.0	1.2		6	1	0	0	1	1	0	0	0	0	0	9	16	0.00	1.200				
Gabe White, L ERA: 6.58	1.0		3	0	0	0	2	0	0	0	0	0	0	15	15	0.00	0.000				
John Riedling, R ERA: 3.64	1.0		3	0	0	0	1	0	0	0	0	0	0	7	10	0.00	0.000				

New York Mets @ Cincinnati Reds  
Great American Ball Park, Cincinnati, OH  
Tue Jun 29 2004, 7:10 PM EDT  
Att: 27,868 - Sunny - 78 F

AB	33
R	7
H	7
RBI	7
BB	3
SO	9
LOB	6



Batter	1	2	3	4	5	6	7	8	9	AB	R	H	RBI	BB	SO	LOB	BOTTOM				
6 Ryan Freel, R OBP: 0.367, SLG: 0.343	G6-3		G5-3			FC3-2 BB	2B		G4-6-3 1B	4	1	2	0	1	0	0					
Jermaine Clark, L OBP: 0.212, SLG: 0.167 Ken Griffey Jr., L OBP: 0.342, SLG: 0.509 Tim Hummel, R OBP: 0.326, SLG: 0.389	G4-3		K			FC3-2 FC6-4	K		G4-6-3 1B	4	0	0	0	0	2	3					
Barry Larkin, R OBP: 0.357, SLG: 0.422		1B			FC6-4		2B		G4-6-3	4	0	2	1	1	0	4					
Adam Dunn, L OBP: 0.405, SLG: 0.567		K			K		FC4-6 BB		G4-3	4	0	0	0	1	3	4					
D'Angelo Jimenez, S OBP: 0.362, SLG: 0.369			1B 2B		CS 1B		FC4-6			4	1	2	0	0	1	2					
Jason LaRue, R OBP: 0.324, SLG: 0.400		G1-6-3 1B BB		F8		G6-3			G5-3	3	0	0	0	1	0	1					
Wily Mo Peña, R OBP: 0.313, SLG: 0.483		G1-6-3 1B		G5-3			F7		G4-3	4	0	1	1	0	0	1					
Juan Castro, R OBP: 0.368, SLG: 0.473		G1-6-3			SH1-4 FC3-2 2B		HR		F8	4	1	2	0	0	2						
Todd Van Poppel, R ERA: 4.92 Phil Norton, L ERA: 1.73 Brandon Larson, R OBP: 0.316, SLG: 0.376 Gabe White, L ERA: 6.58 John Riedling, R ERA: 3.64 Jacob Cruz, L OBP: 0.351, SLG: 0.420		P2-3			SH1-4		HR		G4-6-3 1B	1	0	0	0	0	0	1					
<b>Inning Stats</b>	R: 0 E: 0 K: 1 S: 11	H: 1 LOB: 1 BB: 0 P: 14	R: 1 E: 0 K: 0 S: 10	H: 2 LOB: 1 BB: 1 P: 17	R: 0 E: 0 K: 2 S: 9	H: 0 LOB: 1 BB: 1 P: 17	R: 0 E: 0 K: 0 S: 6	H: 1 LOB: 0 BB: 0 P: 10	R: 0 E: 0 K: 2 S: 7	H: 0 LOB: 2 BB: 1 P: 12	R: 3 E: 0 K: 1 S: 15	H: 4 LOB: 2 BB: 1 P: 27	R: 0 E: 0 K: 0 S: 5	H: 0 LOB: 0 BB: 0 P: 6	R: 1 E: 0 K: 0 S: 16	H: 3 LOB: 2 BB: 0 P: 24	1B: 8 2B: 3 3B: 0 HR: 1	SF: 0 SAC: 1 DP: 2 HBP: 0	WP: 0 PB: 0 SB: 0 CS: 1	PA: 40	
<b>PITCHER</b>	IP	WLS	BF	H	R	ER	SO	BB	IBB	HBP	BLK	WP	HR	S	P	ERA	WHIP				
Jae Weong Seo, R ERA: 4.92	6.1	W	28	8	4	4	5	3	0	0	0	0	1	61	100	5.68	1.737				
Ricky Bottalico, R ERA: 1.73	0.1		2	1	0	0	1	0	0	0	0	0	0	4	6	0.00	3.000				
John Franco, L ERA: 4.5	0.1	H	2	0	0	0	0	1	0	0	0	0	0	3	9	0.00	3.000				
Jose Parra, R ERA: 1.59	1.0	H	3	0	0	0	0	0	0	0	0	0	0	5	6	0.00	0.000				
Braden Looper, R ERA: 1.97	1.0	S	5	3	1	1	0	0	0	0	0	0	0	16	24	9.00	3.000				

New York Mets @ Cincinnati Reds  
Great American Ball Park, Cincinnati, OH  
Tue Jun 29 2004, 7:10 PM EDT  
Att: 27,868 - Sunny - 78 F

AB	35
R	5
H	12
RBI	4
BB	4
SO	6
LOB	18





Batter	1	2	3	4	5	6	7	8	9	AB	R	H	RBI	BB	SO	LOB	TOP										
7 José Reyes, S OBP: 0.178, SLG: 0.262 (1,4)	F7		G3-1			SH1-3		G6-3		3	0	0	0	0	0	1											
Kazuo Matsui, S OBP: 0.321, SLG: 0.373 (1,6)	G4-3		G5-3			G4-3		K		4	0	0	0	0	1	2											
31 Mike Piazza, R OBP: 0.397, SLG: 0.546 (1,3)	G5-3			G1-3		F9		G6-3		4	0	0	0	0	0	1											
Cliff Floyd, L OBP: 0.347, SLG: 0.520 (1,7)		K		K			G1-6-3 1B		L9	4	0	1	0	0	2	0											
Richard Hidalgo, R OBP: 0.306, SLG: 0.428 (1,9)	F8		G5-3			G1-6-3		FC1-6 1B		4	0	1	0	0	0	1											
Ty Wigginton, R OBP: 0.306, SLG: 0.436 (1,5)					P3		K2-3		FC1-6 1B	4	0	1	0	0	1	2											
Mike Cameron, R OBP: 0.312, SLG: 0.396 (1,8)	G5-3								G5-3	3	0	0	0	1	1	2											
Jason Phillips, R OBP: 0.288, SLG: 0.340 (7, PH)										1	0	0	0	1	0	0											
Eric Valenti, L OBP: 0.336, SLG: 0.430 (7, PH)										0	0	0	0	1	0	0											
Tom Wilson, R OBP: 0.500, SLG: 0.333 (7, 2)										0	0	0	0	0	0	0											
Tom Glavine, L OBP: 0.300, SLG: 0.250 (7, PH)										1	0	1	0	0	0	0											
Shane Spencer, R OBP: 0.350, SLG: 0.395 (7, PH)										1	0	0	0	0	0	3											
Mike Stanton, L OBP: 1.000, SLG: 1.000 (7, 1)										0	0	0	0	0	0	0											
<b>Inning Stats</b>	R: 0 E: 0 K: 0 S: 9	H: 0 LOB: 0 BB: 0 P: 11	R: 0 E: 0 K: 1 S: 9	H: 1 LOB: 1 BB: 0 P: 14	R: 0 E: 0 K: 1 S: 6	H: 0 LOB: 0 BB: 0 P: 10	R: 0 E: 0 K: 1 S: 7	H: 0 LOB: 0 BB: 0 P: 11	R: 0 E: 0 K: 1 S: 6	H: 1 LOB: 1 BB: 0 P: 11	R: 0 E: 0 K: 1 S: 14	H: 1 LOB: 3 BB: 2 P: 29	R: 0 E: 0 K: 1 S: 9	H: 0 LOB: 0 BB: 0 P: 13	R: 0 E: 0 K: 0 S: 9	H: 1 LOB: 1 BB: 0 P: 14	1B: 4 2B: 0 3B: 0 HR: 0	SF: 0 SAC: 2 DP: 0 HBP: 0	WP: 0 PB: 0 SB: 0 CS: 0	PA: 34							
<b>PITCHER</b>	IP	WLS	BF	H	R	ER	SO	BB	IBB	HBP	BLK	WP	HR	S	P	ERA	WHIP										
Cory Lidle, R ERA: 4.73 (1, 1)	7.0	W	27	3	0	0	4	3	0	0	0	0	0	59	100	0.00	0.857										
Todd Jones, R ERA: 3.45 (8, 1)	1.0	H	3	0	0	0	1	0	0	0	0	0	0	9	13	0.00	0.000										
Danny Graves, R ERA: 3.09 (9, 1)	1.0	S	4	1	0	0	0	0	0	0	0	0	0	9	14	0.00	1.000										

New York Mets @ Cincinnati Reds  
Great American Ball Park, Cincinnati, OH  
Wed Jun 30 2004, 7:10 PM EDT  
Att: 42,076 - Sunny - 82 F

AB	29
R	0
H	4
RBI	0
BB	3
SO	5
LOB	12



Batter	1	2	3	4	5	6	7	8	9	AB	R	H	RBI	BB	SO	LOB	BOTTOM										
6 Ryan Freel, R OBP: 0.369, SLG: 0.346 (1,8)	K									4	0	2	1	0	1	0											
Juan Castro, R OBP: 0.355, SLG: 0.456 (1,3)	G5-3									4	0	0	0	0	0	3											
Barry Larkin, R OBP: 0.355, SLG: 0.423 (1,6)										4	0	1	0	0	0	0											
Adam Dunn, L OBP: 0.413, SLG: 0.582 (1,7)										2	1	2	1	2	0	0											
Wily Mo Peña, R OBP: 0.311, SLG: 0.476 (1,9)	FC6-4									4	0	1	0	0	0	4											
D'Angelo Jimenez, S OBP: 0.364, SLG: 0.371 (1,4)										4	1	2	0	0	0	2											
Brandon Larson, R OBP: 0.306, SLG: 0.360 (1,5)										4	0	0	0	0	1	4											
Javier Valentin, S OBP: 0.202, SLG: 0.299 (1,2)										3	0	0	0	0	0	1											
Cory Lidle, R OBP: 0.273, SLG: 0.179 (1, 1)										2	0	1	0	0	1	0											
Tim Hummel, R OBP: 0.321, SLG: 0.384 (7, PH)										1	0	0	0	0	0	0											
Todd Jones, L OBP: 0.321, SLG: 0.384 (8, 1)										0	0	0	0	0	0	0											
Danny Graves, R OBP: 0.321, SLG: 0.384 (9, 1)										0	0	0	0	0	0	0											
<b>Inning Stats</b>	R: 0 E: 0 K: 1 S: 13	H: 1 LOB: 2 BB: 1 P: 26	R: 1 E: 0 K: 0 S: 10	H: 3 LOB: 2 BB: 0 P: 18	R: 1 E: 0 K: 0 S: 5	H: 2 LOB: 0 BB: 0 P: 10	R: 0 E: 0 K: 1 S: 5	H: 0 LOB: 0 BB: 0 P: 9	R: 0 E: 0 K: 1 S: 7	H: 1 LOB: 1 BB: 0 P: 14	R: 0 E: 0 K: 0 S: 9	H: 1 LOB: 1 BB: 0 P: 15	R: 0 E: 0 K: 0 S: 9	H: 1 LOB: 2 BB: 1 P: 22	R: 0 E: 0 K: 0 S: 9	H: 1 LOB: 2 BB: 1 P: 22	1B: 7 2B: 1 3B: 0 HR: 1	SF: 0 SAC: 0 DP: 1 HBP: 0	WP: 0 PB: 0 SB: 1 CS: 0	PA: 34							
<b>PITCHER</b>	IP	WLS	BF	H	R	ER	SO	BB	IBB	HBP	BLK	WP	HR	S	P	ERA	WHIP										
Tom Glavine, L ERA: 2.16 (1, 1)	6.0	L	25	7	2	2	3	1	0	0	0	0	0	18	37	0.00	1.333										
Mike Stanton, L ERA: 3.4 (7, 1)	2.0		9	2	0	0	0	1	0	0	0	0	0	18	37	0.00	1.500										

New York Mets @ Cincinnati Reds  
Great American Ball Park, Cincinnati, OH  
Wed Jun 30 2004, 7:10 PM EDT  
Att: 42,076 - Sunny - 82 F

AB	32
R	2
H	9
RBI	2
BB	2
SO	3
LOB	14





Batter	1	2	3	4	5	6	7	8	9	AB	R	H	RBI	BB	SO	LOB	TOP									
7 José Reyes, S OBP: 0.200, SLG: 0.340	P6		G4-3		F7		HR		FC2-6 1B	5	1	2	1	0	0	1	<p><b>New York Mets @ Cincinnati Reds</b> Great American Ball Park, Cincinnati, OH</p> <p>Thu Jul 01, 2004, 12:35 PM EDT Att: 31,633 - Cloudy - 81 F</p> <p>livebaseballscorecards.com</p>									
Kazuo Matsui, S OBP: 0.320, SLG: 0.373	2B		K		G4-6-3		F8		FC2-6 2B	5	1	1	0	0	1	2										
31 Mike Piazza, R Jason Phillips, R OBP: 0.291, SLG: 0.348	BB			L4		HR	2B	F8	G6-3 1-H	3	1	1	0	1	0	0										
Cliff Floyd, L Ricky Bottalico, L Todd Zeile, R OBP: 0.329, SLG: 0.389	K			2B	1B		P3		L9	G6-3	4	0	1	0	0	1		3								
Richard Hidalgo, R OBP: 0.311, SLG: 0.445	P2			1B		HR	BB		G6-3	G6-3	4	2	2	1	1	0		3								
Shane Spencer, R OBP: 0.354, SLG: 0.413		G6-3		L3		HR	BB		1B	BB	3	1	1	3	1	0		2								
Ty Wigginton, R OBP: 0.310, SLG: 0.434				G6-3			P6		1B	BB	3	0	1	0	1	0		2								
Eric Valent, L OBP: 0.336, SLG: 0.448				G6-4-3		HR	G6-3		F7		4	1	1	1	0	0		3								
Al Leiter, L Joe McEwing, R Braden Looper, R OBP: 0.238, SLG: 0.250 OBP: 0.256, SLG: 0.272			K				G4-6-3		G4-3	L7	3	0	1	0	0	1		0								
											1	0	0	0	0	2										
											0	0	0	0	0	0										
<b>Inning Stats</b>	R: 0 E: 0 K: 1 S: 12	H: 1 LOB: 2 BB: 1 P: 19	R: 0 E: 0 K: 0 S: 9	H: 0 LOB: 0 BB: 1 P: 14	R: 0 E: 0 K: 2 S: 7	H: 0 LOB: 0 BB: 0 P: 9	R: 0 E: 0 K: 0 S: 6	H: 2 LOB: 2 BB: 0 P: 8	R: 1 E: 0 K: 0 S: 9	H: 2 LOB: 0 BB: 0 P: 18	R: 3 E: 0 K: 0 S: 12	H: 2 LOB: 0 BB: 1 P: 21	R: 1 E: 0 K: 0 S: 7	H: 1 LOB: 0 BB: 0 P: 13	R: 1 E: 0 K: 0 S: 9	H: 2 LOB: 2 BB: 1 P: 15	R: 1 E: 0 K: 0 S: 8	H: 2 LOB: 1 BB: 0 P: 11	1B: 4 2B: 4 3B: 0 HR: 4	SF: 0 SAC: 0 DP: 2 HBP: 0	WP: 0 PB: 0 SB: 0 CS: 0	PA: 41				
<b>PITCHER</b>	IP	WLS	BF	H	R	ER	SO	BB	IBB	HBP	BLK	WP	HR	S	P	ERA	WHIP									
Jose Acevedo, R ERA: 5.34	(1, 1)	6.0	L	26	7	4	3	3	0	0	0	0	0	2	55	89	6.00	1.667								
Gabe White, L ERA: 6.67	(7, 1)	1.0		4	1	1	1	0	0	0	0	0	1	7	13	9.00	1.000									
Mike Matthews, L ERA: 7.64	(8, 1)	1.0		6	2	1	1	0	1	0	0	0	1	9	15	9.00	3.000									
John Riedling, R ERA: 3.77	(9, 1)	1.0		5	2	1	1	0	0	0	0	0	0	8	11	9.00	2.000									

Batter	1	2	3	4	5	6	7	8	9	AB	R	H	RBI	BB	SO	LOB	BOTTOM								
6 Ryan Freel, R OBP: 0.370, SLG: 0.344	G5-3				P6				FC5-4 1B	4	0	1	0	0	0	2	<p><b>New York Mets @ Cincinnati Reds</b> Great American Ball Park, Cincinnati, OH</p> <p>Thu Jul 01, 2004, 12:35 PM EDT Att: 31,633 - Cloudy - 81 F</p> <p>livebaseballscorecards.com</p>								
Juan Castro, R OBP: 0.341, SLG: 0.437	P3		HBP		F9		G1-4-3		FC6-4 2B	K	5	1	0	0	0	1		2							
D'Angelo Jimenez, S OBP: 0.359, SLG: 0.364	G4-3			E3		L9		F7	G6-3		5	0	0	0	0	1									
Adam Dunn, L OBP: 0.418, SLG: 0.604		1B		G3-1		K		1B	HR		4	2	3	2	1	1		0							
Wily Mo Peña, R OBP: 0.321, SLG: 0.477		2B		G3-1				E	2B	G4-3	4	1	2	1	1	0		2							
Jason LaRue, R OBP: 0.322, SLG: 0.402		1B		G3-1				BB	1B		4	1	1	1	0	1		5							
Tim Hummel, R OBP: 0.309, SLG: 0.368				F8			L7		1B		4	1	1	1	0	1		5							
Jacob Cruz, L OBP: 0.359, SLG: 0.420				K			F9		1B	HBP	3	0	0	0	0	0		5							
Brandon Larson, R Mike Matthews, L Ken Griffey Jr., L Jermaine Clark, L OBP: 0.297, SLG: 0.348 OBP: 0.344, SLG: 0.511 OBP: 0.212, SLG: 0.167			G5-3		P2			E5	1B		3	0	0	0	0	0		1							
Jose Acevedo, R Gabe White, L Javier Valentin, S John Riedling, R OBP: 0.133, SLG: 0.071 OBP: 0.208, SLG: 0.303				F9			K		1B	FC5-4	2	0	0	0	0	0		0							
											2	0	1	1	0	1	2								
											0	0	0	0	0	0									
<b>Inning Stats</b>	R: 0 E: 0 K: 0 S: 10	H: 0 LOB: 0 BB: 0 P: 18	R: 0 E: 0 K: 1 S: 8	H: 2 LOB: 1 BB: 0 P: 15	R: 0 E: 0 K: 0 S: 8	H: 0 LOB: 1 BB: 0 P: 13	R: 0 E: 1 K: 0 S: 8	H: 0 LOB: 2 BB: 1 P: 16	R: 0 E: 0 K: 1 S: 11	H: 0 LOB: 0 BB: 0 P: 18	R: 0 E: 0 K: 1 S: 7	H: 0 LOB: 0 BB: 0 P: 11	R: 0 E: 1 K: 1 S: 15	H: 0 LOB: 2 BB: 1 P: 25	R: 5 E: 0 K: 0 S: 20	H: 6 LOB: 2 BB: 0 P: 32	R: 1 E: 0 K: 1 S: 13	H: 1 LOB: 0 BB: 0 P: 20	1B: 5 2B: 3 3B: 0 HR: 1	SF: 0 SAC: 0 DP: 1 HBP: 2	WP: 0 PB: 0 SB: 1 CS: 0	PA: 41			
<b>PITCHER</b>	IP	WLS	BF	H	R	ER	SO	BB	IBB	HBP	BLK	WP	HR	S	P	ERA	WHIP								
Al Leiter, L ERA: 2.12	(1, 1)	7.0	W	27	4	0	4	2	0	1	0	0	0	67	116	0.00	0.571								
Ricky Bottalico, R ERA: 3.39	(8, 1)	0.2		7	4	5	5	0	0	0	1	0	0	11	21	67.50	6.000								
Braden Looper, R ERA: 2.01	(8, 1)	1.1	S	7	3	1	1	1	0	0	0	0	1	22	31	6.75	2.250								

**New York Mets @ Cincinnati Reds**  
Great American Ball Park, Cincinnati, OH

AB 37  
R 7  
H 12  
RBI 7  
BB 4  
SO 3  
LOB 19



**New York Mets @ Cincinnati Reds**  
Great American Ball Park, Cincinnati, OH

AB 37  
R 6  
H 9  
RBI 6  
BB 2  
SO 5  
LOB 20





Batter	1	2	3	4	5	6	7	8	9	AB	R	H	RBI	BB	SO	LOB	TOP					
<b>Bernie Williams, S</b> (1, 8) <small>OBP: 0.358, SLG: 0.418</small> <b>Bret Prinz, R</b> (6, 1) <b>Enrique Wilson, S</b> (8, PH) <small>OBP: 0.253, SLG: 0.336</small>	P6		G4-3			K		F8		3	0	0	0	0	1	1	<b>New York Yankees @ New York Mets</b> Shea Stadium, Flushing, NY Fri Jul 02 2004, 7:10 PM EDT Att: 55,068 - Unknown - 90 F					
<b>2 Derek Jeter, R</b> (1, 6) <small>OBP: 0.335, SLG: 0.448</small> <b>Bubba Crosby, L</b> (8, PH) <small>OBP: 0.243, SLG: 0.400</small>	G4-3			BB		BB		K		1	1	0	0	2	0	0						
<b>Gary Sheffield, R</b> (1, 9) <small>OBP: 0.401, SLG: 0.493</small> <b>Ruben Sierra, S</b> (8, PH) <small>OBP: 0.312, SLG: 0.452</small>	F7			K		E5		BB		3	0	0	0	0	1	2						
<b>13 Alex Rodriguez, R</b> (1, 5) <small>OBP: 0.375, SLG: 0.522</small>		G1-3				SF9		BB		2	0	0	1	1	0	1						
<b>55 Hideki Matsui, L</b> (1, 7) <small>OBP: 0.378, SLG: 0.491</small> <b>Paul Quantrill, L</b> (8, 1)	K					G4-3		K		4	0	0	0	0	2	4						
<b>20 Jorge Posada, S</b> (1, 2) <small>OBP: 0.414, SLG: 0.514</small>										4	0	1	0	0	0	0						
<b>Tony Clark, S</b> (1, 3) <small>OBP: 0.331, SLG: 0.402</small>		BB								4	0	0	0	0	1	1						
<b>Miguel Cairo, R</b> (1, 4) <small>OBP: 0.342, SLG: 0.440</small>										4	0	1	0	0	1	0						
<b>35 Mike Mussina, L</b> (1, 1) <b>Kenny Lofton, L</b> (6, PH) <small>OBP: 0.347, SLG: 0.404</small>										1	0	0	0	0	0	0						
<b>Inning Stats</b>	R: 0 E: 0 K: 0 S: 4	H: 0 LOB: 0 BB: 0 P: 8	R: 0 E: 0 K: 2 S: 12	H: 1 LOB: 1 BB: 0 P: 20	R: 0 E: 0 K: 0 S: 12	H: 0 LOB: 0 BB: 0 P: 17	R: 0 E: 0 K: 1 S: 7	H: 0 LOB: 1 BB: 1 P: 14	R: 0 E: 0 K: 0 S: 7	H: 0 LOB: 0 BB: 0 P: 10	R: 2 E: 2 K: 1 S: 14	H: 1 LOB: 1 BB: 1 P: 25	R: 0 E: 0 K: 0 S: 8	H: 1 LOB: 1 BB: 0 P: 13	R: 0 E: 0 K: 2 S: 13	H: 1 LOB: 2 BB: 1 P: 21		R: 0 E: 0 K: 1 S: 9	H: 0 LOB: 0 BB: 0 P: 12	1B: 4 2B: 0 3B: 0 HR: 0	SF: 1 SAC: 0 DP: 0 HBP: 0	WP: 0 PB: 0 SB: 1 CS: 0
<b>PITCHER</b> <b>Steve Trachsel, R</b> (1, 1) <small>ERA: 3.49</small> <b>Jose Parra, R</b> (8, 1) <small>ERA: 1.35</small> <b>Orber Moreno, R</b> (9, 1) <small>ERA: 3.42</small>	IP	WLS	BF	H	R	ER	SO	BB	IBB	HBP	BLK	WP	HR	S	P	ERA	WHIP					
	7.0	W	27	3	2	0	4	2	0	0	0	0	0	64	107	0.00	0.714					
	1.0		5	1	0	0	2	1	0	0	0	0	0	13	21	0.00	2.000					
	1.0		3	0	0	0	1	0	0	0	0	0	0	9	12	0.00	0.000					

AB	31
R	2
H	4
RBI	1
BB	3
SO	7
LOB	10



Batter	1	2	3	4	5	6	7	8	9	AB	R	H	RBI	BB	SO	LOB	BOTTOM					
<b>7 José Reyes, S</b> (1, 4) <small>OBP: 0.200, SLG: 0.327</small>	F9					K		F9		5	1	1	0	0	1	1	<b>New York Yankees @ New York Mets</b> Shea Stadium, Flushing, NY Fri Jul 02 2004, 7:10 PM EDT Att: 55,068 - Unknown - 90 F					
<b>Kazuo Matsui, S</b> (1, 6) <small>OBP: 0.321, SLG: 0.393</small>	G6-3					K		G5-3		5	2	2	5	0	1	0						
<b>31 Mike Piazza, R</b> (1, 2) <small>OBP: 0.401, SLG: 0.546</small> <b>Orber Moreno, R</b> (9, 1)										4	2	2	0	1	0	0						
<b>Cliff Floyd, L</b> (1, 7) <small>OBP: 0.348, SLG: 0.511</small> <b>Joe McEwing, R</b> (9, 8) <small>OBP: 0.256, SLG: 0.272</small>										3	1	1	0	1	1	1						
<b>Richard Hidalgo, R</b> (1, 9) <small>OBP: 0.318, SLG: 0.466</small>										4	1	3	3	0	0	1						
<b>Shane Spencer, R</b> (1, 8) <small>OBP: 0.351, SLG: 0.409</small>										4	1	1	0	0	1	1						
<b>Ty Wigginton, R</b> (1, 5) <small>OBP: 0.309, SLG: 0.436</small>										4	1	1	1	0	0	0						
<b>Eric Valent, L</b> (1, 3) <small>OBP: 0.340, SLG: 0.465</small> <b>Jose Parra, R</b> (8, 1) <b>Jason Phillips, R</b> (9, 2) <small>OBP: 0.291, SLG: 0.348</small>										4	1	2	1	0	1	0						
<b>Steve Trachsel, R</b> (1, 1) <small>OBP: 0.242, SLG: 0.250</small> <b>Todd Zeile, R</b> (7, PH) <small>OBP: 0.327, SLG: 0.387</small>										2	1	1	0	0	0	0						
<b>Inning Stats</b>	R: 2 E: 1 K: 0 S: 16	H: 2 LOB: 1 BB: 0 P: 17	R: 3 E: 0 K: 0 S: 12	H: 5 LOB: 2 BB: 1 P: 22	R: 0 E: 0 K: 0 S: 5	H: 0 LOB: 0 BB: 0 P: 5	R: 0 E: 0 K: 1 S: 7	H: 0 LOB: 0 BB: 0 P: 10	R: 2 E: 0 K: 2 S: 16	H: 2 LOB: 0 BB: 0 P: 20	R: 2 E: 0 K: 1 S: 16	H: 2 LOB: 1 BB: 1 P: 25	R: 2 E: 0 K: 1 S: 16	H: 3 LOB: 1 BB: 1 P: 24	R: 0 E: 0 K: 0 S: 8	H: 0 LOB: 0 BB: 0 P: 12		1B: 8 2B: 2 3B: 1 HR: 3	SF: 0 SAC: 1 DP: 1 HBP: 0	WP: 0 PB: 0 SB: 0 CS: 0	PA: 39	
<b>PITCHER</b> <b>35 Mike Mussina, R</b> (1, 1) <small>ERA: 4.88</small> <b>Bret Prinz, R</b> (6, 1) <small>ERA: 4.86</small> <b>Paul Quantrill, R</b> (8, 1) <small>ERA: 3.22</small>	IP	WLS	BF	H	R	ER	SO	BB	IBB	HBP	BLK	WP	HR	S	P	ERA	WHIP					
	5.0	L	25	9	7	5	3	1	0	0	0	0	0	1	32	49	18.00	3.000				
	2.0		11	5	4	4	3	1	0	0	0	0	0	8	12	0.00	0.000					
	1.0		3	0	0	0	0	0	0	0	0	0	0	8	12	0.00	0.000					

AB	36
R	11
H	14
RBI	10
BB	2
SO	6
LOB	5





Batter	1	2	3	4	5	6	7	8	9	AB R H RBI BB SO LOB	TOP											
<b>Bernie Williams, S</b> OBP: 0.369, SLG: 0.433	0-1 CS 1B		1-0 HR		1-2 2H 1B		2-2 1-3 2H 1B		0-0 G4-3	5 1 4 3 0 0 0	<b>New York Yankees @ New York Mets</b> Shea Stadium, Flushing, NY Sun Jul 04 2004, 1:10 PM EDT Att: 55,437 - Unknown - 81 F  <b>livebaseballscorecards.com</b>											
<b>2 Derek Jeter, R</b> OBP: 0.340, SLG: 0.453	1-1 L9		2-2 1B		1-2 1B		2-0 3H 1B		1-0 G6-3	5 0 3 1 0 0 1												
<b>Gary Sheffield, R</b> OBP: 0.401, SLG: 0.489	2-2 1B		2-2 G1-3		1-0 P4		0-2 F9		3-2 13 FC5-4 1B	5 0 2 0 0 0 4												
<b>13 Alex Rodriguez, R</b> OBP: 0.367, SLG: 0.506	1-3 K			1-2 F8		4-2 20 G4-6-3 55 1B BB		1-2 G5-3	1-0 FC5-4 1B	4 0 0 0 1 1 3												
<b>55 Hideki Matsui, L</b> OBP: 0.383, SLG: 0.495		4-1 G3-6-3 BB		0-2 F8		1-2 20 G4-6-3 1B		2-1 20 1B 2B		3 1 2 0 1 0 0												
<b>20 Jorge Posada, S</b> OBP: 0.410, SLG: 0.507		1-0 F7		0-0 F9		3-2 G4-6-3		3-1 1B		4 0 1 1 0 0 3												
<b>Tony Clark, S</b> OBP: 0.337, SLG: 0.454		2-1 G3-6-3			2-3 K		1-2 F8		0-3 K	4 0 0 0 0 2 3												
<b>Miguel Cairo, R</b> OBP: 0.368, SLG: 0.461			1-2 E6 G1-6-3 1B		2-2 SH2-4 1B		0-2 1B 1B	2-2 25 PB 1B		4 2 3 0 0 0 0												
<b>Javier Vazquez, R</b> OBP: 0.295, SLG: 0.500			1-2 G1-6-3		0-0 SH2-4		0-0 1B 2 1B	2-3 K		1 0 0 0 0 0 1												
<b>Bret Prinz, R</b> OBP: 0.302, SLG: 0.410			1-2 G1-6-3		1-2 K		1-2 1B			0 0 0 0 0 0 0												
<b>Kenny Lofton, L</b> OBP: 0.325, SLG: 0.410										1 1 1 0 0 0 0												
<b>Felix Heredia, L</b> OBP: 0.312, SLG: 0.410										0 0 0 0 0 0 0												
<b>25 Jason Giambi, L</b> OBP: 0.312, SLG: 0.410										1 0 0 0 0 1 1												
<b>Tom Gordon, R</b> OBP: 0.295, SLG: 0.410										0 0 0 0 0 0 0												
<b>Inning Stats</b>	R: 0 E: 0 K: 1 S: 10	H: 2 LOB: 1 BB: 0 P: 14	R: 0 E: 0 K: 0 S: 4	H: 0 LOB: 0 BB: 1 P: 11	R: 1 E: 1 K: 0 S: 15	H: 2 LOB: 1 BB: 0 P: 22	R: 0 E: 0 K: 0 S: 7	H: 0 LOB: 0 BB: 0 P: 8	R: 1 E: 0 K: 1 S: 14	H: 3 LOB: 2 BB: 0 P: 21	R: 0 E: 0 K: 0 S: 11	H: 1 LOB: 1 BB: 0 P: 20	R: 2 E: 0 K: 0 S: 17	H: 4 LOB: 1 BB: 0 P: 22	R: 1 E: 0 K: 2 S: 13	H: 3 LOB: 1 BB: 0 P: 22	R: 0 E: 0 K: 0 S: 6	H: 1 LOB: 1 BB: 0 P: 11	1B: 14 2B: 1 3B: 0 HR: 1	SF: 0 SAC: 1 DP: 3 HBP: 0	WP: 0 PB: 1 SB: 0 CS: 1	PA: 40
<b>PITCHER</b>	IP WLS BF H R ER SO BB IBB HBP BLK WP HR S P ERA WHIP											<b>PITCHER</b>	IP WLS BF H R ER SO BB IBB HBP BLK WP HR S P ERA WHIP									
<b>Jae Weong Seo, R</b> ERA: 4.79	(1, 1) 5.2 24 8 2 2 2 2 0 0 0 0 0 1 58 92 3.18 1.765																					
<b>Mike Stanton, L</b> ERA: 3.74	(6, 1) 0.2 4 3 2 2 0 0 0 0 0 0 0 13 16 27.00 4.500																					
<b>Ricky Bottalico, R</b> ERA: 3.14	(7, 1) 0.2 3 1 0 0 0 0 0 0 0 0 0 7 10 0.00 1.500																					
<b>Orber Moreno, R</b> ERA: 3.62	(8, 1) 1.0 5 3 1 1 2 0 0 0 0 0 0 13 22 9.00 3.000																					
<b>Braden Looper, R</b> ERA: 1.97	(9, 1) 1.0 4 1 0 0 0 0 0 0 0 0 0 6 11 0.00 1.000																					
<b>Batter</b>	<b>1</b>	<b>2</b>	<b>3</b>	<b>4</b>	<b>5</b>	<b>6</b>	<b>7</b>	<b>8</b>	<b>9</b>	<b>AB R H RBI BB SO LOB</b>	<b>BOTTOM</b>											
<b>Kazuo Matsui, S</b> OBP: 0.331, SLG: 0.400	4-2 1B 31 SF7 BB	2-1 1B		4-2 31 G6-4-3 BB		0-0 F8		0-2 FC1-6		3 1 1 0 2 0 1	<b>New York Yankees @ New York Mets</b> Shea Stadium, Flushing, NY Sun Jul 04 2004, 1:10 PM EDT Att: 55,437 - Unknown - 81 F  <b>livebaseballscorecards.com</b>											
<b>Todd Zeile, R</b> OBP: 0.329, SLG: 0.384	3-2 HBP 1B	3-1 F8		4-2 31 G6-4-3 BB		3-3 K		3-3 K		4 0 1 0 1 2 2												
<b>31 Mike Piazza, R</b> OBP: 0.535, SLG: 0.535	0-1 SF7	2-2 G6-3		2-2 G6-4-3		1-2 L7		4-0 IBB		3 0 0 1 1 0 3												
<b>Joe McEwing, R</b> OBP: 0.256, SLG: 0.272										0 0 0 0 0 0 0												
<b>Cliff Floyd, L</b> OBP: 0.346, SLG: 0.511	2-3 K		3-3 K	1-3 K		1-1 G6-3		0-0 P4		5 0 0 0 0 3 4												
<b>Braden Looper, R</b>										0 0 0 0 0 0 0												
<b>Richard Hidalgo, R</b> OBP: 0.332, SLG: 0.492	3-1 HBP		4-2 E SF7 BB		2-1 FC6-4 1B		3-1 HR			2 2 2 1 1 0 0												
<b>Shane Spencer, R</b> OBP: 0.350, SLG: 0.414	3-3 K		0-1 E5 1B		0-0 FC6-4 1B		1-3 K			4 0 0 0 0 2 4												
<b>Jason Phillips, R</b> OBP: 0.290, SLG: 0.343		4-2 HR BB	1-2 SF7		0-0 1B		3-2 P4			2 1 1 1 1 0 0												
<b>Ty Wigginton, R</b> OBP: 0.319, SLG: 0.481		2-2 HR	3-H HR		1-1 F7		1-0 HR			4 2 3 3 0 0 2												
<b>Jae Weong Seo, R</b> OBP: 0.362, SLG: 0.500		0-0 G6-3	0-0 F9		0-3 K		4-2 FC1-6 BB			3 0 0 0 0 1 4												
<b>Mike Stanton, L</b> OBP: 0.302, SLG: 0.410										0 0 0 0 0 0 0												
<b>Ricky Bottalico, R</b> OBP: 0.325, SLG: 0.410										0 0 0 0 0 0 0												
<b>Orber Moreno, R</b> OBP: 0.312, SLG: 0.410										0 0 0 0 0 0 0												
<b>Eric Valenz, L</b> OBP: 0.342, SLG: 0.462										0 0 0 0 1 0 0												
<b>7 Jose Reyes, S</b> OBP: 0.295, SLG: 0.316										0 0 0 0 0 0 0												
<b>Inning Stats</b>	R: 1 E: 0 K: 2 S: 17	H: 1 LOB: 2 BB: 1 P: 32	R: 2 E: 0 K: 0 S: 13	H: 2 LOB: 1 BB: 1 P: 26	R: 1 E: 1 K: 1 S: 13	H: 1 LOB: 2 BB: 1 P: 22	R: 0 E: 0 K: 1 S: 10	H: 0 LOB: 1 BB: 2 P: 21	R: 0 E: 0 K: 1 S: 9	H: 2 LOB: 0 BB: 0 P: 12	R: 0 E: 0 K: 1 S: 8	H: 0 LOB: 0 BB: 0 P: 12	R: 1 E: 0 K: 1 S: 11	H: 1 LOB: 0 BB: 0 P: 19	R: 1 E: 0 K: 1 S: 12	H: 1 LOB: 2 BB: 2 P: 24	1B: 5 2B: 0 3B: 0 HR: 3	SF: 2 SAC: 0 DP: 1 HBP: 1	WP: 0 PB: 0 SB: 1 CS: 0	PA: 40		
<b>PITCHER</b>	IP WLS BF H R ER SO BB IBB HBP BLK WP HR S P ERA WHIP											<b>PITCHER</b>	IP WLS BF H R ER SO BB IBB HBP BLK WP HR S P ERA WHIP									
<b>Javier Vazquez, R</b> ERA: 3.5	(1, 1) 5.0 27 6 4 3 5 5 0 1 0 0 0 1 62 113 5.40 2.200																					
<b>Bret Prinz, R</b> ERA: 4.59	(6, 1) 1.0 3 0 0 0 1 0 0 0 0 0 0 8 12 0.00 0.000																					
<b>Felix Heredia, L</b> ERA: 7.36	(7, 1) 1.0 4 1 1 1 1 0 0 0 0 0 1 11 19 9.00 1.000																					
<b>Tom Gordon, R</b> ERA: 1.66	(8, 1) 1.0 6 1 1 1 1 1 1 0 0 0 1 12 24 9.00 2.000																					



Batter	1	2	3	4	5	6	7	8	9	AB	R	H	RBI	BB	SO	LOB	TOP					
7 José Reyes, S OBP: 0.200, SLG: 0.306	P6	G3-4-3			K		L4-6 WP		F9	5	0	1	0	0	1	2	<b>New York Mets @ Philadelphia Phillies</b> Citizens Bank Park, Philadelphia, PA Mon Jul 05 2004, 7:05 PM EDT Att: 41,571 - Cloudy - 91 F					
Kazu Matsui, S OBP: 0.331, SLG: 0.398	E6 HR		F8		31 BB		L4-6			4	2	1	0	0	0	1						
31 Mike Piazza, R OBP: 0.396, SLG: 0.533	F8		F9		1B					3	0	1	0	1	0	1						
Cliff Floyd, L OBP: 0.349, SLG: 0.526	HR		G3		1B					4	1	2	4	0	1	1						
Richard Hidalgo, R OBP: 0.331, SLG: 0.500	HR			L7	L4			G6-3		4	1	1	1	0	0	2						
Shane Spencer, R OBP: 0.343, SLG: 0.404	F8			F9		B2-3		K		4	0	0	0	0	1	0						
Ty Wigginton, R OBP: 0.314, SLG: 0.473				P5		E5		K		4	0	0	0	0	2	0						
Jason Phillips, R OBP: 0.286, SLG: 0.338					F8				K	3	0	0	0	0	2	1						
Mike Cameron, R OBP: 0.311, SLG: 0.395						K			K	1	0	0	0	0	1	0						
Tom Glavine, L OBP: 0.333, SLG: 0.241									K	1	1	0	0	2	1	1						
John Franco, L (7, 1)										0	0	0	0	0	0	0						
Jose Parra, R (7, 1)										0	0	0	0	0	0	0						
Todd Zeile, R OBP: 0.327, SLG: 0.382					31 BB	1B			K	1	0	0	0	0	1	0						
<b>Inning Stats</b>	R: 3 E: 1 K: 0 S: 16	H: 2 LOB: 0 BB: 0 P: 21	R: 0 E: 0 K: 2 S: 10	H: 0 LOB: 1 BB: 1 P: 16	R: 0 E: 0 K: 0 S: 5	H: 0 LOB: 0 BB: 0 P: 6	R: 0 E: 0 K: 0 S: 6	H: 0 LOB: 0 BB: 0 P: 10	R: 2 E: 0 K: 1 S: 18	H: 2 LOB: 2 BB: 2 P: 33	R: 0 E: 1 K: 2 S: 10	H: 0 LOB: 1 BB: 0 P: 16	R: 0 E: 0 K: 1 S: 10	H: 2 LOB: 1 BB: 0 P: 13	R: 0 E: 0 K: 2 S: 9	H: 0 LOB: 0 BB: 0 P: 16	R: 0 E: 0 K: 2 S: 8	H: 0 LOB: 0 BB: 0 P: 11	1B: 4 2B: 1 3B: 0 HR: 2	SF: 0 SAC: 0 DP: 1 HBP: 0	WP: 1 PB: 0 CS: 0	PA: 37
<b>PITCHER</b>	IP WLS BF H R ER SO BB IBB HBP BLK WP HR S P ERA WHIP																					
Paul Abbott, R ERA: 6.06	(1, 1) 4.2 22 4 5 2 3 3 0 0 0 0 0 2 52 81 3.86 1.500																					
63 Ryan Madson, R ERA: 2.15	(5, 1) 2.0 W 8 2 0 0 2 0 0 0 0 0 1 0 19 28 0.00 1.000																					
Rheal Cormier, L ERA: 4.14	(7, 1) 0.1 H 1 0 0 0 1 0 0 0 0 0 0 0 4 6 0.00 0.000																					
Tim Worrell, R ERA: 3.56	(8, 1) 1.0 H 3 0 0 0 2 0 0 0 0 0 0 0 9 16 0.00 0.000																					
Billy Wagner, L ERA: 3.66	(9, 1) 1.0 S 3 0 0 0 2 0 0 0 0 0 0 0 8 11 0.00 0.000																					

AB 34  
R 5  
H 6  
RBI 5  
BB 3  
SO 10  
LOB 9



Batter	1	2	3	4	5	6	7	8	9	AB	R	H	RBI	BB	SO	LOB	BOTTOM			
11 Jimmy Rollins, S OBP: 0.345, SLG: 0.398	B1-3	SF9		G4-6-3		G5-3				4	1	2	0	0	0	0	<b>New York Mets @ Philadelphia Phillies</b> Citizens Bank Park, Philadelphia, PA Mon Jul 05 2004, 7:05 PM EDT Att: 41,571 - Cloudy - 91 F			
Placido Polanco, R OBP: 0.325, SLG: 0.384	FC3-6	SF9		G4-6-3						3	0	2	1	0	0	1				
Bobby Abreu, L OBP: 0.445, SLG: 0.573	FC3-6									3	2	1	1	1	1	2				
Jim Thome, L OBP: 0.412, SLG: 0.679	1B									3	2	1	1	1	0	2				
Pat Burrell, R OBP: 0.391, SLG: 0.492	2B									4	0	2	2	0	1	1				
David Bell, R OBP: 0.367, SLG: 0.483	1B									4	0	2	1	0	0	1				
Mike Lieberthal, R OBP: 0.318, SLG: 0.435	L7									4	0	0	0	0	0	3				
Jason Michaels, R OBP: 0.427, SLG: 0.391										4	0	1	0	0	2	0				
Billy Wagner, L (9, 1)										0	0	0	0	0	0	0				
Paul Abbott, R OBP: 0.250, SLG: 0.250	(1, 1)									2	1	0	0	0	1	1				
63 Ryan Madson, L ERA: 2.15	(5, 1)									1	0	0	0	0	0	0				
Rheal Cormier, L ERA: 4.14	(7, 1)									0	0	0	0	0	0	0				
Tim Worrell, R ERA: 3.56	(8, 1)									0	0	0	0	0	0	0				
Doug Glanville, R OBP: 0.255, SLG: 0.262	(9, 8)									0	0	0	0	0	0	0				
<b>Inning Stats</b>	R: 2 E: 0 K: 0 S: 13	H: 3 LOB: 2 BB: 1 P: 26	R: 4 E: 0 K: 0 S: 16	H: 5 LOB: 1 BB: 0 P: 26	R: 0 E: 0 K: 2 S: 8	H: 0 LOB: 0 BB: 0 P: 13	R: 0 E: 0 K: 0 S: 9	H: 1 LOB: 1 BB: 1 P: 16	R: 0 E: 0 K: 1 S: 6	H: 0 LOB: 0 BB: 0 P: 8	R: 0 E: 0 K: 0 S: 7	H: 0 LOB: 0 BB: 0 P: 11	R: 0 E: 0 K: 1 S: 17	H: 1 LOB: 1 BB: 0 P: 25	R: 0 E: 0 K: 1 S: 6	H: 1 LOB: 0 BB: 0 P: 6	1B: 7 2B: 4 3B: 0 HR: 0	SF: 1 SAC: 0 DP: 2 HBP: 0	WP: 0 PB: 0 CS: 0	PA: 35
<b>PITCHER</b>	IP WLS BF H R ER SO BB IBB HBP BLK WP HR S P ERA WHIP																			
Tom Glavine, L ERA: 2.49	(1, 1) 6.0 L 29 10 6 6 3 2 0 0 0 0 0 0 62 106 9.00 2.000																			
John Franco, L ERA: 4.39	(7, 1) 0.2 2 0 0 0 1 0 0 0 0 0 0 0 9 13 0.00 0.000																			
Jose Parra, R ERA: 1.0	(7, 1) 1.1 4 1 0 0 1 0 0 0 0 0 0 0 11 12 0.00 0.750																			

AB 32  
R 6  
H 11  
RBI 6  
BB 2  
SO 5  
LOB 11













Batter	1	2	3	4	5	6	7	8	9	AB	R	H	RBI	BB	SO	LOB	TOP					
7 José Reyes, S OBP: 0.225, SLG: 0.325	2-1 2B 1B		2-2 BB 1B		3-3 K	1-3 K			1-1 G6-3	5	1	2	0	0	2	2	<b>New York Mets @ Philadelphia Phillies</b> Citizens Bank Park, Philadelphia, PA Thu Jul 08 2004, 7:05 PM EDT Att: 42,601 - Cloudy - 88 F					
Kazuo Matsui, S OBP: 0.342, SLG: 0.415	0-0 31 F9 1-H 2B		4-1 1-2 BB		2-1 1B 1-2 1B	2-1 G5-3			1-0 G1-3	4	0	2	1	1	0	1						
31 Mike Piazza, R OBP: 0.389, SLG: 0.515	3-2 F9		0-1 P4		1-1 F9				0-2 G5-3	5	0	0	0	0	0	5						
Cliff Floyd, L OBP: 0.351, SLG: 0.537	2-2 P6		1-3 K		0-0 1-3 2-H 1B					4	0	2	1	0	1	3						
Richard Hidalgo, R OBP: 0.332, SLG: 0.498	2-0 HBP		3-2 G4-3		3-2 G6-3					3	0	1	0	0	0	4						
Ty Wigginton, R OBP: 0.316, SLG: 0.488 John Franco, L (9, 1)	0-1 P4			1-0 G6-3		1-0 HR 1B				4	1	1	0	0	0	4						
Mike Cameron, R OBP: 0.324, SLG: 0.436		0-0 B1-3		2-2 L6-4 2B		0-1 HR 1-H			3-1 P4	4	1	2	2	0	0	0						
Jason Phillips, R OBP: 0.288, SLG: 0.342		0-1 F9		1-2 L6-4		2-3 K			0-0 F9	4	0	0	0	0	1	1						
Matt Ginter, R OBP: 0.385, SLG: 0.364 Eric Valent, L OBP: 0.351, SLG: 0.477 Ricky Bottalico, L (6, PH) Mike Stanton, L OBP: 1.000, SLG: 1.000 Todd Zeile, R OBP: 0.323, SLG: 0.379	2-1 L9			4-1 1B BB		1-1 2B			2-3 K	1	1	0	0	1	0	0						
<b>Inning Stats</b>	R: 1 E: 0 K: 0 S: 11	H: 2 LOB: 2 BB: 0 P: 20	R: 0 E: 0 K: 0 S: 5	H: 0 LOB: 0 BB: 0 P: 7	R: 0 E: 0 K: 1 S: 13	H: 1 LOB: 2 BB: 1 P: 23	R: 0 E: 0 K: 0 S: 9	H: 1 LOB: 0 BB: 0 P: 13	R: 1 E: 0 K: 1 S: 12	H: 2 LOB: 2 BB: 1 P: 25	R: 2 E: 0 K: 2 S: 14	H: 3 LOB: 1 BB: 0 P: 21	R: 0 E: 0 K: 0 S: 9	H: 2 LOB: 1 BB: 0 P: 12	R: 0 E: 0 K: 1 S: 7	H: 0 LOB: 0 BB: 0 P: 10		R: 0 E: 0 K: 0 S: 6	H: 0 LOB: 0 BB: 0 P: 8	1B: 6 2B: 5 3B: 0 HR: 1	SF: 0 SAC: 0 DP: 2 HBP: 1	WP: 0 PB: 0 SB: 0 CS: 0
<b>PITCHER</b>	IP WLS BF H R ER SO BB IBB HBP BLK WP HR S P ERA WHIP																					
Kevin Millwood, R ERA: 5.15	(1, 1) 5.1 27 9 4 4 3 2 0 1 0 0 1 59 101 6.75 2.062																					
Rheal Cormier, L ERA: 4.07	(6, 1) 0.2 2 0 0 0 1 0 0 0 0 0 0 5 8 0.00 0.000																					
63 Ryan Madson, R ERA: 2.06	(7, 1) 2.0 7 2 0 0 1 0 0 0 0 0 0 16 24 0.00 1.000																					
Billy Wagner, L ERA: 3.72	(9, 1) 1.0 W 3 0 0 0 0 0 0 0 0 0 0 6 8 0.00 0.000																					

AB	36
R	4
H	11
RBI	4
BB	2
SO	5
LOB	20




Batter	1	2	3	4	5	6	7	8	9	AB	R	H	RBI	BB	SO	LOB	BOTTOM					
11 Jimmy Rollins, S OBP: 0.339, SLG: 0.388	1-1 G3		2-2 G4-3		1-1 L8					4	1	0	0	1	0	2	<b>New York Mets @ Philadelphia Phillies</b> Citizens Bank Park, Philadelphia, PA Thu Jul 08 2004, 7:05 PM EDT Att: 42,601 - Cloudy - 88 F					
Placido Polanco, R OBP: 0.331, SLG: 0.376	1-1 G1-3			3-2 2B HBP	4-1 2B BB					3	1	1	0	1	0	1						
Bobby Abreu, L OBP: 0.443, SLG: 0.581	1-1 L9			0-0 HR 2B	1-1 2B					5	2	4	3	0	0	0						
Jim Thome, L OBP: 0.411, SLG: 0.675		1-3 K		1-1 HR 2B	4-0 IBB					3	1	1	2	1	2	2						
Pat Burrell, R OBP: 0.392, SLG: 0.493		2-0 G6-3		4-2 BB	0-2 F8					2	0	0	0	2	0	2						
David Bell, R OBP: 0.383, SLG: 0.477		0-0 G6-3		1-2 E4						4	0	1	0	0	0	4						
Mike Lieberthal, R OBP: 0.313, SLG: 0.426			2-3 K	1-1 P5						4	0	0	0	0	2	6						
Jason Michaels, R OBP: 0.419, SLG: 0.383 Doug Glavine, R OBP: 0.245, SLG: 0.247			1-2 F8	1-1 P6						0	0	0	0	0	0	0						
Kevin Millwood, R OBP: 0.225, SLG: 0.235 Rheal Cormier, L Tomás Pérez, S OBP: 0.297, SLG: 0.478 63 Ryan Madson, L Ricky Ledee, L OBP: 0.351, SLG: 0.584 Billy Wagner, L	0-1 1B				3-3 K					2	0	1	0	0	1	0						
<b>Inning Stats</b>	R: 0 E: 0 K: 0 S: 6	H: 0 LOB: 0 BB: 0 P: 9	R: 0 E: 0 K: 1 S: 5	H: 0 LOB: 0 BB: 0 P: 8	R: 0 E: 0 K: 1 S: 13	H: 1 LOB: 1 BB: 0 P: 18	R: 2 E: 1 K: 0 S: 18	H: 2 LOB: 2 BB: 1 P: 29	R: 1 E: 0 K: 1 S: 11	H: 1 LOB: 2 BB: 2 P: 24	R: 0 E: 0 K: 2 S: 14	H: 1 LOB: 1 BB: 0 P: 22	R: 1 E: 0 K: 1 S: 13	H: 2 LOB: 2 BB: 2 P: 25	R: 0 E: 0 K: 1 S: 9	H: 0 LOB: 1 BB: 1 P: 17		R: 1 E: 0 K: 0 S: 2	H: 1 LOB: 0 BB: 0 P: 2	1B: 4 2B: 2 3B: 0 HR: 2	SF: 0 SAC: 0 DP: 0 HBP: 1	WP: 0 PB: 0 SB: 1 CS: 0
<b>PITCHER</b>	IP WLS BF H R ER SO BB IBB HBP BLK WP HR S P ERA WHIP																					
Matt Ginter, R ERA: 4.8	(1, 1) 5.0 23 4 3 3 3 2 1 1 0 0 0 53 88 5.40 1.200																					
Ricky Bottalico, R ERA: 3.3	(6, 1) 1.0 H 6 2 1 1 2 1 0 0 0 0 0 18 31 9.00 3.000																					
Mike Stanton, L ERA: 3.55	(7, 1) 2.0 B 9 1 0 0 2 1 1 0 0 0 0 18 33 0.00 1.000																					
John Franco, L ERA: 4.64	(9, 1) 0.0 L 1 1 1 1 0 0 0 0 0 0 1 2 2 ∞ ∞																					

AB	32
R	5
H	8
RBI	5
BB	6
SO	7
LOB	21






Batter	1	2	3	4	5	6	7	8	9	AB	R	H	RBI	BB	SO	LOB	TOP				
7 José Reyes, S OBP: 0.224, SLG: 0.317	1-1 F7		0-0 F7		1-3 K			0-0 2B G4-3 1B	0-0 E5	5	1	1	0	0	1	3					
Kazuo Matsui, S OBP: 0.340, SLG: 0.415	0-2 G1-3		0-3 K2-3		0-1 P6			3-2 G4-3 1B 2B	0-1 P5	5	1	1	0	0	1	4					
Richard Hidalgo, R OBP: 0.333, SLG: 0.495	2-3 K			2-3 K		2-0 WP G3 1B		0-1 G4-3	4-0 G4-6-3 IBB	4	0	1	1	1	2	1					
Cliff Floyd, L OBP: 0.348, SLG: 0.526 Braden Looper, R (9, 1)		3-3 K		0-0 G4-3		2-2 G3		4-0 2B 1B IBB	2-2 G4-6-3	4	1	0	0	1	1	4					
Ty Wigginton, R OBP: 0.319, SLG: 0.504		2-1 G4-3		2-0 HR		2-1 G5-3		1-1 1B 2B		4	2	2	2	0	0	1					
Mike Cameron, R OBP: 0.329, SLG: 0.448		4-2 BB		1-2 HR		3-1 G6-3		1-3 1B IBB		2	1	1	1	2	0	1					
Eric Valent, L OBP: 0.349, SLG: 0.471 Todd Zeile, R OBP: 0.329, SLG: 0.379	0-0 G3		1-3 K		1-3 K		1-3 K	1-2 G4-6-3 1B		4	0	1	2	0	2	1	AB 35 R 6 H 9 RBI 6 BB 5 SO 9 LOB 18				
Vance Wilson, R OBP: 0.305, SLG: 0.403			2-2 G4-3		1-1 FC1-6 1B		1-3 K	0-0 G4-6-3		4	0	1	0	0	1	2					
Jae Weong Seo, R OBP: 0.268, SLG: 0.136 Karin Castro, L OBP: 0.275, SLG: 0.405 Dan Wheeler, R OBP: 0.250, SLG: 0.250 John Franco, L OBP: 0.171, SLG: 0.289			4-2 BB		1-1 FC1-6 7 S		1-3 K	2-2 7 E 1B		1	0	0	0	1	0	1					
<b>Inning Stats</b>	R: 0 E: 0 K: 1 S: 8	H: 0 LOB: 0 BB: 0 P: 11	R: 0 E: 0 K: 1 S: 10	H: 0 LOB: 1 BB: 1 P: 19	R: 0 E: 0 K: 1 S: 11	H: 0 LOB: 1 BB: 1 P: 17	R: 2 E: 0 K: 2 S: 11	H: 2 LOB: 0 BB: 0 P: 17	R: 0 E: 0 K: 0 S: 8	H: 1 LOB: 1 BB: 0 P: 12	R: 0 E: 0 K: 0 S: 12	H: 0 LOB: 0 BB: 0 P: 15	R: 4 E: 0 K: 0 S: 14	H: 4 LOB: 1 BB: 2 P: 27	R: 0 E: 1 K: 0 S: 9	H: 1 LOB: 2 BB: 1 P: 17	1B: 5 2B: 2 3B: 0 HR: 2	SF: 0 SAC: 0 DP: 2 HBP: 0	WP: 1 PB: 0 CS: 1	PA: 40	
<b>PITCHER</b>	IP WLS BF H R ER SO BB IBB HBP BLK WP HR S P ERA WHIP	IP WLS BF H R ER SO BB IBB HBP BLK WP HR S P ERA WHIP	IP WLS BF H R ER SO BB IBB HBP BLK WP HR S P ERA WHIP	IP WLS BF H R ER SO BB IBB HBP BLK WP HR S P ERA WHIP	IP WLS BF H R ER SO BB IBB HBP BLK WP HR S P ERA WHIP	IP WLS BF H R ER SO BB IBB HBP BLK WP HR S P ERA WHIP	IP WLS BF H R ER SO BB IBB HBP BLK WP HR S P ERA WHIP	IP WLS BF H R ER SO BB IBB HBP BLK WP HR S P ERA WHIP	IP WLS BF H R ER SO BB IBB HBP BLK WP HR S P ERA WHIP	IP WLS BF H R ER SO BB IBB HBP BLK WP HR S P ERA WHIP	IP WLS BF H R ER SO BB IBB HBP BLK WP HR S P ERA WHIP	IP WLS BF H R ER SO BB IBB HBP BLK WP HR S P ERA WHIP	IP WLS BF H R ER SO BB IBB HBP BLK WP HR S P ERA WHIP	IP WLS BF H R ER SO BB IBB HBP BLK WP HR S P ERA WHIP	IP WLS BF H R ER SO BB IBB HBP BLK WP HR S P ERA WHIP	IP WLS BF H R ER SO BB IBB HBP BLK WP HR S P ERA WHIP	IP WLS BF H R ER SO BB IBB HBP BLK WP HR S P ERA WHIP	IP WLS BF H R ER SO BB IBB HBP BLK WP HR S P ERA WHIP	IP WLS BF H R ER SO BB IBB HBP BLK WP HR S P ERA WHIP	IP WLS BF H R ER SO BB IBB HBP BLK WP HR S P ERA WHIP	IP WLS BF H R ER SO BB IBB HBP BLK WP HR S P ERA WHIP

New York Mets @ Florida Marlins  
Pro Player Stadium, Miami, FL  
Fri Jul 09, 2004, 7:35 PM EDT  
Att: 25,117 - Cloudy - 87°F

AB 35  
R 6  
H 9  
RBI 6  
BB 5  
SO 9  
LOB 18



Batter	1	2	3	4	5	6	7	8	9	AB	R	H	RBI	BB	SO	LOB	BOTTOM					
Juan Pierre, L OBP: 0.356, SLG: 0.377	0-2 CS 1B		0-2 P4		1-2 G3-1		1-1 G3			4	0	1	0	0	0	3						
Luis Castillo, S OBP: 0.349, SLG: 0.351	2-0 P6			4-1 G5-4-3 BB		3-2 L9		4-2 FC5-4 BB		2	0	0	0	2	0	1						
Miguel Cabrera, R OBP: 0.369, SLG: 0.546	0-3 K			1-1 G5-4-3		0-0 HR 1B		2-0 FC5-4		4	1	1	0	0	1	2						
Mike Lowell, R OBP: 0.376, SLG: 0.557		2-2 G6-3		2-1 2B		2-1 F7		1-0 F8		4	0	1	0	0	0	2						
Hee-Seop Choi, L OBP: 0.394, SLG: 0.519		0-1 14 G6-4-3 1B		0-0 G4-3		0-0 HR		0-0 P4		4	1	2	2	0	0	2						
14 Josh Willingham, R OBP: 0.400, SLG: 0.250 Abraham Nunez, S OBP: 0.302, SLG: 0.296		2-0 G6-4-3			3-2 F9		1-2 L8		1-1 G5-3	3	0	0	0	0	0	1						
Alex Gonzalez, R OBP: 0.272, SLG: 0.438			1-1 HR		2-2 SH5-4 2B		0-1 2B		2-2 G5-3	4	1	3	1	0	0	0	AB 31 R 3 H 8 RBI 3 BB 3 SO 3 LOB 13					
Mike Redmond, R OBP: 0.337, SLG: 0.353			0-3 K		4-1 SH5-4 BB		0-0 G6-3		1-2 P3	3	0	0	0	1	1							
A.J. Burnett, R OBP: 0.111, SLG: 0.111 Lenny Harris, L OBP: 0.253, SLG: 0.224 Josias Manzanillo, R OBP: 0.250, SLG: 0.250 40 Nate Bump, L OBP: 0.171, SLG: 0.289			2-2 G1-3		0-2 SH5-4		2-3 K			1	0	0	0	0	0	0						
<b>Inning Stats</b>	R: 0 E: 0 K: 1 S: 8	H: 1 LOB: 0 BB: 0 P: 9	R: 0 E: 0 K: 0 S: 7	H: 1 LOB: 0 BB: 0 P: 11	R: 1 E: 0 K: 1 S: 14	H: 1 LOB: 0 BB: 0 P: 17	R: 0 E: 0 K: 0 S: 6	H: 1 LOB: 1 BB: 1 P: 13	R: 0 E: 0 K: 0 S: 13	H: 1 LOB: 2 BB: 1 P: 23	R: 2 E: 0 K: 0 S: 10	H: 2 LOB: 0 BB: 0 P: 16	R: 0 E: 0 K: 1 S: 8	H: 1 LOB: 1 BB: 0 P: 11	R: 0 E: 0 K: 0 S: 5	H: 0 LOB: 0 BB: 1 P: 12	R: 0 E: 0 K: 0 S: 9	H: 0 LOB: 0 BB: 0 P: 13	1B: 3 2B: 3 3B: 0 HR: 2	SF: 0 SAC: 1 DP: 2 HBP: 0	WP: 0 PB: 0 CS: 1	PA: 35
<b>PITCHER</b>	IP WLS BF H R ER SO BB IBB HBP BLK WP HR S P ERA WHIP	IP WLS BF H R ER SO BB IBB HBP BLK WP HR S P ERA WHIP	IP WLS BF H R ER SO BB IBB HBP BLK WP HR S P ERA WHIP	IP WLS BF H R ER SO BB IBB HBP BLK WP HR S P ERA WHIP	IP WLS BF H R ER SO BB IBB HBP BLK WP HR S P ERA WHIP	IP WLS BF H R ER SO BB IBB HBP BLK WP HR S P ERA WHIP	IP WLS BF H R ER SO BB IBB HBP BLK WP HR S P ERA WHIP	IP WLS BF H R ER SO BB IBB HBP BLK WP HR S P ERA WHIP	IP WLS BF H R ER SO BB IBB HBP BLK WP HR S P ERA WHIP	IP WLS BF H R ER SO BB IBB HBP BLK WP HR S P ERA WHIP	IP WLS BF H R ER SO BB IBB HBP BLK WP HR S P ERA WHIP	IP WLS BF H R ER SO BB IBB HBP BLK WP HR S P ERA WHIP	IP WLS BF H R ER SO BB IBB HBP BLK WP HR S P ERA WHIP	IP WLS BF H R ER SO BB IBB HBP BLK WP HR S P ERA WHIP	IP WLS BF H R ER SO BB IBB HBP BLK WP HR S P ERA WHIP	IP WLS BF H R ER SO BB IBB HBP BLK WP HR S P ERA WHIP	IP WLS BF H R ER SO BB IBB HBP BLK WP HR S P ERA WHIP	IP WLS BF H R ER SO BB IBB HBP BLK WP HR S P ERA WHIP	IP WLS BF H R ER SO BB IBB HBP BLK WP HR S P ERA WHIP	IP WLS BF H R ER SO BB IBB HBP BLK WP HR S P ERA WHIP	IP WLS BF H R ER SO BB IBB HBP BLK WP HR S P ERA WHIP	

New York Mets @ Florida Marlins  
Pro Player Stadium, Miami, FL  
Fri Jul 09, 2004, 7:35 PM EDT  
Att: 25,117 - Cloudy - 87°F

AB 31  
R 3  
H 8  
RBI 3  
BB 3  
SO 3  
LOB 13





Batter	1	2	3	4	5	6	7	8	9	AB	R	H	RBI	BB	SO	LOB	TOP						
7 José Reyes, S OBP: 0.244, SLG: 0.333	F8		31 S 1B		B1-3		SH2-4 1B		31 DI 1B	5	0	3	1	0	0	0	<b>New York Mets @ Florida Marlins</b> Pro Player Stadium, Miami, FL Sat Jul 10 2004, 6:05 PM EDT Att: 41,212 - Cloudy - 89 F						
Kazuo Matsui, S OBP: 0.337, SLG: 0.410	G4-3		F7			F7	SH2-4		K	4	0	0	0	0	1	2							
31 Mike Piazza, R OBP: 0.392, SLG: 0.513			K			FC6-5 1B			K	3	0	1	0	2	2	2							
Cliff Floyd, L OBP: 0.346, SLG: 0.521 Jose Parra, R	G3		K			FC6-5 1B			F7	4	0	1	0	0	1	5							
Richard Hidalgo, R OBP: 0.332, SLG: 0.491					G5-3	FC6-5 1B			K	4	0	1	0	0	1	5							
Ty Wigington, R OBP: 0.318, SLG: 0.500			FC9-6 1B			G4-3			G5-3	4	0	1	0	0	0	3							
Mike Cameron, R OBP: 0.328, SLG: 0.449			K		F8				K	4	1	1	0	0	2	2							
Jason Phillips, R OBP: 0.290, SLG: 0.341 Shane Spencer, R					CS	G6-3			K	1	0	0	0	1	0	0							
Tom Glavine, L OBP: 0.314, SLG: 0.226 Karim Garcia, L			K			K			F9	2	0	0	0	0	2	2							
Todd Zeile, R OBP: 0.332, SLG: 0.379 Vance Wilson, R										0	0	0	0	0	0	0							
<b>Inning Stats</b>	R: 0 E: 0 K: 0 S: 13	H: 0 LOB: 1 BB: 1 P: 22	R: 0 E: 0 K: 2 S: 13	H: 1 LOB: 2 BB: 1 P: 23	R: 0 E: 0 K: 2 S: 9	H: 1 LOB: 0 BB: 0 P: 14	R: 0 E: 0 K: 0 S: 10	H: 1 LOB: 0 BB: 0 P: 16	R: 0 E: 0 K: 1 S: 6	H: 2 LOB: 2 BB: 0 P: 16	R: 2 E: 0 K: 1 S: 19	H: 3 LOB: 3 BB: 2 P: 30	R: 0 E: 0 K: 2 S: 13	H: 0 LOB: 0 BB: 0 P: 15	R: 0 E: 0 K: 2 S: 12	H: 1 LOB: 1 BB: 0 P: 15	1B: 7 2B: 2 3B: 0 HR: 0	SF: 0 SAC: 1 DP: 0 HBP: 0	WP: 1 PB: 0 SB: 3 CS: 1	PA: 40			
<b>PITCHER</b>	IP WLS BF H R ER SO BB IBB HBP BLK WP HR S P ERA WHIP	IP WLS BF H R ER SO BB IBB HBP BLK WP HR S P ERA WHIP																					
Brad Penny, R ERA: 3.2	6.0	W	26	7	2	2	5	2	0	0	0	0	0	0	0	0	0	0	0	69	111	3.00	1.500
Matt Perisho, L ERA: 4.0	0.0		2	1	0	0	0	1	0	0	0	0	1	0	5	9	∞	∞					
Ben Howard, R ERA: 5.89	1.0	H	4	0	0	0	1	1	0	0	0	0	0	0	6	10	0.00	1.000					
Armando Benitez, R ERA: 1.0	2.0	S	7	1	0	0	4	0	0	0	0	0	0	0	25	30	0.00	0.500					

Batter	1	2	3	4	5	6	7	8	9	AB	R	H	RBI	BB	SO	LOB	BOTTOM						
Juan Pierre, L OBP: 0.356, SLG: 0.376	SH3 E 1B		G5-3			G5-3			F9	4	1	1	0	1	0	2	<b>New York Mets @ Florida Marlins</b> Pro Player Stadium, Miami, FL Sat Jul 10 2004, 6:05 PM EDT Att: 41,212 - Cloudy - 89 F						
Luis Castillo, S OBP: 0.349, SLG: 0.351	SH3		L8						K	3	0	1	0	0	1	0							
Miguel Cabrera, R OBP: 0.370, SLG: 0.544	E8 HR 1B		F7			F8			1B	3	1	1	1	1	0	2							
Mike Lowell, R OBP: 0.382, SLG: 0.570	HR 1B								1B	3	1	3	2	1	0	0							
Jeff Conine, R OBP: 0.316, SLG: 0.375 Armando Benitez, R	F9		G1-3			F8			K	4	0	0	0	0	1	6							
Hee-Seop Choi, L OBP: 0.395, SLG: 0.519	L6								G4-3	4	1	2	0	0	0	2							
Alex Gonzalez, R OBP: 0.278, SLG: 0.456										4	1	3	2	0	1	1							
Mike Redmond, R OBP: 0.330, SLG: 0.345										4	0	0	0	0	1	3							
Brad Penny, R OBP: 0.071, SLG: 0.071 Matt Perisho, L										3	0	0	0	0	2	2							
Ben Howard, R Abraham Nunez, S OBP: 0.297, SLG: 0.291										0	0	0	0	0	0	0							
<b>Inning Stats</b>	R: 3 E: 1 K: 0 S: 12	H: 3 LOB: 0 BB: 0 P: 21	R: 0 E: 0 K: 0 S: 8	H: 1 LOB: 0 BB: 0 P: 12	R: 0 E: 0 K: 1 S: 7	H: 1 LOB: 1 BB: 0 P: 15	R: 0 E: 0 K: 1 S: 7	H: 1 LOB: 0 BB: 0 P: 10	R: 0 E: 0 K: 1 S: 11	H: 1 LOB: 3 BB: 2 P: 27	R: 1 E: 0 K: 1 S: 10	H: 2 LOB: 1 BB: 0 P: 13	R: 0 E: 0 K: 2 S: 11	H: 1 LOB: 2 BB: 1 P: 19	R: 1 E: 0 K: 1 S: 12	H: 1 LOB: 0 BB: 0 P: 17	1B: 8 2B: 1 3B: 0 HR: 2	SF: 0 SAC: 1 DP: 1 HBP: 0	WP: 0 PB: 0 SB: 0 CS: 0	PA: 37			
<b>PITCHER</b>	IP WLS BF H R ER SO BB IBB HBP BLK WP HR S P ERA WHIP	IP WLS BF H R ER SO BB IBB HBP BLK WP HR S P ERA WHIP																					
Tom Glavine, L ERA: 2.66	6.0	L	28	9	4	4	3	1	1	0	0	0	0	0	0	0	0	0	0	55	98	6.00	1.667
Jose Parra, R ERA: 1.5	2.0		9	2	1	1	3	1	0	0	0	0	0	0	23	36	4.50	1.500					







Batter	1	2	3	4	5	6	7	8	9	10	11	AB	R	H	RBI	BB	SO	LOB	TOP					
11 Jimmy Rollins, S OBP: 0.327, SLG: 0.372	G6-3		L8			F8	G3		G1-3			5	0	0	0	0	0	2						
Placido Polanco, R OBP: 0.327, SLG: 0.366	F8			G4-3		HR	L4			K		5	1	1	0	0	1	0						
Bobby Abreu, L OBP: 0.439, SLG: 0.575				K		HR				G5-3		4	1	1	2	1	2	0						
Jim Thome, L OBP: 0.403, SLG: 0.645	K			G4-3		BB	BB		F7	G1-3		5	0	1	0	0	1	1						
Pat Burrell, R OBP: 0.388, SLG: 0.476		K				F7	P5		K		BB	4	0	0	0	1	2	1						
Ricky Ledesma, L OBP: 0.398, SLG: 0.551		K				G1-3	BB		L5		K	4	0	0	0	1	2	1						
David Bell, R OBP: 0.362, SLG: 0.473										G6-3		4	0	1	0	1	1	1						
Roberto Hernandez, R OBP: 0.362, SLG: 0.473											F7	0	0	0	0	0	0	0						
Mike Lieberthal, R OBP: 0.326, SLG: 0.446				G6-3			G1-3				K	5	0	2	0	0	1	4						
Eric Milton, L OBP: 0.301, SLG: 0.476				G4-3								2	0	0	0	0	1	2						
Jason Michaels, R OBP: 0.317, SLG: 0.375												1	0	0	0	0	0	0						
Rheal Cormier, L OBP: 0.317, SLG: 0.375												0	0	0	0	0	0	0						
Tim Worrell, R OBP: 0.317, SLG: 0.375												0	0	0	0	0	0	0						
26 Chase Utley, L OBP: 0.317, SLG: 0.375												1	0	1	0	0	0	0						
63 Ryan Madison, L OBP: 0.317, SLG: 0.375												0	0	0	0	0	0	0						
Tommy Phelan, S OBP: 0.317, SLG: 0.375												0	0	0	0	0	0	0						
<b>Inning Stats</b>	R: 0 E: 0 K: 1 S: 13	H: 0 LOB: 1 BB: 1 P: 20	R: 0 E: 0 K: 3 S: 15	H: 0 LOB: 0 BB: 0 P: 19	R: 0 E: 0 K: 0 S: 8	H: 0 LOB: 0 BB: 0 P: 10	R: 0 E: 0 K: 1 S: 8	H: 2 LOB: 2 BB: 0 P: 13	R: 2 E: 0 K: 0 S: 18	H: 3 LOB: 3 BB: 0 P: 35	R: 0 E: 0 K: 2 S: 10	H: 0 LOB: 0 BB: 0 P: 13	R: 0 E: 0 K: 0 S: 9	H: 2 LOB: 2 BB: 0 P: 16	R: 0 E: 0 K: 1 S: 7	H: 0 LOB: 0 BB: 0 P: 9	R: 0 E: 0 K: 2 S: 9	H: 0 LOB: 1 BB: 1 P: 17	1B: 4 2B: 2 3B: 0 HR: 1	SF: 0 SAC: 0 DP: 0 HBP: 0	WP: 0 PB: 0 SB: 1 CS: 0	PA: 44		
<b>PITCHER</b>	IP 5.2	WLS 5.2	BF 25	H 5	R 2	ER 2	SO 6	BB 3	IBB 0	HBP 0	BLK 0	WP 0	HR 1	S 71	P 110	ERA 3.18	WHIP 1.412							
Steve Trachsel, R ERA: 3.35	(1, 1)																							
Orber Moreno, R ERA: 3.23	(6, 1)	1.1	4	0	0	0	0	0	0	0	0	0	0	9	11	0.00	0.000							
Mike Stanton, L ERA: 3.51	(8, 1)	1.0	3	0	0	0	2	0	0	0	0	0	0	10	13	0.00	0.000							
Braden Looper, R ERA: 1.8	(9, 1)	2.0	8	2	0	0	1	0	0	0	0	0	0	16	25	0.00	1.000							
Jose Parra, R ERA: 1.38	(11, 1)	1.0	W	4	0	0	2	1	0	0	0	0	0	9	17	0.00	1.000							

Philadelphia Phillies @ New York Mets  
Shea Stadium, Flushing, NY  
Thu Jul 15 2004, 7:10 PM EDT  
Att: 36,803 - Cloudy - 79 F

livebaseballscores.com

AB 40  
R 2  
H 7  
RBI 2  
BB 4  
SO 11  
LOB 12



R: 0 E: 0 K: 1 S: 13	H: 0 LOB: 1 BB: 1 P: 20	R: 0 E: 0 K: 3 S: 15	H: 0 LOB: 0 BB: 0 P: 19	R: 0 E: 0 K: 0 S: 8	H: 0 LOB: 0 BB: 0 P: 10	R: 0 E: 0 K: 1 S: 8	H: 2 LOB: 2 BB: 0 P: 13	R: 2 E: 0 K: 0 S: 18	H: 3 LOB: 3 BB: 0 P: 35	R: 0 E: 0 K: 2 S: 10	H: 0 LOB: 0 BB: 0 P: 13	R: 0 E: 0 K: 0 S: 9	H: 2 LOB: 2 BB: 0 P: 16	R: 0 E: 0 K: 1 S: 7	H: 0 LOB: 0 BB: 0 P: 9	R: 0 E: 0 K: 2 S: 9	H: 0 LOB: 1 BB: 1 P: 17	1B: 4 2B: 2 3B: 0 HR: 1	SF: 0 SAC: 0 DP: 0 HBP: 0	WP: 0 PB: 0 SB: 1 CS: 0	PA: 44
-------------------------------	----------------------------------	-------------------------------	----------------------------------	------------------------------	----------------------------------	------------------------------	----------------------------------	-------------------------------	----------------------------------	-------------------------------	----------------------------------	------------------------------	----------------------------------	------------------------------	---------------------------------	------------------------------	----------------------------------	----------------------------------	------------------------------------	----------------------------------	--------

Batter	1	2	3	4	5	6	7	8	9	10	11	AB	R	H	RBI	BB	SO	LOB	BOTTOM							
7 José Reyes, S OBP: 0.240, SLG: 0.333	P2			2B	F8			FC1-4		G3-1		5	1	1	0	0	0	2								
Kazuo Matsui, S OBP: 0.337, SLG: 0.414	F9			2B		G4-3				G4-3		5	0	2	1	0	0	0								
31 Mike Piazza, R OBP: 0.385, SLG: 0.500	P4			G1-3		K						4	0	0	0	1	1	3								
Vance Wilson, R OBP: 0.302, SLG: 0.395								F8			BB	0	1	0	0	0	0	0								
Richard Hidalgo, R OBP: 0.326, SLG: 0.478		F8		F9		F8					F8	4	0	0	0	1	0	2								
Cliff Floyd, L OBP: 0.347, SLG: 0.516		K		P5				F8		FC6-4	BB	4	0	1	0	1	1	1								
Shane Spencer, R OBP: 0.342, SLG: 0.407		P6				G5-3				K		4	0	0	0	1	1	2								
Ty Wigginton, R OBP: 0.318, SLG: 0.498				P4		G3		F9		F8		5	1	2	1	0	0	2								
Mike Cameron, R OBP: 0.326, SLG: 0.441				K		G3				FC6-4		4	0	0	0	0	1	3								
Steve Trachsel, R ERA: 4.02	(1, 1)											2	0	1	1	0	1	0								
Orber Moreno, R ERA: 4.12	(6, 1)	1.2	7	2	0	0	0	0	0	0	0	0	0	0	0	0	0	0								
Mike Stanton, L ERA: 3.55	(8, 1)	0.1	1	0	0	0	0	0	0	0	0	0	0	0	0	0	0	0								
Tommy Phelan, S ERA: 3.55	(9, 1)	2.0	8	0	0	0	1	1	1	0	0	1	0	19	35	0.00	0.500									
Braden Looper, R ERA: 1.95	(10, 1)	0.1	L	5	2	1	0	2	0	0	0	0	0	10	18	27.00	12.000									
Eric Valenti, L ERA: 5.03	(11, 1)											2	0	1	1	0	1	0								
Eric Milton, L ERA: 4.02	(7, 1)	1.2	7	2	0	0	0	0	0	0	0	0	0	12	16	0.00	1.200									
Rheal Cormier, L ERA: 4.12	(8, 1)	0.1	1	0	0	0	0	0	0	0	0	0	0	3	5	0.00	0.000									
Tim Worrell, R ERA: 3.55	(9, 1)	2.0	8	0	0	0	1	1	1	0	0	1	0	19	35	0.00	0.500									
63 Ryan Madison, R ERA: 1.95	(10, 1)	0.1	L	5	2	1	0	2	0	0	0	0	0	10	18	27.00	12.000									
Roberto Hernandez, R ERA: 5.03	(11, 1)											2	0	1	1	0	1	0								
<b>Inning Stats</b>	R: 0 E: 0 K: 0 S: 7	H: 0 LOB: 0 BB: 0 P: 14	R: 0 E: 0 K: 1 S: 11	H: 0 LOB: 0 BB: 0 P: 18	R: 0 E: 0 K: 2 S: 7	H: 0 LOB: 0 BB: 0 P: 9	R: 1 E: 0 K: 0 S: 19	H: 2 LOB: 1 BB: 0 P: 24	R: 1 E: 0 K: 0 S: 14	H: 2 LOB: 1 BB: 0 P: 22	R: 0 E: 0 K: 1 S: 8	H: 0 LOB: 0 BB: 0 P: 11	R: 0 E: 0 K: 0 S: 4	H: 0 LOB: 0 BB: 0 P: 4	R: 0 E: 0 K: 0 S: 11	H: 2 LOB: 2 BB: 0 P: 17	R: 0 E: 0 K: 0 S: 10	H: 0 LOB: 0 BB: 2 P: 22	R: 0 E: 0 K: 0 S: 9	H: 0 LOB: 0 BB: 0 P: 13	R: 1 E: 0 K: 0 S: 10	H: 2 LOB: 3 BB: 2 P: 18	1B: 6 2B: 2 3B: 0 HR: 0	SF: 0 SAC: 0 DP: 0 HBP: 0	WP: 1 PB: 0 SB: 0 CS: 0	PA: 43
<b>PITCHER</b>	IP 6.0	WLS 5.2	BF 22	H 4	R 2	ER 2	SO 4	BB 0	IBB 0	HBP 0	BLK 0	WP 0	HR 0	S 66	P 98	ERA 3.00	WHIP 0.667									
Steve Trachsel, R ERA: 4.02	(1, 1)																									
Orber Moreno, R ERA: 4.12	(6, 1)	1.2	7	2	0	0	0	0	0	0	0	0	0	12	16	0.00	1.200									
Mike Stanton, L ERA: 3.55	(8, 1)	0.1	1	0	0	0	0	0	0	0	0	0	0	3	5	0.00	0.000									
Tommy Phelan, S ERA: 3.55	(9, 1)	2.0	8	0	0	0	1	1	1	0	0	1	0	19	35	0.00	0.500									
Braden Looper, R ERA: 1.95	(10, 1)	0.1	L	5	2	1	0	2	0	0	0	0	0	10	18	27.00	12.000									
Eric Valenti, L ERA: 5.03	(11, 1)											2	0	1	1	0	1	0								

Philadelphia Phillies @ New York Mets  
Shea Stadium, Flushing, NY  
Thu Jul 15 2004, 7:10 PM EDT  
Att: 36,803 - Cloudy - 79 F

livebaseballscores.com

AB 39  
R 3  
H 8  
RBI 3  
BB 4  
SO 5  
LOB 15



R: 0 E: 0 K: 0 S: 7	H: 0 LOB: 0 BB: 0 P: 14	R: 0 E: 0 K: 1 S: 11	H: 0 LOB: 0 BB: 0 P: 18	R: 0 E: 0 K: 2 S: 7	H: 0 LOB: 0 BB: 0 P: 9	R: 1 E: 0 K: 0 S: 19	H: 2 LOB: 1 BB: 0 P: 24	R: 1 E: 0 K: 0 S: 14	H: 2 LOB: 1 BB: 0 P: 22	R: 0 E: 0 K: 1 S: 8	H: 0 LOB: 0 BB: 0 P: 11	R: 0 E: 0 K: 0 S: 4	H: 0 LOB: 0 BB: 0 P: 4	R: 0 E: 0 K: 0 S: 11	H: 2 LOB: 2 BB: 0 P: 17	R: 0 E: 0 K: 0 S: 10	H: 0 LOB: 0 BB: 2 P: 22	R: 0 E: 0 K: 0 S: 9	H: 0 LOB: 0 BB: 0 P: 13	R: 1 E: 0 K: 0 S: 10	H: 2 LOB: 3 BB: 2 P: 18	1B: 6 2B: 2 3B: 0 HR: 0	SF: 0 SAC: 0 DP: 0 HBP: 0	WP: 1 PB: 0 SB: 0 CS: 0	PA: 43
------------------------------	----------------------------------	-------------------------------	----------------------------------	------------------------------	---------------------------------	-------------------------------	----------------------------------	-------------------------------	----------------------------------	------------------------------	----------------------------------	------------------------------	---------------------------------	-------------------------------	----------------------------------	-------------------------------	----------------------------------	------------------------------	----------------------------------	-------------------------------	----------------------------------	----------------------------------	------------------------------------	----------------------------------	--------

Batter	1	2	3	4	5	6	7	8	9	10	11	AB	R	H	RBI	BB	SO	LOB	BOTTOM
Eric Milton, L ERA: 4.02	(1, 1)											2	0	1	1	0	1	0	
Rheal Cormier, L ERA: 4.12	(7, 1)	1.2	7	2	0	0	0	0	0	0	0	0	0	0	0	0	0	0	
Tim Worrell, R ERA: 3.55	(8, 1)	0.1	1	0	0	0	0	0	0	0	0	0	0	0	0	0	0	0	
63 Ryan Madison, R ERA: 3.55	(9, 1)	2.0	8	0	0	0	1	1	1	0	0	1	0						







Batter	1	2	3	4	5	6	7	8	9	AB	R	H	RBI	BB	SO	LOB	TOP			
11 Jimmy Rollins, S OBP: 0.327, SLG: 0.373	L7			G5-3		E6			G3	5	0	1	2	0	0	2				
Placido Polanco, R OBP: 0.322, SLG: 0.357	F7	P2		K		FC6-4			1B HR	4	1	0	0	1	1	5				
Bobby Abreu, L OBP: 0.438, SLG: 0.579	G4-3			G3-1					1B HR	5	1	2	0	0	1	0				
Jim Thome, L OBP: 0.411, SLG: 0.668						G6-3			1B HR	5	3	3	3	0	1	1				
Pat Burrell, R OBP: 0.386, SLG: 0.468		F8	F9			G6-3			G6-3	5	0	1	0	0	0	3				
Mike Lieberthal, R OBP: 0.326, SLG: 0.444		G6-3				FC5-4			2B E	4	1	1	1	1	1	3				
Tomas Perez, S OBP: 0.305, SLG: 0.482			G4-3						2B	5	1	2	1	0	0	1				
Doug Glanville, R OBP: 0.262, SLG: 0.258						L6			E6	4	1	1	0	1	0	1				
Randy Wolf, L Rheal Cormier, L Ricky Ledee, L Tim Worrell, R 26 Chase Utley, L 63 Ryan Madson, L										2	0	1	0	0	0	2				
<b>Inning Stats</b>	R: 0 E: 0 K: 0 S: 7	H: 0 LOB: 0 BB: 0 P: 14	R: 3 E: 1 K: 0 S: 13	H: 3 LOB: 2 BB: 1 P: 23	R: 1 E: 0 K: 0 S: 11	H: 2 LOB: 1 BB: 0 P: 18	R: 0 E: 0 K: 1 S: 10	H: 1 LOB: 1 BB: 0 P: 16	R: 0 E: 0 K: 1 S: 13	H: 1 LOB: 1 BB: 0 P: 21	R: 0 E: 0 K: 2 S: 10	H: 1 LOB: 0 BB: 0 P: 17	R: 0 E: 0 K: 1 S: 6	H: 0 LOB: 0 BB: 0 P: 9	R: 4 E: 1 K: 1 S: 19	H: 3 LOB: 2 BB: 2 P: 37	1B: 7 2B: 4 3B: 0 HR: 1	SF: 0 SAC: 1 DP: 0 HBP: 0	WP: 0 PB: 0 SB: 1 CS: 0	PA: 45
<b>PITCHER</b>	IP WLS BF H R ER SO BB IBB HBP BLK WP HR S P ERA WHIP																			
Tom Glavine, L ERA: 2.67	(1, 1) 6.1 L 31 9 4 2 3 0 1 0 0 0 0 0 71 118 2.84 1.421																			
Orber Moreno, R ERA: 3.09	(7, 1) 1.2 5 0 0 0 2 0 0 0 0 0 0 10 15 0.00 0.000																			
Jose Parra, R ERA: 3.21	(9, 1) 1.0 9 3 4 3 1 2 0 0 0 0 0 1 19 37 27.00 5.000																			

Philadelphia Phillies @ New York Mets  
Shea Stadium, Flushing, NY  
Sat Jul 17 2004, 1:20 PM EDT  
Att: 35,425 - Cloudy - 83 F


AB 41  
R 8  
H 12  
RBI 7  
BB 3  
SO 6  
LOB 20



Batter	1	2	3	4	5	6	7	8	9	AB	R	H	RBI	BB	SO	LOB	BOTTOM					
7 José Reyes, S OBP: 0.238, SLG: 0.333	G5-3					P3				5	0	1	0	0	0	0						
Kazuo Matsui, S OBP: 0.339, SLG: 0.418	F7								1B	5	0	2	0	0	1	0						
31 Mike Piazza, R OBP: 0.379, SLG: 0.498	K					G6-3			1B	5	1	1	1	1	0	2						
Richard Hidalgo, R OBP: 0.327, SLG: 0.471									HR	3	1	1	0	1	1	0						
Cliff Floyd, L OBP: 0.348, SLG: 0.516										4	0	2	0	0	0	2						
Joe McEwing, R OBP: 0.273, SLG: 0.289										0	0	0	0	0	0	0						
Ty Wigginton, R OBP: 0.320, SLG: 0.493										4	0	2	0	0	0	2						
Mike Cameron, R OBP: 0.327, SLG: 0.435										2	0	1	1	2	1	1						
Jason Phillips, R OBP: 0.288, SLG: 0.335										3	0	0	0	0	1	7						
Orber Moreno, R ERA: 3.09										0	0	0	0	0	0	0						
Jose Parra, R ERA: 3.21										0	0	0	0	0	0	0						
Eric Valent, L OBP: 0.342, SLG: 0.460										1	0	0	0	0	0	0						
Tom Glavine, L OBP: 0.297, SLG: 0.212										2	0	0	0	0	0	0						
Vance Wilson, R OBP: 0.295, SLG: 0.385										2	0	0	0	0	0	0						
<b>Inning Stats</b>	R: 0 E: 0 K: 1 S: 8	H: 0 LOB: 0 BB: 0 P: 10	R: 0 E: 0 K: 1 S: 11	H: 1 LOB: 2 BB: 1 P: 16	R: 0 E: 0 K: 1 S: 7	H: 0 LOB: 0 BB: 0 P: 9	R: 1 E: 0 K: 0 S: 15	H: 2 LOB: 2 BB: 1 P: 22	R: 0 E: 0 K: 1 S: 10	H: 1 LOB: 1 BB: 0 P: 14	R: 0 E: 0 K: 1 S: 11	H: 2 LOB: 2 BB: 1 P: 24	R: 0 E: 0 K: 0 S: 6	H: 0 LOB: 0 BB: 0 P: 9	R: 1 E: 0 K: 1 S: 13	H: 2 LOB: 2 BB: 0 P: 21	R: 0 E: 0 K: 0 S: 8	H: 2 LOB: 2 BB: 0 P: 13	1B: 8 2B: 1 3B: 0 HR: 1	SF: 0 SAC: 0 DP: 1 HBP: 0	WP: 0 PB: 0 SB: 0 CS: 0	PA: 39
<b>PITCHER</b>	IP WLS BF H R ER SO BB IBB HBP BLK WP HR S P ERA WHIP																					
Randy Wolf, L ERA: 3.45	(1, 1) 5.1 W 25 6 1 1 5 3 0 0 0 0 0 0 8 14 0.00 0.000																					
Rheal Cormier, L ERA: 4.05	(6, 1) 1.2 H 4 0 0 0 0 0 0 0 0 0 0 0 8 14 0.00 0.000																					
Tim Worrell, R ERA: 3.64	(8, 1) 1.0 H 5 2 1 1 1 0 0 0 0 0 0 1 13 21 9.00 2.000																					
63 Ryan Madson, R ERA: 1.92	(9, 1) 1.0 5 2 0 0 0 0 0 0 0 0 0 0 8 13 0.00 2.000																					

Philadelphia Phillies @ New York Mets  
Shea Stadium, Flushing, NY  
Sat Jul 17 2004, 1:20 PM EDT  
Att: 35,425 - Cloudy - 83 F

AB 36  
R 2  
H 10  
RBI 2  
BB 3  
SO 6  
LOB 15













Batter	1	2	3	4	5	6	7	8	9	AB	R	H	RBI	BB	SO	LOB	TOP					
Juan Pierre, L OBP: 0.362, SLG: 0.390	0-0 1B	0-0 E5 1B		2-1 BB 1B WP		2-1 B3		1-1 SH5-4 1B		5	3	4	0	0	0	0						
Luis Castillo, S OBP: 0.359, SLG: 0.360	2-2 HR	2-1 G1-3		2-1 WP BB 1B		4-2 BB 1B BB		0-1 SH5-4		3	2	2	1	1	0	1						
Damon Easley, R OBP: 0.344, SLG: 0.491	2-H HR			1-2 WP BB 1B				1-2		0	0	0	0	0	0	0						
Mike Lowell, R OBP: 0.382, SLG: 0.561	0-1 F8	3-1 P4		2-2 P4		4-0 1B 1-2 BB		1-0 1B		4	0	1	1	1	0	4						
Miguel Cabrera, R OBP: 0.375, SLG: 0.543	1-1 HR	4-0 IBB		4-2 WP BB		2-0 1B		2-3 K		3	1	2	3	2	1	1						
Jeff Conine, R OBP: 0.323, SLG: 0.388	0-1 HR	2-0 F8		1-3 K		1-3 K		0-1 L6		5	1	1	0	0	2	7						
Hee-Seop Choi, L OBP: 0.392, SLG: 0.500	4-1 HR		2-3 K		0-1 G1-3		2-2 F9		0-6 1B	4	1	1	0	1	1	0						
Alex Gonzalez, R OBP: 0.288, SLG: 0.442	2-2 HR		0-1 G4-3		3-1 F8		2-1 1B		1-0 G5-3	5	1	2	3	0	0	0						
Mike Redmond, R OBP: 0.310, SLG: 0.322	1-1 G6-3		2-1 F8		2-0 F9		2-1 F9		3-2 F7	5	0	0	0	0	0	1						
Armando Benitez, R OBP: 0.313, SLG: 0.326				3-2 F8		0-0 G6-3		3-2 G5-3		0	0	0	0	0	0	0						
40 Nate Bump, L Ben Howard, R Mike Monteccal, R Josias Manzanillo, R 14 Josh Willingham, R Billy Koch, R 20 Matt Treanor, R										1	0	0	0	0	1	0						
<b>Inning Stats</b>	R: 6 E: 0 K: 1 S: 21	H: 5 LOB: 0 BB: 1 P: 31	R: 0 E: 1 K: 0 S: 6	H: 1 LOB: 2 BB: 1 P: 17	R: 0 E: 0 K: 1 S: 8	H: 0 LOB: 0 BB: 0 P: 12	R: 1 E: 0 K: 1 S: 16	H: 2 LOB: 2 BB: 1 P: 29	R: 0 E: 0 K: 0 S: 5	H: 0 LOB: 0 BB: 0 P: 10	R: 1 E: 0 K: 1 S: 12	H: 1 LOB: 1 BB: 0 P: 25	R: 0 E: 0 K: 1 S: 10	H: 1 LOB: 1 BB: 0 P: 19	R: 1 E: 0 K: 1 S: 10	H: 2 LOB: 1 BB: 0 P: 14	R: 0 E: 0 K: 0 S: 5	H: 1 LOB: 0 BB: 0 P: 9	1B: 9 2B: 2 3B: 0 HR: 2	SF: 0 SAC: 1 DP: 0 HBP: 0	WP: 1 PB: 0 SB: 0 CS: 0	PA: 44
<b>PITCHER</b>	IP WLS BF H R ER SO BB IBB HBP BLK WP HR S P ERA WHIP																					
Steve Trachsel, R ERA: 3.72	(1, 1) 5.0 0 26 8 7 7 3 2 1 0 0 0 1 2 56 99 12.60 2.000																					
John Franco, L ERA: 5.14	(6, 1) 0.2 L 4 0 1 1 1 0 2 0 0 0 0 0 0 5 15 13.50 3.000																					
Dan Wheeler, R ERA: 4.31	(6, 1) 0.1 2 1 0 0 1 0 0 0 0 0 0 0 7 10 0.00 3.000																					
Ricky Bottalico, R ERA: 3.34	(7, 1) 2.0 9 3 1 1 1 0 0 0 0 0 0 0 20 33 4.50 1.500																					
Mike DeJean, R ERA: 5.99	(9, 1) 1.0 3 1 0 0 0 0 0 0 0 0 0 0 5 9 0.00 1.000																					
<b>Batter</b>	<b>1</b>	<b>2</b>	<b>3</b>	<b>4</b>	<b>5</b>	<b>6</b>	<b>7</b>	<b>8</b>	<b>9</b>	<b>AB</b>	<b>R</b>	<b>H</b>	<b>RBI</b>	<b>BB</b>	<b>SO</b>	<b>LOB</b>	<b>BOTTOM</b>					
7 José Reyes, S OBP: 0.261, SLG: 0.362	0-1 G5-3		1-1 G6-3 1B	1-3 K		1-1 S 1B		3-1 G5-3		5	1	2	0	0	1	0						
Kazuo Matsui, S OBP: 0.337, SLG: 0.411	1-2 G1-3		2-1 G6-3	1-0 E3 G3-6		4-1 BB		0-1 S 1B		4	0	1	0	1	0	1						
31 Mike Piazza, R OBP: 0.362, SLG: 0.497	1-3 K		1-0 2B HR	0-0 G3-6-1		3-3 K		2-2 G5-3		1	0	0	0	0	1	0						
Eric Valent, L OBP: 0.340, SLG: 0.455								1-3 K		3	1	1	1	0	1	3						
Ricky Bottalico, L OBP: 0.335, SLG: 0.415										0	0	0	0	0	0	0						
Shane Spencer, R OBP: 0.335, SLG: 0.415										1	0	0	0	0	0	1						
Cliff Floyd, L OBP: 0.350, SLG: 0.511		2-2 2B HBP	0-0 HR 2B	1-3 K		1-3 K		2-3 K		4	2	1	0	0	3	1						
Richard Hidalgo, R OBP: 0.328, SLG: 0.480		1-2 F8	0-0 HR	1-1 F7		0-1 G1				4	1	1	3	0	0	1						
Ty Wigginton, R OBP: 0.324, SLG: 0.495		3-2 HR	1-1 E S 1B	1-0 S HBP		3-3 K				3	1	2	1	0	1	0						
Mike Cameron, R OBP: 0.328, SLG: 0.451		0-0 HR	2-3 K	3-2 G2-3		1-2 K		1-3 K		4	1	1	2	0	2	2						
Vance Wilson, R OBP: 0.313, SLG: 0.420		2-1 G6-3	4-0 IBB			1-3 K		1-0 G1-6-3 1B		3	0	1	0	1	1	0						
Steve Trachsel, R OBP: 0.244, SLG: 0.250		3-2 G6-3	1-1 G1-3			2-1 P6		2-2 G1-6-3		2	0	0	0	0	0	2						
John Franco, L OBP: 0.250, SLG: 0.250										0	0	0	0	0	0	0						
Dan Wheeler, R OBP: 0.250, SLG: 0.250										0	0	0	0	0	0	0						
Todd Zelle, R OBP: 0.332, SLG: 0.374										2	0	0	0	0	0	1						
<b>Inning Stats</b>	R: 0 E: 0 K: 1 S: 9	H: 0 LOB: 0 BB: 0 P: 11	R: 3 E: 0 K: 0 S: 14	H: 2 LOB: 0 BB: 0 P: 25	R: 4 E: 0 K: 1 S: 16	H: 5 LOB: 2 BB: 1 P: 28	R: 0 E: 1 K: 1 S: 5	H: 0 LOB: 0 BB: 0 P: 7	R: 0 E: 0 K: 2 S: 11	H: 1 LOB: 2 BB: 1 P: 22	R: 0 E: 0 K: 2 S: 8	H: 0 LOB: 0 BB: 0 P: 12	R: 0 E: 0 K: 1 S: 7	H: 1 LOB: 0 BB: 0 P: 11	R: 0 E: 0 K: 1 S: 10	H: 1 LOB: 1 BB: 0 P: 17	1B: 6 2B: 2 3B: 0 HR: 2	SF: 0 SAC: 0 DP: 2 HBP: 2	WP: 0 PB: 0 SB: 5 CS: 0	PA: 40		
<b>PITCHER</b>	IP WLS BF H R ER SO BB IBB HBP BLK WP HR S P ERA WHIP																					
40 Nate Bump, R ERA: 5.99	(1, 1) 2.1 13 5 0 1 3 0 0 1 1 0 0 1 23 39 3.38 0.750																					
Ben Howard, R ERA: 5.25	(3, 1) 2.2 W 12 2 1 1 3 0 1 1 0 0 0 1 23 39 3.38 0.750																					
Josias Manzanillo, R ERA: 0.75	(6, 1) 1.0 H 5 1 0 0 2 1 0 0 0 0 0 0 11 22 0.00 2.000																					
Billy Koch, R ERA: 5.08	(7, 1) 2.0 H 6 1 0 0 3 0 0 0 0 0 0 0 15 23 0.00 5.000																					
Armando Benitez, R ERA: 1.28	(9, 1) 1.0 S 4 1 0 0 1 0 0 0 0 0 0 0 10 17 0.00 1.000																					

Florida Marlins @ New York Mets  
Shea Stadium, Flushing, NY  
Tue Jul 20 2004, 7:10 PM EDT  
Att: 25,295 - Unknown - 83 F

AB 38  
R 9  
H 13  
RBI 8  
BB 5  
SO 5  
LOB 15



Florida Marlins @ New York Mets  
Shea Stadium, Flushing, NY  
Tue Jul 20 2004, 7:10 PM EDT  
Att: 25,295 - Unknown - 83 F

AB 36  
R 7  
H 10  
RBI 7  
BB 2  
SO 10  
LOB 12





Batter	1	2	3	4	5	6	7	8	9	AB	R	H	RBI	BB	SO	LOB	TOP					
Brad Wilkerson, L (1.7) OBP: 0.352, SLG: 0.459	G3-1		G1-6-3		HR		HR		G4-3	5	2	1	0	0	1		<b>Montreal Expos @ New York Mets</b> Shea Stadium, Flushing, NY Wed Jul 21 2004, 7:10 PM EDT Att: 30,227 - Cloudy - 84 F					
Endy Chavez, L (1.8) OBP: 0.327, SLG: 0.394	F8		2B		L9		HR		1B	5	1	3	3	0	0							
Jose Vidro, S (1.4) OBP: 0.364, SLG: 0.456	G5-3		IBB		L6		K		1B	4	0	1	0	1	1	0						
Jamey Carroll, R (9. PR) OBP: 0.345, SLG: 0.356									1B	0	0	0	0	0	0	0						
Tony Batista, R (1.5) OBP: 0.262, SLG: 0.376		F8	P5		1B		FC4-6		G6-4-3	5	0	2	0	0	0	4						
Terrel Sledge, L (1.9) OBP: 0.325, SLG: 0.425	F7			B5-3	F7		FC4-6			4	0	0	0	0	0	2						
Orlando Cabrera, R (1.6) OBP: 0.286, SLG: 0.313	24 1B			2B		F8	FC6-4			4	0	2	0	0	0	1						
24 Nick Johnson, L (1.3) OBP: 0.354, SLG: 0.405	1B			K		G5-3			1B	4	0	2	0	0	1	1						
Brian Schneider, L (1.2) OBP: 0.309, SLG: 0.421	G3			22 FC6-4		F8			K	3	0	0	0	1	1	3						
22 John Patterson, R (1.1) Sun Woo Kim, R (5.1) Henry Matos, S (7. PH) 52 T.J. Tucker, R (7.1) Juan Rivera, R (8. PH) Joe Horgan, R (8.1) Luis Ayala, R (8.1)			G1-6-3		FC6-4		HR		G6-4-3	1	0	0	0	1	0	2						
<b>Inning Stats</b>	R: 0 E: 0 K: 0 S: 10	H: 0 LOB: 0 BB: 0 P: 16	R: 0 E: 0 K: 0 S: 11	H: 2 LOB: 2 BB: 0 P: 19	R: 0 E: 0 K: 0 S: 11	H: 1 LOB: 2 BB: 2 P: 21	R: 0 E: 0 K: 1 S: 9	H: 1 LOB: 2 BB: 1 P: 18	R: 1 E: 0 K: 0 S: 9	H: 2 LOB: 1 BB: 0 P: 13	R: 0 E: 0 K: 0 S: 6	H: 0 LOB: 0 BB: 0 P: 8	R: 3 E: 0 K: 1 S: 19	H: 4 LOB: 1 BB: 0 P: 32	R: 0 E: 0 K: 1 S: 9	H: 1 LOB: 2 BB: 0 P: 14	R: 0 E: 0 K: 0 S: 8	H: 2 LOB: 2 BB: 0 P: 12	1B: 9 2B: 2 3B: 0 HR: 2	SF: 0 SAC: 0 DP: 3 HBP: 0	WP: 0 PB: 0 CS: 0	PA: 40
<b>PITCHER</b>	IP WLS BF H R ER SO BB IBB HBP BLK WP HR S P ERA WHIP																					
Jae Weong Seo, R (1.1) ERA: 4.58	6.0	28	8	3	3	1	2	2	1	0	0	0	0	0	1	62	104	4.50	1.667			
Mike Stanton, L (7.1) ERA: 3.51	1.1	7	3	1	1	2	0	0	0	0	0	0	0	1	20	33	6.75	2.250				
Orber Moreno, R (8.1) ERA: 3.21	0.2	W	1	0	0	0	0	0	0	0	0	0	0	2	4	0.00	0.000					
Braden Looper, R (9.1) ERA: 2.03	1.0	S	4	2	0	0	0	0	0	0	0	0	0	8	12	0.00	2.000					

Batter	1	2	3	4	5	6	7	8	9	AB	R	H	RBI	BB	SO	LOB	BOTTOM			
7 José Reyes, S (1.4) OBP: 0.258, SLG: 0.355	F8		K		P6				P3	5	0	1	0	0	1	3	<b>Montreal Expos @ New York Mets</b> Shea Stadium, Flushing, NY Wed Jul 21 2004, 7:10 PM EDT Att: 30,227 - Cloudy - 84 F			
Kazuo Matsui, S (1.6) OBP: 0.338, SLG: 0.409	E		L3		1B		F8		G4-3	4	0	1	1	1	0	1				
Ty Wigginton, R (1.3) OBP: 0.328, SLG: 0.491	E6		4-0		4-1		E4		1B	2	2	0	0	3	0	1				
Cliff Floyd, L (1.7) OBP: 0.352, SLG: 0.508	K		4-2		3-2		F8			3	1	1	0	1	1	4				
Orber Moreno, R (8.1) ERA: 3.51										0	0	0	0	0	0	0				
Todd Zeile, R (8. PH) OBP: 0.331, SLG: 0.372										1	0	0	0	0	0	0				
Braden Looper, R (9.1) ERA: 2.03										0	0	0	0	0	0	0				
Richard Hidalgo, R (1.9) OBP: 0.327, SLG: 0.486	K						G6-3		G5-3	5	1	1	3	0	1	5				
Mike Cameron, R (1.8) OBP: 0.330, SLG: 0.452		K			F7					4	0	2	0	0	1	0				
5 David Wright, R (1.5) OBP: 0.320, SLG: 0.418		P2			G5-3		P6			4	0	0	0	0	0	2				
Vance Wilson, R (1.2) OBP: 0.320, SLG: 0.418		1B					F9			3	0	1	0	1	0	1				
Jae Weong Seo, R (1.1) OBP: 0.276, SLG: 0.231		1B					F8			3	1	2	0	0	0	2				
Mike Stanton, L (7.1) OBP: 1.000, SLG: 1.000							G3			0	0	0	0	0	0	0				
Shane Spencer, R (7.7) OBP: 0.333, SLG: 0.413										1	0	0	0	0	0	1				
<b>Inning Stats</b>	R: 0 E: 1 K: 2 S: 17	H: 0 LOB: 2 BB: 1 P: 25	R: 0 E: 0 K: 2 S: 16	H: 2 LOB: 2 BB: 0 P: 22	R: 3 E: 0 K: 0 S: 10	H: 1 LOB: 0 BB: 2 P: 20	R: 1 E: 0 K: 0 S: 14	H: 2 LOB: 2 BB: 1 P: 25	R: 0 E: 0 K: 0 S: 4	H: 1 LOB: 2 BB: 1 P: 9	R: 0 E: 1 K: 0 S: 7	H: 2 LOB: 2 BB: 0 P: 10	R: 0 E: 0 K: 0 S: 5	H: 1 LOB: 1 BB: 0 P: 9	R: 1 E: 1 K: 0 S: 11	H: 0 LOB: 1 BB: 1 P: 24	1B: 7 2B: 1 3B: 0 HR: 1	SF: 0 SAC: 0 DP: 0 HBP: 0	WP: 1 PB: 0 CS: 0	PA: 41
<b>PITCHER</b>	IP WLS BF H R ER SO BB IBB HBP BLK WP HR S P ERA WHIP																			
22 John Patterson, R (1.1) ERA: 4.02	4.0	22	5	4	4	4	4	4	0	0	0	0	0	0	11	19	9.00	2.250		
Sun Woo Kim, R (5.1) ERA: 5.02	2.0	10	3	0	0	0	0	1	0	0	0	0	0	11	19	0.00	1.500			
52 T.J. Tucker, R (7.1) ERA: 3.48	1.0	4	1	0	0	0	0	0	0	0	0	0	0	5	9	0.00	1.000			
Joe Horgan, L (8.1) ERA: 5.02	0.2	L	3	0	1	0	0	1	0	0	0	0	0	5	13	0.00	1.500			
Luis Ayala, R (8.1) ERA: 2.7	0.1	2	0	0	0	0	0	0	0	0	1	0	0	6	11	0.00	0.000			

AB	37
R	4
H	13
RBI	4
BB	3
SO	3
LOB	15



AB	35
R	5
H	9
RBI	4
BB	6
SO	4
LOB	20





Batter	1	2	3	4	5	6	7	8	9	AB R H RBI BB SO LOB	TOP																
<b>Brad Wilkerson, L</b> (1, 3) OBP: 0.350, SLG: 0.464	1-3 <b>K</b>		3-2 <b>G3-1</b>			2-2 <b>HR</b>		3-2 <b>F8</b>	1-2 <b>P6</b>	5 1 1 1 0 1 1	<b>Montreal Expos @ New York Mets</b> Shea Stadium, Flushing, NY Thu Jul 22, 2004, 12:10 PM EDT Att: 27,637 - Sunny - 85 F																
<b>Andy Chavez, L</b> (1, 8) OBP: 0.329, SLG: 0.399	1-2 <b>G1-3</b>			1-2 <b>CS 1B</b>		2-0 <b>2B</b>		2-2 <b>G6-3</b>		4 0 2 0 0 0 0																	
<b>Jose Vidro, S</b> (1, 4) OBP: 0.368, SLG: 0.458	2-2 <b>E5</b>			1-1 <b>CS</b>		4-0 <b>IBB</b>		3-1 <b>HR</b>		3 1 2 0 1 0 0																	
<b>Tony Batista, R</b> (1, 5) OBP: 0.262, SLG: 0.383	1-0 <b>F9</b>			3-2 <b>K</b>		3-2 <b>F7</b>		3-1 <b>HR</b>		4 1 1 2 0 1 5																	
<b>Juan Rivera, R</b> (1, 9) OBP: 0.294, SLG: 0.393		1-1 <b>F8</b>		3-1 <b>G4-3</b>		2-3 <b>K</b>		2-2 <b>G1-3</b>		4 0 0 0 0 1 3																	
<b>Orlando Cabrera, R</b> (1, 6) OBP: 0.289, SLG: 0.316		2-2 <b>G5-3</b>			0-0 <b>G6-3</b>		1-0 <b>SH2-4</b>	4-2 <b>1B</b>		3 1 1 0 1 0 0																	
<b>Termel Sledge, L</b> (1, 7) OBP: 0.321, SLG: 0.418		2-1 <b>F8</b>			2-2 <b>G6-3</b>		1-0 <b>SH2-4</b>	1-1 <b>P6</b>		3 0 0 0 0 0 1																	
<b>Brian Schneider, L</b> (1, 2) OBP: 0.308, SLG: 0.418			0-1 <b>G6-3</b>		1-2 <b>G4-3</b>		0-1 <b>G6-3</b>	0-0 <b>FC5-4</b>		4 0 1 0 0 0 1																	
<b>Zach Day, R</b> (1, 1) OBP: 0.337, SLG: 0.148			2-3 <b>K</b>			2-3 <b>K</b>	1-0 <b>G6-3</b>	1-1 <b>FC5-4</b>		2 0 0 0 0 0 2																	
<b>Henry Matos, S</b> (7, PH) OBP: 0.429, SLG: 0.429								1-2 <b>3H</b>		1 0 0 0 0 0 1																	
<b>Luis Ayala, R</b> (7, 1) OBP: 0.320, SLG: 0.750										0 0 0 0 0 0 0																	
<b>Joe Horgan, L</b> (8, 1) OBP: 0.329, SLG: 0.496										0 0 0 0 0 0 0																	
<b>Ronald Colloway, L</b> (9, PH) OBP: 0.329, SLG: 0.496										1 0 0 1 0 0 1																	
<b>32 Chad Cordero, R</b> (9, 1) ERA: 2.88										0 0 0 0 0 0 0																	
<b>Inning Stats</b>	R: 0 E: 1 K: 1 S: 10	H: 0 LOB: 1 BB: 0 P: 15	R: 0 E: 0 K: 0 S: 8	H: 0 LOB: 0 BB: 0 P: 13	R: 0 E: 0 K: 1 S: 9	H: 0 LOB: 0 BB: 0 P: 14	R: 0 E: 0 K: 1 S: 12	H: 2 LOB: 1 BB: 0 P: 20	R: 0 E: 0 K: 0 S: 7	H: 0 LOB: 0 BB: 0 P: 10	R: 1 E: 0 K: 2 S: 15	H: 2 LOB: 2 BB: 1 P: 30	R: 0 E: 0 K: 0 S: 5	H: 1 LOB: 1 BB: 0 P: 8	R: 2 E: 0 K: 0 S: 13	H: 2 LOB: 0 BB: 0 P: 26	R: 1 E: 0 K: 0 S: 12	H: 1 LOB: 1 BB: 1 P: 19	1B: 4 2B: 3 3B: 0 HR: 2	SF: 0 SAC: 1 DP: 1 HBP: 0	WP: 0 PB: 0 SB: 0 CS: 2	PA: 37					
<b>PITCHER</b>	IP WLS BF H R ER SO BB IBB HBP BLK WP HR S P ERA WHIP											IP WLS BF H R ER SO BB IBB HBP BLK WP HR S P ERA WHIP															
<b>Tom Glavine, L</b> (1, 1) ERA: 2.6	7.0	27	5	1	1	5	0	1	0	0	0	0	1	66	110	1.29	0.714										
<b>John Franco, L</b> (8, 1) ERA: 5.5	1.0	L	5	2	2	2	0	0	0	0	0	0	1	13	26	18.00	2.000										
<b>Orber Moreno, R</b> (9, 1) ERA: 3.38	1.0		5	1	1	1	0	1	0	0	1	0	0	12	19	9.00	2.000										

AB	34
R	4
H	8
RBI	4
BB	2
SO	5
LOB	13



Batter	1	2	3	4	5	6	7	8	9	AB R H RBI BB SO LOB	BOTTOM															
<b>7 José Reyes, S</b> (1, 4) OBP: 0.350, SLG: 0.344	1-2 <b>F8</b>		0-2 <b>K</b>		1-1 <b>G6-3</b>			0-2 <b>F8</b>		4 0 0 1 0 1 3	<b>Montreal Expos @ New York Mets</b> Shea Stadium, Flushing, NY Thu Jul 22, 2004, 12:10 PM EDT Att: 27,637 - Sunny - 85 F															
<b>Kazuo Matsui, S</b> (1, 6) OBP: 0.342, SLG: 0.418	0-0 <b>G5-4-3</b>			3-2 <b>3B</b>	2-1 <b>G6-3</b>			2-2 <b>1B</b>		4 0 3 0 0 0 2																
<b>Ty Wigginton, R</b> (1, 3) OBP: 0.324, SLG: 0.485	0-1 <b>G5-4-3</b>			0-0 <b>G5-3</b>		1-0 <b>P4</b>		0-3 <b>K</b>		4 0 0 0 0 1 3																
<b>Cliff Floyd, L</b> (1, 7) OBP: 0.347, SLG: 0.500		0-0 <b>F7</b>		0-0 <b>G3</b>		1-2 <b>G6-3</b>		3-3 <b>K</b>		4 0 0 0 0 1 2																
<b>Orber Moreno, R</b> (9, 1)										0 0 0 0 0 0 0																
<b>Richard Hidalgo, R</b> (1, 9) OBP: 0.326, SLG: 0.483		2-2 <b>G6-3</b>		1-0 <b>F8</b>		2-2 <b>2B</b>		1-3 <b>K</b>		4 0 1 0 0 1 1																
<b>Mike Cameron, R</b> (1, 8) OBP: 0.330, SLG: 0.452		2-0 <b>F9</b>			0-1 <b>F8</b>	0-1 <b>2B</b>		2-3 <b>K</b>		4 0 1 0 0 1 0																
<b>5 David Wright, R</b> (1, 5) OBP: 0.250, SLG: 0.375			1-2 <b>G5-3</b>		3-1 <b>BB</b>		1-1 <b>P2</b>	2-2 <b>1B</b>		4 1 2 0 0 0 0																
<b>Jason Phillips, R</b> (1, 2) OBP: 0.292, SLG: 0.340			1-2 <b>G4-3</b>		4-0 <b>G6-3</b>		0-0 <b>G3-1</b>	1-2 <b>1B</b>		2 0 1 0 1 0 0																
<b>Eric Valent, L</b> (9, PH) OBP: 0.344, SLG: 0.458					7 <b>G6-3</b>			1-2 <b>1B</b>		1 0 1 0 0 0 0																
<b>Tom Glavine, L</b> (1, 1) OBP: 0.308, SLG: 0.206			1-2 <b>G4-3</b>		4-2 <b>G6-3</b>		2-2 <b>K</b>	2-3 <b>K</b>		1 0 0 0 1 0 1																
<b>Todd Zeile, R</b> (7, PH) OBP: 0.329, SLG: 0.370					7 <b>G6-3</b>					1 0 0 0 0 1 0																
<b>John Franco, L</b> (8, 1) ERA: 4.7										0 0 0 0 0 0 0																
<b>Shane Spencer, R</b> (9, 7) OBP: 0.332, SLG: 0.411					1-2 <b>2-3</b>					1 0 0 0 0 1 2																
<b>Inning Stats</b>	R: 0 E: 0 K: 0 S: 6	H: 1 LOB: 0 BB: 0 P: 7	R: 0 E: 0 K: 0 S: 5	H: 0 LOB: 0 BB: 0 P: 9	R: 0 E: 0 K: 1 S: 14	H: 1 LOB: 1 BB: 0 P: 17	R: 0 E: 0 K: 0 S: 11	H: 1 LOB: 1 BB: 0 P: 15	R: 0 E: 0 K: 0 S: 9	H: 2 LOB: 2 BB: 0 P: 13	R: 0 E: 0 K: 1 S: 6	H: 0 LOB: 0 BB: 0 P: 9	R: 0 E: 0 K: 2 S: 14	H: 1 LOB: 1 BB: 0 P: 19	R: 0 E: 0 K: 3 S: 15	H: 2 LOB: 2 BB: 0 P: 23	1B: 5 2B: 3 3B: 1 HR: 0	SF: 0 SAC: 0 DP: 1 HBP: 0	WP: 0 PB: 0 SB: 0 CS: 0	PA: 36						
<b>PITCHER</b>	IP WLS BF H R ER SO BB IBB HBP BLK WP HR S P ERA WHIP											IP WLS BF H R ER SO BB IBB HBP BLK WP HR S P ERA WHIP														
<b>Zach Day, R</b> (1, 1) ERA: 3.9	6.0	24	6	1	1	1	1	0	0	0	0	0	6	9	0.00	0.000										
<b>Luis Ayala, R</b> (7, 1) ERA: 2.65	1.0	W	3	0	0	0	1	0	0	0	0	0	6	9	0.00	0.000										
<b>Joe Horgan, L</b> (8, 1) ERA: 4.7	1.0	H	4	1	0	0	2	0	0	0	0	0	14	19	0.00	1.000										
<b>32 Chad Cordero, R</b> (9, 1) ERA: 2.88	1.0	S	5	2	0	0	3	0	0	0	0	0	15	23	0.00	2.000										





Batter	1	2	3	4	5	6	7	8	9	AB	R	H	RBI	BB	SO	LOB	TOP			
Rafael Furcal, S OBP: 0.353, SLG: 0.441 (1, 6)	G5-3		SH2-3		F7		G4-6-3	1B		4	0	2	1	0	0	0	<b>Atlanta Braves @ New York Mets</b> Shea Stadium, Flushing, NY Sat Jul 24 2004, 7:10 PM EDT Att: 33,166 - Unknown - 74 F  <b>livebaseballscorecards.com</b>			
Marcus Giles, R OBP: 0.387, SLG: 0.486 (1, 4)	F S BB		10 FC5-2 1B		L7		G4-6-3	1B		3	0	1	1	2	0	1				
J.D. Drew, L OBP: 0.426, SLG: 0.613 (1, 9)	K		10 FC5-2 1B		10 BB		G3-1	G1-3		4	0	1	0	1	1	3				
10 Chipper Jones, S OBP: 0.331, SLG: 0.423 (1, 5)	K		FC5-2		BB			2B 1B	G5-3	4	1	1	0	1	1	4				
Julio Franco, R OBP: 0.357, SLG: 0.428 Charles Thomas, L (8, PR) OBP: 0.405, SLG: 0.618 (8, 7)		G5-3 1B BB	FC5-4		G5-3			BB SF7 2B	BB 1B	3	1	1	1	1	0	5				
Andruw Jones, R OBP: 0.350, SLG: 0.491 (1, 8)	G5-3				2B			G5-3	G6-4-3 BB	4	0	1	0	1	1	2				
Johnny Estrada, S OBP: 0.370, SLG: 0.458 (1, 2)	2H 1B		G6-3		K			SF7 BB 1B IBB	G6-4-3	4	1	1	1	1	1	3				
Eli Marrero, R OBP: 0.394, SLG: 0.578 Chris Reitsma, R 29 John Smoltz, R (8, 1) (9, 1)	G6-3				K			1B		3	1	1	0	1	1	1				
John Thomson, R OBP: 0.231, SLG: 0.256 Adam LaRoche, L (8, PH) OBP: 0.310, SLG: 0.401 (8, 3)			1B 10 FC5-2 SH2-3 1B		K		G4-3	SF7		3	0	1	0	0	1	2				
<b>Inning Stats</b>	R: 0 E: 1 K: 2 S: 11	H: 0 LOB: 1 BB: 1 P: 24	R: 1 E: 0 K: 0 S: 15	H: 1 LOB: 0 BB: 1 P: 27	R: 0 E: 0 K: 0 S: 15	H: 2 LOB: 3 BB: 1 P: 27	R: 0 E: 0 K: 2 S: 10	H: 1 LOB: 1 BB: 0 P: 17	R: 0 E: 0 K: 0 S: 7	H: 0 LOB: 2 BB: 2 P: 22	R: 0 E: 0 K: 0 S: 5	H: 1 LOB: 0 BB: 0 P: 6	R: 4 E: 0 K: 0 S: 20	H: 4 LOB: 2 BB: 2 P: 36	R: 0 E: 0 K: 0 S: 7	H: 1 LOB: 1 BB: 1 P: 13		1B: 8 2B: 3 3B: 0 HR: 0	SF: 1 SAC: 1 DP: 2 HBP: 0	WP: 0 PB: 0 SB: 1 CS: 0
<b>PITCHER</b>	IP WLS BF H R ER SO BB IBB HBP BLK WP HR S P ERA WHIP																			
Al Leiter, L ERA: 2.22 Mike DeJean, R ERA: 5.1 Mike Stanton, L ERA: 3.96 Ricky Bottalico, R ERA: 3.82 Braden Looper, R ERA: 2.0	(1, 1) (6, 1) (8, 1) (8, 1) (8, 1)	5.0 2.0 0.0 0.1 0.2	WLS H L 3 4	BF 23 7 2 4	H 4 2 0 2	R 1 2 0 2	ER 1 0 0 0	SO 4 2 2 0	BB 5 0 0 1 0	IBB 0 0 0 1 0	HBP 0 0 0 0 0	BLK 0 0 0 0 0	WP 0 0 0 0 0	HR 0 0 0 0 0	S 58 16 7 6 7	P 117 20 11 16 9	ERA 1.80 0.00 0.00 0.00 27.00	WHIP 1.800 1.000 ∞ 3.000 3.000		
John Franco, L ERA: 5.35	(9, 1)	1.0	WLS 4	BF 4	H 1	R 0	ER 0	SO 0	BB 1	IBB 0	HBP 0	BLK 0	WP 0	HR 0	S 7	P 13	ERA 0.00	WHIP 2.000		

Batter	1	2	3	4	5	6	7	8	9	AB	R	H	RBI	BB	SO	LOB	BOTTOM					
7 José Reyes, S OBP: 0.258, SLG: 0.349 (1, 4)	F S 1B		F8		G4-3 2B 1B		SH1-3		K	4	1	2	0	0	1	0	<b>Atlanta Braves @ New York Mets</b> Shea Stadium, Flushing, NY Sat Jul 24 2004, 7:10 PM EDT Att: 33,166 - Unknown - 74 F  <b>livebaseballscorecards.com</b>					
Kazuo Matsui, S OBP: 0.343, SLG: 0.416 (1, 6)	G5-2-3 BB		BB 1B		G4-3		F7			2	1	0	0	2	0	2						
Cliff Floyd, L OBP: 0.357, SLG: 0.506 Mike Stanton, L OBP: 1.000, SLG: 1.000 Ricky Bottalico, L Braden Looper, R John Franco, L (1, 7) (8, 1) (8, 1) (8, 1) (9, 1)	G5-2-3 BB		BB		FC5 2B		IBB			1	0	1	1	3	0	0						
Richard Hidalgo, R OBP: 0.325, SLG: 0.480 (1, 9)	G5-2-3		G6-4-3 1B		G6-3		K2-3			4	0	1	1	0	1	6						
Ty Wigginton, R OBP: 0.320, SLG: 0.478 (1, 3)	P4		G6-4-3		FC5			K		4	0	0	0	0	1	5						
Mike Cameron, R OBP: 0.326, SLG: 0.446 (1, 8)		F8		F8		F8		F9		4	0	0	0	0	0	0						
5 David Wright, R OBP: 0.250, SLG: 0.333 (1, 5)			FC4-6 1B		K		G6-3	K		4	0	1	0	0	2	0						
Vance Wilson, R OBP: 0.318, SLG: 0.411 (1, 2)		FC4-6		1B		F9			F8	4	0	1	0	0	0	1						
Al Leiter, L OBP: 0.167, SLG: 0.172 Mike DeJean, R Joe McEwing, R OBP: 0.278, SLG: 0.294 (1, 1) (6, 1) (7, PH) (8, 7)			K		K		7 SH1-3 1B		F9	2	0	0	0	0	2	2						
<b>Inning Stats</b>	R: 0 E: 0 K: 0 S: 9	H: 1 LOB: 2 BB: 2 P: 18	R: 0 E: 0 K: 1 S: 9	H: 1 LOB: 0 BB: 0 P: 9	R: 1 E: 0 K: 0 S: 9	H: 1 LOB: 1 BB: 2 P: 18	R: 0 E: 0 K: 2 S: 11	H: 1 LOB: 1 BB: 0 P: 18	R: 1 E: 0 K: 0 S: 10	H: 2 LOB: 1 BB: 0 P: 13	R: 0 E: 0 K: 0 S: 4	H: 0 LOB: 0 BB: 0 P: 7	R: 0 E: 0 K: 1 S: 10	H: 1 LOB: 2 BB: 1 P: 18	R: 0 E: 0 K: 2 S: 8	H: 0 LOB: 0 BB: 0 P: 11		R: 0 E: 0 K: 1 S: 7	H: 0 LOB: 0 BB: 0 P: 11	1B: 6 2B: 1 3B: 0 HR: 0	SF: 0 SAC: 1 DP: 2 HBP: 0	WP: 0 PB: 0 SB: 2 CS: 0
<b>PITCHER</b>	IP WLS BF H R ER SO BB IBB HBP BLK WP HR S P ERA WHIP																					
John Thomson, R ERA: 4.72 Chris Reitsma, R ERA: 3.53 29 John Smoltz, R ERA: 2.09	(1, 1) (8, 1) (9, 1)	7.0 1.0 1.0	WLS 31 H 3 S 3	BF 31 0 3 3	H 7 0 0 0	R 2 0 0 0	ER 2 0 0 0	SO 4 2 0 1	BB 4 0 0 0	IBB 1 0 0 0	HBP 0 0 0 0	BLK 0 0 0 0	WP 0 0 0	HR 0 8 7	S 62 11 11	P 101 11 11	ERA 2.57 0.00 0.000	WHIP 1.571 0.000 0.000				

**Atlanta Braves @ New York Mets**  
 Shea Stadium, Flushing, NY  
 Sat Jul 24 2004, 7:10 PM EDT  
 Att: 33,166 - Unknown - 74 F

AB 33  
 R 5  
 H 11  
 RBI 5  
 BB 8  
 SO 6  
 LOB 21

**Atlanta Braves @ New York Mets**  
 Shea Stadium, Flushing, NY  
 Sat Jul 24 2004, 7:10 PM EDT  
 Att: 33,166 - Unknown - 74 F

AB 31  
 R 2  
 H 7  
 RBI 2  
 BB 5  
 SO 7  
 LOB 16





Batter	1	2	3	4	5	6	7	8	9	AB	R	H	RBI	BB	SO	LOB	TOP											
Rafael Furcal, S OBP: 0.351, SLG: 0.441	0-1 G4-3	0-2 2B		0-2 G4-3		2-3 K			2-3 K	5	0	1	1	0	2	1												
Marcus Giles, R OBP: 0.382, SLG: 0.474	4-1 10 1B BB	0-0 G6-3		2-2 G6-3			1-1 F8		2-0 G6-3	4	0	0	0	1	0	2												
J.D. Drew, L OBP: 0.427, SLG: 0.620	1-1 F8			2-3 K		4-0 10 1B BB		1-1 HR		3	2	1	1	1	1	1												
10 Chipper Jones, S OBP: 0.333, SLG: 0.424	3-1 1B			0-1 G6-3 BB		0-0 E6 L5-4 1B		1-3 K		4	0	2	0	0	1	1												
Andruw Jones, R OBP: 0.354, SLG: 0.491	3-3 K			4-2 G6-3 BB		0-0 1-2 2H 1B		4-1 CS BB		2	0	1	1	2	1	2												
Adam LaRoche, L OBP: 0.309, SLG: 0.398 29 John Smoltz, R (8, 1)		0-0 SH2-4 E G4-3 1B		0-0 G6-3		2-3 K		0-1 CS	0-3 K	4	1	1	0	0	2	4												
Eddie Pérez, R OBP: 0.250, SLG: 0.242	1-1 E5 G4-3 SH2-4 2B		2-1 G6-3		0-2 L5-4		1-3 K			4	1	0	0	0	1	5												
Charles Thomas, L OBP: 0.403, SLG: 0.606		0-0 SH2-4		3-1 G4-3 SH1-4 1B		2-0 F7		0-0 G4-3		3	0	1	0	0	0	0												
Mike Hampton, R OBP: 0.190, SLG: 0.256 Kevin Gryboski, R (7, 1) Chris Reitsma, R (8, 1) Julio Franco, R OBP: 0.355, SLG: 0.426	2-0 G4-3			1-0 SH1-4		1-3 K			0-3 K	2	0	0	1	0	1	1												
<b>Inning Stats</b>	R: 0 E: 0 K: 1 S: 11	H: 1 LOB: 2 BB: 1 P: 22	R: 2 E: 1 K: 0 S: 9	H: 2 LOB: 1 BB: 0 P: 12	R: 0 E: 0 K: 1 S: 13	H: 1 LOB: 2 BB: 1 P: 21	R: 0 E: 0 K: 0 S: 10	H: 1 LOB: 1 BB: 0 P: 16	R: 1 E: 1 K: 1 S: 8	H: 1 LOB: 1 BB: 1 P: 14	R: 0 E: 0 K: 2 S: 11	H: 0 LOB: 0 BB: 0 P: 16	R: 1 E: 0 K: 1 S: 9	H: 1 LOB: 0 BB: 1 P: 16	R: 0 E: 0 K: 2 S: 7	H: 0 LOB: 0 BB: 0 P: 8	R: 0 E: 0 K: 2 S: 8	H: 0 LOB: 0 BB: 0 P: 12	1B: 5 2B: 2 3B: 0 HR: 1	SF: 0 SAC: 2 DP: 1 HBP: 0	WP: 0 PB: 0 CS: 1	PA: 39						
<b>PITCHER</b>	IP	WLS	BF	H	R	ER	SO	BB	IBB	HBP	BLK	WP	HR	S	P	ERA	WHIP											
Steve Trachsel, R ERA: 3.59 Mike DeJean, R ERA: 5.44	(1, 1) (8, 1)	7.0 L	32	7	4	1	6	4	0	0	0	0	0	1	71	117	1.29	1.571										

Atlanta Braves @ New York Mets  
Shea Stadium, Flushing, NY  
Sun Jul 25 2004, 1:10 PM EDT  
Att: 32,542 - Unknown - 71 F

AB 32  
R 4  
H 7  
RBI 4  
BB 4  
SO 10  
LOB 17



Batter	1	2	3	4	5	6	7	8	9	AB	R	H	RBI	BB	SO	LOB	BOTTOM											
7 José Reyes, S OBP: 0.277, SLG: 0.373	0-1 G4-3 SF7 2B		0-2 1B		0-2 G6-3 1B		1-2 1B		0-3 K	5	1	4	1	0	1	1												
Kazuo Matsui, S OBP: 0.343, SLG: 0.414	2-2 G4-3		1-2 1B		3-2 G6-3		3-2 G5-3			4	0	1	1	0	0	4												
Cliff Floyd, L OBP: 0.351, SLG: 0.500	1-0 SF7		1-1 P4		1-0 G3			2-3 K		3	0	0	1	0	1	2												
Richard Hidalgo, R OBP: 0.321, SLG: 0.474	3-2 G6-3		0-2 L5		2-3 K		2-1 F8		2-3 K	4	0	0	0	0	2	2												
Todd Zeile, R OBP: 0.332, SLG: 0.370 Joe McEwing, R OBP: 0.278, SLG: 0.294		4-2 BB		0-2 E7 G4-3		2-1 F8		2-0 1B		3	0	1	0	1	0	0												
Mike Cameron, R OBP: 0.325, SLG: 0.444	1-3 K		3-2 G6-3		3-2 G6-3		3-2 G5-3 1B		3-3 K	4	1	1	0	0	2	3												
5 David Wright, R OBP: 0.186, SLG: 0.250	1-1 G1-4-3			0-0 G4-3		1-2 P4			1-2 E4 SH1	4	0	0	0	0	0	3												
Jason Phillips, R OBP: 0.293, SLG: 0.338			4-1 7 1B SH1 1B BB		2-1 G4-3		0-0 G5-3		0-0 SH1	2	1	0	0	1	0	2												
Steve Trachsel, R OBP: 0.238, SLG: 0.244 Eric Valent, L OBP: 0.348, SLG: 0.458 Mike DeJean, R (8, 1) Ty Wigginton, R OBP: 0.319, SLG: 0.476	1-1 SH1		0-0 SH1		3-2 G1-3		4-2 7 1B BB		1-2 F8	1	0	0	0	0	0	0												
<b>Inning Stats</b>	R: 1 E: 0 K: 0 S: 9	H: 1 LOB: 0 BB: 0 P: 15	R: 0 E: 0 K: 1 S: 8	H: 0 LOB: 1 BB: 1 P: 16	R: 1 E: 1 K: 0 S: 14	H: 2 LOB: 2 BB: 1 P: 20	R: 0 E: 0 K: 0 S: 10	H: 0 LOB: 0 BB: 0 P: 15	R: 0 E: 0 K: 1 S: 6	H: 0 LOB: 0 BB: 0 P: 11	R: 1 E: 0 K: 0 S: 15	H: 2 LOB: 2 BB: 1 P: 28	R: 0 E: 0 K: 3 S: 12	H: 1 LOB: 1 BB: 0 P: 21	R: 0 E: 1 K: 1 S: 12	H: 0 LOB: 1 BB: 0 P: 14	1B: 6 2B: 1 3B: 0 HR: 0	SF: 1 SAC: 2 DP: 1 HBP: 0	WP: 0 PB: 0 CS: 0	PA: 37								
<b>PITCHER</b>	IP	WLS	BF	H	R	ER	SO	BB	IBB	HBP	BLK	WP	HR	S	P	ERA	WHIP											
Mike Hampton, L ERA: 4.92 Kevin Gryboski, R ERA: 2.97 Chris Reitsma, R ERA: 3.78 29 John Smoltz, R ERA: 2.03	(1, 1) (7, 1) (8, 1) (8, 1)	6.0 W	24	5	3	3	2	2	0	0	0	0	0	0	12	22	0.00	2.000										

Atlanta Braves @ New York Mets  
Shea Stadium, Flushing, NY  
Sun Jul 25 2004, 1:10 PM EDT  
Att: 32,542 - Unknown - 71 F

AB 31  
R 3  
H 7  
RBI 3  
BB 3  
SO 6  
LOB 18














Batter	1	2	3	4	5	6	7	8	9	AB	R	H	RBI	BB	SO	LOB	TOP										
7 José Reyes, S OBP: 0.285, SLG: 0.385 5 David Wright, R OBP: 0.222, SLG: 0.346	F7		G3			F9				3	0	2	1	0	0	0											
Kazu Matsui, S OBP: 0.339, SLG: 0.410	K		G3			G4-3				5	1	1	0	0	2	2											
31 Mike Piazza, R OBP: 0.378, SLG: 0.489	K		F8							4	1	0	0	1	2	2											
Cliff Floyd, L OBP: 0.357, SLG: 0.498										2	0	1	1	2	0	1											
Richard Hidalgo, R OBP: 0.331, SLG: 0.489										3	0	0	1	1	0	3											
Ty Wigginton, R OBP: 0.344, SLG: 0.485										3	0	1	0	1	1	4											
Mike Cameron, R OBP: 0.324, SLG: 0.453										3	0	0	1	1	2	3											
Vance Wilson, R OBP: 0.348, SLG: 0.426 Ricky Bottalico, L Eric Valent, L Pedro Feliciano, L										2	1	0	0	1	1	5											
Jae Weong Seo, R OBP: 0.287, SLG: 0.222 Tyler Yates, R Jason Phillips, R										0	0	0	0	0	0	0											
										0	0	0	0	0	0	0											
										0	0	0	0	0	0	0											
										2	0	0	0	0	0	0											
										1	0	0	0	0	0	0											
										0	0	0	0	0	0	0											
										2	0	0	0	0	0	0											
<b>Inning Stats</b>	R: 0 E: 0 K: 2 S: 8	H: 0 LOB: 0 BB: 0 P: 12	R: 0 E: 0 K: 1 S: 14	H: 1 LOB: 2 BB: 1 P: 23	R: 0 E: 0 K: 0 S: 8	H: 1 LOB: 1 BB: 0 P: 15	R: 0 E: 0 K: 0 S: 4	H: 0 LOB: 1 BB: 2 P: 12	R: 4 E: 0 K: 2 S: 16	H: 2 LOB: 3 BB: 4 P: 37	R: 0 E: 0 K: 0 S: 6	H: 0 LOB: 1 BB: 0 P: 8	R: 0 E: 0 K: 0 S: 6	H: 1 LOB: 1 BB: 0 P: 11	R: 0 E: 0 K: 2 S: 9	H: 0 LOB: 0 BB: 0 P: 13	R: 0 E: 0 K: 2 S: 14	H: 1 LOB: 1 BB: 0 P: 20	1B: 4 2B: 2 3B: 0 HR: 0	SF: 0 SAC: 1 DP: 1 HBP: 1	WP: 0 PB: 0 SB: 0 CS: 0	PA: 40					
<b>PITCHER</b>	IP	WLS	BF	H	R	ER	SO	BB	IBB	HBP	BLK	WP	HR	S	P	ERA	WHIP										
Tony Armas, R ERA: 4.35	4.1		22	4	4	4	3	5	0	1	0	0	0	41	80	8.31	2.077										
Roy Corcoran, R ERA: 13.5	0.1		3	0	0	0	1	2	0	0	0	0	0	5	13	0.00	6.000										
52 T.J. Tucker, R ERA: 3.41	2.1	W	8	1	0	0	1	0	0	0	0	0	0	16	25	0.00	0.429										
Luis Ayala, R ERA: 2.41	1.0	H	3	0	0	0	2	0	0	0	0	0	0	9	13	0.00	0.000										
32 Chad Cordero, R ERA: 2.72	1.0	S	4	1	0	0	2	0	0	0	0	0	0	14	20	0.00	1.000										

New York Mets @ Montreal Expos  
Olympic Stadium, Montreal, QB  
Wed Jul 28 2004, 7:05 PM EDT  
Att. 6,852 - Unknown - 70 F

AB 31  
R 4  
H 6  
RBI 4  
BB 7  
SO 9  
LOB 20



Batter	1	2	3	4	5	6	7	8	9	AB	R	H	RBI	BB	SO	LOB	BOTTOM										
Brad Wilkerson, L OBP: 0.354, SLG: 0.461	K		L5			L8				4	1	0	0	1	2	0											
Andy Chavez, L OBP: 0.335, SLG: 0.417	L9									3	2	2	1	1	0	0											
Jose Vidro, S OBP: 0.366, SLG: 0.455	G3									4	0	0	0	0	1	3											
Tony Batista, R OBP: 0.267, SLG: 0.411										4	2	2	2	0	0	1											
24 Nick Johnson, L OBP: 0.362, SLG: 0.398										3	2	1	1	1	0	0											
Orlando Cabrera, R OBP: 0.296, SLG: 0.332										3	0	2	1	1	0	0											
Termel Sledge, L OBP: 0.313, SLG: 0.402 Luis Ayala, R OBP: 0.500, SLG: 0.750 32 Chad Cordero, R										3	0	0	0	1	0	4											
										0	0	0	0	0	0	0											
										0	0	0	0	0	0	0											
Brian Schneider, L OBP: 0.326, SLG: 0.422										4	0	1	2	0	1	2											
Tony Armas, R Roy Corcoran, R 52 T.J. Tucker, R Juan Rivera, R										2	0	0	0	0	0	2											
										0	0	0	0	0	0	0											
										1	0	0	0	0	0	0											
										1	0	0	0	0	0	0											
<b>Inning Stats</b>	R: 0 E: 0 K: 1 S: 8	H: 0 LOB: 0 BB: 0 P: 11	R: 0 E: 0 K: 0 S: 8	H: 1 LOB: 1 BB: 0 P: 12	R: 0 E: 0 K: 0 S: 6	H: 0 LOB: 0 BB: 0 P: 8	R: 3 E: 0 K: 0 S: 17	H: 3 LOB: 2 BB: 2 P: 32	R: 3 E: 0 K: 1 S: 19	H: 3 LOB: 2 BB: 2 P: 33	R: 0 E: 0 K: 1 S: 10	H: 0 LOB: 1 BB: 1 P: 17	R: 1 E: 0 K: 0 S: 9	H: 1 LOB: 0 BB: 0 P: 14	R: 0 E: 0 K: 1 S: 6	H: 0 LOB: 0 BB: 0 P: 9	R: 0 E: 0 K: 1 S: 6	H: 0 LOB: 0 BB: 0 P: 9	1B: 3 2B: 3 3B: 1 HR: 1	SF: 0 SAC: 0 DP: 0 HBP: 0	WP: 0 PB: 0 SB: 1 CS: 0	PA: 37					
<b>PITCHER</b>	IP	WLS	BF	H	R	ER	SO	BB	IBB	HBP	BLK	WP	HR	S	P	ERA	WHIP										
Jae Weong Seo, R ERA: 4.86	4.0	L	20	5	5	5	1	3	0	0	1	0	0	42	71	11.25	2.000										
Tyler Yates, R ERA: 7.07	1.0		6	2	1	1	1	1	0	0	0	0	0	16	25	9.00	3.000										
Ricky Bottalico, R ERA: 3.66	2.0		8	1	1	1	1	1	0	0	0	0	1	19	31	4.50	1.000										
Pedro Feliciano, L ERA:	1.0		3	0	0	0	1	0	0	0	0	0	0	6	9	0.00	0.000										

New York Mets @ Montreal Expos  
Olympic Stadium, Montreal, QB  
Wed Jul 28 2004, 7:05 PM EDT  
Att. 6,852 - Unknown - 70 F

AB 32  
R 7  
H 8  
RBI 7  
BB 5  
SO 4  
LOB 12






Batter	1	2	3	4	5	6	7	8	9	AB	R	H	RBI	BB	SO	LOB	TOP										
<b>Kazuo Matsui, S</b> OBP: 0.339, SLG: 0.410 (1, 6)	F7	L9		K	K		K		G1-6-3 HBP	5	0	1	0	0	2	4											
<b>Todd Zeile, R</b> OBP: 0.326, SLG: 0.358 (1, 3)	B1-3	31 1B BB		K			K	G4-3	G1-6-3	5	0	0	0	1	2	2											
<b>31 Mike Piazza, R</b> OBP: 0.379, SLG: 0.487																											
<b>Vance Wilson, R</b> OBP: 0.348, SLG: 0.426 (8, 2)		1-2 2-H 3-H 1B		G5-3			F8	G4-3		4	0	1	2	1	0	1											
<b>Richard Hidalgo, R</b> OBP: 0.329, SLG: 0.494 (1, 9)	F7	F7		G5-3			G5-3			5	1	1	1	0	0	4											
<b>Ty Wigginton, R</b> OBP: 0.334, SLG: 0.487		1-2 HR 1B		F7			K			5	1	3	0	0	1	0											
<b>Dan Wheeler, R</b> OBP: 0.250, SLG: 0.250 (8, 1)										0	0	0	0	0	0	0											
<b>Mike Cameron, R</b> OBP: 0.331, SLG: 0.474 (1, 8)		1-0 HR 1B		3-2 HR			4-1 S HR BB	1-0 FC6-4 3B	4-1 BB BB	3	4	2	3	2	0	1											
<b>Eric Valent, L</b> OBP: 0.363, SLG: 0.507 (1, 7)		0-0 5 2B 31 1B 1B		0-0 2B			1-0 1-H HR	0-0 1-H 5 2B 3B	4-2 1-2 2-3 BB	4	3	4	3	1	0	0											
<b>5 David Wright, R</b> OBP: 0.281, SLG: 0.433 (1, 5)		1-2 31 1B 2B		0-0 L8			4-1 WP BB	2-0 L8 2B	1-1 FC4-6	4	1	2	1	1	0	4											
<b>Al Leiter, L</b> OBP: 0.147, SLG: 0.152																											
<b>Pedro Feliciano, L</b> ERA: 5.31																											
<b>Joe McEwing, R</b> OBP: 0.283, SLG: 0.299 (8, 4)		1-3 31 1B 2B		0-3 K2-3			0-3 K	0-2 L8	0-2 P5	4	0	0	0	0	3	5											
<b>Inning Stats</b>	R: 0 E: 0 K: 0 S: 10	H: 0 LOB: 1 BB: 1 P: 20	R: 4 E: 0 K: 1 S: 19	H: 5 LOB: 2 BB: 1 P: 28	R: 1 E: 0 K: 1 S: 11	H: 2 LOB: 1 BB: 0 P: 17	R: 0 E: 0 K: 1 S: 9	H: 1 LOB: 1 BB: 0 P: 15	R: 2 E: 0 K: 3 S: 12	H: 1 LOB: 1 BB: 2 P: 26	R: 0 E: 0 K: 1 S: 8	H: 0 LOB: 0 BB: 0 P: 13	R: 2 E: 0 K: 1 S: 10	H: 3 LOB: 1 BB: 0 P: 16	R: 1 E: 0 K: 0 S: 19	H: 2 LOB: 3 BB: 2 P: 34	R: 0 E: 0 K: 0 S: 6	H: 0 LOB: 0 BB: 0 P: 8	1B: 5 2B: 4 3B: 1 HR: 4	SF: 0 SAC: 0 DP: 1 HBP: 1	WP: 2 PA: 47 PB: 0 SB: 1 CS: 0						
<b>PITCHER</b>	IP	WLS	BF	H	R	ER	SO	BB	IBB	HBP	BLK	WP	HR	S	P	ERA	WHIP										
<b>Rocky Biddle, R</b> ERA: 6.75 (1, 1)	3.0	L	18	7	5	5	2	2	0	0	0	0	2	40	65	15.00	3.000										
<b>Sun-Woo Kim, R</b> ERA: 5.31 (4, 1)	2.0		10	2	2	2	4	2	0	0	0	1	1	21	41	9.00	2.000										
<b>Roy Corcoran, R</b> ERA: 10.8 (6, 1)	2.0		9	3	2	2	2	0	0	0	0	0	0	18	29	9.00	1.500										
<b>Claudio Vargas, R</b> ERA: 5.5 (8, 1)	2.0		10	2	1	1	0	2	0	1	0	1	1	25	42	4.50	2.000										

**New York Mets @ Montreal Expos**  
Olympic Stadium, Montreal, QB  
Thu Jul 29 2004, 1:05 PM EDT  
Att: 20,042 - Unknown - 70 F


**AB 40**  
**R 10**  
**H 14**  
**RBI 10**  
**BB 6**  
**SO 8**  
**LOB 21**



Batter	1	2	3	4	5	6	7	8	9	AB	R	H	RBI	BB	SO	LOB	BOTTOM										
<b>Endy Chavez, L</b> OBP: 0.333, SLG: 0.413 (1, 8)	G4-3	P6			P6				FC4	5	0	1	0	0	0	4											
<b>Orlando Cabrera, R</b> OBP: 0.297, SLG: 0.332																											
<b>Jamey Carroll, R</b> OBP: 0.339, SLG: 0.348 (7, 6)	K				P3				K	3	1	1	0	0	1	0											
<b>Jose Vidro, S</b> OBP: 0.366, SLG: 0.457																											
<b>Henry Mateo, S</b> OBP: 0.250, SLG: 0.250 (7, 4)	2B				G6-3				F9	3	0	1	0	0	0	1											
<b>Tony Batista, R</b> OBP: 0.267, SLG: 0.408 (1, 5)	HBP				G5-3					3	0	0	0	0	0	1											
<b>Juan Rivera, R</b> OBP: 0.297, SLG: 0.393 (1, 9)	P3				P3					4	0	1	1	0	1	2											
<b>24 Nick Johnson, L</b> OBP: 0.360, SLG: 0.392 (1, 3)					L9				F7	3	0	0	0	1	0	1											
<b>Termel Sledge, L</b> OBP: 0.307, SLG: 0.394 (1, 7)		F8			F8				G6-3	4	0	0	0	0	0	1											
<b>Einar Diaz, R</b> OBP: 0.293, SLG: 0.288 (1, 2)					F7					3	0	2	0	1	0	0											
<b>Rocky Biddle, R</b> ERA: 2.18																											
<b>Sun-Woo Kim, R</b> ERA: 5.31																											
<b>Brad Wilton, R</b> ERA: 5.31																											
<b>Roy Corcoran, R</b> ERA: 10.8																											
<b>Ronald Calloway, L</b> OBP: 0.172, SLG: 0.185																											
<b>Claudio Vargas, R</b> ERA: 5.5																											
<b>Brian Schneider</b> OBP: 0.250, SLG: 0.422																											
<b>Inning Stats</b>	R: 0 E: 0 K: 1 S: 19	H: 1 LOB: 2 BB: 0 P: 27	R: 0 E: 0 K: 0 S: 10	H: 0 LOB: 2 BB: 2 P: 21	R: 0 E: 0 K: 0 S: 7	H: 0 LOB: 0 BB: 0 P: 10	R: 0 E: 0 K: 0 S: 7	H: 0 LOB: 0 BB: 0 P: 12	R: 0 E: 0 K: 2 S: 13	H: 2 LOB: 1 BB: 1 P: 21	R: 0 E: 0 K: 1 S: 9	H: 0 LOB: 0 BB: 0 P: 12	R: 0 E: 1 K: 1 S: 18	H: 1 LOB: 3 BB: 1 P: 24	1B: 3 2B: 3 3B: 0 HR: 0	SF: 0 SAC: 0 DP: 0 HBP: 1	WP: 0 PA: 39 PB: 0 SB: 0 CS: 0										
<b>PITCHER</b>	IP	WLS	BF	H	R	ER	SO	BB	IBB	HBP	BLK	WP	HR	S	P	ERA	WHIP										
<b>Al Leiter, L</b> ERA: 2.18 (1, 1)	6.0	W	24	3	1	1	1	2	0	0	0	0	0	13	21	0.00	3.000										
<b>Pedro Feliciano, L</b> ERA: 5.31 (7, 1)	1.0		6	2	0	0	2	1	0	0	0	0	0	13	21	0.00	3.000										
<b>Dan Wheeler, R</b> ERA: 4.85 (8, 1)	2.0		9	1	0	0	2	1	0	0	0	0	0	27	36	0.00	1.000										

**New York Mets @ Montreal Expos**  
Olympic Stadium, Montreal, QB  
Thu Jul 29 2004, 1:05 PM EDT  
Att: 20,042 - Unknown - 70 F

**AB 34**  
**R 1**  
**H 6**  
**RBI 1**  
**BB 4**  
**SO 5**  
**LOB 22**





Batter	1	2	3	4	5	6	7	8	9	AB	R	H	RBI	BB	SO	LOB	TOP								
<b>Kazuo Matsui, S</b> OBP: 0.341, SLG: 0.411	1-1 L5		1-2 G6-3			2-1 FC4-6 1B		0-1 G6-4-3 1B		4	0	2	1	0	0	1									
<b>Mike Cameron, R</b> OBP: 0.330, SLG: 0.471	3-3 K		2-0 G6-3			0-0 FC4-6 1B		0-0 G6-4-3		4	0	1	0	0	0	1									
<b>31 Mike Piazza, R</b> OBP: 0.377, SLG: 0.482	0-2 L8			4-1 G5-3 BB		2-3 K			1-0 G4-3	3	0	0	0	1	1	2									
<b>Cliff Floyd, L</b> OBP: 0.353, SLG: 0.490		2-1 G4-3		1-0 G5-3		0-0 FC4-6 FC6-4			2-0 G3-1	4	0	0	0	0	0	3									
<b>Richard Hidalgo, R</b> OBP: 0.328, SLG: 0.491		1-0 F8		3-3 K		0-0 FC6-4			3-1 5 1B	4	0	1	0	0	1	3									
<b>5 David Wright, R</b> OBP: 0.276, SLG: 0.412		2-3 K		2-2 G6-3			0-0 F9		1-0 1-2 1B	4	0	1	0	0	1	1									
<b>Jason Phillips, R</b> OBP: 0.289, SLG: 0.329			0-0 SH1-4 G6-3 1B		2-0 G5-3		3-3 K		0-0 F8	4	1	1	0	0	1	2									
<b>Joe McEwing, R</b> OBP: 0.284, SLG: 0.300			2-2 SH1-4 1B		2-3 K		1-1 G6-3			3	0	1	0	0	1	0									
<b>Steve Trachsel, R</b> OBP: 0.233, SLG: 0.238			0-0 SH1-4		0-0 G6-3			0-0 P6		1	0	0	0	0	0	0									
<b>Ricky Bottalico, L</b> OBP: 0.361, SLG: 0.503			1-2 2-3							0	0	0	0	0	0	0									
<b>Mike DeJean, R</b> OBP: 0.276, SLG: 0.412										0	0	0	0	0	0	0									
<b>Inning Stats</b>	R: 0 E: 0 K: 1 S: 10	H: 0 LOB: 0 BB: 0 P: 14	R: 0 E: 0 K: 1 S: 10	H: 0 LOB: 0 BB: 0 P: 15	R: 1 E: 0 K: 0 S: 11	H: 2 LOB: 1 BB: 0 P: 16	R: 0 E: 0 K: 1 S: 12	H: 0 LOB: 1 BB: 1 P: 22	R: 0 E: 0 K: 1 S: 5	H: 0 LOB: 0 BB: 0 P: 9	R: 0 E: 0 K: 1 S: 8	H: 2 LOB: 2 BB: 0 P: 12	R: 0 E: 0 K: 1 S: 10	H: 0 LOB: 0 BB: 0 P: 14	R: 0 E: 0 K: 0 S: 4	H: 1 LOB: 0 BB: 0 P: 4	R: 0 E: 0 K: 0 S: 6	H: 2 LOB: 2 BB: 0 P: 13	1B: 7 2B: 0 3B: 0 HR: 0	SF: 0 SAC: 1 DP: 1 HBP: 0	WP: 0 PB: 0 CS: 0	PA: 34			
<b>PITCHER</b>	IP	WLS	BF	H	R	ER	SO	BB	IBB	HBP	BLK	WP	HR	S	P	ERA	WHIP								
<b>Mike Hampton, L</b> ERA: 4.71	7.0	W	26	4	1	1	6	1	0	0	0	0	0	66	102	1.29	0.714								
<b>Chris Reitsma, R</b> ERA: 3.6	1.0	H	3	1	0	0	0	0	0	0	0	0	0	4	4	0.00	1.000								
<b>29 John Smoltz, R</b> ERA: 1.87	1.0	S	5	2	0	0	0	0	0	0	0	0	0	6	13	0.00	2.000								

**New York Mets @ Atlanta Braves**  
Turner Field, Atlanta, GA  
Fri Jul 30, 2004, 7:35 PM EDT  
Att: 40,913 - Cloudy - 85 F

AB 32  
R 1  
H 7  
RBI 1  
BB 1  
SO 6  
LOB 14



Batter	1	2	3	4	5	6	7	8	9	AB	R	H	RBI	BB	SO	LOB	BOTTOM								
<b>Rafael Furcal, S</b> OBP: 0.343, SLG: 0.427	3-1 G4-3		1-1 L7			0-1 1B 2B		0-3 K		5	1	1	0	0	1	2									
<b>Marcus Giles, R</b> OBP: 0.381, SLG: 0.462	2-2 FC3-6 1B		2-2 1B 2B		1-2 FC3-6 10 2H 1B	3-3 K				4	2	3	1	0	1	0									
<b>J.D. Drew, L</b> OBP: 0.421, SLG: 0.598	0-0 FC3-6 10 1-2		1-0 2H 1B		4-2 10 FC3-6 1B		2-2 G4-3			3	0	1	1	1	0	1									
<b>10 Chipper Jones, S</b> OBP: 0.336, SLG: 0.423	3-2 G4-3		1-1 F7		3-0 FC3-6 G3-1 1B		1-1 G1-3			4	0	0	0	0	0	4									
<b>Andrew Jones, R</b> OBP: 0.360, SLG: 0.496		1-1 1B	4-1 BB		0-1 G3-1 1B		0-2 F9			3	0	2	1	1	0	0									
<b>Johnny Estrada, S</b> OBP: 0.375, SLG: 0.475		0-1 P6	0-2 G1-3		1-0 G3-1			2-2 FC1-5 BB		4	0	1	0	0	0	5									
<b>Nick Green, R</b> OBP: 0.333, SLG: 0.402					1-2 2-3			1-2 2-3 1B		0	0	0	0	0	0	0									
<b>Eddie Pérez, R</b> OBP: 0.246, SLG: 0.232										0	0	0	0	0	0	0									
<b>Adam LaRoche, L</b> OBP: 0.311, SLG: 0.388		1 SAFE 3-2 F8		1-2 F7		3-2 HBP		4-1 FC1-5 BB		2	0	0	0	1	0	1									
<b>Charles Thomas, L</b> OBP: 0.411, SLG: 0.568		2-2 1B		3-3 K		0-0 L4		0-0 FC1-5		4	0	1	0	0	1	5									
<b>Mike Hampton, R</b> OBP: 0.178, SLG: 0.238		0-2 F9		0-0 F8				0-3 K		3	0	0	0	0	1	2									
<b>Chris Reitsma, R</b> OBP: 0.356, SLG: 0.421										0	0	0	0	0	0	0									
<b>Julio Franco, R</b> OBP: 0.356, SLG: 0.421										1	0	0	0	0	1	2									
<b>29 John Smoltz, R</b> ERA: 5.17										0	0	0	0	0	0	0									
<b>Inning Stats</b>	R: 0 E: 0 K: 0 S: 10	H: 1 LOB: 1 BB: 0 P: 18	R: 0 E: 0 K: 0 S: 14	H: 2 LOB: 2 BB: 0 P: 19	R: 1 E: 0 K: 0 S: 16	H: 2 LOB: 1 BB: 1 P: 25	R: 0 E: 0 K: 1 S: 7	H: 0 LOB: 0 BB: 0 P: 11	R: 2 E: 0 K: 2 S: 11	H: 3 LOB: 3 BB: 1 P: 28	R: 0 E: 0 K: 2 S: 9	H: 0 LOB: 0 BB: 0 P: 12	R: 0 E: 0 K: 0 S: 13	H: 1 LOB: 2 BB: 1 P: 19	1B: 7 2B: 2 3B: 0 HR: 0	SF: 0 SAC: 0 DP: 0 HBP: 1	WP: 0 PB: 0 CS: 0	PA: 37							
<b>PITCHER</b>	IP	WLS	BF	H	R	ER	SO	BB	IBB	HBP	BLK	WP	HR	S	P	ERA	WHIP								
<b>Steve Trachsel, R</b> ERA: 3.63	6.0	L	29	8	3	3	3	2	0	1	0	0	0	74	118	4.50	1.667								
<b>Ricky Bottalico, R</b> ERA: 3.57	1.0		3	0	0	0	0	0	0	0	0	0	0	9	12	0.00	0.000								
<b>Mike DeJean, R</b> ERA: 5.17	1.0		5	1	0	0	2	1	0	0	0	0	0	13	19	0.00	2.000								

**New York Mets @ Atlanta Braves**  
Turner Field, Atlanta, GA  
Fri Jul 30, 2004, 7:35 PM EDT  
Att: 40,913 - Cloudy - 85 F

AB 33  
R 3  
H 9  
RBI 3  
BB 3  
SO 5  
LOB 22





Batter	1	2	3	4	5	6	7	8	9	AB	R	H	RBI	BB	SO	LOB	TOP										
7 José Reyes, S OBP: 0.277, SLG: 0.375	G4-3		P2			K			P3	4	0	0	0	0	1	0	<b>New York Mets @ Atlanta Braves</b> Turner Field, Atlanta, GA Sat Jul 31 2004, 7:05 PM EDT Att: 51,125 - Cloudy - 86 F										
Kazuo Matsui, S OBP: 0.338, SLG: 0.408	G5-3		F7			G5-3			G2-3	3	0	0	0	0	0	0											
Matt Ginter, R OBP: 0.385, SLG: 0.364										0	0	0	0	0	0	0											
Mike Stanton, L OBP: 1.000, SLG: 1.000										0	0	0	0	0	0	0											
Todd Zeile, R OBP: 0.324, SLG: 0.357										1	0	0	0	0	0	0											
31 Mike Piazza, R OBP: 0.377, SLG: 0.481										3	0	1	0	0	1	0											
Vance Wilson, R OBP: 0.353, SLG: 0.431										1	0	1	0	0	0	0											
Cliff Floyd, L OBP: 0.348, SLG: 0.483		P5								4	0	0	0	0	0	2											
Richard Hidalgo, R OBP: 0.328, SLG: 0.490										3	0	1	0	0	1	1											
Mike Cameron, R OBP: 0.327, SLG: 0.467										3	0	0	0	0	2	1											
Eric Valent, L OBP: 0.366, SLG: 0.506										3	0	2	0	0	0	0											
5 David Wright, R OBP: 0.256, SLG: 0.378										3	0	0	0	0	1	3											
Kris Benson, R OBP: 0.195, SLG: 0.175										1	0	0	0	0	1	0											
Gerald Williams, R OBP: 0.350, SLG: 0.556										1	0	0	0	0	0	0											
Joe McEwing, R OBP: 0.281, SLG: 0.297										1	0	0	0	0	0	1											
<b>Inning Stats</b>	R: 0 E: 0 K: 1 S: 6	H: 0 LOB: 0 BB: 0 P: 9	R: 0 E: 0 K: 1 S: 9	H: 2 LOB: 2 BB: 0 P: 13	R: 0 E: 0 K: 1 S: 7	H: 0 LOB: 0 BB: 0 P: 13	R: 0 E: 0 K: 0 S: 6	H: 1 LOB: 0 BB: 0 P: 10	R: 0 E: 0 K: 1 S: 8	H: 0 LOB: 0 BB: 0 P: 11	R: 0 E: 0 K: 1 S: 6	H: 0 LOB: 0 BB: 0 P: 10	R: 0 E: 0 K: 1 S: 7	H: 0 LOB: 0 BB: 0 P: 9	R: 0 E: 0 K: 1 S: 9	H: 1 LOB: 1 BB: 0 P: 13	R: 0 E: 0 K: 0 S: 13	H: 1 LOB: 1 BB: 0 P: 20	1B: 5 2B: 0 3B: 0 HR: 0	SF: 0 SAC: 0 DP: 1 HBP: 0	WP: 0 PB: 0 CS: 0	PA: 31					
<b>PITCHER</b>	IP	WLS	BF	H	R	ER	SO	BB	IBB	HBP	BLK	WP	HR	S	P	ERA	WHIP	<b>PITCHER</b>									
Jaret Wright, R ERA: 3.05	7.0	W	23	3	0	0	6	0	0	0	0	0	0	49	75	0.00	0.429										
Kevin Gryboski, R ERA: 3.0	1.0		4	1	0	0	1	0	0	0	0	0	0	9	13	0.00	1.000										
Juan Cruz, R ERA: 2.89	1.0		4	1	0	0	0	0	0	0	0	0	0	13	20	0.00	1.000										

Batter	1	2	3	4	5	6	7	8	9	AB	R	H	RBI	BB	SO	LOB	BOTTOM										
Rafael Furcal, S OBP: 0.344, SLG: 0.428	G6-3		P4			K			K	4	0	2	0	0	1	1	<b>New York Mets @ Atlanta Braves</b> Turner Field, Atlanta, GA Sat Jul 31 2004, 7:05 PM EDT Att: 51,125 - Cloudy - 86 F										
Nick Green, R OBP: 0.332, SLG: 0.400										1	0	0	0	0	1	0											
Marcus Giles, R OBP: 0.383, SLG: 0.465										3	2	1	0	0	1	3											
Juan Cruz, R										0	0	0	0	0	0	0											
J.D. Drew, L OBP: 0.424, SLG: 0.599										3	2	2	2	1	1	1											
10 Chipper Jones, S OBP: 0.338, SLG: 0.423										2	1	1	2	1	0	2											
Johnny Estrada, S OBP: 0.380, SLG: 0.489										4	1	3	4	0	0	2											
Adam LaRoche, L OBP: 0.305, SLG: 0.380										4	0	0	0	0	0	2											
Andruw Jones, R OBP: 0.357, SLG: 0.491										4	0	0	0	0	0	1											
Charles Thomas, L OBP: 0.394, SLG: 0.543										4	0	0	0	0	2	0											
Jaret Wright, R OBP: 0.139, SLG: 0.118										3	2	2	0	0	1	0											
Kevin Gryboski, R										0	0	0	0	0	0	0											
Mark DeRosa, R OBP: 0.289, SLG: 0.318										1	0	0	0	0	0	0											
<b>Inning Stats</b>	R: 0 E: 0 K: 1 S: 11	H: 1 LOB: 2 BB: 1 P: 19	R: 0 E: 0 K: 1 S: 8	H: 0 LOB: 0 BB: 0 P: 14	R: 3 E: 0 K: 0 S: 19	H: 4 LOB: 1 BB: 0 P: 29	R: 0 E: 0 K: 1 S: 6	H: 0 LOB: 0 BB: 0 P: 11	R: 4 E: 0 K: 1 S: 12	H: 2 LOB: 0 BB: 1 P: 22	R: 1 E: 0 K: 2 S: 24	H: 3 LOB: 2 BB: 0 P: 33	R: 0 E: 0 K: 0 S: 9	H: 1 LOB: 0 BB: 0 P: 11	R: 0 E: 0 K: 1 S: 6	H: 0 LOB: 0 BB: 0 P: 7	1B: 9 2B: 1 3B: 0 HR: 1	SF: 1 SAC: 0 DP: 1 HBP: 1	WP: 1 PB: 0 CS: 0	PA: 37							
<b>PITCHER</b>	IP	WLS	BF	H	R	ER	SO	BB	IBB	HBP	BLK	WP	HR	S	P	ERA	WHIP	<b>PITCHER</b>									
Kris Benson, R ERA: 4.52	5.0	L	25	7	7	7	4	2	0	1	0	0	0	33	44	4.50	2.000										
Matt Ginter, R ERA: 4.79	2.0		9	4	1	1	2	0	0	0	0	0	0	6	7	0.00	0.000										
Mike Stanton, L ERA: 3.81	1.0		3	0	0	0	1	0	0	0	0	0	0	6	7	0.00	0.000										

AB	31
R	0
H	5
RBI	0
BB	0
SO	7
LOB	8



AB	33
R	8
H	11
RBI	8
BB	2
SO	7
LOB	12





Batter	1	2	3	4	5	6	7	8	9	AB	R	H	RBI	BB	SO	LOB	TOP					
7 José Reyes, S OBP: 0.277, SLG: 0.372	G3-4-3		G4-3			1B HR	F8			4	1	1	0	0	0	3	New York Mets @ Atlanta Braves Turner Field, Atlanta, GA Sun Aug 01 2004, 1:05 PM EDT Att: 34,203 - Cloudy - 88 F					
Kazuo Matsui, S OBP: 0.338, SLG: 0.407	L9			K		1B HR		G4-3		4	1	1	0	0	1	0						
31 Mike Piazza, R OBP: 0.373, SLG: 0.475	G5-3			K		P3		G5-3		4	0	0	0	0	1	2						
Cliff Floyd, L OBP: 0.347, SLG: 0.491 Braden Loper, R (8, 1)		F8		G4-3		1-H HR		K		4	1	1	3	0	1	0						
Richard Hidalgo, R OBP: 0.325, SLG: 0.484		F8			K	G6-3			K	4	0	0	0	0	2	0						
Mike Cameron, R OBP: 0.325, SLG: 0.476		P4			K		HR			4	1	2	1	0	1	0						
Jason Phillips, R OBP: 0.290, SLG: 0.327 Vance Wilson, R (7, PR) (7, 2)			G6-3		F9		G4-3 5 WP BB		K	2	0	0	0	1	0	0						
5 David Wright, R OBP: 0.256, SLG: 0.439			G6-3			HR	G4-3		K	4	1	1	1	0	1	2						
Tom Glavine, L ERA: 4.08 Todd Lincecum, R Ricky Bottalico, L Eric Valent, L Gerald Williams, R Mike DeJean, R Mike Stanton, L Joe McEwing, R										0	0	0	0	1	0	0						
<b>Inning Stats</b>	R: 0 E: 0 K: 0 S: 4	H: 0 LOB: 0 BB: 0 P: 9	R: 0 E: 0 K: 0 S: 8	H: 0 LOB: 0 BB: 0 P: 12	R: 0 E: 0 K: 0 S: 12	H: 0 LOB: 1 BB: 1 P: 18	R: 0 E: 0 K: 2 S: 14	H: 0 LOB: 0 BB: 0 P: 17	R: 0 E: 0 K: 2 S: 9	H: 0 LOB: 0 BB: 0 P: 13	R: 4 E: 0 K: 1 S: 18	H: 4 LOB: 0 BB: 0 P: 28	R: 1 E: 0 K: 0 S: 14	H: 1 LOB: 2 BB: 1 P: 22	R: 0 E: 0 K: 3 S: 10	H: 0 LOB: 0 BB: 0 P: 12		R: 0 E: 0 K: 3 S: 15	H: 1 LOB: 1 BB: 0 P: 21	1B: 3 2B: 0 3B: 0 HR: 3	SF: 0 SAC: 0 DP: 0 HBP: 0	WP: 1 PB: 0 SB: 1 CS: 0
<b>PITCHER</b>	IP WLS BF H R ER SO BB IBB HBP BLK WP HR S P ERA WHIP																					
Paul Byrd, R ERA: 4.08 Kevin Gnyboski, R Antonio Alfonseca, R Tom Martin, L Chris Reitsma, R	(1, 1) (6, 1) (7, 1) (7, 1) (8, 1)	5.2 W 22 4 4 4 5 1 0 0 0 0 0 2 62 91 6.35 0.882																				
29 John Smoltz, R ERA: 1.83	(9, 1)	1.0 S 4 1 0 0 0 3 0 0 0 0 0 0 15 21 0.00 1.000																				

Batter	1	2	3	4	5	6	7	8	9	AB	R	H	RBI	BB	SO	LOB	BOTTOM			
Rafael Furcal, S OBP: 0.340, SLG: 0.422	G5-3	G6-3		G6-3		B1		K		5	0	0	0	0	1	3	New York Mets @ Atlanta Braves Turner Field, Atlanta, GA Sun Aug 01 2004, 1:05 PM EDT Att: 34,203 - Cloudy - 88 F			
Marcus Giles, R OBP: 0.383, SLG: 0.460	K	S BB		G4-3		K		FC4-6 1B		4	0	1	0	1	2	3				
J.D. Drew, L OBP: 0.426, SLG: 0.596	10 2B 1B BB	K			FC1-5 10 1B			FC4-6 10 1B		3	1	1	0	2	1	2				
10 Chipper Jones, S OBP: 0.342, SLG: 0.430	1B 2B		F9		FC1-5 HR 1B		K			5	2	3	0	0	1	2				
Julio Franco, R OBP: 0.359, SLG: 0.422 Charles Thomas, L OBP: 0.394, SLG: 0.543 Chris Reitsma, R Nick Green, R OBP: 0.330, SLG: 0.398 29 John Smoltz, R	1B 1B		G6-3		FC1-5 HR 1B			1B 1B		4	2	2	1	0	0	2				
Andruw Jones, R OBP: 0.358, SLG: 0.499	1B 1B		G4-3		1-H 2-H HR			K		4	1	2	4	0	1	1				
Eli Marrero, R OBP: 0.396, SLG: 0.586				SH3-4 1B		G4-3				4	0	3	1	0	0	0				
Eddie Pérez, R OBP: 0.248, SLG: 0.232 Adam LaRoche, L OBP: 0.305, SLG: 0.380	F8			SH3-4 1B		G6-3		L7		4	0	1	0	0	0	4				
Paul Byrd, R ERA: 2.88 Kevin DeRosa, R Mark DeRosa, R Antonio Alfonseca, R Tom Martin, L Johnny Estrada, S		P4								1	0	0	0	0	0	0				
<b>Inning Stats</b>	R: 3 E: 0 K: 1 S: 18	H: 4 LOB: 2 BB: 1 P: 35	R: 0 E: 0 K: 1 S: 9	H: 0 LOB: 1 BB: 1 P: 17	R: 0 E: 0 K: 0 S: 8	H: 0 LOB: 0 BB: 0 P: 16	R: 0 E: 0 K: 0 S: 11	H: 2 LOB: 2 BB: 0 P: 18	R: 3 E: 0 K: 0 S: 11	H: 3 LOB: 0 BB: 0 P: 21	R: 0 E: 0 K: 2 S: 14	H: 1 LOB: 1 BB: 1 P: 24	R: 0 E: 0 K: 1 S: 10	H: 2 LOB: 2 BB: 0 P: 16	R: 0 E: 0 K: 2 S: 13	H: 2 LOB: 2 BB: 0 P: 20		1B: 11 2B: 2 3B: 0 HR: 1	SF: 0 SAC: 1 DP: 0 HBP: 0	WP: 0 PB: 0 SB: 1 CS: 0
<b>PITCHER</b>	IP WLS BF H R ER SO BB IBB HBP BLK WP HR S P ERA WHIP																			
Tom Glavine, L Ricky Bottalico, R Mike DeJean, R Mike Stanton, L Braden Loper, R	(1, 1) (6, 1) (7, 1) (7, 1) (8, 1)	5.0 L 26 5 1 0 0 2 1 0 0 0 0 0 14 24 10.80 2.200																		




Batter	1	2	3	4	5	6	7	8	9	AB	R	H	RBI	BB	SO	LOB	TOP					
7 José Reyes, S OBP: 0.280, SLG: 0.385	1-3 K		3-2 L8			0-0 SF7 2B	2-1 G4-3 2B		1-3 K	5	1	2	0	0	2	0	<b>New York Mets @ Milwaukee Brewers</b> Miller Park, Milwaukee, WI Tue Aug 03 2004, 7:05 PM CDT Att: 22,306 - Dome - 73 F					
Todd Zeile, R OBP: 0.325, SLG: 0.362	0-1 1B		3-1 F9			2-2 SF7 2H	0-1 G4-3		2-1 2B	4	1	2	1	0	0	1						
31 Mike Piazza, R OBP: 0.372, SLG: 0.476	1-0 F9			0-1 P6		1-2 2B	0-1 G6-3		1-1 2B	4	1	1	0	0	0	2						
Vance Wilson, R OBP: 0.356, SLG: 0.442									2H 1B	1	1	1	1	0	0	0						
Richard Hidalgo, R OBP: 0.326, SLG: 0.482	0-3 K			3-3 K		4-2 2B	0-0 F8		0-2 2B 1B	4	2	1	1	1	2	2						
Cliff Floyd, L OBP: 0.352, SLG: 0.496		1-0 WP 1B						4-1 S 1B BB	1-2 1B 5 1B	3	2	2	2	1	0	0						
Gerald Williams, R OBP: 0.364, SLG: 0.600									1-3 5 1B	1	1	1	0	0	0	0						
Mike Cameron, R OBP: 0.330, SLG: 0.485	1-2 F8				1-2 HR	1-6 SF8		2-2 F7	2-2 5 1B SF8	4	2	2	3	0	0	2						
5 David Wright, R OBP: 0.271, SLG: 0.457		1-2 F9			3-2 L8	1-2 1B 2B		2-2 P4	0-0 1-3 3H 1B	5	1	2	1	0	0	2						
Joe McEwing, R OBP: 0.287, SLG: 0.305		2-3 K			1-0 F7	0-1 1B		3-2 1B	1-0 SF8	4	0	2	3	0	1	1						
AI Leiter, L OBP: 0.135, SLG: 0.139			2-2 K			0-3 K		0-3 K	1-3 K	3	0	0	0	0	3	1						
Eric Valent, L OBP: 0.364, SLG: 0.503										1	0	0	0	0	1	1						
Mike Stanton, L OBP: 0.500, SLG: 0.500										1	0	0	0	0	1	1						
Mike DeJean, R OBP: 0.287, SLG: 0.305										0	0	0	0	0	0	0						
<b>Inning Stats</b>	R: 0 E: 0 K: 2 S: 10	H: 1 LOB: 1 BB: 0 P: 12	R: 0 E: 0 K: 1 S: 10	H: 1 LOB: 1 BB: 0 P: 17	R: 0 E: 0 K: 1 S: 10	H: 0 LOB: 0 BB: 0 P: 18	R: 0 E: 0 K: 1 S: 8	H: 0 LOB: 0 BB: 0 P: 12	R: 1 E: 0 K: 1 S: 10	H: 1 LOB: 0 BB: 0 P: 15	R: 5 E: 0 K: 1 S: 22	H: 5 LOB: 1 BB: 1 P: 32	R: 0 E: 0 K: 0 S: 7	H: 1 LOB: 1 BB: 0 P: 9	R: 1 E: 0 K: 1 S: 15	H: 1 LOB: 1 BB: 1 P: 26	R: 5 E: 0 K: 2 S: 24	H: 6 LOB: 1 BB: 0 P: 33	1B: 7 2B: 8 3B: 0 HR: 1	SF: 3 SAC: 0 DP: 0 HBP: 0	WP: 1 PB: 1 SB: 2 CS: 0	PA: 45
<b>PITCHER</b>	IP WLS BF H R ER SO BB IBB HBP BLK WP HR S P ERA WHIP	5.1 L 23 6 5 5 6 1 0 0 0 1 1 61 94 8.44 1.312	1.2 8 3 1 1 1 0 0 0 0 0 0 0 16 21 5.40 1.800	1.1 11 6 6 6 2 1 0 0 0 0 0 0 34 52 40.50 5.250	0.2 3 1 0 0 1 0 0 0 0 0 0 5 7 0.00 1.500	<b>PITCHER</b>										IP WLS BF H R ER SO BB IBB HBP BLK WP HR S P ERA WHIP						

AB	40
R	12
H	16
RBI	12
BB	2
SO	10
LOB	13



Batter	1	2	3	4	5	6	7	8	9	AB	R	H	RBI	BB	SO	LOB	BOTTOM					
Scott Podsednik, L OBP: 0.319, SLG: 0.392	0-1 G3		2-1 G4-3			3-2 L7		0-3 K BB	2-3 K	5	0	0	0	0	2	2	<b>New York Mets @ Milwaukee Brewers</b> Miller Park, Milwaukee, WI Tue Aug 03 2004, 7:05 PM CDT Att: 22,306 - Dome - 73 F					
Trent Durrington, R OBP: 0.237, SLG: 0.361	3-2 1B		1-3 K2-3			1-1 G5-3		1-3 K	3-2 P4	4	0	1	0	0	2	1						
Brooks Kieschnick, L OBP: 0.373, SLG: 0.447										1	0	0	0	0	0	2						
Geoff Jenkins, L OBP: 0.316, SLG: 0.453	0-0 1B		3-3 K			0-1 HR		4-2 1B	1-2 BB	3	1	2	1	1	1	0						
Wes Helms, R OBP: 0.319, SLG: 0.320	3-2 F9-3 1-1			3-2 F8		0-0 2B		1-3 K		4	0	1	0	0	1	4						
Brady Clark, R OBP: 0.371, SLG: 0.382		1-2 BLK 1B		3-2 F9		0-0 G6-3			0-1 2 1B E	4	1	2	0	0	0	1						
2 Bill Hall, R OBP: 0.288, SLG: 0.399		0-0 F8		0-1 G6-3			3-2 G6-3		0-1 FC4-6 1B	4	0	1	0	0	0	1						
Chad Moeller, R OBP: 0.286, SLG: 0.329			3-1 P6		0-0 F7		2-3 K		1-1 FC4-6 2B	3	0	0	0	0	1	1						
Matt Wise, R OBP: 0.250, SLG: 0.250									1-2 2H	0	0	0	0	0	0	0						
Ben Griewe, L OBP: 0.383, SLG: 0.424		1-2 IBB			1-3 K		3-3 K		2-0 2H	3	0	1	1	1	2	0						
Craig Counsell, L OBP: 0.361, SLG: 0.349									3-2 2B	2	0	0	0	0	2	2						
39 Chris Capuano, L OBP: 0.286, SLG: 0.308			2-3 K		1-3 K			1-3 K		0	0	0	0	0	0	0						
Jeff Bennett, R OBP: 0.259, SLG: 0.261										1	0	0	0	0	1	0						
<b>Inning Stats</b>	R: 0 E: 0 K: 0 S: 12	H: 2 LOB: 1 BB: 0 P: 18	R: 0 E: 0 K: 1 S: 10	H: 1 LOB: 1 BB: 1 P: 20	R: 0 E: 0 K: 2 S: 11	H: 0 LOB: 0 BB: 0 P: 17	R: 0 E: 0 K: 0 S: 14	H: 0 LOB: 0 BB: 0 P: 20	R: 0 E: 0 K: 2 S: 8	H: 0 LOB: 0 BB: 0 P: 10	R: 1 E: 0 K: 0 S: 9	H: 2 LOB: 1 BB: 0 P: 13	R: 0 E: 0 K: 2 S: 11	H: 0 LOB: 0 BB: 0 P: 19	R: 0 E: 0 K: 4 S: 14	H: 0 LOB: 2 BB: 1 P: 21	R: 2 E: 1 K: 1 S: 17	H: 3 LOB: 2 BB: 0 P: 28	1B: 5 2B: 3 3B: 0 HR: 1	SF: 0 SAC: 0 DP: 1 HBP: 1	WP: 1 PB: 0 SB: 0 CS: 0	PA: 38
<b>PITCHER</b>	IP WLS BF H R ER SO BB IBB HBP BLK WP HR S P ERA WHIP	7.0 W 26 5 0 0 4 1 0 0 0 1 0 14 21 0.00 1.000	1.0 5 0 0 0 4 1 0 0 0 0 1 0 14 21 0.00 1.000	1.0 7 3 2 1 1 0 0 1 0 0 0 0 17 28 9.00 3.000	<b>PITCHER</b>										IP WLS BF H R ER SO BB IBB HBP BLK WP HR S P ERA WHIP							

AB	35
R	3
H	8
RBI	2
BB	2
SO	12
LOB	15






Batter	1	2	3	4	5	6	7	8	9	AB	R	H	RBI	BB	SO	LOB	TOP										
7 José Reyes, S OBP: 0.274, SLG: 0.376	1-1 P3		1-1 B5			0-1 F8	0-1 SH1-3		0-0 G5-3	4	0	0	0	0	0	0	<b>New York Mets @ Milwaukee Brewers</b> Miller Park, Milwaukee, WI Wed Aug 04 2004, 7:05 PM CDT Att: 18,196 - Sunny - 69 F										
Todd Zeile, R OBP: 0.323, SLG: 0.360	1-1 L1			1-3 K		1-3 K	1-2			4	0	1	1	0	2	0											
31 Mike Piazza, R OBP: 0.373, SLG: 0.474	1-1			1-1 G6-3		4-2	2-0			3	0	1	0	1	0	1											
Vance Wilson, R OBP: 0.356, SLG: 0.442	1-1						BB			0	0	0	0	0	0	0											
Richard Hidalgo, R OBP: 0.323, SLG: 0.478	0-0			3-3 K		3-1				3	0	0	0	0	1	2											
Pedro Feliciano, L ERA: 3.82	L5					P3				0	0	0	0	0	0	0											
Eric Valent, L OBP: 0.362, SLG: 0.500										1	0	0	0	0	1	1											
Mike Stanton, L OBP: 0.500, SLG: 0.500										0	0	0	0	0	0	0											
Braden Loper, R ERA: 2.05										0	0	0	0	0	0	0											
Cliff Floyd, L OBP: 0.350, SLG: 0.491		2-1 P6				0-0 F9		4-1	1-1	3	1	0	0	1	0	0											
Mike Cameron, R OBP: 0.332, SLG: 0.493		1-0 G6-3				2-0		4-0	1-3	3	2	1	1	1	1	0											
5 David Wright, R OBP: 0.269, SLG: 0.440			3-3 K			0-1 G6-3		0-2	0-3	4	1	1	0	0	2	0											
Joe McEwing, R OBP: 0.295, SLG: 0.333				0-1 B5-3		2-2		3-1	0-3	4	1	2	2	0	1	0											
Steve Trachsel, R OBP: 0.222, SLG: 0.227			0-3 K			2-1 F8		1-2	0-1	2	0	0	0	0	1	1											
Gerald Williams, R OBP: 0.348, SLG: 0.571								0-1	1-2	1	1	0	0	0	0	1											
<b>Inning Stats</b>	R: 0 E: 0 K: 0 S: 7	H: 1 LOB: 1 BB: 0 P: 10	R: 0 E: 0 K: 1 S: 7	H: 0 LOB: 0 BB: 0 P: 13	R: 0 E: 0 K: 1 S: 8	H: 0 LOB: 0 BB: 0 P: 9	R: 0 E: 0 K: 2 S: 8	H: 0 LOB: 0 BB: 0 P: 13	R: 1 E: 0 K: 0 S: 11	H: 2 LOB: 1 BB: 0 P: 17	R: 0 E: 0 K: 1 S: 12	H: 0 LOB: 1 BB: 1 P: 20	R: 5 E: 1 K: 1 S: 17	H: 3 LOB: 1 BB: 2 P: 33	R: 0 E: 0 K: 2 S: 8	H: 0 LOB: 0 BB: 0 P: 10	R: 0 E: 0 K: 1 S: 6	H: 0 LOB: 0 BB: 0 P: 6	1B: 4 2B: 0 3B: 1 HR: 1	SF: 0 SAC: 2 DP: 1 HBP: 0	WP: 1 PB: 0 SB: 0 CS: 0	PA: 37					
<b>PITCHER</b>	IP	WLS	BF	H	R	ER	SO	BB	IBB	HBP	BLK	WP	HR	S	P	ERA	WHIP										
Doug Davis, L	6.0		24	3	3	3	5	3	0	0	0	0	0	16	24	4.50	1.000										
Mike Adams, R	1.0	L	7	3	3	2	1	0	0	0	0	0	0	8	10	0.00	0.000										
Dave Burba, R	1.0		3	0	0	0	2	0	0	0	0	0	0	6	6	0.00	0.000										
Dan Kolb, R	1.0		3	0	0	0	1	0	0	0	0	1	0	6	6	0.00	0.000										

AB 32  
R 6  
H 6  
RBI 4  
BB 3  
SO 9  
LOB 6



Batter	1	2	3	4	5	6	7	8	9	AB	R	H	RBI	BB	SO	LOB	BOTTOM										
Scott Podsednik, L OBP: 0.315, SLG: 0.388	1-2 G1-3		1-1 P5		1-3 K			0-1 G4-3		5	0	0	0	0	1	4	<b>New York Mets @ Milwaukee Brewers</b> Miller Park, Milwaukee, WI Wed Aug 04 2004, 7:05 PM CDT Att: 18,196 - Sunny - 69 F										
2 Bill Hall, R OBP: 0.294, SLG: 0.412	3-2		2-2 F9		1-2	3-2		0-1 L9		5	1	3	0	0	0	0											
Geoff Jenkins, L OBP: 0.315, SLG: 0.448	3-3		1-1 F9		4-2	1-3		2-2 G4-3		4	1	0	0	1	2	2											
Russell Branyan, L OBP: 0.364, SLG: 0.737	0-0		1-1		2-3	2-3		3-2		5	2	3	3	0	1	2											
Lyle Overbay, L OBP: 0.398, SLG: 0.511		4-1	4-2		0-1			2-2 G2-3		3	0	1	1	2	0	0											
Ben Grievie, L OBP: 0.378, SLG: 0.417	0-3		1-2		2-2	2-2		4-1		3	0	0	0	0	1	4											
Brady Clark, R OBP: 0.372, SLG: 0.381			G4-3		1-2	1-2				1	0	0	0	1	0	0											
Chad Moeller, R OBP: 0.289, SLG: 0.332	1-0				2-3	2-2		3-3		4	0	1	0	0	1	1											
Brooks Kieschnick, L OBP: 0.365, SLG: 0.438		1-3						1-1		1	0	0	0	0	1	1											
Craig Counsell, L OBP: 0.365, SLG: 0.350		4-1			2-1			0-3		2	0	1	0	2	1	0											
Doug Davis, R OBP: 0.043, SLG: 0.022	1-3				0-0			3-1		2	0	0	0	0	2	5											
Mike Adams, R										0	0	0	0	0	0	0											
Dave Burba, R										0	0	0	0	0	0	0											
Trent Durrington, R OBP: 0.256, SLG: 0.459										1	1	1	1	0	0	0											
Dan Kolb, R										0	0	0	0	0	0	0											
<b>Inning Stats</b>	R: 0 E: 0 K: 1 S: 13	H: 1 LOB: 3 BB: 2 P: 20	R: 0 E: 0 K: 2 S: 11	H: 1 LOB: 2 BB: 2 P: 22	R: 0 E: 0 K: 0 S: 10	H: 1 LOB: 1 BB: 0 P: 15	R: 3 E: 1 K: 1 S: 19	H: 3 LOB: 2 BB: 2 P: 32	R: 0 E: 0 K: 2 S: 12	H: 1 LOB: 1 BB: 0 P: 20	R: 0 E: 0 K: 0 S: 5	H: 0 LOB: 0 BB: 0 P: 9	R: 1 E: 0 K: 1 S: 9	H: 1 LOB: 0 BB: 0 P: 12	R: 1 E: 0 K: 1 S: 17	H: 1 LOB: 1 BB: 1 P: 31	1B: 4 2B: 3 3B: 1 HR: 2	SF: 0 SAC: 1 DP: 0 HBP: 0	WP: 0 PB: 0 SB: 3 CS: 0	PA: 43							
<b>PITCHER</b>	IP	WLS	BF	H	R	ER	SO	BB	IBB	HBP	BLK	WP	HR	S	P	ERA	WHIP										
Steve Trachsel, R	5.1		29	8	3	3	6	3	2	0	0	0	0	6	9	0.00	0.000										
Pedro Feliciano, L	0.2	W	2	0	0	0	2	0	0	0	0	0	0	6	9	0.00	0.000										
Mike Stanton, L	1.1	H	5	1	1	1	1	0	0	0	0	0	1	10	17	6.75	0.750										
Braden Loper, R	1.2	S	7	1	1	1	1	1	0	0	0	0	1	21	35	5.40	1.200										

AB 36  
R 5  
H 10  
RBI 5  
BB 6  
SO 10  
LOB 19





Batter	1	2	3	4	5	6	7	8	9	AB	R	H	RBI	BB	SO	LOB	TOP								
7 José Reyes, S OBP: 0.270, SLG: 0.368	1-2 31 HBP 2B	1-0 P4		2-1 B2	1-2 E4		3-2 G4-3		1-3 K	6	1	1	0	0	1	1									
Eric Valent, L OBP: 0.356, SLG: 0.488	1-2 31 HBP 2B	3-2 F8		1-0 E4	1-0 P5		1-1 G6-3			4	2	0	0	1	0	2									
31 Mike Piazza, R OBP: 0.376, SLG: 0.473	3-2 2B	1-0 1B		0-0 E6	2-2 F8		4-0 BB			3	2	1	0	1	0	3									
Gerald Williams, R OBP: 0.348, SLG: 0.571	1-2 2-3 5 HR HBP			1-2 2B						0	0	0	0	0	0	0									
Richard Hidalgo, R OBP: 0.322, SLG: 0.474	1-0 F4	0-0 G4-3		1-1 5 BB 2B	2-2 P5		3-1 P3			5	1	1	1	0	0	7									
Mike Cameron, R OBP: 0.333, SLG: 0.493	3-1 5 HR 2B		1-3 K	4-2 5 2B BB		2-3 K		2-0 F8		4	2	1	2	1	2	0									
5 David Wright, R OBP: 0.286, SLG: 0.545	1-2 HR		1-2 F9	0-2 2B		3-1 1B		0-0 G3		5	2	3	6	0	0	0									
Vance Wilson, R OBP: 0.374, SLG: 0.477	2-1 HR		2-2 HBP	4-2 BB		1-2 F7		1-2 G5-3		3	1	2	2	1	0	0									
Joe McEwing, R OBP: 0.282, SLG: 0.317	0-1 F9		2-2 F9	3-1 F8		2-0 F7			1-3 K	5	0	0	0	0	1	4									
Victor Zambrano, S OBP: 0.222, SLG: 0.333	2-1 L6			3-2 G3-1		1-1 F7			3-3 K	4	0	1	0	0	0	1									
Pedro Feliciano, L										0	0	0	0	0	0	0									
Ricky Bottalico, L										0	0	0	0	0	0	0									
Cliff Floyd, L OBP: 0.349, SLG: 0.489										1	0	0	0	0	1	0									
John Franco, L										0	0	0	0	0	0	0									
<b>Inning Stats</b>	R: 6 E: 0 K: 0 S: 21	H: 4 LOB: 0 BB: 1 P: 38	R: 0 E: 0 K: 0 S: 9	H: 1 LOB: 1 BB: 0 P: 14	R: 0 E: 0 K: 1 S: 13	H: 0 LOB: 1 BB: 0 P: 19	R: 4 E: 2 K: 0 S: 22	H: 2 LOB: 2 BB: 2 P: 40	R: 0 E: 1 K: 0 S: 16	H: 1 LOB: 2 BB: 0 P: 23	R: 1 E: 0 K: 1 S: 12	H: 2 LOB: 1 BB: 1 P: 21	R: 0 E: 0 K: 0 S: 7	H: 0 LOB: 1 BB: 1 P: 18	R: 0 E: 0 K: 0 S: 5	H: 0 LOB: 0 BB: 0 P: 8	R: 0 E: 0 K: 3 S: 10	H: 0 LOB: 0 BB: 0 P: 15	1B: 5 2B: 3 3B: 0 HR: 2	SF: 0 SAC: 0 DP: 0 HBP: 2	WP: 1 PB: 0 SB: 1 CS: 0	PA: 46			
<b>PITCHER</b>	IP WLS BF H R ER SO BB IBB HBP BLK WP HR S P ERA WHIP	IP WLS BF H R ER SO BB IBB HBP BLK WP HR S P ERA WHIP	IP WLS BF H R ER SO BB IBB HBP BLK WP HR S P ERA WHIP	IP WLS BF H R ER SO BB IBB HBP BLK WP HR S P ERA WHIP	IP WLS BF H R ER SO BB IBB HBP BLK WP HR S P ERA WHIP	IP WLS BF H R ER SO BB IBB HBP BLK WP HR S P ERA WHIP	IP WLS BF H R ER SO BB IBB HBP BLK WP HR S P ERA WHIP	IP WLS BF H R ER SO BB IBB HBP BLK WP HR S P ERA WHIP	IP WLS BF H R ER SO BB IBB HBP BLK WP HR S P ERA WHIP	IP WLS BF H R ER SO BB IBB HBP BLK WP HR S P ERA WHIP	IP WLS BF H R ER SO BB IBB HBP BLK WP HR S P ERA WHIP	IP WLS BF H R ER SO BB IBB HBP BLK WP HR S P ERA WHIP	IP WLS BF H R ER SO BB IBB HBP BLK WP HR S P ERA WHIP	IP WLS BF H R ER SO BB IBB HBP BLK WP HR S P ERA WHIP	IP WLS BF H R ER SO BB IBB HBP BLK WP HR S P ERA WHIP	IP WLS BF H R ER SO BB IBB HBP BLK WP HR S P ERA WHIP	IP WLS BF H R ER SO BB IBB HBP BLK WP HR S P ERA WHIP	IP WLS BF H R ER SO BB IBB HBP BLK WP HR S P ERA WHIP	IP WLS BF H R ER SO BB IBB HBP BLK WP HR S P ERA WHIP	IP WLS BF H R ER SO BB IBB HBP BLK WP HR S P ERA WHIP	IP WLS BF H R ER SO BB IBB HBP BLK WP HR S P ERA WHIP	IP WLS BF H R ER SO BB IBB HBP BLK WP HR S P ERA WHIP	IP WLS BF H R ER SO BB IBB HBP BLK WP HR S P ERA WHIP	IP WLS BF H R ER SO BB IBB HBP BLK WP HR S P ERA WHIP	IP WLS BF H R ER SO BB IBB HBP BLK WP HR S P ERA WHIP

New York Mets @ Milwaukee Brewers  
Miller Park, Milwaukee, WI  
Thu Aug 05 2004, 1:05 PM CDT  
Att: 32,225 - Sunny - 69 F

AB 40  
R 11  
H 10  
RBI 11  
BB 4  
SO 5  
LOB 18



Batter	1	2	3	4	5	6	7	8	9	AB	R	H	RBI	BB	SO	LOB	BOTTOM								
Scott Podsednik, L OBP: 0.318, SLG: 0.391	2-1 1B	2-1 2 CS		4-0 BB		1-3 K	0-1 F8			4	1	2	0	1	1	3									
2 Bill Hall, R OBP: 0.296, SLG: 0.420	3-1 L6	3-1 1B		0-3 K		1-0 2B		0-3 K		5	1	2	0	0	2	2									
Geoff Jenkins, L OBP: 0.316, SLG: 0.450	2-0 G6-3	1-3 K2-3		0-0 G3		0-0 G3		0-2 G3-1		5	1	2	3	0	1	2									
Lyle Overbay, L OBP: 0.398, SLG: 0.509	1-0 G6-3		3-2 FC5-4		1-0 L4		0-0 G6-3			4	0	1	1	1	0	1									
Brady Clark, R OBP: 0.372, SLG: 0.376	4-2 BB		1-2 FC5-4		3-1 G4-3		1-0 F9		4-2 G4-6-3	3	1	0	0	2	0	3									
Wes Helms, R OBP: 0.320, SLG: 0.319	4-2 1B		0-3 K		2-0 FC5-4		1-1 F8		2-1 G4-6-3	4	0	1	0	1	1	4									
Gary Bennett, R OBP: 0.261, SLG: 0.262	0-0 BB		1-1 E5		1-1 FC5-4		0-0 1B		1-2 L6	3	0	1	2	0	0	2									
Chris Magruder, S OBP: 0.353, SLG: 0.214										0	0	0	0	0	0	0									
Dave Burba, R										1	0	1	0	0	0	0									
Trent Durrington, R OBP: 0.250, SLG: 0.447	1-3 2H 3H		1-3 1B		1-2 1B					1	0	0	0	0	0	0									
Craig Counsell, L OBP: 0.362, SLG: 0.347			1-3 K							3	1	0	0	0	2	5									
Victor Santos, R OBP: 0.154, SLG: 0.125		2-1 G4-3		1-3 K		3-2 FC5		1-1 P6		1	0	0	0	0	0	0									
Matt Kinney, R OBP: 0.222, SLG: 0.222										1	0	0	0	0	1	0									
Chad Moeller, R OBP: 0.283, SLG: 0.329										2	1	0	0	0	0	2									
<b>Inning Stats</b>	R: 3 E: 0 K: 1 S: 14	H: 3 LOB: 2 BB: 2 P: 31	R: 0 E: 0 K: 1 S: 9	H: 2 LOB: 1 BB: 0 P: 17	R: 0 E: 0 K: 2 S: 17	H: 1 LOB: 2 BB: 0 P: 22	R: 0 E: 0 K: 2 S: 7	H: 0 LOB: 1 BB: 1 P: 12	R: 0 E: 2 K: 1 S: 15	H: 1 LOB: 2 BB: 1 P: 27	R: 0 E: 0 K: 0 S: 6	H: 1 LOB: 1 BB: 0 P: 7	R: 0 E: 0 K: 1 S: 7	H: 0 LOB: 0 BB: 0 P: 7	R: 0 E: 0 K: 0 S: 9	H: 0 LOB: 0 BB: 1 P: 16	1B: 7 2B: 2 3B: 1 HR: 0	SF: 0 SAC: 0 DP: 1 HBP: 0	WP: 0 PB: 0 SB: 0 CS: 1	PA: 43					
<b>PITCHER</b>	IP WLS BF H R ER SO BB IBB HBP BLK WP HR S P ERA WHIP	IP WLS BF H R ER SO BB IBB HBP BLK WP HR S P ERA WHIP	IP WLS BF H R ER SO BB IBB HBP BLK WP HR S P ERA WHIP	IP WLS BF H R ER SO BB IBB HBP BLK WP HR S P ERA WHIP	IP WLS BF H R ER SO BB IBB HBP BLK WP HR S P ERA WHIP	IP WLS BF H R ER SO BB IBB HBP BLK WP HR S P ERA WHIP	IP WLS BF H R ER SO BB IBB HBP BLK WP HR S P ERA WHIP	IP WLS BF H R ER SO BB IBB HBP BLK WP HR S P ERA WHIP	IP WLS BF H R ER SO BB IBB HBP BLK WP HR S P ERA WHIP	IP WLS BF H R ER SO BB IBB HBP BLK WP HR S P ERA WHIP	IP WLS BF H R ER SO BB IBB HBP BLK WP HR S P ERA WHIP	IP WLS BF H R ER SO BB IBB HBP BLK WP HR S P ERA WHIP	IP WLS BF H R ER SO BB IBB HBP BLK WP HR S P ERA WHIP	IP WLS BF H R ER SO BB IBB HBP BLK WP HR S P ERA WHIP	IP WLS BF H R ER SO BB IBB HBP BLK WP HR S P ERA WHIP	IP WLS BF H R ER SO BB IBB HBP BLK WP HR S P ERA WHIP	IP WLS BF H R ER SO BB IBB HBP BLK WP HR S P ERA WHIP	IP WLS BF H R ER SO BB IBB HBP BLK WP HR S P ERA WHIP	IP WLS BF H R ER SO BB IBB HBP BLK WP HR S P ERA WHIP	IP WLS BF H R ER SO BB IBB HBP BLK WP HR S P ERA WHIP	IP WLS BF H R ER SO BB IBB HBP BLK WP HR S P ERA WHIP	IP WLS BF H R ER SO BB IBB HBP BLK WP HR S P ERA WHIP	IP WLS BF H R ER SO BB IBB HBP BLK WP HR S P ERA WHIP	IP WLS BF H R ER SO BB IBB HBP BLK WP HR S P ERA WHIP	IP WLS BF H R ER SO BB IBB HBP BLK WP HR S P ERA WHIP

New York Mets @ Milwaukee Brewers  
Miller Park, Milwaukee, WI  
Thu Aug 05 2004, 1:05 PM CDT  
Att: 32,225 - Sunny - 69 F

AB 37  
R 6  
H 10  
RBI 6  
BB 5  
SO 8  
LOB 24





Batter	1	2	3	4	5	6	7	8	9	AB	R	H	RBI	BB	SO	LOB	TOP					
7 José Reyes, S OBP: 0.284, SLG: 0.360	G3-1			G3		G1-3		G6-3		4	0	0	0	0	0	0						
Kazu Matsui, S OBP: 0.335, SLG: 0.407	K			1B		HR		F9		4	1	2	0	0	1	0						
31 Mike Piazza, R OBP: 0.372, SLG: 0.468	G5-3			K		G5-3		F7		4	0	0	0	0	1	2						
Cliff Floyd, L OBP: 0.348, SLG: 0.496		K		G4-3		HR		G3		4	1	1	2	0	1	1						
Mike Cameron, R OBP: 0.337, SLG: 0.507	F8					HR		HR		4	1	3	1	0	0	0						
Richard Hidalgo, R OBP: 0.323, SLG: 0.481	F8					HR		HR		3	1	1	1	1	0	1						
5 David Wright, R OBP: 0.279, SLG: 0.508			F9					G4-3		4	0	0	0	0	0	2						
Jason Phillips, R OBP: 0.290, SLG: 0.324			G5-3					G3		2	0	0	0	1	0	0						
Eric Valent, L OBP: 0.356, SLG: 0.484								K		1	0	0	0	0	1	0						
Tom Glavine, L OBP: 0.283, SLG: 0.175			G1-3							3	0	0	0	0	0	2						
Mike DeJean, R (8, 1)										0	0	0	0	0	0	0						
<b>Inning Stats</b>	R: 0 E: 0 K: 1 S: 10	H: 0 LOB: 0 BB: 0 P: 13	R: 0 E: 0 K: 1 S: 9	H: 0 LOB: 0 BB: 0 P: 13	R: 0 E: 0 K: 0 S: 7	H: 0 LOB: 0 BB: 0 P: 13	R: 0 E: 0 K: 1 S: 8	H: 1 LOB: 1 BB: 0 P: 12	R: 0 E: 0 K: 0 S: 7	H: 1 LOB: 2 BB: 2 P: 19	R: 2 E: 0 K: 0 S: 14	H: 3 LOB: 1 BB: 0 P: 20	R: 0 E: 0 K: 0 S: 6	H: 0 LOB: 0 BB: 0 P: 9	R: 0 E: 0 K: 0 S: 7	H: 0 LOB: 0 BB: 0 P: 12	R: 2 E: 0 K: 1 S: 16	H: 2 LOB: 0 BB: 0 P: 25	1B: 3 2B: 1 3B: 0 HR: 3	SF: 0 SAC: 0 DP: 1 HBP: 0	WP: 1 PB: 0 SB: 1 CS: 0	PA: 35
<b>PITCHER</b>	IP WLS BF H R ER SO BB IBB HBP BLK WP HR S P ERA WHIP																					
Matt Morris, R ERA: 4.71	(1, 1) 7.0 W 27 5 2 2 3 1 1 0 0 1 1 61 99 2.57 0.857																					
Julian Tavarez, R ERA: 2.76	(8, 1) 1.0 H 3 0 0 0 0 0 0 0 0 0 0 7 12 0.00 0.000																					
Ray King, L ERA: 1.21	(9, 1) 0.1 1 0 0 0 0 0 0 0 0 0 0 4 7 0.00 0.000																					
Kiko Calero, R ERA: 3.31	(9, 1) 0.0 2 2 2 2 0 0 0 0 0 0 2 4 7 = =																					
44 Jason Istringhausen, R ERA: 2.48	(9, 1) 0.2 S 2 0 0 0 1 0 0 0 0 0 0 8 11 0.00 0.000																					

New York Mets @ St. Louis Cardinals  
 Busch Stadium, St. Louis, MO  
 Fri Aug 06 2004, 7:10 PM CDT  
 Att: 43,949 - Cloudy - 77 F

AB	33
R	4
H	7
RBI	4
BB	2
SO	4
LOB	8



Batter	1	2	3	4	5	6	7	8	9	AB	R	H	RBI	BB	SO	LOB	BOTTOM			
So Taguchi, R OBP: 0.295, SLG: 0.382	G3		F7			CS		SH1-4		4	0	2	1	0	0	0				
Edgar Renteria, R OBP: 0.333, SLG: 0.413	G6-3		G6-3		CS			K		5	1	1	0	0	1	5				
5 Albert Pujols, R OBP: 0.412, SLG: 0.634	1B		G6-3			2B		F8		5	1	3	2	0	0	3				
27 Scott Rolen, R OBP: 0.413, SLG: 0.619	BB				BB			CS		2	1	1	0	2	0	1				
15 Jim Edmonds, L OBP: 0.415, SLG: 0.654	BB		F8					K		3	0	1	0	1	1	2				
Reggie Sanders, R OBP: 0.293, SLG: 0.478	L8		F8					K		4	1	1	0	0	1	5				
7 Hector Luna, R OBP: 0.180, SLG: 0.187			G6-3					HR		2	0	0	1	0	0	1				
Tony Womack, L OBP: 0.345, SLG: 0.396			F9					HR		1	1	1	1	0	0	0				
Mike Matheny, R OBP: 0.299, SLG: 0.347	F9							HR		3	0	0	0	0	0	2				
Matt Morris, R ERA: 4.71	(1, 1) 7.1 L 32 8 4 3 3 3 3 0 0 1 0 66 114 3.68 1.500																			
Marlon Anderson, L OBP: 0.274, SLG: 0.383	(7, PH) 0.2 7 3 2 2 1 0 0 0 1 0 13 18 27.00 4.500																			
Julian Tavarez, L ERA: 2.76	(8, 1) 1.0 H 3 0 0 0 0 0 0 0 0 0 7 12 0.00 0.000																			
Roger Cedeno, S OBP: 0.288, SLG: 0.449	(8, PH) 0.0 2 2 2 2 0 0 0 0 0 0 2 4 7 = =																			
Ray King, L ERA: 1.21	(9, 1) 0.1 1 0 0 0 0 0 0 0 0 0 4 7 0.00 0.000																			
Kiko Calero, R ERA: 3.31	(9, 1) 0.0 2 2 2 2 0 0 0 0 0 0 2 4 7 = =																			
44 Jason Istringhausen, R ERA: 2.48	(9, 1) 0.2 S 2 0 0 0 1 0 0 0 0 0 8 11 0.00 0.000																			
<b>Inning Stats</b>	R: 0 E: 0 K: 0 S: 10	H: 1 LOB: 3 BB: 2 P: 26	R: 0 E: 0 K: 0 S: 5	H: 0 LOB: 0 BB: 0 P: 6	R: 0 E: 0 K: 0 S: 5	H: 0 LOB: 0 BB: 0 P: 11	R: 0 E: 0 K: 0 S: 13	H: 0 LOB: 1 BB: 1 P: 20	R: 0 E: 0 K: 1 S: 6	H: 1 LOB: 0 BB: 0 P: 7	R: 2 E: 0 K: 0 S: 14	H: 4 LOB: 2 BB: 0 P: 23	R: 1 E: 1 K: 1 S: 9	H: 1 LOB: 1 BB: 0 P: 15	R: 3 E: 0 K: 2 S: 17	H: 4 LOB: 3 BB: 0 P: 24	1B: 9 2B: 2 3B: 0 HR: 0	SF: 1 SAC: 1 DP: 0 HBP: 1	WP: 1 PB: 0 SB: 0 CS: 2	PA: 41
<b>PITCHER</b>	IP WLS BF H R ER SO BB IBB HBP BLK WP HR S P ERA WHIP																			
Tom Glavine, L ERA: 2.92	(1, 1) 7.1 L 32 8 4 3 3 3 3 0 0 1 0 66 114 3.68 1.500																			
Mike DeJean, R ERA: 5.47	(8, 1) 0.2 7 3 2 2 1 0 0 0 1 0 13 18 27.00 4.500																			

New York Mets @ St. Louis Cardinals  
 Busch Stadium, St. Louis, MO  
 Fri Aug 06 2004, 7:10 PM CDT  
 Att: 43,949 - Cloudy - 77 F

AB	33
R	6
H	11
RBI	6
BB	3
SO	4
LOB	19





Batter	1	2	3	4	5	6	7	8	9	AB	R	H	RBI	BB	SO	LOB	TOP					
7 José Reyes, S OBP: 0.284, SLG: 0.363 (1,4)	F9		B1-3			G3-1 1B 2B		G1-3		4	1	1	0	0	0	0						
Eric Valent, L OBP: 0.353, SLG: 0.479 (1,3)	F7		K			G3-1				4	0	1	0	0	0	1						
Kazuo Matsui, S OBP: 0.339, SLG: 0.407 Joe McEwing, R OBP: 0.278, SLG: 0.314 (1,6) (7,4)	K			G4-3				F8		3	0	1	1	0	1	0						
Cliff Floyd, L OBP: 0.347, SLG: 0.491 (1,7)		HBP BB		K		G4-3				3	0	0	0	1	2	1						
Mike Cameron, R OBP: 0.338, SLG: 0.504 (1,8)		HBP		F7						2	0	0	0	1	1	0						
Richard Hidalgo, R OBP: 0.320, SLG: 0.476 (1,9)	F6				G6-3		F9			4	0	0	0	0	1	3						
5 David Wright, R OBP: 0.286, SLG: 0.484 (1,5)	K				K		F9			3	0	0	0	0	2	3						
Vance Wilson, R OBP: 0.365, SLG: 0.464 (1,2)	P1				F9		G1-3			3	0	0	0	0	0	3						
Kris Benson, R OBP: 0.186, SLG: 0.167 Gerald Williams, R (8,PH) OBP: 0.333, SLG: 0.545 Ricky Bottalico, L (8,1) Mike Stanton, L OBP: 0.500, SLG: 0.500 (9,1)			G4-3			G6-3		K		2	0	0	0	0	0	0						
										1	0	0	0	0	1	0						
										0	0	0	0	0	0	0						
										0	0	0	0	0	0	0						
<b>Inning Stats</b>	R: 0 E: 0 K: 1 S: 10	H: 0 LOB: 0 BB: 0 P: 16	R: 0 E: 0 K: 1 S: 10	H: 0 LOB: 2 BB: 1 P: 22	R: 0 E: 0 K: 1 S: 6	H: 0 LOB: 0 BB: 0 P: 11	R: 0 E: 0 K: 1 S: 7	H: 0 LOB: 0 BB: 0 P: 14	R: 0 E: 0 K: 1 S: 7	H: 0 LOB: 0 BB: 0 P: 9	R: 1 E: 0 K: 0 S: 15	H: 2 LOB: 1 BB: 0 P: 20	R: 0 E: 0 K: 0 S: 11	H: 0 LOB: 1 BB: 1 P: 17	R: 0 E: 0 K: 1 S: 12	H: 1 LOB: 1 BB: 0 P: 21	R: 0 E: 0 K: 3 S: 11	H: 0 LOB: 0 BB: 0 P: 16	1B: 2 2B: 1 3B: 0 HR: 0	SF: 0 SAC: 0 DP: 0 HBP: 1	WP: 0 PB: 0 SB: 1 CS: 0	PA: 33
<b>PITCHER</b>	IP	WLS	BF	H	R	ER	SO	BB	IBB	HBP	BLK	WP	HR	S	P	ERA	WHIP					
Woody Williams, R ERA: 3.91 Cal Eldred, R ERA: 4.09 Steve Kline, L ERA: 2.27 Julian Tavaréz, R ERA: 2.72	7.0		26	2	1	1	5	2	0	1	0	0	0	66	109	1.29	0.571					
	1.0		4	1	0	0	1	0	0	0	0	0	0	12	21	0.00	1.000					
	0.1		1	0	0	0	1	0	0	0	0	0	0	5	7	0.00	0.000					
	0.2	W	2	0	0	0	2	0	0	0	0	0	0	6	9	0.00	0.000					

New York Mets @ St. Louis Cardinals  
Busch Stadium, St. Louis, MO  
Sat Aug 07 2004, 12:20 PM CDT  
Att: 45,364 - Sunny - 76 F

AB 30  
R 1  
H 3  
RBI 1  
BB 2  
SO 9  
LOB 12



Batter	1	2	3	4	5	6	7	8	9	AB	R	H	RBI	BB	SO	LOB	BOTTOM					
Tony Womack, L OBP: 0.342, SLG: 0.392 Julian Tavaréz, L (9,1)	G6-3		K		P3			G4-3		4	0	0	0	0	1	1						
Edgar Rentería, R OBP: 0.330, SLG: 0.409 (1,6)	K		G3			G1		K		4	0	0	0	0	2	1						
5 Albert Pujols, R OBP: 0.409, SLG: 0.628 (1,3)	K2-3			G4-3		G6-3		K		4	0	0	0	0	2	0						
27 Scott Rolen, R OBP: 0.412, SLG: 0.618 (1,5)		G5-3			E 2B	F9				4	1	1	0	0	0	0						
15 Jim Edmonds, L OBP: 0.414, SLG: 0.649 (1,8)	G4-3			K		G3				3	1	0	0	1	1	1						
John Mabry, L OBP: 0.406, SLG: 0.528 (8,7)				E9 1B			1B HBP			1	0	1	1	2	0	0						
Reggie Sanders, R OBP: 0.293, SLG: 0.476 Cal Eldred, R (8,1) Steve Kline, S (9,1) 7 Hector Luna, R OBP: 0.286, SLG: 0.381 (9,4)	F9			G4-3			1B			3	0	1	0	0	0	2						
Mike Matheny, R OBP: 0.297, SLG: 0.344 Larry Walker, L OBP: 0.464, SLG: 0.624 (7,PH) (8,9)			F7		G5-3		K			2	0	0	0	0	0	0						
										1	0	0	0	1	1	2						
Woody Williams, R OBP: 0.267, SLG: 0.349 Marlon Anderson, L OBP: 0.272, SLG: 0.380 4 Yadier Molina, R OBP: 0.340, SLG: 0.314 (8,2)					G4-3		P5			2	0	1	0	0	0	0						
										1	0	0	0	0	0	2						
										1	0	1	1	0	0	0						
<b>Inning Stats</b>	R: 0 E: 0 K: 2 S: 9	H: 0 LOB: 0 BB: 0 P: 12	R: 0 E: 0 K: 0 S: 7	H: 0 LOB: 1 BB: 1 P: 12	R: 0 E: 0 K: 1 S: 13	H: 1 LOB: 0 BB: 0 P: 18	R: 1 E: 1 K: 1 S: 12	H: 2 LOB: 1 BB: 0 P: 17	R: 0 E: 0 K: 0 S: 5	H: 0 LOB: 0 BB: 0 P: 8	R: 0 E: 0 K: 1 S: 10	H: 1 LOB: 2 BB: 0 P: 14	R: 0 E: 0 K: 2 S: 11	H: 0 LOB: 0 BB: 0 P: 17	R: 1 E: 0 K: 0 S: 8	H: 1 LOB: 3 BB: 3 P: 22	1B: 3 2B: 2 3B: 0 HR: 0	SF: 0 SAC: 0 DP: 0 HBP: 1	WP: 0 PB: 0 SB: 0 CS: 0	PA: 36		
<b>PITCHER</b>	IP	WLS	BF	H	R	ER	SO	BB	IBB	HBP	BLK	WP	HR	S	P	ERA	WHIP					
Kris Benson, R ERA: 4.36 Ricky Bottalico, R ERA: 3.2 Mike Stanton, L ERA: 3.88	7.0		27	4	1	1	5	1	0	1	0	0	0	63	90	1.29	0.714					
	1.1		4	0	0	0	2	0	0	0	0	0	0	12	19	0.00	0.000					
	0.1	L	5	1	1	1	0	2	1	0	0	0	0	7	20	27.00	9.000					

New York Mets @ St. Louis Cardinals  
Busch Stadium, St. Louis, MO  
Sat Aug 07 2004, 12:20 PM CDT  
Att: 45,364 - Sunny - 76 F

AB 31  
R 2  
H 5  
RBI 2  
BB 4  
SO 7  
LOB 11





Batter	1	2	3	4	5	6	7	8	9	AB	R	H	RBI	BB	SO	LOB	TOP			
7 José Reyes, S OBP: 0.267, SLG: 0.361	2-2 2B SF8 1B		1-1 G1-3		2-2 F7		1-1 G6-3		4-0 BB BB	4	1	1	0	1	0	0	<b>New York Mets @ St. Louis Cardinals</b> Busch Stadium, St. Louis, MO Sun Aug 08 2004, 1:15 PM CDT Att: 43,578 - Sunny - 78 F  livebaseballscores.com			
Todd Zeile, R OBP: 0.326, SLG: 0.364	1-1 SF8 2B		4-1 FC4-6 BB		2-1 G5-3		2-1 L7		4-2 FC6-4 BB	3	0	1	1	2	0	0				
Kazuo Matsui, S Joe McEwing, R OBP: 0.274, SLG: 0.308	1-1 SF8		2-2 FC4-6 1-2		2-2 F8			1-0 P6	0-1 FC6-4 1-2	2	0	0	1	0	0	1				
Cliff Floyd, L Braden Looper, R OBP: 0.346, SLG: 0.488	1-2 P2		3-3 K			2-1 2B 1B		3-2 P6		4	0	1	0	0	1	2				
Mike Cameron, R OBP: 0.337, SLG: 0.504	2-2 F7			2-2 F8		0-0 2B		2-3 K		4	0	1	0	0	1	1				
Richard Hidalgo, R OBP: 0.317, SLG: 0.470		0-3 K		0-3 K		0-0 G5-3			1-3 K	4	0	0	0	0	3	2				
5 David Wright, R OBP: 0.265, SLG: 0.470		3-2 G5-3		1-1 BB 1B		2-3 K			3-1 P4	4	0	1	0	0	1	2				
Vance Wilson, R Jason Phillips, R OBP: 0.365, SLG: 0.464		4-2 BB		4-2 BB		0-0 G4-3			0-2 1B BB 1B	0	0	0	0	0	0	0				
Al Leiter, L Mike DeJean, R Gerald Williams, R Pedro Feliciano, L Eric Valent, L OBP: 0.128, SLG: 0.132		1-3 K		1-3 K			2-2 F8		0-0 BB 7 BB 1B	2	0	0	0	0	2	3				
<b>Inning Stats</b>	R: 1 E: 0 K: 0 S: 15	H: 2 LOB: 1 BB: 0 P: 22	R: 0 E: 0 K: 2 S: 11	H: 0 LOB: 1 BB: 1 P: 19	R: 0 E: 0 K: 1 S: 10	H: 0 LOB: 1 BB: 1 P: 20	R: 0 E: 0 K: 2 S: 13	H: 1 LOB: 2 BB: 1 P: 21	R: 0 E: 0 K: 1 S: 8	H: 2 LOB: 0 BB: 0 P: 13	R: 0 E: 0 K: 0 S: 7	H: 0 LOB: 0 BB: 0 P: 12	R: 0 E: 0 K: 1 S: 8	H: 0 LOB: 0 BB: 0 P: 14	R: 1 E: 0 K: 1 S: 13	H: 2 LOB: 3 BB: 2 P: 25		1B: 5 2B: 2 3B: 0 HR: 0	SF: 1 SAC: 0 DP: 0 HBP: 0	WP: 0 PB: 0 SB: 0 CS: 0
<b>PITCHER</b>	IP WLS BF H R ER SO BB IBB HBP BLK WP HR S P ERA WHIP																			
Jason Marquis, R ERA: 3.58	6.0 W 26 5 1 1 6 3 0 0 0 0 0 0 66 109 1.50 1.333																			
Dan Haren, R ERA: 10.86	2.2 11 2 1 1 2 1 0 0 0 0 0 0 24 43 3.38 1.125																			
Julian Tavarez, R ERA: 2.7	0.1 S 2 0 0 0 0 1 0 0 0 0 0 0 4 8 0.00 3.000																			

Batter	1	2	3	4	5	6	7	8	9	AB	R	H	RBI	BB	SO	LOB	BOTTOM			
Tony Womack, L OBP: 0.340, SLG: 0.389	3-2 2B 1B		2-2 P6		2-2 P4		3-3 K		0-1 F7	5	1	1	0	0	1	2	<b>New York Mets @ St. Louis Cardinals</b> Busch Stadium, St. Louis, MO Sun Aug 08 2004, 1:15 PM CDT Att: 43,578 - Sunny - 78 F  livebaseballscores.com			
Edgar Renteria, R OBP: 0.335, SLG: 0.418	3-2 5 F8-1-5 1-H 2B		0-0 5 FC5-4 1B		1-0 27 S 1B		2-2 5 FC5-4 1B		1-2 5 G4-3 1B	5	1	5	1	0	0	0				
5 Albert Pujols, R OBP: 0.405, SLG: 0.620	2-1 F8-1-5 2-2 2B		2-0 BB HBP 1-2		2-3 K		2-2 FC5-4 27 1B 1-2		1-2 G4-3 1-2	5	1	0	0	0	1	5				
27 Scott Rolen, R OBP: 0.416, SLG: 0.621	0-1 2B		4-0 HBP 2B IBB		3-2 1-H 2B 1B		0-0 1-2 1B		2-2 F9	4	2	3	1	1	0	0				
Larry Walker, L OBP: 0.465, SLG: 0.625	2-3 K		4-2 HBP 2B BB		0-0 1-H 2B		0-3 K			3	1	1	1	1	2	3				
Reggie Sanders, R Roger Cedeno, S OBP: 0.297, SLG: 0.476		4-2 G6-4-3 HBP BB		2-0 2B G6-3		0-0 K		1-3 K		0	0	0	1	1	0	0				
Dan Haren, R Julian Tavarez, L OBP: 0.371, SLG: 0.442			1-2 2-3 3-H HBP							2	0	0	0	0	1	3				
0 Dan Haren, R Julian Tavarez, L OBP: 0.416, SLG: 0.621			1-2 2-3 3-H HBP							0	0	0	0	0	0	0				
So Taguchi, R OBP: 0.309, SLG: 0.397		2-0 4 G6-4-3 HBP		1-2 1-3 2-H 3-H 2B		1-2 4 SH1-3 1B		1-2 G6-3	3	0	2	2	0	0	0	0				
4 Yadier Molina, R OBP: 0.340, SLG: 0.307		1-0 G6-4-3 1-2 2-3		0-0 SH1-3		2-1 G4-3				2	0	0	0	1	0	2				
Jason Marquis, L John Mabry, L OBP: 0.294, SLG: 0.420		1-1 P4		0-1 F7		0-0 G6-3		4-2 BB		3	0	0	0	0	0	5				
John Mabry, L OBP: 0.410, SLG: 0.528										0	0	0	0	1	0	0				
<b>Inning Stats</b>	R: 1 E: 0 K: 1 S: 13	H: 3 LOB: 1 BB: 0 P: 23	R: 0 E: 0 K: 0 S: 6	H: 0 LOB: 1 BB: 1 P: 14	R: 3 E: 1 K: 0 S: 12	H: 2 LOB: 3 BB: 3 P: 31	R: 2 E: 0 K: 1 S: 14	H: 3 LOB: 1 BB: 0 P: 22	R: 0 E: 0 K: 1 S: 9	H: 1 LOB: 1 BB: 0 P: 13	R: 0 E: 0 K: 2 S: 13	H: 2 LOB: 2 BB: 0 P: 18	R: 0 E: 0 K: 0 S: 14	H: 0 LOB: 1 BB: 1 P: 21	R: 0 E: 0 K: 0 S: 14	H: 1 LOB: 0 BB: 0 P: 18	1B: 8 2B: 5 3B: 0 HR: 0	SF: 0 SAC: 1 DP: 3 HBP: 2	WP: 0 PB: 0 SB: 1 CS: 0	PA: 40
<b>PITCHER</b>	IP WLS BF H R ER SO BB IBB HBP BLK WP HR S P ERA WHIP																			
Al Leiter, L ERA: 2.52	4.0 L 24 8 0 0 3 2 2 0 0 0 0 0 0 22 31 0.00 1.500																			
Mike DeJean, R ERA: 5.29	2.0 9 3 0 0 3 0 0 0 0 0 0 0 22 31 0.00 1.500																			
Pedro Feliciano, L ERA:	1.0 4 0 0 0 0 1 0 0 0 0 0 0 14 21 0.00 1.000																			
Braden Looper, R ERA: 2.02	1.0 3 1 0 0 0 0 0 0 0 0 0 0 14 18 0.00 1.000																			

**New York Mets @ St. Louis Cardinals**  
 Busch Stadium, St. Louis, MO  
 Sun Aug 08 2004, 1:15 PM CDT  
 Att: 43,578 - Sunny - 78 F

AB 33  
 R 2  
 H 7  
 RBI 2  
 BB 5  
 SO 8  
 LOB 16



**New York Mets @ St. Louis Cardinals**  
 Busch Stadium, St. Louis, MO  
 Sun Aug 08 2004, 1:15 PM CDT  
 Att: 43,578 - Sunny - 78 F

AB 32  
 R 6  
 H 12  
 RBI 6  
 BB 5  
 SO 5  
 LOB 20





Batter	1	2	3	4	5	6	7	8	9	AB	R	H	RBI	BB	SO	LOB	TOP											
<b>Craig Biggio, R</b> OBP: 0.356, SLG: 0.471 (1, 7)	F7		FC6-4 17 BB FC1-2 1B	P3			K			4	0	1	0	0	1	1	<b>Houston Astros @ New York Mets</b> Shea Stadium, Flushing, NY Tue Aug 10 2004, 7:10 PM EDT Att: 28,472 - Cloudy - 79 F											
<b>17 Lance Berkman, S</b> OBP: 0.462, SLG: 0.541 (1, 9)	HR		FC6-4 1-2 BB	G4-3			G3-6 BB			2	1	1	1	2	0	1												
<b>Carlos Beltrán, S</b> OBP: 0.350, SLG: 0.532 (1, 8)	G4-3		FC6-4 FC1-2 1-2 2-3		G1-3		G3-6			4	0	0	0	0	0	3												
<b>5 Jeff Bagwell, R</b> OBP: 0.382, SLG: 0.447 (1, 3)	F8		FC1-2 1-2 BB		G6-3			G6-3		3	0	0	0	1	0	0												
<b>Jeff Kent, R</b> OBP: 0.342, SLG: 0.484 (1, 4)		2-1 1B FC5-4 2B	FC1-2 1-2 2-3 3-H		G1-3			G6-3		4	1	1	0	0	0	3												
<b>Morgan Ensberg, R</b> OBP: 0.326, SLG: 0.394 <b>54 Brad Lidge, R</b> (8, 1)		1-0 FC5-4 1B	F8		G5-3			K		4	0	1	0	0	1	3												
<b>Jose Vizcaino, S</b> OBP: 0.317, SLG: 0.359 (8, 5)		FC5-4 FC5-4 G6-3 1-2 3-H		2B 1B				K		4	1	1	1	0	1	1												
<b>Brad Ausmus, R</b> OBP: 0.298, SLG: 0.324 (1, 2)		G6-3		1-H 2B				K		4	0	2	1	0	1	1												
<b>Pete Munro, R</b> OBP: 0.222, SLG: 0.125 <b>Orlando Palmeiro, L</b> OBP: 0.327, SLG: 0.358 (6, PH)		FC5-4		K				P3		2	0	0	0	0	1	2												
<b>Tim Redding, R</b> OBP: 0.148, SLG: 0.148 <b>Mike Gallo, L</b> (7, 1)		FC5-4		K				P6		1	0	0	0	0	0	0												
<b>4 Eric Bruntlett, R</b> OBP: 0.400, SLG: 0.533 (8, 6)		2-2								1	0	0	0	0	0	0												
<b>Inning Stats</b>	R: 1 E: 0 K: 0 S: 10	H: 1 LOB: 0 BB: 0 P: 15	R: 1 E: 0 K: 0 S: 9	H: 2 LOB: 1 BB: 0 P: 12	R: 0 E: 0 K: 0 S: 9	H: 1 LOB: 3 BB: 2 P: 22	R: 1 E: 0 K: 1 S: 9	H: 2 LOB: 1 BB: 0 P: 10	R: 0 E: 0 K: 0 S: 6	H: 0 LOB: 0 BB: 0 P: 12	R: 0 E: 0 K: 0 S: 9	H: 1 LOB: 1 BB: 0 P: 13	R: 0 E: 0 K: 1 S: 8	H: 0 LOB: 0 BB: 1 P: 15	R: 0 E: 0 K: 1 S: 6	H: 0 LOB: 0 BB: 0 P: 7	R: 0 E: 0 K: 2 S: 12	H: 0 LOB: 0 BB: 0 P: 17	1B: 4 2B: 2 3B: 0 HR: 1	SF: 0 SAC: 0 DP: 1 HBP: 0	WP: 0 PB: 0 SB: 1 CS: 0	PA: 36						
<b>PITCHER</b>	IP	WLS	BF	H	R	ER	SO	BB	IBB	HBP	BLK	WP	HR	S	P	ERA	WHIP											
<b>Steve Trachsel, R</b> ERA: 3.69 <b>Mike DeJean, R</b> ERA: 5.05	(1, 1)	7.0	W	30	7	3	3	2	3	0	0	0	0	1	60	99	3.86	1.429										
	(8, 1)	2.0		6	0	0	0	3	0	0	0	0	0	0	18	24	0.00	0.000										

AB	33
R	3
H	7
RBI	3
BB	3
SO	5
LOB	16



Batter	1	2	3	4	5	6	7	8	9	AB	R	H	RBI	BB	SO	LOB	BOTTOM											
<b>7 José Reyes, S</b> OBP: 0.272, SLG: 0.374 (1, 6)	G4-3		1B 2-3 1B		P2		1-H 3B			4	0	2	2	0	0	0	<b>Houston Astros @ New York Mets</b> Shea Stadium, Flushing, NY Tue Aug 10 2004, 7:10 PM EDT Att: 28,472 - Cloudy - 79 F											
<b>Eric Valent, L</b> OBP: 0.354, SLG: 0.476 (1, 3)	L3		1-3 3-H 1B		K		P3			4	0	1	1	0	1	1												
<b>Cliff Floyd, L</b> OBP: 0.345, SLG: 0.488 <b>Mike DeJean, R</b> (8, 1)	G6-3			2B 2B			G3			4	1	1	0	0	1	1												
<b>Richard Hidalgo, R</b> OBP: 0.316, SLG: 0.471 (1, 9)		F9		E 2B				K2-3		4	1	1	1	0	1	0												
<b>Mike Cameron, R</b> OBP: 0.337, SLG: 0.501 (1, 8)		F8		E8 5 1B 1B				K		4	1	1	1	0	2	0												
<b>5 David Wright, R</b> OBP: 0.276, SLG: 0.514 (1, 5)		K		G6-4-3 1B				F8		4	1	2	2	0	1	0												
<b>Jason Phillips, R</b> OBP: 0.297, SLG: 0.323 (1, 2)			G5-3	G6-4-3				1B 7 3B BB		2	1	0	0	1	0	1												
<b>Joe McEwing, R</b> OBP: 0.278, SLG: 0.312 (1, 4)			7 1B SH1-4 1B	G6-3				SH1-4		2	1	1	0	0	0	0												
<b>Steve Trachsel, R</b> OBP: 0.217, SLG: 0.222 <b>Gerald Williams, R</b> (7, PH)			SH1-4		G1-3			7 3B 1B		1	0	0	0	0	0	0												
<b>Mike Gallo, L</b> ERA: 4.82 <b>54 Brad Lidge, R</b> ERA: 2.13 (8, 1)										1	1	1	0	0	0	0												
<b>Inning Stats</b>	R: 0 E: 0 K: 0 S: 9	H: 0 LOB: 0 BB: 0 P: 14	R: 0 E: 0 K: 1 S: 7	H: 0 LOB: 0 BB: 0 P: 13	R: 1 E: 0 K: 0 S: 9	H: 3 LOB: 2 BB: 0 P: 13	R: 3 E: 1 K: 0 S: 15	H: 4 LOB: 0 BB: 0 P: 27	R: 0 E: 0 K: 1 S: 9	H: 0 LOB: 0 BB: 0 P: 13	R: 0 E: 0 K: 2 S: 9	H: 0 LOB: 0 BB: 0 P: 12	R: 3 E: 0 K: 0 S: 13	H: 3 LOB: 1 BB: 1 P: 21	R: 0 E: 0 K: 2 S: 10	H: 0 LOB: 0 BB: 0 P: 12	1B: 6 2B: 2 3B: 1 HR: 1	SF: 0 SAC: 2 DP: 1 HBP: 0	WP: 0 PB: 0 SB: 0 CS: 0	PA: 33								
<b>PITCHER</b>	IP	WLS	BF	H	R	ER	SO	BB	IBB	HBP	BLK	WP	HR	S	P	ERA	WHIP											
<b>Pete Munro, R</b> ERA: 4.21 <b>Tim Redding, R</b> ERA: 5.73 <b>Mike Gallo, L</b> ERA: 4.82 <b>54 Brad Lidge, R</b> ERA: 2.13	(1, 1)	5.0	L	20	7	4	3	2	0	0	0	0	0	1	17	25	20.25	3.000										
	(6, 1)	1.1		8	3	3	3	2	1	0	0	0	0	0	5	8	0.00	0.000										
	(7, 1)	0.2		2	0	0	0	0	0	0	0	0	0	0	10	12	0.00	0.000										
	(8, 1)	1.0		3	0	0	0	2	0	0	0	0	0	0	10	12	0.00	0.000										





Batter	1	2	3	4	5	6	7	8	9	10	AB	R	H	RBI	BB	SO	LOB	TOP			
Craig Biggio, R David Weathers, R Dan Miceli, R 16 Jason Lane, R 54 Brad Lidge, R 4 Eric Brantley, R	0-2 1B	3-1 FC5-4		2-2 FC5-4			0-1 SH1-4	1-1 FC5-4			3	0	1	0	0	0	2				
Carlos Beltrán, S OBP: 0.352, SLG: 0.531	3-3 K		4-1 BB				4-0 IBB		0-0 1B		3	1	1	0	2	2	1				
5 Jeff Bagwell, R OBP: 0.380, SLG: 0.444	2-0 F8		0-0 F8				0-1 1B		0-0 G5-4-3		5	0	1	1	0	0	3				
17 Lance Berkman, S OBP: 0.459, SLG: 0.537	2-2 F9		0-0 F7				0-0 SF8		4-2 BB		3	0	0	1	1	0	2				
Jeff Kent, R OBP: 0.341, SLG: 0.480		2-2 G6-3		1-2 1B			0-2 F9		2-3 K		5	0	1	0	0	1	2				
Morgan Enberg, R OBP: 0.350, SLG: 0.398		1-0 2B		0-2 F8			1-2 P3		2-1 SH2-3		5	2	3	0	0	0	2				
Jose Vizcaino, S OBP: 0.321, SLG: 0.367	1-2 G4-3			2-1 F7			1-2 1B		0-0 SH2-3		4	1	2	1	0	0	1				
Raul Chavez, R OBP: 0.229, SLG: 0.231 Mike Lamb, L OBP: 0.355, SLG: 0.536 Brad Ausmus, R OBP: 0.300, SLG: 0.327	0-0 G4-3			0-0 G4-3			0-0 G4-3		3-3 K		3	0	0	0	0	0	2				
44 Roy Oswalt, R OBP: 0.185, SLG: 0.176 Chad Harville, R Orlando Palmeiro, L OBP: 0.336, SLG: 0.365 Kirk Bullinger, R	2-1 FC5-4			1-1 FC5-4			4-2 SH1-4		4-0 FC5-4		2	0	2	1	0	0	0				
<b>Inning Stats</b>	R: 0 E: 0 K: 1 S: 11	H: 1 LOB: 1 BB: 0 P: 18	R: 2 E: 0 K: 0 S: 13	H: 3 LOB: 1 BB: 0 P: 22	R: 0 E: 0 K: 2 S: 10	H: 1 LOB: 1 BB: 1 P: 15	R: 0 E: 0 K: 1 S: 6	H: 0 LOB: 0 BB: 0 P: 8	R: 0 E: 0 K: 1 S: 10	H: 1 LOB: 1 BB: 0 P: 12	R: 2 E: 0 K: 1 S: 12	H: 1 LOB: 1 BB: 2 P: 22	R: 0 E: 0 K: 1 S: 8	H: 1 LOB: 1 BB: 1 P: 18	R: 0 E: 0 K: 0 S: 6	H: 1 LOB: 1 BB: 1 P: 11	R: 1 E: 0 K: 0 S: 8	H: 2 LOB: 0 BB: 0 P: 11	1B: 11 2B: 1 3B: 0 HR: 0	SF: 1 SAC: 2 DP: 1 HBP: 0	WP: 0 PA: 45 PB: 1 SB: 4 CS: 0
<b>PITCHER</b>	IP WLS BF H R ER SO BB IBB HBP BLK WP HR S P ERA WHIP	6.0 7 26 7 2 2 2 1 1 0 0 0 0 58 88 3.00 1.333	1.0 6 1 2 2 1 1 1 0 0 0 0 0 12 22 18.00 2.000	1.0 5 1 0 0 1 0 1 0 0 0 0 0 8 18 0.00 1.000	2.0 8 3 1 1 0 1 0 0 0 0 0 0 14 22 4.50 2.000																

Houston Astros @ New York Mets  
Shea Stadium, Flushing, NY  
Wed Aug 11 2004, 7:10 PM EDT  
Att: 32,060 - Unknown - 72 F

AB	37
R	5
H	12
RBI	5
BB	5
SO	4
LOB	18



Batter	1	2	3	4	5	6	7	8	9	10	AB	R	H	RBI	BB	SO	LOB	BOTTOM		
Eric Valent, L OBP: 0.356, SLG: 0.471	3-3 K		2-1 G3		4-2 F6		1-1 F9	2-1 P4			4	1	1	0	1	1	0			
Danny Garcia, R OBP: 0.381, SLG: 0.349	3-2 L4		1-3 K		0-0 SH3-4		1-1 F9		0-2 1B		4	0	1	0	0	1	3			
Cliff Floyd, L OBP: 0.347, SLG: 0.486 Gerald Williams, R OBP: 0.357, SLG: 0.520	1-0 F8			4-2 F8		2-0 F6	4-2 WP		1-2 F8		1	1	0	0	1	0	0			
Richard Hidalgo, R OBP: 0.320, SLG: 0.470		1-0 FC1-6		4-1 WP		0-1 F6	4-2 5		3-3 K		3	1	1	0	2	1	3			
Mike Cameron, R OBP: 0.335, SLG: 0.496		4-1 FC1-6		0-0 F8		3-2 L7	1-3 K		2-3 K		4	0	0	0	1	2	8			
5 David Wright, R OBP: 0.299, SLG: 0.514		1-0 FC1-6		2-1 WP		1-2 G5-3	4-2 K		1-2 BB		4	0	2	1	1	0	2			
Vance Wilson, R OBP: 0.354, SLG: 0.451		2-1 SF8		1-3 K		0-3 K	1-2 P4		0-1 SH1-4		3	0	0	1	0	2	5			
Joe McEwing, R OBP: 0.275, SLG: 0.301		1-3 K		4-0 IBB		2-1 F7		0-2 F9		1-0 G4-3	4	0	0	0	1	1	2			
Matt Ginter, R Ricky Bottalico, L 7 Jose Reyes, S Steve Trachsel, R Mike DeJean, R Todd Zola, R Brad Lidge, R Jason Phillips, R	3-3 K		2-3 K		2-2 P4		3-2 WP	3-3 K		1-1 F8	2	0	0	0	0	1	3			
<b>Inning Stats</b>	R: 0 E: 0 K: 1 S: 9	H: 0 LOB: 0 BB: 0 P: 16	R: 1 E: 0 K: 1 S: 10	H: 1 LOB: 1 BB: 1 P: 19	R: 0 E: 0 K: 2 S: 8	H: 0 LOB: 3 BB: 3 P: 34	R: 0 E: 0 K: 1 S: 9	H: 0 LOB: 0 BB: 0 P: 12	R: 0 E: 0 K: 1 S: 19	H: 2 LOB: 3 BB: 3 P: 38	R: 0 E: 0 K: 1 S: 10	H: 0 LOB: 0 BB: 0 P: 15	R: 0 E: 0 K: 2 S: 14	H: 1 LOB: 1 BB: 0 P: 20	R: 0 E: 0 K: 0 S: 8	H: 1 LOB: 1 BB: 0 P: 13	1B: 5 2B: 1 3B: 0 HR: 0	SF: 1 SAC: 2 DP: 0 HBP: 1	WP: 4 PA: 45 PB: 0 SB: 2 CS: 0	
<b>PITCHER</b>	IP WLS BF H R ER SO BB IBB HBP BLK WP HR S P ERA WHIP	5.0 3 23 2 2 2 5 4 1 1 1 0 54 101 3.60 1.200	1.0 3 0 0 0 1 0 0 0 0 0 0 0 7 12 54.00 6.000	0.1 H 3 2 2 2 0 0 0 0 0 0 0 1 12 26 0.00 4.500	2.0 W 7 1 0 0 3 0 0 0 0 0 0 24 35 0.00 0.500															

Houston Astros @ New York Mets  
Shea Stadium, Flushing, NY  
Wed Aug 11 2004, 7:10 PM EDT  
Att: 32,060 - Unknown - 72 F

AB	33
R	4
H	6
RBI	2
BB	8
SO	10
LOB	28

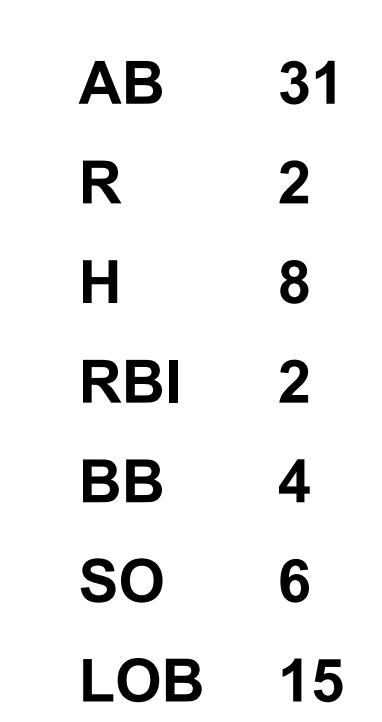




Batter	1	2	3	4	5	6	7	8	9	AB	R	H	RBI	BB	SO	LOB	TOP					
Orlando Palmeiro, L OBP: 0.342, SLG: 0.357	L4			G3		17 1B BB BB		BB BB		2	0	0	0	2	0	0	<b>Houston Astros @ New York Mets</b> Shea Stadium, Flushing, NY Thu Aug 12 2004, 12:10 PM EDT Att: 26,419 - Unknown - 77 F					
Carlos Beltrán, S OBP: 0.354, SLG: 0.528	F7			K		17 1B BB		BB BB		2	0	0	0	2	1	0						
17 Lance Berkman, S OBP: 0.457, SLG: 0.534	K			K				K		4	0	1	1	0	3	2						
Mike Lamb, L OBP: 0.356, SLG: 0.522		F8			G4-3	G4-3		G4-3		4	0	0	0	0	0	3						
Morgan Ensberg, R OBP: 0.329, SLG: 0.394		G6-3			G5-3		K	FC6-4 BB		3	0	0	0	1	1	0						
Jose Vizcaino, S OBP: 0.319, SLG: 0.365		G6-3			4 CS 1B		G4-3	FC6-4 1-2f		4	0	1	0	0	0	1						
4 Eric Bruntlett, R OBP: 0.348, SLG: 0.444 5 Jeff Bagwell, R OBP: 0.380, SLG: 0.442			G6-3		CS 1-2	E1 SH2-3 17 1B S	F8	F7		3	1	0	0	0	0	0						
Brad Ausmus, R OBP: 0.298, SLG: 0.323			P4			K		K		3	0	0	0	0	2	1						
Andy Pettitte, L OBP: 0.269, SLG: 0.217 David Weathers, R OBP: 0.355, SLG: 0.469 Chad Harville, R OBP: 0.319, SLG: 0.365			G6-3			SH2-3		K		1	0	0	0	0	0	0						
<b>Inning Stats</b>	R: 0 E: 0 K: 1 S: 12	H: 0 LOB: 0 BB: 0 P: 18	R: 0 E: 0 K: 0 S: 6	H: 0 LOB: 0 BB: 0 P: 9	R: 0 E: 0 K: 0 S: 8	H: 0 LOB: 0 BB: 0 P: 12	R: 0 E: 0 K: 2 S: 9	H: 0 LOB: 0 BB: 0 P: 12	R: 0 E: 0 K: 0 S: 6	H: 1 LOB: 0 BB: 0 P: 10	R: 1 E: 1 K: 1 S: 13	H: 1 LOB: 3 BB: 2 P: 26	R: 0 E: 0 K: 1 S: 5	H: 0 LOB: 0 BB: 0 P: 7	R: 0 E: 0 K: 3 S: 13	H: 0 LOB: 2 BB: 2 P: 27		R: 0 E: 0 K: 0 S: 12	H: 0 LOB: 1 BB: 1 P: 20	1B: 2 2B: 0 3B: 0 HR: 0	SF: 0 SAC: 1 DP: 0 HBP: 0	WP: 0 PB: 0 SB: 1 CS: 1
<b>PITCHER</b>	IP	WLS	BF	H	R	ER	SO	BB	IBB	HBP	BLK	WP	HR	S	P	ERA	WHIP					
Victor Zambrano, R ERA: 4.3	7.0	W	25	2	1	0	5	2	0	0	0	0	0	59	94	0.00	0.571					
Ricky Bottalico, R ERA: 3.47	0.2	H	3	0	0	0	2	1	0	0	0	0	0	9	19	0.00	1.500					
Mike Stanton, L ERA: 3.86	0.1	H	2	0	0	0	1	1	0	0	0	0	0	4	8	0.00	3.000					
Braden Looper, R ERA: 2.07	1.0	S	4	0	0	0	0	1	0	0	0	0	0	12	20	0.00	1.000					

Batter	1	2	3	4	5	6	7	8	9	AB	R	H	RBI	BB	SO	LOB	BOTTOM					
Gerald Williams, R OBP: 0.344, SLG: 0.464	K			CS BB		K		G6-3		3	0	0	0	1	2	1	<b>Houston Astros @ New York Mets</b> Shea Stadium, Flushing, NY Thu Aug 12 2004, 12:10 PM EDT Att: 26,419 - Unknown - 77 F					
Joe McEwing, R OBP: 0.274, SLG: 0.299	K2-3			1 SAFE BB	K		F9	1B		4	0	1	1	0	2	1						
Todd Zeile, R OBP: 0.326, SLG: 0.358	G4-3			1 SAFE BB	FC5-4 BB		L9	K		3	0	0	0	1	1	1						
Richard Hidalgo, R OBP: 0.322, SLG: 0.470		2B 1B		1-2f	FC5-4		5 1B WP 1B	F9		4	1	2	0	0	0	1						
Mike Cameron, R OBP: 0.336, SLG: 0.497		5 G4-3 1-H 2B			G4-3		FC5 5 1B BB	F8		3	0	1	1	1	0	0						
5 David Wright, R OBP: 0.305, SLG: 0.513			G4-3		G5-3		1-2 2-3 1B	1B		4	0	2	0	0	0	1						
Jason Phillips, R OBP: 0.297, SLG: 0.320 Cliff Floyd, L OBP: 0.346, SLG: 0.485 Vance Wilson, R OBP: 0.359, SLG: 0.456					P4		FC5 2-3f	1B		1	0	0	0	1	0	0						
Danny Garcia, R OBP: 0.376, SLG: 0.356			P3		P6		G6-3 1B 2B	L4		4	1	1	0	0	0	4						
Victor Zambrano, S OBP: 0.182, SLG: 0.273 Eric Valent, L OBP: 0.354, SLG: 0.469 Ricky Bottalico, L OBP: 0.354, SLG: 0.469 Mike Stanton, L OBP: 0.500, SLG: 0.500 Braden Looper, R OBP: 0.319, SLG: 0.365			K		G3		F9			2	0	0	0	0	1	2						
<b>Inning Stats</b>	R: 0 E: 0 K: 2 S: 10	H: 2 LOB: 2 BB: 1 P: 14	R: 1 E: 0 K: 1 S: 11	H: 2 LOB: 2 BB: 1 P: 17	R: 0 E: 0 K: 1 S: 6	H: 0 LOB: 1 BB: 2 P: 17	R: 0 E: 0 K: 0 S: 7	H: 0 LOB: 0 BB: 0 P: 13	R: 0 E: 0 K: 0 S: 15	H: 2 LOB: 3 BB: 1 P: 27	R: 1 E: 0 K: 1 S: 10	H: 2 LOB: 1 BB: 0 P: 13	R: 0 E: 0 K: 0 S: 9	H: 2 LOB: 2 BB: 0 P: 14	1B: 6 2B: 2 3B: 0 HR: 0	SF: 0 SAC: 0 DP: 0 HBP: 0		WP: 1 PB: 0 SB: 0 CS: 1	PA: 35			
<b>PITCHER</b>	IP	WLS	BF	H	R	ER	SO	BB	IBB	HBP	BLK	WP	HR	S	P	ERA	WHIP					
Andy Pettitte, L ERA: 3.9	5.2	L	24	4	1	1	5	4	0	0	0	0	0	55	95	1.59	1.412					
David Weathers, R ERA: 4.65	1.1	L	6	2	1	1	1	0	0	0	0	0	0	11	15	6.75	1.500					
Chad Harville, R ERA: 5.4	1.0		5	2	0	0	0	0	0	0	0	0	0	9	14	0.00	2.000					

AB	28
R	1
H	2
RBI	1
BB	5
SO	8
LOB	8





Batter	1	2	3	4	5	6	7	8	9	AB	R	H	RBI	BB	SO	LOB	TOP								
Quinton McCracken, S OBP: 0.329, SLG: 0.413	G4-3		F7		F9		K			4	0	0	0	0	1	1									
Alex Cintron, S OBP: 0.291, SLG: 0.367	P5		G6-3			2B	1B	HR		4	2	2	2	0	0	0									
Danny Bautista, R OBP: 0.357, SLG: 0.448			G3			G3-1	HR	2B	F8	4	1	2	1	0	0	0									
Chad Tracy, L OBP: 0.340, SLG: 0.407	F9			K		G3-1			K	4	0	0	0	0	2	2									
Carlos Baerga, S OBP: 0.300, SLG: 0.333		FC6-4	1B	G3-1		HR		G5-3		4	1	2	2	0	0	0									
Luis Torrero, R OBP: 0.371, SLG: 0.406		FC6-4	1-2	L9		K		K		4	0	0	0	0	2	1									
Scott Hairston, R OBP: 0.293, SLG: 0.453						HR			G6-3	3	1	1	1	0	1	1	AB 34								
Steve Sparks, R OBP: 0.103, SLG: 0.103										0	0	0	0	0	0	0	R 6								
Greg Aquino, R										0	0	0	0	0	0	0	H 8								
Tim Olson, R OBP: 0.312, SLG: 0.333										1	0	0	0	0	0	0	RBI 6								
Koyie Hill, S OBP: 0.258, SLG: 0.241										3	0	1	0	1	2	0	BB 2								
Casey Fossum, L										1	0	0	0	0	0	2	SO 8								
Elmer Dessens, R OBP: 0.286, SLG: 0.278										1	0	0	0	0	0	1	LOB 8								
Andy Green, R OBP: 0.297, SLG: 0.371										1	1	0	0	1	0	0									
<b>Inning Stats</b>	R: 0 E: 0 K: 0 S: 9	H: 1 LOB: 1 BB: 0 P: 12	R: 0 E: 1 K: 1 S: 12	H: 1 LOB: 2 BB: 1 P: 21	R: 0 E: 0 K: 0 S: 6	H: 0 LOB: 0 BB: 0 P: 7	R: 0 E: 0 K: 1 S: 6	H: 0 LOB: 0 BB: 0 P: 7	R: 1 E: 0 K: 0 S: 11	H: 2 LOB: 0 BB: 0 P: 16	R: 3 E: 0 K: 1 S: 15	H: 3 LOB: 0 BB: 0 P: 21	R: 2 E: 0 K: 2 S: 13	H: 1 LOB: 0 BB: 1 P: 17	R: 0 E: 0 K: 2 S: 8	H: 0 LOB: 0 BB: 0 P: 10	R: 0 E: 0 K: 1 S: 6	H: 0 LOB: 0 BB: 0 P: 8	1B: 4 2B: 1 3B: 0 HR: 3	SF: 0 SAC: 0 DP: 1 HBP: 0	WP: 0 PB: 0 SB: 0 CS: 0	PA: 36			
<b>PITCHER</b>	IP	WLS	BF	H	R	ER	SO	BB	IBB	HBP	BLK	WP	HR	S	P	ERA	WHIP								
Kris Benson, R ERA: 4.52	7.0	W	30	8	6	6	5	1	1	0	0	0	3	72	101	7.71	1.286								
Mike Stanton, L ERA: 3.79	1.0		3	0	0	0	2	0	0	0	0	0	0	8	10	0.00	0.000								
Mike DeJean, R ERA: 4.88	1.0		3	0	0	0	1	0	0	0	0	0	0	6	8	0.00	0.000								

Arizona Diamondbacks @ New York Mets  
Shea Stadium, Flushing, NY

AB 34  
R 6  
H 8  
RBI 6  
BB 2  
SO 8  
LOB 8



livebaseballscorecards.com

Fri Aug 13 2004, 7:10 PM EDT  
Att: 22,124 - Unknown - 73 F

Batter	1	2	3	4	5	6	7	8	9	AB	R	H	RBI	BB	SO	LOB	BOTTOM								
Danny Garcia, R OBP: 0.377, SLG: 0.391	K		2B		F8		F9			5	1	2	4	0	1	2									
Todd Zeile, R OBP: 0.327, SLG: 0.367	2B		1B		K		K			5	0	2	2	0	2	2									
Cliff Floyd, L OBP: 0.347, SLG: 0.486	F8		F7							5	1	2	0	0	0	3									
Gerald Williams, R OBP: 0.344, SLG: 0.464			G4-3			HR	1B		WP	0	0	0	0	0	0	0									
Richard Hidalgo, R OBP: 0.325, SLG: 0.477			HR			K		L6		3	1	1	1	2	1	2									
Mike Cameron, R OBP: 0.337, SLG: 0.503	P4		1B		FC4-6		HR	G6-3		4	1	1	2	1	0	4									
David Wright, R OBP: 0.302, SLG: 0.494		L7	1B		F9		F8		K	5	1	1	0	0	1	3									
Jason Phillips, R OBP: 0.297, SLG: 0.317		2B	1B		FC6-4		F9			3	2	0	0	1	0	3	AB 34								
Joe McEwing, R OBP: 0.289, SLG: 0.317		HR	1B					G6-3		3	2	2	0	1	0	0	R 10								
Kris Benson, R OBP: 0.200, SLG: 0.163			1B							1	1	0	1	1	0	2	H 11								
Eric Valenti, L OBP: 0.357, SLG: 0.469			2B							0	0	0	0	1	0	0	RBI 10								
Mike Stanton, L OBP: 0.500, SLG: 0.500			1B							0	0	0	0	0	0	0	BB 7								
Mike DeJean, R			2B							0	0	0	0	0	0	0	SO 5								
<b>Inning Stats</b>	R: 0 E: 0 K: 1 S: 17	H: 1 LOB: 2 BB: 1 P: 28	R: 3 E: 0 K: 0 S: 14	H: 2 LOB: 1 BB: 1 P: 25	R: 5 E: 0 K: 0 S: 15	H: 4 LOB: 2 BB: 3 P: 34	R: 0 E: 0 K: 0 S: 8	H: 0 LOB: 1 BB: 1 P: 16	R: 0 E: 0 K: 1 S: 11	H: 1 LOB: 1 BB: 0 P: 16	R: 2 E: 0 K: 1 S: 14	H: 2 LOB: 0 BB: 0 P: 21	R: 0 E: 0 K: 1 S: 10	H: 0 LOB: 1 BB: 1 P: 15	R: 0 E: 0 K: 1 S: 10	H: 1 LOB: 2 BB: 0 P: 16	1B: 4 2B: 4 3B: 0 HR: 3	SF: 0 SAC: 1 DP: 0 HBP: 0	WP: 1 PB: 0 SB: 2 CS: 0	PA: 42					
<b>PITCHER</b>	IP	WLS	BF	H	R	ER	SO	BB	IBB	HBP	BLK	WP	HR	S	P	ERA	WHIP								
Casey Fossum, L ERA: 7.64	2.2	L	18	8	8	8	1	4	1	0	0	0	0	26	40	0.00	1.714								
Elmer Dessens, R ERA: 4.64	2.1		11	3	0	0	1	1	0	0	0	0	1	24	36	9.00	1.500								
Steve Sparks, R ERA: 6.18	2.0		9	2	2	2	2	1	0	0	0	0	1	24	36	9.00	1.500								
Greg Aquino, R ERA: 3.38	1.0		4	1	0	0	1	0	0	0	0	1	0	10	16	0.00	1.000								

Arizona Diamondbacks @ New York Mets  
Shea Stadium, Flushing, NY

AB 34  
R 10  
H 11  
RBI 10  
BB 7  
SO 5  
LOB 21



livebaseballscorecards.com

Fri Aug 13 2004, 7:10 PM EDT  
Att: 22,124 - Unknown - 73 F



Batter	1	2	3	4	5	6	7	8	9	AB	R	H	RBI	BB	SO	LOB	TOP			
<b>Andy Green, R</b> (1, 5) <small>OBP: 0.288, SLG: 0.333</small> <b>Carlos Baerga, S</b> (9, PH) <small>OBP: 0.296, SLG: 0.328</small>	B1-3		FC5-4		G3		F8		G4-3	4	0	0	0	0	0	3	<b>Arizona Diamondbacks @ New York Mets</b> Shea Stadium, Flushing, NY Sat Aug 14 2004, 7:10 PM EDT Att: 37,599 - Unknown - 74 F <a href="http://livebaseballscorecards.com">livebaseballscorecards.com</a>			
<b>Alex Cintron, S</b> (1, 6) <small>OBP: 0.293, SLG: 0.367</small>	G1-6-3		G6-4-3			P3	1B			3	0	1	0	1	0	1				
<b>Danny Bautista, R</b> (1, 9) <small>OBP: 0.358, SLG: 0.447</small>	G1-6-3			G6-3		1B	BB			3	0	1	1	1	0	1				
<b>Shea Hillenbrand, R</b> (1, 3) <small>OBP: 0.344, SLG: 0.461</small> <b>Mike Koplove, R</b> (7, 1)		HR		G6-3		P5	F7			4	1	1	0	0	0	3				
<b>Luis Terrero, R</b> (1, 8) <small>OBP: 0.378, SLG: 0.403</small>	P4					1B		G6-3		3	0	1	0	1	0	1				
<b>Scott Hairston, R</b> (1, 4) <small>OBP: 0.300, SLG: 0.471</small>				K		BB				4	1	3	2	0	1	1				
<b>Tim Olson, R</b> (1, 7) <small>OBP: 0.301, SLG: 0.320</small>	G6-3				G4-1	G3-1		G4-3		4	0	0	0	0	0	4				
<b>Juan Brito, R</b> (1, 2) <small>OBP: 0.214, SLG: 0.248</small> <b>Koyie Hill, S</b> (9, PH) <small>OBP: 0.250, SLG: 0.233</small>	G6-3				G3		G3		G3	3	0	0	0	0	0	0				
<b>31 Edgar Gonzalez, R</b> (1, 1) <small>OBP: 0.333, SLG: 0.333</small> <b>Mike Fetters, R</b> (6, 1) <small>OBP: 0.333, SLG: 0.416</small> <b>Quinton McCracken, S</b> (7, PH) <small>OBP: 0.339, SLG: 0.406</small> <b>Chad Tracy, L</b> (7, 3) <small>OBP: 0.339, SLG: 0.406</small>			FC5-4				1B		G6-3	2	0	2	0	0	0	0				
<b>Inning Stats</b>	R: 0 E: 0 K: 0 S: 12	H: 0 LOB: 0 BB: 1 P: 20	R: 2 E: 0 K: 0 S: 9	H: 2 LOB: 0 BB: 0 P: 13	R: 0 E: 0 K: 0 S: 6	H: 1 LOB: 1 BB: 0 P: 13	R: 0 E: 0 K: 1 S: 7	H: 1 LOB: 1 BB: 0 P: 14	R: 0 E: 0 K: 0 S: 11	H: 1 LOB: 3 BB: 2 P: 18	R: 1 E: 0 K: 0 S: 11	H: 3 LOB: 2 BB: 0 P: 15	R: 0 E: 0 K: 0 S: 8	H: 1 LOB: 0 BB: 0 P: 11	R: 0 E: 0 K: 0 S: 4	H: 0 LOB: 0 BB: 0 P: 7		1B: 9 2B: 0 3B: 0 HR: 1	SF: 0 SAC: 0 DP: 3 HBP: 0	WP: 0 PB: 0 SB: 0 CS: 0
<b>PITCHER</b>	IP WLS BF H R ER SO BB IBB HBP BLK WP HR S P ERA WHIP																			
<b>Al Leiter, L</b> (1, 1) <small>ERA: 2.6</small> <b>Ricky Bottalico, R</b> (7, 1) <small>ERA: 3.39</small> <b>Braden Loooper, R</b> (9, 1) <small>ERA: 2.03</small>	6.2 W 30 9 3 3 1 3 0 0 0 0 1 64 115 4.05 1.800																			
<b>Batter</b>	<b>1</b>	<b>2</b>	<b>3</b>	<b>4</b>	<b>5</b>	<b>6</b>	<b>7</b>	<b>8</b>	<b>9</b>	<b>AB</b>	<b>R</b>	<b>H</b>	<b>RBI</b>	<b>BB</b>	<b>SO</b>	<b>LOB</b>	<b>BOTTOM</b>			
<b>Eric Valent, L</b> (1, 3) <small>OBP: 0.353, SLG: 0.467</small> <b>Braden Loooper, R</b> (9, 1)	SH1-4		G4-3	G6-4-3		K		F7		5	1	1	0	0	1	4	<b>Arizona Diamondbacks @ New York Mets</b> Shea Stadium, Flushing, NY Sat Aug 14 2004, 7:10 PM EDT Att: 37,599 - Unknown - 74 F <a href="http://livebaseballscorecards.com">livebaseballscorecards.com</a>			
<b>Joe McEwing, R</b> (1, 4) <small>OBP: 0.282, SLG: 0.309</small>	SH1-4		E5		K	G3				3	1	0	0	0	1	2				
<b>Cliff Floyd, L</b> (1, 7) <small>OBP: 0.349, SLG: 0.497</small>			HR		F8		G1-3			4	1	2	3	0	0	0				
<b>Richard Hidalgo, R</b> (1, 9) <small>OBP: 0.326, SLG: 0.477</small>	L7		F8				G1-3			4	0	2	0	0	0	1				
<b>Mike Cameron, R</b> (1, 8) <small>OBP: 0.339, SLG: 0.501</small>	F8		F8		K		5 WP 5 S			3	0	1	0	1	1	2				
<b>5 David Wright, R</b> (1, 5) <small>OBP: 0.311, SLG: 0.482</small>	L6		F7			3B	HBP	BB		2	1	0	0	1	0	3				
<b>Vance Wilson, R</b> (1, 2) <small>OBP: 0.356, SLG: 0.466</small>		K2-3		G6-3		1H	3B	G4-3		4	0	1	1	0	1	2				
<b>Wilson Delgado, S</b> (1, 6) <small>OBP: 0.250, SLG: 0.250</small>	F8			SH		G5-3		K		4	0	1	0	0	1	1				
<b>Al Leiter, L</b> (1, 1) <small>OBP: 0.146, SLG: 0.128</small> <b>Ricky Bottalico, L</b> (7, 1) <small>ERA: 7.2</small> <b>Todd Zeile, R</b> (6, PH) <small>OBP: 0.326, SLG: 0.365</small> <small>ERA: 4.45</small>	F8			SH				F8		1	0	0	0	1	0	0				
<b>Inning Stats</b>	R: 1 E: 0 K: 0 S: 11	H: 3 LOB: 2 BB: 0 P: 15	R: 0 E: 0 K: 1 S: 12	H: 0 LOB: 0 BB: 0 P: 18	R: 2 E: 1 K: 0 S: 14	H: 2 LOB: 1 BB: 0 P: 21	R: 0 E: 1 K: 0 S: 8	H: 1 LOB: 1 BB: 0 P: 11	R: 0 E: 0 K: 2 S: 12	H: 1 LOB: 1 BB: 1 P: 19	R: 1 E: 0 K: 0 S: 13	H: 1 LOB: 2 BB: 1 P: 22	R: 0 E: 0 K: 0 S: 10	H: 0 LOB: 2 BB: 2 P: 21	R: 0 E: 0 K: 1 S: 6	H: 0 LOB: 0 BB: 0 P: 8		1B: 5 2B: 1 3B: 1 HR: 1	SF: 0 SAC: 2 DP: 1 HBP: 1	WP: 1 PB: 0 SB: 1 CS: 0
<b>PITCHER</b>	IP WLS BF H R ER SO BB IBB HBP BLK WP HR S P ERA WHIP																			
<b>31 Edgar Gonzalez, R</b> (1, 1) <small>ERA: 9.96</small> <b>Mike Fetters, R</b> (6, 1) <small>ERA: 7.2</small> <b>Mike Koplove, R</b> (7, 1) <small>ERA: 4.45</small>	5.1 L 27 8 4 3 3 1 0 0 0 0 0 0 7 8 5.06 1.688																			



Batter	1	2	3	4	5	6	7	8	9	AB	R	H	RBI	BB	SO	LOB	TOP					
Quinton McCracken, S OBP: 0.328, SLG: 0.409	F8		F8		G1-3				F7	5	1	1	0	0	0	2						
Alex Cintron, S OBP: 0.295, SLG: 0.367	G5-3		K			FC3-6 1B HBP	1B			3	1	1	0	0	1	2						
Scott Hairston, R OBP: 0.300, SLG: 0.467	L4			P6						4	0	1	1	0	1	1						
Shea Hillenbrand, R OBP: 0.346, SLG: 0.462		G3-6-1 1B		G3		FC3-6 1B		G6-3		4	0	2	0	0	0	2						
Chad Tracy, L OBP: 0.339, SLG: 0.404	G3-6-1			HBP 1B		FC3-6 1B			K	4	0	1	0	0	1	3						
Luis Torroja, R OBP: 0.397, SLG: 0.429		CS 2B			HBP				K	3	0	2	1	0	1	0						
Doug DeVore, L OBP: 0.217, SLG: 0.263	CS		1B	P6		G3			L4	4	0	1	0	0	0	4						
Juan Brito, R OBP: 0.215, SLG: 0.248			1B						G6-3	4	0	1	0	0	2	0						
Randy Johnson, R OBP: 0.150, SLG: 0.155			K							4	0	0	0	0	1	2						
Greg Aquino, R (9, 1)			K		G6-3		G6-3		G2	0	0	0	0	0	0	0						
<b>Inning Stats</b>	R: 0 E: 0 K: 0 S: 5	H: 0 LOB: 0 BB: 0 P: 7	R: 0 E: 0 K: 0 S: 6	H: 2 LOB: 0 BB: 0 P: 12	R: 0 E: 0 K: 2 S: 13	H: 2 LOB: 2 BB: 0 P: 17	R: 0 E: 0 K: 0 S: 11	H: 1 LOB: 2 BB: 0 P: 19	R: 0 E: 0 K: 1 S: 7	H: 0 LOB: 0 BB: 0 P: 10	R: 1 E: 0 K: 1 S: 20	H: 2 LOB: 2 BB: 0 P: 29	R: 1 E: 0 K: 1 S: 12	H: 3 LOB: 2 BB: 0 P: 20	R: 0 E: 0 K: 2 S: 9	H: 0 LOB: 0 BB: 0 P: 11	R: 0 E: 0 K: 0 S: 8	H: 0 LOB: 0 BB: 0 P: 10	1B: 9 2B: 1 3B: 0 HR: 0	SF: 0 SAC: 0 DP: 1 HBP: 2	WP: 0 PB: 0 SB: 0 CS: 1	PA: 38
<b>PITCHER</b>	IP	WLS	BF	H	R	ER	SO	BB	IBB	HBP	BLK	WP	HR	S	P	ERA	WHIP					
Steve Trachsel, R ERA: 3.65	6.2	L	29	9	2	2	5	0	0	2	0	0	0	71	107	2.70	1.350					
Mike DeJean, R ERA: 4.75	1.1		5	1	0	0	2	0	0	0	0	0	0	12	18	0.00	0.750					
Braden Looper, R ERA: 2.0	1.0		3	0	0	0	0	0	0	0	0	0	0	8	10	0.00	0.000					

Arizona Diamondbacks @ New York Mets  
Shea Stadium, Flushing, NY  
Sun Aug 15 2004, 1:10 PM EDT  
Att: 36,590 - Cloudy - 72 F

AB	35
R	2
H	10
RBI	2
BB	0
SO	7
LOB	16



Batter	1	2	3	4	5	6	7	8	9	AB	R	H	RBI	BB	SO	LOB	BOTTOM					
Gerald Williams, R OBP: 0.306, SLG: 0.406	P4			K		K		F9		4	0	0	0	0	2	1						
Joe Mauer, R OBP: 0.281, SLG: 0.307	F9			1B		K			K	4	0	1	0	0	2	0						
Todd Zeile, R OBP: 0.325, SLG: 0.364	F7			P3		K			FC5-4 1B	4	0	1	0	0	1	1						
Richard Hidalgo, R OBP: 0.323, SLG: 0.472			K	K					FC5-4	4	0	0	0	0	3	2						
Mike Cameron, R OBP: 0.338, SLG: 0.501			K						K	4	0	1	0	0	3	1						
David Wright, R OBP: 0.301, SLG: 0.466			G6-3						K	3	0	0	0	0	1	1						
Jason Phillips, R OBP: 0.297, SLG: 0.317				K					K	3	0	1	0	0	2	0						
Danny Garcia, R OBP: 0.376, SLG: 0.383			G5-3						G5-3	2	0	0	0	1	0	0						
Steve Trachsel, R OBP: 0.208, SLG: 0.213			K						K	2	0	0	0	0	1	2						
Mike DeJean, R (7, 1)										0	0	0	0	0	0	0						
Vance Wilson, R OBP: 0.360, SLG: 0.479										1	0	1	0	0	0	0						
Braden Looper, R (9, 1)										0	0	0	0	0	0	0						
<b>Inning Stats</b>	R: 0 E: 0 K: 0 S: 5	H: 0 LOB: 0 BB: 0 P: 6	R: 0 E: 0 K: 2 S: 7	H: 0 LOB: 0 BB: 0 P: 11	R: 0 E: 0 K: 2 S: 9	H: 0 LOB: 0 BB: 0 P: 11	R: 0 E: 0 K: 2 S: 15	H: 1 LOB: 1 BB: 0 P: 20	R: 0 E: 0 K: 3 S: 9	H: 0 LOB: 0 BB: 0 P: 12	R: 0 E: 0 K: 1 S: 8	H: 1 LOB: 0 BB: 0 P: 11	R: 0 E: 0 K: 1 S: 14	H: 1 LOB: 1 BB: 0 P: 20	R: 0 E: 0 K: 2 S: 11	H: 1 LOB: 1 BB: 0 P: 12	1B: 3 2B: 2 3B: 0 HR: 0	SF: 0 SAC: 0 DP: 0 HBP: 0	WP: 0 PB: 0 SB: 0 CS: 1	PA: 32		
<b>PITCHER</b>	IP	WLS	BF	H	R	ER	SO	BB	IBB	HBP	BLK	WP	HR	S	P	ERA	WHIP					
Randy Johnson, L ERA: 2.87	8.1	W	30	5	0	0	14	1	0	0	0	0	0	5	119	0.00	0.720					
Greg Aquino, R ERA: 3.24	0.2	S	2	0	0	0	1	0	0	0	0	0	0	5	5	0.00	0.000					

Arizona Diamondbacks @ New York Mets  
Shea Stadium, Flushing, NY  
Sun Aug 15 2004, 1:10 PM EDT  
Att: 36,590 - Cloudy - 72 F

AB	31
R	0
H	5
RBI	0
BB	1
SO	15
LOB	8





Batter	1	2	3	4	5	6	7	8	9	AB	R	H	RBI	BB	SO	LOB	TOP										
<b>Eric Valent, L</b> OBP: 0.354, SLG: 0.467 (1, 3)	3-1 1B 2B	2-1 F8			0-0 L6		4-2 BB BB		0-1 E3	4	1	1	0	1	0	2											
<b>Danny Garcia, R</b> OBP: 0.395, SLG: 0.388 (1, 4)	0-2 2B 1B		0-0 2B 1B		2-1 G4-3		4-1 BB		2-3 K	4	2	2	0	1	1	2											
<b>Cliff Floyd, L</b> OBP: 0.345, SLG: 0.490 <b>Pedro Feliciano, L</b> (7, 1)	1-3 K		2-3 K		1-3 K		0-3 K		0-2 P2	4	0	0	0	0	4	5											
<b>Ricky Bottalico, L</b> (8, 1)										0	0	0	0	0	0	0											
<b>Todd Zeile, R</b> OBP: 0.324, SLG: 0.362 (9, PH)										1	0	0	0	0	0	2											
<b>Richard Hidalgo, R</b> OBP: 0.325, SLG: 0.477 (1, 9)	3-1 1-H 3-H 2B		1-1 1-H 2B		0-1 F9		0-2 L7			4	0	2	3	0	0	0											
<b>Mike Cameron, R</b> OBP: 0.337, SLG: 0.497 (1, 8)	4-2 5 G6-4-3 BB		2-3 K		0-0 F8		0-1 F8			3	0	0	0	1	1	1											
<b>5 David Wright, R</b> OBP: 0.295, SLG: 0.457 (1, 5)	0-2 G6-4-3 1-2		0-2 P4		0-2 1B		1-2 F8			4	0	1	0	0	0	3											
<b>Jason Phillips, R</b> OBP: 0.293, SLG: 0.312 (1, 2)		0-0 P3		1-2 L4		1-0 F7			3-2 G6-3	4	0	0	0	0	0	1											
<b>Joe McEwing, R</b> OBP: 0.288, SLG: 0.308 (1, 6)		2-2 SH3-4 1B		0-2 P4		1-2 F7			4-2 BB E BB	3	1	1	0	1	0	0											
<b>Victor Zambrano, S</b> OBP: 0.182, SLG: 0.273 <b>Dan Wheeler, R</b> OBP: 0.200, SLG: 0.200 <b>Craig Brazell, L</b> (7, PH) (7, 3)		0-0 SH3-4		0-1 F7		2-3 K		4-2 E BB		0	0	0	0	0	0	0											
		1-2 BB						1-2 BB		1	0	0	0	0	0	0											
<b>Inning Stats</b>	R: 2 E: 0 K: 1 S: 16	H: 3 LOB: 1 BB: 1 P: 27	R: 0 E: 0 K: 0 S: 7	H: 1 LOB: 1 BB: 0 P: 11	R: 1 E: 0 K: 2 S: 12	H: 2 LOB: 1 BB: 0 P: 17	R: 0 E: 0 K: 0 S: 8	H: 0 LOB: 0 BB: 0 P: 9	R: 0 E: 0 K: 1 S: 6	H: 1 LOB: 1 BB: 0 P: 8	R: 0 E: 0 K: 2 S: 14	H: 0 LOB: 2 BB: 2 P: 25	R: 0 E: 0 K: 0 S: 8	H: 0 LOB: 0 BB: 0 P: 9	R: 1 E: 1 K: 1 S: 19	H: 0 LOB: 2 BB: 2 P: 32	1B: 4 2B: 3 3B: 0 HR: 0	SF: 0 SAC: 1 DP: 1 HBP: 0	WP: 0 PB: 0 SB: 0 CS: 0	PA: 39							
<b>PITCHER</b>	IP	WLS	BF	H	R	ER	SO	BB	IBB	HBP	BLK	WP	HR	S	P	ERA	WHIP										
<b>Jason Jennings, R</b> ERA: 6.03	(1, 1)	7.0	W	30	7	3	3	6	3	0	0	0	0	70	106	3.86	1.429										
<b>Steve Reed, R</b> ERA: 2.7	(8, 1)	1.0	H	3	0	0	0	0	0	0	0	0	0	8	9	0.00	0.000										
<b>Shawn Chacon, R</b> ERA: 6.88	(9, 1)	1.0	S	6	0	1	0	1	2	0	0	0	0	19	32	0.00	2.000										

**New York Mets @ Colorado Rockies**  
Coors Field, Denver, CO  
Tue Aug 17 2004, 7:05 PM MDT  
Att: 34,387 - Unknown - 77 F

AB 33  
R 4  
H 7  
RBI 3  
BB 5  
SO 7  
LOB 16



Batter	1	2	3	4	5	6	7	8	9	AB	R	H	RBI	BB	SO	LOB	BOTTOM										
<b>Aaron Miles, S</b> OBP: 0.348, SLG: 0.404 (1, 4)	2-1 G4-3	3-2 1-2 3-H 1B		1-3 K		0-0 1-2 1B		1-0 1-2 2-3 SH 1B		5	0	3	2	0	1	0											
<b>Royce Clayton, R</b> OBP: 0.343, SLG: 0.422 (1, 6)	2-3 K	2-1 P4		2-3 K		1-2 F8		0-0 1-2 2-3 SH G6-3		5	0	0	1	0	2	6											
<b>17 Todd Helton, L</b> OBP: 0.453, SLG: 0.614 (1, 3)	1-1 WP 1B		0-1 1B 2B		1-1 G4-3		3-3 K		1-1 1-2 2-3 3-H 4-0 IBB	4	1	2	0	1	1	0											
<b>Vinny Castilla, R</b> OBP: 0.335, SLG: 0.546 (1, 5)	2-2 F9		0-0 G3 1B 2H		0-2 G5-3		0-1 L8		1-3 K	5	0	1	1	0	1	4											
<b>Jeremy Burnitz, L</b> OBP: 0.368, SLG: 0.611 (1, 9)		1-1 G6-3		0-0 F7		2-2 G3		0-2 G1-3		4	0	0	0	0	0	1											
<b>Preston Wilson, R</b> OBP: 0.326, SLG: 0.405 (1, 8)		2-3 K		2-2 5 G3 1B		3-2 P3		2-2 P6		4	0	1	0	0	1	0											
<b>5 Matt Holliday, R</b> OBP: 0.352, SLG: 0.484 (1, 7)		1-1 1B 2B		1-2 G3		1-0 HR		4-1 1B BB		3	3	2	1	1	0	2											
<b>JD Closser, S</b> OBP: 0.381, SLG: 0.400 (1, 2)		4-2 1B BB		3-3 K		0-3 K		1-1 1B BB		3	2	1	0	1	2	2											
<b>Jason Jennings, L</b> OBP: 0.278, SLG: 0.396 <b>Steve Reed, R</b> (8, 1)		0-0 1B		0-0 G4-1		2-2 1B		4-1 G6-3 1B		3	0	2	1	0	0	0											
<b>Charles Johnson, R</b> OBP: 0.354, SLG: 0.464 <b>Shawn Chacon, R</b> (9, 1)		1-3 2-H 1B						1-2 BB		0	0	0	0	0	0	0											
<b>Inning Stats</b>	R: 0 E: 0 K: 1 S: 11	H: 1 LOB: 1 BB: 0 P: 18	R: 2 E: 0 K: 1 S: 17	H: 3 LOB: 2 BB: 1 P: 30	R: 1 E: 0 K: 1 S: 16	H: 3 LOB: 2 BB: 0 P: 22	R: 0 E: 0 K: 2 S: 7	H: 0 LOB: 0 BB: 0 P: 10	R: 0 E: 0 K: 1 S: 10	H: 3 LOB: 2 BB: 0 P: 13	R: 1 E: 0 K: 1 S: 17	H: 3 LOB: 0 BB: 0 P: 24	R: 0 E: 0 K: 1 S: 10	H: 0 LOB: 0 BB: 0 P: 13	R: 2 E: 0 K: 1 S: 12	H: 2 LOB: 3 BB: 3 P: 29	1B: 9 2B: 2 3B: 0 HR: 1	SF: 0 SAC: 0 DP: 0 HBP: 0	WP: 1 PB: 0 SB: 0 CS: 0	PA: 40							
<b>PITCHER</b>	IP	WLS	BF	H	R	ER	SO	BB	IBB	HBP	BLK	WP	HR	S	P	ERA	WHIP										
<b>Victor Zambrano, R</b> ERA: 4.37	(1, 1)	1.2	L	21	8	2	2	4	0	0	0	0	1	55	79	4.15	1.846										
<b>Dan Wheeler, R</b> ERA: 4.79	(2, 1)	4.1	L	21	8	2	2	4	0	0	0	0	0	18	33	13.50	3.000										
<b>Pedro Feliciano, L</b> ERA: 3.38	(7, 1)	1.1		8	2	2	2	1	2	0	0	0	0	4	9	0.00	0.000										
<b>Ricky Bottalico, R</b> ERA: 3.33	(8, 1)	0.2		3	0	0	0	1	0	1	0	0	0	4	9	0.00	0.000										

**New York Mets @ Colorado Rockies**  
Coors Field, Denver, CO  
Tue Aug 17 2004, 7:05 PM MDT  
Att: 34,387 - Unknown - 77 F

AB 36  
R 6  
H 12  
RBI 6  
BB 4  
SO 8  
LOB 15





Batter	1	2	3	4	5	6	7	8	9	AB	R	H	RBI	BB	SO	LOB	TOP		
Gerald Williams, R OBP: 0.381, SLG: 0.500 (1, 7)										4	1	3	1	2	0	0	<b>New York Mets @ Colorado Rockies</b> Coors Field, Denver, CO Thu Aug 19 2004, 1:05 PM MDT Att: 30,827 - Unknown - 63 F		
Joe McEwing, R OBP: 0.297, SLG: 0.311 (1, 6) (8, 4)										5	1	2	0	1	1	4			
Todd Zeile, R OBP: 0.318, SLG: 0.354 (1, 3)										6	0	0	0	0	3	7			
Richard Hidalgo, R OBP: 0.332, SLG: 0.485 (1, 9)										2	3	1	1	4	0	1			
Mike Cameron, R OBP: 0.342, SLG: 0.509 (1, 8)										5	3	3	4	1	0	2			
5 David Wright, R OBP: 0.301, SLG: 0.449 (1, 5)										6	1	2	0	0	2	5			
Vance Wilson, R OBP: 0.369, SLG: 0.500 (1, 2)										5	0	3	2	0	0	1			
Danny Garcia, R OBP: 0.386, SLG: 0.376 Mike DeJean, R (8, 1) Ricky Bottalico, L Pedro Feliciano, L (9, 1)										3	1	0	1	2	1	3			
Kris Benson, R OBP: 0.208, SLG: 0.174 Mike Stanton, L Craig Brazell, L Wilson Delgado, S OBP: 0.200, SLG: 0.200 (8, 6)										0	0	0	0	0	0	0			
<b>Inning Stats</b>	R: 3 E: 0 K: 1 S: 20	H: 5 LOB: 3 BB: 2 P: 37	R: 0 E: 0 K: 1 S: 11	H: 0 LOB: 2 BB: 2 P: 24	R: 1 E: 0 K: 1 S: 12	H: 3 LOB: 2 BB: 0 P: 19	R: 1 E: 0 K: 0 S: 8	H: 1 LOB: 0 BB: 0 P: 16	R: 1 E: 0 K: 1 S: 14	H: 1 LOB: 2 BB: 2 P: 27	R: 0 E: 0 K: 1 S: 11	H: 1 LOB: 1 BB: 0 P: 17	R: 1 E: 0 K: 1 S: 9	H: 1 LOB: 1 BB: 1 P: 15	R: 1 E: 0 K: 1 S: 12	H: 1 LOB: 2 BB: 2 P: 23		1B: 9 2B: 3 3B: 1 HR: 2	SF: 0 SAC: 1 DP: 1 HBP: 0
<b>PITCHER</b>	IP WLS BF H R ER SO BB IBB HBP BLK WP HR S P ERA WHIP	5.0 L 30 10 6 6 4 6 0 0 0 0 2 65 123 10.80 3.200	2.2 14 4 3 3 4 2 0 0 0 0 0 33 54 10.12 2.250	1.1 7 1 1 1 1 2 0 0 0 0 0 13 24 6.75 2.250	<b>PITCHER</b>										IP WLS BF H R ER SO BB IBB HBP BLK WP HR S P ERA WHIP	5.0 L 30 10 6 6 4 6 0 0 0 0 2 65 123 10.80 3.200	2.2 14 4 3 3 4 2 0 0 0 0 0 33 54 10.12 2.250	1.1 7 1 1 1 1 2 0 0 0 0 0 13 24 6.75 2.250	

Batter	1	2	3	4	5	6	7	8	9	AB	R	H	RBI	BB	SO	LOB	BOTTOM				
Aaron Miles, S OBP: 0.348, SLG: 0.404 (1, 4)										5	0	2	0	0	0	3	<b>New York Mets @ Colorado Rockies</b> Coors Field, Denver, CO Thu Aug 19 2004, 1:05 PM MDT Att: 30,827 - Unknown - 63 F				
Royce Clayton, R OBP: 0.344, SLG: 0.421 (1, 6)										5	1	2	1	0	0	4					
17 Todd Helton, L OBP: 0.454, SLG: 0.613 (1, 3)										4	0	2	0	1	0	1					
Vinny Castilla, R OBP: 0.336, SLG: 0.547 (1, 5)										5	0	2	1	0	0	5					
Jeremy Burnitz, L OBP: 0.368, SLG: 0.608 (1, 9)										4	0	1	0	1	0	2					
Preston Wilson, R OBP: 0.320, SLG: 0.397 Javier López, L (8, 1) Kit Pellow, R OBP: 0.313, SLG: 0.353 (9, PH)										4	0	0	0	0	1	5					
5 Matt Holliday, R OBP: 0.356, SLG: 0.485 Allan Simpson, R Mark Sweeney, L OBP: 0.404, SLG: 0.547 (8, 7)										2	1	1	0	0	0	0					
Charles Johnson, R OBP: 0.353, SLG: 0.459 (1, 2)										3	1	0	0	1	1	1					
Shawn Estes, R OBP: 0.211, SLG: 0.232 Jorge Piedra, L OBP: 0.455, SLG: 0.545 (6, 7) (8, 8)										2	0	0	0	0	1	3					
<b>Inning Stats</b>	R: 1 E: 0 K: 0 S: 16	H: 2 LOB: 1 BB: 0 P: 23	R: 0 E: 0 K: 2 S: 10	H: 1 LOB: 0 BB: 0 P: 13	R: 0 E: 0 K: 0 S: 12	H: 2 LOB: 3 BB: 1 P: 23	R: 2 E: 0 K: 0 S: 13	H: 1 LOB: 2 BB: 2 P: 29	R: 0 E: 0 K: 1 S: 6	H: 0 LOB: 0 BB: 0 P: 9	R: 0 E: 0 K: 0 S: 11	H: 1 LOB: 1 BB: 0 P: 16	R: 0 E: 0 K: 0 S: 9	H: 2 LOB: 1 BB: 0 P: 14	R: 0 E: 0 K: 0 S: 10	H: 2 LOB: 2 BB: 0 P: 19		R: 0 E: 0 K: 0 S: 7	H: 1 LOB: 1 BB: 0 P: 10	1B: 10 2B: 2 3B: 0 HR: 0	SF: 0 SAC: 0 DP: 1 HBP: 1
<b>PITCHER</b>	IP WLS BF H R ER SO BB IBB HBP BLK WP HR S P ERA WHIP	6.0 W 29 7 3 3 3 2 1 0 0 0 0 9 14 4.50 1.500	1.0 4 2 0 0 0 0 0 0 0 0 0 0 8 15 0.00 3.000	0.2 1 0 0 0 0 0 0 0 0 0 0 0 2 4 0.00 0.000	0.1 1 0 0 0 0 0 0 0 0 0 0 0 7 10 0.00 1.000	<b>PITCHER</b>										IP WLS BF H R ER SO BB IBB HBP BLK WP HR S P ERA WHIP	6.0 W 29 7 3 3 3 2 1 0 0 0 0 9 14 4.50 1.500	1.0 4 2 0 0 0 0 0 0 0 0 0 0 8 15 0.00 3.000	0.2 1 0 0 0 0 0 0 0 0 0 0 0 2 4 0.00 0.000	0.1 1 0 0 0 0 0 0 0 0 0 0 0 7 10 0.00 1.000	






Batter	1	2	3	4	5	6	7	8	9	AB	R	H	RBI	BB	SO	LOB	TOP										
Joe McEwing, R (1,4) OBP: 0.297, SLG: 0.312 Danny Garcia, R (6,4) OBP: 0.383, SLG: 0.373	1-0 CS 1B		2-2 K		2-3 K			0-1 P4		3	0	1	0	0	2	0											
Vance Wilson, R (1,2) OBP: 0.359, SLG: 0.484	0-1 F7			0-0 G6-3		1-2 G5-3		1-1 F9		4	0	0	0	0	0	1											
Cliff Floyd, L (1,7) Braden Looper, R (8,1) Mike Stanton, L (8,1) OBP: 0.500, SLG: 0.500	0-1 F8			4-2 SF8 BB		1-1 FC5-4 1B		0-0 F8		3	1	1	0	1	0	1											
Richard Hidalgo, R (1,9) OBP: 0.329, SLG: 0.481		2-2 P5		2-2 SF8 1-H		0-1 FC5-4 1-2		1-2 E1 5 S HR		3	1	0	1	0	0	1											
Mike Cameron, R (1,8) OBP: 0.341, SLG: 0.505	0-0 G5-3			4-2 5 1B BB		0-1 F8		3-2 P3		3	0	0	0	1	0	2											
5 David Wright, R (1,5) OBP: 0.316, SLG: 0.490	1-0 1B			1 SAFE 0-1 1-2 1B		3-2 F9		2-1 HR		4	1	3	2	0	0	0											
Todd Zeile, R (1,3) OBP: 0.313, SLG: 0.348	0-0 F9			2-2 F7		2-2 G4-3		0-1 F8		4	0	0	0	0	0	3											
Wilson Delgado, S (1,6) OBP: 0.111, SLG: 0.111			1-2 G6-3		1-0 G5-3		3-2 G4-3		3-3 K	4	0	0	0	0	1	0											
Al Leiter, L (1,1) Ricky Bottalico, L (7,1) Eric Valent, L (8, PH) OBP: 0.357, SLG: 0.486			0-2 F7		0-0 G6-3			3-2 HR		2	0	0	0	0	0	0											
<b>Inning Stats</b>	R: 0 E: 0 K: 0 S: 5	H: 1 LOB: 1 BB: 0 P: 6	R: 0 E: 0 K: 0 S: 6	H: 1 LOB: 1 BB: 0 P: 9	R: 0 E: 0 K: 1 S: 10	H: 0 LOB: 0 BB: 0 P: 13	R: 1 E: 0 K: 0 S: 15	H: 1 LOB: 2 BB: 2 P: 27	R: 0 E: 0 K: 1 S: 5	H: 1 LOB: 1 BB: 0 P: 11	R: 0 E: 0 K: 0 S: 15	H: 0 LOB: 0 BB: 0 P: 23	R: 1 E: 0 K: 0 S: 9	H: 1 LOB: 0 BB: 0 P: 13	R: 2 E: 1 K: 1 S: 17	H: 1 LOB: 0 BB: 0 P: 26	1B: 4 2B: 0 3B: 0 HR: 2	SF: 1 SAC: 0 DP: 0 HBP: 0	WP: 0 PB: 0 SB: 2 CS: 1	PA: 35							
<b>PITCHER</b>	IP	WLS	BF	H	R	ER	SO	BB	IBB	HBP	BLK	WP	HR	S	P	ERA	WHIP										
Jeff Fassero, L (1,1) ERA: 5.51	6.0		23	4	1	1	2	2	0	0	0	0	0	50	74	1.50	1.000										
Tim Hankkala, R (7,1) ERA: 2.83	1.2	B	6	1	1	1	0	0	0	0	0	0	1	23	35	5.40	0.600										
40 Brian Fuentes, L (8,1) ERA: 3.96	0.1		1	0	0	0	0	0	0	0	0	0	0	1	1	0.00	0.000										
Steve Reed, R (9,1) ERA: 2.82	1.0	L	5	1	2	1	1	0	0	0	0	0	1	17	26	9.00	1.000										

New York Mets @ Colorado Rockies  
Coors Field, Denver, CO  
Thu Aug 19 2004, 6:05 PM MDT  
Att: 29,918 - Unknown - 63 F


AB 32  
R 4  
H 6  
RBI 4  
BB 2  
SO 3  
LOB 8



Batter	1	2	3	4	5	6	7	8	9	AB	R	H	RBI	BB	SO	LOB	BOTTOM										
Aaron Miles, S (1,4) OBP: 0.349, SLG: 0.404	1-3 K		3-2 G5-4-3 1B		2-1 FC6-4 1B	2-2 K		1-1 G4-3		5	0	2	0	0	2	2											
Royce Clayton, R (1,6) OBP: 0.342, SLG: 0.418	3-2 L4		1 SAFE 2-2 G5-4-3 1-2		4-2 FC6-4 1B		2-2 G6-3		0-1 G1-3	4	0	0	0	1	0	1											
17 Todd Helton, L (1,3) OBP: 0.457, SLG: 0.612	4-0 BB			4-1 5 BB FC5-4 BB	0-0 FC6-4		3-2 F9-3 1B			2	1	1	0	2	0	2											
Vinny Castilla, R (1,5) OBP: 0.335, SLG: 0.544	3-2 F7			3-2 FC5-4 5 BB 1B	2-0 F7		1-1 F9-3			4	0	1	0	0	0	4											
5 Matt Holliday, R (1,7) OBP: 0.354, SLG: 0.480		1-3 K		4-2 FC5-4 BB		1-0 G5-3		2-2 G6-3		3	0	0	0	1	1	0											
Luis Gonzalez, R (1,9) Jeromy Burnitz, L (8, PH) OBP: 0.368, SLG: 0.606		0-0 B1-3		2-3 K		1-1 FC6-4 2B		1-1 G3		3	1	1	0	0	1	3											
JD Closser, S (1,2) OBP: 0.400, SLG: 0.391		3-2 1B		0-1 FC5-4		1-0 E5 FC6-4		1-0 HBP		3	0	1	1	0	0	3											
Jorge Piedra, L (1,8) Preston Wilson, R (6, PH) OBP: 0.317, SLG: 0.393		0-1 G4-3		2-1 G3		2-1 FC6-4 BB		1-3 K		2	0	0	0	0	0	3											
Jeff Fassero, L (1,1) Charles Johnson, R (6, PH) Tim Hankkala, R (7,1) 40 Brian Fuentes, L (8,1) Steve Reed, R (9,1) Kit Pellow, R (9, PH) OBP: 0.310, SLG: 0.350			2-2 K		3-3 K		4-1 BB		1-3 K	2	0	0	0	0	2	0											
<b>Inning Stats</b>	R: 0 E: 0 K: 1 S: 11	H: 0 LOB: 1 BB: 1 P: 22	R: 0 E: 0 K: 1 S: 11	H: 1 LOB: 0 BB: 0 P: 15	R: 0 E: 0 K: 1 S: 10	H: 1 LOB: 0 BB: 0 P: 17	R: 1 E: 0 K: 1 S: 14	H: 1 LOB: 2 BB: 2 P: 29	R: 0 E: 0 K: 1 S: 11	H: 1 LOB: 1 BB: 1 P: 22	R: 0 E: 0 K: 0 S: 8	H: 1 LOB: 0 BB: 0 P: 14	R: 0 E: 0 K: 1 S: 9	H: 0 LOB: 1 BB: 0 P: 14	R: 0 E: 0 K: 1 S: 7	H: 0 LOB: 0 BB: 0 P: 9	1B: 5 2B: 2 3B: 0 HR: 0	SF: 0 SAC: 0 DP: 2 HBP: 1	WP: 0 PB: 0 SB: 0 CS: 0	PA: 38							
<b>PITCHER</b>	IP	WLS	BF	H	R	ER	SO	BB	IBB	HBP	BLK	WP	HR	S	P	ERA	WHIP										
Al Leiter, L (1,1) ERA: 2.55	6.0		28	5	2	1	6	5	0	0	0	0	0	8	14	0.00	1.000										
Ricky Bottalico, R (7,1) ERA: 3.24	1.0		3	1	0	0	0	0	0	0	0	0	0	6	10	0.00	0.000										
Braden Looper, R (8,1) ERA: 1.98	0.2		3	0	0	0	0	0	0	1	0	0	0	6	10	0.00	0.000										
Mike Stanton, L (8,1) ERA: 3.85	1.1	W	4	0	0	0	2	0	0	0	0	0	0	10	13	0.00	0.000										

New York Mets @ Colorado Rockies  
Coors Field, Denver, CO  
Thu Aug 19 2004, 6:05 PM MDT  
Att: 29,918 - Unknown - 63 F

AB 32  
R 2  
H 6  
RBI 2  
BB 5  
SO 8  
LOB 20






Batter	1	2	3	4	5	6	7	8	9	AB	R	H	RBI	BB	SO	LOB	TOP							
Danny Garcia, R OBP: 0.371, SLG: 0.358 (1,4)	1-1 F9		3-3 K			0-0 G5-3	2-3 K			4	0	0	0	0	2	0	<b>New York Mets @ San Francisco Giants</b> SBC Park, San Francisco, CA Fri Aug 20 2004, 10:15 PM EDT Att: 42,211 - Sunny - 67 F							
Vance Wilson, R OBP: 0.356, SLG: 0.477 (1,2)	0-3 K		0-1 E5			3-2 F7		1-2 1B		4	0	1	0	0	1	0								
Cliff Floyd, L OBP: 0.348, SLG: 0.492 (1,7)	0-0 2B		3-3 K			0-0 2B		2-3 K		4	0	2	0	0	2	2								
Richard Hidalgo, R OBP: 0.328, SLG: 0.482 (1,9)	1-0 2B			2-3 K		2-2 G6-3		0-3 K		4	0	1	0	0	2	2								
Mike Cameron, R OBP: 0.338, SLG: 0.500 (1,8)	1-3 K			3-3 K			2-0 P4	3-3 K		4	0	0	0	0	3	3								
5 David Wright, R OBP: 0.315, SLG: 0.491 (1,5)		0-3 K		0-0 L4		0-1 1B			2-2 G6-3	4	1	1	0	0	1	0								
Todd Zeile, R OBP: 0.316, SLG: 0.351 (1,3)		2-1 G4-3			2-3 K	3-2 G5-3		1-1 G4-6-3		4	1	2	0	0	1	0								
Wilson Delgado, S OBP: 0.083, SLG: 0.083 Craig Brazell, L (9,PH)		2-3 K			0-1 P4	2-3 HR		1-2 G4-6-3		3	0	0	1	0	1	1								
Steve Trachsel, R OBP: 0.204, SLG: 0.208 Jeff Keppinger, R (5,PH)			0-3 K		0-2 G6-3	1-1 HR				1	0	0	0	0	1	0								
Dan Wheeler, R OBP: 0.200, SLG: 0.200 Gerald Williams, R OBP: 0.395, SLG: 0.595 Bartolome Fortunato, R (7,1)										1	0	0	0	0	0	0								
<b>Inning Stats</b>	R: 0 E: 0 K: 2 S: 10	H: 2 LOB: 2 BB: 0 P: 13	R: 0 E: 0 K: 2 S: 10	H: 0 LOB: 0 BB: 0 P: 14	R: 0 E: 1 K: 3 S: 13	H: 0 LOB: 1 BB: 0 P: 19	R: 0 E: 0 K: 2 S: 8	H: 0 LOB: 0 BB: 0 P: 13	R: 0 E: 0 K: 1 S: 8	H: 0 LOB: 0 BB: 0 P: 10	R: 0 E: 0 K: 0 S: 11	H: 1 LOB: 1 BB: 0 P: 16	R: 3 E: 0 K: 1 S: 13	H: 3 LOB: 0 BB: 0 P: 22	R: 0 E: 0 K: 3 S: 12	H: 1 LOB: 1 BB: 0 P: 18	R: 0 E: 0 K: 0 S: 9	H: 1 LOB: 0 BB: 0 P: 13	1B: 4 2B: 3 3B: 0 HR: 1	SF: 0 SAC: 0 DP: 1 HBP: 0	WP: 0 PB: 0 SB: 0 CS: 0	PA: 35		
<b>PITCHER</b>	IP WLS BF H R ER SO BB IBB HBP BLK WP HR S P ERA WHIP	6.2 W 27 6 3 3 10 0 0 0 0 0 1 70 102 4.05 0.900	7.1 L 5 1 0 0 4 0 0 0 0 0 0 15 23 0.00 0.750	9.1 R 3 1 0 0 0 0 0 0 0 0 0 9 13 0.00 1.000																				

AB	35
R	3
H	8
RBI	3
BB	0
SO	14
LOB	9



Batter	1	2	3	4	5	6	7	8	9	AB	R	H	RBI	BB	SO	LOB	BOTTOM							
Ray Durham, S OBP: 0.342, SLG: 0.446 (1,4)	3-2 HR	3-1 G3	0-2 G1-3			0-0 P5		2-1 3B		5	2	3	1	0	0	2	<b>New York Mets @ San Francisco Giants</b> SBC Park, San Francisco, CA Fri Aug 20 2004, 10:15 PM EDT Att: 42,211 - Sunny - 67 F							
Michael Tucker, L OBP: 0.374, SLG: 0.459 Dustin Hermanson, R OBP: 0.133, SLG: 0.103 (1,9)	0-3 K	0-0 G3		2-1 G3		0-0 L8		0-3 K		5	0	0	0	0	2	3								
Edgardo Alfonzo, R OBP: 0.335, SLG: 0.390 (1,5)	1-1 HR	0-0 E4		1-1 G6-3		0-2 1B		1-1 1B		4	2	2	2	0	0	0								
Barry Bonds, L OBP: 0.610, SLG: 0.802 (1,7)	0-1 G4-3	3-2 E8		2-1 2B		1-1 G6-3				4	0	3	0	0	0	1								
A.J. Pierzynski, L OBP: 0.338, SLG: 0.457 (1,2)	0-1 G4-3	1-2 L6		0-0 G4-3			0-0 F7			4	0	0	0	0	0	3								
Marquis Grissom, R OBP: 0.316, SLG: 0.448 (1,8)	2-3 K		3-1 1B		1-2 HR	2-3 K		2-3 K		4	0	1	0	0	2	1								
Pedro Feliz, R OBP: 0.293, SLG: 0.475 (1,3)		2-1 HR	2-1 1B		1-1 HR	0-1 F9				4	2	3	2	0	0	0								
Deivi Cruz, R OBP: 0.335, SLG: 0.448 Cody Ransom, R OBP: 0.239, SLG: 0.373 (9,6)		0-2 51 SH3	2-1 F3		0-0 G1-3	1-2 P5		2-2 P5		4	1	1	0	0	0	2								
51 Noah Lowry, R OBP: 0.222, SLG: 0.278 Jim Brower, R OBP: 0.697, SLG: 0.500 Ricky Ledee, L OBP: 0.362, SLG: 0.453 (9,9)		0-0 SH3	0-3 K		2-1 G1-3	1-2 G3-1				2	0	0	0	0	1	2								
<b>Inning Stats</b>	R: 2 E: 0 K: 2 S: 19	H: 3 LOB: 1 BB: 0 P: 25	R: 4 E: 2 K: 0 S: 16	H: 4 LOB: 1 BB: 0 P: 25	R: 0 E: 0 K: 1 S: 12	H: 2 LOB: 2 BB: 0 P: 19	R: 0 E: 0 K: 0 S: 7	H: 1 LOB: 1 BB: 0 P: 12	R: 1 E: 0 K: 0 S: 8	H: 1 LOB: 0 BB: 0 P: 12	R: 0 E: 0 K: 0 S: 7	H: 1 LOB: 1 BB: 0 P: 8	R: 0 E: 0 K: 1 S: 6	H: 0 LOB: 0 BB: 0 P: 8	R: 0 E: 0 K: 1 S: 11	H: 1 LOB: 1 BB: 0 P: 16		1B: 7 2B: 2 3B: 1 HR: 3	SF: 0 SAC: 1 DP: 0 HBP: 0	WP: 0 PB: 0 SB: 0 CS: 0	PA: 38			
<b>PITCHER</b>	IP WLS BF H R ER SO BB IBB HBP BLK WP HR S P ERA WHIP	4.0 L 23 4 2 1 0 0 0 0 0 0 1 15 20 4.50 1.000	7.1 R 1 0 0 2 0 0 0 0 0 0 0 17 24 0.00 0.500																					

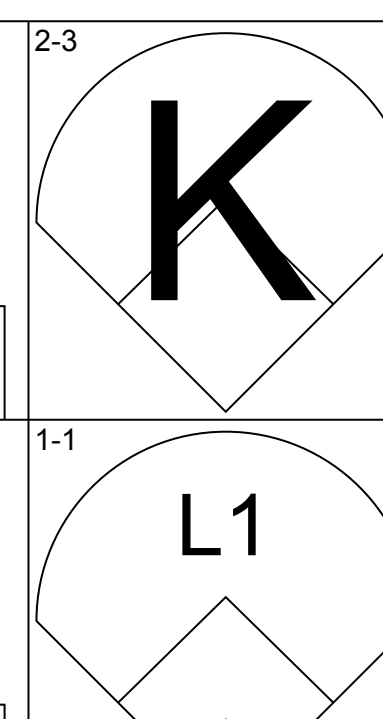
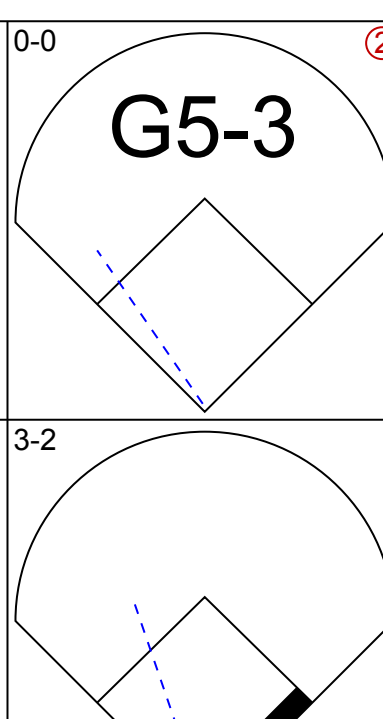
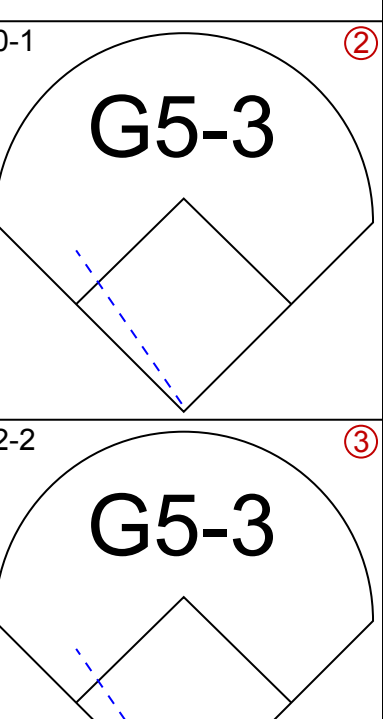
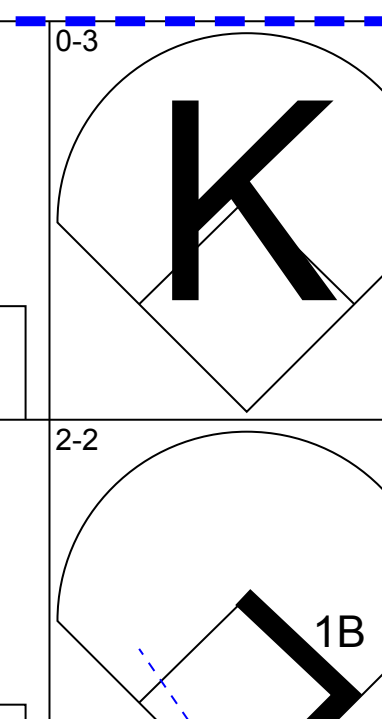
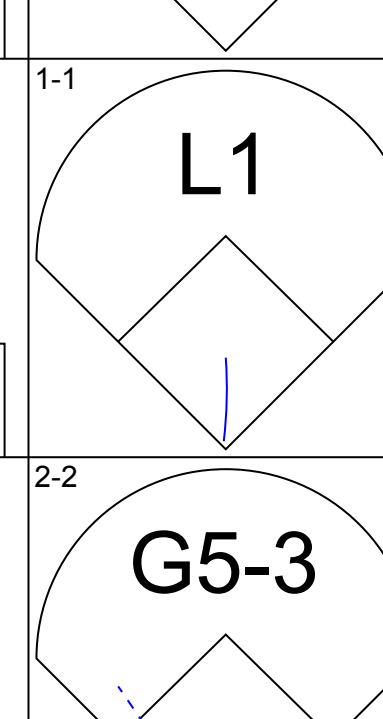
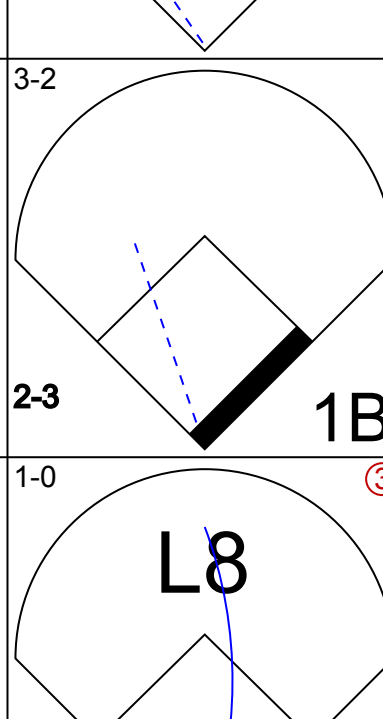
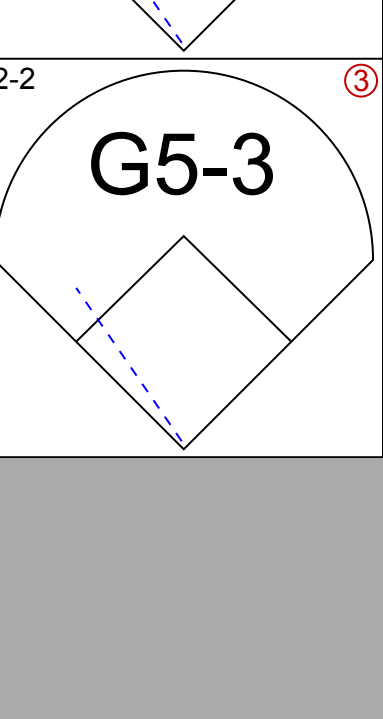
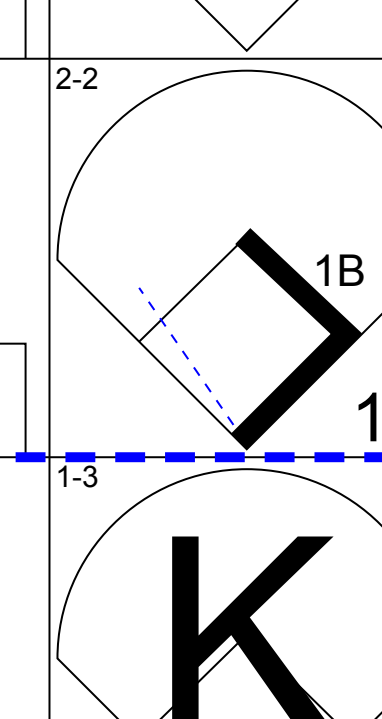
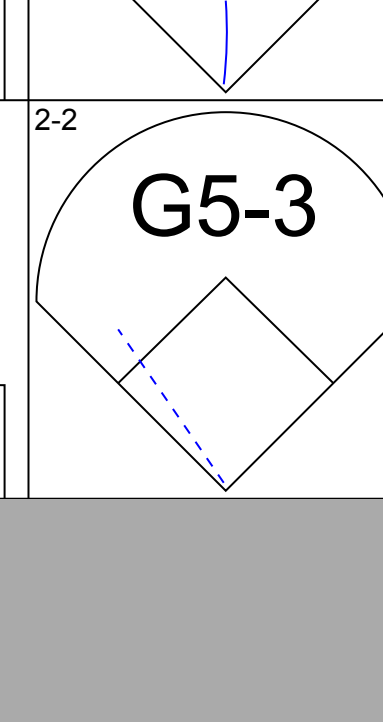
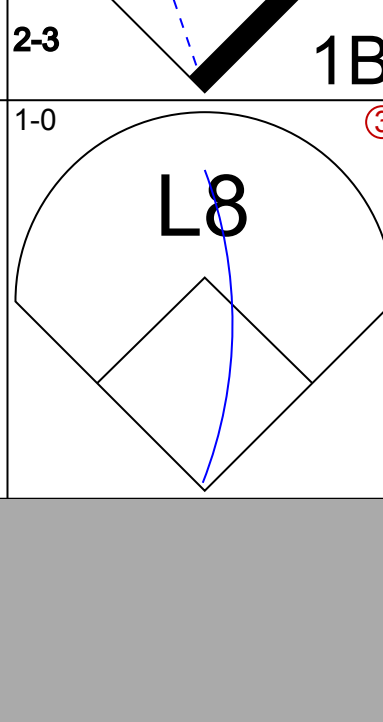
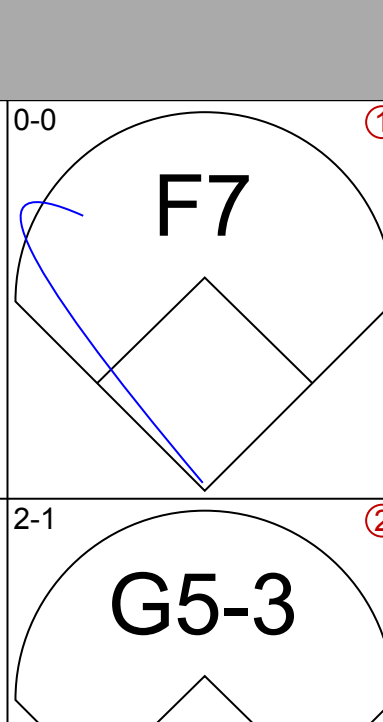
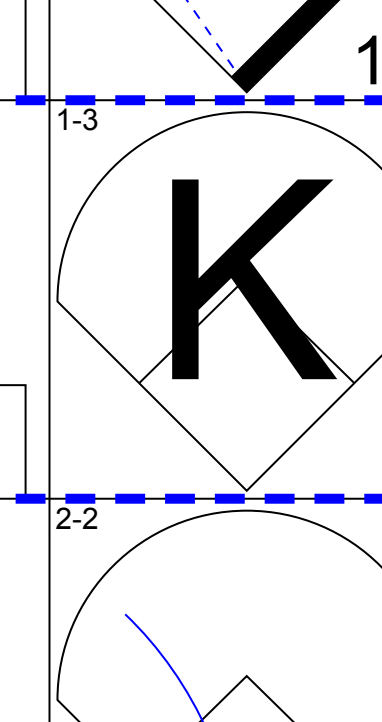
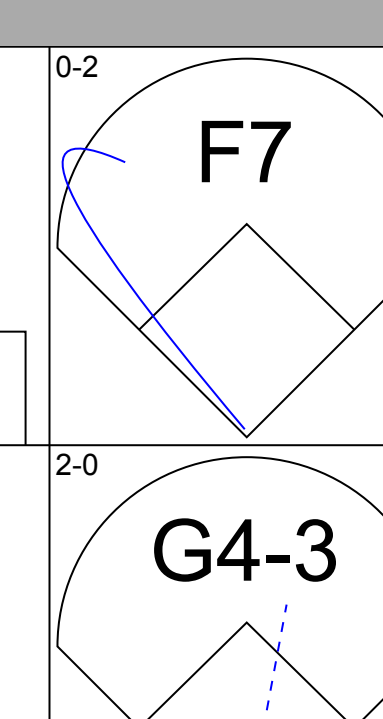
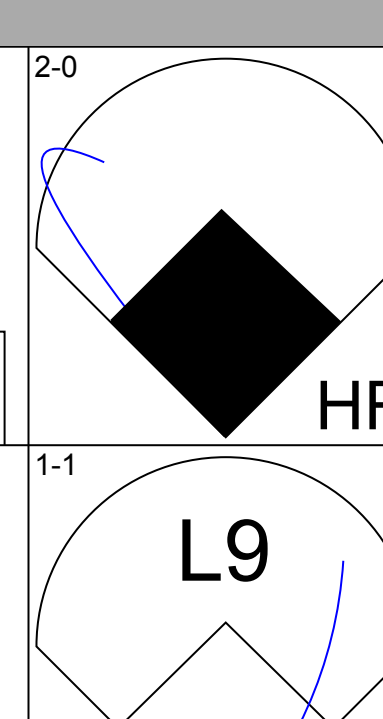
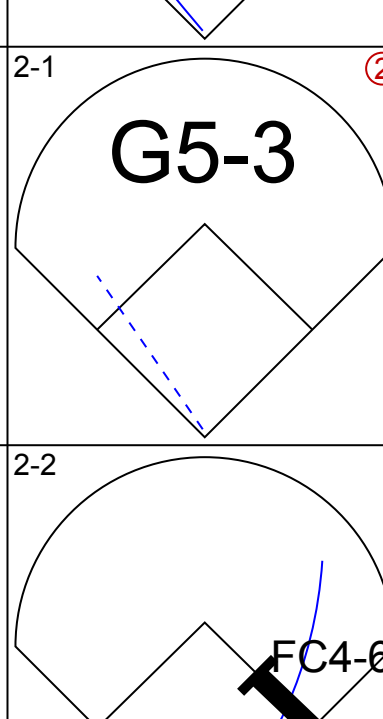
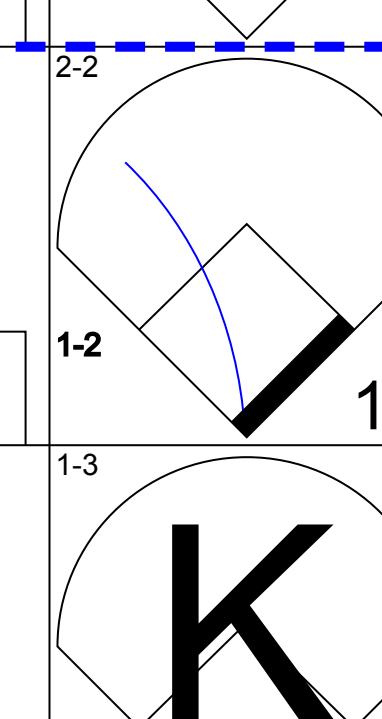
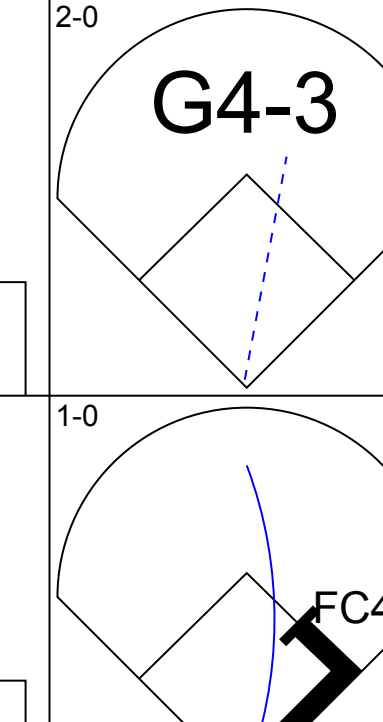
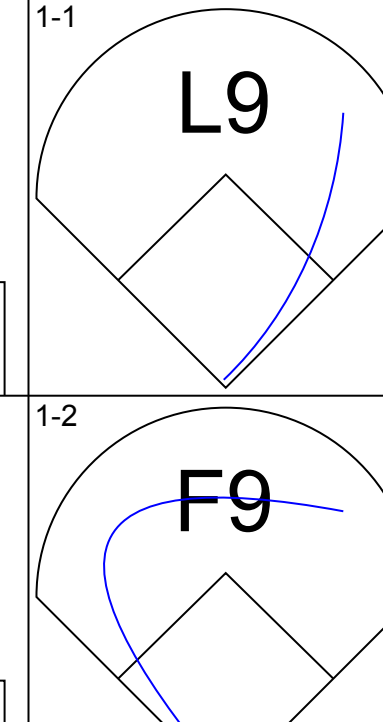
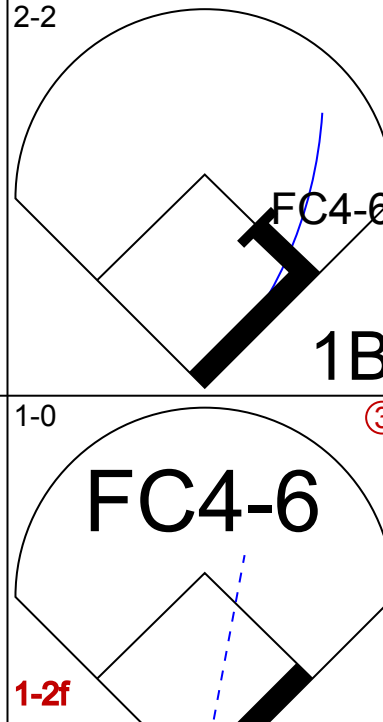

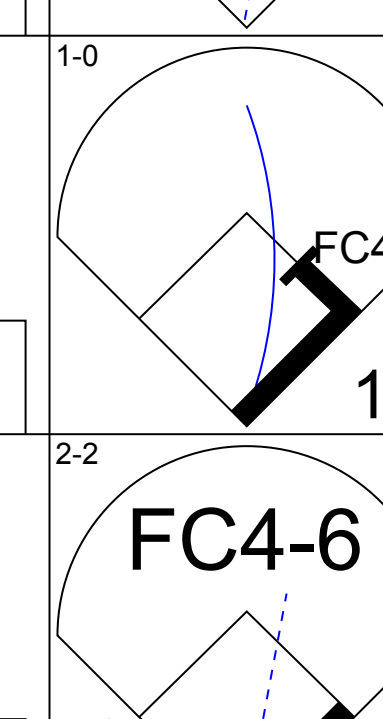
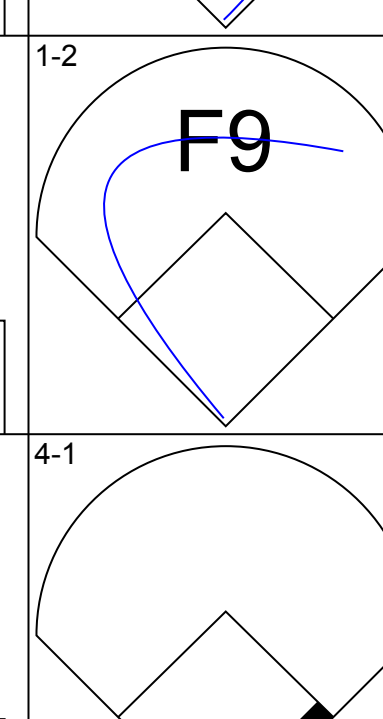
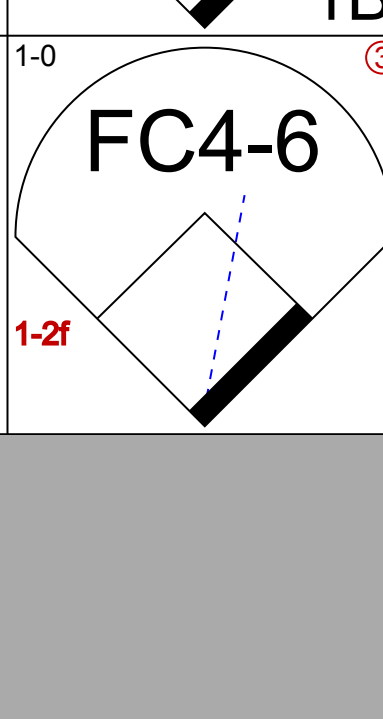
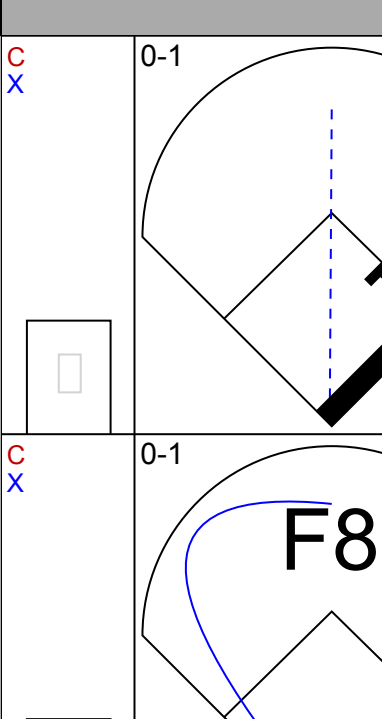
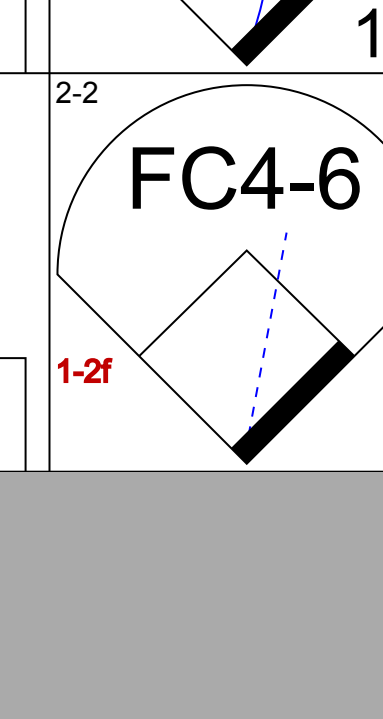
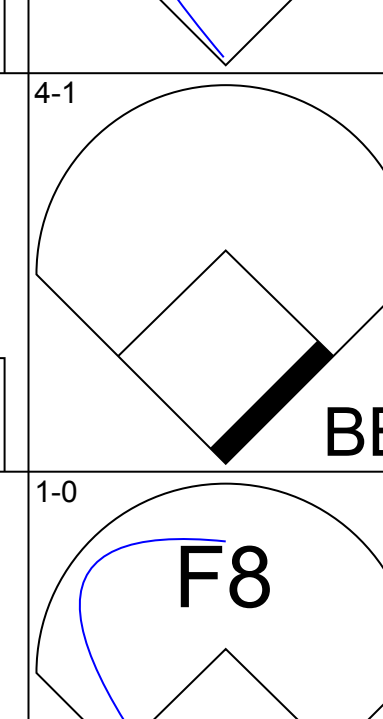
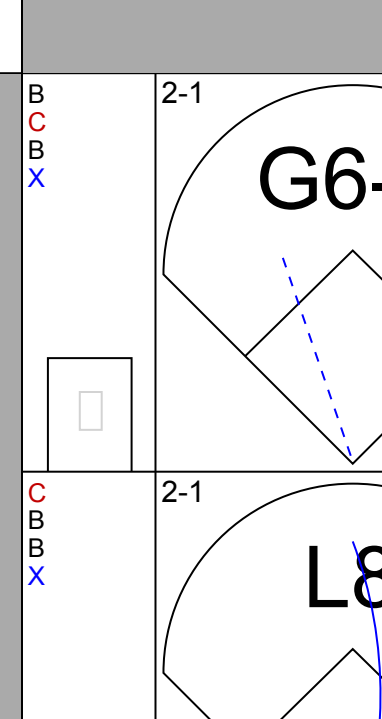
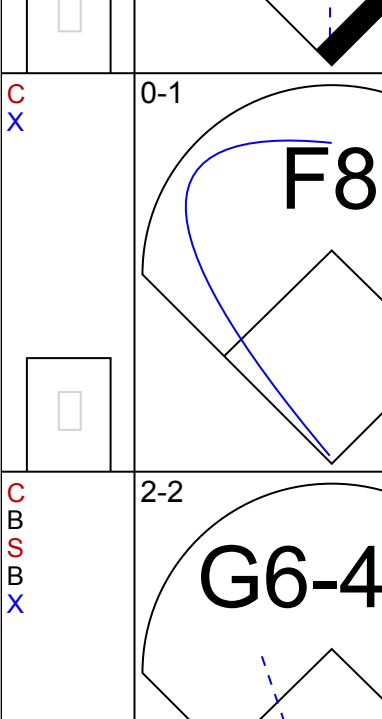
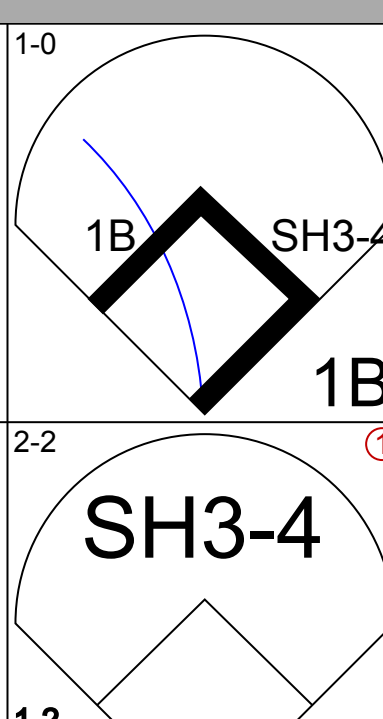
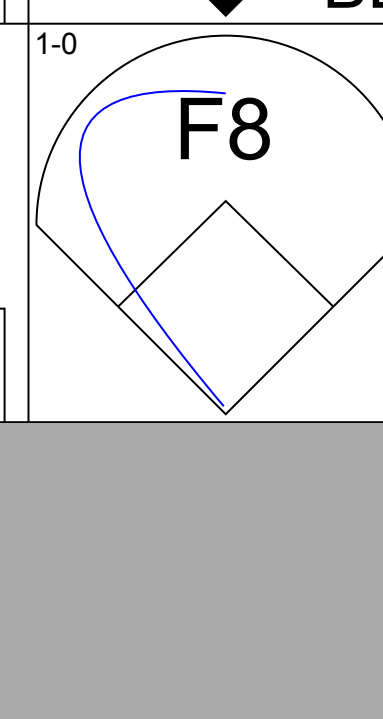
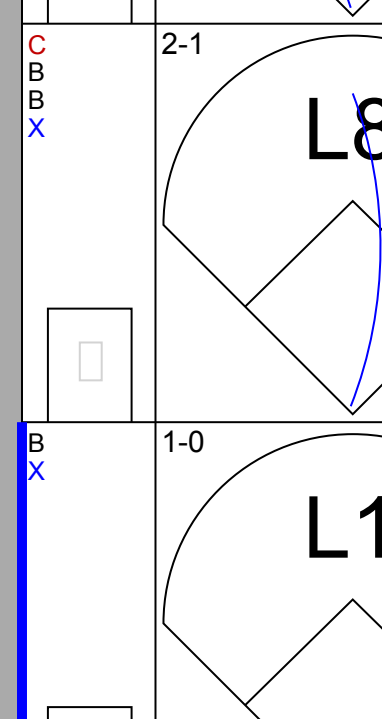
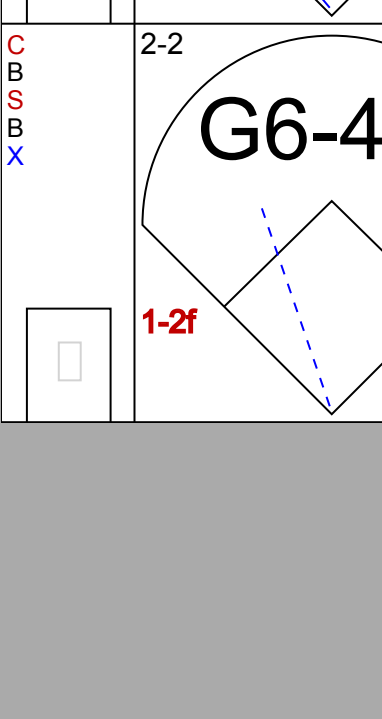
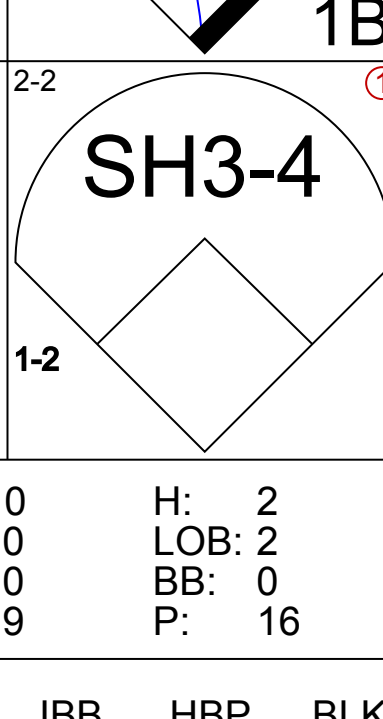
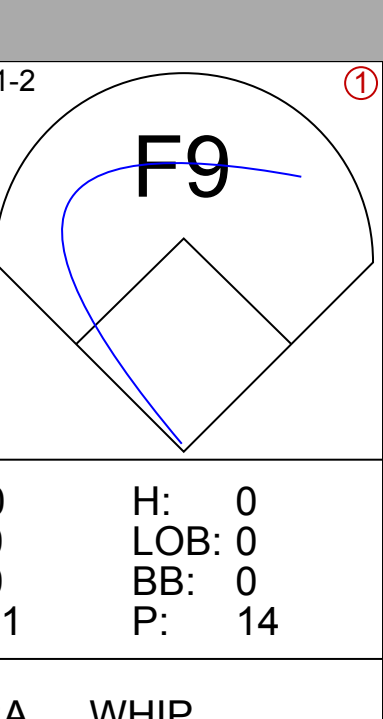
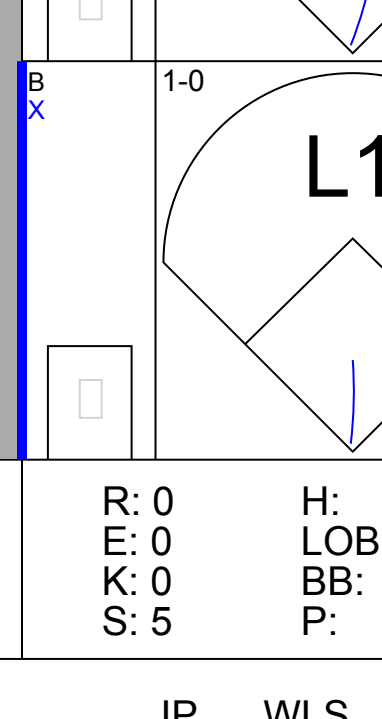
AB	37
R	7
H	13
RBI	5
BB	0
SO	5
LOB	14





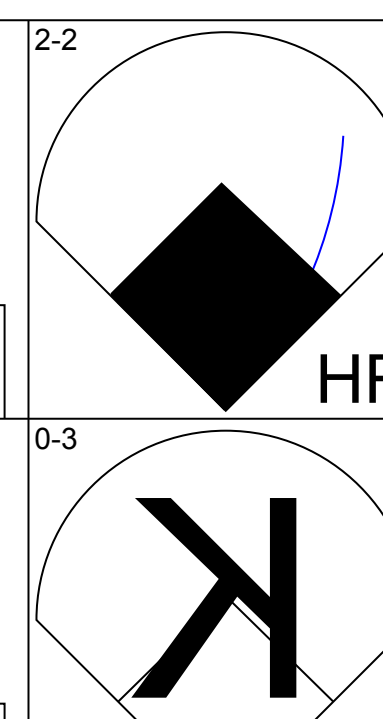
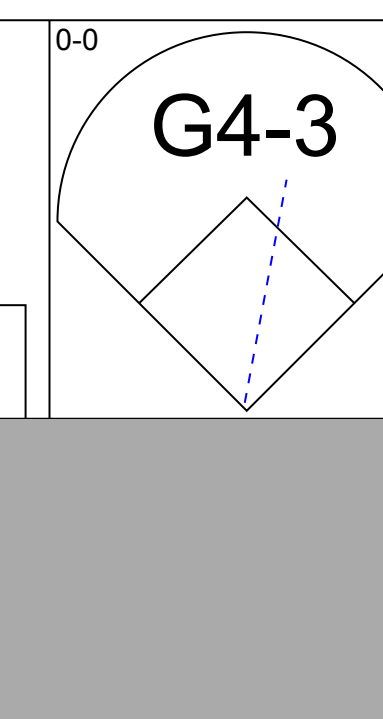
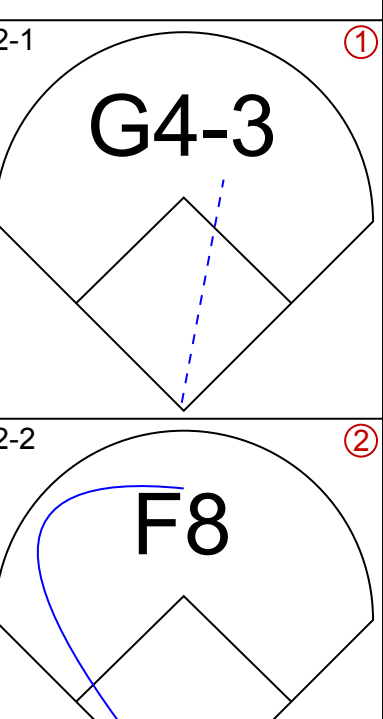
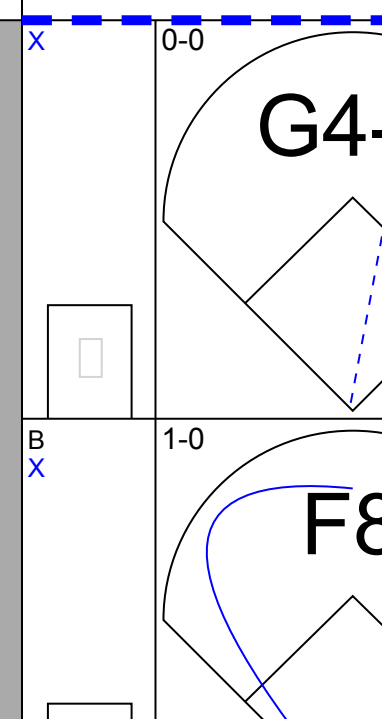
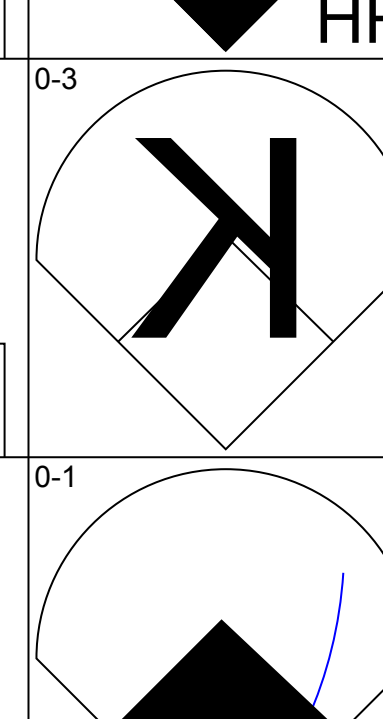

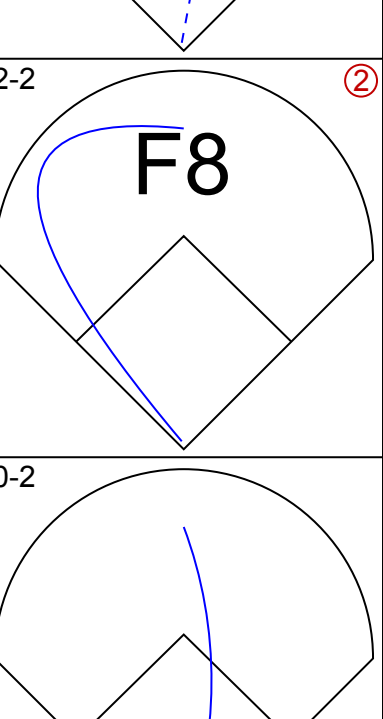
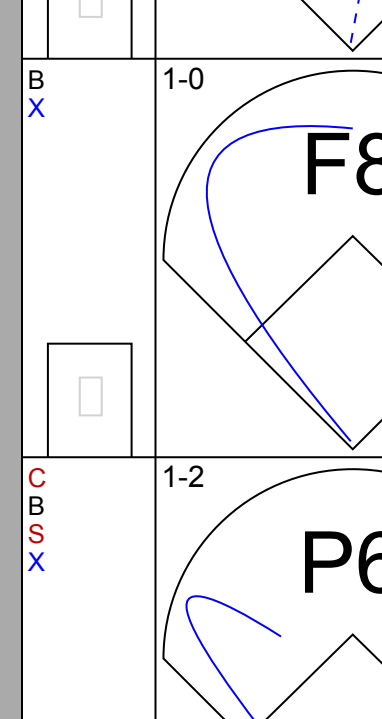
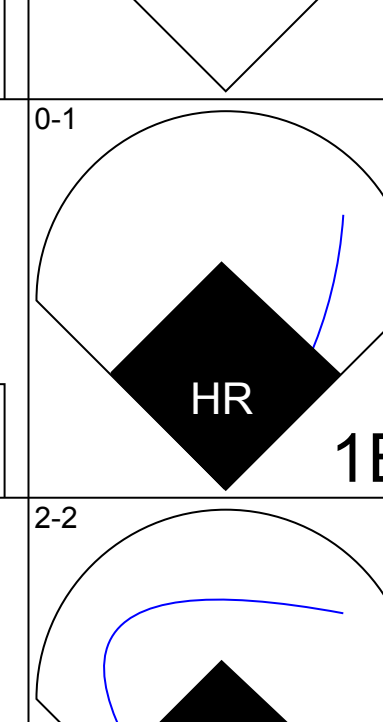
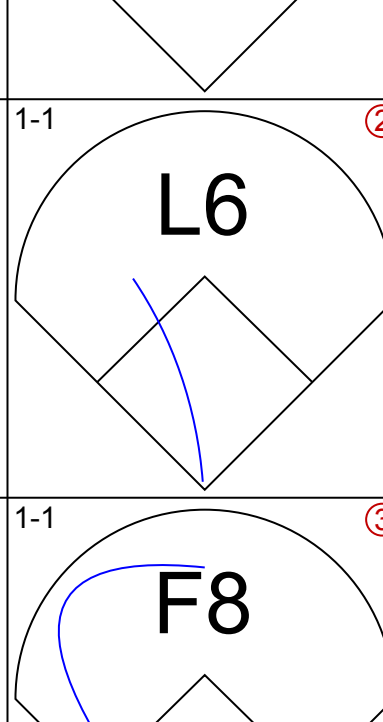
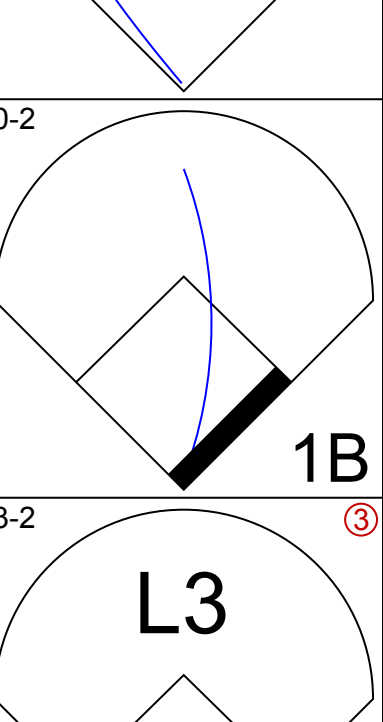
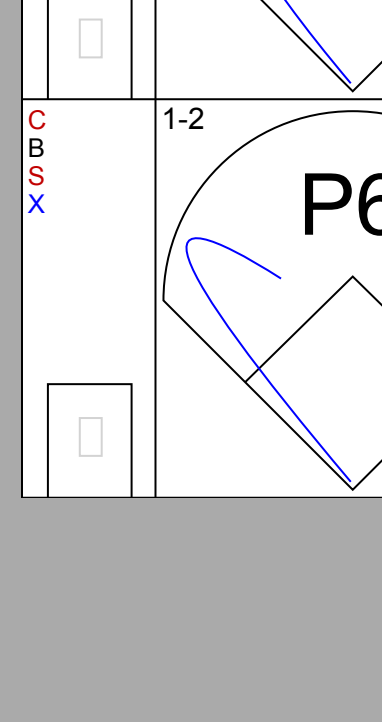
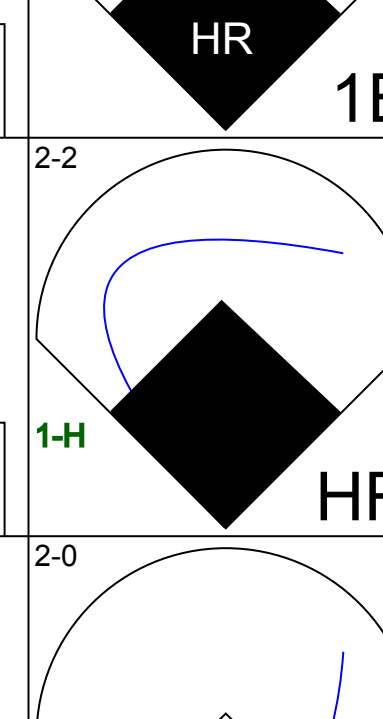
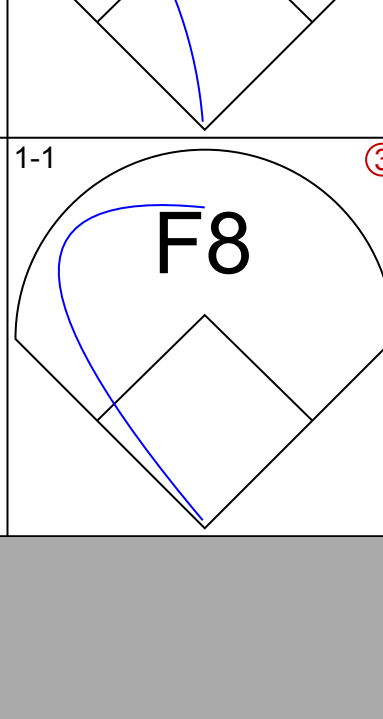
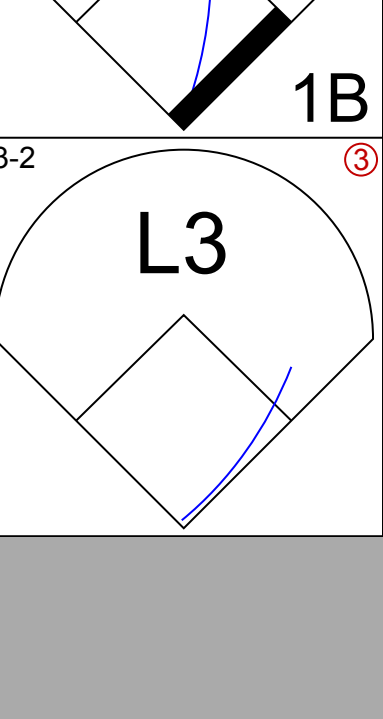
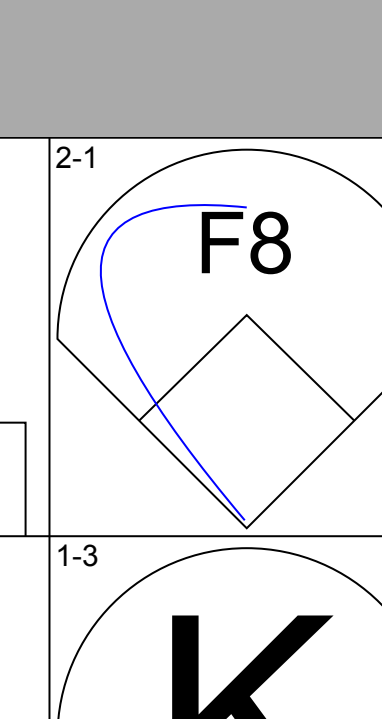
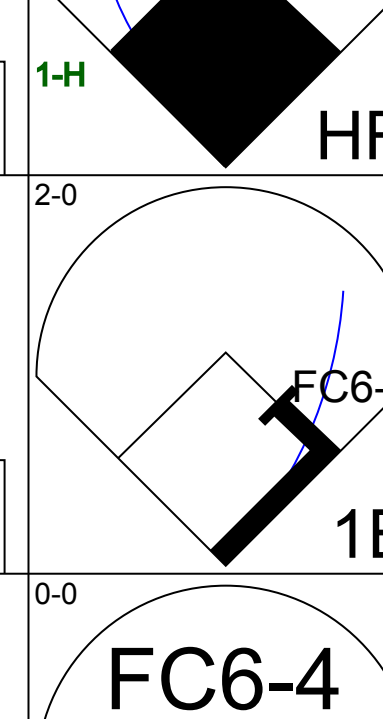
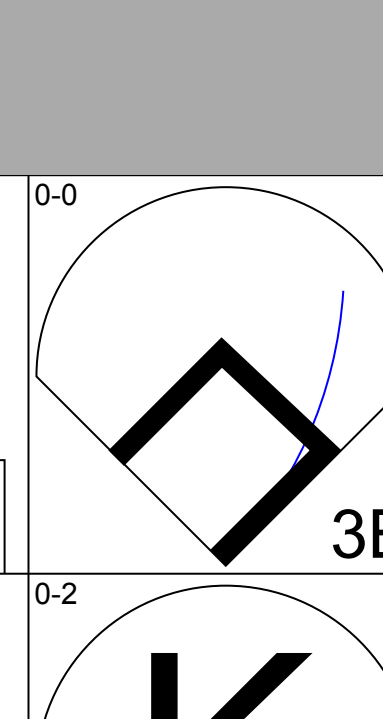
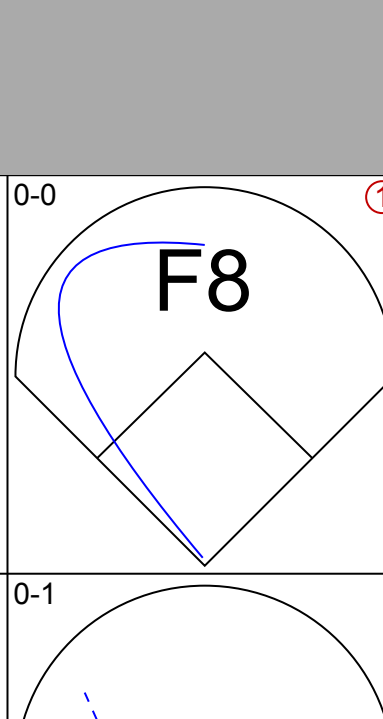
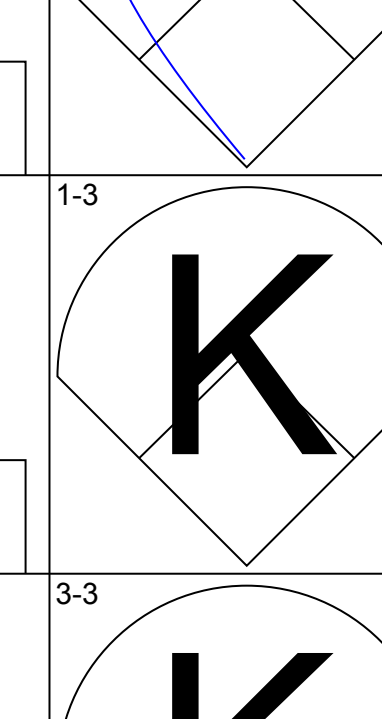
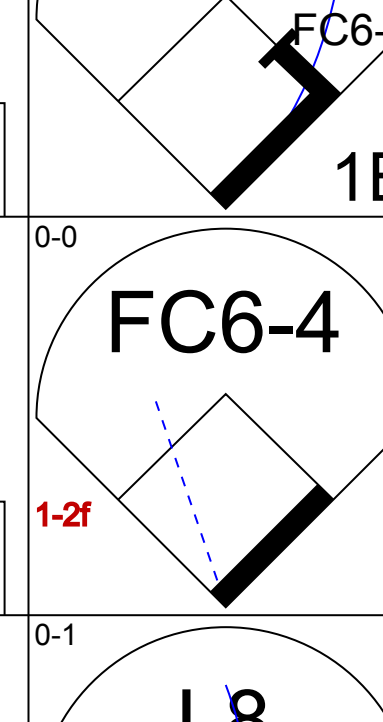
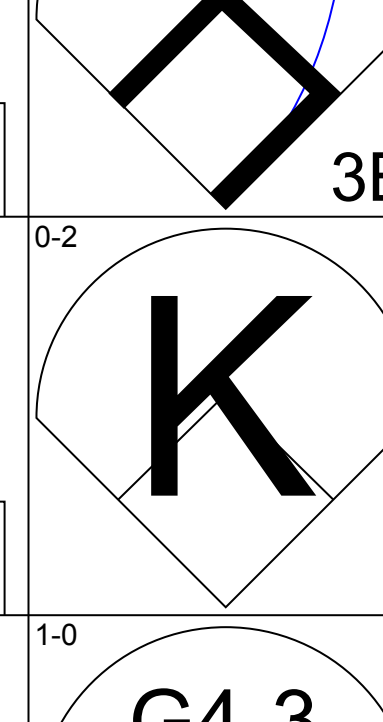
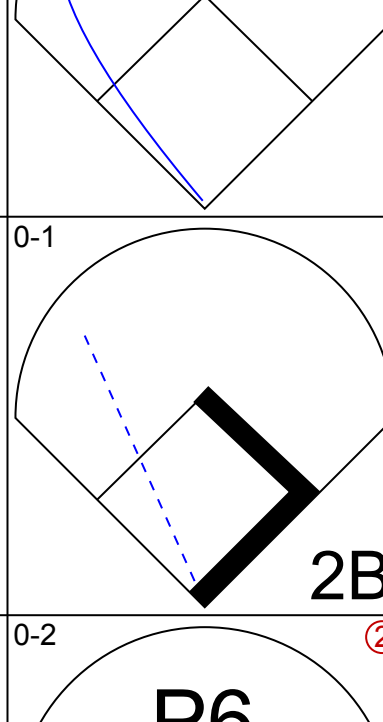
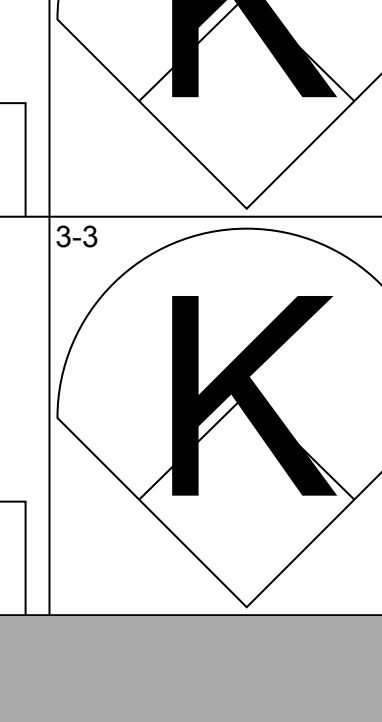
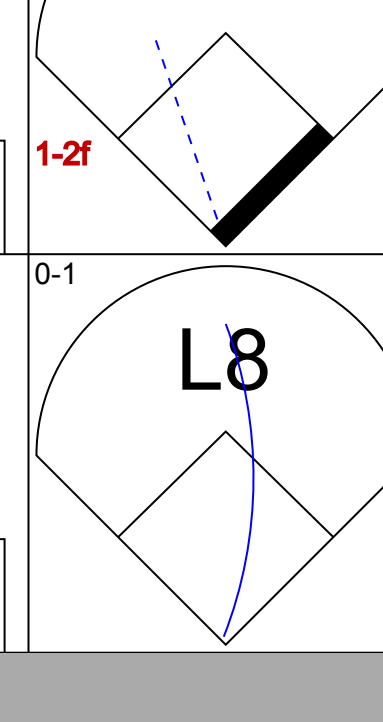
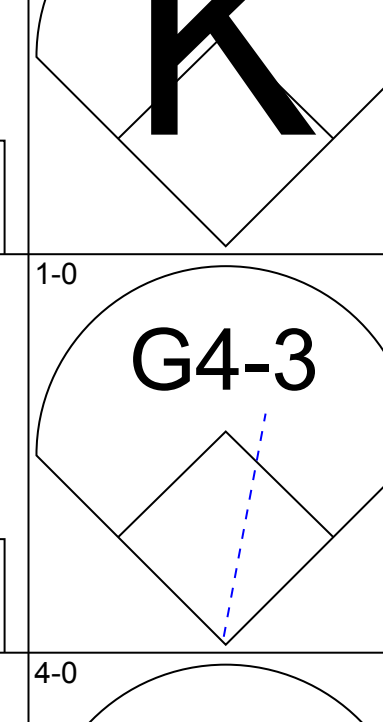
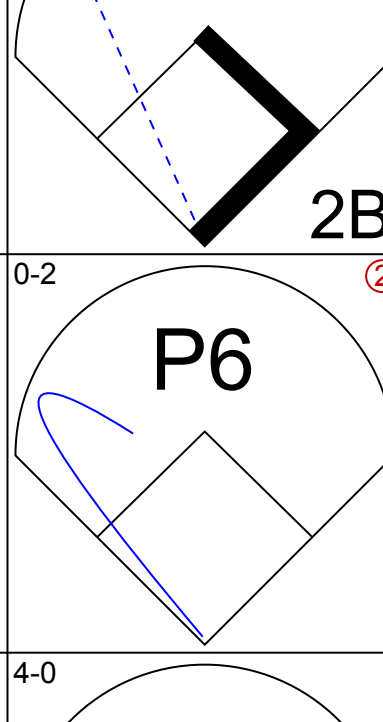
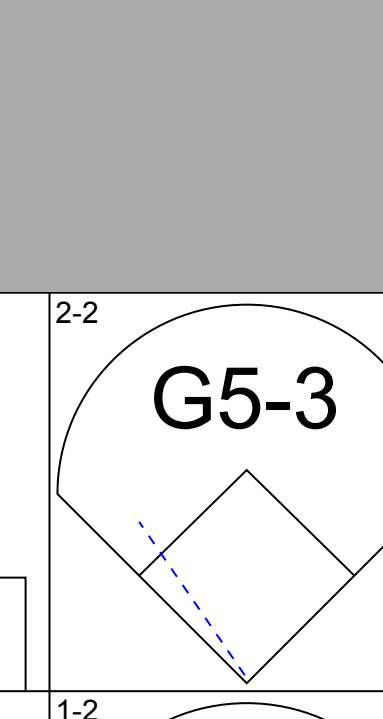
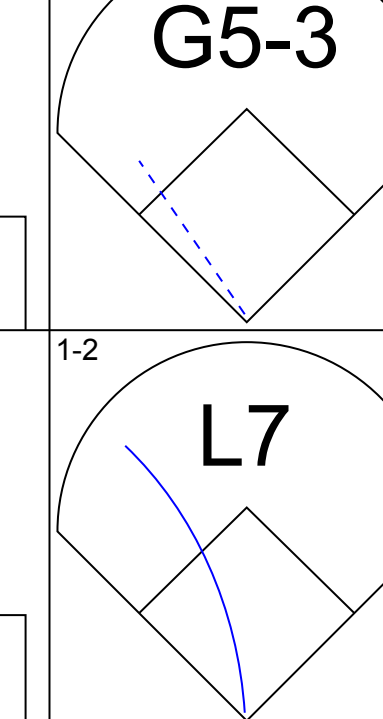




Batter	1	2	3	4	5	6	7	8	9	AB	R	H	RBI	BB	SO	LOB	TOP					
Gerald Williams, R (1, 8) OBP: 0.375, SLG: 0.537			G5-3 			G5-3 		K 		4	0	0	0	0	2	1	<b>New York Mets @ San Francisco Giants</b> SBC Park, San Francisco, CA Sun Aug 22 2004, 4:05 PM EDT Att: 42,359 - Cloudy - 72 F					
Jeff Keppinger, R (1, 4) OBP: 0.375, SLG: 0.375	L1 					G5-3 				4	0	2	0	0	0	0						
Cliff Floyd, L (1, 7) OBP: 0.350, SLG: 0.494	G5-3 		L8 			F7 		K 		4	0	0	0	0	1	3						
Richard Hidalgo, R (1, 9) OBP: 0.332, SLG: 0.493		F7 		HR 		G5-3 				4	1	2	1	0	0	0						
David Wright, R (1, 5) OBP: 0.331, SLG: 0.517	G4-3 		L9 					K 		4	0	1	0	0	1	2						
Vance Wilson, R (1, 2) OBP: 0.384, SLG: 0.478			F9 							4	0	2	0	0	0	1						
Todd Zeile, R (1, 3) OBP: 0.318, SLG: 0.348						G6-3 		F8 		3	0	0	0	1	0	2						
Wilson Delgado, S (1, 6) OBP: 0.250, SLG: 0.250				F8 			L8 			4	0	1	0	0	0	2						
Matt Ginter, R (1, 1) OBP: 0.313, SLG: 0.286		SH3-4 		F9 			L1 			1	0	0	0	0	0	0						
Danny Garcia, R (7, PH) OBP: 0.365, SLG: 0.360										1	0	0	0	0	0	0						
Mike DeJean, R (7, 1)										0	0	0	0	0	0	0						
<b>Inning Stats</b>	R: 0 E: 0 K: 1 S: 10	H: 0 LOB: 0 BB: 0 P: 15	R: 0 E: 0 K: 0 S: 8	H: 1 LOB: 1 BB: 0 P: 13	R: 0 E: 0 K: 0 S: 9	H: 2 LOB: 2 BB: 0 P: 16	R: 1 E: 0 K: 0 S: 8	H: 1 LOB: 1 BB: 1 P: 17	R: 0 E: 0 K: 0 S: 11	H: 0 LOB: 0 BB: 0 P: 14	R: 0 E: 0 K: 0 S: 10	H: 1 LOB: 1 BB: 0 P: 15	R: 0 E: 0 K: 0 S: 5	H: 0 LOB: 0 BB: 0 P: 10	R: 0 E: 0 K: 3 S: 17	H: 2 LOB: 2 BB: 0 P: 23	R: 0 E: 0 K: 0 S: 7	H: 1 LOB: 0 BB: 0 P: 9	1B: 7 2B: 0 3B: 0 HR: 1	SF: 0 SAC: 1 DP: 1 HBP: 0	WP: 0 PB: 0 SB: 0 CS: 0	PA: 35
<b>PITCHER</b>	IP	WLS	BF	H	R	ER	SO	BB	IBB	HBP	BLK	WP	HR	S	P	ERA	WHIP					
Kirk Rueter, L (1, 1) ERA: 5.02	7.0	W	27	5	1	1	1	1	0	0	0	0	1	61	100	1.29	0.857					
Jim Brower, R (8, 1) ERA: 3.87	0.1	H	2	1	0	0	1	0	0	0	0	0	0	6	8	0.00	3.000					
Scott Eyre, L (8, 1) ERA: 4.52	0.1	H	1	0	0	0	1	0	0	0	0	0	0	5	6	0.00	0.000					
Dustin Hermanson, R (8, 1) ERA: 4.4	1.1	S	5	2	0	0	1	0	0	0	0	0	0	13	18	0.00	1.500					

AB	33
R	1
H	8
RBI	1
BB	1
SO	4
LOB	11



Batter	1	2	3	4	5	6	7	8	9	AB	R	H	RBI	BB	SO	LOB	BOTTOM				
Ray Durham, S (1, 4) OBP: 0.340, SLG: 0.452		G4-3 			G4-3 		G4-3 			4	1	1	1	0	0	0	<b>New York Mets @ San Francisco Giants</b> SBC Park, San Francisco, CA Sun Aug 22 2004, 4:05 PM EDT Att: 42,359 - Cloudy - 72 F				
Michael Tucker, L (1, 8) OBP: 0.370, SLG: 0.453	K 		K 		F8 		F8 			4	0	0	0	0	2	0					
Cody Ransom, R (9, 6) OBP: 0.298, SLG: 0.373										0	0	0	0	0	0	0					
Edgardo Alfonzo, R (1, 5) OBP: 0.339, SLG: 0.394			L6 				P6 			4	1	2	0	0	0	0					
Barry Bonds, L (1, 7) OBP: 0.612, SLG: 0.822			F8 		L3 		F8 			4	1	1	2	0	0	1					
A.J. Pierzynski, L (1, 2) OBP: 0.338, SLG: 0.462							F8 		K 	4	0	2	0	0	1	0					
Pedro Feliz, R (1, 3) OBP: 0.296, SLG: 0.471					K 				K 	4	0	1	0	0	2	2					
Ricky Ledee, L (1, 9) OBP: 0.354, SLG: 0.441	L8 				G4-3 		P6 			3	0	0	0	0	0	3					
Deivi Cruz, R (1, 6) OBP: 0.344, SLG: 0.450		G5-3 								1	0	0	0	2	0	0					
Marquis Grissom, R (9, 8) OBP: 0.315, SLG: 0.444										0	0	0	0	0	0	0					
Kirk Rueter, L (1, 1) OBP: 0.224, SLG: 0.217		L7 								3	0	0	0	0	0	4					
Jim Brower, R (8, 1) OBP: 0.607, SLG: 0.500										0	0	0	0	0	0	0					
Scott Eyre, L (8, 1)										0	0	0	0	0	0	0					
Dustin Hermanson, R (8, 1) OBP: 0.133, SLG: 0.103										0	0	0	0	0	0	0					
<b>Inning Stats</b>	R: 3 E: 0 K: 1 S: 19	H: 4 LOB: 1 BB: 0 P: 25	R: 0 E: 0 K: 0 S: 8	H: 0 LOB: 0 BB: 0 P: 11	R: 0 E: 0 K: 1 S: 7	H: 0 LOB: 0 BB: 0 P: 12	R: 0 E: 0 K: 1 S: 7	H: 1 LOB: 2 BB: 1 P: 12	R: 0 E: 0 K: 0 S: 12	H: 1 LOB: 1 BB: 0 P: 19	R: 0 E: 0 K: 0 S: 8	H: 1 LOB: 2 BB: 1 P: 13	R: 0 E: 0 K: 0 S: 5	H: 0 LOB: 0 BB: 0 P: 7	R: 0 E: 0 K: 2 S: 8	H: 0 LOB: 0 BB: 0 P: 14	1B: 3 2B: 1 3B: 1 HR: 2	SF: 0 SAC: 0 DP: 0 HBP: 0	WP: 0 PB: 0 SB: 0 CS: 0	PA: 33	
<b>PITCHER</b>	IP	WLS	BF	H	R	ER	SO	BB	IBB	HBP	BLK	WP	HR	S	P	ERA	WHIP				
Matt Ginter, R (1, 1) ERA: 4.61	6.0	L	27	7	3	3	3	0	2	0	0	0	0	13	21	0.00	0.000				
Mike DeJean, R (7, 1) ERA: 4.65	2.0		6	0	0	0	2	0	0	0	0	0	0	13	21	0.00	0.000				





Batter	1	2	3	4	5	6	7	8	9	AB	R	H	RBI	BB	SO	LOB	TOP								
<b>Freddy Guzman, S</b> OBP: 0.290, SLG: 0.276	G3-1		E1	1B		G5-3	L9		S SF8	5	1	1	1	1	0	2									
<b>Mark Loretta, R</b> OBP: 0.397, SLG: 0.518	24 2B		G4-6-3	1B		24 BB		24 WP	SF8	3	2	2	1	2	0	1									
<b>24 Brian Giles, L</b> OBP: 0.377, SLG: 0.469	2B		FC5-4	BB		P6			F8	3	2	1	0	3	0	3									
<b>Phil Nevin, R</b> OBP: 0.387, SLG: 0.500	2B		FC5-4			BB 44 WP			F8	5	2	3	5	0	0	3									
<b>Ryan Klesko, L</b> OBP: 0.377, SLG: 0.413	G5-3			1B		44 WP				3	1	1	0	1	1	3									
<b>Terrence Long, L</b> OBP: 0.331, SLG: 0.413				2B		BB				1	0	1	0	0	0	0									
<b>Sean Burroughs, L</b> OBP: 0.348, SLG: 0.360	G6-3			1B		K				5	0	1	1	0	2	4									
<b>Rich Aurilia, R</b> OBP: 0.322, SLG: 0.363			G6-4-3	BB		44 FC1-2			E6	3	1	1	0	2	1	1									
<b>Ramon Hernandez, R</b> OBP: 0.339, SLG: 0.451	G6-4-3			1B		44 WP				5	0	2	0	0	0	5									
<b>44 Jake Peavy, R</b> OBP: 0.239, SLG: 0.190				1B						3	0	0	0	0	2	5									
<b>Scott Linebrink, R</b> ERA: 4.83				1B						0	0	0	0	0	0	0									
<b>Dave Hansen, L</b> OBP: 0.386, SLG: 0.370				1B						1	0	0	0	0	1	2									
<b>Akinori Otsuka, R</b> ERA: 2.08				1B						0	0	0	0	0	0	0									
<b>Ricky Stone, R</b> ERA: 5.4				1B						0	0	0	0	0	0	0									
<b>Jay Payton, R</b> OBP: 0.297, SLG: 0.322				1B						1	0	0	0	0	0	0									
<b>Steve Watkins, R</b> ERA: 5.45				1B						0	0	0	0	0	0	0									
<b>Inning Stats</b>	R: 2 E: 0 K: 0 S: 14	H: 2 LOB: 1 BB: 1 P: 25	R: 0 E: 0 K: 1 S: 6	H: 0 LOB: 0 BB: 1 P: 13	R: 0 E: 1 K: 0 S: 8	H: 0 LOB: 1 BB: 1 P: 13	R: 2 E: 0 K: 0 S: 22	H: 6 LOB: 3 BB: 0 P: 30	R: 1 E: 0 K: 2 S: 20	H: 1 LOB: 2 BB: 2 P: 37	R: 0 E: 0 K: 1 S: 16	H: 1 LOB: 2 BB: 1 P: 28	R: 0 E: 1 K: 1 S: 16	H: 1 LOB: 2 BB: 0 P: 24	R: 3 E: 0 K: 2 S: 15	H: 2 LOB: 1 BB: 2 P: 31	R: 1 E: 0 K: 0 S: 7	H: 0 LOB: 0 BB: 1 P: 14	1B: 7 2B: 5 3B: 0 HR: 1	SF: 1 SAC: 0 DP: 2 HBP: 0	WP: 2 PB: 0 SB: 2 CS: 0	PA: 48			
<b>PITCHER</b>	IP	WLS	BF	H	R	ER	SO	BB	IBB	HBP	BLK	WP	HR	S	P	ERA	WHIP								
<b>Aaron Heilman, R</b> ERA: 9.82	(1.1)	3.2	L	20	8	4	4	1	3	0	0	0	0	0	47	77	9.82	3.000							
<b>Dan Wheeler, R</b> ERA: 4.83	(4.1)	1.1		7	1	1	1	2	2	0	0	0	0	1	23	41	6.75	2.250							
<b>Pedro Feliciano, L</b> ERA: 2.25	(6.1)	1.1		6	1	0	0	1	1	0	0	0	0	0	19	32	0.00	1.500							
<b>Bartolome Fortunato, R</b> ERA: 4.91	(7.1)	0.2		7	2	3	3	1	2	0	0	0	1	1	17	34	40.50	6.000							
<b>John Franco, L</b> ERA: 5.45	(8.1)	1.0		4	1	0	0	2	0	0	0	0	0	0	11	17	0.00	1.000							
<b>PITCHER</b>	IP	WLS	BF	H	R	ER	SO	BB	IBB	HBP	BLK	WP	HR	S	P	ERA	WHIP								
<b>Ricky Bottalico, R</b> ERA: 3.83	(9.1)	1.0		4	0	1	1	0	1	0	0	0	0	7	14	9.00	1.000								

San Diego Padres @ New York Mets  
Shea Stadium, Flushing, NY  
Mon Aug 23 2004, 7:10 PM EDT  
Att: 25,475 - Cloudy - 77 F

AB 38  
R 9  
H 13  
RBI 8  
BB 9  
SO 7  
LOB 29



Batter	1	2	3	4	5	6	7	8	9	AB	R	H	RBI	BB	SO	LOB	BOTTOM								
<b>Eric Valent, L</b> OBP: 0.352, SLG: 0.477	G4-3		L3			F7			F9	4	0	0	0	0	1	4									
<b>Bartolome Fortunato, R</b> ERA: 4.83										0	0	0	0	0	0	0									
<b>John Franco, L</b> ERA: 5.45										0	0	0	0	0	0	0									
<b>Ricky Bottalico, L</b> OBP: 0.294, SLG: 0.313										1	0	0	0	0	0	0									
<b>Jason Phillips, R</b> OBP: 0.316, SLG: 0.345										1	0	0	0	0	0	0									
<b>Danny Garcia, R</b> OBP: 0.371, SLG: 0.357										2	0	0	0	0	2	0									
<b>Pedro Feliciano, L</b> ERA: 2.25										1	0	0	0	0	0	0									
<b>Todd Zeile, R</b> OBP: 0.316, SLG: 0.345										2	0	0	0	0	2	0									
<b>Cliff Floyd, L</b> OBP: 0.351, SLG: 0.492										1	0	0	0	0	1	1									
<b>Gerald Williams, R</b> OBP: 0.392, SLG: 0.591										3	1	2	0	0	0	0									
<b>Richard Hidalgo, R</b> OBP: 0.331, SLG: 0.489										3	1	0	0	1	1	5									
<b>Mike Cameron, R</b> OBP: 0.335, SLG: 0.500										4	1	1	3	0	1	1									
<b>5 David Wright, R</b> OBP: 0.328, SLG: 0.533										4	1	1	1	0	1	0									
<b>Vance Wilson, R</b> OBP: 0.361, SLG: 0.471										4	0	1	0	0	2	0									
<b>Wilson Delgado, S</b> OBP: 0.292, SLG: 0.261										3	0	1	0	1	0	1									
<b>Aaron Heilman, R</b> ERA: 9.82										0	0	0	0	0	0	0									
<b>Dan Wheeler, R</b> ERA: 4.83										0	0	0	0	0	0	0									
<b>Jeff Keppinger, R</b> OBP: 0.273, SLG: 0.273										3	0	0	0	0	0	3									
<b>Inning Stats</b>	R: 0 E: 0 K: 1 S: 8	H: 0 LOB: 1 BB: 1 P: 13	R: 0 E: 0 K: 1 S: 7	H: 0 LOB: 0 BB: 0 P: 11	R: 0 E: 1 K: 1 S: 12	H: 1 LOB: 3 BB: 1 P: 23	R: 0 E: 0 K: 1 S: 6	H: 0 LOB: 0 BB: 0 P: 11	R: 0 E: 0 K: 0 S: 11	H: 0 LOB: 1 BB: 1 P: 18	R: 3 E: 1 K: 2 S: 20	H: 3 LOB: 2 BB: 1 P: 35	R: 0 E: 0 K: 2 S: 12	H: 1 LOB: 1 BB: 0 P: 21	R: 1 E: 0 K: 0 S: 8	H: 1 LOB: 0 BB: 0 P: 9	R: 0 E: 0 K: 1 S: 5	H: 0 LOB: 0 BB: 0 P: 8	1B: 2 2B: 2 3B: 0 HR: 2	SF: 0 SAC: 1 DP: 0 HBP: 1	WP: 0 PB: 0 SB: 0 CS: 0	PA: 39			
<b>PITCHER</b>	IP	WLS	BF	H	R	ER	SO	BB	IBB	HBP	BLK	WP	HR	S	P	ERA	WHIP								
<b>44 Jake Peavy, R</b> ERA: 2.22	(1.1)	5.1	W	26	4	3	3	5	4	0	1	0	0	0	6	10	0.00	0.000							
<b>Scott Linebrink, R</b> ERA: 1.99	(6.1)	0.2	H	2	0	0	0	1	0	0	0	0	0	6	10	0.00	0.000								
<b>Akinori Otsuka, R</b> ERA: 2.08	(7.1)	1.0	H	4	1	0	0	2	0	0	0	0	0	12	21	0.00	1.000								
<b>Ricky Stone, R</b> ERA: 5.4	(8.1)	1.0		4	1	1	1	0	0	0	0	0	1	8	9	9.00	1.000								
<b>Steve Watkins, R</b> ERA: 5.0	(9.1)	1.0		3	0	0	0	1	0	0	0	0	0	5	8	0.00	0.000								

San Diego Padres @ New York Mets  
Shea Stadium, Flushing, NY  
Mon Aug 23 2004, 7:10 PM EDT  
Att: 25,475 - Cloudy - 77 F

AB 33  
R 4  
H 6  
RBI 4  
BB 4  
SO 9  
LOB 16





Batter	1	2	3	4	5	6	7	8	9	AB	R	H	RBI	BB	SO	LOB	TOP				
<b>Freddy Guzman, S</b> OBP: 0.250, SLG: 0.235 (1, 8)	G6-3		F7		G2-3		G4-3		G5-3	5	0	0	0	0	0	1					
<b>Mark Loretta, R</b> OBP: 0.396, SLG: 0.515 (1, 4)	P3			F8	K		F9			3	1	0	0	1	1	0					
<b>24 Brian Giles, L</b> OBP: 0.378, SLG: 0.471 (1, 9)		1B		F8		F9			K	4	1	2	0	0	1	1					
<b>Phil Nevin, R</b> OBP: 0.388, SLG: 0.502 (1, 3)	K			1B		F9			2B	4	0	2	0	0	1	2					
<b>Ryan Klesko, L</b> OBP: 0.375, SLG: 0.411 <b>Jay Payton, R</b> OBP: 0.297, SLG: 0.322 (8, 7)		G6-3		F8		1B			K	4	0	1	1	0	1	3					
<b>Sean Burroughs, L</b> OBP: 0.347, SLG: 0.359 (1, 5)	G6-3			2-3		1B			K	0	0	0	0	0	0	0					
<b>Rich Aurilia, R</b> OBP: 0.321, SLG: 0.362 (1, 6)				1-2	FC4-6				G1-3	4	0	1	1	0	0	2					
<b>Rich Aurilia, R</b> OBP: 0.321, SLG: 0.362 (1, 6)				2-2	1B				K	4	0	1	0	0	1	2					
<b>Ramon Hernandez, R</b> OBP: 0.341, SLG: 0.466 (1, 2)				1-2	1B				2B	4	0	1	2	1	0	0	2				
<b>David Wells, L</b> OBP: 0.199, SLG: 0.119 <b>Trevor Hoffman, R</b> (9, 1)				G4-3		G4-3			G4-3	4	0	0	0	0	1	1					
<b>Inning Stats</b>	R: 0 E: 0 K: 1 S: 10	H: 1 LOB: 1 BB: 0 P: 16	R: 0 E: 0 K: 0 S: 6	H: 0 LOB: 0 BB: 0 P: 9	R: 0 E: 0 K: 0 S: 6	H: 0 LOB: 0 BB: 0 P: 10	R: 1 E: 0 K: 0 S: 9	H: 2 LOB: 2 BB: 1 P: 18	R: 1 E: 0 K: 1 S: 7	H: 1 LOB: 0 BB: 0 P: 9	R: 0 E: 0 K: 1 S: 8	H: 0 LOB: 0 BB: 0 P: 12	R: 0 E: 0 K: 2 S: 13	H: 1 LOB: 1 BB: 0 P: 18	R: 0 E: 0 K: 1 S: 8	H: 1 LOB: 1 BB: 0 P: 12	1B: 5 2B: 3 3B: 0 HR: 1	SF: 0 SAC: 0 DP: 0 HBP: 0	WP: 0 PB: 0 SB: 0 CS: 0	PA: 37	
<b>PITCHER</b>	IP	WLS	BF	H	R	ER	SO	BB	IBB	HBP	BLK	WP	HR	S	P	ERA	WHIP				
<b>Kris Benson, R</b> ERA: 4.52	6.0	L	26	7	3	3	2	1	0	0	0	0	1	45	71	4.50	1.333				
<b>Heath Bell, R</b> ERA	2.0		7	1	0	0	3	0	0	0	0	0	0	21	30	0.00	0.500				
<b>Mike Stanton, L</b> ERA: 3.53	1.0		4	1	0	0	1	0	0	0	0	0	0	8	12	0.00	1.000				

San Diego Padres @ New York Mets  
Shea Stadium, Flushing, NY  
Tue Aug 24 2004, 7:10 PM EDT  
Att: 25,568 - Unknown - 75 F

AB	36
R	3
H	9
RBI	3
BB	1
SO	6
LOB	14



Batter	1	2	3	4	5	6	7	8	9	AB	R	H	RBI	BB	SO	LOB	BOTTOM				
<b>Jeff Keppinger, R</b> OBP: 0.267, SLG: 0.267 (1, 4)	CS		L6			G6-3			F8	4	0	1	0	0	0	1					
<b>Vance Wilson, R</b> OBP: 0.352, SLG: 0.458 (1, 2)	F7		P2			E6			F9	4	0	0	0	0	0	2					
<b>Gerald Williams, R</b> OBP: 0.400, SLG: 0.604 (1, 7)	1-2			K		F8			1B	4	1	2	0	0	1	1					
<b>Richard Hidalgo, R</b> OBP: 0.331, SLG: 0.487 (1, 9)	G5-3			F8		K			2B	4	0	1	1	0	1	1					
<b>Mike Cameron, R</b> OBP: 0.332, SLG: 0.495 (1, 8)		P4		K		F9			K	4	0	0	0	0	2	1					
<b>5 David Wright, R</b> OBP: 0.320, SLG: 0.520 (1, 5)		G4-3				G1-3			P3	3	0	0	0	0	0	0					
<b>Jason Phillips, R</b> OBP: 0.291, SLG: 0.309 (1, 3)		P2				G6-3			F8	3	0	0	0	0	0	0					
<b>Wilson Delgado, S</b> OBP: 0.259, SLG: 0.231 (1, 6)			G6-3			G6-3			F8	3	0	0	0	0	0	0					
<b>Kris Benson, R</b> OBP: 0.204, SLG: 0.170 <b>Danny Garcia, R</b> OBP: 0.369, SLG: 0.354 <b>Heath Bell, R</b> (6, PH) <b>Todd Zelle, R</b> OBP: 0.315, SLG: 0.344 <b>Mike Stanton, L</b> OBP: 0.500, SLG: 0.500 (9, 1)			E5			K			G6-3	1	0	0	0	0	0	0					
<b>Inning Stats</b>	R: 0 E: 0 K: 0 S: 14	H: 2 LOB: 1 BB: 0 P: 17	R: 0 E: 0 K: 0 S: 6	H: 0 LOB: 0 BB: 0 P: 8	R: 0 E: 1 K: 2 S: 9	H: 0 LOB: 1 BB: 0 P: 13	R: 0 E: 0 K: 2 S: 8	H: 0 LOB: 0 BB: 0 P: 14	R: 0 E: 0 K: 1 S: 6	H: 0 LOB: 1 BB: 0 P: 9	R: 0 E: 0 K: 1 S: 9	H: 0 LOB: 0 BB: 0 P: 12	R: 0 E: 0 K: 0 S: 11	H: 0 LOB: 1 BB: 0 P: 13	R: 1 E: 0 K: 1 S: 11	H: 2 LOB: 1 BB: 0 P: 13	1B: 3 2B: 1 3B: 0 HR: 0	SF: 0 SAC: 0 DP: 0 HBP: 0	WP: 0 PB: 0 SB: 0 CS: 1	PA: 32	
<b>PITCHER</b>	IP	WLS	BF	H	R	ER	SO	BB	IBB	HBP	BLK	WP	HR	S	P	ERA	WHIP				
<b>David Wells, L</b> ERA: 3.48	8.2	W	31	4	1	1	4	0	0	0	0	0	0	3	3	1.04	0.462				
<b>Trevor Hoffman, R</b> ERA: 2.96	0.1	S	1	0	0	0	1	0	0	0	0	0	0	3	3	0.00	0.000				

San Diego Padres @ New York Mets  
Shea Stadium, Flushing, NY  
Tue Aug 24 2004, 7:10 PM EDT  
Att: 25,568 - Unknown - 75 F

AB	32
R	1
H	4
RBI	1
BB	0
SO	5
LOB	6





Batter	1	2	3	4	5	6	7	8	9	AB	R	H	RBI	BB	SO	LOB	TOP					
<b>Freddy Guzman, S</b> OBP: 0.288, SLG: 0.282 (1, 8)	G4-3	L4							K	5	1	2	0	0	1	1	<b>San Diego Padres @ New York Mets</b> Shea Stadium, Flushing, NY Wed Aug 25 2004, 7:10 PM EDT Att: 28,067 - Cloudy - 73 F					
<b>Mark Loretta, R</b> OBP: 0.398, SLG: 0.516 (1, 4)	BB HBP 1B		G5-3		SF9				WP 1B	3	0	2	1	0	0	0						
<b>24 Brian Giles, L</b> OBP: 0.375, SLG: 0.467 (1, 9)	K		P5		G4-3				L8	4	0	0	1	0	1	3						
<b>Phil Nevin, R</b> OBP: 0.390, SLG: 0.511 (1, 3)	BB 1B		F8						F9	5	1	3	2	0	0	1						
<b>Rich Aurilia, R</b> OBP: 0.320, SLG: 0.358 (1, 5)					F7				G3-1	3	0	0	0	1	0	0						
<b>Ramon Hernandez, R</b> OBP: 0.337, SLG: 0.460 (1, 2)	P5				K				E5	4	0	0	0	0	2	3						
<b>3 Khalil Greene, R</b> OBP: 0.347, SLG: 0.416 (1, 6)			G5-3		G5-3					4	0	2	0	0	0	0						
<b>Jay Payton, R</b> OBP: 0.299, SLG: 0.325 (1, 7)										3	1	1	0	1	1	2						
<b>Brian Lawrence, R</b> OBP: 0.132, SLG: 0.135 (1, 1)			F8		B3					3	1	0	0	1	1	4						
<b>Inning Stats</b>	R: 0 E: 0 K: 1 S: 11	H: 1 LOB: 3 BB: 1 P: 23	R: 0 E: 0 K: 0 S: 6	H: 1 LOB: 1 BB: 0 P: 8	R: 0 E: 0 K: 0 S: 8	H: 0 LOB: 0 BB: 0 P: 16	R: 0 E: 0 K: 1 S: 10	H: 0 LOB: 0 BB: 0 P: 14	R: 1 E: 0 K: 0 S: 11	H: 1 LOB: 1 BB: 1 P: 19	R: 1 E: 0 K: 1 S: 12	H: 2 LOB: 0 BB: 0 P: 21	R: 2 E: 0 K: 0 S: 15	H: 3 LOB: 2 BB: 1 P: 31	R: 0 E: 1 K: 2 S: 12	H: 1 LOB: 2 BB: 0 P: 18	R: 0 E: 0 K: 1 S: 10	H: 1 LOB: 1 BB: 0 P: 15	1B: 6 2B: 3 3B: 0 HR: 1	SF: 2 SAC: 0 DP: 0 HBP: 1	WP: 1 PB: 0 SB: 0 CS: 1	PA: 41
<b>PITCHER</b>	IP	WLS	BF	H	R	ER	SO	BB	IBB	HBP	BLK	WP	HR	S	P	ERA	WHIP					
<b>Al Leiter, L</b> ERA: 2.69 (1, 1)	6.2	L	30	7	4	4	3	3	0	1	0	0	1	70	127	5.40	1.500					
<b>Ricky Bottalico, R</b> ERA: 3.54 (7, 1)	1.1		6	2	0	0	2	0	0	0	0	0	0	15	23	0.00	1.500					
<b>John Franco, L</b> ERA: 5.31 (9, 1)	1.0		4	1	0	0	1	0	0	0	0	1	0	10	15	0.00	1.000					

AB	34
R	4
H	10
RBI	4
BB	3
SO	6
LOB	14



Batter	1	2	3	4	5	6	7	8	9	AB	R	H	RBI	BB	SO	LOB	BOTTOM					
<b>Eric Valent, L</b> OBP: 0.350, SLG: 0.472 (1, 3)	2B 1B		G4-3						K	4	0	1	0	0	2	1	<b>San Diego Padres @ New York Mets</b> Shea Stadium, Flushing, NY Wed Aug 25 2004, 7:10 PM EDT Att: 28,067 - Cloudy - 73 F					
<b>Danny Garcia, R</b> OBP: 0.372, SLG: 0.362 (1, 4)	P5									3	0	1	0	0	0	1						
<b>5 David Wright, R</b> OBP: 0.316, SLG: 0.520 (1, 5)			G5-3							4	0	1	0	0	0	3						
<b>Cliff Floyd, L</b> OBP: 0.352, SLG: 0.491 (1, 7)										3	0	1	0	1	1	1						
<b>Richard Hidalgo, R</b> OBP: 0.328, SLG: 0.482 (1, 9)	P4									4	0	0	0	0	0	3						
<b>Mike Cameron, R</b> OBP: 0.331, SLG: 0.493 (1, 8)	F7									4	0	1	0	0	0	3						
<b>Vance Wilson, R</b> OBP: 0.345, SLG: 0.449 (1, 2)			F8							3	0	0	0	0	0	1						
<b>Wilson Delgado, S</b> OBP: 0.233, SLG: 0.207 (1, 6)			G6-3							3	0	0	0	0	1	0						
<b>Al Leiter, L</b> OBP: 0.133, SLG: 0.116 (1, 1)										2	0	0	0	0	0	0	<b>San Diego Padres @ New York Mets</b> Shea Stadium, Flushing, NY Wed Aug 25 2004, 7:10 PM EDT Att: 28,067 - Cloudy - 73 F					
<b>Ricky Bottalico, L</b> (7, 1)										0	0	0	0	0	0	0						
<b>Todd Zeile, R</b> OBP: 0.317, SLG: 0.347 (6, PH)			G1-6-3							1	0	1	0	0	0	0						
<b>John Franco, L</b> (9, 1)										0	0	0	0	0	0	0						
<b>Inning Stats</b>	R: 0 E: 0 K: 0 S: 12	H: 2 LOB: 3 BB: 1 P: 23	R: 0 E: 0 K: 0 S: 5	H: 0 LOB: 0 BB: 0 P: 8	R: 0 E: 0 K: 1 S: 10	H: 1 LOB: 1 BB: 0 P: 14	R: 0 E: 0 K: 0 S: 4	H: 0 LOB: 0 BB: 0 P: 7	R: 0 E: 0 K: 1 S: 7	H: 0 LOB: 0 BB: 0 P: 10	R: 0 E: 0 K: 0 S: 7	H: 0 LOB: 0 BB: 0 P: 10	R: 0 E: 0 K: 0 S: 6	H: 1 LOB: 0 BB: 0 P: 8	R: 0 E: 0 K: 2 S: 12	H: 1 LOB: 2 BB: 0 P: 18	R: 0 E: 0 K: 0 S: 9	H: 1 LOB: 0 BB: 0 P: 13	1B: 4 2B: 2 3B: 0 HR: 0	SF: 0 SAC: 0 DP: 1 HBP: 1	WP: 0 PB: 0 SB: 0 CS: 0	PA: 33
<b>PITCHER</b>	IP	WLS	BF	H	R	ER	SO	BB	IBB	HBP	BLK	WP	HR	S	P	ERA	WHIP					
<b>Brian Lawrence, R</b> ERA: 3.85 (1, 1)	9.0	W	33	6	0	0	4	0	1	1	0	0	0	72	111	0.00	0.667					





Batter	1	2	3	4	5	6	7	8	9	AB	R	H	RBI	BB	SO	LOB	TOP								
<b>Freddy Guzman, S</b> OBP: 0.281, SLG: 0.295	G4-3			K	G3		1B 2B	E6		5	1	1	2	0	1	3									
<b>Mark Loretta, R</b> OBP: 0.398, SLG: 0.515	F9			F9		F8	24 1B	1B		5	0	2	3	0	0	0									
<b>Rich Aurilia, R</b> OBP: 0.320, SLG: 0.358							1B	1B		0	0	0	0	0	0	0									
<b>24 Brian Giles, L</b> OBP: 0.375, SLG: 0.466	G3-1			P4		FC6-4	1B	P5		5	0	2	0	0	0	2									
<b>Dave Hansen, L</b> OBP: 0.386, SLG: 0.370							1B	1B		0	0	0	0	0	0	0									
<b>Phil Nevin, R</b> OBP: 0.388, SLG: 0.509						F8	1B 3 2B	G6-3	G6-3	5	1	1	0	0	0	5									
<b>Blaine Neal, L</b>										0	0	0	0	0	0	0									
<b>Marty McLeary, R</b>										0	0	0	0	0	0	0									
<b>Steve Watkins, R</b>										0	0	0	0	0	0	0									
<b>Ryan Klesko, L</b> OBP: 0.372, SLG: 0.407	G1-3					K	FC6-4	G1-3	G1-3	3	0	0	0	0	1	2									
<b>Terrence Long, L</b> OBP: 0.332, SLG: 0.414							1-2			2	0	1	0	0	0	0									
<b>Sean Burroughs, L</b> OBP: 0.349, SLG: 0.364	P2						2-3 2B	1B	P5	5	3	3	0	0	0	1									
<b>3 Khalil Greene, R</b> OBP: 0.350, SLG: 0.420				G6-3		1-1	1B	2B	1B	5	2	3	2	0	1	1									
<b>Humberto Quintero, R</b> OBP: 0.307, SLG: 0.391	P4					K	1-2 2B	1B	G6-4-3	5	2	2	2	0	1	3									
<b>Adam Eaton, R</b> OBP: 0.298, SLG: 0.333	G6-3									3	1	1	1	0	0	1									
<b>Jay Payton, R</b> OBP: 0.299, SLG: 0.325							2B	G1-3	E	0	0	0	0	0	0	0									
<b>Inning Stats</b>	R: 0 H: 0 E: 0 K: 0 S: 6	H: 0 LOB: 0 BB: 0 P: 11	R: 0 H: 0 E: 0 K: 0 S: 7	H: 0 LOB: 0 BB: 0 P: 10	R: 0 H: 0 E: 0 K: 0 S: 9	H: 0 LOB: 0 BB: 0 P: 13	R: 0 H: 0 E: 0 K: 1 S: 11	H: 0 LOB: 0 BB: 0 P: 17	R: 3 H: 4 E: 0 K: 2 S: 17	H: 4 LOB: 1 BB: 0 P: 23	R: 0 H: 1 E: 0 K: 0 S: 9	H: 1 LOB: 1 BB: 0 P: 11	R: 3 H: 5 E: 0 K: 1 S: 15	H: 5 LOB: 2 BB: 0 P: 24	R: 4 H: 4 E: 1 K: 0 S: 22	H: 4 LOB: 2 BB: 0 P: 36	R: 0 H: 2 E: 0 K: 0 S: 7	H: 2 LOB: 1 BB: 0 P: 10	1B: 11 2B: 5 3B: 0 HR: 0	SF: 0 SAC: 0 DP: 1 HBP: 1	WP: 1 PB: 0 SB: 0 CS: 0	PA: 44			
<b>PITCHER</b>	IP	WLS	BF	H	R	ER	SO	BB	IBB	HBP	BLK	WP	HR	S	P	ERA	WHIP								
<b>Steve Trachsel, R</b> ERA: 3.96	6.2	L	28	8	6	6	4	0	0	0	0	1	0	67	99	8.10	1.200								
<b>Dan Wheeler, R</b> ERA: 4.8	0.1		3	2	0	0	0	0	0	0	0	0	0	7	10	0.00	6.000								
<b>Pedro Feliciano, L</b> ERA: 5.0	1.0		9	4	4	3	0	0	0	1	0	0	0	22	36	27.00	4.000								
<b>Braden Looper, R</b> ERA: 2.0	1.0		4	2	0	0	0	0	0	0	0	0	0	7	10	0.00	2.000								

San Diego Padres @ New York Mets  
Shea Stadium, Flushing, NY  
Thu Aug 26 2004, 1:10 PM EDT  
Att: 27,621 - Sunny - 74 F

AB 43  
R 10  
H 16  
RBI 10  
BB 0  
SO 4  
LOB 18



Batter	1	2	3	4	5	6	7	8	9	AB	R	H	RBI	BB	SO	LOB	BOTTOM								
<b>Danny Garcia, R</b> OBP: 0.376, SLG: 0.378	G3-6-3		G3-1			1-2		K		3	0	1	0	0	1	2									
<b>Eric Valent, L</b> OBP: 0.348, SLG: 0.483	G3-6-3		K			1-3		K		4	1	1	1	0	2	3									
<b>5 David Wright, R</b> OBP: 0.324, SLG: 0.512	BB				P6			P4		2	1	0	0	2	0	1									
<b>Cliff Floyd, L</b> OBP: 0.349, SLG: 0.485	G1-4-3				F7			F8		4	0	0	0	0	1	2									
<b>Richard Hidalgo, R</b> OBP: 0.325, SLG: 0.478			K		F8			F9		4	0	0	0	0	2	1									
<b>Mike Cameron, R</b> OBP: 0.331, SLG: 0.498	G4-3				F8			P3		4	1	1	2	0	0	0									
<b>Vance Wilson, R</b> OBP: 0.343, SLG: 0.444	F9				G5-3			G3		4	0	1	0	0	0	0									
<b>Wilson Delgado, S</b> OBP: 0.294, SLG: 0.250			G3-1		F9			1B		3	0	2	0	1	0	0									
<b>Steve Trachsel, R</b> ERA: 2.00, SLG: 0.204			SH3-4					1B		1	0	0	0	0	1	0									
<b>Dan Wheeler, R</b> ERA: 2.00, SLG: 0.204			SH3-4							0	0	0	0	0	0	0									
<b>Pedro Feliciano, L</b>										0	0	0	0	0	0	0									
<b>Brian Buchanan, R</b> OBP: 0.275, SLG: 0.238										0	0	0	0	0	1	1									
<b>Braden Looper, R</b> ERA: 2.0										0	0	0	0	0	0	0									
<b>Gerard Williams, R</b> OBP: 0.200, SLG: 0.282										1	0	0	0	0	0	2									
<b>Inning Stats</b>	R: 0 H: 0 E: 0 K: 0 S: 7	H: 0 LOB: 1 BB: 1 P: 12	R: 0 H: 0 E: 0 K: 1 S: 9	H: 0 LOB: 0 BB: 0 P: 15	R: 0 H: 1 E: 0 K: 1 S: 10	H: 1 LOB: 1 BB: 0 P: 15	R: 0 H: 0 E: 0 K: 0 S: 6	H: 0 LOB: 0 BB: 0 P: 7	R: 0 H: 1 E: 0 K: 2 S: 15	H: 1 LOB: 1 BB: 0 P: 19	R: 0 H: 0 E: 0 K: 0 S: 7	H: 0 LOB: 0 BB: 0 P: 9	R: 0 H: 1 E: 0 K: 2 S: 15	H: 1 LOB: 1 BB: 0 P: 21	R: 3 H: 3 E: 0 K: 2 S: 22	H: 3 LOB: 2 BB: 2 P: 44	1B: 3 2B: 0 3B: 1 HR: 2	SF: 0 SAC: 1 DP: 1 HBP: 1	WP: 0 PB: 0 SB: 0 CS: 0	PA: 36					
<b>PITCHER</b>	IP	WLS	BF	H	R	ER	SO	BB	IBB	HBP	BLK	WP	HR	S	P	ERA	WHIP								
<b>Adam Eaton, R</b> ERA: 4.72	7.0	W	24	2	0	0	4	1	0	0	0	0	0	15	21	0.00	1.000								
<b>Blaine Neal, R</b> ERA: 2.93	1.0		4	1	0	0	2	0	0	0	0	0	0	15	21	0.00	1.000								
<b>Marty McLeary, R</b> ERA: 13.5	0.2		6	3	3	3	2	1	0	0	0	0	2	20	36	40.50	6.000								
<b>Steve Watkins, R</b> ERA: 2.7	0.1		2	0	0	0	0	1	0	0	0	0	0	2	8	0.00	3.000								

San Diego Padres @ New York Mets  
Shea Stadium, Flushing, NY  
Thu Aug 26 2004, 1:10 PM EDT  
Att: 27,621 - Sunny - 74 F

AB 31  
R 3  
H 6  
RBI 3  
BB 3  
SO 8  
LOB 12






Batter	1	2	3	4	5	6	7	8	9	AB	R	H	RBI	BB	SO	LOB	TOP											
<b>Cesar Izturis, S</b> OBP: 0.332, SLG: 0.378 (1, 6)	L4		FC6-4 1B		K		G1-4-3		0-0 2B	5	0	2	1	0	1	1	<b>Los Angeles Dodgers @ New York Mets</b> Shea Stadium, Flushing, NY Fri Aug 27 2004, 7:10 PM EDT Att: 42,694 - Sunny - 77 F											
<b>Steve Finley, L</b> OBP: 0.345, SLG: 0.508 (1, 8)	G4-3		FC6-4 FC5-4		E		G4-3		1-3 2-H 2B	4	0	0	0	0	1	0												
<b>Milton Bradley, S</b> OBP: 0.379, SLG: 0.436 Masao Kida, R (5, 1)			FC5-4		E5				1-3 K	3	0	1	0	0	0	3												
<b>Duaner Sanchez, R</b> OBP: 0.250, SLG: 0.500 Hee-Seop Choi, L OBP: 0.379, SLG: 0.486 Giovanni Carrara, R (8, 1)			1B		G4-6-3				2-1 K	0	0	0	0	0	0	0												
<b>Adrián Beltré, R</b> OBP: 0.383, SLG: 0.648 (1, 5)	F8				G6-3		G4-6-3		2-1 F9	4	0	0	0	0	0	3												
<b>Shawn Green, L</b> OBP: 0.347, SLG: 0.462 (1, 9)					G6-3		G4-3		2-0 F8	4	0	1	0	0	1	0												
<b>Olmedo Saenz, R</b> OBP: 0.337, SLG: 0.444 (1, 3)					FC4-6 1B		F7		1-1 BB 2B 1B	4	1	2	0	0	1	0												
<b>José Hernández, R</b> OBP: 0.370, SLG: 0.521 (1, 4)					FC4-6		G1-3		2-3 K	4	0	0	0	0	2	3												
<b>David Ross, R</b> OBP: 0.276, SLG: 0.315 (1, 2)					P4		F8		2-3 K	4	0	1	0	0	1	3												
<b>Wilson Alvarez, L</b> OBP: 0.185, SLG: 0.154 Elmer Dessens, R OBP: 0.304, SLG: 0.300 Jayson Werth, R OBP: 0.345, SLG: 0.514 (5, 7)					FC6-4 1B		HR		4-1 2B BB	0	0	0	0	0	0	0												
<b>Inning Stats</b>	R: 0 E: 0 K: 0 S: 10	H: 1 LOB: 1 BB: 0 P: 14	R: 0 E: 0 K: 3 S: 10	H: 0 LOB: 0 BB: 0 P: 15	R: 0 E: 0 K: 0 S: 12	H: 2 LOB: 2 BB: 0 P: 18	R: 0 E: 0 K: 0 S: 10	H: 2 LOB: 2 BB: 0 P: 15	R: 1 E: 1 K: 1 S: 11	H: 1 LOB: 1 BB: 1 P: 21	R: 0 E: 0 K: 0 S: 8	H: 0 LOB: 0 BB: 0 P: 14	R: 0 E: 0 K: 1 S: 10	H: 1 LOB: 1 BB: 0 P: 16	R: 0 E: 0 K: 1 S: 7	H: 0 LOB: 0 BB: 0 P: 12	R: 1 E: 0 K: 2 S: 12	H: 2 LOB: 2 BB: 1 P: 23	1B: 7 2B: 1 3B: 0 HR: 1	SF: 0 SAC: 0 DP: 1 HBP: 0	WP: 1 PB: 0 SB: 0 CS: 0	PA: 38						
<b>PITCHER</b>	IP	WLS	BF	H	R	ER	SO	BB	IBB	HBP	BLK	WP	HR	S	P	ERA	WHIP											
<b>Tom Glavine, L</b> ERA: 3.05	(1, 1)	6.0	W	26	7	1	1	4	1	0	0	0	0	1	63	100	1.50	1.333										
<b>Mike DeJean, R</b> ERA: 4.57	(7, 1)	1.0		3	0	0	0	1	0	0	0	0	1	0	8	13	0.00	0.000										
<b>Mike Stanton, L</b> ERA: 3.48	(8, 1)	1.0		3	0	0	0	1	0	0	0	0	0	0	7	12	0.00	0.000										
<b>John Franco, L</b> ERA: 5.4	(9, 1)	1.0		6	2	1	1	2	1	0	0	0	0	0	12	23	9.00	3.000										

Batter	1	2	3	4	5	6	7	8	9	AB	R	H	RBI	BB	SO	LOB	BOTTOM											
<b>Gerald Williams, R</b> OBP: 0.393, SLG: 0.574 (1, 9)					G1-3					5	1	2	1	0	1	0	<b>Los Angeles Dodgers @ New York Mets</b> Shea Stadium, Flushing, NY Fri Aug 27 2004, 7:10 PM EDT Att: 42,694 - Sunny - 77 F											
<b>Jeff Keppinger, R</b> OBP: 0.200, SLG: 0.200 (1, 4)					E9		F8		F8	5	0	0	0	0	0	3												
<b>Todd Zeile, R</b> OBP: 0.322, SLG: 0.349 (1, 3)					K				F8	4	1	2	0	1	2	1												
<b>Cliff Floyd, L</b> OBP: 0.352, SLG: 0.485 (1, 7)					G4-3				BB 1B	4	1	2	1	1	1	2												
<b>Mike Cameron, R</b> OBP: 0.331, SLG: 0.499 (1, 8)					G4-3				F9	5	2	2	1	0	2	3												
<b>David Wright, R</b> OBP: 0.333, SLG: 0.522 (1, 5)					G5-3				P3	5	2	3	3	0	0	3												
<b>Jason Phillips, R</b> OBP: 0.291, SLG: 0.312 (1, 2)					G5-3				G3-1	4	0	1	0	0	0	2												
<b>Wilson Delgado, S</b> OBP: 0.289, SLG: 0.229 (1, 6)					K				K	3	1	0	0	1	3	3												
<b>Tom Glavine, L</b> OBP: 0.280, SLG: 0.182 Mike DeJean, R (7, 1)					K				F7	3	0	1	1	0	1	2												
<b>Eric Valent, L</b> OBP: 0.351, SLG: 0.500 Mike Stanton, L OBP: 0.500, SLG: 0.500 John Franco, L (9, 1)					K				HR	1	1	1	2	0	0	0												
<b>Inning Stats</b>	R: 6 E: 0 K: 0 S: 28	H: 7 LOB: 2 BB: 1 P: 42	R: 0 E: 0 K: 2 S: 13	H: 1 LOB: 1 BB: 0 P: 19	R: 0 E: 0 K: 2 S: 10	H: 0 LOB: 0 BB: 0 P: 16	R: 0 E: 1 K: 1 S: 11	H: 0 LOB: 1 BB: 0 P: 16	R: 0 E: 0 K: 2 S: 16	H: 2 LOB: 2 BB: 0 P: 28	R: 0 E: 0 K: 2 S: 9	H: 0 LOB: 1 BB: 1 P: 15	R: 3 E: 0 K: 1 S: 15	H: 3 LOB: 0 BB: 0 P: 23	R: 0 E: 0 K: 0 S: 13	H: 1 LOB: 2 BB: 1 P: 20	1B: 10 2B: 3 3B: 0 HR: 1	SF: 0 SAC: 0 DP: 0 HBP: 0	WP: 0 PB: 0 SB: 2 CS: 0	PA: 42								
<b>PITCHER</b>	IP	WLS	BF	H	R	ER	SO	BB	IBB	HBP	BLK	WP	HR	S	P	ERA	WHIP											
<b>Wilson Alvarez, L</b> ERA: 4.23	(1, 1)	1.1	L	13	8	6	6	1	0	1	0	0	0	0	36	54	40.50	6.000										
<b>Elmer Dessens, R</b> ERA: 4.5	(2, 1)	2.2		9	0	0	0	4	0	0	0	0	0	26	39	0.00	0.000											
<b>Masao Kida, R</b> ERA: 4.5	(5, 1)	2.0		9	2	0	0	4	1	0	0	0	0	25	43	0.00	1.500											
<b>Duaner Sanchez, R</b> ERA: 3.68	(7, 1)	1.0		6	3	3	3	1	0	0	0	0	0	1	15	23	27.00	3.000										
<b>Giovanni Carrara, R</b> ERA: 1.06	(8, 1)	1.0		5	1	0	0	0	1	0	0	0	0	0	13	20	0.00	2.000										

AB	36
R	2
H	9
RBI	2
BB	2
SO	8
LOB	19

AB	39
R	9
H	14
RBI	9
BB	3
SO	10
LOB	19





Batter	1	2	3	4	5	6	7	8	9	AB	R	H	RBI	BB	SO	LOB	TOP											
Cesar Izturis, S OBP: 0.334, SLG: 0.379	1-2 1B	1-1 F9			1-2 G3		4-2 G4-6-3 BB		2-1 G4-3 1B	4	1	2	0	1	0	2	<b>Los Angeles Dodgers @ New York Mets</b> Shea Stadium, Flushing, NY Sat Aug 28 2004, 1:20 PM EDT Att: 40,660 - Sunny - 81 F											
Steve Finley, L OBP: 0.345, SLG: 0.503	1-1 F9		3-1 G4-3		1-1 F8		1-2 G4-6-3		2-1 F7	5	0	0	0	0	0	4												
Milton Bradley, S OBP: 0.371, SLG: 0.431	1-2 K		3-3 K		2-0 F8			3-3 K	2-0 G4-3	5	0	0	0	0	3	2												
Adrián Beltré, R OBP: 0.388, SLG: 0.658	1-0 1B		0-1 HR		0-1 1B			1-0 2B 1B	1-0 1B	5	2	5	2	0	0	0												
Shawn Green, L OBP: 0.348, SLG: 0.462	0-0 G4-3		4-1 BB		0-0 F8			1-0 1B 2B	3-H G4-3	4	1	1	0	1	0	4												
Hee-Seop Choi, L OBP: 0.376, SLG: 0.462		0-1 E5			1-0 F9			1-0 1B		3	0	0	0	0	1	2												
Olmedo Saenz, R OBP: 0.343, SLG: 0.451			3-3 K					2-3 3-H 1B		1	0	1	1	0	0	0												
43 Yhency Brazoban, R OBP: 0.373, SLG: 0.524					1-1 P5			1-2 G3		2	0	0	0	1	0	1												
Brent Mayne, L OBP: 0.312, SLG: 0.277	1-3 K				3-2 F8			0-2 BB 1B	0-1 F8	4	0	1	0	0	1	4												
Odalis Perez, L OBP: 0.157, SLG: 0.163	1-3 K				0-0 F7			0-0 F9	3-3 K	2	0	0	0	0	1	2												
Jason Grabowski, L OBP: 0.331, SLG: 0.426										1	0	0	0	0	0	1												
Giovanni Carrara, R OBP: 0.343, SLG: 0.511										1	0	0	0	0	0	0												
Jayson Werth, R OBP: 0.343, SLG: 0.511										1	0	0	0	0	1	2												
<b>Inning Stats</b>	R: 0 E: 0 K: 1 S: 10	H: 2 LOB: 2 BB: 0 P: 14	R: 0 E: 1 K: 2 S: 11	H: 0 LOB: 2 BB: 1 P: 18	R: 1 E: 0 K: 2 S: 14	H: 1 LOB: 1 BB: 1 P: 27	R: 0 E: 0 K: 0 S: 6	H: 0 LOB: 0 BB: 0 P: 10	R: 0 E: 0 K: 0 S: 7	H: 1 LOB: 1 BB: 0 P: 10	R: 0 E: 0 K: 0 S: 13	H: 1 LOB: 1 BB: 0 P: 18	R: 2 E: 0 K: 2 S: 12	H: 4 LOB: 2 BB: 0 P: 21	R: 1 E: 0 K: 0 S: 8	H: 2 LOB: 1 BB: 0 P: 15	1B: 9 2B: 1 3B: 0 HR: 1	SF: 0 SAC: 0 DP: 1 HBP: 0	WP: 0 PB: 0 SB: 1 CS: 1	PA: 41								
<b>PITCHER</b>	IP	WLS	BF	H	R	ER	SO	BB	IBB	HBP	BLK	WP	HR	S	P	ERA	WHIP											
Jae Weong Seo, R ERA: 4.65	6.1		28	5	1	1	5	3	0	0	0	0	0	1	63	101	1.42	1.263										
Pedro Feliciano, L ERA: 4.66	0.2	H	1	0	0	0	0	0	0	0	0	0	0	0	6	7	0.00	0.000										
Ricky Bottalico, R ERA: 3.69	0.1	H	2	1	1	1	1	0	0	0	0	0	0	0	4	8	27.00	3.000										
Mike Stanton, L ERA: 3.58	0.2	L	5	3	1	1	1	0	0	0	0	0	0	0	8	13	13.50	4.500										
Braden Looper, R ERA: 2.1	1.0		5	2	1	1	0	0	0	0	0	0	0	0	8	15	9.00	2.000										

Batter	1	2	3	4	5	6	7	8	9	AB	R	H	RBI	BB	SO	LOB	BOTTOM											
Jeff Keppinger, R OBP: 0.261, SLG: 0.364	0-1 HR		1-0 F7			4-1 1B BB		2-3 K		2	1	1	1	1	0	0	<b>Los Angeles Dodgers @ New York Mets</b> Shea Stadium, Flushing, NY Sat Aug 28 2004, 1:20 PM EDT Att: 40,660 - Sunny - 81 F											
Eric Valent, L OBP: 0.350, SLG: 0.498										1	0	0	0	0	1	0												
Braden Looper, R OBP: 0.324, SLG: 0.349	0-2 G3-1				4-1 1B BB		3-2 G5-4-3 1B		3-2 P2	3	1	1	0	1	0	0												
Todd Zeile, R OBP: 0.351, SLG: 0.482	1-0 P6				0-0 5 1B		3-0 F7		2-3 K	4	0	1	0	0	1	2												
Cliff Floyd, L OBP: 0.324, SLG: 0.476	3-3 K				2-1 1B		2-0 G5-4-3		1-2 G6-3	4	0	1	1	0	1	2												
Richard Hidalgo, R OBP: 0.331, SLG: 0.496		4-2 G5-4-3 BB			0-3 K		1-3 K			2	0	0	0	1	2	2												
5 David Wright, R OBP: 0.326, SLG: 0.511		0-0 F8			0-1 F9		0-2 F7			3	0	0	0	0	0	3												
Jason Phillips, R OBP: 0.286, SLG: 0.309		0-0 G5-4-3			3-2 L6		1-3 K			3	0	0	0	0	1	1												
Mike Stanton, L OBP: 0.500, SLG: 0.500										0	0	0	0	0	0	0												
Danny Garcia, R OBP: 0.376, SLG: 0.378										0	0	0	0	0	0	0												
Wilson Delgado, S OBP: 0.268, SLG: 0.211			0-1 G6-3			2-2 P6		3-2 F7		3	0	0	0	0	0	0												
Jae Weong Seo, R OBP: 0.250, SLG: 0.207					0-3 K					2	0	0	0	0	1	0												
Pedro Feliciano, L ERA: 1.03										0	0	0	0	0	0	0												
Ricky Bottalico, L ERA: 0.69										0	0	0	0	0	0	0												
Vance Wilson, R OBP: 0.341, SLG: 0.441										1	0	0	0	0	1	0												
<b>Inning Stats</b>	R: 1 E: 0 K: 1 S: 10	H: 1 LOB: 0 BB: 0 P: 14	R: 0 E: 0 K: 0 S: 4	H: 0 LOB: 0 BB: 1 P: 8	R: 0 E: 0 K: 1 S: 8	H: 0 LOB: 0 BB: 0 P: 9	R: 1 E: 0 K: 1 S: 9	H: 2 LOB: 1 BB: 1 P: 15	R: 0 E: 0 K: 0 S: 10	H: 0 LOB: 0 BB: 0 P: 16	R: 0 E: 0 K: 0 S: 8	H: 1 LOB: 1 BB: 1 P: 20	R: 0 E: 0 K: 2 S: 11	H: 0 LOB: 0 BB: 0 P: 13	R: 0 E: 0 K: 2 S: 9	H: 0 LOB: 0 BB: 0 P: 15	R: 0 E: 0 K: 1 S: 10	H: 0 LOB: 0 BB: 0 P: 16	1B: 3 2B: 0 3B: 0 HR: 1	SF: 0 SAC: 0 DP: 2 HBP: 0	WP: 0 PB: 0 SB: 0 CS: 1	PA: 31						
<b>PITCHER</b>	IP	WLS	BF	H	R	ER	SO	BB	IBB	HBP	BLK	WP	HR	S	P	ERA	WHIP											
Odalis Perez, L ERA: 3.08	6.0		22	4	2	2	3	3	0	0	0	0	0	1	49	82	3.00	1.167										
Giovanni Carrara, R ERA: 1.03	1.0	W	3	0	0	0	2	0	0	0	0	0	0	11	13	0.00	0.000											
43 Yhency Brazoban, R ERA: 0.69	1.0	H	3	0	0	0	2	0	0	0	0	0	0	9	15	0.00	0.000											
Eric Gagne, R ERA: 2.29	1.0	S	3	0	0	0	1	0	0	0	0	0	0	10	16	0.00	0.000											

AB 38  
R 4  
H 11  
RBI 4  
BB 3  
SO 7  
LOB 24



AB 28  
R 2  
H 4  
RBI 2  
BB 3  
SO 8  
LOB 10





Batter	1	2	3	4	5	6	7	8	9	AB	R	H	RBI	BB	SO	LOB	TOP			
Cesar Izturis, S OBP: 0.340, SLG: 0.387 Scott Stewart, R (8, 1)										4	2	4	1	1	0	0	<b>Los Angeles Dodgers @ New York Mets</b> Shea Stadium, Flushing, NY Sun Aug 29 2004, 1:10 PM EDT Att: 33,582 - Cloudy - 86 F			
Steve Finley, L OBP: 0.344, SLG: 0.500										5	0	1	1	0	0	5				
Milton Bradley, S OBP: 0.370, SLG: 0.428										5	1	1	0	0	1	3				
Adrián Beltré, R OBP: 0.389, SLG: 0.658 Olmedo Saenz, R OBP: 0.349, SLG: 0.489										3	1	1	1	1	0	1				
Shawn Green, L OBP: 0.350, SLG: 0.461										3	2	1	0	2	0	0				
Robin Ventura, L OBP: 0.326, SLG: 0.333										4	2	1	4	1	0	3				
Alex Cora, L OBP: 0.374, SLG: 0.392										5	0	0	0	0	0	3				
Brent Mayne, L OBP: 0.309, SLG: 0.277										4	0	1	1	0	1	1				
Kaz Ishii, L OBP: 0.163, SLG: 0.208 Elmer Dessens, R OBP: 0.304, SLG: 0.300 José Hernández, R OBP: 0.371, SLG: 0.521										2	1	1	0	0	0	0				
<b>Inning Stats</b>	R: 1 E: 0 K: 1 S: 14	H: 2 LOB: 2 BB: 1 P: 20	R: 0 E: 0 K: 0 S: 9	H: 0 LOB: 0 BB: 0 P: 12	R: 0 E: 0 K: 0 S: 13	H: 1 LOB: 1 BB: 0 P: 22	R: 3 E: 2 K: 0 S: 13	H: 3 LOB: 1 BB: 0 P: 21	R: 4 E: 0 K: 0 S: 21	H: 3 LOB: 2 BB: 3 P: 38	R: 0 E: 0 K: 1 S: 10	H: 0 LOB: 0 BB: 0 P: 12	R: 1 E: 0 K: 1 S: 14	H: 2 LOB: 0 BB: 0 P: 21	R: 1 E: 0 K: 0 S: 13	H: 1 LOB: 1 BB: 1 P: 22		1B: 8 2B: 1 3B: 1 HR: 2	SF: 1 SAC: 1 DP: 1 HBP: 0	WP: 0 PB: 0 SB: 1 CS: 1
<b>PITCHER</b>	IP WLS BF H R ER SO BB IBB HBP BLK WP HR S P ERA WHIP																			
Kris Benson, R ERA: 4.68	4.0 L 24 8 8 5 1 3 0 0 0 0 0 1 59 97 11.25 2.750																			
Pedro Feliciano, L ERA: 3.55	3.0 11 1 0 0 1 1 0 0 0 0 0 0 30 39 0.00 0.667																			
John Franco, L ERA: 5.56	2.0 9 3 2 2 1 1 0 0 0 0 0 1 27 43 9.00 2.000																			

AB	37
R	10
H	12
RBI	9
BB	5
SO	3
LOB	16



Batter	1	2	3	4	5	6	7	8	9	AB	R	H	RBI	BB	SO	LOB	BOTTOM					
Gerald Williams, R OBP: 0.385, SLG: 0.552										4	0	1	0	0	2	2	<b>Los Angeles Dodgers @ New York Mets</b> Shea Stadium, Flushing, NY Sun Aug 29 2004, 1:10 PM EDT Att: 33,582 - Cloudy - 86 F					
Jeff Keppinger, R OBP: 0.295, SLG: 0.462										4	1	1	1	0	0	2						
Cliff Floyd, L OBP: 0.350, SLG: 0.479										4	0	1	0	0	0	0						
Richard Hidalgo, R OBP: 0.326, SLG: 0.484 Eric Valent, L OBP: 0.346, SLG: 0.495										3	1	2	1	0	0	0						
5 David Wright, R OBP: 0.322, SLG: 0.504 John Franco, L (8, 1)										2	0	0	0	0	0	0						
Vance Wilson, R OBP: 0.339, SLG: 0.438										1	0	0	0	0	1	0						
Brian Buchanan, R OBP: 0.278, SLG: 0.317										2	0	0	0	1	0	0						
Jason Phillips, R OBP: 0.285, SLG: 0.305										3	0	0	0	0	1	1						
Wilson Delgado, S OBP: 0.295, SLG: 0.225										2	0	1	0	1	0	0						
Kris Benson, R OBP: 0.204, SLG: 0.170 Pedro Feliciano, L (5, 1)										0	0	0	0	0	0	0						
Todd Zeile, R OBP: 0.322, SLG: 0.346 Danny Garcia, R OBP: 0.373, SLG: 0.375										2	0	0	0	0	0	2						
Danny Garcia, R OBP: 0.373, SLG: 0.375										1	0	0	0	0	0	0						
<b>Inning Stats</b>	R: 0 E: 0 K: 1 S: 7	H: 0 LOB: 0 BB: 0 P: 8	R: 1 E: 0 K: 1 S: 10	H: 1 LOB: 0 BB: 0 P: 14	R: 0 E: 0 K: 0 S: 6	H: 2 LOB: 1 BB: 0 P: 8	R: 0 E: 0 K: 0 S: 7	H: 0 LOB: 0 BB: 0 P: 13	R: 0 E: 0 K: 0 S: 12	H: 0 LOB: 2 BB: 2 P: 23	R: 0 E: 0 K: 0 S: 4	H: 1 LOB: 1 BB: 0 P: 4	R: 0 E: 0 K: 0 S: 6	H: 0 LOB: 0 BB: 0 P: 8	R: 0 E: 0 K: 1 S: 9	H: 0 LOB: 0 BB: 0 P: 10	R: 1 E: 0 K: 1 S: 8	H: 2 LOB: 0 BB: 0 P: 13	1B: 4 2B: 0 3B: 0 HR: 2	SF: 0 SAC: 1 DP: 2 HBP: 0	WP: 0 PB: 0 SB: 0 CS: 0	PA: 32
<b>PITCHER</b>	IP WLS BF H R ER SO BB IBB HBP BLK WP HR S P ERA WHIP																					
Kaz Ishii, L ERA: 4.58	6.0 W 22 4 1 1 2 2 0 0 0 0 0 0 46 70 1.50 1.000																					
Elmer Dessens, R ERA: 4.45	1.0 3 0 0 0 0 0 0 0 0 0 0 0 6 8 0.00 0.000																					
Scott Stewart, L ERA: 6.89	2.0 7 2 1 1 2 0 0 0 0 0 0 1 17 23 4.50 1.000																					

AB	29
R	2
H	6
RBI	2
BB	2
SO	4
LOB	8

















Batter	1	2	3	4	5	6	7	8	9	AB	R	H	RBI	BB	SO	LOB	TOP			
Juan Pierre, L OBP: 0.369, SLG: 0.407	1-2 F7	0-1 E2		0-0 2B			1-2 G6-3	4-0 2B		4	2	3	2	1	0	0				
Damion Easley, R OBP: 0.341, SLG: 0.464	1-2 P4	0-2 G6-3		0-1 2B			3-3 K	1-0 2B		5	0	2	3	0	1	2				
Paul Lo Duca, R OBP: 0.359, SLG: 0.443	2-2 G6-3		2-2 G6-3	3-1 G5-3			0-0 G6-3	2-3 K		5	0	0	0	0	1	3				
Miguel Cabrera, R OBP: 0.383, SLG: 0.538		3-2 2B	2-0 G6-3		4-2 G6-4-3		3-3 K		2-1 F9	4	1	1	0	1	1	1				
Mike Lowell, R OBP: 0.370, SLG: 0.518	4-1 2B	1-0 1B		0-1 1B	1-2 G6-4-3			1-0 F7	1-0 G4-3	4	1	1	0	1	0	1				
Jeff Conine, R OBP: 0.333, SLG: 0.416	2-1 F8	2-2 1B		1-2 1B	1-2 G5-3			4-2 HR	3-1 1B	4	1	2	0	1	0	2				
Juan Encarnacion, R OBP: 0.290, SLG: 0.498	0-0 1B		0-0 P6			1-3 K		3-1 HR	2-3 K	5	2	2	3	0	2	3				
Alex Gonzalez, R OBP: 0.270, SLG: 0.423	4-0 1B			2-2 F7		2-2 G1-3		0-2 BLK		3	2	1	0	1	0	0				
Carl Pavano, R OBP: 0.179, SLG: 0.296	2-3 K			2-2 G6-3		3-2 P4		0-3 K		3	0	0	0	0	1	3				
Guillermo Mota, R OBP: 0.250, SLG: 0.300										1	0	0	0	0	1	1				
Josias Manzanillo, R OBP: 0.250, SLG: 0.300										0	0	0	0	0	0	0				
<b>Inning Stats</b>	R: 0 E: 0 K: 0 S: 10	H: 0 LOB: 0 BB: 0 P: 14	R: 4 E: 1 K: 1 S: 15	H: 3 LOB: 1 BB: 2 P: 30	R: 0 E: 0 K: 0 S: 9	H: 2 LOB: 2 BB: 0 P: 16	R: 1 E: 0 K: 0 S: 13	H: 2 LOB: 1 BB: 0 P: 20	R: 0 E: 0 K: 1 S: 11	H: 0 LOB: 0 BB: 1 P: 13	R: 0 E: 0 K: 1 S: 11	H: 1 LOB: 1 BB: 0 P: 18	R: 4 E: 0 K: 2 S: 15	H: 3 LOB: 1 BB: 2 P: 30	R: 0 E: 0 K: 1 S: 9	H: 1 LOB: 1 BB: 0 P: 17	1B: 7 2B: 4 3B: 0 HR: 1	SF: 0 SAC: 0 DP: 1 HBP: 0	WP: 0 PB: 0 SB: 1 CS: 0	PA: 43
<b>PITCHER</b>	IP WLS BF H R ER SO BB IBB HBP BLK WP HR S P ERA WHIP																			
Jae Weong Seo, R ERA: 4.76	(1, 1) 5.0 L 24 7 5 4 1 2 1 0 0 0 0 0 55 93 7.20 1.800																			
Ricky Bottalico, R ERA: 3.41	(6, 1) 2.0 7 1 0 0 3 0 0 0 0 0 0 0 22 35 0.00 0.500																			
Tyler Yates, R ERA: 7.85	(8, 1) 1.0 8 3 4 4 2 1 1 0 1 0 0 1 15 30 36.00 4.000																			
John Franco, L ERA: 5.44	(9, 1) 1.0 4 1 0 0 1 0 0 0 0 0 0 0 9 17 0.00 1.000																			

Florida Marlins @ New York Mets  
Shea Stadium, Flushing, NY  
Thu Sep 02 2004, 1:10 PM EDT  
Att: 24,937 - Sunny - 74 F

AB 38  
R 9  
H 12  
RBI 8  
BB 5  
SO 7  
LOB 16



Batter	1	2	3	4	5	6	7	8	9	AB	R	H	RBI	BB	SO	LOB	BOTTOM			
Gerald Williams, R OBP: 0.321, SLG: 0.455	0-2 P2		0-1 G1-3		1-2 1B		0-2 G4-3		2-3 K	5	0	1	0	0	1	1				
Wilson Delgado, S OBP: 0.355, SLG: 0.400	2-3 K			0-3 K	1-2 1B		3-2 G4-3			4	0	1	1	0	2	1				
31 Mike Piazza, R OBP: 0.362, SLG: 0.460	3-2 G4-3			1-3 K	1-1 G6-4-3			1-1 L5		4	0	0	0	0	1	2				
Cliff Floyd, L OBP: 0.353, SLG: 0.483		2-3 K		0-0 5 HR		0-1 G4-3		0-1 F9		4	1	2	0	0	1	0				
Richard Hidalgo, R OBP: 0.323, SLG: 0.472		0-0 G6-3		4-1 5 HR		2-3 K		2-3 K		3	1	0	0	1	2	1				
5 David Wright, R OBP: 0.325, SLG: 0.552	1-2 S			0-0 1B	1-2 HR		0-0 G4-3		2-1 HR	4	2	3	4	0	0	1				
Jason Phillips, R OBP: 0.284, SLG: 0.313	2-1 G3			0-0 F7		1-1 F8			0-0 F8	4	0	0	0	0	0	2				
Jeff Keppinger, R OBP: 0.270, SLG: 0.417			0-1 G4-3		3-1 1B		1-1 G4-3		1-1 G1-3	4	1	2	0	0	0	0				
Jae Weong Seo, R ERA: 3.09	(1, 1) 6.0 W 26 8 4 4 6 1 0 0 0 0 0 0 62 89 6.00 1.500																			
Ricky Bottalico, L ERA: 3.09	(5, PH) 0.0 H 6 0 0 0 2 0 0 0 0 0 0 0 16 23 0.00 0.000																			
Eric Valenz, L OBP: 0.240, SLG: 0.400	(7, PH) 0.0 H 6 0 0 0 2 0 0 0 0 0 0 0 16 23 0.00 0.000																			
Tyler Yates, R ERA: 7.85	(8, 1) 1.0 8 3 4 4 2 1 1 0 1 0 0 1 15 30 36.00 4.000																			
John Franco, L ERA: 5.44	(9, 1) 1.0 4 1 0 0 1 0 0 0 0 0 0 0 9 17 0.00 1.000																			
Todd Zelle, R OBP: 0.322, SLG: 0.356	(9, PH) 0.0 H 6 0 0 0 2 0 0 0 0 0 0 0 16 23 0.00 0.000																			
<b>Inning Stats</b>	R: 0 E: 0 K: 1 S: 12	H: 0 LOB: 0 BB: 0 P: 17	R: 0 E: 0 K: 1 S: 9	H: 1 LOB: 1 BB: 0 P: 14	R: 0 E: 0 K: 0 S: 6	H: 0 LOB: 0 BB: 0 P: 8	R: 3 E: 0 K: 2 S: 10	H: 2 LOB: 1 BB: 1 P: 15	R: 1 E: 0 K: 1 S: 13	H: 3 LOB: 1 BB: 0 P: 19	R: 0 E: 0 K: 1 S: 10	H: 1 LOB: 1 BB: 0 P: 13	R: 0 E: 0 K: 1 S: 7	H: 1 LOB: 1 BB: 0 P: 10	R: 2 E: 0 K: 1 S: 14	H: 2 LOB: 0 BB: 0 P: 21	1B: 5 2B: 2 3B: 0 HR: 3	SF: 0 SAC: 0 DP: 1 HBP: 0	WP: 0 PB: 0 SB: 2 CS: 0	PA: 37
<b>PITCHER</b>	IP WLS BF H R ER SO BB IBB HBP BLK WP HR S P ERA WHIP																			
Carl Pavano, R ERA: 1.95	(1, 1) 2.0 H 6 0 0 0 2 0 0 0 0 0 0 0 16 23 0.00 0.000																			
Josias Manzanillo, R ERA: 6.81	(9, 1) 1.0 5 2 2 2 1 0 0 0 0 0 0 2 14 21 18.00 2.000																			

Florida Marlins @ New York Mets  
Shea Stadium, Flushing, NY  
Thu Sep 02 2004, 1:10 PM EDT  
Att: 24,937 - Sunny - 74 F

AB 36  
R 6  
H 10  
RBI 6  
BB 1  
SO 9  
LOB 10





Batter	1	2	3	4	5	6	7	8	9	AB	R	H	RBI	BB	SO	LOB	TOP								
Eric Valent, L (1,9) OBP: 0.350, SLG: 0.505	0-0 G6-4-3 1B		3-1 HR		0-0 G4-6-3 1-2			3-3 K		4	1	2	1	0	1	2	<b>New York Mets @ Philadelphia Phillies</b> Citizens Bank Park, Philadelphia, PA Fri Sep 03 2004, 7:05 PM EDT Att: 37,267 - Cloudy - 81 F								
Jeff Keppinger, R (1,4) OBP: 0.288, SLG: 0.400	2-2 G6-4-3 1-2		1-2 F8			0-0 31 G6-4-3 1B		0-2 G3		4	0	1	0	0	0	1									
31 Mike Piazza, R (1,3) OBP: 0.361, SLG: 0.456	4-1 BB			0-0 G6-3		2-2 G6-4-3 1-2		1-1 F9		3	0	0	0	1	0	1									
Cliff Floyd, L (1,7) OBP: 0.352, SLG: 0.479	0-3 K			0-0 G4-3		0-0 G6-3		4-2 BB		3	0	0	0	1	1	1									
5 David Wright, R (1,5) OBP: 0.333, SLG: 0.545		1-3 K		4-2 BB			4-2 F8 S BB	3-2 F8		2	0	0	0	2	1	1									
Gerald Williams, R (1,8) OBP: 0.307, SLG: 0.432		0-0 G4-3		1-1 L7			0-1 F8	0-0 F7		4	0	0	0	0	0	3									
Jason Phillips, R (1,2) OBP: 0.334, SLG: 0.314			1-1 F9		1-0 WP 1B		2-0 F8			3	0	1	0	0	0	1									
Pedro Feliciano, L (7,1)							1-3			0	0	0	0	0	0	0									
Mike Stanton, L (8,1) OBP: 0.500, SLG: 0.500							3-3 K			0	0	0	0	0	0	0									
Wilson Delgado, S (1,6) OBP: 0.339, SLG: 0.379			1-3 K		1-3 K		3-3 K			3	0	0	0	0	3	2									
Matt Ginter, R (1,1) OBP: 0.313, SLG: 0.286			3-2 G6-3		4-2 G4-6-3 1-2 BB		2-2 G4-3			0	0	0	0	0	0	0									
Heath Bell, R (2,1)										1	0	0	0	0	0	0									
Todd Zelle, R (5,PH) OBP: 0.343, SLG: 0.356										0	0	0	0	1	0	0									
Bartolome Fortunato, R (5,1)										0	0	0	0	0	0	0									
Vance Wilson, R (7,2) OBP: 0.337, SLG: 0.435										1	0	0	0	0	0	0									
<b>Inning Stats</b>	R: 0 E: 0 K: 1 S: 8	H: 1 LOB: 1 BB: 1 P: 14	R: 0 E: 0 K: 1 S: 6	H: 0 LOB: 0 BB: 0 P: 8	R: 1 E: 0 K: 1 S: 12	H: 1 LOB: 0 BB: 0 P: 20	R: 0 E: 0 K: 0 S: 7	H: 0 LOB: 1 BB: 1 P: 12	R: 0 E: 0 K: 1 S: 10	H: 1 LOB: 0 BB: 0 P: 16	R: 0 E: 0 K: 0 S: 5	H: 1 LOB: 0 BB: 0 P: 7	R: 0 E: 0 K: 1 S: 9	H: 0 LOB: 1 BB: 1 P: 18	R: 0 E: 0 K: 1 S: 10	H: 0 LOB: 0 BB: 0 P: 15	R: 0 E: 0 K: 0 S: 10	H: 0 LOB: 1 BB: 1 P: 18	1B: 3 2B: 0 3B: 0 HR: 1	SF: 0 SAC: 0 DP: 3 HBP: 0	WP: 1 PB: 0 SB: 1 CS: 0	PA: 33			
<b>PITCHER</b>	IP	WLS	BF	H	R	ER	SO	BB	IBB	HBP	BLK	WP	HR	S	P	ERA	WHIP								
Gavin Floyd, R (1,1) ERA: 1.29	7.0	W	26	4	1	1	5	4	0	0	0	1	1	57	95	1.29	1.143								
Rheal Cormier, L (8,1) ERA: 3.75	1.0		3	0	0	0	1	0	0	0	0	0	0	10	15	0.00	0.000								
Geoff Geary, R (9,1) ERA: 6.27	1.0		4	0	0	0	0	1	0	0	0	0	0	10	18	0.00	1.000								

Batter	1	2	3	4	5	6	7	8	9	AB	R	H	RBI	BB	SO	LOB	BOTTOM								
11 Jimmy Rollins, S (1,6) OBP: 0.344, SLG: 0.428	0-2 F8 G4-3 1B		1-1 G4-3		0-3 K		4-1 S HR BB	0-0 P6		4	1	1	0	1	1	0	<b>New York Mets @ Philadelphia Phillies</b> Citizens Bank Park, Philadelphia, PA Fri Sep 03 2004, 7:05 PM EDT Att: 37,267 - Cloudy - 81 F								
Placido Polanco, R (1,4) OBP: 0.333, SLG: 0.420	0-1 G4-3 1-2		0-3 K		0-0 1B 2B		1-2 1-H HR	0-0 L9		5	2	2	2	0	1	1									
Bobby Abreu, L (1,9) OBP: 0.415, SLG: 0.538	2-2 F8 2-3		1-1 S 1B		2-2 S 1B		4-2 WP SF7 BB			3	1	2	1	1	0	1									
Jim Thome, L (1,3) OBP: 0.400, SLG: 0.606	4-0 IBB		3-3 K		3-2 F8		3-3 K			3	0	0	0	1	2	3									
David Bell, R (1,5) OBP: 0.365, SLG: 0.448	0-1 P4		1-2		1-3 K		2-1 SF7			3	0	1	1	0	1	2									
Pat Burrell, R (1,7) OBP: 0.377, SLG: 0.468		1-3 K		2-2 HR		3-2 F8 1B	2-1 3-H 4-2	4-2 HR BB		2	2	1	1	2	1	0									
Jason Michaels, R (1,8) OBP: 0.370, SLG: 0.395		0-0 HR		1-3 K		1-2 F8	1-0 1-H HR			4	2	2	3	0	1	2									
Mike Lieberthal, R (1,2) OBP: 0.317, SLG: 0.417		2-3 K		2-1 G5-3		1-3 K	2-1 G3-1			4	0	0	0	0	2	2									
Gavin Floyd, R (1,1)		2-1 G6-3				0-1 G4-3		1-1 F9		3	0	0	0	0	1	2									
Rheal Cormier, L (8,1)										0	0	0	0	0	0	0									
Shawn Wooten, R (6,PH) OBP: 0.241, SLG: 0.240										1	0	0	0	0	0	0									
Geoff Geary, R (9,1)										0	0	0	0	0	0	0									
<b>Inning Stats</b>	R: 0 E: 0 K: 0 S: 10	H: 1 LOB: 2 BB: 1 P: 16	R: 1 E: 0 K: 2 S: 9	H: 1 LOB: 0 BB: 0 P: 14	R: 1 E: 0 K: 2 S: 10	H: 1 LOB: 1 BB: 0 P: 15	R: 1 E: 0 K: 2 S: 14	H: 1 LOB: 0 BB: 0 P: 20	R: 1 E: 0 K: 2 S: 14	H: 2 LOB: 1 BB: 0 P: 21	R: 0 E: 0 K: 1 S: 12	H: 1 LOB: 2 BB: 1 P: 21	R: 5 E: 0 K: 1 S: 19	H: 2 LOB: 3 BB: 3 P: 40	R: 0 E: 0 K: 0 S: 4	H: 0 LOB: 0 BB: 0 P: 5	1B: 4 2B: 1 3B: 0 HR: 4	SF: 1 SAC: 0 DP: 0 HBP: 0	WP: 1 PB: 0 SB: 4 CS: 0	PA: 38					
<b>PITCHER</b>	IP	WLS	BF	H	R	ER	SO	BB	IBB	HBP	BLK	WP	HR	S	P	ERA	WHIP								
Matt Ginter, R (1,1) ERA: 4.54	1.0		5	1	0	0	0	0	0	0	0	0	2	33	49	6.00	1.000								
Heath Bell, R (2,1) ERA: 5.63	3.0	L	12	3	2	2	6	0	0	0	0	0	0	26	42	4.50	2.000								
Bartolome Fortunato, R (5,1) ERA: 4.5	2.0		10	3	1	1	3	1	0	0	0	0	0	26	42	4.50	2.000								
Pedro Feliciano, L (7,1) ERA: 6.14	1.0		8	2	5	5	1	3	0	0	0	1	2	19	40	45.00	5.000								
Mike Stanton, L (8,1) ERA: 3.46	1.0		3	0	0	0	0	0	0	0	0	0	0	4	5	0.00	0.000								



Batter	1	2	3	4	5	6	7	8	9	AB	R	H	RBI	BB	SO	LOB	TOP			
Jeff Keppinger, R OBP: 0.267, SLG: 0.386 (1, 4)	G6-3		K			FC6-4 1B			G5-3	4	0	1	0	0	1	0				
Todd Zeile, R OBP: 0.320, SLG: 0.352 (1, 3)	G6-3			G1-4-3		FC6-4 1-2			K	4	0	0	0	0	1	1				
31 Mike Piazza, R OBP: 0.358, SLG: 0.452 (1, 2)	G6-3			F8			P2		G4-3	4	0	0	0	0	0	0				
Cliff Floyd, L OBP: 0.350, SLG: 0.475 (1, 7)		F8		F7			F8			3	0	0	0	0	0	0				
Richard Hidalgo, R OBP: 0.321, SLG: 0.469 (1, 9)		F8			L4		P2			3	0	0	0	0	0	0				
5 David Wright, R OBP: 0.333, SLG: 0.541 (1, 5)				F9 1B				G6-3		3	0	1	0	0	0	0				
Gerald Williams, R OBP: 0.297, SLG: 0.417 (1, 8)				G5-3		P3		P4		3	0	0	0	0	0	1				
Wilson Delgado, S OBP: 0.338, SLG: 0.377 (1, 6)			L3			G6-3				3	0	1	0	0	0	0				
Al Leiter, L ERA: 3.125, SLG: 0.100 (5, PH)										1	0	0	0	0	1	0				
Craig Brazos, L OBP: 0.249, SLG: 0.297 (7, 1)										0	0	0	0	0	0	0				
Tyler Yates, R ERA: 3.86 (8, PH)										0	0	0	0	0	0	0				
Vic Darenbourg, L ERA: 3.86 (8, PH)										0	0	0	0	0	0	0				
Eric Valent, L ERA: 5.32 (8, 1)										0	0	0	0	0	0	0				
John Franco, L ERA: 5.32 (8, 1)										0	0	0	0	0	0	0				
<b>Inning Stats</b>	R: 0 E: 0 K: 0 S: 8	H: 0 LOB: 0 BB: 0 P: 13	R: 0 E: 0 K: 0 S: 8	H: 1 LOB: 1 BB: 0 P: 13	R: 0 E: 0 K: 2 S: 8	H: 0 LOB: 0 BB: 0 P: 12	R: 0 E: 0 K: 0 S: 5	H: 0 LOB: 0 BB: 0 P: 9	R: 0 E: 0 K: 0 S: 8	H: 0 LOB: 0 BB: 0 P: 13	R: 0 E: 0 K: 0 S: 4	H: 0 LOB: 0 BB: 0 P: 7	R: 0 E: 0 K: 0 S: 9	H: 1 LOB: 1 BB: 0 P: 11	R: 0 E: 0 K: 1 S: 6	H: 0 LOB: 0 BB: 0 P: 7	1B: 3 2B: 0 3B: 0 HR: 0	SF: 0 SAC: 0 DP: 0 HBP: 0	WP: 0 PB: 0 SB: 1 CS: 0	PA: 30
<b>PITCHER</b> Cory Lidle, R ERA: 5.01 (1, 1)	IP: 9.0 WLS: W BF: 30 H: 3 R: 0 ER: 0 SO: 3 BB: 0 IBB: 0 HBP: 0 BLK: 0 WP: 0 HR: 0 S: 64 P: 97 ERA: 0.00 WHIP: 0.333															<b>PITCHER</b>	IP: 9.0 WLS: W BF: 30 H: 3 R: 0 ER: 0 SO: 3 BB: 0 IBB: 0 HBP: 0 BLK: 0 WP: 0 HR: 0 S: 64 P: 97 ERA: 0.00 WHIP: 0.333			

New York Mets @ Philadelphia Phillies  
Citizens Bank Park, Philadelphia, PA  
Sat Sep 04 2004, 7:05 PM EDT  
Att: 43,089 - Sunny - 83 F

AB 30  
R 0  
H 3  
RBI 0  
BB 0  
SO 3  
LOB 3



Batter	1	2	3	4	5	6	7	8	9	AB	R	H	RBI	BB	SO	LOB	BOTTOM	
11 Jimmy Rollins, S OBP: 0.343, SLG: 0.432 (1, 6)	P6	G5-3		HR		K				4	1	1	3	0	1	3		
Placido Polanco, R OBP: 0.333, SLG: 0.418 (1, 4)	G6-3		G5-3	G5-3			2B SF8 1B			4	1	1	0	0	0	0		
Bobby Abreu, L OBP: 0.415, SLG: 0.538 (1, 9)	G3		F9		G3-5 BB		2B			3	0	1	0	1	0	0		
Jim Thome, L OBP: 0.400, SLG: 0.603 (1, 3)		2B BB			G3-5 1-2		P5			2	1	0	0	2	0	3		
David Bell, R OBP: 0.364, SLG: 0.449 (1, 5)		2B 2B		F7		L1		SF8		3	1	1	1	0	0	1		
Pat Burrell, R OBP: 0.376, SLG: 0.466 (1, 7)		K2-3			F9			L5		4	0	1	0	0	1	3		
Jason Michaels, R OBP: 0.372, SLG: 0.394 (1, 8)		2B BB		SH1-4 11 HR		K			K	3	2	1	0	1	2	1		
Todd Pratt, R OBP: 0.328, SLG: 0.262 (1, 2)		F9		SH1-4 11 HR				G6-3		2	1	0	0	2	0	3		
Cory Lidle, R OBP: 0.232, SLG: 0.275 (1, 1)				SH1-4		K			K	3	0	1	3	0	2	2		
<b>Inning Stats</b>	R: 0 E: 0 K: 0 S: 4	H: 0 LOB: 0 BB: 0 P: 9	R: 3 E: 0 K: 1 S: 17	H: 2 LOB: 1 BB: 2 P: 34	R: 0 E: 0 K: 0 S: 11	H: 0 LOB: 1 BB: 1 P: 18	R: 3 E: 0 K: 0 S: 12	H: 2 LOB: 0 BB: 1 P: 22	R: 0 E: 0 K: 3 S: 13	H: 1 LOB: 2 BB: 1 P: 21	R: 1 E: 0 K: 0 S: 10	H: 2 LOB: 1 BB: 0 P: 15	R: 0 E: 0 K: 2 S: 7	H: 0 LOB: 0 BB: 0 P: 9	1B: 3 2B: 3 3B: 0 HR: 1	SF: 1 SAC: 1 DP: 1 HBP: 0	WP: 0 PB: 0 SB: 0 CS: 0	PA: 36
<b>PITCHER</b> Al Leiter, L ERA: 3.05 (6, 1)	IP: 5.0 WLS: L BF: 23 H: 4 R: 6 ER: 6 SO: 1 BB: 5 IBB: 0 HBP: 0 BLK: 0 WP: 0 HR: 1 S: 52 P: 99 ERA: 10.80 WHIP: 1.800															<b>PITCHER</b>	IP: 5.0 WLS: L BF: 23 H: 4 R: 6 ER: 6 SO: 1 BB: 5 IBB: 0 HBP: 0 BLK: 0 WP: 0 HR: 1 S: 52 P: 99 ERA: 10.80 WHIP: 1.800	
Tyler Yates, R ERA: 7.65 (7, 1)	IP: 1.0 WLS: 5 BF: 1 H: 0 R: 0 ER: 0 SO: 3 BB: 1 IBB: 0 HBP: 0 BLK: 0 WP: 0 HR: 0 S: 13 P: 21 ERA: 0.00 WHIP: 2.000															<b>PITCHER</b>	IP: 1.0 WLS: 5 BF: 1 H: 0 R: 0 ER: 0 SO: 3 BB: 1 IBB: 0 HBP: 0 BLK: 0 WP: 0 HR: 0 S: 13 P: 21 ERA: 0.00 WHIP: 2.000	
Vic Darenbourg, L ERA: 3.86 (8, 1)	IP: 1.0 WLS: 5 BF: 2 H: 1 R: 1 ER: 1 SO: 0 BB: 0 IBB: 0 HBP: 0 BLK: 0 WP: 0 HR: 0 S: 10 P: 15 ERA: 9.00 WHIP: 2.000															<b>PITCHER</b>	IP: 1.0 WLS: 5 BF: 2 H: 1 R: 1 ER: 1 SO: 0 BB: 0 IBB: 0 HBP: 0 BLK: 0 WP: 0 HR: 0 S: 10 P: 15 ERA: 9.00 WHIP: 2.000	
John Franco, L ERA: 5.32 (8, 1)	IP: 1.0 WLS: 3 BF: 0 H: 0 R: 0 ER: 0 SO: 2 BB: 0 IBB: 0 HBP: 0 BLK: 0 WP: 0 HR: 0 S: 7 P: 9 ERA: 0.00 WHIP: 0.000															<b>PITCHER</b>	IP: 1.0 WLS: 3 BF: 0 H: 0 R: 0 ER: 0 SO: 2 BB: 0 IBB: 0 HBP: 0 BLK: 0 WP: 0 HR: 0 S: 7 P: 9 ERA: 0.00 WHIP: 0.000	

New York Mets @ Philadelphia Phillies  
Citizens Bank Park, Philadelphia, PA  
Sat Sep 04 2004, 7:05 PM EDT  
Att: 43,089 - Sunny - 83 F

AB 28  
R 7  
H 7  
RBI 7  
BB 6  
SO 6  
LOB 16





Batter	1	2	3	4	5	6	7	8	9	AB	R	H	RBI	BB	SO	LOB	TOP								
Jeff Keppinger, R (1, 4) OBP: 0.245, SLG: 0.354	F9		F9			G1-3		P5		4	0	0	0	0	0	2									
Todd Zeile, R (1, 3) OBP: 0.317, SLG: 0.347	F9			B1-3		F8		F9		4	0	0	0	0	0	1									
Cliff Floyd, L (1, 7) OBP: 0.349, SLG: 0.471	G4-3			L4		G3-1			G6-4-3 HBP	3	0	0	0	0	0	0									
Richard Hidalgo, R (1, 9) OBP: 0.318, SLG: 0.465		P3		F7			G6-3	G6-4-3 1-2		4	0	0	0	0	0	1									
5 David Wright, R (1, 5) OBP: 0.331, SLG: 0.552		G4-3			HR		G5-3		K	4	1	1	1	0	1	0									
Gerald Williams, R (1, 8) OBP: 0.298, SLG: 0.425		F7			2B		G5-3			3	0	1	0	0	0	0									
Jason Phillips, R (1, 2) OBP: 0.288, SLG: 0.325			SH3-4 HBP			K		HR		2	1	1	1	0	1	1									
Wilson Delgado, S (1, 6) OBP: 0.338, SLG: 0.365			F8			K				2	0	0	0	1	1	2									
Steve Trachsel, R (1, 1) OBP: 0.192, SLG: 0.196 Eric Valent, L (8, PH) OBP: 0.349, SLG: 0.502 31 Mike Piazza, R (8, PH) OBP: 0.357, SLG: 0.451 Braden Looper, R (8, 1)			SH3-4			P4			K	1	0	0	0	0	0	1									
										0	0	0	0	0	0	0									
										1	0	0	0	0	0	0									
										0	0	0	0	0	0	0									
										0	0	0	0	0	0	0									
<b>Inning Stats</b>	R: 0 E: 0 K: 0 S: 4	H: 0 LOB: 0 BB: 0 P: 6	R: 0 E: 0 K: 0 S: 7	H: 0 LOB: 0 BB: 0 P: 10	R: 0 E: 0 K: 0 S: 6	H: 0 LOB: 0 BB: 1 P: 9	R: 0 E: 0 K: 0 S: 7	H: 0 LOB: 0 BB: 0 P: 12	R: 1 E: 0 K: 2 S: 18	H: 2 LOB: 1 BB: 0 P: 25	R: 0 E: 0 K: 0 S: 7	H: 0 LOB: 0 BB: 0 P: 10	R: 0 E: 0 K: 0 S: 6	H: 0 LOB: 0 BB: 0 P: 10	R: 1 E: 0 K: 1 S: 13	H: 1 LOB: 1 BB: 1 P: 26	R: 0 E: 0 K: 1 S: 5	H: 0 LOB: 0 BB: 0 P: 7	1B: 0 2B: 1 3B: 0 HR: 2	SF: 0 SAC: 1 DP: 1 HBP: 2	WP: 0 PB: 0 SB: 0 CS: 0	PA: 32			
<b>PITCHER</b>	IP	WLS	BF	H	R	ER	SO	BB	IBB	HBP	BLK	WP	HR	S	P	ERA	WHIP								
39 Brett Myers, R (1, 1) ERA: 5.28	7.0	W	26	3	2	2	2	1	0	1	0	0	2	57	89	2.57	0.571								
Billy Wagner, L (8, 1) ERA: 3.03	1.0	H	3	0	0	0	1	0	0	0	0	0	0	11	19	0.00	0.000								
Rheal Cormier, L (9, 1) ERA: 3.75	0.0		1	0	0	0	0	0	0	1	0	0	0	0	2	∞	∞								
Tim Worrell, R (9, 1) ERA: 3.92	1.0	S	2	0	0	0	1	0	0	0	0	0	0	5	5	0.00	0.000								

New York Mets @ Philadelphia Phillies  
Citizens Bank Park, Philadelphia, PA  
Sun Sep 05 2004, 1:35 PM EDT  
Att. 43,628 - Overcast - 71 F

AB 28  
R 2  
H 3  
RBI 2  
BB 1  
SO 4  
LOB 9



Batter	1	2	3	4	5	6	7	8	9	AB	R	H	RBI	BB	SO	LOB	BOTTOM								
11 Jimmy Rollins, S (1, 6) OBP: 0.343, SLG: 0.436	G4-3				G2-3			G4-3		4	1	1	2	0	0	0									
Jason Michaels, R (1, 8) OBP: 0.370, SLG: 0.396	K		2H HR		F7			G6-3		4	0	1	0	0	1	0									
Bobby Abreu, L (1, 9) OBP: 0.416, SLG: 0.537	CS BB		F7			G1-3		BB 1B		3	0	1	0	1	0	1									
Jim Thome, L (1, 3) OBP: 0.399, SLG: 0.599	CS	G6-3	G3			K		FC6-4 BB		3	0	0	0	1	1	1									
David Bell, R (1, 5) OBP: 0.365, SLG: 0.449			K					FC6-4		3	0	1	0	1	1	3									
26 Chase Utley, L (1, 4) OBP: 0.300, SLG: 0.489		L1-3			P4		G4-3			3	0	0	0	0	2	2									
Pat Burrell, R (1, 7) OBP: 0.376, SLG: 0.464			HR 1B		F9			P3		3	1	1	0	0	0	0									
Mike Lieberthal, R (1, 2) OBP: 0.319, SLG: 0.425			HR		F8			39 G6-4-3 BB		2	1	1	2	1	0	0									
39 Brett Myers, R (1, 1) OBP: 0.213, SLG: 0.267 Billy Wagner, L (8, 1) Rheal Cormier, L (9, 1) Tim Worrell, R (9, 1)			HR 2B		G3			G6-4-3		3	1	1	0	0	0	1									
										0	0	0	0	0	0	0									
										0	0	0	0	0	0	0									
										0	0	0	0	0	0	0									
<b>Inning Stats</b>	R: 0 E: 0 K: 1 S: 7	H: 0 LOB: 0 BB: 1 P: 14	R: 0 E: 0 K: 0 S: 4	H: 1 LOB: 0 BB: 0 P: 8	R: 4 E: 0 K: 1 S: 19	H: 5 LOB: 1 BB: 0 P: 29	R: 0 E: 0 K: 0 S: 5	H: 0 LOB: 0 BB: 0 P: 11	R: 0 E: 0 K: 1 S: 10	H: 0 LOB: 1 BB: 1 P: 22	R: 0 E: 0 K: 0 S: 5	H: 0 LOB: 0 BB: 1 P: 11	R: 0 E: 0 K: 0 S: 10	H: 1 LOB: 2 BB: 1 P: 18	R: 0 E: 0 K: 0 S: 10	H: 1 LOB: 2 BB: 1 P: 18	1B: 3 2B: 3 3B: 0 HR: 2	SF: 0 SAC: 0 DP: 2 HBP: 0	WP: 0 PB: 0 SB: 0 CS: 1	PA: 33					
<b>PITCHER</b>	IP	WLS	BF	H	R	ER	SO	BB	IBB	HBP	BLK	WP	HR	S	P	ERA	WHIP								
Steve Trachsel, R (1, 1) ERA: 4.13	7.0	L	27	6	4	4	3	3	0	0	0	0	2	57	108	5.14	1.286								
Braden Looper, R (8, 1) ERA: 2.04	1.0		5	1	0	0	0	1	0	0	0	0	0	10	18	0.00	2.000								

New York Mets @ Philadelphia Phillies  
Citizens Bank Park, Philadelphia, PA  
Sun Sep 05 2004, 1:35 PM EDT  
Att. 43,628 - Overcast - 71 F

AB 28  
R 4  
H 7  
RBI 4  
BB 4  
SO 3  
LOB 8









Batter	1	2	3	4	5	6	7	8	9	AB	R	H	RBI	BB	SO	LOB	TOP							
Eric Valent, L (1,9) OBP: 0.342, SLG: 0.491	1-2 G3			1-3 K		1-3 K			0-1 F8	4	0	0	0	0	2	2								
Wilson Delgado, S (1,6) OBP: 0.355, SLG: 0.362	1-3 K			1-0 G3		0-3 K			3-3 K	4	0	0	0	0	3	2								
Cliff Floyd, L (1,7) OBP: 0.344, SLG: 0.462	0-0 F8			3-3 K		1-0 G5-3			0-1 F8	4	0	0	0	0	1	2								
31 Mike Piazza, R (1,3) OBP: 0.356, SLG: 0.450		1-2 G6-3			0-0 2B				0-0 F8	3	0	1	0	0	0	0								
5 David Wright, R (1,5) OBP: 0.324, SLG: 0.536		0-0 L5			4-0 G5-4-3 BB				0-3 K	2	0	0	0	1	1	0								
Mike Cameron, R (1,8) OBP: 0.327, SLG: 0.488		1-1 G6-3			0-3 K				2-2 P5	3	0	0	0	0	1	2								
Jason Phillips, R (1,2) OBP: 0.291, SLG: 0.326			4-2 G6-4-3 BB		3-2 G5-4-3 1-2				2-2 G5-4-3 1B	2	0	1	0	1	0	2								
Jeff Keppinger, R (1,4) OBP: 0.290, SLG: 0.353			0-1 G6-4-3 1-2			2-1 2B 1B			3-3 K	3	0	1	0	0	1	2								
Jae Weong Seo, R (1,1) OBP: 0.256, SLG: 0.194			2-3 K			1-2 2B			2-1 G5-4-3 1-2	1	0	0	0	0	1	0								
Craig Bracco, L (5, Ph) OBP: 0.250, SLG: 0.286										0	0	0	0	0	0	0								
Mike Stanton, R (6, Ph) OBP: 0.220, SLG: 0.500										0	0	0	0	0	0	0								
Ricky Bottalico, L (7, Ph) OBP: 0.318, SLG: 0.346										0	0	0	0	0	0	0								
Todd Zelle, R (8, Ph) OBP: 0.318, SLG: 0.346										0	0	0	0	0	0	0								
Pedro Feliciano, L (8, Ph) OBP: 0.318, SLG: 0.346										0	0	0	0	0	0	0								
Heath Bell, R (8, Ph) OBP: 0.318, SLG: 0.346										0	0	0	0	0	0	0								
<b>Inning Stats</b>	R: 0 E: 0 K: 1 S: 7	H: 0 LOB: 0 BB: 0 P: 9	R: 0 E: 0 K: 0 S: 7	H: 0 LOB: 0 BB: 0 P: 9	R: 0 E: 0 K: 1 S: 8	H: 0 LOB: 0 BB: 1 P: 14	R: 0 E: 0 K: 2 S: 7	H: 0 LOB: 0 BB: 0 P: 12	R: 0 E: 0 K: 1 S: 8	H: 1 LOB: 1 BB: 1 P: 15	R: 0 E: 0 K: 2 S: 15	H: 2 LOB: 2 BB: 0 P: 20	R: 0 E: 0 K: 1 S: 9	H: 0 LOB: 0 BB: 0 P: 11	R: 0 E: 0 K: 1 S: 9	H: 1 LOB: 0 BB: 0 P: 16	R: 0 E: 0 K: 1 S: 15	H: 0 LOB: 0 BB: 0 P: 18	1B: 2 2B: 2 3B: 0 HR: 0	SF: 0 SAC: 0 DP: 3 HBP: 0	WP: 0 PB: 0 CS: 0	PA: 30		
<b>PITCHER</b>	IP WLS BF H R ER SO BB IBB HBP BLK WP HR S P ERA WHIP	IP WLS BF H R ER SO BB IBB HBP BLK WP HR S P ERA WHIP	IP WLS BF H R ER SO BB IBB HBP BLK WP HR S P ERA WHIP	IP WLS BF H R ER SO BB IBB HBP BLK WP HR S P ERA WHIP	IP WLS BF H R ER SO BB IBB HBP BLK WP HR S P ERA WHIP	IP WLS BF H R ER SO BB IBB HBP BLK WP HR S P ERA WHIP	IP WLS BF H R ER SO BB IBB HBP BLK WP HR S P ERA WHIP	IP WLS BF H R ER SO BB IBB HBP BLK WP HR S P ERA WHIP	IP WLS BF H R ER SO BB IBB HBP BLK WP HR S P ERA WHIP	IP WLS BF H R ER SO BB IBB HBP BLK WP HR S P ERA WHIP	IP WLS BF H R ER SO BB IBB HBP BLK WP HR S P ERA WHIP	IP WLS BF H R ER SO BB IBB HBP BLK WP HR S P ERA WHIP	IP WLS BF H R ER SO BB IBB HBP BLK WP HR S P ERA WHIP	IP WLS BF H R ER SO BB IBB HBP BLK WP HR S P ERA WHIP	IP WLS BF H R ER SO BB IBB HBP BLK WP HR S P ERA WHIP	IP WLS BF H R ER SO BB IBB HBP BLK WP HR S P ERA WHIP	IP WLS BF H R ER SO BB IBB HBP BLK WP HR S P ERA WHIP	IP WLS BF H R ER SO BB IBB HBP BLK WP HR S P ERA WHIP	IP WLS BF H R ER SO BB IBB HBP BLK WP HR S P ERA WHIP	IP WLS BF H R ER SO BB IBB HBP BLK WP HR S P ERA WHIP	IP WLS BF H R ER SO BB IBB HBP BLK WP HR S P ERA WHIP	IP WLS BF H R ER SO BB IBB HBP BLK WP HR S P ERA WHIP	IP WLS BF H R ER SO BB IBB HBP BLK WP HR S P ERA WHIP	IP WLS BF H R ER SO BB IBB HBP BLK WP HR S P ERA WHIP

New York Mets @ Florida Marlins  
Pro Player Stadium, Miami, FL  
Wed Sep 08 2004, 7:05 PM EDT  
Att: 14,691 - Cloudy - 83 F

AB	28
R	0
H	4
RBI	0
BB	2
SO	10
LOB	13



Batter	1	2	3	4	5	6	7	8	9	AB	R	H	RBI	BB	SO	LOB	BOTTOM							
Juan Pierre, L (1,8) OBP: 0.370, SLG: 0.408	2-1 F7		3-2 L6		4-2 HR BB	0-1 BB 1B		1-0 G6-3		4	1	1	0	1	0	1								
Luis Castillo, S (1,4) OBP: 0.368, SLG: 0.348	1-2 G3-1		4-0 E BB		2-2 F7	4-1 BB		3-2 G6-3		3	0	0	0	2	0	1								
Paul Lo Duca, R (1,2) OBP: 0.355, SLG: 0.444	2-1 G6-3		0-1 E6		3-1 HR	0-0 F9		1-3 K		5	1	1	2	0	1	4								
Miguel Cabrera, R (1,7) OBP: 0.383, SLG: 0.541		0-1 F9	1-1 F9		0-3 K			3-1 G6-3		4	0	0	0	0	1	2								
Mike Lowell, R (1,5) OBP: 0.371, SLG: 0.518		1-1 G5-3			0-0 F9	1-1 1B		3-2 2B 1B		4	0	2	0	0	0	0								
Jeff Conine, R (1,3) OBP: 0.334, SLG: 0.418		0-0 1B			2-2 G6-3	0-0 F8		1-3 2B		4	0	2	0	0	0	1								
Juan Encarnacion, R (1,9) OBP: 0.299, SLG: 0.408		3-3 K			1-2 2B			0-0 G5-3	0-3 K	4	0	1	0	0	2	3								
Alex Gonzalez, R (1,6) OBP: 0.274, SLG: 0.431			0-2 SH5-4 E 2B		4-0 IBB			0-1 F7	4-0 IBB	2	1	1	0	2	0	0								
Josh Beckett, R (1,1) OBP: 0.189, SLG: 0.171			0-0 SH5-4 2B		2-3 K			2-2 E5 1B	2-3 K	3	0	0	0	0	2	5								
Armando Benitez, R (9,1) OBP: 0.189, SLG: 0.171										0	0	0	0	0	0	0								
<b>Inning Stats</b>	R: 0 E: 0 K: 0 S: 7	H: 0 LOB: 0 BB: 0 P: 12	R: 0 E: 0 K: 1 S: 8	H: 1 LOB: 1 BB: 0 P: 12	R: 1 E: 1 K: 0 S: 11	H: 1 LOB: 2 BB: 1 P: 19	R: 0 E: 0 K: 1 S: 12	H: 1 LOB: 2 BB: 1 P: 21	R: 2 E: 0 K: 1 S: 14	H: 2 LOB: 1 BB: 1 P: 23	R: 0 E: 0 K: 0 S: 11	H: 1 LOB: 3 BB: 1 P: 17	R: 0 E: 0 K: 2 S: 13	H: 2 LOB: 3 BB: 1 P: 25	R: 0 E: 0 K: 1 S: 8	H: 0 LOB: 0 BB: 0 P: 13	1B: 4 2B: 3 3B: 0 HR: 1	SF: 0 SAC: 1 DP: 0 HBP: 0	WP: 0 PB: 0 CS: 0	PA: 39				
<b>PITCHER</b>	IP WLS BF H R ER SO BB IBB HBP BLK WP HR S P ERA WHIP	IP WLS BF H R ER SO BB IBB HBP BLK WP HR S P ERA WHIP	IP WLS BF H R ER SO BB IBB HBP BLK WP HR S P ERA WHIP	IP WLS BF H R ER SO BB IBB HBP BLK WP HR S P ERA WHIP	IP WLS BF H R ER SO BB IBB HBP BLK WP HR S P ERA WHIP	IP WLS BF H R ER SO BB IBB HBP BLK WP HR S P ERA WHIP	IP WLS BF H R ER SO BB IBB HBP BLK WP HR S P ERA WHIP	IP WLS BF H R ER SO BB IBB HBP BLK WP HR S P ERA WHIP	IP WLS BF H R ER SO BB IBB HBP BLK WP HR S P ERA WHIP	IP WLS BF H R ER SO BB IBB HBP BLK WP HR S P ERA WHIP	IP WLS BF H R ER SO BB IBB HBP BLK WP HR S P ERA WHIP	IP WLS BF H R ER SO BB IBB HBP BLK WP HR S P ERA WHIP	IP WLS BF H R ER SO BB IBB HBP BLK WP HR S P ERA WHIP	IP WLS BF H R ER SO BB IBB HBP BLK WP HR S P ERA WHIP	IP WLS BF H R ER SO BB IBB HBP BLK WP HR S P ERA WHIP	IP WLS BF H R ER SO BB IBB HBP BLK WP HR S P ERA WHIP	IP WLS BF H R ER SO BB IBB HBP BLK WP HR S P ERA WHIP	IP WLS BF H R ER SO BB IBB HBP BLK WP HR S P ERA WHIP	IP WLS BF H R ER SO BB IBB HBP BLK WP HR S P ERA WHIP	IP WLS BF H R ER SO BB IBB HBP BLK WP HR S P ERA WHIP	IP WLS BF H R ER SO BB IBB HBP BLK WP HR S P ERA WHIP	IP WLS BF H R ER SO BB IBB HBP BLK WP HR S P ERA WHIP	IP WLS BF H R ER SO BB IBB HBP BLK WP HR S P ERA WHIP	IP WLS BF H R ER SO BB IBB HBP BLK WP HR S P ERA WHIP

New York Mets @ Florida Marlins  
Pro Player Stadium, Miami, FL  
Wed Sep 08 2004, 7:05 PM EDT  
Att: 14,691 - Cloudy - 83 F

AB	33
R	3
H	8
RBI	2
BB	5
SO	6
LOB	17





Batter	1	2	3	4	5	6	7	8	9	AB	R	H	RBI	BB	SO	LOB	TOP										
Eric Valent, L (1.7) Gerald Williams, R (9.7)	G3		L3						G1-3	4	1	1	1	1	0	1	<b>New York Mets @ Florida Marlins</b> Pro Player Stadium, Miami, FL Thu Sep 09 2004, 1:05 PM EDT Att: 13,102 - Cloudy - 87 F										
Jeff Keppinger, R (1.4)	G6-3									4	0	2	0	0	0	2											
5 David Wright, R (1.5)	G6-3									4	1	2	0	0	1	2											
Richard Hidalgo, R (1.9)	F9									4	0	1	1	0	1	3											
Todd Zeile, R (1.3)		P3								3	0	0	0	1	0	1											
Mike Cameron, R (1.8)										4	1	2	0	0	0	2											
Jason Phillips, R (1.2)										4	1	2	1	0	1	0											
Wilson Delgado, S (1.6)										3	0	1	1	1	0	1											
Kris Benson, R (1.1) Bartolome Fortunato, R (7.1) Craig Brazell, L (9.7) Braden Looper, R (9.1)										3	0	0	0	0	2	2											
<b>Inning Stats</b>	R: 0 E: 0 K: 0 S: 4	H: 1 LOB: 1 BB: 0 P: 6	R: 1 E: 0 K: 0 S: 10	H: 2 LOB: 1 BB: 0 P: 13	R: 0 E: 0 K: 2 S: 13	H: 1 LOB: 1 BB: 0 P: 17	R: 0 E: 0 K: 1 S: 8	H: 0 LOB: 0 BB: 0 P: 12	R: 1 E: 0 K: 1 S: 9	H: 1 LOB: 0 BB: 0 P: 11	R: 0 E: 0 K: 0 S: 7	H: 1 LOB: 1 BB: 0 P: 14	R: 1 E: 0 K: 1 S: 9	H: 2 LOB: 1 BB: 1 P: 17	R: 1 E: 0 K: 0 S: 12	H: 3 LOB: 1 BB: 0 P: 16		R: 0 E: 0 K: 0 S: 7	H: 0 LOB: 1 BB: 1 P: 16	1B: 7 2B: 2 3B: 1 HR: 1	SF: 0 SAC: 0 DP: 3 HBP: 0	WP: 0 PB: 0 CS: 1	PA: 38				
<b>PITCHER</b>	IP	WLS	BF	H	R	ER	SO	BB	IBB	HBP	BLK	WP	HR	S	P	ERA	WHIP										
Ismael Valdez, R (1.1) 40 Nate Bump, R (6.1) David Weathers, R (8.1) Ben Howard, R (9.1)	5.1	L	23	6	2	2	4	1	0	0	0	0	0	10	18	3.38	1.312										
ERA: 5.17	4.5	4.59	5.1																								

Batter	1	2	3	4	5	6	7	8	9	AB	R	H	RBI	BB	SO	LOB	BOTTOM										
Juan Pierre, L (1.8)										3	0	2	0	1	0	0	<b>New York Mets @ Florida Marlins</b> Pro Player Stadium, Miami, FL Thu Sep 09 2004, 1:05 PM EDT Att: 13,102 - Cloudy - 87 F										
Luis Castillo, S (1.4)										4	0	2	0	0	1	2											
Paul Lo Duca, R (1.2)										2	0	0	0	1	0	2											
Miguel Cabrera, R (1.7)										4	0	0	0	0	1	4											
Mike Lowell, R (1.5)										4	0	1	0	0	0	1											
Jeff Conine, R (1.3)										4	0	2	0	0	1	0											
Juan Encarnacion, R (1.9) 40 Nate Bump, L (6.1) Damion Easley, R (7.7) Chris Aquila, R (8.9)										2	0	0	0	0	1	1											
Alex Gonzalez, R (1.6)										3	0	0	0	0	2	2											
Ismael Valdez, R (1.1) Lenny Harris, L (6.9) David Weathers, R (8.1) Ben Howard, R (9.1)										1	0	0	0	0	0	0											
										2	0	0	0	0	0	2											
										0	0	0	0	0	0	0											
										0	0	0	0	0	0	0											
<b>Inning Stats</b>	R: 0 E: 0 K: 1 S: 8	H: 0 LOB: 0 BB: 1 P: 15	R: 0 E: 0 K: 1 S: 10	H: 1 LOB: 1 BB: 0 P: 14	R: 0 E: 0 K: 1 S: 7	H: 0 LOB: 0 BB: 0 P: 10	R: 0 E: 0 K: 0 S: 13	H: 1 LOB: 1 BB: 0 P: 16	R: 0 E: 0 K: 1 S: 13	H: 0 LOB: 0 BB: 0 P: 21	R: 0 E: 0 K: 0 S: 10	H: 2 LOB: 2 BB: 0 P: 18	R: 0 E: 0 K: 2 S: 15	H: 2 LOB: 2 BB: 0 P: 21	R: 0 E: 0 K: 1 S: 10	H: 1 LOB: 1 BB: 1 P: 16	R: 0 E: 0 K: 0 S: 9	H: 0 LOB: 0 BB: 0 P: 11	1B: 4 2B: 2 3B: 1 HR: 0	SF: 0 SAC: 1 DP: 1 HBP: 0	WP: 1 PB: 0 CS: 1	PA: 34					
<b>PITCHER</b>	IP	WLS	BF	H	R	ER	SO	BB	IBB	HBP	BLK	WP	HR	S	P	ERA	WHIP										
Kris Benson, R (1.1) Bartolome Fortunato, R (7.1) Braden Looper, R (9.1)	6.0	W	23	5	0	0	4	1	0	0	0	0	0	22	33	0.00	1.500										
ERA: 4.52	4.24	2.01																									







Batter	1	2	3	4	5	6	7	8	9	10	11	12	13	AB	R	H	RBI	BB	SO	LOB	TOP
11 Jimmy Rollins, S OBP: 0.346, SLG: 0.441			F9		F9		F9		G1-3	F9		G4-3		6	0	0	0	1	0	2	
Placido Polanco, R OBP: 0.330, SLG: 0.424	L9		G5-3		G4-3		F8		G6-3	F8			F7	7	0	0	0	0	0	3	
Bobby Abreu, L OBP: 0.420, SLG: 0.535	G4-6-3 BB		CS				F7			1B 1B			G3-1	3	1	1	0	4	0	0	
Jim Thome, L OBP: 0.399, SLG: 0.592	G4-6-3		CS	G1-3			L8			1B 1B			HR 1B	7	2	2	0	0	1	5	
David Bell, R OBP: 0.368, SLG: 0.461		G4-3			FC6-4 1B				L9			G6-3		7	2	4	4	0	0	0	
Jason Michaels, R OBP: 0.384, SLG: 0.407		HR BB		F9					HR 1B			F8		5	2	2	1	2	0	1	
Pat Burrell, R OBP: 0.373, SLG: 0.469	F7		FC6-4											5	1	1	2	1	2	3	
Todd Pratt, R OBP: 0.318, SLG: 0.292					E4 SH1-4				F9				P2	6	2	2	2	0	1	3	
Eric Meyer, L OBP: 0.300, SLG: 0.300																					
Eric Meyer, L OBP: 0.300, SLG: 0.300																					
Eric Meyer, L OBP: 0.300, SLG: 0.300																					
Eric Meyer, L OBP: 0.300, SLG: 0.300																					
Eric Meyer, L OBP: 0.300, SLG: 0.300																					
Eric Meyer, L OBP: 0.300, SLG: 0.300																					
Eric Meyer, L OBP: 0.300, SLG: 0.300																					
Eric Meyer, L OBP: 0.300, SLG: 0.300																					
Eric Meyer, L OBP: 0.300, SLG: 0.300																					
Eric Meyer, L OBP: 0.300, SLG: 0.300																					
Eric Meyer, L OBP: 0.300, SLG: 0.300																					
Eric Meyer, L OBP: 0.300, SLG: 0.300																					
Eric Meyer, L OBP: 0.300, SLG: 0.300																					
Eric Meyer, L OBP: 0.300, SLG: 0.300																					
Eric Meyer, L OBP: 0.300, SLG: 0.300																					
Eric Meyer, L OBP: 0.300, SLG: 0.300																					
Eric Meyer, L OBP: 0.300, SLG: 0.300																					
Eric Meyer, L OBP: 0.300, SLG: 0.300																					
Eric Meyer, L OBP: 0.300, SLG: 0.300																					
Eric Meyer, L OBP: 0.300, SLG: 0.300																					
Eric Meyer, L OBP: 0.300, SLG: 0.300																					
Eric Meyer, L OBP: 0.300, SLG: 0.300																					
Eric Meyer, L OBP: 0.300, SLG: 0.300																					
Eric Meyer, L OBP: 0.300, SLG: 0.300																					
Eric Meyer, L OBP: 0.300, SLG: 0.300																					
Eric Meyer, L OBP: 0.300, SLG: 0.300																					
Eric Meyer, L OBP: 0.300, SLG: 0.300																					
Eric Meyer, L OBP: 0.300, SLG: 0.300																					
Eric Meyer, L OBP: 0.300, SLG: 0.300																					
Eric Meyer, L OBP: 0.300, SLG: 0.300																					
Eric Meyer, L OBP: 0.300, SLG: 0.300																					
Eric Meyer, L OBP: 0.300, SLG: 0.300																					
Eric Meyer, L OBP: 0.300, SLG: 0.300																					
Eric Meyer, L OBP: 0.300, SLG: 0.300																					
Eric Meyer, L OBP: 0.300, SLG: 0.300																					
Eric Meyer, L OBP: 0.300, SLG: 0.300																					
Eric Meyer, L OBP: 0.300, SLG: 0.300																					
Eric Meyer, L OBP: 0.300, SLG: 0.300																					
Eric Meyer, L OBP: 0.300, SLG: 0.300																					
Eric Meyer, L OBP: 0.300, SLG: 0.300																					
Eric Meyer, L OBP: 0.300, SLG: 0.300																					
Eric Meyer, L OBP: 0.300, SLG: 0.300																					
Eric Meyer, L OBP: 0.300, SLG: 0.300																					
Eric Meyer, L OBP: 0.300, SLG: 0.300																					
Eric Meyer, L OBP: 0.300, SLG: 0.300																					
Eric Meyer, L OBP: 0.300, SLG: 0.300																					
Eric Meyer, L OBP: 0.300, SLG: 0.300																					
Eric Meyer, L OBP: 0.300, SLG: 0.300																					
Eric Meyer, L OBP: 0.300, SLG: 0.300																					
Eric Meyer, L OBP: 0.300, SLG: 0.300																					
Eric Meyer, L OBP: 0.300, SLG: 0.300																					
Eric Meyer, L OBP: 0.300, SLG: 0.300																					
Eric Meyer, L OBP: 0.300, SLG: 0.300																					
Eric Meyer, L OBP: 0.300, SLG: 0.300																					
Eric Meyer, L OBP: 0.300, SLG: 0.300																					
Eric Meyer, L OBP: 0.300, SLG: 0.300																					
Eric Meyer, L OBP: 0.300, SLG: 0.300																					
Eric Meyer, L OBP: 0.300, SLG: 0.300																					
Eric Meyer, L OBP: 0.300, SLG: 0.300																					
Eric Meyer, L OBP: 0.300, SLG: 0.300																					
Eric Meyer, L OBP: 0.300, SLG: 0.300																					
Eric Meyer, L OBP: 0.300, SLG: 0.300																					
Eric Meyer, L OBP: 0.300, SLG: 0.300																					
Eric Meyer, L OBP: 0.300, SLG: 0.300																					
Eric Meyer, L OBP: 0.300, SLG: 0.300																					
Eric Meyer, L OBP: 0.300, SLG: 0.300																					
Eric Meyer, L OBP: 0.300, SLG: 0.300																					
Eric Meyer, L OBP: 0.300, SLG: 0.300																					
Eric Meyer, L OBP: 0.300, SLG: 0.300																					
Eric Meyer, L OBP: 0.300, SLG: 0.300																					
Eric Meyer, L OBP: 0.300, SLG: 0.300																					
Eric Meyer, L OBP: 0.300, SLG: 0.300																					
Eric Meyer, L OBP: 0.300, SLG: 0.300																					
Eric Meyer, L OBP: 0.300, SLG: 0.300																					
Eric Meyer, L OBP: 0.300, SLG: 0.300																					
Eric Meyer, L OBP: 0.300, SLG: 0.																					



Batter	1	2	3	4	5	6	7	8	9	AB	R	H	RBI	BB	SO	LOB	TOP			
Placido Polanco, R OBP: 0.330, SLG: 0.424	G1-3	G6-4-3			L6		PB G1-4-3 1B			5	0	2	0	0	0	3	Philadelphia Phillies @ New York Mets Shea Stadium, Flushing, NY Sun Sep 12 2004, 1:10 PM EDT Att: 23,391 - Cloudy - 75 F			
Jason Michaels, R OBP: 0.377, SLG: 0.398	K		K		K		G1-4-3 1-2		F8	5	0	0	0	0	3	2				
Bobby Abreu, L OBP: 0.418, SLG: 0.530	L6		G6-3		G3		G6-3			4	0	0	0	0	0	1				
Jim Thome, L OBP: 0.399, SLG: 0.591							G3		G6-3	3	1	1	0	1	0	1				
David Bell, R OBP: 0.371, SLG: 0.466									P4	4	2	3	0	0	0	0				
Pat Burrell, R OBP: 0.370, SLG: 0.465							G6-3		G6-3	3	0	0	1	0	0	3				
Todd Pratt, R OBP: 0.331, SLG: 0.304									F8	2	1	1	0	2	0	0				
Tomas Perez, S OBP: 0.265, SLG: 0.429									P3	3	0	1	2	1	0	1				
Vicente Padilla, R 63 Ryan Madson, L Rheal Cormier, L Todd Jones, L Marlon Byrd, R Tim Worrell, R	E6								G1-3	3	0	0	1	0	1	3	AB 33 R 4 H 8 RBI 4 BB 4 SO 4 LOB 14			
<b>Inning Stats</b>	R: 0 E: 0 K: 1 S: 6	H: 0 LOB: 0 BB: 0 P: 10	R: 2 E: 1 K: 0 S: 15	H: 3 LOB: 2 BB: 1 P: 25	R: 0 E: 0 K: 1 S: 12	H: 1 LOB: 2 BB: 1 P: 24	R: 0 E: 0 K: 0 S: 8	H: 0 LOB: 0 BB: 0 P: 15	R: 0 E: 0 K: 1 S: 8	H: 2 LOB: 1 BB: 0 P: 23	R: 0 E: 0 K: 0 S: 12	H: 1 LOB: 1 BB: 0 P: 20	R: 0 E: 0 K: 0 S: 8	H: 0 LOB: 0 BB: 0 P: 11	R: 0 E: 0 K: 0 S: 9	H: 1 LOB: 1 BB: 0 P: 15	1B: 5 2B: 3 3B: 0 HR: 0	SF: 1 SAC: 0 DP: 2 HBP: 0	WP: 0 PB: 1 SB: 0 CS: 0	PA: 38
<b>PITCHER</b>	IP WLS BF H R ER SO BB IBB HBP BLK WP HR S P ERA WHIP																			
Tom Glavine, L ERA: 3.39	6.0 L 28 7 4 4 4 3 1 0 0 0 0 0 63 116 6.00 1.667																			
Pedro Feliciano, L ERA: 5.29	1.0 3 0 0 0 0 0 0 0 0 0 0 0 10 17 0.00 0.000																			
Tyler Yates, R ERA: 7.26	1.0 3 0 0 0 0 0 0 0 0 0 0 0 8 11 0.00 0.000																			
Mike Stanton, L ERA: 3.34	1.0 4 1 0 0 0 0 0 0 0 0 0 0 9 15 0.00 1.000																			

Batter	1	2	3	4	5	6	7	8	9	AB	R	H	RBI	BB	SO	LOB	BOTTOM			
Mike Cameron, R OBP: 0.327, SLG: 0.487	G6-3			P6		K		F9	P6	5	0	0	0	0	1	2	Philadelphia Phillies @ New York Mets Shea Stadium, Flushing, NY Sun Sep 12 2004, 1:10 PM EDT Att: 23,391 - Cloudy - 75 F			
Jeff Keppinger, R OBP: 0.295, SLG: 0.406	G5-3			G6-3		F8		31 1B		4	1	1	0	0	0	0				
Cliff Floyd, L OBP: 0.345, SLG: 0.456	K			1B		31 2C6.4 BB		K		3	0	1	0	1	2	2				
31 Mike Piazza, R OBP: 0.356, SLG: 0.445				K		FC6-4		5 1B		4	0	1	1	0	1	2				
5 David Wright, R OBP: 0.333, SLG: 0.551								2-H 1B		4	0	1	1	0	1	0				
Richard Hidalgo, R OBP: 0.313, SLG: 0.458								1-2 2-H 1B		4	0	1	0	0	1	2				
Mike Stanton, L OBP: 0.500, SLG: 0.500								P3	P2	0	0	0	0	0	0	0				
Todd Zeile, R OBP: 0.322, SLG: 0.347										4	0	3	0	0	0	0				
Wilson Delgado, S OBP: 0.323, SLG: 0.349										4	0	0	0	0	0	4				
Tom Glavine, L Pedro Feliciano, L Tyler Yates, R Eric Valente, L Victor Diaz, R										2	0	0	0	0	0	2	AB 36 R 2 H 9 RBI 2 BB 1 SO 6 LOB 15			
<b>Inning Stats</b>	R: 0 E: 0 K: 1 S: 8	H: 0 LOB: 0 BB: 0 P: 11	R: 0 E: 0 K: 1 S: 10	H: 0 LOB: 0 BB: 0 P: 14	R: 0 E: 0 K: 0 S: 9	H: 1 LOB: 1 BB: 0 P: 12	R: 0 E: 0 K: 1 S: 9	H: 2 LOB: 2 BB: 0 P: 14	R: 0 E: 0 K: 1 S: 9	H: 0 LOB: 1 BB: 1 P: 17	R: 0 E: 0 K: 1 S: 14	H: 1 LOB: 1 BB: 0 P: 24	R: 2 E: 0 K: 1 S: 22	H: 4 LOB: 2 BB: 0 P: 31	R: 0 E: 0 K: 0 S: 11	H: 1 LOB: 1 BB: 0 P: 19	1B: 9 2B: 0 3B: 0 HR: 0	SF: 0 SAC: 0 DP: 0 HBP: 0	WP: 0 PB: 0 SB: 0 CS: 0	PA: 37
<b>PITCHER</b>	IP WLS BF H R ER SO BB IBB HBP BLK WP HR S P ERA WHIP																			
Vicente Padilla, R ERA: 3.82	6.2 W 25 4 0 0 0 5 1 0 0 0 0 0 67 97 0.00 0.750																			
63 Ryan Madson, R ERA: 1.93	0.1 1 0 0 0 0 0 0 0 0 0 0 0 3 6 0.00 0.000																			
Rheal Cormier, L ERA: 3.91	0.2 4 2 2 2 1 0 0 0 0 0 0 0 12 15 27.00 3.000																			
Todd Jones, R ERA: 4.4	0.1 H 3 2 0 0 0 0 0 0 0 0 0 0 10 16 0.00 6.000																			
Tim Worrell, R ERA: 3.66	1.0 S 4 1 0 0 0 0 0 0 0 0 0 0 11 19 0.00 1.000																			



Batter	1	2	3	4	5	6	7	8	9	AB	R	H	RBI	BB	SO	LOB	TOP					
Rafael Furcal, S OBP: 0.358, SLG: 0.437	0-3 K		0-0 F8	1-2 2B 3B			4-1 G5-3 2B BB		2-1 G6-3	4	2	1	1	1	1	0						
Marcus Giles, R OBP: 0.366, SLG: 0.412	0-3 K		1-2 FC3-6 1B	0-1 3B 2B			1-1 G5-3		1-0 1B 2B	5	1	3	1	0	1	1						
J.D. Drew, L OBP: 0.431, SLG: 0.578	4-2 10 BB BB		1-2 FC3-6 1-2	1-3 K			1-1 2B		1-2 1B 2B	4	1	2	1	1	1	2						
10 Chipper Jones, S OBP: 0.372, SLG: 0.506	4-1 BB		3-3 K		0-1 P6		1-0 F7		0-0 1B 2B	4	0	1	2	1	1	2						
Johnny Estrada, S OBP: 0.375, SLG: 0.463	1-0 F9			1-0 G3-1	3-2 G3		1-0 F9		0-3 K	5	0	0	0	0	1	4						
Adam LaRoche, L OBP: 0.331, SLG: 0.467		0-0 1B		0-0 HR 2B	1-3 K			2-3 K		3	1	2	0	0	1	0						
Julio Franco, R OBP: 0.376, SLG: 0.442										1	0	0	0	0	1	0						
Andruw Jones, R OBP: 0.357, SLG: 0.511		1-3 K		1-2 HR		0-0 G5-3		0-1 G5-3		4	1	1	2	0	1	1						
Charles Thomas, L OBP: 0.383, SLG: 0.447		0-1 L8		0-0 SH3-4 3B 1B		1-2 G1-3		2-3 K		4	1	1	0	0	1	1						
Jaret Wright, R OBP: 0.148, SLG: 0.192		1-2 G5-3		1-2 SH3-4		2-2 F9			1-1 L7	2	0	0	0	0	0	1						
Kevin Gryboski, R ERA: 3.66										0	0	0	0	0	0	0						
Travis Smith, R OBP: 0.167, SLG: 0.167										0	0	0	0	0	0	0						
Tim Drew, R ERA: 6.61										0	0	0	0	0	0	0						
Dewayne Wise, L OBP: 0.255, SLG: 0.412										1	0	0	0	0	0	0						
<b>Inning Stats</b>	R: 0 E: 0 K: 2 S: 10	H: 0 LOB: 2 BB: 2 P: 19	R: 0 E: 0 K: 1 S: 9	H: 1 LOB: 1 BB: 0 P: 11	R: 0 E: 0 K: 1 S: 10	H: 1 LOB: 1 BB: 0 P: 15	R: 4 E: 0 K: 1 S: 20	H: 5 LOB: 1 BB: 0 P: 24	R: 0 E: 0 K: 1 S: 11	H: 0 LOB: 0 BB: 0 P: 15	R: 0 E: 0 K: 0 S: 7	H: 0 LOB: 0 BB: 0 P: 10	R: 1 E: 0 K: 0 S: 7	H: 1 LOB: 1 BB: 1 P: 15	R: 0 E: 0 K: 2 S: 8	H: 0 LOB: 0 BB: 0 P: 12	R: 2 E: 0 K: 1 S: 12	H: 3 LOB: 1 BB: 0 P: 17	1B: 5 2B: 4 3B: 1 HR: 1	SF: 0 SAC: 1 DP: 0 HBP: 0	WP: 0 PB: 0 SB: 0 CS: 0	PA: 41
<b>PITCHER</b>	IP WLS BF H R ER SO BB IBB HBP BLK WP HR S P ERA WHIP																					
Aaron Heilman, R ERA: 7.45	(1, 1) 6.0 W 27 7 4 4 6 2 0 0 0 0 0 1 67 94 6.00 1.500																					
Ricky Bottalico, R ERA: 3.66	(7, 1) 0.2 H 4 1 1 1 0 1 0 0 0 0 0 0 6 13 0.00 3.000																					
Mike Stanton, L ERA: 3.33	(7, 1) 0.1 H 1 0 0 0 0 0 0 0 0 0 0 0 1 2 0.00 0.000																					
Bartolome Fortunato, R ERA: 4.82	(8, 1) 1.0 3 0 0 0 2 0 0 0 0 0 0 0 8 12 0.00 0.000																					
Bradren Looper, R ERA: 2.98	(9, 1) 1.0 6 3 2 2 1 0 0 0 0 0 0 0 12 17 18.00 3.000																					

Atlanta Braves @ New York Mets  
Shea Stadium, Flushing, NY  
Mon Sep 13 2004, 5:10 PM EDT  
Sunny - 81 F

AB 37  
R 7  
H 11  
RBI 7  
BB 3  
SO 9  
LOB 12



Batter	1	2	3	4	5	6	7	8	9	AB	R	H	RBI	BB	SO	LOB	BOTTOM			
Mike Cameron, R OBP: 0.328, SLG: 0.485	1-3 K		3-1 G5-3		4-2 FC4-6 BB	0-1 CS 2B 1B		0-1 P4		4	0	1	1	1	1	0				
Jeff Keppinger, R OBP: 0.280, SLG: 0.384	3-2 G1-3		0-1 F9		0-0 FC4-6 1-2	1-0 CS	0-1 P4			4	0	0	0	0	0	1				
Cliff Floyd, L OBP: 0.349, SLG: 0.456	4-2 3B BB			1-2 1B HBP		2-0 31 HR 1B	0-0 F8			2	1	1	0	1	0	0				
31 Mike Piazza, R OBP: 0.357, SLG: 0.453	2-2 F9			0-1 P3		0-1 HR 1B	2-2 5 HR 1B			4	1	2	2	0	0	2				
Gerald Williams, R OBP: 0.295, SLG: 0.420										0	1	0	0	0	0	0				
Vance Wilson, R OBP: 0.335, SLG: 0.427										0	0	0	0	0	0	0				
5 David Wright, R OBP: 0.337, SLG: 0.550		2-1 P3		0-0 F9		0-2 1B 2B 1B	0-0 HR 1B			4	2	2	0	0	0	1				
Richard Hidalgo, R OBP: 0.314, SLG: 0.465		3-2 G5-3		1-0 1B		1-3 K	2-2 HR			4	1	2	3	0	1	1				
Eric Valent, L OBP: 0.339, SLG: 0.491		1-3 K		1-0 G4-3		1-0 2B 1B	0-0 F7			4	1	1	0	0	1	3				
Bradren Looper, R ERA: 2.98										0	0	0	0	0	0	0				
Wilson Delgado, S OBP: 0.320, SLG: 0.378			2-1 HR		3-3 K	2-2 K		2-2 G4-3		4	1	1	1	0	2	2				
Aaron Heilman, R ERA: 7.45										2	0	0	0	0	1	0				
Craig Brazell, L OBP: 0.290, SLG: 0.364										1	1	2	0	0	0	0				
Ricky Bottalico, L ERA: 2.93										0	0	0	0	0	0	0				
Mike Stanton, L ERA: 3.33										0	0	0	0	0	0	0				
Bartolome Fortunato, R ERA: 4.82										0	0	0	0	0	0	0				
Todd Zelle, R OBP: 0.321, SLG: 0.346										1	0	0	0	0	0	0				
<b>Inning Stats</b>	R: 0 E: 0 K: 1 S: 12	H: 0 LOB: 1 BB: 1 P: 22	R: 0 E: 0 K: 1 S: 9	H: 0 LOB: 0 BB: 0 P: 15	R: 1 E: 0 K: 0 S: 9	H: 1 LOB: 0 BB: 0 P: 15	R: 0 E: 0 K: 0 S: 8	H: 1 LOB: 2 BB: 0 P: 11	R: 0 E: 0 K: 2 S: 12	H: 0 LOB: 1 BB: 1 P: 21	R: 5 E: 0 K: 2 S: 21	H: 6 LOB: 0 BB: 1 P: 28	R: 3 E: 0 K: 0 S: 11	H: 3 LOB: 1 BB: 0 P: 15	R: 0 E: 0 K: 0 S: 9	H: 0 LOB: 0 BB: 0 P: 11	1B: 7 2B: 1 3B: 0 HR: 3	SF: 0 SAC: 0 DP: 0 HBP: 1	WP: 0 PB: 0 SB: 1 CS: 1	PA: 38
<b>PITCHER</b>	IP WLS BF H R ER SO BB IBB HBP BLK WP HR S P ERA WHIP																			
Jaret Wright, R ERA: 3.39	(1, 1) 5.2 L 27 7 6 6 6 2 0 0 0 0 0 2 68 109 9.53 1.588																			
Kevin Gryboski, R ERA: 2.93	(6, 1) 0.1 1 1 0 0 0 0 0 0 0 0 0 0 3 3 0.00 3.000																			
Travis Smith, R ERA: 6.61	(7, 1) 1.0 6 3 3 3 0 0 0 0 0 0 1 11 15 27.00 3.000																			
Tim Drew, R ERA: 5.27	(8, 1) 1.0 3 0 0 0 0 0 0 0 0 0 0 0 9 11 0.00 0.000																			

Atlanta Braves @ New York Mets  
Shea Stadium, Flushing, NY  
Mon Sep 13 2004, 5:10 PM EDT  
Sunny - 81 F

AB 34  
R 9  
H 11  
RBI 9  
BB 2  
SO 6  
LOB 10






Batter	1	2	3	4	5	6	7	8	9	AB	R	H	RBI	BB	SO	LOB	TOP								
<b>Rafael Furcal, S</b> OBP: 0.397, SLG: 0.435 (1, 6)	0-0 P6		2-2 2B 1B	0-1 SF8		2-2 F8		0-2 G1-3		4	1	1	1	0	0	3									
<b>Nick Green, R</b> OBP: 0.323, SLG: 0.403 (1, 4)	2-2 F9		2-3 K	0-1 G6-3			3-2 E9 1B 2B		0-0 10 1B SF9 1B	5	2	2	0	0	1	3									
<b>J.D. Drew, L</b> OBP: 0.434, SLG: 0.582 (1, 9)	0-0 10 2B 1B		0-1 2B 2B		0-0 G3		0-1 G6-3 1B		0-1 10 1B 1B	5	1	4	3	0	0	0									
<b>10 Chipper Jones, S</b> OBP: 0.376, SLG: 0.510 (1, 5)	2-2 1-H 2B		4-0 2B IBB		4-0 S BB		3-H K		2-2 1-2 1B	3	1	2	0	2	1	1									
<b>Adam LaRoche, L</b> OBP: 0.333, SLG: 0.471 <b>Julio Franco, R</b> OBP: 0.375, SLG: 0.440 (9, 3)		0-1 G5-4-3 1B	0-0 1-H 2-H 2B		2-3 K		0-2 G6-3		0-2 F8	4	0	2	2	0	1	2									
<b>Eli Marrero, R</b> OBP: 0.382, SLG: 0.534 (1, 7)	1-1 G5-4-3		1-2 G6-3		1-2 G5-3			4-2 SH1-4 BB	0-1 SF9	3	0	0	1	1	0	3									
<b>Dewayne Wise, L</b> OBP: 0.260, SLG: 0.403 (1, 8)	1-0 F8			4-2 2B SF8 BB		0-0 P6		4-1 SH1-4 BB	1-2 F8	3	1	0	0	2	0	2	AB 33								
<b>Eddie Pérez, R</b> OBP: 0.286, SLG: 0.358 (1, 2)			0-0 P6	0-1 SF8 2B		1-1 SH3-4 1B		1-2 F8		4	0	2	0	0	0	2	R 7								
<b>Paul Byrd, R</b> OBP: 0.345, SLG: 0.240 <b>Chris Reitsma, R</b> (9, 1)			4-1 1B 2B BB	2-2 P3		0-0 SH3-4		0-1 SH1-4		1	1	0	0	1	0	2	H 13								
<b>Inning Stats</b>	R: 0 E: 0 K: 0 S: 8	H: 2 LOB: 2 BB: 0 P: 12	R: 0 E: 0 K: 0 S: 5	H: 1 LOB: 0 BB: 0 P: 7	R: 4 E: 0 K: 1 S: 14	H: 3 LOB: 1 BB: 2 P: 27	R: 1 E: 0 K: 0 S: 13	H: 1 LOB: 1 BB: 1 P: 19	R: 0 E: 0 K: 1 S: 7	H: 0 LOB: 1 BB: 1 P: 14	R: 0 E: 0 K: 0 S: 14	H: 1 LOB: 1 BB: 0 P: 17	R: 1 E: 1 K: 1 S: 12	H: 2 LOB: 0 BB: 0 P: 16	R: 0 E: 0 K: 0 S: 13	H: 0 LOB: 2 BB: 0 P: 22	R: 1 E: 0 K: 0 S: 15	H: 3 LOB: 2 BB: 0 P: 18	1B: 8 2B: 5 3B: 0 HR: 0	SF: 2 SAC: 2 DP: 2 HBP: 0	WP: 0 PB: 0 SB: 1 CS: 0	PA: 43			
<b>PITCHER</b>	IP	WLS	BF	H	R	ER	SO	BB	IBB	HBP	BLK	WP	HR	S	P	ERA	WHIP								
<b>Jae Weong Seo, R</b> ERA: 4.94 <b>Tyler Yates, R</b> ERA: 7.08 <b>Heath Bell, R</b> ERA: 3.95 <b>Vic Darenburg, L</b> ERA: 7.5	4.0	L	20	7	5	5	1	2	1	0	0	0	0	40	65	11.25	2.250								

Atlanta Braves @ New York Mets  
Shea Stadium, Flushing, NY  
Mon Sep 13 2004, 5:15 PM EDT  
Att: 21,476 - Sunny - 77 F

livebaseballscores.com

AB 33  
R 7  
H 13  
RBI 7  
BB 6  
SO 3  
LOB 21




Batter	1	2	3	4	5	6	7	8	9	AB	R	H	RBI	BB	SO	LOB	BOTTOM								
<b>Mike Cameron, R</b> OBP: 0.327, SLG: 0.489 (1, 8)	0-0 HR		3-2 K		1-1 F7			2-1 F9		4	1	1	1	0	1	1									
<b>Todd Zeile, R</b> OBP: 0.320, SLG: 0.345 (1, 3)	3-2 L4		0-2 G5-3		1-2 L3			0-1 G4-6-3 1B		4	0	1	0	0	0	1									
<b>Cliff Floyd, L</b> OBP: 0.348, SLG: 0.454 (1, 7)	2-2 G1-3			1-0 5 2B 1B		0-3 K		1-2 G4-6-3 1B		4	0	1	0	0	1	1									
<b>Richard Hidalgo, R</b> OBP: 0.312, SLG: 0.461 (1, 9)	0-1 F7			1-1 F9		1-2 G5-3			2-1 G6-3	4	0	0	0	0	0	1									
<b>5 David Wright, R</b> OBP: 0.335, SLG: 0.549 (1, 5)		0-1 G4-3		0-2 SAFE SAFE 2B		1-1 P6			2-1 G5-3	4	0	1	0	0	0	0									
<b>Jason Phillips, R</b> OBP: 0.293, SLG: 0.327 (1, 2)		1-1 1B		0-1 G5-3			0-2 F9		0-1 G3	4	0	1	0	0	0	2									
<b>Danny Garcia, R</b> OBP: 0.376, SLG: 0.368 (1, 4)		0-3 K		1-2 F7			1-1 P3			3	0	0	0	0	1	3	AB 33								
<b>Wilson Delgado, S</b> OBP: 0.320, SLG: 0.376 (1, 6)		2-2 F9			1-2 F8			0-0 1B		3	0	1	0	0	0	1	R 1								
<b>Jae Weong Seo, R</b> OBP: 0.299, SLG: 0.188 <b>Tyler Yates, R</b> OBP: 0.291, SLG: 0.091 <b>Craig Strickland, R</b> OBP: 0.306, SLG: 0.417 <b>Heath Bell, R</b> OBP: 0.337, SLG: 0.489 <b>Eric Valenz, L</b> OBP: 0.337, SLG: 0.489 <b>Vic Darenburg, L</b> (8, 1)			1-3 K		1-0 1B			0-0 F7		1	0	0	0	0	0	0	H 7								
<b>Inning Stats</b>	R: 1 E: 0 K: 0 S: 10	H: 1 LOB: 0 BB: 0 P: 15	R: 0 E: 0 K: 1 S: 11	H: 1 LOB: 1 BB: 0 P: 14	R: 0 E: 0 K: 2 S: 10	H: 0 LOB: 0 BB: 0 P: 14	R: 0 E: 0 K: 0 S: 13	H: 2 LOB: 2 BB: 0 P: 16	R: 0 E: 0 K: 0 S: 9	H: 1 LOB: 1 BB: 0 P: 13	R: 0 E: 0 K: 1 S: 8	H: 0 LOB: 0 BB: 0 P: 10	R: 0 E: 0 K: 0 S: 7	H: 1 LOB: 1 BB: 0 P: 8	R: 0 E: 0 K: 0 S: 7	H: 1 LOB: 0 BB: 0 P: 10	R: 0 E: 0 K: 0 S: 6	H: 0 LOB: 0 BB: 0 P: 10	1B: 5 2B: 1 3B: 0 HR: 1	SF: 0 SAC: 0 DP: 1 HBP: 0	WP: 0 PB: 0 SB: 0 CS: 0	PA: 33			
<b>PITCHER</b>	IP	WLS	BF	H	R	ER	SO	BB	IBB	HBP	BLK	WP	HR	S	P	ERA	WHIP								
<b>Paul Byrd, R</b> ERA: 3.34 <b>Chris Reitsma, R</b> ERA: 3.6	8.0	W	30	7	1	1	4	0	0	0	0	0	0	75	100	1.12	0.875								

Atlanta Braves @ New York Mets  
Shea Stadium, Flushing, NY  
Mon Sep 13 2004, 5:15 PM EDT  
Att: 21,476 - Sunny - 77 F

livebaseballscores.com

AB 33  
R 1  
H 7  
RBI 1  
BB 0  
SO 4  
LOB 11





Batter	1	2	3	4	5	6	7	8	9	AB	R	H	RBI	BB	SO	LOB	TOP			
Rafael Furcal, S (1,6) Dan Meyer, R (8,1)				L4		G1-3				4	0	1	0	0	1	0	<p>Atlanta Braves @ New York Mets Shea Stadium, Flushing, NY Tue Sep 14 2004, 7:10 PM EDT Att: 21,545 - Unknown - 68 F</p>			
Marcus Giles, R (1,4)	F8			G6-3		F9		F8		4	0	0	0	0	0	2				
J.D. Drew, L (1,9) Dewayne Wise, L (8,9)	P4			E3		P5			G4-3	3	0	0	0	0	0	0				
10 Chipper Jones, S (1,5) Mark DeRosa, R (7,5)		K		F7		G4-3			G6-3	3	0	0	0	0	1	1				
Johnny Estrada, S (1,2)		G4-3				L7				4	0	2	0	0	0	0				
Adam LaRoche, L (1,3)		K				G3			P6	4	0	0	0	0	2	2				
Andruw Jones, R (1,8)				K						3	0	1	0	0	2	0				
Charles Thomas, L (1,7)				G4-3		P2				3	0	0	0	0	0	2				
Russ Ortiz, R (1,1) Tom Martin, L (6,1) Tim Drew, R (6,1) Julio Franco, R (8,PH) Wilson Betemit, S (8,6)				K		L3			E6	2	0	0	0	0	1	2				
<b>Inning Stats</b>	R: 0 E: 0 K: 1 S: 6	H: 0 LOB: 0 BB: 0 P: 9	R: 0 E: 0 K: 2 S: 7	H: 0 LOB: 0 BB: 0 P: 12	R: 0 E: 0 K: 2 S: 12	H: 0 LOB: 0 BB: 0 P: 17	R: 0 E: 1 K: 0 S: 9	H: 2 LOB: 1 BB: 0 P: 13	R: 0 E: 0 K: 1 S: 7	H: 0 LOB: 0 BB: 0 P: 11	R: 0 E: 0 K: 0 S: 7	H: 0 LOB: 0 BB: 0 P: 14	R: 0 E: 1 K: 1 S: 8	H: 1 LOB: 2 BB: 0 P: 11	R: 0 E: 0 K: 0 S: 8	H: 1 LOB: 1 BB: 0 P: 14		1B: 4 2B: 0 3B: 0 HR: 0	SF: 0 SAC: 0 DP: 0 HBP: 0	WP: 0 PB: 0 CS: 0
<b>PITCHER</b> Kris Benson, R (1,1) ERA: 4.29	IP: 9.0 WLS: W BF: 33 H: 4 R: 0 ER: 0 SO: 7 BB: 0 IBB: 0 HBP: 0 BLK: 0 WP: 0 HR: 0 S: 75 P: 114 ERA: 0.00 WHIP: 0.444															<b>PITCHER</b> IP: 9.0 WLS: W BF: 33 H: 4 R: 0 ER: 0 SO: 7 BB: 0 IBB: 0 HBP: 0 BLK: 0 WP: 0 HR: 0 S: 75 P: 114 ERA: 0.00 WHIP: 0.444				

Batter	1	2	3	4	5	6	7	8	9	AB	R	H	RBI	BB	SO	LOB	BOTTOM			
Eric Valent, L (1,9) Gerald Williams, R (8,PH) Gerald Williams, R (9,9)	G3-1				G2-3			K		4	2	2	1	0	0	0	<p>Atlanta Braves @ New York Mets Shea Stadium, Flushing, NY Tue Sep 14 2004, 7:10 PM EDT Att: 21,545 - Unknown - 68 F</p>			
Jeff Keppinger, R (1,4)	WP		G1-3		G5-3					5	1	3	1	0	0	0				
Cliff Floyd, L (1,7)	F7							G4-3		4	2	2	2	1	0	2				
31 Mike Piazza, R (1,3) Todd Zeile, R (6,PR) Todd Zeile, R (7,3)	K		G6-3							3	0	1	1	1	1	1				
5 David Wright, R (1,5)										4	1	3	2	0	1	2				
Mike Cameron, R (1,8)					L7					4	0	1	0	0	0	3				
Jason Phillips, R (1,2)		B1-3			G1-3			L8		4	0	0	0	0	0	1				
Wilson Delgado, S (1,6)		K			G5-3			G4-3		3	1	0	0	1	1	1				
Kris Benson, R (1,1)		K			G6-3			P6		3	0	0	0	0	1	1				
<b>Inning Stats</b>	R: 0 E: 0 K: 1 S: 11	H: 1 LOB: 1 BB: 0 P: 18	R: 1 E: 0 K: 2 S: 14	H: 2 LOB: 1 BB: 0 P: 17	R: 2 E: 0 K: 0 S: 11	H: 3 LOB: 1 BB: 0 P: 18	R: 0 E: 0 K: 0 S: 6	H: 0 LOB: 0 BB: 0 P: 11	R: 1 E: 0 K: 0 S: 12	H: 1 LOB: 2 BB: 2 P: 26	R: 3 E: 0 K: 1 S: 20	H: 4 LOB: 2 BB: 1 P: 34	R: 0 E: 0 K: 0 S: 7	H: 0 LOB: 0 BB: 0 P: 13	R: 0 E: 0 K: 1 S: 8	H: 1 LOB: 1 BB: 0 P: 12		1B: 7 2B: 2 3B: 0 HR: 3	SF: 0 SAC: 1 DP: 0 HBP: 0	WP: 1 PB: 0 CS: 0
<b>PITCHER</b> Russ Ortiz, R (1,1) Tom Martin, L (6,1) Tim Drew, R (6,1) Dan Meyer, L (8,1)	IP: 5.2 WLS: L BF: 29 H: 9 R: 7 ER: 7 SO: 3 BB: 3 IBB: 0 HBP: 0 BLK: 0 WP: 0 HR: 3 S: 65 P: 111 ERA: 11.12 WHIP: 2.118															<b>PITCHER</b> IP: 5.2 WLS: L BF: 29 H: 9 R: 7 ER: 7 SO: 3 BB: 3 IBB: 0 HBP: 0 BLK: 0 WP: 0 HR: 3 S: 65 P: 111 ERA: 11.12 WHIP: 2.118				

AB 33  
R 0  
H 4  
RBI 0  
BB 0  
SO 7  
LOB 9

AB 35  
R 7  
H 12  
RBI 7  
BB 3  
SO 5  
LOB 11









Batter	1	2	3	4	5	6	7	8	9	AB	R	H	RBI	BB	SO	LOB	TOP								
Rafael Furcal, S OBP: 0.353, SLG: 0.430 Wilson Betemit, S OBP: 0.200, SLG: 0.152	0-0 P5		1-1 F9			2-2 G3	0-0 G3		0-1 G6-3	3	1	1	0	0	0	0	<b>Atlanta Braves @ New York Mets</b> Shea Stadium, Flushing, NY Thu Sep 16 2004, 7:10 PM EDT Att: 19,885 - Cloudy - 77 F								
Marcus Giles, R OBP: 0.382, SLG: 0.411	2-2 F9		0-0 G6-3			0-0 F9	0-3 K		1-0 G6-3	5	0	0	0	0	1	4									
J.D. Drew, L OBP: 0.435, SLG: 0.578 Dewayne Wise, L OBP: 0.268, SLG: 0.404	3-2 1B			1-1 G3-1		1-0 FC5-4	4-2 BB			2	0	1	0	0	0	0									
10 Chipper Jones, S OBP: 0.373, SLG: 0.501 Dan Meyer, R	0-0 1B			4-2 G6-4-3		1-0 E4	1-3 K			2	0	1	0	1	0	1									
Julio Franco, R OBP: 0.371, SLG: 0.433 Roman Colon, R	1-2 1B			1-0 BB		1-3 FC5-4				1	0	0	0	0	1	3									
Juan Cruz, R OBP: 0.333, SLG: 0.400 Andrew Jones, R OBP: 0.352, SLG: 0.502	0-1 F7			1-0 G6-4-3		0-1 FC5-4			0-0 G5-3	4	0	0	1	0	0	4									
Adam LaRoche, L OBP: 0.325, SLG: 0.458		0-1 G4-3			2-1 G6-3				3-2 G3	4	0	0	0	0	1	1									
Eddie Pérez, R OBP: 0.291, SLG: 0.368		2-2 L9			1-0 P6		1-2 1B		0-2 2B	4	1	2	0	0	0	0									
Charles Thomas, L OBP: 0.376, SLG: 0.436		3-3 K			0-0 G1-3		3-2 G3		1-1 G5-3	4	0	1	0	0	1	1									
Jose Capellan, R Travis Smith, R Tim Drew, R Mark DeRosa, R OBP: 0.299, SLG: 0.327			1-1 G5-3			1-0 F9	1-2 G3		0-0 P2	0	0	0	0	0	0	0									
<b>Inning Stats</b>	R: 0 E: 0 K: 0 S: 12	H: 2 LOB: 2 BB: 0 P: 17	R: 0 E: 0 K: 1 S: 11	H: 0 LOB: 0 BB: 0 P: 16	R: 0 E: 0 K: 0 S: 5	H: 0 LOB: 0 BB: 1 P: 7	R: 0 E: 0 K: 0 S: 6	H: 0 LOB: 0 BB: 1 P: 12	R: 0 E: 0 K: 0 S: 4	H: 0 LOB: 0 BB: 0 P: 7	R: 3 E: 1 K: 1 S: 16	H: 3 LOB: 1 BB: 0 P: 24	R: 1 E: 0 K: 2 S: 23	H: 3 LOB: 1 BB: 1 P: 33	R: 0 E: 0 K: 0 S: 9	H: 1 LOB: 1 BB: 0 P: 13	R: 0 E: 0 K: 0 S: 4	H: 0 LOB: 0 BB: 0 P: 5	1B: 8 2B: 1 3B: 0 HR: 0	SF: 0 SAC: 0 DP: 1 HBP: 0	WP: 0 PB: 0 SB: 0 CS: 0	PA: 38			
<b>PITCHER</b>	IP	WLS	BF	H	R	ER	SO	BB	IBB	HBP	BLK	WP	HR	S	P	ERA	WHIP								
Steve Trachsel, R ERA: 4.11	6.0	W	27	8	4	2	2	1	0	0	0	0	0	65	99	3.00	1.500								
Heath Bell, R ERA: 3.69	1.0	H	4	0	0	0	2	1	0	0	0	0	0	12	17	0.00	1.000								
Tyler Yates, R ERA: 6.91	1.0		4	1	0	0	2	0	0	0	0	0	0	9	13	0.00	1.000								
Braden Looper, R ERA: 2.63	1.0		3	0	0	0	0	0	0	0	0	0	0	4	5	0.00	0.000								

AB 36  
R 4  
H 9  
RBI 3  
BB 2  
SO 4  
LOB 16



Batter	1	2	3	4	5	6	7	8	9	AB	R	H	RBI	BB	SO	LOB	BOTTOM								
Mike Cameron, R OBP: 0.328, SLG: 0.491			2-1 G5-3		1-0 G4-3					5	1	3	2	0	0	1	<b>Atlanta Braves @ New York Mets</b> Shea Stadium, Flushing, NY Thu Sep 16 2004, 7:10 PM EDT Att: 19,885 - Cloudy - 77 F								
Jeff Keppinger, R OBP: 0.281, SLG: 0.372	SF9			2-0 G6-3		3-1 F8	3-1 F9			4	0	0	1	0	0	3									
Cliff Floyd, L OBP: 0.350, SLG: 0.459 Gerald Williams, R OBP: 0.292, SLG: 0.416	4-0 31 1B	4-1 FC6-4		0-3 K		1-2 2B			0-0 F8	3	1	1	0	2	1	0									
31 Mike Piazza, R OBP: 0.360, SLG: 0.450 Braden Looper, R	1-2 5 1B	1-0 FC6-4		4-0 5 FC4		4-0 5 G6-4-3			0-3 K	3	1	2	0	2	1	0									
5 David Wright, R OBP: 0.342, SLG: 0.558	2-1 HR	2-2 FC6-4		1-2 FC4		0-2 G6-4-3			2-3 K	5	1	1	1	0	1	5									
Richard Hidalgo, R OBP: 0.311, SLG: 0.464	1-2 HR	1-2 1B		1-2 1B		1-2 1B				4	2	1	3	0	1	2									
Todd Zeile, R OBP: 0.324, SLG: 0.360	2-1 HR	3-2 G6-3			3-1 1B		4-1 2B			3	2	2	2	1	0	2									
Wilson Delgado, S OBP: 0.357, SLG: 0.386	4-2 SH2-3		1-3 K		1-2 G1-6-3					3	1	2	0	1	1	0									
Steve Trachsel, R ERA: 13.5 Heath Bell, R Eric Valent, L Tyler Yates, R Jason Phillips, R OBP: 0.293, SLG: 0.328	0-1 SH2-3		0-2 G4-3		0-0 G1-6-3		0-1 F9			2	0	0	0	0	0	0									
<b>Inning Stats</b>	R: 7 E: 0 K: 0 S: 22	H: 6 LOB: 1 BB: 2 P: 40	R: 0 E: 0 K: 0 S: 11	H: 1 LOB: 2 BB: 1 P: 23	R: 0 E: 0 K: 1 S: 8	H: 0 LOB: 0 BB: 0 P: 11	R: 0 E: 0 K: 1 S: 8	H: 0 LOB: 1 BB: 1 P: 15	R: 1 E: 1 K: 0 S: 10	H: 2 LOB: 1 BB: 0 P: 16	R: 0 E: 0 K: 0 S: 8	H: 1 LOB: 1 BB: 1 P: 16	R: 1 E: 0 K: 1 S: 13	H: 2 LOB: 2 BB: 1 P: 24	R: 0 E: 0 K: 2 S: 7	H: 0 LOB: 0 BB: 0 P: 9		1B: 6 2B: 4 3B: 0 HR: 2	SF: 1 SAC: 1 DP: 2 HBP: 0	WP: 0 PB: 0 SB: 1 CS: 0	PA: 41				
<b>PITCHER</b>	IP	WLS	BF	H	R	ER	SO	BB	IBB	HBP	BLK	WP	HR	S	P	ERA	WHIP								
Jose Capellan, R ERA: 13.5	1.0	L	11	6	7	7	0	2	0	0	0	0	0	22	40	63.00	8.000								
Travis Smith, R ERA: 6.03	3.0		12	1	0	0	2	2	0	0	0	0	0	27	49	0.00	1.000								
Tim Drew, R ERA: 4.5	1.0		5	2	1	0	0	0	0	0	0	0	0	10	16	0.00	2.000								
Dan Meyer, L ERA	1.0		4	1	0	0	0	0	1	0	0	0	0	8	16	0.00	1.000								
Roman Colon, R ERA: 4.09	1.0		6	2	1	1	1	1	0	0	0	0	0	13	24	9.00	3.000								
<b>PITCHER</b>	IP	WLS	BF	H	R	ER	SO	BB	IBB	HBP	BLK	WP	HR	S	P	ERA	WHIP								
Juan Cruz, R ERA: 2.66	1.0		3	0	0	0	2	0	0	0	0	0	0	7	9	0.00	0.000								

AB 33  
R 9  
H 12  
RBI 9  
BB 6  
SO 5  
LOB 17





Batter	1	2	3	4	5	6	7	8	9	10	AB	R	H	RBI	BB	SO	LOB	TOP									
Mike Cameron, R OBP: 0.325, SLG: 0.486											5	0	0	1	0	1	4										
Todd Zeile, R OBP: 0.324, SLG: 0.357											5	2	1	0	1	1	3										
Cliff Floyd, L OBP: 0.352, SLG: 0.462											2	1	1	1	1	1	0										
Eric Valeri, L OBP: 0.338, SLG: 0.498											2	0	1	0	0	1	1										
Gerald Williams, R OBP: 0.292, SLG: 0.416											0	0	0	0	0	0	0										
31 Mike Piazza, R OBP: 0.301, SLG: 0.447											2	1	0	0	2	0	0										
Jason Phillips, R OBP: 0.294, SLG: 0.330											1	0	1	0	0	0	0										
5 David Wright, R OBP: 0.339, SLG: 0.548											4	1	0	1	1	0	4										
Richard Hidalgo, R OBP: 0.310, SLG: 0.461											5	1	1	1	0	1	4										
Jeff Keppinger, R OBP: 0.277, SLG: 0.374											5	1	1	2	0	0	2										
Wilson Delgado, S OBP: 0.368, SLG: 0.385											3	1	1	0	2	1	0										
Tom Glavine, L OBP: 0.299, SLG: 0.216											2	0	2	2	0	0	0										
Bartolome Fortunato, R ERA: 3.57											0	0	0	0	0	0	0										
Craig Brazzell, L ERA: 4.44											1	0	1	0	0	0	0										
Heath Bell, R ERA: 3.63											0	0	0	0	0	0	0										
Pedro Feliciano, L ERA: 5.09											1	0	1	0	0	0	0										
Tyler Yates, R ERA: 5.09											0	0	0	0	0	0	0										
Braden Looper, R ERA: 2.59											0	0	0	0	0	0	0										
<b>Inning Stats</b>	R: 6 E: 0 K: 1 S: 22	H: 3 LOB: 1 BB: 5 P: 49	R: 1 E: 1 K: 1 S: 11	H: 2 LOB: 2 BB: 1 P: 23	R: 0 E: 0 K: 0 S: 5	H: 0 LOB: 1 BB: 1 P: 15	R: 0 E: 0 K: 1 S: 6	H: 0 LOB: 0 BB: 0 P: 11	R: 0 E: 0 K: 1 S: 7	H: 0 LOB: 0 BB: 0 P: 13	R: 0 E: 0 K: 0 S: 8	H: 1 LOB: 1 BB: 0 P: 13	R: 0 E: 0 K: 0 S: 6	H: 0 LOB: 0 BB: 0 P: 10	R: 0 E: 0 K: 0 S: 6	H: 1 LOB: 1 BB: 0 P: 9	R: 0 E: 0 K: 0 S: 16	H: 2 LOB: 2 BB: 0 P: 21	R: 1 E: 0 K: 1 S: 13	H: 2 LOB: 1 BB: 0 P: 21	1B: 8 2B: 3 3B: 0 HR: 0	SF: 1 SAC: 1 DP: 0 HBP: 0	WP: 1 PB: 0 SB: 0 CS: 0	PA: 47			
<b>PITCHER</b>	IP	WLS	BF	H	R	ER	SO	BB	IBB	HBP	BLK	WP	HR	S	P	ERA	WHIP										
John Van Benschoten, R ERA: 6.91	0.1		7	2	6	6	1	4	0	0	0	0	0	14	33	162.00	18.000										
Nelson Figueroa, R ERA: 4.44	4.2		19	3	1	1	3	3	0	0	0	1	0	37	78	1.93	1.286										
Mark Corey, R ERA: 4.91	1.0		4	1	0	0	1	0	0	0	0	0	0	8	13	0.00	1.000										
Brian Meadows, R ERA: 3.63	2.0		7	1	0	0	0	0	0	0	0	0	0	12	19	0.00	0.500										
16 Salomon Torres, R ERA: 2.73	2.0	L	10	4	1	1	1	0	0	0	0	0	0	29	42	4.50	2.000										

New York Mets @ Pittsburgh Pirates  
PNC Park, Pittsburgh, PA  
Sat Sep 18 2004, 7:05 PM EDT  
Att. 19,236 - Sunny - 63 F

livebaseballscorecards.com

AB 38  
R 8  
H 11  
RBI 8  
BB 7  
SO 6  
LOB 18

WP: 1 PA: 47  
PB: 0  
SB: 0  
CS: 0

Batter	1	2	3	4	5	6	7	8	9	10	AB	R	H	RBI	BB	SO	LOB	BOTTOM									
Tike Redman, L OBP: 0.309, SLG: 0.373											5	0	1	0	0	0	0										
2 Jack Wilson, R OBP: 0.332, SLG: 0.481											4	1	0	0	1	2	2										
Jason Bay, R OBP: 0.369, SLG: 0.572											5	0	1	1	0	2	2										
Daryle Ward, L OBP: 0.306, SLG: 0.486											5	1	1	0	0	2	3										
Craig Wilson, R OBP: 0.355, SLG: 0.499											2	1	0	0	3	1	0										
Abraham Nunez, S OBP: 0.280, SLG: 0.322											3	1	0	0	0	0	3										
Bobby Hill, S OBP: 0.351, SLG: 0.335											0	0	0	0	1	0	0										
Jose Castillo, R OBP: 0.306, SLG: 0.370											1	0	0	0	0	0	0										
Ty Wigginton, R OBP: 0.323, SLG: 0.435											4	2	2	4	1	1	3										
11 Humberto Cota, R OBP: 0.276, SLG: 0.500											4	1	1	2	0	1	1										
John Van Benschoten, R ERA: 3.57											0	0	0	0	0	0	0										
Nelson Figueroa, R ERA: 4.44											1	0	1	0	0	0	0										
12 Freddy Sanchez, R ERA: 4.5											1	0	0	0	0	0	0										
Mark Corey, R ERA: 4.91											1	0	0	0	0	0	0										
Tony Alvarez, R OBP: 0.292, SLG: 0.400											1	0	0	0	0	0	0										
Brian Meadows, R ERA: 3.63											1	0	0	0	0	0	0										
Rob Mackowiak, L OBP: 0.291, SLG: 0.416											1	0	0	0	0	0	0										
16 Salomon Torres, R OBP: 0.300, SLG: 1.000											0	0	0	0	0	0	0										
<b>Inning Stats</b>	R: 0 E: 0 K: 2 S: 8	H: 0 LOB: 0 BB: 0 P: 14	R: 2 E: 0 K: 1 S: 8	H: 1 LOB: 1 BB: 1 P: 19	R: 0 E: 0 K: 0 S: 9	H: 2 LOB: 2 BB: 0 P: 16	R: 0 E: 0 K: 1 S: 8	H: 0 LOB: 1 BB: 1 P: 19	R: 0 E: 0 K: 0 S: 5	H: 0 LOB: 0 BB: 0 P: 10	R: 4 E: 0 K: 1 S: 13	H: 3 LOB: 3 BB: 1 P: 24	R: 1 E: 0 K: 1 S: 15	H: 1 LOB: 3 BB: 3 P: 34	R: 0 E: 0 K: 0 S: 8	H: 0 LOB: 0 BB: 0 P: 10	R: 0 E: 0 K: 2 S: 7	H: 0 LOB: 0 BB: 0 P: 12	R: 0 E: 0 K: 2 S: 8	H: 0 LOB: 0 BB: 0 P: 13	1B: 2 2B: 2 3B: 1 HR: 2	SF: 0 SAC: 0 DP: 0 HBP: 0	WP: 0 PB: 0 SB: 0 CS: 0	PA: 43			
<b>PITCHER</b>	IP	WLS	BF	H	R	ER	SO	BB	IBB	HBP	BLK	WP	HR	S	P	ERA	WHIP										
Tom Glavine, L ERA: 3.57	1.1		8	6	6	6	4	3	0	0	0	0	0	2	48	9.53	1.588										
Bartolome Fortunato, R ERA: 4.5	1.1	B	26	1	1	1	1	3	0	0	0	0	0	18	38	6.75	3.000										
Heath Bell, R ERA: 3.63	0.1		1	0	0	0	0	0	0	0	0	0	0	2	2	0.00	0.000										
Pedro Feliciano, L ERA: 5.09	0.2		2	0	0	0	0	0	0	0	0	0	0	6	8	0.00	0.000										
Tyler Yates, R ERA: 5.09	1.0	W	3	0	0	0	2	0	0	0	0	0	0	7	12	0.00	0.000										
<b>PITCHER</b>	IP	WLS	BF	H	R	ER	SO	BB	IBB	HBP	BLK	WP	HR	S	P	ERA	WHIP										
Braden Looper, R ERA: 2.59	10.1		40	3	0	0	2	0	0	0	0	0	0	0	0	0.00	0.000										

New York Mets @ Pittsburgh Pirates  
PNC Park, Pittsburgh, PA  
Sat Sep 18 2004, 7:05 PM EDT  
Att. 19,236 - Sunny - 63 F

livebaseballscorecards.com

AB 37  
R 7  
H 7  
RBI 7  
BB 6  
SO 9  
LOB 14



Batter	1	2	3	4	5	6	7	8	9	AB	R	H	RBI	BB	SO	LOB	TOP				
Mike Cameron, R (1, 8) OBP: 0.322, SLG: 0.482	L7		G6-3		P3			L7		4	0	0	0	0	0	0	<b>New York Mets @ Pittsburgh Pirates</b> PNC Park, Pittsburgh, PA Sun Sep 19 2004, 1:35 PM EDT Sunny - 63 F				
Eric Valent, L (1, 7) OBP: 0.333, SLG: 0.490	K		L9		L9			G5-3		4	0	0	0	0	1	0					
5 David Wright, R (1, 5) OBP: 0.338, SLG: 0.542	P4							K		4	0	1	0	0	2	0					
31 Mike Piazza, R (1, 2) OBP: 0.362, SLG: 0.447										3	0	1	0	1	0	0					
Richard Hidalgo, R (1, 9) OBP: 0.309, SLG: 0.458										3	0	0	0	0	1	3					
Todd Zeile, R (1, 3) OBP: 0.329, SLG: 0.358 Gerald Williams, R (9, PR) OBP: 0.292, SLG: 0.416										2	0	1	0	2	0	1					
Wilson Delgado, S (1, 6) OBP: 0.355, SLG: 0.370										0	0	0	0	0	0	0					
Danny Garcia, R (1, 4) OBP: 0.369, SLG: 0.360										3	0	0	0	0	0	5					
Aaron Heilman, R (1, 1) Ricky Bottalico, L (8, 1)										3	0	0	0	0	1	0					
										0	0	0	0	0	0	0					
<b>Inning Stats</b>	R: 0 H: 0 E: 0 K: 1 S: 9	H: 0 LOB: 0 BB: 0 P: 12	R: 0 H: 0 E: 0 K: 0 S: 11	H: 0 LOB: 2 BB: 2 P: 25	R: 0 H: 0 E: 0 K: 1 S: 7	H: 2 LOB: 3 BB: 1 P: 12	R: 0 H: 0 E: 0 K: 0 S: 15	H: 0 LOB: 0 BB: 0 P: 13	R: 0 H: 0 E: 0 K: 1 S: 9	H: 0 LOB: 1 BB: 0 P: 15	R: 0 H: 0 E: 0 K: 0 S: 5	H: 0 LOB: 0 BB: 0 P: 9	R: 0 H: 0 E: 0 K: 1 S: 11	H: 0 LOB: 0 BB: 0 P: 16	R: 0 H: 1 E: 0 K: 2 S: 11	H: 1 LOB: 1 BB: 0 P: 15	1B: 3 2B: 0 3B: 0 HR: 0	SF: 0 SAC: 0 DP: 0 HBP: 1	WP: 0 PB: 0 SB: 0 CS: 0	PA: 34	
<b>PITCHER</b>	IP	WLS	BF	H	R	ER	SO	BB	IBB	HBP	BLK	WP	HR	S	P	ERA	WHIP				
Ryan Vogelsong, R (1, 1) ERA: 6.19	7.0	W	27	2	0	0	3	3	0	1	0	0	0	64	115	0.00	0.714				
16 Salomon Torres, R (8, 1) ERA: 2.7	1.0	H	3	0	0	0	1	0	0	0	0	0	0	11	16	0.00	0.000				
Jose Mesa, R (9, 1) ERA: 3.31	1.0	S	4	1	0	0	2	0	0	0	0	0	0	11	15	0.00	1.000				

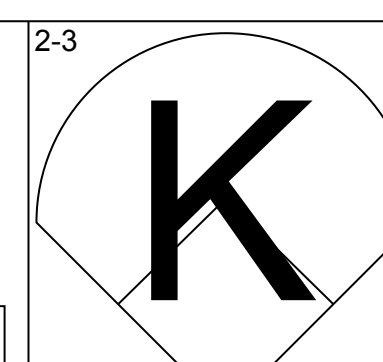
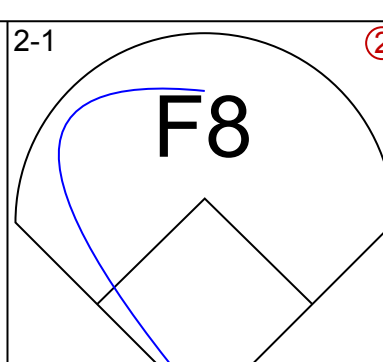
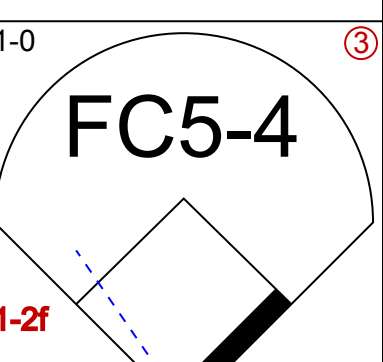
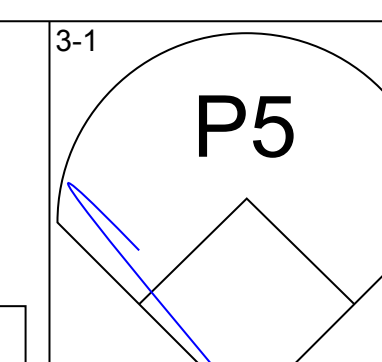
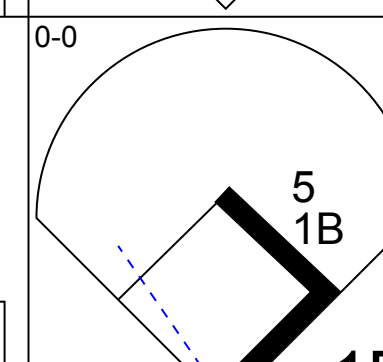
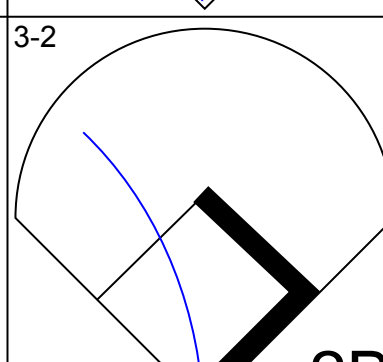
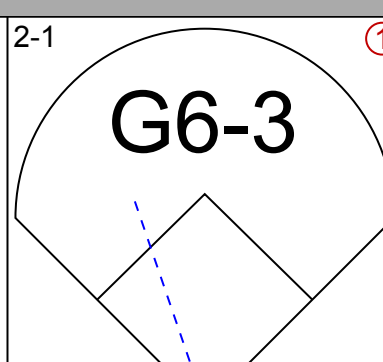
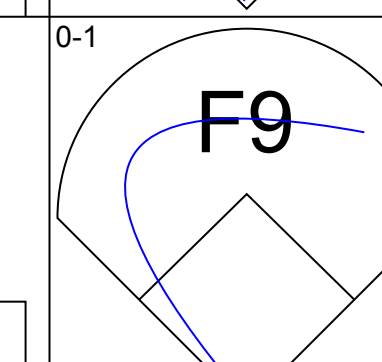
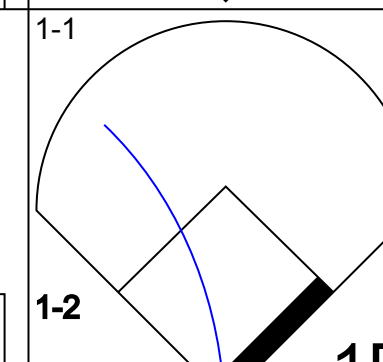
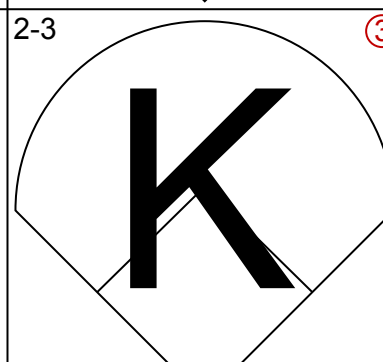
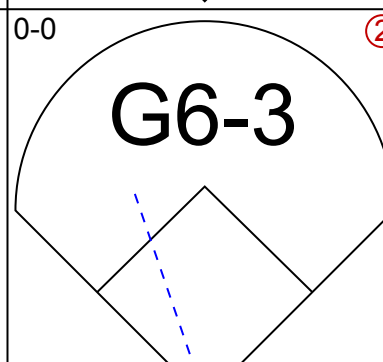
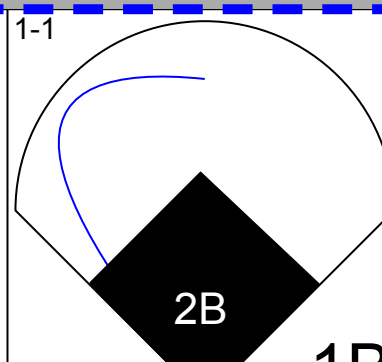
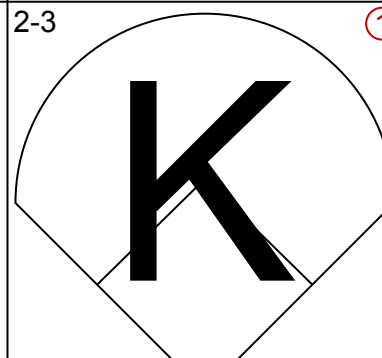
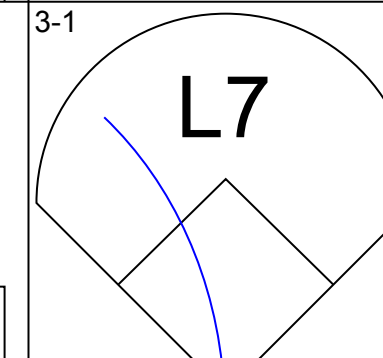
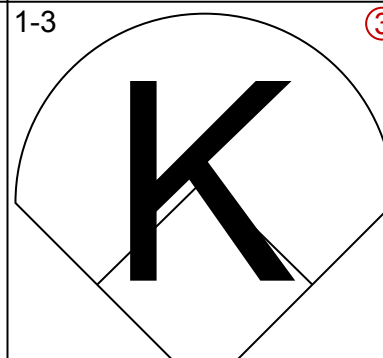
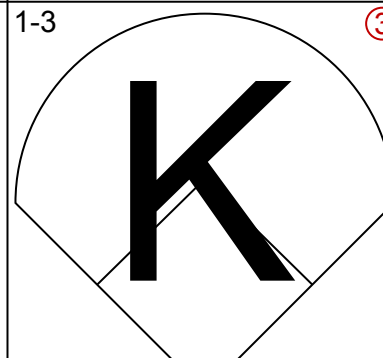
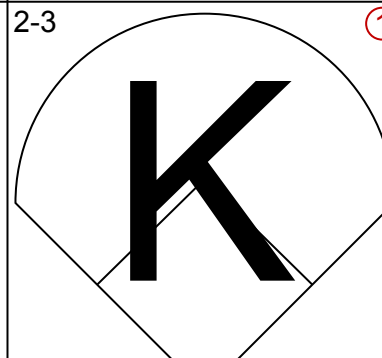
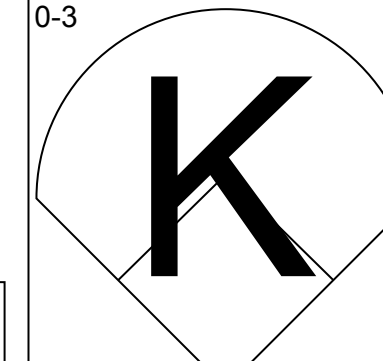
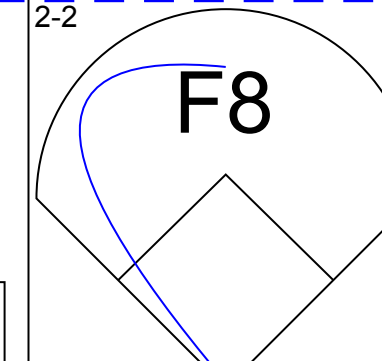
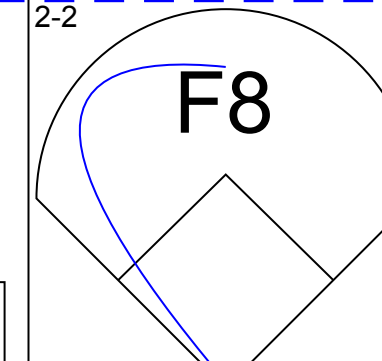
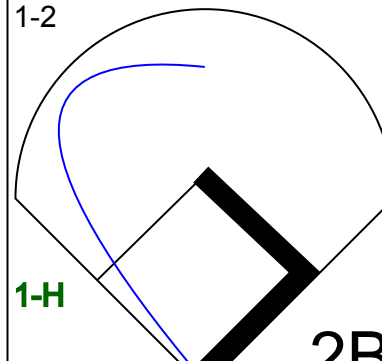
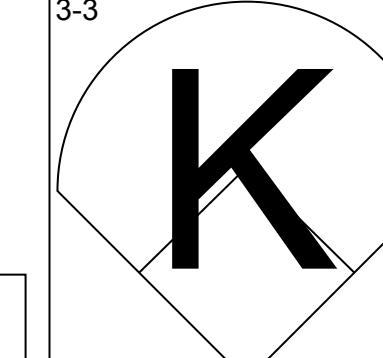
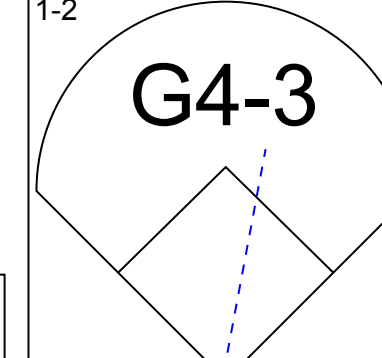
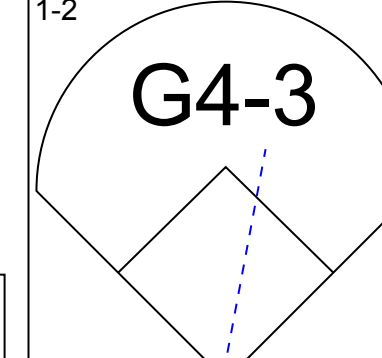
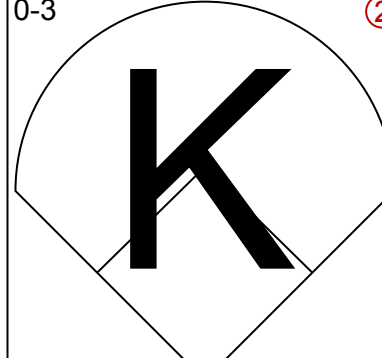
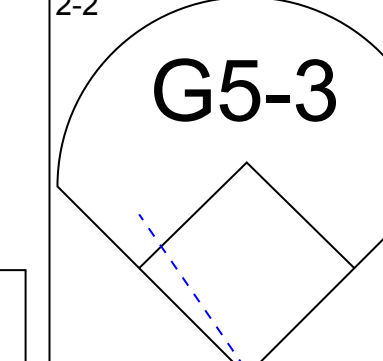
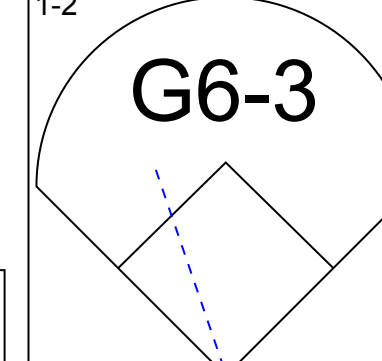
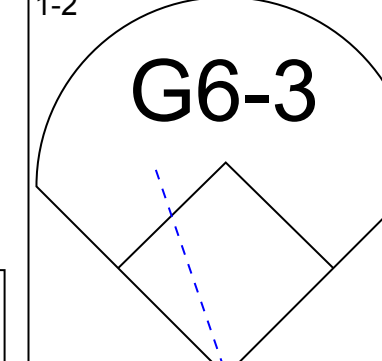
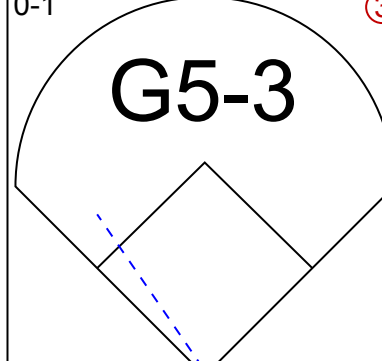
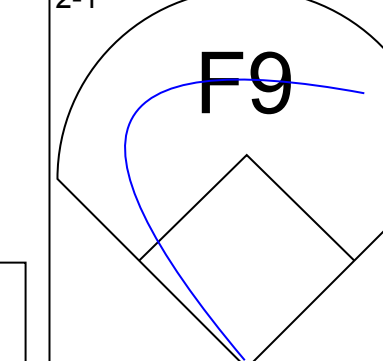
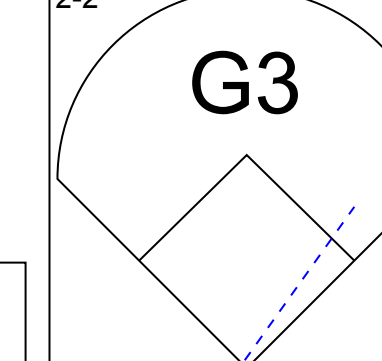
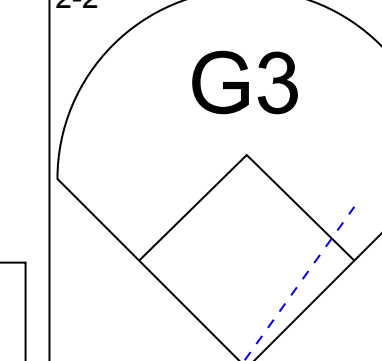
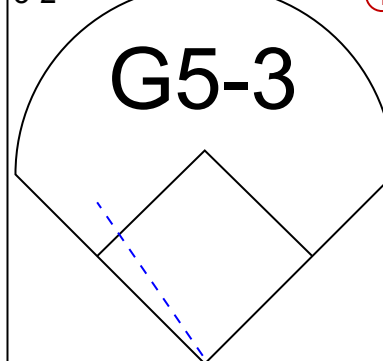
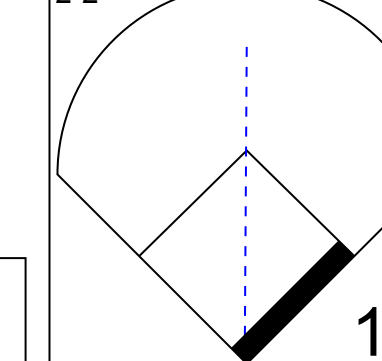
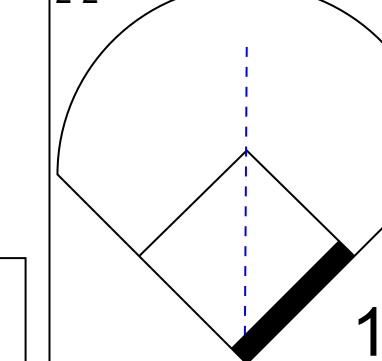
AB	30
R	0
H	3
RBI	0
BB	3
SO	6
LOB	15



Batter	1	2	3	4	5	6	7	8	9	AB	R	H	RBI	BB	SO	LOB	BOTTOM				
Tike Redman, L (1, 8) OBP: 0.306, SLG: 0.370	G6-3		B3					P4		4	0	0	0	0	0	0	<b>New York Mets @ Pittsburgh Pirates</b> PNC Park, Pittsburgh, PA Sun Sep 19 2004, 1:35 PM EDT Sunny - 63 F				
2 Jack Wilson, R (1, 6) OBP: 0.330, SLG: 0.459	G5-3							G5-3		3	0	0	0	0	0	0					
Jason Bay, R (1, 7) OBP: 0.369, SLG: 0.569	G4-3									2	0	0	0	1	1	0					
Daryle Ward, L (1, 3) OBP: 0.303, SLG: 0.491										3	0	0	0	0	0	1					
Ty Wigginton, R (1, 5) OBP: 0.323, SLG: 0.433										2	0	0	0	1	1	0					
Rob Mackowiak, L (1, 9) OBP: 0.321, SLG: 0.416										2	0	0	0	1	1	0					
11 Humberto Cota, R (1, 2) OBP: 0.295, SLG: 0.561										3	1	2	1	0	1	2					
Jose Castillo, R (1, 4) OBP: 0.303, SLG: 0.366										3	0	0	0	0	0	1					
Ryan Vogelsong, R (1, 1) OBP: 0.273, SLG: 0.300 16 Salomon Torres, R (8, 1) OBP: 0.500, SLG: 1.000 Bobby Hill, S (6, PH) OBP: 0.349, SLG: 0.333 Jose Mesa, R (9, 1)										2	0	0	0	0	1	0					
										0	0	0	0	0	0	0					
										1	0	0	0	0	0	0					
										0	0	0	0	0	0	0					
<b>Inning Stats</b>	R: 0 H: 0 E: 0 K: 0 S: 5	H: 0 LOB: 0 BB: 0 P: 10	R: 0 H: 0 E: 0 K: 2 S: 9	H: 0 LOB: 0 BB: 0 P: 10	R: 1 H: 1 E: 0 K: 0 S: 8	H: 1 LOB: 0 BB: 0 P: 12	R: 0 H: 0 E: 0 K: 1 S: 8	H: 0 LOB: 0 BB: 0 P: 12	R: 0 H: 0 E: 0 K: 1 S: 13	H: 0 LOB: 0 BB: 0 P: 16	R: 0 H: 0 E: 0 K: 1 S: 8	H: 0 LOB: 2 BB: 3 P: 21	R: 0 H: 0 E: 0 K: 0 S: 7	H: 0 LOB: 0 BB: 0 P: 11	R: 0 H: 0 E: 0 K: 0 S: 7	H: 0 LOB: 0 BB: 0 P: 11	1B: 1 2B: 0 3B: 0 HR: 1	SF: 0 SAC: 0 DP: 1 HBP: 0	WP: 0 PB: 1 SB: 0 CS: 0	PA: 28	
<b>PITCHER</b>	IP	WLS	BF	H	R	ER	SO	BB	IBB	HBP	BLK	WP	HR	S	P	ERA	WHIP				
Aaron Heilman, R (1, 1) ERA: 4.86	7.0	L	25	2	1	1	5	3	0	0	0	0	0	60	98	1.29	0.714				
Ricky Bottalico, R (8, 1) ERA: 3.6	1.0		3	0	0	0	0	0	0	0	0	0	0	7	11	0.00	0.000				

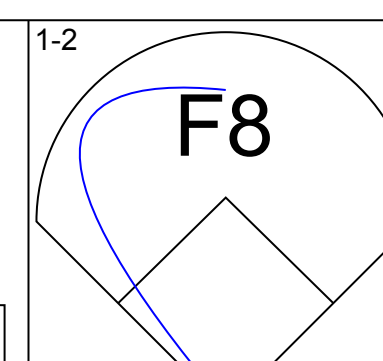
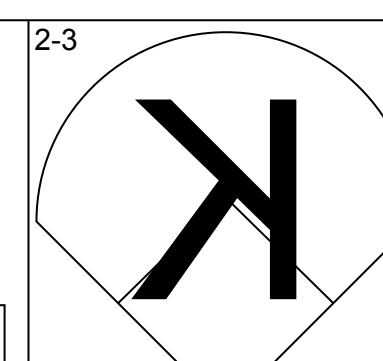
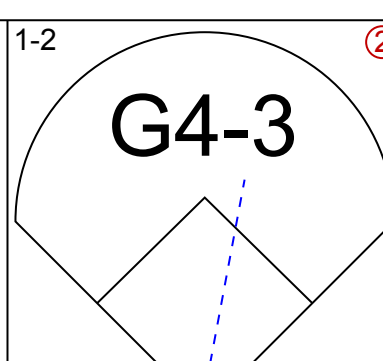
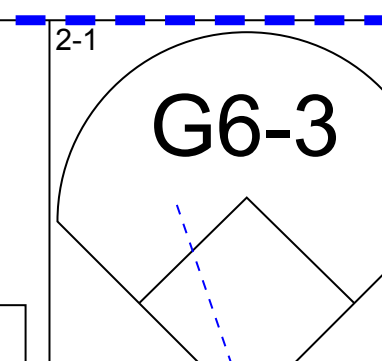
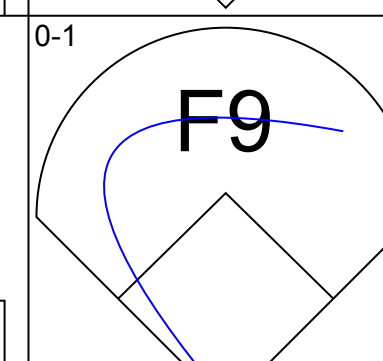
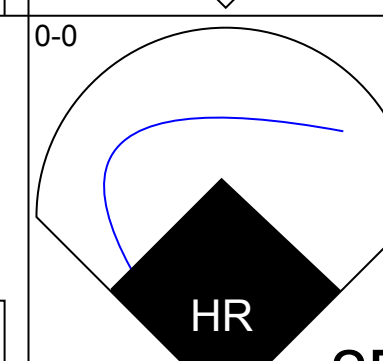
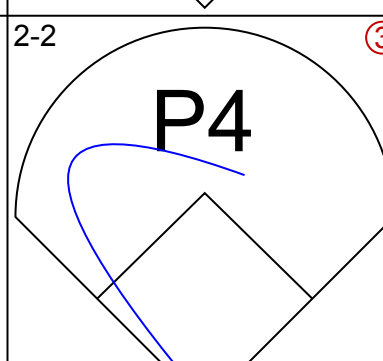
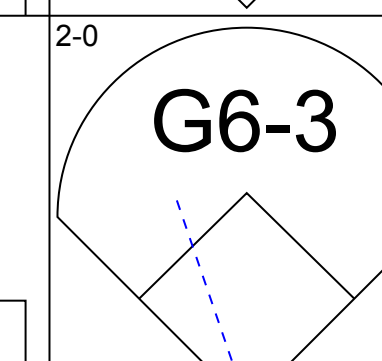
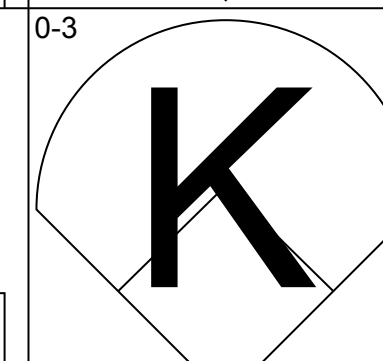
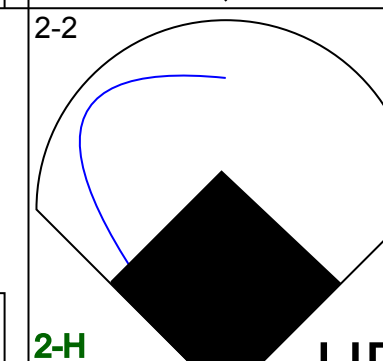
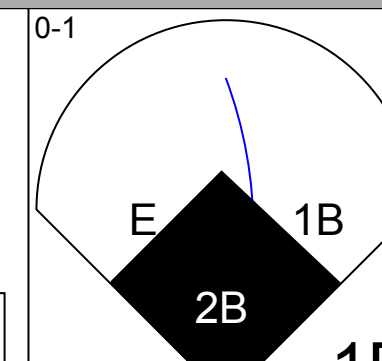
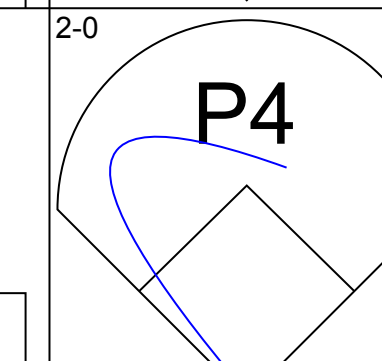
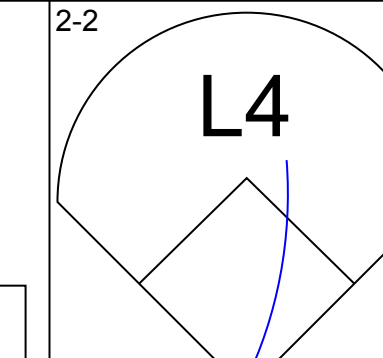
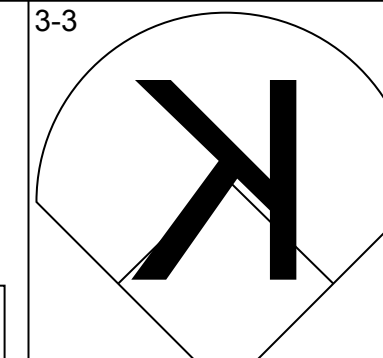
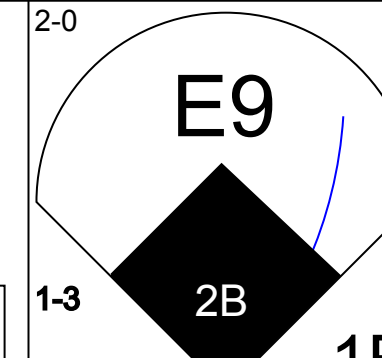

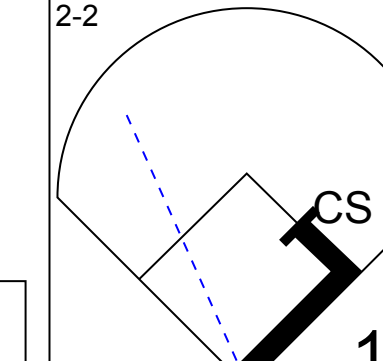
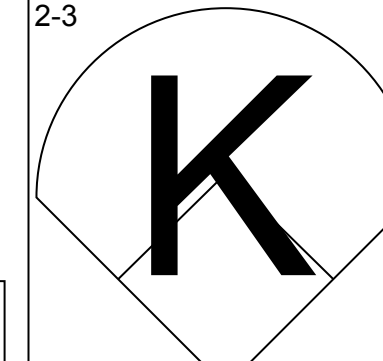
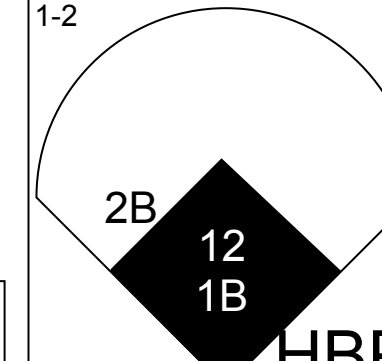


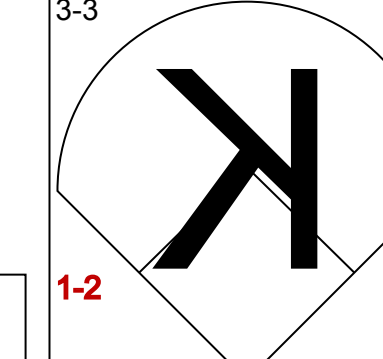
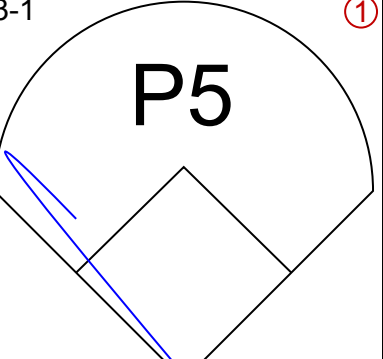
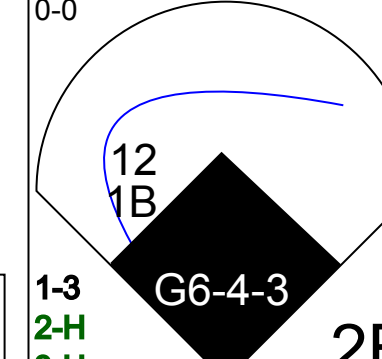

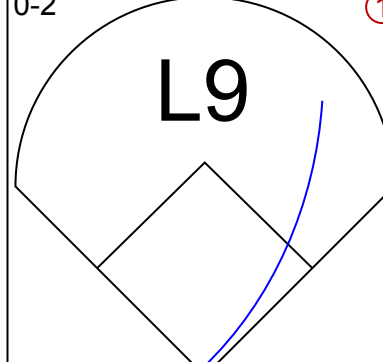
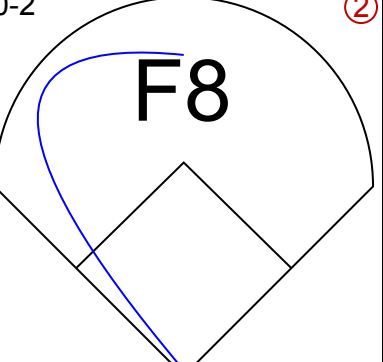
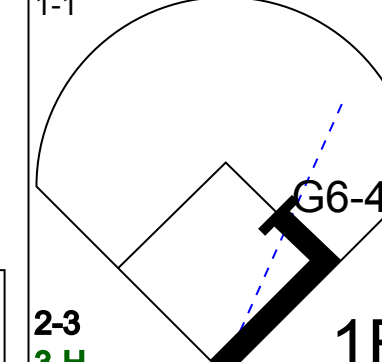

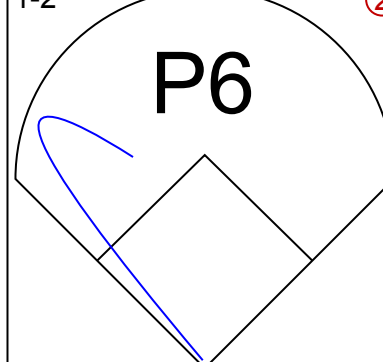
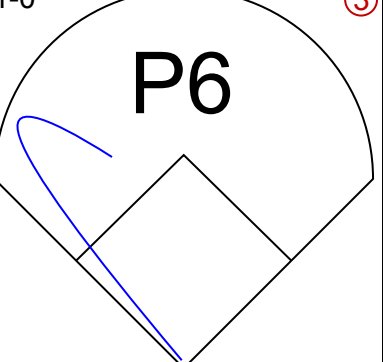
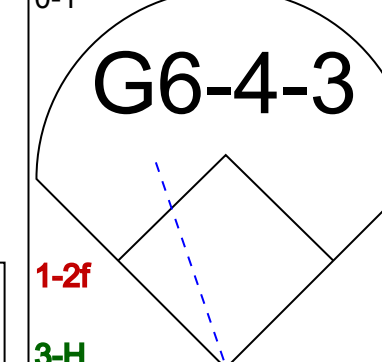
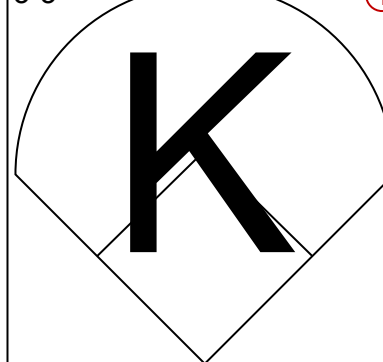
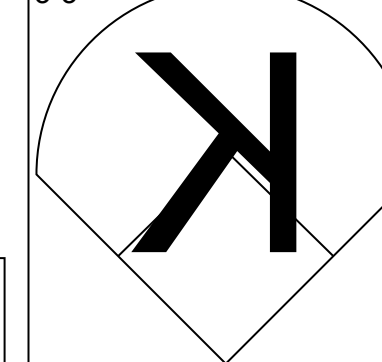




Batter	1	2	3	4	5	6	7	8	9	AB	R	H	RBI	BB	SO	LOB	TOP			
Mike Cameron, R OBP: 0.320, SLG: 0.478 (1, 8)										4	0	0	0	0	1	2	<b>New York Mets @ Pittsburgh Pirates</b> PNC Park, Pittsburgh, PA Sun Sep 19 2004, 1:40 PM EDT Att: 18,219 - Sunny - 65 F			
Jeff Keppinger, R OBP: 0.286, SLG: 0.389 (1, 4)										4	0	2	0	0	0	1				
5 David Wright, R OBP: 0.341, SLG: 0.541 (1, 5)										4	1	2	0	0	1	1				
Richard Hidalgo, R OBP: 0.309, SLG: 0.455 (1, 7)										3	0	0	0	1	2	3				
Todd Zeile, R OBP: 0.328, SLG: 0.360 (1, 3)										4	0	1	1	0	2	3				
Victor Diaz, R OBP: 0.364, SLG: 0.400 (1, 9)										4	0	0	0	0	2	2				
Jason Phillips, R OBP: 0.291, SLG: 0.326 (1, 2)										4	0	0	0	0	0	1				
Wilson Delgado, S OBP: 0.355, SLG: 0.364 (1, 6)										2	0	0	0	1	0	0				
Kris Benson, R OBP: 0.175, SLG: 0.145 Heath Bell, R (7, 1)										2	0	0	0	0	1	1				
Craig Brazell, L OBP: 0.400, SLG: 0.500 Mike Stanton, L OBP: 0.500, SLG: 0.500 (8, PH) (8, 1)										0	0	0	0	0	0	0				
<b>Inning Stats</b>	R: 0 E: 0 K: 2 S: 12	H: 2 LOB: 2 BB: 0 P: 18	R: 0 E: 0 K: 1 S: 10	H: 0 LOB: 0 BB: 0 P: 17	R: 0 E: 0 K: 1 S: 12	H: 1 LOB: 1 BB: 0 P: 22	R: 0 E: 0 K: 1 S: 5	H: 0 LOB: 0 BB: 1 P: 9	R: 0 E: 0 K: 1 S: 13	H: 0 LOB: 1 BB: 1 P: 23	R: 0 E: 0 K: 0 S: 9	H: 0 LOB: 0 BB: 0 P: 13	R: 0 E: 0 K: 0 S: 12	H: 1 LOB: 1 BB: 0 P: 19	R: 1 E: 0 K: 2 S: 13	H: 2 LOB: 1 BB: 0 P: 17	1B: 4 2B: 2 3B: 0 HR: 0	SF: 0 SAC: 0 DP: 1 HBP: 0	WP: 0 PB: 0 SB: 0 CS: 0	PA: 34
<b>PITCHER</b>	IP WLS BF H R ER SO BB IBB HBP BLK WP HR S P ERA WHIP	IP WLS BF H R ER SO BB IBB HBP BLK WP HR S P ERA WHIP	IP WLS BF H R ER SO BB IBB HBP BLK WP HR S P ERA WHIP	IP WLS BF H R ER SO BB IBB HBP BLK WP HR S P ERA WHIP	IP WLS BF H R ER SO BB IBB HBP BLK WP HR S P ERA WHIP	IP WLS BF H R ER SO BB IBB HBP BLK WP HR S P ERA WHIP	IP WLS BF H R ER SO BB IBB HBP BLK WP HR S P ERA WHIP	IP WLS BF H R ER SO BB IBB HBP BLK WP HR S P ERA WHIP	IP WLS BF H R ER SO BB IBB HBP BLK WP HR S P ERA WHIP	IP WLS BF H R ER SO BB IBB HBP BLK WP HR S P ERA WHIP	IP WLS BF H R ER SO BB IBB HBP BLK WP HR S P ERA WHIP	IP WLS BF H R ER SO BB IBB HBP BLK WP HR S P ERA WHIP	IP WLS BF H R ER SO BB IBB HBP BLK WP HR S P ERA WHIP	IP WLS BF H R ER SO BB IBB HBP BLK WP HR S P ERA WHIP	IP WLS BF H R ER SO BB IBB HBP BLK WP HR S P ERA WHIP	IP WLS BF H R ER SO BB IBB HBP BLK WP HR S P ERA WHIP	IP WLS BF H R ER SO BB IBB HBP BLK WP HR S P ERA WHIP	IP WLS BF H R ER SO BB IBB HBP BLK WP HR S P ERA WHIP	IP WLS BF H R ER SO BB IBB HBP BLK WP HR S P ERA WHIP	IP WLS BF H R ER SO BB IBB HBP BLK WP HR S P ERA WHIP

AB	32
R	1
H	6
RBI	1
BB	2
SO	9
LOB	14



Batter	1	2	3	4	5	6	7	8	9	AB	R	H	RBI	BB	SO	LOB	BOTTOM			
Tike Redman, L OBP: 0.304, SLG: 0.367 (1, 8)										4	0	0	0	0	1	0	<b>New York Mets @ Pittsburgh Pirates</b> PNC Park, Pittsburgh, PA Sun Sep 19 2004, 1:40 PM EDT Att: 18,219 - Sunny - 65 F			
2 Jack Wilson, R OBP: 0.330, SLG: 0.459 (1, 6)										4	1	1	0	0	0	0				
Jason Bay, R OBP: 0.370, SLG: 0.576 (1, 7)										4	2	2	2	0	1	0				
Rob Mackowiak, L OBP: 0.321, SLG: 0.415 (1, 9)										3	1	1	0	0	1	0				
Craig Wilson, R OBP: 0.357, SLG: 0.499 (1, 3)										2	1	1	0	0	1	0				
Bobby Hill, S OBP: 0.346, SLG: 0.330 Ty Wigginton, R OBP: 0.325, SLG: 0.436 (1, 5) (7, 5)										2	0	0	0	0	1	1				
12 Freddy Sanchez, R OBP: 0.200, SLG: 0.200 (1, 4)										3	0	1	1	0	0	0				
J.R. House, R OBP: 0.111, SLG: 0.222 (1, 2)										3	0	0	0	0	0	1				
Dave Williams, L OBP: 0.143, SLG: 0.143 19 José Bautista, R OBP: 0.251, SLG: 0.256 Brian Meadows, R (7, 1) Michael Gonzalez, R OBP: 1.000, SLG: 2.000 (9, 1)										1	0	0	0	0	0	0				
<b>Inning Stats</b>	R: 0 E: 0 K: 1 S: 8	H: 0 LOB: 0 BB: 0 P: 9	R: 0 E: 0 K: 1 S: 12	H: 1 LOB: 0 BB: 0 P: 19	R: 0 E: 0 K: 1 S: 9	H: 0 LOB: 0 BB: 0 P: 10	R: 2 E: 0 K: 3 S: 15	H: 2 LOB: 0 BB: 0 P: 24	R: 0 E: 0 K: 0 S: 6	H: 0 LOB: 0 BB: 0 P: 10	R: 4 E: 1 K: 1 S: 16	H: 4 LOB: 0 BB: 0 P: 23	R: 0 E: 0 K: 0 S: 4	H: 0 LOB: 0 BB: 0 P: 10	1B: 4 2B: 2 3B: 0 HR: 1	SF: 0 SAC: 0 DP: 1 HBP: 1		WP: 0 PB: 0 SB: 0 CS: 1	PA: 30	
<b>PITCHER</b>	IP WLS BF H R ER SO BB IBB HBP BLK WP HR S P ERA WHIP	IP WLS BF H R ER SO BB IBB HBP BLK WP HR S P ERA WHIP	IP WLS BF H R ER SO BB IBB HBP BLK WP HR S P ERA WHIP	IP WLS BF H R ER SO BB IBB HBP BLK WP HR S P ERA WHIP	IP WLS BF H R ER SO BB IBB HBP BLK WP HR S P ERA WHIP	IP WLS BF H R ER SO BB IBB HBP BLK WP HR S P ERA WHIP	IP WLS BF H R ER SO BB IBB HBP BLK WP HR S P ERA WHIP	IP WLS BF H R ER SO BB IBB HBP BLK WP HR S P ERA WHIP	IP WLS BF H R ER SO BB IBB HBP BLK WP HR S P ERA WHIP	IP WLS BF H R ER SO BB IBB HBP BLK WP HR S P ERA WHIP	IP WLS BF H R ER SO BB IBB HBP BLK WP HR S P ERA WHIP	IP WLS BF H R ER SO BB IBB HBP BLK WP HR S P ERA WHIP	IP WLS BF H R ER SO BB IBB HBP BLK WP HR S P ERA WHIP	IP WLS BF H R ER SO BB IBB HBP BLK WP HR S P ERA WHIP	IP WLS BF H R ER SO BB IBB HBP BLK WP HR S P ERA WHIP	IP WLS BF H R ER SO BB IBB HBP BLK WP HR S P ERA WHIP	IP WLS BF H R ER SO BB IBB HBP BLK WP HR S P ERA WHIP	IP WLS BF H R ER SO BB IBB HBP BLK WP HR S P ERA WHIP	IP WLS BF H R ER SO BB IBB HBP BLK WP HR S P ERA WHIP	IP WLS BF H R ER SO BB IBB HBP BLK WP HR S P ERA WHIP

AB	29
R	6
H	7
RBI	5
BB	0
SO	8
LOB	2





Batter	1	2	3	4	5	6	7	8	9	AB	R	H	RBI	BB	SO	LOB	TOP			
Eric Valent, L (1, 7) OBP: 0.328, SLG: 0.481	F9		K			K		G4-6-3		4	0	0	0	0	2	2				
Jeff Keppinger, R (1, 4) OBP: 0.275, SLG: 0.374	G6-3			G4-3		F8		L9		4	0	0	0	0	0	0				
5 David Wright, R (1, 5) OBP: 0.335, SLG: 0.532	F8			F9		F9			F8	4	0	0	0	0	0	0				
31 Mike Piazza, R (1, 3) OBP: 0.361, SLG: 0.452		K		G6-3			HR		F8	4	1	1	1	0	1	0				
Mike Cameron, R (1, 8) OBP: 0.322, SLG: 0.478					K					2	0	1	0	0	1	0				
Vic Darenbourg, L (7, 1)									P6	0	0	0	0	0	0	0				
Braden Looper, R (8, 1)										0	0	0	0	0	0	0				
Craig Brazell, L (9, PH) OBP: 0.375, SLG: 0.467		HBP								1	0	0	0	0	0	0				
Richard Hidalgo, R (1, 9) OBP: 0.309, SLG: 0.457		K2			2B					3	0	1	0	0	1	2				
Jason Phillips, R (1, 2) OBP: 0.292, SLG: 0.326			G3-1			F9				3	0	1	0	0	0	1				
Wilson Delgado, S (1, 6) OBP: 0.354, SLG: 0.357			G1-3					G1-3		2	0	0	0	1	0	1				
Al Leiter, L (1, 1) OBP: 0.132, SLG: 0.118										2	0	1	0	0	0	2				
Heath Bell, R (6, 1)										0	0	0	0	0	0	0				
Gerald Williams, R (7, 8) OBP: 0.299, SLG: 0.422								G4-6-3		1	0	1	0	0	0	0				
<b>Inning Stats</b>	R: 0 E: 0 K: 0 S: 5	H: 0 LOB: 0 BB: 0 P: 7	R: 0 E: 0 K: 2 S: 8	H: 0 LOB: 1 BB: 0 P: 13	R: 0 E: 0 K: 1 S: 10	H: 1 LOB: 1 BB: 0 P: 15	R: 0 E: 0 K: 0 S: 5	H: 0 LOB: 0 BB: 0 P: 6	R: 0 E: 0 K: 1 S: 8	H: 1 LOB: 2 BB: 1 P: 13	R: 1 E: 0 K: 0 S: 8	H: 3 LOB: 1 BB: 0 P: 12	R: 0 E: 0 K: 0 S: 5	H: 1 LOB: 0 BB: 0 P: 7	R: 0 E: 0 K: 0 S: 8	H: 0 LOB: 0 BB: 0 P: 10	1B: 4 2B: 2 3B: 0 HR: 1	SF: 0 SAC: 0 DP: 3 HBP: 1	WP: 0 PB: 0 SB: 0 CS: 0	PA: 32
<b>PITCHER</b> Livan Hernandez, R (1, 1) ERA: 3.68	IP: 9.0 WLS: W BF: 32 H: 6 R: 1 ER: 1 SO: 5 BB: 0 IBB: 1 HBP: 1 BLK: 0 WP: 0 HR: 1 S: 63 P: 92 ERA: 1.00 WHIP: 0.667															<b>PITCHER</b>				

**New York Mets @ Montreal Expos**  
Olympic Stadium, Montreal, QB  
Tue Sep 21 2004, 7:05 PM EDT  
Att: 3,839 - Unknown - 72 F

AB 30  
R 1  
H 6  
RBI 1  
BB 1  
SO 5  
LOB 8



Batter	1	2	3	4	5	6	7	8	9	AB	R	H	RBI	BB	SO	LOB	BOTTOM			
Brad Wilkerson, L (1, 3) OBP: 0.371, SLG: 0.490	P6	K		G4-3		HR		G1		5	1	1	0	0	1	2				
Jamey Carroll, R (1, 6) OBP: 0.385, SLG: 0.388	S	K		G6-3		K				4	0	1	0	1	2	3				
Tony Batista, R (1, 5) OBP: 0.276, SLG: 0.461	F8		S		HR	HR		G4-3		4	3	2	3	1	0	2				
Juan Rivera, R (1, 8) OBP: 0.360, SLG: 0.452	S		F9		G5-3	HR				4	1	2	1	0	0	1				
Valentino Pascucci, R (1, 7) OBP: 0.276, SLG: 0.191			K			HR				2	1	0	0	2	1	1				
Ryan Church, L (7, 9) OBP: 0.292, SLG: 0.318					S			P3		0	0	0	0	0	0	0				
Termel Sledge, L (1, 9) OBP: 0.334, SLG: 0.471	BB				3B					4	0	3	2	0	0	3				
Einar Diaz, R (1, 2) OBP: 0.294, SLG: 0.315		SH2-4			G5-3			G3		3	0	1	0	1	0	2				
Brendan Harris, R (1, 4) OBP: 0.276, SLG: 0.370		SH2-4								2	0	0	0	1	1	3				
Maicer Izturis, S (6, 6) OBP: 0.239, SLG: 0.338		SH2-4		K				F9-2		1	0	0	0	0	0	1				
Livan Hernandez, R (1, 1) OBP: 0.260, SLG: 0.390		SH2-4			G5-3					3	0	1	0	0	1	0				
<b>Inning Stats</b>	R: 0 E: 0 K: 0 S: 17	H: 2 LOB: 3 BB: 1 P: 27	R: 0 E: 0 K: 2 S: 11	H: 1 LOB: 2 BB: 1 P: 19	R: 1 E: 0 K: 2 S: 13	H: 1 LOB: 2 BB: 2 P: 29	R: 0 E: 0 K: 0 S: 8	H: 0 LOB: 0 BB: 0 P: 10	R: 2 E: 0 K: 0 S: 15	H: 2 LOB: 1 BB: 1 P: 30	R: 3 E: 0 K: 1 S: 17	H: 4 LOB: 0 BB: 0 P: 29	R: 0 E: 0 K: 0 S: 7	H: 1 LOB: 0 BB: 0 P: 13	R: 0 E: 0 K: 1 S: 11	H: 0 LOB: 1 BB: 1 P: 17	1B: 4 2B: 4 3B: 1 HR: 3	SF: 0 SAC: 1 DP: 1 HBP: 0	WP: 0 PB: 0 SB: 5 CS: 0	PA: 39
<b>PITCHER</b> Al Leiter, L (1, 1) ERA: 3.19	IP: 5.0 WLS: L BF: 26 H: 6 R: 3 ER: 3 SO: 4 BB: 5 IBB: 0 HBP: 0 BLK: 0 WP: 0 HR: 1 S: 64 P: 115 ERA: 5.40 WHIP: 2.200															<b>PITCHER</b>				
Heath Bell, R (6, 1) ERA: 4.79	1.0 6 4 3 3 1 0 0 0 0 0 2 17 29 27.00 4.000																			
Vic Darenbourg, L (7, 1) ERA: 6.43	1.0 3 1 0 0 0 0 0 0 0 0 7 13 0.00 1.000																			
Braden Looper, R (8, 1) ERA: 2.56	1.0 4 0 0 0 0 1 1 0 0 0 11 17 0.00 1.000																			

**New York Mets @ Montreal Expos**  
Olympic Stadium, Montreal, QB  
Tue Sep 21 2004, 7:05 PM EDT  
Att: 3,839 - Unknown - 72 F

AB 32  
R 6  
H 11  
RBI 6  
BB 6  
SO 6  
LOB 18





Batter	1	2	3	4	5	6	7	8	9	AB	R	H	RBI	BB	SO	LOB	TOP					
Gerald Williams, R OBP: 0.317, SLG: 0.457	0-1 1B	0-2 1-H 3B			0-3 K			1-2 31 1B 5 G6-3		4	1	3	1	0	1	0						
Jeff Keppinger, R OBP: 0.274, SLG: 0.369	1-0 1B	2-3 K			3-3 K			2-3 K		4	0	1	0	0	0	3	2					
5 David Wright, R OBP: 0.329, SLG: 0.522	3-3 K			2-3 K		0-0 F9		1-0 G6-3		4	0	0	0	0	0	2	3					
31 Mike Piazza, R OBP: 0.364, SLG: 0.453	4-1 BB			2-2 G5-3		2-1 G5-3 1B		1-0 2H 1B		3	0	2	1	1	0	0						
Jason Phillips, R OBP: 0.292, SLG: 0.326										0	0	0	0	0	0	0						
Richard Hidalgo, R OBP: 0.307, SLG: 0.453	3-1 L6			1-1 F8		1-1 G5-3		0-1 G5-3		4	0	0	0	0	0	0	4					
Craig Brazell, L OBP: 0.300, SLG: 0.368			1-3 K		0-2 G5-3		1-1 F9		1-1 F7	4	0	0	0	0	1	1						
Braden Looper, R										0	0	0	0	0	0	0						
Victor Diaz, R OBP: 0.333, SLG: 0.357		1-0 G6-3		0-0 1B			1-3 K		0-2 G4-3	4	0	1	0	0	1	0						
Wilson Delgado, S OBP: 0.351, SLG: 0.371		2-0 1B 3B		1-3 K			1-3 K		2-3 K	4	1	1	0	0	3	0						
Steve Trachsel, R OBP: 0.190, SLG: 0.193		2-2 3B 1B			1-0 P5		2-2 P5			2	1	1	1	0	0	0						
Eric Valent, L OBP: 0.327, SLG: 0.480										1	0	0	0	0	0	0						
Bartolome Fortunato, R										0	0	0	0	0	0	0						
Todd Zelle, R OBP: 0.328, SLG: 0.360										0	0	0	0	0	0	0						
<b>Inning Stats</b>	R: 0 E: 0 K: 1 S: 9	H: 2 LOB: 2 BB: 1 P: 20	R: 2 E: 0 K: 2 S: 16	H: 3 LOB: 1 BB: 0 P: 24	R: 0 E: 0 K: 1 S: 8	H: 0 LOB: 0 BB: 0 P: 13	R: 0 E: 0 K: 1 S: 7	H: 1 LOB: 0 BB: 0 P: 8	R: 0 E: 0 K: 2 S: 8	H: 0 LOB: 0 BB: 0 P: 12	R: 0 E: 0 K: 0 S: 7	H: 1 LOB: 1 BB: 0 P: 11	R: 0 E: 0 K: 2 S: 11	H: 0 LOB: 0 BB: 0 P: 15	R: 1 E: 0 K: 1 S: 10	H: 2 LOB: 1 BB: 0 P: 15	R: 0 E: 0 K: 1 S: 9	H: 0 LOB: 0 BB: 0 P: 12	1B: 7 2B: 0 3B: 2 HR: 0	SF: 0 SAC: 0 DP: 0 HBP: 0	WP: 0 PB: 0 SB: 0 CS: 0	PA: 35
<b>PITCHER</b>	IP WLS BF H R ER SO BB IBB HBP BLK WP HR S P ERA WHIP	6.0 L 8 2 1 2 7 1 0 0 0 0 0 0 55 88 3.00 1.333	2.0 L 8 2 1 1 3 0 0 0 0 0 0 0 21 30 4.50 1.000	1.0 S 3 0 0 0 1 0 0 0 0 0 0 0 9 12 0.00 0.000	<b>PITCHER</b>										IP WLS BF H R ER SO BB IBB HBP BLK WP HR S P ERA WHIP							

**New York Mets @ Montreal Expos**  
 Olympic Stadium, Montreal, QB  
 Wed Sep 22 2004, 7:05 PM EDT  
 Att. 3,664 - Unknown - 72 F


AB 34  
 R 3  
 H 9  
 RBI 3  
 BB 1  
 SO 11  
 LOB 10



Batter	1	2	3	4	5	6	7	8	9	AB	R	H	RBI	BB	SO	LOB	BOTTOM					
Brad Wilkerson, L OBP: 0.368, SLG: 0.485	1-3 K			2-2 F7	1-1 L9				1-2 G4-3	5	0	0	0	0	2	2						
Jamey Carroll, R OBP: 0.387, SLG: 0.388	2-2 F9			1-0 1B S 1B	2-2 F7		4-0 BB			3	1	1	0	1	0	2						
Tony Batista, R OBP: 0.276, SLG: 0.465	3-3 K			3-2 F8		2-2 HR	0-1 P5			4	1	1	1	0	1	2						
Termel Sledge, L OBP: 0.333, SLG: 0.468		2-1 F8		1-1 1B	2-3 1B	2-1 F7	0-3 K			4	0	1	0	0	1	1						
Juan Rivera, R OBP: 0.362, SLG: 0.451		1-2 G5-3		0-2 1B	1-2 3H 1B	4-0 BB 1B BB		0-1 F7		3	0	1	1	1	0	0						
Ryan Church, L OBP: 0.269, SLG: 0.292		0-1 L8		2-2 G4-3		0-1 L8		0-0 G5-3		4	0	0	0	0	0	3						
Brian Schneider, L OBP: 0.333, SLG: 0.413			3-1 G4-3		2-0 2B	2-2 BB 1B		2-1 G3-1		4	0	2	0	0	0	0						
Maicer Izturis, S OBP: 0.302, SLG: 0.333			1-1 G3-1		1-2 HBP	4-2 BB		1-1 P5		1	0	0	0	0	0	0						
Valentino Pascucci, R OBP: 0.289, SLG: 0.191										0	0	0	0	1	0	0						
Luis Ayala, R OBP: 0.333, SLG: 0.444										0	0	0	0	0	0	0						
32 Chad Cordero, R										0	0	0	0	0	0	0						
Einar Diaz, R OBP: 0.292, SLG: 0.313										1	0	0	0	0	0	0						
22 John Patterson, R OBP: 0.161, SLG: 0.133			1-2 G5-3		1-3 K		0-3 K		1-3 K	2	0	0	0	0	1	2						
Brendan Harris, R OBP: 0.258, SLG: 0.345										2	0	0	0	0	2	3						
<b>Inning Stats</b>	R: 0 E: 0 K: 2 S: 10	H: 0 LOB: 0 BB: 0 P: 16	R: 0 E: 0 K: 0 S: 7	H: 0 LOB: 0 BB: 0 P: 10	R: 0 E: 0 K: 0 S: 7	H: 0 LOB: 0 BB: 0 P: 12	R: 1 E: 0 K: 0 S: 18	H: 3 LOB: 2 BB: 0 P: 27	R: 0 E: 0 K: 1 S: 11	H: 1 LOB: 2 BB: 0 P: 18	R: 1 E: 0 K: 1 S: 18	H: 2 LOB: 3 BB: 2 P: 30	R: 0 E: 0 K: 2 S: 8	H: 0 LOB: 1 BB: 1 P: 13	R: 0 E: 0 K: 0 S: 5	H: 0 LOB: 0 BB: 0 P: 7	R: 0 E: 0 K: 1 S: 8	H: 0 LOB: 0 BB: 0 P: 11	1B: 4 2B: 1 3B: 0 HR: 1	SF: 0 SAC: 0 DP: 0 HBP: 1	WP: 0 PB: 0 SB: 1 CS: 0	PA: 37
<b>PITCHER</b>	IP WLS BF H R ER SO BB IBB HBP BLK WP HR S P ERA WHIP	6.0 W 7 0 0 0 2 1 0 0 0 0 0 0 13 20 0.00 0.500	2.0 W 7 0 0 0 2 1 0 0 0 0 0 0 13 20 0.00 0.500	1.0 S 3 0 0 0 1 0 0 0 0 0 0 0 8 11 0.00 0.000	<b>PITCHER</b>										IP WLS BF H R ER SO BB IBB HBP BLK WP HR S P ERA WHIP							

**New York Mets @ Montreal Expos**  
 Olympic Stadium, Montreal, QB  
 Wed Sep 22 2004, 7:05 PM EDT  
 Att. 3,664 - Unknown - 72 F

AB 33  
 R 2  
 H 6  
 RBI 2  
 BB 3  
 SO 7  
 LOB 15





Batter	1	2	3	4	5	6	7	8	9	AB	R	H	RBI	BB	SO	LOB	TOP								
<b>Gerald Williams, R</b> OBP: 0.314, SLG: 0.480 (1, 8)	F8	F9					G5-4-3			4	1	1	2	0	0	2									
<b>Jeff Keppinger, R</b> OBP: 0.282, SLG: 0.374 (1, 4)	F8 31 F8 5 1B		G4-6-3			G6-3	G5-3			4	0	2	0	0	0	0									
<b>David Wright, R</b> OBP: 0.332, SLG: 0.526 (1, 5)	F8 31 F8		G4-6-3			G6-3		F9		4	0	2	0	0	0	1									
<b>Mike Piazza, R</b> OBP: 0.361, SLG: 0.449 (8, 1)	F8					G6-3		G4-3		4	0	0	0	0	0	3									
<b>Tyler Yates, R</b> OBP: 0.091, SLG: 0.091 (8, 1)	F8		P3			G6-3		G4-3		0	0	0	0	0	0	0									
<b>Pedro Feliciano, L</b> (8, 1)	F8					G6-3		G4-3		0	0	0	0	0	0	0									
<b>Braden Looper, R</b> (9, 1)	F8					G6-3		G4-3		0	0	0	0	0	0	0									
<b>Richard Hidalgo, R</b> OBP: 0.305, SLG: 0.450 (9, 9)	L6			K		G5-3		F7		4	0	0	0	0	1	3									
<b>Victor Diaz, R</b> OBP: 0.398, SLG: 0.529 (9, 8)		WP 1B G6-3		HR		P4		G4-3		3	2	1	1	0	0	0									
<b>Mike Cameron, R</b> OBP: 0.322, SLG: 0.478 (9, 8)				HR		P4		G4-3		0	0	0	0	0	0	0									
<b>Jason Phillips, R</b> OBP: 0.291, SLG: 0.326 (1, 2)		G4-3 WP 1B		F8		G5-3		P6		4	0	1	0	0	0	0									
<b>Wilson Delgado, S</b> OBP: 0.348, SLG: 0.367 (1, 6)		G6-3		G4-3		F7		F7		4	0	1	1	0	0	1									
<b>Tom Glavine, L</b> OBP: 0.311, SLG: 0.245 (7, 1)	G4-3			G4-3		F7		FC6-4		2	1	1	0	1	0	1									
<b>Mike Stanton, L</b> OBP: 0.500, SLG: 0.500 (8, 3)	G4-3			G4-3		HR 2B		FC6-4		0	0	0	0	0	0	0									
<b>Todd Zelle, R</b> OBP: 0.327, SLG: 0.359 (8, 3)	G4-3			G4-3		HR 2B		FC6-4		1	0	0	0	0	0	1									
<b>Inning Stats</b>	R: 0 E: 0 K: 0 S: 11	H: 2 LOB: 2 BB: 0 P: 13	R: 1 E: 0 K: 0 S: 10	H: 1 LOB: 1 BB: 0 P: 18	R: 0 E: 0 K: 0 S: 5	H: 1 LOB: 0 BB: 0 P: 7	R: 1 E: 0 K: 1 S: 11	H: 1 LOB: 0 BB: 0 P: 16	R: 2 E: 0 K: 0 S: 8	H: 3 LOB: 1 BB: 0 P: 12	R: 0 E: 0 K: 0 S: 9	H: 0 LOB: 0 BB: 0 P: 13	R: 0 E: 0 K: 0 S: 4	H: 0 LOB: 0 BB: 1 P: 9	R: 0 E: 0 K: 0 S: 11	H: 0 LOB: 0 BB: 0 P: 14	R: 0 E: 0 K: 0 S: 10	H: 1 LOB: 1 BB: 0 P: 14	1B: 5 2B: 2 3B: 0 HR: 2	SF: 0 SAC: 0 DP: 2 HBP: 1	WP: 1 PB: 0 SB: 0 CS: 0	PA: 36			
<b>PITCHER</b>	IP	WLS	BF	H	R	ER	SO	BB	IBB	HBP	BLK	WP	HR	S	P	ERA	WHIP								
<b>Tomo Ohka, R</b> ERA: 3.28	5.0	L	23	8	4	4	1	0	0	1	0	1	2	45	66	7.20	1.600								
<b>Jon Rauch, R</b> ERA: 2.99	2.0		6	0	0	0	0	1	0	0	0	0	0	13	22	0.00	0.500								
<b>Gary Majewski, R</b> ERA: 3.12	2.0		7	1	0	0	0	0	0	0	0	0	0	21	28	0.00	0.500								

**New York Mets @ Montreal Expos**  
Olympic Stadium, Montreal, QB  
Thu Sep 23 2004, 7:05 PM EDT  
Att: 11,142 - Unknown - 72 F

livebaseballscores.com

AB 34  
R 4  
H 9  
RBI 4  
BB 1  
SO 1  
LOB 12



Batter	1	2	3	4	5	6	7	8	9	AB	R	H	RBI	BB	SO	LOB	BOTTOM								
<b>Brad Wilkerson, L</b> OBP: 0.370, SLG: 0.500 (1, 3)	G6-3		HR				L9			4	2	3	2	0	0	1									
<b>Jamey Carroll, R</b> OBP: 0.381, SLG: 0.380 (1, 4)	G1-3		G1-3			K		G5-3		4	0	0	0	0	1	1									
<b>Tony Batista, R</b> OBP: 0.275, SLG: 0.462 (1, 5)	G6-3		G5-3			F9		K		4	0	0	0	0	1	1									
<b>Juan Rivera, R</b> OBP: 0.360, SLG: 0.449 (1, 8)	G1-3			G5-3		F9		K		4	0	1	0	0	0	1									
<b>Terrel Sledge, L</b> OBP: 0.333, SLG: 0.464 (1, 7)		G3		G3-1		BB		K		3	0	0	0	1	1	1									
<b>Valentino Pascucci, R</b> OBP: 0.290, SLG: 0.200 (9, PH)		F9		F9		1B		FC6-4		3	0	1	0	0	0	1									
<b>Ryan Church, L</b> OBP: 0.283, SLG: 0.292 (9, PH)		F9		F9		1B		FC6-4		0	0	0	0	1	0	0									
<b>Brian Schneider, L</b> OBP: 0.333, SLG: 0.412 (1, 2)		G6-3		G6-3		G4-3		K		4	0	1	0	0	1	2									
<b>Maicer Izturis, S</b> OBP: 0.300, SLG: 0.342 (1, 6)		F9		F9		G4-3		FC6-4		4	0	1	0	0	1	2									
<b>Tomo Ohka, S</b> ERA: 3.55	6.1	W	26	6	2	2	2	1	0	0	0	0	0	0	0	0									
<b>Jon Rauch, R</b> ERA: 3.55	0.2	H	2	0	0	0	0	0	0	0	0	0	0	0	0	0									
<b>Tyler Yates, R</b> ERA: 6.65	0.2	H	3	1	0	0	1	0	0	0	0	0	9	15	0.00	1.500									
<b>Pedro Feliciano, L</b> ERA: 5.0	0.1	H	1	0	0	0	1	0	0	0	0	0	3	3	0.00	0.000									
<b>Braden Looper, R</b> ERA: 2.5	1.0	S	4	0	0	0	1	1	0	0	0	0	7	14	0.00	1.000									
<b>Inning Stats</b>	R: 0 E: 0 K: 0 S: 7	H: 1 LOB: 1 BB: 0 P: 9	R: 0 E: 0 K: 0 S: 9	H: 1 LOB: 0 BB: 0 P: 15	R: 1 E: 0 K: 0 S: 6	H: 1 LOB: 0 BB: 0 P: 10	R: 0 E: 0 K: 0 S: 10	H: 1 LOB: 1 BB: 0 P: 18	R: 1 E: 0 K: 2 S: 13	H: 1 LOB: 0 BB: 0 P: 19	R: 0 E: 0 K: 0 S: 14	H: 0 LOB: 1 BB: 1 P: 23	R: 0 E: 0 K: 0 S: 13	H: 1 LOB: 1 BB: 0 P: 21	R: 0 E: 0 K: 2 S: 12	H: 1 LOB: 1 BB: 0 P: 18	R: 0 E: 0 K: 1 S: 7	H: 0 LOB: 1 BB: 1 P: 14	1B: 3 2B: 2 3B: 0 HR: 2	SF: 0 SAC: 0 DP: 0 HBP: 0	WP: 0 PB: 0 SB: 0 CS: 0	PA: 36			
<b>PITCHER</b>	IP	WLS	BF	H	R	ER	SO	BB	IBB	HBP	BLK	WP	HR	S	P	ERA	WHIP								
<b>Tomo Ohka, S</b> ERA: 3.55	6.1	W	26	6	2	2	2	1	0	0	0	0	0	0	0	0									
<b>Mike Stanton, L</b> ERA: 3.55	0.2	H	2	0	0	0	0	0	0	0	0	0	0	6	10	0.00	0.000								
<b>Tyler Yates, R</b> ERA: 6.65	0.2	H	3	1	0	0	1	0	0	0	0	0	0	9	15	0.00	1.500								
<b>Pedro Feliciano, L</b> ERA: 5.0	0.1	H	1	0	0	0	1	0	0	0	0	0	0	3	3	0.00	0.000								
<b>Braden Looper, R</b> ERA: 2.5	1.0	S	4	0	0	0	1	1	0	0	0	0	0	7	14	0.00	1.000								

**New York Mets @ Montreal Expos**  
Olympic Stadium, Montreal, QB  
Thu Sep 23 2004, 7:05 PM EDT  
Att: 11,142 - Unknown - 72 F

livebaseballscores.com

AB 34  
R 2  
H 7  
RBI 2  
BB 2  
SO 5  
LOB 12





Batter	1	2	3	4	5	6	7	8	9	10	AB	R	H	RBI	BB	SO	LOB	TOP							
Corey Patterson, L OBP: 0.326, SLG: 0.461			G6-3			P6		K		G1-3	5	0	0	0	0	2	2								
25 Derrek Lee, R OBP: 0.358, SLG: 0.522				G6-3		K		G5-3			5	0	1	1	0	2	1								
16 Aramis Ramirez, R OBP: 0.372, SLG: 0.591				G1-3				P4			5	1	3	1	0	0	0								
Moises Alou, R OBP: 0.353, SLG: 0.556					F8				G5-3		5	0	1	0	0	0	2								
LaTroy Hawkins, R									G5-3		0	0	0	0	0	0	0								
Sammy Sosa, R OBP: 0.329, SLG: 0.516		G1-3				K		K		G6-3	4	0	0	0	0	2	1								
Nomar Garciaparra, R OBP: 0.399, SLG: 0.484											4	0	1	0	0	0	1								
Calvin Murray, R OBP: 0.259, SLG: 0.250		F7				G5-3		E9			0	0	0	0	0	0	0								
Nefi Perez, S											0	0	0	0	0	0	0								
Todd Walker, L OBP: 0.353, SLG: 0.461											2	0	0	0	2	0	0								
Mike Remlinger, L						G3					0	0	0	0	0	0	0								
Jose Macias, S											0	0	0	0	0	0	0								
Michael Barrett, R OBP: 0.347, SLG: 0.508											4	0	0	0	0	2	5								
Glendon Rusch, L OBP: 0.135, SLG: 0.243											2	0	1	0	0	0	0								
Ben Griever, L OBP: 0.363, SLG: 0.424											1	0	0	0	0	1	3								
Kyle Farnsworth, R											0	0	0	0	0	0	0								
Jon Leicester, R											0	0	0	0	0	0	0								
Mark Grudzielanek, R OBP: 0.345, SLG: 0.422											0	1	0	0	1	0	0								
<b>Inning Stats</b>	R: 0 E: 0 K: 2 S: 14	H: 1 LOB: 1 BB: 0 P: 19	R: 0 E: 0 K: 0 S: 8	H: 0 LOB: 0 BB: 0 P: 12	R: 0 E: 0 K: 0 S: 6	H: 0 LOB: 0 BB: 0 P: 6	R: 0 E: 0 K: 1 S: 6	H: 0 LOB: 0 BB: 0 P: 10	R: 0 E: 0 K: 1 S: 7	H: 0 LOB: 0 BB: 0 P: 10	R: 0 E: 0 K: 1 S: 9	H: 1 LOB: 1 BB: 0 P: 12	R: 0 E: 1 K: 3 S: 15	H: 2 LOB: 3 BB: 1 P: 28	R: 0 E: 0 K: 1 S: 9	H: 0 LOB: 0 BB: 0 P: 13	R: 0 E: 0 K: 1 S: 8	H: 1 LOB: 2 BB: 1 P: 15	R: 1 E: 0 K: 0 S: 12	H: 2 LOB: 1 BB: 1 P: 19	1B: 5 2B: 1 3B: 0 HR: 1	SF: 0 SAC: 0 DP: 0 HBP: 0	WP: 1 PB: 0 SB: 1 CS: 1	PA: 40	
<b>PITCHER</b>	IP	WLS	BF	H	R	ER	SO	BB	IBB	HBP	BLK	WP	HR	S	P	ERA	WHIP								
Kris Benson, R ERA: 4.33	(1, 1)	7.0	27	4	1	1	7	0	0	0	0	0	0	65	97	1.29	0.571								
Pedro Feliciano, L ERA: 4.91	(8, 1)	0.1	1	0	0	0	1	0	0	0	0	0	0	3	4	0.00	0.000								
Ricky Bottalico, R ERA: 3.51	(8, 1)	1.2	7	1	0	0	1	0	1	0	0	1	0	14	24	0.00	0.600								
Braden Looper, R ERA: 2.58	(10, 1)	1.0	L	5	2	1	1	0	1	0	0	0	0	12	19	9.00	3.000								

Chicago Cubs @ New York Mets  
Shea Stadium, Flushing, NY  
Fri Sep 24 2004, 7:10 PM EDT  
Att. 28,196 - Sunny - 68 F

AB	37
R	2
H	7
RBI	2
BB	3
SO	9
LOB	15



Batter	1	2	3	4	5	6	7	8	9	10	AB	R	H	RBI	BB	SO	LOB	BOTTOM							
Gerald Williams, R OBP: 0.300, SLG: 0.456			F9			G1-3		F9		P4	5	0	0	0	0	1	2								
7 José Reyes, S OBP: 0.274, SLG: 0.378											5	0	1	0	0	0	0								
5 David Wright, R OBP: 0.333, SLG: 0.523											5	0	2	0	0	2	0								
31 Mike Piazza, R OBP: 0.360, SLG: 0.446											5	0	1	0	0	2	3								
Richard Hidalgo, R OBP: 0.303, SLG: 0.446											4	0	0	0	0	2	3								
Victor Diaz, R OBP: 0.348, SLG: 0.524											4	1	1	0	0	3	0								
Jason Phillips, R OBP: 0.294, SLG: 0.331											3	0	2	1	0	0	0								
Mike Cameron, R OBP: 0.322, SLG: 0.478											0	0	0	0	0	0	0								
Todd Zeile, R OBP: 0.326, SLG: 0.358											1	0	0	0	0	0	0								
Jeff Keppinger, R OBP: 0.307, SLG: 0.385											2	0	2	0	2	0	0								
Kris Benson, R OBP: 0.169, SLG: 0.140											2	0	0	0	0	1	1								
Kazuo Matsui, C OBP: 0.308, SLG: 0.410											1	0	0	0	0	1	2								
Pedro Feliciano, L ERA: 4.79											0	0	0	0	0	0	0								
Ricky Bottalico, L											0	0	0	0	0	0	0								
Eric Valente, L OBP: 0.377, SLG: 0.480											0	0	0	0	0	0	0								
Danny Carraway, R OBP: 0.307, SLG: 0.358											1	0	0	0	0	0	1								
Braden Looper, R											0	0	0	0	0	0	0								
<b>Inning Stats</b>	R: 0 E: 0 K: 2 S: 8	H: 0 LOB: 0 BB: 0 P: 11	R: 1 E: 0 K: 1 S: 9	H: 3 LOB: 2 BB: 0 P: 15	R: 0 E: 0 K: 1 S: 6	H: 0 LOB: 0 BB: 0 P: 8	R: 0 E: 0 K: 1 S: 7	H: 0 LOB: 0 BB: 0 P: 10	R: 0 E: 0 K: 1 S: 10	H: 1 LOB: 1 BB: 0 P: 14	R: 0 E: 0 K: 1 S: 15	H: 2 LOB: 2 BB: 0 P: 20	R: 0 E: 0 K: 2 S: 12	H: 1 LOB: 2 BB: 1 P: 24	R: 0 E: 0 K: 2 S: 12	H: 1 LOB: 1 BB: 0 P: 19	R: 0 E: 0 K: 2 S: 10	H: 0 LOB: 1 BB: 1 P: 20	R: 0 E: 0 K: 0 S: 12	H: 1 LOB: 1 BB: 0 P: 17	1B: 7 2B: 2 3B: 0 HR: 0	SF: 0 SAC: 0 DP: 0 HBP: 0	WP: 0 PB: 0 SB: 0 CS: 0	PA: 40	
<b>PITCHER</b>	IP	WLS	BF	H	R	ER	SO	BB	IBB	HBP	BLK	WP	HR	S	P	ERA	WHIP								
Glendon Rusch, L ERA: 3.59	(1, 1)	6.0	23	6	1	1	7	0	0	0	0	0	0	55	78	1.50	1.000								
Kyle Farnsworth, R ERA: 4.79	(7, 1)	1.0	5	1	0	0	2	1	0	0	0	0	0	12	24	0.00	2.000								
Jon Leicester, R ERA: 3.63	(8, 1)	1.2	7	1	0	0	3	1	0	0	0	0	0	18	32	0.00	1.200								
Mike Remlinger, L ERA: 3.24	(9, 1)	0.1	W	1	0	0	0	1	0	0	0	0	0	4	7	0.00	0.000								
LaTroy Hawkins, R ERA: 2.5	(10, 1)	1.0	S	4	1	0	0	0	0	0	0	0	0	12	17	0.00	1.000								

Chicago Cubs @ New York Mets  
Shea Stadium, Flushing, NY  
Fri Sep 24 2004, 7:10 PM EDT  
Att. 28,196 - Sunny - 68 F

AB	38
R	1
H	9
RBI	1
BB	2
SO	13
LOB	12





Batter	1	2	3	4	5	6	7	8	9	10	11	AB	R	H	RBI	BB	SO	LOB	TOP						
Corey Patterson, L OBP: 0.324, SLG: 0.457	G3-1	K			F8			K	K			5	0	0	0	0	3	2							
25 Derrek Lee, R OBP: 0.360, SLG: 0.520	BB			C6-4-3 16 1B	G6-3			BB 16 BB 1-2		P4		2	0	0	0	3	0	0							
16 Aramis Ramirez, R OBP: 0.374, SLG: 0.590	F9							BB				4	0	2	0	1	0	1							
Moises Alou, R OBP: 0.355, SLG: 0.554				G6-4-3				BB				2	0	0	1	3	1	2							
Sammy Sosa, R OBP: 0.320, SLG: 0.510												5	0	0	0	0	4	8							
43 Michael Wuerzt, R OBP: 0.283, SLG: 0.359	K											0	0	0	0	0	0	0							
Kent Mercker, L OBP: 0.200, SLG: 0.200												0	0	0	0	0	0	0							
Nomaj Garcigarrá, R OBP: 0.361, SLG: 0.463												3	1	1	0	1	0	3							
46 Ryan Dempster, R												0	0	0	0	0	0	0							
LaTroy Hawkins, R												0	0	0	0	0	0	0							
Calvin Murray, R OBP: 0.200, SLG: 0.200		HR										1	0	0	0	0	0	0							
Todd Walker, L OBP: 0.355, SLG: 0.470												4	1	2	2	0	0	1							
Jose Macias, S OBP: 0.283, SLG: 0.359												1	0	0	0	0	0	0							
Paul Bako, L OBP: 0.274, SLG: 0.280												4	0	0	0	0	1	2							
Michael Barrett, R OBP: 0.348, SLG: 0.511												1	0	1	0	0	0	0							
22 Mark Prior, R OBP: 0.295, SLG: 0.332												3	1	1	0	0	2	0							
Nefi Perez, S OBP: 0.295, SLG: 0.332												2	0	0	0	0	2	0							
<b>Inning Stats</b>	R: 0 E: 0 K: 1 S: 12	H: 0 LOB: 2 P: 21	R: 2 E: 0 K: 2 S: 9	H: 2 LOB: 0 BB: 0 P: 15	R: 0 E: 0 K: 1 S: 8	H: 1 LOB: 1 BB: 1 P: 16	R: 0 E: 0 K: 0 S: 8	H: 0 LOB: 0 BB: 1 P: 12	R: 0 E: 0 K: 1 S: 8	H: 0 LOB: 0 BB: 0 P: 13	R: 0 E: 0 K: 1 S: 7	H: 0 LOB: 0 BB: 0 P: 13	R: 1 E: 0 K: 2 S: 16	H: 1 LOB: 3 BB: 3 P: 33	R: 0 E: 0 K: 1 S: 10	H: 1 LOB: 1 BB: 0 P: 15	R: 0 E: 0 K: 0 S: 7	H: 1 LOB: 1 BB: 0 P: 13	R: 0 E: 0 K: 0 S: 10	H: 1 LOB: 1 BB: 0 P: 12	1B: 5 2B: 1 3B: 0 HR: 1	SF: 0 SAC: 0 DP: 3 HBP: 0	WP: 0 PB: 0 SB: 0 CS: 0	PA: 45	
<b>PITCHER</b>	Aaron Heilman, R ERA: 4.57	IP: 5.0 WLS: 20 BF: 20	H: 3 R: 2 ER: 2 SO: 5	BB: 4 IBB: 0 HBP: 0 BLK: 0	WP: 0 HR: 1 S: 11 P: 45	ERA: 3.60 WHIP: 1.400	Ricky Bottalico, R ERA: 3.46	IP: 1.0 WLS: 4 BF: 4	H: 1 R: 0 ER: 0 SO: 0	BB: 0 IBB: 0 HBP: 0 BLK: 0	WP: 0 HR: 0 S: 10 P: 12	ERA: 0.00 WHIP: 2.000	Jae Weong Seo, R ERA: 4.9	IP: 1.0 WLS: 4 BF: 1	H: 0 R: 0 ER: 0 SO: 0	BB: 0 IBB: 0 HBP: 0 BLK: 0	WP: 0 HR: 0 S: 10 P: 12	ERA: 0.00 WHIP: 1.000							

Chicago Cubs @ New York Mets  
Shea Stadium, Flushing, NY  
Sat Sep 25 2004, 1:25 PM EDT  
Att: 34,284 - Cloudy - 73 F

AB 37  
R 3  
H 7  
RBI 3  
BB 8  
SO 11  
LOB 21



Batter	1	2	3	4	5	6	7	8	9	10	11	AB	R	H	RBI	BB	SO	LOB	BOTTOM						
Gerald Williams, R OBP: 0.287, SLG: 0.435	K				F8			K				5	0	0	0	0	3	5							
Kazuo Matsui, S OBP: 0.335, SLG: 0.402	G3											2	0	0	0	0	0	1							
Wilson Delgado, S OBP: 0.341, SLG: 0.358												3	0	0	0	0	1	4							
5 David Wright, R OBP: 0.331, SLG: 0.515	L6											4	0	0	0	1	0	0							
31 Mike Piazza, R OBP: 0.358, SLG: 0.443												5	0	1	0	0	0	2							
Jae Weong Seo, R OBP: 0.250, SLG: 0.188												0	0	0	0	0	0	0							
Richard Hidalgo, R OBP: 0.301, SLG: 0.444												3	0	0	0	0	1	1							
Mike Stanton, R OBP: 0.198, SLG: 0.200												0	0	0	0	0	0	0							
Bartolome Fortunato, R ERA: 4.13												0	0	0	0	0	0	0							
Heath Bell, R ERA: 4.13												1	0	0	0	0	0	0							
Todd Zelle, R OBP: 0.328, SLG: 0.356												0	0	0	0	0	0	0							
Ricky Bottalico, L OBP: 0.250, SLG: 0.188												1	1	1	1	0	0	0							
Craig Brazell, L OBP: 0.250, SLG: 0.188												0	0	0	0	0	0	0							
Eric Valent, L OBP: 0.330, SLG: 0.482												3	1	1	0	1	1	1							
Jason Phillips, R OBP: 0.296, SLG: 0.330												2	1	0	0	1	0	1							
Jeff Keppinger, R OBP: 0.314, SLG: 0.384												3	0	1	0	1	0	2							
Aaron Heilman, R ERA: 4.21												1	0	0	0	0	1	1							
7 José Reyes, S OBP: 0.273, SLG: 0.376												1	0	0	0	0	0	3							
Tyler Yates, R OBP: 0.091, SLG: 0.091												0	0	0	0	0	0	0							
Victor Diaz, R OBP: 0.400, SLG: 0.696												2	1	2	3	0	0	0							
<b>Inning Stats</b>	R: 0 E: 0 K: 1 S: 8	H: 0 LOB: 0 BB: 0 P: 14	R: 0 E: 0 K: 1 S: 11	H: 1 LOB: 1 BB: 0 P: 14	R: 0 E: 0 K: 1 S: 9	H: 1 LOB: 1 BB: 0 P: 14	R: 0 E: 0 K: 0 S: 8	H: 0 LOB: 0 BB: 0 P: 11	R: 0 E: 0 K: 1 S: 5	H: 0 LOB: 0 BB: 0 P: 7	R: 0 E: 0 K: 0 S: 7	H: 0 LOB: 0 BB: 0 P: 11	R: 0 E: 1 K: 1 S: 11	H: 1 LOB: 2 BB: 1 P: 17	R: 3 E: 0 K: 2 S: 16	H: 1 LOB: 0 BB: 2 P: 30	R: 0 E: 0 K: 1 S: 6	H: 0 LOB: 0 BB: 0 P: 10	R: 1 E: 0 K: 0 S: 3	H: 1 LOB: 0 BB: 0 P: 4	1B: 3 2B: 1 3B: 0 HR: 2	SF: 0 SAC: 0 DP: 0 HBP: 1	WP: 0 PB: 0 SB: 0 CS: 0	PA: 41	
<b>PITCHER</b>	22 Mark Prior, R ERA: 4.21	IP: 7.2 WLS: 4 BF: 30	H: 4 R: 0 ER: 0 SO: 5	BB: 2 IBB: 0 HBP: 1 BLK: 0	WP: 0 HR: 0 S: 13 P: 71	ERA: 0.00 WHIP: 0.783	46 Ryan Dempster, R ERA: 4.06	IP: 0.2 WLS: 4 BF: 4	H: 1 R: 1 ER: 1 SO: 1	BB: 0 IBB: 0 HBP: 0 BLK: 0	WP: 0 HR: 1 S: 9 P: 14	ERA: 13.50 WHIP: 1.500	43 Michael Wuerzt, R ERA: 4.74	IP: 1.0 WLS: 3 BF: 0	H: 0 R: 0 ER: 0 SO: 1	BB: 0 IBB: 0 HBP: 0 BLK: 0	WP: 0 HR: 0 S: 6 P: 10	ERA: 0.00 WHIP: 0.000	Kent Mercker, L ERA: 2.31	IP: 0.0 WLS: 1 BF: 1	H: 1 R: 1 ER: 1 SO: 0	BB: 0 IBB: 0 HBP: 0 BLK: 0	WP: 0 HR: 1 S: 4 P: 4	∞	∞

Chicago Cubs @ New York Mets  
Shea Stadium, Flushing, NY  
Sat Sep 25 2004, 1:25 PM EDT  
Att: 34,284 - Cloudy - 73 F

AB 36  
R 4  
H 6  
RBI 4  
BB 4  
SO 8  
LOB 21





Batter	1	2	3	4	5	6	7	8	9	AB	R	H	RBI	BB	SO	LOB	TOP										
<b>Corey Patterson, L</b> (1, 8) OBP: 0.323, SLG: 0.456	G4-3		P4		E3		1B			4	0	1	0	0	0	1	<b>Chicago Cubs @ New York Mets</b> Shea Stadium, Flushing, NY Sun Sep. 26 2004, 1:10 PM EDT Att: 36,476 - Cloudy - 75 F										
<b>25 Derek Lee, R</b> (1, 3) OBP: 0.357, SLG: 0.516	K			G5-3	G5-3		F9			4	0	0	0	0	1	3											
<b>16 Aramis Ramirez, R</b> (1, 5) OBP: 0.375, SLG: 0.588	K			BB	BB			G6-3		2	1	0	0	2	1	0											
<b>Moises Alou, R</b> (1, 7) OBP: 0.356, SLG: 0.552		BB		BB	BB			K		2	1	0	0	2	2	3											
<b>Nomar Garciaparra, R</b> (1, 6) OBP: 0.359, SLG: 0.483	F7			BB			F9	G6-3		4	0	1	1	0	0	1											
<b>Sammy Sosa, R</b> (1, 9) OBP: 0.326, SLG: 0.507	F7			G6-3					P6	3	0	0	1	1	0	2											
<b>Michael Barrett, R</b> (1, 2) OBP: 0.348, SLG: 0.508				G6-3					G6-3	3	0	0	0	0	1	3											
<b>Todd Walker, L</b> (9, PH) OBP: 0.354, SLG: 0.469	K			G6-3			F7		G6-3	1	0	0	0	0	0	0											
<b>Neff Perez, S</b> (1, 4) OBP: 0.295, SLG: 0.332							L5			3	0	1	0	0	1	1											
<b>Ben Grievie, L</b> (9, PH) OBP: 0.362, SLG: 0.423							1B			1	0	0	0	0	1	0											
<b>34 Kerry Wood, R</b> (1, 1) OBP: 0.174, SLG: 0.233										2	0	0	0	0	0	0											
<b>43 Michael Wuerztz, R</b> (8, 1)										0	0	0	0	0	0	0											
<b>Inning Stats</b>	R: 0 E: 0 K: 2 S: 9	H: 0 LOB: 0 BB: 0 P: 15	R: 0 E: 0 K: 1 S: 8	H: 0 LOB: 1 BB: 1 P: 17	R: 0 E: 0 K: 1 S: 10	H: 0 LOB: 0 BB: 0 P: 14	R: 2 E: 0 K: 0 S: 13	H: 1 LOB: 1 BB: 2 P: 29	R: 0 E: 0 K: 0 S: 6	H: 0 LOB: 1 BB: 1 P: 12	R: 0 E: 0 K: 0 S: 11	H: 1 LOB: 0 BB: 0 P: 15	R: 0 E: 0 K: 1 S: 6	H: 0 LOB: 0 BB: 0 P: 9	R: 0 E: 0 K: 1 S: 8	H: 0 LOB: 0 BB: 0 P: 14	1B: 2 2B: 1 3B: 0 HR: 0	SF: 0 SAC: 1 DP: 0 HBP: 0	WP: 0 PB: 0 SB: 0 CS: 1	PA: 35							
<b>PITCHER</b>	IP	WLS	BF	H	R	ER	SO	BB	IBB	HBP	BLK	WP	HR	S	P	ERA	WHIP										
<b>Al Leiter, L</b> (1, 1) ERA: 3.19	6.0	W	26	2	2	2	5	5	0	0	0	0	0	57	110	3.00	1.167										
<b>Mike Stanton, L</b> (7, 1) ERA: 3.29	1.0	H	3	1	0	0	0	0	0	0	0	0	0	11	15	0.00	1.000										
<b>Tyler Yates, R</b> (8, 1) ERA: 6.31	1.0	H	3	0	0	0	1	0	0	0	0	0	0	6	9	0.00	0.000										
<b>Braden Looper, R</b> (9, 1) ERA: 2.55	1.0	S	3	0	0	0	1	0	0	0	0	0	0	8	14	0.00	0.000										

Batter	1	2	3	4	5	6	7	8	9	AB	R	H	RBI	BB	SO	LOB	BOTTOM										
<b>7 José Reyes, S</b> (1, 4) OBP: 0.277, SLG: 0.376	S			K			F8			3	1	1	0	1	1	2	<b>Chicago Cubs @ New York Mets</b> Shea Stadium, Flushing, NY Sun Sep. 26 2004, 1:10 PM EDT Att: 36,476 - Cloudy - 75 F										
<b>Kazuo Matsui, S</b> (1, 6) OBP: 0.338, SLG: 0.403	BB			K						4	0	2	1	0	1	3											
<b>Jeff Keppinger, R</b> (8, 4) OBP: 0.314, SLG: 0.384	G6-4-3			K						0	0	0	0	0	0	0											
<b>5 David Wright, R</b> (1, 5) OBP: 0.326, SLG: 0.506	G6-4-3				P4					4	0	0	0	0	1	2											
<b>Craig Brazell, L</b> (1, 3) OBP: 0.360, SLG: 0.542	HBP			K			P6			4	1	2	0	0	1	1											
<b>Victor Diaz, R</b> (1, 9) OBP: 0.414, SLG: 0.667	HBP			G1-3						4	1	2	0	0	1	1											
<b>Mike Cameron, R</b> (9, 8) OBP: 0.322, SLG: 0.478	HBP									0	0	0	0	0	0	0											
<b>Eric Valent, L</b> (1, 7) OBP: 0.329, SLG: 0.476	BB			L7						3	0	0	0	0	1	2											
<b>Jason Phillips, R</b> (1, 2) OBP: 0.298, SLG: 0.330	BB									3	0	1	1	0	1	1											
<b>Gerald Williams, R</b> (1, 8) OBP: 0.286, SLG: 0.423	BB			F8						3	0	0	1	1	0	2											
<b>Al Leiter, L</b> (1, 1) OBP: 0.145, SLG: 0.115										1	0	0	0	1	1	3											
<b>Todd Zeile, R</b> (6, PH) OBP: 0.325, SLG: 0.355	K									1	0	0	0	0	0	0											
<b>Mike Stanton, L</b> (7, 1) OBP: 0.500, SLG: 0.500										0	0	0	0	0	0	0											
<b>Tyler Yates, R</b> (8, 1) OBP: 0.091, SLG: 0.091										0	0	0	0	0	0	0											
<b>Braden Looper, R</b> (9, 1)										0	0	0	0	0	0	0											
<b>Inning Stats</b>	R: 3 E: 0 K: 1 S: 15	H: 3 LOB: 3 BB: 2 P: 34	R: 0 E: 0 K: 0 S: 6	H: 1 LOB: 0 BB: 0 P: 7	R: 0 E: 0 K: 1 S: 6	H: 0 LOB: 0 BB: 0 P: 10	R: 0 E: 0 K: 2 S: 16	H: 1 LOB: 2 BB: 1 P: 25	R: 0 E: 0 K: 1 S: 10	H: 1 LOB: 1 BB: 0 P: 16	R: 0 E: 0 K: 1 S: 5	H: 0 LOB: 0 BB: 0 P: 7	R: 0 E: 0 K: 1 S: 16	H: 1 LOB: 1 BB: 0 P: 21	R: 0 E: 0 K: 1 S: 6	H: 1 LOB: 1 BB: 0 P: 9	1B: 8 2B: 1 3B: 0 HR: 0	SF: 0 SAC: 0 DP: 2 HBP: 2	WP: 0 PB: 0 SB: 1 CS: 0	PA: 35							
<b>PITCHER</b>	IP	WLS	BF	H	R	ER	SO	BB	IBB	HBP	BLK	WP	HR	S	P	ERA	WHIP										
<b>34 Kerry Wood, R</b> (1, 1) ERA: 3.58	7.0	L	31	7	3	3	7	3	0	2	0	0	0	74	120	3.86	1.429										
<b>43 Michael Wuerztz, R</b> (8, 1) ERA: 4.96	1.0		4	1	0	0	1	0	0	0	0	0	0	6	9	0.00	1.000										

AB	29
R	2
H	3
RBI	2
BB	5
SO	7
LOB	14





Batter	1	2	3	4	5	6	7	8	9	AB	R	H	RBI	BB	SO	LOB	TOP								
7 José Reyes, S OBP: 0.277, SLG: 0.378	1-1 CS 2B		0-0 FC4-6		0-1 L3-6			1-1 G5-3		4	0	1	0	0	0	3	<b>New York Mets @ Atlanta Braves</b> Turner Field, Atlanta, GA Tue Sep 28 2004, 4:35 PM EDT Cloudy - 77 F								
Kazuo Matsui, S OBP: 0.333, SLG: 0.400	0-1 L7		2-2 L5			0-1 E6 31 G6-4-3		0-0 G3		4	0	0	0	0	0	2									
5 David Wright, R OBP: 0.324, SLG: 0.500	2-3 K			0-2 K		0-2 L8		4-2 BB G6-3		3	0	0	0	1	2	2									
31 Mike Piazza, R OBP: 0.357, SLG: 0.440		0-3 K		1-0 F8		0-2 G6-4-3		4-1 BB		3	0	0	0	1	1	1									
Mike Cameron, R OBP: 0.322, SLG: 0.478								1-2 IBB		0	0	0	0	0	0	0									
Jason Phillips, R OBP: 0.298, SLG: 0.330										0	0	0	0	0	0	0									
Victor Diaz, R OBP: 0.394, SLG: 0.613		0-0 P5		1-3 K			2-2 1B	3-3 K		4	0	1	0	0	2	2									
Eric Valent, L OBP: 0.331, SLG: 0.486		1-3 K			2-2 HR		2-0 L8	4-2 G3 PB BB		3	1	1	1	1	1	1									
Todd Zeile, R OBP: 0.324, SLG: 0.354			2-3 K		1-2 L3-6 1B		1-2 L9	3-2 G3		4	0	1	0	0	1	2									
Gerald Williams, R OBP: 0.301, SLG: 0.461			1-0 HR		0-1 1B		0-0 1B	2-3 K		4	1	3	1	0	1	1									
Steve Trachsel, R ERA: 3.34			1-2 HR		1-2 1B		0-1 1B	3-1 F7		2	0	1	0	0	0	2									
Craig Brannan, L ERA: 3.42										1	0	0	0	0	0	2									
Ricky Bottalico, L ERA: 3.42										0	0	0	0	0	0	0									
Mike Stanton, L ERA: 3.23										0	0	0	0	0	0	0									
Wilson Delgado, S ERA: 2.99										1	0	0	0	0	0	1									
Braden Looper, R ERA: 2.51										0	0	0	0	0	0	0									
<b>Inning Stats</b>	R: 0 E: 0 K: 1 S: 8	H: 1 LOB: 0 BB: 0 P: 11	R: 0 E: 0 K: 2 S: 7	H: 0 LOB: 0 BB: 0 P: 8	R: 1 E: 0 K: 1 S: 12	H: 2 LOB: 1 BB: 0 P: 18	R: 0 E: 0 K: 2 S: 7	H: 0 LOB: 0 BB: 0 P: 9	R: 1 E: 0 K: 0 S: 13	H: 3 LOB: 1 BB: 0 P: 16	R: 0 E: 0 K: 0 S: 8	H: 0 LOB: 0 BB: 0 P: 8	R: 0 E: 0 K: 0 S: 12	H: 2 LOB: 2 BB: 0 P: 16	R: 0 E: 0 K: 1 S: 9	H: 0 LOB: 2 BB: 2 P: 21	R: 0 E: 0 K: 1 S: 12	H: 0 LOB: 1 BB: 1 P: 24	1B: 5 2B: 2 3B: 0 HR: 2	SF: 0 SAC: 0 DP: 2 HBP: 0	WP: 0 PB: 1 SB: 1 CS: 1	PA: 36			
<b>PITCHER</b>	IP WLS BF H R ER SO BB IBB HBP BLK WP HR S P ERA WHIP	IP WLS BF H R ER SO BB IBB HBP BLK WP HR S P ERA WHIP	IP WLS BF H R ER SO BB IBB HBP BLK WP HR S P ERA WHIP	IP WLS BF H R ER SO BB IBB HBP BLK WP HR S P ERA WHIP	IP WLS BF H R ER SO BB IBB HBP BLK WP HR S P ERA WHIP	IP WLS BF H R ER SO BB IBB HBP BLK WP HR S P ERA WHIP	IP WLS BF H R ER SO BB IBB HBP BLK WP HR S P ERA WHIP	IP WLS BF H R ER SO BB IBB HBP BLK WP HR S P ERA WHIP	IP WLS BF H R ER SO BB IBB HBP BLK WP HR S P ERA WHIP	IP WLS BF H R ER SO BB IBB HBP BLK WP HR S P ERA WHIP	IP WLS BF H R ER SO BB IBB HBP BLK WP HR S P ERA WHIP	IP WLS BF H R ER SO BB IBB HBP BLK WP HR S P ERA WHIP	IP WLS BF H R ER SO BB IBB HBP BLK WP HR S P ERA WHIP	IP WLS BF H R ER SO BB IBB HBP BLK WP HR S P ERA WHIP	IP WLS BF H R ER SO BB IBB HBP BLK WP HR S P ERA WHIP	IP WLS BF H R ER SO BB IBB HBP BLK WP HR S P ERA WHIP	IP WLS BF H R ER SO BB IBB HBP BLK WP HR S P ERA WHIP	IP WLS BF H R ER SO BB IBB HBP BLK WP HR S P ERA WHIP	IP WLS BF H R ER SO BB IBB HBP BLK WP HR S P ERA WHIP	IP WLS BF H R ER SO BB IBB HBP BLK WP HR S P ERA WHIP	IP WLS BF H R ER SO BB IBB HBP BLK WP HR S P ERA WHIP	IP WLS BF H R ER SO BB IBB HBP BLK WP HR S P ERA WHIP	IP WLS BF H R ER SO BB IBB HBP BLK WP HR S P ERA WHIP	IP WLS BF H R ER SO BB IBB HBP BLK WP HR S P ERA WHIP	IP WLS BF H R ER SO BB IBB HBP BLK WP HR S P ERA WHIP

AB	33
R	2
H	8
RBI	2
BB	3
SO	8
LOB	19



Batter	1	2	3	4	5	6	7	8	9	AB	R	H	RBI	BB	SO	LOB	BOTTOM								
Rafael Furcal, S OBP: 0.349, SLG: 0.419	0-2 G6-3 2B		1-2 G4-3		0-1 G4-3			1-1 G5-3		4	0	1	0	0	0	0	<b>New York Mets @ Atlanta Braves</b> Turner Field, Atlanta, GA Tue Sep 28 2004, 4:35 PM EDT Cloudy - 77 F								
Marcus Giles, R OBP: 0.373, SLG: 0.423	2-0 G6-3		0-0 G6-3			1-3 K		1-2 G6-3		4	0	0	0	0	1	1									
J.D. Drew, L OBP: 0.440, SLG: 0.577	2-3 K			4-1 BB 10 2B		4-2 BB 10 CS		2-3 K		2	1	0	0	2	2	1									
10 Chipper Jones, S OBP: 0.360, SLG: 0.489	2-3 K			2-1 2B		4-2 BB			2-3 K	3	0	1	1	1	2	1									
Julio Franco, R OBP: 0.373, SLG: 0.439		0-0 3B		0-2 L3		0-1 F9		4-1 BB		3	0	1	0	1	0	2									
Wilson Betemit, S OBP: 0.250, SLG: 0.167										0	0	0	0	0	0	0									
Andruw Jones, R OBP: 0.348, SLG: 0.493		1-0 P3		3-1 F9			3-2 F8	2-3 K		4	0	0	0	0	1	3									
Charles Thomas, L OBP: 0.372, SLG: 0.426		3-2 G1-3		0-0 G3-1			3-1 F8	0-0 1B		4	0	1	0	0	0	2									
Eddie Pérez, R OBP: 0.294, SLG: 0.364			3-1 L8		1-0 F8		4-1 BB	3-2 F7		2	0	0	0	1	0	1									
Dewayne Wise, L OBP: 0.263, SLG: 0.404										0	0	0	0	0	0	0									
Antonio Alfonseca, R OBP: 0.250, SLG: 0.167										0	0	0	0	0	0	0									
Kevin Gryboski, R OBP: 0.326, SLG: 0.463										1	0	0	0	0	0	2									
Paul Byrd, R OBP: 0.324, SLG: 0.207			1-3 K		2-0 G6-3		1-2 F9			2	0	0	0	0	1	0									
Johnny Estrada, S OBP: 0.379, SLG: 0.454										1	0	0	0	0	0	1									
<b>Inning Stats</b>	R: 0 E: 0 K: 2 S: 11	H: 1 LOB: 1 BB: 0 P: 17	R: 0 E: 0 K: 0 S: 7	H: 1 LOB: 0 BB: 0 P: 14	R: 0 E: 0 K: 1 S: 7	H: 0 LOB: 0 BB: 0 P: 9	R: 1 E: 0 K: 0 S: 9	H: 1 LOB: 1 BB: 1 P: 18	R: 0 E: 0 K: 0 S: 4	H: 0 LOB: 0 BB: 0 P: 7	R: 0 E: 0 K: 1 S: 10	H: 0 LOB: 1 BB: 2 P: 19	R: 0 E: 0 K: 0 S: 9	H: 0 LOB: 2 BB: 1 P: 21	R: 0 E: 0 K: 1 S: 10	H: 0 LOB: 0 BB: 0 P: 14	R: 0 E: 0 K: 2 S: 15	H: 1 LOB: 2 BB: 1 P: 26	1B: 1 2B: 2 3B: 1 HR: 0	SF: 0 SAC: 0 DP: 0 HBP: 0	WP: 0 PB: 0 SB: 1 CS: 1	PA: 35			
<b>PITCHER</b>	IP WLS BF H R ER SO BB IBB HBP BLK WP HR S P ERA WHIP	IP WLS BF H R ER SO BB IBB HBP BLK WP HR S P ERA WHIP	IP WLS BF H R ER SO BB IBB HBP BLK WP HR S P ERA WHIP	IP WLS BF H R ER SO BB IBB HBP BLK WP HR S P ERA WHIP	IP WLS BF H R ER SO BB IBB HBP BLK WP HR S P ERA WHIP	IP WLS BF H R ER SO BB IBB HBP BLK WP HR S P ERA WHIP	IP WLS BF H R ER SO BB IBB HBP BLK WP HR S P ERA WHIP	IP WLS BF H R ER SO BB IBB HBP BLK WP HR S P ERA WHIP	IP WLS BF H R ER SO BB IBB HBP BLK WP HR S P ERA WHIP	IP WLS BF H R ER SO BB IBB HBP BLK WP HR S P ERA WHIP	IP WLS BF H R ER SO BB IBB HBP BLK WP HR S P ERA WHIP	IP WLS BF H R ER SO BB IBB HBP BLK WP HR S P ERA WHIP	IP WLS BF H R ER SO BB IBB HBP BLK WP HR S P ERA WHIP	IP WLS BF H R ER SO BB IBB HBP BLK WP HR S P ERA WHIP	IP WLS BF H R ER SO BB IBB HBP BLK WP HR S P ERA WHIP	IP WLS BF H R ER SO BB IBB HBP BLK WP HR S P ERA WHIP	IP WLS BF H R ER SO BB IBB HBP BLK WP HR S P ERA WHIP	IP WLS BF H R ER SO BB IBB HBP BLK WP HR S P ERA WHIP	IP WLS BF H R ER SO BB IBB HBP BLK WP HR S P ERA WHIP	IP WLS BF H R ER SO BB IBB HBP BLK WP HR S P ERA WHIP	IP WLS BF H R ER SO BB IBB HBP BLK WP HR S P ERA WHIP	IP WLS BF H R ER SO BB IBB HBP BLK WP HR S P ERA WHIP	IP WLS BF H R ER SO BB IBB HBP BLK WP HR S P ERA WHIP	IP WLS BF H R ER SO BB IBB HBP BLK WP HR S P ERA WHIP	IP WLS BF H R ER SO BB IBB HBP BLK WP HR S P ERA WHIP





Batter	1	2	3	4	5	6	7	8	9	AB	R	H	RBI	BB	SO	LOB	TOP	
Gerald Williams, R (1, 8) OBP: 0.297, SLG: 0.450	F8		F7			1B 5 SF7	K		K	5	1	1	0	0	2	5	<b>New York Mets @ Atlanta Braves</b> Turner Field, Atlanta, GA Tue Sep 28 2004, 4:40 PM EDT Att: 35,729 - Cloudy - 73 F	
Jeff Keppinger, R (1, 4) OBP: 0.314, SLG: 0.383 7 José Reyes, S (7, PH) OBP: 0.275, SLG: 0.376	F8			G4-3		1B FC3-6	F8			3	0	1	0	0	0	0		
5 David Wright, R (1, 5) OBP: 0.327, SLG: 0.514	G3-1			HR		SF7		FC6-4 1B		3	1	2	2	0	0	0		
Craig Brazell, L (1, 3) OBP: 0.333, SLG: 0.483		F7		L7		FC3-6 FC4-6		FC6-4 1B		4	0	1	0	0	0	1		
Victor Diaz, R (1, 9) OBP: 0.351, SLG: 0.543			K		K	FC4-6		FC6-4		4	0	0	0	0	2	3		
Eric Valent, L (1, 7) OBP: 0.330, SLG: 0.482			K			FC4-6		FC6-4		4	0	0	0	0	2	3		
Jason Phillips, R (1, 2) OBP: 0.298, SLG: 0.329			K		G6-3			F9		4	0	1	0	0	1	0		
Wilson Delgado, S (1, 6) OBP: 0.357, SLG: 0.375			SH5-4 1B					F9		4	0	4	0	0	0	0		
Tom Glavine, L (1, 1) OBP: 0.306, SLG: 0.241 31 Mike Piazza, R (7, PH) OBP: 0.357, SLG: 0.439 Heath Bell, R (7, 1) Todd Zeile, R (9, PH) OBP: 0.323, SLG: 0.353			SH5-4		P5		F4	F9		1	0	0	0	0	0	1		
<b>Inning Stats</b>	R: 0 E: 0 K: 0 S: 8	H: 0 LOB: 0 BB: 0 P: 9	R: 0 E: 0 K: 2 S: 7	H: 0 LOB: 0 BB: 0 P: 9	R: 0 E: 0 K: 1 S: 8	H: 1 LOB: 1 BB: 0 P: 13	R: 1 E: 0 K: 1 S: 7	H: 1 LOB: 0 BB: 0 P: 10	R: 0 E: 0 K: 0 S: 8	H: 3 LOB: 3 BB: 0 P: 22	R: 0 E: 0 K: 0 S: 8	H: 2 LOB: 1 BB: 0 P: 9	R: 0 E: 0 K: 1 S: 8	H: 1 LOB: 1 BB: 0 P: 13	1B: 10 2B: 0 3B: 0 HR: 1	SF: 1 SAC: 1 DP: 1 HBP: 0	WP: 0 PA: 37 PB: 0 SB: 0 CS: 0	
<b>PITCHER</b>	IP WLS BF H R ER SO BB IBB HBP BLK WP HR S P ERA WHIP																	
Jaret Wright, R (1, 1) ERA: 3.28	2.1	8	1	0	0	3	0	0	0	0	0	0	0	0	20	26	0.00	0.429
Travis Smith, R (3, 1) ERA: 5.45	2.2	10	2	1	1	1	0	0	0	0	0	0	0	1	18	28	3.38	0.750
Roman Colon, R (6, 1) ERA: 3.78	1.0	W	5	2	1	1	0	0	0	0	0	0	0	0	7	10	9.00	2.000
Juan Cruz, R (7, 1) ERA: 2.66	0.2	H	5	3	0	0	1	0	0	0	0	0	0	15	21	0.00	4.500	
Chris Reitsma, R (7, 1) ERA: 3.74	1.1	H	5	2	0	0	0	0	0	0	0	0	0	9	10	0.00	1.500	

Batter	1	2	3	4	5	6	7	8	9	AB	R	H	RBI	BB	SO	LOB	BOTTOM		
Charles Thomas, L (1, 7) OBP: 0.366, SLG: 0.419	G3		K			K			K	4	0	0	0	0	3	0	<b>New York Mets @ Atlanta Braves</b> Turner Field, Atlanta, GA Tue Sep 28 2004, 4:40 PM EDT Att: 35,729 - Cloudy - 73 F		
Nick Green, R (1, 4) OBP: 0.318, SLG: 0.394	K		K			SH1-4 1B	G1-3			4	1	1	0	0	2	0			
Eli Marrero, R (1, 9) OBP: 0.366, SLG: 0.504	G5-3				10 G5-4-3 1B	SH1-4	F7			3	0	1	0	0	0	0			
10 Chipper Jones, S (1, 5) OBP: 0.361, SLG: 0.487		G1-3			G5-4-3	BB 1B IBB		BB		2	1	0	0	2	0	1			
Johnny Estrada, S (1, 2) OBP: 0.380, SLG: 0.454		BB 1B			G4-3	1B BB SF7 1B		K		4	1	2	1	0	1	1			
Adam LaRoche, L (1, 3) OBP: 0.331, SLG: 0.473		BB				HR	BB	F7		2	1	1	1	2	0	1			
Wilson Betemit, S (1, 6) OBP: 0.250, SLG: 0.175		K				G5-3		K		4	0	1	1	0	2	3			
Dewayne Wise, L (1, 8) OBP: 0.258, SLG: 0.399		G3				G6-3	SF7			2	0	0	1	0	0	2			
Jaret Wright, R (1, 1) ERA: 3.28 Travis Smith, R (3, 1) ERA: 5.45 Marcos Giles, R (5, PH) OBP: 0.324, SLG: 0.433 Roman Colon, R (6, 1) ERA: 3.78 Julio Franco, R (6, PH) OBP: 0.372, SLG: 0.438 Juan Cruz, R (7, 1) ERA: 2.66 Chris Reitsma, R (7, 1) ERA: 3.74 29 John Smoltz, R (9, 1) ERA: 2.84		G5-3				HR	L3			0	0	0	0	0	0	0			
<b>Inning Stats</b>	R: 0 E: 0 K: 1 S: 6	H: 0 LOB: 0 BB: 0 P: 10	R: 0 E: 0 K: 1 S: 11	H: 1 LOB: 1 BB: 1 P: 22	R: 0 E: 0 K: 2 S: 7	H: 0 LOB: 0 BB: 0 P: 9	R: 0 E: 0 K: 0 S: 9	H: 1 LOB: 0 BB: 0 P: 15	R: 2 E: 0 K: 1 S: 12	H: 2 LOB: 0 BB: 0 P: 19	R: 3 E: 0 K: 0 S: 13	H: 3 LOB: 2 BB: 2 P: 23	R: 0 E: 0 K: 1 S: 9	H: 0 LOB: 0 BB: 0 P: 13	R: 0 E: 0 K: 2 S: 11	H: 0 LOB: 1 BB: 1 P: 17	1B: 5 2B: 0 3B: 0 HR: 2	SF: 1 SAC: 1 DP: 1 HBP: 0	WP: 0 PA: 34 PB: 0 SB: 0 CS: 0
<b>PITCHER</b>	IP WLS BF H R ER SO BB IBB HBP BLK WP HR S P ERA WHIP																		
Tom Glavine, L (1, 1) ERA: 3.66	6.0	L	27	7	5	5	2	1	0	0	0	0	0	0	58	98	7.50	1.500	
Heath Bell, R (7, 1) ERA: 3.92	2.0		7	0	0	0	3	1	0	0	0	0	0	20	30	0.00	0.500		





Batter	1	2	3	4	5	6	7	8	9	AB	R	H	RBI	BB	SO	LOB	TOP				
7 José Reyes, S OBP: 0.274, SLG: 0.372	2-1 31 E 31 2B 1B	1-1 G6-3		0-0 G4-3		2-2 G6-3		1-2 G1-3	5	1	1	0	0	0	2						
Kazuo Matsui, S OBP: 0.332, SLG: 0.396	1-2 31 E 31 2B HBP		3-2 F8		2-3 K		1-1 G6-3	1-0 G4-3	4	1	0	0	0	1	0						
5 David Wright, R OBP: 0.330, SLG: 0.512	0-1 F8		4-2 G3 31 BB BB		2-1 31 2B 1B		2-2 F9		3	0	1	0	1	0	2						
31 Mike Piazza, R OBP: 0.360, SLG: 0.445 Todd Zeile, R OBP: 0.323, SLG: 0.353	1-0 1B 1-H 2-H 2B		4-0 G3 1-2 BB		2-2 1B		0-1 G6-3		3	0	2	2	1	0	0						
Eric Valent, L OBP: 0.332, SLG: 0.481	2-1 G5-4-3 1B		1-1 G3		4-0 1B		0-1 L9		3	0	1	0	1	0	2						
Victor Diaz, R OBP: 0.341, SLG: 0.590	0-0 G5-4-3 1-2 1B		1-2 G6-3		1-0 F9		1-2 HR		4	1	1	1	0	0	7						
Jason Phillips, R OBP: 0.300, SLG: 0.329		2-1 SH3-4 HBP		0-1 SH3-4 1B		1-2 F9		1-0 G5-3	3	0	1	0	0	0	3						
Gerald Williams, R OBP: 0.288, SLG: 0.435		1-2 F8		0-2 F7		3-3 K		0-2 F8	4	0	0	0	0	1	2						
Aaron Heilman, R Mike Stanton, L Ricky Bottalico, L Craig Brazell, L OBP: 0.323, SLG: 0.467		0-1 SH3-4		1-0 SH3-4		0-0 F8		0-3 K	1	0	0	0	0	0	0						
<b>Inning Stats</b>	R: 2 E: 1 K: 0 S: 10	H: 3 LOB: 1 BB: 0 P: 17	R: 0 E: 0 K: 0 S: 8	H: 0 LOB: 1 BB: 0 P: 12	R: 0 E: 0 K: 0 S: 11	H: 0 LOB: 2 BB: 2 P: 24	R: 0 E: 0 K: 0 S: 7	H: 1 LOB: 1 BB: 0 P: 8	R: 0 E: 0 K: 1 S: 12	H: 2 LOB: 3 BB: 1 P: 24	R: 0 E: 0 K: 0 S: 8	H: 0 LOB: 0 BB: 0 P: 10	R: 0 E: 0 K: 0 S: 9	H: 1 LOB: 0 BB: 0 P: 11	R: 0 E: 0 K: 1 S: 9	H: 0 LOB: 0 BB: 0 P: 11	1B: 4 2B: 2 3B: 0 HR: 1	SF: 0 SAC: 2 DP: 1 HBP: 2	WP: 0 PB: 0 SB: 1 CS: 0	PA: 38	
<b>PITCHER</b>	IP WLS BF H R ER SO BB IBB HBP BLK WP HR S P ERA WHIP	7.0 W 31 6 2 2 2 2 1 2 0 0 0 63 108 2.57 1.143	1.0 S 4 1 1 1 0 0 0 0 0 0 1 9 11 9.00 1.000	1.0 S 3 0 0 0 1 0 0 0 0 0 0 9 11 0.00 0.000																	

New York Mets @ Atlanta Braves  
Turner Field, Atlanta, GA  
Wed Sep 29 2004, 1:05 PM EDT  
Att: 22,000 - Cloudy - 71 F

AB 31  
R 3  
H 7  
RBI 3  
BB 3  
SO 3  
LOB 18



Batter	1	2	3	4	5	6	7	8	9	AB	R	H	RBI	BB	SO	LOB	BOTTOM			
Rafael Furcal, S OBP: 0.348, SLG: 0.417	0-0 1B 1B 1B		0-0 E1 FC1-4 1-3		3-2 G1-3		0-0 FC5-2-5-1 3B	1-3 K	5	2	1	0	0	1	6					
Marcus Giles, R OBP: 0.376, SLG: 0.439	1-2 1B 1-3 1B		0-1 FC1-4 G4-6-3 1-2		2-3 K		0-2 1-H 2-H 3B		4	0	2	2	0	1	2					
J.D. Drew, L OBP: 0.439, SLG: 0.574	2-3 K		1-0 G4-6-3 1-2		1-1 P6		4-2 BB		3	0	0	0	1	1	4					
Johnny Estrada, S OBP: 0.379, SLG: 0.453	2-2 G4-6-1 1-2 3-H 1B		1-3 K		2-2 F9		0-0 G5-3		4	0	1	1	0	1	2					
Adam LaRoche, L OBP: 0.334, SLG: 0.483 Dewayne Wise, L OBP: 0.262, SLG: 0.409	0-2 G4-6-1		0-0 HR		4-2 2B BB		0-0 1B FC6-2 2B		2	1	1	1	1	0	2					
Andrew Jones, R OBP: 0.349, SLG: 0.494 Antonio Alfonseca, R Eli Marrero, R 29 John Smoltz, R		3-3 K		1-1 F8		0-1 1B 2B		1-1 10 BB FC6-2 1B	3	1	1	1	0	1	0					
Charles Thomas, L OBP: 0.384, SLG: 0.416		0-0 G4-3		2-1 F9		0-1 1B FC5-2-5-1 1B		0-2 FC6-2 10 BB 1B	4	0	1	0	0	2						
Wilson Betemit, S OBP: 0.239, SLG: 0.167 10 Chipper Jones, S OBP: 0.361, SLG: 0.486		3-2 G3-4-1		1-0 G6-3		1-3 K		4-1 1-2 2-3 BB	2	0	0	0	0	0						
Russ Ortiz, R OBP: 0.131, SLG: 0.136 Julio Franco, R OBP: 0.373, SLG: 0.438			0-0 E5		0-0 G6-3		1-0 3B 1B	2-1 F9	2	0	0	0	0	0						
<b>Inning Stats</b>	R: 1 E: 0 K: 1 S: 13	H: 3 LOB: 1 BB: 0 P: 18	R: 0 E: 0 K: 1 S: 11	H: 0 LOB: 0 BB: 0 P: 17	R: 0 E: 2 K: 0 S: 5	H: 0 LOB: 1 BB: 0 P: 6	R: 1 E: 0 K: 1 S: 11	H: 1 LOB: 0 BB: 0 P: 15	R: 0 E: 0 K: 0 S: 6	H: 0 LOB: 0 BB: 0 P: 10	R: 0 E: 0 K: 1 S: 9	H: 0 LOB: 0 BB: 0 P: 14	R: 4 E: 0 K: 1 S: 18	H: 4 LOB: 2 BB: 2 P: 28	R: 0 E: 0 K: 1 S: 12	H: 2 LOB: 3 BB: 1 P: 20	1B: 6 2B: 2 3B: 1 HR: 1	SF: 0 SAC: 0 DP: 2 HBP: 0	WP: 0 PB: 0 SB: 1 CS: 0	PA: 37
<b>PITCHER</b>	IP WLS BF H R ER SO BB IBB HBP BLK WP HR S P ERA WHIP	6.1 L 27 2 0 0 0 1 0 0 0 0 0 8 12 0.00 4.500	1.0 S 5 1 0 0 1 1 0 0 0 0 0 11 19 0.00 2.000																	

New York Mets @ Atlanta Braves  
Turner Field, Atlanta, GA  
Wed Sep 29 2004, 1:05 PM EDT  
Att: 22,000 - Cloudy - 71 F

AB 34  
R 6  
H 10  
RBI 6  
BB 3  
SO 6  
LOB 23





Batter	1	2	3	4	5	6	7	8	9	AB	R	H	RBI	BB	SO	LOB	TOP										
<b>Brad Wilkerson, L</b> (1, 3) OBP: 0.373, SLG: 0.491	L8		K		BB		F7		1B	4	0	1	0	1	1	0	<b>Montreal Expos @ New York Mets</b> Shea Stadium, Flushing, NY Fri Oct 01 2004, 7:10 PM EDT Att: 29,273 - Sunny - 70 F										
<b>Andy Chavez, L</b> (1, 8) OBP: 0.319, SLG: 0.372	G3		1B		BB			1B	1B	3	2	2	0	2	0	0											
<b>Tony Batista, R</b> (1, 5) OBP: 0.275, SLG: 0.460	K		1B		1B			2B	1B	5	1	2	0	0	3	4											
<b>Termel Sledge, L</b> (1, 7) OBP: 0.331, SLG: 0.460		1B	1B		F8			1B	G4-3	4	1	2	2	1	0	4											
<b>Juan Rivera, R</b> (1, 9) OBP: 0.363, SLG: 0.460	1B		G4-6-3					2B		3	0	2	0	1	0	2											
<b>Brian Schneider, L</b> (1, 2) OBP: 0.328, SLG: 0.403	1B				G6-3			1B		4	0	2	2	0	0	1											
<b>Brendan Harris, R</b> (1, 4) OBP: 0.218, SLG: 0.269										3	0	0	0	0	2	2											
<b>Ryan Church, L</b> (6, PH) OBP: 0.262, SLG: 0.254										1	0	0	0	0	0	3											
<b>Luis Ayala, R</b> (8, 1) OBP: 0.333, SLG: 0.444										0	0	0	0	0	0	0											
<b>32 Chad Cordero, R</b> (9, 1)										0	0	0	0	0	0	0											
<b>Josh Labandeira, R</b> (1, 6)	F7				G4-3			G6-3	G6-3	4	0	0	0	0	0	5											
<b>Scott Downs, L</b> (1, 1) OBP: 0.125, SLG: 0.067										2	0	0	0	0	2	2											
<b>Valentino Pascucci, R</b> (7, PH) OBP: 0.269, SLG: 0.182										1	0	0	0	0	1	0											
<b>Jon Rauch, R</b> (7, 1) OBP: 0.167, SLG: 0.667										0	0	0	0	0	0	0											
<b>Jamey Carroll, R</b> (8, 4) OBP: 0.376, SLG: 0.375										1	0	0	0	0	0	0											
<b>Inning Stats</b>	R: 0 E: 0 K: 1 S: 8	H: 0 LOB: 0 BB: 0 P: 15	R: 1 E: 0 K: 2 S: 21	H: 2 LOB: 2 BB: 1 P: 31	R: 1 E: 0 K: 1 S: 12	H: 3 LOB: 1 BB: 0 P: 19	R: 0 E: 0 K: 0 S: 5	H: 0 LOB: 0 BB: 0 P: 9	R: 0 E: 0 K: 2 S: 13	H: 0 LOB: 0 BB: 2 P: 26	R: 0 E: 0 K: 1 S: 10	H: 1 LOB: 0 BB: 0 P: 13	R: 0 E: 0 K: 1 S: 6	H: 0 LOB: 0 BB: 0 P: 9	R: 2 E: 0 K: 0 S: 11	H: 3 LOB: 2 BB: 2 P: 26	R: 0 E: 0 K: 1 S: 15	H: 2 LOB: 2 BB: 0 P: 21	1B: 10 2B: 2 HR: 0	SF: 0 SAC: 0 DP: 3 HBP: 0	WP: 0 PB: 0 CS: 0	PA: 40					
<b>PITCHER</b>	IP	WLS	BF	H	R	ER	SO	BB	IBB	HBP	BLK	WP	HR	S	P	ERA	WHIP										
<b>Kris Benson, R</b> (1, 1) ERA: 4.31	5.0		22	5	2	2	6	3	0	0	0	0	0	59	100	3.60	1.600										
<b>Heath Bell, R</b> (6, 1) ERA: 3.57	2.0	6	1	0	0	2	0	0	0	0	0	0	0	16	22	0.00	0.500										
<b>Pedro Feliciano, L</b> (8, 1) ERA: 5.4	0.0	L	1	0	1	1	0	1	0	0	0	0	0	1	5	∞	∞										
<b>Tyler Yates, R</b> (8, 1) ERA: 6.36	1.0	6	3	1	1	0	1	0	0	0	0	0	0	10	21	9.00	4.000										
<b>Mike Stanton, L</b> (9, 1) ERA: 3.16	1.0	5	2	0	0	1	0	0	0	0	0	0	0	15	21	0.00	2.000										

AB	35
R	4
H	11
RBI	4
BB	5
SO	9
LOB	23





Batter	1	2	3	4	5	6	7	8	9	AB	R	H	RBI	BB	SO	LOB	BOTTOM										
<b>7 José Reyes, S</b> (1, 6) OBP: 0.278, SLG: 0.384	1B	P6			F9			2B		4	1	2	0	0	0	1	<b>Montreal Expos @ New York Mets</b> Shea Stadium, Flushing, NY Fri Oct 01 2004, 7:10 PM EDT Att: 29,273 - Sunny - 70 F										
<b>Kazuo Matsui, S</b> (1, 4) OBP: 0.331, SLG: 0.395	2B		K		P2			L7		4	1	1	1	0	1	1											
<b>5 David Wright, R</b> (1, 5) OBP: 0.328, SLG: 0.512	1B		K		G5-3			G5-3		4	0	1	0	0	1	1											
<b>Todd Zeile, R</b> (1, 3) OBP: 0.322, SLG: 0.352	2B									4	0	1	1	0	0	2											
<b>Victor Diaz, R</b> (1, 9) OBP: 0.311, SLG: 0.535	G6-3				F8				G3	4	0	0	0	0	0	2											
<b>Gerald Williams, R</b> (1, 8) OBP: 0.279, SLG: 0.422	K				G5-3			F8		4	0	0	0	0	1	1											
<b>Jason Phillips, R</b> (1, 2) OBP: 0.167, SLG: 0.138										3	0	0	0	0	1	0											
<b>31 Mike Piazza, R</b> (9, PH) OBP: 0.359, SLG: 0.444					K			F8		1	0	0	0	0	1	1											
<b>Eric Valent, L</b> (1, 7) OBP: 0.334, SLG: 0.479								K		3	0	1	0	1	1	1											
<b>Kris Benson, R</b> (1, 1) ERA: 4.31										1	0	0	0	0	1	1											
<b>Heath Bell, R</b> (6, 1) ERA: 3.57										0	0	0	0	0	0	0											
<b>Craig Brazell, L</b> (7, PH) OBP: 0.167, SLG: 0.452										1	0	0	0	0	0	0											
<b>Pedro Feliciano, L</b> (8, 1) ERA: 5.4										0	0	0	0	0	0	0											
<b>Tyler Yates, R</b> (8, 1) ERA: 6.36										0	0	0	0	0	0	0											
<b>Mike Stanton, L</b> (9, 1) ERA: 3.16										0	0	0	0	0	0	0											
<b>Inning Stats</b>	R: 2 E: 0 K: 1 S: 19	H: 3 LOB: 1 BB: 0 P: 30	R: 0 E: 0 K: 0 S: 9	H: 1 LOB: 0 BB: 0 P: 16	R: 0 E: 0 K: 2 S: 12	H: 1 LOB: 1 BB: 0 P: 17	R: 0 E: 0 K: 2 S: 13	H: 0 LOB: 0 BB: 1 P: 22	R: 0 E: 0 K: 0 S: 12	H: 0 LOB: 0 BB: 0 P: 17	R: 0 E: 0 K: 0 S: 8	H: 0 LOB: 0 BB: 0 P: 10	R: 0 E: 0 K: 1 S: 9	H: 0 LOB: 0 BB: 0 P: 14	R: 0 E: 0 K: 0 S: 10	H: 1 LOB: 1 BB: 0 P: 15	R: 0 E: 1 K: 1 S: 12	H: 0 LOB: 1 BB: 0 P: 18	1B: 3 2B: 3 HR: 0	SF: 0 SAC: 1 DP: 0 HBP: 0	WP: 0 PB: 0 CS: 0	PA: 35					
<b>PITCHER</b>	IP	WLS	BF	H	R	ER	SO	BB	IBB	HBP	BLK	WP	HR	S	P	ERA	WHIP										
<b>Scott Downs, L</b> (1, 1) ERA: 5.14	6.0		24	5	2	2	5	1	0	0	0	0	0	73	112	3.00	1.000										
<b>Jon Rauch, R</b> (7, 1) ERA: 2.9	1.0	W	3	0	0	0	1	0	0	0	0	0	0	9	14	0.00	0.000										
<b>Luis Ayala, R</b> (8, 1) ERA: 2.6	1.0	H	4	1	0	0	0	0	0	0	0	0	0	10	15	0.00	1.000										
<b>32 Chad Cordero, R</b> (9, 1) ERA: 2.96	1.0	S	4	0	0	0	1	0	0	0	0	0	0	12	18	0.00	0.000										

AB	33
R	2
H	6
RBI	2
BB	1
SO	7
LOB	11





Batter	1	2	3	4	5	6	7	8	9	AB R H RBI BB SO LOB	TOP					
<b>Brad Wilkerson, L</b> (1, 3) OBP: 0.374, SLG: 0.501	1-2 1B 2B		2-3 K		1-1 2B		1-3 K		1-2 HR	5 2 3 3 0 2 0	<b>Montreal Expos @ New York Mets</b> Shea Stadium, Flushing, NY Sat Oct 02 2004, 7:10 PM EDT Att: 30,147 - Unknown - 65 F 					
<b>Maicer Izturis, S</b> (1, 6) OBP: 0.288, SLG: 0.321	3-3 K		0-1 L7		0-3 K		1-2 P6		0-1 1B	5 0 1 0 0 2 3						
<b>Tony Batista, R</b> (1, 5) OBP: 0.273, SLG: 0.456	1-0 P5		3-1 G5-3		2-3 K		3-1 P6		2-2 P2	5 0 0 0 0 1 4						
<b>Juan Rivera, R</b> (1, 8) OBP: 0.364, SLG: 0.465	4-0 1B IBB			1-0 G5-3		3-2 HR		0-2 G5-3	1-1 G1-3	4 1 1 1 1 0 1						
<b>Terrel Sledge, L</b> (1, 7) OBP: 0.333, SLG: 0.461	0-1 FC6-4 1B			2-1 1B		3-2 G3		1-2 F8		4 0 2 1 0 0 0						
<b>Valentino Pascucci, R</b> (1, 9) OBP: 0.271, SLG: 0.241	0-0 FC6-4			1-0 P6		3-2 HR		2-2 L4		3 1 1 1 0 0 3						
<b>Endy Chavez, L</b> (7, 8) OBP: 0.319, SLG: 0.371	1-2			1-0 P6		3-2 HR				1 0 0 0 0 0 0						
<b>Brian Schneider, L</b> (1, 2) OBP: 0.325, SLG: 0.399		2-1 G3-1		0-3 K		1-0 G4-3			1-1 E4 FC5-6	4 0 0 0 0 1 1						
<b>Brendan Harris, R</b> (1, 4) OBP: 0.220, SLG: 0.286		3-1 P6			3-2 G6-3	0-0 2B			0-0 FC5-6 BB HR	4 1 1 0 0 0 1						
<b>Livan Hernandez, R</b> (1, 1) ERA: 3.21		2-2 G1-3			4-2 2B	0-0 P6			4-1 HR BB	2 0 0 0 0 1 0 1						
<b>Luis Ayala, R</b> (8, 1) ERA: 2.69										0 0 0 0 0 0 0 0						
<b>Joey Eischen, L</b> (8, 1) ERA: 3.93										0 0 0 0 0 0 0 0						
<b>32 Chad Cordero, R</b> (8, 1) ERA: 2.94										0 0 0 0 0 0 0 0						
<b>Ryan Church, L</b> (9, PH) ERA: 3.23										0 1 0 0 0 1 0 0						
<b>Gary Majewski, R</b> (9, 1) ERA: 3.66										0 0 0 0 0 0 0 0						
<b>Inning Stats</b>	R: 1 E: 0 K: 1 S: 15	H: 2 LOB: 2 BB: 1 P: 24	R: 0 E: 0 K: 0 S: 7	H: 0 LOB: 0 BB: 0 P: 14	R: 0 E: 0 K: 1 S: 8	H: 1 LOB: 1 BB: 0 P: 11	R: 0 E: 0 K: 2 S: 16	H: 3 LOB: 2 BB: 0 P: 22	R: 0 E: 0 K: 1 S: 9	H: 0 LOB: 0 BB: 0 P: 12	R: 3 E: 1 K: 0 S: 14	H: 2 LOB: 1 BB: 1 P: 23	1B: 3 2B: 3 3B: 0 HR: 3	SF: 0 SAC: 0 DP: 0 HBP: 0	WP: 0 PB: 0 SB: 1 CS: 0	PA: 40
<b>PITCHER</b>	IP WLS BF H R ER SO BB IBB HBP BLK WP HR S P ERA WHIP											IP WLS BF H R ER SO BB IBB HBP BLK WP HR S P ERA WHIP				
<b>Al Leiter, L</b> (1, 1) ERA: 3.21	7.0 30 7 3 3 6 1 1 0 0 0 2 73 123 3.86 1.143															
<b>Bartolome Fortunato, R</b> (8, 1) ERA: 3.96	1.0 3 0 0 0 0 0 0 0 0 0 0 9 12 0.00 0.000															
<b>Braden Looper, R</b> (9, 1) ERA: 2.7	1.0 L 7 2 3 2 0 1 0 0 0 0 0 1 14 23 18.00 3.000															

Batter	1	2	3	4	5	6	7	8	9	AB R H RBI BB SO LOB	BOTTOM											
<b>7 José Reyes, S</b> (1, 6) OBP: 0.271, SLG: 0.375	1-3 K		0-2 G4-3			3-3 K		1-0 G4-3	1-2 FC4-6	5 0 0 0 0 2 1	<b>Montreal Expos @ New York Mets</b> Shea Stadium, Flushing, NY Sat Oct 02 2004, 7:10 PM EDT Att: 30,147 - Unknown - 65 F 											
<b>Kazuo Matsui, S</b> (1, 4) OBP: 0.332, SLG: 0.397	1-3 K			2-1 F7		3-1 2B		3-2 5 2B E 1B	1-0 F8	5 1 2 0 0 1 1												
<b>5 David Wright, R</b> (1, 5) OBP: 0.327, SLG: 0.512	3-2 F8			3-2 P3		2-1 G5-3		0-0 E 2B	1-3 2B	4 0 1 0 0 0 1												
<b>31 Mike Piazza, R</b> (1, 2) OBP: 0.360, SLG: 0.444		1-2 1B		3-1 G5-3		1-1 F8		4-0 E IBB		3 0 1 0 1 0 1												
<b>Eric Valent, L</b> (1, 7) OBP: 0.334, SLG: 0.481		1-0 F9			3-2 P4			1-1 E6		3 1 1 0 0 0 1												
<b>Gerald Williams, R</b> (8, PH) OBP: 0.277, SLG: 0.419							1B 2B	1-2 2-3 2H		1 0 0 1 0 0 2												
<b>Mike Cameron, R</b> (1, 8) OBP: 0.321, SLG: 0.483		1-0 F9			0-1 HR		2-3 K	1-0 F6		4 1 1 1 0 1 5												
<b>Victor Diaz, R</b> (1, 9) OBP: 0.327, SLG: 0.553			3-3 K		1-0 G4-3 2B		2-1 G4-3 2H 1B	3-3 K		4 0 2 1 0 2 4												
<b>Todd Zeile, R</b> (1, 3) OBP: 0.319, SLG: 0.348			1-1 F9		2-2 G4-3		3-1 G4-3		2-2 L4	4 0 0 0 0 0 2												
<b>Al Leiter, L</b> (1, 1) OBP: 0.140, SLG: 0.111			2-3 K		1-1 G3		1-3 K		1-2 FC4-6 1B	2 0 0 0 0 1 1												
<b>Craig Brazell, L</b> (7, PH) OBP: 0.303, SLG: 0.438										1 0 0 0 0 1 1												
<b>Bartolome Fortunato, R</b> (8, 1) ERA: 3.96										0 0 0 0 0 0 0 0												
<b>Braden Looper, R</b> (9, 1) ERA: 2.7										0 0 0 0 0 0 0 0												
<b>Wilson Delgado, S</b> (9, PH) ERA: 3.66										1 0 1 0 0 0 0												
<b>Inning Stats</b>	R: 0 E: 0 K: 2 S: 12	H: 0 LOB: 0 BB: 0 P: 17	R: 0 E: 0 K: 1 S: 8	H: 1 LOB: 1 BB: 0 P: 14	R: 0 E: 0 K: 1 S: 9	H: 0 LOB: 0 BB: 0 P: 12	R: 0 E: 0 K: 0 S: 7	H: 0 LOB: 0 BB: 0 P: 15	R: 1 E: 0 K: 0 S: 15	H: 2 LOB: 1 BB: 0 P: 22	R: 0 E: 0 K: 1 S: 11	H: 1 LOB: 1 BB: 0 P: 20	R: 1 E: 0 K: 2 S: 12	H: 2 LOB: 1 BB: 0 P: 20	R: 1 E: 1 K: 1 S: 11	H: 2 LOB: 3 BB: 1 P: 24	R: 0 E: 0 K: 0 S: 11	H: 1 LOB: 1 BB: 0 P: 16	1B: 4 2B: 4 3B: 0 HR: 1	SF: 0 SAC: 0 DP: 0 HBP: 0	WP: 0 PB: 0 SB: 0 CS: 0	PA: 38
<b>PITCHER</b>	IP WLS BF H R ER SO BB IBB HBP BLK WP HR S P ERA WHIP											IP WLS BF H R ER SO BB IBB HBP BLK WP HR S P ERA WHIP										
<b>Livan Hernandez, R</b> (1, 1) ERA: 3.6	7.0 27 6 2 2 7 0 0 0 0 0 0 5 74 2.57 0.857																					
<b>Luis Ayala, R</b> (8, 1) ERA: 2.69	0.1 H 4 2 1 1 0 0 0 1 0 0 0 0 5 13 27.00 6.000																					
<b>Joey Eischen, L</b> (8, 1) ERA: 3.93	0.0 B 1 0 0 0 0 0 0 0 0 0 0 2 3 ∞ ∞																					
<b>32 Chad Cordero, R</b> (8, 1) ERA: 2.94	0.2 W 2 0 0 0 0 1 0 0 0 0 0 0 4 8 0.00 0.000																					
<b>Gary Majewski, R</b> (9, 1) ERA: 3.66	1.0 S 4 1 0 0 0 0 0 0 0 0 0 0 11 16 0.00 1.000																					



Batter	1	2	3	4	5	6	7	8	9	AB	R	H	RBI	BB	SO	LOB	TOP	
Brad Wilkerson, L (1,3) OBP: 0.374, SLG: 0.498 Endy Chavez, L (8,8) OBP: 0.318, SLG: 0.371										3	0	0	0	1	2	0		
Jamey Carroll, R (1,4) OBP: 0.378, SLG: 0.372										2	1	0	0	2	0	1		
Valentino Pascucci, R (1,9) OBP: 0.297, SLG: 0.290										4	0	3	0	0	0	1		
Termel Sledge, L (1,7) OBP: 0.336, SLG: 0.462										3	0	2	1	1	0	0		
Ryan Church, L (1,8) OBP: 0.257, SLG: 0.238										4	0	0	0	0	1	7		
Einar Diaz, R (1,2) OBP: 0.293, SLG: 0.302										4	0	0	0	0	1	5		
Brendan Harris, R (1,5) OBP: 0.222, SLG: 0.271										3	0	0	0	1	1	0		
Josh Labandeira, R (1,6)										4	0	0	0	0	2	2		
22 John Patterson, R (1,1) OBP: 0.147, SLG: 0.121 Claudio Vargas, R (5,1) OBP: 0.045, SLG: 0.045 Tony Santos, R (7,PH) OBP: 0.000, SLG: 0.000 Jon Rauch, R (7,1) OBP: 0.333, SLG: 0.333 Francis Beltran, R (8,1) OBP: 0.333, SLG: 0.333 Malcor Izuris, S (8,PH) OBP: 0.296, SLG: 0.318										2	0	0	0	0	1	0		
<b>Inning Stats</b>	R: 1 H: 2 E: 0 K: 2 S: 14	W: 24 L: 1 LOB: 2 BB: 1 P: 30	R: 0 H: 0 E: 0 K: 1 S: 10	R: 0 H: 0 E: 0 K: 1 S: 13	R: 0 H: 0 E: 0 K: 1 S: 9	R: 0 H: 0 E: 0 K: 1 S: 6	R: 0 H: 0 E: 0 K: 1 S: 8	R: 0 H: 1 E: 0 K: 2 S: 14	R: 0 H: 2 E: 0 K: 2 S: 7	R: 0 H: 0 E: 1 K: 2 S: 12	1B: 4 2B: 1 3B: 0 HR: 0	SF: 0 SAC: 0 DP: 1 HBP: 0	WP: 0 PB: 0 SB: 0 CS: 0	PA: 37				
<b>PITCHER</b>	IP WLS BF H R ER SO BB IBB HBP BLK WP HR S P ERA WHIP																	
Tom Glavine, L (1,1) ERA: 3.8	6.0	W	24	3	1	1	5	4	0	0	0	0	0	0	61	112	1.50	1.167
Heath Bell, R (7,1) ERA: 3.33	1.2		6	1	0	0	2	0	0	0	0	0	0	0	15	22	0.00	0.600
John Franco, L (8,1) ERA: 5.28	0.1		2	1	0	0	0	0	0	0	0	0	0	0	2	6	0.00	3.000
Bartolome Fortunato, R (9,1) ERA: 3.81	1.0		5	0	0	0	2	1	0	0	0	0	0	0	12	24	0.00	1.000

**Montreal Expos @ New York Mets**  
Shea Stadium, Flushing, NY  
Sun Oct 03 2004, 1:10 PM EDT  
Att: 33,569 - Sunny - 62 F

AB 32  
R 1  
H 5  
RBI 1  
BB 5  
SO 9  
LOB 20

Batter	1	2	3	4	5	6	7	8	9	AB	R	H	RBI	BB	SO	LOB	BOTTOM		
7 José Reyes, S (1,6) OBP: 0.271, SLG: 0.373										4	2	1	0	0	1	3			
Kazuo Matsui, S (1,4) OBP: 0.331, SLG: 0.396 Heath Bell, R (7,1) John Franco, L (8,1) Wilson Delgado, S (8,PH) Joe Hietpas, R (9,2)										4	0	1	1	0	0	2			
5 David Wright, R (1,5) OBP: 0.332, SLG: 0.525										3	1	2	3	0	0	2			
31 Mike Piazza, R (1,3) OBP: 0.362, SLG: 0.444 Craig Brazell, L (6,3)										2	0	1	0	1	0	2			
Mike Cameron, R (1,8) OBP: 0.319, SLG: 0.479										4	0	0	0	0	1	5			
Eric Valent, L (1,7) OBP: 0.337, SLG: 0.481 Gerald Williams, R (8,7) OBP: 0.277, SLG: 0.419										4	1	2	0	0	2	0			
Victor Diaz, R (1,9) OBP: 0.321, SLG: 0.529										4	1	1	0	0	1	2			
Todd Zeile, R (1,2) OBP: 0.319, SLG: 0.356 Danny Garcia, R (8,PH) Bartolome Fortunato, R (9,1)										3	1	1	3	0	0	0			
Tom Glavine, L (1,1) OBP: 0.328, SLG: 0.241 Jeff Keppinger, R (6,PH) OBP: 0.317, SLG: 0.379										0	1	0	0	2	0	0			
<b>Inning Stats</b>	R: 1 H: 2 E: 0 K: 1 S: 16	W: 21 L: 4 LOB: 1 BB: 0 P: 24	R: 0 H: 0 E: 0 K: 1 S: 9	R: 0 H: 0 E: 0 K: 1 S: 12	R: 2 H: 1 E: 0 K: 0 S: 12	R: 0 H: 0 E: 0 K: 1 S: 6	R: 1 H: 1 E: 0 K: 0 S: 20	R: 3 H: 3 E: 0 K: 1 S: 19	R: 0 H: 2 E: 0 K: 1 S: 17	R: 1 H: 2 E: 2 K: 1 S: 21	1B: 9 2B: 0 3B: 0 HR: 2	SF: 1 SAC: 1 DP: 0 HBP: 1	WP: 0 PB: 0 SB: 4 CS: 0	PA: 40					
<b>PITCHER</b>	IP WLS BF H R ER SO BB IBB HBP BLK WP HR S P ERA WHIP																		
22 John Patterson, R (1,1) ERA: 5.03	4.1	L	21	4	4	4	3	3	0	0	0	0	0	0	1	25	40	16.20	1.800
Claudio Vargas, R (5,1) ERA: 5.25	1.2		8	3	3	3	1	0	0	0	0	0	0	0	17	21	0.00	2.000	
Jon Rauch, R (7,1) ERA: 2.81	1.0		5	2	0	0	1	0	0	0	0	0	0	0	21	32	9.00	3.000	
Francis Beltran, R (8,1) ERA: 5.47	1.0		6	2	1	1	1	1	0	0	0	0	0	0	21	32	9.00	3.000	

**Montreal Expos @ New York Mets**  
Shea Stadium, Flushing, NY  
Sun Oct 03 2004, 1:10 PM EDT  
Att: 33,569 - Sunny - 62 F

AB 33  
R 8  
H 11  
RBI 8  
BB 4  
SO 6  
LOB 19