

New York Mets - 2005

Batter	1	2	3	4	5	6	7	8	9	AB	R	H	RBI	BB	SO	LOB	TOP					
7 José Reyes, S OBP: 0.600, SLG: 1.000	0-1 F7		1-1 15 HR 1B		1-2 G4-3		0-0 SH1-3 15 1B 2B	1-2 2B		5	2	3	0	0	0	0						
Kazuo Matsui, S OBP: 0.250, SLG: 1.000	3-2 HR		1-3 K		0-1 F8		1-0 SH1-3	2-1 G1-3		4	1	1	1	0	1	2						
15 Carlos Beltrán, S OBP: 0.600, SLG: 1.400	0-2 G3		2-0 HR		1-2 2B		2-1 31 CS 1B		0-0 F8	5	1	3	3	0	0	0						
31 Mike Piazza, R OBP: 0.400, SLG: 0.500	2-0 G5-3		4-1 WP BB		1-2 P6		2-1 3-H 1B		1-0 G6-3	4	1	1	0	1	0	1						
Cliff Floyd, L OBP: 0.600, SLG: 1.200		0-0 G6-4-3 HBP 1B	1-0 F7				2-2 2-H HR		0-1 P5	5	1	3	2	0	0	1						
Doug Mientkiewicz, L OBP: 0.750, SLG: 0.667		1-0 G6-4-3 HBP		2-3 K			0-0 G6-4-3 1B		1-0 1B	3	0	2	0	0	1	0						
5 David Wright, R OBP: 0.250, SLG: 0.500		1-1 G6-4-3		3-2 G3 2B			1-2 G6-4-3		0-1 L5	4	0	1	0	0	0	5						
Eric Valent, L		2-2 G1-3		0-0 G3			4-0 IBB		2-3 K	3	0	0	0	1	1	2						
45 Pedro Martínez, R			0-1 L4	1-0 G1-3			1-2 G6-3		0-0 G4-3	3	0	0	0	0	0	3						
Manny Aybar, R										0	0	0	0	0	0	0						
Marlon Anderson, L										1	0	0	0	0	0	0						
Dae-Sung Koo, L										0	0	0	0	0	0	0						
Braden Looper, R										0	0	0	0	0	0	0						
Inning Stats	R: 1 E: 0 K: 0 S: 11	H: 1 LOB: 0 BB: 0 P: 16	R: 0 E: 0 K: 0 S: 6	H: 1 LOB: 1 BB: 0 P: 10	R: 2 E: 0 K: 1 S: 10	H: 2 LOB: 1 BB: 1 P: 19	R: 0 E: 0 K: 1 S: 9	H: 1 LOB: 1 BB: 0 P: 15	R: 0 E: 0 K: 0 S: 11	H: 2 LOB: 2 BB: 1 P: 15	R: 3 E: 0 K: 0 S: 13	H: 5 LOB: 1 BB: 0 P: 21	R: 0 E: 0 K: 1 S: 10	H: 1 LOB: 0 BB: 0 P: 15	R: 0 E: 0 K: 0 S: 4	H: 0 LOB: 0 BB: 0 P: 5	1B: 6 2B: 5 3B: 0 HR: 3	SF: 0 SAC: 1 DP: 2 HBP: 1	WP: 1 PB: 0 SB: 0 CS: 1	PA: 41		
PITCHER	IP WLS BF H R ER SO BB IBB HBP BLK WP HR S P ERA WHIP	IP WLS BF H R ER SO BB IBB HBP BLK WP HR S P ERA WHIP	IP WLS BF H R ER SO BB IBB HBP BLK WP HR S P ERA WHIP	IP WLS BF H R ER SO BB IBB HBP BLK WP HR S P ERA WHIP	IP WLS BF H R ER SO BB IBB HBP BLK WP HR S P ERA WHIP	IP WLS BF H R ER SO BB IBB HBP BLK WP HR S P ERA WHIP	IP WLS BF H R ER SO BB IBB HBP BLK WP HR S P ERA WHIP	IP WLS BF H R ER SO BB IBB HBP BLK WP HR S P ERA WHIP	IP WLS BF H R ER SO BB IBB HBP BLK WP HR S P ERA WHIP	IP WLS BF H R ER SO BB IBB HBP BLK WP HR S P ERA WHIP	IP WLS BF H R ER SO BB IBB HBP BLK WP HR S P ERA WHIP	IP WLS BF H R ER SO BB IBB HBP BLK WP HR S P ERA WHIP	IP WLS BF H R ER SO BB IBB HBP BLK WP HR S P ERA WHIP	IP WLS BF H R ER SO BB IBB HBP BLK WP HR S P ERA WHIP	IP WLS BF H R ER SO BB IBB HBP BLK WP HR S P ERA WHIP	IP WLS BF H R ER SO BB IBB HBP BLK WP HR S P ERA WHIP	IP WLS BF H R ER SO BB IBB HBP BLK WP HR S P ERA WHIP	IP WLS BF H R ER SO BB IBB HBP BLK WP HR S P ERA WHIP	IP WLS BF H R ER SO BB IBB HBP BLK WP HR S P ERA WHIP	IP WLS BF H R ER SO BB IBB HBP BLK WP HR S P ERA WHIP	IP WLS BF H R ER SO BB IBB HBP BLK WP HR S P ERA WHIP	
Paul Wilson, R ERA: 4.5	6.0	27	8	3	3	2	1	1	1	0	1	2	56	89	4.50	1.500						
25 David Weathers, R ERA: 27.0	0.2	4	3	2	2	0	0	0	0	0	0	0	6	11	27.00	4.500						
Kent Mercker, L ERA: 27.0	0.1	3	2	1	1	0	0	0	0	0	0	1	7	10	27.00	6.000						
Ryan Wagner, R ERA:	1.0	4	1	0	0	1	0	0	0	0	0	0	10	15	0.00	1.000						
Danny Graves, R ERA:	1.0	W 3	0	0	0	0	0	0	0	0	0	0	4	5	0.00	0.000						
Batter	1	2	3	4	5	6	7	8	9	AB	R	H	RBI	BB	SO	LOB	BOTTOM					
D'Angelo Jimenez, S	0-1 F8		4-2 S BB		3-3 K			2-3 K		3	0	0	0	1	2	0						
Ken Griffey Jr., L OBP: 0.500, SLG: 0.333	1-2 F9 HR 1B		0-3 K		4-1 G4-6-3 BB		0-3 K			3	1	1	0	1	2	1						
Sean Casey, L OBP: 0.250, SLG: 0.250	1-2 HR 1B		0-3 K		1-2 G4-6-3		2-1 G1-3			4	1	1	0	0	1	2						
Austin Kearns, R OBP: 0.250, SLG: 0.250	1-2 F9		1-3 K		3-2 G5-3			0-1 HR 1B		4	1	1	0	0	1	3						
Adam Dunn, L OBP: 0.500, SLG: 2.000	3-1 HR			2-3 K			1-3 K		2-1 HR	4	2	2	5	0	2	0						
Joe Randa, R OBP: 0.500, SLG: 1.500	0-2 K			2-3 K			0-0 2B 2B		3-2 HR	4	2	2	1	0	2	0						
Rich Aurilia, R		3-2 K		0-0 L8			1-2 P6			3	0	0	0	0	1	1						
Jason LaRue, R OBP: 0.333, SLG: 0.667		3-3 K			2-3 K		0-0 K			3	0	1	1	0	2	0						
Paul Wilson, R ERA: 4.5	6.0	22	8	3	3	12	2	0	0	0	0	0	0	0	0	0						
Manny Aybar, R ERA: 9.0	1.0	H 5	2	1	1	2	0	0	0	0	0	0	11	15	9.00	2.000						
Dae-Sung Koo, L ERA:	1.0	H 3	0	0	0	2	0	0	0	0	0	0	11	15	0.00	0.000						
Braden Looper, R ERA:	0.0	L 3	3	3	3	0	0	0	0	0	2	9	14	∞	∞							
PITCHER	IP WLS BF H R ER SO BB IBB HBP BLK WP HR S P ERA WHIP	IP WLS BF H R ER SO BB IBB HBP BLK WP HR S P ERA WHIP	IP WLS BF H R ER SO BB IBB HBP BLK WP HR S P ERA WHIP	IP WLS BF H R ER SO BB IBB HBP BLK WP HR S P ERA WHIP	IP WLS BF H R ER SO BB IBB HBP BLK WP HR S P ERA WHIP	IP WLS BF H R ER SO BB IBB HBP BLK WP HR S P ERA WHIP	IP WLS BF H R ER SO BB IBB HBP BLK WP HR S P ERA WHIP	IP WLS BF H R ER SO BB IBB HBP BLK WP HR S P ERA WHIP	IP WLS BF H R ER SO BB IBB HBP BLK WP HR S P ERA WHIP	IP WLS BF H R ER SO BB IBB HBP BLK WP HR S P ERA WHIP	IP WLS BF H R ER SO BB IBB HBP BLK WP HR S P ERA WHIP	IP WLS BF H R ER SO BB IBB HBP BLK WP HR S P ERA WHIP	IP WLS BF H R ER SO BB IBB HBP BLK WP HR S P ERA WHIP	IP WLS BF H R ER SO BB IBB HBP BLK WP HR S P ERA WHIP	IP WLS BF H R ER SO BB IBB HBP BLK WP HR S P ERA WHIP	IP WLS BF H R ER SO BB IBB HBP BLK WP HR S P ERA WHIP	IP WLS BF H R ER SO BB IBB HBP BLK WP HR S P ERA WHIP	IP WLS BF H R ER SO BB IBB HBP BLK WP HR S P ERA WHIP	IP WLS BF H R ER SO BB IBB HBP BLK WP HR S P ERA WHIP	IP WLS BF H R ER SO BB IBB HBP BLK WP HR S P ERA WHIP	IP WLS BF H R ER SO BB IBB HBP BLK WP HR S P ERA WHIP	
Paul Wilson, R ERA: 4.5	6.0	22	8	3	3	12	2	0	0	0	0	0	0	0	0	0						
Manny Aybar, R ERA: 9.0	1.0	H 5	2	1	1	2	0	0	0	0	0	0	11	15	9.00	2.000						
Dae-Sung Koo, L ERA:	1.0	H 3	0	0	0	2	0	0	0	0	0	0	11	15	0.00	0.000						
Braden Looper, R ERA:	0.0	L 3	3	3	3	0	0	0	0	0	2	9	14	∞	∞							
PITCHER	IP WLS BF H R ER SO BB IBB HBP BLK WP HR S P ERA WHIP	IP WLS BF H R ER SO BB IBB HBP BLK WP HR S P ERA WHIP	IP WLS BF H R ER SO BB IBB HBP BLK WP HR S P ERA WHIP	IP WLS BF H R ER SO BB IBB HBP BLK WP HR S P ERA WHIP	IP WLS BF H R ER SO BB IBB HBP BLK WP HR S P ERA WHIP	IP WLS BF H R ER SO BB IBB HBP BLK WP HR S P ERA WHIP	IP WLS BF H R ER SO BB IBB HBP BLK WP HR S P ERA WHIP	IP WLS BF H R ER SO BB IBB HBP BLK WP HR S P ERA WHIP	IP WLS BF H R ER SO BB IBB HBP BLK WP HR S P ERA WHIP	IP WLS BF H R ER SO BB IBB HBP BLK WP HR S P ERA WHIP	IP WLS BF H R ER SO BB IBB HBP BLK WP HR S P ERA WHIP	IP WLS BF H R ER SO BB IBB HBP BLK WP HR S P ERA WHIP	IP WLS BF H R ER SO BB IBB HBP BLK WP HR S P ERA WHIP	IP WLS BF H R ER SO BB IBB HBP BLK WP HR S P ERA WHIP	IP WLS BF H R ER SO BB IBB HBP BLK WP HR S P ERA WHIP	IP WLS BF H R ER SO BB IBB HBP BLK WP HR S P ERA WHIP	IP WLS BF H R ER SO BB IBB HBP BLK WP HR S P ERA WHIP	IP WLS BF H R ER SO BB IBB HBP BLK WP HR S P ERA WHIP	IP WLS BF H R ER SO BB IBB HBP BLK WP HR S P ERA WHIP	IP WLS BF H R ER SO BB IBB HBP BLK WP HR S P ERA WHIP	IP WLS BF H R ER SO BB IBB HBP BLK WP HR S P ERA WHIP	IP WLS BF H R ER SO BB IBB HBP BLK WP HR S P ERA WHIP

New York Mets @ Cincinnati Reds
Great American Ball Park, Cincinnati, OH
Mon Apr 04 2005, 2:10 PM EDT
Att: 42,794 - Sunny - 68 F

AB	37
R	6
H	14
RBI	6
BB	2
SO	3
LOB	14



New York Mets @ Cincinnati Reds
Great American Ball Park, Cincinnati, OH
Mon Apr 04 2005, 2:10 PM EDT
Att: 42,794 - Sunny - 68 F


AB	31
R	7
H	8
RBI	7
BB	2
SO	16
LOB	8



Batter	1	2	3	4	5	6	7	8	9	AB	R	H	RBI	BB	SO	LOB	TOP										
7 José Reyes, S OBP: 0.286, SLG: 0.429										4	0	0	0	0	1	1											
Kazuo Matsui, S OBP: 0.231, SLG: 0.500										4	0	0	0	0	2	0											
15 Carlos Beltrán, S OBP: 0.429, SLG: 0.692										3	0	1	0	1	0	0											
Cliff Floyd, L OBP: 0.462, SLG: 0.636										3	0	0	0	1	0	1											
Doug Mientkiewicz, L OBP: 0.333, SLG: 0.600										4	0	0	0	0	1	3											
5 David Wright, R OBP: 0.583, SLG: 0.889										1	1	1	0	3	0	0											
11 Ramon Castro, R OBP: 0.333, SLG: 0.333										3	0	1	0	0	1	2											
31 Mike Piazza, R OBP: 0.273, SLG: 0.300										1	0	0	0	0	0	3											
Victor Diaz, R OBP: 0.429, SLG: 0.429										3	0	0	0	0	1	3											
Kaz Ishii, L										2	0	0	0	0	1	0											
Mike DeJean, R										0	0	0	0	0	0	0											
Marlon Anderson, L										1	0	1	0	0	0	0											
Felix Heredia, L										0	0	0	0	0	0	0											
Inning Stats	R: 0 E: 0 K: 2 S: 11	H: 0 LOB: 0 BB: 0 P: 14	R: 0 E: 0 K: 0 S: 11	H: 1 LOB: 2 BB: 1 P: 18	R: 0 E: 0 K: 1 S: 7	H: 0 LOB: 0 BB: 0 P: 10	R: 0 E: 0 K: 1 S: 10	H: 0 LOB: 0 BB: 0 P: 17	R: 0 E: 0 K: 1 S: 9	H: 0 LOB: 0 BB: 1 P: 16	R: 0 E: 0 K: 0 S: 4	H: 0 LOB: 0 BB: 1 P: 10	R: 1 E: 0 K: 2 S: 17	H: 2 LOB: 1 BB: 0 P: 26	R: 0 E: 0 K: 0 S: 11	H: 1 LOB: 3 BB: 2 P: 23	1B: 4 2B: 0 3B: 0 HR: 0	SF: 0 SAC: 0 DP: 2 HBP: 0	WP: 0 PB: 2 SB: 0 CS: 0	PA: 34							
PITCHER	IP	WLS	BF	H	R	ER	SO	BB	IBB	HBP	BLK	WP	HR	S	P	ERA	WHIP										
39 Aaron Harang, R ERA: 0.00	6.1	W	22	1	0	0	5	3	0	0	0	0	0	61	96	0.00	0.632										
Ryan Wagner, R ERA: 0.00	0.2	H	1	0	0	0	0	0	0	0	0	0	0	2	2	0.00	0.000										
Joe Valentine, R ERA: 0.00	1.0		5	2	1	0	2	0	0	0	0	0	0	17	26	0.00	2.000										
25 David Weathers, R ERA: 13.5	0.2		5	1	0	0	0	2	0	0	0	0	0	9	21	0.00	4.500										
Danny Graves, R ERA: 0.00	0.1	S	1	0	0	0	0	0	0	0	0	0	0	2	2	0.00	0.000										

New York Mets @ Cincinnati Reds
Great American Ball Park, Cincinnati, OH
Thu Apr 07 2005, 12:35 PM EDT
Att: 16,048 - Cloudy - 63 F


AB	29
R	1
H	4
RBI	0
BB	5
SO	7
LOB	13



Batter	1	2	3	4	5	6	7	8	9	AB	R	H	RBI	BB	SO	LOB	BOTTOM										
6 Ryan Freel, R OBP: 0.750, SLG: 0.500										2	1	1	1	2	0	0											
Felipe Lopez, S										3	1	0	0	1	0	1											
Sean Casey, L OBP: 0.154, SLG: 0.154										4	0	0	0	0	1	1											
Austin Kearns, R OBP: 0.385, SLG: 0.222										3	0	0	1	0	1	0											
Adam Dunn, L OBP: 0.308, SLG: 0.727										4	0	0	0	0	3	1											
Joe Randa, R OBP: 0.583, SLG: 1.200										2	1	0	0	0	1	1											
Wily Mo Peña, R OBP: 0.250, SLG: 1.000										3	1	1	1	0	1	1											
Jason LaRue, R OBP: 0.455, SLG: 0.500										2	1	0	0	1	2	0											
39 Aaron Harang, R ERA: 6.75	6.2	L	27	4	0	5	7	4	0	1	0	0	0	61	100	6.75	0.900										
Mike DeJean, R ERA: 27.0	0.1		2	1	0	0	0	0	0	0	0	0	3	6	0.00	3.000											
Felix Heredia, L ERA: 0.00	1.0		3	0	0	0	2	0	0	0	0	0	10	16	0.00	0.000											
Inning Stats	R: 2 E: 1 K: 1 S: 12	H: 0 LOB: 1 BB: 2 P: 23	R: 1 E: 0 K: 1 S: 12	H: 1 LOB: 0 BB: 0 P: 17	R: 0 E: 0 K: 1 S: 8	H: 0 LOB: 0 BB: 0 P: 12	R: 0 E: 0 K: 3 S: 10	H: 0 LOB: 0 BB: 0 P: 13	R: 0 E: 0 K: 0 S: 4	H: 0 LOB: 0 BB: 0 P: 9	R: 3 E: 0 K: 0 S: 12	H: 2 LOB: 1 BB: 1 P: 22	R: 0 E: 0 K: 2 S: 10	H: 0 LOB: 0 BB: 0 P: 16	1B: 1 2B: 1 3B: 0 HR: 1	SF: 1 SAC: 0 DP: 0 HBP: 1	WP: 0 PB: 0 SB: 0 CS: 1	PA: 33									
PITCHER	IP	WLS	BF	H	R	ER	SO	BB	IBB	HBP	BLK	WP	HR	S	P	ERA	WHIP										
Kaz Ishii, L ERA: 6.75	6.2	L	27	4	0	5	7	4	0	1	0	0	0	61	100	6.75	0.900										
Mike DeJean, R ERA: 27.0	0.1		2	1	0	0	0	0	0	0	0	0	3	6	0.00	3.000											
Felix Heredia, L ERA: 0.00	1.0		3	0	0	0	2	0	0	0	0	0	10	16	0.00	0.000											

New York Mets @ Cincinnati Reds
Great American Ball Park, Cincinnati, OH
Thu Apr 07 2005, 12:35 PM EDT
Att: 16,048 - Cloudy - 63 F

AB	26
R	6
H	3
RBI	5
BB	4
SO	9
LOB	5



Batter	1	2	3	4	5	6	7	8	9	AB	R	H	RBI	BB	SO	LOB	TOP			
7 José Reyes, S OBP: 0.333, SLG: 0.444	1-2 CS 1B		0-2 G1-3			1-0 F8		0-1 S 1B		4	0	2	0	0	0	0				
Kazuo Matsui, S OBP: 0.235, SLG: 0.438	3-2 SAFE 15 G6-3 1B			0-0 P4		1-1 G6-3		0-3 K 1-2		4	0	1	0	0	0	1				
15 Carlos Beltrán, S OBP: 0.389, SLG: 0.588	1-0 G6-3			0-3 K		2-1 FC6-4 1B			2-3 K	4	0	1	0	0	2	1				
31 Mike Piazza, R OBP: 0.267, SLG: 0.500		2-1 G5-3		1-1 HR		1-0 FC6-4 1-2			1-2 L8	4	1	1	1	0	0	1				
Cliff Floyd, L OBP: 0.412, SLG: 0.533		2-2 G4-3		1-2 G4-3			0-1 CS 1B		3-3 SAFE K	4	0	1	0	0	1	0				
Doug Mientkiewicz, L OBP: 0.400, SLG: 0.615		2-2 1B			1-2 5 G5-4-3 1B				1-2 K	3	0	2	0	0	1	1				
5 David Wright, R OBP: 0.467, SLG: 0.667		1-3 K			0-0 G5-4-3 1-2				1-2 G5-3	3	0	0	0	0	1	2				
Eric Valent, L OBP: 0.250, SLG: 0.143			1-3 K		1-2 FC6-4 1B			0-1 F9		3	0	1	0	0	1	0				
Victor Zambrano, S Manny Aybar, R Dae-Sung Koo, L Marlon Anderson, L Roberto Hernandez, R			1-3 K		0-0 FC6-4 1-2			1-1 L3		2	0	0	0	0	1	1				
Inning Stats	R: 0 E: 0 K: 0 S: 10	H: 2 LOB: 0 BB: 0 P: 15	R: 0 E: 0 K: 1 S: 11	H: 1 LOB: 1 BB: 0 P: 18	R: 0 E: 0 K: 2 S: 10	H: 0 LOB: 0 BB: 0 P: 12	R: 1 E: 0 K: 1 S: 12	H: 1 LOB: 0 BB: 0 P: 14	R: 0 E: 0 K: 0 S: 9	H: 2 LOB: 1 BB: 0 P: 11	R: 0 E: 0 K: 1 S: 13	H: 1 LOB: 0 BB: 0 P: 17	R: 0 E: 0 K: 1 S: 9	H: 1 LOB: 1 BB: 0 P: 10	R: 0 E: 0 K: 2 S: 10	H: 0 LOB: 0 BB: 0 P: 16	1B: 8 2B: 1 3B: 0 HR: 1	SF: 0 SAC: 0 DP: 3 HBP: 0	WP: 0 PA: 32 PB: 0 SB: 1 CS: 2	
PITCHER	IP WLS BF H R ER SO BB IBB HBP BLK WP HR S P ERA WHIP																			
John Thomson, R ERA: 1.29	7.0 W 25 8 1 1 5 0 0 0 0 0 1 71 98 1.29 1.143																			
Roman Colon, R ERA:	1.0 H 4 1 0 0 1 0 0 0 0 0 0 9 10 0.00 1.000																			
Dan Kolb, R ERA: 3.0	1.0 S 3 0 0 0 2 0 0 0 0 0 0 10 16 0.00 0.000																			

New York Mets @ Atlanta Braves
Turner Field, Atlanta, GA
Fri Apr 08 2005, 7:35 PM EDT
Att: 50,939 - Partly Cloudy - 70 F

AB	32
R	1
H	9
RBI	1
BB	0
SO	8
LOB	7



Batter	1	2	3	4	5	6	7	8	9	AB	R	H	RBI	BB	SO	LOB	BOTTOM			
Rafael Furcal, S OBP: 0.211, SLG: 0.167	2-1 G4-3	1-0 G1-3		3-2 P5		2-2 P6		3-3 K		5	0	0	0	0	1	2				
Marcus Giles, R OBP: 0.571, SLG: 0.600	1-1 S 1B HBP	2-3 K			1-1 BB 10 BB 1B		1-1 2B			3	2	2	0	0	1	1				
10 Chipper Jones, S OBP: 0.444, SLG: 0.563	1-3 K		0-0 E9 1B		4-0 BB BB		2-2 P5			3	0	1	0	1	1	2				
Andruw Jones, R OBP: 0.278, SLG: 0.188	4-1 SAFE 1B BB	1-2 1B	0-0 G6-3		0-3 K		1-3 K			3	1	0	0	1	2	4				
Adam LaRoche, L OBP: 0.250, SLG: 0.182	2-1 1B		4-1 BB		2-1 F9		1-0 1B			2	0	1	1	1	0	2				
Julio Franco, R OBP: 0.250, SLG: 0.250	1-2 2H 1B				4-2 BB		2H 1B			1	0	1	1	0	0	0				
Johnny Estrada, S OBP: 0.500, SLG: 0.600	1-1 1B		0-1 P5		4-2 BB		1-1 F9			3	0	1	1	1	0	3				
Raul Mondesi, R OBP: 0.125, SLG: 0.067	2-1 F7		2-3 K		3-3 BB			0-3 K		4	0	0	0	0	3	7				
Brian Jordan, R OBP: 0.294, SLG: 0.200		1-2 G1-3 SH1-4 1B		0-2 G5-3		2-2 G6-3		4-2 G4-3 4 S 4 S BB		3	0	1	0	1	0	0				
John Thomson, R Roman Colon, R 4 Pete Orr, L Dan Kolb, R		0-1 SAFE SAFE 1B		2-3 K		2-3 K		1-2 G4-3		2	0	0	0	0	2	0				
Inning Stats	R: 2 E: 0 K: 1 S: 13	H: 2 LOB: 2 BB: 1 P: 26	R: 0 E: 0 K: 1 S: 10	H: 1 LOB: 0 BB: 0 P: 14	R: 0 E: 1 K: 1 S: 8	H: 1 LOB: 2 BB: 1 P: 14	R: 0 E: 0 K: 1 S: 12	H: 0 LOB: 0 BB: 0 P: 17	R: 0 E: 0 K: 2 S: 15	H: 1 LOB: 3 BB: 2 P: 29	R: 0 E: 0 K: 1 S: 10	H: 0 LOB: 0 BB: 0 P: 16	R: 1 E: 0 K: 1 S: 12	H: 2 LOB: 1 BB: 0 P: 18	R: 0 E: 0 K: 2 S: 11	H: 0 LOB: 1 BB: 1 P: 19	1B: 6 2B: 1 3B: 0 HR: 0	SF: 0 SAC: 1 DP: 0 HBP: 1	WP: 0 PA: 37 PB: 0 SB: 2 CS: 0	
PITCHER	IP WLS BF H R ER SO BB IBB HBP BLK WP HR S P ERA WHIP																			
Victor Zambrano, R ERA: 3.8	5.0 L 25 6 1 2 6 4 0 0 0 0 0 19 29 5.40 0.600																			
Manny Aybar, R ERA: 4.91	1.2 6 1 1 1 2 0 0 0 0 0 0 0 3 5 0.00 3.000																			
Dae-Sung Koo, L Roberto Hernandez, R	0.1 2 1 0 0 0 0 0 0 0 0 0 0 11 19 0.00 1.000																			

New York Mets @ Atlanta Braves
Turner Field, Atlanta, GA
Fri Apr 08 2005, 7:35 PM EDT
Att: 50,939 - Partly Cloudy - 70 F


AB	30
R	3
H	7
RBI	3
BB	5
SO	10
LOB	22



Batter	1	2	3	4	5	6	7	8	9	AB R H RBI BB SO LOB	TOP									
7 José Reyes, S OBP: 0.393, SLG: 0.607										5 2 3 0 0 2 2	New York Mets @ Atlanta Braves Turner Field, Atlanta, GA Sun Apr 10 2005, 1:05 PM EDT Att: 36,601 - Sunny - 71 F									
Miguel Cairo, R OBP: 0.500, SLG: 0.750										3 0 2 0 0 1 2										
15 Carlos Beltrán, S OBP: 0.321, SLG: 0.556										5 1 2 3 0 2 2										
Cliff Floyd, L OBP: 0.385, SLG: 0.565										4 1 1 1 1 3 2										
Doug Mientkiewicz, L OBP: 0.375, SLG: 0.524										5 1 1 0 0 1 4										
5 David Wright, R OBP: 0.375, SLG: 0.600										5 1 1 2 0 3 2										
11 Ramon Castro, R OBP: 0.429, SLG: 0.429										4 0 2 0 0 2 0										
Eric Valent, L OBP: 0.308, SLG: 0.182										3 0 1 0 1 2 1										
45 Pedro Martínez, R										4 0 0 0 0 2 4										
Inning Stats	R: 0 E: 1 K: 2 S: 14	H: 1 LOB: 2 BB: 0 P: 21	R: 0 E: 0 K: 3 S: 10	H: 0 LOB: 0 BB: 0 P: 14	R: 0 E: 0 K: 2 S: 11	H: 2 LOB: 1 BB: 0 P: 15	R: 0 E: 0 K: 2 S: 10	H: 0 LOB: 0 BB: 0 P: 12	R: 0 E: 0 K: 3 S: 12	H: 2 LOB: 2 BB: 0 P: 14		R: 0 E: 0 K: 1 S: 10	H: 1 LOB: 1 BB: 0 P: 13	R: 5 E: 0 K: 2 S: 19	H: 5 LOB: 1 BB: 1 P: 33	R: 1 E: 0 K: 1 S: 13	H: 2 LOB: 2 BB: 1 P: 20	1B: 7 2B: 3 3B: 0 HR: 3	SF: 0 SAC: 2 DP: 0 HBP: 0	WP: 1 PB: 0 CS: 0
PITCHER	IP WLS BF H R ER SO BB IBB HBP BLK WP HR S P ERA WHIP											IP WLS BF H R ER SO BB IBB HBP BLK WP HR S P ERA WHIP								
29 John Smoltz, R ERA: 8.0	(1, 1) 7.1 L 30 8 2 2 15 0 0 0 0 0 0 1 84 113 2.46 1.091																			
Tom Martin, L ERA: 9.0	(8, 1) 0.0 2 2 1 1 0 0 0 0 0 0 0 1 3 5 ∞ ∞																			
Roman Colon, R ERA: 2.45	(8, 1) 0.2 4 1 2 2 2 1 0 0 0 0 1 1 9 18 27.00 3.000																			
Jorge Sosa, R ERA: 1.69	(9, 1) 1.0 6 2 1 1 1 0 1 0 0 0 0 0 13 20 9.00 2.000																			

Batter	1	2	3	4	5	6	7	8	9	AB R H RBI BB SO LOB	BOTTOM											
Rafael Furcal, S OBP: 0.179, SLG: 0.148										4 0 0 0 0 0 0	New York Mets @ Atlanta Braves Turner Field, Atlanta, GA Sun Apr 10 2005, 1:05 PM EDT Att: 36,601 - Sunny - 71 F											
4 Pete Orr, L OBP: 0.250, SLG: 0.211										4 0 0 0 0 1 0												
10 Chipper Jones, S OBP: 0.423, SLG: 0.652										3 1 0 0 1 1 0												
Andrew Jones, R OBP: 0.320, SLG: 0.318										3 0 1 0 0 1 1												
Johnny Estrada, S OBP: 0.385, SLG: 0.500										3 0 1 1 0 0 1												
Adam LaRoche, L OBP: 0.283, SLG: 0.235										3 0 0 0 0 1 2												
Brian Jordan, R OBP: 0.333, SLG: 0.381										3 0 0 0 0 1 1												
Ryan Langerhans, L OBP: 0.167, SLG: 0.167										3 0 0 0 0 1 0												
29 John Smoltz, R										2 0 0 0 0 2 0												
Tom Martin, L										0 0 0 0 0 0 0												
Roman Colon, R										0 0 0 0 0 0 0												
Wilson Betemit, S (8, PH)										1 0 0 0 0 1 0												
Jorge Sosa, R										0 0 0 0 0 0 0												
Inning Stats	R: 0 E: 0 K: 0 S: 7	H: 0 LOB: 0 BB: 0 P: 8	R: 0 E: 1 K: 1 S: 10	H: 1 LOB: 0 BB: 0 P: 12	R: 0 E: 0 K: 1 S: 8	H: 0 LOB: 0 BB: 0 P: 12	R: 1 E: 0 K: 1 S: 9	H: 1 LOB: 1 BB: 1 P: 20	R: 0 E: 0 K: 3 S: 10	H: 0 LOB: 0 BB: 0 P: 14	R: 0 E: 0 K: 2 S: 9	H: 0 LOB: 0 BB: 0 P: 11	R: 0 E: 0 K: 0 S: 6	H: 0 LOB: 0 BB: 0 P: 8	R: 0 E: 0 K: 1 S: 9	H: 0 LOB: 0 BB: 0 P: 12	R: 0 E: 0 K: 0 S: 4	H: 0 LOB: 0 BB: 0 P: 4	1B: 0 2B: 1 3B: 1 HR: 0	SF: 0 SAC: 0 DP: 0 HBP: 0	WP: 0 PB: 0 CS: 0	PA: 30
PITCHER	IP WLS BF H R ER SO BB IBB HBP BLK WP HR S P ERA WHIP											IP WLS BF H R ER SO BB IBB HBP BLK WP HR S P ERA WHIP										
45 Pedro Martínez, R ERA: 2.4	(1, 1) 9.0 W 30 2 1 1 9 1 0 0 0 0 0 0 72 101 1.00 0.333																					

AB	38
R	6
H	13
RBI	6
BB	2
SO	18
LOB	19



AB	29
R	1
H	2
RBI	1
BB	1
SO	9
LOB	5



Batter	1	2	3	4	5	6	7	8	9	AB R H RBI BB SO LOB	TOP																
28 Adam Everett, R OBP: 0.321, SLG: 0.217	G6-3		K						G6-3	5 0 2 1 0 1 0	Houston Astros @ New York Mets Shea Stadium, Flushing, NY Mon Apr 11 2005, 1:10 PM EDT Att: 53,663 - Sunny - 55 F																
Craig Biggio, R OBP: 0.444, SLG: 0.640	G6-3 2B		K				G5-3		K	4 1 1 0 1 2 1																	
5 Jeff Bagwell, R OBP: 0.360, SLG: 0.524	G6-3		F9				G5-3		G5-3	5 0 0 0 0 1 5																	
Morgan Ensberg, R OBP: 0.458, SLG: 0.619										3 1 3 1 1 0 0																	
16 Jason Lane, R OBP: 0.333, SLG: 0.652	G1-3									4 1 1 1 0 0 3																	
2 Chris Burke, R OBP: 0.333, SLG: 0.333										3 0 0 0 0 2 1																	
Dan Wheeler, R OBP: 0.200, SLG: 0.200										0 0 0 0 0 0 0																	
Jose Vizcaino, S OBP: 1.000, SLG: 2.000										1 0 1 1 0 0 0																	
Russ Springer, R OBP: 0.100, SLG: 0.100										0 0 0 0 0 0 0																	
John Franco, L OBP: 0.214, SLG: 0.357										0 0 0 0 0 0 0																	
Brad Ausmus, R OBP: 0.200, SLG: 0.111										4 0 0 0 0 1 3																	
Willy Taveras, R OBP: 0.458, SLG: 0.476										4 0 0 0 0 2 2																	
Andy Pettitte, L										1 0 0 0 1 0 1																	
Orlando Palmeiro, L OBP: 0.460, SLG: 1.000										2 1 1 0 0 0 1																	
Chad Qualls, R										0 0 0 0 0 0 0																	
Inning Stats	R: 1 E: 0 K: 0 S: 9	H: 1 LOB: 1 BB: 1 P: 20	R: 0 E: 1 K: 1 S: 9	H: 0 LOB: 1 BB: 0 P: 15	R: 0 E: 0 K: 2 S: 9	H: 0 LOB: 0 BB: 0 P: 11	R: 0 E: 0 K: 1 S: 6	H: 1 LOB: 0 BB: 0 P: 11	R: 0 E: 0 K: 1 S: 12	H: 2 LOB: 3 BB: 1 P: 24	R: 0 E: 0 K: 1 S: 8	H: 0 LOB: 1 BB: 1 P: 16	R: 1 E: 0 K: 1 S: 12	H: 2 LOB: 1 BB: 0 P: 17	R: 2 E: 0 K: 1 S: 14	H: 3 LOB: 1 BB: 0 P: 18	R: 0 E: 0 K: 1 S: 8	H: 0 LOB: 0 BB: 0 P: 13	1B: 4 2B: 3 3B: 2 HR: 0	SF: 0 SAC: 0 DP: 0 HBP: 0	WP: 0 PB: 0 SB: 2 CS: 1	PA: 39					
PITCHER	IP WLS BF H R ER SO BB IBB HBP BLK WP HR S P ERA WHIP											PITCHER	IP WLS BF H R ER SO BB IBB HBP BLK WP HR S P ERA WHIP														
Tom Glavine, L ERA: 5.99	6.0	25	4	1	1	6	3	0	0	0	0	0	0	53	97	1.50	1.167										
Manny Aybar, R ERA: 9.64	1.0	B	7	4	3	3	1	0	0	0	0	0	0	16	24	27.00	4.000										
Dae-Sung Koo, L ERA:	0.0		1	1	0	0	0	0	0	0	0	0	0	1	1	∞	∞										
Roberto Hernandez, R ERA:	1.0	W	3	0	0	0	1	0	0	0	0	0	0	9	10	0.00	0.000										
Braden Looper, R ERA: 18.0	1.0		3	0	0	0	1	0	0	0	0	0	0	8	13	0.00	0.000										

AB 36
R 4
H 9
RBI 4
BB 3
SO 9
LOB 17



Batter	1	2	3	4	5	6	7	8	9	AB R H RBI BB SO LOB	BOTTOM																
7 José Reyes, S OBP: 0.364, SLG: 0.545	F9									5 1 1 1 0 2 3	Houston Astros @ New York Mets Shea Stadium, Flushing, NY Mon Apr 11 2005, 1:10 PM EDT Att: 53,663 - Sunny - 55 F																
Kazuo Matsui, S OBP: 0.296, SLG: 0.423	K									5 1 2 2 0 2 1																	
15 Carlos Beltrán, S OBP: 0.364, SLG: 0.533										3 1 1 0 2 1 3																	
31 Mike Piazza, R OBP: 0.261, SLG: 0.350										4 0 0 0 0 1 3																	
11 Ramon Castro, R OBP: 0.375, SLG: 0.375										1 1 0 0 0 0 1																	
Cliff Floyd, L OBP: 0.387, SLG: 0.536										5 1 2 2 0 1 0																	
5 David Wright, R OBP: 0.375, SLG: 0.600										5 1 2 0 0 0 1																	
Doug Mientkiewicz, L OBP: 0.370, SLG: 0.500										3 0 1 0 0 0 1																	
Victor Diaz, R OBP: 0.467, SLG: 0.385										2 2 2 1 2 0 0																	
Tom Glavine, L ERA: 5.99										2 0 0 0 0 0 4																	
Miguel Cairo, R OBP: 0.600, SLG: 0.800										1 0 1 1 0 0 0																	
Manny Aybar, R ERA:										0 0 0 0 0 0 0																	
Dae-Sung Koo, L ERA:										0 0 0 0 0 0 0																	
Roberto Hernandez, R ERA:										0 0 0 0 0 0 0																	
Marlon Anderson, L OBP: 0.065, SLG: 0.033										1 0 1 0 0 0 0																	
Braden Looper, R ERA: 2.45										0 0 0 0 0 0 0																	
Inning Stats	R: 0 E: 0 K: 1 S: 13	H: 1 LOB: 1 BB: 0 P: 19	R: 0 E: 0 K: 0 S: 10	H: 2 LOB: 2 BB: 0 P: 15	R: 0 E: 0 K: 2 S: 12	H: 1 LOB: 1 BB: 0 P: 14	R: 0 E: 0 K: 0 S: 10	H: 1 LOB: 2 BB: 1 P: 19	R: 0 E: 0 K: 1 S: 11	H: 0 LOB: 1 BB: 1 P: 18	R: 3 E: 0 K: 1 S: 19	H: 5 LOB: 0 BB: 0 P: 28	R: 0 E: 0 K: 1 S: 5	H: 0 LOB: 0 BB: 0 P: 8	R: 5 E: 1 K: 0 S: 19	H: 3 LOB: 1 BB: 2 P: 32	R: 0 E: 0 K: 0 S: 8	H: 0 LOB: 0 BB: 0 P: 13	1B: 12 2B: 1 3B: 0 HR: 0	SF: 0 SAC: 1 DP: 0 HBP: 0	WP: 0 PB: 0 SB: 3 CS: 0	PA: 42					
PITCHER	IP WLS BF H R ER SO BB IBB HBP BLK WP HR S P ERA WHIP											PITCHER	IP WLS BF H R ER SO BB IBB HBP BLK WP HR S P ERA WHIP														
Andy Pettitte, L ERA: 3.18	5.1		27	9	3	3	5	2	0	0	0	0	0	12	17	0.00	0.600										
Dan Wheeler, R ERA:	1.2		6	1	0	0	2	0	0	0	0	0	0	13	23	27.00	4.500										
Russ Springer, R ERA: 10.13	0.2	L	7	2	5	2	0	1	1	0	0	0	0	3	5	∞	∞										
John Franco, L ERA:	0.0		1	1	0	0	0	0	0	0	0	0	0	3	5	∞	∞										
Chad Qualls, R ERA: 2.45	0.1		1	0	0	0	0	0	0	0	0	0	0	3	4	0.00	0.000										

AB 37
R 8
H 13
RBI 7
BB 4
SO 7
LOB 17



Batter	1	2	3	4	5	6	7	8	9	10	11	AB	R	H	RBI	BB	SO	LOB	TOP							
28 Adam Everett, R OBP: 0.303, SLG: 0.185	G3		K			P4		K				4	0	0	0	1	2	1								
Craig Biggio, R OBP: 0.432, SLG: 0.643	F7		P6									3	0	1	0	0	0	1								
Luke Scott, L OBP: 0.200, SLG: 0.333												1	0	0	0	0	1	3								
John Franco, L OBP: 0.100, SLG: 0.100												0	0	0	0	0	0	0								
Dan Wheeler, R OBP: 0.100, SLG: 0.100												0	0	0	0	0	0	0								
5 Jeff Bagwell, R OBP: 0.333, SLG: 0.462	K											5	0	1	0	0	2	2								
Morgan Ensberg, R OBP: 0.414, SLG: 0.520												4	0	0	0	1	1	2								
16 Jason Lane, R OBP: 0.310, SLG: 0.607												5	0	1	0	0	1	2								
2 Chris Burke, R OBP: 0.230, SLG: 0.231												4	0	0	0	1	0	2								
Brad Ausmus, R OBP: 0.174, SLG: 0.095												3	0	0	0	0	1	2								
Orlando Palmeiro, L OBP: 0.500, SLG: 1.000	B1-3											0	0	0	0	1	0	0								
Willy Taveras, R OBP: 0.464, SLG: 0.458												3	0	1	0	1	0	0								
Roger Clemens, R OBP: 0.250, SLG: 0.250												1	0	0	0	0	0	0								
Jose Vizcaino, S OBP: 0.750, SLG: 1.333												1	0	0	0	0	0	0								
Chad Qualls, R OBP: 0.100, SLG: 0.100												0	0	0	0	0	0	0								
Mike Lamb, L OBP: 0.250, SLG: 0.750												1	0	0	0	0	0	2								
Raul Chavez, R OBP: 0.333, SLG: 0.333												0	0	0	0	0	0	0								
Inning Stats	R: 0 E: 0 K: 1 S: 9	H: 0 LOB: 0 BB: 0 P: 13	R: 0 E: 0 K: 0 S: 6	H: 0 LOB: 1 BB: 1 P: 12	R: 0 E: 0 K: 1 S: 11	H: 0 LOB: 1 BB: 1 P: 17	R: 0 E: 0 K: 1 S: 10	H: 1 LOB: 0 BB: 0 P: 15	R: 0 E: 0 K: 1 S: 7	H: 0 LOB: 0 BB: 0 P: 12	R: 0 E: 0 K: 1 S: 9	H: 1 LOB: 1 BB: 0 P: 15	R: 0 E: 0 K: 1 S: 13	H: 0 LOB: 1 BB: 0 P: 19	R: 0 E: 0 K: 1 S: 8	H: 0 LOB: 0 BB: 0 P: 13	R: 0 E: 0 K: 1 S: 10	H: 0 LOB: 1 BB: 0 P: 15	R: 0 E: 0 K: 1 S: 13	H: 1 LOB: 3 BB: 2 P: 25	R: 0 E: 0 K: 0 S: 9	H: 1 LOB: 1 BB: 0 P: 15	1B: 2 2B: 2 3B: 0 HR: 0	SF: 0 SAC: 1 DP: 1 HBP: 1	WP: 0 PB: 0 SB: 1 CS: 0	PA: 42
PITCHER	Kaz Ishii, L ERA: 3.29	IP: 7.0 WLS: 25 BF: 25 H: 2 R: 0 ER: 0 SO: 5 BB: 3 IBB: 0 HBP: 0 BLK: 0 WP: 0 HR: 0 S: 65 ERA: 0.00 WHIP: 0.714	Roberto Hernandez, R ERA: 1.50	IP: 1.0 WLS: 3 BF: 0 H: 0 R: 0 ER: 0 SO: 1 BB: 0 IBB: 0 HBP: 0 BLK: 0 WP: 0 HR: 0 S: 8 ERA: 0.00 WHIP: 0.000	Braden Looper, R ERA: 9.0	IP: 2.0 WLS: 10 BF: 1 H: 0 R: 0 ER: 2 SO: 2 BB: 0 IBB: 0 HBP: 1 BLK: 0 WP: 0 HR: 0 S: 23 ERA: 0.00 WHIP: 1.500	Mike DeJean, R ERA: 10.8	IP: 1.0 WLS: 4 BF: 1 H: 0 R: 0 ER: 0 SO: 0 BB: 0 IBB: 0 HBP: 0 BLK: 0 WP: 0 HR: 0 S: 9 ERA: 0.00 WHIP: 1.000	PITCHER	IP: 7.0 WLS: 25 BF: 25 H: 2 R: 0 ER: 0 SO: 5 BB: 3 IBB: 0 HBP: 0 BLK: 0 WP: 0 HR: 0 S: 65 ERA: 0.00 WHIP: 0.714	Roberto Hernandez, R ERA: 1.50	IP: 1.0 WLS: 3 BF: 0 H: 0 R: 0 ER: 0 SO: 1 BB: 0 IBB: 0 HBP: 0 BLK: 0 WP: 0 HR: 0 S: 8 ERA: 0.00 WHIP: 0.000	Braden Looper, R ERA: 9.0	IP: 2.0 WLS: 10 BF: 1 H: 0 R: 0 ER: 2 SO: 2 BB: 0 IBB: 0 HBP: 1 BLK: 0 WP: 0 HR: 0 S: 23 ERA: 0.00 WHIP: 1.500	Mike DeJean, R ERA: 10.8	IP: 1.0 WLS: 4 BF: 1 H: 0 R: 0 ER: 0 SO: 0 BB: 0 IBB: 0 HBP: 0 BLK: 0 WP: 0 HR: 0 S: 9 ERA: 0.00 WHIP: 1.000										

Houston Astros @ New York Mets
Shea Stadium, Flushing, NY
Wed Apr 13 2005, 7:10 PM EDT
Att: 22,431 - Party Cloudy - 45 F

AB 35
R 0
H 4
RBI 0
BB 5
SO 8
LOB 17



Batter	1	2	3	4	5	6	7	8	9	10	11	AB	R	H	RBI	BB	SO	LOB	BOTTOM			
7 José Reyes, S OBP: 0.342, SLG: 0.500	B1-3		K									5	0	1	1	0	2	2				
Kazuo Matsui, S OBP: 0.290, SLG: 0.400	P6											4	0	1	0	0	0	0				
15 Carlos Beltrán, S OBP: 0.361, SLG: 0.515												3	0	1	0	0	1	0				
31 Mike Piazza, R OBP: 0.259, SLG: 0.304												3	0	0	0	1	0	1				
11 Ramon Castro, R OBP: 0.375, SLG: 0.375												0	0	0	0	0	0	0				
Doug Mientkiewicz, L OBP: 0.323, SLG: 0.429												4	0	0	0	0	0	2				
5 David Wright, R OBP: 0.335, SLG: 0.517												4	0	0	0	0	3	2				
Mike DeJean, R OBP: 0.100, SLG: 0.100												0	0	0	0	0	0	0				
Eric Valent, L OBP: 0.235, SLG: 0.133												4	0	0	0	0	3	0				
Victor Diaz, R OBP: 0.421, SLG: 0.313												3	1	0	0	1	2	0				
Kaz Ishii, L ERA: 3.29												1	0	0	0	0	1	0				
Roberto Hernandez, R ERA: 1.50												0	0	0	0	0	0	0				
Marlon Anderson, L OBP: 0.714, SLG: 0.857												1	0	1	0	0	0	0				
Braden Looper, R ERA: 9.0												0	0	0	0	0	0	0				
Chris Woodward, R ERA: 2.08												0	0	0	0	0	0	0				
Inning Stats	R: 0 E: 0 K: 1 S: 10	H: 1 LOB: 1 BB: 0 P: 14	R: 0 E: 0 K: 0 S: 9	H: 0 LOB: 0 BB: 0 P: 14	R: 0 E: 0 K: 3 S: 10	H: 0 LOB: 0 BB: 0 P: 15	R: 0 E: 0 K: 1 S: 6	H: 1 LOB: 2 BB: 1 P: 12	R: 0 E: 0 K: 2 S: 12	H: 0 LOB: 0 BB: 0 P: 9	R: 0 E: 0 K: 1 S: 11	H: 1 LOB: 1 BB: 0 P: 15	R: 0 E: 0 K: 0 S: 6	H: 0 LOB: 0 BB: 0 P: 9	R: 0 E: 0 K: 2 S: 9	H: 0 LOB: 0 BB: 0 P: 13	R: 1 E: 0 K: 0 S: 6	H: 1 LOB: 1 BB: 1 P: 13	1B: 4 2B: 0 3B: 0 HR: 0	SF: 0 SAC: 3 DP: 0 HBP: 0	WP: 0 PB: 0 SB: 0 CS: 0	PA: 37
PITCHER	Roger Clemens, R ERA: 0.64	IP: 7.0 WLS: 25 BF: 25 H: 2 R: 0 ER: 0 SO: 9 BB: 1 IBB: 0 HBP: 0 BLK: 0 WP: 0 HR: 0 S: 61 ERA: 0.00 WHIP: 0.429	Chad Qualls, R ERA: 1.59	IP: 2.0 WLS: 6 BF: 1 H: 0 R: 0 ER: 0 SO: 1 BB: 0 IBB: 0 HBP: 0 BLK: 0 WP: 0 HR: 0 S: 17 ERA: 0.00 WHIP: 0.500	John Franco, L ERA: 1.59	IP: 0.1 WLS: 1 BF: 0 H: 0 R: 0 ER: 0 SO: 0 BB: 0 IBB: 0 HBP: 0 BLK: 0 WP: 0 HR: 0 S: 2 ERA: 0.00 WHIP: 0.000	Dan Wheeler, R ERA: 2.08	IP: 1.0 WLS: 5 BF: 1 H: 1 R: 1 ER: 1 SO: 2 BB: 1 IBB: 0 HBP: 0 BLK: 0 WP: 0 HR: 0 S: 13 ERA: 9.00 WHIP: 2.000	PITCHER	IP: 7.0 WLS: 25 BF: 25 H: 2 R: 0 ER: 0 SO: 9 BB: 1 IBB: 0 HBP: 0 BLK: 0 WP: 0 HR: 0 S: 61 ERA: 0.00 WHIP: 0.429	Chad Qualls, R ERA: 1.59	IP: 2.0 WLS: 6 BF: 1 H: 0 R: 0 ER: 0 SO: 1 BB: 0 IBB: 0 HBP: 0 BLK: 0 WP: 0 HR: 0 S: 17 ERA: 0.00 WHIP: 0.500	John Franco, L ERA: 1.59	IP: 0.1 WLS: 1 BF: 0 H: 0 R: 0 ER: 0 SO: 0 BB: 0 IBB: 0 HBP: 0 BLK: 0 WP: 0 HR: 0 S: 2 ERA: 0.00 WHIP: 0.000	Dan Wheeler, R ERA: 2.08	IP: 1.0 WLS: 5 BF: 1 H: 1 R: 1 ER: 1 SO: 2 BB: 1 IBB: 0 HBP: 0 BLK: 0 WP: 0 HR: 0 S: 13 ERA: 9.00 WHIP: 2.000						

Houston Astros @ New York Mets
Shea Stadium, Flushing, NY
Wed Apr 13 2005, 7:10 PM EDT
Att: 22,431 - Party Cloudy - 45 F

AB 32
R 1
H 4
RBI 1
BB 2
SO 12
LOB 7



Batter	1	2	3	4	5	6	7	8	9	AB	R	H	RBI	BB	SO	LOB	TOP		
28 Adam Everett, R OBP: 0.263, SLG: 0.161	P2	SF8		K		F8		P6		4	0	0	1	0	1	2	Houston Astros @ New York Mets Shea Stadium, Flushing, NY Thu Apr 14 2005, 7:10 PM EDT Att: 17,214 - Partly Cloudy - 52 F		
Craig Biggio, R OBP: 0.457, SLG: 0.656 4 Eric Bruntlett, R	5 1B 2B	G3		F7		1B		G5-3		4	1	2	0	0	0	0			
5 Jeff Bagwell, R OBP: 0.343, SLG: 0.452	1B 2-3 1B		1B BB FC5-2 1B		K	G5-3		P3		5	0	2	0	0	1	3			
Mike Lamb, L OBP: 0.333, SLG: 0.429	1B 1-2 BB		FC5-2 1B BB		P6		P4	G6-3		3	0	0	0	2	0	0			
16 Jason Lane, R OBP: 0.294, SLG: 0.576	F9		F4		1-0 S 2-1 2B		K	G5-3		5	0	1	0	0	1	5			
Luke Scott, L OBP: 0.350, SLG: 0.421	1-2 2-3 3-H 1B		FC5-2 1B		4-1 S BB		BB	F7		4	0	3	1	1	0	0			
Brad Ausmus, R OBP: 0.185, SLG: 0.083	G4-3		FC5-2		1-1 2-1		F8			3	0	0	0	1	0	6			
Willy Taveras, R OBP: 0.438, SLG: 0.407		K	G5-3		1-0 2-3 3-H 1B		P3			3	1	0	0	1	1	5			
41 Brandon Backe, R ERA: 4.09 John Franco, L ERA: 5.44 Dan Wheeler, R ERA: 5.44 Orlando Palmeiro, L OBP: 0.571, SLG: 1.000 Chad Harville, R	0-2 28 SF8 3B			K		1-1 1-H 1B		4 S BB		3	1	2	1	0	1	0			
Inning Stats	R: 1 E: 0 K: 0 S: 15	H: 3 LOB: 3 BB: 1 P: 25	R: 1 E: 0 K: 1 S: 9	H: 1 LOB: 0 BB: 0 P: 12	R: 0 E: 0 K: 0 S: 8	H: 2 LOB: 3 BB: 1 P: 16	R: 0 E: 0 K: 2 S: 9	H: 0 LOB: 0 BB: 0 P: 16	R: 0 E: 0 K: 1 S: 10	H: 1 LOB: 2 BB: 1 P: 18	R: 0 E: 0 K: 1 S: 11	H: 1 LOB: 2 BB: 1 P: 20	R: 0 E: 0 K: 0 S: 11	H: 0 LOB: 1 BB: 1 P: 18	R: 0 E: 0 K: 0 S: 5	H: 0 LOB: 0 BB: 0 P: 7	1B: 7 2B: 2 3B: 1 HR: 0	SF: 1 SAC: 0 DP: 0 HBP: 0	WP: 0 PA: 42 PB: 0 SB: 4 CS: 0
PITCHER	IP WLS BF H R ER SO BB IBB HBP BLK WP HR S P ERA WHIP	IP WLS BF H R ER SO BB IBB HBP BLK WP HR S P ERA WHIP	IP WLS BF H R ER SO BB IBB HBP BLK WP HR S P ERA WHIP	IP WLS BF H R ER SO BB IBB HBP BLK WP HR S P ERA WHIP	IP WLS BF H R ER SO BB IBB HBP BLK WP HR S P ERA WHIP	IP WLS BF H R ER SO BB IBB HBP BLK WP HR S P ERA WHIP	IP WLS BF H R ER SO BB IBB HBP BLK WP HR S P ERA WHIP	IP WLS BF H R ER SO BB IBB HBP BLK WP HR S P ERA WHIP	IP WLS BF H R ER SO BB IBB HBP BLK WP HR S P ERA WHIP	IP WLS BF H R ER SO BB IBB HBP BLK WP HR S P ERA WHIP	IP WLS BF H R ER SO BB IBB HBP BLK WP HR S P ERA WHIP	IP WLS BF H R ER SO BB IBB HBP BLK WP HR S P ERA WHIP	IP WLS BF H R ER SO BB IBB HBP BLK WP HR S P ERA WHIP	IP WLS BF H R ER SO BB IBB HBP BLK WP HR S P ERA WHIP	IP WLS BF H R ER SO BB IBB HBP BLK WP HR S P ERA WHIP	IP WLS BF H R ER SO BB IBB HBP BLK WP HR S P ERA WHIP	IP WLS BF H R ER SO BB IBB HBP BLK WP HR S P ERA WHIP		

AB	35
R	3
H	10
RBI	3
BB	6
SO	5
LOB	22



Batter	1	2	3	4	5	6	7	8	9	AB	R	H	RBI	BB	SO	LOB	BOTTOM		
7 José Reyes, S OBP: 0.333, SLG: 0.476	G6-3		F8		K		S E 1B			4	1	1	1	0	1	1	Houston Astros @ New York Mets Shea Stadium, Flushing, NY Thu Apr 14 2005, 7:10 PM EDT Att: 17,214 - Partly Cloudy - 52 F		
Miguel Cairo, R OBP: 0.333, SLG: 0.444	F9		L9			F9	E5 15 BB			4	0	0	0	0	0	0			
15 Carlos Beltrán, S OBP: 0.400, SLG: 0.514	31 1B 1B		L4			FC6-4 BB	BB			2	1	1	0	2	0	0			
31 Mike Piazza, R OBP: 0.258, SLG: 0.296 Manny Aybar, R Roberto Hernandez, R Braden Looper, R	2-1 1B				F8	F7	G3-1			4	0	1	0	0	0	3			
Doug Mientkiewicz, L OBP: 0.343, SLG: 0.438	1-2 2-H 1B		L7		1-0 L7	FC6-4		1B		4	0	2	1	0	0	1			
5 David Wright, R OBP: 0.324, SLG: 0.469	P6		F9		2-2 F9		G3 BB	K		3	1	0	0	1	1	3			
Chris Woodward, R OBP: 0.250, SLG: 0.500		G4-3			G5-3 2B		K	K		4	0	1	0	0	2	2			
Victor Diaz, R OBP: 0.391, SLG: 0.350		F9			G5-3		G3 7 1B 2B	K		4	1	1	0	0	1	2			
Victor Zambrano, S Mike Matthews, L Marlon Anderson, L 11 Ramon Castro, R		K			K		G3			2	0	0	0	0	2	1			
Inning Stats	R: 1 E: 0 K: 0 S: 13	H: 3 LOB: 2 BB: 0 P: 22	R: 0 E: 0 K: 1 S: 7	H: 0 LOB: 0 BB: 0 P: 12	R: 0 E: 0 K: 0 S: 9	H: 0 LOB: 0 BB: 0 P: 12	R: 0 E: 0 K: 0 S: 5	H: 0 LOB: 0 BB: 0 P: 8	R: 0 E: 0 K: 2 S: 11	H: 1 LOB: 1 BB: 0 P: 14	R: 0 E: 0 K: 0 S: 7	H: 0 LOB: 1 BB: 1 P: 11	R: 3 E: 1 K: 1 S: 19	H: 2 LOB: 2 BB: 2 P: 36	R: 0 E: 0 K: 3 S: 14	H: 1 LOB: 1 BB: 0 P: 17	1B: 5 2B: 2 3B: 0 HR: 0	SF: 0 SAC: 0 DP: 0 HBP: 0	WP: 0 PA: 35 PB: 0 SB: 1 CS: 0
PITCHER	IP WLS BF H R ER SO BB IBB HBP BLK WP HR S P ERA WHIP	IP WLS BF H R ER SO BB IBB HBP BLK WP HR S P ERA WHIP	IP WLS BF H R ER SO BB IBB HBP BLK WP HR S P ERA WHIP	IP WLS BF H R ER SO BB IBB HBP BLK WP HR S P ERA WHIP	IP WLS BF H R ER SO BB IBB HBP BLK WP HR S P ERA WHIP	IP WLS BF H R ER SO BB IBB HBP BLK WP HR S P ERA WHIP	IP WLS BF H R ER SO BB IBB HBP BLK WP HR S P ERA WHIP	IP WLS BF H R ER SO BB IBB HBP BLK WP HR S P ERA WHIP	IP WLS BF H R ER SO BB IBB HBP BLK WP HR S P ERA WHIP	IP WLS BF H R ER SO BB IBB HBP BLK WP HR S P ERA WHIP	IP WLS BF H R ER SO BB IBB HBP BLK WP HR S P ERA WHIP	IP WLS BF H R ER SO BB IBB HBP BLK WP HR S P ERA WHIP	IP WLS BF H R ER SO BB IBB HBP BLK WP HR S P ERA WHIP	IP WLS BF H R ER SO BB IBB HBP BLK WP HR S P ERA WHIP	IP WLS BF H R ER SO BB IBB HBP BLK WP HR S P ERA WHIP	IP WLS BF H R ER SO BB IBB HBP BLK WP HR S P ERA WHIP	IP WLS BF H R ER SO BB IBB HBP BLK WP HR S P ERA WHIP		

AB	32
R	4
H	7
RBI	3
BB	3
SO	7
LOB	14



Batter	1	2	3	4	5	6	7	8	9	AB	R	H	RBI	BB	SO	LOB	TOP			
Juan Pierre, L (1, 8) OBP: 0.370, SLG: 0.400	G1-3			1B S HBP		P3			F8	3	0	0	0	0	0	0				
Luis Castillo, S (1, 4) OBP: 0.342, SLG: 0.226	G4-3			FC6-4 1B		G6-4-3 BB			G6-4-3 BB	2	0	1	0	2	0	0				
Miguel Cabrera, R (1, 7) OBP: 0.295, SLG: 0.487	G5-3			L5		G6-4-3 1-2			G6-4-3 1-2	4	0	0	0	0	0	4				
Carlos Delgado, L (1, 3)		K		F8					G3	3	0	0	0	0	1	2				
Mike Lowell, R (1, 5) OBP: 0.244, SLG: 0.342	G1-3			FC6-4 1-2					F8	3	0	0	0	0	0	2				
Paul Lo Duca, R (1, 2) OBP: 0.371, SLG: 0.471	G4-3					F9			K	3	0	0	0	0	1	0				
Juan Encarnacion, R (1, 9) OBP: 0.369, SLG: 0.469			K			P3			K	3	0	0	0	0	2	0				
Damon Easley, R (1, 6) OBP: 0.353, SLG: 0.400			F7			FC4-6 BB			K	2	0	0	0	1	1	0				
Josh Beckett, R (1, 1) OBP: 0.333, SLG: 0.143						FC4-6 1-2			K	2	0	0	0	0	1	1				
Todd Jones, L (6, 1)										0	0	0	0	0	0	0				
Brian Moehler, R (7, 1)										0	0	0	0	0	0	0				
Jeff Conine, R (8, PH) OBP: 0.273, SLG: 0.300										1	0	0	0	0	1	0				
Guillermo Mota, R (8, 1)										0	0	0	0	0	0	0				
Inning Stats	R: 0 E: 0 K: 0 S: 6	H: 0 LOB: 0 BB: 0 P: 8	R: 0 E: 0 K: 1 S: 9	H: 0 LOB: 0 BB: 0 P: 15	R: 0 E: 0 K: 2 S: 8	H: 0 LOB: 0 BB: 0 P: 11	R: 0 E: 0 K: 0 S: 7	H: 1 LOB: 2 BB: 0 P: 12	R: 0 E: 0 K: 0 S: 8	H: 0 LOB: 1 BB: 1 P: 14	R: 0 E: 0 K: 0 S: 6	H: 0 LOB: 0 BB: 0 P: 10	R: 0 E: 0 K: 3 S: 9	H: 0 LOB: 0 BB: 1 P: 13	R: 0 E: 0 K: 0 S: 7	H: 0 LOB: 0 BB: 1 P: 13	1B: 1 2B: 0 3B: 0 HR: 0	SF: 0 SAC: 0 DP: 2 HBP: 1	WP: 0 PB: 0 SB: 1 CS: 0	PA: 30
PITCHER Aaron Heilman, R (1, 1) ERA: 3.21	IP: 9.0 WLS: W BF: 30 H: 1 R: 0 ER: 0 SO: 7 BB: 3 IBB: 0 HBP: 1 BLK: 0 WP: 0 HR: 0 S: 66 P: 107 ERA: 0.00 WHIP: 0.444															PITCHER				

Florida Marlins @ New York Mets
Shea Stadium, Flushing, NY
Fri Apr 15 2005, 7:10 PM EDT
Att: 49,448 - Partly Cloudy - 50 F

AB 26
R 0
H 1
RBI 0
BB 3
SO 7
LOB 9



Batter	1	2	3	4	5	6	7	8	9	AB	R	H	RBI	BB	SO	LOB	BOTTOM			
7 José Reyes, S (1, 6) OBP: 0.326, SLG: 0.478	SH 31 G4-3 2B	G4-3			K2-3	G3-1				4	1	1	0	0	1	2				
Miguel Cairo, R (1, 4) OBP: 0.333, SLG: 0.364	SH 31 G4-3 1B		G3-1		15 E 31 2B BB				F7	2	2	0	0	1	0	0				
15 Carlos Beltrán, S (1, 8) OBP: 0.364, SLG: 0.462	K		F7		E3 31 2B				P6	4	1	0	0	0	1	3				
31 Mike Piazza, R (1, 2) OBP: 0.286, SLG: 0.387	G4-3								F8	4	0	2	3	0	0	1				
11 Ramon Castro, R (8, 2) OBP: 0.375, SLG: 0.375	G4-3								F8	0	0	0	0	0	0	0				
Doug Mientkiewicz, L (1, 3) OBP: 0.359, SLG: 0.429	2-3 3-H								F7	3	0	1	1	1	0	1				
Chris Woodward, R (1, 5) OBP: 0.250, SLG: 0.375	3-H								P6	4	0	1	0	0	1	4				
Marlon Anderson, L (1, 7) OBP: 0.417, SLG: 0.500	K								F8	4	0	0	0	0	2	1				
Victor Diaz, R (1, 9) OBP: 0.444, SLG: 0.333									F9	1	0	0	0	3	0	0				
Aaron Heilman, R (1, 1)		SH1-4 BB							BB	3	0	0	0	0	2	3				
Inning Stats	R: 2 E: 1 K: 2 S: 15	H: 2 LOB: 1 BB: 0 P: 23	R: 0 E: 0 K: 1 S: 8	H: 0 LOB: 1 BB: 1 P: 13	R: 0 E: 0 K: 0 S: 8	H: 1 LOB: 2 BB: 1 P: 14	R: 0 E: 0 K: 2 S: 9	H: 0 LOB: 0 BB: 0 P: 9	R: 2 E: 1 K: 1 S: 14	H: 1 LOB: 1 BB: 1 P: 22	R: 0 E: 0 K: 1 S: 9	H: 0 LOB: 1 BB: 1 P: 18	R: 0 E: 0 K: 0 S: 8	H: 0 LOB: 0 BB: 0 P: 8	R: 0 E: 0 K: 0 S: 8	H: 1 LOB: 2 BB: 1 P: 17	1B: 2 2B: 3 3B: 0 HR: 0	SF: 0 SAC: 2 DP: 0 HBP: 0	WP: 0 PB: 0 SB: 2 CS: 0	PA: 36
PITCHER Josh Beckett, R (1, 1) ERA: 0.45	IP: 5.0 WLS: L BF: 24 H: 4 R: 4 ER: 1 SO: 6 BB: 2 IBB: 0 HBP: 0 BLK: 0 WP: 0 HR: 0 S: 54 P: 81 ERA: 1.80 WHIP: 1.200															PITCHER				
Todd Jones, R (6, 1) ERA:	1.0 4 0 0 0 1 1 0 0 0 0 0 9 18 0.00 1.000																			
Brian Moehler, R (7, 1) ERA: 2.35	1.0 3 0 0 0 0 0 0 0 0 0 0 8 8 0.00 0.000																			
Guillermo Mota, R (8, 1) ERA:	1.0 5 1 0 0 0 1 0 0 0 0 0 8 17 0.00 2.000																			

Florida Marlins @ New York Mets
Shea Stadium, Flushing, NY
Fri Apr 15 2005, 7:10 PM EDT
Att: 49,448 - Partly Cloudy - 50 F

AB 29
R 4
H 5
RBI 4
BB 5
SO 7
LOB 15



Batter	1	2	3	4	5	6	7	8	9	AB	R	H	RBI	BB	SO	LOB	TOP								
Juan Pierre, L (1,8) OBP: 0.380, SLG: 0.395	1-2 WP G4-3 1B		0-0 B2-3			3-2 F8		4-1 F7-4-3 BB		3	1	1	0	1	0	0									
Luis Castillo, S (1,4) OBP: 0.333, SLG: 0.229	3-1 G4-3			1-2 G5-3 WP 1B		1-2 L3		1-2 F7-4-3		4	1	1	1	0	0	1									
Miguel Cabrera, R (1,7) OBP: 0.313, SLG: 0.476	3-3 K			3-2 G5-3		4-0 BB			0-1 1B FC3-2 1B	3	0	1	0	1	1	1									
Carlos Delgado, L (1,3) OBP: 0.404, SLG: 0.475	1-3 K			1-3 K		1-3 K			1-0 FC3-2 1B	4	1	1	0	0	3	1									
Mike Lowell, R (1,5) OBP: 0.222, SLG: 0.310		2-2 K		3-H F9		0-0 F8			0-0 F9	4	0	0	0	0	1	3									
Paul Lo Duca, R (1,2) OBP: 0.359, SLG: 0.447		0-2 G6-3		1-1 F9		2-0 1B			2-2 FC3-2 2B	4	0	1	0	0	0	3									
Juan Encarnacion, R (1,9) OBP: 0.397, SLG: 0.472		0-1 G6-3		1-1 G5-3		0-1 G5-3			0-0 F8	4	0	1	1	0	0	1									
Alex Gonzalez, R (1,6) OBP: 0.303, SLG: 0.375			1-1 G5-3		2-3 K	0-3 K			1-2 F9	4	0	0	0	0	2	3									
Al Leiter, L (1,1)			2-3 K		0-3 K				1-0 G4-3	2	0	0	0	0	2	0									
Lenny Harris, L (8,PH)										1	0	0	0	0	0	0									
Todd Jones, L (8,1)										0	0	0	0	0	0	0									
Jim Mecer, S (8,1)										0	0	0	0	0	0	0									
Guillermo Mota, R (9,1)										0	0	0	0	0	0	0									
Inning Stats	R: 1 E: 0 K: 2 S: 12	H: 1 LOB: 0 BB: 0 P: 20	R: 0 E: 0 K: 1 S: 10	H: 0 LOB: 0 BB: 0 P: 12	R: 0 E: 0 K: 1 S: 6	H: 0 LOB: 0 BB: 0 P: 9	R: 1 E: 0 K: 1 S: 15	H: 1 LOB: 1 BB: 0 P: 23	R: 0 E: 0 K: 2 S: 8	H: 0 LOB: 0 BB: 0 P: 10	R: 0 E: 0 K: 1 S: 11	H: 0 LOB: 1 BB: 1 P: 20	R: 0 E: 0 K: 1 S: 9	H: 1 LOB: 1 BB: 0 P: 13	R: 0 E: 0 K: 0 S: 6	H: 0 LOB: 0 BB: 1 P: 11	R: 1 E: 0 K: 0 S: 11	H: 3 LOB: 2 BB: 0 P: 15	1B: 5 2B: 2 3B: 0 HR: 0	SF: 0 SAC: 0 DP: 1 HBP: 0	WP: 3 PB: 0 SB: 1 CS: 0	PA: 35			
PITCHER	IP	WLS	BF	H	R	ER	SO	BB	IBB	HBP	BLK	WP	HR	S	P	ERA	WHIP								
45 Pedro Martinez, R (1,1) ERA: 2.45	7.0		26	3	2	2	9	1	0	0	0	2	0	71	107	2.57	0.571								
Mike DeJean, R (8,1) ERA: 8.31	1.0	3	0	0	0	0	0	1	0	0	0	0	0	6	11	0.00	1.000								
Braden Looper, R (9,1) ERA: 7.5	1.0	W	6	3	1	1	0	0	0	0	0	0	0	11	15	9.00	3.000								

Florida Marlins @ New York Mets
Shea Stadium, Flushing, NY
Sat Apr 16 2005, 1:10 PM EDT
Att: 55,351 - Sunny - 55 F

AB 33
R 3
H 6
RBI 2
BB 2
SO 9
LOB 13



Batter	1	2	3	4	5	6	7	8	9	AB	R	H	RBI	BB	SO	LOB	BOTTOM								
7 José Reyes, S (1,6) OBP: 0.300, SLG: 0.440	2-2 G6-3		2-2 G4-3			2-2 G5-3		1-3 K		4	0	0	0	0	1	1									
Miguel Cairo, R (1,4) OBP: 0.375, SLG: 0.429	3-2 P4			2-1 15 31 G5-4-3 2B		2-3 K		4-1 15 31 2B BB		3	2	1	0	1	1	0									
15 Carlos Beltrán, S (1,8) OBP: 0.396, SLG: 0.488	0-0 1B			0-0 31 G5-4-3 1B		3-3 K		2-2 31 2B E8 1B		4	0	3	1	0	1	0									
31 Mike Piazza, R (1,2) OBP: 0.282, SLG: 0.400	3-1 P4			2-1 G5-4-3		0-1 G6-3		3-1 1-3 2-H 2B		4	0	1	1	0	0	2									
Braden Looper, R (9,1)				1-2 3-H K		4-1 FC4-6 BB		1-3 K		0	0	0	0	0	0	0									
Chris Woodward, R (1,7) OBP: 0.273, SLG: 0.300		1-1 F7		0-3 K				1-3 K		2	0	0	0	1	1	0									
Eric Valent, L (8,PH) OBP: 0.222, SLG: 0.125										1	0	0	0	0	1	2									
Doug Mientkiewicz, L (1,3) OBP: 0.328, SLG: 0.385		3-2 F9				0-0 B2-3			2-1 FC4-6	4	0	0	0	0	0	1									
5 David Wright, R (1,5) OBP: 0.317, SLG: 0.429		1-1 G6-3				4-2 BB			1-0 P4	3	0	0	0	1	0	1									
Victor Diaz, R (1,9) OBP: 0.452, SLG: 0.400			2-3 K		0-0 F9			3-1 15 1B SH1-4 1B	1-2 11 1B 2B	4	2	2	0	0	1	1									
45 Pedro Martinez, R (1,1)			1-1 P3		2-1 G6-3			1-2 SH1-4	1-1 1B	2	0	0	0	0	0	1									
Mike DeJean, R (8,1)										0	0	0	0	0	0	0									
Kazuo Matsui, S (8,PH) OBP: 0.290, SLG: 0.400										0	0	0	0	0	0	0									
11 Ramon Castro, R (9,2) OBP: 0.444, SLG: 0.444										1	0	1	1	0	0	0									
Inning Stats	R: 0 E: 0 K: 0 S: 11	H: 1 LOB: 1 BB: 0 P: 19	R: 0 E: 0 K: 0 S: 9	H: 0 LOB: 0 BB: 0 P: 14	R: 0 E: 0 K: 1 S: 10	H: 0 LOB: 0 BB: 0 P: 15	R: 1 E: 0 K: 1 S: 8	H: 2 LOB: 0 BB: 0 P: 12	R: 0 E: 0 K: 2 S: 12	H: 0 LOB: 0 BB: 1 P: 12	R: 0 E: 0 K: 0 S: 6	H: 0 LOB: 1 BB: 1 P: 13	R: 2 E: 1 K: 2 S: 16	H: 3 LOB: 2 BB: 1 P: 30	R: 1 E: 0 K: 0 S: 13	H: 2 LOB: 1 BB: 0 P: 17	1B: 5 2B: 3 3B: 0 HR: 0	SF: 0 SAC: 1 DP: 1 HBP: 0	WP: 0 PB: 0 SB: 0 CS: 0	PA: 36					
PITCHER	IP	WLS	BF	H	R	ER	SO	BB	IBB	HBP	BLK	WP	HR	S	P	ERA	WHIP								
Al Leiter, L (1,1) ERA: 2.55	7.0		25	3	1	1	4	2	0	0	0	0	0	62	104	1.29	0.714								
Todd Jones, R (8,1) ERA: 3.18	0.2	B	6	3	2	2	1	1	0	0	0	0	0	13	26	27.00	6.000								
Jim Mecer, R (8,1) ERA:	0.1	1	0	0	0	0	1	0	0	0	0	0	0	3	4	0.00	0.000								
Guillermo Mota, R (9,1) ERA: 1.59	0.2	L	4	2	1	1	0	0	0	0	0	0	0	13	17	13.50	3.000								

Florida Marlins @ New York Mets
Shea Stadium, Flushing, NY
Sat Apr 16 2005, 1:10 PM EDT
Att: 55,351 - Sunny - 55 F

AB 32
R 4
H 8
RBI 3
BB 3
SO 6
LOB 9



Batter	1	2	3	4	5	6	7	8	9	AB	R	H	RBI	BB	SO	LOB	TOP
Juan Pierre, L (1,8) OBP: 0.382, SLG: 0.396	2-1 1B	0-1 L6			0-0 G5-3	2-1 G4-3			2-2 WP SH1-3 1B	5	2	2	0	0	0	3	
Luis Castillo, S (1,4) OBP: 0.348, SLG: 0.256	1-0 BB 1B		2-2 1B FC5-4 1B		0-0 F8		1-1 G5-3		0-0 SH1-3 1-2	4	2	2	0	0	0	0	
Carlos Delgado, L (1,3) OBP: 0.423, SLG: 0.477	4-1 L5-4 1B 1-2 BB		3-1 FC5-4 1-3 1B		1-2 FC5-4 1B		2-3 K		2-0 L3 2-3	4	0	2	0	1	1	1	
Miguel Cabrera, R (1,7) OBP: 0.321, SLG: 0.457	1-0 1B		0-1 FC5-4 FC4-6 1-2 3-H		3-1 FC5-4 1-2		3-3 K		4-2 1B BB	4	0	1	3	1	1	2	
Juan Encarnacion, R (1,9) OBP: 0.362, SLG: 0.450	0-1 F8		1-0 FC4-6 1-2		4-0 E SF7 BB		1-3 K		2-1 1-2 3-H 1B	4	1	1	1	1	1	3	
Mike Lowell, R (1,5) OBP: 0.220, SLG: 0.319	1-1 L5-4 2-2		0-0 F7		2-1 E6 SF7 BB 1-3		0-1 K		1-2 L9	5	0	1	0	0	0	6	
Paul Lo Duca, R (1,2) OBP: 0.372, SLG: 0.425		4-2 SH1-3 BB		2-2 G4-3		4-1 SF7 BB 1-2		2-2 G4-3		2	0	0	0	2	0	1	
Alex Gonzalez, R (1,6) OBP: 0.297, SLG: 0.353		2-2 P3		0-0 F8		1-1 SF7 1-2 2-3 3-H		4-0 K		2	0	0	1	1	0	1	
A.J. Burnett, R (1,1) OBP: 0.111, SLG: 0.333		1-0 SH1-3 1-2		2-3 K		1-2 G5-3		2-3 K		3	0	0	0	0	2	4	
Inning Stats	R: 2 E: 0 K: 0 S: 9	H: 3 LOB: 1 BB: 1 P: 18	R: 0 E: 0 K: 0 S: 9	H: 0 LOB: 1 BB: 1 P: 16	R: 1 E: 0 K: 1 S: 10	H: 2 LOB: 1 BB: 0 P: 16	R: 0 E: 0 K: 1 S: 7	H: 0 LOB: 0 BB: 0 P: 11	R: 0 E: 0 K: 2 S: 8	H: 0 LOB: 0 BB: 0 P: 14	R: 0 E: 0 K: 2 S: 11	H: 1 LOB: 2 BB: 1 P: 20	R: 1 E: 0 K: 0 S: 13	H: 2 LOB: 2 BB: 1 P: 24	1B: 8 2B: 2 3B: 0 HR: 0	SF: 1 SAC: 2 DP: 1 HBP: 0	WP: 1 PA: 42 PB: 0 CS: 0
PITCHER	IP WLS BF H R ER SO BB IBB HBP BLK WP HR S P ERA WHIP	IP WLS BF H R ER SO BB IBB HBP BLK WP HR S P ERA WHIP	IP WLS BF H R ER SO BB IBB HBP BLK WP HR S P ERA WHIP	IP WLS BF H R ER SO BB IBB HBP BLK WP HR S P ERA WHIP	IP WLS BF H R ER SO BB IBB HBP BLK WP HR S P ERA WHIP	IP WLS BF H R ER SO BB IBB HBP BLK WP HR S P ERA WHIP	IP WLS BF H R ER SO BB IBB HBP BLK WP HR S P ERA WHIP	IP WLS BF H R ER SO BB IBB HBP BLK WP HR S P ERA WHIP	IP WLS BF H R ER SO BB IBB HBP BLK WP HR S P ERA WHIP	IP WLS BF H R ER SO BB IBB HBP BLK WP HR S P ERA WHIP	IP WLS BF H R ER SO BB IBB HBP BLK WP HR S P ERA WHIP	IP WLS BF H R ER SO BB IBB HBP BLK WP HR S P ERA WHIP	IP WLS BF H R ER SO BB IBB HBP BLK WP HR S P ERA WHIP	IP WLS BF H R ER SO BB IBB HBP BLK WP HR S P ERA WHIP	IP WLS BF H R ER SO BB IBB HBP BLK WP HR S P ERA WHIP	IP WLS BF H R ER SO BB IBB HBP BLK WP HR S P ERA WHIP	IP WLS BF H R ER SO BB IBB HBP BLK WP HR S P ERA WHIP
Tom Glavine, L (1,1) ERA: 5.17	6.0 L 28 6 4 3 1																
Dae-Sung Koo, L (7,1) ERA: 7.11	1.0 3 0 0 0 2																
Manny Aybar, R (8,1) ERA: 7.11	1.0 5 1 0 0 2																
Mike Matthews, L (9,1) ERA: 4.5	0.2 3 1 1 1 0																
Roberto Hernandez, R (9,1) ERA:	0.1 3 1 0 0 0																

Florida Marlins @ New York Mets
Shea Stadium, Flushing, NY
Sun Apr 17 2005, 1:10 PM EDT
Att: 55,266 - Sunny - 67 F

AB 33
R 5
H 9
RBI 5
BB 6
SO 5
LOB 21



Batter	1	2	3	4	5	6	7	8	9	AB	R	H	RBI	BB	SO	LOB	BOTTOM				
7 José Reyes, S (1,6) OBP: 0.278, SLG: 0.407	0-1 G6-3		1-1 G4-3			1-0 G4-6-3 1-2			2-2 F7	4	0	0	0	0	0	1					
Kazuo Matsui, S (1,4) Dae-Sung Koo, L (7,1) Manny Aybar, R (8,1) Mike Matthews, L (9,1) Roberto Hernandez, R (9,1) Eric Valenz, L (9,PH)	0-0 P6		1-3 K			0-1 G6-3			2-3 K	3	0	0	0	0	1	0					
15 Carlos Beltrán, S (1,8) OBP: 0.365, SLG: 0.447	0-2 G4-3		0-0 G3			0-1 G6-3			1-0 G4-3	4	0	0	0	0	0	0					
Doug Mientkiewicz, L (1,3) OBP: 0.348, SLG: 0.390		1-0 F9 5 BB 1B		4-0 CS BB		1-2 F7				2	0	1	0	1	0	0					
5 David Wright, R (1,5) OBP: 0.318, SLG: 0.405		4-2 BB 11 G5-4-3 1-2 BB		2-2 CS		2-3 K				2	0	0	0	1	1	0					
Marlon Anderson, L (1,7) OBP: 0.497, SLG: 0.571		0-0 F9		4-0 11 G6-4-3 BB		0-0 11 WP 11 SF8 2B				2	1	1	0	1	0	2					
11 Ramon Castro, R (1,2) OBP: 0.333, SLG: 0.364	1-1 SAFE SAFE G5-4-3 1-2		1-1 G6-4-3							2	0	0	1	0	0	3					
Victor Diaz, R (1,9) OBP: 0.441, SLG: 0.500			2-2 G6-3			2-2 HR				3	1	1	1	0	0	0					
Tom Glavine, L (1,1) Chris Woodward, R (6,PH) (7,4)			0-3 K			1-0 7 G4-6-3 1B				1	0	0	0	0	1	0					
2 K										2	0	1	0	0	1	0					
Inning Stats	R: 0 E: 0 K: 0 S: 6	H: 0 LOB: 0 BB: 0 P: 6	R: 0 E: 0 K: 0 S: 11	H: 1 LOB: 1 BB: 1 P: 17	R: 0 E: 0 K: 1 S: 10	H: 0 LOB: 0 BB: 0 P: 13	R: 0 E: 0 K: 1 S: 7	H: 0 LOB: 0 BB: 1 P: 14	R: 0 E: 0 K: 0 S: 3	H: 0 LOB: 0 BB: 0 P: 8	R: 1 E: 0 K: 0 S: 7	H: 2 LOB: 0 BB: 0 P: 11	R: 0 E: 0 K: 1 S: 8	H: 0 LOB: 0 BB: 0 P: 11	R: 1 E: 0 K: 1 S: 8	H: 1 LOB: 0 BB: 0 P: 10	R: 0 E: 0 K: 1 S: 10	H: 0 LOB: 0 BB: 0 P: 15	1B: 2 2B: 1 3B: 0 HR: 1	SF: 1 SAC: 0 DP: 3 HBP: 0	WP: 1 PA: 31 PB: 0 CS: 1
PITCHER	IP WLS BF H R ER SO BB IBB HBP BLK WP HR S P ERA WHIP	IP WLS BF H R ER SO BB IBB HBP BLK WP HR S P ERA WHIP	IP WLS BF H R ER SO BB IBB HBP BLK WP HR S P ERA WHIP	IP WLS BF H R ER SO BB IBB HBP BLK WP HR S P ERA WHIP	IP WLS BF H R ER SO BB IBB HBP BLK WP HR S P ERA WHIP	IP WLS BF H R ER SO BB IBB HBP BLK WP HR S P ERA WHIP	IP WLS BF H R ER SO BB IBB HBP BLK WP HR S P ERA WHIP	IP WLS BF H R ER SO BB IBB HBP BLK WP HR S P ERA WHIP	IP WLS BF H R ER SO BB IBB HBP BLK WP HR S P ERA WHIP	IP WLS BF H R ER SO BB IBB HBP BLK WP HR S P ERA WHIP	IP WLS BF H R ER SO BB IBB HBP BLK WP HR S P ERA WHIP	IP WLS BF H R ER SO BB IBB HBP BLK WP HR S P ERA WHIP	IP WLS BF H R ER SO BB IBB HBP BLK WP HR S P ERA WHIP	IP WLS BF H R ER SO BB IBB HBP BLK WP HR S P ERA WHIP	IP WLS BF H R ER SO BB IBB HBP BLK WP HR S P ERA WHIP	IP WLS BF H R ER SO BB IBB HBP BLK WP HR S P ERA WHIP	IP WLS BF H R ER SO BB IBB HBP BLK WP HR S P ERA WHIP				
A.J. Burnett, R (1,1) ERA: 2.25	9.0 W 30 4 2 2 5																				

Florida Marlins @ New York Mets
Shea Stadium, Flushing, NY
Sun Apr 17 2005, 1:10 PM EDT
Att: 55,266 - Sunny - 67 F

AB 26
R 2
H 4
RBI 2
BB 3
SO 5
LOB 6



Batter	1	2	3	4	5	6	7	8	9	AB	R	H	RBI	BB	SO	LOB	TOP
7 José Reyes, S OBP: 0.276, SLG: 0.397	F8			G6-3		G4-6-3			1B	4	1	1	0	0	0	1	New York Mets @ Philadelphia Phillies Citizens Bank Park, Philadelphia, PA Mon Apr 18 2005, 7:05 PM EDT Att: 25,236 - Clear - 72 F
Kazu Matsui, S OBP: 0.299, SLG: 0.378	F8			1B		P4			1B	4	1	2	0	0	0	0	
15 Carlos Beltrán, S OBP: 0.357, SLG: 0.431	F9			F9			K		1B	4	1	1	1	0	1	1	
31 Mike Piazza, R OBP: 0.302, SLG: 0.410				L6					1B	4	0	2	0	0	1	3	
Cliff Floyd, L OBP: 0.371, SLG: 0.594							K			4	1	1	3	0	1	2	
5 David Wright, R OBP: 0.313, SLG: 0.390										4	0	1	0	0	2	1	
Doug Mientkiewicz, L OBP: 0.320, SLG: 0.356										4	0	0	0	0	0	1	
Victor Diaz, R OBP: 0.432, SLG: 0.516										3	0	1	0	0	1	1	
Kaz Ishii, L Chris Woodward, R Felix Heredia, L Mike Matthews, L Miguel Cairo, R Mike DeJean, R										1	0	0	0	0	0	0	
Inning Stats	R: 0 H: 0 E: 0 K: 0 S: 7	H: 0 R: 1 LOB: 0 BB: 0 P: 11	R: 0 H: 1 E: 0 K: 0 S: 6	H: 0 R: 0 LOB: 0 BB: 0 P: 16	R: 0 H: 1 E: 0 K: 0 S: 5	H: 1 R: 0 LOB: 1 BB: 0 P: 19	R: 0 H: 1 E: 0 K: 0 S: 8	H: 1 R: 0 LOB: 1 BB: 0 P: 12	R: 0 H: 1 E: 0 K: 0 S: 5	H: 4 R: 4 LOB: 0 BB: 0 P: 24	1B: 8 2B: 2 3B: 0 HR: 1	SF: 0 SAC: 0 DP: 3 HBP: 0	WP: 0 PB: 0 SB: 0 CS: 0	PA: 34			
PITCHER	IP WLS BF H R ER SO BB IBB HBP BLK WP HR S P ERA WHIP																
Randy Wolf, L ERA: 4.95	8.0 W 30 9 3 3 5 0 0 0 0 0 0 0 71 103 3.38 1.125																
Tim Worrell, R ERA: 10.8	1.0 S 4 1 1 1 2 0 0 0 0 0 0 1 9 16 9.00 1.000																

AB	34
R	4
H	10
RBI	4
BB	0
SO	7
LOB	11



Batter	1	2	3	4	5	6	7	8	9	AB	R	H	RBI	BB	SO	LOB	BOTTOM
11 Jimmy Rollins, S OBP: 0.361, SLG: 0.382	1B			G3-1		P3				5	1	1	0	0	1	1	New York Mets @ Philadelphia Phillies Citizens Bank Park, Philadelphia, PA Mon Apr 18 2005, 7:05 PM EDT Att: 25,236 - Clear - 72 F
Placido Polanco, R OBP: 0.359, SLG: 0.219	1B			G5-3		G5-3				2	1	0	0	3	0	0	
Bobby Abreu, L OBP: 0.344, SLG: 0.400	1B			L8						3	0	0	0	2	1	3	
Pat Burrell, R OBP: 0.417, SLG: 0.712	1B									4	1	2	2	1	0	1	
Jim Thome, L OBP: 0.345, SLG: 0.298	K			G4-3		F8				5	0	0	0	0	2	5	
Jason Michaels, R OBP: 0.538, SLG: 0.526	SF8									2	2	2	1	1	0	0	
David Bell, R OBP: 0.273, SLG: 0.260	P5									4	0	2	2	0	0	3	
Mike Lieberthal, R OBP: 0.310, SLG: 0.243										2	0	0	0	2	0	1	
Randy Wolf, L OBP: 0.286, SLG: 0.167										3	0	0	0	1	1	5	
Tim Worrell, R ERA: 6.75										0	0	0	0	0	0	0	
Inning Stats	R: 2 H: 2 E: 0 K: 1 S: 11	H: 2 R: 0 LOB: 2 BB: 2 P: 26	R: 0 H: 0 E: 0 K: 0 S: 10	H: 3 R: 0 LOB: 1 BB: 0 P: 18	R: 0 H: 0 E: 0 K: 0 S: 4	H: 1 R: 0 LOB: 2 BB: 2 P: 26	R: 0 H: 0 E: 0 K: 0 S: 6	H: 1 R: 0 LOB: 2 BB: 1 P: 13	R: 0 H: 1 E: 0 K: 3 S: 13	H: 0 R: 0 LOB: 2 BB: 2 P: 24	1B: 3 2B: 3 3B: 0 HR: 1	SF: 1 SAC: 0 DP: 0 HBP: 0	WP: 0 PB: 0 SB: 1 CS: 0	PA: 41			
PITCHER	IP WLS BF H R ER SO BB IBB HBP BLK WP HR S P ERA WHIP																
Kaz Ishii, L ERA: 4.82	5.0 L 27 6 5 5 2 1 0 0 0 0 0 0 4 11 0.00 1.500																
Felix Heredia, L ERA	0.2 3 0 0 0 0 1 0 0 0 0 0 0 4 11 0.00 1.500																
Mike Matthews, L ERA: 2.7	1.1 6 1 0 0 0 0 1 0 0 0 0 0 14 22 0.00 0.750																
Mike DeJean, R ERA: 6.75	1.0 5 0 0 0 3 2 0 0 0 0 0 0 13 24 0.00 2.000																

AB	30
R	5
H	7
RBI	5
BB	10
SO	5
LOB	19



Batter	1	2	3	4	5	6	7	8	9	AB	R	H	RBI	BB	SO	LOB	TOP			
7 José Reyes, S OBP: 0.269, SLG: 0.463	G6-3		K		G4-3			K		4	0	0	1	0	2	0	New York Mets @ Florida Marlins Dolphin Stadium, Miami, FL Wed Apr 20 2005, 7:05 PM EDT Att: 21,339 - Partly Cloudy - 74 F			
Kazuo Matsui, S OBP: 0.250, SLG: 0.319	G3			G1-4-3	K			F9		4	0	0	0	0	1	0				
15 Carlos Beltrán, S OBP: 0.348, SLG: 0.490	1B			K				K	G4-3	4	0	1	0	0	2	0				
31 Mike Piazza, R OBP: 0.308, SLG: 0.447	G1-3			BB				G6-3	G4-3	3	0	0	0	1	0	1				
Cliff Floyd, L OBP: 0.395, SLG: 0.564		G4-6-3		BB				K	K	3	0	1	0	1	2	0				
Doug Mientkiewicz, L Roberto Hernandez, R Braden Looper, R	G4-6-3			G3				G4-3		3	0	0	0	0	0	3				
5 David Wright, R OBP: 0.357, SLG: 0.468	G6-3							G5-4-3		0	0	0	0	0	0	0				
Victor Diaz, R OBP: 0.444, SLG: 0.711			K		3B			G5-4-3		3	1	1	1	0	1	1				
Aaron Heilman, R Eric Valent, L Manny Aybar, R Mike Matthews, L Marlon Anderson, L			K		P6			G4-3		1	0	0	0	0	1	0				
										1	0	0	0	0	0	0				
										1	0	0	0	0	0	0				
										1	0	0	0	0	0	0				
										1	0	0	0	0	0	0				
Inning Stats	R: 0 E: 0 K: 0 S: 5	H: 1 LOB: 1 BB: 0 P: 7	R: 0 E: 0 K: 0 S: 5	H: 1 LOB: 0 BB: 0 P: 10	R: 0 E: 0 K: 3 S: 9	H: 0 LOB: 0 BB: 0 P: 10	R: 0 E: 0 K: 1 S: 14	H: 0 LOB: 2 BB: 2 P: 26	R: 2 E: 0 K: 1 S: 15	H: 1 LOB: 0 BB: 1 P: 25	R: 0 E: 0 K: 2 S: 8	H: 0 LOB: 0 BB: 0 P: 13	R: 0 E: 0 K: 0 S: 9	H: 1 LOB: 0 BB: 0 P: 12	R: 0 E: 0 K: 1 S: 9	H: 0 LOB: 0 BB: 0 P: 14	1B: 3 2B: 0 3B: 1 HR: 0	SF: 0 SAC: 0 DP: 2 HBP: 0	WP: 0 PB: 0 CS: 0	PA: 32
PITCHER	IP WLS BF H R ER SO BB IBB HBP BLK WP HR S P ERA WHIP																			
Josh Beckett, R ERA: 1.0	(1, 1)	7.0	W	26	4	2	2	7	3	0	0	0	0	0	0	65	103	2.57	1.000	
Antonio Alfonseca, R ERA: 1.93	(8, 1)	1.0		3	0	0	0	1	0	0	0	0	0	0	9	12	0.00	0.000		
Todd Jones, R ERA: 2.7	(9, 1)	1.0		3	0	0	0	1	0	0	0	0	0	0	9	14	0.00	0.000		

Batter	1	2	3	4	5	6	7	8	9	AB	R	H	RBI	BB	SO	LOB	BOTTOM			
Juan Pierre, L OBP: 0.371, SLG: 0.381	G3		F8			K				5	0	2	0	0	1	1	New York Mets @ Florida Marlins Dolphin Stadium, Miami, FL Wed Apr 20 2005, 7:05 PM EDT Att: 21,339 - Partly Cloudy - 74 F			
Luis Castillo, S OBP: 0.410, SLG: 0.271	1B			G4-3		BB				3	2	1	0	2	0	2				
Carlos Delgado, L OBP: 0.418, SLG: 0.526	1B		F7		K					4	1	1	0	1	2	3				
Miguel Cabrera, R Antonio Alfonseca, R Todd Jones, L	1B					1B				4	2	3	1	1	1	3				
Juan Encarnacion, R OBP: 0.410, SLG: 0.604	K					1B				5	2	3	4	0	1	2				
Mike Lowell, R OBP: 0.217, SLG: 0.321	FC5-4					SF9				4	1	1	1	0	1	2				
Alex Gonzalez, R OBP: 0.260, SLG: 0.319	G5-3					G5-3				5	1	1	1	0	1	2				
20 Matt Treanor, R OBP: 0.444, SLG: 0.556						F8				4	0	2	2	0	0	0				
Josh Beckett, R Chris Aguilera, R	FC1-6									3	0	0	0	0	1	2				
										1	0	1	0	0	0	0				
Inning Stats	R: 1 E: 0 K: 1 S: 13	H: 2 LOB: 2 BB: 1 P: 20	R: 0 E: 0 K: 0 S: 10	H: 2 LOB: 0 BB: 0 P: 16	R: 4 E: 0 K: 0 S: 16	H: 5 LOB: 1 BB: 0 P: 25	R: 2 E: 0 K: 2 S: 11	H: 2 LOB: 0 BB: 0 P: 14	R: 0 E: 0 K: 1 S: 12	H: 0 LOB: 0 BB: 0 P: 18	R: 2 E: 0 K: 1 S: 15	H: 2 LOB: 2 BB: 2 P: 32	R: 0 E: 0 K: 2 S: 19	H: 2 LOB: 3 BB: 1 P: 30	R: 0 E: 0 K: 1 S: 8	H: 0 LOB: 0 BB: 0 P: 10	1B: 12 2B: 2 3B: 0 HR: 1	SF: 1 SAC: 0 DP: 0 HBP: 0	WP: 1 PB: 0 CS: 0	PA: 43
PITCHER	IP WLS BF H R ER SO BB IBB HBP BLK WP HR S P ERA WHIP																			
Aaron Heilman, R ERA: 6.0	(1, 1)	4.0	L	24	11	7	7	3	1	0	0	0	0	0	0	75	15.75	3.000		
Manny Aybar, R ERA: 5.4	(5, 1)	1.0		3	0	0	0	1	0	0	0	0	0	0	12	18	0.00	0.000		
Mike Matthews, L ERA: 6.23	(6, 1)	1.0		7	2	2	2	1	2	0	0	0	0	0	15	32	18.00	4.000		
Roberto Hernandez, R ERA: 6.23	(7, 1)	1.0		6	2	0	0	2	1	0	0	0	0	1	19	30	0.00	3.000		
Braden Looper, R ERA: 6.43	(8, 1)	1.0		3	0	0	0	1	0	0	0	0	0	8	10	0.00	0.000			

Batter	1	2	3	4	5	6	7	8	9	AB	R	H	RBI	BB	SO	LOB	TOP					
7 José Reyes, S OBP: 0.278, SLG: 0.458	G5-3	1B 15 SF7	HBP 1B		G4-3		F8			5	1	2	2	0	0	0	New York Mets @ Florida Marlins Dolphin Stadium, Miami, FL Thu Apr 21 2005, 7:05 PM EDT Att: 27,674 - Clear - 76 F					
Kazu Matsui, S OBP: 0.293, SLG: 0.320	G1-3	1B 15 SF7	HBP		15 HR			K		3	2	1	0	1	1	0						
15 Carlos Beltrán, S OBP: 0.343, SLG: 0.444 Chris Woodward, R OBP: 0.375, SLG: 0.400	K	SF7	P3		1H HR			1B		3	1	1	3	0	1	3						
Cliff Floyd, L OBP: 0.426, SLG: 0.571 Miguel Cairo, R OBP: 0.399, SLG: 0.438		1B 11			11 FC6-5 5 BB		F9	1B		3	1	2	1	1	0	0						
5 David Wright, R OBP: 0.361, SLG: 0.440 Mike DeJean, R Heath Bell, R		1B 11	G5-3		11 FC6-4 11 FC6-5		F8	G4-6-3		3	1	0	0	2	0	3						
11 Ramon Castro, R OBP: 0.276, SLG: 0.294			P3		1B		G6-3			5	1	1	0	0	1	2						
Doug Mientkiewicz, L OBP: 0.365, SLG: 0.481		HR			1B		F7			3	1	1	4	2	0	2						
Victor Diaz, R OBP: 0.460, SLG: 0.675		HR			1B			F9		2	2	0	0	3	0	3						
45 Pedro Martinez, R Marlon Anderson, L OBP: 0.444, SLG: 0.500	SH1-4	7 1B 45 SH1-4	7 1B 45 FC1-5		G6-3		G4-3	G1-3		3	0	0	0	0	0	3						
		1B	1B		G6-3		G4-3	G1-3		1	0	0	0	0	0	1						
Inning Stats	R: 0 E: 0 K: 1 S: 10	H: 0 LOB: 0 BB: 0 P: 15	R: 7 E: 0 K: 0 S: 18	H: 5 LOB: 1 BB: 3 P: 39	R: 1 E: 0 K: 0 S: 14	H: 1 LOB: 3 BB: 2 P: 28	R: 0 E: 0 K: 0 S: 9	H: 1 LOB: 2 BB: 1 P: 18	R: 2 E: 0 K: 0 S: 11	H: 1 LOB: 0 BB: 1 P: 22	R: 0 E: 0 K: 0 S: 9	H: 0 LOB: 0 BB: 1 P: 16	R: 0 E: 0 K: 0 S: 5	H: 2 LOB: 1 BB: 0 P: 15	R: 0 E: 0 K: 1 S: 11	H: 0 LOB: 1 BB: 1 P: 21	1B: 8 2B: 0 3B: 0 HR: 2	SF: 1 SAC: 1 DP: 2 HBP: 1	WP: 1 PB: 0 SB: 2 CS: 0	PA: 45		
PITCHER	IP WLS BF H R ER SO BB IBB HBP BLK WP HR S P ERA WHIP	IP WLS BF H R ER SO BB IBB HBP BLK WP HR S P ERA WHIP	IP WLS BF H R ER SO BB IBB HBP BLK WP HR S P ERA WHIP	IP WLS BF H R ER SO BB IBB HBP BLK WP HR S P ERA WHIP	IP WLS BF H R ER SO BB IBB HBP BLK WP HR S P ERA WHIP	IP WLS BF H R ER SO BB IBB HBP BLK WP HR S P ERA WHIP	IP WLS BF H R ER SO BB IBB HBP BLK WP HR S P ERA WHIP	IP WLS BF H R ER SO BB IBB HBP BLK WP HR S P ERA WHIP	IP WLS BF H R ER SO BB IBB HBP BLK WP HR S P ERA WHIP	Al Leiter, L ERA: 5.66 John Riedling, R ERA: 9.0 Antonio Alfonseca, R ERA: 1.59 Matt Perisho, L ERA: 2.7 Jim Mecir, R ERA: 1.69	Guillermo Mota, R ERA: 2.35											
Batter	1	2	3	4	5	6	7	8	9	AB	R	H	RBI	BB	SO	LOB	BOTTOM					
Juan Pierre, L OBP: 0.365, SLG: 0.388	SH5-3 G4-3		G4-3			G4-3		G1-3		4	1	1	0	0	0	1	New York Mets @ Florida Marlins Dolphin Stadium, Miami, FL Thu Apr 21 2005, 7:05 PM EDT Att: 27,674 - Clear - 76 F					
Luis Castillo, S OBP: 0.391, SLG: 0.255	SH5-3		G6-3			G5-3		G1-3		3	0	0	0	0	0	0						
Carlos Delgado, L OBP: 0.406, SLG: 0.508 Lenny Harris, L OBP: 0.286, SLG: 0.286	G4-3						WP G5-3	1B		2	0	0	1	0	1	0						
Miguel Cabrera, R OBP: 0.371, SLG: 0.500 Jeff Conine, R OBP: 0.296, SLG: 0.308	K						G5-3	1B		2	0	0	0	0	2	0						
Juan Encarnacion, R OBP: 0.397, SLG: 0.562 Chris Aguilera, R OBP: 0.200, SLG: 0.200	P3		G5-3				K	K		2	0	0	0	0	0	0						
Mike Lowell, R OBP: 0.203, SLG: 0.300	P2						F8	K		4	0	0	0	0	1	3						
Paul Lo Duca, R OBP: 0.407, SLG: 0.447	FC5-4 1B						K	G4-3		3	0	1	0	0	1	0						
Alex Gonzalez, R OBP: 0.296, SLG: 0.393 Antonio Alfonseca, R Matt Perisho, L Jim Mecir, S 20 Matt Treanor, R Guillermo Mota, R	FC5-4						F7	1B		2	0	0	0	0	0	1						
Al Leiter, L Dontrelle Willis, L OBP: 0.200, SLG: 0.200 John Riedling, R Damion Easley, R OBP: 0.261, SLG: 0.286			K				K	K		0	0	0	0	0	0	0						
										1	0	0	0	0	1	0						
Inning Stats	R: 1 E: 0 K: 1 S: 10	H: 1 LOB: 0 BB: 0 P: 13	R: 0 E: 0 K: 0 S: 8	H: 1 LOB: 0 BB: 0 P: 9	R: 0 E: 0 K: 1 S: 8	H: 0 LOB: 0 BB: 0 P: 8	R: 0 E: 0 K: 2 S: 9	H: 0 LOB: 0 BB: 0 P: 15	R: 0 E: 0 K: 1 S: 9	H: 0 LOB: 0 BB: 0 P: 12	R: 0 E: 0 K: 1 S: 8	H: 0 LOB: 0 BB: 0 P: 11	R: 0 E: 0 K: 2 S: 12	H: 1 LOB: 1 BB: 0 P: 20	R: 0 E: 0 K: 1 S: 12	H: 1 LOB: 1 BB: 0 P: 15	R: 0 E: 0 K: 1 S: 13	H: 2 LOB: 2 BB: 0 P: 18	1B: 5 2B: 1 3B: 0 HR: 0	SF: 0 SAC: 1 DP: 0 HBP: 0	WP: 1 PB: 0 SB: 0 CS: 0	PA: 33
PITCHER	IP WLS BF H R ER SO BB IBB HBP BLK WP HR S P ERA WHIP	IP WLS BF H R ER SO BB IBB HBP BLK WP HR S P ERA WHIP	IP WLS BF H R ER SO BB IBB HBP BLK WP HR S P ERA WHIP	IP WLS BF H R ER SO BB IBB HBP BLK WP HR S P ERA WHIP	IP WLS BF H R ER SO BB IBB HBP BLK WP HR S P ERA WHIP	IP WLS BF H R ER SO BB IBB HBP BLK WP HR S P ERA WHIP	IP WLS BF H R ER SO BB IBB HBP BLK WP HR S P ERA WHIP	IP WLS BF H R ER SO BB IBB HBP BLK WP HR S P ERA WHIP	IP WLS BF H R ER SO BB IBB HBP BLK WP HR S P ERA WHIP	45 Pedro Martinez, R ERA: 2.17 Mike DeJean, R ERA: 5.69 Heath Bell, R												

Batter	1	2	3	4	5	6	7	8	9	AB	R	H	RBI	BB	SO	LOB	TOP					
Brad Wilkerson, L (1,8) OBP: 0.375, SLG: 0.507	P2			F7		F8	SF7 1B HBP		1B 2B	4	2	1	0	0	0	0						
Jose Vidro, S (1,4) OBP: 0.384, SLG: 0.619				K					BB	2	0	1	0	0	1	0						
Jamey Carroll, R (6,PH) OBP: 0.375, SLG: 0.533	G4-6-3 1B					24 1B 1B	SF7		BB 1B	2	1	2	2	0	0	0						
Jose Guillen, R (1,9) OBP: 0.333, SLG: 0.592				E6					2-H 1B	2	0	0	0	0	0	1						
J.J. Davis, R (6,PH) OBP: 0.280, SLG: 0.217	G4-6-3								BB	2	0	1	1	1	1	1						
24 Nick Johnson, L (1,3) OBP: 0.405, SLG: 0.403		G3							BB	2	5	0	1	0	0	2	4					
Carlos Baerga, S (1,5) OBP: 0.133, SLG: 0.133		G4-3				G4-3			K2-3 G1-3	5	0	1	1	0	1	2						
Brian Schneider, L (1,2) OBP: 0.279, SLG: 0.364																						
Hector Carrasco, R (6,1)																						
Ryan Church, L (6,PH) OBP: 0.216, SLG: 0.235																						
Joey Eischen, L (6,1) OBP: 1.000, SLG: 1.000																						
Tony Blanco, R (1,7) OBP: 0.364, SLG: 0.400																						
15 Cristian Guzman, S (1,6) OBP: 0.203, SLG: 0.246																						
Tomo Ohka, S (1,1) OBP: 0.429, SLG: 0.429																						
Gary Majewski, R (4,1)																						
Termel Sledge, L (5,PH) OBP: 0.391, SLG: 0.556																						
Joe Horgan, L (5,1)																						
Gary Bennett, R (6,2) OBP: 0.200, SLG: 0.250																						
Inning Stats	R: 0 E: 0 K: 0 S: 7	H: 1 LOB: 0 BB: 0 P: 10	R: 0 E: 0 K: 0 S: 8	H: 0 LOB: 0 BB: 0 P: 12	R: 0 E: 0 K: 0 S: 6	H: 0 LOB: 0 BB: 0 P: 7	R: 0 E: 1 K: 2 S: 8	H: 0 LOB: 1 BB: 0 P: 10	R: 0 E: 0 K: 0 S: 9	H: 2 LOB: 3 BB: 0 P: 14	R: 1 E: 0 K: 2 S: 17	H: 3 LOB: 2 BB: 0 P: 26	R: 3 E: 1 K: 0 S: 18	H: 3 LOB: 1 BB: 0 P: 25	R: 0 E: 0 K: 1 S: 8	H: 1 LOB: 1 BB: 0 P: 12	R: 1 E: 0 K: 1 S: 14	H: 2 LOB: 2 BB: 1 P: 21	1B: 10 2B: 2 3B: 0 HR: 0	SF: 2 SAC: 0 DP: 1 HBP: 1	WP: 0 PB: 0 CS: 0	PA: 41
PITCHER	IP WLS BF H R ER SO BB IBB HBP BLK WP HR S P ERA WHIP																					
Jae Weong Seo, R (1,1) ERA: 1.5	6.0 W 24 6 1 1 4 0 0 0 0 0 0 0 55 79 1.50 1.000																					
Dae-Sung Koo, L (7,1) ERA: 5.4	1.0 7 3 3 3 0 0 0 1 0 0 0 0 18 25 27.00 3.000																					
Manny Aybar, R (8,1) ERA: 4.82	1.0 4 1 0 0 1 0 0 0 0 0 0 0 8 12 0.00 1.000																					
Heath Bell, R (9,1) ERA: 3.0	1.0 6 2 1 1 1 1 0 0 0 0 0 0 14 21 9.00 3.000																					

Washington Nationals @ New York Mets
Shea Stadium, Flushing, NY
Sat Apr 23 2005, 1:10 PM EDT
Att: 44,058 - Drizzlie - 56 F

AB	37
R	5
H	12
RBI	5
BB	1
SO	6
LOB	14



Batter	1	2	3	4	5	6	7	8	9	AB	R	H	RBI	BB	SO	LOB	BOTTOM			
Chris Woodward, R (1,6) OBP: 0.364, SLG: 0.381	G1-4-3		B2	G6-3 1B	15 2B 1B	L7-4		F8		6	1	2	2	0	0	6				
Miguel Cairo, R (1,4) OBP: 0.348, SLG: 0.429	31 L6-4 2B		F8	G6-3	E5 15 2B		F8			5	0	1	0	0	0	4				
15 Carlos Beltrán, S (1,8) OBP: 0.365, SLG: 0.485										2	0	2	1	2	0	0				
Eric Valent, L (7,8) OBP: 0.227, SLG: 0.105										1	0	0	0	0	0	0				
31 Mike Piazza, R (1,2) OBP: 0.267, SLG: 0.382										4	0	0	0	0	0	9				
11 Ramon Castro, R (7,2) OBP: 0.263, SLG: 0.278	L6-4		FC6-4	P4	FC5		K			1	0	0	0	0	1	0				
Cliff Floyd, L (1,7) OBP: 0.418, SLG: 0.600										4	2	2	0	0	2	3				
Dae-Sung Koo, L (7,1)										0	0	0	0	0	0	0				
Manny Aybar, R (8,1)										0	0	0	0	0	0	0				
Kazuo Matsui, S (8,PH) OBP: 0.328, SLG: 0.340										1	0	1	0	0	0	0				
Heath Bell, R (9,1)										0	0	0	0	0	0	0				
Doug Mientkiewicz, L (1,3) OBP: 0.381, SLG: 0.452										4	2	1	0	1	1	4				
5 David Wright, R (1,5) OBP: 0.371, SLG: 0.448										4	2	2	1	1	1	3				
Victor Diaz, R (1,9) OBP: 0.492, SLG: 0.702										4	2	4	3	1	0	0				
Jae Weong Seo, R (1,1) OBP: 0.687, SLG: 0.500										2	1	1	2	1	1	2				
Marlon Anderson, L (6,PH) OBP: 0.381, SLG: 0.421										2	0	0	0	0	0	4				
Inning Stats	R: 0 E: 0 K: 0 S: 16	H: 1 LOB: 1 BB: 1 P: 28	R: 0 E: 0 K: 1 S: 6	H: 0 LOB: 0 BB: 0 P: 8	R: 0 E: 0 K: 0 S: 11	H: 2 LOB: 3 BB: 1 P: 22	R: 4 E: 0 K: 1 S: 20	H: 4 LOB: 2 BB: 2 P: 36	R: 6 E: 1 K: 3 S: 30	H: 6 LOB: 3 BB: 1 P: 44	R: 0 E: 0 K: 0 S: 9	H: 1 LOB: 0 BB: 0 P: 12	R: 0 E: 0 K: 1 S: 7	H: 0 LOB: 0 BB: 0 P: 13	R: 0 E: 0 K: 0 S: 12	H: 2 LOB: 3 BB: 1 P: 23	1B: 11 2B: 7 3B: 0 HR: 0	SF: 0 SAC: 0 DP: 2 HBP: 0	WP: 1 PB: 0 CS: 0	PA: 46
PITCHER	IP WLS BF H R ER SO BB IBB HBP BLK WP HR S P ERA WHIP																			
Tomo Ohka, R (1,1) ERA: 5.85	3.0 L 17 6 4 4 4 3 0 0 0 0 0 0 10 19 0.00 1.000																			
Gary Majewski, R (4,1) ERA: 21.0	1.0 5 1 0 0 1 0 1 0 0 0 0 0 10 19 0.00 1.000																			
Joe Horgan, L (5,1) ERA: 21.0	1.0 12 6 6 5 3 1 0 0 0 0 1 0 30 44 45.00 7.000																			
Hector Carrasco, R (6,1) ERA: 2.35	2.0 6 1 0 0 1 0 0 0 0 0 0 0 16 25 0.00 0.500																			
Joey Eischen, L (8,1) ERA: 2.35	1.0 6 2 0 0 0 1 0 0 0 0 0 0 12 23 0.00 3.000																			

Washington Nationals @ New York Mets
Shea Stadium, Flushing, NY
Sat Apr 23 2005, 1:10 PM EDT
Att: 44,058 - Drizzlie - 56 F

AB	40
R	10
H	16
RBI	9
BB	6
SO	6
LOB	35



Batter	1	2	3	4	5	6	7	8	9	AB	R	H	RBI	BB	SO	LOB	TOP						
Brad Wilkerson, L (1,8) OBP: 0.407, SLG: 0.577										5	3	4	2	1	0	0	Washington Nationals @ New York Mets Shea Stadium, Flushing, NY Sun Apr 24 2005, 1:10 PM EDT Att: 43,313 - Cloudy - 51 F						
24 Nick Johnson, L (1,3) OBP: 0.425, SLG: 0.409										4	3	2	0	1	1	2							
Jose Vidro, S (1,4) OBP: 0.397, SLG: 0.627 Jamey Carroll, R (8,4) OBP: 0.353, SLG: 0.500										4	2	2	1	1	0	3							
Jose Guillen, R (1,9) OBP: 0.325, SLG: 0.595 Ryan Church, L (8, FR) OBP: 0.216, SLG: 0.235										3	0	1	3	0	0	2							
Termel Sledge, L (1,7) OBP: 0.357, SLG: 0.500 Joey Eischen, L (8,1) OBP: 1.000, SLG: 1.000 Gary Majewski, R (8,1)										4	1	1	1	0	2	2							
Vinny Castilla, R (1,5) OBP: 0.435, SLG: 0.684										5	0	4	1	0	0	0							
Gary Bennett, R (1,2) OBP: 0.267, SLG: 0.308										5	0	2	2	0	2	3							
15 Cristian Guzman, S (1,6) OBP: 0.203, SLG: 0.243										5	0	1	0	0	1	4							
Livan Hernandez, R (1,1) OBP: 0.182, SLG: 0.100 J.J. Davis, R (8,7) OBP: 0.269, SLG: 0.208										3	1	0	0	0	0	1							
Inning Stats	R: 3 E: 0 K: 0 S: 20	H: 5 LOB: 2 BB: 1 P: 32	R: 0 E: 0 K: 1 S: 7	H: 0 LOB: 0 BB: 0 P: 13	R: 1 E: 1 K: 1 S: 9	H: 1 LOB: 1 BB: 1 P: 14	R: 2 E: 0 K: 0 S: 9	H: 2 LOB: 1 BB: 0 P: 17	R: 0 E: 0 K: 2 S: 10	H: 1 LOB: 1 BB: 0 P: 12	R: 2 E: 0 K: 1 S: 12	H: 1 LOB: 1 BB: 1 P: 22	R: 0 E: 0 K: 1 S: 13	H: 1 LOB: 1 BB: 0 P: 16	R: 3 E: 0 K: 0 S: 21	H: 4 LOB: 1 BB: 0 P: 34		R: 0 E: 0 K: 1 S: 10	H: 2 LOB: 2 BB: 0 P: 18	1B: 12 2B: 4 3B: 0 HR: 1	SF: 3 SAC: 0 DP: 1 HBP: 2	WP: 1 PB: 0 SB: 4 CS: 0	PA: 48
PITCHER	IP WLS BF H R ER SO BB IBB HBP BLK WP HR S P ERA WHIP	IP WLS BF H R ER SO BB IBB HBP BLK WP HR S P ERA WHIP																					
Victor Zambrano, R (1,1) ERA: 5.64	5.1 L 29 9 8 7 4 3 0 2 0 0 1 58 28 11.81 2.250	1.2 7 2 0 0 2 0 0 0 0 0 0 0 22 28 0.00 1.200	0.2 6 4 3 3 0 0 0 0 0 0 0 0 19 31 40.50 6.000	0.1 1 0 0 0 0 0 0 0 0 0 0 0 2 3 0.00 0.000	1.0 5 2 0 0 1 0 0 0 0 0 0 0 10 18 0.00 2.000																		
7 José Reyes, S (1,6) OBP: 0.280, SLG: 0.439										5	1	2	0	0	1	2							
Kazuo Matsui, S (1,4) OBP: 0.333, SLG: 0.333										4	1	1	0	0	0	2							
15 Carlos Beltrán, S (1,8) OBP: 0.373, SLG: 0.466										5	1	1	0	0	2	3							
31 Mike Piazza, R (1,2) OBP: 0.262, SLG: 0.383										5	0	1	3	0	0	3							
Cliff Floyd, L (1,7) OBP: 0.417, SLG: 0.574										4	0	1	0	1	0	1							
Doug Mientkiewicz, L (1,3) OBP: 0.355, SLG: 0.431									3	1	0	0	1	0	3								
5 David Wright, R (1,5) OBP: 0.365, SLG: 0.450 Manny Aybar, R (8,1) OBP: 0.355, SLG: 0.431 Mike Mathews, L (8,1) OBP: 0.375, SLG: 0.455 Miguel Cairo, R (8, FR) OBP: 0.375, SLG: 0.455 Mike DeJean, R (8,1)										2	0	1	0	1	0	1							
Victor Diaz, R (1,9) OBP: 0.492, SLG: 0.680										3	0	1	0	0	1	3							
Victor Zambrano, S (1,1) OBP: 0.200, SLG: 0.400 Chris Woodward, R (6,5) OBP: 0.333, SLG: 0.364										2	0	1	0	0	1	2							
Inning Stats	R: 3 E: 0 K: 0 S: 18	H: 4 LOB: 2 BB: 2 P: 31	R: 0 E: 0 K: 0 S: 8	H: 2 LOB: 0 BB: 0 P: 11	R: 0 E: 0 K: 1 S: 10	H: 2 LOB: 0 BB: 0 P: 15	R: 0 E: 0 K: 0 S: 8	H: 0 LOB: 0 BB: 0 P: 12	R: 0 E: 0 K: 0 S: 6	H: 1 LOB: 1 BB: 0 P: 11	R: 0 E: 0 K: 1 S: 8	H: 0 LOB: 0 BB: 0 P: 14	R: 0 E: 0 K: 1 S: 6	H: 0 LOB: 0 BB: 0 P: 8	R: 1 E: 0 K: 1 S: 15	H: 1 LOB: 2 BB: 1 P: 23	R: 0 E: 0 K: 1 S: 9	H: 0 LOB: 1 BB: 0 P: 12	1B: 9 2B: 1 3B: 0 HR: 0	SF: 1 SAC: 0 DP: 1 HBP: 2	WP: 0 PB: 0 SB: 0 CS: 0	PA: 41	
PITCHER	IP WLS BF H R ER SO BB IBB HBP BLK WP HR S P ERA WHIP	IP WLS BF H R ER SO BB IBB HBP BLK WP HR S P ERA WHIP																					
Livan Hernandez, R (1,1) ERA: 5.34	7.0 W 31 9 3 3 3 2 0 0 0 0 0 64 102 3.86 1.571	0.1 2 0 1 1 0 1 0 0 0 0 0 0 1 5 27.00 3.000	1.2 8 1 0 0 2 0 0 2 0 0 0 0 23 30 0.00 0.600																				
Joey Eischen, L (8,1) ERA: 3.39	1.2 8 1 0 0 2 0 0 2 0 0 0 0 23 30 0.00 0.600																						
Gary Majewski, R (8,1)	1.2 8 1 0 0 2 0 0 2 0 0 0 0 23 30 0.00 0.600																						

Washington Nationals @ New York Mets
Shea Stadium, Flushing, NY
Sun Apr 24 2005, 1:10 PM EDT
Att: 43,313 - Cloudy - 51 F

AB 40
R 11
H 17
RBI 10
BB 3
SO 7
LOB 20



Washington Nationals @ New York Mets
Shea Stadium, Flushing, NY
Sun Apr 24 2005, 1:10 PM EDT
Att: 43,313 - Cloudy - 51 F

AB 35
R 4
H 10
RBI 4
BB 3
SO 5
LOB 20




Batter	1	2	3	4	5	6	7	8	9	AB	R	H	RBI	BB	SO	LOB	TOP							
Rafael Furcal, S OBP: 0.274, SLG: 0.360	1-3 K	0-0 1B		2-0 G4-3			1-2 L8			4	0	1	0	0	1	0	Atlanta Braves @ New York Mets Shea Stadium, Flushing, NY Tue Apr 26 2005, 7:10 PM EDT Att: 31,511 - Partly Cloudy - 56 F							
4 Pete Orr, L OBP: 0.326, SLG: 0.463	1-0 FC3-6 2B	3-1 G4-6-3 1B			1-3 K2-3		1-1 G6-3			4	1	1	0	0	1	2								
Marcus Giles, R OBP: 0.373, SLG: 0.472	0-0 FC3-6 1B		1-3 K		1-0 G4-3			1-3 K		4	0	1	0	0	2	0								
Adam LaRoche, L OBP: 0.299, SLG: 0.356	0-2 FC3-6 2B		4-1 2B		1-3 K			1-1 F7		3	2	0	0	1	1	2								
Brian Jordan, R OBP: 0.299, SLG: 0.310	0-1 2B		1-3 K		1-3 K			3-2 F8		4	1	1	1	0	2	1								
Johnny Estrada, S OBP: 0.295, SLG: 0.333	1-0 2B		2-2 2B		4-0 FC5-4 BB			0-0 E4		3	0	2	3	1	0	0								
Andrew Jones, R OBP: 0.244, SLG: 0.312	2-3 K		0-0 G5-3		0-1 FC5-4			1-0 G5-4-3		4	0	0	0	0	1	4								
Raul Mondesi, R OBP: 0.233, SLG: 0.357		0-3 K		1-2 G5-3		2-1 L8		2-3 K		4	0	0	0	0	2	1								
29 John Smoltz, R OBP: 0.100, SLG: 0.100		0-0 1B		1-2 G1-3			1-2 F9			3	0	1	0	0	0	0								
Chris Reitsma, R OBP: 0.100, SLG: 0.100										0	0	0	0	0	0	0								
Dan Kolb, R OBP: 0.100, SLG: 0.100										0	0	0	0	0	0	0								
John Foster, L OBP: 0.100, SLG: 0.100										0	0	0	0	0	0	0								
Inning Stats	R: 3 E: 0 K: 2 S: 15	H: 4 LOB: 1 BB: 0 P: 20	R: 0 E: 0 K: 1 S: 7	H: 2 LOB: 1 BB: 0 P: 10	R: 1 E: 0 K: 2 S: 13	H: 1 LOB: 1 BB: 1 P: 21	R: 0 E: 0 K: 0 S: 7	H: 0 LOB: 0 BB: 0 P: 11	R: 0 E: 0 K: 0 S: 7	H: 0 LOB: 0 BB: 0 P: 10	R: 0 E: 0 K: 1 S: 8	H: 0 LOB: 1 BB: 1 P: 15	R: 0 E: 0 K: 0 S: 9	H: 0 LOB: 0 BB: 0 P: 12	R: 0 E: 0 K: 1 S: 14	H: 0 LOB: 0 BB: 0 P: 19	R: 0 E: 1 K: 1 S: 6	H: 0 LOB: 0 BB: 0 P: 9	1B: 4 2B: 3 3B: 0 HR: 0	SF: 0 SAC: 0 DP: 2 HBP: 0	WP: 0 PB: 0 SB: 0 CS: 0	PA: 35		
PITCHER	IP WLS BF H R ER SO BB IBB HBP BLK WP HR S P ERA WHIP	IP WLS BF H R ER SO BB IBB HBP BLK WP HR S P ERA WHIP	IP WLS BF H R ER SO BB IBB HBP BLK WP HR S P ERA WHIP	IP WLS BF H R ER SO BB IBB HBP BLK WP HR S P ERA WHIP	IP WLS BF H R ER SO BB IBB HBP BLK WP HR S P ERA WHIP	IP WLS BF H R ER SO BB IBB HBP BLK WP HR S P ERA WHIP	IP WLS BF H R ER SO BB IBB HBP BLK WP HR S P ERA WHIP	IP WLS BF H R ER SO BB IBB HBP BLK WP HR S P ERA WHIP	IP WLS BF H R ER SO BB IBB HBP BLK WP HR S P ERA WHIP	IP WLS BF H R ER SO BB IBB HBP BLK WP HR S P ERA WHIP	IP WLS BF H R ER SO BB IBB HBP BLK WP HR S P ERA WHIP	IP WLS BF H R ER SO BB IBB HBP BLK WP HR S P ERA WHIP	IP WLS BF H R ER SO BB IBB HBP BLK WP HR S P ERA WHIP	IP WLS BF H R ER SO BB IBB HBP BLK WP HR S P ERA WHIP	IP WLS BF H R ER SO BB IBB HBP BLK WP HR S P ERA WHIP	IP WLS BF H R ER SO BB IBB HBP BLK WP HR S P ERA WHIP	IP WLS BF H R ER SO BB IBB HBP BLK WP HR S P ERA WHIP	IP WLS BF H R ER SO BB IBB HBP BLK WP HR S P ERA WHIP	IP WLS BF H R ER SO BB IBB HBP BLK WP HR S P ERA WHIP	IP WLS BF H R ER SO BB IBB HBP BLK WP HR S P ERA WHIP	IP WLS BF H R ER SO BB IBB HBP BLK WP HR S P ERA WHIP	IP WLS BF H R ER SO BB IBB HBP BLK WP HR S P ERA WHIP	IP WLS BF H R ER SO BB IBB HBP BLK WP HR S P ERA WHIP	IP WLS BF H R ER SO BB IBB HBP BLK WP HR S P ERA WHIP


AB	33
R	4
H	7
RBI	4
BB	2
SO	10
LOB	10



Batter	1	2	3	4	5	6	7	8	9	AB	R	H	RBI	BB	SO	LOB	BOTTOM							
7 José Reyes, S OBP: 0.275, SLG: 0.440	0-1 G6-3		2-2 F8		0-1 2B		0-3 K		0-0 31 D 31 B 2B	5	1	2	1	0	1	1	Atlanta Braves @ New York Mets Shea Stadium, Flushing, NY Tue Apr 26 2005, 7:10 PM EDT Att: 31,511 - Partly Cloudy - 56 F							
Kazuo Matsui, S OBP: 0.324, SLG: 0.323	2-1 G4-3		1-1 G5-3		0-1 G4-3		0-0 1B		1-1 15 B 2H 1B	4	0	1	0	0	0	1								
31 Mike Piazza, R OBP: 0.300, SLG: 0.446										1	0	1	1	0	0	0								
15 Carlos Beltrán, S OBP: 0.348, SLG: 0.427	2-2 G3		2-2 F7		0-0 G1-3		0-0 F8		0-1 1B	5	0	1	0	0	0	2								
Cliff Floyd, L OBP: 0.420, SLG: 0.597		3-2 5 B 2B 1B		4-2 G1-6-3 BB		3-2 5 B 1B		1-1 G4-3	1-0 P6	4	1	2	0	1	0	2								
Doug Mientkiewicz, L OBP: 0.333, SLG: 0.400		1-2 L9		0-0 G1-6-3		1-1 F7		2-2 G6-3		4	0	0	0	0	0	3								
5 David Wright, R OBP: 0.413, SLG: 0.530		1-2 11 G5-3 2B		4-2 BB		1 SAFE 1-1 1B		3-1 G6-3		3	0	2	1	1	0	0								
11 Ramon Castro, R OBP: 0.227, SLG: 0.238		0-2 G5-3		1-1 F8		0-3 K			1-2 G4-6-3 1B	3	0	0	0	0	1	4								
Miguel Cairo, R OBP: 0.400, SLG: 0.478		2-3 2B							1-2 G4-6-3 1B	1	0	1	0	0	0	0								
Victor Diaz, R OBP: 0.471, SLG: 0.625		4-2 BB				1-2 F7		1-2 K	0-2 G4-6-3	3	0	0	0	1	1	1								
45 Pedro Martinez, R OBP: 0.471, SLG: 0.625		1-3 K				0-0 B1		0-1 1B	0-2 7 B 2B	2	0	0	0	0	1	2								
Marlon Anderson, L OBP: 0.409, SLG: 0.450										1	0	1	0	0	0	0								
Heath Bell, R OBP: 0.409, SLG: 0.450										0	0	0	0	0	0	0								
Mike DeJean, R OBP: 0.400, SLG: 0.478										0	0	0	0	0	0	0								
Eric Valent, L OBP: 0.281, SLG: 0.200										1	1	1	0	0	0	0								
Inning Stats	R: 0 E: 0 K: 0 S: 7	H: 0 LOB: 0 BB: 0 P: 11	R: 1 E: 0 K: 1 S: 19	H: 2 LOB: 2 BB: 1 P: 29	R: 0 E: 0 K: 0 S: 12	H: 0 LOB: 0 BB: 0 P: 17	R: 0 E: 0 K: 0 S: 11	H: 0 LOB: 0 BB: 2 P: 20	R: 0 E: 0 K: 0 S: 8	H: 1 LOB: 1 BB: 0 P: 9	R: 0 E: 0 K: 1 S: 12	H: 2 LOB: 2 BB: 0 P: 17	R: 0 E: 0 K: 2 S: 13	H: 2 LOB: 2 BB: 0 P: 14	R: 0 E: 0 K: 0 S: 7	H: 0 LOB: 0 BB: 0 P: 13	R: 2 E: 0 K: 0 S: 16	H: 5 LOB: 2 BB: 0 P: 19	1B: 8 2B: 4 3B: 0 HR: 0	SF: 0 SAC: 0 DP: 2 HBP: 0	WP: 0 PB: 0 SB: 0 CS: 0	PA: 40		
PITCHER	IP WLS BF H R ER SO BB IBB HBP BLK WP HR S P ERA WHIP	IP WLS BF H R ER SO BB IBB HBP BLK WP HR S P ERA WHIP	IP WLS BF H R ER SO BB IBB HBP BLK WP HR S P ERA WHIP	IP WLS BF H R ER SO BB IBB HBP BLK WP HR S P ERA WHIP	IP WLS BF H R ER SO BB IBB HBP BLK WP HR S P ERA WHIP	IP WLS BF H R ER SO BB IBB HBP BLK WP HR S P ERA WHIP	IP WLS BF H R ER SO BB IBB HBP BLK WP HR S P ERA WHIP	IP WLS BF H R ER SO BB IBB HBP BLK WP HR S P ERA WHIP	IP WLS BF H R ER SO BB IBB HBP BLK WP HR S P ERA WHIP	IP WLS BF H R ER SO BB IBB HBP BLK WP HR S P ERA WHIP	IP WLS BF H R ER SO BB IBB HBP BLK WP HR S P ERA WHIP	IP WLS BF H R ER SO BB IBB HBP BLK WP HR S P ERA WHIP	IP WLS BF H R ER SO BB IBB HBP BLK WP HR S P ERA WHIP	IP WLS BF H R ER SO BB IBB HBP BLK WP HR S P ERA WHIP	IP WLS BF H R ER SO BB IBB HBP BLK WP HR S P ERA WHIP	IP WLS BF H R ER SO BB IBB HBP BLK WP HR S P ERA WHIP	IP WLS BF H R ER SO BB IBB HBP BLK WP HR S P ERA WHIP	IP WLS BF H R ER SO BB IBB HBP BLK WP HR S P ERA WHIP	IP WLS BF H R ER SO BB IBB HBP BLK WP HR S P ERA WHIP	IP WLS BF H R ER SO BB IBB HBP BLK WP HR S P ERA WHIP	IP WLS BF H R ER SO BB IBB HBP BLK WP HR S P ERA WHIP	IP WLS BF H R ER SO BB IBB HBP BLK WP HR S P ERA WHIP	IP WLS BF H R ER SO BB IBB HBP BLK WP HR S P ERA WHIP	IP WLS BF H R ER SO BB IBB HBP BLK WP HR S P ERA WHIP



Batter	1	2	3	4	5	6	7	8	9	AB	R	H	RBI	BB	SO	LOB	TOP																																																																									
7 José Reyes, S OBP: 0.267, SLG: 0.413	F8		P6		G1-3			FC4-6 HBP		3	0	0	0	0	0	4	<p>New York Mets @ Washington Nationals Robert F. Kennedy Memorial Stadium, Washington, DC</p> <p>Sat Apr 30 2005, 7:05 PM EDT Att: 40,913 - Cloudy - 70 F</p> <p>livebaseballscorecards.com</p> <p>AB 27 R 3 H 3 RBI 3 BB 3 SO 3 LOB 14</p> 																																																																									
Kazuo Matsui, S OBP: 0.318, SLG: 0.316	G5-3			G6-3		G4-3		FC4-6 15 BB		4	1	0	0	0	2																																																																											
15 Carlos Beltrán, S OBP: 0.349, SLG: 0.421	F8			G4-3		F9		2B		3	1	0	0	1	0																																																																											
Cliff Floyd, L OBP: 0.432, SLG: 0.634		G4-3		G6-3		F7		2B		4	0	1	3	0	0																																																																											
31 Mike Piazza, R OBP: 0.289, SLG: 0.395	F8				BB E 1B		L8	G5-3		4	0	1	0	0	1																																																																											
Doug Mientkiewicz, L OBP: 0.326, SLG: 0.413	G4-3				FC1 BB		F7			3	0	0	0	0	1																																																																											
5 David Wright, R OBP: 0.416, SLG: 0.539			7 WP SH3-4 1B		K		F9			3	0	1	0	0	1																																																																											
Victor Diaz, R OBP: 0.432, SLG: 0.538			K					G4-3		2	0	0	0	1	1																																																																											
Victor Zambrano, S ERA: 4.5			SH3-4		K			FC4-6 7 HBP 2B BB		0	0	0	0	0	0	<p>1B: 2 SF: 0 2B: 1 SAC: 1 3B: 0 DP: 0 HR: 0 HBP: 1</p> <p>WP: 1 PA: 32 PB: 0 SB: 0 CS: 0</p>																																																																										
Eric Gallent, L OBP: 0.240, SLG: 0.182										0	0	0	0	0	0																																																																											
Manny Aybar, R ERA: 4.4										1	0	0	0	0	0																																																																											
43 Royce Ring, L ERA: 4.4										0	0	0	0	0	0																																																																											
Marlon Anderson, L OBP: 0.146, SLG: 0.045										0	1	0	0	1	0																																																																											
Mike DeJean, R ERA: 4.32										0	0	0	0	0	0																																																																											
Inning Stats	R: 0 E: 0 K: 0 S: 10	H: 0 LOB: 0 BB: 0 P: 16	R: 0 E: 0 K: 0 S: 7	H: 0 LOB: 0 BB: 0 P: 11	R: 0 E: 0 K: 1 S: 8	H: 1 LOB: 1 BB: 0 P: 12	R: 0 E: 0 K: 0 S: 10	H: 0 LOB: 0 BB: 0 P: 14	R: 0 E: 1 K: 2 S: 15	H: 3 LOB: 3 BB: 1 P: 25	R: 0 E: 0 K: 0 S: 9	H: 0 LOB: 0 BB: 0 P: 12	R: 3 E: 0 K: 0 S: 12	H: 1 LOB: 1 BB: 2 P: 24																																																																												
PITCHER	IP WLS BF H R ER SO BB IBB HBP BLK WP HR S P ERA WHIP	<table border="1"> <thead> <tr> <th>PITCHER</th> <th>IP</th> <th>WLS</th> <th>BF</th> <th>H</th> <th>R</th> <th>ER</th> <th>SO</th> <th>BB</th> <th>IBB</th> <th>HBP</th> <th>BLK</th> <th>WP</th> <th>HR</th> <th>S</th> <th>P</th> <th>ERA</th> <th>WHIP</th> </tr> </thead> <tbody> <tr> <td>Tomo Ohka, R</td> <td>(1, 1)</td> <td>6.0</td> <td>W</td> <td>22</td> <td>2</td> <td>0</td> <td>0</td> <td>3</td> <td>1</td> <td>0</td> <td>0</td> <td>0</td> <td>1</td> <td>0</td> <td>57</td> <td>89</td> <td>0.00</td> <td>0.500</td> </tr> <tr> <td>Gary Majewski, R</td> <td>(7, 1)</td> <td>1.2</td> <td></td> <td>9</td> <td>1</td> <td>3</td> <td>3</td> <td>0</td> <td>2</td> <td>0</td> <td>1</td> <td>0</td> <td>0</td> <td>20</td> <td>34</td> <td>16.20</td> <td>1.800</td> </tr> <tr> <td>Hector Carrasco, R</td> <td>(8, 1)</td> <td>0.1</td> <td>S</td> <td>1</td> <td>0</td> <td>0</td> <td>0</td> <td>0</td> <td>0</td> <td>0</td> <td>0</td> <td>0</td> <td>0</td> <td>1</td> <td>2</td> <td>0.00</td> <td>0.000</td> </tr> </tbody> </table>																PITCHER	IP	WLS	BF	H	R	ER	SO	BB	IBB	HBP	BLK	WP	HR	S	P	ERA	WHIP	Tomo Ohka, R	(1, 1)	6.0	W	22	2	0	0	3	1	0	0	0	1	0	57	89	0.00	0.500	Gary Majewski, R	(7, 1)	1.2		9	1	3	3	0	2	0	1	0	0	20	34	16.20	1.800	Hector Carrasco, R	(8, 1)	0.1	S	1	0	0	0	0	0	0	0	0	0	1	2	0.00	0.000
PITCHER	IP	WLS	BF	H	R	ER	SO	BB	IBB	HBP	BLK	WP	HR	S	P	ERA	WHIP																																																																									
Tomo Ohka, R	(1, 1)	6.0	W	22	2	0	0	3	1	0	0	0	1	0	57	89	0.00	0.500																																																																								
Gary Majewski, R	(7, 1)	1.2		9	1	3	3	0	2	0	1	0	0	20	34	16.20	1.800																																																																									
Hector Carrasco, R	(8, 1)	0.1	S	1	0	0	0	0	0	0	0	0	0	1	2	0.00	0.000																																																																									

Batter	1	2	3	4	5	6	7	8	9	AB	R	H	RBI	BB	SO	LOB	BOTTOM																																																																																										
Brad Wilkerson, L OBP: 0.393, SLG: 0.552	G3-1		K	24 BB		K				4	0	0	0	1	2	0	<p>New York Mets @ Washington Nationals Robert F. Kennedy Memorial Stadium, Washington, DC</p> <p>Sat Apr 30 2005, 7:05 PM EDT Att: 40,913 - Cloudy - 70 F</p> <p>livebaseballscorecards.com</p> <p>AB 31 R 5 H 10 RBI 5 BB 4 SO 7 LOB 14</p> 																																																																																										
24 Nick Johnson, L OBP: 0.417, SLG: 0.456	K		HBP BB			HR				2	1	1	2	2	1	0																																																																																											
Jose Vidro, S OBP: 0.384, SLG: 0.570	HBP 2B 1B		F7		F8		K			4	1	1	0	0	1	4																																																																																											
Jose Guillen, R OBP: 0.340, SLG: 0.573	HBP 2B				P2		1B			2	1	1	0	0	0	0																																																																																											
Vinny Castilla, R OBP: 0.395, SLG: 0.613	HBP 2B		K		F8		1B			4	0	2	2	0	1	2																																																																																											
Ryan Church, L OBP: 0.261, SLG: 0.333	L5				1B 24 BB 15 G3		F7			4	2	2	1	0	0	3																																																																																											
Brian Schneider, L OBP: 0.282, SLG: 0.400		G3		P6		15 BB 1B		15 G6-4-3 BB		3	0	1	0	1	0	1																																																																																											
15 Cristian Guzman, S OBP: 0.233, SLG: 0.279		F7		G3		1B		G6-4-3		4	0	1	0	0	0	2																																																																																											
Tomo Ohka, S OBP: 0.400, SLG: 0.400										3	0	1	0	0	2	2																																																																																											
Gary Majewski, R ERA: 4.4										1	0	0	0	0	0	0																																																																																											
Hector Carrasco, R ERA: 4.32										0	0	0	0	0	0	0																																																																																											
Inning Stats	R: 2 E: 0 K: 1 S: 17	H: 2 LOB: 1 BB: 0 P: 28	R: 0 E: 0 K: 1 S: 7	H: 0 LOB: 0 BB: 0 P: 10	R: 0 E: 0 K: 2 S: 15	H: 0 LOB: 2 BB: 1 P: 27	R: 1 E: 0 K: 0 S: 10	H: 2 LOB: 3 BB: 2 P: 20	R: 1 E: 0 K: 2 S: 14	H: 3 LOB: 2 BB: 0 P: 19	R: 0 E: 0 K: 0 S: 4	H: 0 LOB: 0 BB: 1 P: 9	R: 0 E: 0 K: 0 S: 0	H: 0 LOB: 0 BB: 0 P: 0																																																																																													
PITCHER	IP WLS BF H R ER SO BB IBB HBP BLK WP HR S P ERA WHIP	<table border="1"> <thead> <tr> <th>PITCHER</th> <th>IP</th> <th>WLS</th> <th>BF</th> <th>H</th> <th>R</th> <th>ER</th> <th>SO</th> <th>BB</th> <th>IBB</th> <th>HBP</th> <th>BLK</th> <th>WP</th> <th>HR</th> <th>S</th> <th>P</th> <th>ERA</th> <th>WHIP</th> </tr> </thead> <tbody> <tr> <td>Victor Zambrano, R</td> <td>(1, 1)</td> <td>4.0</td> <td>L</td> <td>21</td> <td>4</td> <td>3</td> <td>3</td> <td>4</td> <td>3</td> <td>0</td> <td>2</td> <td>0</td> <td>0</td> <td>49</td> <td>85</td> <td>6.75</td> <td>1.750</td> </tr> <tr> <td>Manny Aybar, R</td> <td>(5, 1)</td> <td>2.0</td> <td></td> <td>12</td> <td>6</td> <td>2</td> <td>2</td> <td>3</td> <td>0</td> <td>0</td> <td>0</td> <td>0</td> <td>2</td> <td>24</td> <td>32</td> <td>9.00</td> <td>3.000</td> </tr> <tr> <td>43 Royce Ring, L</td> <td>(7, 1)</td> <td>1.0</td> <td></td> <td>3</td> <td>0</td> <td>0</td> <td>0</td> <td>0</td> <td>1</td> <td>0</td> <td>0</td> <td>0</td> <td>0</td> <td>4</td> <td>9</td> <td>0.00</td> <td>1.000</td> </tr> <tr> <td>Mike DeJean, R</td> <td>(8, 1)</td> <td>0.0</td> <td></td> <td>1</td> <td>0</td> <td>0</td> <td>0</td> <td>0</td> <td>0</td> <td>0</td> <td>0</td> <td>0</td> <td>0</td> <td>0</td> <td>0</td> <td>∞</td> <td>∞</td> </tr> </tbody> </table>																PITCHER	IP	WLS	BF	H	R	ER	SO	BB	IBB	HBP	BLK	WP	HR	S	P	ERA	WHIP	Victor Zambrano, R	(1, 1)	4.0	L	21	4	3	3	4	3	0	2	0	0	49	85	6.75	1.750	Manny Aybar, R	(5, 1)	2.0		12	6	2	2	3	0	0	0	0	2	24	32	9.00	3.000	43 Royce Ring, L	(7, 1)	1.0		3	0	0	0	0	1	0	0	0	0	4	9	0.00	1.000	Mike DeJean, R	(8, 1)	0.0		1	0	0	0	0	0	0	0	0	0	0	0	∞	∞
PITCHER	IP	WLS	BF	H	R	ER	SO	BB	IBB	HBP	BLK	WP	HR	S	P	ERA	WHIP																																																																																										
Victor Zambrano, R	(1, 1)	4.0	L	21	4	3	3	4	3	0	2	0	0	49	85	6.75	1.750																																																																																										
Manny Aybar, R	(5, 1)	2.0		12	6	2	2	3	0	0	0	0	2	24	32	9.00	3.000																																																																																										
43 Royce Ring, L	(7, 1)	1.0		3	0	0	0	0	1	0	0	0	0	4	9	0.00	1.000																																																																																										
Mike DeJean, R	(8, 1)	0.0		1	0	0	0	0	0	0	0	0	0	0	0	∞	∞																																																																																										

Batter	1	2	3	4	5	6	7	8	9	AB	R	H	RBI	BB	SO	LOB	TOP				
11 Jimmy Rollins, S OBP: 0.291, SLG: 0.364	G6-3		F8		P6			G1-3		4	0	0	0	0	0	0	Philadelphia Phillies @ New York Mets Shea Stadium, Flushing, NY Mon May 02 2005, 7:10 PM EDT Att: 16,897 - Cloudy - 48 F				
Jason Michaels, R OBP: 0.436, SLG: 0.404	K		G5-3				K	F9		4	0	0	0	0	2	0					
Bobby Abreu, L OBP: 0.377, SLG: 0.362	E S BB						G3-1			2	0	0	0	2	1	0					
Pat Burrell, R OBP: 0.398, SLG: 0.532	K						F7			3	0	0	0	1	1	2					
26 Chase Utley, L OBP: 0.387, SLG: 0.545										3	1	2	0	1	0	1					
David Bell, R OBP: 0.258, SLG: 0.310										4	0	1	0	0	1	3					
Tomas Perez, S OBP: 0.409, SLG: 0.350										4	0	1	1	0	0	3					
Mike Lieberthal, R OBP: 0.305, SLG: 0.324										3	0	0	0	0	1	3					
21 Jon Lieber, L Jose Offerman, S (7, PH) Terry Adams, R (7, 1) Geoff Geary, R (7, 1)										2	0	0	0	0	1	2					
Inning Stats	R: 0 E: 0 K: 2 S: 9	H: 0 LOB: 1 BB: 1 P: 16	R: 0 E: 0 K: 0 S: 9	H: 2 LOB: 2 BB: 0 P: 12	R: 0 E: 0 K: 1 S: 7	H: 0 LOB: 0 BB: 0 P: 10	R: 0 E: 0 K: 0 S: 11	H: 0 LOB: 1 BB: 0 P: 17	R: 0 E: 0 K: 2 S: 10	H: 0 LOB: 0 BB: 0 P: 15	R: 1 E: 0 K: 0 S: 15	H: 2 LOB: 1 BB: 0 P: 20	R: 0 E: 0 K: 1 S: 14	H: 0 LOB: 1 BB: 1 P: 23	R: 0 E: 0 K: 1 S: 6	H: 0 LOB: 0 BB: 1 P: 11	1B: 3 2B: 1 3B: 0 HR: 0	SF: 0 SAC: 0 DP: 1 HBP: 0	WP: 0 PB: 0 SB: 1 CS: 0	PA: 34	
PITCHER	IP	WLS	BF	H	R	ER	SO	BB	IBB	HBP	BLK	WP	HR	S	P	ERA	WHIP				
45 Pedro Martinez, R ERA: 2.51	(1, 1)	7.0	W	27	4	1	1	6	2	0	0	0	0	69	100	1.29	0.857				
Mike DeJean, R ERA: 3.95	(8, 1)	1.0		4	0	0	0	0	1	0	0	0	0	14	23	0.00	1.000				
Heath Bell, R ERA: 4.7	(9, 1)	1.0		3	0	0	0	1	1	0	0	0	0	6	11	0.00	1.000				

AB	30
R	1
H	4
RBI	1
BB	4
SO	7
LOB	15



Batter	1	2	3	4	5	6	7	8	9	AB	R	H	RBI	BB	SO	LOB	BOTTOM					
7 José Reyes, S OBP: 0.287, SLG: 0.421	S 1B							G5-3		5	2	4	0	0	0	0	Philadelphia Phillies @ New York Mets Shea Stadium, Flushing, NY Mon May 02 2005, 7:10 PM EDT Att: 16,897 - Cloudy - 48 F					
Kazuo Matsui, S OBP: 0.330, SLG: 0.321	K									4	1	1	1	1	1	2						
15 Carlos Beltrán, S OBP: 0.365, SLG: 0.481										4	1	2	3	0	1	1						
Cliff Floyd, L OBP: 0.433, SLG: 0.638										4	1	2	0	0	1	3						
5 David Wright, R OBP: 0.404, SLG: 0.506										4	0	0	0	0	1	2						
Doug Mientkiewicz, L OBP: 0.330, SLG: 0.395										2	0	0	0	2	0	0						
11 Ramon Castro, R OBP: 0.269, SLG: 0.217										2	0	0	0	2	0	0						
Victor Diaz, R OBP: 0.412, SLG: 0.507										4	0	0	0	0	1	5						
45 Pedro Martinez, R Marlon Anderson, L (7, PH) Mike DeJean, R (8, 1) Eric Valent, L (8, PH) Heath Bell, R (9, 1)										2	0	0	0	0	1	0						
Inning Stats	R: 0 E: 0 K: 2 S: 9	H: 1 LOB: 1 BB: 0 P: 12	R: 0 E: 0 K: 0 S: 8	H: 0 LOB: 0 BB: 0 P: 11	R: 1 E: 0 K: 0 S: 13	H: 3 LOB: 2 BB: 0 P: 20	R: 0 E: 0 K: 0 S: 5	H: 0 LOB: 0 BB: 0 P: 8	R: 0 E: 0 K: 1 S: 9	H: 1 LOB: 1 BB: 0 P: 11	R: 0 E: 0 K: 1 S: 8	H: 1 LOB: 3 BB: 2 P: 17	R: 4 E: 0 K: 2 S: 20	H: 3 LOB: 2 BB: 3 P: 41	R: 0 E: 0 K: 1 S: 9	H: 0 LOB: 0 BB: 0 P: 15	1B: 7 2B: 1 3B: 0 HR: 1	SF: 0 SAC: 0 DP: 0 HBP: 0	WP: 2 PB: 0 SB: 3 CS: 0	PA: 38		
PITCHER	IP	WLS	BF	H	R	ER	SO	BB	IBB	HBP	BLK	WP	HR	S	P	ERA	WHIP					
21 Jon Lieber, R ERA: 2.81	(1, 1)	6.0		26	6	1	1	4	1	0	0	0	1	52	79	1.50	1.167					
Terry Adams, R ERA: 8.64	(7, 1)	0.1	L	5	3	4	4	0	1	0	0	0	1	11	22	108.00	12.000					
Geoff Geary, R ERA: 2.45	(7, 1)	1.2		7	0	0	0	3	1	1	0	0	1	0	18	34	0.00	0.600				



Batter	1	2	3	4	5	6	7	8	9	AB	R	H	RBI	BB	SO	LOB	TOP								
11 Jimmy Rollins, S OBP: 0.303, SLG: 0.377 6 Ryan Howard, L (9, 3)	0-1 HR 2B	2-2 BB 1B		4-1 WP 1B BB		1-0 G5-3		0-1 G1-3		4	3	2	0	1	0	0									
Placido Polanco, R OBP: 0.351, SLG: 0.284	1-1 P4	4-2 1B BB		1-0 F8		1-2 G5-3		3-1 F9		4	0	0	0	1	0	3									
Bobby Abreu, L OBP: 0.395, SLG: 0.371	4-1 HR BB	2-2 1-2 2-H 3-H 1B		2-1 BB E 1B		2-1 L8		4-2 1B BB		3	2	2	4	2	0	0									
Pat Burrell, R OBP: 0.398, SLG: 0.560	3-2 1-H 2-H HR	0-0 F8		2-2 E6 BB 1B			2-3 K	3-2 1B BB		5	1	2	3	0	1	3									
Jason Michaels, R OBP: 0.449, SLG: 0.389	2-0 F9		4-2 CS BB	4-2 1B BB			4-1 2B 1B BB	1-1 F8		2	1	0	0	3	0	2									
David Bell, R OBP: 0.285, SLG: 0.326	1-3 K		0-0 F9	1-6 1-2 2-H 3-H 1B			0-1 1B FC6-4 2B	0-0 F9		5	1	2	1	0	1	1									
Tomas Perez, S OBP: 0.370, SLG: 0.320 (9, 6)		2-1 F8	1-1 F9		0-2 G6-3		0-0 FC6-4 1B	0-0 F9		5	0	1	1	0	0	1									
Mike Lieberthal, R OBP: 0.310, SLG: 0.321		4-0 11 1B 39 SH1-4 BB	0-2 CS	1-1 WP 39 SH1-4 1B	2-3 K		2-3 FC6-4	2-0 E5		4	2	1	1	1	1	1									
39 Brett Myers, R Aaron Fultz, L Jose Offerman, S OBP: 0.261, SLG: 0.300 Tim Worrell, R (9, 1)		0-1 SH1-4		0-1 SH1-4	2-1 G4-3		1-2 3-H 2-2 F8	0-2 G4-3		2	0	0	0	0	0	1									
Inning Stats	R: 3 E: 0 K: 1 S: 14	H: 2 LOB: 0 BB: 1 P: 25	R: 2 E: 0 K: 0 S: 15	H: 2 LOB: 2 BB: 2 P: 29	R: 0 E: 0 K: 0 S: 7	H: 0 LOB: 0 BB: 1 P: 12	R: 3 E: 1 K: 0 S: 14	H: 3 LOB: 2 BB: 2 P: 29	R: 0 E: 0 K: 1 S: 8	H: 0 LOB: 0 BB: 0 P: 12	R: 0 E: 0 K: 0 S: 7	H: 0 LOB: 0 BB: 0 P: 11	R: 2 E: 0 K: 1 S: 11	H: 2 LOB: 1 BB: 1 P: 20	R: 0 E: 0 K: 0 S: 12	H: 1 LOB: 2 BB: 1 P: 23	R: 0 E: 1 K: 0 S: 6	H: 0 LOB: 1 BB: 0 P: 8	1B: 7 2B: 2 3B: 0 HR: 1	SF: 0 SAC: 2 DP: 0 HBP: 0	WP: 1 PB: 0 SB: 0 CS: 1	PA: 46			
PITCHER	IP WLS BF H R ER SO BB IBB HBP BLK WP HR S P ERA WHIP	IP WLS BF H R ER SO BB IBB HBP BLK WP HR S P ERA WHIP	IP WLS BF H R ER SO BB IBB HBP BLK WP HR S P ERA WHIP	IP WLS BF H R ER SO BB IBB HBP BLK WP HR S P ERA WHIP	IP WLS BF H R ER SO BB IBB HBP BLK WP HR S P ERA WHIP	IP WLS BF H R ER SO BB IBB HBP BLK WP HR S P ERA WHIP	IP WLS BF H R ER SO BB IBB HBP BLK WP HR S P ERA WHIP	IP WLS BF H R ER SO BB IBB HBP BLK WP HR S P ERA WHIP	IP WLS BF H R ER SO BB IBB HBP BLK WP HR S P ERA WHIP	IP WLS BF H R ER SO BB IBB HBP BLK WP HR S P ERA WHIP	IP WLS BF H R ER SO BB IBB HBP BLK WP HR S P ERA WHIP	IP WLS BF H R ER SO BB IBB HBP BLK WP HR S P ERA WHIP	IP WLS BF H R ER SO BB IBB HBP BLK WP HR S P ERA WHIP	IP WLS BF H R ER SO BB IBB HBP BLK WP HR S P ERA WHIP	IP WLS BF H R ER SO BB IBB HBP BLK WP HR S P ERA WHIP	IP WLS BF H R ER SO BB IBB HBP BLK WP HR S P ERA WHIP	IP WLS BF H R ER SO BB IBB HBP BLK WP HR S P ERA WHIP	IP WLS BF H R ER SO BB IBB HBP BLK WP HR S P ERA WHIP	IP WLS BF H R ER SO BB IBB HBP BLK WP HR S P ERA WHIP	IP WLS BF H R ER SO BB IBB HBP BLK WP HR S P ERA WHIP	IP WLS BF H R ER SO BB IBB HBP BLK WP HR S P ERA WHIP	IP WLS BF H R ER SO BB IBB HBP BLK WP HR S P ERA WHIP	IP WLS BF H R ER SO BB IBB HBP BLK WP HR S P ERA WHIP	IP WLS BF H R ER SO BB IBB HBP BLK WP HR S P ERA WHIP	IP WLS BF H R ER SO BB IBB HBP BLK WP HR S P ERA WHIP

Philadelphia Phillies @ New York Mets
Shea Stadium, Flushing, NY
Tue May 03 2005, 7:10 PM EDT
Att: 17,051 - Cloudy - 56 F

AB 35
R 10
H 10
RBI 10
BB 8
SO 3
LOB 13

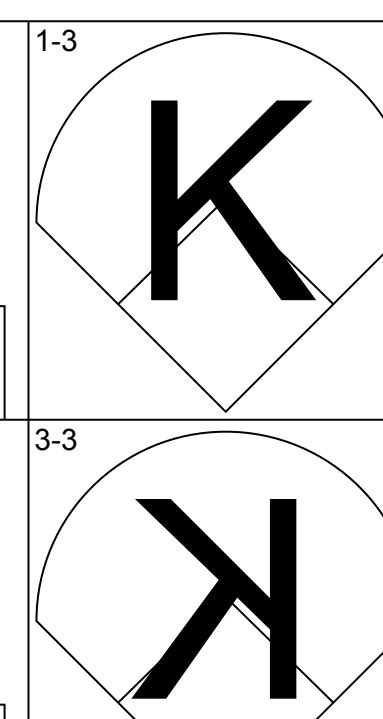
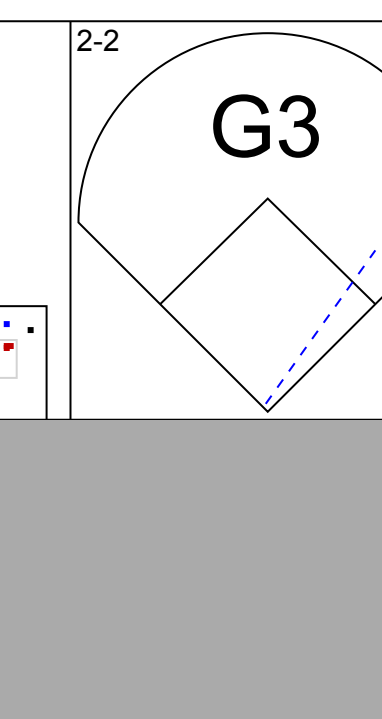
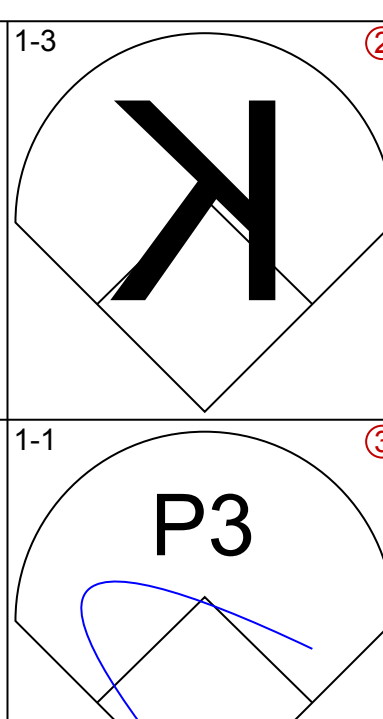
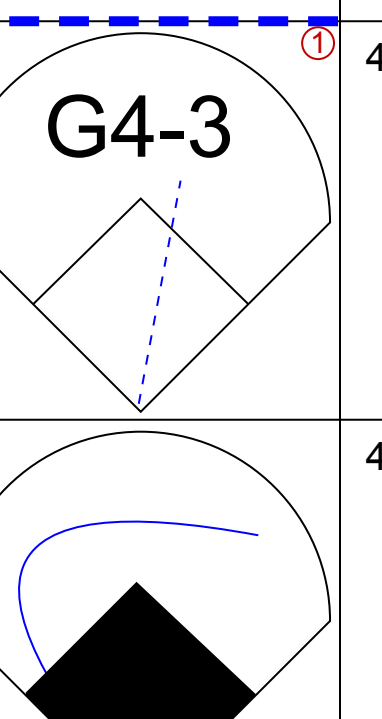
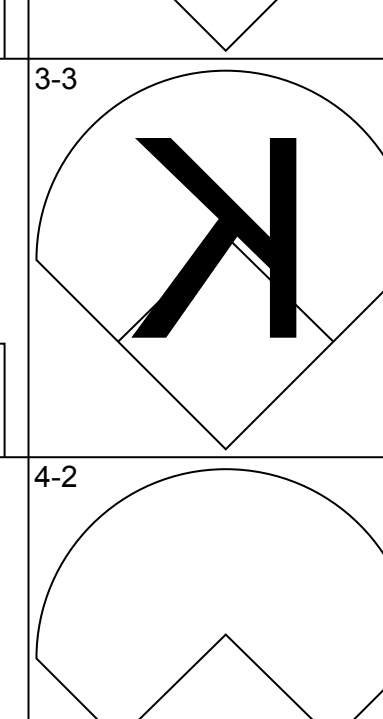
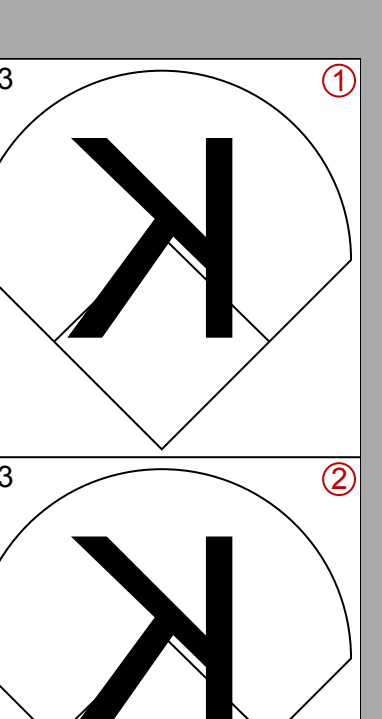
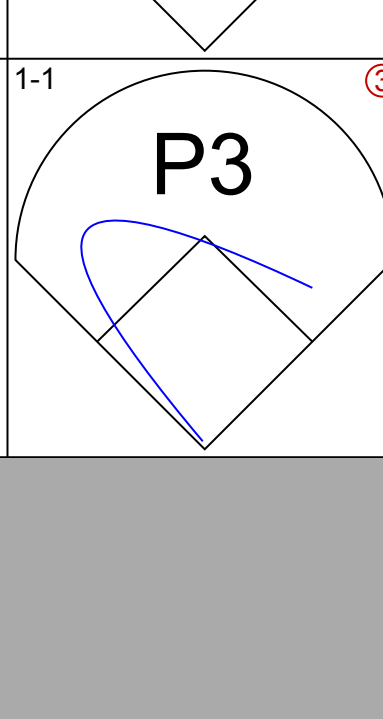
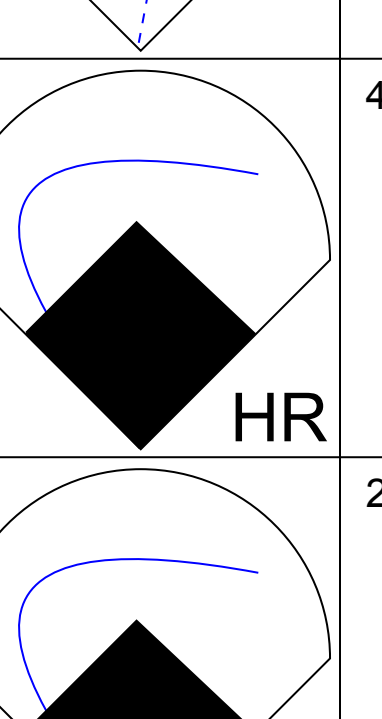
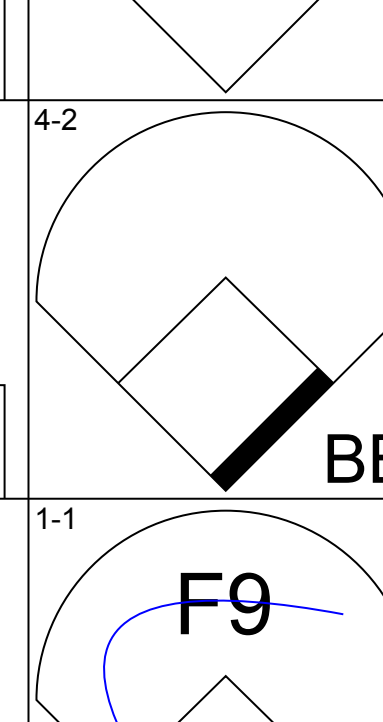
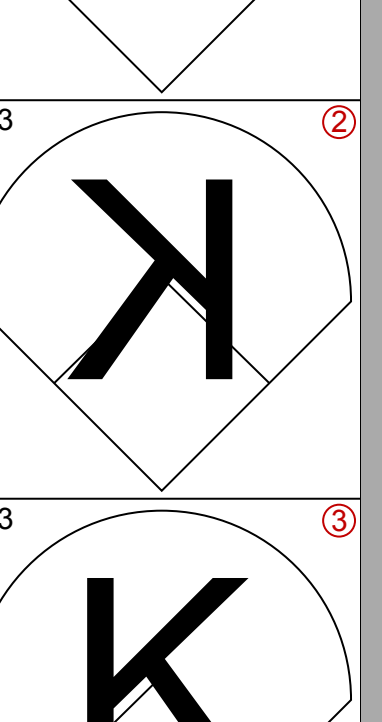
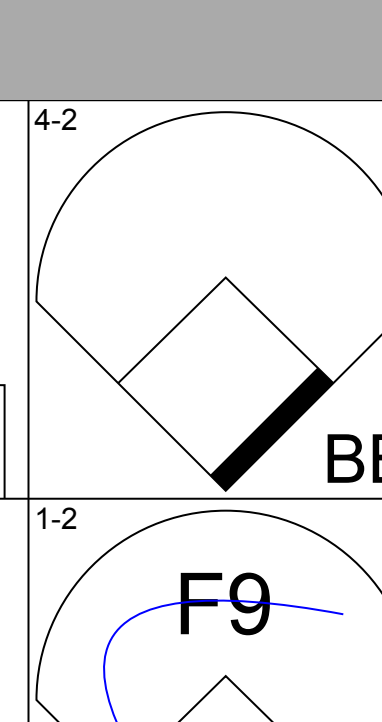
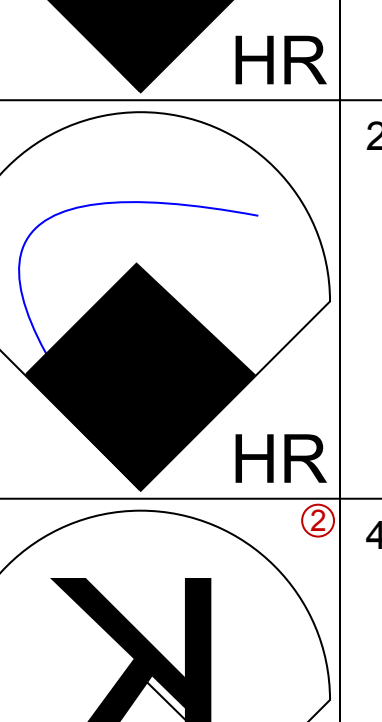
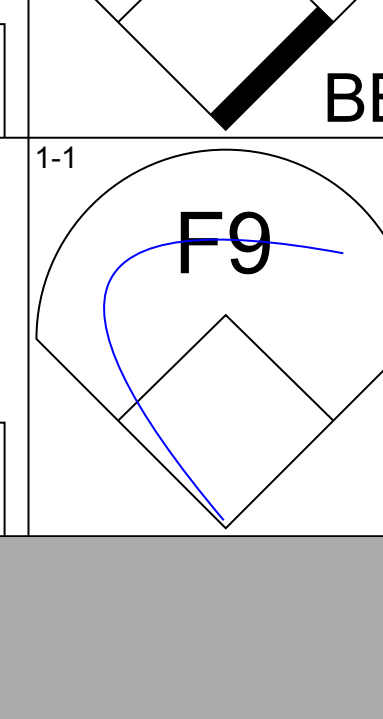

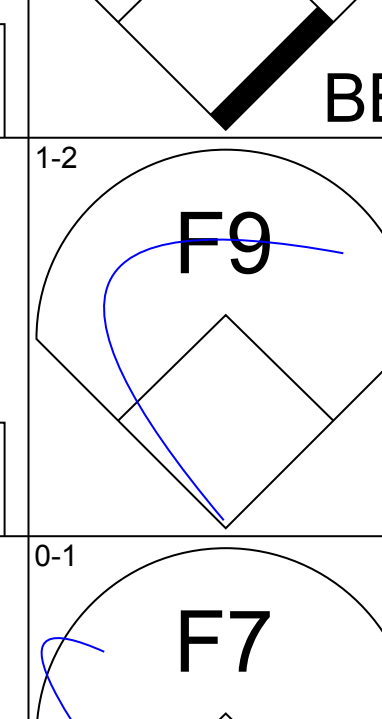
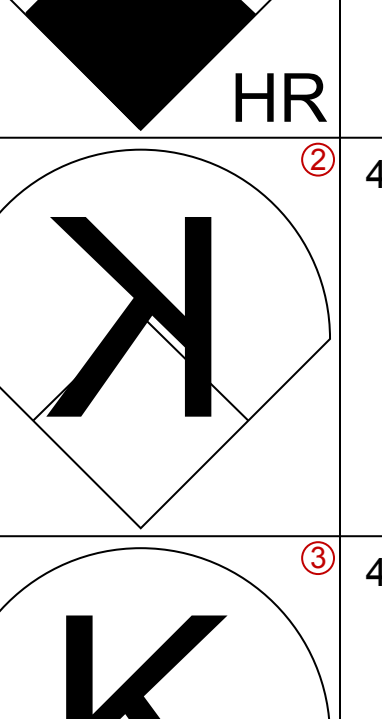
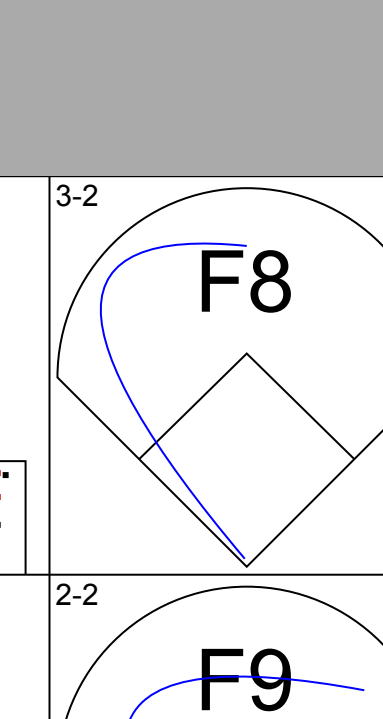
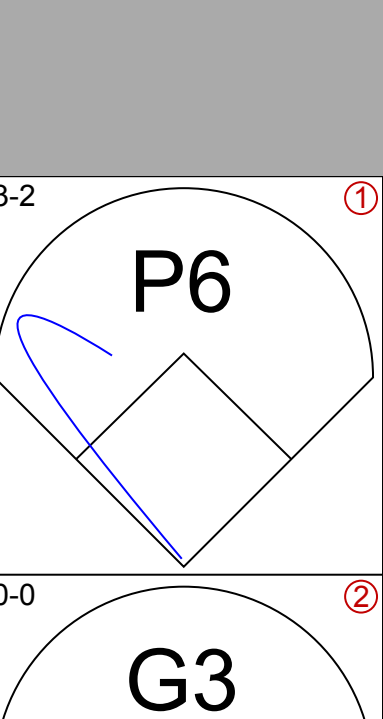
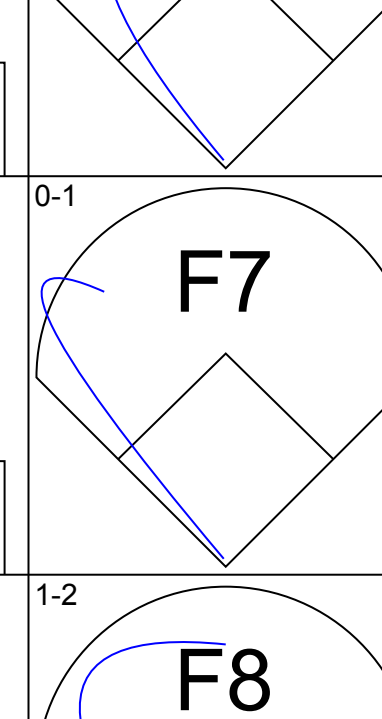
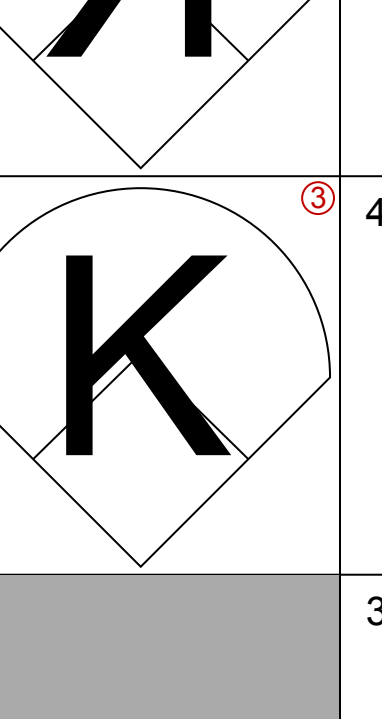
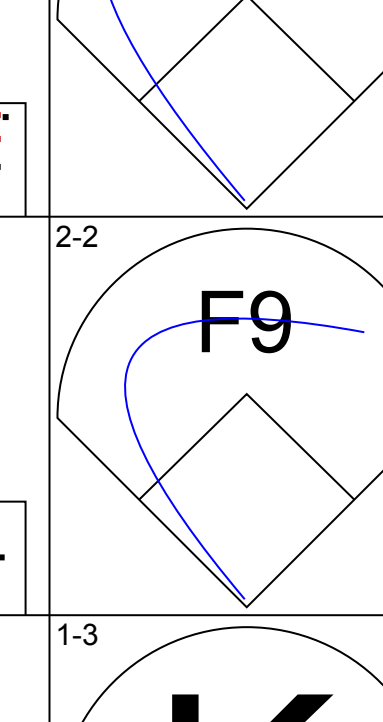
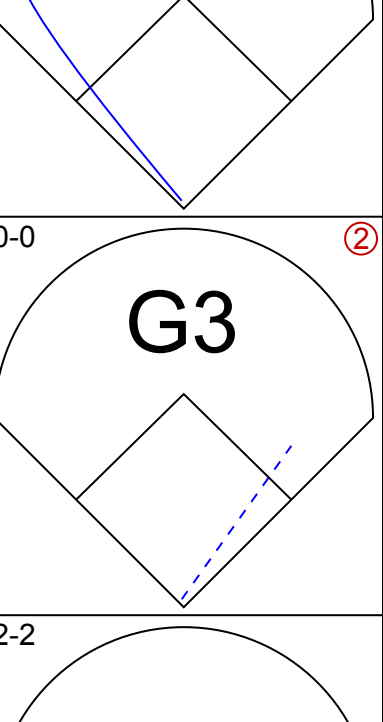
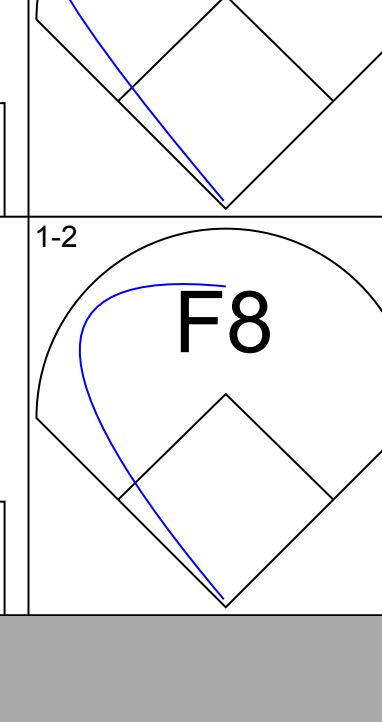
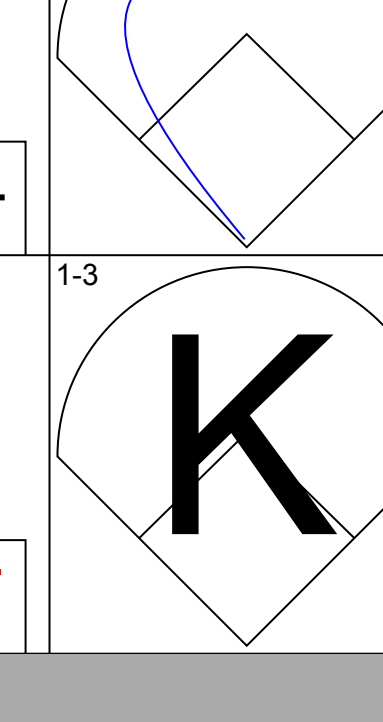
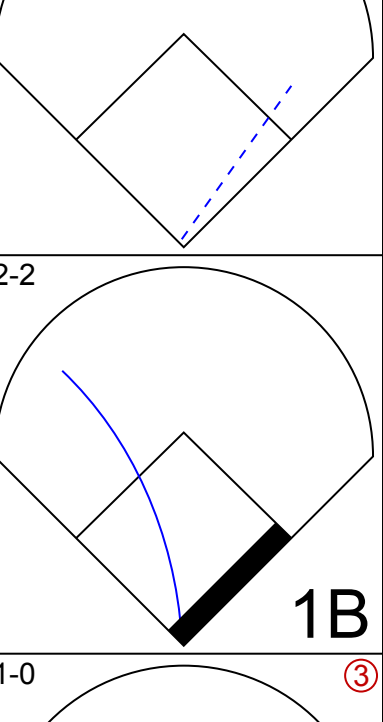
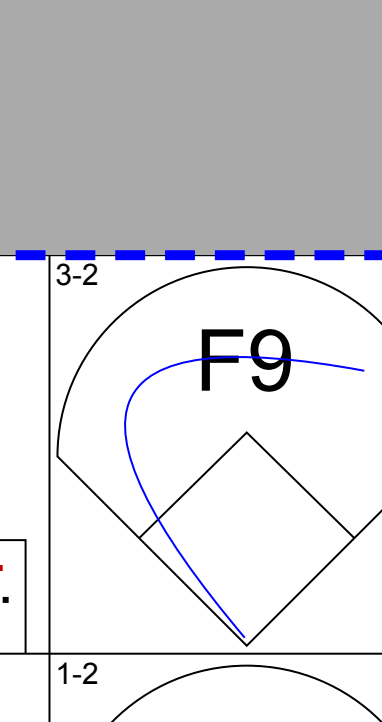

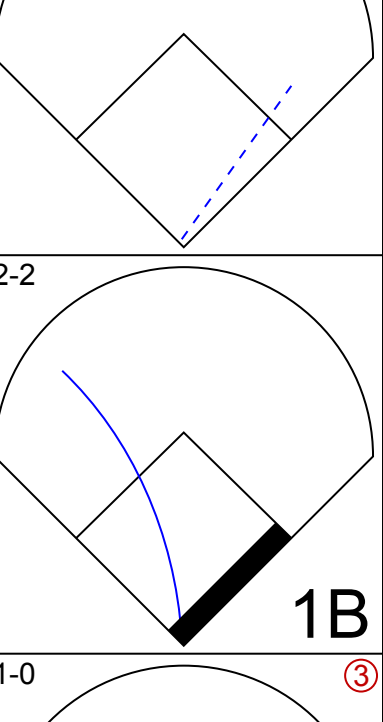
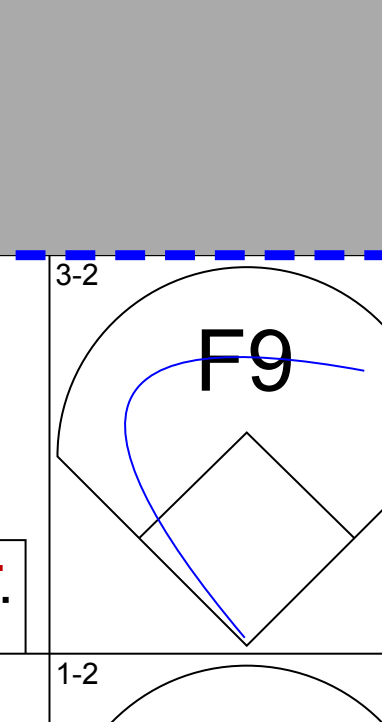
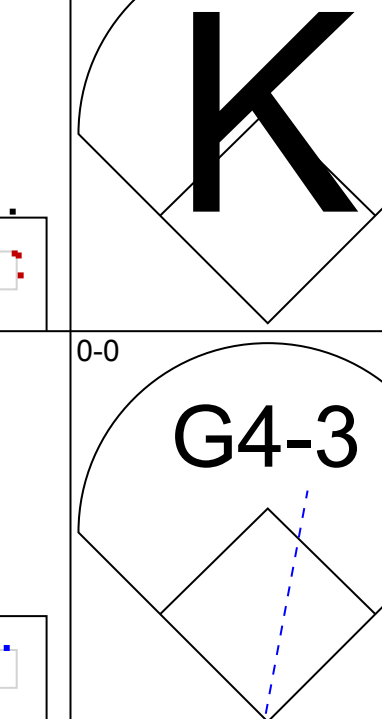
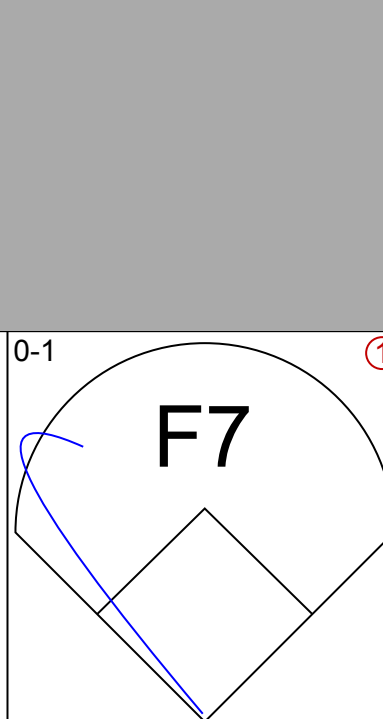
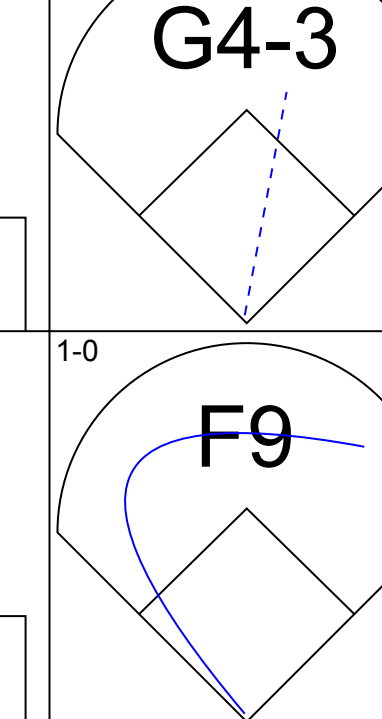


Batter	1	2	3	4	5	6	7	8	9	AB	R	H	RBI	BB	SO	LOB	BOTTOM									
7 José Reyes, S OBP: 0.292, SLG: 0.424	3-3 K		0-1 F9		1-3 K			0-2 K 2B	4-0 FC6-4 BB	4	0	1	1	1	2	1										
Kazuo Matsui, S OBP: 0.323, SLG: 0.318	1-2 K 1B		1-2 K			0-3 K		0-0 SF8	0-1 FC6-4	4	0	1	1	0	2	4										
15 Carlos Beltrán, S OBP: 0.356, SLG: 0.467 Chris Woodward, R OBP: 0.310, SLG: 0.333	1-2 F7		1-3 K			0-3 K2-3		3-H G1-3		3	0	0	0	0	2	2										
Cliff Floyd, L OBP: 0.441, SLG: 0.675 11 Ramon Castro, R OBP: 0.299, SLG: 0.298	0-1 P4			0-1 HR		0-0 FC5-4 1B		1-1 G1-3		3	1	2	1	0	0	1										
31 Mike Piazza, R OBP: 0.275, SLG: 0.361 Dae-Sung Koo, L Heath Bell, R Marlon Anderson, L OBP: 0.464, SLG: 0.480		2-2 G5-3		0-0 F8		0-1 FC5-4			3-2 1B 7 BB 1B	3	0	0	0	0	0	1										
Doug Mientkiewicz, L OBP: 0.317, SLG: 0.378		2-0 P6		3-1 P6			2-3 K		2-0 F8	4	0	0	0	0	1	1										
5 David Wright, R OBP: 0.398, SLG: 0.488		4-0 WP BB		0-1 P4			3-1 F9		1-3 K	3	0	0	0	1	1	1										
Victor Diaz, R OBP: 0.404, SLG: 0.486		2-3 K		1-2 K			2-3 K		4-0 7 BB 1B	3	0	0	0	1	3	1										
Tom Glavine, L OBP: 0.333, SLG: 0.250 Manny Aybar, R Eric Valent, L OBP: 0.258, SLG: 0.185 43 Royce Ring, L Miguel Cairo, R OBP: 0.394, SLG: 0.448			3-2 K 1B		2-1 L8			4-2 7 2B SF8 BB	1-2 7 BB 1B	1	0	1	0	0	0	0										
Inning Stats	R: 0 E: 0 K: 1 S: 13	H: 1 LOB: 0 BB: 0 P: 18	R: 0 E: 0 K: 1 S: 11	H: 0 LOB: 1 BB: 1 P: 21	R: 0 E: 0 K: 2 S: 12	H: 1 LOB: 1 BB: 0 P: 17	R: 1 E: 0 K: 0 S: 7	H: 1 LOB: 0 BB: 0 P: 10	R: 0 E: 0 K: 2 S: 9	H: 0 LOB: 0 BB: 0 P: 14	R: 0 E: 0 K: 2 S: 10	H: 1 LOB: 1 BB: 0 P: 10	R: 0 E: 0 K: 2 S: 11	H: 0 LOB: 0 BB: 0 P: 18	R: 1 E: 0 K: 0 S: 11	H: 1 LOB: 1 BB: 1 P: 18	R: 1 E: 0 K: 1 S: 14	H: 2 LOB: 3 BB: 2 P: 29	1B: 5 2B: 1 3B: 0 HR: 1	SF: 1 SAC: 0 DP: 0 HBP: 0	WP: 1 PB: 0 SB: 0 CS: 0	PA: 38				
PITCHER	IP WLS BF H R ER SO BB IBB HBP BLK WP HR S P ERA WHIP	IP WLS BF H R ER SO BB IBB HBP BLK WP HR S P ERA WHIP	IP WLS BF H R ER SO BB IBB HBP BLK WP HR S P ERA WHIP	IP WLS BF H R ER SO BB IBB HBP BLK WP HR S P ERA WHIP	IP WLS BF H R ER SO BB IBB HBP BLK WP HR S P ERA WHIP	IP WLS BF H R ER SO BB IBB HBP BLK WP HR S P ERA WHIP	IP WLS BF H R ER SO BB IBB HBP BLK WP HR S P ERA WHIP	IP WLS BF H R ER SO BB IBB HBP BLK WP HR S P ERA WHIP	IP WLS BF H R ER SO BB IBB HBP BLK WP HR S P ERA WHIP	IP WLS BF H R ER SO BB IBB HBP BLK WP HR S P ERA WHIP	IP WLS BF H R ER SO BB IBB HBP BLK WP HR S P ERA WHIP	IP WLS BF H R ER SO BB IBB HBP BLK WP HR S P ERA WHIP	IP WLS BF H R ER SO BB IBB HBP BLK WP HR S P ERA WHIP	IP WLS BF H R ER SO BB IBB HBP BLK WP HR S P ERA WHIP	IP WLS BF H R ER SO BB IBB HBP BLK WP HR S P ERA WHIP	IP WLS BF H R ER SO BB IBB HBP BLK WP HR S P ERA WHIP	IP WLS BF H R ER SO BB IBB HBP BLK WP HR S P ERA WHIP	IP WLS BF H R ER SO BB IBB HBP BLK WP HR S P ERA WHIP	IP WLS BF H R ER SO BB IBB HBP BLK WP HR S P ERA WHIP	IP WLS BF H R ER SO BB IBB HBP BLK WP HR S P ERA WHIP	IP WLS BF H R ER SO BB IBB HBP BLK WP HR S P ERA WHIP	IP WLS BF H R ER SO BB IBB HBP BLK WP HR S P ERA WHIP	IP WLS BF H R ER SO BB IBB HBP BLK WP HR S P ERA WHIP	IP WLS BF H R ER SO BB IBB HBP BLK WP HR S P ERA WHIP	IP WLS BF H R ER SO BB IBB HBP BLK WP HR S P ERA WHIP	IP WLS BF H R ER SO BB IBB HBP BLK WP HR S P ERA WHIP

Philadelphia Phillies @ New York Mets
Shea Stadium, Flushing, NY
Tue May 03 2005, 7:10 PM EDT
Att: 17,051 - Cloudy - 56 F

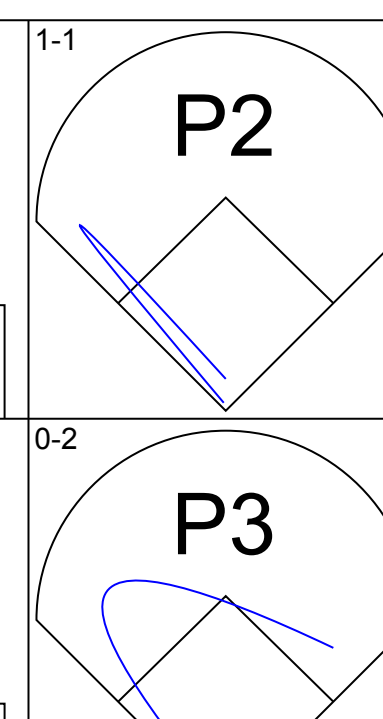
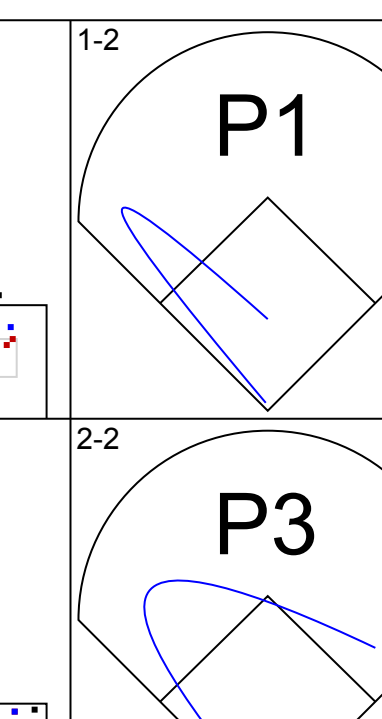

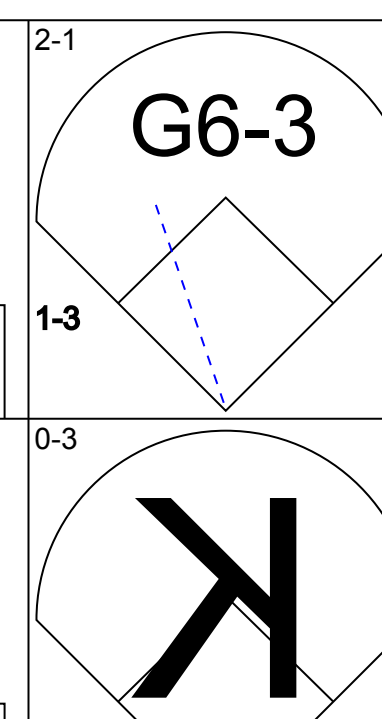
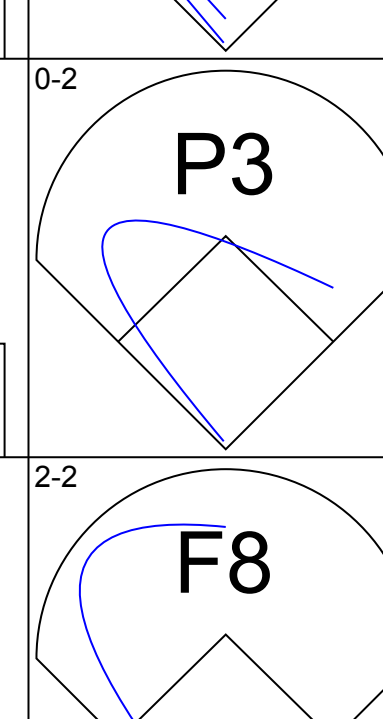
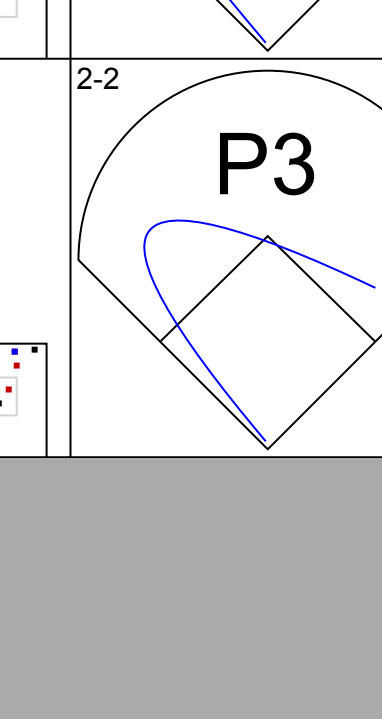
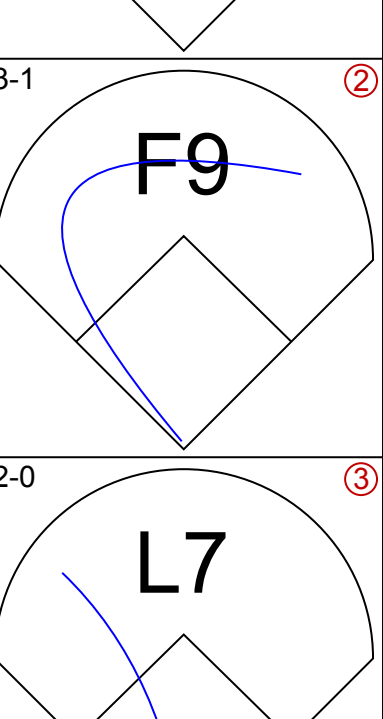

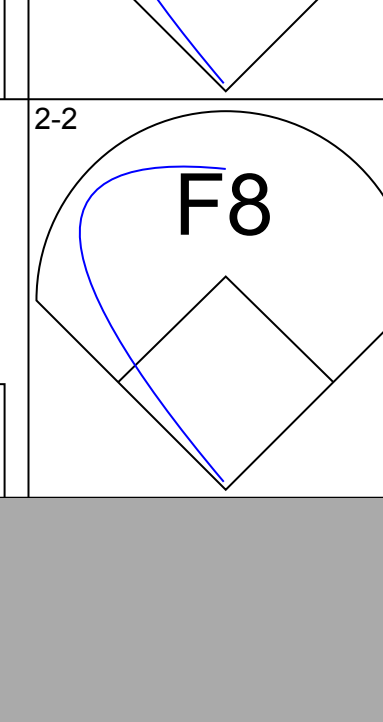
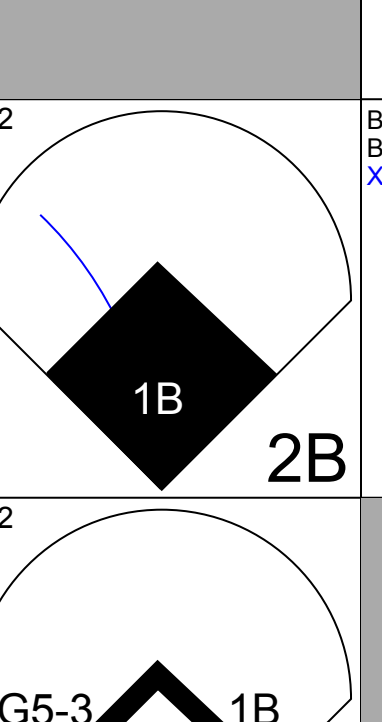
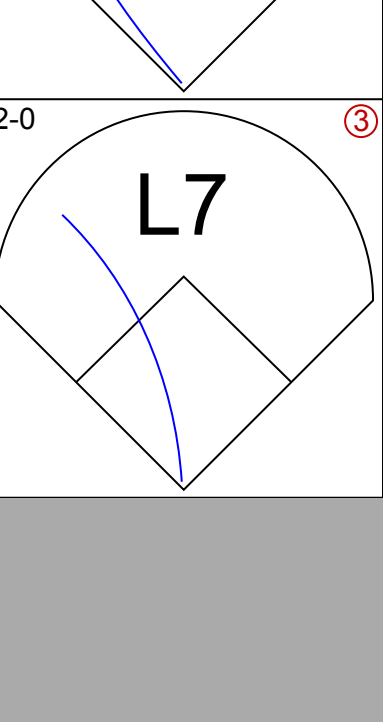
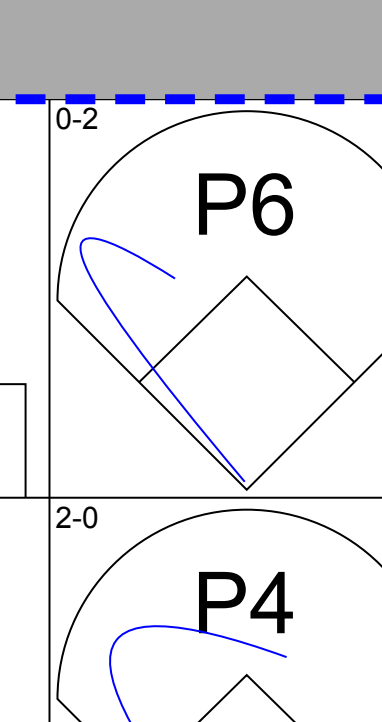
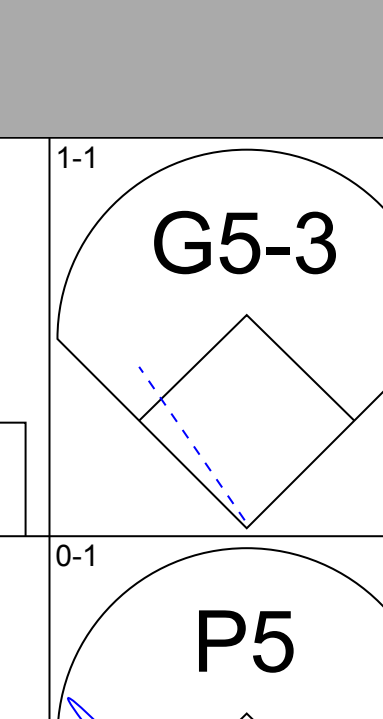
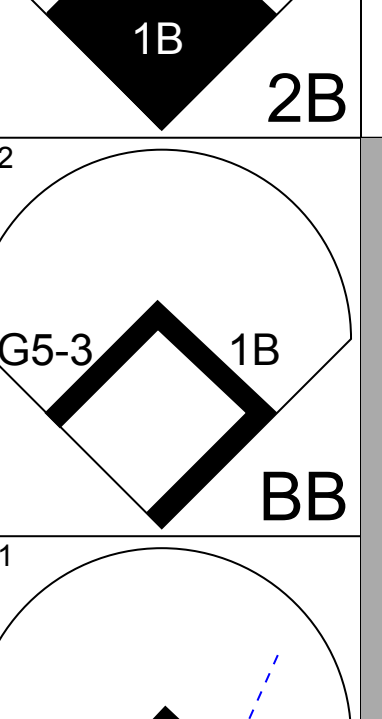

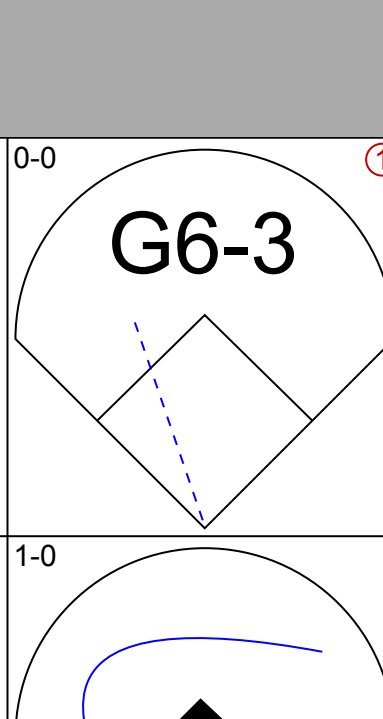
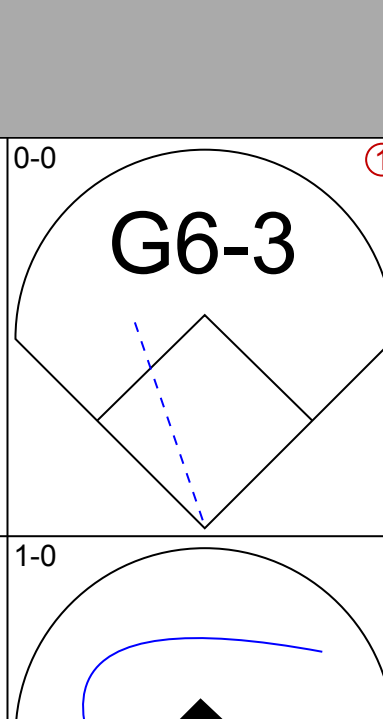
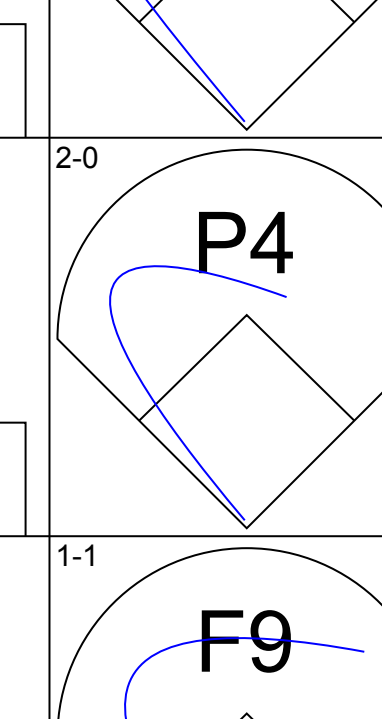

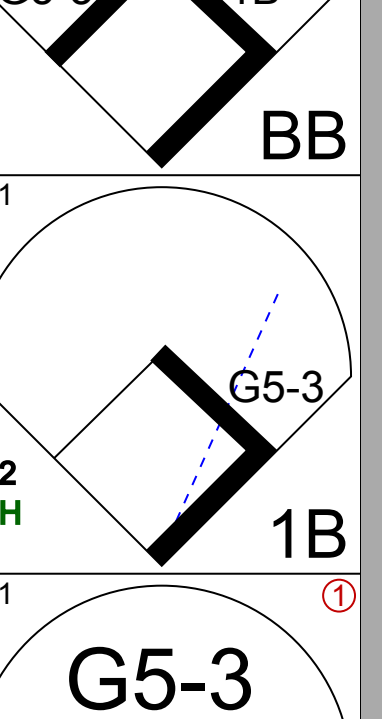

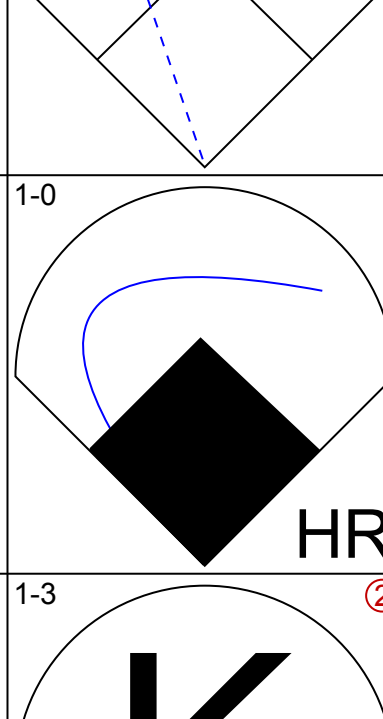
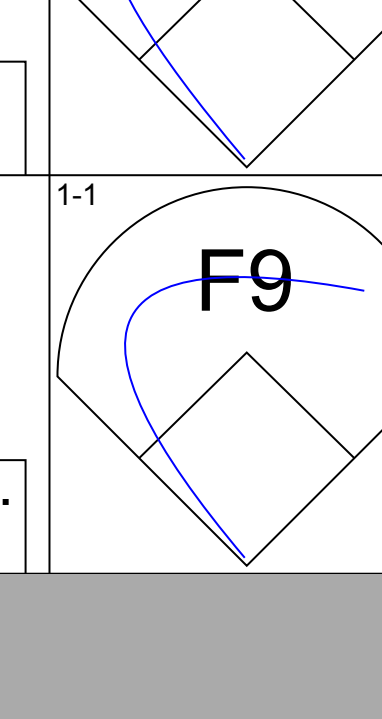
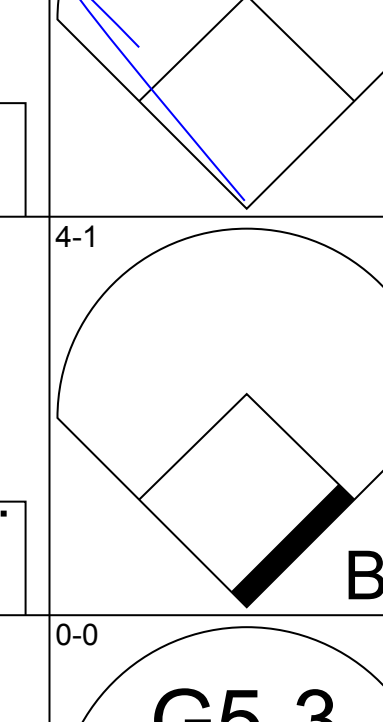
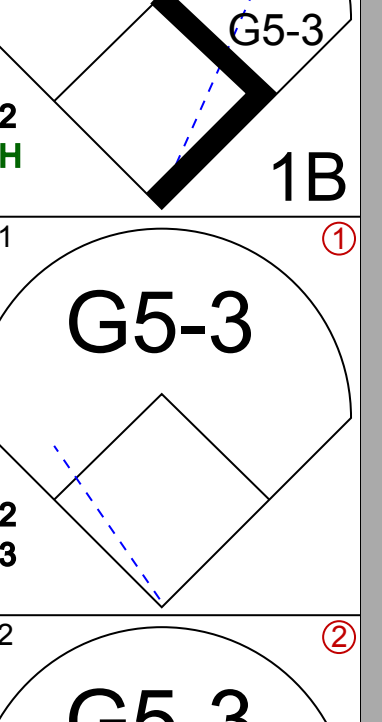

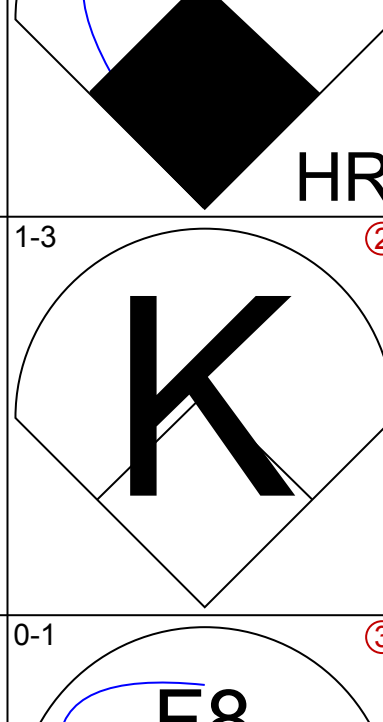

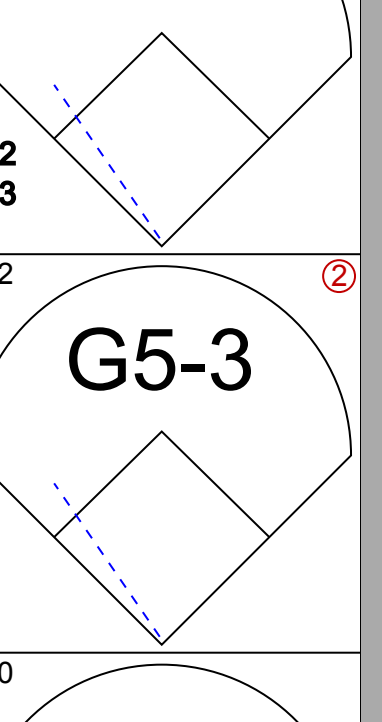
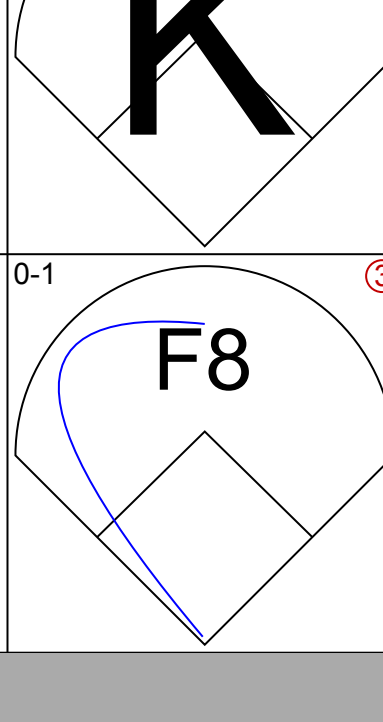
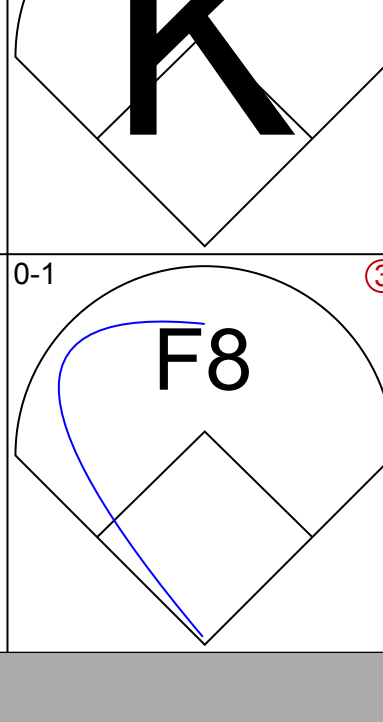
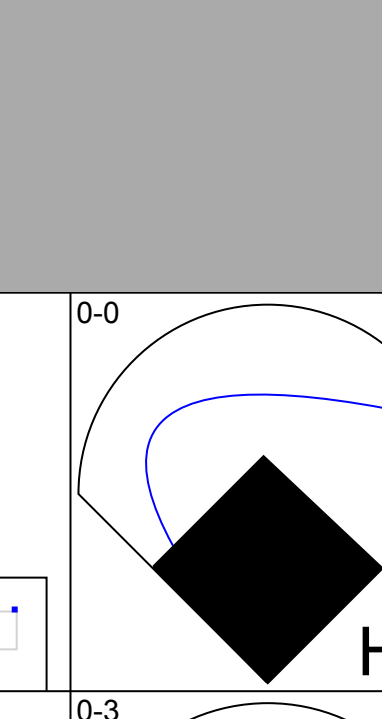
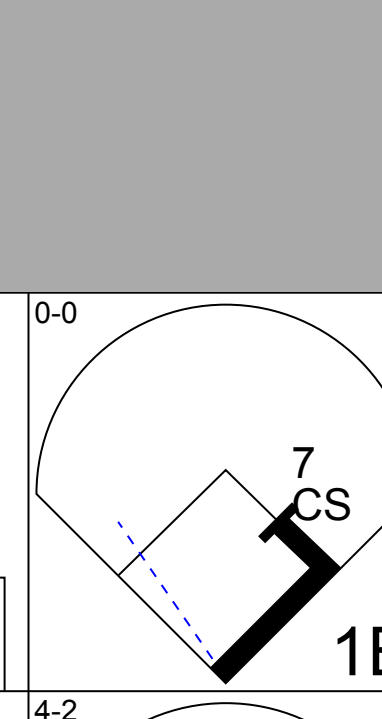
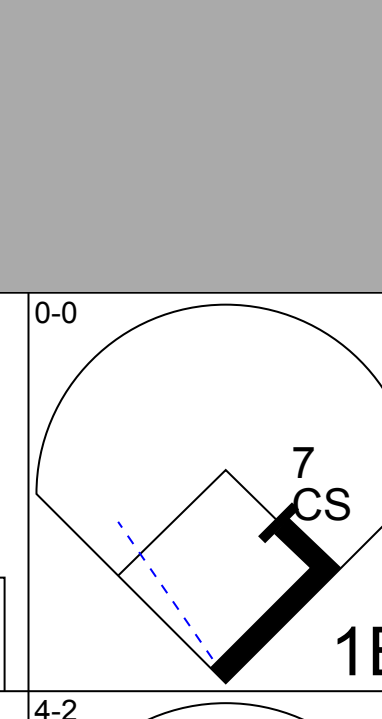

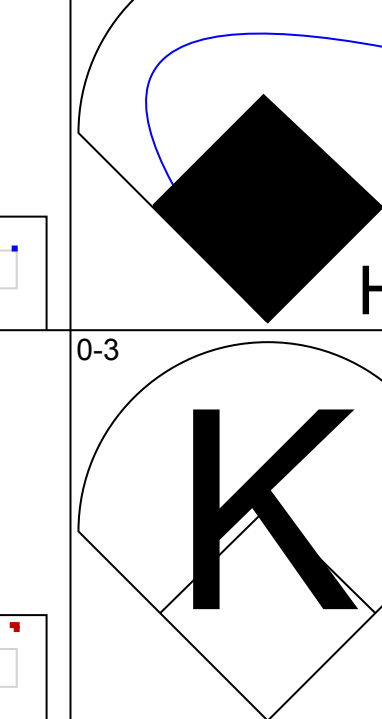
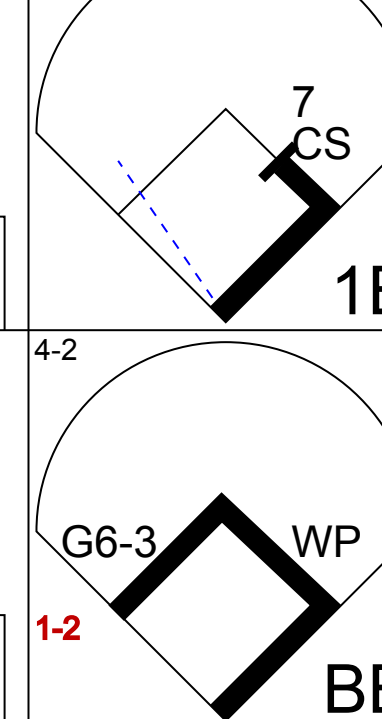
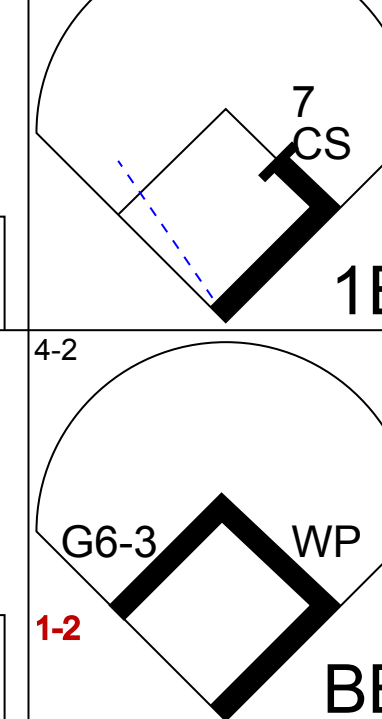
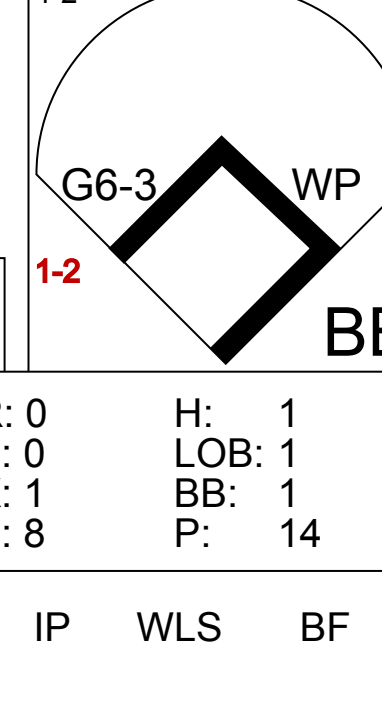
AB 33
R 3
H 7
RBI 3
BB 4
SO 11
LOB 14



Batter	1	2	3	4	5	6	7	8	9	AB	R	H	RBI	BB	SO	LOB	TOP								
11 Jimmy Rollins, S OBP: 0.294, SLG: 0.364 (1, 6)										4	0	0	0	0	2	0	Philadelphia Phillies @ New York Mets Shea Stadium, Flushing, NY Wed May 04 2005, 7:10 PM EDT Att: 21,356 - Cloudy - 58 F								
26 Chase Utley, L OBP: 0.379, SLG: 0.576 (1, 4)										4	1	1	1	0	2	0									
Bobby Abreu, L OBP: 0.407, SLG: 0.404 (1, 9)										2	1	1	1	2	1	0									
Pat Burrell, R OBP: 0.383, SLG: 0.534 (1, 7)										4	0	0	0	0	2	2									
Jason Michaels, R OBP: 0.425, SLG: 0.362 (1, 8)										4	0	0	0	0	1	1									
6 Ryan Howard, L (1, 3)										3	0	0	0	0	0	1									
David Bell, R OBP: 0.267, SLG: 0.326 (1, 5)										3	0	1	0	0	1	0									
Mike Lieberthal, R OBP: 0.300, SLG: 0.309 (1, 2)										3	0	0	0	0	1	1									
Randy Wolf, L OBP: 0.182, SLG: 0.100 (1, 1)										2	0	0	0	0	0	0									
Jose Offerman, S OBP: 0.250, SLG: 0.286 (8, PH)										1	0	0	0	0	0	0									
Geoff Geary, R (8, 1)										0	0	0	0	0	0	0									
Inning Stats	R: 0 E: 0 K: 2 S: 11	H: 0 LOB: 1 BB: 1 P: 20	R: 0 E: 0 K: 1 S: 11	H: 0 LOB: 0 BB: 0 P: 17	R: 0 E: 0 K: 1 S: 8	H: 0 LOB: 0 BB: 0 P: 11	R: 0 E: 0 K: 3 S: 11	H: 0 LOB: 0 BB: 0 P: 17	R: 0 E: 0 K: 0 S: 10	H: 1 LOB: 1 BB: 0 P: 16	R: 0 E: 0 K: 1 S: 9	H: 0 LOB: 0 BB: 0 P: 11	R: 0 E: 0 K: 0 S: 11	H: 0 LOB: 1 BB: 1 P: 17	R: 0 E: 0 K: 0 S: 10	H: 0 LOB: 0 BB: 0 P: 15	R: 2 E: 0 K: 2 S: 16	H: 2 LOB: 0 BB: 0 P: 23	1B: 1 2B: 0 3B: 0 HR: 2	SF: 0 SAC: 0 DP: 0 HBP: 0	WP: 0 PB: 0 SB: 0 CS: 0	PA: 32			
PITCHER	IP	WLS	BF	H	R	ER	SO	BB	IBB	HBP	BLK	WP	HR	S	P	ERA	WHIP								
Jae Weong Seo, R ERA: 2.0 (1, 1)	7.0	W	24	1	0	0	8	2	0	0	0	0	0	71	109	0.00	0.429								
Roberto Hernandez, R ERA: 1.5 (8, 1)	1.0	H	3	0	0	0	0	0	0	0	0	0	0	10	15	0.00	0.000								
Braden Looper, R ERA: 5.25 (9, 1)	1.0	S	5	2	2	2	2	0	0	0	0	0	2	16	23	18.00	2.000								

AB	30
R	2
H	3
RBI	2
BB	2
SO	10
LOB	5



Batter	1	2	3	4	5	6	7	8	9	AB	R	H	RBI	BB	SO	LOB	BOTTOM								
Kazuo Matsui, S OBP: 0.310, SLG: 0.304 (1, 4)										4	0	0	0	0	1	1	Philadelphia Phillies @ New York Mets Shea Stadium, Flushing, NY Wed May 04 2005, 7:10 PM EDT Att: 21,356 - Cloudy - 58 F								
Roberto Hernandez, R (8, 1)										0	0	0	0	0	0	0									
Braden Looper, R (9, 1)										0	0	0	0	0	0	0									
Miguel Cairo, R OBP: 0.351, SLG: 0.394 (1, 3)										4	0	0	0	0	1	1									
15 Carlos Beltrán, S OBP: 0.352, SLG: 0.468 (1, 8)										4	1	1	0	0	0	0									
31 Mike Piazza, R OBP: 0.274, SLG: 0.349 (1, 2)										3	0	0	0	1	0	0									
11 Ramon Castro, R OBP: 0.259, SLG: 0.298 (9, 2)										0	0	0	0	0	0	0									
Cliff Floyd, L OBP: 0.443, SLG: 0.701 (1, 7)										4	1	2	2	0	0	0									
Chris Woodward, R OBP: 0.313, SLG: 0.310 (1, 6)										2	0	0	0	1	1	2									
5 David Wright, R OBP: 0.387, SLG: 0.472 (1, 5)										3	0	0	0	0	0	3									
Victor Diaz, R OBP: 0.424, SLG: 0.541 (1, 9)										2	1	2	1	1	0	0									
Jae Weong Seo, R OBP: 0.286, SLG: 0.167 (1, 1)										2	0	0	0	0	2	3									
7 José Reyes, S OBP: 0.298, SLG: 0.424 (7, PH)										0	0	0	0	1	0	0									
Inning Stats	R: 0 E: 0 K: 0 S: 9	H: 0 LOB: 0 BB: 0 P: 12	R: 0 E: 0 K: 0 S: 6	H: 0 LOB: 1 BB: 1 P: 11	R: 1 E: 0 K: 1 S: 11	H: 1 LOB: 0 BB: 0 P: 14	R: 1 E: 0 K: 1 S: 15	H: 2 LOB: 3 BB: 2 P: 26	R: 0 E: 0 K: 1 S: 7	H: 0 LOB: 0 BB: 0 P: 14	R: 1 E: 0 K: 1 S: 8	H: 1 LOB: 0 BB: 0 P: 10	R: 0 E: 0 K: 1 S: 8	H: 1 LOB: 1 BB: 1 P: 14	R: 0 E: 0 K: 0 S: 6	H: 0 LOB: 0 BB: 0 P: 9	1B: 2 2B: 1 3B: 0 HR: 2	SF: 0 SAC: 0 DP: 0 HBP: 0	WP: 1 PB: 0 SB: 0 CS: 1	PA: 32					
PITCHER	IP	WLS	BF	H	R	ER	SO	BB	IBB	HBP	BLK	WP	HR	S	P	ERA	WHIP								
Randy Wolf, L ERA: 6.0 (1, 1)	7.0	L	29	5	3	3	5	3	1	0	0	0	0	64	101	3.86	1.143								
Geoff Geary, R ERA: 1.93 (8, 1)	1.0		3	0	0	0	0	0	0	0	0	0	0	6	9	0.00	0.000								

AB	28
R	3
H	5
RBI	3
BB	4
SO	5
LOB	10



Batter	1	2	3	4	5	6	7	8	9	AB	R	H	RBI	BB	SO	LOB	TOP										
7 José Reyes, S OBP: 0.289, SLG: 0.397	G2-3		1-2 CS 1B		3-3 K	0-0 F7		1-2 F9		5	0	1	0	0	1	2											
Mike Cameron, R OBP: 0.697, SLG: 1.000	1B		2-2 SAFE SAFE 1-2 1B		4-2 15 HR BB		4-2 15 HR BB		0-1 E5 15 1B 31 WP	3	3	2	0	2	0	0											
15 Carlos Beltrán, S OBP: 0.350, SLG: 0.504	F8		2-3 SAFE SAFE K		1-0 1-H HR		2-0 1-H HR		0-0 31 WP 1B	5	2	3	4	0	1	2											
Cliff Floyd, L OBP: 0.415, SLG: 0.642	G4-3			0-0 L7	4-2 BB		0-2 L8		1-2 L9	4	0	0	0	1	0	3											
31 Mike Piazza, R OBP: 0.294, SLG: 0.450 Roberto Hernandez, R	L9	0-1 L9		1-1 G1-3	1-1 F8		1-0 P3		3-3 K	5	0	0	0	0	1	2											
5 David Wright, R OBP: 0.395, SLG: 0.525	K		3-3 K	3-1 HR		4-2 1B BB		1-3 K	3	1	1	1	2	2	0												
Doug Mientkiewicz, L OBP: 0.339, SLG: 0.410		4-2 BB		4-1 FC4-6 HBP		0-0 1B		1-2 HR	3	1	2	1	1	0	2												
Kazuo Matsui, S OBP: 0.292, SLG: 0.279	G6-3		2-2 G6-3	1-2 FC4-6		0-3 K		1-1 G3	4	0	0	0	0	1	4												
45 Pedro Martinez, R			3-2 P2		2-2 G6-3	0-0 B3		0-2 G4-3	3	0	0	0	0	0	2												
Marlon Anderson, L OBP: 0.467, SLG: 0.481 Mike DeJean, R										1	0	0	0	0	0	0											
11 Ramon Castro, R OBP: 0.299, SLG: 0.208										0	0	0	0	0	0	0											
										0	0	0	0	0	0	0											
Inning Stats	R: 0 E: 0 K: 0 S: 9	H: 1 LOB: 1 BB: 0 P: 13	R: 0 E: 0 K: 1 S: 12	H: 0 LOB: 1 BB: 1 P: 21	R: 0 E: 0 K: 1 S: 14	H: 2 LOB: 1 BB: 0 P: 22	R: 1 E: 0 K: 0 S: 10	H: 1 LOB: 1 BB: 2 P: 19	R: 2 E: 0 K: 1 S: 17	H: 1 LOB: 1 BB: 2 P: 32	R: 0 E: 0 K: 1 S: 10	H: 1 LOB: 2 BB: 1 P: 14	R: 2 E: 0 K: 1 S: 11	H: 1 LOB: 0 BB: 1 P: 19	R: 1 E: 0 K: 0 S: 13	H: 1 LOB: 2 BB: 1 P: 16	R: 1 E: 1 K: 1 S: 12	H: 1 LOB: 2 BB: 1 P: 21	1B: 5 2B: 0 3B: 0 HR: 4	SF: 0 SAC: 0 DP: 0 HBP: 1	WP: 1 PB: 0 SB: 0 CS: 1	PA: 43					
PITCHER	IP	WLS	BF	H	R	ER	SO	BB	IBB	HBP	BLK	WP	HR	S	P	ERA	WHIP										
Wes Obermueller, R ERA: 3.93	4.2		21	5	3	3	3	2	0	1	0	0	0	6	11	5.79	1.500										
Tommy Phelps, L ERA: 4.82	0.1		2	0	0	0	0	1	0	0	0	0	0	10	14	0.00	3.000										
Mike Adams, R ERA: 3.12	1.0		5	1	0	0	1	1	0	0	0	0	0	10	14	0.00	2.000										
Julio Santana, R ERA: 8.31	2.0	L	9	2	3	3	1	1	0	0	0	0	2	24	35	13.50	1.500										
Ricky Bottalico, R ERA: 2.87	1.0		6	1	1	0	1	1	0	0	0	1	0	12	21	0.00	2.000										
Batter	1	2	3	4	5	6	7	8	9	AB	R	H	RBI	BB	SO	LOB	BOTTOM										
Brady Clark, R OBP: 0.423, SLG: 0.500	P3			2-1 7 1B HR HBP		2-0 F9		0-0 SH3		2	1	0	0	0	0	0											
7 J.J. Hardy, R OBP: 0.294, SLG: 0.173	K		2-3 K	1-0 HR 1B		0-3 K		2-1 F9		4	1	1	0	0	2	1											
Geoff Jenkins, L OBP: 0.339, SLG: 0.384	G4-3		0-1 G4-3	1-3 K		1-3 K		0-2 G3		4	0	0	0	0	2	3											
Carlos Lee, R OBP: 0.305, SLG: 0.450		2-2 F7		1-1 1-H 3-H HR		4-2 HR BB		0-0 F9		3	2	1	3	1	0	0											
Lyle Overbay, L OBP: 0.491, SLG: 0.648		1-3 K		0-1 G4-3		1-1 1-H HR		1-2 F7		4	1	1	2	0	1	0											
2 Bill Hall, R OBP: 0.363, SLG: 0.426		1-3 K		1-3 K		0-0 P3		2-1 F9		4	0	0	0	0	2	0											
Russell Branyan, L OBP: 0.387, SLG: 0.587			2-1 F8		1-3 K		3-3 K			3	0	0	0	0	2	0											
Chad Moeller, R OBP: 0.200, SLG: 0.250			1-0 P4		0-3 K		0-0 P4			3	0	0	0	0	1	0											
Wes Obermueller, R ERA: 3.08 Tommy Phelps, L ERA: 3.08 Wes Helms, R OBP: 0.375 Mike Adams, R Julio Santana, R Jeff Cirillo, R OBP: 0.303, SLG: 0.340 Ricky Bottalico, L			0-1 L7		1-3 K		4-2 SH3 BB			1	0	0	0	0	0	0											
Inning Stats	R: 0 E: 0 K: 1 S: 7	H: 0 LOB: 0 BB: 0 P: 9	R: 0 E: 0 K: 2 S: 9	H: 0 LOB: 0 BB: 0 P: 13	R: 0 E: 0 K: 0 S: 5	H: 0 LOB: 0 BB: 0 P: 8	R: 3 E: 0 K: 2 S: 12	H: 2 LOB: 0 BB: 0 P: 18	R: 0 E: 0 K: 3 S: 9	H: 0 LOB: 0 BB: 0 P: 11	R: 0 E: 0 K: 2 S: 10	H: 0 LOB: 0 BB: 0 P: 13	R: 2 E: 0 K: 1 S: 10	H: 1 LOB: 0 BB: 1 P: 18	R: 0 E: 0 K: 0 S: 8	H: 0 LOB: 1 BB: 1 P: 14	R: 0 E: 0 K: 0 S: 6	H: 0 LOB: 0 BB: 0 P: 9	1B: 1 2B: 0 3B: 0 HR: 2	SF: 0 SAC: 1 DP: 0 HBP: 1	WP: 0 PB: 0 SB: 0 CS: 0	PA: 33					
PITCHER	IP	WLS	BF	H	R	ER	SO	BB	IBB	HBP	BLK	WP	HR	S	P	ERA	WHIP										
45 Pedro Martinez, R ERA: 5.73	1.1		3	5	5	5	11	1	0	1	0	0	0	8	14	0.00	1.000										
Roberto Hernandez, R ERA: 1.36	1.0	S	3	0	0	0	0	0	0	0	0	0	0	6	9	0.00	0.000										

New York Mets @ Milwaukee Brewers
Miller Park, Milwaukee, WI
Sat May 07 2005, 6:05 PM CDT
Att: 39,589 - Roof Closed - 64 F

AB	36
R	7
H	9
RBI	6
BB	6
SO	6
LOB	17



New York Mets @ Milwaukee Brewers
Miller Park, Milwaukee, WI
Sat May 07 2005, 6:05 PM CDT
Att: 39,589 - Roof Closed - 64 F

AB	29
R	5
H	3
RBI	5
BB	2
SO	11
LOB	4



Batter	1	2	3	4	5	6	7	8	9	AB	R	H	RBI	BB	SO	LOB	TOP					
7 José Reyes, S OBP: 0.285, SLG: 0.381	F7	G6-3		G4-3			2B 1B		K	5	0	1	0	0	1	1	New York Mets @ Chicago Cubs Wrigley Field, Chicago, IL Mon May 09 2005, 7:05 PM CDT Att: 37,562 - Cloudy - 64 F					
Mike Cameron, R OBP: 0.625, SLG: 1.000	K		G4-3		K		2B		15 1B 31 1B	5	1	2	0	0	2	0						
15 Carlos Beltrán, S OBP: 0.370, SLG: 0.519	1B 31 HR		1B	BB	G5-3		K		31 1B	4	2	2	0	1	1	2						
Cliff Floyd, L OBP: 0.411, SLG: 0.624	31 HR		1B		F8		F9		K	5	1	2	0	0	1	4						
31 Mike Piazza, R OBP: 0.298, SLG: 0.476 Braden Looper, R	1-H 3-H HR		L6			K		G1-3	1B	5	1	2	4	0	1	2						
Doug Mientkiewicz, L OBP: 0.341, SLG: 0.438	K		F7			K		HR	1B	5	1	2	2	0	2	2						
5 David Wright, R OBP: 0.385, SLG: 0.491		F9		K		HBP		G6-3	G1-3	4	0	0	0	0	1	2						
Kazuo Matsui, S OBP: 0.229, SLG: 0.336 Dae-Sung Koo, L Mike DeJean, R Marlon Anderson, L Heath Bell, R 11 Ramon Castro, R OBP: 0.287, SLG: 0.192		HR		K		K				3	1	1	1	0	2	1						
Aaron Heilman, R Miguel Cairo, R OBP: 0.326, SLG: 0.342		K					F9	G5-3		1	0	0	0	1	1	0						
Inning Stats	R: 3 E: 0 K: 2 S: 14	H: 3 LOB: 0 BB: 0 P: 23	R: 1 E: 0 K: 1 S: 16	H: 1 LOB: 0 BB: 0 P: 23	R: 0 E: 0 K: 0 S: 7	H: 1 LOB: 2 BB: 1 P: 13	R: 0 E: 0 K: 2 S: 10	H: 0 LOB: 1 BB: 1 P: 17	R: 0 E: 0 K: 1 S: 7	H: 0 LOB: 0 BB: 0 P: 9	R: 0 E: 0 K: 3 S: 13	H: 2 LOB: 1 BB: 0 P: 21	R: 0 E: 0 K: 1 S: 12	H: 2 LOB: 1 BB: 0 P: 17	R: 1 E: 0 K: 0 S: 9	H: 2 LOB: 1 BB: 0 P: 17		R: 2 E: 0 K: 2 S: 19	H: 4 LOB: 2 BB: 0 P: 27	1B: 9 2B: 1 3B: 0 HR: 3	SF: 0 SAC: 0 DP: 0 HBP: 1	WP: 0 PB: 0 SB: 0 CS: 0
PITCHER	IP	WLS	BF	H	R	ER	SO	BB	IBB	HBP	BLK	WP	HR	S	P	ERA	WHIP					
Jon Leicester, R ERA: 9.0	3.0		15	5	4	4	3	1	0	0	0	0	2	37	59	12.00	2.000					
Todd Wellemeyer, R ERA: 2.7	2.0		7	0	0	0	3	1	0	0	0	0	0	17	26	0.00	0.500					
Cliff Bartosh, L ERA: 2.45	1.1		7	2	0	0	3	0	0	1	0	0	0	20	33	0.00	1.500					
Mike Remlinger, L ERA: 4.5	0.2		2	0	0	0	1	0	0	0	0	0	0	5	5	0.00	0.000					
LaTroy Hawkins, R ERA: 4.25	1.0	L	5	2	1	1	0	0	0	0	0	0	1	9	17	9.00	2.000					
46 Ryan Dempster, R ERA: 5.71	1.0		7	4	2	2	2	0	0	0	0	0	0	19	27	18.00	4.000					

AB	40
R	7
H	13
RBI	7
BB	2
SO	12
LOB	15



Batter	1	2	3	4	5	6	7	8	9	AB	R	H	RBI	BB	SO	LOB	BOTTOM					
Corey Patterson, L OBP: 0.290, SLG: 0.408	G3-6-3 1B		G3		G4-3		25 S		G3	5	0	2	0	0	0	3	New York Mets @ Chicago Cubs Wrigley Field, Chicago, IL Mon May 09 2005, 7:05 PM CDT Att: 37,562 - Cloudy - 64 F					
Neftali Pérez, S OBP: 0.337, SLG: 0.474	G3-6-3		BB			16 F9 1B	K		F7	4	1	1	0	1	1	3						
25 Derrek Lee, R OBP: 0.485, SLG: 0.732	16 S		K			1B HR	BB		K	3	1	1	0	2	2	3						
16 Aramis Ramirez, R OBP: 0.333, SLG: 0.491	G6-3				1B	F9	BB		G4-3	4	0	1	0	0	0	5						
Jeromy Burnitz, L OBP: 0.326, SLG: 0.517			K		G4-3		HR		1B	4	1	2	1	0	1	0						
Michael Barrett, R OBP: 0.273, SLG: 0.453			K		K		HR		F8	4	1	1	3	0	2	1						
Todd Hollandsworth, L OBP: 0.283, SLG: 0.322			G6-3			F8	K		K	4	0	0	0	0	2	1						
Jerry Hairston, R OBP: 0.347, SLG: 0.329 Mike Remlinger, L LaTroy Hawkins, R			G3 SH3		E5		G4-3		F7	3	0	1	0	0	0	0						
Ben Grieve, L OBP: 0.364, SLG: 0.300 46 Ryan Dempster, R OBP: 0.077, SLG: 0.077			1B		F9				G6-3	0	0	0	0	0	0	0						
Jon Leicester, R Todd Wellemeyer, R Jason Dubois, R Cliff Bartosh, L 5 Ronny Cedeno, R Jose Macias, S OBP: 0.250, SLG: 0.310			SH3						G3	1	0	0	0	0	0	0						
Inning Stats	R: 0 E: 0 K: 0 S: 12	H: 2 LOB: 1 BB: 0 P: 16	R: 0 E: 0 K: 2 S: 9	H: 0 LOB: 0 BB: 0 P: 16	R: 0 E: 0 K: 1 S: 18	H: 1 LOB: 2 BB: 1 P: 28	R: 0 E: 0 K: 1 S: 7	H: 1 LOB: 0 BB: 0 P: 12	R: 0 E: 0 K: 1 S: 8	H: 0 LOB: 1 BB: 0 P: 13	R: 4 E: 0 K: 1 S: 16	H: 3 LOB: 2 BB: 1 P: 25	R: 0 E: 0 K: 1 S: 10	H: 1 LOB: 2 BB: 1 P: 18	R: 0 E: 0 K: 1 S: 10	H: 1 LOB: 1 BB: 0 P: 13	R: 0 E: 0 K: 1 S: 10	H: 1 LOB: 1 BB: 0 P: 14	1B: 7 2B: 2 3B: 0 HR: 1	SF: 0 SAC: 1 DP: 1 HBP: 0	WP: 0 PB: 0 SB: 2 CS: 0	PA: 39
PITCHER	IP	WLS	BF	H	R	ER	SO	BB	IBB	HBP	BLK	WP	HR	S	P	ERA	WHIP					
Aaron Heilman, R ERA: 4.08	5.1		22	5	2	2	4	2	0	0	0	0	1	17	21	13.50	2.250					
Dae-Sung Koo, L ERA: 5.0	1.1	B	7	3	2	2	2	0	0	0	0	0	0	4	11	0.00	0.000					
Mike DeJean, R ERA: 6.0	0.1	W	2	0	0	0	0	0	1	0	0	0	0	4	11	0.00	0.000					
Heath Bell, R ERA: 3.38	1.0	H	4	1	0	0	1	0	0	0	0	0	0	10	13	0.00	1.000					
Braden Looper, R ERA: 4.61	1.0	S	4	1	0	0	1	0	0	0	0	0	0	10	14	0.00	1.000					



Batter	1	2	3	4	5	6	7	8	9	AB	R	H	RBI	BB	SO	LOB	TOP										
7 José Reyes, S OBP: 0.277, SLG: 0.371										4	0	0	0	0	2	4	New York Mets @ Chicago Cubs Wrigley Field, Chicago, IL Tue May 10 2005, 7:05 PM CDT Att: 38,813 - Clear - 77 F										
Mike Cameron, R OBP: 0.607, SLG: 0.905										2	0	0	0	2	1	0											
15 Carlos Beltrán, S OBP: 0.360, SLG: 0.504 Eric Valent, L OBP: 0.258, SLG: 0.185										4	0	0	0	0	0	2											
Cliff Floyd, L OBP: 0.397, SLG: 0.600										4	0	0	0	0	1	3											
31 Mike Piazza, R OBP: 0.288, SLG: 0.459 11 Ramon Castro, R OBP: 0.267, SLG: 0.192										4	0	0	0	0	2	3											
Doug Mientkiewicz, L OBP: 0.331, SLG: 0.422										4	0	0	0	0	2	0											
Chris Woodward, R OBP: 0.325, SLG: 0.306										3	0	2	0	1	1	0											
Kazuo Matsui, S OBP: 0.289, SLG: 0.304										4	0	1	0	0	2	2											
Kris Benson, R										1	0	0	0	0	1	1											
Marlon Anderson, L (7, PH) Manny Aybar, R (7, 1)										0	0	0	0	1	0	0											
Inning Stats	R: 0 E: 1 K: 2 S: 9	H: 0 LOB: 2 BB: 1 P: 17	R: 0 E: 0 K: 2 S: 11	H: 1 LOB: 1 BB: 0 P: 15	R: 0 E: 0 K: 1 S: 7	H: 0 LOB: 0 BB: 0 P: 9	R: 0 E: 0 K: 1 S: 7	H: 0 LOB: 0 BB: 0 P: 12	R: 0 E: 0 K: 1 S: 8	H: 1 LOB: 1 BB: 0 P: 13	R: 0 E: 0 K: 1 S: 7	H: 0 LOB: 0 BB: 0 P: 11	R: 0 E: 0 K: 2 S: 13	H: 1 LOB: 2 BB: 2 P: 27	R: 0 E: 0 K: 0 S: 10	H: 0 LOB: 1 BB: 1 P: 20	R: 0 E: 0 K: 2 S: 12	H: 0 LOB: 0 BB: 0 P: 18	1B: 3 2B: 0 3B: 0 HR: 0	SF: 0 SAC: 1 DP: 0 HBP: 0	WP: 0 PB: 0 SB: 1 CS: 0	PA: 35					
PITCHER	IP	WLS	BF	H	R	ER	SO	BB	IBB	HBP	BLK	WP	HR	S	P	ERA	WHIP										
Greg Maddux, R ERA: 3.8	6.2	W	27	3	0	0	10	3	0	0	0	0	0	59	100	0.00	0.900										
43 Michael Wuerz, R ERA: 4.24	1.1		5	0	0	0	0	1	0	0	0	0	0	13	24	0.00	0.750										
Mike Remlinger, L ERA: 4.09	1.0		3	0	0	0	2	0	0	0	0	0	0	12	18	0.00	0.000										

Batter	1	2	3	4	5	6	7	8	9	AB	R	H	RBI	BB	SO	LOB	BOTTOM										
Corey Patterson, L OBP: 0.294, SLG: 0.454										5	2	2	2	0	1	3	New York Mets @ Chicago Cubs Wrigley Field, Chicago, IL Tue May 10 2005, 7:05 PM CDT Att: 38,813 - Clear - 77 F										
Neftali Pérez, S OBP: 0.343, SLG: 0.485										4	1	2	0	0	0	0											
16 Aramis Ramirez, R OBP: 0.331, SLG: 0.492 Jose Macias, S OBP: 0.290, SLG: 0.310										4	0	1	1	0	0	1											
25 Derrek Lee, R OBP: 0.479, SLG: 0.724										4	1	1	0	0	1	2											
Jeromy Burnitz, L OBP: 0.331, SLG: 0.541										4	2	2	2	0	0	1											
Michael Barrett, R OBP: 0.272, SLG: 0.444										4	0	1	0	0	0	1											
Jason Dubois, R OBP: 0.714 Mike Remlinger, L (9, 1)										4	1	1	2	0	2	1											
Jerry Hairston, R OBP: 0.353, SLG: 0.337										4	0	2	0	0	1	1											
Greg Maddux, R OBP: 0.214, SLG: 0.214 43 Michael Wuerz, R Todd Hollandsworth, L OBP: 0.280, SLG: 0.319										3	0	1	0	0	0	0											
Inning Stats	R: 0 E: 0 K: 0 S: 8	H: 2 LOB: 1 BB: 0 P: 10	R: 1 E: 0 K: 2 S: 13	H: 2 LOB: 1 BB: 0 P: 19	R: 1 E: 0 K: 0 S: 10	H: 1 LOB: 0 BB: 0 P: 13	R: 1 E: 0 K: 0 S: 10	H: 1 LOB: 0 BB: 0 P: 12	R: 2 E: 0 K: 1 S: 13	H: 4 LOB: 2 BB: 0 P: 19	R: 1 E: 0 K: 0 S: 9	H: 2 LOB: 1 BB: 0 P: 15	R: 0 E: 0 K: 2 S: 12	H: 1 LOB: 1 BB: 0 P: 12	1B: 6 2B: 3 3B: 0 HR: 4	SF: 0 SAC: 0 DP: 0 HBP: 0		WP: 0 PB: 0 SB: 1 CS: 0	PA: 37								
PITCHER	IP	WLS	BF	H	R	ER	SO	BB	IBB	HBP	BLK	WP	HR	S	P	ERA	WHIP										
Kris Benson, R ERA: 6.75	6.0	L	28	10	6	6	3	0	0	0	0	0	0	62	84	9.00	1.667										
Manny Aybar, R ERA: 4.09	2.0		9	3	1	1	2	0	0	0	0	0	0	21	27	4.50	1.500										

AB	30
R	0
H	3
RBI	0
BB	4
SO	12
LOB	15



AB	37
R	7
H	13
RBI	7
BB	0
SO	5
LOB	11



Batter	1	2	3	4	5	6	7	8	9	AB	R	H	RBI	BB	SO	LOB	TOP					
22 David Eckstein, R OBP: 0.400, SLG: 0.400	F9		G1-6-3			G5-3		G1-3		4	0	0	0	0	0	3						
Larry Walker, L OBP: 0.377, SLG: 0.472	G4-3			F8			K		G6-3	4	0	0	0	0	1	0						
5 Albert Pujols, R OBP: 0.415, SLG: 0.599	F8			G3			E4 1B		F9 1B	4	0	2	0	0	0	0						
Reggie Sanders, R OBP: 0.330, SLG: 0.584		K		G2-3			L7		F9	4	0	0	0	0	1	2						
Mark Grudzielanek, R OBP: 0.377, SLG: 0.500		G3-1			K		P4		G6-3	4	0	0	0	0	1	2						
Abraham Nunez, S OBP: 0.404, SLG: 0.563					G6-3					3	0	2	0	0	0	0						
So Taguchi, R OBP: 0.310, SLG: 0.473					G6-3					3	0	0	0	0	0	2						
4 Yadier Molina, R OBP: 0.267, SLG: 0.260						F9				2	0	1	0	0	0	0						
15 Jim Edmonds, L OBP: 0.395, SLG: 0.559										1	0	0	0	0	1	2						
Al Reyes, R										0	0	0	0	0	0	0						
Jason Marquis, L OBP: 0.348, SLG: 0.476										2	0	0	0	0	0	1						
John Mabry, L OBP: 0.452, SLG: 0.459										1	0	0	0	0	0	2						
Einar Diaz, R OBP: 0.296, SLG: 0.308										0	0	0	0	0	0	0						
Inning Stats	R: 0 E: 0 K: 0 S: 11	H: 0 LOB: 0 BB: 0 P: 19	R: 0 E: 0 K: 1 S: 10	H: 1 LOB: 1 BB: 0 P: 16	R: 0 E: 0 K: 0 S: 9	H: 1 LOB: 0 BB: 0 P: 14	R: 0 E: 0 K: 0 S: 6	H: 0 LOB: 0 BB: 0 P: 7	R: 0 E: 0 K: 1 S: 9	H: 0 LOB: 0 BB: 0 P: 15	R: 0 E: 0 K: 0 S: 6	H: 0 LOB: 0 BB: 0 P: 10	R: 0 E: 1 K: 1 S: 10	H: 1 LOB: 1 BB: 0 P: 14	R: 0 E: 1 K: 1 S: 16	H: 1 LOB: 2 BB: 0 P: 24	R: 0 E: 0 K: 0 S: 9	H: 1 LOB: 1 BB: 0 P: 12	1B: 5 2B: 0 3B: 0 HR: 0	SF: 0 SAC: 0 DP: 1 HBP: 0	WP: 0 PB: 0 SB: 0 CS: 0	PA: 32
PITCHER	IP WLS BF H R ER SO BB IBB HBP BLK WP HR S P ERA WHIP																					
Tom Glavine, L ERA: 3.77	(1, 1) 7.0 W 25 4 0 0 3 0 0 0 0 0 0 0 66 102 0.00 0.571																					
Roberto Hernandez, R ERA: 1.04	(8, 1) 1.0 H 3 0 0 0 1 0 0 0 0 0 0 0 11 17 0.00 0.000																					
Braden Looper, R ERA: 4.3	(9, 1) 1.0 S 4 1 0 0 0 0 0 0 0 0 0 0 9 12 0.00 1.000																					

St. Louis Cardinals @ New York Mets
Shea Stadium, Flushing, NY
Fri May 13 2005, 7:10 PM EDT
Att: 43,495 - Cloudy - 55 F

AB 32
R 0
H 5
RBI 0
BB 0
SO 4
LOB 14



Batter	1	2	3	4	5	6	7	8	9	AB	R	H	RBI	BB	SO	LOB	BOTTOM			
7 José Reyes, S OBP: 0.276, SLG: 0.364	G3-1					F8				3	0	1	0	0	0	0				
Mike Cameron, R OBP: 0.546, SLG: 0.792	F8				G6-3		F8			3	0	0	0	0	0	1				
15 Carlos Beltrán, S OBP: 0.354, SLG: 0.486	K				F8		K			3	0	0	0	0	2	1				
Cliff Floyd, L OBP: 0.395, SLG: 0.634		HR			F7		HR			3	2	2	2	0	0	0				
31 Mike Piazza, R OBP: 0.270, SLG: 0.427		G6-3				G6-3				3	0	0	0	0	0	0				
11 Ramon Castro, R OBP: 0.267, SLG: 0.192						P4				0	0	0	0	0	0	0				
Doug Mientkiewicz, L OBP: 0.336, SLG: 0.407					G3			L7		2	0	0	0	1	0	0				
5 David Wright, R OBP: 0.370, SLG: 0.469					F9			K		3	0	0	0	0	1	1				
Kazuo Matsui, S OBP: 0.279, SLG: 0.286					F7					2	0	0	0	1	0	0				
Tom Glavine, L OBP: 0.231, SLG: 0.167										2	0	0	0	0	0	0				
Roberto Hernandez, R ERA: 3.17	(8, 1) 1.0 L 23 3 2 2 2 2 1 0 0 0 0 0 0 47 80 2.57 0.571																			
Marlon Anderson, L OBP: 0.457, SLG: 0.452	(8, PH) 1.0																			
Braden Looper, R ERA: 3.0	(9, 1) 1.0																			
Inning Stats	R: 0 E: 0 K: 1 S: 7	H: 1 LOB: 0 BB: 0 P: 13	R: 1 E: 0 K: 0 S: 9	H: 1 LOB: 0 BB: 1 P: 16	R: 0 E: 0 K: 0 S: 6	H: 0 LOB: 0 BB: 0 P: 7	R: 0 E: 0 K: 0 S: 4	H: 0 LOB: 0 BB: 0 P: 9	R: 0 E: 0 K: 0 S: 7	H: 0 LOB: 0 BB: 0 P: 13	R: 0 E: 0 K: 0 S: 6	H: 0 LOB: 0 BB: 0 P: 8	R: 1 E: 0 K: 1 S: 8	H: 1 LOB: 0 BB: 0 P: 14	R: 0 E: 0 K: 1 S: 9	H: 0 LOB: 1 BB: 1 P: 18	1B: 1 2B: 0 3B: 0 HR: 2	SF: 0 SAC: 0 DP: 1 HBP: 0	WP: 0 PB: 0 SB: 0 CS: 1	PA: 27
PITCHER	IP WLS BF H R ER SO BB IBB HBP BLK WP HR S P ERA WHIP																			
Jason Marquis, R ERA: 3.17	(1, 1) 7.0 L 23 3 2 2 2 2 1 0 0 0 0 0 0 47 80 2.57 0.571																			
Al Reyes, R ERA: 3.0	(8, 1) 1.0																			

St. Louis Cardinals @ New York Mets
Shea Stadium, Flushing, NY
Fri May 13 2005, 7:10 PM EDT
Att: 43,495 - Cloudy - 55 F

AB 25
R 2
H 3
RBI 2
BB 2
SO 3
LOB 4



Batter	1	2	3	4	5	6	7	8	9	AB	R	H	RBI	BB	SO	LOB	TOP					
22 David Eckstein, R OBP: 0.394, SLG: 0.393	L8		L8		K		G6-4-3		FC6-4 1B	5	0	1	0	0	1	1						
Abraham Nunez, S OBP: 0.421, SLG: 0.698	P6		BB				HR		FC6-4 1B	3	2	1	1	2	0	1						
5 Albert Pujols, R OBP: 0.408, SLG: 0.585	G5-3		F9				F8		K	5	1	1	0	0	1	2						
15 Jim Edmonds, L OBP: 0.398, SLG: 0.518		F8			K		F8			4	1	2	1	0	1	0						
John Mabry, L OBP: 0.438, SLG: 0.475		HR BB			1B 2B		E3		G6-3	3	2	1	0	1	0	3						
Mark Cudjzilek, R OBP: 0.389, SLG: 0.533					2B		SF9			2	1	2	4	1	0	0						
So Taguchi, R OBP: 0.374, SLG: 0.448					1B																	
Larry Walker, L OBP: 0.374, SLG: 0.472	G3				G5-3		P6		SF7	3	0	0	0	0	0	1						
Einar Diaz, R OBP: 0.258, SLG: 0.267										4	0	0	0	0	0	2						
4 Yadier Molina, R OBP: 0.297, SLG: 0.260	B1-3				F9		P2		P2	0	0	0	0	0	0	0						
30 Mark Mulder, L ERA: 5.05, SLG: 0.595										2	0	0	0	0	0	2						
48 Brad Thompson, R ERA: 3.38										0	0	0	0	0	0	0						
Scott Seabolt, R ERA: 3.6										1	0	0	0	0	0	0						
Ray King, L ERA: 1.98										0	0	0	0	0	0	0						
Julian Tavarez, L ERA: 2.89										1	0	0	0	0	0	1						
Reggie Sanders, R ERA: 1.97, SLG: 0.379										0	0	0	0	0	0	0						
44 Jason Istringhausen, R ERA: 0.98										0	0	0	0	0	0	0						
Inning Stats	R: 0 E: 0 K: 0 S: 7	H: 0 LOB: 0 BB: 0 P: 10	R: 2 E: 0 K: 0 S: 7	H: 1 LOB: 0 BB: 1 P: 14	R: 0 E: 0 K: 1 S: 10	H: 0 LOB: 1 BB: 1 P: 20	R: 1 E: 0 K: 1 S: 11	H: 2 LOB: 0 BB: 0 P: 17	R: 0 E: 0 K: 0 S: 12	H: 0 LOB: 0 BB: 0 P: 14	R: 2 E: 1 K: 0 S: 12	H: 2 LOB: 1 BB: 0 P: 13	R: 0 E: 0 K: 0 S: 8	H: 1 LOB: 0 BB: 0 P: 11	R: 2 E: 0 K: 0 S: 15	H: 2 LOB: 2 BB: 2 P: 27	R: 0 E: 0 K: 2 S: 10	H: 1 LOB: 0 BB: 0 P: 17	1B: 5 2B: 2 3B: 0 HR: 2	SF: 2 SAC: 0 DP: 1 HBP: 0	WP: 0 PB: 0 SB: 0 CS: 0	PA: 39
PITCHER	IP	WLS	BF	H	R	ER	SO	BB	IBB	HBP	BLK	WP	HR	S	P	ERA	WHIP					
45 Pedro Martinez, R ERA: 3.38	6.0		25	5	5	4	4	2	0	0	0	0	2	58	88	6.00	1.167					
Heath Bell, R ERA: 3.6	1.0	H	3	1	0	0	0	0	0	0	0	0	0	8	11	0.00	1.000					
Roberto Hernandez, R ERA: 1.98	1.0	L	7	2	2	2	0	2	0	0	0	0	0	15	27	18.00	4.000					
Mike DeJean, R ERA: 5.4	1.0		4	1	0	0	2	0	0	0	0	0	0	10	17	0.00	1.000					

St. Louis Cardinals @ New York Mets
Shea Stadium, Flushing, NY
Sat May 14 2005, 1:10 PM EDT
Att: 40,921 - Cloudy - 63 F

AB 33
R 7
H 9
RBI 7
BB 4
SO 6
LOB 10



Batter	1	2	3	4	5	6	7	8	9	AB	R	H	RBI	BB	SO	LOB	BOTTOM					
7 José Reyes, S OBP: 0.286, SLG: 0.368	FC3-6 1B		K		F7		E3		SH1-3 BB	4	0	2	0	1	1	1						
Miguel Cairo, R OBP: 0.319, SLG: 0.357	FC3-6 1-2		15 1B				L4		SH1-3	4	0	1	0	0	0	3						
15 Carlos Beltrán, S OBP: 0.350, SLG: 0.477	F9						K		F7	5	0	1	0	0	1	3						
Cliff Floyd, L OBP: 0.388, SLG: 0.612	G3						F8			4	0	0	0	1	2	3						
Mike Cameron, R OBP: 0.556, SLG: 0.786		FC1-5 2B			5 2B		11 BB		G5-3	4	2	2	0	1	1	2						
5 David Wright, R OBP: 0.381, SLG: 0.487	FC1-5 11 1B				11 1B		11 BB			4	2	3	1	0	0	1						
11 Ramon Castro, R OBP: 0.324, SLG: 0.241	G6-3 1B				G6-3 1B		3B		CS	3	1	2	1	1	0	0						
Kazuo Matsui, S OBP: 0.278, SLG: 0.301	G6-3				G6-3				G5-3	4	1	1	3	0	0	3						
45 Pedro Martinez, R ERA: 3.44										2	0	0	0	0	0	1						
Victor Diaz, R ERA: 0.423, SLG: 0.541										1	0	1	0	0	0	0						
Heath Bell, R ERA: 3.6										0	0	0	0	0	0	0						
Roberto Hernandez, R ERA: 1.98										0	0	0	0	0	0	0						
Marlon Anderson, L ERA: 2.89										1	0	0	0	0	0	1						
Mike DeJean, R ERA: 5.4										0	0	0	0	0	0	0						
Inning Stats	R: 0 E: 0 K: 0 S: 7	H: 1 LOB: 1 BB: 0 P: 10	R: 0 E: 0 K: 0 S: 8	H: 2 LOB: 1 BB: 0 P: 14	R: 0 E: 0 K: 2 S: 13	H: 2 LOB: 2 BB: 0 P: 19	R: 2 E: 0 K: 0 S: 21	H: 2 LOB: 1 BB: 1 P: 32	R: 0 E: 0 K: 1 S: 6	H: 0 LOB: 0 BB: 0 P: 10	R: 4 E: 1 K: 0 S: 21	H: 5 LOB: 1 BB: 1 P: 30	R: 0 E: 0 K: 1 S: 9	H: 1 LOB: 0 BB: 0 P: 14	R: 0 E: 0 K: 1 S: 10	H: 0 LOB: 0 BB: 0 P: 17	R: 0 E: 0 K: 1 S: 8	H: 0 LOB: 2 BB: 2 P: 17	1B: 9 2B: 3 3B: 1 HR: 0	SF: 0 SAC: 1 DP: 1 HBP: 0	WP: 0 PB: 0 SB: 0 CS: 2	PA: 42
PITCHER	IP	WLS	BF	H	R	ER	SO	BB	IBB	HBP	BLK	WP	HR	S	P	ERA	WHIP					
30 Mark Mulder, L ERA: 1.5	5.0		26	10	6	6	3	2	0	0	0	0	0	8	12	0.00	2.000					
48 Brad Thompson, R ERA: 1.5	1.0		4	2	0	0	0	0	0	0	0	0	0	5	6	0.00	0.000					
Ray King, L ERA: 1.98	0.1		1	0	0	0	1	0	0	0	0	0	0	4	6	0.00	0.000					
Julian Tavarez, R ERA: 2.89	1.2	W	5	1	0	0	1	0	0	0	0	0	0	14	25	0.00	0.600					
44 Jason Istringhausen, R ERA: 0.98	1.0	S	5	0	0	0	1	1	1	0	0	0	0	8	17	0.00	1.000					

St. Louis Cardinals @ New York Mets
Shea Stadium, Flushing, NY
Sat May 14 2005, 1:10 PM EDT
Att: 40,921 - Cloudy - 63 F

AB 36
R 6
H 13
RBI 6
BB 4
SO 6
LOB 17




Batter	1	2	3	4	5	6	7	8	9	AB	R	H	RBI	BB	SO	LOB	TOP					
22 David Eckstein, R (1, 6) OBP: 0.384, SLG: 0.381	2-1 F8		0-2 G6-4-3		0-0 G3		2-2 G5-3			4	0	0	0	0	0	2						
Abraham Nunez, S (1, 5) OBP: 0.410, SLG: 0.582	3-3 K		3-2 F7			1-0 1B E		3-2 G5-3		4	1	1	0	0	1	0						
Larry Walker, L (1, 9) OBP: 0.370, SLG: 0.464	0-0 F7			1-3 K		1 SAFE 0-1 E		1-3 K		4	0	1	0	0	2	0						
15 Jim Edmonds, L (1, 8) So Taguchi, R (9, 8) OBP: 0.451, SLG: 0.504 OBP: 0.295, SLG: 0.448		4-1 HR BB		3-3 K		1-3 K		0-0 L4		3	1	0	0	1	2	2						
Reggie Sanders, R (1, 7) OBP: 0.333, SLG: 0.600		1-2 F9		0-1 HR		2-3 K			4-2 G6-4-3 BB	3	1	1	1	1	1	3						
John Mabry, L (1, 3) 5 Albert Pujols, R (9, PH) OBP: 0.451, SLG: 0.558 OBP: 0.406, SLG: 0.581		1 SAFE 1-2 HR		0-1 L3		0-0 E8			0-3 K	3	1	2	3	0	0	0						
Mark Grudzielanek, R (1, 4) OBP: 0.364, SLG: 0.524		1-0 G5-3			0-1 4S 1B	1-2 L5			1 SAFE 0-0 1-2 G6-4-3	4	0	1	0	0	0	3						
4 Yadier Molina, R (1, 2) OBP: 0.260, SLG: 0.253		0-3 K			1 SAFE 3-2 1B	1-2 G5-3		1-0 G6-3		3	0	0	0	0	1	1						
Matt Morris, R (1, 1) 34 Randy Flores, L (8, 1) 44 Jason Isringhausen, R (9, 1) OBP: 0.133, SLG: 0.133 ERA: 3.79 ERA: 4.5 ERA: 3.38				1-0 22 G6-4-3 1B		0-3 K		0-3 K		3	0	1	0	0	2	1						
Inning Stats	R: 0 E: 0 K: 1 S: 7	H: 0 LOB: 0 BB: 0 P: 12	R: 2 E: 0 K: 1 S: 11	H: 1 LOB: 0 BB: 1 P: 18	R: 0 E: 0 K: 0 S: 9	H: 1 LOB: 0 BB: 0 P: 13	R: 1 E: 0 K: 2 S: 11	H: 1 LOB: 0 BB: 0 P: 15	R: 0 E: 0 K: 1 S: 9	H: 1 LOB: 1 BB: 0 P: 12	R: 1 E: 1 K: 2 S: 13	H: 3 LOB: 2 BB: 0 P: 18	R: 0 E: 0 K: 1 S: 10	H: 0 LOB: 0 BB: 0 P: 13	R: 0 E: 0 K: 1 S: 9	H: 0 LOB: 0 BB: 1 P: 13	R: 0 E: 0 K: 1 S: 8	H: 0 LOB: 0 BB: 1 P: 12	1B: 5 2B: 0 3B: 0 HR: 2	SF: 0 SAC: 0 DP: 2 HBP: 0	WP: 0 PB: 0 SB: 1 CS: 0	PA: 34
PITCHER	IP WLS BF H R ER SO BB IBB HBP BLK WP HR S P ERA WHIP																					
Aaron Heilman, R (1, 1) ERA: 4.37	5.2 L 24 7 4 4 7 1 0 0 0 0 0 2 57 84 6.35 1.412																					
Manny Aybar, R (6, 1) ERA: 3.79	1.1 4 0 0 0 1 0 0 0 0 0 0 0 13 17 0.00 0.000																					
Dae-Sung Koo, L (8, 1) ERA: 4.5	1.0 4 0 0 0 1 1 0 0 0 0 0 0 12 20 0.00 1.000																					
Heath Bell, R (9, 1) ERA: 3.38	1.0 2 0 0 0 1 0 0 0 0 0 0 0 5 5 0.00 0.000																					

St. Louis Cardinals @ New York Mets
Shea Stadium, Flushing, NY
Sun May 15 2005, 1:10 PM EDT
Att: 32,949 - Cloudy - 66 F

livebaseballscores.com

AB 32
R 4
H 7
RBI 4
BB 2
SO 10
LOB 13




Batter	1	2	3	4	5	6	7	8	9	AB	R	H	RBI	BB	SO	LOB	BOTTOM					
7 José Reyes, S (1, 6) OBP: 0.279, SLG: 0.358	0-1 P4		1-3 K			0-1 G4-3		0-0 G3-6-3		4	0	0	0	0	1	1						
Mike Cameron, R (1, 9) OBP: 0.575, SLG: 0.903	1-3 K			1-1 15 1B G3-6 2B		4-2 15 1B BB		0-2 HR		3	2	2	1	1	1	0						
15 Carlos Beltrán, S (1, 8) OBP: 0.353, SLG: 0.477	1-0 G6-3			2-1 G3-6 1B		2-0 G3-6 1B		2-1 F9		4	0	2	0	0	0	0						
Cliff Floyd, L (1, 7) OBP: 0.376, SLG: 0.592		1-2 G4-3		0-0 G3-6		2-2 P6			0-0 F9	4	0	0	0	0	3							
31 Mike Piazza, R (1, 2) OBP: 0.262, SLG: 0.413		1-3 K		3-1 G3			0-0 F7		1-1 L1	4	0	0	0	0	1	0						
Doug Mientkiewicz, L (1, 3) OBP: 0.333, SLG: 0.397		4-2 BB			1-1 G3-1		1-2 K		3-3 K	3	0	0	0	1	2	0						
5 David Wright, R (1, 5) OBP: 0.380, SLG: 0.483		2-3 K			1-0 G6-3		1-2 1B			3	0	1	0	0	1	1						
Kazuo Matsui, S (1, 4) OBP: 0.274, SLG: 0.296			0-0 G4-3			0-1 G4-3				2	0	0	0	0	0	0						
Manny Aybar, R (6, 1) Eric Valent, L (7, PH) OBP: 0.273, SLG: 0.207							0-3 K			0	0	0	0	0	0	0						
Dae-Sung Koo, L (8, 1) Heath Bell, R (9, 1)										0	0	0	0	0	0	0						
Aaron Heilman, R (1, 1) Miguel Cairo, R (6, 4) OBP: 0.327, SLG: 0.364			1-2 G5-3			0-2 G5-3		0-1 7 G3-6-3 1B		1	0	0	0	0	0	0						
Inning Stats	R: 0 E: 0 K: 1 S: 7	H: 0 LOB: 0 BB: 0 P: 9	R: 0 E: 0 K: 2 S: 14	H: 0 LOB: 1 BB: 1 P: 22	R: 0 E: 0 K: 1 S: 7	H: 0 LOB: 0 BB: 0 P: 9	R: 1 E: 0 K: 0 S: 7	H: 2 LOB: 0 BB: 0 P: 13	R: 0 E: 0 K: 0 S: 5	H: 0 LOB: 0 BB: 0 P: 7	R: 0 E: 0 K: 0 S: 13	H: 1 LOB: 2 BB: 1 P: 21	R: 0 E: 0 K: 2 S: 10	H: 1 LOB: 0 BB: 0 P: 12	R: 1 E: 0 K: 0 S: 9	H: 2 LOB: 0 BB: 0 P: 11	R: 0 E: 0 K: 1 S: 6	H: 0 LOB: 0 BB: 0 P: 10	1B: 4 2B: 1 3B: 0 HR: 1	SF: 0 SAC: 0 DP: 2 HBP: 0	WP: 0 PB: 0 SB: 0 CS: 0	PA: 33
PITCHER	IP WLS BF H R ER SO BB IBB HBP BLK WP HR S P ERA WHIP																					
Matt Morris, R (1, 1) ERA: 2.95	7.2 W 29 6 2 2 6 2 0 0 0 0 0 1 70 100 2.35 1.043																					
34 Randy Flores, L (8, 1) ERA: 5.54	0.1 H 1 0 0 0 0 0 0 0 0 0 0 2 4 0.00 0.000																					
44 Jason Isringhausen, R (9, 1) ERA: 0.87	1.0 S 3 0 0 0 1 0 0 0 0 0 0 0 6 10 0.00 0.000																					

St. Louis Cardinals @ New York Mets
Shea Stadium, Flushing, NY
Sun May 15 2005, 1:10 PM EDT
Att: 32,949 - Cloudy - 66 F

livebaseballscores.com

AB 31
R 2
H 6
RBI 1
BB 2
SO 7
LOB 6



Batter	1	2	3	4	5	6	7	8	9	AB	R	H	RBI	BB	SO	LOB	TOP						
6 Ryan Freel, R OBP: 0.449, SLG: 0.443	1-2 P4		3-1 B1-3			4-2 2B BB		3-2 1B		3	1	1	0	1	0	0	Cincinnati Reds @ New York Mets Shea Stadium, Flushing, NY Mon May 16 2005, 7:10 PM EDT Att: 19,963 - Cloudy - 62 F						
Felipe Lopez, S OBP: 0.567, SLG: 0.561	1-1 G4-3		1-1 G4-3			0-0 G4-3 1-H 2B		1-3 K		4	0	1	1	0	1	1							
Sean Casey, L OBP: 0.327, SLG: 0.370	3-2 F9		2-3 K			0-0 G4-3			2-1 G4-3	4	0	0	0	0	1	1							
Ken Griffey Jr., L OBP: 0.335, SLG: 0.471		1-0 F8		3-2 G4-3		0-0 L9-2			2-3 K	4	0	0	0	0	1	1							
Adam Dunn, L OBP: 0.435, SLG: 0.653		2-1 WP 1B		3-3 K			1-0 F7		1-2 K	4	1	1	0	0	2	0							
Joe Randa, R OBP: 0.379, SLG: 0.455		2-3 SAFE K		0-3 K			0-0 G4-3			3	0	0	0	0	2	1							
Austin Kearns, R OBP: 0.333, SLG: 0.453		4-2 1B BB			0-0 P6		2-1 F8			2	0	0	0	1	0	0							
Jason LaRue, R OBP: 0.300, SLG: 0.263		2-2 1B			2-3 K		0-1 F7			3	0	1	1	0	1	0							
Paul Wilson, R OBP: 0.176, SLG: 0.176		1-2 3-H K			1-3 K			1-3 K2-3		2	0	0	0	0	2	2							
Ricky Stone, R OBP: 0.283, SLG: 0.200										0	0	0	0	0	0	0							
William Bergolla, R OBP: 0.283, SLG: 0.200										1	0	0	0	0	1	0							
56 Todd Coffey, R ERA: 3.97										0	0	0	0	0	0	0							
Inning Stats	R: 0 E: 0 K: 0 S: 9	H: 0 LOB: 0 BB: 0 P: 14	R: 1 E: 0 K: 2 S: 16	H: 2 LOB: 2 BB: 1 P: 27	R: 0 E: 0 K: 1 S: 7	H: 0 LOB: 0 BB: 0 P: 13	R: 0 E: 0 K: 2 S: 10	H: 0 LOB: 0 BB: 0 P: 16	R: 0 E: 0 K: 0 S: 7	H: 0 LOB: 0 BB: 0 P: 10	R: 1 E: 0 K: 0 S: 5	H: 1 LOB: 0 BB: 1 P: 9	R: 0 E: 0 K: 0 S: 4	H: 0 LOB: 0 BB: 0 P: 7	R: 0 E: 0 K: 2 S: 15	H: 1 LOB: 1 BB: 0 P: 20	R: 0 E: 0 K: 2 S: 10	H: 0 LOB: 0 BB: 0 P: 15	1B: 3 2B: 2 3B: 0 HR: 0	SF: 0 SAC: 0 DP: 1 HBP: 0	WP: 2 PB: 0 CS: 0	PA: 32	
PITCHER	IP	WLS	BF	H	R	ER	SO	BB	IBB	HBP	BLK	WP	HR	S	P	ERA	WHIP					ERA	WHIP
Kris Benson, R ERA: 4.91	7.2	W	28	4	2	2	8	2	0	0	0	1	0	70	112	2.35	0.783						
Dae-Sung Koo, L ERA: 3.97	1.1		4	0	0	0	3	0	0	0	0	0	0	13	19	0.00	0.000						


AB	30
R	2
H	4
RBI	2
BB	2
SO	11
LOB	6





Batter	1	2	3	4	5	6	7	8	9	AB	R	H	RBI	BB	SO	LOB	BOTTOM						
7 José Reyes, S OBP: 0.282, SLG: 0.372	0-1 15 SF8 3B	1-1 L4-3			0-0 B5-3	0-0 F9		2-2 1B		5	1	2	0	0	0	3	Cincinnati Reds @ New York Mets Shea Stadium, Flushing, NY Mon May 16 2005, 7:10 PM EDT Att: 19,963 - Cloudy - 62 F						
Mike Cameron, R OBP: 0.533, SLG: 0.806	3-3 K		2-3 K		0-1 F8	3-1 P3		1-2 1B		5	0	1	0	0	2	3							
15 Carlos Beltrán, S OBP: 0.349, SLG: 0.471	0-0 SF8		1-2 G4-3		2-2 P2		0-0 31 1B G1-3	0-2 G6-3		4	1	1	1	0	0	2							
Cliff Floyd, L OBP: 0.387, SLG: 0.615	3-H 2-2 HR		4-2 BB		4-2 31 2B SF9 BB		1-3 K			2	2	1	1	2	1	1							
31 Mike Piazza, R OBP: 0.269, SLG: 0.424	1-2 G4-3		1-0 F9		2-1 SAFE 5 2B 2B	3-1 SAFE 5 G1-3 WP 1B				4	2	2	0	0	0	1							
Doug Mientkiewicz, L OBP: 0.331, SLG: 0.395		0-2 5 2B SF7 1B			0-0 G1-3		3-2 SF9	0-1 G1-3		3	1	1	2	0	0	1							
5 David Wright, R OBP: 0.384, SLG: 0.500		1-1 1-3 E 2B			0-0 G6-3		3-H 1-1 2H 1B 2B	3-2 G5-3		4	2	2	1	0	0	0							
Kazuo Matsui, S OBP: 0.281, SLG: 0.313		1-2 SF7			0-1 2B		0-1 HBP 1B			3	0	2	2	0	0	0							
Kris Benson, R OBP: 0.333, SLG: 0.200		3-H 0-0 E7 7 4-3 1B			0-1 G5-3		2-0 1-2 HBP			2	0	1	0	0	0	1							
Dae-Sung Koo, L ERA: 11.25										1	0	0	0	0	1	0							
Inning Stats	R: 2 E: 0 K: 1 S: 12	H: 2 LOB: 0 BB: 0 P: 18	R: 2 E: 1 K: 0 S: 14	H: 3 LOB: 0 BB: 0 P: 17	R: 0 E: 0 K: 1 S: 9	H: 0 LOB: 1 BB: 1 P: 17	R: 0 E: 0 K: 0 S: 6	H: 1 LOB: 0 BB: 0 P: 6	R: 0 E: 0 K: 0 S: 6	H: 0 LOB: 0 BB: 0 P: 8	R: 3 E: 0 K: 0 S: 17	H: 3 LOB: 2 BB: 1 P: 32	R: 2 E: 0 K: 1 S: 11	H: 2 LOB: 0 BB: 0 P: 18	R: 0 E: 0 K: 1 S: 14	H: 2 LOB: 2 BB: 0 P: 18	1B: 7 2B: 5 3B: 1 HR: 1	SF: 3 SAC: 0 DP: 1 HBP: 1	WP: 1 PB: 0 CS: 0	PA: 39			
PITCHER	IP	WLS	BF	H	R	ER	SO	BB	IBB	HBP	BLK	WP	HR	S	P	ERA	WHIP					ERA	WHIP
Paul Wilson, R ERA: 7.77	5.1	L	25	8	7	6	2	2	0	0	0	1	0	59	88	10.12	1.875						
Ricky Stone, R ERA: 4.32	1.2		9	3	2	1	1	0	0	1	0	1	0	16	28	5.40	1.800						
56 Todd Coffey, R ERA: 11.25	1.0		5	2	0	0	1	0	0	0	0	0	0	14	18	0.00	2.000						


AB	33
R	9
H	13
RBI	7
BB	2
SO	4
LOB	12



Batter	1	2	3	4	5	6	7	8	9	AB	R	H	RBI	BB	SO	LOB	TOP										
6 Ryan Freel, R OBP: 0.450, SLG: 0.440	3-2 G5-4-3 1B		2-1 F8			4-2 S G4-3 G3 BB		1-2 G1-3		3	1	1	0	1	0	0	<p>Cincinnati Reds @ New York Mets Shea Stadium, Flushing, NY Tue May 17 2005, 7:10 PM EDT Att: 28,426 - Partly Cloudy - 65 F</p> <p>livebaseballscores.com</p> <p>AB 31 R 1 H 5 RBI 1 BB 3 SO 4 LOB 11</p> 										
Felipe Lopez, S OBP: 0.551, SLG: 0.535	1-0 G5-4-3 1-2			3-1 F8		0-0 G4-3		3-3 K		4	0	0	0	0	1	2											
Sean Casey, L OBP: 0.319, SLG: 0.360	3-2 G4-3			0-2 F9		2-1 G3			0-0 G4-3	4	0	0	1	0	0	0											
Ken Griffey Jr., L OBP: 0.353, SLG: 0.465 William Bergolla, R OBP: 0.200, SLG: 0.200		2-2 P6		2-0 F9		2-0 G5-3			1-0 F8 BB 1B	4	0	1	0	0	0	0											
Adam Dunn, L OBP: 0.430, SLG: 0.636		2-2 G1-3			1-2 F7				4-1 BB 1-2	3	0	0	0	1	1	0											
Joe Randa, R OBP: 0.382, SLG: 0.452		4-2 BB			2-1 L6		1-1 1B		2-2 F8	3	0	1	0	1	0	2											
Austin Kearns, R OBP: 0.331, SLG: 0.445		0-1 G6-3			0-1 1B 1B		0-0 F9		3-3 K	4	0	1	0	0	1	4											
Javier Valentin, S OBP: 0.308, SLG: 0.273			2-2 G5-3		1-2 1B		0-2 P6			3	0	1	0	0	0	1											
Ramon Ortiz, R D'Angelo Jimenez, S OBP: 0.394, SLG: 0.275 Kent Mercker, L			1-3 K		1-1 F7			3-2 P4		2	0	0	0	0	1	2											
										1	0	0	0	0	0	0											
Inning Stats	R: 0 E: 0 K: 0 S: 7	H: 1 LOB: 0 BB: 0 P: 14	R: 0 E: 0 K: 0 S: 11	H: 0 LOB: 1 BB: 1 P: 19	R: 0 E: 0 K: 1 S: 8	H: 0 LOB: 0 BB: 0 P: 13	R: 0 E: 0 K: 0 S: 6	H: 0 LOB: 0 BB: 0 P: 11	R: 0 E: 0 K: 0 S: 12	H: 2 LOB: 2 BB: 0 P: 19	R: 1 E: 0 K: 0 S: 6	H: 0 LOB: 0 BB: 1 P: 14	R: 0 E: 0 K: 1 S: 9	H: 1 LOB: 1 BB: 0 P: 13	R: 0 E: 0 K: 1 S: 11	H: 0 LOB: 0 BB: 1 P: 18	R: 0 E: 0 K: 1 S: 10	H: 1 LOB: 2 BB: 1 P: 20	1B: 5 2B: 0 3B: 0 HR: 0	SF: 0 SAC: 0 DP: 1 HBP: 0	WP: 0 PB: 0 SB: 1 CS: 0	PA: 34					
PITCHER	IP	WLS	BF	H	R	ER	SO	BB	IBB	HBP	BLK	WP	HR	S	P	ERA	WHIP										
Kaz Ishii, L ERA: 3.96	6.1		23	3	1	1	2	2	0	0	0	0	0	53	96	1.42	0.789										
Mike DeJean, R ERA: 5.14	0.2	W	3	1	0	0	0	0	0	0	0	0	0	6	7	0.00	1.500										
Roberto Hernandez, R ERA: 1.86	1.0	H	3	0	0	0	1	0	0	0	0	0	0	11	18	0.00	0.000										
Dae-Sung Koo, L ERA: 3.86	0.1	H	3	1	0	0	0	1	0	0	0	0	0	3	8	0.00	6.000										
Braden Looper, R ERA: 4.11	0.2	S	2	0	0	0	1	0	0	0	0	0	0	7	12	0.00	0.000										

Batter	1	2	3	4	5	6	7	8	9	AB	R	H	RBI	BB	SO	LOB	BOTTOM										
7 José Reyes, S OBP: 0.276, SLG: 0.363	2-2 F7		0-1 FC3-6 E 1B 1-2		1-2 FC4		0-0 F7			4	0	0	0	0	0	3	<p>Cincinnati Reds @ New York Mets Shea Stadium, Flushing, NY Tue May 17 2005, 7:10 PM EDT Att: 28,426 - Partly Cloudy - 65 F</p> <p>livebaseballscores.com</p> <p>AB 30 R 2 H 7 RBI 2 BB 2 SO 3 LOB 14</p> 										
Mike Cameron, R OBP: 0.531, SLG: 0.769	1-1 HBP		0-0 E1 15 G4-6-3 1B			3-1 P4		1-3 K		3	0	1	0	0	1	0											
15 Carlos Beltrán, S OBP: 0.347, SLG: 0.472	0-0 F8		0-0 G4-6-3 1B			2-1 F8		0-0 G4-3 2B		4	0	1	0	0	0	3											
Cliff Floyd, L OBP: 0.376, SLG: 0.595	3-3 K			1-2 F9		1-2 P5		1-0 G4-3		4	0	0	0	0	1	2											
31 Mike Piazza, R OBP: 0.275, SLG: 0.430 Dae-Sung Koo, L Braden Looper, R		0-1 F9 2B		0-0 L7			2-2 G5-3	4-0 IBB		3	0	1	0	1	0	0											
Doug Mientkiewicz, L OBP: 0.329, SLG: 0.390		0-0 F7		2-3 K		2-1 HR 1B		0-1 G4-3		4	1	1	0	0	1	3											
5 David Wright, R OBP: 0.376, SLG: 0.488		0-0 F9			2-1 G5-3		0-1 F9			3	0	0	0	0	0	2											
Kazuo Matsui, S OBP: 0.282, SLG: 0.336		0-2 G5-3			1-2 L7		1-1 HR			3	1	1	2	0	0	1											
Kaz Ishii, L OBP: 0.333, SLG: 0.333 Mike DeJean, R Marlon Anderson, L OBP: 0.459, SLG: 0.438 Roberto Hernandez, R Mike DiFelice, R			1-2 FC3-6 1B		0-0 FC4		4-1 BB			2	0	2	0	0	0	0											
										0	0	0	0	1	0	0											
										0	0	0	0	0	0	0											
Inning Stats	R: 0 E: 0 K: 1 S: 12	H: 0 LOB: 1 BB: 0 P: 18	R: 0 E: 0 K: 0 S: 7	H: 1 LOB: 1 BB: 0 P: 7	R: 0 E: 1 K: 0 S: 8	H: 2 LOB: 1 BB: 0 P: 9	R: 0 E: 0 K: 1 S: 7	H: 0 LOB: 0 BB: 0 P: 10	R: 0 E: 0 K: 0 S: 9	H: 1 LOB: 1 BB: 0 P: 13	R: 0 E: 0 K: 0 S: 7	H: 0 LOB: 0 BB: 0 P: 13	R: 2 E: 0 K: 0 S: 11	H: 2 LOB: 1 BB: 1 P: 20	R: 0 E: 0 K: 1 S: 7	H: 1 LOB: 2 BB: 1 P: 13	R: 0 E: 0 K: 1 S: 7	H: 1 LOB: 2 BB: 1 P: 13	1B: 4 2B: 2 3B: 0 HR: 1	SF: 0 SAC: 0 DP: 1 HBP: 1	WP: 0 PB: 0 SB: 0 CS: 0	PA: 33					
PITCHER	IP	WLS	BF	H	R	ER	SO	BB	IBB	HBP	BLK	WP	HR	S	P	ERA	WHIP										
Ramon Ortiz, R ERA: 5.55	7.0	L	28	6	2	2	2	1	0	1	0	0	0	61	90	2.57	1.000										
Kent Mercker, L ERA: 2.5	1.0		5	1	0	0	1	0	1	0	0	0	0	7	13	0.00	1.000										

Batter	1	2	3	4	5	6	7	8	9	AB	R	H	RBI	BB	SO	LOB	TOP						
6 Ryan Freel, R OBP: 0.440, SLG: 0.421	G4-3		F8		G1-2-3		1B BB		K	4	1	0	0	1	1	3	<p>Cincinnati Reds @ New York Mets Shea Stadium, Flushing, NY Wed May 18 2005, 1:10 PM EDT Att: 26,607 - Partly Cloudy - 63 F</p> <p>livebaseballscorecards.com</p> <p>AB 37 R 6 H 13 RBI 6 BB 4 SO 6 LOB 15</p> 						
Felipe Lopez, S OBP: 0.354, SLG: 0.533	K		F9		1B BB		K		1B 2B	4	1	1	0	1	2	1							
Sean Casey, L OBP: 0.339, SLG: 0.406	2B			HR	1B		1B		HR 1B	5	2	5	4	0	0	0							
Ken Griffey Jr., L OBP: 0.335, SLG: 0.479	L8			G3-1	G3		BB		HR	4	1	1	2	1	0	4							
Adam Dunn, L OBP: 0.423, SLG: 0.635		3B		G3-1			K		K	5	0	1	0	0	2	2							
Joe Randa, R OBP: 0.370, SLG: 0.436	L8			L4			G6-3		G4-3	5	0	0	0	0	0	3							
D'Angelo Jimenez, S OBP: 0.319, SLG: 0.295							2B 1B		G4-3	3	0	2	0	1	0	0							
Jason LaRue, R OBP: 0.307, SLG: 0.265							1B		F9	3	1	1	0	0	0	2							
22 Eric Milton, L OBP: 0.176, SLG: 0.353							1B		K	3	0	2	0	0	0	0							
25 David Weathers, R							1B			0	0	0	0	0	0	0							
Kent Mercker, L							1B			0	0	0	0	0	0	0							
Jacob Cruz, L (8, PH)							1B			1	0	0	0	0	1	0							
Danny Graves, R (8, 1)							1B			0	0	0	0	0	0	0							
Inning Stats	R: 0 E: 0 K: 1 S: 12	H: 1 LOB: 1 BB: 0 P: 18	R: 0 E: 0 K: 0 S: 13	H: 1 LOB: 1 BB: 21	R: 0 E: 0 K: 0 S: 4	H: 0 LOB: 0 BB: 0 P: 7	R: 1 E: 0 K: 0 S: 5	H: 1 LOB: 0 BB: 0 P: 9	R: 1 E: 0 K: 0 S: 12	H: 3 LOB: 3 BB: 1 P: 25	R: 0 E: 0 K: 1 S: 14	H: 3 LOB: 2 BB: 0 P: 21	R: 1 E: 0 K: 2 S: 19	H: 1 LOB: 2 BB: 2 P: 33	R: 0 E: 0 K: 1 S: 7	H: 0 LOB: 0 BB: 0 P: 10	R: 3 E: 0 K: 1 S: 21	H: 3 LOB: 0 BB: 0 P: 33	1B: 7 2B: 3 3B: 1 HR: 2	SF: 0 SAC: 0 DP: 2 HBP: 1	WP: 0 PB: 0 SB: 1 CS: 0	PA: 42	
PITCHER	IP WLS BF H R ER SO BB IBB HBP BLK WP HR S P ERA WHIP											IP WLS BF H R ER SO BB IBB HBP BLK WP HR S P ERA WHIP											
Tom Glavine, L ERA: 5.44	(1, 1) 6.0 W 27 9 2 2 2 2 0 0 1 0 0 0 1 60 101 3.00 1.833											Manny Aybar, R ERA: 4.95	(9, 1) 1.0										
Heath Bell, R ERA: 3.86	(7, 1) 0.1 3 1 1 1 1 1 0 0 0 0 0 0 11 19 27.00 6.000																						
Dae-Sung Koo, L ERA: 3.75	(7, 1) 0.1 H 2 0 0 0 1 1 0 0 0 0 0 0 5 10 0.00 3.000																						
Mike DeJean, R ERA: 5.02	(7, 1) 0.1 H 1 0 0 0 0 0 0 0 0 0 0 0 3 4 0.00 0.000																						
Roberto Hernandez, R ERA: 1.77	(8, 1) 1.0 H 3 0 0 0 1 0 0 0 0 0 0 0 7 10 0.00 0.000																						

Batter	1	2	3	4	5	6	7	8	9	AB	R	H	RBI	BB	SO	LOB	BOTTOM						
7 José Reyes, S OBP: 0.285, SLG: 0.393	F9		E	F8		1B		SF7 3B		5	2	3	1	0	0	0	<p>Cincinnati Reds @ New York Mets Shea Stadium, Flushing, NY Wed May 18 2005, 1:10 PM EDT Att: 26,607 - Partly Cloudy - 63 F</p> <p>livebaseballscorecards.com</p> <p>AB 40 R 10 H 13 RBI 9 BB 3 SO 3 LOB 25</p> 						
Miguel Cairo, R OBP: 0.286, SLG: 0.333	F8		P5		G6-3	K		SF7		4	0	0	1	0	1	3							
Mike Cameron, R OBP: 0.500, SLG: 0.773	L9		E4		G6-3	G6-3		HR		5	2	1	2	0	0	2							
31 Mike Piazza, R OBP: 0.301, SLG: 0.455										4	1	4	0	1	0	0							
Mike DiFelice, R (9, 2)										0	0	0	0	0	0	0							
Cliff Floyd, L OBP: 0.363, SLG: 0.573										5	1	0	0	0	0	6							
5 David Wright, R OBP: 0.383, SLG: 0.511										4	2	2	2	1	0	2							
Chris Woodward, R OBP: 0.241, SLG: 0.385										3	1	1	2	1	1	3							
Roberto Hernandez, R (8, 1)										0	0	0	0	0	0	0							
Marlon Anderson, L OBP: 0.447, SLG: 0.424										1	0	0	0	0	0	0							
Manny Aybar, R (9, 1)										0	0	0	0	0	0	0							
Kazuo Matsui, S OBP: 0.286, SLG: 0.338										5	1	2	1	0	0	4							
Tom Glavine, L OBP: 0.220, SLG: 0.143	(1, 1) 5.1 L 28 7 6 4 2 2 0 0 0 0 0 0 1 66 96 6.75 1.688																						
Eric Lirio, L OBP: 0.209, SLG: 0.200	(6, PH) 0.1 1 0 0 0 0 0 0 0 0 0 0 0 1 1 0.00 0.000																						
Heath Bell, R ERA: 5.09	(7, 1) 0.1 1 0 0 0 0 0 0 0 0 0 0 0 1 1 0.00 0.000																						
Dae-Sung Koo, L (7, 1)	(7, 1) 0.1 1 0 0 0 0 0 0 0 0 0 0 0 1 1 0.00 0.000																						
Mike DeJean, R (7, 1)	(7, 1) 0.1 1 0 0 0 0 0 0 0 0 0 0 0 1 1 0.00 0.000																						
15 Carlos Beltrán, S OBP: 0.345, SLG: 0.498	(7, PH) 1.0 8 4 4 4 0 0 0 0 0 0 0 0 2 18 27 36.00 4.000																						
(8, 8)																							
Inning Stats	R: 0 E: 0 K: 0 S: 7	H: 0 LOB: 0 BB: 0 P: 9	R: 2 E: 0 K: 0 S: 20	H: 2 LOB: 1 BB: 1 P: 32	R: 2 E: 2 K: 1 S: 15	H: 2 LOB: 2 BB: 0 P: 22	R: 0 E: 0 K: 1 S: 7	H: 0 LOB: 0 BB: 0 P: 8	R: 0 E: 0 K: 0 S: 7	H: 1 LOB: 1 BB: 0 P: 8	R: 2 E: 1 K: 1 S: 15	H: 2 LOB: 2 BB: 1 P: 24	R: 0 E: 0 K: 0 S: 15	H: 2 LOB: 3 BB: 1 P: 23	R: 4 E: 1 K: 0 S: 18	H: 4 LOB: 1 BB: 0 P: 27	1B: 7 2B: 1 3B: 2 HR: 3	SF: 1 SAC: 0 DP: 0 HBP: 0	WP: 1 PB: 0 SB: 2 CS: 0	PA: 44			
PITCHER	IP WLS BF H R ER SO BB IBB HBP BLK WP HR S P ERA WHIP											IP WLS BF H R ER SO BB IBB HBP BLK WP HR S P ERA WHIP											
22 Eric Milton, L ERA: 7.16	(1, 1) 1.1 7 2 0 0 1 1 0 0 0 0 0 0 19 29 0.00 2.250																						
25 David Weathers, R ERA: 5.09	(6, 1) 0.1 1 0 0 0 0 0 0 0 0 0 0 1 1 0.00 0.000																						
Kent Mercker, L ERA: 2.45	(7, 1) 0.1 1 0 0 0 0 0 0 0 0 0 0 1 1 0.00 0.000																						
Danny Graves, R ERA: 5.4	(8, 1) 1.0 8 4 4 4 0 0 0 0 0 0 0 2 18 27 36.00 4.000																						

Batter	1	2	3	4	5	6	7	8	9	AB R H RBI BB SO LOB	TOP											
2 Derek Jeter, R OBP: 0.400, SLG: 0.427	G4-3		G4-3			K		K		5 0 0 0 0 3 6	New York Yankees @ New York Mets Shea Stadium, Flushing, NY Fri May 20 2005, 7:10 PM EDT Att: 55,740 - Partly Cloudy + 52 F											
Tony Womack, L OBP: 0.331, SLG: 0.322	G1-3 1B			F8 55 2B BB		F8		K		3 2 1 0 2 1 4												
Gary Sheffield, R OBP: 0.403, SLG: 0.500	G1-3			F8		P6		G4-3		5 0 1 0 0 0 3												
55 Hideki Matsui, L OBP: 0.328, SLG: 0.410	K			BB 2B				G4-3		5 2 2 2 0 1 2												
13 Alex Rodriguez, R OBP: 0.388, SLG: 0.604				BB BB				G4-3		2 1 1 0 3 1 0												
Tino Martinez, L OBP: 0.385, SLG: 0.609	G4-6-3			BB BB				G3-1		3 0 0 1 1 0 3												
20 Jorge Posada, S OBP: 0.353, SLG: 0.429	F9			P6				F7		3 0 1 0 2 0 3												
24 Robinson Canó, L OBP: 0.322, SLG: 0.421				F8				E4 E		5 0 1 1 0 1 7												
Kevin Brown, R OBP: 0.200, SLG: 1.000 Rubén Sierra, S OBP: 0.298, SLG: 0.687 Tanyon Sturtze, R ERA: 4.7 Mike Stanton, L ERA: 5.4 25 Jason Giambi, L OBP: 0.306, SLG: 0.359 Tom Gordon, R ERA: 3.86 42 Mariano Rivera, R ERA: 1.84				K				E3		2 0 1 0 0 1 0 1 0 1 0 0 0 0 0 2 0 0 0 0 0 0 0 0 0 0 0 0 0 0												
Inning Stats	R: 0 E: 0 K: 1 S: 11	H: 1 LOB: 1 BB: 0 P: 16	R: 0 E: 0 K: 0 S: 7	H: 0 LOB: 0 BB: 1 P: 15	R: 0 E: 0 K: 1 S: 6	H: 0 LOB: 0 BB: 0 P: 10	R: 1 E: 0 K: 1 S: 11	H: 1 LOB: 3 BB: 3 P: 25	R: 0 E: 0 K: 1 S: 9	H: 0 LOB: 0 BB: 0 P: 17		R: 2 E: 2 K: 2 S: 18	H: 1 LOB: 3 BB: 2 P: 33	R: 0 E: 0 K: 1 S: 7	H: 0 LOB: 0 BB: 0 P: 11	R: 0 E: 0 K: 1 S: 13	H: 1 LOB: 2 BB: 1 P: 24	R: 2 E: 0 K: 0 S: 17	H: 3 LOB: 2 BB: 1 P: 25	1B: 6 2B: 2 3B: 0 HR: 0	SF: 1 SAC: 0 DP: 1 HBP: 0	WP: 0 PB: 0 SB: 2 CS: 0
PITCHER	IP WLS BF H R ER SO BB IBB HBP BLK WP HR S P ERA WHIP											PITCHER	IP WLS BF H R ER SO BB IBB HBP BLK WP HR S P ERA WHIP									
Victor Zambrano, R ERA: 5.19	5.1 L 27 4 3 2 4 6 0 0 0 0 0 0 56 108 3.38 1.875																					
Heath Bell, R ERA: 3.5	1.2 5 0 0 0 3 0 0 0 0 0 0 13 19 0.00 0.000																					
Mike DeJean, R ERA: 4.7	1.0 5 1 0 0 1 1 0 0 0 0 0 13 24 0.00 2.000																					
Roberto Hernandez, R ERA: 2.57	0.2 6 3 2 2 0 1 0 0 0 0 0 14 22 27.00 6.000																					
Aaron Heilman, R ERA: 4.34	0.1 0 0 0 0 0 0 0 0 0 0 0 3 3 0.00 0.000																					


Batter	1	2	3	4	5	6	7	8	9	AB R H RBI BB SO LOB	BOTTOM											
7 José Reyes, S OBP: 0.283, SLG: 0.393	G4-3		G6-3			K				5 1 1 0 0 1 2	New York Yankees @ New York Mets Shea Stadium, Flushing, NY Fri May 20 2005, 7:10 PM EDT Att: 55,740 - Partly Cloudy + 52 F											
Mike Cameron, R OBP: 0.492, SLG: 0.729	WP 15 G3 1B							F8		4 0 1 0 1 0 1												
15 Carlos Beltrán, S OBP: 0.346, SLG: 0.464	G3							FC4-6 BB		4 0 1 1 1 0 2												
Cliff Floyd, L OBP: 0.360, SLG: 0.560	31 S BB							FC4-6 BB		3 0 0 0 1 1 3												
31 Mike Piazza, R OBP: 0.299, SLG: 0.444								L3		3 0 0 0 1 2 2												
Doug Mientkiewicz, L OBP: 0.320, SLG: 0.378	K							G5-3		4 0 0 0 0 1 3												
5 David Wright, R OBP: 0.386, SLG: 0.507								E7		3 1 1 0 1 0 0												
Kazuo Matsui, S OBP: 0.285, SLG: 0.343	F8							G3		4 0 1 1 0 2 3												
Victor Zambrano, S OBP: 0.298, SLG: 0.375 Heath Bell, R ERA: 3.5 Marlon Anderson, L OBP: 0.146, SLG: 0.412 Mike DeJean, R ERA: 5.4 Eric Valenti, L OBP: 0.197, SLG: 0.194 Roberto Hernandez, R ERA: 2.57 Aaron Heilman, R ERA: 4.34								SH1-4 1B		1 0 0 0 0 0 1 0 0 0 0 0 0 0 1 0 0 0 0 0 0 0 0 0 0 0 0 0 1 0 0 0 0 0 2 0 0 0 0 0 0 0 0 0 0 0 0 0 0												
Inning Stats	R: 0 E: 0 K: 1 S: 13	H: 1 LOB: 2 BB: 2 P: 26	R: 0 E: 0 K: 0 S: 9	H: 1 LOB: 0 BB: 0 P: 16	R: 0 E: 0 K: 2 S: 9	H: 0 LOB: 1 BB: 1 P: 17	R: 1 E: 2 K: 1 S: 10	H: 1 LOB: 1 BB: 0 P: 17	R: 0 E: 0 K: 1 S: 8	H: 0 LOB: 1 BB: 1 P: 14		R: 0 E: 0 K: 1 S: 9	H: 0 LOB: 0 BB: 0 P: 15	R: 1 E: 0 K: 0 S: 10	H: 2 LOB: 1 BB: 0 P: 14	R: 0 E: 1 K: 2 S: 12	H: 0 LOB: 2 BB: 1 P: 20	R: 0 E: 0 K: 0 S: 7	H: 0 LOB: 0 BB: 0 P: 11	1B: 3 2B: 2 3B: 0 HR: 0	SF: 0 SAC: 1 DP: 0 HBP: 0	WP: 1 PB: 0 SB: 2 CS: 0
PITCHER	IP WLS BF H R ER SO BB IBB HBP BLK WP HR S P ERA WHIP											PITCHER	IP WLS BF H R ER SO BB IBB HBP BLK WP HR S P ERA WHIP									
Kevin Brown, R ERA: 5.36	5.0 W 23 3 1 1 1 4 0 0 0 0 0 0 49 90 0.00 1.400																					
Tanyon Sturtze, R ERA: 3.5	1.2 H 7 2 1 1 1 0 0 0 0 0 0 16 26 5.40 1.200																					
Mike Stanton, L ERA: 5.4	0.1 H 1 0 0 0 0 0 0 0 0 0 0 3 3 0.00 0.000																					
Tom Gordon, R ERA: 3.86	1.0 H 5 0 0 0 2 1 0 0 0 0 0 12 20 0.00 1.000																					
42 Mariano Rivera, R ERA: 1.84	1.0 S 3 0 0 0 0 0 0 0 0 0 0 7 11 0.00 0.000																					



Batter	1	2	3	4	5	6	7	8	9	AB	R	H	RBI	BB	SO	LOB	TOP					
2 Derek Jeter, R OBP: 0.399, SLG: 0.422 Rey Sanchez, R OBP: 0.400, SLG: 0.391	G3			G6-3		FC6-4 HBP		F8		2	0	0	0	0	0	0						
Tony Womack, L OBP: 0.329, SLG: 0.320	G4-3			K		FC6-4 L4-6 BB			13 1B	4	1	1	0	0	1	1						
Bernie Williams, S OBP: 0.311, SLG: 0.317	P4			G1-3					G3	3	0	0	0	1	0	1						
55 Hideki Matsui, L OBP: 0.326, SLG: 0.406						L4-6			K	4	0	1	0	0	2	3						
13 Alex Rodriguez, R OBP: 0.396, SLG: 0.605									G1-6-3	3	0	2	1	1	0	1						
Tino Martinez, L OBP: 0.362, SLG: 0.593									F8	3	0	0	0	1	1	2						
20 Jorge Posada, S OBP: 0.350, SLG: 0.431									F8	4	0	1	0	0	1	2						
24 Robinson Canó, L OBP: 0.323, SLG: 0.407									G3	2	0	0	0	1	1	0						
Randy Johnson, R Paul Quantrill, L Ruben Sierra, S Buddy Groom, L									K	2	0	0	0	1	1	0						
Inning Stats	R: 0 E: 0 K: 0 S: 8	H: 0 LOB: 0 BB: 0 P: 13	R: 0 E: 0 K: 0 S: 8	H: 1 LOB: 0 BB: 0 P: 15	R: 0 E: 0 K: 1 S: 6	H: 0 LOB: 0 BB: 0 P: 10	R: 0 E: 0 K: 1 S: 10	H: 0 LOB: 3 BB: 2 P: 15	R: 0 E: 0 K: 2 S: 11	H: 1 LOB: 1 BB: 1 P: 20	R: 0 E: 0 K: 2 S: 8	H: 1 LOB: 0 BB: 0 P: 14	R: 0 E: 0 K: 1 S: 5	H: 0 LOB: 0 BB: 0 P: 8	R: 1 E: 0 K: 1 S: 11	H: 2 LOB: 2 BB: 1 P: 22	1B: 4 2B: 2 3B: 0 HR: 0	SF: 0 SAC: 0 DP: 2 HBP: 1	WP: 0 PB: 0 SB: 0 CS: 0	PA: 34		
PITCHER	IP	WLS	BF	H	R	ER	SO	BB	IBB	HBP	BLK	WP	HR	S	P	ERA	WHIP					
Kris Benson, R ERA: 3.7	(1, 1)	6.0	W	23	3	0	0	3	2	1	1	0	0	0	59	106	0.00	0.833				
Dae-Sung Koo, L ERA: 3.38	(7, 1)	1.1	H	3	0	0	0	3	0	0	0	0	0	9	14	0.00	0.000					
Roberto Hernandez, R ERA: 2.49	(8, 1)	0.2		2	0	0	0	0	0	0	0	0	0	2	4	0.00	0.000					
Braden Loooper, R ERA: 4.41	(9, 1)	1.0		6	2	1	1	1	1	0	0	0	0	11	22	9.00	3.000					

New York Yankees @ New York Mets
Shea Stadium, Flushing, NY
Sat May 21 2005, 1:20 PM EDT
Att: 55,800 - Partly Cloudy - 67 F


AB 29
R 1
H 5
RBI 1
BB 4
SO 7
LOB 13



Batter	1	2	3	4	5	6	7	8	9	AB	R	H	RBI	BB	SO	LOB	BOTTOM					
7 José Reyes, S OBP: 0.293, SLG: 0.412	FC4-6 1B			G6-3				SH2-4		4	0	3	4	0	0	0						
Miguel Cairo, R OBP: 0.288, SLG: 0.377	FC4-6 15 CS			P3				HR		5	1	1	1	0	1	4						
15 Carlos Beltrán, S OBP: 0.351, SLG: 0.467 Cliff Floyd, L OBP: 0.358, SLG: 0.556										3	0	2	0	0	0	0						
31 Mike Piazza, R OBP: 0.305, SLG: 0.446										4	1	2	0	0	1	1						
Mike Cameron, R OBP: 0.476, SLG: 0.692										4	1	1	0	0	1	4						
5 David Wright, R OBP: 0.385, SLG: 0.522										4	1	2	2	0	2	0						
Chris Woodward, R OBP: 0.333, SLG: 0.372										4	0	1	0	0	0	1						
Kazuo Matsui, S OBP: 0.289, SLG: 0.345 Doug Mientkiewicz, L OBP: 0.316, SLG: 0.372										2	1	1	0	0	0	2						
Kris Benson, R OBP: 0.375, SLG: 0.286 Dae-Sung Koo, L OBP: 0.500, SLG: 1.000 Roberto Hernandez, R Eric Valent, L Braden Loooper, R										2	0	1	0	0	1	0						
Inning Stats	R: 0 E: 0 K: 1 S: 15	H: 3 LOB: 2 BB: 0 P: 20	R: 1 E: 0 K: 1 S: 14	H: 3 LOB: 2 BB: 0 P: 23	R: 1 E: 0 K: 0 S: 13	H: 3 LOB: 2 BB: 0 P: 16	R: 0 E: 0 K: 1 S: 8	H: 0 LOB: 0 BB: 0 P: 9	R: 0 E: 0 K: 1 S: 5	H: 1 LOB: 0 BB: 0 P: 9	R: 0 E: 0 K: 1 S: 10	H: 0 LOB: 0 BB: 0 P: 13	R: 2 E: 0 K: 2 S: 13	H: 2 LOB: 0 BB: 0 P: 22	R: 3 E: 0 K: 1 S: 16	H: 3 LOB: 1 BB: 1 P: 27	1B: 10 2B: 3 3B: 1 HR: 1	SF: 0 SAC: 1 DP: 1 HBP: 0	WP: 0 PB: 0 SB: 0 CS: 1	PA: 38		
PITCHER	IP	WLS	BF	H	R	ER	SO	BB	IBB	HBP	BLK	WP	HR	S	P	ERA	WHIP					
Randy Johnson, L ERA: 3.94	(1, 1)	6.2	L	30	12	4	4	5	0	0	0	0	0	1	74	106	5.40	1.800				
Paul Quantrill, R ERA: 3.63	(7, 1)	0.1		1	0	0	0	1	0	0	0	0	0	4	6	0.00	0.000					
Buddy Groom, L ERA: 5.59	(8, 1)	1.0		7	3	3	3	1	1	0	0	0	0	16	27	27.00	4.000					

New York Yankees @ New York Mets
Shea Stadium, Flushing, NY
Sat May 21 2005, 1:20 PM EDT
Att: 55,800 - Partly Cloudy - 67 F

AB 36
R 7
H 15
RBI 7
BB 1
SO 7
LOB 13



Batter	1	2	3	4	5	6	7	8	9	AB	R	H	RBI	BB	SO	LOB	TOP					
7 José Reyes, S OBP: 0.284, SLG: 0.419			G4-3		G5-3					5	1	2	0	0	1	0	New York Mets @ Atlanta Braves Turner Field, Atlanta, GA Mon May 23 2005, 7:35 PM EDT Att: 26,132 - Cloudy - 83 F					
Miguel Cairo, R OBP: 0.309, SLG: 0.377	L6		G4-3			FC4-6 5 1B 1B		FC4 5 BB BB		4	1	1	0	1	0	1						
Mike Cameron, R OBP: 0.472, SLG: 0.700										4	1	3	1	1	1	2						
Cliff Floyd, L OBP: 0.346, SLG: 0.552	FC6-4 1-2			G6-3			FC4-6 5 1B 1B	F6		4	0	0	0	0	0	6						
5 David Wright, R OBP: 0.406, SLG: 0.559										3	2	3	3	1	0	0						
Marlon Anderson, L OBP: 0.425, SLG: 0.400				S G6-3 2B			G4-6-3 1B	G3-6-1 BB		0	0	0	0	0	0	0						
Doug Mientkiewicz, L OBP: 0.300, SLG: 0.350		G6-3		G6-3			G4-6-3 1B			4	0	0	1	0	0	5						
Chris Woodward, R OBP: 0.346, SLG: 0.447				F9						4	1	2	1	0	0	0						
Mike DiFelice, R		G5-4-3 1-2				F8		F7		4	0	0	0	0	1	1						
Kaz Ishii, L OBP: 0.286, SLG: 0.286										1	0	0	0	0	1	0						
Eric Galtieri, L OBP: 0.288, SLG: 0.171										1	0	0	0	0	0	0						
Manny Aybar, R OBP: 0.288, SLG: 0.171										0	0	0	0	0	0	0						
Kazuo Matsui, S OBP: 0.288, SLG: 0.171										1	0	0	0	0	0	0						
Mike DeJean, R OBP: 0.288, SLG: 0.171										0	0	0	0	0	0	0						
31 Mike Piazza, R OBP: 0.300, SLG: 0.444										1	0	0	0	0	1	0						
Inning Stats	R: 0 E: 0 K: 1 S: 10	H: 1 LOB: 1 BB: 0 P: 16	R: 1 E: 0 K: 0 S: 13	H: 2 LOB: 2 BB: 0 P: 20	R: 0 E: 0 K: 1 S: 9	H: 0 LOB: 0 BB: 0 P: 13	R: 2 E: 0 K: 0 S: 16	H: 2 LOB: 0 BB: 0 P: 23	R: 0 E: 0 K: 0 S: 6	H: 0 LOB: 0 BB: 0 P: 10	R: 1 E: 0 K: 0 S: 7	H: 3 LOB: 1 BB: 0 P: 12	R: 0 E: 0 K: 0 S: 5	H: 0 LOB: 0 BB: 0 P: 8	R: 1 E: 1 K: 0 S: 15	H: 1 LOB: 2 BB: 1 P: 28	R: 1 E: 0 K: 3 S: 16	H: 2 LOB: 2 BB: 1 P: 28	1B: 6 2B: 2 3B: 1 HR: 3	SF: 0 SAC: 0 DP: 3 HBP: 0	WP: 0 PB: 0 CS: 0	PA: 39
PITCHER	IP WLS BF H R ER SO BB IBB HBP BLK WP HR S P ERA WHIP																					
Horacio Ramirez, L ERA: 4.75	(1, 1) 7.0 W 27 8 4 4 2 0 0 0 0 0 0 2 66 102 5.14 1.143																					
Adam Bernero, R ERA: 2.52	(8, 1) 0.1 H 5 1 1 0 0 2 0 0 0 0 0 0 12 23 0.00 9.000																					
Chris Reitsma, R ERA: 4.79	(8, 1) 0.2 H 1 0 0 0 0 0 0 0 0 0 0 0 5 5 0.00 0.000																					
Dan Kolb, R ERA: 6.27	(9, 1) 1.0 S 6 2 1 1 3 1 0 0 0 0 0 1 16 28 9.00 3.000																					
Batter	1	2	3	4	5	6	7	8	9	AB	R	H	RBI	BB	SO	LOB	BOTTOM					
Rafael Furcal, S OBP: 0.268, SLG: 0.319	G5-3							FC6		3	1	1	3	2	0	1	New York Mets @ Atlanta Braves Turner Field, Atlanta, GA Mon May 23 2005, 7:35 PM EDT Att: 26,132 - Cloudy - 83 F					
Marcus Giles, R OBP: 0.335, SLG: 0.430	G5-3	G6-3								4	1	1	3	0	1	2						
Adam Bernero, R OBP: 1.000, SLG: 1.000	G5-3	G6-3								0	0	0	0	0	0	0						
Chris Reitsma, R	G5-3	G6-3								0	0	0	0	1	0	0						
Adam LaRoche, L OBP: 0.333, SLG: 0.484	G5-3	G6-3								0	0	0	0	0	0	0						
Dan Kolb, R	G5-3	G6-3								0	0	0	0	0	0	0						
Brian Jordan, R OBP: 0.282, SLG: 0.314	F9		G5-3				F9	K		5	0	1	0	0	1	3						
Andrew Jones, R OBP: 0.344, SLG: 0.569		L8	G5-3	G5-3			G5-3			4	0	1	0	0	0	1						
Julio Franco, R OBP: 0.266, SLG: 0.297	G5-3	G5-3	G5-3		P3		L1			4	0	0	0	0	0	1						
Raul Mondesi, R OBP: 0.267, SLG: 0.366	G5-3	G4-3	G4-3		K			FC5-4 4 FC6 8 G4-3 1B		4	2	2	0	0	1	1						
8 Brayan Peña, S OBP: 0.250, SLG: 0.250	E5 BB 3B 1B			G1-3	G6-3			G4-3		4	1	1	0	0	0	1						
Wilson Betemit, S OBP: 0.444, SLG: 0.556		BB 3B IBB		G4-3 HR 2B		G3		FC5-4 4 FC6 BB		2	2	1	0	2	0	0						
Horacio Ramirez, L OBP: 0.294, SLG: 0.375				G4-3				FC5-4 FC6		2	1	0	1	1	1	1						
4 Pete Orr, L OBP: 0.356, SLG: 0.482				G4-3				FC5-4 FC6		1	0	0	0	0	0	2						
Inning Stats	R: 0 E: 0 K: 0 S: 9	H: 0 LOB: 0 BB: 0 P: 13	R: 4 E: 1 K: 0 S: 18	H: 3 LOB: 1 BB: 2 P: 34	R: 0 E: 0 K: 0 S: 6	H: 1 LOB: 1 BB: 0 P: 10	R: 3 E: 0 K: 0 S: 14	H: 3 LOB: 1 BB: 1 P: 27	R: 0 E: 0 K: 1 S: 7	H: 0 LOB: 0 BB: 0 P: 9	R: 0 E: 0 K: 2 S: 11	H: 0 LOB: 1 BB: 1 P: 21	R: 0 E: 0 K: 0 S: 5	H: 0 LOB: 0 BB: 0 P: 8	R: 1 E: 1 K: 1 S: 16	H: 1 LOB: 3 BB: 2 P: 32	1B: 4 2B: 2 3B: 1 HR: 1	SF: 0 SAC: 0 DP: 0 HBP: 0	WP: 0 PB: 1 CS: 0	PA: 39		
PITCHER	IP WLS BF H R ER SO BB IBB HBP BLK WP HR S P ERA WHIP																					
Kaz Ishii, L ERA: 5.59	(1, 1) 4.0 L 22 7 7 7 0 0 2 1 0 0 0 0 1 47 84 15.75 2.250																					
Manny Aybar, R ERA: 4.5	(5, 1) 2.0 7 0 0 0 3 1 0 0 0 0 0 0 18 30 0.00 0.500																					
Mike DeJean, R ERA: 4.5	(7, 1) 2.0 10 1 1 0 1 1 1 0 0 0 0 0 21 40 0.00 1.000																					


Batter	1	2	3	4	5	6	7	8	9	AB	R	H	RBI	BB	SO	LOB	TOP							
7 José Reyes, S OBP: 0.284, SLG: 0.415	0-1 SH1-3 1B		0-1 G3		1-0 P6			0-1 P5		4	0	1	0	0	0	0	New York Mets @ Atlanta Braves Turner Field, Atlanta, GA Tue May 24 2005, 7:35 PM EDT Att: 28,927 - Partly Cloudy - 74 F							
Miguel Cairo, R OBP: 0.310, SLG: 0.391	0-0 SH1-3		0-1 G4-3		0-2 G4-3			1-2 G3-1		3	0	1	0	0	0	0								
Mike Cameron, R OBP: 0.474, SLG: 0.677	4-1 BB		4-0 G4-3		0-0 G6-3			3-2 G5-3		2	0	0	0	2	0	0								
Cliff Floyd, L OBP: 0.344, SLG: 0.544	3-3 SAFE		3-2 G4-3		0-0 G6-4-3			1-3 K		4	0	1	0	0	2	4								
31 Mike Piazza, R OBP: 0.300, SLG: 0.432	2-3 K		3-3 K		2-2 G6-4-3			2-2 K		4	0	0	0	0	3	5								
Marlon Anderson, L OBP: 0.405, SLG: 0.385		1-1 G6-4-3		0-2 F7				0-2 F9		4	0	1	0	0	0	0								
5 David Wright, R OBP: 0.405, SLG: 0.554	1-0 G6-4-3		0-1 G1-3					1-2 G6-3		3	0	1	0	0	0	0								
Doug Mientkiewicz, L OBP: 0.301, SLG: 0.350	1-1 G6-4-3		3-2 1B					0-0 G6-3		3	0	1	0	0	0	2								
Tom Glavine, L OBP: 0.167, SLG: 0.118	0-1 G4-3		0-1 G4-3					0-1 G6-3		3	0	0	0	0	0	2								
Heath Bell, R (7, 1)										0	0	0	0	0	0	0								
Inning Stats	R: 0 E: 0 K: 2 S: 11	H: 1 LOB: 2 BB: 1 P: 20	R: 0 E: 0 K: 0 S: 7	H: 2 LOB: 1 BB: 0 P: 10	R: 0 E: 0 K: 1 S: 13	H: 1 LOB: 2 BB: 1 P: 23	R: 0 E: 0 K: 0 S: 12	H: 1 LOB: 1 BB: 0 P: 15	R: 0 E: 0 K: 0 S: 5	H: 0 LOB: 0 BB: 0 P: 6	R: 0 E: 0 K: 0 S: 7	H: 1 LOB: 0 BB: 0 P: 11	R: 0 E: 0 K: 0 S: 6	H: 0 LOB: 0 BB: 0 P: 7	R: 0 E: 0 K: 0 S: 9	H: 0 LOB: 0 BB: 0 P: 13	R: 0 E: 0 K: 2 S: 9	H: 0 LOB: 0 BB: 0 P: 12	1B: 5 2B: 1 3B: 0 HR: 0	SF: 0 SAC: 1 DP: 2 HBP: 0	WP: 0 PB: 0 CS: 0	PA: 33		
PITCHER	IP WLS BF H R ER SO BB IBB HBP BLK WP HR S P ERA WHIP	IP WLS BF H R ER SO BB IBB HBP BLK WP HR S P ERA WHIP																						
15 Tim Hudson, R ERA: 3.05	(1, 1)	8.0	W	30	6	0	0	3	2	0	0	0	0	0	0	0	0	0	0	0	70	105	0.00	1.000
Chris Reitsma, R ERA: 4.57	(9, 1)	1.0		3	0	0	0	2	0	0	0	0	0	0	0	0	0	0	0	0	9	12	0.00	0.000

AB	30
R	0
H	6
RBI	0
BB	2
SO	5
LOB	13



Batter	1	2	3	4	5	6	7	8	9	AB	R	H	RBI	BB	SO	LOB	BOTTOM					
Rafael Furcal, S OBP: 0.267, SLG: 0.328	1-1 G5-3		0-1 G1-3		1-0 FC6-4			2-1 3B		4	0	1	1	0	0	2	New York Mets @ Atlanta Braves Turner Field, Atlanta, GA Tue May 24 2005, 7:35 PM EDT Att: 28,927 - Partly Cloudy - 74 F					
Marcus Giles, R OBP: 0.327, SLG: 0.418	0-1 G6-3			1-0 F8			1-0 F9	2-3 K		4	0	0	0	0	1	1						
Julio Franco, R OBP: 0.265, SLG: 0.295	1-1 L9			2-1 G6-3			1-0 G6-3	2-2 BB		4	0	1	0	0	0	0						
Andrew Jones, R OBP: 0.342, SLG: 0.558		3-2 G5-3		0-0 G6-3			2-0 G6-3	4-1 G6-4-3		3	0	0	0	1	0	0						
Raul Mondesi, R OBP: 0.273, SLG: 0.370		2-3 K			0-0 1B			1-3 K		4	2	2	0	0	2	2						
Johnny Estrada, S OBP: 0.315, SLG: 0.398		0-1 FC6-4			1-0 1B			0-1 SH1-3		4	1	3	1	0	0	2						
Wilson Betemit, S OBP: 0.426, SLG: 0.526		1-0 FC6-4			2-2 P3			0-0 SH1-3		2	0	0	0	0	0	3						
Ryan Langerhans, L OBP: 0.240, SLG: 0.435			2-1 G4-3		1-1 FC1-2			4-2 BB		2	1	1	1	1	0	0						
15 Tim Hudson, R ERA: 5.43	(1, 1)	6.2	L	28	7	4	4	1	0	0	0	0	0	0	0	3						
Chris Reitsma, R ERA: 3.25	(9, 1)	1.1		5	1	0	0	2	1	0	0	0	0	0	0	0						
Inning Stats	R: 0 E: 0 K: 0 S: 6	H: 0 LOB: 0 BB: 0 P: 8	R: 0 E: 0 K: 1 S: 13	H: 1 LOB: 0 BB: 0 P: 19	R: 0 E: 0 K: 0 S: 7	H: 0 LOB: 0 BB: 0 P: 9	R: 0 E: 0 K: 0 S: 4	H: 0 LOB: 0 BB: 0 P: 7	R: 0 E: 0 K: 0 S: 10	H: 3 LOB: 2 BB: 0 P: 15	R: 0 E: 0 K: 0 S: 3	H: 0 LOB: 0 BB: 0 P: 7	R: 3 E: 0 K: 1 S: 12	H: 3 LOB: 1 BB: 1 P: 21	R: 0 E: 0 K: 1 S: 14	H: 1 LOB: 1 BB: 1 P: 22	R: 0 E: 0 K: 1 S: 14	H: 1 LOB: 1 BB: 1 P: 22	1B: 6 2B: 1 3B: 1 HR: 0	SF: 0 SAC: 1 DP: 1 HBP: 0	WP: 0 PB: 0 CS: 0	PA: 33
PITCHER	IP WLS BF H R ER SO BB IBB HBP BLK WP HR S P ERA WHIP	IP WLS BF H R ER SO BB IBB HBP BLK WP HR S P ERA WHIP																				
Tom Glavine, L ERA: 5.43	(1, 1)	6.2	L	28	7	4	4	1	0	0	0	0	0	0	0	3						
Heath Bell, R ERA: 3.25	(7, 1)	1.1		5	1	0	0	2	1	0	0	0	0	0	0	0						

AB	30
R	4
H	8
RBI	4
BB	2
SO	3
LOB	13



Batter	1	2	3	4	5	6	7	8	9	AB	R	H	RBI	BB	SO	LOB	TOP			
7 José Reyes, S OBP: 0.288, SLG: 0.407	G4-3		G1-6-3		FC6		G4-6-3			4	0	0	0	0	0	6	New York Mets @ Atlanta Braves Turner Field, Atlanta, GA Wed May 25 2005, 7:05 PM EDT Att: 33,250 - Partly Cloudy - 72 F			
Miguel Cairo, R OBP: 0.307, SLG: 0.382	K			F9 BB 1B		G1-3		L5	4	0	1	0	0	1	0					
Mike Cameron, R OBP: 0.475, SLG: 0.692	K							G4-3	3	0	1	0	1	1	0					
Cliff Floyd, L OBP: 0.335, SLG: 0.530		G4-3		F9		K		G6-3	4	0	0	0	0	1	3					
31 Mike Piazza, R OBP: 0.293, SLG: 0.421	K			K		G4-3			G6-3	4	0	0	0	2	3					
Marlon Anderson, L OBP: 0.396, SLG: 0.372	K			K					K	4	0	1	0	0	3	2				
5 David Wright, R OBP: 0.407, SLG: 0.559									K	4	0	2	0	0	1	0				
Doug Mientkiewicz, L OBP: 0.309, SLG: 0.369										2	0	2	0	0	0	0				
15 Carlos Beltrán, S OBP: 0.349, SLG: 0.465										1	0	0	0	0	0	2				
Aaron Heilman, R OBP: 0.350, SLG: 1.000										0	0	0	0	0	0	0				
Dae-Sung Koo, L OBP: 0.350, SLG: 1.000										0	0	0	0	0	0	0				
Roberto Hernandez, R OBP: 0.286, SLG: 0.194										0	0	0	0	0	0	0				
Victor Zambrano, S OBP: 0.222, SLG: 0.333										2	0	0	0	0	0	3				
Eric Valent, L OBP: 0.286, SLG: 0.194										1	0	1	0	0	0	0				
Inning Stats	R: 0 E: 0 K: 2 S: 10	H: 0 LOB: 0 BB: 0 P: 14	R: 0 E: 0 K: 2 S: 11	H: 0 LOB: 0 BB: 0 P: 15	R: 0 E: 0 K: 0 S: 7	H: 2 LOB: 1 BB: 0 P: 11	R: 0 E: 0 K: 2 S: 14	H: 1 LOB: 2 BB: 1 P: 26	R: 0 E: 0 K: 0 S: 12	H: 1 LOB: 1 BB: 0 P: 16	R: 0 E: 0 K: 1 S: 10	H: 3 LOB: 3 BB: 0 P: 24	R: 0 E: 0 K: 0 S: 6	H: 0 LOB: 0 BB: 0 P: 9	R: 0 E: 0 K: 2 S: 7	H: 0 LOB: 0 BB: 0 P: 9	1B: 6 2B: 1 3B: 1 HR: 0	SF: 0 SAC: 0 DP: 2 HBP: 0	WP: 0 PB: 0 CS: 0	PA: 34
PITCHER	IP WLS BF H R ER SO BB IBB HBP BLK WP HR S P ERA WHIP																			
26 Kyle Davies, R ERA: 4.18	5.1 W 21 5 0 0 6 1 0 0 0 0 0 0 60 91 0.00 1.125																			
John Foster, L ERA: 2.42	0.2 H 4 2 0 0 1 0 0 0 0 0 0 0 12 18 0.00 3.000																			
Adam Bernero, R ERA: 4.18	1.0 H 3 1 0 0 0 0 0 0 0 0 0 0 10 13 0.00 1.000																			
Chris Reitsma, R ERA: 4.18	2.0 S 6 0 0 0 2 0 0 0 0 0 0 0 13 18 0.00 0.000																			

Batter	1	2	3	4	5	6	7	8	9	AB	R	H	RBI	BB	SO	LOB	BOTTOM			
Rafael Furcal, S OBP: 0.267, SLG: 0.326	G3		K				G3-1			4	0	1	1	0	1	0	New York Mets @ Atlanta Braves Turner Field, Atlanta, GA Wed May 25 2005, 7:05 PM EDT Att: 33,250 - Partly Cloudy - 72 F			
Marcus Giles, R OBP: 0.337, SLG: 0.427										4	0	3	0	0	1	1				
10 Chipper Jones, S OBP: 0.464, SLG: 0.612										3	0	0	0	1	0	3				
Adam LaRoche, L OBP: 0.331, SLG: 0.484										4	0	1	0	0	0	4				
Andruw Jones, R OBP: 0.335, SLG: 0.545										4	0	0	0	0	1	2				
Johnny Estrada, S OBP: 0.313, SLG: 0.390										3	1	0	0	1	0	1				
Ryan Langerhans, L OBP: 0.266, SLG: 0.437										2	1	1	0	1	0	0				
4 Pete Orr, L OBP: 0.339, SLG: 0.458										3	1	0	0	0	0	1				
Raul Mondesi, R OBP: 0.272, SLG: 0.367										1	0	0	0	0	1	2				
26 Kyle Davies, R ERA: 4.18										1	0	0	0	0	0	0				
John Foster, L ERA: 4.15										0	0	0	0	0	0	0				
Adam Bernero, R OBP: 1.000, SLG: 1.000										0	0	0	0	0	0	0				
Wilson Betemit, S OBP: 0.417, SLG: 0.513										1	0	0	0	0	0	0				
Chris Reitsma, R ERA: 2.78										0	0	0	0	0	0	0				
Inning Stats	R: 0 E: 0 K: 0 S: 10	H: 1 LOB: 1 BB: 0 P: 14	R: 0 E: 0 K: 0 S: 6	H: 0 LOB: 0 BB: 0 P: 7	R: 0 E: 0 K: 1 S: 9	H: 0 LOB: 0 BB: 0 P: 12	R: 0 E: 0 K: 0 S: 7	H: 1 LOB: 1 BB: 0 P: 14	R: 3 E: 1 K: 1 S: 13	H: 2 LOB: 2 BB: 2 P: 27	R: 0 E: 0 K: 0 S: 4	H: 0 LOB: 1 BB: 1 P: 10	R: 0 E: 0 K: 0 S: 12	H: 1 LOB: 1 BB: 0 P: 21	R: 0 E: 0 K: 2 S: 13	H: 1 LOB: 2 BB: 0 P: 22	1B: 5 2B: 1 3B: 0 HR: 0	SF: 0 SAC: 1 DP: 0 HBP: 1	WP: 0 PB: 0 CS: 0	PA: 35
PITCHER	IP WLS BF H R ER SO BB IBB HBP BLK WP HR S P ERA WHIP																			
Victor Zambrano, R ERA: 4.74	6.0 L 26 4 3 1 2 3 0 0 0 0 0 0 49 84 1.50 1.167																			
Aaron Heilman, R ERA: 4.15	1.2 7 2 0 0 1 0 0 0 0 0 0 0 21 35 0.00 1.200																			
Dae-Sung Koo, L ERA: 3.28	0.0 1 0 0 0 0 0 0 0 1 0 0 0 0 2 ∞ ∞																			
Roberto Hernandez, R ERA: 2.78	0.1 1 0 0 0 1 0 0 0 0 0 0 0 4 6 0.00 0.000																			



Batter	1	2	3	4	5	6	7	8	9	AB	R	H	RBI	BB	SO	LOB	TOP								
7 José Reyes, S OBP: 0.294, SLG: 0.426										5	2	2	3	1	1	1									
Miguel Cairo, R OBP: 0.321, SLG: 0.384										5	1	2	0	1	1	2									
Mike Cameron, R OBP: 0.488, SLG: 0.714										5	2	3	3	1	1	2									
Cliff Floyd, L OBP: 0.337, SLG: 0.529										4	2	1	1	1	1	3									
31 Mike Piazza, R OBP: 0.302, SLG: 0.419 Mike DiFelice, R (8, 2)										3	2	1	0	2	1	2									
5 David Wright, R OBP: 0.412, SLG: 0.558										4	1	2	2	1	0	2									
Doug Mientkiewicz, L OBP: 0.300, SLG: 0.354										5	0	1	1	0	0	4									
Eric Valent, L OBP: 0.298, SLG: 0.225										4	1	1	0	1	1	6									
Kris Benson, R OBP: 0.364, SLG: 0.300 Kazuo Matsui, S OBP: 0.284, SLG: 0.340 Heath Bell, R (7, 1) Manny Aybar, R (9, 1)										3	1	1	1	0	2	3									
										1	0	0	0	0	0	1									
										1	0	0	0	0	0	2									
										0	0	0	0	0	0	0									
Inning Stats	R: 0 E: 0 K: 2 S: 13	H: 0 LOB: 1 BB: 1 P: 25	R: 3 E: 0 K: 1 S: 12	H: 3 LOB: 1 BB: 1 P: 20	R: 0 E: 0 K: 1 S: 9	H: 1 LOB: 1 BB: 0 P: 15	R: 0 E: 0 K: 1 S: 10	H: 0 LOB: 1 BB: 1 P: 16	R: 3 E: 1 K: 1 S: 17	H: 1 LOB: 2 BB: 3 P: 35	R: 4 E: 0 K: 1 S: 17	H: 4 LOB: 0 BB: 1 P: 29	R: 2 E: 0 K: 1 S: 15	H: 3 LOB: 1 BB: 0 P: 23	R: 0 E: 0 K: 0 S: 12	H: 1 LOB: 2 BB: 1 P: 20	R: 0 E: 0 K: 1 S: 7	H: 1 LOB: 0 BB: 0 P: 11	1B: 8 2B: 4 3B: 2 HR: 0	SF: 0 SAC: 0 DP: 2 HBP: 0	WP: 1 PB: 0 CS: 0	PA: 48			
PITCHER	IP	WLS	BF	H	R	ER	SO	BB	IBB	HBP	BLK	WP	HR	S	P	ERA	WHIP								
Frank Castillo, R ERA: 10.38	4.1	L	22	4	5	5	4	5	0	0	0	0	0	51	93	10.38	2.077								
Yorman Bazardo, R ERA: 21.6	1.2		12	5	5	4	2	2	0	0	0	1	0	27	47	21.60	4.200								
John Riedling, R ERA: 6.57	1.0		6	3	2	2	1	0	0	0	0	0	0	15	23	18.00	3.000								
Matt Perisho, L ERA: 1.5	1.0		5	1	0	0	0	1	0	0	0	0	0	12	20	0.00	2.000								
Todd Jones, R ERA: 1.25	1.0		3	1	0	0	1	0	0	0	0	0	0	7	11	0.00	1.000								

New York Mets @ Florida Marlins
Dolphin Stadium, Miami, FL
Thu May 26 2005, 7:05 PM EDT
Att: 20,308 - Cloudy - 78 F

AB 40
R 12
H 14
RBI 11
BB 8
SO 8
LOB 28



Batter	1	2	3	4	5	6	7	8	9	AB	R	H	RBI	BB	SO	LOB	BOTTOM								
Juan Pierre, L OBP: 0.318, SLG: 0.337										5	0	1	0	0	0	2									
Damion Easley, R OBP: 0.299, SLG: 0.515										5	0	1	0	0	2	2									
Carlos Delgado, L OBP: 0.395, SLG: 0.556 Jeff Conine, R OBP: 0.400, SLG: 0.375										3	1	1	1	0	0	0									
Miguel Cabrera, R OBP: 0.408, SLG: 0.602 Joe Dillon, R OBP: 0.400, SLG: 0.667										2	1	0	0	1	0	0									
Juan Encarnacion, R OBP: 0.364, SLG: 0.481										4	1	3	0	0	1	2									
Mike Lowell, R OBP: 0.253, SLG: 0.349										3	1	1	0	1	0	2									
Alex Gonzalez, R OBP: 0.338, SLG: 0.420										4	0	2	3	0	1	0									
20 Matt Treanor, R OBP: 0.375, SLG: 0.300										3	0	0	0	0	3	2									
Frank Castillo, R Yorman Bazardo, R John Riedling, R Lenny Harris, L Matt Perisho, L Todd Jones, L Paul Lo Duca, R OBP: 0.301, SLG: 0.401										1	0	0	0	0	0	0									
										1	0	0	0	0	1	0									
										0	0	0	0	0	0	0									
										0	0	0	0	0	0	0									
										0	0	0	0	0	0	0									
										0	0	0	0	0	0	0									
										0	0	0	0	0	0	0									
Inning Stats	R: 1 E: 0 K: 1 S: 12	H: 1 LOB: 0 BB: 0 P: 18	R: 0 E: 0 K: 0 S: 4	H: 1 LOB: 0 BB: 0 P: 6	R: 0 E: 0 K: 1 S: 8	H: 0 LOB: 0 BB: 0 P: 11	R: 2 E: 0 K: 1 S: 21	H: 2 LOB: 2 BB: 2 P: 36	R: 0 E: 0 K: 0 S: 7	H: 0 LOB: 0 BB: 0 P: 12	R: 0 E: 0 K: 0 S: 12	H: 1 LOB: 1 BB: 0 P: 15	R: 0 E: 0 K: 3 S: 10	H: 0 LOB: 0 BB: 0 P: 12	R: 0 E: 0 K: 2 S: 18	H: 2 LOB: 2 BB: 0 P: 22	R: 1 E: 0 K: 1 S: 13	H: 2 LOB: 2 BB: 0 P: 22	1B: 6 2B: 2 3B: 0 HR: 1	SF: 0 SAC: 0 DP: 1 HBP: 1	WP: 0 PB: 0 CS: 0	PA: 38			
PITCHER	IP	WLS	BF	H	R	ER	SO	BB	IBB	HBP	BLK	WP	HR	S	P	ERA	WHIP								
Kris Benson, R ERA: 3.86	6.0	W	24	5	3	3	4	2	0	0	0	0	0	64	98	4.50	1.167								
Heath Bell, R ERA: 2.55	2.0		8	2	0	0	5	0	0	0	0	0	0	28	34	0.00	1.000								
Manny Aybar, R ERA: 4.7	1.0		6	2	1	1	1	0	0	1	0	0	0	13	22	9.00	2.000								

New York Mets @ Florida Marlins
Dolphin Stadium, Miami, FL
Thu May 26 2005, 7:05 PM EDT
Att: 20,308 - Cloudy - 78 F

AB 35
R 4
H 9
RBI 4
BB 2
SO 10
LOB 16



Batter	1	2	3	4	5	6	7	8	9	AB	R	H	RBI	BB	SO	LOB	TOP			
7 José Reyes, S OBP: 0.288, SLG: 0.418	P5			B2-3		P2		K		4	0	0	0	0	1	1				
Miguel Cairo, R OBP: 0.318, SLG: 0.377	F8			F9		F8			CS 1B	4	0	1	0	0	0	0				
Mike Cameron, R OBP: 0.489, SLG: 0.730	K			2B		G4-3 2B			F8	4	1	2	0	0	1	1				
Cliff Floyd, L OBP: 0.335, SLG: 0.528		F8		2B		G4-3			P6	4	0	1	1	0	0	1				
31 Mike Piazza, R OBP: 0.297, SLG: 0.411	K			G6-3		G5-3				3	0	0	0	0	1	2				
5 David Wright, R OBP: 0.405, SLG: 0.547	K					F9				3	0	0	0	0	1	1				
Doug Mientkiewicz, L OBP: 0.301, SLG: 0.347			B5-3			L6		K		3	0	0	0	0	1	0				
Eric Valent, L OBP: 0.300, SLG: 0.256			G4-3			G4-3		45 G6-3 2B		3	0	1	0	0	0	0				
45 Pedro Martinez, R Braden Looper, R			K			G3		G6-3		3	0	0	0	0	1	1				
										0	0	0	0	0	0	0				
Inning Stats	R: 0 H: 0 E: 0 K: 1 S: 10	H: 0 LOB: 0 BB: 0 P: 15	R: 0 H: 0 E: 0 K: 2 S: 11	H: 0 LOB: 0 BB: 0 P: 17	R: 0 H: 0 E: 0 K: 1 S: 6	H: 0 LOB: 0 BB: 0 P: 12	R: 1 H: 2 E: 0 K: 0 S: 8	H: 2 LOB: 1 BB: 0 P: 12	R: 0 H: 0 E: 0 K: 0 S: 7	H: 0 LOB: 0 BB: 0 P: 8	R: 0 H: 0 E: 0 K: 0 S: 8	H: 0 LOB: 0 BB: 0 P: 10	R: 0 H: 1 E: 0 K: 2 S: 13	H: 1 LOB: 1 BB: 0 P: 16	R: 0 H: 1 E: 0 K: 0 S: 8	H: 1 LOB: 0 BB: 0 P: 15	1B: 1 2B: 4 3B: 0 HR: 0	SF: 0 SAC: 0 DP: 0 HBP: 0	WP: 0 PB: 0 CS: 1	PA: 31
PITCHER	IP	WLS	BF	H	R	ER	SO	BB	IBB	HBP	BLK	WP	HR	S	P	ERA	WHIP			
Brian Moehler, R ERA: 1.97	(1, 1)	8.0	L	28	4	1	1	6	0	0	0	0	0	70	99	1.12	0.500			
Jim Mecir, R ERA: 4.67	(9, 1)	1.0	S	3	1	0	0	0	0	0	0	0	0	8	15	0.00	1.000			

New York Mets @ Florida Marlins
Dolphin Stadium, Miami, FL
Fri May 27 2005, 7:35 PM EDT
Att: 25,891 - Partly Cloudy - 86 F

AB 31
R 1
H 5
RBI 1
BB 0
SO 6
LOB 7



Batter	1	2	3	4	5	6	7	8	9	AB	R	H	RBI	BB	SO	LOB	BOTTOM					
Juan Pierre, L OBP: 0.317, SLG: 0.335	F8		CS 1B			K			G1-6-3	4	0	1	0	0	1	0						
Paul Lo Duca, R OBP: 0.358, SLG: 0.390	L9		CS	G6-3		K			G4-3	4	0	0	0	0	1	0						
Carlos Delgado, L OBP: 0.397, SLG: 0.567	2B			K		F9 2B			G4-3	4	0	2	0	0	1	0						
Miguel Cabrera, R OBP: 0.407, SLG: 0.598	K			1B		F9				3	0	1	0	0	1	2						
Juan Encarnacion, R OBP: 0.358, SLG: 0.471			K			K				3	0	0	0	0	3	2						
Jeff Conine, R OBP: 0.460, SLG: 0.375			K			K				0	0	0	0	0	0	0						
Mike Lowell, R OBP: 0.295, SLG: 0.349	G5-3					1B				3	0	1	0	0	1	1						
Damion Easley, R OBP: 0.291, SLG: 0.500	K					F7			F9	3	0	0	0	0	1	0						
Alex Gonzalez, R OBP: 0.331, SLG: 0.411			F8			F7			F9	3	0	0	0	0	0	0						
Brian Moehler, R OBP: 0.154, SLG: 0.083			G1-3			G4-3			K	2	0	0	0	0	0	0						
Joe Dillon, R OBP: 0.364, SLG: 0.600										1	0	0	0	0	1	0						
Jim Mecir, S ERA: 4.15										0	0	0	0	0	0	0						
Inning Stats	R: 0 H: 1 E: 0 K: 1 S: 14	H: 0 LOB: 0 BB: 0 P: 22	R: 0 H: 0 E: 0 K: 2 S: 10	H: 0 LOB: 0 BB: 0 P: 13	R: 0 H: 1 E: 0 K: 0 S: 9	H: 1 LOB: 0 BB: 0 P: 12	R: 0 H: 1 E: 0 K: 2 S: 16	H: 1 LOB: 0 BB: 0 P: 22	R: 0 H: 0 E: 0 K: 0 S: 6	H: 0 LOB: 0 BB: 0 P: 8	R: 0 H: 0 E: 0 K: 2 S: 8	H: 0 LOB: 0 BB: 0 P: 10	R: 0 H: 1 E: 0 K: 2 S: 11	H: 1 LOB: 1 BB: 0 P: 15	R: 0 H: 0 E: 0 K: 1 S: 5	H: 0 LOB: 0 BB: 0 P: 9	R: 0 H: 0 E: 0 K: 0 S: 8	H: 0 LOB: 0 BB: 0 P: 12	1B: 3 2B: 2 3B: 0 HR: 0	SF: 0 SAC: 0 DP: 0 HBP: 0	WP: 0 PB: 0 CS: 1	PA: 31
PITCHER	IP	WLS	BF	H	R	ER	SO	BB	IBB	HBP	BLK	WP	HR	S	P	ERA	WHIP					
45 Pedro Martinez, R ERA: 2.79	(1, 1)	8.0	W	27	5	0	10	0	0	0	0	0	0	79	111	0.00	0.625					
Braden Looper, R ERA: 4.15	(9, 1)	1.0	S	3	0	0	0	0	0	0	0	0	0	8	12	0.00	0.000					

New York Mets @ Florida Marlins
Dolphin Stadium, Miami, FL
Fri May 27 2005, 7:35 PM EDT
Att: 25,891 - Partly Cloudy - 86 F

AB 30
R 0
H 5
RBI 0
BB 0
SO 10
LOB 5



Batter	1	2	3	4	5	6	7	8	9	AB	R	H	RBI	BB	SO	LOB	TOP					
7 José Reyes, S OBP: 0.290, SLG: 0.409			F8			1B BB		1B BB		2	1	0	0	2	1	0	New York Mets @ Florida Marlins Dolphin Stadium, Miami, FL Sun May 29 2005, 1:05 PM EDT Att: 30,214 - Partly Cloudy - 90 F					
Kazuo Matsui, S OBP: 0.293, SLG: 0.338			F8			1B		F7		4	0	1	0	0	1	2						
Mike Cameron, R OBP: 0.475, SLG: 0.699						L9		K		4	0	1	0	0	2	4						
Cliff Floyd, L OBP: 0.346, SLG: 0.524						1B		1B		2	0	2	2	2	0	0						
5 David Wright, R OBP: 0.397, SLG: 0.533						G6-4-3		1B		4	0	0	0	0	1	7						
Doug Mientkiewicz, L OBP: 0.311, SLG: 0.373						HR		1B		3	1	2	1	1	0	0						
Victor Diaz, R OBP: 0.407, SLG: 0.505						K		G6-4-3		4	0	0	0	0	1	2						
Mike DiFelice, R						F8		K		4	0	0	0	0	1	0						
Tom Glavine, L Heath Bell, R Dae-Sung Koo, L Mike DeJean, R Marlon Anderson, L Aaron Heilman, R						K		1B BB		2	0	0	0	0	0	0						
Inning Stats	R: 0 E: 0 K: 2 S: 12	H: 1 LOB: 2 BB: 1 P: 22	R: 0 E: 0 K: 0 S: 5	H: 0 LOB: 0 BB: 1 P: 9	R: 0 E: 0 K: 1 S: 6	H: 0 LOB: 0 BB: 0 P: 11	R: 0 E: 0 K: 1 S: 6	H: 0 LOB: 0 BB: 1 P: 10	R: 1 E: 0 K: 2 S: 11	H: 1 LOB: 0 BB: 0 P: 13	R: 1 E: 0 K: 0 S: 14	H: 2 LOB: 1 BB: 0 P: 21	R: 0 E: 0 K: 0 S: 7	H: 0 LOB: 0 BB: 0 P: 10	R: 1 E: 0 K: 2 S: 17	H: 1 LOB: 2 BB: 2 P: 29		R: 0 E: 0 K: 1 S: 8	H: 1 LOB: 0 BB: 0 P: 9	1B: 4 2B: 1 3B: 0 HR: 1	SF: 0 SAC: 0 DP: 4 HBP: 0	WP: 0 PB: 0 CS: 0
PITCHER	IP WLS BF H R ER SO BB IBB HBP BLK WP HR S P ERA WHIP																					
Josh Beckett, R ERA: 2.62	(1, 1) 7.0 W 26 4 2 2 5 4 0 0 0 0 0 1 61 96 2.57 1.143																					
Guillermo Mota, R ERA: 2.31	(8, 1) 1.0 6 1 1 1 2 2 0 0 0 0 0 0 17 29 9.00 3.000																					
Todd Jones, R ERA: 1.19	(9, 1) 1.0 S 3 1 0 0 1 0 0 0 0 0 0 0 8 9 0.00 1.000																					
Batter	1	2	3	4	5	6	7	8	9	AB	R	H	RBI	BB	SO	LOB	BOTTOM					
Juan Pierre, L OBP: 0.322, SLG: 0.340			G4-3			F9 1B		G6-3		5	1	2	0	0	1	1	New York Mets @ Florida Marlins Dolphin Stadium, Miami, FL Sun May 29 2005, 1:05 PM EDT Att: 30,214 - Partly Cloudy - 90 F					
Luis Castillo, S OBP: 0.421, SLG: 0.385			G4-3			1B		1B		5	1	2	0	0	0	2						
Miguel Cabrera, R OBP: 0.408, SLG: 0.593			G6-3			F9		HR		5	1	2	0	0	1	2						
Carlos Delgado, L OBP: 0.399, SLG: 0.573						1B		G4-3		3	1	2	4	1	0	0						
Juan Encarnacion, R OBP: 0.356, SLG: 0.470						1B		HR		5	1	2	0	0	2	4						
Mike Lowell, R OBP: 0.254, SLG: 0.335						F9		K		4	0	0	0	0	1	5						
Alex Gonzalez, R OBP: 0.340, SLG: 0.419						F8		K		3	1	2	1	1	1	0						
20 Matt Treanor, R OBP: 0.429, SLG: 0.375						F7		1B		4	0	3	0	0	0	1						
Josh Beckett, R ERA: 2.59, SLG: 0.250	(1, 1) 6.0 L 28 8 1 1 1 0 0 0 0 0 0 0 3 3 ∞ ∞																					
Jeff Conine, R ERA: 3.57	(7, PH) 0.0 B 1 1 1 1 0 0 0 0 0 0 1 1 4 ∞ ∞																					
Guillermo Mota, R ERA: 5.21	(8, 1) 1.0 7 4 2 2 1 0 0 0 0 0 1 0 21 30 18.00 4.000																					
Todd Jones, L ERA: 4.07	(9, 1) 1.0 3 0 0 0 2 0 0 0 0 0 0 0 9 13 0.00 0.000																					
Inning Stats	R: 0 E: 0 K: 1 S: 9	H: 0 LOB: 0 BB: 0 P: 15	R: 0 E: 0 K: 1 S: 12	H: 2 LOB: 3 BB: 2 P: 22	R: 0 E: 0 K: 1 S: 11	H: 1 LOB: 2 BB: 0 P: 17	R: 0 E: 0 K: 1 S: 10	H: 1 LOB: 1 BB: 0 P: 15	R: 1 E: 0 K: 0 S: 13	H: 3 LOB: 2 BB: 0 P: 18	R: 0 E: 0 K: 0 S: 6	H: 1 LOB: 0 BB: 0 P: 9	R: 5 E: 0 K: 1 S: 25	H: 7 LOB: 2 BB: 0 P: 37	R: 0 E: 0 K: 2 S: 9	H: 0 LOB: 0 BB: 0 P: 13	1B: 12 2B: 3 3B: 0 HR: 1	SF: 0 SAC: 1 DP: 1 HBP: 1	WP: 1 PB: 0 CS: 0	PA: 41		
PITCHER	IP WLS BF H R ER SO BB IBB HBP BLK WP HR S P ERA WHIP																					
Tom Glavine, L ERA: 5.05	(1, 1) 6.0 L 28 8 1 1 1 0 0 0 0 0 0 0 3 3 ∞ ∞																					
Heath Bell, R ERA: 3.57	(7, 1) 0.0 B 1 1 1 1 0 0 0 0 0 0 1 1 4 ∞ ∞																					
Dae-Sung Koo, L ERA: 3.95	(7, 1) 0.0 1 1 1 1 0 0 0 0 0 0 1 1 4 ∞ ∞																					
Mike DeJean, R ERA: 5.21	(7, 1) 1.0 7 4 2 2 1 0 0 0 0 0 1 0 21 30 18.00 4.000																					
Aaron Heilman, R ERA: 4.07	(8, 1) 1.0 3 0 0 0 2 0 0 0 0 0 0 0 9 13 0.00 0.000																					

Batter	1	2	3	4	5	6	7	8	9	AB	R	H	RBI	BB	SO	LOB	TOP										
Craig Counsell, L (1,4) OBP: 0.431, SLG: 0.445 Jose Valverde, R (9,1)	0-1 HR 1B	1-0 G4-6-3				2-1 F9 2B	3-1 2-H 3-H 1B	4-2 BB	1-1 P6	5	1	3	3	1	0	3											
José Cruz Jr., S (1,8) OBP: 0.391, SLG: 0.566 Luis Terrero, R (7,8)	2-0 HR		3-2 G4-3		1-2 F9	1-3 K	3-3 K			5	1	1	2	0	2	5											
Luis Gonzalez, L (1,7) OBP: 0.396, SLG: 0.452	2-3 K		2-3 K		4-0 BB		0-2 F9	1-0 F8		4	0	0	0	1	2	0											
Troy Glaus, R (1,5) OBP: 0.352, SLG: 0.557	1-0 F8		0-2 F8		1-3 K		3-2 1B SF8	1-3 K		5	1	1	0	0	2	2											
Shawn Green, L (1,9) OBP: 0.329, SLG: 0.395	4-2 BB			1-0 F9	1-1 F8		1-2 2B 1B	1-2 1B		4	1	2	0	1	0	2											
Chad Tracy, L (1,3) OBP: 0.294, SLG: 0.455	1-2 F7			2-1 19 1B		3-2 SH1-3 FC6 1B	1-2 SF8	0-0 G6-3		4	1	2	1	0	0	2											
Royce Clayton, R (1,6) OBP: 0.266, SLG: 0.310		0-2 F8		1-3 K		3-2 FC6 SH1-3 1B	1-2 1B BB 2B		0-3 K	5	2	1	0	0	2	2	AB 40										
19 Chris Snyder, R (1,2) OBP: 0.319, SLG: 0.306		1-2 E 1B		0-1 1B		2-3 K	4-0 BB 1B IBB		0-0 G1-3	4	0	2	0	1	1	2	R 7										
Brad Halsey, L (1,1) OBP: 0.167, SLG: 0.048 Mike Koplove, R (8,1)	1-0 FC2			0-3 K		0-0 SH1-3	2-2 BB		3-2 2B	3	0	1	1	0	1	3	H 14										
Matt Kata, S (9,PH) OBP: 0.333, SLG: 0.357 (9,4)	1-2 G4-6-3					1-2 2-3	1-2 2-3 1B			0	0	0	0	0	0	0	RBI 7										
Inning Stats	R: 2 E: 0 K: 1 S: 14	H: 2 LOB: 1 BB: 1 P: 24	R: 0 E: 1 K: 0 S: 8	H: 1 LOB: 1 BB: 0 P: 11	R: 0 E: 0 K: 1 S: 11	H: 0 LOB: 0 BB: 0 P: 16	R: 0 E: 0 K: 2 S: 11	H: 2 LOB: 2 BB: 0 P: 15	R: 0 E: 0 K: 1 S: 10	H: 1 LOB: 2 BB: 1 P: 19	R: 2 E: 0 K: 2 S: 16	H: 2 LOB: 1 BB: 0 P: 28	R: 3 E: 0 K: 1 S: 28	H: 4 LOB: 3 BB: 2 P: 47	R: 0 E: 0 K: 1 S: 8	H: 1 LOB: 1 BB: 0 P: 11	R: 0 E: 0 K: 1 S: 11	H: 1 LOB: 1 BB: 0 P: 15	1B: 10 2B: 3 3B: 0 HR: 1	SF: 1 SAC: 1 DP: 1 HBP: 0	WP: 0 PB: 0 SB: 0 CS: 0	PA: 46					
PITCHER	IP	WLS	BF	H	R	ER	SO	BB	IBB	HBP	BLK	WP	HR	S	P	ERA	WHIP										
Kris Benson, R (1,1) ERA: 4.21	6.0	L	29	8	4	4	7	2	0	0	0	0	1	70	113	6.00	1.667										
Dae-Sung Koo, L (7,1) ERA: 5.55	0.2		8	4	3	3	0	1	1	0	0	0	0	25	41	40.50	7.500										
Manny Aybar, R (7,1) ERA: 4.63	0.1		1	0	0	0	1	0	0	0	0	0	0	3	6	0.00	0.000										
Mike DeJean, R (8,1) ERA: 4.71	2.0		8	2	0	0	2	0	0	0	0	0	0	19	26	0.00	1.000										

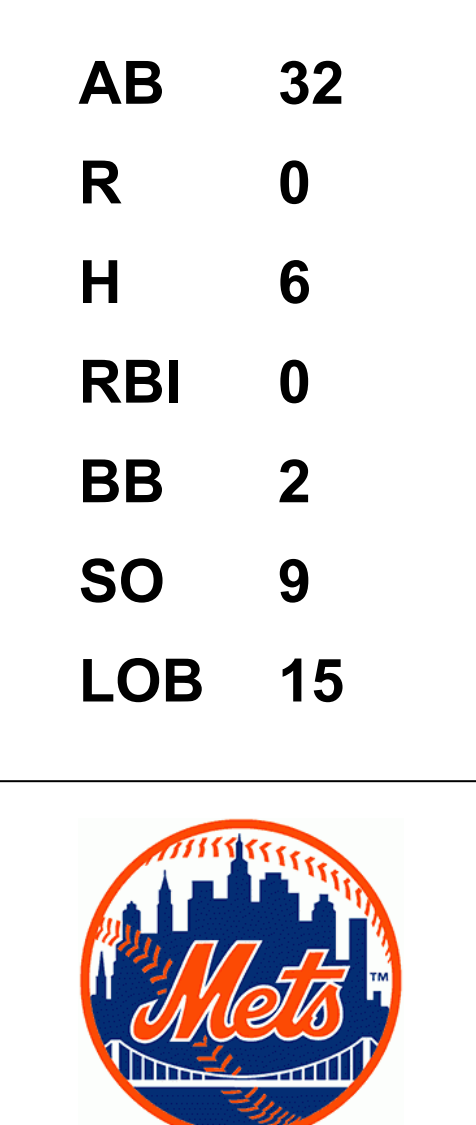
Arizona Diamondbacks @ New York Mets
 Shea Stadium, Flushing, NY
 Tue May 31 2005, 7:10 PM EDT
 Att: 33,955 - Partly Cloudy - 69 F
livebaseballscorecards.com

AB	40
R	7
H	14
RBI	7
BB	4
SO	10
LOB	21



Batter	1	2	3	4	5	6	7	8	9	AB	R	H	RBI	BB	SO	LOB	BOTTOM										
7 José Reyes, S (1,6) OBP: 0.298, SLG: 0.420 Mike DeJean, R (8,1)	0-1 SH3 2B		0-1 15 S 1B		1-2 1B		0-1 G6-3			4	0	3	0	0	0	0											
Miguel Cairo, R (1,4) OBP: 0.344, SLG: 0.400	0-0 SH3		1-0 15 S 1B		2-2 1B		1-3 K			3	0	2	0	0	1	0											
15 Carlos Beltrán, S (1,8) OBP: 0.342, SLG: 0.454	1-2 L5		3-3 K		0-1 P4		1-2 P3			4	0	0	0	0	1	5											
31 Mike Piazza, R (1,2) OBP: 0.309, SLG: 0.424	0-3 K		4-1 BB		0-0 F9		1-2 K			3	0	0	0	1	2	3											
Cliff Floyd, L (1,7) OBP: 0.339, SLG: 0.512		1-3 K	1-2 G4-3		0-0 P3		1-3 K			4	0	0	0	0	2	3											
Mike Cameron, R (1,9) OBP: 0.476, SLG: 0.686		0-1 5 S 1B		0-1 F7		3-2 G5-3		4-2 5 DI BB		3	0	1	0	1	0	0											
5 David Wright, R (1,5) OBP: 0.389, SLG: 0.520	2-3 K		1-2 G4-3		1-2 G4-3		3-2 F8		1-0 F8	4	0	0	0	0	1	2	AB 32										
Doug Mientkiewicz, L (1,3) OBP: 0.304, SLG: 0.363	2-3 K		3-3 K		3-3 K		1-2 F7		0-1 F8	4	0	0	0	0	2	2	R 0										
Kris Benson, R (1,1) OBP: 0.308, SLG: 0.250 Dae-Sung Koo, L (7,1) OBP: 0.300, SLG: 1.000 Manny Aybar, R (7,1) ERA: 5.33 Chris Woodward, R (7,PH) OBP: 0.345, SLG: 0.442 (8,6)			3-2 G5-3		1-2 G6-3		0-1 L6			2	0	0	0	0	0	0	H 6										
Inning Stats	R: 0 E: 0 K: 1 S: 10	H: 1 LOB: 0 BB: 0 P: 11	R: 0 E: 0 K: 3 S: 15	H: 1 LOB: 0 BB: 0 P: 20	R: 0 E: 0 K: 1 S: 17	H: 2 LOB: 3 BB: 1 P: 29	R: 0 E: 0 K: 1 S: 8	H: 0 LOB: 0 BB: 0 P: 12	R: 0 E: 0 K: 0 S: 13	H: 2 LOB: 2 BB: 0 P: 17	R: 0 E: 0 K: 0 S: 10	H: 0 LOB: 0 BB: 0 P: 16	R: 0 E: 0 K: 0 S: 7	H: 0 LOB: 0 BB: 0 P: 8	R: 0 E: 0 K: 2 S: 9	H: 0 LOB: 0 BB: 0 P: 12	R: 0 E: 0 K: 1 S: 8	H: 0 LOB: 1 BB: 1 P: 14	1B: 5 2B: 1 3B: 0 HR: 0	SF: 0 SAC: 1 DP: 0 HBP: 0	WP: 0 PB: 0 SB: 3 CS: 0	PA: 35					
PITCHER	IP	WLS	BF	H	R	ER	SO	BB	IBB	HBP	BLK	WP	HR	S	P	ERA	WHIP										
Brad Halsey, L (1,1) ERA: 2.98	7.0	W	28	6	0	0	6	1	0	0	0	0	0	80	113	0.00	1.000										
Mike Koplove, R (8,1) ERA: 5.33	1.0		3	0	0	0	2	0	0	0	0	0	0	9	12	0.00	0.000										
Jose Valverde, R (9,1) ERA: 6.55	1.0		4	0	0	0	1	1	0	0	0	0	0	8	14	0.00	1.000										

Arizona Diamondbacks @ New York Mets
 Shea Stadium, Flushing, NY
 Tue May 31 2005, 7:10 PM EDT
 Att: 33,955 - Partly Cloudy - 69 F
livebaseballscorecards.com



Batter	1	2	3	4	5	6	7	8	9	AB	R	H	RBI	BB	SO	LOB	TOP			
Craig Counsell, L (1,4) OBP: 0.425, SLG: 0.438	G4-3		G3-1		G3			SH2-3		3	0	0	0	0	0	0				
José Cruz Jr., S (1,8) OBP: 0.375, SLG: 0.538	K		G4-3					G4-3		4	0	0	0	0	2	1				
Luis Gonzalez, L (1,7) OBP: 0.393, SLG: 0.448	BB 1B		F9					G6-3		4	0	1	0	0	0	1				
Troy Glaus, R (1,5) OBP: 0.359, SLG: 0.556	BB 1-2				F8					2	1	1	0	2	0	0				
Shawn Green, L (1,9) OBP: 0.332, SLG: 0.397	K		FC1 G6-4-3					G4-6-3 1B		4	0	2	1	0	1	3				
Chad Tracy, L (1,3) OBP: 0.287, SLG: 0.444		F7		F8			G3-6 1B	G4-6-3 1B		4	0	0	0	0	0	4				
Royce Clayton, R (1,6) OBP: 0.257, SLG: 0.307		F7								2	0	0	0	1	0	2				
Tony Clark, S (9, PH) OBP: 0.384, SLG: 0.633			G6-4-3							1	0	1	0	0	0	0				
Luis Terrero, R (9, PR) OBP: 0.302, SLG: 0.466										0	0	0	0	0	0	0				
19 Chris Snyder, R (1,2) OBP: 0.319, SLG: 0.315					F8					3	0	1	0	0	1	1				
Alex Cintron, S (9, PH) OBP: 0.311, SLG: 0.354										1	0	1	0	0	0	0				
17 Brandon Webb, R (1,1) OBP: 0.324, SLG: 0.345										2	0	0	0	0	1	1				
Quinton McCracken, S (8, PH) OBP: 0.302, SLG: 0.256										1	0	1	0	0	0	0				
Lance Cormier, R (8,1) OBP: 0.324, SLG: 0.345										0	0	0	0	0	0	0				
Matt Kata, S (9, PH) OBP: 0.324, SLG: 0.345										1	0	0	0	0	1	2				
Inning Stats	R: 0 E: 0 K: 2 S: 10	H: 1 LOB: 2 BB: 1 P: 16	R: 0 E: 0 K: 0 S: 6	H: 1 LOB: 1 BB: 0 P: 10	R: 0 E: 0 K: 0 S: 6	H: 0 LOB: 0 BB: 0 P: 11	R: 0 E: 1 K: 0 S: 9	H: 0 LOB: 1 BB: 1 P: 17	R: 0 E: 0 K: 1 S: 7	H: 0 LOB: 0 BB: 0 P: 10	R: 0 E: 0 K: 1 S: 8	H: 1 LOB: 1 BB: 1 P: 13	R: 0 E: 0 K: 0 S: 6	H: 1 LOB: 1 BB: 0 P: 7	R: 1 E: 0 K: 1 S: 14	H: 4 LOB: 2 BB: 0 P: 22	1B: 7 2B: 1 3B: 0 HR: 0	SF: 0 SAC: 1 DP: 3 HBP: 0	WP: 1 PB: 0 SB: 1 CS: 0	PA: 36
PITCHER	IP	WLS	BF	H	R	ER	SO	BB	IBB	HBP	BLK	WP	HR	S	P	ERA	WHIP			
Victor Zambrano, R (1,1) ERA: 4.24	8.0	W	31	5	1	1	5	3	0	0	0	0	0	60	99	1.12	1.000			
Braden Looper, R (9,1) ERA: 3.93	1.0	S	5	3	0	0	1	0	0	0	0	1	0	12	18	0.00	3.000			

Arizona Diamondbacks @ New York Mets
Shea Stadium, Flushing, NY
Wed Jun 01 2005, 7:10 PM EDT
Att: 33,436 - Partly Cloudy - 58 F

AB	32
R	1
H	8
RBI	1
BB	3
SO	6
LOB	15



Batter	1	2	3	4	5	6	7	8	9	AB	R	H	RBI	BB	SO	LOB	BOTTOM			
7 José Reyes, S (1,6) OBP: 0.306, SLG: 0.426	G5-3 15 G6-3 1B		G5-3		G6-3 1B			G4-3 1B		4	1	3	0	0	0	0				
Miguel Cairo, R (1,4) OBP: 0.333, SLG: 0.386	G5-3		F7		G6-3			G4-3		3	0	0	0	0	0	2				
Kazuo Matsui, S (7, PH) OBP: 0.281, SLG: 0.336										1	0	0	0	0	0	1				
15 Carlos Beltrán, S (1,8) OBP: 0.345, SLG: 0.458	G6-3							F9		3	0	1	1	1	0	1				
Cliff Floyd, L (1,7) OBP: 0.337, SLG: 0.511	F8									4	1	1	0	0	1	3				
31 Mike Piazza, R (1,2) OBP: 0.314, SLG: 0.432										4	0	2	1	0	1	0				
Mike Cameron, R (1,9) OBP: 0.487, SLG: 0.667										4	0	1	0	0	3	1				
5 David Wright, R (1,5) OBP: 0.396, SLG: 0.523										3	0	2	0	1	0	1				
Doug Mientkiewicz, L (1,3) OBP: 0.299, SLG: 0.356										3	0	0	0	0	0	4				
Victor Zambrano, S (1,1) OBP: 0.190, SLG: 0.286										3	0	0	0	0	1	2				
Braden Looper, R (9,1) ERA: 2.05										0	0	0	0	0	0	0				
Inning Stats	R: 1 E: 0 K: 0 S: 7	H: 1 LOB: 0 BB: 0 P: 12	R: 0 E: 0 K: 1 S: 8	H: 1 LOB: 1 BB: 1 P: 18	R: 0 E: 0 K: 1 S: 11	H: 1 LOB: 1 BB: 0 P: 17	R: 0 E: 0 K: 1 S: 12	H: 1 LOB: 1 BB: 0 P: 15	R: 0 E: 0 K: 2 S: 11	H: 1 LOB: 1 BB: 1 P: 18	R: 0 E: 0 K: 1 S: 8	H: 3 LOB: 0 BB: 0 P: 10	R: 1 E: 0 K: 0 S: 7	H: 0 LOB: 0 BB: 0 P: 10	1B: 7 2B: 4 3B: 0 HR: 0	SF: 0 SAC: 0 DP: 1 HBP: 0	WP: 0 PB: 0 SB: 4 CS: 0	PA: 34		
PITCHER	IP	WLS	BF	H	R	ER	SO	BB	IBB	HBP	BLK	WP	HR	S	P	ERA	WHIP			
17 Brandon Webb, R (1,1) ERA: 3.2	7.0	L	30	7	1	1	6	2	0	0	0	0	0	68	104	1.29	1.286			
Lance Cormier, R (8,1) ERA: 2.05	1.0		4	3	1	1	0	0	0	0	0	0	0	7	10	9.00	3.000			

Arizona Diamondbacks @ New York Mets
Shea Stadium, Flushing, NY
Wed Jun 01 2005, 7:10 PM EDT
Att: 33,436 - Partly Cloudy - 58 F

AB	32
R	2
H	10
RBI	2
BB	2
SO	6
LOB	15



Batter	1	2	3	4	5	6	7	8	9	AB	R	H	RBI	BB	SO	LOB	TOP		
Craig Counsell, L (1,4) OBP: 0.422, SLG: 0.439	F7		2B			P5		F8		4	0	1	0	0	0	1			
José Cruz Jr., S (1,8) OBP: 0.360, SLG: 0.512	K		F8			L9		G6-3		4	0	0	0	0	1	2			
Luis Gonzalez, L (1,7) OBP: 0.386, SLG: 0.439	K		G4-3			K			K	4	0	0	0	0	3	1			
Troy Glaus, R (1,5) OBP: 0.357, SLG: 0.550		K		K			K		1B FC1-2 1B	4	0	1	0	0	3	0			
Shawn Green, L (1,9) OBP: 0.330, SLG: 0.394	P4			K		G1-4-3		FC1-2 1B	4	0	1	0	0	1	0				
Tony Clark, S (1,3) OBP: 0.389, SLG: 0.663	HR			F7			1B	FC1-2	4	1	2	1	0	0	2				
Alex Cintron, S (1,6) OBP: 0.308, SLG: 0.360					G4-3		F8	G1-3	4	0	1	0	0	0	3				
19 Chris Snyder, R (1,2) OBP: 0.319, SLG: 0.315			G1-3					E9 1B	3	0	1	0	0	0	1				
Shawn Estes, R (1,1) Mike Koplove, R (6,1) Quinton McCracken, S (8,PH) Jose Valverde, R (8,1)			F8					K	2	0	0	0	0	1	0				
Inning Stats	R: 0 E: 0 K: 2 S: 11	H: 0 LOB: 0 BB: 0 P: 14	R: 1 E: 0 K: 1 S: 11	H: 2 LOB: 1 BB: 0 P: 17	R: 0 E: 0 K: 0 S: 8	H: 1 LOB: 1 BB: 0 P: 12	R: 0 E: 0 K: 2 S: 8	H: 0 LOB: 0 BB: 0 P: 12	R: 0 E: 0 K: 1 S: 6	H: 0 LOB: 0 BB: 0 P: 8	R: 0 E: 0 K: 1 S: 7	H: 1 LOB: 1 BB: 0 P: 10	R: 0 E: 1 K: 1 S: 16	H: 1 LOB: 1 BB: 0 P: 20	R: 0 E: 0 K: 1 S: 12	H: 2 LOB: 2 BB: 0 P: 18	1B: 4 2B: 2 3B: 0 HR: 1	SF: 0 SAC: 0 DP: 0 HBP: 0	WP: 0 PA: 34 SB: 0 CS: 0
PITCHER	IP	WLS	BF	H	R	ER	SO	BB	IBB	HBP	BLK	WP	HR	S	P	ERA	WHIP		
45 Pedro Martinez, R (1,1) ERA: 2.62	8.0	W	29	5	1	1	9	0	0	0	0	0	1	75	101	1.12	0.625		
Aaron Heilman, R (9,1) ERA: 3.99	1.0		5	2	0	0	1	0	0	0	0	0	0	12	18	0.00	2.000		

Arizona Diamondbacks @ New York Mets
Shea Stadium, Flushing, NY
Thu Jun 02 2005, 7:10 PM EDT
Att: 28,260 - Cloudy - 61 F

AB	34
R	1
H	7
RBI	1
BB	0
SO	10
LOB	11



Batter	1	2	3	4	5	6	7	8	9	AB	R	H	RBI	BB	SO	LOB	BOTTOM		
7 José Reyes, S (1,6) OBP: 0.305, SLG: 0.423	L6		B1-3			P3		G6-3 1B		4	0	1	1	0	0	0			
Mike Cameron, R (1,9) OBP: 0.450, SLG: 0.638	F7			F8	F8	G6-3				4	0	0	0	0	2				
15 Carlos Beltrán, S (1,8) OBP: 0.348, SLG: 0.472	K			HR	BB		F7			3	1	1	1	1	1	0			
31 Mike Piazza, R (1,2) 11 Ramon Castro, R (9,2) OBP: 0.324, SLG: 0.241		G3		E BB	G5-3		G6-3			3	1	0	0	1	0	1			
Cliff Floyd, L (1,7) OBP: 0.340, SLG: 0.522		2B		E4 5 WP 2B		P5	G4-3			4	1	2	1	0	0	0			
5 David Wright, R (1,5) OBP: 0.393, SLG: 0.517		F9		E 1B		E4 1B 2B		K		4	1	1	0	0	1	1			
Chris Woodward, R (1,3) OBP: 0.355, SLG: 0.446		K2-3		F9		2B 1B		1B		4	1	2	0	0	1	2			
Kazuo Matsui, S (1,4) OBP: 0.280, SLG: 0.340			K	E4		E4 45 1B 7 1B 2B		G3		4	1	1	2	0	1	1			
45 Pedro Martinez, R (1,1) Aaron Heilman, R (9,1)			G6-3	K		7 1B 1B				3	0	1	0	0	1	2			
Inning Stats	R: 0 E: 0 K: 1 S: 9	H: 0 LOB: 0 BB: 0 P: 13	R: 0 E: 0 K: 1 S: 11	H: 1 LOB: 1 BB: 0 P: 14	R: 0 E: 0 K: 1 S: 8	H: 0 LOB: 0 BB: 0 P: 15	R: 3 E: 2 K: 1 S: 19	H: 3 LOB: 2 BB: 1 P: 32	R: 0 E: 0 K: 0 S: 12	H: 0 LOB: 1 BB: 1 P: 20	R: 3 E: 1 K: 0 S: 14	H: 4 LOB: 1 BB: 0 P: 18	R: 0 E: 0 K: 0 S: 7	H: 0 LOB: 0 BB: 0 P: 10	R: 0 E: 0 K: 1 S: 10	H: 1 LOB: 0 BB: 0 P: 13	1B: 5 2B: 3 3B: 0 HR: 1	SF: 0 SAC: 0 DP: 1 HBP: 0	WP: 1 PA: 35 SB: 0 CS: 0
PITCHER	IP	WLS	BF	H	R	ER	SO	BB	IBB	HBP	BLK	WP	HR	S	P	ERA	WHIP		
Shawn Estes, L (1,1) ERA: 4.16	5.1	L	28	8	6	5	4	2	0	0	0	0	0	8	11	0.00	0.000		
Mike Koplove, R (6,1) ERA: 5.02	1.2		4	0	0	0	0	0	0	0	0	0	0	8	11	0.00	0.000		
Jose Valverde, R (8,1) ERA: 6.0	1.0		3	1	0	0	1	0	0	0	0	0	0	10	13	0.00	1.000		

Arizona Diamondbacks @ New York Mets
Shea Stadium, Flushing, NY
Thu Jun 02 2005, 7:10 PM EDT
Att: 28,260 - Cloudy - 61 F

AB	33
R	6
H	9
RBI	5
BB	2
SO	5
LOB	9



Batter	1	2	3	4	5	6	7	8	9	AB	R	H	RBI	BB	SO	LOB	TOP										
Michael Tucker, L (1, 8) OBP: 0.325, SLG: 0.346	F8		G4-3			F8		L4		4	0	0	0	0	0	1	San Francisco Giants @ New York Mets Shea Stadium, Flushing, NY Sun Jun 05 2005, 8:05 PM EDT Att: 33,460 - Sunny - 79 F										
13 Omar Vizquel, S (1, 6) OBP: 0.359, SLG: 0.380	P6			1B		F7		BB		4	1	2	0	0	0	0											
J.T. Snow, L (1, 3) Deivi Cruz, R (6, 4) OBP: 0.363, SLG: 0.373 OBP: 0.358, SLG: 0.500	L9			E5		F7		BB		3	0	0	0	1	1	0											
Moises Alou, R (1, 9) Jason Ellison, R (6, 8) Al Levine, L (8, 1) OBP: 0.399, SLG: 0.543 OBP: 0.360, SLG: 0.500	F9			G5-3		E3		G6-3		2	0	0	0	0	0	2											
Pedro Feliz, R (1, 7) OBP: 0.315, SLG: 0.452	F9			1B		F9		G6-3		4	0	1	1	0	0	1											
Ray Durham, S (1, 4) OBP: 0.348, SLG: 0.364	F7			1B		F8		F7		4	0	1	0	0	0	2											
Edgardo Alfonzo, R (1, 5) OBP: 0.384, SLG: 0.423	G1-3					L7		1B		4	0	1	0	0	0	2											
Mike Matheny, R (1, 2) OBP: 0.304, SLG: 0.413	F9			G6-3		G1-3		G4-3		4	0	0	0	0	0	1											
Jason Schmidt, R (1, 1) Marquis Grissom, R (5, PH) Jim Brower, R (5, 1) Jason Christiansen, R (6, 1) 54 Scott Munter, R (7, 1) Lance Niekro, R (8, PH) OBP: 0.330, SLG: 0.330	F8			P3		BB		13 1B		1	0	0	0	0	0	0											
Inning Stats	R: 0 E: 0 K: 0 S: 6	H: 0 LOB: 0 BB: 0 P: 9	R: 0 E: 0 K: 0 S: 11	H: 1 LOB: 1 BB: 0 P: 19	R: 0 E: 0 K: 0 S: 6	H: 0 LOB: 0 BB: 0 P: 8	R: 1 E: 1 K: 0 S: 12	H: 2 LOB: 1 BB: 0 P: 19	R: 0 E: 0 K: 0 S: 11	H: 0 LOB: 0 BB: 0 P: 18	R: 0 E: 0 K: 0 S: 8	H: 0 LOB: 0 BB: 0 P: 16	R: 0 E: 1 K: 0 S: 6	H: 0 LOB: 1 BB: 0 P: 9	R: 0 E: 0 K: 0 S: 15	H: 2 LOB: 3 BB: 1 P: 25		R: 0 E: 0 K: 0 S: 6	H: 1 LOB: 1 BB: 0 P: 8	1B: 5 2B: 1 3B: 0 HR: 0	SF: 0 SAC: 0 DP: 0 HBP: 0	WP: 0 PB: 0 SB: 0 CS: 0	PA: 35				
PITCHER	IP	WLS	BF	H	R	ER	SO	BB	IBB	HBP	BLK	WP	HR	S	P	ERA	WHIP										
Kris Benson, R (1, 1) ERA: 3.74	7.0	W	25	3	1	1	0	0	0	0	0	0	0	60	98	1.29	0.429										
Aaron Heilman, R (8, 1) ERA: 3.53	1.0		6	2	0	0	0	1	0	0	0	0	0	15	25	0.00	3.000										
Braden Looper, R (9, 1) ERA: 3.72	1.0		4	1	0	0	0	0	0	0	0	0	0	6	8	0.00	1.000										

Batter	1	2	3	4	5	6	7	8	9	AB	R	H	RBI	BB	SO	LOB	BOTTOM										
7 José Reyes, S (1, 6) OBP: 0.304, SLG: 0.427	F8		SF9	G4-3		1B		G3		5	3	3	1	0	0	2	San Francisco Giants @ New York Mets Shea Stadium, Flushing, NY Sun Jun 05 2005, 8:05 PM EDT Att: 33,460 - Sunny - 79 F										
Kazuo Matsui, S (1, 4) OBP: 0.276, SLG: 0.329	G4-3		SF9	G4-3		K		F7		4	0	0	1	0	1	4											
15 Carlos Beltrán, S (1, 8) Marlon Anderson, L (6, PH) OBP: 0.349, SLG: 0.460 OBP: 0.429, SLG: 0.400	G4-3		SF7	G3-1		1B		G3		2	0	0	1	0	0	0											
Cliff Floyd, L (1, 7) OBP: 0.348, SLG: 0.551		5 HR	K			HR		HR		4	3	3	4	1	1	0											
5 David Wright, R (1, 5) OBP: 0.399, SLG: 0.529		HR		11 BB		HR		G6-3		5	3	3	2	0	0	2											
Doug Mientkiewicz, L (1, 3) Chris Woodward, R (6, 3) OBP: 0.298, SLG: 0.355 OBP: 0.377, SLG: 0.452	F9			11 BB		F8		11 G4-3		2	1	0	0	1	0	1											
Victor Diaz, R (1, 9) OBP: 0.405, SLG: 0.520	F8			7 G4-3		HR		F9		4	1	1	2	0	1	3											
11 Ramon Castro, R (1, 2) OBP: 0.316, SLG: 0.219	K			7 G4-3		K		G4-3		3	0	0	0	1	2	1											
Kris Schmidt, R (1, 1) Miguel Cairo, R (7, PH) Aaron Heilman, R (8, 1) Braden Looper, R (9, 1) OBP: 0.375, SLG: 0.357 OBP: 0.330, SLG: 0.382				7 1B		G6-3		G1-3		2	1	1	1	1	0	0											
Inning Stats	R: 0 E: 0 K: 0 S: 10	H: 0 LOB: 0 BB: 0 P: 17	R: 2 E: 0 K: 1 S: 14	H: 1 LOB: 1 BB: 1 P: 22	R: 2 E: 0 K: 1 S: 21	H: 2 LOB: 0 BB: 0 P: 29	R: 2 E: 0 K: 1 S: 16	H: 1 LOB: 2 BB: 3 P: 30	R: 3 E: 0 K: 1 S: 14	H: 3 LOB: 0 BB: 0 P: 21	R: 1 E: 0 K: 1 S: 18	H: 3 LOB: 2 BB: 0 P: 28	R: 0 E: 0 K: 0 S: 8	H: 1 LOB: 1 BB: 0 P: 10	R: 2 E: 0 K: 0 S: 8	H: 2 LOB: 0 BB: 0 P: 10		1B: 6 2B: 3 3B: 0 HR: 4	SF: 2 SAC: 0 DP: 0 HBP: 0	WP: 0 PB: 0 SB: 2 CS: 0	PA: 41						
PITCHER	IP	WLS	BF	H	R	ER	SO	BB	IBB	HBP	BLK	WP	HR	S	P	ERA	WHIP										
Jason Schmidt, R (1, 1) ERA: 5.69	4.0	L	20	4	6	6	3	4	0	0	0	0	1	61	98	13.50	2.000										
Jim Brower, R (5, 1) ERA: 7.01	1.2		10	5	4	4	2	0	0	0	0	0	2	26	41	21.60	3.000										
Jason Christiansen, L (6, 1) ERA: 4.58	0.1		2	1	0	0	0	0	0	0	0	0	0	6	8	0.00	3.000										
54 Scott Munter, R (7, 1) ERA: 1.69	1.0		4	1	0	0	0	0	0	0	0	0	0	8	10	0.00	1.000										
Al Levine, R (8, 1) ERA: 7.04	1.0		5	2	2	2	0	0	0	0	0	0	1	8	10	18.00	2.000										



Batter	1	2	3	4	5	6	7	8	9	AB	R	H	RBI	BB	SO	LOB	TOP					
Orlando Palmeiro, L (1, 8) OBP: 0.352, SLG: 0.381	G4-3			BB			G4-3		K	3	0	0	0	1	1	0	Houston Astros @ New York Mets Shea Stadium, Flushing, NY Tue Jun 07 2005, 7:10 PM EDT Att: 39,953 - Partly Cloudy - 87 F					
2 Chris Burke, R (1, 7) OBP: 0.271, SLG: 0.328	G6-3			BB			HR		K	4	1	1	1	0	1	1						
Craig Biggio, R (1, 4) OBP: 0.324, SLG: 0.478	F7						K			3	0	0	0	0	1	0						
17 Lance Berkman, S (1, 9) OBP: 0.343, SLG: 0.383		K								3	0	1	0	0	2	0						
Morgan Ensberg, R (1, 5) OBP: 0.382, SLG: 0.541	G1-3									3	0	0	0	0	2	1						
Mike Lamb, L (1, 3) OBP: 0.248, SLG: 0.366	K									3	0	0	0	0	1	0						
28 Adam Everett, R (1, 6) OBP: 0.291, SLG: 0.398			P5							3	0	0	0	0	0	0						
Brad Ausmus, R (1, 2) OBP: 0.300, SLG: 0.271			K							3	0	0	0	0	2	0						
44 Roy Oswalt, R (1, 1) OBP: 0.148, SLG: 0.115										2	0	0	0	0	1	0						
Chad Qualls, R (7, 1)										0	0	0	0	0	0	0						
Jose Vizcaino, S (9, PH) OBP: 0.303, SLG: 0.357										1	0	0	0	0	1	0						
Inning Stats	R: 0 H: 0 E: 0 K: 0 S: 9	H: 0 LOB: 0 BB: 0 P: 10	R: 0 H: 0 E: 0 K: 2 S: 8	H: 0 LOB: 0 BB: 0 P: 12	R: 0 H: 0 E: 0 K: 1 S: 7	H: 0 LOB: 0 BB: 0 P: 8	R: 0 H: 0 E: 0 K: 0 S: 6	H: 0 LOB: 0 BB: 1 P: 13	R: 0 H: 0 E: 0 K: 1 S: 7	H: 0 LOB: 0 BB: 0 P: 9	R: 0 H: 0 E: 0 K: 1 S: 8	H: 0 LOB: 0 BB: 0 P: 11	R: 1 H: 2 E: 0 K: 2 S: 16	H: 2 LOB: 1 BB: 0 P: 22	R: 0 H: 0 E: 0 K: 1 S: 10	H: 0 LOB: 0 BB: 0 P: 14	R: 0 H: 0 E: 0 K: 3 S: 9	H: 0 LOB: 0 BB: 0 P: 11	1B: 1 2B: 0 3B: 0 HR: 1	SF: 0 SAC: 0 DP: 1 HBP: 0	WP: 0 PB: 0 SB: 0 CS: 0	PA: 29
PITCHER 45 Pedro Martinez, R (1, 1) ERA: 2.45	IP: 9.0 WLS: W BF: 29 H: 2 R: 1 ER: 1 SO: 12 BB: 1 IBB: 0 HBP: 0 BLK: 0 WP: 0 HR: 1 S: 80 P: 110 ERA: 1.00 WHIP: 0.333																					

Batter	1	2	3	4	5	6	7	8	9	AB	R	H	RBI	BB	SO	LOB	BOTTOM			
7 José Reyes, S (1, 6) OBP: 0.302, SLG: 0.423	G6-3						G4-3		G3	5	0	1	0	0	0	1	Houston Astros @ New York Mets Shea Stadium, Flushing, NY Tue Jun 07 2005, 7:10 PM EDT Att: 39,953 - Partly Cloudy - 87 F			
Mike Cameron, R (1, 9) OBP: 0.440, SLG: 0.636	G4-3						G5-3			4	1	2	0	0	1	1				
15 Carlos Beltrán, S (1, 8) OBP: 0.350, SLG: 0.461	G4-3									4	1	2	1	0	1	1				
Cliff Floyd, L (1, 7) OBP: 0.355, SLG: 0.558										3	0	2	1	0	1	2				
31 Mike Piazza, R (1, 2) OBP: 0.320, SLG: 0.422	K									3	0	1	0	1	1	3				
Marlon Anderson, L (1, 3) OBP: 0.417, SLG: 0.389										4	0	1	1	0	2	2				
5 David Wright, R (1, 5) OBP: 0.392, SLG: 0.518	G4-3									4	0	0	0	0	1	5				
Kazuo Matsui, S (1, 4) OBP: 0.281, SLG: 0.333										4	0	2	0	0	1	2				
45 Pedro Martinez, R (1, 1) OBP: 0.059, SLG: 0.059	G3									4	1	1	0	0	2	2				
Inning Stats	R: 1 H: 2 E: 0 K: 1 S: 11	H: 2 LOB: 1 BB: 0 P: 18	R: 0 H: 1 E: 0 K: 1 S: 12	H: 1 LOB: 0 BB: 0 P: 17	R: 0 H: 1 E: 0 K: 2 S: 8	H: 1 LOB: 0 BB: 0 P: 12	R: 0 H: 2 E: 0 K: 1 S: 15	H: 2 LOB: 2 BB: 0 P: 19	R: 1 H: 3 E: 0 K: 1 S: 12	H: 3 LOB: 2 BB: 0 P: 18	R: 0 H: 1 E: 0 K: 1 S: 9	H: 1 LOB: 0 BB: 0 P: 10	R: 1 H: 2 E: 0 K: 1 S: 13	H: 2 LOB: 3 BB: 1 P: 22	R: 0 H: 0 E: 0 K: 2 S: 7	H: 0 LOB: 0 BB: 0 P: 8		1B: 10 2B: 2 3B: 0 HR: 0	SF: 0 SAC: 0 DP: 0 HBP: 1	WP: 1 PB: 0 SB: 0 CS: 1
PITCHER 44 Roy Oswalt, R (1, 1) ERA: 3.13 Chad Qualls, R (7, 1) ERA: 5.2	IP: 6.2 WLS: L BF: 33 H: 12 R: 3 ER: 3 SO: 7 BB: 1 IBB: 0 HBP: 1 BLK: 0 WP: 1 HR: 0 S: 77 P: 113 ERA: 4.05 WHIP: 1.950																			

Batter	1	2	3	4	5	6	7	8	9	AB	R	H	RBI	BB	SO	LOB	TOP								
2 Chris Burke, R OBP: 0.257, SLG: 0.309	G5-3			K	K		F7			4	0	0	0	0	2	1	Houston Astros @ New York Mets Shea Stadium, Flushing, NY Wed Jun 08 2005, 7:10 PM EDT Att: 23,635 - Clear - 85 F								
Todd Self, L OBP: 0.250, SLG: 0.311 Chad Qualls, R	G3-1			2B	1B	17 G4-6-3	1B			3	2	1	0	1	1	0									
Dan Wheeler, R Brad Ausmus, R OBP: 0.300, SLG: 0.271	G1-3			17 G3	2B	17 G4-6-3	1B			4	0	2	1	0	0	0									
Craig Biggio, R OBP: 0.327, SLG: 0.483		G3-1		G3		G4-6-3		G5-3		4	0	0	0	0	0	3									
17 Lance Berkman, S OBP: 0.330, SLG: 0.367		P2				16 2B	1B	G5-3		3	1	1	1	1	0	0									
Morgan Ensberg, R OBP: 0.384, SLG: 0.538					BB			F9		4	0	1	1	0	1	2									
16 Jason Lane, R OBP: 0.282, SLG: 0.435	F9			K			2B		F9	4	0	2	0	0	0	1									
28 Adam Everett, R OBP: 0.296, SLG: 0.405				F9			2B	G6-3		4	0	2	0	0	0	1									
Humberto Quintero, R OBP: 0.125, SLG: 0.125 54 Brad Lidge, R	G3-1			F9				G5-3		4	0	0	0	0	1	2									
41 Brandon Backe, R OBP: 0.296, SLG: 0.320 Orlando Palmeiro, L OBP: 0.356, SLG: 0.451	F7			G5-3				HR	F7	2	0	0	0	0	0	1									
Inning Stats	R: 0 E: 0 K: 0 S: 7	H: 0 LOB: 0 BB: 0 P: 13	R: 0 E: 0 K: 0 S: 6	H: 0 LOB: 0 BB: 0 P: 9	R: 0 E: 0 K: 0 S: 7	H: 0 LOB: 0 BB: 0 P: 13	R: 1 E: 0 K: 2 S: 15	H: 2 LOB: 2 BB: 1 P: 26	R: 0 E: 0 K: 1 S: 8	H: 1 LOB: 1 BB: 0 P: 13	R: 2 E: 0 K: 0 S: 15	H: 3 LOB: 1 BB: 1 P: 27	R: 1 E: 0 K: 1 S: 9	H: 1 LOB: 0 BB: 0 P: 16	R: 0 E: 0 K: 0 S: 9	H: 0 LOB: 0 BB: 0 P: 13	R: 0 E: 0 K: 1 S: 15	H: 1 LOB: 1 BB: 0 P: 25	1B: 4 2B: 3 3B: 0 HR: 1	SF: 0 SAC: 0 DP: 1 HBP: 0	WP: 1 PB: 0 SB: 1 CS: 0	PA: 36			
PITCHER	IP	WLS	BF	H	R	ER	SO	BB	IBB	HBP	BLK	WP	HR	S	P	ERA	WHIP								
Victor Zambrano, R ERA: 4.26 Heath Bell, R ERA: 3.56 Roberto Hernandez, R ERA: 2.52	6.0	L	25	6	3	3	3	2	0	0	0	0	0	58	101	4.50	1.333								
	2.0		7	1	1	1	1	0	0	0	0	0	1	18	29	4.50	0.500								
	1.0		4	1	0	0	1	0	0	0	0	1	0	15	25	0.00	1.000								

Batter	1	2	3	4	5	6	7	8	9	AB	R	H	RBI	BB	SO	LOB	BOTTOM								
7 José Reyes, S OBP: 0.300, SLG: 0.418	F8			F9			S		G1-3	5	0	1	0	0	1	3	Houston Astros @ New York Mets Shea Stadium, Flushing, NY Wed Jun 08 2005, 7:10 PM EDT Att: 23,635 - Clear - 85 F								
Mike Cameron, R OBP: 0.446, SLG: 0.624	15 2B				15 WP		1B		K	2	1	0	0	3	2	1									
15 Carlos Beltrán, S OBP: 0.347, SLG: 0.455	11 2B								F7	5	0	1	0	0	1	5									
Cliff Floyd, L OBP: 0.353, SLG: 0.552	K			11 FC6-4					F9	4	0	1	0	0	2	4									
31 Mike Piazza, R OBP: 0.320, SLG: 0.422 11 Ramon Castro, R OBP: 0.310, SLG: 0.250	2B			FC6-4					P6	0	0	0	0	0	0	0									
Marlon Anderson, L OBP: 0.391, SLG: 0.362	F8			F9					G4-3	4	0	0	0	0	0	3									
5 David Wright, R OBP: 0.396, SLG: 0.523		1B		G5-3			WP		2B	2	0	1	0	2	0	0									
Kazuo Matsui, S OBP: 0.291, SLG: 0.335		SH1-4							BB	2	0	1	0	2	1	1									
Victor Zambrano, S OBP: 0.182, SLG: 0.273 Victor Diaz, R OBP: 0.462, SLG: 0.515 Heath Bell, R Chris Woodward, R OBP: 0.371, SLG: 0.444 Roberto Hernandez, R				K					G6-3	1	0	0	0	0	1	1									
										0	0	0	0	0	0	0									
										1	0	0	0	0	1	2									
										0	0	0	0	0	0	0									
Inning Stats	R: 1 E: 0 K: 1 S: 13	H: 2 LOB: 2 BB: 1 P: 19	R: 0 E: 0 K: 1 S: 11	H: 1 LOB: 3 BB: 2 P: 21	R: 0 E: 0 K: 0 S: 7	H: 1 LOB: 0 BB: 0 P: 10	R: 0 E: 0 K: 1 S: 10	H: 0 LOB: 1 BB: 1 P: 17	R: 0 E: 0 K: 3 S: 12	H: 0 LOB: 1 BB: 1 P: 22	R: 0 E: 0 K: 1 S: 8	H: 0 LOB: 1 BB: 1 P: 12	R: 0 E: 0 K: 1 S: 10	H: 1 LOB: 1 BB: 0 P: 16	R: 0 E: 0 K: 1 S: 15	H: 1 LOB: 2 BB: 1 P: 22	R: 0 E: 0 K: 1 S: 8	H: 0 LOB: 0 BB: 0 P: 13	1B: 4 2B: 2 3B: 0 HR: 0	SF: 0 SAC: 1 DP: 0 HBP: 0	WP: 2 PB: 0 SB: 1 CS: 0	PA: 39			
PITCHER	IP	WLS	BF	H	R	ER	SO	BB	IBB	HBP	BLK	WP	HR	S	P	ERA	WHIP								
41 Brandon Backe, R ERA: 4.31 Chad Qualls, R ERA: 5.02 Dan Wheeler, R ERA: 1.35 54 Brad Lidge, R ERA: 2.77	6.0	W	27	4	1	1	7	6	0	0	0	0	0	10	16	0.00	1.000								
	1.0	H	4	1	0	0	1	0	0	0	0	0	0	15	22	0.00	2.000								
	1.0	S	3	0	0	0	1	0	0	0	0	0	0	8	13	0.00	0.000								

AB	34
R	4
H	8
RBI	4
BB	2
SO	5
LOB	11



Batter	1	2	3	4	5	6	7	8	9	10	11	AB	R	H	RBI	BB	SO	LOB	TOP				
2 Chris Burke, R OBP: 0.250, SLG: 0.297 54 Brad Lidge, R	1-2 CS 1B		2-1 G4-3		0-3 K		2-1 F8			2-1 G6-3	1-2 K	6	0	1	0	0	2	3					
4 Eric Bruntlett, R OBP: 0.254, SLG: 0.333 Mike Lamb, L OBP: 0.253, SLG: 0.370 Russ Springer, R	4-2 B 1B		1-0 G3-1			2-2 F8		0-0 G6-3		0-0 1B		3	1	1	0	1	0	0					
Todd Self, L OBP: 0.250, SLG: 0.311	1-2 1B		1-2 1B			1-0 F9		2-1 L4			1-0 1B	5	1	2	0	0	0	1					
Jose Vizcaino, S OBP: 0.309, SLG: 0.360	2-1 1B		0-0 G3-1			1-0 F9		0-0 G4-3			1-0 1B	5	1	2	0	0	0	1					
17 Lance Berkman, S OBP: 0.333, SLG: 0.369	3-1 1B		1-0 G6-3			1-0 F9					2-1 1B	5	1	2	1	0	0	1					
Morgan Ensberg, R OBP: 0.380, SLG: 0.534	0-0 F8				0-0 P4		3-3 K		2-2 G1-3		0-1 1B	5	1	1	1	0	1	2					
16 Jason Lane, R OBP: 0.250, SLG: 0.439	1-1 FC5-4				3-3 K		2-1 E8 2B		0-0 1B		2-3 K	5	1	2	0	0	2	4					
28 Adam Everett, R OBP: 0.293, SLG: 0.400			0-2 F8		1-3 K		1-1 L6		1-1 G6-3		2-1 1B	5	0	1	2	0	1	2					
Brad Ausmus, R OBP: 0.296, SLG: 0.276			1-2 G4-3			3-2 F7		2-0 1B		0-0 F9		2-1 F7	5	1	1	1	0	0	2				
Andy Pettite, L OBP: 0.200, SLG: 0.056 Craig Biggio, R OBP: 0.250, SLG: 0.485 Dan Wheeler, R OBP: 0.300, SLG: 0.433 Orlando Palmeiro, L			1-2 G1-3		3-3 K		2-1 1B				2-1 1B	2	0	0	0	0	1	0					
Inning Stats	R: 1 E: 0 K: 0 S: 16	H: 3 LOB: 2 BB: 1 P: 27	R: 0 E: 0 K: 0 S: 9	H: 0 LOB: 0 BB: 0 P: 11	R: 0 E: 0 K: 0 S: 5	H: 1 LOB: 1 BB: 0 P: 9	R: 0 E: 0 K: 2 S: 13	H: 0 LOB: 0 BB: 0 P: 13	R: 0 E: 0 K: 2 S: 5	H: 0 LOB: 0 BB: 0 P: 9	R: 2 E: 1 K: 1 S: 12	H: 3 LOB: 1 BB: 0 P: 24	R: 0 E: 0 K: 0 S: 4	H: 0 LOB: 0 BB: 0 P: 6	R: 0 E: 0 K: 0 S: 7	H: 1 LOB: 1 BB: 0 P: 10	R: 0 E: 0 K: 0 S: 5	H: 1 LOB: 2 BB: 0 P: 9	1B: 11 2B: 3 3B: 0 HR: 0	SF: 0 SAC: 0 DP: 0 HBP: 0	WP: 0 PB: 0 SB: 0 CS: 1	PA: 46	
PITCHER	Tom Glavine, L ERA: 4.56	IP: 7.0 WLS: 28 BF: 28	H: 7 R: 3 ER: 3 SO: 5	BB: 1 IBB: 0 HBP: 0 BLK: 0	WP: 0 HR: 0 S: 69 P: 112	ERA: 3.86 WHIP: 1.143																	
Roberto Hernandez, R ERA: 2.42	1.0	3	0	0	0	0	0	0	4	6	0.00	0.000											
Braden Loper, R ERA: 3.38	2.0	7	2	0	0	0	0	0	12	19	0.00	1.000											
Heath Bell, R ERA: 4.56	0.1	L	5	4	3	3	1	0	0	10	17	81.00	12.000										
Aaron Heilman, R ERA: 3.78	0.2	3	1	0	0	1	0	0	0	6	9	0.00	1.500										

Houston Astros @ New York Mets
Shea Stadium, Flushing, NY
Thu Jun 09 2005, 7:10 PM EDT
Att: 30,737 - Party Cloudy - 79 F

AB 45
R 6
H 14
RBI 6
BB 1
SO 7
LOB 15



Batter	1	2	3	4	5	6	7	8	9	10	11	AB	R	H	RBI	BB	SO	LOB	BOTTOM				
7 José Reyes, S OBP: 0.294, SLG: 0.410	1-3 K		0-2 G5-3		2-1 P3			1-2 G6-3		2-2 G3		5	0	0	0	0	1	1					
Mike Cameron, R OBP: 0.437, SLG: 0.605	1-2 L8		2-2 F8			3-2 G5-3		2-2 1B		3-H 1B		5	0	1	1	0	1	0					
15 Carlos Beltrán, S OBP: 0.353, SLG: 0.468	2-2 1B				1-1 5 1B 2B		0-3 K		2-1 G4-3		2-0 2B	5	1	3	0	0	1	1					
Cliff Floyd, L OBP: 0.350, SLG: 0.540	0-1 G4-3				1-2 L9		2-3 K			4-2 BB		4	0	0	0	1	2	3					
5 David Wright, R OBP: 0.398, SLG: 0.535					2-2 FC1-6 1B		0-3 K		0-0 F7		3-3 K	5	1	2	2	0	2	2					
Chris Woodward, R OBP: 0.351, SLG: 0.418					2-2 FC1-6		1-3 K		1-3 K			4	0	0	0	0	2	2					
11 Ramon Castro, R OBP: 0.304, SLG: 0.231					2-2 P6		1-2 F7		1-3 K			3	0	0	0	1	1	2					
Kazuo Matsui, S OBP: 0.290, SLG: 0.329					1-1 F8			1-1 7 G6-3 SH1-4 1B HBP		1-2 F7		3	1	0	0	0	0	1					
Tom Glavine, L ERA: 3.43 Chad Qualls, R ERA: 4.85 Dan Wheeler, R ERA: 1.97 Russ Springer, R ERA: 7.32 54 Brad Lidge, R ERA: 2.67					0-3 K		1-3 K		0-0 SH1-4		2-3 K	2	0	0	0	0	2	0					
Inning Stats	R: 0 E: 0 K: 1 S: 11	H: 1 LOB: 1 BB: 0 P: 15	R: 1 E: 0 K: 0 S: 9	H: 1 LOB: 0 BB: 1 P: 17	R: 0 E: 0 K: 1 S: 9	H: 0 LOB: 0 BB: 0 P: 11	R: 1 E: 0 K: 0 S: 22	H: 2 LOB: 1 BB: 0 P: 30	R: 0 E: 0 K: 1 S: 7	H: 0 LOB: 0 BB: 0 P: 11	R: 1 E: 0 K: 0 S: 10	H: 1 LOB: 1 BB: 0 P: 16	R: 0 E: 0 K: 2 S: 10	H: 0 LOB: 1 BB: 1 P: 16	R: 0 E: 0 K: 1 S: 9	H: 0 LOB: 0 BB: 0 P: 14	R: 0 E: 0 K: 3 S: 10	H: 1 LOB: 1 BB: 0 P: 18	1B: 3 2B: 2 3B: 0 HR: 1	SF: 0 SAC: 1 DP: 1 HBP: 1	WP: 0 PB: 0 SB: 0 CS: 0	PA: 41	
PITCHER	Andy Pettite, L ERA: 3.43	IP: 6.0 WLS: 22 BF: 22	H: 4 R: 2 ER: 2 SO: 5	BB: 1 IBB: 0 HBP: 0 BLK: 0	WP: 0 HR: 1 S: 69 P: 100	ERA: 3.00 WHIP: 0.833																	
Roberto Hernandez, R ERA: 2.42	1.0	H	3	0	0	2	0	0	9	11	0.00	0.000											
Braden Loper, R ERA: 3.38	2.0	B	9	1	1	1	2	1	0	1	0	20	32	4.50	1.000								
Heath Bell, R ERA: 4.56	1.0	W	3	0	0	0	1	0	0	9	14	0.00	0.000										
Aaron Heilman, R ERA: 3.78	1.0	S	4	1	0	0	3	0	0	10	18	0.00	1.000										

Houston Astros @ New York Mets
Shea Stadium, Flushing, NY
Thu Jun 09 2005, 7:10 PM EDT
Att: 30,737 - Party Cloudy - 79 F

AB 37
R 3
H 6
RBI 3
BB 2
SO 13
LOB 12



Batter	1	2	3	4	5	6	7	8	9	AB	R	H	RBI	BB	SO	LOB	TOP					
9 Chone Figgins, S OBP: 0.328, SLG: 0.406										5	1	0	0	1	1	3						
Darin Erstad, L OBP: 0.335, SLG: 0.389 Esteban Yan, R										5	1	1	2	0	2	2						
27 Vladimir Guerrero, R OBP: 0.389, SLG: 0.522 Casey Kotchman, L										5	3	3	0	0	1	0						
16 Garret Anderson, L OBP: 0.338, SLG: 0.469 20 Juan Rivera, R OBP: 0.252, SLG: 0.354										3	2	2	0	2	0	0						
Bengie Molina, R OBP: 0.351, SLG: 0.500										2	1	1	1	1	0	1						
8 Dallas McPherson, L OBP: 0.301, SLG: 0.441 Joel Peralta, R Jeff DeVanon, S OBP: 0.320, SLG: 0.259										4	0	0	0	0	2	4						
Steve Finley, L OBP: 0.300, SLG: 0.437										4	1	3	4	0	1	1						
Orlando Cabrera, R OBP: 0.297, SLG: 0.360										5	2	2	3	0	0	2						
40 Bartolo Colon, R OBP: 0.333, SLG: 0.333 Adam Kennedy, L OBP: 0.357, SLG: 0.364										3	0	1	1	0	2	1						
Inning Stats	R: 0 E: 0 K: 3 S: 12	H: 0 LOB: 0 BB: 0 P: 18	R: 0 E: 0 K: 2 S: 10	H: 1 LOB: 1 BB: 0 P: 13	R: 0 E: 0 K: 1 S: 8	H: 0 LOB: 0 BB: 0 P: 9	R: 0 E: 0 K: 1 S: 10	H: 0 LOB: 1 BB: 1 P: 18	R: 0 E: 0 K: 1 S: 9	H: 1 LOB: 1 BB: 0 P: 13	R: 6 E: 0 K: 1 S: 15	H: 6 LOB: 1 BB: 1 P: 24	R: 1 E: 0 K: 0 S: 11	H: 2 LOB: 1 BB: 0 P: 15	R: 0 E: 1 K: 0 S: 14	H: 1 LOB: 2 BB: 0 P: 20	R: 5 E: 0 K: 0 S: 17	H: 2 LOB: 0 BB: 3 P: 33	1B: 9 2B: 1 3B: 0 HR: 3	SF: 2 SAC: 1 DP: 0 HBP: 0	WP: 1 PB: 0 SB: 0 CS: 0	PA: 46
PITCHER	IP WLS BF H R ER SO BB IBB HBP BLK WP HR S P ERA WHIP																					
Kaz Ishii, L ERA: 5.48	(1, 1) 5.2 L 25 6 5 5 9 2 0 0 0 0 0 2 60 88 7.94 1.412																					
Mike DeJean, R ERA: 5.09	(6, 1) 1.0 7 4 2 2 0 0 0 0 0 0 1 0 13 19 18.00 4.000																					
43 Royce Ring, L ERA: 3.86	(7, 1) 1.1 6 1 0 0 0 0 0 0 0 0 0 0 16 23 0.00 0.750																					
Manny Aybar, R ERA: 6.04	(9, 1) 1.0 8 2 5 5 0 3 0 0 0 0 0 1 17 33 45.00 5.000																					

Los Angeles Angels @ New York Mets
Shea Stadium, Flushing, NY
Fri Jun 10 2005, 7:10 PM EDT
Att: 31,131 - Cloudy - 75 F

AB 38
R 12
H 13
RBI 12
BB 5
SO 9
LOB 16

Batter	1	2	3	4	5	6	7	8	9	AB	R	H	RBI	BB	SO	LOB	BOTTOM					
7 José Reyes, S OBP: 0.297, SLG: 0.412										4	0	2	1	0	0	0						
Miguel Cairo, R OBP: 0.317, SLG: 0.370										3	0	0	1	0	0	1						
15 Carlos Beltrán, S OBP: 0.346, SLG: 0.459										4	0	0	0	0	0	3						
Cliff Floyd, L OBP: 0.348, SLG: 0.540										4	0	1	0	0	1	0						
Mike Cameron, R OBP: 0.424, SLG: 0.585										4	0	0	0	0	1	1						
5 David Wright, R OBP: 0.395, SLG: 0.529										4	0	1	0	0	1	2						
Doug Mientkiewicz, L OBP: 0.259, SLG: 0.355 43 Royce Ring, L Manny Aybar, R Kazuo Matsui, S OBP: 0.289, SLG: 0.327										3	0	1	0	0	0	2						
11 Ramon Castro, R OBP: 0.327, SLG: 0.286										3	2	2	0	0	1	0						
Kaz Ishii, L OBP: 0.357, SLG: 0.357 Mike DeJean, R	(1, 1) 6.0 W 25 7 2 2 3 3 0 0 0 0 0 0 0 15 22 0.00 0.000																					
Marlon Anderson, L OBP: 0.379, SLG: 0.350	(7, 3) 1.0 3 0 0 0 0 0 0 0 0 0 0 0 6 9 0.00 0.000																					
Inning Stats	R: 0 E: 0 K: 0 S: 6	H: 0 LOB: 0 BB: 0 P: 7	R: 0 E: 0 K: 2 S: 10	H: 1 LOB: 1 BB: 0 P: 13	R: 1 E: 0 K: 0 S: 8	H: 2 LOB: 1 BB: 0 P: 9	R: 0 E: 0 K: 0 S: 6	H: 0 LOB: 0 BB: 0 P: 6	R: 1 E: 0 K: 0 S: 22	H: 3 LOB: 2 BB: 0 P: 28	R: 0 E: 0 K: 1 S: 18	H: 1 LOB: 1 BB: 0 P: 25	R: 0 E: 0 K: 1 S: 7	H: 0 LOB: 0 BB: 0 P: 10	R: 0 E: 0 K: 0 S: 8	H: 0 LOB: 0 BB: 0 P: 12	R: 0 E: 1 K: 0 S: 6	H: 0 LOB: 0 BB: 0 P: 9	1B: 5 2B: 2 3B: 0 HR: 0	SF: 1 SAC: 1 DP: 1 HBP: 0	WP: 0 PB: 0 SB: 1 CS: 0	PA: 34
PITCHER	IP WLS BF H R ER SO BB IBB HBP BLK WP HR S P ERA WHIP																					
40 Bartolo Colon, R ERA: 3.09	(1, 1) 6.0 W 25 7 2 2 3 3 0 0 0 0 0 0 0 15 22 0.00 0.000																					
Joel Peralta, R ERA: 0.93	(7, 1) 2.0 6 0 0 0 1 0 0 0 0 0 0 0 15 22 0.00 0.000																					
Esteban Yan, R ERA: 4.94	(9, 1) 1.0 3 0 0 0 0 0 0 0 0 0 0 0 6 9 0.00 0.000																					

Los Angeles Angels @ New York Mets
Shea Stadium, Flushing, NY
Fri Jun 10 2005, 7:10 PM EDT
Att: 31,131 - Cloudy - 75 F

AB 32
R 2
H 7
RBI 2
BB 0
SO 4
LOB 11

Batter	1	2	3	4	5	6	7	8	9	AB	R	H	RBI	BB	SO	LOB	TOP					
9 Chone Figgins, S OBP: 0.324, SLG: 0.397										4	0	0	0	1	1	4	Los Angeles Angels @ New York Mets Shea Stadium, Flushing, NY Sun Jun 12 2005, 1:10 PM EDT Att: 43,582 - Cloudy - 88 F					
Darin Erstad, L OBP: 0.333, SLG: 0.386										5	1	2	0	0	0	3						
27 Vladimir Guerrero, R OBP: 0.372, SLG: 0.512										3	1	1	0	2	1	3						
Steve Finley, L OBP: 0.297, SLG: 0.433										4	0	2	1	0	0	3						
8 Dallas McPherson, L OBP: 0.299, SLG: 0.438										4	0	0	1	0	2	3						
Orlando Cabrera, R OBP: 0.291, SLG: 0.361										4	1	1	0	0	0	3						
Adam Kennedy, L OBP: 0.358, SLG: 0.368										4	0	2	1	0	0	2						
José Molina, R OBP: 0.333, SLG: 0.386										2	0	0	0	0	0	1						
Casey Kotchman, L ERA: 2.98										0	0	0	0	1	0	0						
39 Robb Quinlan, R OBP: 0.217, SLG: 0.316										0	0	0	0	0	0	0						
Francisco Rodríguez, R ERA: 2.33										0	0	0	0	0	0	0						
41 John Lackey, R ERA: 3.99										2	0	0	0	0	0	1						
Joel Peralta, R ERA: 0.9										0	0	0	0	0	0	0						
Jeff DaVanon, S ERA: 2.5										0	0	0	0	0	0	0						
62 Scot Shields, R ERA: 2.5										0	0	0	0	0	0	0						
Josh Paul, R OBP: 0.174, SLG: 0.289										0	0	0	0	0	0	0						
Inning Stats	R: 0 E: 0 K: 1 S: 8	H: 1 LOB: 1 BB: 1 P: 14	R: 0 E: 0 K: 0 S: 6	H: 0 LOB: 0 BB: 0 P: 7	R: 0 E: 0 K: 1 S: 7	H: 0 LOB: 0 BB: 0 P: 11	R: 0 E: 0 K: 0 S: 5	H: 0 LOB: 0 BB: 1 P: 9	R: 1 E: 0 K: 1 S: 14	H: 2 LOB: 1 BB: 0 P: 18	R: 2 E: 0 K: 0 S: 14	H: 2 LOB: 1 BB: 1 P: 31	R: 0 E: 0 K: 0 S: 5	H: 1 LOB: 2 BB: 1 P: 13	R: 0 E: 0 K: 1 S: 12	H: 2 LOB: 2 BB: 0 P: 14	R: 1 E: 1 K: 0 S: 9	H: 0 LOB: 1 BB: 1 P: 14	1B: 6 2B: 1 3B: 1 HR: 0	SF: 0 SAC: 2 DP: 2 HBP: 0	WP: 0 PB: 0 SB: 0 CS: 0	PA: 39
PITCHER	IP	WLS	BF	H	R	ER	SO	BB	IBB	HBP	BLK	WP	HR	S	P	ERA	WHIP					
45 Pedro Martínez, R ERA: 2.98	7.0		29	6	3	3	3	4	0	0	0	0	0	59	103	3.86	1.429					
Roberto Hernández, R ERA: 2.33	1.0		5	2	0	0	1	0	0	0	0	0	0	12	14	0.00	2.000					
Braden Looper, R ERA: 3.09	1.0	L	5	0	1	0	0	1	0	0	0	0	0	9	14	0.00	1.000					

Batter	1	2	3	4	5	6	7	8	9	AB	R	H	RBI	BB	SO	LOB	BOTTOM				
7 José Reyes, S OBP: 0.290, SLG: 0.400										5	0	0	0	0	2	4	Los Angeles Angels @ New York Mets Shea Stadium, Flushing, NY Sun Jun 12 2005, 1:10 PM EDT Att: 43,582 - Cloudy - 88 F				
Mike Cameron, R OBP: 0.426, SLG: 0.584										3	1	1	0	1	2	0					
Marlon Anderson, L OBP: 0.382, SLG: 0.403										1	0	0	0	0	0	0					
15 Carlos Beltrán, S OBP: 0.342, SLG: 0.444										2	0	0	0	2	2	1					
Cliff Floyd, L OBP: 0.352, SLG: 0.550										4	0	2	1	0	1	0					
31 Mike Piazza, R OBP: 0.321, SLG: 0.424										1	0	0	0	0	1	2					
11 Ramon Castro, R OBP: 0.308, SLG: 0.267										3	0	0	0	0	1	2					
5 David Wright, R OBP: 0.387, SLG: 0.519										4	1	1	0	0	1	2					
Doug Mientkiewicz, L OBP: 0.302, SLG: 0.353										3	1	1	0	1	0	0					
Miguel Cairo, R OBP: 0.330, SLG: 0.379										2	0	1	1	1	0	1					
Braden Looper, R ERA: 3.09										0	0	0	0	0	0	0					
45 Pedro Martínez, R ERA: 2.98										2	0	1	1	1	0	1					
Roberto Hernández, R ERA: 2.33										0	0	0	0	0	0	0					
Kazuo Matsui, S OBP: 0.286, SLG: 0.320										1	0	0	0	0	1	0					
Inning Stats	R: 1 E: 1 K: 3 S: 16	H: 2 LOB: 2 BB: 1 P: 31	R: 0 E: 0 K: 0 S: 7	H: 1 LOB: 1 BB: 0 P: 10	R: 0 E: 0 K: 1 S: 6	H: 0 LOB: 0 BB: 1 P: 13	R: 2 E: 0 K: 1 S: 15	H: 2 LOB: 1 BB: 1 P: 24	R: 0 E: 0 K: 1 S: 11	H: 1 LOB: 1 BB: 1 P: 18	R: 0 E: 0 K: 3 S: 11	H: 0 LOB: 0 BB: 2 P: 15	R: 0 E: 0 K: 0 S: 7	H: 1 LOB: 1 BB: 0 P: 11	R: 0 E: 0 K: 1 S: 7	H: 0 LOB: 0 BB: 0 P: 10	1B: 5 2B: 2 3B: 0 HR: 0	SF: 1 SAC: 0 DP: 1 HBP: 0	WP: 2 PB: 0 SB: 0 CS: 1	PA: 38	
PITCHER	IP	WLS	BF	H	R	ER	SO	BB	IBB	HBP	BLK	WP	HR	S	P	ERA	WHIP				
41 John Lackey, R ERA: 3.99	5.2		27	6	3	3	3	6	0	0	0	0	0	67	118	4.76	2.118				
Joel Peralta, R ERA: 0.9	0.1		1	0	0	0	1	0	0	0	0	0	0	3	3	0.00	0.000				
62 Scot Shields, R ERA: 2.5	2.0	W	7	1	0	0	3	0	0	0	0	0	0	18	26	0.00	0.500				
Francisco Rodríguez, R ERA: 2.57	1.0	S	3	0	0	0	1	0	0	0	0	0	0	7	10	0.00	0.000				

AB	32
R	4
H	8
RBI	3
BB	5
SO	4
LOB	23



AB	31
R	3
H	7
RBI	3
BB	6
SO	11
LOB	13



Batter	1	2	3	4	5	6	7	8	9	AB	R	H	RBI	BB	SO	LOB	TOP			
7 José Reyes, S OBP: 0.286, SLG: 0.394	G4-3			G1-3		P6			P5	4	0	0	0	0	0	0				
Miguel Cairo, R OBP: 0.321, SLG: 0.367 Kazuo Matsui, S OBP: 0.285, SLG: 0.318	G5-3			K			G6-3		L8	3	0	0	0	0	1	0				
15 Carlos Beltrán, S OBP: 0.340, SLG: 0.445	F7			K			G3-1		2B	4	0	1	0	0	1	0				
Cliff Floyd, L OBP: 0.346, SLG: 0.540		G6-3			K		G6-3		P5	4	0	0	0	0	1	1				
31 Mike Piazza, R OBP: 0.321, SLG: 0.423		K2-3			G6-3			BB 1B		3	0	1	0	0	1	0				
Marlon Anderson, L OBP: 0.394, SLG: 0.415		F7			FC4-6			BB 1B		3	0	2	0	0	0	0				
5 David Wright, R OBP: 0.382, SLG: 0.512			P3		FC4-6			L8		3	0	0	0	0	0	3				
Doug Mientkiewicz, L OBP: 0.302, SLG: 0.349			G3			G4-3				2	0	0	0	1	0	0				
Victor Diaz, R OBP: 0.392, SLG: 0.500			G4-3			F9		G6-4-3		3	0	0	0	0	0	3				
Inning Stats	R: 0 E: 0 K: 0 S: 8	H: 0 LOB: 0 BB: 0 P: 10	R: 0 E: 0 K: 1 S: 5	H: 0 LOB: 0 BB: 0 P: 10	R: 0 E: 0 K: 2 S: 8	H: 0 LOB: 0 BB: 0 P: 10	R: 0 E: 0 K: 1 S: 10	H: 1 LOB: 1 BB: 0 P: 16	R: 0 E: 0 K: 0 S: 7	H: 0 LOB: 0 BB: 0 P: 12	R: 0 E: 0 K: 0 S: 9	H: 0 LOB: 0 BB: 0 P: 11	R: 0 E: 0 K: 0 S: 10	H: 2 LOB: 2 BB: 1 P: 21	R: 0 E: 0 K: 0 S: 19	H: 1 LOB: 1 BB: 0 P: 24	1B: 3 2B: 1 3B: 0 HR: 0	SF: 0 SAC: 0 DP: 1 HBP: 0	WP: 0 PB: 0 SB: 0 CS: 0	PA: 31
PITCHER	IP	WLS	BF	H	R	ER	SO	BB	IBB	HBP	BLK	WP	HR	S	P	ERA	WHIP			
Joe Blanton, R ERA: 5.5	7.0	W	24	3	0	0	4	0	0	0	0	0	0	59	89	0.00	0.429			
50 Kiko Calero, R ERA: 6.39	0.1	H	2	0	0	0	0	1	0	0	0	0	0	5	11	0.00	3.000			
20 Huston Street, R ERA: 1.59	1.2	S	5	1	0	0	0	0	0	0	0	0	0	20	26	0.00	0.600			

New York Mets @ Oakland Athletics
McAfee Coliseum, Oakland, CA
Tue Jun 14 2005, 10:05 PM EDT
Att: 18,744 - Clear - 65 F

AB 30
R 0
H 4
RBI 0
BB 1
SO 4
LOB 7



Batter	1	2	3	4	5	6	7	8	9	AB	R	H	RBI	BB	SO	LOB	BOTTOM			
Jason Kendall, R OBP: 0.332, SLG: 0.293	FC4-6		P3	F8		G5-3		FC5-3		5	0	1	0	0	0	3				
21 Mark Kotsay, L OBP: 0.343, SLG: 0.400	FC4-6			G1-3						4	1	2	0	0	0	3				
23 Bobby Kielty, S OBP: 0.395, SLG: 0.397										4	0	2	1	0	0	1				
3 Eric Chavez, L OBP: 0.314, SLG: 0.416										4	0	0	0	0	1	3				
7 Bobby Crosby, R OBP: 0.404, SLG: 0.617										4	2	2	0	0	0	2				
Keith Ginter, R OBP: 0.257, SLG: 0.310										4	0	1	1	0	1	1				
Eric Byrnes, R OBP: 0.333, SLG: 0.454										3	2	2	1	1	0	0				
Nick Swisher, S OBP: 0.298, SLG: 0.340										3	0	0	0	1	1	2				
14 Mark Ellis, R OBP: 0.340, SLG: 0.369										4	0	2	2	0	0	0				
Inning Stats	R: 0 E: 0 K: 0 S: 11	H: 2 LOB: 2 BB: 0 P: 20	R: 0 E: 0 K: 0 S: 6	H: 0 LOB: 0 BB: 0 P: 6	R: 1 E: 0 K: 1 S: 10	H: 2 LOB: 1 BB: 0 P: 17	R: 2 E: 0 K: 1 S: 15	H: 3 LOB: 2 BB: 1 P: 25	R: 1 E: 1 K: 1 S: 14	H: 2 LOB: 2 BB: 1 P: 28	R: 0 E: 0 K: 0 S: 10	H: 1 LOB: 1 BB: 0 P: 16	R: 0 E: 0 K: 0 S: 9	H: 0 LOB: 0 BB: 0 P: 13	R: 1 E: 1 K: 1 S: 12	H: 2 LOB: 0 BB: 0 P: 17	1B: 8 2B: 4 3B: 0 HR: 1	SF: 0 SAC: 0 DP: 1 HBP: 0	WP: 0 PB: 0 SB: 1 CS: 0	PA: 37
PITCHER	IP	WLS	BF	H	R	ER	SO	BB	IBB	HBP	BLK	WP	HR	S	P	ERA	WHIP			
Tom Glavine, L ERA: 4.55	6.0	L	30	10	4	3	2	2	0	0	0	0	0	66	112	4.50	2.000			
Danny Graves, R ERA: 6.99	1.0		3	0	0	0	0	0	0	0	0	0	0	9	13	0.00	0.000			
Mike DeJean, R ERA: 5.25	1.0		4	2	1	1	1	0	0	0	0	0	1	12	17	9.00	2.000			

New York Mets @ Oakland Athletics
McAfee Coliseum, Oakland, CA
Tue Jun 14 2005, 10:05 PM EDT
Att: 18,744 - Clear - 65 F

AB 35
R 5
H 12
RBI 5
BB 2
SO 3
LOB 15



Batter	1	2	3	4	5	6	7	8	9	AB	R	H	RBI	BB	SO	LOB	TOP										
7 José Reyes, S OBP: 0.282, SLG: 0.390										3	0	0	1	0	1	0											
Kazuo Matsui, S OBP: 0.294, SLG: 0.317										4	0	1	0	0	1	0											
15 Carlos Beltrán, S OBP: 0.335, SLG: 0.437										4	0	0	0	0	2	1											
Cliff Floyd, L OBP: 0.344, SLG: 0.534										4	0	1	0	0	1	1											
31 Mike Piazza, R OBP: 0.324, SLG: 0.421										3	0	1	0	0	1	0											
Marlon Anderson, L OBP: 0.387, SLG: 0.397										3	0	0	0	1	0	2											
5 David Wright, R OBP: 0.380, SLG: 0.511										4	1	1	0	0	2	2											
Doug Mientkiewicz, L OBP: 0.306, SLG: 0.354										3	1	1	1	1	1	0											
Victor Diaz, R OBP: 0.383, SLG: 0.486										3	0	0	0	0	0	4											
Inning Stats	R: 0 E: 0 K: 2 S: 10	H: 0 LOB: 0 BB: 0 P: 12	R: 0 E: 0 K: 2 S: 11	H: 1 LOB: 3 BB: 2 P: 26	R: 0 E: 0 K: 0 S: 9	H: 0 LOB: 0 BB: 0 P: 16	R: 0 E: 0 K: 1 S: 6	H: 0 LOB: 0 BB: 0 P: 9	R: 0 E: 0 K: 2 S: 6	H: 1 LOB: 2 BB: 0 P: 18	R: 2 E: 0 K: 0 S: 7	H: 2 LOB: 0 BB: 0 P: 12	R: 0 E: 0 K: 1 S: 6	H: 0 LOB: 0 BB: 0 P: 11	R: 0 E: 0 K: 1 S: 11	H: 0 LOB: 0 BB: 0 P: 19	1B: 3 2B: 2 HR: 0	SF: 1 SAC: 0 DP: 0 HBP: 1	WP: 0 PB: 0 SB: 1 CS: 0	PA: 35							
PITCHER	IP	WLS	BF	H	R	ER	SO	BB	IBB	HBP	BLK	WP	HR	S	P	ERA	WHIP										
Dan Haren, R ERA: 4.14	(1, 1)	7.0	29	5	2	2	8	2	0	1	0	0	0	59	103	2.57	1.000										
58 Justin Duchschere, R ERA: 1.64	(8, 1)	2.0	W	6	0	0	1	0	0	0	0	0	0	17	30	0.00	0.000										

New York Mets @ Oakland Athletics
McAfee Coliseum, Oakland, CA
Wed Jun 15 2005, 10:05 PM EDT
Att: 27,598 - Overcast - 58 F

AB	31
R	2
H	5
RBI	2
BB	2
SO	9
LOB	10



Batter	1	2	3	4	5	6	7	8	9	AB	R	H	RBI	BB	SO	LOB	BOTTOM										
Jason Kendall, R OBP: 0.327, SLG: 0.288										4	0	0	0	0	0	1											
21 Mark Kotsay, L OBP: 0.342, SLG: 0.398										4	0	1	0	0	0	1											
7 Bobby Crosby, R OBP: 0.411, SLG: 0.608										4	1	2	1	0	0	0											
3 Eric Chavez, L OBP: 0.313, SLG: 0.422										4	0	1	1	0	1	2											
29 Dan Johnson, L OBP: 0.333, SLG: 0.294										3	0	0	0	0	0	1											
23 Bobby Kielty, S OBP: 0.399, SLG: 0.397										0	1	0	0	1	0	0											
Keith Ginter, R OBP: 0.280, SLG: 0.303										2	0	0	0	1	0	0											
Eric Byrnes, R ERA: 4.08	(1, 7)									3	0	1	0	0	0	0											
Scott Hatteberg, L OBP: 0.345, SLG: 0.371	(9, PH)									0	0	0	0	1	0	0											
Nick Swisher, S OBP: 0.291, SLG: 0.331	(1, 9)									4	0	0	0	0	2	4											
Marco Scutaro, R OBP: 0.332, SLG: 0.379	(1, 4)									3	1	1	1	1	0	0											
Inning Stats	R: 0 E: 0 K: 0 S: 7	H: 0 LOB: 0 BB: 0 P: 9	R: 0 E: 0 K: 0 S: 13	H: 1 LOB: 2 BB: 1 P: 23	R: 0 E: 0 K: 0 S: 7	H: 0 LOB: 0 BB: 0 P: 10	R: 0 E: 0 K: 0 S: 6	H: 0 LOB: 0 BB: 0 P: 12	R: 0 E: 0 K: 1 S: 5	H: 0 LOB: 0 BB: 0 P: 9	R: 2 E: 0 K: 0 S: 14	H: 2 LOB: 1 BB: 1 P: 23	R: 0 E: 0 K: 1 S: 10	H: 0 LOB: 0 BB: 0 P: 13	R: 0 E: 0 K: 1 S: 9	H: 2 LOB: 2 BB: 0 P: 13	R: 1 E: 0 K: 1 S: 8	H: 1 LOB: 2 BB: 2 P: 19	1B: 4 2B: 1 3B: 1 HR: 0	SF: 0 SAC: 1 DP: 0 HBP: 0	WP: 0 PB: 0 SB: 0 CS: 0	PA: 36					
PITCHER	IP	WLS	BF	H	R	ER	SO	BB	IBB	HBP	BLK	WP	HR	S	P	ERA	WHIP										
Victor Zambrano, R ERA: 4.08	(1, 1)	7.2	30	5	2	2	1	2	0	0	0	0	0	68	108	2.35	0.913										
43 Royce Ring, L ERA: 5.4	(8, 1)	0.1	L	2	0	1	1	1	0	0	0	0	0	6	11	27.00	3.000										
Roberto Hernandez, R ERA: 2.28	(9, 1)	0.2		4	1	0	0	1	0	1	0	0	0	5	12	0.00	1.500										

New York Mets @ Oakland Athletics
McAfee Coliseum, Oakland, CA
Wed Jun 15 2005, 10:05 PM EDT
Att: 27,598 - Overcast - 58 F

AB	31
R	3
H	6
RBI	3
BB	4
SO	3
LOB	9




Batter	1	2	3	4	5	6	7	8	9	AB	R	H	RBI	BB	SO	LOB	TOP					
7 José Reyes, S OBP: 0.281, SLG: 0.387 (1, 6)	G4-3		K					G3-1		5	1	1	0	0	1	1	New York Mets @ Oakland Athletics McAfee Coliseum, Oakland, CA Thu Jun 16 2005, 3:35 PM EDT Att: 17,308 - Overcast - 65 F					
5 David Wright, R OBP: 0.376, SLG: 0.504 (1, 5)	F9		F9					F9		5	1	1	1	0	1	0						
15 Carlos Beltrán, S OBP: 0.332, SLG: 0.445 (1, 8)	P6									5	1	1	3	0	0	0						
Cliff Floyd, L OBP: 0.343, SLG: 0.529 Chris Woodward, R OBP: 0.346, SLG: 0.498 (1, 7) (8, 7)	G4-3									4	1	1	0	0	0	0						
31 Mike Piazza, R OBP: 0.330, SLG: 0.438 (1, 10)	P2									1	0	0	0	0	0	0						
Brian Daubach, L (1, 3)										4	1	2	1	1	0	0						
Victor Diaz, R OBP: 0.386, SLG: 0.477 (1, 9)										1	2	0	0	3	0	2						
11 Ramon Castro, R OBP: 0.321, SLG: 0.306 (1, 2)										2	1	0	0	2	0	2						
11 Ramon Castro, R OBP: 0.321, SLG: 0.306 (1, 2)										4	0	2	3	0	0	3						
Kazuo Matsui, S OBP: 0.284, SLG: 0.321 (1, 4)										4	1	1	0	0	1	1						
Inning Stats	R: 0 E: 0 K: 0 S: 9	H: 0 LOB: 0 BB: 0 P: 17	R: 1 E: 1 K: 0 S: 12	H: 1 LOB: 2 BB: 1 P: 19	R: 0 E: 0 K: 1 S: 10	H: 0 LOB: 0 BB: 0 P: 16	R: 0 E: 0 K: 0 S: 8	H: 0 LOB: 3 BB: 3 P: 23	R: 7 E: 1 K: 0 S: 19	H: 7 LOB: 1 BB: 1 P: 36	R: 0 E: 0 K: 1 S: 8	H: 0 LOB: 0 BB: 0 P: 11	R: 1 E: 0 K: 0 S: 6	H: 1 LOB: 0 BB: 1 P: 15	R: 0 E: 0 K: 1 S: 8	H: 0 LOB: 0 BB: 0 P: 12	R: 0 E: 0 K: 0 S: 5	H: 0 LOB: 0 BB: 0 P: 9	1B: 5 2B: 2 3B: 0 HR: 2	SF: 0 SAC: 0 DP: 1 HBP: 0	WP: 0 PB: 0 SB: 0 CS: 0	PA: 41
PITCHER	IP	WLS	BF	H	R	ER	SO	BB	IBB	HBP	BLK	WP	HR	S	P	ERA	WHIP					
Ryan Glynn, R ERA: 6.6 (1, 1)	4.0	L	21	5	5	4	1	4	0	0	0	0	1	46	89	9.00	2.250					
Juan Cruz, R ERA: 8.49 (5, 1)	0.1		4	2	0	0	0	1	0	0	0	0	0	7	16	0.00	9.000					
Tim Harikkala, R ERA: 6.39 (5, 1)	2.2		10	2	4	3	1	1	0	0	0	0	1	19	32	10.12	1.125					
Ricardo Rincon, L ERA: 3.12 (8, 1)	1.0		3	0	0	0	1	0	0	0	0	0	0	8	12	0.00	0.000					
Keiichi Yabu, R ERA: 4.28 (9, 1)	1.0		3	0	0	0	0	0	0	0	0	0	0	5	9	0.00	0.000					

AB	35
R	9
H	9
RBI	8
BB	6
SO	3
LOB	9



Batter	1	2	3	4	5	6	7	8	9	AB	R	H	RBI	BB	SO	LOB	BOTTOM					
Jason Kendall, R OBP: 0.328, SLG: 0.287 (1, 2)	F8									4	0	1	0	1	0	1	New York Mets @ Oakland Athletics McAfee Coliseum, Oakland, CA Thu Jun 16 2005, 3:35 PM EDT Att: 17,308 - Overcast - 65 F					
21 Mark Kotsay, L OBP: 0.339, SLG: 0.406 (1, 8)										5	1	1	1	0	0	3						
7 Bobby Crosby, R OBP: 0.399, SLG: 0.571 (1, 6)										5	0	1	0	0	1	3						
3 Eric Chavez, L OBP: 0.312, SLG: 0.419 (1, 10)										4	1	1	0	0	0	1						
Scott Hatteberg, L OBP: 0.343, SLG: 0.369 (1, 3)										4	0	1	0	0	0	2						
23 Bobby Kielty, S OBP: 0.401, SLG: 0.403 (1, 7)										3	1	1	1	1	0	1						
Keith Ginter, R OBP: 0.269, SLG: 0.323 (1, 5)										4	2	2	1	0	0	1						
Nick Swisher, S OBP: 0.302, SLG: 0.357 (1, 9)										3	1	2	3	1	0	1						
Marc Scutaro, R OBP: 0.330, SLG: 0.376 (1, 4)										4	0	1	0	0	0	2						
Inning Stats	R: 1 E: 0 K: 0 S: 13	H: 2 LOB: 1 BB: 0 P: 18	R: 2 E: 0 K: 0 S: 19	H: 4 LOB: 2 BB: 0 P: 28	R: 0 E: 0 K: 0 S: 6	H: 1 LOB: 0 BB: 0 P: 10	R: 0 E: 0 K: 0 S: 6	H: 0 LOB: 1 BB: 1 P: 12	R: 0 E: 0 K: 0 S: 5	H: 0 LOB: 0 BB: 0 P: 8	R: 0 E: 0 K: 0 S: 12	H: 0 LOB: 1 BB: 1 P: 23	R: 0 E: 0 K: 0 S: 6	H: 0 LOB: 0 BB: 0 P: 9	R: 3 E: 1 K: 1 S: 14	H: 4 LOB: 1 BB: 0 P: 22		R: 0 E: 0 K: 0 S: 8	H: 0 LOB: 1 BB: 1 P: 14	1B: 7 2B: 2 3B: 0 HR: 2	SF: 0 SAC: 0 DP: 2 HBP: 0	WP: 0 PB: 0 SB: 0 CS: 0
PITCHER	IP	WLS	BF	H	R	ER	SO	BB	IBB	HBP	BLK	WP	HR	S	P	ERA	WHIP					
Kris Benson, R ERA: 3.67 (1, 1)	6.0	W	26	7	3	3	0	2	0	0	0	0	0	2	61	4.50	1.500					
Heath Bell, R ERA: 4.39 (7, 1)	1.0		3	0	0	0	0	0	0	0	0	0	0	6	9	0.00	0.000					
Danny Graves, R ERA: 7.97 (8, 1)	1.0		7	4	3	3	1	0	0	0	0	0	0	14	22	27.00	4.000					
Braden Loper, R ERA: 2.96 (9, 1)	1.0	S	3	0	0	0	0	1	0	0	0	0	0	8	14	0.00	1.000					

AB	36
R	6
H	11
RBI	6
BB	3
SO	1
LOB	15



Batter	1	2	3	4	5	6	7	8	9	AB	R	H	RBI	BB	SO	LOB	TOP					
Marlon Anderson, L (1,4) OBP: 0.363, SLG: 0.370	P5		FC6-4			F7		G4-3		4	0	0	0	0	0	1						
7 José Reyes, S (1,6) OBP: 0.276, SLG: 0.381	B5-3		F7			F8				4	0	1	0	0	0	1						
15 Carlos Beltrán, S (1,8) OBP: 0.326, SLG: 0.432	G3		G3			F8		F7		4	0	0	0	0	0	2						
Cliff Floyd, L (1,7) OBP: 0.340, SLG: 0.517		G4-3				L8				4	0	1	0	0	1	0						
31 Mike Piazza, R (1,2) OBP: 0.323, SLG: 0.423						G6-3				3	0	0	0	1	0	1						
Brian Daubach, L (1,10) OBP: 0.545, SLG: 0.333										2	1	0	0	1	0	2						
Chris Woodward, R (9,PH) OBP: 0.354, SLG: 0.413										1	0	1	0	0	0	0						
5 David Wright, R (1,5) OBP: 0.384, SLG: 0.515										3	0	1	1	1	1	1						
Doug Mientkiewicz, L (1,3) OBP: 0.306, SLG: 0.354										3	0	1	0	0	1	1						
Victor Diaz, R (1,9) OBP: 0.374, SLG: 0.457										3	0	1	0	0	2	0						
Inning Stats	R: 0 E: 0 K: 0 S: 8	H: 0 LOB: 0 BB: 0 P: 14	R: 0 E: 0 K: 0 S: 12	H: 1 LOB: 3 BB: 2 P: 23	R: 0 E: 0 K: 0 S: 9	H: 1 LOB: 1 BB: 0 P: 12	R: 0 E: 0 K: 0 S: 6	H: 1 LOB: 0 BB: 0 P: 8	R: 0 E: 0 K: 2 S: 8	H: 0 LOB: 0 BB: 0 P: 10	R: 0 E: 0 K: 0 S: 8	H: 0 LOB: 0 BB: 0 P: 11	R: 1 E: 0 K: 1 S: 10	H: 1 LOB: 1 BB: 1 P: 17	R: 0 E: 0 K: 1 S: 9	H: 1 LOB: 1 BB: 0 P: 16	R: 0 E: 0 K: 1 S: 15	H: 1 LOB: 1 BB: 0 P: 22	1B: 5 2B: 0 3B: 1 HR: 0	SF: 0 SAC: 0 DP: 1 HBP: 0	WP: 0 PB: 0 SB: 1 CS: 0	PA: 34
PITCHER	IP	WLS	BF	H	R	ER	SO	BB	IBB	HBP	BLK	WP	HR	S	P	ERA	WHIP					
Ryan Franklin, R (1,1) ERA: 4.46	8.0	W	30	5	1	1	4	3	0	0	0	0	0	70	111	1.12	1.000					
Eddie Guardado, L (9,1) ERA: 1.35	1.0	S	4	1	0	0	1	0	0	0	0	0	0	15	22	0.00	1.000					

New York Mets @ Seattle Mariners
Safeco Field, Seattle, WA
Sat Jun 18 2005, 7:05 PM PDT
Att: 45,841 - Partly Cloudy - 68 F

AB 31
R 1
H 6
RBI 1
BB 3
SO 5
LOB 9



Batter	1	2	3	4	5	6	7	8	9	AB	R	H	RBI	BB	SO	LOB	BOTTOM				
51 Ichiro Suzuki, L (1,9) OBP: 0.342, SLG: 0.420	P4		G4-3	F7			K			4	0	0	0	0	1	2					
Randy Winn, S (1,7) OBP: 0.370, SLG: 0.402	1B		G4-3				K			4	0	2	2	0	1	0					
Raul Ibanez, L (1,10) OBP: 0.370, SLG: 0.486										3	0	2	0	1	0	1					
Richie Sexson, R (1,3) OBP: 0.342, SLG: 0.484										1	0	0	0	0	1	2					
16 Willie Bloomquist, R (2,5) OBP: 0.250, SLG: 0.258										3	0	0	0	0	2	2					
7 Jeremy Reed, L (1,8) OBP: 0.339, SLG: 0.365	G4-3									3	1	2	0	1	0	2					
4 Jose Lopez, R (1,4) OBP: 0.429, SLG: 0.714										3	1	1	0	0	0	1					
12 Michael Morse, R (1,6) OBP: 0.466, SLG: 0.520										4	1	1	1	0	2	1					
Dave Hansen, L (1,5) OBP: 0.323, SLG: 0.360										3	1	2	1	1	0	0					
Pat Borders, R (1,2) OBP: 0.273, SLG: 0.327										4	0	0	0	0	3	5					
Inning Stats	R: 0 E: 0 K: 1 S: 9	H: 2 LOB: 2 BB: 0 P: 15	R: 0 E: 0 K: 1 S: 13	H: 1 LOB: 1 BB: 0 P: 19	R: 0 E: 0 K: 1 S: 14	H: 1 LOB: 1 BB: 0 P: 17	R: 4 E: 0 K: 1 S: 22	H: 5 LOB: 1 BB: 0 P: 24	R: 0 E: 0 K: 1 S: 4	H: 0 LOB: 0 BB: 1 P: 11	R: 0 E: 0 K: 2 S: 8	H: 0 LOB: 0 BB: 0 P: 13	R: 0 E: 0 K: 2 S: 11	H: 0 LOB: 1 BB: 1 P: 19	R: 0 E: 0 K: 1 S: 9	H: 1 LOB: 2 BB: 1 P: 17	1B: 8 2B: 3 3B: 0 HR: 0	SF: 0 SAC: 1 DP: 1 HBP: 0	WP: 0 PB: 0 SB: 0 CS: 0	PA: 36	
PITCHER	IP	WLS	BF	H	R	ER	SO	BB	IBB	HBP	BLK	WP	HR	S	P	ERA	WHIP				
45 Pedro Martinez, R (1,1) ERA: 2.76	6.0	L	27	9	4	4	7	1	0	0	0	0	0	70	99	6.00	1.667				
43 Royce Ring, L (7,1) ERA: 4.5	1.0		5	1	0	0	2	1	0	0	0	0	0	12	21	0.00	2.000				
Heath Bell, R (8,1) ERA: 4.23	1.0		4	0	0	0	1	0	1	0	0	0	0	8	15	0.00	0.000				

New York Mets @ Seattle Mariners
Safeco Field, Seattle, WA
Sat Jun 18 2005, 7:05 PM PDT
Att: 45,841 - Partly Cloudy - 68 F

AB 32
R 4
H 10
RBI 4
BB 3
SO 10
LOB 16



Batter	1	2	3	4	5	6	7	8	9	AB	R	H	RBI	BB	SO	LOB	TOP								
Mike Cameron, R OBP: 0.418, SLG: 0.566	P4		K		HBP		F9		L9	4	0	0	0	0	1	2									
7 José Reyes, S OBP: 0.283, SLG: 0.387	L7			G4-3	G3			P6		4	0	0	0	0	0	2									
15 Carlos Beltrán, S OBP: 0.324, SLG: 0.425				F9		F8		K		3	0	0	0	0	1	0									
Cliff Floyd, L OBP: 0.341, SLG: 0.531	G5-3				HR	F9		31 HR		3	2	1	1	1	0	1									
31 Mike Piazza, R OBP: 0.329, SLG: 0.446					1B	G5-3			HR	4	1	2	2	0	1	0									
5 David Wright, R OBP: 0.385, SLG: 0.508	G6-3				K			G1-3		4	1	1	0	0	1	1									
Doug Mientkiewicz, L OBP: 0.359, SLG: 0.572	F8				P5					2	0	0	0	1	0	0									
Gerald Williams, R (9, PH)										1	0	0	0	0	0	0									
Chris Woodward, R OBP: 0.360, SLG: 0.420				F9		SH5-4		K		3	0	1	0	0	1	0									
Victor Zambrano, S OBP: 0.187, SLG: 0.250										2	0	0	0	0	1	1									
Brian Lintz, L OBP: 0.385, SLG: 0.500										0	0	0	0	1	0	0									
43 Royce Ring, L OBP: 0.385, SLG: 0.500										0	0	0	0	0	0	0									
Aaron Heilman, R OBP: 0.350, SLG: 0.500										0	0	0	0	0	0	0									
Dae-Sung Koo, L OBP: 0.350, SLG: 0.500										0	0	0	0	0	0	0									
Danny Graves, R OBP: 0.371, SLG: 0.448										0	0	0	0	1	0	0									
Victor Diaz, R OBP: 0.371, SLG: 0.448										0	0	0	0	1	0	0									
Inning Stats	R: 0 E: 0 K: 0 S: 7	H: 0 LOB: 1 BB: 0 P: 10	R: 0 E: 0 K: 1 S: 8	H: 0 LOB: 0 BB: 0 P: 12	R: 0 E: 0 K: 1 S: 7	H: 0 LOB: 0 BB: 0 P: 11	R: 1 E: 0 K: 1 S: 11	H: 2 LOB: 1 BB: 0 P: 11	R: 0 E: 0 K: 0 S: 9	H: 1 LOB: 2 BB: 0 P: 14	R: 0 E: 0 K: 0 S: 7	H: 0 LOB: 0 BB: 0 P: 9	R: 1 E: 0 K: 0 S: 13	H: 1 LOB: 1 BB: 1 P: 22	R: 2 E: 0 K: 1 S: 13	H: 1 LOB: 0 BB: 1 P: 19	R: 0 E: 0 K: 1 S: 17	H: 0 LOB: 1 BB: 1 P: 27	1B: 2 2B: 1 3B: 0 HR: 2	SF: 1 SAC: 1 DP: 0 HBP: 2	WP: 0 PB: 0 SB: 0 CS: 0	PA: 37			
PITCHER	IP	WLS	BF	H	R	ER	SO	BB	IBB	HBP	BLK	WP	HR	S	P	ERA	WHIP								
Robinson Tejeda, R ERA: 2.03	6.0		23	3	1	1	4	0	0	2	0	0	1	49	67	1.50	0.500								
63 Ryan Madson, R ERA: 3.54	1.0	W	5	1	1	1	0	1	0	0	0	0	0	13	22	9.00	2.000								
Ugueth Urbina, R ERA: 4.28	1.0		5	1	2	2	1	1	0	0	0	0	1	13	19	18.00	2.000								
Billy Wagner, L ERA: 2.41	1.0		4	0	0	0	1	1	0	0	0	0	0	17	27	0.00	1.000								

New York Mets @ Philadelphia Phillies
Citizens Bank Park, Philadelphia, PA
Wed Jun 22 2005, 7:05 PM EDT
Att: 42,640 - Overcast - 67 F

AB 30
R 4
H 5
RBI 4
BB 3
SO 6
LOB 7



Batter	1	2	3	4	5	6	7	8	9	AB	R	H	RBI	BB	SO	LOB	BOTTOM								
11 Jimmy Rollins, S OBP: 0.320, SLG: 0.407	E4			G3-1						3	1	1	0	2	0	0									
Kenny Lofton, L OBP: 0.455, SLG: 0.482										5	0	2	3	0	0	5									
Bobby Abreu, L OBP: 0.439, SLG: 0.559										4	0	0	0	1	1	1									
Jim Thome, L OBP: 0.373, SLG: 0.367										4	2	1	1	1	3	3									
Pat Burrell, R OBP: 0.393, SLG: 0.543										4	1	1	0	0	1	3									
26 Chase Utley, L OBP: 0.376, SLG: 0.538										5	2	3	1	0	1	1									
David Bell, R OBP: 0.318, SLG: 0.344										4	0	0	0	0	1	6									
Mike Lieberthal, R OBP: 0.321, SLG: 0.387										4	1	1	2	0	0	1									
Robinson Tejeda, R ERA: 2.03	6.0		29	6	2	2	4	3	0	0	0	0	0	5	9	27.00	3.000								
43 Royce Ring, L ERA: 4.91	0.1	L	2	0	1	1	1	1	0	0	1	0	9	22	54.00	12.000									
Aaron Heilman, R ERA: 4.14	0.1		6	3	2	2	1	1	0	1	0	9	22	54.00	12.000										
Dae-Sung Koo, L ERA: 5.4	0.2		3	1	3	3	1	0	0	0	0	8	12	40.50	1.500										
Danny Graves, R ERA: 7.71	0.2		2	0	0	0	1	0	0	0	5	8	0.00	0.000											
Inning Stats	R: 0 E: 1 K: 1 S: 10	H: 1 LOB: 2 BB: 1 P: 20	R: 1 E: 0 K: 0 S: 15	H: 2 LOB: 2 BB: 0 P: 26	R: 0 E: 0 K: 2 S: 10	H: 1 LOB: 2 BB: 0 P: 12	R: 0 E: 0 K: 1 S: 7	H: 0 LOB: 0 BB: 0 P: 13	R: 1 E: 0 K: 0 S: 8	H: 1 LOB: 0 BB: 0 P: 14	R: 0 E: 0 K: 0 S: 9	H: 1 LOB: 1 BB: 2 P: 22	R: 6 E: 0 K: 2 S: 19	H: 4 LOB: 1 BB: 2 P: 39	R: 0 E: 0 K: 2 S: 8	H: 0 LOB: 0 BB: 0 P: 12	1B: 6 2B: 3 3B: 0 HR: 1	SF: 0 SAC: 0 DP: 1 HBP: 1	WP: 2 PB: 0 SB: 1 CS: 0	PA: 42					
PITCHER	IP	WLS	BF	H	R	ER	SO	BB	IBB	HBP	BLK	WP	HR	S	P	ERA	WHIP								
Victor Zambrano, R ERA: 3.97	6.0		29	6	2	2	4	3	0	0	0	0	0	5	9	27.00	3.000								
43 Royce Ring, L ERA: 4.91	0.1	L	2	0	1	1	1	1	0	0	1	0	9	22	54.00	12.000									
Aaron Heilman, R ERA: 4.14	0.1		6	3	2	2	1	1	0	1	0	9	22	54.00	12.000										
Dae-Sung Koo, L ERA: 5.4	0.2		3	1	3	3	1	0	0	0	0	8	12	40.50	1.500										
Danny Graves, R ERA: 7.71	0.2		2	0	0	0	1	0	0	0	5	8	0.00	0.000											

New York Mets @ Philadelphia Phillies
Citizens Bank Park, Philadelphia, PA
Wed Jun 22 2005, 7:05 PM EDT
Att: 42,640 - Overcast - 67 F

AB 36
R 8
H 10
RBI 7
BB 5
SO 8
LOB 21



Batter	1	2	3	4	5	6	7	8	9	AB	R	H	RBI	BB	SO	LOB	TOP						
7 José Reyes, S OBP: 0.288, SLG: 0.390	1-0 F8 1B		3-2 1B	1-2 L7			0-0 HBP 1B		1-1 B1-3	5	1	3	0	0	0	2							
Mike Cameron, R OBP: 0.411, SLG: 0.552	1-9 SAFE F8	2-1 F8	3-1 15 G6-3 1B		0-0 G5-3		0-3 K		1-3 K	5	0	1	1	0	2	2							
15 Carlos Beltrán, S OBP: 0.322, SLG: 0.420	0-3 K		1-1 G6-3		1-1 F7		4-2 HBP BB			3	0	0	0	1	1	2							
Cliff Floyd, L OBP: 0.343, SLG: 0.528	0-1 P2			1-0 FC4-6 5 1B		0-0 P4		2-1 HBP		3	1	1	0	0	0	1							
31 Mike Piazza, R OBP: 0.328, SLG: 0.442		2-2 L4		0-1 FC4-6 1B		0-3 K		0-2 FC5-4		4	0	1	0	0	1	3							
11 Ramon Castro, R OBP: 0.317, SLG: 0.288				1-2 FC4-6 1B				1-2 FC5-4		0	0	0	0	0	0	0							
Marlon Anderson, L OBP: 0.330, SLG: 0.333		0-0 G4-3		1-1 FC4-6 5 1B E		1-1 F8		3-2 L8		4	1	0	0	0	0	2							
5 David Wright, R OBP: 0.386, SLG: 0.504		0-3 K		3-1 SH1-4 1B		0-1 G5-3		0-1 G5-3		4	0	1	1	0	1	0							
Doug Mientkiewicz, L OBP: 0.308, SLG: 0.385		0-0 P5		1-1 E1 SH1-4			3-1 HR		1-3 K	4	1	1	2	0	1	2							
Kaz Ishii, L OBP: 0.313, SLG: 0.313			1-2 G5-3		0-1 SH1-4		0-1 G6-3		0-2 G5-3	2	0	0	0	0	0	0							
Heath Bell, R OBP: 0.375, SLG: 0.398										0	0	0	0	0	0	0							
43 Royce Ring, L OBP: 0.395, SLG: 0.394										0	0	0	0	0	0	0							
Roberto Hernandez, R OBP: 0.395, SLG: 0.394										0	0	0	0	0	0	0							
Brian Daubach, L OBP: 0.328, SLG: 0.452										1	0	0	0	0	0	0							
Braden Looper, R OBP: 0.302, SLG: 0.478										0	0	0	0	0	0	0							
Inning Stats	R: 0 E: 0 K: 1 S: 8	H: 1 LOB: 1 BB: 0 P: 11	R: 0 E: 0 K: 1 S: 8	H: 0 LOB: 1 BB: 0 P: 10	R: 1 E: 0 K: 0 S: 12	H: 2 LOB: 0 BB: 0 P: 20	R: 2 E: 1 K: 0 S: 14	H: 3 LOB: 2 BB: 0 P: 21	R: 0 E: 0 K: 1 S: 4	H: 0 LOB: 0 BB: 0 P: 5	R: 0 E: 0 K: 1 S: 7	H: 0 LOB: 0 BB: 0 P: 8	R: 1 E: 0 K: 1 S: 17	H: 2 LOB: 3 BB: 1 P: 26	R: 0 E: 0 K: 1 S: 9	H: 0 LOB: 0 BB: 0 P: 13	R: 0 E: 0 K: 1 S: 8	H: 0 LOB: 0 BB: 0 P: 10	1B: 7 2B: 0 3B: 0 HR: 1	SF: 0 SAC: 1 DP: 1 HBP: 1	WP: 1 PB: 0 SB: 4 CS: 0	PA: 38	
PITCHER	IP WLS BF H R ER SO BB IBB HBP BLK WP HR S P ERA WHIP	IP WLS BF H R ER SO BB IBB HBP BLK WP HR S P ERA WHIP	IP WLS BF H R ER SO BB IBB HBP BLK WP HR S P ERA WHIP	IP WLS BF H R ER SO BB IBB HBP BLK WP HR S P ERA WHIP	IP WLS BF H R ER SO BB IBB HBP BLK WP HR S P ERA WHIP	IP WLS BF H R ER SO BB IBB HBP BLK WP HR S P ERA WHIP	IP WLS BF H R ER SO BB IBB HBP BLK WP HR S P ERA WHIP	IP WLS BF H R ER SO BB IBB HBP BLK WP HR S P ERA WHIP	IP WLS BF H R ER SO BB IBB HBP BLK WP HR S P ERA WHIP	IP WLS BF H R ER SO BB IBB HBP BLK WP HR S P ERA WHIP	IP WLS BF H R ER SO BB IBB HBP BLK WP HR S P ERA WHIP	IP WLS BF H R ER SO BB IBB HBP BLK WP HR S P ERA WHIP	IP WLS BF H R ER SO BB IBB HBP BLK WP HR S P ERA WHIP	IP WLS BF H R ER SO BB IBB HBP BLK WP HR S P ERA WHIP	IP WLS BF H R ER SO BB IBB HBP BLK WP HR S P ERA WHIP	IP WLS BF H R ER SO BB IBB HBP BLK WP HR S P ERA WHIP	IP WLS BF H R ER SO BB IBB HBP BLK WP HR S P ERA WHIP	IP WLS BF H R ER SO BB IBB HBP BLK WP HR S P ERA WHIP	IP WLS BF H R ER SO BB IBB HBP BLK WP HR S P ERA WHIP	IP WLS BF H R ER SO BB IBB HBP BLK WP HR S P ERA WHIP	IP WLS BF H R ER SO BB IBB HBP BLK WP HR S P ERA WHIP	IP WLS BF H R ER SO BB IBB HBP BLK WP HR S P ERA WHIP	IP WLS BF H R ER SO BB IBB HBP BLK WP HR S P ERA WHIP
Cory Lidle, R ERA: 4.12	6.2	L	30	8	4	4	4	1	0	0	0	0	0	0	0	0	1	1	66	95	5.40	1.350	
Rheal Cormier, L ERA: 4.44	0.1		2	0	0	0	0	0	0	1	0	0	0	0	0	0	0	0	4	6	0.00	0.000	
63 Ryan Madson, R ERA: 3.46	1.0		3	0	0	0	1	0	0	0	0	0	0	0	0	0	0	0	9	13	0.00	0.000	
Geoff Geary, R ERA: 3.8	1.0		3	0	0	0	1	0	0	0	0	0	0	0	0	0	0	0	8	10	0.00	0.000	

New York Mets @ Philadelphia Phillies
Citizens Bank Park, Philadelphia, PA

AB 35
R 4
H 8
RBI 4
BB 1
SO 6
LOB 14



WP: 1 PA: 38
PB: 0
SB: 4
CS: 0

New York Mets @ Philadelphia Phillies
Citizens Bank Park, Philadelphia, PA

AB 36
R 3
H 9
RBI 3
BB 3
SO 4
LOB 12



WP: 0 PA: 39
PB: 0
SB: 1
CS: 0


Batter	1	2	3	4	5	6	7	8	9	AB	R	H	RBI	BB	SO	LOB	BOTTOM						
11 Jimmy Rollins, S OBP: 0.321, SLG: 0.407	2-1 G5-3		1-2 G5-3		3-1 G4-3 1B		1-1 S 1B		2-2 F8	5	1	2	0	0	0	0							
Jason Michaels, R OBP: 0.395, SLG: 0.394	3-2 1B		4-2 BB		1-2 G4-3		1-2 HBP 1B		2-0 1B	4	0	3	1	1	0	1							
Bobby Abreu, L OBP: 0.436, SLG: 0.551	1-0 L8		1-2 P6		1-0 F8		4-2 BB		0-0 G1-3	4	0	0	0	1	0	4							
Pat Burrell, R OBP: 0.387, SLG: 0.534	0-1 F7			3-3 K		0-0 P3		1-3 K		4	0	0	0	0	2	3							
Jim Thome, L OBP: 0.370, SLG: 0.382		3-1 G4-3		0-0 HR		1-0 F8		3-2 P1		4	1	1	1	0	0	0							
David Bell, R OBP: 0.317, SLG: 0.343		1-1 G3		0-0 1B		0-0 G6-3		0-1 G1-3		4	0	1	0	0	0	0							
26 Chase Utley, L OBP: 0.381, SLG: 0.535		4-2 BB		1-3 K			1-0 P6		0-1 1B	3	0	1	0	1	1	1							
Todd Pratt, R OBP: 0.303, SLG: 0.443		2-1 G5-3		0-2 P6			2-1 HR		1-0 F9	4	1	1	1	0	0	3							
Cory Lidle, R ERA: 5.25	6.2	W	28	6	3	3	2	2	0	0	0	0	0	0	0	0							
Heath Bell, R ERA: 4.34	0.0		1	1	0	0	0	0	0	0	0	0	0	0	0	0							
43 Royce Ring, L ERA: 4.91	0.0		1	0	0	0	0	1	0	0	0	0	0	0	0	0							
Roberto Hernandez, R ERA: 2.03	1.1	H	5	1	0	0	1	0	0	0	0	0	0	0	0	0							
Braden Looper, R ERA: 2.75	1.0	S	4	1	0	0	1	0	0	0	0	0	0	0	0	0							
Inning Stats	R: 0 E: 0 K: 0 S: 8	H: 1 LOB: 1 BB: 0 P: 14	R: 0 E: 0 K: 0 S: 9	H: 0 LOB: 1 BB: 1 P: 19	R: 0 E: 0 K: 0 S: 10	H: 0 LOB: 1 BB: 1 P: 18	R: 1 E: 0 K: 2 S: 13	H: 2 LOB: 1 BB: 0 P: 17	R: 0 E: 0 K: 0 S: 7	H: 1 LOB: 1 BB: 0 P: 12	R: 0 E: 0 K: 0 S: 3	H: 0 LOB: 0 BB: 0 P: 4	R: 2 E: 0 K: 1 S: 20	H: 3 LOB: 2 BB: 1 P: 31	R: 0 E: 0 K: 0 S: 10	H: 1 LOB: 1 BB: 0 P: 14	R: 0 E: 0 K: 1 S: 11	H: 1 LOB: 1 BB: 0 P: 17	1B: 7 2B: 0 3B: 0 HR: 2	SF: 0 SAC: 0 DP: 0 HBP: 0	WP: 0 PB: 0 SB: 1 CS: 0	PA: 39	
PITCHER	IP WLS BF H R ER SO BB IBB HBP BLK WP HR S P ERA WHIP	IP WLS BF H R ER SO BB IBB HBP BLK WP HR S P ERA WHIP	IP WLS BF H R ER SO BB IBB HBP BLK WP HR S P ERA WHIP	IP WLS BF H R ER SO BB IBB HBP BLK WP HR S P ERA WHIP	IP WLS BF H R ER SO BB IBB HBP BLK WP HR S P ERA WHIP	IP WLS BF H R ER SO BB IBB HBP BLK WP HR S P ERA WHIP	IP WLS BF H R ER SO BB IBB HBP BLK WP HR S P ERA WHIP	IP WLS BF H R ER SO BB IBB HBP BLK WP HR S P ERA WHIP	IP WLS BF H R ER SO BB IBB HBP BLK WP HR S P ERA WHIP	IP WLS BF H R ER SO BB IBB HBP BLK WP HR S P ERA WHIP	IP WLS BF H R ER SO BB IBB HBP BLK WP HR S P ERA WHIP	IP WLS BF H R ER SO BB IBB HBP BLK WP HR S P ERA WHIP	IP WLS BF H R ER SO BB IBB HBP BLK WP HR S P ERA WHIP	IP WLS BF H R ER SO BB IBB HBP BLK WP HR S P ERA WHIP	IP WLS BF H R ER SO BB IBB HBP BLK WP HR S P ERA WHIP	IP WLS BF H R ER SO BB IBB HBP BLK WP HR S P ERA WHIP	IP WLS BF H R ER SO BB IBB HBP BLK WP HR S P ERA WHIP	IP WLS BF H R ER SO BB IBB HBP BLK WP HR S P ERA WHIP	IP WLS BF H R ER SO BB IBB HBP BLK WP HR S P ERA WHIP	IP WLS BF H R ER SO BB IBB HBP BLK WP HR S P ERA WHIP	IP WLS BF H R ER SO BB IBB HBP BLK WP HR S P ERA WHIP	IP WLS BF H R ER SO BB IBB HBP BLK WP HR S P ERA WHIP	IP WLS BF H R ER SO BB IBB HBP BLK WP HR S P ERA WHIP


New York Mets @ Philadelphia Phillies
Citizens Bank Park, Philadelphia, PA

AB 36
R 3
H 9
RBI 3
BB 3
SO 4
LOB 12



WP: 0 PA: 39
PB: 0
SB: 1
CS: 0

Batter	1	2	3	4	5	6	7	8	9	AB	R	H	RBI	BB	SO	LOB	TOP			
7 José Reyes, S OBP: 0.283, SLG: 0.387	1-1 G3	2-1 SF SF9 E		0-2 G5-3			0-1 F7		0-1 SF8	3	0	0	2	0	0	0	New York Mets @ New York Yankees Yankee Stadium, Bronx, NY Fri Jun 24 2005, 7:05 PM EDT Att: 55,297 - Partly Cloudy - 80 F AB 31 R 6 H 8 RBI 6 BB 2 SO 4 LOB 9 			
Mike Cameron, R OBP: 0.411, SLG: 0.555	2-1 2B	2-2 SF9			1-2 G6-3		4-2 FC6 BB		3-2 F9	3	0	1	1	1	0	0				
15 Carlos Beltrán, S OBP: 0.321, SLG: 0.429	1-3 K	1-1 P6			1-0 HR		2-2 F8			4	1	1	1	0	1	3				
Cliff Floyd, L OBP: 0.345, SLG: 0.538	1-0 HBP				0-1 F8		0-1 FC6			3	1	1	1	0	0	1				
31 Mike Piazza, R OBP: 0.327, SLG: 0.443	2-2 G5-3				1-0 F7			0-0 P3		4	0	1	0	0	0	2				
Marlon Anderson, L OBP: 0.337, SLG: 0.341		2-1 1B 11 SF9 5 BB			2-0 F9		2-1 G4-1		1-2 5 CS 1B	4	1	2	0	0	0	1				
5 David Wright, R OBP: 0.384, SLG: 0.498		4-2 11 SF9 7 SF 1B BB			2-3 K		2-3 K		1-2 G1-3	3	1	0	0	1	2	1				
Doug Mientkiewicz, L OBP: 0.311, SLG: 0.392		1-0 7 SF SF9 1B			1-0 G3		1-2 G4-3		3-2 11 G4-3 7 SF8	4	2	2	0	0	0	0				
11 Ramon Castro, R OBP: 0.297, SLG: 0.273		0-0 SF9			3-3 K		0-1 F9		1-0 G4-3	3	0	0	1	0	1	1				
Inning Stats	R: 0 E: 0 K: 1 S: 12	H: 1 LOB: 2 BB: 0 P: 19	R: 3 E: 2 K: 0 S: 16	H: 2 LOB: 1 BB: 1 P: 28	R: 1 E: 0 K: 1 S: 6	H: 1 LOB: 0 BB: 0 P: 13	R: 0 E: 0 K: 1 S: 9	H: 0 LOB: 0 BB: 0 P: 13	R: 1 E: 0 K: 0 S: 14	H: 2 LOB: 1 BB: 0 P: 20	R: 0 E: 0 K: 0 S: 9	H: 0 LOB: 1 BB: 1 P: 15	R: 0 E: 0 K: 0 S: 7	H: 1 LOB: 0 BB: 0 P: 9	R: 1 E: 0 K: 0 S: 10	H: 1 LOB: 0 BB: 0 P: 17	1B: 3 2B: 3 3B: 0 HR: 2	SF: 4 SAC: 0 DP: 0 HBP: 1	WP: 0 PB: 0 SB: 0 CS: 1	PA: 38
PITCHER	IP WLS BF H R ER SO BB IBB HBP BLK WP HR S P ERA WHIP	IP WLS BF H R ER SO BB IBB HBP BLK WP HR S P ERA WHIP	IP WLS BF H R ER SO BB IBB HBP BLK WP HR S P ERA WHIP	IP WLS BF H R ER SO BB IBB HBP BLK WP HR S P ERA WHIP	IP WLS BF H R ER SO BB IBB HBP BLK WP HR S P ERA WHIP	IP WLS BF H R ER SO BB IBB HBP BLK WP HR S P ERA WHIP	IP WLS BF H R ER SO BB IBB HBP BLK WP HR S P ERA WHIP	IP WLS BF H R ER SO BB IBB HBP BLK WP HR S P ERA WHIP	IP WLS BF H R ER SO BB IBB HBP BLK WP HR S P ERA WHIP	IP WLS BF H R ER SO BB IBB HBP BLK WP HR S P ERA WHIP	IP WLS BF H R ER SO BB IBB HBP BLK WP HR S P ERA WHIP	IP WLS BF H R ER SO BB IBB HBP BLK WP HR S P ERA WHIP	IP WLS BF H R ER SO BB IBB HBP BLK WP HR S P ERA WHIP	IP WLS BF H R ER SO BB IBB HBP BLK WP HR S P ERA WHIP	IP WLS BF H R ER SO BB IBB HBP BLK WP HR S P ERA WHIP	IP WLS BF H R ER SO BB IBB HBP BLK WP HR S P ERA WHIP	IP WLS BF H R ER SO BB IBB HBP BLK WP HR S P ERA WHIP			
35 Mike Mussina, R ERA: 3.95	6.0	L	27	6	5	4	4	1	0	0	0	0	0	0	0	0	6.00	1.167		
Tanyon Sturtze, R ERA: 3.51	2.0	7	1	0	0	0	0	1	0	0	0	0	0	0	0	0	0.00	1.000		
Paul Quantrill, R ERA: 6.6	1.0	4	1	1	1	0	0	0	0	0	0	0	0	0	0	0	9.00	1.000		

Batter	1	2	3	4	5	6	7	8	9	AB	R	H	RBI	BB	SO	LOB	BOTTOM			
2 Derek Jeter, R OBP: 0.399, SLG: 0.469	0-1 HR		4-2 24 G5-3 13 1B				0-1 G1-3		1-2 1B	4	2	3	1	1	0	0	New York Mets @ New York Yankees Yankee Stadium, Bronx, NY Fri Jun 24 2005, 7:05 PM EDT Att: 55,297 - Partly Cloudy - 80 F AB 35 R 4 H 8 RBI 4 BB 3 SO 3 LOB 13 			
24 Robinson Canó, L OBP: 0.301, SLG: 0.431	0-0 P5		0-2 G5-3		0-0 L9			0-0 L9	1-1 G4-3	5	0	0	0	0	0	3				
Gary Sheffield, R OBP: 0.410, SLG: 0.527	1-1 55 CS G3 13 1B		3-1 G5-3		1-2 F9			0-1 F7		4	0	1	0	0	0	2				
13 Alex Rodriguez, R OBP: 0.430, SLG: 0.602	2-2 55 G3		0-2 55 S		0-0 F9			1-0 1B		4	0	3	1	0	0	1				
55 Hideki Matsui, L OBP: 0.362, SLG: 0.480	1-2 G3		4-2 2H 1B		0-0 F9		1-2 F7		2-1 F8	3	0	0	0	1	0	3				
Bernie Williams, S OBP: 0.343, SLG: 0.372	1-2 G4-3		1-2 BB		0-3 K		0-1 F7		1-0 G3	4	0	0	0	0	1	4				
20 Jorge Posada, S OBP: 0.369, SLG: 0.457		1-3 K			2-0 G3-1			2-1 G3		3	1	0	0	1	1	0				
Tino Martinez, L OBP: 0.320, SLG: 0.483		2-2 G4-3			0-0 F8			3-2 P6	3-2 HR	4	1	1	2	0	0	0				
Tony Womack, L OBP: 0.275, SLG: 0.264		0-3 K			2-2 F9			0-0 F8	0-0 B5-3	4	0	0	0	0	1	0				
Inning Stats	R: 1 E: 0 K: 0 S: 14	H: 3 LOB: 2 BB: 0 P: 18	R: 0 E: 0 K: 2 S: 9	H: 0 LOB: 0 BB: 0 P: 12	R: 1 E: 0 K: 1 S: 15	H: 1 LOB: 2 BB: 2 P: 26	R: 0 E: 0 K: 0 S: 6	H: 0 LOB: 0 BB: 0 P: 10	R: 0 E: 0 K: 0 S: 7	H: 1 LOB: 0 BB: 0 P: 8	R: 0 E: 0 K: 0 S: 10	H: 0 LOB: 0 BB: 0 P: 13	R: 0 E: 0 K: 0 S: 6	H: 1 LOB: 1 BB: 0 P: 9	R: 2 E: 0 K: 0 S: 10	H: 2 LOB: 1 BB: 1 P: 20	1B: 6 2B: 0 3B: 0 HR: 2	SF: 0 SAC: 0 DP: 0 HBP: 0	WP: 0 PB: 0 SB: 1 CS: 0	PA: 38
PITCHER	IP WLS BF H R ER SO BB IBB HBP BLK WP HR S P ERA WHIP	IP WLS BF H R ER SO BB IBB HBP BLK WP HR S P ERA WHIP	IP WLS BF H R ER SO BB IBB HBP BLK WP HR S P ERA WHIP	IP WLS BF H R ER SO BB IBB HBP BLK WP HR S P ERA WHIP	IP WLS BF H R ER SO BB IBB HBP BLK WP HR S P ERA WHIP	IP WLS BF H R ER SO BB IBB HBP BLK WP HR S P ERA WHIP	IP WLS BF H R ER SO BB IBB HBP BLK WP HR S P ERA WHIP	IP WLS BF H R ER SO BB IBB HBP BLK WP HR S P ERA WHIP	IP WLS BF H R ER SO BB IBB HBP BLK WP HR S P ERA WHIP	IP WLS BF H R ER SO BB IBB HBP BLK WP HR S P ERA WHIP	IP WLS BF H R ER SO BB IBB HBP BLK WP HR S P ERA WHIP	IP WLS BF H R ER SO BB IBB HBP BLK WP HR S P ERA WHIP	IP WLS BF H R ER SO BB IBB HBP BLK WP HR S P ERA WHIP	IP WLS BF H R ER SO BB IBB HBP BLK WP HR S P ERA WHIP	IP WLS BF H R ER SO BB IBB HBP BLK WP HR S P ERA WHIP	IP WLS BF H R ER SO BB IBB HBP BLK WP HR S P ERA WHIP				
45 Pedro Martinez, R ERA: 2.72	8.0	W	32	6	2	2	3	2	0	0	0	0	0	0	0	0	2.25	1.000		
Braden Looper, R ERA: 3.29	1.0	6	2	2	2	0	0	1	0	0	0	0	0	0	0	0	18.00	3.000		

Batter	1	2	3	4	5	6	7	8	9	AB	R	H	RBI	BB	SO	LOB	TOP								
7 José Reyes, S OBP: 0.287, SLG: 0.385 (1,6)	G1-3		G6-3			P4	E3			4	0	1	2	0	0	1	New York Mets @ New York Yankees Yankee Stadium, Bronx, NY Sun Jun 26 2005, 8:05 PM EDT Att: 55,327 - Partly Cloudy - 79 F								
Mike Cameron, R OBP: 0.399, SLG: 0.534 (1,9)	K		K			15 S	F9			4	0	1	0	0	2	2									
15 Carlos Beltrán, S OBP: 0.318, SLG: 0.426 (1,8)	G1-3		G6-3			K		G4-3		4	0	0	0	0	1	2									
31 Mike Piazza, R OBP: 0.323, SLG: 0.439 (1,10)		F8		G5-3		G6-3		K		4	0	0	0	0	1	1									
Cliff Floyd, L OBP: 0.349, SLG: 0.555 (1,7)	K		G6-3				P6	F9		4	0	0	0	0	1	0									
5 David Wright, R OBP: 0.385, SLG: 0.514 (1,5)		1B		F9			CS	1B	G6-3	4	0	2	0	0	0	0									
Chris Woodward, R OBP: 0.357, SLG: 0.438 (1,3)	F8				K		11 WP	E	F8	4	1	1	0	0	1	1									
11 Ramon Castro, R OBP: 0.329, SLG: 0.323 (1,2)			2B 7 G6-3	1B	L7			E	G6-3	3	2	1	0	1	0	0									
Marlon Anderson, L OBP: 0.337, SLG: 0.352 (1,4)			1B		G4-3		E4	7 1B E		3	1	1	0	0	0	1									
Inning Stats	R: 0 E: 0 K: 1 S: 8	H: 0 LOB: 0 BB: 0 P: 10	R: 0 E: 0 K: 1 S: 11	H: 1 LOB: 1 BB: 0 P: 13	R: 1 E: 0 K: 1 S: 16	H: 2 LOB: 1 BB: 0 P: 21	R: 0 E: 0 K: 0 S: 9	H: 0 LOB: 0 BB: 0 P: 13	R: 0 E: 0 K: 1 S: 7	H: 0 LOB: 0 BB: 0 P: 9	R: 0 E: 0 K: 1 S: 15	H: 1 LOB: 1 BB: 0 P: 19	R: 3 E: 2 K: 0 S: 22	H: 3 LOB: 1 BB: 1 P: 34	R: 0 E: 0 K: 1 S: 6	H: 0 LOB: 0 BB: 0 P: 9	R: 0 E: 0 K: 0 S: 5	H: 0 LOB: 0 BB: 0 P: 8	1B: 4 2B: 3 3B: 0 HR: 0	SF: 0 SAC: 0 DP: 0 HBP: 0	WP: 1 PB: 1 SB: 1 CS: 1	PA: 35			
PITCHER	IP	WLS	BF	H	R	ER	SO	BB	IBB	HBP	BLK	WP	HR	S	P	ERA	WHIP								
Randy Johnson, L ERA: 3.86 (1,1)	6.2		27	6	4	1	5	1	0	0	0	1	0	84	112	1.35	1.050								
Tom Gordon, R ERA: 3.06 (7,1)	1.1	5	1	0	0	1	0	0	0	0	0	0	0	10	16	0.00	0.750								
42 Mariano Rivera, R ERA: 0.94 (9,1)	1.0	W	3	0	0	0	0	0	0	0	0	0	0	5	8	0.00	0.000								

Batter	1	2	3	4	5	6	7	8	9	AB	R	H	RBI	BB	SO	LOB	BOTTOM								
2 Derek Jeter, R OBP: 0.399, SLG: 0.463 (1,6)	G6-3		FC6-4				G1-4-3			3	1	1	1	2	0	1	New York Mets @ New York Yankees Yankee Stadium, Bronx, NY Sun Jun 26 2005, 8:05 PM EDT Att: 55,327 - Partly Cloudy - 79 F								
Tony Womack, L OBP: 0.275, SLG: 0.265 (1,8)					BB		13 1B			3	0	1	0	0	0	2									
Ruben Sierra, S OBP: 0.234, SLG: 0.397 (7,7)	FC1-4		F8		G1-3		K	F8		2	0	0	0	0	1	4									
Gary Sheffield, R OBP: 0.401, SLG: 0.513 (1,9)	FC1-4									4	1	0	0	0	0	2									
Russ Johnson, R OBP: 0.333, SLG: 0.375 (8,9)										0	0	0	0	0	0	0									
Tino Martinez, L OBP: 0.323, SLG: 0.483 (9,7)										0	1	0	0	1	0	0									
13 Alex Rodriguez, R OBP: 0.435, SLG: 0.606 (1,5)	P4									5	1	4	1	0	0	1									
55 Hideki Matsui, L OBP: 0.364, SLG: 0.475 (1,10)		P4								3	0	0	0	2	0	3									
25 Jason Giambi, L OBP: 0.396, SLG: 0.375 (1,3)		F8								4	0	1	2	1	1	2									
24 Robinson Canó, L OBP: 0.310, SLG: 0.454 (1,4)		F8								4	0	1	1	0	0	4									
John Flaherty, R OBP: 0.233, SLG: 0.228 (1,2)										2	0	0	0	0	1	0									
20 Jorge Posada, S OBP: 0.368, SLG: 0.449 (6,7)										1	0	0	0	1	0	2									
64 Kevin Reese, L OBP: 0.341, SLG: 0.367 (7,7)										1	0	0	0	1	1	0									
Bernie Williams, S OBP: 0.341, SLG: 0.367 (8,8)										1	1	0	0	1	0	2									
Inning Stats	R: 0 E: 0 K: 0 S: 11	H: 1 LOB: 1 BB: 0 P: 14	R: 0 E: 0 K: 0 S: 4	H: 0 LOB: 0 BB: 0 P: 6	R: 0 E: 0 K: 1 S: 11	H: 1 LOB: 2 BB: 1 P: 18	R: 0 E: 0 K: 2 S: 14	H: 0 LOB: 1 BB: 1 P: 23	R: 1 E: 1 K: 0 S: 11	H: 1 LOB: 2 BB: 1 P: 19	R: 2 E: 0 K: 1 S: 18	H: 2 LOB: 1 BB: 1 P: 31	R: 0 E: 0 K: 0 S: 12	H: 1 LOB: 3 BB: 2 P: 22	R: 2 E: 0 K: 0 S: 8	H: 2 LOB: 2 BB: 2 P: 18	1B: 7 2B: 1 3B: 0 HR: 0	SF: 0 SAC: 0 DP: 0 HBP: 0	WP: 0 PB: 0 SB: 0 CS: 0	PA: 42					
PITCHER	IP	WLS	BF	H	R	ER	SO	BB	IBB	HBP	BLK	WP	HR	S	P	ERA	WHIP								
Kris Benson, R ERA: 3.89 (1,1)	6.0		27	3	2	1	3	5	0	0	0	1	0	59	98	1.50	1.333								
Aaron Heilman, R ERA: 4.18 (7,1)	0.2	H	4	2	1	1	1	0	0	0	0	0	0	13	19	13.50	3.000								
43 Royce Ring, L ERA: 4.5 (7,1)	0.2	H	3	1	0	0	0	0	0	0	0	0	0	7	11	0.00	1.500								
Roberto Hernandez, R ERA: 1.99 (8,1)	0.2	H	4	0	0	0	0	2	0	0	0	0	0	8	17	0.00	3.000								
Braden Looper, R ERA: 3.95 (9,1)	0.0	L	4	2	2	2	0	1	1	0	0	0	0	8	18	*	*								

AB	34
R	4
H	7
RBI	2
BB	1
SO	6
LOB	8

AB	33
R	5
H	8
RBI	5
BB	9
SO	4
LOB	23

Batter	1	2	3	4	5	6	7	8	9	AB	R	H	RBI	BB	SO	LOB	TOP			
11 Jimmy Rollins, S OBP: 0.316, SLG: 0.401	1-0 P6		2-3 K		1-0 F8	2-0 P6			0-1 G4-3	5	0	0	0	0	1	1	Philadelphia Phillies @ New York Mets Shea Stadium, Flushing, NY Tue Jun 28 2005, 7:10 PM EDT Att: 39,898 - Cloudy - 82 F			
Jason Michaels, R OBP: 0.413, SLG: 0.416	1-1 HBP		3-2 1B		4-2 BB S HBP		1-2 F9	1-2 HR	3	1	2	1	0	0	0					
Bobby Abreu, L OBP: 0.436, SLG: 0.557	2-3 K		0-0 F7		3-3 K		1-2 F9	3-2 L7	5	0	0	0	0	2	3					
Jim Thome, L OBP: 0.368, SLG: 0.366	3-3 K			4-2 26 1B G1-3 1B	4-0 BB		0-3 K	1-2 G3	3	1	0	0	2	2	1					
Pat Burrell, R OBP: 0.375, SLG: 0.520		1-1 F8		1-1 G1-3	4-2 BB			3-1 F8	3	0	0	0	1	0	1					
26 Chase Utley, L OBP: 0.380, SLG: 0.526		1-0 G4-3		2-1 1B	3-3 BB			1-2 G3	4	0	1	0	0	1	3					
David Bell, R OBP: 0.312, SLG: 0.347		2-1 FC4-6 1B		1-1 1B	1-2 2-3 BB		0-1 G5-3	1-0 HR	4	1	3	2	0	0	0					
Mike Lieberthal, R OBP: 0.309, SLG: 0.371		2-1 FC4-6		2-1 F3	2-2 G5-3		1-2 E5		4	0	0	0	0	0	3					
Robinson Tejeda, R Geoff Geary, R Endy Chavez, L Amaury Telemaco, R Tomas Perez, S Aaron Fultz, L			2-3 K	2-3 K	0-1 1B		1-1 G1-3		2	0	0	0	0	2	2					
Inning Stats	R: 0 E: 0 K: 2 S: 8	H: 0 LOB: 1 BB: 0 P: 15	R: 0 E: 0 K: 0 S: 7	H: 1 LOB: 1 BB: 0 P: 13	R: 0 E: 0 K: 2 S: 11	H: 1 LOB: 1 BB: 0 P: 18	R: 1 E: 0 K: 1 S: 13	H: 2 LOB: 2 BB: 1 P: 25	R: 0 E: 0 K: 2 S: 11	H: 0 LOB: 3 BB: 2 P: 30	R: 0 E: 0 K: 1 S: 11	H: 0 LOB: 0 BB: 0 P: 13	R: 1 E: 1 K: 0 S: 12	H: 1 LOB: 1 BB: 0 P: 19	R: 1 E: 0 K: 0 S: 12	H: 1 LOB: 0 BB: 0 P: 17	1B: 5 2B: 0 3B: 0 HR: 2	SF: 0 SAC: 0 DP: 0 HBP: 2	WP: 0 PB: 0 SB: 1 CS: 0	PA: 40
PITCHER	IP WLS BF H R ER SO	IP WLS BF H R ER SO	IP WLS BF H R ER SO	IP WLS BF H R ER SO	IP WLS BF H R ER SO	IP WLS BF H R ER SO	IP WLS BF H R ER SO	IP WLS BF H R ER SO	IP WLS BF H R ER SO	IP WLS BF H R ER SO	IP WLS BF H R ER SO	IP WLS BF H R ER SO	IP WLS BF H R ER SO	IP WLS BF H R ER SO	IP WLS BF H R ER SO	IP WLS BF H R ER SO	ERA WHIP	ERA WHIP		
Victor Zambrano, R ERA: 3.84	5.0 W 24	4 1 1 7	3 0 2 0	0 0 0 0	0 0 11 16	0 0 8 9	0 0 24 36	1.80 1.400												
Heath Bell, R ERA: 4.15	1.1 5 1 0	0 0 0 1	0 0 0 0	0 0 0 0	0 0 18 16	0 0 9 9	0 0 24 36	0.00 0.750												
43 Royce Ring, L ERA: 4.15	0.2 2 0 0	0 0 0 1	0 0 0 0	0 0 0 0	0 0 11 16	0 0 9 9	0 0 24 36	0.00 0.000												
Danny Graves, R ERA: 7.56	2.0 9 2 2	2 2 2 0	0 0 0 0	0 0 0 0	0 0 24 36	0 0 24 36	0 0 24 36	9.00 1.000												

Philadelphia Phillies @ New York Mets
Shea Stadium, Flushing, NY
Tue Jun 28 2005, 7:10 PM EDT
Att: 39,898 - Cloudy - 82 F

AB 35
R 3
H 7
RBI 3
BB 3
SO 8
LOB 15



Batter	1	2	3	4	5	6	7	8	9	AB	R	H	RBI	BB	SO	LOB	BOTTOM			
7 José Reyes, S OBP: 0.285, SLG: 0.380	3-2 F7		4-1 E BB	2-3 K	0-0 FC4-6			1-1 G6-3		4	1	0	0	1	1	2	Philadelphia Phillies @ New York Mets Shea Stadium, Flushing, NY Tue Jun 28 2005, 7:10 PM EDT Att: 39,898 - Cloudy - 82 F			
Mike Cameron, R OBP: 0.395, SLG: 0.536	2-1 1B		1-0 E2 15 2B 2B	2-1 G4-3		2-3 K		2-0 G5-3	5	1	2	1	0	1	1					
15 Carlos Beltrán, S OBP: 0.320, SLG: 0.437	2-1 F8		1-1 3-H 2B		3-2 WHIP 31 1B 3B	2-2 F8		0-1 F8	5	1	2	1	0	0	1					
Cliff Floyd, L OBP: 0.351, SLG: 0.552	1-3 K		4-1 BB		0-3 K	2-2 HR 31			3	1	1	0	1	2	2					
31 Mike Piazza, R OBP: 0.326, SLG: 0.453		2-2 L4	3-3 K		3-1 1B 5 1B 1B	1-0 HR			4	2	2	3	0	1	2					
Marlon Anderson, L OBP: 0.343, SLG: 0.351		4-2 5 BLK BB	3-1 P5		2-0 5 1B G3 1B	3-3 K			3	1	1	0	1	1	2					
5 David Wright, R OBP: 0.387, SLG: 0.510		0-0 G6-3	3-2 K		1-2 1B G3 1B		2-1 E6 G4-6-3		4	1	1	1	0	1	3					
Brian Daubach, L OBP: 0.346, SLG: 0.333		4-0 IBB		4-0 SH1 BB	1-2 G3		1-2 G4-6-3		2	0	0	1	2	0	2					
Victor Zambrano, S Jose Carreras, S Heath Bell, R 43 Royce Ring, L Victor Diaz, R Danny Graves, R		0-2 L4		0-0 SH1	1-2 FC4-6 1B		1-0 F7		1	0	0	0	0	0	2					
Inning Stats	R: 0 E: 0 K: 1 S: 15	H: 1 LOB: 1 BB: 0 P: 23	R: 0 E: 0 K: 0 S: 11	H: 0 LOB: 2 BB: 2 P: 21	R: 2 E: 1 K: 2 S: 13	H: 2 LOB: 2 BB: 2 P: 32	R: 0 E: 0 K: 1 S: 7	H: 0 LOB: 1 BB: 1 P: 15	R: 4 E: 0 K: 1 S: 18	H: 5 LOB: 1 BB: 0 P: 30	R: 2 E: 0 K: 2 S: 13	H: 2 LOB: 0 BB: 0 P: 23	R: 0 E: 1 K: 0 S: 6	H: 0 LOB: 0 BB: 0 P: 10	R: 0 E: 0 K: 0 S: 5	H: 0 LOB: 0 BB: 0 P: 8	1B: 6 2B: 2 3B: 1 HR: 1	SF: 0 SAC: 1 DP: 1 HBP: 0	WP: 0 PB: 0 SB: 0 CS: 0	PA: 39
PITCHER	IP WLS BF H R ER SO	IP WLS BF H R ER SO	IP WLS BF H R ER SO	IP WLS BF H R ER SO	IP WLS BF H R ER SO	IP WLS BF H R ER SO	IP WLS BF H R ER SO	IP WLS BF H R ER SO	IP WLS BF H R ER SO	IP WLS BF H R ER SO	IP WLS BF H R ER SO	IP WLS BF H R ER SO	IP WLS BF H R ER SO	IP WLS BF H R ER SO	IP WLS BF H R ER SO	IP WLS BF H R ER SO	ERA WHIP	ERA WHIP		
Robinson Tejeda, R ERA: 2.35	4.0 L 20	3 2 2 4	4 1 0 1	0 0 0 0	0 0 18 30	0 0 46 91	0 0 46 91	4.50 1.750												
Geoff Geary, R ERA: 4.50	1.0 8 5 4	4 4 4 1	0 0 0 0	0 0 0 0	0 0 18 30	0 0 46 91	0 0 46 91	36.00 5.000												
Amaury Telemaco, R ERA: 3.12	2.0 8 2 2	2 2 2 2	0 0 0 0	0 0 0 0	0 0 19 33	0 0 19 33	0 0 19 33	9.00 1.000												
Aaron Fultz, L ERA: 3.41	1.0 3 0 0	0 0 0 0	0 0 0 0	0 0 0 0	0 0 5 8	0 0 5 8	0 0 5 8	0.00 0.000												

Philadelphia Phillies @ New York Mets
Shea Stadium, Flushing, NY
Tue Jun 28 2005, 7:10 PM EDT
Att: 39,898 - Cloudy - 82 F

AB 33
R 8
H 10
RBI 8
BB 5
SO 7
LOB 17



Batter	1	2	3	4	5	6	7	8	9	AB	R	H	RBI	BB	SO	LOB	TOP					
11 Jimmy Rollins, S OBP: 0.311, SLG: 0.394	P5		L8	K			F7		F9	5	0	0	0	0	1	3	Philadelphia Phillies @ New York Mets Shea Stadium, Flushing, NY Wed Jun 29 2005, 7:10 PM EDT Att: 24,915 - Overcast - 73 F					
Jason Michaels, R OBP: 0.408, SLG: 0.405	F8			BB	BB		G6-3		K	4	1	0	0	1	2	1						
Bobby Abreu, L OBP: 0.437, SLG: 0.553	G3-1			BB	BB		K		K	2	2	0	0	2	1	0						
Pat Burrell, R OBP: 0.377, SLG: 0.518		F8		BB	BB		F9			3	1	1	0	1	0	0						
Jim Thome, L OBP: 0.361, SLG: 0.358 Ugueth Urbina, R (8, 1)	G3-1			BB	BB		K		K	4	0	0	1	0	2	4						
Billy Wagner, L OBP: 0.500, SLG: 0.500				K	FC4-6				K	0	0	0	0	0	0	0						
David Bell, R OBP: 0.315, SLG: 0.350	F8			K	FC4-6				K	0	0	0	0	0	0	0						
26 Chase Utley, L OBP: 0.382, SLG: 0.537				K	FC4-6				K	4	1	2	2	0	0	1						
Mike Lieberthal, R OBP: 0.308, SLG: 0.365				K	FC4-6				K	3	1	1	3	1	1	1						
Cory Lidle, R OBP: 0.222, SLG: 0.192 Tomas Perez, S (8, 3)	F8			K	FC4-6				K	3	0	0	0	1	0	1						
Inning Stats	R: 0 E: 0 K: 0 S: 8	H: 0 LOB: 0 BB: 0 P: 16	R: 0 E: 0 K: 0 S: 7	H: 0 LOB: 0 BB: 0 P: 10	R: 0 E: 0 K: 0 S: 7	H: 0 LOB: 1 BB: 1 P: 12	R: 5 E: 0 K: 2 S: 27	H: 3 LOB: 3 BB: 3 P: 46	R: 1 E: 0 K: 1 S: 15	H: 1 LOB: 1 BB: 1 P: 26	R: 0 E: 0 K: 1 S: 6	H: 0 LOB: 0 BB: 0 P: 11	R: 0 E: 0 K: 1 S: 8	H: 0 LOB: 0 BB: 0 P: 13	R: 0 E: 0 K: 1 S: 11	H: 1 LOB: 1 BB: 1 P: 17	R: 0 E: 0 K: 1 S: 11	H: 0 LOB: 1 BB: 1 P: 16	1B: 4 2B: 0 3B: 0 HR: 1	SF: 0 SAC: 0 DP: 0 HBP: 0	WP: 0 PB: 0 SB: 2 CS: 0	PA: 38
PITCHER	IP	WLS	BF	H	R	ER	SO	BB	IBB	HBP	BLK	WP	HR	S	P	ERA	WHIP					
Kaz Ishii, L ERA: 5.68	3.1	L	16	2	5	5	1	4	0	0	0	0	1	38	68	13.50	1.800					
Aaron Heilman, R ERA: 4.21	1.2		8	2	1	1	2	1	0	0	0	0	0	26	42	5.40	1.800					
Dae-Sung Koo, L ERA: 4.76	2.0		6	0	0	0	2	0	0	0	0	0	0	14	24	0.00	0.000					
Heath Bell, R ERA: 4.02	1.0		4	1	0	0	1	0	0	0	0	0	0	11	17	0.00	1.000					
Danny Graves, R ERA: 7.27	1.0		4	0	0	0	1	1	0	0	0	0	0	11	16	0.00	1.000					

Batter	1	2	3	4	5	6	7	8	9	AB	R	H	RBI	BB	SO	LOB	BOTTOM					
7 José Reyes, S OBP: 0.282, SLG: 0.376	G1-3			K	K			P6		4	0	0	0	0	2	0	Philadelphia Phillies @ New York Mets Shea Stadium, Flushing, NY Wed Jun 29 2005, 7:10 PM EDT Att: 24,915 - Overcast - 73 F					
Mike Cameron, R OBP: 0.395, SLG: 0.535	K			BB	BB		K	K		4	1	1	0	0	3	0						
15 Carlos Beltrán, S OBP: 0.315, SLG: 0.430	G4-3			L8			G3-1	K		4	0	0	0	0	1	1						
Cliff Floyd, L OBP: 0.353, SLG: 0.563		G4-3		BB	BB		K	K		4	1	2	2	0	0	0						
31 Mike Piazza, R OBP: 0.325, SLG: 0.449	F7			BB	BB		G5-3		F9	4	0	1	0	0	0	0						
Marlon Anderson, L OBP: 0.330, SLG: 0.337	F8			FC4					K	4	0	0	0	0	1	2						
5 David Wright, R OBP: 0.385, SLG: 0.504				F7			K		K	3	0	0	0	0	1	0						
Brian Daubach, L OBP: 0.345, SLG: 0.300				K2-3			F7			2	0	0	0	1	1	0						
Kaz Ishii, L OBP: 0.294, SLG: 0.294 Aaron Heilman, R (4, 1) Jose Offerman, S (5, PH) Dae-Sung Koo, L OBP: 0.301, SLG: 0.486 Victor Diaz, R OBP: 0.370, SLG: 0.438 Heath Bell, R (8, 1) Danny Graves, R (9, 1)				G4-3			K		K	1	0	0	0	0	0	0						
Inning Stats	R: 0 E: 0 K: 1 S: 10	H: 0 LOB: 0 BB: 0 P: 18	R: 0 E: 0 K: 0 S: 7	H: 0 LOB: 0 BB: 0 P: 12	R: 0 E: 0 K: 1 S: 7	H: 0 LOB: 0 BB: 0 P: 9	R: 1 E: 0 K: 1 S: 12	H: 3 LOB: 2 BB: 0 P: 16	R: 1 E: 0 K: 2 S: 13	H: 1 LOB: 0 BB: 0 P: 19	R: 1 E: 0 K: 1 S: 10	H: 1 LOB: 0 BB: 0 P: 14	R: 0 E: 0 K: 1 S: 6	H: 0 LOB: 1 BB: 1 P: 13	R: 0 E: 0 K: 2 S: 10	H: 0 LOB: 0 BB: 0 P: 15		R: 0 E: 0 K: 1 S: 8	H: 0 LOB: 0 BB: 0 P: 10	1B: 2 2B: 1 3B: 0 HR: 2	SF: 0 SAC: 0 DP: 0 HBP: 0	WP: 0 PB: 0 SB: 0 CS: 0
PITCHER	IP	WLS	BF	H	R	ER	SO	BB	IBB	HBP	BLK	WP	HR	S	P	ERA	WHIP					
Cory Lidle, R ERA: 4.1	7.0		27	5	3	3	7	1	0	0	0	0	2	65	101	3.86	0.857					
Ugueth Urbina, R ERA: 4.29	1.0	H	3	0	0	0	2	0	0	0	0	0	0	10	15	0.00	0.000					
Billy Wagner, L ERA: 2.27	1.0	S	3	0	0	0	1	0	0	0	0	0	0	8	10	0.00	0.000					

AB	32
R	6
H	5
RBI	6
BB	6
SO	7
LOB	13



Batter	1	2	3	4	5	6	7	8	9	AB	R	H	RBI	BB	SO	LOB	TOP								
Kenny Lofton, L (1, 8) OBP: 0.445, SLG: 0.476	F9		SH1-3 1B		2B		1B		G6-3	5	1	3	1	0	0	0	Philadelphia Phillies @ New York Mets Shea Stadium, Flushing, NY Thu Jun 30 2005, 1:10 PM EDT Att: 36,667 - Cloudy - 80 F								
Endy Chavez, L (1, 7) OBP: 0.270, SLG: 0.281	K		SH1-3		2B		1B			2	0	1	1	0	1	0									
Pat Burrell, R (7, PH) OBP: 0.379, SLG: 0.519	K		SH1-3		2B		1B			1	0	1	0	0	0	0									
63 Ryan Madson, L (7, 1)	K		SH1-3		2B		1B			0	0	0	0	0	0	0									
Bobby Abreu, L (1, 9) OBP: 0.435, SLG: 0.547	S BB		K		G4-3		G6-4-3			3	0	0	0	1	1	4									
Jim Thome, L (1, 3) OBP: 0.360, SLG: 0.352	K		F7							3	0	0	0	1	1	2									
11 Jimmy Rollins, S (1, 6) OBP: 0.313, SLG: 0.405					K					4	1	2	1	0	1	1									
26 Chase Utley, L (1, 4) OBP: 0.384, SLG: 0.532			HR		P4					2	0	0	0	2	0	1									
Tomas Perez, S (1, 5) OBP: 0.300, SLG: 0.268					G3					4	0	0	0	0	2	4									
Todd Pratt, R (1, 2) OBP: 0.288, SLG: 0.419										1	0	0	0	0	0	1									
Mike Lieberthal, R (2, 2) OBP: 0.306, SLG: 0.365	G6-3				F8					3	1	1	0	0	0	0									
21 Jon Lieber, L (1, 1) OBP: 0.059, SLG: 0.091										1	0	0	0	0	0	1									
Ramon Martinez, R (5, PH) OBP: 0.271, SLG: 0.258	G6-3									1	0	0	0	0	0	0									
Aaron Fultz, L (5, 1) OBP: 0.500, SLG: 0.500	G6-3									0	0	0	0	0	0	0									
Jason Michaels, R (7, PH) OBP: 0.403, SLG: 0.400										2	0	0	0	0	0	1									
Inning Stats	R: 0 E: 0 K: 2 S: 16	H: 0 LOB: 1 BB: 1 P: 27	R: 1 E: 0 K: 1 S: 14	H: 1 LOB: 1 BB: 1 P: 21	R: 0 E: 0 K: 1 S: 7	H: 1 LOB: 1 BB: 0 P: 7	R: 0 E: 0 K: 1 S: 8	H: 0 LOB: 0 BB: 0 P: 10	R: 1 E: 0 K: 0 S: 10	H: 2 LOB: 1 BB: 0 P: 16	R: 0 E: 0 K: 1 S: 14	H: 1 LOB: 1 BB: 0 P: 18	R: 1 E: 0 K: 0 S: 13	H: 3 LOB: 1 BB: 0 P: 17	R: 0 E: 0 K: 0 S: 5	H: 0 LOB: 1 BB: 2 P: 13	R: 0 E: 0 K: 0 S: 9	H: 0 LOB: 0 BB: 0 P: 15	1B: 5 2B: 2 3B: 0 HR: 1	SF: 0 SAC: 1 DP: 2 HBP: 0	WP: 0 PB: 0 SB: 2 CS: 0	PA: 37			
PITCHER	IP	WLS	BF	H	R	ER	SO	BB	IBB	HBP	BLK	WP	HR	S	P	ERA	WHIP								
45 Pedro Martinez, R (1, 1) ERA: 2.74	6.0	W	25	5	2	2	6	2	0	0	0	0	1	69	99	3.00	1.167								
Heath Bell, R (7, 1) ERA: 4.26	0.1	H	2	1	1	1	0	0	0	0	0	0	0	5	5	27.00	3.000								
43 Royce Ring, L (7, 1) ERA: 3.72	1.0	H	6	2	0	0	0	2	0	0	0	0	0	12	24	0.00	4.000								
Roberto Hernandez, R (8, 1) ERA: 1.95	0.2	H	1	0	0	0	0	0	0	0	0	0	0	1	1	0.00	0.000								
Braden Looper, R (9, 1) ERA: 3.81	1.0	S	3	0	0	0	0	0	0	0	0	0	0	9	15	0.00	0.000								

AB	32
R	3
H	8
RBI	3
BB	4
SO	6
LOB	15



Batter	1	2	3	4	5	6	7	8	9	AB	R	H	RBI	BB	SO	LOB	BOTTOM								
7 José Reyes, S (1, 6) OBP: 0.282, SLG: 0.380	F7	FC3-2		1B			G3			4	1	1	2	0	0	3	Philadelphia Phillies @ New York Mets Shea Stadium, Flushing, NY Thu Jun 30 2005, 1:10 PM EDT Att: 36,667 - Cloudy - 80 F								
Mike Cameron, R (1, 9) OBP: 0.392, SLG: 0.528	F7	K		15 G4-6-3 1B			G6-3			4	0	1	1	0	1	3									
15 Carlos Beltrán, S (1, 8) OBP: 0.315, SLG: 0.425	G4-3			F7			G4-6-3			3	0	0	0	1	0	1									
Cliff Floyd, L (1, 7) OBP: 0.358, SLG: 0.564										3	1	2	0	1	0	0									
11 Ramon Castro, R (9, 2) OBP: 0.329, SLG: 0.323		5 BB 1B		S 1B			G6-3			0	0	0	0	0	0	0									
31 Mike Piazza, R (1, 2) OBP: 0.324, SLG: 0.446										4	0	1	0	0	1	4									
Braden Looper, R (9, 1)										0	0	0	0	0	0	0									
Marlon Anderson, L (1, 4) OBP: 0.327, SLG: 0.327										3	1	0	0	1	1	1									
5 David Wright, R (1, 5) OBP: 0.385, SLG: 0.500										2	1	0	0	1	0	0									
Chris Woodward, R (1, 3) OBP: 0.363, SLG: 0.452										4	1	2	2	0	2	0									
45 Pedro Martinez, R (1, 1) ERA: 2.74	6.0	L	21	5	3	5	3	2	0	1	0	0	0	14	25	0.00	0.500								
Victor Diaz, R (5, PH) OBP: 0.105, SLG: 0.081	2.0		6	1	0	0	2	0	0	0	0	0	0	19	36	0.00	1.000								
Heath Bell, R (7, 1) ERA: 3.19	0.1	H	2	1	1	0	0	0	0	0	0	0	0	5	5	27.00	3.000								
43 Royce Ring, L (7, 1) ERA: 3.72	1.0	H	6	2	0	0	0	2	0	0	0	0	0	12	24	0.00	4.000								
Roberto Hernandez, R (8, 1) ERA: 1.95	0.2	H	1	0	0	0	0	0	0	0	0	0	0	1	1	0.00	0.000								
Gerald Williams, R (9, 7) ERA: 3.35	1.0	S	3	0	0	0	0	0	0	0	0	0	0	9	15	0.00	0.000								
Inning Stats	R: 0 E: 0 K: 0 S: 7	H: 0 LOB: 0 BB: 0 P: 12	R: 2 E: 0 K: 1 S: 24	H: 2 LOB: 3 BB: 2 P: 39	R: 0 E: 0 K: 1 S: 11	H: 1 LOB: 1 BB: 0 P: 15	R: 3 E: 0 K: 1 S: 9	H: 3 LOB: 0 BB: 0 P: 18	R: 0 E: 0 K: 1 S: 7	H: 0 LOB: 0 BB: 0 P: 12	R: 0 E: 0 K: 1 S: 7	H: 0 LOB: 0 BB: 0 P: 13	R: 0 E: 0 K: 0 S: 8	H: 0 LOB: 2 BB: 2 P: 20	R: 0 E: 0 K: 1 S: 11	H: 0 LOB: 0 BB: 0 P: 16	1B: 5 2B: 1 3B: 1 HR: 0	SF: 0 SAC: 1 DP: 1 HBP: 1	WP: 0 PB: 0 SB: 4 CS: 0	PA: 35					
PITCHER	IP	WLS	BF	H	R	ER	SO	BB	IBB	HBP	BLK	WP	HR	S	P	ERA	WHIP								
21 Jon Lieber, R (1, 1) ERA: 5.18	4.0	L	21	5	3	5	3	2	0	1	0	0	0	14	25	0.00	0.500								
Aaron Fultz, L (5, 1) ERA: 3.19	2.0		6	1	0	0	2	0	0	0	0	0	0	19	36	0.00	1.000								
63 Ryan Madson, R (7, 1) ERA: 3.35	2.0		8	0	0	0	1	2	0	0	0	0	0	19	36	0.00	1.000								

AB	29
R	5
H	7
RBI	5
BB	4
SO	6
LOB	14



Batter	1	2	3	4	5	6	7	8	9	AB	R	H	RBI	BB	SO	LOB	TOP					
Juan Pierre, L (1, 8) OBP: 0.301, SLG: 0.333	F7		B1-3	G4-3		G3		K		5	0	0	0	0	1	3	Florida Marlins @ New York Mets Shea Stadium, Flushing, NY Fri Jul 01 2005, 7:10 PM EDT Att. 44,853 - Overcast - 73 F					
Luis Castillo, S (1, 4) OBP: 0.434, SLG: 0.418	F9		2B		G3	P5		1B		5	2	3	1	0	0							
Miguel Cabrera, R (1, 7) OBP: 0.398, SLG: 0.583	BB		2B		F8		P4	P3		4	0	1	1	1	0	2						
Carlos Delgado, L (1, 3) OBP: 0.398, SLG: 0.548 Damon Easley, R (9, PR) OBP: 0.290, SLG: 0.492	G4-3		F7		G3		K		2B	5	0	1	0	0	1	3						
Mike Lowell, R (1, 5) OBP: 0.269, SLG: 0.336		F8	F9		G3		G6-3		K	5	1	1	1	0	1	2						
Paul Lo Duca, R (1, 2) OBP: 0.358, SLG: 0.406		1B		G4-3		1B		2B	F8	5	1	3	1	0	0	1						
Juan Encarnacion, R (1, 9) OBP: 0.357, SLG: 0.470		1B		1B		1B		1B		2	1	2	0	3	0	0						
Alex Gonzalez, R (1, 6) OBP: 0.329, SLG: 0.379	F6			1B		P3		1B	L4	5	1	2	2	0	0	6						
A.J. Burnett, R (1, 1) OBP: 0.086, SLG: 0.176 40 Nate Bump, L (5, 1) Valerio De Los Santos, L (7, 1) Lenny Harris, L (8, PH) OBP: 0.405, SLG: 0.394 Jim Mecir, S (8, 1)	G5-3			K		K		F8		2	0	0	0	0	1	4						
Inning Stats	R: 0 E: 0 K: 0 S: 8	H: 0 LOB: 1 BB: 1 P: 16	R: 0 E: 0 K: 0 S: 12	H: 2 LOB: 2 BB: 0 P: 17	R: 1 E: 0 K: 0 S: 8	H: 2 LOB: 1 BB: 0 P: 14	R: 0 E: 0 K: 1 S: 10	H: 1 LOB: 2 BB: 1 P: 20	R: 2 E: 0 K: 0 S: 19	H: 4 LOB: 3 BB: 0 P: 33	R: 0 E: 0 K: 1 S: 8	H: 0 LOB: 0 BB: 0 P: 10	R: 0 E: 0 K: 1 S: 8	H: 0 LOB: 0 BB: 0 P: 10	R: 3 E: 0 K: 1 S: 14	H: 3 LOB: 1 BB: 1 P: 25		R: 0 E: 0 K: 1 S: 13	H: 1 LOB: 2 BB: 1 P: 22	1B: 8 2B: 5 3B: 0 HR: 0	SF: 0 SAC: 0 DP: 0 HBP: 0	WP: 0 PB: 0 SB: 1 CS: 0
PITCHER	IP WLS BF H R ER SO BB IBB HBP BLK WP HR S P ERA WHIP																					
Tom Glavine, L (1, 1) ERA: 4.95	5.0	26	9	3	3	1	2	0	0	0	0	0	0	57	100	5.40	2.200					
Aaron Heilman, R (6, 1) ERA: 4.5	2.0	9	2	3	3	2	1	0	0	0	0	0	0	22	33	13.50	1.500					
Roberto Hernandez, R (8, 1) ERA: 1.69	1.0	4	1	0	0	1	0	0	0	0	0	0	0	8	12	0.00	1.000					
Braden Looper, R (9, 1) ERA: 3.68	1.0	5	1	0	0	1	1	0	0	0	0	0	0	13	22	0.00	2.000					

Batter	1	2	3	4	5	6	7	8	9	AB	R	H	RBI	BB	SO	LOB	BOTTOM				
7 José Reyes, S (1, 6) OBP: 0.278, SLG: 0.375	G4-3		B1		E5	FC4-6		F8		5	1	0	0	0	0	4	Florida Marlins @ New York Mets Shea Stadium, Flushing, NY Fri Jul 01 2005, 7:10 PM EDT Att. 44,853 - Overcast - 73 F				
Mike Cameron, R (1, 9) OBP: 0.393, SLG: 0.549	K			K	15 WP	PO		F9		5	2	2	2	0	2						
15 Carlos Beltrán, S (1, 8) OBP: 0.317, SLG: 0.424	E			F8	5 BB	HBP		K		3	0	1	0	1	1	0					
Cliff Floyd, L (1, 7) OBP: 0.360, SLG: 0.565	K			5 1B	11 FC5	5 BB		F9		3	1	1	0	0	1	1					
5 David Wright, R (1, 5) OBP: 0.386, SLG: 0.498		K		1B	1B			F8		3	1	1	2	1	1	0					
Marlon Anderson, L (1, 4) OBP: 0.333, SLG: 0.343	F8			1B	1B			11 SH1-4	2B	4	1	2	1	0	0	3					
11 Ramon Castro, R (1, 2) OBP: 0.316, SLG: 0.308	G6-3			F8	FC5			SH1-4		3	0	0	0	0	0	4					
Chris Woodward, R (1, 3) OBP: 0.368, SLG: 0.454		G6-3			E5	SH5-4		7 F8	HBP	4	1	2	1	0	0	0					
Tom Glavine, L (1, 1) OBP: 0.115, SLG: 0.080 Aaron Heilman, R (6, 1) Roberto Hernandez, R (8, 1) Jose Offerman, S (8, PH) OBP: 0.341, SLG: 0.486 Braden Looper, R (9, 1) ERA: 3.81		G5-3			SH5-4	FC1-6		3-H	1B	1	0	0	0	0	0	0					
Inning Stats	R: 0 E: 0 K: 2 S: 13	H: 1 LOB: 1 BB: 0 P: 20	R: 0 E: 0 K: 1 S: 10	H: 0 LOB: 0 BB: 0 P: 16	R: 0 E: 0 K: 0 S: 6	H: 0 LOB: 0 BB: 0 P: 10	R: 2 E: 0 K: 1 S: 16	H: 3 LOB: 1 BB: 0 P: 19	R: 3 E: 0 K: 0 S: 13	H: 1 LOB: 3 BB: 2 P: 27	R: 0 E: 0 K: 0 S: 5	H: 1 LOB: 0 BB: 0 P: 8	R: 1 E: 0 K: 1 S: 10	H: 1 LOB: 0 BB: 0 P: 12	R: 1 E: 0 K: 0 S: 12	H: 2 LOB: 2 BB: 0 P: 18		1B: 5 2B: 3 3B: 0 HR: 1	SF: 0 SAC: 2 DP: 0 HBP: 2	WP: 1 PB: 0 SB: 2 CS: 0	PA: 39
PITCHER	IP WLS BF H R ER SO BB IBB HBP BLK WP HR S P ERA WHIP																				
A.J. Burnett, R (1, 1) ERA: 3.18	4.1	23	5	5	2	4	2	0	1	0	0	0	0	55	87	4.15	1.615				
40 Nate Bump, R (5, 1) ERA: 3.73	2.0	7	2	1	1	1	0	0	0	0	0	0	0	13	18	4.50	1.000				
Valerio De Los Santos, L (7, 1) ERA: 1.66	0.2	2	0	0	0	0	0	0	0	0	0	0	0	5	7	0.00	0.000				
Jim Mecir, R (8, 1) ERA: 3.81	1.0	6	2	1	1	0	0	0	0	0	0	0	0	12	18	9.00	2.000				



Batter	1	2	3	4	5	6	7	8	9	AB	R	H	RBI	BB	SO	LOB	TOP				
Mike Cameron, R (1,9) OBP: 0.387, SLG: 0.534	1-3 K		2-1 P3			3-3 K	0-0 1B		2-2 15 1B 2B	5	1	2	2	0	2	0	New York Mets @ Washington Nationals Robert F. Kennedy Memorial Stadium, Washington, DC Mon Jul 04 2005, 1:05 PM EDT Att: 44,331 - Sunny - 88 F				
15 Carlos Beltrán, S (1,8) OBP: 0.323, SLG: 0.431	1-3 K			4-2 BB BB		2-2 1B	1-2 F7		1-1 2B	4	0	2	1	1	1	2					
Cliff Floyd, L (1,7) OBP: 0.359, SLG: 0.553	1-0 F7			4-2 BB		1-2 P5		1-2 G6-3	0-0 P5	4	0	0	0	1	0	2					
31 Mike Piazza, R (1,2) 11 Ramon Castro, R (9,2) OBP: 0.316, SLG: 0.398		2-1 F8		3-3 K		1-1 L7		2-2 L6		4	0	0	0	0	1	3					
Marlon Anderson, L (1,4) OBP: 0.336, SLG: 0.354		1-2 2B		2-2 P4			1-2 5 2B 7 1B	3-1 G4-3		4	1	2	0	0	0	2					
5 David Wright, R (1,5) OBP: 0.381, SLG: 0.495		2-2 L5		1-2 F8			1-2 1B		0-3 K	4	0	1	0	0	1	3					
7 José Reyes, S (1,6) OBP: 0.279, SLG: 0.372		3-2 F7			3-2 P5		1-2 1B		1-0 1B	4	2	2	1	0	0	1					
Chris Woodward, R (1,3) Gerald Williams, R (7, PR) Roberto Hernandez, R (7, 1) Jose Offerman, S (9, PH) Braden Looper, R (9, 1)			1-3 K		0-0 F7		2-3 3-H 1B	2-2 FC1-2-5-1 1B	1-3 2B 1B	3	0	0	0	0	1	2					
Kaz Ishii, L (1,1) Heath Bell, R (6, 1) Brian Daubach, L (7, PH) OBP: 0.263, SLG: 0.263			1-3 K		1-3 K		0-3 K		3-2 F7 1B	2	0	0	0	0	2	0					
										2	0	0	0	0	1	3					
Inning Stats	R: 0 E: 0 K: 2 S: 8	H: 0 LOB: 0 BB: 0 P: 11	R: 0 E: 0 K: 0 S: 13	H: 1 LOB: 1 BB: 0 P: 21	R: 0 E: 0 K: 2 S: 9	H: 0 LOB: 0 BB: 0 P: 13	R: 0 E: 0 K: 1 S: 16	H: 0 LOB: 2 BB: 2 P: 30	R: 0 E: 0 K: 1 S: 11	H: 1 LOB: 1 BB: 0 P: 18	R: 2 E: 0 K: 1 S: 21	H: 4 LOB: 2 BB: 0 P: 27	R: 0 E: 0 K: 0 S: 8	H: 0 LOB: 0 BB: 0 P: 14	R: 3 E: 0 K: 1 S: 20	H: 4 LOB: 1 BB: 0 P: 30	1B: 7 2B: 3 3B: 0 HR: 0	SF: 0 SAC: 0 DP: 0 HBP: 0	WP: 0 PB: 0 SB: 1 CS: 0	PA: 39	
PITCHER	IP WLS BF H R ER SO BB IBB HBP BLK WP HR S P ERA WHIP	6.0 1.0 24 4 2 2 7 2 0 0 0 0 0 0 74 116 3.00 1.000	1.0 B 5 2 0 0 1 0 0 0 0 0 0 0 15 19 0.00 2.000	2.0 L 10 4 3 3 1 0 0 0 0 0 0 0 28 44 13.50 2.000																	

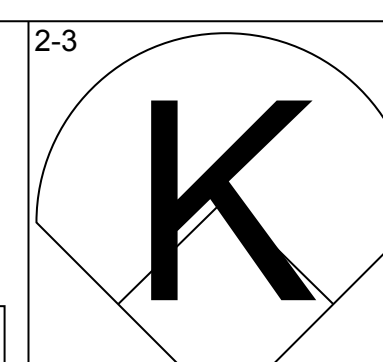
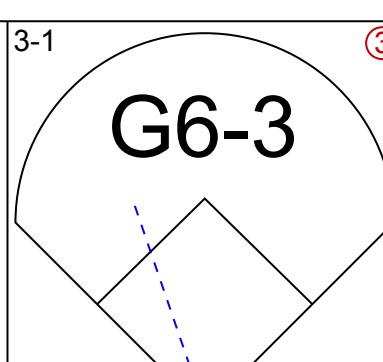
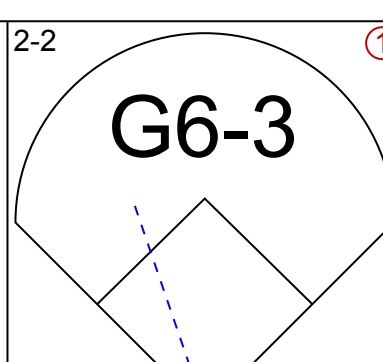
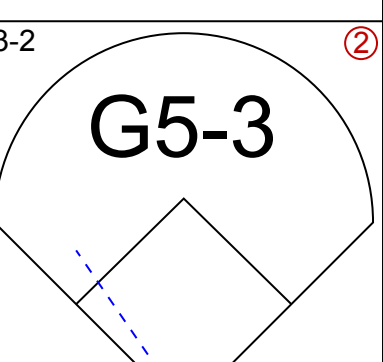

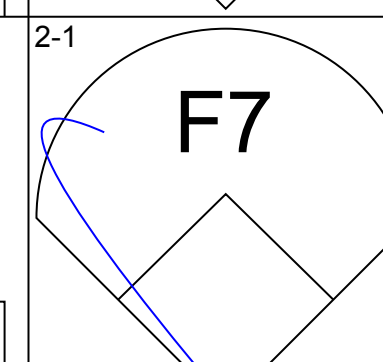
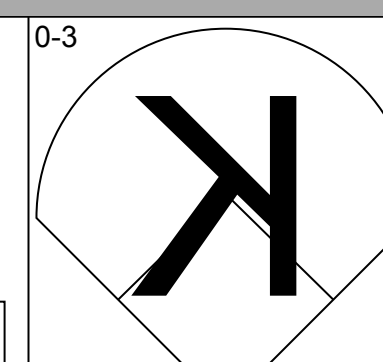
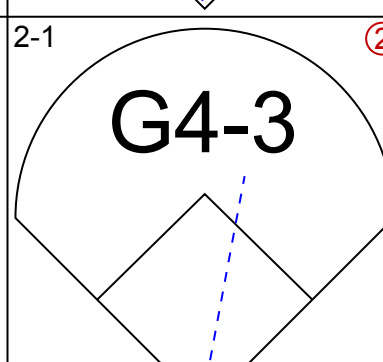
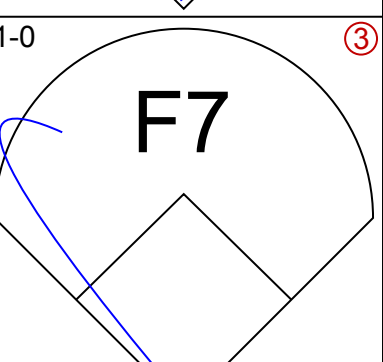
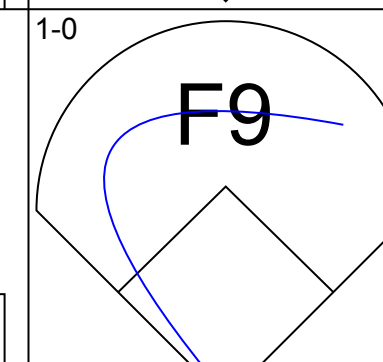
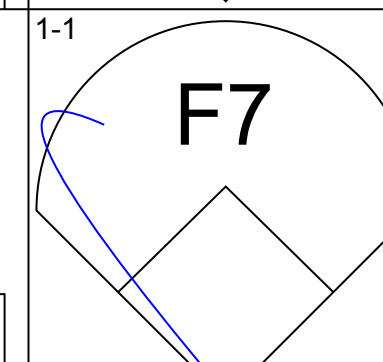
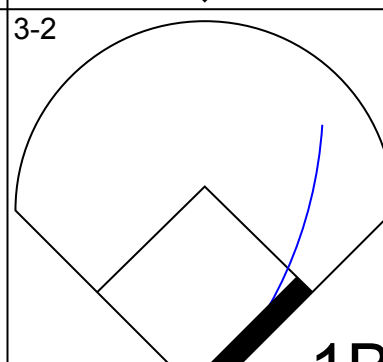
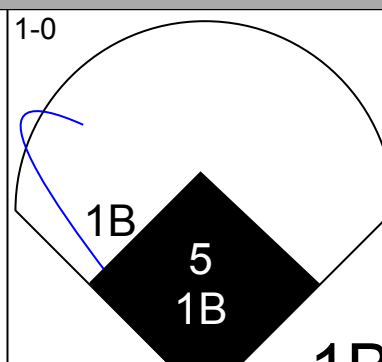
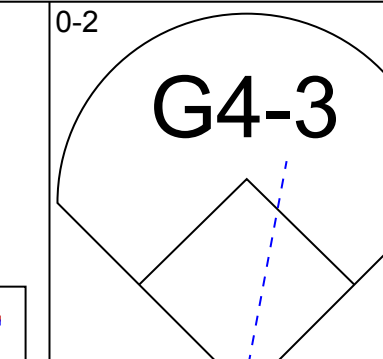
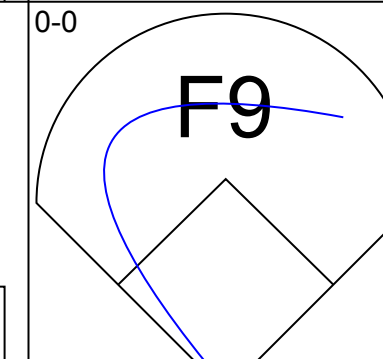
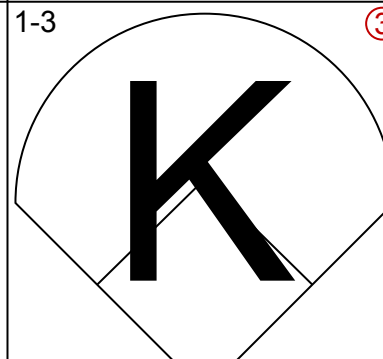
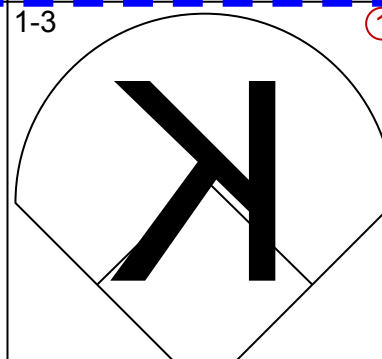
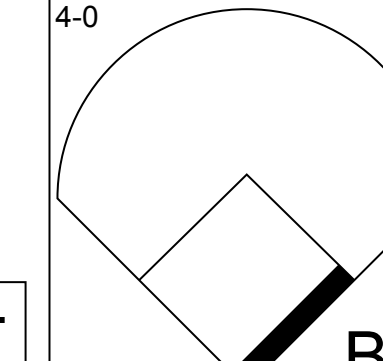
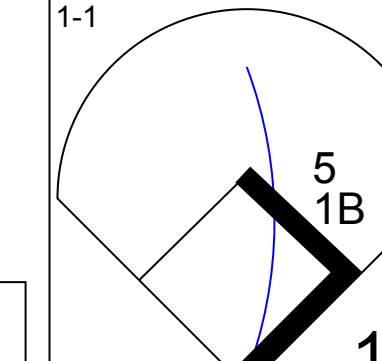
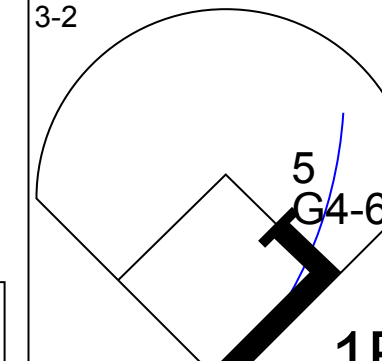
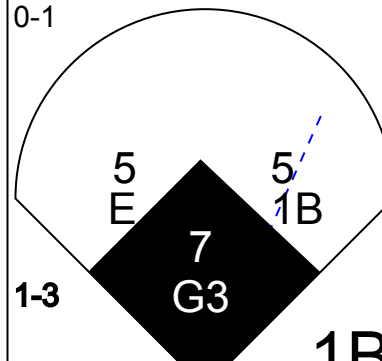

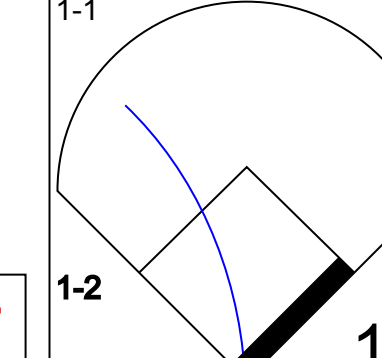
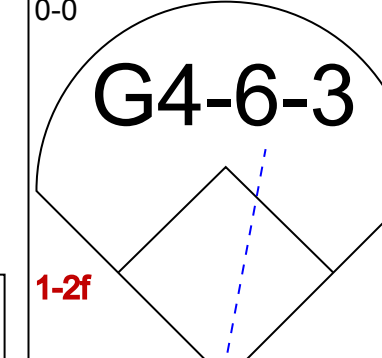
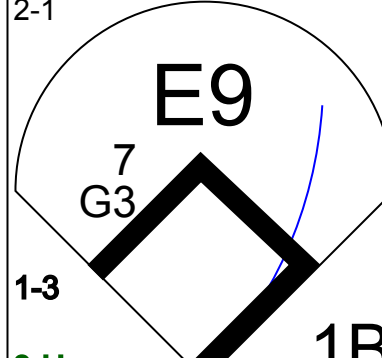

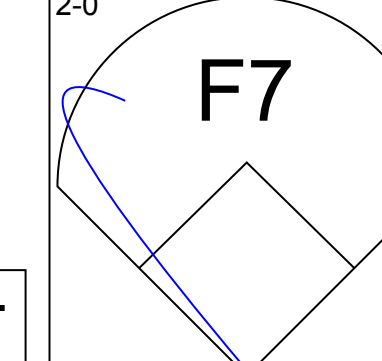
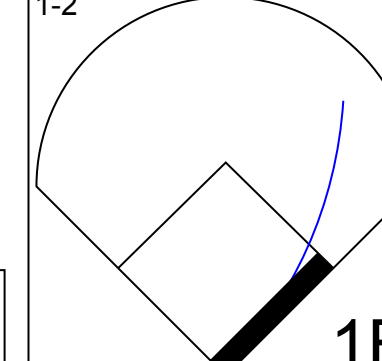
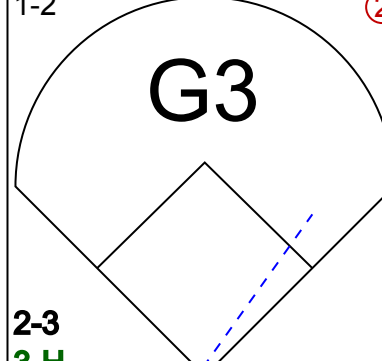
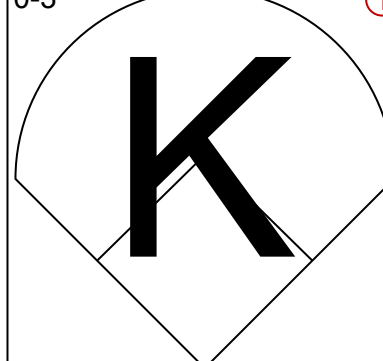
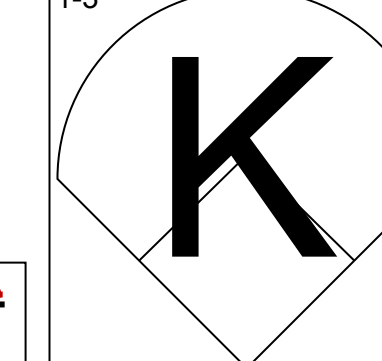
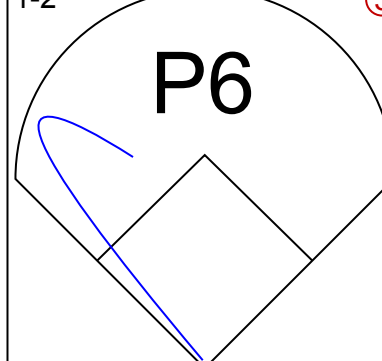
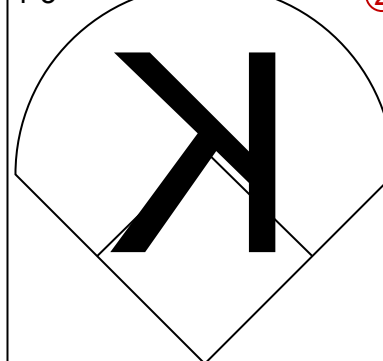
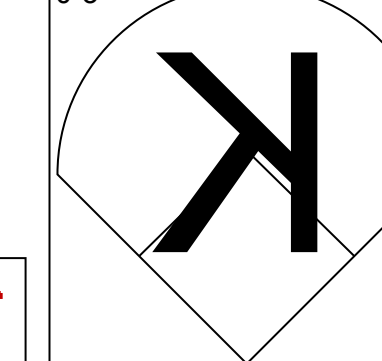
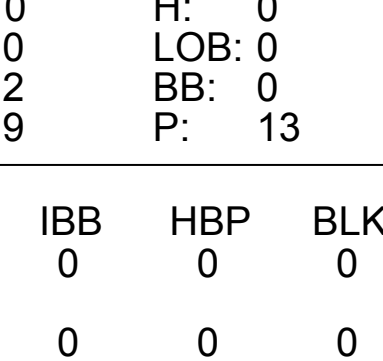
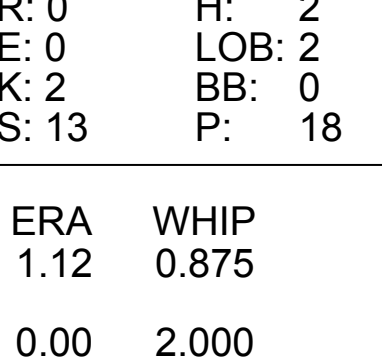
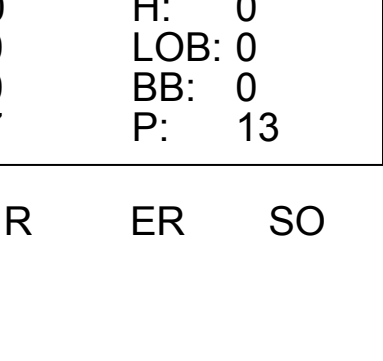
AB	37
R	5
H	10
RBI	5
BB	2
SO	9
LOB	18

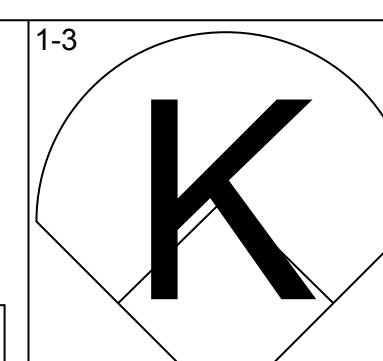
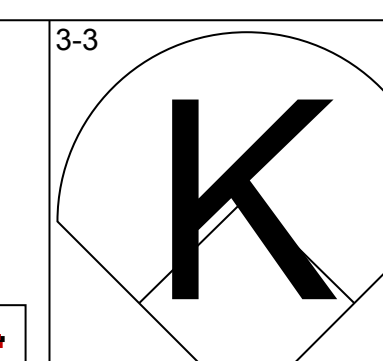
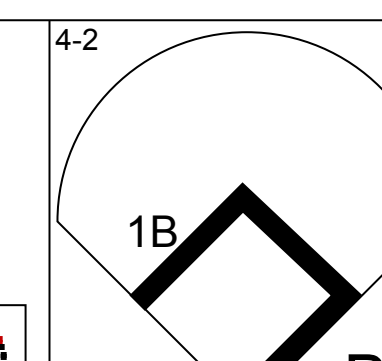
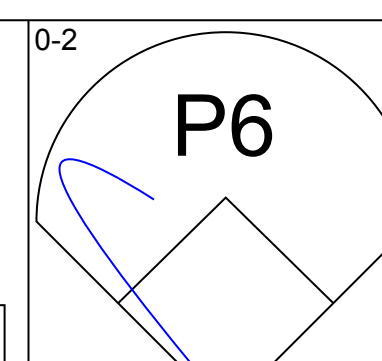

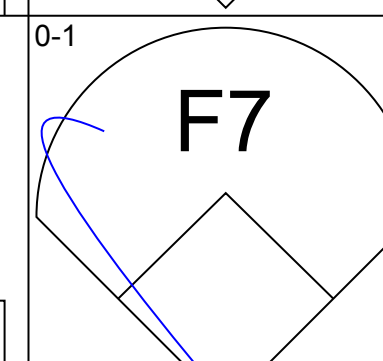
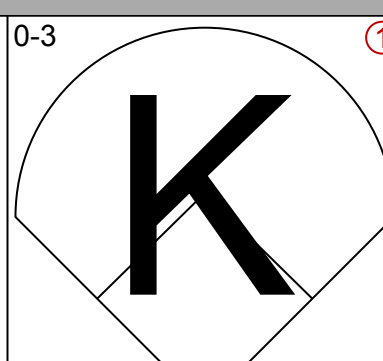
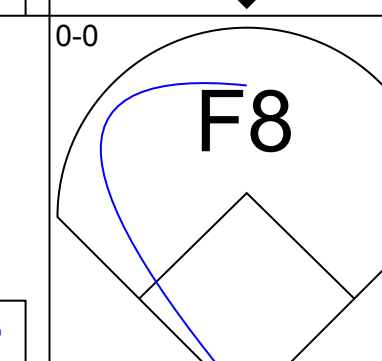
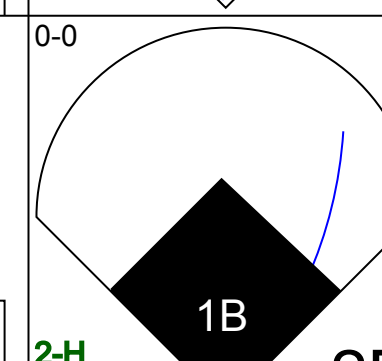
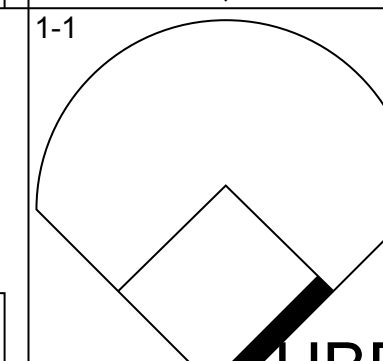
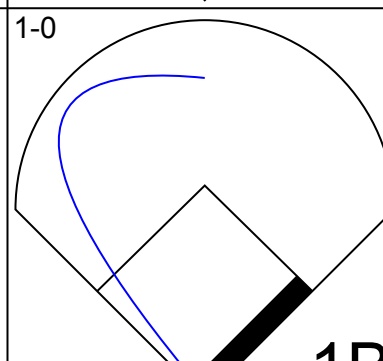
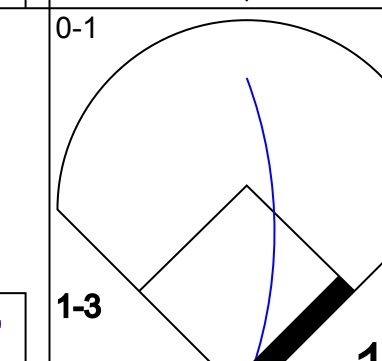
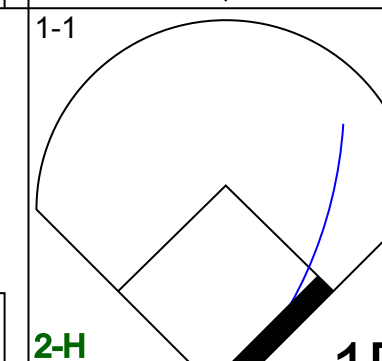
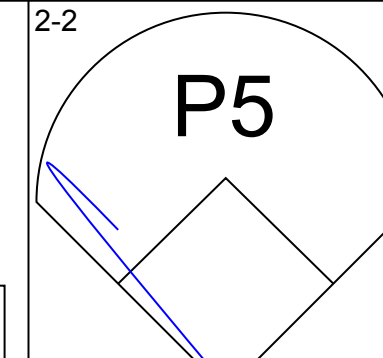
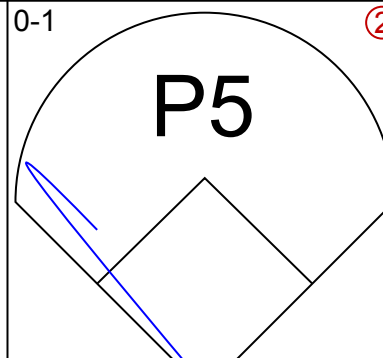
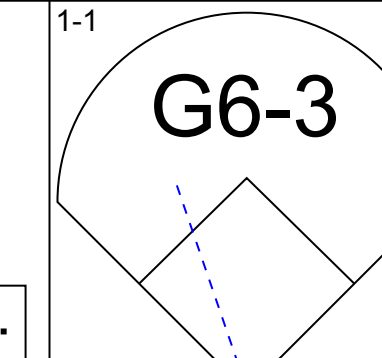
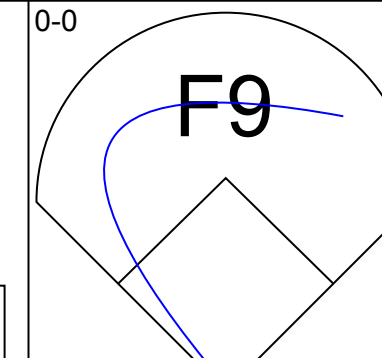
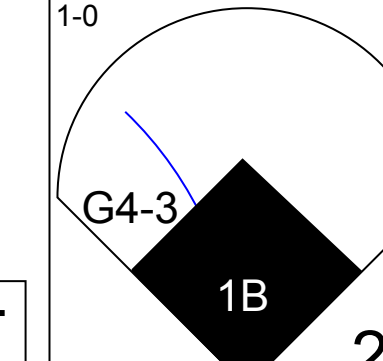
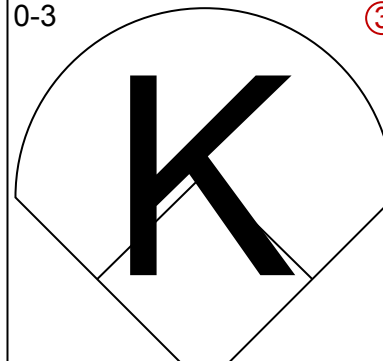
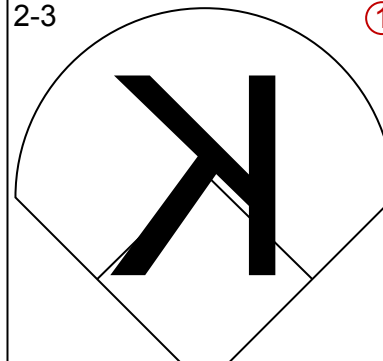
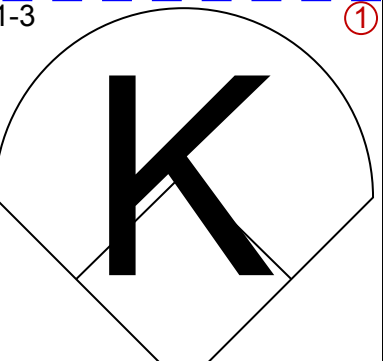
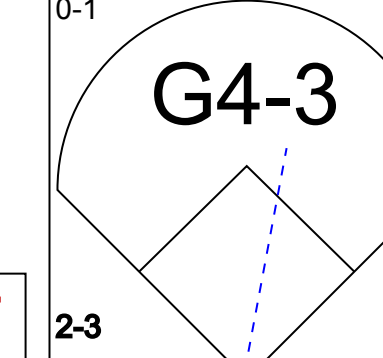
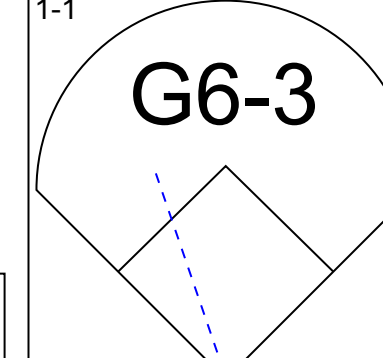
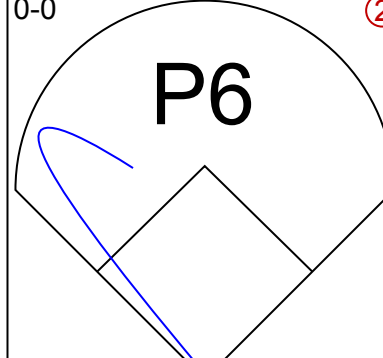
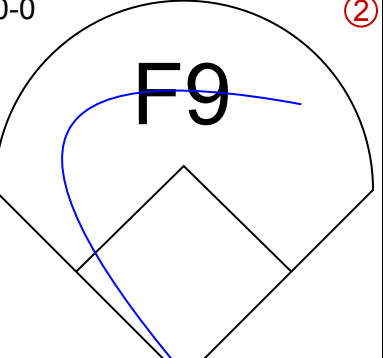
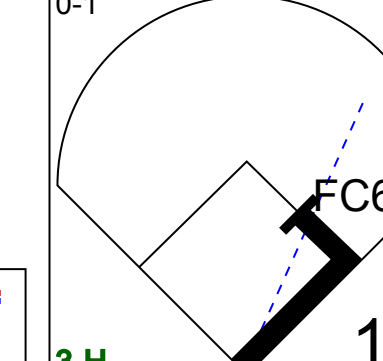
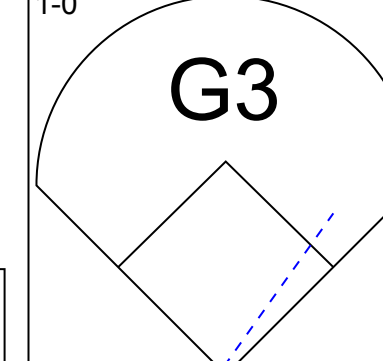
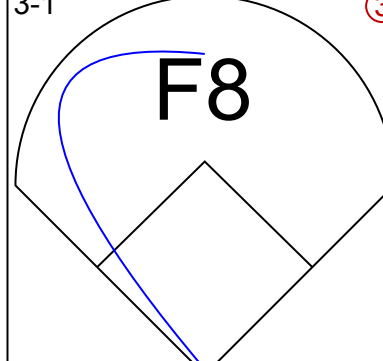
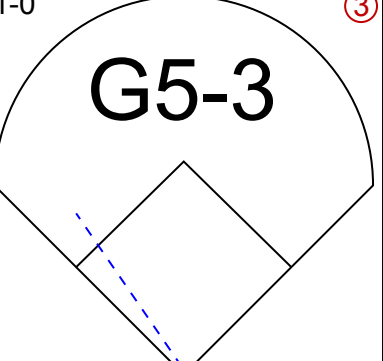
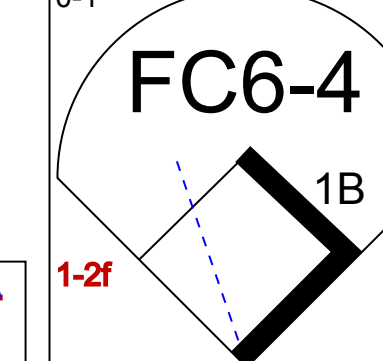
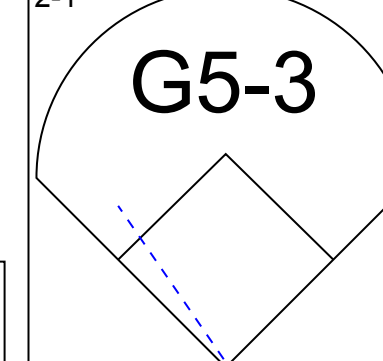


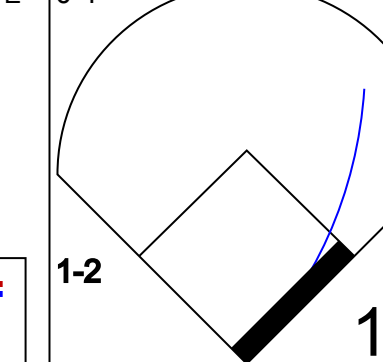

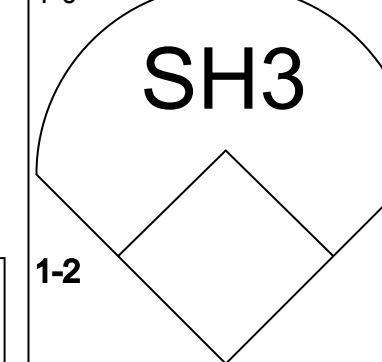
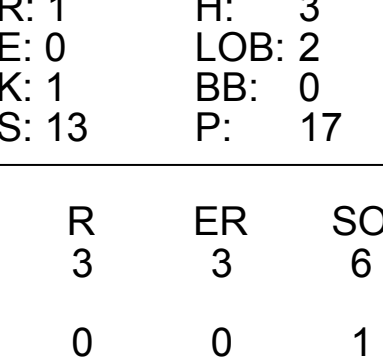
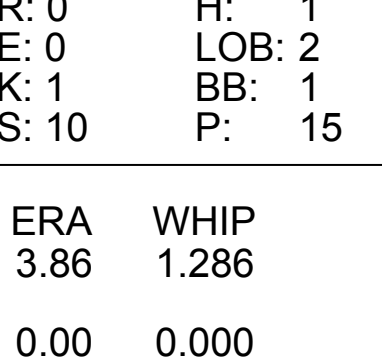
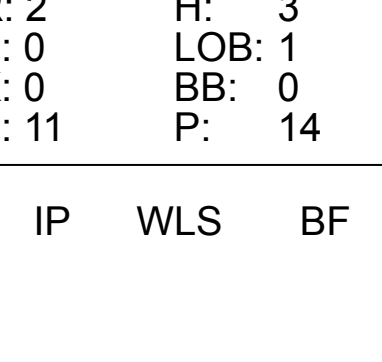




Batter	1	2	3	4	5	6	7	8	9	AB	R	H	RBI	BB	SO	LOB	BOTTOM					
Brad Wilkerson, L (1,8) OBP: 0.372, SLG: 0.443	3-3 K		2-0 G5-3			2-1 F8		3-3 K		4	0	0	0	0	2	0	New York Mets @ Washington Nationals Robert F. Kennedy Memorial Stadium, Washington, DC Mon Jul 04 2005, 1:05 PM EDT Att: 44,331 - Sunny - 88 F					
Jamey Carroll, R (1,6) OBP: 0.313, SLG: 0.280	3-2 CS 1B		3-2 1B			4-0 2B BB		G6-3		3	1	2	0	1	0	0						
Jose Guillen, R (1,9) OBP: 0.357, SLG: 0.545	1-0 P3		0-1 P3			1-2 1B		F8		4	0	1	1	0	0	2						
Vinny Castilla, R (1,5) OBP: 0.331, SLG: 0.408	0-2 CS	0-1 2B 2B		2-3 K		1-3 K			0-0 G5-3	4	1	1	0	0	2	1						
Marlon Byrd, R (1,7) OBP: 0.311, SLG: 0.311		3-2 P3		1-1 L7		2-2 L5			2-1 G5-3	4	0	0	0	0	0	2						
Carlos Baerga, S (1,3) OBP: 0.338, SLG: 0.313		1-0 P6		3-1 L7			2-2 G4-3		1-0 E6	4	0	0	0	0	0	1						
Junior Spivey, R (1,4) OBP: 0.316, SLG: 0.380		1-1 2B			1-3 K		0-3 K		2-2 F9	4	0	1	1	0	2	1						
Gary Bennett, R (1,2) OBP: 0.287, SLG: 0.337		2-3 K			0-0 P5		2-2 E4			3	0	0	0	0	1	1						
22 John Patterson, R (1,1) Luis Ayala, R (7, 1) Matt Cepicky, L (7, PH) Sun-Woo Kim, R (8, 1)			1-1 L8		1-3 K		0-0 G6-3			2	0	0	0	0	1	0						
										1	0	0	0	0	0	0						
Inning Stats	R: 0 E: 1 K: 1 S: 12	H: 1 LOB: 0 BB: 0 P: 19	R: 1 E: 0 K: 1 S: 11	H: 2 LOB: 1 BB: 0 P: 18	R: 0 E: 0 K: 0 S: 8	H: 1 LOB: 1 BB: 0 P: 14	R: 0 E: 0 K: 1 S: 7	H: 0 LOB: 0 BB: 0 P: 13	R: 0 E: 0 K: 2 S: 9	H: 0 LOB: 0 BB: 0 P: 11	R: 1 E: 0 K: 1 S: 11	H: 1 LOB: 1 BB: 1 P: 21	R: 0 E: 1 K: 1 S: 11	H: 0 LOB: 1 BB: 0 P: 15	R: 0 E: 0 K: 1 S: 5	H: 0 LOB: 0 BB: 0 P: 8	R: 0 E: 1 K: 0 S: 8	H: 0 LOB: 1 BB: 0 P: 13	1B: 2 2B: 3 3B: 0 HR: 0	SF: 0 SAC: 0 DP: 0 HBP: 0	WP: 0 PB: 0 SB: 0 CS: 1	PA: 35
PITCHER	IP WLS BF H R ER SO BB IBB HBP BLK WP HR S P ERA WHIP	5.1 0.2 21 2 0 0 1 1 0 0 0 0 0 6 9 0.00 0.000	2.0 W 7 0 0 0 2 0 0 0 0 0 0 0 16 23 0.00 0.000	1.0 S 4 0 0 0 0 0 0 0 0 0 0 0 8 13 0.00 0.000																		

AB	33
R	2
H	5
RBI	2
BB	1
SO	8
LOB	9



Batter	1	2	3	4	5	6	7	8	9	AB	R	H	RBI	BB	SO	LOB	TOP					
Mike Cameron, R (1,9) OBP: 0.380, SLG: 0.522										4	0	0	0	0	1	0	<p>New York Mets @ Washington Nationals Robert F. Kennedy Memorial Stadium, Washington, DC Tue Jul 05 2005, 7:05 PM EDT Att: 35,087 - Overcast - 74 F</p> <p>livebaseballscorecards.com</p> <p>AB 34 R 2 H 8 RBI 2 BB 1 SO 9 LOB 14</p> 					
15 Carlos Beltrán, S (1,8) OBP: 0.319, SLG: 0.425										4	0	0	0	0	1	0						
Cliff Floyd, L (1,7) OBP: 0.361, SLG: 0.552										4	1	2	0	0	0	0						
31 Mike Piazza, R (1,2)										4	0	0	0	0	2	2						
Marlon Anderson, L (1,4) OBP: 0.357, SLG: 0.371										3	1	3	0	1	0	0						
5 David Wright, R (1,5) OBP: 0.383, SLG: 0.495										4	0	2	1	0	0	2						
7 José Reyes, S (1,6) OBP: 0.278, SLG: 0.371										4	0	1	1	0	0	4						
Chris Woodward, R (1,3) OBP: 0.348, SLG: 0.434										3	0	0	0	0	3	3						
Brian Daubach, L (9, PH) OBP: 0.313, SLG: 0.261										1	0	0	0	0	0	1						
45 Pedro Martínez, R (1,1) OBP: 0.100, SLG: 0.077										2	0	0	0	0	2	2						
Jose Offerman, S (8, PH) OBP: 0.320, SLG: 0.432										1	0	0	0	0	0	0						
Danny Graves, R (8,1)										0	0	0	0	0	0	0						
Inning Stats	R: 0 E: 0 K: 1 S: 6	H: 0 LOB: 0 BB: 0 P: 11	R: 0 E: 0 K: 0 S: 7	H: 0 LOB: 1 BB: 1 P: 12	R: 0 E: 0 K: 2 S: 9	H: 0 LOB: 0 BB: 0 P: 13	R: 0 E: 0 K: 1 S: 6	H: 0 LOB: 0 BB: 0 P: 7	R: 0 E: 0 K: 2 S: 13	H: 2 LOB: 2 BB: 0 P: 18	R: 0 E: 0 K: 1 S: 13	H: 1 LOB: 1 BB: 0 P: 21	R: 0 E: 0 K: 1 S: 12	H: 2 LOB: 1 BB: 0 P: 17	R: 0 E: 0 K: 0 S: 7	H: 0 LOB: 0 BB: 0 P: 13	R: 2 E: 1 K: 1 S: 14	H: 3 LOB: 1 BB: 0 P: 20	1B: 8 2B: 0 3B: 0 HR: 0	SF: 0 SAC: 0 DP: 1 HBP: 0	WP: 0 PB: 0 SB: 0 CS: 0	PA: 35
PITCHER	IP WLS BF H R ER SO BB IBB HBP BLK WP HR S P ERA WHIP																					
Esteban Loaiza, R (1,1) ERA: 3.61	8.0 W 30 6 1 1 8 1 0 0 0 0 0 0 74 114 1.12 0.875																					
32 Chad Cordero, R (9,1) ERA: 1.22	1.0 S 5 2 1 0 1 0 0 0 0 0 0 0 13 18 0.00 2.000																					

Batter	1	2	3	4	5	6	7	8	9	AB	R	H	RBI	BB	SO	LOB	BOTTOM			
Brad Wilkerson, L (1,8) OBP: 0.371, SLG: 0.438										3	0	0	0	1	2	3	<p>New York Mets @ Washington Nationals Robert F. Kennedy Memorial Stadium, Washington, DC Tue Jul 05 2005, 7:05 PM EDT Att: 35,087 - Overcast - 74 F</p> <p>livebaseballscorecards.com</p> <p>AB 31 R 3 H 8 RBI 3 BB 1 SO 7 LOB 12</p> 			
Jose Vidro, S (1,4) OBP: 0.361, SLG: 0.510										4	1	1	1	0	1	1				
Jose Guillen, R (1,9) OBP: 0.365, SLG: 0.549										3	0	3	1	0	0	0				
Carlos Baerga, S (1,3) OBP: 0.321, SLG: 0.296										4	0	0	0	0	0	5				
Wil Cordero, R (8,3) OBP: 0.170, SLG: 0.167										0	0	0	0	0	0	0				
Vinny Castilla, R (1,5) OBP: 0.330, SLG: 0.409										4	1	1	0	0	3	1				
Matt Cepicky, L (1,7)										3	0	0	0	0	0	1				
Marlon Byrd, R (7,7) OBP: 0.309, SLG: 0.308										1	0	0	0	0	0	0				
Brian Schneider, L (1,2) OBP: 0.331, SLG: 0.430										4	0	1	1	0	0	0				
Jamey Carroll, R (1,6) OBP: 0.314, SLG: 0.281										3	1	1	0	0	0	1				
Esteban Loaiza, R (1,1) OBP: 0.235, SLG: 0.294										2	0	1	0	0	1	0				
32 Chad Cordero, R (9,1)										0	0	0	0	0	0	0				
Inning Stats	R: 0 E: 0 K: 1 S: 10	H: 0 LOB: 1 BB: 0 P: 14	R: 1 E: 0 K: 1 S: 13	H: 3 LOB: 2 BB: 0 P: 17	R: 0 E: 0 K: 2 S: 9	H: 1 LOB: 0 BB: 0 P: 10	R: 0 E: 0 K: 0 S: 5	H: 0 LOB: 0 BB: 0 P: 9	R: 0 E: 0 K: 1 S: 10	H: 1 LOB: 2 BB: 1 P: 15	R: 0 E: 0 K: 1 S: 6	H: 0 LOB: 0 BB: 0 P: 11	R: 2 E: 0 K: 0 S: 11	H: 3 LOB: 1 BB: 0 P: 14	R: 0 E: 0 K: 1 S: 5	H: 0 LOB: 0 BB: 0 P: 7	1B: 6 2B: 2 3B: 0 HR: 0	SF: 0 SAC: 1 DP: 0 HBP: 1	WP: 0 PB: 0 SB: 0 CS: 0	PA: 34
PITCHER	IP WLS BF H R ER SO BB IBB HBP BLK WP HR S P ERA WHIP																			
45 Pedro Martínez, R (1,1) ERA: 2.8	7.0 L 31 8 3 3 6 1 0 1 0 0 0 0 64 90 3.86 1.286																			
Danny Graves, R (8,1) ERA: 6.83	1.0 3 0 0 0 1 0 0 0 0 0 0 0 5 7 0.00 0.000																			

Batter	1	2	3	4	5	6	7	8	9	AB	R	H	RBI	BB	SO	LOB	TOP								
7 José Reyes, S OBP: 0.277, SLG: 0.368	P3	L8			F8		G6-3			5	0	1	0	0	0	3									
Mike Cameron, R OBP: 0.376, SLG: 0.530	HR		G4-3		K		K			5	1	1	1	0	3	1									
15 Carlos Beltrán, S OBP: 0.321, SLG: 0.430	P3		P4			1B				4	2	2	0	0	0	0									
Cliff Floyd, L OBP: 0.363, SLG: 0.551	G5-3		L7			1B				4	1	2	0	0	0	0									
5 David Wright, R OBP: 0.381, SLG: 0.490		G4-3		F8		1B				3	1	0	0	1	0	2									
Marlon Anderson, L OBP: 0.382, SLG: 0.387		BB		K		BB				3	0	2	2	0	1	0									
11 Ramon Castro, R OBP: 0.325, SLG: 0.319					FC5-4					4	0	2	2	0	1	2									
Miguel Cairo, R OBP: 0.310, SLG: 0.346										2	0	0	0	1	0	2									
Aaron Heilman, R										0	0	0	0	0	0	0									
Brian Daubach, L OBP: 0.303, SLG: 0.250										1	0	0	0	0	1	0									
Braden Looper, R										0	0	0	0	0	0	0									
Tom Glavine, L OBP: 0.143, SLG: 0.077										1	0	0	0	1	0	0									
Jose Offerman, S OBP: 0.308, SLG: 0.413										2	0	0	0	0	0	0									
Inning Stats	R: 1 E: 0 K: 0 S: 10	H: 1 LOB: 0 BB: 0 P: 16	R: 0 E: 0 K: 1 S: 12	H: 1 LOB: 3 BB: 2 P: 25	R: 0 E: 0 K: 0 S: 13	H: 0 LOB: 0 BB: 0 P: 20	R: 0 E: 0 K: 1 S: 8	H: 1 LOB: 1 BB: 0 P: 12	R: 0 E: 0 K: 1 S: 7	H: 0 LOB: 0 BB: 0 P: 14	R: 3 E: 0 K: 0 S: 11	H: 4 LOB: 0 BB: 1 P: 19	R: 0 E: 0 K: 1 S: 8	H: 0 LOB: 0 BB: 0 P: 11	R: 1 E: 0 K: 0 S: 12	H: 2 LOB: 1 BB: 0 P: 17	R: 0 E: 0 K: 2 S: 11	H: 1 LOB: 1 BB: 0 P: 16	1B: 7 2B: 3 3B: 0 HR: 1	SF: 1 SAC: 0 DP: 1 HBP: 0	WP: 0 PB: 0 SB: 0 CS: 0	PA: 38			
PITCHER	IP	WLS	BF	H	R	ER	SO	BB	IBB	HBP	BLK	WP	HR	S	P	ERA	WHIP								
Livan Hernandez, R ERA: 3.48	7.0	L	30	8	5	5	4	2	1	0	0	0	1	76	125	6.43	1.429								
Joey Eischen, L ERA: 3.27	0.0		1	1	0	0	0	0	0	0	0	0	0	1	2	∞	∞								
Hector Carrasco, R ERA: 2.35	1.0		3	0	0	0	0	0	0	0	0	0	0	4	7	0.00	0.000								
Gary Majewski, R ERA: 3.05	1.0		4	1	0	0	2	0	0	0	0	0	0	11	16	0.00	1.000								

New York Mets @ Washington Nationals
Robert F. Kennedy Memorial Stadium, Washington, DC
Wed Jul 06 2005, 7:05 PM EDT
Att: 38,148 - Partly Cloudy - 84 F

AB	34
R	5
H	10
RBI	5
BB	3
SO	6
LOB	10



Batter	1	2	3	4	5	6	7	8	9	AB	R	H	RBI	BB	SO	LOB	BOTTOM								
Brad Wilkerson, L OBP: 0.374, SLG: 0.439	K									4	0	2	2	1	1	0									
Jose Vidro, S OBP: 0.363, SLG: 0.500	G6-3		G4-3							4	0	1	0	1	0	2									
Jose Guillen, R OBP: 0.363, SLG: 0.542	F8									4	0	0	0	1	0	5									
Wil Cordero, R OBP: 0.176, SLG: 0.174										4	0	1	0	0	0	3									
Vinny Castilla, R OBP: 0.329, SLG: 0.407										4	1	1	0	0	0	1									
Marlon Byrd, R OBP: 0.314, SLG: 0.314										4	1	2	0	0	1	0									
Brian Schneider, L OBP: 0.325, SLG: 0.422										4	0	0	0	0	1	3									
Jamey Carroll, R OBP: 0.312, SLG: 0.281										4	1	1	1	0	0	0									
Livan Hernandez, R OBP: 0.200, SLG: 0.273										2	0	1	0	0	0	1									
Joey Eischen, L OBP: 1.000, SLG: 1.000										0	0	0	0	0	0	0									
Hector Carrasco, R										0	0	0	0	0	0	0									
Matt Cepicky, L (8, PH)										1	0	0	0	0	0	1									
Gary Majewski, R										0	0	0	0	0	0	0									
Inning Stats	R: 0 E: 0 K: 1 S: 6	H: 0 LOB: 0 BB: 0 P: 10	R: 0 E: 0 K: 0 S: 7	H: 2 LOB: 1 BB: 0 P: 14	R: 0 E: 0 K: 0 S: 7	H: 2 LOB: 3 BB: 1 P: 18	R: 3 E: 0 K: 0 S: 13	H: 5 LOB: 2 BB: 0 P: 19	R: 0 E: 0 K: 1 S: 9	H: 0 LOB: 0 BB: 0 P: 14	R: 0 E: 0 K: 0 S: 16	H: 0 LOB: 3 BB: 2 P: 29	R: 0 E: 0 K: 0 S: 7	H: 0 LOB: 0 BB: 0 P: 11	R: 0 E: 1 K: 1 S: 6	H: 0 LOB: 0 BB: 0 P: 11	R: 0 E: 0 K: 0 S: 6	H: 0 LOB: 0 BB: 0 P: 7	1B: 9 2B: 0 3B: 0 HR: 0	SF: 0 SAC: 1 DP: 2 HBP: 0	WP: 0 PB: 0 SB: 1 CS: 0	PA: 39			
PITCHER	IP	WLS	BF	H	R	ER	SO	BB	IBB	HBP	BLK	WP	HR	S	P	ERA	WHIP								
Tom Glavine, L ERA: 4.94	5.2	W	29	9	3	3	2	2	1	0	0	0	0	56	101	4.76	1.941								
Aaron Heilman, R ERA: 4.29	2.1	H	7	0	0	0	1	0	0	0	0	0	0	15	25	0.00	0.000								
Braden Looper, R ERA: 3.45	1.0	S	3	0	0	0	0	0	0	0	0	0	0	6	7	0.00	0.000								

New York Mets @ Washington Nationals
Robert F. Kennedy Memorial Stadium, Washington, DC
Wed Jul 06 2005, 7:05 PM EDT
Att: 38,148 - Partly Cloudy - 84 F

AB	35
R	3
H	9
RBI	3
BB	3
SO	3
LOB	16



Batter	1	2	3	4	5	6	7	8	9	10	11	AB	R	H	RBI	BB	SO	LOB	TOP						
7 José Reyes, S OBP: 0.276, SLG: 0.364	4-2 SH1-3 S 15 G6-3 BB		2-2 F8		3-2 F8			1-1 G4-3		3-2 F7		4	1	0	0	1	0	0							
Mike Cameron, R OBP: 0.319, SLG: 0.521	1-1 SH1-3		2-2 F9			3-1 F8		4-2 15 WP BB		2-3 K		3	0	0	0	1	1	0							
15 Carlos Beltrán, S OBP: 0.322, SLG: 0.432	1-2 G6-3			2-2 31 2B 1B		2-0 P6		3-0 F9		1-2 31 1B 2B		5	2	2	1	0	0	1							
Cliff Floyd, L OBP: 0.363, SLG: 0.547	0-1 1B			3-3 K		0-0 F9			3-3 K		4-0 31 1B IBB	4	0	1	0	1	2	1							
31 Mike Piazza, R OBP: 0.317, SLG: 0.430 Braden Looper, R	1-3 K			2-0 1-H 2B		0-1 1B		0-1 1B		1-1 P3		5	0	3	2	0	1	1							
Marlon Anderson, L OBP: 0.359, SLG: 0.382 Heath Bell, R		3-2 P5		1-2 P2		0-0 L9		2-1 1B		2-1 1B		4	0	1	0	0	0	2							
11 Ramon Castro, R OBP: 0.325, SLG: 0.319		0-1 P4		3-1 F8		3-2 F9		0-2 L7				4	0	0	0	0	0	3							
5 David Wright, R OBP: 0.377, SLG: 0.483		3-2 P3		1-1 P6		1-1 F8				0-0 L8		4	0	0	0	0	0	1							
Miguel Cairo, R OBP: 0.300, SLG: 0.333			1-2 F7		0-3 K			1-5 K		2-1 G5-3		2	0	0	0	0	1	0							
Kris Benson, R OBP: 0.375, SLG: 0.333 Jose Offerman, S OBP: 0.301, SLG: 0.404 Roberto Hernandez, R OBP: 0.345, SLG: 0.430												1	0	0	0	0	1	0							
												0	0	0	0	0	0	0							
												1	0	0	0	0	0	0							
												0	0	0	0	0	0	0							
												1	0	0	0	0	0	0							
Inning Stats	R: 1 E: 0 K: 1 S: 13	H: 1 LOB: 1 BB: 1 P: 20	R: 0 E: 0 K: 0 S: 12	H: 0 LOB: 0 BB: 0 P: 18	R: 0 E: 0 K: 0 S: 9	H: 0 LOB: 0 BB: 0 P: 14	R: 1 E: 0 K: 1 S: 17	H: 2 LOB: 1 BB: 0 P: 28	R: 0 E: 0 K: 0 S: 4	H: 0 LOB: 0 BB: 0 P: 9	R: 0 E: 0 K: 0 S: 8	H: 1 LOB: 1 BB: 1 P: 12	R: 0 E: 0 K: 1 S: 8	H: 0 LOB: 1 BB: 1 P: 17	R: 0 E: 0 K: 0 S: 11	H: 1 LOB: 1 BB: 0 P: 17	R: 0 E: 0 K: 0 S: 7	H: 0 LOB: 0 BB: 0 P: 12	R: 1 E: 0 K: 1 S: 7	H: 2 LOB: 2 BB: 1 P: 15	1B: 5 2B: 2 3B: 0 HR: 0	SF: 0 SAC: 1 DP: 0 HBP: 0	WP: 1 PB: 0 SB: 1 CS: 0	PA: 41	
PITCHER	IP 7.0	WLS 4	BF 26	H 4	R 2	ER 2	SO 3	BB 1	IBB 0	HBP 0	BLK 0	WP 0	HR 0	S 72	P 114	ERA 2.57	WHIP 0.714								
Tony Armas, R ERA: 4.97																									
Hector Carrasco, R ERA: 2.27																									
32 Chad Cordero, R ERA: 1.19																									
Luis Ayala, R ERA: 2.94																									

New York Mets @ Washington Nationals
 Robert F. Kennedy Memorial Stadium, Washington, DC
 Thu Jul 07 2005, 1:05 PM EDT
 Alt. 44,492 - Overcast - 83 F

livebaseballscores.com

AB 37
 R 3
 H 7
 RBI 3
 BB 3
 SO 6
 LOB 9



Batter	1	2	3	4	5	6	7	8	9	10	11	AB	R	H	RBI	BB	SO	LOB	BOTTOM					
Brad Wilkerson, L OBP: 0.375, SLG: 0.437	0-0 F7		2-1 2B 1B		2-0 F7		4-2 BB		2-1 FC5			4	1	1	0	1	0	3						
Jamey Carroll, R OBP: 0.309, SLG: 0.276	1-3 K		2-2 L9		3-2 1B		1-2 G1-3			0-1 F8		5	0	1	0	0	1	3						
Jose Vidro, S OBP: 0.364, SLG: 0.500	0-0 P6		0-0 1-H 2H 2B		4-0 IBB			2-1 F7		1-0 G3		4	0	1	2	1	0	0						
Carlos Baerga, S OBP: 0.301, SLG: 0.276		0-1 G3-1	1-0 P2		3-2 G1-3			2-1 L7		0-1 G3		5	0	0	0	0	0	4						
Vinny Castilla, R OBP: 0.327, SLG: 0.407		2-1 1B 2B		1-3 K		3-1 G3		0-0 G5-3			0-1 G6-3	5	0	1	0	0	1	0						
Brian Schneider, L OBP: 0.327, SLG: 0.422		1-1 G5-4-3 1B		1-0 P3		1-3 K			0-2 FC5 SH3 1B		1-1 F7	5	0	2	0	0	1	0						
Marlon Byrd, R OBP: 0.312, SLG: 0.307		2-2 G5-4-3 1-2		1-2 F9		2-2 G4-3			1-1 SH3		4-2 BB	3	0	0	0	1	0	2						
Matt Cepicky, L OBP: 0.222, SLG: 0.250 Luis Ayala, R			0-0 G3-1		2-1 1B 2B		0-2 K		4-1 BB		0-0 F7	3	0	1	0	1	1	0						
Wii Cordero, R OBP: 0.173, SLG: 0.170					0-3 K		1-3 K		0-0 F8			2	1	1	0	0	1	1						
Tony Armas, R OBP: 0.306, SLG: 0.105 Junior Sanchez, R OBP: 0.175, SLG: 0.278 Hector Carrasco, R OBP: 0.309, SLG: 0.276 32 Chad Cordero, R OBP: 0.345, SLG: 0.430 Jose Guillen, R OBP: 0.302, SLG: 0.340			0-1 1B 2B 1B									1	0	0	0	0	1	0						
												0	0	0	0	0	0	0						
												0	0	0	0	0	0	0						
												1	0	0	0	0	0	0						
												0	0	0	0	0	0	0						
												1	0	0	0	0	0	0						
Inning Stats	R: 0 E: 0 K: 1 S: 5	H: 0 LOB: 0 BB: 0 P: 6	R: 0 E: 0 K: 0 S: 10	H: 2 LOB: 1 BB: 0 P: 15	R: 2 E: 0 K: 0 S: 10	H: 3 LOB: 3 BB: 1 P: 15	R: 0 E: 0 K: 1 S: 7	H: 0 LOB: 0 BB: 0 P: 10	R: 0 E: 0 K: 1 S: 12	H: 0 LOB: 1 BB: 1 P: 17	R: 0 E: 0 K: 0 S: 5	H: 0 LOB: 0 BB: 0 P: 9	R: 0 E: 0 K: 0 S: 9	H: 1 LOB: 2 BB: 1 P: 16	R: 0 E: 0 K: 0 S: 5	H: 0 LOB: 0 BB: 0 P: 6	R: 0 E: 0 K: 0 S: 7	H: 0 LOB: 1 BB: 1 P: 12	1B: 5 2B: 3 3B: 0 HR: 0	SF: 0 SAC: 1 DP: 1 HBP: 0	WP: 0 PB: 0 SB: 0 CS: 0	PA: 44		
PITCHER	IP 7.0	WLS 3	BF 29	H 7	R 2	ER 2	SO 6	BB 1	IBB 1	HBP 0	BLK 0	WP 0	HR 0	S 66	P 105	ERA 2.57	WHIP 1.143							
Kris Benson, R ERA: 3.65																								
Roberto Hernandez, R ERA: 1.73																								
Heath Bell, R ERA: 3.72																								
Braden Looper, R ERA: 3.34																								

New York Mets @ Washington Nationals
 Robert F. Kennedy Memorial Stadium, Washington, DC
 Thu Jul 07 2005, 1:05 PM EDT
 Alt. 44,492 - Overcast - 83 F

livebaseballscores.com

AB 39
 R 2
 H 8
 RBI 2
 BB 4
 SO 6
 LOB 16



Batter	1	2	3	4	5	6	7	8	9	AB R H RBI BB SO LOB	TOP											
7 José Reyes, S OBP: 0.284, SLG: 0.367	1-1 15 HR 1B		2-0 L3 1B		3-1 2B 1B	3-3 K			2-2 E 15 FC4 1B	5 2 4 1 0 1 1	New York Mets @ Pittsburgh Pirates PNC Park, Pittsburgh, PA Sun Jul 10 2005, 1:35 PM EDT Att: 26,551 - Sunny - 83 F											
Mike Cameron, R OBP: 0.362, SLG: 0.517	2-2 1B		0-0 L3		3-1 F7-4 2B		0-3 K	0-0 FC4 15 1B	5 0 2 2 0 1 3													
15 Carlos Beltrán, S OBP: 0.321, SLG: 0.434	0-0 HR		4-0 BB		3-3 K		1-1 F7	1-2 FC3-2-5	4 1 1 2 1 1 3													
Cliff Floyd, L OBP: 0.360, SLG: 0.543 Braden Looper, R	1-0 G4-3		0-0 G6-3		4-1 BB		0-2 G3	1-1 G3	4 0 0 0 1 0 4 0 0 0 0 0 0 0													
Marton Anderson, L OBP: 0.357, SLG: 0.382	3-3 K			1-2 1B	2-2 F7-4		1-3 K		4 0 1 0 0 2 2													
5 David Wright, R OBP: 0.365, SLG: 0.470		0-1 L7		2-1 L4-3		1-1 G5-3		0-1 1B	4 0 1 0 0 0 1													
11 Ramon Castro, R OBP: 0.330, SLG: 0.377		0-0 P5		0-1 F9		3-1 2B		0-3 K	4 1 1 0 0 1 1													
Miguel Cairo, R OBP: 0.295, SLG: 0.333		2-1 G4-3			1-1 7 S 45 SH 1B	1-0 2B		0-1 P4	4 1 2 1 0 0 1													
45 Pedro Martínez, R Roberto Hernández, R Jose Offerman, S Gerald Williams, R			2-2 1B		1-2 SH 1B 2B	0-3 K		0-0 G3	2 1 1 0 0 1 1 0 0 0 0 0 0 0 1 0 0 0 0 0 0 0 0 0 0 0 0 0													
Inning Stats	R: 2 E: 0 K: 1 S: 11	H: 3 LOB: 0 BB: 0 P: 18	R: 0 E: 0 K: 0 S: 5	H: 0 LOB: 0 BB: 0 P: 7	R: 0 E: 0 K: 0 S: 7	H: 2 LOB: 2 BB: 1 P: 15	R: 0 E: 0 K: 0 S: 9	H: 1 LOB: 0 BB: 0 P: 12	R: 3 E: 0 K: 1 S: 18	H: 3 LOB: 1 BB: 1 P: 35		R: 1 E: 0 K: 2 S: 11	H: 2 LOB: 1 BB: 0 P: 19	R: 0 E: 0 K: 1 S: 8	H: 0 LOB: 0 BB: 0 P: 9	R: 0 E: 0 K: 2 S: 10	H: 1 LOB: 1 BB: 0 P: 11	R: 0 E: 1 K: 0 S: 10	H: 1 LOB: 2 BB: 0 P: 14	1B: 9 2B: 6 3B: 0 HR: 1	SF: 0 SAC: 1 DP: 3 HBP: 0	WP: 0 PB: 0 SB: 2 CS: 0
PITCHER	IP WLS BF H R ER SO BB IBB HBP BLK WP HR S P ERA WHIP											PITCHER	IP WLS BF H R ER SO BB IBB HBP BLK WP HR S P ERA WHIP									
Kip Wells, R ERA: 4.46	5.0 L 23 9 5 5 2 2 0 0 0 0 0 1 50 87 9.00 2.200																					
Ryan Vogelsong, R ERA: 5.27	1.0 5 2 1 1 2 0 0 0 0 0 0 11 19 9.00 2.000																					
Brian Meadows, R ERA: 4.41	1.0 3 0 0 0 1 0 0 0 0 0 0 8 9 0.00 0.000																					
Rick White, R ERA: 2.66	2.0 9 2 0 0 2 0 0 0 0 0 0 20 25 0.00 1.000																					

Batter	1	2	3	4	5	6	7	8	9	AB R H RBI BB SO LOB	BOTTOM									
Matt Lawton, L OBP: 0.379, SLG: 0.457	1-0 F8		3-1 G5-3 1B		4-2 1B BB			0-1 G4-3		3 0 1 0 1 0 0	New York Mets @ Pittsburgh Pirates PNC Park, Pittsburgh, PA Sun Jul 10 2005, 1:35 PM EDT Att: 26,551 - Sunny - 83 F									
Rob Mackowiak, L OBP: 0.383, SLG: 0.446	1-2 FC5-4 1B		2-2 G5-3		0-0 1B		1-3 K	1-3 K	4 0 2 1 0 1 2											
Jason Bay, R OBP: 0.384, SLG: 0.546	1-1 FC5-4		0-0 G6-3		0-0 F8		1-3 K		4 0 0 0 0 1 5											
Daryle Ward, L OBP: 0.339, SLG: 0.463	0-3 K			0-3 K		2-3 K		2-2 F7	4 0 0 0 0 3 1											
Craig Wilson, R OBP: 0.418, SLG: 0.371		2-3 K		1-1 G1-3		1-3 K		2-3 K	4 0 0 0 0 3 0											
Jose Castillo, R OBP: 0.314, SLG: 0.406		3-3 K		0-1 G5-3		0-0 G5-3		2-2 1B	4 0 1 0 0 1 0											
11 Humberto Cota, R OBP: 0.307, SLG: 0.436		2-3 K			1-3 K		0-1 P4	3-3 K	4 0 0 0 0 3 1											
2 Jack Wilson, R OBP: 0.266, SLG: 0.348			0-1 P6		2-2 L9		0-2 L4		3 0 0 0 0 0 0											
Kip Wells, R Bobby Hill, S Ryan Vogelsong, R Brian Meadows, R 41 Ryan Doumit, S Rick White, R			0-2 1B		0-0 BB 1B		1-3 K		1 0 1 0 0 0 0 1 1 1 0 0 0 0 0 0 0 0 0 0 0 0 0 0 0 0 0 0 1 0 0 0 0 1 0 0 0 0 0 0 0 0											
Inning Stats	R: 0 E: 0 K: 1 S: 9	H: 1 LOB: 1 BB: 0 P: 12	R: 0 E: 0 K: 3 S: 9	H: 0 LOB: 0 BB: 0 P: 16	R: 0 E: 0 K: 1 S: 7	H: 0 LOB: 0 BB: 0 P: 8	R: 1 E: 0 K: 1 S: 13	H: 2 LOB: 2 BB: 1 P: 20	R: 0 E: 0 K: 2 S: 10	H: 0 LOB: 0 BB: 0 P: 13		R: 0 E: 0 K: 1 S: 8	H: 0 LOB: 0 BB: 0 P: 9	R: 0 E: 0 K: 2 S: 9	H: 0 LOB: 0 BB: 0 P: 11	R: 0 E: 0 K: 2 S: 19	H: 1 LOB: 1 BB: 0 P: 28	1B: 6 2B: 0 3B: 0 HR: 0	SF: 0 SAC: 0 DP: 0 HBP: 0	WP: 0 PB: 0 SB: 0 CS: 0
PITCHER	IP WLS BF H R ER SO BB IBB HBP BLK WP HR S P ERA WHIP											PITCHER	IP WLS BF H R ER SO BB IBB HBP BLK WP HR S P ERA WHIP							
45 Pedro Martínez, R ERA: 2.72	7.0 W 27 5 1 1 9 1 0 0 0 0 0 67 94 1.29 0.857																			
Roberto Hernández, R ERA: 1.69	1.0 3 0 0 0 2 0 0 0 0 0 0 9 11 0.00 0.000																			
Braden Looper, R ERA: 3.41	1.0 4 1 0 0 2 0 0 0 0 0 0 19 28 0.00 1.000																			

Batter	1	2	3	4	5	6	7	8	9	AB	R	H	RBI	BB	SO	LOB	TOP								
Rafael Furcal, S OBP: 0.311, SLG: 0.393	1-1 G4-3			2-3 K		0-1 G4-6-3 1B		0-0 SH1-3		3	0	1	0	0	1	0	<p>Atlanta Braves @ New York Mets Shea Stadium, Flushing, NY Thu Jul 14 2005, 7:10 PM EDT Att: 43,319 - Partly Cloudy - 79 F</p>								
4 Pete Orr, L OBP: 0.342, SLG: 0.410	2-2 K			0-0 S 1B		0-1 F7		0-1 1B		4	1	2	0	0	1	1									
Kelly Johnson, L OBP: 0.366, SLG: 0.434	1-3 K			1-3 K		0-1 G4-6-3 1-2f		0-0 B5		4	0	0	0	0	2	4									
Andruw Jones, R OBP: 0.351, SLG: 0.574		1-1 G5-3		0-1 1-H 1B			2-1 G4-3		3-2 F8	4	0	1	1	0	0	0									
Johnny Estrada, S OBP: 0.322, SLG: 0.391	2-2 L8			1-2 K			1-2 E5 HR		1-2 G5-3	4	1	0	0	0	1	1									
Adam LaRoche, L OBP: 0.331, SLG: 0.486	2-0 G4-3				0-1 F8		3-1 1-H HR		2-3 K	4	1	1	2	0	1	0									
Ryan Langerhans, L OBP: 0.322, SLG: 0.405			2-2 F7		1-0 F7		2-0 G6-3			3	0	0	0	0	0	0									
Wilson Betemit, S OBP: 0.363, SLG: 0.503			2-3 K		1-2 FC6-4 1B		1-0 G4-3			3	0	1	0	0	1	0									
Horacio Ramirez, L OBP: 0.250, SLG: 0.308	1-3 K				0-0 FC6-4			4-2 4 1B SH1-3 BB		2	0	0	0	0	1	1									
Andy Marte, R OBP: 0.250, SLG: 0.250					1-2f					0	0	0	0	1	0	0									
Jim Brower, R John Foster, L 48 Blaine Boyer, R										0	0	0	0	0	0	0									
Inning Stats	R: 0 E: 0 K: 2 S: 9	H: 0 LOB: 0 BB: 0 P: 13	R: 0 E: 0 K: 0 S: 6	H: 0 LOB: 0 BB: 0 P: 11	R: 0 E: 0 K: 2 S: 10	H: 0 LOB: 0 BB: 0 P: 15	R: 1 E: 0 K: 3 S: 13	H: 2 LOB: 1 BB: 0 P: 17	R: 0 E: 0 K: 0 S: 6	H: 1 LOB: 1 BB: 0 P: 9	R: 0 E: 0 K: 0 S: 6	H: 1 LOB: 0 BB: 0 P: 6	R: 2 E: 1 K: 0 S: 9	H: 1 LOB: 0 BB: 0 P: 18	R: 0 E: 0 K: 0 S: 6	H: 1 LOB: 1 BB: 1 P: 10	R: 0 E: 0 K: 1 S: 9	H: 0 LOB: 0 BB: 0 P: 15	1B: 5 2B: 1 3B: 0 HR: 1	SF: 0 SAC: 1 DP: 2 HBP: 0	WP: 0 PB: 0 SB: 1 CS: 0	PA: 33			
PITCHER	IP WLS BF H R ER SO BB IBB HBP BLK WP HR S P ERA WHIP	IP WLS BF H R ER SO BB IBB HBP BLK WP HR S P ERA WHIP	IP WLS BF H R ER SO BB IBB HBP BLK WP HR S P ERA WHIP	IP WLS BF H R ER SO BB IBB HBP BLK WP HR S P ERA WHIP	IP WLS BF H R ER SO BB IBB HBP BLK WP HR S P ERA WHIP	IP WLS BF H R ER SO BB IBB HBP BLK WP HR S P ERA WHIP	IP WLS BF H R ER SO BB IBB HBP BLK WP HR S P ERA WHIP	IP WLS BF H R ER SO BB IBB HBP BLK WP HR S P ERA WHIP	IP WLS BF H R ER SO BB IBB HBP BLK WP HR S P ERA WHIP	IP WLS BF H R ER SO BB IBB HBP BLK WP HR S P ERA WHIP	IP WLS BF H R ER SO BB IBB HBP BLK WP HR S P ERA WHIP	IP WLS BF H R ER SO BB IBB HBP BLK WP HR S P ERA WHIP	IP WLS BF H R ER SO BB IBB HBP BLK WP HR S P ERA WHIP	IP WLS BF H R ER SO BB IBB HBP BLK WP HR S P ERA WHIP	IP WLS BF H R ER SO BB IBB HBP BLK WP HR S P ERA WHIP	IP WLS BF H R ER SO BB IBB HBP BLK WP HR S P ERA WHIP	IP WLS BF H R ER SO BB IBB HBP BLK WP HR S P ERA WHIP	IP WLS BF H R ER SO BB IBB HBP BLK WP HR S P ERA WHIP	IP WLS BF H R ER SO BB IBB HBP BLK WP HR S P ERA WHIP	IP WLS BF H R ER SO BB IBB HBP BLK WP HR S P ERA WHIP	IP WLS BF H R ER SO BB IBB HBP BLK WP HR S P ERA WHIP	IP WLS BF H R ER SO BB IBB HBP BLK WP HR S P ERA WHIP	IP WLS BF H R ER SO BB IBB HBP BLK WP HR S P ERA WHIP	IP WLS BF H R ER SO BB IBB HBP BLK WP HR S P ERA WHIP	IP WLS BF H R ER SO BB IBB HBP BLK WP HR S P ERA WHIP

AB	31
R	3
H	6
RBI	3
BB	1
SO	8
LOB	7



Batter	1	2	3	4	5	6	7	8	9	AB	R	H	RBI	BB	SO	LOB	BOTTOM								
7 José Reyes, S OBP: 0.281, SLG: 0.363	0-1 G4-3		1-0 F9		2-1 G6-3		2-1 F7			4	0	0	0	0	0	1	<p>Atlanta Braves @ New York Mets Shea Stadium, Flushing, NY Thu Jul 14 2005, 7:10 PM EDT Att: 43,319 - Partly Cloudy - 79 F</p>								
Mike Cameron, R OBP: 0.360, SLG: 0.510	4-2 15 1B BB		3-2 L6		1-0 F7			3-3 K		3	0	0	0	1	1	0									
15 Carlos Beltrán, S OBP: 0.329, SLG: 0.444	3-2 1B		1-0 1B			1-0 31 G6-4-3 1B		1-0 31 HR 2B		4	1	4	0	0	0	0									
Cliff Floyd, L OBP: 0.359, SLG: 0.538	1-2 K		0-0 G4-3			2-3 K		4-0 31 HR BB		3	1	0	0	1	2	4									
31 Mike Piazza, R OBP: 0.319, SLG: 0.437	0-1 G6-3			1-1 F8		0-0 G6-4-3		0-2 1-H 2-H HR		4	1	1	3	0	0	3									
11 Ramon Castro, R OBP: 0.330, SLG: 0.377						1-2f				0	0	0	0	0	0	0									
5 David Wright, R OBP: 0.374, SLG: 0.492		0-0 HR		2-0 HR			4-1 E 1B BB	0-1 F7		3	3	2	2	1	0	0									
Chris Woodward, R OBP: 0.333, SLG: 0.412	0-1 G3-1			2-0 G5-3			2-2 G4-3	2-1 G1-3		4	0	0	0	0	0	1									
Miguel Cairo, R OBP: 0.289, SLG: 0.325	1-2 G6-3			1-2 G5-3			3-2 G6-3			3	0	0	0	0	0	1									
Kris Benson, R OBP: 0.346, SLG: 0.304			1-3 K		0-0 P3		2-1 3-H 1B			2	0	0	0	0	1	0									
Jose Offerman, S OBP: 0.333, SLG: 0.431										1	0	1	1	0	0	0									
Roberto Hernandez, R Braden Looper, R										0	0	0	0	0	0	0									
Inning Stats	R: 0 E: 0 K: 1 S: 14	H: 1 LOB: 2 BB: 1 P: 22	R: 1 E: 0 K: 1 S: 13	H: 1 LOB: 0 BB: 0 P: 15	R: 0 E: 0 K: 0 S: 9	H: 1 LOB: 1 BB: 0 P: 14	R: 1 E: 0 K: 0 S: 7	H: 1 LOB: 0 BB: 0 P: 13	R: 0 E: 0 K: 0 S: 4	H: 0 LOB: 0 BB: 0 P: 7	R: 0 E: 0 K: 1 S: 5	H: 1 LOB: 0 BB: 0 P: 8	R: 1 E: 1 K: 0 S: 13	H: 1 LOB: 1 BB: 1 P: 26	R: 3 E: 0 K: 1 S: 12	H: 2 LOB: 0 BB: 1 P: 22	R: 0 E: 0 K: 0 S: 0	H: 0 LOB: 0 BB: 0 P: 0	1B: 4 2B: 1 3B: 0 HR: 3	SF: 0 SAC: 0 DP: 1 HBP: 0	WP: 0 PB: 0 SB: 0 CS: 0	PA: 34			
PITCHER	IP WLS BF H R ER SO BB IBB HBP BLK WP HR S P ERA WHIP	IP WLS BF H R ER SO BB IBB HBP BLK WP HR S P ERA WHIP	IP WLS BF H R ER SO BB IBB HBP BLK WP HR S P ERA WHIP	IP WLS BF H R ER SO BB IBB HBP BLK WP HR S P ERA WHIP	IP WLS BF H R ER SO BB IBB HBP BLK WP HR S P ERA WHIP	IP WLS BF H R ER SO BB IBB HBP BLK WP HR S P ERA WHIP	IP WLS BF H R ER SO BB IBB HBP BLK WP HR S P ERA WHIP	IP WLS BF H R ER SO BB IBB HBP BLK WP HR S P ERA WHIP	IP WLS BF H R ER SO BB IBB HBP BLK WP HR S P ERA WHIP	IP WLS BF H R ER SO BB IBB HBP BLK WP HR S P ERA WHIP	IP WLS BF H R ER SO BB IBB HBP BLK WP HR S P ERA WHIP	IP WLS BF H R ER SO BB IBB HBP BLK WP HR S P ERA WHIP	IP WLS BF H R ER SO BB IBB HBP BLK WP HR S P ERA WHIP	IP WLS BF H R ER SO BB IBB HBP BLK WP HR S P ERA WHIP	IP WLS BF H R ER SO BB IBB HBP BLK WP HR S P ERA WHIP	IP WLS BF H R ER SO BB IBB HBP BLK WP HR S P ERA WHIP	IP WLS BF H R ER SO BB IBB HBP BLK WP HR S P ERA WHIP	IP WLS BF H R ER SO BB IBB HBP BLK WP HR S P ERA WHIP	IP WLS BF H R ER SO BB IBB HBP BLK WP HR S P ERA WHIP	IP WLS BF H R ER SO BB IBB HBP BLK WP HR S P ERA WHIP	IP WLS BF H R ER SO BB IBB HBP BLK WP HR S P ERA WHIP	IP WLS BF H R ER SO BB IBB HBP BLK WP HR S P ERA WHIP	IP WLS BF H R ER SO BB IBB HBP BLK WP HR S P ERA WHIP	IP WLS BF H R ER SO BB IBB HBP BLK WP HR S P ERA WHIP	IP WLS BF H R ER SO BB IBB HBP BLK WP HR S P ERA WHIP

AB	31
R	6
H	8
RBI	6
BB	3
SO	4
LOB	10



Batter	1	2	3	4	5	6	7	8	9	AB	R	H	RBI	BB	SO	LOB	TOP																						
Rafael Furcal, S OBP: 0.317, SLG: 0.403 (1, 6)	F8		3B			SH1-3 2B	IBB		BB	3	0	2	1	2	0	0	Atlanta Braves @ New York Mets Shea Stadium, Flushing, NY Fri Jul 15 2005, 7:10 PM EDT Att: 34,444 - Partly Cloudy - 80 F																						
Kelly Johnson, L OBP: 0.356, SLG: 0.421 (1, 7)	G3-1		G4-1			SH1-3 2-3	K		K	4	0	0	0	0	2	4																							
Marcus Giles, R OBP: 0.383, SLG: 0.466 (1, 4)	G6-3			G5-3		G5-3		G1-6-3 1B		4	1	1	0	0	0	1																							
Andruw Jones, R OBP: 0.355, SLG: 0.574 (1, 8)		G6-4-3 BB		G1-3		BB IBB		G1-6-3 1B		2	0	1	0	2	0	0																							
Julio Franco, R OBP: 0.340, SLG: 0.472 (1, 3)	G6-4-3 1-2		G4-3			IBB		G1-6-3 1-2		3	0	0	0	1	0	3																							
Wilson Betemit, S OBP: 0.360, SLG: 0.497 (1, 5)	L9				F8	G6-3			1B	4	0	1	1	0	0	3																							
7 Jeff Francoeur, R OBP: 0.353, SLG: 0.765 (1, 9)			F8			16 1B	29 SH1 1B	G1-3		4	0	2	0	0	0	1																							
16 Brian McCann, L OBP: 0.400, SLG: 0.500 (1, 2)			29 SH3-4 3B 1B			29 G4-6-3 1B			K	4	1	2	0	0	2	1																							
29 John Smoltz, R OBP: 0.186, SLG: 0.190 Dan Kolb, R (8, 1)			SH3-4			G4-6-3 1-2		SH1		1	0	0	0	0	0	2																							
Adam LaRoche, L OBP: 0.330, SLG: 0.484 Chris Reitsma, R (9, 1)								G4-3		0	0	0	0	0	0	0																							
Inning Stats	R: 0 E: 0 K: 0 S: 8	H: 0 LOB: 0 BB: 0 P: 11	R: 0 E: 0 K: 0 S: 8	H: 0 LOB: 0 BB: 1 P: 17	R: 1 E: 0 K: 0 S: 11	H: 2 LOB: 1 BB: 0 P: 15	R: 0 E: 0 K: 0 S: 8	H: 0 LOB: 0 BB: 0 P: 11	R: 0 E: 0 K: 0 S: 6	H: 2 LOB: 1 BB: 0 P: 8	R: 0 E: 0 K: 0 S: 10	H: 1 LOB: 2 BB: 1 P: 22	R: 0 E: 0 K: 2 S: 9	H: 1 LOB: 2 BB: 1 P: 15	R: 1 E: 0 K: 0 S: 11	H: 3 LOB: 1 BB: 0 P: 13	R: 0 E: 0 K: 2 S: 9	H: 0 LOB: 1 BB: 1 P: 15	1B: 6 2B: 2 3B: 1 HR: 0	SF: 0 SAC: 3 DP: 3 HBP: 0	WP: 0 PB: 0 CS: 0	PA: 38																	
PITCHER	IP	WLS	BF	H	R	ER	SO	BB	IBB	HBP	BLK	WP	HR	S	P	ERA	WHIP	PITCHER				IP	WLS	BF	H	R	ER	SO	BB	IBB	HBP	BLK	WP	HR	S	P	ERA	WHIP	
Tom Glavine, L ERA: 4.71 Roberto Hernandez, R ERA: 1.79	(1, 1)	7.0	29	6	1	1	2	2	2	0	0	0	0	60	99	1.29	1.143					(8, 1)	2.0	L	9	3	1	1	2	1	0	0	0	0	0	20	28	4.50	2.000

AB 30
R 2
H 9
RBI 2
BB 5
SO 4
LOB 15



Batter	1	2	3	4	5	6	7	8	9	AB	R	H	RBI	BB	SO	LOB	BOTTOM																					
7 José Reyes, S OBP: 0.283, SLG: 0.367 (1, 6)	F8		F9 2B		K			G6-3 1B		4	0	2	0	0	1	1	Atlanta Braves @ New York Mets Shea Stadium, Flushing, NY Fri Jul 15 2005, 7:10 PM EDT Att: 34,444 - Partly Cloudy - 80 F																					
Mike Cameron, R OBP: 0.354, SLG: 0.500 (1, 9)	L9		F9 2-3			G6-3		G6-3 1-2		4	0	0	0	0	0	2																						
15 Carlos Beltrán, S OBP: 0.325, SLG: 0.438 (1, 8)	E4		K			L8		L6		4	0	0	0	0	1	1																						
Cliff Floyd, L OBP: 0.358, SLG: 0.534 (1, 7)	G4-3			F7		G4-3			31 G4-6-3 1B	4	0	1	0	0	0	1																						
31 Mike Piazza, R OBP: 0.315, SLG: 0.431 (1, 2)		K		G4-3			G6-3	G4-6-3 1-2		4	0	0	0	0	1	1																						
5 David Wright, R OBP: 0.375, SLG: 0.500 (1, 5)		HR		L9			1B BB	F9		3	1	1	1	1	0	0																						
Marlon Anderson, L OBP: 0.349, SLG: 0.373 (1, 3)	G3-1				G6-3		K			3	0	0	0	0	1	1																						
Miguel Cairo, R OBP: 0.297, SLG: 0.333 (1, 4)	K				SH5-4 1B					3	0	2	0	0	1	0																						
Tom Glavine, L OBP: 0.138, SLG: 0.074 Jose Offerman, S ERA: 5.4 Roberto Hernandez, R (8, 1)	G6-3				SH5-4 1B			G3-1		1	0	0	0	0	0	0																						
Inning Stats	R: 0 E: 1 K: 0 S: 14	H: 0 LOB: 1 BB: 0 P: 21	R: 1 E: 0 K: 2 S: 11	H: 1 LOB: 0 BB: 0 P: 17	R: 0 E: 0 K: 1 S: 10	H: 1 LOB: 1 BB: 0 P: 15	R: 0 E: 0 K: 0 S: 5	H: 0 LOB: 0 BB: 0 P: 9	R: 0 E: 0 K: 0 S: 10	H: 1 LOB: 1 BB: 0 P: 14	R: 0 E: 0 K: 0 S: 10	H: 0 LOB: 0 BB: 0 P: 13	R: 0 E: 0 K: 1 S: 7	H: 1 LOB: 2 BB: 1 P: 15	R: 0 E: 0 K: 0 S: 7	H: 1 LOB: 0 BB: 0 P: 11		R: 0 E: 0 K: 0 S: 11	H: 1 LOB: 0 BB: 0 P: 16	1B: 4 2B: 1 3B: 0 HR: 1	SF: 0 SAC: 1 DP: 2 HBP: 0	WP: 0 PB: 0 CS: 0	PA: 33															
PITCHER	IP	WLS	BF	H	R	ER	SO	BB	IBB	HBP	BLK	WP	HR	S	P	ERA	WHIP	PITCHER				IP	WLS	BF	H	R	ER	SO	BB	IBB	HBP	BLK	WP	HR	S	P	ERA	WHIP
29 John Smoltz, R ERA: 2.73 Dan Kolb, R ERA: 5.4 Chris Reitsma, R ERA: 3.59	(1, 1)	7.0	W	27	4	1	1	5	1	0	0	0	0	67	104	1.29	0.714					(8, 1)	1.0	H	3	1	0	0	0	0	0	0	7	11	0.00	1.000		
	(9, 1)	1.0	S	3	1	0	0	0	0	0	0	0	0	11	16	0.00	1.000					(9, 1)	1.0	S	3	1	0	0	0	0	0	0	11	16	0.00	1.000		

AB 31
R 1
H 6
RBI 1
BB 1
SO 5
LOB 9



Batter	1	2	3	4	5	6	7	8	9	AB	R	H	RBI	BB	SO	LOB	TOP										
Rafael Furcal, S OBP: 0.320, SLG: 0.403	0-2 K		1-0 F7			2-2 F8		0-1 1B		4	0	1	0	0	1	0											
Kelly Johnson, L OBP: 0.353, SLG: 0.412 Jay Powell, R	1-3 K			0-1 F8		2-3 K		3-3 K		3	0	0	0	0	2	0											
Kevin Gryboski, R Julio Franco, R OBP: 0.338, SLG: 0.469 48 Blaine Boyer, R										0	0	0	0	0	0	0											
Marcus Giles, R OBP: 0.376, SLG: 0.454	1-1 F9			2-0 F8			3-1 G5-3	1-1 F9		4	0	0	0	0	0	3											
Andruw Jones, R OBP: 0.357, SLG: 0.571		2-1 F8		1-0 2B			1-2 G6-3		3-2 FC1-6 1B	4	0	2	0	0	0	0											
Adam LaRoche, L OBP: 0.324, SLG: 0.473		1-1 1B		0-0 G6-3			0-2 G4-3		0-1 FC1-6 1B	4	0	1	0	0	0	2											
Johnny Estrada, S OBP: 0.321, SLG: 0.389		0-2 P6			1-2 G3			2-2 FC3 1B	0-1 F7	4	1	1	0	0	0	2											
Ryan Langerhans, L OBP: 0.320, SLG: 0.404		1-3 K			1-0 G4-3			2-2 FC3 1B	2-2 G3-1	4	0	0	0	0	1	3											
Wilson Betemit, S OBP: 0.357, SLG: 0.488			0-3 K		1-1 F7			1-1 1B		3	0	1	1	0	1	0											
Mike Hampton, R OBP: 0.318, SLG: 0.500 4 Pete Orr, L OBP: 0.345, SLG: 0.411 Roman Colon, R 7 Jeff Francoeur, R OBP: 0.316, SLG: 0.684			0-0 F7			0-0 F8				0	0	0	0	0	0	0											
Inning Stats	R: 0 E: 0 K: 2 S: 8	H: 0 LOB: 0 BB: 0 P: 10	R: 0 E: 0 K: 1 S: 10	H: 1 LOB: 1 BB: 0 P: 14	R: 0 E: 0 K: 1 S: 5	H: 0 LOB: 0 BB: 0 P: 6	R: 0 E: 0 K: 0 S: 5	H: 1 LOB: 1 BB: 0 P: 8	R: 0 E: 0 K: 0 S: 6	H: 0 LOB: 0 BB: 0 P: 9	R: 0 E: 0 K: 1 S: 10	H: 0 LOB: 0 BB: 0 P: 14	R: 0 E: 0 K: 0 S: 8	H: 0 LOB: 0 BB: 0 P: 12	R: 1 E: 1 K: 2 S: 19	H: 3 LOB: 3 BB: 0 P: 29	R: 0 E: 0 K: 0 S: 10	H: 1 LOB: 1 BB: 0 P: 15	1B: 5 2B: 1 3B: 0 HR: 0	SF: 0 SAC: 0 DP: 0 HBP: 0	WP: 0 PB: 0 CS: 0	PA: 34					
PITCHER	IP	WLS	BF	H	R	ER	SO	BB	IBB	HBP	BLK	WP	HR	S	P	ERA	WHIP										
45 Pedro Martinez, R ERA: 2.6	6.0	W	20	2	0	0	5	0	0	0	0	0	0	44	61	0.00	0.333										
Juan Padilla, R ERA	7.1		3	0	0	0	0	0	0	0	0	0	0	8	12	0.00	0.000										
Heath Bell, R ERA: 4.5	1.0		7	3	1	0	2	0	0	0	0	0	0	19	29	0.00	3.000										
Dae-Sung Koo, L ERA: 4.26	9.1		4	1	0	0	0	0	0	0	0	0	0	10	15	0.00	1.000										

Atlanta Braves @ New York Mets
Shea Stadium, Flushing, NY
Sun Jul 17 2005, 1:10 PM EDT
Att: 34,983 - Cloudy - 78 F

AB 34
R 1
H 6
RBI 1
BB 0
SO 7
LOB 15



Batter	1	2	3	4	5	6	7	8	9	AB	R	H	RBI	BB	SO	LOB	BOTTOM										
7 José Reyes, S OBP: 0.284, SLG: 0.367	3-2 1B 15 G5-3	2-2 HR 2B		4-2 G4-3 15 SF8 BB	0-2 G4-3		0-0 F9			4	3	2	1	1	0	4											
Mike Cameron, R OBP: 0.353, SLG: 0.507	3-2 G3 15 G5-3	2-2 HR		1-0 G4-3		0-0 P6	1-2 1B			5	1	3	3	0	0	1											
15 Carlos Beltrán, S OBP: 0.322, SLG: 0.434	3-2 G5-3	1-0 HR		1-1 SF8		2-2 P6	2-2 G4-3			4	0	1	2	0	0	3											
Cliff Floyd, L OBP: 0.358, SLG: 0.527 Gerald Williams, R	0-1 G3	1-0 F9		4-2 BB		4-2 FC6-4 BB		1-1 F8		2	0	0	0	2	0	2											
31 Mike Piazza, R OBP: 0.310, SLG: 0.423 11 Ramon Castro, R OBP: 0.319, SLG: 0.363	1-3 K		0-2 G6-3	0-3 K		2-2 FC6-4		2-3 K2-3		5	0	0	0	0	3	3											
5 David Wright, R OBP: 0.374, SLG: 0.495		1-1 2B G1-3	2-2 S		1-0 G5-3		2-2 P4	2-1 F9		5	1	2	0	0	0	0											
Chris Woodward, R OBP: 0.346, SLG: 0.427		2-2 G1-3 7 2B	1-3 K		0-0 2B		4-2 1B			3	2	2	0	1	1	1											
Miguel Cairo, R OBP: 0.317, SLG: 0.359		2-1 G1-3	4-2 BB		0-1 2B		1-2 7 F9 1B			3	1	2	1	1	0	1											
45 Pedro Martinez, R OBP: 0.111, SLG: 0.091 Juan Padilla, R Jose Offerman, S OBP: 0.339, SLG: 0.434 Heath Bell, R Dae-Sung Koo, L OBP: 0.300, SLG: 1.000		1-3 K		1-3 K		0-1 G4-3		0-1 1B		3	0	0	0	0	2	5											
Inning Stats	R: 1 E: 0 K: 1 S: 16	H: 2 LOB: 1 BB: 0 P: 26	R: 4 E: 0 K: 1 S: 20	H: 5 LOB: 1 BB: 0 P: 32	R: 0 E: 0 K: 2 S: 16	H: 1 LOB: 2 BB: 1 P: 24	R: 1 E: 0 K: 1 S: 12	H: 0 LOB: 1 BB: 2 P: 22	R: 0 E: 0 K: 0 S: 8	H: 2 LOB: 2 BB: 0 P: 9	R: 0 E: 0 K: 0 S: 10	H: 0 LOB: 1 BB: 1 P: 18	R: 2 E: 0 K: 0 S: 23	H: 3 LOB: 2 BB: 1 P: 34	R: 0 E: 0 K: 1 S: 7	H: 0 LOB: 0 BB: 0 P: 12	1B: 9 2B: 3 3B: 0 HR: 1	SF: 1 SAC: 0 DP: 0 HBP: 0	WP: 0 PB: 0 CS: 0	PA: 42							
PITCHER	IP	WLS	BF	H	R	ER	SO	BB	IBB	HBP	BLK	WP	HR	S	P	ERA	WHIP										
Mike Hampton, L ERA: 2.51	2.0	L	13	7	5	5	2	0	0	0	0	0	0	36	58	22.50	3.500										
Roman Colon, R ERA: 5.29	3.1		15	3	1	1	3	3	0	0	0	0	0	36	55	3.00	2.000										
Jay Powell, R ERA	6.1		4	0	0	0	0	1	0	0	0	0	0	10	18	0.00	1.000										
Kevin Gryboski, R ERA: 3.05	1.0		7	3	2	2	0	1	0	0	0	0	0	23	34	18.00	4.000										
48 Blaine Boyer, R ERA: 1.93	1.0		3	0	0	0	1	0	0	0	0	0	0	7	12	0.00	0.000										

Atlanta Braves @ New York Mets
Shea Stadium, Flushing, NY
Sun Jul 17 2005, 1:10 PM EDT
Att: 34,983 - Cloudy - 78 F

AB 36
R 8
H 13
RBI 8
BB 5
SO 6
LOB 20



Batter	1	2	3	4	5	6	7	8	9	AB	R	H	RBI	BB	SO	LOB	TOP							
3 Khalil Greene, R OBP: 0.317, SLG: 0.437	1-1 G4-3		2-1 G1-3		3-1 F8		2-2 G5-3		1-3 K	5	0	0	0	0	1	1								
Mark Loretta, R OBP: 0.383, SLG: 0.341	3-2 P4			2-1 FC4-6 1B		1-2 F9		2-1 24 1B	0-0 G6-4-3	5	1	2	0	0	0	1								
24 Brian Giles, L OBP: 0.430, SLG: 0.506	2-0 G4-3			2-2 FC4-6 1B		1-0 1B		1-2 1B		4	1	2	0	0	0	1								
Phil Nevin, R OBP: 0.307, SLG: 0.417		2-1 G5-3		0-1 1B		0-0 F7		2-3 K		4	1	1	0	0	1	3								
Ryan Klesko, L OBP: 0.368, SLG: 0.474		0-1 G3		4-1 1B		2-0 1B		3-3 K		3	0	1	0	1	1	2								
Xavier Nady, R OBP: 0.337, SLG: 0.516		0-1 1B		2-2 1B		3-3 K		3-2 BB 1B		4	0	3	2	0	1	2								
Ramon Hernandez, R OBP: 0.298, SLG: 0.399		2-1 G5-3		1-2 3-H SF8		0-0 P4		4-1 BB		2	0	0	1	1	0	3								
Damian Jackson, R OBP: 0.348, SLG: 0.393			2-1 G5-3		3-2 P3		1-1 F8		1-0 F9	3	0	0	0	0	0	2								
Mark Sweeney, L OBP: 0.406, SLG: 0.527										1	0	0	0	0	0	3								
Geoff Blum, S OBP: 0.325, SLG: 0.371										0	0	0	0	0	0	0								
Woody Williams, R OBP: 0.280, SLG: 0.280			2-3 K		3-3 K		3-3 K		4-1 G6-4-3 BB	2	0	0	0	0	0	2								
Sean Burroughs, L OBP: 0.329, SLG: 0.303										1	0	0	0	0	1	0								
52 Clay Hensley, R OBP: 0.362, SLG: 0.433										0	0	0	0	1	0	0								
Inning Stats	R: 0 E: 0 K: 0 S: 10	H: 0 LOB: 0 BB: 0 P: 16	R: 0 E: 0 K: 0 S: 8	H: 1 LOB: 1 BB: 0 P: 12	R: 0 E: 0 K: 1 S: 7	H: 0 LOB: 0 BB: 0 P: 13	R: 2 E: 0 K: 0 S: 19	H: 3 LOB: 2 BB: 1 P: 34	R: 0 E: 0 K: 1 S: 8	H: 0 LOB: 0 BB: 0 P: 15	R: 0 E: 0 K: 1 S: 7	H: 2 LOB: 2 BB: 0 P: 13	R: 0 E: 0 K: 1 S: 8	H: 0 LOB: 0 BB: 0 P: 14	R: 1 E: 0 K: 2 S: 19	H: 3 LOB: 3 BB: 1 P: 35	R: 0 E: 0 K: 1 S: 5	H: 0 LOB: 0 BB: 1 P: 10	1B: 9 2B: 0 3B: 0 HR: 0	SF: 1 SAC: 0 DP: 1 HBP: 0	WP: 0 PB: 0 SB: 0 CS: 0	PA: 38		
PITCHER	IP	WLS	BF	H	R	ER	SO	BB	IBB	HBP	BLK	WP	HR	S	P	ERA	WHIP							
Tom Glavine, L ERA: 4.62	(1, 1)	6.0	W	25	6	2	2	3	1	0	0	0	0	59	103	3.00	1.167							
Aaron Heilman, R ERA: 4.58	(7, 1)	1.2		9	3	1	1	3	1	0	0	0	0	26	47	5.40	2.400							
Juan Padilla, R ERA:	(8, 1)	1.1	S	4	0	0	0	1	1	0	0	0	0	6	12	0.00	0.750							

San Diego Padres @ New York Mets
Shea Stadium, Flushing, NY
Wed Jul 20 2005, 7:10 PM EDT
Att: 31,697 - Clear - 88 F

AB 34
R 3
H 9
RBI 3
BB 3
SO 7
LOB 18



Batter	1	2	3	4	5	6	7	8	9	AB	R	H	RBI	BB	SO	LOB	BOTTOM							
7 José Reyes, S OBP: 0.287, SLG: 0.370	1-2 15 HR									4	1	2	1	0	1	0								
Mike Cameron, R OBP: 0.345, SLG: 0.500	1 SAFE F8	2-2 3-H 2B								4	1	1	0	0	1	2								
15 Carlos Beltrán, S OBP: 0.320, SLG: 0.435	1-2 HR		2-2 G4-3							4	1	1	2	0	0	1								
Cliff Floyd, L OBP: 0.360, SLG: 0.534	0-0 FC6-4 1B		2-2 F7							4	1	2	1	0	1	0								
11 Ramon Castro, R OBP: 0.319, SLG: 0.383										0	0	0	0	0	0	0								
5 David Wright, R OBP: 0.373, SLG: 0.494	0-1 L5		1-2 31 2B							4	1	1	0	0	0	2								
31 Mike Piazza, R OBP: 0.320, SLG: 0.440	1-0 FC6-4		0-1 1B							3	1	2	3	1	0	1								
Gerald Williams, R (8, FR)										0	0	0	0	0	0	0								
Doug Mientkiewicz, L OBP: 0.303, SLG: 0.377		3-2 K	2-3 K							4	0	0	0	0	2	2								
Miguel Cairo, R OBP: 0.314, SLG: 0.360		0-0 G1-3 7 2B								4	1	1	0	0	0	1								
Tom Glavine, L OBP: 0.129, SLG: 0.069		0-2 G1-3								2	0	0	0	0	0	1								
Jose Offerman, S OBP: 0.328, SLG: 0.418										1	0	0	0	0	0	0								
Aaron Heilman, R ERA:	(7, 1)									0	0	0	0	0	0	0								
Juan Padilla, R ERA:	(8, 1)									0	0	0	0	0	0	0								
Inning Stats	R: 2 E: 0 K: 0 S: 15	H: 3 LOB: 1 BB: 0 P: 20	R: 1 E: 0 K: 2 S: 14	H: 2 LOB: 1 BB: 0 P: 21	R: 1 E: 0 K: 1 S: 15	H: 2 LOB: 1 BB: 0 P: 22	R: 0 E: 0 K: 1 S: 10	H: 0 LOB: 0 BB: 0 P: 13	R: 3 E: 0 K: 0 S: 11	H: 3 LOB: 0 BB: 0 P: 19	R: 0 E: 0 K: 0 S: 8	H: 0 LOB: 0 BB: 0 P: 14	R: 0 E: 0 K: 1 S: 9	H: 0 LOB: 0 BB: 0 P: 15	R: 0 E: 0 K: 0 S: 9	H: 0 LOB: 1 BB: 1 P: 15	R: 0 E: 0 K: 0 S: 9	H: 0 LOB: 0 BB: 1 P: 15	1B: 4 2B: 3 3B: 1 HR: 2	SF: 0 SAC: 0 DP: 0 HBP: 0	WP: 0 PB: 0 SB: 3 CS: 0	PA: 35		
PITCHER	IP	WLS	BF	H	R	ER	SO	BB	IBB	HBP	BLK	WP	HR	S	P	ERA	WHIP							
Woody Williams, R ERA: 4.57	(1, 1)	6.0	L	28	10	7	7	4	0	0	0	0	0	73	109	10.50	1.667							
52 Clay Hensley, R ERA:	(7, 1)	2.0		7	0	0	0	1	1	0	0	0	0	18	30	0.00	0.500							

San Diego Padres @ New York Mets
Shea Stadium, Flushing, NY
Wed Jul 20 2005, 7:10 PM EDT
Att: 31,697 - Clear - 88 F

AB 34
R 7
H 10
RBI 7
BB 1
SO 5
LOB 10



Batter	1	2	3	4	5	6	7	8	9	AB	R	H	RBI	BB	SO	LOB	TOP				
Eric Young Sr. R (1.7) OBP: 0.366, SLG: 0.353	4-1 BB G6-4-3		2-0 1-2 BB B1-5-3		4-0 BB CS			1-1 BB G6-3		2	0	1	0	2	0	0	San Diego Padres @ New York Mets Shea Stadium, Flushing, NY Thu Jul 21, 2005, 12:10 PM EDT Att: 33,361 - Sunny - 85 F				
Mark Loretta R (1.4) OBP: 0.383, SLG: 0.337 Damian Jackson, R (7.4) OBP: 0.346, SLG: 0.391	2-1 SAFE BB G6-4-3		1-1 BB B1-5-3		2-0 BB CS	4-1 BB 24 1B		2-3 BB K		2	0	0	0	1	0	3					
24 Brian Giles, L (1.8) OBP: 0.434, SLG: 0.508 Dave Roberts, L (7.8) OBP: 0.341, SLG: 0.428	4-2 BB		4-1 BB		0-0 BB			1-2 BB G1-3		1	0	1	0	2	0	0					
Phil Nevin, R (1.3) OBP: 0.306, SLG: 0.414	1-1 BB F9		1-2 BB F7		2-3 BB K			3-2 BB 1B G5-3		4	0	1	0	0	1	5					
Xavier Nady R (1.9) OBP: 0.330, SLG: 0.505		0-1 BB F8		0-1 BB G6-3		3-2 BB F7		1-1 BB G5-3		4	0	0	0	0	0	3					
3 Khalil Greene, R (1.6) OBP: 0.314, SLG: 0.432 Trevor Hoffman, R (8.1) Mark Sweeney, L (9, PH) OBP: 0.410, SLG: 0.531		2-2 BB G6-3		1-2 BB G4-3		0-3 BB K		3-1 BB 1B		3	0	0	0	0	1	2					
Robert Fick, L (1.2) OBP: 0.358, SLG: 0.428		3-2 BB FC5-4 1B		1-3 BB K			3-1 BB G4-3		2-0 BB P5	4	0	1	0	0	1	2					
Geoff Blum, S (1.5) OBP: 0.319, SLG: 0.364		1-0 BB FC5-4		3-1 BB F7		0-2 BB G6-3		0-1 BB G1-3		4	0	0	0	0	0	3					
44 Jake Peavy R (1.1) OBP: 0.206, SLG: 0.100 Paul Quantrill, L (6.1) Sean Burroughs, L (6.5) OBP: 0.327, SLG: 0.302			1-1 BB B1-5-3 1B		2-1 BB F9		3-2 BB F7			2	0	1	0	0	0	0					
Inning Stats	R: 0 E: 0 K: 0 S: 8	H: 0 LOB: 1 BB: 2 P: 19	R: 0 E: 0 K: 0 S: 9	H: 1 LOB: 1 BB: 0 P: 15	R: 0 E: 0 K: 1 S: 9	H: 2 LOB: 2 BB: 1 P: 18	R: 0 E: 0 K: 0 S: 4	H: 0 LOB: 0 BB: 1 P: 15	R: 0 E: 0 K: 2 S: 11	H: 1 LOB: 2 BB: 1 P: 20	R: 0 E: 0 K: 0 S: 8	H: 0 LOB: 0 BB: 0 P: 14	R: 0 E: 0 K: 1 S: 8	H: 0 LOB: 0 BB: 0 P: 12	R: 0 E: 0 K: 0 S: 12	H: 2 LOB: 2 BB: 0 P: 21		1B: 6 2B: 0 3B: 0 HR: 0	SF: 0 SAC: 0 DP: 2 HBP: 0	WP: 0 PB: 0 SB: 0 CS: 1	PA: 36
PITCHER	IP WLS BF H R ER SO	IP WLS BF H R ER SO	IP WLS BF H R ER SO	IP WLS BF H R ER SO	IP WLS BF H R ER SO	IP WLS BF H R ER SO	IP WLS BF H R ER SO	IP WLS BF H R ER SO	IP WLS BF H R ER SO	IP WLS BF H R ER SO	IP WLS BF H R ER SO	IP WLS BF H R ER SO	IP WLS BF H R ER SO	IP WLS BF H R ER SO	IP WLS BF H R ER SO	IP WLS BF H R ER SO	ERA WHIP	ERA WHIP			
Kaz Ishii, L (1.1) ERA: 5.15	6.0	W	24	4	0	0	3	5	0	0	0	0	0	0	0	0	0	0.00	1.500		
Dae-Sung Koo, L (7.1) ERA: 3.52	1.0		3	0	0	0	0	0	0	0	0	0	0	0	0	0	0	0.00	0.000		
Heath Bell, R (8.1) ERA: 4.38	1.0		3	0	0	0	1	0	0	0	0	0	0	0	0	0	0	0.00	0.000		
Danny Graves, R (9.1) ERA: 7.88	1.0		5	2	0	0	0	0	0	0	0	0	0	0	0	0	0	0.00	2.000		

Batter	1	2	3	4	5	6	7	8	9	AB	R	H	RBI	BB	SO	LOB	BOTTOM			
7 José Reyes, S (1.6) OBP: 0.291, SLG: 0.373	1-2 BB G1-3		1-0 BB 1B		0-1 BB E S 2B	2-1 BB 15 SF8 1B		0-1 BB F9		5	2	3	2	0	0	0	San Diego Padres @ New York Mets Shea Stadium, Flushing, NY Thu Jul 21, 2005, 12:10 PM EDT Att: 33,361 - Sunny - 85 F			
Mike Cameron, R (1.9) OBP: 0.347, SLG: 0.504 Miguel Cairo, R (8.4) OBP: 0.312, SLG: 0.357	2-2 BB G5-3		0-1 BB F7		3-2 SAFE BB 15 G3-1 1-H 3-H 2B	2-2 BB 5 2B 1B		2-1 BB F7		4	1	2	1	0	0	1				
15 Carlos Beltrán, S (1.8) OBP: 0.316, SLG: 0.431 Dae-Sung Koo, L (7.1) OBP: 0.500, SLG: 1.000 Heath Bell, R (8.1) Danny Graves, R (9.1)	2-3 BB K				0-2 BB F7	0-0 BB G3-1		0-2 BB SF8		3	0	0	1	0	1	1				
Cliff Floyd, L (1.7) OBP: 0.359, SLG: 0.531 Gerald Williams, R (6, PR) (7.8)		3-2 BB L9		0-1 BB F7	2-2 BB G4-3	2-2 BB 5 2B 1B		0-2 BB G5-3		4	0	1	1	0	0	1				
5 David Wright, R (1.5) OBP: 0.374, SLG: 0.497		2-2 BB F8		0-0 BB F7		1-2 BB 1B				4	1	2	2	0	0	0				
Marlon Anderson, L (1.4) OBP: 0.342, SLG: 0.364		3-3 BB K			2-2 BB G4-3	1-2 BB 1B				4	1	1	0	0	2	2				
Doug Mientkiewicz, L (1.3) OBP: 0.310, SLG: 0.395			0-2 BB HR		4-1 BB 11 HR BB	1-1 BB 11 BB 7 1B 1B		0-0 BB F8		3	3	2	2	1	0	0				
11 Ramon Castro, R (1.2) OBP: 0.326, SLG: 0.398			1-3 BB K		2-2 BB HR BB	4-0 BB 1B 15 SF8 BB		1-1 BB F8		3	2	1	2	1	1	0				
Kaz Ishii, L (1.1) OBP: 0.261, SLG: 0.227 Jose Offerman, S (6, PH) OBP: 0.323, SLG: 0.411 Chris Woodward, R (7.7) OBP: 0.349, SLG: 0.454			0-3 BB K		4-2 BB 7 1B E BB	3-2 BB F7		1-3 BB K		1	1	0	0	1	1	0				
Inning Stats	R: 0 E: 0 K: 1 S: 10	H: 0 LOB: 0 BB: 0 P: 15	R: 0 E: 0 K: 1 S: 10	H: 0 LOB: 0 BB: 0 P: 18	R: 1 E: 0 K: 2 S: 14	H: 2 LOB: 1 BB: 0 P: 16	R: 0 E: 0 K: 0 S: 6	H: 0 LOB: 0 BB: 0 P: 6	R: 4 E: 0 K: 0 S: 23	H: 3 LOB: 1 BB: 2 P: 40	R: 7 E: 0 K: 1 S: 30	H: 7 LOB: 2 BB: 1 P: 48	R: 0 E: 0 K: 1 S: 8	H: 0 LOB: 0 BB: 0 P: 10	R: 0 E: 0 K: 0 S: 10	H: 0 LOB: 0 BB: 0 P: 12		1B: 8 2B: 2 3B: 0 HR: 2	SF: 1 SAC: 0 DP: 0 HBP: 0	WP: 0 PB: 0 SB: 1 CS: 0
PITCHER	IP WLS BF H R ER SO	IP WLS BF H R ER SO	IP WLS BF H R ER SO	IP WLS BF H R ER SO	IP WLS BF H R ER SO	IP WLS BF H R ER SO	IP WLS BF H R ER SO	IP WLS BF H R ER SO	IP WLS BF H R ER SO	IP WLS BF H R ER SO	IP WLS BF H R ER SO	IP WLS BF H R ER SO	IP WLS BF H R ER SO	IP WLS BF H R ER SO	IP WLS BF H R ER SO	IP WLS BF H R ER SO	ERA WHIP	ERA WHIP		
44 Jake Peavy, R (1.1) ERA: 3.42	5.0	L	24	7	7	7	4	2	0	0	0	0	0	0	0	0	12.60	1.800		
Paul Quantrill, R (6.1) ERA: 6.18	2.0		12	5	5	5	2	1	0	0	0	0	0	0	0	0	22.50	3.000		
Trevor Hoffman, R (8.1) ERA: 3.18	1.0		3	0	0	0	0	0	0	0	0	0	0	0	0	0	0.00	0.000		



Batter	1	2	3	4	5	6	7	8	9	AB	R	H	RBI	BB	SO	LOB	TOP										
13 Oscar Robles, L OBP: 0.403, SLG: 0.440	G6-3		L6	F8		G6-3		F7		5	0	0	0	0	0	2	Los Angeles Dodgers @ New York Mets Shea Stadium, Flushing, NY Fri Jul 22, 2005, 7:10 PM EDT Att: 50,273 - Cloudy - 89 F										
Cesar Izturis, S OBP: 0.317, SLG: 0.334	2B		F7		G6-3		12B	K		4	0	1	0	1	1												
12 Jeff Kent, R OBP: 0.386, SLG: 0.527	F8		HR		1B	G5-3	2B	1B		5	2	3	1	0	0	1											
Ricky Ledee, L OBP: 0.352, SLG: 0.425	2B		G3		G5-3	2B	1B	F8		5	1	3	0	0	0	2											
Jason Phillips, R OBP: 0.285, SLG: 0.369	F8				G5-3		G6-3			5	1	2	1	0	0	3											
Hee-Seop Choi, L OBP: 0.326, SLG: 0.460		G4-3	17 FC5-2	2B	G3	1B	2B	K		5	1	2	1	0	2	3											
Jayson Werth, R OBP: 0.335, SLG: 0.405	G4-3		1B	1B	1B	2B	1B	F8		5	1	2	2	0	1	3											
17 Jason Repko, R OBP: 0.291, SLG: 0.356	FC5-2		K	K	K	K	G6-3			4	0	0	0	0	2	3											
Jeff Weaver, R OBP: 0.226, SLG: 0.275	G5-3		1B				F8			3	0	1	1	0	0	1											
Duane Rodriguez, R ERA: 3.86										0	0	0	0	0	0	0											
Antonio Perez, R ERA: 3.86										1	0	0	0	0	0	0											
Wilson Alvarez, L ERA: 5.4										0	0	0	0	0	0	0											
Steve Schmolli, R ERA: 3.8										0	0	0	0	0	0	0											
43 Yhency Brazoban, R ERA: 5.72										0	0	0	0	0	0	0											
Inning Stats	R: 0 E: 0 K: 0 S: 10	H: 2 LOB: 2 BB: 0 P: 16	R: 0 E: 0 K: 0 S: 11	H: 1 LOB: 1 BB: 0 P: 19	R: 1 E: 0 K: 0 S: 11	H: 1 LOB: 0 BB: 0 P: 13	R: 2 E: 1 K: 1 S: 11	H: 3 LOB: 1 BB: 0 P: 17	R: 3 E: 0 K: 1 S: 24	H: 4 LOB: 1 BB: 0 P: 34	R: 0 E: 0 K: 0 S: 10	H: 0 LOB: 0 BB: 0 P: 13	R: 0 E: 0 K: 1 S: 10	H: 1 LOB: 1 BB: 0 P: 12	R: 0 E: 0 K: 2 S: 12	H: 2 LOB: 2 BB: 0 P: 17	1B: 10 2B: 4 3B: 0 HR: 1	SF: 0 SAC: 0 DP: 0 HBP: 0	WP: 0 PB: 0 SB: 3 CS: 0	PA: 43							
PITCHER	IP	WLS	BF	H	R	ER	SO	BB	IBB	HBP	BLK	WP	HR	S	P	ERA	WHIP										
Victor Zambrano, R ERA: 3.86	4.2	L	24	10	6	6	1	0	0	0	0	0	1	55	84	11.57	2.143										
Heath Bell, R ERA: 4.36	0.1		2	1	0	0	1	0	0	0	0	0	0	12	15	0.00	3.000										
Juan Padilla, R ERA: 1.65	2.0		8	1	0	0	1	1	0	0	0	0	0	19	29	0.00	1.000										
Roberto Hernandez, R ERA: 1.65	2.0		9	3	0	0	3	0	0	0	0	0	0	22	29	0.00	1.500										

Batter	1	2	3	4	5	6	7	8	9	AB	R	H	RBI	BB	SO	LOB	BOTTOM										
7 José Reyes, S OBP: 0.291, SLG: 0.371	F7		G4-3			1B	15 HR	1B	FC3-6	4	1	1	0	0	0	2	Los Angeles Dodgers @ New York Mets Shea Stadium, Flushing, NY Fri Jul 22, 2005, 7:10 PM EDT Att: 50,273 - Cloudy - 89 F										
Mike Cameron, R OBP: 0.346, SLG: 0.500	K				F9	1B	15 HR	1B	P4	4	1	1	0	0	1	2											
15 Carlos Beltrán, S OBP: 0.316, SLG: 0.438	G4-3				P1			HR	G4-3	4	1	1	3	0	0	0											
Cliff Floyd, L OBP: 0.355, SLG: 0.524		G3-1			G3-1			G4-3	G4-3	4	0	0	0	0	0	0											
5 David Wright, R OBP: 0.376, SLG: 0.498		31B			HR	BB		G5-3	P2	3	1	1	0	1	0	0											
31 Mike Piazza, R OBP: 0.319, SLG: 0.438		G4-3			F9			G5-3	G6-3	4	0	1	0	0	0	1											
Doug Mientkiewicz, L OBP: 0.309, SLG: 0.406		G4-6-3			HR			F9	F7	4	1	1	2	0	0	2											
Miguel Cairo, R OBP: 0.310, SLG: 0.354			P3		K			FC3-6	G3-1	4	0	1	0	0	1	0											
Victor Zambrano, S ERA: 4.41			G4-3							1	0	0	0	0	0	0											
Heath Bell, R ERA: 3.83										0	0	0	0	0	0	0											
Jose Offerman, S ERA: 5.4										0	0	0	0	0	0	0											
Juan Padilla, R ERA: 1.65										0	0	0	0	0	0	0											
Marlon Anderson, L ERA: 3.8										0	0	0	0	0	0	0											
Roberto Hernandez, R ERA: 1.65										0	0	0	0	0	0	0											
Inning Stats	R: 0 E: 0 K: 1 S: 6	H: 0 LOB: 0 BB: 0 P: 12	R: 0 E: 0 K: 0 S: 9	H: 2 LOB: 1 BB: 0 P: 12	R: 0 E: 0 K: 0 S: 7	H: 0 LOB: 0 BB: 0 P: 10	R: 0 E: 0 K: 0 S: 7	H: 0 LOB: 0 BB: 0 P: 13	R: 2 E: 0 K: 1 S: 14	H: 1 LOB: 0 BB: 1 P: 26	R: 3 E: 0 K: 0 S: 10	H: 3 LOB: 0 BB: 0 P: 12	R: 0 E: 0 K: 0 S: 14	H: 2 LOB: 2 BB: 0 P: 20	R: 0 E: 0 K: 0 S: 8	H: 0 LOB: 0 BB: 0 P: 10	R: 0 E: 0 K: 0 S: 6	H: 0 LOB: 0 BB: 0 P: 10	1B: 5 2B: 1 3B: 0 HR: 2	SF: 0 SAC: 0 DP: 1 HBP: 0	WP: 0 PB: 0 SB: 1 CS: 0	PA: 35					
PITCHER	IP	WLS	BF	H	R	ER	SO	BB	IBB	HBP	BLK	WP	HR	S	P	ERA	WHIP										
Jeff Weaver, R ERA: 4.41	6.0	W	24	6	5	5	2	1	0	0	0	0	0	14	20	0.00	2.000										
Duane Sanchez, R ERA: 3.83	1.0	H	5	2	0	0	0	0	0	0	0	0	0	3	4	0.00	0.000										
Wilson Alvarez, L ERA: 5.4	0.1	H	1	0	0	0	0	0	0	0	0	0	0	5	6	0.00	0.000										
Steve Schmolli, R ERA: 3.8	0.2	H	2	0	0	0	0	0	0	0	0	0	0	6	10	0.00	0.000										
43 Yhency Brazoban, R ERA: 5.72	1.0	S	3	0	0	0	0	0	0	0	0	0	0	6	10	0.00	0.000										

AB	42
R	6
H	15
RBI	6
BB	1
SO	6
LOB	19



Batter	1	2	3	4	5	6	7	8	9	AB	R	H	RBI	BB	SO	LOB	TOP										
13 Oscar Robles, L OBP: 0.396, SLG: 0.425	F7	P6					K		G6-3	4	0	0	0	1	1	0											
Cesar Izuris, S OBP: 0.316, SLG: 0.333	12 FC9-6 1B		L8	G4-3			F9			4	1	1	0	0	0	2											
Milton Bradley, S OBP: 0.353, SLG: 0.518	4-1 FC9-6 1B				F7					3	0	2	0	1	0	0											
12 Jeff Kent, R OBP: 0.382, SLG: 0.521	FC9-6 1B			P4	F7		G6-3			4	1	0	0	0	0	4											
Ricky Ledee, L OBP: 0.349, SLG: 0.420	1-3 3-H 2B		F8		G3-1			F8		4	1	1	1	0	0	1											
Olmedo Saenz, R OBP: 0.345, SLG: 0.495	1-2 1-H 3-H 2B			P4			HR	K		4	1	2	3	0	1	0											
Jayson Werth, R OBP: 0.333, SLG: 0.407	G4-3			2-2 1B			K	F9		4	1	1	0	0	1	1											
Jason Phillips, R OBP: 0.285, SLG: 0.368		1-2 G5-3		0-0 13 BB 1B			P6		K	4	0	1	1	0	1	0											
D.J. Houlton, R OBP: 0.267, SLG: 0.286		2-3 K		2-3 1B			G5-3		K	3	0	0	0	0	2	1											
Giovanni Carrara, R ERA: 2.79										0	0	0	0	0	0	0											
Wilson Alvarez, L ERA: 1.61										0	0	0	0	0	0	0											
Duaner Sanchez, R ERA: 0.325, SLG: 0.458										1	0	0	0	0	1	0											
Inning Stats	R: 3 E: 0 K: 0 S: 14	H: 3 LOB: 1 BB: 1 P: 22	R: 0 E: 0 K: 1 S: 8	H: 0 LOB: 0 BB: 0 P: 13	R: 0 E: 0 K: 0 S: 12	H: 1 LOB: 1 BB: 0 P: 15	R: 1 E: 0 K: 1 S: 13	H: 2 LOB: 2 BB: 1 P: 24	R: 0 E: 0 K: 0 S: 5	H: 0 LOB: 0 BB: 0 P: 5	R: 1 E: 0 K: 1 S: 13	H: 1 LOB: 0 BB: 0 P: 18	R: 0 E: 0 K: 1 S: 11	H: 1 LOB: 1 BB: 0 P: 12	R: 0 E: 0 K: 2 S: 9	H: 0 LOB: 0 BB: 0 P: 15	R: 0 E: 0 K: 2 S: 9	H: 0 LOB: 0 BB: 0 P: 15	1B: 4 2B: 3 3B: 0 HR: 1	SF: 0 SAC: 0 DP: 0 HBP: 0	WP: 0 PB: 0 SB: 0 CS: 0	PA: 37					
PITCHER	IP	WLS	BF	H	R	ER	SO	BB	IBB	HBP	BLK	WP	HR	S	P	ERA	WHIP										
45 Pedro Martinez, R ERA: 2.79	7.0	W	31	8	5	5	4	2	0	0	0	0	1	76	109	6.43	1.429										
Roberto Hernandez, R ERA: 1.61	1.0	H	3	0	0	0	1	0	0	0	0	0	0	11	15	0.00	0.000										
Braden Looper, R ERA: 3.09	1.0	S	3	0	0	0	2	0	0	0	0	0	0	9	15	0.00	0.000										

Los Angeles Dodgers @ New York Mets
Shea Stadium, Flushing, NY
Sat Jul 23 2005, 3:15 PM EDT
Att: 43,705 - Partly Cloudy - 83 F

AB 35
R 5
H 8
RBI 5
BB 2
SO 7
LOB 9



Batter	1	2	3	4	5	6	7	8	9	AB	R	H	RBI	BB	SO	LOB	BOTTOM										
7 José Reyes, S OBP: 0.297, SLG: 0.381	E 1B		15 SH2-3 1B		P4		15 1B	S 1B		5	3	4	2	0	0	1											
Mike Cameron, R OBP: 0.347, SLG: 0.498	G3 5 1B		G6-3 15 SH2-3 1B		F9		G5-3	K		5	1	2	1	0	1	4											
15 Carlos Beltrán, S OBP: 0.319, SLG: 0.440	F8		SH2-3		1-1			S 1B		3	0	2	1	0	0	1											
Cliff Floyd, L OBP: 0.354, SLG: 0.520	G3		G6-3		G3			5 G6-4-3 1B		3	0	0	1	1	0	4											
5 David Wright, R OBP: 0.377, SLG: 0.501	3-H 1B		K				SH1-3 11 G6-3 2B	G6-4-3		4	1	2	1	0	1	3											
Doug Mientkiewicz, L OBP: 0.310, SLG: 0.410	F8		G5-3				SH1-3		11 SH1-4 FC5-2 2B	3	0	1	0	0	0	1											
11 Ramon Castro, R OBP: 0.316, SLG: 0.384			K		K		G6-3		SH1-4	3	0	0	1	0	2	0											
Miguel Cairo, R OBP: 0.309, SLG: 0.347		G4-3		G5-3			L9		FC5-2 7 1B BB	3	1	0	0	1	0	0											
45 Pedro Martinez, R OBP: 0.128, SLG: 0.109										2	0	1	0	0	0	0											
Marlon Anderson, L OBP: 0.351, SLG: 0.369										0	1	0	0	1	0	0											
Roberto Hernandez, R ERA: 1.61										0	0	0	0	0	0	0											
Jose Offerman, S OBP: 0.313, SLG: 0.397										1	0	0	0	0	2	0											
Braden Looper, R ERA: 3.88										0	0	0	0	0	0	0											
Inning Stats	R: 2 E: 0 K: 0 S: 20	H: 3 LOB: 1 BB: 0 P: 28	R: 0 E: 0 K: 1 S: 10	H: 0 LOB: 0 BB: 0 P: 14	R: 1 E: 0 K: 1 S: 11	H: 2 LOB: 1 BB: 0 P: 17	R: 0 E: 0 K: 1 S: 8	H: 0 LOB: 0 BB: 0 P: 10	R: 0 E: 0 K: 0 S: 12	H: 2 LOB: 2 BB: 0 P: 16	R: 1 E: 0 K: 0 S: 6	H: 1 LOB: 0 BB: 0 P: 8	R: 2 E: 0 K: 0 S: 8	H: 2 LOB: 1 BB: 2 P: 18	R: 1 E: 0 K: 1 S: 13	H: 2 LOB: 2 BB: 1 P: 18	R: 1 E: 0 K: 1 S: 13	H: 2 LOB: 2 BB: 1 P: 18	1B: 9 2B: 2 3B: 1 HR: 0	SF: 0 SAC: 3 DP: 1 HBP: 0	WP: 0 PB: 0 SB: 5 CS: 0	PA: 38					
PITCHER	IP	WLS	BF	H	R	ER	SO	BB	IBB	HBP	BLK	WP	HR	S	P	ERA	WHIP										
D.J. Houlton, R ERA: 5.68	6.0	L	26	4	4	4	3	0	0	0	0	0	0	67	93	6.00	1.333										
Giovanni Carrara, R ERA: 4.47	0.1	L	3	1	2	2	0	1	0	0	0	0	0	4	10	54.00	6.000										
Wilson Alvarez, L ERA: 5.4	0.0		1	1	0	0	0	0	0	0	0	0	0	1	1	∞	∞										
Duaner Sanchez, R ERA: 3.88	1.2		8	2	1	1	1	1	1	0	0	0	0	16	25	5.40	1.800										

Los Angeles Dodgers @ New York Mets
Shea Stadium, Flushing, NY
Sat Jul 23 2005, 3:15 PM EDT
Att: 43,705 - Partly Cloudy - 83 F

AB 32
R 7
H 12
RBI 7
BB 3
SO 4
LOB 16



Batter	1	2	3	4	5	6	7	8	9	AB	R	H	RBI	BB	SO	LOB	TOP					
13 Oscar Robles, L (1,5) OBP: 0.384, SLG: 0.411	G4-3			G1-5-3	P6			F9		4	0	0	0	0	0	1	Los Angeles Dodgers @ New York Mets Shea Stadium, Flushing, NY Sun Jul 24 2005, 1:10 PM EDT Att: 38,008 - Partly Cloudy - 84 F					
Cesar Izuris, S (1,6) OBP: 0.315, SLG: 0.332	G6-3			1B BB				P4		4	0	1	0	0	0	0						
Milton Bradley, S (1,8) OBP: 0.351, SLG: 0.510	K			1B BB					K	3	0	0	0	1	2	0						
12 Jeff Kent, R (1,4) OBP: 0.378, SLG: 0.515		G4-3		F6					K	4	0	0	0	0	1	2						
Jayson Werth, R (1,9) OBP: 0.332, SLG: 0.404	K			1B					G6-3	4	0	1	0	0	1	0						
Hee-Seop Choi, L (1,3) OBP: 0.321, SLG: 0.452	F9			F9						3	0	0	0	0	0	3						
Mike Edwards, R (1,7) OBP: 0.318, SLG: 0.380				G1-3	L9					3	0	1	0	0	0	0						
Mike Rose, S (1,2) OBP: 0.289, SLG: 0.286		G4-3		G4-3	31 SH1-3					3	0	1	0	0	1	1						
31 Brad Penny, R (1,1) OBP: 0.188, SLG: 0.200				K	SH1-3					1	0	0	0	0	1	0						
Elmer Dessens, R (7,1)				K						0	0	0	0	0	0	0						
Antonio Perez, R (8, PH) OBP: 0.393, SLG: 0.430										1	0	0	0	0	1	0						
Scott Erickson, R (8,1) OBP: 0.154, SLG: 0.154										0	0	0	0	0	0	0						
Inning Stats	R: 0 E: 0 K: 1 S: 7	H: 0 LOB: 0 BB: 0 P: 8	R: 0 E: 0 K: 1 S: 6	H: 0 LOB: 0 BB: 0 P: 8	R: 0 E: 0 K: 1 S: 10	H: 0 LOB: 0 BB: 0 P: 17	R: 0 E: 0 K: 0 S: 15	H: 2 LOB: 3 BB: 1 P: 28	R: 0 E: 0 K: 0 S: 9	H: 1 LOB: 1 BB: 0 P: 15	R: 0 E: 0 K: 0 S: 8	H: 0 LOB: 0 BB: 0 P: 14	R: 0 E: 0 K: 1 S: 11	H: 1 LOB: 1 BB: 0 P: 19	R: 0 E: 0 K: 1 S: 9	H: 0 LOB: 0 BB: 0 P: 16	R: 0 E: 0 K: 2 S: 9	H: 0 LOB: 0 BB: 0 P: 14	1B: 4 2B: 0 3B: 0 HR: 0	SF: 0 SAC: 1 DP: 0 HBP: 0	WP: 0 PB: 0 SB: 0 CS: 0	PA: 32
PITCHER	IP WLS BF H R ER SO BB IBB HBP BLK WP HR S P ERA WHIP																					
Kris Benson, R (1,1) ERA: 3.14	8.0 W 29 4 0 0 5 1 0 0 0 0 0 0 75 125 0.00 0.625																					
Aaron Heilman, R (9,1) ERA: 4.52	1.0 3 0 0 0 2 0 0 0 0 0 0 0 9 14 0.00 0.000																					


Batter	1	2	3	4	5	6	7	8	9	AB	R	H	RBI	BB	SO	LOB	BOTTOM					
7 José Reyes, S (1,6) OBP: 0.295, SLG: 0.379	G4-3	FC1-6		G3-1			P4	FC5-4		5	0	1	0	0	0	2	Los Angeles Dodgers @ New York Mets Shea Stadium, Flushing, NY Sun Jul 24 2005, 1:10 PM EDT Att: 38,008 - Partly Cloudy - 84 F					
Mike Cameron, R (1,9) OBP: 0.344, SLG: 0.490	S	CS	G6-3		K		K	FC5-4		4	0	0	0	1	2	2						
Aaron Heilman, R (9,1)	BB									0	0	0	0	0	0	0						
15 Carlos Beltrán, S (1,8) OBP: 0.320, SLG: 0.446	K			2B		P2				4	1	2	0	0	1	1						
Cliff Floyd, L (1,7) OBP: 0.355, SLG: 0.522	K			3B			1B			4	1	2	1	0	1	2						
5 David Wright, R (1,5) OBP: 0.378, SLG: 0.500				31 HR			31 1B			3	1	1	0	1	0	1						
31 Mike Piazza, R (1,2) OBP: 0.327, SLG: 0.453				1B			31 1B			3	1	3	3	1	0	0						
Gerald Williams, R (8, PR) (9,9)				HR			1B			0	1	0	0	0	0	0						
Doug Mientkiewicz, L (1,3) OBP: 0.313, SLG: 0.499				7 FC1-6			1B			3	1	1	0	1	0	1						
Miguel Cairo, R (1,4) OBP: 0.307, SLG: 0.344				7 FC1-6			G6-3			4	0	1	0	0	0	2						
Kris Benson, R (1,1) OBP: 0.290, SLG: 0.250				7 FC1-6			G6-3			3	0	0	0	0	1	2						
Marlon Anderson, L (8, PH) ERA: 3.09				K			G3			1	0	1	2	0	0	0						
11 Ramon Castro, R (9,2) OBP: 0.316, SLG: 0.384										0	0	0	0	0	0	0						
Inning Stats	R: 0 E: 0 K: 2 S: 13	H: 0 LOB: 1 BB: 1 P: 20	R: 2 E: 0 K: 1 S: 16	H: 3 LOB: 1 BB: 1 P: 25	R: 2 E: 0 K: 0 S: 14	H: 3 LOB: 1 BB: 0 P: 21	R: 0 E: 0 K: 0 S: 8	H: 0 LOB: 0 BB: 0 P: 12	R: 0 E: 0 K: 1 S: 12	H: 2 LOB: 2 BB: 1 P: 22	R: 0 E: 0 K: 0 S: 7	H: 0 LOB: 0 BB: 0 P: 9	R: 0 E: 0 K: 1 S: 8	H: 1 LOB: 1 BB: 0 P: 12	R: 2 E: 0 K: 0 S: 10	H: 3 LOB: 2 BB: 1 P: 20	R: 2 E: 0 K: 1 S: 10	H: 3 LOB: 2 BB: 1 P: 20	1B: 9 2B: 1 3B: 1 HR: 1	SF: 0 SAC: 0 DP: 0 HBP: 0	WP: 0 PB: 1 SB: 2 CS: 1	PA: 39
PITCHER	IP WLS BF H R ER SO BB IBB HBP BLK WP HR S P ERA WHIP																					
31 Brad Penny, R (1,1) ERA: 3.54	6.0 L 27 8 4 4 4 3 0 0 0 0 0 0 70 109 6.00 1.833																					
Elmer Dessens, R (7,1) ERA: 3.09	1.0 4 1 0 0 1 0 0 0 0 0 0 8 12 0.00 1.000																					
Scott Erickson, R (8,1) ERA: 6.02	1.0 7 3 2 2 0 1 0 0 0 0 0 10 20 18.00 4.000																					




Batter	1	2	3	4	5	6	7	8	9	AB	R	H	RBI	BB	SO	LOB	TOP				
7 José Reyes, S OBP: 0.297, SLG: 0.385	L8			2B 3B	1B			G4-3		4	1	2	0	0	0	0	New York Mets @ Colorado Rockies Coors Field, Denver, CO Mon Jul 25 2005, 7:05 PM MDT Att: 22,216 - Overcast - 62 F				
Mike Cameron, R OBP: 0.343, SLG: 0.490	F8			15 G3 3B 2B	K			F8		4	1	1	1	0	1						
15 Carlos Beltrán, S OBP: 0.317, SLG: 0.441	F8			G3				G4-3	K	4	0	0	0	0	1						
Cliff Floyd, L OBP: 0.354, SLG: 0.525		G1-3		5 SF9 3B				F7	F8	4	1	1	1	0	0						
5 David Wright, R OBP: 0.377, SLG: 0.499		F9		SF9				F9		3	0	1	1	0	0						
31 Mike Piazza, R OBP: 0.326, SLG: 0.454		G1-3		2B				F7	F7	4	0	1	0	0	0						
Doug Mientkiewicz, L OBP: 0.359, SLG: 0.404			G3-4-1	P6				K		3	0	0	0	0	1						
Marlon Anderson, L OBP: 0.348, SLG: 0.366 Jose Santiago, R			F8		G4-3			G3-1		3	0	0	0	0	0						
Tom Glavine, L OBP: 0.121, SLG: 0.065 Miguel Cairo, R OBP: 0.305, SLG: 0.342		G5-3			G6-3			P4		2	0	0	0	0	0						
										1	0	0	0	0	0						
Inning Stats	R: 0 E: 0 K: 0 S: 5	H: 0 LOB: 0 BB: 0 P: 9	R: 0 E: 0 K: 0 S: 7	H: 0 LOB: 0 BB: 0 P: 11	R: 0 E: 0 K: 0 S: 6	H: 0 LOB: 0 BB: 0 P: 7	R: 3 E: 0 K: 0 S: 21	H: 4 LOB: 1 BB: 0 P: 25	R: 0 E: 0 K: 1 S: 12	H: 1 LOB: 1 BB: 0 P: 14	R: 0 E: 0 K: 1 S: 9	H: 0 LOB: 0 BB: 0 P: 11	R: 0 E: 0 K: 0 S: 7	H: 0 LOB: 0 BB: 0 P: 10	R: 0 E: 0 K: 1 S: 9	H: 1 LOB: 1 BB: 0 P: 12	1B: 2 2B: 2 3B: 2 HR: 0	SF: 1 SAC: 0 DP: 0 HBP: 0	WP: 0 PB: 0 SB: 0 CS: 0	PA: 33	
PITCHER	IP	WLS	BF	H	R	ER	SO	BB	IBB	HBP	BLK	WP	HR	S	P	ERA	WHIP				
Jose Acevedo, R ERA: 4.05	6.0	W	23	5	3	3	1	0	0	0	0	0	0	59	78	4.50	0.833				
Mike DeJean, R ERA: 5.13	1.0	H	3	0	0	0	1	0	0	0	0	0	0	9	11	0.00	0.000				
Dan Miceli, R ERA: 3.21	1.0	H	3	0	0	0	0	0	0	0	0	0	0	7	10	0.00	0.000				
40 Brian Fuentes, L ERA: 2.93	1.0	S	4	1	0	0	1	0	0	0	0	0	0	9	12	0.00	1.000				

Batter	1	2	3	4	5	6	7	8	9	AB	R	H	RBI	BB	SO	LOB	BOTTOM				
Luis Gonzalez, R OBP: 0.338, SLG: 0.427	27 2B 1B		E5 17 1B 5 G6-3	2H 1B			G1-3	F9		5	2	2	1	0	0	2	New York Mets @ Colorado Rockies Coors Field, Denver, CO Mon Jul 25 2005, 7:05 PM MDT Att: 22,216 - Overcast - 62 F				
27 Garrett Atkins, R OBP: 0.346, SLG: 0.419	5 F9 2B		F9	G1-3			L6		4	0	1	1	0	0	2						
17 Todd Helton, L OBP: 0.414, SLG: 0.468 Desi Relaford, S OBP: 0.307, SLG: 0.325	L9		G6-3 1B		5 G6-4-3 1B		5 2B 1B		4	0	3	0	0	0	1						
5 Matt Holliday, R OBP: 0.346, SLG: 0.448	F9		G6-3	G6-4-3			2B		4	0	1	1	0	0	3						
Eric Byrnes, R OBP: 0.322, SLG: 0.427	F8		G3	G5-3			L7		4	0	0	0	0	0	4						
Dustin Mohr, R OBP: 0.299, SLG: 0.443 40 Brian Fuentes, L	G6-3			1B FC6-4 BB			SH5-4 SF9 2B	F7	3	2	1	0	1	0	0						
Danny Ardoin, R OBP: 0.295, SLG: 0.318				FC6-4 1B			SH5-4		3	0	3	0	0	0	0						
Anderson Machado, S			K	FC6-4 SH2-3 1B			SF9	K	3	1	0	2	0	2	3						
Jose Acevedo, R ERA: 4.05 Aaron Miles, S OBP: 0.306, SLG: 0.356 Mike DeJean, R ERA: 5.13 Dan Miceli, R ERA: 3.21 18 Cory Sullivan, L OBP: 0.322, SLG: 0.354				SH2-3			G4-3		1	0	0	0	0	0	1						
									1	0	0	0	0	0	0						
										0	0	0	0	0	0						
										0	0	0	0	0	0						
										0	0	0	0	0	0						
Inning Stats	R: 1 E: 0 K: 0 S: 10	H: 2 LOB: 1 BB: 0 P: 13	R: 0 E: 0 K: 2 S: 9	H: 1 LOB: 0 BB: 0 P: 16	R: 1 E: 1 K: 0 S: 10	H: 1 LOB: 1 BB: 0 P: 14	R: 2 E: 0 K: 0 S: 9	H: 2 LOB: 1 BB: 1 P: 21	R: 0 E: 0 K: 0 S: 5	H: 1 LOB: 0 BB: 0 P: 8	R: 1 E: 0 K: 0 S: 7	H: 1 LOB: 2 BB: 0 P: 12	R: 0 E: 0 K: 0 S: 10	H: 2 LOB: 2 BB: 0 P: 16	R: 0 E: 0 K: 1 S: 14	H: 1 LOB: 2 BB: 1 P: 23	1B: 7 2B: 4 3B: 0 HR: 0	SF: 1 SAC: 2 DP: 1 HBP: 0	WP: 0 PB: 0 SB: 0 CS: 0	PA: 37	
PITCHER	IP	WLS	BF	H	R	ER	SO	BB	IBB	HBP	BLK	WP	HR	S	P	ERA	WHIP				
Tom Glavine, L ERA: 4.69	6.0	L	27	8	5	4	2	1	0	0	0	0	0	50	84	6.00	1.500				
Jose Santiago, R ERA:	2.0		10	3	0	0	1	1	0	0	0	0	0	24	39	0.00	2.000				

AB 32
R 3
H 6
RBI 3
BB 0
SO 3
LOB 4



AB 32
R 5
H 11
RBI 5
BB 2
SO 3
LOB 16



Batter	1	2	3	4	5	6	7	8	9	AB	R	H	RBI	BB	SO	LOB	TOP					
7 José Reyes, S OBP: 0.302, SLG: 0.389	F7		L9-3 1B		G4-3			L4		5	1	2	0	0	0	0						
Miguel Cairo, R OBP: 0.307, SLG: 0.348	2B		L9-3		G3			F8		5	1	2	1	0	0	1						
15 Carlos Beltrán, S OBP: 0.315, SLG: 0.439	K		K		K			P6		5	1	1	1	0	3	1						
Cliff Floyd, L OBP: 0.357, SLG: 0.523 Gerald Williams, R OBP: 0.167, SLG: 0.167	G6-3							K		2	1	1	0	2	0	1						
5 David Wright, R OBP: 0.375, SLG: 0.510		G6-3						K		1	0	0	0	0	1	0						
Marlon Anderson, L OBP: 0.352, SLG: 0.409		HR						K		4	2	2	2	0	2	3						
11 Ramon Castro, R OBP: 0.324, SLG: 0.433		K						K		4	1	2	3	0	2	1						
Doug Mientkiewicz, L OBP: 0.309, SLG: 0.407 Chris Woodward, R OBP: 0.336, SLG: 0.435		2B						K		3	0	1	0	0	1	1						
Victor Zambrano, S OBP: 0.143, SLG: 0.200 Jose Offerman, S OBP: 0.318, SLG: 0.400 Danny Graves, R OBP: 0.167, SLG: 0.167		G3						G5-3		1	0	0	0	0	0	0						
Inning Stats	R: 0 E: 0 K: 1 S: 15	H: 1 LOB: 1 BB: 0 P: 21	R: 1 E: 0 K: 1 S: 12	H: 2 LOB: 1 BB: 0 P: 21	R: 0 E: 0 K: 1 S: 7	H: 1 LOB: 0 BB: 1 P: 12	R: 2 E: 0 K: 0 S: 6	H: 2 LOB: 0 BB: 1 P: 10	R: 6 E: 0 K: 3 S: 20	H: 6 LOB: 1 BB: 1 P: 31	R: 0 E: 0 K: 1 S: 7	H: 0 LOB: 0 BB: 0 P: 10	R: 0 E: 0 K: 2 S: 9	H: 1 LOB: 1 BB: 0 P: 14	R: 0 E: 0 K: 1 S: 9	H: 0 LOB: 0 BB: 0 P: 12	R: 0 E: 0 K: 1 S: 10	H: 0 LOB: 0 BB: 0 P: 15	1B: 4 2B: 7 3B: 0 HR: 3	SF: 0 SAC: 0 DP: 2 HBP: 0	WP: 0 PB: 0 SB: 0 CS: 0	PA: 40
PITCHER	IP	WLS	BF	H	R	ER	SO	BB	IBB	HBP	BLK	WP	HR	S	P	ERA	WHIP					
Jamey Wright, R ERA: 5.81	4.0	L	23	11	9	9	3	1	1	0	0	0	3	49	79	20.25	3.000					
Marcos Carvajal, R ERA: 3.86	3.0		11	2	0	0	6	0	0	0	0	0	0	27	40	0.00	0.667					
Randy Williams, L ERA: 8.1	2.0		6	0	0	0	2	0	0	0	0	0	0	19	27	0.00	0.000					

New York Mets @ Colorado Rockies
Coors Field, Denver, CO
Wed Jul 27 2005, 7:05 PM MDT
Att: 26,183 - Clear - 73 F

AB	38
R	9
H	13
RBI	9
BB	2
SO	11
LOB	12



Batter	1	2	3	4	5	6	7	8	9	AB	R	H	RBI	BB	SO	LOB	BOTTOM					
18 Cory Sullivan, L OBP: 0.324, SLG: 0.352	G4-3		K		S 2B 1B			FC4-6 BB		4	1	1	0	1	2	2						
Aaron Miles, S OBP: 0.303, SLG: 0.359	L5		G3		1B 2B			FC4-6		4	0	1	1	1	0	1						
5 Matt Holliday, R OBP: 0.357, SLG: 0.455	27 1B 1B		27 FC5-4 BB		K			27 1B 1B		4	1	3	1	1	1	1						
27 Garrett Atkins, R OBP: 0.345, SLG: 0.416	1B 1B		FC5-4					F9		5	0	2	0	0	0	4						
Eric Byrnes, R OBP: 0.323, SLG: 0.420	1B				G6-3			G3		4	0	1	1	0	0	2						
Ryan Sheehy, R OBP: 0.355, SLG: 0.407	G4-3				G6-3			G6-4-3		3	0	0	0	1	0	4						
Desi Relaford, S OBP: 0.306, SLG: 0.321		G4-3			G6-3			G6-3		3	1	0	0	1	0	1						
Danny Ardoin, R OBP: 0.291, SLG: 0.323		K						F9		4	0	1	0	0	2	0						
Jamey Wright, R OBP: 0.128, SLG: 0.128 Marcos Carvajal, R OBP: 0.317, SLG: 0.431 Randy Williams, L OBP: 0.167, SLG: 0.167 JD Closser, S OBP: 0.310, SLG: 0.369		F7						K		1	0	0	0	0	0	0						
Inning Stats	R: 1 E: 0 K: 0 S: 13	H: 3 LOB: 2 BB: 0 P: 21	R: 0 E: 0 K: 1 S: 7	H: 0 LOB: 0 BB: 0 P: 12	R: 0 E: 0 K: 1 S: 11	H: 0 LOB: 1 BB: 1 P: 20	R: 0 E: 0 K: 0 S: 7	H: 0 LOB: 0 BB: 0 P: 10	R: 1 E: 0 K: 2 S: 13	H: 2 LOB: 1 BB: 0 P: 19	R: 0 E: 0 K: 0 S: 7	H: 0 LOB: 1 BB: 1 P: 15	R: 0 E: 0 K: 1 S: 9	H: 0 LOB: 1 BB: 1 P: 15	R: 0 E: 0 K: 0 S: 9	H: 2 LOB: 1 BB: 0 P: 14	R: 1 E: 0 K: 2 S: 16	H: 2 LOB: 3 BB: 2 P: 27	1B: 7 2B: 2 3B: 0 HR: 0	SF: 0 SAC: 0 DP: 1 HBP: 0	WP: 0 PB: 0 SB: 1 CS: 0	PA: 40
PITCHER	IP	WLS	BF	H	R	ER	SO	BB	IBB	HBP	BLK	WP	HR	S	P	ERA	WHIP					
Victor Zambrano, R ERA: 3.78	7.0	W	29	4	2	2	5	3	0	0	0	0	0	67	112	2.57	1.143					
Danny Graves, R ERA: 7.39	2.0		11	4	1	1	2	2	0	0	0	0	0	25	41	4.50	3.000					

New York Mets @ Colorado Rockies
Coors Field, Denver, CO
Wed Jul 27 2005, 7:05 PM MDT
Att: 26,183 - Clear - 73 F

AB	35
R	3
H	9
RBI	3
BB	5
SO	7
LOB	17



Batter	1	2	3	4	5	6	7	8	9	AB	R	H	RBI	BB	SO	LOB	TOP		
7 José Reyes, S OBP: 0.301, SLG: 0.386 (1, 6)										5	1	1	0	0	0	1			
Mike Cameron, R OBP: 0.343, SLG: 0.482 (1, 9)										3	0	2	0	1	0	0			
15 Carlos Beltrán, S OBP: 0.312, SLG: 0.434 (1, 8)										4	0	0	0	0	0	4			
Cliff Floyd, L OBP: 0.354, SLG: 0.519 (1, 7)										3	0	0	1	0	1	0			
5 David Wright, R OBP: 0.378, SLG: 0.507 (1, 5)										4	0	1	0	0	2	2			
31 Mike Piazza, R OBP: 0.327, SLG: 0.452 (1, 2)										2	0	1	0	2	1	2			
Marlon Anderson, L OBP: 0.343, SLG: 0.399 (1, 3)										4	0	0	0	0	0	4			
Miguel Cairo, R OBP: 0.317, SLG: 0.372 (1, 4)											3	1	2	1	1	0	0		
45 Pedro Martínez, R OBP: 0.120, SLG: 0.102 (1, 1)										3	0	0	0	0	3	3			
Jose Offerman, S OBP: 0.313, SLG: 0.393 (9, PH)										1	0	0	0	0	0	0			
Roberto Hernandez, R OBP: 0.313, SLG: 0.393 (9, 1)										0	0	0	0	0	0	0			
Inning Stats	R: 1 E: 1 K: 1 S: 14	H: 1 LOB: 2 BB: 1 P: 23	R: 0 E: 0 K: 1 S: 8	H: 1 LOB: 1 BB: 0 P: 13	R: 0 E: 0 K: 0 S: 10	H: 1 LOB: 2 BB: 1 P: 14	R: 0 E: 0 K: 2 S: 13	H: 1 LOB: 2 BB: 1 P: 24	R: 0 E: 0 K: 1 S: 10	H: 0 LOB: 0 BB: 1 P: 19	R: 1 E: 0 K: 1 S: 9	H: 2 LOB: 1 BB: 0 P: 11	R: 0 E: 0 K: 1 S: 11	H: 1 LOB: 1 BB: 1 P: 18	R: 0 E: 0 K: 0 S: 7	H: 0 LOB: 0 BB: 0 P: 11	1B: 5 2B: 1 3B: 0 HR: 1	SF: 1 SAC: 0 DP: 1 HBP: 0	WP: 0 PA: 37 PB: 0 SB: 0 CS: 0
PITCHER	IP WLS BF H R ER SO BB IBB HBP BLK WP HR S P ERA WHIP																		
Ezequiel Astacio, R ERA: 7.17 (1, 1)	6.0 25 4 1 1 5 2 1 0 0 0 0 0 60 101 1.50 1.000																		
Chad Qualls, R ERA: 3.78 (7, 1)	1.0 5 2 1 1 1 0 0 0 0 0 0 1 9 11 9.00 2.000																		
Mike Gallo, L ERA: 2.35 (8, 1)	0.1 1 0 0 0 1 0 0 0 0 0 0 0 3 5 0.00 0.000																		
Dan Wheeler, R ERA: 1.54 (8, 1)	1.2 W 6 1 0 0 0 1 0 0 0 0 0 0 15 24 0.00 1.200																		

New York Mets @ Houston Astros
Minute Maid Park, Houston, TX
Thu Jul 28 2005, 7:05 PM CDT
Att. 43,552 - Roof Closed - 72 F

AB 32
R 2
H 7
RBI 2
BB 4
SO 7
LOB 16



Batter	1	2	3	4	5	6	7	8	9	AB	R	H	RBI	BB	SO	LOB	BOTTOM		
Willy Taveras, R OBP: 0.328, SLG: 0.362 (1, 8)										4	0	1	0	0	3	1			
Craig Biggio, R OBP: 0.339, SLG: 0.488 (1, 4)										4	0	0	0	0	1	1			
17 Lance Berkman, S OBP: 0.414, SLG: 0.517 (1, 7)										4	0	0	0	0	0	1			
Morgan Ensberg, R OBP: 0.384, SLG: 0.579 (1, 5)										2	0	0	0	2	2	0			
Mike Lamb, L OBP: 0.260, SLG: 0.394 (1, 3)											2	0	0	0	1	0	1		
4 Eric Bruntlett, R OBP: 0.262, SLG: 0.379 (7, PR) (8, 7)											1	1	0	0	1	2			
Orlando Palmeiro, L OBP: 0.373, SLG: 0.500 (1, 9)											4	1	1	0	0	2			
28 Adam Everett, R OBP: 0.292, SLG: 0.380 (1, 6)											3	1	2	1	0	1	1		
Brad Ausmus, R OBP: 0.335, SLG: 0.302 (1, 2)										3	0	1	2	0	0	0			
Ezequiel Astacio, R OBP: 0.300, SLG: 0.300 (1, 1)											2	0	1	0	0	0	0		
Chad Qualls, R ERA: 2.78 (7, 1)											0	0	0	0	0	0	0		
Jose Vizcaino, S OBP: 0.302, SLG: 0.316 (7, PH) (8, 1)											1	0	0	0	0	2			
Mike Gallo, L ERA: 1.8 (8, 1)											0	0	0	0	0	0	0		
Dan Wheeler, R ERA: 1.8 (8, 1)											0	0	0	0	0	0	0		
Inning Stats	R: 0 E: 0 K: 2 S: 13	H: 0 LOB: 0 BB: 0 P: 18	R: 0 E: 0 K: 1 S: 7	H: 0 LOB: 1 BB: 1 P: 14	R: 0 E: 0 K: 0 S: 7	H: 1 LOB: 1 BB: 0 P: 9	R: 0 E: 0 K: 1 S: 7	H: 0 LOB: 0 BB: 0 P: 12	R: 1 E: 0 K: 1 S: 8	H: 2 LOB: 1 BB: 0 P: 13	R: 0 E: 0 K: 1 S: 7	H: 0 LOB: 0 BB: 0 P: 13	R: 1 E: 1 K: 2 S: 13	H: 1 LOB: 2 BB: 1 P: 21	R: 0 E: 0 K: 0 S: 4	H: 2 LOB: 1 BB: 0 P: 6	1B: 4 2B: 1 3B: 0 HR: 1	SF: 0 SAC: 2 DP: 0 HBP: 0	WP: 0 PA: 35 PB: 0 SB: 3 CS: 0
PITCHER	IP WLS BF H R ER SO BB IBB HBP BLK WP HR S P ERA WHIP																		
45 Pedro Martínez, R ERA: 1.8 (1, 1)	8.0 32 4 2 2 8 2 1 0 0 0 0 0 1 72 117 2.25 0.750																		
Roberto Hernandez, R ERA: 1.8 (9, 1)	0.1 L 3 2 1 1 0 0 0 0 0 0 0 0 4 6 27.00 6.000																		

New York Mets @ Houston Astros
Minute Maid Park, Houston, TX
Thu Jul 28 2005, 7:05 PM CDT
Att. 43,552 - Roof Closed - 72 F

AB 30
R 3
H 6
RBI 3
BB 3
SO 8
LOB 11



Batter	1	2	3	4	5	6	7	8	9	AB	R	H	RBI	BB	SO	LOB	TOP				
7 José Reyes, S OBP: 0.300, SLG: 0.385	0-0 FC1-6 1B		1-2 P6		1-0 G6-3		3-3 K2-3			4	0	1	0	0	1	1					
Mike Cameron, R OBP: 0.341, SLG: 0.479	0-2 L6		1-2 F9			1-3 K		2-2 G4-3 1B		4	0	1	0	0	1	1					
15 Carlos Beltrán, S OBP: 0.314, SLG: 0.433	0-1 FC1-6 HBP			0-1 1B		4-2 5 SF9 BB		1-0 F8		3	1	1	0	1	0	2					
Cliff Floyd, L OBP: 0.355, SLG: 0.516	1-0 HBP			0-1 P2		4-1 31 E 31 S 1B BB		1-0 G4-3		2	1	0	0	1	0	2					
5 David Wright, R OBP: 0.374, SLG: 0.503	2-1 G1-3			3-2 F8		1-1 SF9		2-0 F9		3	0	0	1	0	0	4					
31 Mike Piazza, R OBP: 0.327, SLG: 0.449		1-1 G6-3		1-0 G5-3		2-2 1B			1-3 K	4	0	1	1	0	1	1					
Chris Woodward, R OBP: 0.328, SLG: 0.425		2-0 G5-3			2-1 F7		2-2 G4-3		2-1 G4-3	3	0	0	0	0	0	1					
Marlon Anderson, L OBP: 0.341, SLG: 0.396										1	0	0	0	0	0	0					
Miguel Cairo, R OBP: 0.315, SLG: 0.375		1-1 G5-3			2-1 2B		1-1 G6-3		0-3 K2-3	4	0	1	0	0	1	0					
Kris Benson, R OBP: 0.273, SLG: 0.233					1-3 K		2-1 G6-3			2	0	0	0	0	2	1					
Jose Santiago, R OBP: 0.309, SLG: 0.387										0	0	0	0	0	0	0					
Juan Padilla, R OBP: 0.309, SLG: 0.387										0	0	0	0	0	0	0					
Inning Stats	R: 0 E: 0 K: 0 S: 8	H: 1 LOB: 2 BB: 0 P: 11	R: 0 E: 0 K: 0 S: 5	H: 0 LOB: 0 BB: 0 P: 9	R: 0 E: 0 K: 1 S: 12	H: 0 LOB: 0 BB: 0 P: 15	R: 0 E: 0 K: 0 S: 8	H: 1 LOB: 1 BB: 0 P: 12	R: 0 E: 0 K: 1 S: 18	H: 1 LOB: 1 BB: 2 P: 32	R: 0 E: 0 K: 1 S: 7	H: 0 LOB: 0 BB: 0 P: 13	R: 0 E: 0 K: 0 S: 10	H: 1 LOB: 1 BB: 0 P: 16	R: 0 E: 0 K: 2 S: 8	H: 0 LOB: 0 BB: 0 P: 11	1B: 4 2B: 1 3B: 0 HR: 0	SF: 1 SAC: 0 DP: 0 HBP: 1	WP: 0 PB: 0 SB: 3 CS: 0	PA: 35	
PITCHER	IP WLS BF H R ER SO BB IBB HBP BLK WP HR S P ERA WHIP	IP WLS BF H R ER SO BB IBB HBP BLK WP HR S P ERA WHIP	IP WLS BF H R ER SO BB IBB HBP BLK WP HR S P ERA WHIP	IP WLS BF H R ER SO BB IBB HBP BLK WP HR S P ERA WHIP	IP WLS BF H R ER SO BB IBB HBP BLK WP HR S P ERA WHIP	IP WLS BF H R ER SO BB IBB HBP BLK WP HR S P ERA WHIP	IP WLS BF H R ER SO BB IBB HBP BLK WP HR S P ERA WHIP	IP WLS BF H R ER SO BB IBB HBP BLK WP HR S P ERA WHIP	IP WLS BF H R ER SO BB IBB HBP BLK WP HR S P ERA WHIP	IP WLS BF H R ER SO BB IBB HBP BLK WP HR S P ERA WHIP	IP WLS BF H R ER SO BB IBB HBP BLK WP HR S P ERA WHIP	IP WLS BF H R ER SO BB IBB HBP BLK WP HR S P ERA WHIP	IP WLS BF H R ER SO BB IBB HBP BLK WP HR S P ERA WHIP	IP WLS BF H R ER SO BB IBB HBP BLK WP HR S P ERA WHIP	IP WLS BF H R ER SO BB IBB HBP BLK WP HR S P ERA WHIP	IP WLS BF H R ER SO BB IBB HBP BLK WP HR S P ERA WHIP	IP WLS BF H R ER SO BB IBB HBP BLK WP HR S P ERA WHIP	IP WLS BF H R ER SO BB IBB HBP BLK WP HR S P ERA WHIP	IP WLS BF H R ER SO BB IBB HBP BLK WP HR S P ERA WHIP	IP WLS BF H R ER SO BB IBB HBP BLK WP HR S P ERA WHIP	IP WLS BF H R ER SO BB IBB HBP BLK WP HR S P ERA WHIP

New York Mets @ Houston Astros
Minute Maid Park, Houston, TX
Fri Jul 29, 2005, 7:05 PM CDT
Att. 42,659 - Roof Closed - 72 F

AB 31
R 2
H 5
RBI 2
BB 2
SO 6
LOB 13



Batter	1	2	3	4	5	6	7	8	9	AB	R	H	RBI	BB	SO	LOB	BOTTOM				
Willy Taveras, R OBP: 0.329, SLG: 0.363	1-2 K		0-0 G6-3 17 HR 1B		0-1 S		0-1 F8			4	1	2	0	0	1	0					
Craig Biggio, R OBP: 0.338, SLG: 0.493	0-0 HR		1 SAFE 3-2 G6-3		3-3 K2-3		0-3 K			4	1	1	1	0	2	2					
17 Lance Berkman, S OBP: 0.415, SLG: 0.526	1-3 K		2-0 3-H HR		4-2 HR BB		3-2 G3			3	2	1	2	1	1	0					
Morgan Ensberg, R OBP: 0.383, SLG: 0.584	3-2 F8		2-2 G5-3		1 SAFE 1-0 HR		1-0 G5-3			4	1	1	2	0	0	0					
16 Jason Lane, R OBP: 0.294, SLG: 0.479		0-0 2B		1-3 K		1-1 G6-3		0-2 G4-3		4	0	1	0	0	1	0					
28 Adam Everett, R OBP: 0.294, SLG: 0.380		1-0 G5-3		1-3 K		4-2 2 S 1B BB		3-1 FC5-4 1B		3	0	1	0	1	1	1					
2 Chris Burke, R OBP: 0.305, SLG: 0.315		1-2 F7		0-1 P4		4-1 1B BB		0-1 FC5-4		3	0	0	0	1	0	2					
Humberto Quintero, R OBP: 0.152, SLG: 0.182					0-0 G6-3		0-1 F9			3	0	0	0	0	1	3					
Brad Ausmus, R OBP: 0.335, SLG: 0.302										0	0	0	0	0	0	0					
51 Wandy Rodriguez, S OBP: 0.174, SLG: 0.136			2-2 G6-3		1-2 F9		1-1 1B			2	0	0	0	0	0	0					
Orlando Palmeiro, L OBP: 0.377, SLG: 0.504										1	0	1	0	0	0	0					
Chad Qualls, R OBP: 0.335, SLG: 0.302										0	0	0	0	0	0	0					
54 Brad Lidge, R OBP: 0.335, SLG: 0.302										0	0	0	0	0	0	0					
Inning Stats	R: 1 E: 0 K: 2 S: 11	H: 1 LOB: 0 BB: 0 P: 16	R: 0 E: 0 K: 1 S: 9	H: 1 LOB: 1 BB: 0 P: 11	R: 2 E: 0 K: 0 S: 13	H: 2 LOB: 0 BB: 0 P: 21	R: 0 E: 0 K: 2 S: 9	H: 0 LOB: 0 BB: 0 P: 11	R: 0 E: 0 K: 1 S: 12	H: 1 LOB: 1 BB: 0 P: 15	R: 2 E: 0 K: 0 S: 16	H: 2 LOB: 2 BB: 3 P: 31	R: 0 E: 0 K: 1 S: 8	H: 0 LOB: 0 BB: 0 P: 11	R: 0 E: 0 K: 0 S: 8	H: 1 LOB: 1 BB: 0 P: 12	1B: 4 2B: 1 3B: 0 HR: 3	SF: 0 SAC: 0 DP: 0 HBP: 0	WP: 0 PB: 0 SB: 3 CS: 0	PA: 34	
PITCHER	IP WLS BF H R ER SO BB IBB HBP BLK WP HR S P ERA WHIP	IP WLS BF H R ER SO BB IBB HBP BLK WP HR S P ERA WHIP	IP WLS BF H R ER SO BB IBB HBP BLK WP HR S P ERA WHIP	IP WLS BF H R ER SO BB IBB HBP BLK WP HR S P ERA WHIP	IP WLS BF H R ER SO BB IBB HBP BLK WP HR S P ERA WHIP	IP WLS BF H R ER SO BB IBB HBP BLK WP HR S P ERA WHIP	IP WLS BF H R ER SO BB IBB HBP BLK WP HR S P ERA WHIP	IP WLS BF H R ER SO BB IBB HBP BLK WP HR S P ERA WHIP	IP WLS BF H R ER SO BB IBB HBP BLK WP HR S P ERA WHIP	IP WLS BF H R ER SO BB IBB HBP BLK WP HR S P ERA WHIP	IP WLS BF H R ER SO BB IBB HBP BLK WP HR S P ERA WHIP	IP WLS BF H R ER SO BB IBB HBP BLK WP HR S P ERA WHIP	IP WLS BF H R ER SO BB IBB HBP BLK WP HR S P ERA WHIP	IP WLS BF H R ER SO BB IBB HBP BLK WP HR S P ERA WHIP	IP WLS BF H R ER SO BB IBB HBP BLK WP HR S P ERA WHIP	IP WLS BF H R ER SO BB IBB HBP BLK WP HR S P ERA WHIP	IP WLS BF H R ER SO BB IBB HBP BLK WP HR S P ERA WHIP	IP WLS BF H R ER SO BB IBB HBP BLK WP HR S P ERA WHIP	IP WLS BF H R ER SO BB IBB HBP BLK WP HR S P ERA WHIP	IP WLS BF H R ER SO BB IBB HBP BLK WP HR S P ERA WHIP	IP WLS BF H R ER SO BB IBB HBP BLK WP HR S P ERA WHIP

New York Mets @ Houston Astros
Minute Maid Park, Houston, TX
Fri Jul 29, 2005, 7:05 PM CDT
Att. 42,659 - Roof Closed - 72 F

AB 31
R 5
H 8
RBI 5
BB 3
SO 7
LOB 8



Batter	1	2	3	4	5	6	7	8	9	AB	R	H	RBI	BB	SO	LOB	TOP								
Brady Clark, R OBP: 0.378, SLG: 0.433	0-0 P6		2-1 G5-3		0-2 L3		1 SAFE 0-0 1B		0-0 23 BB 1B	5	1	2	0	0	0	1									
23 Rickie Weeks Jr., R OBP: 0.357, SLG: 0.436	2-2 G6-3 1B		1-0 F9		1-3 K		1-0 FC5		4-2 1B 1B	4	0	1	0	1	1	2									
Lyle Overbay, L OBP: 0.380, SLG: 0.485	0-0 G6-3		4-2 BB			1-3 K		2-0 G4-3	0-0 1B	4	0	1	2	1	1	1									
Carlos Lee, R OBP: 0.338, SLG: 0.537		1-2 G5-3 2B	0-2 F9			1-2 K		2-2 HR	1-3 K	5	2	2	1	0	2	3									
Geoff Jenkins, L OBP: 0.376, SLG: 0.483		1-1 G6-3		4-2 FC6-4 BB		0-3 K		0-0 F8		3	0	0	0	1	1	1									
2 Bill Hall, R OBP: 0.321, SLG: 0.489		2-2 G5-3		2-3 K			0-1 HR		1-3 K	4	1	1	1	0	2	2									
Rick Helling, R		2-3								0	0	0	0	0	0	0									
Derrick Turnbow, R										0	0	0	0	0	0	0									
Damian Miller, R OBP: 0.332, SLG: 0.409		2-1 7 1B		0-3 K		1-3 K		1-1 E5 CS 7 SH2-3		4	1	1	1	0	2	1									
Trent Durrington, R OBP: 0.500, SLG: 0.571		3-H 2B		2-2 FC6-4		1-0 23 FC5 1B		1-2 SH2-3		3	0	2	1	0	0	1									
Chad Moeller, R OBP: 0.287, SLG: 0.345		0-0 1B		1-2 1B		0-3 K		1-2 1B		2	0	1	0	0	0	1									
7 J.J. Hardy, R OBP: 0.321, SLG: 0.319		0-0 1B		1-1 L3 1B		1 SAFE 0-3 K		1-2 1B		1	0	0	0	0	0	1									
Victor Santos, R OBP: 0.057, SLG: 0.057		0-0 1B						2-3 1B		1	0	0	0	0	0	0									
Russell Branyan, L OBP: 0.373, SLG: 0.517										1	0	0	0	0	0	0									
Jorge De La Rosa, L										1	1	1	0	0	0	0									
Wes Helms, R OBP: 0.322, SLG: 0.464										1	1	1	0	0	0	0									
Inning Stats	R: 0 E: 0 K: 0 S: 5	H: 1 LOB: 0 BB: 0 P: 7	R: 2 E: 0 K: 0 S: 15	H: 3 LOB: 1 BB: 0 P: 21	R: 0 E: 0 K: 2 S: 9	H: 0 LOB: 1 BB: 1 P: 16	R: 0 E: 0 K: 2 S: 12	H: 0 LOB: 1 BB: 1 P: 20	R: 0 E: 0 K: 1 S: 9	H: 1 LOB: 0 BB: 0 P: 11	R: 0 E: 0 K: 3 S: 14	H: 0 LOB: 0 BB: 0 P: 16	R: 1 E: 0 K: 2 S: 11	H: 3 LOB: 2 BB: 0 P: 14	R: 1 E: 0 K: 1 S: 10	H: 1 LOB: 0 BB: 0 P: 15	R: 2 E: 1 K: 1 S: 16	H: 3 LOB: 2 BB: 1 P: 25	1B: 8 2B: 3 3B: 0 HR: 2	SF: 0 SAC: 1 DP: 2 HBP: 0	WP: 0 PB: 0 SB: 0 CS: 1	PA: 40			
PITCHER	IP WLS BF H R ER SO BB IBB HBP BLK WP HR S P ERA WHIP	IP WLS BF H R ER SO BB IBB HBP BLK WP HR S P ERA WHIP	IP WLS BF H R ER SO BB IBB HBP BLK WP HR S P ERA WHIP	IP WLS BF H R ER SO BB IBB HBP BLK WP HR S P ERA WHIP	IP WLS BF H R ER SO BB IBB HBP BLK WP HR S P ERA WHIP	IP WLS BF H R ER SO BB IBB HBP BLK WP HR S P ERA WHIP	IP WLS BF H R ER SO BB IBB HBP BLK WP HR S P ERA WHIP	IP WLS BF H R ER SO BB IBB HBP BLK WP HR S P ERA WHIP	IP WLS BF H R ER SO BB IBB HBP BLK WP HR S P ERA WHIP	IP WLS BF H R ER SO BB IBB HBP BLK WP HR S P ERA WHIP	IP WLS BF H R ER SO BB IBB HBP BLK WP HR S P ERA WHIP	IP WLS BF H R ER SO BB IBB HBP BLK WP HR S P ERA WHIP	IP WLS BF H R ER SO BB IBB HBP BLK WP HR S P ERA WHIP	IP WLS BF H R ER SO BB IBB HBP BLK WP HR S P ERA WHIP	IP WLS BF H R ER SO BB IBB HBP BLK WP HR S P ERA WHIP	IP WLS BF H R ER SO BB IBB HBP BLK WP HR S P ERA WHIP	IP WLS BF H R ER SO BB IBB HBP BLK WP HR S P ERA WHIP	IP WLS BF H R ER SO BB IBB HBP BLK WP HR S P ERA WHIP	IP WLS BF H R ER SO BB IBB HBP BLK WP HR S P ERA WHIP	IP WLS BF H R ER SO BB IBB HBP BLK WP HR S P ERA WHIP	IP WLS BF H R ER SO BB IBB HBP BLK WP HR S P ERA WHIP	IP WLS BF H R ER SO BB IBB HBP BLK WP HR S P ERA WHIP	IP WLS BF H R ER SO BB IBB HBP BLK WP HR S P ERA WHIP	IP WLS BF H R ER SO BB IBB HBP BLK WP HR S P ERA WHIP	IP WLS BF H R ER SO BB IBB HBP BLK WP HR S P ERA WHIP

Milwaukee Brewers @ New York Mets
Shea Stadium, Flushing, NY
Wed Aug 03 2005, 7:10 PM EDT
Att: 40,659 - Partly Cloudy - 90 F

AB 36
R 6
H 12
RBI 6
BB 3
SO 10
LOB 14



Batter	1	2	3	4	5	6	7	8	9	AB	R	H	RBI	BB	SO	LOB	BOTTOM								
7 José Reyes, S OBP: 0.300, SLG: 0.384	2-2 F9		1-0 G4-3		2-2 G4-3		1-1 G4-3		1-0 G5-3 1B	5	0	1	0	0	0	1									
Miguel Cairo, R OBP: 0.317, SLG: 0.378	3-2 G6-3		1-1 2B		3-1 E6 15 2B 5 1B		0-2 G4-3		2-2 G5-3	5	1	1	0	0	0	2									
15 Carlos Beltrán, S OBP: 0.313, SLG: 0.429	1-0 F7		1-0 L6		1-2 5 1B 2B		4-1 G4-6-3 BB		0-0 G3-1	4	1	1	0	1	0	3									
Cliff Floyd, L OBP: 0.358, SLG: 0.525		2-0 HR	1-0 F9		4-0 5 1B IBB		1-1 G4-6-3			3	1	1	1	1	0	2									
5 David Wright, R OBP: 0.375, SLG: 0.505		2-2 G5-3		2-3 K		0-0 1B		1-3 K		4	0	1	2	0	2	0									
Mike Cameron, R OBP: 0.343, SLG: 0.486		2-2 G4-3		1-2 K		1-3 2H 3H 1B		2-0 G6-3		4	0	0	0	0	1	2									
31 Mike Piazza, R OBP: 0.328, SLG: 0.453		4-1 2B BB		3-2 HR		1-0 G5-3		0-1 F9		3	1	1	1	1	0	0									
Doug Mientkiewicz, L OBP: 0.332, SLG: 0.428		1-2 2B		2-2 G4-3		2-2 1B		1-1 FC4 1B		4	0	3	0	0	0	0									
45 Pedro Martinez, R OBP: 0.113, SLG: 0.096		2-2 G1-3		3-2 G6-3		1-0 F8		0-1 FC4 7 1B		3	0	0	0	0	0	3									
Roberto Hernandez, R										0	0	0	0	0	0	0									
Braden Looper, R										0	0	0	0	0	0	0									
Marlon Anderson, L OBP: 0.343, SLG: 0.395										1	0	0	0	0	0	1									
Inning Stats	R: 0 E: 0 K: 0 S: 8	H: 0 LOB: 0 BB: 0 P: 14	R: 1 E: 0 K: 0 S: 19	H: 2 LOB: 2 BB: 1 P: 32	R: 0 E: 0 K: 2 S: 15	H: 1 LOB: 0 BB: 0 P: 23	R: 1 E: 0 K: 2 S: 13	H: 1 LOB: 0 BB: 0 P: 13	R: 0 E: 0 K: 1 S: 8	H: 0 LOB: 0 BB: 0 P: 10	R: 0 E: 0 K: 1 S: 9	H: 2 LOB: 2 BB: 0 P: 13	1B: 4 2B: 3 3B: 0 HR: 2	SF: 0 SAC: 0 DP: 1 HBP: 0	WP: 0 PB: 0 SB: 0 CS: 0	PA: 39									
PITCHER	IP WLS BF H R ER SO BB IBB HBP BLK WP HR S P ERA WHIP	IP WLS BF H R ER SO BB IBB HBP BLK WP HR S P ERA WHIP	IP WLS BF H R ER SO BB IBB HBP BLK WP HR S P ERA WHIP	IP WLS BF H R ER SO BB IBB HBP BLK WP HR S P ERA WHIP	IP WLS BF H R ER SO BB IBB HBP BLK WP HR S P ERA WHIP	IP WLS BF H R ER SO BB IBB HBP BLK WP HR S P ERA WHIP	IP WLS BF H R ER SO BB IBB HBP BLK WP HR S P ERA WHIP	IP WLS BF H R ER SO BB IBB HBP BLK WP HR S P ERA WHIP	IP WLS BF H R ER SO BB IBB HBP BLK WP HR S P ERA WHIP	IP WLS BF H R ER SO BB IBB HBP BLK WP HR S P ERA WHIP	IP WLS BF H R ER SO BB IBB HBP BLK WP HR S P ERA WHIP	IP WLS BF H R ER SO BB IBB HBP BLK WP HR S P ERA WHIP	IP WLS BF H R ER SO BB IBB HBP BLK WP HR S P ERA WHIP	IP WLS BF H R ER SO BB IBB HBP BLK WP HR S P ERA WHIP	IP WLS BF H R ER SO BB IBB HBP BLK WP HR S P ERA WHIP	IP WLS BF H R ER SO BB IBB HBP BLK WP HR S P ERA WHIP	IP WLS BF H R ER SO BB IBB HBP BLK WP HR S P ERA WHIP	IP WLS BF H R ER SO BB IBB HBP BLK WP HR S P ERA WHIP	IP WLS BF H R ER SO BB IBB HBP BLK WP HR S P ERA WHIP	IP WLS BF H R ER SO BB IBB HBP BLK WP HR S P ERA WHIP	IP WLS BF H R ER SO BB IBB HBP BLK WP HR S P ERA WHIP	IP WLS BF H R ER SO BB IBB HBP BLK WP HR S P ERA WHIP	IP WLS BF H R ER SO BB IBB HBP BLK WP HR S P ERA WHIP	IP WLS BF H R ER SO BB IBB HBP BLK WP HR S P ERA WHIP	IP WLS BF H R ER SO BB IBB HBP BLK WP HR S P ERA WHIP

Milwaukee Brewers @ New York Mets
Shea Stadium, Flushing, NY
Wed Aug 03 2005, 7:10 PM EDT
Att: 40,659 - Partly Cloudy - 90 F

AB 36
R 4
H 9
RBI 4
BB 3
SO 3
LOB 14



Batter	1	2	3	4	5	6	7	8	9	AB	R	H	RBI	BB	SO	LOB	TOP					
Brady Clark, R OBP: 0.384, SLG: 0.437 (1, 8)	1-2 23 S 1B		1-1 23 1B 1B	2-2 WP 23 1B HBP	1-1 SAFE F7		1-0 23 HBP 1B		1-0 SH3-4 23 1B 1B	5	2	4	1	0	0	1						
23 Ricke Weeks Jr., R OBP: 0.366, SLG: 0.440 (1, 4)	1-1 SAFE L1		2-0 1B 1B	0-0 1B 1B		2-1 G4-3			0-1 SH3-4 1B 1B	5	1	3	1	0	0	1						
Lyle Overbay, L OBP: 0.377, SLG: 0.481 (1, 3)	0-2 F8		1-1 FC5-4 1B	1-2 L6		2-3 K			0-0 SH3-4 1B 1B	5	0	1	2	0	2	5						
Carlos Lee, R OBP: 0.342, SLG: 0.539 (1, 7)	1-3 K		1-1 FC5-4 2B 1B		0-0 2B	1-1 2B 1B		3-2 SH5-4 1B HBP	4-0 1B 1B IBB	4	3	2	0	1	1	2						
Geoff Jenkins, L OBP: 0.385, SLG: 0.496 (1, 9)		2-1 7 G6-3 1B	1-0 1B 2B		4-2 2B BB	0-2 1B 2B		0-1 SH5-4 1B	2-2 1B 2B 1B	5	2	5	1	1	0	0						
Russell Brannan, L OBP: 0.381, SLG: 0.523 (8, PH)	1-1 P6		4-0 1B 2B		3-2 7 G4-3 1B 2B	4-0 1B 2B		0-0 SH5-4	1-2 1B 2B 1B	2	1	1	2	2	0	1						
Trent Durrington, R OBP: 0.500, SLG: 0.571 (8, PH)										0	0	0	0	0	0	0						
Julio Santana, R OBP: 0.334, SLG: 0.412 (8, PH)										0	0	0	0	0	0	0						
Damian Miller, R OBP: 0.334, SLG: 0.412 (8, PH)										0	0	0	0	0	0	0						
Derick Turnbow, R OBP: 0.322, SLG: 0.492 (6, 6)										0	0	0	0	0	0	0						
7 J.J. Hardy, R OBP: 0.316, SLG: 0.314 (8, PH)	2-2 G6-3		0-0 P4		1-1 G4-3	0-1 F8		1-0 F7	0-1 1B 2B	4	0	0	0	0	0	8						
Dana Eveland, L OBP: 0.325, SLG: 0.474 (8, 5)										2	0	1	2	0	0	1						
Wes Helms, R OBP: 0.325, SLG: 0.474 (8, 5)										2	0	1	2	0	0	1						
Chad Moeller, R OBP: 0.263, SLG: 0.338 (1, 2)			2-0 23 1B 1B	1-2 P2	2-2 P3		0-0 B5-3	1-1 P5	1-2 F9	6	1	1	0	0	0	3						
Doug Davis, R OBP: 0.160, SLG: 0.184 (1, 1)										2	0	0	0	0	1	1						
Rick Helling, R OBP: 0.289, SLG: 0.356 (5, PH)										0	0	0	0	0	0	0						
Chris Magruder, S OBP: 0.289, SLG: 0.356 (5, PH)										1	0	1	1	0	0	0						
Justin Lehr, R OBP: 0.322, SLG: 0.492 (6, 6)										2	1	1	0	0	0	0						
2 Bill Hall, R OBP: 0.322, SLG: 0.492 (6, 6)										2	1	1	0	0	0	0						
Inning Stats	R: 0 E: 0 K: 1 S: 16	H: 1 LOB: 1 BB: 0 P: 19	R: 0 E: 0 K: 0 S: 7	H: 1 LOB: 0 BB: 0 P: 12	R: 3 E: 0 K: 1 S: 13	H: 5 LOB: 3 BB: 1 P: 25	R: 0 E: 0 K: 0 S: 10	H: 1 LOB: 2 BB: 0 P: 15	R: 3 E: 0 K: 0 S: 17	H: 3 LOB: 1 BB: 1 P: 28	R: 0 E: 0 K: 1 S: 15	H: 2 LOB: 3 BB: 1 P: 24	R: 0 E: 0 K: 1 S: 9	H: 1 LOB: 2 BB: 0 P: 16	R: 1 E: 1 K: 0 S: 8	H: 1 LOB: 1 BB: 0 P: 13	R: 5 E: 0 K: 0 S: 17	H: 6 LOB: 1 BB: 1 P: 27	1B: 15 2B: 6 3B: 0 HR: 0	SF: 0 SAC: 2 DP: 1 HBP: 3	WP: 1 PB: 0 SB: 1 CS: 0	PA: 53
PITCHER	IP WLS BF H R ER SO	BB IBB HBP BLK	WP HR S P	ERA WHIP	PITCHER	IP WLS BF H R ER SO	BB IBB HBP BLK	WP HR S P	ERA WHIP													
Kris Benson, R ERA: 3.72 (1, 1)	5.0 28	11 6 6 2	1 1 1 0	1 0 63 99	10.80 2.400	Roberto Hernandez, R ERA: 2.88 (9, 1)	1.0 9	6 5 5 0	0 1 0 0	0 0 17 27	45.00 6.000											
Aaron Heilman, R ERA: 4.14 (6, 1)	1.0 6	2 0 0 1	0 1 0 0	0 0 15 24	0.00 2.000																	
Juan Padilla, R ERA: 0.79 (7, 1)	1.0 H	6 1 1 0	1 0 2 0	0 0 11 21	0.00 1.000																	
Dae-Sung Koo, L ERA: 3.92 (8, 1)	0.0 1	1 0 0 0	0 0 0 0	0 0 2 2	∞ ∞																	
Danny Graves, R ERA: 7.16 (8, 1)	1.0 H	3 0 0 0	0 0 0 0	0 0 4 6	0.00 0.000																	

Milwaukee Brewers @ New York Mets
Shea Stadium, Flushing, NY
Thu Aug 04 2005, 12:10 PM EDT
Att: 30,359 - Sunny - 82 F

AB	44
R	12
H	21
RBI	11
BB	4
SO	4
LOB	23



Batter	1	2	3	4	5	6	7	8	9	AB	R	H	RBI	BB	SO	LOB	BOTTOM					
7 José Reyes, S OBP: 0.301, SLG: 0.382 (1, 6)	0-1 F9	3-2 F7		4-2 5 BB 31 1B 15 BB BB	0-0 F8		0-1 F9		1-2 1B 1B	5	1	1	0	1	0	3						
Miguel Cairo, R OBP: 0.317, SLG: 0.370 (1, 4)	4-2 15 S BB		0-3 K	2-0 F7	4-2 PO BB		2-1 G5-3		3-2 F8	4	0	0	0	2	1	3						
Mike Cameron, R OBP: 0.346, SLG: 0.495 (1, 9)	4-1 15 S BB		1-3 K	1-2 F9	0-0 PO	2-1 HR	1-0 L4		2-1 1B 1B	5	1	2	1	1	1	2						
15 Carlos Beltrán, S OBP: 0.316, SLG: 0.436 (1, 8)	2-3 K		1-1 HR	4-0 5 BB 31 1B BB	1-2 2-3 2-3		1-2 L9	1-1 5 BB 2B 1B	0-1 F7	5	3	2	1	1	1	4						
5 David Wright, R OBP: 0.375, SLG: 0.504 (1, 5)	0-0 G1-3		4-0 31 HR BB	4-0 31 1B BB	1-2 2-3 2-3		0-0 31 2B 1B	4-2 2B BB	2-2 G3	3	2	1	1	3	0	4						
31 Mike Piazza, R OBP: 0.331, SLG: 0.468 (1, 2)																						
11 Ramon Castro, R OBP: 0.336, SLG: 0.440 (9, 2)																						
Chris Woodward, R OBP: 0.340, SLG: 0.430 (1, 7)	0-1 2B		3-2 1B		2-2 P6		2-2 1B	2-3 K		5	0	3	0	0	1	4						
Jose Offerman, S OBP: 0.299, SLG: 0.394 (1, 3)	0-1 F8		3-2 G3		3-1 SH3-4 2B	2-3 K		0-0 K	1-3 2H 2B	5	0	2	1	0	1	4						
Kris Benson, R OBP: 0.334, SLG: 0.358 (8, 1)																						
Aaron Heilman, R ERA: 4.14 (6, 1)																						
Gerard Williams, R ERA: 0.79 (7, 1)																						
Juan Padilla, R ERA: 0.79 (7, 1)																						
Dae-Sung Koo, L ERA: 3.92 (8, 1)																						
Danny Graves, R ERA: 7.16 (8, 1)																						
Marlon Anderson, L ERA: 4.5 (8, 1)																						
Roberto Hernandez, R ERA: 2.88 (9, 1)																						
Inning Stats	R: 0 E: 0 K: 1 S: 10	H: 0 LOB: 2 BB: 2 P: 20	R: 0 E: 0 K: 1 S: 13	H: 1 LOB: 2 BB: 1 P: 21	R: 3 E: 0 K: 2 S: 15	H: 3 LOB: 1 BB: 1 P: 29	R: 3 E: 0 K: 0 S: 9	H: 2 LOB: 2 BB: 3 P: 27	R: 0 E: 0 K: 0 S: 6	H: 1 LOB: 1 BB: 1 P: 15	R: 2 E: 0 K: 1 S: 19	H: 4 LOB: 2 BB: 0 P: 28	R: 0 E: 0 K: 0 S: 5	H: 0 LOB: 0 BB: 0 P: 8	R: 1 E: 0 K: 2 S: 17	H: 2 LOB: 2 BB: 1 P: 25	R: 0 E: 0 K: 0 S: 16	H: 2 LOB: 2 BB: 0 P: 24	1B: 8 2B: 4 3B: 0 HR: 3	SF: 0 SAC: 1 DP: 0 HBP: 0	WP: 0 PB: 0 SB: 2 CS: 0	PA: 51
PITCHER	IP WLS BF H R ER SO	BB IBB HBP BLK	WP HR S P	ERA WHIP	PITCHER	IP WLS BF H R ER SO	BB IBB HBP BLK	WP HR S P	ERA WHIP													
Doug Davis, L ERA: 4.27 (1, 1)	3.2 23	5 6 6 4	0 0 0 0	0 0 45 93	14.73 3.273	Derrick Turnbow, R ERA: 2.09 (9, 1)	1.0 5	2 0 0 0	0 0 16 24	0.00 2.000												
Rick Helling, R ERA: 6.75 (4, 1)	0.1 2	1 0 0 0	0 0 0 0	0 0 2 4	0.00 3.000																	
Justin Lehr, R ERA: 6.75 (5, 1)	1.1 8	4 2 2 0	1 0 0 0	0 1 14 27	13.50 3.750																	
Dana Eveland, L ERA: 2.38 (6, 1)	1.2 6	1 0 0 1	0 0 0 0	0 0 16 24	0.00 0.600																	
Julio Santana, R ERA: 4.5 (8, 1)	1.0 W	6 2 1 1	2 1 1 2	1 0 0 0	0 0 17 25	9.00 3.000																

Milwaukee Brewers @ New York Mets
Shea Stadium, Flushing, NY
Thu Aug 04 2005, 12:10 PM EDT
Att: 30,359 - Sunny - 82 F

AB	40
R	9
H	15
RBI	9
BB	9
SO	7
LOB	30



Batter	1	2	3	4	5	6	7	8	9	AB	R	H	RBI	BB	SO	LOB	TOP								
Matt Lawton, L OBP: 0.376, SLG: 0.429 (1, 7)	G3		1B	G3			G1-3			4	0	1	0	0	0	1									
Todd Walker, L OBP: 0.343, SLG: 0.462 (1, 4)	F8		1B		G6-3			G4-3		4	0	1	0	0	0	0									
25 Derrek Lee, R OBP: 0.436, SLG: 0.695 (1, 3)	G4-3		K		F9			HR		4	1	1	1	0	1	2									
16 Aramis Ramirez, R OBP: 0.367, SLG: 0.592 (1, 5)		HR		1B 2B 1B	K			P4		4	2	2	1	0	1	0									
Nomar Garciaparra, R OBP: 0.213, SLG: 0.164 46 Ryan Dempster, R OBP: 0.077, SLG: 0.077 (8, 1)	G1-3		F7		G1-3			G6-3		4	0	0	0	0	0	1									
Jeremy Burnitz, L OBP: 0.332, SLG: 0.457 (1, 9)	E4		1B 2B 1B		G4-3			G1-3		4	1	1	0	0	0	0									
Jose Macias, S OBP: 0.308, SLG: 0.353 (1, 8)	G4-6-3		1B 2B 1B		P6			G4-3		4	1	1	0	0	0	1									
Michael Barrett, R OBP: 0.335, SLG: 0.468 (1, 2)			1B 2B		G5-4-3			G5-3		4	0	3	2	0	0	0									
53 Rich Hill, L OBP: 0.205, SLG: 0.400 Glendon Rusch, L OBP: 0.167, SLG: 0.174 44 Roberto Novoa, R OBP: 0.156, SLG: 0.222 34 Kerry Wood, R OBP: 0.590, SLG: 0.928 19 Matt Murton, R OBP: 0.350, SLG: 0.523 Scott Williamson, R OBP: 0.251, SLG: 0.388 (8, 6)	G6-4-3		F7		G5-4-3					0	0	0	0	0	0	0									
Inning Stats	R: 0 E: 0 K: 0 S: 7	H: 0 LOB: 0 BB: 0 P: 10	R: 1 E: 1 K: 0 S: 4	H: 1 LOB: 0 BB: 6	R: 0 E: 0 K: 1 S: 16	H: 3 LOB: 2 BB: 0 P: 25	R: 3 E: 0 K: 0 S: 11	H: 4 LOB: 1 BB: 0 P: 18	R: 0 E: 0 K: 1 S: 7	H: 0 LOB: 0 BB: 0 P: 12	R: 0 E: 0 K: 0 S: 6	H: 0 LOB: 0 BB: 0 P: 9	R: 0 E: 0 K: 0 S: 6	H: 1 LOB: 0 BB: 0 P: 10	R: 1 E: 0 K: 0 S: 10	H: 1 LOB: 0 BB: 0 P: 15	R: 0 E: 0 K: 0 S: 8	H: 0 LOB: 0 BB: 0 P: 12	1B: 7 2B: 1 3B: 0 HR: 2	SF: 0 SAC: 0 DP: 3 HBP: 0	WP: 0 PB: 1 SB: 0 CS: 0	PA: 35			
PITCHER	IP	WLS	BF	H	R	ER	SO	BB	IBB	HBP	BLK	WP	HR	S	P	ERA	WHIP								
Tom Glavine, L ERA: 4.5 (1, 1)	8.0	W	32	10	5	4	2	0	0	0	0	0	2	67	105	4.50	1.250								
Dae-Sung Koo, L ERA: 3.74 (9, 1)	1.0		3	0	0	0	0	0	0	0	0	0	0	8	12	0.00	0.000								

Chicago Cubs @ New York Mets
Shea Stadium, Flushing, NY
Fri Aug 05 2005, 7:10 PM EDT
Att: 34,728 - Cloudy - 84 F

AB	35
R	5
H	10
RBI	4
BB	0
SO	2
LOB	9



Batter	1	2	3	4	5	6	7	8	9	AB	R	H	RBI	BB	SO	LOB	BOTTOM								
7 José Reyes, S OBP: 0.304, SLG: 0.384 (1, 6)	15 S 1B	15 S 1B	K		F9					5	2	3	0	0	1	2									
Mike Cameron, R OBP: 0.344, SLG: 0.490 (1, 9)	F7	15 S 1B			P4		K			5	1	1	2	0	2	3									
15 Carlos Beltrán, S OBP: 0.319, SLG: 0.438 (1, 8)	1B	L5		31 1B	FC4-6			F9 1B		5	1	3	1	0	0	3									
Cliff Floyd, L OBP: 0.359, SLG: 0.523 (1, 7)	1B	1B		31 1B	1B		P5	F9 1B		5	0	2	2	0	0	2									
5 David Wright, R OBP: 0.382, SLG: 0.501 (1, 5)	K	F9		31 1B BB				31 S BB		2	1	0	0	3	1	2									
31 Mike Piazza, R OBP: 0.332, SLG: 0.465 11 Ramon Castro, R OBP: 0.336, SLG: 0.440 (9, 2)		BB		1B			F9	G5-3		4	1	1	1	1	0	4									
Chris Woodward, R OBP: 0.342, SLG: 0.424 (1, 3)	1B FC4 BB		F8		P3			G5-3		4	1	1	1	1	0	3									
Miguel Cairo, R OBP: 0.321, SLG: 0.373 (1, 4)	7 1B FC4 1B		SH5-4 1B		G1-3			K		4	1	2	1	0	1	2									
Tom Glavine, L OBP: 0.158, SLG: 0.111 Dae-Sung Koo, L OBP: 0.500, SLG: 1.000 (9, 1)	FC4 7 1B		SH5-4 1B		15 FC4-6 1B			G5-3		3	1	1	1	0	0	1									
Inning Stats	R: 1 E: 0 K: 1 S: 13	H: 3 LOB: 1 BB: 0 P: 18	R: 6 E: 0 K: 0 S: 21	H: 4 LOB: 1 BB: 2 P: 38	R: 0 E: 0 K: 1 S: 8	H: 1 LOB: 1 BB: 0 P: 10	R: 2 E: 0 K: 0 S: 18	H: 3 LOB: 2 BB: 1 P: 29	R: 0 E: 0 K: 1 S: 9	H: 1 LOB: 1 BB: 0 P: 13	R: 0 E: 0 K: 0 S: 8	H: 0 LOB: 1 BB: 1 P: 15	R: 0 E: 0 K: 2 S: 12	H: 1 LOB: 1 BB: 0 P: 16	R: 0 E: 0 K: 0 S: 8	H: 1 LOB: 2 BB: 1 P: 20	1B: 14 2B: 0 3B: 0 HR: 0	SF: 0 SAC: 1 DP: 0 HBP: 0	WP: 0 PB: 0 SB: 5 CS: 0	PA: 43					
PITCHER	IP	WLS	BF	H	R	ER	SO	BB	IBB	HBP	BLK	WP	HR	S	P	ERA	WHIP								
53 Rich Hill, L ERA: 7.0 (1, 1)	1.1	L	13	7	7	7	1	2	0	0	0	0	0	31	50	47.25	6.750								
Glendon Rusch, L ERA: 3.86 (2, 1)	2.1		12	4	2	2	1	1	0	0	0	0	0	26	41	7.71	2.143								
44 Roberto Novoa, R ERA: 3.69 (4, 1)	1.1		5	1	0	0	1	0	0	0	0	0	0	12	17	0.00	0.750								
34 Kerry Wood, R ERA: 4.58 (6, 1)	1.0		4	0	0	0	0	1	0	0	0	0	0	8	15	0.00	1.000								
Scott Williamson, R ERA: (7, 1)	1.0		4	1	0	0	2	0	0	0	0	0	0	12	16	0.00	1.000								
PITCHER	IP	WLS	BF	H	R	ER	SO	BB	IBB	HBP	BLK	WP	HR	S	P	ERA	WHIP								
46 Ryan Dempster, R ERA: 3.97 (8, 1)	1.0		5	1	0	0	0	1	0	0	0	0	0	8	20	0.00	2.000								

Chicago Cubs @ New York Mets
Shea Stadium, Flushing, NY
Fri Aug 05 2005, 7:10 PM EDT
Att: 34,728 - Cloudy - 84 F

AB	37
R	9
H	14
RBI	9
BB	5
SO	5
LOB	22



Batter	1	2	3	4	5	6	7	8	9	AB	R	H	RBI	BB	SO	LOB	TOP										
Matt Lawton, L (1,7) OBP: 0.375, SLG: 0.425	G6-3		G5-3		G1-3			BB		3	0	0	0	1	0	3	Chicago Cubs @ New York Mets Shea Stadium, Flushing, NY Sat Aug 06 2005, 1:20 PM EDT Att: 39,911 - Cloudy - 82 F										
Todd Walker, L (1,4) OBP: 0.342, SLG: 0.457	K			BB		F8		F9		3	0	0	0	1	1	2											
25 Derrek Lee, R (1,3) OBP: 0.432, SLG: 0.688	G6-3			P4		G5-3		K		4	0	0	0	0	1	3											
16 Aramis Ramirez, R (1,5) OBP: 0.364, SLG: 0.586		L7		P3		F9			G4-3	4	0	0	0	0	0	1											
Jeremy Burnitz, L (1,9) OBP: 0.329, SLG: 0.452		F8		K			G5-3		F8	4	0	0	0	0	1	1											
Neftali Perez, S (1,6) OBP: 0.288, SLG: 0.382		G3			B3		G3		G3	4	0	0	0	0	0	0											
Jose Macias, S (1,8) OBP: 0.309, SLG: 0.352			K		24 1B		F7			3	0	1	0	0	1	0											
24 Henry Blanco, R (1,2) OBP: 0.271, SLG: 0.396			K		SH1-3 1B			2B		3	0	2	0	0	1	0											
Greg Maddux, R (1,1) OBP: 0.239, SLG: 0.304 Todd Hollandsworth, L (8, PH) 13 Will Ohman, L (8, 1)					SH1-3 1B			L6		1	0	1	0	0	0	0											
										1	0	0	0	0	0	0											
										0	0	0	0	0	0	0											
Inning Stats	R: 0 E: 0 K: 1 S: 9	H: 0 LOB: 0 BB: 0 P: 12	R: 0 E: 0 K: 0 S: 8	H: 0 LOB: 0 BB: 0 P: 14	R: 0 E: 0 K: 2 S: 8	H: 1 LOB: 1 BB: 0 P: 10	R: 0 E: 0 K: 1 S: 12	H: 0 LOB: 1 BB: 1 P: 21	R: 0 E: 0 K: 0 S: 7	H: 0 LOB: 0 BB: 0 P: 10	R: 0 E: 0 K: 0 S: 7	H: 0 LOB: 0 BB: 0 P: 10	R: 0 E: 0 K: 1 S: 15	H: 1 LOB: 2 BB: 1 P: 23	R: 0 E: 0 K: 0 S: 5	H: 0 LOB: 0 BB: 0 P: 8	1B: 3 2B: 1 3B: 0 HR: 0	SF: 0 SAC: 1 DP: 0 HBP: 0	WP: 0 PB: 0 SB: 1 CS: 0	PA: 33							
PITCHER	IP	WLS	BF	H	R	ER	SO	BB	IBB	HBP	BLK	WP	HR	S	P	ERA	WHIP										
Jae Weong Seo, R (1,1) ERA: 1.42	7.1	W	27	4	0	0	4	1	0	0	0	0	0	71	107	0.00	0.682										
Dae-Sung Koo, L (8,1) ERA: 3.68	0.1	H	2	0	0	0	0	1	0	0	0	0	0	4	9	0.00	3.000										
Roberto Hernandez, R (8,1) ERA: 2.88	0.1	H	1	0	0	0	1	0	0	0	0	0	0	3	3	0.00	0.000										
Braden Looper, R (9,1) ERA: 3.25	1.0	S	3	0	0	0	0	0	0	0	0	0	0	5	8	0.00	0.000										

AB	30
R	0
H	4
RBI	0
BB	2
SO	5
LOB	11



Batter	1	2	3	4	5	6	7	8	9	AB	R	H	RBI	BB	SO	LOB	BOTTOM										
7 José Reyes, S (1,6) OBP: 0.303, SLG: 0.383	F8		15 S 15 1B		G4-3			F8		4	1	1	0	0	0	0	Chicago Cubs @ New York Mets Shea Stadium, Flushing, NY Sat Aug 06 2005, 1:20 PM EDT Att: 39,911 - Cloudy - 82 F										
Miguel Cairo, R (1,4) OBP: 0.319, SLG: 0.371	5 S 2B		F8			F8		F8		4	1	1	0	0	0	1											
15 Carlos Beltrán, S (1,8) OBP: 0.321, SLG: 0.437	5 S 2B		CS		G3-1			K		3	0	1	1	1	1	0											
Cliff Floyd, L (1,7) OBP: 0.359, SLG: 0.520	K		2-H 1B			FC4-6 BB				2	0	0	0	1	1	3											
5 David Wright, R (1,5) OBP: 0.381, SLG: 0.503	2B				F7			FC4-6		3	0	1	1	0	0	1											
Mike Cameron, R (1,9) OBP: 0.340, SLG: 0.485	G6-3				F9			E5 G6-3 S		3	0	0	0	0	0	2											
Marlon Anderson, L (1,3) OBP: 0.335, SLG: 0.385			K					K		3	0	0	0	0	3	1											
11 Ramon Castro, R (1,2) OBP: 0.328, SLG: 0.427			L8					G6-3		3	0	0	0	0	1	1											
Jae Weong Seo, R (1,1) OBP: 0.260, SLG: 0.111 Dae-Sung Koo, L (8,1) Roberto Hernandez, R (8,1) Braden Looper, R (9,1)			G1-3					G1-3		3	0	0	0	0	0	0											
										0	0	0	0	0	0	0											
										0	0	0	0	0	0	0											
										0	0	0	0	0	0	0											
Inning Stats	R: 1 E: 0 K: 1 S: 16	H: 2 LOB: 2 BB: 1 P: 27	R: 0 E: 0 K: 1 S: 5	H: 0 LOB: 0 BB: 0 P: 6	R: 1 E: 0 K: 0 S: 11	H: 2 LOB: 0 BB: 0 P: 17	R: 0 E: 0 K: 1 S: 5	H: 0 LOB: 0 BB: 0 P: 6	R: 0 E: 0 K: 1 S: 10	H: 0 LOB: 1 BB: 1 P: 18	R: 0 E: 1 K: 1 S: 11	H: 0 LOB: 1 BB: 0 P: 15	R: 0 E: 0 K: 1 S: 8	H: 0 LOB: 0 BB: 0 P: 13	1B: 3 2B: 1 3B: 0 HR: 0	SF: 0 SAC: 0 DP: 0 HBP: 0	WP: 0 PB: 0 SB: 3 CS: 1	PA: 30									
PITCHER	IP	WLS	BF	H	R	ER	SO	BB	IBB	HBP	BLK	WP	HR	S	P	ERA	WHIP										
Greg Maddux, R (1,1) ERA: 4.57	7.0	L	27	4	2	2	5	2	0	0	0	0	0	66	99	2.57	0.857										
13 Will Ohman, L (8,1) ERA: 2.7	1.0		3	0	0	0	1	0	0	0	0	0	0	8	13	0.00	0.000										

AB	28
R	2
H	4
RBI	2
BB	2
SO	6
LOB	10



Batter	1	2	3	4	5	6	7	8	9	AB	R	H	RBI	BB	SO	LOB	TOP				
Matt Lawton, L OBP: 0.372, SLG: 0.421 Scott Williamson, R	(1, 7) F7		(1, 1) G4-3			(1, 0) G4-3		(0, 0) G4-3		4	0	0	0	0	0	1					
Neftali Feliz, S OBP: 0.288, SLG: 0.381	(1, 4) G4-3			(2, 1) F7		(2, 1) G4-3		(0, 0) G3-1		4	0	1	0	0	0	1					
25 Derrek Lee, R OBP: 0.429, SLG: 0.681	(1, 3) G5-3			(2, 2) G6-3		(3, 2) F8			(1, 2) G5-3	4	0	0	0	0	0	1					
16 Aramis Ramirez, R OBP: 0.363, SLG: 0.582		(4, 2) G4-6-3 1B BB		(0, 1) P2			(2, 2) G6-3		(2, 3) K	3	0	0	0	1	1	0					
Nomar Garciaparra, R OBP: 0.246, SLG: 0.190		(1, 1) G4-6-3 1B			(4, 2) G4-6-3 1B BB		(0, 0) F8		(1, 1) G4-6-3 1B	3	0	2	0	1	0	0					
Todd Hollandsworth, L OBP: 0.330, SLG: 0.389		(1, 0) G4-6-3 1-2 2-3			(1, 2) G4-6-3 1B		(0, 1) G4-3		(0, 1) F8	4	0	1	0	0	0	3					
Michael Barrett, R OBP: 0.335, SLG: 0.470		(3, 1) G6-3			(1, 1) L5			(3, 2) G4-3 2B		3	1	1	0	0	0	3					
Jose Macias, S OBP: 0.310, SLG: 0.361			(1, 1) G6-3		(1, 1) G1-6-3			(0, 0) G4-3 2B		3	0	1	1	0	0	2					
38 Carlos Zambrano, S OBP: 0.245, SLG: 0.292 43 Michael Wuerz, R 5 Ronny Cedeno, R 44 Roberto Novoa, R 19 Matt Murton, R	(1, 1) K (4, 1) K (6, PH) K (6, 1) K (8, PH) K		(1, 3) K			(1, 2) G4-3		(1, 1) F8		1	0	0	0	0	0	1					
Inning Stats	R: 0 E: 0 K: 0 S: 8	H: 0 LOB: 0 BB: 0 P: 12	R: 0 E: 0 K: 0 S: 7	H: 1 LOB: 1 BB: 1 P: 16	R: 0 E: 0 K: 1 S: 7	H: 0 LOB: 0 BB: 0 P: 10	R: 0 E: 0 K: 0 S: 8	H: 0 LOB: 0 BB: 0 P: 12	R: 0 E: 0 K: 0 S: 11	H: 1 LOB: 1 BB: 0 P: 18	R: 0 E: 0 K: 0 S: 7	H: 0 LOB: 0 BB: 0 P: 9	R: 1 E: 0 K: 0 S: 8	H: 2 LOB: 1 BB: 0 P: 12	R: 0 E: 0 K: 1 S: 12	H: 1 LOB: 1 BB: 0 P: 16	1B: 4 2B: 2 3B: 0 HR: 0	SF: 0 SAC: 0 DP: 2 HBP: 0	WP: 1 PB: 0 SB: 0 CS: 0	PA: 33	
PITCHER	IP	WLS	BF	H	R	ER	SO	BB	IBB	HBP	BLK	WP	HR	S	P	ERA	WHIP				
Victor Zambrano, R ERA: 4.0	(1, 1) 8.0	W	29	5	1	1	1	2	0	0	0	1	0	67	107	1.12	0.875				
Aaron Heilman, R ERA: 4.09	(9, 1) 1.0		4	1	0	0	1	0	0	0	0	0	0	12	16	0.00	1.000				

Chicago Cubs @ New York Mets
Shea Stadium, Flushing, NY
Sun Aug 07 2005, 8:05 PM EDT
Att: 40,321 - Partly Cloudy - 79 F

AB	31
R	1
H	6
RBI	1
BB	2
SO	2
LOB	12



Batter	1	2	3	4	5	6	7	8	9	AB	R	H	RBI	BB	SO	LOB	BOTTOM				
7 José Reyes, S OBP: 0.303, SLG: 0.382	(1, 6) F7		(0, 2) G1-3		(1, 1) G3-6-1 1B			(3, 1) G4-3		4	0	1	0	0	0	1					
Miguel Cairo, R OBP: 0.323, SLG: 0.373	(1, 4) K		(0, 0) BB 5 SF7 1B		(0, 2) G3-6-1 1-2			(2, 2) G4-6-3 15 1B		4	1	2	0	0	1	1					
15 Carlos Beltrán, S OBP: 0.322, SLG: 0.436	(1, 8) E5 1B		(4, 1) SF7 5 31 1B BB		(2, 1) E 5 G5-3 1B			(1, 0) G4-6-3 1-2		3	3	1	0	1	0	1					
Cliff Floyd, L OBP: 0.365, SLG: 0.532	(1, 7) 5 1B		(4, 2) 31 1B BB		(0, 0) E9 5 G5-3 1B			(1, 0) HR		3	2	3	2	1	0	0					
5 David Wright, R OBP: 0.380, SLG: 0.501	(1, 5) 2H 1B		(2, 2) SF7		(1, 1) G5-3			(1, 3) K		3	0	1	3	0	1	1					
Mike Cameron, R OBP: 0.339, SLG: 0.481	(1, 9) G4-3		(0, 3) K		(0, 3) K			(1, 2) G4-3 1B		4	0	1	0	0	2	4					
31 Mike Piazza, R OBP: 0.132, SLG: 0.464 11 Ramon Castro, R OBP: 0.328, SLG: 0.427		(4, 2) G4-3 PB BB	(2, 1) 1-2 1B		(1, 0) F7			(0, 1) F8		3	0	1	1	1	0	2					
Marlon Anderson, L OBP: 0.328, SLG: 0.376		(0, 1) F7		(0, 1) P2		(3, 1) F8		(3, 1) F9		4	0	0	0	0	0	4					
Victor Zambrano, S OBP: 0.132, SLG: 0.184 Jose Offerman, S OBP: 0.295, SLG: 0.389 Aaron Heilman, R	(1, 1) G4-3 (8, PH) K (9, 1) K		(2, 2) G4-3		(0, 1) F8		(2, 3) K	(2, 3) K		3	0	0	0	0	1	1					
Inning Stats	R: 2 E: 1 K: 1 S: 23	H: 2 LOB: 1 BB: 0 P: 32	R: 0 E: 0 K: 0 S: 11	H: 0 LOB: 1 BB: 1 P: 17	R: 2 E: 0 K: 1 S: 16	H: 2 LOB: 2 BB: 2 P: 31	R: 0 E: 0 K: 0 S: 7	H: 1 LOB: 0 BB: 0 P: 8	R: 1 E: 0 K: 1 S: 9	H: 2 LOB: 1 BB: 0 P: 13	R: 0 E: 0 K: 1 S: 7	H: 0 LOB: 0 BB: 0 P: 15	R: 1 E: 0 K: 1 S: 10	H: 2 LOB: 0 BB: 0 P: 15	R: 0 E: 0 K: 1 S: 10	H: 1 LOB: 1 BB: 0 P: 16	1B: 9 2B: 0 3B: 0 HR: 1	SF: 1 SAC: 0 DP: 2 HBP: 0	WP: 0 PB: 1 SB: 0 CS: 0	PA: 36	
PITCHER	IP	WLS	BF	H	R	ER	SO	BB	IBB	HBP	BLK	WP	HR	S	P	ERA	WHIP				
38 Carlos Zambrano, R ERA: 3.3	(1, 1) 3.0	L	17	4	4	2	2	3	0	0	0	0	0	50	80	6.00	2.333				
43 Michael Wuerz, R ERA: 4.44	(4, 1) 2.0		8	3	1	0	1	0	0	0	0	0	0	16	21	0.00	1.500				
44 Roberto Novoa, R ERA: 3.72	(6, 1) 2.0		7	2	1	1	2	0	0	0	0	0	1	17	30	4.50	1.000				
Scott Williamson, R ERA:	(8, 1) 1.0		4	1	0	0	1	0	0	0	0	0	0	10	16	0.00	1.000				

Chicago Cubs @ New York Mets
Shea Stadium, Flushing, NY
Sun Aug 07 2005, 8:05 PM EDT
Att: 40,321 - Partly Cloudy - 79 F

AB	32
R	6
H	10
RBI	6
BB	3
SO	6
LOB	16



Batter	1	2	3	4	5	6	7	8	9	AB	R	H	RBI	BB	SO	LOB	TOP
7 José Reyes, S OBP: 0.300, SLG: 0.379	F7			G3		K	FC3-6 FC6-4			4	0	0	0	0	1	3	New York Mets @ San Diego Padres PETCO Park, San Diego, CA Tue Aug 09 2005, 10:05 PM EDT Att: 41,977 - Cloudy - 71 F
Miguel Cairo, R OBP: 0.321, SLG: 0.371 Dae-Sung Koo, L OBP: 0.500, SLG: 1.000 Juan Padilla, R (7, 1)	F8			K		15 BB 1B	FC6-4			4	1	1	1	0	1	2	
15 Carlos Beltrán, S OBP: 0.322, SLG: 0.433	K			F9		1B		G6-3		3	0	0	0	1	1	0	
Cliff Floyd, L OBP: 0.366, SLG: 0.534		F8			2-1 G4-6-3 2B			G6-3		4	0	2	1	0	0	0	
5 David Wright, R OBP: 0.375, SLG: 0.499		K			1-0 31 G4-6-3 1B			G5-3		4	0	1	0	0	2	2	
31 Mike Piazza, R OBP: 0.331, SLG: 0.458					1-0 G4-6-3				G6-3	4	0	0	0	0	1	2	
Mike Cameron, R OBP: 0.341, SLG: 0.482					2-1 G4-6-3 1B					4	1	2	0	0	1	1	
Jose Offerman, S OBP: 0.293, SLG: 0.382					0-0 G4-6-3					4	0	1	0	0	2	1	
45 Pedro Martínez, R OBP: 0.111, SLG: 0.094 Kazuo Matsui, S OBP: 0.287, SLG: 0.324 Jose Santiago, R (6, PH) Marlon Anderson, L OBP: 0.331, SLG: 0.380 (7, PH)					2-3 K					1	0	0	0	0	1	0	
					1-1 7 WP 1B					1	1	1	0	0	0	0	
					1-2 3H 1B					1	0	1	1	0	0	0	
					1-2 2-3					1	0	1	0	0	0	0	
					1-3 K					4	0	1	0	0	2	1	
					1-3 K					4	0	1	0	0	2	1	
					2-3 K					1	0	0	0	0	1	0	
					1-1 7 WP 1B					1	1	1	0	0	0	0	
					1-2 3H 1B					1	0	1	1	0	0	0	
					1-2 2-3					1	0	1	1	0	0	0	
					1-3 K					4	0	1	0	0	2	1	
					1-3 K					4	0	1	0	0	2	1	
					2-3 K					1	0	0	0	0	1	0	
					1-1 7 WP 1B					1	1	1	0	0	0	0	
					1-2 3H 1B					1	0	1	1	0	0	0	
					1-2 2-3					1	0	1	1	0	0	0	
					1-3 K					4	0	1	0	0	2	1	
					1-3 K					4	0	1	0	0	2	1	
					2-3 K					1	0	0	0	0	1	0	
					1-1 7 WP 1B					1	1	1	0	0	0	0	
					1-2 3H 1B					1	0	1	1	0	0	0	
					1-2 2-3					1	0	1	1	0	0	0	
					1-3 K					4	0	1	0	0	2	1	
					1-3 K					4	0	1	0	0	2	1	
					2-3 K					1	0	0	0	0	1	0	
					1-1 7 WP 1B					1	1	1	0	0	0	0	
					1-2 3H 1B					1	0	1	1	0	0	0	
					1-2 2-3					1	0	1	1	0	0	0	
					1-3 K					4	0	1	0	0	2	1	
					1-3 K					4	0	1	0	0	2	1	
					2-3 K					1	0	0	0	0	1	0	
					1-1 7 WP 1B					1	1	1	0	0	0	0	
					1-2 3H 1B					1	0	1	1	0	0	0	
					1-2 2-3					1	0	1	1	0	0	0	
					1-3 K					4	0	1	0	0	2	1	
					1-3 K					4	0	1	0	0	2	1	
					2-3 K					1	0	0	0	0	1	0	
					1-1 7 WP 1B					1	1	1	0	0	0	0	
					1-2 3H 1B					1	0	1	1	0	0	0	
					1-2 2-3					1	0	1	1	0	0	0	
					1-3 K					4	0	1	0	0	2	1	
					1-3 K					4	0	1	0	0	2	1	
					2-3 K					1	0	0	0	0	1	0	
					1-1 7 WP 1B					1	1	1	0	0	0	0	
					1-2 3H 1B					1	0	1	1	0	0	0	
					1-2 2-3					1	0	1	1	0	0	0	
					1-3 K					4	0	1	0	0	2	1	
					1-3 K					4	0	1	0	0	2	1	
					2-3 K					1	0	0	0	0	1	0	
					1-1 7 WP 1B					1	1	1	0	0	0	0	
					1-2 3H 1B					1	0	1	1	0	0	0	
					1-2 2-3					1	0	1	1	0	0	0	
					1-3 K					4	0	1	0	0	2	1	
					1-3 K					4	0	1	0	0	2	1	
					2-3 K					1	0	0	0	0	1	0	
					1-1 7 WP 1B					1	1	1	0	0	0	0	
					1-2 3H 1B					1	0	1	1	0	0	0	
					1-2 2-3					1	0	1	1	0	0	0	
					1-3 K					4	0	1	0	0	2	1	
					1-3 K					4	0	1	0	0	2	1	
					2-3 K					1	0	0	0	0	1	0	
					1-1 7 WP 1B					1	1	1	0	0	0	0	
					1-2 3H 1B					1	0	1	1	0	0	0	
					1-2 2-3					1	0	1	1	0	0	0	
					1-3 K					4	0	1	0	0	2	1	
					1-3 K					4	0	1	0	0	2	1	
					2-3 K					1	0	0	0	0	1	0	
					1-1 7 WP 1B					1	1	1	0	0	0	0	
					1-2 3H 1B					1	0	1	1	0	0	0	
					1-2 2-3					1	0	1	1	0	0	0	
					1-3 K					4	0	1	0	0	2	1	
					1-3 K					4	0	1	0	0	2	1	
					2-3 K					1	0	0	0	0	1	0	
					1-1 7 WP 1B					1	1	1	0	0	0	0	
					1-2 3H 1B					1	0	1	1	0	0	0	
					1-2 2-3					1	0	1	1	0	0	0	
					1-3 K					4	0	1	0	0	2	1	
					1-3 K					4	0	1	0	0	2	1	
					2-3 K					1	0	0	0	0	1	0	
					1-1 7 WP 1B					1	1	1	0	0	0	0	
					1-2 3H 1B					1	0	1	1	0	0	0	
					1-2 2-3					1	0	1	1	0	0	0	
					1-3 K					4	0	1	0	0	2	1	
					1-3 K					4	0	1	0	0	2	1	
					2-3 K					1	0	0	0	0	1	0	
					1-1 7 WP 1B					1	1	1	0	0	0	0	
					1-2 3H 1B					1	0	1	1	0	0	0	
					1-2 2-3					1	0	1	1	0	0	0	
					1-3 K					4	0	1	0	0	2	1	
					1-3 K					4	0	1	0	0	2	1	
					2-3 K					1	0	0	0	0	1	0	
					1-1 7 WP 1B					1	1	1	0	0	0	0	
					1-2 3H 1B					1	0	1	1	0	0	0	
					1-2 2-3					1	0	1</					

Batter	1	2	3	4	5	6	7	8	9	AB	R	H	RBI	BB	SO	LOB	TOP			
Kazuo Matsui, S OBP: 0.282, SLG: 0.317 (1, 4)	F7		K		K		K			4	0	0	0	0	3	4	New York Mets @ San Diego Padres PETCO Park, San Diego, CA Thu Aug 11 2005, 3:35 PM EDT Att: 35,148 - Sunny - 74 F			
Mike Cameron, R OBP: 0.342, SLG: 0.477 7 José Reyes, S OBP: 0.301, SLG: 0.376 (1, 9)	F8			F7		F8		S BB	3	0	0	0	0	0	0	0				
15 Carlos Beltrán, S OBP: 0.325, SLG: 0.434 José Offerman, S OBP: 0.295, SLG: 0.370 (1, 8)	G5-3			S 2B BB		F9		K	2	1	0	0	1	0	0					
Cliff Floyd, L OBP: 0.368, SLG: 0.534 (1, 7)		K		S 5 G6-3 1-H 2B				S 5 G6-4-3 HBP	3	0	2	1	0	1	0					
5 David Wright, R OBP: 0.380, SLG: 0.508 (1, 5)	P4			G6-3				G6-4-3	4	0	0	0	0	1	4					
Marlon Anderson, L OBP: 0.324, SLG: 0.371 (1, 3)	G3-1			G4-3					4	0	0	0	0	0	1					
Chris Woodward, R OBP: 0.338, SLG: 0.413 (7, 8)			G6-3		K		K		4	0	0	0	0	3	0					
11 Ramon Castro, R OBP: 0.325, SLG: 0.421 (1, 2)			P4		K		1B		4	0	1	0	0	1	0					
Tom Glavine, L OBP: 0.220, SLG: 0.179 Roberto Hernandez, R (8, 1)							1B		3	0	3	0	0	0	0					
Inning Stats	R: 0 E: 0 K: 0 S: 8	H: 0 LOB: 0 BB: 0 P: 14	R: 0 E: 0 K: 1 S: 9	H: 0 LOB: 0 BB: 0 P: 12	R: 0 E: 0 K: 1 S: 10	H: 1 LOB: 1 BB: 0 P: 13	R: 1 E: 0 K: 0 S: 17	H: 1 LOB: 1 BB: 0 P: 27	R: 0 E: 0 K: 3 S: 11	H: 1 LOB: 1 BB: 0 P: 15	R: 0 E: 0 K: 2 S: 13	H: 2 LOB: 2 BB: 0 P: 19	R: 0 E: 0 K: 1 S: 7	H: 0 LOB: 1 BB: 1 P: 15	R: 0 E: 0 K: 1 S: 10	H: 0 LOB: 0 BB: 0 P: 15	1B: 5 2B: 1 3B: 0 HR: 0	SF: 0 SAC: 0 DP: 1 HBP: 1	WP: 0 PB: 0 SB: 2 CS: 0	PA: 35
PITCHER	IP	WLS	BF	H	R	ER	SO	BB	IBB	HBP	BLK	WP	HR	S	P	ERA	WHIP			
Woody Williams, R ERA: 4.92 (1, 1)	7.0	W	28	6	1	1	8	1	0	0	0	0	0	78	115	1.29	1.000			
Akinori Otsuka, R ERA: 2.5 (8, 1)	1.0	H	4	0	0	0	1	1	0	1	0	0	0	7	15	0.00	1.000			
Trevor Hoffman, R ERA: 2.77 (9, 1)	1.0	S	3	0	0	0	1	0	0	0	0	0	0	10	15	0.00	0.000			

Batter	1	2	3	4	5	6	7	8	9	AB	R	H	RBI	BB	SO	LOB	BOTTOM			
Eric Young Sr., R OBP: 0.337, SLG: 0.423 Akinori Otsuka, R Trevor Hoffman, R (1, 7)	L4		K		P5		G4-3			4	0	0	0	0	1	1	New York Mets @ San Diego Padres PETCO Park, San Diego, CA Thu Aug 11 2005, 3:35 PM EDT Att: 35,148 - Sunny - 74 F			
Joe Randa, R OBP: 0.344, SLG: 0.472 (1, 5)	G4-3				SH1-3 1B				4	0	3	1	0	0	0					
Mark Loretta, R OBP: 0.365, SLG: 0.349 (1, 4)	24 1B				SH1-3 1B		F7		3	0	1	0	0	1	3					
24 Brian Giles, L OBP: 0.416, SLG: 0.483 (1, 8)					G4-3			K	4	1	2	0	0	1	1					
Xavier Nady, R OBP: 0.328, SLG: 0.489 (1, 9)							G6-3		4	0	1	0	0	1	2					
Robert Fick, L OBP: 0.384, SLG: 0.439 (1, 3)					B5		G1-3		4	0	1	0	0	0	2					
3 Khalil Greene, R OBP: 0.306, SLG: 0.426 (1, 6)							P2		4	0	1	1	0	1	1					
Miguel Olivo, R OBP: 0.201, SLG: 0.328 (1, 2)								G3	3	0	0	0	0	0	2					
Woody Williams, R OBP: 0.226, SLG: 0.226 David Ross, R OBP: 0.270, SLG: 0.397 Damian Jackson, R OBP: 0.341, SLG: 0.376 (1, 1)					F8				2	0	0	0	0	0	2					
Inning Stats	R: 0 E: 0 K: 1 S: 11	H: 2 LOB: 2 BB: 0 P: 20	R: 0 E: 0 K: 0 S: 6	H: 0 LOB: 0 BB: 0 P: 12	R: 0 E: 0 K: 2 S: 10	H: 1 LOB: 1 BB: 0 P: 17	R: 1 E: 0 K: 0 S: 11	H: 3 LOB: 2 BB: 0 P: 17	R: 0 E: 0 K: 0 S: 6	H: 1 LOB: 1 BB: 0 P: 9	R: 0 E: 0 K: 0 S: 5	H: 0 LOB: 0 BB: 0 P: 8	R: 1 E: 0 K: 0 S: 13	H: 2 LOB: 2 BB: 0 P: 20	R: 0 E: 0 K: 2 S: 8	H: 1 LOB: 1 BB: 0 P: 12	1B: 7 2B: 2 3B: 1 HR: 0	SF: 0 SAC: 1 DP: 0 HBP: 0	WP: 0 PB: 0 SB: 0 CS: 0	PA: 34
PITCHER	IP	WLS	BF	H	R	ER	SO	BB	IBB	HBP	BLK	WP	HR	S	P	ERA	WHIP			
Tom Glavine, L ERA: 4.41 (1, 1)	7.0	L	30	9	2	2	3	0	0	0	0	0	0	8	12	0.00	1.000			
Roberto Hernandez, R ERA: 2.81 (8, 1)	1.0		4	1	0	0	2	0	0	0	0	0	0	8	12	0.00	1.000			

AB	32
R	1
H	6
RBI	1
BB	2
SO	10
LOB	10

AB	33
R	2
H	10
RBI	2
BB	0
SO	5
LOB	14



Batter	1	2	3	4	5	6	7	8	9	AB R H RBI BB SO LOB	TOP									
7 José Reyes, S OBP: 0.299, SLG: 0.372	G5-3		G4-3 1B		E6 SH1-3 5 1B		E6		P6	5 1 1 0 0 0 0	New York Mets @ Los Angeles Dodgers Dodger Stadium, Los Angeles, CA Sat Aug 13 2005, 1:10 PM PDT Att: 47,096 - Sunny - 76 F									
Miguel Cairo, R OBP: 0.319, SLG: 0.370	1B		G4-3		SH1-3		G1-3		K	4 0 1 0 0 1 2										
5 David Wright, R OBP: 0.384, SLG: 0.512	K		K				G3			4 0 1 1 0 2 3										
Cliff Floyd, L OBP: 0.365, SLG: 0.532	F8		G3				F7			4 1 1 0 0 0 3										
Marlon Anderson, L OBP: 0.316, SLG: 0.360		P6			F7		G6-3			4 0 0 0 0 0 2										
Victor Diaz, R OBP: 0.376, SLG: 0.489		G6-3					K			3 0 1 1 0 1 0										
11 Ramon Castro, R OBP: 0.331, SLG: 0.445							F9			3 1 1 1 1 0 0										
Gerald Williams, R OBP: 0.250, SLG: 0.500			HR				K			4 2 2 1 0 2 2										
Jae Weong Seo, R OBP: 0.154, SLG: 0.083										3 0 0 0 0 2 2										
Jose Offerman, S OBP: 0.287, SLG: 0.356	G6-3									1 0 0 0 0 0 1										
Braden Looper, R OBP: 0.285, SLG: 0.386										0 0 0 0 0 0 0										
Inning Stats	R: 0 E: 0 K: 1 S: 13	H: 1 LOB: 1 BB: 0 P: 17	R: 2 E: 0 K: 0 S: 15	H: 2 LOB: 0 BB: 0 P: 18	R: 0 E: 0 K: 1 S: 11	H: 1 LOB: 2 BB: 1 P: 14	R: 0 E: 0 K: 2 S: 9	H: 0 LOB: 0 BB: 0 P: 19	R: 1 E: 1 K: 0 S: 13	H: 1 LOB: 1 BB: 0 P: 11	R: 0 E: 0 K: 1 S: 8	H: 0 LOB: 1 BB: 0 P: 12	R: 1 E: 0 K: 0 S: 8	H: 1 LOB: 0 BB: 0 P: 12	R: 1 E: 0 K: 1 S: 9	H: 1 LOB: 0 BB: 0 P: 13	1B: 4 2B: 2 3B: 0 HR: 2	SF: 1 SAC: 1 DP: 0 HBP: 0	WP: 0 PB: 0 SB: 4 CS: 1	PA: 38
PITCHER	IP WLS BF H R ER SO BB IBB HBP BLK WP HR S P ERA WHIP											IP WLS BF H R ER SO BB IBB HBP BLK WP HR S P ERA WHIP								
D.J. Houlton, R ERA: 5.31	(1, 1) 6.0 L 26 6 3 2 6 1 0 0 0 0 0 2 69 98 3.00 1.167																			
Elmer Dessens, R ERA: 3.68	(7, 1) 2.0 8 1 1 1 1 0 0 0 0 0 0 17 24 4.50 0.500																			
51 Jonathan Broxton, R ERA: 8.44	(9, 1) 1.0 4 1 1 0 1 0 0 0 0 0 0 9 13 0.00 1.000																			

AB	35
R	5
H	8
RBI	4
BB	1
SO	8
LOB	15



Batter	1	2	3	4	5	6	7	8	9	AB R H RBI BB SO LOB	BOTTOM											
Cesar Izturis, S OBP: 0.311, SLG: 0.332	13 1B					F9		F7		4 0 2 0 0 0 1	New York Mets @ Los Angeles Dodgers Dodger Stadium, Los Angeles, CA Sat Aug 13 2005, 1:10 PM PDT Att: 47,096 - Sunny - 76 F											
Jayson Werth, R OBP: 0.331, SLG: 0.385	K		F8			L5		F8		4 0 0 0 0 1 3												
13 Oscar Robles, L OBP: 0.367, SLG: 0.353	12 G5-4-3 1B				G3		2B BB			3 1 1 0 1 0 0												
12 Jeff Kent, R OBP: 0.380, SLG: 0.524	G5-4-3				G5-3		K			4 0 0 0 0 1 3												
Olmedo Saenz, R OBP: 0.349, SLG: 0.531		G6-3			K		1-H 2B			4 0 1 1 0 1 0												
Jason Phillips, R OBP: 0.285, SLG: 0.386		L7					P6			3 0 0 0 0 1 1												
Jose Valentin, S OBP: 0.333, SLG: 0.288		F7					F9			3 0 0 0 0 1 1												
17 Jason Repko, R OBP: 0.294, SLG: 0.377										2 0 0 0 0 0 0												
Antonio Perez, R OBP: 0.389, SLG: 0.435			B2							1 0 0 0 0 0 0												
51 Jonathan Broxton, R ERA: 8.44										0 0 0 0 0 0 0												
D.J. Houlton, R OBP: 0.211, SLG: 0.222										1 0 0 0 0 0 0												
Hee-Seop Choi, L OBP: 0.329, SLG: 0.465			F8							1 0 0 0 0 1 0												
Elmer Dessens, R ERA: 3.68										0 0 0 0 0 0 0												
Ricky Ledee, L OBP: 0.356, SLG: 0.478										1 0 1 0 0 0 0												
Inning Stats	R: 0 E: 0 K: 1 S: 10	H: 2 LOB: 1 BB: 0 P: 17	R: 0 E: 0 K: 0 S: 6	H: 0 LOB: 0 BB: 0 P: 12	R: 0 E: 0 K: 0 S: 8	H: 1 LOB: 1 BB: 0 P: 12	R: 0 E: 0 K: 1 S: 12	H: 0 LOB: 0 BB: 0 P: 15	R: 0 E: 0 K: 2 S: 7	H: 0 LOB: 0 BB: 0 P: 11	R: 0 E: 0 K: 1 S: 9	H: 0 LOB: 0 BB: 0 P: 11	R: 1 E: 1 K: 0 S: 13	H: 1 LOB: 1 BB: 1 P: 22	R: 0 E: 0 K: 0 S: 10	H: 1 LOB: 1 BB: 0 P: 15	R: 0 E: 0 K: 0 S: 8	H: 0 LOB: 0 BB: 0 P: 11	1B: 3 2B: 2 3B: 0 HR: 0	SF: 0 SAC: 0 DP: 1 HBP: 0	WP: 0 PB: 0 SB: 0 CS: 0	PA: 32
PITCHER	IP WLS BF H R ER SO BB IBB HBP BLK WP HR S P ERA WHIP											IP WLS BF H R ER SO BB IBB HBP BLK WP HR S P ERA WHIP										
Jae Weong Seo, R ERA: 1.35	(1, 1) 8.0 W 29 5 1 1 6 1 0 0 0 0 0 0 75 115 1.12 0.750																					
Braden Looper, R ERA: 3.33	(9, 1) 1.0 3 0 0 0 0 0 0 0 0 0 0 8 11 0.00 0.000																					

AB	31
R	1
H	5
RBI	1
BB	1
SO	6
LOB	9



Batter	1	2	3	4	5	6	7	8	9	AB	R	H	RBI	BB	SO	LOB	TOP					
7 José Reyes, S OBP: 0.298, SLG: 0.371										4	0	1	0	0	1	0	New York Mets @ Los Angeles Dodgers Dodger Stadium, Los Angeles, CA Sun Aug 14 2005, 1:10 PM PDT Att: 48,055 - Sunny - 75 F					
Miguel Cairo, R OBP: 0.316, SLG: 0.368										4	0	1	0	0	0	1						
5 David Wright, R OBP: 0.385, SLG: 0.512										4	0	2	0	0	1	1						
Cliff Floyd, L OBP: 0.367, SLG: 0.534										4	0	2	0	0	0	2						
31 Mike Piazza, R OBP: 0.326, SLG: 0.447										4	0	1	0	0	3	1						
Marlon Anderson, L OBP: 0.314, SLG: 0.363										4	0	1	0	0	0	3						
Victor Diaz, R OBP: 0.373, SLG: 0.489										4	1	1	0	0	0	1						
Gerald Williams, R OBP: 0.263, SLG: 0.526										3	0	1	1	0	1	0						
Kazuo Matsui, S OBP: 0.280, SLG: 0.316										1	0	0	0	0	1	1						
45 Pedro Martinez, R OBP: 0.105, SLG: 0.089										3	0	0	0	0	2	1						
Inning Stats	R: 0 E: 0 K: 1 S: 12	H: 1 LOB: 1 BB: 0 P: 17	R: 0 E: 0 K: 1 S: 5	H: 0 LOB: 0 BB: 0 P: 8	R: 0 E: 0 K: 1 S: 13	H: 1 LOB: 1 BB: 0 P: 20	R: 0 E: 0 K: 1 S: 8	H: 1 LOB: 1 BB: 0 P: 12	R: 1 E: 0 K: 0 S: 8	H: 2 LOB: 0 BB: 0 P: 10	R: 0 E: 0 K: 1 S: 12	H: 3 LOB: 2 BB: 0 P: 19	R: 0 E: 0 K: 2 S: 8	H: 0 LOB: 0 BB: 0 P: 9	R: 0 E: 0 K: 0 S: 5	H: 1 LOB: 1 BB: 0 P: 10	R: 0 E: 0 K: 2 S: 11	H: 1 LOB: 1 BB: 0 P: 17	1B: 6 2B: 5 3B: 0 HR: 0	SF: 0 SAC: 0 DP: 1 HBP: 0	WP: 0 PB: 0 SB: 1 CS: 1	PA: 35
PITCHER 31 Brad Penny, R ERA: 3.34	IP: 9.0 WLS: W BF: 35 H: 10 R: 1 ER: 1 SO: 9 BB: 0 IBB: 0 HBP: 0 BLK: 0 WP: 0 HR: 0 S: 82 P: 122 ERA: 1.00 WHIP: 1.111															PITCHER	IP: 9.0 WLS: W BF: 35 H: 10 R: 1 ER: 1 SO: 9 BB: 0 IBB: 0 HBP: 0 BLK: 0 WP: 0 HR: 0 S: 82 P: 122 ERA: 1.00 WHIP: 1.111					

AB	35
R	1
H	10
RBI	1
BB	0
SO	9
LOB	11



Batter	1	2	3	4	5	6	7	8	9	AB	R	H	RBI	BB	SO	LOB	BOTTOM					
Cesar Izturis, S OBP: 0.309, SLG: 0.329										3	0	0	0	0	1	0	New York Mets @ Los Angeles Dodgers Dodger Stadium, Los Angeles, CA Sun Aug 14 2005, 1:10 PM PDT Att: 48,055 - Sunny - 75 F					
13 Oscar Robles, L OBP: 0.382, SLG: 0.348										3	0	0	0	0	0	0						
Milton Bradley, S OBP: 0.346, SLG: 0.484										2	0	0	0	1	0	0						
Olmedo Saenz, R OBP: 0.345, SLG: 0.524										3	0	0	0	0	1	1						
Ricky Ledee, L OBP: 0.351, SLG: 0.471										3	0	0	0	0	1	0						
17 Jason Repko, R OBP: 0.294, SLG: 0.377										0	0	0	0	0	0	0						
Antonio Perez, R OBP: 0.388, SLG: 0.443										3	1	1	0	0	0	0						
Jayson Werth, R OBP: 0.331, SLG: 0.399										3	1	1	2	0	1	0						
Dioner Navarro, S OBP: 0.386, SLG: 0.333										3	0	0	0	0	0	0						
31 Brad Penny, R OBP: 0.150, SLG: 0.158										3	0	0	0	0	1	0						
Inning Stats	R: 0 E: 0 K: 0 S: 9	H: 0 LOB: 1 BB: 1 P: 15	R: 0 E: 0 K: 0 S: 8	H: 0 LOB: 0 BB: 0 P: 13	R: 0 E: 0 K: 1 S: 9	H: 0 LOB: 0 BB: 0 P: 11	R: 0 E: 0 K: 1 S: 8	H: 0 LOB: 0 BB: 0 P: 9	R: 0 E: 0 K: 1 S: 9	H: 0 LOB: 0 BB: 0 P: 11	R: 0 E: 0 K: 1 S: 8	H: 0 LOB: 0 BB: 0 P: 10	R: 0 E: 0 K: 0 S: 6	H: 0 LOB: 0 BB: 0 P: 8	R: 2 E: 0 K: 1 S: 15	H: 2 LOB: 2 BB: 0 P: 20	R: 0 E: 0 K: 1 S: 15	H: 2 LOB: 2 BB: 0 P: 20	1B: 0 2B: 0 3B: 1 HR: 1	SF: 0 SAC: 0 DP: 0 HBP: 0	WP: 0 PB: 0 SB: 0 CS: 0	PA: 27
PITCHER 45 Pedro Martinez, R ERA: 2.96	IP: 8.0 WLS: L BF: 27 H: 2 R: 2 ER: 2 SO: 5 BB: 1 IBB: 0 HBP: 0 BLK: 0 WP: 0 HR: 1 S: 72 P: 97 ERA: 2.25 WHIP: 0.375															PITCHER	IP: 8.0 WLS: L BF: 27 H: 2 R: 2 ER: 2 SO: 5 BB: 1 IBB: 0 HBP: 0 BLK: 0 WP: 0 HR: 1 S: 72 P: 97 ERA: 2.25 WHIP: 0.375					

AB	26
R	2
H	2
RBI	2
BB	1
SO	5
LOB	1



Batter	1	2	3	4	5	6	7	8	9	AB	R	H	RBI	BB	SO	LOB	TOP				
6 Chris Duffy, L (1, 8) OBP: 0.402, SLG: 0.473	0-1 12 E 1B	1-1 1-2 3-H 1B			1-1 G4-3		2-3 K			4	0	2	1	0	1	1					
12 Freddy Sanchez, R (1, 5) OBP: 0.327, SLG: 0.355	1-1 E5 G4-6-3	0-2 G6-3			1-2 G3		2-3 K			4	0	0	0	0	1	4					
Jason Bay, R (1, 7) OBP: 0.392, SLG: 0.559	3-3 K		0-0 G6-3		0-1 F9			2-2 G1-3		4	0	0	0	0	1	2					
Daryle Ward, L (1, 3) OBP: 0.330, SLG: 0.426	0-0 G4-6-3		2-1 FC1-6 1B		0-1 G5-4-3 1B			0-0 F8		4	0	2	0	0	0	2					
Rob Mackowiak, L (1, 9) OBP: 0.344, SLG: 0.416		2-0 SF9 3B	2-2 FC1-6		0-0 G5-4-3 1B			2-2 F8		4	1	2	0	0	0	1					
Jose Castillo, R (1, 4) OBP: 0.312, SLG: 0.418		0-1 SF9	1-2 G1-3		1-1 G5-4-3			2-2 G1-3		3	0	0	1	0	0	3					
11 Humberto Cota, R (1, 2) Tike Redman, L (9, PH) OBP: 0.293, SLG: 0.350		0-1 G1-3		0-1 G6-3		0-0 G5-3		1-2 E9 G4-3 1B		3	0	0	0	0	0	1	AB 32				
2 Jack Wilson, R (1, 6) OBP: 0.284, SLG: 0.358		4-2 1B 6 1B BB		1-2 F7			4-2 SH2-4 BB	0-1 G4-3		2	1	0	0	2	0	1	R 2				
Mark Redman, L (1, 1) 34 John Grabow, L (8, 1) 41 Ryan Doumit, S (9, PH) OBP: 0.328, SLG: 0.392		1-1 F7		0-2 F7			1-1 SH2-4	1-2 P5		2	0	1	0	0	0	0	H 8				
	R: 0 E: 1 K: 1 S: 8	H: 1 LOB: 1 BB: 0 P: 12	R: 2 E: 0 K: 0 S: 16	H: 3 LOB: 2 BB: 1 P: 24	R: 0 E: 0 K: 0 S: 11	H: 1 LOB: 1 BB: 0 P: 16	R: 0 E: 0 K: 0 S: 9	H: 0 LOB: 0 BB: 0 P: 10	R: 0 E: 0 K: 0 S: 6	H: 2 LOB: 1 BB: 0 P: 7	R: 0 E: 0 K: 2 S: 11	H: 0 LOB: 1 BB: 1 P: 20	R: 0 E: 0 K: 0 S: 9	H: 0 LOB: 0 BB: 0 P: 13	R: 0 E: 1 K: 0 S: 16	H: 1 LOB: 1 BB: 0 P: 20	1B: 7 2B: 0 3B: 1 HR: 0	SF: 1 SAC: 1 DP: 2 HBP: 0	WP: 0 PB: 0 SB: 0 CS: 0	PA: 36	
PITCHER	IP	WLS	BF	H	R	ER	SO	BB	IBB	HBP	BLK	WP	HR	S	P	ERA	WHIP				
Kris Benson, R (1, 1) ERA: 3.49	7.0	W	29	7	2	2	3	2	0	0	0	0	0	69	99	2.57	1.286				
Roberto Hernandez, R (8, 1) ERA: 2.7	1.0	H	3	0	0	0	0	0	0	0	0	0	0	9	13	0.00	0.000				
Braden Looper, R (9, 1) ERA: 3.26	1.0		4	1	0	0	0	0	0	0	0	0	0	16	20	0.00	1.000				

Pittsburgh Pirates @ New York Mets
Shea Stadium, Flushing, NY
Tue Aug 16 2005, 7:10 PM EDT
Att: 37,202 - Cloudy - 75 F

AB 32
R 2
H 8
RBI 2
BB 2
SO 3
LOB 16



Batter	1	2	3	4	5	6	7	8	9	AB	R	H	RBI	BB	SO	LOB	BOTTOM					
7 José Reyes, S (1, 6) OBP: 0.298, SLG: 0.370	2-2 F8	1-0 SF8			2-2 F8		4-1 S BB			2	0	0	1	1	0	0						
Miguel Cairo, R (1, 4) OBP: 0.321, SLG: 0.372	4-1 5 F9-3 BB	0-2 1-3 2B			2-0 P4		1-0 P6			3	0	1	0	1	0	2						
5 David Wright, R (1, 5) OBP: 0.385, SLG: 0.508	2-1 F9-3	2-0 P3			0-1 P4			4-2 HR BB		3	1	0	0	1	0	3						
Cliff Floyd, L (1, 7) OBP: 0.368, SLG: 0.541		3-2 FC1-6 31 BB 1B	3-2 G4-3		0-0 P6			0-2 1-H HR		4	2	2	2	0	0	0						
31 Mike Piazza, R (1, 2) 11 Ramon Castro, R (8, 2) OBP: 0.326, SLG: 0.444 OBP: 0.328, SLG: 0.441		4-2 FC1-6 BB	0-0 F9		0-1 F8			0-0 G1-3		2	0	0	0	1	0	0						
Victor Diaz, R (1, 9) OBP: 0.394, SLG: 0.475		0-1 FC1-6 1B BB	1-3 K		1-3 K			2-3 K		4	1	0	0	0	3	2						
Chris Woodward, R (1, 3) OBP: 0.340, SLG: 0.498		4-0 1B BB		0-0 F8			0-0 F9 SH1-3 1B	0-1 F8		3	1	1	0	1	0	0	AB 27					
Gerald Williams, R (1, 8) OBP: 0.286, SLG: 0.524		0-0 1B 7 SF8 1B		1-3 K			1-0 SH1-3			2	1	1	1	0	1	0	R 6					
Kris Benson, R (1, 1) Kazuo Matsui, S (7, PH) Roberto Hernandez, R (8, 1) Braden Looper, R (9, 1) OBP: 0.317, SLG: 0.270 OBP: 0.279, SLG: 0.314		1-2 2-3 3-H 1B		0-0 G5-3			1-1 F9			2	0	1	2	0	0	0	H 6					
	R: 0 E: 0 K: 0 S: 6	H: 0 LOB: 0 BB: 1 P: 14	R: 4 E: 0 K: 0 S: 14	H: 4 LOB: 2 BB: 2 P: 28	R: 0 E: 0 K: 1 S: 8	H: 0 LOB: 0 BB: 0 P: 12	R: 0 E: 0 K: 1 S: 8	H: 0 LOB: 0 BB: 0 P: 10	R: 0 E: 0 K: 0 S: 6	H: 0 LOB: 0 BB: 0 P: 7	R: 0 E: 0 K: 0 S: 6	H: 1 LOB: 2 BB: 1 P: 13	R: 2 E: 0 K: 1 S: 13	H: 1 LOB: 0 BB: 1 P: 19	1B: 4 2B: 2 3B: 0 HR: 1	SF: 1 SAC: 1 DP: 1 HBP: 0	WP: 0 PB: 0 SB: 1 CS: 0	PA: 34				
PITCHER	IP	WLS	BF	H	R	ER	SO	BB	IBB	HBP	BLK	WP	HR	S	P	ERA	WHIP					
Mark Redman, L (1, 1) ERA: 4.77	7.0	L	29	5	4	4	3	1	0	0	0	0	1	13	19	5.14	2.000					
34 John Grabow, L (8, 1) ERA: 3.79	1.0		5	1	2	2	1	1	0	0	0	0	0	1	13	19	18.00	2.000				

Pittsburgh Pirates @ New York Mets
Shea Stadium, Flushing, NY
Tue Aug 16 2005, 7:10 PM EDT
Att: 37,202 - Cloudy - 75 F

AB 27
R 6
H 6
RBI 6
BB 5
SO 4
LOB 8



Batter	1	2	3	4	5	6	7	8	9	AB	R	H	RBI	BB	SO	LOB	TOP				
6 Chris Duffy, L (1, 8) OBP: 0.388, SLG: 0.449	4-2 BB 13 CS		1-3 K		1-0 L7		1-2 L6		1-0 G4-6-3	4	0	0	0	1	1	2					
13 Nate McLouth, L (1, 9) OBP: 0.143, SLG: 0.214	2-2 G6-3 1-2			0-0 G3		2-1 G4-3		1-2 P4		4	0	0	0	0	0	1					
Jason Bay, R (1, 7) OBP: 0.397, SLG: 0.568	3-2 F8			3-1 HR HBP		4-2 1B HBP		2-1 41 1B 1B		2	2	1	0	0	0	0					
Brad Eldred, R (1, 3) OBP: 0.293, SLG: 0.521				0-2 HR		0-3 K		0-1 P6		4	1	1	2	0	1	2					
Rob Mackowiak, L (1, 5) OBP: 0.346, SLG: 0.417	2-1 F7			2-3 K		2-1 1B		2-2 41 1B 1B		4	0	2	0	0	1	0					
41 Ryan Doumit, S (1, 2) OBP: 0.338, SLG: 0.406	1-0 2B 1B			1-0 WP 2B		1-1 G3		0-0 1B		4	2	3	1	0	0	2					
Jose Castillo, R (1, 4) OBP: 0.311, SLG: 0.420	2-2 1H 2B			2-2 2B				1-3 2H 1B		4	0	2	2	0	0	2					
2 Jack Wilson, R (1, 6) OBP: 0.279, SLG: 0.351				0-2 G5-3		0-0 G4-3		3-2 P4		4	0	0	0	0	0	0					
57 Zach Duke, L (1, 1) OBP: 0.130, SLG: 0.050				0-0 F7		2-2 G5-3		3-2 1B		3	0	1	0	0	0	0					
Rick White, R (8, 1)										0	0	0	0	0	0	0					
Daryle Ward, L (9, PH) OBP: 0.332, SLG: 0.428										1	0	1	0	0	0	0					
Tike Redman, L (9, PR) OBP: 0.296, SLG: 0.356										0	0	0	0	0	0	0					
Jose Mesa, R (9, 1)										0	0	0	0	0	0	0					
Inning Stats	R: 0 E: 0 K: 0 S: 15	H: 0 LOB: 0 BB: 1 P: 24	R: 1 E: 0 K: 0 S: 8	H: 2 LOB: 1 BB: 0 P: 14	R: 0 E: 0 K: 1 S: 7	H: 0 LOB: 0 BB: 0 P: 8	R: 3 E: 0 K: 1 S: 13	H: 3 LOB: 1 BB: 0 P: 21	R: 0 E: 0 K: 0 S: 5	H: 1 LOB: 2 BB: 0 P: 20	R: 0 E: 0 K: 0 S: 13	H: 1 LOB: 1 BB: 0 P: 22	R: 1 E: 0 K: 0 S: 12	H: 3 LOB: 2 BB: 0 P: 17	R: 0 E: 0 K: 0 S: 6	H: 1 LOB: 1 BB: 0 P: 9	1B: 7 2B: 3 3B: 0 HR: 1	SF: 0 SAC: 0 DP: 1 HBP: 2	WP: 1 PB: 0 CS: 1	PA: 37	
PITCHER	IP WLS BF H R ER SO BB IBB HBP BLK WP HR S P ERA WHIP	IP WLS BF H R ER SO BB IBB HBP BLK WP HR S P ERA WHIP	IP WLS BF H R ER SO BB IBB HBP BLK WP HR S P ERA WHIP	IP WLS BF H R ER SO BB IBB HBP BLK WP HR S P ERA WHIP	IP WLS BF H R ER SO BB IBB HBP BLK WP HR S P ERA WHIP	IP WLS BF H R ER SO BB IBB HBP BLK WP HR S P ERA WHIP	IP WLS BF H R ER SO BB IBB HBP BLK WP HR S P ERA WHIP	IP WLS BF H R ER SO BB IBB HBP BLK WP HR S P ERA WHIP	IP WLS BF H R ER SO BB IBB HBP BLK WP HR S P ERA WHIP	IP WLS BF H R ER SO BB IBB HBP BLK WP HR S P ERA WHIP	IP WLS BF H R ER SO BB IBB HBP BLK WP HR S P ERA WHIP	IP WLS BF H R ER SO BB IBB HBP BLK WP HR S P ERA WHIP	IP WLS BF H R ER SO BB IBB HBP BLK WP HR S P ERA WHIP	IP WLS BF H R ER SO BB IBB HBP BLK WP HR S P ERA WHIP	IP WLS BF H R ER SO BB IBB HBP BLK WP HR S P ERA WHIP	IP WLS BF H R ER SO BB IBB HBP BLK WP HR S P ERA WHIP	IP WLS BF H R ER SO BB IBB HBP BLK WP HR S P ERA WHIP	IP WLS BF H R ER SO BB IBB HBP BLK WP HR S P ERA WHIP	IP WLS BF H R ER SO BB IBB HBP BLK WP HR S P ERA WHIP	IP WLS BF H R ER SO BB IBB HBP BLK WP HR S P ERA WHIP	IP WLS BF H R ER SO BB IBB HBP BLK WP HR S P ERA WHIP

Pittsburgh Pirates @ New York Mets
Shea Stadium, Flushing, NY
Thu Aug 18 2005, 7:10 PM EDT
Att: 35,653 - Cloudy - 77 F

AB	34
R	5
H	11
RBI	5
BB	1
SO	3
LOB	9



Batter	1	2	3	4	5	6	7	8	9	AB	R	H	RBI	BB	SO	LOB	BOTTOM					
7 José Reyes, S (1, 6) OBP: 0.284, SLG: 0.364	2-2 G4-3			0-1 L3		2-2 G1-3			1-2 F7	4	0	0	0	0	0	0						
Miguel Cairo, R (1, 3) OBP: 0.315, SLG: 0.368	0-1 G6-3			0-1 G6-3		1-2 G1			1-1 G6-3	4	0	0	0	0	0	0						
15 Carlos Beltrán, S (1, 8) OBP: 0.330, SLG: 0.435	2-2 F7			1-1 E9		2-1 S 5 BB 1B			1-0 1B	4	0	2	0	0	0	0						
Cliff Floyd, L (1, 7) OBP: 0.370, SLG: 0.538				2-3 K		3-2 K			0-0 F8	4	0	0	0	0	2	3						
5 David Wright, R (1, 5) OBP: 0.386, SLG: 0.506				1-1 F9		1-0 G5-3			4-0 G6-4-3 BB	2	0	0	0	1	0	0						
Chris Woodward, R (1, 9) OBP: 0.339, SLG: 0.413				2-3 K		3-2 11 G5-3 2B			1-2 G6-4-3	3	0	1	0	0	1	2						
11 Ramon Castro, R (1, 2) OBP: 0.313, SLG: 0.419				1-3 K		1-0 G5-3			1-1 F7	3	0	0	0	0	1	1						
Kazuo Matsui, S (1, 4) OBP: 0.275, SLG: 0.309				0-1 F8		2-2 G5-3			0-0 G4-3	3	0	0	0	0	0	1						
Victor Zambrano, S (1, 1) OBP: 0.119, SLG: 0.167				1-3 K					3-2 G3	1	0	0	0	0	1	0						
Gerald Williams, R (6, PH) OBP: 0.273, SLG: 0.500										1	0	0	0	0	0	0						
Juan Padilla, R (7, 1)										0	0	0	0	0	0	0						
Jose Offerman, S (8, PH) OBP: 0.283, SLG: 0.348										1	0	0	0	0	0	0						
Danny Graves, R (9, 1)										0	0	0	0	0	0	0						
Inning Stats	R: 0 E: 0 K: 0 S: 10	H: 0 LOB: 0 BB: 0 P: 14	R: 0 E: 0 K: 1 S: 8	H: 0 LOB: 0 BB: 0 P: 12	R: 0 E: 0 K: 2 S: 9	H: 0 LOB: 0 BB: 0 P: 11	R: 0 E: 1 K: 1 S: 10	H: 0 LOB: 1 BB: 0 P: 13	R: 0 E: 0 K: 0 S: 9	H: 1 LOB: 1 BB: 0 P: 16	R: 0 E: 0 K: 0 S: 12	H: 0 LOB: 0 BB: 0 P: 16	R: 0 E: 0 K: 1 S: 11	H: 1 LOB: 1 BB: 1 P: 21	R: 0 E: 0 K: 0 S: 7	H: 0 LOB: 0 BB: 0 P: 11	R: 0 E: 0 K: 0 S: 7	H: 1 LOB: 1 BB: 0 P: 10	1B: 2 2B: 1 3B: 0 HR: 0	SF: 0 SAC: 0 DP: 1 HBP: 0	WP: 0 PB: 0 CS: 0	PA: 31
PITCHER	IP WLS BF H R ER SO BB IBB HBP BLK WP HR S P ERA WHIP	IP WLS BF H R ER SO BB IBB HBP BLK WP HR S P ERA WHIP	IP WLS BF H R ER SO BB IBB HBP BLK WP HR S P ERA WHIP	IP WLS BF H R ER SO BB IBB HBP BLK WP HR S P ERA WHIP	IP WLS BF H R ER SO BB IBB HBP BLK WP HR S P ERA WHIP	IP WLS BF H R ER SO BB IBB HBP BLK WP HR S P ERA WHIP	IP WLS BF H R ER SO BB IBB HBP BLK WP HR S P ERA WHIP	IP WLS BF H R ER SO BB IBB HBP BLK WP HR S P ERA WHIP	IP WLS BF H R ER SO BB IBB HBP BLK WP HR S P ERA WHIP	IP WLS BF H R ER SO BB IBB HBP BLK WP HR S P ERA WHIP	IP WLS BF H R ER SO BB IBB HBP BLK WP HR S P ERA WHIP	IP WLS BF H R ER SO BB IBB HBP BLK WP HR S P ERA WHIP	IP WLS BF H R ER SO BB IBB HBP BLK WP HR S P ERA WHIP	IP WLS BF H R ER SO BB IBB HBP BLK WP HR S P ERA WHIP	IP WLS BF H R ER SO BB IBB HBP BLK WP HR S P ERA WHIP	IP WLS BF H R ER SO BB IBB HBP BLK WP HR S P ERA WHIP	IP WLS BF H R ER SO BB IBB HBP BLK WP HR S P ERA WHIP	IP WLS BF H R ER SO BB IBB HBP BLK WP HR S P ERA WHIP	IP WLS BF H R ER SO BB IBB HBP BLK WP HR S P ERA WHIP	IP WLS BF H R ER SO BB IBB HBP BLK WP HR S P ERA WHIP	IP WLS BF H R ER SO BB IBB HBP BLK WP HR S P ERA WHIP	

Pittsburgh Pirates @ New York Mets
Shea Stadium, Flushing, NY
Thu Aug 18 2005, 7:10 PM EDT
Att: 35,653 - Cloudy - 77 F

AB	30
R	0
H	3
RBI	0
BB	1
SO	5
LOB	7



Batter	1	2	3	4	5	6	7	8	9	10	AB	R	H	RBI	BB	SO	LOB	TOP	
Brad Wilkerson, L OBP: 0.347, SLG: 0.495 (1, 7)	K		F7		K		F7		F7	F7	5	1	0	0	1	2	1		
Jose Vidro, S OBP: 0.342, SLG: 0.453 Jamay Carroll, R OBP: 0.322, SLG: 0.267 (1, 4) (6, 4)	1B		L3			G3	1B	1B	F9	BB	3	0	1	0	0	0	0		
24 Nick Johnson, L OBP: 0.420, SLG: 0.500 (1, 3)	K		G4-3			1B	K		G3	F8	6	0	1	0	0	2	6		
Jose Guillen, R OBP: 0.347, SLG: 0.508 Ryan Church, L OBP: 0.352, SLG: 0.476 (1, 9) (6, PR) (6, 9)	1B		G4-3		G4-3	1B	HBP	1B	1B	2B	3	0	2	0	0	0	0		
Preston Wilson, R OBP: 0.340, SLG: 0.491 (1, 8)	F8		G6-3		G4-3	1B	HBP	1B	1B	2B	4	1	1	0	0	0	4		
Brian Schneider, L OBP: 0.351, SLG: 0.444 (1, 2)	K		FC6-4		1B				1B	2B	4	1	3	4	1	1	0		
Vinny Castilla, R OBP: 0.315, SLG: 0.362 Tony Blanco, R OBP: 0.241, SLG: 0.327 Hector Carrasco, R OBP: 0.305, SLG: 0.333 Luis Ayala, R OBP: 0.305, SLG: 0.304 Gary Majewski, R OBP: 0.305, SLG: 0.304 (1, 5) (4, 5) (7, 1) (6, PH) (9, 1)	2B		FC6-4		G4-3				F7		2	0	1	0	0	0	1		
15 Cristian Guzman, S OBP: 0.232, SLG: 0.289 (1, 6)	P4		L3		L3	E6		G4-3		SH1-3	5	1	1	0	0	0	2		
Livan Hernandez, R OBP: 0.250, SLG: 0.365 John Halama, L OBP: 0.345, SLG: 0.351 (1, 1) (3, 1) (7, PH) (7, 5)	L7		G1-3		G1-3	P6		P6		SH1-3	1	0	0	0	0	0	1		
Inning Stats	R: 0 E: 0 K: 2 S: 13	H: 2 LOB: 2 BB: 0 P: 16	R: 0 E: 0 K: 1 S: 11	H: 1 LOB: 1 BB: 0 P: 14	R: 0 E: 0 K: 0 S: 8	H: 0 LOB: 0 BB: 0 P: 11	R: 0 E: 0 K: 1 S: 12	H: 2 LOB: 2 BB: 0 P: 10	R: 6 E: 1 K: 1 S: 24	H: 4 LOB: 2 BB: 2 P: 42	R: 0 E: 0 K: 0 S: 8	H: 0 LOB: 0 BB: 0 P: 9	R: 2 E: 0 K: 0 S: 14	H: 3 LOB: 1 BB: 1 P: 15	R: 0 E: 0 K: 0 S: 29	H: 1 LOB: 2 BB: 1 P: 15	1B: 11 2B: 3 3B: 0 HR: 0	SF: 0 SAC: 1 DP: 1 HBP: 1	WP: 0 PA: 48
PITCHER	IP 6.0	WLS 23	H 6	R 0	ER 0	SO 4	BB 0	IBB 0	HBP 0	BLK 0	WP 0	HR 0	S 57	P 78	ERA 0.00	WHIP 1.000			
45 Pedro Martinez, R ERA: 2.86 Danny Graves, R ERA: 7.01 Dae-Sung Koo, L ERA: 3.91 Aaron Heilman, R ERA: 3.98 Braden Loper, R ERA: 3.49	IP 6.0	WLS 23	H 6	R 0	ER 0	SO 4	BB 0	IBB 0	HBP 0	BLK 0	WP 0	HR 0	S 57	P 78	ERA 0.00	WHIP 1.000			
PITCHER	IP 10.1	WLS 5	H 1	R 0	ER 0	SO 0	BB 1	IBB 0	HBP 0	BLK 0	WP 0	HR 0	S 15	P 15	ERA 0.00	WHIP 2.000			
Roberto Hernandez, R ERA: 2.65	IP 10.1	WLS 5	H 1	R 0	ER 0	SO 0	BB 1	IBB 0	HBP 0	BLK 0	WP 0	HR 0	S 15	P 15	ERA 0.00	WHIP 2.000			

Washington Nationals @ New York Mets
Shea Stadium, Flushing, NY
Sat Aug 20 2005, 7:10 PM EDT
Att: 51,785 - Partly Cloudy - 79 F


AB	43
R	8
H	14
RBI	8
BB	3
SO	5
LOB	19



Batter	1	2	3	4	5	6	7	8	9	10	AB	R	H	RBI	BB	SO	LOB	BOTTOM			
7 José Reyes, S OBP: 0.301, SLG: 0.375 (1, 6)	F7		P4			P4		K		K	5	1	2	2	1	1	1				
Miguel Cairo, R OBP: 0.257, SLG: 0.357 Danny Graves, R OBP: 0.305, SLG: 0.333 Dae-Sung Koo, L OBP: 0.299, SLG: 0.348 Aaron Heilman, R OBP: 0.305, SLG: 0.348 Braden Loper, R OBP: 0.343, SLG: 0.417 (1, 4) (7, 1) (7, 1) (6, PH) (8, 1) (10, 1) (10, PH)	G5-3	G6-3	G6-3		F9	P3		15 FC6		BB	4	0	0	0	0	0	1				
15 Carlos Beltrán, S OBP: 0.333, SLG: 0.432 (1, 8)	K		1B		G6-3	L3		FC6			5	1	1	0	0	1	2				
Cliff Floyd, L OBP: 0.367, SLG: 0.530 (1, 7)	G3-1		5 HR		G3	G3		F7			4	1	1	0	0	0	0				
5 David Wright, R OBP: 0.395, SLG: 0.509 (1, 5)	11 HR		1B		L7	L7		K		G5-3	5	2	2	3	0	1	1				
Marlon Anderson, L OBP: 0.322, SLG: 0.359 (1, 3)	11 HR		G3		G3	G3		G4-3			3	1	1	0	2	0	0				
11 Ramon Castro, R OBP: 0.317, SLG: 0.444 (1, 2)	HR		BB		G4-3	G4-3		K		F8	4	1	1	3	1	1	3				
Victor Diaz, R OBP: 0.358, SLG: 0.467 Gerald Williams, R OBP: 0.304, SLG: 0.500 (1, 9) (9, 9)	45 SH2-4		F8		G5-3	G5-3		SH2-4		7 BB	4	1	2	0	0	1	1				
45 Pedro Martinez, R OBP: 0.103, SLG: 0.088 Kazuo Matsui, S OBP: 0.272, SLG: 0.306 (1, 1) (6, PH) (7, 4)	SH2-4		K		G5-3	G5-3		SH2-4		F9	1	0	0	0	0	1	1				
Inning Stats	R: 0 E: 0 K: 1 S: 7	H: 0 LOB: 0 BB: 0 P: 12	R: 5 E: 0 K: 0 S: 17	H: 4 LOB: 0 BB: 1 P: 29	R: 3 E: 0 K: 1 S: 17	H: 3 LOB: 1 BB: 1 P: 29	R: 0 E: 0 K: 0 S: 4	H: 0 LOB: 0 BB: 0 P: 8	R: 0 E: 0 K: 0 S: 8	H: 1 LOB: 1 BB: 0 P: 11	R: 0 E: 0 K: 2 S: 13	H: 0 LOB: 2 BB: 1 P: 22	R: 0 E: 0 K: 1 S: 11	H: 1 LOB: 2 BB: 1 P: 16	R: 0 E: 0 K: 0 S: 5	H: 0 LOB: 0 BB: 0 P: 10	R: 1 E: 0 K: 0 S: 7	H: 1 LOB: 2 BB: 2 P: 17	1B: 7 2B: 1 3B: 0 HR: 3	SF: 0 SAC: 2 DP: 0 HBP: 1	WP: 0 PA: 47
PITCHER	IP 2.0	WLS 15	H 7	R 8	ER 8	SO 1	BB 1	IBB 0	HBP 0	BLK 0	WP 0	HR 3	S 30	P 55	ERA 36.00	WHIP 4.000					
Livan Hernandez, R ERA: 3.8 John Halama, L ERA: 5.95 Hector Carrasco, R ERA: 2.49 Luis Ayala, R ERA: 2.58 Gary Majewski, R ERA: 3.09	IP 2.0	WLS 15	H 7	R 8	ER 8	SO 1	BB 1	IBB 0	HBP 0	BLK 0	WP 0	HR 3	S 30	P 55	ERA 36.00	WHIP 4.000					
PITCHER	IP 9.0	WLS 4	H 0	R 0	ER 0	SO 1	BB 1	IBB 0	HBP 0	BLK 0	WP 0	HR 0	S 15	P 15	ERA 0.00	WHIP 0.750					
Hector Carrasco, R ERA: 2.49	IP 9.0	WLS 4	H 0	R 0	ER 0	SO 1	BB 1	IBB 0	HBP 0	BLK 0	WP 0	HR 0	S 15	P 15	ERA 0.00	WHIP 0.750					

Washington Nationals @ New York Mets
Shea Stadium, Flushing, NY
Sat Aug 20 2005, 7:10 PM EDT
Att: 51,785 - Partly Cloudy - 79 F

AB	38
R	9
H	11
RBI	9
BB	6
SO	5
LOB	11



Batter	1	2	3	4	5	6	7	8	9	AB	R	H	RBI	BB	SO	LOB	TOP								
7 José Reyes, S OBP: 0.300, SLG: 0.378	G3		L5				G4-3			4	1	1	1	0	0	0	New York Mets @ Arizona Diamondbacks Bank One Ballpark, Phoenix, AZ Mon Aug 22 2005, 9:40 PM EDT Att: 23,371 - Roof Closed - 79 F								
Kazuo Matsui, S OBP: 0.271, SLG: 0.308	2B		G3				F7	G4-3		4	1	1	0	0	0										
15 Carlos Beltrán, S OBP: 0.333, SLG: 0.426	2B		5 WP				G1	P4		2	1	0	0	2	0										
Cliff Floyd, L OBP: 0.369, SLG: 0.528	2B							G4-3		3	0	2	2	1	0										
5 David Wright, R OBP: 0.384, SLG: 0.506	G6-3		G5-3						F9	4	0	1	0	0	0	3									
Victor Diaz, R OBP: 0.359, SLG: 0.481 Gerald Williams, R OBP: 0.304, SLG: 0.500	G5-3								HR	4	1	1	1	0	2	3									
Mike Jacobs, L OBP: 0.200, SLG: 0.800		G1-3							G4-3	4	0	0	0	0	0	2									
Mike DiFelice, R OBP: 0.083, SLG: 0.083	G5-3		G5-3							4	0	1	0	0	0	0									
Tom Glavine, L OBP: 0.188, SLG: 0.152 Braden Looper, R OBP: 0.152, SLG: 0.152	G6-3									4	0	0	0	0	1	1									
Inning Stats	R: 2 E: 0 K: 0 S: 12	H: 2 LOB: 1 BB: 1 P: 21	R: 0 E: 0 K: 0 S: 7	H: 0 LOB: 0 BB: 0 P: 9	R: 0 E: 0 K: 1 S: 11	H: 0 LOB: 0 BB: 2 P: 22	R: 0 E: 0 K: 1 S: 5	H: 0 LOB: 0 BB: 0 P: 5	R: 1 E: 0 K: 0 S: 9	H: 1 LOB: 1 BB: 0 P: 10	R: 0 E: 0 K: 1 S: 8	H: 2 LOB: 1 BB: 0 P: 13	R: 0 E: 0 K: 0 S: 9	H: 0 LOB: 0 BB: 0 P: 12	R: 0 E: 0 K: 0 S: 6	H: 0 LOB: 0 BB: 0 P: 11		R: 1 E: 0 K: 1 S: 12	H: 2 LOB: 1 BB: 0 P: 17	1B: 3 2B: 2 3B: 0 HR: 2	SF: 0 SAC: 0 DP: 1 HBP: 0	WP: 1 PB: 0 SB: 1 CS: 0	PA: 36		
PITCHER	IP	WLS	BF	H	R	ER	SO	BB	IBB	HBP	BLK	WP	HR	S	P	ERA	WHIP								
17 Brandon Webb, R ERA: 3.87 Tim Worrell, R ERA: 5.93	8.0	L	31	5	3	3	2	3	0	0	0	1	1	67	103	3.38	1.000								

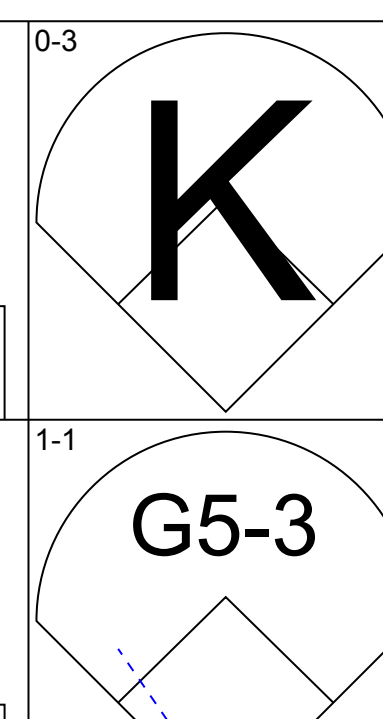
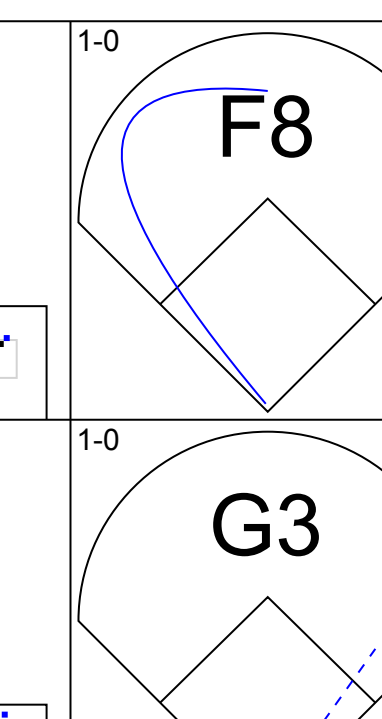
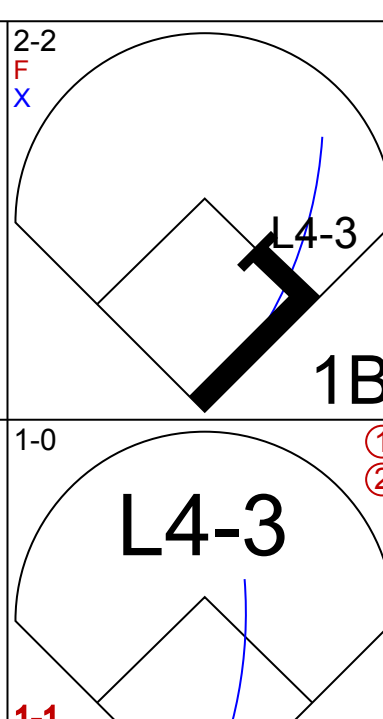
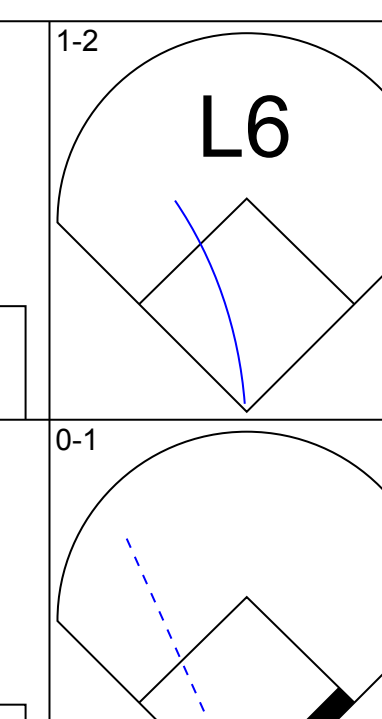
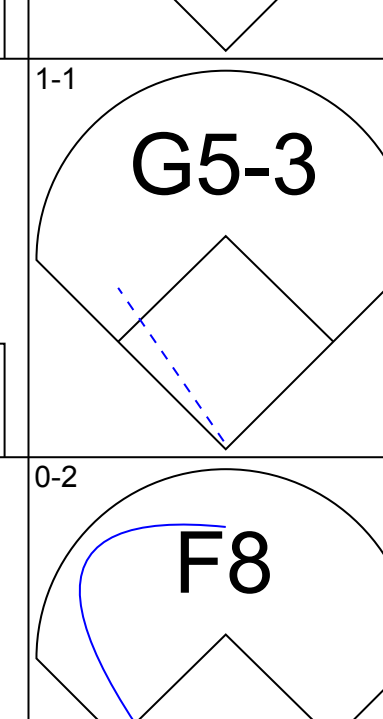
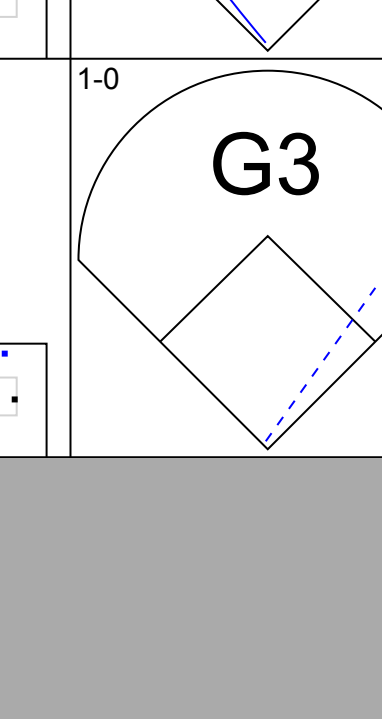
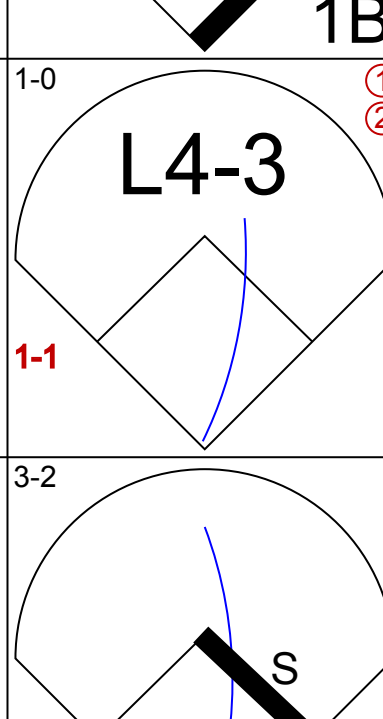
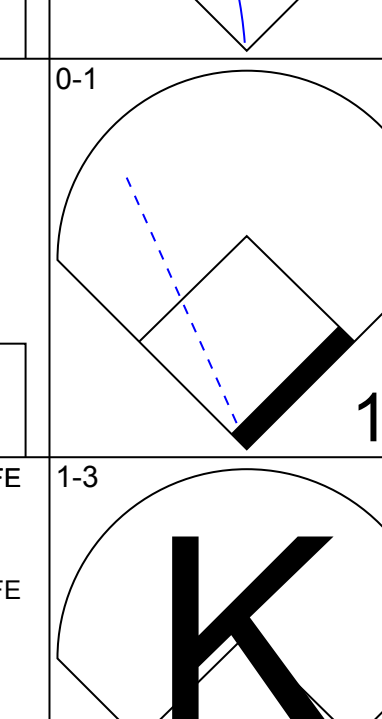
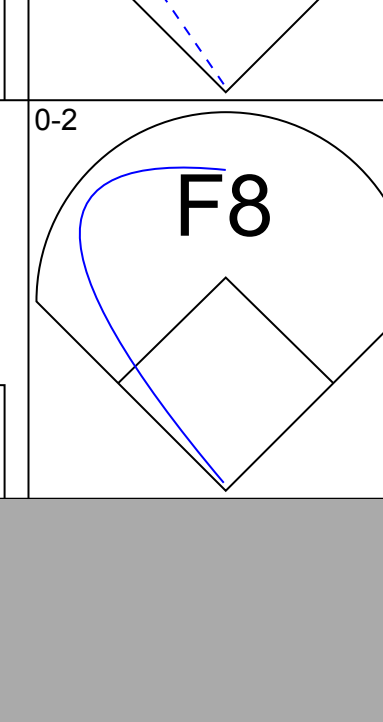
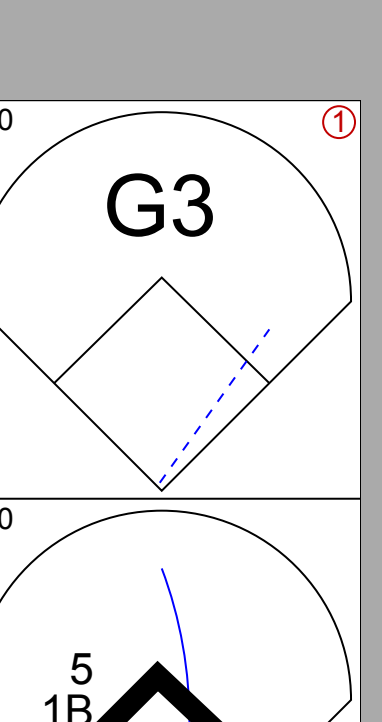
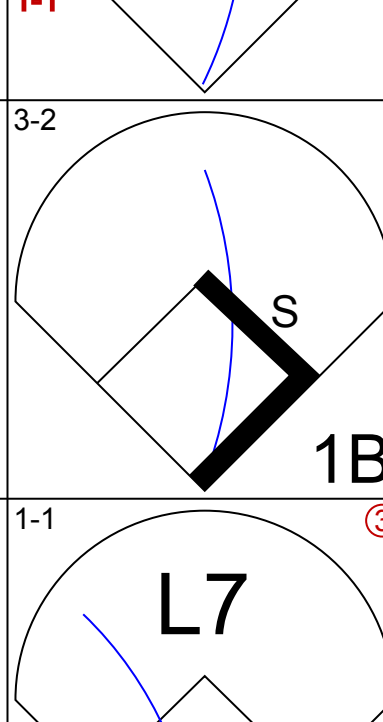

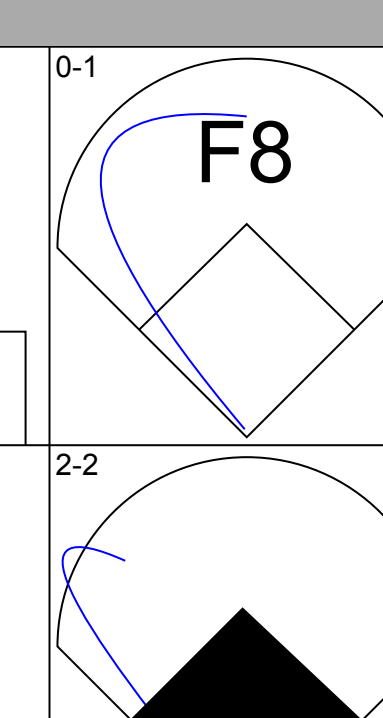
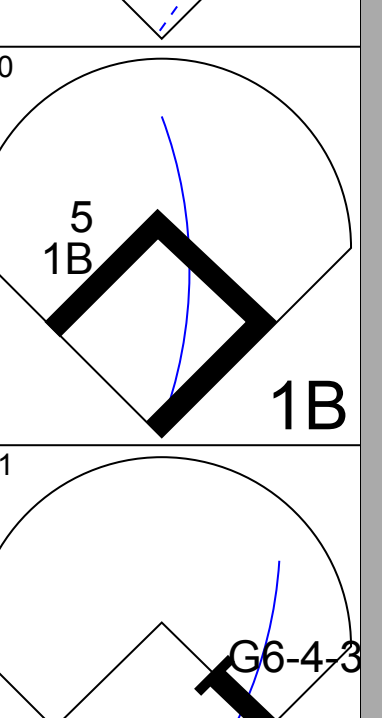
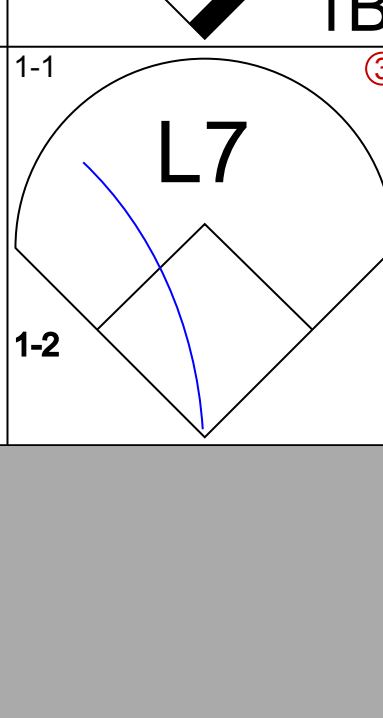
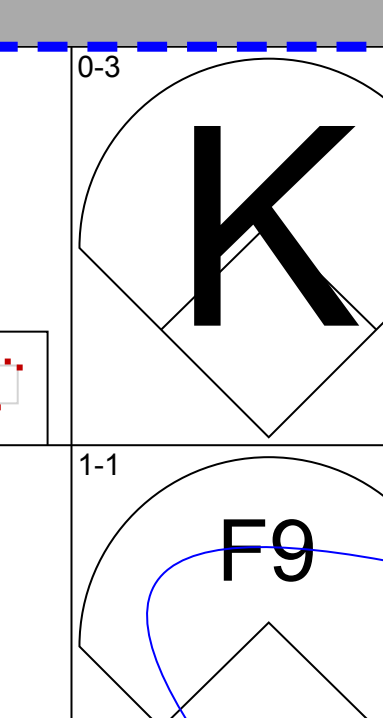
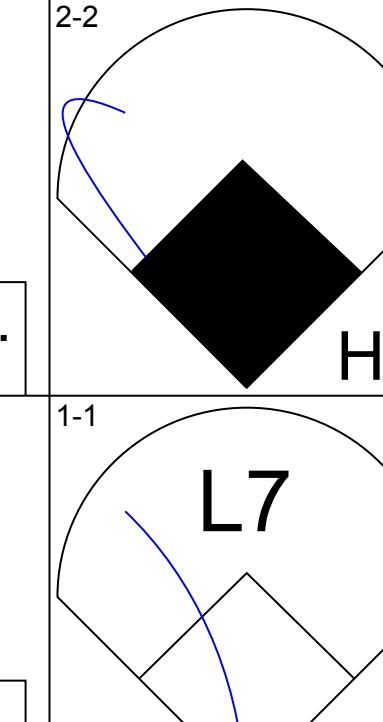
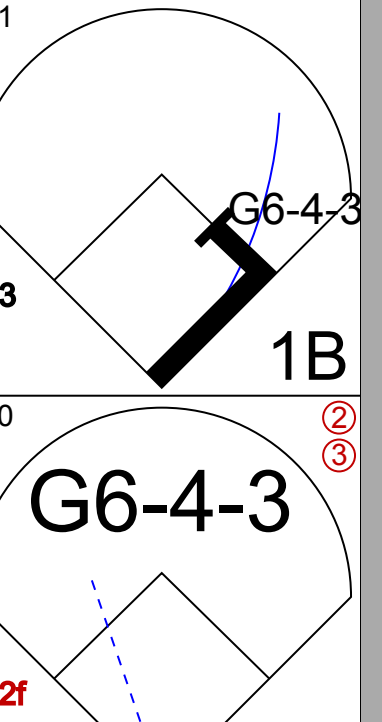
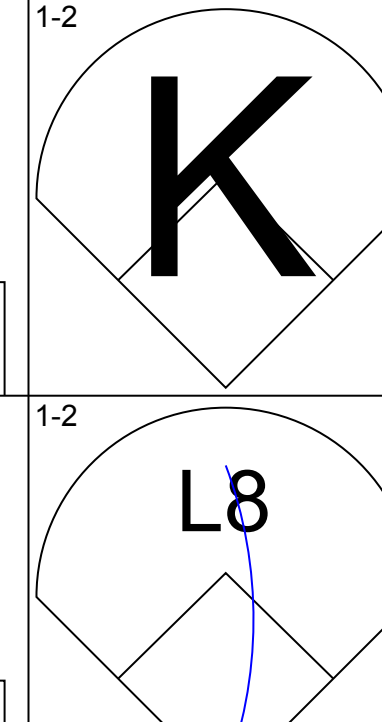
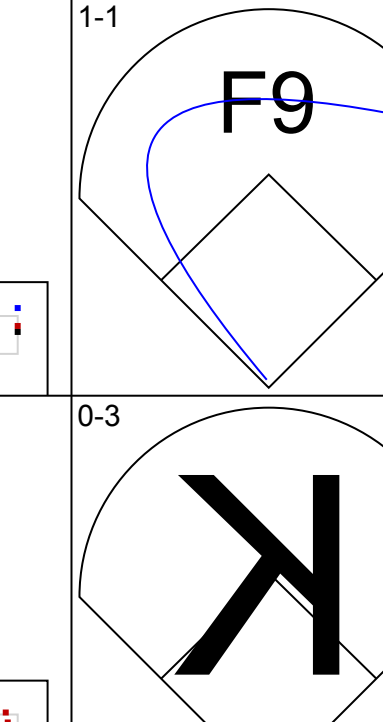
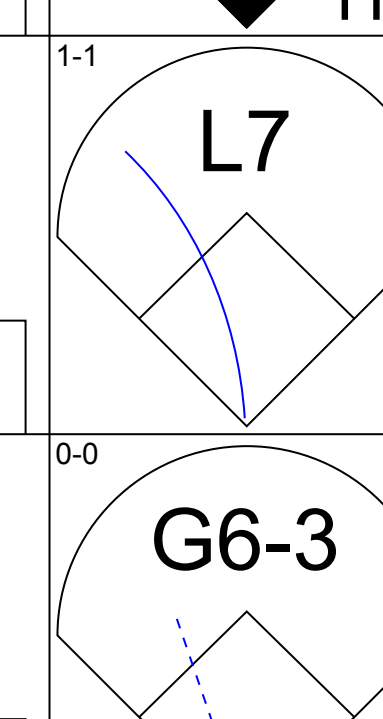
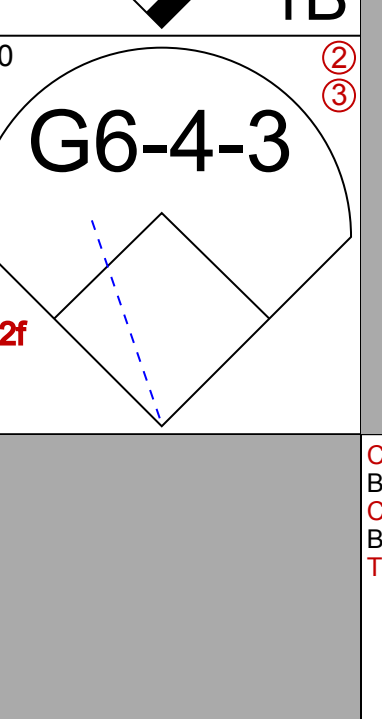
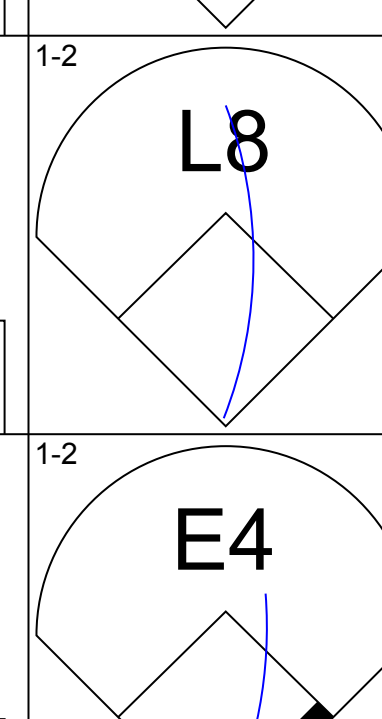
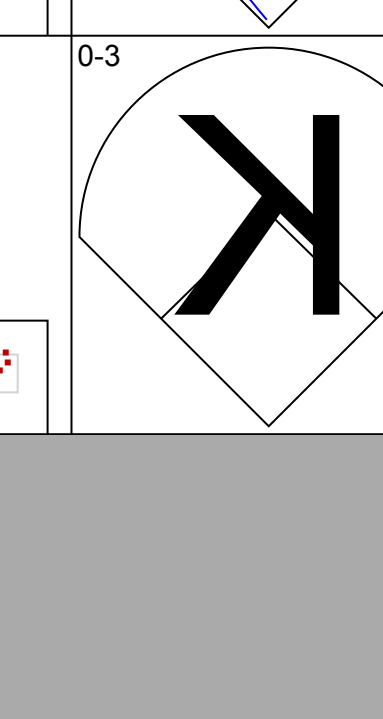
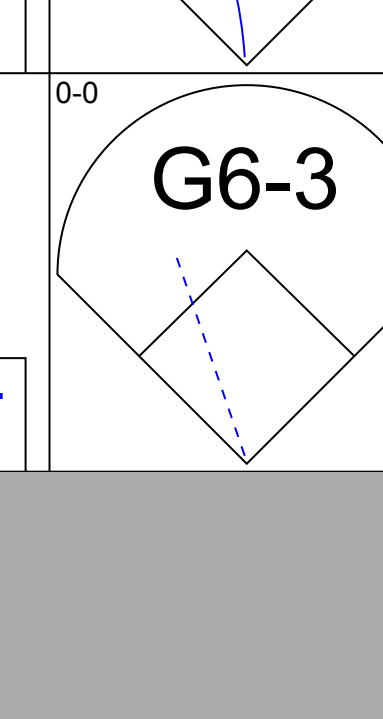
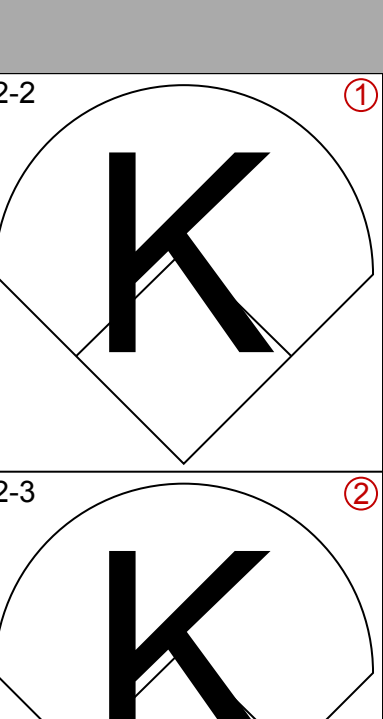
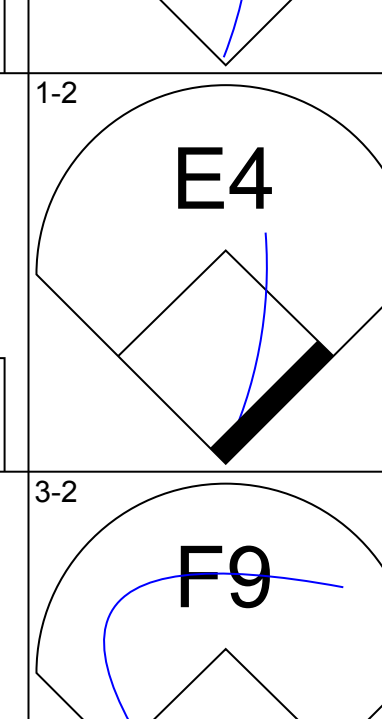
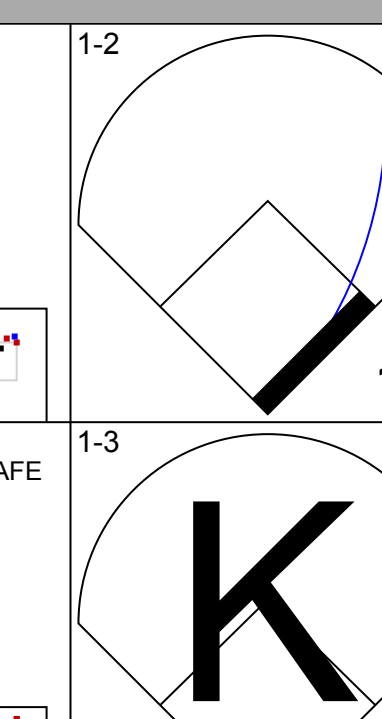
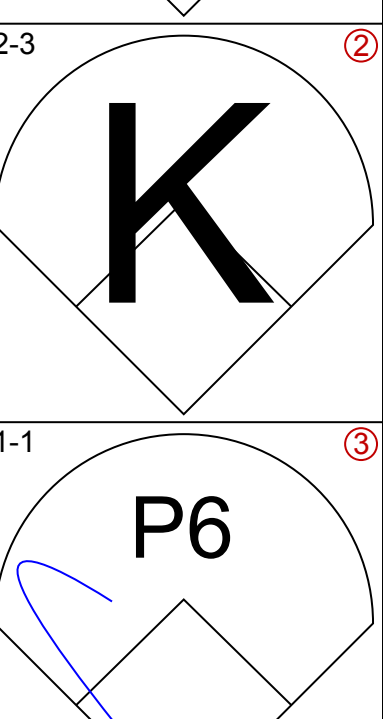
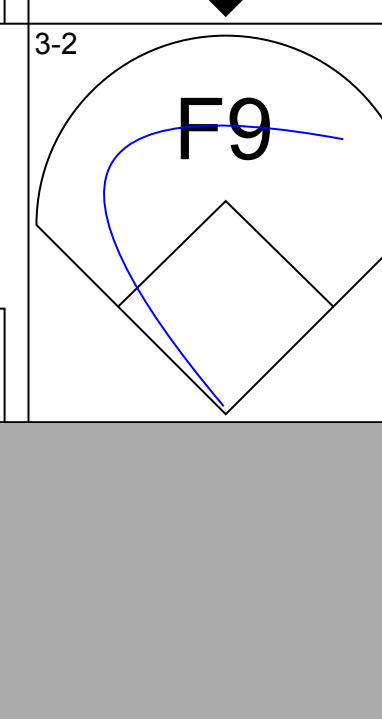
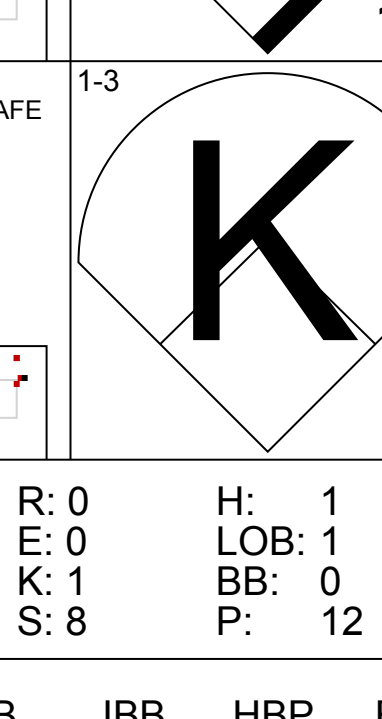
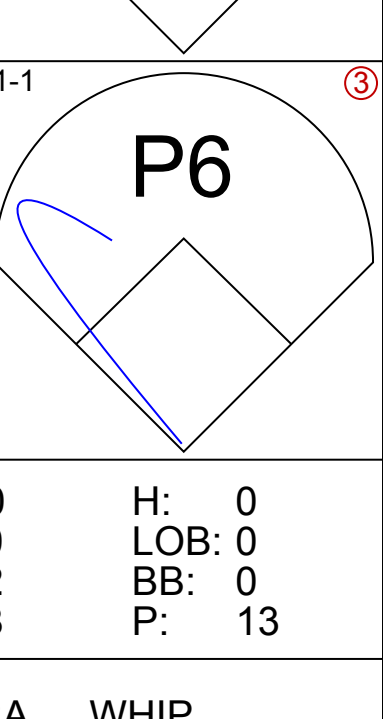
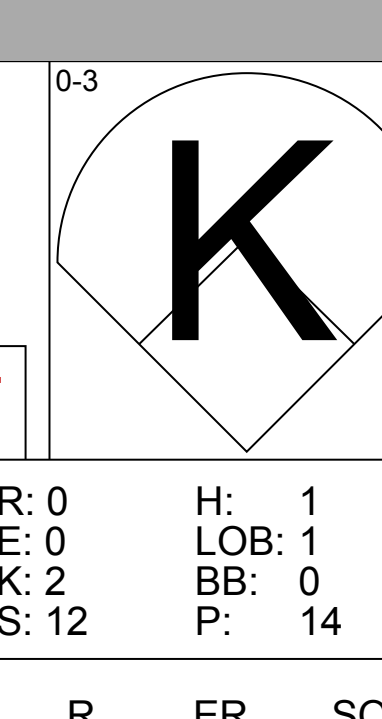
Batter	1	2	3	4	5	6	7	8	9	AB	R	H	RBI	BB	SO	LOB	BOTTOM								
Craig Counsell, L OBP: 0.371, SLG: 0.398	FC6-4		K				G4-3			3	0	0	0	1	1	0	New York Mets @ Arizona Diamondbacks Bank One Ballpark, Phoenix, AZ Mon Aug 22 2005, 9:40 PM EDT Att: 23,371 - Roof Closed - 79 F								
Royce Clayton, R OBP: 0.323, SLG: 0.366	P6		G1-3				K			4	0	1	0	0	1	1									
Luis Gonzalez, L OBP: 0.366, SLG: 0.460	K									4	1	1	0	0	1	2									
Tony Clark, S OBP: 0.371, SLG: 0.669	FC6-4									3	0	1	0	1	0	1									
Troy Glaus, R OBP: 0.362, SLG: 0.508	G5-3									4	0	0	0	0	0	3									
Shawn Green, L OBP: 0.381, SLG: 0.492	1B									3	0	2	1	0	0	0									
Chad Tracy, L OBP: 0.338, SLG: 0.509	K									3	0	0	0	0	1	2									
19 Chris Snyder, R OBP: 0.290, SLG: 0.319 Quinton McCracken, S OBP: 0.311, SLG: 0.286 Tim Worrell, R OBP: 0.152, SLG: 0.152	G5-3									2	0	0	0	0	0	1									
17 Brandon Webb, R OBP: 0.083, SLG: 0.064 34 Conor Jackson, R OBP: 0.265, SLG: 0.400 Kelly Stinnett, R OBP: 0.378, SLG: 0.472	G4-3									2	0	0	0	0	1	0									
Inning Stats	R: 0 E: 0 K: 1 S: 15	H: 0 LOB: 1 BB: 1 P: 23	R: 0 E: 0 K: 1 S: 9	H: 1 LOB: 1 BB: 0 P: 16	R: 0 E: 0 K: 1 S: 6	H: 0 LOB: 0 BB: 0 P: 11	R: 0 E: 0 K: 0 S: 7	H: 0 LOB: 0 BB: 0 P: 11	R: 0 E: 0 K: 2 S: 9	H: 0 LOB: 0 BB: 0 P: 11	R: 1 E: 0 K: 0 S: 12	H: 3 LOB: 1 BB: 0 P: 17	R: 0 E: 0 K: 0 S: 7	H: 0 LOB: 0 BB: 0 P: 11	R: 0 E: 0 K: 0 S: 9	H: 1 LOB: 1 BB: 1 P: 19		1B: 4 2B: 1 3B: 0 HR: 0	SF: 0 SAC: 0 DP: 2 HBP: 0	WP: 0 PB: 0 SB: 0 CS: 0	PA: 32				
PITCHER	IP	WLS	BF	H	R	ER	SO	BB	IBB	HBP	BLK	WP	HR	S	P	ERA	WHIP								
Tom Glavine, L ERA: 4.1 Braden Looper, R ERA: 3.42	8.0	W	29	5	1	1	5	1	0	0	0	0	0	7	16	0.00	1.000								

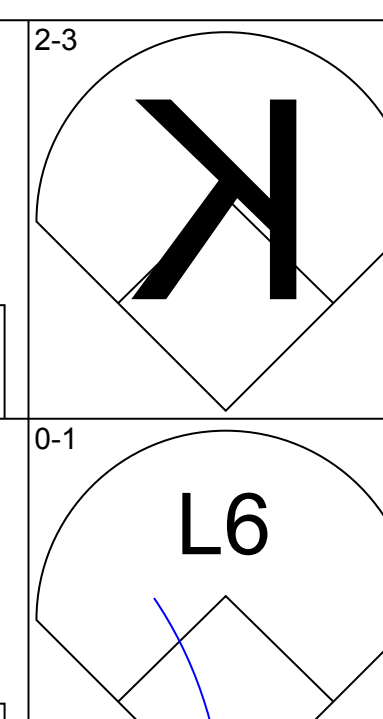
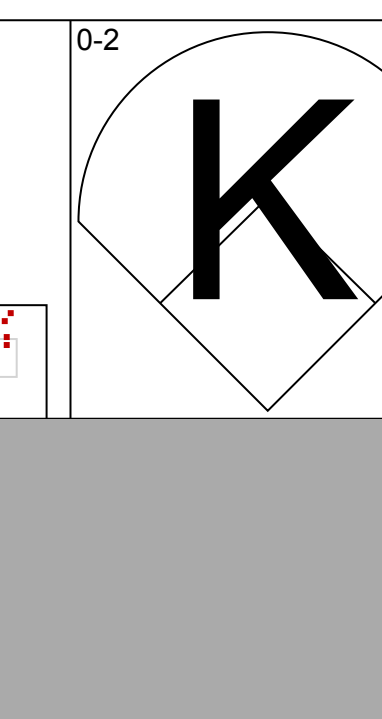
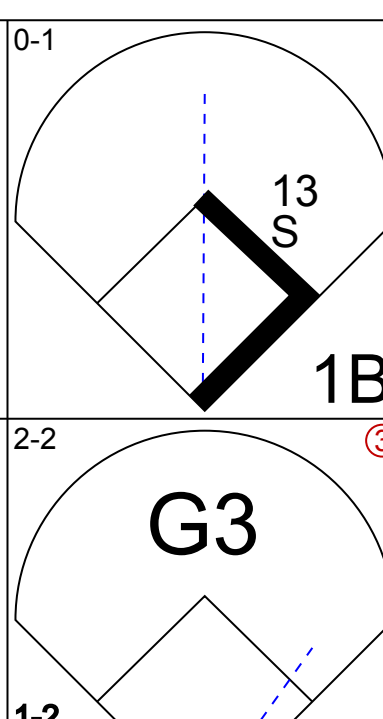
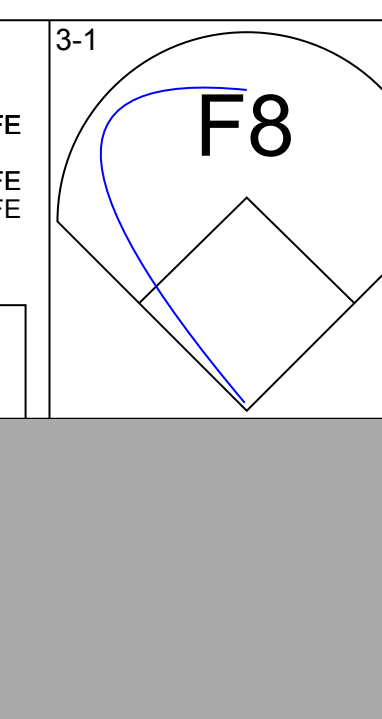
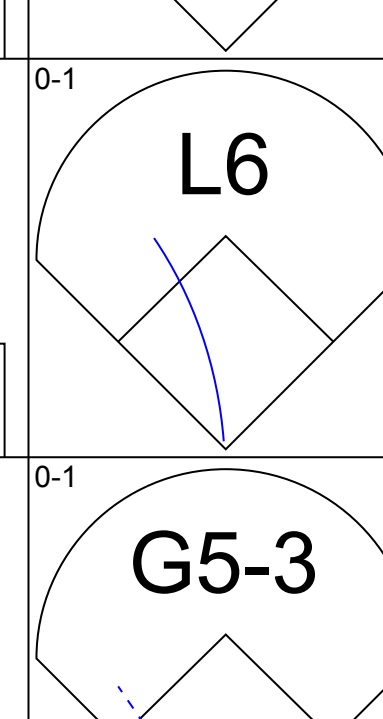
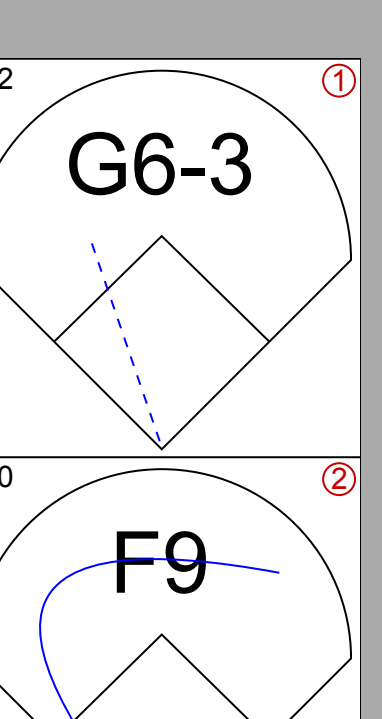
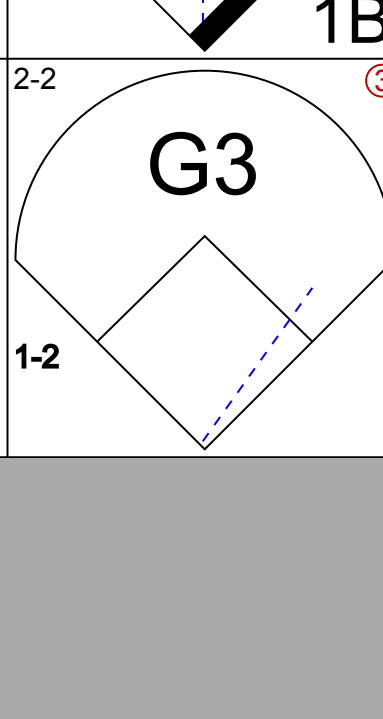
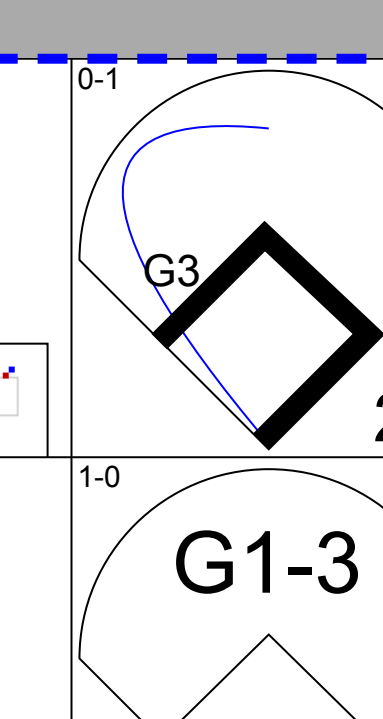
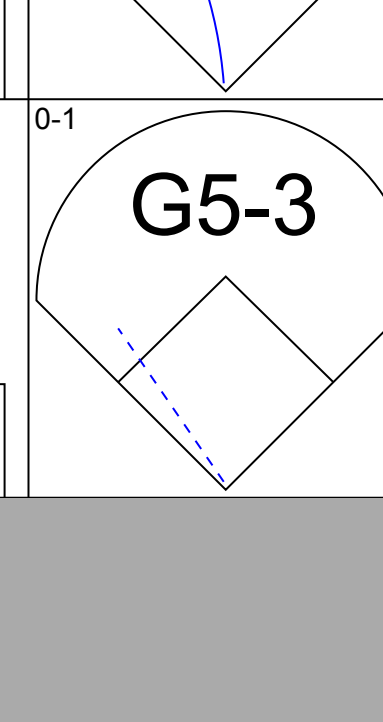
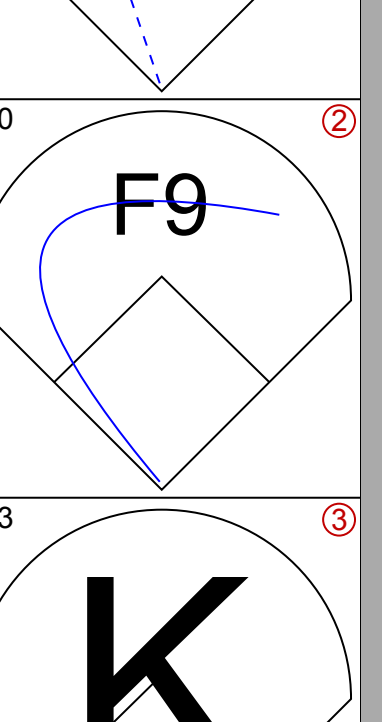
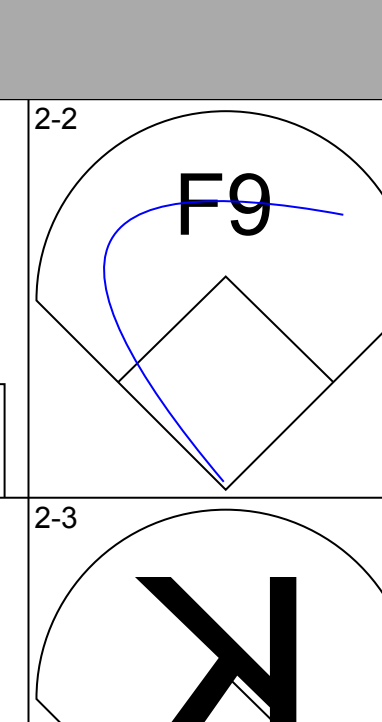
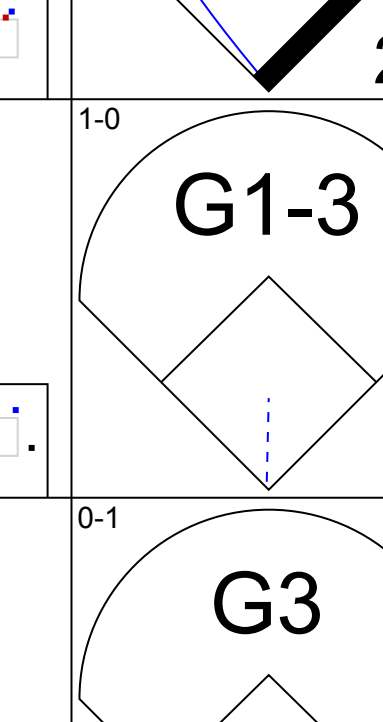
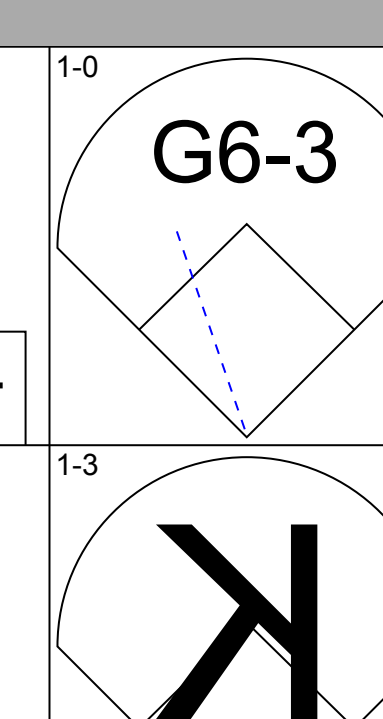

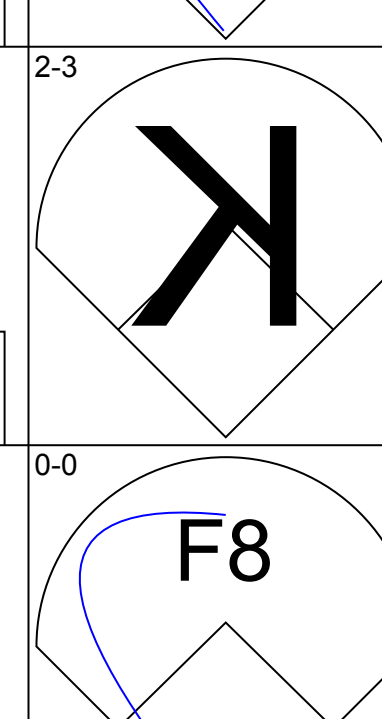
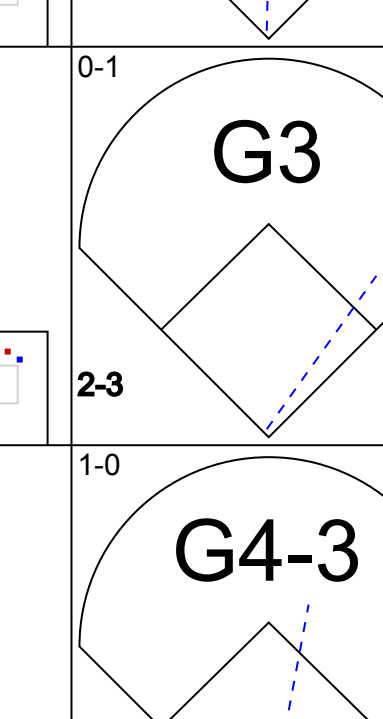
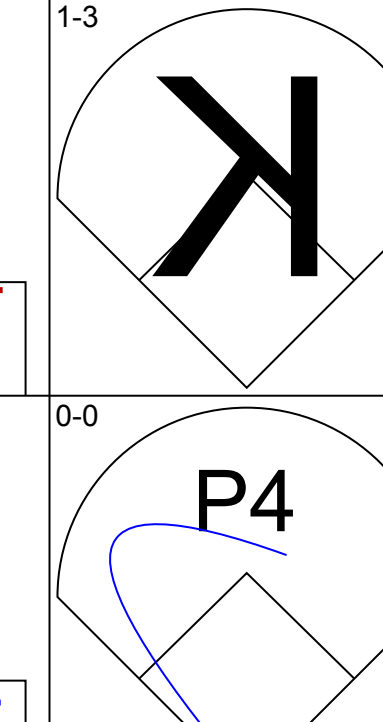
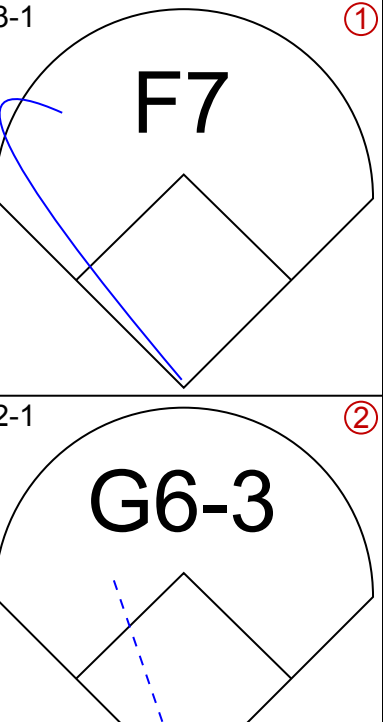
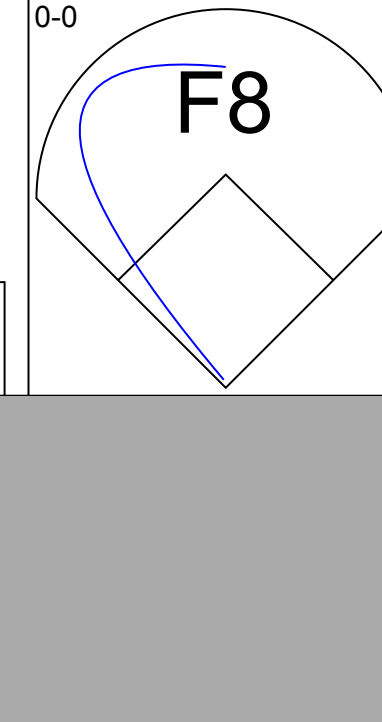
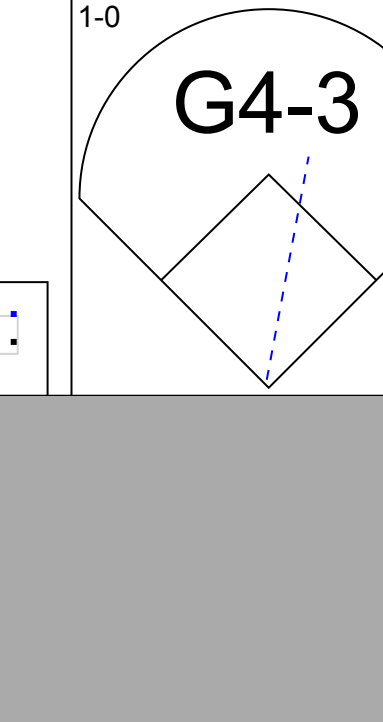
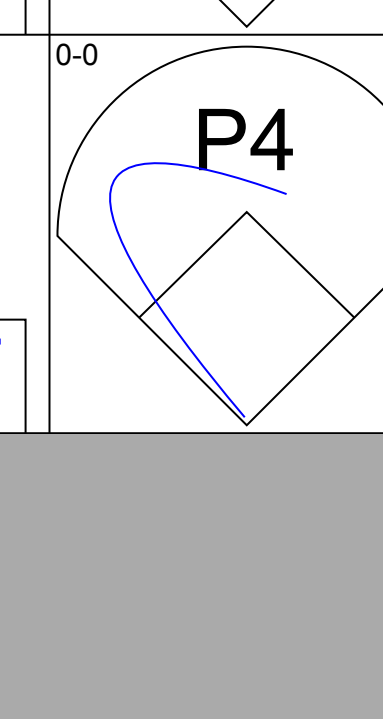
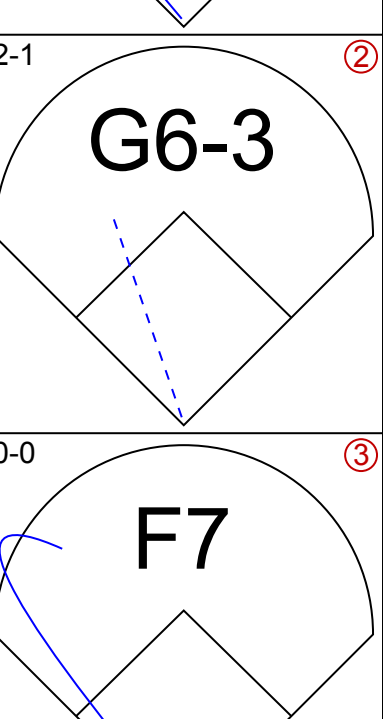
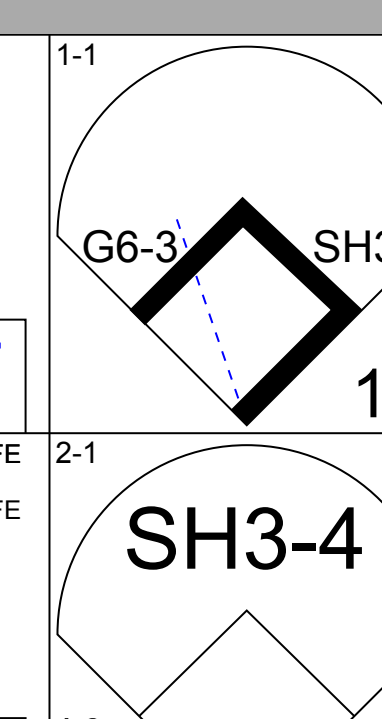
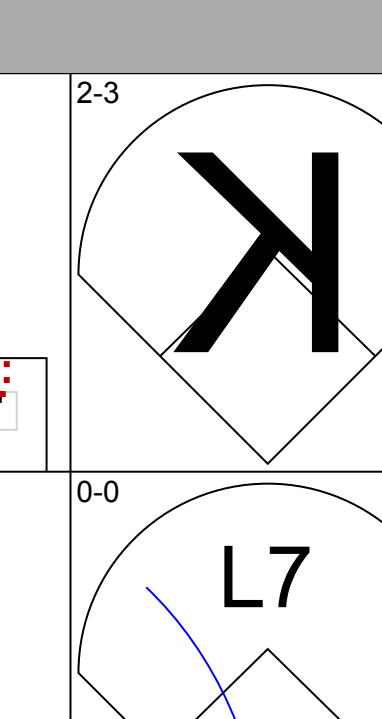
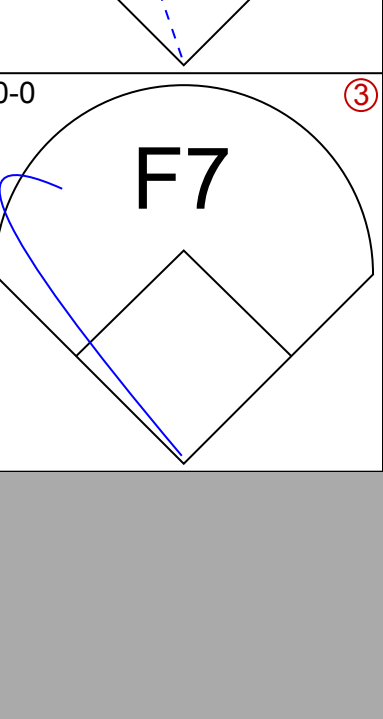
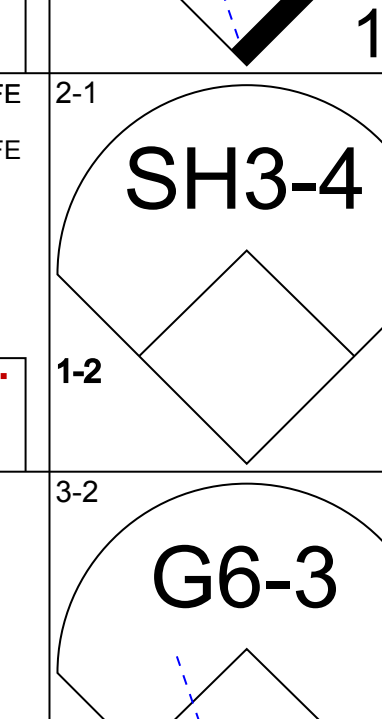
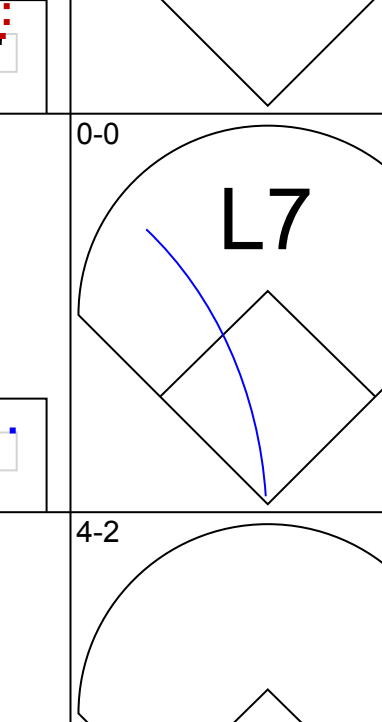
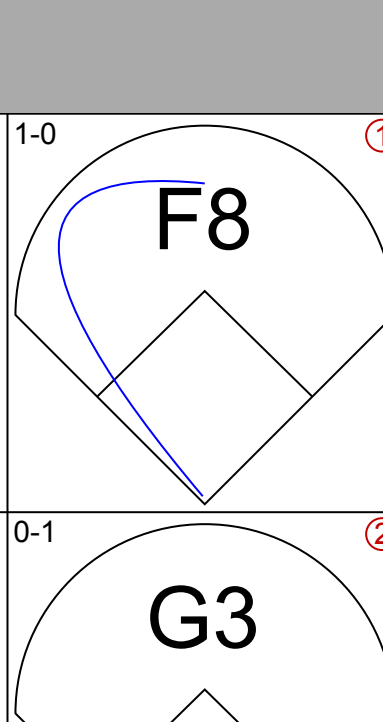
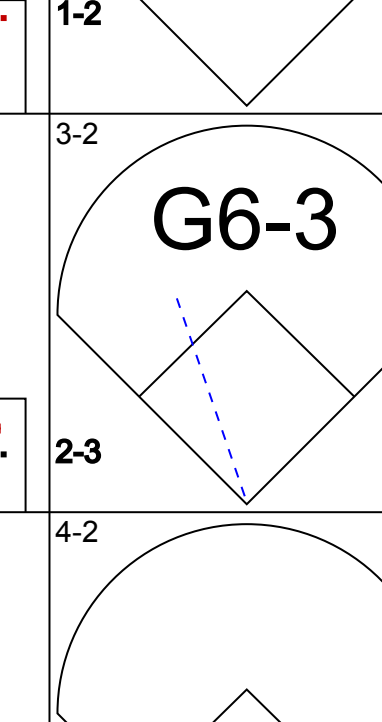
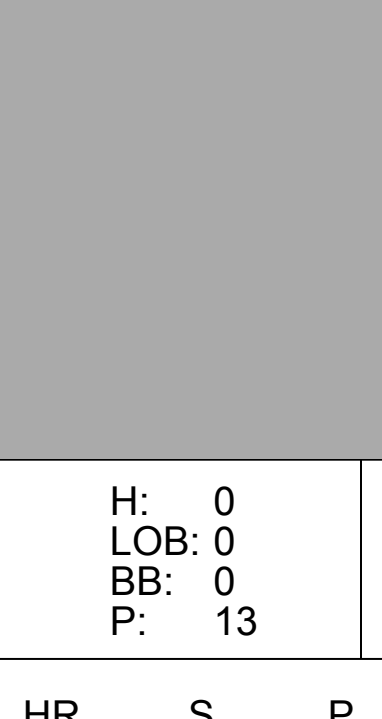
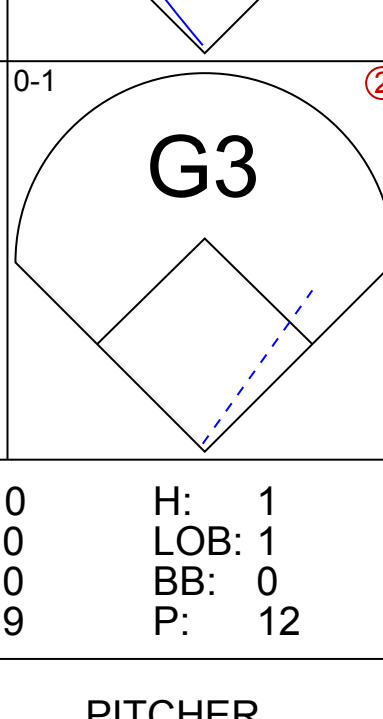
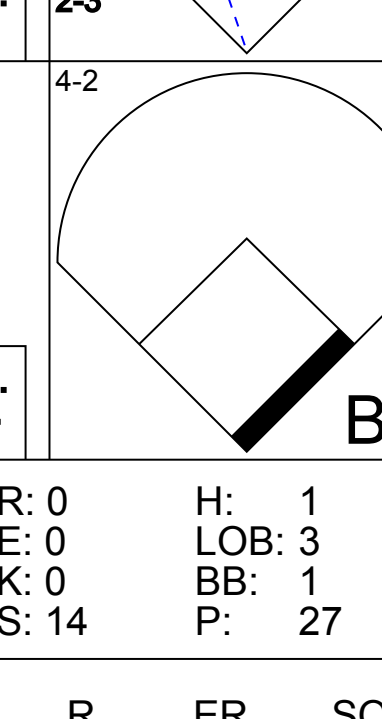
AB	33
R	4
H	7
RBI	4
BB	3
SO	3
LOB	9



AB	30
R	1
H	5
RBI	1
BB	2
SO	5
LOB	10



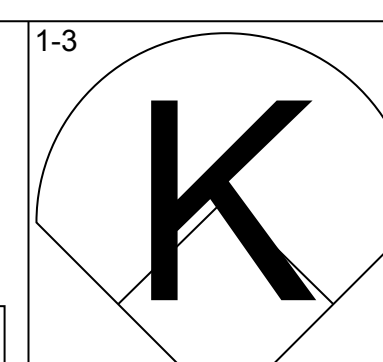
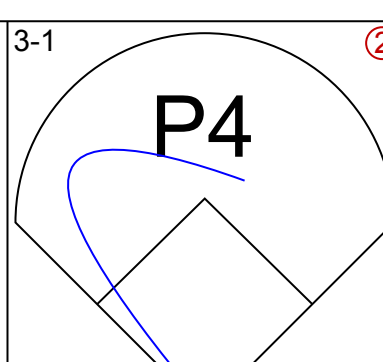
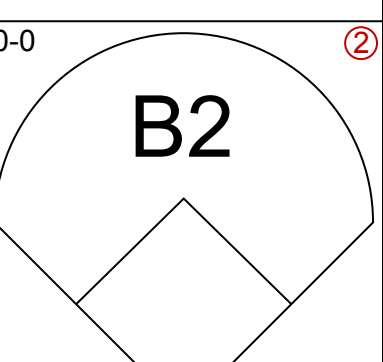
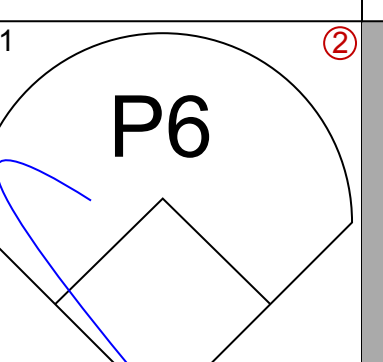
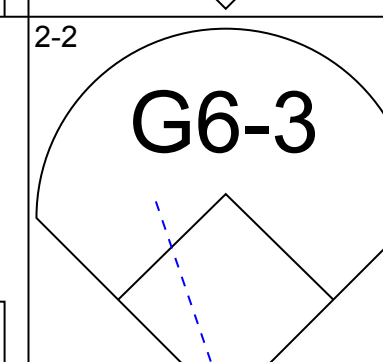
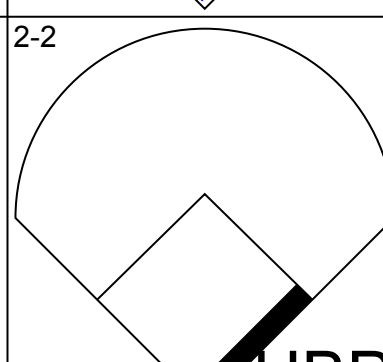
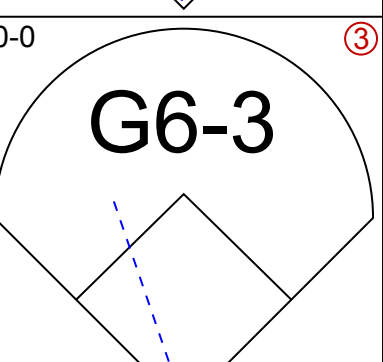
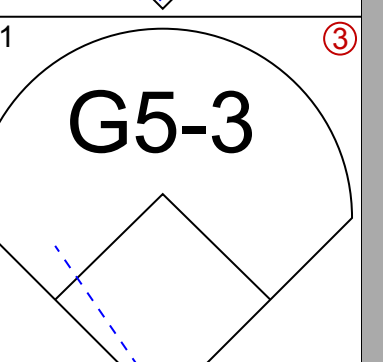
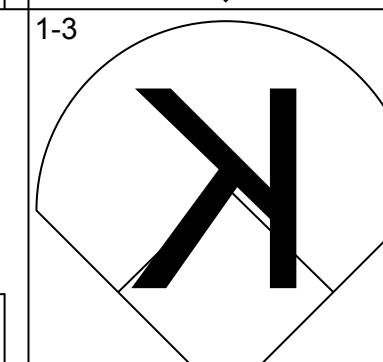
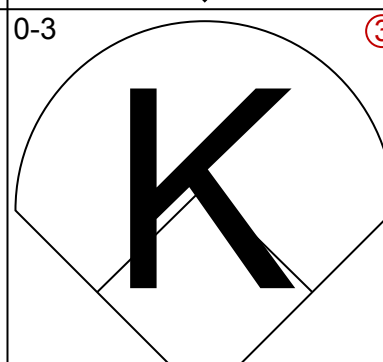
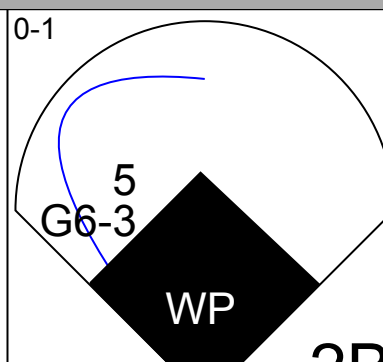
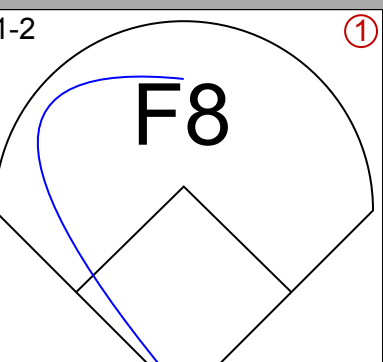
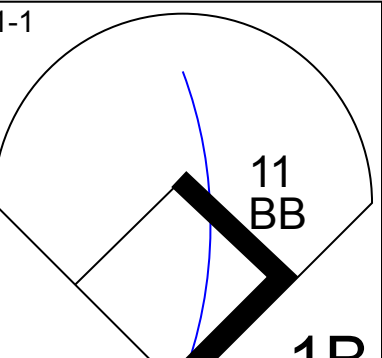
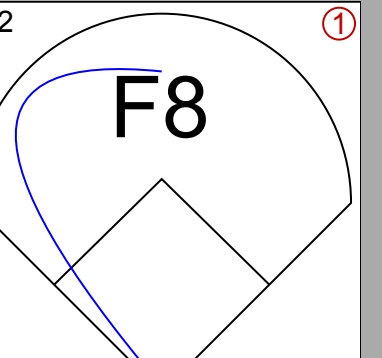
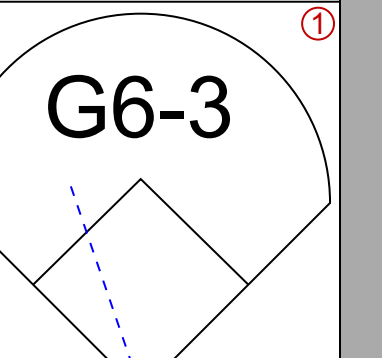
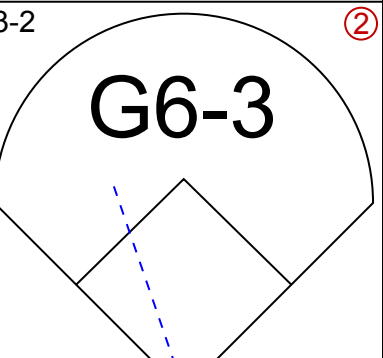
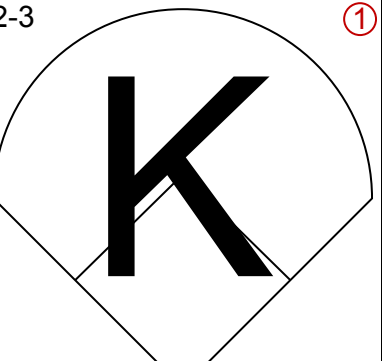
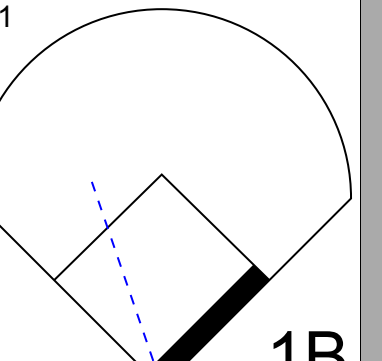
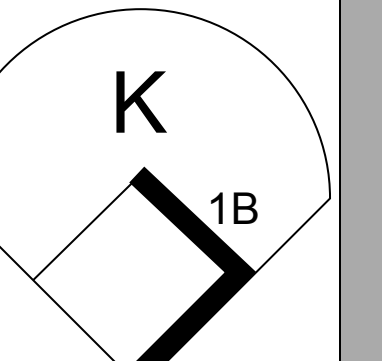
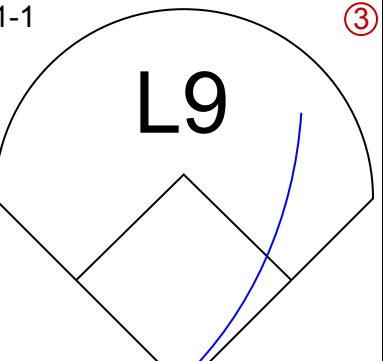
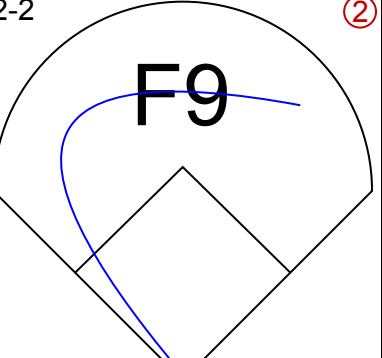
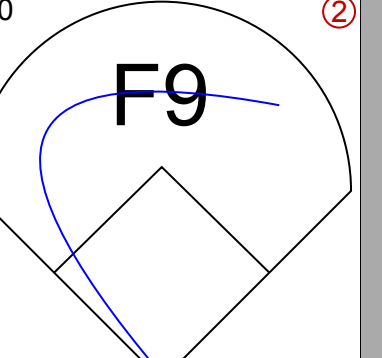
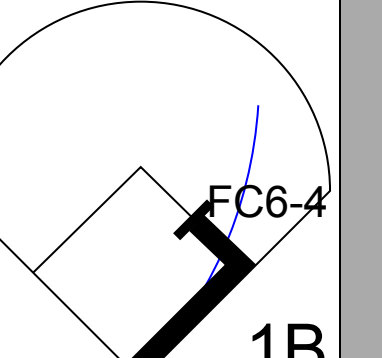
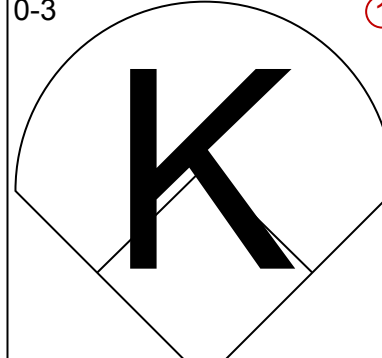
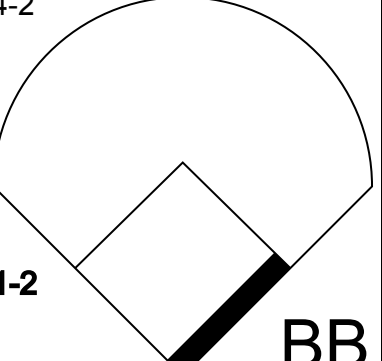
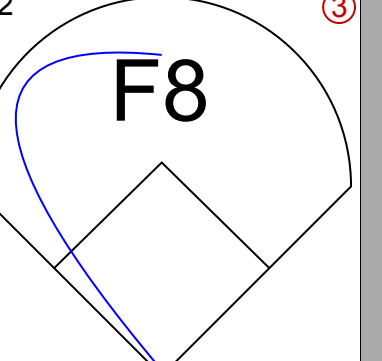
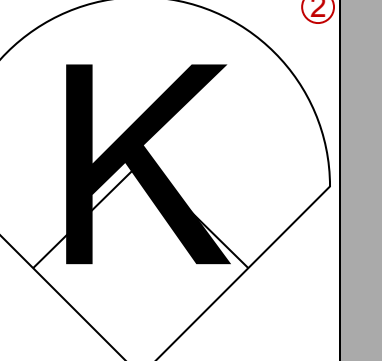
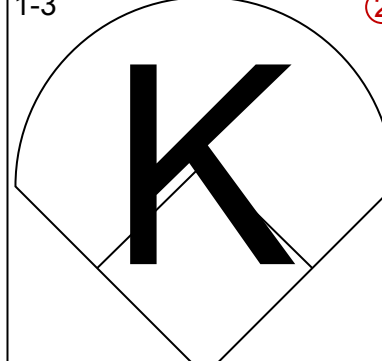
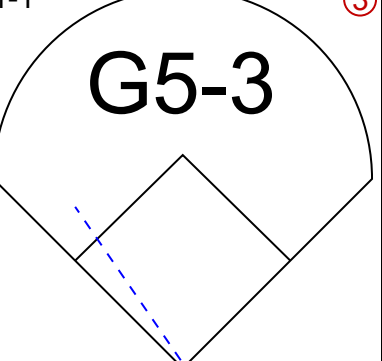
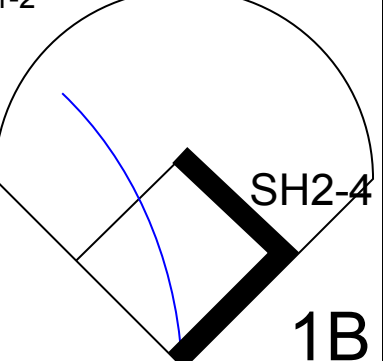
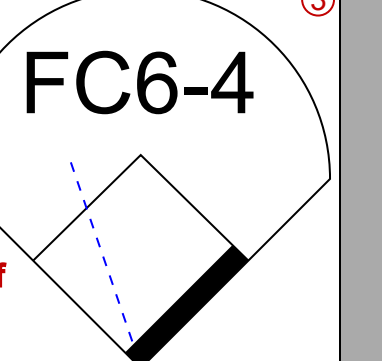
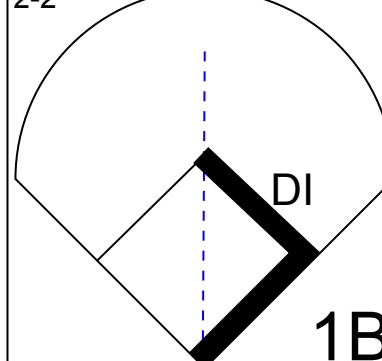
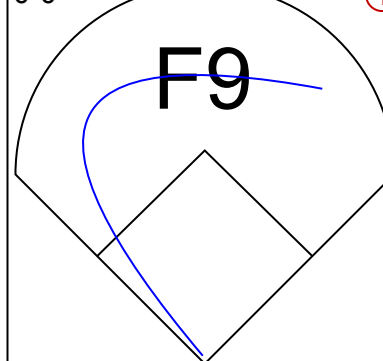
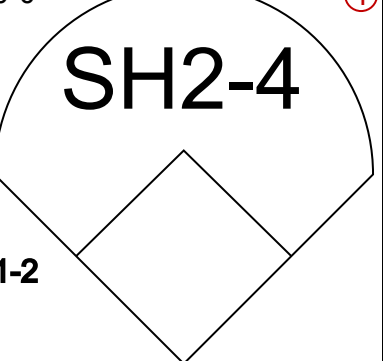
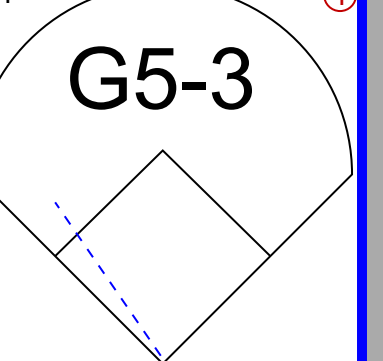
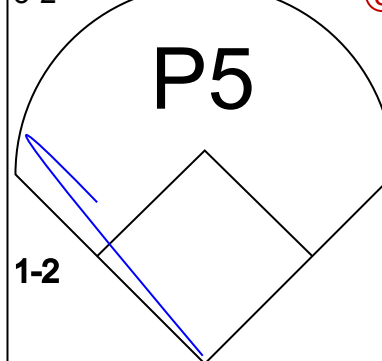
Batter	1	2	3	4	5	6	7	8	9	AB	R	H	RBI	BB	SO	LOB	TOP							
7 José Reyes, S OBP: 0.303, SLG: 0.390										4	0	1	0	0	1	1	New York Mets @ San Francisco Giants SBC Park, San Francisco, CA Fri Aug 26 2005, 10:15 PM EDT Att: 39,591 - Clear - 63 F							
Miguel Cairo, R OBP: 0.297, SLG: 0.341										4	0	1	0	0	0	2								
15 Carlos Beltrán, S OBP: 0.326, SLG: 0.416										4	0	1	0	0	1	1								
Cliff Floyd, L OBP: 0.365, SLG: 0.521										4	0	1	0	0	1	1								
5 David Wright, R OBP: 0.396, SLG: 0.538										4	1	2	1	0	1	0								
Mike Jacobs, L OBP: 0.500, SLG: 1.050 Braden Looper, R (9, 1)										4	0	0	0	0	1	2								
Victor Diaz, R OBP: 0.351, SLG: 0.509										3	0	0	0	0	1	0								
11 Ramon Castro, R OBP: 0.331, SLG: 0.447										3	0	1	0	0	1	1								
Steve Trachsel, R (1, 1) Chris Woodward, R OBP: 0.349, SLG: 0.422										3	0	0	0	0	2	1								
										0	0	0	0	0	0	0								
Inning Stats	R: 0 E: 0 K: 1 S: 8	H: 0 LOB: 0 BB: 0 P: 9	R: 1 E: 0 K: 0 S: 9	H: 1 LOB: 0 BB: 0 P: 12	R: 0 E: 0 K: 1 S: 8	H: 1 LOB: 1 BB: 0 P: 12	R: 0 E: 0 K: 0 S: 5	H: 2 LOB: 0 BB: 0 P: 8	R: 0 E: 0 K: 2 S: 8	H: 0 LOB: 0 BB: 0 P: 13	R: 0 E: 0 K: 0 S: 18	H: 2 LOB: 1 BB: 0 P: 25	R: 0 E: 1 K: 1 S: 15	H: 0 LOB: 1 BB: 0 P: 21	R: 0 E: 0 K: 2 S: 12	H: 1 LOB: 1 BB: 0 P: 14	R: 0 E: 0 K: 2 S: 8	H: 0 LOB: 0 BB: 0 P: 9	1B: 6 2B: 1 3B: 0 HR: 1	SF: 0 SAC: 0 DP: 2 HBP: 0	WP: 0 PB: 0 SB: 1 CS: 1	PA: 33		
PITCHER	IP WLS BF H R ER SO BB IBB HBP BLK WP HR S P ERA WHIP	8.0 L 30 7 1 1 7 0 0 0 0 0 1 83 114 1.12 0.875	1.0 3 0 0 0 2 0 0 0 0 0 0 0 8 9 0.00 0.000																					

Batter	1	2	3	4	5	6	7	8	9	AB	R	H	RBI	BB	SO	LOB	BOTTOM						
2 Randy Winn, S OBP: 0.337, SLG: 0.412										4	0	1	0	0	2	4	New York Mets @ San Francisco Giants SBC Park, San Francisco, CA Fri Aug 26 2005, 10:15 PM EDT Att: 39,591 - Clear - 63 F						
13 Omar Vizquel, S OBP: 0.351, SLG: 0.383										4	0	1	0	0	0	1							
Pedro Feliz, R OBP: 0.309, SLG: 0.439										4	0	0	0	0	0	1							
Moises Alou, R OBP: 0.409, SLG: 0.503										4	0	0	0	0	2	1							
Ray Durham, S OBP: 0.365, SLG: 0.431										4	0	0	0	0	1	1							
Edgardo Alfonzo, R OBP: 0.330, SLG: 0.353 Todd Linden, S OBP: 0.316, SLG: 0.418										3	0	1	0	0	0	0							
J.T. Snow, L OBP: 0.338, SLG: 0.352										2	0	0	0	0	1	0							
Mike Matheny, R OBP: 0.308, SLG: 0.417										3	0	0	0	0	0	1							
32 Kevin Correia, R OBP: 0.235, SLG: 0.071 Michael Tucker, L OBP: 0.316, SLG: 0.373 Scott Eyre, L										1	0	0	0	1	0	0							
										0	0	0	0	1	0	0							
										0	0	0	0	0	0	0							
Inning Stats	R: 0 E: 0 K: 1 S: 7	H: 0 LOB: 0 BB: 0 P: 9	R: 0 E: 0 K: 1 S: 6	H: 0 LOB: 0 BB: 0 P: 8	R: 0 E: 0 K: 2 S: 11	H: 0 LOB: 1 BB: 1 P: 17	R: 0 E: 0 K: 1 S: 8	H: 0 LOB: 0 BB: 0 P: 13	R: 0 E: 0 K: 0 S: 5	H: 0 LOB: 0 BB: 0 P: 10	R: 0 E: 0 K: 0 S: 9	H: 1 LOB: 1 BB: 0 P: 12	R: 0 E: 0 K: 1 S: 8	H: 0 LOB: 0 BB: 0 P: 12	R: 0 E: 0 K: 0 S: 14	H: 1 LOB: 3 BB: 1 P: 27	R: 0 E: 0 K: 0 S: 6	H: 1 LOB: 1 BB: 0 P: 8	1B: 2 2B: 1 3B: 0 HR: 0	SF: 0 SAC: 1 DP: 0 HBP: 0	WP: 0 PB: 0 SB: 1 CS: 0	PA: 32	
PITCHER	IP WLS BF H R ER SO BB IBB HBP BLK WP HR S P ERA WHIP	8.0 W 28 2 0 0 6 2 0 0 0 0 0 6 108 0.00 1.000	1.0 S 4 1 0 0 0 0 0 0 0 0 0 6 8 0.00 1.000																				



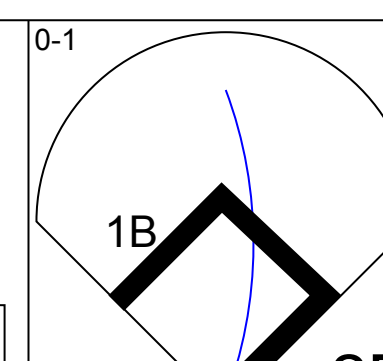
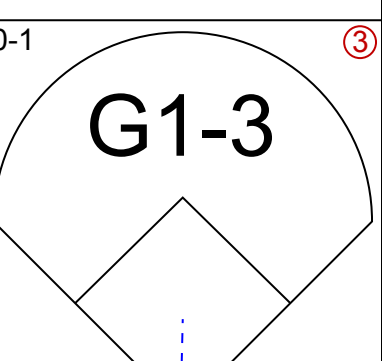
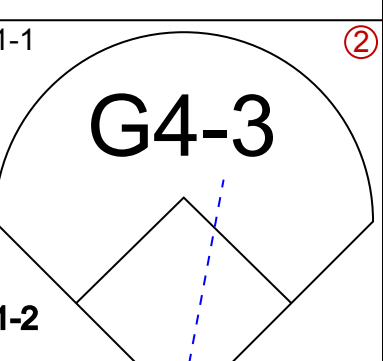
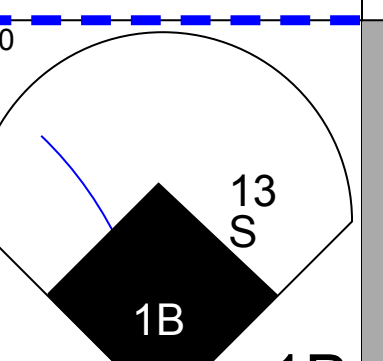
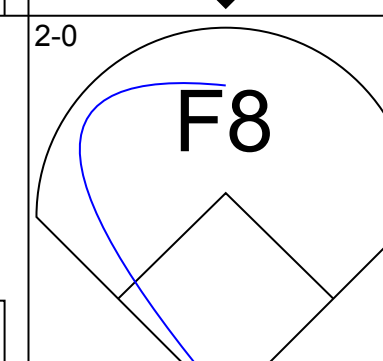
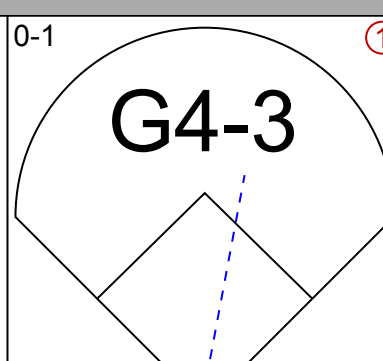
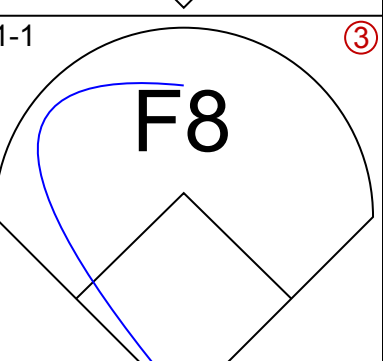
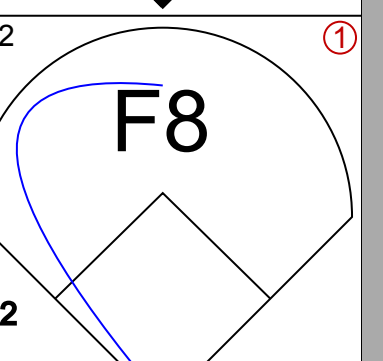
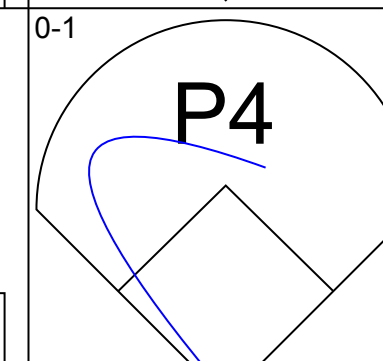
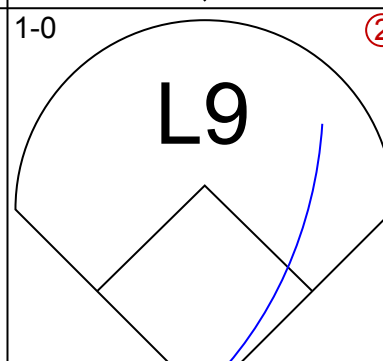
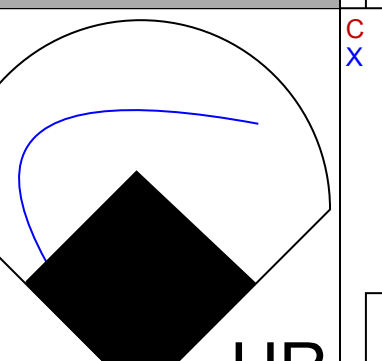
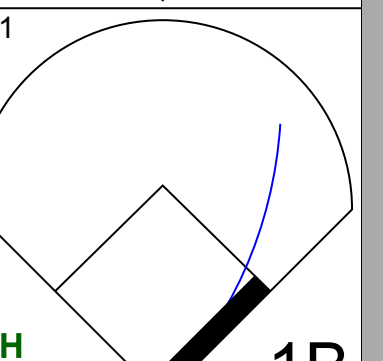

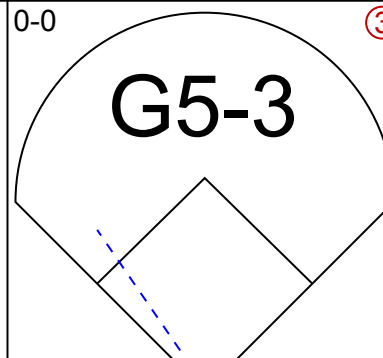
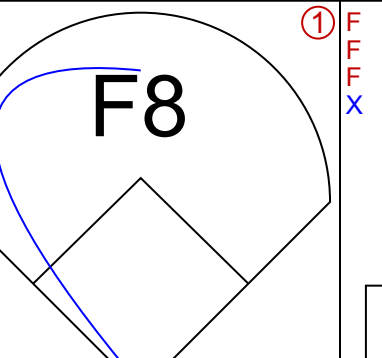
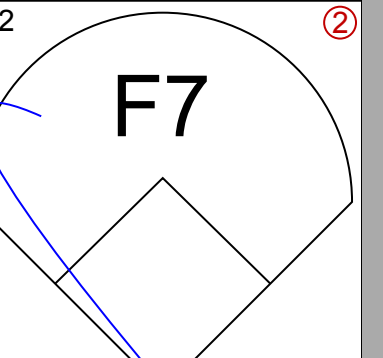
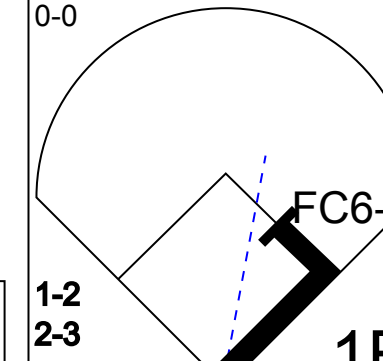
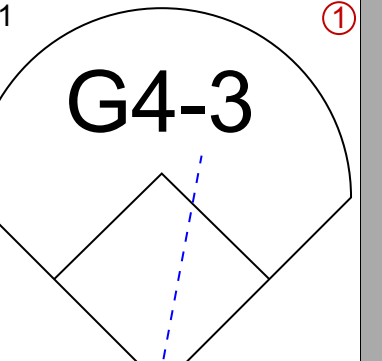
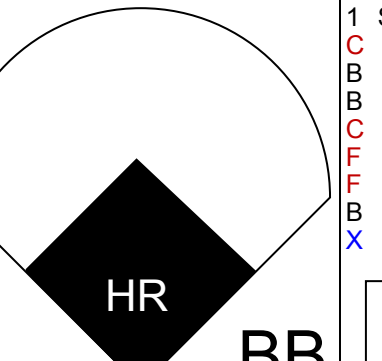
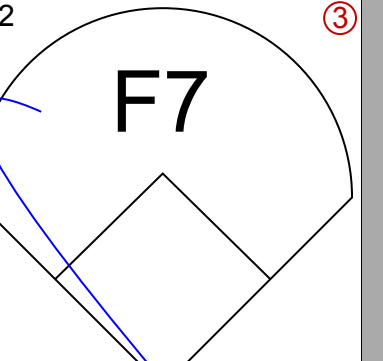
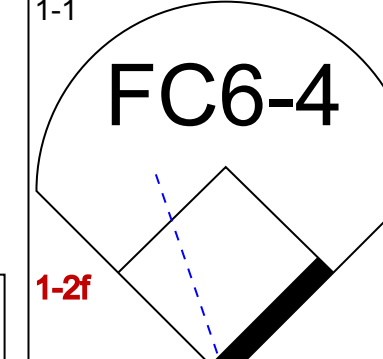
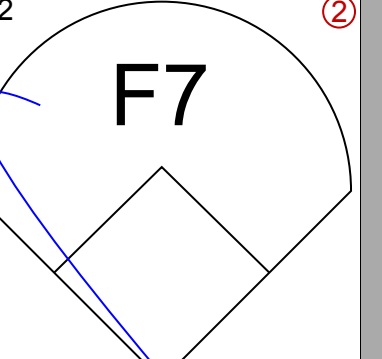
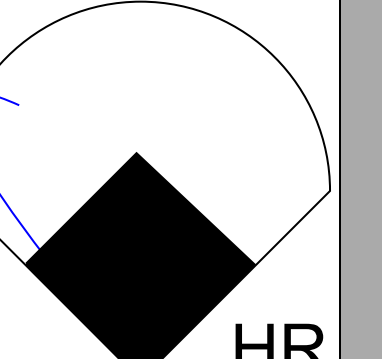
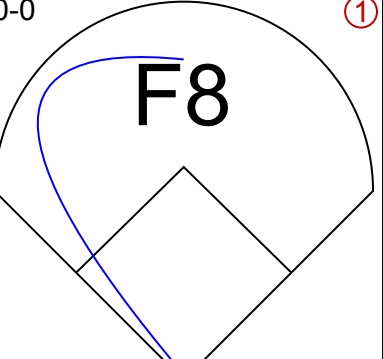
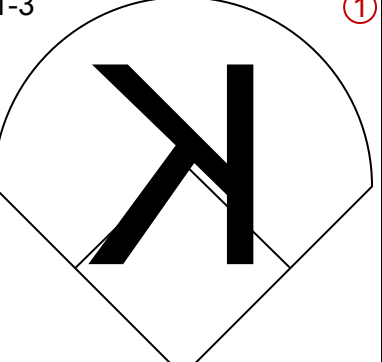
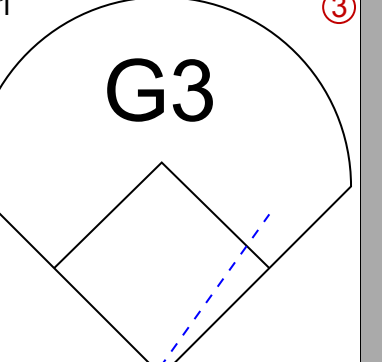
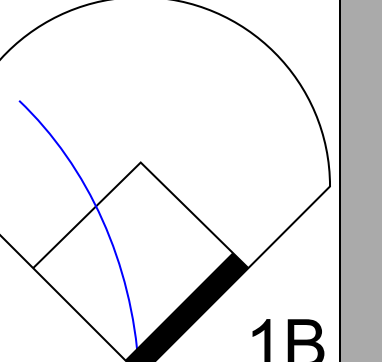
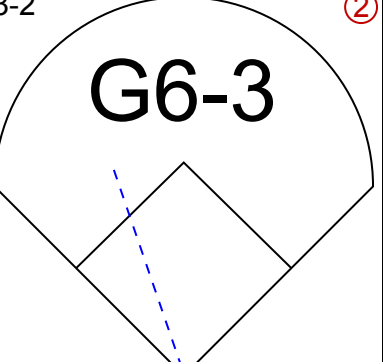
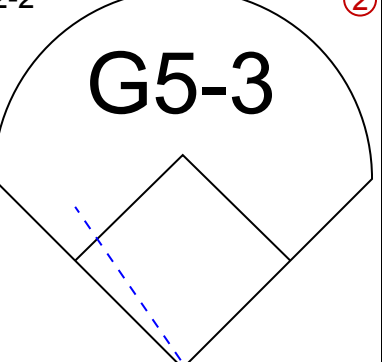
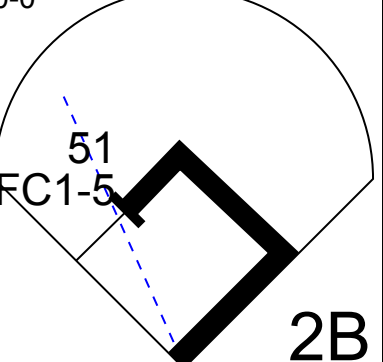
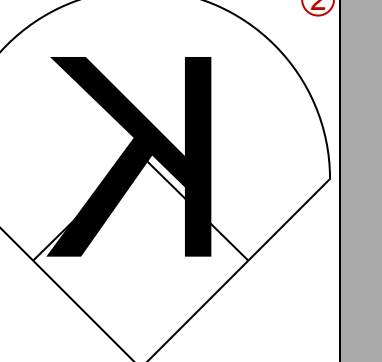
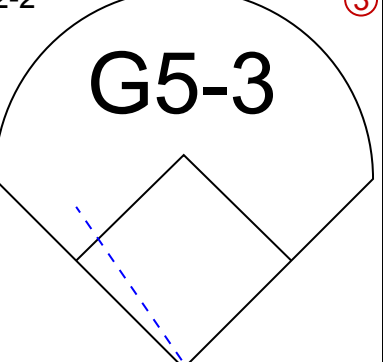
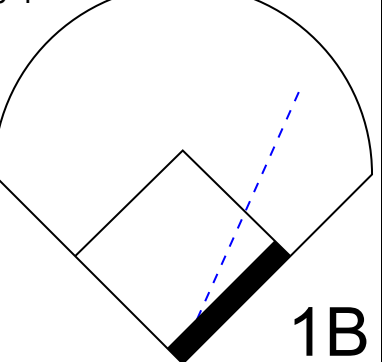
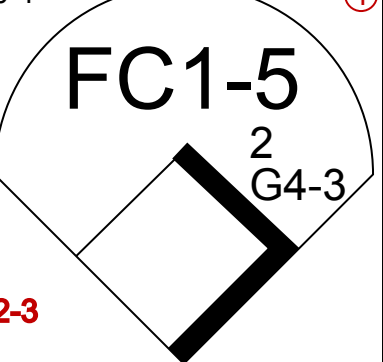
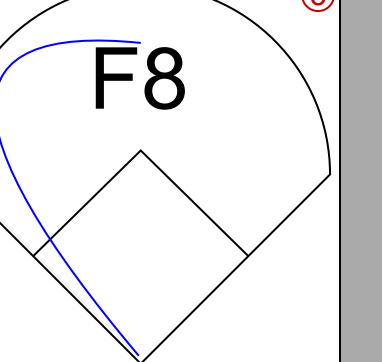
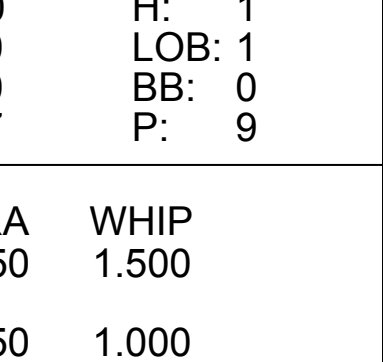
Batter	1	2	3	4	5	6	7	8	9	AB	R	H	RBI	BB	SO	LOB	TOP			
7 José Reyes, S OBP: 0.302, SLG: 0.392	G1-4-3			G4-3 3B		G6-3	P4			4	1	1	0	0	0	3	New York Mets @ San Francisco Giants SBC Park, San Francisco, CA Sat Aug 27 2005, 4:05 PM EDT Att: 42,180 - Sunny - 67 F			
Kazu Matsui, S OBP: 0.278, SLG: 0.308	K			G4-3		L7		K		4	0	0	1	0	2	0				
15 Carlos Beltrán, S OBP: 0.325, SLG: 0.415	F7			L8		L7		L7		4	0	1	0	0	0	0				
Cliff Floyd, L OBP: 0.364, SLG: 0.517		L4-3 BB		K		G6-3		P6		3	0	0	0	1	1					
5 David Wright, R OBP: 0.395, SLG: 0.535	F8						P3		K	4	0	1	0	0	1	1				
Mike Jacobs, L OBP: 0.464, SLG: 0.913	L4-3					P6		F9		3	0	0	0	1	0	2				
Victor Diaz, R OBP: 0.350, SLG: 0.508				F9		F8		2B		4	0	1	0	0	1	2				
Mike DiFelice, R OBP: 0.188, SLG: 0.071 Jose Offerman, S OBP: 0.301, SLG: 0.344				F9				BB		1	0	0	0	2	0	0				
Tom Glavine, L OBP: 0.180, SLG: 0.146 Marlon Anderson, L OBP: 0.325, SLG: 0.358 Juan Padilla, R OBP: 0.347, SLG: 0.419				K		G1-4-3		F8		0	0	0	0	1	0	0				
										0	0	0	0	0	0	0				
Inning Stats	R: 0 E: 0 K: 1 S: 9	H: 0 LOB: 0 BB: 0 P: 16	R: 0 E: 0 K: 0 S: 8	H: 0 LOB: 0 BB: 1 P: 14	R: 0 E: 0 K: 1 S: 8	H: 0 LOB: 0 BB: 0 P: 10	R: 1 E: 0 K: 1 S: 11	H: 1 LOB: 0 BB: 0 P: 16	R: 0 E: 0 K: 0 S: 12	H: 1 LOB: 1 BB: 0 P: 19	R: 0 E: 0 K: 1 S: 12	H: 0 LOB: 3 BB: 3 P: 28	R: 0 E: 0 K: 1 S: 6	H: 0 LOB: 0 BB: 0 P: 8	R: 0 E: 0 K: 1 S: 12	H: 1 LOB: 2 BB: 1 P: 22	1B: 2 2B: 2 3B: 1 HR: 0	SF: 0 SAC: 0 DP: 1 HBP: 0	WP: 0 PB: 0 SB: 0 CS: 0	PA: 36
PITCHER	IP WLS BF H R ER SO BB IBB HBP BLK WP HR S P ERA WHIP																			
Jason Schmidt, R ERA: 4.26	(1, 1) 7.0 W 28 3 1 1 4 5 0 0 0 0 0 0 69 117 1.29 1.143																			
Scott Eyre, L ERA: 2.79	(8, 1) 1.0 H 3 0 0 0 1 0 0 0 0 0 0 6 8 0.00 0.000																			
Armando Benitez, R ERA: 4.85	(9, 1) 1.0 S 5 1 0 0 1 1 0 0 0 0 0 0 12 22 0.00 2.000																			

Batter	1	2	3	4	5	6	7	8	9	AB	R	H	RBI	BB	SO	LOB	BOTTOM			
2 Randy Winn, S OBP: 0.334, SLG: 0.409	G5-3		F8			G4-3		F9		4	0	0	0	0	0	0	New York Mets @ San Francisco Giants SBC Park, San Francisco, CA Sat Aug 27 2005, 4:05 PM EDT Att: 42,180 - Sunny - 67 F			
13 Omar Vizquel, S OBP: 0.350, SLG: 0.382	F9		F8			G4-3				4	0	1	0	0	0	0				
Lance Niekro, R OBP: 0.299, SLG: 0.483 Armando Benitez, R	K		K			G6-3		F9		4	0	0	0	0	2	1				
Moises Alou, R OBP: 0.408, SLG: 0.500		P4		P6			FC5-4 BB FC3-2 BB			2	0	0	0	1	0	0				
Edgardo Alfonzo, R OBP: 0.333, SLG: 0.354		2B G4-3 1B		G6-3			FC5-4 BB			2	1	1	0	1	0	0				
Deivi Cruz, R OBP: 0.503, SLG: 0.399		G4-3 2B		F9			FC5-4 FC3-2			3	1	1	0	0	0	2				
Todd Linden, S OBP: 0.306, SLG: 0.416		G4-3				G4-6-3 1B		FC3-2		3	0	1	1	0	0	3				
Mike Matheny, R OBP: 0.308, SLG: 0.420		G4-6-3 2B		G4-6-3 1B			K			3	0	1	1	0	1	3				
Jason Schmidt, R OBP: 0.128, SLG: 0.174 Scott Eyre, L		K								2	0	0	0	0	1	1				
Michael Tucker, L OBP: 0.317, SLG: 0.372 J.T. Snow, L OBP: 0.338, SLG: 0.352								G1-3		0	0	0	0	0	0	0				
										1	0	0	0	0	0	0				
										0	0	0	0	0	0	0				
Inning Stats	R: 0 E: 0 K: 1 S: 6	H: 0 LOB: 0 BB: 0 P: 10	R: 2 E: 0 K: 1 S: 14	H: 3 LOB: 1 BB: 0 P: 21	R: 0 E: 0 K: 1 S: 9	H: 0 LOB: 0 BB: 0 P: 12	R: 0 E: 0 K: 0 S: 10	H: 0 LOB: 0 BB: 0 P: 14	R: 0 E: 0 K: 0 S: 6	H: 1 LOB: 0 BB: 0 P: 11	R: 0 E: 0 K: 0 S: 6	H: 0 LOB: 0 BB: 2 P: 10	R: 0 E: 0 K: 1 S: 16	H: 0 LOB: 2 BB: 2 P: 27	R: 0 E: 0 K: 0 S: 5	H: 1 LOB: 1 BB: 0 P: 7	1B: 3 2B: 2 3B: 0 HR: 0	SF: 0 SAC: 0 DP: 1 HBP: 0	WP: 0 PB: 0 SB: 0 CS: 0	PA: 30
PITCHER	IP WLS BF H R ER SO BB IBB HBP BLK WP HR S P ERA WHIP																			
Tom Glavine, L ERA: 4.06	(1, 1) 6.0 L 21 4 2 2 3 0 0 0 0 0 0 0 51 78 3.00 0.667																			
Juan Padilla, R ERA: 2.05	(7, 1) 2.0 9 1 0 0 1 2 0 0 0 0 0 0 21 34 0.00 1.500																			

Batter	1	2	3	4	5	6	7	8	9	AB	R	H	RBI	BB	SO	LOB	TOP						
7 José Reyes, S OBP: 0.300, SLG: 0.390										4	0	0	0	0	1	1	New York Mets @ San Francisco Giants SBC Park, San Francisco, CA Sun Aug 28 2005, 4:05 PM EDT Att: 41,659 - Sunny - 67 F						
Miguel Cairo, R OBP: 0.297, SLG: 0.337										3	0	0	0	0	0	1							
15 Carlos Beltrán, S OBP: 0.325, SLG: 0.416										4	1	1	0	0	2	1							
5 David Wright, R OBP: 0.394, SLG: 0.533										4	0	1	0	0	0	1							
Chris Woodward, R OBP: 0.345, SLG: 0.415										4	0	1	0	0	2	1							
Victor Diaz, R OBP: 0.348, SLG: 0.503										4	0	1	0	0	1	2							
11 Ramon Castro, R OBP: 0.329, SLG: 0.438										3	0	0	0	1	2	3							
Kazuo Matsui, S OBP: 0.282, SLG: 0.312										4	0	2	0	0	0	4							
Kris Benson, R OBP: 0.310, SLG: 0.263										1	0	0	0	0	0	0							
Jose Offerman, S OBP: 0.298, SLG: 0.340										1	0	0	0	0	0	0							
Heath Bell, R OBP: 0.324, SLG: 0.356										1	0	0	0	0	0	1							
Inning Stats	R: 0 E: 0 K: 2 S: 11	H: 0 LOB: 0 BB: 0 P: 15	R: 0 E: 0 K: 1 S: 14	H: 1 LOB: 2 BB: 1 P: 24	R: 0 E: 0 K: 1 S: 8	H: 0 LOB: 1 BB: 0 P: 13	R: 0 E: 0 K: 0 S: 11	H: 1 LOB: 1 BB: 0 P: 15	R: 0 E: 0 K: 0 S: 6	H: 1 LOB: 2 BB: 0 P: 7	R: 1 E: 0 K: 2 S: 20	H: 2 LOB: 2 BB: 0 P: 26	R: 0 E: 0 K: 0 S: 6	H: 0 LOB: 0 BB: 0 P: 8	R: 0 E: 0 K: 0 S: 9	H: 0 LOB: 0 BB: 0 P: 14	R: 0 E: 0 K: 2 S: 12	H: 1 LOB: 1 BB: 0 P: 18	1B: 5 2B: 1 3B: 0 HR: 0	SF: 0 SAC: 1 DP: 0 HBP: 1	WP: 1 PB: 0 SB: 0 CS: 0	PA: 36	
PITCHER	IP WLS BF H R ER SO BB IBB HBP BLK WP HR S P ERA WHIP	IP WLS BF H R ER SO BB IBB HBP BLK WP HR S P ERA WHIP	IP WLS BF H R ER SO BB IBB HBP BLK WP HR S P ERA WHIP	IP WLS BF H R ER SO BB IBB HBP BLK WP HR S P ERA WHIP	IP WLS BF H R ER SO BB IBB HBP BLK WP HR S P ERA WHIP	IP WLS BF H R ER SO BB IBB HBP BLK WP HR S P ERA WHIP	IP WLS BF H R ER SO BB IBB HBP BLK WP HR S P ERA WHIP	IP WLS BF H R ER SO BB IBB HBP BLK WP HR S P ERA WHIP	IP WLS BF H R ER SO BB IBB HBP BLK WP HR S P ERA WHIP	IP WLS BF H R ER SO BB IBB HBP BLK WP HR S P ERA WHIP	IP WLS BF H R ER SO BB IBB HBP BLK WP HR S P ERA WHIP	IP WLS BF H R ER SO BB IBB HBP BLK WP HR S P ERA WHIP	IP WLS BF H R ER SO BB IBB HBP BLK WP HR S P ERA WHIP	IP WLS BF H R ER SO BB IBB HBP BLK WP HR S P ERA WHIP	IP WLS BF H R ER SO BB IBB HBP BLK WP HR S P ERA WHIP	IP WLS BF H R ER SO BB IBB HBP BLK WP HR S P ERA WHIP	IP WLS BF H R ER SO BB IBB HBP BLK WP HR S P ERA WHIP	IP WLS BF H R ER SO BB IBB HBP BLK WP HR S P ERA WHIP	IP WLS BF H R ER SO BB IBB HBP BLK WP HR S P ERA WHIP	IP WLS BF H R ER SO BB IBB HBP BLK WP HR S P ERA WHIP	IP WLS BF H R ER SO BB IBB HBP BLK WP HR S P ERA WHIP	IP WLS BF H R ER SO BB IBB HBP BLK WP HR S P ERA WHIP	IP WLS BF H R ER SO BB IBB HBP BLK WP HR S P ERA WHIP

AB	33
R	1
H	6
RBI	0
BB	1
SO	8
LOB	15



Batter	1	2	3	4	5	6	7	8	9	AB	R	H	RBI	BB	SO	LOB	BOTTOM						
2 Randy Winn, S OBP: 0.335, SLG: 0.412										4	1	2	0	0	0	2	New York Mets @ San Francisco Giants SBC Park, San Francisco, CA Sun Aug 28 2005, 4:05 PM EDT Att: 41,659 - Sunny - 67 F						
13 Omar Vizquel, S OBP: 0.347, SLG: 0.378										4	0	0	0	0	0	3							
J.T. Snow, L OBP: 0.340, SLG: 0.364										4	1	2	2	0	0	1							
Moises Alou, R OBP: 0.407, SLG: 0.495										3	0	0	0	1	0	1							
Ray Durham, S OBP: 0.366, SLG: 0.430										3	1	1	0	1	0	1							
Pedro Feliz, R OBP: 0.309, SLG: 0.444										4	1	1	2	0	0	3							
Todd Linden, S OBP: 0.304, SLG: 0.410										4	0	1	0	0	1	0							
Mike Matheny, R OBP: 0.307, SLG: 0.420										4	0	1	0	0	1	1							
51 Noah Lowry, R OBP: 0.314, SLG: 0.383										3	0	1	0	0	0	2							
Armando Benitez, R OBP: 0.309, SLG: 0.383										0	0	0	0	0	0	0							
Inning Stats	R: 0 E: 0 K: 0 S: 10	H: 2 LOB: 3 BB: 1 P: 17	R: 0 E: 0 K: 1 S: 13	H: 1 LOB: 0 BB: 0 P: 16	R: 0 E: 0 K: 0 S: 4	H: 0 LOB: 0 BB: 0 P: 5	R: 0 E: 0 K: 0 S: 8	H: 0 LOB: 0 BB: 0 P: 13	R: 0 E: 0 K: 0 S: 7	H: 1 LOB: 1 BB: 0 P: 9	R: 3 E: 0 K: 1 S: 15	H: 3 LOB: 1 BB: 1 P: 24	R: 1 E: 0 K: 0 S: 15	H: 2 LOB: 1 BB: 0 P: 21	R: 0 E: 0 K: 0 S: 7	H: 0 LOB: 0 BB: 0 P: 12	R: 0 E: 0 K: 0 S: 7	H: 0 LOB: 0 BB: 0 P: 12	1B: 5 2B: 2 3B: 0 HR: 2	SF: 0 SAC: 0 DP: 0 HBP: 0	WP: 0 PB: 0 SB: 1 CS: 0	PA: 35	
PITCHER	IP WLS BF H R ER SO BB IBB HBP BLK WP HR S P ERA WHIP	IP WLS BF H R ER SO BB IBB HBP BLK WP HR S P ERA WHIP	IP WLS BF H R ER SO BB IBB HBP BLK WP HR S P ERA WHIP	IP WLS BF H R ER SO BB IBB HBP BLK WP HR S P ERA WHIP	IP WLS BF H R ER SO BB IBB HBP BLK WP HR S P ERA WHIP	IP WLS BF H R ER SO BB IBB HBP BLK WP HR S P ERA WHIP	IP WLS BF H R ER SO BB IBB HBP BLK WP HR S P ERA WHIP	IP WLS BF H R ER SO BB IBB HBP BLK WP HR S P ERA WHIP	IP WLS BF H R ER SO BB IBB HBP BLK WP HR S P ERA WHIP	IP WLS BF H R ER SO BB IBB HBP BLK WP HR S P ERA WHIP	IP WLS BF H R ER SO BB IBB HBP BLK WP HR S P ERA WHIP	IP WLS BF H R ER SO BB IBB HBP BLK WP HR S P ERA WHIP	IP WLS BF H R ER SO BB IBB HBP BLK WP HR S P ERA WHIP	IP WLS BF H R ER SO BB IBB HBP BLK WP HR S P ERA WHIP	IP WLS BF H R ER SO BB IBB HBP BLK WP HR S P ERA WHIP	IP WLS BF H R ER SO BB IBB HBP BLK WP HR S P ERA WHIP	IP WLS BF H R ER SO BB IBB HBP BLK WP HR S P ERA WHIP	IP WLS BF H R ER SO BB IBB HBP BLK WP HR S P ERA WHIP	IP WLS BF H R ER SO BB IBB HBP BLK WP HR S P ERA WHIP	IP WLS BF H R ER SO BB IBB HBP BLK WP HR S P ERA WHIP	IP WLS BF H R ER SO BB IBB HBP BLK WP HR S P ERA WHIP	IP WLS BF H R ER SO BB IBB HBP BLK WP HR S P ERA WHIP	IP WLS BF H R ER SO BB IBB HBP BLK WP HR S P ERA WHIP



Batter	1	2	3	4	5	6	7	8	9	AB R H RBI BB SO LOB	TOP									
11 Jimmy Rollins, S OBP: 0.307, SLG: 0.378	F8			B1-3					K	4 0 1 1 1 1 2	Philadelphia Phillies @ New York Mets Shea Stadium, Flushing, NY Tue Aug 30 2005, 7:10 PM EDT Att: 36,505 - Cloudy - 82 F									
Kenny Lofton, L OBP: 0.372, SLG: 0.390	HR	F7			2B	F8			G6-3	5 1 2 1 0 0 3										
26 Chase Utley, L OBP: 0.375, SLG: 0.522	K								F8	4 0 1 0 1 1 0										
Bobby Abreu, L OBP: 0.405, SLG: 0.488	HR	1B			1B	F7				4 1 1 0 0 1 2										
Pat Burrell, R OBP: 0.387, SLG: 0.518	HR				1B	F7				4 1 2 2 0 1 1										
6 Ryan Howard, L OBP: 0.398, SLG: 0.488	K									4 0 1 0 0 3 3										
David Bell, R OBP: 0.299, SLG: 0.349										4 0 1 0 0 1 0										
Mike Lieberthal, R OBP: 0.330, SLG: 0.409										4 1 2 0 0 0 2										
Robinson Tejeda, R OBP: 0.100, SLG: 0.200										1 0 0 0 0 1 2										
63 Ryan Madson, L										0 0 0 0 0 0 0										
Endy Chavez, L OBP: 0.259, SLG: 0.309										1 0 0 0 0 0 0										
Ugueth Urbina, R										0 0 0 0 0 0 0										
Inning Stats	R: 3 H: 3 E: 0 K: 2 S: 26	H: 3 LOB: 0 BB: 0 P: 36	R: 1 H: 2 E: 0 K: 0 S: 9	H: 2 LOB: 1 BB: 0 P: 13	R: 0 H: 0 E: 0 K: 2 S: 9	H: 0 LOB: 0 BB: 0 P: 12	R: 0 H: 2 E: 0 K: 1 S: 12	H: 2 LOB: 2 BB: 0 P: 15	R: 0 H: 3 E: 0 K: 1 S: 11	H: 1 LOB: 2 BB: 1 P: 16	R: 0 H: 0 E: 0 K: 1 S: 11	H: 0 LOB: 1 BB: 1 P: 20	R: 0 H: 0 E: 0 K: 1 S: 9	H: 0 LOB: 0 BB: 0 P: 11	R: 0 H: 0 E: 0 K: 1 S: 10	H: 0 LOB: 0 BB: 0 P: 16	1B: 8 2B: 1 3B: 0 HR: 2	SF: 0 SAC: 1 DP: 0 HBP: 0	WP: 0 PB: 0 SB: 1 CS: 0	PA: 39
PITCHER	IP WLS BF H R ER SO BB IBB HBP BLK WP HR S P ERA WHIP											IP WLS BF H R ER SO BB IBB HBP BLK WP HR S P ERA WHIP								
Jae Weong Seo, R ERA: 1.86	(1, 1) 5.0 24 10 4 4 6 0 0 0 0 0 2 67 92 7.20 2.000																			
Aaron Heilman, R ERA: 3.71	(6, 1) 2.0 9 1 0 0 1 2 0 0 0 0 0 23 41 0.00 1.500																			
Juan Padilla, R ERA: 1.96	(8, 1) 1.0 W 3 0 0 0 1 0 0 0 0 0 0 9 11 0.00 0.000																			
Braden Looper, R ERA: 3.23	(9, 1) 1.0 S 3 0 0 0 1 0 0 0 0 0 0 10 16 0.00 0.000																			

Batter	1	2	3	4	5	6	7	8	9	AB R H RBI BB SO LOB	BOTTOM									
7 José Reyes, S OBP: 0.301, SLG: 0.391	G6-3						F7			5 1 2 0 0 0 1	Philadelphia Phillies @ New York Mets Shea Stadium, Flushing, NY Tue Aug 30 2005, 7:10 PM EDT Att: 36,505 - Cloudy - 82 F									
Miguel Cairo, R OBP: 0.295, SLG: 0.332	G4-3									4 0 0 0 0 0 2										
15 Carlos Beltrán, S OBP: 0.330, SLG: 0.426	HR									3 1 3 2 1 0 0										
Cliff Floyd, L OBP: 0.361, SLG: 0.512	E5									4 0 0 0 0 1 4										
5 David Wright, R OBP: 0.395, SLG: 0.531	F8									3 1 1 0 1 1 1										
Mike Jacobs, L OBP: 0.438, SLG: 0.808										3 0 0 0 1 1 2										
Chris Woodward, R OBP: 0.345, SLG: 0.415										0 0 0 0 0 0 0										
Victor Diaz, R OBP: 0.355, SLG: 0.516										3 1 2 0 1 0 1										
11 Ramon Castro, R OBP: 0.333, SLG: 0.466										4 2 2 3 0 1 2										
Jae Weong Seo, R Kazuo Matsui, S Aaron Heilman, R Marlon Anderson, L Juan Padilla, R Jose Offerman, S Braden Looper, R										1 0 0 0 0 0 1 1 0 0 0 0 0 0 0 0 0 0 0 0 0 1 0 0 0 0 0 1 0 0 0 0 0 0 0 1 0 0 0 0 0 0 0 0 0 0 0 0 0										
Inning Stats	R: 1 H: 1 E: 1 K: 0 S: 14	H: 1 LOB: 1 BB: 0 P: 21	R: 0 H: 1 E: 0 K: 1 S: 11	H: 1 LOB: 1 BB: 0 P: 13	R: 0 H: 1 E: 0 K: 0 S: 10	H: 1 LOB: 1 BB: 0 P: 16	R: 0 H: 2 E: 0 K: 0 S: 11	H: 2 LOB: 1 BB: 0 P: 18	R: 1 H: 2 E: 0 K: 0 S: 12	H: 2 LOB: 1 BB: 0 P: 21	R: 0 H: 0 E: 0 K: 1 S: 5	H: 0 LOB: 0 BB: 1 P: 11	R: 1 H: 1 E: 0 K: 1 S: 14	H: 1 LOB: 2 BB: 1 P: 27	R: 3 H: 2 E: 0 K: 1 S: 18	H: 2 LOB: 1 BB: 2 P: 32	1B: 5 2B: 2 3B: 1 HR: 2	SF: 0 SAC: 0 DP: 2 HBP: 1	WP: 1 PB: 0 SB: 2 CS: 0	PA: 38
PITCHER	IP WLS BF H R ER SO BB IBB HBP BLK WP HR S P ERA WHIP											IP WLS BF H R ER SO BB IBB HBP BLK WP HR S P ERA WHIP								
Robinson Tejeda, R ERA: 3.19	(1, 1) 6.0 25 7 2 2 2 1 0 0 0 1 0 63 100 3.00 1.333																			
63 Ryan Madson, R ERA: 3.31	(7, 1) 1.0 H 6 1 1 1 1 1 0 1 0 1 0 14 27 9.00 2.000																			
Ugueth Urbina, R ERA: 3.82	(8, 1) 1.0 L 7 2 3 3 1 2 0 0 0 0 0 1 18 32 27.00 4.000																			

Batter	1	2	3	4	5	6	7	8	9	AB	R	H	RBI	BB	SO	LOB	TOP									
11 Jimmy Rollins, S OBP: 0.308, SLG: 0.380	1-0 2B		1-2 F7		2-2 G6-3		0-1 SH5-3 26 HR 1B		2-2 F7	5	1	2	0	0	0	2	Philadelphia Phillies @ New York Mets Shea Stadium, Flushing, NY Wed Aug 31 2005, 7:10 PM EDT Att: 43,780 - Cloudy - 83 F									
Kenny Lofton, L OBP: 0.371, SLG: 0.388	1-2 P2		0-0 F8		2-1 L9		0-0 SH5-3		1-1 2B 1B	4	1	1	0	0	0	2										
26 Chase Utley, L OBP: 0.375, SLG: 0.534	0-2 F8		1-1 F7			2-1 HR	0-0 2H HR		1-2 L4	5	2	2	3	0	0	3										
Bobby Abreu, L OBP: 0.409, SLG: 0.493	4-1 BB			0-3 K		4-1 BB	1-2 2B		2-2 1B 2B	3	1	2	2	2	1	0										
Pat Burrell, R OBP: 0.385, SLG: 0.514 Billy Wagner, L OBP: 0.500, SLG: 0.500	1-0 F7			2-2 F9		2-3 K	0-2 P6		1-1 1B 2B	5	0	1	1	0	1	4										
6 Ryan Howard, L OBP: 0.355, SLG: 0.495		1-3 K		1-0 HR		3-3 K		1-0 G4-3	3-2 F8	5	1	1	1	0	2	2										
David Bell, R OBP: 0.296, SLG: 0.346		0-0 F8		1-0 F7		0-0 P6		1-0 L1		4	0	0	0	0	0	1										
Mike Lieberthal, R OBP: 0.334, SLG: 0.421		0-0 1B			4-0 G6-3 11 39 SH3-4 BB		0-0 HR		0-3 K	3	1	2	1	1	1	0										
39 Brett Myers, R OBP: 0.179, SLG: 0.135 Ugueth Urbina, R		0-3 K			0-0 SH3-4		1-3 K		4-2 1B 2B BB	2	0	0	0	0	2	1										
Tomas Perez, S OBP: 0.306, SLG: 0.299 Endy Chavez, L OBP: 0.259, SLG: 0.309					1-2					0	0	0	0	0	0	0										
Inning Stats	R: 0 E: 0 K: 0 S: 11	H: 1 LOB: 2 BB: 1 P: 18	R: 0 E: 0 K: 2 S: 8	H: 1 LOB: 1 BB: 0 P: 9	R: 0 E: 0 K: 1 S: 6	H: 0 LOB: 0 BB: 0 P: 8	R: 1 E: 0 K: 1 S: 8	H: 1 LOB: 0 BB: 0 P: 12	R: 0 E: 0 K: 2 S: 6	H: 0 LOB: 1 BB: 1 P: 14	R: 1 E: 0 K: 2 S: 10	H: 1 LOB: 1 BB: 1 P: 21	R: 3 E: 0 K: 1 S: 15	H: 4 LOB: 1 BB: 0 P: 17	R: 0 E: 0 K: 1 S: 6	H: 0 LOB: 0 BB: 0 P: 8	R: 3 E: 0 K: 0 S: 22	H: 3 LOB: 1 BB: 1 P: 36	1B: 4 2B: 3 3B: 0 HR: 4	SF: 0 SAC: 2 DP: 0 HBP: 0	WP: 0 PB: 0 SB: 1 CS: 0	PA: 42				
PITCHER	IP WLS BF H R ER SO BB IBB HBP BLK WP HR S P ERA WHIP	7.0 L 32 8 5 5 6 3 0 0 0 0 4 64 99 6.43 1.571	2.0 10 3 3 3 1 1 0 0 0 0 0 0 28 44 13.50 2.000																							

AB	36
R	8
H	11
RBI	8
BB	4
SO	7
LOB	15



Batter	1	2	3	4	5	6	7	8	9	AB	R	H	RBI	BB	SO	LOB	BOTTOM								
7 José Reyes, S OBP: 0.301, SLG: 0.390	1-1 G5-3	1-1 G4-3			1-0 S 1B		2-3 K			4	0	1	0	0	1	0	Philadelphia Phillies @ New York Mets Shea Stadium, Flushing, NY Wed Aug 31 2005, 7:10 PM EDT Att: 43,780 - Cloudy - 83 F								
Miguel Cairo, R OBP: 0.295, SLG: 0.328	1-3 K		1-1 15 FC4 HBP		0-3 K		2-1 G4-3		3	0	0	0	0	2	1										
15 Carlos Beltrán, S OBP: 0.329, SLG: 0.425	3-0 S 1B		2-2 FC4		1-0 G6-3		2-3 K		4	1	1	0	0	1	2										
Cliff Floyd, L OBP: 0.360, SLG: 0.510	3-2 5 BB 1B		3-0 F9			0-1 F8		1-3 K	4	0	1	1	0	1	1										
5 David Wright, R OBP: 0.395, SLG: 0.529	4-2 FC6 BB		2-3 K			0-1 F9		2-2 11 E DI HBP	2	0	0	0	1	1	1										
Mike Jacobs, L OBP: 0.429, SLG: 0.793 Jose Offerman, S OBP: 0.292, SLG: 0.333	1-2 FC6			3-3 K		3-2 2B		1-3 K	3	0	1	0	0	1	2										
Victor Diaz, R OBP: 0.353, SLG: 0.508		0-0 G6-3		0-1 G5-3		0-0 F8		4-2 BB	3	0	0	0	1	0	1										
11 Ramon Castro, R OBP: 0.337, SLG: 0.487		0-0 HR		0-1 P6			3-2 G4-6-3 1B	0-1 L5	4	1	2	1	0	0	2										
45 Pedro Martinez, R OBP: 0.097, SLG: 0.082 Marlon Anderson, L OBP: 0.321, SLG: 0.352 Heath Bell, R		0-3 K			1-3 K		0-1 G4-6-3	2-2 F9	2	0	0	0	0	2	0										
Chris Woodward, R OBP: 0.343, SLG: 0.413							1-2		1	0	0	0	0	0	2										
Inning Stats	R: 1 E: 0 K: 1 S: 17	H: 2 LOB: 2 BB: 1 P: 30	R: 1 E: 0 K: 1 S: 7	H: 1 LOB: 0 BB: 0 P: 8	R: 0 E: 0 K: 1 S: 10	H: 0 LOB: 0 BB: 0 P: 18	R: 0 E: 0 K: 1 S: 7	H: 0 LOB: 0 BB: 0 P: 10	R: 0 E: 0 K: 2 S: 8	H: 1 LOB: 1 BB: 0 P: 11	R: 0 E: 0 K: 0 S: 9	H: 1 LOB: 1 BB: 0 P: 12	R: 0 E: 0 K: 1 S: 8	H: 1 LOB: 0 BB: 0 P: 13	R: 0 E: 0 K: 2 S: 8	H: 0 LOB: 0 BB: 0 P: 13	R: 0 E: 1 K: 1 S: 15	H: 0 LOB: 2 BB: 1 P: 24	1B: 4 2B: 1 3B: 0 HR: 1	SF: 0 SAC: 0 DP: 1 HBP: 2	WP: 0 PB: 0 SB: 2 CS: 0	PA: 36			
PITCHER	IP WLS BF H R ER SO BB IBB HBP BLK WP HR S P ERA WHIP	7.0 W 28 6 2 2 7 1 0 1 0 0 0 8 13 0.00 1.000	1.0 H 3 0 0 0 2 0 0 0 0 0 0 8 13 0.00 1.000	1.0 5 0 0 0 1 1 0 1 0 0 0 0 15 24 0.00 1.000																					


AB	32
R	2
H	6
RBI	2
BB	2
SO	10
LOB	14



Batter	1	2	3	4	5	6	7	8	9	AB	R	H	RBI	BB	SO	LOB	TOP			
11 Jimmy Rollins, S OBP: 0.307, SLG: 0.379	G5-3	G6-3						P2	1-1	5	0	1	0	0	0	0	Philadelphia Phillies @ New York Mets Shea Stadium, Flushing, NY Thu Sep 01 2005, 1:10 PM EDT Att: 38,316 - Sunny - 80 F			
Jason Michaels, R OBP: 0.404, SLG: 0.413	G1-3 1B 2B		F9					G4-3	1-2	4	1	1	0	1	0	2				
Bobby Abreu, L OBP: 0.411, SLG: 0.494	G1-3 1B BB		G3					G4-3	1-2	3	1	2	0	1	0	0				
Pat Burrell, R OBP: 0.384, SLG: 0.511	G1-3							G4-3	1-2	3	0	0	0	0	1	1				
Endy Chavez, L OBP: 0.259, SLG: 0.309	1-2 2-3							G4-3	1-2	0	0	0	0	0	0	0				
26 Chase Utley, L OBP: 0.374, SLG: 0.531	1B BB		F8					G4-3	1-2	3	0	0	0	1	1	4				
David Bell, R OBP: 0.296, SLG: 0.345	1-3 2-H 3-H							G4-3	1-2	4	0	1	2	0	0	0				
6 Ryan Howard, L OBP: 0.353, SLG: 0.505	K							G4-3	1-2	4	1	1	1	0	2	2				
Todd Pratt, R OBP: 0.333, SLG: 0.424		G6-3						G4-3	1-2	3	0	0	0	1	0	0				
21 Jon Lieber, L OBP: 0.050, SLG: 0.068								G4-3	1-2	3	0	0	0	0	3	1				
Ugueth Urbina, R OBP: 0.318, SLG: 0.373		K						G4-3	1-2	0	0	0	0	0	0	0				
Michael Tucker, L OBP: 0.500, SLG: 0.500								G4-3	1-2	1	0	1	0	0	0	0				
Billy Wagner, L OBP: 0.500, SLG: 0.500								G4-3	1-2	0	0	0	0	0	0	0				
Inning Stats	R: 2 E: 0 K: 1 S: 15	H: 2 LOB: 2 BB: 2 P: 26	R: 0 E: 0 K: 1 S: 11	H: 0 LOB: 0 BB: 0 P: 14	R: 0 E: 0 K: 0 S: 7	H: 0 LOB: 1 BB: 1 P: 16	R: 0 E: 0 K: 1 S: 9	H: 0 LOB: 0 BB: 0 P: 16	R: 0 E: 0 K: 1 S: 13	H: 1 LOB: 0 BB: 0 P: 19	R: 0 E: 0 K: 1 S: 10	H: 0 LOB: 1 BB: 1 P: 22	R: 0 E: 0 K: 1 S: 8	H: 1 LOB: 2 BB: 1 P: 18	R: 1 E: 0 K: 0 S: 15	H: 3 LOB: 2 BB: 0 P: 22	1B: 5 2B: 1 3B: 0 HR: 1	SF: 0 SAC: 0 DP: 0 HBP: 0	WP: 0 PB: 0 SB: 0 CS: 1	PA: 38
PITCHER	IP WLS BF H R ER SO BB IBB HBP BLK WP HR S P ERA WHIP																			
Tom Glavine, L ERA: 4.0	7.0 L 27 3 2 2 6 4 0 0 0 0 0 0 74 127 2.57 1.000																			
Roberto Hernandez, R ERA: 2.67	1.0 5 1 0 0 1 1 0 0 0 0 0 0 8 18 0.00 2.000																			
Braden Looper, R ERA: 3.33	1.0 6 3 1 1 0 0 0 0 0 0 0 1 15 22 9.00 3.000																			

Batter	1	2	3	4	5	6	7	8	9	AB	R	H	RBI	BB	SO	LOB	BOTTOM			
7 José Reyes, S OBP: 0.302, SLG: 0.395	G5-3		E8					F8	3-2	4	1	2	0	0	0	0	Philadelphia Phillies @ New York Mets Shea Stadium, Flushing, NY Thu Sep 01 2005, 1:10 PM EDT Att: 38,316 - Sunny - 80 F			
Kazuo Matsui, S OBP: 0.280, SLG: 0.306	F8		P6					G4-3	4-2	3	0	0	1	1	0	1				
15 Carlos Beltrán, S OBP: 0.327, SLG: 0.421	F7							F8	1-3	4	0	0	0	0	1	1				
Cliff Floyd, L OBP: 0.359, SLG: 0.508								F7	0-0	4	0	1	0	0	0	1				
5 David Wright, R OBP: 0.394, SLG: 0.527								G5-3	0-3	4	0	1	0	0	2	2				
Mike Jacobs, L OBP: 0.395, SLG: 0.719								K	0-3	3	0	0	0	0	1	2				
Victor Diaz, R OBP: 0.348, SLG: 0.500								G5-3	0-1	3	0	0	0	0	2	1				
Mike DiFelice, R OBP: 0.167, SLG: 0.063								K	0-3	2	0	0	0	0	2	0				
Marlon Anderson, L OBP: 0.319, SLG: 0.351								K	0-3	1	0	0	0	0	1	0				
11 Ramon Castro, R OBP: 0.337, SLG: 0.487								K	0-3	0	0	0	0	0	0	0				
Tom Glavine, L OBP: 0.173, SLG: 0.140								G1-3	0-0	2	0	0	0	0	0	0				
Roberto Hernandez, R ERA: 2.67								G6-3	2-1	0	0	0	0	0	0	0				
Jose Offerman, S OBP: 0.290, SLG: 0.330								K	3-3	1	0	0	0	0	1	0				
Braden Looper, R ERA: 3.33								K	3-3	0	0	0	0	0	0	0				
Inning Stats	R: 0 E: 0 K: 0 S: 7	H: 0 LOB: 0 BB: 0 P: 10	R: 0 E: 0 K: 1 S: 10	H: 1 LOB: 0 BB: 0 P: 16	R: 0 E: 0 K: 1 S: 7	H: 1 LOB: 1 BB: 0 P: 10	R: 0 E: 0 K: 0 S: 11	H: 1 LOB: 0 BB: 0 P: 16	R: 1 E: 0 K: 2 S: 6	H: 1 LOB: 0 BB: 0 P: 7	R: 0 E: 0 K: 2 S: 16	H: 0 LOB: 0 BB: 0 P: 20	R: 0 E: 0 K: 2 S: 9	H: 0 LOB: 1 BB: 0 P: 15	R: 0 E: 0 K: 2 S: 10	H: 0 LOB: 1 BB: 1 P: 15	1B: 3 2B: 0 3B: 1 HR: 0	SF: 0 SAC: 0 DP: 0 HBP: 0	WP: 0 PB: 0 SB: 1 CS: 0	PA: 32
PITCHER	IP WLS BF H R ER SO BB IBB HBP BLK WP HR S P ERA WHIP																			
21 Jon Lieber, R ERA: 4.67	7.0 W 25 4 1 1 6 0 0 0 0 0 0 0 98 1.29 0.571																			
Ugueth Urbina, R ERA: 3.7	1.0 H 3 0 0 0 2 0 0 0 0 0 0 0 9 15 0.00 0.000																			
Billy Wagner, L ERA: 1.6	1.0 S 4 0 0 0 2 1 0 0 0 0 0 0 10 15 0.00 1.000																			

Batter	1	2	3	4	5	6	7	8	9	AB	R	H	RBI	BB	SO	LOB	TOP																					
7 José Reyes, S OBP: 0.302, SLG: 0.394	G4-3		L4-3 1B		G6-3			P4		4	0	1	1	0	0	2	New York Mets @ Florida Marlins Dolphin Stadium, Miami, FL Fri Sep 02 2005, 7:35 PM EDT Att: 25,916 - Cloudy - 87°F																					
Miguel Cairo, R OBP: 0.294, SLG: 0.327	FC5-4 1B		L4-3			L6		G5-3		4	0	1	0	0	0	2																						
15 Carlos Beltrán, S OBP: 0.328, SLG: 0.420	FC5-4			4-1 BB		G5-3			E6 1B	3	1	1	0	1	0	1																						
Cliff Floyd, L OBP: 0.357, SLG: 0.503	G3			2-3 K		F9			F7	4	0	0	0	0	1	3																						
5 David Wright, R OBP: 0.393, SLG: 0.524		K		1-1 FC5-4 FC6-4			L8		1B	4	0	1	1	0	1	1																						
Chris Woodward, R OBP: 0.337, SLG: 0.405 Doug Mientkiewicz, L OBP: 0.331, SLG: 0.426	L3			0-0 FC6-4			G6-3		P4	3	0	0	0	0	0	1																						
Victor Diaz, R OBP: 0.351, SLG: 0.500	L9			2-2 WP			F9		1B	4	0	2	0	0	0	0																						
11 Ramon Castro, R OBP: 0.335, SLG: 0.487			0-0 7 1B		G5-3			G6-3	K	4	1	1	0	0	1	3																						
Victor Zambrano, S OBP: 0.143, SLG: 0.184 Aaron Heilman, R			0-3 K		1-2 K			1-1 1B		2	0	0	0	0	2	2																						
Kazuo Matsui, S OBP: 0.283, SLG: 0.309 Juan Padilla, R Tim Hamulack, R										0	0	0	0	0	0	0																						
Inning Stats	R: 0 E: 0 K: 0 S: 11	H: 1 LOB: 1 BB: 0 P: 18	R: 0 E: 0 K: 1 S: 6	H: 0 LOB: 0 BB: 0 P: 6	R: 1 E: 0 K: 1 S: 9	H: 2 LOB: 0 BB: 0 P: 10	R: 0 E: 0 K: 1 S: 7	H: 0 LOB: 1 BB: 1 P: 14	R: 0 E: 0 K: 1 S: 12	H: 1 LOB: 1 BB: 0 P: 20	R: 0 E: 0 K: 0 S: 6	H: 0 LOB: 0 BB: 0 P: 9	R: 0 E: 0 K: 0 S: 5	H: 0 LOB: 0 BB: 0 P: 7	R: 0 E: 0 K: 0 S: 9	H: 1 LOB: 1 BB: 0 P: 12	R: 1 E: 1 K: 1 S: 16	H: 3 LOB: 2 BB: 0 P: 23	1B: 7 2B: 2 3B: 0 HR: 0	SF: 0 SAC: 0 DP: 1 HBP: 0	WP: 1 PA: 35 PB: 0 CS: 0																	
PITCHER	IP	WLS	BF	H	R	ER	SO	BB	IBB	HBP	BLK	WP	HR	S	P	ERA	WHIP	PITCHER				IP	WLS	BF	H	R	ER	SO	BB	IBB	HBP	BLK	WP	HR	S	P	ERA	WHIP
Dontrelle Willis, L ERA: 2.95	8.1	W	32	7	2	1	4	1	0	0	0	1	0	75	111	1.08	0.960																					
Todd Jones, R ERA: 1.19	0.2	S	3	1	0	0	1	0	0	0	0	0	0	6	8	0.00	1.500																					



Batter	1	2	3	4	5	6	7	8	9	AB	R	H	RBI	BB	SO	LOB	BOTTOM																					
Juan Pierre, L OBP: 0.323, SLG: 0.345	G3-1	3-1 1B		K		G6-3 FC4 1B		B5-3		5	0	2	1	0	1	0	New York Mets @ Florida Marlins Dolphin Stadium, Miami, FL Fri Sep 02 2005, 7:35 PM EDT Att: 25,916 - Cloudy - 87°F																					
Luis Castillo, S OBP: 0.389, SLG: 0.370	BB 1B	L7		0-2 3B		FC4 G6-3		4-1 BB		4	1	2	1	1	0	3																						
Miguel Cabrera, R OBP: 0.387, SLG: 0.572	K		0-1 F9	0-0 G5-3		G6-3		0-0 F8		5	0	0	0	0	1	5																						
Carlos Delgado, L OBP: 0.388, SLG: 0.557 Jeff Conine, R OBP: 0.375, SLG: 0.399	1B BB		0-1 1B SF8	1-1 F7				0-2 L6		3	1	1	0	2	0	2																						
Juan Encarnacion, R OBP: 0.363, SLG: 0.480	FC5-4 1B		2-0 HBP 1B	1-2 1B		G5-3		K		4	0	2	1	0	1	3																						
Paul Lo Duca, R OBP: 0.352, SLG: 0.392	FC5-4		0-0 1-2 2-3 1B	2-1 G1-3		G1-3		K		4	0	1	0	0	1	5																						
Mike Lowell, R OBP: 0.291, SLG: 0.353		K	0-0 SF8	1-2 F8		F8		1-3 K		3	0	0	1	0	2	0																						
Alex Gonzalez, R OBP: 0.319, SLG: 0.371		1B 1B	3-H 2-2	1-2 HBP		2-1 2B 1B		P4		3	1	2	0	0	0	0																						
Dontrelle Willis, L OBP: 0.260, SLG: 0.284 Todd Jones, L OBP: 0.500, SLG: 0.500	1B	1-2 1B	2-2 G4-3	1-3 FC4 2B		1-2 1B FC4 2B		K		4	1	2	0	0	1	3																						
Inning Stats	R: 1 E: 0 K: 1 S: 19	H: 2 LOB: 2 BB: 1 P: 32	R: 0 E: 0 K: 1 S: 14	H: 3 LOB: 0 BB: 0 P: 21	R: 1 E: 0 K: 0 S: 14	H: 3 LOB: 3 BB: 0 P: 20	R: 0 E: 0 K: 1 S: 10	H: 1 LOB: 1 BB: 0 P: 12	R: 0 E: 0 K: 2 S: 7	H: 0 LOB: 0 BB: 0 P: 10	R: 2 E: 0 K: 2 S: 21	H: 3 LOB: 3 BB: 1 P: 38	R: 0 E: 0 K: 2 S: 9	H: 0 LOB: 0 BB: 0 P: 14	R: 0 E: 0 K: 0 S: 6	H: 0 LOB: 1 BB: 1 P: 10		1B: 10 2B: 1 3B: 1 HR: 0	SF: 1 SAC: 0 DP: 0 HBP: 1	WP: 0 PA: 40 PB: 0 CS: 0																		
PITCHER	IP	WLS	BF	H	R	ER	SO	BB	IBB	HBP	BLK	WP	HR	S	P	ERA	WHIP	PITCHER				IP	WLS	BF	H	R	ER	SO	BB	IBB	HBP	BLK	WP	HR	S	P	ERA	WHIP
Victor Zambrano, R ERA: 4.17	5.0	L	28	12	4	4	3	1	0	1	0	0	0	74	110	7.20	2.600																					
Aaron Heilman, R ERA: 3.63	2.0		8	0	0	0	4	0	1	0	0	0	0	20	37	0.00	0.000																					
Juan Padilla, R ERA: 1.9	0.2		3	0	0	0	0	1	0	0	0	0	0	3	7	0.00	1.500																					
Tim Hamulack, L ERA:	0.1		1	0	0	0	0	0	0	0	0	0	0	3	3	0.00	0.000																					




Batter	1	2	3	4	5	6	7	8	9	AB	R	H	RBI	BB	SO	LOB	TOP					
7 José Reyes, S OBP: 0.303, SLG: 0.392			B1-3	G3					1B	4	1	1	0	1	1	2	New York Mets @ Florida Marlins Dolphin Stadium, Miami, FL Sun Sep 04 2005, 1:05 PM EDT Att: 23,848 - Cloudy - 84 F					
Kazu Matsui, S OBP: 0.290, SLG: 0.324			K		1B				1B	5	3	3	0	0	1	2						
15 Carlos Beltrán, S OBP: 0.330, SLG: 0.421	G6-3		HR		G3				1B	5	1	2	2	0	0	1						
Cliff Floyd, L OBP: 0.354, SLG: 0.511	G3-1		HR		K				F7	5	1	1	2	0	1	3						
5 David Wright, R OBP: 0.394, SLG: 0.525		K	K2-3						P5	5	0	2	2	0	2	0						
Doug Mientkiewicz, L OBP: 0.331, SLG: 0.425									P3	4	0	1	0	1	1	3						
11 Ramon Castro, R OBP: 0.337, SLG: 0.475		FC5-4							L7	4	1	0	0	0	1	2						
Victor Diaz, R OBP: 0.352, SLG: 0.500									FC6-4	4	0	2	1	0	2	0						
Jae Weong Seo, R OBP: 0.217, SLG: 0.150									FC6-4	2	0	0	0	1	2	3						
Roberto Hernandez, R Chris Woodward, R Braden Looper, R									BB	0	0	0	0	0	0	0						
Inning Stats	R: 1 E: 0 K: 1 S: 10	H: 1 LOB: 0 BB: 0 P: 17	R: 1 E: 0 K: 2 S: 14	H: 1 LOB: 1 BB: 1 P: 19	R: 2 E: 0 K: 2 S: 11	H: 2 LOB: 2 BB: 0 P: 17	R: 0 E: 0 K: 2 S: 10	H: 2 LOB: 2 BB: 0 P: 15	R: 1 E: 0 K: 2 S: 12	H: 2 LOB: 1 BB: 0 P: 17	R: 0 E: 0 K: 1 S: 14	H: 0 LOB: 2 BB: 2 P: 27	R: 0 E: 0 K: 0 S: 5	H: 0 LOB: 0 BB: 0 P: 7	R: 0 E: 0 K: 1 S: 8	H: 0 LOB: 0 BB: 0 P: 14	R: 2 E: 0 K: 1 S: 20	H: 4 LOB: 2 BB: 0 P: 33	1B: 7 2B: 3 3B: 1 HR: 1	SF: 0 SAC: 0 DP: 0 HBP: 0	WP: 0 PB: 0 CS: 0	PA: 42
PITCHER	IP WLS BF H R ER SO BB IBB HBP BLK WP HR S P ERA WHIP																					
A.J. Burnett, R ERA: 3.23	5.0 L 24 8 5 5 9 1 0 0 0 0 0 1 57 85 9.00 1.800																					
Randy Messenger, R ERA: 4.01	2.0 8 0 0 0 1 2 0 0 0 0 0 0 19 34 0.00 1.000																					
Jim Mecir, R ERA: 2.93	1.0 3 0 0 0 1 0 0 0 0 0 0 0 8 14 0.00 0.000																					
Ron Villone, L ERA: 3.5	1.0 7 4 2 2 1 0 0 0 0 0 0 0 20 33 18.00 4.000																					

Batter	1	2	3	4	5	6	7	8	9	AB	R	H	RBI	BB	SO	LOB	BOTTOM					
Juan Pierre, L OBP: 0.320, SLG: 0.342	B4-3		F7						G4-3	4	0	1	0	0	0	0	New York Mets @ Florida Marlins Dolphin Stadium, Miami, FL Sun Sep 04 2005, 1:05 PM EDT Att: 23,848 - Cloudy - 84 F					
Luis Castillo, S OBP: 0.386, SLG: 0.366	L4		G4-3						G5-3	4	0	1	0	0	0	0						
Miguel Cabrera, R OBP: 0.387, SLG: 0.572			P3						E6	3	0	0	0	1	0	2						
Carlos Delgado, L OBP: 0.387, SLG: 0.560	F7								F9	4	0	0	0	0	2	2						
Juan Encarnacion, R Ron Villone, L			G1-3						K	4	1	2	0	0	1	1						
Paul Lo Duca, R OBP: 0.348, SLG: 0.390			1B						P4	0	0	0	0	0	0	0						
Damon Easley, R OBP: 0.297, SLG: 0.425	G1-3								K	3	0	1	0	0	0	2						
Mike Lowell, R OBP: 0.351, SLG: 0.351									F9	1	0	0	0	0	0	0						
Jeff Conine, R OBP: 0.374, SLG: 0.397									K	3	0	0	0	0	2	2						
Alex Gonzalez, R OBP: 0.319, SLG: 0.368									P3	1	0	0	0	0	0	0						
11 Robert Andino, R									G6-3	2	0	0	0	1	1	0						
A.J. Burnett, R 14 Josh Willingham, R Randy Messenger, R Lenny Harris, L Jim Mecir, S 27 Jeremy Hermida, L									BB	1	0	0	0	0	1	2						
Inning Stats	R: 0 E: 0 K: 0 S: 9	H: 0 LOB: 1 BB: 1 P: 15	R: 0 E: 0 K: 2 S: 12	H: 1 LOB: 2 BB: 1 P: 23	R: 0 E: 0 K: 0 S: 8	H: 0 LOB: 0 BB: 0 P: 13	R: 1 E: 0 K: 2 S: 11	H: 1 LOB: 0 BB: 0 P: 16	R: 0 E: 0 K: 0 S: 12	H: 2 LOB: 2 BB: 0 P: 16	R: 0 E: 0 K: 1 S: 13	H: 1 LOB: 1 BB: 0 P: 19	R: 0 E: 0 K: 1 S: 5	H: 0 LOB: 0 BB: 0 P: 8	R: 0 E: 1 K: 1 S: 8	H: 0 LOB: 1 BB: 0 P: 12	R: 0 E: 0 K: 0 S: 10	H: 0 LOB: 0 BB: 0 P: 14	1B: 3 2B: 2 3B: 0 HR: 0	SF: 0 SAC: 0 DP: 0 HBP: 0	WP: 1 PB: 0 CS: 0	PA: 35
PITCHER	IP WLS BF H R ER SO BB IBB HBP BLK WP HR S P ERA WHIP																					
Jae Weong Seo, R ERA: 1.75	7.0 W 28 5 1 1 6 2 0 0 0 0 0 0 70 110 1.29 1.000																					
Roberto Hernandez, R ERA: 2.62	1.0 4 0 0 0 1 0 0 0 0 0 0 0 8 12 0.00 0.000																					
Braden Looper, R ERA: 3.27	1.0 3 0 0 0 0 0 0 0 0 0 0 0 10 14 0.00 0.000																					

Batter	1	2	3	4	5	6	7	8	9	AB	R	H	RBI	BB	SO	LOB	TOP										
7 José Reyes, S OBP: 0.304, SLG: 0.392	3-2 G3 15 2B 1B		2-2 L3		2-1 L8		0-0 BB 1B		0-0 P6	5	1	2	0	0	0	1	New York Mets @ Atlanta Braves Turner Field, Atlanta, GA Mon Sep 05 2005, 1:05 PM EDT Att: 33,045 - Partly Cloudy - 78 F										
Kazuo Matsui, S OBP: 0.392, SLG: 0.323	1 SAFE 3-2 G3		2-2 15 S 1B		3-2 F7		4-2 BB 1B		2-1 P5	4	0	1	0	1	0	2											
15 Carlos Beltrán, S OBP: 0.330, SLG: 0.421	0-1 F9 2B		4-0 1B BB		1-2 F7		3-2 F9-2		0-3 K	4	0	1	1	1	1	4											
Cliff Floyd, L OBP: 0.352, SLG: 0.506	3-H 3-2 F9		1-3 K		2-0 P2		0-1 G6-3			4	0	0	0	0	1	3											
5 David Wright, R OBP: 0.395, SLG: 0.526	3-2 F7		0-1 F9		3-2 2B		4-0 1B 11 SF8 BB			3	1	1	0	1	0	3											
Doug Mientkiewicz, L OBP: 0.333, SLG: 0.424		2-1 F7		1-2 G3		4-1 IBB		1 SAFE 0-1 11 SF8 1B		3	0	1	0	1	0	0											
11 Ramon Castro, R OBP: 0.330, SLG: 0.467		1-1 F8		2-2 G5-3		2-0 P4		0-0 SF8		3	0	0	1	0	0	2											
Victor Diaz, R OBP: 0.354, SLG: 0.500		1-2 1B		1-2 G5-3			3-2 BB 15 F9-2 1B		0-1 G5-3	4	0	2	0	0	0	1											
Steve Trachsel, R Roberto Hernandez, R Marlon Anderson, L OBP: 0.321, SLG: 0.352	2-3 K			2-3 K		1-0 B3		2-2 15 DI 1B		3	0	0	0	0	2	2											
Inning Stats	R: 1 E: 0 K: 0 S: 17	H: 2 LOB: 1 BB: 0 P: 29	R: 0 E: 0 K: 1 S: 11	H: 1 LOB: 1 BB: 0 P: 17	R: 0 E: 0 K: 1 S: 14	H: 1 LOB: 2 BB: 1 P: 23	R: 0 E: 0 K: 0 S: 10	H: 0 LOB: 0 BB: 0 P: 14	R: 0 E: 0 K: 1 S: 11	H: 0 LOB: 0 BB: 0 P: 18	R: 0 E: 0 K: 0 S: 9	H: 1 LOB: 2 BB: 1 P: 21	R: 0 E: 0 K: 0 S: 12	H: 2 LOB: 2 BB: 1 P: 23	R: 1 E: 0 K: 0 S: 7	H: 1 LOB: 1 BB: 0 P: 11		R: 0 E: 0 K: 1 S: 9	H: 1 LOB: 1 BB: 0 P: 13	1B: 7 2B: 3 3B: 0 HR: 0	SF: 1 SAC: 0 DP: 1 HBP: 0	WP: 0 PB: 0 SB: 2 CS: 0	PA: 39				
PITCHER	IP	WLS	BF	H	R	ER	SO	BB	IBB	HBP	BLK	WP	HR	S	P	ERA	WHIP										
John Thomson, R ERA: 4.6	5.0		20	4	1	1	3	1	0	0	0	0	0	63	101	1.80	1.000										
26 Kyle Davies, R ERA: 4.27	2.0	H	10	3	0	0	0	1	1	0	0	0	0	21	44	0.00	2.000										
48 Blaine Boyer, R ERA: 1.93	1.0	W	5	1	1	1	0	1	0	0	0	0	0	7	11	9.00	2.000										
Kyle Farnsworth, R ERA: 2.03	1.0	S	4	1	0	0	1	0	0	0	0	0	0	9	13	0.00	1.000										

Batter	1	2	3	4	5	6	7	8	9	AB	R	H	RBI	BB	SO	LOB	BOTTOM										
Rafael Furcal, S OBP: 0.343, SLG: 0.422	1-2 G1-3		1-1 G4-3		0-0 G6-3			0-1 10 HR 1B		4	1	1	0	0	0	0	New York Mets @ Atlanta Braves Turner Field, Atlanta, GA Mon Sep 05 2005, 1:05 PM EDT Att: 33,045 - Partly Cloudy - 78 F										
Marcus Giles, R OBP: 0.378, SLG: 0.467	1-1 10 2B		2-2 F8		1-0 P4		1 SAFE 1 SAFE B B B SAFE X	2-0 B1		4	1	1	0	0	0	1											
10 Chipper Jones, S OBP: 0.416, SLG: 0.566	2-2 2H 2B		1-2 G4-3		1-0 G3		1 SAFE B SAFE X	1-0 HR		4	1	2	3	0	0	0											
Andruw Jones, R OBP: 0.356, SLG: 0.594	3-2 G5-3			1-1 HR		4-1 BB		2-2 E6 7 S		3	1	1	1	1	0	1											
Todd Hollandsworth, L OBP: 0.299, SLG: 0.377	4-0 7 FC6-4 BB			1-0 F9		2-2 F7		0-3 K		3	0	0	0	1	1	2											
7 Jeff Francoeur, R OBP: 0.380, SLG: 0.651	0-1 FC6-4			2-2 G4-6-3 1B			1-1 F8 2B		0-3 K	4	0	2	0	0	1	3											
Adam LaRoche, L OBP: 0.309, SLG: 0.420		2-2 G4-3		0-1 G4-6-3			0-0 F8			3	0	0	0	0	0	2											
Johnny Estrada, S OBP: 0.303, SLG: 0.366		2-2 F7			1-1 G4-3		2-3 K			3	0	0	0	0	1	1											
John Thomson, R ERA: 2.28, SLG: 0.250 4 Pedro Ott, L OBP: 0.302, SLG: 0.300 26 Kyle Davies, R OBP: 0.378, SLG: 0.467 Brian Jordan, R OBP: 0.287, SLG: 0.392 48 Blaine Boyer, R OBP: 0.354, SLG: 0.500 Kyle Farnsworth, R OBP: 0.321, SLG: 0.352		0-0 P3			0-1 F7		2-0 F8			1	0	0	0	0	0	0											
Inning Stats	R: 1 E: 0 K: 0 S: 17	H: 2 LOB: 2 BB: 1 P: 28	R: 0 E: 0 K: 0 S: 7	H: 0 LOB: 0 BB: 0 P: 11	R: 0 E: 0 K: 0 S: 8	H: 0 LOB: 0 BB: 0 P: 12	R: 1 E: 0 K: 0 S: 9	H: 2 LOB: 0 BB: 0 P: 13	R: 0 E: 0 K: 0 S: 5	H: 0 LOB: 0 BB: 0 P: 6	R: 0 E: 0 K: 0 S: 6	H: 0 LOB: 1 BB: 1 P: 14	R: 0 E: 0 K: 1 S: 8	H: 1 LOB: 1 BB: 0 P: 13	R: 2 E: 1 K: 2 S: 15	H: 2 LOB: 1 BB: 0 P: 20		1B: 2 2B: 3 3B: 0 HR: 2	SF: 0 SAC: 0 DP: 1 HBP: 0	WP: 0 PB: 0 SB: 1 CS: 0	PA: 33						
PITCHER	IP	WLS	BF	H	R	ER	SO	BB	IBB	HBP	BLK	WP	HR	S	P	ERA	WHIP										
Steve Trachsel, R ERA: 2.59	0.2	L	3	0	0	0	2	0	0	0	0	0	0	11	13	0.00	0.000										



Batter	1	2	3	4	5	6	7	8	9	AB	R	H	RBI	BB	SO	LOB	TOP			
7 José Reyes, S OBP: 0.302, SLG: 0.389	F8		G6-3		F8		G4-3			4	0	0	0	0	0	1	New York Mets @ Atlanta Braves Turner Field, Atlanta, GA Tue Sep 06 2005, 7:35 PM EDT Att: 21,068 - Partly Cloudy - 77 F			
Kazuo Matsui, S OBP: 0.295, SLG: 0.339	2B		3B		G6-3			G4-3		4	0	2	0	0	0	0				
15 Carlos Beltrán, S OBP: 0.331, SLG: 0.421	F9		G4-6-3 BB		G4-3 1B			P4		3	1	1	0	1	0	1				
Cliff Floyd, L OBP: 0.353, SLG: 0.507	HBP		G4-6-3		F7			2B		3	0	1	0	0	0	3				
5 David Wright, R OBP: 0.394, SLG: 0.526	K				G4-3 2B			G4-3		4	0	1	0	0	1	3				
Doug Mientkiewicz, L OBP: 0.332, SLG: 0.425		F9 2B			K			G4-3		4	0	1	1	0	1	1				
11 Ramon Castro, R OBP: 0.328, SLG: 0.462		G5-3			FC6-4 1B			L5		4	0	1	0	0	1	2				
Victor Diaz, R OBP: 0.349, SLG: 0.491		F9			FC6-4			G6-3		4	0	0	0	0	1	2				
45 Pedro Martínez, R OBP: 0.094, SLG: 0.079 Jose Offerman, S OBP: 0.296, SLG: 0.337 Aaron Heilman, R Shingo Takatsu, R	G3				G4-3			G4-3 1B		2	0	0	0	0	0	1				
										1	0	1	0	0	0	0				
										0	0	0	0	0	0	0				
										0	0	0	0	0	0	0				
Inning Stats	R: 0 E: 0 K: 1 S: 18	H: 1 LOB: 2 BB: 0 P: 27	R: 0 E: 0 K: 0 S: 8	H: 1 LOB: 1 BB: 0 P: 12	R: 0 E: 0 K: 0 S: 7	H: 1 LOB: 1 BB: 1 P: 12	R: 0 E: 0 K: 1 S: 7	H: 1 LOB: 1 BB: 0 P: 10	R: 0 E: 0 K: 0 S: 12	H: 0 LOB: 0 BB: 0 P: 15	R: 1 E: 0 K: 0 S: 15	H: 2 LOB: 1 BB: 0 P: 23	R: 0 E: 0 K: 0 S: 8	H: 1 LOB: 0 BB: 0 P: 10	R: 0 E: 0 K: 2 S: 15	H: 1 LOB: 1 BB: 0 P: 24	1B: 3 2B: 4 3B: 1 HR: 0	SF: 0 SAC: 0 DP: 2 HBP: 1	WP: 0 PB: 0 SB: 0 CS: 0	PA: 35
PITCHER	IP WLS BF H R ER SO BB IBB HBP BLK WP HR S P ERA WHIP																			
29 John Smoltz, R ERA: 2.96	7.0 W 28 7 1 1 2 1 0 1 0 0 0 75 109 1.29 1.143																			
Chris Reitsma, R ERA: 3.9	1.0 H 4 1 0 0 0 0 0 0 0 0 0 0 15 24 0.00 1.000																			
Kyle Farnsworth, R ERA: 1.99	1.0 S 3 0 0 0 2 0 0 0 0 0 0 0 10 17 0.00 0.000																			

Batter	1	2	3	4	5	6	7	8	9	AB	R	H	RBI	BB	SO	LOB	BOTTOM			
Rafael Furcal, S OBP: 0.344, SLG: 0.425	F9 FC6-4 2B		FC3-6 BB SF9 1B		L6			K		4	2	2	0	0	1	0	New York Mets @ Atlanta Braves Turner Field, Atlanta, GA Tue Sep 06 2005, 7:35 PM EDT Att: 21,068 - Partly Cloudy - 77 F			
Marcus Giles, R OBP: 0.379, SLG: 0.466	F9		FC3-6 BB		G1-3 1B			G5-3		3	1	1	0	1	0	1				
10 Chipper Jones, S OBP: 0.420, SLG: 0.567	FC6-4 BB		FC3-6 CS		G1-3 1B			G5-3 1B		3	0	2	0	1	0	2				
Andrew Jones, R OBP: 0.354, SLG: 0.591	FC6-4 1B		SF9		F5			G5-3		3	0	0	2	0	0	4				
Julio Franco, R OBP: 0.349, SLG: 0.478	1B		CS		G1-3			G5-3		3	0	1	1	0	0	1				
7 Jeff Francoeur, R OBP: 0.374, SLG: 0.640	K				F8			F8		3	0	0	0	0	1	3				
Kelly Johnson, L OBP: 0.332, SLG: 0.391 Chris Reitsma, R Kyle Farnsworth, R		G3-1			G6-3			FC3-6 1B		3	0	1	0	0	0	0				
										0	0	0	0	0	0	0				
										0	0	0	0	0	0	0				
										0	0	0	0	0	0	0				
Inning Stats	R: 1 E: 0 K: 1 S: 16	H: 2 LOB: 2 BB: 1 P: 25	R: 0 E: 0 K: 0 S: 6	H: 0 LOB: 0 BB: 0 P: 11	R: 1 E: 0 K: 0 S: 12	H: 1 LOB: 0 BB: 1 P: 21	R: 0 E: 0 K: 0 S: 6	H: 0 LOB: 0 BB: 0 P: 9	R: 0 E: 0 K: 1 S: 9	H: 0 LOB: 0 BB: 0 P: 14	R: 1 E: 0 K: 0 S: 15	H: 2 LOB: 1 BB: 0 P: 22	R: 0 E: 0 K: 1 S: 11	H: 1 LOB: 1 BB: 0 P: 16	R: 0 E: 0 K: 1 S: 10	H: 1 LOB: 1 BB: 0 P: 16	1B: 6 2B: 2 3B: 0 HR: 0	SF: 1 SAC: 0 DP: 1 HBP: 0	WP: 0 PB: 0 SB: 0 CS: 2	PA: 32
PITCHER	IP WLS BF H R ER SO BB IBB HBP BLK WP HR S P ERA WHIP																			
45 Pedro Martínez, R ERA: 2.95	6.0 L 24 5 3 3 2 2 0 0 0 0 0 0 64 102 4.50 1.167																			
Aaron Heilman, R ERA: 3.59	1.0 3 1 0 0 1 0 0 0 0 0 0 0 11 16 0.00 1.000																			
Shingo Takatsu, R ERA: 5.52	1.0 4 1 0 0 1 0 0 0 0 0 0 0 10 16 0.00 1.000																			

AB 33
R 1
H 8
RBI 1
BB 1
SO 4
LOB 14



AB 28
R 3
H 7
RBI 3
BB 2
SO 4
LOB 13



Batter	1	2	3	4	5	6	7	8	9	AB	R	H	RBI	BB	SO	LOB	TOP							
7 José Reyes, S OBP: 0.301, SLG: 0.387	0-0 CS 1B		0-1 P4			2-0 F8			2-2 L3	4	0	1	0	0	0	0								
Kazuo Matsui, S OBP: 0.297, SLG: 0.339	1-2 SAFE WP 1B		2-1 G6-3			1-0 G6-3			2-1 F7	4	0	1	0	0	0	0								
15 Carlos Beltrán, S OBP: 0.334, SLG: 0.422	1-3 K			1-0 L3			3-1 FC4-6 1B		2-0 DI 1B	4	0	2	0	0	1	1								
Cliff Floyd, L OBP: 0.354, SLG: 0.503	4-2 BB			0-1 G5-3			2-2 FC4-6 1-2		2-3 K	3	0	0	0	1	1	2								
5 David Wright, R OBP: 0.394, SLG: 0.522	1-2 K			2-3 K			2-3 K			3	0	0	0	0	3	3								
Doug Mientkiewicz, L OBP: 0.325, SLG: 0.414		0-0 P5			2-1 G4-3			1-2 G3		3	0	0	0	0	0	1								
11 Ramon Castro, R OBP: 0.325, SLG: 0.449		1-1 L7			2-1 G6-3			2-3 K		3	0	0	0	0	1	0								
Victor Diaz, R OBP: 0.343, SLG: 0.484		0-3 K			1-2 G6-3			3-3 K		3	0	0	0	0	2	0								
Kris Benson, R OBP: 0.298, SLG: 0.238			2-3 K			1-3 K		1-0 F9		2	0	0	0	0	2	0								
Tim Hamulack, R										0	0	0	0	0	0	0								
Marlon Anderson, L OBP: 0.318, SLG: 0.348										1	0	0	0	0	0	0								
Victor Zambrano, S OBP: 0.143, SLG: 0.184										0	0	0	0	0	0	0								
Inning Stats	R: 0 E: 0 K: 2 S: 16	H: 2 LOB: 2 BB: 1 P: 24	R: 0 E: 0 K: 1 S: 6	H: 0 LOB: 0 BB: 0 P: 7	R: 0 E: 0 K: 1 S: 8	H: 0 LOB: 0 BB: 0 P: 12	R: 0 E: 0 K: 1 S: 7	H: 0 LOB: 0 BB: 0 P: 10	R: 0 E: 0 K: 0 S: 9	H: 0 LOB: 0 BB: 0 P: 14	R: 0 E: 0 K: 1 S: 5	H: 0 LOB: 0 BB: 0 P: 9	R: 0 E: 0 K: 1 S: 12	H: 1 LOB: 1 BB: 0 P: 20	R: 0 E: 0 K: 2 S: 11	H: 0 LOB: 0 BB: 0 P: 17	R: 0 E: 0 K: 1 S: 13	H: 1 LOB: 1 BB: 0 P: 21	1B: 4 2B: 0 3B: 0 HR: 0	SF: 0 SAC: 0 DP: 0 HBP: 0	WP: 1 PB: 0 SB: 0 CS: 1	PA: 31		
PITCHER	IP WLS BF H R ER SO BB IBB HBP BLK WP HR S P ERA WHIP	7.0 W 24 3 0 0 7 1 0 0 0 1 0 63 96 0.00 0.571	1.0 3 0 0 0 2 0 0 0 0 0 0 0 11 17 0.00 0.000	0.2 3 1 0 0 0 0 0 0 0 0 0 0 6 12 0.00 1.500	0.1 1 0 0 0 1 0 0 0 0 0 0 0 7 9 0.00 0.000																			

New York Mets @ St. Louis Cardinals
 Busch Stadium, St. Louis, MO
 Thu Sep 08 2005, 7:10 PM CDT
 Att: 47,422 - Partly Cloudy - 90 F

AB 30
 R 0
 H 4
 RBI 0
 BB 1
 SO 10
 LOB 7



Batter	1	2	3	4	5	6	7	8	9	AB	R	H	RBI	BB	SO	LOB	BOTTOM							
22 David Eckstein, R OBP: 0.355, SLG: 0.390	3-2 F9 G3 1B		4-0 FC6-4 BB		2-1 F8		2-2 L6	2-3 K		4	0	1	0	1	1	1								
Abraham Nunez, S OBP: 0.359, SLG: 0.386	0-2 SAFE G3		0-0 L8		1-1 F9		1-1 G3	1-1 5 BB 1B		5	0	1	0	0	0	3								
5 Albert Pujols, R OBP: 0.433, SLG: 0.635	0-1 F9		0-0 FC6-4			2-0 HR	1-0 HR	4-1 BB		4	2	2	2	1	0	3								
15 Jim Edmonds, L OBP: 0.393, SLG: 0.524	3-2 F8			4-2 1B HBP BB		0-0 G1-3 1B	3-2 E4 HR	0-3 K		4	2	1	0	1	1	4								
Larry Walker, L OBP: 0.368, SLG: 0.464		0-0 F8		1-1 SAFE 1B		0-0 G4-3	0-0 HR			2	0	0	0	0	0	1								
John Gall, R OBP: 0.318, SLG: 0.524				1-2 HBP		1-2 HR				1	1	1	2	0	0	0								
Al Reyes, R										0	0	0	0	0	0	0								
Julian Tavarez, L										0	0	0	0	0	0	0								
Ray King, L										0	0	0	0	0	0	0								
John Mabry, L OBP: 0.310, SLG: 0.431		2-1 F9		3-3 K		1-0 G1-3	0-0 1B			3	0	0	0	0	1	3								
7 Hector Luna, R OBP: 0.337, SLG: 0.426				1-2 2-3 1B		2-3 4 BB 1B	2-3 K			1	0	1	0	0	0	0								
So Taguchi, R OBP: 0.336, SLG: 0.426		0-3 K		2-1 4 G6-4-3 1B		3-1 3-H 1B	2-3 K			4	0	2	1	0	2	1								
4 Yadier Molina, R OBP: 0.305, SLG: 0.376			1-0 2B	2-1 G6-4-3		4-1 SAFE BB		0-0 G5-3		3	0	1	0	1	0	3								
29 Chris Carpenter, R OBP: 0.092, SLG: 0.029			1-3 K		1-3 K		0-0 G1-3		4-2 5 BB 1B BB	3	0	0	0	0	2	3								
55 Skip Schumaker, L OBP: 0.222, SLG: 0.125										0	0	0	0	1	0	0								
Inning Stats	R: 0 E: 0 K: 0 S: 12	H: 1 LOB: 1 BB: 0 P: 18	R: 0 E: 0 K: 1 S: 6	H: 0 LOB: 0 BB: 0 P: 8	R: 0 E: 0 K: 1 S: 6	H: 1 LOB: 2 BB: 1 P: 12	R: 0 E: 0 K: 1 S: 12	H: 1 LOB: 2 BB: 1 P: 24	R: 0 E: 0 K: 1 S: 7	H: 0 LOB: 0 BB: 0 P: 11	R: 2 E: 0 K: 0 S: 8	H: 3 LOB: 2 BB: 1 P: 18	R: 3 E: 1 K: 1 S: 17	H: 3 LOB: 1 BB: 0 P: 26	R: 0 E: 0 K: 2 S: 13	H: 1 LOB: 3 BB: 2 P: 24	R: 0 E: 0 K: 2 S: 13	H: 1 LOB: 3 BB: 2 P: 24	1B: 6 2B: 1 3B: 0 HR: 3	SF: 0 SAC: 0 DP: 1 HBP: 1	WP: 0 PB: 0 SB: 0 CS: 0	PA: 40		
PITCHER	IP WLS BF H R ER SO BB IBB HBP BLK WP HR S P ERA WHIP	6.2 L 31 7 4 4 4 3 0 1 0 0 2 61 108 5.40 1.500	0.1 3 2 1 0 1 0 0 0 0 0 0 1 7 9 0.00 6.000	1.0 6 1 0 0 2 2 0 0 0 0 0 0 13 24 0.00 3.000																				

New York Mets @ St. Louis Cardinals
 Busch Stadium, St. Louis, MO
 Thu Sep 08 2005, 7:10 PM CDT
 Att: 47,422 - Partly Cloudy - 90 F

AB 34
 R 5
 H 10
 RBI 5
 BB 5
 SO 7
 LOB 22



Batter	1	2	3	4	5	6	7	8	9	AB	R	H	RBI	BB	SO	LOB	TOP				
7 José Reyes, S OBP: 0.301, SLG: 0.386	0-2 FC6 1B		2-1 G4-3		3-2 G4-3		2-3 K			4	0	1	0	0	1	1	New York Mets @ St. Louis Cardinals Busch Stadium, St. Louis, MO Fri Sep 09 2005, 7:10 PM CDT Att. 45:616 - Clear - 90 F				
Miguel Cairo, R OBP: 0.299, SLG: 0.321	2-2 F9		1-0 G6-3			0-2 L4	1-0 F8			4	0	0	0	0	2						
15 Carlos Beltrán, S OBP: 0.333, SLG: 0.421	0-2 F8		0-1 G3			1-2 5 1B 1B		1-3 K		4	1	1	0	0	1						
Cliff Floyd, L OBP: 0.355, SLG: 0.503	2-2 FC6 1-2			1-2 F8		1-1 5 1B 1B		0-1 5 G5-4-3 1B		4	1	2	0	0	1						
5 David Wright, R OBP: 0.393, SLG: 0.520		0-2 F9		2-1 L6		1-0 FC5-4 1B		2-1 G5-4-3		4	0	1	1	0	1						
Mike Jacobs, L OBP: 0.381, SLG: 0.667		0-3 K		0-1 1B		2-2 FC5-4			1-3 K	4	0	1	0	0	2						
Victor Diaz, R OBP: 0.341, SLG: 0.480		0-0 E9 11 BLK 1B		1-0 G5-3		0-0 F9			0-1 G3	4	0	1	0	0	2						
11 Ramon Castro, R OBP: 0.330, SLG: 0.455 Marlon Anderson, L OBP: 0.317, SLG: 0.247		4-0 FC6 BB			0-3 K				1-0 G4-3	2	0	1	0	1	1	0					
Jae Weong Seo, R OBP: 0.192, SLG: 0.130		0-0 FC6 1-2			0-1 G6-3		1-2 G3-4			1	0	0	0	0	0	0					
										3	0	0	0	0	3						
Inning Stats	R: 0 E: 0 K: 0 S: 12	H: 1 LOB: 1 BB: 0 P: 16	R: 0 E: 1 K: 1 S: 10	H: 1 LOB: 2 BB: 1 P: 14	R: 0 E: 0 K: 0 S: 5	H: 0 LOB: 0 BB: 0 P: 8	R: 0 E: 0 K: 0 S: 8	H: 1 LOB: 1 BB: 0 P: 12	R: 0 E: 0 K: 1 S: 9	H: 0 LOB: 0 BB: 0 P: 12	R: 2 E: 1 K: 0 S: 13	H: 3 LOB: 1 BB: 0 P: 18	R: 0 E: 0 K: 1 S: 7	H: 1 LOB: 0 BB: 0 P: 10	R: 0 E: 0 K: 1 S: 6	H: 0 LOB: 0 BB: 0 P: 8	1B: 7 2B: 1 3B: 0 HR: 0	SF: 0 SAC: 0 DP: 1 HBP: 0	WP: 0 PB: 0 SB: 0 CS: 0	PA: 35	
PITCHER	IP WLS BF H R ER SO BB IBB HBP BLK WP HR S P ERA WHIP	IP WLS BF H R ER SO BB IBB HBP BLK WP HR S P ERA WHIP	IP WLS BF H R ER SO BB IBB HBP BLK WP HR S P ERA WHIP	IP WLS BF H R ER SO BB IBB HBP BLK WP HR S P ERA WHIP	IP WLS BF H R ER SO BB IBB HBP BLK WP HR S P ERA WHIP	IP WLS BF H R ER SO BB IBB HBP BLK WP HR S P ERA WHIP	IP WLS BF H R ER SO BB IBB HBP BLK WP HR S P ERA WHIP	IP WLS BF H R ER SO BB IBB HBP BLK WP HR S P ERA WHIP	IP WLS BF H R ER SO BB IBB HBP BLK WP HR S P ERA WHIP	IP WLS BF H R ER SO BB IBB HBP BLK WP HR S P ERA WHIP	IP WLS BF H R ER SO BB IBB HBP BLK WP HR S P ERA WHIP	IP WLS BF H R ER SO BB IBB HBP BLK WP HR S P ERA WHIP	IP WLS BF H R ER SO BB IBB HBP BLK WP HR S P ERA WHIP	IP WLS BF H R ER SO BB IBB HBP BLK WP HR S P ERA WHIP	IP WLS BF H R ER SO BB IBB HBP BLK WP HR S P ERA WHIP	IP WLS BF H R ER SO BB IBB HBP BLK WP HR S P ERA WHIP	IP WLS BF H R ER SO BB IBB HBP BLK WP HR S P ERA WHIP	IP WLS BF H R ER SO BB IBB HBP BLK WP HR S P ERA WHIP	IP WLS BF H R ER SO BB IBB HBP BLK WP HR S P ERA WHIP	IP WLS BF H R ER SO BB IBB HBP BLK WP HR S P ERA WHIP	IP WLS BF H R ER SO BB IBB HBP BLK WP HR S P ERA WHIP

AB	34
R	2
H	8
RBI	1
BB	1
SO	5
LOB	12



Batter	1	2	3	4	5	6	7	8	9	AB	R	H	RBI	BB	SO	LOB	BOTTOM				
22 David Eckstein, R OBP: 0.356, SLG: 0.391	0-1 2B 5 G4-3 1B		2-2 G6-3		1-2 G5-3		1-2 1B			4	1	2	0	0	0	0	New York Mets @ St. Louis Cardinals Busch Stadium, St. Louis, MO Fri Sep 09 2005, 7:10 PM CDT Att. 45:616 - Clear - 90 F				
So Taguchi, R OBP: 0.338, SLG: 0.430	1-0 5 G4-3 2B		0-2 5 BB 1B		0-0 L3		0-0 L6			4	0	2	0	0	2						
5 Albert Pujols, R OBP: 0.432, SLG: 0.631	0-0 G4-3		4-0 1-2 BB		0-1 P5			3-3 K		3	0	0	1	1	1						
15 Jim Edmonds, L OBP: 0.390, SLG: 0.519	2-3 3-H K		1-1 F6		1-1 F7			0-0 F7		4	0	0	0	1	3						
Larry Walker, L OBP: 0.367, SLG: 0.472	0-0 F7		2-3 K		0-3 K			2-2 HR		4	1	1	1	0	2						
Abraham Nunez, S OBP: 0.358, SLG: 0.385		2-2 G4-3		1-1 G6-3		0-2 E5 SH5-4 7 1B 1B		0-0 B1-3		4	1	1	0	0	0						
4 Yadier Molina, R OBP: 0.306, SLG: 0.377		2-1 1B		2-1 F8		0-0 SH5-4				2	0	1	0	0	0						
7 Hector Luna, R OBP: 0.337, SLG: 0.423		0-1 F7		0-3 K		0-1 22 1B 1B				3	0	1	1	0	1						
Jason Marquis, L OBP: 0.346, SLG: 0.494 44 Jason Isringhausen, R OBP: 0.317, SLG: 0.247		0-2 G3		1-2 G3-1		1-2 L7				3	0	0	0	0	2						
										0	0	0	0	0	0						
Inning Stats	R: 1 E: 0 K: 1 S: 8	H: 2 LOB: 1 BB: 0 P: 10	R: 0 E: 0 K: 0 S: 10	H: 1 LOB: 0 BB: 0 P: 14	R: 0 E: 0 K: 1 S: 12	H: 1 LOB: 2 BB: 1 P: 21	R: 0 E: 0 K: 1 S: 7	H: 0 LOB: 0 BB: 0 P: 10	R: 0 E: 0 K: 1 S: 9	H: 0 LOB: 0 BB: 0 P: 11	R: 0 E: 0 K: 1 S: 7	H: 0 LOB: 0 BB: 0 P: 8	R: 1 E: 1 K: 0 S: 13	H: 3 LOB: 2 BB: 0 P: 16	R: 1 E: 0 K: 1 S: 8	H: 1 LOB: 0 BB: 0 P: 13	1B: 6 2B: 1 3B: 0 HR: 1	SF: 0 SAC: 1 DP: 0 HBP: 0	WP: 0 PB: 0 SB: 0 CS: 0	PA: 33	
PITCHER	IP WLS BF H R ER SO BB IBB HBP BLK WP HR S P ERA WHIP	IP WLS BF H R ER SO BB IBB HBP BLK WP HR S P ERA WHIP	IP WLS BF H R ER SO BB IBB HBP BLK WP HR S P ERA WHIP	IP WLS BF H R ER SO BB IBB HBP BLK WP HR S P ERA WHIP	IP WLS BF H R ER SO BB IBB HBP BLK WP HR S P ERA WHIP	IP WLS BF H R ER SO BB IBB HBP BLK WP HR S P ERA WHIP	IP WLS BF H R ER SO BB IBB HBP BLK WP HR S P ERA WHIP	IP WLS BF H R ER SO BB IBB HBP BLK WP HR S P ERA WHIP	IP WLS BF H R ER SO BB IBB HBP BLK WP HR S P ERA WHIP	IP WLS BF H R ER SO BB IBB HBP BLK WP HR S P ERA WHIP	IP WLS BF H R ER SO BB IBB HBP BLK WP HR S P ERA WHIP	IP WLS BF H R ER SO BB IBB HBP BLK WP HR S P ERA WHIP	IP WLS BF H R ER SO BB IBB HBP BLK WP HR S P ERA WHIP	IP WLS BF H R ER SO BB IBB HBP BLK WP HR S P ERA WHIP	IP WLS BF H R ER SO BB IBB HBP BLK WP HR S P ERA WHIP	IP WLS BF H R ER SO BB IBB HBP BLK WP HR S P ERA WHIP	IP WLS BF H R ER SO BB IBB HBP BLK WP HR S P ERA WHIP	IP WLS BF H R ER SO BB IBB HBP BLK WP HR S P ERA WHIP	IP WLS BF H R ER SO BB IBB HBP BLK WP HR S P ERA WHIP	IP WLS BF H R ER SO BB IBB HBP BLK WP HR S P ERA WHIP	IP WLS BF H R ER SO BB IBB HBP BLK WP HR S P ERA WHIP

AB	31
R	3
H	8
RBI	3
BB	1
SO	5
LOB	12



Batter	1	2	3	4	5	6	7	8	9	AB	R	H	RBI	BB	SO	LOB	TOP			
7 José Reyes, S OBP: 0.300, SLG: 0.384	P6		1B		P3	FC4-6		F9		5	0	1	0	0	0	3	New York Mets @ St. Louis Cardinals Busch Stadium, St. Louis, MO Sat Sep 10 2005, 6:15 PM CDT Att. 48,465 - Clear - 91 F			
Kazuo Matsui, S OBP: 0.299, SLG: 0.348	L8		L7					G5-3		5	0	2	0	0	0	1				
15 Carlos Beltrán, S OBP: 0.334, SLG: 0.419			K					G1-3		4	0	1	0	1	1	2				
Cliff Floyd, L OBP: 0.355, SLG: 0.501 Aaron Heilman, R	F8				P5			G1-3		4	0	1	0	0	1	3				
Marlon Anderson, L OBP: 0.315, SLG: 0.345					K			G1-3		0	0	0	0	0	0	0				
5 David Wright, R OBP: 0.392, SLG: 0.517		G3			L7					3	0	0	0	1	0	4				
31 Mike Piazza, R OBP: 0.331, SLG: 0.455 11 Ramon Castro, R OBP: 0.330, SLG: 0.455	HR									3	1	2	1	0	0	0				
Mike Jacobs, L OBP: 0.391, SLG: 0.641					L7			G6-4-3		3	0	1	0	1	0	3				
Victor Diaz, R OBP: 0.344, SLG: 0.491								HR		3	1	1	1	1	0	2				
Steve Trachsel, R Jose Offerman, S Shingo Takatsu, R Tim Hamulack, R Gerald Williams, R Doug Mientkiewicz, L Miguel Cairo, R			K		P4			1B		2	0	0	0	0	1	3				
Inning Stats	R: 0 E: 0 K: 0 S: 8	H: 1 LOB: 1 BB: 0 P: 10	R: 1 E: 0 K: 0 S: 8	H: 2 LOB: 0 BB: 0 P: 12	R: 0 E: 0 K: 2 S: 9	H: 1 LOB: 1 BB: 0 P: 11	R: 0 E: 0 K: 0 S: 6	H: 1 LOB: 3 BB: 2 P: 19	R: 0 E: 0 K: 1 S: 15	H: 0 LOB: 2 BB: 1 P: 26	R: 0 E: 0 K: 0 S: 15	H: 2 LOB: 1 BB: 0 P: 19	R: 1 E: 0 K: 0 S: 8	H: 2 LOB: 1 BB: 0 P: 12	R: 0 E: 0 K: 0 S: 9	H: 0 LOB: 0 BB: 0 P: 13	1B: 6 2B: 2 3B: 0 HR: 2	SF: 0 SAC: 0 DP: 3 HBP: 1	WP: 0 PB: 0 SB: 0 CS: 0	PA: 40
PITCHER	IP WLS BF H R ER SO BB IBB HBP BLK WP HR S P ERA WHIP	IP WLS BF H R ER SO BB IBB HBP BLK WP HR S P ERA WHIP																		
Jeff Suppan, R ERA: 3.69	5.2 W 26 6 1 1 3 4 0 0 0 0 0 1 56 97 1.59 1.765																			
34 Randy Flores, L ERA: 3.89	0.0 1 0 0 0 0 1 0 0 0 0 0 0 0 2 6 ∞ ∞																			
Al Reyes, R ERA: 2.44	0.2 H 3 1 0 0 0 0 0 0 0 0 0 0 0 8 14 0.00 1.500																			
Tyler Johnson, L ERA:	0.0 1 1 0 0 0 0 0 0 0 0 0 0 0 3 6 ∞ ∞																			
Julian Tavaréz, R ERA: 3.65	1.1 H 4 1 1 1 0 0 0 0 1 0 0 0 1 7 12 6.75 0.750																			
Ray King, L ERA: 2.88	0.1 H 2 1 0 0 0 0 0 0 0 0 0 0 0 0 3 4 0.00 3.000																			
44 Jason Isringhausen, R ERA: 2.29	1.0 S 3 0 0 0 0 0 0 0 0 0 0 0 0 0 9 13 0.00 0.000																			
Batter	1	2	3	4	5	6	7	8	9	AB	R	H	RBI	BB	SO	LOB	BOTTOM			
22 David Eckstein, R OBP: 0.355, SLG: 0.389	L7		L4		P4			HBP		3	0	0	0	0	0	0	New York Mets @ St. Louis Cardinals Busch Stadium, St. Louis, MO Sat Sep 10 2005, 6:15 PM CDT Att. 48,465 - Clear - 91 F			
So Taguchi, R OBP: 0.334, SLG: 0.425	F9		G3					K		4	0	0	0	0	1	1				
5 Albert Pujols, R OBP: 0.434, SLG: 0.633	G5-3		1B							3	1	2	0	1	0	0				
Larry Walker, L OBP: 0.372, SLG: 0.476 Ray King, L										2	1	2	1	1	0	0				
16 Chris Duncan, L 44 Jason Isringhausen, R		HR	1B							1	0	0	0	0	0	2				
15 Jim Edmonds, L OBP: 0.390, SLG: 0.525					L8					3	1	1	2	0	0	2				
Abraham Nunez, S OBP: 0.355, SLG: 0.381		G1-3			G1-3			L1		3	0	0	0	0	0	0				
4 Yadier Molina, R OBP: 0.303, SLG: 0.373			K		F8			K		3	0	0	0	0	2	0				
7 Hector Luna, R OBP: 0.327, SLG: 0.410			G1-3					G5-3		3	0	0	0	0	0	0				
Jeff Suppan, R 34 Randy Flores, L Al Reyes, R Tyler Johnson, S Julian Tavaréz, L 55 Skip Schumaker, L										2	1	1	1	0	0	0				
Inning Stats	R: 0 E: 0 K: 0 S: 7	H: 0 LOB: 0 BB: 0 P: 10	R: 2 E: 0 K: 1 S: 11	H: 1 LOB: 1 BB: 1 P: 19	R: 2 E: 0 K: 0 S: 12	H: 3 LOB: 1 BB: 0 P: 18	R: 0 E: 0 K: 0 S: 4	H: 0 LOB: 0 BB: 0 P: 6	R: 0 E: 0 K: 0 S: 6	H: 0 LOB: 0 BB: 0 P: 12	R: 0 E: 0 K: 0 S: 7	H: 1 LOB: 1 BB: 1 P: 13	R: 0 E: 0 K: 1 S: 7	H: 0 LOB: 0 BB: 0 P: 8	R: 0 E: 0 K: 1 S: 8	H: 1 LOB: 2 BB: 0 P: 13	1B: 3 2B: 1 3B: 0 HR: 2	SF: 0 SAC: 0 DP: 1 HBP: 1	WP: 0 PB: 0 SB: 0 CS: 0	PA: 31
PITCHER	IP WLS BF H R ER SO BB IBB HBP BLK WP HR S P ERA WHIP	IP WLS BF H R ER SO BB IBB HBP BLK WP HR S P ERA WHIP																		
Steve Trachsel, R ERA: 3.54	5.0 L 19 4 4 4 4 1 0 0 0 0 0 0 2 40 65 7.20 1.000																			
Shingo Takatsu, R ERA: 5.34	0.1 3 1 0 0 0 1 0 0 0 0 0 0 0 6 11 0.00 6.000																			
Tim Hamulack, L ERA: 6.75	0.2 1 0 0 0 0 0 0 0 0 0 0 0 0 1 2 0.00 0.000																			
Aaron Heilman, R ERA: 3.52	2.0 8 1 0 0 2 0 0 1 0 0 0 0 15 21 0.00 0.500																			

Batter	1	2	3	4	5	6	7	8	9	AB	R	H	RBI	BB	SO	LOB	TOP				
Brad Wilkerson, L (1, 3) OBP: 0.391, SLG: 0.415	G4-3		1B		K		P5			4	1	1	1	1	1	2	Washington Nationals @ New York Mets Shea Stadium, Flushing, NY Tue Sep 13 2005, 7:10 PM EDT Att: 34,143 - Clear - 83 F				
Marlon Byrd, R (1, 7) 24 Nick Johnson, L (9, PH) OBP: 0.405, SLG: 0.475	G6-3		1B		F9		P5		BB	4	0	1	1	0	0	2					
Jose Guillen, R (1, 9) OBP: 0.346, SLG: 0.496	K		L6		F9				G4-3	5	0	0	0	0	2	4					
Preston Wilson, R (1, 8) OBP: 0.324, SLG: 0.467		K	1B							3	0	1	1	0	1	0					
Vinny Castilla, R (1, 5) OBP: 0.318, SLG: 0.392	G5-3		1B		G5-3		F9			4	0	1	0	0	0	1					
Deivi Cruz, R (1, 4) OBP: 0.502, SLG: 0.382	1B		F7-2		F9				G5-3	4	0	1	0	0	0	4					
Gary Bennett, R (1, 2) Brian Schneider, L (8, 2) OBP: 0.330, SLG: 0.412	F9				P4		F8		15 SH	3	0	0	0	0	0	1					
15 Cristian Guzman, S (1, 6) OBP: 0.248, SLG: 0.291			SH		F8		1B		SH	3	1	2	0	0	0	0					
Hector Carrasco, R (1, 1) Jon Rauch, R (5, 1) Joey Eischen, L (6, 1) Rick Shore, R (7, PH) Gary Majewski, R (7, 1) Brandon Watson, L (9, PH) 32 Chad Cordero, R (9, 1)			SH		G5-3				SH2-4	1	1	0	0	0	0	0					
Inning Stats	R: 0 E: 0 K: 1 S: 8	H: 0 LOB: 0 BB: 0 P: 11	R: 0 E: 0 K: 1 S: 10	H: 1 LOB: 1 BB: 0 P: 14	R: 3 E: 0 K: 0 S: 17	H: 5 LOB: 2 BB: 0 P: 26	R: 0 E: 0 K: 0 S: 6	H: 0 LOB: 0 BB: 0 P: 8	R: 0 E: 0 K: 1 S: 7	H: 0 LOB: 0 BB: 0 P: 11	R: 0 E: 0 K: 0 S: 10	H: 2 LOB: 2 BB: 0 P: 18	R: 0 E: 0 K: 1 S: 9	H: 0 LOB: 1 BB: 0 P: 15	R: 1 E: 1 K: 0 S: 15	H: 1 LOB: 2 BB: 1 P: 23		1B: 7 2B: 3 3B: 0 HR: 0	SF: 0 SAC: 3 DP: 1 HBP: 1	WP: 0 PB: 0 CS: 0	PA: 39
PITCHER	IP	WLS	BF	H	R	ER	SO	BB	IBB	HBP	BLK	WP	HR	S	P	ERA	WHIP				
Tom Glavine, L (1, 1) ERA: 3.88	7.0	L	29	8	3	3	3	0	0	0	0	0	0	64	96	3.86	1.143				
Roberto Hernandez, R (8, 1) ERA: 2.52	1.0		4	0	0	0	1	0	0	1	0	0	0	9	15	0.00	0.000				
Braden Looper, R (9, 1) ERA: 3.57	1.0		6	1	1	0	0	1	0	0	0	0	0	15	23	0.00	2.000				

AB	34
R	4
H	9
RBI	3
BB	1
SO	4
LOB	16



Batter	1	2	3	4	5	6	7	8	9	AB	R	H	RBI	BB	SO	LOB	BOTTOM					
7 José Reyes, S (1, 6) OBP: 0.300, SLG: 0.385	BB	K2-3			F8		K		F8	4	0	0	0	1	2	3	Washington Nationals @ New York Mets Shea Stadium, Flushing, NY Tue Sep 13 2005, 7:10 PM EDT Att: 34,143 - Clear - 83 F					
Kazuo Matsui, S (1, 4) OBP: 0.300, SLG: 0.346	K		P3		15 E		FC8-4			4	0	1	0	0	1	2						
15 Carlos Beltrán, S (1, 8) OBP: 0.334, SLG: 0.422	5	FC6-4		G3-1		G4-3		F7		3	0	0	0	1	0	2						
5 David Wright, R (1, 5) OBP: 0.394, SLG: 0.518	FC6-4		F9			G4-3		SH1-3		3	0	1	0	0	0	1						
Marlon Anderson, L (1, 7) OBP: 0.316, SLG: 0.359		K		HR		G4-3		SH1-3		3	1	1	1	0	1	1						
Victor Diaz, R (1, 9) OBP: 0.340, SLG: 0.491	K		F9			K		G5-4-3		3	0	0	0	1	2	1						
Mike Jacobs, L (1, 3) Chris Woodward, R (6, PH) OBP: 0.341, SLG: 0.404		1B		K				G5-4-3		2	1	1	0	0	1	0						
11 Ramon Castro, R (1, 2) OBP: 0.336, SLG: 0.457		1B		K				BB		1	0	0	0	0	0	2						
Tom Glavine, L (1, 1) OBP: 0.196, SLG: 0.167										2	0	1	1	0	1	0						
Jose Offerman, S (7, PH) ERA: 3.99										0	0	0	0	1	0	0						
Roberto Hernandez, R (8, 1) Braden Looper, R (9, 1) Doug Mientkiewicz, L (9, PH) OBP: 0.323, SLG: 0.412										1	0	0	0	0	0	0						
Inning Stats	R: 0 E: 0 K: 1 S: 10	H: 0 LOB: 1 BB: 2 P: 21	R: 1 E: 0 K: 3 S: 16	H: 2 LOB: 1 BB: 1 P: 28	R: 0 E: 0 K: 0 S: 6	H: 0 LOB: 0 BB: 0 P: 9	R: 1 E: 0 K: 2 S: 11	H: 1 LOB: 0 BB: 0 P: 16	R: 0 E: 0 K: 1 S: 14	H: 1 LOB: 1 BB: 0 P: 22	R: 0 E: 0 K: 1 S: 11	H: 0 LOB: 2 BB: 0 P: 16	R: 0 E: 0 K: 1 S: 12	H: 0 LOB: 1 BB: 1 P: 17	R: 0 E: 0 K: 0 S: 10	H: 1 LOB: 1 BB: 1 P: 16	R: 0 E: 0 K: 1 S: 8	H: 0 LOB: 0 BB: 0 P: 13	1B: 3 2B: 1 3B: 0 HR: 1	SF: 0 SAC: 1 DP: 1 HBP: 2	WP: 0 PB: 0 CS: 0	PA: 37
PITCHER	IP	WLS	BF	H	R	ER	SO	BB	IBB	HBP	BLK	WP	HR	S	P	ERA	WHIP					
Hector Carrasco, R (1, 1) ERA: 2.19	4.0		17	3	2	2	6	0	0	1	0	0	0	21	32	0.00	0.600					
Jon Rauch, R (5, 1) ERA: 3.68	1.2		7	1	0	0	2	0	0	1	0	0	0	4	6	0.00	0.000					
Joey Eischen, L (6, 1) ERA: 3.26	0.1	H	2	0	0	0	0	0	0	1	0	0	0	4	6	0.00	0.000					
Gary Majewski, R (7, 1) ERA: 2.76	2.0	W	8	1	0	0	1	2	0	0	0	0	0	22	33	0.00	1.500					
32 Chad Cordero, R (9, 1) ERA: 1.63	1.0	S	3	0	0	0	1	0	0	0	0	0	0	8	13	0.00	0.000					

AB	29
R	2
H	5
RBI	2
BB	5
SO	10
LOB	14



Batter	1	2	3	4	5	6	7	8	9	AB	R	H	RBI	BB	SO	LOB	TOP										
Brad Wilkerson, L (1, 7) OBP: 0.353, SLG: 0.415	4-2 G3 24 1B BB	4-2 FC4-6 BB		2-2 P6		0-0 F8			0-1 G1-3 24 2B 1B	3	2	1	0	2	0	0											
Jamey Carroll, R (1, 4) OBP: 0.326, SLG: 0.269	1-2 G3	1-0 FC4-6		3-2 F9		3-2 F8			0-0 G1-3	5	0	0	0	0	0	3											
Jose Guillen, R (1, 9) OBP: 0.346, SLG: 0.495	1-1 G6-3		1-2 24 2B 1B		1-3 K				4-1 24 2B BB	3	0	1	0	0	1	1											
Ryan Church, L (5, 9) OBP: 0.361, SLG: 0.467																											
24 Nick Johnson, L (1, 3) OBP: 0.407, SLG: 0.481	1-1 BB 1B 2H		3-1 G6-3 2B		1-1 L9				2-0 BB 2B	5	1	3	2	0	1	0											
Preston Wilson, R (1, 8) OBP: 0.324, SLG: 0.473	1-0 BB 1B		2-2 FC6-5-2-6-5 G6-3 1B		1-0 HR				1-3 K	5	2	2	1	0	2	4											
Vinny Castilla, R (1, 5) OBP: 0.319, SLG: 0.398	4-1 BB 1B 2-3		0-1 G6-3		0-0 HR				1-2 F7	3	1	1	2	1	0	1											
Gary Bennett, R (1, 2) OBP: 0.290, SLG: 0.283	3-2 F8		2-3 3H 1B		1-2 1B				2-3 K	4	0	2	1	0	1	3											
15 Cristian Guzman, S (1, 6) OBP: 0.246, SLG: 0.289			0-0 G4-3		2-2 G5-3				0-0 G4-3	4	0	0	0	0	1	2											
Esteban Loaiza, R (1, 1) OBP: 0.179, SLG: 0.209		1-1 P4			0-2 F9				0-0 F7	3	0	0	0	0	0	0											
Gary Majewski, R (8, 1)										0	0	0	0	0	0	0											
Brandon Watson, L (9, PH) OBP: 0.281, SLG: 0.414										1	0	0	0	0	0	0											
32 Chad Cordero, R (9, 1)										0	0	0	0	0	0	0											
Inning Stats	R: 1 E: 0 K: 0 S: 14	H: 2 LOB: 3 BB: 2 P: 29	R: 0 E: 0 K: 0 S: 7	H: 0 LOB: 1 BB: 1 P: 13	R: 2 E: 0 K: 1 S: 18	H: 3 LOB: 1 BB: 0 P: 27	R: 0 E: 0 K: 0 S: 9	H: 0 LOB: 0 BB: 0 P: 14	R: 2 E: 0 K: 1 S: 13	H: 3 LOB: 1 BB: 0 P: 19	R: 0 E: 0 K: 3 S: 10	H: 0 LOB: 0 BB: 0 P: 16	R: 0 E: 0 K: 1 S: 11	H: 0 LOB: 0 BB: 0 P: 14	R: 1 E: 0 K: 1 S: 10	H: 2 LOB: 2 BB: 1 P: 17	1B: 6 2B: 2 3B: 0 HR: 2	SF: 0 SAC: 0 DP: 0 HBP: 0	WP: 0 PB: 0 CS: 0	PA: 41							
PITCHER	IP	WLS	BF	H	R	ER	SO	BB	IBB	HBP	BLK	WP	HR	S	P	ERA	WHIP										
Kris Benson, R (1, 1) ERA: 4.16	5.0	L	26	8	5	5	2	3	0	0	0	0	2	61	102	9.00	2.200										
Victor Zambrano, R (6, 1) ERA: 4.09	2.0		6	0	0	0	3	0	0	0	0	0	0	19	28	0.00	0.000										
Aaron Heilman, R (8, 1) ERA: 3.55	1.2		7	1	1	1	1	1	0	0	0	0	0	16	23	5.40	1.200										
Tim Hamulack, L (9, 1) ERA: 6.75	0.0		1	1	0	0	0	0	0	0	0	0	0	1	3	∞	∞										
Juan Padilla, R (9, 1) ERA: 2.22	0.1		1	0	0	0	1	0	0	0	0	0	0	4	5	0.00	0.000										

Washington Nationals @ New York Mets
Shea Stadium, Flushing, NY
Wed Sep 14 2005, 7:10 PM EDT
Att: 24,049 - Cloudy - 80 F

AB	37
R	6
H	10
RBI	6
BB	4
SO	7
LOB	14



Batter	1	2	3	4	5	6	7	8	9	AB	R	H	RBI	BB	SO	LOB	BOTTOM											
7 José Reyes, S (1, 6) OBP: 0.300, SLG: 0.384	0-0 G5-3		0-3 K		0-0 1B			2-2 K		4	0	1	0	0	2	0												
Kazuo Matsui, S (1, 4) OBP: 0.302, SLG: 0.357	1-2 15 2B 3B			0-0 15 2B 1B	2-1 G4-3			0-2 F8		4	2	2	0	0	0	2												
15 Carlos Beltrán, S (1, 8) OBP: 0.337, SLG: 0.426	1-0 5 CS G4-3 1B 3H		3-2 G4-3 5 G3 2B 1H		0-1 1B			0-1 F8		4	1	3	2	0	0	0												
Cliff Floyd, L (1, 7) OBP: 0.354, SLG: 0.499	3-1 G4-3		3-2 G4-3		1-2 F7			0-0 5 G5-4-3 1B		4	0	1	0	0	0	3												
5 David Wright, R (1, 5) OBP: 0.391, SLG: 0.514	1-1 CS	1-1 E5 31 G5-4-3		1-0 G3		0-2 F9		3-2 G5-4-3		4	0	0	1	0	0	2												
31 Mike Piazza, R (1, 2) OBP: 0.327, SLG: 0.450	2-3 G5-4-3		3-1 G4-3		2-0 G5-3			0-1 F8		4	0	0	0	0	0	2												
Mike Jacobs, L (1, 3) OBP: 0.375, SLG: 0.633		1-3 K		0-1 P5				3-2 K		3	0	0	0	0	2	0												
Victor Diaz, R (1, 9) OBP: 0.340, SLG: 0.489			0-0 F8		0-1 7 1B 1B			1-0 G5-3		3	0	1	0	0	0	0												
Kris Benson, R (1, 1) ERA: 2.22	7.0	W	27	7	3	3	5	7	3	3	5	7	3	5	7	3.86	1.000											
Esteban Loaiza, R (1, 1) ERA: 3.79	1.0	H	3	0	0	0	1	0	0	0	0	0	0	0	0	0	0.00	0.000										
Gary Majewski, R (8, 1) ERA: 2.72	1.0	S	3	1	0	0	0	0	0	0	0	0	0	0	0	0	0.00	1.000										
32 Chad Cordero, R (9, 1) ERA: 1.6	1.0	S	3	1	0	0	0	0	0	0	0	0	0	0	0	0	0.00	1.000										
Inning Stats	R: 1 E: 0 K: 0 S: 8	H: 2 LOB: 0 BB: 0 P: 14	R: 0 E: 1 K: 1 S: 7	H: 0 LOB: 0 BB: 0 P: 9	R: 0 E: 0 K: 2 S: 10	H: 0 LOB: 0 BB: 0 P: 13	R: 2 E: 0 K: 0 S: 11	H: 2 LOB: 0 BB: 0 P: 20	R: 0 E: 0 K: 1 S: 10	H: 2 LOB: 2 BB: 0 P: 15	R: 0 E: 0 K: 0 S: 10	H: 1 LOB: 1 BB: 0 P: 12	R: 0 E: 0 K: 1 S: 6	H: 0 LOB: 0 BB: 0 P: 10	R: 0 E: 0 K: 1 S: 9	H: 0 LOB: 0 BB: 0 P: 11	R: 0 E: 0 K: 0 S: 8	H: 1 LOB: 0 BB: 0 P: 11	1B: 6 2B: 1 3B: 1 HR: 0	SF: 0 SAC: 0 DP: 2 HBP: 0	WP: 0 PB: 0 CS: 1	PA: 34						
PITCHER	IP	WLS	BF	H	R	ER	SO	BB	IBB	HBP	BLK	WP	HR	S	P	ERA	WHIP											
Esteban Loaiza, R (1, 1) ERA: 3.79	7.0	W	27	7	3	3	5	7	3	3	5	7	3	5	7	3.86	1.000											
Gary Majewski, R (8, 1) ERA: 2.72	1.0	H	3	0	0	0	1	0	0	0	0	0	0	0	0	0	0.00	0.000										
32 Chad Cordero, R (9, 1) ERA: 1.6	1.0	S	3	1	0	0	0	0	0	0	0	0	0	0	0	0	0.00	1.000										

Washington Nationals @ New York Mets
Shea Stadium, Flushing, NY
Wed Sep 14 2005, 7:10 PM EDT
Att: 24,049 - Cloudy - 80 F

AB	33
R	3
H	8
RBI	3
BB	0
SO	6
LOB	10



Batter	1	2	3	4	5	6	7	8	9	10	AB	R	H	RBI	BB	SO	LOB	TOP				
Brad Wilkerson, L OBP: 0.352, SLG: 0.412	3-1 2B 1B 1B	0-2 G3-1		0-0 F7			2-3 K		3-2 E4 G6-3		5	1	1	1	0	1	3					
Jamey Carroll, R OBP: 0.331, SLG: 0.277	1-1 1B 1B	2-1 1B		2-2 G1-3			4-0 BB		1-0 G6-3		3	1	2	0	1	0	1					
Carlos Baerga, S OBP: 0.321, SLG: 0.320							2-1 BB				1	0	0	0	0	0	3					
Deivi Cruz, R OBP: 0.302, SLG: 0.382	1-3 1B						2-1 G4-6-3		1-2 G4-6-3		0	0	0	0	0	0	0					
24 Nick Johnson, L OBP: 0.405, SLG: 0.477	3-3 K		2-1 P6			0-1 G4-3				4-0 1B BB	4	1	0	0	1	1	3					
Preston Wilson, R OBP: 0.329, SLG: 0.476	1-1 1B SF9		0-2 1B			3-2 1B			0-3 K	0-2 1B	5	1	4	2	0	1	0					
Ryan Church, L OBP: 0.358, SLG: 0.462	2-2 1B		1-3 K			0-3 K			1-3 K	0-1 G5-3	5	0	1	0	0	3	3					
Vinny Castilla, R OBP: 0.320, SLG: 0.399	0-1 SF9		2-1 1B			1-3 K			2-3 K	0-0 FC6-4	4	0	2	2	0	2	1					
Gary Bennett, R OBP: 0.285, SLG: 0.278	3-3 K		0-0 P4			2-2 G1-3			2-2 G6-3	3-2 FC6-4	3	0	0	0	0	1	3					
11 Ryan Zimmerman, R OBP: 0.375, SLG: 0.625										1-2 FC6-4	1	0	1	0	0	0	0					
Kenny Kelly, R OBP: 0.364, SLG: 0.455										1-2 FC6-4	0	1	0	0	0	0	0					
Keith Osik, R (9, 2)											1	0	0	0	0	0	1					
15 Cristian Guzman, S OBP: 0.248, SLG: 0.298		1-0 HR		3-2 SH3 1B			2-3 K		0-0 G6-3		4	1	2	1	0	1	1					
Livan Hernandez, R OBP: 0.260, SLG: 0.355		1-1 G5-3		0-0 SH3			0-3 K		1-0 HBP		2	0	0	0	0	1	0					
Joey Eischen, L OBP: 0.333, SLG: 0.333											0	0	0	0	0	0	0					
Travis Hughes, R (7, 1)											0	0	0	0	0	0	0					
Mike Stanton, L (8, 1)											0	0	0	0	0	0	0					
Jose Guillen, R OBP: 0.307, SLG: 0.495											0	0	0	0	0	0	0					
Brandon Watson, R OBP: 0.287, SLG: 0.414											0	0	0	0	0	0	0					
57 Jose M. Valentin, R OBP: 0.280, SLG: 0.333											0	0	0	0	0	0	0					
Gary Majewski, R (10, 1)											0	0	0	0	0	0	0					
Inning Stats	R: 3 E: 0 K: 2 S: 21	H: 4 LOB: 1 BB: 0 P: 34	R: 1 E: 0 K: 0 S: 8	H: 2 LOB: 1 BB: 0 P: 12	R: 0 E: 0 K: 1 S: 11	H: 2 LOB: 2 BB: 0 P: 15	R: 0 E: 0 K: 2 S: 10	H: 1 LOB: 1 BB: 0 P: 15	R: 0 E: 0 K: 2 S: 11	H: 0 LOB: 0 BB: 0 P: 15	R: 0 E: 0 K: 1 S: 6	H: 0 LOB: 1 BB: 1 P: 14	R: 0 E: 0 K: 3 S: 10	H: 0 LOB: 0 BB: 0 P: 13	R: 1 E: 1 K: 0 S: 13	H: 1 LOB: 3 BB: 0 P: 20	R: 1 E: 0 K: 0 S: 12	H: 2 LOB: 1 BB: 1 P: 17	1B: 10 2B: 2 3B: 0 HR: 1	SF: 1 SAC: 1 DP: 2 HBP: 1	WP: 0 PB: 0 SB: 0 CS: 0	PA: 43
PITCHER	IP WLS BF H R ER SO BB IBB HBP BLK WP HR S P ERA WHIP	PITCHER																				
Jae Weong Seo, R ERA: 2.33	5.0	24	10	4	4	5	0	0	0	0	0	0	0	0	1	64	95	7.20	2.000			
Shingo Takatsu, R ERA: 3.18	1.0	3	0	0	0	2	0	0	0	0	0	0	0	0	0	11	15	0.00	0.000			
Aaron Heilman, R ERA: 3.48	2.0	6	0	0	0	4	1	0	0	0	0	0	0	0	0	16	27	0.00	0.500			
Bradlen Looper, R ERA: 3.66	1.0	5	1	1	1	0	0	0	1	0	0	0	0	0	13	20	9.00	1.000				
Roberto Hernandez, R ERA: 2.53	1.0	5	2	1	1	0	1	0	0	0	0	0	0	0	12	17	9.00	3.000				

Washington Nationals @ New York Mets
Shea Stadium, Flushing, NY
Thu Sep 15 2005, 1:10 PM EDT
Att: 21,441 - Overcast - 85 F

AB 38
R 6
H 13
RBI 6
BB 2
SO 11
LOB 19



Batter	1	2	3	4	5	6	7	8	9	10	AB	R	H	RBI	BB	SO	LOB	BOTTOM				
7 José Reyes, S OBP: 0.302, SLG: 0.390	1-0 HR		2-1 F7		1-1 1B HR 1B		4-2 BLK SH2-4 BB		0-0 G1-3		4	2	2	1	1	0	1					
Kazuo Matsui, S OBP: 0.302, SLG: 0.355	2-2 P6		3-2 G4-3		1-1 1B HR 1B		1-0 SH2-4		0-1 F7		4	1	1	0	0	0	0					
15 Carlos Beltrán, S OBP: 0.337, SLG: 0.425	2-1 F9		3-2 G3		0-0 F5		4-1 BLK IBB		0-1 1B		4	0	1	0	1	0	3					
Cliff Floyd, L OBP: 0.352, SLG: 0.502	1-3 K			0-0 P6	3-2 HR		3-3 K		1-2 2-3		5	1	1	4	0	3	3					
5 David Wright, R OBP: 0.355, SLG: 0.516		0-0 11B 1B		0-2 2B	0-0 F9		4-0 IBB		1-0 K		4	0	2	0	1	1	1					
Doug Mientkiewicz, L OBP: 0.324, SLG: 0.411		2-0 F8		0-0 P5		3-1 11B SH3-4		1-2 G5-3		1-2 G3	3	0	1	0	0	0	2					
31 Mike Piazza, R OBP: 0.297, SLG: 0.448											1	0	0	0	0	0	3					
Gerald Williams, R OBP: 0.276, SLG: 0.429											1	0	1	0	0	0	0					
11 Ramon Castro, R OBP: 0.335, SLG: 0.452				0-0 F7		0-0 SH3-4		0-3 K		0-2 P2	4	0	1	0	0	1	2					
Miguel Cairo, R OBP: 0.289, SLG: 0.322				0-0 F8		0-1 G6-3		2-2 F9		0-2 G3	5	0	1	0	0	0	4					
Jae Weong Seo, R ERA: 2.33		3-2 G3-1		0-1 1B		3-2 F9		3-3 K		2-3 K	1	0	0	0	0	0	2					
Mike Stanton, L ERA: 5.26											1	1	1	0	0	0	0					
57 Jose M. Valentin, R ERA: 2.84											0	0	0	0	0	0	1					
Inning Stats	R: 1 E: 0 K: 1 S: 9	H: 1 LOB: 0 BB: 0 P: 15	R: 0 E: 0 K: 0 S: 7	H: 2 LOB: 2 BB: 0 P: 12	R: 0 E: 0 K: 0 S: 8	H: 0 LOB: 0 BB: 0 P: 16	R: 0 E: 0 K: 0 S: 7	H: 1 LOB: 1 BB: 0 P: 10	R: 4 E: 0 K: 0 S: 13	H: 4 LOB: 0 BB: 0 P: 18	R: 0 E: 0 K: 1 S: 12	H: 1 LOB: 3 BB: 3 P: 29	R: 0 E: 0 K: 2 S: 11	H: 1 LOB: 1 BB: 0 P: 15	R: 0 E: 0 K: 1 S: 12	H: 1 LOB: 1 BB: 0 P: 15	R: 0 E: 0 K: 1 S: 14	H: 1 LOB: 1 BB: 0 P: 17	1B: 9 2B: 1 3B: 0 HR: 2	SF: 0 SAC: 2 DP: 0 HBP: 0	WP: 0 PB: 0 SB: 0 CS: 0	PA: 45
PITCHER	IP WLS BF H R ER SO BB IBB HBP BLK WP HR S P ERA WHIP	PITCHER																				
Livan Hernandez, R ERA: 3.93	6.0	9	5	1	1	0	0	0	0	0	0	0	0	0	0	0	0	0	0			
Joey Eischen, L ERA: 3.19	0.2	4	0	0	1	0	2	0	1	0	0	0	0	0	7	9	0.00	1.500				
Travis Hughes, R ERA: 2.7	0.2	3	1	0	0	1	0	0	0	0	0	0	0	0	7	10	0.00	0.000				
Mike Stanton, L ERA: 5.26	0.2	2	0	0	0	1	0	0	0	0	0	0	0	0	7	10	0.00	0.000				
57 Jason Bergmann, R ERA: 2.84	1.0	4	1	0	0	2	0	0	0	0	0	0	0	0	12	15	0.00	1.000				

Washington Nationals @ New York Mets
Shea Stadium, Flushing, NY
Thu Sep 15 2005, 1:10 PM EDT
Att: 21,441 - Overcast - 85 F

AB 40
R 5
H 12
RBI 5
BB 3
SO 7
LOB 24



Batter	1	2	3	4	5	6	7	8	9	AB	R	H	RBI	BB	SO	LOB	TOP			
Rafael Furcal, S OBP: 0.342, SLG: 0.419	P5		B1-3			1B			1B	4	0	2	0	0	0	0				
Marcus Giles, R OBP: 0.372, SLG: 0.453	10 F9		P3			1B			BB	4	0	3	0	0	0	0				
10 Chipper Jones, S OBP: 0.413, SLG: 0.572	F9					G4-3			K	4	0	1	0	0	1	4				
Andruw Jones, R OBP: 0.355, SLG: 0.604	F9					G5-4-3			K	4	0	0	0	0	1	4				
Adam LaRoche, L OBP: 0.305, SLG: 0.422										3	0	0	0	1	3	0				
4 Pete Orr, L OBP: 0.319, SLG: 0.365										0	0	0	0	0	0	0				
7 Jeff Francoeur, R OBP: 0.345, SLG: 0.576									BB	4	0	0	0	0	1	3				
Ryan Langerhans, L OBP: 0.326, SLG: 0.408										2	0	0	0	1	1	0				
16 Brian McCann, L OBP: 0.337, SLG: 0.391										3	0	0	0	0	1	1				
29 John Smoltz, R OBP: 0.196, SLG: 0.209										2	0	0	0	0	1	0				
Todd Hollandsworth, L OBP: 0.235, SLG: 0.351										1	0	0	0	0	1	0				
Dan Kolb, R										0	0	0	0	0	0	0				
Inning Stats	R: 0 E: 0 K: 0 S: 10	H: 1 LOB: 1 BB: 0 P: 16	R: 0 E: 0 K: 2 S: 12	H: 0 LOB: 1 BB: 1 P: 20	R: 0 E: 0 K: 1 S: 8	H: 0 LOB: 0 BB: 0 P: 10	R: 0 E: 0 K: 1 S: 6	H: 1 LOB: 0 BB: 0 P: 11	R: 0 E: 0 K: 0 S: 6	H: 0 LOB: 0 BB: 0 P: 9	R: 0 E: 0 K: 1 S: 7	H: 0 LOB: 0 BB: 0 P: 12	R: 0 E: 0 K: 3 S: 9	H: 0 LOB: 0 BB: 0 P: 13	R: 0 E: 0 K: 2 S: 10	H: 2 LOB: 3 BB: 1 P: 20	1B: 4 2B: 2 3B: 0 HR: 0	SF: 0 SAC: 0 DP: 1 HBP: 0	WP: 0 PB: 0 CS: 0	PA: 33
PITCHER 45 Pedro Martinez, R ERA: 2.8	IP: 9.0 WLS: W BF: 33 H: 6 R: 0 ER: 0 SO: 10 BB: 2 IBB: 0 HBP: 0 BLK: 0 WP: 0 HR: 0 S: 76 P: 122 ERA: 0.00 WHIP: 0.889																			

Atlanta Braves @ New York Mets
Shea Stadium, Flushing, NY
Fri Sep 16 2005, 7:10 PM EDT
Att: 37,519 - Cloudy - 77 F

AB 31
R 0
H 6
RBI 0
BB 2
SO 10
LOB 12



Batter	1	2	3	4	5	6	7	8	9	AB	R	H	RBI	BB	SO	LOB	BOTTOM			
7 José Reyes, S OBP: 0.303, SLG: 0.392	F7		G6-3			SH1-3			G5-3	4	1	2	0	0	0	1				
Kazuo Matsui, S OBP: 0.302, SLG: 0.355	F7		G6-3			SH1-3			FC6-4	3	0	1	0	0	0	1				
Miguel Cairo, R OBP: 0.289, SLG: 0.322	F7		G6-3			SH1-3			1B	0	0	0	0	0	0	0				
15 Carlos Beltrán, S OBP: 0.337, SLG: 0.423	F7		G4-3			1B			P5	4	0	1	1	0	0	2				
Cliff Floyd, L OBP: 0.350, SLG: 0.498	F7					F8			FC6-4	4	0	0	0	0	0	2				
5 David Wright, R OBP: 0.392, SLG: 0.513						K			G4-3	4	1	1	0	0	2	2				
Mike Jacobs, L OBP: 0.383, SLG: 0.679						G5-3				3	1	1	2	0	0	0				
Victor Diaz, R OBP: 0.338, SLG: 0.485										3	1	1	0	0	1	0				
11 Ramon Castro, R OBP: 0.335, SLG: 0.450										3	0	1	1	0	1	0				
45 Pedro Martinez, R OBP: 0.101, SLG: 0.088										2	0	0	0	0	1	0				
Inning Stats	R: 0 E: 0 K: 0 S: 6	H: 0 LOB: 0 BB: 0 P: 8	R: 2 E: 0 K: 1 S: 11	H: 2 LOB: 0 BB: 0 P: 17	R: 0 E: 0 K: 0 S: 6	H: 1 LOB: 1 BB: 0 P: 9	R: 0 E: 0 K: 1 S: 7	H: 0 LOB: 0 BB: 0 P: 11	R: 0 E: 0 K: 2 S: 7	H: 0 LOB: 0 BB: 0 P: 9	R: 1 E: 0 K: 0 S: 11	H: 2 LOB: 1 BB: 0 P: 13	R: 1 E: 0 K: 0 S: 13	H: 2 LOB: 1 BB: 0 P: 17	R: 0 E: 0 K: 0 S: 12	H: 1 LOB: 1 BB: 0 P: 19	1B: 6 2B: 1 3B: 0 HR: 1	SF: 0 SAC: 2 DP: 0 HBP: 0	WP: 0 PB: 0 CS: 0	PA: 32
PITCHER 29 John Smoltz, R ERA: 3.02 Dan Kolb, R ERA: 5.37	IP: 7.0 WLS: L BF: 28 H: 7 R: 4 ER: 4 SO: 5 BB: 0 IBB: 0 HBP: 0 BLK: 0 WP: 0 HR: 1 S: 61 P: 84 ERA: 5.14 WHIP: 1.000																			

Atlanta Braves @ New York Mets
Shea Stadium, Flushing, NY
Fri Sep 16 2005, 7:10 PM EDT
Att: 37,519 - Cloudy - 77 F

AB 30
R 4
H 8
RBI 4
BB 0
SO 5
LOB 8



Batter	1	2	3	4	5	6	7	8	9	AB	R	H	RBI	BB	SO	LOB	TOP					
Rafael Furcal, S OBP: 0.341, SLG: 0.417	F8	G4-6-3		10 WP S 1B		G1-6-3		L3		5	0	1	0	0	0	2	Atlanta Braves @ New York Mets Shea Stadium, Flushing, NY Sat Sep 17 2005, 1:20 PM EDT Att: 34,191 - Cloudy - 82 F					
Marcus Giles, R OBP: 0.376, SLG: 0.462	S E BB			K			HR	BB		3	2	2	1	2	1	1						
10 Chipper Jones, S OBP: 0.410, SLG: 0.565	F7	K					G4-3	G4-3		4	0	0	0	1	1	3						
Andruw Jones, R OBP: 0.352, SLG: 0.599	E5 HR		K	P6			F8		G6-3	5	1	0	0	0	1	2						
Adam LaRoche, L OBP: 0.311, SLG: 0.434	HR		7 2B 1B		G4-3		7 1B		2B 1B	5	3	4	2	0	0	0						
7 Jeff Francoeur, R OBP: 0.351, SLG: 0.581	S 1B		3-1 1B	1-3 2B		G5-3	BB 1B		F9	5	1	3	0	0	0	1						
Ryan Langerhans, L OBP: 0.333, SLG: 0.414			16 G4-6-3 1B		L7					3	0	2	3	2	0	0						
16 Brian McCann, L OBP: 0.335, SLG: 0.388 Chris Reitsma, R OBP: 0.294, SLG: 0.379 Kyle Farnsworth, R OBP: 0.300, SLG: 0.360	G3-1		G4-6-3				F8		K	4	0	1	0	0	0	6						
15 Tim Hudson, R OBP: 0.194, SLG: 0.220 48 Blaine Boyer, R OBP: 0.304, SLG: 0.391 49 Macay McBride, L OBP: 0.303, SLG: 0.423 Johnny Estrada, S OBP: 0.300, SLG: 0.360				F7		K		G6-3		3	0	1	0	0	1	1						
Inning Stats	R: 3 E: 1 K: 0 S: 18	H: 2 LOB: 2 BB: 2 P: 31	R: 0 E: 0 K: 1 S: 7	H: 2 LOB: 1 BB: 0 P: 11	R: 2 E: 0 K: 1 S: 12	H: 3 LOB: 0 BB: 0 P: 18	R: 0 E: 0 K: 1 S: 9	H: 1 LOB: 2 BB: 1 P: 17	R: 0 E: 0 K: 0 S: 5	H: 0 LOB: 0 BB: 0 P: 7	R: 0 E: 0 K: 1 S: 6	H: 1 LOB: 0 BB: 0 P: 7	R: 1 E: 0 K: 0 S: 14	H: 3 LOB: 3 BB: 1 P: 29	R: 0 E: 0 K: 0 S: 7	H: 0 LOB: 1 BB: 1 P: 13		R: 1 E: 0 K: 1 S: 15	H: 2 LOB: 1 BB: 0 P: 26	1B: 9 2B: 3 3B: 0 HR: 2	SF: 0 SAC: 0 DP: 3 HBP: 0	WP: 1 PB: 0 SB: 3 CS: 0
PITCHER	IP WLS BF H R ER SO BB IBB HBP BLK WP HR S P ERA WHIP	IP WLS BF H R ER SO BB IBB HBP BLK WP HR S P ERA WHIP															IP WLS BF H R ER SO BB IBB HBP BLK WP HR S P ERA WHIP					
Steve Trachsel, R ERA: 3.42	6.0	L	28	9	5	2	4	3	0	0	0	0	1	1	57	91	3.00	2.000				
Shingo Takatsu, R ERA: 5.35	0.2		6	3	1	1	0	1	0	0	0	0	0	1	10	24	13.50	6.000				
Juan Padilla, R ERA: 2.1	1.1		5	0	0	0	0	1	0	0	0	0	0	0	11	18	0.00	0.750				
Victor Zambrano, R ERA: 4.12	1.0		5	2	1	1	1	0	0	0	0	0	0	0	15	26	9.00	2.000				


AB	39
R	7
H	14
RBI	6
BB	5
SO	5
LOB	17



Batter	1	2	3	4	5	6	7	8	9	AB	R	H	RBI	BB	SO	LOB	BOTTOM					
7 José Reyes, S OBP: 0.304, SLG: 0.391	F8		F8	FC6-4 1B			15 F8 1B BB		F9	4	0	1	0	1	0	0	Atlanta Braves @ New York Mets Shea Stadium, Flushing, NY Sat Sep 17 2005, 1:20 PM EDT Att: 34,191 - Cloudy - 82 F					
Victor Diaz, R OBP: 0.336, SLG: 0.480	K		K	FC6-4			1B		K	5	0	1	0	0	3	1						
15 Carlos Beltrán, S OBP: 0.338, SLG: 0.423	5 BB BB		HR 1B		P5		F8			3	1	1	0	1	0	2						
Cliff Floyd, L OBP: 0.351, SLG: 0.503	5 BB BB		HR		G6-3		K			3	1	1	2	1	1	2						
5 David Wright, R OBP: 0.393, SLG: 0.512			G6-3				F9			3	0	1	0	1	0	2						
31 Mike Piazza, R OBP: 0.326, SLG: 0.455	L8			HR			F9		G5-3	4	1	1	1	0	0	4						
Mike Jacobs, L OBP: 0.375, SLG: 0.702		K		HR			F7		F9	4	1	1	1	0	1	0						
Miguel Cairo, R OBP: 0.289, SLG: 0.318		F9		G5-3			G3-6 BB		G5-3	3	0	0	0	1	0	0						
Steve Trachsel, R ERA: 3.45 Jose Offerman, S OBP: 0.201, SLG: 0.327 Shingo Takatsu, R ERA: 2.52 Juan Padilla, R ERA: 2.1 Victor Zambrano, S OBP: 0.300, SLG: 0.360 Marlon Anderson, L OBP: 0.311, SLG: 0.356		G5-3		K			G3-6 BB		K	2	0	0	0	0	1	0						
Inning Stats	R: 0 E: 0 K: 1 S: 19	H: 0 LOB: 3 BB: 3 P: 33	R: 0 E: 0 K: 1 S: 7	H: 0 LOB: 0 BB: 0 P: 9	R: 2 E: 0 K: 1 S: 13	H: 2 LOB: 0 BB: 0 P: 21	R: 2 E: 0 K: 1 S: 12	H: 3 LOB: 1 BB: 0 P: 15	R: 0 E: 0 K: 0 S: 10	H: 1 LOB: 1 BB: 0 P: 14	R: 0 E: 0 K: 0 S: 6	H: 0 LOB: 0 BB: 1 P: 12	R: 0 E: 0 K: 1 S: 12	H: 1 LOB: 2 BB: 1 P: 20	R: 0 E: 0 K: 0 S: 5	H: 0 LOB: 0 BB: 0 P: 8		R: 0 E: 0 K: 2 S: 8	H: 0 LOB: 0 BB: 0 P: 10	1B: 4 2B: 0 3B: 0 HR: 3	SF: 0 SAC: 0 DP: 1 HBP: 0	WP: 0 PB: 0 SB: 0 CS: 0
PITCHER	IP WLS BF H R ER SO BB IBB HBP BLK WP HR S P ERA WHIP	IP WLS BF H R ER SO BB IBB HBP BLK WP HR S P ERA WHIP															IP WLS BF H R ER SO BB IBB HBP BLK WP HR S P ERA WHIP					
15 Tim Hudson, R ERA: 3.45	6.0	W	27	6	4	4	4	4	0	0	0	0	0	0	0	0	6.00	1.667				
48 Blaine Boyer, R ERA: 2.52	0.0		2	1	0	0	0	1	0	0	0	0	0	0	4	9	∞	∞				
49 Macay McBride, L ERA: 4.91	0.2	H	2	0	0	0	1	0	0	0	0	0	0	0	5	7	0.00	0.000				
Chris Reitsma, R ERA: 3.78	1.1	H	4	0	0	0	0	0	0	0	0	0	0	0	8	12	0.00	0.000				
Kyle Farnsworth, R ERA: 2.0	1.0	S	3	0	0	0	2	0	0	0	0	0	0	0	8	10	0.00	0.000				

AB	33
R	4
H	7
RBI	4
BB	5
SO	7
LOB	12



Batter	1	2	3	4	5	6	7	8	9	AB	R	H	RBI	BB	SO	LOB	TOP					
Rafael Furcal, S (1, 6) OBP: 0.340, SLG: 0.415	G4-3			CS BB		P3		F9		3	0	0	0	1	0	0	Atlanta Braves @ New York Mets Shea Stadium, Flushing, NY Sun Sep 18 2005, 1:10 PM EDT Att: 31,703 - Sunny - 80 F					
Marcus Giles, R (1, 4) OBP: 0.375, SLG: 0.466	G6-3			F9		HR		G5-3		4	1	1	1	0	0	1						
10 Chipper Jones, S (1, 5) OBP: 0.406, SLG: 0.558	L6			F9		G5-3			G6-3	4	0	0	0	0	0	0						
Andruw Jones, R (1, 8) OBP: 0.351, SLG: 0.596		F8				G5-3			L5	4	0	1	0	0	0	0						
7 Jeff Francoeur, R (1, 9) OBP: 0.349, SLG: 0.580		G6-3				F8			G1-3	4	0	1	0	0	0	1						
Adam LaRoche, L (1, 3) OBP: 0.313, SLG: 0.438		G4-3				2B				3	0	2	0	0	0	0						
Brian Jordan, R (1, 7) OBP: 0.297, SLG: 0.335				G1-6-3 1B		P4				3	0	1	0	0	1	4						
Johnny Estrada, S (1, 2) OBP: 0.300, SLG: 0.358				G1-6-3						2	0	0	0	1	0	3						
John Thomson, R (1, 1) OBP: 0.280, SLG: 0.304 Wilson Betemit, S (8, PH) 50 Anthony Lerew, L (8, 1)				K		K			G5-3	2	0	0	0	0	2	3						
Inning Stats	R: 0 E: 0 K: 0 S: 7	H: 0 LOB: 0 BB: 0 P: 10	R: 0 E: 0 K: 0 S: 7	H: 0 LOB: 0 BB: 0 P: 9	R: 0 E: 0 K: 1 S: 8	H: 1 LOB: 0 BB: 0 P: 11	R: 0 E: 0 K: 0 S: 5	H: 0 LOB: 0 BB: 1 P: 13	R: 0 E: 0 K: 1 S: 12	H: 2 LOB: 3 BB: 1 P: 20	R: 1 E: 0 K: 0 S: 12	H: 1 LOB: 1 BB: 0 P: 20	R: 0 E: 0 K: 1 S: 10	H: 2 LOB: 1 BB: 0 P: 16	R: 0 E: 0 K: 0 S: 7	H: 0 LOB: 0 BB: 0 P: 13		R: 0 E: 0 K: 0 S: 4	H: 0 LOB: 0 BB: 0 P: 6	1B: 3 2B: 2 3B: 0 HR: 1	SF: 0 SAC: 0 DP: 2 HBP: 0	WP: 0 PB: 0 SB: 0 CS: 1
PITCHER Tom Glavine, L (1, 1) ERA: 3.75	IP: 9.0 WLS: W BF: 32 H: 6 R: 1 ER: 1 SO: 3	BB: 1 IBB: 1 HBP: 0 BLK: 0	WP: 0 HR: 1 S: 72 P: 118	ERA: 1.00 WHIP: 0.778	PITCHER										IP: 9.0 WLS: W BF: 32 H: 6 R: 1 ER: 1 SO: 3	BB: 1 IBB: 1 HBP: 0 BLK: 0	WP: 0 HR: 1 S: 72 P: 118	ERA: 1.00 WHIP: 0.778				

Batter	1	2	3	4	5	6	7	8	9	AB	R	H	RBI	BB	SO	LOB	BOTTOM			
7 José Reyes, S (1, 6) OBP: 0.305, SLG: 0.391	G3-1			15 S 1B		2B BB		E4		3	1	1	0	1	0	0	Atlanta Braves @ New York Mets Shea Stadium, Flushing, NY Sun Sep 18 2005, 1:10 PM EDT Att: 31,703 - Sunny - 80 F			
Victor Diaz, R (1, 9) OBP: 0.335, SLG: 0.480	K			K		15 2B		F7		4	1	1	1	0	2	2				
15 Carlos Beltrán, S (1, 8) OBP: 0.337, SLG: 0.423	K			F8		HR 2B		F7		4	1	1	1	0	1	1				
Cliff Floyd, L (1, 7) OBP: 0.354, SLG: 0.511		5 1B		F8		HR 2B		5 FC1-6 1B		4	1	3	2	0	0	0				
5 David Wright, R (1, 5) OBP: 0.392, SLG: 0.510		3-1 1B		F9		G6-3		FC1-6 31 S BB		4	0	1	0	0	0	1				
31 Mike Piazza, R (1, 2) OBP: 0.325, SLG: 0.451		1-3 1B		F9		G5-3		BB IBB		3	0	0	0	1	0	2				
Mike Jacobs, L (1, 3) OBP: 0.368, SLG: 0.667		1-3 K		K		L4		1-2 2-3 BB		3	0	0	0	1	1	2				
1 Anderson Hernandez, S (1, 4) OBP: 0.325, SLG: 0.451		0-3 K		K		G4-3		F8		4	0	0	0	0	1	5				
Tom Glavine, L (1, 1) OBP: 0.186, SLG: 0.158				K		G6-3		G6-3		3	0	0	0	0	1	0				
Inning Stats	R: 0 E: 0 K: 2 S: 10	H: 0 LOB: 0 BB: 0 P: 12	R: 0 E: 0 K: 2 S: 11	H: 2 LOB: 2 BB: 0 P: 17	R: 0 E: 0 K: 2 S: 13	H: 1 LOB: 1 BB: 0 P: 17	R: 0 E: 0 K: 0 S: 4	H: 0 LOB: 0 BB: 0 P: 7	R: 0 E: 0 K: 0 S: 8	H: 0 LOB: 0 BB: 0 P: 8	R: 4 E: 0 K: 0 S: 9	H: 3 LOB: 0 BB: 1 P: 17	R: 0 E: 1 K: 0 S: 12	H: 0 LOB: 1 BB: 0 P: 15	R: 0 E: 0 K: 0 S: 10	H: 1 LOB: 3 BB: 2 P: 25	1B: 4 2B: 2 3B: 0 HR: 1	SF: 0 SAC: 0 DP: 0 HBP: 0	WP: 0 PB: 0 SB: 3 CS: 0	PA: 35
PITCHER John Thomson, R (1, 1) ERA: 4.8 50 Anthony Lerew, R (8, 1) ERA: 5.79	IP: 7.0 WLS: L BF: 29 H: 6 R: 4 ER: 4 SO: 6	BB: 1 IBB: 0 HBP: 0 BLK: 0	WP: 0 HR: 1 S: 67 P: 93	ERA: 5.14 WHIP: 1.000	PITCHER										IP: 1.0 WLS: L BF: 6 H: 1 R: 0 ER: 0 SO: 0	BB: 1 IBB: 0 HBP: 0 BLK: 0	WP: 0 HR: 0 S: 10 P: 25	ERA: 0.00 WHIP: 2.000		



Batter	1	2	3	4	5	6	7	8	9	AB	R	H	RBI	BB	SO	LOB	TOP				
Juan Pierre, L OBP: 0.323, SLG: 0.343	1-1 SH5-3 1B	3-2 F8			0-0 SH1-3 1-2		0-0 1B	0-1 G6-3		4	1	2	0	0	0	3					
Jeff Conine, R OBP: 0.378, SLG: 0.413	0-1 SH5-3 1-3		0-1 P6		2-1 G5-3		0-1 1B	0-1 SH5-4 FC4 2B		4	0	2	0	0	0	1					
Miguel Cabrera, R OBP: 0.382, SLG: 0.561	3-3 K		1-2 L7		1-1 G1-3		0-0 F9		0-1 SH5-4	1	0	0	0	0	1	1					
Joe Dillon, R OBP: 0.208, SLG: 0.304									2-3 SH5-4	3	0	0	0	0	0	3					
Carlos Delgado, L OBP: 0.400, SLG: 0.591	1-2 1B		2-2 1B			2-2 P5		3-3 K	4-0 20 BB FC4 IBB	4	0	2	1	1	1	0					
Juan Encarnacion, R OBP: 0.353, SLG: 0.456	1-2 1B			4-2 G6-4-3 BB		1-2 F9 S 1B		0-0 G6-3	2-2 FC4 20 BB	4	0	2	0	1	0	2					
Paul Lo Duca, R OBP: 0.342, SLG: 0.391	0-1 F7			0-2 G6-4-3		2-2 F9		4-1 1B	4-1 3-3	3	0	0	0	1	0	4					
Alex Gonzalez, R OBP: 0.319, SLG: 0.368				1-2 G6-4-3		1-3 F9		1-2 1B	1-2 2-3 BB	0	1	0	0	0	0	0					
20 Matt Treanor, R OBP: 0.301, SLG: 0.296								1-2 BB	1-2 2-3 BB	0	0	0	0	1	0	0					
Mike Lowell, R OBP: 0.291, SLG: 0.359		2-1 F7		2-1 HR		2-2 F7		1-2 1B	1-1 P3	5	2	2	1	0	0	4					
11 Robert Andino, R OBP: 0.261, SLG: 0.333		0-2 2B		0-0 P4				1-3 14 1B		3	0	1	0	0	0	0					
Lenny Harris, L OBP: 0.371, SLG: 0.365								3-1 14 1B		1	0	1	1	0	0	0					
Mike Mordecai, R OBP: 0.354, SLG: 0.534								1-2 1B		0	0	0	0	0	0	0					
Jason Vargas, L OBP: 0.320, SLG: 0.390		1-3 K						1-2 1B		2	0	1	0	0	1	1					
27 Jeremy Hernandez, L OBP: 0.217, SLG: 0.262								3-1 14 1B		1	0	0	0	0	0	0					
Randy Messenger, R OBP: 0.287, SLG: 0.369								1-2 1B		0	0	0	0	0	0	0					
14 Josh Willingham, R OBP: 0.330, SLG: 0.500								1-2 1B		1	0	1	1	0	0	0					
Ron Villone, L OBP: 0.300, SLG: 0.354								1-2 1B		0	0	0	0	0	0	0					
Antonio Alfonseca, R OBP: 0.300, SLG: 0.354								1-2 1B		0	0	0	0	0	0	0					
Paul Quantill, L OBP: 0.300, SLG: 0.354								1-2 1B		0	0	0	0	0	0	0					
Inning Stats	R: 1 E: 0 K: 1 S: 17	H: 3 LOB: 2 BB: 0 P: 23	R: 0 E: 0 K: 1 S: 12	H: 1 LOB: 1 BB: 0 P: 18	R: 0 E: 0 K: 0 S: 11	H: 1 LOB: 0 BB: 1 P: 14	R: 1 E: 0 K: 0 S: 10	H: 1 LOB: 0 BB: 1 P: 16	R: 0 E: 0 K: 0 S: 14	H: 1 LOB: 1 BB: 0 P: 21	R: 0 E: 0 K: 0 S: 10	H: 2 LOB: 2 BB: 0 P: 11	R: 2 E: 0 K: 1 S: 18	H: 3 LOB: 2 BB: 1 P: 30	R: 0 E: 0 K: 0 S: 11	H: 1 LOB: 2 BB: 2 P: 22	1B: 11 2B: 2 3B: 0 HR: 1	SF: 0 SAC: 3 DP: 1 HBP: 0	WP: 0 PB: 0 SB: 2 CS: 0	PA: 43	
PITCHER	IP WLS BF H R ER SO BB IBB HBP BLK WP HR S P ERA WHIP	IP WLS BF H R ER SO BB IBB HBP BLK WP HR S P ERA WHIP	IP WLS BF H R ER SO BB IBB HBP BLK WP HR S P ERA WHIP	IP WLS BF H R ER SO BB IBB HBP BLK WP HR S P ERA WHIP	IP WLS BF H R ER SO BB IBB HBP BLK WP HR S P ERA WHIP	IP WLS BF H R ER SO BB IBB HBP BLK WP HR S P ERA WHIP	IP WLS BF H R ER SO BB IBB HBP BLK WP HR S P ERA WHIP	IP WLS BF H R ER SO BB IBB HBP BLK WP HR S P ERA WHIP	IP WLS BF H R ER SO BB IBB HBP BLK WP HR S P ERA WHIP	IP WLS BF H R ER SO BB IBB HBP BLK WP HR S P ERA WHIP	IP WLS BF H R ER SO BB IBB HBP BLK WP HR S P ERA WHIP	IP WLS BF H R ER SO BB IBB HBP BLK WP HR S P ERA WHIP	IP WLS BF H R ER SO BB IBB HBP BLK WP HR S P ERA WHIP	IP WLS BF H R ER SO BB IBB HBP BLK WP HR S P ERA WHIP	IP WLS BF H R ER SO BB IBB HBP BLK WP HR S P ERA WHIP	IP WLS BF H R ER SO BB IBB HBP BLK WP HR S P ERA WHIP	IP WLS BF H R ER SO BB IBB HBP BLK WP HR S P ERA WHIP	IP WLS BF H R ER SO BB IBB HBP BLK WP HR S P ERA WHIP	IP WLS BF H R ER SO BB IBB HBP BLK WP HR S P ERA WHIP	IP WLS BF H R ER SO BB IBB HBP BLK WP HR S P ERA WHIP	IP WLS BF H R ER SO BB IBB HBP BLK WP HR S P ERA WHIP
Jae Weong Seo, R ERA: 2.38	6.0 H: 5 R: 2 ER: 2 SO: 2 BB: 1 IBB: 0 HBP: 0 BLK: 0 WP: 0 HR: 1 S: 71 P: 103 ERA: 3.00 WHIP: 1.500	1.0 H: 1 R: 0 ER: 0 SO: 0 BB: 0 IBB: 0 HBP: 0 BLK: 0 WP: 0 HR: 0 S: 10 P: 11 ERA: 0.00 WHIP: 2.000	0.1 H: 1 R: 0 ER: 0 SO: 1 BB: 0 IBB: 0 HBP: 0 BLK: 0 WP: 0 HR: 0 S: 6 P: 9 ERA: 0.00 WHIP: 0.000	0.1 B: 4 R: 2 ER: 1 SO: 0 BB: 1 IBB: 0 HBP: 0 BLK: 0 WP: 0 HR: 0 S: 7 P: 15 ERA: 27.00 WHIP: 9.000	0.1 B: 2 R: 1 ER: 1 SO: 0 BB: 0 IBB: 0 HBP: 0 BLK: 0 WP: 0 HR: 0 S: 5 P: 6 ERA: 27.00 WHIP: 3.000	1.0 W: 6 R: 1 ER: 0 SO: 0 BB: 1 IBB: 1 HBP: 0 BLK: 0 WP: 0 HR: 0 S: 11 P: 22 ERA: 0.00 WHIP: 2.000	1.0 W: 6 R: 1 ER: 0 SO: 0 BB: 1 IBB: 1 HBP: 0 BLK: 0 WP: 0 HR: 0 S: 11 P: 22 ERA: 0.00 WHIP: 2.000	1.0 W: 6 R: 1 ER: 0 SO: 0 BB: 1 IBB: 1 HBP: 0 BLK: 0 WP: 0 HR: 0 S: 11 P: 22 ERA: 0.00 WHIP: 2.000	1.0 W: 6 R: 1 ER: 0 SO: 0 BB: 1 IBB: 1 HBP: 0 BLK: 0 WP: 0 HR: 0 S: 11 P: 22 ERA: 0.00 WHIP: 2.000	1.0 W: 6 R: 1 ER: 0 SO: 0 BB: 1 IBB: 1 HBP: 0 BLK: 0 WP: 0 HR: 0 S: 11 P: 22 ERA: 0.00 WHIP: 2.000	1.0 W: 6 R: 1 ER: 0 SO: 0 BB: 1 IBB: 1 HBP: 0 BLK: 0 WP: 0 HR: 0 S: 11 P: 22 ERA: 0.00 WHIP: 2.000	1.0 W: 6 R: 1 ER: 0 SO: 0 BB: 1 IBB: 1 HBP: 0 BLK: 0 WP: 0 HR: 0 S: 11 P: 22 ERA: 0.00 WHIP: 2.000	1.0 W: 6 R: 1 ER: 0 SO: 0 BB: 1 IBB: 1 HBP: 0 BLK: 0 WP: 0 HR: 0 S: 11 P: 22 ERA: 0.00 WHIP: 2.000	1.0 W: 6 R: 1 ER: 0 SO: 0 BB: 1 IBB: 1 HBP: 0 BLK: 0 WP: 0 HR: 0 S: 11 P: 22 ERA: 0.00 WHIP: 2.000	1.0 W: 6 R: 1 ER: 0 SO: 0 BB: 1 IBB: 1 HBP: 0 BLK: 0 WP: 0 HR: 0 S: 11 P: 22 ERA: 0.00 WHIP: 2.000	1.0 W: 6 R: 1 ER: 0 SO: 0 BB: 1 IBB: 1 HBP: 0 BLK: 0 WP: 0 HR: 0 S: 11 P: 22 ERA: 0.00 WHIP: 2.000	1.0 W: 6 R: 1 ER: 0 SO: 0 BB: 1 IBB: 1 HBP: 0 BLK: 0 WP: 0 HR: 0 S: 11 P: 22 ERA: 0.00 WHIP: 2.000	1.0 W: 6 R: 1 ER: 0 SO: 0 BB: 1 IBB: 1 HBP: 0 BLK: 0 WP: 0 HR: 0 S: 11 P: 22 ERA: 0.00 WHIP: 2.000	1.0 W: 6 R: 1 ER: 0 SO: 0 BB: 1 IBB: 1 HBP: 0 BLK: 0 WP: 0 HR: 0 S: 11 P: 22 ERA: 0.00 WHIP: 2.000	1.0 W: 6 R: 1 ER: 0 SO: 0 BB: 1 IBB: 1 HBP: 0 BLK: 0 WP: 0 HR: 0 S: 11 P: 22 ERA: 0.00 WHIP: 2.000	1.0 W: 6 R: 1 ER: 0 SO: 0 BB: 1 IBB: 1 HBP: 0 BLK: 0 WP: 0 HR: 0 S: 11 P: 22 ERA: 0.00 WHIP: 2.000

Florida Marlins @ New York Mets
Shea Stadium, Flushing, NY
Wed Sep 21 2005, 7:10 PM EDT
Att: 36,793 - Clear - 80 F

AB 36
R 4
H 14
RBI 4
BB 4
SO 3
LOB 19



Batter	1	2	3	4	5	6	7	8	9	AB	R	H	RBI	BB	SO	LOB	BOTTOM				
7 José Reyes, S OBP: 0.303, SLG: 0.388	0-0 15 1B		0-0 B1-3		3-2 F7		2-2 F7		2-2 E8 1B	5	2	2	0	0	0	0					
Miguel Cairo, R OBP: 0.290, SLG: 0.319	2-3 K		0-1 1B		0-0 G5-3		0-2 F8		0-0 1B	5	0	2	1	0	1	1					
15 Carlos Beltrán, S OBP: 0.336, SLG: 0.419	0-1 1B		2-2 F7		2-2 G5-3			4-1 1B 31 BB BB		3	1	1	1	1	0	1					
Cliff Floyd, L OBP: 0.353, SLG: 0.507	0-3 K		2-3 K		0-0 F9			0-1 FC5 31 BB 1B		4	0	1	0	0	2	2					
5 David Wright, R OBP: 0.390, SLG: 0.507	2-2 G4-3				0-0 F7		0-1 31 BB 1B		2-2 K	4	1	1	0	0	1	3					
31 Mike Piazza, R OBP: 0.330, SLG: 0.449		4-2 2B BB			0-2 1B		4-1 1B BB		0-1 FC5 1B	2	1	2	1	2	0	0					
Gerald Williams, R OBP: 0.278, SLG: 0.429							1-2 BB		1-2 3H 1B	0	0	0	0	0	0	0					
Roberto Hernandez, R OBP: 0.331, SLG: 0.475		2-3 K		0-0 L7		0-2 1B		1-2 2H 1B	1-2 2-3 FC5	4	0	1	1	0	1	4					
Mike Jacobs, L OBP: 0.364, SLG: 0.632		0-0 2B		2-1 F7		2-1 K		3-2 G1-3		4	0	1	1	0	1	5					
Jae Weong Seo, R OBP: 0.303, SLG: 0.415									3-2 G1-3	2	0	0	0	0	1	0					
Marlon Anderson, L OBP: 0.300, SLG: 0.351										0	0	0	0	0	0	0					
Tim Hamulack, R OBP: 0.300, SLG: 0.351										0	0	0	0	0	0	0					
Braden Looper, R OBP: 0.300, SLG: 0.351										0	0	0	0	0	0	0					
Shingo Takatsu, R OBP: 0.300, SLG: 0.351										0	0	0	0	0	0	0					
11 Ramón Castro, R OBP: 0.300, SLG: 0.351										1	0	0	0	0	0	0					
Inning Stats	R: 1 E: 0 K: 2 S: 15	H: 2 LOB: 1 BB: 0 P: 19	R: 1 E: 0 K: 2 S: 12	H: 1 LOB: 0 BB: 1 P: 20	R: 0 E: 0 K: 1 S: 9	H: 1 LOB: 1 BB: 0 P: 13	R: 0 E: 0 K: 0 S: 7	H: 1 LOB: 0 BB: 0 P: 9	R: 0 E: 0 K: 1 S: 13	H: 2 LOB: 2 BB: 1 P: 19	R: 0 E: 0 K: 1 S: 12	H: 0 LOB: 0 BB: 0 P: 15	R: 1 E: 0 K: 1 S: 15	H: 2 LOB: 2 BB: 1 P: 25	R: 0 E: 1 K: 0 S: 8	H: 2 LOB: 1 BB: 0 P: 13	1B: 10 2B: 1 3B: 0 HR: 0	SF: 0 SAC: 0 DP: 0 HBP: 0	WP: 0 PB: 0 SB: 2 CS: 0	PA: 38	
PITCHER	IP WLS BF H R ER SO BB IBB HBP BLK WP HR S P ERA WHIP	IP WLS BF H R ER SO BB IBB HBP BLK WP HR S P ERA WHIP	IP WLS BF H R ER SO BB IBB HBP BLK WP HR S P ERA WHIP	IP WLS BF H R ER SO BB IBB HBP BLK WP HR S P ERA WHIP	IP WLS BF H R ER SO BB IBB HBP BLK WP HR S P ERA WHIP	IP WLS BF H R ER SO BB IBB HBP BLK WP HR S P ERA WHIP	IP WLS BF H R ER SO BB IBB HBP BLK WP HR S P ERA WHIP	IP WLS BF H R ER SO BB IBB HBP BLK WP HR S P ERA WHIP	IP WLS BF H R ER SO BB IBB HBP BLK WP HR S P ERA WHIP	IP WLS BF H R ER SO BB IBB HBP BLK WP HR S P ERA WHIP	IP WLS BF H R ER SO BB IBB HBP BLK WP HR S P ERA WHIP	IP WLS BF H R ER SO BB IBB HBP BLK WP HR S P ERA WHIP	IP WLS BF H R ER SO BB IBB HBP BLK WP HR S P ERA WHIP	IP WLS BF H R ER SO BB IBB HBP BLK WP HR S P ERA WHIP	IP WLS BF H R ER SO BB IBB HBP BLK WP HR S P ERA WHIP	IP WLS BF H R ER SO BB IBB HBP BLK WP HR S P ERA WHIP	IP WLS BF H R ER SO BB IBB HBP BLK WP HR S P ERA WHIP	IP WLS BF H R ER SO BB IBB HBP BLK WP HR S P ERA WHIP	IP WLS BF H R ER SO BB IBB HBP BLK WP HR S P ERA WHIP	IP WLS BF H R ER SO BB IBB HBP BLK WP HR S P ERA WHIP	IP WLS BF H R ER SO BB IBB HBP BLK WP HR S P ERA WHIP
Jason Vargas, L ERA: 4.38	6.0 H: 5 R: 2 ER: 3 SO: 6 BB: 2 IBB: 0 HBP: 0 BLK: 0 WP: 0 HR: 0 S: 64 P: 91 ERA: 4.50 WHIP: 1.500	1.0 H: 3 R:																			

Batter	1	2	3	4	5	6	7	8	9	10	AB	R	H	RBI	BB	SO	LOB	TOP				
7 José Reyes, S OBP: 0.302, SLG: 0.386 (1, 6)	B2		F8			15 1B		G6-3		FC6 15 HR	5	2	1	0	0	0	2	New York Mets @ Washington Nationals Robert F. Kennedy Memorial Stadium, Washington, DC Fri Sep 23 2005, 7:05 PM EDT Att: 30,194 - Cloudy - 88 F livebaseballscorecards.com				
Victor Diaz, R OBP: 0.328, SLG: 0.466 (1, 9)	K		G5-4-3			15 1B		F8		K	5	1	1	0	0	2	3					
15 Carlos Beltrán, S OBP: 0.339, SLG: 0.429 (1, 8)	K			G4-3		1B		2B		HR	5	1	3	3	0	1	0					
Cliff Floyd, L OBP: 0.353, SLG: 0.508 (1, 7)		1B		K		1B		F9			5	0	3	2	0	1	1					
5 David Wright, R OBP: 0.357, SLG: 0.502 (1, 5)	P3			F9		1B					4	0	0	0	1	1	3					
31 Mike Piazza, R OBP: 0.326, SLG: 0.443 11 Ramon Castro, R OBP: 0.335, SLG: 0.459 (1, 2) (9, 2)	K				G6-3	P6			G5-3		4	0	0	0	0	1	3					
Mike Jacobs, L OBP: 0.358, SLG: 0.611 Chris Woodward, R OBP: 0.341, SLG: 0.399 (1, 3) (9, 3)	1B			L7					G6-3	F7	4	0	0	0	0	1	3					
1 Anderson Hernandez, S (1, 4)	K			L7					G4-3		4	0	0	0	0	0	0					
Steve Trachsel, R OBP: 0.077, SLG: 0.077 Juan Padilla, R (7, 1) Roberto Hernandez, R (9, 1) Marlon Anderson, L OBP: 0.312, SLG: 0.351 Aaron Heilman, R (10, 1)			G5-4-3			G5-3	G1-4-3			7 E FC6 15 HR	3	0	1	0	0	0	0					
Inning Stats	R: 0 E: 0 K: 2 S: 9	H: 0 LOB: 0 BB: 0 P: 14	R: 0 E: 0 K: 2 S: 14	H: 2 LOB: 2 BB: 0 P: 17	R: 0 E: 0 K: 0 S: 6	H: 1 LOB: 0 BB: 0 P: 10	R: 0 E: 0 K: 1 S: 10	H: 0 LOB: 0 BB: 0 P: 14	R: 0 E: 0 K: 0 S: 5	H: 0 LOB: 0 BB: 0 P: 8	R: 2 E: 0 K: 1 S: 6	H: 4 LOB: 2 BB: 0 P: 27	R: 0 E: 0 K: 1 S: 7	H: 0 LOB: 0 BB: 0 P: 7	R: 0 E: 0 K: 0 S: 5	H: 0 LOB: 0 BB: 0 P: 7	R: 3 E: 1 K: 1 S: 16		H: 2 LOB: 2 BB: 2 P: 30	1B: 7 2B: 1 3B: 1 HR: 1	SF: 0 SAC: 0 DP: 1 HBP: 0	WP: 0 PB: 0 SB: 1 CS: 0
PITCHER	IP	WLS	BF	H	R	ER	SO	BB	IBB	HBP	BLK	WP	HR	S	P	ERA	WHIP					
Esteban Loaiza, R ERA: 3.63 57 Jason Bergmann, R ERA: 2.87 Joey Eischen, L ERA: 3.38 Gary Majewski, R ERA: 2.64	7.0	0.2	3	1	0	0	0	0	0	0	0	0	0	7	10	0.00	1.500					
	0.1	1	1	0	0	0	0	0	0	0	0	0	0	3	5	0.00	0.000					
	2.0	L	11	2	3	0	1	1	0	0	0	0	1	21	37	0.00	1.500					

Batter	1	2	3	4	5	6	7	8	9	10	AB	R	H	RBI	BB	SO	LOB	BOTTOM				
Brad Wilkerson, L OBP: 0.350, SLG: 0.403 (1, 7)	F8		K			FC4 BB		F8		F9	4	0	0	0	1	1	0	New York Mets @ Washington Nationals Robert F. Kennedy Memorial Stadium, Washington, DC Fri Sep 23 2005, 7:05 PM EDT Att: 30,194 - Cloudy - 88 F livebaseballscorecards.com				
Rick Short, R OBP: 0.471, SLG: 0.933 Jayce Carroll, R OBP: 0.327, SLG: 0.271 (1, 4) (6, 4)	G5-3		K			FC4 24 1B		G1-4-3		G6-3	2	0	0	0	0	1	0					
24 Nick Johnson, L OBP: 0.407, SLG: 0.475 (1, 3)	F8				HBP	1B		BB		BB	2	0	1	0	2	0	0					
Jose Guillen, R OBP: 0.337, SLG: 0.478 (1, 9)		K		F8		K		G6-3		F9	5	0	0	0	0	2	5					
Preston Wilson, R OBP: 0.327, SLG: 0.472 (1, 8)		K		1B		K			G6-3		4	0	1	0	0	2	2					
11 Ryan Zimmerman, R OBP: 0.423, SLG: 0.640 (1, 5)				G6-3							4	1	3	0	0	0	1					
15 Cristian Guzman, S OBP: 0.254, SLG: 0.308 Ryan Church, L OBP: 0.358, SLG: 0.457 Deivi Cruz, R OBP: 0.304, SLG: 0.382 (1, 6) (9, PH) (10, 6)		1B				F9 2B			HR	1B	3	0	1	0	0	0	1					
Gary Bennett, R OBP: 0.278, SLG: 0.263 Carlos Baerga, S OBP: 0.316, SLG: 0.335 Keith Osik, R (1, 2) (9, PH) (10, 2)		F9									3	0	0	0	0	1	3					
Esteban Loaiza, R OBP: 0.169, SLG: 0.197 Jose Vidro, S OBP: 0.336, SLG: 0.423 57 Jason Bergmann, R OBP: 0.500, SLG: 0.333 Joey Eischen, L OBP: 0.353, SLG: 0.333 Gary Majewski, R (1, 1) (7, PH) (8, 1) (9, 1)			L9				G3			G4-3	2	0	0	0	0	0	0					
Inning Stats	R: 0 E: 0 K: 0 S: 7	H: 0 LOB: 0 BB: 0 P: 8	R: 0 E: 0 K: 2 S: 14	H: 2 LOB: 2 BB: 0 P: 20	R: 0 E: 0 K: 2 S: 9	H: 0 LOB: 0 BB: 0 P: 15	R: 0 E: 0 K: 0 S: 7	H: 1 LOB: 1 BB: 0 P: 14	R: 0 E: 0 K: 1 S: 9	H: 0 LOB: 0 BB: 0 P: 13	R: 2 E: 0 K: 0 S: 10	H: 1 LOB: 1 BB: 1 P: 10	R: 0 E: 0 K: 0 S: 8	H: 0 LOB: 0 BB: 0 P: 14	R: 2 E: 0 K: 0 S: 10	H: 2 LOB: 0 BB: 0 P: 16	R: 0 E: 0 K: 0 S: 14		H: 0 LOB: 1 BB: 1 P: 21	1B: 5 2B: 1 3B: 0 HR: 1	SF: 0 SAC: 0 DP: 0 HBP: 1	WP: 0 PB: 0 SB: 0 CS: 0
PITCHER	IP	WLS	BF	H	R	ER	SO	BB	IBB	HBP	BLK	WP	HR	S	P	ERA	WHIP					
Steve Trachsel, R ERA: 2.78 Juan Padilla, R ERA: 1.76 Roberto Hernandez, R ERA: 2.74 Aaron Heilman, R ERA: 3.31	6.0	2.0	24	5	0	0	0	1	0	0	0	0	0	13	21	0.00	0.500					
	1.0	W	5	2	2	0	0	0	0	0	0	0	1	10	16	18.00	2.000					
	1.0	S	4	0	0	0	0	1	0	0	0	0	0	14	21	0.00	1.000					

AB 40
R 5
H 10
RBI 5
BB 2
SO 8
LOB 16



AB 36
R 2
H 7
RBI 2
BB 3
SO 7
LOB 15



Batter	1	2	3	4	5	6	7	8	9	AB	R	H	RBI	BB	SO	LOB	TOP					
7 José Reyes, S OBP: 0.302, SLG: 0.386 Chris Woodward, R OBP: 0.341, SLG: 0.399	1-1 SH 15 1B 2B	1-1 G4-6-3			1-0 P6		2-3 K			4	1	1	0	0	1	3						
Miguel Cairo, R OBP: 0.294, SLG: 0.311	1-1 SH 15 1B BB 5 HR	1-3 K			2-1 G4-6-3			1-1 G4-3		3	1	0	0	0	1	1						
15 Carlos Beltrán, S OBP: 0.338, SLG: 0.427	1-1 BB 5 HR 1B		0-1 F8			2-1 E3 F8 G4-3		1-0 G4-3		4	1	1	1	0	0	0						
Cliff Floyd, L OBP: 0.352, SLG: 0.505 Gerald Williams, R OBP: 0.276, SLG: 0.429	4-2 BB 5 HR BB		0-1 L8			2-2 G4-3		0-0 F9		3	1	0	0	0	1	0						
5 David Wright, R OBP: 0.386, SLG: 0.505	2-0 HR		0-3 K			1-1 F8			1-3 K	4	1	1	4	0	2	1						
Marlon Anderson, L OBP: 0.306, SLG: 0.344 Victor Diaz, R OBP: 0.328, SLG: 0.466	2-3 K			2-3 K		2-2 G3			0-2 F8	4	0	0	0	0	2	1						
11 Ramon Castro, R OBP: 0.329, SLG: 0.450	0-1 F9			2-3 K			0-1 G5-3		2-0 P2	4	0	0	0	0	1	0						
Doug Mientkiewicz, L OBP: 0.324, SLG: 0.410	0-2 F9			0-1 G3-1			1-1 SH1-3 1B			3	0	1	0	0	0	0						
Tom Glavine, L OBP: 0.213, SLG: 0.186 Roberto Hernandez, R		0-1 G4-6-3 1B			1-0 G4-6-3 1B		0-0 SH1-3 1-2			2	0	2	0	0	0	0						
Inning Stats	R: 5 E: 1 K: 1 S: 19	H: 3 LOB: 0 BB: 1 P: 30	R: 0 E: 0 K: 1 S: 11	H: 1 LOB: 0 BB: 0 P: 13	R: 0 E: 0 K: 1 S: 7	H: 0 LOB: 0 BB: 0 P: 7	R: 0 E: 0 K: 2 S: 9	H: 0 LOB: 0 BB: 0 P: 13	R: 0 E: 0 K: 0 S: 4	H: 0 LOB: 0 BB: 0 P: 8	R: 0 E: 1 K: 0 S: 10	H: 0 LOB: 1 BB: 0 P: 17	R: 0 E: 0 K: 1 S: 8	H: 1 LOB: 1 BB: 0 P: 11	R: 0 E: 0 K: 0 S: 4	H: 0 LOB: 0 BB: 0 P: 6	R: 0 E: 0 K: 1 S: 7	H: 0 LOB: 0 BB: 0 P: 10	1B: 4 2B: 1 3B: 0 HR: 1	SF: 0 SAC: 2 DP: 2 HBP: 0	WP: 0 PB: 0 CS: 0	PA: 34
PITCHER Livan Hernandez, R ERA: 3.95 57 Jason Bergmann, R ERA: 2.7	IP: 8.0 WLS: L BF: 31	H: 6 R: 5 ER: 4 SO: 6	BB: 1 IBB: 0 HBP: 0 BLK: 0	WP: 0 HR: 1 S: 72 P: 105	ERA: 4.50 WHIP: 0.875	IP: 1.0 WLS: S BF: 3	H: 0 R: 0 ER: 0 SO: 1	BB: 0 IBB: 0 HBP: 0 BLK: 0	WP: 0 HR: 0 S: 7 P: 10	ERA: 0.00 WHIP: 0.000												

New York Mets @ Washington Nationals
Robert F. Kennedy Memorial Stadium, Washington, DC
Sat Sep 24 2005, 7:05 PM EDT
Att: 32,467 - Cloudy - 72 F

AB	31
R	5
H	6
RBI	5
BB	1
SO	7
LOB	7

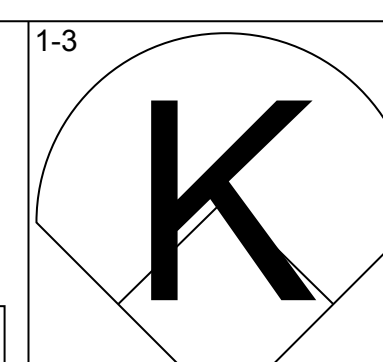


Batter	1	2	3	4	5	6	7	8	9	AB	R	H	RBI	BB	SO	LOB	BOTTOM					
Brandon Watson, L OBP: 0.263, SLG: 0.371	2-1 B2		2-2 G4-3			0-0 11 2B 1B		1-0 SH1-3 1-2		3	1	1	1	0	0	0						
15 Cristian Guzman, S OBP: 0.252, SLG: 0.305	0-3 K			0-1 L4		3-1 F8 1B		0-0 G5-3		4	0	0	0	0	1	3						
11 Ryan Zimmerman, R OBP: 0.467, SLG: 0.690	1-0 FC6-4 1B			2-3 K		1-1 FC6-4 1B		1-1 1H 2B		4	0	3	1	0	1	0						
Preston Wilson, R OBP: 0.324, SLG: 0.468	0-0 FC6-4 1-2			0-2 G6-3		1-3 K			3-2 P4	4	0	0	0	0	1	3						
Marlon Byrd, R OBP: 0.309, SLG: 0.338 Carlos Baerga, S OBP: 0.316, SLG: 0.333		2-2 K			2-2 F7		1-0 G6-3		1-2 F8	3	0	0	0	0	1	0						
Tony Blanco, R OBP: 0.215, SLG: 0.274 24 Nick Johnson, L OBP: 0.406, SLG: 0.474		2-3 K			2-3 K		3-2 F9		2-2 F8	3	0	0	0	0	2	0						
Deivi Cruz, R OBP: 0.301, SLG: 0.378		1-0 F9			2-2 G5-3		0-1 G5-3			3	0	0	0	0	0	0						
Gary Bennett, R OBP: 0.274, SLG: 0.258			3-2 P4			0-1 G5-3		2-1 G5-3		3	0	0	0	0	0	0						
Livan Hernandez, R OBP: 0.259, SLG: 0.375 Jose Vidro, S OBP: 0.330, SLG: 0.423 Junior Spivey, R OBP: 0.315, SLG: 0.378 57 Jason Bergmann, R OBP: 0.500, SLG: 0.333		2-1 G4-3			2-1 G4-3		0-1 1B 3B		4-2 SH1-3 BB	2	1	1	0	0	0	0						
Inning Stats	R: 0 E: 0 K: 1 S: 7	H: 1 LOB: 0 BB: 0 P: 10	R: 0 E: 0 K: 2 S: 10	H: 0 LOB: 0 BB: 0 P: 15	R: 0 E: 0 K: 0 S: 9	H: 0 LOB: 0 BB: 0 P: 16	R: 0 E: 0 K: 1 S: 8	H: 0 LOB: 0 BB: 0 P: 10	R: 0 E: 0 K: 1 S: 12	H: 0 LOB: 0 BB: 0 P: 18	R: 2 E: 0 K: 1 S: 13	H: 3 LOB: 1 BB: 0 P: 16	R: 0 E: 0 K: 0 S: 8	H: 0 LOB: 0 BB: 0 P: 12	R: 0 E: 0 K: 0 S: 6	H: 0 LOB: 2 BB: 1 P: 13	R: 0 E: 0 K: 0 S: 10	H: 1 LOB: 1 BB: 0 P: 17	1B: 3 2B: 1 3B: 1 HR: 0	SF: 0 SAC: 1 DP: 0 HBP: 0	WP: 0 PB: 0 CS: 0	PA: 33
PITCHER Tom Glavine, L ERA: 3.69 Roberto Hernandez, R ERA: 2.7	IP: 8.0 WLS: W BF: 29	H: 4 R: 2 ER: 2 SO: 6	BB: 1 IBB: 0 HBP: 0 BLK: 0	WP: 0 HR: 0 S: 73 P: 110	ERA: 2.25 WHIP: 0.625	IP: 1.0 WLS: S BF: 4	H: 1 R: 0 ER: 0 SO: 0	BB: 0 IBB: 0 HBP: 0 BLK: 0	WP: 0 HR: 0 S: 10 P: 17	ERA: 0.00 WHIP: 1.000												

New York Mets @ Washington Nationals
Robert F. Kennedy Memorial Stadium, Washington, DC
Sat Sep 24 2005, 7:05 PM EDT
Att: 32,467 - Cloudy - 72 F

AB	31
R	2
H	5
RBI	2
BB	1
SO	6
LOB	8




Batter	1	2	3	4	5	6	7	8	9	AB	R	H	RBI	BB	SO	LOB	TOP								
7 José Reyes, S OBP: 0.300, SLG: 0.383			L3		G4-3		G4-3	FC6-4		5	0	0	0	0	1	2	<p>New York Mets @ Washington Nationals Robert F. Kennedy Memorial Stadium, Washington, DC</p> <p>Sun Sep 25 2005, 1:05 PM EDT Att: 29,967 - Cloudy - 76 F</p> <p>livebaseballscorecards.com</p>								
Miguel Cairo, R OBP: 0.292, SLG: 0.309	F7				P3		G6-3		F8	5	0	1	0	0	0	0									
15 Carlos Beltrán, S OBP: 0.337, SLG: 0.424	K		G4-3			5 2B	K		L6	4	1	0	0	1	2	1									
Cliff Floyd, L OBP: 0.353, SLG: 0.502		P6						K		3	1	0	0	2	1	1									
5 David Wright, R OBP: 0.388, SLG: 0.513	F8				F9					4	1	2	2	0	0	1									
31 Mike Piazza, R OBP: 0.332, SLG: 0.461										3	2	3	2	0	0	0									
Gerald Williams, R (9, PR) OBP: 0.276, SLG: 0.429										0	0	0	0	0	0	0									
Aaron Heilman, R										0	0	0	0	0	0	0									
Mike Jacobs, L OBP: 0.332, SLG: 0.632										4	1	1	1	0	0	2									
Chris Woodward, R (9, PH) OBP: 0.339, SLG: 0.396	E6				F9				FC6-4	1	0	0	0	0	0	3									
Victor Diaz, R OBP: 0.330, SLG: 0.465	P3				F9					3	0	1	0	1	0	1									
Kris Benson, R OBP: 0.264, SLG: 0.208										3	0	0	0	0	2	3									
Juan Padilla, R OBP: 0.500, SLG: 0.590										1	0	1	0	0	0	0									
11 Ramon Castro, R OBP: 0.329, SLG: 0.450			G5-3							0	0	0	0	0	0	0									
Inning Stats	R: 0 E: 0 K: 2 S: 9	H: 0 LOB: 0 BB: 0 P: 13	R: 1 E: 1 K: 0 S: 12	H: 1 LOB: 1 BB: 0 P: 17	R: 0 E: 0 K: 0 S: 14	H: 1 LOB: 0 BB: 0 P: 21	R: 2 E: 0 K: 0 S: 12	H: 1 LOB: 0 BB: 1 P: 18	R: 0 E: 0 K: 1 S: 6	H: 0 LOB: 0 BB: 0 P: 7	R: 1 E: 0 K: 1 S: 12	H: 1 LOB: 3 BB: 3 P: 30	R: 0 E: 0 K: 1 S: 9	H: 0 LOB: 0 BB: 0 P: 11	R: 2 E: 0 K: 1 S: 14	H: 4 LOB: 2 BB: 2 P: 21		R: 0 E: 0 K: 0 S: 8	H: 0 LOB: 3 BB: 2 P: 21	1B: 3 2B: 1 3B: 0 HR: 4	SF: 0 SAC: 0 DP: 0 HBP: 1	WP: 0 PB: 0 SB: 2 CS: 0	PA: 43		
PITCHER	IP	WLS	BF	H	R	ER	SO	BB	IBB	HBP	BLK	WP	HR	S	P	ERA	WHIP								
22 John Patterson, R ERA: 2.9	6.0		27	4	4	4	4	2	2	0	0	0	2	65	106	6.00	1.000								
Mike Stanton, L ERA: 4.59	1.0		3	0	0	0	1	0	0	0	0	0	0	9	11	0.00	0.000								
Travis Hughes, R ERA: 5.06	0.2	L	6	4	2	2	1	0	0	0	0	0	2	12	17	27.00	6.000								
Joey Eischen, L ERA: 3.24	1.1		7	0	0	0	0	1	1	1	0	0	0	10	25	0.00	0.750								

Batter	1	2	3	4	5	6	7	8	9	AB	R	H	RBI	BB	SO	LOB	BOTTOM								
Brad Wilkerson, L OBP: 0.353, SLG: 0.408	1B 24 2B		2B		F7					3	2	2	0	2	0	0	<p>New York Mets @ Washington Nationals Robert F. Kennedy Memorial Stadium, Washington, DC</p> <p>Sun Sep 25 2005, 1:05 PM EDT Att: 29,967 - Cloudy - 76 F</p> <p>livebaseballscorecards.com</p>								
Jamey Carroll, R OBP: 0.330, SLG: 0.279					F9					3	1	2	1	0	0	0									
Carlos Baerga, S OBP: 0.314, SLG: 0.331	24 2B									1	0	0	0	0	1	3									
Travis Hughes, R	11 FC6-5									0	0	0	0	0	0	0									
Joey Eischen, L OBP: 0.333, SLG: 0.333										0	0	0	0	0	0	0									
Jose Guillen, R (9, PH) OBP: 0.337, SLG: 0.477										1	0	0	0	0	0	1									
24 Nick Johnson, L OBP: 0.410, SLG: 0.478	11 FC6-5									3	0	2	3	2	0	0									
11 Ryan Zimmerman, R (1, S) OBP: 0.400, SLG: 0.588	FC6-5									5	0	0	1	0	0	5									
Preston Wilson, R OBP: 0.322, SLG: 0.464	G6-4-3									4	0	0	0	0	0	3									
Ryan Church, L OBP: 0.353, SLG: 0.450										4	0	0	0	0	1	1									
15 Cristian Guzman, S OBP: 0.252, SLG: 0.305										4	0	1	0	0	0	2									
Gary Bennett, R OBP: 0.276, SLG: 0.261										2	0	1	0	0	0	1									
Brandon Watson, L (7, PH) OBP: 0.292, SLG: 0.371										0	1	0	0	1	0	0									
Deivi Cruz, R OBP: 0.300, SLG: 0.376										1	0	0	0	0	1	2									
22 John Patterson, R OBP: 0.121, SLG: 0.158										2	0	0	0	0	0	1									
Mike Stanton, L										0	0	0	0	0	0	0									
Jose Vidro, S OBP: 0.340, SLG: 0.425										1	0	1	0	0	0	0									
Junior Spivey, R (7, PR) OBP: 0.315, SLG: 0.378										0	1	0	0	0	0	0									
Keith Osik, R										1	0	0	0	0	1	0									
Inning Stats	R: 2 E: 0 K: 0 S: 17	H: 3 LOB: 0 BB: 0 P: 24	R: 0 E: 0 K: 0 S: 6	H: 1 LOB: 0 BB: 0 P: 8	R: 1 E: 0 K: 0 S: 11	H: 2 LOB: 2 BB: 1 P: 18	R: 0 E: 0 K: 1 S: 10	H: 1 LOB: 1 BB: 0 P: 13	R: 0 E: 0 K: 0 S: 8	H: 0 LOB: 0 BB: 0 P: 11	R: 0 E: 0 K: 0 S: 6	H: 0 LOB: 0 BB: 0 P: 10	R: 2 E: 0 K: 1 S: 13	H: 2 LOB: 2 BB: 2 P: 24	R: 0 E: 2 K: 1 S: 14	H: 0 LOB: 2 BB: 2 P: 15	R: 0 E: 0 K: 1 S: 7	H: 0 LOB: 2 BB: 2 P: 15	1B: 5 2B: 4 3B: 0 HR: 0	SF: 0 SAC: 0 DP: 2 HBP: 0	WP: 0 PB: 0 SB: 0 CS: 0	PA: 40			
PITCHER	IP	WLS	BF	H	R	ER	SO	BB	IBB	HBP	BLK	WP	HR	S	P	ERA	WHIP								
Kris Benson, R ERA: 4.2	6.1		28	8	5	5	1	3	0	0	0	0	0	66	101	7.11	1.737								
Juan Padilla, R ERA: 1.57	1.2	W	7	1	0	0	2	0	0	0	0	0	0	19	22	0.00	0.600								
Aaron Heilman, R ERA: 3.28	1.0	S	5	0	0	0	1	1	1	0	0	0	0	7	15	0.00	1.000								

Batter	1	2	3	4	5	6	7	8	9	AB	R	H	RBI	BB	SO	LOB	TOP					
12 Clint Barnes, R OBP: 0.334, SLG: 0.432 Jose Acevedo, R OBP: 0.300, SLG: 0.125 11 Brad Hawpe, L OBP: 0.391, SLG: 0.410 Ryan Speier, R (8, 1)	0-3 K		0-0 F9			2-2 F7		2-1 G4-1		3	0	0	0	0	1	3						
Luis Gonzalez, R OBP: 0.334, SLG: 0.425	1-0 G5-3		3-1 FC5-4			0-1 L1-3			0-2 F9	4	0	0	0	0	0	3						
27 Garrett Atkins, R OBP: 0.346, SLG: 0.425	2-0 G4-3			2-1 G1-3			1-1 F9		2-1 F9	4	0	0	0	0	0	0						
5 Matt Holliday, R OBP: 0.363, SLG: 0.505		1-0 G1-3		2-2 K			0-0 E		0-3 K	4	0	1	0	0	2	0						
Ryan Shealy, R OBP: 0.413, SLG: 0.473		3-3 K		0-1 G6-3			2-1 E5			3	0	0	0	0	1	1						
Dustin Mohr, R OBP: 0.280, SLG: 0.466		3-2 G3			3-3 K		2-3 K			3	0	0	0	0	2	2						
Danny Ardoin, R OBP: 0.326, SLG: 0.374 JD Closser, S OBP: 0.315, SLG: 0.373			4-1 1B BB		2-3 K		3-3 K			1	0	0	0	1	1	0						
Choo Freeman, R OBP: 0.273, SLG: 0.409			3-2 FC5-4 1B		0-3 K			1-2 P4		3	0	1	0	0	1	0						
Sun-Woo Kim, R OBP: 0.100, SLG: 0.105 Aaron Miles, S OBP: 0.304, SLG: 0.354			1-3 K			4-1 L1-3 BB		0-3 K		1	0	0	0	0	1	2						
										1	0	0	0	1	1	0						
Inning Stats	R: 0 E: 0 K: 1 S: 5	H: 0 LOB: 0 BB: 0 P: 8	R: 0 E: 0 K: 1 S: 8	H: 0 LOB: 0 BB: 0 P: 15	R: 0 E: 0 K: 1 S: 10	H: 1 LOB: 2 BB: 1 P: 21	R: 0 E: 0 K: 1 S: 7	H: 0 LOB: 0 BB: 0 P: 11	R: 0 E: 0 K: 3 S: 10	H: 0 LOB: 0 BB: 0 P: 15	R: 0 E: 0 K: 0 S: 6	H: 0 LOB: 0 BB: 1 P: 12	R: 0 E: 1 K: 2 S: 11	H: 1 LOB: 2 BB: 0 P: 19	R: 0 E: 0 K: 1 S: 8	H: 0 LOB: 0 BB: 0 P: 11	R: 0 E: 0 K: 1 S: 8	H: 0 LOB: 0 BB: 0 P: 10	1B: 2 2B: 1 3B: 0 HR: 0	SF: 0 SAC: 0 DP: 1 HBP: 0	WP: 0 PB: 0 SB: 0 CS: 0	PA: 31
PITCHER Tom Glavine, L ERA: 3.53	IP: 9.0 WLS: W BF: 31 H: 2 R: 0 ER: 0 SO: 11 BB: 2 IBB: 0 HBP: 0 BLK: 0 WP: 0 HR: 0 S: 73 P: 122 ERA: 0.00 WHIP: 0.444											PITCHER	IP: 9.0 WLS: W BF: 31 H: 2 R: 0 ER: 0 SO: 11 BB: 2 IBB: 0 HBP: 0 BLK: 0 WP: 0 HR: 0 S: 73 P: 122 ERA: 0.00 WHIP: 0.444									

Colorado Rockies @ New York Mets
 Shea Stadium, Flushing, NY
 Thu Sep 29 2005, 7:10 PM EDT
 Att: 27,570 - Partly Cloudy - 66 F


AB 29
R 0
H 2
RBI 0
BB 2
SO 11
LOB 13

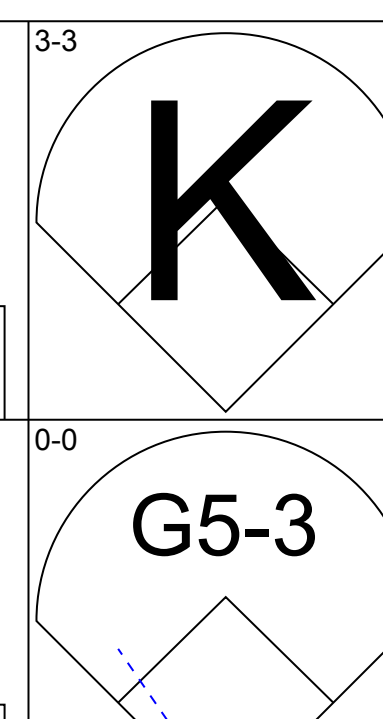
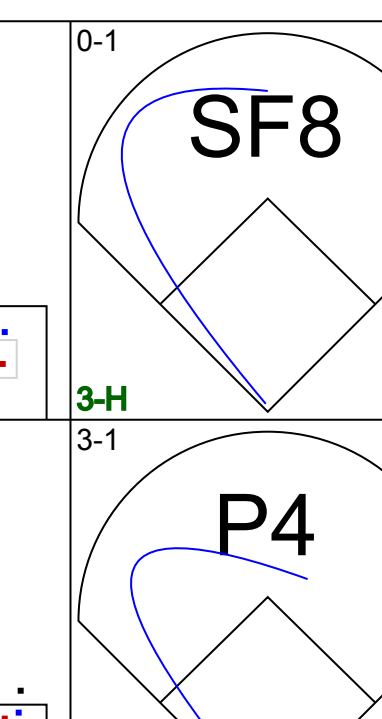
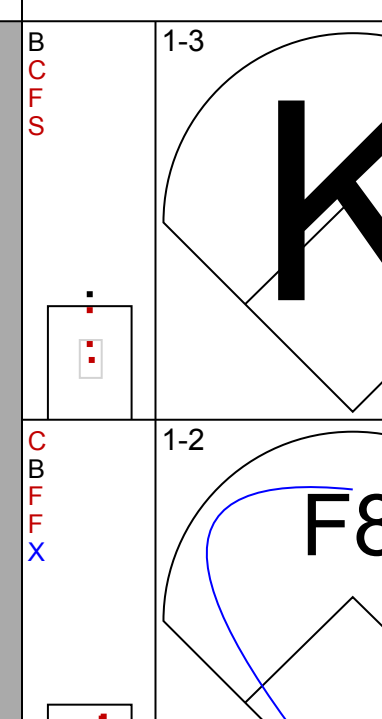
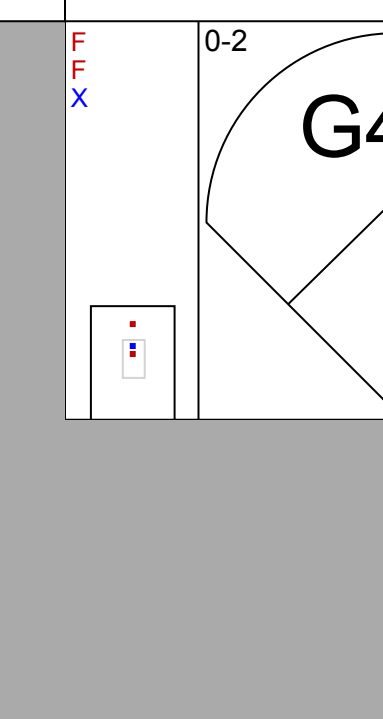
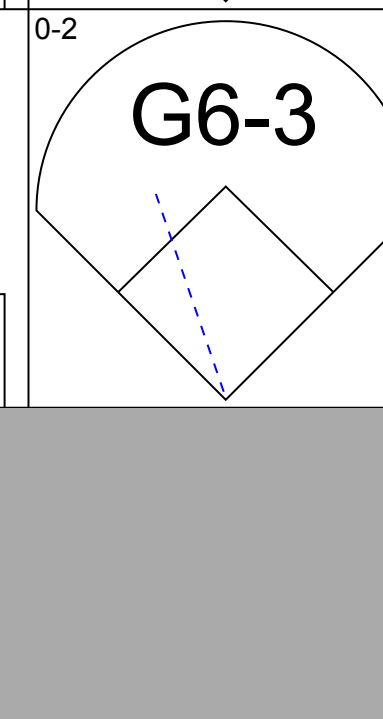



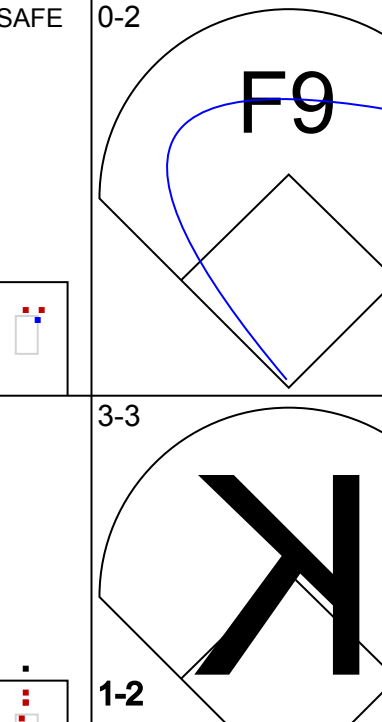
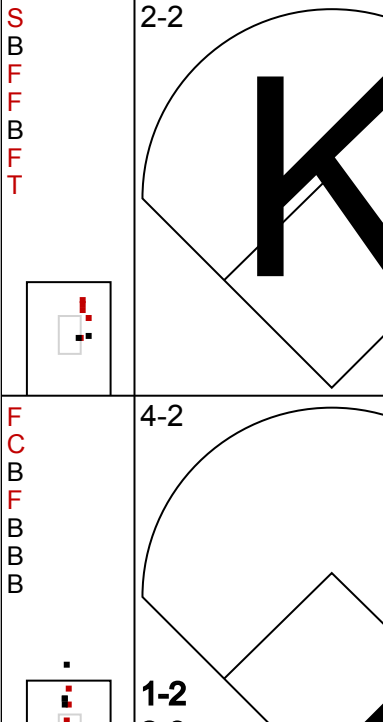
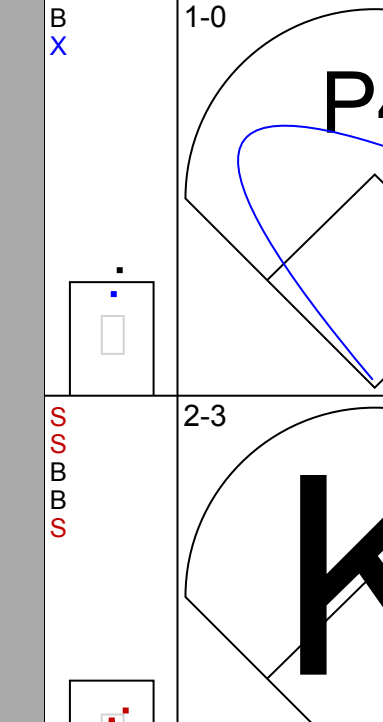
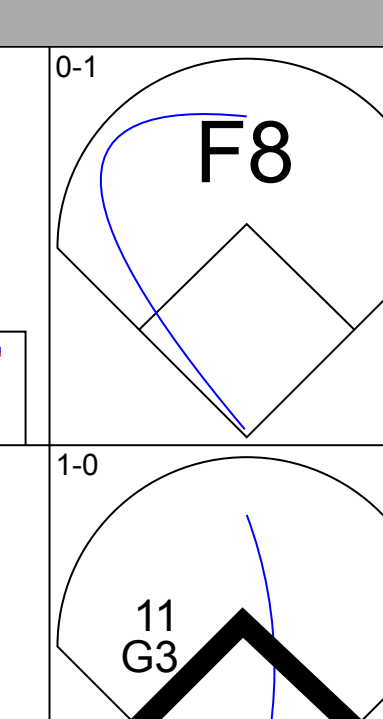
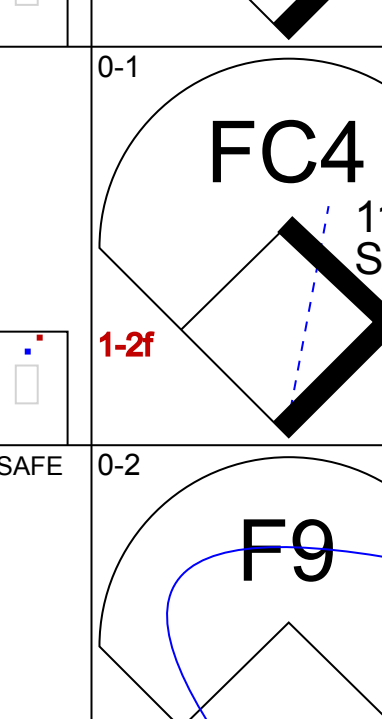
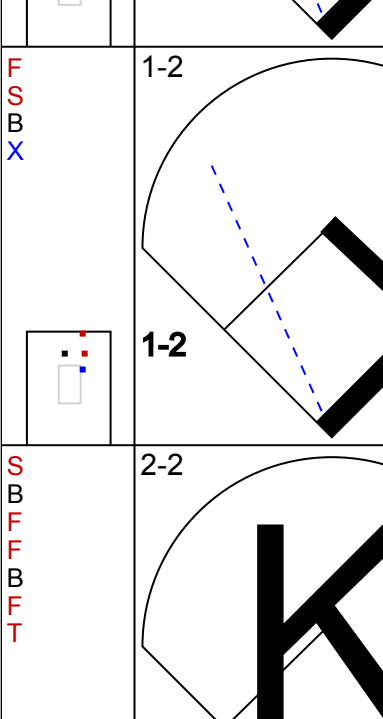
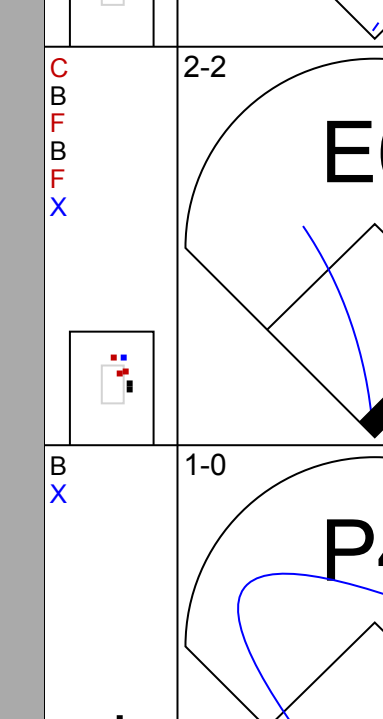
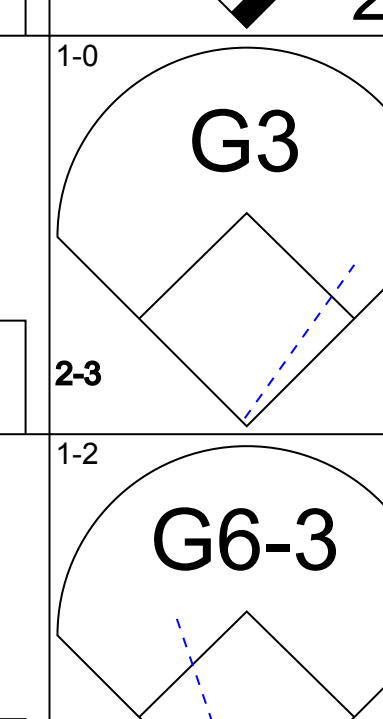
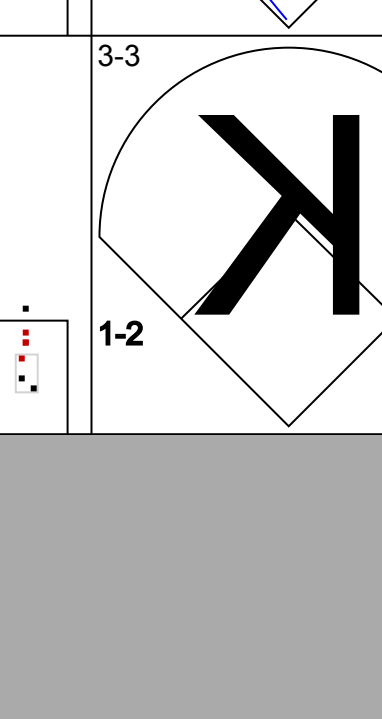
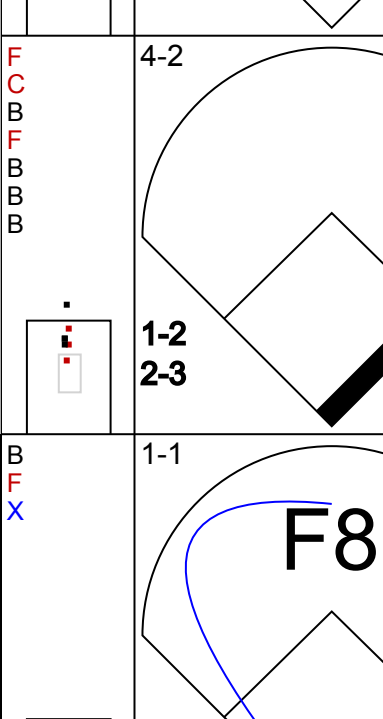
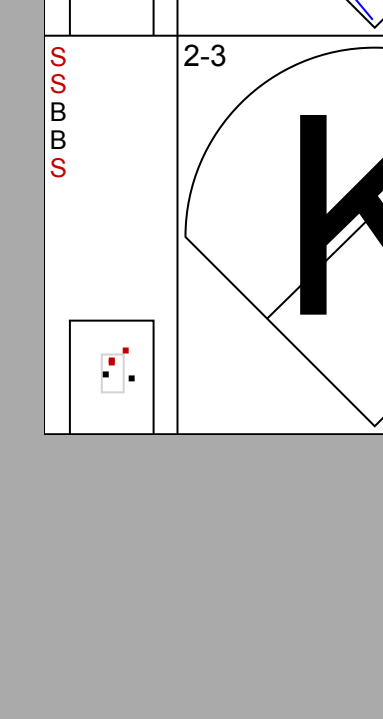


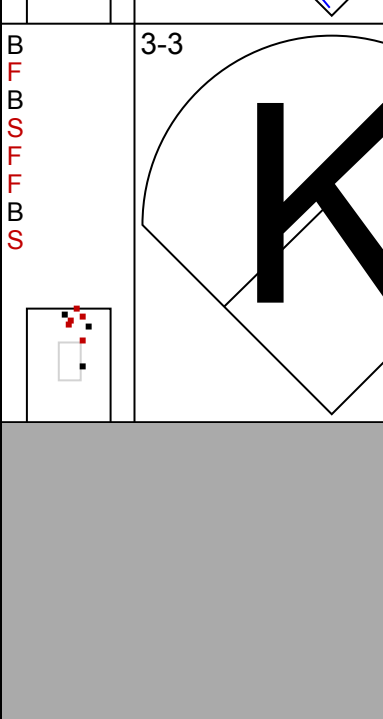
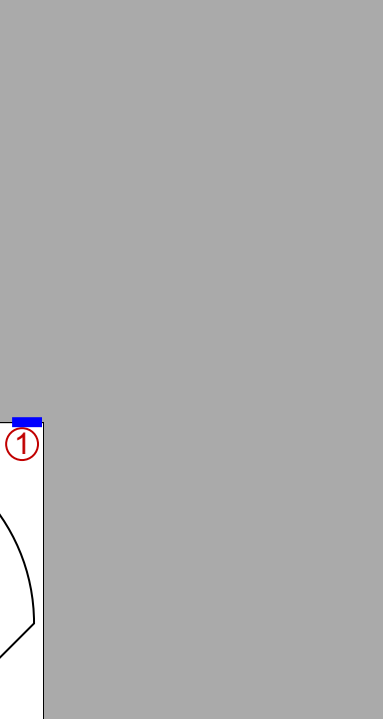
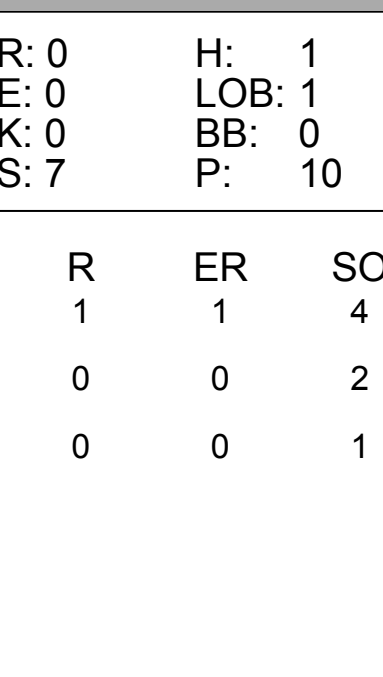
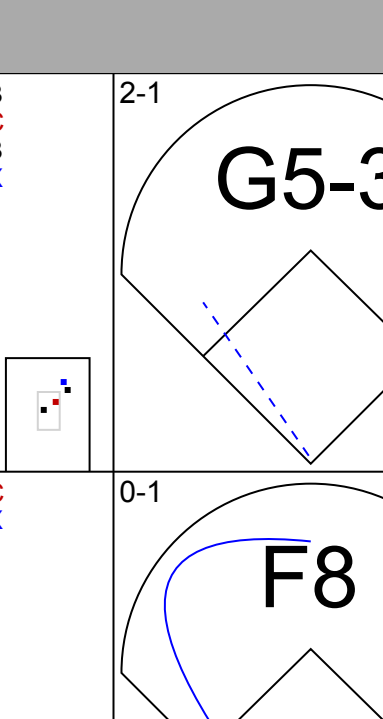
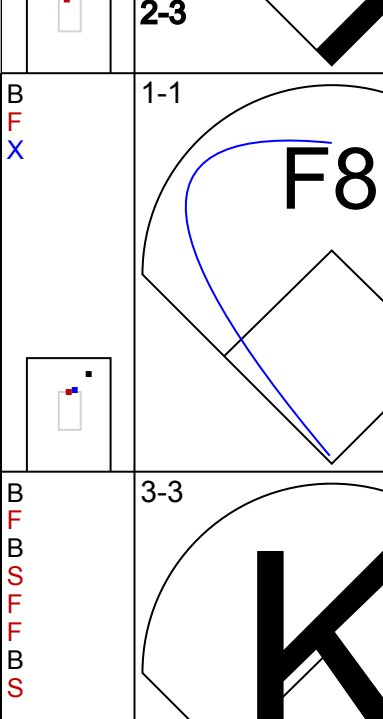
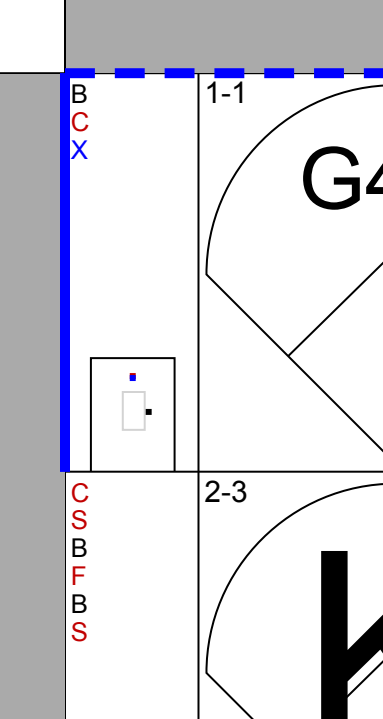
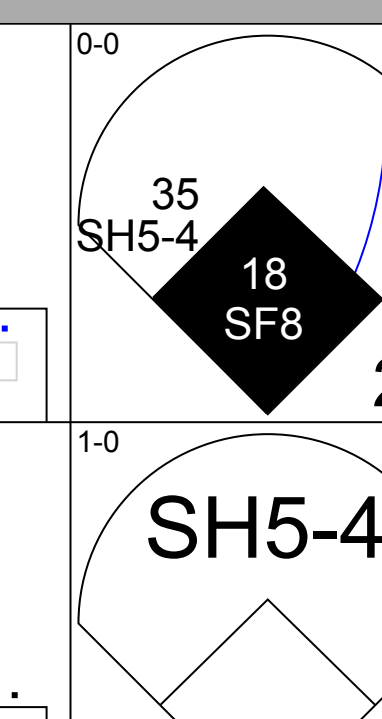
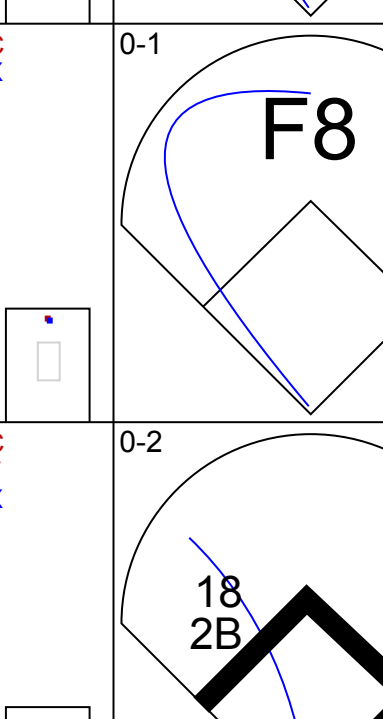
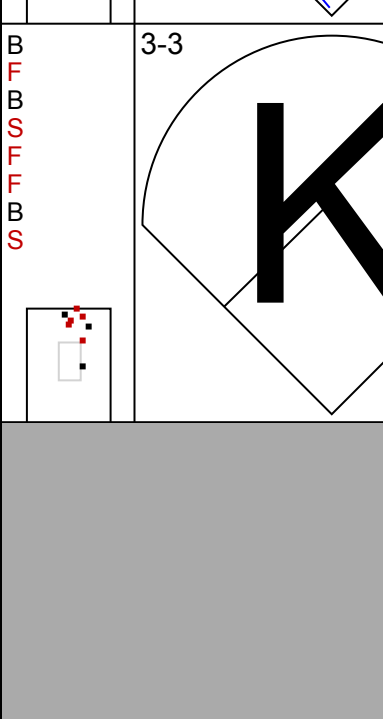
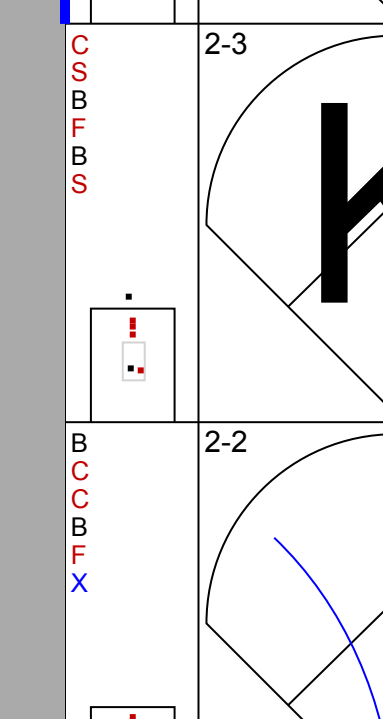
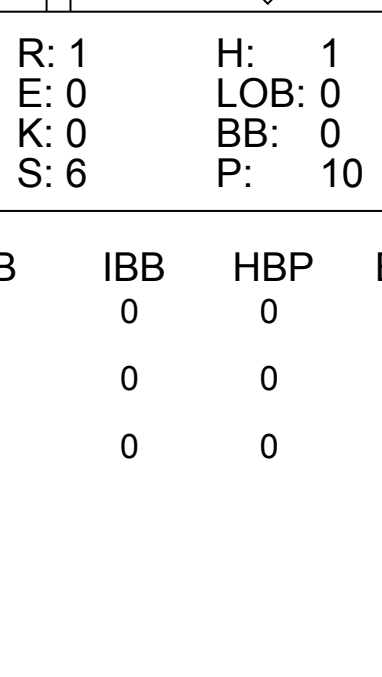
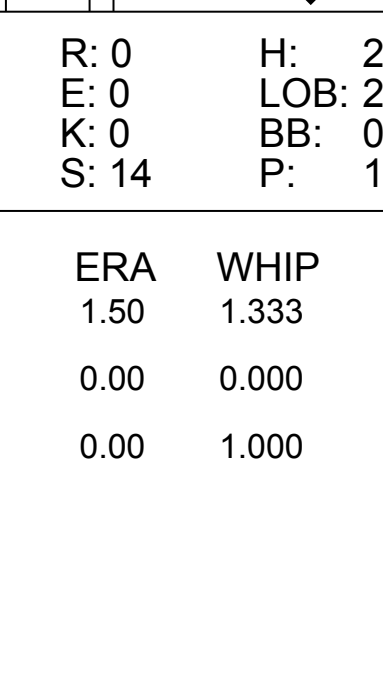
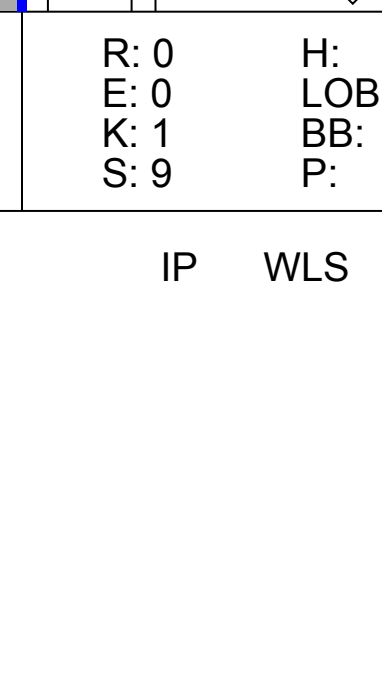
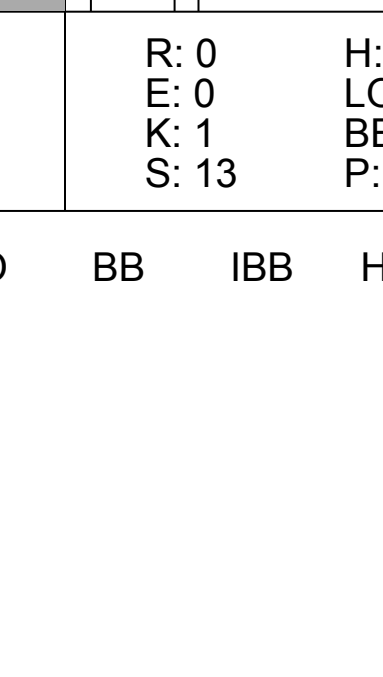


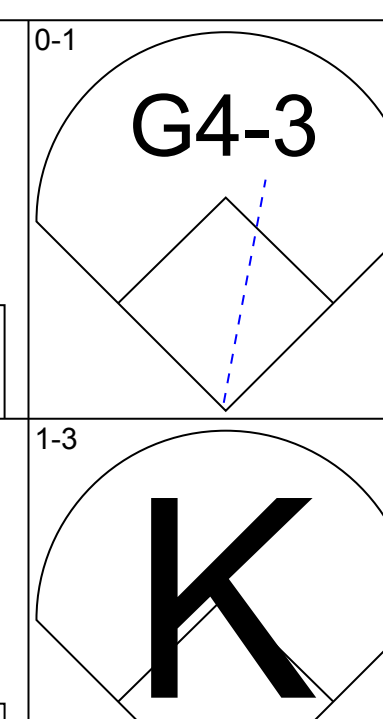
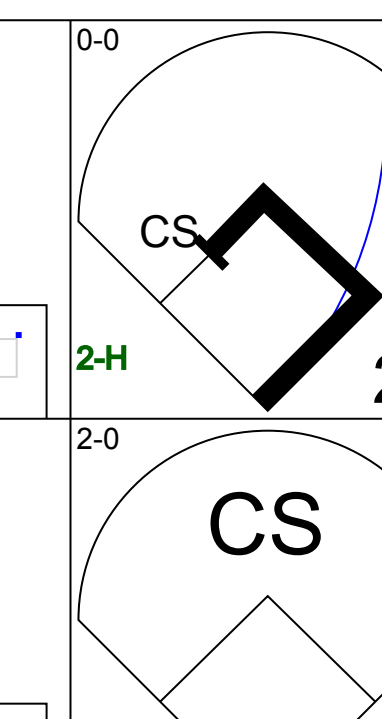
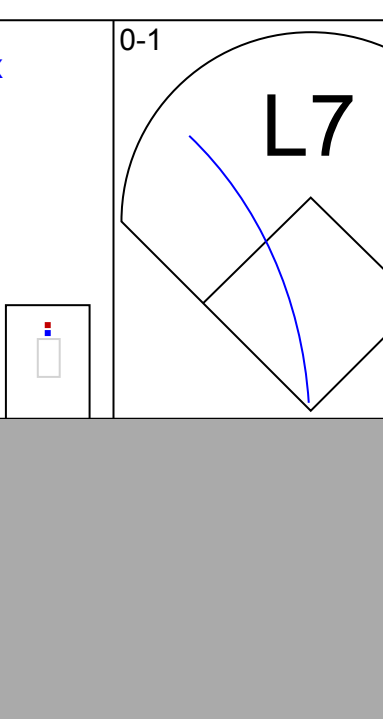
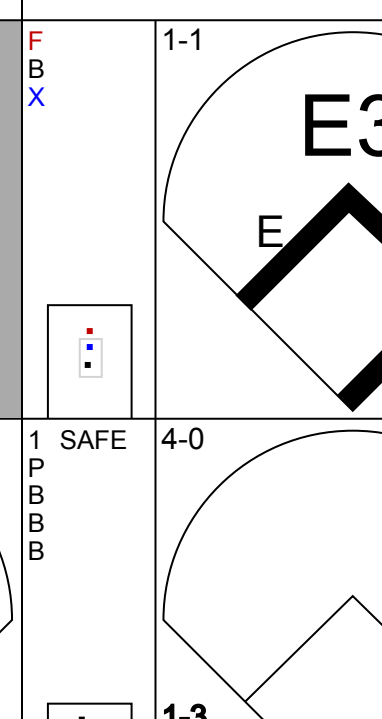

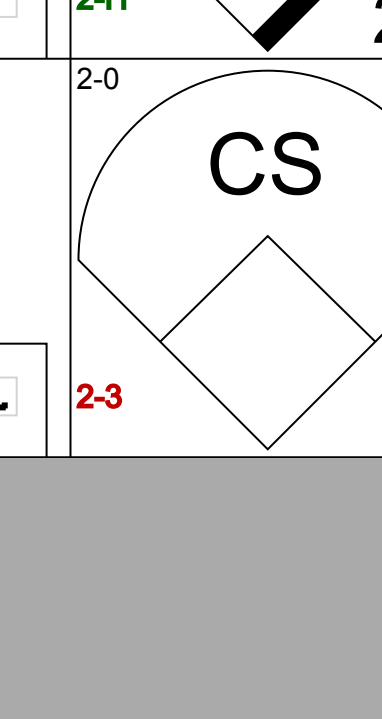
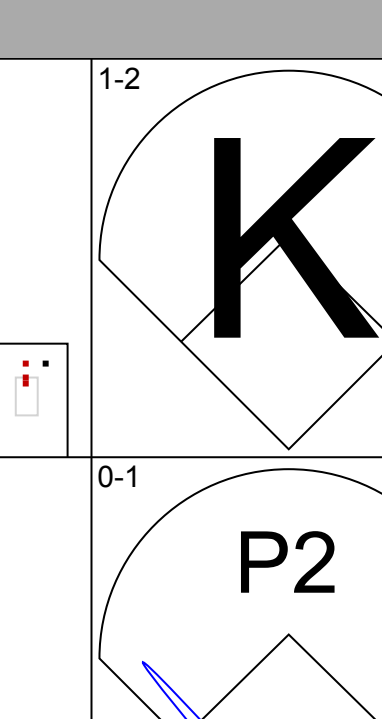
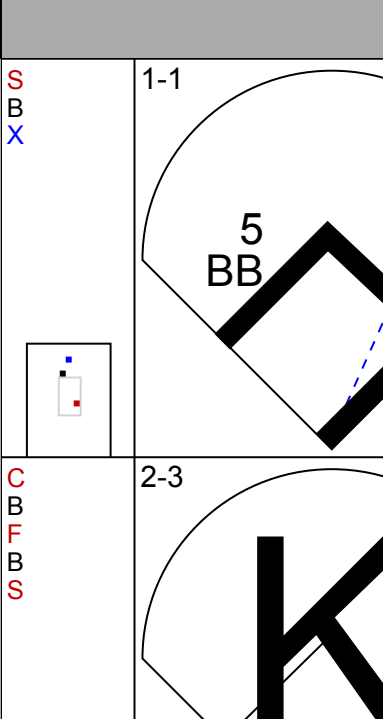
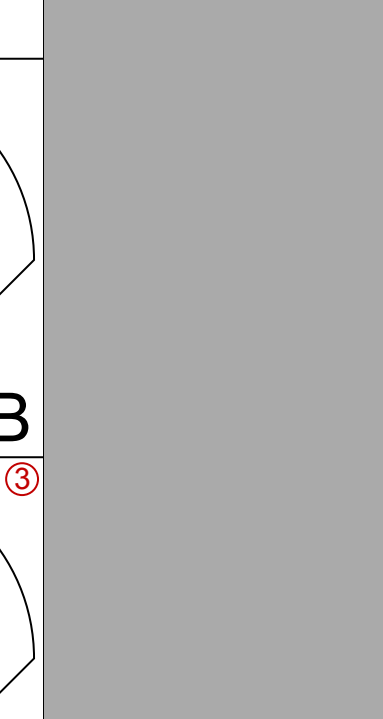
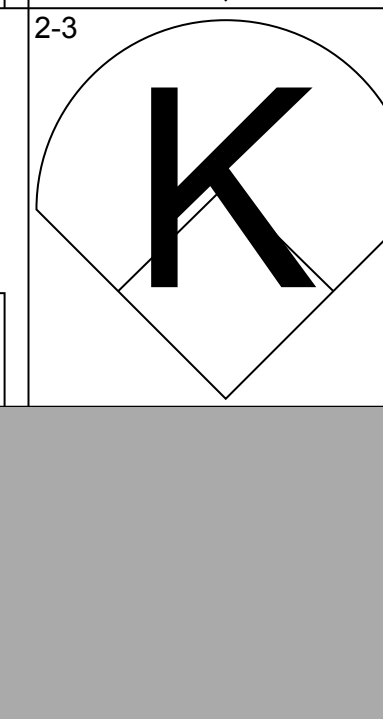
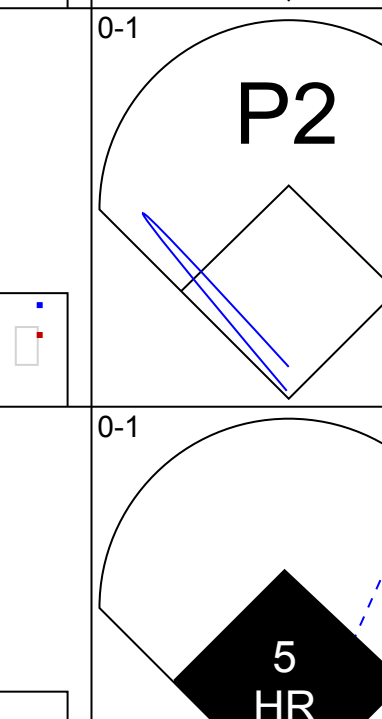
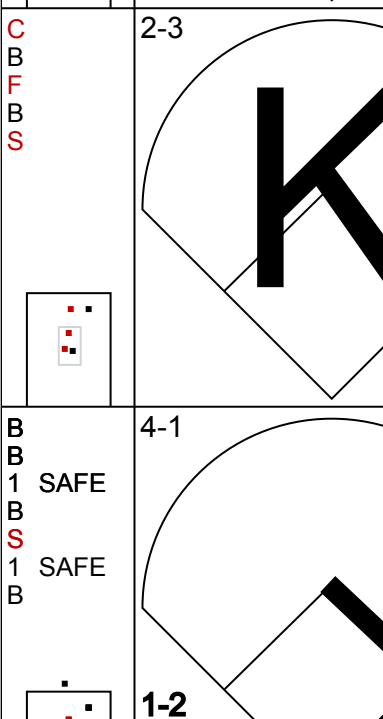
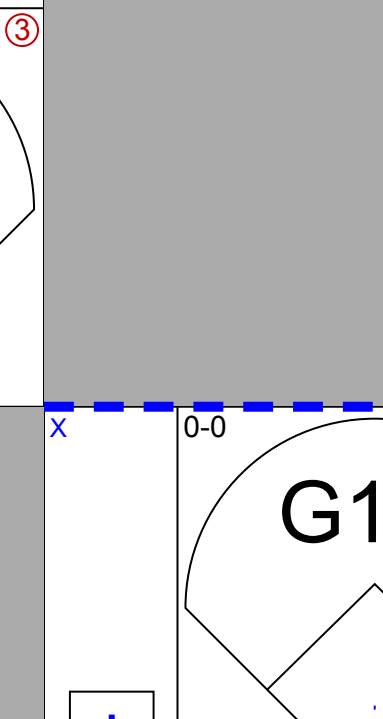
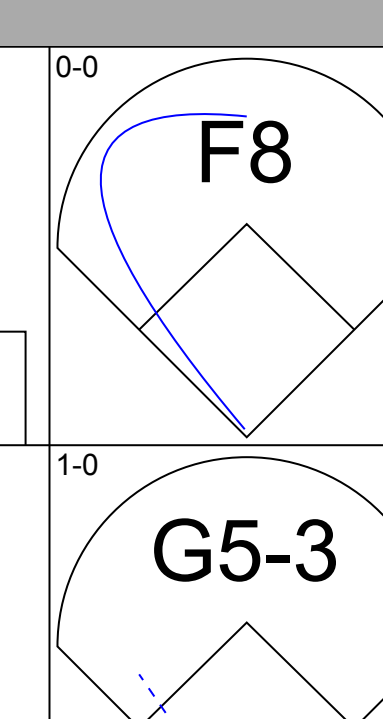
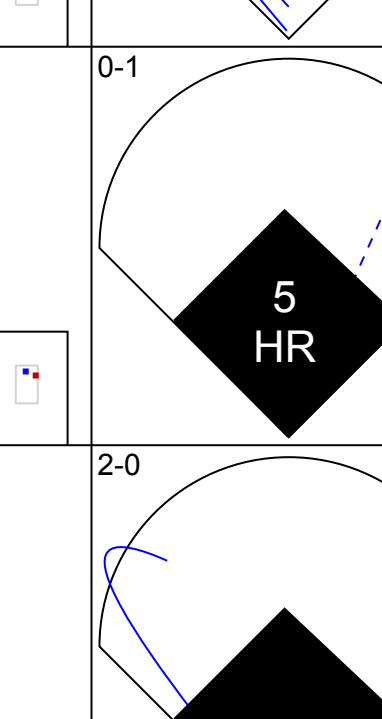
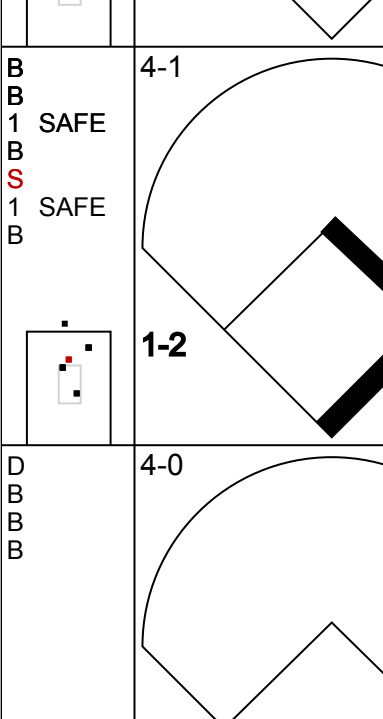
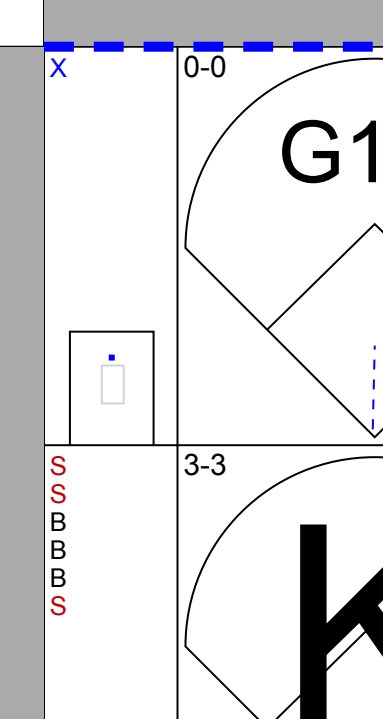
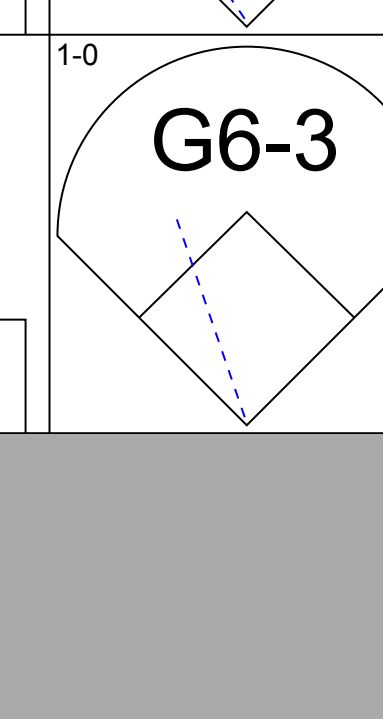
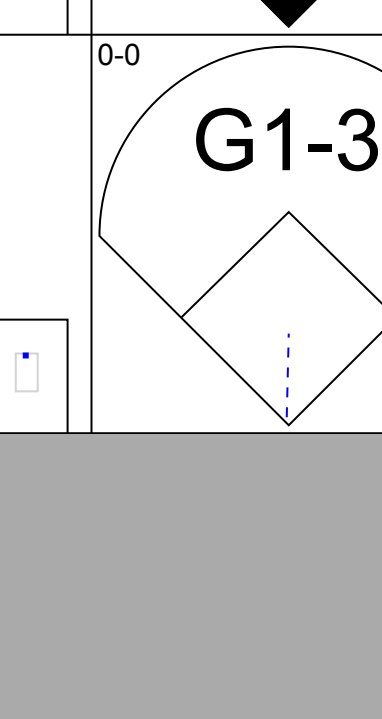
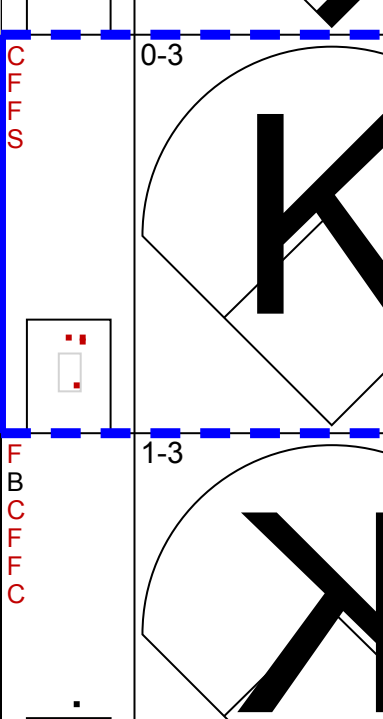
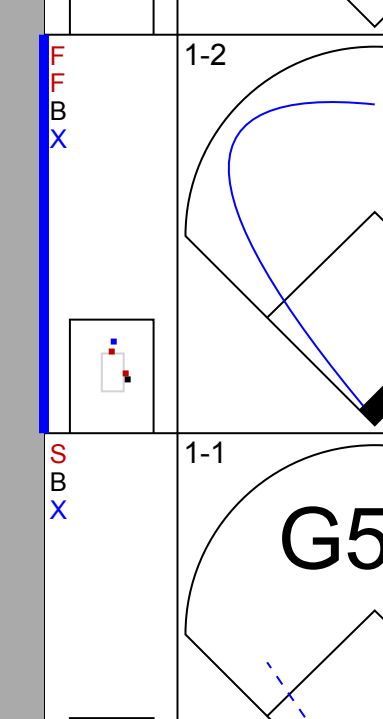



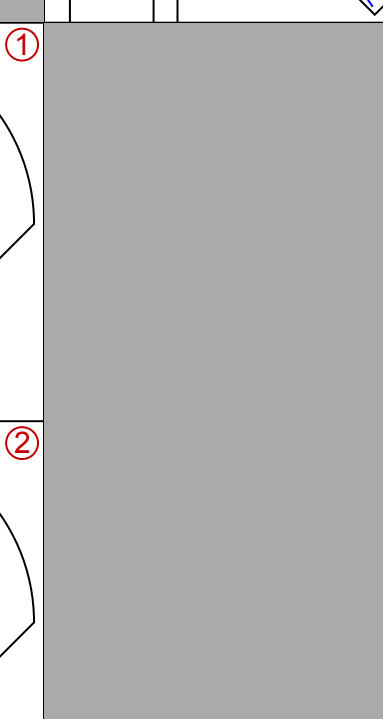
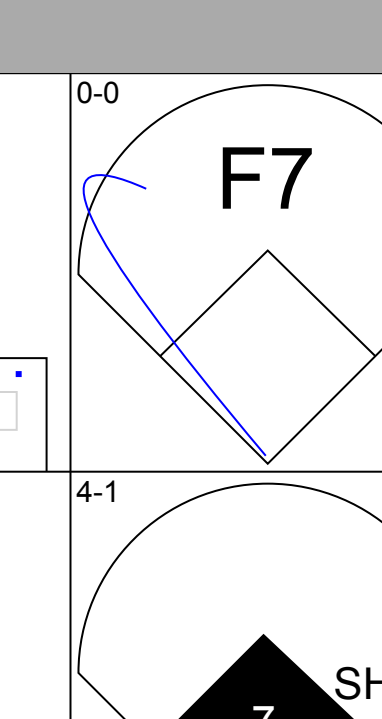
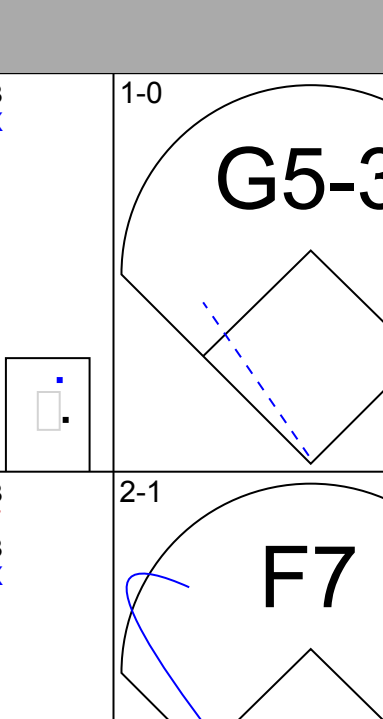
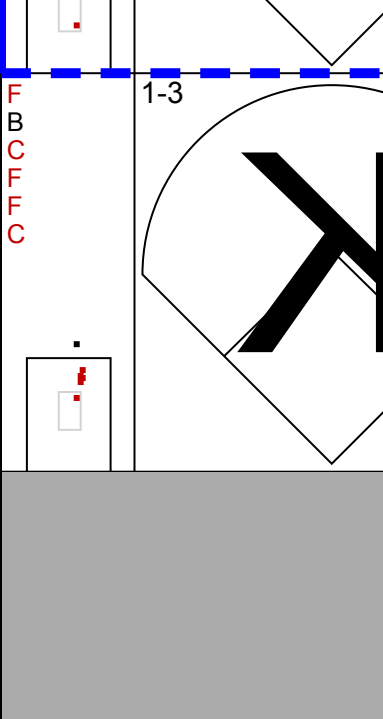
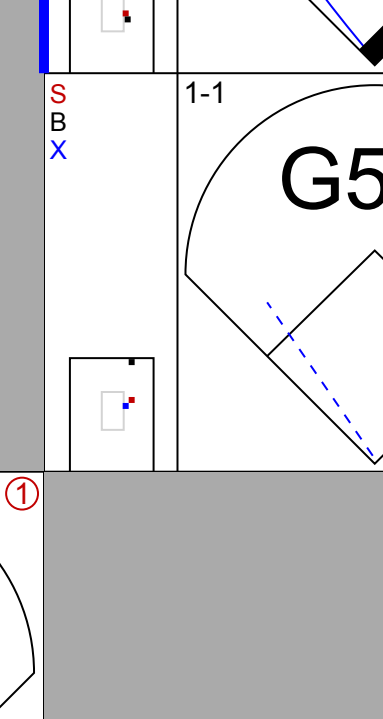
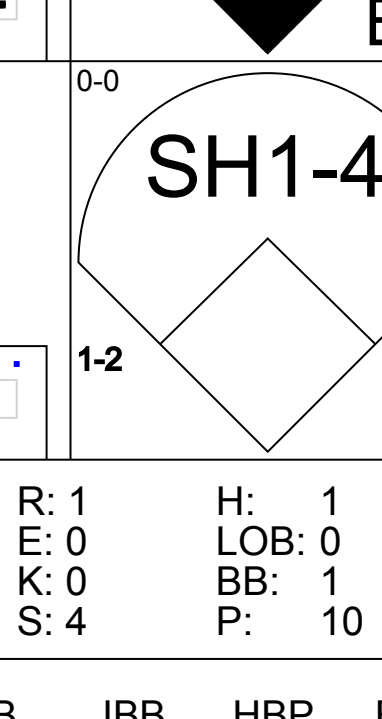
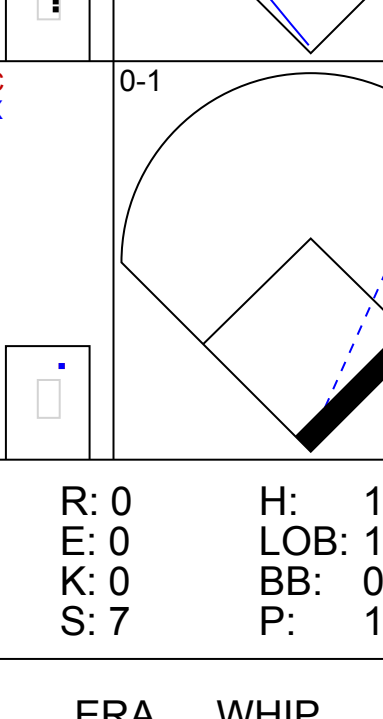
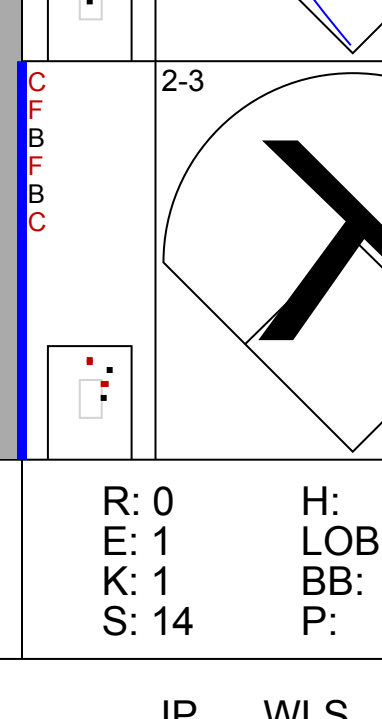
Batter	1	2	3	4	5	6	7	8	9	AB	R	H	RBI	BB	SO	LOB	BOTTOM			
7 José Reyes, S OBP: 0.381, SLG: 0.387 1 Anderson Hernandez, S (8, 6)	1-1 G3		2-1 F8	0-0 1B		2-2 K	0-2 1B			5	0	2	1	0	1	1				
Marlon Anderson, L OBP: 0.305, SLG: 0.376	0-2 F8		0-3 K	3-2 1B		1-2 L8	0-1 FC5			5	0	1	1	0	1	4				
15 Carlos Beltrán, S OBP: 0.332, SLG: 0.417 Chris Woodward, R OBP: 0.340, SLG: 0.398	1-1 E7		0-1 G4-3		0-3 K	3-2 F7		0-0 31 E 5 BB 1B		4	0	0	0	0	1	1				
Cliff Floyd, L OBP: 0.358, SLG: 0.506 Gerald Williams, R OBP: 0.297, SLG: 0.414	1-0 G4-3			0-1 5 G1-3 31 WP 2B	4-2 5 HR BB		3-2 P2	1-2 F8		3	2	1	0	1	0	1				
5 David Wright, R OBP: 0.389, SLG: 0.523		1-1 G6-3		0-2 G1-3	2-2 SAFE		1-2 HR	4-0 31 E BB FC5-4 BB		4	3	2	3	1	0	1				
31 Mike Piazza, R OBP: 0.332, SLG: 0.462		0-2 F9		4-1 1B FC6-4 BB	2-0 HR		1-2 F9	2-2 E6 FC5-4 BB		4	2	1	1	1	0	2				
Mike Jacobs, L OBP: 0.363, SLG: 0.656	1-0 FC4-6 1B		0-2 FC6-4 1B	3-2 FC6-4 1B	3-2 G3		1-1 HR	4-0 FC5-4 BB		4	2	3	2	1	0	0				
Miguel Cairo, R OBP: 0.296, SLG: 0.327	1-0 FC4-6		1-0 FC6-4	1-2 FC6-4 1B	4-0 FC6-4		0-0 7 1B	1-1 FC5-4		4	0	2	1	1	0	3				
Tom Glavine, L OBP: 0.227, SLG: 0.203			3-2 1B	3-2 FC6-4 1B	1-0 FC6-4		1-1 FC5 7 1B	3-2 G1-3		5	1	2	1	0	0	5				
Inning Stats	R: 0 E: 1 K: 0 S: 8	H: 0 LOB: 1 BB: 0 P: 11	R: 0 E: 0 K: 0 S: 7	H: 1 LOB: 1 BB: 0 P: 10	R: 0 E: 0 K: 1 S: 12	H: 1 LOB: 1 BB: 0 P: 17	R: 4 E: 0 K: 0 S: 19	H: 5 LOB: 2 BB: 1 P: 30	R: 3 E: 0 K: 1 S: 13	H: 2 LOB: 1 BB: 2 P: 29	R: 0 E: 0 K: 1 S: 11	H: 0 LOB: 0 BB: 0 P: 17	R: 2 E: 0 K: 0 S: 25	H: 5 LOB: 3 BB: 0 P: 32	R: 2 E: 1 K: 0 S: 12	H: 1 LOB: 2 BB: 2 P: 27	1B: 10 2B: 1 3B: 0 HR: 4	SF: 0 SAC: 0 DP: 0 HBP: 0	WP: 1 PB: 0 SB: 0 CS: 0	PA: 45
PITCHER Sun-Woo Kim, R ERA: 4.9 Jose Acevedo, R ERA: 6.47 Ryan Speier, R ERA: 3.65	IP: 5.0 WLS: L BF: 27 H: 7 R: 7 ER: 7 SO: 2 BB: 0 IBB: 0 HBP: 0 BLK: 0 WP: 0 HR: 2 S: 59 P: 97 ERA: 12.60 WHIP: 2.400											PITCHER	IP: 5.0 WLS: L BF: 27 H: 7 R: 7 ER: 7 SO: 2 BB: 0 IBB: 0 HBP: 0 BLK: 0 WP: 0 HR: 2 S: 59 P: 97 ERA: 12.60 WHIP: 2.400							

Colorado Rockies @ New York Mets
 Shea Stadium, Flushing, NY
 Thu Sep 29 2005, 7:10 PM EDT
 Att: 27,570 - Partly Cloudy - 66 F


AB 40
R 11
H 15
RBI 10
BB 5
SO 3
LOB 19



Batter	1	2	3	4	5	6	7	8	9	AB	R	H	RBI	BB	SO	LOB	TOP									
18 Cory Sullivan, L OBP: 0.343, SLG: 0.389										4	0	1	1	0	2	1	Colorado Rockies @ New York Mets Shea Stadium, Flushing, NY Sat Oct 01 2005, 7:10 PM EDT Att: 36,385 - Clear - 65 F									
12 Clint Barmes, R OBP: 0.327, SLG: 0.422										4	0	0	0	0	0	2										
17 Todd Helton, L OBP: 0.443, SLG: 0.529										3	0	1	0	1	0	0										
5 Matt Holliday, R OBP: 0.362, SLG: 0.507									4	0	1	0	0	0	1											
27 Garrett Atkins, R OBP: 0.347, SLG: 0.426									4	0	1	0	0	1	4											
11 Brad Hawpe, L OBP: 0.350, SLG: 0.405									3	0	0	0	1	2	3											
Luis Gonzalez, R OBP: 0.329, SLG: 0.419									3	0	0	0	0	0	4											
David Cortes, R									0	0	0	0	0	0	0											
Mike DeJean, R									0	0	0	0	0	0	0											
Larry Bigbie, L OBP: 0.301, SLG: 0.346									1	0	0	0	0	0	0											
JD Closser, S OBP: 0.314, SLG: 0.376										4	1	1	0	0	2	3										
35 Mike Esposito, R OBP: 0.200, SLG: 0.200										1	0	1	0	0	0	0										
Randy Williams, L									0	0	0	0	0	0	0											
Aaron Miles, S OBP: 0.306, SLG: 0.355									2	0	1	0	0	0	0											
Inning Stats	R: 0 E: 0 K: 1 S: 10	H: 0 LOB: 0 BB: 0 P: 13	R: 0 E: 0 K: 0 S: 7	H: 1 LOB: 1 BB: 0 P: 10	R: 1 E: 0 K: 0 S: 6	H: 1 LOB: 0 BB: 0 P: 10	R: 0 E: 0 K: 1 S: 11	H: 0 LOB: 1 BB: 1 P: 18	R: 0 E: 0 K: 0 S: 14	H: 2 LOB: 2 BB: 0 P: 19	R: 0 E: 0 K: 2 S: 23	H: 2 LOB: 3 BB: 1 P: 36	R: 0 E: 1 K: 1 S: 9	H: 0 LOB: 0 BB: 0 P: 11	R: 0 E: 1 K: 1 S: 11	H: 0 LOB: 1 BB: 0 P: 17	R: 0 E: 0 K: 1 S: 13	H: 1 LOB: 1 BB: 0 P: 18	1B: 4 2B: 3 3B: 0 HR: 0	SF: 1 SAC: 1 DP: 0 HBP: 0	WP: 0 PB: 0 SB: 1 CS: 0	PA: 37				
PITCHER	IP	WLS	BF	H	R	ER	SO	BB	IBB	HBP	BLK	WP	HR	S	P	ERA	WHIP									
Jae Weong Seo, R ERA: 2.99	(1, 1)	6.0	W	26	6	1	1	4	2	0	0	0	0	0	71	106	1.50	1.333								
Juan Padilla, R ERA: 1.49	(7, 1)	2.0	H	7	0	0	0	2	0	0	0	0	0	20	28	0.00	0.000									
Roberto Hernandez, R ERA: 2.98	(9, 1)	1.0	S	4	1	0	0	1	0	0	0	0	0	13	18	0.00	1.000									

Batter	1	2	3	4	5	6	7	8	9	AB	R	H	RBI	BB	SO	LOB	BOTTOM								
7 José Reyes, S OBP: 0.301, SLG: 0.387										4	0	1	1	0	0	1	Colorado Rockies @ New York Mets Shea Stadium, Flushing, NY Sat Oct 01 2005, 7:10 PM EDT Att: 36,385 - Clear - 65 F								
Marlon Anderson, L OBP: 0.316, SLG: 0.391									3	0	1	0	1	2	0										
Gerald Williams, R OBP: 0.267, SLG: 0.414									0	0	0	0	0	0	0										
15 Carlos Beltrán, S OBP: 0.330, SLG: 0.413									4	0	0	0	0	2	3										
Cliff Floyd, L OBP: 0.359, SLG: 0.502									3	1	1	0	1	0	0										
5 David Wright, R OBP: 0.390, SLG: 0.526									3	1	1	2	1	1	0										
Mike Jacobs, L OBP: 0.361, SLG: 0.667									2	0	0	0	0	0	0										
31 Mike Piazza, R OBP: 0.339, SLG: 0.456									1	0	0	0	0	0	1										
Juan Padilla, R OBP: 0.500, SLG: 0.500									0	0	0	0	0	0	0										
Jose Offerman, S OBP: 0.304, SLG: 0.330									1	0	1	0	0	0	0										
Roberto Hernandez, R ERA: 2.98									0	0	0	0	0	0	0										
11 Ramon Castro, R OBP: 0.321, SLG: 0.435										4	0	0	0	0	1	4									
1 Anderson Hernandez, S ERA: 4.48										2	1	0	0	1	0	0									
Jae Weong Seo, R ERA: 6.75	(1, 1)	5.1	L	23	5	3	3	4	3	0	0	0	0	0	0	0									
Randy Williams, L ERA: 6.84	(6, 1)	0.1		1	0	0	0	1	0	0	0	0	0	0	0										
David Cortes, R ERA: 4.1	(6, 1)	1.1		6	0	0	0	2	1	0	0	0	0	0	0										
Mike DeJean, R ERA: 4.48	(8, 1)	1.0		4	1	0	0	1	0	0	0	0	0	0	0										
Inning Stats	R: 0 E: 0 K: 2 S: 9	H: 0 LOB: 0 BB: 0 P: 12	R: 0 E: 0 K: 0 S: 3	H: 0 LOB: 0 BB: 0 P: 5	R: 1 E: 0 K: 0 S: 4	H: 1 LOB: 0 BB: 1 P: 10	R: 2 E: 0 K: 1 S: 9	H: 2 LOB: 0 BB: 0 P: 12	R: 0 E: 0 K: 3 S: 15	H: 1 LOB: 3 BB: 2 P: 27	R: 0 E: 1 K: 1 S: 14	H: 0 LOB: 2 BB: 1 P: 23	R: 0 E: 0 K: 1 S: 9	H: 1 LOB: 1 BB: 0 P: 14	R: 0 E: 0 K: 1 S: 9	H: 1 LOB: 1 BB: 0 P: 14	1B: 4 2B: 1 3B: 0 HR: 1	SF: 0 SAC: 1 DP: 0 HBP: 0	WP: 0 PB: 0 SB: 1 CS: 1	PA: 35					
PITCHER	IP	WLS	BF	H	R	ER	SO	BB	IBB	HBP	BLK	WP	HR	S	P	ERA	WHIP								
35 Mike Esposito, R ERA: 6.75	(1, 1)	0.1	L	1	0	0	0	1	0	0	0	0	0	4	4	0.00	0.000								
David Cortes, R ERA: 4.1	(6, 1)	1.1		6	0	0	0	2	1	0	0	0	0	19	29	0.00	0.750								
Mike DeJean, R ERA: 4.48	(8, 1)	1.0		4	1	0	0	1	0	0	0	0	0	9	14	0.00	1.000								

AB 33
R 1
H 7
RBI 1
BB 2
SO 7
LOB 18



AB 29
R 3
H 6
RBI 3
BB 4
SO 8
LOB 11



livebaseballscorecards.com

livebaseballscorecards.com

Batter	1	2	3	4	5	6	7	8	9	AB	R	H	RBI	BB	SO	LOB	TOP											
18 Cory Sullivan, L OBP: 0.343, SLG: 0.386	G3	K		G5-3		G6-3	G6-3		K	5	2	1	1	1	2	2												
12 Clint Barnes, R OBP: 0.330, SLG: 0.434	HR		F9	G5-3		G6-3	G6-3		17 E	6	2	3	3	0	0	1												
17 Todd Helton, L OBP: 0.445, SLG: 0.534	K		11 BB 27 1B			5 1B	HR		E3	4	2	2	2	2	1	2												
5 Matt Holliday, R OBP: 0.361, SLG: 0.505	27 S 1B		F9	F9		1B	F8		G1-2-3	6	1	2	1	0	0	5												
27 Garrett Atkins, R OBP: 0.347, SLG: 0.426	1B		11 BB 1B			F9			F8	5	1	2	1	0	1	2												
11 Brad Hawpe, L OBP: 0.350, SLG: 0.403	F8		HBP 1B 1-2 2-3			K			F7	4	1	1	0	1	1	1												
Luis Gonzalez, R OBP: 0.333, SLG: 0.421			HBP 1B 1-2 2-H 3-H			G4-3			E6	5	1	3	2	0	0	0												
Danny Ardoin, R OBP: 0.322, SLG: 0.362			1B			K			P3	4	0	0	0	0	3	4												
2B Aaron Cook, R OBP: 0.194, SLG: 0.233			K			K			SH1-4 1B	4	1	2	0	0	2	4												
			K			18 1B 3B			17 E 5 G1-2-3 1B																			
Inning Stats	R: 2 E: 0 K: 1 S: 13	H: 3 LOB: 1 BB: 0 P: 23	R: 0 E: 0 K: 3 S: 11	H: 1 LOB: 1 BB: 0 P: 14	R: 2 E: 0 K: 1 S: 19	H: 3 LOB: 3 BB: 1 P: 33	R: 0 E: 0 K: 0 S: 10	H: 0 LOB: 1 BB: 1 P: 19	R: 0 E: 0 K: 2 S: 8	H: 0 LOB: 0 BB: 0 P: 10	R: 2 E: 0 K: 1 S: 13	H: 3 LOB: 2 BB: 1 P: 19	R: 5 E: 0 K: 1 S: 19	H: 4 LOB: 0 BB: 1 P: 29	R: 0 E: 1 K: 0 S: 11	H: 0 LOB: 1 BB: 0 P: 12	R: 0 E: 1 K: 1 S: 10	H: 2 LOB: 2 BB: 0 P: 16	1B: 12 2B: 1 3B: 1 HR: 2	SF: 0 SAC: 1 DP: 1 HBP: 1	WP: 0 PB: 0 SB: 2 CS: 0	PA: 49						
PITCHER	IP WLS BF L	H R ER SO	BB IBB HBP BLK	WP HR S P	ERA WHIP	PITCHER										IP WLS BF L	H R ER SO	BB IBB HBP BLK	WP HR S P	ERA WHIP								
Victor Zambrano, R ERA: 4.17	(1, 1)	5.2	31	10	6	6	8	2	1	0	0	0	0	1	73	117	9.53	2.118										
Heath Bell, R ERA: 5.59	(6, 1)	1.0	7	3	4	4	1	1	0	0	1	0	0	1	17	25	36.00	4.000										
Danny Graves, R ERA: 6.52	(7, 1)	0.1	2	1	1	0	0	0	0	0	1	3	5	27.00	3.000													
Shingo Takatsu, R ERA: 5.2	(8, 1)	2.0	9	2	0	0	1	0	0	0	0	0	21	28	0.00	1.000												

Colorado Rockies @ New York Mets
Shea Stadium, Flushing, NY
Sun Oct 02 2005, 1:10 PM EDT
Att: 47,718 - Sunny - 75 F

AB	43
R	11
H	16
RBI	10
BB	4
SO	10
LOB	21



Batter	1	2	3	4	5	6	7	8	9	AB	R	H	RBI	BB	SO	LOB	BOTTOM											
7 José Reyes, S OBP: 0.300, SLG: 0.386	G4-3				F9		F8			4	0	1	0	0	0	1												
Shingo Takatsu, R										0	0	0	0	0	0	0												
15 Carlos Beltrán, S OBP: 0.330, SLG: 0.414	G4-3		15 G6-4-3 1B							3	0	1	0	0	0	1												
Gerald Williams, R OBP: 0.258, SLG: 0.400	2B				P6					1	0	0	0	0	0	0												
Cliff Floyd, L OBP: 0.359, SLG: 0.595	G4-3									4	1	1	1	0	0	1												
Marlon Anderson, L OBP: 0.316, SLG: 0.391										0	0	0	0	0	0	0												
31 Mike Piazza, R OBP: 0.326, SLG: 0.452	G6-3									3	0	0	0	0	0	1												
Mike DiFelice, R OBP: 0.211, SLG: 0.118										1	0	1	0	0	0	0												
5 David Wright, R OBP: 0.388, SLG: 0.523	G4-3									3	0	0	0	0	0	0												
Chris Woodward, R OBP: 0.337, SLG: 0.393										1	0	0	0	0	0	1												
Mike Jacobs, L OBP: 0.375, SLG: 0.710	HR									4	1	3	1	0	0	0												
Victor Diaz, R OBP: 0.329, SLG: 0.468	HR									3	1	1	1	1	0	1												
1 Anderson Hernandez, S OBP: 0.105, SLG: 0.056	G4-3									4	0	1	0	0	0	2												
Victor Zambrano, S OBP: 0.132, SLG: 0.170	F7									2	0	0	0	0	1	0												
Heath Bell, R										0	0	0	0	0	0	0												
Danny Graves, R										0	0	0	0	0	0	0												
Jose Offerman, S OBP: 0.308, SLG: 0.333										2	0	1	0	0	0	2												
										2	0	1	0	0	0	2												
Inning Stats	R: 0 E: 0 K: 0 S: 11	H: 1 LOB: 1 BB: 0 P: 16	R: 2 E: 0 K: 0 S: 10	H: 2 LOB: 0 BB: 0 P: 15	R: 0 E: 0 K: 0 S: 6	H: 1 LOB: 0 BB: 0 P: 8	R: 0 E: 0 K: 0 S: 11	H: 1 LOB: 2 BB: 1 P: 17	R: 0 E: 0 K: 1 S: 11	H: 0 LOB: 0 BB: 0 P: 13	R: 1 E: 0 K: 0 S: 6	H: 1 LOB: 0 BB: 0 P: 8	R: 0 E: 0 K: 0 S: 8	H: 1 LOB: 1 BB: 0 P: 13	R: 0 E: 0 K: 0 S: 5	H: 1 LOB: 1 BB: 0 P: 7	R: 0 E: 0 K: 0 S: 4	H: 2 LOB: 1 BB: 0 P: 7	1B: 5 2B: 3 3B: 0 HR: 3	SF: 0 SAC: 0 DP: 2 HBP: 0	WP: 0 PB: 0 SB: 0 CS: 0	PA: 36						
PITCHER	IP WLS BF W	H R ER SO	BB IBB HBP BLK	WP HR S P	ERA WHIP	PITCHER										IP WLS BF W	H R ER SO	BB IBB HBP BLK	WP HR S P	ERA WHIP								
2B Aaron Cook, R ERA: 3.67	(1, 1)	9.0	36	10	3	3	1	1	0	0	0	0	0	0	72	104	3.00	1.222										

Colorado Rockies @ New York Mets
Shea Stadium, Flushing, NY
Sun Oct 02 2005, 1:10 PM EDT
Att: 47,718 - Sunny - 75 F

AB	35
R	3
H	10
RBI	3
BB	1
SO	1
LOB	10

