New York Mets - 2006

Batter	1	2	3	4	5	6	7	8	9	AB	R	H	RBI	BB	SO	LOB
7 José Reyes, S (1, 6) OBP: 0.500, SLG: 1.000	0-0 15 1B 3B	0-0 5 BB 21 1B HR 3-H 1B	0-3 ② K		x 0-0 ③ F9		C S S 0-3 ③ K		x 0-0 ② G3 1-2	4	2	2	1	0	1	0
Chris Woodward, R (6, 6)										2	0	0	0	0	1	2
15 Carlos Beltrán, S (1, 8) OBP: 0.500, SLG: 0.750	0-0 21 1B 1B 3-H 1B	C S S 0-3 ① K	x 0-0 21 1B 2B			x 0-0 ① P6		x 0-0 ① P4	C S S 0-3 ③ K	4	1	2	1	0	1	1
64 Julio Ramirez, R (6, 8)										2	0	0	0	0	1	1
21 Carlos Delgado, L (1, 3) OBP: 1.000, SLG: 1.000	0-0 11 2B 1B 1-3 1B	0-0 5 BB HR 1-2 1B	x 0-0 2-3 1B			x 0-0 1B 2B		x 0-0 ② F9		3	2	3	0	0	0	0
73 Todd Self, L (4, 3) OBP: 0.500, SLG: 1.000										2	1	1	0	0	0	0
5 David Wright, R (1, 5)	x 0-0 ① P2	B B B 4-0 1-2 2-3 HR BB	x 0-0 ③ G1-3			x 0-0 ② F7		B B B 4-0 BB		3	1	0	0	1	0	5
22 Jose Valentin, S (6, 5)										0	0	0	0	1	0	0
Xavier Nady, R (1, 7) OBP: 1.000, SLG: 1.750	0-0 11 2B 1B 1-2 3-H	0-0 1-H 2-H 3-H HR		x 0-0 CS 1B		x 0-0 S 1B 2-H		C S C 0-3 ③ K		4	2	4	6	0	0	0
44 Lastings Milledge, R (6, PR)										1	0	0	0	0	1	1
(6, 7)																
Victor Diaz, R (1, 9) OBP: 0.200, SLG: 0.200	C S S 0-3 ② K	C S S 0-3 ② K		C S S 0-3 ① ② K 1-2		B B X 2-0 ③ G3 1-2			x 0-0 1 E 1 1B 26 1B 1B	5	1	1	0	0	3	4
10 Endy Chavez, L (9, 9)										0	0	0	0	0	0	0
11 Ramon Castro, R (1, 2) OBP: 0.333, SLG: 0.667	x 0-0 1-H 2-H 2B	x 0-0 E5		x 0-0 ③ F7			C S C 0-3 ① K		C S S 0-3 ① K	3	0	1	2	0	0	0
74 Bobby Estalella, R (6, 2)										2	0	0	0	0	2	1
Kazuo Matsui, S (1, 4)	C S S 0-3 ③ K	x 0-0 ③ G4-3			x 0-0 ① G3-1		x 0-0 ② P4		x 0-0 E8 26 1B 1-3 1B	4	0	0	0	0	1	2
1 Anderson Hernandez, S (7, 4) OBP: 1.000, SLG: 1.000										1	1	1	0	0	0	0
26 Tike Redman, L (1, 10) OBP: 0.600, SLG: 1.000		x 0-0 7 1B 3B	C S S 0-3 ① K		x 0-0 ② F8		B B B 4-0 BB		x 0-0 G3 2-H 3-H 1B	4	1	2	2	1	1	0
Inning Stats	R: 4 E: 0 K: 2 S: 12 H: 5 LOB: 1 BB: 0 P: 12	R: 5 E: 1 K: 2 S: 12 H: 4 LOB: 1 BB: 1 P: 16	R: 0 E: 0 K: 2 S: 9 H: 2 LOB: 2 BB: 0 P: 9	R: 0 E: 0 K: 1 S: 5 H: 1 LOB: 0 BB: 0 P: 5	R: 0 E: 0 K: 0 S: 3 H: 0 LOB: 0 BB: 0 P: 3	R: 1 E: 0 K: 0 S: 5 H: 2 LOB: 2 BB: 0 P: 7	R: 0 E: 0 K: 2 S: 7 H: 0 LOB: 1 BB: 1 P: 11	R: 0 E: 0 K: 1 S: 5 H: 0 LOB: 1 BB: 1 P: 9	R: 2 E: 1 K: 2 S: 10 H: 3 LOB: 1 BB: 0 P: 10	1B: 11 2B: 4 3B: 2 HR: 1 SF: 0 SAC: 0 DP: 1 HBP: 0						

PITCHER		IP	WLS	BF	H	R	ER	SO	BB	IBB	HBP	BLK	WP	HR	S	P	ERA	WHIP
Jeff Suppan, R ERA: 60.75	(1, 1)	1.1	L	14	9	9	9	3	1	0	0	0	0	1	19	23	60.75	7.500
64 Brad Voyles, R ERA:	(2, 1)	2.2		11	3	0	0	4	0	0	0	0	0	0	19	19	0.00	1.125
46 John Riedling, R ERA: 4.5	(5, 1)	2.0		8	2	1	1	0	0	0	0	0	0	0	8	10	4.50	1.000
66 Dennis Tankersley, R ERA:	(7, 1)	2.0		8	0	0	0	3	2	0	0	0	0	0	12	20	0.00	1.000
Carmen Cali, L ERA: 9.0	(9, 1)	1.0		6	3	2	1	2	0	0	0	0	0	0	10	10	9.00	3.000

PITCHER	IP	WLS	BF	H	R	ER	SO	BB	IBB	HBP	BLK	WP	HR	S	P	ERA	WHIP

TOP

New York Mets @ St. Louis Cardinals

Roger Dean Stadium, Jupiter, FL

Thu Mar 02 2006, 1:05 PM EST

Att. 5,867 - Sunny - 77 F

livebaseballscorecards.com

AB	44
R	12
H	17
RBI	12
BB	3
SO	12
LOB	17

PA: 47

WP: 0
PB: 0
SB: 1
CS: 1

New York Mets @ St. Louis Cardinals

Roger Dean Stadium, Jupiter, FL

Thu Mar 02 2006, 1:05 PM EST

Att. 5,867 - Sunny - 77 F

BOTTOM

Batter	1	2	3	4	5	6	7	8	9	AB	R	H	RBI	BB	SO	LOB
22 David Eckstein, R (1, 6) Aaron Miles, S (4, PR) (5, 6)	BBBB 4-0 3 S BB	BX 1-0 G6-3 ① 1-2		X 0-0 E3 3 PB 5 HR 1-2		BBBB 4-0 76 G6-4-3 1-2 BB		X 0-0 G4-6-3 ②③ 1-2f		2 0 0 0 1 0 2 1 1 0 0 1 0 2						
3 Junior Spivey, R (1, 4) 76 Travis Hanson, L (5, 5)	BCCBBS 3-3 K ① 1-2	BBBB 4-0 5 FC6-4 BB		BCSC 1-3 K ② 1-2 2-3		X 0-0 G6-4-3 ①② 1-2f 2-3			X 0-0 G4-3 ①	2 0 0 0 1 2 3 2 0 0 0 0 0 2						
5 Albert Pujols, R (1, 3) OBP: 0.250, SLG: 1.000 16 Chris Duncan, L (7, 3)	X 0-0 G5-3 ②	X 0-0 FC6-4 ② 1-2f 2-3		X 0-0 HR 2-H 3-H		X 0-0 F9 ③			X 0-0 P6 ②	4 1 1 3 0 0 4 1 0 0 0 0 0 0						
53 John Rodriguez, L (1, 10) Deivi Cruz, R (7, PH) (8, 10) 47 Brian Daubach, L (9, PH) OBP: 1.000, SLG: 1.000	X 0-0 G4-3 ③ CSS	0-3 K ③		X 0-0 F7 ③			X 0-0 G6-3 ①		X 0-0 1B	3 0 0 0 0 1 4 1 0 0 0 0 0 0 1 0 1 0 0 0 0						
43 Juan Encarnacion, R (1, 9) 55 Skip Schumaker, L (6, 9)		BBBB 4-0 BB 1B BB	X 0-0 G6-3 ①		CSS 0-3 K ①		X 0-0 G5-3 ②		CSS 0-3 K2-3 ③	2 1 0 0 1 1 0 2 0 0 0 0 1 1						
Larry Bigbie, L (1, 7) John Gall, R (5, PH) (6, 7) OBP: 0.500, SLG: 0.500		BBBB 4-0 1B 4 HR 1-2 BB	X 0-0 L8 ②		X 0-0 FC1-6 1B		X 0-0 F8 ③			1 1 0 0 1 0 0 2 0 1 0 0 0 0						
So Taguchi, R (1, 8) OBP: 0.250, SLG: 0.250 Reid Gorecki, R (9, 8)	X 0-0 4 HR 1-2 2-H 1B	X 0-0 P4 ③		X 0-0 FC1-6 ② 1-2f				X 0-0 G6-3 ①		4 1 1 1 0 0 1 0 0 0 0 0 0 0						
4 Yadier Molina, R (1, 2) OBP: 0.667, SLG: 2.000 Gary Bennett, R (7, 2) OBP: 1.000, SLG: 1.000	X 0-0 1-H 2-H HR		BBBB 4-0 3 PB 22 E 5 HR BB		X 0-0 G6-3 ③			X 0-0 26 1B 1B		2 2 1 3 1 0 1 1 0 1 0 0 0 0						
7 Hector Luna, R (1, 5) (5, 4) 26 Scott Spiezio, S (8, PH) (9, 4) OBP: 1.000, SLG: 1.000		BBBB 4-0 5 FC6-4 22 S BB		X 0-0 F9 ①		BH 2-0 76 G6-4-3 BB HBP		X 0-0 G4-6-3 1-2 1B		1 0 0 0 1 0 1 1 0 1 0 0 0 0						
Inning Stats	R: 0 E: 0 K: 1 S: 5 H: 0 LOB: 1 BB: 1 P: 12	R: 4 E: 0 K: 1 S: 7 H: 2 LOB: 2 BB: 4 P: 24	R: 0 E: 0 K: 0 S: 3 H: 0 LOB: 0 BB: 0 P: 3	R: 3 E: 1 K: 1 S: 7 H: 1 LOB: 1 BB: 1 P: 12	R: 0 E: 0 K: 1 S: 6 H: 1 LOB: 1 BB: 0 P: 6	R: 0 E: 0 K: 0 S: 2 H: 0 LOB: 1 BB: 1 P: 8	R: 0 E: 0 K: 0 S: 3 H: 0 LOB: 0 BB: 0 P: 3	R: 0 E: 0 K: 0 S: 4 H: 2 LOB: 1 BB: 0 P: 4	R: 0 E: 0 K: 1 S: 6 H: 1 LOB: 1 BB: 0 P: 6	1B: 5 2B: 0 3B: 0 HR: 2 SF: 0 SAC: 0 DP: 2 HBP: 1							

livebaseballscorecards.com

AB	33
R	7
H	7
RBI	7
BB	7
SO	5
LOB	21

WP: 0 PB: 1 SB: 2 CS: 0 PA: 41

PITCHER		IP	WLS	BF	H	R	ER	SO	BB	IBB	HBP	BLK	WP	HR	S	P	ERA	WHIP
Steve Trachsel, R	(1, 1)	1.0		9	2	4	4	1	4	0	0	0	0	1	7	26	36.00	6.000
ERA: 36.0																		
59 Mitch Wylie, R	(2, 1)	2.0	W	7	0	0	0	1	1	0	0	0	0	0	8	13	0.00	0.500
ERA:																		
Juan Pablo Perez, L	(4, 1)	1.0		6	1	3	0	1	1	0	0	0	0	1	7	12	0.00	2.000
ERA:																		
13 Billy Wagner, L	(5, 1)	1.0		4	1	0	0	1	0	0	0	0	0	0	6	6	0.00	1.000
ERA:																		
Heath Bell, R	(6, 1)	1.0	H	4	0	0	0	0	1	0	1	0	0	0	2	8	0.00	1.000
ERA:																		

PITCHER		IP	WLS	BF	H	R	ER	SO	BB	IBB	HBP	BLK	WP	HR	S	P	ERA	WHIP
Matt Perisho, L	(7, 1)	1.0	H	3	0	0	0	0	0	0	0	0	0	0	3	3	0.00	0.000
ERA:																		
76 Tim Lavigne, R	(8, 1)	1.0	H	4	2	0	0	0	0	0	0	0	0	0	4	4	0.00	2.000
ERA:																		
Chad Bradford, R	(9, 1)	1.0		4	1	0	0	1	0	0	0	0	0	0	6	6	0.00	1.000
ERA:																		

Batter	1	2	3	4	5	6	7	8	9	AB	R	H	RBI	BB	SO	LOB
Aaron Miles, S (1, 4) OBP: 0.750, SLG: 0.714	C X 0-1 1B		X 0-0 26 HBP 47 HBP 1-2 1B		X 0-0 ① G4-3	X 0-0 1-2 1B		X 0-0 E6 16 G4-3 2-H 1B	X 0-0 ② 2-3 3-H 1B	6	0	5	2	0	0	0
16 Chris Duncan, L (1, 3) OBP: 0.143, SLG: 0.286	X 0-0 ① F7		X 0-0 ① F8		X 0-0 2B 2B	S S S 0-3 ② K		X 0-0 ② G4-3 1-2	X 0-0 ③ G4-3	6	1	1	0	0	1	8
John Gall, R (1, 7) OBP: 0.286, SLG: 0.429	X 0-0 ② F7		X 0-0 ② L1		X 0-0 26 HR 2-H 2B	X 0-0 ③ L4		X 0-0 ③ E6 2-3		5	1	1	1	0	0	6
47 Brian Daubach, L (1, 10) OBP: 0.600, SLG: 0.333 Reid Gorecki, R (9, PR) (9, 9)	X 0-0 ③ G4-3		H 1-0 26 HBP 1-2 2-3 HBP		B B B 4-0 26 HR BB		S S S 0-3 ① K		0-0 CI 26 3B	2	1	0	0	1	1	1
										0	1	0	0	0	0	0
26 Scott Spiezio, S (1, 5) OBP: 0.833, SLG: 1.800		S S T 0-2 ① K	H 1-0 1-2 2-3 3-H HBP		X 0-0 1-H 2-H HR		X 0-0 7 WP 53 G3 1B		X 0-0 1-H 53 1B 3B	4	2	3	5	0	1	0
53 John Rodriguez, L (1, 9) OBP: 0.125, SLG: 0.125 Brendan Ryan, R (9, PR) Brian Falkenborg, R (9, 1)		X 0-0 ② G3-1	S S S 0-3 ③ K		X 0-0 ② G3		X 0-0 ② 1-2 G3		X 0-0 7 1B 3-H 1B	5	0	1	1	0	1	4
										0	1	0	0	0	0	0
										0	0	0	0	0	0	0
Deivi Cruz, R (1, 6) 7 Hector Luna, R (5, 6) OBP: 0.600, SLG: 0.333		S S S 0-3 ③ K		X 0-0 ① G5-3	X 0-0 ③ G4-3		B X 1-0 ③ 2-3 F9		X 0-0 55 SH5-4 1B 1-3 1B	3	0	0	0	0	1	0
										2	1	1	0	0	0	1
4 Yadier Molina, R (1, 2) OBP: 0.800, SLG: 2.000 Michel Hernandez, R (5, 2) OBP: 1.000, SLG: 1.000			X 0-0 55 E 2B	B B B B 4-0 55 G1-6-3 BB		X 0-0 1B 1B		H 1-0 55 G6-4-3 1B HBP	X 0-0 1B 55 SH5-4 1-2 3-H 1B	1	1	1	0	1	0	0
										2	1	2	1	0	0	0
55 Skip Schumaker, L (1, 8)			X 0-0 E4 47 HBP 26 HBP 1B 2-H	X 0-0 ② ③ G1-6-3 1-2f		X 0-0 ① F8		X 0-0 ① G6-4-3 1-2	X 0-0 ① SH5-4 1-2 2-3	4	1	0	0	0	0	3

Inning Stats										
	R: 0 E: 0 K: 0 S: 5	H: 1 LOB: 1 BB: 0 P: 5	R: 0 E: 0 K: 2 S: 7	H: 0 LOB: 0 BB: 0 P: 7	R: 2 E: 1 K: 1 S: 8	H: 2 LOB: 3 BB: 0 P: 10	R: 0 E: 0 K: 0 S: 2	H: 0 LOB: 0 BB: 1 P: 6	R: 4 E: 0 K: 0 S: 6	H: 3 LOB: 0 BB: 1 P: 10
	R: 0 E: 0 K: 1 S: 7	H: 2 LOB: 2 BB: 0 P: 7	R: 0 E: 0 K: 1 S: 6	H: 1 LOB: 1 BB: 0 P: 7	R: 1 E: 1 K: 0 S: 4	H: 1 LOB: 2 BB: 0 P: 5	R: 4 E: 1 K: 0 S: 7	H: 5 LOB: 2 BB: 0 P: 7	1B: 10 2B: 3 3B: 1 HR: 1	SF: 0 SAC: 1 DP: 1 HBP: 3

	WP: 1 PB: 0 SB: 0 CS: 0	PA: 47

PITCHER		IP	WLS	BF	H	R	ER	SO	BB	IBB	HBP	BLK	WP	HR	S	P	ERA	WHIP
Yusaku Iriki, R ERA:	(1, 1)	2.0		7	1	0	0	2	0	0	0	0	0	0	12	12	0.00	0.500
Darren Oliver, L ERA: 4.5	(3, 1)	2.0		11	2	2	1	1	1	0	2	0	0	0	10	16	4.50	1.500
75 Rafael Cova, R ERA: 36.0	(5, 1)	1.0		7	3	4	4	0	1	0	0	0	0	1	6	10	36.00	4.000
Henry Owens, R ERA:	(6, 1)	2.0		9	3	0	0	2	0	0	0	0	1	0	13	14	0.00	1.500
Steve Schmoll, R ERA: 36.0	(8, 1)	1.0	L	10	5	5	4	0	0	0	1	0	0	0	8	9	36.00	5.000

PITCHER		IP	WLS	BF	H	R	ER	SO	BB	IBB	HBP	BLK	WP	HR	S	P	ERA	WHIP
Blake McGinley, L ERA:	(9, 1)	1.0		3	1	0	0	0	0	0	0	0	0	0	3	3	0.00	1.000

TOP

St. Louis Cardinals @ New York Mets

Tradition Field, Port St. Lucie, FL

Fri Mar 03 2006, 7:10 PM EST
Att. 7,113 - Clear - 75 F

livebaseballscorecards.com

AB	40
R	11
H	15
RBI	10
BB	2
SO	5
LOB	23

BOTTOM

St. Louis Cardinals @ New York Mets

Tradition Field, Port St. Lucie, FL

Fri Mar 03 2006, 7:10 PM EST

Att. 7,113 - Clear - 75 F

Batter	1	2	3	4	5	6	7	8	9	AB	R	H	RBI	BB	SO	LOB
Kazuo Matsui, S (1, 4) 1 Anderson Hernandez, S (6, 4) OBP: 0.667, SLG: 0.667	F9		K		G4-3	F8		1B		3 2	0 0	0 1	0 0	0 0	1 0	1 2
5 David Wright, R (1, 5) 22 Jose Valentin, S (6, 5)	F9		K		BB G4-6-3		G5-3	F8		2 2	0 0	0 0	0 0	1 0	1 0	1 1
Cliff Floyd, L (1, 7) 44 Lastings Milledge, R (6, 7) OBP: 0.333, SLG: 0.667	L4			21 1B G6-4-3 HBP	1-2f G4-6-3		63 1B 2B		K	2 2	1 1	0 1	0 0	0 1	0 0	1 0
21 Carlos Delgado, L (1, 3) OBP: 1.000, SLG: 1.000 63 Juan Tejeda, R (4, PR) OBP: 0.333, SLG: 0.333 (5, 3)		G1-3 PB 1B		1-3 G6-4-3 1B		G4-3	2-H 2B 1B		F9	2 3	0 1	2 1	0 1	0 0	0 0	0 0
Julio Franco, R (1, 10) Victor Diaz, R (6, PR) OBP: 0.286, SLG: 0.429 (7, 10)		K 1-2		1-2f 3-H G6-4-3		HBP 1B HBP	1-H 2B		K	2 2	0 1	0 1	0 0	0 1	1 0	2 0
Xavier Nady, R (1, 9) OBP: 0.857, SLG: 1.333 64 Julio Ramirez, R (7, 9)		G1-3 2-3		70 1B 1B		70 F9 1B 1-2 26 2B HBP	P4			2 1	2 0	1 0	0 0	0 0	0 0	1 1
Chris Woodward, R (1, 6) OBP: 0.333, SLG: 0.333		P3		70 1B 70 1B 1-2 1B		1-2 2-H 26 2B 1B	G1-3			4	2	2	1	0	0	2
70 Sandy Martinez, L (1, 2) OBP: 0.667, SLG: 0.667 40 Joe Hietpas, R (7, 2)			26 WP 1B	1-H 2-H 1B		F9 2-3		G6-3		3 1	0 0	2 0	2 0	0 0	0 0	2 0
26 Tike Redman, L (1, 8) OBP: 0.444, SLG: 0.750			K 1-2	L5		1-H 3-H 2B		F7		4	0	1	2	0	1	2
Inning Stats	R: 0 E: 0 K: 0 S: 3 H: 0 LOB: 0 BB: 0 P: 3	R: 0 E: 0 K: 1 S: 6 H: 1 LOB: 1 BB: 0 P: 6	R: 0 E: 0 K: 3 S: 10 H: 1 LOB: 1 BB: 0 P: 11	R: 3 E: 0 K: 0 S: 6 H: 4 LOB: 1 BB: 0 P: 7	R: 0 E: 0 K: 0 S: 2 H: 0 LOB: 0 BB: 1 P: 6	R: 3 E: 0 K: 0 S: 5 H: 2 LOB: 2 BB: 0 P: 7	R: 2 E: 0 K: 0 S: 6 H: 3 LOB: 1 BB: 0 P: 6	R: 0 E: 0 K: 0 S: 4 H: 1 LOB: 1 BB: 0 P: 4	R: 0 E: 0 K: 2 S: 7 H: 0 LOB: 0 BB: 0 P: 7	1B: 9 2B: 3 3B: 0 HR: 0 SF: 0 SAC: 0 DP: 2 HBP: 3	WP: 1 PB: 1 SB: 0 CS: 0 PA: 41					

livebaseballscorecards.com

	AB	37
	R	8
	H	12
	RBI	7
	BB	1
	SO	6
	LOB	16

PITCHER		IP	WLS	BF	H	R	ER	SO	BB	IBB	HBP	BLK	WP	HR	S	P	ERA	WHIP
29 Chris Carpenter, R ERA:	(1, 1)	3.0		11	2	0	0	4	0	0	0	0	1	0	19	20	0.00	0.667
34 Randy Flores, L ERA: 27.0	(4, 1)	1.0		7	4	3	3	0	0	0	1	0	0	0	6	7	27.00	4.000
56 Blaine Neal, R ERA: 13.5	(5, 1)	2.0		10	2	3	3	0	1	0	2	0	0	0	7	13	13.50	1.500
78 Randy Leek, L ERA: 18.0	(7, 1)	1.0		6	3	2	2	0	0	0	0	0	0	0	6	6	18.00	3.000
Brian Falkenborg, R ERA:	(8, 1)	2.0	W	7	1	0	0	2	0	0	0	0	0	0	11	11	0.00	0.500

PITCHER		IP	WLS	BF	H	R	ER	SO	BB	IBB	HBP	BLK	WP	HR	S	P	ERA	WHIP
Brian Falkenborg, R ERA:	(9, 1)	2.0	W	7	1	0	0	2	0	0	0	0	0	0	11	11	0.00	0.500

Batter	1	2	3	4	5	6	7	8	9	AB	R	H	RBI	BB	SO	LOB
25 Marlon Byrd, R (1, 8) OBP: 0.400, SLG: 0.556	S S S 0-3 ① K		S S S 0-3 ② K			X 0-0 1B 1B 2B	X 0-0 P2	X 0-0 ②③ G4-3 1-2f		5	1	1	0	0	2	3
Jose Vidro, S (1, 4) OBP: 0.333, SLG: 0.333 Damian Jackson, R (6, PR) OBP: 0.500, SLG: 0.500 (6, 4)	X 0-0 ② G4-3		X 0-0 ③ L7			X 0-0 HBP 27 1B 1B 2-3 1B	X 0-0 21 CS 1B		X 0-0 ① G5-3	3 2	0 1	1 1	0 0	0 0	0 0	0 0
Ryan Church, L (1, 9) OBP: 0.444, SLG: 0.778 21 George Lombard, L (6, 9) OBP: 0.250, SLG: 0.250	X 0-0 1B			X 0-0 ① F7		X 0-0 27 1B HBP 15 1B 1-2 3-H 1B	C X 0-1 ② S 1-2 1B		X 0-0 ② G6-3	3 2	1 0	2 1	1 0	0 0	0 0	0 0
24 Nick Johnson, L (1, 3) OBP: 0.200, SLG: 0.400 Matthew LeCroy, R (6, 3) OBP: 0.400, SLG: 0.400 Kory Casto, L (9, PR)	S S S 0-3 ③ K			X 0-0 2B		X 0-0 ① F8	B S S S 1-3 ③ K 1-2		X 0-0 1B	3 2 0	0 0 0	1 1 0	0 0 0	0 0 0	1 1 0	3 1 0
11 Ryan Zimmerman, R (1, 5) OBP: 0.455, SLG: 0.800		X 0-0 G4-3 2B	B B B B 4-0 G3-6-1 BB			C C C 0-3 ② K		X 0-0 HR	S S S 0-3 ③ K	4	1	2	1	1	2	3
Michael Tucker, L (1, 10) Daryle Ward, L (8, PH) OBP: 0.250, SLG: 0.375 (8, 10)		X 0-0 ① G4-3 2-3	X 0-0 ②③ G3-6-1 1-2f			H 1-0 15 1B 27 1B 1-2 2-3 HBP		X 0-0 ① G5-3		2 1	0 0	0 0	0 0	0 0	0 0	3 0
27 Mike DiFelice, R (1, 2) OBP: 0.571, SLG: 0.571 Devin Ivany, R (8, 2)		X 0-0 ② P3			X 0-0 ① G6-3	X 0-0 15 1B 1-2 2-3 3-H 1B		X 0-0 39 BB 69 HBP 1B		4 0	0 0	2 0	1 0	0 0	0 0	1 0
15 Cristian Guzman, S (1, 6) OBP: 0.400, SLG: 0.400 69 Josh Labandeira, R (6, PR) (6, 6)		X 0-0 ③ P5			X 0-0 ② G3	X 0-0 1-2 2-3 3-H 1B		H 1-0 39 BB 1-2 HBP		3 0	0 0	1 0	1 0	0 0	0 0	1 0
39 Kenny Kelly, R (1, 7) OBP: 0.286, SLG: 0.167			X 0-0 ① B2		X 0-0 ③ G4-3	X 0-0 ③ F8		B B B B 4-0 25 G4-3 1-2 2-3 BB		3	0	0	0	1	0	3
Inning Stats	R: 0 H: 1 E: 0 LOB: 1 K: 2 BB: 0 S: 8 P: 8	R: 0 H: 1 E: 0 LOB: 1 K: 0 BB: 0 S: 4 P: 4	R: 0 H: 0 E: 0 LOB: 0 K: 1 BB: 0 S: 5 P: 5	R: 0 H: 1 E: 0 LOB: 1 K: 0 BB: 1 S: 3 P: 7	R: 0 H: 0 E: 0 LOB: 0 K: 0 BB: 0 S: 3 P: 3	R: 3 H: 5 E: 0 LOB: 3 K: 1 BB: 0 S: 10 P: 11	R: 0 H: 2 E: 0 LOB: 1 K: 1 BB: 0 S: 7 P: 8	R: 1 H: 2 E: 0 LOB: 2 K: 0 BB: 1 S: 4 P: 9	R: 0 H: 1 E: 0 LOB: 1 K: 1 BB: 0 S: 6 P: 6	1B: 9 2B: 3 3B: 0 HR: 1	SF: 0 SAC: 0 DP: 2 HBP: 2						

PITCHER		IP	WLS	BF	H	R	ER	SO	BB	IBB	HBP	BLK	WP	HR	S	P	ERA	WHIP
Aaron Heilman, R ERA:	(1, 1)	2.0	W	8	2	0	0	2	0	0	0	0	0	0	12	12	0.00	1.000
Brian Bannister, R ERA:	(3, 1)	2.0		7	1	0	0	1	1	0	0	0	0	0	8	12	0.00	1.000
Chad Bradford, R ERA: 4.5	(5, 1)	1.0		4	1	1	1	0	0	0	0	0	0	0	4	4	9.00	1.000
60 Mike Venafro, L ERA: 18.0	(6, 1)	1.0		8	4	2	2	1	0	0	1	0	0	0	9	10	18.00	4.000
Anderson Garcia, R ERA:	(7, 1)	1.0	H	4	2	0	0	1	0	0	0	0	0	0	7	8	0.00	2.000

PITCHER		IP	WLS	BF	H	R	ER	SO	BB	IBB	HBP	BLK	WP	HR	S	P	ERA	WHIP
95 Jeremy Hill, R ERA: 9.0	(8, 1)	1.0	H	6	2	1	1	0	1	0	1	0	0	1	4	9	9.00	3.000
Royce Ring, L ERA:	(9, 1)	1.0	S	4	1	0	0	1	0	0	0	0	0	0	6	6	0.00	1.000

TOP

Washington Nationals @ New York Mets

Tradition Field, Port St. Lucie, FL

Sat Mar 04 2006, 1:10 PM EST
Att. 4,401 - Partly Cloudy - 72 F

livebaseballscorecards.com

AB	37
R	4
H	13
RBI	4
BB	2
SO	6
LOB	18

PA: 41
WP: 0
PB: 0
SB: 1
CS: 1

Batter	1	2	3	4	5	6	7	8	9	AB	R	H	RBI	BB	SO	LOB
1 Anderson Hernandez, S (1, 6) OBP: 0.714, SLG: 0.714	5 F9 22 SH5-3 1B		22 E 22 1B 1B		22 2B 1B	F9 ②				4	3	3	0	0	0	1
22 Jose Valentin, S (1, 8) OBP: 0.600, SLG: 0.750	SH5-3 ① 1-2		5 G6-4-3 1-H 1B		5 G6-3 FC6-4 1-H 2B	P6 ③				2	1	2	2	0	0	0
64 Julio Ramirez, R (6, 8)										1	0	0	0	0	0	1
5 David Wright, R (1, 5)	F9 ② 2-3		G6-4-3 ②③ 1-2f		G6-3 ① 2-3		F7 ①			3	0	0	0	0	0	3
Chris Basak, R (6, 5)										1	0	0	0	0	0	0
Cliff Floyd, L (1, 10) OBP: 0.571, SLG: 0.600	3-H 1B			P5 ①	BBB FC6-4 BB		2B			3	0	2	1	1	0	0
Xavier Nady, R (1, 7) OBP: 0.700, SLG: 1.000	SSS K ③			S 2B 1B	FC6-4 ② 1-2f 1B 11 1B 3-H		G5-3 ②			3	1	1	1	0	1	2
44 Lastings Milledge, R (6, 7) OBP: 0.250, SLG: 0.500										1	0	0	0	0	0	1
Victor Diaz, R (1, 9) OBP: 0.364, SLG: 0.545		F9 ①		11 1B 1-H 2B	11 1B 1-2 1B		SSS K ③			4	0	2	1	0	1	1
26 Tike Redman, L (8, 9) OBP: 0.444, SLG: 0.750										0	0	0	0	0	0	0
11 Ramon Castro, R (1, 2) OBP: 0.500, SLG: 0.667		G5-3 ②		2-3 1B	1-2 2-H 1B			G3 ①		3	0	2	0	0	0	0
74 Bobby Estalella, R (7, 2)										1	0	0	0	0	0	0
63 Juan Tejeda, R (1, 3) OBP: 0.429, SLG: 0.429		G6-3 ③		P3 ②		SH5-3 1B		G4-6-3 1B		4	0	2	0	0	0	2
Kazuo Matsui, S (1, 4)			G5-3 ①	G4-3 ③		SH5-3 ① 1-2		G4-6-3 ②③ 1-2f		2	0	0	0	0	0	2
Jeff Keppinger, R (7, 4)										1	0	0	0	0	0	1
Inning Stats	R: 1 E: 0 K: 1 S: 7 H: 2 LOB: 1 BB: 0 P: 7	R: 0 E: 0 K: 0 S: 3 H: 0 LOB: 0 BB: 0 P: 3	R: 1 E: 0 K: 0 S: 4 H: 2 LOB: 0 BB: 0 P: 5	R: 1 E: 0 K: 0 S: 6 H: 3 LOB: 2 BB: 0 P: 7	R: 2 E: 0 K: 0 S: 6 H: 4 LOB: 2 BB: 1 P: 10	R: 0 E: 0 K: 1 S: 4 H: 1 LOB: 1 BB: 0 P: 4	R: 0 E: 0 K: 1 S: 6 H: 1 LOB: 1 BB: 0 P: 6	R: 0 E: 0 K: 0 S: 3 H: 1 LOB: 0 BB: 0 P: 3		1B: 11 2B: 3 3B: 0 HR: 0 SF: 0 SAC: 2 DP: 2 HBP: 0						

BOTTOM

Washington Nationals @ New York Mets

Tradition Field, Port St. Lucie, FL

Sat Mar 04 2006, 1:10 PM EST

Att. 4,401 - Partly Cloudy - 72 F

livebaseballscorecards.com

AB	33
R	5
H	14
RBI	5
BB	1
SO	2
LOB	14

PITCHER		IP	WLS	BF	H	R	ER	SO	BB	IBB	HBP	BLK	WP	HR	S	P	ERA	WHIP
40 Billy Traber, L ERA: 3.0	(1, 1)	3.0	L	12	4	2	1	1	0	0	0	0	0	0	14	15	3.00	1.333
38 Kevin Gryboski, R ERA: 4.5	(4, 1)	1.0		6	3	1	1	0	0	0	0	0	0	0	6	7	9.00	3.000
55 Joe Horgan, L ERA: 18.0	(5, 1)	1.0		7	4	2	2	0	1	0	0	0	0	0	6	10	18.00	5.000
52 Saul Rivera, R ERA:	(6, 1)	2.0		8	2	0	0	1	0	0	0	0	0	0	10	10	0.00	1.000
37 Travis Hughes, R ERA: 18.0	(8, 1)	1.0		3	1	0	0	0	0	0	0	0	0	0	3	3	0.00	1.000

PITCHER	IP	WLS	BF	H	R	ER	SO	BB	IBB	HBP	BLK	WP	HR	S	P	ERA	WHIP

Batter	1	2	3	4	5	6	7	8	9	AB	R	H	RBI	BB	SO	LOB
1 Anderson Hernandez, S (1, 4) OBP: 0.500, SLG: 0.500	G3-1			P4		G4-3		1-3 2-H 3-H 2B		3	0	0	0	0	0	1
Chase Lambin, S (7, 4) OBP: 1.000, SLG: 2.000										1	0	1	2	0	0	0
Carlos Gómez, R (1, 8) OBP: 0.250, SLG: 0.250	G5-3			73 CS 1B			K	F9		4	0	1	0	0	1	2
73 Todd Self, L (1, 7) OBP: 0.167, SLG: 0.333	K			K 1-2			K	P6		4	0	0	0	0	3	3
Victor Diaz, R (1, 9) OBP: 0.357, SLG: 0.500		K			G5-3		1B		G3-1	3	0	1	0	0	1	0
Cory Aldridge, L (7, 9)										1	0	0	0	0	0	0
63 Juan Tejeda, R (1, 3) OBP: 0.364, SLG: 0.300		G6-3			F8		K		26 FC5-4 HBP	3	0	0	0	0	1	1
74 Bobby Estalella, R (1, 2)		K			K			1B 2B 2B	K	2	0	0	0	0	2	0
92 Drew Butera, R (6, 2) OBP: 1.000, SLG: 2.000										1	1	1	0	0	0	0
71 Jesus Flores, R (9, PH)										1	0	0	0	0	1	1
94 Andy Wilson, R (1, 10)			K			K		G6-3	FC5-4 1-2f	3	0	0	0	0	2	1
26 Tike Redman, L (9, PH) OBP: 0.400, SLG: 0.667										1	0	0	0	0	0	1
Chris Basak, R (1, 5) OBP: 0.250, SLG: 0.250			G5-3			F9		BB 2B 1B 2-3		3	1	1	0	0	0	0
Corey Ragsdale, R (1, 6)			G6-3			BB		2B 1-2 BB		1	0	0	0	2	0	0
Inning Stats	R: 0 E: 0 K: 1 S: 5 H: 0 LOB: 0 BB: 0 P: 5	R: 0 E: 0 K: 2 S: 7 H: 0 LOB: 0 BB: 0 P: 7	R: 0 E: 0 K: 1 S: 5 H: 0 LOB: 0 BB: 0 P: 5	R: 0 E: 0 K: 1 S: 5 H: 1 LOB: 0 BB: 0 P: 6	R: 0 E: 0 K: 1 S: 5 H: 0 LOB: 0 BB: 0 P: 5	R: 0 E: 0 K: 1 S: 5 H: 0 LOB: 1 BB: 1 P: 9	R: 0 E: 0 K: 3 S: 10 H: 1 LOB: 1 BB: 0 P: 10	R: 2 E: 0 K: 0 S: 6 H: 3 LOB: 2 BB: 1 P: 10	R: 0 E: 0 K: 1 S: 5 H: 0 LOB: 1 BB: 0 P: 6	1B: 3 2B: 2 3B: 0 HR: 0 SF: 0 SAC: 0 DP: 0 HBP: 1						

PITCHER	IP	WLS	BF	H	R	ER	SO	BB	IBB	HBP	BLK	WP	HR	S	P	ERA	WHIP
Derek Lowe, R (1, 1) ERA:	3.0	W	9	0	0	0	4	0	0	0	0	0	0	17	17	0.00	0.000
Odalis Perez, L (4, 1) ERA:	3.0		10	1	0	0	3	1	0	0	0	0	0	15	20	0.00	0.667
36 Lance Carter, R (7, 1) ERA:	1.0		4	1	0	0	3	0	0	0	0	0	0	10	10	0.00	1.000
59 Kelly Wunsch, L (8, 1) ERA: 9.0	1.0		7	3	2	2	0	1	0	0	0	0	0	6	10	18.00	4.000
Danys Baez, R (9, 1) ERA:	1.0		4	0	0	0	1	0	0	1	0	0	0	5	6	0.00	0.000

PITCHER	IP	WLS	BF	H	R	ER	SO	BB	IBB	HBP	BLK	WP	HR	S	P	ERA	WHIP

TOP

New York Mets @ Los Angeles Dodgers

Holman Stadium, Vero Beach, FL

Sun Mar 05 2006, 1:05 PM EST

Att. 4,856 - Sunny - 80 F

livebaseballscorecards.com

AB	31
R	2
H	5
RBI	2
BB	2
SO	11
LOB	10

PA: 34

WP: 0
PB: 0
SB: 0
CS: 1

Batter	1	2	3	4	5	6	7	8	9	AB	R	H	RBI	BB	SO	LOB
Kenny Lofton, L (1, 8) OBP: 0.200, SLG: 0.200 17 Jason Repko, R (6, 8) OBP: 0.667, SLG: 0.714	L5		K		K	HR; 1B; 55 1B; BB	F9			3 1	0 1	0 0	0 0	0 1	2 0	1 0
Sandy Alomar Jr., R (1, 2) OBP: 0.250, SLG: 1.000 55 Russell Martin, R (6, PH) OBP: 0.333, SLG: 0.333 (7, 2)	P5			HR	P2	HR; 1B	G6-3			3 2	1 1	1 1	1 2	0 0	0 0	1 0
5 Nomar Garciaparra, R (1, 3) 7 James Loney, L (6, PR) OBP: 0.444, SLG: 0.500 (7, 3)	F7			P4	16 BB; 1B; HBP K	70 1B; 2B				2 2	0 2	0 1	0 0	0 0	0 1	0 2
Joel Guzman, R (1, 10) OBP: 0.400, SLG: 0.444 70 Edwin Bellorin, R (8, PH) OBP: 1.000, SLG: 1.000 (9, 10)		G6-3		16 HR; BB	16 BB; 1B HR; 1B	FC5-4; 2-H; 1B				3 1	3 0	2 1	0 1	1 0	0 0	0 0
16 Andre Ethier, L (1, 7) OBP: 0.444, SLG: 0.857 49 Delwyn Young, S (6, PH) OBP: 0.143, SLG: 0.143 (7, 7)		G6-3		1-H; HR	27 HR; 1B; BB K	F8				2 2	2 0	1 0	2 0	1 0	0 1	0 4
Bill Mueller, S (1, 5) OBP: 0.429, SLG: 0.571 Andy LaRoche, R (6, 5) OBP: 0.333, SLG: 0.667	L5			G1-3	27 HR; 1B HR	FC5-4; 1-2f				2 3	0 2	0 2	0 6	0 0	0 0	0 1
27 Matt Kemp, R (1, 9) OBP: 0.273, SLG: 0.636 Cody Ross, R (6, PH) (7, 9)			K	F8	HR F9					3 1	1 0	1 0	3 0	0 0	1 0	0 1
13 Oscar Robles, L (1, 6) OBP: 0.375, SLG: 0.875 74 Tony Abreu, S (6, 6) OBP: 0.500, SLG: 0.400			HR	G4-3	17 WP; BB; 55 1B; 1B	G6-3				2 2	1 1	1 1	1 0	0 0	0 0	0 0
18 Ramon Martinez, R (1, 4) OBP: 0.500, SLG: 0.500 Willy Aybar, S (6, 4)			L9	E6 S	17 WP; 55 1B; 1-2; BB	P3				2 1	0 1	0 0	0 0	0 1	0 0	0 0
Inning Stats	R: 0 E: 0 K: 0 S: 3 H: 0 LOB: 0 BB: 0 P: 3	R: 0 E: 0 K: 0 S: 3 H: 0 LOB: 0 BB: 0 P: 3	R: 1 E: 0 K: 2 S: 8 H: 1 LOB: 0 BB: 0 P: 8	R: 3 E: 0 K: 0 S: 5 H: 2 LOB: 0 BB: 1 P: 9	R: 0 E: 1 K: 1 S: 6 H: 0 LOB: 1 BB: 0 P: 7	R: 11 E: 0 K: 2 S: 14 H: 7 LOB: 1 BB: 3 P: 27	R: 0 E: 0 K: 0 S: 3 H: 0 LOB: 0 BB: 0 P: 3	R: 1 E: 0 K: 0 S: 5 H: 2 LOB: 1 BB: 0 P: 5		1B: 6 2B: 1 3B: 0 HR: 5	SF: 0 SAC: 0 DP: 0 HBP: 1				WP: 1 PB: 0 SB: 1 CS: 0	PA: 42	

BOTTOM

New York Mets @ Los Angeles Dodgers

Holman Stadium, Vero Beach, FL

Sun Mar 05 2006, 1:05 PM EST

Att. 4,856 - Sunny - 80 F

livebaseballscorecards.com

AB	37
R	16
H	12
RBI	16
BB	4
SO	5
LOB	10

PITCHER		IP	WLS	BF	H	R	ER	SO	BB	IBB	HBP	BLK	WP	HR	S	P	ERA	WHIP
33 John Maine, R ERA:	(1, 1)	2.0		6	0	0	0	0	0	0	0	0	0	0	6	6	0.00	0.000
Alay Soler, R ERA: 21.6	(3, 1)	1.2	L	9	3	4	4	2	1	0	0	0	0	3	12	16	21.60	2.400
Darren Oliver, L ERA: 2.7	(4, 1)	1.1		5	0	0	0	1	0	0	0	0	0	0	7	8	0.00	0.000
91 Jason Scobie, R ERA:	(6, 1)	0.0		8	4	8	8	0	3	0	1	0	1	1	4	17	∞	∞
Juan Pablo Perez, L ERA: 9.0	(6, 1)	2.0		9	3	3	3	2	0	0	0	0	0	1	13	13	13.50	1.500

PITCHER		IP	WLS	BF	H	R	ER	SO	BB	IBB	HBP	BLK	WP	HR	S	P	ERA	WHIP
59 Mitch Wylie, R ERA: 3.0	(8, 1)	1.0		5	2	1	1	0	0	0	0	0	0	0	5	5	9.00	2.000

Batter	1	2	3	4	5	6	7	8	9	AB R H RBI BB SO LOB
Inning Stats										1B: 0 SF: 0 2B: 0 SAC: 0 3B: 0 DP: 0 HR: 0 HBP: 0

Puerto Rico @ New York Mets

Tradition Field, Port St. Lucie, FL

Sun Mar 05 2006, 2:10 PM EST

TOP

livebaseballscorecards.com

AB	0
R	0
H	0
RBI	0
BB	0
SO	0
LOB	0

WP: 0 PA: 0
PB: 0
SB: 0
CS: 0

PITCHER	IP	WLS	BF	H	R	ER	SO	BB	IBB	HBP	BLK	WP	HR	S	P	ERA	WHIP

PITCHER	IP	WLS	BF	H	R	ER	SO	BB	IBB	HBP	BLK	WP	HR	S	P	ERA	WHIP

Batter	1	2	3	4	5	6	7	8	9	AB	R	H	RBI	BB	SO	LOB
Inning Stats																

BOTTOM

Puerto Rico @ New York Mets

Tradition Field, Port St. Lucie, FL

Sun Mar 05 2006, 2:10 PM EST

livebaseballscorecards.com

AB	**0**
R	**0**
H	**0**
RBI	**0**
BB	**0**
SO	**0**
LOB	**0**

1B: 0
2B: 0
3B: 0
HR: 0

SF: 0
SAC: 0
DP: 0
HBP: 0

WP: 0
PB: 0
SB: 0
CS: 0

PA: 0

PITCHER	IP	WLS	BF	H	R	ER	SO	BB	IBB	HBP	BLK	WP	HR	S	P	ERA	WHIP

PITCHER	IP	WLS	BF	H	R	ER	SO	BB	IBB	HBP	BLK	WP	HR	S	P	ERA	WHIP

Cleveland Indians @ New York Mets

Tradition Field, Port St. Lucie, FL

Mon Mar 06 2006, 1:10 PM EST

Att. 4,319 - Partly Cloudy - 84 F

livebaseballscorecards.com

Batter	1	2	3	4	5	6	7	8	9	AB	R	H	RBI	BB	SO	LOB
24 Grady Sizemore, L (1, 8) OBP: 0.700, SLG: 1.250	C X 0-1 2 G4-3 2B		B B B B 4-0 2 CS SH3-4 BB		X 0-0 HR	X 0-0 1-3 2-H 2B			X 0-0 ① F8	3	1	3	2	1	0	0
62 Todd Donovan, R (6, PR) OBP: 0.111, SLG: 0.125 (6, 8)										1	0	0	0	0	0	0
Jason Michaels, R (1, 7) OBP: 0.333, SLG: 0.143	X 0-0 ① G6-3		X 0-0 ① SH3-4 1-2		C S C 0-3 ② K	X 0-0 ③ G6-3			C S C 0-3 ② K	3	0	0	0	0	1	3
Trevor Crowe, S (6, 7) OBP: 0.375, SLG: 0.500										1	0	0	0	0	1	0
2 Jhonny Peralta, R (1, 6) OBP: 0.556, SLG: 1.000	X 0-0 ② G4-3 2-3		B B C C B X 3-2 ② 2-3 2B		B C B B F B 4-2 BB BB		X 0-0 ① G5-3		X 0-0 1B	2	0	1	0	1	0	1
Lou Merloni, R (6, 6) OBP: 0.667, SLG: 0.500										2	0	1	0	0	0	0
Ben Broussard, L (1, 3) OBP: 0.250, SLG: 0.429	X 0-0 ③ F8		X 0-0 ③ G2-3		B B C B F B 4-2 1-2 BB		C S S 0-3 ② K		X 0-0 ③ G1	2	0	0	0	1	0	2
69 Ryan Mulhern, R (6, 3) OBP: 0.250, SLG: 0.571										2	0	0	0	0	1	1
25 Ryan Garko, R (1, 10) OBP: 0.462, SLG: 0.455		X 0-0 30 PB 30 2B 1B		C S S 0-3 ① K	X 0-0 ③ G5-3		X 0-0 1B			4	1	2	0	0	1	2
30 Andy Marte, R (1, 5) OBP: 0.300, SLG: 0.600		B X 1-0 10 F9 1-H 2B		X 0-0 2B		X 0-0 ① F9	X 0-0 ③ G3			3	0	2	1	0	0	0
66 Jake Gautreau, L (6, 5) OBP: 0.333, SLG: 0.625										1	0	0	0	0	0	1
10 Kelly Shoppach, R (1, 2) OBP: 0.250, SLG: 0.286	X 0-0 ① F9 2-3			C S S 0-3 ② K		X 0-0 ② G4-3		B B B B 4-0 38 FC6-4 BB		3	0	0	0	0	1	2
13 Tim Laker, R (6, 2) OBP: 0.500, SLG: 0.333										0	0	0	0	1	0	0
Brad Snyder, L (1, 9) OBP: 0.273, SLG: 0.222	X 0-0 ② G4-3			X 0-0 ③ G3-1		C F B B B X 3-2 BB 24 2B 1B		X 0-0 ① FC6-4 G4-6-3 1-2f		3	1	1	0	0	0	2
38 Franklin Gutierrez, R (6, 9) OBP: 0.545, SLG: 0.167										1	0	0	0	0	0	1
Brandon Phillips, R (1, 4) OBP: 0.500, SLG: 0.778	S F X 0-2 ③ F8				X 0-0 ① F8	B B B 4-0 24 2B 1-2 BB		X 0-0 ② ③ G4-6-3 1-2f		2	0	0	0	1	0	1
Joe Inglett, L (6, 4) OBP: 0.333, SLG: 0.286										1	0	0	0	0	0	1
Inning Stats	R: 0 E: 0 K: 0 S: 5 H: 1 LOB: 1 BB: 0 P: 5	R: 1 E: 0 K: 0 S: 7 H: 2 LOB: 1 BB: 0 P: 8	R: 0 E: 0 K: 0 S: 5 H: 1 LOB: 1 BB: 1 P: 12	R: 0 E: 0 K: 2 S: 8 H: 1 LOB: 1 BB: 0 P: 8	R: 1 E: 0 K: 1 S: 10 H: 1 LOB: 2 BB: 2 P: 18	R: 1 E: 0 K: 0 S: 7 H: 2 LOB: 2 BB: 1 P: 14	R: 0 E: 0 K: 1 S: 6 H: 1 LOB: 1 BB: 0 P: 6	R: 0 E: 0 K: 0 S: 2 H: 0 LOB: 0 BB: 1 P: 6	R: 0 E: 0 K: 1 S: 6 H: 1 LOB: 1 BB: 0 P: 6	1B: 4 2B: 5 3B: 0 HR: 1 SF: 0 SAC: 1 DP: 1 HBP: 0	WP: 0 PB: 1 SB: 0 CS: 1 PA: 40					

TOP

AB	34
R	3
H	10
RBI	3
BB	5
SO	5
LOB	17

PITCHER		IP	WLS	BF	H	R	ER	SO	BB	IBB	HBP	BLK	WP	HR	S	P	ERA	WHIP
Tom Glavine, L ERA: 3.0	(1, 1)	3.0		13	4	1	1	0	1	0	0	0	0	0	17	25	3.00	1.667
17 Jose Lima, R ERA: 6.75	(4, 1)	2.2		15	4	2	2	3	3	0	0	0	0	1	24	39	6.75	2.625
Bartolome Fortunato, R ERA:	(6, 1)	1.1	W	5	1	0	0	1	0	0	0	0	0	0	7	7	0.00	0.750
60 Mike Venafro, L ERA: 9.0	(8, 1)	1.0	H	3	0	0	0	0	1	0	0	0	0	0	2	6	0.00	1.000
Henry Owens, R ERA:	(9, 1)	1.0	S	4	1	0	0	1	0	0	0	0	0	0	6	6	0.00	1.000

PITCHER	IP	WLS	BF	H	R	ER	SO	BB	IBB	HBP	BLK	WP	HR	S	P	ERA	WHIP

Cleveland Indians @ New York Mets

Tradition Field, Port St. Lucie, FL

Mon Mar 06 2006, 1:10 PM EST

Att. 4,319 - Partly Cloudy - 84 F

BOTTOM

Batter	1	2	3	4	5	6	7	8	9	AB	R	H	RBI	BB	SO	LOB
1 Anderson Hernandez, S (1, 6) OBP: 0.400, SLG: 0.357	C F S 0-3 ① K		X 0-0 ②③ G6-4-3 1-2f		X 0-0 ③ G3	X 0-0 ③ F9		H 1-0 CS HBP		4	0	0	0	0	1	5
Jeff Keppinger, R (1, 4) OBP: 0.400, SLG: 0.600	X 0-0 ② G3-1			X 0-0 FC6-4 1B		X 0-0 70 1B 63 FC6-4 2B	X 0-0 ① P4	C 0-1 ③ CS 1-2		4	1	2	0	0	0	0
16 Paul Lo Duca, R (1, 2) 70 Sandy Martinez, L (6, 2) OBP: 0.800, SLG: 0.800	X 0-0 ③ F8			X 0-0 ① L5		X 0-0 63 FC6-4 BB 1B 2-3 1B	X 0-0 63 1B 44 1B 1B			2 2	0 1	0 2	0 0	0 0	0 0	1 0
Cliff Floyd, L (1, 10) OBP: 0.600, SLG: 1.000 73 Todd Self, L (7, PH) OBP: 0.143, SLG: 0.286 (8, 10)		X 0-0 HR		X 0-0 ② P6		B B B B 4-0 63 FC6-4 1-2 BB	C C C 0-3 ② K			2 1	1 0	1 0	1 0	1 0	0 1	1 1
Xavier Nady, R (1, 7) OBP: 0.538, SLG: 0.750 44 Lastings Milledge, R (7, 7) OBP: 0.400, SLG: 0.600		X 0-0 ① F8		X 0-0 ③ FC6-4 1-2f		C C C 0-3 ① K	X 0-0 63 1B 1-2 1B			3 1	0 0	0 1	0 0	0 0	1 0	4 0
Julio Franco, R (1, 3) 63 Juan Tejeda, R (5, PR) OBP: 0.385, SLG: 0.333 (6, 3)		X 0-0 ② G4-3			X 0-0 E6 2B SF9	X 0-0 ② FC6-4 1B 1B 1-2f 2-3 3-H	X 0-0 1-2 2-3 1B			2 2	0 2	0 2	0 1	0 1	0 0	0 2
Victor Diaz, R (1, 9) OBP: 0.412, SLG: 0.588 64 Julio Ramirez, R (7, 9)		X 0-0 ③ P6			X 0-0 SF9 26 SF9 1-3 2B	X 0-0 C S S 26 BB 1B 1-2 3-H 1B	0-3 ③ K			3 1	1 0	2 0	1 0	0 0	0 1	0 3
Chris Woodward, R (1, 5) OBP: 0.333, SLG: 0.375 Chris Basak, R (7, 5) OBP: 0.200, SLG: 0.200			X 0-0 E4 1 G6-4-3		X 0-0 ① SF9 2-3 3-H	X 0-0 26 BB 1-2 2-H 1B		B B B C E S 3-3 ① K		2 1	0 0	1 0	2 0	0 0	0 1	0 0
26 Tike Redman, L (1, 8) OBP: 0.357, SLG: 0.545			X 0-0 ① F7		X 0-0 ② SF9 3-H	B B B B 4-0 1-2 2-3 BB		X 0-0 ② F8		2	0	0	1	1	0	1
Inning Stats	R: 0 E: 0 K: 1 S: 5 H: 0 LOB: 0 BB: 0 P: 5	R: 1 E: 0 K: 0 S: 4 H: 1 LOB: 0 BB: 0 P: 4	R: 0 E: 1 K: 0 S: 3 H: 0 LOB: 0 BB: 0 P: 3	R: 0 E: 0 K: 0 S: 4 H: 1 LOB: 1 BB: 0 P: 4	R: 2 E: 1 K: 0 S: 5 H: 1 LOB: 1 BB: 0 P: 5	R: 3 E: 0 K: 1 S: 9 H: 4 LOB: 3 BB: 2 P: 17	R: 0 E: 0 K: 2 S: 10 H: 3 LOB: 3 BB: 0 P: 10	R: 0 E: 0 K: 1 S: 5 H: 0 LOB: 0 BB: 0 P: 9		1B: 7 2B: 2 3B: 0 HR: 1	SF: 2 SAC: 0 DP: 1 HBP: 1						

PITCHER	IP	WLS	BF	H	R	ER	SO	BB	IBB	HBP	BLK	WP	HR	S	P	ERA	WHIP
37 Jake Westbrook, R (1, 1) ERA: 5.4	3.0		10	1	1	1	1	0	0	0	0	0	1	12	12	3.00	0.333
Jason Davis, R (4, 1) ERA: 6.75	2.0		9	2	2	0	0	0	0	0	0	0	0	9	9	0.00	1.000
Kazuhito Tadano, R (6, 1) ERA: 10.13	0.2	L	8	4	3	3	1	2	0	0	0	0	0	8	16	40.50	9.000
70 Tony Sipp, L (6, 1) ERA:	1.1		7	3	0	0	2	0	0	0	0	0	0	11	11	0.00	2.250
49 Edward Mujica, R (8, 1) ERA:	1.0		3	0	0	0	1	0	0	1	0	0	0	5	9	0.00	0.000

PITCHER	IP	WLS	BF	H	R	ER	SO	BB	IBB	HBP	BLK	WP	HR	S	P	ERA	WHIP

AB	32
R	6
H	10
RBI	6
BB	2
SO	5
LOB	18

1B: 7 SF: 2
2B: 2 SAC: 0
3B: 0 DP: 1
HR: 1 HBP: 1

WP: 0 PA: 38
PB: 0
SB: 0
CS: 1

livebaseballscorecards.com

Batter	1	2	3	4	5	6	7	8	9	AB	R	H	RBI	BB	SO	LOB
4 Eric Bruntlett, R (1, 6) OBP: 0.111, SLG: 0.294 44 Mike Rodriguez, L (5, 8) OBP: 0.500, SLG: 1.000 (6, 7)	P2		P3		G5-3			G6-3		3	0	0	0	0	0	2
										1	0	0	0	0	0	0
2 Chris Burke, R (1, 4) OBP: 0.455, SLG: 0.800 Brooks Conrad, S (6, 4)	1B F7-2 2B		G5-4-3 1-2f			G6-3			L3	3	0	1	0	0	0	1
										1	0	0	0	0	0	0
Mike Lamb, L (1, 3) OBP: 0.167, SLG: 0.167 Josh Anderson, L (6, 8) OBP: 0.125, SLG: 0.125	2-3 1B			G4-3		K			G3-1	3	0	1	0	0	1	0
										1	0	0	0	0	0	0
Preston Wilson, R (1, 8) OBP: 0.714, SLG: 1.000 Ben Zobrist, S (5, 6) OBP: 0.600, SLG: 0.500	F7-2 3-H			K		G5-3			BB	2	0	0	0	0	1	2
										1	0	0	0	1	0	0
55 Humberto Quintero, R (1, 10) OBP: 0.083, SLG: 0.083		G6-3		G6-3			56 G4-6-3 1B		G5-3	4	0	1	0	0	0	1
13 Eric Munson, L (1, 5) OBP: 0.467, SLG: 0.786 31 Kevin Orie, R (6, 5) OBP: 0.125, SLG: 0.143		1B			K		L9			2	0	1	0	0	1	0
										1	0	0	0	0	0	1
56 Hector Gimenez, S (1, 2) OBP: 0.333, SLG: 0.444		P6			65 1B 2B		G4-6-3 1-2f			3	1	1	0	0	0	2
Luke Scott, L (1, 7) OBP: 0.300, SLG: 0.375 Charlton Jimerson, R (6, 9) OBP: 0.286, SLG: 0.333		G4-3			F8			K		2	0	0	0	0	0	2
										1	0	0	0	0	1	0
65 Brian Gordon, L (1, 9) OBP: 0.143, SLG: 0.143 59 J.R. House, R (6, 3) OBP: 0.364, SLG: 0.333			2 G5-4-3 1B		2-H 1B			G6-3		2	0	2	1	0	0	0
										1	0	0	0	0	0	0
Inning Stats	R: 0 E: 0 K: 0 S: 4 H: 2 LOB: 1 BB: 0 P: 4	R: 0 E: 0 K: 0 S: 4 H: 1 LOB: 1 BB: 0 P: 4	R: 0 E: 0 K: 0 S: 3 H: 1 LOB: 0 BB: 0 P: 3	R: 0 E: 0 K: 1 S: 5 H: 0 LOB: 0 BB: 0 P: 5	R: 1 E: 0 K: 1 S: 7 H: 2 LOB: 1 BB: 0 P: 7	R: 0 E: 0 K: 1 S: 5 H: 0 LOB: 0 BB: 0 P: 5	R: 0 E: 0 K: 0 S: 3 H: 1 LOB: 0 BB: 0 P: 3	R: 0 E: 0 K: 1 S: 5 H: 0 LOB: 0 BB: 0 P: 5	R: 0 E: 0 K: 0 S: 3 H: 0 LOB: 1 BB: 1 P: 7	1B: 5 2B: 3 3B: 0 HR: 0	SF: 0 SAC: 0 DP: 3 HBP: 0						

TOP

Houston Astros @ New York Mets

Tradition Field, Port St. Lucie, FL

Tue Mar 07 2006, 1:10 PM EST

Att. 4,831 - Sunny - 70 F

livebaseballscorecards.com

AB	31
R	1
H	7
RBI	1
BB	1
SO	4
LOB	11

PITCHER		IP	WLS	BF	H	R	ER	SO	BB	IBB	HBP	BLK	WP	HR	S	P	ERA	WHIP
Steve Trachsel, R ERA: 9.0	(1, 1)	3.0	W	11	4	0	0	0	0	0	0	0	0	0	11	11	0.00	1.333
Royce Ring, L ERA: 3.0	(4, 1)	2.0		8	2	1	1	2	0	0	0	0	0	0	12	12	4.50	1.000
13 Billy Wagner, L ERA:	(6, 1)	1.0		3	0	0	0	1	0	0	0	0	0	0	5	5	0.00	0.000
Chad Bradford, R ERA: 2.25	(7, 1)	2.0		6	1	0	0	1	0	0	0	0	0	0	8	8	0.00	0.500
76 Tim Lavigne, R ERA:	(9, 1)	1.0		4	0	0	0	0	1	0	0	0	0	0	3	7	0.00	1.000

PITCHER	IP	WLS	BF	H	R	ER	SO	BB	IBB	HBP	BLK	WP	HR	S	P	ERA	WHIP

BOTTOM

Batter	1	2	3	4	5	6	7	8	9	AB	R	H	RBI	BB	SO	LOB
Kazuo Matsui, S (1, 4) OBP: 0.143, SLG: 0.286	0-0 16 G6-4-3 1B	0-0 ③ L4		S X 0-1 1-H 3-H 1B 3B		0-0 ① P4		0-0 ③ G1-3		5	1	2	2	0	0	2
16 Paul Lo Duca, R (1, 2) OBP: 0.167, SLG: 0.167 11 Ramon Castro, R (7, 2) OBP: 0.500, SLG: 0.667	0-0 ① ② G6-4-3 1-2f		0-0 S 1B 1B	0-0 ② G6-3		0-0 ② G3				4 0	1 0	1 0	0 0	0 0	0 0	2 0
5 David Wright, R (1, 5) Chris Basak, R (7, 5) OBP: 0.200, SLG: 0.200	0-0 ③ P4		S S C 0-3 ① K	B B B 4-0 1B 1B BB		0-0 ③ P4				3 0	1 0	0 0	0 0	1 0	1 0	1 0
Cliff Floyd, L (1, 10) OBP: 0.571, SLG: 0.818		0-0 E4 BB BB 1B	S S S 0-3 ② K 1-2	0-0 1B 1-3 3-H 1B			0-0 63 FC6-4 1B			4	1	2	1	0	1	1
Julio Franco, R (1, 3) OBP: 0.500, SLG: 0.333 63 Juan Tejeda, R (4, PR) OBP: 0.357, SLG: 0.308 (5, 3)	B B B 4-0 1B BB 26 FC4-6 1-2 BB		0-0 FC6-4 2-H 1B	0-0 1-2 3-H 1B			0-0 ① FC6-4 1-2f			2 1	1 0	2 0	2 0	1 0	0 0	0 1
Victor Diaz, R (1, 7) OBP: 0.400, SLG: 0.526 Carlos Gómez, R (6, 8) OBP: 0.200, SLG: 0.200	B B B 4-0 26 FC4-6 1B 1-2 2-3 BB		0-0 ③ FC6-4 1-2f	0-0 ③ F9			0-0 ② F7			2 1	0 0	0 0	0 0	1 0	0 0	3 1
Chris Woodward, R (1, 6) OBP: 0.333, SLG: 0.364 1 Anderson Hernandez, S (6, 6) OBP: 0.375, SLG: 0.333	0-0 26 FC4-6 1-2 2-3 3-H 1B			0-0 E6 26 1B 44 G6-3 3B		0-0 ① F8	0-0 ③ G4-3			3 1	1 0	1 0	1 0	0 0	0 0	0 1
44 Lastings Milledge, R (1, 8) OBP: 0.222, SLG: 0.333 (6, 7)	S S S 0-3 ① K			0-0 ① G6-3 1-2		0-0 ② L7		0-0 ① F8		4	0	0	0	0	1	4
26 Tike Redman, L (1, 9) OBP: 0.353, SLG: 0.500 64 Julio Ramirez, R (8, 9)	0-0 ② FC4-6 1-2f 2-3 3-H			0-0 WP 3B 2-3 1B		0-0 ③ F9		0-0 ② G5-3		3 1	1 0	1 0	1 0	0 0	0 0	2 0
Inning Stats	R: 0 E: 0 K: 0 S: 3 H: 1 LOB: 0 BB: 0 P: 3	R: 2 E: 1 K: 1 S: 7 H: 1 LOB: 2 BB: 2 P: 15	R: 1 E: 0 K: 2 S: 9 H: 2 LOB: 1 BB: 0 P: 9	R: 4 E: 1 K: 0 S: 9 H: 4 LOB: 2 BB: 1 P: 13	R: 0 E: 0 K: 0 S: 3 H: 0 LOB: 0 BB: 0 P: 3	R: 0 E: 0 K: 0 S: 3 H: 0 LOB: 0 BB: 0 P: 3	R: 0 E: 1 K: 0 S: 4 H: 1 LOB: 1 BB: 0 P: 4	R: 0 E: 0 K: 0 S: 3 H: 0 LOB: 0 BB: 0 P: 3		1B: 8 2B: 0 3B: 1 HR: 0	SF: 0 SAC: 0 DP: 1 HBP: 0					

PITCHER		IP	WLS	BF	H	R	ER	SO	BB	IBB	HBP	BLK	WP	HR	S	P	ERA	WHIP
Fernando Nieve, R ERA: 9.0	(1, 1)	3.0	L	15	4	3	1	3	2	0	0	0	0	0	19	27	3.00	2.000
Taylor Buchholz, R ERA: 1.8	(4, 1)	3.0		15	4	4	1	0	1	0	0	0	1	0	15	19	3.00	1.667
Jimmy Barthmaier, R ERA:	(7, 1)	2.0		7	1	0	0	0	0	0	0	0	0	0	7	7	0.00	0.500

PITCHER	IP	WLS	BF	H	R	ER	SO	BB	IBB	HBP	BLK	WP	HR	S	P	ERA	WHIP

Houston Astros @ New York Mets

Tradition Field, Port St. Lucie, FL

Tue Mar 07 2006, 1:10 PM EST

Att. 4,831 - Sunny - 70 F

livebaseballscorecards.com

AB	34
R	7
H	9
RBI	7
BB	3
SO	3
LOB	18

WP: 1 PB: 0 SB: 1 CS: 0 PA: 37

Batter	1	2	3	4	5	6	7	8	9	AB	R	H	RBI	BB	SO	LOB
1 Anderson Hernandez, S (1, 6) OBP: 0.421, SLG: 0.389			F9			E5 G3-1		K		3	2	2	1	0	0	0
Corey Ragsdale, R (5, 6) OBP: 0.600, SLG: 0.333	73 2B 1B 1B	2B 2-H 1B								2	0	1	0	0	1	0
Jeff Keppinger, R (1, 4) OBP: 0.444, SLG: 0.667	73 2B 1-2 1B 1B	73 FC1-6 44 BB 1-H 2B		F7		G3-1 2-3			K	4	2	2	1	0	0	1
Chase Lambin, S (8, 4) OBP: 0.500, SLG: 1.000										1	0	0	0	0	1	0
Victor Diaz, R (1, 10) OBP: 0.375, SLG: 0.478	F8	73 FC1-6 1B		G5-3		P4			89 G4-6-3 1B	4	0	1	0	0	0	3
90 Zachary Clements, R (9, PH) OBP: 1.000, SLG: 1.000 (9, 10)										1	0	1	0	0	0	0
73 Todd Self, L (1, 3) OBP: 0.200, SLG: 0.400	1B 44 FC4-6 1-3 2-H 2B	FC1-6 44 BB HBP 1-2f 2-3		G4-3			G1-3		G4-6-3 1-2f	3	1	1	1	0	0	2
89 Brett Harper, L (6, 3)										2	0	0	0	0	0	1
Chris Woodward, R (1, 5) OBP: 0.467, SLG: 0.417	44 FC4-6 2-3 3-H 1B	44 BB 1-2 HBP			44 FC6-4 BB		1B			1	0	1	1	1	0	0
Chris Basak, R (5, 5) OBP: 0.333, SLG: 0.333										1	0	1	0	0	0	0
44 Lastings Milledge, R (1, 7) OBP: 0.231, SLG: 0.250	FC4-6 70 CS 1-2f 3-H	1-2 2-3 3-H BB			FC6-4 64 S 1-2f		K			3	0	0	2	1	1	3
70 Sandy Martinez, L (1, 2) OBP: 0.625, SLG: 1.000	CS 1-2	HR			K		F9			3	1	1	1	0	1	4
74 Bobby Estalella, R (6, 2)		G3-1								1	0	0	0	0	0	1
64 Julio Ramirez, R (1, 9)		G5-3	K		K 1-2			G5-3		4	0	0	0	0	2	1
26 Tike Redman, L (1, 8) OBP: 0.333, SLG: 0.500		1 1B 2B	G4-3			G1-3		F7		4	1	1	0	0	0	0
Inning Stats	R: 3 H: 4 E: 0 LOB: 0 K: 0 BB: 0 S: 6 P: 7	R: 4 H: 5 E: 0 LOB: 3 K: 0 BB: 1 S: 8 P: 13	R: 0 H: 0 E: 0 LOB: 0 K: 1 BB: 0 S: 5 P: 5	R: 0 H: 0 E: 0 LOB: 0 K: 0 BB: 0 S: 3 P: 3	R: 0 H: 0 E: 0 LOB: 1 K: 2 BB: 1 S: 7 P: 11	R: 0 H: 1 E: 1 LOB: 1 K: 0 BB: 0 S: 4 P: 4	R: 0 H: 1 E: 0 LOB: 1 K: 1 BB: 0 S: 6 P: 6	R: 0 H: 0 E: 0 LOB: 0 K: 1 BB: 0 S: 5 P: 5	R: 0 H: 1 E: 0 LOB: 0 K: 1 BB: 0 S: 5 P: 5	1B: 8 SF: 0 2B: 3 SAC: 0 3B: 0 DP: 1 HR: 1 HBP: 1						

TOP

New York Mets @ Cleveland Indians

Chain of Lakes Park, Winter Haven, FL

Wed Mar 08 2006, 1:05 PM EST

Att. 3,635 - Sunny - 73 F

livebaseballscorecards.com

AB	37
R	7
H	12
RBI	7
BB	2
SO	6
LOB	16

PITCHER		IP	WLS	BF	H	R	ER	SO	BB	IBB	HBP	BLK	WP	HR	S	P	ERA	WHIP
Paul Byrd, R ERA: 19.64	(1, 1)	1.2	L	15	9	7	7	0	1	0	1	0	0	1	13	19	37.80	6.000
46 Ben Howard, R ERA:	(2, 1)	1.1		4	0	0	0	1	0	0	0	0	0	0	6	6	0.00	0.000
Bob Wickman, R ERA:	(4, 1)	1.0		3	0	0	0	0	0	0	0	0	0	0	3	3	0.00	0.000
Guillermo Mota, R ERA:	(5, 1)	1.0		4	0	0	0	2	1	0	0	0	0	0	7	11	0.00	1.000
55 Roberto Hernandez, R ERA:	(6, 1)	3.0		11	2	0	0	2	0	0	0	0	0	0	15	15	0.00	0.667

PITCHER		IP	WLS	BF	H	R	ER	SO	BB	IBB	HBP	BLK	WP	HR	S	P	ERA	WHIP
59 Matt Miller, R ERA:	(9, 1)	1.0		3	1	0	0	1	0	0	0	0	0	0	5	5	0.00	1.000

Batter	1	2	3	4	5	6	7	8	9	AB	R	H	RBI	BB	SO	LOB
24 Grady Sizemore, L (1, 8) OBP: 0.615, SLG: 1.000 62 Todd Donovan, R (5, PR) OBP: 0.077, SLG: 0.083 (6, 8)	G5-3		F9		1-2 1B		G5-3		F8	3 2	0 0	1 0	0 0	0 0	0 0	1 1
Jason Michaels, R (1, 7) OBP: 0.250, SLG: 0.100 Jason Cooper, L (6, 7)	F9		F8		P3		P5		F8	3 2	0 0	0 0	0 0	0 0	0 0	3 1
2 Jhonny Peralta, R (1, 6) OBP: 0.500, SLG: 0.900 Ivan Ochoa, R (6, 6)	G5-3		1-H 2B		F9			SCC K		3 1	0 0	1 0	1 0	0 0	0 1	2 0
48 Travis Hafner, L (1, 3) OBP: 0.500, SLG: 0.818 69 Ryan Mulhern, R (6, 3) OBP: 0.417, SLG: 1.000		BBBB BB BB	F9			F8		1B 2B		1 2	0 0	0 1	0 0	1 0	0 0	1 0
Aaron Boone, R (1, 5) OBP: 0.364, SLG: 0.333 Pat Osborn, R (6, PR) OBP: 0.667, SLG: 0.667 (7, 5)		BBBB 1-2 BB		G4-3		1B 1B		2-3 1B		2 1	0 0	1 1	0 0	1 0	0 0	0 0
Todd Hollandsworth, L (1, 10) OBP: 0.200, SLG: 0.357 11 Einar Díaz, R (8, PH) OBP: 0.300, SLG: 0.222 (9, 10)		F7		CCC K		1-2 1B		P2		3 1	0 0	1 0	0 0	0 0	1 0	2 2
10 Kelly Shoppach, R (1, 2) OBP: 0.200, SLG: 0.222 13 Tim Laker, R (6, 2) OBP: 0.429, SLG: 0.333		SSS K		G5-3		F8		P3		2 2	0 0	0 0	0 0	0 0	1 0	2 4
Brad Snyder, L (1, 9) OBP: 0.188, SLG: 0.143		SSS K			G3-1	SSS K			G4-3	4 	0 	0 	0 	0 	2 	4
Brandon Phillips, R (1, 4) OBP: 0.471, SLG: 0.667 Eider Torres, S (8, 4)			BBBB 2 2B BB		24 1B 1B		F9		BBBB BB	2 0	1 0	1 0	0 0	1 1	0 0	0 0
Inning Stats	R: 0 E: 0 K: 0 S: 3 H: 0 LOB: 0 BB: 0 P: 3	R: 0 E: 0 K: 2 S: 7 H: 0 LOB: 2 BB: 2 P: 15	R: 1 E: 0 K: 0 S: 4 H: 1 LOB: 1 BB: 1 P: 8	R: 0 E: 0 K: 1 S: 5 H: 0 LOB: 0 BB: 0 P: 5	R: 0 E: 0 K: 0 S: 5 H: 2 LOB: 2 BB: 0 P: 5	R: 0 E: 0 K: 1 S: 7 H: 2 LOB: 2 BB: 0 P: 7	R: 0 E: 0 K: 0 S: 3 H: 0 LOB: 0 BB: 0 P: 3	R: 0 E: 0 K: 1 S: 7 H: 2 LOB: 2 BB: 0 P: 7	R: 0 E: 0 K: 0 S: 3 H: 0 LOB: 1 BB: 1 P: 7	1B: 5 2B: 2 3B: 0 HR: 0 SF: 0 SAC: 0 DP: 0 HBP: 0						PA: 38 WP: 0 PB: 0 SB: 0 CS: 0

PITCHER		IP	WLS	BF	H	R	ER	SO	BB	IBB	HBP	BLK	WP	HR	S	P	ERA	WHIP
Yusaku Iriki, R ERA: 1.8	(1, 1)	3.0	W	13	1	1	1	2	3	0	0	0	0	0	14	26	3.00	1.333
Juan Pablo Perez, L ERA: 6.75	(4, 1)	1.0		3	0	0	0	1	0	0	0	0	0	0	5	5	0.00	0.000
59 Mitch Wylie, R ERA: 2.25	(5, 1)	1.0		5	2	0	0	0	0	0	0	0	0	0	5	5	0.00	2.000
Matt Perisho, L ERA:	(6, 1)	1.0		5	2	0	0	1	0	0	0	0	0	0	7	7	0.00	2.000
Bartolome Fortunato, R ERA:	(7, 1)	2.0		8	2	0	0	1	0	0	0	0	0	0	10	10	0.00	1.000

PITCHER		IP	WLS	BF	H	R	ER	SO	BB	IBB	HBP	BLK	WP	HR	S	P	ERA	WHIP
Heath Bell, R ERA:	(9, 1)	1.0		4	0	0	0	0	1	0	0	0	0	0	3	7	0.00	1.000

BOTTOM

New York Mets @ Cleveland Indians

Chain of Lakes Park, Winter Haven, FL

Wed Mar 08 2006, 1:05 PM EST
Att. 3,635 - Sunny - 73 F

livebaseballscorecards.com

AB	34
R	1
H	7
RBI	1
BB	4
SO	5
LOB	23

Batter	1	2	3	4	5	6	7	8	9	AB	R	H	RBI	BB	SO	LOB
26 Tike Redman, L (1, 8) OBP: 0.280, SLG: 0.409	G1-3		G3		F7			F8		4	0	0	0	0	0	0
Kazuo Matsui, S (1, 4) OBP: 0.167, SLG: 0.278	F9		5 CS 1B		G6-3			G4-3		4	0	1	0	0	0	0
Jeff Keppinger, R (8, 4) OBP: 0.444, SLG: 0.667										0	0	0	0	0	0	0
5 David Wright, R (1, 5) OBP: 0.235, SLG: 0.071	G1-4-3		F9 1-2			G6-4-3 1B		K		3	0	1	0	0	0	1
44 Lastings Milledge, R (6, 7) OBP: 0.214, SLG: 0.231										1	0	0	0	0	1	0
Xavier Nady, R (1, 9) OBP: 0.500, SLG: 0.667		16 2B 73 G4-3 1B		F8		G6-4-3 1-2f			BBBB 63 G4-3 SH5-3 BB	3	1	1	0	0	0	1
11 Ramon Castro, R (6, 2) OBP: 0.571, SLG: 0.667										0	0	0	0	1	0	0
70 Sandy Martinez, L (9, 2) OBP: 0.625, SLG: 1.000										0	0	0	0	0	0	0
16 Paul Lo Duca, R (1, 2) OBP: 0.333, SLG: 0.444		73 G4-3 1-3 63 SF7 2B		63 BB 1B		G6-3			SH5-3 1-2	3	1	2	0	0	0	0
Chris Basak, R (6, 5) OBP: 0.333, SLG: 0.333										0	0	0	0	0	0	0
73 Todd Self, L (1, 10) OBP: 0.286, SLG: 0.462		G4-3 2-3 3-H		P4			2B		63 G4-3 IBB	3	0	1	1	1	0	2
63 Juan Tejeda, R (1, 3) OBP: 0.333, SLG: 0.267		SF7 3-H		BBBB 4-0 1-2 BB			CCC 0-3 K		G4-3 1-2 2-3	2	0	0	1	1	1	3
64 Julio Ramirez, R (1, 7) (6, 9) OBP: 0.071, SLG: 0.071		1B		F9			F7		F7	4	0	1	0	0	0	5
1 Anderson Hernandez, S (1, 6) OBP: 0.364, SLG: 0.333		G3			F8		SSS 0-3 K			3	0	0	0	0	1	2

Inning Stats																						
	R: 0	H: 0	R: 2	H: 3	R: 0	H: 1	R: 0	H: 1	R: 0	H: 0	R: 0	H: 1	R: 0	H: 1	R: 0	H: 0	R: 0	H: 0	1B: 5	SF: 1	WP: 0	PA: 35
	E: 0	LOB: 0	E: 0	LOB: 1	E: 0	LOB: 0	E: 0	LOB: 2	E: 0	LOB: 0	E: 0	LOB: 0	E: 0	LOB: 1	E: 0	LOB: 0	E: 0	LOB: 2	2B: 2	SAC: 1	PB: 0	
	K: 0	BB: 0	K: 0	BB: 0	K: 0	BB: 0	K: 0	BB: 1	K: 0	BB: 0	K: 0	BB: 0	K: 1	BB: 0	K: 0	BB: 2	3B: 0	DP: 1	SB: 0	
	S: 3	P: 3	S: 6	P: 6	S: 3	P: 4	S: 4	P: 8	S: 3	P: 3	S: 3	P: 3	S: 8	P: 8	S: 5	P: 5	S: 3	P: 11	HR: 0	HBP: 0	CS: 1	

PITCHER		IP	WLS	BF	H	R	ER	SO	BB	IBB	HBP	BLK	WP	HR	S	P	ERA	WHIP
44 Roy Oswalt, R ERA: 3.0	(1, 1)	4.0		17	5	2	2	0	1	0	0	0	0	0	16	21	4.50	1.500
Trever Miller, L ERA:	(5, 1)	1.0		3	0	0	0	0	0	0	0	0	0	0	3	3	0.00	0.000
Chad Qualls, R ERA: 9.0	(6, 1)	1.0		3	1	0	0	0	0	0	0	0	0	0	3	3	0.00	1.000
Ezequiel Astacio, R ERA:	(7, 1)	3.0	W	12	1	0	0	3	1	1	0	0	0	0	16	24	0.00	0.667

PITCHER	IP	WLS	BF	H	R	ER	SO	BB	IBB	HBP	BLK	WP	HR	S	P	ERA	WHIP

TOP

New York Mets @ Houston Astros

Osceola County Stadium, Kissimmee, FL

Thu Mar 09 2006, 1:05 PM EST

Att. 4,486 - Partly Cloudy - 72 F

livebaseballscorecards.com

AB	30
R	2
H	7
RBI	2
BB	3
SO	3
LOB	14

BOTTOM

New York Mets @ Houston Astros

Osceola County Stadium, Kissimmee, FL

Thu Mar 09 2006, 1:05 PM EST

Att. 4,486 - Partly Cloudy - 72 F

livebaseballscorecards.com

Batter	1	2	3	4	5	6	7	8	9	AB	R	H	RBI	BB	SO	LOB
Craig Biggio, R (1, 4) OBP: 0.545, SLG: 0.700 4 Eric Bruntlett, R (7, 4) OBP: 0.105, SLG: 0.278 (9, 6)	P2		HBP			F7		K 1-2		2 0 0 0 0 0 0 1 0 0 0 0 1 1						
5 Jeff Bagwell, R (1, 10) OBP: 0.267, SLG: 0.167 Charlton Jimerson, R (8, PH) OBP: 0.333, SLG: 0.375 (9, 10)	K		F7			G1-3		E5 2-H 1B		3 0 0 0 0 1 1 1 0 1 0 0 0 0						
17 Lance Berkman, S (1, 3) OBP: 0.556, SLG: 0.625 31 Kevin Orie, R (7, 3) OBP: 0.091, SLG: 0.100	2B		F7			1B		P6		3 0 2 0 0 0 1 1 0 0 0 0 0 1						
Morgan Ensberg, R (1, 5) OBP: 0.417, SLG: 0.556 Mike Lamb, L (7, 5) OBP: 0.111, SLG: 0.111	K			K		K			G4-3	3 0 0 0 0 3 2 1 0 0 0 0 0 0						
Preston Wilson, R (1, 8) OBP: 0.500, SLG: 0.667 Luke Scott, L (8, 7) OBP: 0.357, SLG: 0.364		G5-3		G6-3			K		65 BB 56 1B 1B 1B	3 0 0 0 0 1 0 1 1 1 0 0 0 0						
16 Jason Lane, R (1, 9) OBP: 0.467, SLG: 0.929 Josh Anderson, L (8, 8) OBP: 0.182, SLG: 0.182		K		F8			K		56 1B 65 BB 1-2 1B	3 0 0 0 0 2 0 1 0 1 0 0 0 0						
Orlando Palmeiro, L (1, 7) OBP: 0.333, SLG: 0.500 65 Brian Gordon, L (8, 9) OBP: 0.200, SLG: 0.143		HR			F7		K		56 1B 1-2 2-3 BB	3 1 1 1 0 1 0 0 0 0 0 1 0 0						
Brad Ausmus, R (1, 2) OBP: 0.222, SLG: 0.125 56 Hector Gimenez, S (9, 2) OBP: 0.364, SLG: 0.455		F8			K			G6-3	1-2 2-3 3-H 1B	3 0 0 0 0 1 0 1 0 1 1 0 0 0						
2 Chris Burke, R (1, 6) OBP: 0.294, SLG: 0.500 43 Alan Zinter, S (9, 4) OBP: 0.571, SLG: 0.250			P3		G4-3			E5 4 S E		3 1 0 0 0 0 0 0 0 0 0 0 0 0						
Inning Stats	R: 0 H: 1 E: 0 LOB: 1 K: 2 BB: 0 S: 8 P: 8	R: 1 H: 1 E: 0 LOB: 0 K: 1 BB: 0 S: 6 P: 6	R: 0 H: 0 E: 0 LOB: 1 K: 0 BB: 0 S: 3 P: 4	R: 0 H: 0 E: 0 LOB: 0 K: 1 BB: 0 S: 5 P: 5	R: 0 H: 0 E: 0 LOB: 0 K: 1 BB: 0 S: 5 P: 5	R: 0 H: 1 E: 0 LOB: 1 K: 1 BB: 0 S: 6 P: 6	R: 0 H: 0 E: 0 LOB: 0 K: 3 BB: 0 S: 9 P: 9	R: 1 H: 1 E: 2 LOB: 1 K: 1 BB: 0 S: 7 P: 7	R: 1 H: 3 E: 0 LOB: 3 K: 0 BB: 1 S: 4 P: 8	1B: 5 SF: 0 2B: 1 SAC: 0 3B: 0 DP: 0 HR: 1 HBP: 1						

	AB	33
	R	3
	H	7
	RBI	2
	BB	1
	SO	10
	LOB	6

WP: 0 PA: 35
PB: 0
SB: 1
CS: 0

PITCHER		IP	WLS	BF	H	R	ER	SO	BB	IBB	HBP	BLK	WP	HR	S	P	ERA	WHIP
Aaron Heilman, R ERA: 1.8	(1, 1)	3.0		12	2	1	1	3	0	0	1	0	0	1	17	18	3.00	0.667
Brian Bannister, R ERA:	(4, 1)	3.0		10	1	0	0	3	0	0	0	0	0	0	16	16	0.00	0.333
Darren Oliver, L ERA: 1.69	(7, 1)	2.0	B	8	1	1	0	4	0	0	0	0	0	0	16	16	0.00	0.500
Steve Schmoll, R ERA: 33.75	(9, 1)	0.1	L	5	3	1	1	0	1	0	0	0	0	0	4	8	27.00	12.000

PITCHER	IP	WLS	BF	H	R	ER	SO	BB	IBB	HBP	BLK	WP	HR	S	P	ERA	WHIP

Batter	1	2	3	4	5	6	7	8	9	AB	R	H	RBI	BB	SO	LOB
7 Hector Luna, R (1, 6) (9, 4) OBP: 0.308, SLG: 0.182	P4		E6 1B 47 2B	BBBB 4-0 1-2 BB		SSS 0-3 K		G4-3 1-3 1B		4	1	1	0	1	1	0
26 Scott Spiezio, S (1, 5) (9, 3) OBP: 0.462, SLG: 0.650 83 Iker Franco, R	FC6-4 1B		F7	CCC 0-3 K		F9		SF7 3-H		4	0	1	1	0	1	3
										0	0	0	0	0	0	0
So Taguchi, R (1, 8) OBP: 0.346, SLG: 0.333	FC6-4 1-2f 47 2B		47 2B G5-3 1-3 1B		47 E G1-4-3 1B		BBBB 4-0 80 CS BB	G4-3 1-2f		4	3	2	0	1	0	2
50 Adam Wainwright, R (8, 1)										0	0	0	0	0	0	0
48 Brad Thompson, R (8, 1)										0	0	0	0	0	0	0
40 Jeff Nelson, R (9, 1)										0	0	0	0	0	0	0
47 Brian Daubach, L (1, 3) OBP: 0.500, SLG: 0.933	1-H 2B		53 1B 1-3 3-H 2B		FC4 3 1B G1-4-3 1-2 1B		BBBB 4-0 1-2 70 1B 3 2B BB		70 WP BB G3-1 1B	3	1	2	2	0	0	1
80 Gabe Johnson, R (6, 3) OBP: 0.667, SLG: 0.500										1	2	1	0	1	0	0
(9, 5)																
John Gall, R (1, 7) OBP: 0.296, SLG: 0.320	G4-3		G5-3 3-H		G1-4-3 1-2 2-H		P6		BBBB 4-0 G3-1 70 WP 1-2 G6-3 BB	4	0	0	2	0	0	4
Reid Gorecki, R (7, 7) OBP: 0.667, SLG: 0.500										0	1	0	0	1	0	0
(9, 8)																
53 John Rodriguez, L (1, 10) OBP: 0.200, SLG: 0.143		G4-3	2-H 1B		CCC 0-3 K		3 2B 1-2 1B		BBBB 4-0 G6-3 G3-1 1-2 2-3 BB	3	0	1	0	0	1	1
70 Prentice Redman, R (7, PH) (7, 10) (8, 9) OBP: 0.333, SLG: 0.400										1	1	1	0	1	0	0
3 Junior Spivey, R (1, 4) OBP: 0.240, SLG: 0.182		E5		G5-3	1B 2-3 1B		1-H 2-H 2B		G3-1 1-2 2-3 3-H	4	1	2	2	0	0	0
Brendan Ryan, R (9, PH) (9, 6)										1	0	0	1	0	0	2
Michel Hernandez, R (1, 2) OBP: 0.357, SLG: 0.250		F9		H 1-0 7 BB HBP	2-H 3-H 1B		P3		G6-3 2-3 3-H	4	0	1	3	0	0	3
55 Skip Schumaker, L (1, 9) (8, 8) OBP: 0.273, SLG: 0.238		G4-3		L8		F8		7 1B 26 SF7 1B	SSS 0-3 K	4	1	1	0	0	0	2
16 Chris Duncan, L (9, PH) (9, 7) OBP: 0.310, SLG: 0.556										1	0	0	0	0	1	1
Inning Stats	R: 1 H: 2 E: 0 LOB: 1 K: 0 BB: 0 S: 5 P: 5	R: 0 H: 0 E: 1 LOB: 1 K: 0 BB: 0 S: 4 P: 4	R: 2 H: 3 E: 1 LOB: 2 K: 0 BB: 0 S: 6 P: 6	R: 0 H: 0 E: 0 LOB: 2 K: 1 BB: 1 S: 5 P: 10	R: 3 H: 3 E: 1 LOB: 1 K: 1 BB: 0 S: 8 P: 8	R: 0 H: 0 E: 0 LOB: 0 K: 1 BB: 0 S: 5 P: 5	R: 2 H: 2 E: 0 LOB: 1 K: 0 BB: 2 S: 4 P: 12	R: 1 H: 2 E: 0 LOB: 0 K: 0 BB: 0 S: 4 P: 4	R: 2 H: 1 E: 0 LOB: 1 K: 1 BB: 2 S: 6 P: 14	1B: 10 SF: 1 2B: 3 SAC: 0 3B: 0 DP: 1 HR: 0 HBP: 1						

TOP

St. Louis Cardinals @ New York Mets

Tradition Field, Port St. Lucie, FL

Fri Mar 10 2006, 1:10 PM EST
Att. 5,018 - Partly Cloudy - 79 F

livebaseballscorecards.com

AB	38
R	11
H	13
RBI	11
BB	5
SO	4
LOB	19

WP: 1 PA: 45
PB: 0
SB: 0
CS: 1

PITCHER		IP	WLS	BF	H	R	ER	SO	BB	IBB	HBP	BLK	WP	HR	S	P	ERA	WHIP
Geremi Gonzalez, R ERA: 3.0	(1, 1)	3.0	L	15	5	3	1	0	0	0	0	0	0	0	15	15	3.00	1.667
34 Mike Pelfrey, R ERA:	(4, 1)	3.0		14	3	3	0	3	1	0	1	0	0	0	18	23	0.00	1.333
13 Billy Wagner, L ERA: 6.0	(7, 1)	1.0		6	2	2	2	0	2	0	0	0	0	0	4	12	18.00	4.000
Chad Bradford, R ERA: 3.6	(8, 1)	1.0		4	2	1	1	0	0	0	0	0	0	0	4	4	9.00	2.000
Henry Owens, R ERA: 4.5	(9, 1)	1.0		6	1	2	2	1	2	0	0	0	1	0	6	14	18.00	3.000

PITCHER	IP	WLS	BF	H	R	ER	SO	BB	IBB	HBP	BLK	WP	HR	S	P	ERA	WHIP

BOTTOM

St. Louis Cardinals @ New York Mets

Tradition Field, Port St. Lucie, FL

Fri Mar 10 2006, 1:10 PM EST

Att. 5,018 - Partly Cloudy - 79 F

Batter	1	2	3	4	5	6	7	8	9	AB	R	H	RBI	BB	SO	LOB
Kazuo Matsui, S (1, 4) OBP: 0.143, SLG: 0.238	G1-6-3	G5-3			F8	E6 FC6-4 1-2 2-3 3-H		1-H 2B		3	0	0	0	0	0	1
Jeff Keppinger, R (6, 4) OBP: 0.455, SLG: 0.727										2	0	1	2	0	0	2
Chris Woodward, R (1, 6) OBP: 0.368, SLG: 0.313	G4-3		G5-3		K	F9		G4-1		4	0	0	0	0	1	3
1 Anderson Hernandez, S (7, 6) OBP: 0.348, SLG: 0.318										1	0	0	0	0	0	1
5 David Wright, R (1, 5) OBP: 0.300, SLG: 0.176	HBP 1B 1B		L9		1B 1B	FC6-4 1-2f			L8	3	1	2	0	0	0	0
Chris Basak, R (6, PH) OBP: 0.250, SLG: 0.250 (7, 5)										2	0	0	0	0	0	3
Cliff Floyd, L (1, 10) OBP: 0.556, SLG: 0.714	1B HBP 1-2		G1-3		FC5-4 1B 1-2		P2		K	3	0	1	0	0	0	0
73 Todd Self, L (9, PH) OBP: 0.267, SLG: 0.429										1	0	0	0	0	1	0
Xavier Nady, R (1, 9) OBP: 0.526, SLG: 0.647	1B 1-2 2-H			BB 1B	FC5-4 1-2f		G6-3		K	2	0	1	1	1	0	2
26 Tike Redman, L (6, 7) OBP: 0.259, SLG: 0.375										2	0	0	0	0	1	0
Julio Franco, R (1, 3) OBP: 0.455, SLG: 0.333	K			1B 1-2		E6 11 1B 1B E	F8			3	0	1	0	0	1	2
63 Juan Tejeda, R (6, PR) OBP: 0.316, SLG: 0.250 (7, 3)										1	1	0	0	0	0	0
Victor Diaz, R (1, 7) OBP: 0.357, SLG: 0.444 (6, 9)		F8		F9		E 11 1B 1-2		G6-3		4	0	1	0	0	0	2
11 Ramon Castro, R (1, 2) OBP: 0.500, SLG: 0.556		F9		F8		E 1-2 2-3		K		3	0	1	0	0	0	2
90 Zachary Clements, R (8, 2) OBP: 0.500, SLG: 0.500										1	0	0	0	0	1	0
44 Lastings Milledge, R (1, 8) OBP: 0.278, SLG: 0.294		1B		K	K	K		2B 1B		4	1	2	0	0	2	5
Inning Stats	R: 1 E: 0 K: 1 S: 7 H: 2 LOB: 2 BB: 0 P: 8	R: 0 E: 0 K: 0 S: 4 H: 1 LOB: 1 BB: 0 P: 4	R: 0 E: 0 K: 0 S: 3 H: 0 LOB: 0 BB: 0 P: 3	R: 0 E: 0 K: 1 S: 6 H: 1 LOB: 2 BB: 1 P: 10	R: 0 E: 0 K: 1 S: 7 H: 2 LOB: 2 BB: 0 P: 7	R: 1 E: 2 K: 1 S: 9 H: 2 LOB: 3 BB: 0 P: 9	R: 0 E: 0 K: 0 S: 3 H: 0 LOB: 0 BB: 0 P: 3	R: 1 E: 0 K: 1 S: 7 H: 2 LOB: 1 BB: 0 P: 7	R: 0 E: 0 K: 2 S: 7 H: 0 LOB: 0 BB: 0 P: 7	1B: 9 2B: 1 3B: 0 HR: 0 SF: 0 SAC: 0 DP: 0 HBP: 1						

livebaseballscorecards.com

AB	39
R	3
H	10
RBI	3
BB	1
SO	7
LOB	23

PITCHER		IP	WLS	BF	H	R	ER	SO	BB	IBB	HBP	BLK	WP	HR	S	P	ERA	WHIP
30 Mark Mulder, L ERA: 1.35	(1, 1)	3.2	W	17	4	1	1	1	1	0	1	0	0	0	17	22	2.46	1.364
Josh Hancock, R ERA:	(4, 1)	0.1		1	0	0	0	1	0	0	0	0	0	0	3	3	0.00	0.000
50 Adam Wainwright, R ERA: 1.35	(5, 1)	3.2		19	6	2	1	3	0	0	0	0	0	0	25	25	2.46	1.636
50 Adam Wainwright, R ERA: 1.35	(8, 1)	3.2		19	6	2	1	3	0	0	0	0	0	0	25	25	2.46	1.636
48 Brad Thompson, R ERA:	(8, 1)	0.2		2	0	0	0	0	0	0	0	0	0	0	2	2	0.00	0.000

PITCHER		IP	WLS	BF	H	R	ER	SO	BB	IBB	HBP	BLK	WP	HR	S	P	ERA	WHIP
40 Jeff Nelson, R ERA:	(9, 1)	0.2		2	0	0	0	2	0	0	0	0	0	0	6	6	0.00	0.000

Batter	1	2	3	4	5	6	7	8	9	AB	R	H	RBI	BB	SO	LOB
11 Robert Andino, R (1, 6) OBP: 0.375, SLG: 0.476	C C C 0-3 ① K		x 0-0 E4	x 0-0 ③ F9			x 0-0 G6-3 ①		S S S 0-3 ② K	4	0	0	0	0	1	1
Drew Niles, S (7, 6)										1	0	0	0	0	1	1
Miguel Olivo, R (1, 2) OBP: 0.222, SLG: 0.353	S S S 0-3 ② K		x 0-0 ③ F7		x 0-0 ① G5-3		x 0-0 1B		x 0-0 3-H 1B	3	0	0	0	0	1	1
20 Matt Treanor, R (6, 2) OBP: 0.538, SLG: 0.545										2	0	2	1	0	0	0
27 Jeremy Hermida, L (1, 9) OBP: 0.400, SLG: 0.333	B B B B 4-0 BB			x 0-0 ① L7	x 0-0 ② G5-3		x 0-0 ② F7		S S S 0-3 ③ K	3	0	0	0	1	0	1
29 Mark Little, R (7, 9) OBP: 0.278, SLG: 0.200										1	0	0	0	0	1	1
Jason Stokes, R (1, 10) OBP: 0.385, SLG: 0.760	S S S 0-3 ③ K			x 0-0 17 BB 43 1B 1B	x 0-0 1B		x 0-0 ③ G4-3			3	1	2	0	0	1	1
3 Chris Aguila, R (7, PH) OBP: 0.188, SLG: 0.200										1	0	0	0	0	0	1
(7, 10)																
17 Mike Jacobs, L (1, 3) OBP: 0.385, SLG: 0.348		x 0-0 ① G1-3		B B B B 4-0 43 1B 28 1B 1-2 BB	x 0-0 ③ G1-3			x 0-0 ① F8		3	1	0	0	1	0	1
Chris Ashby, R (8, 3) OBP: 0.200, SLG: 0.800										0	0	0	0	0	0	0
43 Matt Cepicky, L (1, 7) OBP: 0.389, SLG: 0.529		x 0-0 ② P6		x 0-0 28 1B 1-3 2-H 1B		S S S 0-3 ① K		x 0-0 ② G1		3	1	1	1	0	1	0
Brett Carroll, R (7, 7) OBP: 0.333, SLG: 0.444										1	0	0	0	0	0	0
28 Scott Seabol, R (1, 5) OBP: 0.357, SLG: 0.385		x 0-0 ③ G4-3		x 0-0 S 2B 2-H 3-H 1B		C C C 0-3 ② K		x 0-0 ③ F9		3	1	1	2	0	1	0
78 Gaby Sanchez, R (7, 5)										1	0	0	0	0	0	0
Reggie Abercrombie, R (1, 8) OBP: 0.560, SLG: 0.958			x 0-0 ① P4	B B x 2-0 12 F8 1-H 2B		x 0-0 HR			x 0-0 G4-3 S 20 1B 1B	3	1	2	2	0	0	0
Eric Reed, L (6, 8) OBP: 0.350, SLG: 0.294										1	1	1	0	0	0	0
12 Mickey Lopez, S (1, 4) OBP: 0.176, SLG: 0.067			x 0-0 ② P2	x 0-0 ② F8 2-3		x 0-0 ③ F9			S x 0-1 ① G4-3 1-3	3	0	0	0	0	0	1
Kevin Randel, L (7, 4) OBP: 0.250, SLG: 0.250										1	0	0	0	0	0	1
Inning Stats	R: 0 E: 0 K: 3 S: 9 H: 0 LOB: 1 BB: 1 P: 13	R: 0 E: 0 K: 0 S: 3 H: 0 LOB: 0 BB: 0 P: 3	R: 0 E: 1 K: 0 S: 4 H: 0 LOB: 1 BB: 0 P: 4	R: 4 E: 0 K: 0 S: 7 H: 4 LOB: 1 BB: 1 P: 13	R: 0 E: 0 K: 0 S: 4 H: 1 LOB: 1 BB: 0 P: 4	R: 1 E: 0 K: 2 S: 8 H: 1 LOB: 0 BB: 0 P: 8	R: 0 E: 0 K: 0 S: 4 H: 1 LOB: 1 BB: 0 P: 4	R: 0 E: 0 K: 0 S: 3 H: 0 LOB: 0 BB: 0 P: 3	R: 1 E: 0 K: 2 S: 10 H: 2 LOB: 1 BB: 0 P: 10	1B: 7 2B: 1 3B: 0 HR: 1 SF: 0 SAC: 0 DP: 0 HBP: 0						

PITCHER		IP	WLS	BF	H	R	ER	SO	BB	IBB	HBP	BLK	WP	HR	S	P	ERA	WHIP
17 Jose Lima, R ERA: 8.1	(1, 1)	4.0		19	4	4	4	3	2	0	0	0	0	0	23	33	9.00	1.500
Royce Ring, L ERA: 3.6	(5, 1)	2.0	W	8	2	1	1	2	0	0	0	0	0	1	12	12	4.50	1.000
Heath Bell, R ERA:	(7, 1)	1.0	H	4	1	0	0	0	0	0	0	0	0	0	4	4	0.00	1.000
Matt Perisho, L ERA:	(8, 1)	1.0		3	0	0	0	0	0	0	0	0	0	0	3	3	0.00	0.000
Bartolome Fortunato, R ERA: 2.08	(9, 1)	1.0		5	2	1	1	2	0	0	0	0	0	0	10	10	9.00	2.000

PITCHER	IP	WLS	BF	H	R	ER	SO	BB	IBB	HBP	BLK	WP	HR	S	P	ERA	WHIP

TOP

Florida Marlins @ New York Mets

Tradition Field, Port St. Lucie, FL

Sat Mar 11 2006, 1:10 PM EST

Att. 4,245 - Sunny - 80 F

livebaseballscorecards.com

AB	37
R	6
H	9
RBI	6
BB	2
SO	7
LOB	10

WP: 0	PA: 39		
PB: 0			
SB: 2			
CS: 0			

Florida Marlins @ New York Mets

Tradition Field, Port St. Lucie, FL

Sat Mar 11 2006, 1:10 PM EST

Att. 4,245 - Sunny - 80 F

BOTTOM

Batter	1	2	3	4	5	6	7	8	9
Kazuo Matsui, S (1, 4) OBP: 0.192, SLG: 0.280; Jose Castro, S (8, 4)	0-0 G3 ①		0-0 F8 ②		0-0 5 HR 2B (1-H)	0-0 G3-1 ②	4-0 93 BB BB		
16 Paul Lo Duca, R (1, 2) OBP: 0.538, SLG: 0.727; 93 Aaron Hathaway, R (7, 2)	0-0 2B		0-0 2B		4-0 5 HR BB	4-0 BB	4-0 BB (1-2, 2-3)		
5 David Wright, R (1, 5) OBP: 0.292, SLG: 0.333; Chris Basak, R (7, 5) OBP: 0.222, SLG: 0.222	0-0 P4 ②		0-3 K ③		0-0 HR (1-H, 2-H)	0-3 K ③	0-0 P3 ③		
Cliff Floyd, L (1, 7) OBP: 0.524, SLG: 0.647; 11 Fernando Martinez, L (7, 8) OBP: 0.500, SLG: 0.500	0-3 K ③			0-0 F9 ①	0-0 3B 1B		0-3 K ①	0-0 50 G3-1 1B	
Xavier Nady, R (1, 9) OBP: 0.522, SLG: 0.714; 50 Duaner Sanchez, R (8, 7)		0-3 K ①		0-0 P6 ②	0-0 2B 3B (1-H)		0-0 89 1B, 73 2B 1B	0-0 G3-1 ① (1-2)	
Julio Franco, R (1, 10) OBP: 0.429, SLG: 0.273; 89 Brett Harper, L (7, PH) OBP: 0.500, SLG: 0.333; (8, 10)		0-0 E5		0-0 G6-3 ③	4-0 2B BB		0-0 73 2B 1B (1-3, S)	1-0 HBP	
Chris Woodward, R (1, 6) OBP: 0.391, SLG: 0.368; Chase Lambin, S (8, 6) OBP: 0.333, SLG: 0.667		0-3 K ②			4-0 73 K2 BB; 0-0 2B (1-H, 3-H)		0-3 K ② (1-2)	0-0 F7 ②	
73 Todd Self, L (1, 3) OBP: 0.250, SLG: 0.421		0-3 K ③			0-3 K2 ①② (1-1f); 0-0 F8 ③		0-0 26 2B 2B (2-H, 3-H)	0-3 K ③	
26 Tike Redman, L (1, 8) OBP: 0.290, SLG: 0.429; (7, 7); (8, 9)			0-0 G4-3 ①		0-0 2B 1B	0-0 F7 ①	0-0 93 BB 2B (2-H)		

Batter	AB	R	H	RBI	BB	SO	LOB
Kazuo Matsui	4	1	1	1	1	0	0
Jose Castro	0	0	0	0	0	0	0
Paul Lo Duca	2	1	2	0	2	0	0
Aaron Hathaway	0	0	0	0	1	0	0
David Wright	4	1	1	3	0	2	3
Chris Basak	1	0	0	0	0	0	3
Cliff Floyd	3	1	1	0	0	1	1
Fernando Martinez	2	0	1	0	0	1	0
Xavier Nady	4	2	2	1	0	1	0
Duaner Sanchez	1	0	0	0	0	0	1
Julio Franco	2	1	0	0	1	0	0
Brett Harper	1	1	1	0	0	0	0
Chris Woodward	3	0	1	2	1	2	3
Chase Lambin	1	0	0	0	0	0	2
Todd Self	5	1	1	2	0	3	5
Tike Redman	4	1	2	1	0	0	0

livebaseballscorecards.com

AB	37
R	10
H	13
RBI	10
BB	6
SO	10
LOB	18

Inning Stats

Inning	R	E	K	S	H	LOB	BB	P
1	0	0	1	6	1	1	0	6
2	0	1	3	10	0	1	0	10
3	0	0	1	6	1	1	0	6
4	0	0	0	3	0	0	0	3
5	7	0	1	10	6	1	3	22
6	0	0	1	5	0	1	1	9
7	3	0	2	11	4	3	2	19
8	0	0	1	6	1	2	0	7

1B: 5, 2B: 7, 3B: 1, HR: 1, SF: 0, SAC: 0, DP: 1, HBP: 1

WP: 0, PB: 0, SB: 1, CS: 0, PA: 44

PITCHER		IP	WLS	BF	H	R	ER	SO	BB	IBB	HBP	BLK	WP	HR	S	P	ERA	WHIP
Jason Vargas, L (ERA:)	(1, 1)	4.0		15	2	0	0	5	0	0	0	0	0	0	25	25	0.00	0.500
Travis Bowyer, R (ERA: 16.2)	(5, 1)	0.2	L	7	4	5	5	1	2	0	0	0	0	1	7	15	67.50	9.000
Harvey Garcia, R (ERA: 13.5)	(5, 1)	0.1		4	2	2	2	0	1	0	0	0	0	0	3	7	54.00	9.000
Randy Messenger, R (ERA: 9.64)	(6, 1)	1.2		8	2	2	2	3	1	0	0	0	0	0	13	17	10.80	1.800
66 Eddie Gaillard, R (ERA: 3.38)	(7, 1)	0.1		5	2	1	1	0	2	0	0	0	0	0	3	11	27.00	12.000

PITCHER		IP	WLS	BF	H	R	ER	SO	BB	IBB	HBP	BLK	WP	HR	S	P	ERA	WHIP
Chris Resop, R (ERA:)	(8, 1)	1.0		5	1	0	0	1	0	0	1	0	0	0	6	7	0.00	1.000

Batter	1	2	3	4	5	6	7	8	9	AB	R	H	RBI	BB	SO	LOB
1 Anderson Hernandez, S (1, 6) OBP: 0.320, SLG: 0.292 Corey Ragsdale, R (4, PH) OBP: 0.500, SLG: 0.333 (4, 6)	B C F X 1-2 F7 ①		X 0-0 G4-3 ①	X 0-0 F7 ③			X 0-0 L6 ②		X 0-0 44 1B SF8 1B	2 3	0 1	0 1	0 0	0 0	0 0	0 1
Jeff Keppinger, R (1, 4) OBP: 0.313, SLG: 0.500	X 0-0 G1-3 ②		X 0-0 L4 ②		C C S 0-3 K ①		C C C 0-3 K ③		X 0-0 F8 ①	5	0	0	0	0	2	1
44 Lastings Milledge, R (1, 7) OBP: 0.348, SLG: 0.364	B B B C C F X 3-2 1B		X 0-0 P3 ③		X 0-0 F8 ②			X 0-0 63 1B 3B 1B	X 0-0 1-3 1B	5	1	3	0	0	0	0
Victor Diaz, R (1, 10) OBP: 0.323, SLG: 0.400 Cory Aldridge, L (8, PH) (8, 10)	C C X 0-2 F8 ③			X 0-0 F9 ①	X 0-0 F8 ③			C S S 0-3 K ①	X 0-0 SF8 ② 3-H	3 1	0 0	0 0	0 1	0 0	0 1	1 1
11 Ramon Castro, R (1, 2) OBP: 0.538, SLG: 0.833 70 Sandy Martinez, L (6, 2) OBP: 0.500, SLG: 0.800		X 0-0 FC4-6 63 E 1B		X 0-0 HR		X 0-0 L8 ①		X 0-0 P2 ②	X 0-0 G6-3 ③	3 2	1 0	2 0	1 0	0 0	0 0	0 2
63 Juan Tejeda, R (1, 3) OBP: 0.391, SLG: 0.400		X 0-0 FC4 FC4-6 1-2		X 0-0 1B 2B 1B		X 0-0 64 WP 2B		X 0-0 1-2 3B 1B		4	2	3	0	0	0	1
Carlos Gómez, R (1, 8) OBP: 0.333, SLG: 0.556		X 0-0 FC4-6 ① 1-2f 2-3		X 0-0 1-2 2B 1B		C C C 0-3 ②		X 0-0 64 1B 1-H 2-H 3B		4	2	2	2	0	1	3
64 Julio Ramirez, R (1, 9) OBP: 0.111, SLG: 0.111		B B C C S 2-3 K ②		C C C 0-3 K ②		B C C S 1-3 K ③ 2-3		X 0-0 FC5-4 3-H 1B		4	0	1	1	0	3	5
Leivi Ventura, R (1, 5) OBP: 0.250, SLG: 0.500		C B X 1-1 L6 ③		X 0-0 1-H 2-H 2B			X 0-0 F8 ①	X 0-0 FC5-4 ③ 1-2f		4	0	1	2	0	0	3
Inning Stats	R: 0 E: 0 K: 0 S: 10 H: 1 LOB: 1 BB: 0 P: 14	R: 0 E: 1 K: 1 S: 8 H: 1 LOB: 2 BB: 0 P: 11	R: 0 E: 0 K: 0 S: 3 H: 0 LOB: 0 BB: 0 P: 3	R: 3 E: 0 K: 1 S: 9 H: 4 LOB: 1 BB: 0 P: 9	R: 0 E: 0 K: 1 S: 5 H: 0 LOB: 0 BB: 0 P: 5	R: 0 E: 0 K: 2 S: 8 H: 1 LOB: 1 BB: 0 P: 9	R: 0 E: 0 K: 1 S: 5 H: 0 LOB: 0 BB: 0 P: 5	R: 3 E: 0 K: 1 S: 9 H: 4 LOB: 1 BB: 0 P: 9	R: 1 E: 0 K: 0 S: 5 H: 2 LOB: 1 BB: 0 P: 5	1B: 9 2B: 2 3B: 1 HR: 1	SF: 1 SAC: 0 DP: 0 HBP: 0						

TOP

New York Mets @ Atlanta Braves

Cracker Jack Stadium, Lake Buena Vista, FL

Sat Mar 11 2006, 1:05 PM EST
Att. 10,100 - Partly Cloudy - 79 F

livebaseballscorecards.com

AB	40
R	7
H	13
RBI	7
BB	0
SO	7
LOB	18

PITCHER		IP	WLS	BF	H	R	ER	SO	BB	IBB	HBP	BLK	WP	HR	S	P	ERA	WHIP
26 Kyle Davies, R ERA:	(1, 1)	3.0	W	12	2	0	0	1	0	0	0	0	0	0	21	28	0.00	0.667
54 Brad Baker, R ERA: 15.19	(4, 1)	2.0		10	4	3	3	2	0	0	0	0	0	1	14	14	13.50	2.000
54 Chad Paronto, R ERA: 4.5	(6, 1)	2.0		7	1	0	0	3	0	0	0	0	1	0	13	14	0.00	0.500
Will Startup, L ERA: 27.0	(8, 1)	1.0		7	4	3	3	1	0	0	0	0	0	0	9	9	27.00	4.000
Brian O'Connor, L ERA: 4.5	(9, 1)	1.0		5	2	1	1	0	0	0	0	0	0	0	5	5	9.00	2.000

PITCHER	IP	WLS	BF	H	R	ER	SO	BB	IBB	HBP	BLK	WP	HR	S	P	ERA	WHIP

BOTTOM

New York Mets @ Atlanta Braves

Cracker Jack Stadium, Lake Buena Vista, FL

Sat Mar 11 2006, 1:05 PM EST
Att. 10,100 - Partly Cloudy - 79 F

livebaseballscorecards.com

Batter	1	2	3	4	5	6	7	8	9	AB	R	H	RBI	BB	SO	LOB
Marcus Giles, R (1, 4) OBP: 0.167, SLG: 0.167	F7	F8	F8 2-3	L4			E5 FC6-4	FC6-4 1-2f		3	0	0	0	0	0	2
67 Jonathan Schuerholz, R (4, 4) OBP: 0.368, SLG: 0.625										3	0	0	0	0	0	4
11 Edgar Renteria, R (1, 6) OBP: 0.267, SLG: 0.214	2B 23 2B BB	F8	23 1B E 1-2 3-H 1B		K		FC6-4 1-2f			2	1	1	1	1	0	0
Yunel Escobar, R (4, 5) OBP: 0.500, SLG: 0.714										2	0	0	0	0	1	1
Ryan Langerhans, L (1, 8) OBP: 0.520, SLG: 0.579	23 2B 1-3 2B	BB	E4 23 1B 1-2 2-3		1B		F8			2	1	1	0	1	0	2
90 Brandon Jones, L (3, PR) OBP: 0.417, SLG: 0.667 (4, 8)										2	0	1	0	0	0	1
23 Matt Diaz, R (1, 9) OBP: 0.409, SLG: 0.773	WP 76 HR 2-H 3-H 2B	L9	1B 1-2 2-3 3-H		F9		K			4	1	2	3	0	0	2
Jamie Romak, R (6, 9)										1	0	0	0	0	1	1
16 Brian McCann, L (1, 2) OBP: 0.231, SLG: 0.091	WP 76 HR BB	1B BB 76 1B BB F8			G3-1			F8		2	2	0	0	2	0	4
72 Steve Pyzik, R (6, 2)										1	0	0	0	0	0	0
Brian Jordan, R (1, 7) OBP: 0.462, SLG: 0.300	76 HR 1-2 2-3 BB	1B 76 1B 1-2 BB	76 G1-3 WP 4 1B 1B			E6 G4-3		G6-3		1	3	1	0	2	0	0
Steve Doetsch, R (5, 7) OBP: 0.286, SLG: 0.167										2	0	1	0	0	0	0
Wilson Betemit, S (1, 5) OBP: 0.480, SLG: 0.625	K	F8 76 1B 11 1B 1-2 2-3 1B	K 1-2			G4-3 2-3		4 E 1B HBP		2	1	1	0	0	1	3
Elvis Andrus, R (4, 6)										2	0	0	0	0	1	2
76 J.J. Jurries, R (1, 3) OBP: 0.565, SLG: 0.944	1-H 2-H 3-H HR	E 11 1B 23 1B 1-2 2-H 3-H 1B	G1-3 2-3			K		4 E 1-2 1B		4	2	2	6	0	1	2
Kala Ka'aihue, R (7, 3) OBP: 1.000, SLG: 1.000										1	0	1	0	0	0	0
4 Pete Orr, L (1, 10) OBP: 0.125, SLG: 0.125	K	L5		1B 3-H		G4-3		E5 67 FC6-4 1-2 2-3		5	0	1	1	0	1	5

Inning Stats	1	2	3	4	5	6	7	8	9
	R: 6 E: 0 K: 2 S: 10 H: 3 LOB: 0 BB: 3 P: 24	R: 0 E: 0 K: 0 S: 3 H: 0 LOB: 1 BB: 1 P: 7	R: 4 E: 1 K: 0 S: 10 H: 4 LOB: 3 BB: 2 P: 18	R: 1 E: 0 K: 1 S: 7 H: 2 LOB: 1 BB: 0 P: 8	R: 0 E: 0 K: 1 S: 6 H: 1 LOB: 1 BB: 0 P: 6	R: 0 E: 1 K: 1 S: 6 H: 1 LOB: 1 BB: 0 P: 6	R: 0 E: 1 K: 1 S: 6 H: 0 LOB: 1 BB: 0 P: 6	R: 0 E: 1 K: 0 S: 5 H: 1 LOB: 3 BB: 0 P: 6	

1B: 9	SF: 0
2B: 2	SAC: 0
3B: 0	DP: 0
HR: 1	HBP: 1

WP: 2	PA: 46
PB: 0	
SB: 0	
CS: 0	

AB	**39**
R	**11**
H	**12**
RBI	**11**
BB	**6**
SO	**6**
LOB	**29**

PITCHER		IP	WLS	BF	H	R	ER	SO	BB	IBB	HBP	BLK	WP	HR	S	P	ERA	WHIP
33 John Maine, R ERA: 13.5	(1, 1)	2.0	L	13	3	6	6	2	4	0	0	0	1	1	13	31	27.00	3.500
Alay Soler, R ERA: 21.6	(3, 1)	1.2		14	6	5	4	1	2	0	0	0	1	0	16	25	21.60	4.800
Juan Pablo Perez, L ERA: 4.26	(4, 1)	2.1		9	2	0	0	2	0	0	0	0	0	0	13	13	0.00	0.857
59 Mitch Wylie, R ERA: 1.8	(7, 1)	1.0		4	0	0	0	1	0	0	0	0	0	0	6	6	0.00	0.000
Anderson Garcia, R ERA:	(8, 1)	1.0		6	1	0	0	0	0	0	1	0	0	0	5	6	0.00	1.000

PITCHER	IP	WLS	BF	H	R	ER	SO	BB	IBB	HBP	BLK	WP	HR	S	P	ERA	WHIP

Batter	1	2	3	4	5	6	7	8	9	10	AB	R	H	RBI	BB	SO	LOB
Kazuo Matsui, S (1, 4) OBP: 0.172, SLG: 0.250 Corey Ragsdale, R (6, 6) OBP: 0.444, SLG: 0.286	G6-3		F8			K			K		3	0	0	0	0	1	1
											1	0	0	0	0	1	0
Chris Woodward, R (1, 5) OBP: 0.375, SLG: 0.350 Jeff Keppinger, R (3, PH) OBP: 0.316, SLG: 0.526 (3, 5)	F8		F7			F8-6 2B			F7		1	0	0	0	0	0	0
											3	0	1	0	0	0	1
Cliff Floyd, L (1, 10) OBP: 0.440, SLG: 0.524	P5			G4-3		F8-6 2-2			G3		4	0	0	0	0	0	1
Xavier Nady, R (1, 9) OBP: 0.462, SLG: 0.625 44 Lastings Milledge, R (7, 7) OBP: 0.333, SLG: 0.348		F7		F8			F9			F9	3	0	0	0	0	0	0
											1	0	0	0	0	0	0
11 Ramon Castro, R (1, 2) OBP: 0.438, SLG: 0.667 40 Joe Hietpas, R (7, 2) 70 Sandy Martinez, L (10, PR) OBP: 0.500, SLG: 0.800 (10, 2)		G4-3		K			E7 G6-4-3			G5-3 BB	3	0	0	0	0	1	0
											0	0	0	0	1	0	0
											0	0	0	0	0	0	0
Victor Diaz, R (1, 7) OBP: 0.314, SLG: 0.382 (7, 9)		G6-3			63 E 63 2B 1B		G6-4-3 1-2f			G5-3 1-2	4	1	1	0	0	0	2
63 Juan Tejeda, R (1, 3) OBP: 0.370, SLG: 0.417			P4		B 1 SAFE B 1 SAFE F9-6 2B 1-H			K		G4-3	4	0	1	1	0	1	2
64 Julio Ramirez, R (1, 8) OBP: 0.143, SLG: 0.286			HR		G6-3			K			3	1	1	1	0	1	1
1 Anderson Hernandez, S (1, 6) OBP: 0.321, SLG: 0.296 (6, 4)			1B		F9-6 2-2			K			3	0	1	0	0	1	1
Inning Stats	R: 0 E: 0 K: 0 S: 3 H: 0 LOB: 0 BB: 0 P: 3	R: 0 E: 0 K: 0 S: 3 H: 0 LOB: 0 BB: 0 P: 3	R: 1 E: 0 K: 0 S: 5 H: 2 LOB: 1 BB: 0 P: 5	R: 0 E: 0 K: 1 S: 5 H: 0 LOB: 0 BB: 0 P: 5	R: 1 E: 1 K: 0 S: 4 H: 2 LOB: 0 BB: 0 P: 6	R: 0 E: 0 K: 1 S: 5 H: 1 LOB: 0 BB: 0 P: 5	R: 0 E: 1 K: 0 S: 3 H: 0 LOB: 0 BB: 0 P: 3	R: 0 E: 0 K: 3 S: 9 H: 0 LOB: 0 BB: 0 P: 9	R: 0 E: 0 K: 1 S: 5 H: 0 LOB: 0 BB: 0 P: 5	R: 0 E: 0 K: 0 S: 3 H: 0 LOB: 2 BB: 1 P: 7	1B: 2 2B: 4 3B: 0 HR: 1	SF: 0 SAC: 0 DP: 3 HBP: 0						

PITCHER	IP	WLS	BF	H	R	ER	SO	BB	IBB	HBP	BLK	WP	HR	S	P	ERA	WHIP
28 Eric DuBose, L (1, 1) ERA: 1.5	2.0		6	0	0	0	0	0	0	0	0	0	0	6	6	0.00	0.000
Ricky Bottalico, R (3, 1) ERA: 27.0	1.0		5	2	1	1	0	0	0	0	0	0	1	5	5	9.00	2.000
Winston Abreu, R (4, 1) ERA: 1.8	1.0		3	0	0	0	1	0	0	0	0	0	0	5	5	0.00	0.000
40 Tim Byrdak, L (5, 1) ERA:	2.0		7	3	1	0	1	0	0	0	0	0	0	9	11	0.00	1.500
Jim Brower, R (7, 1) ERA: 6.75	1.0		3	0	0	0	0	0	0	0	0	0	0	3	3	0.00	0.000

PITCHER	IP	WLS	BF	H	R	ER	SO	BB	IBB	HBP	BLK	WP	HR	S	P	ERA	WHIP
43 Sendy Rleal, R (8, 1) ERA: 1.8	1.0		3	0	0	0	3	0	0	0	0	0	0	9	9	0.00	0.000
37 Chris Ray, R (9, 1) ERA:	1.0		3	0	0	0	1	0	0	0	0	0	0	5	5	0.00	0.000
Cory Morris, R (10, 1) ERA: 5.4	1.0	W	4	0	0	0	0	1	0	0	0	0	0	3	7	0.00	1.000

TOP

New York Mets @ Baltimore Orioles

Fort Lauderdale Stadium, Ft. Lauderdale, FL

Sun Mar 12 2006, 1:05 PM EST
Att. 7,735 - Sunny - 81 F

livebaseballscorecards.com

AB	33
R	2
H	5
RBI	2
BB	1
SO	6
LOB	9

PA: 34

WP: 0
PB: 0
SB: 0
CS: 0

New York Mets @ Baltimore Orioles

Fort Lauderdale Stadium, Ft. Lauderdale, FL

Sun Mar 12 2006, 1:05 PM EST

Att. 7,735 - Sunny - 81 F

BOTTOM

Batter	1	2	3	4	5	6	7	8	9	10	AB	R	H	RBI	BB	SO	LOB
17 Corey Patterson, L (1, 8) OBP: 0.357, SLG: 0.480	K		F7		P2		K		E3 1-3 2-H		3	0	0	0	0	1	2
58 Alejandro Freire, R (7, PH) OBP: 0.333, SLG: 0.250											1	0	0	0	0	1	1
83 Brian Bock, R (8, 2) OBP: 0.500, SLG: 0.500											0	0	0	0	0	0	0
12 Luis Lopez, S (9, PH) OBP: 0.384, SLG: 0.300											1	0	0	0	0	0	1
74 Brandon Marsters, R (10, 2) OBP: 0.250, SLG: 0.333											0	0	0	0	0	0	0
16 Ed Rogers, R (1, 4) (8, 6) OBP: 0.333, SLG: 0.429	G4-3		G6-3			G1-3	FC5 2-3		P6		5	0	0	0	0	0	3
6 Melvin Mora, R (1, 5) OBP: 0.346, SLG: 0.333	F9			G5-3		BB 1B BB		L5-4 69 SH1-3 1B		G3	3	1	1	0	1	0	0
59 Eddy Garabito, S (8, PR) (9, 5) OBP: 0.200, SLG: 0.143											1	0	0	0	0	0	0
Kevin Millar, R (1, 7) OBP: 0.522, SLG: 0.750		G5-4-3 1B		F9		FC4-6 1B 1-2 BB		SH1-3 1-2		2B 1B	2	0	1	0	1	0	0
69 Napoleon Calzado, R (6, PR) (7, 7) OBP: 0.385, SLG: 0.615											1	0	1	0	0	0	0
79 Esix Snead, S (10, PR) OBP: 0.200, SLG: 0.400											0	1	0	0	0	0	0
Jeff Conine, R (1, 3) OBP: 0.280, SLG: 0.273		G5-4-3 1-2f		G5-3		FC4-6 1-2 2-H 1B		L5-4 2-2		1-H 2B	4	0	1	1	0	0	3
Val Majewski, L (9, 3) OBP: 0.238, SLG: 0.316											1	0	1	1	0	0	0
93 Andy Tracy, L (1, 10) OBP: 0.385, SLG: 0.800		21 1B BB			K	FC4-6 21 FC4-6 1-2f 2-3			F9		1	0	0	0	1	1	0
Fernando Tatis, R (6, PH) (7, 10) OBP: 0.083, SLG: 0.083											1	0	0	0	0	0	2
12 Brandon Fahey, L (9, PH) (10, 10) OBP: 0.467, SLG: 0.462											1	0	0	0	0	0	0
21 Nick Markakis, L (1, 9) (8, 8) OBP: 0.500, SLG: 0.591		1-2 1B			G1-3	FC4-6 1-2f			P5		4	0	1	0	0	0	2
Chris Gomez, R (1, 6) OBP: 0.308, SLG: 0.217		F7			1B 1B		G6-3		39 S 12 E 1B		3	0	1	0	0	0	2
David Newhan, L (8, 4) OBP: 0.500, SLG: 0.722											1	1	1	0	0	0	0
Eli Whiteside, R (1, 2) OBP: 0.353, SLG: 0.412			K		1-2 1B		16 FC5 2B		12 E 1-2 BB		3	0	2	0	0	1	0
43 Keith Reed, R (7, PR) (8, 9) OBP: 0.250, SLG: 0.250											0	0	0	0	0	0	0
39 Jeff Fiorentino, L (9, PH) (10, 9) OBP: 0.357, SLG: 0.333											0	0	0	0	1	0	0
Inning Stats	R: 0 H: 0 E: 0 LOB: 0 K: 1 BB: 0 S: 5 P: 5	R: 0 H: 2 E: 0 LOB: 2 K: 0 BB: 1 S: 4 P: 8	R: 0 H: 0 E: 0 LOB: 0 K: 1 BB: 0 S: 5 P: 5	R: 0 H: 0 E: 0 LOB: 0 K: 0 BB: 0 S: 3 P: 3	R: 0 H: 2 E: 0 LOB: 2 K: 1 BB: 0 S: 7 P: 7	R: 1 H: 1 E: 0 LOB: 2 K: 0 BB: 2 S: 4 P: 12	R: 0 H: 1 E: 0 LOB: 1 K: 1 BB: 0 S: 6 P: 6	R: 0 H: 1 E: 0 LOB: 1 K: 0 BB: 0 S: 3 P: 3	R: 1 H: 1 E: 1 LOB: 2 K: 0 BB: 1 S: 5 P: 9	R: 1 H: 2 E: 0 LOB: 2 K: 0 BB: 0 S: 3 P: 3	1B: 8 SF: 0 2B: 3 SAC: 1 3B: 0 DP: 2 HR: 0 HBP: 0						

PITCHER		IP	WLS	BF	H	R	ER	SO	BB	IBB	HBP	BLK	WP	HR	S	P	ERA	WHIP
Steve Trachsel, R ERA: 4.5	(1, 1)	4.0		14	2	0	0	2	1	0	0	0	0	0	17	21	0.00	0.750
60 Mike Venafro, L ERA: 6.0	(5, 1)	1.0		5	2	0	0	1	0	0	0	0	0	0	7	7	0.00	2.000
Darren Oliver, L ERA: 2.45	(6, 1)	2.0	H	10	2	1	1	1	2	0	0	0	0	0	10	18	4.50	2.000
76 Tim Lavigne, R ERA:	(8, 1)	2.0	B	9	2	1	0	0	1	0	0	0	0	0	8	12	0.00	1.500
Bryan Edwards, R ERA: 27.0	(10, 1)	0.1	L	3	2	1	1	0	0	0	0	0	0	0	3	3	27.00	6.000

PITCHER	IP	WLS	BF	H	R	ER	SO	BB	IBB	HBP	BLK	WP	HR	S	P	ERA	WHIP

AB	36
R	3
H	10
RBI	2
BB	4
SO	4
LOB	16

WP: 0 PA: 41
PB: 0
SB: 1
CS: 0

livebaseballscorecards.com

Washington Nationals @ New York Mets

Tradition Field, Port St. Lucie, FL

Mon Mar 13 2006, 7:10 PM EST

Att. 4,511 - Clear - 78 F

TOP

livebaseballscorecards.com

Batter	1	2	3	4	5	6	7	8	9	AB	R	H	RBI	BB	SO	LOB
Brandon Watson, L (1, 8) OBP: 0.394, SLG: 0.357	G4-3		SH5-3 2-3		G4-3					2	0	0	0	0	0	0
Damian Jackson, R (1, 4) OBP: 0.375, SLG: 0.286	K		G6-3 1B 3-H 1B		F8					3	1	1	1	0	1	0
Michael Tucker, L (1, 9) OBP: 0.227, SLG: 0.150	G4-3		S 1-3 1B		K					3	0	1	0	0	1	0
Matthew LeCroy, R (1, 3) Daryle Ward, L (6, 3) OBP: 0.185, SLG: 0.440		F9	G6-3 1-2 3-H			BB				2 0	0 0	0 0	1 0	1 0	0 0	1 0
Royce Clayton, R (1, 6) OBP: 0.267, SLG: 0.222 76 Ian Desmond, R (6, 6) OBP: 0.333, SLG: 0.250		F9	G5-3			K				3 0	0 0	0 0	0 0	0 0	1 0	2 0
25 Marlon Byrd, R (1, 7) OBP: 0.438, SLG: 0.571 57 Jason Bergmann, R (6, 1)	HR			F7		K				3 0	1 0	1 0	1 0	0 0	1 0	1 0
Brendan Harris, R (1, 5) OBP: 0.353, SLG: 0.433	HR			G5-3		F9				3	1	1	1	0	0	1
27 Mike DiFelice, R (1, 2) OBP: 0.478, SLG: 0.476	G6-3			2B						2	0	1	0	0	0	0
Pedro Astacio, R (1, 1)			SH5-3 1B 2B	G5-3						0	0	0	0	0	0	0
21 George Lombard, L (3, PH) OBP: 0.286, SLG: 0.400										1	1	1	0	0	0	0
63 Kyle Denney, R (3, 1)										1	0	0	0	0	0	1
39 Kenny Kelly, R (6, 7) OBP: 0.429, SLG: 0.333										0	0	0	0	0	0	0
Inning Stats	R: 0 E: 0 K: 1 S: 5 H: 0 LOB: 0 BB: 0 P: 5	R: 2 E: 0 K: 0 S: 5 H: 2 LOB: 0 BB: 0 P: 5	R: 2 E: 0 K: 0 S: 6 H: 3 LOB: 1 BB: 0 P: 6	R: 0 E: 0 K: 0 S: 4 H: 1 LOB: 1 BB: 0 P: 4	R: 0 E: 0 K: 1 S: 5 H: 0 LOB: 0 BB: 0 P: 5	R: 0 E: 0 K: 2 S: 7 H: 0 LOB: 1 BB: 1 P: 11				1B: 2 2B: 2 3B: 0 HR: 2 SF: 0 SAC: 1 DP: 0 HBP: 0						

AB	23
R	4
H	6
RBI	4
BB	1
SO	4
LOB	6

WP: 0 PA: 25
PB: 0
SB: 1
CS: 0

PITCHER		IP	WLS	BF	H	R	ER	SO	BB	IBB	HBP	BLK	WP	HR	S	P	ERA	WHIP
Tom Glavine, L ERA: 6.43	(1, 1)	4.0		18	6	4	4	1	0	0	0	0	0	2	20	20	9.00	1.500
Yusaku Iriki, R ERA: 1.29	(5, 1)	2.0	W	7	0	0	0	3	1	0	0	0	0	0	12	16	0.00	0.500

PITCHER		IP	WLS	BF	H	R	ER	SO	BB	IBB	HBP	BLK	WP	HR	S	P	ERA	WHIP

BOTTOM

Washington Nationals @ New York Mets

Tradition Field, Port St. Lucie, FL

Mon Mar 13 2006, 7:10 PM EST

Att. 4,511 - Clear - 78 F

livebaseballscorecards.com

Batter	1	2	3	4	5	6	7	8	9	AB	R	H	RBI	BB	SO	LOB
Kazuo Matsui, S (1, 4) OBP: 0.212, SLG: 0.281	F7	16 SH3 1B 2-3 3-H		FC4-6 16 S 1-2f	16 E 1B 2-H 3-H					4	0	2	3	0	0	1
16 Paul Lo Duca, R (1, 2) OBP: 0.500, SLG: 0.615	1B 1B HBP	SH3 1-2 3-H		K 1-2	E4 1-3					2	1	0	1	0	1	3
5 David Wright, R (1, 5) OBP: 0.286, SLG: 0.360	F9	G6-3			1B 2B 2B					4	1	1	0	0	0	5
Chris Basak, R (6, 5) OBP: 0.222, SLG: 0.222					F9					0	0	0	0	0	0	0
Cliff Floyd, L (1, 7) OBP: 0.464, SLG: 0.522	1B 1-2 1B		K		BB	K				2	1	1	0	1	1	0
44 Lastings Milledge, R (6, 7) OBP: 0.320, SLG: 0.333					1B 2B					1	0	0	0	0	1	0
Xavier Nady, R (1, 9) OBP: 0.517, SLG: 0.778	1-2 2-H 1B	HR			1-2 2-3 2B 1B	F7				3	2	3	2	0	0	0
Victor Diaz, R (6, 9) OBP: 0.306, SLG: 0.371										1	0	0	0	0	0	0
Julio Franco, R (1, 3) OBP: 0.412, SLG: 0.357	F9	G6-3			SH3-4 1B 2B 1-H 2-H 3-H	E4 26 2B				3	0	1	3	0	0	2
73 Todd Self, L (5, PR) OBP: 0.238, SLG: 0.400 (6, 3)										1	2	0	0	0	0	0
26 Tike Redman, L (1, 8) OBP: 0.343, SLG: 0.484		BLK BB 1B 1B	K		BB	2B				3	2	2	1	1	1	0
Corey Ragsdale, R (1, 6) OBP: 0.385, SLG: 0.200		1B BLK 16 SH3 1-2 BB		P3	K	K				3	1	0	0	1	2	3
Tom Glavine, L (1, 1)		G4-3 1-2 2-3		FC4-6 1B	SH3-4 1-2 2-3					1	0	0	0	0	0	2
11 Ramon Castro, R (4, PH) OBP: 0.471, SLG: 0.688										1	0	1	0	0	0	0
Yusaku Iriki, R (5, 1)										0	0	0	0	0	0	0
Inning Stats	R: 1 E: 0 K: 0 S: 5 H: 2 LOB: 2 BB: 0 P: 6	R: 2 E: 0 K: 0 S: 5 H: 2 LOB: 1 BB: 1 P: 9	R: 1 E: 0 K: 2 S: 8 H: 1 LOB: 0 BB: 0 P: 8	R: 0 E: 0 K: 1 S: 5 H: 1 LOB: 1 BB: 0 P: 5	R: 5 E: 1 K: 1 S: 10 H: 4 LOB: 3 BB: 2 P: 18	R: 1 E: 1 K: 2 S: 9 H: 1 LOB: 1 BB: 0 P: 9				1B: 7 2B: 3 3B: 0 HR: 1	SF: 0 SAC: 2 DP: 0 HBP: 1			WP: 0 PB: 0 SB: 1 CS: 0	PA: 35		

	AB	29
	R	10
	H	11
	RBI	10
	BB	3
	SO	6
	LOB	16

PITCHER	IP	WLS	BF	H	R	ER	SO	BB	IBB	HBP	BLK	WP	HR	S	P	ERA	WHIP
Pedro Astacio, R (1, 1) ERA: 9.0	2.0		12	4	3	3	0	1	0	1	1	0	0	10	15	13.50	2.500
63 Kyle Denney, R (3, 1) ERA: 8.1	3.0	L	18	6	6	6	4	2	0	0	0	0	1	23	31	18.00	2.667
57 Jason Bergmann, R (6, 1) ERA:	1.0		5	1	1	0	2	0	0	0	0	0	0	9	9	0.00	1.000

PITCHER	IP	WLS	BF	H	R	ER	SO	BB	IBB	HBP	BLK	WP	HR	S	P	ERA	WHIP

Batter	1	2	3	4	5	6	7	8	9	AB	R	H	RBI	BB	SO	LOB
17 Corey Patterson, L (1, 8) OBP: 0.353, SLG: 0.484	F9		P6		16 2B; 1-2 2-3 3-H 1B		K		F8	3	0	1	1	0	0	0
43 Keith Reed, R (5, PR)(5, 8)(6, 9) OBP: 0.200, SLG: 0.200										2	0	0	0	0	1	1
16 Ed Rogers, R (1, 6)(6, 4) OBP: 0.320, SLG: 0.440	K			P4	1-3 2-H 3-H 2B		G6-3			4	0	1	2	0	1	0
6 Melvin Mora, R (1, 5) OBP: 0.310, SLG: 0.296	K			F8	G5-3			G6-3		3	0	0	0	0	1	3
Ricky Bottalico, L (5, 1)										0	0	0	0	0	0	0
12 Brandon Fahey, L (6, 6) OBP: 0.400, SLG: 0.353										1	0	0	0	0	0	0
Jeff Conine, R (1, 7) OBP: 0.286, SLG: 0.320		F9		G6-3		1B 59 FC3-6 2B		58 HBP 1B		3	0	1	0	0	0	0
79 Esix Snead, S (6, PR)(6, 8) OBP: 0.333, SLG: 0.500										1	1	1	0	0	0	0
Val Majewski, L (1, 3) OBP: 0.231, SLG: 0.333		F8			L4	F8		BH 2-0 83 G5-4-3; 1-2 HBP		3	0	0	0	0	0	1
58 Alejandro Freire, R (8, PH)(8, 3) OBP: 0.400, SLG: 0.250										0	0	0	0	0	0	0
Chris Gomez, R (1, 4) OBP: 0.345, SLG: 0.269		FC4-6 1B			L5	59 FC3-6; 2-3 1B		G5-4-3; 1-2f		3	0	2	0	0	0	0
83 Brian Bock, R (6, 2) OBP: 0.400, SLG: 0.400										1	0	0	0	0	0	2
David Newhan, L (1, 9) OBP: 0.500, SLG: 0.696		FC4-6; 1-2f			BH 2-0 BB 17 1B 1B HBP	FC3-6; 1-2f 3-H			F8	1	1	0	0	0	0	1
59 Eddy Garabito, S (5, 9)(6, 7) OBP: 0.167, SLG: 0.118										2	0	0	1	0	0	2
Eli Whiteside, R (1, 2) OBP: 0.350, SLG: 0.400			F8		17 1B BB 16 2B; 1-2 1B	G6-3			K	3	1	1	0	0	0	2
LaTroy Hawkins, R (6, 1)										0	0	0	0	0	0	0
43 Sendy Rleal, R (7, 1)										0	0	0	0	0	0	0
John Halama, L (8, 1)										0	0	0	0	0	0	0
66 Leo Daigle, R (9, PH)										1	0	0	0	0	1	0
45 Erik Bedard, L (1, 1)			G6-3		BBBB 4-0 17 1B 16 2B; 1-2 2-3 BB		K		2B	1	0	0	0	0	0	0
Winston Abreu, R (4, 1)										0	0	0	0	0	0	0
Fernando Tatis, R (5, PH) OBP: 0.235, SLG: 0.188										0	1	0	0	1	0	0
69 Napoleon Calzado, R (5, 5) OBP: 0.400, SLG: 0.667										2	0	1	0	0	1	0

Inning Stats	1	2	3	4	5	6	7	8	9
	R: 0 H: 0 E: 0 LOB: 0 K: 2 BB: 0 S: 7 P: 7	R: 0 H: 1 E: 0 LOB: 1 K: 0 BB: 0 S: 4 P: 4	R: 0 H: 0 E: 0 LOB: 0 K: 0 BB: 0 S: 3 P: 3	R: 0 H: 0 E: 0 LOB: 0 K: 0 BB: 0 S: 3 P: 3	R: 3 H: 3 E: 0 LOB: 3 K: 0 BB: 1 S: 6 P: 12	R: 1 H: 2 E: 0 LOB: 2 K: 0 BB: 0 S: 5 P: 5	R: 0 H: 0 E: 0 LOB: 0 K: 2 BB: 0 S: 7 P: 7	R: 0 H: 1 E: 0 LOB: 1 K: 0 BB: 0 S: 3 P: 5	R: 0 H: 1 E: 0 LOB: 1 K: 1 BB: 0 S: 6 P: 6

1B: 5 SF: 0
2B: 3 SAC: 0
3B: 0 DP: 1
HR: 0 HBP: 2

WP: 0 PA: 37
PB: 0
SB: 0
CS: 0

PITCHER	IP	WLS	BF	H	R	ER	SO	BB	IBB	HBP	BLK	WP	HR	S	P	ERA	WHIP
Brian Bannister, R (1, 1) ERA:	4.0	W	13	1	0	0	2	0	0	0	0	0	0	17	17	0.00	0.250
Matt Perisho, L (5, 1) ERA: 6.75	1.0		8	3	3	3	0	1	0	1	0	0	0	6	12	27.00	4.000
Heath Bell, R (6, 1) ERA: 2.25	1.0		5	2	1	1	0	0	0	0	0	0	0	5	5	9.00	2.000
Chad Bradford, R (7, 1) ERA: 3.0	1.0		3	0	0	0	2	0	0	0	0	0	0	7	7	0.00	0.000
Royce Ring, L (8, 1) ERA: 3.0	1.0		4	1	0	0	0	0	0	1	0	0	0	3	5	0.00	1.000

PITCHER	IP	WLS	BF	H	R	ER	SO	BB	IBB	HBP	BLK	WP	HR	S	P	ERA	WHIP
13 Billy Wagner, L (9, 1) ERA: 4.5	1.0		4	1	0	0	1	0	0	0	0	0	0	6	6	0.00	1.000

TOP

Baltimore Orioles @ New York Mets

Tradition Field, Port St. Lucie, FL

Tue Mar 14 2006, 1:10 PM EST
Att. 4,124 - Partly Cloudy - 82 F

livebaseballscorecards.com

AB	34
R	4
H	8
RBI	4
BB	1
SO	5
LOB	12

Baltimore Orioles @ New York Mets

Tradition Field, Port St. Lucie, FL

Tue Mar 14 2006, 1:10 PM EST

Att. 4,124 - Partly Cloudy - 82 F

BOTTOM

Batter	1	2	3	4	5	6	7	8	9	AB	R	H	RBI	BB	SO	LOB
Kazuo Matsui, S (1, 4) OBP: 0.222, SLG: 0.286	F9		K	BB 5 1B 1-2 2-H 3-H 1B	F8			L9		3	1	1	2	0	1	0
Jeff Keppinger, R (5, 4) OBP: 0.286, SLG: 0.476										2	0	0	0	0	0	1
Chris Woodward, R (1, 6) OBP: 0.407, SLG: 0.409	1B 2B		F8	5 1B HR 1-2 2-3 BB		K		G6-3		2	2	1	0	1	0	0
Corey Ragsdale, R (5, 6) OBP: 0.333, SLG: 0.167										2	0	0	0	0	1	0
5 David Wright, R (1, 5) OBP: 0.323, SLG: 0.500	K			HR HR 1B 1-2 2-H 3-H		K				3	2	2	3	0	1	1
Chris Basak, R (5, 5) OBP: 0.200, SLG: 0.200										1	0	0	0	0	1	0
Cliff Floyd, L (1, 7) OBP: 0.469, SLG: 0.630	1B 2-H		K	HR HR 1-H 2-H		G5-3				4	1	2	4	0	1	0
Chad Bradford, R (7, 1)										0	0	0	0	0	0	0
Royce Ring, L (8, 1)										0	0	0	0	0	0	0
13 Billy Wagner, L (9, 1)										0	0	0	0	0	0	0
Xavier Nady, R (1, 9) OBP: 0.469, SLG: 0.700	K			F8 G6-3			G4-3			3	0	0	0	0	1	1
Matt Perisho, L (5, 1)										0	0	0	0	0	0	0
Heath Bell, R (6, 1)										0	0	0	0	0	0	0
26 Tike Redman, L (7, 7) OBP: 0.333, SLG: 0.469										1	0	0	0	0	0	0
Julio Franco, R (1, 3) OBP: 0.421, SLG: 0.438		K		44 1B 2B	11 G1-3 63 2B BB		K			2	1	1	0	0	1	0
Victor Diaz, R (5, 9) OBP: 0.316, SLG: 0.361										1	1	0	0	1	1	0
11 Ramon Castro, R (1, 2) OBP: 0.450, SLG: 0.611	G5-3			63 PB 44 1B 1B BB	G1-3 1-2		2B			2	1	0	0	1	0	1
40 Joe Hietpas, R (7, PH) OBP: 0.667, SLG: 1.000										1	0	1	0	0	0	0
90 Zachary Clements, R (8, 2) OBP: 0.500, SLG: 0.500										0	0	0	0	0	0	0
44 Lastings Milledge, R (1, 8) OBP: 0.310, SLG: 0.321	G6-3			63 PB 1B 1-2 2-H 1B	K	G4-3				4	1	1	1	0	1	2
Brian Bannister, R (1, 1)			K	BB 5 1B 1-2 2-3 BB	2-H 2B			G5-3		1	0	0	0	0	1	0
63 Juan Tejeda, R (4, PH) OBP: 0.400, SLG: 0.462 (5, 3)										2	1	1	1	1	0	0
Inning Stats	R: 1 E: 0 K: 2 S: 9 H: 2 LOB: 1 BB: 0 P: 9	R: 0 E: 0 K: 1 S: 5 H: 0 LOB: 0 BB: 0 P: 5	R: 0 E: 0 K: 2 S: 7 H: 0 LOB: 0 BB: 0 P: 7	R: 9 E: 0 K: 1 S: 11 H: 6 LOB: 0 BB: 3 P: 23	R: 1 E: 0 K: 1 S: 6 H: 1 LOB: 1 BB: 1 P: 10	R: 0 E: 0 K: 2 S: 7 H: 0 LOB: 0 BB: 0 P: 7	R: 0 E: 0 K: 1 S: 6 H: 1 LOB: 1 BB: 0 P: 6	R: 0 E: 0 K: 0 S: 3 H: 0 LOB: 0 BB: 0 P: 3		1B: 4 2B: 4 3B: 0 HR: 2	SF: 0 SAC: 0 DP: 0 HBP: 0						

livebaseballscorecards.com

AB	34
R	11
H	10
RBI	11
BB	4
SO	10
LOB	6

WP: 0 PB: 1 SB: 0 CS: 0 PA: 38

PITCHER		IP	WLS	BF	H	R	ER	SO	BB	IBB	HBP	BLK	WP	HR	S	P	ERA	WHIP
45 Erik Bedard, L ERA: 12.71	(1, 1)	3.2	L	19	6	7	7	6	2	0	0	0	0	1	29	37	17.18	2.182
Winston Abreu, R ERA: 6.75	(4, 1)	0.1		4	2	3	3	0	1	0	0	0	0	1	3	7	81.00	9.000
Ricky Bottalico, R ERA: 22.5	(5, 1)	1.0		5	1	1	1	1	1	0	0	0	0	0	6	10	9.00	2.000
LaTroy Hawkins, R ERA:	(6, 1)	1.0		3	0	0	0	2	0	0	0	0	0	0	7	7	0.00	0.000
43 Sendy Rleal, R ERA: 1.5	(7, 1)	1.0		4	1	0	0	1	0	0	0	0	0	0	6	6	0.00	1.000

PITCHER		IP	WLS	BF	H	R	ER	SO	BB	IBB	HBP	BLK	WP	HR	S	P	ERA	WHIP
John Halama, L ERA: 2.25	(8, 1)	1.0		3	0	0	0	0	0	0	0	0	0	0	3	3	0.00	0.000

New York Mets @ Washington Nationals

Space Coast Stadium, Viera, FL

Wed Mar 15 2006, 1:05 PM EST

Att. 4,577 - Sunny - 76 F

livebaseballscorecards.com

TOP

Batter	1	2	3	4	5	6	7	8	9	AB	R	H	RBI	BB	SO	LOB
26 Tike Redman, L (1, 8) OBP: 0.293, SLG: 0.405	F7		F9			F9	F9		G3-1	5	0	0	0	0	0	2
Kazuo Matsui, S (1, 4) OBP: 0.205, SLG: 0.263 44 Lastings Milledge, R (6, 7) OBP: 0.323, SLG: 0.333	F9		F7			G6-3		5 1B 2B 1B	E6 G3 2B	3 2	0 2	0 1	0 0	0 0	0 0	0 0
5 David Wright, R (1, 10) OBP: 0.371, SLG: 0.500 Chase Lambin, S (9, PH) OBP: 0.250, SLG: 0.500 (9, 10)	BB			F8		BB		1-2 2B 1B	G3 1-2	2 1	1 0	1 0	0 0	2 0	0 0	0 1
Xavier Nady, R (1, 9) OBP: 0.429, SLG: 0.636 Chris Basak, R (6, 5) OBP: 0.333, SLG: 0.500	G5-3			K		P3		G6-3 1-H 2-H FC6 2B	2-H 2B	3 2	0 1	0 2	0 3	0 0	1 0	2 0
Victor Diaz, R (1, 7) OBP: 0.302, SLG: 0.415 (6, 9)		HR		F9			F9	G6-3 2-3	F8	5	1	1	1	0	0	2
73 Todd Self, L (1, 3) OBP: 0.280, SLG: 0.435		K			K		WP S 2B	FC6 BB		3	1	1	0	1	2	0
Chris Woodward, R (1, 6) OBP: 0.400, SLG: 0.375 Corey Ragsdale, R (8, PH) OBP: 0.313, SLG: 0.154 (8, 6)		K			K		S HBP 2-3	FC6 70 HR 1-2f 3-H		2 1	0 1	0 1	0 1	2 0	0 0	0 1
70 Sandy Martinez, L (1, 2) OBP: 0.500, SLG: 0.923 92 Drew Butera, R (8, 2) OBP: 1.000, SLG: 2.000		K			HBP		K	HR 1-H		3 0	1 0	1 0	2 0	0 0	2 0	2 0
Jeff Keppinger, R (1, 5) OBP: 0.280, SLG: 0.417 (6, 4)			G4-3		F9		BB 1-2 3-H	G6-3		3	0	0	0	1	0	1
Inning Stats	R: 0 E: 0 K: 0 S: 3 H: 0 LOB: 1 BB: 1 P: 7	R: 1 E: 0 K: 3 S: 10 H: 1 LOB: 0 BB: 0 P: 10	R: 0 E: 0 K: 0 S: 3 H: 0 LOB: 0 BB: 0 P: 3	R: 0 E: 0 K: 1 S: 5 H: 0 LOB: 0 BB: 0 P: 5	R: 0 E: 0 K: 2 S: 7 H: 0 LOB: 1 BB: 0 P: 9	R: 0 E: 0 K: 0 S: 3 H: 0 LOB: 1 BB: 1 P: 7	R: 1 E: 0 K: 1 S: 6 H: 1 LOB: 2 BB: 1 P: 13	R: 5 E: 0 K: 0 S: 7 H: 4 LOB: 0 BB: 1 P: 11	R: 1 E: 1 K: 0 S: 5 H: 1 LOB: 1 BB: 0 P: 5							

	AB	35
	R	8
	H	7
	RBI	7
	BB	4
	SO	7
	LOB	11

1B: 2 SF: 0 WP: 1 PA: 41
2B: 3 SAC: 0 PB: 0
3B: 0 DP: 0 SB: 2
HR: 2 HBP: 2 CS: 0

PITCHER		IP	WLS	BF	H	R	ER	SO	BB	IBB	HBP	BLK	WP	HR	S	P	ERA	WHIP
Jon Rauch, R ERA: 6.35	(1, 1)	5.0		18	1	1	1	6	1	0	1	0	0	1	28	34	1.80	0.400
Joey Eischen, L ERA:	(6, 1)	1.0		4	0	0	0	0	1	0	0	0	0	0	3	7	0.00	1.000
Santiago Ramirez, R ERA: 5.68	(7, 1)	1.0		6	1	1	1	1	1	0	1	0	1	0	6	13	9.00	2.000
65 Anastacio Martinez, R ERA: 12.27	(8, 1)	1.0	L	8	4	5	5	0	1	0	0	0	0	1	7	11	45.00	5.000
37 Travis Hughes, R ERA: 18.0	(9, 1)	1.0		5	1	1	0	0	0	0	0	0	0	0	5	5	0.00	1.000

PITCHER	IP	WLS	BF	H	R	ER	SO	BB	IBB	HBP	BLK	WP	HR	S	P	ERA	WHIP

Batter	1	2	3	4	5	6	7	8	9	AB	R	H	RBI	BB	SO	LOB
Brandon Watson, L (1, 8) OBP: 0.390, SLG: 0.343	G1-3		F7		G5-4-3, 1B 1-2		FC6, 76 S 1-2f 2-3		1B, SF8, BB 1-2 2-3	4	1	1	0	1	0	2
Royce Clayton, R (1, 6) OBP: 0.270, SLG: 0.235 76 Ian Desmond, R (7, 6) OBP: 0.357, SLG: 0.308 74 Cristian Guerrero, R (9, PH) OBP: 0.222, SLG: 0.222	1B		F7		G5-4-3 1-2f		K 1-2		K	3 1 1	0 0 0	1 0 0	0 0 0	0 0 0	0 1 1	2 2 3
Jose Vidro, S (1, 4) OBP: 0.292, SLG: 0.304 Brendan Harris, R (7, 4) OBP: 0.350, SLG: 0.400	K		G4-3			G1-3		G6-3	10 FC6-4, 1B 1-3 2-H 3-H	3 2	0 0	0 1	0 2	0 0	1 0	1 0
Michael Tucker, L (1, 10) OBP: 0.233, SLG: 0.192	G6-3			G5-4-3, 1B		K		K	SF8 3-H	4	0	1	1	0	2	1
Matthew LeCroy, R (1, 2) OBP: 0.333, SLG: 0.440 10 Brandon Harper, R (7, 2) OBP: 0.250, SLG: 0.143		G6-3		G5-4-3 1-2f		P3		1B, BB	FC6-4 1-2f	3 1	0 0	0 0	0 0	0 1	0 0	1 1
Marlon Anderson, L (1, 3) OBP: 0.386, SLG: 0.444 Daryle Ward, L (7, 3) OBP: 0.250, SLG: 0.567		HBP, 1B		G5-3			HR	FC4-6, 1B 1-3		2 2	0 1	1 2	0 1	0 0	0 0	0 0
Damian Jackson, R (1, 5) OBP: 0.417, SLG: 0.300		HBP 1-2			K		FC6, BB, 1B	FC4-6 1-2f		3	0	1	0	0	1	2
Tyrell Godwin, L (1, 7) OBP: 0.421, SLG: 0.706		K			HR		FC6 1-2		BB, 21 BB, 1B	3	2	2	1	1	1	2
21 George Lombard, L (1, 9) OBP: 0.345, SLG: 0.500		K			1B		K		BB, 1B 1-2	3	1	1	0	1	2	4
Inning Stats	R: 0 E: 0 K: 1 S: 6 H: 1 LOB: 1 BB: 0 P: 6	R: 0 E: 0 K: 2 S: 8 H: 1 LOB: 2 BB: 0 P: 10	R: 0 E: 0 K: 0 S: 3 H: 0 LOB: 0 BB: 0 P: 3	R: 0 E: 0 K: 0 S: 3 H: 1 LOB: 0 BB: 0 P: 3	R: 1 E: 0 K: 1 S: 7 H: 3 LOB: 1 BB: 0 P: 7	R: 0 E: 0 K: 1 S: 5 H: 0 LOB: 0 BB: 0 P: 5	R: 1 E: 0 K: 2 S: 9 H: 2 LOB: 2 BB: 1 P: 14	R: 0 E: 0 K: 1 S: 6 H: 1 LOB: 2 BB: 1 P: 10	R: 3 E: 0 K: 1 S: 7 H: 2 LOB: 1 BB: 2 P: 15	1B: 9 2B: 0 3B: 0 HR: 2	SF: 1 SAC: 0 DP: 2 HBP: 1						

PITCHER	IP	WLS	BF	H	R	ER	SO	BB	IBB	HBP	BLK	WP	HR	S	P	ERA	WHIP
Aaron Heilman, R (1, 1) ERA: 1.0	4.0		15	3	0	0	3	0	0	1	0	0	0	20	22	0.00	0.750
Juan Pablo Perez, L (5, 1) ERA: 4.32	2.0		8	3	1	1	2	0	0	0	0	0	1	12	12	4.50	1.500
Henry Owens, R (7, 1) ERA: 5.4	1.0	W	6	2	1	1	2	1	0	0	0	0	1	9	14	9.00	3.000
Bartolome Fortunato, R (8, 1) ERA: 1.69	1.0		5	1	0	0	1	1	0	0	0	0	0	6	10	0.00	2.000
59 Mitch Wylie, R (9, 1) ERA: 6.0	1.0		7	2	3	3	1	2	0	0	0	0	0	7	15	27.00	4.000

PITCHER	IP	WLS	BF	H	R	ER	SO	BB	IBB	HBP	BLK	WP	HR	S	P	ERA	WHIP

BOTTOM

New York Mets @ Washington Nationals

Space Coast Stadium, Viera, FL

Wed Mar 15 2006, 1:05 PM EST
Att. 4,577 - Sunny - 76 F

livebaseballscorecards.com

AB	35
R	5
H	11
RBI	5
BB	4
SO	9
LOB	21

TOP

Atlanta Braves @ New York Mets

Tradition Field, Port St. Lucie, FL

Thu Mar 16 2006, 7:10 PM EST

Att. 6,521 - Clear - 68 F

Batter	1	2	3	4	5	6	7	8	9	AB R H RBI BB SO LOB
4 Pete Orr, L (1, 4) OBP: 0.208, SLG: 0.292	0-0 P4 ①		0-0 G6-3 ②		0-0 64 WP 23 1B 2B	B 1-0 L8 1-2 ③		0-0 FC4-6 1-2f ③		5 1 1 0 0 0 3
64 Cesar Crespo, S (1, 5) OBP: 0.152, SLG: 0.125 Van Pope, R (7, 5)	0-0 P1 ②		0-0 G4-3 ③		B 1-0 G6-3 2-3 ①		0-0 G6-3 ①		0-0 P5-3 ①	4 0 0 0 0 0 1 1 0 0 0 0 0 0
23 Matt Diaz, R (1, 9) OBP: 0.378, SLG: 0.676	S S S 0-3 K ③			0-0 HR	0-0 1B 16 1B 3-H 1B		S S S 0-3 K ②		0-0 G6-3 ②	5 2 2 2 0 2 0
Adam LaRoche, L (1, 3) OBP: 0.360, SLG: 0.318 Scott Mullen, R (7, 1) 70 Clint Sammons, R (8, 2)		0-0 F7 ①		0-0 16 F9 58 FC5-4 2B	0-0 16 1B 1-3 1B		C C C 0-3 K ③		B B B B 4-0 BB	4 1 2 0 0 1 0 0 0 0 0 0 0 0 0 0 0 0 1 0 0
16 Brian McCann, L (1, 2) OBP: 0.292, SLG: 0.227 88 Diory Hernandez, R (8, 6) OBP: 0.333, SLG: 0.333		0-0 57 FC5-4 1B		0-0 F9 2-3 ①	0-0 57 L5-3 1-3 3-H 1B			S S S 0-3 K ①	0-0 F8 ③	4 0 2 1 0 1 1 1 0 0 0 0 0 1
57 Michael Ryan, L (1, 8) OBP: 0.333, SLG: 0.514		0-0 FC5-4 58 E 1-2f ②		B B B B 4-0 58 FC5-4 BB	0-0 L5-3 1-1 ② ③			0-0 76 1B 58 1B FC4-6 1B		3 1 1 0 1 0 3
58 David Kelton, R (1, 7) OBP: 0.250, SLG: 0.258		0-0 E8 1-3 1B		0-0 FC5-4 E 1-2f 3-H ②		C C C 0-3 K ①		0-0 FC4-6 76 1B 1-2 1B		4 0 2 1 0 1 1
Tony Pena Jr., R (1, 6) OBP: 0.267, SLG: 0.321 38 Wes Obermueller, R (6, 1) OBP: 1.000, SLG: 1.000 76 J.J. Jurries, R (7, 3) OBP: 0.517, SLG: 0.826		0-0 F8 ③		0-0 E6 1-2		S S S 0-3 K ②		0-0 FC4-6 1-2 2-3 1B		3 0 0 0 0 1 3 0 0 0 0 0 0 0 1 0 1 0 0 0 0
Horacio Ramirez, L (1, 1) Yunel Escobar, R (6, PH) OBP: 0.500, SLG: 0.667 (6, 6) 50 Anthony Lerew, L (8, 1) Brian O'Connor, L (9, 1)			0-0 G6-3 ①	0-0 G3-1 ③		0-0 4 S 1B		0-0 FC4-6 4 FC4-6 1-2f 2-3 3-H ②		2 0 0 0 0 0 2 2 0 1 1 0 0 2 0 0 0 0 0 0 0 0 0 0 0 0 0 0
Inning Stats	R: 0 E: 0 K: 1 S: 5 H: 0 LOB: 0 BB: 0 P: 5	R: 0 E: 1 K: 0 S: 5 H: 2 LOB: 2 BB: 0 P: 5	R: 0 E: 0 K: 0 S: 3 H: 0 LOB: 0 BB: 0 P: 3	R: 2 E: 1 K: 0 S: 6 H: 2 LOB: 2 BB: 1 P: 10	R: 2 E: 0 K: 0 S: 6 H: 4 LOB: 1 BB: 0 P: 7	R: 0 E: 0 K: 2 S: 8 H: 1 LOB: 1 BB: 0 P: 9	R: 0 E: 0 K: 2 S: 7 H: 0 LOB: 0 BB: 0 P: 7	R: 1 E: 0 K: 1 S: 8 H: 3 LOB: 2 BB: 0 P: 8	R: 0 E: 0 K: 0 S: 3 H: 0 LOB: 1 BB: 1 P: 7	1B: 9 2B: 3 3B: 0 HR: 1 SF: 0 SAC: 0 DP: 1 HBP: 0

livebaseballscorecards.com

AB	39
R	5
H	12
RBI	5
BB	2
SO	6
LOB	17

WP: 1 PB: 0 SB: 1 CS: 0 PA: 41

PITCHER		IP	WLS	BF	H	R	ER	SO	BB	IBB	HBP	BLK	WP	HR	S	P	ERA	WHIP
17 Jose Lima, R ERA: 6.75	(1, 1)	4.0		18	4	2	2	1	1	0	0	0	0	1	19	23	4.50	1.250
Geremi Gonzalez, R ERA: 5.68	(5, 1)	3.1		15	6	3	3	5	0	0	0	0	1	0	25	27	8.10	1.800
Chad Bradford, R ERA: 2.7	(8, 1)	0.2		4	2	0	0	0	0	0	0	0	0	0	4	4	0.00	3.000
13 Billy Wagner, L ERA: 3.6	(9, 1)	1.0	W	4	0	0	0	0	1	0	0	0	0	0	3	7	0.00	1.000

PITCHER	IP	WLS	BF	H	R	ER	SO	BB	IBB	HBP	BLK	WP	HR	S	P	ERA	WHIP

BOTTOM

Atlanta Braves @ New York Mets

Tradition Field, Port St. Lucie, FL

Thu Mar 16 2006, 7:10 PM EST

Att. 6,521 - Clear - 68 F

livebaseballscorecards.com

Batter	1	2	3	4	5	6	7	8	9	AB	R	H	RBI	BB	SO	LOB
Kazuo Matsui, S (1, 4) OBP: 0.225, SLG: 0.282	0-0 5 G6-4-3 16 1B 1B		0-0 ① G4-3		0-0 ①② G4-6-3 1-2f	0-0 ③ FC6-4 1-2f			4-0 B B B B 11 PB 10 HBP 11 1B BB	1	1	1	0	0	0	0
Jeff Keppinger, R (3, 4) OBP: 0.276, SLG: 0.370										3	1	0	0	1	0	3
16 Paul Lo Duca, R (1, 2) OBP: 0.474, SLG: 0.563	0-0 5 G6-4-3 1-2 1B		0-0 ② G6-3		0-0 ③ G6-3		4-0 B B B B G4-6-3 BB		1-0 H 11 1B 11 PB 1-2 HBP	3	0	1	0	0	0	0
10 Endy Chavez, L (7, 8)										0	0	0	0	1	0	0
5 David Wright, R (1, 5) OBP: 0.368, SLG: 0.469	0-0 ①② G6-4-3 1-2f 2-3		0-0 ③ F8			4-0 B B B B HR BB	0-0 ①② G4-6-3 1-2f		0-0 ② SF8 3-H	2	1	0	0	1	0	2
Victor Diaz, R (7, 9) OBP: 0.289, SLG: 0.405										1	0	0	1	0	0	1
Cliff Floyd, L (1, 7) OBP: 0.514, SLG: 0.767	0-0 S 3-H 1B			0-0 F9 1B 1B		0-0 1-H HR	0-0 ③ G3		1-0 B X 1-3 2-H 1B	3	1	3	3	0	0	0
11 Ramon Castro, R (7, 2) OBP: 0.455, SLG: 0.600										2	0	1	1	0	0	0
Xavier Nady, R (1, 9) OBP: 0.447, SLG: 0.667	C X 0-1 ③ G6-3 1-2			X 0-0 1-2 1B		X 0-0 FC7-4 44 FC6 2B		X 0-0 F9		3	1	2	0	0	0	1
Chris Basak, R (7, 5) OBP: 0.308, SLG: 0.462										1	0	0	0	0	0	0
Julio Franco, R (1, 3) OBP: 0.455, SLG: 0.444		X 0-0 G4-6-3 1B		X 0-0 ① F8		B B B B 4-0 FC7-4 BB		C C C 0-3 ② K		2	0	1	0	1	0	2
73 Todd Self, L (7, 3) OBP: 0.269, SLG: 0.417										1	0	0	0	0	1	0
Chris Woodward, R (1, 6) OBP: 0.353, SLG: 0.321		X 0-0 ①② G4-6-3 1-2f		X 0-0 ② F9 2-3		X 0-0 ① FC7-4 44 FC6 1-2f 2-3		X 0-0 ③ P3		4	0	0	0	0	0	5
Corey Ragsdale, R (9, 6) OBP: 0.313, SLG: 0.154										0	0	0	0	0	0	0
44 Lastings Milledge, R (1, 8) OBP: 0.343, SLG: 0.382		X 0-0 1B		X 0-0 ③ P4		X 0-0 ② FC6 1B 1-2f 3-H			X 0-0 26 SH5-3 SF8 2B	4	1	2	1	0	0	3
(7, 7)																
17 Jose Lima, R (1, 1)		X 0-0 ③ G4-1			B B B B 4-0 G4-6-3 BB	X 0-0 FC6-4 1-2 1B			X 0-0 ① SH5-3 2-3	1	0	0	0	0	0	1
Geremi Gonzalez, R (5, 1) OBP: 1.000, SLG: 1.000										1	0	1	0	1	0	0
Chad Bradford, R (8, 1)										0	0	0	0	0	0	0
13 Billy Wagner, L (9, 1)										0	0	0	0	0	0	0
26 Tike Redman, L (9, PH) OBP: 0.293, SLG: 0.405										0	0	0	0	0	0	0
Inning Stats	R: 1 E: 0 K: 0 S: 6 H: 3 LOB: 1 BB: 0 P: 6	R: 0 E: 0 K: 0 S: 4 H: 2 LOB: 1 BB: 0 P: 4	R: 0 E: 0 K: 0 S: 3 H: 0 LOB: 0 BB: 0 P: 3	R: 0 E: 0 K: 0 S: 5 H: 2 LOB: 2 BB: 0 P: 5	R: 0 E: 0 K: 0 S: 2 H: 0 LOB: 0 BB: 1 P: 6	R: 3 E: 0 K: 0 S: 6 H: 3 LOB: 2 BB: 2 P: 14	R: 0 E: 0 K: 0 S: 2 H: 0 LOB: 0 BB: 1 P: 6	R: 0 E: 0 K: 1 S: 5 H: 0 LOB: 0 BB: 0 P: 5	R: 2 E: 0 K: 0 S: 4 H: 2 LOB: 2 BB: 1 P: 10	1B: 9 2B: 2 3B: 0 HR: 1	SF: 1 SAC: 1 DP: 4 HBP: 1	WP: 0 PB: 1 SB: 1 CS: 0	PA: 40				

	AB	32
	R	6
	H	12
	RBI	6
	BB	5
	SO	1
	LOB	18

PITCHER	IP	WLS	BF	H	R	ER	SO	BB	IBB	HBP	BLK	WP	HR	S	P	ERA	WHIP
Horacio Ramirez, L (1, 1) ERA: 4.5	5.0		20	7	1	1	0	1	0	0	0	0	0	20	24	1.80	1.600
38 Wes Obermueller, R (6, 1) ERA: 11.57	1.0	B	8	3	3	3	0	2	0	0	0	0	1	6	14	27.00	5.000
Scott Mullen, L (7, 1) ERA: 6.0	1.0		3	0	0	0	0	1	0	0	0	0	0	2	6	0.00	1.000
50 Anthony Lerew, R (8, 1) ERA: 16.2	1.2	L	8	1	2	2	1	1	0	1	0	0	0	8	13	10.80	1.200
Brian O'Connor, L (9, 1) ERA: 4.5	0.0		1	1	0	0	0	0	0	0	0	0	0	1	2	∞	∞

PITCHER	IP	WLS	BF	H	R	ER	SO	BB	IBB	HBP	BLK	WP	HR	S	P	ERA	WHIP

Batter	1	2	3	4	5	6	7	8	9	10	AB	R	H	RBI	BB	SO	LOB
10 Endy Chavez, L (1, 8) OBP: 0.500, SLG: 0.200	C B C F B F F X 2-2 ① F8		C D B B B 4-1 G6-3 BB		C C F C 0-3 ② K	F X 0-1 ③ G4-3		B C X 1-1 ② FC6-2 BB 1-2 2-3 3-Hf		C B B F X 2-2 S 1B	5	0	1	0	1	1	4
Chris Woodward, R (1, 6) OBP: 0.324, SLG: 0.290 Corey Ragsdale, R (6, 6) OBP: 0.316, SLG: 0.133	C B C B F S 2-3 ② K		C 1 SAFE X 0-1 ② G6-3 1-2 3-H		T F B S 1-3 ③ K		S C C 0-3 ① K	B S B F B B 4-2 BB 1-2 2-3 3-H		B B B C X 3-1 ③ F8 1-2	3 2	0 0	0 0	1 1	0 1	2 1	1 1
22 Jose Valentin, S (1, 5) OBP: 0.500, SLG: 0.500 Chris Basak, R (6, 5) OBP: 0.267, SLG: 0.400	S T B B X 2-2 ③ F9		B B F B B 4-1 BB	X 0-0 E4 1B 44 1B	B F X 1-1 ② F9	C C X 0-2 G6-3					2 2	1 0	0 0	0 0	1 0	0 0	0 3
Victor Diaz, R (1, 9) OBP: 0.320, SLG: 0.478		B X 1-0 HR	C B S F B X 2-2 ③ G5-3			B S B X 2-1 73 BB 44 1B 1-2 3B 1B	B B F B B 4-1 BB		F X 0-1 ① F8		4	2	2	1	1	0	2
70 Sandy Martinez, L (1, 2) OBP: 0.412, SLG: 0.750 40 Joe Hietpas, R (6, 2) OBP: 0.600, SLG: 0.667		B F S F F S 1-3 ① K		C B B X 2-2 ① G3		F S S 0-3 ① K	C 1 SAFE X 0-1 ③ G5-3		F S B F F B B B 4-2 63 FC5-4 BB		3 1	0 0	0 0	0 0	0 1	2 0	2 1
44 Lastings Milledge, R (1, 7) OBP: 0.375, SLG: 0.410		X 0-0 ② P3		B C F X 1-2 73 E 73 FC3-2 1B		S C B F X 1-2 73 BB 3B 1B 1-2 2-H		C B B X 2-1 SH5-4 63 1B 10 FC6-2 1B	X 0-0 ② F9		5	1	3	1	0	0	1
73 Todd Self, L (1, 3) OBP: 0.276, SLG: 0.385 63 Juan Tejeda, R (8, PH) OBP: 0.406, SLG: 0.464 (8, 3)		B F B B T C 3-3 ③ K		C B 1 SAFE F 1 SAFE F B B 1 SAFE 3-2 X ② FC3-2 1-H		B B B 4-0 3B BB 1-2 2-3		B F B B X 3-1 10 FC6-2 SH5-4 BB 1B 1-2	C F X 0-2 ③ FC5-4 1-2f		2 2	1 1	0 1	0 0	1 0	1 0	1 1
Jeff Keppinger, R (1, 4) OBP: 0.333, SLG: 0.500		X 0-0 SH2-4 G6-3 2B		B F F X 1-2 ③ G3-1		C C B F F X 1-2 1-H 2-H 3-H		C B 2 SAFE X 1-1 ① SH5-4 1-2 2-3		B B B B 4-0 92 B3-4-6-4 BB	3	1	2	3	1	0	1
Steve Trachsel, R (1, 1) 25 Pedro Feliciano, L (5, 1) Steve Schmoll, R (5, 1) 26 Tike Redman, L (4, PH) OBP: 0.286, SLG: 0.500 Darren Oliver, R (6, 1) Matt Perisho, L (7, 1) 76 Tim Lavigne, R (7, 1) 64 Julio Ramirez, R (8, PH) OBP: 0.000, SLG: 0.000 Bartolome Fortunato, R (8, 1) 92 Drew Butera, R (10, PH) OBP: 0.000, SLG: 0.000 95 Jeremy Hill, R (10, 1)		X 0-0 ① SH2-4 2-3			B B C X 2-1 ① P4	B C X 1-1 ② G4-3		B B I 4-0 BB 10 FC6-2 IBB	X 0-0 ① ② B3-4-6-4 1-2f		1 0 0 1 0 0 0 0 0 0 1	0 0 0 0 0 0 0 0 0 0 0	0 0 0 0 0 0 0 0 0 0 0	0 0 0 0 0 0 0 0 0 0 0	0 0 0 0 1 0 0 0 0 0 0	0 0 0 0 0 0 0 0 0 0 1	0 0 0 1 0 0 0 0 0 0 1
Inning Stats	R: 0 H: 0 E: 0 LOB: 0 K: 1 BB: 0 S: 13 P: 19	R: 1 H: 1 E: 0 LOB: 0 K: 2 BB: 0 S: 10 P: 15	R: 1 H: 1 E: 0 LOB: 2 K: 0 BB: 2 S: 10 P: 20	R: 0 H: 1 E: 1 LOB: 1 K: 0 BB: 0 S: 13 P: 20	R: 0 H: 1 E: 0 LOB: 0 K: 2 BB: 0 S: 9 P: 12	R: 4 H: 3 E: 1 LOB: 1 K: 1 BB: 1 S: 19 P: 28	R: 0 H: 0 E: 0 LOB: 1 K: 1 BB: 1 S: 8 P: 13	R: 1 H: 2 E: 0 LOB: 3 K: 3 BB: 2 S: 14 P: 29	R: 0 H: 0 E: 0 LOB: 1 K: 0 BB: 1 S: 10 P: 14	R: 0 H: 1 E: 0 LOB: 1 K: 0 BB: 1 S: 6 P: 15	1B: 6 2B: 1 3B: 1 HR: 1	SF: 0 SAC: 2 DP: 1 HBP: 0					

PITCHER		IP	WLS	BF	H	R	ER	SO	BB	IBB	HBP	BLK	WP	HR	S	P	ERA	WHIP
Brett Tomko, R ERA: 1.93	(1, 1)	4.0		17	3	2	2	3	2	0	0	0	0	1	46	74	4.50	1.250
51 Jonathan Broxton, R ERA: 8.31	(5, 1)	1.0		3	0	0	0	2	0	0	0	0	0	0	9	12	0.00	0.000
D.J. Houlton, R ERA: 7.71	(6, 1)	2.0		12	3	4	3	2	2	0	0	0	0	0	27	41	13.50	2.500
59 Kelly Wunsch, L ERA: 7.71	(8, 1)	0.2		5	2	1	1	0	0	1	0	0	0	0	8	19	13.50	3.000
Brian Meadows, R ERA: 13.5	(8, 1)	0.1		2	0	0	0	0	1	0	0	0	0	0	6	10	0.00	3.000

PITCHER		IP	WLS	BF	H	R	ER	SO	BB	IBB	HBP	BLK	WP	HR	S	P	ERA	WHIP
Danys Baez, R ERA: 2.57	(9, 1)	1.0		4	0	0	0	0	1	0	0	0	0	0	10	14	0.00	1.000
William Juarez, R ERA:	(10, 1)	1.0		4	1	0	0	0	1	0	0	0	0	0	6	15	0.00	2.000

TOP

New York Mets @ Los Angeles Dodgers

Holman Stadium, Vero Beach, FL

Fri Mar 17 2006, 7:05 PM EST
Att. 6,396 - Clear - 73 F

livebaseballscorecards.com

AB	37
R	7
H	9
RBI	7
BB	8
SO	7
LOB	20

New York Mets @ Los Angeles Dodgers

Holman Stadium, Vero Beach, FL

Fri Mar 17 2006, 7:05 PM EST

Att. 6,396 - Clear - 73 F

BOTTOM

livebaseballscorecards.com

Batter	1	2	3	4	5	6	7	8	9	10	AB	R	H	RBI	BB	SO	LOB
15 Rafael Furcal, S (1, 6) 13 Oscar Robles, L (6, 6) OBP: 0.424, SLG: 0.444	B B C C S 2-3 K ①		S F B F X 1-2 G4-3 ③		B L B X 2-1 G6-3 ① 2-3		C B C D B X 3-2 16 3B 18 1B 1-3 1B	B I I 4-0 18 FC5-4 IBB		C B F X 1-2 G4-3 ③	3 2	0 1	0 1	0 1	0 0	1 0	2 0
Kenny Lofton, L (1, 8) OBP: 0.190, SLG: 0.150 18 Ramon Martinez, R (6, 4) OBP: 0.423, SLG: 0.542	X 0-0 P6 ②			C B C F X 1-2 P4 ① X	0-0 FC4 16 G4-3 16 PB 3-H		C C B F X 1-2 16 3B 1-2 3-H 1B	C D X 1-1 FC5-4 ③ 1-2f			3 2	0 1	0 1	1 1	0 0	0 0	1 2
J.D. Drew, L (1, 9) OBP: 0.440, SLG: 0.826 16 Andre Ethier, L (4, PR) OBP: 0.360, SLG: 0.524 (5, 9)	S C F B X 1-2 F8 ③			X 0-0 12 HR 1B	1 SAFE B X 1-0 G4-3 ② 1-3		X 0-0 1-H 2-H 3B		C C X 0-2 G1-3 ①		2 3	0 1	1 1	0 2	0 0	0 0	0 2
12 Jeff Kent, R (1, 4) OBP: 0.333, SLG: 0.688 D.J. Houlton, R (6, 1) Joel Guzman, R (7, PH) OBP: 0.343, SLG: 0.545 59 Kelly Wunsch, L (8, 1) Brian Meadows, R (8, 1) Danys Baez, R (9, 1) 49 Delwyn Young, S (9, PH) OBP: 0.148, SLG: 0.259 William Juarez, R (10, 1)		B B B F X 3-1 F7 ①		S B 1 SAFE B F 1 SAFE B F 1 SAFE 3-2 1 SAFE X 1-H HR	C C B X 1-2 G5-3 ③		C B X 1-1 P3 ①		B C S S S 1-3 K ②		3 0 1 0 0 0 1 0	1 0 0 0 0 0 0 0	1 0 0 0 0 0 0 0	2 0 0 0 0 0 1 0	0 0 0 0 0 0 0 0	0 0 0 0 0 0 1 0	2 0 1 0 0 0 0 0
5 Nomar Garciaparra, R (1, 3) OBP: 0.242, SLG: 0.194 7 James Loney, L (6, PR) OBP: 0.484, SLG: 0.630 (7, 3)		F F B F B B F X 3-2 G3 ②		B B X 2-0 BB 1B 1B		B B B B 4-0 55 WP 27 G4-3 BB	B F D S X 2-2 G6-3 ②		C X 0-1 1B 2B		2 2	0 1	1 1	0 0	1 0	0 0	0 1
Bill Mueller, S (1, 5) OBP: 0.333, SLG: 0.577 Willy Aybar, S (7, PH) OBP: 0.350, SLG: 0.281 (8, 5)	X 0-0 G4-3 ③			C X 0-1 BB 1-2 1B		B C C S 1-3 K ①	C B B B F X 3-2 P6 ③		C B X 1-1 27 WP 2-H 1B		3 2	0 0	1 1	0 1	0 0	1 1	1 1
José Cruz Jr., S (1, 7) OBP: 0.600, SLG: 0.333 27 Matt Kemp, R (5, 7) OBP: 0.152, SLG: 0.323		B B B C S F F B 4-2 55 G6-3 BB	B S B F B F D 4-2 55 G6-4-3 1-2 2-3 BB			X 0-0 G4-3 ② 1-2		B F B B F B 4-2 17 S BB	C F F B X 1-2 L9 ③ 1-2		0 2	0 0	0 0	0 0	2 1	0 0	0 2
55 Russell Martin, R (1, 2) OBP: 0.318, SLG: 0.318 16 Pat Borders, R (8, 2) OBP: 0.308, SLG: 0.250	B F 1 SAFE F B 1 SAFE X 2-2 G6-3 ① 1-2	C B D X 2-1 G6-4-3 ② ③ 1-2f					C B C F B S 2-3 K ③ 2-3	1 SAFE F S F S 0-3 K ①		B B X 2-0 F9 ①	3 2	0 0	0 0	0 0	0 0	1 1	5 1
Brett Tomko, R (1, 1) 51 Jonathan Broxton, R (5, 1) Olmedo Saenz, R (5, PH) OBP: 0.250, SLG: 0.286 17 Jason Repko, R (5, PR) OBP: 0.429, SLG: 0.517 (6, 8)	C B C S 1-3 K ②				X 0-0 15 G6-3 FC4 2B		B B C B B 4-1 13 1B 18 1B BB	B C X 1-1 G5-3 ② 1-2		C B B X 2-1 F8 ②	1 0 1 2	0 0 0 2	0 0 1 2	0 0 0 0	0 0 1 1	1 0 0 0	1 0 0 1
Inning Stats	R: 0 E: 0 K: 1 S: 8 / H: 0 LOB: 0 BB: 0 P: 11	R: 0 E: 0 K: 0 S: 8 / H: 0 LOB: 0 BB: 0 P: 14	R: 0 E: 0 K: 1 S: 14 / H: 0 LOB: 1 BB: 1 P: 22	R: 2 E: 0 K: 0 S: 17 / H: 4 LOB: 3 BB: 1 P: 29	R: 1 E: 0 K: 0 S: 8 / H: 1 LOB: 2 BB: 0 P: 12	R: 0 E: 0 K: 2 S: 8 / H: 0 LOB: 2 BB: 1 P: 15	R: 3 E: 0 K: 0 S: 17 / H: 3 LOB: 1 BB: 1 P: 31	R: 0 E: 0 K: 1 S: 10 / H: 0 LOB: 2 BB: 2 P: 20	R: 1 E: 0 K: 1 S: 14 / H: 2 LOB: 1 BB: 0 P: 17	R: 0 E: 0 K: 0 S: 6 / H: 0 LOB: 0 BB: 0 P: 11	1B: 6 2B: 2 3B: 1 HR: 1	SF: 0 SAC: 0 DP: 1 HBP: 0					

PITCHER		IP	WLS	BF	H	R	ER	SO	BB	IBB	HBP	BLK	WP	HR	S	P	ERA	WHIP
Steve Trachsel, R ERA: 5.11	(1, 1)	4.1		19	5	3	3	2	2	0	0	0	0	1	50	81	6.23	1.615
25 Pedro Feliciano, L ERA:	(5, 1)	0.1		2	0	0	0	0	0	0	0	0	0	0	2	3	0.00	0.000
Steve Schmoll, R ERA: 27.0	(5, 1)	0.1		1	0	0	0	0	0	0	0	0	0	0	3	4	0.00	0.000
Darren Oliver, L ERA: 2.16	(6, 1)	1.0		4	0	0	0	2	1	0	0	0	1	0	8	15	0.00	1.000
Matt Perisho, L ERA: 11.57	(7, 1)	0.2		6	3	3	3	0	1	0	0	0	0	0	14	25	40.50	6.000

PITCHER		IP	WLS	BF	H	R	ER	SO	BB	IBB	HBP	BLK	WP	HR	S	P	ERA	WHIP
76 Tim Lavigne, R ERA:	(7, 1)	0.1		1	0	0	0	0	0	0	0	0	0	0	3	6	0.00	0.000
Bartolome Fortunato, R ERA: 2.45	(8, 1)	2.0		10	2	1	1	2	1	1	0	0	1	0	24	37	4.50	1.500
95 Jeremy Hill, R ERA: 4.5	(10, 1)	1.0		3	0	0	0	0	0	0	0	0	0	0	6	11	0.00	0.000

AB	40
R	7
H	10
RBI	7
BB	6
SO	6
LOB	23

WP: 2 PB: 1 SB: 1 CS: 0 PA: 46

Batter	1	2	3	4	5	6	7	8	9	AB	R	H	RBI	BB	SO	LOB
Ryan Langerhans, L (1, 8) OBP: 0.486, SLG: 0.556	F8		G3-1		2B 3-H			K2-3		4	0	1	1	0	1	0
Yunel Escobar, R (1, 6) OBP: 0.357, SLG: 0.462	G6-3		G1-3		G4-3			G6-3		4	0	0	0	0	0	1
23 Matt Diaz, R (1, 9) OBP: 0.386, SLG: 0.636	S 1B		G6-3			G1-3 1B		K		4	0	2	0	0	1	0
Adam LaRoche, L (1, 3) OBP: 0.310, SLG: 0.269	G1-3 1-2			F9		G1-3 1-2			F7	4	0	0	0	0	0	2
66 Jarrod Saltalamacchia, S (1, 2) OBP: 0.226, SLG: 0.516 90 Brandon Jones, L (9, PR) OBP: 0.429, SLG: 0.643		HR		F9		K			1B	4 0	1 0	2 0	1 0	0 0	1 0	1 0
Eric Campbell, R (1, 5)		K		K		G1-3			P3	4	0	0	0	0	2	2
58 David Kelton, R (1, 7) OBP: 0.243, SLG: 0.250		G5-3			G6-3 S 2B 1B		K		F7	4	1	1	0	0	1	1
Tony Pena Jr., R (1, 4) OBP: 0.294, SLG: 0.344		1B			G6-3 1-3		K2-3			3	0	1	0	0	1	1
36 Chuck James, L (1, 1) OBP: 0.500, SLG: 0.500 Grégor Blanco, L (5, PH) 71 Sean White, R (5, 1) 8 Carlos Mendez, R (7, PH) Ken Ray, R (7, 1) OBP: 0.500, SLG: 0.500		K			G3		P4			1 1 0 1 0	0 0 0 0 0	0 0 0 0 0	0 0 0 0 0	0 0 0 0 0	1 0 0 0 0	1 1 0 0 0
Inning Stats	R: 0 E: 0 K: 0 S: 4 H: 1 LOB: 1 BB: 0 P: 6	R: 1 E: 0 K: 2 S: 9 H: 2 LOB: 1 BB: 0 P: 9	R: 0 E: 0 K: 0 S: 3 H: 0 LOB: 0 BB: 0 P: 3	R: 0 E: 0 K: 1 S: 5 H: 0 LOB: 0 BB: 0 P: 5	R: 1 E: 0 K: 0 S: 6 H: 2 LOB: 1 BB: 0 P: 6	R: 0 E: 0 K: 1 S: 6 H: 1 LOB: 1 BB: 0 P: 6	R: 0 E: 0 K: 2 S: 7 H: 0 LOB: 0 BB: 0 P: 7	R: 0 E: 0 K: 2 S: 7 H: 0 LOB: 0 BB: 0 P: 7	R: 0 E: 0 K: 0 S: 4 H: 1 LOB: 1 BB: 0 P: 4	1B: 5 2B: 1 3B: 0 HR: 1 SF: 0 SAC: 0 DP: 0 HBP: 0						

PITCHER	IP	WLS	BF	H	R	ER	SO	BB	IBB	HBP	BLK	WP	HR	S	P	ERA	WHIP
34 Mike Pelfrey, R (1, 1) ERA: 1.29	4.0		15	3	1	1	3	0	0	0	0	0	1	21	23	2.25	0.750
33 John Maine, R (5, 1) ERA: 12.6	1.0		5	2	1	1	0	0	0	0	0	0	0	6	6	9.00	2.000
Juan Pablo Perez, L (6, 1) ERA: 3.38	2.1	W	8	1	0	0	4	0	0	0	0	0	0	16	16	0.00	0.429
59 Mitch Wylie, R (8, 1) ERA: 5.4	0.2	H	2	0	0	0	1	0	0	0	0	0	0	4	4	0.00	0.000
13 Billy Wagner, L (9, 1) ERA: 3.0	1.0	S	4	1	0	0	0	0	0	0	0	0	0	4	4	0.00	1.000

PITCHER	IP	WLS	BF	H	R	ER	SO	BB	IBB	HBP	BLK	WP	HR	S	P	ERA	WHIP

TOP

Atlanta Braves @ New York Mets

Tradition Field, Port St. Lucie, FL

Sat Mar 18 2006, 1:10 PM EST

Att. 5,338 - Sunny - 75 F

livebaseballscorecards.com

AB	34
R	2
H	7
RBI	2
BB	0
SO	8
LOB	10

Batter	1	2	3	4	5	6	7	8	9	AB	R	H	RBI	BB	SO	LOB
1 Anderson Hernandez, S (1, 4) OBP: 0.313, SLG: 0.290	K		F9			16 S 16 E 1B		G4-3		4	1	1	0	0	1	0
16 Paul Lo Duca, R (1, 2) OBP: 0.455, SLG: 0.684	G5-3			HR		L3 1-H		K		3	1	1	1	0	0	0
70 Sandy Martinez, L (8, 2) OBP: 0.389, SLG: 0.706										1	0	0	0	0	1	0
15 Carlos Beltrán, S (1, 8) OBP: 0.286, SLG: 0.429	G4-3			F9		G3				3	0	0	0	0	0	0
10 Endy Chavez, L (7, 8) OBP: 0.500, SLG: 0.200										0	0	0	0	0	0	0
Cliff Floyd, L (1, 7) OBP: 0.474, SLG: 0.697		P5		F8		G4-3				3	0	0	0	0	0	0
26 Tike Redman, L (7, 7) OBP: 0.286, SLG: 0.395										0	0	0	0	0	0	0
5 David Wright, R (1, 5) OBP: 0.341, SLG: 0.429		F8		F9			K			3	0	0	0	0	1	0
22 Jose Valentin, S (8, 5) OBP: 0.500, SLG: 0.500										0	0	0	0	0	0	0
Xavier Nady, R (1, 9) OBP: 0.415, SLG: 0.615		F7			K		K			3	0	0	0	0	2	0
64 Julio Ramirez, R (8, 9) OBP: 0.182, SLG: 0.286										0	0	0	0	0	0	0
Julio Franco, R (1, 3) OBP: 0.520, SLG: 0.526			1B 34 G4-3 BB		BB		2B			1	1	1	0	2	0	0
73 Todd Self, L (8, 3) OBP: 0.276, SLG: 0.385										0	0	0	0	0	0	0
Chase Lambin, S (1, 6) OBP: 0.286, SLG: 0.429			34 G4-3 1-3 1B		F8		K			3	0	1	0	0	1	2
34 Mike Pelfrey, R (1, 1)			G4-3 1-2f 3-H		L5			G6-3		1	0	0	0	0	0	1
33 John Maine, R (5, 1)										0	0	0	0	0	0	0
Bobby Malek, L (5, PH)										1	0	0	0	0	0	1
Juan Pablo Perez, R (6, 1)										0	0	0	0	0	0	0
59 Mitch Wylie, R (8, 1)										0	0	0	0	0	0	0
71 Jesus Flores, R (8, PH)										1	0	0	0	0	0	0
13 Billy Wagner, L (9, 1)										0	0	0	0	0	0	0
Inning Stats	R: 0 E: 0 K: 1 S: 5 H: 0 LOB: 0 BB: 0 P: 5	R: 0 E: 0 K: 0 S: 3 H: 0 LOB: 0 BB: 0 P: 3	R: 1 E: 0 K: 0 S: 5 H: 1 LOB: 0 BB: 1 P: 9	R: 1 E: 0 K: 0 S: 4 H: 1 LOB: 0 BB: 0 P: 4	R: 0 E: 0 K: 1 S: 5 H: 0 LOB: 1 BB: 1 P: 9	R: 1 E: 1 K: 0 S: 5 H: 1 LOB: 0 BB: 0 P: 5	R: 0 E: 0 K: 3 S: 10 H: 1 LOB: 1 BB: 0 P: 10	R: 0 E: 0 K: 1 S: 5 H: 0 LOB: 0 BB: 0 P: 5		1B: 2 2B: 1 3B: 0 HR: 1	SF: 0 SAC: 0 DP: 1 HBP: 0						

PITCHER		IP	WLS	BF	H	R	ER	SO	BB	IBB	HBP	BLK	WP	HR	S	P	ERA	WHIP
36 Chuck James, L ERA: 4.35	(1, 1)	4.0		14	2	2	2	1	1	0	0	0	0	1	17	21	4.50	0.750
71 Sean White, R ERA: 3.38	(5, 1)	2.0	L	8	1	1	0	1	1	0	0	0	0	0	10	14	0.00	1.000
Ken Ray, R ERA:	(7, 1)	2.0		7	1	0	0	4	0	0	0	0	0	0	15	15	0.00	0.500

PITCHER	IP	WLS	BF	H	R	ER	SO	BB	IBB	HBP	BLK	WP	HR	S	P	ERA	WHIP

Atlanta Braves @ New York Mets

Tradition Field, Port St. Lucie, FL

Sat Mar 18 2006, 1:10 PM EST

Att. 5,338 - Sunny - 75 F

BOTTOM

livebaseballscorecards.com

AB	27
R	3
H	4
RBI	1
BB	2
SO	6
LOB	4

WP: 0 PA: 29
PB: 0
SB: 1
CS: 0

Batter	1	2	3	4	5	6	7	8	9	AB	R	H	RBI	BB	SO	LOB
44 Lastings Milledge, R (1, 7) OBP: 0.364, SLG: 0.465	HR	K		L4			L7			4	1	1	1	0	1	3
Carlos Gómez, R (1, 8) OBP: 0.308, SLG: 0.615	E 3B		F8		K			G5-3		4	1	1	0	0	1	0
Victor Diaz, R (1, 9) OBP: 0.315, SLG: 0.480	E1 63 E 11 S 3-H		2B		G6-3			G5-3		4	0	1	1	0	0	0
Heath Bell, R (8, 1)										0	0	0	0	0	0	0
11 Ramon Castro, R (1, 2) OBP: 0.400, SLG: 0.522	P6 1-2		F8		G6-3			63 E 1B		3	0	0	0	0	0	2
40 Joe Hietpas, R (7, 2) OBP: 0.667, SLG: 0.750										1	0	1	0	0	0	0
63 Juan Tejeda, R (1, 3) OBP: 0.361, SLG: 0.406	K 2-3		F9			F9		E6 1-2		4	0	0	0	0	1	3
Jeff Keppinger, R (1, 4) OBP: 0.324, SLG: 0.471	G5-3			FC6-4 1B		G6-3		K		4	0	1	0	0	1	3
Chris Basak, R (1, 5) OBP: 0.222, SLG: 0.333		K		FC6-4 HBP 1-2f		G6-3			G3-1	3	0	0	0	0	1	1
Anthony Manuel, R (9, PH)										1	0	0	0	0	0	0
Corey Ragsdale, R (1, 6) OBP: 0.318, SLG: 0.118		F8		HBP 1-2			K2-3		K	2	0	0	0	0	1	0
Sean McCraw, L (9, PH)										1	0	0	0	0	1	0
Yusaku Iriki, R (1, 1)										1	0	0	0	1	0	2
Royce Ring, L (4, 1)										0	0	0	0	0	0	0
Cory Aldridge, L (7, PH)		BB		B2			F9		G1-3	1	0	0	0	0	0	0
Henry Owens, R (7, 1)										0	0	0	0	0	0	0
Jonathan Slack, L (8, 9)										1	0	0	0	0	0	0

TOP

New York Mets @ Washington Nationals

Space Coast Stadium, Viera, FL

Sat Mar 18 2006, 1:05 PM EST

Att. 5,467 - Sunny - 78 F

livebaseballscorecards.com

	AB	34
	R	2
	H	5
	RBI	2
	BB	1
	SO	7
	LOB	14

Inning Stats	1	2	3	4	5	6	7	8	9
	R: 2 E: 2 K: 1 S: 8	H: 2 LOB: 1 BB: 0 P: 9	R: 0 E: 0 K: 2 S: 7	H: 0 LOB: 1 BB: 1 P: 11	R: 0 E: 0 K: 0 S: 4	H: 1 LOB: 1 BB: 0 P: 4	R: 0 E: 0 K: 0 S: 4	H: 1 LOB: 2 BB: 0 P: 5	R: 0 E: 0 K: 1 S: 5	H: 0 LOB: 0 BB: 0 P: 5	R: 0 E: 0 K: 0 S: 3	H: 0 LOB: 0 BB: 0 P: 3	R: 0 E: 0 K: 1 S: 5	H: 0 LOB: 0 BB: 0 P: 5	R: 0 E: 1 K: 1 S: 7	H: 1 LOB: 2 BB: 0 P: 7	R: 0 E: 0 K: 1 S: 5	H: 0 LOB: 0 BB: 0 P: 5

	1B	2	SF	0	WP	0	PA	36
	2B	1	SAC	0	PB	0		
	3B	1	DP	0	SB	1		
	HR	1	HBP	1	CS	0		

PITCHER		IP	WLS	BF	H	R	ER	SO	BB	IBB	HBP	BLK	WP	HR	S	P	ERA	WHIP
Ramon Ortiz, R ERA: 9.75	(1, 1)	4.0	W	19	4	2	2	3	1	0	1	0	0	1	23	29	4.50	1.250
Joey Eischen, L ERA:	(5, 1)	1.0		3	0	0	0	1	0	0	0	0	0	0	5	5	0.00	0.000
32 Chad Cordero, R ERA:	(6, 1)	1.0	H	3	0	0	0	0	0	0	0	0	0	0	3	3	0.00	0.000
38 Kevin Gryboski, R ERA: 1.8	(7, 1)	2.0	H	8	1	0	0	2	0	0	0	0	0	0	12	12	0.00	0.500
Bill Bray, L ERA: 10.8	(9, 1)	1.0		3	0	0	0	1	0	0	0	0	0	0	5	5	0.00	0.000

PITCHER	IP	WLS	BF	H	R	ER	SO	BB	IBB	HBP	BLK	WP	HR	S	P	ERA	WHIP

Batter	1	2	3	4	5	6	7	8	9	AB	R	H	RBI	BB	SO	LOB
Brandon Watson, L (1, 7) OBP: 0.388, SLG: 0.372 (8, 8)	F7	G4-6-3 1-2f		E8 2-H 1B		P4	F7			5	0	1	1	0	0	6
Royce Clayton, R (1, 6) OBP: 0.255, SLG: 0.279	G5-3		HR	G5-3		K	K			4	1	1	1	0	1	2
38 Kevin Gryboski, R (7, 1)										1	0	0	0	0	1	2
Bill Bray, L (9, 1)										0	0	0	0	0	0	0
Jose Vidro, S (1, 4) OBP: 0.267, SLG: 0.276	F7		P5	F9			1B 11 2B 1B	G5-3		4	0	1	0	0	0	1
Brendan Harris, R (7, PR) OBP: 0.349, SLG: 0.378 (8, 5)										1	1	0	0	0	0	0
24 Nick Johnson, L (1, 3) OBP: 0.233, SLG: 0.444		K	HR		G3-1		11 2B E 1-3 1B	39 BB 1B		3	1	1	1	0	1	0
Daryle Ward, L (6, 3) OBP: 0.289, SLG: 0.556										2	1	2	0	0	0	0
11 Ryan Zimmerman, R (1, 5) OBP: 0.391, SLG: 0.610		25 BB 7 2B 2B	BB		25 FC6-4 1B		1B 1-3 3-H 2B	K		3	2	3	1	1	0	0
Bernie Castro, S (8, 4) OBP: 0.111, SLG: 0.111										1	0	0	0	0	1	1
Ryan Church, L (1, 8) OBP: 0.378, SLG: 0.314		25 BB 7 2B BB	F8		K		E6 1B 7 2B 3-H	BB 1-2		3	2	0	1	1	1	4
39 Kenny Kelly, R (8, 7) OBP: 0.382, SLG: 0.276										0	0	0	0	1	0	0
25 Marlon Byrd, R (1, 9) OBP: 0.444, SLG: 0.615		7 2B 1-2 2-3 BB	P4		FC6-4 1-2f		7 2B 1B 1-2 2-H	P4		2	0	0	0	1	0	2
32 Chad Cordero, R (6, 1)										0	0	0	0	0	0	0
Damian Jackson, R (7, 6) OBP: 0.406, SLG: 0.321										2	1	1	1	0	0	2
7 Wiki Gonzalez, R (1, 2) OBP: 0.542, SLG: 0.667		2B 1-3 2-H 3-H		21 G5-3 E BB		HBP	G3 1-H 2-H 2B			2	1	2	4	1	0	0
10 Brandon Harper, R (9, 2) OBP: 0.250, SLG: 0.143										0	0	0	0	0	0	0
Ramon Ortiz, R (1, 1)		G4-6-3 BB		G5-3 1-2		K	G3 2-3			0	0	0	0	1	0	0
21 George Lombard, L (4, PH) OBP: 0.323, SLG: 0.464										1	0	0	0	0	0	1
Joey Eischen, L (5, 1)										0	0	0	0	0	0	0
Tyrell Godwin, L (6, 9) OBP: 0.391, SLG: 0.619										2	0	0	0	0	1	3
Inning Stats	R: 0 E: 0 K: 0 S: 3 H: 0 LOB: 0 BB: 0 P: 3	R: 2 E: 0 K: 1 S: 6 H: 2 LOB: 2 BB: 3 P: 18	R: 2 E: 0 K: 0 S: 5 H: 2 LOB: 1 BB: 1 P: 9	R: 1 E: 1 K: 0 S: 4 H: 1 LOB: 1 BB: 1 P: 8	R: 0 E: 0 K: 1 S: 6 H: 1 LOB: 1 BB: 0 P: 6	R: 0 E: 0 K: 2 S: 7 H: 0 LOB: 1 BB: 0 P: 8	R: 5 E: 1 K: 1 S: 11 H: 5 LOB: 2 BB: 0 P: 11	R: 0 E: 0 K: 1 S: 6 H: 1 LOB: 2 BB: 1 P: 10		1B: 6 2B: 4 3B: 0 HR: 2 SF: 0 SAC: 0 DP: 1 HBP: 1						

PITCHER		IP	WLS	BF	H	R	ER	SO	BB	IBB	HBP	BLK	WP	HR	S	P	ERA	WHIP
Yusaku Iriki, R ERA: 5.06	(1, 1)	3.2	L	20	5	5	5	1	5	0	0	0	0	2	17	37	12.27	2.727
Royce Ring, L ERA: 2.16	(4, 1)	2.1		9	1	0	0	3	0	0	1	0	0	0	14	15	0.00	0.429
Henry Owens, R ERA: 10.5	(7, 1)	1.0		9	5	5	4	1	0	0	0	0	0	0	11	11	36.00	5.000
Heath Bell, R ERA: 1.8	(8, 1)	1.0		5	1	0	0	1	1	0	0	0	0	0	6	10	0.00	2.000

PITCHER	IP	WLS	BF	H	R	ER	SO	BB	IBB	HBP	BLK	WP	HR	S	P	ERA	WHIP

BOTTOM

New York Mets @ Washington Nationals

Space Coast Stadium, Viera, FL

Sat Mar 18 2006, 1:05 PM EST

Att. 5,467 - Sunny - 78 F

livebaseballscorecards.com

AB	36
R	10
H	12
RBI	10
BB	6
SO	6
LOB	24

WP: 0 PA: 43
PB: 0
SB: 0
CS: 0

Florida Marlins @ New York Mets

Tradition Field, Port St. Lucie, FL

Sun Mar 19 2006, 1:10 PM EST

Att. 6,126 - Partly Cloudy - 77 F

livebaseballscorecards.com

TOP

Batter	1	2	3	4	5	6	7	8	9	AB	R	H	RBI	BB	SO	LOB
4 Alfredo Amezaga, S (1, 4) OBP: 0.333, SLG: 0.667	27 F8 SF8 2B		L7			G6-3		SH1-3 1-2		3	1	1	0	0	0	0
27 Jeremy Hermida, L (1, 9) OBP: 0.327, SLG: 0.231	F8 2-3			G5-3		K		K		4	0	0	0	0	2	2
29 Mark Little, R (8, 9) OBP: 0.308, SLG: 0.304										0	0	0	0	0	0	0
Miguel Cabrera, R (1, 5) OBP: 0.222, SLG: 0.429	SF8 3-H			G5-3		K		E2 17 HR 2-H 1B		2	0	0	1	0	1	0
Wes Helms, R (7, 5) OBP: 0.378, SLG: 0.471										1	1	1	0	0	0	0
17 Mike Jacobs, L (1, 3) OBP: 0.320, SLG: 0.413	P5			G3-1		G1-3		HR 3-H		4	1	1	2	0	0	1
Jason Stokes, R (8, 3) OBP: 0.343, SLG: 0.606										0	0	0	0	0	0	0
3 Chris Aguila, R (1, 7) OBP: 0.314, SLG: 0.412		P5			11 G2 E 1B		P5	K		3	1	1	0	0	0	0
31 Mike Kinkade, R (7, 7) OBP: 0.294, SLG: 0.467										1	0	0	0	0	1	0
Miguel Olivo, R (1, 2) OBP: 0.219, SLG: 0.419		K2-3			F9		G5-3		G4-3	3	0	0	0	0	1	1
Nate Bump, L (7, 1)										0	0	0	0	0	0	0
Kerry Ligtenberg, R (8, 1)										0	0	0	0	0	0	0
Lenny Harris, L (9, PH) OBP: 0.240, SLG: 0.292										1	0	0	0	0	0	0
Matt Herges, L (9, 1)										0	0	0	0	0	0	0
11 Robert Andino, R (1, 6) OBP: 0.390, SLG: 0.400		F8			G2 1-2		WP S HBP		FC5-4 1B	2	0	0	0	0	0	1
6 Dan Uggla, R (9, PH) OBP: 0.260, SLG: 0.340										1	0	1	0	0	0	0
(9, 6)																
Eric Reed, L (1, 8) OBP: 0.357, SLG: 0.342			K		E4 2-H		K 1-3		FC5-4 1-2f	4	0	0	0	0	2	2
Scott Olsen, L (1, 1)			K		F7			BB 4 SH1-3 E	P4	2	0	0	0	0	1	1
Randy Messenger, R (6, 1)										0	0	0	0	0	0	0
20 Matt Treanor, R (7, 2) OBP: 0.520, SLG: 0.591										1	1	0	0	1	0	1

Inning Stats	R: 1 E: 0 K: 0 S: 4	H: 1 LOB: 0 BB: 0 P: 4	R: 0 E: 0 K: 1 S: 5	H: 0 LOB: 0 BB: 0 P: 5	R: 0 E: 0 K: 2 S: 7	H: 0 LOB: 0 BB: 0 P: 7	R: 0 E: 0 K: 0 S: 3	H: 0 LOB: 0 BB: 0 P: 3	R: 1 E: 1 K: 0 S: 5	H: 1 LOB: 1 BB: 0 P: 5	R: 0 E: 0 K: 2 S: 8	H: 0 LOB: 1 BB: 0 P: 8	R: 0 E: 0 K: 1 S: 5	H: 0 LOB: 1 BB: 0 P: 8	R: 3 E: 1 K: 2 S: 9	H: 2 LOB: 0 BB: 1 P: 13	R: 0 E: 0 K: 0 S: 4	H: 1 LOB: 1 BB: 0 P: 4	1B: 3 2B: 1 3B: 0 HR: 1	SF: 1 SAC: 1 DP: 0 HBP: 1	WP: 2 PB: 0 SB: 1 CS: 0	PA: 36

	AB	32
	R	5
	H	5
	RBI	3
	BB	1
	SO	8
	LOB	9

PITCHER		IP	WLS	BF	H	R	ER	SO	BB	IBB	HBP	BLK	WP	HR	S	P	ERA	WHIP
Brian Bannister, R ERA: 0.64	(1, 1)	5.0	L	18	2	2	1	3	0	0	0	0	0	0	24	24	1.80	0.400
25 Pedro Feliciano, L ERA:	(6, 1)	1.0		4	0	0	0	2	0	0	0	0	1	0	8	8	0.00	0.000
Jorge Julio, R ERA:	(7, 1)	2.0		10	2	3	0	3	1	0	1	0	1	1	14	21	0.00	1.500
Bartolome Fortunato, R ERA: 2.16	(9, 1)	1.0		4	1	0	0	0	0	0	0	0	0	0	4	4	0.00	1.000

PITCHER		IP	WLS	BF	H	R	ER	SO	BB	IBB	HBP	BLK	WP	HR	S	P	ERA	WHIP

Florida Marlins @ New York Mets

Tradition Field, Port St. Lucie, FL

Sun Mar 19 2006, 1:10 PM EST
Att. 6,126 - Partly Cloudy - 77 F

BOTTOM

Batter	1	2	3	4	5	6	7	8	9	AB R H RBI BB SO LOB
22 Jose Valentin, S (1, 6) OBP: 0.364, SLG: 0.333 Jorge Julio, R (7, 1) 26 Tike Redman, L (8, PH) OBP: 0.302, SLG: 0.410 Bartolome Fortunato, R (9, 1)	X 0-0 ① P2		X 0-0 ② F8			X 0-0 ② P5		X 0-0 1B		3 0 0 0 0 0 1 0 0 0 0 0 0 0 1 0 1 0 0 0 0 0 0 0 0 0 0 0
16 Paul Lo Duca, R (1, 2) OBP: 0.417, SLG: 0.619 70 Sandy Martinez, L (6, 2) OBP: 0.350, SLG: 0.632	X 0-0 ② F8		X 0-0 ③ FC5-4 1-2f			X 0-0 ③ P5		X 0-0 ③ F9		2 0 0 0 0 0 1 2 0 0 0 0 0 1
21 Carlos Delgado, L (1, 3) OBP: 0.875, SLG: 0.857 Victor Diaz, R (7, PR) OBP: 0.327, SLG: 0.480 (8, 9)	X 0-0 1B			X 0-0 ① G6-3			BBBB 4-0 BB G3-6-1		H 1-0 HBP 10 1B 73 1B FC5-2	2 0 1 0 1 0 0 0 0 0 0 0 0 0
Cliff Floyd, L (1, 7) OBP: 0.439, SLG: 0.639 73 Todd Self, L (8, 3) OBP: 0.300, SLG: 0.407	X 0-0 ③ F9			SFC 0-3 ② K			X 0-0 ① G3-6-1 1-2		X 0-0 1B FC5-2 10 1B 1-2	3 0 0 0 0 1 2 1 0 1 0 0 0 0
5 David Wright, R (1, 5) OBP: 0.341, SLG: 0.421 10 Endy Chavez, L (8, 8) OBP: 0.556, SLG: 0.333		X 0-0 ① F7		X 0-0 1B CS			X 0-0 ② F9		X 0-0 1B FC5-2 1-2 2-3	3 0 1 0 0 0 2 1 0 1 0 0 0 0
Xavier Nady, R (1, 9) OBP: 0.409, SLG: 0.585 Chris Basak, R (8, 5) OBP: 0.211, SLG: 0.316		X 0-0 ② F9		1 SAFE 0-0 ③ CS 1-2	X 0-0 ① G4-3		BBBB 4-0 BB		X 0-0 ① FC5-2 1-2 2-3 3-Hf	2 0 0 0 1 0 0 1 0 0 0 0 0 3
44 Lastings Milledge, R (1, 8) OBP: 0.354, SLG: 0.447 (8, 7)		X 0-0 1B 1 CS			X 0-0 ② F8		X 0-0 ③ G3		SSS 0-3 ② K	4 0 1 0 0 1 5
1 Anderson Hernandez, S (1, 4) OBP: 0.306, SLG: 0.286		1 SAFE 0-0 ③ CS 1-2	X 0-0 ① F8		X 0-0 ③ G5-3			X 0-0 1B G4-6-3	X 0-0 ③ F7	4 0 1 0 0 0 3
Brian Bannister, R (1, 1) OBP: 0.500, SLG: 0.500 25 Pedro Feliciano, L (6, 1) Julio Franco, R (6, PH) OBP: 0.500, SLG: 0.500 Chase Lambin, S (7, 6) OBP: 0.250, SLG: 0.375			X 0-0 1B 16 FC5-4			X 0-0 ① L9		X 0-0 ①② G4-6-3 1-2f		1 0 1 0 0 0 0 0 0 0 0 0 0 0 1 0 0 0 0 0 0 1 0 0 0 0 0 1
Inning Stats	R: 0 E: 0 K: 0 S: 4 H: 1 LOB: 1 BB: 0 P: 4	R: 0 E: 0 K: 0 S: 3 H: 1 LOB: 0 BB: 0 P: 3	R: 0 E: 0 K: 0 S: 4 H: 1 LOB: 1 BB: 0 P: 4	R: 0 E: 0 K: 1 S: 5 H: 1 LOB: 0 BB: 0 P: 5	R: 0 E: 0 K: 0 S: 3 H: 0 LOB: 0 BB: 0 P: 3	R: 0 E: 0 K: 0 S: 3 H: 0 LOB: 0 BB: 0 P: 3	R: 0 E: 0 K: 0 S: 3 H: 0 LOB: 2 BB: 2 P: 11	R: 0 E: 0 K: 0 S: 4 H: 2 LOB: 1 BB: 0 P: 4	R: 0 E: 0 K: 1 S: 7 H: 2 LOB: 3 BB: 0 P: 8	1B: 8 2B: 0 3B: 0 HR: 0 SF: 0 SAC: 0 DP: 1 HBP: 1

livebaseballscorecards.com

AB	32
R	0
H	8
RBI	0
BB	2
SO	2
LOB	19

WP: 0 PA: 37
PB: 0
SB: 0
CS: 2

PITCHER		IP	WLS	BF	H	R	ER	SO	BB	IBB	HBP	BLK	WP	HR	S	P	ERA	WHIP
Scott Olsen, L ERA: 3.14	(1, 1)	5.0	W	17	4	0	0	1	0	0	0	0	0	0	19	19	0.00	0.800
Randy Messenger, R ERA: 8.1	(6, 1)	1.0	H	3	0	0	0	0	0	0	0	0	0	0	3	3	0.00	0.000
Nate Bump, R ERA: 3.0	(7, 1)	1.0	H	5	0	0	0	0	2	0	0	0	0	0	3	11	0.00	2.000
Kerry Ligtenberg, R ERA:	(8, 1)	1.0		4	2	0	0	0	0	0	0	0	0	0	4	4	0.00	2.000
Matt Herges, R ERA:	(9, 1)	1.0		6	2	0	0	1	0	0	1	0	0	0	7	8	0.00	2.000

PITCHER	IP	WLS	BF	H	R	ER	SO	BB	IBB	HBP	BLK	WP	HR	S	P	ERA	WHIP

Batter	1	2	3	4	5	6	7	8	9	AB	R	H	RBI	BB	SO	LOB
7 José Reyes, S (1, 6) OBP: 0.500, SLG: 0.875	0-0 15 2B 2B	0-0 G4-3 ③		0-0 1-2 1B		0-0 P4 ②		0-0 G4-6-3 ②③ 1-2f		4	1	2	0	0	0	4
Chase Lambin, S (6, 6) OBP: 0.222, SLG: 0.333										1	0	0	0	0	0	1
15 Carlos Beltrán, S (1, 8) OBP: 0.400, SLG: 0.600	0-0 21 G3 SF7 2-H 2B		0-0 21 2B K 1B	0-0 P5 ③		0-0 1-H 3-H 2B			0-0 G6-3 ①	3	1	2	1	0	0	2
10 Endy Chavez, L (5, 8) OBP: 0.545, SLG: 0.500										2	0	1	2	0	0	0
21 Carlos Delgado, L (1, 3) OBP: 0.727, SLG: 0.800	0-0 G3 ① 2-3		0-0 5 E 1-3 2B		0-0 G6-3 ① CSC	0-3 K ③			0-3 K ② CSS	3	1	1	0	0	0	1
73 Todd Self, L (5, 3) OBP: 0.281, SLG: 0.379										2	0	0	0	0	2	1
Cliff Floyd, L (1, 7) OBP: 0.409, SLG: 0.605	0-0 SF7 ② 3-H		B 3 SAFE SSSBS 2-3 K ①② 3-H		0-0 G4-1 ②		CSS 0-3 K ①		0-0 F8 ③	2	0	0	1	0	1	2
Victor Diaz, R (5, 7) OBP: 0.316, SLG: 0.462 (7, 9)										2	0	0	0	0	1	0
5 David Wright, R (1, 5) OBP: 0.354, SLG: 0.400	0-0 F8 ③		0-0 E3 2-H		BBBB 4-0 BB		BBBB 4-0 26 S BB			2	0	0	0	2	0	0
22 Jose Valentin, S (7, 5) OBP: 0.364, SLG: 0.333										0	0	0	0	0	0	0
Xavier Nady, R (1, 9) OBP: 0.375, SLG: 0.533		0-0 P3 ①	0-0 G5-3 ③		0-0 P4 ③		0-0 F9 ②			4	0	0	0	0	0	3
44 Lastings Milledge, R (7, 7) OBP: 0.354, SLG: 0.447										0	0	0	0	0	0	0
Julio Franco, R (1, 10) OBP: 0.483, SLG: 0.455	BBBB 4-0 11 1B BB			CSC 0-3 K ①		X 0-0 G6-3 ①	B X 1-0 G6-3 ③ 1-2			2	0	0	0	1	1	0
26 Tike Redman, L (7, PH) OBP: 0.295, SLG: 0.400 (7, 10)										1	0	0	0	0	0	1
11 Ramon Castro, R (1, 2) OBP: 0.423, SLG: 0.542	0-0 1-2 1B			0-0 E4 7 1B		BH 2-0 1 1B 10 2B HBP		0-0 P6 ①		1	0	1	0	0	0	0
70 Sandy Martinez, L (4, PH) OBP: 0.348, SLG: 0.571 (4, 2)										2	1	0	0	0	0	0
1 Anderson Hernandez, S (1, 4) OBP: 0.308, SLG: 0.289	0-0 F7 ②			CSC 0-3 K ②		0-0 10 2B 1-3 1B		0-0 G4-6-3 1B		3	1	1	0	0	1	3
Jeff Keppinger, R (6, 4) OBP: 0.342, SLG: 0.486										1	0	1	0	0	0	0
Inning Stats	R: 2 H: 2 E: 0 LOB: 0 K: 0 BB: 0 S: 5 P: 5	R: 0 H: 1 E: 0 LOB: 2 K: 0 BB: 1 S: 4 P: 8	R: 1 H: 2 E: 1 LOB: 1 K: 1 BB: 0 S: 7 P: 9	R: 0 H: 1 E: 1 LOB: 2 K: 2 BB: 0 S: 9 P: 9	R: 0 H: 0 E: 0 LOB: 1 K: 0 BB: 1 S: 3 P: 7	R: 2 H: 2 E: 0 LOB: 1 K: 1 BB: 0 S: 7 P: 9	R: 0 H: 0 E: 0 LOB: 1 K: 1 BB: 1 S: 5 P: 10	R: 0 H: 1 E: 0 LOB: 0 K: 0 BB: 0 S: 3 P: 3	R: 0 H: 0 E: 0 LOB: 0 K: 1 BB: 0 S: 5 P: 5	1B: 5 SF: 1 2B: 4 SAC: 0 3B: 0 DP: 1 HR: 0 HBP: 1						WP: 0 PA: 40 PB: 0 SB: 1 CS: 0	

TOP

New York Mets @ Baltimore Orioles

Fort Lauderdale Stadium, Ft. Lauderdale, FL

Tue Mar 21 2006, 1:05 PM EST
Att. 6,491 - Partly Cloudy - 85 F

livebaseballscorecards.com

AB	35
R	5
H	9
RBI	4
BB	3
SO	6
LOB	18

PITCHER		IP	WLS	BF	H	R	ER	SO	BB	IBB	HBP	BLK	WP	HR	S	P	ERA	WHIP
34 Kris Benson, R ERA: 5.54	(1, 1)	4.0		20	6	3	2	3	1	0	0	0	0	0	25	31	4.50	1.750
49 Hayden Penn, R ERA: 2.45	(5, 1)	3.0		14	2	2	2	2	2	0	1	0	0	0	15	26	6.00	1.333
LaTroy Hawkins, R ERA:	(8, 1)	1.0		3	1	0	0	0	0	0	0	0	0	0	3	3	0.00	1.000
37 Chris Ray, R ERA: 1.42	(9, 1)	1.0	W	3	0	0	0	1	0	0	0	0	0	0	5	5	0.00	0.000

PITCHER	IP	WLS	BF	H	R	ER	SO	BB	IBB	HBP	BLK	WP	HR	S	P	ERA	WHIP

BOTTOM

New York Mets @ Baltimore Orioles

Fort Lauderdale Stadium, Ft. Lauderdale, FL

Tue Mar 21 2006, 1:05 PM EST
Att. 6,491 - Partly Cloudy - 85 F

Batter	1	2	3	4	5	6	7	8	9	AB	R	H	RBI	BB	SO	LOB
1 Brian Roberts, S (1, 4)	F8		G6-3		F7		F7		16 1B / 17 SF8 / 1-2 / 1B	3	0	0	0	0	0	0
59 Eddy Garabito, S (6, 4) OBP: 0.208, SLG: 0.174										2	1	1	0	0	0	1
6 Melvin Mora, R (1, 5) OBP: 0.391, SLG: 0.628	P4		HR		10 1B / HBP		1-2 / 1B		17 SF8 / 16 1B / 1-2 / 2-3 / HBP / 1B	2	1	1	1	0	0	0
David Newhan, L (5, PR) OBP: 0.514, SLG: 0.719 (6, 5)										2	1	2	0	0	0	0
10 Miguel Tejada, R (1, 6) OBP: 0.333, SLG: 0.333	1B		G6-3		1-3 / 1B		G4-3		HBP / 17 SF8 / 1-2 / 2-3 / 3-H / 1B	3	0	2	0	0	0	0
16 Ed Rogers, R (5, PR) OBP: 0.297, SLG: 0.405 (6, 6)										2	1	1	1	0	0	2
31 Jay Gibbons, L (1, 9) OBP: 0.364, SLG: 0.526	F8		F8		P5			G3	SF8 / 1-2 / 2-3 / 3-H	3	0	0	0	0	0	3
17 Corey Patterson, L (6, 9) OBP: 0.260, SLG: 0.348										1	0	0	1	0	0	0
Javy Lopez, R (1, 3) OBP: 0.188, SLG: 0.438		L7		G4-3		F8		FC1-6 / 1B	1B / HBP / IBB	3	0	0	0	0	0	0
Chris Gomez, R (7, 3) OBP: 0.341, SLG: 0.300										1	0	1	0	1	0	0
Jeff Conine, R (1, 10) OBP: 0.286, SLG: 0.405		F9		E6 / 3B		P3		FC1-6 / 93 BB / 1-2f	1B / 1-2 / 2-3 / 3-H / HBP	2	1	1	0	0	0	0
Kevin Millar, R (6, PH) OBP: 0.372, SLG: 0.474 (7, 10)										2	0	0	1	0	0	1
12 Brandon Fahey, L (9, PR) OBP: 0.385, SLG: 0.318										0	0	0	0	0	0	0
Ramon Hernandez, R (1, 2) OBP: 0.308, SLG: 0.250		1B		K		G6-3		BB / 1-2	1-2 / 2-3 / 3-H / 1B	2	0	1	0	0	1	0
Geronimo Gil, R (6, 2)										1	0	0	0	0	0	0
93 Andy Tracy, L (8, PH) OBP: 0.316, SLG: 0.533										0	0	0	0	1	0	0
39 Jeff Fiorentino, L (8, PR) OBP: 0.333, SLG: 0.267										0	0	0	0	0	0	0
Eli Whiteside, R (9, 2) OBP: 0.348, SLG: 0.409										0	0	0	0	0	0	0
Desi Relaford, S (9, PH) OBP: 0.280, SLG: 0.259										1	0	1	1	0	0	0
Luis Matos, R (1, 7) OBP: 0.412, SLG: 0.500		21 S / 1-3 / 1B		L7			G6-3	K		3	0	1	0	0	0	0
69 Napoleon Calzado, R (8, 7) OBP: 0.389, SLG: 0.588										0	0	0	0	0	0	0
Val Majewski, L (8, PH) OBP: 0.242, SLG: 0.300 (9, 7)										1	0	0	0	0	1	2
21 Nick Markakis, L (1, 8) OBP: 0.438, SLG: 0.459		G3 / 1-2			G6-3		1B / BB		59 1B / 1B / 16 1B / BB	2	1	0	0	2	0	2

	AB	36
	R	6
	H	12
	RBI	5
	BB	4
	SO	2
	LOB	11

livebaseballscorecards.com

Inning Stats	1	2	3	4	5	6	7	8	9	1B: 10	SF: 1	WP: 0	PA: 43
R	0	0	1	1	0	0	0	0	4	2B: 0	SAC: 0	PB: 0	
E	0	0	0	1	0	0	0	0	0	3B: 1	DP: 0	SB: 1	
K	0	0	0	0	0	0	0	1	0	HR: 1	HBP: 2	CS: 0	
S	4	5	4	6	4	3	4	6	5				
H	1	2	1	1	1	0	1	1	4				
LOB	1	2	0	0	2	0	2	2	3				
BB	0	0	0	0	0	0	1	1	2				
P	4	6	4	6	6	3	8	10	15				

PITCHER		IP	WLS	BF	H	R	ER	SO	BB	IBB	HBP	BLK	WP	HR	S	P	ERA	WHIP
Victor Zambrano, R (1, 1) ERA: 1.8	(1, 1)	5.0		22	6	2	1	1	0	0	1	0	0	1	23	26	1.80	1.200
Juan Pablo Perez, L (6, 1) ERA: 3.09	(6, 1)	1.0	H	3	0	0	0	0	0	0	0	0	0	0	3	3	0.00	0.000
Royce Ring, L (7, 1) ERA: 1.86	(7, 1)	1.1	H	6	1	0	0	0	1	0	0	0	0	0	5	9	0.00	1.500
Geremi Gonzalez, R (8, 1) ERA: 5.14	(8, 1)	0.2	H	4	1	0	0	1	1	0	0	0	0	0	5	9	0.00	3.000
Bartolome Fortunato, R (9, 1) ERA: 6.23	(9, 1)	0.1	L	8	4	4	4	0	1	1	1	0	0	0	5	15	108.00	15.000

PITCHER	IP	WLS	BF	H	R	ER	SO	BB	IBB	HBP	BLK	WP	HR	S	P	ERA	WHIP

Los Angeles Dodgers @ New York Mets

Tradition Field, Port St. Lucie, FL

Wed Mar 22 2006, 7:10 PM EST

Att. 6,828 - Clear - 71 F

TOP

livebaseballscorecards.com

Batter	1	2	3	4	5	6	7	8	9	AB	R	H	RBI	BB	SO	LOB
15 Rafael Furcal, S (1, 6) OBP: 0.438, SLG: 0.429	0-0 S 1B 1B		0-0 5 G6-3 G3 1B		0-0 FC3 5 1B 1-2		0-0 G6-4-3 ②③ 1-2f			4	1	2	0	0	0	2
Eric Gagne, R (7, 1)										0	0	0	0	0	0	0
Eric Langill, R (8, 2)										0	0	0	0	0	0	0
Kenny Lofton, L (1, 8) OBP: 0.188, SLG: 0.161	S X 0-1 5 G6-3 1-H 1B		0-0 ① G3 1-2		0-0 ② F7			0-0 ① G6-3		4	0	1	1	0	0	3
17 Jason Repko, R (8, 8) OBP: 0.362, SLG: 0.439										0	0	0	0	0	0	0
5 Nomar Garciaparra, R (1, 3) OBP: 0.250, SLG: 0.238	0-0 ① G6-3 2-3		0-0 ② G6-3 2-3		0-0 1-2 2-3 1B			0-0 ② G1-3		4	0	1	0	0	0	2
Hee-Seop Choi, L (8, 3) OBP: 0.250, SLG: 0.250										0	0	0	0	0	0	0
Ricky Ledee, L (1, 7) OBP: 0.429, SLG: 0.769	S S S 0-3 ② K		S S S 0-3 ③ K		0-0 ③ F7			0-0 ③ G4-3		4	0	0	0	0	2	5
43 Yhency Brazoban, R (8, 1)										0	0	0	0	0	0	0
56 Hung-Chih Kuo, L (9, 1)										0	0	0	0	0	0	0
Sandy Alomar Jr., R (1, 2) OBP: 0.263, SLG: 0.684	0-0 ③ G5-3			0-0 ① F8		0-0 ① G6-3			S S S 0-3 ① K2-3	3	0	0	0	0	0	1
Joel Guzman, R (8, 7) OBP: 0.341, SLG: 0.500										1	0	0	0	0	1	0
Bill Mueller, S (1, 5) OBP: 0.417, SLG: 0.676		0-0 13 G1-4-6-3 HBP 1B		0-0 ② G3		0-0 ② G5-3			0-0 ② F8	3	0	1	0	0	0	0
Willy Aybar, S (6, 5) OBP: 0.340, SLG: 0.282										1	0	0	0	0	0	0
Cody Ross, R (1, 9) OBP: 0.433, SLG: 0.920		H 1-0 13 G1-4-6-3 1-2 HBP		S S S 0-3 ③ K		0-0 ③ F7			0-0 1B	0	0	0	0	0	0	0
16 Andre Ethier, L (2, 9) OBP: 0.353, SLG: 0.483										3	0	1	0	0	1	0
13 Oscar Robles, L (1, 4) OBP: 0.381, SLG: 0.353		0-0 ①② G1-4-6-3 1-2f 2-3			0-0 ① F8		S S S 0-3 ① K		0-0 ③ F9	3	0	0	0	0	1	2
92 Jimmy Rohan, R (7, 6) OBP: 0.429, SLG: 0.333										1	0	0	0	0	0	1
Brett Tomko, R (1, 1) OBP: 0.250, SLG: 0.250		0-0 ③ G4-3			0-0 5 1B 15 E 1B		0-0 15 G6-4-3 1B			2	0	1	0	0	0	1
Blake DeWitt, L (7, PH) OBP: 0.333, SLG: 0.333										1	0	1	0	0	0	0
(7, 4)																

Inning Stats																															
	R: 1	H: 2	R: 0	H: 1	R: 0	H: 1	R: 0	H: 0	R: 0	H: 2	R: 0	H: 0	R: 0	H: 1	R: 0	H: 0	R: 0	H: 1	1B: 8	SF: 0	WP: 0	PA: 35
	E: 0	LOB: 1	E: 0	LOB: 1	E: 0	LOB: 1	E: 0	LOB: 0	E: 1	LOB: 3	E: 0	LOB: 0	E: 0	LOB: 0	E: 0	LOB: 0	E: 0	LOB: 1	2B: 0	SAC: 0	PB: 0	
	K: 1	BB: 0	K: 0	BB: 0	K: 1	BB: 0	K: 0	BB: 0	K: 0	BB: 0	K: 0	BB: 0	K: 1	BB: 0	K: 0	BB: 0	K: 1	BB: 0	3B: 0	DP: 2	SB: 1	
	S: 8	P: 8	S: 3	P: 4	S: 6	P: 6	S: 5	P: 5	S: 6	P: 6	S: 3	P: 3	S: 5	P: 5	S: 3	P: 3	S: 6	P: 6	HR: 0	HBP: 1	CS: 0	

PITCHER		IP	WLS	BF	H	R	ER	SO	BB	IBB	HBP	BLK	WP	HR	S	P	ERA	WHIP
Aaron Heilman, R ERA: 1.29	(1, 1)	5.0		22	6	1	1	3	0	0	1	0	0	0	28	29	1.80	1.200
Darren Oliver, L ERA: 1.93	(6, 1)	1.0		3	0	0	0	0	0	0	0	0	0	0	3	3	0.00	0.000
25 Pedro Feliciano, L ERA:	(7, 1)	1.1		4	1	0	0	1	0	0	0	0	0	0	6	6	0.00	0.750
Chad Bradford, R ERA: 2.45	(8, 1)	0.2		2	0	0	0	0	0	0	0	0	0	0	2	2	0.00	0.000
Jorge Julio, R ERA:	(9, 1)	1.0	W	4	1	0	0	1	0	0	0	0	0	0	6	6	0.00	1.000

PITCHER	IP	WLS	BF	H	R	ER	SO	BB	IBB	HBP	BLK	WP	HR	S	P	ERA	WHIP

BOTTOM

Batter	1	2	3	4	5	6	7	8	9	AB	R	H	RBI	BB	SO	LOB
7 José Reyes, S (1, 6) OBP: 0.545, SLG: 0.818	0-0 16 CS 1B		0-0 16 S 1B		0-0 G5-3		0-3 K		0-0 1-H 2B	3	0	2	0	0	0	1
Darren Oliver, R (6, 1)										0	0	0	0	0	0	0
44 Lastings Milledge, R (7, 7) OBP: 0.360, SLG: 0.469										2	0	1	1	0	1	2
16 Paul Lo Duca, R (1, 2) OBP: 0.357, SLG: 0.520	0-1 G6-3 1-2		0-1 G4-3 1-2			0-0 E5 F9 21 1B 5 SF9	0-3 K			4	1	0	0	0	1	4
40 Joe Hietpas, R (8, 2) OBP: 0.667, SLG: 0.750										0	0	0	0	0	0	0
21 Carlos Delgado, L (1, 3) OBP: 0.786, SLG: 0.833	4-0 BB			0-0 FC5-4 1B		0-0 1-2 1B		4-0 73 SH2-3 BB		2	0	2	0	1	0	0
Jeff Keppinger, R (7, 5) OBP: 0.359, SLG: 0.486										0	0	0	0	1	0	0
Cliff Floyd, L (1, 7) OBP: 0.383, SLG: 0.561	0-0 G4-3			0-3 K		0-0 F9 2-3		0-0 SH2-3 1-2		3	0	0	0	0	1	4
73 Todd Self, L (7, 3) OBP: 0.281, SLG: 0.379										0	0	0	0	0	0	0
5 David Wright, R (1, 5) OBP: 0.333, SLG: 0.381		0-0 F9		0-0 F8		0-0 SF9 3-H		0-3 K		2	0	0	1	0	0	1
25 Pedro Feliciano, L (7, 1)										0	0	0	0	0	0	0
Chad Bradford, R (8, 1)										0	0	0	0	0	0	0
26 Tike Redman, L (8, PH) OBP: 0.289, SLG: 0.390										1	0	0	0	0	1	1
Jorge Julio, R (9, 1)										0	0	0	0	0	0	0
Xavier Nady, R (1, 9) OBP: 0.346, SLG: 0.490		0-0 P6		0-0 FC5-4 1-2f		0-0 G1-3		0-0 P5		4	0	0	0	0	0	3
10 Endy Chavez, L (1, 8) OBP: 0.467, SLG: 0.417		0-0 G6-3			0-0 1 G5-3 1B		0-3 K		0-0 F7	4	0	1	0	0	1	0
1 Anderson Hernandez, S (1, 4) OBP: 0.302, SLG: 0.286			0-0 G6-3		0-0 G5-3 1-2		0-0 22 BB 1B		0-0 L3	4	0	1	0	0	0	1
Aaron Heilman, R (1, 1)			0-3 K		0-0 L4		4-0 1-2 BB		0-0 E5 44 2B	1	0	0	0	0	1	0
Julio Franco, R (5, PH) OBP: 0.467, SLG: 0.435										1	0	0	0	0	0	1
22 Jose Valentin, S (6, 6) OBP: 0.385, SLG: 0.300										1	1	0	0	1	0	0
Inning Stats	R: 0 E: 0 K: 0 S: 4 H: 1 LOB: 1 BB: 1 P: 8	R: 0 E: 0 K: 0 S: 3 H: 0 LOB: 0 BB: 0 P: 3	R: 0 E: 0 K: 1 S: 7 H: 1 LOB: 1 BB: 0 P: 7	R: 0 E: 0 K: 1 S: 6 H: 1 LOB: 1 BB: 0 P: 6	R: 0 E: 0 K: 0 S: 4 H: 1 LOB: 1 BB: 0 P: 4	R: 1 E: 1 K: 0 S: 5 H: 1 LOB: 1 BB: 0 P: 5	R: 0 E: 0 K: 3 S: 10 H: 1 LOB: 2 BB: 1 P: 14	R: 0 E: 0 K: 1 S: 5 H: 0 LOB: 1 BB: 1 P: 9	R: 1 E: 1 K: 0 S: 4 H: 1 LOB: 1 BB: 0 P: 4	1B: 6 2B: 1 3B: 0 HR: 0	SF: 1 SAC: 1 DP: 0 HBP: 0						

PITCHER	IP	WLS	BF	H	R	ER	SO	BB	IBB	HBP	BLK	WP	HR	S	P	ERA	WHIP
Brett Tomko, R (1, 1) ERA: 1.35	6.0		24	5	1	0	2	1	0	0	0	0	0	29	33	0.00	1.000
Eric Gagne, R (7, 1) ERA:	1.0		5	1	0	0	3	1	0	0	0	0	0	10	14	0.00	2.000
43 Yhency Brazoban, R (8, 1) ERA: 7.94	1.0		4	0	0	0	1	1	0	0	0	0	0	5	9	0.00	1.000
56 Hung-Chih Kuo, L (9, 1) ERA:	0.2	L	4	1	1	0	0	0	0	0	0	0	0	4	4	0.00	1.500

PITCHER	IP	WLS	BF	H	R	ER	SO	BB	IBB	HBP	BLK	WP	HR	S	P	ERA	WHIP

Los Angeles Dodgers @ New York Mets

Tradition Field, Port St. Lucie, FL

Wed Mar 22 2006, 7:10 PM EST

Att. 6,828 - Clear - 71 F

livebaseballscorecards.com

AB	32
R	2
H	7
RBI	2
BB	3
SO	6
LOB	18

WP: 0	PB: 0	SB: 1	CS: 1
PA: 37			

Batter	1	2	3	4	5	6	7	8	9	AB	R	H	RBI	BB	SO	LOB
Inning Stats										1B: 0 2B: 0 3B: 0 HR: 0		SF: 0 SAC: 0 DP: 0 HBP: 0			WP: 0 PB: 0 SB: 0 CS: 0		PA: 0

New York Mets @ Florida Marlins

Roger Dean Stadium, Jupiter, FL

Thu Mar 23 2006, 7:05 PM EST

TOP

livebaseballscorecards.com

AB	0
R	0
H	0
RBI	0
BB	0
SO	0
LOB	0

PITCHER	IP	WLS	BF	H	R	ER	SO	BB	IBB	HBP	BLK	WP	HR	S	P	ERA	WHIP

PITCHER	IP	WLS	BF	H	R	ER	SO	BB	IBB	HBP	BLK	WP	HR	S	P	ERA	WHIP

Batter	1	2	3	4	5	6	7	8	9	AB	R	H	RBI	BB	SO	LOB
Inning Stats										1B: 0 2B: 0 3B: 0 HR: 0		SF: 0 SAC: 0 DP: 0 HBP: 0					

PITCHER	IP	WLS	BF	H	R	ER	SO	BB	IBB	HBP	BLK	WP	HR	S	P	ERA	WHIP

PITCHER	IP	WLS	BF	H	R	ER	SO	BB	IBB	HBP	BLK	WP	HR	S	P	ERA	WHIP

BOTTOM

New York Mets @ Florida Marlins

Roger Dean Stadium, Jupiter, FL

Thu Mar 23 2006, 7:05 PM EST

livebaseballscorecards.com

AB	**0**
R	**0**
H	**0**
RBI	**0**
BB	**0**
SO	**0**
LOB	**0**

WP: 0 PA: 0
PB: 0
SB: 0
CS: 0

New York Mets @ St. Louis Cardinals

Roger Dean Stadium, Jupiter, FL

Fri Mar 24 2006, 1:05 PM EST

Att. 7,906 - Sunny - 71 F

TOP

livebaseballscorecards.com

Batter	1	2	3	4	5	6	7	8	9	AB	R	H	RBI	BB	SO	LOB
7 José Reyes, S (1, 6) OBP: 0.600, SLG: 0.867	1-0 15 1B, 16 PB, 21 BB, 1B		0-0 G4-3 ①		0-0 15 E, 5 2B, 2B	0-0 16 2B, 1B 1-2 2-3	0-3 K ③	0-0 F7 ③		4	3	3	0	0	0	0
26 Tike Redman, L (6, 7) OBP: 0.277, SLG: 0.372										2	0	0	0	0	1	2
16 Paul Lo Duca, R (1, 2) OBP: 0.375, SLG: 0.536	4-0 21 BB, 15 1B 1-2 BB		0-0 G4-3 ②		0-3 K ①	0-0 21 FC4-6 1-H 2-H 3-H 2B		0-0 E6 73 F9 70 1B	0-0 F8 ①	3	1	1	3	1	1	1
10 Endy Chavez, L (6, 8) OBP: 0.412, SLG: 0.357										2	1	0	0	0	0	0
15 Carlos Beltrán, S (1, 8) OBP: 0.500, SLG: 0.583	0-0 21 BB 1-2 2-3 1B		4-0 21 BB BB		1-0 G4-3 ② 2-3	4-0 21 FC4-6 BB		0-0 F9 ① 2-3	4-0 BB	2	0	1	0	2	0	1
73 Todd Self, L (6, 3) OBP: 0.294, SLG: 0.367					SAFE					1	0	0	0	1	0	1
21 Carlos Delgado, L (1, 3) OBP: 0.778, SLG: 0.769	4-0 G6-4-3 1-2 2-3 3-H BB		4-0 1-2 BB		1-0 5 2B, HBP	0-0 FC4-6 ② 5 2B 1-2f 2-H		0-0 HR 3-H 1B	0-3 K ②	1	1	0	1	2	0	1
70 Sandy Martinez, L (6, 2) OBP: 0.360, SLG: 0.565										2	1	1	1	0	1	1
5 David Wright, R (1, 5) OBP: 0.345, SLG: 0.435	0-3 K ①		0-0 G1-3 ③		0-0 1-3 3-H 2B	0-0 1B 2-H 2B		0-0 HR 1-H	0-3 K ③	4	1	2	2	0	1	5
Chase Lambin, S (8, PH) OBP: 0.273, SLG: 0.636										2	1	1	2	0	1	1
(8, 5)																
Xavier Nady, R (1, 9) OBP: 0.333, SLG: 0.463	0-0 G6-4-3 ②③ 1-2f			0-3 K ①	0-0 L8 ③	0-0 2-H 1B		0-3 K ②		5	0	1	1	0	2	5
Jorge Julio, R (8, 1)										0	0	0	0	0	0	0
50 Duaner Sanchez, R (9, 1)										0	0	0	0	0	0	0
Victor Diaz, R (1, 7) OBP: 0.311, SLG: 0.446		0-3 K ①		0-0 1 G3 1B		L9 G6-3		0-0 22 1B, HBP 1B		4	0	1	0	0	1	1
25 Pedro Feliciano, L (6, 1)										0	0	0	0	0	0	0
Chad Bradford, R (7, 1)										0	0	0	0	0	0	0
44 Lastings Milledge, R (8, PH) OBP: 0.373, SLG: 0.480										1	1	1	0	0	0	0
(8, 9)																
1 Anderson Hernandez, S (1, 4) OBP: 0.289, SLG: 0.273		0-0 G6-3 ②		0-0 G3 ② 1-2		0-0 7 1B, 1B, 16 2B 1B	0-0 F9 ①	1-0 22 1B 1-2 HBP		2	0	0	0	0	0	1
Jeff Keppinger, R (5, 4) OBP: 0.381, SLG: 0.486										2	1	1	0	0	0	0
Tom Glavine, L (1, 1)		0-3 K ③		0-0 F7 ③		0-0 7 1B, 16 2B 1-2 1B	0-0 P3 ②	0-0 1-2 2-H 1B		2	0	0	0	0	1	1
Julio Franco, R (6, PH) OBP: 0.484, SLG: 0.458										1	0	1	0	0	0	0
22 Jose Valentin, S (6, PR) OBP: 0.400, SLG: 0.333										2	1	1	1	0	0	0
(6, 6)																

AB	42
R	12
H	15
RBI	11
BB	6
SO	9
LOB	21

Inning Stats	1	2	3	4	5	6	7	8	9
	R: 1 E: 0 K: 1 S: 6	R: 0 E: 0 K: 2 S: 7	R: 0 E: 0 K: 0 S: 3	R: 0 E: 0 K: 1 S: 6	R: 1 E: 1 K: 1 S: 7	R: 6 E: 1 K: 0 S: 9	R: 0 E: 0 K: 1 S: 5	R: 4 E: 1 K: 1 S: 10	R: 0 E: 0 K: 2 S: 7
	H: 2 LOB: 2 BB: 2 P: 15	H: 0 LOB: 0 BB: 0 P: 7	H: 0 LOB: 2 BB: 2 P: 11	H: 1 LOB: 1 BB: 0 P: 6	H: 2 LOB: 2 BB: 0 P: 9	H: 6 LOB: 1 BB: 1 P: 13	H: 0 LOB: 0 BB: 0 P: 5	H: 4 LOB: 2 BB: 0 P: 11	H: 0 LOB: 1 BB: 1 P: 11

1B: 10	SF: 0
2B: 4	SAC: 0
3B: 0	DP: 1
HR: 1	HBP: 2

WP: 0	PA: 50
PB: 1	
SB: 0	
CS: 0	

PITCHER		IP	WLS	BF	H	R	ER	SO	BB	IBB	HBP	BLK	WP	HR	S	P	ERA	WHIP
29 Chris Carpenter, R ERA: 0.87	(1, 1)	4.2		21	4	2	2	5	4	0	0	0	0	0	27	45	3.86	1.714
Ricardo Rincon, L ERA: 18.0	(5, 1)	0.2	L	8	5	4	4	0	0	0	1	0	0	0	7	8	54.00	7.500
34 Randy Flores, L ERA: 5.63	(6, 1)	1.2		8	2	2	2	1	1	0	0	0	0	0	9	13	10.80	1.800
48 Brad Thompson, R ERA: 4.15	(8, 1)	1.0		9	4	4	2	1	0	0	1	0	0	1	10	11	18.00	4.000
44 Jason Isringhausen, R ERA:	(9, 1)	1.0		4	0	0	0	2	1	0	0	0	0	0	7	11	0.00	1.000

PITCHER	IP	WLS	BF	H	R	ER	SO	BB	IBB	HBP	BLK	WP	HR	S	P	ERA	WHIP

BOTTOM

New York Mets @ St. Louis Cardinals

Roger Dean Stadium, Jupiter, FL

Fri Mar 24 2006, 1:05 PM EST

Att. 7,906 - Sunny - 71 F

livebaseballscorecards.com

Batter	1	2	3	4	5	6	7	8	9	AB	R	H	RBI	BB	SO	LOB
7 Hector Luna, R (1, 6) (8, 5) OBP: 0.294, SLG: 0.222	P5		F9		F8		F8		G1-3	5	0	0	0	0	0	1
So Taguchi, R (1, 7) (7, 8) OBP: 0.322, SLG: 0.240 44 Jason Isringhausen, R (9, 1)	5 FC1-4 BB		G5-3		P6		1-2 BB			2	0	0	0	2	0	0
										0	0	0	0	0	0	0
5 Albert Pujols, R (1, 3) OBP: 0.455, SLG: 1.111 16 Chris Duncan, L (5, PR) (6, 3) (9, 9) OBP: 0.365, SLG: 0.576	FC1-4 1-2f		HR		BB		F7			2	1	1	1	1	0	1
										1	0	0	0	0	0	2
43 Juan Encarnacion, R (1, 9) OBP: 0.333, SLG: 0.250 55 Skip Schumaker, L (6, 9) (9, 8) OBP: 0.353, SLG: 0.348	G5-3		K		P3		K			3	0	0	0	0	1	2
										1	0	0	0	0	1	2
15 Jim Edmonds, L (1, 8) OBP: 0.478, SLG: 0.714 John Gall, R (6, PH) (7, 7) OBP: 0.246, SLG: 0.294		HR		4 G6-3 29 CS 2B		F7		F8		2	1	2	1	0	0	0
										2	0	0	0	0	0	0
26 Scott Spiezio, S (1, 5) OBP: 0.344, SLG: 0.451 48 Brad Thompson, R (8, 1) 47 Brian Daubach, L (8, PH) (9, 3) OBP: 0.400, SLG: 0.621		K		4 G6-3 BB		F7		K		2	0	0	0	1	1	0
										0	0	0	0	0	0	0
										1	0	0	0	0	1	0
4 Yadier Molina, R (1, 2) OBP: 0.593, SLG: 0.714 Gary Bennett, R (7, 2) OBP: 0.364, SLG: 0.387		3 2B 1B		G6-3 1-2 2-3		1B		G4-3		3	0	2	0	0	0	2
										1	0	0	0	0	0	0
3 Junior Spivey, R (1, 4) OBP: 0.288, SLG: 0.200		1-H 2B		BB		G1-3			F8	3	0	1	0	1	0	1
29 Chris Carpenter, R (1, 1) OBP: 0.250, SLG: 0.250 Ricardo Rincon, L (5, 1) 34 Randy Flores, L (6, 1) Deivi Cruz, R (7, PH) OBP: 0.188, SLG: 0.290 Aaron Miles, S (7, PR) OBP: 0.364, SLG: 0.300 (8, 6)	G2-3		G6-3 3-H				BB HBP		P5	2	0	0	0	0	1	4
										0	0	0	0	0	0	0
										0	0	0	0	0	0	0
										0	0	0	0	0	0	0
										1	0	0	0	0	0	0
Inning Stats	R: 0 E: 0 K: 0 S: 3 H: 0 LOB: 1 BB: 1 P: 7	R: 1 E: 0 K: 1 S: 7 H: 3 LOB: 1 BB: 0 P: 7	R: 1 E: 0 K: 1 S: 6 H: 1 LOB: 0 BB: 0 P: 6	R: 0 E: 0 K: 1 S: 5 H: 1 LOB: 2 BB: 2 P: 14	R: 0 E: 0 K: 0 S: 3 H: 0 LOB: 1 BB: 1 P: 7	R: 0 E: 0 K: 0 S: 4 H: 1 LOB: 1 BB: 0 P: 4	R: 0 E: 0 K: 1 S: 5 H: 0 LOB: 2 BB: 1 P: 10	R: 0 E: 0 K: 1 S: 5 H: 0 LOB: 0 BB: 0 P: 5	R: 0 E: 0 K: 0 S: 3 H: 0 LOB: 0 BB: 0 P: 3	1B: 2 2B: 2 3B: 0 HR: 2	SF: 0 SAC: 0 DP: 0 HBP: 1						

	AB	31
	R	2
	H	6
	RBI	2
	BB	5
	SO	5
	LOB	15

WP: 0 PB: 0 SB: 0 CS: 1 PA: 37

PITCHER		IP	WLS	BF	H	R	ER	SO	BB	IBB	HBP	BLK	WP	HR	S	P	ERA	WHIP
Tom Glavine, L ERA: 5.25	(1, 1)	5.0	W	22	5	2	2	3	4	0	0	0	0	2	24	41	3.60	1.800
25 Pedro Feliciano, L ERA:	(6, 1)	1.0		4	1	0	0	0	0	0	0	0	0	0	4	4	0.00	1.000
Chad Bradford, R ERA: 2.16	(7, 1)	1.0		5	0	0	0	1	1	0	1	0	0	0	5	10	0.00	1.000
Jorge Julio, R ERA:	(8, 1)	1.0		3	0	0	0	1	0	0	0	0	0	0	5	5	0.00	0.000
50 Duaner Sanchez, R ERA:	(9, 1)	1.0		3	0	0	0	0	0	0	0	0	0	0	3	3	0.00	0.000

PITCHER	IP	WLS	BF	H	R	ER	SO	BB	IBB	HBP	BLK	WP	HR	S	P	ERA	WHIP

Batter	1	2	3	4	5	6	7	8	9	AB	R	H	RBI	BB	SO	LOB
44 Lastings Milledge, R (1, 7) OBP: 0.345, SLG: 0.444	K		K			F7		K		4	0	0	0	0	3	1
Jeff Keppinger, R (1, 5) (7, 4) OBP: 0.348, SLG: 0.439	G6-3			G6-3		G6-3 1-2		F8		4	0	0	0	0	0	1
22 Jose Valentin, S (1, 3) OBP: 0.368, SLG: 0.267	L6			F7		G3			BB 26 1B 1B	3	1	0	0	1	0	1
Victor Diaz, R (1, 10) OBP: 0.308, SLG: 0.433		E5		G1-3			26 1B 1B		F7	4	0	1	0	0	0	1
Chris Woodward, R (1, 6) OBP: 0.317, SLG: 0.286		F7			G6-3		F9		26 1B 1-2 1B	4	0	1	0	0	0	2
11 Ramon Castro, R (1, 2) OBP: 0.400, SLG: 0.500		F7			26 FC1-6 1B		F9		F9	4	0	1	0	0	0	4
26 Tike Redman, L (1, 9) OBP: 0.294, SLG: 0.383		F8			FC1-6 1-2f		1-2 1B		1-2 2-H 1B	4	0	2	1	0	0	2
1 Anderson Hernandez, S (1, 4) OBP: 0.271, SLG: 0.255 Chase Lambin, S (7, 5) OBP: 0.250, SLG: 0.583			G6-3		G6-3		P3		K2-3	3 1	0 0	0 0	0 0	0 1	0 2	3 2
10 Endy Chavez, L (1, 8) OBP: 0.400, SLG: 0.353			G4-3			G6-3 1B		F8		3	0	1	0	0	0	0
Inning Stats	R: 0 E: 0 K: 1 S: 5 H: 0 LOB: 0 BB: 0 P: 5	R: 0 E: 1 K: 0 S: 4 H: 0 LOB: 1 BB: 0 P: 4	R: 0 E: 0 K: 1 S: 5 H: 0 LOB: 0 BB: 0 P: 5	R: 0 E: 0 K: 0 S: 3 H: 0 LOB: 0 BB: 0 P: 3	R: 0 E: 0 K: 0 S: 4 H: 1 LOB: 1 BB: 0 P: 4	R: 0 E: 0 K: 0 S: 4 H: 1 LOB: 1 BB: 0 P: 4	R: 0 E: 0 K: 0 S: 5 H: 2 LOB: 2 BB: 0 P: 5	R: 0 E: 0 K: 1 S: 5 H: 0 LOB: 0 BB: 0 P: 5	R: 1 E: 0 K: 1 S: 7 H: 2 LOB: 2 BB: 1 P: 11	1B: 6 2B: 0 3B: 0 HR: 0 SF: 0 SAC: 0 DP: 0 HBP: 0						

TOP

New York Mets @ Houston Astros

Osceola County Stadium, Kissimmee, FL

Sat Mar 25 2006, 1:05 PM EST

Att. 5,925 - Sunny - 61 F

livebaseballscorecards.com

AB	34
R	1
H	6
RBI	1
BB	1
SO	4
LOB	17

WP: 0 PB: 0 SB: 0 CS: 0 PA: 35

PITCHER		IP	WLS	BF	H	R	ER	SO	BB	IBB	HBP	BLK	WP	HR	S	P	ERA	WHIP
Andy Pettitte, L ERA: 2.25	(1, 1)	5.0	W	17	1	0	0	2	0	0	0	0	0	0	21	21	0.00	0.200
Russ Springer, R ERA:	(6, 1)	1.0	H	4	1	0	0	0	0	0	0	0	0	0	4	4	0.00	1.000
Trever Miller, L ERA:	(7, 1)	0.1	H	2	1	0	0	0	0	0	0	0	0	0	2	2	0.00	3.000
Fernando Nieve, R ERA: 3.78	(7, 1)	0.2	H	3	1	0	0	0	0	0	0	0	0	0	3	3	0.00	1.500
Dan Wheeler, R ERA:	(8, 1)	1.0	H	3	0	0	0	1	0	0	0	0	0	0	5	5	0.00	0.000

PITCHER		IP	WLS	BF	H	R	ER	SO	BB	IBB	HBP	BLK	WP	HR	S	P	ERA	WHIP
54 Brad Lidge, R ERA: 3.0	(9, 1)	1.0	S	6	2	1	1	1	1	0	0	0	0	0	7	11	9.00	3.000

BOTTOM

New York Mets @ Houston Astros

Osceola County Stadium, Kissimmee, FL

Sat Mar 25 2006, 1:05 PM EST

Att. 5,925 - Sunny - 61 F

livebaseballscorecards.com

Batter	1	2	3	4	5	6	7	8	9	AB	R	H	RBI	BB	SO	LOB
Craig Biggio, R (1, 4) OBP: 0.366, SLG: 0.410	0-0 17 BB 1B 1B	0-0 F8		0-0 1B		0-0 G3-4		0-0 G6-4-3 31 E 1B		4	0	2	0	0	0	4
2 Chris Burke, R (8, 4) OBP: 0.304, SLG: 0.346										1	0	1	0	0	0	0
Willy Taveras, R (1, 8) OBP: 0.400, SLG: 0.421	0-0 17 BB 1-2 1B	1-0 17 BB 1-2 2-3 HBP		0-0 G1-3		0-0 F9		0-0 E5 G6-4-3 1-2		3	0	1	0	0	0	3
31 Kevin Orie, R (8, 3) OBP: 0.324, SLG: 0.629										1	0	0	0	0	0	1
17 Lance Berkman, S (1, 10) OBP: 0.500, SLG: 0.424	B B B B 4-0 1-2 2-3 BB	B B B 4-0 16 FC6-4 1-2 2-3 3-H BB			B B B 4-0 16 WP BB	I I I 4-0 16 BB IBB		0-0 G6-4-3 1-2f 2-3		0	0	0	1	4	0	0
Raul Chavez, R (8, PH) OBP: 0.296, SLG: 0.240 (9, 10)										1	0	0	0	0	0	2
16 Jason Lane, R (1, 9) OBP: 0.380, SLG: 0.556	0-0 F9	0-0 FC6-4 1-2f			B X 1-0 F7 1-2	B B B 4-0 1-2 2-3 3-H BB		0-0 F9		4	0	0	1	1	0	8
Preston Wilson, R (1, 7) OBP: 0.359, SLG: 0.406	C C C 0-3 K		0-0 G5-3		C C C 0-3 K	0-0 F8				4	0	0	0	0	2	7
13 Eric Munson, L (7, 2) OBP: 0.390, SLG: 0.816										0	0	0	0	0	0	0
Morgan Ensberg, R (1, 5) OBP: 0.292, SLG: 0.250	0-0 F8		0-0 G5-3		S S S 0-3 K		S S S 0-3 K2-3			4	0	0	0	0	2	4
Mike Lamb, L (1, 3) OBP: 0.214, SLG: 0.436		0-0 HBP 17 BB 2B	0-0 F7			B B B 4-0 28 SH 1B BB	S S S 0-3 K			3	2	1	0	1	1	0
4 Eric Bruntlett, R (8, 8) OBP: 0.261, SLG: 0.293										0	0	0	0	0	0	0
Brad Ausmus, R (1, 2) OBP: 0.364, SLG: 0.406		0-0 F9		0-0 G4-3		0-0 28 SH 16 BB 1-2 1B	0-0 1B			3	1	1	0	0	0	1
Orlando Palmeiro, L (7, 7) OBP: 0.324, SLG: 0.290										1	0	1	0	0	0	0
28 Adam Everett, R (1, 6) OBP: 0.282, SLG: 0.278	B B B B 4-0 17 BB HBP BB			C C C 0-3 K		0-0 SH 16 BB 1-3 2-H	0-0 F8			2	0	0	0	1	1	1
Inning Stats	R: 0 E: 0 K: 1 S: 7 H: 2 LOB: 3 BB: 1 P: 11	R: 1 E: 0 K: 0 S: 4 H: 1 LOB: 3 BB: 2 P: 13	R: 0 E: 0 K: 0 S: 3 H: 0 LOB: 0 BB: 0 P: 3	R: 0 E: 0 K: 1 S: 6 H: 1 LOB: 1 BB: 0 P: 6	R: 0 E: 0 K: 2 S: 7 H: 0 LOB: 1 BB: 1 P: 12	R: 2 E: 1 K: 0 S: 5 H: 1 LOB: 3 BB: 3 P: 17	R: 0 E: 0 K: 2 S: 8 H: 1 LOB: 1 BB: 0 P: 8	R: 0 E: 1 K: 0 S: 4 H: 1 LOB: 1 BB: 0 P: 4		1B: 6 2B: 1 3B: 0 HR: 0	SF: 0 SAC: 1 DP: 1 HBP: 1		WP: 1 PB: 0 SB: 0 CS: 0	PA: 40			

	AB	31
	R	3
	H	7
	RBI	2
	BB	7
	SO	6
	LOB	31

PITCHER	IP	WLS	BF	H	R	ER	SO	BB	IBB	HBP	BLK	WP	HR	S	P	ERA	WHIP
Brian Bannister, R (1, 1) ERA: 0.95	5.0	L	26	5	3	1	4	5	0	1	0	1	0	28	50	1.80	2.000
Chad Bradford, R (6, 1) ERA: 1.93	1.0		6	0	0	0	0	1	1	0	0	0	0	4	12	0.00	1.000
Jorge Julio, R (7, 1) ERA:	1.0		4	1	0	0	2	0	0	0	0	0	0	8	8	0.00	1.000
50 Duaner Sanchez, R (8, 1) ERA:	1.0		4	1	0	0	0	0	0	0	0	0	0	4	4	0.00	1.000

PITCHER	IP	WLS	BF	H	R	ER	SO	BB	IBB	HBP	BLK	WP	HR	S	P	ERA	WHIP

Baltimore Orioles @ New York Mets

Tradition Field, Port St. Lucie, FL

Sun Mar 26 2006, 12:10 PM EST

Att. 6,376 - Sunny - 66 F

TOP

livebaseballscorecards.com

Batter	1	2	3	4	5	6	7	8	9	AB	R	H	RBI	BB	SO	LOB
1 Brian Roberts, S (1, 4) OBP: 0.353, SLG: 0.412	0-0 10 S 1B		0-0 F7 ③			0-0 17 1B 1B		0-0 F9 ②		3	0	2	0	0	0	0
Chris Gomez, R (7, 4) OBP: 0.314, SLG: 0.277										1	0	0	0	0	0	2
17 Corey Patterson, L (1, 7) OBP: 0.290, SLG: 0.362	0-0 P2 ①			0-0 P5 ①		0-0 6 G4-6-3 1-2 1B		0-0 G3 ③		3	0	1	0	0	0	1
79 Esix Snead, S (7, 7) OBP: 0.286, SLG: 0.429										1	0	0	0	0	0	2
6 Melvin Mora, R (1, 5) OBP: 0.350, SLG: 0.536	0-0 F7 ②			0-0 P3 ②		0-0 G4-6-3 ②③ 1-2f			SSC 0-3 K ①	3	0	0	0	0	0	3
Fernando Tatis, R (7, 5) OBP: 0.238, SLG: 0.200										1	0	0	0	0	1	0
10 Miguel Tejada, R (1, 6) OBP: 0.273, SLG: 0.318	SSS 0-3 K ③ 1-2			SSS 0-3 K ③			SSC 0-3 K ①		BBBB 4-0 BB	3	0	0	0	0	3	1
16 Ed Rogers, R (7, 6) OBP: 0.310, SLG: 0.390										0	0	0	0	1	0	0
31 Jay Gibbons, L (1, 9) OBP: 0.314, SLG: 0.419		BBBB 4-0 21 CS BB			0-0 F8 ①		SSS 0-3 K ②		0-0 F9 ②	2	0	0	0	1	1	0
David Newhan, L (7, 9) OBP: 0.463, SLG: 0.622										1	0	0	0	0	0	1
Kevin Millar, R (1, 3) OBP: 0.380, SLG: 0.477		SSC 0-3 K ①			0-0 2B		0-0 G5-3 ③		0-0 G4-3 ③	2	0	1	0	0	1	1
Jeff Conine, R (7, PH) OBP: 0.245, SLG: 0.354 (7, 3)										2	0	0	0	0	0	1
Ramon Hernandez, R (1, 2) OBP: 0.167, SLG: 0.130		0-0 F9 ②			0-0 F8 ②			0-0 P3 ①		2	0	0	0	0	0	2
Geronimo Gil, R (7, 2) OBP: 0.200, SLG: 0.400										1	0	0	0	0	0	0
21 Nick Markakis, L (1, 8) OBP: 0.444, SLG: 0.519	S 0-1 CS ③ 1-2		0-0 G4-3 ①		0-0 G4-3 ③			0-0 25 BB 1B		2	0	0	0	0	0	1
Luis Matos, R (7, 8) OBP: 0.385, SLG: 0.560										1	0	1	0	0	0	0
34 Kris Benson, R (1, 1)			0-0 P3 ②			0-0 G6-3 ①		BBBB 4-0 1-2 BB		2	0	0	0	0	0	0
39 Vic Darensbourg, L (6, 1)										0	0	0	0	0	0	0
28 Eric DuBose, L (7, 1)										0	0	0	0	0	0	0
25 Howie Clark, L (8, PH)										0	0	0	0	1	0	0
41 Andy Mitchell, R (8, 1)										0	0	0	0	0	0	0
Inning Stats	R: 0 E: 0 K: 1 S: 6 H: 1 LOB: 1 BB: 0 P: 6	R: 0 E: 0 K: 1 S: 5 H: 0 LOB: 0 BB: 1 P: 9	R: 0 E: 0 K: 0 S: 3 H: 0 LOB: 0 BB: 0 P: 3	R: 0 E: 0 K: 1 S: 5 H: 0 LOB: 0 BB: 0 P: 5	R: 0 E: 0 K: 0 S: 4 H: 1 LOB: 1 BB: 0 P: 4	R: 0 E: 0 K: 0 S: 4 H: 2 LOB: 1 BB: 0 P: 4	R: 0 E: 0 K: 2 S: 7 H: 0 LOB: 0 BB: 0 P: 7	R: 0 E: 0 K: 0 S: 4 H: 1 LOB: 2 BB: 1 P: 8	R: 0 E: 0 K: 1 S: 5 H: 0 LOB: 1 BB: 1 P: 9	1B: 4 2B: 1 3B: 0 HR: 0	SF: 0 SAC: 0 DP: 1 HBP: 0						

	AB	30
	R	0
	H	5
	RBI	0
	BB	3
	SO	6
	LOB	15

WP: 0 PB: 0 SB: 1 CS: 1 PA: 34

PITCHER		IP	WLS	BF	H	R	ER	SO	BB	IBB	HBP	BLK	WP	HR	S	P	ERA	WHIP
45 Pedro Martinez, R ERA:	(1, 1)	3.0	W	10	1	0	0	2	1	0	0	0	0	0	14	18	0.00	0.667
Victor Zambrano, R ERA: 0.82	(4, 1)	6.0	S	23	4	0	0	4	2	0	0	0	0	0	29	37	0.00	1.000

PITCHER	IP	WLS	BF	H	R	ER	SO	BB	IBB	HBP	BLK	WP	HR	S	P	ERA	WHIP

Batter	1	2	3	4	5	6	7	8	9	AB	R	H	RBI	BB	SO	LOB
7 José Reyes, S (1, 6) OBP: 0.579, SLG: 0.842	K	B1-3		2B		16 SF, 16 S, 15 1B 1-3 3-H	1B 3-H			4	1	2	1	0	1	0
Julio Franco, R (7, PH) OBP: 0.500, SLG: 0.480						1B				1	0	1	1	0	0	0
Chris Woodward, R (8, 6) OBP: 0.317, SLG: 0.286										0	0	0	0	0	0	0
16 Paul Lo Duca, R (1, 2) OBP: 0.361, SLG: 0.516	21 1B, 15 BB E 1B	F9		G5-3		SF 15 1B 1-3 3-H	G4-3			3	1	1	1	0	0	1
22 Jose Valentin, S (7, 5) OBP: 0.350, SLG: 0.250										1	0	0	0	0	0	1
15 Carlos Beltrán, S (1, 8) OBP: 0.556, SLG: 0.571	21 1B E 1-2 BB	21 FC4-6 BB			G4-3	5 BB 2-3 3-H 1B		G4-6-3 1B		2	0	1	1	2	0	0
26 Tike Redman, L (7, 8) OBP: 0.308, SLG: 0.396										1	0	1	0	0	0	0
21 Carlos Delgado, L (1, 3) OBP: 0.682, SLG: 0.647	E 1-2 2-3 1B	FC4-6 5 1B E 1-2f			G4-3	P5		G4-6-3 1-2f		4	1	1	0	0	0	3
Jose Castro, S (7, 2)										1	0	0	0	0	0	1
5 David Wright, R (1, 5) OBP: 0.356, SLG: 0.429	K	E 1-2 1B			F8	1-2 BB		E7 10 1B		3	0	1	0	1	1	3
73 Todd Self, L (7, 3) OBP: 0.286, SLG: 0.355										1	1	0	0	0	0	0
Xavier Nady, R (1, 9) OBP: 0.328, SLG: 0.439	E5 1-2 2-3 3-H	E1 1-3 2-H				1 2B G6-3 BB G5-3		1B 2-H 1B		3	1	0	0	1	0	6
10 Endy Chavez, L (8, PH) OBP: 0.429, SLG: 0.389										1	0	1	1	0	0	0
(9, 9)																
Victor Diaz, R (1, 7) OBP: 0.314, SLG: 0.431	L4	L4				G6-3 1-2	G4-6-3 1B 1B	1-2 1B		5	1	2	0	0	0	6
1 Anderson Hernandez, S (1, 4) OBP: 0.275, SLG: 0.280	G5-3			G4-3		1B 7 1B 2-H 2B	G4-6-3 1-2 1B	G1-3		3	1	1	1	0	0	0
Jeff Keppinger, R (7, 4) OBP: 0.354, SLG: 0.442										2	0	1	0	0	0	2
45 Pedro Martinez, R (1, 1)	B1-3			K		7 1B 16 SF 2-3 1B	G4-6-3 1-2f 2-3			1	0	0	0	0	0	0
Victor Zambrano, S (4, 1) OBP: 0.333, SLG: 0.333										3	1	1	0	0	1	2
Inning Stats	R: 1 E: 1 K: 2 S: 10 H: 2 LOB: 3 BB: 1 P: 14	R: 0 E: 0 K: 0 S: 3 H: 0 LOB: 0 BB: 0 P: 3	R: 1 E: 1 K: 0 S: 5 H: 1 LOB: 2 BB: 1 P: 9	R: 0 E: 0 K: 1 S: 6 H: 1 LOB: 1 BB: 0 P: 6	R: 0 E: 0 K: 0 S: 3 H: 0 LOB: 0 BB: 0 P: 3	R: 4 E: 1 K: 0 S: 9 H: 4 LOB: 3 BB: 2 P: 20	R: 1 E: 0 K: 0 S: 5 H: 3 LOB: 1 BB: 0 P: 5	R: 1 E: 1 K: 0 S: 6 H: 3 LOB: 2 BB: 0 P: 6		1B: 12 2B: 2 3B: 0 HR: 0 SF: 1 SAC: 0 DP: 2 HBP: 0						

PITCHER	IP	WLS	BF	H	R	ER	SO	BB	IBB	HBP	BLK	WP	HR	S	P	ERA	WHIP
34 Kris Benson, R (1, 1) ERA: 5.89	5.1	L	30	8	6	4	3	3	0	0	0	0	0	34	49	6.75	2.062
39 Vic Darensbourg, L (6, 1) ERA: 6.75	0.2		3	0	0	0	0	1	0	0	0	0	0	2	6	0.00	1.500
28 Eric DuBose, L (7, 1) ERA: 3.18	1.0		5	3	1	1	0	0	0	0	0	0	0	5	5	9.00	3.000
41 Andy Mitchell, R (8, 1) ERA: 4.05	1.0		6	3	1	0	0	0	0	0	0	0	0	6	6	0.00	3.000

PITCHER	IP	WLS	BF	H	R	ER	SO	BB	IBB	HBP	BLK	WP	HR	S	P	ERA	WHIP

BOTTOM

Baltimore Orioles @ New York Mets

Tradition Field, Port St. Lucie, FL

Sun Mar 26 2006, 12:10 PM EST

Att. 6,376 - Sunny - 66 F

livebaseballscorecards.com

AB	39
R	8
H	14
RBI	6
BB	4
SO	3
LOB	25

WP: 0 PB: 0 SB: 1 CS: 0 PA: 44

Los Angeles Dodgers @ New York Mets

Tradition Field, Port St. Lucie, FL

Mon Mar 27 2006, 1:10 PM EST

Att. 4,838 - Sunny - 68 F

TOP

livebaseballscorecards.com

Batter	1	2	3	4	5	6	7	8	9	AB	R	H	RBI	BB	SO	LOB
13 Oscar Robles, L (1, 6) OBP: 0.340, SLG: 0.295	G6-3		G3	17 1B	K		G4-3		88 L4-3 1B	4	1	0	0	1	1	2
92 Jimmy Rohan, R (4, 3) (7, 3) OBP: 0.500, SLG: 0.429										1	0	1	0	0	0	0
17 Jason Repko, R (1, 8) OBP: 0.393, SLG: 0.500	HR 1B		2B	1B 1B		2B BB 1B	G6-3		L4-3	4	3	4	0	0	0	0
88 Justin Ruggiano, R (7, PH) (7, 8)										2	0	0	0	0	0	2
Joel Guzman, R (1, 7) OBP: 0.333, SLG: 0.463	F8		F7	E 1B		2B 55 BB BB	P6		1B	3	1	1	1	1	0	2
John Raglani, L (7, PH) (7, 7) OBP: 0.500, SLG: 0.500										2	0	1	0	0	0	0
Olmedo Saenz, R (1, 3) OBP: 0.440, SLG: 0.636	HR			3B 2B E9 1B		K		K	FC5-4 1B	3	2	3	3	0	0	0
Cole Bruce, R (4, PR) (4, 6) OBP: 0.333, SLG: 0.333						55 BB 2B		1B 2B		3	0	1	1	0	2	2
Cody Ross, R (1, 9) OBP: 0.395, SLG: 0.818	K			F8 F8					FC5-4	6	1	2	1	0	1	5
Willy Aybar, S (1, 5) OBP: 0.322, SLG: 0.314		G6-3		HR 3B	55 G6-4-3 18 1B 1B	K		F7		5	1	2	1	0	1	3
18 Ramon Martinez, R (1, 4) OBP: 0.378, SLG: 0.439		K		G6-3	55 G6-4-3 1B	55 BB BB				3	0	1	0	1	1	1
Blake DeWitt, L (6, 4) OBP: 0.429, SLG: 0.429										1	0	1	1	0	0	0
55 Russell Martin, R (1, 2) OBP: 0.425, SLG: 0.412		G1-3		HR	G6-4-3			K		2	1	0	1	2	0	2
36 Lance Carter, R (6, 1) OBP: 1.000, SLG: 1.000										0	0	0	0	0	0	0
Eric Langill, R (8, PH)										1	0	0	0	0	1	1
43 Yhency Brazoban, R (8, 1)										0	0	0	0	0	0	0
Danys Baez, R (9, 1)										0	0	0	0	0	0	0
Brett Tomko, R (1, 1) OBP: 0.429, SLG: 0.833			F8	1-H 3-H HR	BB	G6-3			92 1B 1B 1B	2	1	1	3	1	0	0
16 Pat Borders, R (6, PH) (6, 2) OBP: 0.250, SLG: 0.261										2	1	1	0	0	0	3

	AB	R	H	RBI	BB	SO	LOB
	44	12	19	12	6	7	23

Inning Stats	1	2	3	4	5	6	7	8	9	1B	SF	WP	PA
R	2	0	0	6	0	2	0	1	1	12	0	0	50
H	2	0	1	6	2	2	0	2	4	2B 5	SAC 0	PB 0	
E	0	0	0	1	0	0	0	0	0	3B 1	DP 2	SB 0	
LOB	0	0	1	2	2	3	0	2	2	HR 2	HBP 0	CS 0	
K	1	1	0	0	1	2	3	0	0				
BB	0	0	0	2	1	3	0	0	0				
S	7	5	4	9	6	9	3	9	6				
P	7	5	4	17	10	21	3	9	6				

PITCHER		IP	WLS	BF	H	R	ER	SO	BB	IBB	HBP	BLK	WP	HR	S	P	ERA	WHIP
Steve Trachsel, R (1, 1) ERA: 8.27		4.0	L	23	9	8	8	2	2	0	0	0	0	2	25	33	18.00	2.750
Darren Oliver, L (5, 1) ERA: 1.74		1.0		5	2	0	0	1	1	0	0	0	0	0	6	10	0.00	3.000
Juan Pablo Perez, L (6, 1) ERA: 4.26		1.0		8	2	2	2	2	3	0	0	0	0	0	9	21	18.00	5.000
Heath Bell, R (7, 1) ERA: 1.5		1.0		3	0	0	0	0	0	0	0	0	0	0	3	3	0.00	0.000
Jorge Julio, R (8, 1) ERA: 1.5		1.0		5	2	1	1	2	0	0	0	0	0	0	9	9	9.00	2.000

PITCHER		IP	WLS	BF	H	R	ER	SO	BB	IBB	HBP	BLK	WP	HR	S	P	ERA	WHIP
50 Duaner Sanchez, R (9, 1) ERA: 3.0		1.0		6	4	1	1	0	0	0	0	0	0	0	6	6	9.00	4.000

Los Angeles Dodgers @ New York Mets

Tradition Field, Port St. Lucie, FL

Mon Mar 27 2006, 1:10 PM EST

Att. 4,838 - Sunny - 68 F

BOTTOM

Batter	1	2	3	4	5	6	7	8	9	AB	R	H	RBI	BB	SO	LOB
7 José Reyes, S (1, 6) OBP: 0.545, SLG: 0.773	P6		P6		2-H 1B			BB		3	0	1	1	0	0	0
44 Lastings Milledge, R (7, 7) OBP: 0.357, SLG: 0.444										0	0	0	0	1	0	0
15 Carlos Beltrán, S (1, 8) OBP: 0.476, SLG: 0.471	G3		G6-3		K			P5		3	0	0	0	0	1	1
10 Endy Chavez, L (7, 8) OBP: 0.409, SLG: 0.368										1	0	0	0	0	0	1
21 Carlos Delgado, L (1, 3) OBP: 0.600, SLG: 0.550	P3			K		K		K		3	0	0	0	0	2	0
73 Todd Self, L (7, 3) OBP: 0.278, SLG: 0.344										1	0	0	0	0	1	1
Cliff Floyd, L (1, 7) OBP: 0.380, SLG: 0.568		5 F9 16 1B 2B		G4-3		G3-1			1B	3	1	1	0	0	0	0
40 Joe Hietpas, R (7, 2) OBP: 0.714, SLG: 0.800										1	0	1	0	0	0	0
5 David Wright, R (1, 5) OBP: 0.355, SLG: 0.481		F9 2-3		HR		G6-3			P3	3	1	1	1	0	0	1
Heath Bell, R (7, 1)										0	0	0	0	0	0	0
Jorge Julio, R (8, 1)										0	0	0	0	0	0	0
50 Duaner Sanchez, R (9, 1)										0	0	0	0	0	0	0
Victor Diaz, R (9, PH) OBP: 0.310, SLG: 0.424										1	0	0	0	0	0	1
16 Paul Lo Duca, R (1, 2) OBP: 0.368, SLG: 0.515		3-H 1B		F8			F8		F8	2	0	1	1	0	0	0
22 Jose Valentin, S (7, 5) OBP: 0.318, SLG: 0.222										2	0	0	0	0	0	1
Xavier Nady, R (1, 9) OBP: 0.308, SLG: 0.410	K				K		F8		K	4	0	0	0	0	3	2
1 Anderson Hernandez, S (1, 4) OBP: 0.278, SLG: 0.283	G4-3				26 G5-3 7 1B 1B		G4-3			3	1	1	0	0	0	1
Steve Trachsel, R (1, 1)			K		G5-3 1-2			G5-3		1	0	0	0	0	1	0
Darren Oliver, R (5, 1)										0	0	0	0	0	0	0
26 Tike Redman, L (5, PH) OBP: 0.302, SLG: 0.388										1	0	0	0	0	0	1
Juan Pablo Perez, R (6, 1)										0	0	0	0	0	0	0
Chris Woodward, R (7, 6) OBP: 0.310, SLG: 0.278										1	0	0	0	0	0	0
Inning Stats	R: 0 E: 0 K: 0 S: 3 H: 0 LOB: 0 BB: 0 P: 3	R: 1 E: 0 K: 1 S: 7 H: 2 LOB: 1 BB: 0 P: 7	R: 0 E: 0 K: 1 S: 5 H: 0 LOB: 0 BB: 0 P: 5	R: 1 E: 0 K: 1 S: 6 H: 1 LOB: 0 BB: 0 P: 6	R: 1 E: 0 K: 2 S: 9 H: 2 LOB: 1 BB: 0 P: 9	R: 0 E: 0 K: 1 S: 5 H: 0 LOB: 0 BB: 0 P: 5	R: 0 E: 0 K: 0 S: 3 H: 0 LOB: 0 BB: 0 P: 3	R: 0 E: 0 K: 1 S: 5 H: 0 LOB: 1 BB: 1 P: 9	R: 0 E: 0 K: 1 S: 6 H: 1 LOB: 1 BB: 0 P: 6	1B: 4 2B: 1 3B: 0 HR: 1	SF: 0 SAC: 0 DP: 0 HBP: 0						

livebaseballscorecards.com

AB	33
R	3
H	6
RBI	3
BB	1
SO	8
LOB	10

WP: 0 PB: 0 SB: 0 CS: 0 PA: 34

PITCHER	IP	WLS	BF	H	R	ER	SO	BB	IBB	HBP	BLK	WP	HR	S	P	ERA	WHIP
Brett Tomko, R (1, 1) ERA: 2.16	5.0	W	20	5	3	3	5	0	0	0	0	0	1	30	30	5.40	1.000
36 Lance Carter, R (6, 1) ERA: 1.38	2.0		6	0	0	0	1	0	0	0	0	0	0	8	8	0.00	0.000
43 Yhency Brazoban, R (8, 1) ERA: 6.48	1.0		4	0	0	0	1	1	0	0	0	0	0	5	9	0.00	1.000
Danys Baez, R (9, 1) ERA: 1.8	1.0		4	1	0	0	1	0	0	0	0	0	0	6	6	0.00	1.000

PITCHER	IP	WLS	BF	H	R	ER	SO	BB	IBB	HBP	BLK	WP	HR	S	P	ERA	WHIP

New York Mets @ Florida Marlins

Roger Dean Stadium, Jupiter, FL

Tue Mar 28 2006, 1:05 PM EST

Att. 4,786 - Partly Cloudy - 72 F

livebaseballscorecards.com

TOP

Batter	1	2	3	4	5	6	7	8	9	AB	R	H	RBI	BB	SO	LOB
7 José Reyes, S (1, 6) OBP: 0.538, SLG: 0.808 10 Endy Chavez, L (7, 8) OBP: 0.435, SLG: 0.400	0-0: 21 BB, 15 1B, SF9, 1B	0-3: K			0-0: 15 1B, 1-H, 2-H, 3B		0-0: G3		0-0: 73 BB, BB, 1-2, 2-H, 1B	4 1	2 0	2 1	2 1	0 0	1 0	0 0
15 Carlos Beltrán, S (1, 8) OBP: 0.520, SLG: 0.500 Chris Woodward, R (7, 6) OBP: 0.326, SLG: 0.278	0-0: SF9, 21 BB, BB, 1-2, 1B		BBBB 4-0: 21 G3-6-3, BB		0-0: 21 1B, 3-H, 1B		0-0: F7		BBBB 4-0: 73 BB, 1-2, 2-3, BB	3 0	1 0	2 0	1 0	1 1	0 0	0 0
21 Carlos Delgado, L (1, 3) OBP: 0.621, SLG: 0.545 73 Todd Self, L (7, 3) OBP: 0.297, SLG: 0.344	BBBB 4-0: BB, 5 BB, 1-2, 2-3, BB		0-0: G3-6-3, 1-2f		0-0: 1-3, 1B		BBBB 4-0: BB		BBBB 4-0: 1-2, 2-3, BB	2 0	0 0	1 0	0 1	2 1	0 0	1 0
Cliff Floyd, L (1, 7) OBP: 0.377, SLG: 0.556 Chad Bradford, R (5, 1) 26 Tike Redman, L (7, PH) OBP: 0.296, SLG: 0.380 Aaron Heilman, R (7, 1) Chase Lambin, S (9, PH) OBP: 0.231, SLG: 0.538	0-0: SF9, 2-3, 3-H		SSS 0-3: K		BH 2-0: 5 BB, HBP		0-0: G4-3		SSS 0-3: K	1 0 1 0 1	0 0 0 0 0	0 0 0 0 0	1 0 0 0 0	0 0 0 0 1	1 0 0 0 3	0 0 1 0 3
5 David Wright, R (1, 5) OBP: 0.369, SLG: 0.472 22 Jose Valentin, S (7, 5) OBP: 0.292, SLG: 0.200	BBBB 4-0: BB, 1-2, BB			SSS 0-3: K	BBBB 4-0: G5-4-3, 1-2, BB			0-0: F9	SSS 0-3: K	1 2	0 0	0 0	0 0	2 0	1 1	0 3
Xavier Nady, R (1, 9) OBP: 0.304, SLG: 0.391 44 Lastings Milledge, R (8, 9) OBP: 0.351, SLG: 0.436	BBBB 4-0: 11 G5-4-3, 1-2, 2-3, 3-H, BB			0-0: F7	0-0: G5-4-3, 1-2f			0-0: G6-3	SSS 0-3: K	3 1	0 0	0 0	1 0	1 0	0 1	3 3
11 Ramon Castro, R (1, 2) OBP: 0.353, SLG: 0.438	0-0: G5-4-3, 1-2f			0-0: F8		0-0: G3-1		0-0: F9		4	0	0	0	0	0	3
1 Anderson Hernandez, S (1, 4) OBP: 0.293, SLG: 0.286		0-0: G3			0-0: 7 3B, 1B, 1B	0-0: P5			BBBB 4-0: 10 1B, 1B, BB	3	2	1	0	1	0	0
17 Jose Lima, R (1, 1) Yusaku Iriki, R (3, 1) 25 Pedro Feliciano, L (4, 1) Julio Franco, R (5, PH) OBP: 0.515, SLG: 0.500 Victor Diaz, R (5, 7) OBP: 0.315, SLG: 0.426		0-0: G1-3			0-0: 7 3B, 1-2, 1B	0-0: F9			0-0: BB, 10 1B, 73 BB, 1-2, 1B	1 0 0 1 2	0 0 0 1 1	0 0 0 1 0	0 0 0 0 0	0 0 0 0 1	0 0 0 0 0	0 0 0 0 0
Inning Stats	R: 2 E: 0 K: 0 S: 4 H: 2 LOB: 2 BB: 3 P: 16	R: 0 E: 0 K: 1 S: 5 H: 0 LOB: 0 BB: 0 P: 5	R: 0 E: 0 K: 1 S: 4 H: 0 LOB: 0 BB: 1 P: 8	R: 0 E: 0 K: 1 S: 5 H: 0 LOB: 0 BB: 0 P: 5	R: 3 E: 0 K: 0 S: 6 H: 5 LOB: 2 BB: 1 P: 12	R: 0 E: 0 K: 0 S: 3 H: 0 LOB: 0 BB: 0 P: 3	R: 0 E: 0 K: 0 S: 3 H: 0 LOB: 1 BB: 1 P: 7	R: 0 E: 0 K: 0 S: 3 H: 0 LOB: 0 BB: 0 P: 3	R: 2 E: 0 K: 3 S: 11 H: 2 LOB: 3 BB: 3 P: 23	1B: 8 2B: 0 3B: 1 HR: 0 SF: 1 SAC: 0 DP: 3 HBP: 1						

AB	31
R	7
H	9
RBI	7
BB	9
SO	6
LOB	17

WP: 0 PB: 0 SB: 0 CS: 0 PA: 42

PITCHER	IP	WLS	BF	H	R	ER	SO	BB	IBB	HBP	BLK	WP	HR	S	P	ERA	WHIP
Craig Molldrem, R (1, 1) ERA: 9.0	2.0	W	10	2	2	2	1	3	0	0	0	0	0	9	21	9.00	2.500
26 Jimmy Anderson, L (3, 1) ERA: 3.6	1.0		3	0	0	0	1	1	0	0	0	0	0	4	8	0.00	1.000
Kerry Ligtenberg, R (4, 1) ERA: 2.53	2.0		11	5	3	3	1	1	0	1	0	0	0	11	17	13.50	3.000
Randy Messenger, R (6, 1) ERA: 7.36	2.0		7	0	0	0	0	1	0	0	0	0	0	6	10	0.00	0.500
Joe Borowski, R (8, 1) ERA: 1.04	1.0		3	0	0	0	0	0	0	0	0	0	0	3	3	0.00	0.000

PITCHER	IP	WLS	BF	H	R	ER	SO	BB	IBB	HBP	BLK	WP	HR	S	P	ERA	WHIP
Chris Resop, R (9, 1) ERA: 4.5	1.0		8	2	2	2	3	3	0	0	0	0	0	11	23	18.00	5.000

BOTTOM

New York Mets @ Florida Marlins

Roger Dean Stadium, Jupiter, FL

Tue Mar 28 2006, 1:05 PM EST

Att. 4,786 - Partly Cloudy - 72 F

Batter	1	2	3	4	5	6	7	8	9	AB	R	H	RBI	BB	SO	LOB
2 Hanley Ramirez, R (1, 6) OBP: 0.348, SLG: 0.603 Paul Witt, R (8, 6)	F9	G4-3	1B 1-2 2-3 3-H BB		G1-3 1-3		F7			4 0	0 0	0 0	1 0	1 0	0 0	1 0
Miguel Olivo, R (1, 2) OBP: 0.191, SLG: 0.370 Joe Borowski, R (8, 1) Chris Resop, R (9, 1)	G5-3	G1-3	1-3 2-H 3-H 1B		K		SF9 3B			5 0 0	1 0 0	2 0 0	2 0 0	0 0 0	1 0 0	1 0 0
Miguel Cabrera, R (1, 5) OBP: 0.400, SLG: 0.645 Wes Helms, R (7, 5) OBP: 0.333, SLG: 0.400	17 S 6 1B 1B			F8	F8		SF9 3-H			4 0	1 0	2 0	0 1	0 0	0 0	1 0
17 Mike Jacobs, L (1, 3) OBP: 0.356, SLG: 0.508 31 Mike Kinkade, R (7, 3) OBP: 0.282, SLG: 0.412	6 1B 3 2B 1-2 BB	G4-3		3 2B 3B		G4-3	K			3 1	2 0	1 0	0 0	1 0	0 1	1 0
6 Dan Uggla, R (1, 4) OBP: 0.342, SLG: 0.431 4 Alfredo Amezaga, S (7, 4) OBP: 0.250, SLG: 0.368	3 2B 61 1B 1-3 2-H 1B		61 BB 3 1B FC5-2 BB	K		SH2-3 3 S 1B BB		G3		2 1	2 0	1 0	1 0	2 0	1 0	1 0
3 Chris Aguila, R (1, 7) OBP: 0.351, SLG: 0.473 (6, 9) Alejandro De Aza, L (7, 9) OBP: 1.000, SLG: 1.000	61 1B 1-3 3-H 2B	FC5-2 61 BB 2 BB 1-2 1B		3-H 2B		1B SH2-3 1-2 BB		20 BB 1B		3 1	2 0	3 1	2 0	1 0	0 0	0 0
61 Reggie Abercrombie, R (1, 9) OBP: 0.426, SLG: 0.702 Randy Messenger, R (6, 1) 20 Matt Treanor, R (8, 2) OBP: 0.563, SLG: 0.630	S 1B 2-H 3-H 1B	2 BB FC5-2 1B 1-2 2-3 BB	F7			SH2-3 1-2 2-3		1-2 BB		2 0 0	2 0 0	1 0 0	2 0 0	1 0 1	0 0 0	1 0 0
Eric Reed, L (1, 8) OBP: 0.377, SLG: 0.367	1-H 1B	P4		43 E 43 1B 1B		2-3 3-H 1B		K		5	1	3	2	0	1	5
Craig Molldrem, R (1, 1) 26 Jimmy Anderson, L (3, 1) Lenny Harris, L (3, PH) OBP: 0.226, SLG: 0.267 Kerry Ligtenberg, R (4, 1) 43 Matt Cepicky, L (5, PH) OBP: 0.275, SLG: 0.324 (6, 7)	K	FC5-2 2 BB 1-2 2-3 3-Hf 1B			2 G1-3 2 S 1-H 1B	P4		K		1 0 1 0 3	0 0 1 0 0	0 0 0 0 1	0 0 0 0 1	0 0 0 0 0	1 0 3 0 4	1 0 3 0 4
Inning Stats	R: 5 E: 0 K: 1 S: 10 H: 5 LOB: 1 BB: 1 P: 15	R: 0 E: 0 K: 0 S: 4 H: 1 LOB: 1 BB: 0 P: 4	R: 3 E: 0 K: 0 S: 4 H: 2 LOB: 2 BB: 3 P: 16	R: 1 E: 0 K: 1 S: 7 H: 2 LOB: 1 BB: 0 P: 7	R: 1 E: 0 K: 1 S: 7 H: 2 LOB: 1 BB: 0 P: 9	R: 1 E: 0 K: 0 S: 4 H: 1 LOB: 2 BB: 2 P: 12	R: 1 E: 0 K: 1 S: 6 H: 1 LOB: 0 BB: 0 P: 6	R: 0 E: 0 K: 2 S: 8 H: 1 LOB: 2 BB: 1 P: 12		1B: 11 2B: 2 3B: 2 HR: 0 SF: 1 SAC: 1 DP: 0 HBP: 0						

livebaseballscorecards.com

AB	36
R	12
H	15
RBI	12
BB	7
SO	6
LOB	19

WP: 0 PA: 45
PB: 0
SB: 4
CS: 0

PITCHER		IP	WLS	BF	H	R	ER	SO	BB	IBB	HBP	BLK	WP	HR	S	P	ERA	WHIP
17 Jose Lima, R ERA: 9.24	(1, 1)	2.0	L	13	6	5	5	1	1	0	0	0	0	0	14	19	22.50	3.500
Yusaku Iriki, R ERA: 6.94	(3, 1)	1.0		7	2	3	3	0	3	0	0	0	0	0	4	16	27.00	5.000
25 Pedro Feliciano, L ERA: 1.93	(4, 1)	1.0		5	2	1	1	1	0	0	0	0	0	0	7	7	9.00	2.000
Chad Bradford, R ERA: 2.38	(5, 1)	2.0		11	3	2	1	1	2	0	0	0	0	0	11	21	4.50	2.500
Aaron Heilman, R ERA: 1.69	(7, 1)	2.0		9	2	1	1	3	1	0	0	0	0	0	14	18	4.50	1.500

PITCHER	IP	WLS	BF	H	R	ER	SO	BB	IBB	HBP	BLK	WP	HR	S	P	ERA	WHIP

Batter	1	2	3	4	5	6	7	8	9	AB	R	H	RBI	BB	SO	LOB
10 Endy Chavez, L (1, 8) OBP: 0.407, SLG: 0.348	BCSS 1-3 ① K		SSS 0-3 ③ K		X 0-0 ②③ G1-2-3 3-Hf			BBBB 4-0 BB 1-2		3	0	0	0	1	2	3
22 Jose Valentin, S (1, 4) OBP: 0.286, SLG: 0.174 Chris Basak, R (8, 6) OBP: 0.211, SLG: 0.316	X 0-0 ② F9			BBBB 4-0 16 S 1B BB		X 0-0 ① P6		X 0-0 ① B1		3 0	1 0	0 0	0 0	1 0	0 0	2 0
16 Paul Lo Duca, R (1, 2) OBP: 0.350, SLG: 0.486 40 Joe Hietpas, R (4, 2) OBP: 0.556, SLG: 0.571	X 0-0 ③ G5-3			BCCC 1-3 ① K 1-2		SSX 0-2 ② F9		SSS 0-3 ② K		2 2	0 0	0 0	0 0	0 0	1 1	1 2
Victor Diaz, R (1, 9) OBP: 0.325, SLG: 0.423		CCS 0-3 ① K		SSS 0-3 ② K		X 0-0 FC4-6 1B		BBBB 4-0 1-2 2-3 BB		3	0	1	0	1	2	1
Chris Woodward, R (1, 6) OBP: 0.340, SLG: 0.300 (8, 4)		X 0-0 73 FC4-6 1B		X 0-0 ③ 2-H 1B		X 0-0 ③ FC4-6 1-2f		X 0-0 ③ G5-3		4	0	2	1	0	0	4
73 Todd Self, L (1, 3) OBP: 0.300, SLG: 0.324 Corey Ragsdale, R (9, PH) OBP: 0.304, SLG: 0.111		X 0-0 ② FC4-6 1-2f			X 0-0 ① G1-4-3		BBBB 4-0 G4-6-3 BB		CCC 0-3 ① K	2 1	0 0	0 0	0 0	1 0	0 1	1 0
Cory Aldridge, L (1, 7) OBP: 0.250, SLG: 0.167		SSS 0-3 ③ K			X 0-0 BB 10 G1-2-3 1B		X 0-0 ①② G4-6-3 1-2f		B H 2-0 HBP	3	0	1	0	0	1	2
Chase Lambin, S (1, 5) OBP: 0.250, SLG: 0.500 25 Pedro Feliciano, L (7, 1) 64 Julio Ramirez, R (9, PH) OBP: 0.174, SLG: 0.273		CCC 0-3 ① K			X 0-0 BB 1-2 1B		SSS 0-3 ③ K	X 0-0 ② P6		3 0 1	0 0 0	1 0 0	0 0 0	0 0 0	2 0 0	0 0 1
Tom Glavine, L (1, 1) Yasmil Bucce, R (5, PR) Yusaku Iriki, R (5, 1) Jay Caligiuri, R (7, 5) OBP: 0.500, SLG: 0.500			SSS 0-3 ② K		BBBB 4-0 1-2 2-3 BB			X 0-0 BB 10 BB 1B	X 0-0 ③ G5-3	1 0 0 2	0 0 0 0	0 0 0 1	0 0 0 1	1 0 0 0	1 0 0 0	0 0 0 1
Inning Stats	R: 0 E: 0 K: 1 S: 5 H: 0 LOB: 0 BB: 0 P: 6	R: 0 E: 0 K: 2 S: 8 H: 1 LOB: 1 BB: 0 P: 8	R: 0 E: 0 K: 3 S: 9 H: 0 LOB: 0 BB: 0 P: 9	R: 1 E: 0 K: 2 S: 7 H: 1 LOB: 1 BB: 1 P: 12	R: 0 E: 0 K: 0 S: 4 H: 2 LOB: 2 BB: 1 P: 8	R: 0 E: 0 K: 0 S: 6 H: 1 LOB: 1 BB: 0 P: 6	R: 0 E: 0 K: 1 S: 4 H: 0 LOB: 0 BB: 1 P: 8	R: 0 E: 0 K: 1 S: 6 H: 1 LOB: 3 BB: 2 P: 14	R: 0 E: 0 K: 1 S: 5 H: 0 LOB: 1 BB: 0 P: 7	1B: 6 2B: 0 3B: 0 HR: 0	SF: 0 SAC: 0 DP: 2 HBP: 1					

PITCHER		IP	WLS	BF	H	R	ER	SO	BB	IBB	HBP	BLK	WP	HR	S	P	ERA	WHIP
15 Tim Hudson, R ERA: 3.75	(1, 1)	4.0	W	14	2	1	1	8	1	0	0	0	0	0	29	35	2.25	0.750
48 Blaine Boyer, R ERA:	(5, 1)	0.1		4	2	0	0	0	1	0	0	0	0	0	3	7	0.00	9.000
Mike Remlinger, L ERA: 6.1	(5, 1)	1.2		5	1	0	0	0	0	0	0	0	0	0	7	7	0.00	0.600
Oscar Villarreal, R ERA:	(7, 1)	1.0	H	3	0	0	0	1	1	0	0	0	0	0	4	8	0.00	1.000
81 Ryan Basner, R ERA:	(8, 1)	1.0	H	6	1	0	0	1	2	0	0	0	0	0	6	14	0.00	3.000

PITCHER		IP	WLS	BF	H	R	ER	SO	BB	IBB	HBP	BLK	WP	HR	S	P	ERA	WHIP
Brian O'Connor, L ERA: 5.68	(9, 1)	1.0	S	4	0	0	0	1	0	0	1	0	0	0	5	7	0.00	0.000

TOP

New York Mets @ Atlanta Braves

Cracker Jack Stadium, Lake Buena Vista, FL

Wed Mar 29 2006, 1:05 PM EST

Att. 10,314 - Sunny - 75 F

livebaseballscorecards.com

AB	30
R	1
H	6
RBI	1
BB	5
SO	11
LOB	18

PA: 36

WP: 0
PB: 0
SB: 1
CS: 0

BOTTOM

New York Mets @ Atlanta Braves

Cracker Jack Stadium, Lake Buena Vista, FL

Wed Mar 29 2006, 1:05 PM EST

Att. 10,314 - Sunny - 75 F

Batter	1	2	3	4	5	6	7	8	9	AB R H RBI BB SO LOB
Marcus Giles, R (1, 4) OBP: 0.364, SLG: 0.208 4 Pete Orr, L (3, 4) OBP: 0.160, SLG: 0.220	C C C 0-3 K ①	B B B B 4-0 BB 11 G6-4-3 1-2 2-3			X 0-0 E5 S		C C C 0-3 K ②			1 0 0 0 1 1 0 2 0 0 0 0 1 0
11 Edgar Renteria, R (1, 6) OBP: 0.333, SLG: 0.521 Wilson Betemit, S (3, 6) OBP: 0.488, SLG: 0.595	X 0-0 1B FC6-4	X 0-0 G6-4-3 ② ③ 1-2f			B S S S 1-3 K ① 1-2		B B B B 4-0 HBP BB			2 0 1 0 0 0 3 1 0 0 0 1 1 1
10 Chipper Jones, S (1, 5) OBP: 0.423, SLG: 0.409 J.C. Holt, L (4, 5)	X 0-0 F7 ②		X 0-0 G6-3 ①		X 0-0 P6 ②		B H 2-0 1-2 HBP			2 0 0 0 0 0 1 1 0 0 0 0 0 1
Andruw Jones, R (1, 8) OBP: 0.300, SLG: 0.405 Ryan Langerhans, L (4, 8) OBP: 0.393, SLG: 0.420	X 0-0 FC6-4 ③ 1-2f		X 0-0 G1-3 ②		X 0-0 F8 ③		S S S 0-3 K ③			2 0 0 0 0 0 1 2 0 0 0 0 1 3
7 Jeff Francoeur, R (1, 9) OBP: 0.423, SLG: 0.750 Matt Esquivel, R (4, 9) OBP: 0.143, SLG: 0.357		X 0-0 G1-3 ①	B B B B 4-0 BB			X 0-0 G5-3 ①		X 0-0 76 2B 88 SF7 1B		1 0 0 0 1 0 0 2 1 1 0 0 0 0
Adam LaRoche, L (1, 3) OBP: 0.320, SLG: 0.422 76 J.J. Jurries, R (4, 3) OBP: 0.463, SLG: 0.674 Quentin Davis, L (8, PR) 12 Eddie Pérez, R (9, 3)		B B B B 4-0 23 2B 15 1B BB	S S S 0-3 K ③			B B B B 4-0 BB		X 0-0 88 SF7 SF9 1-3 2B		1 1 0 0 1 1 1 1 0 1 0 1 0 0 0 1 0 0 0 0 0 0 0 0 0 0 0 0
23 Matt Diaz, R (1, 7) OBP: 0.368, SLG: 0.545 Oscar Villarreal, L (7, 1) 81 Ryan Basner, R (8, 1) 88 Diory Hernandez, R (8, PH) OBP: 0.250, SLG: 0.333 Brian O'Connor, L (9, 1)		X 0-0 15 1B 1-3 2B		X 0-0 G6-3 ①		X 0-0 F7 ②		X 0-0 SF7 ① 2-3 3-H		3 1 1 0 0 0 1 0 0 0 0 0 0 0 0 0 0 0 0 0 0 0 0 0 1 0 0 0 0 0 0 0 0 0 0
16 Brian McCann, L (1, 2) OBP: 0.277, SLG: 0.400 Todd Pratt, R (2, 2) OBP: 0.267, SLG: 0.268		X 0-0 E5 BB 15 1B		X 0-0 G5-3 ②		S S S 0-3 K ③		X 0-0 SF9 ② 3-H		0 0 0 0 0 0 0 3 0 0 1 0 1 3
15 Tim Hudson, R (1, 1) OBP: 0.167, SLG: 0.167 48 Blaine Boyer, R (5, 1) Mike Remlinger, L (5, 1) Steve Doetsch, R (7, 7) OBP: 0.231, SLG: 0.091		X 0-0 BB 1B 1-2 2-H 3-H		X 0-0 G6-3 ③			X 0-0 G1-3 ①	X 0-0 L9 ③		2 0 1 2 0 0 0 0 0 0 0 0 0 0 0 0 0 0 0 0 0 2 0 0 0 0 0 1
Inning Stats	R: 0 E: 0 K: 1 S: 6 H: 1 LOB: 1 BB: 0 P: 6	R: 2 E: 1 K: 0 S: 5 H: 2 LOB: 2 BB: 2 P: 13	R: 0 E: 0 K: 1 S: 5 H: 0 LOB: 1 BB: 1 P: 9	R: 0 E: 0 K: 0 S: 3 H: 0 LOB: 0 BB: 0 P: 3	R: 0 E: 1 K: 1 S: 6 H: 0 LOB: 1 BB: 0 P: 7	R: 0 E: 0 K: 1 S: 5 H: 0 LOB: 1 BB: 1 P: 9	R: 0 E: 0 K: 2 S: 7 H: 0 LOB: 2 BB: 1 P: 13	R: 2 E: 0 K: 0 S: 5 H: 2 LOB: 1 BB: 0 P: 5		1B: 3 2B: 2 3B: 0 HR: 0 SF: 2 SAC: 0 DP: 1 HBP: 1

livebaseballscorecards.com

AB	28
R	4
H	5
RBI	4
BB	5
SO	6
LOB	16

WP: 0 PB: 0 SB: 1 CS: 0 PA: 36

PITCHER		IP	WLS	BF	H	R	ER	SO	BB	IBB	HBP	BLK	WP	HR	S	P	ERA	WHIP
Tom Glavine, L ERA: 5.06	(1, 1)	4.0	L	18	3	2	2	2	3	0	0	0	0	0	19	31	4.50	1.500
Yusaku Iriki, R ERA: 5.93	(5, 1)	2.0		8	0	0	0	2	1	0	0	0	0	0	11	16	0.00	0.500
25 Pedro Feliciano, L ERA: 4.05	(7, 1)	2.0		10	2	2	2	2	1	0	1	0	0	0	12	18	9.00	1.500

PITCHER	IP	WLS	BF	H	R	ER	SO	BB	IBB	HBP	BLK	WP	HR	S	P	ERA	WHIP

St. Louis Cardinals @ New York Mets

Tradition Field, Port St. Lucie, FL

Thu Mar 30 2006, 1:10 PM EST

Att. 4,233 - Partly Cloudy - 75 F

livebaseballscorecards.com

Batter	1	2	3	4	5	6	7	8	9	AB	R	H	RBI	BB	SO	LOB
22 David Eckstein, R (1, 6) OBP: 0.413, SLG: 0.444 Aaron Miles, S (5, 6) OBP: 0.394, SLG: 0.400	K		G6-4-3 1-2f		2B		F7			3 1	0 0	1 0	0 0	0 0	1 0	1 0
43 Juan Encarnacion, R (1, 9) OBP: 0.375, SLG: 0.500 41 Braden Looper, R (5, 1) Brian Falkenborg, R (5, 1) 7 Hector Luna, R (7, 4) OBP: 0.302, SLG: 0.204	27 S 27 1B 1B		5 FC6-4 1B		P6			BB		3 0 0 0	0 0 0 0	2 0 0 0	0 0 0 0	0 0 0 1	0 0 0 0	1 0 0 0
5 Albert Pujols, R (1, 3) OBP: 0.367, SLG: 0.542 Ricardo Rincon, L (8, 1)	P6		FC6-4 1-2f		G5-3			P4		4	0	0	0	0	0	4
27 Scott Rolen, R (1, 5) OBP: 0.362, SLG: 0.372 26 Scott Spiezio, S (6, 5) OBP: 0.314, SLG: 0.390 (8, 3)	1-H 1B			P6		K 4 3-4-3-6-4		F8		3 1	0 0	1 0	0 0	0 0	1 0	0 1
4 Yadier Molina, R (1, 2) OBP: 0.500, SLG: 0.618 Gary Bennett, R (7, 2) OBP: 0.310, SLG: 0.325		FC4-6 1B		G4-3		G4-3-6-4 1-2f		P3		3 1	0 0	1 0	0 0	0 0	0 0	1 1
53 John Rodriguez, L (1, 7) OBP: 0.375, SLG: 0.298		L8		BLK 1B		BB			P6	3	1	1	0	1	0	1
So Taguchi, R (1, 8) OBP: 0.325, SLG: 0.279 Terry Evans, R (8, 9)		FC4-6 1-2f		1-H 1B		G4-3			G4-3	3 1	0 0	1 0	1 0	0 0	0 0	2 0
3 Junior Spivey, R (1, 4) OBP: 0.243, SLG: 0.169 48 Brad Thompson, R (7, 1) Milko Jaramillo, S (8, 5)		P5		G4-3			K		P3	3 0 1	0 0 0	0 0 0	0 0 0	0 0 0	1 0 0	2 0 0
Sidney Ponson, R (1, 1) OBP: 0.500, SLG: 0.500 55 Skip Schumaker, L (5, PH) OBP: 0.339, SLG: 0.333 (5, 9) (8, 8)			22 G6-4-3 1B		G6-3		G4-3			1 2	0 0	1 0	0 0	0 0	0 0	0 0

	AB	33
	R	1
	H	8
	RBI	1
	BB	2
	SO	3
	LOB	14

Inning Stats																		
	R: 0	H: 2	R: 0	H: 1	R: 0	H: 2	R: 1	H: 2	R: 0	H: 1	R: 0	H: 0	R: 0	H: 0	R: 0	H: 0	1B: 7	SF: 0	WP: 1	PA: 35
	E: 0	LOB: 2	E: 0	LOB: 1	E: 0	LOB: 1	E: 0	LOB: 1	E: 0	LOB: 1	E: 0	LOB: 1	E: 0	LOB: 0	E: 0	LOB: 0	2B: 2	SAC: 0	PB: 0	
	K: 1	BB: 0	K: 0	BB: 0	K: 0	BB: 0	K: 0	BB: 0	K: 0	BB: 0	K: 1	BB: 1	K: 1	BB: 0	K: 0	BB: 1	3B: 0	DP: 2	SB: 1	
	S: 10	P: 17	S: 6	P: 8	S: 9	P: 14	S: 9	P: 17	S: 10	P: 15	S: 9	P: 18	S: 5	P: 5	S: 5	P: 9	HR: 0	HBP: 0	CS: 0	

PITCHER		IP	WLS	BF	H	R	ER	SO	BB	IBB	HBP	BLK	WP	HR	S	P	ERA	WHIP
Darren Oliver, L ERA: 1.46	(1, 1)	2.0	W	8	3	0	0	1	0	0	0	0	0	0	16	25	0.00	1.500
17 Jose Lima, R ERA: 8.59	(3, 1)	2.0		9	4	1	1	0	0	0	0	1	0	0	18	31	4.50	2.000
Chad Bradford, R ERA: 2.03	(5, 1)	2.0		8	1	0	0	1	1	0	0	0	1	0	19	33	0.00	1.000
Heath Bell, R ERA: 1.13	(7, 1)	2.0		7	0	0	0	1	1	0	0	0	0	0	10	14	0.00	0.500
Aaron Heilman, R ERA: 1.59	(9, 1)	1.0		3	0	0	0	0	0	0	0	0	0	0	3	3	0.00	0.000

PITCHER	IP	WLS	BF	H	R	ER	SO	BB	IBB	HBP	BLK	WP	HR	S	P	ERA	WHIP

Batter	1	2	3	4	5	6	7	8	9	AB	R	H	RBI	BB	SO	LOB
7 José Reyes, S (1, 6) OBP: 0.533, SLG: 0.750	C F X 0-2 ① G4-3	B B B C B 4-1 16 1B / 16 E BB		T C D S 1-3 ① K	B B F B F B 4-2 15 1B 1-2 BB		X 0-0 ① G6-3			2	1	0	0	2	1	0
10 Endy Chavez, L (7, 8) OBP: 0.393, SLG: 0.333										1	0	0	0	0	0	0
16 Paul Lo Duca, R (1, 2) OBP: 0.386, SLG: 0.526	C B X 1-1 1B	F B X 1-1 E2 1-H 2-H 3-H 1B		B B X 2-0 BB 15 BB 1B	F X 0-1 ② SF8 3-H		X 0-0 E4 FC4-6			3	0	3	3	0	0	0
Chris Woodward, R (7, 6) OBP: 0.333, SLG: 0.293										1	0	0	0	0	0	0
15 Carlos Beltrán, S (1, 8) OBP: 0.517, SLG: 0.478	B B C C C F X 3-2 ② L7	B C B X 2-1 ③ G1-3		B B B B 4-0 BB 1-2 BB	C B X 1-1 21 BB 1-3 2-H 1B		X 0-0 ② F9			3	0	1	1	1	0	2
22 Jose Valentin, S (7, 5) OBP: 0.276, SLG: 0.167										1	0	0	0	0	0	1
21 Carlos Delgado, L (1, 3) OBP: 0.576, SLG: 0.480	B C C B X 2-2 ③ F8	B B X 2-0 ① G3	B B C S B S 3-3 ② K	F B B B F B 4-2 1-2 BB		X 0-0 ③ FC4-6 1-2f				3	0	0	0	1	1	3
Victor Diaz, R (7, 7) OBP: 0.321, SLG: 0.417										1	0	0	0	0	0	1
Cliff Floyd, L (1, 7) OBP: 0.368, SLG: 0.521	B X 1-0 ① F8	B B B X 3-0 ② P6	B F B B 4-1 1-2 2-3 BB	F X 0-1 ③ G4-3			X 0-0 ① F8			3	0	0	0	1	0	3
Jose Castro, S (7, 2)										1	0	0	0	0	0	0
5 David Wright, R (1, 5) OBP: 0.362, SLG: 0.474	X 0-0 1B 1 1B 2B	C B X 1-1 E6 1 1B BB	B X 1-0 ③ F8		B C X 1-1 ① F9		X 0-0 ② G4-3			4	1	1	0	0	0	3
Heath Bell, R (7, 1)										1	0	0	0	0	0	0
Aaron Heilman, R (9, 1)										0	0	0	0	0	0	0
Xavier Nady, R (1, 9) OBP: 0.351, SLG: 0.418	B X 1-0 SH1-4 1 16 1B 2-3 1B	C B B B B 4-1 1 1B 1-2 BB		C B X 1-1 1 1B 1 S 16 SF8 1B	B X 1-0 1B			B B B B 4-0 1 FC5-4 BB		3	2	3	0	2	0	0
1 Anderson Hernandez, S (1, 4) OBP: 0.317, SLG: 0.311	D X 1-0 SH1-4 16 1B 1-2 3-H 1B	X 0-0 1-2 2-3 1B		C B C B F F X 2-2 7 BB 15 1B 1-3 1B	X 0-0 ② F8			X 0-0 ③ FC5-4 1-2f		5	2	3	1	0	0	2
Darren Oliver, R (1, 1)	B X 1-0 ② SH1-4 1-2 2-3	S S S 0-3 ③ K		M L B B M 2-3 ① K	B C C X 1-2 ③ G6-3					0	0	0	0	0	0	0
17 Jose Lima, R (3, 1)										1	0	0	0	0	1	3
Chad Bradford, R (5, 1)										1	0	0	0	0	1	2
Julio Franco, R (6, PH) OBP: 0.500, SLG: 0.481										1	0	0	0	0	0	1
(7, 3)																
Inning Stats	R: 0 E: 0 K: 0 S: 13 H: 1 LOB: 1 BB: 0 P: 19	R: 4 E: 1 K: 0 S: 10 H: 4 LOB: 1 BB: 1 P: 21	R: 0 E: 1 K: 1 S: 9 H: 1 LOB: 3 BB: 1 P: 19	R: 0 E: 0 K: 2 S: 9 H: 1 LOB: 3 BB: 2 P: 24	R: 2 E: 0 K: 1 S: 20 H: 3 LOB: 3 BB: 2 P: 34	R: 0 E: 0 K: 0 S: 7 H: 1 LOB: 1 BB: 0 P: 10	R: 0 E: 1 K: 0 S: 4 H: 0 LOB: 1 BB: 0 P: 4	R: 0 E: 0 K: 0 S: 3 H: 0 LOB: 1 BB: 1 P: 7		1B: 10 2B: 1 3B: 0 HR: 0	SF: 1 SAC: 1 DP: 0 HBP: 0			WP: 0 PB: 0 SB: 1 CS: 0	PA: 44	

PITCHER		IP	WLS	BF	H	R	ER	SO	BB	IBB	HBP	BLK	WP	HR	S	P	ERA	WHIP
Sidney Ponson, R ERA: 3.6	(1, 1)	4.0	L	24	7	4	3	3	4	0	0	0	0	0	41	83	6.75	2.750
41 Braden Looper, R ERA: 8.31	(5, 1)	0.2		7	3	2	2	1	2	0	0	0	0	0	18	32	27.00	7.500
Brian Falkenborg, R ERA: 2.7	(5, 1)	1.1		5	1	0	0	0	0	0	0	0	0	0	9	12	0.00	0.750
48 Brad Thompson, R ERA: 3.48	(7, 1)	1.0		4	0	0	0	0	0	0	0	0	0	0	4	4	0.00	0.000
Ricardo Rincon, L ERA: 10.8	(8, 1)	1.0		4	0	0	0	0	1	0	0	0	0	0	3	7	0.00	1.000

PITCHER	IP	WLS	BF	H	R	ER	SO	BB	IBB	HBP	BLK	WP	HR	S	P	ERA	WHIP

BOTTOM

St. Louis Cardinals @ New York Mets

Tradition Field, Port St. Lucie, FL

Thu Mar 30 2006, 1:10 PM EST
Att. 4,233 - Partly Cloudy - 75 F

livebaseballscorecards.com

AB	35
R	6
H	11
RBI	5
BB	7
SO	4
LOB	21

St. Louis Cardinals @ New York Mets

Tradition Field, Port St. Lucie, FL

Fri Mar 31 2006, 1:10 PM EST

Att. 3,289 - Sunny - 77 F

TOP

livebaseballscorecards.com

Batter	1	2	3	4	5	6	7	8	9	AB	R	H	RBI	BB	SO	LOB
22 David Eckstein, R (1, 6) OBP: 0.418, SLG: 0.439	B C B X 2-1 G4-3		B C S B B F B 4-2 5 HR BB	B C X 1-1 2-H 1B		D 1 B F S F F X SAFE 2-2 1-2 G5-3	B X 1-0 1-H 3-H 2B		B B B C X 3-1 1-2 G5-3	3	1	1	1	1	0	2
7 Hector Luna, R (7, PH) OBP: 0.308, SLG: 0.232 (7, 6)										2	0	1	2	0	0	2
43 Juan Encarnacion, R (1, 9) OBP: 0.310, SLG: 0.407	C B C F X 1-2 E6		S C F B S 1-3 K	F F X 0-2 L9		X 0-0 L7	B S X 1-1 F7			5	0	0	0	0	1	5
5 Albert Pujols, R (1, 3) OBP: 0.400, SLG: 0.862	C C X 0-2 P3		C F B B F X 2-2 1-H HR		B X 1-0 HR		C X 0-1 HR	C B X 1-1 F7		5	3	3	4	0	0	1
15 Jim Edmonds, L (1, 8) OBP: 0.515, SLG: 0.733	B B X 2-0 L4		F C B B S 2-3 K		B B C S S 2-3 K		X 0-0 27 1B 2B	B B F C X 2-2 F7		4	0	1	0	0	2	1
So Taguchi, R (7, PR) OBP: 0.321, SLG: 0.275 (7, 8)										1	1	0	0	0	0	0
27 Scott Rolen, R (1, 5) OBP: 0.392, SLG: 0.404		B B C F X 2-2 55 G4-3 1B	B F B B B X 3-1 1B		C C C 0-3 K		B F C X 1-2 2-H 55 2B 1B	F S B X 1-2 L6		4	1	3	1	0	1	0
26 Scott Spiezio, S (7, 5) OBP: 0.310, SLG: 0.383										1	0	0	0	0	0	0
53 John Rodriguez, L (1, 7) OBP: 0.375, SLG: 0.298		X 0-0 1-2 G4-3	C B B B C F F S 3-3 K		X 0-0 G4-3		B X 1-0 FC4-6 7 2B 1-H 2B		B C C S 1-3 K	0	0	0	0	0	0	0
55 Skip Schumaker, L (1, 7) OBP: 0.328, SLG: 0.339										5	1	1	1	0	2	2
4 Yadier Molina, R (1, 2) OBP: 0.523, SLG: 0.611		B X 1-0 F7		B C B B C B 4-2 30 SH5-4 22 1B BB		C B F X 1-2 1B 1B	B B B B 4-0 FC4-6 BB		B C F B F S 2-3 K	2	1	1	0	2	0	1
Gary Bennett, R (8, 2) OBP: 0.302, SLG: 0.317										1	0	0	0	0	1	0
Aaron Miles, S (1, 4) OBP: 0.421, SLG: 0.441		F B B B B 4-1 BB		C F B B B X 2-2 F9		C B B X 2-1 1-3 22 G5-3 1B	X 0-0 1-2f 2-3 FC4-6 7 2B		C B X 1-1 3 1B 2B	4	1	2	0	1	0	3
30 Mark Mulder, L (1, 1)		C B S B F S 2-3 K		X 0-0 1-2 SH5-4		F B F B C 2-3 K	S X 0-1 P5		C C F X 0-2 7 PB 2-3 1B	3	0	0	0	0	2	7
50 Adam Wainwright, R (7, 1)										0	0	0	0	0	0	0
Josh Hancock, R (8, 1)										0	0	0	0	0	0	0
3 Junior Spivey, R (9, PH) OBP: 0.253, SLG: 0.182										1	0	1	0	0	0	0
36 Alan Benes, R (9, 1)										0	0	0	0	0	0	0
44 Jason Isringhausen, R (9, 1)										0	0	0	0	0	0	0
Totals										**AB 41**	**R 9**	**H 14**	**RBI 9**	**BB 4**	**SO 9**	**LOB 24**

Inning Stats	1	2	3	4	5	6	7	8	9	1B: 7	SF: 0	WP: 0	PA: 46
	R: 0 E: 1 K: 0 S: 10 H: 0 LOB: 1 BB: 0 P: 15	R: 0 E: 0 K: 1 S: 10 H: 1 LOB: 2 BB: 1 P: 19	R: 2 E: 0 K: 3 S: 21 H: 2 LOB: 1 BB: 1 P: 36	R: 1 E: 0 K: 0 S: 11 H: 1 LOB: 1 BB: 1 P: 18	R: 1 E: 0 K: 2 S: 8 H: 1 LOB: 0 BB: 0 P: 11	R: 0 E: 0 K: 1 S: 14 H: 2 LOB: 2 BB: 0 P: 21	R: 5 E: 0 K: 0 S: 13 H: 5 LOB: 1 BB: 1 P: 21	R: 0 E: 0 K: 0 S: 8 H: 0 LOB: 0 BB: 0 P: 12	R: 0 E: 0 K: 2 S: 15 H: 2 LOB: 2 BB: 0 P: 22	2B: 4 3B: 0 HR: 3	SAC: 1 DP: 0 HBP: 0	PB: 1 SB: 0 CS: 0	

PITCHER		IP	WLS	BF	H	R	ER	SO	BB	IBB	HBP	BLK	WP	HR	S	P	ERA	WHIP
45 Pedro Martinez, R ERA: 3.86	(1, 1)	4.0	L	20	4	3	3	4	3	0	0	0	0	1	52	88	6.75	1.750
Victor Zambrano, R ERA: 4.61	(5, 1)	2.2		17	8	6	6	3	1	0	0	0	0	2	33	50	20.25	3.375
25 Pedro Feliciano, L ERA: 3.0	(7, 1)	2.1		9	2	0	0	2	0	0	0	0	0	0	25	37	0.00	0.857

PITCHER	IP	WLS	BF	H	R	ER	SO	BB	IBB	HBP	BLK	WP	HR	S	P	ERA	WHIP

BOTTOM

St. Louis Cardinals @ New York Mets

Tradition Field, Port St. Lucie, FL

Fri Mar 31 2006, 1:10 PM EST

Att. 3,289 - Sunny - 77 F

Batter	1	2	3	4	5	6	7	8	9	AB	R	H	RBI	BB	SO	LOB
7 José Reyes, S (1, 6) OBP: 0.588, SLG: 0.800	1-1: 16 1B — 2B	4-1: 16 CS — BB			3-2: 15 BB — 1B		4-2: BB		3-2: 10 E — 1-H, 2-H — 3B	2	1	2	0	2	0	0
Corey Ragsdale, R (8, 6) OBP: 0.333, SLG: 0.263										1	1	1	2	0	0	0
16 Paul Lo Duca, R (1, 2) OBP: 0.391, SLG: 0.525	1-2: 15 2B, 21 FC6-2-5-3 — 2-H — 1B	2-0: CS — 1-2	2-1: G6-3		0-3: K		1-3: K		2-3: K	2	0	1	1	0	0	0
40 Joe Hietpas, R (5, 2) OBP: 0.417, SLG: 0.400										3	0	0	0	0	3	3
15 Carlos Beltrán, S (1, 8) OBP: 0.531, SLG: 0.520	0-1: 5 1B — 1-3 — 2B		0-0: G5-3		4-0: BB — 1-2			1-1: G4-3	0-1: E1, DI — 3-H — 1B	2	1	1	0	1	0	0
10 Endy Chavez, L (8, 8) OBP: 0.367, SLG: 0.308										2	1	0	0	0	0	0
21 Carlos Delgado, L (1, 3) OBP: 0.556, SLG: 0.464	2-2: FC6-2-5-3 — 5 1B — 3-H — 1B		0-2: 5 WP — 1B		0-1: G4-3			0-1: 1B	2-0: HBP — 1-H — 1B	3	0	1	0	0	0	4
Julio Franco, R (6, 3) OBP: 0.528, SLG: 0.517										2	0	2	1	0	0	0
5 David Wright, R (1, 5) OBP: 0.361, SLG: 0.467	1-0: 1B — 1-2, 2-3 — 1B		3-2: F9 — 1-2			0-1: P3		0-1: F8	1-2: HBP	3	0	1	0	0	0	1
Chris Woodward, R (7, 5) OBP: 0.340, SLG: 0.286										1	0	0	0	0	0	1
Cliff Floyd, L (1, 7) OBP: 0.383, SLG: 0.529	1-0: G6-4-3 — 1-2, 2-3, 3-H — 1B			0-3: K		0-1: CS — 1B		1-3: K	1-1: P4	3	0	2	1	0	1	0
22 Jose Valentin, S (7, 7) OBP: 0.258, SLG: 0.154										2	0	0	0	0	1	3
Xavier Nady, R (1, 9) OBP: 0.342, SLG: 0.406	0-0: G6-4-3 — 1-2f			1-1: F9		0-0: B1-3 — 1-2			4-2: 1 HBP — 3B — BB	2	0	0	0	0	0	3
Victor Zambrano, S (5, 1) OBP: 0.250, SLG: 0.250										1	0	0	0	0	0	1
25 Pedro Feliciano, L (7, 1)										0	0	0	0	0	0	0
Chris Basak, R (9, PH) OBP: 0.250, SLG: 0.316										0	1	0	0	1	0	0
1 Anderson Hernandez, S (1, 4) OBP: 0.313, SLG: 0.297		0-3: K2-3		0-0: G4-3			1-2: G4-3		1-2: 3B — HBP	3	1	0	0	0	1	0
45 Pedro Martinez, R (1, 1)		0-2: G4-3			0-1: F9		0-1: G1-3		1-3: K	1	0	0	0	0	0	0
Victor Diaz, R (5, 9) OBP: 0.309, SLG: 0.400										3	0	0	0	0	1	2
Inning Stats	R: 2 E: 0 K: 0 S: 13 — H: 5 LOB: 2 BB: 0 P: 19	R: 0 E: 0 K: 1 S: 8 — H: 0 LOB: 0 BB: 1 P: 14	R: 0 E: 0 K: 0 S: 10 — H: 1 LOB: 1 BB: 0 P: 15	R: 0 E: 0 K: 1 S: 6 — H: 0 LOB: 0 BB: 0 P: 7	R: 0 E: 0 K: 1 S: 10 — H: 1 LOB: 2 BB: 1 P: 17	R: 0 E: 0 K: 0 S: 5 — H: 1 LOB: 0 BB: 0 P: 5	R: 0 E: 0 K: 1 S: 10 — H: 0 LOB: 1 BB: 1 P: 16	R: 0 E: 0 K: 1 S: 9 — H: 1 LOB: 1 BB: 0 P: 11	R: 4 E: 1 K: 2 S: 22 — H: 2 LOB: 2 BB: 1 P: 37	1B: 8 2B: 2 3B: 1 HR: 0 — SF: 0 SAC: 0 DP: 1 HBP: 2							

livebaseballscorecards.com

AB	36
R	6
H	11
RBI	5
BB	4
SO	7
LOB	18

WP: 1 PA: 43
PB: 0
SB: 0
CS: 2

PITCHER		IP	WLS	BF	H	R	ER	SO	BB	IBB	HBP	BLK	WP	HR	S	P	ERA	WHIP
30 Mark Mulder, L ERA: 2.49	(1, 1)	6.0	W	25	8	2	2	3	2	0	0	0	1	0	52	77	3.00	1.667
50 Adam Wainwright, R ERA: 0.57	(7, 1)	1.0		4	0	0	0	1	1	0	0	0	0	0	10	16	0.00	1.000
Josh Hancock, R ERA: 1.8	(8, 1)	1.0		4	1	0	0	1	0	0	0	0	0	0	9	11	0.00	1.000
36 Alan Benes, R ERA: 2.53	(9, 1)	0.2		8	2	4	2	2	1	0	2	0	0	0	20	34	27.00	4.500
44 Jason Isringhausen, R ERA:	(9, 1)	0.1	S	1	0	0	0	0	0	0	0	0	0	0	2	3	0.00	0.000

PITCHER	IP	WLS	BF	H	R	ER	SO	BB	IBB	HBP	BLK	WP	HR	S	P	ERA	WHIP

Batter	1	2	3	4	5	6	7	8	9	AB	R	H	RBI	BB	SO	LOB
7 José Reyes, S (1, 6) OBP: 0.583, SLG: 0.781	G4-3			15 BB 1B		F9		2-H 1B		2	0	1	0	0	0	0
Chris Woodward, R (4, 4) OBP: 0.346, SLG: 0.295										2	0	1	1	0	0	0
1 Anderson Hernandez, S (1, 4) OBP: 0.304, SLG: 0.288	P5			F8		10 E 3B		L3		2	0	0	0	0	0	1
22 Jose Valentin, S (4, 3) OBP: 0.273, SLG: 0.250										2	1	1	0	0	0	1
15 Carlos Beltrán, S (1, 8) OBP: 0.529, SLG: 0.500	G4-3			B B B B 21 G4-6-3 1-2 BB		E4 CS 3-H			F8	1	0	0	0	1	0	0
10 Endy Chavez, L (4, 8) OBP: 0.344, SLG: 0.286										2	0	0	0	0	0	0
21 Carlos Delgado, L (1, 3) OBP: 0.553, SLG: 0.448		C C B B B B CS BB		G4-6-3 1-2f		B CS 1-2	G5-3		F7	1	0	0	0	1	0	2
Corey Ragsdale, R (4, 6) OBP: 0.308, SLG: 0.238										2	0	0	0	0	0	0
5 David Wright, R (1, 5) OBP: 0.351, SLG: 0.452		F S S K			G5-3		G6-3		G4-3	2	0	0	0	0	1	1
Victor Diaz, R (5, 7) OBP: 0.301, SLG: 0.390 (6, 9)										2	0	0	0	0	0	0
Cliff Floyd, L (1, 7) OBP: 0.371, SLG: 0.509		C B S D F B S K 1-2			F9		F8			2	0	0	0	0	1	1
Chris Basak, R (5, 5) OBP: 0.238, SLG: 0.300										1	0	0	0	0	0	0
Xavier Nady, R (1, 9) OBP: 0.346, SLG: 0.408			G5-3		1B			11 G6-3 1B 1B		2	0	1	0	0	0	0
Jorge Julio, R (6, 1)										0	0	0	0	0	0	0
50 Duaner Sanchez, R (7, 1)										0	0	0	0	0	0	0
Chase Lambin, S (8, PH) OBP: 0.294, SLG: 0.529										1	1	1	0	0	0	0
13 Billy Wagner, L (8, 1)										0	0	0	0	0	0	0
76 Tim Lavigne, R (9, 1)										0	0	0	0	0	0	0
11 Ramon Castro, R (1, 2) OBP: 0.324, SLG: 0.400			F9		F7			G6-3 1-2		3	0	0	0	0	0	2
Anderson Garcia, R (9, 2)										0	0	0	0	0	0	0
Steve Trachsel, R (1, 1)			S S S K			C C C K		C C C K		1	0	0	0	0	1	0
Cory Aldridge, L (6, PH) OBP: 0.200, SLG: 0.125 (6, 7)										2	0	0	0	0	2	1

TOP

New York Mets @ St. Louis Cardinals

Roger Dean Stadium, Jupiter, FL

Sat Apr 01 2006, 12:05 PM EST

Att. 6,984 - Sunny - 78 F

livebaseballscorecards.com

	AB	30
	R	2
	H	5
	RBI	1
	BB	2
	SO	5
	LOB	9

Inning Stats	1	2	3	4	5	6	7	8	9
	R: 0 E: 0 K: 0 S: 3	H: 0 LOB: 0 BB: 0 P: 3	R: 0 E: 0 K: 2 S: 9	H: 0 LOB: 1 BB: 1 P: 16	R: 0 E: 0 K: 1 S: 5	H: 0 LOB: 0 BB: 0 P: 5	R: 0 E: 0 K: 0 S: 3	H: 1 LOB: 1 BB: 1 P: 7	R: 0 E: 0 K: 0 S: 4	H: 1 LOB: 1 BB: 0 P: 4	R: 1 E: 1 K: 1 S: 6	H: 1 LOB: 0 BB: 0 P: 7	R: 0 E: 0 K: 0 S: 3	H: 0 LOB: 0 BB: 0 P: 3	R: 1 E: 0 K: 1 S: 7	H: 2 LOB: 1 BB: 0 P: 7	R: 0 E: 0 K: 0 S: 3	H: 0 LOB: 0 BB: 0 P: 3

	1B: 4	SF: 0	WP: 0	PA: 33
	2B: 1	SAC: 0	PB: 0	
	3B: 1	DP: 2	SB: 0	
	HR: 0	HBP: 0	CS: 2	

PITCHER		IP	WLS	BF	H	R	ER	SO	BB	IBB	HBP	BLK	WP	HR	S	P	ERA	WHIP
Jason Marquis, R ERA: 1.96	(1, 1)	5.2		20	3	1	0	4	2	0	0	0	0	0	29	40	0.00	0.882
Ricardo Rincon, L ERA: 9.82	(6, 1)	0.1		1	0	0	0	0	0	0	0	0	0	0	1	2	0.00	0.000
48 Brad Thompson, R ERA: 3.18	(7, 1)	1.0		3	0	0	0	0	0	0	0	0	0	0	3	3	0.00	0.000
41 Braden Looper, R ERA: 8.38	(8, 1)	1.0	L	5	2	1	1	1	0	0	0	0	0	0	7	7	9.00	2.000
44 Jason Isringhausen, R ERA:	(9, 1)	0.2		2	0	0	0	0	0	0	0	0	0	0	2	2	0.00	0.000

PITCHER		IP	WLS	BF	H	R	ER	SO	BB	IBB	HBP	BLK	WP	HR	S	P	ERA	WHIP
34 Randy Flores, L ERA: 4.66	(9, 1)	0.1		1	0	0	0	0	0	0	0	0	0	0	1	1	0.00	0.000

New York Mets @ St. Louis Cardinals

Roger Dean Stadium, Jupiter, FL

Sat Apr 01 2006, 12:05 PM EST
Att. 6,984 - Sunny - 78 F

livebaseballscorecards.com

BOTTOM

Batter	1	2	3	4	5	6	7	8	9	AB	R	H	RBI	BB	SO	LOB
22 David Eckstein, R (1, 6) OBP: 0.420, SLG: 0.441 7 Hector Luna, R (4, 6) OBP: 0.313, SLG: 0.241 (9, 5)	5 G6-4-3 1B		F9-2 3-H			F9		1-3 1B		2 0 1 0 0 0 2 2 0 1 0 0 0 0						
43 Juan Encarnacion, R (1, 9) OBP: 0.290, SLG: 0.379 26 Scott Spiezio, S (5, 3) OBP: 0.301, SLG: 0.371	P3			F8		G4-3		K		2 0 0 0 0 0 1 2 0 0 0 0 1 2						
5 Albert Pujols, R (1, 3) OBP: 0.378, SLG: 0.806 55 Skip Schumaker, L (5, 9) OBP: 0.333, SLG: 0.391 (8, 8)	G6-4-3 1-2f			G6-3			HR		B1	2 0 0 0 0 0 1 2 1 1 1 0 0 0						
15 Jim Edmonds, L (1, 8) OBP: 0.472, SLG: 0.667 41 Braden Looper, R (8, 1) 44 Jason Isringhausen, R (9, 1) Rico Washington, L (9, 9)		G4-3		F8			K		K	3 0 0 0 0 1 0 0 0 0 0 0 0 0 0 0 0 0 0 0 0 1 0 0 0 0 1 0						
27 Scott Rolen, R (1, 5) OBP: 0.377, SLG: 0.388 3 Junior Spivey, R (6, 4) OBP: 0.247, SLG: 0.176		F9			F9		K		F9	2 0 0 0 0 0 0 2 0 0 0 0 1 0						
So Taguchi, R (1, 7) OBP: 0.309, SLG: 0.264		L5			G5-3		K			3 0 0 0 0 1 0						
4 Yadier Molina, R (1, 2) OBP: 0.522, SLG: 0.632 48 Brad Thompson, R (7, 1) 70 Prentice Redman, R (8, 9) OBP: 0.286, SLG: 0.333 34 Randy Flores, L (9, 1)			G4-3		2B			G6-3		2 0 1 0 0 0 0 0 0 0 0 0 0 0 1 0 0 0 0 0 0 0 0 0 0 0 0 0						
Aaron Miles, S (1, 4) OBP: 0.425, SLG: 0.444 (6, 5) John Nelson, R (8, PH) (9, 6)			1B 22 F9-2 1B		G6-3			K		2 0 1 0 0 0 1 1 0 0 0 0 1 0						
Jason Marquis, L (1, 1) OBP: 0.500, SLG: 1.167 Ricardo Rincon, L (6, 1) Gary Bennett, R (6, PH) OBP: 0.311, SLG: 0.326 (7, 2)			1-3 1B			F9		7 1B		1 0 1 0 0 0 0 0 0 0 0 0 0 0 2 0 1 0 0 0 0						
Inning Stats	R: 0 E: 0 K: 0 S: 3 H: 1 LOB: 0 BB: 0 P: 3	R: 0 E: 0 K: 0 S: 3 H: 0 LOB: 0 BB: 0 P: 5	R: 0 E: 0 K: 0 S: 4 H: 2 LOB: 1 BB: 0 P: 4	R: 0 E: 0 K: 0 S: 3 H: 0 LOB: 0 BB: 0 P: 3	R: 0 E: 0 K: 0 S: 4 H: 1 LOB: 1 BB: 0 P: 4	R: 0 E: 0 K: 0 S: 3 H: 0 LOB: 0 BB: 0 P: 3	R: 1 E: 0 K: 3 S: 10 H: 1 LOB: 0 BB: 0 P: 10	R: 0 E: 0 K: 2 S: 9 H: 2 LOB: 2 BB: 0 P: 9	R: 0 E: 0 K: 1 S: 5 H: 0 LOB: 0 BB: 0 P: 5	1B: 5 2B: 2 3B: 0 HR: 1	SF: 0 SAC: 0 DP: 2 HBP: 0						

	AB	32
	R	1
	H	7
	RBI	1
	BB	0
	SO	6
	LOB	7

WP: 0 PB: 0 SB: 0 CS: 0 PA: 32

PITCHER		IP	WLS	BF	H	R	ER	SO	BB	IBB	HBP	BLK	WP	HR	S	P	ERA	WHIP
Steve Trachsel, R ERA: 6.33	(1, 1)	5.0		17	4	0	0	0	0	0	0	0	0	0	17	19	0.00	0.800
Jorge Julio, R ERA: 1.29	(6, 1)	1.0	H	3	0	0	0	0	0	0	0	0	0	0	3	3	0.00	0.000
50 Duaner Sanchez, R ERA: 4.5	(7, 1)	1.0	W	4	1	1	1	3	0	0	0	0	0	1	10	10	9.00	1.000
13 Billy Wagner, L ERA: 2.57	(8, 1)	1.0	H	5	2	0	0	2	0	0	0	0	0	0	9	9	0.00	2.000
76 Tim Lavigne, R ERA:	(9, 1)	1.0	S	3	0	0	0	1	0	0	0	0	0	0	5	5	0.00	0.000

PITCHER	IP	WLS	BF	H	R	ER	SO	BB	IBB	HBP	BLK	WP	HR	S	P	ERA	WHIP

Washington Nationals @ New York Mets

Shea Stadium, Flushing, NY

Mon Apr 03 2006, 1:10 PM EDT

Att. 54,371 - Rain - 55 F

TOP

livebaseballscorecards.com

Batter	1	2	3	4	5	6	7	8	9	AB	R	H	RBI	BB	SO	LOB
Brandon Watson, L (1, 8) OBP: 0.250, SLG: 0.250	F8		FC5-6 G4-3 1-2f		G4-3		G6-4-3 1B 1-3 1B		K	4	0	1	0	0	0	1
Matthew LeCroy, R (9, PH)										1	0	0	0	0	1	0
Jose Vidro, S (1, 4) OBP: 0.600, SLG: 0.600	K		B 1 SAFE 1 SAFE F 1 SAFE X G4-3 1-2		2B 1B		X G6-4-3 1-2 3-H 1B		B S B C F X 1B	5	0	3	1	0	1	1
Jose Guillen, R (1, 9) OBP: 0.250, SLG: 0.500	F7		G5-3		1-3 2B		G6-4-3 1-2f 2-3			4	0	1	0	0	0	3
24 Nick Johnson, L (1, 3)		G4-3		SF8 11 1B 1B BB	K		G1-3			3	1	0	0	1	1	3
Alfonso Soriano, R (1, 7) OBP: 0.750, SLG: 0.667		S 11 BB		G3 11 1B 1-2 1B	K			11 2B 1B		3	0	2	0	1	1	2
11 Ryan Zimmerman, R (1, 5) OBP: 0.750, SLG: 1.000		1-2 BB		G3 1-2 2-3 1B		K		G6-3 1-H 2B		3	0	2	0	1	1	0
Royce Clayton, R (1, 6) OBP: 0.250, SLG: 0.333	K		SF8 3-H			G1-6-3 1B		G6-3 2-3		3	0	1	1	0	1	3
Brian Schneider, L (1, 2)	G2-3		G3 1-2 2-3			B C 1 SAFE F B X G1-6-3 1-2f		K		4	0	0	0	0	1	6
Livan Hernandez, R (1, 1) OBP: 0.500, SLG: 0.500			FC5-6 1B	F9			1B 1B		G5-3	2	0	1	0	0	0	2
Marlon Anderson, L (7, PH) OBP: 1.000, SLG: 1.000										1	1	1	0	0	0	0
Felix Rodriguez, R (7, 1)										0	0	0	0	0	0	0
Joey Eischen, L (7, 1)										0	0	0	0	0	0	0
Gary Majewski, R (8, 1)										0	0	0	0	0	0	0
Marlon Byrd, R (9, PH)										1	0	0	0	0	0	0

	AB	R	H	RBI	BB	SO	LOB
	34	2	12	2	3	7	21

Inning Stats	1	2	3	4	5	6	7	8	9	1B: 10	SF: 1	WP: 0	PA: 38
R:	0	0	0	1	0	0	1	0	0	2B: 2	SAC: 0	PB: 0	
E:	0	0	0	0	0	0	0	0	0	3B: 0	DP: 2	SB: 1	
K:	1	1	0	0	2	1	0	1	1	HR: 0	HBP: 0	CS: 0	
S:	8	12	7	13	10	7	11	6	10				
H:	0	0	1	2	2	1	3	2	1				
LOB:	0	2	0	2	2	0	1	1	1				
BB:	0	2	0	1	0	0	0	0	0				
P:	14	26	10	22	17	11	18	9	15				

PITCHER		IP	WLS	BF	H	R	ER	SO	BB	IBB	HBP	BLK	WP	HR	S	P	ERA	WHIP
Tom Glavine, L	(1, 1)	6.0	W	26	6	1	1	5	3	0	0	0	0	0	57	100	1.50	1.500
ERA: 1.5																		
Aaron Heilman, R	(7, 1)	2.0	H	9	5	1	1	1	0	0	0	0	0	0	17	27	4.50	2.500
ERA: 4.5																		
13 Billy Wagner, L	(9, 1)	1.0	S	3	1	0	0	1	0	0	0	0	0	0	10	15	0.00	1.000
ERA:																		

PITCHER		IP	WLS	BF	H	R	ER	SO	BB	IBB	HBP	BLK	WP	HR	S	P	ERA	WHIP

Batter	1	2	3	4	5	6	7	8	9	AB	R	H	RBI	BB	SO	LOB
7 José Reyes, S (1, 6)	C B B X 2-1 F8 ①		X 0-0 L7 ②		B X 1-0 G3 ①	C B F B S 2-3 K ③		X 0-0 G4-3 ③		5	0	0	0	0	1	6
16 Paul Lo Duca, R (1, 2) OBP: 0.500, SLG: 0.750	C B B F X 2-2 G5-3 ②		C B X 1-1 1-2 3-H 1B		B C B B X 3-1 1-3 2B		C B X 1-1 P4 ①			4	0	2	1	0	0	0
15 Carlos Beltrán, S (1, 8)	B B C B C X 3-2 P3 ③		C B C B X 2-2 G6-3 ③		B F X 1-1 P6 ②		B C C B F F C 2-3 K ②			4	0	0	0	0	1	4
21 Carlos Delgado, L (1, 3)		B B S C S 2-3 K ①		C B B F X 2-2 L7 ①	B X 1-0 P6 ③		B B C F F B F B 4-2 FC5 5 1B BB			3	0	0	0	1	1	2
5 David Wright, R (1, 5) OBP: 0.500, SLG: 1.250		C C B F X 1-2 F8 ②		B B X 2-0 F7 ②		C C X 0-2 HR	S 1 X SAFE 0-1 1-2 FC5 1B			4	1	2	1	0	0	0
Cliff Floyd, L (1, 7)		C F F C 0-3 K ③		B C B B F F B 4-2 2B BB		F C X 0-2 F7 ①	C B C X 1-2 1-2 2-3f FC5 ③			3	1	0	0	1	1	2
Xavier Nady, R (1, 9) OBP: 1.000, SLG: 1.500			B B C S B X 3-2 1B 1 G4-3 16 1B 1B	C B X 1-1 1-H 2B		B C C B X 2-2 1 E 1B		C X 0-1 2B		4	1	4	1	0	0	0
1 Anderson Hernandez, S (1, 4)			X 0-0 G4-3 ① 1-2	B X 1-0 G6-3 ③		B C C C X 1-2 E1 1-2		B M L L 1-3 K ①		4	0	0	0	0	1	4
Tom Glavine, L (1, 1) OBP: 1.000, SLG: 1.000			F B B S B X 3-2 16 1B 2-3 1B		C B S X 1-2 16 2B 1B	D B B C C S 3-3 K ②		D X 1-0 G6-3 ②		2	0	2	0	0	0	0
22 Jose Valentin, S (6, PH)										1	0	0	0	0	1	2
Aaron Heilman, R (7, 1)										0	0	0	0	0	0	0
Julio Franco, R (8, PH)										1	0	0	0	0	0	1
13 Billy Wagner, L (9, 1)										0	0	0	0	0	0	0
Inning Stats	R: 0 E: 0 K: 0 S: 8 H: 0 LOB: 0 BB: 0 P: 15	R: 0 E: 0 K: 2 S: 11 H: 0 LOB: 0 BB: 0 P: 14	R: 1 E: 0 K: 0 S: 13 H: 3 LOB: 2 BB: 0 P: 22	R: 1 E: 0 K: 0 S: 10 H: 1 LOB: 1 BB: 1 P: 20	R: 0 E: 0 K: 0 S: 9 H: 2 LOB: 2 BB: 0 P: 16	R: 1 E: 1 K: 2 S: 18 H: 2 LOB: 2 BB: 0 P: 26	R: 0 E: 0 K: 1 S: 16 H: 1 LOB: 2 BB: 1 P: 24	R: 0 E: 0 K: 1 S: 7 H: 1 LOB: 1 BB: 0 P: 9		1B: 6 2B: 3 3B: 0 HR: 1	SF: 0 SAC: 0 DP: 0 HBP: 0					

PITCHER	IP	WLS	BF	H	R	ER	SO	BB	IBB	HBP	BLK	WP	HR	S	P	ERA	WHIP
Livan Hernandez, R (1, 1) ERA: 4.5	6.0	L	28	8	3	3	4	1	0	0	0	0	1	69	113	4.50	1.500
Felix Rodriguez, R (7, 1) ERA:	0.2		4	1	0	0	1	1	0	0	0	0	0	13	20	0.00	3.000
Joey Eischen, L (7, 1) ERA:	0.1		1	0	0	0	0	0	0	0	0	0	0	3	4	0.00	0.000
Gary Majewski, R (8, 1) ERA:	1.0		4	1	0	0	1	0	0	0	0	0	0	7	9	0.00	1.000

PITCHER	IP	WLS	BF	H	R	ER	SO	BB	IBB	HBP	BLK	WP	HR	S	P	ERA	WHIP

BOTTOM

Washington Nationals @ New York Mets

Shea Stadium, Flushing, NY

Mon Apr 03 2006, 1:10 PM EDT

Att. 54,371 - Rain - 55 F

livebaseballscorecards.com

AB	35
R	3
H	10
RBI	3
BB	2
SO	6
LOB	21

WP: 0 PB: 0 SB: 0 CS: 0 PA: 37

Batter	1	2	3	4	5	6	7	8	9	10	AB	R	H	RBI	BB	SO	LOB
Brandon Watson, L (1, 8) OBP: 0.250, SLG: 0.143	C C F B F X	1-2 G1-3 ①	B C B B B	4-1 CS BB		X	0-0 F8 ①	C B S B B X	3-2 F8 ③		X	G6-3	3	0	0	0	1	0	0
Mike Stanton, L (7, 1)													0	0	0	0	0	0	0
Gary Majewski, R (8, 1)													0	0	0	0	0	0	0
32 Chad Cordero, R (9, 1)													0	0	0	0	0	0	0
Matthew LeCroy, R (10, PH)													2	0	0	0	0	0	2
Felix Rodriguez, R (10, 1)												G6-3	0	0	0	0	0	0	0
Jose Vidro, S (1, 4) OBP: 0.500, SLG: 0.600	B C C B C S	3-3 K ②	1 SAFE B B C F B X	3-2 G4-3 ① ② 1-2		B C B X	2-1 24 HR 2B	X	0-0 G4-3 ①	B B B C F F X	3-2 HR 1B	5	2	2	0	0	1	1
Jose Guillen, R (1, 9) OBP: 0.444, SLG: 0.875	F B B B X	3-1 F9 ③	S F B C	1-3 K ③		C B F H	2-2 24 HR HBP	B C B C B X	3-2 1B	B F 1 SAFE B F X	2-2 1-H HR	4	2	2	2	0	1	0
24 Nick Johnson, L (1, 3) OBP: 0.333, SLG: 0.571		B F B C B B 4-2 11 WP HBP BB		B C F B F X 2-2 G4-3 ①		B B F X	2-1 1-H 2-H HR	C B B 1 SAFE S C	2-3 K ②	S C S	0-3 K E FC2 1B	4	2	1	3	1	2	1
Alfonso Soriano, R (1, 7) OBP: 0.571, SLG: 0.400		F H 1-1 11 WP 1-2 HBP		B B S F X 2-2 P4 ②		X	0-0 P2 ②	1 SAFE B C F X	1-2 P4 ③	X	0-0 FC2 1-3 1B	2	0	0	0	0	0	0
Marlon Byrd, R (6, 7) (7, 8)												2	1	0	0	0	0	2
11 Ryan Zimmerman, R (1, 5) OBP: 0.667, SLG: 1.167	B F B X	2-1 F7 ① 1-2 2-3		X 0-0 G2-3 ③		C B B B B	4-1 S BB		B B B C F X 3-2 HR	I I I I 4-0 1B 2B IBB	3	2	1	1	2	0	2
Royce Clayton, R (1, 6) OBP: 0.222, SLG: 0.250	B S F B C	2-3 K ②	B F X 1-1 G6-3 ①			F B D C D T 3-2 K ③ 1-2			B C F B X 2-2 G6-3 ①	F X 0-1 2B 1-2 2-H 3-H 1B	5	0	1	2	0	2	3
Brian Schneider, L (1, 2)	I I I I	4-0 IBB	B X 1-0 G1-3 ②				X 0-0 P4 ①		F B B B X 3-1 G3 ②	S B C S 1-3 K ②	4	0	0	0	1	1	2
22 John Patterson, R (1, 1)	X	0-0 F8 ③			B F C X 1-2 F9 ③		B S X 1-1 P5 ②		C B C X 1-2 G4-3 ③	X 0-0 1-3 2-H 2B	1	0	0	0	0	0	3
Marlon Anderson, L (5, PH) OBP: 0.500, SLG: 0.500											1	0	0	0	0	0	0
Jon Rauch, R (5, 1)											0	0	0	0	0	0	0
Daryle Ward, L (7, PH)											1	0	0	0	0	0	0
Damian Jackson, R (7, 7) OBP: 0.500, SLG: 1.000											2	0	1	1	0	0	0
Inning Stats	R: 0 E: 0 K: 1 S: 10 H: 0 LOB: 0 BB: 0 P: 17	R: 0 E: 0 K: 1 S: 9 H: 0 LOB: 3 BB: 2 P: 22	R: 0 E: 0 K: 1 S: 7 H: 0 LOB: 0 BB: 1 P: 15	R: 0 E: 0 K: 0 S: 8 H: 0 LOB: 0 BB: 0 P: 12	R: 0 E: 0 K: 0 S: 6 H: 0 LOB: 0 BB: 0 P: 9	R: 3 E: 0 K: 1 S: 12 H: 2 LOB: 1 BB: 1 P: 25	R: 0 E: 0 K: 0 S: 6 H: 0 LOB: 0 BB: 0 P: 10	R: 0 E: 0 K: 1 S: 10 H: 1 LOB: 1 BB: 0 P: 16	R: 1 E: 0 K: 0 S: 11 H: 1 LOB: 0 BB: 0 P: 20	R: 5 E: 1 K: 2 S: 21 H: 4 LOB: 2 BB: 1 P: 33	1B: 3 2B: 2 3B: 0 HR: 3 SF: 0 SAC: 0 DP: 0 HBP: 2						

PITCHER	IP	WLS	BF	H	R	ER	SO	BB	IBB	HBP	BLK	WP	HR	S	P	ERA	WHIP
Brian Bannister, R (1, 1) ERA: 4.5	6.0		25	2	3	3	4	3	1	2	0	1	1	52	100	4.50	0.833
50 Duaner Sanchez, R (7, 1) ERA:	1.0	H	3	0	0	0	0	0	0	0	0	0	0	6	10	0.00	0.000
Aaron Heilman, R (8, 1) ERA: 3.0	1.0	H	4	1	0	0	1	0	0	0	0	0	0	10	16	0.00	1.000
13 Billy Wagner, L (9, 1) ERA: 4.5	1.0	B	4	1	1	1	0	0	0	0	0	0	1	11	20	9.00	1.000
Jorge Julio, R (10, 1) ERA: 27.0	0.2	L	9	4	5	2	2	0	1	0	0	0	1	20	32	27.00	6.000

PITCHER	IP	WLS	BF	H	R	ER	SO	BB	IBB	HBP	BLK	WP	HR	S	P	ERA	WHIP
Chad Bradford, R (10, 1) ERA:	0.1		1	0	0	0	0	0	0	0	0	0	0	1	1	0.00	0.000

TOP

Washington Nationals @ New York Mets

Shea Stadium, Flushing, NY

Wed Apr 05 2006, 7:10 PM EDT
Att. 19,557 - Partly Cloudy - 44 F

livebaseballscorecards.com

AB	39
R	9
H	8
RBI	9
BB	5
SO	7
LOB	16

WP: 1 PB: 1 SB: 1 CS: 1 PA: 46

Batter	1	2	3	4	5	6	7	8	9	10	AB	R	H	RBI	BB	SO	LOB
7 José Reyes, S (1, 6) OBP: 0.200, SLG: 0.111	C C B B F F B F F 3-2 X 16 S 5 1B 1B	B C C C 1-3 ③ K		B C S B F X 2-2 ③ L8			B B C S X 2-2 ② F8		S D B B B 4-1 1-2 2-3 BB		4	1	1	0	1	1	0
16 Paul Lo Duca, R (1, 2) OBP: 0.333, SLG: 0.375	C 1 SAFE 1 B D B B 4-1 5 1B 1-2 BB		C B X 1-1 ① G5-3		C F B C 1-3 ① K		B B X 2-0 ③ P6		B F X 1-1 ③ F9		4	0	0	0	1	1	3
15 Carlos Beltrán, S (1, 8) OBP: 0.444, SLG: 0.714	C S B S 1-3 ① K		B B B B 4-0 21 HR BB		B B B B 4-0 5 G5-3 21 BB BB			B B C F F F F B F 3-2 X ① P4		B F B F B F B B 4-2 21 1B BLK BB	2	2	0	0	3	1	2
21 Carlos Delgado, L (1, 3) OBP: 0.333, SLG: 0.667	B F S C 1-3 ② K		F 1 SAFE F 1 SAFE B 1 SAFE 1 B F 2-2 F X 1-H HR		B D B B C B 4-1 1-2 BB			B X 1-0 ② F8		B C B X 2-1 1-3 BLK 1B	4	1	2	2	1	1	2
5 David Wright, R (1, 5) OBP: 0.333, SLG: 0.667	F F X 0-2 S 1-3 2-H 1B		B B F X 2-1 ② G6-3		B C C B X 2-2 ②③ G5-3 2-3f			B X 1-0 ③ G6-3		F C D X 1-2 ① F9	5	0	1	1	0	0	4
Cliff Floyd, L (1, 7) OBP: 0.333, SLG: 0.143	S F D B B F F T 3-2 ③ K 1-2		B S C B B B 4-2 S BB	C X 0-1 ① P2					X 0-0 7 BB 1B 1B	B X 1-0 ② P4	4	0	1	0	1	1	4
Xavier Nady, R (1, 9) OBP: 0.556, SLG: 1.111		B X 1-0 HR	C B 1 SAFE B B C X 3-2 ③ L5 1-2	C F X 0-2 ② G6-3					D 1 SAFE X 1-0 ① F8	B F B B X 3-1 ③ G1-3 1-2 3-H	5	1	1	1	0	0	3
1 Anderson Hernandez, S (1, 4)		C B B S B S 3-3 ① K	C X 0-1 ① F9	B S B C C 2-3 ③ K					T C S 0-3 ② K		4	0	0	0	0	3	1
Brian Bannister, R (1, 1) 50 Duaner Sanchez, R (7, 1) Victor Diaz, R (7, PH) Aaron Heilman, R (8, 1) 13 Billy Wagner, L (9, 1) Julio Franco, R (9, PH) OBP: 0.500, SLG: 0.500 Jorge Julio, R (10, 1) Chad Bradford, R (10, 1)		C C C 0-3 ② K	F C T 0-2 ② K				F F F B X 1-2 ① G5-3		B 1 SAFE C X 1-1 7 BB 1-2 1B		2 0 0 0 0 2 0 0 0 0 0 0 0 0 1 0 0 0 0 0 0 0 0 0 0 0 0 0 0 0 0 0 0 0 0 1 0 1 0 0 0 0 0 0 0 0 0 0 0 0 0 0 0 0 0 0						
Inning Stats	R: 1 H: 2 E: 0 LOB: 2 K: 3 BB: 1 S: 22 P: 34	R: 1 H: 1 E: 0 LOB: 0 K: 3 BB: 0 S: 10 P: 15	R: 2 H: 1 E: 0 LOB: 1 K: 0 BB: 2 S: 14 P: 30	R: 0 H: 0 E: 0 LOB: 0 K: 1 BB: 0 S: 9 P: 11	R: 0 H: 0 E: 0 LOB: 1 K: 1 BB: 2 S: 7 P: 18	R: 0 H: 0 E: 0 LOB: 0 K: 1 BB: 0 S: 8 P: 10	R: 0 H: 0 E: 0 LOB: 0 K: 0 BB: 0 S: 8 P: 13	R: 0 H: 0 E: 0 LOB: 0 K: 0 BB: 0 S: 9 P: 14	R: 0 H: 2 E: 0 LOB: 3 K: 1 BB: 1 S: 10 P: 17	R: 1 H: 1 E: 0 LOB: 1 K: 0 BB: 1 S: 11 P: 22	1B: 5 SF: 0 2B: 0 SAC: 0 3B: 0 DP: 1 HR: 2 HBP: 0						

PITCHER		IP	WLS	BF	H	R	ER	SO	BB	IBB	HBP	BLK	WP	HR	S	P	ERA	WHIP
22 John Patterson, R ERA: 9.0	(1, 1)	4.0		19	4	4	4	7	3	0	0	0	0	2	55	90	9.00	1.750
Jon Rauch, R ERA:	(5, 1)	2.0		7	0	0	0	2	2	0	0	0	0	0	15	28	0.00	1.000
Mike Stanton, L ERA:	(7, 1)	1.2		5	0	0	0	0	0	0	0	0	0	0	16	25	0.00	0.000
Gary Majewski, R ERA:	(8, 1)	0.1		1	0	0	0	0	0	0	0	0	0	0	1	2	0.00	0.000
32 Chad Cordero, R ERA:	(9, 1)	1.0	W	6	2	0	0	1	1	0	0	0	0	0	10	17	0.00	3.000

PITCHER		IP	WLS	BF	H	R	ER	SO	BB	IBB	HBP	BLK	WP	HR	S	P	ERA	WHIP
Felix Rodriguez, R ERA: 5.4	(10, 1)	1.0		5	1	1	1	0	1	0	0	1	0	0	11	22	9.00	2.000

BOTTOM

Washington Nationals @ New York Mets

Shea Stadium, Flushing, NY

Wed Apr 05 2006, 7:10 PM EDT
Att. 19,557 - Partly Cloudy - 44 F

livebaseballscorecards.com

AB	36
R	5
H	7
RBI	4
BB	7
SO	10
LOB	19

1B: 5 SF: 0
2B: 0 SAC: 0
3B: 0 DP: 1
HR: 2 HBP: 0

WP: 0 PA: 43
PB: 0
SB: 3
CS: 0

Batter	1	2	3	4	5	6	7	8	9	AB	R	H	RBI	BB	SO	LOB
Brandon Watson, L (1, 8) OBP: 0.154, SLG: 0.083	C M X 0-2 ① G6-3	S L B T 1-2 ③ K		C D B X 2-1 ③ F8		C F F X 0-2 ② F7		C S F C 0-3 ② K		5	0	0	0	0	2	4
Jose Vidro, S (1, 4) OBP: 0.533, SLG: 0.538	B X 1-0 G3-6-3 1B		B C B F B F B 4-2 HBP BB		B B C B B 4-1 24 HR HBP BB	X 0-0 ③ F7		C B S S 1-3 ③ K		3	1	1	0	2	1	1
Jose Guillen, R (1, 9) OBP: 0.429, SLG: 0.636	C X 0-1 ② ③ G3-6-3 1-2f		H 1-0 1-2 HBP		B H 2-0 24 HR 1-2 HBP		C F C 0-3 ① K		C B X 1-1 ① G6-3	3	1	0	0	0	1	1
24 Nick Johnson, L (1, 3) OBP: 0.500, SLG: 0.900		C B H 2-1 G5-3 1B 1B HBP	D C S C 1-3 ① K		B C B X 2-1 1-H 2-H HR		B C C H 2-2 1B HBP		C B C F F X 1-2 1B	3	2	2	3	0	1	2
Alfonso Soriano, R (1, 7) OBP: 0.500, SLG: 0.400		C F X 0-2 1B G5-3 1-2 E 1B	X 0-0 ② L7		C T S 0-3 ① K		C B B S X 2-2 1-3 1B		C F B F F S 1-3 ② K	5	1	2	0	0	2	3
11 Ryan Zimmerman, R (1, 5) OBP: 0.429, SLG: 0.636		C C C 0-3 ① K	S B S C 1-3 ③ K		B B F F S 2-3 ② K		X 0-0 ② P3		F C B B F S 2-3 ③ K	5	0	0	0	0	4	7
Royce Clayton, R (1, 6) OBP: 0.167, SLG: 0.182 Marlon Anderson, L (7, PH) OBP: 0.667, SLG: 0.500 Damian Jackson, R (7, 6) OBP: 0.500, SLG: 1.000	F B X 1-1 ② G5-3 1-2 2-3		B X 1-0 ① F9	B L X 1-1 ③ G5-3		I I I I 4-0 IBB				3 0 0	0 0 0	0 0 0	0 1 0	0 0 0	0 0 0	2 0 0
Brian Schneider, L (1, 2) Felix Rodriguez, R (8, 1) Jon Rauch, R (8, 1)	I I I I I 4-0 E IBB	C F B B B X 2-2 ② P4			B S X 1-1 ① G3	C F B B F X 2-2 ③ P3				3 0 0	0 0 0	0 0 0	0 0 0	1 0 0	0 0 0	3 0 0
Ramon Ortiz, R (1, 1) OBP: 1.000, SLG: 1.000 Daryle Ward, L (6, PH) 57 Jason Bergmann, R (6, 1) Joey Eischen, L (6, 1) Wiki Gonzalez, R (8, PH) (8, 2)	B X 1-0 E1 1-3 2-H 3-H 1B			B B B B 4-0 BB		B B S B B 4-1 BB		B C C F S 1-3 ① K		1 0 0 0 0 1	0 0 0 0 0 0	1 0 0 0 0 0	1 1 0 0 0 0	1 0 0 0 0 0	0 0 0 0 0 1	0 0 0 0 0 0
Inning Stats	R: 0 H: 1 E: 0 LOB: 0 K: 0 BB: 0 S: 6 P: 7	R: 2 H: 2 E: 1 LOB: 2 K: 2 BB: 1 S: 13 P: 22	R: 0 H: 0 E: 0 LOB: 2 K: 2 BB: 1 S: 10 P: 17	R: 0 H: 0 E: 0 LOB: 1 K: 0 BB: 1 S: 6 P: 15	R: 3 H: 1 E: 0 LOB: 0 K: 2 BB: 1 S: 11 P: 22	R: 0 H: 0 E: 0 LOB: 1 K: 0 BB: 1 S: 8 P: 13	R: 0 H: 1 E: 0 LOB: 3 K: 1 BB: 1 S: 13 P: 23	R: 0 H: 0 E: 0 LOB: 0 K: 3 BB: 0 S: 11 P: 13	R: 0 H: 1 E: 0 LOB: 1 K: 2 BB: 0 S: 16 P: 21	1B: 5 2B: 0 3B: 0 HR: 1	SF: 0 SAC: 0 DP: 1 HBP: 4			WP: 0 PB: 0 SB: 0 CS: 0	PA: 42	

TOP

Washington Nationals @ New York Mets

Shea Stadium, Flushing, NY

Thu Apr 06 2006, 7:10 PM EDT

Att. 25,839 - Cloudy - 50 F

livebaseballscorecards.com

AB	32
R	5
H	6
RBI	4
BB	6
SO	12
LOB	23

PITCHER		IP	WLS	BF	H	R	ER	SO	BB	IBB	HBP	BLK	WP	HR	S	P	ERA	WHIP
45 Pedro Martinez, R ERA: 6.0	(1, 1)	6.0	W	29	4	5	4	6	4	1	3	0	0	1	54	96	6.00	1.333
50 Duaner Sanchez, R ERA:	(7, 1)	2.0	H	9	1	0	0	4	0	1	1	0	0	0	24	36	0.00	0.500
Chad Bradford, R ERA:	(9, 1)	1.0		4	1	0	0	2	0	0	0	0	0	0	16	21	0.00	1.000

Batter	1	2	3	4	5	6	7	8	9	AB	R	H	RBI	BB	SO	LOB
7 José Reyes, S (1, 6) OBP: 0.333, SLG: 0.429	C C B X 1-2 16 1B 15 FC4-6 1B		X 0-0 ① F7	X 0-0 16 G6-4-3 1-2 2-H 3-H 1B		C B B C C 2-3 ③ K		C C B F F X 1-2 15 SF7 3B		5	2	3	2	0	1	1
16 Paul Lo Duca, R (1, 2) OBP: 0.500, SLG: 0.455	1 SAFE C B X 1-1 15 FC4-6 1-3 1B		C B B C B F F F F 3-2 X 1B	F X 0-1 ②③ G6-4-3 1-2f			B B F B B 4-1 15 HR BB	B H 2-0 5 1B HBP		3	1	2	0	1	0	2
15 Carlos Beltrán, S (1, 8) OBP: 0.286, SLG: 0.400	C C F B X 1-2 ① FC4-6 5 S 5 1B 1-2f 3-H		X 0-0 ② F7		C F B X 1-2 ① F8		D C X 1-1 1-H HR	B B C X 2-1 ① SF7 3-H		4	2	1	4	0	0	2
21 Carlos Delgado, L (1, 3) OBP: 0.357, SLG: 0.750	C B S F B F 1 SAFE X 2-2 ② P6		C B F C 1-3 ③ K		X 0-0 HR		C S S 1-3 ① K	B C D F S 2-3 ② K		5	1	1	1	0	3	3
5 David Wright, R (1, 5) OBP: 0.500, SLG: 0.692	C B S F B F X 2-2 1-H 1B			B C B B X 3-1 1B 45 1B 1B	C C X 0-2 ② G5-3		B B C B B 4-1 2B BB	B S X 1-1 1-2 1B		4	2	3	1	1	0	0
Cliff Floyd, L (1, 7) OBP: 0.357, SLG: 0.333 Chad Bradford, R (9, 1)	T T X 0-2 ③ P6			B 1 SAFE B X 2-0 45 1B 1B 7 1B 1-2 1B	F S B X 1-2 ③ P5		S B B X 2-1 1-H 2B	D C S F C 1-3 ③ K		5 0	1 0	2 0	1 0	0 0	1 0	3 0
Xavier Nady, R (1, 9) OBP: 0.615, SLG: 1.083		S X 0-1 ① F8		S S F F X 0-2 45 1B 7 1B 1-2 2-3 1B		C X 0-1 22 G3-1 2B	I I I I 4-0 IBB			3	1	2	0	1	0	0
1 Anderson Hernandez, S (1, 4)		B S C B X 2-2 ② G6-3		X 0-0 ① F8		L B B F S 2-3 ① K	C X 0-1 ② L7			4	0	0	0	0	1	6
45 Pedro Martinez, R (1, 1) OBP: 0.500, SLG: 0.500 22 Jose Valentin, S (6, PH) 50 Duaner Sanchez, R (7, 1) 10 Endy Chavez, L (9, 7)		C B S X 1-2 ③ G5-3		B X 1-0 7 1B 1-2 2-3 3-H 1B		B S S X 2-1 ② G3-1 2-3	C S B F S 1-3 ③ K2-3			2 1 1 0	0 0 0 0	1 0 0 0	1 0 0 0	0 0 0 0	0 0 1 0	0 1 2 0
Inning Stats	R: 2 H: 3 E: 0 LOB: 1 K: 0 BB: 0 S: 22 P: 29	R: 0 H: 0 E: 0 LOB: 0 K: 0 BB: 0 S: 8 P: 11	R: 0 H: 1 E: 0 LOB: 1 K: 1 BB: 0 S: 12 P: 16	R: 3 H: 5 E: 0 LOB: 1 K: 0 BB: 0 S: 13 P: 19	R: 1 H: 1 E: 0 LOB: 0 K: 0 BB: 0 S: 10 P: 12	R: 0 H: 1 E: 0 LOB: 1 K: 2 BB: 0 S: 10 P: 16	R: 3 H: 2 E: 0 LOB: 2 K: 2 BB: 3 S: 15 P: 32	R: 1 H: 2 E: 0 LOB: 2 K: 2 BB: 0 S: 17 P: 26		1B: 10 SF: 1 2B: 2 SAC: 0 3B: 1 DP: 1 HR: 2 HBP: 1						

PITCHER		IP	WLS	BF	H	R	ER	SO	BB	IBB	HBP	BLK	WP	HR	S	P	ERA	WHIP
Ramon Ortiz, R ERA: 10.80	(1, 1)	5.0	L	24	10	6	6	1	0	0	0	0	0	1	65	87	10.80	2.000
57 Jason Bergmann, R ERA:	(6, 1)	0.2		3	1	0	0	1	0	0	0	0	0	0	7	11	0.00	1.500
Joey Eischen, L ERA: 16.2	(6, 1)	1.1		9	2	3	3	3	2	1	0	0	0	1	18	37	20.25	3.000
Felix Rodriguez, R ERA: 10.8	(8, 1)	0.0		2	1	1	1	0	0	0	1	0	0	0	5	8	∞	∞
Jon Rauch, R ERA:	(8, 1)	1.0		4	1	0	0	2	0	0	0	0	0	0	12	18	0.00	1.000

PITCHER	IP	WLS	BF	H	R	ER	SO	BB	IBB	HBP	BLK	WP	HR	S	P	ERA	WHIP

BOTTOM

Washington Nationals @ New York Mets

Shea Stadium, Flushing, NY

Thu Apr 06 2006, 7:10 PM EDT

Att. 25,839 - Cloudy - 50 F

livebaseballscorecards.com

AB	37
R	10
H	15
RBI	10
BB	3
SO	7
LOB	20

WP: 0 PA: 42
PB: 0
SB: 1
CS: 0

Batter	1	2	3	4	5	6	7	8	9	AB	R	H	RBI	BB	SO	LOB
2 Hanley Ramirez, R (1, 6) OBP: 0.500, SLG: 0.647	F B B C X 2-2 27 S 1B		C B X 1-1 ② G6-3		S C B B B F F F C 3-3 ③ K			B B X 2-0 27 BB 17 1B 1-2 1B		4	1	2	0	0	1	0
27 Jeremy Hermida, L (1, 9) OBP: 0.500, SLG: 0.385	C 1 SAFE D 1 SAFE 1 B B S F. 4-2 D 1-2 BB		B X 1-0 1B			C B B C F B C 3-3 ① K		B B B C F B 4-2 17 1B 1-2 2-3 BB		2	0	1	0	2	1	0
Miguel Cabrera, R (1, 5) OBP: 0.294, SLG: 0.588	B C B X 2-1 ① F3		B F C F S 1 SAFE 1-3 ③ K			X 0-0 ② F9		B B B C F C 3-3 ② K		4	0	0	0	0	2	6
17 Mike Jacobs, L (1, 3) OBP: 0.294, SLG: 0.625	D F B S S 2-3 ② K			F B F X 1-2 HR		C F F B B X 2-2 ③ F8		X 0-0 ③ 1-3 2-H 3-H 1B		4	1	2	3	0	1	2
14 Josh Willingham, R (1, 7) OBP: 0.313, SLG: 0.714	C S F D B X 2-2 ③ P5			B C C B B C 3-3 ① K			C X 0-1 ① G4-3		F X 0-1 ① G5-3	4	0	0	0	0	1	2
6 Dan Uggla, R (1, 4) OBP: 0.313, SLG: 0.400		F B T C 1-3 ① K		F B B X 2-1 ② P3			X 0-0 ② G6-3		B C S B X 2-2 ② G5-3	4	0	0	0	0	1	0
Miguel Olivo, R (1, 2) OBP: 0.333, SLG: 0.364 Chris Resop, R (7, 1) Matt Herges, L (8, 1) Wes Helms, R (9, PH) OBP: 0.500, SLG: 0.500		X 0-0 ② G6-3		B B B C C F X 3-2 ③ P4			F B F F F X 1-2 ③ G3-1		C B F B X 2-2 ③ G6-3	3 0 0 1	0 0 0 0	0 0 0 0	0 0 0 0	0 0 0 0	0 0 0 0	0 0 0 0
1 Eric Reed, L (1, 8) OBP: 0.143, SLG: 0.143		L X 0-1 ③ G4-3			S F X 0-2 ① G1-3			X 0-0 27 BB 2 1B 17 1B 1B		3	1	1	0	0	0	0
Jason Vargas, L (1, 1) Todd Wellemeyer, R (6, 1) 20 Matt Treanor, R (7, 2)			B C S B X 2-2 ① G5-3		C X 0-1 ② F7			F F C 0-3 ① K		2 0 1	0 0 0	0 0 0	0 0 0	0 0 1	0 0 1	0 0 1
Inning Stats	R: 0 H: 1 E: 0 LOB: 2 K: 1 BB: 1 S: 15 P: 27	R: 0 H: 0 E: 0 LOB: 0 K: 1 BB: 0 S: 6 P: 7	R: 0 H: 1 E: 0 LOB: 1 K: 1 BB: 0 S: 10 P: 15	R: 1 H: 1 E: 0 LOB: 0 K: 1 BB: 0 S: 12 P: 21	R: 0 H: 0 E: 0 LOB: 0 K: 1 BB: 0 S: 11 P: 14	R: 0 H: 0 E: 0 LOB: 0 K: 1 BB: 0 S: 9 P: 14	R: 0 H: 0 E: 0 LOB: 0 K: 0 BB: 0 S: 8 P: 9	R: 2 H: 3 E: 0 LOB: 2 K: 2 BB: 1 S: 12 P: 21	R: 0 H: 0 E: 0 LOB: 0 K: 0 BB: 0 S: 8 P: 12	1B: 5 SF: 0 2B: 0 SAC: 0 3B: 0 DP: 0 HR: 1 HBP: 0						WP: 0 PA: 34 PB: 0 SB: 1 CS: 0

TOP

Florida Marlins @ New York Mets

Shea Stadium, Flushing, NY

Fri Apr 07 2006, 7:10 PM EDT

Att. 39,761 - Partly Cloudy - 61 F

livebaseballscorecards.com

AB	32
R	3
H	6
RBI	3
BB	2
SO	8
LOB	11

PITCHER		IP	WLS	BF	H	R	ER	SO	BB	IBB	HBP	BLK	WP	HR	S	P	ERA	WHIP
Steve Trachsel, R ERA: 1.5	(1, 1)	6.0	W	22	3	1	1	6	1	0	0	0	0	1	63	98	1.50	0.667
Chad Bradford, R ERA:	(7, 1)	1.0		3	0	0	0	0	0	0	0	0	0	0	8	9	0.00	0.000
Jorge Julio, R ERA: 21.6	(8, 1)	1.0		6	3	2	2	2	1	0	0	0	0	0	12	21	18.00	4.000
Darren Oliver, L ERA:	(9, 1)	1.0		3	0	0	0	0	0	0	0	0	0	0	8	12	0.00	0.000

PITCHER	IP	WLS	BF	H	R	ER	SO	BB	IBB	HBP	BLK	WP	HR	S	P	ERA	WHIP

Florida Marlins @ New York Mets

Shea Stadium, Flushing, NY

Fri Apr 07 2006, 7:10 PM EDT

Att. 39,761 - Partly Cloudy - 61 F

livebaseballscorecards.com

BOTTOM

Batter	1	2	3	4	5	6	7	8	9	AB	R	H	RBI	BB	SO	LOB
7 José Reyes, S (1, 6) OBP: 0.400, SLG: 0.684	0-0 16 SH1-3 15 1B 2B	0-1 F7		1-0 15 S 2-H 1B		2-2 G6-3	0-0 2-H HR			5	2	3	3	0	0	2
16 Paul Lo Duca, R (1, 2) OBP: 0.444, SLG: 0.357	0-0 SH1-3 2-3	0-1 FC5-4 1-2f		2-1 F8		3-1 21 WP 21 2B HBP	0-1 G6-3			3	1	0	0	0	0	3
15 Carlos Beltrán, S (1, 8) OBP: 0.316, SLG: 0.357	3-2 5 S 21 HBP 5 SF8 3-H 1B		2-2 L5	4-1 1-2 IBB		0-0 F8		2-2 L9		4	1	1	1	1	0	1
21 Carlos Delgado, L (1, 3) OBP: 0.421, SLG: 0.750	1-0 1-2 HBP		3-1 P6	0-3 K		2-0 5 1B 1-H 2B		1-2 5 G5-4-3 1B		4	1	2	1	0	1	2
5 David Wright, R (1, 5) OBP: 0.526, SLG: 0.875	2-1 SF8 2-H		4-0 BB		1-0 HR	0-2 2-H 1B		2-1 G5-4-3 1-2f		3	1	2	3	1	0	1
Cliff Floyd, L (1, 7) OBP: 0.333, SLG: 0.267	2-2 P6		3-2 F8		4-0 1 FC4-6 BB	0-1 G3				3	0	0	0	1	0	3
Xavier Nady, R (1, 9) OBP: 0.588, SLG: 0.938		1-0 1 1B 1B		1-2 1 G1-3 2B 1B	2-3 K		1-2 L4			4	1	2	0	0	1	1
1 Anderson Hernandez, S (1, 4) OBP: 0.063, SLG: 0.063		0-1 16 FC5-4 1-2 1B		1-1 G1-3 1-2	2-2 FC4-6 1-2f		0-3 K			4	0	1	0	0	1	2
Steve Trachsel, R (1, 1) OBP: 0.333, SLG: 0.667		1-3 K		1-0 7 1B 2-H 2B	1-3 K		0-0 7 HR 2B			3	1	1	1	0	2	3
Chad Bradford, R (7, 1)										0	0	0	0	0	0	0
10 Endy Chavez, L (7, PH) OBP: 1.000, SLG: 2.000										1	1	1	0	0	0	0
Jorge Julio, R (8, 1)										0	0	0	0	0	0	0
Darren Oliver, R (9, 1)										0	0	0	0	0	0	0
Inning Stats	R: 2 E: 0 K: 0 S: 10 H: 2 LOB: 1 BB: 0 P: 18	R: 0 E: 0 K: 1 S: 10 H: 2 LOB: 2 BB: 0 P: 12	R: 0 E: 0 K: 0 S: 8 H: 0 LOB: 1 BB: 1 P: 20	R: 2 E: 0 K: 1 S: 15 H: 3 LOB: 2 BB: 1 P: 23	R: 1 E: 0 K: 2 S: 12 H: 1 LOB: 1 BB: 1 P: 21	R: 2 E: 0 K: 0 S: 11 H: 2 LOB: 1 BB: 0 P: 18	R: 2 E: 0 K: 1 S: 11 H: 2 LOB: 0 BB: 0 P: 12	R: 0 E: 0 K: 0 S: 10 H: 1 LOB: 0 BB: 0 P: 15		1B: 7 2B: 4 3B: 0 HR: 2	SF: 1 SAC: 1 DP: 1 HBP: 2		WP: 1 PB: 0 SB: 2 CS: 0	PA: 41		

PITCHER		IP	WLS	BF	H	R	ER	SO	BB	IBB	HBP	BLK	WP	HR	S	P	ERA	WHIP
Jason Vargas, L ERA: 9.0	(1, 1)	5.0	L	27	8	5	5	4	2	1	1	0	0	1	55	94	9.00	2.000
Todd Wellemeyer, R ERA: 9.0	(6, 1)	1.0		6	2	2	2	0	0	0	1	0	1	0	11	18	18.00	2.000
Chris Resop, R ERA: 9.0	(7, 1)	1.0		5	2	2	2	1	0	0	0	0	0	1	11	12	18.00	2.000
Matt Herges, R ERA: 9.0	(8, 1)	1.0		3	1	0	0	0	0	0	0	0	0	0	10	15	0.00	1.000

PITCHER	IP	WLS	BF	H	R	ER	SO	BB	IBB	HBP	BLK	WP	HR	S	P	ERA	WHIP

Batter	1	2	3	4	5	6	7	8	9	AB	R	H	RBI	BB	SO	LOB
2 Hanley Ramirez, R (1, 6) OBP: 0.478, SLG: 0.619	G6-3		L6			2B	BB		E6	4	1	1	0	1	0	1
27 Jeremy Hermida, L (1, 9) OBP: 0.455, SLG: 0.313	BB		K			SH1-3	K		G4-3	3	0	0	0	1	2	3
Miguel Cabrera, R (1, 5) OBP: 0.286, SLG: 0.500	F9			G5-3		IBB		E6		3	1	0	0	1	0	1
1 Eric Reed, L (8, PR) OBP: 0.143, SLG: 0.143										0	0	0	0	0	0	0
Wes Helms, R (8, 5) OBP: 0.500, SLG: 0.500										0	0	0	0	0	0	0
14 Josh Willingham, R (1, 7) OBP: 0.350, SLG: 0.722	G4-3			1B		2B		FC5-4		4	0	2	2	0	0	2
17 Mike Jacobs, L (1, 3) OBP: 0.286, SLG: 0.600		F9			2B	K		G4-3		4	0	1	0	0	1	2
6 Dan Uggla, R (1, 4) OBP: 0.350, SLG: 0.389		F9			1B	HBP		F8		3	0	1	0	0	0	2
Miguel Olivo, R (1, 2) OBP: 0.250, SLG: 0.267		K			P4	F8			P4	4	0	0	0	0	1	4
61 Reggie Abercrombie, R (1, 8) OBP: 0.231, SLG: 0.167			B1-3		P3		K		G5-3	4	0	0	0	0	1	2
Dontrelle Willis, L (1, 1)			K		K		F7		BB	3	0	0	0	0	2	2
Chris Aguila, R (9, PH)										0	0	0	0	1	0	0
60 Carlos Martinez, R (9, 1)										0	0	0	0	0	0	0
Inning Stats	R: 0 E: 0 K: 0 S: 11 H: 0 LOB: 1 BB: 1 P: 16	R: 0 E: 0 K: 1 S: 10 H: 0 LOB: 0 BB: 0 P: 14	R: 0 E: 0 K: 1 S: 9 H: 0 LOB: 0 BB: 0 P: 13	R: 0 E: 0 K: 1 S: 7 H: 1 LOB: 1 BB: 0 P: 7	R: 0 E: 0 K: 1 S: 14 H: 2 LOB: 2 BB: 0 P: 18	R: 2 E: 0 K: 1 S: 13 H: 2 LOB: 2 BB: 1 P: 23	R: 0 E: 0 K: 2 S: 7 H: 0 LOB: 1 BB: 1 P: 15	R: 0 E: 1 K: 0 S: 11 H: 0 LOB: 2 BB: 0 P: 18	R: 0 E: 1 K: 0 S: 12 H: 0 LOB: 2 BB: 1 P: 19	1B: 2 2B: 3 3B: 0 HR: 0 SF: 0 SAC: 1 DP: 0 HBP: 1							

PITCHER	IP	WLS	BF	H	R	ER	SO	BB	IBB	HBP	BLK	WP	HR	S	P	ERA	WHIP
Tom Glavine, L (1, 1) ERA: 2.25	6.0		25	5	2	2	5	1	1	1	0	0	0	64	91	3.00	1.000
50 Duaner Sanchez, R (7, 1) ERA:	2.0		8	0	0	0	2	1	0	0	0	0	0	18	33	0.00	0.500
13 Billy Wagner, L (9, 1) ERA: 3.0	1.0	W	5	0	0	0	0	1	0	0	0	0	0	12	19	0.00	1.000

PITCHER	IP	WLS	BF	H	R	ER	SO	BB	IBB	HBP	BLK	WP	HR	S	P	ERA	WHIP

TOP

Florida Marlins @ New York Mets

Shea Stadium, Flushing, NY

Sun Apr 09 2006, 1:10 PM EDT

Att. 55,260 - Sunny - 50 F

livebaseballscorecards.com

AB	32
R	2
H	5
RBI	2
BB	4
SO	7
LOB	19

1B: 2	SF: 0	WP: 0	PA: 38
2B: 3	SAC: 1	PB: 0	
3B: 0	DP: 0	SB: 2	
HR: 0	HBP: 1	CS: 0	

BOTTOM

Batter	1	2	3	4	5	6	7	8	9	AB	R	H	RBI	BB	SO	LOB
7 José Reyes, S (1, 6) OBP: 0.375, SLG: 0.609	B C X 1-1 21 CS 1B		B X 1-0 ③ G3			C B X 1-1 ③ G1-3		X 0-0 ② F9		4	0	1	0	0	0	2
16 Paul Lo Duca, R (1, 2) OBP: 0.409, SLG: 0.333	B B B C X 3-1 ① F9			C X 0-1 ① G5-3			C C F B F F B F F 2-2 X 21 G4-3 15 1B 5 3B 1B	1 SAFE B B C S X 2-2 ③ G5-3		4	1	1	0	0	0	2
15 Carlos Beltrán, S (1, 8) OBP: 0.348, SLG: 0.353	B F C S 1-3 ② K			B F X 1-1 ② G5-3			B C F F F X 1-2 21 G4-3 5 3B 1-2 1B		B C B B C F F B 4-2 21 1B 5 SF9 BB	3	2	1	0	1	1	1
21 Carlos Delgado, L (1, 3) OBP: 0.435, SLG: 0.700	1 SAFE 1 SAFE 1 SAFE B 1-0 ③ CS 1-2	S X 0-1 5 G5-4-3 1B		F X 0-1 ③ G3			S X 0-1 ① G4-3 1-2 2-3		1 SAFE C X 0-1 1-3 1B	4	0	2	0	0	0	2
5 David Wright, R (1, 5) OBP: 0.478, SLG: 0.895		1 SAFE B 1 SAFE B C F B X 3-2 ①② G5-4-3 1-2f			C B B B X 3-1 ① G4-3		C B S X 1-2 2-H 3-H 3B		X 0-0 ① SF9 3-H	3	0	1	3	0	0	1
Xavier Nady, R (1, 9) OBP: 0.500, SLG: 0.789		X 0-0 ③ G5-3			B S X 1-1 ② L6		B B F S X 2-2 ② G6-3			3	0	0	0	0	0	1
Victor Diaz, R (1, 7)			B C B F F X 2-2 ① F8		F B C S 1-3 ③ K		C D X 1-1 ③ G4-3			3	0	0	0	0	1	1
1 Anderson Hernandez, S (1, 4) OBP: 0.158, SLG: 0.158			C F B F F B X 2-2 SH1-3 1B			X 0-0 ① G1-3		C X 0-1 1B		3	0	2	0	0	0	0
Tom Glavine, L (1, 1) OBP: 1.000, SLG: 1.000 Chris Woodward, R (6, PH) 50 Duaner Sanchez, R (7, 1) 22 Jose Valentin, S (8, PH) 13 Billy Wagner, L (9, 1)			X 0-0 ② SH1-3 1-2			B C B F S 2-3 ② K		B 1 SAFE C F B F F S 2-3 ① K		0 1 0 1 0	0 0 0 0 0	0 0 0 0 0	0 0 0 0 0	0 1 0 1 0	0 0 0 1 0	0 0 0 1 0
Inning Stats	R: 0 E: 0 K: 1 S: 7 H: 1 LOB: 0 BB: 0 P: 13	R: 0 E: 0 K: 0 S: 6 H: 1 LOB: 0 BB: 0 P: 9	R: 0 E: 0 K: 0 S: 11 H: 1 LOB: 1 BB: 0 P: 16	R: 0 E: 0 K: 0 S: 6 H: 0 LOB: 0 BB: 0 P: 7	R: 0 E: 0 K: 1 S: 7 H: 0 LOB: 0 BB: 0 P: 12	R: 0 E: 0 K: 1 S: 6 H: 0 LOB: 0 BB: 0 P: 9	R: 2 E: 0 K: 0 S: 23 H: 3 LOB: 1 BB: 0 P: 30	R: 0 E: 0 K: 1 S: 11 H: 1 LOB: 1 BB: 0 P: 15	R: 1 E: 0 K: 0 S: 7 H: 1 LOB: 1 BB: 1 P: 11	1B: 7 2B: 0 3B: 1 HR: 0 SF: 1 SAC: 1 DP: 1 HBP: 0						

PITCHER		IP	WLS	BF	H	R	ER	SO	BB	IBB	HBP	BLK	WP	HR	S	P	ERA	WHIP
Dontrelle Willis, L ERA: 1.38	(1, 1)	8.0		29	7	2	2	4	0	0	0	0	0	0	77	111	2.25	0.875
60 Carlos Martinez, R ERA: 3.86	(9, 1)	0.1	L	3	1	1	1	0	1	0	0	0	0	0	7	11	27.00	6.000

PITCHER	IP	WLS	BF	H	R	ER	SO	BB	IBB	HBP	BLK	WP	HR	S	P	ERA	WHIP

Florida Marlins @ New York Mets

Shea Stadium, Flushing, NY

Sun Apr 09 2006, 1:10 PM EDT

Att. 55,260 - Sunny - 50 F

livebaseballscorecards.com

AB	29
R	3
H	8
RBI	3
BB	1
SO	4
LOB	11

WP: 0 PA: 33
PB: 0
SB: 0
CS: 1

Batter	1	2	3	4	5	6	7	8	9	AB	R	H	RBI	BB	SO	LOB
7 José Reyes, S (1, 6) OBP: 0.379, SLG: 0.643	G4-3		F7		16 2B 1B		3B		G1-3	5	1	2	2	0	0	1
16 Paul Lo Duca, R (1, 2) OBP: 0.444, SLG: 0.435	15 L3 1B			F7	21 G3 2B		G5-3		15 HR 1B	5	1	3	1	0	0	1
15 Carlos Beltrán, S (1, 8) OBP: 0.393, SLG: 0.524	L3			21 1B 5 2B 1B	21 G3 BB		P3		SAFE SAFE SAFE 1-H HR	4	2	2	2	1	0	2
21 Carlos Delgado, L (1, 3) OBP: 0.429, SLG: 0.625		G4-3		5 2B SF8 1B	G3		IBB		K	4	1	1	0	1	1	2
5 David Wright, R (1, 5) OBP: 0.444, SLG: 0.826		G5-3		SF8 2B	F9		F8			4	0	1	1	0	0	4
Cliff Floyd, L (1, 7) OBP: 0.273, SLG: 0.222		G4-3		SF8		L7		G4-3		3	0	0	1	0	0	0
Xavier Nady, R (1, 9) OBP: 0.417, SLG: 0.652			L8	F9		F8		G3-1		4	0	0	0	0	0	1
1 Anderson Hernandez, S (1, 4) OBP: 0.174, SLG: 0.174			G3		7 1B SH3-4 1B	F7		F9		4	1	1	0	0	0	0
Brian Bannister, R (1, 1) OBP: 0.500, SLG: 0.750 Aaron Heilman, R (8, 1) 22 Jose Valentin, S (9, PH) 13 Billy Wagner, L (9, 1)			1B		SH3-4		7 3B 2B		K	2 0 1 0	1 0 0 0	2 0 0 0	0 0 0 0	0 0 1 0	0 0 0 0	0 0 0 0
Inning Stats	R: 0 E: 0 K: 0 S: 8	H: 1 LOB: 0 BB: 0 P: 12	R: 0 E: 0 K: 0 S: 10	H: 0 LOB: 0 BB: 0 P: 13	R: 0 E: 0 K: 0 S: 10	H: 1 LOB: 0 BB: 0 P: 14	R: 2 E: 0 K: 0 S: 15	H: 3 LOB: 1 BB: 0 P: 22	R: 2 E: 0 K: 0 S: 13	H: 3 LOB: 2 BB: 1 P: 21	R: 0 E: 0 K: 0 S: 8	H: 0 LOB: 0 BB: 0 P: 10	R: 1 E: 0 K: 0 S: 12	H: 2 LOB: 2 BB: 1 P: 24	R: 0 E: 0 K: 0 S: 5	H: 0 LOB: 0 BB: 0 P: 7	R: 2 E: 0 K: 2 S: 16	H: 2 LOB: 0 BB: 0 P: 25	1B: 7 2B: 4 3B: 1 HR: 1	SF: 1 SAC: 1 DP: 1 HBP: 0	WP: 0 PB: 0 SB: 0 CS: 0	PA: 40		

PITCHER		IP	WLS	BF	H	R	ER	SO	BB	IBB	HBP	BLK	WP	HR	S	P	ERA	WHIP
Ramon Ortiz, R ERA: 8.18	(1, 1)	6.0	L	26	8	4	4	0	1	0	0	0	0	0	64	92	6.00	1.500
Jon Rauch, R ERA: 3.0	(7, 1)	1.0		6	2	1	1	0	0	1	0	0	0	0	12	24	9.00	2.000
Joey Eischen, L ERA: 12.27	(8, 1)	1.0		3	0	0	0	0	0	0	0	0	0	0	5	7	0.00	0.000
Felix Rodriguez, R ERA: 7.71	(9, 1)	1.0		5	2	2	2	2	0	0	0	0	0	1	16	25	18.00	2.000

PITCHER	IP	WLS	BF	H	R	ER	SO	BB	IBB	HBP	BLK	WP	HR	S	P	ERA	WHIP

TOP

New York Mets @ Washington Nationals

Robert F. Kennedy Memorial Stadium, Washington, DC

Tue Apr 11 2006, 1:05 PM EDT

Att. 40,516 - Sunny - 72 F

livebaseballscorecards.com

AB	36
R	7
H	12
RBI	7
BB	2
SO	2
LOB	11

BOTTOM

New York Mets @ Washington Nationals

Robert F. Kennedy Memorial Stadium, Washington, DC

Tue Apr 11 2006, 1:05 PM EDT

Att. 40,516 - Sunny - 72 F

livebaseballscorecards.com

Batter	1	2	3	4	5	6	7	8	9	AB	R	H	RBI	BB	SO	LOB
Brandon Watson, L (1, 8) OBP: 0.208, SLG: 0.174 Marlon Byrd, R (9, PH) OBP: 0.333, SLG: 0.444	C F X 0-2 F8 ①		B C B X 2-1 G4-3 ③			C F B X 1-2 F7 ②			C C B B B B 4-2 WP G5-3 BB	3	0	0	0	0	0	0
										0	0	0	0	1	0	0
Jose Vidro, S (1, 4) OBP: 0.395, SLG: 0.556	F B X 1-1 G4-3 ②			C B B X 2-1 F9 ①		B B F X 2-1 F8 ③			B C F B X 2-2 G5-3 ① 1-2	4	0	0	0	0	0	1
Jose Guillen, R (1, 9) OBP: 0.303, SLG: 0.379	B F S X 1-2 F8 ③			F C F B X 1-2 P4 ②			C B S B B X 3-2 G5-3 ①		B F B F X 2-2 F9 ②	4	0	0	0	0	0	1
24 Nick Johnson, L (1, 3) OBP: 0.455, SLG: 0.577		C B X 1-1 11 S 1B		B C B B X 3-1 F7 ③			B B X 2-0 G4-3 ②		B B F B C F B 4-2 WP BB	3	0	1	0	1	0	0
Alfonso Soriano, R (1, 7) OBP: 0.375, SLG: 0.690		D B B F X 3-1 P4 ①			B F X 1-1 P4 ①		B B B C F X 3-2 HR		B S B D F D 4-2 1-2 2-3 BB	3	1	1	1	1	0	1
11 Ryan Zimmerman, R (1, 5) OBP: 0.361, SLG: 0.387		B B B C X 3-1 G5-3 ② 1-2			C B C X 1-2 1B		C B B S X 2-2 F7 ③		S C S 0-3 K ③	4	0	1	0	0	1	4
Royce Clayton, R (1, 6) OBP: 0.212, SLG: 0.219		D B B C F X 3-2 G6-3 ③			F B 1 SAFE F 1 SAFE D X 2-2 P3 ②			C F X 0-2 G3 ①		3	0	0	0	0	0	2
Brian Schneider, L (1, 2) OBP: 0.241, SLG: 0.154			C C X 0-2 G6-3 ①		B 1 SAFE B B C X 3-1 P5 ③			S B B B F B F F X 3-2 L4 ②		3	0	0	0	0	0	1
Ramon Ortiz, R (1, 1) OBP: 0.667, SLG: 0.500 Marlon Anderson, L (6, PH) OBP: 0.429, SLG: 0.200 Jon Rauch, R (7, 1) Joey Eischen, L (8, 1) Daryle Ward, L (8, PH) OBP: 0.600, SLG: 1.500 Felix Rodriguez, R (9, 1)			B C B B C F C 3-3 K ②			B C C B X 2-2 P5 ①		S C C 0-3 K ③		1 1 0 0 1 0	0 0 0 0 0 0	0 0 0 0 0 0	0 0 0 0 0 0	1 0 0 0 1 0	0 0 0 0 0 0	0 0 0 0 0 0
Inning Stats	R: 0 E: 0 K: 0 S: 9 H: 0 LOB: 0 BB: 0 P: 11	R: 0 E: 0 K: 0 S: 9 H: 1 LOB: 1 BB: 0 P: 19	R: 0 E: 0 K: 1 S: 9 H: 0 LOB: 0 BB: 0 P: 14	R: 0 E: 0 K: 0 S: 8 H: 0 LOB: 0 BB: 0 P: 14	R: 0 E: 0 K: 0 S: 10 H: 1 LOB: 1 BB: 0 P: 17	R: 0 E: 0 K: 0 S: 8 H: 0 LOB: 0 BB: 0 P: 13	R: 1 E: 0 K: 0 S: 10 H: 1 LOB: 0 BB: 0 P: 20	R: 0 E: 0 K: 1 S: 11 H: 0 LOB: 0 BB: 0 P: 14	R: 0 E: 0 K: 1 S: 16 H: 0 LOB: 3 BB: 3 P: 32	1B: 2 2B: 0 3B: 0 HR: 1	SF: 0 SAC: 0 DP: 0 HBP: 0			WP: 1 PB: 0 SB: 1 CS: 0	PA: 33		

	AB	30
	R	1
	H	3
	RBI	1
	BB	3
	SO	3
	LOB	10

PITCHER		IP	WLS	BF	H	R	ER	SO	BB	IBB	HBP	BLK	WP	HR	S	P	ERA	WHIP
Brian Bannister, R ERA: 2.77	(1, 1)	7.0	W	24	3	1	1	1	0	0	0	0	0	1	63	108	1.29	0.429
Aaron Heilman, R ERA: 2.25	(8, 1)	1.0		3	0	0	0	1	0	0	0	0	0	0	11	14	0.00	0.000
13 Billy Wagner, L ERA: 2.25	(9, 1)	1.0		6	0	0	0	1	3	0	0	0	1	0	16	32	0.00	3.000

PITCHER	IP	WLS	BF	H	R	ER	SO	BB	IBB	HBP	BLK	WP	HR	S	P	ERA	WHIP

Batter	1	2	3	4	5	6	7	8	9	AB	R	H	RBI	BB	SO	LOB
7 José Reyes, S (1, 6) OBP: 0.353, SLG: 0.606	C C B B F B X 3-2 ① P6	C X 0-1 ③ L1			C B F X 1-2 ① P5		C B B C F F X 2-2 16 SH1-3 15 SF8 2B		C F B B X 2-2 ② G5-3	5	1	1	0	0	0	2
16 Paul Lo Duca, R (1, 2) OBP: 0.387, SLG: 0.370	C B X 1-1 ② G6-3		C F S 0-3 ① K		B X 1-0 ② G4-3		X 0-0 ① SH1-3 2-3		B F X 1-1 ③ G4-3	4	0	0	0	0	1	0
15 Carlos Beltrán, S (1, 8) OBP: 0.406, SLG: 0.542	C B S X 1-2 21 1B 1B		C F B B X 2-2 ② G4-3		B X 1-0 21 2B 1B		X 0-0 ② SF8 3-H			3	1	2	1	0	0	0
21 Carlos Delgado, L (1, 3) OBP: 0.438, SLG: 0.643	B S B X 2-1 1-3 1B		B B B C F C 3-3 ③ K		B B C F X 2-2 1-H 2B		B B S C X 2-2 ③ F9			4	0	2	1	0	1	0
5 David Wright, R (1, 5) OBP: 0.452, SLG: 0.889	X 0-0 ③ F8			C C F X 0-2 1B 3B	C C B F D X 2-2 ③ P4			B C S F X 1-2 2B		4	1	2	0	0	0	3
Cliff Floyd, L (1, 7) OBP: 0.269, SLG: 0.227		C C B C 1-3 ① K		X 0-0 1 G4-3 F7 3-H 1B		B B X 2-0 ① F7		B 2 F S B F F B X SAFE 3-2 ① L3		4	0	1	1	0	1	1
Xavier Nady, R (1, 9) OBP: 0.429, SLG: 0.654		B F B F F S 2-3 ② K		F X 0-1 ① F7 1-2	C C B B X 2-2 1 G4-3 2B			I I I I 4-0 1 G5-4-3 IBB		3	0	1	0	1	1	1
1 Anderson Hernandez, S (1, 4) OBP: 0.185, SLG: 0.185	X 0-0 45 BB 1B			B X 1-0 ② G4-3 2-3		X 0-0 ② G4-3 2-3		B F F X 1-2 ② ③ G5-4-3 1-2f		4	0	1	0	0	0	4
45 Pedro Martinez, R (1, 1) OBP: 0.400, SLG: 0.250 Aaron Heilman, R (8, 1) Julio Franco, R (9, PH) OBP: 0.333, SLG: 0.333 13 Billy Wagner, L (9, 1)	B B C C B F B 4-2 1-2 BB			B X 1-0 ③ G6-3		B F X 1-1 ③ G6-3			F F F S 0-3 ① K	2 0 1 0	0 0 0 0	0 0 0 0	0 0 0 0	1 0 0 0	0 0 1 0	2 0 0 0
Inning Stats	R: 0 H: 2 E: 0 LOB: 2 K: 0 BB: 0 S: 13 P: 20	R: 0 H: 1 E: 0 LOB: 2 K: 2 BB: 1 S: 13 P: 20	R: 0 H: 0 E: 0 LOB: 0 K: 2 BB: 0 S: 9 P: 14	R: 1 H: 2 E: 0 LOB: 1 K: 0 BB: 0 S: 9 P: 11	R: 1 H: 2 E: 0 LOB: 1 K: 0 BB: 0 S: 12 P: 19	R: 0 H: 1 E: 0 LOB: 1 K: 0 BB: 0 S: 7 P: 12	R: 1 H: 1 E: 0 LOB: 0 K: 0 BB: 0 S: 10 P: 14	R: 0 H: 1 E: 0 LOB: 1 K: 0 BB: 1 S: 12 P: 21	R: 0 H: 0 E: 0 LOB: 0 K: 1 BB: 0 S: 9 P: 12	1B: 5 SF: 1 2B: 4 SAC: 1 3B: 1 DP: 1 HR: 0 HBP: 0						WP: 0 PA: 38 PB: 0 SB: 0 CS: 0

PITCHER		IP	WLS	BF	H	R	ER	SO	BB	IBB	HBP	BLK	WP	HR	S	P	ERA	WHIP
Tony Armas, R ERA: 3.27	(1, 1)	6.0	L	27	8	2	2	4	1	0	0	0	0	0	63	96	3.00	1.500
Felix Rodriguez, R ERA: 7.94	(7, 1)	1.0		4	1	1	1	0	0	0	0	0	0	0	10	14	9.00	1.000
Gary Majewski, R ERA: 1.08	(8, 1)	2.0		7	1	0	0	1	0	1	0	0	0	0	21	33	0.00	0.500

PITCHER	IP	WLS	BF	H	R	ER	SO	BB	IBB	HBP	BLK	WP	HR	S	P	ERA	WHIP

TOP

New York Mets @ Washington Nationals

Robert F. Kennedy Memorial Stadium, Washington, DC

Wed Apr 12 2006, 7:05 PM EDT
Att. 29,986 - Partly Cloudy - 73 F

livebaseballscorecards.com

AB	34
R	3
H	10
RBI	3
BB	2
SO	5
LOB	13

New York Mets @ Washington Nationals

Robert F. Kennedy Memorial Stadium, Washington, DC

Wed Apr 12 2006, 7:05 PM EDT

Att. 29,986 - Partly Cloudy - 73 F

livebaseballscorecards.com

BOTTOM

Batter	1	2	3	4	5	6	7	8	9	AB	R	H	RBI	BB	SO	LOB
Brandon Watson, L (1, 8) OBP: 0.214, SLG: 0.185	G6-3			F7		G6-4-3 1-2 2-3 1B		G5-3		4	0	1	0	0	0	1
Jose Vidro, S (1, 4) OBP: 0.381, SLG: 0.600	K			HR		K			G1-3	4	1	1	1	0	2	3
Jose Guillen, R (1, 9) OBP: 0.297, SLG: 0.364	F8			G1-3		G6-4-3 1-2f			24 G3 1B	4	0	1	0	0	0	3
24 Nick Johnson, L (1, 3) OBP: 0.405, SLG: 0.500		F8		G4-3			F8		G3 1-2	4	0	0	0	0	0	1
Alfonso Soriano, R (1, 7) OBP: 0.333, SLG: 0.606		F7			F8		L9		G5-3	4	0	0	0	0	0	1
11 Ryan Zimmerman, R (1, 5) OBP: 0.333, SLG: 0.353 Gary Majewski, R (8, 1)		F8			G5-3		P2			3 0	0 0	0 0	0 0	0 0	0 0	0 0
Royce Clayton, R (1, 6) OBP: 0.194, SLG: 0.200		G6-3			F8			G6-3		3	0	0	0	0	0	0
Brian Schneider, L (1, 2) OBP: 0.281, SLG: 0.207		F9				1B BB 1B		1B		3	0	2	0	0	0	0
Tony Armas, R (1, 1) Marlon Anderson, L (6, PH) OBP: 0.500, SLG: 0.200 Felix Rodriguez, R (7, 1) Damian Jackson, R (8, 5) OBP: 0.400, SLG: 0.500		K				1-2 1B BB		F8		1 0 0 1	0 0 0 0	0 0 0 0	0 0 0 0	1 1 0 0	0 0 0 0	0 0 0 1
Inning Stats	R: 0 H: 0 E: 0 LOB: 0 K: 1 BB: 0 S: 8 P: 9	R: 0 H: 0 E: 0 LOB: 0 K: 0 BB: 0 S: 6 P: 10	R: 0 H: 0 E: 0 LOB: 0 K: 1 BB: 0 S: 7 P: 7	R: 1 H: 1 E: 0 LOB: 0 K: 0 BB: 0 S: 9 P: 13	R: 0 H: 0 E: 0 LOB: 0 K: 0 BB: 0 S: 4 P: 8	R: 0 H: 2 E: 0 LOB: 2 K: 1 BB: 1 S: 11 P: 22	R: 0 H: 0 E: 0 LOB: 0 K: 0 BB: 0 S: 10 P: 16	R: 0 H: 1 E: 0 LOB: 1 K: 0 BB: 0 S: 9 P: 13	R: 0 H: 1 E: 0 LOB: 1 K: 0 BB: 0 S: 10 P: 15	1B: 4 SF: 0 2B: 0 SAC: 0 3B: 0 DP: 1 HR: 1 HBP: 0						WP: 0 PA: 32 PB: 0 SB: 0 CS: 0	

	AB	31
	R	1
	H	5
	RBI	1
	BB	1
	SO	3
	LOB	10

PITCHER	IP	WLS	BF	H	R	ER	SO	BB	IBB	HBP	BLK	WP	HR	S	P	ERA	WHIP
45 Pedro Martinez, R (1, 1) ERA: 3.46	7.0	W	24	3	1	1	3	1	0	0	0	0	1	55	85	1.29	0.571
Aaron Heilman, R (8, 1) ERA: 1.8	1.0	H	4	1	0	0	0	0	0	0	0	0	0	9	13	0.00	1.000
13 Billy Wagner, L (9, 1) ERA: 1.8	1.0	S	4	1	0	0	0	0	0	0	0	0	0	10	15	0.00	1.000

PITCHER	IP	WLS	BF	H	R	ER	SO	BB	IBB	HBP	BLK	WP	HR	S	P	ERA	WHIP

New York Mets @ Washington Nationals

Robert F. Kennedy Memorial Stadium, Washington, DC

Thu Apr 13 2006, 1:05 PM EDT

Att. 25,460 - Partly Cloudy - 79 F

TOP

livebaseballscorecards.com

Batter	1	2	3	4	5	6	7	8	9	AB	R	H	RBI	BB	SO	LOB
7 José Reyes, S (1, 6) OBP: 0.350, SLG: 0.590	P5	CS 1B		FC1		FC4-6 S 1B	1B 2B		F8	6	2	2	1	0	0	2
Chris Woodward, R (1, 4) OBP: 0.333, SLG: 0.333 (8, 3)	F9	CS	F8	F9		1 SAFE 1 SAFE 1B	15 BB 1B			5	0	2	3	0	0	1
15 Carlos Beltrán, S (1, 8) OBP: 0.432, SLG: 0.630 10 Endy Chavez, L (7, 8) OBP: 1.000, SLG: 2.000	HR		21 HR		K	G6-3	BB			3 0	2 0	1 0	1 0	2 0	1 0	1 0
21 Carlos Delgado, L (1, 3) OBP: 0.459, SLG: 0.727 1 Anderson Hernandez, S (8, 4) OBP: 0.185, SLG: 0.185	5 HR 1B		HR		2B 1B	K	G4-3			5 0	3 0	3 0	2 0	0 0	1 0	2 0
5 David Wright, R (1, 5) OBP: 0.472, SLG: 0.938	HR		FC6-4 1B		F9	1B 1B	F8	F7		5	2	3	2	0	0	1
Cliff Floyd, L (1, 7) OBP: 0.290, SLG: 0.407 Jorge Julio, R (8, 1) 50 Duaner Sanchez, R (9, 1)	HR		K	FC5 1B 2B	K	K	F7			5 0 0	1 0 0	2 0 0	2 0 0	0 0 0	2 0 0	2 0 0
Xavier Nady, R (1, 9) OBP: 0.394, SLG: 0.581	G4-3		FC6-4 1-2f	FC5 2-3		11 IBB 1B 1B	K			5	1	1	0	0	1	2
11 Ramon Castro, R (1, 2) OBP: 0.400, SLG: 0.500		F9		7 FC1 2B		E3 7 FC4-6	7 2B 1B IBB		G6-3	4	1	1	0	1	0	0
Victor Zambrano, S (1, 1) 22 Jose Valentin, S (6, PH) Darren Oliver, R (6, 1) OBP: 1.000, SLG: 1.000 Victor Diaz, R (8, 7)		B1-3		K		P6	7 2B 1B 1B		K	2 1 1 1	0 0 1 0	0 0 1 0	0 0 2 0	1 0 0 1	1 1 0 0	1 1 0 0
Inning Stats	R: 4 E: 0 K: 0 S: 17 H: 4 LOB: 0 BB: 0 P: 24	R: 0 E: 0 K: 0 S: 6 H: 1 LOB: 0 BB: 0 P: 9	R: 2 E: 0 K: 1 S: 12 H: 2 LOB: 1 BB: 1 P: 19	R: 0 E: 0 K: 1 S: 6 H: 1 LOB: 1 BB: 0 P: 9	R: 1 E: 0 K: 1 S: 10 H: 2 LOB: 1 BB: 0 P: 15	R: 1 E: 1 K: 0 S: 10 H: 1 LOB: 1 BB: 0 P: 14	R: 5 E: 0 K: 2 S: 17 H: 5 LOB: 2 BB: 2 P: 35	R: 0 E: 0 K: 1 S: 7 H: 0 LOB: 0 BB: 0 P: 12	R: 0 E: 0 K: 1 S: 9 H: 0 LOB: 0 BB: 0 P: 13	1B: 9 2B: 3 3B: 0 HR: 4	SF: 0 SAC: 0 DP: 0 HBP: 0						

AB	43
R	13
H	16
RBI	13
BB	3
SO	7
LOB	13

WP: 0 PB: 0 SB: 1 CS: 1 PA: 47

PITCHER		IP	WLS	BF	H	R	ER	SO	BB	IBB	HBP	BLK	WP	HR	S	P	ERA	WHIP
Livan Hernandez, R ERA: 7.0	(1, 1)	6.0	L	30	11	8	7	3	1	0	0	0	0	4	61	90	10.50	2.000
Joey Eischen, L ERA: 19.29	(7, 1)	1.0		10	5	5	5	2	1	1	0	0	0	0	17	35	45.00	6.000
Jon Rauch, R ERA: 2.25	(8, 1)	2.0		6	0	0	0	2	0	0	0	0	0	0	16	25	0.00	0.000

PITCHER	IP	WLS	BF	H	R	ER	SO	BB	IBB	HBP	BLK	WP	HR	S	P	ERA	WHIP

Batter	1	2	3	4	5	6	7	8	9	AB	R	H	RBI	BB	SO	LOB
Alfonso Soriano, R (1, 7) OBP: 0.317, SLG: 0.553	B S B F S 2-3 K ①		B F X 1-1 1B		C B C T 1-2 K ①		C C B F F F X 1-2 G5-3 ①		X 0-0 F8 ②	5	0	1	0	0	2	0
Marlon Byrd, R (1, 8) OBP: 0.308, SLG: 0.364	C S X 0-2 F8 ②		C X 0-1 F8 ③		B B B B 4-0 1B 1B BB		B C C X 1-2 F7 ②		B F C B X 2-2 E6	4	1	0	0	1	0	1
Jose Vidro, S (1, 4) OBP: 0.400, SLG: 0.595 Marlon Anderson, L (7, PH) OBP: 0.400, SLG: 0.143 (8, 4)	B B C F F F X 3-2 G4-3 ③			B B B B 4-0 24 2B 11 1B BB	X 0-0 1B 1-2 1B		S B S F S 1-3 K ③		B X 1-0 G6-3 ③	2 2	1 0	1 0	0 0	1 0	0 1	0 1
Jose Guillen, R (1, 9) OBP: 0.317, SLG: 0.361		C B B F B B 4-2 11 G5-4-3 24 1B BB		X 0-0 F8 ①	C X 0-1 1-2 2-H 1B			C B S B F X 2-2 G6-3 ①		3	0	1	1	1	0	1
24 Nick Johnson, L (1, 3) OBP: 0.439, SLG: 0.647		X 0-0 11 G5-4-3 1-2 1B		B B B C X 3-1 11 1B 1-3 2B	C B B B X 3-1 F9 ②			F B B C F X 2-2 HR		4	2	3	1	0	0	2
11 Ryan Zimmerman, R (1, 5) OBP: 0.326, SLG: 0.342	B B F L X 2-2 G5-4-3 ① ② 1-2f 2-3			X 0-0 BB 1B 2-H 3-H	C B F C 1-3 K ③			F C B B S 2-3 K ②		4	0	1	2	0	2	4
Brian Schneider, L (1, 2) OBP: 0.286, SLG: 0.194 Matthew LeCroy, R (8, 2) OBP: 0.222, SLG: 0.333	S B B B X 2-1 F8 ③			B B B B 4-0 1-2 BB	C B S S 1-3 K ①			X 0-0 2B		2 1	0 0	0 1	0 0	1 0	1 0	1 0
Damian Jackson, R (1, 6) OBP: 0.222, SLG: 0.250			C C F F B B B X 3-2 G5-3 ① F B B X 2-1 F7 ②	C X 0-1 F9 ② B F X 1-1 G4-3 ③			B B B F S B C 3-3 K ② C B S S 1-3 K ③	C C F F F S 0-3 K ③		4	0	0	0	0	2	3
Livan Hernandez, R (1, 1) OBP: 0.167, SLG: 0.167 Brandon Watson, L (6, PH) OBP: 0.207, SLG: 0.179 Joey Eischen, L (7, 1) Jon Rauch, R (8, 1) Daryle Ward, L (9, PH) OBP: 0.500, SLG: 1.200									B C B X 2-1 F7 ①	2 1 0 0 1	0 0 0 0 0	0 0 0 0 0	0 0 0 0 0	0 1 0 0 0	0 0 0 0 0	2 0 0 0 0
Inning Stats	R: 0 E: 0 K: 1 S: 10 H: 0 LOB: 0 BB: 0 P: 15	R: 0 E: 0 K: 0 S: 8 H: 1 LOB: 1 BB: 1 P: 16	R: 0 E: 0 K: 0 S: 11 H: 1 LOB: 1 BB: 0 P: 17	R: 2 E: 0 K: 0 S: 8 H: 2 LOB: 2 BB: 2 P: 20	R: 1 E: 0 K: 2 S: 11 H: 2 LOB: 2 BB: 1 P: 20		R: 0 E: 0 K: 3 S: 9 H: 0 LOB: 0 BB: 0 P: 14 R: 0 E: 0 K: 1 S: 13 H: 0 LOB: 0 BB: 0 P: 16	R: 1 E: 0 K: 2 S: 18 H: 2 LOB: 1 BB: 0 P: 24	R: 0 E: 1 K: 0 S: 7 H: 0 LOB: 1 BB: 0 P: 12	1B: 5 2B: 2 3B: 0 HR: 1	SF: 0 SAC: 0 DP: 1 HBP: 0			WP: 0 PB: 0 SB: 0 CS: 0	PA: 39		

PITCHER		IP	WLS	BF	H	R	ER	SO	BB	IBB	HBP	BLK	WP	HR	S	P	ERA	WHIP
Victor Zambrano, R ERA: 5.4	(1, 1)	5.0	W	24	6	3	3	3	4	0	0	0	0	0	48	88	5.40	2.000
Darren Oliver, L ERA:	(6, 1)	2.0		6	0	0	0	4	0	0	0	0	0	0	22	30	0.00	0.000
Jorge Julio, R ERA: 16.88	(8, 1)	1.0		5	2	1	1	2	0	0	0	0	0	1	18	24	9.00	2.000
50 Duaner Sanchez, R ERA:	(9, 1)	1.0		4	0	0	0	0	0	0	0	0	0	0	7	12	0.00	0.000

PITCHER	IP	WLS	BF	H	R	ER	SO	BB	IBB	HBP	BLK	WP	HR	S	P	ERA	WHIP

BOTTOM

New York Mets @ Washington Nationals

Robert F. Kennedy Memorial Stadium, Washington, DC

Thu Apr 13 2006, 1:05 PM EDT

Att. 25,460 - Partly Cloudy - 79 F

livebaseballscorecards.com

AB	35
R	4
H	8
RBI	4
BB	4
SO	9
LOB	15

Batter	1	2	3	4	5	6	7	8	9	AB	R	H	RBI	BB	SO	LOB
Brady Clark, R (1, 8) OBP: 0.289, SLG: 0.225	C F F S 0-3 ① K		C B F F X 1-2 1B		C B B X 2-1 ① F7 2-3		B B B B 4-0 SF9 7 G5-3 1-2 3-H BB	B B F B C F F F X 3-2 ③ G4-3		4	0	1	0	1	1	3
7 J.J. Hardy, R (1, 6) OBP: 0.286, SLG: 0.425	C B X 1-1 ② F8		B 1 SAFE B X 2-0 ② F7		C S B B X 1-2 3-H 1B		C L B B D X 3-2 ① G5-3 1-2 2-3		B B C C C X 2-2 ① F7	5	0	1	1	0	0	3
Geoff Jenkins, L (1, 9) OBP: 0.318, SLG: 0.282	C C S 0-3 ③ K		S S B S 1-3 ③ K		B B S B C F C 3-3 ② K		F X 0-1 ② SF9 2-3 3-H		S C B F X 1-2 ② G5-3	4	0	0	1	0	3	2
Carlos Lee, R (1, 7) OBP: 0.442, SLG: 0.722		B X 1-0 28 1B 1B		B C C F B C 2-3 ① K	B C C B S 2-3 ③ K		B B I I 4-0 2 FC6-4 IBB		F F F F B S 1-3 ③ K	4	0	1	0	1	3	1
2 Bill Hall, R (1, 5) OBP: 0.304, SLG: 0.444		B C F B S 2-3 ① K		C S B F F B B 4-2 28 1B BB		B C F B S 2-3 ① K	C B B F X 2-2 ③ FC6-4 1-2f			3	0	0	0	1	2	3
23 Rickie Weeks Jr., R (1, 4) OBP: 0.378, SLG: 0.344		B C S B X 2-2 ② F8		C B 1 SAFE 1 SAFE F F T 1-2 ② K		B B C F B F S 3-3 ② K		B B C X 2-1 28 S 1B		4	0	1	0	0	2	2
28 Prince Fielder, L (1, 3) OBP: 0.366, SLG: 0.421		B B C 1 SAFE X 2-1 1-2 1B		X 0-0 1-3 1B		X 0-0 ③ G4-3		B B C S S 2-3 ① K 1-2		4	0	2	0	0	1	1
Damian Miller, R (1, 2) OBP: 0.296, SLG: 0.174		B S C B X 2-2 ③ G1-3		S B F B X 2-2 ③ G5-3			B X 1-0 18 1B WP 1B	B B C B B 4-1 BB		3	1	1	0	1	0	4
39 Chris Capuano, L (1, 1) OBP: 0.200, SLG: 0.200 18 Gabe Gross, L (7, PH) OBP: 0.500, SLG: 0.857 Justin Lehr, R (7, 1) 47 Corey Koskie, L (8, PH) OBP: 0.480, SLG: 0.476 Jorge De La Rosa, L (8, 1)			S B S C 1-3 ① K		C X 0-1 E7 F7 7 1B 1B		C B F X 1-2 7 G5-3 WP SF9 1B 1-3	C S D F S 1-3 ② K		2 1 0 1 0	1 1 0 0 0	1 1 0 0 0	0 0 0 0 0	0 0 0 0 0	1 0 0 1 0	0 0 0 2 0
Inning Stats	R: 0 H: 0 E: 0 LOB: 0 K: 2 BB: 0 S: 10 P: 11	R: 0 H: 2 E: 0 LOB: 2 K: 1 BB: 0 S: 12 P: 21	R: 0 H: 1 E: 0 LOB: 1 K: 2 BB: 0 S: 11 P: 16	R: 0 H: 1 E: 0 LOB: 2 K: 2 BB: 1 S: 15 P: 24	R: 1 H: 2 E: 1 LOB: 1 K: 2 BB: 0 S: 14 P: 22	R: 0 H: 0 E: 0 LOB: 0 K: 2 BB: 0 S: 8 P: 13	R: 2 H: 2 E: 0 LOB: 2 K: 0 BB: 2 S: 12 P: 27	R: 0 H: 1 E: 0 LOB: 2 K: 2 BB: 1 S: 16 P: 28	R: 0 H: 0 E: 0 LOB: 0 K: 1 BB: 0 S: 12 P: 16	1B: 9 2B: 0 3B: 0 HR: 0	SF: 1 SAC: 0 DP: 0 HBP: 0					

PITCHER	IP	WLS	BF	H	R	ER	SO	BB	IBB	HBP	BLK	WP	HR	S	P	ERA	WHIP
Tom Glavine, L (1, 1) ERA: 1.5	6.0	W	25	6	1	0	11	1	0	0	0	0	0	70	107	0.00	1.167
Aaron Heilman, R (7, 1) ERA: 5.4	0.0		3	2	2	2	0	1	0	0	0	1	0	4	10	∞	∞
50 Duaner Sanchez, R (7, 1) ERA:	2.0	H	9	1	0	0	2	1	1	0	0	0	0	24	45	0.00	1.000
13 Billy Wagner, L (9, 1) ERA: 1.5	1.0	S	3	0	0	0	1	0	0	0	0	0	0	12	16	0.00	0.000

PITCHER	IP	WLS	BF	H	R	ER	SO	BB	IBB	HBP	BLK	WP	HR	S	P	ERA	WHIP

TOP

Milwaukee Brewers @ New York Mets

Shea Stadium, Flushing, NY

Fri Apr 14 2006, 7:10 PM EDT

Att. 37,489 - Cloudy - 55 F

livebaseballscorecards.com

AB	35
R	3
H	9
RBI	2
BB	4
SO	14
LOB	21

WP: 1	PA: 40		
PB: 0			
SB: 1			
CS: 0			

BOTTOM

Milwaukee Brewers @ New York Mets

Shea Stadium, Flushing, NY

Fri Apr 14 2006, 7:10 PM EDT
Att. 37,489 - Cloudy - 55 F

livebaseballscorecards.com

Batter	1	2	3	4	5	6	7	8	9	AB	R	H	RBI	BB	SO	LOB
7 José Reyes, S (1, 6) OBP: 0.341, SLG: 0.558	C B S S 1-3 K ①		B B X 2-0 16 2B 1B		1 SAFE X 0-0 FC4-6 16 E 16 FC5 21 FC4-6-3-2 ① 1-2f		B C C F B S 2-3 K ③			4	2	1	0	0	2	1
16 Paul Lo Duca, R (1, 2) OBP: 0.371, SLG: 0.387	C X 0-1 F8 ②		1 SAFE B 1 SAFE C 1 B B X 3-1 21 1B 2B 1-H		B D X 2-0 FC5 15 BB 21 FC4-6-3-2 1-3			B C C B F X 2-2 G5-3 ①		4	1	1	1	0	0	1
15 Carlos Beltrán, S (1, 8) OBP: 0.439, SLG: 0.586	B B C S B X 3-2 F7 ③		B B B B 4-0 21 1B BB		C B B B F B 4-2 21 FC4-6-3-2 BB 1-2			B X 1-0 G5-3 ②		2	0	0	0	2	0	0
21 Carlos Delgado, L (1, 3) OBP: 0.439, SLG: 0.676		S F F F B C 1-3 K ① D X 1-0 1-3 2-H 1B			S X 0-1 FC4-6-3-2 ② ③ 1-2 2-H 3-H			X 0-0 G4-3 ③		4	0	1	2	0	1	2
5 David Wright, R (1, 5) OBP: 0.436, SLG: 0.857		B F X 1-1 F8 ② B C B B 1 SAFE 1 S F F C 3-3 K ③				X 0-0 F8 ①				3	0	0	0	0	1	2
Xavier Nady, R (1, 9) OBP: 0.389, SLG: 0.647		B B C B X 3-1 HR		F B F X 1-2 G5-3 ①		X 0-0 F9 ②				3	1	1	1	0	0	0
Victor Diaz, R (1, 7) OBP: 0.125, SLG: 0.125	S S S F S 0-3 K ③			F X 0-1 1 G4-6-3 1B		C S B B S 2-3 K ③				3	0	1	0	0	2	0
Aaron Heilman, R (7, 1)										0	0	0	0	0	0	0
50 Duaner Sanchez, R (7, 1)										0	0	0	0	0	0	0
13 Billy Wagner, L (9, 1)										0	0	0	0	0	0	0
1 Anderson Hernandez, S (1, 4) OBP: 0.167, SLG: 0.167			C X 0-1 F9 ① F D F 1 SAFE D X 2-2 G4-6-3 ② ③ 1-2f				B C B X 2-1 G3 ①			3	0	0	0	0	0	1
Tom Glavine, L (1, 1) OBP: 0.750, SLG: 0.750			B C B C F C 2-3 K ②		B B C X 2-1 7 FC4-6 1B		C C B F S 1-3 K ②			2	0	1	0	0	1	0
10 Endy Chavez, L (7, 7) OBP: 0.500, SLG: 1.000										1	0	0	0	0	1	0

	AB	29
	R	4
	H	6
	RBI	4
	BB	2
	SO	8
	LOB	7

Inning Stats	1	2	3	4	5	6	7	8	9
	R: 0 H: 0 E: 0 LOB: 0 K: 1 BB: 0 S: 8 P: 12	R: 1 H: 1 E: 0 LOB: 0 K: 2 BB: 0 S: 13 P: 18	R: 2 H: 3 E: 0 LOB: 2 K: 2 BB: 1 S: 14 P: 29	R: 0 H: 1 E: 0 LOB: 0 K: 0 BB: 0 S: 8 P: 11	R: 1 H: 1 E: 1 LOB: 1 K: 0 BB: 1 S: 8 P: 16	R: 0 H: 0 E: 0 LOB: 0 K: 1 BB: 0 S: 5 P: 7	R: 0 H: 0 E: 0 LOB: 0 K: 2 BB: 0 S: 10 P: 15	R: 0 H: 0 E: 0 LOB: 0 K: 0 BB: 0 S: 6 P: 9	

	1B: 4	SF: 0	WP: 0	PA: 31
	2B: 2	SAC: 0	PB: 0	
	3B: 0	DP: 2	SB: 0	
	HR: 1	HBP: 0	CS: 0	

PITCHER		IP	WLS	BF	H	R	ER	SO	BB	IBB	HBP	BLK	WP	HR	S	P	ERA	WHIP
39 Chris Capuano, L ERA: 3.93	(1, 1)	6.0	L	25	6	4	3	6	2	0	0	0	0	1	56	93	4.50	1.333
Justin Lehr, R ERA:	(7, 1)	1.0		3	0	0	0	2	0	0	0	0	0	0	10	15	0.00	0.000
Jorge De La Rosa, L ERA:	(8, 1)	1.0		3	0	0	0	0	0	0	0	0	0	0	6	9	0.00	0.000

PITCHER	IP	WLS	BF	H	R	ER	SO	BB	IBB	HBP	BLK	WP	HR	S	P	ERA	WHIP

Batter	1	2	3	4	5	6	7	8	9	AB	R	H	RBI	BB	SO	LOB
Brady Clark, R (1, 8) OBP: 0.300, SLG: 0.227	B X 1-0 7 CS 1B		B X 1-0 ① P4	B H 2-0 HBP		C X 0-1 ② G5-3		C B B X 2-1 ② G4-3		4	0	1	0	0	0	1
7 J.J. Hardy, R (1, 6) OBP: 0.319, SLG: 0.477	1 SAFE C S F B B C 2-3 ① ② 1-2		B X 1-0 2B	C B F B X 3-2 ② SF9 2-3 3-H		C B S X 1-2 1B		B C C X 1-2 2-H HR 1B		4	1	3	2	0	1	1
Geoff Jenkins, L (1, 9) OBP: 0.306, SLG: 0.341	C X 0-1 ③ G3-1		B F B B X 3-1 ② F8	B X 1-0 ③ G3		B C X 1-1 ③ G6-3		S F B F X 1-2 2-H HR		5	1	1	2	0	0	4
Carlos Lee, R (1, 7) OBP: 0.438, SLG: 0.750		C B S B X 2-2 ① G5-3	B B B C F B 4-2 BB		B C B C B X 3-2 ① P4		X 0-0 HR	B B X 2-0 ③ F8		4	1	1	1	1	0	0
47 Corey Koskie, L (1, 5) OBP: 0.433, SLG: 0.462		B B X 2-0 ② F7	C C S 0-3 ③ K		B C X 1-1 ② F8		S B S C 1-3 ① K		B C X 1-1 2B	5	0	1	0	0	2	2
23 Rickie Weeks Jr., R (1, 4) OBP: 0.381, SLG: 0.361	B B C C F H 3-2 28 1B 1B HBP			C B S F B C 2-3 ① K	C B X 1-1 28 1B 2B		B C B B S S 3-3 ② K		B C C S 1-3 ① K	4	2	1	0	0	3	1
28 Prince Fielder, L (1, 3) OBP: 0.391, SLG: 0.442	1 SAFE 1 SAFE B 1 SAFE B C 1 SAFE B F 3-2 X 1-3 1B			X 0-0 1B 2B 1B	C B X 1-1 FC5-4 2-H 1B		C S X 0-2 ③ G6-3		B C B C F B F S 3-3 ② K	5	1	3	1	0	1	1
Chad Moeller, R (1, 2) OBP: 0.400, SLG: 0.308	B C 1 SAFE F I X 1-2 1-2 3-H 1B			F 1 SAFE S X 0-2 2B 7 SF9 1-2 1B	X 0-0 ③ FC5-4 1-2f			B B C F H 3-2 18 G4-3 7 1B HBP	C X 0-1 ③ G1-3	4	2	2	1	0	0	2
Tomo Ohka, S (1, 1) OBP: 0.200, SLG: 0.400 18 Gabe Gross, L (8, PH) OBP: 0.444, SLG: 0.750 Matt Wise, R (8, 1)		F F B D S 2-3 ③ K		X 0-0 7 SF9 1-3 2-H 2B		B C X 1-1 ① G1-3		B C B B C X 3-2 ① G4-3 1-2		3 1 0	0 0 0	1 0 0	1 0 0	0 0 0	1 0 0	2 1 0
Inning Stats	R: 0 E: 0 K: 1 S: 7 H: 1 LOB: 0 BB: 0 P: 10	R: 1 E: 0 K: 1 S: 16 H: 2 LOB: 2 BB: 0 P: 29	R: 0 E: 0 K: 1 S: 10 H: 1 LOB: 2 BB: 1 P: 19	R: 2 E: 0 K: 1 S: 13 H: 3 LOB: 2 BB: 0 P: 21	R: 1 E: 0 K: 0 S: 10 H: 2 LOB: 1 BB: 0 P: 16	R: 0 E: 0 K: 0 S: 9 H: 1 LOB: 1 BB: 0 P: 12	R: 1 E: 0 K: 2 S: 10 H: 1 LOB: 0 BB: 0 P: 14	R: 3 E: 0 K: 0 S: 15 H: 2 LOB: 0 BB: 0 P: 27	R: 0 E: 0 K: 2 S: 12 H: 1 LOB: 1 BB: 0 P: 17	1B: 8 2B: 4 3B: 0 HR: 2 SF: 1 SAC: 0 DP: 0 HBP: 3						

PITCHER		IP	WLS	BF	H	R	ER	SO	BB	IBB	HBP	BLK	WP	HR	S	P	ERA	WHIP
Steve Trachsel, R ERA: 4.09	(1, 1)	5.0	L	26	9	4	4	4	1	0	2	0	0	0	56	95	7.20	2.000
Darren Oliver, L ERA: 1.8	(6, 1)	2.0		8	2	1	1	2	0	0	0	0	0	1	19	26	4.50	1.000
Jorge Julio, R ERA: 19.64	(8, 1)	1.0		6	2	3	3	0	0	0	1	0	0	1	15	27	27.00	2.000
Chad Bradford, R ERA:	(9, 1)	1.0		4	1	0	0	2	0	0	0	0	0	0	12	17	0.00	1.000

PITCHER	IP	WLS	BF	H	R	ER	SO	BB	IBB	HBP	BLK	WP	HR	S	P	ERA	WHIP

TOP

Milwaukee Brewers @ New York Mets

Shea Stadium, Flushing, NY

Sat Apr 15 2006, 1:10 PM EDT
Att. 55,830 - Cloudy - 75 F

livebaseballscorecards.com

AB	39
R	8
H	14
RBI	8
BB	1
SO	8
LOB	15

BOTTOM

Milwaukee Brewers @ New York Mets

Shea Stadium, Flushing, NY

Sat Apr 15 2006, 1:10 PM EDT

Att. 55,830 - Cloudy - 75 F

livebaseballscorecards.com

Batter	1	2	3	4	5	6	7	8	9	AB	R	H	RBI	BB	SO	LOB
7 José Reyes, S (1, 6) OBP: 0.333, SLG: 0.522	K		F8		1 S BB		G5-3			3	0	0	0	1	1	1
1 Anderson Hernandez, S (1, 4) OBP: 0.176, SLG: 0.176	15 G3-6-1 1B		F7		L6 1-2		P6			4	0	1	0	0	0	2
15 Carlos Beltrán, S (1, 8) OBP: 0.422, SLG: 0.576 Chad Bradford, R (9, 1)	SAFE G3-6-1 1-2f		G3			21 G3-1 5 SF9 2B		G4-3		4 0	1 0	1 0	0 0	0 0	0 0	1 0
21 Carlos Delgado, L (1, 3) OBP: 0.422, SLG: 0.634		E4 E 5 1B 11 SF7		1B		G3-1 2-3		F7		4	1	1	0	0	0	1
5 David Wright, R (1, 5) OBP: 0.419, SLG: 0.816		E 1-2 1B		F8		SF9 3-H		G6-3		3	0	1	1	0	0	1
Cliff Floyd, L (1, 7) OBP: 0.286, SLG: 0.367		K		K		BB			P6	3	0	0	0	1	2	3
Xavier Nady, R (1, 9) OBP: 0.375, SLG: 0.605		FC1 1-2 2-3		F8		SAFE K			11 G6-4-3 1B	4	0	1	0	0	1	4
11 Ramon Castro, R (1, 2) OBP: 0.333, SLG: 0.571		SF7 3-H			G6-3		2B		G6-4-3 1-2f	3	0	1	1	0	0	1
Steve Trachsel, R (1, 1) OBP: 0.250, SLG: 0.500 22 Jose Valentin, S (5, PH) Darren Oliver, R (6, 1) OBP: 1.000, SLG: 1.000 Julio Franco, R (7, PH) OBP: 0.250, SLG: 0.250 Jorge Julio, R (8, 1) 10 Endy Chavez, L (9, 8) OBP: 0.500, SLG: 1.000		G6-3			P5		K			1 1 0 1 0 0	0 0 0 0 0 0	0 0 0 0 0 0	0 0 0 0 0 0	0 0 0 1 0 0	0 0 0 1 0 0	2 0 0 1 0 0
Inning Stats	R: 0 H: 1 E: 0 LOB: 0 K: 1 BB: 0 S: 10 P: 12	R: 1 H: 1 E: 2 LOB: 2 K: 1 BB: 0 S: 15 P: 21	R: 0 H: 0 E: 0 LOB: 0 K: 0 BB: 0 S: 7 P: 10	R: 0 H: 1 E: 0 LOB: 1 K: 1 BB: 0 S: 7 P: 10	R: 0 H: 0 E: 0 LOB: 1 K: 0 BB: 1 S: 9 P: 16	R: 1 H: 1 E: 0 LOB: 1 K: 1 BB: 1 S: 11 P: 20	R: 0 H: 1 E: 0 LOB: 1 K: 1 BB: 0 S: 9 P: 12	R: 0 H: 0 E: 0 LOB: 0 K: 0 BB: 0 S: 8 P: 8	R: 0 H: 1 E: 0 LOB: 0 K: 0 BB: 0 S: 8 P: 9	1B: 4 SF: 2 2B: 2 SAC: 0 3B: 0 DP: 2 HR: 0 HBP: 0						

	AB	31
	R	2
	H	6
	RBI	2
	BB	2
	SO	5
	LOB	17

WP: 0 PA: 35
PB: 0
SB: 1
CS: 0

PITCHER		IP	WLS	BF	H	R	ER	SO	BB	IBB	HBP	BLK	WP	HR	S	P	ERA	WHIP
Tomo Ohka, R ERA: 3.0	(1, 1)	7.0	W	29	5	2	1	5	2	0	0	0	0	0	68	101	1.29	1.000
Matt Wise, R ERA:	(8, 1)	2.0		6	1	0	0	0	0	0	0	0	0	0	16	17	0.00	0.500

PITCHER	IP	WLS	BF	H	R	ER	SO	BB	IBB	HBP	BLK	WP	HR	S	P	ERA	WHIP

Batter	1	2	3	4	5	6	7	8	9	AB	R	H	RBI	BB	SO	LOB
18 Gabe Gross, L (1, 8) OBP: 0.429, SLG: 0.667	C B F B F S 2-3 K	F C B B T 2-2 K		X 0-0 7 WP 7 G6-3 2B		C B X 1-1 F7		F 1 SAFE B S 1 B B B 4-2 7 FC1-5 1-2 BB		4	1	1	0	1	2	4
7 J.J. Hardy, R (1, 6) OBP: 0.308, SLG: 0.449	C B X 1-1 BB 1B	B X 1-0 F8		C F B X 1-2 G6-3 2-H		B C 1 SAFE F B B F 1 S 3-3 K 1-3		X 0-0 FC1-5 FC6-4 1-2 2-3f		5	0	1	1	0	1	6
Geoff Jenkins, L (1, 9) OBP: 0.333, SLG: 0.449	1 SAFE B 1 B F B X 3-1 F9		B X 1-0 47 1B 1B	S B B X 2-1 2B		S X 0-1 3-H HR		S S B B F B F S 3-3 K		5	1	3	2	0	1	3
Carlos Lee, R (1, 7) OBP: 0.415, SLG: 0.682	S 1 B B B S B 4-2 1-2 BB		B B C C X 2-2 P2	S X 0-1 L9		C B C X 1-2 G6-3		X 0-0 FC6-4 1-2f		4	0	0	0	1	0	4
47 Corey Koskie, L (1, 5) OBP: 0.400, SLG: 0.419	B F F X 1-2 G4-3		B B X 2-0 2 BB 1-3 1B		S F X 0-2 F8		C S B B B X 2-2 G5-3		C B F B B X 3-2 F8	5	0	1	0	0	0	2
2 Bill Hall, R (1, 4) OBP: 0.357, SLG: 0.545		C B T B B X 3-2 BB 2B	B B S B F B 4-2 1-2 BB		B F C B X 2-2 G4-3		B C F B B C 2-3 K		X 0-0 WP 2B	4	0	2	0	1	1	0
28 Prince Fielder, L (1, 3) OBP: 0.412, SLG: 0.422		F B F B B B 4-2 BB BB	B C B S S 2-3 K		B C B B S B 4-2 FC5-4 BB		B B B C B 4-1 S BB		B F F B F F B F S 3-3 K	2	0	0	0	3	2	4
Damian Miller, R (1, 2) OBP: 0.281, SLG: 0.148		B B B C F B 4-2 1-2 2-3 BB	C B B S F B F X 3-2 F8		S X 0-1 FC5-4 1-2f		B B C X 2-1 F9 1-2		B F S B X 2-2 F8 2-3	4	0	0	0	1	0	6
15 Ben Sheets, R (1, 1) 1 Corey Hart, R (6, PH) OBP: 0.333, SLG: 0.333 52 Jose Capellan, R (6, 1) Jeff Cirillo, R (8, PH) OBP: 0.222, SLG: 0.222 Jorge De La Rosa, L (8, 1) Jared Fernandez, R (8, 1)	C T S 0-3 K	B C X 1-1 G6-3		S F B B B F F B F X 3-2 7 E 7 S HR 1B		C X 0-1 7 FC1-5 18 BB 1B				2 1 0 1 0 0	0 1 0 0 1 0	0 1 0 0 0 0	0 1 0 0 0 0	0 0 0 0 0 0	1 0 0 0 0 0	3 0 0 0 0 0

TOP

Milwaukee Brewers @ New York Mets

Shea Stadium, Flushing, NY

Sun Apr 16 2006, 1:10 PM EDT
Att. 38,119 - Partly Cloudy - 61 F

livebaseballscorecards.com

AB	37
R	3
H	10
RBI	3
BB	7
SO	8
LOB	32

Inning Stats	1	2	3	4	5	6	7	8	9
	R: 0 E: 0 K: 1 S: 13	R: 0 E: 0 K: 2 S: 14	R: 0 E: 0 K: 1 S: 15	R: 1 E: 0 K: 0 S: 11	R: 0 E: 0 K: 0 S: 10	R: 2 E: 0 K: 1 S: 17	R: 0 E: 0 K: 1 S: 9	R: 0 E: 0 K: 1 S: 11	R: 0 E: 0 K: 1 S: 13
	H: 1 LOB: 2 BB: 1 P: 24	H: 1 LOB: 3 BB: 2 P: 28	H: 2 LOB: 3 BB: 1 P: 29	H: 2 LOB: 1 BB: 0 P: 15	H: 0 LOB: 1 BB: 1 P: 16	H: 2 LOB: 0 BB: 0 P: 25	H: 0 LOB: 1 BB: 1 P: 19	H: 1 LOB: 2 BB: 1 P: 18	H: 1 LOB: 1 BB: 0 P: 21

1B: 5	SF: 0
2B: 4	SAC: 0
3B: 0	DP: 0
HR: 1	HBP: 0

WP: 2	PA: 44
PB: 0	
SB: 2	
CS: 0	

PITCHER		IP	WLS	BF	H	R	ER	SO	BB	IBB	HBP	BLK	WP	HR	S	P	ERA	WHIP
Brian Bannister, R ERA: 2.5	(1, 1)	5.0	W	26	6	1	1	4	5	0	0	0	1	0	63	112	1.80	2.200
Darren Oliver, L ERA: 4.76	(6, 1)	0.2	H	4	2	2	2	1	0	0	0	0	0	1	14	21	27.00	3.000
Chad Bradford, R ERA:	(6, 1)	0.1	H	1	0	0	0	0	0	0	0	0	0	0	3	4	0.00	0.000
Aaron Heilman, R ERA: 3.86	(7, 1)	2.0	H	9	1	0	0	2	2	0	0	0	0	0	20	37	0.00	1.500
Jorge Julio, R ERA: 15.43	(9, 1)	1.0		4	1	0	0	1	0	0	0	0	1	0	13	21	0.00	1.000

PITCHER	IP	WLS	BF	H	R	ER	SO	BB	IBB	HBP	BLK	WP	HR	S	P	ERA	WHIP

BOTTOM

Milwaukee Brewers @ New York Mets

Shea Stadium, Flushing, NY

Sun Apr 16 2006, 1:10 PM EDT

Att. 38,119 - Partly Cloudy - 61 F

livebaseballscorecards.com

Batter	1	2	3	4	5	6	7	8	9	AB	R	H	RBI	BB	SO	LOB
7 José Reyes, S (1, 6) OBP: 0.340, SLG: 0.500	G4-3		G4-3		16 S, 16 1B, 1B			21 HR, 16 BB, BB; F9		4	2	1	0	1	0	2
16 Paul Lo Duca, R (1, 2) OBP: 0.410, SLG: 0.412	F7		1B		21 WP, 21 S, 1-H, 1B			1 SAFE, 1 SAFE, 1 SAFE, 21 HR, 1-2, BB		3	1	2	1	1	0	0
21 Carlos Delgado, L (1, 3) OBP: 0.408, SLG: 0.667	L4		K		K, 1-3			1-H, 2-H, HR		4	1	1	3	0	2	2
5 David Wright, R (1, 5) OBP: 0.426, SLG: 0.810		HR, 1B		G3, SF8, 2B		F8		G5-3		4	2	2	0	0	0	0
Cliff Floyd, L (1, 7) OBP: 0.263, SLG: 0.333		F9		G3, 2-3		K		10 BB, 1B, 1 FC1-2, BB		3	0	0	0	0	1	2
Aaron Heilman, R (7, 1)										0	0	0	0	0	0	0
Julio Franco, R (8, PH) OBP: 0.400, SLG: 0.250										0	0	0	0	1	0	0
Jorge Julio, R (9, 1)										0	0	0	0	0	0	0
Xavier Nady, R (1, 9) OBP: 0.386, SLG: 0.683		1 SAFE, 1-H, HR		SF8, 3-H		F8		1 SAFE, 1 FC1-2, 10 BB, 1-2, 2B, 1B		3	2	2	3	0	0	0
10 Endy Chavez, L (1, 8) OBP: 0.333, SLG: 0.400		L8		K			G1-3	1 FC1-2, 1-2, 2-3, 2B, BB		3	1	0	0	1	1	0
1 Anderson Hernandez, S (1, 4) OBP: 0.158, SLG: 0.158		G4-3			K, 1-3		F8	FC1-2, 1-2, 2-3, 3-Hf, 2B		4	0	0	0	0	1	3
Brian Bannister, R (1, 1) OBP: 0.400, SLG: 0.600			K2-3		K2-3					1	0	0	0	0	1	0
22 Jose Valentin, S (5, PH)										1	0	0	0	0	1	0
Darren Oliver, R (6, 1) OBP: 1.000, SLG: 1.000										0	0	0	0	0	0	0
Chad Bradford, R (6, 1)										0	0	0	0	0	0	0
Victor Diaz, R (7, 7) OBP: 0.200, SLG: 0.300							K	1-3, 2-H, 3-H, 2B		2	0	1	2	0	1	0
Inning Stats	R: 0 E: 0 K: 0 S: 6 H: 0 LOB: 0 BB: 0 P: 10	R: 2 E: 0 K: 0 S: 11 H: 2 LOB: 0 BB: 0 P: 20	R: 0 E: 0 K: 2 S: 12 H: 1 LOB: 1 BB: 0 P: 16	R: 1 E: 0 K: 1 S: 15 H: 1 LOB: 0 BB: 0 P: 24	R: 1 E: 0 K: 3 S: 17 H: 2 LOB: 1 BB: 0 P: 26	R: 0 E: 0 K: 1 S: 8 H: 0 LOB: 0 BB: 0 P: 12	R: 0 E: 0 K: 1 S: 8 H: 0 LOB: 0 BB: 0 P: 9	R: 5 E: 0 K: 0 S: 24 H: 3 LOB: 2 BB: 4 P: 47		1B: 5 2B: 2 3B: 0 HR: 2 SF: 1 SAC: 0 DP: 0 HBP: 0					

AB	32
R	9
H	9
RBI	9
BB	4
SO	8
LOB	9

WP: 1 PA: 37
PB: 0
SB: 2
CS: 0

PITCHER		IP	WLS	BF	H	R	ER	SO	BB	IBB	HBP	BLK	WP	HR	S	P	ERA	WHIP
15 Ben Sheets, R ERA: 7.2	(1, 1)	5.0	L	21	6	4	4	6	0	0	0	0	1	1	61	96	7.20	1.200
52 Jose Capellan, R ERA: 7.5	(6, 1)	2.0		6	0	0	0	2	0	0	0	0	0	0	16	21	0.00	0.000
Jorge De La Rosa, L ERA: 9.82	(8, 1)	0.1		5	1	4	4	0	3	0	0	0	0	1	13	28	108.00	12.000
Jared Fernandez, R ERA: 13.5	(8, 1)	0.2		5	2	1	1	0	1	0	0	0	0	0	11	19	13.50	4.500

PITCHER	IP	WLS	BF	H	R	ER	SO	BB	IBB	HBP	BLK	WP	HR	S	P	ERA	WHIP

Batter	1	2	3	4	5	6	7	8	9	AB	R	H	RBI	BB	SO	LOB
4 Pete Orr, L (1, 5) OBP: 0.222, SLG: 0.333	K2-3		K		P2		S 1B			4	0	1	0	0	2	0
Marcus Giles, R (1, 4) OBP: 0.369, SLG: 0.346	1B SF9 BB		1B 2B		F7		SB1 SAFE K 1-2			3	2	1	0	1	1	1
Ryan Langerhans, L (1, 7) OBP: 0.451, SLG: 0.628	E 1B 1-3		FC5-4 1B 2-H		F9			K		4	0	2	1	0	1	0
Andruw Jones, R (1, 8) OBP: 0.355, SLG: 0.630	SF9 1-2 3-H		FC5-4 1-2f			HR		F9		3	1	1	2	0	0	1
Adam LaRoche, L (1, 3) OBP: 0.296, SLG: 0.510	K			F8		K2-3		F7		4	0	0	0	0	2	1
7 Jeff Francoeur, R (1, 9) OBP: 0.220, SLG: 0.386		B1-3		16 G4-3 2B		K			L8	4	0	1	0	0	1	0
16 Brian McCann, L (1, 2) OBP: 0.289, SLG: 0.537 23 Matt Diaz, R (9, PH) OBP: 0.278, SLG: 0.313		F7		G4-3 2-3		F8			HBP	3 0	0 0	0 0	0 0	0 0	0 0	1 0
Wilson Betemit, S (1, 6) OBP: 0.405, SLG: 0.531		K		S IBB			F9		K	3	0	0	0	1	2	1
Jorge Sosa, R (1, 1) OBP: 0.250, SLG: 1.000 36 Chuck James, L (5, 1) Brian Jordan, R (7, PH) OBP: 0.429, SLG: 0.583 40 Lance Cormier, R (7, 1) Todd Pratt, R (9, PH) OBP: 0.455, SLG: 0.333			P6	K 1-2			K		K2-3	2 0 1 0 1	0 0 0 0 0	0 0 0 0 1	0 0 0 0 1	0 0 0 0 0	1 0 1 0 1	2 0 0 0 1
Inning Stats	R: 1 H: 1 E: 1 LOB: 1 K: 2 BB: 1 S: 12 P: 18	R: 0 H: 0 E: 0 LOB: 0 K: 1 BB: 0 S: 8 P: 10	R: 1 H: 2 E: 0 LOB: 1 K: 1 BB: 0 S: 12 P: 19	R: 0 H: 1 E: 0 LOB: 2 K: 1 BB: 1 S: 10 P: 22	R: 0 H: 0 E: 0 LOB: 0 K: 0 BB: 0 S: 7 P: 11	R: 1 H: 1 E: 0 LOB: 0 K: 2 BB: 0 S: 12 P: 18	R: 0 H: 1 E: 0 LOB: 1 K: 2 BB: 0 S: 10 P: 17	R: 0 H: 0 E: 0 LOB: 0 K: 1 BB: 0 S: 7 P: 9	R: 0 H: 0 E: 0 LOB: 1 K: 2 BB: 0 S: 10 P: 16	1B: 3 SF: 1 2B: 2 SAC: 0 3B: 0 DP: 0 HR: 1 HBP: 1						WP: 0 PA: 36 PB: 0 SB: 2 CS: 0

TOP

Atlanta Braves @ New York Mets

Shea Stadium, Flushing, NY

Mon Apr 17 2006, 7:10 PM EDT

Att. 36,867 - Clear - 57 F

livebaseballscorecards.com

AB	32
R	3
H	6
RBI	3
BB	2
SO	12
LOB	8

PITCHER		IP	WLS	BF	H	R	ER	SO	BB	IBB	HBP	BLK	WP	HR	S	P	ERA	WHIP
45 Pedro Martinez, R ERA: 3.66	(1, 1)	6.2	W	28	6	3	3	8	1	1	0	0	0	1	67	108	4.05	1.050
50 Duaner Sanchez, R ERA:	(7, 1)	1.1	H	4	0	0	0	2	0	0	0	0	0	0	11	16	0.00	0.000
13 Billy Wagner, L ERA: 1.29	(9, 1)	1.0	S	4	0	0	0	2	0	0	1	0	0	0	10	16	0.00	0.000

PITCHER		IP	WLS	BF	H	R	ER	SO	BB	IBB	HBP	BLK	WP	HR	S	P	ERA	WHIP

Atlanta Braves @ New York Mets

Shea Stadium, Flushing, NY

Mon Apr 17 2006, 7:10 PM EDT

Att. 36,867 - Clear - 57 F

livebaseballscorecards.com

BOTTOM

Batter	1	2	3	4	5	6	7	8	9	AB	R	H	RBI	BB	SO	LOB
7 José Reyes, S (1, 6) OBP: 0.333, SLG: 0.472	B B C C S 2-3 ① K		X 0-0 ② F8		B B C S F B F B 4-2 5 FC6-4 16 1B BB		C C X 0-2 ① G3			3	0	0	0	1	1	0
16 Paul Lo Duca, R (1, 2) OBP: 0.442, SLG: 0.474	C X 0-1 21 1B 1B		C B X 1-1 21 HR 2B		1 SAFE C 1 F X SAFE 0-2 5 FC6-4 1-2 1B		F X 0-1 ② G4-3			4	1	3	0	0	0	0
21 Carlos Delgado, L (1, 3) OBP: 0.434, SLG: 0.729	F X 0-1 5 G4-6-3 1-3 1B		C S B X 1-2 2-H HR		B S C B S 2-3 ① K		S B C B B B 4-2 BB			3	1	2	2	1	1	2
5 David Wright, R (1, 5) OBP: 0.392, SLG: 0.739	B F X 1-1 ②③ G4-6-3 1-2f		B X 1-0 ③ F7		C B X 1-1 ② FC6-4 1-2f 2-3		X 0-0 ③ F9			4	0	0	0	0	0	5
Cliff Floyd, L (1, 7) OBP: 0.275, SLG: 0.371 22 Jose Valentin, S (5, 7)		C X 0-1 ① P6		C B X 1-1 1B 2B	C F B X 1-2 ③ F9			B F F B F B X 3-2 ① G6-3		2 2	1 0	1 0	0 0	0 0	0 0	0 2
Xavier Nady, R (1, 9) OBP: 0.417, SLG: 0.756	C B X 1-1 HR		X 0-0 1 G4-3 10 SH5-3 2-H 1B		C F X 0-2 1B			B F C B X 2-2 ② G4-3		4	1	3	2	0	0	0
10 Endy Chavez, L (1, 8) OBP: 0.222, SLG: 0.250	B X 1-0 ② G3		1 SAFE X 0-0 ① SH5-3 1-2		B B B C F 1 SAFE F X 3-2 ① F7			C B F S 1-3 ③ K		3	0	0	0	0	1	1
1 Anderson Hernandez, S (1, 4) OBP: 0.146, SLG: 0.146	C C B F B X 2-2 ③ F8		B B X 2-0 ② G4-3 2-3		F 1 SAFE B X 1-1 ② F8					3	0	0	0	0	0	2
45 Pedro Martinez, R (1, 1) OBP: 0.250, SLG: 0.143 50 Duaner Sanchez, R (7, 1) 13 Billy Wagner, L (9, 1)			C B C F X 1-2 ① G4-3	X 0-0 ③ P3	1 SAFE S B L B S 2-3 ③ K					3 0 0	0 0 0	0 0 0	0 0 0	0 0 0	1 0 0	2 0 0
Inning Stats	R: 0 H: 2 E: 0 LOB: 1 K: 1 BB: 0 S: 9 P: 12	R: 1 H: 1 E: 0 LOB: 0 K: 0 BB: 0 S: 9 P: 13	R: 2 H: 2 E: 0 LOB: 0 K: 0 BB: 0 S: 11 P: 15	R: 1 H: 2 E: 0 LOB: 1 K: 0 BB: 0 S: 6 P: 9	R: 0 H: 1 E: 0 LOB: 2 K: 1 BB: 1 S: 15 P: 23	R: 0 H: 1 E: 0 LOB: 1 K: 1 BB: 0 S: 12 P: 18	R: 0 H: 0 E: 0 LOB: 1 K: 0 BB: 1 S: 8 P: 12	R: 0 H: 0 E: 0 LOB: 0 K: 1 BB: 0 S: 10 P: 16		1B: 5 SF: 0 2B: 2 SAC: 1 3B: 0 DP: 1 HR: 2 HBP: 0						

	AB	31
	R	4
	H	9
	RBI	4
	BB	2
	SO	4
	LOB	14

WP: 0 PA: 34
PB: 0
SB: 0
CS: 0

PITCHER		IP	WLS	BF	H	R	ER	SO	BB	IBB	HBP	BLK	WP	HR	S	P	ERA	WHIP
Jorge Sosa, R ERA: 10.45	(1, 1)	4.0	L	20	8	4	4	1	1	0	0	0	0	2	42	60	9.00	2.250
36 Chuck James, L ERA: 2.53	(5, 1)	2.0		7	1	0	0	2	0	0	0	0	0	0	20	30	0.00	0.500
40 Lance Cormier, R ERA: 0.84	(7, 1)	2.0		7	0	0	0	1	1	0	0	0	0	0	18	28	0.00	0.500

PITCHER	IP	WLS	BF	H	R	ER	SO	BB	IBB	HBP	BLK	WP	HR	S	P	ERA	WHIP

Batter	1	2	3	4	5	6	7	8	9	AB	R	H	RBI	BB	SO	LOB
Marcus Giles, R (1, 4) OBP: 0.368, SLG: 0.333 Tony Pena Jr., R (7, PH) (7, 6)	X 0-0 F7		B B F B B 4-1 S HR BB		X 0-0 F7		B C B F B B 4-2 1B BB	X 0-0 L4-3 1-1		2	1	0	0	1	0	0
										1	0	0	0	1	0	3
Wilson Betemit, S (1, 6) OBP: 0.405, SLG: 0.500 (7, 5)	B X 1-0 2B 2B 1B		B F C 1 SAFE B S 2-3 K		B B F B F B 4-2 HR BB		C C F B F X 1-2 F9		B B F B F T 3-2 K	4	2	1	0	1	2	2
Ryan Langerhans, L (1, 7) OBP: 0.429, SLG: 0.604	X 0-0 2B 1-3 2B		X 0-0 P6		F B 1 SAFE 1 SAFE B S F B F 3-2 X F7		B C C S 1-3 K		C C B B C 2-3 K	5	1	1	0	0	2	3
Andruw Jones, R (1, 8) OBP: 0.373, SLG: 0.729	S D C S 1-3 K		B B B C S X 3-2 1-H HR		S C X 0-2 1-H HR		C B B C B F X 3-2 1-3 1B		B B F X 2-1 L3	5	2	3	4	0	1	2
Adam LaRoche, L (1, 3) OBP: 0.328, SLG: 0.604	B B X 2-0 7 FC5-6 2-H 3-H 2B		C B B X 1-2 HR		B F C B B F F F F 3-2 X 1B		B C C X 1-2 F8			4	1	3	3	0	0	2
7 Jeff Francoeur, R (1, 9) OBP: 0.206, SLG: 0.361	B C B X 2-1 FC5-6 2-3		X 0-0 F7		F D F S 1-3 K			X 0-0 G4-3		4	0	0	0	0	1	2
16 Brian McCann, L (1, 2) OBP: 0.286, SLG: 0.511		F B X 1-1 L5		C X 0-1 F8		B C C S 1-3 K		X 0-0 26 E 4 1B 1B		4	0	1	0	0	1	0
4 Pete Orr, L (1, 5) OBP: 0.227, SLG: 0.318 (7, 4)		X 0-0 G6-3		X 0-0 L8		C B B C X 2-2 G3		T F X 0-2 26 E 1-2 1B		4	0	1	0	0	0	0
26 Kyle Davies, R (1, 1)		C B C S 1-3 K		C B X 1-1 G6-3		C X 0-1 G1-3		X 0-0 E3 L4-3 1-2 2-3		4	0	0	0	0	1	2
Inning Stats	R: 2 E: 0 K: 1 S: 9 H: 3 LOB: 1 BB: 0 P: 15	R: 0 E: 0 K: 1 S: 6 H: 0 LOB: 0 BB: 0 P: 8	R: 3 E: 0 K: 1 S: 12 H: 2 LOB: 0 BB: 1 P: 22	R: 0 E: 0 K: 0 S: 5 H: 0 LOB: 0 BB: 0 P: 6	R: 2 E: 0 K: 1 S: 21 H: 2 LOB: 1 BB: 1 P: 32	R: 0 E: 0 K: 1 S: 8 H: 0 LOB: 0 BB: 0 P: 11	R: 0 E: 0 K: 1 S: 17 H: 1 LOB: 2 BB: 1 P: 27	R: 0 E: 1 K: 0 S: 7 H: 2 LOB: 2 BB: 0 P: 7	R: 0 E: 0 K: 2 S: 8 H: 0 LOB: 0 BB: 0 P: 15	1B: 5 2B: 3 3B: 0 HR: 3 SF: 0 SAC: 0 DP: 1 HBP: 0							

PITCHER		IP	WLS	BF	H	R	ER	SO	BB	IBB	HBP	BLK	WP	HR	S	P	ERA	WHIP
Victor Zambrano, R ERA: 9.0	(1, 1)	5.0	L	24	7	7	7	4	2	0	0	0	0	3	53	83	12.60	1.800
25 Pedro Feliciano, L ERA:	(6, 1)	3.0		13	3	0	0	2	1	0	0	0	0	0	32	45	0.00	1.333
Jorge Julio, R ERA: 12.71	(9, 1)	1.0		3	0	0	0	2	0	0	0	0	0	0	8	15	0.00	0.000

PITCHER	IP	WLS	BF	H	R	ER	SO	BB	IBB	HBP	BLK	WP	HR	S	P	ERA	WHIP

TOP

Atlanta Braves @ New York Mets

Shea Stadium, Flushing, NY

Tue Apr 18 2006, 7:10 PM EDT

Att. 30,322 - Partly Cloudy - 68 F

livebaseballscorecards.com

AB	37
R	7
H	10
RBI	7
BB	3
SO	8
LOB	16

1B: 5	SF: 0	WP: 0	PA: 40
2B: 3	SAC: 0	PB: 0	
3B: 0	DP: 1	SB: 1	
HR: 3	HBP: 0	CS: 0	

Atlanta Braves @ New York Mets

Shea Stadium, Flushing, NY

Tue Apr 18 2006, 7:10 PM EDT

Att. 30,322 - Partly Cloudy - 68 F

livebaseballscorecards.com

BOTTOM

Batter	1	2	3	4	5	6	7	8	9	AB	R	H	RBI	BB	SO	LOB
7 José Reyes, S (1, 6) OBP: 0.311, SLG: 0.439	G6-3		G4-3			P6			K	4	0	0	0	0	1	0
16 Paul Lo Duca, R (1, 2) OBP: 0.426, SLG: 0.452	L8			G5-3		1B			G5-3	4	0	1	0	0	0	0
21 Carlos Delgado, L (1, 3) OBP: 0.404, SLG: 0.673	K			K		K			P5	4	0	0	0	0	3	1
5 David Wright, R (1, 5) OBP: 0.389, SLG: 0.708		G5-4-3 BB		F9			F9			2	0	0	0	1	0	0
Xavier Nady, R (1, 9) OBP: 0.412, SLG: 0.729		G5-4-3 1-2f			22 G3-6 1B		L7			3	0	1	0	0	0	1
22 Jose Valentin, S (1, 7)		K			G3-6 1-2f		F9			3	0	0	0	0	1	1
Chris Woodward, R (1, 4) OBP: 0.333, SLG: 0.667			HR		E6			G5-3		3	1	1	1	0	0	0
10 Endy Chavez, L (1, 8) OBP: 0.167, SLG: 0.182			G6-3		K			L4		3	0	0	0	0	1	1
Victor Zambrano, S (1, 1) 25 Pedro Feliciano, L (6, 1) Julio Franco, R (8, PH) OBP: 0.333, SLG: 0.200 Jorge Julio, R (9, 1)			B2			G6-3			G1-3	1 1 1 0	0 0 0 0	0 0 0 0	0 0 0 0	0 0 0 0	0 0 0 0	0 0 0 0

	AB	29
	R	1
	H	3
	RBI	1
	BB	1
	SO	6
	LOB	4

Inning Stats																																
	R: 0	E: 0	K: 1	S: 7	H: 0	LOB: 0	BB: 0	P: 9	R: 0	E: 0	K: 1	S: 11	H: 0	LOB: 0	BB: 1	P: 15	R: 1	E: 0	K: 0	S: 6	H: 1	LOB: 0	BB: 0	P: 10	R: 0	E: 0	K: 1	S: 9	H: 0	LOB: 0	BB: 0	P: 15
	R: 0	E: 1	K: 1	S: 7	H: 1	LOB: 1	BB: 0	P: 7	R: 0	E: 0	K: 1	S: 14	H: 1	LOB: 1	BB: 0	P: 21	R: 0	E: 0	K: 0	S: 7	H: 0	LOB: 0	BB: 0	P: 9	R: 0	E: 0	K: 0	S: 6	H: 0	LOB: 0	BB: 0	P: 7
	R: 0	E: 0	K: 1	S: 10	H: 0	LOB: 0	BB: 0	P: 13	1B: 2	2B: 0	3B: 0	HR: 1	SF: 0	SAC: 0	DP: 2	HBP: 0	WP: 0	PB: 0	SB: 0	CS: 0	PA: 30											

PITCHER	IP	WLS	BF	H	R	ER	SO	BB	IBB	HBP	BLK	WP	HR	S	P	ERA	WHIP
26 Kyle Davies, R (1, 1) ERA: 4.82	9.0	W	30	3	1	1	6	1	0	0	0	0	1	77	106	1.00	0.444

PITCHER	IP	WLS	BF	H	R	ER	SO	BB	IBB	HBP	BLK	WP	HR	S	P	ERA	WHIP

Batter	1	2	3	4	5	6	7	8	9	AB	R	H	RBI	BB	SO	LOB
4 Pete Orr, L (1, 4) OBP: 0.192, SLG: 0.269	X 0-0 F7 ①		C S S 0-3 K ③			C S F C 0-3 K ③		B B X 2-0 G1-3 ② 2-3		4	0	0	0	0	2	1
Wilson Betemit, S (1, 5) OBP: 0.370, SLG: 0.450	B X 1-0 G6-3 ②			B B F X 2-1 L5 ①			C F X 0-2 P3 ①	C B B X 2-1 E5 3-H		4	0	0	0	0	0	0
23 Matt Diaz, R (1, 7) OBP: 0.227, SLG: 0.250 Ryan Langerhans, L (8, 7) OBP: 0.429, SLG: 0.604	B F X 1-1 G3-1 ③			F S B F F F B X 2-2 F8 ②			S B X 1-1 F8 ②	1 SAFE X 0-0 F8 ③		4 0	0 0	0 0	0 0	0 0	0 0	1 0
Andruw Jones, R (1, 8) OBP: 0.366, SLG: 0.746		X 0-0 G4-3 ①		C S B B F B S 3-3 K ③			B B X 2-0 HR		X 0-0 G5-3 ①	4	1	1	1	0	1	0
7 Jeff Francoeur, R (1, 9) OBP: 0.224, SLG: 0.369		B X 1-0 FC5-4 1B			X 0-0 CS 1B		X 0-0 E5 1B		C X 0-1 G4-3 ②	4	0	2	0	0	0	0
Brian Jordan, R (1, 3) OBP: 0.412, SLG: 0.533 Adam LaRoche, L (9, PH) OBP: 0.322, SLG: 0.593 (9, 3)		X 0-0 FC5-4 ② 1-2f			1 SAFE C C X 0-2 P6 ①		1 SAFE F S F B 1 SAFE X 1-2 1-3 1B		S B B F F F F X 2-2 F7 ③	3 1	0 0	1 0	0 0	0 0	0 0	2 0
Todd Pratt, R (1, 2) OBP: 0.357, SLG: 0.250		C C C 0-3 K ③			F B F B B X 3-2 G5-3 ②③ 1-2		B B F C F F C 2-3 K ③			3	0	0	0	0	2	4
Tony Pena Jr., R (1, 6)			B C F F X 1-2 G1-3 ①			X 0-0 G4-3 ①		X 0-0 E5 4 G1-3 15 SH1-4 E		3	1	0	0	0	0	0
15 Tim Hudson, R (1, 1) OBP: 0.125, SLG: 0.125			B C X 1-1 F7 ②			C B X 1-1 G1-3 ②		L X 0-1 SH1-4 ① 1-2		2	0	0	0	0	0	0
Inning Stats	R: 0 E: 0 K: 0 S: 4 H: 0 LOB: 0 BB: 0 P: 6	R: 0 E: 0 K: 1 S: 6 H: 1 LOB: 1 BB: 0 P: 7	R: 0 E: 0 K: 1 S: 9 H: 0 LOB: 0 BB: 0 P: 11	R: 0 E: 0 K: 1 S: 11 H: 0 LOB: 0 BB: 0 P: 18	R: 0 E: 0 K: 0 S: 7 H: 1 LOB: 0 BB: 0 P: 10	R: 0 E: 0 K: 1 S: 7 H: 0 LOB: 0 BB: 0 P: 8	R: 1 E: 1 K: 1 S: 16 H: 2 LOB: 2 BB: 0 P: 22	R: 1 E: 2 K: 0 S: 7 H: 0 LOB: 1 BB: 0 P: 11	R: 0 E: 0 K: 0 S: 9 H: 0 LOB: 0 BB: 0 P: 11	1B: 3 2B: 0 3B: 0 HR: 1	SF: 0 SAC: 1 DP: 0 HBP: 0						

TOP

Atlanta Braves @ New York Mets

Shea Stadium, Flushing, NY

Wed Apr 19 2006, 1:10 PM EDT
Att. 40,861 - Partly Cloudy - 67 F

livebaseballscorecards.com

AB	32
R	2
H	4
RBI	1
BB	0
SO	5
LOB	8

WP: 0 PB: 0 SB: 0 CS: 1 PA: 33

PITCHER		IP	WLS	BF	H	R	ER	SO	BB	IBB	HBP	BLK	WP	HR	S	P	ERA	WHIP
Tom Glavine, L ERA: 1.38	(1, 1)	8.0	L	30	4	2	1	5	0	0	0	0	0	1	67	93	1.12	0.500
Aaron Heilman, R ERA: 3.38	(9, 1)	1.0		3	0	0	0	0	0	0	0	0	0	0	9	11	0.00	0.000

PITCHER	IP	WLS	BF	H	R	ER	SO	BB	IBB	HBP	BLK	WP	HR	S	P	ERA	WHIP

Batter	1	2	3	4	5	6	7	8	9	AB	R	H	RBI	BB	SO	LOB
7 José Reyes, S (1, 6) OBP: 0.308, SLG: 0.443	K			G4-3		F7-2 3-H			1B 2B	4	1	1	0	0	1	2
Chris Woodward, R (1, 4) OBP: 0.308, SLG: 0.538	G4-3			P6			G6-3		5 FC6-4 1B 2-H	4	0	1	1	0	0	0
21 Carlos Delgado, L (1, 3) OBP: 0.393, SLG: 0.636	G4-3			G3			5 HBP BB		F7	3	0	0	0	1	0	1
5 David Wright, R (1, 5) OBP: 0.379, SLG: 0.667		K			G5-3		G6-4-3 1-2 HBP		FC6-4 1-2f	3	0	0	0	0	1	1
Xavier Nady, R (1, 9) OBP: 0.389, SLG: 0.686		K			K		G6-4-3 1-2f			3	0	0	0	0	2	2
22 Jose Valentin, S (1, 7)		F7			G1-3			P6		3	0	0	0	0	0	0
11 Ramon Castro, R (1, 2) OBP: 0.333, SLG: 0.500			K			SH5-4 10 E 7 F7-2 1B		K		3	0	1	0	0	2	0
10 Endy Chavez, L (1, 8) OBP: 0.133, SLG: 0.143			G4-3			FC3 SH5-4 1-2		G3-1		3	0	0	0	0	0	1
Tom Glavine, L (1, 1) OBP: 0.600, SLG: 0.600 Aaron Heilman, R (9, 1) Julio Franco, R (9, PH) OBP: 0.286, SLG: 0.167			G5-3			SH5-4 1-2 2-3			G6-3	1 0 1	0 0 0	0 0 0	0 0 0	0 0 0	0 0 0	0 0 0
Inning Stats	R: 0 E: 0 K: 1 S: 8 H: 0 LOB: 0 BB: 0 P: 10	R: 0 E: 0 K: 2 S: 8 H: 0 LOB: 0 BB: 0 P: 11	R: 0 E: 0 K: 1 S: 8 H: 0 LOB: 0 BB: 0 P: 14	R: 0 E: 0 K: 0 S: 4 H: 0 LOB: 0 BB: 0 P: 7	R: 0 E: 0 K: 1 S: 6 H: 0 LOB: 0 BB: 0 P: 8	R: 0 E: 1 K: 0 S: 6 H: 1 LOB: 1 BB: 0 P: 9	R: 0 E: 0 K: 0 S: 5 H: 0 LOB: 1 BB: 1 P: 14	R: 0 E: 0 K: 1 S: 7 H: 0 LOB: 0 BB: 0 P: 8	R: 1 E: 0 K: 0 S: 13 H: 2 LOB: 1 BB: 0 P: 16	1B: 2 2B: 2 3B: 0 HR: 0 SF: 0 SAC: 1 DP: 2 HBP: 1	WP: 0 PB: 0 SB: 0 CS: 0 PA: 31					

PITCHER	IP	WLS	BF	H	R	ER	SO	BB	IBB	HBP	BLK	WP	HR	S	P	ERA	WHIP
15 Tim Hudson, R (1, 1) ERA: 6.08	9.0	W	31	3	1	1	6	1	0	1	0	0	0	65	97	1.00	0.444

PITCHER	IP	WLS	BF	H	R	ER	SO	BB	IBB	HBP	BLK	WP	HR	S	P	ERA	WHIP

BOTTOM

Atlanta Braves @ New York Mets

Shea Stadium, Flushing, NY

Wed Apr 19 2006, 1:10 PM EDT

Att. 40,861 - Partly Cloudy - 67 F

livebaseballscorecards.com

AB	28
R	1
H	3
RBI	1
BB	1
SO	6
LOB	7

Batter	1	2	3	4	5	6	7	8	9	AB	R	H	RBI	BB	SO	LOB
7 José Reyes, S (1, 6) OBP: 0.314, SLG: 0.439	B B C B F F F F F 3-2 F X F7 ①		B X 1-0 F7 ②			B B C F C 2-3 K ②		B B C B X 3-1 16 F8 16 S 10 1B 1B	C S X 0-2 1-2 1B	5	1	2	0	0	1	0
16 Paul Lo Duca, R (1, 2) OBP: 0.385, SLG: 0.404	C T B X 1-2 F7 ②		B B C B F F X 3-2 G6-3 ③			F X 0-1 G5-3 ③		B B X 2-0 F8 ② 1-3	B C X 1-1 G5-3 ②③ 2-3f	5	0	0	0	0	0	3
15 Carlos Beltrán, S (1, 8) OBP: 0.426, SLG: 0.571 10 Endy Chavez, L (5, 8) OBP: 0.176, SLG: 0.188	X 0-0 F8 ③			C B B B F X 3-2 5 G4-3 1B			C F F S 0-3 K ① X 0-0 21 HR 3-H 1B			2	0	1	0	0	0	0
										2	1	1	1	0	1	0
21 Carlos Delgado, L (1, 3) OBP: 0.400, SLG: 0.678		X 0-0 F8 ①		1 SAFE F C B S 1-3 K ①			F F B X 1-2 1B	S B 1 X SAFE 1-1 1-H HR		4	1	2	2	0	1	1
5 David Wright, R (1, 5) OBP: 0.387, SLG: 0.667		C B F B F X 2-2 G3-1 2B		X 0-0 G4-3 ②③ 1-2f			C F B S 1-3 K ②	B C B B B 4-1 S 1B BB		3	1	1	0	1	1	2
Cliff Floyd, L (1, 7) OBP: 0.273, SLG: 0.359		F C B B X 2-2 G3-1 ② 2-3			B B B C X 3-1 G3-1 ①		S B S B B X 3-2 F8 ③	C X 0-1 1-H 1B		4	0	1	1	0	0	2
Xavier Nady, R (1, 9) OBP: 0.379, SLG: 0.673		C B F B B S 3-3 K ③			X 0-0 G5-3 ②			HR 2B C B B 1-3 K ③		4	1	1	0	0	2	2
Kazuo Matsui, S (1, 4) OBP: 0.250, SLG: 1.000			B B C X 2-1 IHR		C B B X 2-1 G3 ③			B F B X 2-1 G5-3 ① X 0-0 F7 ①		4	1	1	1	0	0	1
Steve Trachsel, R (1, 1) OBP: 0.167, SLG: 0.333 Chad Bradford, R (7, 1) 25 Pedro Feliciano, L (7, 1) 50 Duaner Sanchez, R (7, 1) Julio Franco, R (8, PH) OBP: 0.375, SLG: 0.714 Aaron Heilman, R (8, 1) 22 Jose Valentin, S (9, PH) OBP: 0.063, SLG: 0.063 Jorge Julio, R (9, 1)		X 0-0 G1-3 ①		C X 0-1 L1 ①			B X 1-0 2-H HR	B X 1-0 16 G5-3 7 1B 1B		2 0 0 0 1 0 0 1 0	0 0 0 0 1 0 0 0 0	0 0 0 0 1 0 0 1 0	0 0 0 0 2 0 0 0 0	0 0 0 0 0 0 0 0 0	0 0 0 0 0 0 0 0 0	0 0 0 0 0 0 0 0 0
Inning Stats	R: 0 H: 0 E: 0 LOB: 0 K: 0 BB: 0 S: 12 P: 16	R: 0 H: 1 E: 0 LOB: 1 K: 1 BB: 0 S: 11 P: 18	R: 1 H: 1 E: 0 LOB: 0 K: 0 BB: 0 S: 8 P: 14	R: 0 H: 1 E: 0 LOB: 0 K: 1 BB: 0 S: 7 P: 11	R: 0 H: 0 E: 0 LOB: 0 K: 0 BB: 0 S: 5 P: 10	R: 0 H: 0 E: 0 LOB: 0 K: 1 BB: 0 S: 7 P: 9	R: 0 H: 1 E: 0 LOB: 1 K: 2 BB: 0 S: 13 P: 18	R: 6 H: 6 E: 0 LOB: 1 K: 1 BB: 1 S: 18 P: 32	R: 0 H: 2 E: 0 LOB: 1 K: 0 BB: 0 S: 7 P: 9	1B: 7 2B: 2 3B: 0 HR: 3	SF: 0 SAC: 0 DP: 2 HBP: 0					

PITCHER		IP	WLS	BF	H	R	ER	SO	BB	IBB	HBP	BLK	WP	HR	S	P	ERA	WHIP
44 Jake Peavy, R ERA: 4.32	(1, 1)	7.0		24	4	1	1	5	0	0	0	0	0	0	63	96	1.29	0.571
Scott Linebrink, R ERA: 4.5	(8, 1)	0.2	L	5	3	3	3	0	0	0	0	0	0	1	9	17	40.50	4.500
Alan Embree, L ERA: 3.52	(8, 1)	0.0		4	3	3	3	0	1	0	0	0	0	1	6	11	∞	∞
56 Scott Cassidy, R ERA: 1.13	(8, 1)	0.1		1	0	0	0	1	0	0	0	0	0	0	3	4	0.00	0.000
Jon Adkins, R ERA: 5.4	(9, 1)	1.0		4	2	0	0	0	0	0	0	0	0	0	7	9	0.00	2.000

PITCHER	IP	WLS	BF	H	R	ER	SO	BB	IBB	HBP	BLK	WP	HR	S	P	ERA	WHIP

TOP

New York Mets @ San Diego Padres

PETCO Park, San Diego, CA

Thu Apr 20 2006, 10:05 PM EDT

Att. 28,791 - Partly Cloudy - 66 F

livebaseballscorecards.com

AB	37
R	7
H	12
RBI	7
BB	1
SO	6
LOB	11

BOTTOM

New York Mets @ San Diego Padres

PETCO Park, San Diego, CA

Thu Apr 20 2006, 10:05 PM EDT

Att. 28,791 - Partly Cloudy - 66 F

livebaseballscorecards.com

Batter	1	2	3	4	5	6	7	8	9	AB	R	H	RBI	BB	SO	LOB
Dave Roberts, L (1, 7) OBP: 0.353, SLG: 0.435 Eric Young Sr., R (7, PH) OBP: 0.207, SLG: 0.259 (8, 7)	C B F F B X 2-2 24 1B 3B		B C B B C X 3-2 2-H 1B		C F B B X 2-2 F8 ③	B X 1-0 G5-4-3 ② ③ 1-2f				3 1	1 0	2 0	1 0	0 0	0 0	0 3
Josh Barfield, R (1, 4) OBP: 0.322, SLG: 0.407	D S F S 1-3 K2-3 ①		B C B X 2-1 F9 ②			B C B X 2-1 F9 ①		B F C S 1-3 K ①		4	0	0	0	0	2	2
24 Brian Giles, L (1, 9) OBP: 0.470, SLG: 0.388	B B C B X 3-1 G5-4-3 3-H 1B		C B X 1-1 G4-3 ③			C B C X 1-2 1B		B B C F B C 3-3 K ②		4	0	2	1	0	1	1
Mike Piazza, R (1, 2) OBP: 0.227, SLG: 0.357 Doug Mirabelli, R (7, 2) OBP: 0.385, SLG: 0.300	F X 0-1 G5-4-3 ② ③ 1-2f			B X 1-0 F8 ①		B 1 SAFE B 1 SAFE F B 1 SAFE X 3-1 P4 ②		X 0-0 G5-3 ③		3 1	0 0	0 0	0 0	0 0	0 0	2 0
23 Adrián González, L (1, 3) OBP: 0.369, SLG: 0.475		B S B X 2-1 L6 ①		B B B B 4-0 3 FC5-4 BB		B X 1-0 F8 ③			B B B C X 3-1 G4-3 ①	3	0	0	0	1	0	1
3 Khalil Greene, R (1, 6) OBP: 0.286, SLG: 0.456		B C C C 1-3 K ②		B 1 SAFE X 1-0 FC5-4 ② S 1-2f			C B C B X 2-2 1B BB 1B		S B F S 1-3 K ②	4	0	1	0	0	2	1
Vinny Castilla, R (1, 5) OBP: 0.362, SLG: 0.431	S X 0-1 G1-3 ③			C 1 SAFE F 1 SAFE 1 SAFE B B B S 3-3 K ③ 1-2			B B 1 SAFE B C 1 SAFE 1 B 4-1 1B 1-2 BB		C B S B S 2-3 K ③	3	0	0	0	1	2	1
Ben Johnson, R (1, 8) OBP: 0.391, SLG: 0.524			C B B B F B F X 3-2 44 G6-3 1B 1B		B C C B F X 2-2 G5-3 ①		B C L F X 1-2 G5-4-3 1-2 2-3 1B			3	1	2	0	0	0	0
44 Jake Peavy, R (1, 1) OBP: 0.143, SLG: 0.143 Geoff Blum, S (7, PH) Scott Linebrink, R (8, 1) Alan Embree, L (8, 1) 56 Scott Cassidy, R (8, 1) Jon Adkins, L (9, 1)			1 SAFE D 1 SAFE X 1-0 G6-3 ① 1-2		B X 1-0 G6-3 ②		C C X 0-2 P3 ①			2 1 0 0 0 0	0 0 0 0 0 0	0 0 0 0 0 0	0 0 0 0 0 0	0 0 0 0 0 0	0 0 0 0 0 0	1 3 0 0 0 0
Inning Stats	R: 1 H: 2 E: 0 LOB: 0 K: 1 BB: 0 S: 11 P: 17	R: 0 H: 0 E: 0 LOB: 0 K: 1 BB: 0 S: 7 P: 10	R: 1 H: 2 E: 0 LOB: 1 K: 0 BB: 0 S: 12 P: 22	R: 0 H: 0 E: 0 LOB: 1 K: 1 BB: 1 S: 5 P: 14	R: 0 H: 0 E: 0 LOB: 0 K: 0 BB: 1 S: 8 P: 13	R: 0 H: 1 E: 0 LOB: 1 K: 0 BB: 0 S: 8 P: 15	R: 0 H: 2 E: 0 LOB: 2 K: 0 BB: 1 S: 12 P: 20	R: 0 H: 0 E: 0 LOB: 0 K: 2 BB: 0 S: 7 P: 11	R: 0 H: 0 E: 0 LOB: 0 K: 2 BB: 0 S: 8 P: 14	1B: 6 2B: 0 3B: 1 HR: 0	SF: 0 SAC: 0 DP: 2 HBP: 0					

	AB	32
	R	2
	H	7
	RBI	2
	BB	2
	SO	7
	LOB	15

WP: 0 PB: 0 SB: 1 CS: 0 PA: 34

PITCHER		IP	WLS	BF	H	R	ER	SO	BB	IBB	HBP	BLK	WP	HR	S	P	ERA	WHIP
Steve Trachsel, R ERA: 3.71	(1, 1)	6.0		25	6	2	2	3	2	0	0	0	0	0	55	101	3.00	1.333
Chad Bradford, R ERA:	(7, 1)	0.0		1	1	0	0	0	0	0	0	0	0	0	4	5	∞	∞
25 Pedro Feliciano, L ERA:	(7, 1)	0.1		1	0	0	0	0	0	0	0	0	0	0	3	3	0.00	0.000
50 Duaner Sanchez, R ERA:	(7, 1)	0.2	W	1	0	0	0	0	0	0	0	0	0	0	1	2	0.00	0.000
Aaron Heilman, R ERA: 3.0	(8, 1)	1.0		3	0	0	0	2	0	0	0	0	0	0	7	11	0.00	0.000

PITCHER		IP	WLS	BF	H	R	ER	SO	BB	IBB	HBP	BLK	WP	HR	S	P	ERA	WHIP
Jorge Julio, R ERA: 10.8	(9, 1)	1.0		3	0	0	0	2	0	0	0	0	0	0	8	14	0.00	0.000

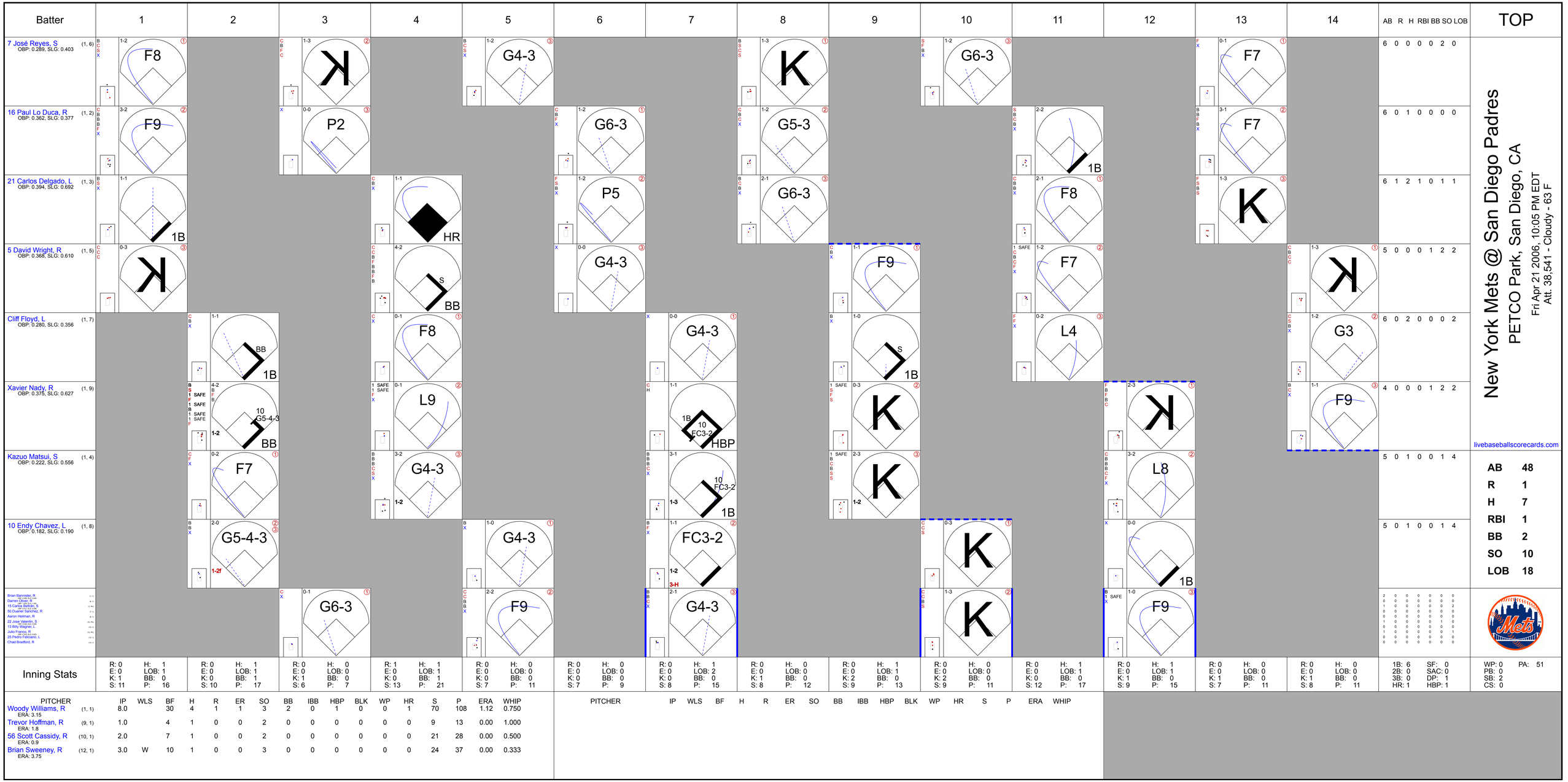
Batter
1
2
3
4
5
6
7
8
9
10
11
12
13
14
AB R H RBI BB SO LOB
TOP
7 José Reyes, S (1, 6) OBP: 0.289, SLG: 0.403
16 Paul Lo Duca, R (1, 2) OBP: 0.362, SLG: 0.377
21 Carlos Delgado, L (1, 3) OBP: 0.394, SLG: 0.692
5 David Wright, R (1, 5) OBP: 0.368, SLG: 0.610
Cliff Floyd, L (1, 7) OBP: 0.280, SLG: 0.356
Xavier Nady, R (1, 9) OBP: 0.375, SLG: 0.627
Kazuo Matsui, S (1, 4) OBP: 0.222, SLG: 0.556
10 Endy Chavez, L (1, 8) OBP: 0.182, SLG: 0.190
Brian Bannister, R
Damien Moran, L
15 Carlos Beltran, S
50 Duaner Sanchez, R
Aaron Heilman, R
22 Jose Valentin, S
13 Billy Wagner, L
Julio Franco, R
25 Pedro Feliciano, L
Chad Bradford, R
F8
F9
K
P2
1B
HR
S
BB
F8
L9
G4-3
10 G5-4-3
1-2
F7
G5-4-3
1-2f
G6-3
G4-3
P5
G4-3
1B
10 FC3-2
HBP
10 FC3-2
FC3-2
3-H
G4-3
G6-3
K
G5-3
G6-3
F9
S
1B
F7
L4
K
K
K
L8
1B
F9
F7
F7
F8
1B
K
G3
F9
Inning Stats
R: 0 E: 0 K: 1 S: 11
H: 1 LOB: 1 BB: 0 P: 16
R: 0 E: 0 K: 0 S: 10
H: 1 LOB: 1 BB: 1 P: 17
R: 0 E: 0 K: 1 S: 6
H: 0 LOB: 0 BB: 0 P: 7
R: 1 E: 0 K: 0 S: 13
H: 1 LOB: 1 BB: 1 P: 21
R: 0 E: 0 K: 0 S: 7
H: 0 LOB: 0 BB: 0 P: 11
R: 0 E: 0 K: 0 S: 7
H: 0 LOB: 0 BB: 0 P: 9
R: 0 E: 0 K: 0 S: 8
H: 1 LOB: 2 BB: 0 P: 15
R: 0 E: 0 K: 1 S: 8
H: 0 LOB: 0 BB: 0 P: 12
R: 0 E: 0 K: 2 S: 9
H: 1 LOB: 1 BB: 0 P: 13
R: 0 E: 0 K: 2 S: 9
H: 0 LOB: 0 BB: 0 P: 11
R: 0 E: 0 K: 0 S: 12
H: 1 LOB: 1 BB: 0 P: 17
R: 0 E: 0 K: 1 S: 9
H: 1 LOB: 1 BB: 0 P: 15
R: 0 E: 0 K: 1 S: 7
H: 0 LOB: 0 BB: 0 P: 11
R: 0 E: 0 K: 1 S: 8
H: 0 LOB: 0 BB: 0 P: 11
6 0 0 0 0 2 0
6 0 1 0 0 0 0
6 1 2 1 0 1 1
5 0 0 0 1 2 2
6 0 2 0 0 0 2
4 0 0 0 1 2 2
5 0 1 0 0 1 4
5 0 1 0 0 1 4
2 0 0 0 0 0 0
0 0 0 0 0 0 0
1 0 0 0 0 0 2
0 0 0 0 0 0 0
0 0 0 0 0 0 0
1 0 0 0 0 0 0
0 0 0 0 0 0 0
1 0 0 0 0 0 1
0 0 0 0 0 0 0
0 0 0 0 0 0 0
New York Mets @ San Diego Padres
PETCO Park, San Diego, CA
Fri Apr 21 2006, 10:05 PM EDT
Att. 38,541 - Cloudy - 63 F
livebaseballscorecards.com
AB 48
R 1
H 7
RBI 1
BB 2
SO 10
LOB 18
1B: 6 2B: 0 3B: 0 HR: 1
SF: 0 SAC: 0 DP: 1 HBP: 1
WP: 0 PB: 0 SB: 2 CS: 0
PA: 51
PITCHER IP WLS BF H R ER SO BB IBB HBP BLK WP HR S P ERA WHIP
Woody Williams, R (1, 1) ERA: 3.15 8.0 30 4 1 1 3 2 0 1 0 0 0 1 70 108 1.12 0.750
Trevor Hoffman, R (9, 1) ERA: 1.8 1.0 4 1 0 0 2 0 0 0 0 0 0 0 9 13 0.00 1.000
56 Scott Cassidy, R (10, 1) ERA: 0.9 2.0 7 1 0 0 2 0 0 0 0 0 0 0 21 28 0.00 0.500
Brian Sweeney, R (12, 1) ERA: 3.75 3.0 W 10 1 0 0 3 0 0 0 0 0 0 0 24 37 0.00 0.333

BOTTOM

New York Mets @ San Diego Padres

PETCO Park, San Diego, CA

Fri Apr 21 2006, 10:05 PM EDT

Att. 38,541 - Cloudy - 63 F

livebaseballscorecards.com

Batter	1	2	3	4	5	6	7	8	9	10	11	12	13	14	AB	R	H	RBI	BB	SO	LOB
Dave Roberts, L (1, 7) OBP: 0.345, SLG: 0.415	B2		24 G3-1 24 S 1B			1B		FC4-6 FC4-6 1-2f			G6-3		K		7	0	2	0	0	2	3
Josh Barfield, R (1, 4) OBP: 0.354, SLG: 0.424 Brian Sweeney, R (12, 1) Geoff Blum, S (14, PH) OBP: 0.154, SLG: 0.083	23 BB S 1B		F8		G6-4-3 23 1B 24 S 1B	1B		FC4-6 1-2f			BB			24 2B 1B	5 0 1	1 0 1	3 0 1	0 0 1	1 0 0	0 0 0	2 0 0
24 Brian Giles, L (1, 9) OBP: 0.452, SLG: 0.382	F8		G3-1 1-3		BB	P6			G5-3		G1-3			1-H 2B	6	0	1	1	1	0	5
Mike Piazza, R (1, 2) OBP: 0.245, SLG: 0.333 56 Scott Cassidy, R (10, 1) Eric Young Sr., R (12, 4) OBP: 0.200, SLG: 0.250	23 BB 1-2 BB				G6-4-3 1-2f 2-3		K		P3	P4		G5-3			3 0 1	0 0 0	0 0 0	0 0 0	2 0 0	1 0 0	2 0 0
23 Adrián González, L (1, 3) OBP: 0.394, SLG: 0.484	1-2 2-3 BB		G3		3 BB 1B 3-H		3 BB 1B		K			2-2 1B			5	0	3	1	1	1	2
3 Khalil Greene, R (1, 6) OBP: 0.290, SLG: 0.426	K			G6-3	BB		G6-4-3 1-2 BB			P4	K	K			4	0	0	0	2	2	4
Vinny Castilla, R (1, 5) OBP: 0.328, SLG: 0.386		P4		E2 BB	K		G6-4-3 1-2f			K		G1-3			6	0	0	0	0	2	5
Ben Johnson, R (1, 8) OBP: 0.310, SLG: 0.407		P5		K		K		P4		K			K		6	0	0	0	0	4	1
Woody Williams, R (1, 1) Mark Bellhorn, S (8, PH) OBP: 0.267, SLG: 0.400 Trevor Hoffman, R (9, 1) Doug Mirabelli, R (10, 2) OBP: 0.333, SLG: 0.250		G5-3		1-2 BB		F8		FC4-6 1B			K			K	2 1 0 2	0 0 0 0	0 1 0 0	0 0 0 0	1 0 0 2	0 0 0 0	0 0 0 0
Inning Stats	R: 0 E: 0 K: 1 S: 12 H: 1 LOB: 3 BB: 2 P: 26	R: 0 E: 0 K: 0 S: 4 H: 0 LOB: 0 BB: 0 P: 7	R: 0 E: 0 K: 0 S: 11 H: 1 LOB: 2 BB: 1 P: 22	R: 0 E: 1 K: 2 S: 9 H: 0 LOB: 2 BB: 1 P: 17	R: 1 E: 0 K: 1 S: 15 H: 2 LOB: 2 BB: 2 P: 28	R: 0 E: 0 K: 1 S: 12 H: 2 LOB: 2 BB: 0 P: 18	R: 0 E: 0 K: 1 S: 11 H: 1 LOB: 1 BB: 1 P: 18	R: 0 E: 0 K: 0 S: 12 H: 1 LOB: 1 BB: 0 P: 14	R: 0 E: 0 K: 1 S: 5 H: 0 LOB: 0 BB: 0 P: 7	R: 0 E: 0 K: 2 S: 10 H: 0 LOB: 0 BB: 0 P: 13	R: 0 E: 0 K: 1 S: 8 H: 0 LOB: 1 BB: 1 P: 15	R: 0 E: 0 K: 1 S: 11 H: 1 LOB: 1 BB: 0 P: 16	R: 0 E: 0 K: 3 S: 13 H: 0 LOB: 0 BB: 0 P: 15	R: 1 E: 0 K: 0 S: 2 H: 2 LOB: 1 BB: 0 P: 3	1B: 10 2B: 1 3B: 0 HR: 0	SF: 0 SAC: 0 DP: 2 HBP: 0					

	AB	49
	R	2
	H	11
	RBI	2
	BB	8
	SO	14
	LOB	24

WP: 0 PB: 0 SB: 3 CS: 0 PA: 57

PITCHER		IP	WLS	BF	H	R	ER	SO	BB	IBB	HBP	BLK	WP	HR	S	P	ERA	WHIP
Brian Bannister, R (1, 1) ERA: 2.35		5.0		25	4	1	1	4	6	0	0	0	0	0	51	100	1.80	2.000
Darren Oliver, L (6, 1) ERA: 4.05		1.0		5	2	0	0	1	0	0	0	0	0	0	12	18	0.00	2.000
50 Duaner Sanchez, R (7, 1) ERA:		2.0		8	2	0	0	1	1	0	0	0	0	0	23	32	0.00	1.500
Aaron Heilman, R (9, 1) ERA: 2.7		1.0		3	0	0	0	1	0	0	0	0	0	0	5	7	0.00	0.000
13 Billy Wagner, L (10, 1) ERA: 1.0		2.0		7	0	0	0	3	1	0	0	0	0	0	18	28	0.00	0.500

PITCHER		IP	WLS	BF	H	R	ER	SO	BB	IBB	HBP	BLK	WP	HR	S	P	ERA	WHIP
25 Pedro Feliciano, L (12, 1) ERA:		0.1		2	1	0	0	0	0	0	0	0	0	0	6	10	0.00	3.000
Chad Bradford, R (12, 1) ERA: 1.69		1.2	L	7	2	1	1	4	0	0	0	0	0	0	20	24	5.40	1.200

Batter	1	2	3	4	5	6	7	8	9	AB	R	H	RBI	BB	SO	LOB
7 José Reyes, S (1, 6) OBP: 0.272, SLG: 0.377	L F F X 0-2 ① L4	B M 2 B F S SAFE 2-3 ② K		X 0-0 ② F8		B B X 2-0 E3 1-2		X 0-0 ② L8		5	0	0	0	0	1	3
Chris Woodward, R (1, 4) OBP: 0.278, SLG: 0.444	C B F X 1-2 21 S 1B	B B X 2-0 ③ F8 2-3		C B F B X 2-2 ③ P5		B B F F S 2-3 ③ K		B X 1-0 ③ G5-3		5	0	1	0	0	1	4
21 Carlos Delgado, L (1, 3) OBP: 0.434, SLG: 0.742	B C S B B F B 4-2 1-2 BB	C B B B F B 4-2 HBP 5 1B G4-6-3 BB		B B C S B F H 4-2 L4-6 5 WP HBP		B B X 2-0 HR		B B B B 4-0 FC3-6 5 HBP 2B BB		1	3	1	1	3	0	0
5 David Wright, R (1, 5) OBP: 0.397, SLG: 0.607	B C C C 1-3 ② K	X 0-0 G4-6-3 HBP 11 1B 1-2 1B		C F F F B F B B 4-2 F F B S 1-2 BB		C B B S B B 4-2 WP S SF8 BB		C B H 2-1 FC3-6 1-2 HBP		2	2	1	0	2	1	2
Cliff Floyd, L (1, 7) OBP: 0.273, SLG: 0.333	B X 1-0 ③ F7	H 1-0 G4-6-3 1-2 2-3 HBP		S X 0-1 ①② L4-6 2-2		B F F S 1-3 ③ K 1-2	1 SAFE 1 SAFE B C F B X 2-2 ① SF8 1-H	B X 1-0 ① FC3-6 2B 10 1B 1-2f 2-3		3	1	0	1	0	0	6
Xavier Nady, R (1, 9)	B S F F B B X 3-2 HR	C B X 1-1 ①② G4-6-3 1-2f 2-3 3-H					F F X 0-2 ② F9		B B X 2-0 10 1B 1-3 3-H 2B	5	1	2	2	0	1	3
11 Ramon Castro, R (1, 2) OBP: 0.412, SLG: 0.733	B C F B F X 2-2 HR	C B B B X 3-1 3-H 1B				B C X 1-1 7 E 1B	C B S X 1-2 ③ G2-3		B B C X 2-1 ② G1-3	5	1	3	2	0	0	2
10 Endy Chavez, L (1, 8) OBP: 0.222, SLG: 0.231	F B X 1-1 S 45 SH3-4 1B	B C B X 2-1 ③ F8				S S B F F S 1-3 ① K	C X 0-1 ① G1-3	C X 0-1 2-3 3-H 1B		5	0	2	1	0	1	2
45 Pedro Martinez, R (1, 1) OBP: 0.200, SLG: 0.111 22 Jose Valentin, S (8, PH) OBP: 0.111, SLG: 0.111 Jorge Julio, R (8, 1)	1 SAFE C 1 SAFE L 1 SAFE B F X 1-2 ① SH3-4 1-2			B B C X 2-1 ① P3		C L X 0-2 ② P4		B S X 1-1 E4 1B	C S S 0-3 ③ K	2 1 1	0 0 0	0 1 0	0 0 0	0 0 0	0 0 1	1 0 2

Inning Stats																								
	R: 0	H: 1	R: 2	H: 3	R: 2	H: 2	R: 0	H: 0	R: 0	H: 0	R: 0	H: 1	R: 2	H: 1	R: 0	H: 1	R: 2	H: 2	1B: 7	SF: 1	WP: 2	PA: 45
	E: 0	LOB: 2	E: 0	LOB: 1	E: 0	LOB: 1	E: 0	LOB: 0	E: 0	LOB: 1	E: 1	LOB: 2	E: 0	LOB: 0	E: 1	LOB: 0	E: 0	LOB: 2	2B: 2	SAC: 1	PB: 0	
	K: 1	BB: 1	K: 1	BB: 0	K: 0	BB: 1	K: 0	BB: 0	K: 1	BB: 1	K: 2	BB: 0	K: 0	BB: 1	K: 0	BB: 0	K: 1	BB: 1	3B: 0	DP: 2	SB: 4	
	S: 14	P: 21	S: 18	P: 29	S: 9	P: 20	S: 6	P: 10	S: 16	P: 25	S: 14	P: 20	S: 12	P: 21	S: 6	P: 8	S: 10	P: 21	HR: 3	HBP: 3	CS: 0	

PITCHER		IP	WLS	BF	H	R	ER	SO	BB	IBB	HBP	BLK	WP	HR	S	P	ERA	WHIP
32 Chris Young, R ERA: 4.03	(1, 1)	4.0	L	22	6	4	4	2	3	0	2	0	1	2	58	99	9.00	2.250
Dewon Brazelton, R ERA: 13.86	(5, 1)	4.0		16	3	2	2	3	1	0	0	0	1	1	37	55	4.50	1.000
Jon Adkins, R ERA: 10.13	(9, 1)	1.0		7	2	2	2	1	1	0	1	0	0	0	10	21	18.00	3.000

PITCHER	IP	WLS	BF	H	R	ER	SO	BB	IBB	HBP	BLK	WP	HR	S	P	ERA	WHIP

TOP

New York Mets @ San Diego Padres

PETCO Park, San Diego, CA

Sat Apr 22 2006, 10:05 PM EDT

Att. 39,389 - Cloudy - 62 F

livebaseballscorecards.com

AB	35
R	8
H	11
RBI	7
BB	5
SO	6
LOB	25

BOTTOM

Batter	1	2	3	4	5	6	7	8	9	AB	R	H	RBI	BB	SO	LOB
Dave Roberts, L (1, 7) OBP: 0.339, SLG: 0.393	C B C B S 2-3 K ①		C C C 0-3 K ③			C C B B F B B 4-2 24 G4-3 24 S BB		C B X 1-1 G6-3 ③		3	0	0	0	1	2	0
Josh Barfield, R (1, 4) OBP: 0.333, SLG: 0.397	C C F F C 0-3 K ②			B F F B F F S 2-3 K ①		B B 1 SAFE S 1 SAFE B X 3-1 F7 ①			F F F F S 0-3 K 1B 24 E	4	0	0	0	0	3	1
24 Brian Giles, L (1, 9) OBP: 0.429, SLG: 0.356	B X 1-0 F7 ③			B F C B C 2-3 K ②		C C B X 1-2 G4-3 1-3 ②			C B C B B X 3-2 E5 1B 1-2	4	0	0	0	0	1	2
Mike Piazza, R (1, 2) OBP: 0.264, SLG: 0.408		B B X 2-0 HR		C B B X 2-1 F9 ③		B C X 1-1 F9 ③			B S B X 2-1 3 G5-4-3 1B 1-2 2-3	4	1	2	1	0	0	1
23 Adrián González, L (1, 3) OBP: 0.373, SLG: 0.456		C F B F F B F F F 3-2 F B X G4-3 ①			F S S 0-3 K ①		F X 0-1 G4-3 ①		C F B B B S 3-3 K ①	4	0	0	0	0	2	3
3 Khalil Greene, R (1, 6) OBP: 0.288, SLG: 0.406		C B C B B F X 3-2 F9 ②			B B B 4-0 1B BB		B C S B S 2-3 K ②		C X 0-1 G5-4-3 1-2f ② ③	3	0	0	0	1	1	3
Geoff Blum, S (1, 5) OBP: 0.188, SLG: 0.133		C B S S 1-3 K ③			X 0-0 1-2 1B		C B S B S 2-3 K ③			3	0	1	0	0	2	0
Ben Johnson, R (1, 8) OBP: 0.281, SLG: 0.367			C B B S 1-3 K ①		B X 1-0 F7 ②			B F S B X 2-2 F8 ①		3	0	0	0	0	1	2
32 Chris Young, R (1, 1) OBP: 0.222, SLG: 0.444 Dewon Brazelton, R (5, 1) OBP: 0.250, SLG: 0.500 Mark Bellhorn, S (8, PH) OBP: 0.250, SLG: 0.375 Jon Adkins, L (9, 1)			B C X 1-1 G4-3 ②		S S C 0-3 K ③			C B B B S S 3-3 K ②		1 1 1 0	0 0 0 0	0 0 0 0	0 0 0 0	0 0 0 0	0 1 1 0	0 2 0 0
Inning Stats	R: 0 H: 0 E: 0 LOB: 0 K: 2 BB: 0 S: 9 P: 12	R: 1 H: 1 E: 0 LOB: 0 K: 1 BB: 0 S: 17 P: 26	R: 0 H: 0 E: 0 LOB: 0 K: 2 BB: 0 S: 8 P: 10	R: 0 H: 0 E: 0 LOB: 0 K: 2 BB: 0 S: 10 P: 16	R: 0 H: 1 E: 0 LOB: 2 K: 2 BB: 1 S: 8 P: 13	R: 0 H: 0 E: 0 LOB: 1 K: 0 BB: 1 S: 10 P: 19	R: 0 H: 0 E: 0 LOB: 0 K: 2 BB: 0 S: 8 P: 12	R: 0 H: 0 E: 0 LOB: 0 K: 1 BB: 0 S: 8 P: 14	R: 0 H: 1 E: 1 LOB: 2 K: 2 BB: 0 S: 15 P: 23	1B: 2 SF: 0 2B: 0 SAC: 0 3B: 0 DP: 1 HR: 1 HBP: 0						

PITCHER	IP	WLS	BF	H	R	ER	SO	BB	IBB	HBP	BLK	WP	HR	S	P	ERA	WHIP
45 Pedro Martinez, R (1, 1) ERA: 3.04	7.0	W	25	2	1	1	11	2	0	0	0	0	1	70	108	1.29	0.571
Jorge Julio, R (8, 1) ERA: 8.31	2.0		8	1	0	0	3	0	0	0	0	1	0	23	37	0.00	0.500

PITCHER	IP	WLS	BF	H	R	ER	SO	BB	IBB	HBP	BLK	WP	HR	S	P	ERA	WHIP

New York Mets @ San Diego Padres

PETCO Park, San Diego, CA

Sat Apr 22 2006, 10:05 PM EDT

Att. 39,389 - Cloudy - 62 F

livebaseballscorecards.com

AB	31
R	1
H	3
RBI	1
BB	2
SO	14
LOB	14

WP: 1 PA: 33
PB: 0
SB: 1
CS: 0

New York Mets @ San Diego Padres

PETCO Park, San Diego, CA

Sun Apr 23 2006, 4:05 PM EDT

Att. 34,109 - Partly Cloudy - 69 F

TOP

livebaseballscorecards.com

Batter	1	2	3	4	5	6	7	8	9	AB	R	H	RBI	BB	SO	LOB
Kazuo Matsui, S (1, 4) OBP: 0.231, SLG: 0.462	0-1 16 G6-4-3 1B			1-1 P5		G3 K			0-1 1B	4	0	1	0	0	1	3
25 Pedro Feliciano, L (6, 1)										0	0	0	0	0	0	0
Chad Bradford, R (6, 1)										0	0	0	0	0	0	0
Jorge Julio, R (8, 1)										0	0	0	0	0	0	0
Julio Franco, R (9, PH) OBP: 0.400, SLG: 0.667										1	0	1	0	0	0	0
16 Paul Lo Duca, R (1, 2) OBP: 0.365, SLG: 0.357	1-0 G6-4-3 1-2f			4-1 5 PB 21 1B BB		4-1 21 1B 5 1B BB	1-3 K		1-1 P3	3	1	0	0	2	1	2
21 Carlos Delgado, L (1, 3) OBP: 0.432, SLG: 0.718	3-3 K			2-2 5 PB 1B 1-2		0-1 5 1B 1B 1-3 1B	2-0 F7		0-0 F8	5	1	2	0	0	1	1
5 David Wright, R (1, 5) OBP: 0.403, SLG: 0.615		1-1 F7		1-3 K 1-2 2-3		1-0 BB 1B 10 1B 1-2 3-H 1B	1-2 2B			4	1	2	1	0	1	2
Cliff Floyd, L (1, 7) OBP: 0.271, SLG: 0.327		1-2 L8		1-1 F9		1-1 BB 10 1B 1-2 2-H 1B	0-1 G3			4	1	1	1	0	0	3
Xavier Nady, R (1, 9) OBP: 0.356, SLG: 0.632		1-2 G6-3			0-0 G1-3	1-2 P5		1-1 L3		4	0	0	0	0	0	2
Chris Woodward, R (1, 6) OBP: 0.273, SLG: 0.381 (6, 4)			2-3 K		0-1 G5-3	4-1 7 BB 10 1B 1-2 2-3 BB		2-2 K		3	0	0	0	1	2	0
10 Endy Chavez, L (1, 8) OBP: 0.258, SLG: 0.241			0-0 G6-3		4-1 BB	0-2 7 BB 1-2 2-H 3-H 1B		1-0 L8		3	0	1	2	1	0	0
Victor Zambrano, S (1, 1)			0-1 G6-3		1-0 L4	4-2 1-2 2-3 BB			1-1 F7	1	0	0	0	0	0	0
22 Jose Valentin, S (5, PH) OBP: 0.105, SLG: 0.105										1	0	0	0	0	0	1
Darren Oliver, R (5, 1) OBP: 1.000, SLG: 1.000										0	0	0	0	0	0	0
7 José Reyes, S (6, PH) OBP: 0.277, SLG: 0.372 (6, 6)										1	0	0	0	1	0	0
Inning Stats	R: 0 E: 0 K: 1 S: 6 H: 1 LOB: 0 BB: 0 P: 10	R: 0 E: 0 K: 0 S: 8 H: 0 LOB: 0 BB: 0 P: 11	R: 0 E: 0 K: 1 S: 6 H: 0 LOB: 0 BB: 0 P: 8	R: 0 E: 0 K: 1 S: 14 H: 1 LOB: 2 BB: 1 P: 23	R: 0 E: 0 K: 0 S: 5 H: 0 LOB: 1 BB: 1 P: 10	R: 4 E: 0 K: 1 S: 24 H: 4 LOB: 3 BB: 3 P: 43	R: 0 E: 0 K: 1 S: 10 H: 1 LOB: 1 BB: 0 P: 14	R: 0 E: 0 K: 1 S: 7 H: 0 LOB: 0 BB: 0 P: 11	R: 0 E: 0 K: 0 S: 7 H: 1 LOB: 1 BB: 0 P: 9	1B: 7 2B: 1 3B: 0 HR: 0	SF: 0 SAC: 0 DP: 1 HBP: 0						

	AB	34
	R	4
	H	8
	RBI	4
	BB	5
	SO	6
	LOB	14

PITCHER		IP	WLS	BF	H	R	ER	SO	BB	IBB	HBP	BLK	WP	HR	S	P	ERA	WHIP
52 Clay Hensley, R ERA: 6.28	(1, 1)	5.1	W	23	5	4	4	3	3	0	0	0	0	0	48	78	6.75	1.500
56 Scott Cassidy, R ERA: 0.87	(6, 1)	0.1	H	4	1	0	0	0	2	0	0	0	0	0	12	21	0.00	9.000
Alan Embree, L ERA: 3.0	(6, 1)	1.1	H	5	1	0	0	2	0	0	0	0	0	0	13	20	0.00	0.750
Scott Linebrink, R ERA: 4.0	(8, 1)	1.0	H	3	0	0	0	1	0	0	0	0	0	0	7	11	0.00	0.000
Trevor Hoffman, R ERA: 1.5	(9, 1)	1.0	S	4	1	0	0	0	0	0	0	0	0	0	7	9	0.00	1.000

PITCHER	IP	WLS	BF	H	R	ER	SO	BB	IBB	HBP	BLK	WP	HR	S	P	ERA	WHIP

WP: 0 PB: 1 SB: 0 CS: 0 PA: 39

Batter	1	2	3	4	5	6	7	8	9	AB	R	H	RBI	BB	SO	LOB
Dave Roberts, L (1, 7) OBP: 0.328, SLG: 0.367	B C B X 2-1 F8 ①	X 0-0 G3-1 ③		D F B B F F F B 4-2 24 HR 1B 1-2 BB		C C B F X 1-2 G6-3 ①	X 0-0 G4-3 ③			4	1	0	0	1	0	3
Josh Barfield, R (1, 4) OBP: 0.351, SLG: 0.456	C F X 0-2 HR	C X 0-1 F9 ①	B X 1-0 24 HR 1B 1-2 2-3		F B B X 2-1 24 G4-3 23 1B 1B		F C S 0-3 K ①		5	3	3	1	0	1	0
24 Brian Giles, L (1, 9) OBP: 0.439, SLG: 0.413	B B B F X 3-1 23 FC6-4 1B	B F B B X 3-1 F8 ②	B S D D F X 3-2 1-H 2-H 3-H HR		C B F B X 2-2 G4-3 ② 1-2		B F B F B B 4-2 23 S BB		4	1	2	4	1	0	1
23 Adrián González, L (1, 3) OBP: 0.375, SLG: 0.444	B B F X 2-1 FC6-4 ② FC6-4 1-2f	B B F S B B B 4-2 WP BB	C X 0-1 F8 ③		F F B X 1-2 2-H 1B		B 1 SAFE F B 1 F B S 3-3 K ② 1-2		4	0	1	1	1	1	2
Mike Cameron, R (1, 8) OBP: 0.403, SLG: 0.403	B C D B B X 3-1 FC6-4 ③ 1-2f	B C D B B B 4-1 1-2 BB			C C B S 1-3 K2-3 ①	C B F C 1-3 K ③		S D B C D D 4-2 BB		3	0	0	0	2	2	2
Vinny Castilla, R (1, 5) OBP: 0.348, SLG: 0.403		F B B B X 3-1 52 FC1-5 1B 1B	B B B C X 3-1 F9 ③		X 0-0 3 PB 1B		F S B F F B X 2-2 3 1B G4-3 1B	B F F S 1-3 K ③		5	1	3	0	0	1	4
3 Khalil Greene, R (1, 6) OBP: 0.299, SLG: 0.403	C F F C 0-3 K ①			B X 1-0 F9 ① 1-2 2-3	B S B B B 4-1 52 FC6-4 1-2 BB		C B B F B X 3-2 G4-3 1-3 1B			3	0	1	0	1	1	1
Doug Mirabelli, R (1, 2) OBP: 0.316, SLG: 0.250	C X 0-1 52 FC1-5 1-2 1B			X 0-0 P3 ②	F B X 1-1 F6 ②		C F B S 1-3 K ①			4	0	1	0	0	1	4
52 Clay Hensley, R (1, 1) OBP: 0.250, SLG: 0.250 56 Scott Cassidy, R (6, 1) Alan Embree, L (6, 1) Mark Bellhorn, S (7, PH) OBP: 0.235, SLG: 0.353 Scott Linebrink, R (8, 1) Trevor Hoffman, R (9, 1)	X 0-0 FC1-5 ② 1-2 2-3f	B C X 1-1 1B BB 24 HR 1B	C B S B X 2-2 FC6-4 ③ 1-2f		C C B 1 SAFE B X 2-2 G4-3 ② 1-2 3-H				3 0 0 1 0 0	1 0 0 0 0 0	1 0 0 0 0 0	0 0 0 1 0 0	0 0 0 0 0 0	0 0 0 0 0 0	0 0 0 1 0 0	4 0 0 1 0 0
Inning Stats	R: 1 E: 0 K: 0 S: 11 H: 2 LOB: 1 BB: 0 P: 21	R: 0 E: 0 K: 1 S: 10 H: 2 LOB: 2 BB: 0 P: 13	R: 0 E: 0 K: 0 S: 9 H: 0 LOB: 2 BB: 2 P: 23	R: 4 E: 0 K: 0 S: 14 H: 3 LOB: 0 BB: 1 P: 24	R: 0 E: 0 K: 1 S: 10 H: 1 LOB: 2 BB: 1 P: 18	R: 1 E: 0 K: 1 S: 15 H: 2 LOB: 1 BB: 0 P: 22	R: 1 E: 0 K: 1 S: 15 H: 2 LOB: 1 BB: 0 P: 23	R: 0 E: 0 K: 3 S: 13 H: 0 LOB: 2 BB: 2 P: 25		1B: 10 2B: 0 3B: 0 HR: 2		SF: 0 SAC: 0 DP: 0 HBP: 0		WP: 1 PB: 1 SB: 1 CS: 0		PA: 42

PITCHER		IP	WLS	BF	H	R	ER	SO	BB	IBB	HBP	BLK	WP	HR	S	P	ERA	WHIP
Victor Zambrano, R ERA: 9.64	(1, 1)	4.0	L	22	7	5	5	1	3	0	0	0	1	2	44	81	11.25	2.500
Darren Oliver, L ERA: 3.52	(5, 1)	1.0		5	1	0	0	1	1	0	0	0	0	0	10	18	0.00	2.000
25 Pedro Feliciano, L ERA: 2.08	(6, 1)	0.2		4	2	1	1	0	0	0	0	0	0	0	12	18	13.50	3.000
Chad Bradford, R ERA: 2.7	(6, 1)	1.1		6	2	1	1	2	0	0	0	0	0	0	18	27	6.75	1.500
Jorge Julio, R ERA: 7.45	(8, 1)	1.0		5	0	0	0	3	2	0	0	0	0	0	13	25	0.00	2.000

PITCHER	IP	WLS	BF	H	R	ER	SO	BB	IBB	HBP	BLK	WP	HR	S	P	ERA	WHIP

BOTTOM

New York Mets @ San Diego Padres

PETCO Park, San Diego, CA

Sun Apr 23 2006, 4:05 PM EDT
Att. 34,109 - Partly Cloudy - 69 F

livebaseballscorecards.com

AB	36
R	7
H	12
RBI	7
BB	6
SO	7
LOB	22

Batter	1	2	3	4	5	6	7	8	9	AB	R	H	RBI	BB	SO	LOB
7 José Reyes, S (1, 6) OBP: 0.276, SLG: 0.366	C B F X 1-2 G4-3 ①			C X 0-1 F8 ①		B F D F X 2-2 16 S 16 1B 3-H 1B		B C F S 1-3 K ①		4	1	1	1	0	1	1
16 Paul Lo Duca, R (1, 2) OBP: 0.358, SLG: 0.350	C F X 0-2 G3 ②			B X 1-0 P6 ②		C B C F B B F X 3-2 1-H 1B		B C D X 2-1 F9 ②		4	0	1	1	0	0	1
21 Carlos Delgado, L (1, 3) OBP: 0.412, SLG: 0.680	C X 0-1 P4 ③			B C B F C 2-3 K ③		X 0-0 F8 ③		B F X 1-1 G6-3 ③		4	0	0	0	0	1	2
5 David Wright, R (1, 5) OBP: 0.383, SLG: 0.580		C B B C B F F X 3-2 L7 ①			C B B F X 2-2 G4-3 ①		X 0-0 P2 ①		B C C B F X 2-2 F9 ①	4	0	0	0	0	0	0
Cliff Floyd, L (1, 7) OBP: 0.254, SLG: 0.304		C B F B X 2-2 P5 ②			B S X 1-1 F9 ②		B X 1-0 G3-1 ②		X 0-0 G4-3 ②	4	0	0	0	0	0	0
Xavier Nady, R (1, 9) OBP: 0.364, SLG: 0.625		B F X 1-1 G4-3 ③			B B F C S 2-3 K ③		B B F X 2-1 1B E 1B		C B S F X 1-2 1B	4	0	2	0	0	1	0
Kazuo Matsui, S (1, 4) OBP: 0.294, SLG: 0.471			B C X 1-1 P6 ①			C X 0-1 10 G4-3 10 E 7 1B 1B	C B F F 1 X SAFE 1-2 1-3 1B		F X 0-1 G3 ③	4	1	2	0	0	0	1
10 Endy Chavez, L (1, 8) OBP: 0.235, SLG: 0.219			B F F X 1-2 G4-3 ②			S C B 1 F X SAFE 1-2 G4-3 ① 1-3	B X 1-0 G4-3 ③			3	0	0	0	0	0	3
Tom Glavine, L (1, 1) OBP: 0.429, SLG: 0.429			F C B X 1-2 G6-3 ③			F C B C 1-3 K ②		B F B X 2-1 E3		2	0	0	0	0	1	1
Aaron Heilman, R (7, 1)										0	0	0	0	0	0	0
22 Jose Valentin, S (8, PH) OBP: 0.100, SLG: 0.100										1	0	0	0	0	0	0
25 Pedro Feliciano, L (8, 1)										0	0	0	0	0	0	0

TOP

New York Mets @ San Francisco Giants

AT&T Park, San Francisco, CA

Mon Apr 24 2006, 7:15 PM PDT

Att. 36,855 - Partly Cloudy - 54 F

livebaseballscorecards.com

AB	34
R	2
H	6
RBI	2
BB	0
SO	4
LOB	9

Inning Stats	1	2	3	4	5	6	7	8	9	1B: 6	SF: 0	WP: 0	PA: 34
R:	0	0	0	0	0	2	0	0	0	2B: 0	SAC: 0	PB: 0	
E:	0	0	0	0	0	1	1	1	0	3B: 0	DP: 0	SB: 1	
K:	0	0	0	1	1	1	0	1	0	HR: 0	HBP: 0	CS: 0	
S:	8	10	8	6	8	18	9	9	11				
H:	0	0	0	0	0	3	2	0	1				
LOB:	0	0	0	0	0	1	2	1	1				
BB:	0	0	0	0	0	0	0	0	0				
P:	9	16	11	9	13	25	14	15	14				

PITCHER		IP	WLS	BF	H	R	ER	SO	BB	IBB	HBP	BLK	WP	HR	S	P	ERA	WHIP
18 Matt Cain, R ERA: 5.48	(1, 1)	7.0	W	26	5	2	2	3	0	0	0	0	0	0	67	97	2.57	0.714
Tim Worrell, R ERA: 7.45	(8, 1)	1.0		4	0	0	0	1	0	0	0	0	0	0	9	15	0.00	0.000
54 Scott Munter, R ERA: 4.15	(9, 1)	1.0		4	1	0	0	0	0	0	0	0	0	0	11	14	0.00	1.000

PITCHER	IP	WLS	BF	H	R	ER	SO	BB	IBB	HBP	BLK	WP	HR	S	P	ERA	WHIP

Batter	1	2	3	4	5	6	7	8	9	AB	R	H	RBI	BB	SO	LOB
2 Randy Winn, S (1, 8) (9, 7) OBP: 0.359, SLG: 0.423	C X 0-1 G6-3 ①		C B S X 1-2 G1-3 ①		B X 1-0 G5-3 ②		1 SAFE X 0-0 SH1-4 ① 1-2	B B B C E C 3-3 K ③		4	0	0	0	0	1	0
13 Omar Vizquel, S (1, 6) OBP: 0.494, SLG: 0.500	B C F X 1-2 IBB HR 1B		C S S 0-3 K ②		X 0-0 G6-3 ③		B B B C S B 4-2 1B 1B BB			3	2	1	0	1	1	0
Lance Niekro, R (1, 3) OBP: 0.345, SLG: 0.385	B X 1-0 L7 ②		B F C X 1-2 G4-3 ③			B B S X 2-1 F7 2B	B B B C X 3-1 IBB 1B 1-3 2-H 1B			4	1	2	1	0	0	1
Barry Bonds, L (1, 7) OBP: 0.541, SLG: 0.389 Steve Finley, L (9, 8) OBP: 0.400, SLG: 0.500	B B B I 4-0 HR 1-2 IBB			B B C X 2-1 G3-1 ①		C B F B B F B 4-2 F7 BB	I I I I 4-0 1B 1-2 IBB			1 0	1 0	0 0	0 0	3 0	0 0	0 0
Moises Alou, R (1, 9) OBP: 0.371, SLG: 0.618	C C B X 1-2 HR 1-H 2-H			B F S X 1-2 G3 1B		X 0-0 ① F7 1-2 2-3	B F F B X 2-2 FC5-4 1B 1-2 2-H 3-H			4	1	3	5	0	0	2
Mike Matheny, R (1, 2) OBP: 0.274, SLG: 0.291	B B F C B S 3-3 K ③			D X 1-0 G3 ② 1-2		I I I I 4-0 FC6-4 IBB	C C F F C 0-3 K ②			3	0	0	0	1	2	3
Pedro Feliz, R (1, 5) OBP: 0.213, SLG: 0.311		X 0-0 G5-3 ①		B C B B B 4-1 BB		B D F C S 2-3 K ②	C B X 2-1 FC5-4 ③ 1-2f			3	0	0	0	1	1	5
Jose Vizcaino, S (1, 4) OBP: 0.261, SLG: 0.105		B B B C X 3-1 G5-3 ②		C X 0-1 L7 ③		B B X 2-0 FC6-4 ③ 1-2f		X 0-0 G6-3 ①		4	0	0	0	0	0	5
18 Matt Cain, R (1, 1) OBP: 0.143, SLG: 0.286 Jason Ellison, R (7, PH) OBP: 0.250, SLG: 0.250 Tim Worrell, R (8, 1) 9 Mark Sweeney, L (8, PH) OBP: 0.297, SLG: 0.514 54 Scott Munter, R (9, 1)		S B S S F B X 3-2 G5-3 ③			B F S B S 2-3 K ①		S B X 1-1 2 SH1-4 1B 1B	B C F S 1-3 K ②		2 1 0 1 0	0 1 0 0 0	0 1 0 0 0	0 0 0 0 0	0 0 0 1 0	1 0 0 0 0	0 0 0 0 0
Inning Stats	R: 3 H: 2 E: 0 LOB: 0 K: 1 BB: 1 S: 12 P: 22	R: 0 H: 0 E: 0 LOB: 0 K: 0 BB: 0 S: 7 P: 13	R: 0 H: 0 E: 0 LOB: 0 K: 1 BB: 0 S: 9 P: 11	R: 0 H: 1 E: 0 LOB: 2 K: 0 BB: 1 S: 9 P: 17	R: 0 H: 0 E: 0 LOB: 0 K: 1 BB: 0 S: 5 P: 8	R: 0 H: 1 E: 0 LOB: 3 K: 1 BB: 2 S: 10 P: 24	R: 3 H: 3 E: 0 LOB: 2 K: 1 BB: 2 S: 17 P: 33	R: 0 H: 0 E: 0 LOB: 0 K: 2 BB: 0 S: 7 P: 11		1B: 5 SF: 0 2B: 1 SAC: 1 3B: 0 DP: 0 HR: 1 HBP: 0				WP: 0 PA: 37 PB: 0 SB: 0 CS: 0		

PITCHER		IP	WLS	BF	H	R	ER	SO	BB	IBB	HBP	BLK	WP	HR	S	P	ERA	WHIP
Tom Glavine, L ERA: 2.78	(1, 1)	6.1	L	30	6	6	6	4	3	2	0	0	0	1	59	110	8.53	1.421
Aaron Heilman, R ERA: 2.53	(7, 1)	0.2		4	1	0	0	1	0	1	0	0	0	0	10	18	0.00	1.500
25 Pedro Feliciano, L ERA: 1.69	(8, 1)	1.0		3	0	0	0	2	0	0	0	0	0	0	7	11	0.00	0.000

PITCHER	IP	WLS	BF	H	R	ER	SO	BB	IBB	HBP	BLK	WP	HR	S	P	ERA	WHIP

BOTTOM

New York Mets @ San Francisco Giants

AT&T Park, San Francisco, CA

Mon Apr 24 2006, 7:15 PM PDT

Att. 36,855 - Partly Cloudy - 54 F

livebaseballscorecards.com

AB	30
R	6
H	7
RBI	6
BB	6
SO	7
LOB	16

Batter	1	2	3	4	5	6	7	8	9	AB	R	H	RBI	BB	SO	LOB
7 José Reyes, S (1, 6) OBP: 0.275, SLG: 0.360	C X 0-1 16 E 16 S 16 1B 1B	S C X 0-2 ③ G5-3			B X 1-0 ③ G3		D C X 1-1 ③ L8			4	1	1	0	0	0	2
16 Paul Lo Duca, R (1, 2) OBP: 0.352, SLG: 0.344	1 SAFE 1 SAFE B 1 SAFE C B X 2-1 G4-3 21 1B 1-H 1B		B C B B X 3-1 ① G6-3			B C F S 1-3 ① K		B C X 1-1 ① G1-3		4	0	1	1	0	1	0
21 Carlos Delgado, L (1, 3) OBP: 0.404, SLG: 0.658	B B B C X 3-1 G4-3 1-2 1B		B F F C 1-3 ② K			B C F D F X 2-2 ② G6-3		F F B F X 1-2 ② P5		4	0	1	0	0	1	0
5 David Wright, R (1, 5) OBP: 0.388, SLG: 0.575	C X 0-1 ① F4		C X 0-1 ③ G6-3			S B B F F X 2-2 1B		X 0-0 S HR 1B		4	1	2	0	0	0	2
Cliff Floyd, L (1, 7) OBP: 0.254, SLG: 0.350	F X 0-1 ② G4-3 1-2 2-3			X 0-0 ① F8		B 1 SAFE X 1-0 ③ G3		1 SAFE F S 1 SAFE 1 SAFE P 1 SAFE B F 3-2 1-H HR		4	1	1	2	0	0	3
Xavier Nady, R (1, 9) OBP: 0.358, SLG: 0.645	C S X 0-2 ③ F8			B F C F F F D X 2-2 ② G5-3			X 0-0 HR	X 0-0 ③ F8		4	1	1	1	0	0	2
Kazuo Matsui, S (1, 4) OBP: 0.333, SLG: 0.476		X 0-0 10 K 1B		C B X 1-1 ③ G4-3			B S B X 2-1 22 G4-3 10 SH1-3 1B		S F F B F S 1-3 ① K	4	0	2	0	0	1	0
10 Endy Chavez, L (1, 8) OBP: 0.216, SLG: 0.200		1 SAFE C B F F F S 1-3 ① ② K 1-2			L F S 0-3 ① K		1 SAFE B X 1-0 ① SH1-3 1-2		X 0-0 ② G1-3	3	0	0	0	0	2	1
Steve Trachsel, R (1, 1) OBP: 0.250, SLG: 0.375 22 Jose Valentin, S (7, PH) OBP: 0.095, SLG: 0.095 50 Duaner Sanchez, R (7, 1) Chris Woodward, R (9, PH) OBP: 0.261, SLG: 0.364 13 Billy Wagner, L (9, 1)		C X 0-1 1B			B C X 1-1 ② G5-3		B X 1-0 ② G4-3 2-3		F B C T 1-2 ③ K	2 1 0 1 0	0 0 0 0 0	1 0 0 0 0	0 0 0 0 0	0 0 0 0 0	0 1 0 1 0	0 1 0 0 0
Inning Stats	R: 1 E: 0 K: 0 S: 13 H: 3 LOB: 2 BB: 0 P: 18	R: 0 E: 0 K: 1 S: 10 H: 2 LOB: 1 BB: 0 P: 11	R: 0 E: 0 K: 1 S: 7 H: 0 LOB: 0 BB: 0 P: 11	R: 0 E: 0 K: 0 S: 9 H: 0 LOB: 0 BB: 0 P: 12	R: 0 E: 0 K: 1 S: 6 H: 0 LOB: 0 BB: 0 P: 8	R: 0 E: 0 K: 1 S: 12 H: 1 LOB: 1 BB: 0 P: 18	R: 1 E: 0 K: 0 S: 7 H: 2 LOB: 1 BB: 0 P: 12	R: 2 E: 0 K: 0 S: 14 H: 2 LOB: 0 BB: 0 P: 18	R: 0 E: 0 K: 2 S: 9 H: 0 LOB: 0 BB: 0 P: 11	1B: 8 2B: 0 3B: 0 HR: 2	SF: 0 SAC: 1 DP: 0 HBP: 0			WP: 0 PB: 0 SB: 2 CS: 0	PA: 36		

PITCHER	IP	WLS	BF	H	R	ER	SO	BB	IBB	HBP	BLK	WP	HR	S	P	ERA	WHIP
Jamey Wright, R (1, 1) ERA: 3.34	8.0	L	33	10	4	4	4	0	0	0	0	0	2	78	108	4.50	1.250
Jeremy Accardo, R (9, 1) ERA: 5.4	1.0		3	0	0	0	2	0	0	0	0	0	0	9	11	0.00	0.000

PITCHER	IP	WLS	BF	H	R	ER	SO	BB	IBB	HBP	BLK	WP	HR	S	P	ERA	WHIP

TOP

New York Mets @ San Francisco Giants

AT&T Park, San Francisco, CA

Tue Apr 25 2006, 7:15 PM PDT

Att. 35,775 - Cloudy - 54 F

livebaseballscorecards.com

AB	35
R	4
H	10
RBI	4
BB	0
SO	6
LOB	11

Batter	1	2	3	4	5	6	7	8	9	AB	R	H	RBI	BB	SO	LOB
2 Randy Winn, S (1, 8) OBP: 0.354, SLG: 0.405	C B F X 1-2 G1-3 ①		C B B F B F X 3-2 G6-3 ②			B B B B 4-0 CS BB		X 0-0 P4 ③		3	0	0	0	1	0	1
13 Omar Vizquel, S (1, 6) OBP: 0.469, SLG: 0.470	C X 0-1 F8 ②		B F X 1-1 G2-3 ③			1 SAFE C F 1 SAFE F F X 0-2 L8 ②			B C B X 2-1 G5-3 ①	4	0	0	0	0	0	1
Lance Niekro, R (1, 3) OBP: 0.339, SLG: 0.375	C B X 1-1 1B ③			C B X 1-1 F7 ①		B 1 SAFE 1 SAFE C 1-1 CS ③ 1-2	C X 0-1 G4-3 ①		B X 1-0 P4 ②	4	0	1	0	0	0	0
Barry Bonds, L (1, 7) OBP: 0.538, SLG: 0.462		F B X 1-1 HR		F S B S 1-3 K ②			B B C B B 4-1 1B BB		C B F F X 1-2 F8 ③	3	1	1	1	1	1	0
Moises Alou, R (1, 9) OBP: 0.385, SLG: 0.614		B B B C B 4-1 F8-4-5 1B BB		F C B D D S 3-3 K ③			B B X 2-0 G6-4-3 1-2 1B			2	0	1	0	1	1	0
Pedro Feliz, R (1, 5) OBP: 0.205, SLG: 0.299		B F 1 SAFE B B B F 1 SAFE 1 SAFE F 3-2 X F7 ①			X 0-0 F8 ①		C X 0-1 G6-4-3 ②③ 1-2f			3	0	0	0	0	0	3
Jose Vizcaino, S (1, 4) OBP: 0.269, SLG: 0.136		B 1 SAFE S X 1-1 1B 1-2			C X 0-1 G1-3 ②			C C D S 1-3 K ①		3	0	1	0	0	1	0
Mike Matheny, R (1, 2) OBP: 0.262, SLG: 0.276		C X 0-1 F8-4-5 ②③ 2-3			C S X 0-2 G1-3 ③			S B B B X 3-1 G5-3 ②		3	0	0	0	0	0	2
Jamey Wright, R (1, 1) OBP: 0.200, SLG: 0.200			X 0-0 G6-3 ①			B C X 1-1 L9 ①		B B C B X 3-1 2B		2	0	0	0	0	0	0
9 Mark Sweeney, L (8, PH) OBP: 0.316, SLG: 0.556										1	0	1	0	0	0	0
41 Brad Hennessey, R (8, PR) OBP: 0.500, SLG: 0.500										0	0	0	0	0	0	0
Jeremy Accardo, R (9, 1)										0	0	0	0	0	0	0
Inning Stats	R: 0 E: 0 K: 0 S: 7 H: 1 LOB: 1 BB: 0 P: 9	R: 1 E: 0 K: 0 S: 11 H: 2 LOB: 1 BB: 1 P: 20	R: 0 E: 0 K: 0 S: 7 H: 0 LOB: 0 BB: 0 P: 11	R: 0 E: 0 K: 2 S: 8 H: 0 LOB: 0 BB: 0 P: 13	R: 0 E: 0 K: 0 S: 6 H: 0 LOB: 0 BB: 0 P: 6	R: 0 E: 0 K: 0 S: 8 H: 0 LOB: 0 BB: 1 P: 14	R: 0 E: 0 K: 0 S: 6 H: 1 LOB: 1 BB: 1 P: 12	R: 0 E: 0 K: 1 S: 8 H: 1 LOB: 1 BB: 0 P: 15	R: 0 E: 0 K: 0 S: 7 H: 0 LOB: 0 BB: 0 P: 11	1B: 3 2B: 2 3B: 0 HR: 1	SF: 0 SAC: 0 DP: 2 HBP: 0						

PITCHER	IP	WLS	BF	H	R	ER	SO	BB	IBB	HBP	BLK	WP	HR	S	P	ERA	WHIP
Steve Trachsel, R (1, 1) ERA: 3.13	6.0	W	20	3	1	1	2	2	0	0	0	0	1	47	73	1.50	0.833
50 Duaner Sanchez, R (7, 1) ERA:	2.0	H	8	2	0	0	1	1	0	0	0	0	0	14	27	0.00	1.500
13 Billy Wagner, L (9, 1) ERA: 0.9	1.0	S	3	0	0	0	0	0	0	0	0	0	0	7	11	0.00	0.000

PITCHER	IP	WLS	BF	H	R	ER	SO	BB	IBB	HBP	BLK	WP	HR	S	P	ERA	WHIP

BOTTOM

New York Mets @ San Francisco Giants

AT&T Park, San Francisco, CA

Tue Apr 25 2006, 7:15 PM PDT
Att. 35,775 - Cloudy - 54 F

livebaseballscorecards.com

AB	28
R	1
H	5
RBI	1
BB	3
SO	3
LOB	7

1B: 3	SF: 0	WP: 0	PA: 32
2B: 2	SAC: 0	PB: 0	
3B: 0	DP: 2	SB: 0	
HR: 1	HBP: 0	CS: 1	

Batter	1	2	3	4	5	6	7	8	9	10	11	AB	R	H	RBI	BB	SO	LOB
7 José Reyes, S (1, 6) OBP: 0.296, SLG: 0.363	BBCBCFB 4-2 P6 BB		BBCCCX 2-2 ① P6	FBFX 1-2 ② G5-3		CBX 1-1 ② F8		BX 1-0 1B 2-3 1B		BBCCBB 4-2 22 SH1-3 22 S BB	X 0-0 S 2-H 1B	5	1	2	1	2	0	2
Kazuo Matsui, S (1, 4) OBP: 0.320, SLG: 0.480 Aaron Heilman, R (6, 1) Julio Franco, R (8, PH) OBP: 0.455, SLG: 0.700 50 Duaner Sanchez, R (8, 1) 13 Billy Wagner, L (9, 1) 22 Jose Valentin, S (10, PH) OBP: 0.095, SLG: 0.095 Chad Bradford, R (10, 1) Darren Oliver, R (10, 1) OBP: 0.500, SLG: 0.500	C B 1 SAFE 1 SAFE BFFF 1 SAFE 2-2 ① ② P6 1-2		CFFDX 1-2 ② F8	BX 1-0 ③ P2		CX 0-1 2-H 2B		CFBFBX 2-2 ① 21 S 5 2B 2-H 3-H 1B		B 1 SAFE 1 SAFE BX 2-0 ① SH1-3 1-3	CBX 1-2 ② G5-3 1-2	4 0 0 1 0 0 0 1	0 0 1 0 0 0 0 0	1 0 1 0 0 0 0 0	1 0 2 0 0 0 0 0	0 0 0 0 0 0 0 0	0 0 0 0 0 0 0 0	2 0 0 0 0 0 0 1
21 Carlos Delgado, L (1, 3) OBP: 0.427, SLG: 0.699	H 1-0 HBP		CX 0-1 HR	BBX 2-0 2B	X 0-0 ③ F7			SSFFFS 0-3 ② K 1-2		IIII 4-0 DI IBB	IIII 4-0 5 FC6-4 IBB	4	1	2	1	1	2	1	2
5 David Wright, R (1, 5) OBP: 0.380, SLG: 0.557	BCBX 2-1 ③ L8		CBFFDDBB 4-2 BB	BBFX 2-1 ① G5-3			BBCFFBX 3-2 ① G5-3	FX 0-1 2-H 2B		FSBBS 1-3 ② K	X 0-0 ③ FC6-4 1-2f	6	0	1	1	1	1	6
Cliff Floyd, L (1, 7) OBP: 0.260, SLG: 0.328		BBX 2-0 ① F7	BFX 1-1 ③ F8		SSBSBFD 4-2 11 FC4-6 BB		BSBBBX 3-1 ② F7	CBFFX 1-2 ③ G3-1		SFBBBFFFB 4-2 B 1-2 BB		4	0	0	0	2	0	2
Xavier Nady, R (1, 9) OBP: 0.345, SLG: 0.610		CCX 0-2 ② G5-3		BFBX 2-1 ① F9	X 0-0 ② F7		BX 1-0 1B		FSDX 1-2 ① P6	CX 0-1 ③ G3		6	0	1	0	0	0	5
11 Ramon Castro, R (1, 2) OBP: 0.435, SLG: 0.714		CX 0-1 2B		CX 0-1 10 2B 2B 1B	BFFX 1-2 ③ FC4-6 1-2f		C 1 SAFE CFFX 0-2 ③ P4		BCBSX 2-2 ② G6-3		BX 1-0 10 SH1-4 2B 1B	6	2	3	0	0	0	3
10 Endy Chavez, L (1, 8) OBP: 0.286, SLG: 0.282	BSBBB 4-1 BB		CX 0-1 1-3 2B 2B			BCBFX 2-2 ① G4-3		CBCX 1-2 7 1B SH1-4 1B 1B	BCX 1-1 S 1B	BX 1-0 ① SH1-4 1-2		4	2	3	0	1	0	0
Brian Bannister, R (1, 1) OBP: 0.400, SLG: 0.700 Chris Woodward, R (6, 4) OBP: 0.280, SLG: 0.417	SBFX 1-2 ③ G3		BCCDX 2-2 2-H 3-H 2B			CX 0-1 2B 2B		LX 0-1 SH1-4 1-2	1 SAFE CISOBS 1 SAFE 2-3 ③ K 1-2		FX 0-1 7 1B 2-H 2B	3 2	1 1	2 1	2 1	0 0	0 1	2 1
Inning Stats	R: 0 H: 0 E: 0 LOB: 1 K: 0 BB: 1 S: 11 P: 20	R: 0 H: 1 E: 0 LOB: 2 K: 0 BB: 1 S: 10 P: 17	R: 1 H: 1 E: 0 LOB: 1 K: 0 BB: 1 S: 14 P: 22	R: 2 H: 3 E: 0 LOB: 1 K: 0 BB: 0 S: 13 P: 19	R: 0 H: 1 E: 0 LOB: 2 K: 0 BB: 1 S: 10 P: 19	R: 1 H: 2 E: 0 LOB: 1 K: 0 BB: 0 S: 10 P: 13	R: 0 H: 1 E: 0 LOB: 1 K: 0 BB: 0 S: 10 P: 17	R: 3 H: 4 E: 0 LOB: 1 K: 1 BB: 0 S: 21 P: 26	R: 0 H: 1 E: 0 LOB: 1 K: 1 BB: 0 S: 11 P: 17	R: 0 H: 0 E: 0 LOB: 3 K: 1 BB: 3 S: 14 P: 29	R: 2 H: 3 E: 0 LOB: 2 K: 0 BB: 1 S: 9 P: 16	1B: 8 SF: 0 2B: 8 SAC: 3 3B: 0 DP: 0 HR: 1 HBP: 1					WP: 0 PA: 58 PB: 0 SB: 4 CS: 0	

PITCHER		IP	WLS	BF	H	R	ER	SO	BB	IBB	HBP	BLK	WP	HR	S	P	ERA	WHIP
Matt Morris, R ERA: 5.19	(1, 1)	5.2		29	8	4	4	0	4	0	1	0	0	1	67	109	6.35	2.118
Jeff Fassero, L ERA: 6.97	(6, 1)	0.1		1	0	0	0	0	0	0	0	0	0	0	1	1	0.00	0.000
Steve Kline, L ERA: 5.14	(7, 1)	1.1		7	3	2	2	0	0	0	0	0	0	0	16	25	13.50	2.250
Tim Worrell, R ERA: 7.84	(8, 1)	0.2		4	2	1	1	1	0	0	0	0	0	0	15	18	13.50	3.000
Armando Benitez, R ERA:	(9, 1)	2.0		10	1	0	0	2	2	1	0	0	0	0	25	46	0.00	1.500

PITCHER		IP	WLS	BF	H	R	ER	SO	BB	IBB	HBP	BLK	WP	HR	S	P	ERA	WHIP
54 Scott Munter, R ERA: 5.59	(11, 1)	1.0	L	7	3	2	2	0	0	1	0	0	0	0	9	16	18.00	3.000

TOP

New York Mets @ San Francisco Giants

AT&T Park, San Francisco, CA

Wed Apr 26 2006, 12:35 PM PDT

Att. 34,454 - Sunny - 63 F

livebaseballscorecards.com

AB	46
R	9
H	17
RBI	9
BB	8
SO	3
LOB	26

Batter	1	2	3	4	5	6	7	8	9	10	11	AB	R	H	RBI	BB	SO	LOB
13 Omar Vizquel, S (1, 6) OBP: 0.471, SLG: 0.464	F8	SF9 2-3 3-H		G4-3			1B 1B BB		2 DI E 1B	IBB		3	2	1	1	2	0	0
Jose Vizcaino, S (1, 4) OBP: 0.313, SLG: 0.185	2 1B 2B 1B	F7			F8 2 BB BB		FC3-6 1-3 1B		K	K		5	1	2	0	1	2	4
2 Randy Winn, S (1, 7) OBP: 0.364, SLG: 0.405 (10, 8)	SAFE 2B 1-3 1B	1B SF8 1B			1-2 BB		K		K 1-2		F8	5	1	2	0	1	2	3
Moises Alou, R (1, 9) OBP: 0.394, SLG: 0.619	1-3 3-H 2B	G5-3 1-3 1B			F8 2-3		FC3-6 1-2 3-H 1B		E5 HR 2-H		G5-3	6	1	3	2	0	0	2
Steve Finley, L (1, 8) OBP: 0.370, SLG: 0.465 Barry Bonds, L (9, PH) OBP: 0.537, SLG: 0.537 (10, 7)	K2-3	SF8 3-H			P4		FC3-6 1-2f 2-3		2-1 HR 2-H		L8	3 2	0 1	0 1	1 2	0 0	1 0	6 0
Lance Niekro, R (1, 3) OBP: 0.313, SLG: 0.344	P4	G5-3 1-2			L7		G6-3		K			5	0	0	0	0	1	7
Pedro Feliz, R (1, 5) OBP: 0.227, SLG: 0.317	2B 13 SF9 1B	F7				K		G5-4-3 1B		SH1-4 1B		5	1	3	0	0	1	1
Mike Matheny, R (1, 2) OBP: 0.261, SLG: 0.290	2-1 13 SF9 1-3 2B	F8				K		G5-4-3 1-2f		SH1-4 1-2		4	0	1	0	0	1	1
Matt Morris, R (1, 1) Jeff Fassero, L (8, 1) 9 Mark Sweeney, L (8, PH) Steve Kline, S (7, 1) Tim Worrell, R (8, 1) Jason Ellison, R (9, PH) Armando Benitez, R (9, 1) Ray Durham, S (10, PH) 54 Scott Munter, R (11, 1)	G6-3	G6-3			G4-3		K				K	2 0 1 0 0 1 0 0 1	0 0 0 0 0 0 0 0 0	0 0 0 0 0 0 0 0 0	0 0 0 0 0 0 0 0 0	0 0 0 0 0 0 0 0 0	0 0 0 0 0 0 0 1 0	2 0 0 0 0 0 0 1 0
Inning Stats	R: 1 H: 3 E: 0 LOB: 2 K: 1 BB: 0 S: 15 P: 22	R: 1 H: 2 E: 0 LOB: 1 K: 0 BB: 0 S: 11 P: 20	R: 1 H: 2 E: 0 LOB: 1 K: 0 BB: 0 S: 8 P: 11	R: 0 H: 0 E: 0 LOB: 0 K: 0 BB: 0 S: 7 P: 10	R: 0 H: 0 E: 0 LOB: 2 K: 0 BB: 2 S: 12 P: 23	R: 0 H: 0 E: 0 LOB: 0 K: 2 BB: 0 S: 9 P: 14	R: 1 H: 2 E: 0 LOB: 0 K: 1 BB: 1 S: 10 P: 16	R: 0 H: 1 E: 0 LOB: 0 K: 1 BB: 0 S: 10 P: 16	R: 3 H: 2 E: 1 LOB: 0 K: 3 BB: 0 S: 13 P: 17	R: 0 H: 1 E: 0 LOB: 2 K: 2 BB: 1 S: 9 P: 16	R: 0 H: 0 E: 0 LOB: 0 K: 0 BB: 0 S: 5 P: 9	1B: 10 2B: 2 3B: 0 HR: 1	SF: 2 SAC: 1 DP: 1 HBP: 0					

PITCHER		IP	WLS	BF	H	R	ER	SO	BB	IBB	HBP	BLK	WP	HR	S	P	ERA	WHIP
Brian Bannister, R ERA: 2.89	(1, 1)	5.0		24	7	3	3	1	2	0	0	0	0	0	53	86	5.40	1.800
Aaron Heilman, R ERA: 2.84	(6, 1)	2.0	B	9	2	1	1	3	1	0	0	0	0	0	19	30	4.50	1.500
50 Duaner Sanchez, R ERA:	(8, 1)	1.0	H	3	1	0	0	1	0	0	0	0	0	0	10	16	0.00	1.000
13 Billy Wagner, L ERA: 0.82	(9, 1)	1.0	B	6	2	3	0	3	0	0	0	0	0	1	13	17	0.00	2.000
Chad Bradford, R ERA: 2.45	(10, 1)	0.2		3	1	0	0	1	0	0	0	0	0	0	5	8	0.00	1.500

PITCHER		IP	WLS	BF	H	R	ER	SO	BB	IBB	HBP	BLK	WP	HR	S	P	ERA	WHIP
Darren Oliver, L ERA: 3.0	(10, 1)	1.1	W	5	0	0	0	1	0	1	0	0	0	0	9	17	0.00	0.000

BOTTOM

New York Mets @ San Francisco Giants

AT&T Park, San Francisco, CA

Wed Apr 26 2006, 12:35 PM PDT

Att. 34,454 - Sunny - 63 F

livebaseballscorecards.com

AB	43
R	7
H	13
RBI	6
BB	4
SO	10
LOB	27

WP: 0 PA: 50
PB: 0
SB: 0
CS: 0

Batter	1	2	3	4	5	6	7	8	9	AB	R	H	RBI	BB	SO	LOB
7 José Reyes, S (1, 6) OBP: 0.311, SLG: 0.389	B B B C C B 4-2 16 1B 5 SF7 BB	F C B S 1-3 ③ K		1 SAFE B C B C B X 3-2 1-H 3B			B C B B F X 3-2 ① F7		B X 1-0 16 SH5-3 16 S 21 SF9 1B	4	2	2	1	1	1	2
16 Paul Lo Duca, R (1, 2) OBP: 0.360, SLG: 0.368	1 SAFE F C D 1 X SAFE 1-2 1-3 1B		F B C F C 1-3 ① K	F F C 0-3 ③ K			B X 1-0 BB 2B		1 SAFE B X 1-0 ① SH5-3 1-3	4	0	2	0	0	2	1
21 Carlos Delgado, L (1, 3) OBP: 0.416, SLG: 0.674	F S B S 1-3 ① K		X 0-0 ② G4-3		X 0-0 ① G6-3		I I I I 4-0 BB IBB		X 0-0 ② SF9 3-H	3	0	0	1	1	1	2
5 David Wright, R (1, 5) OBP: 0.392, SLG: 0.634	S B B X 2-1 ② SF7 3-H		B B F S B B 4-2 1B BB		F B C F X 1-2 HR		S B C B F S 2-3 ② K		C S F B B B X 3-2 HR	3	2	2	3	1	1	2
Cliff Floyd, L (1, 7) OBP: 0.269, SLG: 0.324	1 SAFE 1 B B C X 2-1 ③ G3		1 SAFE 1 SAFE B X 1-0 1-3 1B		C B X 1-1 ② G6-3		D B D B 4-0 1-2 2-3 BB		S B S B B X 3-2 ③ P5	4	0	1	0	1	0	1
Xavier Nady, R (1, 9) OBP: 0.341, SLG: 0.593		C C F F X 0-2 E 1B 1B	F C B B 1 SAFE S 2-3 ③ K		X 0-0 ③ G6-3		X 0-0 ③ F9			4	0	1	0	0	1	5
Kazuo Matsui, S (1, 4) OBP: 0.345, SLG: 0.483		C B D X 2-1 E9 1-3 1B	F S F B X 1-2 7 S 7 3B 1B		C X 0-1 ① G1-3			B X 1-0 ① G6-3		4	1	2	0	0	0	0
10 Endy Chavez, L (1, 8) OBP: 0.283, SLG: 0.279		F D B X 2-1 ① G4-3	C 1 SAFE F F S 0-3 ① K		F X 0-1 ② L7			F X 0-1 G1-6-3 1B		4	0	1	0	0	1	3
45 Pedro Martinez, R (1, 1) OBP: 0.154, SLG: 0.083 Julio Franco, R (8, PH) OBP: 0.417, SLG: 0.636 50 Duaner Sanchez, R (8, 1) 13 Billy Wagner, L (9, 1)		C C S 0-3 ② K	C M L 0-3 ② K		C C C 0-3 ③ K			B S 1 X SAFE 1-1 ②③ G1-6-3 1-2f		3 1 0 0	0 0 0 0	0 0 0 0	0 0 0 0	3 0 0 0	3 1 0 0	3 1 0 0
Inning Stats	R: 1 E: 0 K: 1 S: 12 H: 1 LOB: 1 BB: 1 P: 22	R: 0 E: 1 K: 2 S: 15 H: 2 LOB: 2 BB: 0 P: 20	R: 0 E: 0 K: 2 S: 11 H: 1 LOB: 2 BB: 1 P: 19	R: 1 E: 0 K: 3 S: 17 H: 2 LOB: 1 BB: 0 P: 21	R: 1 E: 0 K: 0 S: 8 H: 1 LOB: 0 BB: 0 P: 10	R: 0 E: 0 K: 1 S: 7 H: 0 LOB: 0 BB: 0 P: 7	R: 0 E: 0 K: 1 S: 9 H: 1 LOB: 3 BB: 2 P: 23	R: 0 E: 0 K: 0 S: 5 H: 1 LOB: 0 BB: 0 P: 7	R: 2 E: 0 K: 0 S: 10 H: 2 LOB: 0 BB: 0 P: 18	1B: 7 2B: 1 3B: 1 HR: 2	SF: 2 SAC: 1 DP: 1 HBP: 0						

TOP

New York Mets @ Atlanta Braves

Turner Field, Atlanta, GA

Fri Apr 28 2006, 7:35 PM EDT

Att. 45,389 - Clear - 72 F

livebaseballscorecards.com

AB	34
R	5
H	11
RBI	5
BB	4
SO	10
LOB	20

PITCHER		IP	WLS	BF	H	R	ER	SO	BB	IBB	HBP	BLK	WP	HR	S	P	ERA	WHIP
29 John Smoltz, R ERA: 4.09	(1, 1)	7.0	L	33	8	3	3	10	3	1	0	0	0	1	79	122	3.86	1.571
Mike Remlinger, L ERA: 3.68	(8, 1)	1.0		3	1	0	0	0	0	0	0	0	0	0	5	7	0.00	1.000
Chris Reitsma, R ERA: 6.48	(9, 1)	1.0		5	2	2	2	0	0	0	0	0	0	1	10	18	18.00	2.000

PITCHER	IP	WLS	BF	H	R	ER	SO	BB	IBB	HBP	BLK	WP	HR	S	P	ERA	WHIP

New York Mets @ Atlanta Braves

Turner Field, Atlanta, GA

Fri Apr 28 2006, 7:35 PM EDT

Att. 45,389 - Clear - 72 F

BOTTOM

Batter	1	2	3	4	5	6	7	8	9	AB	R	H	RBI	BB	SO	LOB
Marcus Giles, R (1, 4) OBP: 0.345, SLG: 0.333	F F B B X 2-2 F9 ①		C B B S X 2-2 F7 ③			C B C X 1-2 F9 ①		S B S X 1-2 F8 ③		4	0	0	0	0	0	2
11 Edgar Renteria, R (1, 6) OBP: 0.390, SLG: 0.536	F B F S 1-3 K ②			B C X 1-1 F9 ①		C B B S B X 3-2 P3 ②			B F B C B X 3-2 7 1B HBP 1B	4	0	1	0	0	1	1
10 Chipper Jones, S (1, 5) OBP: 0.368, SLG: 0.515	B S X 1-1 L7 ③			C F F B F B B S 3-3 K ②		F C X 0-2 1-H HR			F F D S 1-3 K ①	4	1	1	2	0	2	1
Andruw Jones, R (1, 8) OBP: 0.347, SLG: 0.619		B X 1-0 G5-3 ①		B X 1-0 2B		B C B C B C 3-3 K ③			C B B S F F H 3-2 7 1B 1-2 HBP	3	0	1	0	0	1	0
Adam LaRoche, L (1, 3) OBP: 0.304, SLG: 0.486		B C C B F F S 2-3 K ②		B C C F F B X 2-2 G4-3 ③			B B F C B B 4-2 7 FC5-4 BB		C B S S S 1-3 K ②	2	0	0	0	1	1	1
4 Pete Orr, L (7, PR) OBP: 0.216, SLG: 0.306										0	0	0	0	0	0	0
Mike Remlinger, L (8, 1)										0	0	0	0	0	0	0
Chris Reitsma, R (9, 1)										0	0	0	0	0	0	0
23 Matt Diaz, R (9, PH) OBP: 0.207, SLG: 0.231										1	0	0	0	0	1	2
7 Jeff Francoeur, R (1, 9) OBP: 0.209, SLG: 0.330		B F F B B X 3-2 G6-3 ③			S B B F X 2-2 P2 ①		X 0-0 FC5-4 16 CS 1-2f ①		B S X 1-1 1-2 2-3 1B	4	0	1	0	0	0	1
16 Brian McCann, L (1, 2) OBP: 0.313, SLG: 0.516			B B X 2-0 P2 ①		S F X 0-2 F7 ②		1 SAFE B C C B B F F S 3-3 K 1-2 ②③		S S C 0-3 K ③	3	0	0	0	0	1	1
Todd Pratt, R (9, PH) OBP: 0.333, SLG: 0.200										1	0	0	0	0	1	3
Ryan Langerhans, L (1, 7) OBP: 0.360, SLG: 0.478			B X 1-0 29 SH1-4 1B		X 0-0 G3 ③			F B B B X 2-1 F7 ①		3	0	1	0	0	0	0
29 John Smoltz, R (1, 1) OBP: 0.250, SLG: 0.143			C B L X 1-2 SH1-4 ② 1-2			F C B X 1-2 10 HR 1B		B B X 2-0 G4-3 ②		1	1	1	0	0	0	0
Brian Jordan, R (8, 3) OBP: 0.318, SLG: 0.400										1	0	0	0	0	0	0

livebaseballscorecards.com

AB	31
R	2
H	6
RBI	2
BB	1
SO	8
LOB	12

Inning Stats	1	2	3	4	5	6	7	8	9
	R: 0 E: 0 K: 1 S: 8	H: 0 LOB: 0 BB: 0 P: 12	R: 0 E: 0 K: 1 S: 9	H: 0 LOB: 0 BB: 0 P: 15	R: 0 E: 0 K: 0 S: 8	H: 1 LOB: 1 BB: 0 P: 14	R: 0 E: 0 K: 1 S: 13	H: 1 LOB: 1 BB: 0 P: 20	R: 0 E: 0 K: 0 S: 7	H: 0 LOB: 0 BB: 0 P: 9	R: 2 E: 0 K: 1 S: 15	H: 2 LOB: 0 BB: 0 P: 23	R: 0 E: 0 K: 1 S: 8	H: 0 LOB: 1 BB: 1 P: 15	R: 0 E: 0 K: 0 S: 6	H: 0 LOB: 0 BB: 0 P: 11	R: 0 E: 0 K: 3 S: 18	H: 2 LOB: 3 BB: 0 P: 27

1B: 4	SF: 0
2B: 1	SAC: 1
3B: 0	DP: 0
HR: 1	HBP: 1
WP: 0	PA: 34
PB: 0	
SB: 0	
CS: 1	

PITCHER		IP	WLS	BF	H	R	ER	SO	BB	IBB	HBP	BLK	WP	HR	S	P	ERA	WHIP
45 Pedro Martinez, R ERA: 2.94	(1, 1)	7.0	W	25	4	2	2	5	1	0	0	0	0	1	68	108	2.57	0.714
50 Duaner Sanchez, R ERA:	(8, 1)	1.0	H	3	0	0	0	0	0	0	0	0	0	0	6	11	0.00	0.000
13 Billy Wagner, L ERA: 0.75	(9, 1)	1.0	S	6	2	0	0	3	0	0	1	0	0	0	18	27	0.00	2.000

PITCHER	IP	WLS	BF	H	R	ER	SO	BB	IBB	HBP	BLK	WP	HR	S	P	ERA	WHIP

Batter	1	2	3	4	5	6	7	8	9	AB	R	H	RBI	BB	SO	LOB
7 José Reyes, S (1, 6) OBP: 0.308, SLG: 0.378	B F C X 1-2 G1-3 ①		B D F B F B 4-2 1-2 BB			B C X 1-1 G1-3 ①	B C X 1-1 F7 ③			3	0	0	0	1	0	3
16 Paul Lo Duca, R (1, 2) OBP: 0.367, SLG: 0.417	C C F B B X 2-2 G1-3 ②		S S F S 0-3 K ③			F B B F B F X 3-2 HR		B F B C F X 2-2 15 BB 1B		4	1	2	1	0	1	2
15 Carlos Beltrán, S (1, 8) OBP: 0.423, SLG: 0.564	C B B F C 2-3 K ③			B B C F F X 2-2 2B		B X 1-0 P4 ②		C C B B B B 4-2 1-2 BB		3	0	1	0	1	1	0
21 Carlos Delgado, L (1, 3) OBP: 0.400, SLG: 0.644		S C B F S 1-3 K ①		F B F S 1-3 K ①		B B S C B C 3-3 K ③		B C F S 1-3 K ①		4	0	0	0	0	4	3
5 David Wright, R (1, 5) OBP: 0.376, SLG: 0.605		X 0-0 F9 ②		B B C B X 3-1 F7 ②			C B B F B F S 3-3 K ①	B S B S C 3-3 K ②		4	0	0	0	0	2	3
Cliff Floyd, L (1, 7) OBP: 0.256, SLG: 0.306		B F B B X 3-1 P5 ③		B X 1-0 G3-1 ③			B X 1-0 F9 ②	B B S S X 2-2 P5 ③		4	0	0	0	0	0	3
Xavier Nady, R (1, 9) OBP: 0.337, SLG: 0.578			B C X 1-1 P5 ①		B F B X 2-1 G5-3 ①		X 0-0 BB S 1B		C B C F F F S 1-3 K ①	4	0	1	0	0	1	0
Kazuo Matsui, S (1, 4) OBP: 0.364, SLG: 0.469			F F F B X 1-2 G1-3 ②		B C S B X 2-2 G4-6-3 ②		1 SAFE B I I I 4-0 1-2 BB IBB		S B X 1-1 G4-6-3 1B	3	0	1	0	1	0	0
Tom Glavine, L (1, 1) OBP: 0.500, SLG: 0.375 Aaron Heilman, R (8, 1) Julio Franco, R (9, PH) OBP: 0.385, SLG: 0.583 13 Billy Wagner, L (9, 1)			B B B B 4-0 7 BB BB		B C C X 1-2 G6-3 ③		B B C C B B 4-2 1-2 2-3 BB		1 SAFE 1 SAFE B I D S 1 SAFE 1 SAFE X 2-1 G4-6-3 ② ③ 1-2f	1 0 1 0	0 0 0 0	0 0 0 0	0 0 0 0	2 0 0 0	0 0 0 0	0 0 1 0
Inning Stats	R: 0 H: 0 E: 0 LOB: 0 K: 1 BB: 0 S: 10 P: 15	R: 0 H: 0 E: 0 LOB: 0 K: 1 BB: 0 S: 7 P: 11	R: 0 H: 0 E: 0 LOB: 0 K: 1 BB: 2 S: 12 P: 22	R: 0 H: 1 E: 0 LOB: 1 K: 1 BB: 0 S: 10 P: 17	R: 0 H: 0 E: 0 LOB: 0 K: 0 BB: 0 S: 8 P: 13	R: 1 H: 1 E: 0 LOB: 0 K: 1 BB: 0 S: 10 P: 18	R: 0 H: 1 E: 0 LOB: 3 K: 1 BB: 2 S: 10 P: 23	R: 0 H: 1 E: 0 LOB: 2 K: 2 BB: 1 S: 15 P: 27	R: 0 H: 1 E: 0 LOB: 0 K: 1 BB: 0 S: 10 P: 14	1B: 3 SF: 0 2B: 1 SAC: 0 3B: 0 DP: 1 HR: 1 HBP: 0						WP: 0 PA: 36 PB: 0 SB: 1 CS: 0

PITCHER		IP	WLS	BF	H	R	ER	SO	BB	IBB	HBP	BLK	WP	HR	S	P	ERA	WHIP
John Thomson, R ERA: 1.32	(1, 1)	6.2	L	27	3	1	1	6	3	1	0	0	0	1	65	116	1.35	0.900
Oscar Villarreal, R ERA: 1.74	(7, 1)	0.1		3	1	0	0	0	1	0	0	0	0	0	8	15	0.00	6.000
Mike Remlinger, L ERA: 3.24	(8, 1)	1.0		3	0	0	0	2	0	0	0	0	0	0	9	15	0.00	0.000
40 Lance Cormier, R ERA: 2.7	(9, 1)	1.0		3	1	0	0	1	0	0	0	0	0	0	10	14	0.00	1.000

PITCHER	IP	WLS	BF	H	R	ER	SO	BB	IBB	HBP	BLK	WP	HR	S	P	ERA	WHIP

TOP

New York Mets @ Atlanta Braves

Turner Field, Atlanta, GA

Sat Apr 29 2006, 7:05 PM EDT

Att. 46,387 - Overcast - 63 F

livebaseballscorecards.com

AB	31
R	1
H	5
RBI	1
BB	5
SO	9
LOB	15

Batter	1	2	3	4	5	6	7	8	9	AB	R	H	RBI	BB	SO	LOB
Marcus Giles, R (1, 4) OBP: 0.330, SLG: 0.315	C B B C X 2-2 ① F8		F X 0-1 ① G6-3		C B B S X 2-2 ② G6-3			B B B C F S 3-3 ② K		4	0	0	0	0	1	0
11 Edgar Renteria, R (1, 6) OBP: 0.381, SLG: 0.517	B X 1-0 ② F7		C F B X 1-2 10 G4-6-3 1B		X 0-0 ③ F8			B C B C B X 3-2 ③ G5-3		4	0	1	0	0	0	0
10 Chipper Jones, S (1, 5) OBP: 0.357, SLG: 0.486	B C B B X 3-1 ③ L9		B B X 2-0 ② ③ G4-6-3 1-2f			C B X 1-1 ① G6-3			X 0-0 G6-4-3 1B	4	0	1	0	0	0	1
Andruw Jones, R (1, 8) OBP: 0.343, SLG: 0.598		B B B C F B 4-2 BB 1B BB		X 0-0 ① F8		C B F F F B S 2-3 ② K			C D C X 1-2 ① ② G6-4-3 1-2f	3	0	0	0	1	1	1
7 Jeff Francoeur, R (1, 9) OBP: 0.200, SLG: 0.315		D F X 1-1 ① F8		C B B X 2-1 ② G1-3		F B B B B X 3-1 ③ L7			F F F B S 1-3 ③ K	4	0	0	0	0	1	1
23 Matt Diaz, R (1, 7) OBP: 0.219, SLG: 0.241		X 0-0 ② F8		B C C X 1-2 1B			C F B F F B B B F X 3-2 ① G5-3			3	0	1	0	0	0	1
Brian Jordan, R (1, 3) OBP: 0.360, SLG: 0.435	B 1 SAFE B X 2-0 BB 1-2 1B			S B B X 2-1 1-3 1B			S X 0-1 ② F8			3	0	2	0	0	0	0
Todd Pratt, R (1, 2) OBP: 0.333, SLG: 0.176	B B B C F F D 4-2 1-2 2-3 BB			F B X 1-1 ③ F7			C X 0-1 ③ G4-3			2	0	0	0	1	0	2
John Thomson, R (1, 1) OBP: 0.300, SLG: 0.500 Oscar Villarreal, L (7, 1) Mike Remlinger, L (8, 1) Adam LaRoche, L (8, PH) OBP: 0.300, SLG: 0.479 40 Lance Cormier, R (9, 1)	C B D X 2-1 ③ G1-4-3				B S B X 2-1 ① L4			S S B C 1-3 ① K		2 0 0 1 0	0 0 0 0 0	0 0 0 0 0	0 0 0 0 0	0 0 0 1 0	0 0 0 0 0	3 0 0 0 0
Inning Stats	R: 0 H: 0 E: 0 LOB: 0 K: 0 BB: 0 S: 6 P: 12	R: 0 H: 1 E: 0 LOB: 3 K: 0 BB: 2 S: 11 P: 24	R: 0 H: 1 E: 0 LOB: 0 K: 0 BB: 0 S: 6 P: 9	R: 0 H: 2 E: 0 LOB: 2 K: 0 BB: 0 S: 10 P: 16	R: 0 H: 0 E: 0 LOB: 0 K: 0 BB: 0 S: 6 P: 10	R: 0 H: 0 E: 0 LOB: 0 K: 1 BB: 0 S: 9 P: 15	R: 0 H: 0 E: 0 LOB: 0 K: 0 BB: 0 S: 10 P: 13	R: 0 H: 0 E: 0 LOB: 0 K: 2 BB: 0 S: 9 P: 16	R: 0 H: 1 E: 0 LOB: 0 K: 1 BB: 0 S: 8 P: 10	1B: 5 SF: 0 2B: 0 SAC: 0 3B: 0 DP: 2 HR: 0 HBP: 0						

PITCHER		IP	WLS	BF	H	R	ER	SO	BB	IBB	HBP	BLK	WP	HR	S	P	ERA	WHIP
Tom Glavine, L ERA: 2.29	(1, 1)	7.0	W	26	4	0	0	1	2	0	0	0	0	0	58	99	0.00	0.857
Aaron Heilman, R ERA: 2.63	(8, 1)	1.0	H	3	0	0	0	2	0	0	0	0	0	0	9	16	0.00	0.000
13 Billy Wagner, L ERA: 0.69	(9, 1)	1.0	S	3	1	0	0	1	0	0	0	0	0	0	8	10	0.00	1.000

PITCHER	IP	WLS	BF	H	R	ER	SO	BB	IBB	HBP	BLK	WP	HR	S	P	ERA	WHIP

BOTTOM

New York Mets @ Atlanta Braves

Turner Field, Atlanta, GA

Sat Apr 29 2006, 7:05 PM EDT
Att. 46,387 - Overcast - 63 F

livebaseballscorecards.com

AB	30
R	0
H	5
RBI	0
BB	2
SO	4
LOB	9

WP: 0 PA: 32
PB: 0
SB: 0
CS: 0

New York Mets @ Atlanta Braves

Turner Field, Atlanta, GA

Sun Apr 30 2006, 1:05 PM EDT

Att. 35,245 - Overcast - 59 F

TOP

livebaseballscorecards.com

Batter	1	2	3	4	5	6	7	8	9	AB	R	H	RBI	BB	SO	LOB
7 José Reyes, S (1, 6) OBP: 0.330, SLG: 0.380	B C S F X 1-2 WP 1B		C B B B B 4-1 15 HR E BB	D B B B 4-0 1-2 BB		1 SAFE B 1 SAFE D X 2-0 ② FC4 CS 1-2f		B B F B B 4-1 1-2 2-3 3-H BB		2	1	1	1	3	0	1
Kazuo Matsui, S (1, 4) OBP: 0.316, SLG: 0.405	1 SAFE B C 1 B 1 SAFE F D X 3-2 ① P3 1-2		B B 1 SAFE X 2-0 ② L3 1-2	D T F S 1-3 ② K		B 1-0 ③ CS 1-2	B C F B F X 2-2 ① F7	C B F X 1-2 ③ F7		5	0	0	0	0	1	7
15 Carlos Beltrán, S (1, 8) OBP: 0.421, SLG: 0.605	C B C T 1-2 ② K		X 0-0 2-H HR	B B C B S C 3-3 ③ K			B F S B F B T 3-2 ② K		B B B C B 4-1 1B DI BB	4	1	1	2	1	3	3
21 Carlos Delgado, L (1, 3) OBP: 0.391, SLG: 0.617	B X 1-0 ③ F8		B B B B 4-0 5 HBP 1B BB		B B C X 2-1 ① F9		X 0-0 ③ P5		B B X 2-0 ① L8	4	1	0	0	1	0	2
5 David Wright, R (1, 5) OBP: 0.377, SLG: 0.584		B C C B X 2-2 ① F8	C H 1-1 1B 1-2 HBP		F C B B C 2-3 ② K			C B C B B F B 4-2 FC3-6 BB	C C F B C 1-3 ② K	3	0	0	0	1	2	1
Cliff Floyd, L (1, 7) OBP: 0.264, SLG: 0.312		C B S S F B F B X 3-2 ② F8	C B S X 1-2 1-2 2-H 1B		S F B X 1-2 ③ F9			C C B B X 2-2 ① FC3-6 10 1B 11 1B 7 BB 1-2f	S S B B X 2-2 11 DI 1-3 1B	5	1	2	1	0	0	1
11 Ramon Castro, R (1, 2) OBP: 0.429, SLG: 0.654		B F B X 2-1 1B	B B C B S C 3-3 ③ K			F B B F S 2-3 ① K		S X 0-1 7 BB 10 1B 1-2 1B	B C X 1-1 F9 1-2	5	0	2	0	0	2	4
10 Endy Chavez, L (1, 9) OBP: 0.300, SLG: 0.362		C S S 0-3 ③ K		B L X 1-1 ① F8		B B F B X 3-1 HR		C B B F B X 3-2 7 BB 1-2 2-3 1B		4	1	2	1	0	1	1
Steve Trachsel, R (1, 1) OBP: 0.300, SLG: 0.333 Darren Oliver, R (4, 1) OBP: 0.500, SLG: 0.500 22 Jose Valentin, S (6, PH) OBP: 0.136, SLG: 0.136 Jorge Julio, R (6, 1) Victor Diaz, R (8, PH) OBP: 0.182, SLG: 0.273 Chad Bradford, R (8, 1) 25 Pedro Feliciano, L (8, 1)			B C X 1-1 ① P3	B B C F B B 4-2 7 BB BB		B B X 2-0 7 FC4 1B		B X 1-0 ② F4		1 0 0 0 1 0 0 0 0 0 0 0 0 0 1 0 1 0 0 0 0 0 0 0 0 0 0 0 1 0 0 0 0 0 3 0 0 0 0 0 0 0 0 0 0 0 0 0 0						
Inning Stats	R: 0 E: 0 K: 1 S: 11 H: 1 LOB: 1 BB: 0 P: 17	R: 0 E: 0 K: 1 S: 13 H: 1 LOB: 1 BB: 0 P: 20	R: 3 E: 1 K: 1 S: 12 H: 2 LOB: 2 BB: 2 P: 28	R: 0 E: 0 K: 2 S: 10 H: 0 LOB: 2 BB: 2 P: 23	R: 0 E: 0 K: 1 S: 8 H: 0 LOB: 0 BB: 0 P: 13	R: 1 E: 0 K: 1 S: 7 H: 2 LOB: 0 BB: 0 P: 17	R: 0 E: 0 K: 1 S: 9 H: 0 LOB: 0 BB: 0 P: 14	R: 1 E: 0 K: 0 S: 16 H: 2 LOB: 3 BB: 2 P: 31	R: 0 E: 0 K: 1 S: 11 H: 1 LOB: 2 BB: 1 P: 21	1B: 7 2B: 0 3B: 0 HR: 2 SF: 0 SAC: 0 DP: 0 HBP: 1						

	AB	35
	R	5
	H	9
	RBI	5
	BB	7
	SO	9
	LOB	23

WP: 1 PB: 0 SB: 0 CS: 1 PA: 44

PITCHER		IP	WLS	BF	H	R	ER	SO	BB	IBB	HBP	BLK	WP	HR	S	P	ERA	WHIP
26 Kyle Davies, R ERA: 4.7	(1, 1)	5.0	W	24	4	3	3	6	4	0	1	0	1	1	54	101	5.40	1.600
40 Lance Cormier, R ERA: 3.14	(6, 1)	1.0	H	4	2	1	1	1	0	0	0	0	0	1	7	17	9.00	2.000
Ken Ray, R ERA: 2.7	(7, 1)	1.0		3	0	0	0	1	0	0	0	0	0	0	9	14	0.00	0.000
Oscar Villarreal, R ERA: 2.45	(8, 1)	0.2		6	2	1	1	0	2	0	0	0	0	0	13	27	13.50	6.000
Chris Reitsma, R ERA: 5.59	(8, 1)	1.1	S	6	1	0	0	1	1	0	0	0	0	0	14	25	0.00	1.500

PITCHER	IP	WLS	BF	H	R	ER	SO	BB	IBB	HBP	BLK	WP	HR	S	P	ERA	WHIP

Batter	1	2	3	4	5	6	7	8	9	AB	R	H	RBI	BB	SO	LOB
Marcus Giles, R (1, 4) OBP: 0.323, SLG: 0.308	G6-3	1B		G5-3	G5-3		K			5	0	1	2	0	1	1
11 Edgar Renteria, R (1, 6) OBP: 0.412, SLG: 0.540	10 G3 2B	BB		BB 10 7 1B BB	F8			10 F7 1B		3	1	2	0	2	0	0
10 Chipper Jones, S (1, 5) OBP: 0.340, SLG: 0.439	G3	K		BB 7 1B		K		F7		4	1	0	0	1	2	3
Andruw Jones, R (1, 8) OBP: 0.365, SLG: 0.607	BB		G3-1 7 1B 2B	F6		7 HR BB		7 FC6-4 BB		2	2	1	0	3	0	2
Adam LaRoche, L (1, 3) OBP: 0.294, SLG: 0.453	G3		G3-1	16 BB 7 1B BB		K		F3		4	0	0	0	1	1	6
7 Jeff Francoeur, R (1, 9) OBP: 0.230, SLG: 0.371		16 1B 1B 1B	G4-3 16 1B 1B	16 BB 1B		HR		FC6-4		5	2	4	5	0	0	2
16 Brian McCann, L (1, 2) OBP: 0.338, SLG: 0.523		26 SH2-4 1B 1B	G4-3	BB		K				3	1	2	0	1	1	0
Ryan Langerhans, L (1, 7) OBP: 0.367, SLG: 0.479		26 SH2-4 1B	G4-3	F8				CS 1B		4	1	2	1	0	0	5
26 Kyle Davies, R (1, 1) Wilson Betemit, S (5, PH) OBP: 0.318, SLG: 0.417 40 Lance Cormier, R (6, 1) Ken Ray, R (7, 1) 23 Matt Diaz, R (7, PH) OBP: 0.212, SLG: 0.233 Oscar Villarreal, L (8, 1) Chris Reitsma, R (8, 1)		SH2-4	L9		K					1 1 0 0 1 0 0 0	0 0 0 0 0 0 0 0	0 0 0 0 0 0 0 0	0 0 0 0 0 0 0 0	0 1 0 0 1 0 0 0	0 0 0 0 0 0 0 0	2 0 0 0 1 0 0 0
Inning Stats	R: 0 E: 0 K: 0 S: 15 H: 1 LOB: 2 BB: 1 P: 28	R: 3 E: 0 K: 1 S: 11 H: 4 LOB: 1 BB: 1 P: 22	R: 1 E: 0 K: 0 S: 11 H: 3 LOB: 2 BB: 0 P: 17	R: 2 E: 0 K: 0 S: 10 H: 1 LOB: 3 BB: 4 P: 28	R: 0 E: 0 K: 1 S: 8 H: 0 LOB: 0 BB: 0 P: 9	R: 2 E: 0 K: 3 S: 17 H: 1 LOB: 0 BB: 1 P: 27	R: 0 E: 0 K: 2 S: 7 H: 1 LOB: 0 BB: 0 P: 12	R: 0 E: 0 K: 0 S: 8 H: 1 LOB: 2 BB: 1 P: 19		1B: 9 2B: 2 3B: 0 HR: 1 SF: 0 SAC: 1 DP: 0 HBP: 0				WP: 0 PB: 0 SB: 1 CS: 1	PA: 42	

PITCHER		IP	WLS	BF	H	R	ER	SO	BB	IBB	HBP	BLK	WP	HR	S	P	ERA	WHIP
Steve Trachsel, R ERA: 4.73	(1, 1)	3.2	L	23	8	6	6	1	5	0	0	0	0	0	44	87	14.73	3.545
Darren Oliver, L ERA: 2.61	(4, 1)	1.1		6	1	0	0	1	1	0	0	0	0	0	11	17	0.00	1.500
Jorge Julio, R ERA: 7.71	(6, 1)	2.0		8	2	2	2	5	1	0	0	0	0	1	24	39	9.00	1.500
Chad Bradford, R ERA: 2.35	(8, 1)	0.1		3	1	0	0	0	1	0	0	0	0	0	5	13	0.00	6.000
25 Pedro Feliciano, L ERA: 1.5	(8, 1)	0.2		2	0	0	0	0	0	0	0	0	0	0	3	6	0.00	0.000

PITCHER	IP	WLS	BF	H	R	ER	SO	BB	IBB	HBP	BLK	WP	HR	S	P	ERA	WHIP

BOTTOM

New York Mets @ Atlanta Braves

Turner Field, Atlanta, GA

Sun Apr 30 2006, 1:05 PM EDT
Att. 35,245 - Overcast - 59 F

livebaseballscorecards.com

AB	33
R	8
H	12
RBI	8
BB	8
SO	7
LOB	22

Batter	1	2	3	4	5	6	7	8	9	AB	R	H	RBI	BB	SO	LOB
Marlon Byrd, R (1, 8) OBP: 0.426, SLG: 0.375	C B S X 1-2 F8 ①		C B B X 2-1 G4-3 1B		C B F F B X 2-2 1B			C C X 0-2 G4-3 ①		4	0	2	0	0	0	0
Jose Vidro, S (1, 4) OBP: 0.393, SLG: 0.469	F B B B B 4-1 1B BB		C F B 1 SAFE X 1-2 G4-3 ② 1-2		B X 1-0 F8 ③			C B X 1-1 G4-3 ②		3	0	0	0	1	0	2
Alfonso Soriano, R (1, 7) OBP: 0.359, SLG: 0.546	C S B F D X 2-2 1-2 1B		B S B O C S 3-3 K ③			C B F X 1-2 L6 ①		B F S S 1-3 K ③		4	0	1	0	0	2	1
24 Nick Johnson, L (1, 3) OBP: 0.447, SLG: 0.585	B C F C 1-3 K ②			C B B B B 4-1 S 1B BB		C X 0-1 F8 ②			C S C 0-3 K ①	3	1	0	0	1	2	2
Jose Guillen, R (1, 9) OBP: 0.292, SLG: 0.363	C B X 1-1 F8 ③			F B C B 1 SAFE B S 3-3 K ① 1-2		X 0-0 G4-3 ③			S F S 0-3 K ②	4	0	0	0	0	2	3
Brian Schneider, L (1, 2) OBP: 0.283, SLG: 0.229		C X 0-1 G6-3 ①		C X 0-1 ② 2-H 1B			B S B B S S 3-3 K ①		B B C X 2-1 G1-3 ③	4	0	1	1	0	1	0
Royce Clayton, R (1, 6) OBP: 0.309, SLG: 0.310		B B X 2-0 G6-3 ②		B B X 2-0 ③ F9			B B B B 4-0 BB			2	0	0	0	1	0	0
Damian Jackson, R (1, 5) OBP: 0.250, SLG: 0.316		C X 0-1 F8 ③			C B B F X 2-2 CS 1B		1 SAFE C C F B B 1 SAFE X 2-2 F9 ②			3	0	1	0	0	0	1
Ramon Ortiz, R (1, 1) OBP: 0.222, SLG: 0.125			B C B B C C X 3-2 G5-3 ①		B C C B T 2-2 ① ② K 1-2		B X 1-0 G4-3 ③			2	0	0	0	0	1	1
Livan Hernandez, R (7, PH) OBP: 0.250, SLG: 0.563										1	0	0	0	0	0	1
Jon Rauch, R (7, 1)										0	0	0	0	0	0	0
Mike Stanton, L (7, 1)										0	0	0	0	0	0	0
Gary Majewski, R (8, 1)										0	0	0	0	0	0	0
Inning Stats	R: 0 E: 0 K: 1 S: 13 H: 1 LOB: 2 BB: 1 P: 22	R: 0 E: 0 K: 0 S: 5 H: 0 LOB: 0 BB: 0 P: 7	R: 0 E: 0 K: 1 S: 11 H: 1 LOB: 1 BB: 0 P: 20	R: 1 E: 0 K: 1 S: 7 H: 1 LOB: 0 BB: 1 P: 16	R: 0 E: 0 K: 1 S: 11 H: 2 LOB: 1 BB: 0 P: 18	R: 0 E: 0 K: 0 S: 6 H: 0 LOB: 0 BB: 0 P: 7	R: 0 E: 0 K: 1 S: 8 H: 0 LOB: 1 BB: 1 P: 18	R: 0 E: 0 K: 1 S: 8 H: 0 LOB: 0 BB: 0 P: 10	R: 0 E: 0 K: 2 S: 8 H: 0 LOB: 0 BB: 0 P: 10	1B: 5 2B: 0 3B: 0 HR: 0	SF: 0 SAC: 0 DP: 0 HBP: 0					

PITCHER		IP	WLS	BF	H	R	ER	SO	BB	IBB	HBP	BLK	WP	HR	S	P	ERA	WHIP
Victor Zambrano, R ERA: 7.2	(1, 1)	6.0		23	5	1	1	4	2	0	0	0	0	0	53	90	1.50	1.167
25 Pedro Feliciano, L ERA: 1.29	(7, 1)	1.0		4	0	0	0	1	1	0	0	0	0	0	8	18	0.00	1.000
50 Duaner Sanchez, R ERA:	(8, 1)	1.0		3	0	0	0	1	0	0	0	0	0	0	8	10	0.00	0.000
13 Billy Wagner, L ERA: 0.64	(9, 1)	1.0	W	3	0	0	0	2	0	0	0	0	0	0	8	10	0.00	0.000

PITCHER IP WLS BF H R ER SO BB IBB HBP BLK WP HR S P ERA WHIP

TOP

Washington Nationals @ New York Mets

Shea Stadium, Flushing, NY

Mon May 01 2006, 7:10 PM EDT

Att. 28,310 - Clear - 66 F

livebaseballscorecards.com

AB	30
R	1
H	5
RBI	1
BB	3
SO	8
LOB	11

WP: 0 PB: 0 SB: 1 CS: 1 PA: 33

Washington Nationals @ New York Mets

Shea Stadium, Flushing, NY

Mon May 01 2006, 7:10 PM EDT

Att. 28,310 - Clear - 66 F

livebaseballscorecards.com

BOTTOM

Batter	1	2	3	4	5	6	7	8	9	AB	R	H	RBI	BB	SO	LOB
7 José Reyes, S (1, 6) OBP: 0.333, SLG: 0.390	G4-3		K		2B		G6-3		1B	5	0	2	0	0	1	2
16 Paul Lo Duca, R (1, 2) OBP: 0.357, SLG: 0.416	F8		FC5-4		2B		F9		FC1	5	0	1	0	0	0	3
15 Carlos Beltrán, S (1, 8) OBP: 0.410, SLG: 0.565	F9			1B BB	F8		F7			3	0	0	0	1	0	1
21 Carlos Delgado, L (1, 3) OBP: 0.395, SLG: 0.639		K		L7		HR		HBP		3	1	1	1	0	1	1
5 David Wright, R (1, 5) OBP: 0.364, SLG: 0.559		F9		F7		F7		F7		4	0	0	0	0	0	2
Cliff Floyd, L (1, 7) OBP: 0.264, SLG: 0.309		F9		1-3 BB 1B		F8		F9		4	0	1	0	0	0	1
Xavier Nady, R (1, 9) OBP: 0.354, SLG: 0.591			PB 2B	BB		2B 1B		P4		3	0	2	0	1	0	1
Kazuo Matsui, S (1, 4) OBP: 0.310, SLG: 0.415			F7	F9		1-3 2B			K	4	0	1	0	0	1	4
Victor Zambrano, S (1, 1)			16 FC5-4 2-3 HBP		F8	F9			16 FC1 16 E 7 1B BB	1	0	0	0	0	0	0
22 Jose Valentin, S (6, PH) OBP: 0.190, SLG: 0.130										1	0	0	0	0	0	2
25 Pedro Feliciano, L (7, 1)										0	0	0	0	0	0	0
50 Duaner Sanchez, R (8, 1)										0	0	0	0	0	0	0
13 Billy Wagner, L (9, 1)										0	0	0	0	0	0	0
Julio Franco, R (9, PH) OBP: 0.429, SLG: 0.583										0	0	0	0	1	0	0
10 Endy Chavez, L (9, PR) OBP: 0.300, SLG: 0.362										0	1	0	0	0	0	0
Inning Stats	R: 0 E: 0 K: 0 S: 7 H: 0 LOB: 0 BB: 0 P: 11	R: 0 E: 0 K: 1 S: 8 H: 0 LOB: 0 BB: 0 P: 14	R: 0 E: 0 K: 1 S: 9 H: 1 LOB: 2 BB: 0 P: 15	R: 0 E: 0 K: 0 S: 11 H: 1 LOB: 3 BB: 2 P: 24	R: 0 E: 0 K: 0 S: 14 H: 2 LOB: 1 BB: 0 P: 22	R: 1 E: 0 K: 0 S: 11 H: 3 LOB: 2 BB: 0 P: 17	R: 0 E: 0 K: 0 S: 7 H: 0 LOB: 0 BB: 0 P: 10	R: 0 E: 0 K: 0 S: 8 H: 0 LOB: 1 BB: 0 P: 16	R: 1 E: 1 K: 1 S: 8 H: 1 LOB: 2 BB: 1 P: 14	1B: 3 2B: 4 3B: 0 HR: 1	SF: 0 SAC: 0 DP: 0 HBP: 2						

AB	33
R	2
H	8
RBI	1
BB	3
SO	3
LOB	17

WP: 0 PB: 1 SB: 0 CS: 0 PA: 38

PITCHER		IP	WLS	BF	H	R	ER	SO	BB	IBB	HBP	BLK	WP	HR	S	P	ERA	WHIP
Ramon Ortiz, R ERA: 5.65	(1, 1)	6.0		27	7	1	1	2	2	0	1	0	0	1	60	103	1.50	1.500
Jon Rauch, R ERA: 1.76	(7, 1)	0.2		2	0	0	0	0	0	0	0	0	0	0	5	6	0.00	0.000
Mike Stanton, L ERA: 1.64	(7, 1)	1.0		4	0	0	0	0	0	0	1	0	0	0	9	18	0.00	0.000
Gary Majewski, R ERA: 4.76	(8, 1)	0.2	L	5	1	1	0	1	1	0	0	0	0	0	9	16	0.00	3.000

PITCHER	IP	WLS	BF	H	R	ER	SO	BB	IBB	HBP	BLK	WP	HR	S	P	ERA	WHIP

Batter	1	2	3	4	5	6	7	8	9	AB	R	H	RBI	BB	SO	LOB
Marlon Byrd, R (1, 8) OBP: 0.446, SLG: 0.442	C F B X 1-2 2B 2B		B F X 1-1 HR 2B		C S F B B X 2-2 ① G5-3		B B C C B X 3-2 HR 1B			4	3	3	0	0	0	0
Marlon Anderson, L (1, 4) OBP: 0.241, SLG: 0.160 Damian Jackson, R (7, PH) OBP: 0.286, SLG: 0.500 (7, 4)	B B B C F X 3-2 F9 2-H 2B		B X 1-0 ① P6		B C B C X 2-2 ② F7		1 SAFE X 0-0 1-H HR			3 1	0 1	1 1	1 2	0 0	0 0	1 0
Alfonso Soriano, R (1, 7) OBP: 0.355, SLG: 0.563	C X 0-1 ① F9 2-3		B C B F X 2-2 2-H HR		C B B F S 2-3 ③ K		C B F B B X 3-2 ③ G6-3			4	1	1	2	0	1	1
24 Nick Johnson, L (1, 3) OBP: 0.441, SLG: 0.571	S B F F C 1-3 ② K		S B B B X 2-1 ② L7			B X 1-0 11 G4-3 11 S G6-3 1B		C B C X 1-2 ① G1-4-3		4	1	1	0	0	1	1
11 Ryan Zimmerman, R (1, 5) OBP: 0.313, SLG: 0.394	B S S X 2-1 ③ P3		C S B B B X 2-2 ③ G6-3			S S F B F F B X 2-2 ① G4-3 1-3		C S B S 1-3 ② K		4	0	0	0	0	1	2
Daryle Ward, L (1, 9) OBP: 0.435, SLG: 0.789 Jose Guillen, R (6, PH) OBP: 0.286, SLG: 0.354 (6, 9)		B B B F B 4-2 48 CS BB BB		B X 1-0 G3-1 2B		C B X 1-1 ② G6-3 3-H		B S B S S 2-3 ③ K		1 2	0 0	1 0	0 1	1 0	0 1	0 0
Royce Clayton, R (1, 6) OBP: 0.297, SLG: 0.297		C S B B B F S 3-3 ① K		C F F D S 1-3 ① K		C X 0-1 ③ G5-3			F B B X 2-1 ① F9	4	0	0	0	0	2	2
Brian Schneider, L (1, 2) OBP: 0.281, SLG: 0.221		B B B B 4-0 1-2 BB		C X 0-1 ② G3-1 2-3			C B C X 1-2 ① P4		B X 1-0 ② F8	3	0	0	0	1	0	1
48 Michael O'Connor, L (1, 1) Mike Stanton, L (8, 1) Ryan Church, L (9, PH) OBP: 0.373, SLG: 0.643 32 Chad Cordero, R (9, 1)		M 2 SAFE C F B F B C 2-3 ② ③ K 2-3		F C S 0-3 ③ K			X 0-0 ② F7		B F B B X 3-1 ③ G3	3 0 1 0	0 0 0 0	0 0 0 0	0 0 0 0	0 0 0 0	2 0 0 0	3 0 0 0
Inning Stats	R: 1 H: 2 E: 0 LOB: 1 K: 1 BB: 0 S: 14 P: 21	R: 0 H: 0 E: 0 LOB: 1 K: 2 BB: 2 S: 11 P: 24	R: 2 H: 2 E: 0 LOB: 0 K: 0 BB: 0 S: 11 P: 19	R: 0 H: 1 E: 0 LOB: 1 K: 2 BB: 0 S: 10 P: 12	R: 0 H: 0 E: 0 LOB: 0 K: 1 BB: 0 S: 10 P: 16	R: 1 H: 1 E: 0 LOB: 0 K: 0 BB: 0 S: 11 P: 15	R: 2 H: 2 E: 0 LOB: 0 K: 0 BB: 0 S: 11 P: 18	R: 0 H: 0 E: 0 LOB: 0 K: 2 BB: 0 S: 9 P: 13	R: 0 H: 0 E: 0 LOB: 0 K: 0 BB: 0 S: 5 P: 11	1B: 2 SF: 0 2B: 4 SAC: 0 3B: 0 DP: 0 HR: 2 HBP: 0						WP: 0 PA: 36 PB: 0 SB: 1 CS: 1

TOP

Washington Nationals @ New York Mets

Shea Stadium, Flushing, NY

Tue May 02 2006, 7:10 PM EDT

Att. 34,046 - Cloudy - 56 F

livebaseballscorecards.com

AB	34
R	6
H	8
RBI	6
BB	2
SO	8
LOB	11

PITCHER		IP	WLS	BF	H	R	ER	SO	BB	IBB	HBP	BLK	WP	HR	S	P	ERA	WHIP
33 John Maine, R ERA: 6.75	(1, 1)	5.1	L	23	6	4	4	6	2	0	0	0	0	1	63	102	6.75	1.500
Darren Oliver, L ERA: 3.65	(6, 1)	2.0		8	2	2	2	0	0	0	0	0	0	1	18	27	9.00	1.000
Jorge Julio, R ERA: 6.75	(8, 1)	1.2		5	0	0	0	2	0	0	0	0	0	0	11	20	0.00	0.000

PITCHER	IP	WLS	BF	H	R	ER	SO	BB	IBB	HBP	BLK	WP	HR	S	P	ERA	WHIP

Batter	1	2	3	4	5	6	7	8	9	AB	R	H	RBI	BB	SO	LOB
7 José Reyes, S (1, 6) OBP: 0.322, SLG: 0.376	B L X 1-1 ① G6-3		F C F X 0-2 ③ G1-3			B C C X 1-2 ① P2		C B X 1-1 ② G6-3		4	0	0	0	0	0	0
16 Paul Lo Duca, R (1, 2) OBP: 0.364, SLG: 0.457	C C C B X 2-2 HR			X 0-0 ① L8		C B B X 2-1 1B		C X 0-1 ③ G5-3		4	1	2	1	0	0	0
15 Carlos Beltrán, S (1, 8) OBP: 0.415, SLG: 0.612	B C B B X 3-1 ② F9			B C C B B B 4-2 S 21 G4-3 BB		B C C C S 1-3 ② K			B C B C B X 3-2 HR	3	1	1	1	1	1	1
21 Carlos Delgado, L (1, 3) OBP: 0.381, SLG: 0.614	B B C C S 2-3 ③ K			C B F F X 1-2 ② G4-3 1-2		C S B F S 1-3 ③ K			F B F X 1-2 ① G1-3	4	0	0	0	0	2	2
5 David Wright, R (1, 5) OBP: 0.360, SLG: 0.542		B X 1-0 ① G6-3		B B B B 4-0 S BB			B F C F C 1-3 ① K		B X 1-0 ② F8	3	0	0	0	1	1	0
Cliff Floyd, L (1, 7) OBP: 0.263, SLG: 0.298		S X 0-1 ② G4-3		C F B X 1-2 ③ L6 1-2 2-3			B H 2-0 HBP		C S X 0-2 ③ G4-3	3	0	0	0	0	0	2
Xavier Nady, R (1, 9) OBP: 0.343, SLG: 0.573		C B F B X 2-2 ③ F8			X 0-0 ① G5-3		C F B B S 2-3 ② K			3	0	0	0	0	1	1
Kazuo Matsui, S (1, 4) OBP: 0.289, SLG: 0.386 Jorge Julio, R (8, 1)			F X 0-1 ① L3		B C B F B S 3-3 ② K2-3		D B C B X 3-1 ③ P4			3 0	0 0	0 0	0 0	0 0	1 0	1 0
33 John Maine, R (1, 1) Darren Oliver, R (6, 1) OBP: 0.500, SLG: 0.500 Chris Woodward, R (8, 4) OBP: 0.269, SLG: 0.400			B S S S B X 2-2 ② G4-3		C X 0-1 ③ G1-3			C X 0-1 ① P2		2 0 1	0 0 0	0 0 0	0 0 0	0 0 0	0 0 0	0 0 0
Inning Stats	R: 1 E: 0 K: 1 S: 10 H: 1 LOB: 0 BB: 0 P: 18	R: 0 E: 0 K: 0 S: 6 H: 0 LOB: 0 BB: 0 P: 9	R: 0 E: 0 K: 0 S: 9 H: 0 LOB: 0 BB: 0 P: 11	R: 0 E: 0 K: 0 S: 10 H: 0 LOB: 2 BB: 2 P: 20	R: 0 E: 0 K: 1 S: 6 H: 0 LOB: 0 BB: 0 P: 9	R: 0 E: 0 K: 2 S: 12 H: 1 LOB: 1 BB: 0 P: 17	R: 0 E: 0 K: 2 S: 9 H: 0 LOB: 1 BB: 0 P: 17	R: 0 E: 0 K: 0 S: 6 H: 0 LOB: 0 BB: 0 P: 7	R: 1 E: 0 K: 0 S: 10 H: 1 LOB: 0 BB: 0 P: 15	1B: 1 2B: 0 3B: 0 HR: 2	SF: 0 SAC: 0 DP: 0 HBP: 1						

PITCHER		IP	WLS	BF	H	R	ER	SO	BB	IBB	HBP	BLK	WP	HR	S	P	ERA	WHIP
48 Michael O'Connor, L ERA: 0.75	(1, 1)	7.0	W	26	2	1	1	6	2	0	1	0	0	1	62	101	1.29	0.571
Mike Stanton, L ERA: 1.5	(8, 1)	1.0		3	0	0	0	0	0	0	0	0	0	0	6	7	0.00	0.000
32 Chad Cordero, R ERA: 3.27	(9, 1)	1.0		4	1	1	1	0	0	0	0	0	0	1	10	15	9.00	1.000

PITCHER	IP	WLS	BF	H	R	ER	SO	BB	IBB	HBP	BLK	WP	HR	S	P	ERA	WHIP

BOTTOM

Washington Nationals @ New York Mets

Shea Stadium, Flushing, NY

Tue May 02 2006, 7:10 PM EDT
Att. 34,046 - Cloudy - 56 F

livebaseballscorecards.com

AB	30
R	2
H	3
RBI	2
BB	2
SO	6
LOB	7

PA: 33	WP: 0	PB: 0	SB: 2	CS: 0														

Batter	1	2	3	4	5	6	7	8	9	10	11	12	AB	R	H	RBI	BB	SO	LOB
6 Chris Duffy, L (1, 8) OBP: 0.266, SLG: 0.291	C S B X 1-2 G4-3 ①		C T S 0-3 K ③			X 0-0 2 SH3-4 1B		F B B X 2-1 G6-3 ③		B B F B F X 3-2 E4 2 F8			5	0	1	0	0	1	0
2 Jack Wilson, R (1, 6) OBP: 0.366, SLG: 0.515	B S S S 1-3 K ②			B C C S 1-3 K ①		X 0-0 SH3-4 ① 1-2			C B B B B 4-1 12 G5-3 1B BB	B 1 SAFE B F S 1 SAFE X 2-2 F8 ② ③ 1-2			3	1	0	0	1	2	1
12 Freddy Sanchez, R (1, 5) OBP: 0.350, SLG: 0.576	B C X 1-1 HR			B C X 1-1 G5-3 ②		X 0-0 G6-3 ②			C S X 0-2 G5-3 ① 1-2		C C X 0-2 F9 ①		5	1	1	1	0	0	2
Jason Bay, R (1, 7) OBP: 0.427, SLG: 0.447	C C S 0-3 K ③			S S S 0-3 K ③		B C X 1-1 G5-3 ③			B S S B F B 4-2 1B 26 1B BB		X 0-0 G6-3 ②		4	1	0	0	1	2	1
Jeromy Burnitz, L (1, 9) OBP: 0.248, SLG: 0.404		F S B B X 2-2 F9 ①			F S B B B F B F B C 3-3 K ①		B B C S S 2-3 K ①		B C C S 1-3 K ②		B X 1-0 1B		3	0	0	0	0	2	0
Craig Wilson, R (9, PH) OBP: 0.355, SLG: 0.627 (9, 3)		C S B S 1-3 K ②			B B F F F B B B 4-2 26 1B BB		B C S S 1-3 K ②		C X 0-1 FC5 26 1B 1-3 2-H 1B		B C B S F F S 2-3 K ③		2	0	1	0	0	1	2
José Hernández, R (1, 3) OBP: 0.267, SLG: 0.296 (9, 9)													4	0	1	1	1	3	1
26 Ronny Paulino, R (1, 2) OBP: 0.361, SLG: 0.303		C X 0-1 G2 ③			C F X 0-2 1-2 1B		B F B B X 3-1 G4-3 ③		B B F C X 2-2 FC5 1-2 3-H 1B			F X 0-1 G1-3 ①	5	0	2	1	0	0	0
Jose Castillo, R (1, 4) OBP: 0.278, SLG: 0.292			B C B B X 3-1 F8 ①		X 0-0 L6 ②			C B B B C F X 3-2 G4-3 ①	B B B C F X 3-2 FC5 ③ 1-2 2-3f			X 0-0 G1-3 ②	5	0	0	0	0	0	4
45 Ian Snell, R (1, 1) 34 John Grabow, L (8, 1) 55 Matt Capps, R (7, 1) 13 Nate McLouth, L (8, PH) Damaso Marte, L (8, 1) 16 Salomon Torres, R (9, 1) 41 Ryan Doumit, S (10, PH) Roberto Hernandez, R (10, 1) Michael Gonzalez, R (11, 1)		C T S 0-3 K ②			F B B S S 2-3 K ③			C B S S X 0-2 F7 ②	S B C B F S 2-3 K ①			C B F X 1-2 G6-3 ③	2 0 0 0 0 2 2 0 0 0 0 0 0 0 0 0 0 0 0 0 0 1 0 0 0 0 0 0 0 0 0 0 0 0 0 0 0 0 0 0 0 0 1 0 0 0 0 1 0 0 0 0 0 0 0 0 1 0 0 0 0 0 0						
Inning Stats	R: 1 H: 1 E: 0 LOB: 0 K: 2 BB: 0 S: 11 P: 14	R: 0 H: 0 E: 0 LOB: 0 K: 1 BB: 0 S: 8 P: 11	R: 0 H: 0 E: 0 LOB: 0 K: 2 BB: 0 S: 8 P: 11	R: 0 H: 0 E: 0 LOB: 0 K: 2 BB: 0 S: 8 P: 10	R: 0 H: 0 E: 0 LOB: 2 K: 2 BB: 1 S: 16 P: 25	R: 0 H: 1 E: 0 LOB: 1 K: 0 BB: 0 S: 5 P: 6	R: 0 H: 0 E: 0 LOB: 0 K: 2 BB: 0 S: 8 P: 14	R: 0 H: 0 E: 0 LOB: 0 K: 0 BB: 0 S: 8 P: 13	R: 2 H: 2 E: 0 LOB: 2 K: 1 BB: 2 S: 17 P: 31	R: 0 H: 0 E: 1 LOB: 0 K: 1 BB: 0 S: 12 P: 19	R: 0 H: 1 E: 0 LOB: 1 K: 1 BB: 0 S: 10 P: 13	R: 0 H: 0 E: 0 LOB: 0 K: 0 BB: 0 S: 6 P: 7	1B: 5 2B: 0 3B: 0 HR: 1	SF: 0 SAC: 1 DP: 0 HBP: 0	WP: 0 PB: 0 SB: 0 CS: 0	PA: 45		

PITCHER		IP	WLS	BF	H	R	ER	SO	BB	IBB	HBP	BLK	WP	HR	S	P	ERA	WHIP
45 Pedro Martinez, R ERA: 2.72	(1, 1)	6.0		22	3	1	1	9	1	0	0	0	0	1	56	77	1.50	0.667
Aaron Heilman, R ERA: 2.3	(7, 1)	2.0	H	6	0	0	0	2	0	0	0	0	0	0	16	27	0.00	0.000
13 Billy Wagner, L ERA: 1.8	(9, 1)	1.0	B	7	2	2	2	1	2	0	0	0	0	0	17	31	18.00	4.000
50 Duaner Sanchez, R ERA:	(10, 1)	1.0		3	0	0	0	1	0	0	0	0	0	0	12	19	0.00	0.000
Chad Bradford, R ERA: 1.86	(11, 1)	2.0	W	7	1	0	0	1	0	0	0	0	0	0	16	20	0.00	0.500

PITCHER	IP	WLS	BF	H	R	ER	SO	BB	IBB	HBP	BLK	WP	HR	S	P	ERA	WHIP

TOP

Pittsburgh Pirates @ New York Mets

Shea Stadium, Flushing, NY

Wed May 03 2006, 7:10 PM EDT

Att. 33,668 - Cloudy - 60 F

livebaseballscorecards.com

AB	41
R	3
H	6
RBI	3
BB	3
SO	14
LOB	13

Batter	1	2	3	4	5	6	7	8	9	10	11	12	AB	R	H	RBI	BB	SO	LOB
7 José Reyes, S (1, 6) OBP: 0.315, SLG: 0.383	C S X 0-2 G6-3 ①	B B C F S 2-3 K ③		X 0-0 G1-3 ② 1-2 2-3		B F X 1-1 3B 2-H		C D X 1-1 G4-3 ② 2-3			B B C B C X 3-2 G4-3 ①		6	0	1	1	0	1	5
Kazuo Matsui, S (1, 4) OBP: 0.275, SLG: 0.380	B X 1-0 21 2B 2B		S S B S 1-3 K ①	C X 0-1 G3 ③		X 0-0 B1-3 ③		B C D F C 2-3 K ③			C B B F F F X 2-2 F7 ②		6	1	1	0	0	2	4
15 Carlos Beltrán, S (1, 8) OBP: 0.394, SLG: 0.556	C F F B S 1-3 K ②	B B C B C F B 4-2 21 BB BB			B C B B B X 3-1 G3-1 ①		F C S 0-3 K ①		C X 0-1 L6 ①		B X 1-0 G5-3 ③		5	0	0	0	1	2	1
21 Carlos Delgado, L (1, 3) OBP: 0.395, SLG: 0.648	C X 0-1 2B 2-H	B B B B B 4-0 BB 1-2			B F B S S S 2-3 K ②		B H 2-0 F8 5 1B HBP		S X 0-1 G5-3 ②			B F X 1-1 HR	4	1	2	2	1	1	0
5 David Wright, R (1, 5) OBP: 0.353, SLG: 0.525	F B C S 1-3 K ③	C B F S 1-3 K ②			C X 0-1 P4 ③		B X 1-0 1B 1-2		C B B S B S 3-3 K ③				5	0	1	0	0	3	3
Cliff Floyd, L (1, 7) OBP: 0.260, SLG: 0.292		B S X 1-1 G4-3 ① C D S C 1-3 K ③				B X 1-0 11 10 SH1-3 2B 1B	X 0-0 F8 ② 2-3			B B C X 2-1 F8 ①			5	1	1	0	0	1	4
11 Ramon Castro, R (1, 2) OBP: 0.438, SLG: 0.607		B B B C B 4-1 10 2B BB		S B B B C B 4-2 7 G1-3 10 1B BB		X 0-0 SH1-3 ① 1-2	F B B S S 2-3 K ③			S B F F C 1-3 K ②			2	0	0	0	2	2	2
10 Endy Chavez, L (1, 9) OBP: 0.345, SLG: 0.442		B M S T F X 1-2 2B 1-3		X 0-0 7 G1-3 1B 1-2		B C B S T F B X 3-2 7 3B 2B 2-H	C X 0-1 7 G4-3 SH3-1 1B			C B B F F F X 2-2 E6			5	1	4	1	0	0	0
45 Pedro Martinez, R (1, 1) OBP: 0.400, SLG: 0.571 22 Jose Valentin, S (6, PH) OBP: 0.125, SLG: 0.125 Aaron Heilman, R (7, 1) Chris Woodward, R (8, PH) OBP: 0.269, SLG: 0.400 13 Billy Wagner, L (9, 1) 50 Duaner Sanchez, R (10, 1) Julio Franco, R (10, PH) OBP: 0.400, SLG: 0.538 Chad Bradford, R (11, 1)	S C B B S 2-3 K ②		X 0-0 B2 ①			C B B S S B T 3-2 K ②	B L X 1-1 SH3-1 ① 1-2			1 SAFE B F B X 2-1 F9 ③			2 1 0 0 0 0 1 0	0 1 0 0 0 0 0 0	0 0 0 0 0 0 0 0	0 0 0 0 0 0 0 0	0 1 0 0 0 0 0 0	1 1 0 0 0 0 0 1	4 1 0 0 0 0 0 0
Inning Stats	R: 1 H: 2 E: 0 LOB: 1 K: 2 BB: 0 S: 13 P: 16	R: 0 H: 1 E: 0 LOB: 2 K: 2 BB: 1 S: 13 P: 23	R: 0 H: 0 E: 0 LOB: 2 K: 3 BB: 2 S: 12 P: 23	R: 0 H: 1 E: 0 LOB: 2 K: 0 BB: 1 S: 7 P: 11	R: 0 H: 0 E: 0 LOB: 0 K: 1 BB: 0 S: 7 P: 12	R: 2 H: 3 E: 0 LOB: 1 K: 1 BB: 0 S: 12 P: 20	R: 0 H: 1 E: 0 LOB: 2 K: 2 BB: 0 S: 8 P: 13	R: 0 H: 1 E: 0 LOB: 1 K: 2 BB: 0 S: 9 P: 13	R: 0 H: 0 E: 0 LOB: 0 K: 1 BB: 0 S: 7 P: 10	R: 0 H: 0 E: 1 LOB: 1 K: 1 BB: 0 S: 13 P: 20	R: 0 H: 0 E: 0 LOB: 0 K: 0 BB: 0 S: 9 P: 15	R: 1 H: 1 E: 0 LOB: 0 K: 0 BB: 0 S: 2 P: 3	1B: 4 2B: 4 3B: 1 HR: 1	SF: 0 SAC: 2 DP: 0 HBP: 1	WP: 0 PB: 0 SB: 0 CS: 0	PA: 49		

PITCHER		IP	WLS	BF	H	R	ER	SO	BB	IBB	HBP	BLK	WP	HR	S	P	ERA	WHIP
45 Ian Snell, R ERA: 5.81	(1, 1)	5.2		28	7	3	3	9	4	0	0	0	0	0	63	104	4.76	1.941
34 John Grabow, L ERA: 5.68	(6, 1)	1.0		5	1	0	0	1	0	0	1	0	0	0	6	9	0.00	1.000
55 Matt Capps, R ERA: 3.68	(7, 1)	0.1		1	0	0	0	1	0	0	0	0	0	0	3	5	0.00	0.000
Damaso Marte, L ERA: 2.08	(8, 1)	1.0		4	1	0	0	1	0	0	0	0	0	0	9	13	0.00	1.000
16 Salomon Torres, R ERA: 2.95	(9, 1)	1.0		3	0	0	0	1	0	0	0	0	0	0	7	10	0.00	0.000

PITCHER		IP	WLS	BF	H	R	ER	SO	BB	IBB	HBP	BLK	WP	HR	S	P	ERA	WHIP
Roberto Hernandez, R ERA: 2.92	(10, 1)	1.0		4	0	0	0	1	0	0	0	0	0	0	13	20	0.00	0.000
Michael Gonzalez, L ERA: 2.89	(11, 1)	1.0	L	4	1	1	1	0	0	0	0	0	0	1	11	18	9.00	1.000

Pittsburgh Pirates @ New York Mets

Shea Stadium, Flushing, NY

Wed May 03 2006, 7:10 PM EDT

Att. 33,668 - Cloudy - 60 F

BOTTOM

livebaseballscorecards.com

AB	42
R	4
H	10
RBI	4
BB	4
SO	14
LOB	25

Batter	1	2	3	4	5	6	7	8	9	AB	R	H	RBI	BB	SO	LOB
6 Chris Duffy, L (1, 8) OBP: 0.265, SLG: 0.289	C F B F C 1-3 ① K			C B F B C 2-3 ① K		X 0-0 ① B1-3		B B C F X 2-2 2 G6-4-3 1B		4	0	1	0	0	2	0
2 Jack Wilson, R (1, 6) OBP: 0.353, SLG: 0.495	C X 0-1 ② L9			B C B S S 2-3 ② K		C B F F F D B X 3-2 E5 E 12 1B		C B F X 1-2 ① ② G6-4-3 1-2f		4	0	0	0	0	1	1
12 Freddy Sanchez, R (1, 5) OBP: 0.344, SLG: 0.556	B F X 1-1 ③ L9			B B S B C S 3-3 ③ K		X 0-0 E 1-2 1B		C C B C 1-3 ③ K		4	0	1	0	0	2	0
Jason Bay, R (1, 7) OBP: 0.430, SLG: 0.443		B B C S S C 2-3 ① K			F C X 0-2 26 G6-3 1B 1B	S B F C 1-3 ② K			B B C B B 4-1 BB	3	0	1	0	1	2	2
Jeromy Burnitz, L (1, 9) OBP: 0.239, SLG: 0.389		F X 0-1 ② P5			C B 1 SAFE F B C 2-3 ① K	B X 1-0 E4 1-2 2-3			C B F B S 2-3 ① K	4	0	0	0	0	2	4
Craig Wilson, R (1, 3) OBP: 0.351, SLG: 0.609		B C C F B B S 3-3 ③ K			X 0-0 26 G6-3 1B 1-2	B B B C S X 3-2 ③ F9			C D F D S 2-3 ② K	4	0	1	0	0	2	4
26 Ronny Paulino, R (1, 2) OBP: 0.325, SLG: 0.270			B B C T X 2-2 ① G5-3		C B B X 2-1 ② G6-3 1-2 2-3		B B S X 2-1 ① F8		B B C F B S 3-3 ③ K	4	0	0	0	0	1	3
Jose Castillo, R (1, 4) OBP: 0.280, SLG: 0.286			C X 0-1 ② G5-3		I I I I 4-0 IBB		C B X 1-1 ② G6-3			2	0	0	0	1	0	0
28 Paul Maholm, L (1, 1)			C C B B B F C 3-3 ③ K		C C F B C 1-3 ③ K		B X 1-0 ③ G3			2	0	0	0	0	2	3
13 Nate McLouth, L (7, PH) OBP: 0.222, SLG: 0.255										1	0	0	0	0	0	0
16 Salomon Torres, R (7, 1)										0	0	0	0	0	0	0
55 Matt Capps, R (7, 1)										0	0	0	0	0	0	0
Ryan Vogelsong, R (8, 1)										0	0	0	0	0	0	0
Inning Stats	R: 0 E: 0 K: 1 S: 8 H: 0 LOB: 0 BB: 0 P: 10	R: 0 E: 0 K: 2 S: 9 H: 0 LOB: 0 BB: 0 P: 14	R: 0 E: 0 K: 1 S: 9 H: 0 LOB: 0 BB: 0 P: 14	R: 0 E: 0 K: 3 S: 9 H: 0 LOB: 0 BB: 0 P: 16	R: 0 E: 0 K: 2 S: 13 H: 2 LOB: 3 BB: 1 P: 22	R: 0 E: 2 K: 1 S: 14 H: 1 LOB: 3 BB: 0 P: 22	R: 0 E: 0 K: 0 S: 5 H: 0 LOB: 0 BB: 0 P: 9	R: 0 E: 0 K: 1 S: 9 H: 1 LOB: 0 BB: 0 P: 13	R: 0 E: 0 K: 3 S: 10 H: 0 LOB: 1 BB: 1 P: 21	1B: 4 2B: 0 3B: 0 HR: 0	SF: 0 SAC: 0 DP: 1 HBP: 0						

TOP

Pittsburgh Pirates @ New York Mets

Shea Stadium, Flushing, NY

Thu May 04 2006, 7:10 PM EDT
Att. 30,756 - Partly Cloudy - 72 F

livebaseballscorecards.com

AB	32
R	0
H	4
RBI	0
BB	2
SO	14
LOB	17

PITCHER		IP	WLS	BF	H	R	ER	SO	BB	IBB	HBP	BLK	WP	HR	S	P	ERA	WHIP
Tom Glavine, L ERA: 1.94	(1, 1)	7.0	W	27	3	0	0	10	0	1	0	0	0	0	67	107	0.00	0.429
50 Duaner Sanchez, R ERA:	(8, 1)	1.0		3	1	0	0	1	0	0	0	0	0	0	9	13	0.00	1.000
Jorge Julio, R ERA: 6.28	(9, 1)	1.0		4	0	0	0	3	1	0	0	0	0	0	10	21	0.00	1.000

PITCHER	IP	WLS	BF	H	R	ER	SO	BB	IBB	HBP	BLK	WP	HR	S	P	ERA	WHIP

WP: 0 PB: 0 SB: 0 CS: 0 PA: 34

BOTTOM

Pittsburgh Pirates @ New York Mets

Shea Stadium, Flushing, NY

Thu May 04 2006, 7:10 PM EDT
Att. 30,756 - Partly Cloudy - 72 F

livebaseballscorecards.com

Batter	1	2	3	4	5	6	7	8	9	AB	R	H	RBI	BB	SO	LOB
7 José Reyes, S (1, 6) OBP: 0.311, SLG: 0.375	C X 0-1 16 FC3-6 1B	B B X 2-0 ③ F9		C B B B X 3-1 ② F8		C X 0-1 ③ G6-3	X 0-0 ③ L4			5	0	1	0	0	0	4
16 Paul Lo Duca, R (1, 2) OBP: 0.355, SLG: 0.442	C X 0-1 ① FC3-6 5 F9 15 1B 1-2f		X 0-0 5 1B 15 BB BB 1B	B B X 2-0 ③ G6-3			B X 1-0 E5 15 1B 5 1B	X 0-0 ① F7		5	2	1	0	0	0	1
15 Carlos Beltrán, S (1, 8) OBP: 0.408, SLG: 0.552	C C X 0-2 1-2 1B	C C D F B 1 SAFE B B 4-2 BB 5 1B 1-2 BB			B C X 1-1 ① G6-3		X 0-0 5 1B 1-3 HR 1B	C B X 1-1 ② G1-3		4	1	2	0	1	0	0
5 David Wright, R (1, 5) OBP: 0.371, SLG: 0.547	X 0-0 ② F9 2-3	B X 1-0 BB 1-2 2-3 1B			C F F X 0-2 G6-3 2B		B X 1-0 HR 1-2 3-H 1B	F F B B X 2-2 WP 1B		5	1	4	1	0	0	2
Xavier Nady, R (1, 9) OBP: 0.346, SLG: 0.590	B B T X 2-1 ③ G1-3	B F B F F B F B 4-2 1-2 2-3 3-H BB			B B F X 2-1 ② G6-3 2-3		B B X 2-0 1-H 2-H HR	C B F B S 2-3 ③ K 1-2		4	1	1	4	1	1	4
Cliff Floyd, L (1, 7) OBP: 0.260, SLG: 0.283		B F X 1-1 ① G4-3	D F B B X 3-1 ① F4		S B S C 1-3 ③ K		F S F B H 2-2 G5-3 22 1B HBP			3	1	0	0	0	1	4
Julio Franco, R (1, 3) OBP: 0.316, SLG: 0.412		B C B B C X 3-2 ② G4-3	B C C S 1-3 ② K			B B X 2-0 ① G4-3	X 0-0 ① G5-3 1-2			4	0	0	0	0	1	4
Chris Woodward, R (1, 4) OBP: 0.300, SLG: 0.414		C B B B X 3-1 E 1B 1B	C C B F B X 2-2 ③ G4-3			S B C B F X 2-2 SH5-4 1B	B C C S 1-3 ② K			4	0	2	0	0	1	4
Tom Glavine, L (1, 1) OBP: 0.500, SLG: 0.400 22 Jose Valentin, S (7, PH) OBP: 0.160, SLG: 0.160 50 Duaner Sanchez, R (8, 1) Jorge Julio, R (9, 1)		F B X 1-1 E5 1-3 1B		C X 0-1 ① B5-3		1 SAFE X 0-0 ② SH5-4 1-2	C S B F X 1-2 2-H 1B			2 1 0 0	0 0 0 0	1 1 0 0	0 1 0 0	0 1 0 0	0 0 0 0	0 0 0 0
Inning Stats	R: 0 E: 1 K: 0 S: 10 H: 2 LOB: 2 BB: 0 P: 12	R: 0 E: 1 K: 0 S: 10 H: 2 LOB: 2 BB: 0 P: 20	R: 1 E: 0 K: 1 S: 18 H: 2 LOB: 3 BB: 2 P: 33	R: 0 E: 0 K: 0 S: 5 H: 0 LOB: 0 BB: 0 P: 10	R: 0 E: 0 K: 1 S: 11 H: 1 LOB: 1 BB: 0 P: 15	R: 0 E: 0 K: 0 S: 8 H: 1 LOB: 1 BB: 0 P: 12	R: 5 E: 1 K: 1 S: 16 H: 4 LOB: 1 BB: 0 P: 24	R: 0 E: 0 K: 1 S: 9 H: 1 LOB: 1 BB: 0 P: 14		1B: 11 2B: 1 3B: 0 HR: 1	SF: 0 SAC: 1 DP: 0 HBP: 1					

	AB	37
	R	6
	H	13
	RBI	6
	BB	2
	SO	4
	LOB	23

WP: 1 PB: 0 SB: 0 CS: 0 PA: 41

PITCHER		IP	WLS	BF	H	R	ER	SO	BB	IBB	HBP	BLK	WP	HR	S	P	ERA	WHIP
28 Paul Maholm, L ERA: 5.08	(1, 1)	6.0	L	28	8	1	1	2	2	0	0	0	0	0	62	102	1.50	1.667
16 Salomon Torres, R ERA: 4.42	(7, 1)	0.0		5	3	5	3	0	0	0	1	0	0	1	7	13	∞	∞
55 Matt Capps, R ERA: 3.45	(7, 1)	1.0		4	1	0	0	1	0	0	0	0	0	0	9	11	0.00	1.000
Ryan Vogelsong, R ERA: 6.91	(8, 1)	1.0		4	1	0	0	1	0	0	0	0	1	0	9	14	0.00	1.000

PITCHER	IP	WLS	BF	H	R	ER	SO	BB	IBB	HBP	BLK	WP	HR	S	P	ERA	WHIP

Atlanta Braves @ New York Mets

Shea Stadium, Flushing, NY

Fri May 05 2006, 7:10 PM EDT

Att. 47,720 - Cloudy - 79 F

TOP

livebaseballscorecards.com

Batter	1	2	3	4	5	6	7	8	9	10	11	12	13	14	AB	R	H	RBI	BB	SO	LOB
Marcus Giles, R (1, 4) OBP: 0.319, SLG: 0.337	1-2 G4-3 (11) 10 G3-1 2B		0-0 F8		1-2 G6-3		2-1 SH2-3 (11) 1B 2B	0-1 L8			1-0 G4-3 (10) 10 (S) 1B		0-1 G5-3		7	2	3	0	0	0	0
11 Edgar Renteria, R (1, 6) OBP: 0.391, SLG: 0.477	1-1 G4-3 2-3		4-1 (S) BB		0-0 1B		0-0 SH2-3 2-3		0-1 L5		0-3 K		0-1 F8		5	0	1	0	1	1	2
10 Chipper Jones, S (1, 5) OBP: 0.386, SLG: 0.450	2-0 G3-1 3-H		3-1 F8		1-0 F9		4-0 1B (7) 1B IBB		2-0 1B		1-2 G4-3 1-3			2-0 (7) (S) 1B	6	1	2	1	1	0	3
Andruw Jones, R (1, 8) OBP: 0.362, SLG: 0.591	2-3 K		3-3 K 1-2			1-1 7 FC1-4 1B	1-1 (7) 1B 1-2 FC4-5-2 1B 3-H		1-1 F8		4-0 IBB			2-3 K	6	0	2	1	1	3	3
7 Jeff Francoeur, R (1, 9) OBP: 0.228, SLG: 0.350		0-0 G5-3		3-1 (16) G3 2B		0-0 FC1-4 CS 1-2f	1-1 FC4-5-2 1-3 2-H 1B		2-3 K		2-1 L8			0-2 P5 1-2	7	0	2	1	0	1	5
Brian Jordan, R (1, 3) OBP: 0.355, SLG: 0.448		0-1 (16) 2B 1B		0-3 K		2-1 (16) 1B 1-2 2B	0-1 FC4-5-2 2-3 3-H			0-1 G1-3		4-0 (16) G4-6-3 BB		1-2 G4-3	4	2	2	0	0	1	3
Adam LaRoche, L (7, 3) OBP: 0.320, SLG: 0.443															2	0	0	0	1	0	1
16 Brian McCann, L (1, 2) OBP: 0.370, SLG: 0.500		3-2 (23) G4-3 1-H 2B		1-1 G3 2-3		1-1 (23) (S) 2B 1B 2-H	2-2 F9			1-2 G6-3		2-2 G4-6-3 1-2f			6	1	2	2	0	0	4
23 Matt Diaz, R (1, 7) OBP: 0.237, SLG: 0.314		2-2 G4-3 2-3		1-3 K2-3		1-1 1B 1-H		0-0 F8		0-0 F8		0-1 G3-1			3	0	1	1	0	1	2
Ryan Langerhans, L (6, 7) OBP: 0.337, SLG: 0.412															3	0	0	0	0	0	0
26 Kyle Davies, R .. 49 Macay McBride, L .. Ken Ray, R .. 4 Pete Orr, 2 .. Oscar Villarreal, L .. Mike Remlinger, L .. 36 Chuck James, L .. 58 Peter Moylan, R .. Wilson Betemit, S .. Chris Resop, R .. Todd Pratt, R .. Jorge Sosa, R ..		2-1 F8			2-1 G6-3	0-2 F9		0-1 G4-3			2-2 HR		1-3 K									

Inning Stats	1	2	3	4	5	6	7	8	9	10	11	12	13	14
	R: 1 E: 0 K: 1 S: 9	H: 1 LOB: 0 BB: 0 P: 15	R: 1 E: 0 K: 0 S: 11	H: 2 LOB: 1 BB: 0 P: 18	R: 0 E: 0 K: 1 S: 9	H: 0 LOB: 1 BB: 1 P: 19	R: 0 E: 0 K: 2 S: 10	H: 1 LOB: 1 BB: 0 P: 15	R: 0 E: 0 K: 0 S: 7	H: 1 LOB: 1 BB: 0 P: 11	R: 2 E: 0 K: 0 S: 12	H: 4 LOB: 1 BB: 0 P: 17	R: 2 E: 0 K: 0 S: 12	H: 3 LOB: 2 BB: 1 P: 22	R: 0 E: 0 K: 0 S: 5	H: 0 LOB: 0 BB: 0 P: 5	R: 0 E: 0 K: 1 S: 9	H: 1 LOB: 1 BB: 0 P: 14	R: 0 E: 0 K: 0 S: 6	H: 0 LOB: 0 BB: 0 P: 7	R: 1 E: 0 K: 1 S: 13	H: 2 LOB: 2 BB: 1 P: 23	R: 0 E: 0 K: 0 S: 6	H: 0 LOB: 0 BB: 1 P: 12	R: 0 E: 0 K: 1 S: 7	H: 0 LOB: 0 BB: 0 P: 8	R: 0 E: 0 K: 1 S: 10	H: 1 LOB: 1 BB: 0 P: 15

PITCHER		IP	WLS	BF	H	R	ER	SO	BB	IBB	HBP	BLK	WP	HR	S	P	ERA	WHIP
Steve Trachsel, R	(1, 1)	6.0		27	9	4	4	4	1	0	0	0	0	0	58	95	6.00	1.667
ERA: 4.96																		
Chad Bradford, R	(7, 1)	0.2		6	3	2	2	0	0	1	0	0	0	0	9	17	27.00	4.500
ERA: 3.48																		
25 Pedro Feliciano, L	(7, 1)	0.1		1	0	0	0	0	0	0	0	0	0	0	3	5	0.00	0.000
ERA: 1.23																		
Aaron Heilman, R	(8, 1)	2.0		7	1	0	0	1	0	0	0	0	0	0	14	19	0.00	0.500
ERA: 2.04																		
13 Billy Wagner, L	(10, 1)	2.0		9	2	1	1	1	0	1	0	0	0	1	19	30	4.50	1.000
ERA: 2.12																		

PITCHER		IP	WLS	BF	H	R	ER	SO	BB	IBB	HBP	BLK	WP	HR	S	P	ERA	WHIP
50 Duaner Sanchez, R	(12, 1)	2.0		6	0	0	0	1	0	0	0	0	0	0	13	20	0.00	0.500
ERA:																		
Jorge Julio, R	(14, 1)	1.0	W	4	1	0	0	1	0	0	0	0	0	0	10	15	0.00	1.000
ERA: 5.87																		

AB	55
R	7
H	16
RBI	7
BB	4
SO	8
LOB	25

1B: 10	SF: 0	WP: 0	PA: 60
2B: 5	SAC: 1	PB: 0	
3B: 0	DP: 1	SB: 4	
HR: 1	HBP: 0	CS: 1	

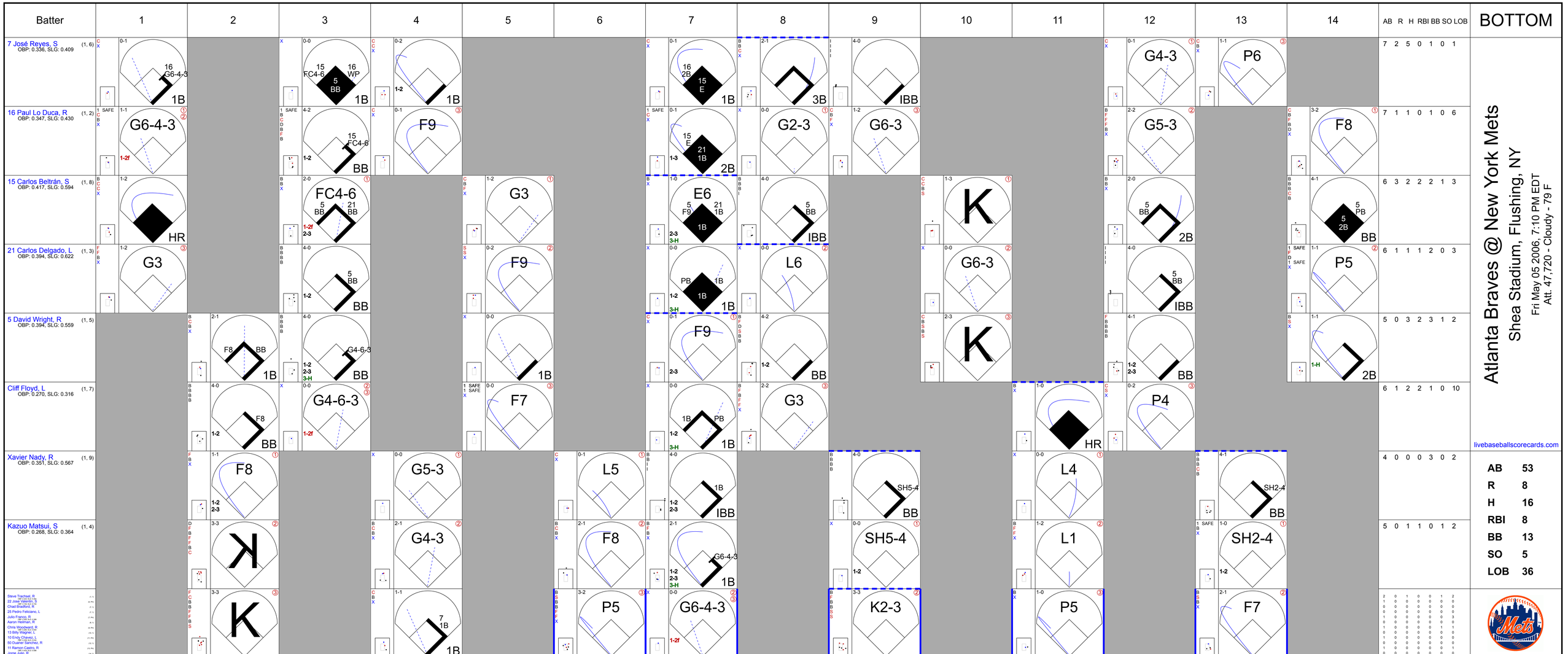
Batter
1
2
3
4
5
6
7
8
9
10
11
12
13
14
AB R H RBI BB SO LOB
BOTTOM
7 José Reyes, S (1, 6) OBP: 0.336, SLG: 0.409
16 Paul Lo Duca, R (1, 2) OBP: 0.347, SLG: 0.430
15 Carlos Beltrán, S (1, 8) OBP: 0.417, SLG: 0.594
21 Carlos Delgado, L (1, 3) OBP: 0.394, SLG: 0.622
5 David Wright, R (1, 5) OBP: 0.394, SLG: 0.559
Cliff Floyd, L (1, 7) OBP: 0.270, SLG: 0.316
Xavier Nady, R (1, 9) OBP: 0.351, SLG: 0.567
Kazuo Matsui, S (1, 4) OBP: 0.268, SLG: 0.364
Steve Trachsel, R
22 José Valentin, S
Chad Bradford, R
25 Pedro Feliciano, L
Julio Franco, R
Aaron Heilman, R
Chris Woodward, R
13 Billy Wagner, L
10 Endy Chavez, L
50 Duaner Sánchez, R
11 Ramon Castro, R
Jorge Julio, R
Inning Stats
PITCHER IP WLS BF H R ER SO BB IBB HBP BLK WP HR S P ERA WHIP
26 Kyle Davies, R (1, 1) ERA: 4.91
49 Macay McBride, L (7, 1) ERA: 27.0
Ken Ray, R (7, 1) ERA: 2.13
Oscar Villarreal, R (8, 1) ERA: 2.19
Mike Remlinger, L (8, 1) ERA: 4.66
36 Chuck James, L (9, 1) ERA: 2.38
58 Peter Moylan, R (9, 1) ERA:
Chris Reitsma, R (11, 1) ERA: 4.97
Jorge Sosa, R (13, 1) ERA: 6.17
1B: 10 SF: 0
2B: 3 SAC: 2
3B: 1 DP: 3
HR: 2 HBP: 0
WP: 1 PA: 68
PB: 2
SB: 0
CS: 0
Atlanta Braves @ New York Mets
Shea Stadium, Flushing, NY
Fri May 05 2006, 7:10 PM EDT
Att. 47,720 - Cloudy - 79 F
livebaseballscorecards.com
AB 53
R 8
H 16
RBI 8
BB 13
SO 5
LOB 36

Atlanta Braves @ New York Mets

Shea Stadium, Flushing, NY

Sat May 06 2006, 1:10 PM EDT

Att. 48,369 - Cloudy - 74 F

TOP

livebaseballscorecards.com

Batter	1	2	3	4	5	6	7	8	9	AB	R	H	RBI	BB	SO	LOB
Marcus Giles, R (1, 4) OBP: 0.315, SLG: 0.330	C F B B S 2-3 K		S B S F B B S 2-3 K			F X 0-1 F8		X 0-0 1B 11 BB	D B X 2-0 F9 2-3	5	1	1	0	0	2	2
11 Edgar Renteria, R (1, 6) OBP: 0.402, SLG: 0.483	B B X 2-0 F9		B B F B B 4-1 BB			F S X 0-2 10 1B 2B		B C B F B F B 4-2 1B 1-2 BB	B F C F B X 2-2 G6-3	3	1	1	0	2	0	2
10 Chipper Jones, S (1, 5) OBP: 0.378, SLG: 0.438	B B B C S F F C 3-3 K		B B X 2-0 F8			B B X 2-0 G6-4-3 2-H 1B		B B F C S 2-3 K		4	0	1	1	0	2	3
Andruw Jones, R (1, 8) OBP: 0.354, SLG: 0.575 Brian Jordan, R (7, 7) OBP: 0.375, SLG: 0.467		C C B B F F S 2-3 K		B S B S B X 3-2 P6		B B B C F F X 3-2 G6-4-3 1-2f		C S X 0-2 1-3 2-H 1B		3 1	0 0	0 1	0 1	0 0	1 0	1 0
Adam LaRoche, L (1, 3) OBP: 0.318, SLG: 0.467		B B X 2-0 G6-3		F X 0-1 F8			B F X 1-1 HR	C B C B C 2-3 K		4	1	1	1	0	1	2
7 Jeff Francoeur, R (1, 9) OBP: 0.228, SLG: 0.371		X 0-0 HR		B C F X 1-2 G2-3			B C X 1-1 F7		B F B S B S 3-3 K	4	1	1	1	0	1	0
Ryan Langerhans, L (1, 7) OBP: 0.343, SLG: 0.409 (7, 8)		B B X 2-0 1B			B F C S 1-3 K		S B X 1-1 L4		B S B B B 4-1 16 1B 23 1B BB	3	1	1	0	1	1	0
Todd Pratt, R (1, 2) OBP: 0.280, SLG: 0.143 16 Brian McCann, L (9, PH) OBP: 0.376, SLG: 0.506	F 1 S S SAFE	0-3 K			T B B B S B F S 3-3 K		B X 1-0 F8		B B B C C C X 3-2 F9 23 1B 1-3 1B	3 1	0 0	0 1	0 0	0 0	2 0	1 0
15 Tim Hudson, R (1, 1) OBP: 0.154, SLG: 0.154 Mike Remlinger, L (7, 1) 58 Peter Moylan, R (7, 1) Wilson Betemit, S (8, PH) OBP: 0.324, SLG: 0.462 Oscar Villarreal, L (8, 1) 23 Matt Diaz, R (9, PH) OBP: 0.256, SLG: 0.333			C B F B S 2-3 K		F C C 0-3 K			C F C 0-3 K	S B X 1-1 1-2 3-H 1B	2 0 0 0 1 0 1	0 0 0 0 0 0 0	0 0 0 0 0 0 1	0 0 0 0 0 0 1	0 0 0 0 0 0 0	2 0 0 0 1 0 0	0 0 0 0 0 0 0
Inning Stats	R: 0 H: 0 E: 0 LOB: 0 K: 2 BB: 0 S: 9 P: 16	R: 1 H: 2 E: 0 LOB: 1 K: 2 BB: 0 S: 11 P: 17	R: 0 H: 0 E: 0 LOB: 1 K: 2 BB: 1 S: 9 P: 19	R: 0 H: 0 E: 0 LOB: 0 K: 0 BB: 0 S: 8 P: 12	R: 0 H: 0 E: 0 LOB: 0 K: 3 BB: 0 S: 10 P: 14	R: 1 H: 2 E: 0 LOB: 0 K: 0 BB: 0 S: 10 P: 15	R: 1 H: 1 E: 0 LOB: 0 K: 0 BB: 0 S: 7 P: 11	R: 1 H: 2 E: 0 LOB: 2 K: 3 BB: 1 S: 16 P: 24	R: 1 H: 2 E: 0 LOB: 2 K: 1 BB: 1 S: 14 P: 29	1B: 6 SF: 0 2B: 1 SAC: 0 3B: 0 DP: 1 HR: 2 HBP: 0						

AB	35
R	5
H	9
RBI	5
BB	3
SO	13
LOB	11

WP: 0 PA: 38
PB: 0
SB: 0
CS: 0

PITCHER		IP	WLS	BF	H	R	ER	SO	BB	IBB	HBP	BLK	WP	HR	S	P	ERA	WHIP
Victor Zambrano, R ERA: 6.75	(1, 1)	1.1		4	0	0	0	3	0	0	0	0	0	0	14	23	0.00	0.000
Darren Oliver, L ERA: 3.86	(2, 1)	4.0		17	4	2	2	6	1	0	0	0	0	1	39	63	4.50	1.250
Bartolome Fortunato, R ERA: 5.4	(6, 1)	1.2	W	5	1	1	1	0	0	0	0	0	0	1	11	18	5.40	0.600
Chad Bradford, R ERA: 4.22	(8, 1)	0.1	H	3	1	1	1	1	1	0	0	0	0	0	7	11	27.00	6.000
25 Pedro Feliciano, L ERA: 1.13	(8, 1)	0.2	H	3	1	0	0	2	0	0	0	0	0	0	9	13	0.00	1.500

PITCHER		IP	WLS	BF	H	R	ER	SO	BB	IBB	HBP	BLK	WP	HR	S	P	ERA	WHIP
Jorge Julio, R ERA: 6.06	(9, 1)	1.0	S	6	2	1	1	1	1	0	0	0	0	0	14	29	9.00	3.000

Atlanta Braves @ New York Mets

Shea Stadium, Flushing, NY

Sat May 06 2006, 1:10 PM EDT

Att. 48,369 - Cloudy - 74 F

livebaseballscorecards.com

BOTTOM

Batter	1	2	3	4	5	6	7	8	9	AB	R	H	RBI	BB	SO	LOB
7 José Reyes, S (1, 6) OBP: 0.345, SLG: 0.432	1-0 G3 21 1B 2B		1-2 L6 ①		0-1 G5-3 ①		1-0 E5 2B 1B 1-3 2-H	0-2 2B		5	2	3	1	0	0	1
Kazuo Matsui, S (1, 4) OBP: 0.262, SLG: 0.367	0-1 G3 ① 2-3		1-0 P2 ②		2-1 G4-3 ② 2-3		3-2 5 S BB 2B 2-H 3-H	3-1 P5 ③		5	1	1	2	0	0	3
15 Carlos Beltrán, S (1, 8) OBP: 0.432, SLG: 0.636	4-2 5 FC6-4 21 1B BB		0-1 HR		1-3 K ③		4-0 BB 5 S IBB			2	1	1	1	2	1	1
21 Carlos Delgado, L (1, 3) OBP: 0.397, SLG: 0.617	1-0 5 FC6-4 1B 1-2 3-H		1-1 5 FC6-4 1B			1-1 F8 ①	1-1 F7 ②			4	0	2	1	0	0	2
5 David Wright, R (1, 5) OBP: 0.390, SLG: 0.544	1-1 FC6-4 ② 1-2f 2-3		2-0 FC6-4 ③ 1-2f			3-1 F8 ②	4-0 BB 1-2 2-3 BB			3	0	0	0	1	0	3
Cliff Floyd, L (1, 7) OBP: 0.278, SLG: 0.310	2-1 G4-3 ③			4-2 G5-4-3 BB		1-2 F9 ③	4-2 1-2 2-3 3-H BB			2	0	0	1	2	0	2
Xavier Nady, R (1, 9) OBP: 0.347, SLG: 0.556		3-1 G4-3 ①		1-2 G5-4-3 ①② 1-2f			0-1 7 E 22 1B 1B 2-3 K			4	1	1	0	0	1	4
Chad Bradford, R (8, 1)										0	0	0	0	0	0	0
25 Pedro Feliciano, L (8, 1)										0	0	0	0	0	0	0
Jorge Julio, R (9, 1)										0	0	0	0	0	0	0
11 Ramon Castro, R (1, 2) OBP: 0.378, SLG: 0.515		3-2 P2 ②		0-0 F7 ③			1-3 K ① 3-3 K ①			4	0	0	0	0	2	1
Victor Zambrano, S (1, 1)					0-1 G4-3 2B					0	0	0	0	0	0	0
Darren Oliver, R (2, 1) OBP: 0.500, SLG: 0.750										2	0	1	0	0	0	0
Bartolome Fortunato, R (6, 1)										0	0	0	0	0	0	0
22 Jose Valentin, S (7, PH) OBP: 0.185, SLG: 0.185										1	1	1	0	0	0	0
10 Endy Chavez, L (8, 9) OBP: 0.333, SLG: 0.426		3-2 G4-3 ③					1-0 7 E 2B 1B 1-2	2-2 P6 ②		1	0	0	0	0	0	0
Inning Stats	R: 1 E: 0 K: 0 S: 10 H: 2 LOB: 2 BB: 1 P: 19	R: 0 E: 0 K: 0 S: 8 H: 0 LOB: 0 BB: 0 P: 17	R: 1 E: 0 K: 0 S: 9 H: 2 LOB: 1 BB: 0 P: 14	R: 0 E: 0 K: 0 S: 7 H: 0 LOB: 0 BB: 1 P: 12	R: 0 E: 0 K: 1 S: 9 H: 1 LOB: 1 BB: 0 P: 12	R: 0 E: 0 K: 0 S: 7 H: 0 LOB: 0 BB: 0 P: 12	R: 4 E: 1 K: 2 S: 19 H: 4 LOB: 3 BB: 3 P: 40	R: 0 E: 0 K: 1 S: 11 H: 1 LOB: 1 BB: 0 P: 19		1B: 5 2B: 4 3B: 0 HR: 1 SF: 0 SAC: 0 DP: 1 HBP: 0						

	AB	33
	R	6
	H	10
	RBI	6
	BB	5
	SO	4
	LOB	17

WP: 0 PB: 0 SB: 2 CS: 0 PA: 38

PITCHER		IP	WLS	BF	H	R	ER	SO	BB	IBB	HBP	BLK	WP	HR	S	P	ERA	WHIP
15 Tim Hudson, R ERA: 5.09	(1, 1)	6.1	L	30	9	6	6	2	2	1	0	0	0	1	61	107	8.53	1.737
Mike Remlinger, L ERA: 4.5	(7, 1)	0.1		1	0	0	0	0	0	0	0	0	0	0	2	3	0.00	0.000
58 Peter Moylan, R ERA:	(7, 1)	0.1		3	0	0	0	1	2	0	0	0	0	0	6	16	0.00	6.000
Oscar Villarreal, R ERA: 2.03	(8, 1)	1.0		4	1	0	0	1	0	0	0	0	0	0	11	19	0.00	1.000

PITCHER	IP	WLS	BF	H	R	ER	SO	BB	IBB	HBP	BLK	WP	HR	S	P	ERA	WHIP

Atlanta Braves @ New York Mets

Shea Stadium, Flushing, NY

Sun May 07 2006, 1:10 PM EDT

Att. 48,100 - Partly Cloudy - 59 F

livebaseballscorecards.com

TOP

Batter	1	2	3	4	5	6	7	8	9	AB	R	H	RBI	BB	SO	LOB
Marcus Giles, R (1, 4) OBP: 0.302, SLG: 0.316	G6-3	K		G6-3 1-2	K		FC1 10 1B 11 HBP	K		5	0	0	0	0	2	5
4 Pete Orr, L (7, 4) OBP: 0.200, SLG: 0.282										1	0	0	0	0	1	0
11 Edgar Renteria, R (1, 6) OBP: 0.408, SLG: 0.479	10 G3 1B	10 BB 1-3 3-H 1B		F7		F9	BB 10 1B 7 1B 1-2 2-3 HBP	F8		5	1	2	1	0	0	1
Wilson Betemit, S (9, 6) OBP: 0.324, SLG: 0.462										0	0	0	0	0	0	0
10 Chipper Jones, S (1, 5) OBP: 0.400, SLG: 0.456	1 SAFE 1 SAFE G3 1-2	BB 1-2		BB 2-3		7 HR 2B	7 1B BB 16 2B 1-2 2-3 3-H 1B		F7	4	2	2	1	2	0	1
Adam LaRoche, L (1, 3) OBP: 0.327, SLG: 0.453	7 FC6-4 BB	G3		K		7 HR BB	7 1B 16 2B 1-2 2-3 BB		F7	3	2	0	0	3	1	5
7 Jeff Francoeur, R (1, 9) OBP: 0.241, SLG: 0.415	FC6-4 1-2f		F9		16 SF7 3B	1-H 2-H HR	16 2B SF9 1-2 2-3 3-H 1B		F7	6	3	3	4	0	1	2
16 Brian McCann, L (1, 2) OBP: 0.388, SLG: 0.529		1B BLK 29 FC2 1B	F7		SF7 3-H	1B	2B			4	1	3	3	0	0	0
Brian Jordan, R (1, 7) OBP: 0.378, SLG: 0.545	K 1-2	HR			1B 29 SH1-3 HBP	F9	SF9 3-H			3	2	1	2	0	1	2
Ken Ray, R (7, 1)										0	0	0	0	0	0	0
49 Macay McBride, L (8, 1)										0	0	0	0	0	0	0
Ryan Langerhans, L (1, 8) OBP: 0.346, SLG: 0.409	29 E 29 FC2 11 1B 2-3 1B	K			29 SH1-3 1-3 1B	F8	P6			5	1	2	0	0	1	2
29 John Smoltz, R (1, 1) OBP: 0.286, SLG: 0.250	FC2 11 1B 1-3 3-H			10 WP G6-3 BB	1 SAFE 1 SAFE SH1-3 1-2 3-H		11 HBP 10 1B 2B	G3		2	1	1	2	1	0	1
23 Matt Diaz, R (7, 7) OBP: 0.250, SLG: 0.324										1	0	0	0	0	0	0
Inning Stats	R: 0 E: 0 K: 0 S: 11 H: 1 LOB: 2 BB: 1 P: 21	R: 2 E: 1 K: 2 S: 18 H: 3 LOB: 3 BB: 1 P: 31	R: 1 E: 0 K: 1 S: 9 H: 1 LOB: 0 BB: 0 P: 12	R: 0 E: 0 K: 1 S: 13 H: 0 LOB: 2 BB: 2 P: 28	R: 2 E: 0 K: 1 S: 13 H: 2 LOB: 1 BB: 0 P: 22	R: 3 E: 0 K: 0 S: 13 H: 3 LOB: 1 BB: 1 P: 25	R: 5 E: 0 K: 0 S: 14 H: 4 LOB: 1 BB: 1 P: 26	R: 0 E: 0 K: 1 S: 11 H: 0 LOB: 0 BB: 0 P: 15	R: 0 E: 0 K: 1 S: 7 H: 0 LOB: 0 BB: 0 P: 10	1B: 8 2B: 3 3B: 1 HR: 2 SF: 2 SAC: 1 DP: 0 HBP: 2	WP: 1 PB: 0 SB: 0 CS: 0 PA: 50					

	AB	39
	R	13
	H	14
	RBI	13
	BB	6
	SO	7
	LOB	19

PITCHER		IP	WLS	BF	H	R	ER	SO	BB	IBB	HBP	BLK	WP	HR	S	P	ERA	WHIP
Jose Lima, R ERA: 9.0	(1, 1)	5.0	L	28	7	5	5	5	4	0	1	1	1	1	64	114	9.00	2.200
Bartolome Fortunato, R ERA: 27.0	(6, 1)	1.1		13	6	8	8	0	2	0	1	0	0	1	21	43	54.00	6.000
25 Pedro Feliciano, L ERA: 0.93	(7, 1)	1.2		6	1	0	0	1	0	0	0	0	0	0	17	23	0.00	0.600
Chad Bradford, R ERA: 3.86	(9, 1)	1.0		3	0	0	0	1	0	0	0	0	0	0	7	10	0.00	0.000

PITCHER	IP	WLS	BF	H	R	ER	SO	BB	IBB	HBP	BLK	WP	HR	S	P	ERA	WHIP

Atlanta Braves @ New York Mets

Shea Stadium, Flushing, NY

Sun May 07 2006, 1:10 PM EDT

Att. 48,100 - Partly Cloudy - 59 F

livebaseballscorecards.com

BOTTOM

Batter	1	2	3	4	5	6	7	8	9	AB	R	H	RBI	BB	SO	LOB
7 José Reyes, S (1, 6) OBP: 0.340, SLG: 0.419	C F B S 1-3 K ①		X 0-0 F8 ①		B B X 2-0 P5 ②		C B X 2-1 F7 ③		B B B C C B 4-2 11 E 1-2 BB	4	0	0	0	1	1	1
16 Paul Lo Duca, R (1, 2) OBP: 0.343, SLG: 0.426 11 Ramon Castro, R (2, 2) OBP: 0.366, SLG: 0.472	X 0-0 F8 ②		C B X 1-1 F8 ②		S B C B B F C 3-3 K ③			C B C B B B 4-2 5 2B BB	C X 0-1 E6 1-2 2-H	1	0	0	0	0	0	0
										3	1	0	0	1	1	2
15 Carlos Beltrán, S (1, 8) OBP: 0.441, SLG: 0.671	C C B X 1-2 21 BB 1B		B F X 1-1 HR			C F F B B F B F F 4-2 B HBP BB		C C S 0-3 K ①	C B B B F F X 3-2 F7 ③	4	1	2	1	1	1	3
21 Carlos Delgado, L (1, 3) OBP: 0.396, SLG: 0.607 Julio Franco, R (8, PH) OBP: 0.286, SLG: 0.368 (9, 3)	1 SAFE B B C B B 4-1 1-2 BB		S T B X 1-2 L3 ③			S F B S 1-3 K ①		C B C B X 2-2 L8 ②		2	0	0	0	1	1	1
										1	0	0	0	0	0	1
5 David Wright, R (1, 5) OBP: 0.386, SLG: 0.542	B C C T 1-2 K ③			B C F B B B F T 3-2 K ①		C S B B B X 2-2 F9 ②		B B F X 2-1 1-H 2B		4	0	1	1	0	2	3
Cliff Floyd, L (1, 7) OBP: 0.286, SLG: 0.304 Chad Bradford, R (9, 1)	B B F H 3-1 HBP			B B X 2-0 G4-3 ②		F B S H 2-2 FC4-6 1-2 HBP		F B X 1-1 G3 ③		2	0	0	0	0	0	1
										0	0	0	0	0	0	0
Xavier Nady, R (1, 9) OBP: 0.339, SLG: 0.541 25 Pedro Feliciano, L (7, 1) Chris Woodward, R (9, 7) OBP: 0.281, SLG: 0.387	X 0-0 F8 ①			B S F S 1-3 K ③		F X 0-1 FC4-6 1-2f			B C B X 2-1 F9 ①	3	0	0	0	0	1	3
										0	0	0	0	0	0	0
										1	0	0	0	0	0	0
Kazuo Matsui, S (1, 4) OBP: 0.277, SLG: 0.365	1 SAFE B C X 1-1 F9 ②				C B X 1-1 1B		X 0-0 F7 ①		C B C B B B 4-2 10 FC6-4 BB	3	0	1	0	1	0	1
Jose Lima, R (1, 1) 22 Jose Valentin, S (5, PH) OBP: 0.179, SLG: 0.179 Bartolome Fortunato, R (6, 1) 10 Endy Chavez, L (7, 9) OBP: 0.322, SLG: 0.411	C C S 0-3 K ③				B B B C F S 3-3 K ①		B C X 1-1 G4-3 ②		C B X 1-1 FC6-4 7 BB 11 E 1-2f	1	0	0	0	0	1	1
										1	0	0	0	0	1	1
										0	0	0	0	0	0	0
										2	1	0	0	0	0	1
Inning Stats	R: 0 E: 0 K: 2 S: 11 H: 1 LOB: 2 P: 18		R: 0 E: 0 K: 1 S: 7 H: 0 LOB: 1 BB: 0 P: 11	R: 1 E: 0 K: 0 S: 8 H: 1 LOB: 0 BB: 0 P: 11	R: 0 E: 0 K: 2 S: 8 H: 0 LOB: 0 BB: 0 P: 14	R: 0 E: 0 K: 2 S: 10 H: 1 LOB: 1 BB: 0 P: 19	R: 0 E: 0 K: 1 S: 16 H: 0 LOB: 2 BB: 1 P: 25	R: 0 E: 0 K: 0 S: 5 H: 0 LOB: 0 BB: 0 P: 8	R: 1 E: 0 K: 1 S: 12 H: 1 LOB: 1 BB: 1 P: 21	R: 1 E: 1 K: 0 S: 14 H: 0 LOB: 2 BB: 2 P: 28	1B: 2 2B: 1 3B: 0 HR: 1	SF: 0 SAC: 0 DP: 0 HBP: 2						

PITCHER	IP	WLS	BF	H	R	ER	SO	BB	IBB	HP	BLK	WP	HR	S	P	ERA	WHIP
29 John Smoltz, R (1, 1) ERA: 3.72	6.0	W	25	3	1	1	8	2	0	2	0	0	1	60	98	1.50	0.833
Ken Ray, R (7, 1) ERA: 1.98	1.0		3	0	0	0	0	0	0	0	0	0	0	5	8	0.00	0.000
49 Macay McBride, L (8, 1) ERA: 10.13	2.0		11	1	2	1	1	3	0	0	0	0	0	26	49	4.50	2.000

PITCHER	IP	WLS	BF	H	R	ER	SO	BB	IBB	HP	BLK	WP	HR	S	P	ERA	WHIP

AB	32
R	3
H	4
RBI	2
BB	5
SO	9
LOB	19

1B: 2	SF: 0	WP: 0	PA: 39
2B: 1	SAC: 0	PB: 0	
3B: 0	DP: 0	SB: 0	
HR: 1	HBP: 2	CS: 0	

New York Mets @ Philadelphia Phillies

Citizens Bank Park, Philadelphia, PA

Tue May 09 2006, 7:05 PM EDT

Att. 33,787 - Cloudy - 67 F

TOP

livebaseballscorecards.com

Batter	1	2	3	4	5	6	7	8	9	AB	R	H	RBI	BB	SO	LOB
7 José Reyes, S (1, 6) OBP: 0.331, SLG: 0.407	C C X 0-2 G6-3		F B B S F X 2-2 FC7-4 16 CS 1-2f 2-3			S C S 0-3 K		C S X 0-2 G1-3		4	0	0	0	0	1	2
16 Paul Lo Duca, R (1, 2) OBP: 0.340, SLG: 0.418	C B X 1-1 F9		1 SAFE B 1 SAFE 1-0 CS 1-2	F B S X 1-2 G4-3			C B X 1-1 F9		X 0-0 21 HR 1B	4	1	1	0	0	0	0
15 Carlos Beltrán, S (1, 8) OBP: 0.433, SLG: 0.662	C B B X 2-1 F7			B B C C C 2-3 K			B B C C X 2-2 2B		C B X 1-1 L4	4	0	1	0	0	1	1
21 Carlos Delgado, L (1, 3) OBP: 0.392, SLG: 0.620		C B X 1-1 G3		C C S 0-3 K			C X 0-1 F7		B F X 1-1 1-H HR	4	1	1	2	0	1	1
5 David Wright, R (1, 5) OBP: 0.382, SLG: 0.533		B F B X 2-1 F8			F B X 1-1 F7		B C B S S 2-3 K		B X 1-0 G5-3 WP 1B	4	0	1	0	0	1	1
Cliff Floyd, L (1, 7) OBP: 0.293, SLG: 0.305		B C F F B F X 2-2 G1-3			B B C X 2-1 G6-3			B X 1-0 HR 1B	1 SAFE B S B I 4-1 G5-3 1-2 IBB	3	1	1	0	1	0	0
Xavier Nady, R (1, 9) OBP: 0.336, SLG: 0.557			B S F C 1-3 K		F B B S X 2-2 G5-3			C X 0-1 1-H HR	S B F F X 1-2 G5-3 1-2 2-3	4	1	1	2	0	1	2
Kazuo Matsui, S (1, 4) OBP: 0.275, SLG: 0.358 Aaron Heilman, R (9, 1)			C B B B F F X 3-2 7 FC7-4 45 1B 1B			B C B B F X 3-2 G4-3		B C B F X 2-2 G1-3	F B B F B C 3-3 K	4	0	1	0	0	1	2
										0	0	0	0	0	0	0
45 Pedro Martinez, R (1, 1) OBP: 0.176, SLG: 0.125 22 Jose Valentin, S (8, PH) OBP: 0.172, SLG: 0.172 50 Duaner Sanchez, R (8, 1) Chris Woodward, R (9, 4) OBP: 0.281, SLG: 0.387			M X 0-1 7 FC7-4 1-2 1B			F B S B X 2-2 G4-3		S C F B B S 2-3 K		2	0	1	0	0	0	0
										1	0	0	0	0	1	0
										0	0	0	0	0	0	0
										0	0	0	0	0	0	0

	AB	R	H	RBI	BB	SO	LOB
	34	4	8	4	1	7	9

Inning Stats																		
	R: 0	H: 0	R: 0	H: 0	R: 0	H: 2	R: 0	H: 0	R: 0	H: 0	R: 0	H: 1	R: 2	H: 2	R: 2	H: 3	1B: 5	SF: 0	WP: 1	PA: 36
	E: 0	LOB: 0	E: 0	LOB: 0	E: 0	LOB: 1	E: 0	LOB: 0	E: 0	LOB: 0	E: 0	LOB: 1	E: 0	LOB: 0	E: 0	LOB: 2	2B: 1	SAC: 0	PB: 0	
	K: 0	BB: 0	K: 0	BB: 0	K: 2	BB: 0	K: 0	BB: 0	K: 1	BB: 0	K: 1	BB: 0	K: 1	BB: 0	K: 1	BB: 1	3B: 0	DP: 0	SB: 0	
	S: 7	P: 10	S: 9	P: 14	S: 13	P: 20	S: 9	P: 12	S: 7	P: 12	S: 9	P: 14	S: 10	P: 15	S: 13	P: 18	S: 14	P: 25	HR: 2	HBP: 0	CS: 1	

PITCHER		IP	WLS	BF	H	R	ER	SO	BB	IBB	HBP	BLK	WP	HR	S	P	ERA	WHIP
39 Brett Myers, R ERA: 2.96	(1, 1)	8.0		28	5	2	2	6	0	0	0	0	0	1	77	115	2.25	0.625
45 Tom Gordon, R ERA: 1.72	(9, 1)	1.0	W	7	3	2	2	1	0	1	0	0	1	1	14	25	18.00	3.000

PITCHER	IP	WLS	BF	H	R	ER	SO	BB	IBB	HBP	BLK	WP	HR	S	P	ERA	WHIP

BOTTOM

New York Mets @ Philadelphia Phillies

Citizens Bank Park, Philadelphia, PA

Tue May 09 2006, 7:05 PM EDT

Att. 33,787 - Cloudy - 67 F

Batter	1	2	3	4	5	6	7	8	9	AB	R	H	RBI	BB	SO	LOB
11 Jimmy Rollins, S (1, 6) OBP: 0.331, SLG: 0.438	C F F C 0-3 ① K	B B F F F X 2-2 26 S 1B 2-H 3-H			C B X 1-1 ① G4-3		F X 0-1 ③ F9		C F H 1-2 E 26 BB HBP	4	0	1	2	0	1	0
26 Chase Utley, L (1, 4) OBP: 0.381, SLG: 0.567	B B B B 4-0 BB BB	C B B C C 2-3 ② K 1-2			C F B S 1-3 ② K			C X 0-1 ① L7	B B B C B 4-1 E BB 1-2	3	0	0	0	2	2	1
Bobby Abreu, L (1, 9) OBP: 0.440, SLG: 0.480	B 1 B S B 1 B SAFE SAFE 4-1 1-2 BB	C C X 0-2 ③ F7			B B C X 2-1 ③ L5			B B C S B X 3-2 ② G3-1	B C B X 2-1 E1 1-2 2-3 3-H	4	0	0	0	1	0	3
Pat Burrell, R (1, 7) OBP: 0.395, SLG: 0.583 8 Shane Victorino, S (8, PR) (9, 7) OBP: 0.379, SLG: 0.385	F B C F X 1-2 ② F9		C F F X 0-2 ① P3			C B S 1-3 ① K		B C B B S X 3-2 6 2B 1B		4 0	0 1	1 0	0 0	0 0	1 0	2 0
6 Ryan Howard, L (1, 3) OBP: 0.362, SLG: 0.536	B C B C C 2-3 ③ K		B F F S 1-3 ② K			X 0-0 ② L4		X 0-0 1-H 2B		4	0	1	1	0	2	2
Aaron Rowand, R (1, 8) OBP: 0.359, SLG: 0.525		X 0-0 2B 3B	C F S 0-3 ③ K			F H 1-1 HBP		F B F F B S 2-3 ③ K		3	1	1	0	0	2	2
David Bell, R (1, 5) OBP: 0.302, SLG: 0.420		B X 1-0 51 1B 11 1B 2B 3-H		C B B B X 3-1 ① L9		B C D F S 2-3 ③ K			X 0-0 ① G4-3	4	1	1	1	0	1	1
51 Carlos Ruiz, R (1, 2) OBP: 0.143, SLG: 0.143		C B B X 2-1 39 SH5-4 11 1B 1B 2-3		X 0-0 ② P4			C B F X 1-2 ① G6-3		B F B X 2-1 ② F8	4	1	1	0	0	0	0
39 Brett Myers, R (1, 1) 45 Tom Gordon, R (9, 1) David Dellucci, L (9, PH) OBP: 0.281, SLG: 0.333		X 0-0 ① SH5-4 1-2		B C S F B S 2-3 ③ K			C S F S 0-3 ② K		B C B X 2-1 E 3B	2 0 1	0 0 1	0 0 1	0 0 0	0 0 0	2 0 0	0 0 0
Inning Stats	R: 0 H: 0 E: 0 LOB: 2 K: 2 BB: 2 S: 13 P: 24	R: 3 H: 4 E: 0 LOB: 1 K: 1 BB: 0 S: 15 P: 22	R: 0 H: 0 E: 0 LOB: 0 K: 2 BB: 0 S: 10 P: 11	R: 0 H: 0 E: 0 LOB: 0 K: 1 BB: 0 S: 7 P: 12	R: 0 H: 0 E: 0 LOB: 0 K: 1 BB: 0 S: 7 P: 11	R: 0 H: 0 E: 0 LOB: 1 K: 2 BB: 0 S: 8 P: 12	R: 0 H: 0 E: 0 LOB: 0 K: 1 BB: 0 S: 9 P: 10	R: 1 H: 2 E: 0 LOB: 2 K: 1 BB: 0 S: 13 P: 21	R: 1 H: 1 E: 1 LOB: 3 K: 0 BB: 1 S: 10 P: 21	1B: 3 SF: 0 2B: 2 SAC: 1 3B: 2 DP: 0 HR: 0 HBP: 2						WP: 0 PA: 39 PB: 0 SB: 1 CS: 0	

PITCHER	IP	WLS	BF	H	R	ER	SO	BB	IBB	HBP	BLK	WP	HR	S	P	ERA	WHIP
45 Pedro Martinez, R (1, 1) ERA: 2.89	7.0		28	4	3	3	10	2	0	1	0	0	0	69	102	3.86	0.857
50 Duaner Sanchez, R (8, 1) ERA: 0.41	1.0		5	2	1	1	1	0	0	0	0	0	0	13	21	9.00	2.000
Aaron Heilman, R (9, 1) ERA: 1.96	0.2	L	6	1	1	0	0	1	0	1	0	0	0	10	21	0.00	3.000

PITCHER	IP	WLS	BF	H	R	ER	SO	BB	IBB	HBP	BLK	WP	HR	S	P	ERA	WHIP

AB	33
R	5
H	7
RBI	4
BB	3
SO	11
LOB	11

livebaseballscorecards.com

New York Mets @ Philadelphia Phillies

Citizens Bank Park, Philadelphia, PA

Wed May 10 2006, 7:05 PM EDT

Att. 30,269 - Cloudy - 69 F

TOP

livebaseballscorecards.com

Batter	1	2	3	4	5	6	7	8	9	AB	R	H	RBI	BB	SO	LOB
7 José Reyes, S (1, 6) OBP: 0.331, SLG: 0.425	G5-3	G5-3	2-H HR		1-2 15 2B 1B	G1-3			K	6	2	2	2	0	1	6
16 Paul Lo Duca, R (1, 2) OBP: 0.339, SLG: 0.427	15 E 21 G4-1 1B	2-H 3-H 2B	P3		F8		G6-3		SF8 2-3 3-H	5	1	2	3	0	0	2
15 Carlos Beltrán, S (1, 8) OBP: 0.431, SLG: 0.671 22 Jose Valentin, S (7, 3) OBP: 0.200, SLG: 0.172	E3 1-3 21 E	F7	21 1B 2B		1-H 2-H 2B		K		BB	5	1	2	2	0	1	2
										0	0	0	0	1	0	0
21 Carlos Delgado, L (1, 3) OBP: 0.392, SLG: 0.611 10 Endy Chavez, L (7, 8) OBP: 0.317, SLG: 0.404	G4-1 2-H 3-H		FC3 1B 2-2 2-3 1B		F7		F8		F8	5	1	2	1	0	0	1
										1	0	0	0	0	0	2
5 David Wright, R (1, 5) OBP: 0.383, SLG: 0.528	1B		0-0 FC3 1B 1-2 E 1B 1-3 K		G4-1			2-3 K		5	1	2	0	0	2	3
Cliff Floyd, L (1, 7) OBP: 0.289, SLG: 0.300 Heath Bell, R (8, 1) Jorge Julio, R (9, 1)	1 SAFE 1 SAFE G5-3		E 2B 1-2 2-3 1B	L6		L3		G2-3		5	1	1	0	0	0	1
										0	0	0	0	0	0	0
										0	0	0	0	0	0	0
Xavier Nady, R (1, 9) OBP: 0.338, SLG: 0.550		SH2-4 16 2B BB 1B	FC3 2B 1-3 2-H 3-H	K		FC4-6 1B		G5-3		5	2	2	1	0	1	1
Kazuo Matsui, S (1, 4) OBP: 0.284, SLG: 0.352		1 SAFE 1 SAFE 4-2 16 2B SH2-4 1-2 BB	F8	G4-3		FC4-6 BB 1-2f			2B 16 SF8 1B	4	2	1	0	1	0	3
Tom Glavine, L (1, 1) OBP: 0.600, SLG: 0.583 Chris Woodward, R (8, 7) OBP: 0.303, SLG: 0.438		SH2-4 1-2 2-3	7 HR 2-H 3-H 2B		7 1B 15 2B 1B				16 E 1-3 2B	2	2	2	2	1	0	0
										1	0	1	0	0	0	0
Inning Stats	R: 2 E: 2 K: 0 S: 13 H: 2 LOB: 1 BB: 0 P: 15	R: 2 E: 0 K: 0 S: 10 H: 2 LOB: 1 BB: 1 P: 17	R: 6 E: 1 K: 1 S: 26 H: 7 LOB: 2 BB: 0 P: 41	R: 0 E: 0 K: 1 S: 7 H: 0 LOB: 0 BB: 0 P: 10	R: 2 E: 0 K: 0 S: 13 H: 3 LOB: 1 BB: 0 P: 21	R: 0 E: 0 K: 0 S: 13 H: 1 LOB: 2 BB: 1 P: 22	R: 0 E: 0 K: 1 S: 5 H: 0 LOB: 0 BB: 0 P: 7	R: 0 E: 0 K: 1 S: 9 H: 0 LOB: 0 BB: 0 P: 11	R: 1 E: 1 K: 1 S: 16 H: 2 LOB: 2 BB: 1 P: 26	1B: 11 2B: 5 3B: 0 HR: 1 SF: 1 SAC: 1 DP: 0 HBP: 0							

PITCHER	IP	WLS	BF	H	R	ER	SO	BB	IBB	HBP	BLK	WP	HR	S	P	ERA	WHIP
Cory Lidle, R (1, 1) ERA: 5.12	2.0	L	16	7	8	6	0	1	0	0	0	0	0	29	43	27.00	4.000
Aaron Fultz, L (3, 1) ERA: 4.35	3.0		16	7	4	3	2	0	0	0	0	0	1	40	61	9.00	2.333
Geoff Geary, R (6, 1) ERA: 3.98	3.0		11	1	0	0	2	1	0	0	0	0	0	27	40	0.00	0.667
Julio Santana, R (9, 1) ERA: 7.88	1.0		6	2	1	1	1	1	0	0	0	0	0	16	26	9.00	3.000

PITCHER	IP	WLS	BF	H	R	ER	SO	BB	IBB	HBP	BLK	WP	HR	S	P	ERA	WHIP

AB	44
R	13
H	17
RBI	11
BB	3
SO	5
LOB	21

WP: 0 PB: 0 SB: 0 CS: 0 PA: 49

New York Mets @ Philadelphia Phillies

Citizens Bank Park, Philadelphia, PA

Wed May 10 2006, 7:05 PM EDT

Att. 30,269 - Cloudy - 69 F

BOTTOM

Batter	1	2	3	4	5	6	7	8	9	AB	R	H	RBI	BB	SO	LOB
11 Jimmy Rollins, S (1, 6) OBP: 0.327, SLG: 0.432 Alex Gonzalez, R (5, 6) OBP: 0.148, SLG: 0.080	C F B B F F F B 3-2 X G3-1 ①		B C X 1-1 G6-3 ③		T B B X 2-1 G6-3 ③			B C S S 1-3 K ① B S F S 1-3 K2-3 ③		2 3	0 0	0 0	0 0	0 0	0 2	0 1
26 Chase Utley, L (1, 4) OBP: 0.384, SLG: 0.569	C B B B B 4-1 G6-4-3 BB			B C B X 2-1 G4-3 ①		B C B X 2-1 G3-1 ①		B B F B X 3-1 1B 2B		3	1	1	0	1	0	0
Aaron Rowand, R (1, 8) OBP: 0.356, SLG: 0.516 Julio Santana, R (9, 1)	X 0-0 G6-4-3 ② ③ 1-2f			B B S C X 2-2 L6 ②		B F X 1-1 G6-3 ②		B T X 1-1 8 FC6-4 2-H 1B		4 0	0 0	1 0	1 0	0 0	0 0	1 0
Bobby Abreu, L (1, 9) OBP: 0.444, SLG: 0.481 8 Shane Victorino, S (8, 9) OBP: 0.367, SLG: 0.370 (9, 8)		C B B F B X 3-2 G3-1 ①		C B B F F F B 4-2 HR BB		B C C C X 1-2 E1 1B		F X 0-1 FC6-4 ② 1B 1-2f		2 1	1 0	1 0	0 0	1 0	0 0	0 1
Pat Burrell, R (1, 7) OBP: 0.406, SLG: 0.613		B B C B C F B 4-2 BB		X 0-0 1-H HR		B C B S B X 3-2 F9 ③		C X 0-1 1-3 1B		3	1	2	2	1	0	1
6 Ryan Howard, L (1, 3) OBP: 0.366, SLG: 0.560		C B S B F S 2-3 K ②		C F X 0-2 1B			B S F B F X 2-2 HR	C S B S 1-3 K ③		4	1	2	1	0	2	3
David Bell, R (1, 5) OBP: 0.296, SLG: 0.412 Geoff Geary, R (6, 1) OBP: 0.333, SLG: 0.667 David Dellucci, L (9, 9) OBP: 0.303, SLG: 0.393		C B C X 1-2 G5-3 ③		F F B C 1-3 K ③			C T F S 0-3 K ①		B B F F B X 3-2 G4-3 2B	2 1 1	0 0 0	0 0 1	0 0 0	0 0 0	1 1 0	2 0 0
51 Carlos Ruiz, R (1, 2) OBP: 0.091, SLG: 0.091			C B B F S 2-3 K ①		B X 1-0 F8 ①		C X 0-1 G1 ②		B B F B X 3-1 F9 ①	4	0	0	0	0	1	1
Cory Lidle, R (1, 1) OBP: 0.200, SLG: 0.333 Aaron Fultz, L (3, 1) Abraham Nunez, S (5, PH) OBP: 0.250, SLG: 0.256 (6, 5)			B C X 1-1 G1-3 ②		F B B S B X 3-2 P4 ②		X 0-0 G6-3 ③		F B B B B X 3-1 G4-3 ② 2-3	0 1 3	0 0 0	0 0 0	0 0 0	0 0 0	0 0 0	0 0 1
Inning Stats	R: 0 H: 0 E: 0 LOB: 0 K: 0 BB: 1 S: 9 P: 16	R: 0 H: 0 E: 0 LOB: 1 K: 1 BB: 1 S: 13 P: 23	R: 0 H: 0 E: 0 LOB: 0 K: 1 BB: 0 S: 7 P: 11	R: 2 H: 2 E: 0 LOB: 1 K: 1 BB: 1 S: 17 P: 26	R: 0 H: 0 E: 0 LOB: 0 K: 0 BB: 0 S: 6 P: 12	R: 0 H: 1 E: 1 LOB: 1 K: 0 BB: 0 S: 10 P: 17	R: 1 H: 1 E: 0 LOB: 0 K: 1 BB: 0 S: 11 P: 13	R: 1 H: 3 E: 0 LOB: 2 K: 2 BB: 0 S: 14 P: 20	R: 0 H: 1 E: 0 LOB: 1 K: 1 BB: 0 S: 10 P: 20	1B: 4 SF: 0 2B: 2 SAC: 0 3B: 0 DP: 1 HR: 2 HBP: 0						WP: 0 PA: 37 PB: 0 SB: 0 CS: 0	

livebaseballscorecards.com

AB	34
R	4
H	8
RBI	4
BB	3
SO	7
LOB	11

PITCHER		IP	WLS	BF	H	R	ER	SO	BB	IBB	HBP	BLK	WP	HR	S	P	ERA	WHIP
Tom Glavine, L ERA: 2.19	(1, 1)	7.0	W	27	4	3	3	4	3	0	0	0	0	2	73	118	3.86	1.000
Heath Bell, R ERA: 9.0	(8, 1)	1.0		6	3	1	1	2	0	0	0	0	0	0	14	20	9.00	3.000
Jorge Julio, R ERA: 5.71	(9, 1)	1.0		4	1	0	0	1	0	0	0	0	0	0	10	20	0.00	1.000

PITCHER	IP	WLS	BF	H	R	ER	SO	BB	IBB	HBP	BLK	WP	HR	S	P	ERA	WHIP

Batter	1	2	3	4	5	6	7	8	9	AB	R	H	RBI	BB	SO	LOB
7 José Reyes, S (1, 6) OBP: 0.325, SLG: 0.416	L C S 0-3 ① K	B B C C F X 2-2 ③ F8			B B C F F B X 3-2 ① G6-3					3	0	0	0	0	1	1
Cliff Floyd, L (1, 7) OBP: 0.282, SLG: 0.292	X 0-0 ② L8		C B X 1-1 ① G5-3		C B C B X 2-2 ② F8					3	0	0	0	0	0	0
15 Carlos Beltrán, S (1, 8) OBP: 0.429, SLG: 0.654	C B B B B 4-1 5 BB 21 S BB		C X 0-1 ② G3-1		B F F B C 2-3 ③ K					2	0	0	0	1	1	0
21 Carlos Delgado, L (1, 3) OBP: 0.393, SLG: 0.606	C 1 P O F B B SAFE SAFE 4-2 5 BB **1-2** BB		C C B B B X 3-2 ③ G4-3							1	0	0	0	1	0	0
5 David Wright, R (1, 5) OBP: 0.384, SLG: 0.523	C B T B B F B 4-2 **1-2** **2-3** BB			X 0-0 ① G5-3						1	0	0	0	1	0	0
Xavier Nady, R (1, 9) OBP: 0.333, SLG: 0.541	B B C B F X 3-2 ③ F8			C B B B X 3-1 ② G5-3						2	0	0	0	0	0	3
Kazuo Matsui, S (1, 4) OBP: 0.289, SLG: 0.370		B F B X 2-1 ① G1-3		C B B F B X 3-2 2B						2	0	1	0	0	0	0
11 Ramon Castro, R (1, 2) OBP: 0.395, SLG: 0.514		C B B X 2-1 G6-3 2B		I I I I 4-0 IBB						1	0	1	0	1	0	0
Steve Trachsel, R (1, 1) OBP: 0.286, SLG: 0.308		B C X 1-1 ② G6-3 **2-3**		B B C S B X 3-2 ③ G5-3						2	0	0	0	0	0	3
Inning Stats	R: 0 H: 0 E: 0 LOB: 3 K: 1 BB: 3 S: 14 P: 28	R: 0 H: 1 E: 0 LOB: 1 K: 0 BB: 0 S: 11 P: 18	R: 0 H: 0 E: 0 LOB: 0 K: 0 BB: 0 S: 7 P: 11	R: 0 H: 1 E: 0 LOB: 2 K: 0 BB: 1 S: 9 P: 22	R: 0 H: 0 E: 0 LOB: 0 K: 1 BB: 0 S: 10 P: 17					1B: 0 SF: 0 2B: 2 SAC: 0 3B: 0 DP: 0 HR: 0 HBP: 0						

New York Mets @ Philadelphia Phillies

Citizens Bank Park, Philadelphia, PA

Thu May 11 2006, 7:05 PM EDT
Att. 28,224 - Cloudy - 62 F

TOP

livebaseballscorecards.com

AB	17
R	0
H	2
RBI	0
BB	4
SO	2
LOB	7

PITCHER	IP	WLS	BF	H	R	ER	SO	BB	IBB	HBP	BLK	WP	HR	S	P	ERA	WHIP
Gavin Floyd, R (1, 1) ERA: 5.3	5.0	W	21	2	0	0	2	3	1	0	0	0	0	51	96	0.00	1.000

PITCHER	IP	WLS	BF	H	R	ER	SO	BB	IBB	HBP	BLK	WP	HR	S	P	ERA	WHIP

WP: 0 PA: 21
PB: 0
SB: 1
CS: 0

Batter	1	2	3	4	5	6	7	8	9	AB	R	H	RBI	BB	SO	LOB
11 Jimmy Rollins, S (1, 6) OBP: 0.333, SLG: 0.433	F S B B X 2-2 G1-3 ①		B C B C B X 3-2 26 F9 1B	C B B B 4-1 1-2 2-3 BB						2	0	1	0	1	0	0
26 Chase Utley, L (1, 4) OBP: 0.383, SLG: 0.587	B B B C X 3-1 HR		1 SAFE X 0-0 F9 ① 1-2	D X 1-0 G1-3 ③						3	1	1	1	0	0	4
Bobby Abreu, L (1, 9) OBP: 0.438, SLG: 0.472	B C X 1-1 F7 ②		C F B X 1-2 F8 ②							2	0	0	0	0	0	1
Pat Burrell, R (1, 7) OBP: 0.400, SLG: 0.602	C B B X 2-1 G6-3 ③		X 0-0 F9 ③							2	0	0	0	0	0	1
6 Ryan Howard, L (1, 3) OBP: 0.361, SLG: 0.551		B C X 1-1 F7 ①		S B X 1-1 F7 ①						2	0	0	0	0	0	0
Aaron Rowand, R (1, 8) OBP: 0.356, SLG: 0.516 8 Shane Victorino, S (2, 8) OBP: 0.406, SLG: 0.517		B B F F F F B X 3-2 3B		S X 0-1 1B 2B						0 2	0 1	0 2	0 0	0 0	0 0	0 0
David Bell, R (1, 5) OBP: 0.300, SLG: 0.413		F C C 0-3 K ②		B B D C C X 3-2 11 BB 1B 2-H 1B						2	0	1	1	0	1	1
Sal Fasano, R (1, 2) OBP: 0.289, SLG: 0.366		B B F B C B 4-2 BB		1 SAFE S X 0-1 11 BB 1-2 1B						1	0	1	0	1	0	0
Gavin Floyd, R (1, 1) OBP: 0.067, SLG: 0.067		C F F C 0-3 K ③		M L B L 1-3 K ②						2	0	0	0	0	2	4
Inning Stats	R: 1 H: 1 E: 0 LOB: 0 K: 0 BB: 0 S: 9 P: 17	R: 0 H: 1 E: 0 LOB: 2 K: 2 BB: 1 S: 15 P: 23	R: 0 H: 1 E: 0 LOB: 1 K: 0 BB: 0 S: 8 P: 12	R: 1 H: 3 E: 0 LOB: 3 K: 1 BB: 1 S: 14 P: 24						1B: 3 SF: 0 2B: 1 SAC: 0 3B: 1 DP: 0 HR: 1 HBP: 0						

PITCHER		IP	WLS	BF	H	R	ER	SO	BB	IBB	HBP	BLK	WP	HR	S	P	ERA	WHIP
Steve Trachsel, R ERA: 4.91	(1, 1)	4.0	L	20	6	2	2	3	2	0	0	0	0	1	46	76	4.50	2.000

PITCHER	IP	WLS	BF	H	R	ER	SO	BB	IBB	HBP	BLK	WP	HR	S	P	ERA	WHIP

BOTTOM

New York Mets @ Philadelphia Phillies

Citizens Bank Park, Philadelphia, PA

Thu May 11 2006, 7:05 PM EDT
Att. 28,224 - Cloudy - 62 F

livebaseballscorecards.com

AB	18
R	2
H	6
RBI	2
BB	2
SO	3
LOB	11

WP: 0 PA: 20
PB: 0
SB: 0
CS: 0

Batter	1	2	3	4	5	6	7	8	9	AB	R	H	RBI	BB	SO	LOB
7 José Reyes, S (1, 6) OBP: 0.327, SLG: 0.412	X 0-0 16 F9 16 S 15 G3 1B	B B C C X 2-2 ③ L9		X 0-0 ② F8		B F F S 1-3 ③ K			B B C F B B 4-2 16 FC1-6 BB	4	1	1	0	1	1	4
16 Paul Lo Duca, R (1, 2) OBP: 0.333, SLG: 0.426	1 SAFE B 1 SAFE C X 1-1 ① F9 1-3		C B B B X 3-1 ① 21 1B 5 SF9 2B	C 1 SAFE F P X 1-2 ③ F8			B F B X 2-1 ① G5-3		C C X 0-2 ① FC1-6 21 1B 5 1B 1-2f	5	2	1	0	0	0	3
15 Carlos Beltrán, S (1, 8) OBP: 0.418, SLG: 0.624	C D S B B X 3-2 ② G3 3-H		B F C O B B B 4-2 5 SF9 21 1B BB		C X 0-1 ① G4-3		C X 0-1 ② L9		C T F X 0-2 ② F7	4	0	0	1	1	0	1
21 Carlos Delgado, L (1, 3) OBP: 0.400, SLG: 0.629	X 0-0 HR		B X 1-0 5 SF9 1-2 2-3 1B		B B B X 3-0 ② G1-3		F F X 0-2 ③ L9		S T B X 1-2 1B 5 1B E 1-2 1B	5	2	3	1	0	0	0
5 David Wright, R (1, 5) OBP: 0.378, SLG: 0.515	C C B F D X 2-2 ③ P2		C X 0-1 ① SF9 1-2 2-3 3-H		C C B S 1-3 ③ K			C B B S C 2-3 ① K	C F B X 2-2 E 1-2 2-H 1B	4	0	1	2	0	2	0
Cliff Floyd, L (1, 7) OBP: 0.294, SLG: 0.299		B B B B 4-0 ② 10 2B BB	F C C 0-3 ② K			B X 1-0 10 E 10 FC4 22 G4-3 1B		X 0-0 ② G6-3	F X 0-1 E1 1-3 2-H 1B	4	1	2	0	1	1	2
Kazuo Matsui, S (1, 4) OBP: 0.284, SLG: 0.359		B B B C X 3-1 ① F8	S C X 0-2 ③ F9			C F F S 0-3 ① K		B F B F F F F X 2-2 10 1B 1B	B S X 1-1 ③ G4-3	5	0	1	0	0	1	6
10 Endy Chavez, L (1, 9) OBP: 0.344, SLG: 0.443		1 SAFE C F B X 0-2 1-3 2B		L F B B F F X 2-2 1B		S B X 1-1 FC4 22 G4-3 1-3		C F X 0-2 1-2 1B		4	0	3	0	0	0	1
Jose Lima, R (1, 1) Chad Bradford, R (5, 1) Darren Oliver, R (5, 1) OBP: 0.500, SLG: 0.750 22 Jose Valentin, S (6, PH) OBP: 0.194, SLG: 0.167 Heath Bell, R (6, 1) 25 Pedro Feliciano, L (7, 1) Xavier Nady, R (8, PH) OBP: 0.331, SLG: 0.537 13 Billy Wagner, L (8, 1)		F F S 0-3 ② K		1 SAFE L L X 0-1 ① B2		C B B B F F X 3-2 ② G4-3 2-3 3-H		B S S S 1-3 ③ K		2 0 0 0 0 1 3 0 0 0 0 0 0 0 0 0 0 0 0 0 0 1 0 0 1 0 0 1 0 0 0 0 0 0 0 0 0 0 0 0 0 0 1 0 0 0 0 1 2 0 0 0 0 0 0 0						
Inning Stats	R: 2 H: 2 E: 0 LOB: 0 K: 0 BB: 0 S: 11 P: 17	R: 0 H: 1 E: 0 LOB: 2 K: 1 BB: 1 S: 11 P: 20	R: 1 H: 2 E: 0 LOB: 2 K: 1 BB: 1 S: 13 P: 21	R: 0 H: 1 E: 0 LOB: 1 K: 0 BB: 0 S: 12 P: 14	R: 0 H: 0 E: 0 LOB: 0 K: 1 BB: 0 S: 6 P: 10	R: 1 H: 1 E: 1 LOB: 1 K: 2 BB: 0 S: 14 P: 20	R: 0 H: 0 E: 0 LOB: 0 K: 0 BB: 0 S: 7 P: 9	R: 0 H: 2 E: 0 LOB: 2 K: 2 BB: 0 S: 16 P: 21	R: 2 H: 3 E: 1 LOB: 2 K: 0 BB: 1 S: 19 P: 27	1B: 9 SF: 1 2B: 2 SAC: 0 3B: 0 DP: 0 HR: 1 HBP: 0						

PITCHER		IP	WLS	BF	H	R	ER	SO	BB	IBB	HBP	BLK	WP	HR	S	P	ERA	WHIP
31 Dave Bush, R ERA: 4.17	(1, 1)	6.0	W	28	7	4	3	5	2	0	0	0	0	1	67	102	4.50	1.500
52 Jose Capellan, R ERA: 4.05	(7, 1)	2.0		8	2	0	0	2	0	0	0	0	0	0	23	30	0.00	1.000
Dan Kolb, R ERA: 1.74	(9, 1)	0.2		6	3	2	1	0	1	0	0	0	0	0	17	24	13.50	6.000
Derrick Turnbow, R ERA: 1.35	(9, 1)	0.1	S	1	0	0	0	0	0	0	0	0	0	0	2	3	0.00	0.000

PITCHER	IP	WLS	BF	H	R	ER	SO	BB	IBB	HBP	BLK	WP	HR	S	P	ERA	WHIP

TOP

New York Mets @ Milwaukee Brewers

Miller Park, Milwaukee, WI

Fri May 12 2006, 7:05 PM CDT
Att. 26,362 - Roof Closed - 61 F

livebaseballscorecards.com

AB	39
R	6
H	12
RBI	5
BB	3
SO	7
LOB	23

WP: 0	PA: 43				
PB: 0					
SB: 1					
CS: 0					

Batter	1	2	3	4	5	6	7	8	9	AB	R	H	RBI	BB	SO	LOB
23 Rickie Weeks Jr., R (1, 4) OBP: 0.366, SLG: 0.345	C B X 1-1 ① P3		C X 0-1 ② F9		C B B S F B B 4-2 2 1B 2B BB	C 1 SAFE B C 1 SAFE X 1-2 1B		B C S B C 2-3 ② K		4	1	1	0	1	1	0
2 Bill Hall, R (1, 6) OBP: 0.349, SLG: 0.639 Dan Kolb, R (9, 1) Derrick Turnbow, R (9, 1)	B C S B B B 4-2 G1-6-3 BB		S C X 0-2 ③ F8		B B D X 3-0 1-2 2-3 2B 1B	B B F X 2-1 ② F9		B F S F B F S 2-3 ③ K		4 0 0	1 0 0	1 0 0	0 0 0	1 0 0	1 0 0	2 0 0
Geoff Jenkins, L (1, 9) OBP: 0.327, SLG: 0.437	C 1 SAFE X 0-1 ②③ G1-6-3 1-2f			C X 0-1 ① F8	D B B F X 3-1 1-H 2-H 3-H 1B 2B	B C S B F B C 3-3 ③ K				4	1	1	3	0	1	3
Carlos Lee, R (1, 7) OBP: 0.395, SLG: 0.672		B X 1-0 ① P3		B X 1-0 ② G5-3	X 0-0 2-H 28 HR 1B		C F X 0-2 47 G4-3 28 1B SF8 1B			4	2	2	1	0	0	0
28 Prince Fielder, L (1, 3) OBP: 0.382, SLG: 0.545		C F X 0-2 ② G4-3		F B S B B F F X 3-2 HR	X 0-0 1-H HR		X 0-0 SF8 47 G4-3 1-2 1B			4	2	3	3	0	0	0
47 Corey Koskie, L (1, 5) OBP: 0.358, SLG: 0.500	C C B F F B B B 4-2 1B BB			C B X 1-1 ③ F8	B B X 2-0 ③ P5		C F F X 0-2 ① G4-3 1-2 2-3			3	0	0	0	1	0	2
Damian Miller, R (1, 2) OBP: 0.400, SLG: 0.544	X 0-0 1-2 1B				C X 0-1 ① G6-3	B X 1-0 1B 18 FC6-4 1B	C X 0-1 ② SF8 2-3 3-H			3	1	2	1	0	0	0
Brady Clark, R (1, 8) OBP: 0.336, SLG: 0.294	B B C F B S 3-3 ③ K				C B F H 2-2 2 1B 31 SH1-4 2B HBP	X 0-0 1-3 18 FC6-4 1B	B C B S B C 3-3 ③ K			3	1	1	0	0	2	3
31 Dave Bush, R (1, 1) OBP: 0.235, SLG: 0.235 18 Gabe Gross, L (6, PH) OBP: 0.365, SLG: 0.568 52 Jose Capellan, R (7, 1) 7 J.J. Hardy, R (8, PH) OBP: 0.291, SLG: 0.395 (9, 6)			C S S 0-3 ① K		L X 0-1 ② SH1-4 1-2	F B X 1-1 ① FC6-4 23 1B 1-2f 3-H		B F C F F B S 2-3 ① K2-3		1 1 0 1	0 0 0 0	0 1 0 0	0 1 0 0	0 0 0 0	1 0 0 0	0 1 0 0
Inning Stats	R: 0 E: 0 K: 0 S: 6 H: 0 LOB: 0 BB: 1 P: 11	R: 0 E: 0 K: 1 S: 12 H: 1 LOB: 2 BB: 1 P: 20	R: 0 E: 0 K: 1 S: 9 H: 0 LOB: 0 BB: 0 P: 9	R: 1 E: 0 K: 0 S: 10 H: 1 LOB: 0 BB: 0 P: 15	R: 6 E: 0 K: 0 S: 15 H: 4 LOB: 0 BB: 1 P: 29	R: 1 E: 0 K: 1 S: 13 H: 3 LOB: 2 BB: 0 P: 21	R: 1 E: 0 K: 1 S: 13 H: 2 LOB: 1 BB: 0 P: 16	R: 0 E: 0 K: 3 S: 13 H: 0 LOB: 0 BB: 0 P: 19		1B: 8 2B: 1 3B: 0 HR: 2	SF: 1 SAC: 1 DP: 1 HBP: 1			WP: 0 PB: 0 SB: 0 CS: 0	PA: 38	

PITCHER		IP	WLS	BF	H	R	ER	SO	BB	IBB	HBP	BLK	WP	HR	S	P	ERA	WHIP
Jose Lima, R ERA: 9.31	(1, 1)	4.2	L	21	4	5	5	2	3	0	1	0	0	1	49	79	9.64	1.500
Chad Bradford, R ERA: 4.63	(5, 1)	0.0		1	1	0	0	0	0	0	0	0	0	0	1	1	∞	∞
Darren Oliver, L ERA: 4.32	(5, 1)	0.1		2	1	2	2	0	0	0	0	0	0	1	2	4	54.00	3.000
Heath Bell, R ERA: 13.5	(6, 1)	1.0		7	4	2	2	1	0	0	0	0	0	0	16	24	18.00	4.000
25 Pedro Feliciano, L ERA: 0.84	(7, 1)	1.0		4	1	0	0	1	0	0	0	0	0	0	10	13	0.00	1.000

PITCHER		IP	WLS	BF	H	R	ER	SO	BB	IBB	HBP	BLK	WP	HR	S	P	ERA	WHIP
13 Billy Wagner, L ERA: 2.0	(8, 1)	1.0		3	0	0	0	3	0	0	0	0	0	0	13	19	0.00	0.000

BOTTOM

New York Mets @ Milwaukee Brewers

Miller Park, Milwaukee, WI

Fri May 12 2006, 7:05 PM CDT
Att. 26,362 - Roof Closed - 61 F

livebaseballscorecards.com

AB	32
R	9
H	11
RBI	9
BB	3
SO	7
LOB	11

Batter	1	2	3	4	5	6	7	8	9	AB	R	H	RBI	BB	SO	LOB
7 José Reyes, S (1, 6) OBP: 0.329, SLG: 0.411	C C F X 0-2 ① G4-3		C X 0-1 15 HR 1-2 1B		B X 1-0 ① B5-3	B C S F X 1-2 16 S 1-3 2-H 1B		B B C S F S 2-3 ③ K		5	1	2	1	0	1	0
16 Paul Lo Duca, R (1, 2) OBP: 0.336, SLG: 0.451	B X 1-0 1B		C X 0-1 ① P6		X 0-0 ② F8	1 SAFE C B X 1-1 ③ G6-3 1-2			B X 1-0 HR	5	1	2	1	0	0	4
15 Carlos Beltrán, S (1, 8) OBP: 0.417, SLG: 0.644	B X 1-0 ② F9		C C B B F B X 3-2 1-H 2-H HR		B X 1-0 ③ P3		C B S B S 2-3 ① K		B B X 2-0 21 G6-5-3 1B	5	1	2	3	0	1	1
21 Carlos Delgado, L (1, 3) OBP: 0.394, SLG: 0.613	B C B F 1 SAFE C 2-3 ③ K		B B X 2-0 ② F7			B F F X 1-2 WP 5 22 1B 1B	F X 0-1 ② G4-3		B X 1-0 ① ② G6-5-3 1-2f	5	1	1	0	0	1	2
5 David Wright, R (1, 5) OBP: 0.379, SLG: 0.507		B C B C C 2-3 ① K	C B X 1-1 ③ G6-3			B C X 1-1 22 1B WP 1-2 1B	B F B B B F C 3-3 ③ K		C B B B B 4-1 CS BB	4	1	1	0	1	2	0
Xavier Nady, R (1, 9) OBP: 0.343, SLG: 0.548		B C S B F B X 3-2 1B		B B B 4-0 22 FC6-4 BB		B B S B S F F F 3-2 X ① F9 1-2 2-3		X 0-0 SH5-3 22 HR 2B	1 SAFE B 1-0 ③ CS 1-2	3	1	2	0	1	0	2
Chris Woodward, R (1, 4) OBP: 0.306, SLG: 0.412	1 SAFE C B B X 2-1 ② F8			B C B C S 2-3 ① K		I I I 4-0 22 1B 7 1B IBB		X 0-0 ① SH5-3 2-3		2	1	0	0	1	1	2
22 Jose Valentin, S (1, 7) OBP: 0.229, SLG: 0.294 10 Endy Chavez, L (8, 7) OBP: 0.344, SLG: 0.443	X 0-0 ③ F8			1 SAFE B X 1-0 ② FC6-4 FC5-4 1-2f		C F B B B X 3-2 7 1B 1-2 2-H 3-H 1B		X 0-0 3-H HR		4 0	1 0	2 0	4 0	0 0	0 0	2 0
Geremi Gonzalez, R (1, 1) Aaron Heilman, R (6, 1) Julio Franco, R (8, PH) OBP: 0.273, SLG: 0.350 50 Duaner Sanchez, R (8, 1) Chad Bradford, R (8, 1) 13 Billy Wagner, L (9, 1)			B B B C B 4-1 7 1B 15 HR BB	C X 0-1 ③ FC5-4 1-2f		L B L M 1-3 ② K		S C B S 1-3 ② K		2 0 1 0 0 0	1 0 0 0 0 0	0 0 0 0 0 0	0 0 0 0 0 0	1 0 1 0 0 0	1 0 0 0 0 0	3 0 0 0 0 0
Inning Stats	R: 0 H: 1 E: 0 LOB: 1 K: 1 BB: 0 S: 9 P: 13	R: 0 H: 1 E: 0 LOB: 1 K: 1 BB: 0 S: 10 P: 17	R: 3 H: 2 E: 0 LOB: 0 K: 0 BB: 1 S: 12 P: 22	R: 0 H: 0 E: 0 LOB: 1 K: 1 BB: 1 S: 6 P: 13	R: 0 H: 0 E: 0 LOB: 0 K: 0 BB: 0 S: 3 P: 5	R: 3 H: 4 E: 0 LOB: 2 K: 1 BB: 1 S: 24 P: 39	R: 0 H: 0 E: 0 LOB: 0 K: 2 BB: 0 S: 8 P: 13	R: 2 H: 2 E: 0 LOB: 0 K: 2 BB: 0 S: 10 P: 13	R: 1 H: 2 E: 0 LOB: 0 K: 0 BB: 1 S: 4 P: 13	1B: 8 SF: 0 2B: 1 SAC: 1 3B: 0 DP: 1 HR: 3 HBP: 0						

PITCHER		IP	WLS	BF	H	R	ER	SO	BB	IBB	HBP	BLK	WP	HR	S	P	ERA	WHIP
Dana Eveland, L ERA: 9.53	(1, 1)	5.2		27	7	6	6	4	2	1	0	0	1	1	58	101	9.53	1.588
Justin Lehr, R ERA: 6.94	(6, 1)	0.1		2	1	0	0	0	0	0	0	0	0	0	6	8	0.00	3.000
Jorge De La Rosa, L ERA: 7.94	(7, 1)	1.0		3	0	0	0	2	0	0	0	0	0	0	8	13	0.00	0.000
Chris Demaria, R ERA: 5.0	(8, 1)	1.0		5	2	2	2	2	0	0	0	0	0	1	10	13	18.00	2.000
Derrick Turnbow, R ERA: 1.88	(9, 1)	1.0	L	4	2	1	1	0	1	0	0	0	0	1	4	13	9.00	3.000

PITCHER	IP	WLS	BF	H	R	ER	SO	BB	IBB	HBP	BLK	WP	HR	S	P	ERA	WHIP

TOP

New York Mets @ Milwaukee Brewers

Miller Park, Milwaukee, WI

Sat May 13 2006, 6:05 PM CDT
Att. 45,150 - Roof Closed - 63 F

livebaseballscorecards.com

AB	36
R	9
H	12
RBI	9
BB	4
SO	8
LOB	16

BOTTOM

New York Mets @ Milwaukee Brewers

Miller Park, Milwaukee, WI

Sat May 13 2006, 6:05 PM CDT
Att. 45,150 - Roof Closed - 63 F

Batter	1	2	3	4	5	6	7	8	9	AB	R	H	RBI	BB	SO	LOB
23 Rickie Weeks Jr., R (1, 4) OBP: 0.368, SLG: 0.373	C F T 0-2 K ①		B F X 1-1 HR		F B B X 2-1 G3-1 ③		B C F F X 1-2 2 S 1B	S C S 0-3 K ②		5	1	2	1	0	2	3
2 Bill Hall, R (1, 6) OBP: 0.342, SLG: 0.627	C F F B X 1-2 F9 ②		B C B X 2-1 L8 ③			B X 1-0 E 2B	B 1 B S F B X SAFE 3-2 G6-3 ③ 1-2	X 0-0 G3 ③		5	1	1	0	0	0	3
Geoff Jenkins, L (1, 9) OBP: 0.323, SLG: 0.429	S T B F F X 1-2 L7 ③			B S B F S 2-3 K ①		B C S X 1-2 E8 2B 2-H 1B		F X 0-1 G6-3 ① C B C S 1-3 K ①		5	1	1	1	0	2	0
Carlos Lee, R (1, 7) OBP: 0.401, SLG: 0.674		C X 0-1 P2 ①		B C F F F C 1-3 K ②		B F X 1-1 2B 2-H		B S S B B B 4-2 47 HR 28 1B BB S C F X 0-2 28 S 1B		4	1	2	1	1	1	0
28 Prince Fielder, L (1, 3) OBP: 0.383, SLG: 0.562		C F F F B B F B X 3-2 P4 ②		B B X 2-0 HR		B B C B C S 3-3 K ①		B B B X 3-0 47 HR 1-2 1B 1 SAFE B C C F F D S 2-3 K ② 1-2		5	2	2	1	0	2	2
47 Corey Koskie, L (1, 5) OBP: 0.360, SLG: 0.524		C B X 1-1 1B		B C C X 1-2 L5 ③		F S F F B D F B S 3-3 K ②		F B F X 1-2 1-H 2-H HR C F C 0-3 K ③		5	1	2	3	0	2	2
Damian Miller, R (1, 2) OBP: 0.394, SLG: 0.564		X 0-0 F7 ③			B C S S 1-3 K ① C B F B S 2-3 K ③			X 0-0 HR		4	1	1	1	0	2	2
Brady Clark, R (1, 8) OBP: 0.341, SLG: 0.295			B C C F B F X 2-2 F8 ①		C X 0-1 SH1-4 1B		C B S X 1-2 G5-3 ①	B H 2-0 E HBP		3	0	1	0	0	0	0
Dana Eveland, L (1, 1) Justin Lehr, R (6, 1) Jorge De La Rosa, L (7, 1) 18 Gabe Gross, L (7, PH) OBP: 0.358, SLG: 0.556 Chris Demaria, S (8, 1) Jeff Cirillo, R (8, PH) OBP: 0.400, SLG: 0.469 Derrick Turnbow, R (9, 1)			X 0-0 G6-3 ②		X 0-0 SH1-4 ② 1-2	B X 1-0 G1-3 ②		F B F X 1-2 E4 1-2		1 0 0 0 0 0 0 0 0 0 0 0 0 0 0 0 0 0 0 0 0 1 0 0 0 0 0 0 0 0 0 0 0 0 0 1 0 0 0 0 0 1 0 0 0 0 0 0 0						
Inning Stats	R: 0 E: 0 K: 1 S: 12 H: 0 LOB: 0 BB: 0 P: 14	R: 0 E: 0 K: 0 S: 11 H: 1 LOB: 1 BB: 0 P: 15	R: 1 E: 0 K: 0 S: 10 H: 1 LOB: 0 BB: 0 P: 15	R: 1 E: 0 K: 2 S: 12 H: 1 LOB: 0 BB: 0 P: 18	R: 0 E: 0 K: 1 S: 8 H: 1 LOB: 1 BB: 0 P: 11	R: 2 E: 1 K: 3 S: 18 H: 3 LOB: 1 BB: 0 P: 29	R: 0 E: 0 K: 0 S: 11 H: 1 LOB: 1 BB: 0 P: 17	R: 4 E: 1 K: 1 S: 16 H: 3 LOB: 2 BB: 1 P: 27	R: 0 E: 0 K: 3 S: 15 H: 1 LOB: 1 BB: 0 P: 18	1B: 6 2B: 2 3B: 0 HR: 4 SF: 0 SAC: 1 DP: 0 HBP: 1						

	AB	39
	R	8
	H	12
	RBI	8
	BB	1
	SO	11
	LOB	13

livebaseballscorecards.com

WP: 0 PA: 42
PB: 0
SB: 2
CS: 0

PITCHER		IP	WLS	BF	H	R	ER	SO	BB	IBB	HBP	BLK	WP	HR	S	P	ERA	WHIP
Geremi Gonzalez, R ERA: 5.4	(1, 1)	5.0		20	5	3	3	4	0	0	0	0	0	2	54	75	5.40	1.000
Aaron Heilman, R ERA: 1.77	(6, 1)	2.0		9	3	1	0	3	0	0	0	0	0	0	28	44	0.00	1.500
50 Duaner Sanchez, R ERA: 2.01	(8, 1)	0.1		6	3	4	4	0	1	0	1	0	0	2	9	19	108.00	12.000
Chad Bradford, R ERA: 4.38	(8, 1)	0.2	W	3	0	0	0	1	0	0	0	0	0	0	7	8	0.00	0.000
13 Billy Wagner, L ERA: 1.89	(9, 1)	1.0	S	4	1	0	0	3	0	0	0	0	0	0	15	18	0.00	1.000

PITCHER	IP	WLS	BF	H	R	ER	SO	BB	IBB	HBP	BLK	WP	HR	S	P	ERA	WHIP

Batter	1	2	3	4	5	6	7	8	9	10	AB	R	H	RBI	BB	SO	LOB
7 José Reyes, S (1, 6) OBP: 0.318, SLG: 0.396	C B C F X 1-2 F9 ①		X 0-0 B5-3 ①	X 0-0 G5-3 ③		B T B F F X 2-2 P6 ③		B X 1-0 P5 ②		X 0-0 F8 ②	6	0	0	0	0	0	5
Kazuo Matsui, S (1, 4) OBP: 0.299, SLG: 0.361	C X 0-1 F9 ②		C C B B B B 4-2 21 HBP BB		C S X 0-2 5 BB 1B		B B B C X 3-1 G4-3 ①	D B B C S X 3-2 G5-3 ③		X 0-0 1-2 1B	5	0	2	0	1	0	1
15 Carlos Beltrán, S (1, 8) OBP: 0.405, SLG: 0.611	C B C F X 1-2 G6-3 ③		B B B C F S 3-3 K ②		C X 0-1 F8 ①		B C B S B F B 4-2 21 E 5 1B BB		G C F B S 2-3 K ①	C B F S 1-3 K ③	5	1	0	0	1	3	4
21 Carlos Delgado, L (1, 3) OBP: 0.394, SLG: 0.610		C X 0-1 P6 ①	F 1 SAFE 1 SAFE H 1-1 1-2 HBP		S S D S 1-3 K ②		B B S F 1 SAFE F X 2-2 FC4 5 1B 5 E 1-2		B X 1-0 5 G6-3 1B 2B		4	2	1	0	0	1	2
5 David Wright, R (1, 5) OBP: 0.386, SLG: 0.504		B B B C B 4-1 BB 22 2B BB	F B B F X 2-2 F9 ③		B F C 1 SAFE B 1 SAFE 1 SAFE B F 4-2 B 1-2 BB		C B C F F X 1-2 E9 1-H 2-H 1B		C B D B X 3-1 G6-3 ② 2-3		3	1	1	1	2	0	3
Xavier Nady, R (1, 9) OBP: 0.345, SLG: 0.538 Chad Bradford, R (9, 1)	S B B F 1 SAFE 1 SAFE B B B 4-2 1-2 22 2B BB		B F F B B F S 3-3 K ①	F B F B S 2-3 K ③			C F B F S 1-3 K ②		X 0-0 3-H 1B		4 0	1 0	1 0	1 0	1 0	3 0	3 0
11 Ramon Castro, R (1, 2) OBP: 0.396, SLG: 0.488		C B C D F F X 2-2 F9 ②	B B B C B 4-1 45 SH1-4 22 1B BB			B B C X 2-1 45 SH3 1B	C D C B X 2-2 G5-3 ③		1 SAFE X 0-0 F8 ③		4	0	1	0	1	0	4
22 Jose Valentin, S (1, 7) OBP: 0.300, SLG: 0.385 (9, 9)		C B X 1-1 1-H 2-H 2B	X 0-0 45 SH1-4 1-2 1B			B X 1-0 P2 ①		C B C X 1-2 10 SH1-3 1B		C B B S F B X 3-2 1B 1B	5	0	4	2	0	0	1
45 Pedro Martinez, R (1, 1) OBP: 0.167, SLG: 0.118 10 Endy Chavez, L (8, PH) OBP: 0.344, SLG: 0.443 50 Duaner Sanchez, R (8, 1) 25 Pedro Feliciano, L (9, 1) Cliff Floyd, L (9, 7) OBP: 0.292, SLG: 0.297		B B C S S 2-3 K ③	D B B C C X 2-2 SH1-4 ② 1-2 2-3			B X 1-0 SH3 ② 1-2		1 SAFE X 0-0 SH1-3 ① 1-2		F F C 0-3 K ①	1 0 0 0 1	0 0 0 0 0	0 0 0 0 0	0 0 0 0 0	1 0 0 0 0	1 0 0 0 1	1 0 0 0 1
Inning Stats	R: 0 H: 0 E: 0 LOB: 0 K: 0 BB: 0 S: 10 P: 12	R: 2 H: 1 E: 0 LOB: 1 K: 1 BB: 2 S: 15 P: 28	R: 0 H: 0 E: 0 LOB: 2 K: 1 BB: 1 S: 10 P: 20	R: 0 H: 1 E: 0 LOB: 2 K: 1 BB: 1 S: 10 P: 19	R: 0 H: 1 E: 0 LOB: 2 K: 2 BB: 1 S: 14 P: 21	R: 0 H: 1 E: 0 LOB: 1 K: 0 BB: 0 S: 8 P: 14	R: 2 H: 1 E: 2 LOB: 1 K: 1 BB: 1 S: 21 P: 34	R: 0 H: 1 E: 0 LOB: 1 K: 0 BB: 0 S: 8 P: 13	R: 1 H: 2 E: 0 LOB: 1 K: 1 BB: 0 S: 8 P: 14	R: 0 H: 2 E: 0 LOB: 2 K: 2 BB: 0 S: 12 P: 16	1B: 8 2B: 2 3B: 0 HR: 0	SF: 0 SAC: 3 DP: 0 HBP: 1					

TOP

New York Mets @ Milwaukee Brewers

Miller Park, Milwaukee, WI

Sun May 14 2006, 1:05 PM CDT
Att. 28,104 - Roof Closed - 63 F

livebaseballscorecards.com

AB	38
R	5
H	10
RBI	4
BB	6
SO	9
LOB	25

WP: 0 PA: 48
PB: 0
SB: 0
CS: 0

PITCHER		IP	WLS	BF	H	R	ER	SO	BB	IBB	HBP	BLK	WP	HR	S	P	ERA	WHIP
Doug Davis, L ERA: 5.14	(1, 1)	5.0		25	4	2	2	5	5	0	1	0	0	0	61	104	3.60	1.800
52 Jose Capellan, R ERA: 3.8	(6, 1)	1.1	H	5	0	1	0	0	1	0	0	0	0	0	11	22	0.00	0.750
Brian Shouse, L ERA: 4.15	(7, 1)	0.0		1	0	0	0	0	0	0	0	0	0	0	4	6	∞	∞
Dan Kolb, R ERA: 1.64	(7, 1)	0.2	B	3	1	1	0	1	0	0	0	0	0	0	12	16	0.00	1.500
Matt Wise, R ERA: 3.38	(8, 1)	1.0		4	1	0	0	0	0	0	0	0	0	0	8	13	0.00	1.000
Derrick Turnbow, R ERA: 2.35	(9, 1)	1.0	B	5	2	1	1	1	0	0	0	0	0	0	8	14	9.00	2.000
Jorge De La Rosa, L ERA: 7.3	(10, 1)	1.0	W	5	2	0	0	2	0	0	0	0	0	0	12	16	0.00	2.000

Batter	1	2	3	4	5	6	7	8	9	10	AB	R	H	RBI	BB	SO	LOB
23 Rickie Weeks Jr., R (1, 4) OBP: 0.371, SLG: 0.402	C B X 1-1 F8 ①		B S C X 1-2 G4-3 ①		B X 1-0 HR			1 SAFE L 1 SAFE X 0-1 SH SF8 2 SH2-4 1-2		C X 0-1 1B ②	4	1	2	1	0	0	0
2 Bill Hall, R (1, 6) (10, 8) OBP: 0.339, SLG: 0.642	F F B B S 2-3 K ②		C S S 0-3 K ②		C C F S 0-3 K ③			B B X 2-0 SH2-4 ① 1-2 2-3		B B X 2-0 HR	4	1	1	1	0	3	0
Geoff Jenkins, L (1, 9) OBP: 0.315, SLG: 0.420	C B C F B B S 3-3 K ③		B S B X 2-1 P5 ③			B C B B F C 3-3 K ①		C B B B X 3-1 SF8 ② 2-3 3-H			3	0	0	1	0	2	0
Carlos Lee, R (1, 7) OBP: 0.392, SLG: 0.655		F S F F X 0-2 P6 ①		B S B X 2-1 F8 ①		F F X 0-2 P4 ②		C F B X 1-2 F9 ③			4	0	0	0	0	0	1
28 Prince Fielder, L (1, 3) OBP: 0.379, SLG: 0.550		B B S F B B 4-2 47 BB HR BB		T F B F C 1-3 K ②		C B C B B S 3-3 K ③			C B B S 1-3 K ①		3	1	0	0	1	3	0
47 Corey Koskie, L (1, 5) OBP: 0.364, SLG: 0.528		C B S B B F B 4-2 1-2 HR BB		X 0-0 2B			F F B F B S 2-3 K ①		F B F X 1-2 E5 G5-3		3	1	1	0	1	1	0
Damian Miller, R (1, 2) OBP: 0.398, SLG: 0.592		X 0-0 1-H 2-H HR		B X 1-0 G3 ③			F X 0-1 G6-4-3 1B		1 SAFE S S S 1 B B F F X 2-2 G5-3 ② 1-2		4	1	2	3	0	0	2
Brady Clark, R (1, 8) OBP: 0.331, SLG: 0.284 Jorge De La Rosa, L (10, 1)		C B F F B C 2-3 K ②			C B F F X 1-2 P4 ①		1 SAFE X 0-0 G6-4-3 ② ③ 1-2f			F F X 0-2 P4 ③	4 0	0 0	0 0	0 0	0 0	1 0	2 0
Doug Davis, R (1, 1) OBP: 0.150, SLG: 0.111 52 Jose Capellan, R (6, 1) Brian Shouse, L (7, 1) Dan Kolb, R (7, 1) Matt Wise, R (8, 1) 18 Gabe Gross, L (8, PH) OBP: 0.370, SLG: 0.565 Derrick Turnbow, R (9, 1) 7 J.J. Hardy, R (10, 6) OBP: 0.289, SLG: 0.392		C F F F B X 1-2 P4 ③			F B F S 1-3 K ②			C F B B B B X 3-2 2 SH2-4 23 SH SF8 1B		B X 1-0 G5-3 ①	2 0 0 0 0 1 0	0 0 0 0 0 1 0	0 0 0 0 0 1 0	0 0 0 0 0 1 0	0 0 0 0 0 0 0	1 0 0 0 0 0 0	0 0 0 0 0 0 0
Inning Stats	R: 0 H: 0 E: 0 LOB: 0 K: 2 BB: 0 S: 9 P: 15	R: 3 H: 1 E: 0 LOB: 0 K: 1 BB: 2 S: 19 P: 30	R: 0 H: 0 E: 0 LOB: 0 K: 1 BB: 0 S: 8 P: 11	R: 0 H: 1 E: 0 LOB: 1 K: 1 BB: 0 S: 8 P: 12	R: 1 H: 1 E: 0 LOB: 0 K: 2 BB: 0 S: 12 P: 15	R: 0 H: 0 E: 0 LOB: 0 K: 2 BB: 0 S: 9 P: 15	R: 0 H: 1 E: 0 LOB: 0 K: 1 BB: 0 S: 7 P: 9	R: 1 H: 1 E: 1 LOB: 1 K: 0 BB: 0 S: 11 P: 20	R: 0 H: 0 E: 1 LOB: 1 K: 1 BB: 0 S: 14 P: 18	R: 1 H: 2 E: 0 LOB: 0 K: 0 BB: 0 S: 4 P: 7	1B: 3 SF: 1 2B: 1 SAC: 2 3B: 0 DP: 1 HR: 3 HBP: 0						

PITCHER	IP	WLS	BF	H	R	ER	SO	BB	IBB	HBP	BLK	WP	HR	S	P	ERA	WHIP
45 Pedro Martinez, R (1, 1) ERA: 3.19	7.0		26	4	4	4	10	2	0	0	0	0	2	72	107	5.14	0.857
50 Duaner Sanchez, R (8, 1) ERA: 1.93	1.0		5	1	1	0	0	0	0	0	0	0	0	11	20	0.00	1.000
25 Pedro Feliciano, L (9, 1) ERA: 0.82	0.1		2	0	0	0	1	0	0	0	0	0	0	6	8	0.00	0.000
Chad Bradford, R (9, 1) ERA: 4.61	1.1	L	5	2	1	1	0	0	0	0	0	0	1	12	17	6.75	1.500

PITCHER	IP	WLS	BF	H	R	ER	SO	BB	IBB	HBP	BLK	WP	HR	S	P	ERA	WHIP

BOTTOM

New York Mets @ Milwaukee Brewers

Miller Park, Milwaukee, WI

Sun May 14 2006, 1:05 PM CDT
Att. 28,104 - Roof Closed - 63 F

livebaseballscorecards.com

AB	33
R	6
H	7
RBI	6
BB	2
SO	11
LOB	5

WP: 0 PA: 38
PB: 0
SB: 0
CS: 0

Batter	1	2	3	4	5	6	7	8	9	AB	R	H	RBI	BB	SO	LOB
7 José Reyes, S (1, 6) OBP: 0.326, SLG: 0.417	C F F X 0-2 E4 16 F8		F X 0-1 1-H HR		C X 0-1 ② G4-3		B B C B F B 4-2 16 S 16 2B BB	B F F X 1-2 15 1B 1-2 3-H 1B		4	2	2	3	1	0	0
16 Paul Lo Duca, R (1, 2) OBP: 0.331, SLG: 0.449	1 SAFE 1 SAFE B X 1-0 ① ② F8 1-2		C X 0-1 ② F7		C B B X 2-1 ③ F9		B 1 SAFE B X 2-0 1-H 2B	B C X 1-1 ② P4		5	0	1	1	0	0	3
15 Carlos Beltrán, S (1, 8) OBP: 0.405, SLG: 0.596	B C B C F C 2-3 ③ K		B B X 2-0 ③ L6			X 0-0 ① P2	B D B F C B 4-2 BB	X 0-0 1-3 2-H 1B		4	0	1	1	1	1	0
21 Carlos Delgado, L (1, 3) OBP: 0.382, SLG: 0.589		F B C B F B X 3-2 ① P2		F F B S 1-3 ① K		B C S X 1-2 ② F7	B S B X 2-1 G3-1	F B D F F S 2-3 ③ K		5	0	0	0	0	2	4
5 David Wright, R (1, 5) OBP: 0.392, SLG: 0.510		C F F B X 1-2 ② F7		B B B B 4-1 G1-3 1B BB		B C F F F X 1-2 1B 1B		F F F B X 1-2 SH 2B	C X 0-1 ① G6-3	4	2	2	0	1	0	0
Cliff Floyd, L (1, 7) OBP: 0.303, SLG: 0.311		B B B C F F X 3-2 2B		B F S B X 2-2 ② G1-3 1-2		1 SAFE X 0-0 FC5-4 1-3 1B		F F H 1-2 SH1-3 SH 1B HBP	B F F F F S 1-3 ② K	4	1	2	0	0	1	1
Xavier Nady, R (1, 9) OBP: 0.342, SLG: 0.530		C F F B C 1-3 ③ K		B C B B X 3-1 2-H 1B		F X 0-1 ③ FC5-4 1-2f		X 0-0 SH 1B SH1-3 7 1B 1-2 2-H	B B T B S X 3-2 ③ F8	4	1	1	1	0	1	3
Kazuo Matsui, S (1, 4) OBP: 0.289, SLG: 0.349			B F X 1-1 ① G4-3	B 1 SAFE X 1-0 ③ G4-3			C C F F F F B S 1-3 ① K	B L X 1-1 ① SH1-3 1-2 2-3		3	0	0	0	0	1	1
Tom Glavine, L (1, 1) OBP: 0.588, SLG: 0.538			B B B C B 4-1 7 HR BB		C X 0-1 ① F8		X 0-0 ② F9	C B B X 2-1 7 1B 15 1B 2-3 3-H 1B		1	1	0	0	1	0	0
22 Jose Valentin, S (7, PH) OBP: 0.293, SLG: 0.375										1	0	0	0	0	0	0
Aaron Heilman, R (7, 1)										0	0	0	0	0	0	0
Julio Franco, R (8, PH) OBP: 0.304, SLG: 0.381										1	1	1	1	0	0	0
50 Duaner Sanchez, R (8, 1)										0	0	0	0	0	0	0
Jorge Julio, R (9, 1)										0	0	0	0	0	0	0
Inning Stats	R: 0 E: 1 K: 1 S: 9 H: 0 LOB: 0 BB: 0 P: 12	R: 0 E: 0 K: 1 S: 16 H: 1 LOB: 1 BB: 0 P: 24	R: 2 E: 0 K: 0 S: 8 H: 1 LOB: 0 BB: 1 P: 15	R: 1 E: 0 K: 1 S: 10 H: 1 LOB: 1 BB: 1 P: 21	R: 0 E: 0 K: 0 S: 6 H: 0 LOB: 0 BB: 0 P: 8	R: 0 E: 0 K: 0 S: 12 H: 2 LOB: 2 BB: 0 P: 14	R: 1 E: 0 K: 1 S: 15 H: 1 LOB: 2 BB: 2 P: 28	R: 4 E: 1 K: 1 S: 21 H: 4 LOB: 2 BB: 0 P: 30	R: 0 E: 0 K: 1 S: 10 H: 0 LOB: 0 BB: 0 P: 14	1B: 6 2B: 3 3B: 0 HR: 1 SF: 0 SAC: 2 DP: 0 HBP: 1						

PITCHER		IP	WLS	BF	H	R	ER	SO	BB	IBB	HBP	BLK	WP	HR	S	P	ERA	WHIP
Jeff Suppan, R ERA: 4.7	(1, 1)	6.2	L	30	6	4	4	4	4	0	0	0	0	1	74	118	5.40	1.500
Tyler Johnson, L ERA:	(7, 1)	0.1		1	0	0	0	0	0	0	0	0	0	0	2	4	0.00	0.000
48 Brad Thompson, R ERA: 1.53	(8, 1)	0.1		6	3	4	2	0	0	0	1	0	0	0	14	20	54.00	9.000
40 Brian Falkenborg, R ERA: 2.84	(8, 1)	1.2		6	1	0	0	2	0	0	0	0	0	0	17	24	0.00	0.600

PITCHER	IP	WLS	BF	H	R	ER	SO	BB	IBB	HBP	BLK	WP	HR	S	P	ERA	WHIP

TOP

New York Mets @ St. Louis Cardinals

Busch Stadium, St. Louis, MO

Tue May 16 2006, 7:10 PM CDT

Att. 39,616 - Cloudy - 64 F

livebaseballscorecards.com

AB	36
R	8
H	10
RBI	7
BB	4
SO	6
LOB	12

WP: 0 PA: 43
PB: 0
SB: 1
CS: 0

New York Mets @ St. Louis Cardinals

Busch Stadium, St. Louis, MO

Tue May 16 2006, 7:10 PM CDT

Att. 39,616 - Cloudy - 64 F

BOTTOM

Batter	1	2	3	4	5	6	7	8	9	AB	R	H	RBI	BB	SO	LOB
22 David Eckstein, R (1, 6) OBP: 0.384, SLG: 0.370	C B C H 2-2 5 G2-3 HBP		X 0-0 ② F8		B X 1-0 ② SF9 3-H		C B X 1-1 ③ G5-3			2	0	0	1	0	0	1
So Taguchi, R (1, 7) OBP: 0.295, SLG: 0.307 Larry Bigbie, L (8, PH) OBP: 0.333, SLG: 0.250 (9, 7)	1 SAFE C 1 SAFE B X 1-1 ① F7		C B X 1-1 ③ G3-1		X 0-0 ③ G6-3			X 0-0 ① G3		3 1	0 0	0 0	0 0	0 0	0 0	2 0
5 Albert Pujols, R (1, 3) OBP: 0.458, SLG: 0.808	C B B C F D F 1 SAFE 3-2 ② X G2-3 1-2			B B B C C X 3-2 ① P6		C B F X 1-2 ① G4-3		C X 0-1 ② P3		4	0	0	0	0	0	1
27 Scott Rolen, R (1, 5) OBP: 0.362, SLG: 0.476	B C B B X 3-1 ③ G5-3			C F B X 1-2 ② F7		F B F X 1-2 43 BB 1B 1B		C B S X 1-2 ③ P4		4	1	1	0	0	0	1
43 Juan Encarnacion, R (1, 9) OBP: 0.262, SLG: 0.384		B X 1-0 ① F7		C F B F B F X 2-2 1B		B B B B 4-0 1B 1-2 BB			B C F X 1-2 F8 15 BB 1B	3	0	2	0	1	0	0
15 Jim Edmonds, L (1, 8) OBP: 0.367, SLG: 0.448		B X 1-0 L4-3 1B		B B B C F S 3-3 ③ K		C F B B B C 3-3 ② K			B B F F B F B 4-2 1-2 BB	3	0	1	0	1	2	3
Gary Bennett, R (1, 2) OBP: 0.256, SLG: 0.342	F B 1 SAFE F B X 2-2 ②③ L4-3 1-1				B B B C X 3-1 7 2B 1B	B B C X 2-1 ③ 1-3 2-H 1B			B C X 1-1 ① F8 2-3	4	1	2	1	0	0	3
7 Hector Luna, R (1, 4) OBP: 0.372, SLG: 0.479			B C B X 2-1 SH1 1B		C S B B F X 2-2 SH1-4 22 SF9 1-H 2B		F X 0-1 ① G4-3		C B X 1-1 ② P3	4	1	2	1	0	0	2
Jeff Suppan, R (1, 1) OBP: 0.143, SLG: 0.077 Tyler Johnson, S (7, 1) 53 John Rodriguez, L (7, PH) OBP: 0.465, SLG: 0.525 48 Brad Thompson, R (8, 1) 40 Brian Falkenborg, R (8, 1) 26 Scott Spiezio, S (9, PH) OBP: 0.368, SLG: 0.544			1 SAFE B L L X 1-2 ① SH1 1-2		L B X 1-1 ① SH1-4 2-3		S B F F B X 3-2 ② G3		B B F C F D F X 3-2 ③ F8	0 0 1 0 0 0 1	0 0 0 0 0 0 0	0 0 0 0 0 0 0	0 0 0 0 0 0 0	0 0 0 0 0 0 0	0 0 0 0 0 0 0	0 0 0 0 0 0 2
Inning Stats	R: 0 E: 0 K: 0 S: 12 H: 0 LOB: 1 BB: 0 P: 21	R: 0 E: 0 K: 0 S: 5 H: 1 LOB: 0 BB: 0 P: 9	R: 0 E: 0 K: 0 S: 8 H: 1 LOB: 1 BB: 0 P: 12	R: 0 E: 0 K: 1 S: 14 H: 1 LOB: 1 BB: 0 P: 23	R: 2 E: 0 K: 0 S: 10 H: 2 LOB: 0 BB: 0 P: 17	R: 1 E: 0 K: 1 S: 11 H: 2 LOB: 2 BB: 1 P: 22	R: 0 E: 0 K: 0 S: 8 H: 0 LOB: 0 BB: 0 P: 12	R: 0 E: 0 K: 0 S: 6 H: 0 LOB: 0 BB: 0 P: 7	R: 0 E: 0 K: 0 S: 15 H: 1 LOB: 2 BB: 1 P: 25	1B: 7 2B: 2 3B: 0 HR: 0	SF: 1 SAC: 2 DP: 1 HBP: 1					

livebaseballscorecards.com

AB	30
R	3
H	8
RBI	3
BB	2
SO	2
LOB	15

WP: 0 PB: 0 SB: 0 CS: 0 PA: 36

PITCHER		IP	WLS	BF	H	R	ER	SO	BB	IBB	HBP	BLK	WP	HR	S	P	ERA	WHIP
Tom Glavine, L ERA: 2.43	(1, 1)	6.0	W	25	7	3	3	2	1	0	1	0	0	0	60	104	4.50	1.333
Aaron Heilman, R ERA: 1.69	(7, 1)	1.0	H	3	0	0	0	0	0	0	0	0	0	0	8	12	0.00	0.000
50 Duaner Sanchez, R ERA: 1.85	(8, 1)	1.0		3	0	0	0	0	0	0	0	0	0	0	6	7	0.00	0.000
Jorge Julio, R ERA: 5.4	(9, 1)	1.0		5	1	0	0	0	1	0	0	0	0	0	15	25	0.00	2.000

PITCHER	IP	WLS	BF	H	R	ER	SO	BB	IBB	HBP	BLK	WP	HR	S	P	ERA	WHIP

New York Mets @ St. Louis Cardinals

Busch Stadium, St. Louis, MO

Wed May 17 2006, 7:10 PM CDT

Att. 40,573 - Cloudy - 74 F

TOP

livebaseballscorecards.com

Batter	1	2	3	4	5	6	7	8	9	AB	R	H	RBI	BB	SO	LOB
7 José Reyes, S (1, 6) OBP: 0.324, SLG: 0.419	C B C S 1-3 ① K		B F B B X 3-1 ③ G6-3			B C B X 2-1 ① G1-3			B C S B X 2-2 16 SH1-3 2B	4	0	1	0	0	1	0
16 Paul Lo Duca, R (1, 2) OBP: 0.331, SLG: 0.446	B C X 1-1 15 G5-4-3 1B			X 0-0 ① G5-3		B C S C 1-3 ② K			X 0-0 ① SH1-3 2-3	3	0	1	0	0	1	0
15 Carlos Beltrán, S (1, 8) OBP: 0.408, SLG: 0.584	B F B X 2-1 ②③ G5-4-3 1-2f			B B B B 4-0 21 G5-6-3 BB		C F B C 1-3 ③ K			B F B B B 4-1 21 HBP BB	2	0	0	0	2	1	1
21 Carlos Delgado, L (1, 3)		B F B C S 2-3 ① K		X 0-0 ②③ G5-6-3 1-2f			C B B B S X 3-2 ① L7		F 1 SAFE F H 1-2 HBP	3	0	0	0	0	1	1
5 David Wright, R (1, 5) OBP: 0.394, SLG: 0.517		X 0-0 1B			C X 0-1 G4-3 2B		B X 1-0 ② L9		C S B B S 2-3 ② K	4	0	2	0	0	1	3
Cliff Floyd, L (1, 7) OBP: 0.295, SLG: 0.302		1 SAFE B 1 SAFE 1 SAFE F F 1 SAFE X 1-2 ② F9			X 0-0 ① G4-3 2-3		C F F C 0-3 ③ K		B F B F X 2-2 ③ G3	4	0	0	0	0	1	5
Xavier Nady, R (1, 9) OBP: 0.342, SLG: 0.522		D 1 SAFE B 1 SAFE B 1 SAFE C X 3-1 ③ F9			H 1-0 HBP			F X 0-1 ① G1-3		2	0	0	0	0	0	1
Kazuo Matsui, S (1, 4) OBP: 0.280, SLG: 0.337			C X 0-1 ① L4		B 1 SAFE X 1-0 ② P6			B C B F X 2-2 ② G5-3		3	0	0	0	0	0	2
Steve Trachsel, R (1, 1) OBP: 0.250, SLG: 0.267 Julio Franco, R (8, PH) OBP: 0.292, SLG: 0.364 50 Duaner Sanchez, R (8, 1)			C B B S F X 2-2 ② G1-3		B B B C C X 3-2 ③ F8			C B B X 2-1 ③ G4-3		2 1 0	0 0 0	0 0 0	0 0 0	0 0 0	0 0 0	2 0 0
Inning Stats	R: 0 E: 0 K: 1 S: 7 H: 1 LOB: 0 BB: 0 P: 11	R: 0 E: 0 K: 1 S: 9 H: 1 LOB: 1 BB: 0 P: 15	R: 0 E: 0 K: 0 S: 8 H: 0 LOB: 0 BB: 0 P: 13	R: 0 E: 0 K: 0 S: 2 H: 0 LOB: 0 BB: 1 P: 6	R: 0 E: 0 K: 0 S: 7 H: 1 LOB: 2 BB: 0 P: 12	R: 0 E: 0 K: 2 S: 8 H: 0 LOB: 0 BB: 0 P: 12	R: 0 E: 0 K: 1 S: 8 H: 0 LOB: 0 BB: 0 P: 12	R: 0 E: 0 K: 0 S: 7 H: 0 LOB: 0 BB: 0 P: 11	R: 0 E: 0 K: 1 S: 13 H: 1 LOB: 3 BB: 1 P: 24	1B: 2 2B: 2 3B: 0 HR: 0	SF: 0 SAC: 1 DP: 2 HBP: 2					

	AB	28
	R	0
	H	4
	RBI	0
	BB	2
	SO	6
	LOB	15

PITCHER		IP	WLS	BF	H	R	ER	SO	BB	IBB	HBP	BLK	WP	HR	S	P	ERA	WHIP
30 Mark Mulder, L ERA: 3.69	(1, 1)	8.1	W	31	4	0	0	5	2	0	2	0	0	0	63	106	0.00	0.720
44 Jason Isringhausen, R ERA: 4.5	(9, 1)	0.2	S	2	0	0	0	1	0	0	0	0	0	0	6	10	0.00	0.000

PITCHER	IP	WLS	BF	H	R	ER	SO	BB	IBB	HBP	BLK	WP	HR	S	P	ERA	WHIP

Batter	1	2	3	4	5	6	7	8	9	AB	R	H	RBI	BB	SO	LOB
22 David Eckstein, R (1, 6) OBP: 0.381, SLG: 0.367	B C C F F X 1-2 G6-3 ①		C 1 SAFE B F 1 SAFE F B 1 SAFE X 2-2 1-2 1B		B X 1-0 F7 ③		C C B X 1-2 P3 ③			4	0	1	0	0	0	2
53 John Rodriguez, L (1, 7) OBP: 0.446, SLG: 0.500 So Taguchi, R (8, 7) OBP: 0.302, SLG: 0.307 44 Jason Isringhausen, R (9, 1)	B F S X 1-2 G1-3 ②		B F S S 1-3 K ③			S B X 1-1 G3-1 ①		F B C B B F F B 4-2 27 FC3-6-5-4 5 G1-3 BB		3 0 0	0 0 0	0 0 0	0 0 0	0 1 0	1 0 0	2 0 0
5 Albert Pujols, R (1, 3) OBP: 0.453, SLG: 0.789	X 0-0 G5-3 ③			C B X 1-1 L7 ①		B B B C B 4-1 27 2B BB		1 SAFE F C X 0-2 1-2 G1-3 ①		3	1	0	0	1	0	1
15 Jim Edmonds, L (1, 8) OBP: 0.364, SLG: 0.437		B C B F B X 3-2 F7 ①		B C B B F F X 3-2 P5 ②		X 0-0 F8 ②		B B B I 4-0 27 FC3-6-5-4 IBB		3	0	0	0	1	0	1
27 Scott Rolen, R (1, 5) OBP: 0.367, SLG: 0.481		C B X 1-1 F8 ②		B B C B B 4-1 BB		C C X 0-2 1-H 2B		C X 0-1 FC3-6-5-4 ②③ 1-2 2-3		3	0	1	1	1	0	2
43 Juan Encarnacion, R (1, 9) OBP: 0.257, SLG: 0.376		C B F X 1-2 P5 ③		B 1 SAFE C S 1 SAFE B F 1 SAFE X 2-2 F9 ③		X 0-0 P4 ③				3	0	0	0	0	0	2
4 Yadier Molina, R (1, 2) OBP: 0.223, SLG: 0.214			C S F B X 1-2 G5-3 ①		F B X 1-1 P5 ①		C B B S X 2-2 P4 ①			3	0	0	0	0	0	0
Aaron Miles, S (1, 4) OBP: 0.422, SLG: 0.378			B B B C B 4-1 22 1B BB		L B X 1-1 P5 ②		B F B X 2-1 F9 ②			2	0	0	0	1	0	0
30 Mark Mulder, L (1, 1) OBP: 0.409, SLG: 0.579 Larry Bigbie, L (9, 7) OBP: 0.333, SLG: 0.250			1 SAFE S L M 0-3 K ②		C B F X 1-2 1B		C B B B X 3-1 1B			3 0	0 0	2 0	0 0	0 0	1 0	1 0
Inning Stats	R: 0 E: 0 K: 0 S: 9 H: 0 LOB: 0 BB: 0 P: 11	R: 0 E: 0 K: 0 S: 8 H: 0 LOB: 0 BB: 0 P: 13	R: 0 E: 0 K: 2 S: 15 H: 1 LOB: 2 BB: 1 P: 23	R: 0 E: 0 K: 0 S: 12 H: 0 LOB: 1 BB: 1 P: 22	R: 0 E: 0 K: 0 S: 8 H: 1 LOB: 1 BB: 0 P: 12	R: 1 E: 0 K: 0 S: 8 H: 1 LOB: 1 BB: 1 P: 13	R: 0 E: 0 K: 0 S: 10 H: 1 LOB: 1 BB: 0 P: 18	R: 0 E: 0 K: 0 S: 9 H: 0 LOB: 1 BB: 2 P: 17		1B: 3 2B: 1 3B: 0 HR: 0 SF: 0 SAC: 0 DP: 1 HBP: 0						

PITCHER	IP	WLS	BF	H	R	ER	SO	BB	IBB	HBP	BLK	WP	HR	S	P	ERA	WHIP
Steve Trachsel, R (1, 1) ERA: 4.33	7.0	L	28	4	1	1	2	3	0	0	0	0	0	70	112	1.29	1.000
50 Duaner Sanchez, R (8, 1) ERA: 1.78	1.0		4	0	0	0	0	1	1	0	0	0	0	9	17	0.00	1.000

PITCHER	IP	WLS	BF	H	R	ER	SO	BB	IBB	HBP	BLK	WP	HR	S	P	ERA	WHIP

BOTTOM

New York Mets @ St. Louis Cardinals

Busch Stadium, St. Louis, MO

Wed May 17 2006, 7:10 PM CDT
Att. 40,573 - Cloudy - 74 F

livebaseballscorecards.com

AB	27
R	1
H	4
RBI	1
BB	5
SO	2
LOB	11

WP: 0 PA: 32
PB: 0
SB: 0
CS: 0

Batter	1	2	3	4	5	6	7	8	9	AB	R	H	RBI	BB	SO	LOB
7 José Reyes, S (1, 6) OBP: 0.318, SLG: 0.409	G3		P6		G4-3			L8		4	0	0	0	0	0	0
22 Jose Valentin, S (1, 4) OBP: 0.311, SLG: 0.442	P5			15 HR BB		F9		HR		3	2	1	1	1	0	0
15 Carlos Beltrán, S (1, 8) OBP: 0.403, SLG: 0.600	P6			1-H HR		P3		F9		4	1	1	2	0	0	0
21 Carlos Delgado, L (1, 3) OBP: 0.382, SLG: 0.575		FC3-6 1B		G4-3		1B			P3	4	0	2	0	0	0	0
5 David Wright, R (1, 5) OBP: 0.391, SLG: 0.507		P3		F8		P3			2B BB	3	0	0	0	1	0	2
Cliff Floyd, L (1, 7) OBP: 0.300, SLG: 0.310		FC3-6 1-2f		BB			F7		1-3 2B	3	0	1	0	1	0	1
11 Ramon Castro, R (1, 2) OBP: 0.365, SLG: 0.444		P2		F8			G5-3		F8	4	0	0	0	0	0	4
10 Endy Chavez, L (1, 9) OBP: 0.324, SLG: 0.415			L7		B1-3		F9		G1-3	4	0	0	0	0	0	2
Jose Lima, R (1, 1)										2	0	0	0	0	1	0
Chad Bradford, R (5, 1)										0	0	0	0	0	0	0
25 Pedro Feliciano, L (6, 1)										0	0	0	0	0	0	0
Kazuo Matsui, S (8, PH) OBP: 0.277, SLG: 0.333					G3			G4-3		1	0	0	0	0	0	0
Darren Oliver, R (8, 1) OBP: 0.500, SLG: 0.750										0	0	0	0	0	0	0
Inning Stats	R: 0 E: 0 K: 0 S: 6 H: 0 LOB: 0 BB: 0 P: 14	R: 0 E: 0 K: 0 S: 14 H: 1 LOB: 1 BB: 0 P: 24	R: 0 E: 0 K: 1 S: 8 H: 0 LOB: 0 BB: 0 P: 10	R: 2 E: 0 K: 0 S: 10 H: 1 LOB: 1 BB: 2 P: 22	R: 0 E: 0 K: 0 S: 4 H: 0 LOB: 0 BB: 0 P: 6	R: 0 E: 0 K: 0 S: 9 H: 1 LOB: 1 BB: 0 P: 11	R: 0 E: 0 K: 0 S: 5 H: 0 LOB: 0 BB: 0 P: 9	R: 1 E: 0 K: 0 S: 11 H: 1 LOB: 0 BB: 0 P: 14	R: 0 E: 0 K: 0 S: 12 H: 1 LOB: 2 BB: 1 P: 18	1B: 2 2B: 1 3B: 0 HR: 2 SF: 0 SAC: 0 DP: 0 HBP: 0						

PITCHER		IP	WLS	BF	H	R	ER	SO	BB	IBB	HBP	BLK	WP	HR	S	P	ERA	WHIP
Jason Marquis, R ERA: 5.08	(1, 1)	7.2	W	29	4	3	3	1	2	0	0	0	0	2	66	108	3.52	0.783
34 Randy Flores, L ERA: 3.86	(8, 1)	0.1	H	1	0	0	0	0	0	0	0	0	0	0	1	2	0.00	0.000
44 Jason Isringhausen, R ERA: 4.2	(9, 1)	1.0	S	5	1	0	0	0	1	0	0	0	0	0	12	18	0.00	2.000

PITCHER	IP	WLS	BF	H	R	ER	SO	BB	IBB	HBP	BLK	WP	HR	S	P	ERA	WHIP

TOP

New York Mets @ St. Louis Cardinals

Busch Stadium, St. Louis, MO

Thu May 18 2006, 12:10 PM CDT

Att. 41,273 - Sunny - 70 F

livebaseballscorecards.com

AB	32
R	3
H	5
RBI	3
BB	3
SO	1
LOB	9

WP: 0 PB: 0 SB: 0 CS: 0 PA: 35

Batter	1	2	3	4	5	6	7	8	9	AB	R	H	RBI	BB	SO	LOB
22 David Eckstein, R (1, 6) OBP: 0.389, SLG: 0.383	C B X 1-1 53 G4-3 27 1B 1B	C B F X 1-2 53 S 53 E 3-H 1B			C B X 1-1 ① G4-3	C X 0-1 2-H 2B				4	2	3	2	0	0	0
53 John Rodriguez, L (1, 7) OBP: 0.442, SLG: 0.493 So Taguchi, R (6, PH) OBP: 0.299, SLG: 0.303 (7, 7)	B 1 SAFE C 1 SAFE X 1-1 ① G4-3 1-2	B B B F F X 3-2 E1 1-H			C F X 0-2 27 G1-3 26 2B 1B	B C F X 1-2 ③ L4				3 1	1 0	1 0	0 0	0 0	0 0	0 1
27 Scott Rolen, R (1, 5) OBP: 0.363, SLG: 0.473	C X 0-1 26 1B 2-H 1B	F B B B F S 3-3 ③ K			X 0-0 ② G1-3 1-2		B C C X 1-2 ① G3-1			4	1	1	1	0	1	2
15 Jim Edmonds, L (1, 8) OBP: 0.361, SLG: 0.426	C F B F B B F S 3-3 ② K	X 0-0 ① G3-1			B B C F B F F B 4-2 26 2B BB		C S B B B S 3-3 ② K			3	0	0	0	1	2	1
26 Scott Spiezio, S (1, 3) OBP: 0.375, SLG: 0.557	C B B F F B F X 3-2 2-H 1B	C F B B B X 3-2 ② G3			S B B B B C X 3-2 1-3 2-H 2B		F B B B F X 2-2 ③ G4-3			4	0	2	2	0	0	0
43 Juan Encarnacion, R (1, 9) OBP: 0.250, SLG: 0.366	C X 0-1 ③ P3	B F F F B X 2-2 ③ F9			X 0-0 ③ G6-3			C B S X 1-2 ① G6-3		4	0	0	0	0	0	3
Gary Bennett, R (1, 2) OBP: 0.256, SLG: 0.317		C B B F F B X 3-2 ① G4-3		B F F B X 2-2 ① G6-3		C B B C F B F F B 4-2 22 2B SH1-4 BB		C X 0-1 ② G6-3		3	1	0	0	1	0	0
Aaron Miles, S (1, 4) OBP: 0.420, SLG: 0.387		C B B X 2-1 G6-3 22 1B 2B		B C C B C 2-3 ② K		C X 0-1 ① SH1-4 1-2		B C F B F X 2-2 ③ G1-3		3	1	1	0	0	1	0
Jason Marquis, L (1, 1) OBP: 0.200, SLG: 0.208 34 Randy Flores, L (8, 1) 44 Jason Isringhausen, R (9, 1)		B B F X 2-1 ② G6-3 2-3		C X 0-1 ③ G4-3		F F B C 1-3 ② K				3 0 0	0 0 0	0 0 0	0 0 0	0 0 0	1 0 0	2 0 0
Inning Stats	R: 2 E: 0 K: 1 S: 18 H: 3 LOB: 1 BB: 0 P: 26	R: 2 E: 1 K: 1 S: 18 H: 2 LOB: 1 BB: 0 P: 32	R: 0 E: 0 K: 0 S: 7 H: 0 LOB: 0 BB: 0 P: 12	R: 0 E: 0 K: 1 S: 8 H: 0 LOB: 0 BB: 0 P: 12	R: 1 E: 0 K: 0 S: 14 H: 2 LOB: 2 BB: 1 P: 22	R: 1 E: 0 K: 1 S: 15 H: 1 LOB: 1 BB: 1 P: 21	R: 0 E: 0 K: 1 S: 9 H: 0 LOB: 0 BB: 0 P: 15	R: 0 E: 0 K: 0 S: 9 H: 0 LOB: 0 BB: 0 P: 12		1B: 5 2B: 3 3B: 0 HR: 0 SF: 0 SAC: 1 DP: 0 HBP: 0						

PITCHER		IP	WLS	BF	H	R	ER	SO	BB	IBB	HBP	BLK	WP	HR	S	P	ERA	WHIP
Jose Lima, R ERA: 8.79	(1, 1)	4.2	L	23	7	5	4	3	1	0	0	0	0	0	64	103	7.71	1.714
Chad Bradford, R ERA: 4.91	(5, 1)	1.0		5	1	1	1	1	1	0	0	0	0	0	13	18	9.00	2.000
25 Pedro Feliciano, L ERA: 0.73	(6, 1)	1.1		4	0	0	0	1	0	0	0	0	0	0	12	19	0.00	0.000
Darren Oliver, L ERA: 4.08	(8, 1)	1.0		3	0	0	0	0	0	0	0	0	0	0	9	12	0.00	0.000

PITCHER	IP	WLS	BF	H	R	ER	SO	BB	IBB	HBP	BLK	WP	HR	S	P	ERA	WHIP

BOTTOM

New York Mets @ St. Louis Cardinals

Busch Stadium, St. Louis, MO

Thu May 18 2006, 12:10 PM CDT
Att. 41,273 - Sunny - 70 F

livebaseballscorecards.com

AB	32
R	6
H	8
RBI	5
BB	2
SO	5
LOB	10

WP: 0 PB: 0 SB: 1 CS: 0 PA: 35

Batter	1	2	3	4	5	6	7	8	9	AB	R	H	RBI	BB	SO	LOB
18 Johnny Damon, L (1, 8) OBP: 0.351, SLG: 0.416	B C B X 2-1 2 1B 2B	X 0-0 ① P4	B B C X 2-1 ③ F7		B C X 1-1 ② G4-3			B C F F B B S 3-3 ② K		5	1	1	0	0	1	3
2 Derek Jeter, R (1, 6) OBP: 0.440, SLG: 0.538	B F S F X 1-2 25 S 13 1B 2-H 1B	C S X 0-2 ② G1-3		F S B F B B X 3-2 1B 2B	B S X 1-1 ③ L4			L B S B F F X 2-2 ③ G6-3		5	2	2	1	0	0	0
25 Jason Giambi, L (1, 3) OBP: 0.478, SLG: 0.625 42 Mariano Rivera, R (9, 1)	1 SAFE C B B B C B 4-2 13 1B 24 2B 1-2 BB	C F B C 1-3 ③ K		H 1-0 1B 1B HBP		C F S 0-3 ① K			B F C S 1-3 ① K	3 0	1 0	0 0	0 0	1 0	3 0	0 0
13 Alex Rodriguez, R (1, 5) OBP: 0.380, SLG: 0.490	C X 0-1 ① 1-3 2-H 1B		C B B B B 4-1 1B 24 SF8 BB	C C B F C 1-3 ① K		F S B X 1-2 ② F9			B F C S 1-3 ② K	4	1	1	1	1	2	2
20 Jorge Posada, S (1, 2) OBP: 0.418, SLG: 0.504 Kelly Stinnett, R (2, 2) OBP: 0.267, SLG: 0.310	C X 0-1 ② G4-3		1 SAFE B X 1-0 1B 28 1B 1-3 1B	B C X 1-1 1B 1-2 2-H 1B		C F X 0-2 ③ G1-3			B S C S 1-3 ③ K	1 4	0 0	0 2	0 1	0 0	0 1	1 0
24 Robinson Canó, L (1, 4) OBP: 0.346, SLG: 0.414	C X 0-1 2B 3-H 2B		S X 0-1 ① SF8 3-H	X 0-0 ② F8			C C S 0-3 ① K			3	1	1	2	0	1	2
Bernie Williams, S (1, 7) OBP: 0.277, SLG: 0.331	C D X 1-1 2-H 2B		C F B F S 1-3 ② K	B B F X 2-1 1-2 2-3 1B			C S X 0-2 ② G6-3			4	0	2	1	0	1	1
28 Melky Cabrera, S (1, 9) OBP: 0.393, SLG: 0.320	I I I 4-0 IBB		F B F F X 1-2 1B 1-2 1B	X 0-0 ③ G5-3			B X 1-0 ③ P5			3	0	1	0	1	0	3
Randy Johnson, R (1, 1) OBP: 0.333, SLG: 0.333 Scott Proctor, R (6, 1) 64 Kevin Reese, L (8, PH) Kyle Farnsworth, R (8, 1) Miguel Cairo, R (9, 3) OBP: 0.270, SLG: 0.314	C C F S 0-3 ③ K		S C F X 0-2 1-2 2-3 1B		C B F S 1-3 ① K			X 0-0 ① G1-3		3 0 1 0 0	0 0 0 0 0	1 0 0 0 0	0 0 0 0 0	0 0 0 0 0	2 0 0 0 0	2 0 0 0 0
Inning Stats	R: 4 H: 5 E: 0 LOB: 2 K: 1 BB: 2 S: 20 P: 32	R: 0 H: 0 E: 0 LOB: 0 K: 1 BB: 0 S: 7 P: 8	R: 1 H: 3 E: 0 LOB: 3 K: 1 BB: 1 S: 18 P: 27	R: 1 H: 3 E: 0 LOB: 3 K: 1 BB: 0 S: 14 P: 22	R: 0 H: 0 E: 0 LOB: 0 K: 1 BB: 0 S: 7 P: 10	R: 0 H: 0 E: 0 LOB: 0 K: 1 BB: 0 S: 9 P: 10	R: 0 H: 0 E: 0 LOB: 0 K: 1 BB: 0 S: 7 P: 8	R: 0 H: 0 E: 0 LOB: 0 K: 1 BB: 0 S: 10 P: 15	R: 0 H: 0 E: 0 LOB: 0 K: 3 BB: 0 S: 9 P: 12	1B: 7 SF: 1 2B: 4 SAC: 0 3B: 0 DP: 0 HR: 0 HBP: 1						

PITCHER		IP	WLS	BF	H	R	ER	SO	BB	IBB	HBP	BLK	WP	HR	S	P	ERA	WHIP
Geremi Gonzalez, R ERA: 10.13	(1, 1)	3.0		20	9	6	6	3	2	1	0	0	0	0	49	74	18.00	3.667
Darren Oliver, L ERA: 3.66	(4, 1)	2.0		9	2	0	0	2	0	0	1	0	0	0	17	25	0.00	1.000
Aaron Heilman, R ERA: 1.48	(6, 1)	3.0		9	0	0	0	3	0	0	0	0	0	0	26	33	0.00	0.000
13 Billy Wagner, L ERA: 1.8	(9, 1)	1.0	W	3	0	0	0	3	0	0	0	0	0	0	9	12	0.00	0.000

PITCHER	IP	WLS	BF	H	R	ER	SO	BB	IBB	HBP	BLK	WP	HR	S	P	ERA	WHIP

TOP

New York Yankees @ New York Mets

Shea Stadium, Flushing, NY

Fri May 19 2006, 7:10 PM EDT

Att. 56,289 - Cloudy - 61 F

livebaseballscorecards.com

AB	36
R	6
H	11
RBI	6
BB	3
SO	11
LOB	14

New York Yankees @ New York Mets

Shea Stadium, Flushing, NY

Fri May 19 2006, 7:10 PM EDT

Att. 56,289 - Cloudy - 61 F

livebaseballscorecards.com

BOTTOM

Batter	1	2	3	4	5	6	7	8	9	AB	R	H	RBI	BB	SO	LOB
7 José Reyes, S (1, 6) OBP: 0.325, SLG: 0.408	4-2 16 1B 15 HR BB	1-1 ② P6		0-1 16 S 1B		4-2 16 CS BB			2-1 ① P6	3	1	1	0	2	0	1
16 Paul Lo Duca, R (1, 2) OBP: 0.341, SLG: 0.456	1-2 15 HR 1B 1-3	2-2 ③ G6-3 2-3		4-0 BB 1-2		1-0 ① ② F8 1-2			1-2 5 2B	4	2	2	0	1	0	2
15 Carlos Beltrán, S (1, 8) OBP: 0.396, SLG: 0.609	1-1 HR 1-H 3-H		2-3 ① K	2-2 ③ F8		0-0 ③ G4-3			0-3 ② K	5	1	1	3	0	2	3
21 Carlos Delgado, L (1, 3) OBP: 0.383, SLG: 0.567	0-1 1B		1-1 ② G6-3		1-3 ① K		1-1 ① G3		4-0 5 1B IBB	4	0	1	0	1	1	0
5 David Wright, R (1, 5) OBP: 0.397, SLG: 0.510	3-3 ① K		2-2 HR 1B		0-1 G4-3 1B		1-3 ② K		2-2 1B 1-2 2-H	5	2	3	1	0	2	1
Xavier Nady, R (1, 9) OBP: 0.340, SLG: 0.536	0-3 ② K		0-0 HR 1-H		1-2 ② G4-3 1-2		2-2 ③ P2			4	1	1	2	0	1	2
Kazuo Matsui, S (1, 4) OBP: 0.276, SLG: 0.330	0-0 ③ L7		1-2 ③ F8		3-2 22 E 1B 2-H			0-0 ① B1-3		4	0	1	1	0	0	1
22 Jose Valentin, S (1, 7) OBP: 0.306, SLG: 0.413		4-2 16 S SH2-4 BB		1-1 ① G5-3	2-0 E5 1-2			2-2 ② F8		3	0	0	0	1	0	1
Geremi Gonzalez, R (1, 1) Darren Oliver, R (4, 1) OBP: 0.400, SLG: 0.600 Chris Woodward, R (5, PH) OBP: 0.297, SLG: 0.400 Aaron Heilman, R (6, 1) Cliff Floyd, L (8, PH) OBP: 0.298, SLG: 0.308 13 Billy Wagner, L (9, 1)		0-1 ① SH2-4 1-2		0-3 ② K	0-2 ③ G3			2-2 ③ F7		0 1 1 0 0 1 0	0 0 0 0 0 0 0	0 0 0 0 0 0 0	0 1 0 0 0 0 0	0 0 0 0 1 0 0	0 0 2 0 0 0 0	0 0 0 0 0 0 0
Inning Stats	R: 3 E: 0 K: 2 S: 20 H: 3 LOB: 1 BB: 1 P: 29	R: 0 E: 0 K: 0 S: 15 H: 0 LOB: 1 BB: 1 P: 22	R: 2 E: 0 K: 1 S: 13 H: 2 LOB: 0 BB: 0 P: 19	R: 0 E: 0 K: 1 S: 11 H: 1 LOB: 2 BB: 1 P: 17	R: 1 E: 1 K: 1 S: 19 H: 2 LOB: 2 BB: 0 P: 26	R: 0 E: 0 K: 0 S: 7 H: 0 LOB: 0 BB: 1 P: 12	R: 0 E: 0 K: 1 S: 9 H: 0 LOB: 0 BB: 0 P: 13	R: 0 E: 0 K: 0 S: 11 H: 0 LOB: 0 BB: 0 P: 15	R: 1 E: 0 K: 1 S: 12 H: 2 LOB: 2 BB: 1 P: 21	1B: 7 2B: 1 3B: 0 HR: 2	SF: 0 SAC: 1 DP: 0 HBP: 0			WP: 0 PB: 0 SB: 2 CS: 1	PA: 41		

	AB	35
	R	7
	H	10
	RBI	7
	BB	5
	SO	7
	LOB	13

PITCHER		IP	WLS	BF	H	R	ER	SO	BB	IBB	HBP	BLK	WP	HR	S	P	ERA	WHIP
Randy Johnson, L ERA: 5.62	(1, 1)	5.0		27	8	6	6	5	3	0	0	0	0	2	78	113	10.80	2.200
Scott Proctor, R ERA: 1.91	(6, 1)	2.0		6	0	0	0	1	1	0	0	0	0	0	16	25	0.00	0.500
Kyle Farnsworth, R ERA: 3.57	(8, 1)	1.0		3	0	0	0	0	0	0	0	0	0	0	11	15	0.00	0.000
42 Mariano Rivera, R ERA: 3.38	(9, 1)	0.2	L	5	2	1	1	1	0	1	0	0	0	0	12	21	13.50	3.000

PITCHER	IP	WLS	BF	H	R	ER	SO	BB	IBB	HBP	BLK	WP	HR	S	P	ERA	WHIP

New York Yankees @ New York Mets

Shea Stadium, Flushing, NY

Sat May 20 2006, 1:20 PM EDT

Att. 56,185 - Cloudy - 66 F

TOP

livebaseballscorecards.com

Batter	1	2	3	4	5	6	7	8	9	10	11	AB	R	H	RBI	BB	SO	LOB
18 Johnny Damon, L (1, 8) OBP: 0.345, SLG: 0.404	G3		BB			G6-3		G4-6-3 1-2f	FC6-4 1-2f 2-3 3-H		G3	5	0	0	1	1	0	4
2 Derek Jeter, R (1, 6) OBP: 0.434, SLG: 0.528	E7 1B		K 1-3			F8		G5-3	G4-3			5	0	1	0	0	1	3
25 Jason Giambi, L (1, 3) OBP: 0.476, SLG: 0.612 42 Mariano Rivera, R (10, 1)	F8			K		F8			13 BB 24 1B 1B	4-1 13 G6-3 BB		4 0	1 0	1 0	0 0	1 0	1 0	1 0
13 Alex Rodriguez, R (1, 5) OBP: 0.386, SLG: 0.490	K			1-0 FC4-6 1B			1-2 24 23/6-3-4 1B		4-2 28 BB 24 1B 1-2 BB BB	1-1 SAFE G6-3 1-2f		4	1	2	0	1	1	2
24 Robinson Canó, L (1, 4) OBP: 0.342, SLG: 0.407		F8		P5			G3-6-3-4 1-2f		0-1 BB 28 BB 1-2 2-H HBP 1B	F9		5	1	1	1	0	0	2
Miguel Cairo, R (1, 7) OBP: 0.262, SLG: 0.282		K		FC4-6 1-2f			E1 28 1B		F8		4-1 12 S 28 S 12 1B BB	4	1	0	0	1	1	3
28 Melky Cabrera, S (1, 9) OBP: 0.394, SLG: 0.310		K			F7		1-0 S 1-3 1B		4-2 HBP BB 18 FC6-4 1-2 2-3 BB		1-3 SAFE SAFE SAFE K 1-2	4	1	1	0	1	2	1
Kelly Stinnett, R (1, 2) OBP: 0.257, SLG: 0.273			F7		K		2-3 K 1-2		4-0 18 FC6-4 HBP 1-2 2-3 3-H BB		K	4	0	0	1	1	3	3
35 Mike Mussina, L (1, 1) 64 Kevin Reese, L (8, PH) OBP: 0.250, SLG: 0.250 Ron Villone, L (8, 1) Bernie Williams, S (9, PH) OBP: 0.282, SLG: 0.331 Scott Proctor, R (9, 1) 12 Andy Phillips, R (10, 3) OBP: 0.224, SLG: 0.298			K		F7			2-1 18 G4-6-3 1B	1-0 18 FC6-4 HBP 1-2 2-3 3-H		1-1 F7 2-H 1B	2 1 0 0 0 0 1	0 0 0 0 0 0 0	0 1 0 0 0 0 1	0 0 0 0 1 0 1	1 0 0 0 0 0 0	0 0 0 0 0 0 0	0 0 0 0 0 0 0
Inning Stats	R: 0 E: 1 K: 1 S: 9 H: 1 LOB: 1 BB: 0 P: 13	R: 0 E: 0 K: 2 S: 8 H: 0 LOB: 0 BB: 0 P: 11	R: 0 E: 0 K: 2 S: 17 H: 0 LOB: 1 BB: 1 P: 28	R: 0 E: 0 K: 1 S: 10 H: 1 LOB: 1 BB: 0 P: 16	R: 0 E: 0 K: 1 S: 7 H: 0 LOB: 0 BB: 0 P: 11	R: 0 E: 0 K: 0 S: 4 H: 0 LOB: 0 BB: 0 P: 5	R: 0 E: 1 K: 1 S: 12 H: 2 LOB: 2 BB: 0 P: 18	R: 0 E: 0 K: 0 S: 6 H: 1 LOB: 0 BB: 0 P: 10	R: 4 E: 0 K: 0 S: 19 H: 2 LOB: 2 BB: 3 P: 38	R: 0 E: 0 K: 0 S: 6 H: 0 LOB: 0 BB: 1 P: 13	R: 1 E: 0 K: 2 S: 12 H: 1 LOB: 1 BB: 1 P: 19	1B: 8 2B: 0 3B: 0 HR: 0	SF: 0 SAC: 0 DP: 3 HBP: 1	PA: 46					

	AB	39
	R	5
	H	8
	RBI	5
	BB	6
	SO	10
	LOB	19

WP: 0
PB: 0
SB: 4
CS: 0

PITCHER		IP	WLS	BF	H	R	ER	SO	BB	IBB	HBP	BLK	WP	HR	S	P	ERA	WHIP
45 Pedro Martinez, R ERA: 2.82	(1, 1)	7.0		26	4	0	0	8	1	0	0	0	0	0	67	102	0.00	0.714
50 Duaner Sanchez, R ERA: 1.71	(8, 1)	1.0		3	1	0	0	0	0	0	0	0	0	0	6	10	0.00	1.000
13 Billy Wagner, L ERA: 3.54	(9, 1)	0.1		7	2	4	4	0	3	0	1	0	0	0	14	31	108.00	15.000
25 Pedro Feliciano, L ERA: 0.71	(9, 1)	0.1	B	1	0	0	0	0	0	0	0	0	0	0	2	2	0.00	0.000
Chad Bradford, R ERA: 4.8	(9, 1)	0.1		1	0	0	0	0	0	0	0	0	0	0	3	5	0.00	0.000

PITCHER		IP	WLS	BF	H	R	ER	SO	BB	IBB	HBP	BLK	WP	HR	S	P	ERA	WHIP
Jorge Julio, R ERA: 5.31	(10, 1)	2.0	L	8	1	1	1	2	2	0	0	0	0	0	18	32	4.50	1.500

Batter	1	2	3	4	5	6	7	8	9	10	11	AB	R	H	RBI	BB	SO	LOB
7 José Reyes, S (1, 6) OBP: 0.317, SLG: 0.397	E5		L8		E3		F9			G3		5	1	0	0	0	0	1
Kazuo Matsui, S (1, 4) OBP: 0.282, SLG: 0.327	SAFE K		F7		G3			BB		1B		4	0	1	0	1	1	2
15 Carlos Beltrán, S (1, 8) OBP: 0.389, SLG: 0.600	2B		F9			P4		F7		K		5	1	1	1	0	1	2
21 Carlos Delgado, L (1, 3) OBP: 0.378, SLG: 0.574	G4-3			HR		F9		K		G4-3		5	1	1	1	0	1	3
5 David Wright, R (1, 5) OBP: 0.397, SLG: 0.509	2B			K		K		IBB			K	4	0	1	1	1	3	0
Cliff Floyd, L (1, 7) OBP: 0.295, SLG: 0.326	G6-3			P4			HR	L7			K	5	1	1	1	0	1	3
Xavier Nady, R (1, 9) OBP: 0.329, SLG: 0.517		F9		K			P3		K		K	5	0	0	0	0	3	0
11 Ramon Castro, R (1, 2) OBP: 0.339, SLG: 0.408		G5-3			K		K		K			4	0	0	0	0	3	0
45 Pedro Martinez, R (1, 1) OBP: 0.150, SLG: 0.105		K			G3		2B		P4			2	0	0	0	0	1	0
Julio Franco, R (7, PH) OBP: 0.320, SLG: 0.435												1	0	1	0	0	0	0
50 Duaner Sanchez, R (8, 1)												0	0	0	0	0	0	0
13 Billy Wagner, L (9, 1)												0	0	0	0	0	0	0
25 Pedro Feliciano, L (9, 1)												0	0	0	0	0	0	0
Chad Bradford, R (9, 1)												0	0	0	0	0	0	0
22 Jose Valentin, S (9, PH) OBP: 0.300, SLG: 0.404												1	0	0	0	0	0	0
Jorge Julio, R (10, 1)												0	0	0	0	0	0	0
Inning Stats	R: 2 E: 1 K: 1 S: 15 H: 2 LOB: 1 BB: 0 P: 24	R: 0 E: 0 K: 1 S: 6 H: 0 LOB: 0 BB: 0 P: 11	R: 0 E: 0 K: 0 S: 7 H: 0 LOB: 0 BB: 0 P: 12	R: 1 E: 0 K: 2 S: 11 H: 1 LOB: 0 BB: 0 P: 14	R: 0 E: 1 K: 1 S: 10 H: 0 LOB: 1 BB: 0 P: 14	R: 0 E: 0 K: 1 S: 7 H: 0 LOB: 0 BB: 0 P: 8	R: 1 E: 0 K: 1 S: 12 H: 2 LOB: 1 BB: 0 P: 15	R: 0 E: 1 K: 1 S: 11 H: 0 LOB: 2 BB: 2 P: 21	R: 0 E: 0 K: 2 S: 10 H: 0 LOB: 0 BB: 0 P: 14	R: 0 E: 0 K: 1 S: 10 H: 1 LOB: 1 BB: 0 P: 15	R: 0 E: 0 K: 3 S: 13 H: 0 LOB: 0 BB: 0 P: 19	1B: 1 2B: 3 3B: 0 HR: 2 SF: 0 SAC: 0 DP: 0 HBP: 0	WP: 0 PB: 0 SB: 1 CS: 0 PA: 43					

PITCHER		IP	WLS	BF	H	R	ER	SO	BB	IBB	HBP	BLK	WP	HR	S	P	ERA	WHIP
35 Mike Mussina, R ERA: 2.57	(1, 1)	7.0		28	5	4	2	7	0	0	0	0	0	2	68	98	2.57	0.714
Ron Villone, L ERA: 2.3	(8, 1)	1.0		5	0	0	0	1	1	1	0	0	0	0	11	21	0.00	1.000
Scott Proctor, R ERA: 1.84	(9, 1)	1.0		3	0	0	0	2	0	0	0	0	0	0	10	14	0.00	0.000
42 Mariano Rivera, R ERA: 3.05	(10, 1)	2.0	W	7	1	0	0	4	0	0	0	0	0	0	23	34	0.00	0.500

PITCHER	IP	WLS	BF	H	R	ER	SO	BB	IBB	HBP	BLK	WP	HR	S	P	ERA	WHIP

BOTTOM

New York Yankees @ New York Mets

Shea Stadium, Flushing, NY

Sat May 20 2006, 1:20 PM EDT

Att. 56,185 - Cloudy - 66 F

livebaseballscorecards.com

AB	41
R	4
H	6
RBI	4
BB	2
SO	14
LOB	11

Batter	1	2	3	4	5	6	7	8	9	AB	R	H	RBI	BB	SO	LOB
18 Johnny Damon, L (1, 8) OBP: 0.357, SLG: 0.411	1-1 2 S 1B		G6-3	2 1B HBP		1-0 2 G6-3 1-2 1B		1-1 2 1B 1-2 1B		4	0	3	0	0	0	0
2 Derek Jeter, R (1, 6) OBP: 0.438, SLG: 0.530	1 SAFE 2-2 G6-3 1-2		2-1 25 1B 1B	1-1 25 BB 1-3 2-H 3-H 1B		2-2 G6-3 1-2f		2-0 13 G6-4-3 1-2 2-3 1B		5	0	3	2	0	0	3
25 Jason Giambi, L (1, 3) OBP: 0.474, SLG: 0.605	3-3 K		0-0 24 FC4-6 1-2 1B	4-1 1-2 BB			3-2 F8	1-2 SF9 3-H		3	0	1	1	1	1	1
13 Alex Rodriguez, R (1, 5) OBP: 0.381, SLG: 0.478 Scott Erickson, R (8, 1)	4-1 BB		1-1 F7	0-1 L7			2-2 G1-3	1-0 G6-4-3 1-2f		4 0	0 0	0 0	0 0	1 0	0 0	7 0
24 Robinson Canó, L (1, 4) OBP: 0.337, SLG: 0.400	2-1 G4-3		0-0 FC4-6 1-2f		2-2 G4-3		0-0 28 BB WP 1B		0-3 K	5	0	1	0	0	1	4
Bernie Williams, S (1, 7) OBP: 0.309, SLG: 0.363		1-0 28 G4-3 2B		2-2 SH5-4 2 1B 2B	4-2 28 G4-6-3 BB		4-0 28 BB 1-2 BB		2-2 28 1B 1B	3	1	3	0	2	0	0
28 Melky Cabrera, S (1, 9) OBP: 0.395, SLG: 0.303		1-0 G4-3 2-3		1-1 G1-3 2-2 G4-6-3 1-2f			4-2 FC6-4 1-2 2-3 BB		1 SAFE 0-0 1-2 1B	4	0	1	0	1	0	3
Kelly Stinnett, R (1, 2) OBP: 0.250, SLG: 0.243		2-3 K		4-1 SH5-4 2 1B BB		1-3 K 1-1 FC6-4 1-2f			2-3 K	4	1	0	0	1	3	6
Aaron Small, R (1, 1) Mike Myers, L (5, 1) 64 Kevin Reese, L (6, PH) OBP: 0.400, SLG: 0.250 63 Colter Bean, R (6, 1) Ron Villone, L (7, 1) Miguel Cairo, R (8, PH) OBP: 0.273, SLG: 0.275 (8, 5)		1-2 K		1-0 SH5-4 1-2 2-3		2-1 18 1B HBP		4-1 2 1B 18 1B 25 SF9 BB	2-2 G4-3	1 0 0 0 0 1	0 0 0 0 0 1	0 0 0 0 0 0	0 0 0 0 0 0	0 0 0 0 0 1	1 0 0 0 0 0	1 0 0 0 0 2
Inning Stats	R: 0 H: 1 E: 0 LOB: 2 K: 1 BB: 1 S: 11 P: 23	R: 0 H: 1 E: 0 LOB: 1 K: 2 BB: 0 S: 8 P: 13	R: 0 H: 2 E: 0 LOB: 2 K: 0 BB: 0 S: 8 P: 12	R: 2 H: 2 E: 0 LOB: 3 K: 0 BB: 2 S: 13 P: 27	R: 0 H: 0 E: 0 LOB: 0 K: 0 BB: 1 S: 9 P: 17	R: 0 H: 1 E: 0 LOB: 1 K: 1 BB: 0 S: 9 P: 15	R: 0 H: 1 E: 0 LOB: 3 K: 0 BB: 2 S: 11 P: 25	R: 1 H: 2 E: 0 LOB: 1 K: 0 BB: 1 S: 8 P: 17	R: 0 H: 2 E: 0 LOB: 2 K: 2 BB: 0 S: 15 P: 21	1B: 10 SF: 1 2B: 2 SAC: 1 3B: 0 DP: 3 HR: 0 HBP: 2						WP: 1 PA: 45 PB: 0 SB: 1 CS: 0

PITCHER		IP	WLS	BF	H	R	ER	SO	BB	IBB	HBP	BLK	WP	HR	S	P	ERA	WHIP
Tom Glavine, L ERA: 2.48	(1, 1)	6.0	W	29	7	2	2	4	4	0	2	0	0	0	58	107	3.00	1.833
Aaron Heilman, R ERA: 1.42	(7, 1)	1.0	H	6	1	0	0	0	2	0	0	0	1	0	11	25	0.00	3.000
50 Duaner Sanchez, R ERA: 1.98	(8, 1)	1.0	H	5	2	1	1	0	1	0	0	0	0	0	8	17	9.00	3.000
13 Billy Wagner, L ERA: 3.38	(9, 1)	1.0	S	5	2	0	0	2	0	0	0	0	0	0	15	21	0.00	2.000

PITCHER	IP	WLS	BF	H	R	ER	SO	BB	IBB	HBP	BLK	WP	HR	S	P	ERA	WHIP

TOP

New York Yankees @ New York Mets

Shea Stadium, Flushing, NY

Sun May 21 2006, 8:05 PM EDT
Att. 56,205 - Cloudy - 63 F

livebaseballscorecards.com

AB	34
R	3
H	12
RBI	3
BB	7
SO	6
LOB	27

BOTTOM

New York Yankees @ New York Mets

Shea Stadium, Flushing, NY

Sun May 21 2006, 8:05 PM EDT

Att. 56,205 - Cloudy - 63 F

livebaseballscorecards.com

Batter	1	2	3	4	5	6	7	8	9	AB	R	H	RBI	BB	SO	LOB
7 José Reyes, S (1, 6) OBP: 0.316, SLG: 0.394	L C B C 1-3 ① K		B X 1-0 ③ G6-3		B B F X 2-1 15 FC6-4 16 S 1B		1 SAFE B 1 SAFE L L 1 SAFE B S 2-3 ① K 1-2			4	0	1	0	0	2	1
16 Paul Lo Duca, R (1, 2) OBP: 0.345, SLG: 0.453	B C S S B X 2-2 ② G6-3			B F S F B X 2-2 15 1B 21 HR 1B	P 1 SAFE F 1 SAFE 1 SAFE P B F D 4-2 15 FC6-4 1-2 BB		B S S F X 1-2 ② P6			3	1	1	0	1	0	1
15 Carlos Beltrán, S (1, 8) OBP: 0.385, SLG: 0.588	B C B X 2-1 ③ G6-3			B C 1 SAFE B X 2-1 21 HR 1-2 1B	2 SAFE B X 1-0 ② FC6-4 21 S 1-2f 2-3		B B X 2-0 ③ L6			4	1	1	0	0	0	3
21 Carlos Delgado, L (1, 3) OBP: 0.375, SLG: 0.584		S F F B B S 2-3 ① K		X 0-0 1-H 2-H HR	C F B B S 2-3 ③ K 1-2			B C S F B X 2-2 ① F8		4	1	1	3	0	2	2
5 David Wright, R (1, 5) OBP: 0.394, SLG: 0.521		B X 1-0 ② L3		C B X 1-1 HR		B C B C B F S 3-3 ① K		C F B F X 1-2 ② P4		4	1	1	1	0	1	0
Cliff Floyd, L (1, 7) OBP: 0.296, SLG: 0.341 10 Endy Chavez, L (8, 7) OBP: 0.319, SLG: 0.409		C B B B C X 3-2 3B		B C B X 2-1 ① F8		B C X 1-1 ② F7		B B C F S 2-3 ③ K		3 1	0 0	1 0	0 0	0 0	0 1	0 0
Xavier Nady, R (1, 9) OBP: 0.335, SLG: 0.517		C X 0-1 ③ G4-3		F F B F X 1-2 G4-3 1B		B H 2-0 S HBP				2	0	1	0	0	0	1
Kazuo Matsui, S (1, 4) OBP: 0.274, SLG: 0.317			C F B X 1-2 ① P5	1 SAFE X 0-0 ② ③ G4-3 1-2f		B B B C X 3-1 ③ G6-3 1-2				3	0	0	0	0	0	2
Tom Glavine, L (1, 1) OBP: 0.526, SLG: 0.467 Aaron Heilman, R (7, 1) 22 Jose Valentin, S (7, PH) OBP: 0.314, SLG: 0.404 50 Duaner Sanchez, R (8, 1) 13 Billy Wagner, L (9, 1)			B C X 1-1 ② G1-3		C C B B B F X 3-2 ① G4-3		B B B 4-0 7 WP BB			2 0 0 0 0	0 0 0 0 0	0 0 0 0 0	0 0 0 0 0	0 0 1 0 0	0 0 0 0 0	0 0 0 0 0
Inning Stats	R: 0 E: 0 K: 1 S: 8 H: 0 LOB: 0 BB: 0 P: 13	R: 0 E: 0 K: 1 S: 10 H: 1 LOB: 1 BB: 0 P: 16	R: 0 E: 0 K: 0 S: 6 H: 0 LOB: 0 BB: 0 P: 9	R: 4 E: 0 K: 0 S: 16 H: 5 LOB: 0 BB: 0 P: 24	R: 0 E: 0 K: 1 S: 14 H: 1 LOB: 2 BB: 1 P: 24	R: 0 E: 0 K: 1 S: 8 H: 0 LOB: 1 BB: 0 P: 17	R: 0 E: 0 K: 1 S: 8 H: 0 LOB: 1 BB: 1 P: 17	R: 0 E: 0 K: 1 S: 11 H: 0 LOB: 0 BB: 0 P: 16		1B: 4 2B: 0 3B: 1 HR: 2	SF: 0 SAC: 0 DP: 1 HBP: 1					

	AB	30
	R	4
	H	7
	RBI	4
	BB	2
	SO	6
	LOB	10

WP: 1 PB: 0 SB: 3 CS: 0 PA: 33

PITCHER		IP	WLS	BF	H	R	ER	SO	BB	IBB	HBP	BLK	WP	HR	S	P	ERA	WHIP
Aaron Small, R ERA: 8.59	(1, 1)	4.1	L	20	7	4	4	2	1	0	0	0	0	2	50	79	8.31	1.846
Mike Myers, L ERA: 0.96	(5, 1)	0.2		2	0	0	0	1	0	0	0	0	0	0	4	7	0.00	0.000
63 Colter Bean, R ERA:	(6, 1)	1.0		5	0	0	0	1	1	0	1	0	0	0	8	21	0.00	1.000
Ron Villone, L ERA: 2.16	(7, 1)	1.0		3	0	0	0	1	0	0	0	0	1	0	8	13	0.00	0.000
Scott Erickson, R ERA: 5.79	(8, 1)	1.0		3	0	0	0	1	0	0	0	0	0	0	11	16	0.00	0.000

PITCHER	IP	WLS	BF	H	R	ER	SO	BB	IBB	HBP	BLK	WP	HR	S	P	ERA	WHIP

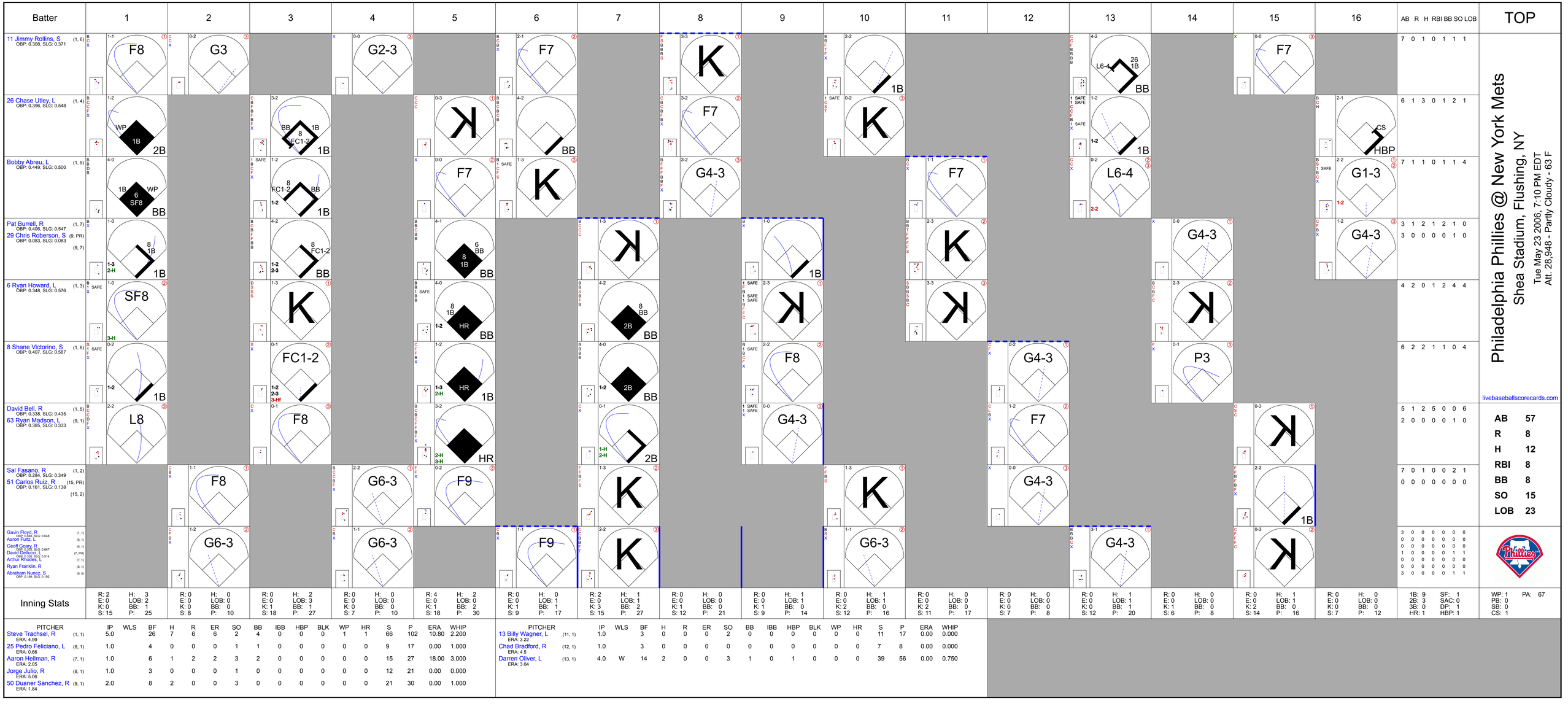
Batter
1
2
3
4
5
6
7
8
9
10
11
12
13
14
15
16
AB R H RBI BB SO LOB
TOP
11 Jimmy Rollins, S (1, 6) OBP: 0.308, SLG: 0.371
F8
G3
G2-3
F7
K
1B
L6-4 26 1B BB
F7
7 0 1 0 1 1 1
26 Chase Utley, L (1, 4) OBP: 0.396, SLG: 0.548
WP 1B 2B
BB 8 FC1-2 1B
K
BB
F7
1 SAFE 1 SAFE 1-2 1B
CS HBP
6 1 3 0 1 2 1
Bobby Abreu, L (1, 9) OBP: 0.449, SLG: 0.500
1B 6 WP SF8 BB
1-2 8 FC1-2 BB 1B
F7
K
G4-3
L6-4 2-2
G1-3 1-2
7 1 1 0 1 1 4
Pat Burrell, R (1, 7) OBP: 0.406, SLG: 0.547
29 Chris Roberson, S (9, PR) OBP: 0.083, SLG: 0.083
(9, 7)
8 1B 1-3 2-H 1B
1-2 2-3 8 FC1-2 BB
6 BB 8 1B BB
K
1B
G4-3
G4-3
3 1 2 1 2 1 0
3 0 0 0 0 1 0
6 Ryan Howard, L (1, 3) OBP: 0.348, SLG: 0.576
SF8 3-H
K
8 1B HR 1-2 BB
8 BB 2B BB
K
K
4 2 0 1 2 4 4
8 Shane Victorino, S (1, 8) OBP: 0.407, SLG: 0.587
1-2 1B
FC1-2 1-2 2-3 3-Hf
HR 1-3 2-H 1B
2B 1-2 BB
F8
G4-3
P3
6 2 2 1 1 0 4
David Bell, R (1, 5) OBP: 0.338, SLG: 0.435
63 Ryan Madson, L (9, 1) OBP: 0.385, SLG: 0.333
L8
F8
HR 2-H 3-H
2B 1-H 2-H
G4-3
F7
5 1 2 5 0 0 6
2 0 0 0 0 1 0
Sal Fasano, R (1, 2) OBP: 0.294, SLG: 0.349
51 Carlos Ruiz, R (15, PR) OBP: 0.161, SLG: 0.138
(15, 2)
F8
G6-3
F9
K
K
G4-3
K
1B
7 0 1 0 0 2 1
0 0 0 0 0 0 0 0
Gavin Floyd, R (1, 1) OBP: 0.545, SLG: 0.048
Aaron Fultz, L (6, 1)
Geoff Geary, R (6, 1) OBP: 0.000, SLG: 0.667
David DeRucci, L (7, PH) OBP: 0.328, SLG: 0.514
Arthur Rhodes, L (7, 1)
Ryan Franklin, R (8, 1)
Abraham Nunez, S (9, 5) OBP: 0.188, SLG: 0.192
G6-3
G6-3
F9
K
G6-3
G4-3
K
3 0 0 0 0 0 0 0
0 0 0 0 0 0 0 0
0 0 0 0 0 0 0 0
1 0 0 0 0 1 1 0
0 0 0 0 0 0 0 0
0 0 0 0 0 0 0 0
3 0 0 0 0 1 1 0
Philadelphia Phillies @ New York Mets
Shea Stadium, Flushing, NY
Tue May 23 2006; 7:10 PM EDT
Att. 28,948 - Partly Cloudy - 63 F
livebaseballscorecards.com
AB 57
R 8
H 12
RBI 8
BB 8
SO 15
LOB 23
Inning Stats
R: 2 E: 0 K: 0 S: 15 H: 3 LOB: 2 BB: 1 P: 25
R: 0 E: 0 K: 0 S: 8 H: 0 LOB: 0 BB: 0 P: 10
R: 0 E: 0 K: 1 S: 18 H: 2 LOB: 3 BB: 1 P: 27
R: 0 E: 0 K: 0 S: 7 H: 0 LOB: 0 BB: 0 P: 10
R: 4 E: 0 K: 1 S: 18 H: 2 LOB: 0 BB: 2 P: 30
R: 0 E: 0 K: 1 S: 9 H: 0 LOB: 1 BB: 1 P: 17
R: 2 E: 0 K: 3 S: 15 H: 1 LOB: 1 BB: 2 P: 27
R: 0 E: 0 K: 1 S: 12 H: 0 LOB: 0 BB: 0 P: 21
R: 0 E: 0 K: 1 S: 9 H: 1 LOB: 1 BB: 0 P: 14
R: 0 E: 0 K: 2 S: 12 H: 1 LOB: 1 BB: 0 P: 16
R: 0 E: 0 K: 2 S: 11 H: 0 LOB: 0 BB: 0 P: 17
R: 0 E: 0 K: 0 S: 7 H: 0 LOB: 0 BB: 0 P: 8
R: 0 E: 0 K: 0 S: 12 H: 1 LOB: 1 BB: 1 P: 20
R: 0 E: 0 K: 1 S: 6 H: 0 LOB: 0 BB: 0 P: 8
R: 0 E: 0 K: 2 S: 14 H: 1 LOB: 1 BB: 0 P: 16
R: 0 E: 0 K: 0 S: 7 H: 0 LOB: 0 BB: 0 P: 12
1B: 9 2B: 3 3B: 0 HR: 1
SF: 1 SAC: 0 DP: 1 HBP: 1
WP: 1 PB: 0 SB: 0 CS: 1
PA: 67
PITCHER IP WLS BF H R ER SO BB IBB HBP BLK WP HR S P ERA WHIP
Steve Trachsel, R (1, 1) 5.0 26 7 6 6 2 4 0 0 0 1 1 66 102 10.80 2.200
ERA: 4.99
25 Pedro Feliciano, L (6, 1) 1.0 4 0 0 0 1 1 0 0 0 0 0 9 17 0.00 1.000
ERA: 0.66
Aaron Heilman, R (7, 1) 1.0 6 1 2 2 3 2 0 0 0 0 0 15 27 18.00 3.000
ERA: 2.05
Jorge Julio, R (8, 1) 1.0 3 0 0 0 1 0 0 0 0 0 0 12 21 0.00 0.000
ERA: 5.06
50 Duaner Sanchez, R (9, 1) 2.0 8 2 0 0 3 0 0 0 0 0 0 21 30 0.00 1.000
ERA: 1.84
PITCHER IP WLS BF H R ER SO BB IBB HBP BLK WP HR S P ERA WHIP
13 Billy Wagner, L (11, 1) 1.0 3 0 0 0 2 0 0 0 0 0 0 7 17 0.00 0.000
ERA: 3.22
Chad Bradford, R (12, 1) 1.0 3 0 0 0 0 0 0 0 0 0 0 7 8 0.00 0.000
ERA: 4.5
Darren Oliver, L (13, 1) 4.0 W 14 2 0 0 3 1 0 1 0 0 0 39 56 0.00 0.750
ERA: 3.04

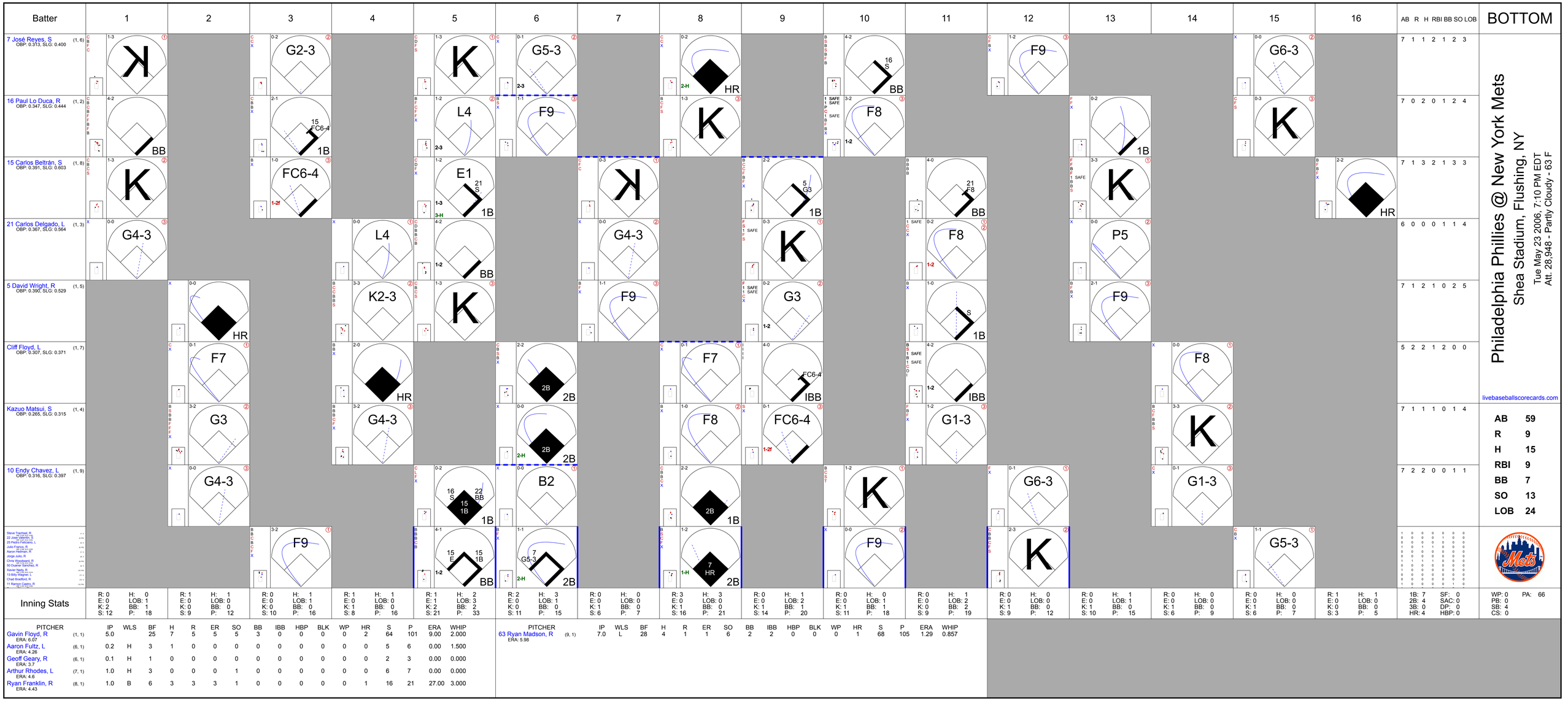
Batter
1
2
3
4
5
6
7
8
9
10
11
12
13
14
15
16
AB R H RBI BB SO LOB
BOTTOM
7 José Reyes, S (1, 6) OBP: 0.313, SLG: 0.400
16 Paul Lo Duca, R (1, 2) OBP: 0.347, SLG: 0.444
15 Carlos Beltrán, S (1, 8) OBP: 0.391, SLG: 0.603
21 Carlos Delgado, L (1, 3) OBP: 0.367, SLG: 0.564
5 David Wright, R (1, 5) OBP: 0.390, SLG: 0.529
Cliff Floyd, L (1, 7) OBP: 0.307, SLG: 0.371
Kazuo Matsui, S (1, 4) OBP: 0.265, SLG: 0.315
10 Endy Chavez, L (1, 9) OBP: 0.316, SLG: 0.397
Steve Trachsel, R
22 Jose Valentin, S
25 Pedro Feliciano, L
Julio Franco, R
Aaron Heilman, R
Jorge Julio, R
Chris Woodward, R
50 Duaner Sanchez, R
Xavier Nady, R
13 Billy Wagner, L
Chad Bradford, R
11 Ramon Castro, R
Philadelphia Phillies @ New York Mets
Shea Stadium, Flushing, NY
Tue May 23 2006, 7:10 PM EDT
Att. 28,948 - Partly Cloudy - 63 F
livebaseballscorecards.com
AB 59
R 9
H 15
RBI 9
BB 7
SO 13
LOB 24
Inning Stats
PITCHER
Gavin Floyd, R (1, 1) ERA: 6.07
Aaron Fultz, L (6, 1) ERA: 4.26
Geoff Geary, R (6, 1) ERA: 3.7
Arthur Rhodes, L (7, 1) ERA: 4.6
Ryan Franklin, R (8, 1) ERA: 4.43
63 Ryan Madson, R (9, 1) ERA: 5.98

Batter	1	2	3	4	5	6	7	8	9	AB	R	H	RBI	BB	SO	LOB
11 Jimmy Rollins, S (1, 6) OBP: 0.310, SLG: 0.368	BBBCB 4-1 BB 26 BB 1B BB	X 0-0 26 FC6-4 1B		B X 1-0 ② F7	C C B S 1-3 ③ K		F B B X 2-1 ① F8	4	1	1	0	1	1	2
26 Chase Utley, L (1, 4) OBP: 0.396, SLG: 0.541	B B C 1 SAFE B C B 4-2 1B BB 6 E 1-2 BB	1 SAFE 1 SAFE C X 0-1 ② FC6-4 1-2f		B F B C X 2-2 1-2 1B	B F F B B C 3-3 ① K		B B F F B X 3-2 ② G4-3	4	1	1	0	1	1	1
Bobby Abreu, L (1, 9) OBP: 0.443, SLG: 0.486	B B C B F D 4-2 6 E 1B 1-2 2-3 BB	B B C F X 2-2 ③ G4-3		X 0-0 ③ G4-3			C B B F C 2-3 ② K		C B X 1-1 ③ F7	4	1	0	0	1	1	3
Pat Burrell, R (1, 7) OBP: 0.408, SLG: 0.566	B B B C C X 3-2 6 E 1-2 2-3 3-H 1B		C C B C 1-3 ① K	B X 1-0 ① P3			B C B X 2-1 HR			4	1	2	2	0	1	0
6 Ryan Howard, L (1, 3) OBP: 0.346, SLG: 0.568	C B X 1-1 E4 1-2 2-H 3-H		B X 1-0 1B	X 0-0 ② G4-3			F B X 1-1 ③ L4			4	0	1	1	0	0	1
8 Shane Victorino, S (1, 8) OBP: 0.400, SLG: 0.570	S T F F C 0-3 ① K		X 0-0 ② L9		B B C B X 3-1 ③ G3			B C F B X 2-2 SH3 1B		4	0	1	0	0	1	3
David Bell, R (1, 5) OBP: 0.331, SLG: 0.426	C X 0-1 ② F7		C B C B B X 3-2 ③ P4			C C B F X 1-2 ① G4-3		1 SAFE C X 0-1 ① SH3 1-2		3	0	0	0	0	0	3
Sal Fasano, R (1, 2) OBP: 0.286, SLG: 0.348 Abraham Nunez, S (8, PH) OBP: 0.185, SLG: 0.189 51 Carlos Ruiz, R (8, 2) OBP: 0.161, SLG: 0.138	C S B S 1-3 ③ K			X 0-0 ① P2		C B S X 1-2 21 SH1-4 1B		X 0-0 ② P2		3 1 0	0 0 0	1 0 0	0 0 0	0 0 0	1 0 0	2 1 0
21 Jon Lieber, L (1, 1) Rheal Cormier, L (7, 1) Ryan Franklin, R (7, 1) David Dellucci, L (8, PH) OBP: 0.318, SLG: 0.500 Aaron Fultz, L (8, 1)		C S B F C 1-3 ① K		B B B C B 4-1 26 1B BB		D B L X 2-1 ② SH1-4 1-2		B B C S B X 3-2 ③ G4-3		1 0 0 1 0	0 0 0 0 0	0 0 0 0 0	1 0 0 0 0	1 0 0 0 0	0 0 0 1 0	0 0 0 1 0

Inning Stats																		
	R: 3	H: 1	R: 0	H: 1	R: 0	H: 1	R: 0	H: 1	R: 0	H: 0	R: 0	H: 1	R: 1	H: 1	R: 0	H: 1	R: 0	H: 0
	E: 1	LOB: 2	E: 0	LOB: 1	E: 0	LOB: 1	E: 0	LOB: 2	LOB: 0		E: 0	LOB: 1	E: 0	LOB: 0	E: 0	LOB: 1	E: 0	LOB: 0
	K: 2	BB: 3	K: 1	BB: 0	K: 1	BB: 0	K: 0	BB: 1	BB: 0		K: 1	BB: 0	K: 2	BB: 0	K: 0	BB: 0	K: 0	BB: 0
	S: 20	P: 37	S: 10	P: 13	S: 8	P: 13	S: 7	P: 14	S: 4	P: 8	S: 12	P: 17	S: 10	P: 18	S: 9	P: 14	S: 7	P: 13

PITCHER		IP	WLS	BF	H	R	ER	SO	BB	IBB	HBP	BLK	WP	HR	S	P	ERA	WHIP
Alay Soler, R ERA: 3.0	(1, 1)	6.0		28	5	3	2	5	4	0	0	0	0	0	61	102	3.00	1.500
25 Pedro Feliciano, L ERA: 1.23	(7, 1)	1.0	W	4	1	1	1	2	0	0	0	0	0	1	10	18	9.00	1.000
Aaron Heilman, R ERA: 1.98	(8, 1)	1.0	H	4	1	0	0	0	0	0	0	0	0	0	9	14	0.00	1.000
13 Billy Wagner, L ERA: 3.09	(9, 1)	1.0	S	3	0	0	0	0	0	0	0	0	0	0	7	13	0.00	0.000

PITCHER	IP	WLS	BF	H	R	ER	SO	BB	IBB	HBP	BLK	WP	HR	S	P	ERA	WHIP

TOP

Philadelphia Phillies @ New York Mets

Shea Stadium, Flushing, NY

Wed May 24 2006, 7:10 PM EDT

Att. 32,094 - Clear - 73 F

livebaseballscorecards.com

AB	33
R	4
H	7
RBI	3
BB	4
SO	7
LOB	17

1B: 6	SF: 0	WP: 0	PA: 39
2B: 0	SAC: 2	PB: 0	
3B: 0	DP: 0	SB: 0	
HR: 1	HBP: 0	CS: 0	

Batter	1	2	3	4	5	6	7	8	9	AB	R	H	RBI	BB	SO	LOB
7 José Reyes, S (1, 6) OBP: 0.311, SLG: 0.405	G6-3	L6		22 SF8 3B		L9		K2-3		5	1	1	0	0	1	2
22 Jose Valentin, S (1, 9) OBP: 0.298, SLG: 0.373	P5	F7		SF8			F8	K		4	0	0	1	0	1	1
13 Billy Wagner, L (9, 1)										0	0	0	0	0	0	0
15 Carlos Beltrán, S (1, 8) OBP: 0.394, SLG: 0.623	HR		K	F8			21 1B 5 1B 1B			4	2	2	1	0	1	0
21 Carlos Delgado, L (1, 3) OBP: 0.369, SLG: 0.560	5 1B BB		K		G6-3		11 HBP 5 1B 1B			3	0	1	0	1	1	0
5 David Wright, R (1, 5) OBP: 0.397, SLG: 0.552	BB 1B		HR		G5-3		11 HBP 1B			4	1	3	2	0	0	0
Cliff Floyd, L (1, 7) OBP: 0.312, SLG: 0.370	BB		11 BB 1B		G4-3		F7			3	1	1	0	1	0	2
11 Ramon Castro, R (1, 2) OBP: 0.361, SLG: 0.404	G6-3		1B BB			G4-3 1B	HBP			2	0	1	0	1	0	3
Chris Woodward, R (1, 4) OBP: 0.341, SLG: 0.447		BB	1-3 2-H 1B			K	K			2	0	1	1	1	1	1
25 Pedro Feliciano, L (7, 1)										0	0	0	0	0	0	0
Julio Franco, R (7, PH) OBP: 0.333, SLG: 0.480										1	0	0	0	0	1	3
Aaron Heilman, R (8, 1)										0	0	0	0	0	0	0
10 Endy Chavez, L (9, 9) OBP: 0.316, SLG: 0.397										0	0	0	0	0	0	0
Alay Soler, R (1, 1)		F9		G5-3		G4-3		G6-3		2	0	0	0	0	0	1
Kazuo Matsui, S (6, PH) OBP: 0.261, SLG: 0.309 (7, 4)										2	0	0	0	0	0	1
Inning Stats	R: 1 E: 0 K: 0 S: 10 H: 2 LOB: 3 BB: 2 P: 23	R: 0 E: 0 K: 0 S: 9 H: 0 LOB: 1 BB: 1 P: 15	R: 2 E: 0 K: 2 S: 17 H: 3 LOB: 2 BB: 1 P: 29	R: 1 E: 0 K: 0 S: 16 H: 1 LOB: 0 BB: 0 P: 22	R: 0 E: 0 K: 0 S: 6 H: 0 LOB: 0 BB: 0 P: 7	R: 0 E: 0 K: 1 S: 12 H: 1 LOB: 1 BB: 0 P: 17	R: 1 E: 0 K: 1 S: 17 H: 3 LOB: 3 BB: 0 P: 26	R: 0 E: 0 K: 2 S: 11 H: 0 LOB: 0 BB: 0 P: 17		1B: 7 2B: 0 3B: 1 HR: 2	SF: 1 SAC: 0 DP: 0 HBP: 1		WP: 0 PB: 0 SB: 0 CS: 0	PA: 38			

PITCHER		IP	WLS	BF	H	R	ER	SO	BB	IBB	HBP	BLK	WP	HR	S	P	ERA	WHIP
21 Jon Lieber, R ERA: 5.83	(1, 1)	6.0		28	7	4	4	3	4	0	0	0	0	2	70	113	6.00	1.833
Rheal Cormier, L ERA: 1.23	(7, 1)	0.2	L	5	3	1	1	0	0	0	0	0	0	0	12	18	13.50	4.500
Ryan Franklin, R ERA: 4.37	(7, 1)	0.1		2	0	0	0	1	0	0	1	0	0	0	5	8	0.00	0.000
Aaron Fultz, L ERA: 4.1	(8, 1)	1.0		3	0	0	0	2	0	0	0	0	0	0	11	17	0.00	0.000

PITCHER	IP	WLS	BF	H	R	ER	SO	BB	IBB	HBP	BLK	WP	HR	S	P	ERA	WHIP

BOTTOM

Philadelphia Phillies @ New York Mets

Shea Stadium, Flushing, NY

Wed May 24 2006, 7:10 PM EDT

Att. 32,094 - Clear - 73 F

livebaseballscorecards.com

AB	32
R	5
H	10
RBI	5
BB	4
SO	6
LOB	14

Batter	1	2	3	4	5	6	7	8	9	AB	R	H	RBI	BB	SO	LOB
8 Shane Victorino, S (1, 8) OBP: 0.400, SLG: 0.554	B C X 1-1 ① P6		C X 0-1 L4-6 26 1B 1B	B X 1-0 ③ G4-3			C S B B B B 4-2 26 2B BB	S T F B X 1-2 ③ G3		4	1	1	0	1	0	3
26 Chase Utley, L (1, 4) OBP: 0.406, SLG: 0.554	B C F X 1-2 HR 1B		1 SAFE 1 SAFE B C 1 SAFE 1 SAFE 1 SAFE F X 1-2 S 1B		C X 0-1 6 G3 BB 1B		1 SAFE F B 1 SAFE C X 1-2 1-H 6 1B 2B		X 0-0 ① G3	5	2	4	1	0	0	0
Bobby Abreu, L (1, 9) OBP: 0.447, SLG: 0.503	1 SAFE B B X 2-0 1-H HR		C F F F F X 0-2 ① ② L4-6 2-2		B B C B 4-1 6 G3 1-2 BB		C S B B B F B C 3-3 ① K		C B B B B 4-1 6 CS BB	3	1	1	2	2	1	3
Pat Burrell, R (1, 7) OBP: 0.408, SLG: 0.555 29 Chris Roberson, S (9, 7) OBP: 0.083, SLG: 0.083	X 0-0 ② F9		C B 1 SAFE B B B S F B 4-2 1-2 BB	X 0-0 ① P5			C B B B B 4-1 6 1B BB	X 0-0 ① P5	1 SAFE C B C S 1-3 ② K	3	0	0	0	2	1	3
										0	0	0	0	0	0	0
6 Ryan Howard, L (1, 3) OBP: 0.349, SLG: 0.584	C T B X 1-2 HR		X 0-0 ③ F7		F B B X 2-1 ② G3 1-2 2-3		X 0-0 11 G4-6-3 1-3 3-H 1B		B B F S 2-2 ③ CS 1-2	4	1	2	2	0	0	4
11 Jimmy Rollins, S (1, 6) OBP: 0.304, SLG: 0.360	X 0-0 ③ F7			B F F F F X 1-2 ① F7	C B B B X 3-1 ③ P6		X 0-0 ② ③ G4-6-3 1-2f			4	0	0	0	0	0	4
David Bell, R (1, 5) OBP: 0.335, SLG: 0.420		B X 1-0 ① F9		B B B B 4-0 39 SH3-4 51 1B BB		B B X 2-0 ① F8		F C F F F B B B F 4-2 B 51 SH1-4 BB		2	0	0	0	2	0	0
51 Carlos Ruiz, R (1, 2) OBP: 0.176, SLG: 0.156		B B X 2-0 ② G5-3		C B C X 1-2 39 SH3-4 1-2 1B		X 0-0 ② P5		L 1 SAFE X 0-1 ① SH1-4 1-2		3	0	1	0	0	0	0
39 Brett Myers, R (1, 1) OBP: 0.045, SLG: 0.045 David Dellucci, L (8, PH) OBP: 0.311, SLG: 0.487 Arthur Rhodes, L (8, 1) 45 Tom Gordon, R (8, 1)		C C F B B B X 2-2 ③ F9		B L X 1-1 ② SH3-4 1-2 2-3		T F C 0-3 ③ K		B S F S 1-3 ② K		2	0	0	0	0	1	0
										1	0	0	0	0	1	1
										0	0	0	0	0	0	0
										0	0	0	0	0	0	0

TOP

Philadelphia Phillies @ New York Mets

Shea Stadium, Flushing, NY

Thu May 25 2006, 1:10 PM EDT
Att. 51,365 - Partly Cloudy - 80 F

livebaseballscorecards.com

AB	31
R	5
H	9
RBI	5
BB	7
SO	4
LOB	18

Inning Stats	1	2	3	4	5	6	7	8	9						
	R: 3	H: 3	R: 0	H: 0	R: 0	H: 2	R: 0	H: 1	R: 0	H: 1	R: 0	H: 0	R: 2	H: 2	R: 0	H: 0	R: 0	H: 0	1B: 6	SF: 0	WP: 0	PA: 41
	E: 0	LOB: 0	E: 0	LOB: 0	E: 0	LOB: 2	E: 0	LOB: 2	E: 0	LOB: 1	E: 0	LOB: 0	E: 0	LOB: 1	E: 0	LOB: 1	E: 0	LOB: 0	2B: 2	SAC: 2	PB: 0	
	K: 0	BB: 0	K: 0	BB: 0	K: 0	BB: 1	K: 0	BB: 1	K: 0	BB: 1	K: 1	BB: 0	K: 1	BB: 2	K: 1	BB: 1	K: 1	BB: 1	3B: 0	DP: 2	SB: 1	
	S: 11	P: 16	S: 6	P: 11	S: 15	P: 20	S: 11	P: 19	S: 8	P: 17	S: 5	P: 7	S: 12	P: 24	S: 15	P: 21	S: 7	P: 14	HR: 2	HBP: 0	CS: 1	

PITCHER		IP	WLS	BF	H	R	ER	SO	BB	IBB	HBP	BLK	WP	HR	S	P	ERA	WHIP
Geremi Gonzalez, R ERA: 7.71	(1, 1)	6.0		27	7	3	3	1	3	0	0	0	0	2	56	90	4.50	1.667
25 Pedro Feliciano, L ERA: 2.4	(7, 1)	0.1	L	3	1	2	2	1	1	0	0	0	0	0	9	17	54.00	6.000
Heath Bell, R ERA: 5.79	(7, 1)	2.2		10	1	0	0	2	3	0	0	0	0	0	25	42	0.00	1.500

PITCHER	IP	WLS	BF	H	R	ER	SO	BB	IBB	HBP	BLK	WP	HR	S	P	ERA	WHIP

Philadelphia Phillies @ New York Mets

Shea Stadium, Flushing, NY

Thu May 25 2006, 1:10 PM EDT

Att. 51,365 - Partly Cloudy - 80 F

livebaseballscorecards.com

BOTTOM

Batter	1	2	3	4	5	6	7	8	9	AB	R	H	RBI	BB	SO	LOB
7 José Reyes, S (1, 6) OBP: 0.317, SLG: 0.429	2-2 15 G6-3 2B	0-0 2-H 3-H HR		1-2 1B			1-2 ① P5		2-2 ① FC4 16 G5-3 16 WP 1-2f	5	1	3	3	0	0	1
16 Paul Lo Duca, R (1, 2) OBP: 0.342, SLG: 0.436	2-2 ① G5-3	0-0 15 WP 1B		1 SAFE 1 SAFE 1 SAFE 2-2 ③ G4-3			2-1 ② G4-3		1-2 ② G5-3 1-3	5	0	1	0	0	0	3
15 Carlos Beltrán, S (1, 8) OBP: 0.382, SLG: 0.600	2-2 ② G6-3 2-3	1-3 ③ K 1-2			3-2 ① F8		1-3 ③ K		2-3 ③ K	5	0	0	0	0	3	3
21 Carlos Delgado, L (1, 3) OBP: 0.372, SLG: 0.554	4-0 BB		1-0 ① L9		4-1 BB			2-2 ① G5-3		2	0	0	0	2	0	0
5 David Wright, R (1, 5) OBP: 0.389, SLG: 0.539	0-0 ③ G5-3		2-3 ② K		3-3 ② K			1-3 ② K		4	0	0	0	0	3	3
Cliff Floyd, L (1, 7) OBP: 0.322, SLG: 0.383		0-0 1B 7 HR 2B	0-1 PO 1B 1B		3-3 ③ K			4-2 BB BB		3	1	2	0	1	1	1
Xavier Nady, R (1, 9) OBP: 0.343, SLG: 0.517		0-2 SH2-4 7 HR 2-3 1B	1-2 1-2 1B			0-0 ① F9		4-0 1-2 BB		3	1	2	0	1	0	0
Kazuo Matsui, S (1, 4) OBP: 0.252, SLG: 0.298	2-3 ① K	2-0 ③ PO 2-3	0-1 ① P6			1-1 ② G4-3		1-1 ③ G1-3		4	0	0	0	0	1	4
Geremi Gonzalez, R (1, 1) 22 Jose Valentin, S (6, PH) OBP: 0.293, SLG: 0.365 25 Pedro Feliciano, L (7, 1) Heath Bell, R (7, 1) 10 Endy Chavez, L (9, PH) OBP: 0.325, SLG: 0.397	1-2 ② SH2-4 1-2		2-2 ② G1-3			1-0 ③ F7			4-0 7 FC4 BB	1 1 0 0 0	0 0 0 0 0	0 0 0 0 0	0 0 0 0 0	0 0 0 0 1	0 0 0 0 0	0 0 0 0 0
Inning Stats	R: 0 E: 0 K: 0 S: 10 H: 1 LOB: 2 BB: 1 P: 20	R: 3 E: 0 K: 2 S: 16 H: 4 LOB: 1 BB: 0 P: 20	R: 0 E: 0 K: 1 S: 14 H: 2 LOB: 1 BB: 0 P: 20	R: 0 E: 0 K: 0 S: 12 H: 1 LOB: 1 BB: 0 P: 17	R: 0 E: 0 K: 2 S: 11 H: 0 LOB: 1 BB: 1 P: 24	R: 0 E: 0 K: 0 S: 4 H: 0 LOB: 0 BB: 0 P: 6	R: 0 E: 0 K: 1 S: 8 H: 0 LOB: 0 BB: 0 P: 12	R: 0 E: 0 K: 1 S: 12 H: 0 LOB: 2 BB: 2 P: 24	R: 0 E: 0 K: 1 S: 9 H: 0 LOB: 1 BB: 1 P: 18	1B: 5 2B: 2 3B: 0 HR: 1	SF: 0 SAC: 1 DP: 0 HBP: 0						

PITCHER		IP	WLS	BF	H	R	ER	SO	BB	IBB	HBP	BLK	WP	HR	S	P	ERA	WHIP
39 Brett Myers, R ERA: 2.86	(1, 1)	7.0	W	30	8	3	3	6	2	0	0	0	1	1	75	119	3.86	1.429
Arthur Rhodes, L ERA: 4.41	(8, 1)	0.2	H	3	0	0	0	1	1	0	0	0	0	0	10	17	0.00	1.500
45 Tom Gordon, R ERA: 1.35	(8, 1)	1.1	S	6	0	0	0	1	2	0	0	0	1	0	11	25	0.00	1.500

PITCHER	IP	WLS	BF	H	R	ER	SO	BB	IBB	HBP	BLK	WP	HR	S	P	ERA	WHIP

AB	33
R	3
H	8
RBI	3
BB	5
SO	8
LOB	15

WP: 2 PB: 0 SB: 0 CS: 0 PA: 40

Batter	1	2	3	4	5	6	7	8	9	AB	R	H	RBI	BB	SO	LOB
7 José Reyes, S (1, 6) OBP: 0.320, SLG: 0.425	B C F B F F F B B 4-2 15 E 15 S 15 1B BB		S C F X 0-2 ③ G6-3			B F F F S 1-3 ② K			B B B C B 4-1 21 DI BB	2	1	0	0	2	1	0
16 Paul Lo Duca, R (1, 2) OBP: 0.340, SLG: 0.431	1 SAFE C F 1 B P T 2-2 ① K			C B X 1-1 21 G6-3 1B		X 0-0 ③ G6-3			B C X 1-1 ① F8	4	0	1	0	0	1	2
15 Carlos Beltrán, S (1, 8) OBP: 0.379, SLG: 0.590	1 SAFE B B X 2-0 CS 1-H 1B			F C B F B F F F 1 SAFE 2-3 C ① K			B X 1-0 ① P6		F C D F B X 2-2 ② F8	4	0	1	1	0	1	2
21 Carlos Delgado, L (1, 3) OBP: 0.365, SLG: 0.541	B B F 1 SAFE F C 2-3 ② K			C B B B S X 3-2 ② G6-3 1-2			B X 1-0 ② G4-3		F F F B S 1-3 ③ K 1-2	4	0	0	0	0	2	3
Cliff Floyd, L (1, 7) OBP: 0.322, SLG: 0.377	1 SAFE B C 1-1 ③ CS 1-2	X 0-0 ① P2		B X 1-0 ③ F7			B B B B 4-0 BB			2	0	0	0	1	0	1
Xavier Nady, R (1, 9) OBP: 0.337, SLG: 0.506		C F C 0-3 ② K			F X 0-1 ① F9		C S B F B D S 3-3 ③ K			3	0	0	0	0	2	1
22 Jose Valentin, S (1, 5) OBP: 0.279, SLG: 0.345		C B B X 2-1 ③ P6			B B B C X 3-1 ② G1-3			B C S D C 2-3 ① K		3	0	0	0	0	1	0
Kazuo Matsui, S (1, 4) OBP: 0.246, SLG: 0.291			F F F X 0-2 ① G6-3		B C B B F F S 3-3 ③ K			B C B B F S 3-3 ② K		3	0	0	0	0	2	0
45 Pedro Martinez, R (1, 1) OBP: 0.136, SLG: 0.095 Julio Franco, R (8, PH) OBP: 0.321, SLG: 0.462 50 Duaner Sanchez, R (8, 1)			B B C C S 2-3 ② K			B B C F X 2-2 ① G6-3		F X 0-1 ③ G6-3		2 1 0	0 0 0	0 0 0	0 0 0	0 0 0	1 0 0	0 0 0
Inning Stats	R: 1 E: 0 K: 2 S: 14 H: 1 LOB: 0 BB: 1 P: 24	R: 0 E: 0 K: 1 S: 6 H: 0 LOB: 0 BB: 0 P: 8	R: 0 E: 0 K: 1 S: 11 H: 0 LOB: 0 BB: 0 P: 13	R: 0 E: 0 K: 1 S: 13 H: 1 LOB: 1 BB: 0 P: 20	R: 0 E: 0 K: 1 S: 8 H: 0 LOB: 0 BB: 0 P: 14	R: 0 E: 0 K: 1 S: 8 H: 0 LOB: 0 BB: 0 P: 11	R: 0 E: 0 K: 1 S: 6 H: 0 LOB: 1 BB: 1 P: 15	R: 0 E: 0 K: 2 S: 8 H: 0 LOB: 0 BB: 0 P: 13	R: 0 E: 0 K: 1 S: 11 H: 0 LOB: 1 BB: 1 P: 19	1B: 2 2B: 0 3B: 0 HR: 0 SF: 0 SAC: 0 DP: 0 HBP: 0						

TOP

New York Mets @ Florida Marlins

Dolphin Stadium, Miami, FL

Fri May 26 2006, 7:35 PM EDT

Att. 15,336 - Cloudy - 78 F

livebaseballscorecards.com

AB	28
R	1
H	2
RBI	1
BB	3
SO	11
LOB	9

PITCHER		IP	WLS	BF	H	R	ER	SO	BB	IBB	HBP	BLK	WP	HR	S	P	ERA	WHIP
55 Josh Johnson, R ERA: 2.18	(1, 1)	7.0	W	24	2	1	0	8	2	0	0	0	0	0	66	105	0.00	0.571
19 Logan Kensing, R ERA: 5.59	(8, 1)	1.0	H	3	0	0	0	2	0	0	0	0	0	0	8	13	0.00	0.000
Joe Borowski, R ERA: 4.42	(9, 1)	1.0		4	0	0	0	1	1	0	0	0	0	0	11	19	0.00	1.000

PITCHER	IP	WLS	BF	H	R	ER	SO	BB	IBB	HBP	BLK	WP	HR	S	P	ERA	WHIP

Batter	1	2	3	4	5	6	7	8	9	AB	R	H	RBI	BB	SO	LOB
2 Hanley Ramirez, R (1, 6) OBP: 0.399, SLG: 0.461	B B X 2-0 F9 ①		C B B F F S 2-3 K ②			B F X 1-1 G5-3 ②		1 SAFE X 0-0 SH 6 1B 6 1B 1-2		3	1	0	0	0	1	0
6 Dan Uggla, R (1, 4) OBP: 0.379, SLG: 0.484	C B F X 1-2 1B		C F S 0-3 K ③			B B F F S 2-3 K ③		L B 2 SAFE X 1-1 17 2B 1-H 2-H 1B		4	1	2	2	0	2	0
17 Mike Jacobs, L (1, 3) OBP: 0.339, SLG: 0.407	S F B 1 S SAFE 1-3 K ②			B X 1-0 L8 ①			F B S X 1-2 14 1B 1B 1B	X 0-0 1B 27 FC4-2 2-H 2B		4	1	2	1	0	1	1
Miguel Cabrera, R (1, 5) OBP: 0.433, SLG: 0.596	B C X 1-1 L9 ③			C T B B S 2-3 K ②			C B B X 2-1 27 FC2-5 14 1B 1-2 1B	C X 0-1 61 1B 27 FC4-2 2-3 1B		4	0	2	0	0	1	1
14 Josh Willingham, R (1, 7) OBP: 0.362, SLG: 0.481		C C S 0-3 K ①		B F X 1-1 F8 ③			S B C D X 2-2 27 FC2-5 1-2 2-H 1B	B S F S 1-3 K ①		4	0	1	1	0	2	2
27 Jeremy Hermida, L (1, 9) OBP: 0.359, SLG: 0.250		C C B S 1-3 K ②			C X 0-1 G1-3 ①		B X 1-0 FC2-5 ① 1-2 2-3f	1 SAFE B F X 1-1 FC4-2 61 1B 1-2 3-H ②		4	0	0	0	0	1	4
61 Reggie Abercrombie, R (1, 8) OBP: 0.297, SLG: 0.363	B B F B C X 3-2 F9 ③				B C F X 1-2 G1-3 ②		F F B F S 1-3 K ②	F B X 1-1 1-2 2-3 1B		4	0	1	0	0	1	2
Miguel Olivo, R (1, 2) OBP: 0.299, SLG: 0.479		X 0-0 HR			C C F F S 0-3 K ③		X 0-0 F7 ③	X 0-0 P6 ③		4	1	1	1	0	1	5
55 Josh Johnson, L (1, 1) 19 Logan Kensing, R (8, 1) Joe Borchard, S (8, PH) OBP: 0.302, SLG: 0.320 4 Alfredo Amezaga, S (8, PR) OBP: 0.275, SLG: 0.286 Joe Borowski, R (9, 1)		X 0-0 G4-3 ①				C S S 0-3 K ①		C B B B S F B 4-2 2 SH 6 1B BB		2 0 0 0 0	0 0 0 1 0	0 0 0 0 0	0 0 0 0 0	0 0 0 0 0	1 0 0 0 0	0 0 0 0 0
Inning Stats	R: 0 E: 0 K: 1 S: 9 H: 1 LOB: 1 BB: 0 P: 14	R: 0 E: 0 K: 2 S: 9 H: 0 LOB: 0 BB: 0 P: 13	R: 1 E: 0 K: 2 S: 9 H: 1 LOB: 0 BB: 0 P: 11	R: 0 E: 0 K: 1 S: 6 H: 0 LOB: 0 BB: 0 P: 10	R: 0 E: 0 K: 1 S: 10 H: 0 LOB: 0 BB: 0 P: 11	R: 0 E: 0 K: 2 S: 8 H: 0 LOB: 0 BB: 0 P: 11	R: 1 E: 0 K: 1 S: 14 H: 3 LOB: 2 BB: 0 P: 21	R: 3 E: 1 K: 1 S: 17 H: 4 LOB: 3 BB: 1 P: 25		1B: 7 2B: 1 3B: 0 HR: 1	SF: 0 SAC: 1 DP: 0 HBP: 0					

PITCHER	IP	WLS	BF	H	R	ER	SO	BB	IBB	HBP	BLK	WP	HR	S	P	ERA	WHIP
45 Pedro Martinez, R (1, 1) ERA: 2.79	7.0	L	26	5	2	2	10	0	0	0	0	0	1	65	91	2.57	0.714
50 Duaner Sanchez, R (8, 1) ERA: 2.37	1.0		9	4	3	2	1	1	0	0	0	0	0	17	25	18.00	5.000

PITCHER	IP	WLS	BF	H	R	ER	SO	BB	IBB	HBP	BLK	WP	HR	S	P	ERA	WHIP

BOTTOM

New York Mets @ Florida Marlins

Dolphin Stadium, Miami, FL

Fri May 26 2006, 7:35 PM EDT

Att. 15,336 - Cloudy - 78 F

livebaseballscorecards.com

AB	33
R	5
H	9
RBI	5
BB	1
SO	11
LOB	15

WP: 0 PB: 0 SB: 0 CS: 0 PA: 35

Batter	1	2	3	4	5	6	7	8	9	AB	R	H	RBI	BB	SO	LOB
7 José Reyes, S (1, 6) OBP: 0.316, SLG: 0.418	C B B F B F X 3-2 ① F8		L C F F F X 0-2 ② P6		X 0-0 ① B1-3	S F B X 1-2 E1 1-3 2-H 1B		C B F B X 2-2 ② G3 2-3	D F C X 1-2 ②③ G4-6-3 1-2f	6	0	1	0	0	0	4
Chris Woodward, R (1, 7) OBP: 0.348, SLG: 0.452 10 Endy Chavez, L (8, 7) OBP: 0.325, SLG: 0.397	C B X 1-1 ② F8		S B B X 2-1 5 2B 2B		C X 0-1 ② G5-3	C B F B B X 3-2 ③ L4		B B B B 4-0 15 2B BB		4 0	2 0	1 0	0 0	1 0	0 0	2 0
15 Carlos Beltrán, S (1, 8) OBP: 0.385, SLG: 0.601	C C B B X 2-2 ③ F8		F B H 2-1 5 2B HBP		C B B S X 2-2 2B		B B B C F F X 3-2 ① F8	F B F F F X 1-2 1-H 3-H 5 1B 2B		4	1	2	2	0	0	0
5 David Wright, R (1, 5) OBP: 0.404, SLG: 0.560		F F F B B X 2-2 1B 1B	B X 1-0 1-3 2-H 2B		I I I 4-0 IBB		C B X 1-1 1B 2B	B B F F X 2-2 2-H FC6-4 1B		4	1	4	2	1	0	0
Xavier Nady, R (1, 9) OBP: 0.328, SLG: 0.491		C X 0-1 ① P4	B B X 2-0 ③ G4-3		X 0-0 ③ P3		B B F X 2-1 ② F8	B F X 1-1 ③ FC6-4 1-2f		5	0	0	0	0	0	7
Julio Franco, R (1, 3) OBP: 0.364, SLG: 0.467		1 SAFE C B 1 SAFE X 1-1 1-3 1B		C B X 1-1 ① F9		C B F B X 2-2 ① G3	X 0-0 2-H 1B		B B F B B 4-1 BB 11 E BB	4	0	2	1	1	0	0
11 Ramon Castro, R (1, 2) OBP: 0.364, SLG: 0.446		C B F D C 2-3 ② K	B X 1-0 HR		B B B B 4-0 FC5-4 BB	C D S B C 2-3 ③ K			F B X 1-1 FC1 BB 1-2	4	1	1	1	1	2	4
Kazuo Matsui, S (1, 4) OBP: 0.252, SLG: 0.289		B B C F B S 3-3 ③ K	X 0-0 ② P4			B C X 1-1 ② FC5-4 7 1B BB 7 E 1-2f		B F B S F B X 3-2 7 G3 SH2-4 15 2B 1B	B B B B 4-0 7 G4-6-3 1-2 2-3 BB	4	2	1	0	1	1	3
Tom Glavine, L (1, 1) OBP: 0.500, SLG: 0.412 Chad Bradford, R (8, 1) 22 Jose Valentin, S (9, PH) OBP: 0.274, SLG: 0.339 Aaron Heilman, R (9, 1) 13 Billy Wagner, L (9, 1)			B C C E C 1-3 ① K	C S C 0-3 ③ K		B B B B 4-0 7 E 1-2 BB		B B B C X 3-1 ① SH2-4 1-2	C B F B S 2-3 ① K	2 0 0 1 0 0	0 0 0 0 0 0	0 0 0 0 0 0	0 0 0 0 0 0	1 0 0 0 0 0	2 0 0 0 0 0	0 0 3 0 0 0

Inning Stats	1	2	3	4	5	6	7	8	9
	R: 0 E: 0 K: 0 S: 9	H: 0 LOB: 0 BB: 0 P: 15	R: 0 E: 0 K: 2 S: 15	H: 2 LOB: 2 BB: 0 P: 23	R: 1 E: 0 K: 1 S: 15	H: 2 LOB: 2 BB: 0 P: 23	R: 1 E: 0 K: 1 S: 7	H: 1 LOB: 0 BB: 0 P: 9	R: 0 E: 0 K: 0 S: 7	H: 1 LOB: 2 BB: 1 P: 13
	R: 1 E: 1 K: 0 S: 11	H: 1 LOB: 2 BB: 2 P: 26	R: 1 E: 0 K: 1 S: 12	H: 2 LOB: 1 BB: 0 P: 20	R: 3 E: 0 K: 0 S: 20	H: 3 LOB: 1 BB: 1 P: 36	R: 0 E: 1 K: 1 S: 9	H: 0 LOB: 2 BB: 2 P: 21	1B: 6 2B: 5 3B: 0 HR: 1	SF: 0 SAC: 1 DP: 1 HBP: 1

PITCHER		IP	WLS	BF	H	R	ER	SO	BB	IBB	HBP	BLK	WP	HR	S	P	ERA	WHIP
Dontrelle Willis, L ERA: 4.93	(1, 1)	6.0	L	29	7	3	2	4	2	1	1	0	0	1	64	109	3.00	1.500
Todd Wellemeyer, R ERA: 5.48	(7, 1)	1.2		9	3	3	3	1	1	0	0	0	0	0	22	42	16.20	2.400
Matt Herges, R ERA: 5.73	(8, 1)	0.1		3	2	1	1	0	0	0	0	0	0	0	10	14	27.00	6.000
37 Renyel Pinto, L ERA:	(9, 1)	1.0		5	0	0	0	1	2	0	0	0	0	0	9	21	0.00	2.000

PITCHER	IP	WLS	BF	H	R	ER	SO	BB	IBB	HBP	BLK	WP	HR	S	P	ERA	WHIP

TOP

New York Mets @ Florida Marlins

Dolphin Stadium, Miami, FL

Sat May 27 2006, 1:20 PM EDT
Att. 13,037 - Cloudy - 90 F

livebaseballscorecards.com

AB	38
R	7
H	12
RBI	6
BB	6
SO	6
LOB	23

WP: 0 PA: 46
PB: 0
SB: 0
CS: 0

New York Mets @ Florida Marlins

Dolphin Stadium, Miami, FL

Sat May 27 2006, 1:20 PM EDT

Att. 13,037 - Cloudy - 90 F

livebaseballscorecards.com

BOTTOM

Batter	1	2	3	4	5	6	7	8	9	AB	R	H	RBI	BB	SO	LOB
2 Hanley Ramirez, R (1, 6) OBP: 0.396, SLG: 0.462	F9			K		F8		2B		4	0	1	0	0	1	1
6 Dan Uggla, R (1, 4) OBP: 0.372, SLG: 0.473	F8			G5-3		K		F8		4	0	0	0	0	1	2
Miguel Cabrera, R (1, 5) OBP: 0.435, SLG: 0.600	K			F8			12 G4-6-3 1B		14 G5-3 61 1B 2B	4	1	2	0	0	1	0
14 Josh Willingham, R (1, 7) OBP: 0.354, SLG: 0.470		G4-3			G5-3		K		G5-3 2-3	4	0	0	0	0	1	2
12 Cody Ross, R (1, 9) Matt Herges, L (8, 1) 37 Renyel Pinto, L (9, 1) 27 Jeremy Hermida, L (9, PH) OBP: 0.375, SLG: 0.250		F9			K		G4-6-3 1-2f		61 1B BB	3 0 0 0	0 0 0 0	0 0 0 0	0 0 0 0	0 0 0 1	1 0 0 0	1 0 0 0
17 Mike Jacobs, L (1, 3) OBP: 0.331, SLG: 0.396		G4-3			G4-3			P4	L9	4	0	0	0	0	0	2
61 Reggie Abercrombie, R (1, 8) OBP: 0.309, SLG: 0.381			K			20 1B 2B		HR 1B	1-2 3-H 1B	4	2	3	1	0	1	0
20 Matt Treanor, R (1, 2) OBP: 0.283, SLG: 0.286 Miguel Olivo, R (9, PH) OBP: 0.297, SLG: 0.475		K				2-H 1B		K	K	3 1	0 0	1 0	1 0	0 0	2 1	1 2
Dontrelle Willis, L (1, 1) OBP: 0.250, SLG: 0.167 Wes Helms, R (6, PH) OBP: 0.297, SLG: 0.351 Todd Wellemeyer, R (7, 1) Joe Borchard, S (8, 9) OBP: 0.310, SLG: 0.368		K				L9		1-H HR		1 1 0 1	0 0 0 1	0 0 0 1	0 0 0 2	0 0 0 0	1 0 0 0	0 1 0 0
Inning Stats	R: 0 E: 0 K: 1 S: 9 H: 0 LOB: 0 BB: 0 P: 14	R: 0 E: 0 K: 0 S: 7 H: 0 LOB: 0 BB: 0 P: 10	R: 0 E: 0 K: 3 S: 9 H: 0 LOB: 0 BB: 0 P: 13	R: 0 E: 0 K: 1 S: 7 H: 0 LOB: 0 BB: 0 P: 8	R: 0 E: 0 K: 1 S: 6 H: 0 LOB: 0 BB: 0 P: 8	R: 1 E: 0 K: 1 S: 14 H: 2 LOB: 1 BB: 0 P: 24	R: 0 E: 0 K: 1 S: 7 H: 1 LOB: 0 BB: 0 P: 11	R: 2 E: 0 K: 1 S: 13 H: 3 LOB: 1 BB: 0 P: 15	R: 1 E: 0 K: 1 S: 13 H: 2 LOB: 2 BB: 1 P: 22	1B: 4 2B: 3 3B: 0 HR: 1 SF: 0 SAC: 0 DP: 1 HBP: 0							

	AB	34
	R	4
	H	8
	RBI	4
	BB	1
	SO	10
	LOB	12

PITCHER		IP	WLS	BF	H	R	ER	SO	BB	IBB	HBP	BLK	WP	HR	S	P	ERA	WHIP
Tom Glavine, L ERA: 2.59	(1, 1)	7.2	W	28	6	3	3	9	0	0	0	0	0	1	71	102	3.52	0.783
Chad Bradford, R ERA: 4.41	(8, 1)	0.1		1	0	0	0	0	0	0	0	0	0	0	1	1	0.00	0.000
Aaron Heilman, R ERA: 2.28	(9, 1)	0.1		3	1	1	1	0	1	0	0	0	0	0	7	13	27.00	6.000
13 Billy Wagner, L ERA: 3.0	(9, 1)	0.2	S	3	1	0	0	1	0	0	0	0	0	0	6	9	0.00	1.500

PITCHER	IP	WLS	BF	H	R	ER	SO	BB	IBB	HBP	BLK	WP	HR	S	P	ERA	WHIP

WP: 0 PB: 0 SB: 0 CS: 0 PA: 35

New York Mets @ Florida Marlins

Dolphin Stadium, Miami, FL

Sun May 28 2006, 1:05 PM EDT

Att. 17,488 - Partly Cloudy - 89 F

TOP

livebaseballscorecards.com

Batter	1	2	3	4	5	6	7	8	9	AB	R	H	RBI	BB	SO	LOB
7 José Reyes, S (1, 6) OBP: 0.322, SLG: 0.422	C B B B C X 3-2 15 1B 16 E 21 G6-3 1B	C X 0-1 15 CS 1B		F X 0-1 ① L9		B X 1-0 16 G6-3 1B			X 0-0 ① F7	5	1	3	0	0	0	0
16 Paul Lo Duca, R (1, 2) OBP: 0.342, SLG: 0.430	1 SAFE C 1 SAFE X 0-1 FC6 21 G6-3 15 1B 5 1B 1-2	1 SAFE X 0-0 ① L7		B F X 1-1 15 S 15 HR 1B		C X 0-1 ② ③ G6-3 1-2f			C B X 1-1 15 FC6-4 1B	5	2	2	0	0	0	3
15 Carlos Beltrán, S (1, 8) OBP: 0.391, SLG: 0.622	X 0-0 5 1B 21 G6-3 1B 1-2 2-3 1B	P X 1-0 ② ③ P3 1-2		B B B X 3-0 1-H HR			C C B B X 2-2 1B		C X 0-1 ② FC6-4 1-2f	5	2	3	2	0	0	2
21 Carlos Delgado, L (1, 3) OBP: 0.361, SLG: 0.532	B B X 2-0 ① G6-3 1-2 2-3 3-H	X 0-0 5 2B 22 1B 1B	F S X 0-2 ② G6-3				C C F S 0-3 ① K		F B F F X 1-2 ③ G4-3	5	1	1	1	0	1	4
5 David Wright, R (1, 5) OBP: 0.406, SLG: 0.565	F B B F X 2-2 1B 22 SF8 2-3 3-H 1B	B C F X 1-2 22 1B 1-3 2B	B S C T 1-2 ③ K				1 SAFE C C B X 1-2 ② F7			4	1	2	1	0	1	1
Cliff Floyd, L (1, 7) OBP: 0.320, SLG: 0.374	B 1 SAFE B 1 SAFE X 2-0 22 SF8 1-3 3-H 1B	F C B B B S 2-3 ① K			B C F X 1-2 ① G4-3		B T B B X 3-1 ③ F8			4	0	1	1	0	1	3
22 Jose Valentin, S (1, 4) OBP: 0.273, SLG: 0.339	X 0-0 ② SF8 1-2 3-H	B B B X 3-0 10 G3 2-3 3-H 1B			B C X 1-1 ② F8			F F F S 0-3 ① K		3	0	1	2	0	1	0
10 Endy Chavez, L (1, 9) OBP: 0.321, SLG: 0.382	I I I I 4-0 IBB	B B 1 SAFE X 2-0 ② G3 1-2			C S X 0-2 ③ G4-3			F B F B S 2-3 ② K		3	0	0	0	1	1	2
26 Orlando Hernandez, R (1, 1) Kazuo Matsui, S (6, PH) Heath Bell, R (6, 1) 25 Pedro Feliciano, L (8, 1) Chad Bradford, R (9, 1)	B F F F S 1-3 ③ K	F L F C 0-3 ③ K				X 0-0 ① F8		B C S S 1-3 ③ K2-3		2 1 1 0 0	0 0 0 0 0	0 0 0 0 0	0 0 0 0 0	0 0 0 0 0	2 0 1 0 0	4 0 0 0 0
Inning Stats	R: 4 E: 1 K: 1 S: 16 H: 4 LOB: 2 BB: 1 P: 30	R: 0 E: 0 K: 0 S: 5 H: 1 LOB: 0 BB: 0 P: 5	R: 1 E: 0 K: 2 S: 14 H: 3 LOB: 2 BB: 0 P: 22	R: 2 E: 0 K: 1 S: 11 H: 2 LOB: 0 BB: 0 P: 16	R: 0 E: 0 K: 0 S: 8 H: 0 LOB: 0 BB: 0 P: 10	R: 0 E: 0 K: 0 S: 4 H: 1 LOB: 0 BB: 0 P: 5	R: 0 E: 0 K: 1 S: 12 H: 1 LOB: 1 BB: 0 P: 18	R: 0 E: 0 K: 3 S: 10 H: 0 LOB: 0 BB: 0 P: 13	R: 0 E: 0 K: 0 S: 9 H: 1 LOB: 1 BB: 0 P: 11	1B: 11 2B: 1 3B: 0 HR: 1	SF: 1 SAC: 0 DP: 1 HBP: 0				WP: 0 PB: 0 SB: 1 CS: 1	PA: 40	

	AB	38
	R	7
	H	13
	RBI	7
	BB	1
	SO	8
	LOB	19

PITCHER		IP	WLS	BF	H	R	ER	SO	BB	IBB	HBP	BLK	WP	HR	S	P	ERA	WHIP
47 Ricky Nolasco, R ERA: 3.94	(1, 1)	4.0	L	23	10	7	5	4	0	1	0	0	0	1	46	73	11.25	2.500
37 Renyel Pinto, L ERA:	(5, 1)	1.0		3	0	0	0	0	0	0	0	0	0	0	8	10	0.00	0.000
Yusmeiro Petit, R ERA: 1.29	(6, 1)	2.0		7	2	0	0	1	0	0	0	0	0	0	16	23	0.00	1.000
Randy Messenger, R ERA: 4.19	(8, 1)	1.0		3	0	0	0	3	0	0	0	0	0	0	10	13	0.00	0.000
Matt Herges, R ERA: 5.48	(9, 1)	1.0		4	1	0	0	0	0	0	0	0	0	0	9	11	0.00	1.000

PITCHER	IP	WLS	BF	H	R	ER	SO	BB	IBB	HBP	BLK	WP	HR	S	P	ERA	WHIP

New York Mets @ Florida Marlins

Dolphin Stadium, Miami, FL

Sun May 28 2006, 1:05 PM EDT

Att. 17,488 - Partly Cloudy - 89 F

BOTTOM

Batter	1	2	3	4	5	6	7	8	9	AB	R	H	RBI	BB	SO	LOB
2 Hanley Ramirez, R (1, 6) OBP: 0.391, SLG: 0.460	C F B B C 2-3 ① K		C X 0-1 17 CS 2B		B C C S 1-3 ① K		C S X 0-2 ① ② G1-4-6-3 1-2f		C B F X 1-2 ③ P6	5	0	1	0	0	2	1
6 Dan Uggla, R (1, 4) OBP: 0.370, SLG: 0.468	C F F B X 1-2 ② L1		C B F F B B F S 3-3 ① K		X 0-0 ② F7		X 0-0 1B			4	0	1	0	0	1	1
17 Mike Jacobs, L (1, 3) OBP: 0.330, SLG: 0.388	B F X 1-1 ③ G4-3		C B C B B B 2-3 4-2 ② BB		B F F B F B F F C 3-3 ③ K		X 0-0 ③ L6			3	0	0	0	1	1	1
Miguel Cabrera, R (1, 5) OBP: 0.436, SLG: 0.596		C F B F B B F B 4-2 14 S 27 HR BB	F X 0-1 ③ G6-3			B C B F X 2-2 ① F9		C C B F F X 1-2 1B		3	1	1	0	1	0	1
Joe Borchard, S (1, 9) OBP: 0.308, SLG: 0.354		C B F F S 1-3 ① K		B F B B X 3-1 ① F9		B C B F B F B 4-2 14 1B BB		B B C F B X 3-2 ① F8		3	0	0	0	1	1	2
14 Josh Willingham, R (1, 7) OBP: 0.362, SLG: 0.473		F B B B B 4-1 1-2 27 HR BB		B B C X 2-1 27 1B 1B		F D B X 2-1 1-2 1B		C C X 0-2 ② F8		3	1	2	0	1	0	1
27 Jeremy Hermida, L (1, 8) OBP: 0.386, SLG: 0.361	B C X 1-1 1-H 2-H HR		C C B F 1 SAFE X 1-2 ② E 1B 1-2 1B			C C F B S 1-3 ② K		F C D X 1-2 ③ G3		4	1	2	3	0	1	3
Miguel Olivo, R (1, 2) OBP: 0.295, SLG: 0.468		B B B C C F F F S 3-3 ② K	S B X 1-1 E6 1-3 1B			B B B C C F F F F C 2-3 ③ K			B C F F X 1-2 ① L8	4	0	1	0	0	2	2
47 Ricky Nolasco, R (1, 1) OBP: 0.286, SLG: 0.714		C B B S B F F F S 3-3 ③ K	X 0-0 ③ L4			C X 0-1 2 31-4-6-3 1B			X 0-0 ② G6-3	1	0	0	0	0	1	0
Wes Helms, R (4, PH) OBP: 0.292, SLG: 0.345										1	0	0	0	0	0	2
37 Renyel Pinto, L (5, 1)										0	0	0	0	0	0	0
Yusmeiro Petit, R (6, 1)										0	0	0	0	0	0	0
4 Alfredo Amezaga, S (7, PH) OBP: 0.288, SLG: 0.300										1	0	1	0	0	0	0
Randy Messenger, R (8, 1)										0	0	0	0	0	0	0
Matt Herges, L (9, 1)										0	0	0	0	0	0	0
12 Cody Ross, R (9, PH) OBP: 0.348, SLG: 0.739										1	0	0	0	0	0	0
Inning Stats	R: 0 E: 0 K: 1 S: 9 H: 0 LOB: 0 BB: 0 P: 13	R: 3 E: 0 K: 3 S: 23 H: 1 LOB: 0 BB: 2 P: 39	R: 0 E: 0 K: 1 S: 10 H: 1 LOB: 1 BB: 1 P: 17	R: 0 E: 1 K: 0 S: 11 H: 3 LOB: 2 BB: 0 P: 18	R: 0 E: 0 K: 2 S: 10 H: 0 LOB: 0 BB: 0 P: 14	R: 0 E: 0 K: 2 S: 19 H: 1 LOB: 2 BB: 1 P: 30	R: 0 E: 0 K: 0 S: 7 H: 2 LOB: 1 BB: 0 P: 7	R: 0 E: 0 K: 0 S: 14 H: 1 LOB: 1 BB: 0 P: 19	R: 0 E: 0 K: 0 S: 8 H: 0 LOB: 0 BB: 0 P: 10	1B: 7 2B: 1 3B: 0 HR: 1	SF: 0 SAC: 0 DP: 1 HBP: 0						

	AB	R	H	RBI	BB	SO	LOB
AB	33						
R		3					
H			9				
RBI				3			
BB					4		
SO						9	
LOB							14

WP: 0 PB: 0 SB: 1 CS: 1 PA: 37

livebaseballscorecards.com

PITCHER		IP	WLS	BF	H	R	ER	SO	BB	IBB	HBP	BLK	WP	HR	S	P	ERA	WHIP
26 Orlando Hernandez, R ERA: 6.04	(1, 1)	5.0	W	21	5	3	3	7	3	0	0	0	0	1	63	101	5.40	1.600
Heath Bell, R ERA: 3.68	(6, 1)	2.2		12	4	0	0	2	1	0	0	0	0	0	37	52	0.00	1.875
25 Pedro Feliciano, L ERA: 2.35	(8, 1)	0.1		1	0	0	0	0	0	0	0	0	0	0	3	4	0.00	0.000
Chad Bradford, R ERA: 4.15	(9, 1)	1.0		3	0	0	0	0	0	0	0	0	0	0	8	10	0.00	0.000

PITCHER	IP	WLS	BF	H	R	ER	SO	BB	IBB	HBP	BLK	WP	HR	S	P	ERA	WHIP

TOP

Arizona Diamondbacks @ New York Mets

Shea Stadium, Flushing, NY

Mon May 29 2006, 7:10 PM EDT
Att. 39,826 - Cloudy - 77 F

Batter	1	2	3	4	5	6	7	8	9	AB R H RBI BB SO LOB
Craig Counsell, L (1, 6) OBP: 0.363, SLG: 0.388	B C X 1-1 ① G5-3		X 0-0 2B	B B C D X 3-1 ③ P4			B X 1-0 1-3 HR 1B		C C B X 1-2 ② G3	5 1 2 0 0 0 1
22 Eric Byrnes, R (1, 8) OBP: 0.379, SLG: 0.595	C C F B F B X 2-2 HR		L D F C 1-3 ① K		X 0-0 HR		F 1 SAFE F B 1 SAFE C 1-3 ① K		S B B X 2-1 ③ G5-3	5 2 2 2 0 2 3
Chad Tracy, L (1, 5) OBP: 0.352, SLG: 0.515	C X 0-1 BB 1B		B F B B C F X 3-2 ② F8		B B X 2-0 ① F8		1 SAFE C F X 0-2 1-H 3-H HR			4 1 2 3 0 0 1
Luis Gonzalez, L (1, 7) OBP: 0.377, SLG: 0.472	B 1 SAFE B B B 4-0 1-2 BB		B X 1-0 ③ G4-3		C B F B X 2-2 ② G6-3		F X 0-1 ② P2			3 0 0 0 1 0 1
34 Conor Jackson, R (1, 3) OBP: 0.380, SLG: 0.472 Tony Clark, S (9, 3) OBP: 0.307, SLG: 0.371	C C S 0-3 ② K			C X 0-1 2B SF9 1B	C B X 1-1 ③ G5-3		B F S X 1-2 ③ G6-3			4 1 1 0 0 1 2 0 0 0 0 0 0 0
Shawn Green, L (1, 9) OBP: 0.387, SLG: 0.466	B B C B C F C 3-3 ③ K			C C X 0-2 SF9 1 SF7 1-3 2B		B B B C C X 3-2 ① F7		B S S B X 2-2 ① F8		4 1 1 0 0 1 2
Johnny Estrada, S (1, 2) OBP: 0.333, SLG: 0.485		C S B B X 2-2 ① G1		B B S X 2-1 ① SF9 2-3 3-H		B X 1-0 ② F9		B F F X 1-2 ② F8		3 0 0 1 0 0 0
1 Orlando Hudson, S (1, 4) OBP: 0.306, SLG: 0.314		C B C B S 2-3 ② K		F C B X 1-2 ② SF7 3-H		B X 1-0 ③ F9		C B C X 1-2 ③ P4		3 0 0 1 0 1 0
Claudio Vargas, R (1, 1) OBP: 0.133, SLG: 0.200 30 Jeff DaVanon, S (7, PH) OBP: 0.358, SLG: 0.424 28 Brandon Medders, R (7, 1) Luis Vizcaino, R (8, 1) Damion Easley, R (9, PH) OBP: 0.361, SLG: 0.418 Jose Valverde, R (9, 1)		F X 0-1 ③ G4-3		X 0-0 2B			B F B F F B B 4-2 1B S HR BB		S F B F F X 1-2 ① F9	2 0 1 0 0 0 0 0 1 0 0 1 0 0 0 0 0 0 0 0 0 0 0 0 0 0 0 0 1 0 0 0 0 0 0 0 0 0 0 0 0 0
Inning Stats	R: 1 H: 2 E: 0 LOB: 2 K: 2 BB: 1 S: 16 P: 26	R: 0 H: 0 E: 0 LOB: 0 K: 1 BB: 0 S: 8 P: 12	R: 0 H: 1 E: 0 LOB: 1 K: 1 BB: 0 S: 9 P: 14	R: 2 H: 3 E: 0 LOB: 1 K: 0 BB: 0 S: 13 P: 19	R: 1 H: 1 E: 0 LOB: 0 K: 0 BB: 0 S: 7 P: 12	R: 0 H: 0 E: 0 LOB: 0 K: 0 BB: 0 S: 5 P: 10	R: 3 H: 2 E: 0 LOB: 0 K: 1 BB: 1 S: 15 P: 22	R: 0 H: 0 E: 0 LOB: 0 K: 0 BB: 0 S: 9 P: 13	R: 0 H: 0 E: 0 LOB: 0 K: 0 BB: 0 S: 10 P: 14	1B: 3 SF: 2 2B: 3 SAC: 0 3B: 0 DP: 0 HR: 3 HBP: 0

livebaseballscorecards.com

AB	34
R	7
H	9
RBI	7
BB	2
SO	5
LOB	10

WP: 0 PA: 38
PB: 0
SB: 1
CS: 0

PITCHER		IP	WLS	BF	H	R	ER	SO	BB	IBB	HBP	BLK	WP	HR	S	P	ERA	WHIP
Steve Trachsel, R ERA: 5.1	(1, 1)	6.0		26	7	4	4	4	1	0	0	0	0	2	58	93	6.00	1.333
Aaron Heilman, R ERA: 3.03	(7, 1)	2.0	B	9	2	3	3	1	1	0	0	0	0	1	24	35	13.50	1.500
50 Duaner Sanchez, R ERA: 2.3	(9, 1)	1.0	W	3	0	0	0	0	0	0	0	0	0	0	10	14	0.00	0.000

PITCHER	IP	WLS	BF	H	R	ER	SO	BB	IBB	HBP	BLK	WP	HR	S	P	ERA	WHIP

Arizona Diamondbacks @ New York Mets

Shea Stadium, Flushing, NY

Mon May 29 2006, 7:10 PM EDT

Att. 39,826 - Cloudy - 77 F

BOTTOM

livebaseballscorecards.com

Batter	1	2	3	4	5	6	7	8	9	AB	R	H	RBI	BB	SO	LOB
7 José Reyes, S (1, 6) OBP: 0.320, SLG: 0.417	F7	G4-3 2-3 3-H		F8		L8			16 1B 5 1B 1B 2-H	5	1	1	2	0	0	1
16 Paul Lo Duca, R (1, 2) OBP: 0.355, SLG: 0.455	2B	2B 3-H			21 G6-3 15 F7 1B		G5-3		5 1B 15 IBB 1B 1-3	5	0	4	1	0	0	0
15 Carlos Beltrán, S (1, 8) OBP: 0.391, SLG: 0.618	F9	F7			F7 1-2		21 F9 2B		5 1B IBB 1-2	4	0	1	0	1	0	3
21 Carlos Delgado, L (1, 3) OBP: 0.353, SLG: 0.518	P5		P4		G6-3 2-3		F9 2-3		K	5	0	0	0	0	1	6
5 David Wright, R (1, 5) OBP: 0.405, SLG: 0.558		2B 22 1B BB	F8		F9		G6-3		1B 1-2 2-3 3-H	4	1	1	1	1	0	2
Cliff Floyd, L (1, 7) OBP: 0.330, SLG: 0.405		22 1B 2B 1-3	S BB			HR		K		3	2	2	1	1	1	0
Xavier Nady, R (1, 9) OBP: 0.331, SLG: 0.484 50 Duaner Sanchez, R (9, 1)	22 1B 7 G4-3 BB		G5-3 1-2			F9		22 CS HBP		2 0	1 0	0 0	0 0	1 0	0 0	1 0
22 Jose Valentin, S (1, 4) OBP: 0.286, SLG: 0.397	7 G4-3 SH3-4 16 2B 1B 1-3 2-H 3-H			G4-3		HR		K 1-2		4	2	2	3	0	1	1
Steve Trachsel, R (1, 1) OBP: 0.222, SLG: 0.235 Kazuo Matsui, S (6, PH) OBP: 0.248, SLG: 0.285 Aaron Heilman, R (7, 1) 10 Endy Chavez, L (9, 9) OBP: 0.329, SLG: 0.403	SH3-4 1-2			F9		G4-3			7 1B 2B	1 1 0 1	0 0 0 1	0 0 0 1	0 0 0 0	0 0 0 0	0 0 0 0	0 0 0 0
Inning Stats	R: 0 E: 0 K: 0 S: 9 H: 1 LOB: 1 BB: 0 P: 13	R: 4 E: 0 K: 0 S: 14 H: 3 LOB: 1 BB: 2 P: 24	R: 0 E: 0 K: 0 S: 11 H: 0 LOB: 1 BB: 1 P: 18	R: 0 E: 0 K: 0 S: 5 H: 0 LOB: 0 BB: 0 P: 9	R: 0 E: 0 K: 0 S: 5 H: 1 LOB: 1 BB: 0 P: 9	R: 2 E: 0 K: 0 S: 13 H: 2 LOB: 0 BB: 0 P: 17	R: 0 E: 0 K: 0 S: 6 H: 1 LOB: 1 BB: 0 P: 8	R: 0 E: 0 K: 2 S: 10 H: 0 LOB: 1 BB: 0 P: 16	R: 2 E: 0 K: 1 S: 13 H: 4 LOB: 3 BB: 1 P: 18	1B: 5 2B: 6 3B: 0 HR: 2 SF: 0 SAC: 1 DP: 1 HBP: 1	WP: 0 PB: 0 SB: 1 CS: 1 PA: 41					

	AB	35
	R	8
	H	12
	RBI	8
	BB	4
	SO	3
	LOB	14

PITCHER		IP	WLS	BF	H	R	ER	SO	BB	IBB	HBP	BLK	WP	HR	S	P	ERA	WHIP
Claudio Vargas, R ERA: 5.44	(1, 1)	6.0		28	7	6	6	0	3	0	0	0	0	2	57	90	9.00	1.667
28 Brandon Medders, R ERA: 2.5	(7, 1)	1.0	H	4	1	0	0	0	0	0	0	0	0	0	6	8	0.00	1.000
Luis Vizcaino, R ERA: 2.84	(8, 1)	1.0	H	3	0	0	0	2	0	0	1	0	0	0	10	16	0.00	0.000
Jose Valverde, R ERA: 5.85	(9, 1)	0.1	L	6	4	2	2	1	0	1	0	0	0	0	13	18	54.00	12.000

PITCHER	IP	WLS	BF	H	R	ER	SO	BB	IBB	HBP	BLK	WP	HR	S	P	ERA	WHIP

Batter	1	2	3	4	5	6	7	8	9	AB	R	H	RBI	BB	SO	LOB
Craig Counsell, L (1, 6) OBP: 0.359, SLG: 0.382	B C C B X 2-2 F8 22 S SF8 1B	B 1 SAFE F B X 2-1 ③ G4-3		C D B X 2-1 ③ F9		B C B B C X 3-2 ② G3		C F C 0-3 ② K		5	1	1	0	0	1	5
22 Eric Byrnes, R (1, 8) OBP: 0.380, SLG: 0.605	B 1 SAFE B B C B 4-1 SF8 34 F8 WP 1-2 BB	F B S X 1-2 ① G4-3			F B B X 2-1 HR	B C B F F F B F T 3-2 ③ K		B F X 1-1 ③ FC5-4 1-2f		4	2	1	1	1	1	3
Chad Tracy, L (1, 5) OBP: 0.353, SLG: 0.512	C B X 1-1 ① F8 1-2 2-3		B C F X 1-2 FC4-6 1B		B B X 2-0 BB 34 HR 1B		C S X 0-2 ① G4-3		B X 1-0 ① P4	5	1	2	0	0	0	2
Luis Gonzalez, L (1, 7) OBP: 0.373, SLG: 0.464	B C B S B F X 3-2 ② SF8 2-3 3-H	X 0-0 ② FC4-6 34 WP 1-2f			B B D B 4-0 34 HR 1-2 BB		B X 1-0 ② G4-3		B B X 2-0 ② G1-3	3	1	0	1	1	0	1
34 Conor Jackson, R (1, 3) OBP: 0.380, SLG: 0.486	D C D B F B 4-2 3-H BB	D B C X 2-1 ③ F8 1-3			X 0-0 1-H 2-H HR		C B B X 2-1 ③ G6-3		B X 1-0 ③ G5-3	4	1	1	3	1	0	1
Shawn Green, L (1, 9) OBP: 0.390, SLG: 0.463	C F B F B 1 SAFE 1 SAFE B X 3-2 ③ P6			C X 0-1 ① F8	F F B X 1-2 ① 1B			B B C B B 4-1 1 BB 1B BB		3	0	1	0	1	0	1
Johnny Estrada, S (1, 2) OBP: 0.338, SLG: 0.486		B X 1-0 ① G4-3		F X 0-1 1 3B 1B	F F F F X 0-2 ② L6			F B X 1-1 1 BB 1-2 1B		4	1	2	0	0	0	0
1 Orlando Hudson, S (1, 4) OBP: 0.310, SLG: 0.326		B X 1-0 E4		B X 1-0 1-H 3B	C C X 0-2 ③ G1-6-3			B B B B 4-0 22 FC5-4 1-2 2-3 BB		3	0	1	1	1	0	0
Miguel Batista, R (1, 1) OBP: 0.120, SLG: 0.120		1 SAFE C B L 1 SAFE L 1-3 ② K		T S X 0-2 ② G3		S B X 1-1 ① G3		F F F S 0-3 ① K		4	0	0	0	0	2	5
Inning Stats	R: 2 H: 1 E: 0 LOB: 1 K: 0 BB: 2 S: 16 P: 33	R: 0 H: 0 E: 1 LOB: 1 K: 1 BB: 0 S: 7 P: 12	R: 0 H: 1 E: 0 LOB: 1 K: 0 BB: 0 S: 9 P: 13	R: 1 H: 2 E: 0 LOB: 1 K: 0 BB: 0 S: 10 P: 13	R: 4 H: 4 E: 0 LOB: 0 K: 0 BB: 1 S: 15 P: 24	R: 0 H: 0 E: 0 LOB: 0 K: 1 BB: 0 S: 11 P: 18	R: 0 H: 0 E: 0 LOB: 0 K: 0 BB: 0 S: 6 P: 9	R: 0 H: 1 E: 0 LOB: 3 K: 2 BB: 2 S: 12 P: 22	R: 0 H: 0 E: 0 LOB: 0 K: 0 BB: 0 S: 3 P: 7	1B: 6 SF: 1 2B: 0 SAC: 0 3B: 1 DP: 0 HR: 2 HBP: 0						

PITCHER		IP	WLS	BF	H	R	ER	SO	BB	IBB	HBP	BLK	WP	HR	S	P	ERA	WHIP
Alay Soler, R ERA: 7.36	(1, 1)	5.0	L	26	8	7	7	1	3	0	0	0	2	2	57	95	12.60	2.200
Darren Oliver, L ERA: 2.6	(6, 1)	4.0		15	1	0	0	3	2	0	0	0	0	0	32	56	0.00	0.750

PITCHER	IP	WLS	BF	H	R	ER	SO	BB	IBB	HBP	BLK	WP	HR	S	P	ERA	WHIP

TOP

Arizona Diamondbacks @ New York Mets

Shea Stadium, Flushing, NY

Tue May 30 2006, 7:10 PM EDT

Att. 35,448 - Partly Cloudy - 81 F

livebaseballscorecards.com

AB	35
R	7
H	9
RBI	6
BB	5
SO	4
LOB	18

WP: 2 PA: 41
PB: 0
SB: 1
CS: 0

BOTTOM

Arizona Diamondbacks @ New York Mets

Shea Stadium, Flushing, NY

Tue May 30 2006, 7:10 PM EDT

Att. 35,448 - Partly Cloudy - 81 F

livebaseballscorecards.com

Batter	1	2	3	4	5	6	7	8	9	AB	R	H	RBI	BB	SO	LOB
7 José Reyes, S (1, 6) OBP: 0.317, SLG: 0.412	0-0 FC4-6 21 15 S 1B	0-0 G4-6-3 1-2f			1-2 G5-3		1-1 L6		0-2 FC6 1-2f	5	0	1	0	0	0	4
16 Paul Lo Duca, R (1, 2) OBP: 0.347, SLG: 0.443	1 SAFE 1-0 F9		0-2 G5-3		0-0 G5-3		1-0 P4			4	0	0	0	0	0	2
15 Carlos Beltrán, S (1, 8) OBP: 0.394, SLG: 0.619	1 SAFE 1 P 1 SAFE 4-1 21 FC4-6 1-2 BB		2-0 21 G4-3 2B		3-1 G1-3			3-2 F7		3	0	1	0	1	0	0
21 Carlos Delgado, L (1, 3) OBP: 0.351, SLG: 0.518	1-1 FC4-6 1-2f 2-3		0-0 G4-3 2-3			0-0 2B		1-2 G6-3		4	0	1	0	0	0	3
5 David Wright, R (1, 5) OBP: 0.398, SLG: 0.546	2-0 F8		3-3 K			0-1 F9		0-1 P3		4	0	0	0	0	1	4
Cliff Floyd, L (1, 7) OBP: 0.333, SLG: 0.414		3-1 22 SH 1B E 1B		0-0 2B		3-3 K			0-0 F8	4	1	2	0	0	1	1
22 Jose Valentin, S (1, 4) OBP: 0.297, SLG: 0.448		1-2 E 1-2 1B		3-2 P5		2-1 P4			2-2 HR	4	1	2	1	0	0	2
44 Lastings Milledge, R (1, 9) OBP: 0.250, SLG: 0.500		0-1 L6		0-1 G5-3			1-0 G6-3 2B		0-2 G6-3	4	0	1	0	0	0	3
Alay Soler, R (1, 1) Darren Oliver, R (6, 1) OBP: 0.286, SLG: 0.429 10 Endy Chavez, L (9, PH) OBP: 0.337, SLG: 0.410		0-0 SH 7 G4-6-3 1-3 2-H		3-3 K			2-2 G6-3 2-3		0-2 7 FC6 1B	1 1 1	0 0 0	0 0 1	0 0 0	0 0 0	1 0 0	1 1 0
Inning Stats	R: 0 E: 0 K: 0 S: 7 H: 1 LOB: 2 BB: 1 P: 14	R: 1 E: 1 K: 0 S: 9 H: 2 LOB: 1 BB: 0 P: 13	R: 0 E: 0 K: 1 S: 9 H: 1 LOB: 1 BB: 0 P: 14	R: 0 E: 0 K: 1 S: 13 H: 1 LOB: 1 BB: 0 P: 19	R: 0 E: 0 K: 0 S: 6 H: 0 LOB: 0 BB: 0 P: 10	R: 0 E: 0 K: 1 S: 9 H: 1 LOB: 1 BB: 0 P: 14	R: 0 E: 0 K: 0 S: 7 H: 1 LOB: 1 BB: 0 P: 12	R: 0 E: 0 K: 0 S: 9 H: 0 LOB: 0 BB: 0 P: 13	R: 1 E: 0 K: 0 S: 13 H: 2 LOB: 1 BB: 0 P: 15	1B: 4 2B: 4 3B: 0 HR: 1	SF: 0 SAC: 1 DP: 1 HBP: 0						

	AB	35
	R	2
	H	9
	RBI	1
	BB	1
	SO	3
	LOB	21

PITCHER	IP	WLS	BF	H	R	ER	SO	BB	IBB	HBP	BLK	WP	HR	S	P	ERA	WHIP
Miguel Batista, R (1, 1) ERA: 4.12	9.0	W	37	9	2	1	3	1	0	0	0	0	1	82	124	1.00	1.111

PITCHER	IP	WLS	BF	H	R	ER	SO	BB	IBB	HBP	BLK	WP	HR	S	P	ERA	WHIP

Batter	1	2	3	4	5	6	7	8	9	10	11	12	13	AB	R	H	RBI	BB	SO	LOB
Craig Counsell, L (1, 6) OBP: 0.358, SLG: 0.386	P6		K			1B		K		G1-3			2B	6	0	2	0	0	2	2
22 Eric Byrnes, R (1, 8) OBP: 0.372, SLG: 0.589	S 1B		K			F8		K			P3		G5-3	6	0	1	0	0	2	2
Chad Tracy, L (1, 5) OBP: 0.350, SLG: 0.505	K 1-2		G4-3			1-3 1B			L7		K			5	0	1	0	0	2	1
Luis Gonzalez, L (1, 7) OBP: 0.365, SLG: 0.452	P2			F7		F7			K		G6-3			5	0	0	0	0	1	2
Tony Clark, S (1, 3) OBP: 0.300, SLG: 0.358		K		F9			G4-3		G5-3			G4-6-3 1B		5	0	1	0	0	1	0
Shawn Green, L (1, 9) OBP: 0.385, SLG: 0.456		F8		L9			L6			FC6-4 1 1B 1 S		G4-6-3 1-2f		5	0	1	0	0	0	1
Johnny Estrada, S (1, 2) OBP: 0.333, SLG: 0.476		E9 1 1B			F7		1B			K		P6		5	0	1	0	0	1	1
1 Orlando Hudson, S (1, 4) OBP: 0.307, SLG: 0.322		17 FC4-6 1-2 1B			K		P4			FC6-4 34 BB 1-3			K	5	0	1	0	0	2	2
17 Brandon Webb, R (1, 1) 30 Jeff Salazar, S (0-for-0) Luis Vizcaino, R (0-for-0) Brandon Lyon, R (0-for-0) 34 Conor Jackson, R (0-for-0) 28 Brandon Medders, R (0-for-0) Jorge Julio, R (0-for-0) Andy Green, R (0-for-0) Jason Grimsley, R (0-for-0)		FC4-6 1-2f			K			L7		BB			P2	2	0	0	0	1	2	
														1	0	0	0	0	0	
														0	0	0	0	0	0	
														0	0	0	0	0	0	
														0	0	0	0	0	0	
														0	0	0	0	0	0	
														1	0	0	0	0	0	
														0	0	0	0	0	0	
Inning Stats	R: 0 E: 0 K: 1 S: 10 H: 1 LOB: 1 BB: 0 P: 12	R: 0 E: 1 K: 1 S: 13 H: 1 LOB: 2 BB: 0 P: 17	R: 0 E: 0 K: 2 S: 9 H: 0 LOB: 0 BB: 0 P: 18	R: 0 E: 0 K: 0 S: 13 H: 0 LOB: 0 BB: 0 P: 18	R: 0 E: 0 K: 2 S: 8 H: 0 LOB: 0 BB: 0 P: 12	R: 0 E: 0 K: 0 S: 5 H: 2 LOB: 1 BB: 0 P: 7	R: 0 E: 0 K: 0 S: 7 H: 1 LOB: 1 BB: 0 P: 9	R: 0 E: 0 K: 2 S: 9 H: 0 LOB: 0 BB: 0 P: 13	R: 0 E: 0 K: 1 S: 6 H: 0 LOB: 0 BB: 0 P: 9	R: 0 E: 0 K: 1 S: 7 H: 1 LOB: 2 BB: 1 P: 12	R: 0 E: 0 K: 1 S: 8 H: 0 LOB: 0 BB: 0 P: 10	R: 0 E: 0 K: 0 S: 4 H: 1 LOB: 0 BB: 0 P: 6	R: 0 E: 0 K: 1 S: 8 H: 1 LOB: 1 BB: 0 P: 11	1B: 7 2B: 1 3B: 0 HR: 0 SF: 0 SAC: 0 DP: 1 HBP: 0						

PITCHER	IP	WLS	BF	H	R	ER	SO	BB	IBB	HBP	BLK	WP	HR	S	P	ERA	WHIP
45 Pedro Martinez, R (1, 1) ERA: 2.5	8.0		29	5	0	0	8	0	0	0	0	0	0	74	106	0.00	0.625
13 Billy Wagner, L (9, 1) ERA: 2.77	2.0		8	1	0	0	2	1	0	0	0	0	0	13	21	0.00	1.000
50 Duaner Sanchez, R (11, 1) ERA: 2.1	3.0	W	10	2	0	0	2	0	0	0	0	0	0	20	27	0.00	0.667

PITCHER	IP	WLS	BF	H	R	ER	SO	BB	IBB	HBP	BLK	WP	HR	S	P	ERA	WHIP

TOP

Arizona Diamondbacks @ New York Mets

Shea Stadium, Flushing, NY

Wed May 31 2006, 7:10 PM EDT

Att. 37,735 - Clear - 65 F

livebaseballscorecards.com

AB	46
R	0
H	8
RBI	0
BB	1
SO	12
LOB	13

WP: 0 PB: 0 SB: 2 CS: 0 PA: 47

Batter	1	2	3	4	5	6	7	8	9	10	11	12	13	AB	R	H	RBI	BB	SO	LOB
7 José Reyes, S (1, 6) OBP: 0.312, SLG: 0.405	G4-3		K			G4-3		F8			SH1-3			4	0	0	0	0	1	2
16 Paul Lo Duca, R (1, 2) OBP: 0.343, SLG: 0.436	G6-3		K	FC4-6		K		F8			K			5	0	1	0	0	2	2
15 Carlos Beltrán, S (1, 8) OBP: 0.389, SLG: 0.604 Chris Woodward, R (12, 9) OBP: 0.348, SLG: 0.452	BB			FC4-6			G3-1		K		K			4 0	0 0	0 0	0 0	1 0	2 0	2 0
21 Carlos Delgado, L (1, 3) OBP: 0.343, SLG: 0.505	CS	F8		G6-3			G3		K			G6-3		5	0	0	0	0	1	1
5 David Wright, R (1, 5) OBP: 0.394, SLG: 0.538		G6-3		G6-3					K	L3		F7		5	0	1	0	0	1	1
Cliff Floyd, L (1, 7) OBP: 0.330, SLG: 0.407		F8	P5									K		5	0	1	0	0	1	0
22 Jose Valentin, S (1, 4) OBP: 0.304, SLG: 0.458					G5-3		P5			P4				5	1	2	0	0	0	2
44 Lastings Milledge, R (1, 9) OBP: 0.125, SLG: 0.250 50 Duaner Sanchez, R (11, 1) 11 Ramon Castro, R (13, PH) OBP: 0.358, SLG: 0.439			K		K			G6-3		G4-3				4 0 1	0 0 0	0 0 0	0 0 0	0 0 0	2 0 0	1 0 1
45 Pedro Martinez, R (1, 1) OBP: 0.130, SLG: 0.091 Julio Franco, R (8, PH) OBP: 0.382, SLG: 0.484 Kazuo Matsui, S (8, PR) OBP: 0.246, SLG: 0.285 13 Billy Wagner, L (9, 1) 10 Endy Chavez, L (11, 9) OBP: 0.353, SLG: 0.425 (12, 8)	SH1-4					K								1 1 0 0 2	0 0 0 0 0	0 1 0 0 0	0 0 0 0 0	1 0 0 0 0	0 0 0 0 0	0 0 0 0 0
Inning Stats	R: 0 E: 0 K: 0 S: 7 — H: 0 LOB: 0 BB: 1 P: 16	R: 0 E: 0 K: 0 S: 9 — H: 0 LOB: 0 BB: 0 P: 14	R: 0 E: 0 K: 2 S: 12 — H: 1 LOB: 1 BB: 0 P: 15	R: 0 E: 0 K: 0 S: 7 — H: 1 LOB: 1 BB: 0 P: 12	R: 0 E: 0 K: 1 S: 9 — H: 0 LOB: 0 BB: 0 P: 13	R: 0 E: 0 K: 2 S: 8 — H: 0 LOB: 0 BB: 0 P: 9	R: 0 E: 0 K: 0 S: 12 — H: 2 LOB: 2 BB: 0 P: 21	R: 0 E: 0 K: 0 S: 12 — H: 1 LOB: 1 BB: 0 P: 15	R: 0 E: 0 K: 3 S: 12 — H: 0 LOB: 0 BB: 0 P: 18	R: 0 E: 0 K: 0 S: 8 — H: 0 LOB: 0 BB: 0 P: 13	R: 0 E: 0 K: 2 S: 17 — H: 1 LOB: 1 BB: 0 P: 19	R: 0 E: 0 K: 1 S: 7 — H: 0 LOB: 0 BB: 0 P: 8	R: 1 E: 0 K: 0 S: 7 — H: 2 LOB: 1 BB: 0 P: 11	1B: 7 2B: 1 3B: 0 HR: 0 — SF: 0 SAC: 2 DP: 0 HBP: 0						

PITCHER		IP	WLS	BF	H	R	ER	SO	BB	IBB	HBP	BLK	WP	HR	S	P	ERA	WHIP
17 Brandon Webb, R ERA: 2.01	(1, 1)	7.0		25	4	0	0	5	1	0	0	0	0	0	64	100	0.00	0.714
Luis Vizcaino, R ERA: 2.73	(8, 1)	1.0		4	1	0	0	0	0	0	0	0	0	0	12	15	0.00	1.000
Brandon Lyon, R ERA: 3.8	(9, 1)	1.0		3	0	0	0	3	0	0	0	0	0	0	12	18	0.00	0.000
28 Brandon Medders, R ERA: 2.25	(10, 1)	2.0		7	1	0	0	2	0	0	0	0	0	0	25	32	0.00	0.500
Jorge Julio, R ERA: 4.44	(12, 1)	1.0		3	0	0	0	1	0	0	0	0	0	0	7	8	0.00	0.000

PITCHER		IP	WLS	BF	H	R	ER	SO	BB	IBB	HBP	BLK	WP	HR	S	P	ERA	WHIP
Jason Grimsley, R ERA: 4.88	(13, 1)	0.1	L	3	2	1	1	0	0	0	0	0	0	0	7	11	27.00	6.000

BOTTOM

Arizona Diamondbacks @ New York Mets

Shea Stadium, Flushing, NY

Wed May 31 2006, 7:10 PM EDT

Att. 37,735 - Clear - 65 F

livebaseballscorecards.com

AB	42
R	1
H	8
RBI	1
BB	1
SO	11
LOB	12

WP: 0 PB: 0 SB: 1 CS: 1 PA: 46

Batter	1	2	3	4	5	6	7	8	9	AB	R	H	RBI	BB	SO	LOB
2 Randy Winn, S (1, 9) OBP: 0.342, SLG: 0.418	C X 0-1 2B 2B		C B F B F F X 2-2 ① FC6-5-4 S 1-2 1B		B C B F X 2-2 ① G5-3	C B F C 1-3 ③ K			C B H 2-1 BB 1B HBP	4	3	1	0	0	1	2
13 Omar Vizquel, S (1, 6) OBP: 0.409, SLG: 0.442	C B X 1-1 ① P6		1 SAFE C X 0-1 ② F7		C B S X 1-2 ② L8		C X 0-1 ① G4-3		B F F F X 1-2 ② P6	5	0	0	0	0	0	3
Steve Finley, L (1, 8) OBP: 0.350, SLG: 0.433	C B X 1-1 2-H 2B		B C B X 2-1 BB 1-H 1B		B X 1-0 ③ G4-3		B F C X 1-2 ② G4-3		C B B 1 SAFE B B 4-1 1B 1-2 BB	4	0	2	2	1	0	0
Barry Bonds, L (1, 7) OBP: 0.491, SLG: 0.488 Jason Ellison, R (9, PR) OBP: 0.333, SLG: 0.480 (9, 7)	B B C S S B B 4-2 L8-3 BB		I I I I 4-0 BB IBB			C B B B C X 3-2 3B 1B	C B B C B S 3-3 K		B B X 2-0 1-3 2-H 1B	3 0	1 0	2 0	1 0	2 0	1 0	0 0
Ray Durham, S (1, 4) OBP: 0.310, SLG: 0.380	X 0-0 ② ③ L8-3 1-1		C C B B B B B 4-2 1-2 2-3 BB		B C B B X 2-1 ① L9			B X 1-0 ① G4-3	B 1 SAFE C 1 SAFE C 1 SAFE 1 SAFE X 1-2 ③ F9	4	0	0	0	1	0	5
Lance Niekro, R (1, 3) OBP: 0.290, SLG: 0.379		C X 0-1 ① P6	B C S S S 1-3 ③ K		B F X 1-1 ② F9			B X 1-0 ② G3-1		4	0	0	0	0	1	4
Pedro Feliz, R (1, 5) OBP: 0.298, SLG: 0.465		B B F F B F S 3-3 ② K		S B X 1-1 ① P3		B X 1-0 1-H 50 HR 3B		B B C C X 2-2 1B		4	1	2	1	0	1	0
50 Eliezer Alfonzo, R (1, 2) OBP: 0.250, SLG: 1.000		F B F B X 2-2 ③ G5-3		B C F S 1-3 ② K		B X 1-0 3-H HR		C X 0-1 ③ P3		4	1	1	2	0	1	1
18 Matt Cain, R (1, 1) OBP: 0.200, SLG: 0.267 Jose Vizcaino, S (6, PH) OBP: 0.300, SLG: 0.229 32 Kevin Correia, R (6, 1) Steve Kline, S (7, 1) Jeremy Accardo, R (8, 1) 9 Mark Sweeney, L (9, PH) OBP: 0.310, SLG: 0.477 Armando Benitez, R (9, 1)			B F X 1-1 2 2 BLK FC6-5-4 1B	C S B B C 2-3 ③ K		X 0-0 2B			B F X 1-1 ① P6	2 1 0 0 0 0 1 0	0 0 0 0 0 0 0 0	1 1 0 0 0 0 0 0	0 0 0 0 0 0 0 0	0 0 0 0 0 0 0 0	1 0 0 0 0 0 0 0	0 0 0 0 0 0 0 0
Inning Stats	R: 1 H: 2 E: 0 LOB: 1 K: 0 BB: 1 S: 9 P: 15	R: 0 H: 0 E: 0 LOB: 0 K: 1 BB: 0 S: 9 P: 14	R: 1 H: 2 E: 0 LOB: 3 K: 1 BB: 2 S: 16 P: 30	R: 0 H: 0 E: 0 LOB: 0 K: 2 BB: 0 S: 8 P: 12	R: 0 H: 0 E: 0 LOB: 0 K: 0 BB: 0 S: 7 P: 11	R: 3 H: 4 E: 0 LOB: 1 K: 1 BB: 0 S: 13 P: 22	R: 0 H: 0 E: 0 LOB: 0 K: 1 BB: 0 S: 8 P: 12	R: 0 H: 1 E: 0 LOB: 1 K: 0 BB: 0 S: 7 P: 11	R: 1 H: 1 E: 0 LOB: 2 K: 0 BB: 1 S: 13 P: 24	1B: 5 SF: 0 2B: 4 SAC: 0 3B: 1 DP: 1 HR: 1 HBP: 1						WP: 0 PA: 41 PB: 0 SB: 1 CS: 0	

PITCHER		IP	WLS	BF	H	R	ER	SO	BB	IBB	HBP	BLK	WP	HR	S	P	ERA	WHIP
26 Orlando Hernandez, R ERA: 6.19	(1, 1)	6.0	L	28	8	5	5	5	2	1	0	1	0	1	62	104	7.50	1.667
25 Pedro Feliciano, L ERA: 2.2	(7, 1)	1.0		3	0	0	0	1	0	0	0	0	0	0	8	12	0.00	0.000
Chad Bradford, R ERA: 3.93	(8, 1)	1.0		4	1	0	0	0	0	0	0	0	0	0	7	11	0.00	1.000
Darren Oliver, L ERA: 2.83	(9, 1)	1.0		6	1	1	1	0	1	0	1	0	0	0	13	24	9.00	2.000

PITCHER	IP	WLS	BF	H	R	ER	SO	BB	IBB	HBP	BLK	WP	HR	S	P	ERA	WHIP

TOP

San Francisco Giants @ New York Mets

Shea Stadium, Flushing, NY

Sat Jun 03 2006, 1:20 PM EDT

Rain - 64 F

livebaseballscorecards.com

AB	36
R	6
H	10
RBI	6
BB	4
SO	6
LOB	15

BOTTOM

San Francisco Giants @ New York Mets

Shea Stadium, Flushing, NY

Sat Jun 03 2006, 1:20 PM EDT

Rain - 64 F

livebaseballscorecards.com

Batter	1	2	3	4	5	6	7	8	9	AB	R	H	RBI	BB	SO	LOB
7 José Reyes, S (1, 6) OBP: 0.314, SLG: 0.411	F7		10 G4-3 3B		21 G4-6-3 5 1B 10 E HBP		K		G4-3	4	2	1	0	0	1	2
10 Endy Chavez, L (1, 8) OBP: 0.337, SLG: 0.405	K		G4-3 3-H		FC6 21 G4-6-3 1-2		L3-1			4	0	0	1	0	1	1
21 Carlos Delgado, L (1, 3) OBP: 0.338, SLG: 0.495	F8		K		G4-6-3 1-2f 2-3			G4-3		4	0	0	0	0	1	2
5 David Wright, R (1, 5) OBP: 0.400, SLG: 0.552		22 1B 2B		2B 2B	1B 3-H			L9		4	1	3	1	0	0	0
Cliff Floyd, L (1, 7) OBP: 0.328, SLG: 0.409		K		11 FC6-4 44 WP 2B 2-H	SAFE SAFE F9			G5-3		4	1	1	1	0	1	2
22 Jose Valentin, S (1, 4) OBP: 0.325, SLG: 0.459		1B 2-3		11 FC6-4 BB		K			15 BB BB	2	0	1	0	2	1	0
11 Ramon Castro, R (1, 2) OBP: 0.338, SLG: 0.410		K		FC6-4 44 WP 1-2f 2-3		K			K	4	0	0	0	0	3	5
44 Lastings Milledge, R (1, 9) OBP: 0.091, SLG: 0.182 15 Carlos Beltrán, S (9, PH) OBP: 0.392, SLG: 0.604		F9		K 1-2 3-H		K			BB 1-2	3 0	0 0	0 0	0 0	0 1	2 0	3 0
26 Orlando Hernandez, R (1, 1) OBP: 0.250, SLG: 0.267 25 Pedro Feliciano, L (7, 1) Kazuo Matsui, S (7, PH) OBP: 0.246, SLG: 0.282 Chad Bradford, R (8, 1) Darren Oliver, R (9, 1) OBP: 0.286, SLG: 0.429 Julio Franco, R (9, PH) OBP: 0.371, SLG: 0.469			G4-3	K		G6-3			F9	2 0 1 0 0 0 1	0 0 0 0 0 0 0	0 0 0 0 0 0 0	0 0 0 0 0 0 0	0 0 0 0 0 0 0	1 0 0 0 0 0 0	1 0 0 0 0 0 2
Inning Stats	R: 0 E: 0 K: 1 S: 11 H: 0 LOB: 0 BB: 0 P: 15	R: 0 E: 0 K: 2 S: 17 H: 2 LOB: 2 BB: 0 P: 26	R: 1 E: 0 K: 1 S: 13 H: 1 LOB: 0 BB: 0 P: 20	R: 2 E: 0 K: 2 S: 18 H: 2 LOB: 1 BB: 1 P: 26	R: 1 E: 1 K: 0 S: 14 H: 1 LOB: 1 BB: 0 P: 18	R: 0 E: 0 K: 3 S: 11 H: 0 LOB: 0 BB: 0 P: 17	R: 0 E: 0 K: 1 S: 9 H: 0 LOB: 0 BB: 0 P: 13	R: 0 E: 0 K: 0 S: 8 H: 0 LOB: 0 BB: 0 P: 12	R: 0 E: 0 K: 1 S: 11 H: 0 LOB: 2 BB: 2 P: 24	1B: 2 2B: 3 3B: 1 HR: 0 SF: 0 SAC: 0 DP: 1 HBP: 1				WP: 1 PB: 0 SB: 0 CS: 0	PA: 37		

	AB	R	H	RBI	BB	SO	LOB
AB	33						
R	4						
H	6						
RBI	3						
BB	3						
SO	11						
LOB	18						

PITCHER		IP	WLS	BF	H	R	ER	SO	BB	IBB	HBP	BLK	WP	HR	S	P	ERA	WHIP
18 Matt Cain, R ERA: 5.1	(1, 1)	5.0	W	23	6	4	3	6	1	0	1	0	1	0	73	105	5.40	1.400
32 Kevin Correia, R ERA: 2.93	(6, 1)	1.0	H	3	0	0	0	3	0	0	0	0	0	0	11	17	0.00	0.000
Steve Kline, L ERA: 2.87	(7, 1)	1.1	H	4	0	0	0	1	0	0	0	0	0	0	11	17	0.00	0.000
Jeremy Accardo, R ERA: 2.91	(8, 1)	0.2	H	2	0	0	0	0	0	0	0	0	0	0	6	8	0.00	0.000
Armando Benitez, R ERA: 0.73	(9, 1)	1.0	S	5	0	0	0	1	2	0	0	0	0	0	11	24	0.00	2.000

PITCHER	IP	WLS	BF	H	R	ER	SO	BB	IBB	HBP	BLK	WP	HR	S	P	ERA	WHIP

Batter	1	2	3	4	5	6	7	8	9	10	11	AB	R	H	RBI	BB	SO	LOB
2 Randy Winn, S (1, 9) OBP: 0.339, SLG: 0.427	F7		G4-3			HR		G6-3		L7		5	1	1	1	0	0	0
Jason Ellison, R (1, 7) OBP: 0.313, SLG: 0.433	G6-3		G3			CS 1B		G5-3			G6-3	5	0	1	0	0	0	0
Steve Finley, L (1, 8) OBP: 0.346, SLG: 0.426	G4-3			F8		1B 1-2 1B		F8			F9	5	0	1	0	0	0	0
Todd Greene, R (1, 2) OBP: 0.391, SLG: 0.523 19 Kevin Frandsen, R (11, PR) OBP: 0.293, SLG: 0.231 50 Eliezer Alfonzo, R (11, 2) OBP: 0.250, SLG: 1.000		F9		L8		G6-4-3 1-3 1B			F7		BB HBP	4 0 0	0 0 0	1 0 0	0 0 0	0 0 0	0 0 0	0 0 0
Ray Durham, S (1, 4) OBP: 0.307, SLG: 0.368		K		K		G6-4-3 1-2f			F7		BB 1-2	4	0	0	0	1	2	2
Pedro Feliz, R (1, 5) OBP: 0.300, SLG: 0.463		FC5-4 1B			G6-3		K		1B		F8	5	0	2	0	0	1	2
Lance Niekro, R (1, 3) OBP: 0.281, SLG: 0.367		FC5-4 1-2f			F8		G1-3		F8			4	0	0	0	0	0	2
Jose Vizcaino, S (1, 6) OBP: 0.321, SLG: 0.288			HR		BB		1B			K		3	1	2	1	1	1	0
Jamey Wright, R (1, 1) OBP: 0.214, SLG: 0.250 Steve Kline, S (9, 1) Barry Bonds, L (10, PH) OBP: 0.489, SLG: 0.484 Jeremy Accardo, R (10, 1) 38 Brian Wilson, R (11, 1) 53 Jonathan Sánchez, L (11, 1)			G6-3		G3-4-3		G4-3			G4-3		3 0 1 0 0 0	0 0 0 0 0 0	0 0 0 0 0 0	0 0 0 0 0 0	0 0 0 0 0 0	0 0 0 0 0 0	2 0 0 0 0 0
Inning Stats	R: 0 E: 0 K: 0 S: 5 H: 0 LOB: 0 BB: 0 P: 6	R: 0 E: 0 K: 1 S: 8 H: 1 LOB: 1 BB: 0 P: 11	R: 1 E: 0 K: 0 S: 8 H: 1 LOB: 0 BB: 0 P: 14	R: 0 E: 0 K: 1 S: 6 H: 0 LOB: 0 BB: 0 P: 10	R: 0 E: 0 K: 0 S: 5 H: 0 LOB: 1 BB: 1 P: 12	R: 1 E: 0 K: 0 S: 14 H: 4 LOB: 1 BB: 0 P: 23	R: 0 E: 0 K: 1 S: 7 H: 1 LOB: 1 BB: 0 P: 9	R: 0 E: 0 K: 0 S: 6 H: 0 LOB: 0 BB: 0 P: 8	R: 0 E: 0 K: 0 S: 11 H: 1 LOB: 1 BB: 0 P: 13	R: 0 E: 0 K: 1 S: 8 H: 0 LOB: 0 BB: 0 P: 13	R: 0 E: 0 K: 0 S: 6 H: 0 LOB: 2 BB: 1 P: 12	1B: 6 2B: 0 3B: 0 HR: 2	SF: 0 SAC: 0 DP: 1 HBP: 1					

PITCHER	IP	WLS	BF	H	R	ER	SO	BB	IBB	HBP	BLK	WP	HR	S	P	ERA	WHIP
Tom Glavine, L (1, 1) ERA: 2.59	7.0		27	7	2	2	3	1	0	0	0	0	2	53	85	2.57	1.143
Aaron Heilman, R (8, 1) ERA: 2.84	2.0		7	1	0	0	0	0	0	0	0	0	0	17	21	0.00	0.500
13 Billy Wagner, L (10, 1) ERA: 2.67	1.0		3	0	0	0	1	0	0	0	0	0	0	8	13	0.00	0.000
50 Duaner Sanchez, R (11, 1) ERA: 2.04	1.0	W	5	0	0	0	0	1	0	1	0	0	0	6	12	0.00	1.000

PITCHER	IP	WLS	BF	H	R	ER	SO	BB	IBB	HBP	BLK	WP	HR	S	P	ERA	WHIP

TOP

San Francisco Giants @ New York Mets

Shea Stadium, Flushing, NY

Sat Jun 03 2006, 1:25 PM EDT

Att. 45,576 - Cloudy - 65 F

livebaseballscorecards.com

AB	39
R	2
H	8
RBI	2
BB	2
SO	4
LOB	8

1B: 6	SF: 0	WP: 0	PA: 42		
2B: 0	SAC: 0	PB: 0			
3B: 0	DP: 1	SB: 0			
HR: 2	HBP: 1	CS: 1			

Batter	1	2	3	4	5	6	7	8	9	10	11	AB	R	H	RBI	BB	SO	LOB
7 José Reyes, S (1, 6) OBP: 0.316, SLG: 0.408	L X 0-1 ① F7		B F X 1-1 ① 16 S 16 1B 2-H 1B		X 0-0 ① G6-3			B C B B C B 4-2 21 16 G4-3 S BB		F B F X 1-2 ③ L7		4	1	1	1	1	0	0
16 Paul Lo Duca, R (1, 2) OBP: 0.344, SLG: 0.435 44 Lastings Milledge, R (11, PR) OBP: 0.091, SLG: 0.182	B X 1-0 ② G4-3		1 SAFE B 1 SAFE B C X 2-1 ① 1-H 1B		C B X 1-1 ② F9			D F 1 SAFE P L X 2-2 ① F9 1-2			B X 1-0 ① 21 2B SF9 1B	5 0	0 1	2 0	1 0	0 0	0 0	1 0
21 Carlos Delgado, L (1, 3) OBP: 0.335, SLG: 0.493	B S F B S 2-3 ③ K		1 SAFE F 1 SAFE B X 1-1 ③ G4-3		B C X 1-1 ③ G3-1			X 0-0 ② G4-3 2-3			B B B C C F X 3-2 ① 1-3 2B	5	0	1	0	0	1	2
5 David Wright, R (1, 5) OBP: 0.400, SLG: 0.546		B B X 2-0 ① G6-3		B C B X 2-1 ① G1-3 1B 1B		B S B B F X 3-2 ① G6-3		F B B F X 2-2 ③ P3			I I I I 4-0 ① IBB	4	0	1	0	1	0	1
Cliff Floyd, L (1, 7) OBP: 0.325, SLG: 0.403		B B X 2-0 ② F9		B 1 SAFE 1 SAFE X 1-0 ② G1-3 1-2 1B		F F B F F C 1-3 ② K			X 0-0 ① F9		B F B X 2-1 ① F5	5	0	1	0	0	1	3
Chris Woodward, R (1, 9) OBP: 0.314, SLG: 0.413		C B X 1-1 ③ G6-3		B F X 1-1 ① F4		X 0-0 ③ F8			C F F B F B F X 2-2 ② F8		D F X 1-1 ② SF9 3-H	4	0	0	1	0	0	2
Kazuo Matsui, S (1, 4) OBP: 0.239, SLG: 0.273			B X 1-0 ① G3	B 2 SAFE B B C F F X 3-2 ② G1-3 1-2 2-3			M X 0-1 ① F7		C X 0-1 ③ G6-3			4	0	0	0	0	0	2
10 Endy Chavez, L (1, 8) OBP: 0.344, SLG: 0.402			C X 0-1 SH5-4 7 1B 1B	I I I I 4-0 IBB			X 0-0 ② F7			C X 0-1 ① G6-3		3	1	1	0	1	0	0
Tom Glavine, L (1, 1) OBP: 0.478, SLG: 0.389 22 Jose Valentin, S (7, PH) OBP: 0.321, SLG: 0.453 Aaron Heilman, R (8, 1) 13 Billy Wagner, L (10, 1) 15 Carlos Beltrán, S (10, PH) OBP: 0.390, SLG: 0.600 50 Duaner Sánchez, R (11, 1)			1 SAFE B T 1 SAFE B 1 SAFE X 2-1 ② SH5-4 1-2	C B C S 1-3 ③ K				B B F B X 3-1 ③ G5-3		B B S S S 2-3 ② K		1 1 0 0 1 0	0 0 0 0 0 0	0 0 0 0 0 0	0 0 0 0 0 1	1 0 0 0 0 0	3 0 0 0 0 0
Inning Stats	R: 0 H: 0 E: 0 LOB: 0 K: 1 BB: 0 S: 6 P: 9	R: 0 H: 0 E: 0 LOB: 0 K: 0 BB: 0 S: 4 P: 9	R: 2 H: 3 E: 0 LOB: 1 K: 0 BB: 0 S: 11 P: 18	R: 0 H: 2 E: 0 LOB: 3 K: 1 BB: 1 S: 12 P: 24	R: 0 H: 0 E: 0 LOB: 0 K: 0 BB: 0 S: 5 P: 7	R: 0 H: 0 E: 0 LOB: 0 K: 1 BB: 0 S: 9 P: 13	R: 0 H: 0 E: 0 LOB: 0 K: 0 BB: 0 S: 5 P: 8	R: 0 H: 0 E: 0 LOB: 1 K: 0 BB: 1 S: 10 P: 17	R: 0 H: 0 E: 0 LOB: 0 K: 0 BB: 0 S: 9 P: 11	R: 0 H: 0 E: 0 LOB: 0 K: 1 BB: 0 S: 8 P: 11	R: 1 H: 2 E: 0 LOB: 3 K: 0 BB: 1 S: 9 P: 20	1B: 6 SF: 1 2B: 1 SAC: 1 3B: 0 DP: 0 HR: 0 HBP: 0						

PITCHER		IP	WLS	BF	H	R	ER	SO	BB	IBB	HBP	BLK	WP	HR	S	P	ERA	WHIP
Jamey Wright, R ERA: 4.2	(1, 1)	8.0		31	5	2	2	3	1	1	0	0	0	0	62	105	2.25	0.750
Steve Kline, L ERA: 2.7	(9, 1)	1.0		3	0	0	0	0	0	0	0	0	0	0	9	11	0.00	0.000
Jeremy Accardo, R ERA: 2.78	(10, 1)	1.0		3	0	0	0	1	0	0	0	0	0	0	8	11	0.00	0.000
38 Brian Wilson, R ERA: 4.5	(11, 1)	0.0	L	3	2	1	1	0	0	1	0	0	0	0	5	13	∞	∞
53 Jonathan Sánchez, L ERA:	(11, 1)	0.2		2	0	0	0	0	0	0	0	0	0	0	4	7	0.00	0.000

PITCHER	IP	WLS	BF	H	R	ER	SO	BB	IBB	HBP	BLK	WP	HR	S	P	ERA	WHIP

BOTTOM

San Francisco Giants @ New York Mets

Shea Stadium, Flushing, NY

Sat Jun 03 2006, 1:25 PM EDT
Att. 45,576 - Cloudy - 65 F

livebaseballscorecards.com

AB	37
R	3
H	7
RBI	3
BB	3
SO	4
LOB	14

WP: 0 PA: 42
PB: 0
SB: 2
CS: 0

Batter	1	2	3	4	5	6	7	8	9	10	11	12	AB	R	H	RBI	BB	SO	LOB
2 Randy Winn, S (1, 9) OBP: 0.339, SLG: 0.425	F8		G1-3			1B		E FC3-6 13 BB 1B	F7		G1-3		6	2	2	0	0	0	0
13 Omar Vizquel, S (1, 6) OBP: 0.412, SLG: 0.441	1B			P6		HBP 1B 1B		FC3-6 E 2B BB	G5-3		G4-3		5	1	2	0	1	0	0
Lance Niekro, R (1, 3) OBP: 0.291, SLG: 0.368	BB			G6-3		HBP 1B		FC6 FC3-6		K		SH1-4 E 1B	5	1	2	1	1	1	2
Barry Bonds, L (1, 7) OBP: 0.483, SLG: 0.472 Jason Ellison, R (8, PR) OBP: 0.324, SLG: 0.438 (8, 7)	G6-3			G4-3		FC6-4 HBP		FC3-6 2B BB		1B 1B		FC1 SH1-4 1B	3	0	0	1	0	0	3
													2	2	1	0	0	0	1
Steve Finley, L (1, 8) OBP: 0.352, SLG: 0.437		F8			19 1B 1B	F6		BB 2B		50 1B 1B		SH1-4	5	1	3	1	0	0	3
Pedro Feliz, R (1, 5) OBP: 0.301, SLG: 0.457		F8			K	FC6-4		BB IBB		P5		2B 2B	5	0	1	1	1	1	6
19 Kevin Frandsen, R (1, 4) OBP: 0.295, SLG: 0.236 Ray Durham, S (8, PH) OBP: 0.320, SLG: 0.385 (8, 4)	P3		50 G5-4-3				F8	50 G4-6-3 BB		50 1B		1B	3	0	1	0	0	0	0
												2B	2	0	2	2	1	0	0
50 Eliezer Alfonzo, R (1, 2) OBP: 0.300, SLG: 0.556			G5-3		G5-4-3		F8	G4-6-3				IBB	5	0	1	1	1	0	5
			K			G3	K		F9		K	K							
Inning Stats	R: 0 E: 0 K: 0 S: 12 H: 1 LOB: 1 BB: 1 P: 19	R: 0 E: 0 K: 0 S: 8 H: 0 LOB: 0 BB: 0 P: 13	R: 0 E: 0 K: 1 S: 7 H: 0 LOB: 0 BB: 0 P: 11	R: 0 E: 0 K: 0 S: 7 H: 0 LOB: 0 BB: 0 P: 12	R: 0 E: 0 K: 1 S: 9 H: 2 LOB: 1 BB: 0 P: 11	R: 1 E: 0 K: 0 S: 14 H: 3 LOB: 3 BB: 0 P: 21	R: 0 E: 0 K: 1 S: 9 H: 0 LOB: 0 BB: 0 P: 14	R: 3 E: 1 K: 0 S: 10 H: 2 LOB: 3 BB: 3 P: 25	R: 0 E: 0 K: 0 S: 9 H: 0 LOB: 0 BB: 0 P: 12	R: 2 E: 0 K: 1 S: 15 H: 4 LOB: 2 BB: 0 P: 25	R: 0 E: 0 K: 1 S: 8 H: 0 LOB: 0 BB: 0 P: 11	R: 1 E: 1 K: 1 S: 14 H: 3 LOB: 3 BB: 1 P: 25	1B: 13 2B: 2 3B: 0 HR: 0	SF: 0 SAC: 1 DP: 2 HBP: 1		WP: 0 PB: 0 SB: 0 CS: 0		PA: 54	

PITCHER		IP	WLS	BF	H	R	ER	SO	BB	IBB	HBP	BLK	WP	HR	S	P	ERA	WHIP
Steve Trachsel, R ERA: 4.67	(1, 1)	7.0		27	6	1	1	3	1	0	1	0	0	0	66	101	1.29	1.000
50 Duaner Sanchez, R ERA: 2.52	(8, 1)	0.1	B	7	2	3	2	0	2	1	0	0	0	0	8	23	54.00	12.000
Chad Bradford, R ERA: 3.79	(8, 1)	0.2		1	0	0	0	0	0	0	0	0	0	0	2	2	0.00	0.000
13 Billy Wagner, L ERA: 2.57	(9, 1)	1.0		3	0	0	0	0	0	0	0	0	0	0	9	12	0.00	0.000
Aaron Heilman, R ERA: 3.31	(10, 1)	1.0		6	4	2	2	1	0	0	0	0	0	0	15	25	18.00	4.000

PITCHER		IP	WLS	BF	H	R	ER	SO	BB	IBB	HBP	BLK	WP	HR	S	P	ERA	WHIP
25 Pedro Feliciano, L ERA: 2.04	(11, 1)	1.1	L	6	1	1	0	1	0	0	0	0	0	0	13	18	0.00	0.750
Heath Bell, R ERA: 3.38	(12, 1)	0.2		4	2	0	0	1	0	1	0	0	0	0	9	18	0.00	3.000

San Francisco Giants @ New York Mets

Shea Stadium, Flushing, NY

Sun Jun 04 2006, 1:10 PM EDT

Att. 48,791 - Cloudy - 65 F

TOP

livebaseballscorecards.com

AB	47
R	7
H	15
RBI	7
BB	5
SO	6
LOB	23

San Francisco Giants @ New York Mets

Shea Stadium, Flushing, NY

Sun Jun 04 2006, 1:10 PM EDT

Att. 48,791 - Cloudy - 65 F

BOTTOM

Batter	1	2	3	4	5	6	7	8	9	10	11	12	AB	R	H	RBI	BB	SO	LOB
7 José Reyes, S (1, 6) OBP: 0.312, SLG: 0.402	0-1 P5		1-0 21 WP 16 S 1B		1-1 G4-3		0-0 G1-3		2-2 F7		1-1 G6-3		6	0	1	0	0	0	0
16 Paul Lo Duca, R (1, 2) OBP: 0.339, SLG: 0.425	0-2 F7		1-1 B1 1 SAFE 1-2		0-1 G6-3		0-2 F7		1-0 21 S 1B		1-1 G6-3		6	0	1	0	0	0	1
15 Carlos Beltrán, S (1, 8) OBP: 0.383, SLG: 0.584	2-2 G3-1		1-2 P5		0-2 G4-3		2-0 1B		1-3 K 1 SAFE		3-2 F7		6	0	1	0	0	1	2
21 Carlos Delgado, L (1, 3) OBP: 0.331, SLG: 0.488		1-3 K	3-1 F8 2-3			2-2 44 2B 2B	0-0 G4-3		1-2 G4-3 1 SAFE 1-2			0-1 G3-1	6	1	1	0	0	1	3
5 David Wright, R (1, 5) OBP: 0.402, SLG: 0.571		3-2 HR		3-2 G5-3		4-2 44 2B BB		2-1 HR		1-2 G6-3		3-2 G5-3	5	3	2	2	1	0	0
22 Jose Valentin, S (1, 4) OBP: 0.333, SLG: 0.506		0-2 F7		2-2 44 1B 1B		1-3 K		2-2 10 SH5-4 2B		3-1 HR		1-2 G4-3	6	1	3	1	0	1	2
10 Endy Chavez, L (1, 7) OBP: 0.340, SLG: 0.418		0-2 3B		1-0 L9		1-3 K		0-0 SH5-4 2-3		1-3 K			4	0	1	0	0	2	3
44 Lastings Milledge, R (1, 9) OBP: 0.313, SLG: 0.600		4-0 IBB		2-2 1 SAFE 1-3 1B		0-2 1-H 2-H 2B		3-1 G6-3		1-2 HR			4	1	3	3	1	0	1
Pitchers' spot		0-0 G4-3		1-3 K		0-1 F9		2-3 K		3-3 K									

Pitchers' spot	AB	R	H	RBI	BB	SO	LOB
Steve Trachsel, R (1, 1) OBP: 0.190, SLG: 0.200	3	0	0	0	0	1	5
50 Duaner Sanchez, R (8, 1)	0	0	0	0	0	0	0
Chad Bradford, R (8, 1)	0	0	0	0	0	0	0
Julio Franco, R (8, PH) OBP: 0.361, SLG: 0.455	1	0	0	0	0	1	1
13 Billy Wagner, L (9, 1)	0	0	0	0	0	0	0
Aaron Heilman, R (10, 1)	0	0	0	0	0	0	0
Cliff Floyd, L (10, PH) OBP: 0.324, SLG: 0.401	1	0	0	0	0	1	0
25 Pedro Feliciano, L (11, 1)	0	0	0	0	0	0	0
Heath Bell, R (12, 1)	0	0	0	0	0	0	0

Totals	
AB	48
R	6
H	13
RBI	6
BB	2
SO	8
LOB	18

livebaseballscorecards.com

Inning Stats

Inning	R	E	K	S	H	LOB	BB	P
1	0	0	0	8	0	0	0	10
2	1	0	1	20	2	2	1	28
3	0	0	0	9	1	1	0	15
4	0	0	1	15	2	2	0	24
5	0	0	0	7	0	0	0	8
6	2	0	2	18	2	1	1	26
7	0	0	0	6	1	1	0	8
8	1	0	1	11	2	1	0	20
9	0	0	1	15	1	1	0	20
10	2	0	2	14	2	0	0	23
11	0	0	0	8	0	0	0	13
12	0	0	0	11	0	0	0	15

1B: 5, 2B: 3, 3B: 1, HR: 4, SF: 0, SAC: 1, DP: 0, HBP: 0

WP: 1, PB: 0, SB: 2, CS: 0, PA: 51

PITCHER		IP	WLS	BF	H	R	ER	SO	BB	IBB	HBP	BLK	WP	HR	S	P	ERA	WHIP
Matt Morris, R ERA: 5.32	(1, 1)	6.0		27	7	3	3	4	1	1	0	0	1	1	77	111	4.50	1.333
32 Kevin Correia, R ERA: 3.14	(7, 1)	1.0		5	2	1	1	0	0	0	0	0	0	1	8	12	9.00	2.000
Steve Kline, L ERA: 2.6	(8, 1)	0.2		3	1	0	0	0	0	0	0	0	0	0	6	11	0.00	1.500
38 Brian Wilson, R ERA: 4.26	(8, 1)	0.1		1	0	0	0	1	0	0	0	0	0	0	3	5	0.00	0.000
41 Brad Hennessey, R ERA: 2.72	(9, 1)	1.0		4	1	0	0	1	0	0	0	0	0	0	15	20	0.00	1.000
Armando Benitez, R ERA: 2.03	(10, 1)	1.0	B	5	2	2	2	2	0	0	0	0	0	2	14	23	18.00	2.000
53 Jonathan Sánchez, L ERA:	(11, 1)	1.0	W	3	0	0	0	0	0	0	0	0	0	0	8	13	0.00	0.000
Jeremy Accardo, R ERA: 2.66	(12, 1)	1.0	S	3	0	0	0	0	0	0	0	0	0	0	11	15	0.00	0.000

New York Mets @ Los Angeles Dodgers

Dodger Stadium, Los Angeles, CA

Mon Jun 05 2006, 7:10 PM PDT

Att. 34,420 - Clear - 73 F

livebaseballscorecards.com

Batter	1	2	3	4	5	6	7	8	9	AB	R	H	RBI	BB	SO	LOB
7 José Reyes, S (1, 6) OBP: 0.310, SLG: 0.410	HR	G6-3 2-3		G4-3		K			G6-3	5	1	1	1	0	1	4
16 Paul Lo Duca, R (1, 2) OBP: 0.330, SLG: 0.413	F8	F9			G5-3	F7			P6	5	0	0	0	0	0	3
15 Carlos Beltrán, S (1, 8) OBP: 0.388, SLG: 0.582	21 HR 1B		F9		5 FC5-4 BB		5 S 1B		K	4	1	2	0	1	1	0
21 Carlos Delgado, L (1, 3) OBP: 0.333, SLG: 0.502	1-H HR		1B		F7		K			4	1	2	2	0	1	2
5 David Wright, R (1, 5) OBP: 0.396, SLG: 0.560	G4-3		F9		FC5-4 1-2f		SAFE 1 SAFE K 1-2			4	0	0	0	0	1	3
Cliff Floyd, L (1, 7) OBP: 0.327, SLG: 0.400 25 Pedro Feliciano, L (8, 1) Chad Bradford, R (8, 1)	HBP		F7			22 1B 44 1B 1B	G3			3 0 0	1 0 0	1 0 0	0 0 0	0 0 0	0 0 0	2 0 0
22 Jose Valentin, S (1, 4) OBP: 0.330, SLG: 0.494	F8			P6		SH1-4 44 1B 1-3 1B		G1		4	0	1	0	0	0	1
44 Lastings Milledge, R (1, 9) OBP: 0.350, SLG: 0.579		7 G6-3 SH2-4 1B		P3		SH1-4 1-2 3-H 1B		G1-3		4	0	2	1	0	0	0
Alay Soler, R (1, 1) OBP: 0.250, SLG: 0.250 10 Endy Chavez, L (8, PH) OBP: 0.337, SLG: 0.413 (8, 7)		SH2-4 1-2				SH1-4 1-2 2-3		G3		1 1	0 0	1 0	0 0	0 0	0 0	0 0
Inning Stats	R: 3 E: 0 K: 0 S: 18 H: 3 LOB: 1 BB: 0 P: 27	R: 0 E: 0 K: 0 S: 8 H: 1 LOB: 1 BB: 0 P: 10	R: 0 E: 0 K: 0 S: 8 H: 1 LOB: 1 BB: 0 P: 14	R: 0 E: 0 K: 0 S: 11 H: 1 LOB: 1 BB: 0 P: 14	R: 0 E: 0 K: 0 S: 6 H: 0 LOB: 1 BB: 1 P: 13	R: 1 E: 0 K: 1 S: 16 H: 3 LOB: 2 BB: 0 P: 22	R: 0 E: 0 K: 2 S: 9 H: 1 LOB: 1 BB: 0 P: 12	R: 0 E: 0 K: 0 S: 12 H: 0 LOB: 0 BB: 0 P: 15	R: 0 E: 0 K: 1 S: 9 H: 0 LOB: 0 BB: 0 P: 10	1B: 8 2B: 0 3B: 0 HR: 2 SF: 0 SAC: 2 DP: 0 HBP: 1						

PITCHER		IP	WLS	BF	H	R	ER	SO	BB	IBB	HBP	BLK	WP	HR	S	P	ERA	WHIP
Brett Tomko, R ERA: 4.57	(1, 1)	5.1	L	27	9	4	4	0	1	0	1	0	0	2	61	92	6.75	1.875
56 Hung-Chih Kuo, L ERA: 4.7	(6, 1)	1.2		6	1	0	0	3	0	0	0	0	0	0	15	20	0.00	0.600
Danys Baez, R ERA: 3.68	(8, 1)	1.0		3	0	0	0	0	0	0	0	0	0	0	12	15	0.00	0.000
44 Takashi Saito, R ERA: 2.25	(9, 1)	1.0		3	0	0	0	1	0	0	0	0	0	0	9	10	0.00	0.000

PITCHER	IP	WLS	BF	H	R	ER	SO	BB	IBB	HBP	BLK	WP	HR	S	P	ERA	WHIP

AB	35
R	4
H	10
RBI	4
BB	1
SO	4
LOB	15

WP: 0 PA: 39
PB: 0
SB: 1
CS: 0

New York Mets @ Los Angeles Dodgers

Dodger Stadium, Los Angeles, CA

Mon Jun 05 2006, 7:10 PM PDT

Att. 34,420 - Clear - 73 F

livebaseballscorecards.com

Batter	1	2	3	4	5	6	7	8	9	AB	R	H	RBI	BB	SO	LOB
15 Rafael Furcal, S (1, 6) OBP: 0.340, SLG: 0.325	B X 1-0 G6-3 ①		B C B X 2-1 L4 ②		1 SAFE B B B B 4-0 1-2 BB		C B F B D X 3-2 G6-3 ③			3	0	0	0	1	0	1
Kenny Lofton, L (1, 8) OBP: 0.381, SLG: 0.421	B X 1-0 F7 ②		C C C B F X 1-2 L8 ③		S S B C 1-3 K ③			B X 1-0 FC6-4 1B 1B		4	0	1	0	0	1	2
5 Nomar Garciaparra, R (1, 3) OBP: 0.424, SLG: 0.614	X 0-0 1B			C X 0-1 G4-3 ①		C B F X 1-2 L9 ①		B F S S 1-3 K ①		4	0	1	0	0	1	1
J.D. Drew, L (1, 9) OBP: 0.380, SLG: 0.503	B S B X 2-1 P5 ③			C X 0-1 1B		B F C C 1-3 K ②		X 0-0 1-2 FC6-4 1B		4	0	2	0	0	1	1
Willy Aybar, S (1, 5) OBP: 0.414, SLG: 0.486		B F C B X 2-2 G4-3 ①		D B S 1 SAFE C X 2-2 P4 ②		B X 1-0 HR		B X 1-0 1-2f 2-3 FC6-4 ②		4	1	1	1	0	0	3
16 Andre Ethier, L (1, 7) OBP: 0.362, SLG: 0.506 Olmedo Saenz, R (8, PH) OBP: 0.333, SLG: 0.560 44 Takashi Saito, L (9, 1)		C B F B F X 2-2 L8 ②		1 SAFE 1 SAFE F C T 0-2 K ③		B X 1-0 F8 ③		C X 0-1 G5-3 ③		3 1 0	0 0 0	0 0 0	0 0 0	0 0 0	1 0 0	1 2 0
18 Ramon Martinez, R (1, 4) OBP: 0.426, SLG: 0.475		B C B X 2-1 2B	B B C X 2-1 15 BB 1B			C C B F B B X 3-2 G6-3 ①			C C B X 1-2 G6-3 ①	4	0	2	0	0	0	0
55 Russell Martin, R (1, 2) OBP: 0.359, SLG: 0.449		B B C B C C 3-3 K ③	B F F B X 2-2 F8 ①			C F X 0-2 1B			C F S 0-3 K ②	4	0	1	0	0	2	2
Brett Tomko, R (1, 1) OBP: 0.130, SLG: 0.091 56 Hung-Chih Kuo, L (6, 1) José Cruz Jr., S (7, PH) OBP: 0.370, SLG: 0.370 Danys Baez, R (8, 1) 27 Matt Kemp, R (9, 7) OBP: 0.357, SLG: 0.680			C F F C 0-3 K ①		C C S 0-3 K ②		S S S 0-3 K ②		C X 0-1 F9 ③	2 0 1 0 1	0 0 0 0 0	0 0 0 0 0	0 0 0 0 0	0 0 1 0 0	2 0 1 0 0	1 0 1 0 0
Inning Stats	R: 0 H: 1 E: 0 LOB: 1 K: 0 BB: 0 S: 5 P: 9	R: 0 H: 1 E: 0 LOB: 1 K: 1 BB: 0 S: 13 P: 22	R: 0 H: 0 E: 0 LOB: 0 K: 1 BB: 0 S: 11 P: 14	R: 0 H: 1 E: 0 LOB: 1 K: 1 BB: 0 S: 10 P: 12	R: 0 H: 1 E: 0 LOB: 2 K: 2 BB: 1 S: 11 P: 20	R: 1 H: 1 E: 0 LOB: 0 K: 1 BB: 0 S: 8 P: 12	R: 0 H: 1 E: 0 LOB: 1 K: 1 BB: 0 S: 13 P: 19	R: 0 H: 2 E: 0 LOB: 2 K: 1 BB: 0 S: 8 P: 11	R: 0 H: 0 E: 0 LOB: 0 K: 1 BB: 0 S: 8 P: 9	1B: 6 2B: 1 3B: 0 HR: 1		SF: 0 SAC: 0 DP: 0 HBP: 0			WP: 0 PB: 0 SB: 0 CS: 0	PA: 36

BOTTOM	
AB	35
R	1
H	8
RBI	1
BB	1
SO	9
LOB	15

PITCHER		IP	WLS	BF	H	R	ER	SO	BB	IBB	HBP	BLK	WP	HR	S	P	ERA	WHIP
Alay Soler, R ERA: 5.0	(1, 1)	7.0	W	28	6	1	1	7	1	0	0	0	0	1	71	108	1.29	1.000
25 Pedro Feliciano, L ERA: 1.96	(8, 1)	0.2	H	4	2	0	0	1	0	0	0	0	0	0	6	9	0.00	3.000
Chad Bradford, R ERA: 3.54	(8, 1)	1.1	S	4	0	0	0	1	0	0	0	0	0	0	10	11	0.00	0.000

PITCHER	IP	WLS	BF	H	R	ER	SO	BB	IBB	HBP	BLK	WP	HR	S	P	ERA	WHIP

New York Mets @ Los Angeles Dodgers

Dodger Stadium, Los Angeles, CA

Tue Jun 06 2006, 7:10 PM PDT

Att. 46,347 - Clear - 70 F

TOP

livebaseballscorecards.com

Batter	1	2	3	4	5	6	7	8	9	AB	R	H	RBI	BB	SO	LOB
Chris Woodward, R (1, 6) OBP: 0.339, SLG: 0.420	G5-3	BB		K			1B	1B		4	1	2	0	1	1	0
16 Paul Lo Duca, R (1, 2) OBP: 0.332, SLG: 0.410	15 FC4-6 1B	G6-3			G1-3		BB	K		4	1	1	0	1	1	4
15 Carlos Beltrán, S (1, 8) OBP: 0.389, SLG: 0.572	FC4-6 1-2f		G4-3		5 1B 21 BB		5 BB 21 1B 10 FC5-4 1-2 2-3 BB	K		3	1	0	0	2	1	2
21 Carlos Delgado, L (1, 3) OBP: 0.339, SLG: 0.500	P5		10 G4-3 5 E		5 1B 1-2		10 FC5-4 5 BB 1-2 2-3 3-H 1B		K	3	0	1	1	2	1	1
5 David Wright, R (1, 5) OBP: 0.400, SLG: 0.559		22 2B 1B 1B	E5 10 G4-3 1-2		2-1 1-2 2-3 1B		10 FC5-4 1-2 2-3 3-H BB		K	4	1	2	1	1	1	1
Cliff Floyd, L (1, 7) OBP: 0.330, SLG: 0.403 10 Endy Chavez, L (2, PR) (2, 7) OBP: 0.324, SLG: 0.396		22 2B 44 SF8 1-2 1B	G4-3 1-2 2-3		G6-3		FC5-4 1-2f 2-3 3-H		F8	1 4	0 1	1 0	0 1	0 0	0 0	0 6
22 Jose Valentin, S (1, 4) OBP: 0.327, SLG: 0.494		1-3 2-H 2B	F8			K	P3			4	0	1	1	0	1	4
44 Lastings Milledge, R (1, 9) OBP: 0.292, SLG: 0.500		SF8 3-H		G6-3		G6-3	K			3	0	0	1	0	1	2
45 Pedro Martinez, R (1, 1) OBP: 0.115, SLG: 0.080		K		F8		G6-3		K		3	0	0	0	0	1	2
Heath Bell, R (6, 1)										0	0	0	0	0	0	0
Kazuo Matsui, S (8, PH) OBP: 0.237, SLG: 0.271										1	0	0	0	0	1	0
Darren Oliver, R (8, 1) OBP: 0.286, SLG: 0.429										0	0	0	0	0	0	0

	AB	R	H	RBI	BB	SO	LOB
	34	5	8	5	7	9	22

Inning Stats	1	2	3	4	5	6	7	8	9
	R: 0 E: 0 K: 0 S: 8	H: 1 LOB: 1 BB: 0 P: 14	R: 2 E: 0 K: 1 S: 19	H: 3 LOB: 3 BB: 1 P: 28	R: 0 E: 1 K: 0 S: 13	H: 0 LOB: 2 BB: 1 P: 23	R: 0 E: 0 K: 1 S: 7	H: 0 LOB: 0 BB: 0 P: 8	R: 0 E: 0 K: 0 S: 11	H: 1 LOB: 2 BB: 2 P: 25
	R: 0 E: 0 K: 1 S: 9	H: 0 LOB: 0 BB: 0 P: 11	R: 3 E: 0 K: 1 S: 25	H: 2 LOB: 2 BB: 3 P: 42	R: 0 E: 0 K: 3 S: 14	H: 1 LOB: 1 BB: 0 P: 20	R: 0 E: 0 K: 2 S: 10	H: 0 LOB: 0 BB: 0 P: 14		

	1B	SF	WP	PA
	7	1	0	42
	2B	SAC	PB	
	1	0	0	
	3B	DP	SB	
	0	0	0	
	HR	HBP	CS	
	0	0	0	

PITCHER		IP	WLS	BF	H	R	ER	SO	BB	IBB	HBP	BLK	WP	HR	S	P	ERA	WHIP
Derek Lowe, R ERA: 2.7	(1, 1)	6.0	W	27	5	2	2	3	4	0	0	0	0	0	67	109	3.00	1.500
51 Jonathan Broxton, R ERA: 2.33	(7, 1)	0.0		4	2	3	3	0	2	0	0	0	0	0	12	24	∞	∞
44 Takashi Saito, R ERA: 2.1	(7, 1)	2.0	H	8	1	0	0	4	1	0	0	0	0	0	27	38	0.00	1.000
Eric Gagne, R ERA:	(9, 1)	1.0	S	3	0	0	0	2	0	0	0	0	0	0	10	14	0.00	0.000

PITCHER		IP	WLS	BF	H	R	ER	SO	BB	IBB	HBP	BLK	WP	HR	S	P	ERA	WHIP

BOTTOM

New York Mets @ Los Angeles Dodgers

Dodger Stadium, Los Angeles, CA

Tue Jun 06 2006, 7:10 PM PDT

Att. 46,347 - Clear - 70 F

livebaseballscorecards.com

Batter	1	2	3	4	5	6	7	8	9	AB	R	H	RBI	BB	SO	LOB
15 Rafael Furcal, S (1, 6) OBP: 0.341, SLG: 0.326	G4-3	K			B1	27 WP; 1B; S; 2-H; 1B		G6-4-3; 1-2; 1B		5	1	2	1	0	1	1
Kenny Lofton, L (1, 8) OBP: 0.387, SLG: 0.423	5 HR; 1B		BB; L8; 5; S		L9	1 SAFE	27 WP; 5; G4-3; 1-3; 1B	G6-4-3; 1-2f; 2-3		4	1	2	0	1	0	2
5 Nomar Garciaparra, R (1, 3) OBP: 0.423, SLG: 0.624	1-H; HR		G6-3; 1-2		K	G4-3; 1-2		BB		4	1	1	2	1	1	3
J.D. Drew, L (1, 9) OBP: 0.382, SLG: 0.500	K		L8; 2-3			27 HR; 1B; IBB		K		3	1	1	0	1	1	1
51 Jonathan Broxton, R (7, 1)										0	0	0	0	0	0	0
44 Takashi Saito, L (7, 1)										0	0	0	0	0	0	0
Olmedo Saenz, R (8, PH) OBP: 0.330, SLG: 0.554										1	0	0	0	0	1	2
Eric Gagne, R (9, 1)										0	0	0	0	0	0	0
27 Matt Kemp, R (1, 7) OBP: 0.375, SLG: 0.759 (7, 9)	S; 1B		K			HR; 1-H				4	1	2	2	0	2	3
Willy Aybar, S (1, 5) OBP: 0.407, SLG: 0.474	F8; 1-2			K		18 E; 18 FC5; 55; 1B; 1B	K			4	1	1	0	0	2	1
18 Ramon Martinez, R (1, 4) OBP: 0.431, SLG: 0.469		55; G5-3; BB		F7	FC5; 55; 1B; 16; FC6-4; 1-3		55; G6-4-3; 1B			3	1	1	0	1	0	1
55 Russell Martin, R (1, 2) OBP: 0.364, SLG: 0.462		G5-3; 1-2		2B	16; FC6-4; 1-3; 3-H; 1B		G6-4-3; 1-2f			4	0	2	1	0	0	2
Derek Lowe, R (1, 1) OBP: 0.103, SLG: 0.107		K		F8		FC6-4; 15; 1B; 1-2f; 3-H		G6-4-3; 15; 1B; 1B		2	0	0	0	0	1	2
16 Andre Ethier, L (6, PH) (7, 7) OBP: 0.365, SLG: 0.506										2	1	1	1	0	0	1
Inning Stats	R: 2 E: 0 K: 1 S: 13 H: 3 LOB: 1 BB: 0 P: 20	R: 0 E: 0 K: 2 S: 16 H: 0 LOB: 1 BB: 1 P: 24	R: 0 E: 0 K: 1 S: 12 H: 0 LOB: 1 BB: 1 P: 23	R: 0 E: 0 K: 1 S: 9 H: 1 LOB: 1 BB: 0 P: 15	R: 0 E: 0 K: 1 S: 6 H: 0 LOB: 0 BB: 0 P: 8	R: 6 E: 2 K: 1 S: 20 H: 6 LOB: 2 BB: 1 P: 31	R: 0 E: 0 K: 1 S: 8 H: 1 LOB: 0 BB: 0 P: 9	R: 0 E: 0 K: 1 S: 11 H: 2 LOB: 2 BB: 1 P: 19		1B: 10 2B: 1 3B: 0 HR: 2	SF: 0 SAC: 0 DP: 2 HBP: 0		WP: 1 PB: 0 SB: 3 CS: 0	PA: 40			

	AB	36
	R	8
	H	13
	RBI	7
	BB	4
	SO	9
	LOB	19

PITCHER		IP	WLS	BF	H	R	ER	SO	BB	IBB	HBP	BLK	WP	HR	S	P	ERA	WHIP
45 Pedro Martinez, R ERA: 3.01	(1, 1)	5.0	L	26	8	7	6	6	2	0	0	0	0	2	66	104	10.80	2.000
Heath Bell, R ERA: 3.6	(6, 1)	2.0		9	3	1	1	2	0	1	0	0	1	0	18	26	4.50	1.500
Darren Oliver, L ERA: 2.73	(8, 1)	1.0		5	2	0	0	1	1	0	0	0	0	0	11	19	0.00	3.000

PITCHER	IP	WLS	BF	H	R	ER	SO	BB	IBB	HBP	BLK	WP	HR	S	P	ERA	WHIP

New York Mets @ Los Angeles Dodgers

Dodger Stadium, Los Angeles, CA

Wed Jun 07 2006, 7:10 PM PDT

Att. 44,320 - Overcast - 68 F

TOP

livebaseballscorecards.com

Batter	1	2	3	4	5	6	7	8	9	AB	R	H	RBI	BB	SO	LOB
Chris Woodward, R (1, 6) OBP: 0.344, SLG: 0.418	C F F F B F F C 1-3 ① K	B C X 1-1 16 FC1-6 1-2 1B		C X 0-1 16 1B 15 1B 1B		B B X 2-0 ② G6-3		B C F S 1-3 ② K		5	1	2	0	0	2	0
16 Paul Lo Duca, R (1, 2) OBP: 0.333, SLG: 0.406	S X 0-1 ② L3	X 0-0 ① FC1-6 15 1B 1-2f 2-3		1 SAFE 1 SAFE C X 0-1 15 1B 5 1B 1-3 1B		B B B C B 4-1 BB		F X 0-1 ③ G6-3		4	1	1	0	1	0	2
15 Carlos Beltrán, S (1, 8) OBP: 0.394, SLG: 0.573	C X 0-1 S 5 1B 1B 1B	X 0-0 5 G5-4-3 1-3 3-H 1B		S X 0-1 5 1B 1-2 3-H 1B		F B S D C 2-3 ③ K			B B F F B C 3-3 ① K	5	1	3	2	0	2	1
5 David Wright, R (1, 5) OBP: 0.408, SLG: 0.563	C X 0-1 S 1-2 1B 1B	X 0-0 ② ③ G5-4-3 1-2f		C F B X 1-2 1-2 2-H 1B			B B F X 2-1 22 G6-3 44 HR 1B		C C B B B B 4-2 CS BB	4	2	3	1	1	0	2
Julio Franco, R (1, 3) OBP: 0.341, SLG: 0.421	F B X 1-1 22 2B 1-H 2-H 1B		B B S B C F S 3-3 ① K	F F B C 1-3 ③ K			B 1 SAFE B X 2-0 ① P4		B S F S 1-3 ② ③ K 1-2	5	1	1	2	0	3	4
22 Jose Valentin, S (1, 4) OBP: 0.333, SLG: 0.505	C C X 0-2 44 3B 1-H 2B		C B B C F F X 2-2 ② P3		C X 0-1 10 L4-3 1B		1 SAFE B 1 X 1-0 ② G6-3 1-2			4	1	2	1	0	0	1
44 Lastings Milledge, R (1, 7) OBP: 0.321, SLG: 0.692	S X 0-1 3-H 3B		C B F B S 2-3 ③ K		C F B C 1-3 ① K		F X 0-1 2-H HR			4	1	2	3	0	2	1
10 Endy Chavez, L (1, 9) OBP: 0.311, SLG: 0.380	C X 0-1 ③ G4-3			X 0-0 ① B5-3	X 0-0 ② ③ L4-3 1-1		B B S B F S 3-3 ③ K			4	0	0	0	0	1	2
Tom Glavine, L (1, 1) OBP: 0.462, SLG: 0.350 Chad Bradford, R (6, 1) Aaron Heilman, R (7, 1) Kazuo Matsui, S (8, PH) OBP: 0.235, SLG: 0.269 50 Duaner Sanchez, R (8, 1) 13 Billy Wagner, L (9, 1)		C B B B B 4-1 16 FC1-6 15 1B 1B BB		C C B C 1-3 ② K		B C C B F F X 2-2 ① F7		F B B B X 3-1 ① G5-3		2 1 0 0 1 1 0 0 0 0 0 0 0 0 0 0 0 0 0 0 0 1 0 0 0 0 0 0 0 0 0 0 0 0 0 0 0 0 0 0 0 0						
Inning Stats	R: 4 H: 5 E: 0 LOB: 1 K: 1 BB: 0 S: 22 P: 24	R: 1 H: 2 E: 0 LOB: 1 K: 0 BB: 1 S: 6 P: 11	R: 0 H: 0 E: 0 LOB: 0 K: 2 BB: 0 S: 12 P: 19	R: 2 H: 4 E: 0 LOB: 2 K: 2 BB: 0 S: 16 P: 19	R: 0 H: 1 E: 0 LOB: 0 K: 1 BB: 0 S: 6 P: 7	R: 0 H: 0 E: 0 LOB: 1 K: 1 BB: 1 S: 11 P: 21	R: 2 H: 2 E: 0 LOB: 0 K: 1 BB: 0 S: 9 P: 17	R: 0 H: 0 E: 0 LOB: 0 K: 1 BB: 0 S: 7 P: 11	R: 0 H: 0 E: 0 LOB: 0 K: 2 BB: 1 S: 8 P: 16	1B: 11 SF: 0 2B: 2 SAC: 0 3B: 1 DP: 2 HR: 1 HBP: 0						

AB	38
R	9
H	14
RBI	9
BB	3
SO	11
LOB	13

WP: 0 PA: 41
PB: 0
SB: 2
CS: 1

PITCHER		IP	WLS	BF	H	R	ER	SO	BB	IBB	HBP	BLK	WP	HR	S	P	ERA	WHIP
Odalis Perez, L ERA: 7.02	(1, 1)	3.2	L	22	11	7	7	4	1	0	0	0	0	0	53	69	17.18	3.273
Jae Weong Seo, R ERA: 5.4	(4, 1)	3.0		12	3	2	2	3	1	0	0	0	0	1	26	43	6.00	1.333
56 Hung-Chih Kuo, L ERA: 4.32	(7, 1)	1.1		4	0	0	0	2	0	0	0	0	0	0	10	17	0.00	0.000
Danys Baez, R ERA: 3.56	(9, 1)	1.0		3	0	0	0	2	1	0	0	0	0	0	8	16	0.00	1.000

PITCHER	IP	WLS	BF	H	R	ER	SO	BB	IBB	HBP	BLK	WP	HR	S	P	ERA	WHIP

BOTTOM

Batter	1	2	3	4	5	6	7	8	9	AB	R	H	RBI	BB	SO	LOB
15 Rafael Furcal, S (1, 6) OBP: 0.342, SLG: 0.353	C B X 1-1 HR	C T X 0-2 1-H 2-H HR			C B B B X 3-1 ① L4		C B B C B F F X 3-2 ① F8		C B X 1-1 ③ G1-3	5	2	2	4	0	0	1
Kenny Lofton, L (1, 8) OBP: 0.379, SLG: 0.413	C B B X 2-1 ① G1-3	B C T F B B T F S 3-3 ③ K			B X 1-0 ② G4-3		B X 1-0 ②③ G4-6-3 1-2f			4	0	0	0	0	1	1
5 Nomar Garciaparra, R (1, 3) OBP: 0.430, SLG: 0.625	B C B F X 2-2 27 G5-4-3 1B		B X 1-0 ① G4-3		B B B C B 4-1 BB			F F X 0-2 ① 1B		3	0	2	0	1	0	0
27 Matt Kemp, R (1, 9) OBP: 0.361, SLG: 0.697	B X 1-0 ②③ G5-4-3 1-2f		B B X 2-0 G1-6-3 1B		B X 1-0 ③ L9			B B B C C X 3-2 ② G6-3		4	0	1	0	0	0	2
Joel Guzman, R (1, 5) OBP: 0.294, SLG: 0.200 56 Hung-Chih Kuo, L (7, 1) J.D. Drew, L (8, PH) OBP: 0.385, SLG: 0.500 Danys Baez, R (9, 1)		B F B S X 2-2 ① P3	1 SAFE X 0-0 ②③ G1-6-3 1-2f			B F B S X 2-2 ① F8		B C B B B 4-1 16 2B BB		3 0 0 0	0 0 1 0	0 0 0 0	0 0 0 0	0 0 1 0	0 0 0 0	1 0 0 0
José Cruz Jr., S (1, 7) OBP: 0.380, SLG: 0.395 16 Andre Ethier, L (8, PH) OBP: 0.371, SLG: 0.523 (9, 7)	B C C B B B 4-2 18 1B 55 1B BB		B X 1-0 HR			B F C B B 4-2 18 FC5-4 BB		B S X 1-1 1-H 2B		1 1	2 0	1 1	1 1	2 0	0 0	0 0
18 Ramon Martinez, R (1, 4) OBP: 0.427, SLG: 0.463 Olmedo Saenz, R (8, PH) OBP: 0.327, SLG: 0.548 (9, 5)	C C B B F B X 3-2 FC1-5 55 1B 1-3 1B		C B B B X 3-1 G6-3			C S B B F 1 SAFE X 1-2 ② FC5-4 1-2f		B F B B B F S 3-3 K		3 1	0 0	1 0	0 0	0 0	0 1	1 1
55 Russell Martin, R (1, 2) OBP: 0.360, SLG: 0.454	C B F B X 2-2 FC1-5 15 HR 1-2 3-H 1B		C F X 0-2 G4-3			F B S 1 SAFE 1 SAFE X 1-2 ③ G2-3			C X 0-1 ① G5-3	4	1	1	1	0	0	1
Odalis Perez, L (1, 1) OBP: 0.125, SLG: 0.067 Jae Weong Seo, R (4, 1) OBP: 0.167, SLG: 0.118 Willy Aybar, S (7, 5) OBP: 0.409, SLG: 0.475 (9, 4)	D X 1-0 ② FC1-5 15 HR 1-2 2-3f		X 0-0 ③ L9				X 0-0 G4-6-3 1B		B C X 1-1 ② G4-3	1 1 2	1 0 0	0 0 1	0 0 0	0 0 0	0 0 0	2 0 0
Inning Stats	R: 1 H: 2 E: 0 LOB: 0 K: 0 BB: 0 S: 8 P: 14	R: 4 H: 3 E: 0 LOB: 0 K: 1 BB: 1 S: 22 P: 37	R: 0 H: 1 E: 0 LOB: 0 K: 0 BB: 0 S: 3 P: 6		R: 1 H: 1 E: 0 LOB: 0 K: 0 BB: 0 S: 7 P: 11	R: 0 H: 0 E: 0 LOB: 1 K: 0 BB: 1 S: 5 P: 14	R: 0 H: 0 E: 0 LOB: 1 K: 0 BB: 1 S: 12 P: 20	R: 0 H: 1 E: 0 LOB: 0 K: 0 BB: 0 S: 7 P: 11	R: 1 H: 2 E: 0 LOB: 1 K: 1 BB: 1 S: 12 P: 23	R: 0 H: 0 E: 0 LOB: 0 K: 0 BB: 0 S: 6 P: 8						

1B: 6 SF: 0
2B: 1 SAC: 0
3B: 0 DP: 3
HR: 3 HBP: 0

WP: 0 PA: 37
PB: 0
SB: 0
CS: 0

PITCHER		IP	WLS	BF	H	R	ER	SO	BB	IBB	HBP	BLK	WP	HR	S	P	ERA	WHIP
Tom Glavine, L ERA: 3.06	(1, 1)	5.1	W	24	7	6	6	1	3	0	0	0	0	3	50	93	10.12	1.875
Chad Bradford, R ERA: 3.43	(6, 1)	0.2	H	2	0	0	0	0	0	0	0	0	0	0	7	9	0.00	0.000
Aaron Heilman, R ERA: 3.21	(7, 1)	1.0	H	3	1	0	0	0	0	0	0	0	0	0	7	11	0.00	1.000
50 Duaner Sanchez, R ERA: 2.7	(8, 1)	1.0	H	5	2	1	1	1	1	0	0	0	0	0	12	23	9.00	3.000
13 Billy Wagner, L ERA: 2.48	(9, 1)	1.0	S	3	0	0	0	0	0	0	0	0	0	0	6	8	0.00	0.000

PITCHER	IP	WLS	BF	H	R	ER	SO	BB	IBB	HBP	BLK	WP	HR	S	P	ERA	WHIP

New York Mets @ Los Angeles Dodgers

Dodger Stadium, Los Angeles, CA

Wed Jun 07 2006, 7:10 PM PDT
Att. 44,320 - Overcast - 68 F

livebaseballscorecards.com

AB	33
R	7
H	10
RBI	7
BB	4
SO	2
LOB	10

Batter	1	2	3	4	5	6	7	8	9	AB	R	H	RBI	BB	SO	LOB
7 José Reyes, S (1, 6) OBP: 0.308, SLG: 0.410	F7		16 G4-3 15 HR 2B	G4-3			G3	G4-3		5	1	1	0	0	0	3
16 Paul Lo Duca, R (1, 2) OBP: 0.330, SLG: 0.401	15 1B 21 SF7 1B		G4-3 2-3	G6-3			G5-3		F9	5	1	1	0	0	0	1
15 Carlos Beltrán, S (1, 8) OBP: 0.398, SLG: 0.588	5 E 21 S 1-3 1B		3-H HR		G4-3			21 1B 22 1B BB	P5	4	2	2	2	1	0	0
21 Carlos Delgado, L (1, 3) OBP: 0.336, SLG: 0.496	SF7 1-2 3-H		G6-3		F7			22 1B 5 BB 10 1B 1-3 1B	F8	4	1	1	1	0	0	0
5 David Wright, R (1, 5) OBP: 0.409, SLG: 0.559	SAFE K 2-3		22 2B 10 1B 1B		F8			10 1B 22 1B 1-2 BB		3	1	1	0	1	1	1
22 Jose Valentin, S (1, 4) OBP: 0.340, SLG: 0.515		F7	SAFE SAFE SAFE SAFE 10 1B 1-3 2B			G3-1		10 1B 1-2 2-3 3-H 1B		4	1	2	1	0	0	0
10 Endy Chavez, L (1, 9) OBP: 0.318, SLG: 0.385		L8	2-H 3-H 1B			G4-3		1-2 2-3 3-H 1B		4	0	2	3	0	0	0
44 Lastings Milledge, R (1, 7) OBP: 0.313, SLG: 0.667		2B	L8			G6-3		L5		4	0	1	0	0	0	4
26 Orlando Hernandez, R (1, 1) OBP: 0.200, SLG: 0.211		G2-3		G6-3			K	K		4	0	0	0	0	2	4
Inning Stats	R: 1 E: 1 K: 1 S: 13 H: 2 LOB: 1 BB: 0 P: 21	R: 0 E: 0 K: 0 S: 8 H: 1 LOB: 1 BB: 0 P: 13	R: 4 E: 0 K: 0 S: 18 H: 5 LOB: 1 BB: 0 P: 29	R: 0 E: 0 K: 0 S: 6 H: 0 LOB: 0 BB: 0 P: 10	R: 0 E: 0 K: 0 S: 5 H: 0 LOB: 0 BB: 0 P: 8	R: 0 E: 0 K: 0 S: 6 H: 0 LOB: 0 BB: 0 P: 7	R: 0 E: 0 K: 1 S: 15 H: 0 LOB: 0 BB: 0 P: 19	R: 2 E: 0 K: 1 S: 19 H: 3 LOB: 3 BB: 2 P: 32	R: 0 E: 0 K: 0 S: 9 H: 0 LOB: 0 BB: 0 P: 11	1B: 7 2B: 3 3B: 0 HR: 1 SF: 1 SAC: 0 DP: 0 HBP: 0						

PITCHER	IP	WLS	BF	H	R	ER	SO	BB	IBB	HBP	BLK	WP	HR	S	P	ERA	WHIP
Claudio Vargas, R (1, 1) ERA: 5.34	7.0	L	29	8	5	5	2	0	0	0	0	0	1	71	107	6.43	1.143
Greg Aquino, R (8, 1) ERA: 5.09	1.0		8	3	2	2	1	2	0	0	0	0	0	19	32	18.00	5.000
Luis Vizcaino, R (9, 1) ERA: 2.45	1.0		3	0	0	0	0	0	0	0	0	0	0	9	11	0.00	0.000

PITCHER	IP	WLS	BF	H	R	ER	SO	BB	IBB	HBP	BLK	WP	HR	S	P	ERA	WHIP

TOP

New York Mets @ Arizona Diamondbacks

Chase Field, Phoenix, AZ

Thu Jun 08 2006, 6:40 PM MST

Att. 20,851 - Roof Closed - 81 F

livebaseballscorecards.com

AB	37
R	7
H	11
RBI	7
BB	2
SO	3
LOB	13

BOTTOM

New York Mets @ Arizona Diamondbacks

Chase Field, Phoenix, AZ

Thu Jun 08 2006, 6:40 PM MST

Att. 20,851 - Roof Closed - 81 F

livebaseballscorecards.com

Batter	1	2	3	4	5	6	7	8	9	AB	R	H	RBI	BB	SO	LOB
Craig Counsell, L (1, 6) OBP: 0.330, SLG: 0.355	L7		30 FC6-4 BB			P4			30 G4-3 SF8 2B	3	1	1	0	1	0	0
30 Jeff DaVanon, S (1, 8) OBP: 0.364, SLG: 0.447	G1-3		FC6-4 1-2f 2-3			F9			G4-3 2-3	4	0	0	0	0	0	3
Chad Tracy, L (1, 5) OBP: 0.333, SLG: 0.483	K		F9			F9			SF8 3-H	3	0	0	1	0	1	2
Luis Gonzalez, L (1, 7) OBP: 0.357, SLG: 0.442		1B		G4-3			CS BB		F8	3	0	1	0	1	0	0
Tony Clark, S (1, 3) OBP: 0.311, SLG: 0.442		F7		G6-3			K			3	0	0	0	0	1	2
Shawn Green, L (1, 9) OBP: 0.379, SLG: 0.449		F8		G3-1			G4-3 1-2			3	0	0	0	0	0	2
Johnny Estrada, S (1, 2) OBP: 0.343, SLG: 0.466		1 SAFE 1 SAFE G6-3			F7			G3-1		3	0	0	0	0	0	1
1 Orlando Hudson, S (1, 4) OBP: 0.312, SLG: 0.351			F7		K			G4-3		3	0	0	0	0	1	0
Claudio Vargas, R (1, 1)			30 FC6-4 2B		G6-3			G5-3		2	0	1	0	0	0	0
Greg Aquino, R (8, 1)										0	0	0	0	0	0	0
Damion Easley, R (8, PH) OBP: 0.383, SLG: 0.557										1	0	0	0	0	0	0
Luis Vizcaino, R (9, 1)										0	0	0	0	0	0	0

	AB	28
	R	1
	H	3
	RBI	1
	BB	2
	SO	3
	LOB	10

Inning Stats	1	2	3	4	5	6	7	8	9
	R: 0 E: 0 K: 1 S: 7	H: 0 LOB: 0 BB: 0 P: 10	R: 0 E: 0 K: 0 S: 6	H: 1 LOB: 1 BB: 0 P: 9	R: 0 E: 0 K: 0 S: 8	H: 1 LOB: 2 BB: 1 P: 16	R: 0 E: 0 K: 0 S: 8	H: 0 LOB: 0 BB: 0 P: 10	R: 0 E: 0 K: 1 S: 8	H: 0 LOB: 0 BB: 0 P: 13	R: 0 E: 0 K: 0 S: 6	H: 0 LOB: 0 BB: 0 P: 8	R: 0 E: 0 K: 1 S: 15	H: 0 LOB: 0 BB: 1 P: 22	R: 0 E: 0 K: 0 S: 7	H: 0 LOB: 0 BB: 0 P: 11	R: 1 E: 0 K: 0 S: 8	H: 1 LOB: 0 BB: 0 P: 15

1B: 1	SF: 1	WP: 0	PA: 31
2B: 2	SAC: 0	PB: 0	
3B: 0	DP: 0	SB: 0	
HR: 0	HBP: 0	CS: 1	

PITCHER	IP	WLS	BF	H	R	ER	SO	BB	IBB	HBP	BLK	WP	HR	S	P	ERA	WHIP
26 Orlando Hernandez, R (1, 1) ERA: 5.48	9.0	W	31	3	1	1	3	2	0	0	0	0	0	73	114	1.00	0.556

PITCHER	IP	WLS	BF	H	R	ER	SO	BB	IBB	HBP	BLK	WP	HR	S	P	ERA	WHIP

Batter	1	2	3	4	5	6	7	8	9	AB	R	H	RBI	BB	SO	LOB
7 José Reyes, S (1, 6) OBP: 0.310, SLG: 0.412	B B B C B 4-1 16 S 16 1B BB	B X 1-0 ① G6-3		X 0-0 ③ L9		B F C F X 1-2 ② G4-3		C X 0-1 1-3 2B		4	1	1	0	1	0	0
16 Paul Lo Duca, R (1, 2) OBP: 0.332, SLG: 0.401	B B X 2-0 1-H 15 HR 1B	B C X 1-1 ② F8			B X 1-0 15 2B 5 1B 1B	B X 1-0 ③ F8		B C X 1-1 ③ F9		5	2	2	1	0	0	2
15 Carlos Beltrán, S (1, 8) OBP: 0.407, SLG: 0.631	B C X 1-1 1-H HR	C B B F B X 3-2 ③ G4-3			B F C B X 2-2 5 1B 1-3 10 SF9 2B		B C B F X 2-2 HR		B F C F B B X 3-2 21 HR 1B	5	4	4	3	0	0	0
21 Carlos Delgado, L (1, 3) OBP: 0.337, SLG: 0.519	B F B F F B X 3-2 G1-3		C B F B X 2-2 HR		X 0-0 ① G3		C B S X 1-2 ① G3-1		B 1 SAFE X 1-0 1-H HR	5	2	2	3	0	0	2
5 David Wright, R (1, 5) OBP: 0.409, SLG: 0.569	C B S B X 2-2 HR	C B F F F B X 2-2 ① G6-3			B F F X 1-2 22 BB 2-3 3-H 1B		B F F B B F F X 3-2 ② F9		S B S F X 1-2 ① G4-3	5	1	2	2	0	0	0
22 Jose Valentin, S (1, 4) OBP: 0.333, SLG: 0.495	S C S 0-3 ② K	C B X 1-1 ② L4			B 1 SAFE B B B 4-0 1-2 BB		C B X 1-1 ③ P5		S B F B X 2-2 ② G6-3	4	0	0	0	1	1	0
10 Endy Chavez, L (1, 9) OBP: 0.313, SLG: 0.380	C X 0-1 44 S 1B	B B C X 2-1 ③ G3			X 0-0 ② SF9 3-H			X 0-0 ① B3-1	B C F X 1-2 E6	4	0	1	1	0	0	0
44 Lastings Milledge, R (1, 7) OBP: 0.297, SLG: 0.588	1 SAFE 1 SAFE F B B I I 4-1 1-2 IBB			B C X 1-1 ① F9	X 0-0 ③ G6-3			S X 0-1 ② F8	1 SAFE S 1 SAFE P S 1 SAFE S 1-3 ③ K	4	0	0	0	1	1	3
Steve Trachsel, R (1, 1) OBP: 0.167, SLG: 0.174 25 Pedro Feliciano, L (6, 1) Aaron Heilman, R (7, 1) Julio Franco, R (8, PH) OBP: 0.357, SLG: 0.436 50 Duaner Sanchez, R (8, 1) 13 Billy Wagner, L (9, 1)	B B C X 2-1 ③ G4-3			B C B C X 3-2 ② L9		C B B B X 3-1 ① G5-3		X 0-0 7 2B 1B		3 0 0 1 0 0	0 0 0 0 0 0	0 0 0 1 0 0	0 0 0 0 0 0	0 0 0 0 0 0	0 0 0 0 0 0	2 0 0 0 0 0
Inning Stats	R: 4 E: 0 K: 1 S: 19 H: 4 LOB: 2 BB: 2 P: 37	R: 0 E: 0 K: 0 S: 6 H: 0 LOB: 0 BB: 0 P: 11	R: 1 E: 0 K: 0 S: 11 H: 1 LOB: 0 BB: 0 P: 18	R: 0 E: 0 K: 0 S: 6 H: 0 LOB: 0 BB: 0 P: 10	R: 2 E: 0 K: 0 S: 10 H: 3 LOB: 2 BB: 1 P: 18	R: 0 E: 0 K: 0 S: 7 H: 0 LOB: 0 BB: 0 P: 12	R: 1 E: 0 K: 0 S: 13 H: 1 LOB: 0 BB: 0 P: 20	R: 0 E: 0 K: 0 S: 8 H: 2 LOB: 2 BB: 0 P: 9	R: 2 E: 1 K: 1 S: 19 H: 2 LOB: 1 BB: 0 P: 27	1B: 6 2B: 2 3B: 0 HR: 5 SF: 1 SAC: 0 DP: 0 HBP: 0						

TOP

New York Mets @ Arizona Diamondbacks

Chase Field, Phoenix, AZ

Fri Jun 09 2006, 6:40 PM MST

Att. 23,690 - Clear - 79 F

livebaseballscorecards.com

AB	40
R	10
H	13
RBI	10
BB	3
SO	2
LOB	9

WP: 0 PB: 0 SB: 2 CS: 0 PA: 44

PITCHER		IP	WLS	BF	H	R	ER	SO	BB	IBB	HBP	BLK	WP	HR	S	P	ERA	WHIP
Miguel Batista, R ERA: 4.69	(1, 1)	4.1	L	24	8	7	7	1	2	1	0	0	0	3	50	92	14.54	2.308
Kevin Jarvis, R ERA: 1.93	(5, 1)	1.2		5	0	0	0	0	0	0	0	0	0	0	9	14	0.00	0.000
28 Brandon Medders, R ERA: 2.63	(7, 1)	2.0		9	3	1	1	0	0	0	0	0	0	1	21	29	4.50	1.500
Jose Valverde, R ERA: 5.7	(9, 1)	1.0		6	2	2	2	1	0	0	0	0	0	1	19	27	18.00	2.000

PITCHER	IP	WLS	BF	H	R	ER	SO	BB	IBB	HBP	BLK	WP	HR	S	P	ERA	WHIP

Batter	1	2	3	4	5	6	7	8	9	AB	R	H	RBI	BB	SO	LOB
Craig Counsell, L (1, 6) OBP: 0.336, SLG: 0.373	HR		K	1B		BB				4	2	2	2	1	1	0
22 Eric Byrnes, R (1, 8) OBP: 0.365, SLG: 0.555	G4-3		F9	G4-3		BB		WP BB		3	1	0	0	2	0	2
Luis Gonzalez, L (1, 7) OBP: 0.354, SLG: 0.434	G4-3		1B BB		F7	E3		F7		4	0	0	0	1	0	3
Chad Tracy, L (1, 5) OBP: 0.342, SLG: 0.489	34 FC6-4 1B		1-2 1B		1B	SF7		BB		3	0	3	1	1	0	0
34 Conor Jackson, R (1, 3) OBP: 0.366, SLG: 0.451	FC6-4 1-2f		F8		F7	E8 1-3 2-H		K		5	0	1	1	0	1	6
Shawn Green, L (1, 9) OBP: 0.381, SLG: 0.448 28 Brandon Medders, R (7, 1) Tony Clark, S (8, PH) OBP: 0.308, SLG: 0.436 Jose Valverde, R (9, 1)		1 G1-6-3 BB		G3-1	1-2 1B	G3		K		3 0 1 0	0 0 0 0	1 0 0 0	0 0 0 0	1 0 0 0	0 0 1 0	2 0 2 0
1 Orlando Hudson, S (1, 4) OBP: 0.314, SLG: 0.356		G1-6-3 1-2f		G4-3						5	1	2	0	0	0	3
19 Chris Snyder, R (1, 2) OBP: 0.342, SLG: 0.444		BB		1B BB		HR	19 1B 2B	30 G4-6-3 2-H 1B		3	2	2	2	2	0	1
Miguel Batista, R (1, 1) OBP: 0.133, SLG: 0.133 Kevin Jarvis, L (5, 1) 30 Jeff DaVanon, S (6, PH) OBP: 0.356, SLG: 0.436 (7, 9)		K	1B	1-2 1B		G4-3	G4-6-3 1-2f		30 CS 1B F9 K 1-2	2 0 3	0 0 0	1 0 0	0 0 0	0 0 0	1 0 1	1 0 2
Inning Stats	R: 1 E: 0 K: 0 S: 9 H: 2 LOB: 1 BB: 0 P: 14	R: 0 E: 0 K: 1 S: 8 H: 0 LOB: 1 BB: 2 P: 18	R: 0 E: 0 K: 1 S: 8 H: 1 LOB: 2 BB: 1 P: 17	R: 1 E: 0 K: 0 S: 6 H: 2 LOB: 2 BB: 1 P: 13	R: 0 E: 0 K: 0 S: 14 H: 2 LOB: 2 BB: 0 P: 21	R: 3 E: 2 K: 0 S: 17 H: 2 LOB: 2 BB: 2 P: 28	R: 1 E: 0 K: 0 S: 12 H: 2 LOB: 0 BB: 0 P: 15	R: 0 E: 0 K: 2 S: 11 H: 0 LOB: 2 BB: 2 P: 23	R: 0 E: 0 K: 1 S: 9 H: 1 LOB: 0 BB: 0 P: 12	1B: 9 2B: 1 3B: 0 HR: 2 SF: 1 SAC: 0 DP: 2 HBP: 0						

PITCHER		IP	WLS	BF	H	R	ER	SO	BB	IBB	HBP	BLK	WP	HR	S	P	ERA	WHIP
Steve Trachsel, R ERA: 4.7	(1, 1)	5.1	W	29	8	5	3	2	6	0	0	0	0	2	54	100	5.06	2.625
25 Pedro Feliciano, L ERA: 1.89	(6, 1)	0.2	H	4	1	0	0	0	0	0	0	0	0	0	8	11	0.00	1.500
Aaron Heilman, R ERA: 3.38	(7, 1)	1.0	H	4	2	1	1	0	0	0	0	0	0	0	12	15	9.00	2.000
50 Duaner Sanchez, R ERA: 2.63	(8, 1)	1.0	H	5	0	0	0	2	2	0	0	0	1	0	11	23	0.00	2.000
13 Billy Wagner, L ERA: 2.4	(9, 1)	1.0		3	1	0	0	1	0	0	0	0	0	0	9	12	0.00	1.000

PITCHER	IP	WLS	BF	H	R	ER	SO	BB	IBB	HBP	BLK	WP	HR	S	P	ERA	WHIP

BOTTOM

New York Mets @ Arizona Diamondbacks

Chase Field, Phoenix, AZ

Fri Jun 09 2006, 6:40 PM MST

Att. 23,690 - Clear - 79 F

livebaseballscorecards.com

AB	36
R	6
H	12
RBI	6
BB	8
SO	5
LOB	22

1B: 9	SF: 1	WP: 1	PA: 45
2B: 1	SAC: 0	PB: 0	
3B: 0	DP: 2	SB: 0	
HR: 2	HBP: 0	CS: 1	

Batter	1	2	3	4	5	6	7	8	9	AB	R	H	RBI	BB	SO	LOB
7 José Reyes, S (1, 6) OBP: 0.311, SLG: 0.411	G4-3	K			G4-3			16 1B 16 S 21 SF8 1B	3-H 1B	5	1	2	1	0	1	0
16 Paul Lo Duca, R (1, 2) OBP: 0.329, SLG: 0.396	E5 15 2B		K		G6-3			1 SAFE 1 SAFE 1-3 5 1B 1B	G5-3	5	1	1	0	0	1	1
15 Carlos Beltrán, S (1, 8) OBP: 0.404, SLG: 0.628	5 S 5 1B 2-H 2B		K			E3 5 G6-4-3		K		4	1	1	1	0	2	2
21 Carlos Delgado, L (1, 3) OBP: 0.332, SLG: 0.513	F7		K			F7		SF8 3-H		3	0	0	1	0	1	2
5 David Wright, R (1, 5) OBP: 0.410, SLG: 0.568	22 2B 2-H 1B			F9		1 SAFE G6-4-3 1-2f		1-2 1B		4	1	2	1	0	0	1
22 Jose Valentin, S (1, 4) OBP: 0.330, SLG: 0.495	1-H 2B			F7			F7	G1-3		4	0	1	1	0	0	2
10 Endy Chavez, L (1, 9) OBP: 0.319, SLG: 0.393	L8			2-1 1B			L7		44 S 7 1B 2B	4	1	2	0	0	0	1
44 Lastings Milledge, R (1, 7) OBP: 0.293, SLG: 0.553		G6-3		1 SAFE K			S 1B		G6-3 2-3	4	0	1	0	0	1	2
Alay Soler, R (1, 1) OBP: 0.125, SLG: 0.125		K			K		K 1-2		K	4	0	0	0	0	4	2
Inning Stats	R: 3 E: 1 K: 0 S: 20 H: 3 LOB: 1 BB: 0 P: 29	R: 0 E: 0 K: 2 S: 8 H: 0 LOB: 0 BB: 0 P: 11	R: 0 E: 0 K: 3 S: 9 H: 0 LOB: 0 BB: 0 P: 16	R: 0 E: 0 K: 1 S: 8 H: 1 LOB: 1 BB: 0 P: 12	R: 0 E: 0 K: 1 S: 6 H: 0 LOB: 0 BB: 0 P: 10	R: 0 E: 1 K: 0 S: 3 H: 0 LOB: 0 BB: 0 P: 5	R: 0 E: 0 K: 1 S: 7 H: 1 LOB: 1 BB: 0 P: 9	R: 1 E: 0 K: 1 S: 11 H: 3 LOB: 2 BB: 0 P: 17	R: 1 E: 0 K: 1 S: 16 H: 2 LOB: 1 BB: 0 P: 24	1B: 7 2B: 3 3B: 0 HR: 0 SF: 1 SAC: 0 DP: 1 HBP: 0							

PITCHER		IP	WLS	BF	H	R	ER	SO	BB	IBB	HBP	BLK	WP	HR	S	P	ERA	WHIP
17 Brandon Webb, R ERA: 2.06	(1, 1)	8.0	L	33	8	4	1	9	0	0	0	0	0	0	72	109	1.12	1.000
Brandon Lyon, R ERA: 4.71	(9, 1)	1.0		5	2	1	1	1	0	0	0	0	0	0	16	24	9.00	2.000

PITCHER	IP	WLS	BF	H	R	ER	SO	BB	IBB	HBP	BLK	WP	HR	S	P	ERA	WHIP

TOP

New York Mets @ Arizona Diamondbacks

Chase Field, Phoenix, AZ

Sat Jun 10 2006, 6:40 PM MST

Att. 33,670 - Clear - 76 F

livebaseballscorecards.com

AB	37
R	5
H	10
RBI	5
BB	0
SO	10
LOB	13

1B: 7 SF: 1 PA: 38
2B: 3 SAC: 0
3B: 0 DP: 1
HR: 0 HBP: 0

WP: 0
PB: 0
SB: 4
CS: 0

Batter	1	2	3	4	5	6	7	8	9	AB	R	H	RBI	BB	SO	LOB
Craig Counsell, L (1, 6) OBP: 0.330, SLG: 0.365	B F B S X 2-2 F8 ①		B C C F F B X 2-2 FC4-6 22 S 1-2f ②		C X 0-1 G4-3 ③			L C D B F B X 3-2 G3-1 2-3 ②		4	0	0	0	0	0	2
22 Eric Byrnes, R (1, 8) OBP: 0.363, SLG: 0.546	C F F X 0-2 G3 ②		1 SAFE B 1 SAFE 1 SAFE B C B F B 4-2 1-2 BB			B B X 2-0 F8 ①		B X 1-0 F8 ③		3	0	0	0	1	0	1
Luis Gonzalez, L (1, 7) OBP: 0.349, SLG: 0.427	C X 0-1 G4-3 ③		B F X 1-1 L4 ③			B X 1-0 G3 ②			B C X 1-1 G4-3 ①	4	0	0	0	0	0	2
Chad Tracy, L (1, 5) OBP: 0.341, SLG: 0.483		B F X 1-1 G6-3 ①		B B B B 4-0 BB		B X 1-0 P6 ③			C F B B X 2-2 G3 ②	3	0	0	0	1	0	0
34 Conor Jackson, R (1, 3) OBP: 0.364, SLG: 0.443		C B B B F B B 4-2 FC3-6 BB		C B B B X 2-1 P6 ①			B X 1-0 L7 ①		C B X 1-1 F9 ③	3	0	0	0	1	0	1
Shawn Green, L (1, 9) OBP: 0.376, SLG: 0.441		C B F 1 SAFE B X 2-2 FC3-6 FC4-6 1-2f ②		F F B S 1-3 K ②			B F X 1-1 G6-3 ②			3	0	0	0	0	1	2
Johnny Estrada, S (1, 2) OBP: 0.337, SLG: 0.457		S B 1 SAFE B X 2-1 FC4-6 1-2f ③		X 0-0 F7 ③			B X 1-0 G4-3 ③			3	0	0	0	0	0	2
1 Orlando Hudson, S (1, 4) OBP: 0.314, SLG: 0.361			C X 0-1 17 FC2-5 2B		C F S 0-3 K ①			X 0-0 G3-1 ①		3	0	1	0	0	1	0
17 Brandon Webb, R (1, 1) OBP: 0.154, SLG: 0.184 30 Jeff DaVanon, S (8, PH) OBP: 0.361, SLG: 0.449 Brandon Lyon, R (9, 1)			C T X 0-2 FC2-5 FC4-6 2-3 ①		B X 1-0 P4 ②			B S X 1-1 G3-1 2B		2 1 0	0 0 0	0 1 0	0 0 0	0 0 0	0 0 0	1 0 0
Inning Stats	R: 0 E: 0 K: 0 S: 9 H: 0 LOB: 0 BB: 0 P: 11	R: 0 E: 0 K: 0 S: 9 H: 0 LOB: 1 BB: 1 P: 18	R: 0 E: 0 K: 0 S: 14 H: 1 LOB: 2 BB: 1 P: 21	R: 0 E: 0 K: 1 S: 6 H: 0 LOB: 1 BB: 1 P: 13	R: 0 E: 0 K: 1 S: 6 H: 0 LOB: 0 BB: 0 P: 7	R: 0 E: 0 K: 0 S: 3 H: 0 LOB: 0 BB: 0 P: 7	R: 0 E: 0 K: 0 S: 4 H: 0 LOB: 0 BB: 0 P: 7	R: 0 E: 0 K: 0 S: 8 H: 1 LOB: 1 BB: 0 P: 13	R: 0 E: 0 K: 0 S: 7 H: 0 LOB: 0 BB: 0 P: 11	1B: 0 2B: 2 3B: 0 HR: 0	SF: 0 SAC: 0 DP: 0 HBP: 0					

PITCHER	IP	WLS	BF	H	R	ER	SO	BB	IBB	HBP	BLK	WP	HR	S	P	ERA	WHIP
Alay Soler, R (1, 1) ERA: 3.33	9.0	W	32	2	0	0	2	3	0	0	0	0	0	66	108	0.00	0.556

PITCHER	IP	WLS	BF	H	R	ER	SO	BB	IBB	HBP	BLK	WP	HR	S	P	ERA	WHIP

BOTTOM

New York Mets @ Arizona Diamondbacks

Chase Field, Phoenix, AZ

Sat Jun 10 2006, 6:40 PM MST

Att. 33,670 - Clear - 76 F

livebaseballscorecards.com

AB	29
R	0
H	2
RBI	0
BB	3
SO	2
LOB	11

New York Mets @ Arizona Diamondbacks

Chase Field, Phoenix, AZ

Sun Jun 11 2006, 1:40 PM MST

Att. 28,554 - Roof Closed - 78 F

TOP

livebaseballscorecards.com

Batter	1	2	3	4	5	6	7	8	9	AB	R	H	RBI	BB	SO	LOB
7 José Reyes, S (1, 6) OBP: 0.315, SLG: 0.407	C B C B B B 4-2 10 1B 15 E 10 S BB	B S X 1-1 G4-3 ② 2-3		F B B F F B F B 4-2 10 S 15 2B BB	F X 0-1 F8 ①	B B B C B 4-1 21 BB BB		F B S S 1-3 K ①		3	2	0	0	3	1	3
10 Endy Chavez, L (1, 9) OBP: 0.336, SLG: 0.405	1 SAFE C 1 B D X SAFE 2-1 21 F9 15 E 1-3 2B 1B	B X 1-0 G5-3 ③		1 SAFE 1 SAFE P B 1 B B SAFE 4-0 1-2 15 2B BB	C D X 1-1 15 1B 1-3 21 2B 2B	C B X 1-1 L4 ①		F B B B B 4-1 1-2 2B BB		4	4	2	0	2	0	2
15 Carlos Beltrán, S (1, 8) OBP: 0.406, SLG: 0.631 Eli Marrero, R (6, PH) OBP: 0.351, SLG: 0.484 (6, 8)	1 SAFE C B X 1-1 E4 5 S 1-2 2B 3-H		C B B F F B C 3-3 K ①	X 0-0 1-H 2-H 21 2B 2B	B F B X 2-1 2-3 21 2B 3-H 1B	F C B C 1-3 K ②		F C D X 1-2 1B 1-H 2-H 2B		4 2	3 0	2 1	4 2	0 0	1 1	1 1
21 Carlos Delgado, L (1, 3) OBP: 0.341, SLG: 0.525 Julio Franco, R (7, 3) OBP: 0.372, SLG: 0.450	C X 0-1 F9 ① 2-3		C B X 1-1 11 BB 1B 1B	C F B X 1-2 2-H 5 2B 2B	X 0-0 WP 1-H 3-H 11 1B 2B	B B B B 4-0 1-2 BB		S S B F X 1-2 2-3 1B		4 1	2 0	3 1	3 0	1 0	0 0	2 0
5 David Wright, R (1, 5) OBP: 0.406, SLG: 0.564 22 Jose Valentin, S (8, PH) OBP: 0.328, SLG: 0.491 (8, 4)	D B S F 1 B 1 S SAFE SAFE 3-3 K ② 1-2	X 0-0 F9 ②	C X 0-1 2-H 2B	S B B X 2-1 F9 ②	B C C C 1-3 K ③		F S B F X 1-2 F7 ②		5 1	0 0	1 0	1 0	0 0	2 0	6 2
Chris Woodward, R (1, 4) OBP: 0.358, SLG: 0.433 (8, 5)	C F X 0-2 2-H 3-H 2B	B F B X 2-1 11 BB 1-2 1B	B S B B C S 3-3 K ②	C B B B B 4-2 11 1B 44 3B 2-3 BB		F B B C S 2-3 K ①	B F B C F B S 3-3 K ③		5	1	2	2	1	3	3
11 Ramon Castro, R (1, 2) OBP: 0.351, SLG: 0.400	F S X 0-2 L1 ③	C B B B B 4-1 1-2 2-3 BB	C B B F B B B 4-2 BB	C X 0-1 44 3B 1-2 3-H 1B		C S C 0-3 K ②		F F X 0-2 F9 ①		4	1	1	1	2	1	1
44 Lastings Milledge, R (1, 7) OBP: 0.298, SLG: 0.558		H 1-0 7 G4-3 45 SH3-4 HBP	B B C F B C 3-3 K ③	F F B F X 1-2 F9 ③	B F X 1-1 1-H 2-H 3B	X 0-0 F9 ③		B B F B S C 3-3 K ②		5	0	1	2	0	2	5
45 Pedro Martinez, R (1, 1) OBP: 0.138, SLG: 0.107 Darren Oliver, R (6, 1) OBP: 0.375, SLG: 0.429 25 Pedro Feliciano, L (8, 1) Heath Bell, R (9, 1)		B L X 1-1 SH3-4 ① 1-2		B C S C 1-3 K ①	x 0-0 10 2B 15 1B 1B x x 1-1 F9 ③			B C B B B 4-1 10 BB 2B BB	C F C 0-3 K ③	3 0 1 0	1 1 0 0	1 0 0 0	0 0 0 0	1 1 0 0	1 0 1 0	1 0 0 0

Inning Stats	1	2	3	4	5	6	7	8	9
	R: 3 E: 1 K: 1 S: 17	R: 0 E: 0 K: 0 S: 5	R: 0 E: 0 K: 2 S: 13	R: 4 E: 0 K: 2 S: 24	R: 6 E: 0 K: 0 S: 18	R: 0 E: 0 K: 2 S: 9	R: 0 E: 0 K: 2 S: 7	R: 2 E: 0 K: 2 S: 20	R: 0 E: 0 K: 2 S: 9
	H: 2 LOB: 1 BB: 1 P: 27	H: 0 LOB: 1 BB: 0 P: 9	H: 2 LOB: 3 BB: 1 P: 26	H: 3 LOB: 2 BB: 3 P: 41	H: 6 LOB: 1 BB: 1 P: 29	H: 0 LOB: 2 BB: 2 P: 20	H: 0 LOB: 0 BB: 0 P: 9	H: 2 LOB: 2 BB: 2 P: 35	H: 0 LOB: 0 BB: 0 P: 12

1B: 7	SF: 0
2B: 7	SAC: 1
3B: 1	DP: 0
HR: 0	HBP: 1

WP: 1	PA: 54
PB: 0	
SB: 3	
CS: 0	

AB	42
R	15
H	15
RBI	15
BB	10
SO	13
LOB	27

PITCHER		IP	WLS	BF	H	R	ER	SO	BB	IBB	HBP	BLK	WP	HR	S	P	ERA	WHIP
Russ Ortiz, R ERA: 7.54	(1, 1)	3.1	L	23	7	7	5	4	4	0	1	0	0	0	49	85	13.50	3.300
Kevin Jarvis, R ERA: 9.95	(4, 1)	1.2		13	6	6	6	1	2	0	0	0	1	0	28	47	32.40	4.800
Greg Aquino, R ERA: 4.82	(6, 1)	1.0		5	0	0	0	2	2	0	0	0	0	0	9	20	0.00	2.000
Luis Vizcaino, R ERA: 2.37	(7, 1)	1.0		3	0	0	0	2	0	0	0	0	0	0	7	9	0.00	0.000
Jose Valverde, R ERA: 6.2	(8, 1)	1.0		7	2	2	2	2	2	0	0	0	0	0	20	35	18.00	4.000

PITCHER		IP	WLS	BF	H	R	ER	SO	BB	IBB	HBP	BLK	WP	HR	S	P	ERA	WHIP
Jorge Julio, R ERA: 3.99	(9, 1)	1.0		3	0	0	0	2	0	0	0	0	0	0	9	12	0.00	0.000

BOTTOM

New York Mets @ Arizona Diamondbacks

Chase Field, Phoenix, AZ

Sun Jun 11 2006, 1:40 PM MST
Att. 28,554 - Roof Closed - 78 F

livebaseballscorecards.com

Batter	1	2	3	4	5	6	7	8	9	AB	R	H	RBI	BB	SO	LOB
Craig Counsell, L (1, 6) OBP: 0.339, SLG: 0.374	C X 0-1 1B F9-2 1B		B X 1-0 1-2 1B		C C B F F X 1-2 1B		B C C B F B X 3-2 ③ F8			3	0	3	0	0	0	0
Greg Aquino, R (6, 1)										0	0	0	0	0	0	0
Luis Vizcaino, R (7, 1)										0	0	0	0	0	0	0
19 Chris Snyder, R (7, PH) (8, 2) OBP: 0.338, SLG: 0.438										1	0	0	0	0	0	0
30 Jeff DaVanon, S (1, 8) OBP: 0.358, SLG: 0.443	B B C C 1 SAFE B X 3-2 ① F7		F C B B B X 3-2 ② P4		F B F F X 1-2 ③ F7			B X 1-0 34 BB 1B		4	0	1	0	0	0	4
Luis Gonzalez, L (1, 7) OBP: 0.350, SLG: 0.427	C B F F X 1-2 1-3 1B		C S B B B S 3-3 ③ K			C B B B 4-1 34 1B G1 BB		C B S X 1-2 ① L8		2	0	1	0	0	1	2
Andy Green, R (6, PH) (7, 7) OBP: 0.352, SLG: 0.383										1	1	0	0	1	0	1
Chad Tracy, L (1, 5) OBP: 0.336, SLG: 0.475	F F X 0-2 ②③ F9-2 3-H			B B C B F S 3-3 ① K		B C X 1-1 ① L7		B C F S 1-3 ② K		4	0	0	0	0	2	4
34 Conor Jackson, R (1, 3) OBP: 0.367, SLG: 0.441		B B X 2-0 ① P6		C X 0-1 ② P5		B B B B C S X 3-2 G1 1-3 1B		B B B C C B F F B 4-2 FC6-4 1-2 BB		3	0	1	0	1	0	0
Shawn Green, L (1, 9) OBP: 0.370, SLG: 0.433		B B S F B F T 3-2 ② K		F F X 0-2 ③ G3-1		C B S X 1-2 ② G1 1-2 3-H		C C B X 1-2 ③ FC6-4 1-2f		4	0	0	1	0	1	3
Johnny Estrada, S (1, 2) OBP: 0.337, SLG: 0.473	C F F B X 1-2 ③ G4-3				B X 1-0 HR	F X 0-1 ③ G6-3			B B S F S 2-3 ① K	3	1	1	1	0	0	1
Jose Valverde, R (8, 1)										0	0	0	0	0	0	0
Jorge Julio, R (9, 1)										0	0	0	0	0	0	0
Tony Clark, S (9, PH) OBP: 0.304, SLG: 0.430										1	0	0	0	0	1	0
1 Orlando Hudson, S (1, 4) OBP: 0.313, SLG: 0.359			B F C F B X 2-2 ① G3-1		C X 0-1 ① G4-3		B B S X 2-1 G6-4-3 1B		B F C S 1-3 ② K	4	0	1	0	0	1	0
Russ Ortiz, R (1, 1)			C F B B F B F B 4-2 1B BB		B F B F X 2-2 ② L5		C B X 1-1 ①② G6-4-3 1-2f		B B X 2-0 ③ G6-3	0	0	0	0	1	0	0
Kevin Jarvis, L (4, 1)										0	0	0	0	0	0	0
Damion Easley, R (5, PH) (6, 6) OBP: 0.373, SLG: 0.538										3	0	0	0	0	0	1
Inning Stats	R: 0 E: 0 K: 0 S: 12 H: 2 LOB: 1 BB: 0 P: 16	R: 0 E: 0 K: 1 S: 9 H: 0 LOB: 0 BB: 0 P: 15	R: 0 E: 0 K: 1 S: 16 H: 1 LOB: 2 BB: 1 P: 29	R: 0 E: 0 K: 1 S: 8 H: 0 LOB: 0 BB: 0 P: 11	R: 1 E: 0 K: 0 S: 15 H: 2 LOB: 1 BB: 0 P: 20	R: 1 E: 0 K: 0 S: 11 H: 1 LOB: 1 BB: 1 P: 20	R: 0 E: 0 K: 0 S: 8 H: 1 LOB: 0 BB: 0 P: 14	R: 0 E: 0 K: 1 S: 14 H: 1 LOB: 2 BB: 1 P: 22	R: 0 E: 0 K: 2 S: 7 H: 0 LOB: 0 BB: 0 P: 12	1B: 7 2B: 1 3B: 0 HR: 1 SF: 0 SAC: 0 DP: 2 HBP: 0							

	AB	
	R	2
	H	8
	RBI	2
	BB	3
	SO	6
	LOB	16

WP: 0 PB: 0 SB: 0 CS: 0 PA: 36

PITCHER		IP	WLS	BF	H	R	ER	SO	BB	IBB	HBP	BLK	WP	HR	S	P	ERA	WHIP
45 Pedro Martinez, R ERA: 2.94	(1, 1)	5.0	W	20	5	1	1	3	1	0	0	0	0	1	60	91	1.80	1.200
Darren Oliver, L ERA: 2.84	(6, 1)	2.0		8	2	1	1	0	1	0	0	0	0	0	19	34	4.50	1.500
25 Pedro Feliciano, L ERA: 1.8	(8, 1)	1.0		5	1	0	0	1	1	0	0	0	0	0	14	22	0.00	2.000
Heath Bell, R ERA: 3.27	(9, 1)	1.0		3	0	0	0	2	0	0	0	0	0	0	7	12	0.00	0.000

PITCHER	IP	WLS	BF	H	R	ER	SO	BB	IBB	HBP	BLK	WP	HR	S	P	ERA	WHIP

New York Mets @ Philadelphia Phillies

Citizens Bank Park, Philadelphia, PA

Tue Jun 13 2006, 7:05 PM EDT

Att. 37,964 - Cloudy - 80 F

TOP

livebaseballscorecards.com

Batter	1	2	3	4	5	6	7	8	9	AB	R	H	RBI	BB	SO	LOB
7 José Reyes, S (1, 6) OBP: 0.326, SLG: 0.413	1B		2B	G4-3		IBB	BB		IBB	3	3	2	0	3	0	0
16 Paul Lo Duca, R (1, 2) OBP: 0.333, SLG: 0.396	1B		G6-3		G6-3	1B	FC5-4		HBP	5	0	2	2	0	0	3
15 Carlos Beltrán, S (1, 8) OBP: 0.404, SLG: 0.635	L4		HR		F8	FC5		BB	K	5	1	1	2	1	1	5
21 Carlos Delgado, L (1, 3) OBP: 0.349, SLG: 0.541	HBP		HR		K	1B		1B		4	1	3	1	0	1	0
5 David Wright, R (1, 5) OBP: 0.406, SLG: 0.571	K		BB			HR; F3		G6-4-3		4	1	1	1	1	1	7
22 Jose Valentin, S (1, 4) OBP: 0.322, SLG: 0.486 13 Billy Wagner, L (8, 1)	G4-3		K			2B; K		F7		5 0	1 0	1 0	0 0	0 0	2 0	7 0
10 Endy Chavez, L (1, 9) OBP: 0.341, SLG: 0.425		K	K			SH				4	1	2	0	0	2	1
44 Lastings Milledge, R (1, 7) OBP: 0.308, SLG: 0.532		L4		B2-6-4		HBP	K2-3		G3	4	1	1	0	0	1	2
Tom Glavine, L (1, 1) OBP: 0.429, SLG: 0.318 Chad Bradford, R (5, 1) Julio Franco, R (6, PH) OBP: 0.364, SLG: 0.439 25 Pedro Feliciano, L (6, 1) Aaron Heilman, R (8, 1) Chris Woodward, R (8, 4) OBP: 0.353, SLG: 0.426		G4-3		B2-6-4		L4	F7		G5-3	2 0 1 1 0 1	0 0 0 0 0 0	0 0 0 0 0 0	0 0 0 0 0 0	0 0 0 0 0 0	0 0 0 0 0 0	1 0 2 1 0 0
Inning Stats	R: 1 E: 0 K: 1 S: 10 H: 2 LOB: 2 BB: 0 P: 17	R: 0 E: 0 K: 1 S: 9 H: 0 LOB: 0 BB: 0 P: 11	R: 3 E: 0 K: 2 S: 16 H: 3 LOB: 1 BB: 1 P: 27	R: 0 E: 0 K: 0 S: 5 H: 1 LOB: 0 BB: 0 P: 5	R: 0 E: 0 K: 1 S: 6 H: 0 LOB: 0 BB: 0 P: 11	R: 5 E: 3 K: 1 S: 18 H: 4 LOB: 3 BB: 1 P: 30	R: 0 E: 0 K: 1 S: 11 H: 1 LOB: 2 BB: 1 P: 18	R: 0 E: 0 K: 0 S: 8 H: 1 LOB: 1 BB: 1 P: 13	R: 0 E: 0 K: 1 S: 16 H: 1 LOB: 3 BB: 1 P: 27	1B: 6 2B: 4 3B: 0 HR: 3 SF: 0 SAC: 1 DP: 2 HBP: 3	WP: 0 PB: 0 SB: 2 CS: 0 PA: 48					

	AB	39
	R	9
	H	13
	RBI	6
	BB	5
	SO	8
	LOB	30

PITCHER		IP	WLS	BF	H	R	ER	SO	BB	IBB	HBP	BLK	WP	HR	S	P	ERA	WHIP
63 Ryan Madson, R ERA: 6.11	(1, 1)	5.0	L	26	8	8	7	5	1	0	2	0	0	3	50	78	12.60	1.800
48 Brian Sanches, R ERA: 2.08	(6, 1)	0.1		3	1	0	0	0	0	1	0	0	0	0	7	14	0.00	3.000
Aaron Fultz, L ERA: 3.34	(6, 1)	0.2		4	1	1	0	1	0	0	0	0	0	0	7	9	0.00	1.500
Ryan Franklin, R ERA: 4.4	(7, 1)	2.0		9	2	0	0	1	2	0	0	0	0	0	19	31	0.00	2.000
Geoff Geary, R ERA: 2.78	(9, 1)	1.0		6	1	0	0	1	0	1	1	0	0	0	16	27	0.00	1.000

PITCHER	IP	WLS	BF	H	R	ER	SO	BB	IBB	HBP	BLK	WP	HR	S	P	ERA	WHIP

Batter	1	2	3	4	5	6	7	8	9	AB	R	H	RBI	BB	SO	LOB
11 Jimmy Rollins, S (1, 6) OBP: 0.313, SLG: 0.413	C B B X 2-1 HR	B B C B X 3-1 ③ FC5-4 1-2f			C B B X 2-2 HR	X 0-0 ②③ G6-4-3 1-2f		B B B C B 4-1 26 CS BB		4	2	2	2	1	0	2
26 Chase Utley, L (1, 4) OBP: 0.375, SLG: 0.520	C F X 0-2 ① G4-3		B C X 1-1 ① L3		B F B S F F X 2-2 G4-3 2B		C B B X 2-1 1B	1 SAFE 1 SAFE B D B C S S 3-3 ②③ K 1-2		5	0	2	0	0	1	1
Bobby Abreu, L (1, 9) OBP: 0.454, SLG: 0.502	C S F X 0-2 ② G4-3		C B X 1-1 HR		C C B B X 2-2 ① G4-3 2-3		C B B C S 2-3 ① K		B B C C F B F F B 4-2 G5-4-3 BB	4	1	1	1	1	1	2
Pat Burrell, R (1, 7) OBP: 0.381, SLG: 0.527	X 0-0 1B		C B B B F F C 3-3 ② K		C B B B B 4-1 6 BB		B C C C C 2-3 ② K		C D B X 2-1 ①② G5-4-3 1-2f	4	0	1	0	1	2	2
6 Ryan Howard, L (1, 3) OBP: 0.361, SLG: 0.608	F X 0-1 ③ G4-3		B X 1-0 ③ G3		C B B B F B 4-2 1-2 BB		B C C X 1-2 ③ F9		B B F F B X 3-2 1B	4	0	1	0	1	0	2
Aaron Rowand, R (1, 8) OBP: 0.328, SLG: 0.489		B B F F F B X 3-2 HR		B F F F X 1-2 ① G6-3	X 0-0 ② F3			C S T 0-2 ① K	B F B B F F S 2-3 ③ K	5	1	1	1	0	2	4
David Bell, R (1, 5) OBP: 0.338, SLG: 0.383		B B F X 2-1 ① F9		C C B B X 2-2 1B	C B S X 1-2 ③ G5-3			B X 1-0 2B HR 1B		4	1	2	0	0	0	3
Sal Fasano, R (1, 2) OBP: 0.318, SLG: 0.422		C S F B F F B F F 4-2 F B F F 63 FC1-6 BB		B C F F X 1-2 ② F7	B S F X 1-2 8 FC4-6 1B			C X 0-1 1-3 HR 2B		3	1	2	0	1	0	1
63 Ryan Madson, L (1, 1) OBP: 0.273, SLG: 0.286 48 Brian Sanches, R (6, 1) Aaron Fultz, L (6, 1) 8 Shane Victorino, S (6, PH) OBP: 0.372, SLG: 0.514 Ryan Franklin, R (7, 1) David Dellucci, L (8, PH) OBP: 0.328, SLG: 0.600 Geoff Geary, R (9, 1) OBP: 0.333, SLG: 0.667		B C 1 SAFE X 1-1 ② FC1-6 11 FC5-4 1-2f		B B C B F X 3-2 ③ F7		C X 0-1 ① FC4-6 11 G6-4-3 1-2f		B B S F X 2-2 2-H 3-H HR		2 0 0 0 0 0 2 0 0 0 0 0 0 0 0 0 0 0 0 0 0 1 0 0 0 0 0 1 0 0 0 0 0 0 0 1 1 1 3 0 0 0 0 0 0 0 0 0 0						
Inning Stats	R: 1 E: 0 K: 0 S: 12 H: 2 LOB: 1 BB: 0 P: 14	R: 1 E: 0 K: 0 S: 19 H: 1 LOB: 1 BB: 1 P: 32	R: 1 E: 0 K: 1 S: 9 H: 1 LOB: 0 BB: 0 P: 15	R: 0 E: 0 K: 0 S: 14 H: 1 LOB: 1 BB: 0 P: 21	R: 1 E: 0 K: 0 S: 18 H: 2 LOB: 3 BB: 2 P: 33	R: 0 E: 0 K: 0 S: 6 H: 1 LOB: 0 BB: 0 P: 7	R: 0 E: 0 K: 2 S: 11 H: 1 LOB: 1 BB: 0 P: 18	R: 3 E: 0 K: 2 S: 13 H: 3 LOB: 1 BB: 1 P: 23	R: 0 E: 0 K: 1 S: 14 H: 1 LOB: 1 BB: 1 P: 25	1B: 6 2B: 3 3B: 0 HR: 5 SF: 0 SAC: 0 DP: 3 HBP: 0						

BOTTOM

New York Mets @ Philadelphia Phillies

Citizens Bank Park, Philadelphia, PA

Tue Jun 13 2006, 7:05 PM EDT

Att. 37,964 - Cloudy - 80 F

livebaseballscorecards.com

AB	37
R	7
H	13
RBI	7
BB	5
SO	6
LOB	20

PITCHER		IP	WLS	BF	H	R	ER	SO	BB	IBB	HBP	BLK	WP	HR	S	P	ERA	WHIP
Tom Glavine, L ERA: 3.31	(1, 1)	4.1		23	7	4	4	1	3	0	0	0	0	4	68	110	8.31	2.308
Chad Bradford, R ERA: 3.32	(5, 1)	0.2	W	2	0	0	0	0	0	0	0	0	0	0	4	5	0.00	0.000
25 Pedro Feliciano, L ERA: 1.64	(6, 1)	2.0		7	2	0	0	2	0	0	0	0	0	0	17	25	0.00	1.000
Aaron Heilman, R ERA: 4.11	(8, 1)	0.1		5	3	3	3	1	1	0	0	0	0	1	10	17	81.00	12.000
13 Billy Wagner, L ERA: 2.27	(8, 1)	1.2	S	5	1	0	0	2	1	0	0	0	0	0	17	31	0.00	1.200

PITCHER	IP	WLS	BF	H	R	ER	SO	BB	IBB	HBP	BLK	WP	HR	S	P	ERA	WHIP

New York Mets @ Philadelphia Phillies

Citizens Bank Park, Philadelphia, PA

Wed Jun 14 2006, 7:05 PM EDT

Att. 38,811 - Overcast - 71 F

TOP

livebaseballscorecards.com

Batter	1	2	3	4	5	6	7	8	9	AB	R	H	RBI	BB	SO	LOB
7 José Reyes, S (1, 6) OBP: 0.333, SLG: 0.428	G4-3	15 BB; 16 E; 1-2; 1B	2-H; 3B			16 CS; 1B		15 2B; 21 SF7; 1B		5	1	4	1	0	0	0
16 Paul Lo Duca, R (1, 2) OBP: 0.330, SLG: 0.396	15 G4-3; 21 2B; 2B	E5; 15 BB; 1-2; 2-3	G4-3			1 SAFE; G5-3; 1-2		F8		5	1	1	0	0	0	5
15 Carlos Beltrán, S (1, 8) OBP: 0.412, SLG: 0.645	G4-3; 2-3	BB; 1-2; 2-3; 3-H		21 1B; 2B		BB		3-2; 1-3; 2B		3	1	2	1	2	0	1
21 Carlos Delgado, L (1, 3) OBP: 0.350, SLG: 0.545	5 1B; 3-H; 2B	K		5 G5-4-3; 2-H; 1B		1 SAFE; F7		SF7; 3-H		4	1	2	3	0	1	4
5 David Wright, R (1, 5) OBP: 0.406, SLG: 0.580	2-H; 1B		HR	G5-4-3; 1-2f			F8	F9		5	1	2	2	0	0	2
22 Jose Valentin, S (1, 4) OBP: 0.317, SLG: 0.483	F7		G1-3	G3-1			2B		F9	5	1	1	0	0	0	1
10 Endy Chavez, L (1, 9) OBP: 0.336, SLG: 0.432		K	44 E; 3B		G4-3		L7		P5	5	1	1	0	0	1	1
44 Lastings Milledge, R (1, 7) OBP: 0.316, SLG: 0.510		K	E9; 7 3B; 3-H; 1B		P3		2B; IBB		G5-3	4	1	1	1	1	1	0
26 Orlando Hernandez, R (1, 1) OBP: 0.227, SLG: 0.238		16 E; 7 1B; 15 BB; 1B	K		L9		1-H; 2-H; 2B			2	1	1	0	0	1	1
Darren Oliver, R (4, 1) OBP: 0.333, SLG: 0.375										1	0	0	0	0	0	0
Julio Franco, R (7, PH) OBP: 0.378, SLG: 0.476										1	0	1	1	0	0	0
25 Pedro Feliciano, L (7, 1)										0	0	0	0	0	0	0
Heath Bell, R (9, 1)										0	0	0	0	0	0	0

Inning Stats	1	2	3	4	5	6	7	8	9
R	2	1	3	1	0	0	1	1	0
E	0	1	1	0	0	0	0	0	0
K	0	3	1	0	0	0	0	0	0
S	11	15	16	9	8	9	9	9	9
H	3	2	4	2	0	1	2	2	0
LOB	1	3	1	0	0	1	2	1	0
BB	0	1	0	0	0	1	1	0	0
P	19	27	19	14	11	17	17	15	14

1B	7
2B	6
3B	2
HR	1
SF	1
SAC	0
DP	1
HBP	0
WP	0
PB	0
SB	0
CS	1
PA	44

AB	40
R	9
H	16
RBI	9
BB	3
SO	4
LOB	15

PITCHER	IP	WLS	BF	H	R	ER	SO	BB	IBB	HBP	BLK	WP	HR	S	P	ERA	WHIP
39 Brett Myers, R (1, 1) ERA: 3.86	2.2	L	19	9	6	5	4	1	0	0	0	0	1	40	62	16.88	3.750
Clay Condrey, R (3, 1) ERA: 3.5	2.1		8	2	1	1	0	0	0	0	0	0	0	19	28	3.86	0.857
48 Brian Sanches, R (6, 1) ERA: 2.84	2.0		9	3	1	1	0	1	1	0	0	0	0	18	34	4.50	2.000
Aaron Fultz, L (8, 1) ERA: 3.41	2.0		8	2	1	1	0	0	0	0	0	0	0	18	29	4.50	1.000

PITCHER	IP	WLS	BF	H	R	ER	SO	BB	IBB	HBP	BLK	WP	HR	S	P	ERA	WHIP

New York Mets @ Philadelphia Phillies

Citizens Bank Park, Philadelphia, PA

Wed Jun 14 2006, 7:05 PM EDT
Att. 38,811 - Overcast - 71 F

livebaseballscorecards.com

BOTTOM

Batter	1	2	3	4	5	6	7	8	9	AB	R	H	RBI	BB	SO	LOB
11 Jimmy Rollins, S (1, 6) OBP: 0.315, SLG: 0.423	C F B B F S 2-3 K ①		B B X 2-0 HR		B C B B F F B 4-2 1B BB		C B B X 2-1 G6-3 ②			3	1	1	1	1	1	0
26 Chase Utley, L (1, 4) OBP: 0.373, SLG: 0.519	X 0-0 G3 ②		C B B C X 2-2 1B 2B		B C X 1-1 F8 ②		C S F C 0-3 K ③			4	1	1	0	0	1	1
Bobby Abreu, L (1, 9) OBP: 0.454, SLG: 0.502	C F B F F B S 2-3 K ③		C S F F X 1-2 6 E 6 S 2-H 1B		S B 1 SAFE S 1 SAFE 1 SAFE F F X 1-2 1B			C S F B C 1-3 K ①		4	0	2	1	0	2	0
6 Ryan Howard, L (1, 3) OBP: 0.356, SLG: 0.597		C B F B F X 2-2 E3 F8-3 HBP	S B B B X 3-1 P6 ③ 1-3		S S S 0-3 K ③			X 0-0 F8 ②		4	0	0	0	0	1	3
Aaron Rowand, R (1, 8) OBP: 0.337, SLG: 0.497		B H 2-0 1-2 HBP	B B X 2-0 G3 1B		B X 1-0 F8 SF9 2B			S C B B B S 3-3 K ③		3	1	2	0	0	1	0
David Dellucci, L (1, 7) OBP: 0.310, SLG: 0.563		B B S X 2-1 F8 ①	B S X 1-1 G3 ① 1-2		C C B F X 1-2 F8 ① 2-3				B F S F S 1-3 K 27 G6-4-3	4	0	0	0	0	1	4
David Bell, R (1, 5) OBP: 0.332, SLG: 0.377		B B B C X 3-1 F8-3 ② ③ 2-3	C F C 0-3 K ②		F F D X 1-2 SF9 ② 3-H				C I F B X 1-2 L7 ①	3	0	0	1	0	1	4
27 Chris Coste, R (1, 2)			B C B X 2-1 F7 ① X 0-0 G4-3 ③		C B F B F B X 3-2 F8 ③				S C X 0-2 G6-4-3 ② ③ 1-2f	4	0	0	0	0	0	2
39 Brett Myers, R (1, 1) OBP: 0.089, SLG: 0.036 Clay Condrey, R (3, 1) Abraham Nunez, S (5, PH) OBP: 0.219, SLG: 0.203 48 Brian Sanches, R (6, 1) 8 Shane Victorino, S (7, PH) OBP: 0.368, SLG: 0.509 Aaron Fultz, L (8, 1)			C C B F F S 1-3 K ②		C B F F F B F X 2-2 G6-3 ①		S B X 1-1 P4 ①			0 1 1 0 1 0	0 0 0 0 0 0	0 0 0 0 0 0	0 0 0 0 0 0	0 0 0 0 0 0	0 1 0 0 0 0	0 0 0 0 0 0
Inning Stats	R: 0 E: 0 K: 2 S: 10 H: 0 LOB: 0 BB: 0 P: 14	R: 0 E: 1 K: 0 S: 8 H: 0 LOB: 1 BB: 0 P: 17	R: 2 E: 0 K: 1 S: 17 H: 3 LOB: 1 BB: 0 P: 28	R: 0 E: 0 K: 1 S: 7 H: 1 LOB: 1 BB: 0 P: 10	R: 0 E: 0 K: 1 S: 18 H: 1 LOB: 2 BB: 1 P: 26	R: 1 E: 0 K: 0 S: 12 H: 1 LOB: 0 BB: 0 P: 18	R: 0 E: 0 K: 1 S: 8 H: 0 LOB: 0 BB: 0 P: 11	R: 0 E: 0 K: 2 S: 8 H: 0 LOB: 0 BB: 0 P: 12	R: 0 E: 0 K: 1 S: 11 H: 0 LOB: 0 BB: 0 P: 13	1B: 3 2B: 3 3B: 0 HR: 1	SF: 1 SAC: 0 DP: 2 HBP: 1			WP: 0 PB: 1 SB: 1 CS: 0	PA: 35		

	AB	32
	R	3
	H	6
	RBI	3
	BB	1
	SO	9
	LOB	14

PITCHER		IP	WLS	BF	H	R	ER	SO	BB	IBB	HBP	BLK	WP	HR	S	P	ERA	WHIP
26 Orlando Hernandez, R ERA: 5.5	(1, 1)	3.0		14	4	2	2	3	0	0	1	0	0	1	36	62	6.00	1.333
Darren Oliver, L ERA: 2.86	(4, 1)	3.0	W	12	2	1	1	2	1	0	0	0	0	0	36	51	3.00	1.000
25 Pedro Feliciano, L ERA: 1.5	(7, 1)	2.0		6	0	0	0	3	0	0	0	0	0	0	16	23	0.00	0.000
Heath Bell, R ERA: 3.0	(9, 1)	1.0		3	0	0	0	1	0	0	0	0	0	0	11	13	0.00	0.000

PITCHER	IP	WLS	BF	H	R	ER	SO	BB	IBB	HBP	BLK	WP	HR	S	P	ERA	WHIP

Batter	1	2	3	4	5	6	7	8	9	AB	R	H	RBI	BB	SO	LOB
7 José Reyes, S (1, 6) OBP: 0.334, SLG: 0.431	C B B F F X 2-2 10 2B 1B	C B C X 1-2 G6-3 ③			F B X 1-1 10 SH1-3 15 SF9 2B		C F X 0-2 G5-3 ②		B X 1-0 L8 ②	5	2	2	0	0	0	2
10 Endy Chavez, L (1, 9) OBP: 0.341, SLG: 0.438	1 SAFE 1 SAFE B B C B X 3-1 5 S 5 HR 2B 1-H		B C X 1-1 G4-3 ①		L X 0-1 SH1-3 ① 2-3		X 0-0 G6-3 ③		B B B B 4-0 15 PB BB 1-2	3	1	1	1	1	0	1
15 Carlos Beltrán, S (1, 8) OBP: 0.408, SLG: 0.643	B C X 1-1 P6 ①		B C F B F X 2-2 2B		S B C B B X 2-2 SF9 ② 3-H			B S C B B F S 3-3 K ①	B B C S S 2-3 K ③ 1-2 2-3	4	0	1	1	0	2	3
21 Carlos Delgado, L (1, 3) OBP: 0.352, SLG: 0.542	B B B S S T B 4-2 5 HR BB		F F B C 1-3 K ②		X 0-0 G3-1 ③			S X 0-1 BB 1B		3	1	1	0	1	1	1
5 David Wright, R (1, 5) OBP: 0.404, SLG: 0.587	C B C F F B F X 2-2 1-H 2-H HR		B C F D X 2-2 F8 ③			B X 1-0 G6-3 ①		F X 0-1 P4 ②		4	1	1	3	0	0	2
Chris Woodward, R (1, 4) OBP: 0.347, SLG: 0.406	C B C T 1-2 K ②			B C B X 2-1 G6-3 ①		B C S B S 3-3 K ②		B B B C F B 4-2 1-2 BB		3	0	0	0	1	2	0
Eli Marrero, R (1, 7) OBP: 0.333, SLG: 0.455	C C C 0-3 K ③			B B B C C X 3-2 L6 ②		F B F X 1-2 G6-3 ③		B F S B B X 3-2 F7 ③		4	0	0	0	0	1	2
11 Ramon Castro, R (1, 2) OBP: 0.358, SLG: 0.397		C B C F B C 2-3 K ①		B B B 4-0 FC5-4 BB			C B B F F B X 3-2 22 SH1-3 1B		C B B B X 3-1 P6 ①	3	0	1	0	1	1	0
Steve Trachsel, R (1, 1) OBP: 0.154, SLG: 0.160 22 Jose Valentin, S (7, PH) OBP: 0.317, SLG: 0.483 Aaron Heilman, R (7, 1) 50 Duaner Sanchez, R (8, 1) Julio Franco, R (9, PH) OBP: 0.391, SLG: 0.488 13 Billy Wagner, L (9, 1)		C C B X 1-2 G5-3 ②		X 0-0 FC5-4 ③ 1-2f			B X 1-0 SH1-3 ① 1-2		S F B F F F B X 2-2 15 PB 10 S 1B	2 0 0 0 1 0	0 0 0 0 0 0	0 0 0 0 1 0	0 0 0 0 0 0	0 0 0 0 0 0	0 0 0 0 0 0	1 0 0 0 0 0
Inning Stats	R: 4 H: 3 E: 0 LOB: 0 K: 2 BB: 1 S: 23 P: 36	R: 0 H: 0 E: 0 LOB: 0 K: 1 BB: 0 S: 10 P: 14	R: 0 H: 1 E: 0 LOB: 1 K: 1 BB: 0 S: 12 P: 18	R: 0 H: 0 E: 0 LOB: 1 K: 0 BB: 1 S: 6 P: 15	R: 1 H: 1 E: 0 LOB: 0 K: 0 BB: 0 S: 8 P: 11	R: 0 H: 0 E: 0 LOB: 0 K: 1 BB: 0 S: 7 P: 12	R: 0 H: 1 E: 0 LOB: 1 K: 0 BB: 0 S: 9 P: 13	R: 0 H: 1 E: 0 LOB: 2 K: 1 BB: 1 S: 13 P: 23	R: 0 H: 1 E: 0 LOB: 2 K: 1 BB: 1 S: 13 P: 25	1B: 4 SF: 1 2B: 3 SAC: 2 3B: 0 DP: 0 HR: 1 HBP: 0						WP: 0 PA: 39 PB: 1 SB: 2 CS: 0

TOP

New York Mets @ Philadelphia Phillies

Citizens Bank Park, Philadelphia, PA

Thu Jun 15 2006, 1:05 PM EDT
Att. 45,102 - Partly Cloudy - 78 F

livebaseballscorecards.com

AB	32
R	5
H	8
RBI	5
BB	4
SO	7
LOB	12

PITCHER		IP	WLS	BF	H	R	ER	SO	BB	IBB	HBP	BLK	WP	HR	S	P	ERA	WHIP
Cory Lidle, R ERA: 4.89	(1, 1)	6.0	L	26	6	5	5	5	2	0	0	0	0	1	70	113	7.50	1.333
Rheal Cormier, L ERA: 1.19	(7, 1)	1.0		3	0	0	0	0	0	0	0	0	0	0	5	6	0.00	0.000
Arthur Rhodes, L ERA: 3.47	(8, 1)	1.0		5	1	0	0	1	1	0	0	0	0	0	13	23	0.00	2.000
Geoff Geary, R ERA: 2.7	(9, 1)	1.0		5	1	0	0	1	1	0	0	0	0	0	13	25	0.00	2.000

PITCHER	IP	WLS	BF	H	R	ER	SO	BB	IBB	HBP	BLK	WP	HR	S	P	ERA	WHIP

New York Mets @ Philadelphia Phillies

Citizens Bank Park, Philadelphia, PA

Thu Jun 15 2006, 1:05 PM EDT
Att. 45,102 - Partly Cloudy - 78 F

livebaseballscorecards.com

BOTTOM

Batter	1	2	3	4	5	6	7	8	9	AB	R	H	RBI	BB	SO	LOB
11 Jimmy Rollins, S (1, 6) OBP: 0.311, SLG: 0.417	P6	F8			G1-4-3		K			4	0	0	0	0	1	2
26 Chase Utley, L (1, 4) OBP: 0.368, SLG: 0.511	G6-3		P4		F8		G4-3			4	0	0	0	0	0	0
Bobby Abreu, L (1, 9) OBP: 0.455, SLG: 0.500	F7		6 S BB		HR 1B			L8		3	1	1	0	1	0	0
Pat Burrell, R (1, 7) OBP: 0.382, SLG: 0.555		HR	F9		SAFE 1-H HR			P6		4	2	2	3	0	0	1
6 Ryan Howard, L (1, 3) OBP: 0.358, SLG: 0.594		2B 1B	SAFE SAFE 1-2 BB		F7			G3-1		3	1	1	0	1	0	0
Aaron Rowand, R (1, 8) OBP: 0.330, SLG: 0.487		F8	L9			F9			F9	4	0	0	0	0	0	3
Abraham Nunez, S (1, 5) OBP: 0.208, SLG: 0.192		P5		G3		G4-3			P3	4	0	0	0	0	0	1
Sal Fasano, R (1, 2) OBP: 0.316, SLG: 0.425		1B 1-H 2B		F9		G6-3			K	4	0	1	1	0	1	0
Cory Lidle, R (1, 1) OBP: 0.167, SLG: 0.217							P4			2	0	1	0	0	0	0
Rheal Cormier, L (7, 1)										0	0	0	0	0	0	0
8 Shane Victorino, S (7, PH) OBP: 0.365, SLG: 0.505										1	0	0	0	0	0	0
Arthur Rhodes, L (8, 1)										0	0	0	0	0	0	0
Geoff Geary, R (9, 1) OBP: 0.333, SLG: 0.667		2-3 1B		G5-3						0	0	0	0	0	0	0
Inning Stats	R: 0 E: 0 K: 0 S: 8 H: 0 LOB: 0 BB: 0 P: 15	R: 2 E: 0 K: 0 S: 15 H: 4 LOB: 2 BB: 0 P: 27	R: 0 E: 0 K: 0 S: 7 H: 0 LOB: 2 BB: 2 P: 17	R: 0 E: 0 K: 0 S: 9 H: 0 LOB: 0 BB: 0 P: 12	R: 2 E: 0 K: 0 S: 11 H: 2 LOB: 0 BB: 0 P: 16	R: 0 E: 0 K: 0 S: 12 H: 0 LOB: 0 BB: 0 P: 17	R: 0 E: 0 K: 1 S: 12 H: 0 LOB: 0 BB: 0 P: 17	R: 0 E: 0 K: 0 S: 7 H: 0 LOB: 0 BB: 0 P: 11	R: 0 E: 0 K: 1 S: 8 H: 0 LOB: 0 BB: 0 P: 12	1B: 3 2B: 1 3B: 0 HR: 2	SF: 0 SAC: 0 DP: 0 HBP: 0						

AB	33
R	4
H	6
RBI	4
BB	2
SO	2
LOB	7

WP: 0 PB: 0 SB: 1 CS: 0 PA: 35

PITCHER		IP	WLS	BF	H	R	ER	SO	BB	IBB	HBP	BLK	WP	HR	S	P	ERA	WHIP
Steve Trachsel, R ERA: 4.81	(1, 1)	6.0	W	26	6	4	4	0	2	0	0	0	0	2	62	104	6.00	1.333
Aaron Heilman, R ERA: 4.0	(7, 1)	1.0	H	3	0	0	0	1	0	0	0	0	0	0	12	17	0.00	0.000
50 Duaner Sanchez, R ERA: 2.56	(8, 1)	1.0	H	3	0	0	0	0	0	0	0	0	0	0	7	11	0.00	0.000
13 Billy Wagner, L ERA: 2.2	(9, 1)	1.0	S	3	0	0	0	1	0	0	0	0	0	0	8	12	0.00	0.000

PITCHER	IP	WLS	BF	H	R	ER	SO	BB	IBB	HBP	BLK	WP	HR	S	P	ERA	WHIP

Baltimore Orioles @ New York Mets

Shea Stadium, Flushing, NY

Fri Jun 16 2006, 7:10 PM EDT

Att. 45,967 - Partly Cloudy - 84 F

TOP

livebaseballscorecards.com

Batter	1	2	3	4	5	6	7	8	9	AB	R	H	RBI	BB	SO	LOB
1 Brian Roberts, S (1, 4) OBP: 0.377, SLG: 0.396	C B B F X 2-2 2B		C F X 0-2 E3 12 3B		C F X 0-2 ① F7		B C S X 1-2 ② G3 2-3 3-H		X 0-0 ① G4-3	5	1	1	1	0	0	1
12 Brandon Fahey, L (1, 7) OBP: 0.303, SLG: 0.350	X 0-0 ① B5		B 1 SAFE B F 1 F B F X 3-2 6 1B 1-H 3B		C B X 1-1 ② G4-3		B C F F X 1-2 6 WP 6 S 6 HR 3-H 1B		B X 1-0 ② L5	5	2	2	2	0	0	1
6 Melvin Mora, R (1, 5) OBP: 0.349, SLG: 0.432	C B B B B 4-1 10 G6-4-3 BB		C B B B C F F F X 3-2 10 S 3-H 1B		B B C B X 3-1 ③ F8		1 SAFE C 1 P S B X 2-2 1-H HR		C C B S 1-3 ③ K	4	1	2	3	1	1	0
10 Miguel Tejada, R (1, 6) OBP: 0.387, SLG: 0.547	B B C F X 2-2 ② ③ G6-4-3 1-2f		C F 1 SAFE B S 1-3 ① K 1-2			F X 0-1 ① G3	B X 1-0 ③ G4-3			4	0	0	0	0	1	3
55 Ramon Hernandez, R (1, 2) OBP: 0.351, SLG: 0.494 Javy Lopez, R (3, 2) OBP: 0.325, SLG: 0.422		C T B B X 2-2 ① F8	B F B B C F C 2-3 ② K			C B F B X 2-2 ② F8		X 0-0 ① G4-3		2 2	0 0	0 0	0 0	0 0	1 0	1 0
17 Corey Patterson, L (1, 8) OBP: 0.335, SLG: 0.449		C B X 1-1 21 S 1B	C S B S 1-3 ③ K			L F F X 0-2 ③ F8		B X 1-0 ② G4-3		4	0	1	0	0	1	1
Kevin Millar, R (1, 3) OBP: 0.361, SLG: 0.396 Jeff Conine, R (9, 3) OBP: 0.315, SLG: 0.393		1 SAFE X 0-0 ② F7		F B F F B F F X 2-2 ① F8			B S B F B B 4-2 SH1-4 21 BB 1 G3 BB	C X 0-1 21 1B		3 0	1 0	1 0	0 0	1 0	0 0	1 0
21 Nick Markakis, L (1, 9) OBP: 0.304, SLG: 0.305		C 1 P C B B B 4-2 45 FC6-4 1-2 BB		B F F T 1-2 ② K			B B C B B 4-1 1 G3 12 1B SH1-4 1-2 BB	B B C B X 3-1 1-2 1B		2	1	1	0	2	1	0
45 Erik Bedard, L (1, 1) Howie Clark, L (7, PH) Chris Britton, R (7, 1) Luis Matos, R (8, PH) OBP: 0.265, SLG: 0.344 LaTroy Hawkins, R (8, 1) 37 Chris Ray, R (9, 1)		B X 1-0 ③ FC6-4 1-2f		X 0-0 ③ G4-3			M X 0-1 ① SH1-4 1-2 2-3	F F F F F F X 0-2 ③ L9		2 0 0 1 0 0	0 0 0 0 0 0	0 0 0 0 0 0	0 0 0 0 0 0	0 0 0 0 0 0	0 0 0 0 0 0	2 0 0 2 0 0
Inning Stats	R: 0 E: 0 K: 0 S: 8 H: 1 LOB: 1 BB: 1 P: 16	R: 0 E: 0 K: 0 S: 10 H: 1 LOB: 2 BB: 1 P: 17	R: 2 E: 1 K: 3 S: 23 H: 2 LOB: 1 BB: 0 P: 33	R: 0 E: 0 K: 1 S: 10 H: 0 LOB: 0 BB: 0 P: 13	R: 0 E: 0 K: 0 S: 7 H: 0 LOB: 0 BB: 0 P: 11	R: 0 E: 0 K: 0 S: 9 H: 0 LOB: 0 BB: 0 P: 11	R: 4 E: 0 K: 0 S: 17 H: 2 LOB: 0 BB: 2 P: 29	R: 0 E: 0 K: 0 S: 13 H: 2 LOB: 2 BB: 0 P: 17	R: 0 E: 0 K: 1 S: 5 H: 0 LOB: 0 BB: 0 P: 7	1B: 5 2B: 1 3B: 1 HR: 1	SF: 0 SAC: 1 DP: 1 HBP: 0				WP: 1 PB: 0 SB: 3 CS: 0	PA: 39	

	AB	34
	R	6
	H	8
	RBI	6
	BB	4
	SO	5
	LOB	12

PITCHER		IP	WLS	BF	H	R	ER	SO	BB	IBB	HBP	BLK	WP	HR	S	P	ERA	WHIP
Alay Soler, R ERA: 3.0	(1, 1)	6.0		24	4	2	1	4	2	0	0	0	0	0	67	101	1.50	1.000
Aaron Heilman, R ERA: 4.86	(7, 1)	1.0	L	7	2	4	4	0	2	0	0	0	1	1	17	29	36.00	4.000
Heath Bell, R ERA: 2.57	(8, 1)	2.0		8	2	0	0	1	0	0	0	0	0	0	18	24	0.00	1.000

PITCHER	IP	WLS	BF	H	R	ER	SO	BB	IBB	HBP	BLK	WP	HR	S	P	ERA	WHIP

Baltimore Orioles @ New York Mets

Shea Stadium, Flushing, NY

Fri Jun 16 2006, 7:10 PM EDT

Att. 45,967 - Partly Cloudy - 84 F

BOTTOM

Batter	1	2	3	4	5	6	7	8	9	AB	R	H	RBI	BB	SO	LOB
7 José Reyes, S (1, 6) OBP: 0.337, SLG: 0.439	B C F B F X 2-2 ① L6		F B B B C F S 3-3 ② K		F B C F F X 1-2 16 S 2-H 3-H 2B			C F X 0-2 ① 16 G5-3 2B		4	0	2	2	0	1	0
16 Paul Lo Duca, R (1, 2) OBP: 0.325, SLG: 0.389	C C X 0-2 ② G4-3		B C B B B F X 3-2 ③ F8		C B X 1-1 ③ F8 2-3			X 0-0 ① G5-3 2-3		4	0	0	0	0	0	2
15 Carlos Beltrán, S (1, 8) OBP: 0.402, SLG: 0.630	C S B B X 2-2 ③ P3			B F T C 1-3 ① K		C F X 0-2 ① P6		C F S 0-3 ② K		4	0	0	0	0	2	1
21 Carlos Delgado, L (1, 3) OBP: 0.351, SLG: 0.536		B B B C C B 4-2 22 SH1-3 5 BB G6-3 BB		C C F S 0-3 ② K		B S S B C 2-3 ② K		S T B X 1-2 ③ F7		3	1	0	0	1	2	1
5 David Wright, R (1, 5) OBP: 0.405, SLG: 0.584		T B D B F B 4-2 22 SH1-3 1-2 BB		C X 0-1 ③ F9		X 0-0 1B			C X 0-1 ① G4-3	3	0	1	0	1	0	0
22 Jose Valentin, S (1, 4) OBP: 0.318, SLG: 0.479		C X 0-1 ① SH1-3 1-2 2-3			B B X 2-0 SH2-4 7 2B BB 1B	1 SAFE B F 1 SAFE X 1-1 ③ G4-3			X 0-0 ② G4-3	3	1	1	0	0	0	1
Chris Woodward, R (1, 7) OBP: 0.342, SLG: 0.388		B C B F X 2-2 ② G6-3 3-H			1 SAFE B B B B 4-0 7 2B SH2-4 1-2 BB		C B X 1-1 ① G4-3		C B X 1-1 ③ F9	3	1	0	1	1	0	1
44 Lastings Milledge, R (1, 9) OBP: 0.300, SLG: 0.481		C F X 0-2 ③ G6-3			S B B B S T 2-2 ① K		B X 1-0 ② P3			3	0	0	0	0	1	3
Alay Soler, R (1, 1) OBP: 0.111, SLG: 0.111			C S T S 0-3 ① K		X 0-0 ② SH2-4 1-2 2-3		C B F B X 2-2 ③ G5-3			1	0	0	0	0	1	0
Aaron Heilman, R (7, 1)										0	0	0	0	0	0	0
10 Endy Chavez, L (7, PH) OBP: 0.338, SLG: 0.434										1	0	0	0	0	0	0
Heath Bell, R (8, 1)										0	0	0	0	0	0	0
Inning Stats	R: 0 E: 0 K: 0 S: 10 H: 0 LOB: 0 BB: 0 P: 14	R: 1 E: 0 K: 0 S: 12 H: 0 LOB: 1 BB: 2 P: 22	R: 0 E: 0 K: 2 S: 11 H: 0 LOB: 0 BB: 0 P: 17	R: 0 E: 0 K: 2 S: 9 H: 0 LOB: 0 BB: 0 P: 10	R: 2 E: 0 K: 1 S: 12 H: 2 LOB: 1 BB: 1 P: 22	R: 0 E: 0 K: 1 S: 9 H: 1 LOB: 1 BB: 0 P: 12	R: 0 E: 0 K: 0 S: 6 H: 0 LOB: 0 BB: 0 P: 10	R: 0 E: 0 K: 1 S: 10 H: 1 LOB: 1 BB: 0 P: 11	R: 0 E: 0 K: 0 S: 5 H: 0 LOB: 0 BB: 0 P: 6	1B: 2 2B: 2 3B: 0 HR: 0	SF: 0 SAC: 2 DP: 0 HBP: 0						

livebaseballscorecards.com

AB	29
R	3
H	4
RBI	3
BB	3
SO	7
LOB	9

PITCHER		IP	WLS	BF	H	R	ER	SO	BB	IBB	HBP	BLK	WP	HR	S	P	ERA	WHIP
45 Erik Bedard, L ERA: 5.6	(1, 1)	6.0	W	24	3	3	3	6	3	0	0	0	0	0	63	97	4.50	1.000
Chris Britton, R ERA: 2.82	(7, 1)	1.0	H	3	0	0	0	0	0	0	0	0	0	0	6	10	0.00	0.000
LaTroy Hawkins, R ERA: 3.69	(8, 1)	1.0	H	4	1	0	0	1	0	0	0	0	0	0	10	11	0.00	1.000
37 Chris Ray, R ERA: 3.18	(9, 1)	1.0	S	3	0	0	0	0	0	0	0	0	0	0	5	6	0.00	0.000

PITCHER	IP	WLS	BF	H	R	ER	SO	BB	IBB	HBP	BLK	WP	HR	S	P	ERA	WHIP

Batter	1	2	3	4	5	6	7	8	9	AB	R	H	RBI	BB	SO	LOB
1 Brian Roberts, S (1, 4) OBP: 0.382, SLG: 0.406	F S X 0-2 6 PB 12 G3-1 10 G4-3 1B		F B C X 1-2 6 E 6 S 1B		B 1 SAFE B D C F F X 3-2 12 E 12 1B 1-H 2B		B F X 1-1 ① G6-3		B X 1-0 ① G6-3	5	2	3	1	0	0	2
12 Brandon Fahey, L (1, 7) OBP: 0.307, SLG: 0.352 37 Chris Ray, R (9, 1)	C X 0-1 ① G3-1 1-2		B X 1-0 ① F8		C B B F 2 B F F X SAFE 3-2 6 HBP 2-H 1B		C B X 1-1 ② 6 S 1B		B C F C 1-3 ② K	5 0	0 0	2 0	1 0	0 0	1 0	4 0
6 Melvin Mora, R (1, 5) OBP: 0.350, SLG: 0.427	B C B F B B 4-2 10 G4-3 2-3 BB		B B S F F F F F F 3-3 ② B S K 1-3		C H 1-1 55 FC6-4 1-2 HBP		B X 1-0 ② L5 1-2		C X 0-1 ③ G6-3	3	0	0	0	1	1	4
10 Miguel Tejada, R (1, 6) OBP: 0.382, SLG: 0.540	X 0-0 ② G4-3 1-2 3-H		C F S 0-3 ③ K		B B X 2-0 ② F8		B D F X 2-1 ③ G6-3			4	0	0	1	0	1	5
55 Ramon Hernandez, R (1, 2) OBP: 0.345, SLG: 0.486	C F X 0-2 ③ G4-3			X 0-0 ① F8	B B X 2-0 ③ FC6-4 1-2f			S B B B S X 3-2 ① G4-3		4	0	0	0	0	0	3
17 Corey Patterson, L (1, 8) OBP: 0.329, SLG: 0.441		X 0-0 ① B3		C B X 1-1 ② P3		S F S 0-3 ① K		C S X 0-2 ② L9		4	0	0	0	0	1	0
Kevin Millar, R (1, 3) OBP: 0.354, SLG: 0.387 Jeff Conine, R (9, 3) OBP: 0.315, SLG: 0.393		C B S F B S 2-3 ② K		C F F S 0-3 ③ K		F B F F X 2-2 ② G6-3		C F B B X 2-2 ③ F9		4 0	0 0	0 0	0 0	0 0	2 0	0 0
21 Nick Markakis, L (1, 9) OBP: 0.313, SLG: 0.311		X 0-0 ③ L7			X 0-0 1 2B 1B	C X 0-1 1B			C C B F H 2-2 SH HBP	3	1	2	0	0	0	0
34 Kris Benson, R (1, 1) OBP: 0.143, SLG: 0.571 Luis Matos, R (9, PH) OBP: 0.265, SLG: 0.344 (9, 7)			B B B C X 3-1 HR		X 0-0 ① B1	X 0-0 ③ F8			1 SAFE B X 1-0 SH 1-3	3 0	1 0	1 0	1 0	0 0	0 0	2 0
Inning Stats	R: 1 E: 0 K: 0 S: 12 H: 1 LOB: 1 BB: 1 P: 16	R: 0 E: 0 K: 1 S: 6 H: 0 LOB: 0 BB: 0 P: 8	R: 1 E: 0 K: 2 S: 17 H: 2 LOB: 1 BB: 0 P: 25	R: 0 E: 0 K: 1 S: 7 H: 0 LOB: 0 BB: 0 P: 8	R: 2 E: 1 K: 0 S: 14 H: 3 LOB: 2 BB: 0 P: 25	R: 0 E: 0 K: 1 S: 10 H: 1 LOB: 1 BB: 0 P: 12	R: 0 E: 0 K: 0 S: 7 H: 1 LOB: 1 BB: 0 P: 12	R: 0 E: 0 K: 0 S: 9 H: 0 LOB: 0 BB: 0 P: 14	R: 0 E: 1 K: 1 S: 10 H: 0 LOB: 2 BB: 0 P: 15	1B: 6 2B: 1 3B: 0 HR: 1 SF: 0 SAC: 1 DP: 0 HBP: 2						

TOP

Baltimore Orioles @ New York Mets

Shea Stadium, Flushing, NY

Sat Jun 17 2006, 7:10 PM EDT
Att. 52,320 - Partly Cloudy - 82 F

livebaseballscorecards.com

AB	35
R	4
H	8
RBI	4
BB	1
SO	6
LOB	20

PITCHER		IP	WLS	BF	H	R	ER	SO	BB	IBB	HBP	BLK	WP	HR	S	P	ERA	WHIP
45 Pedro Martinez, R ERA: 3.01	(1, 1)	7.0	L	31	8	4	3	5	1	0	1	0	0	1	73	106	3.86	1.286
25 Pedro Feliciano, L ERA: 1.4	(8, 1)	1.2		7	0	0	0	1	0	0	1	0	0	0	17	27	0.00	0.000
Chad Bradford, R ERA: 3.27	(9, 1)	0.1		1	0	0	0	0	0	0	0	0	0	0	2	2	0.00	0.000

PITCHER	IP	WLS	BF	H	R	ER	SO	BB	IBB	HBP	BLK	WP	HR	S	P	ERA	WHIP

WP: 0	PA: 39
PB: 1	
SB: 2	
CS: 0	

Batter	1	2	3	4	5	6	7	8	9	AB	R	H	RBI	BB	SO	LOB
7 José Reyes, S (1, 6) OBP: 0.335, SLG: 0.439	B B C X 2-1 16 SH 2B	F X 0-1 ② P3		B C C S 1-3 ② K			B F F X 1-2 ② G5-3			4	1	1	0	0	1	3
16 Paul Lo Duca, R (1, 2) OBP: 0.325, SLG: 0.385	X 0-0 SH 15 G4-3 21 1B 2-H	B B B C F B 4-2 BB		F B F X 1-2 ③ F9			F X 0-1 ③ G6-3			2	1	0	0	1	0	1
15 Carlos Beltrán, S (1, 8) OBP: 0.395, SLG: 0.619	C B F X 1-2 ① G4-3 2-3	C X 0-1 ③ G3-1			C B X 1-1 ① F8			C F B X 1-2 ① F7		4	0	0	0	0	0	4
21 Carlos Delgado, L (1, 3) OBP: 0.353, SLG: 0.539	X 0-0 1B 3-H		C B B X 2-1 2B		F S X 0-2 ② F7			F B X 1-1 ② G6-3		4	0	2	1	0	0	0
5 David Wright, R (1, 5) OBP: 0.400, SLG: 0.575	B X 1-0 ② F9		S F B X 1-2 ① L3		C F S 0-3 ③ K			S B F B B S 3-3 ③ K		4	0	0	0	0	2	2
22 Jose Valentin, S (1, 4) OBP: 0.308, SLG: 0.463	F X 0-1 ③ P5		B B F X 2-1 ② F7			B C F B F X 2-2 ① F8			C X 0-1 ① F7	4	0	0	0	0	0	2
10 Endy Chavez, L (1, 9) OBP: 0.336, SLG: 0.429		L X 0-1 45 SH3 44 1B 1B	C B X 1-1 ③ P5			C X 0-1 ② G6-3			C B F X 1-2 ② G4-3	4	0	1	0	0	0	1
44 Lastings Milledge, R (1, 7) OBP: 0.328, SLG: 0.500		1 SAFE X 0-0 45 SH3 1-2 1B		X 0-0 45 SH1-4 1B		B X 1-0 ③ P3			C S F B B X 2-2 1B	4	0	3	0	0	0	0
45 Pedro Martinez, R (1, 1) OBP: 0.138, SLG: 0.107 Chris Woodward, R (7, PH) OBP: 0.338, SLG: 0.382 25 Pedro Feliciano, L (8, 1) Chad Bradford, R (9, 1) Julio Franco, R (9, PH) OBP: 0.383, SLG: 0.477		M X 0-1 ① SH3 1-2 2-3		1 SAFE L B B B L X 3-2 ① SH1-4 1-2			C B X 1-1 ① F9		B C S C F C 1-3 ③ K	0 1 0 0 1	0 0 0 0 0	0 0 0 0 1	0 0 0 0 0	0 0 0 0 1	0 0 0 0 1	0 0 0 0 1
Inning Stats	R: 2 E: 1 K: 0 S: 10 H: 2 LOB: 1 BB: 0 P: 14	R: 0 E: 0 K: 0 S: 11 H: 2 LOB: 3 BB: 1 P: 15	R: 0 E: 0 K: 0 S: 9 H: 1 LOB: 1 BB: 0 P: 15	R: 0 E: 0 K: 1 S: 10 H: 1 LOB: 1 BB: 0 P: 15	R: 0 E: 0 K: 1 S: 8 H: 0 LOB: 0 BB: 0 P: 9	R: 0 E: 0 K: 0 S: 7 H: 0 LOB: 0 BB: 0 P: 10	R: 0 E: 0 K: 0 S: 7 H: 0 LOB: 0 BB: 0 P: 9	R: 0 E: 0 K: 1 S: 8 H: 0 LOB: 0 BB: 0 P: 13	R: 0 E: 0 K: 1 S: 13 H: 1 LOB: 1 BB: 0 P: 17	1B: 5 2B: 2 3B: 0 HR: 0	SF: 0 SAC: 3 DP: 0 HBP: 0				WP: 0 PB: 0 SB: 0 CS: 0	PA: 36	

PITCHER		IP	WLS	BF	H	R	ER	SO	BB	IBB	HBP	BLK	WP	HR	S	P	ERA	WHIP
34 Kris Benson, R ERA: 4.32	(1, 1)	8.0	W	32	6	2	1	3	1	0	0	0	0	0	70	100	1.12	0.875
37 Chris Ray, R ERA: 3.07	(9, 1)	1.0	S	4	1	0	0	1	0	0	0	0	0	0	13	17	0.00	1.000

PITCHER	IP	WLS	BF	H	R	ER	SO	BB	IBB	HBP	BLK	WP	HR	S	P	ERA	WHIP

BOTTOM

Baltimore Orioles @ New York Mets

Shea Stadium, Flushing, NY

Sat Jun 17 2006, 7:10 PM EDT
Att. 52,320 - Partly Cloudy - 82 F

livebaseballscorecards.com

AB	32
R	2
H	7
RBI	1
BB	1
SO	4
LOB	14

Baltimore Orioles @ New York Mets

Shea Stadium, Flushing, NY

Sun Jun 18 2006, 1:10 PM EDT

Att. 43,393 - Partly Cloudy - 89 F

TOP

livebaseballscorecards.com

Batter	1	2	3	4	5	6	7	8	9	AB	R	H	RBI	BB	SO	LOB
1 Brian Roberts, S (1, 4) OBP: 0.379, SLG: 0.408	F9		2B			F9	G6-3 1-2 3-H			4	0	1	1	0	0	1
Jeff Conine, R (1, 3) OBP: 0.314, SLG: 0.390	K		F7			6 1B 1B	K			4	1	1	0	0	2	2
6 Melvin Mora, R (1, 5) OBP: 0.352, SLG: 0.428	F9			10 F8 1B		1B 17 1B 1-2 1B	L9			4	1	2	0	0	0	1
12 Brandon Fahey, L (8, 7) OBP: 0.307, SLG: 0.352										0	0	0	0	0	0	0
10 Miguel Tejada, R (1, 6) OBP: 0.380, SLG: 0.539		1B 17 FC1-6 2B		F8 1-2		K		K		4	1	1	0	0	2	3
Javy Lopez, R (1, 2) OBP: 0.328, SLG: 0.423		17 FC1-6 2-3 1B		K		17 1B 1-2 2-H 1B		F8		4	0	2	1	0	1	1
17 Corey Patterson, L (1, 8) OBP: 0.327, SLG: 0.437		FC1-6 CS 1-2f 3-H		L3		1-3 2-H 1B		F8		4	0	1	2	0	0	2
Luis Matos, R (1, 7) OBP: 0.260, SLG: 0.337		G6-3 1-2			K	K			L6	2	0	0	0	0	1	1
Ed Rogers, R (5, 7) OBP: 0.200, SLG: 0.200										2	0	0	0	0	1	2
(8, 5)																
21 Nick Markakis, L (1, 9) OBP: 0.312, SLG: 0.315			G4-3		K	K	1 G6-3 2B		K	4	1	1	0	0	2	0
29 Adam Loewen, L (1, 1)										2	0	0	0	0	0	0
Chris Britton, R (5, 1)										0	0	0	0	0	0	0
Howie Clark, L (7, PH) OBP: 1.000, SLG: 1.000										1	0	1	0	0	0	0
25 Kurt Birkins, L (7, 1)			G3		G4-3		1 G6-3 2-3 1B			0	0	0	0	0	0	0
Todd Williams, R (7, 1)										0	0	0	0	0	0	0
43 Sendy Rleal, R (8, 1)										0	0	0	0	0	0	0
Kevin Millar, R (9, PH) OBP: 0.353, SLG: 0.385										1	0	0	0	0	1	0
Inning Stats	R: 0 E: 0 K: 1 S: 6 H: 0 LOB: 0 BB: 0 P: 10	R: 1 E: 0 K: 0 S: 9 H: 2 LOB: 0 BB: 0 P: 15	R: 0 E: 0 K: 0 S: 14 H: 1 LOB: 1 BB: 0 P: 20	R: 0 E: 0 K: 1 S: 7 H: 1 LOB: 1 BB: 0 P: 12	R: 0 E: 0 K: 2 S: 8 H: 0 LOB: 0 BB: 0 P: 10	R: 2 E: 0 K: 2 S: 18 H: 4 LOB: 2 BB: 0 P: 27	R: 1 E: 0 K: 1 S: 15 H: 2 LOB: 1 BB: 0 P: 24	R: 0 E: 0 K: 1 S: 7 H: 0 LOB: 0 BB: 0 P: 7	R: 0 E: 0 K: 2 S: 8 H: 0 LOB: 0 BB: 0 P: 10	1B: 7 2B: 3 3B: 0 HR: 0 SF: 0 SAC: 0 DP: 0 HBP: 0						

	AB	36
	R	4
	H	10
	RBI	4
	BB	0
	SO	10
	LOB	13

WP: 0 PB: 0 SB: 0 CS: 1 PA: 36

PITCHER		IP	WLS	BF	H	R	ER	SO	BB	IBB	HBP	BLK	WP	HR	S	P	ERA	WHIP
Tom Glavine, L ERA: 3.48	(1, 1)	6.0	W	26	9	4	4	6	0	0	0	0	0	0	68	103	6.00	1.500
25 Pedro Feliciano, L ERA: 1.38	(7, 1)	0.1	H	2	1	0	0	0	0	0	0	0	0	0	2	4	0.00	3.000
Chad Bradford, R ERA: 3.18	(7, 1)	0.2	H	2	0	0	0	1	0	0	0	0	0	0	7	11	0.00	0.000
50 Duaner Sanchez, R ERA: 2.5	(8, 1)	1.0		3	0	0	0	1	0	0	0	0	0	0	7	7	0.00	0.000
Aaron Heilman, R ERA: 4.74	(9, 1)	1.0		3	0	0	0	2	0	0	0	0	0	0	8	10	0.00	0.000

PITCHER	IP	WLS	BF	H	R	ER	SO	BB	IBB	HBP	BLK	WP	HR	S	P	ERA	WHIP

BOTTOM

Baltimore Orioles @ New York Mets

Shea Stadium, Flushing, NY

Sun Jun 18 2006, 1:10 PM EDT
Att. 43,393 - Partly Cloudy - 89 F

livebaseballscorecards.com

Batter	1	2	3	4	5	6	7	8	9	AB	R	H	RBI	BB	SO	LOB
7 José Reyes, S (1, 6) OBP: 0.336, SLG: 0.439	P4		G1-3		15 S; 5 HR; HBP; 1B		15 E; 5 1B; SH1-4; 1B	F8		5	2	2	0	0	0	0
Eli Marrero, R (1, 9) OBP: 0.354, SLG: 0.456	5 1B; 1B		15 S; BB		15 S; 5 HR; HBP		SH1-4	K		2	1	1	0	1	1	0
15 Carlos Beltrán, S (1, 8) OBP: 0.397, SLG: 0.613	F8		BB		5 HR; HBP		E5; 5 1B; 1B			2	2	0	0	1	0	2
5 David Wright, R (1, 5) OBP: 0.405, SLG: 0.589	FC4-6; 1B		G1-3		HR		1B; E; 1B			4	2	3	5	0	0	2
Julio Franco, R (1, 3) OBP: 0.373, SLG: 0.458	FC4-6			G1-3	K		E7; S; 11 1B; 1B			4	1	1	1	0	1	2
Chris Woodward, R (1, 4) OBP: 0.333, SLG: 0.366		K		44 CS; BB		L1-3	K			3	0	0	0	1	2	1
11 Ramon Castro, R (1, 2) OBP: 0.365, SLG: 0.444		F8		L7		HR	1B			4	1	2	2	0	0	1
44 Lastings Milledge, R (1, 7) OBP: 0.309, SLG: 0.468		K		CS	G4-3	K	F8			4	0	0	0	0	2	1
Tom Glavine, L (1, 1) OBP: 0.387, SLG: 0.280			K		K	K		G6-3		3	0	0	0	0	3	0
25 Pedro Feliciano, L (7, 1)										0	0	0	0	0	0	0
Chad Bradford, R (7, 1)										0	0	0	0	0	0	0
50 Duaner Sanchez, R (8, 1)										0	0	0	0	0	0	0
10 Endy Chavez, L (8, PH) OBP: 0.333, SLG: 0.425										1	0	0	0	0	0	0
Aaron Heilman, R (9, 1)										0	0	0	0	0	0	0
Inning Stats	R: 0 E: 0 K: 0 S: 12 H: 2 LOB: 2 BB: 0 P: 21	R: 0 E: 0 K: 2 S: 8 H: 0 LOB: 0 BB: 0 P: 11	R: 0 E: 0 K: 1 S: 15 H: 0 LOB: 2 BB: 2 P: 27	R: 0 E: 0 K: 0 S: 9 H: 0 LOB: 0 BB: 1 P: 18	R: 4 E: 0 K: 2 S: 16 H: 2 LOB: 0 BB: 0 P: 24	R: 1 E: 0 K: 2 S: 9 H: 1 LOB: 0 BB: 0 P: 14	R: 4 E: 2 K: 1 S: 18 H: 4 LOB: 1 BB: 0 P: 26	R: 0 E: 0 K: 1 S: 6 H: 0 LOB: 0 BB: 0 P: 7		1B: 7 2B: 0 3B: 0 HR: 2	SF: 0 SAC: 1 DP: 0 HBP: 2						

AB	32
R	9
H	9
RBI	8
BB	3
SO	9
LOB	9

WP: 0 PB: 0 SB: 4 CS: 1 PA: 39

PITCHER		IP	WLS	BF	H	R	ER	SO	BB	IBB	HBP	BLK	WP	HR	S	P	ERA	WHIP
29 Adam Loewen, L ERA: 7.82	(1, 1)	4.2	L	22	4	4	4	4	3	0	2	0	0	1	57	97	7.71	1.500
Chris Britton, R ERA: 3.04	(5, 1)	1.1		5	1	1	1	3	0	0	0	0	0	1	12	18	6.75	0.750
25 Kurt Birkins, L ERA: 1.27	(7, 1)	0.1		3	1	2	2	0	0	0	0	0	0	0	6	11	54.00	3.000
Todd Williams, R ERA: 4.44	(7, 1)	0.2		5	3	2	0	1	0	0	0	0	0	0	12	15	0.00	4.500
43 Sendy Rleal, R ERA: 3.13	(8, 1)	1.0		3	0	0	0	1	0	0	0	0	0	0	6	7	0.00	0.000

PITCHER	IP	WLS	BF	H	R	ER	SO	BB	IBB	HBP	BLK	WP	HR	S	P	ERA	WHIP

Cincinnati Reds @ New York Mets

Shea Stadium, Flushing, NY

Mon Jun 19 2006, 7:10 PM EDT

Att. 41,874 - Cloudy - 85 F

TOP

livebaseballscorecards.com

Batter	1	2	3	4	5	6	7	8	9	AB	R	H	RBI	BB	SO	LOB
6 Ryan Freel, R (1, 5) (8, 7) OBP: 0.379, SLG: 0.423	C C X 0-2 S 1B		C B X 1-1 ① P4		C X 0-1 ② F8		B F B F X 2-2 1-2 1B		B F B F F X 2-2 G4-3 S 1B	5	0	3	0	0	0	0
Felipe Lopez, S (1, 6) OBP: 0.364, SLG: 0.404	1 SAFE 1 SAFE B D B B 4-0 G4-6-3 1-2 BB		X 0-0 2B		C B F B B X 3-2 ③ F9		C B B C X 2-2 F8		1 SAFE F F F F B F 1 SAFE 1 SAFE 1-3 ① C K	4	0	1	0	1	1	3
Ken Griffey Jr., L (1, 8) OBP: 0.321, SLG: 0.514	C S F B B S 1-3 ① K		F F B S 1-3 ② K			C S F B B X 2-2 HR		B B X 2-0 ① G3	B F C X 1-2 ② G4-3 1-3	5	1	1	1	0	2	4
Adam Dunn, L (1, 7) OBP: 0.370, SLG: 0.562 9 Juan Castro, R (8, 5) OBP: 0.251, SLG: 0.300	C B B B F F X 3-2 ② ③ G4-6-3 1-2f		F B X 1-1 ③ P6			B C C B F B S 3-3 ① K		B X 1-0 HBP 4 2B 1B 1B	C B B C X 2-2 ③ G4-3	4 1	1 0	1 0	0 0	0 0	1 0	3 1
Austin Kearns, R (1, 9) OBP: 0.347, SLG: 0.492		B C C F X 1-2 4 S 26 1B 1B		B C F S 2-3 ① K		S S S B X 2-2 ② P6		B B X 2-0 HBP 1-2 4 2B 1B		4	2	2	0	0	1	0
Scott Hatteberg, L (1, 3) OBP: 0.401, SLG: 0.426		C B X 1-1 ① F7		B B X 2-0 ② G3-1		B X 1-0 ③ P4		F C B H 2-2 4 2B 1-2 2-3 HBP		3	0	0	0	0	0	1
4 Brandon Phillips, R (1, 4) OBP: 0.352, SLG: 0.463	B 1 SAFE B S S B B 4-2 26 1B 61 B1 1-2 BB		B X 1-0 1B	1 SAFE S 1 SAFE 1 SAFE C B B 1 SAFE 2-3 ③ C K			S F B C 1-3 ① K	B X 1-0 1-3 2-H 3-H 2B		3	0	2	2	1	1	0
26 David Ross, R (1, 2) OBP: 0.413, SLG: 0.753	X 0-0 1-3 2-H 1B						B S F B B B F F F S 3-3 ② K	B C F S 1-3 ② K		4	0	1	1	0	3	3
61 Bronson Arroyo, R (1, 1) OBP: 0.209, SLG: 0.341	X 0-0 ② ③ B1 3-3f				C B B X 2-1 ① B1-3		B B X 2-0 6 1B 1B	C B F X 1-2 ③ F9		4	0	1	0	0	0	4
Inning Stats	R: 0 E: 0 K: 1 S: 11 H: 1 LOB: 1 BB: 1 P: 19	R: 1 E: 0 K: 0 S: 10 H: 2 LOB: 1 BB: 1 P: 16	R: 0 E: 0 K: 1 S: 8 H: 1 LOB: 1 BB: 0 P: 11	R: 0 E: 0 K: 2 S: 8 H: 1 LOB: 1 BB: 0 P: 15	R: 0 E: 0 K: 0 S: 7 H: 0 LOB: 0 BB: 0 P: 12	R: 1 E: 0 K: 1 S: 12 H: 1 LOB: 0 BB: 0 P: 20	R: 0 E: 0 K: 2 S: 16 H: 2 LOB: 2 BB: 0 P: 26	R: 2 E: 0 K: 1 S: 12 H: 3 LOB: 2 BB: 0 P: 22	R: 0 E: 0 K: 1 S: 15 H: 1 LOB: 1 BB: 0 P: 21	1B: 9 2B: 3 3B: 0 HR: 1 SF: 0 SAC: 0 DP: 2 HBP: 1						

	AB	37
	R	4
	H	12
	RBI	4
	BB	2
	SO	9
	LOB	19

WP: 0 PA: 40
PB: 0
SB: 3
CS: 0

PITCHER		IP	WLS	BF	H	R	ER	SO	BB	IBB	HBP	BLK	WP	HR	S	P	ERA	WHIP
26 Orlando Hernandez, R ERA: 5.23	(1, 1)	7.0	L	29	8	2	2	7	2	0	0	0	0	1	72	119	2.57	1.429
25 Pedro Feliciano, L ERA: 2.05	(8, 1)	0.1		4	2	2	2	0	0	0	1	0	0	0	5	12	54.00	6.000
Chad Bradford, R ERA: 3.09	(8, 1)	0.2		3	1	0	0	1	0	0	0	0	0	0	7	10	0.00	1.500
13 Billy Wagner, L ERA: 2.14	(9, 1)	1.0		4	1	0	0	1	0	0	0	0	0	0	15	21	0.00	1.000

PITCHER		IP	WLS	BF	H	R	ER	SO	BB	IBB	HBP	BLK	WP	HR	S	P	ERA	WHIP

Cincinnati Reds @ New York Mets

Shea Stadium, Flushing, NY

Mon Jun 19 2006, 7:10 PM EDT

Att. 41,874 - Cloudy - 85 F

livebaseballscorecards.com

BOTTOM

Batter	1	2	3	4	5	6	7	8	9	AB	R	H	RBI	BB	SO	LOB
7 José Reyes, S (1, 6) OBP: 0.338, SLG: 0.443	0-0 16 SH2-4 15 G3 2B		1-2 P6		2-1 F9			1-2 16 G5-4-3 1B		4	1	2	0	0	0	1
16 Paul Lo Duca, R (1, 2) OBP: 0.321, SLG: 0.380	0-0 SH2-4 2-3		3-2 P4		0-0 P4			0-0 G5-4-3 1-2f		3	0	0	0	0	0	2
15 Carlos Beltrán, S (1, 8) OBP: 0.395, SLG: 0.620	1-1 G3 3-H		1-1 P5			3-2 G4-3			2-2 HR	4	1	1	2	0	0	0
21 Carlos Delgado, L (1, 3) OBP: 0.348, SLG: 0.531	0-1 F8			1-3 K		1-0 F8			1-3 K	4	0	0	0	0	2	0
5 David Wright, R (1, 5) OBP: 0.403, SLG: 0.584		2-3 K		1-0 F9		1-0 P3			2-2 FC5-4 1B	4	0	1	0	0	1	0
22 Jose Valentin, S (1, 4) OBP: 0.314, SLG: 0.472		2-1 2B		1-1 1B			1-1 F9		0-0 F7	4	0	2	0	0	0	1
Xavier Nady, R (1, 9) OBP: 0.324, SLG: 0.473		1-3 K		0-1 G4-3			1-1 G6-3		1-1 FC5-4 1-2f	4	0	0	0	0	1	3
10 Endy Chavez, L (1, 7) OBP: 0.340, SLG: 0.426		4-1 BB			2-1 26 SH2 1B		0-1 G1			2	0	1	0	1	0	0
26 Orlando Hernandez, R (1, 1) OBP: 0.217, SLG: 0.227		0-3 K			0-0 SH2 1-2			1-2 G5-3		1	0	0	0	0	1	2
25 Pedro Feliciano, L (8, 1)										0	0	0	0	0	0	0
Chad Bradford, R (8, 1)										0	0	0	0	0	0	0
Eli Marrero, R (8, PH) OBP: 0.349, SLG: 0.449										1	0	0	0	0	0	0
13 Billy Wagner, L (9, 1)										0	0	0	0	0	0	0
Inning Stats	R: 1 H: 1 E: 0 LOB: 0 K: 0 BB: 0 S: 6 P: 7	R: 0 H: 1 E: 0 LOB: 2 K: 3 BB: 1 S: 17 P: 26	R: 0 H: 0 E: 0 LOB: 0 K: 0 BB: 0 S: 9 P: 14	R: 0 H: 1 E: 0 LOB: 1 K: 1 BB: 0 S: 8 P: 11	R: 0 H: 1 E: 0 LOB: 1 K: 0 BB: 0 S: 6 P: 10	R: 0 H: 0 E: 0 LOB: 0 K: 0 BB: 0 S: 6 P: 11	R: 0 H: 0 E: 0 LOB: 0 K: 0 BB: 0 S: 6 P: 8	R: 0 H: 1 E: 0 LOB: 0 K: 0 BB: 0 S: 9 P: 11	R: 1 H: 2 E: 0 LOB: 1 K: 1 BB: 0 S: 12 P: 18	1B: 4 SF: 0 2B: 2 SAC: 2 3B: 0 DP: 1 HR: 1 HBP: 0						

	AB	31
	R	2
	H	7
	RBI	2
	BB	1
	SO	5
	LOB	9

WP: 0 PA: 34
PB: 0
SB: 0
CS: 0

PITCHER	IP	WLS	BF	H	R	ER	SO	BB	IBB	HBP	BLK	WP	HR	S	P	ERA	WHIP
61 Bronson Arroyo, R (1, 1) ERA: 2.47	9.0	W	34	7	2	2	5	1	0	0	0	0	1	79	116	2.00	0.889

PITCHER	IP	WLS	BF	H	R	ER	SO	BB	IBB	HBP	BLK	WP	HR	S	P	ERA	WHIP

Cincinnati Reds @ New York Mets

Shea Stadium, Flushing, NY

Tue Jun 20 2006, 7:10 PM EDT

Att. 38,991 - Partly Cloudy - 83 F

livebaseballscorecards.com

Batter	1	2	3	4	5	6	7	8	9	AB	R	H	RBI	BB	SO	LOB
6 Ryan Freel, R (1, 5) OBP: 0.386, SLG: 0.430	B F C F B F B X 3-2 ① 1B		C B C F F X 1-2 1B		B S C B F F B X 3-2 ③ F9			C X 0-1 FC6-4 1B		4	0	3	0	0	0	0
Felipe Lopez, S (1, 6) OBP: 0.360, SLG: 0.399	C B F X 1-2 ② P3		1 SAFE 1 SAFE C 1 SAFE X 0-1 ② F8			C B X 1-1 ① G5-3		X 0-0 ① FC6-4 1-2f		4	0	0	0	0	0	2
Ken Griffey Jr., L (1, 8) OBP: 0.314, SLG: 0.503	B C X 1-1 ③ F8		B 1 SAFE X 1-0 ③ F8			F B B X 2-1 ② G6-3		X 0-0 ② F8		4	0	0	0	0	0	2
Adam Dunn, L (1, 7) OBP: 0.365, SLG: 0.553		B C S X 1-2 ① G3-1		X 0-0 ① F8		B C X 1-1 ③ G3		B B C C X 2-2 ③ F7		4	0	0	0	0	0	1
Austin Kearns, R (1, 9) OBP: 0.349, SLG: 0.496		B X 1-0 2B		B X 1-0 ② F9			X 0-0 4 1B BB SF8 1B		B F F B F X 2-2 ① G5-3	4	1	2	0	0	0	0
Scott Hatteberg, L (1, 3) OBP: 0.403, SLG: 0.430		C X 0-1 ② G1-3		C B C B B X 3-2 ③ F8			F B 1 SAFE B C 1 SAFE B B 4-2 SF8 4 1B 1-2 BB		C B B X 2-1 4 G4-3 2B	3	0	1	0	1	0	1
4 Brandon Phillips, R (1, 4) OBP: 0.359, SLG: 0.470		C B B B B 4-1 BB			X 0-0 F9 54 G4-3 2B		B F F X 1-2 G5-4-3 1-2 2-3 1B		B F F F X 1-2 ② G4-3 2-3	3	1	2	0	1	0	1
Javier Valentin, S (1, 2) OBP: 0.287, SLG: 0.313		C B B X 2-1 ③ F7			B B C B S X 3-2 ① F9 2-3		F B X 1-1 ① SF8 2-3 3-H		C X 0-1 ③ G5-3	3	0	0	1	0	0	4
54 Elizardo Ramirez, S (1, 1) OBP: 0.111, SLG: 0.111 Rich Aurilia, R (7, PH) OBP: 0.313, SLG: 0.500 25 David Weathers, R (7, 1) Kent Mercker, L (7, 1) 56 Todd Coffey, R (8, 1)			C F S 0-3 ① K		D X 1-0 ② G4-3 3-H		D F X 1-1 ② ③ G5-4-3 1-2f			2 1 0 0 0	0 0 0 0 0	0 0 0 0 0	1 0 0 0 0	0 0 0 0 0	1 0 0 0 0	0 2 0 0 0
Inning Stats	R: 0 E: 0 K: 0 S: 10 H: 1 LOB: 0 BB: 0 P: 15	R: 0 E: 0 K: 0 S: 9 H: 1 LOB: 2 BB: 1 P: 17	R: 0 E: 0 K: 1 S: 11 H: 1 LOB: 1 BB: 0 P: 13	R: 0 E: 0 K: 0 S: 5 H: 0 LOB: 0 BB: 0 P: 9	R: 1 E: 0 K: 0 S: 10 H: 1 LOB: 0 BB: 0 P: 17	R: 0 E: 0 K: 0 S: 6 H: 0 LOB: 0 BB: 0 P: 10	R: 1 E: 0 K: 0 S: 10 H: 2 LOB: 1 BB: 1 P: 17	R: 0 E: 0 K: 0 S: 7 H: 1 LOB: 1 BB: 0 P: 9	R: 0 E: 0 K: 0 S: 12 H: 1 LOB: 1 BB: 0 P: 17	1B: 5 2B: 3 3B: 0 HR: 0 SF: 1 SAC: 0 DP: 1 HBP: 0						

TOP	
AB	32
R	2
H	8
RBI	2
BB	2
SO	1
LOB	13

WP: 0 PB: 0 SB: 0 CS: 0 PA: 35

PITCHER		IP	WLS	BF	H	R	ER	SO	BB	IBB	HBP	BLK	WP	HR	S	P	ERA	WHIP
Steve Trachsel, R ERA: 4.67	(1, 1)	6.0	W	25	6	2	2	1	2	0	0	0	0	0	57	92	3.00	1.333
50 Duaner Sanchez, R ERA: 2.43	(7, 1)	1.0	H	2	0	0	0	0	0	0	0	0	0	0	4	6	0.00	0.000
Aaron Heilman, R ERA: 4.62	(8, 1)	1.0		4	1	0	0	0	0	0	0	0	0	0	7	9	0.00	1.000
Darren Oliver, L ERA: 2.78	(9, 1)	1.0		4	1	0	0	0	0	0	0	0	0	0	12	17	0.00	1.000

PITCHER	IP	WLS	BF	H	R	ER	SO	BB	IBB	HBP	BLK	WP	HR	S	P	ERA	WHIP

Cincinnati Reds @ New York Mets

Shea Stadium, Flushing, NY

Tue Jun 20 2006, 7:10 PM EDT

Att. 38,991 - Partly Cloudy - 83 F

livebaseballscorecards.com

BOTTOM

Batter	1	2	3	4	5	6	7	8	9	AB	R	H	RBI	BB	SO	LOB
7 José Reyes, S (1, 6) OBP: 0.340, SLG: 0.447	1-2 16 2B 2B		0-1 16 G4-3 1B		0-0 F8 ②		0-2 G4-3 ① 1-2 2-3			4	1	2	0	0	0	2
16 Paul Lo Duca, R (1, 2) OBP: 0.324, SLG: 0.391	3-1 15 G1-4-3 21 HR 2B 2-H		1 SAFE 0-1 G4-3 ① ② 1-2f		0-2 L9 ③		0-0 2-H 3-H 2B			4	1	2	3	0	0	1
15 Carlos Beltrán, S (1, 8) OBP: 0.396, SLG: 0.614	2-2 G1-4-3 ① 2-3		4-1 BB			3-2 F7 ①	4-2 BB			2	0	0	0	2	0	1
21 Carlos Delgado, L (1, 3) OBP: 0.347, SLG: 0.538	0-2 HR 3-H		1-2 F9 ③			1-0 L3 ②	0-1 F8 ②			4	1	1	2	0	0	3
5 David Wright, R (1, 5) OBP: 0.397, SLG: 0.575	0-2 G5-3 ②			1-0 G5-3 ①		3-3 K ③	1-1 F9 ③			4	0	0	0	0	1	2
22 Jose Valentin, S (1, 4) OBP: 0.326, SLG: 0.492	3-1 G6-3 ③			2-1 G5-4-3 1B			4-2 HR BB	0-1 3B ①		3	1	2	0	1	0	0
Xavier Nady, R (1, 9) OBP: 0.328, SLG: 0.509		1-0 L3 ①		2-2 G5-4-3 ② ③ 1-2f			1-1 1-H HR	1-1 HR		4	2	2	3	0	0	1
44 Lastings Milledge, R (1, 7) OBP: 0.306, SLG: 0.455		1-1 F7 ②			1-3 K2-3 ①		0-2 7 G4-3 50 HBP 16 2B 1B	1-3 K2-3 ②		4	1	1	0	0	2	0
Steve Trachsel, R (1, 1) OBP: 0.179, SLG: 0.296		2-2 F9 ③			3-2 HR		1-0 7 G4-3 16 2B 1-2 HBP	1-0 G6-3 ③		2	1	1	1	0	0	0
50 Duaner Sanchez, R (7, 1)										0	1	0	0	0	0	0
Aaron Heilman, R (8, 1)										0	0	0	0	0	0	0
10 Endy Chavez, L (8, PH) OBP: 0.338, SLG: 0.423										1	0	0	0	0	0	0
Darren Oliver, R (9, 1) OBP: 0.333, SLG: 0.375										0	0	0	0	0	0	0
Inning Stats	R: 3 E: 0 K: 0 S: 17 H: 3 LOB: 0 BB: 0 P: 26	R: 0 E: 0 K: 0 S: 7 H: 0 LOB: 0 BB: 0 P: 11	R: 0 E: 0 K: 0 S: 8 H: 1 LOB: 1 BB: 1 P: 13	R: 0 E: 0 K: 0 S: 6 H: 1 LOB: 0 BB: 0 P: 11	R: 1 E: 0 K: 1 S: 12 H: 1 LOB: 0 BB: 0 P: 16	R: 0 E: 0 K: 1 S: 7 H: 0 LOB: 0 BB: 0 P: 14	R: 4 E: 0 K: 0 S: 17 H: 3 LOB: 2 BB: 2 P: 28	R: 1 E: 0 K: 1 S: 9 H: 2 LOB: 0 BB: 0 P: 12		1B: 3 2B: 3 3B: 1 HR: 4	SF: 0 SAC: 0 DP: 2 HBP: 1					

	AB	32
	R	9
	H	11
	RBI	9
	BB	3
	SO	3
	LOB	10

	WP: 0	PA: 36
	PB: 0	
	SB: 0	
	CS: 0	

PITCHER		IP	WLS	BF	H	R	ER	SO	BB	IBB	HBP	BLK	WP	HR	S	P	ERA	WHIP
54 Elizardo Ramirez, R ERA: 3.69	(1, 1)	6.0	L	23	6	4	4	2	1	0	0	0	0	2	57	91	6.00	1.167
25 David Weathers, R ERA: 5.57	(7, 1)	0.1		7	3	4	4	0	2	0	1	0	0	1	13	23	108.00	15.000
Kent Mercker, L ERA: 6.19	(7, 1)	0.2		2	0	0	0	0	0	0	0	0	0	0	4	5	0.00	0.000
56 Todd Coffey, R ERA: 2.35	(8, 1)	1.0		4	2	1	1	1	0	0	0	0	0	1	9	12	9.00	2.000

PITCHER	IP	WLS	BF	H	R	ER	SO	BB	IBB	HBP	BLK	WP	HR	S	P	ERA	WHIP

Cincinnati Reds @ New York Mets

Shea Stadium, Flushing, NY

Wed Jun 21 2006, 7:10 PM EDT

Att. 49,758 - Clear - 76 F

TOP

livebaseballscorecards.com

Batter	1	2	3	4	5	6	7	8	9	AB	R	H	RBI	BB	SO	LOB
6 Ryan Freel, R (1, 5) (7, 7) OBP: 0.390, SLG: 0.434	F B B C X 2-2 E5 SH3 SF9 1B		C X 0-1 1B PB 2B 1B	B F B C X 2-2 1-2 1B		F L F B F S 1-3 ② K		1 SAFE B S B B C F S 3-3 ③ K 1-2		5	2	3	0	0	2	1
Felipe Lopez, S (1, 6) OBP: 0.359, SLG: 0.397	C B X 1-1 ① SH3 2-3		1 SAFE C B C X 1-2 2B 1-3 1B	B B X 2-0 ③ L4		C B B B X 3-1 ③ L5			B B B C F S 3-3 ① K	4	1	1	0	0	1	2
Ken Griffey Jr., L (1, 8) OBP: 0.312, SLG: 0.503	D F B B X 3-1 ② SF9 3-H		B X 1-0 2-H 3-H 2B	C F F F X 0-2 ① G4-3		X 0-0 ① G4-3			B X 1-0 ② G3	4	0	1	3	0	0	0
Austin Kearns, R (1, 9) OBP: 0.350, SLG: 0.492	F B C B F S 2-3 ③ K		B B C X 2-1 ② G5-3	F B S F S 1-3 K 2B		B C X 1-1 FC6-5 1B			B B S B B 4-1 1B 26 BB 4 1B BB	4	2	1	0	1	2	1
Adam Dunn, L (1, 7) OBP: 0.364, SLG: 0.546 Chris Hammond, L (7, 1) Jason Standridge, R (8, 1) 26 David Ross, R (9, PH) OBP: 0.419, SLG: 0.753 Quinton McCracken, S (9, PR) OBP: 0.231, SLG: 0.292 56 Todd Coffey, R (9, 1)		F X 0-1 ① G3-1	B D B C B 4-1 BB	F B B 1 SAFE X 2-1 ② F7		C B B B X 3-1 ② FC6-5 1-2f			B C B B S B 4-2 1B 4 1B 1-2 BB	3 0 0 0 0 0	0 0 0 0 1 0	0 0 0 0 0 0	0 0 0 0 0 0	1 0 0 0 0 0	0 0 0 0 0 0	2 0 0 0 0 0
Scott Hatteberg, L (1, 3) OBP: 0.404, SLG: 0.437 Rich Aurilia, R (9, PH) OBP: 0.317, SLG: 0.503 (9, 3)		B S B X 2-1 1B	B X 1-0 ③ F8	X 0-0 1-H 2B		X 0-0 ③ G4-3			X 0-0 1-2 2-3 4 1B 1B	4 1	0 0	2 1	1 0	0 0	0 0	3 0
4 Brandon Phillips, R (1, 4) OBP: 0.360, SLG: 0.466		X 0-0 ② F9	C T F F B F X 1-2 ① F9	B B C B C B 4-2 BB				C B B F S 2-3 ① K	C S F X 0-2 1-2 2-H 3-H 1B	4	0	1	2	1	1	1
Jason LaRue, R (1, 2) OBP: 0.271, SLG: 0.323 Javier Valentin, S (8, PH) OBP: 0.282, SLG: 0.306 (8, 2)		C F X 0-2 ③ F9		C S B B S 2-3 ② K B F B X 2-1 ③ F7				X 0-0 ② F8	C B S C 1-3 ③ K	3 2	0 0	0 0	0 0	0 0	1 1	3 2
Joe Mays, S (1, 1) OBP: 0.250, SLG: 0.250 9 Juan Castro, R (7, 5) OBP: 0.256, SLG: 0.304			C F S 0-3 ① K	B C F X 1-2 6 1B 1B		C S C 0-3 ① K		B B B C X 3-1 6 WP 1B		3 1	0 0	1 1	0 0	0 0	2 0	0 0
Inning Stats	R: 1 E: 1 K: 1 S: 11 H: 1 LOB: 0 BB: 0 P: 19	R: 0 E: 0 K: 0 S: 8 H: 1 LOB: 1 BB: 0 P: 10	R: 2 E: 0 K: 1 S: 13 H: 3 LOB: 2 BB: 1 P: 22	R: 0 E: 0 K: 1 S: 16 H: 2 LOB: 2 BB: 0 P: 24	R: 1 E: 0 K: 1 S: 16 H: 1 LOB: 2 BB: 1 P: 25	R: 0 E: 0 K: 2 S: 10 H: 0 LOB: 0 BB: 0 P: 14	R: 0 E: 0 K: 0 S: 6 H: 1 LOB: 1 BB: 0 P: 10	R: 0 E: 0 K: 2 S: 10 H: 1 LOB: 1 BB: 0 P: 18	R: 2 E: 0 K: 2 S: 15 H: 2 LOB: 2 BB: 2 P: 28	1B: 10 2B: 2 3B: 0 HR: 0 SF: 1 SAC: 1 DP: 0 HBP: 0							

AB	38
R	6
H	12
RBI	6
BB	4
SO	10
LOB	15

WP: 2 PB: 1 SB: 0 CS: 0 PA: 44

PITCHER		IP	WLS	BF	H	R	ER	SO	BB	IBB	HBP	BLK	WP	HR	S	P	ERA	WHIP
Alay Soler, R ERA: 3.32	(1, 1)	5.0		26	8	4	3	4	2	0	0	0	1	0	64	100	5.40	2.000
Heath Bell, R ERA: 2.4	(6, 1)	1.0		3	0	0	0	2	0	0	0	0	0	0	10	14	0.00	0.000
Darren Oliver, L ERA: 2.7	(7, 1)	1.0		4	1	0	0	0	0	0	0	0	0	0	6	10	0.00	1.000
Aaron Heilman, R ERA: 4.5	(8, 1)	1.0	H	4	1	0	0	2	0	0	0	0	1	0	10	18	0.00	1.000
13 Billy Wagner, L ERA: 2.6	(9, 1)	1.0	L	7	2	2	2	2	2	0	0	0	0	0	15	28	18.00	4.000

PITCHER	IP	WLS	BF	H	R	ER	SO	BB	IBB	HBP	BLK	WP	HR	S	P	ERA	WHIP

Cincinnati Reds @ New York Mets

Shea Stadium, Flushing, NY

Wed Jun 21 2006, 7:10 PM EDT

Att. 49,758 - Clear - 76 F

BOTTOM

Batter	1	2	3	4	5	6	7	8	9	AB	R	H	RBI	BB	SO	LOB
7 José Reyes, S (1, 6) OBP: 0.347, SLG: 0.472	HR		2B		3B	K		1B		5	2	4	1	0	1	0
16 Paul Lo Duca, R (1, 2) 13 Billy Wagner, L (9, 1) OBP: 0.317, SLG: 0.383	G5-3		G5-3		G5-3		G4-3	L3		5 0	0 0	0 0	0 0	0 0	0 0	3 0
15 Carlos Beltrán, S (1, 8) OBP: 0.400, SLG: 0.617	G1-3		E4		FC4-5		G6-4-3		BB	4	1	2	0	1	0	1
21 Carlos Delgado, L (1, 3) OBP: 0.344, SLG: 0.530	BB		G4-3		FC4-5		F7		F7	4	0	0	0	1	0	5
5 David Wright, R (1, 5) OBP: 0.401, SLG: 0.579	G5-3			1B	2B		1B		G6-4-3	5	1	3	1	0	0	2
22 Jose Valentin, S (1, 4) OBP: 0.345, SLG: 0.526		1B		1B	IBB		HR			3	1	3	2	1	0	0
Xavier Nady, R (1, 9) OBP: 0.321, SLG: 0.497		F9		K	K		F8			4	0	0	0	0	2	5
10 Endy Chavez, L (1, 7) OBP: 0.329, SLG: 0.411		G4-3		K		F7		G6-3		4	0	0	0	0	1	2
Alay Soler, R (1, 1) OBP: 0.091, SLG: 0.091 Heath Bell, R (6, 1) Eli Marrero, R (6, PH) OBP: 0.345, SLG: 0.443 Darren Oliver, R (7, 1) OBP: 0.333, SLG: 0.375 Aaron Heilman, R (8, 1) Julio Franco, R (8, PH) OBP: 0.395, SLG: 0.458 11 Ramon Castro, R (9, 2) OBP: 0.365, SLG: 0.444			G5-3		G6-3	K		BB		2 0 1 0 0 0 0 0	0 0 0 0 0 0 0 0	0 0 0 0 0 0 0 0	0 0 0 0 0 0 1 0	0 0 0 0 0 0 0 0	0 0 1 0 0 0 0 0	2 0 0 0 0 0 0 0
Inning Stats	R: 1 E: 0 K: 0 S: 10 H: 1 LOB: 1 BB: 1 P: 16	R: 0 E: 0 K: 0 S: 8 H: 1 LOB: 0 BB: 0 P: 13	R: 0 E: 1 K: 0 S: 11 H: 1 LOB: 2 BB: 0 P: 17	R: 0 E: 0 K: 2 S: 12 H: 2 LOB: 2 BB: 0 P: 20	R: 1 E: 0 K: 1 S: 13 H: 3 LOB: 3 BB: 1 P: 23	R: 0 E: 0 K: 2 S: 9 H: 0 LOB: 0 BB: 0 P: 13	R: 3 E: 0 K: 0 S: 14 H: 3 LOB: 0 BB: 0 P: 17	R: 0 E: 0 K: 0 S: 6 H: 1 LOB: 1 BB: 1 P: 13	R: 0 E: 0 K: 0 S: 9 H: 0 LOB: 0 BB: 1 P: 18	1B: 6 2B: 4 3B: 1 HR: 2	SF: 0 SAC: 0 DP: 2 HBP: 0	WP: 1 PB: 0 SB: 1 CS: 0	PA: 41			

livebaseballscorecards.com

	AB	37
	R	5
	H	12
	RBI	4
	BB	4
	SO	5
	LOB	20

PITCHER		IP	WLS	BF	H	R	ER	SO	BB	IBB	HBP	BLK	WP	HR	S	P	ERA	WHIP
Joe Mays, R ERA: 7.36	(1, 1)	6.0		28	8	2	2	5	1	1	0	0	1	1	63	102	3.00	1.500
Chris Hammond, L ERA: 6.41	(7, 1)	1.0	B	6	3	3	3	0	0	0	0	0	0	1	14	17	27.00	3.000
Jason Standridge, R ERA:	(8, 1)	1.0	W	4	1	0	0	0	1	0	0	0	0	0	6	13	0.00	2.000
56 Todd Coffey, R ERA: 2.29	(9, 1)	1.0	S	3	0	0	0	0	1	0	0	0	0	0	9	18	0.00	1.000

PITCHER	IP	WLS	BF	H	R	ER	SO	BB	IBB	HBP	BLK	WP	HR	S	P	ERA	WHIP

Cincinnati Reds @ New York Mets

Shea Stadium, Flushing, NY

Thu Jun 22 2006, 1:10 PM EDT

Att. 46,767 - Partly Cloudy - 85 F

livebaseballscorecards.com

Batter	1	2	3	4	5	6	7	8	9	AB	R	H	RBI	BB	SO	LOB
6 Ryan Freel, R (1, 8) OBP: 0.382, SLG: 0.424	C B B X 2-1 P5 ①		S C T 0-2 K ②		F X 0-1 F7 ②		C B F B B X 3-2 FC1-6 G6-4-3 ① 1-2f 2-3		C L F B B F C 2-3 K ③	5	0	0	0	0	2	2
Felipe Lopez, S (1, 6) OBP: 0.357, SLG: 0.392	C S B F B S 2-3 K ②		C X 0-1 G3-1 ③		B B B 4-0 S BB		X 0-0 G6-4-3 ②③ 1-2f			3	0	0	0	1	1	2
Scott Hatteberg, L (1, 3) OBP: 0.406, SLG: 0.432	B B C X 2-1 G1-6-3 ③			C B B S B B 4-2 BB 4 SF8 BB BB	B S C B F B B 4-2 1-3 BB			C B X 1-1 P5 ①		2	1	0	0	2	0	0
Austin Kearns, R (1, 9) OBP: 0.352, SLG: 0.491		F B B T X 2-2 4 SH1-3 26 SF8 1B 1B		F B S B B B 4-2 26 F9 BB 1-2 BB	B B S F S 2-3 K ③			S S B S 1-3 K ②		3	1	1	0	1	2	2
Adam Dunn, L (1, 7) OBP: 0.369, SLG: 0.548		C B X 1-1 26 SF8 4 SH1-3 1-2 1B		B C B B B 4-1 1-2 2-3 BB		C B F S 1-3 K ①		X 0-0 4 2B 1B		3	0	2	0	1	1	0
4 Brandon Phillips, R (1, 4) OBP: 0.359, SLG: 0.471		X 0-0 SH1-3 ① 1-2 2-3		S S B B B X 2-2 SF8 ① 3-H		C F S 0-3 K ②		B B C X 2-1 1-3 2B		2	0	1	1	0	1	0
26 David Ross, R (1, 2) OBP: 0.404, SLG: 0.728		B C X 1-1 SF8 ② 2-3 3-H		S C B B X 2-2 F9 ② 2-3		S F F B S 1-3 K ③		F F B F C 1-3 K ③		3	0	0	1	0	2	4
9 Juan Castro, R (1, 5) OBP: 0.256, SLG: 0.303		C S F B B F B B F S 3-3 K ③		X 0-0 F9 ③			B F X 1-1 6 FC1-6 1B 1B		C C X 0-2 F8 ①	4	0	1	0	0	1	3
22 Eric Milton, L (1, 1) OBP: 0.143, SLG: 0.286 Jason Standridge, R (5, 1) Esteban Yan, R (6, 1) Quinton McCracken, S (7, PH) OBP: 0.245, SLG: 0.306 Mike Burns, R (7, 1) Javier Valentin, S (9, PH) OBP: 0.279, SLG: 0.303			C B B E B F F T 3-2 K ①		C F F X 0-2 G1-3 ①		C X 0-1 6 FC1-6 1B 1-2 1B		C C C 0-3 K ②	2 0 0 1 0 1	0 0 0 0 0 0	0 0 0 1 0 0	0 0 0 0 0 0	1 0 0 0 0 0	0 0 0 0 0 0	0 0 0 0 0 0
Inning Stats	R: 0 E: 0 K: 1 S: 8 H: 0 LOB: 0 BB: 0 P: 14	R: 1 E: 0 K: 1 S: 14 H: 2 LOB: 1 BB: 0 P: 21	R: 0 E: 0 K: 2 S: 10 H: 0 LOB: 0 BB: 0 P: 13	R: 1 E: 0 K: 0 S: 12 H: 0 LOB: 2 BB: 3 P: 28	R: 0 E: 0 K: 1 S: 12 H: 0 LOB: 2 BB: 2 P: 22	R: 0 E: 0 K: 3 S: 10 H: 0 LOB: 0 BB: 0 P: 12	R: 0 E: 0 K: 0 S: 8 H: 2 LOB: 1 BB: 0 P: 12	R: 0 E: 0 K: 2 S: 12 H: 2 LOB: 2 BB: 0 P: 17	R: 0 E: 0 K: 2 S: 11 H: 0 LOB: 0 BB: 0 P: 13	1B: 5 2B: 1 3B: 0 HR: 0	SF: 2 SAC: 1 DP: 1 HBP: 0					

	AB	29
	R	2
	H	6
	RBI	2
	BB	5
	SO	12
	LOB	13

WP: 0 PB: 0 SB: 2 CS: 0 PA: 37

PITCHER		IP	WLS	BF	H	R	ER	SO	BB	IBB	HBP	BLK	WP	HR	S	P	ERA	WHIP
45 Pedro Martinez, R ERA: 3.01	(1, 1)	6.0	W	25	2	2	2	8	5	0	0	0	0	0	66	110	3.00	1.167
Heath Bell, R ERA: 2.25	(7, 1)	1.0		4	2	0	0	0	0	0	0	0	0	0	8	12	0.00	2.000
25 Pedro Feliciano, L ERA: 2.0	(8, 1)	0.2		4	2	0	0	1	0	0	0	0	0	0	8	12	0.00	3.000
Chad Bradford, R ERA: 2.92	(8, 1)	1.1	S	4	0	0	0	3	0	0	0	0	0	0	15	18	0.00	0.000

PITCHER		IP	WLS	BF	H	R	ER	SO	BB	IBB	HBP	BLK	WP	HR	S	P	ERA	WHIP

Cincinnati Reds @ New York Mets

Shea Stadium, Flushing, NY

Thu Jun 22 2006, 1:10 PM EDT

Att. 46,767 - Partly Cloudy - 85 F

livebaseballscorecards.com

BOTTOM

Batter	1	2	3	4	5	6	7	8	9	AB	R	H	RBI	BB	SO	LOB
7 José Reyes, S (1, 6) OBP: 0.349, SLG: 0.473	B X 1-0 S 5 S 1B		C F B S 1-3 ② K		X 0-0 G5-3 15 1B 1B	B B S 1 SAFE X 2-1 ② L8				4	1	2	0	0	1	1
Chris Woodward, R (1, 4) OBP: 0.329, SLG: 0.360	B B C X 2-1 ① L8		C C B S 1-3 ③ K		C 1 SAFE B 1 SAFE 1 SAFE B X 2-1 ① G5-3 1-3	C 0-1 ③ CS 1-2	X 0-0 15 L3 1B			4	0	1	0	0	1	2
15 Carlos Beltrán, S (1, 8) OBP: 0.401, SLG: 0.613	B S F 1 SAFE X 1-2 ② F8			B B B C C F F B 4-2 5 HR BB	B X 1-0 5 HR 3-H 1B		X 0-0 ①② L3 1-1			3	2	1	1	1	0	2
5 David Wright, R (1, 5) OBP: 0.405, SLG: 0.601	B B F F F B F B 4-2 S 1-2 BB			B B X 2-0 1-H HR	B D X 2-0 1-H HR		B B B C F X 3-2 ③ F9			3	2	2	4	1	0	0
Julio Franco, R (1, 3) OBP: 0.393, SLG: 0.481	C B F F B B X 3-2 ③ F9 1-2 2-3			C C X 0-2 1B 2B	C C X 0-2 11 S G6-3 1B			C B B B C X 3-2 ① G3-1		4	1	2	0	0	0	2
Xavier Nady, R (1, 9) OBP: 0.325, SLG: 0.503		C F B X 1-2 ① F9		B S X 1-1 ① 1B 2-H	C B B F B F X 3-2 ② G6-3 1-2			S F F X 0-2 2B		4	0	2	1	0	0	1
11 Ramon Castro, R (1, 2) OBP: 0.348, SLG: 0.421		B C X 1-1 ② G5-3		C B B B X 3-1 ② P3	S C B D B C 3-3 ③ K 2-3			B F S S 1-3 ② K		4	0	0	0	0	2	2
44 Lastings Milledge, R (1, 7) OBP: 0.316, SLG: 0.457		B C B S F X 2-2 ③ L5		B X 1-0 1B		B B X 2-0 CS 1B		C S F D B F X 2-2 ③ F9		4	0	2	0	0	0	1
45 Pedro Martinez, R (1, 1) OBP: 0.129, SLG: 0.100		C S B X 1-2 ① F9		F C S 0-3 ③ K		C B 1 SAFE F 1 SAFE F T 1-2 ① K				2	0	0	0	0	1	1
Eli Marrero, R (6, PH) OBP: 0.341, SLG: 0.437										1	0	0	0	0	1	1
Heath Bell, R (7, 1)										0	0	0	0	0	0	0
25 Pedro Feliciano, L (8, 1)										0	0	0	0	0	0	0
Chad Bradford, R (8, 1)										0	0	0	0	0	0	0
Inning Stats	R: 0 E: 0 K: 0 S: 14 H: 1 LOB: 2 BB: 1 P: 25	R: 0 E: 0 K: 0 S: 9 H: 0 LOB: 0 BB: 0 P: 13	R: 0 E: 0 K: 2 S: 9 H: 0 LOB: 0 BB: 0 P: 12	R: 3 E: 0 K: 1 S: 16 H: 4 LOB: 1 BB: 1 P: 27	R: 3 E: 0 K: 1 S: 15 H: 4 LOB: 1 BB: 0 P: 26	R: 0 E: 0 K: 1 S: 8 H: 1 LOB: 0 BB: 0 P: 13	R: 0 E: 0 K: 0 S: 5 H: 1 LOB: 0 BB: 0 P: 8	R: 0 E: 0 K: 1 S: 16 H: 1 LOB: 1 BB: 0 P: 22		1B: 8 2B: 3 3B: 0 HR: 2	SF: 0 SAC: 0 DP: 1 HBP: 0					

	AB	33
	R	6
	H	12
	RBI	6
	BB	2
	SO	6
	LOB	13

WP: 0 PB: 0 SB: 4 CS: 1 PA: 36

PITCHER		IP	WLS	BF	H	R	ER	SO	BB	IBB	HBP	BLK	WP	HR	S	P	ERA	WHIP
22 Eric Milton, L ERA: 4.71	(1, 1)	4.1	L	23	9	6	6	3	2	0	0	0	0	2	56	90	12.46	2.538
Jason Standridge, R ERA:	(5, 1)	0.2		2	0	0	0	1	0	0	0	0	0	0	7	13	0.00	0.000
Esteban Yan, R ERA: 6.19	(6, 1)	1.0		3	1	0	0	1	0	0	0	0	0	0	8	13	0.00	1.000
Mike Burns, R ERA: 8.78	(7, 1)	2.0		7	2	0	0	1	0	0	0	0	0	0	21	30	0.00	1.000

PITCHER	IP	WLS	BF	H	R	ER	SO	BB	IBB	HBP	BLK	WP	HR	S	P	ERA	WHIP

Batter	1	2	3	4	5	6	7	8	9	AB	R	H	RBI	BB	SO	LOB
7 José Reyes, S (1, 6) OBP: 0.348, SLG: 0.470	C S B F X 1-2 16 2B 1B		B B B C X 3-2 ① P6	X 0-0 ③ L5			M F X 0-2 ① FC6-4 16 2B 1-2f			4	1	1	0	0	0	1
16 Paul Lo Duca, R (1, 2) OBP: 0.324, SLG: 0.397	C 1 SAFE B 1 B X 2-1 ① 1-2 2B		B C B X 2-1 21 FC3-6 5 HR 15 1B 1B		C X 0-1 ① G6-3		C X 0-1 ② 1-H 2B			4	1	3	1	0	0	0
15 Carlos Beltrán, S (1, 8) OBP: 0.399, SLG: 0.607	C F D S 1-3 ② K		C B B X 2-1 21 FC3-6 1-2 1B		F X 0-1 ② F9		B S F X 1-2 ③ P4			4	0	1	0	0	1	1
21 Carlos Delgado, L (1, 3) OBP: 0.343, SLG: 0.524	C S B F F B S 2-3 ③ K		X 0-0 ② FC3-6 5 HR 1-2f 2-3		B B S B B 4-1 BB			C S S 0-3 ① K		3	1	0	0	1	2	3
5 David Wright, R (1, 5) OBP: 0.403, SLG: 0.607		F C X 0-2 ① G6-3	B D F F F B X 3-2 1-H 3-H HR		B C X 1-1 ③ G4-3			B B S F S 2-3 ② K		4	1	1	3	0	1	1
22 Jose Valentin, S (1, 4) OBP: 0.342, SLG: 0.526		B X 1-0 PB 3B 2B	S X 0-1 ③ P2			B B B C F X 3-2 ① P3		B S S S B C 2-3 ③ K		4	1	1	0	0	1	0
Julio Franco, R (1, 10) OBP: 0.367, SLG: 0.446		C B 2 SAFE S B B S 3-3 ② K 2-3	S X 0-1 ① G6-3			F B S X 1-2 ② G1-3			B F S B X 2-2 ① F9	4	0	0	0	0	1	1
Xavier Nady, R (1, 9) OBP: 0.323, SLG: 0.508		C C X 0-2 3-H 3B	C X 0-1 ② G4-3			C X 0-1 ③ G6-3			B F S S 1-3 ② K	4	0	1	1	0	1	0
44 Lastings Milledge, R (1, 7) OBP: 0.325, SLG: 0.493		B X 1-0 ③ F9	B B X 2-0 HR				B F B B B F B 4-2 7 FC6-4 BB		B S B C F X 2-2 ③ G5-3	3	1	1	1	1	0	1
Inning Stats	R: 0 H: 2 E: 0 LOB: 1 K: 2 BB: 0 S: 16 P: 22	R: 1 H: 2 E: 0 LOB: 1 K: 1 BB: 0 S: 11 P: 16	R: 3 H: 3 E: 0 LOB: 0 K: 0 BB: 0 S: 14 P: 24	R: 1 H: 1 E: 0 LOB: 0 K: 0 BB: 0 S: 6 P: 8	R: 0 H: 0 E: 0 LOB: 1 K: 0 BB: 1 S: 7 P: 12	R: 0 H: 0 E: 0 LOB: 0 K: 0 BB: 0 S: 8 P: 12	R: 1 H: 1 E: 0 LOB: 0 K: 0 BB: 1 S: 10 P: 15	R: 0 H: 0 E: 0 LOB: 0 K: 3 BB: 0 S: 9 P: 13	R: 0 H: 0 E: 0 LOB: 0 K: 1 BB: 0 S: 10 P: 15	1B: 3 SF: 0 2B: 3 SAC: 0 3B: 1 DP: 0 HR: 2 HBP: 0						WP: 0 PA: 36 PB: 1 SB: 0 CS: 0

TOP

New York Mets @ Toronto Blue Jays

Rogers Centre, Toronto, ON

Fri Jun 23 2006, 7:07 PM EDT

Att. 28,507 - Partly Cloudy - 73 F

livebaseballscorecards.com

AB	34
R	6
H	9
RBI	6
BB	2
SO	7
LOB	8

PITCHER		IP	WLS	BF	H	R	ER	SO	BB	IBB	HBP	BLK	WP	HR	S	P	ERA	WHIP
44 Casey Janssen, R ERA: 4.76	(1, 1)	6.0	L	26	8	5	5	3	1	0	0	0	0	2	62	94	7.50	1.500
56 Brian Tallet, L ERA: 5.6	(7, 1)	3.0		10	1	1	1	4	1	0	0	0	0	0	29	43	3.00	0.667

PITCHER	IP	WLS	BF	H	R	ER	SO	BB	IBB	HBP	BLK	WP	HR	S	P	ERA	WHIP

Batter	1	2	3	4	5	6	7	8	9	AB	R	H	RBI	BB	SO	LOB
3 Reed Johnson, R (1, 7) OBP: 0.462, SLG: 0.535	C B F B F B X 3-2 G6-3 ①		C F B B S 2-3 K ②			X 0-0 15 SF9 3B	B X 1-0 G6-3 ③			4	1	1	0	0	1	1
15 Alex Rios, R (1, 9) OBP: 0.380, SLG: 0.588	C S B X 1-2 25 CS 10 1B 1B		C X 0-1 1B			B B X 2-0 SF9 ① 3-H		B B B C F F X 3-2 10 FC6-4 1B		3	0	3	1	0	0	0
10 Vernon Wells, R (1, 8) OBP: 0.383, SLG: 0.605	B B X 2-0 25 CS 1-2 1B		B C B C B X 3-2 G5-3 ③			X 0-0 F9 ②		F F F F F B X 1-2 FC6-4 ① FC2-5 25 E 1-2f		4	0	1	0	0	0	2
25 Troy Glaus, R (1, 5) OBP: 0.354, SLG: 0.550	B S F B B X 3-2 L4 ② ③ 1-2 2-3			B C X 1-1 F8 ①		B B B B 4-0 1B BB		C B X 1-1 FC5 FC2-5 1-2		3	0	0	0	1	0	3
Shea Hillenbrand, R (1, 10) OBP: 0.364, SLG: 0.517		C B B B S 2-3 K ①		X 0-0 G4-6-3 1B		B C B S X 2-2 1-2 1B		B X 1-0 FC2-5 ② 1-2 2-3f		4	0	2	0	0	1	2
Bengie Molina, R (1, 2) OBP: 0.345, SLG: 0.423		C B S X 1-2 1B		B X 1-0 G4-6-3 ② ③ 1-2f		C B F F B F F S 2-3 K ③		B F F F C 1-3 K ③		4	0	1	0	0	2	5
17 Lyle Overbay, L (1, 3) OBP: 0.369, SLG: 0.456		B F C B F F B C 3-3 K ②			C B X 1-1 2 G6-4-3 1B		X 0-0 F7 ①		B X 1-0 F8 ①	4	0	1	0	0	1	1
2 Aaron Hill, R (1, 6) OBP: 0.324, SLG: 0.360		C X 0-1 G4-3 ③			D X 1-0 G6-4-3 ① ② 1-2f		B C B X 2-1 E6 8 G5-3		B B X 2-0 G6-3 ②	4	0	0	0	0	0	2
8 Russ Adams, L (1, 4) OBP: 0.301, SLG: 0.344			C B B X 2-1 G1-3 ①		C B C F X 1-2 L7 ③		C B X 1-1 G5-3 ② 1-2		C B C S 1-3 K ③	4	0	0	0	0	1	1
Inning Stats	R: 0 E: 0 K: 0 S: 11 H: 2 LOB: 1 BB: 0 P: 20	R: 0 E: 0 K: 2 S: 13 H: 1 LOB: 1 BB: 0 P: 19	R: 0 E: 0 K: 1 S: 10 H: 1 LOB: 1 BB: 0 P: 17	R: 0 E: 0 K: 0 S: 4 H: 1 LOB: 0 BB: 0 P: 6	R: 0 E: 0 K: 0 S: 7 H: 1 LOB: 0 BB: 0 P: 10	R: 1 E: 0 K: 1 S: 11 H: 2 LOB: 2 BB: 1 P: 21	R: 0 E: 1 K: 0 S: 6 H: 0 LOB: 1 BB: 0 P: 10	R: 0 E: 1 K: 1 S: 16 H: 1 LOB: 2 BB: 0 P: 23	R: 0 E: 0 K: 1 S: 5 H: 0 LOB: 0 BB: 0 P: 9	1B: 8 2B: 0 3B: 1 HR: 0	SF: 1 SAC: 0 DP: 2 HBP: 0						

PITCHER	IP	WLS	BF	H	R	ER	SO	BB	IBB	HBP	BLK	WP	HR	S	P	ERA	WHIP
Tom Glavine, L (1, 1) ERA: 3.33	7.0	W	28	8	1	1	4	1	0	0	0	0	0	62	103	1.29	1.286
50 Duaner Sanchez, R (8, 1) ERA: 2.43	0.0		0	0	0	0	0	0	0	0	0	0	0	0	0	∞	∞
Chad Bradford, R (8, 1) ERA: 2.81	1.0		5	1	0	0	1	0	0	0	0	0	0	16	23	0.00	1.000
25 Pedro Feliciano, L (9, 1) ERA: 1.93	1.0		3	0	0	0	1	0	0	0	0	0	0	5	9	0.00	0.000

PITCHER	IP	WLS	BF	H	R	ER	SO	BB	IBB	HBP	BLK	WP	HR	S	P	ERA	WHIP

BOTTOM

New York Mets @ Toronto Blue Jays

Rogers Centre, Toronto, ON

Fri Jun 23 2006, 7:07 PM EDT
Att. 28,507 - Partly Cloudy - 73 F

livebaseballscorecards.com

AB	34
R	1
H	9
RBI	1
BB	1
SO	6
LOB	17

WP: 0 PB: 0 SB: 0 CS: 2 PA: 36

Batter	1	2	3	4	5	6	7	8	9	AB	R	H	RBI	BB	SO	LOB
7 José Reyes, S (1, 6) OBP: 0.354, SLG: 0.481	C X 0-1 16 G5-3-6 16 S 1B		B B B C X 3-1 1-2 1B		B B C X 2-1 11 G6-3 3B			C F B X 1-2 21 2B 15 1B 1B	B B C F X 2-2 ③ P3	5	2	4	0	0	0	0
16 Paul Lo Duca, R (1, 2) OBP: 0.321, SLG: 0.394 11 Ramon Castro, R (3, 2) OBP: 0.341, SLG: 0.410	1 SAFE B B C X 2-1 ① ② G5-3-6 1-3f		C B B B F F X 3-2 ③ G6-3		B X 1-0 ② G6-3 3-H			F X 0-1 ① F9		2 2	0 0	0 0	0 1	0 0	0 0	3 1
15 Carlos Beltrán, S (1, 10) OBP: 0.397, SLG: 0.601	C B C B F F S 2-3 ③ K			C B S B B F X 3-2 ① G4-3	X 0-0 ③ G5-3			B X 1-0 21 2B 1-2 1B		4	0	1	0	0	1	0
21 Carlos Delgado, L (1, 3) OBP: 0.348, SLG: 0.531		S F B B X 2-2 22 F7-4 1B		X 0-0 5 3B 1B		X 0-0 ① G4-3		C X 0-1 1-3 2-H 2B		4	1	3	1	0	0	0
5 David Wright, R (1, 5) OBP: 0.404, SLG: 0.611		F B B F X 2-2 ① F8		S B X 1-1 1-H 22 G3 3B		B F B C C 2-3 ② K		B B B C B 4-1 BB		3	1	1	1	1	1	1
22 Jose Valentin, S (1, 4) OBP: 0.333, SLG: 0.511		X 0-0 ② ③ F7-4 1-1		F X 0-1 ② G3 3-H		C C B F S 1-3 ③ K		X 0-0 ② F6		4	0	0	1	0	1	4
Xavier Nady, R (1, 9) OBP: 0.327, SLG: 0.508			C X 0-1 7 1B 1B	B X 1-0 1B			B X 1-0 ① G1-3	C S B S 1-3 ③ K		4	0	2	0	0	1	3
10 Endy Chavez, L (1, 8) OBP: 0.323, SLG: 0.403 Chris Woodward, R (9, PH) OBP: 0.326, SLG: 0.355			B X 1-0 ① F9	C X 0-1 ③ G3			B B C M X 2-2 ② G6-3		C C C 0-3 ① K	3 1	0 0	0 0	0 0	0 0	0 1	2 0
44 Lastings Milledge, R (1, 7) OBP: 0.310, SLG: 0.468			X 0-0 ② F8		C B S F B S 2-3 ① K		S B C B X 2-2 ③ P2		C C B B C 2-3 ② K	4	0	0	0	0	2	1
Inning Stats	R: 0 E: 0 K: 1 S: 9 H: 1 LOB: 0 BB: 0 P: 13	R: 0 E: 0 K: 0 S: 7 H: 1 LOB: 0 BB: 0 P: 11	R: 0 E: 0 K: 0 S: 10 H: 2 LOB: 2 BB: 0 P: 17	R: 2 E: 0 K: 0 S: 12 H: 3 LOB: 1 BB: 0 P: 17	R: 1 E: 0 K: 1 S: 8 H: 1 LOB: 0 BB: 0 P: 13	R: 0 E: 0 K: 2 S: 8 H: 0 LOB: 0 BB: 0 P: 11	R: 0 E: 0 K: 0 S: 7 H: 0 LOB: 0 BB: 0 P: 12	R: 1 E: 0 K: 1 S: 13 H: 3 LOB: 3 BB: 1 P: 20	R: 0 E: 0 K: 2 S: 9 H: 0 LOB: 0 BB: 0 P: 13	1B: 8 2B: 3 3B: 2 HR: 0 SF: 0 SAC: 0 DP: 2 HBP: 0						

TOP

New York Mets @ Toronto Blue Jays

Rogers Centre, Toronto, ON

Sat Jun 24 2006, 4:07 PM EDT

Att. 31,327 - Sunny - 75 F

livebaseballscorecards.com

AB	36
R	4
H	11
RBI	4
BB	1
SO	7
LOB	15

PITCHER		IP	WLS	BF	H	R	ER	SO	BB	IBB	HBP	BLK	WP	HR	S	P	ERA	WHIP
32 Roy Halladay, R ERA: 3.07	(1, 1)	7.1	W	30	10	4	4	4	0	0	0	0	0	0	67	102	4.91	1.364
Scott Schoeneweis, L ERA: 6.08	(8, 1)	0.0		1	1	0	0	0	0	0	0	0	0	0	2	2	∞	∞
Justin Speier, R ERA: 2.45	(8, 1)	0.2	H	3	0	0	0	1	1	0	0	0	0	0	5	10	0.00	1.500
52 B.J. Ryan, L ERA: 0.47	(9, 1)	1.0	S	3	0	0	0	2	0	0	0	0	0	0	9	13	0.00	0.000

PITCHER	IP	WLS	BF	H	R	ER	SO	BB	IBB	HBP	BLK	WP	HR	S	P	ERA	WHIP

BOTTOM

New York Mets @ Toronto Blue Jays

Rogers Centre, Toronto, ON

Sat Jun 24 2006, 4:07 PM EDT
Att. 31,327 - Sunny - 75 F

Batter	1	2	3	4	5	6	7	8	9	AB	R	H	RBI	BB	SO	LOB
15 Alex Rios, R (1, 9) OBP: 0.377, SLG: 0.585	F8 2B	K		G6-3		F9		K		5	0	1	0	0	2	4
Frank Catalanotto, L (1, 7) OBP: 0.429, SLG: 0.503 3 Reed Johnson, R (7, 7) OBP: 0.457, SLG: 0.528	F8 2-3	10 HR 1B 1-2 H 2-H 3-H		G3			G6-3	K		3 2	1 0	1 0	2 0	0 0	0 1	1 1
10 Vernon Wells, R (1, 8) OBP: 0.384, SLG: 0.625	F8	HR 1-H 2-H		E6			HR			4	2	2	4	0	0	1
25 Troy Glaus, R (1, 5) OBP: 0.353, SLG: 0.543	K	BB		G5-3			G5-3			3	0	0	0	1	1	2
17 Lyle Overbay, L (1, 3) OBP: 0.370, SLG: 0.452		HBP 9 BB 2B	F7		G3-1		BB 9 1B			2	1	0	0	1	0	1
9 Gregg Zaun, S (1, 2) OBP: 0.393, SLG: 0.559		BB 2B 1B 1-2	G5-3		G5-3		1B 1-2			3	1	1	0	1	0	0
Eric Hinske, L (1, 10) OBP: 0.343, SLG: 0.437		2B 1B 1-3 2-H	F9		G3		G3			4	1	1	1	0	0	2
2 Aaron Hill, R (1, 6) OBP: 0.331, SLG: 0.364		HBP 1B 10 HR	1B			F9		1B 8 SH2-4		3	1	2	0	0	0	0
8 Russ Adams, L (1, 4) OBP: 0.295, SLG: 0.338		F9	G3			B2-3		SH2-4 1-2		3	0	0	0	0	0	4
Inning Stats	R: 0 E: 0 K: 1 S: 12 H: 1 LOB: 1 BB: 0 P: 19	R: 6 E: 0 K: 1 S: 18 H: 3 LOB: 1 BB: 2 P: 38	R: 0 E: 0 K: 0 S: 11 H: 1 LOB: 1 BB: 0 P: 17	R: 0 E: 1 K: 0 S: 12 H: 0 LOB: 1 BB: 0 P: 18	R: 0 E: 0 K: 0 S: 11 H: 0 LOB: 0 BB: 0 P: 17	R: 0 E: 0 K: 0 S: 4 H: 0 LOB: 0 BB: 0 P: 7	R: 1 E: 0 K: 0 S: 11 H: 2 LOB: 2 BB: 1 P: 19	R: 0 E: 0 K: 2 S: 13 H: 1 LOB: 1 BB: 0 P: 18		1B: 4 2B: 2 3B: 0 HR: 2 SF: 0 SAC: 1 DP: 0 HBP: 2						

livebaseballscorecards.com

AB	32
R	7
H	8
RBI	7
BB	3
SO	4
LOB	16

WP: 0 PB: 0 SB: 0 CS: 0 PA: 38

PITCHER	IP	WLS	BF	H	R	ER	SO	BB	IBB	HBP	BLK	WP	HR	S	P	ERA	WHIP
26 Orlando Hernandez, R (1, 1) ERA: 5.82	1.2	L	12	4	6	6	2	1	0	2	0	0	1	29	52	32.40	3.000
Darren Oliver, L (2, 1) ERA: 2.41	4.1		16	1	0	0	0	1	0	0	0	0	0	39	64	0.00	0.462
Heath Bell, R (7, 1) ERA: 2.65	1.0		6	2	1	1	0	1	0	0	0	0	1	11	19	9.00	3.000
13 Billy Wagner, L (8, 1) ERA: 2.52	1.0		4	1	0	0	2	0	0	0	0	0	0	13	18	0.00	1.000

PITCHER	IP	WLS	BF	H	R	ER	SO	BB	IBB	HBP	BLK	WP	HR	S	P	ERA	WHIP

Batter	1	2	3	4	5	6	7	8	9	AB	R	H	RBI	BB	SO	LOB
7 José Reyes, S (1, 6) OBP: 0.361, SLG: 0.495	B B X 2-0 HR		B F X 1-1 15 HR 1-2 1B		B X 1-0 15 WP 10 S 2-3 3-H 1B		F B B X 2-1 ① L9		X 0-0 10 CS 1B	5	2	4	2	0	0	0
10 Endy Chavez, L (1, 7) OBP: 0.313, SLG: 0.389	B C C S 1-3 ① K		F L B X 1-2 ② P2		B B F F F D X 3-2 ① G4-3 1-2		B X 1-0 ② L6		1 SAFE P F B F F B F F 3-2 ②③ G6-3 1-2	5	0	0	0	0	1	5
15 Carlos Beltrán, S (1, 8) OBP: 0.395, SLG: 0.607	C B S B F B S 3-3 ② K		C F B X 1-2 1-H 2-H HR		B B B C F X 3-2 ② F9 2-3 3-H		B B S X 2-1 ③ P3			4	1	1	3	0	1	1
21 Carlos Delgado, L (1, 3) OBP: 0.344, SLG: 0.523	B B C F F S 2-3 ③ K		B B B C X 3-1 ③ L8		S F F X 0-2 ③ G3-1			B X 1-0 ① G6-3		4	0	0	0	0	1	1
5 David Wright, R (1, 5) OBP: 0.402, SLG: 0.606		B C X 1-1 22 FC6-4 1B		B F X 1-1 ① F9		C B S S 1-3 ① K		B C C C 1-3 ② K		4	0	1	0	0	2	0
22 Jose Valentin, S (1, 4) OBP: 0.338, SLG: 0.531		X 0-0 ① FC6-4 CS 1-2f		B S X 1-1 ② G4-3		C B X 1-1 HR		B F B S X 2-2 BB 1B		4	1	2	1	0	0	1
Julio Franco, R (1, 10) OBP: 0.375, SLG: 0.458		1 SAFE C B 1 SAFE B C F B X 3-2 ②③ G4-3 1-2		C B F X 1-2 ③ L9		C S X 0-2 F8 2B		1 SAFE S S 1 SAFE B B S B F F 4-2 F B 1-2 BB		3	0	1	0	1	0	1
Xavier Nady, R (1, 9) OBP: 0.325, SLG: 0.503			B B X 2-0 ① F9		C F X 0-2 11 2B 7 1B 1B	X 0-0 ② F8 2-3		B B S S S 2-3 ③ K		4	1	1	0	0	1	3
11 Ramon Castro, R (1, 2) OBP: 0.347, SLG: 0.427			F X 0-1 7 1B 15 HR 1B		X 0-0 7 1B 1-3 15 WP 2B	B B C B C X 3-2 ③ F8			B S C B C 2-3 ① K	4	2	2	0	0	1	1
Inning Stats	R: 1 E: 0 K: 3 S: 12 H: 1 LOB: 0 BB: 0 P: 20	R: 0 E: 0 K: 0 S: 7 H: 1 LOB: 0 BB: 0 P: 11	R: 3 E: 0 K: 0 S: 13 H: 3 LOB: 0 BB: 0 P: 21	R: 0 E: 0 K: 0 S: 7 H: 0 LOB: 0 BB: 0 P: 10	R: 2 E: 0 K: 0 S: 16 H: 3 LOB: 1 BB: 0 P: 23	R: 1 E: 0 K: 1 S: 12 H: 2 LOB: 1 BB: 0 P: 17	R: 0 E: 0 K: 0 S: 5 H: 0 LOB: 0 BB: 0 P: 10	R: 0 E: 0 K: 2 S: 15 H: 1 LOB: 2 BB: 1 P: 25	R: 0 E: 0 K: 1 S: 12 H: 1 LOB: 0 BB: 0 P: 16	1B: 7 2B: 2 3B: 0 HR: 3 SF: 0 SAC: 0 DP: 0 HBP: 0						WP: 1 PB: 0 SB: 1 CS: 2 PA: 38

New York Mets @ Toronto Blue Jays

Rogers Centre, Toronto, ON

Sun Jun 25 2006, 12:07 PM EDT

Att. 32,277 - Sunny - 75 F

TOP

livebaseballscorecards.com

AB	37
R	7
H	12
RBI	6
BB	1
SO	7
LOB	13

PITCHER		IP	WLS	BF	H	R	ER	SO	BB	IBB	HBP	BLK	WP	HR	S	P	ERA	WHIP
Josh Towers, R ERA: 9.11	(1, 1)	4.0	L	18	7	6	6	3	0	0	0	0	0	2	43	66	13.50	1.750
37 Scott Downs, L ERA: 4.98	(5, 1)	1.0		4	1	0	0	0	0	0	0	0	1	0	12	19	0.00	1.000
48 Ty Taubenheim, R ERA: 4.73	(6, 1)	1.0		5	2	1	1	1	0	0	0	0	0	1	12	17	9.00	2.000
Scott Schoeneweis, L ERA: 5.76	(7, 1)	1.1		4	0	0	0	0	0	0	0	0	0	0	6	12	0.00	0.000
54 Jason Frasor, R ERA: 5.46	(8, 1)	1.2		7	2	0	0	3	1	0	0	0	0	0	26	39	0.00	1.800

PITCHER	IP	WLS	BF	H	R	ER	SO	BB	IBB	HBP	BLK	WP	HR	S	P	ERA	WHIP

BOTTOM

New York Mets @ Toronto Blue Jays

Rogers Centre, Toronto, ON

Sun Jun 25 2006, 12:07 PM EDT

Att. 32,277 - Sunny - 75 F

livebaseballscorecards.com

Batter	1	2	3	4	5	6	7	8	9	AB	R	H	RBI	BB	SO	LOB
3 Reed Johnson, R (1, 9) OBP: 0.460, SLG: 0.528	E G4-3 1B		1B		F7		L4		10 BB BB	4	1	2	0	1	0	1
Frank Catalanotto, L (1, 7) OBP: 0.430, SLG: 0.506 25 Troy Glaus, R (9, PH) OBP: 0.351, SLG: 0.541	G4-3 1-H		G4-3		10 BB 1-2 BB		2B		F8	3 1	0 0	1 0	1 0	1 0	0 0	0 1
10 Vernon Wells, R (1, 8) OBP: 0.388, SLG: 0.622	1B		P3		1-2 2-3 BB		G6-3		1-2 BB	3	0	1	0	2	0	1
17 Lyle Overbay, L (1, 3) OBP: 0.371, SLG: 0.464	F7			HR	SF7 3-H			1B	K	4	1	2	2	0	1	3
Shea Hillenbrand, R (1, 5) OBP: 0.358, SLG: 0.508	K			G6-3	L9			K		4	0	0	0	0	2	4
Eric Hinske, L (1, 10) OBP: 0.340, SLG: 0.429		G3		K		G4-3		1-2 1B		4	0	1	0	0	1	0
Bengie Molina, R (1, 2) OBP: 0.343, SLG: 0.435		L8		HR		F7		F8		4	1	1	1	0	0	2
2 Aaron Hill, R (1, 6) OBP: 0.331, SLG: 0.361 9 Gregg Zaun, S (8, PH) OBP: 0.390, SLG: 0.555 6 John McDonald, R (9, 6) OBP: 0.269, SLG: 0.254		8 S BB		G1-4-3		K		K		2 1 0	0 0 0	0 0 0	0 0 0	1 0 0	1 1 0	0 2 0
8 Russ Adams, L (1, 4) OBP: 0.296, SLG: 0.337 15 Alex Rios, R (9, PH) OBP: 0.376, SLG: 0.583		F7 1-2			10 BB 17 SF7 BB 1B		G4-3		G6-3	3 1	1 0	1 0	0 0	0 0	0 0	1 0
Inning Stats	R: 1 E: 1 K: 1 S: 13 H: 2 LOB: 1 BB: 0 P: 17	R: 0 E: 0 K: 0 S: 10 H: 0 LOB: 1 BB: 1 P: 19	R: 0 E: 0 K: 0 S: 14 H: 1 LOB: 0 BB: 0 P: 19	R: 2 E: 0 K: 1 S: 9 H: 2 LOB: 0 BB: 0 P: 16	R: 1 E: 0 K: 0 S: 12 H: 1 LOB: 2 BB: 2 P: 25	R: 0 E: 0 K: 1 S: 6 H: 0 LOB: 0 BB: 0 P: 7	R: 0 E: 0 K: 0 S: 12 H: 1 LOB: 1 BB: 0 P: 19	R: 0 E: 0 K: 2 S: 14 H: 2 LOB: 0 BB: 0 P: 19	R: 0 E: 0 K: 1 S: 18 H: 0 LOB: 2 BB: 2 P: 31							

AB	34
R	4
H	9
RBI	4
BB	5
SO	6
LOB	15

		1B: 6	SF: 1	WP: 0	PA: 40
		2B: 1	SAC: 0	PB: 0	
		3B: 0	DP: 0	SB: 1	
		HR: 2	HBP: 0	CS: 0	

PITCHER		IP	WLS	BF	H	R	ER	SO	BB	IBB	HBP	BLK	WP	HR	S	P	ERA	WHIP
Steve Trachsel, R ERA: 4.82	(1, 1)	5.0	W	23	6	4	4	2	3	0	0	0	0	2	58	96	7.20	1.800
Chad Bradford, R ERA: 2.6	(6, 1)	2.0	H	7	1	0	0	1	0	0	0	0	0	0	18	26	0.00	0.500
Aaron Heilman, R ERA: 4.39	(8, 1)	1.0	H	5	2	0	0	2	0	0	0	0	0	0	14	19	0.00	2.000
13 Billy Wagner, L ERA: 2.45	(9, 1)	1.0	S	5	0	0	0	1	2	0	0	0	0	0	18	31	0.00	2.000

PITCHER	IP	WLS	BF	H	R	ER	SO	BB	IBB	HBP	BLK	WP	HR	S	P	ERA	WHIP

New York Mets @ Boston Red Sox

Fenway Park, Boston, MA

Tue Jun 27 2006, 7:05 PM EDT

Att. 36,250 - Clear - 82 F

TOP

livebaseballscorecards.com

Batter	1	2	3	4	5	6	7	8	9	AB	R	H	RBI	BB	SO	LOB
7 José Reyes, S (1, 6) OBP: 0.356, SLG: 0.488	B S B X 2-1 ① G6-3		B C F X 1-2 ③ F8		B B F F X 2-2 ① FC5-4 16 1B 15 1B 1-2f		B S F S 1-3 ① K		B B C X 2-1 ② G5-3	5	0	0	0	0	1	1
16 Paul Lo Duca, R (1, 2) OBP: 0.323, SLG: 0.394	C X 0-1 ② G6-3			C C B X 1-2 21 FC3-6 15 BB BB 1B	B F F X 1-2 21 BB 15 1B 1-2 1B		C S B X 1-2 ② L7		X 0-0 ③ F8	5	1	2	0	0	0	0
15 Carlos Beltrán, S (1, 8) OBP: 0.403, SLG: 0.623	C B B B B 4-1 21 CS BB			C S F F B F F F B 4-2 B F B 21 FC3-6 1-2 BB	B D C F X 2-2 ② 21 BB 1-2 2-H 1B		C B X 1-1 HR			2	1	2	1	2	0	0
21 Carlos Delgado, L (1, 3) OBP: 0.346, SLG: 0.532	B C C 1 SAFE 1 SAFE 1-2 ③ CS 1-2	X 0-0 HR		C D B S X 2-2 ① FC3-6 BB 5 BB FC3-2 1-2f 2-3	B D F B C B 4-2 1-2 2-3 BB		B C X 1-1 ③ L8			3	1	1	1	1	0	2
5 David Wright, R (1, 5) OBP: 0.401, SLG: 0.600		C C F B S 1-3 ① K		B B B B 4-0 FC3-2 BB 1-2 BB	B D C C B F F F F 3-3 S ③ K			X 0-0 ① G5-3		3	0	0	0	1	2	3
Julio Franco, R (1, 10) OBP: 0.368, SLG: 0.435		C B B F S 2-3 ② K		B S B C F B B 4-2 FC3-2 1-2 2-3 3-H BB		C B C X 1-2 ① F9		B X 1-0 ② G6-3		3	0	0	1	1	1	0
Xavier Nady, R (1, 9) OBP: 0.325, SLG: 0.497 Eli Marrero, R (8, PH) OBP: 0.349, SLG: 0.486 (8, 9)		C S B X 1-2 ③ G4-3		B C C X 1-2 ② FC3-2 1-2 2-3 3-Hf		B B F H 3-1 HBP		B B C S B X 3-2 HR		2 1	0 1	0 1	0 1	0 0	0 0	3 0
Chris Woodward, R (1, 4) OBP: 0.311, SLG: 0.338		C B C S S 1-3 ① K		C D F S 1-3 ③ K		F B C X 1-2 ② F8		B X 1-0 ③ G5-3		4	0	0	0	0	2	4
44 Lastings Milledge, R (1, 7) OBP: 0.307, SLG: 0.450		C F X 0-2 ② G4-3			L S F F F H 1-2 7 FC5-4 HBP	S D S B B F X 3-2 ③ G5-3			C B F F X 1-2 ① G4-3	3	0	0	0	0	0	1
Inning Stats	R: 0 E: 0 K: 0 S: 7 H: 0 LOB: 0 BB: 1 P: 14	R: 1 E: 0 K: 2 S: 11 H: 1 LOB: 0 BB: 0 P: 15	R: 0 E: 0 K: 1 S: 9 H: 0 LOB: 0 BB: 0 P: 11	R: 1 E: 0 K: 1 S: 23 H: 1 LOB: 3 BB: 3 P: 40	R: 0 E: 0 K: 1 S: 23 H: 2 LOB: 3 BB: 1 P: 36	R: 0 E: 0 K: 0 S: 11 H: 0 LOB: 1 BB: 0 P: 19	R: 1 E: 0 K: 1 S: 10 H: 1 LOB: 0 BB: 0 P: 14	R: 1 E: 0 K: 0 S: 6 H: 1 LOB: 0 BB: 0 P: 11	R: 0 E: 0 K: 0 S: 7 H: 0 LOB: 0 BB: 0 P: 10	1B: 3 2B: 0 3B: 0 HR: 3 SF: 0 SAC: 0 DP: 0 HBP: 2						

	AB	31
	R	4
	H	6
	RBI	4
	BB	5
	SO	6
	LOB	14

	WP: 0	PA: 39
	PB: 0	
	SB: 0	
	CS: 1	

PITCHER		IP	WLS	BF	H	R	ER	SO	BB	IBB	HBP	BLK	WP	HR	S	P	ERA	WHIP
31 Jon Lester, L ERA: 2.95	(1, 1)	5.0	W	23	4	2	2	5	5	0	1	0	0	1	73	116	3.60	1.800
51 Julian Tavarez, R ERA: 5.7	(6, 1)	2.0		8	1	1	1	1	0	0	1	0	0	1	21	33	4.50	0.500
56 Craig Hansen, R ERA: 7.71	(8, 1)	1.0		4	1	1	1	0	0	0	0	0	0	1	6	11	9.00	1.000
50 Mike Timlin, R ERA: 1.73	(9, 1)	1.0		3	0	0	0	0	0	0	0	0	0	0	7	10	0.00	0.000

PITCHER	IP	WLS	BF	H	R	ER	SO	BB	IBB	HBP	BLK	WP	HR	S	P	ERA	WHIP

New York Mets @ Boston Red Sox

Fenway Park, Boston, MA

Tue Jun 27 2006, 7:05 PM EDT

Att. 36,250 - Clear - 82 F

BOTTOM

Batter	1	2	3	4	5	6	7	8	9	AB	R	H	RBI	BB	SO	LOB
20 Kevin Youkilis, R (1, 3) OBP: 0.422, SLG: 0.496	HBP 1B 2B	G4-3		F8	G1-3			K		5	1	1	0	0	1	1
Mark Loretta, R (1, 4) OBP: 0.358, SLG: 0.397	F7	34 BB 1B 2-H		2B 2B	K			G6-3		5	1	2	1	0	1	1
34 David Ortiz, L (1, 10) OBP: 0.380, SLG: 0.548	F7	1-2 BB		2B IBB		K		1B 2B 1B		3	2	1	0	2	1	1
Manny Ramirez, R (1, 7) OBP: 0.436, SLG: 0.603 Gabe Kapler, R (8, PR) OBP: 0.500, SLG: 0.900 (9, 7)	HBP 1B BB	P4		1-H 2-H 2B		G6-3		2B 1-2 1B		4 0	1 0	2 0	2 0	1 0	0 0	2 0
Trot Nixon, L (1, 9) OBP: 0.433, SLG: 0.494	1B 1-2 2-3 HBP		F9	P4		1B		1-3 2-H 2B		4	0	2	1	0	0	1
Jason Varitek, S (1, 2) OBP: 0.337, SLG: 0.403	1-3 2-H 3-H 1B		F9	F8		K		K		5	0	1	2	0	2	4
25 Mike Lowell, R (1, 5) OBP: 0.367, SLG: 0.515	SAFE G1-3		1B	HR			F9			4	1	2	1	0	0	2
Coco Crisp, S (1, 8) OBP: 0.327, SLG: 0.408		P6	G3		HR 1B		G6-4-3 1B			4	1	2	0	0	0	1
Alex Gonzalez, R (1, 6) OBP: 0.313, SLG: 0.374		1B 2B		F9	SAFE SAFE 1-H HR		G6-4-3 1-2f			4	2	2	2	0	0	1
Inning Stats	R: 2 E: 0 K: 0 S: 23 H: 2 LOB: 2 BB: 1 P: 42	R: 1 E: 0 K: 0 S: 11 H: 2 LOB: 2 BB: 1 P: 20	R: 0 E: 0 K: 0 S: 5 H: 1 LOB: 1 BB: 0 P: 10	R: 2 E: 0 K: 0 S: 9 H: 2 LOB: 1 BB: 1 P: 20	R: 3 E: 0 K: 1 S: 13 H: 3 LOB: 0 BB: 0 P: 23	R: 0 E: 0 K: 2 S: 17 H: 1 LOB: 1 BB: 0 P: 25	R: 0 E: 0 K: 0 S: 7 H: 1 LOB: 0 BB: 0 P: 11	R: 1 E: 0 K: 2 S: 16 H: 3 LOB: 3 BB: 0 P: 22		1B: 8 2B: 5 3B: 0 HR: 2	SF: 0 SAC: 0 DP: 1 HBP: 1						

livebaseballscorecards.com

AB	38
R	9
H	15
RBI	9
BB	3
SO	5
LOB	14

PITCHER		IP	WLS	BF	H	R	ER	SO	BB	IBB	HBP	BLK	WP	HR	S	P	ERA	WHIP
Alay Soler, R ERA: 4.68	(1, 1)	4.1	L	27	10	8	8	0	2	1	1	0	0	2	56	107	16.61	2.769
Heath Bell, R ERA: 2.29	(5, 1)	2.2		9	2	0	0	3	0	0	0	0	0	0	29	44	0.00	0.750
50 Duaner Sanchez, R ERA: 2.59	(8, 1)	1.0		6	3	1	1	2	0	0	0	0	0	0	16	22	9.00	3.000

PITCHER	IP	WLS	BF	H	R	ER	SO	BB	IBB	HBP	BLK	WP	HR	S	P	ERA	WHIP

Batter	1	2	3	4	5	6	7	8	9	AB	R	H	RBI	BB	SO	LOB
7 José Reyes, S (1, 6) OBP: 0.352, SLG: 0.482	S B X 1-1 F8		C B X 1-1 FC4-6 1-2f			C F B X 1-2 G4-3		X 0-0 F7		4	0	0	0	0	0	1
16 Paul Lo Duca, R (1, 10) OBP: 0.326, SLG: 0.398	B C B X 2-1 P3			B X 1-0 F8		B C H 2-1 HBP		B B X 2-0 2B		3	0	1	0	0	0	0
15 Carlos Beltrán, S (1, 8) OBP: 0.401, SLG: 0.615	X 0-0 G4-3			B X 1-0 F9		B X 1-0 P5		B B F F F B F F F F 4-2 BB		3	0	0	0	1	0	1
21 Carlos Delgado, L (1, 3) OBP: 0.345, SLG: 0.538		B C B S S F S 2-3 K		T B B B X 3-1 HR		X 0-0 G1-3		C B C B S 2-3 K		4	1	1	1	0	2	3
5 David Wright, R (1, 5) OBP: 0.396, SLG: 0.592		C X 0-1 G6-3		X 0-0 G6-3			B X 1-0 G5-3		B B F S S 2-3 K	4	0	0	0	0	1	0
22 Jose Valentin, S (1, 4) OBP: 0.335, SLG: 0.544		F B C S 1-3 K			B B X 2-0 P5		X 0-0 HR		C F X 0-2 F7	4	1	1	1	0	1	0
10 Endy Chavez, L (1, 9) OBP: 0.317, SLG: 0.399			B F B F C 2-3 K		C B X 1-1 1B		C B F F X 1-2 G6-3		X 0-0 2B	4	0	2	0	0	1	0
11 Ramon Castro, R (1, 2) OBP: 0.343, SLG: 0.419			F B S B B X 3-2 7 FC4-6 1B		B C C F F T 1-2 K		F F B B B S 2-3 K		S S B B B C 3-3 K	4	0	1	0	0	3	2
44 Lastings Milledge, R (1, 7) OBP: 0.297, SLG: 0.434			B F B S C 2-3 K		F X 0-1 F9			F C S 0-3 K		3	0	0	0	0	2	2

TOP

New York Mets @ Boston Red Sox

Fenway Park, Boston, MA

Wed Jun 28 2006, 7:05 PM EDT

Att. 36,035 - Cloudy - 79 F

livebaseballscorecards.com

AB	33
R	2
H	6
RBI	2
BB	1
SO	10
LOB	9

Inning Stats	1	2	3	4	5	6	7	8	9
	R: 0 E: 0 K: 0 S: 5	R: 0 E: 0 K: 2 S: 9	R: 0 E: 0 K: 2 S: 11	R: 1 E: 0 K: 0 S: 5	R: 0 E: 0 K: 1 S: 10	R: 0 E: 0 K: 0 S: 6	R: 1 E: 0 K: 1 S: 9	R: 0 E: 0 K: 2 S: 17	R: 0 E: 0 K: 2 S: 10
	H: 0 LOB: 0 BB: 0 P: 8	H: 0 LOB: 0 BB: 0 P: 12	H: 1 LOB: 1 BB: 0 P: 19	H: 1 LOB: 0 BB: 0 P: 10	H: 1 LOB: 1 BB: 0 P: 14	H: 0 LOB: 1 BB: 0 P: 10	H: 1 LOB: 0 BB: 0 P: 13	H: 1 LOB: 2 BB: 1 P: 25	H: 1 LOB: 1 BB: 0 P: 15

1B: 2	SF: 0	WP: 0
2B: 2	SAC: 0	PB: 0
3B: 0	DP: 0	SB: 0
HR: 2	HBP: 1	CS: 0

PA: 35

PITCHER		IP	WLS	BF	H	R	ER	SO	BB	IBB	HBP	BLK	WP	HR	S	P	ERA	WHIP
19 Josh Beckett, R ERA: 4.64	(1, 1)	7.2	W	30	5	2	2	7	1	0	1	0	0	2	69	106	2.35	0.783
48 Javier López, L ERA: 2.08	(8, 1)	0.1		1	0	0	0	1	0	0	0	0	0	0	3	5	0.00	0.000
17 Manny Delcarmen, R ERA: 4.76	(9, 1)	1.0		4	1	0	0	2	0	0	0	0	0	0	10	15	0.00	1.000

PITCHER		IP	WLS	BF	H	R	ER	SO	BB	IBB	HBP	BLK	WP	HR	S	P	ERA	WHIP

Batter	1	2	3	4	5	6	7	8	9	AB	R	H	RBI	BB	SO	LOB
20 Kevin Youkilis, R (1, 3) OBP: 0.425, SLG: 0.498	0-1 34 G1-3 1B SF8 1B	3-2 ② F8	2-3 ③ K			1-0 1-3 2-H 1B		1-2 1-2 1B		5	1	3	1	0	1	0
Mark Loretta, R (1, 4) OBP: 0.358, SLG: 0.395	2-1 SF8 34 G1-3 1-2 1B 1B	1-2 HBP		3-2 ① G6-3		0-0 ① L4		1-2 ② F8		4	1	1	0	0	0	4
34 David Ortiz, L (1, 10) OBP: 0.375, SLG: 0.542 28 Doug Mirabelli, R (8, PH) OBP: 0.235, SLG: 0.257 (9, 2)	1-2 ① G1-3 1-2 2-3	0-0 ③ G4-3		1-3 ② K		1-0 ② SF8 3-H		2-1 ③ P3		3 1	0 0	0 0	1 0	0 0	1 0	3 2
Manny Ramirez, R (1, 7) OBP: 0.437, SLG: 0.604 Willie Harris, L (7, 7) OBP: 0.260, SLG: 0.209	4-1 1B 25 E BB		3-2 1B 2B	0-1 ③ G5-3		1-3 ③ K				3 0	2 0	1 0	0 0	1 0	1 0	1 0
Trot Nixon, L (1, 9) OBP: 0.432, SLG: 0.494 Gabe Kapler, R (7, 9) OBP: 0.455, SLG: 0.818	0-1 ② SF8 2-3 3-H		2-1 1B 25 G6-4-3 2-H 1B		1-2 ① G3		1-2 ① G3			2 1	1 0	1 0	2 0	0 0	0 0	0 0
Jason Varitek, S (1, 2) OBP: 0.344, SLG: 0.406 17 Manny Delcarmen, R (9, 1)	2-2 25 E 1-2 3-H 1B		1-2 25 G6-4-3 1-3 1B		2-3 ② K		4-1 25 G5-4-3 BB			3 0	1 0	2 0	1 0	1 0	1 0	0 0
25 Mike Lowell, R (1, 5) OBP: 0.362, SLG: 0.507	2-1 E7 1-H 2-H		1-1 ①② G6-4-3 1-2f 3-H		2-2 ③ F7		2-2 ②③ G5-4-3 1-2f			4	0	0	0	0	0	2
Coco Crisp, S (1, 8) OBP: 0.338, SLG: 0.410	1-1 ③ G4-3		4-2 HR BB			0-1 20 PB BB 20 1B 1B		4-1 20 1B BB		2	2	1	0	2	0	1
Alex Gonzalez, R (1, 6) OBP: 0.316, SLG: 0.388		0-1 ① G6-3	1-0 1-H HR			4-2 20 1B 20 PB 1-2 34 SF8 BB		1-2 ① F9		3	2	1	2	1	0	1
Inning Stats	R: 4 E: 1 K: 0 S: 17 H: 3 LOB: 1 BB: 1 P: 29	R: 0 E: 0 K: 0 S: 9 H: 0 LOB: 1 BB: 0 P: 13	R: 4 E: 0 K: 1 S: 19 H: 4 LOB: 0 BB: 1 P: 33	R: 0 E: 0 K: 1 S: 13 H: 0 LOB: 0 BB: 0 P: 17	R: 0 E: 0 K: 1 S: 10 H: 0 LOB: 0 BB: 0 P: 15	R: 2 E: 0 K: 1 S: 13 H: 2 LOB: 1 BB: 1 P: 20	R: 0 E: 0 K: 0 S: 8 H: 0 LOB: 0 BB: 1 P: 15	R: 0 E: 0 K: 0 S: 14 H: 1 LOB: 2 BB: 1 P: 23		1B: 8 2B: 1 3B: 0 HR: 1	SF: 2 SAC: 0 DP: 2 HBP: 1					

PITCHER		IP	WLS	BF	H	R	ER	SO	BB	IBB	HBP	BLK	WP	HR	S	P	ERA	WHIP
45 Pedro Martinez, R ERA: 3.45	(1, 1)	3.0	L	19	7	8	6	1	2	0	1	0	0	1	45	75	18.00	3.000
Darren Oliver, L ERA: 2.45	(4, 1)	3.0		12	2	2	1	3	1	0	0	0	0	0	36	52	3.00	1.000
Chad Bradford, R ERA: 2.51	(7, 1)	1.0		3	0	0	0	0	1	0	0	0	0	0	8	15	0.00	1.000
25 Pedro Feliciano, L ERA: 1.86	(8, 1)	1.0		5	1	0	0	0	1	0	0	0	0	0	14	23	0.00	2.000

PITCHER	IP	WLS	BF	H	R	ER	SO	BB	IBB	HBP	BLK	WP	HR	S	P	ERA	WHIP

BOTTOM

New York Mets @ Boston Red Sox

Fenway Park, Boston, MA

Wed Jun 28 2006, 7:05 PM EDT
Att. 36,035 - Cloudy - 79 F

livebaseballscorecards.com

AB	31
R	10
H	10
RBI	7
BB	5
SO	4
LOB	14

WP: 0 PB: 1 SB: 0 CS: 0 PA: 39

Batter	1	2	3	4	5	6	7	8	9	AB	R	H	RBI	BB	SO	LOB
7 José Reyes, S (1, 6) OBP: 0.351, SLG: 0.479	B X 1-0 15 CS 1B		B S C X 1-2 ③ G3			C S F T 0-2 ② K		C S F X 0-2 ① P5		4	0	1	0	0	1	1
16 Paul Lo Duca, R (1, 2) OBP: 0.325, SLG: 0.395	C 1 SAFE 1 SAFE 1 SAFE X 0-1 ① F8			X 0-0 ① F8		C B B F X 2-2 15 HR 1B		C B B S F B F S 3-3 ② K		4	1	1	0	0	1	1
15 Carlos Beltrán, S (1, 8) OBP: 0.403, SLG: 0.625	1 SAFE C S T B C 1-2 1-3 ② ③ K			C B B B X 3-1 ② F8		B B B B X 3-1 1-H HR		C B F F X 1-2 1B		4	1	2	2	0	1	1
5 David Wright, R (1, 10) OBP: 0.394, SLG: 0.587		C X 0-1 ① F9		C F B B F B S 3-3 ③ K		F S F F B B X 2-2 1B		B 1 SAFE 1 SAFE B B B C X 3-1 ③ F8		4	0	1	0	0	1	1
22 Jose Valentin, S (1, 4) OBP: 0.327, SLG: 0.529		X 0-0 ② F7			B C S X 1-2 ① F9	B F X 1-1 ③ G4-3			X 0-0 ① P5	4	0	0	0	0	0	1
Julio Franco, R (1, 3) OBP: 0.361, SLG: 0.439		C B B B X 2-1 ③ L4			B C X 1-1 44 PO 2B		F B X 1-1 ① G5-3		B C X 1-1 ② F9	4	0	1	0	0	0	0
10 Endy Chavez, L (1, 7) OBP: 0.315, SLG: 0.401			B B C X 2-1 ① B5-3		C B F S 1-3 ② K		C C X 0-2 2B		F B S X 1-2 ③ G4-3	4	0	1	0	0	1	1
Chris Woodward, R (1, 5) OBP: 0.323, SLG: 0.341			X 0-0 1B		B C S B F D F F F 4-2 B BB		F B F S 1-3 ② K			2	0	1	0	1	1	1
44 Lastings Milledge, R (1, 9) OBP: 0.287, SLG: 0.419			X 0-0 ② F9		S 2 SAFE 0-1 ③ PO 2-3	B C S S 1-3 ① K	D B F X 2-1 ③ G6-3			3	0	0	0	0	1	2
Inning Stats	R: 0 E: 0 K: 1 S: 7 H: 1 LOB: 0 BB: 0 P: 9	R: 0 E: 0 K: 0 S: 5 H: 0 LOB: 0 BB: 0 P: 7	R: 0 E: 0 K: 0 S: 7 H: 1 LOB: 0 BB: 0 P: 10	R: 0 E: 0 K: 1 S: 7 H: 0 LOB: 0 BB: 0 P: 13	R: 0 E: 0 K: 1 S: 15 H: 1 LOB: 1 BB: 1 P: 22	R: 2 E: 0 K: 2 S: 19 H: 3 LOB: 1 BB: 0 P: 28	R: 0 E: 0 K: 1 S: 10 H: 1 LOB: 1 BB: 0 P: 14	R: 0 E: 0 K: 1 S: 15 H: 1 LOB: 1 BB: 0 P: 22	R: 0 E: 0 K: 0 S: 6 H: 0 LOB: 0 BB: 0 P: 8	1B: 5 2B: 2 3B: 0 HR: 1	SF: 0 SAC: 0 DP: 0 HBP: 0						

TOP

New York Mets @ Boston Red Sox

Fenway Park, Boston, MA

Thu Jun 29 2006, 7:05 PM EDT

Att. 36,028 - Cloudy - 79 F

livebaseballscorecards.com

AB	33
R	2
H	8
RBI	2
BB	1
SO	7
LOB	9

PITCHER		IP	WLS	BF	H	R	ER	SO	BB	IBB	HBP	BLK	WP	HR	S	P	ERA	WHIP
38 Curt Schilling, R ERA: 3.54	(1, 1)	7.0	W	27	7	2	2	6	1	0	0	0	0	1	70	103	2.57	1.143
50 Mike Timlin, R ERA: 1.67	(8, 1)	1.0	H	4	1	0	0	1	0	0	0	0	0	0	15	22	0.00	1.000
58 Jonathan Papelbon, R ERA: 0.45	(9, 1)	1.0	S	3	0	0	0	0	0	0	0	0	0	0	6	8	0.00	0.000

PITCHER	IP	WLS	BF	H	R	ER	SO	BB	IBB	HBP	BLK	WP	HR	S	P	ERA	WHIP

New York Mets @ Boston Red Sox

Fenway Park, Boston, MA

Thu Jun 29 2006, 7:05 PM EDT

Att. 36,028 - Cloudy - 79 F

BOTTOM

Batter	1	2	3	4	5	6	7	8	9	AB	R	H	RBI	BB	SO	LOB
20 Kevin Youkilis, R (1, 3) OBP: 0.420, SLG: 0.493	G5-3			G5-3	F7		SF7			3	0	0	1	0	0	1
Mark Loretta, R (1, 4) OBP: 0.363, SLG: 0.407	BB 34 G6-5-3			1B 25 BB 34 1B		HR	F9			3	1	2	1	1	0	0
34 David Ortiz, L (1, 10) OBP: 0.380, SLG: 0.559	G6-5-3 1-2f			1B 25 BB 1-2		2B 25 F8 SF8		HR		4	2	3	1	0	0	1
Manny Ramirez, R (1, 7) OBP: 0.435, SLG: 0.597		G4-3		F9		BB 25 F8		K		3	0	0	0	1	1	2
25 Mike Lowell, R (1, 5) OBP: 0.361, SLG: 0.502		P6		BB 1-2 2-3		F8 1-2 2-3		G6-3		3	0	0	0	1	0	2
Jason Varitek, S (1, 2) OBP: 0.339, SLG: 0.401		G5-3		L7		SF8 1-2 3-H		G1-3		3	0	0	1	0	0	3
Gabe Kapler, R (1, 9) OBP: 0.385, SLG: 0.692		G6-3		F7		F9				2	0	0	0	0	0	0
Trot Nixon, L (6, PH) OBP: 0.431, SLG: 0.491 (7, 9)										1	0	0	0	0	0	1
Coco Crisp, S (1, 8) OBP: 0.338, SLG: 0.408		G1-3		G5-3			SH5-4 20 SF7 S 1B			3	1	1	0	0	0	0
Alex Gonzalez, R (1, 6) OBP: 0.317, SLG: 0.389		G5-3		E1 1B			SH5-4 1-3			2	0	1	0	0	0	0
Inning Stats	R: 0 E: 0 K: 0 S: 13 H: 0 LOB: 0 BB: 1 P: 21	R: 0 E: 0 K: 0 S: 12 H: 0 LOB: 0 BB: 0 P: 17	R: 0 E: 0 K: 0 S: 11 H: 0 LOB: 0 BB: 0 P: 17	R: 0 E: 0 K: 0 S: 11 H: 2 LOB: 3 BB: 1 P: 19	R: 0 E: 1 K: 0 S: 9 H: 1 LOB: 1 BB: 0 P: 13	R: 2 E: 0 K: 0 S: 17 H: 2 LOB: 1 BB: 1 P: 29	R: 1 E: 0 K: 0 S: 7 H: 1 LOB: 0 BB: 0 P: 11	R: 1 E: 0 K: 1 S: 8 H: 1 LOB: 0 BB: 0 P: 13		1B: 4 2B: 1 3B: 0 HR: 2 SF: 2 SAC: 1 DP: 1 HBP: 0						

PITCHER	IP	WLS	BF	H	R	ER	SO	BB	IBB	HBP	BLK	WP	HR	S	P	ERA	WHIP
Tom Glavine, L (1, 1) ERA: 3.34	5.0		22	5	2	2	0	3	0	0	0	0	1	64	102	3.60	1.600
Aaron Heilman, R (6, 1) ERA: 4.4	2.0	L	7	1	1	1	0	0	0	0	0	0	0	16	25	4.50	0.500
50 Duaner Sanchez, R (8, 1) ERA: 2.74	1.0		4	1	1	1	1	0	0	0	0	0	1	8	13	9.00	1.000

PITCHER	IP	WLS	BF	H	R	ER	SO	BB	IBB	HBP	BLK	WP	HR	S	P	ERA	WHIP

AB	27
R	4
H	7
RBI	4
BB	3
SO	1
LOB	10

WP: 0 PB: 0 SB: 1 CS: 0 PA: 33

livebaseballscorecards.com

Batter	1	2	3	4	5	6	7	8	9	AB	R	H	RBI	BB	SO	LOB
7 José Reyes, S (1, 6) OBP: 0.347, SLG: 0.474	X 0-0 ① F8		B C B X 2-1 ③ G4-3			1 SAFE D 1 SAFE 1 SAFE F X 1-1 ②③ F8 1-2			B C X 1-1 ③ G6-3	4	0	0	0	0	0	1
16 Paul Lo Duca, R (1, 10) OBP: 0.321, SLG: 0.390	B C B B F X 3-2 ② F8			B X 1-0 ① F7			B X 1-0 ① G4-3			3	0	0	0	0	0	0
15 Carlos Beltrán, S (1, 8) OBP: 0.399, SLG: 0.618	C C B X 1-2 E4			F B B C C 2-3 ② K			B B X 2-0 ② F7			3	0	0	0	0	1	0
5 David Wright, R (1, 5) OBP: 0.391, SLG: 0.582	C 1 SAFE C B D F S 2-3 ③ K			F B B S F F S 2-3 ③ K			C C F S 0-3 ③ K			3	0	0	0	0	3	1
Cliff Floyd, L (1, 7) OBP: 0.325, SLG: 0.397		B F X 1-1 ① P2			B X 1-0 ① F9			C B S F B X 2-2 ① G6-3		3	0	0	0	0	0	0
22 Jose Valentin, S (1, 4) OBP: 0.327, SLG: 0.523		C X 0-1 ② G4-3			B B B C B 4-1 CS BB			S B X 1-1 ② P3		2	0	0	0	1	0	0
Julio Franco, R (1, 3) OBP: 0.347, SLG: 0.420		B C F S 1-3 ③ K			B 1 SAFE B S B F S 3-3 ②③ K 1-2			B B X 2-0 ③ G6-3		3	0	0	0	0	2	1
10 Endy Chavez, L (1, 9) OBP: 0.316, SLG: 0.400			C X 0-1 ① G3			F F B F X 1-2 7 F8 1B			B C X 1-1 ① P6	3	0	1	0	0	0	0
11 Ramon Castro, R (1, 2) OBP: 0.333, SLG: 0.404			B C B B C C X 3-2 ② F9			1 SAFE B 1 S 1 SAFE 1 D C S 2-3 ① K			C B F B C 2-3 ② K	3	0	0	0	0	2	1
Inning Stats	R: 0 E: 1 K: 1 S: 12 H: 0 LOB: 1 BB: 0 P: 18	R: 0 E: 0 K: 1 S: 7 H: 0 LOB: 0 BB: 0 P: 9	R: 0 E: 0 K: 0 S: 7 H: 0 LOB: 0 BB: 0 P: 12	R: 0 E: 0 K: 2 S: 9 H: 0 LOB: 0 BB: 0 P: 14	R: 0 E: 0 K: 1 S: 5 H: 0 LOB: 1 BB: 1 P: 13	R: 0 E: 0 K: 1 S: 9 H: 1 LOB: 0 BB: 0 P: 13	R: 0 E: 0 K: 1 S: 6 H: 0 LOB: 0 BB: 0 P: 9	R: 0 E: 0 K: 0 S: 7 H: 0 LOB: 0 BB: 0 P: 12	R: 0 E: 0 K: 1 S: 7 H: 0 LOB: 0 BB: 0 P: 11	1B: 1 2B: 1 3B: 0 HR: 0 SF: 0 SAC: 0 DP: 1 HBP: 0						

TOP

New York Mets @ New York Yankees

Yankee Stadium, Bronx, NY

Fri Jun 30 2006, 7:05 PM EDT
Att. 55,245 - Partly Cloudy - 80 F

livebaseballscorecards.com

AB	27
R	0
H	1
RBI	0
BB	1
SO	8
LOB	4

PITCHER		IP	WLS	BF	H	R	ER	SO	BB	IBB	HBP	BLK	WP	HR	S	P	ERA	WHIP
35 Mike Mussina, R ERA: 3.17	(1, 1)	4.0		13	0	0	0	4	0	0	0	0	0	0	35	53	0.00	0.000
Ron Villone, L ERA: 2.06	(5, 1)	2.0	W	6	1	0	0	2	1	0	0	0	0	0	14	26	0.00	1.000
Scott Proctor, R ERA: 4.14	(7, 1)	1.0	H	3	0	0	0	1	0	0	0	0	0	0	6	9	0.00	0.000
Kyle Farnsworth, R ERA: 4.75	(8, 1)	1.0	H	3	0	0	0	0	0	0	0	0	0	0	7	12	0.00	0.000
42 Mariano Rivera, R ERA: 1.84	(9, 1)	1.0	S	3	0	0	0	1	0	0	0	0	0	0	7	11	0.00	0.000

PITCHER	IP	WLS	BF	H	R	ER	SO	BB	IBB	HBP	BLK	WP	HR	S	P	ERA	WHIP

WP: 0 PB: 0 SB: 0 CS: 1 PA: 28

Batter	1	2	3	4	5	6	7	8	9	AB	R	H	RBI	BB	SO	LOB
18 Johnny Damon, L (1, 8) OBP: 0.368, SLG: 0.472	0-2 G4-3		4-1 1-2 BB		3-3 K		2-1 G6-3			3	0	0	0	1	1	0
2 Derek Jeter, R (1, 6) OBP: 0.425, SLG: 0.462	2-0 G5-3		2-2 F8 2-3		1-1 1B			2-1 2B		4	0	2	0	0	0	2
25 Jason Giambi, L (1, 10) OBP: 0.429, SLG: 0.631	1-1 HR		1-1 G4-1		0-0 F8			1-3 K		4	1	1	1	0	1	4
13 Alex Rodriguez, R (1, 5) OBP: 0.386, SLG: 0.489	1-2 P2			1-1 F7		1-2 F9		1-0 P2		4	0	0	0	0	0	1
20 Jorge Posada, S (1, 2) OBP: 0.402, SLG: 0.477		3-2 L5		1-3 K		1-1 2B		4-0 IBB		3	0	1	0	1	1	0
Bernie Williams, S (1, 9) OBP: 0.320, SLG: 0.417 Bubba Crosby, L (8, 9) OBP: 0.305, SLG: 0.315		0-2 12 G6-4-3 1B		1-1 12 S 12 1B 1B		1-2 K		1-0 P5		3 1	1 0	2 0	0 0	0 0	1 0	1 2
12 Andy Phillips, R (1, 3) OBP: 0.317, SLG: 0.489		1-0 G6-4-3 1-2f		2-2 1-H 1B		0-0 F7				3	0	1	1	0	0	2
28 Melky Cabrera, S (1, 7) OBP: 0.344, SLG: 0.335			2-0 2 F8 18 BB 1B	1-1 G4-3			2-2 P6			3	0	1	0	0	0	1
Miguel Cairo, R (1, 4) OBP: 0.281, SLG: 0.286			1-1 F9		1-0 G6-3		3-2 F9			3	0	0	0	0	0	1
Inning Stats	R: 1 H: 1 E: 0 LOB: 0 K: 0 BB: 0 S: 9 P: 13	R: 0 H: 1 E: 0 LOB: 0 K: 0 BB: 0 S: 8 P: 12	R: 0 H: 1 E: 0 LOB: 2 K: 0 BB: 1 S: 11 P: 21	R: 1 H: 2 E: 0 LOB: 1 K: 1 BB: 0 S: 14 P: 20	R: 0 H: 1 E: 0 LOB: 1 K: 1 BB: 0 S: 11 P: 16	R: 0 H: 1 E: 0 LOB: 1 K: 0 BB: 0 S: 9 P: 12	R: 0 H: 0 E: 0 LOB: 0 K: 0 BB: 0 S: 8 P: 15	R: 0 H: 1 E: 0 LOB: 2 K: 1 BB: 1 S: 7 P: 16		1B: 5 SF: 0 2B: 2 SAC: 0 3B: 0 DP: 1 HR: 1 HBP: 0						WP: 0 PA: 33 PB: 0 SB: 1 CS: 0

PITCHER	IP	WLS	BF	H	R	ER	SO	BB	IBB	HBP	BLK	WP	HR	S	P	ERA	WHIP
26 Orlando Hernandez, R (1, 1) ERA: 5.55	7.0	L	28	7	2	2	3	1	0	0	0	0	1	70	109	2.57	1.143
50 Duaner Sanchez, R (8, 1) ERA: 2.68	1.0		5	1	0	0	1	0	1	0	0	0	0	7	16	0.00	1.000

PITCHER	IP	WLS	BF	H	R	ER	SO	BB	IBB	HBP	BLK	WP	HR	S	P	ERA	WHIP

BOTTOM

New York Mets @ New York Yankees

Yankee Stadium, Bronx, NY

Fri Jun 30 2006, 7:05 PM EDT
Att. 55,245 - Partly Cloudy - 80 F

livebaseballscorecards.com

AB	31
R	2
H	8
RBI	2
BB	2
SO	4
LOB	14

Batter	1	2	3	4	5	6	7	8	9	AB	R	H	RBI	BB	SO	LOB
7 José Reyes, S (1, 6) OBP: 0.347, SLG: 0.473	C X 0-1 16 2B 5 2B 1B		C S F X 0-2 ① G6-3	C B X 1-1 16 1B 1-3 2-H 1B		B F F X 1-2 ③ F9			B B X 2-0 ② ③ G4-6-3 1-2f	5	2	2	1	0	0	1
16 Paul Lo Duca, R (1, 10) OBP: 0.327, SLG: 0.400	1 SAFE 1 SAFE B X 1-0 5 2B 1-3 2B		C S F F F X 0-2 ② F8	S B X 1-1 2-H 3-H 1B			B F B X 2-1 5 L3 1B			4	1	3	2	0	0	0
15 Carlos Beltrán, S (1, 8) OBP: 0.394, SLG: 0.609	F F F B X 1-2 ① P4		B B B C X 3-1 ③ P4	B C X 1-1 ③ F9			B B X 2-0 ① F7			4	0	0	0	0	0	4
5 David Wright, R (1, 5) OBP: 0.395, SLG: 0.584	C X 0-1 2-H 3-H 2B			B B B B 4-0 BB 1B 11 1B BB	C B B B F B 4-2 CS BB		C C X 0-2 ② ③ L3 1-1			2	1	1	2	2	0	1
Julio Franco, R (1, 3) OBP: 0.342, SLG: 0.411	C B F B X 2-2 ② G5-3			C S X 0-2 BB 11 1B 1-2 1B	C B F F F 1 SAFE S 1-3 ① ② K 1-2			F B B B X 3-1 ① F9		4	1	1	0	0	1	2
Xavier Nady, R (1, 9) OBP: 0.319, SLG: 0.487	B B F B X 3-1 ③ P4			C F B D S 2-3 ① K	B F S B C 2-3 ③ K			B X 1-0 ② G6-3		4	0	0	0	0	2	3
Chris Woodward, R (1, 4) OBP: 0.320, SLG: 0.329		X 0-0 ① L1		C B C B F F B B 4-2 11 1B 7 1B 1-2 2-3 BB		F C T 0-2 ① K		S C B B B F F X 2-2 ③ P4		3	1	0	0	1	1	0
11 Ramon Castro, R (1, 2) OBP: 0.340, SLG: 0.409		X 0-0 ② L1		X 0-0 7 1B 16 1B 1-2 2-H 3-H 1B		B B C F B C 3-3 ② K			B X 1-0 7 G4-6-3 1B	4	1	2	2	0	1	0
Eli Marrero, R (1, 7) OBP: 0.344, SLG: 0.513		S C S 0-3 ③ K		F B F B F B S 3-3 ② K		B F X 1-1 HR			B B F C S 2-3 ① K	4	1	1	1	0	3	3
Inning Stats	R: 2 E: 0 K: 0 S: 14 H: 3 LOB: 1 BB: 0 P: 21	R: 0 E: 0 K: 1 S: 5 H: 0 LOB: 0 BB: 0 P: 5	R: 0 E: 0 K: 0 S: 12 H: 0 LOB: 0 BB: 0 P: 15	R: 5 E: 0 K: 2 S: 21 H: 4 LOB: 1 BB: 2 P: 37	R: 0 E: 0 K: 2 S: 10 H: 0 LOB: 0 BB: 1 P: 17	R: 1 E: 0 K: 2 S: 11 H: 1 LOB: 0 BB: 0 P: 16	R: 0 E: 0 K: 0 S: 6 H: 1 LOB: 0 BB: 0 P: 10	R: 0 E: 0 K: 0 S: 8 H: 0 LOB: 0 BB: 0 P: 14	R: 0 E: 0 K: 1 S: 5 H: 1 LOB: 0 BB: 0 P: 10	1B: 7 2B: 4 3B: 0 HR: 1 SF: 0 SAC: 0 DP: 3 HBP: 0						

TOP

New York Mets @ New York Yankees

Yankee Stadium, Bronx, NY

Sat Jul 01 2006, 1:20 PM EDT

Att. 55,132 - Sunny - 84 F

livebaseballscorecards.com

AB	34
R	8
H	10
RBI	8
BB	3
SO	8
LOB	14

PITCHER		IP	WLS	BF	H	R	ER	SO	BB	IBB	HBP	BLK	WP	HR	S	P	ERA	WHIP
Randy Johnson, L ERA: 5.25	(1, 1)	6.0	L	28	8	8	8	7	3	0	0	0	0	1	73	111	12.00	1.833
38 T.J. Beam, R ERA: 3.86	(7, 1)	1.0		3	1	0	0	0	0	0	0	0	0	0	6	10	0.00	1.000
Matt Smith, L ERA:	(8, 1)	2.0		6	1	0	0	1	0	0	0	0	0	0	13	24	0.00	0.500

PITCHER	IP	WLS	BF	H	R	ER	SO	BB	IBB	HBP	BLK	WP	HR	S	P	ERA	WHIP

WP: 0	PA: 37
PB: 0	
SB: 0	
CS: 1	

New York Mets @ New York Yankees

Yankee Stadium, Bronx, NY

Sat Jul 01 2006, 1:20 PM EDT

Att. 55,132 - Sunny - 84 F

livebaseballscorecards.com

BOTTOM

Batter	1	2	3	4	5	6	7	8	9	AB	R	H	RBI	BB	SO	LOB
18 Johnny Damon, L (1, 8) OBP: 0.371, SLG: 0.472	0-1 1B		1-1 1B	1-2 P4 ③			4-2 G6-3 BB		2-3 ②	4	1	2	0	1	1	1
2 Derek Jeter, R (1, 6) OBP: 0.425, SLG: 0.461	SAFE 0-2 1B		SAFE 0-0 1B		1-0 G6-3 ①		3-2 G6-3 ①②		1-2 G3-1 ③	5	1	2	0	0	0	2
25 Jason Giambi, L (1, 10) OBP: 0.430, SLG: 0.626	3-3 ①②		4-1 BB		4-1 BB		0-0 ③			2	0	0	0	2	1	3
13 Alex Rodriguez, R (1, 5) OBP: 0.390, SLG: 0.502	4-2 BB		0-2 1B		1-1 G5-3 ②			0-2 HR		3	1	2	2	1	0	1
20 Jorge Posada, S (1, 2) OBP: 0.396, SLG: 0.468	1-1 F9 ③		1-2 G4-6-3 ①②		2-2 F9 ③			3-3 K ①		4	0	0	0	0	1	5
12 Andy Phillips, R (1, 3) OBP: 0.315, SLG: 0.478		4-0 BB	2-0 F8 ③			1-1 G6-3 ①		1-3 K ②		3	0	0	0	1	1	1
28 Melky Cabrera, S (1, 7) OBP: 0.347, SLG: 0.339		3-3 K ① SAFE		2-2 FC4-6 1B		1-0 P3 ②		1-1 1B		4	0	2	0	0	1	1
Bubba Crosby, L (1, 9) OBP: 0.290, SLG: 0.298 Bernie Williams, S (8, PH) OBP: 0.319, SLG: 0.415 (9, 9)		2-3 K ② SAFE		0-0 FC4-6 WP ①		1-1 G4-3 ③		0-0 P4 ③		3 1	0 0	0 0	0 0	0 0	1 0	2 1
Miguel Cairo, R (1, 4) OBP: 0.280, SLG: 0.284		1-1 G6-3 ③ SAFE		2-2 G5-3 ②			3-2 2 G6-3 18 S 1B		1-3 K ①	4	0	1	0	0	1	2
Inning Stats	R: 0 E: 0 K: 1 S: 12 H: 2 LOB: 2 BB: 1 P: 20	R: 0 E: 0 K: 2 S: 8 H: 0 LOB: 1 BB: 1 P: 18	R: 2 E: 0 K: 0 S: 11 H: 3 LOB: 1 BB: 1 P: 19	R: 0 E: 0 K: 0 S: 12 H: 1 LOB: 1 BB: 0 P: 17	R: 0 E: 0 K: 0 S: 7 H: 0 LOB: 1 BB: 1 P: 15	R: 0 E: 0 K: 0 S: 5 H: 0 LOB: 0 BB: 0 P: 8	R: 0 E: 0 K: 0 S: 10 H: 1 LOB: 1 BB: 1 P: 20	R: 1 E: 0 K: 2 S: 12 H: 2 LOB: 1 BB: 0 P: 17	R: 0 E: 0 K: 2 S: 9 H: 0 LOB: 0 BB: 0 P: 13	1B: 8 2B: 1 3B: 0 HR: 1	SF: 0 SAC: 0 DP: 3 HBP: 0						

	AB	33
	R	3
	H	9
	RBI	2
	BB	5
	SO	7
	LOB	19

WP: 1 PB: 0 SB: 1 CS: 2 PA: 38

PITCHER		IP	WLS	BF	H	R	ER	SO	BB	IBB	HBP	BLK	WP	HR	S	P	ERA	WHIP
Steve Trachsel, R ERA: 4.7	(1, 1)	6.0	W	27	7	2	2	3	4	0	0	0	1	0	59	104	3.00	1.833
Aaron Heilman, R ERA: 4.4	(7, 1)	2.0		8	2	1	1	2	1	0	0	0	0	1	18	30	4.50	1.500
13 Billy Wagner, L ERA: 2.39	(9, 1)	1.0		3	0	0	0	2	0	0	0	0	0	0	9	13	0.00	0.000

PITCHER	IP	WLS	BF	H	R	ER	SO	BB	IBB	HBP	BLK	WP	HR	S	P	ERA	WHIP

TOP

New York Mets @ New York Yankees

Yankee Stadium, Bronx, NY

Sun Jul 02 2006, 8:05 PM EDT

Att. 55,212 - Overcast - 81 F

livebaseballscorecards.com

Batter	1	2	3	4	5	6	7	8	9	AB	R	H	RBI	BB	SO	LOB
7 José Reyes, S (1, 6) OBP: 0.349, SLG: 0.477	F8	3B		BB	K			L4		3	1	1	2	1	1	0
Chris Woodward, R (6, 6) OBP: 0.316, SLG: 0.326										1	0	0	0	0	0	0
16 Paul Lo Duca, R (1, 2) OBP: 0.329, SLG: 0.400	F7	1B		1B	G4-3			G4-3		5	0	2	1	0	0	0
15 Carlos Beltrán, S (1, 8) OBP: 0.400, SLG: 0.639	2B	1B		F4	HR				HR	5	2	4	2	0	0	2
21 Carlos Delgado, L (1, 10) OBP: 0.342, SLG: 0.531	K	BB		G4-3	G4-3				K	4	0	0	0	1	2	3
5 David Wright, R (1, 5) OBP: 0.393, SLG: 0.580		F8			F9		1B		1B	4	0	1	0	0	0	3
Eli Marrero, R (7, 5) OBP: 0.352, SLG: 0.519		P4								1	0	1	0	0	0	0
Cliff Floyd, L (1, 7) OBP: 0.323, SLG: 0.392		1B	F7		L9		P6		P4	5	1	1	0	0	0	2
22 Jose Valentin, S (1, 4) OBP: 0.329, SLG: 0.525		1B	K		2B		K		K	5	1	2	1	0	3	2
Julio Franco, R (1, 3) OBP: 0.349, SLG: 0.442		2B	K		2B		F8			4	1	2	1	0	1	1
Xavier Nady, R (1, 9) OBP: 0.318, SLG: 0.480		BB		K	F9			F8		3	1	0	0	1	1	1

Totals	
AB	40
R	7
H	14
RBI	7
BB	3
SO	8
LOB	14

Inning Stats

Inning	R	E	K	S	H	LOB	BB	P
1	0	0	1	9	1	1	0	14
2	4	0	0	23	6	3	2	43
3	0	0	2	8	0	0	0	12
4	0	0	1	18	1	2	1	29
5	1	0	0	9	2	1	0	15
6	1	0	1	8	1	0	0	10
7	0	0	1	8	1	1	0	11
8	0	0	0	10	0	0	0	15
9	1	0	2	9	2	1	0	10

1B: 7, 2B: 4, 3B: 1, HR: 2, SF: 0, SAC: 0, DP: 0, HBP: 0

WP: 1, PB: 0, SB: 0, CS: 0, PA: 43

PITCHER		IP	WLS	BF	H	R	ER	SO	BB	IBB	HBP	BLK	WP	HR	S	P	ERA	WHIP
Jaret Wright, R (ERA: 4.61)	(1, 1)	1.2		12	7	4	4	1	1	0	0	0	1	0	26	44	21.60	4.800
Ron Villone, L (ERA: 2.13)	(2, 1)	3.0	W	14	3	1	1	3	2	0	0	0	0	0	38	63	3.00	1.667
38 T.J. Beam, R (ERA: 4.5)	(5, 1)	1.1		6	2	1	1	1	0	0	0	0	0	1	13	20	6.75	1.500
Mike Myers, L (ERA: 0.59)	(7, 1)	2.0		6	0	0	0	1	0	0	0	0	0	0	16	22	0.00	0.000
Scott Proctor, R (ERA: 4.24)	(9, 1)	1.0		5	2	1	1	2	0	0	0	0	0	1	9	10	9.00	2.000

PITCHER	IP	WLS	BF	H	R	ER	SO	BB	IBB	HBP	BLK	WP	HR	S	P	ERA	WHIP

BOTTOM

New York Mets @ New York Yankees

Yankee Stadium, Bronx, NY

Sun Jul 02 2006, 8:05 PM EDT

Att. 55,212 - Overcast - 81 F

livebaseballscorecards.com

Batter	1	2	3	4	5	6	7	8	9	AB	R	H	RBI	BB	SO	LOB
18 Johnny Damon, L (1, 8) OBP: 0.370, SLG: 0.468	G5-3		BB	G4-3	G4-3	1B				3	1	0	0	1	0	0
64 Kevin Reese, L (6, PH) (7, 9) OBP: 0.556, SLG: 0.500										1	0	1	0	0	0	0
2 Derek Jeter, R (1, 6) OBP: 0.427, SLG: 0.463	25 BB 1B		13 HR 25 1B 1B	G4-3	13 HR 25 BB 1B	G4-3				5	2	3	1	0	0	2
25 Jason Giambi, L (1, 10) OBP: 0.435, SLG: 0.626	13 F8-4-3 BB		13 HR 1B	20 BB 13 1B FC5-2 1B	13 HR BB	K				3	2	2	0	2	1	0
13 Alex Rodriguez, R (1, 5) OBP: 0.393, SLG: 0.524	F8-4-3		HR	FC5-2 20 BB 12 E 1B	HR	G5-3				5	3	3	7	0	0	2
20 Jorge Posada, S (1, 2) OBP: 0.403, SLG: 0.489		HR	2B	12 E FC5-2 BB	G4-3	BB				3	2	2	1	2	0	0
Bernie Williams, S (1, 9) OBP: 0.314, SLG: 0.408		F7	FC1-5-6 12 E 28 2B	FC5-2 12 E 28 2B	G6-3	L9				4	2	0	0	0	0	4
Bubba Crosby, L (6, 9) (7, 8) OBP: 0.286, SLG: 0.293										1	0	0	0	0	0	1
12 Andy Phillips, R (1, 3) OBP: 0.304, SLG: 0.460		G1-3	F8	E9 28 2B	G6-3		G5-3			5	1	0	0	0	0	2
28 Melky Cabrera, S (1, 7) OBP: 0.349, SLG: 0.353		G4-3	HR 2B	2B	G4-3	G6-3				5	1	2	3	0	0	0
Nick Green, R (1, 4) OBP: 0.240, SLG: 0.167			BB HR	L8		BB		F8		3	2	1	2	2	0	1
Inning Stats	R: 0 E: 0 K: 0 S: 7 H: 1 LOB: 1 BB: 1 P: 13	R: 1 E: 0 K: 0 S: 9 H: 1 LOB: 0 BB: 0 P: 17	R: 8 E: 1 K: 0 S: 24 H: 6 LOB: 0 BB: 2 P: 45	R: 4 E: 1 K: 0 S: 18 H: 3 LOB: 1 BB: 1 P: 32	R: 3 E: 0 K: 0 S: 14 H: 2 LOB: 0 BB: 1 P: 24	R: 0 E: 0 K: 0 S: 15 H: 1 LOB: 2 BB: 1 P: 24	R: 0 E: 0 K: 1 S: 7 H: 0 LOB: 1 BB: 1 P: 16	R: 0 E: 0 K: 0 S: 4 H: 0 LOB: 0 BB: 0 P: 7		1B: 7 2B: 4 3B: 0 HR: 4	SF: 0 SAC: 0 DP: 1 HBP: 0						

	AB	38
	R	16
	H	14
	RBI	14
	BB	7
	SO	1
	LOB	12

PITCHER		IP	WLS	BF	H	R	ER	SO	BB	IBB	HBP	BLK	WP	HR	S	P	ERA	WHIP
Alay Soler, R ERA: 6.0	(1, 1)	2.2	L	17	7	8	8	0	3	0	0	0	0	2	34	65	27.00	3.750
Heath Bell, R ERA: 3.68	(3, 1)	2.1		16	6	8	4	0	2	0	0	0	0	2	38	66	15.43	3.429
Chad Bradford, R ERA: 2.43	(6, 1)	1.0		5	1	0	0	0	1	0	0	0	0	0	15	24	0.00	2.000
25 Pedro Feliciano, L ERA: 1.74	(7, 1)	2.0		7	0	0	0	1	1	0	0	0	0	0	11	23	0.00	0.500

PITCHER	IP	WLS	BF	H	R	ER	SO	BB	IBB	HBP	BLK	WP	HR	S	P	ERA	WHIP

Batter	1	2	3	4	5	6	7	8	9	AB	R	H	RBI	BB	SO	LOB
José Bautista, R (1, 8) OBP: 0.355, SLG: 0.532	B F X 1-1 G5-3 ①		F B X 1-1 F8 ③		B D B C B 4-1 2 E 1-2 2-3 3-H BB		B X 1-0 2 SH5-4 1-2 2B 3-H 1B	B B B B 4-0 1B 1B BB		3	2	1	2	2	0	0
2 Jack Wilson, R (1, 6) OBP: 0.296, SLG: 0.373	B C B X 2-1 L9 ②			B B C C S 2-3 K ①	C B B F X 2-2 E7 1-2 2-H 3-H 1B		B X 1-0 SH5-4 ① 1-2 2-3	B C F X 1-2 L4 ①		4	0	1	1	0	1	1
Sean Casey, L (1, 3) OBP: 0.391, SLG: 0.449	B C B F F F B F F 3-2 F X 2B			C B F X 1-2 G4-3 ②	C F C 0-3 K ③		I I I I 4-0 2B 12 SF8 IBB	X 0-0 12 1B 1B 1-2 1B		4	1	2	0	1	1	2
Jason Bay, R (1, 7) OBP: 0.395, SLG: 0.537	C B F S 1-3 K ③			F B S B S 2-3 K ③		B F F X 1-2 G3 ①	B C B X 2-1 12 SF8 1-3 2-H 3-H 2B	B C B X 2-1 1-2 2-H 1B ②		5	1	2	3	0	2	1
12 Freddy Sanchez, R (1, 5) OBP: 0.395, SLG: 0.526		C S B B B B X 3-2 G4-3 ①			X 0-0 F8 ①	B B X 2-0 G5-3 ②	C F X 0-2 SF8 ② 2-3 3-H	X 0-0 2-3 1B ②		4	0	1	1	0	0	0
Jeromy Burnitz, L (1, 9) Damaso Marte, L (7, 1) 55 Matt Capps, R (9, 1)		F S B B B F S 2-3 K ②			B B B C B 4-1 28 BB 26 1B BB BB	C B F B X 2-2 1B	C B X 1-1 3-H 1B	S X 0-1 G4-3 ③		3 1 0	1 0 0	2 0 0	1 0 0	1 0 0	1 0 0	0 2 0
Jose Castillo, R (1, 4) OBP: 0.335, SLG: 0.453		B B S C F S 2-3 K ③			B C F F F 1 B S SAFE 2-3 K ②	X 0-0 L7 ③	B X 1-0 F7 ③		B C F B X 2-2 13 G6-4-3 1B	5	0	1	0	0	2	3
26 Ronny Paulino, R (1, 2) OBP: 0.367, SLG: 0.413			B C S B F B F F X 3-2 F9 ①		B B S C F X 2-2 BB 28 BB 2 1B 1-2 1B	X 0-0 1B 1B 1B	C B X 1-1 HR	C B X 1-1 F9 ①		5	3	3	1	0	0	1
28 Paul Maholm, L (1, 1) OBP: 0.219, SLG: 0.167 Joe Randa, R (7, PH) OBP: 0.292, SLG: 0.356 13 Nate McLouth, L (7, 9) OBP: 0.298, SLG: 0.351			B S C B B T 3-2 K ②		B F D B F B 4-2 2 1B BB 2 E 1-2 2-3 BB		C B C E B X 2-2 2 SH5-4 1B 1-3 2B 1B	C C X 0-2 HR	C B B C B F X 3-2 G6-4-3 ② ③ 1-2f	1 1 2	1 1 1	0 1 1	0 0 1	1 0 0	1 0 0	0 0 1
Inning Stats	R: 0 E: 0 K: 1 S: 15 H: 1 LOB: 1 BB: 0 P: 22	R: 0 E: 0 K: 2 S: 11 H: 0 LOB: 0 BB: 0 P: 18	R: 0 E: 0 K: 1 S: 11 H: 0 LOB: 0 BB: 0 P: 18	R: 0 E: 0 K: 2 S: 9 H: 0 LOB: 0 BB: 0 P: 14	R: 3 E: 1 K: 2 S: 20 H: 2 LOB: 2 BB: 3 P: 38	R: 0 E: 0 K: 0 S: 8 H: 1 LOB: 1 BB: 0 P: 13	R: 5 E: 0 K: 0 S: 15 H: 5 LOB: 1 BB: 1 P: 27	R: 3 E: 0 K: 0 S: 14 H: 5 LOB: 2 BB: 1 P: 22	R: 0 E: 0 K: 0 S: 9 H: 1 LOB: 0 BB: 0 P: 15	1B: 11 2B: 2 3B: 0 HR: 2	SF: 1 SAC: 1 DP: 1 HBP: 0						

Pittsburgh Pirates @ New York Mets

Shea Stadium, Flushing, NY

Mon Jul 03 2006, 7:10 PM EDT

Att. 54,111 - Partly Cloudy - 83 F

TOP

livebaseballscorecards.com

AB	38
R	11
H	15
RBI	10
BB	5
SO	8
LOB	11

WP: 0 PB: 0 SB: 0 CS: 0 PA: 45

PITCHER	IP	WLS	BF	H	R	ER	SO	BB	IBB	HBP	BLK	WP	HR	S	P	ERA	WHIP
33 John Maine, R (1, 1) ERA: 5.4	4.2	L	20	3	3	2	7	3	0	0	0	0	0	63	107	3.86	1.286
Darren Oliver, L (5, 1) ERA: 2.38	1.1		5	1	0	0	1	0	0	0	0	0	0	11	16	0.00	0.750
Chad Bradford, R (7, 1) ERA: 3.86	0.2		7	4	5	5	0	0	1	0	0	0	0	12	22	67.50	6.000
25 Pedro Feliciano, L (7, 1) ERA: 2.51	1.1		10	6	3	3	0	1	0	0	0	0	2	17	27	20.25	5.250
50 Duaner Sanchez, R (9, 1) ERA: 2.62	1.0		3	1	0	0	0	0	0	0	0	0	0	9	15	0.00	1.000

PITCHER	IP	WLS	BF	H	R	ER	SO	BB	IBB	HBP	BLK	WP	HR	S	P	ERA	WHIP

Pittsburgh Pirates @ New York Mets

Shea Stadium, Flushing, NY

Mon Jul 03 2006, 7:10 PM EDT

Att. 54,111 - Partly Cloudy - 83 F

livebaseballscorecards.com

BOTTOM

Batter	1	2	3	4	5	6	7	8	9	AB	R	H	RBI	BB	SO	LOB
7 José Reyes, S (1, 6) OBP: 0.352, SLG: 0.479	C B B X 2-1 G6-3 ①		C X 0-1 16 1B 15 SF8 1B		F X 0-1 5 S 16 1B 1B		C B S X 1-2 16 G5-3 1B		F F B B X 2-2 P4 ③	5	1	3	0	0	0	0
16 Paul Lo Duca, R (1, 2) OBP: 0.331, SLG: 0.402	C B S B X 2-2 F7 ②		F F F 1 SAFE 1 SAFE B B B X 3-2 21 BB 1-3 1B		B B X 2-0 5 FC6-4 1-2 1B		F D F F B F X 2-2 G5-3 ① 1-2			4	0	2	0	0	0	1
15 Carlos Beltrán, S (1, 8) OBP: 0.395, SLG: 0.632	C B B X 2-1 G5-3 ③		B X 1-0 SF8 ② 3-H		B C C D S 2-3 K ①		F B S B X 2-2 G5-3 ②			3	0	0	1	0	1	3
21 Carlos Delgado, L (1, 3) OBP: 0.344, SLG: 0.527		B B B B 4-0 1B BB	B C B B F B 4-2 5 FC4-6 1-2 BB		B F S X 1-2 P2 ②		S X 0-1 L9 ③			2	0	0	0	2	0	3
5 David Wright, R (1, 5) OBP: 0.389, SLG: 0.573		C B B F F F S 1-3 K ①	B X 1-0 FC4-6 ③ 1-2f		B C B X 2-1 FC6-4 ③ 1-2f 2-3			C B C B X 2-2 G6-3 ①		4	0	0	0	0	1	5
Cliff Floyd, L (1, 7) OBP: 0.330, SLG: 0.396		X 0-0 1-2 1B		B B F F F F B F B 4-2 22 G6-4-3 1B BB		F F B B X 2-2 22 S 1B		X 0-0 F8 ②		3	0	2	0	1	0	0
Xavier Nady, R (1, 9) OBP: 0.317, SLG: 0.475		C F B B B B X 3-2 F8 ②	C X 0-1 22 G6-4-3 1-2 1B		F B F F F X 1-2 F8 ①			C F B B B F X 3-2 G5-3 ③		4	0	1	0	0	0	3
22 Jose Valentin, S (1, 4) OBP: 0.322, SLG: 0.512		S C F F B X 1-2 F8 ③	B B F C B X 3-1 G6-4-3 ① ② 1-2f 2-3		B F C B X 2-2 G5-3 ② 1-2				C S F B S 1-3 K ①	4	0	0	0	0	1	5
33 John Maine, R (1, 1) Darren Oliver, R (5, 1) OBP: 0.333, SLG: 0.375 Eli Marrero, R (6, PH) OBP: 0.348, SLG: 0.513 Chad Bradford, R (7, 1) 25 Pedro Feliciano, L (7, 1) 50 Duaner Sanchez, R (9, 1) 10 Endy Chavez, L (9, PH) OBP: 0.314, SLG: 0.398			C B F B F S 2-3 K ① C X 0-1 G6-3 ③			C B B S X 2-2 F8 ③			C B F F X 1-2 F9 ②	2 0 1 0 0 0 1	0 0 0 0 0 0 0	0 0 0 0 0 0 0	0 0 0 0 0 0 0	0 0 0 0 0 0 0	1 0 0 0 0 0 0	1 0 1 0 0 0 0

	AB	33
	R	1
	H	8
	RBI	1
	BB	3
	SO	4
	LOB	22

Inning Stats	1	2	3	4	5	6	7	8	9	1B: 8	SF: 1	WP: 0	PA: 37
R:	0	0	1	0	0	0	0	0	0	2B: 0	SAC: 0	PB: 0	
E:	0	0	0	0	0	0	0	0	0	3B: 0	DP: 1	SB: 2	
K:	0	1	1	0	0	0	0	0	1	HR: 0	HBP: 0	CS: 0	
S:	7	14	14	10	11	13	13	8	10				
H:	0	1	2	1	2	1	1	0	0				
LOB:	0	2	2	1	2	1	1	0	0				
BB:	0	1	1	1	0	0	0	0	0				
P:	13	23	25	17	18	20	18	13	14				

PITCHER		IP	WLS	BF	H	R	ER	SO	BB	IBB	HBP	BLK	WP	HR	S	P	ERA	WHIP
28 Paul Maholm, L ERA: 4.76	(1, 1)	6.0	W	27	7	1	1	3	3	0	0	0	0	0	69	116	1.50	1.667
Damaso Marte, L ERA: 3.16	(7, 1)	2.0		7	1	0	0	0	0	0	0	0	0	0	21	31	0.00	0.500
55 Matt Capps, R ERA: 3.45	(9, 1)	1.0		3	0	0	0	1	0	0	0	0	0	0	10	14	0.00	0.000

PITCHER	IP	WLS	BF	H	R	ER	SO	BB	IBB	HBP	BLK	WP	HR	S	P	ERA	WHIP

Pittsburgh Pirates @ New York Mets

Shea Stadium, Flushing, NY

Tue Jul 04 2006, 1:10 PM EDT

Att. 38,480 - Overcast - 89 F

livebaseballscorecards.com

TOP

Batter	1	2	3	4	5	6	7	8	9	AB	R	H	RBI	BB	SO	LOB
José Bautista, R (1, 8) OBP: 0.361, SLG: 0.531	B C C C 1-3 ① K		X 0-0 FC4-6 2 1B 1B 1B	B X 1-0 ③ P3		B C B B B C F F H 4-2 FC5-4 12 1B BB 1-2 2-3 HBP		C B X 1-1 2 P3 1B		4	2	2	0	0	1	2
2 Jack Wilson, R (1, 6) OBP: 0.298, SLG: 0.373	S B X 1-1 ② F8		F B 1 SAFE B X 2-1 FC4-6 1-2 1B		B C F X 1-2 FC4-6 1B	B X 1-0 ① F4		L B 1 SAFE X 1-1 ① ② P3 1-2		5	0	2	0	0	0	4
Sean Casey, L (1, 3) OBP: 0.385, SLG: 0.437	B C F B C 2-3 ③ K		B F X 1-1 ② FC4-6 1B 1-2f 2-3		B B C F X 2-2 ① FC4-6 1B 1B 1-2f	F B S B F B B 4-2 FC5-4 1-2 2-3 3-H BB		C X 0-1 ③ G3		4	1	0	1	1	1	3
Jason Bay, R (1, 7) OBP: 0.395, SLG: 0.535		S B F F B X 2-2 ① F8	B B X 2-0 1-2 3-H 1B		F C B B F B X 3-2 1B 1-2 1B	B S C B X 2-2 ② FC5-4 12 1B 1-2f 2-3 3-H			B S B C S 2-3 ① K	5	0	2	2	0	1	2
12 Freddy Sanchez, R (1, 4) OBP: 0.395, SLG: 0.527		F B B X 2-1 1B 1B 2B	C X 0-1 ③ P4		X 0-0 ② P3	C F X 0-2 1-2 3-H 1B			B F X 1-1 ② F8	5	1	2	1	0	0	4
Joe Randa, R (1, 5) OBP: 0.305, SLG: 0.367		B C B X 2-1 1B 2-3 1B		F F B B X 2-2 ① G5-3	B C B X 2-1 1-2 2-H 1B	B F X 1-1 ③ F8			F C F X 0-2 FC6-4 1B	5	0	3	1	0	0	2
Craig Wilson, R (1, 9) OBP: 0.360, SLG: 0.505 16 Salomon Torres, R (7, 1) Roberto Hernandez, R (8, 1) Jose Castillo, R (9, PH) OBP: 0.334, SLG: 0.451		X 0-0 26 G6-4-3 1-2 3-H 1B		C B T B X 2-2 57 2B 1B	B C C B F F F B X 3-2 ③ P6		B C C B B S 3-3 ① K		B F S X 1-2 ③ FC6-4 1-2f	4 0 0 1	0 0 0 0	2 0 0 0	1 0 0 0	0 0 0 0	1 0 0 0	2 0 0 1
26 Ronny Paulino, R (1, 2) OBP: 0.365, SLG: 0.408		C C B X 1-2 ② ③ G6-4-3 1-2f		C B B B F 1 SAFE S 2-3 ② K		B S B B C F F B 4-2 HBP 57 SH BB BB	C F B B B X 2-2 ② F7			3	1	0	0	1	1	3
57 Zach Duke, L (1, 1) OBP: 0.278, SLG: 0.314 55 Matt Capps, R (6, 1) 13 Nate McLouth, L (7, PH) OBP: 0.297, SLG: 0.349 (7, 9)			C X 0-1 ① F9	B C F X 1-2 1-3 2B		B C X 1-1 SH BB HBP 1-2 FC5-4	C B F B F F X 2-2 ③ L4			2 0 1	1 0 0	1 0 0	0 0 0	0 0 0	0 0 0	0 0 0
Inning Stats	R: 0 E: 0 K: 2 S: 8 H: 0 LOB: 0 BB: 0 P: 12	R: 1 E: 0 K: 0 S: 12 H: 3 LOB: 1 BB: 0 P: 19	R: 1 E: 0 K: 0 S: 10 H: 3 LOB: 2 BB: 0 P: 15	R: 0 E: 0 K: 1 S: 14 H: 2 LOB: 2 BB: 0 P: 22	R: 1 E: 0 K: 0 S: 19 H: 3 LOB: 2 BB: 0 P: 30	R: 3 E: 1 K: 0 S: 22 H: 1 LOB: 2 BB: 2 P: 39	R: 0 E: 0 K: 1 S: 11 H: 0 LOB: 0 BB: 0 P: 18	R: 0 E: 0 K: 0 S: 6 H: 1 LOB: 0 BB: 0 P: 8	R: 0 E: 0 K: 1 S: 12 H: 1 LOB: 1 BB: 0 P: 16	1B: 12 2B: 2 3B: 0 HR: 0 SF: 0 SAC: 1 DP: 1 HBP: 1						

	AB	39
	R	6
	H	14
	RBI	6
	BB	2
	SO	5
	LOB	23

WP: 0 PB: 0 SB: 0 CS: 0 PA: 43

PITCHER		IP	WLS	BF	H	R	ER	SO	BB	IBB	HBP	BLK	WP	HR	S	P	ERA	WHIP
Tom Glavine, L ERA: 3.43	(1, 1)	5.0		27	11	5	4	3	1	0	0	0	0	0	69	109	7.20	2.400
Aaron Heilman, R ERA: 4.4	(6, 1)	2.0	B	9	1	1	0	1	1	0	1	0	0	0	27	46	0.00	1.000
50 Duaner Sanchez, R ERA: 2.56	(8, 1)	1.0	W	3	1	0	0	0	0	0	0	0	0	0	6	8	0.00	1.000
13 Billy Wagner, L ERA: 2.33	(9, 1)	1.0	S	4	1	0	0	1	0	0	0	0	0	0	12	16	0.00	1.000

PITCHER	IP	WLS	BF	H	R	ER	SO	BB	IBB	HBP	BLK	WP	HR	S	P	ERA	WHIP

BOTTOM

Pittsburgh Pirates @ New York Mets

Shea Stadium, Flushing, NY

Tue Jul 04 2006, 1:10 PM EDT

Att. 38,480 - Overcast - 89 F

livebaseballscorecards.com

Batter	1	2	3	4	5	6	7	8	9	AB	R	H	RBI	BB	SO	LOB
7 José Reyes, S (1, 6) OBP: 0.355, SLG: 0.481	C X 0-1 G4-3 ①			C B F X 1-2 21 1B 5 1B 1B	X 0-0 E S 1B		B B C X 2-1 E S 1B	S B F S 1-3 K ③		5	1	3	0	0	1	2
Chris Woodward, R (1, 4) OBP: 0.314, SLG: 0.322 50 Duaner Sanchez, R (8, 1) 13 Billy Wagner, L (9, 1)	C C C 0-3 K ②			X 0-0 21 1B 5 1B 1-2 1B	B 1 SAFE 1 SAFE C C B X 2-2 G5-3 ① 1-3		S C B B X 2-2 F8 ③ 1-3			4 0 0	1 0 0	1 0 0	0 0 0	0 0 0	1 0 0	2 0 0
15 Carlos Beltrán, S (1, 8) OBP: 0.390, SLG: 0.622	B C X 1-1 F8 ③			C X 0-1 F4 ①	S X 0-1 G5-3 ②			F B B B X 3-1 G3 ①		4	0	0	0	0	0	3
21 Carlos Delgado, L (1, 3) OBP: 0.346, SLG: 0.525		X 0-0 G4-3 ①		C B 2 SAFE B X 2-1 5 1B 1-2 2-3 1B	C B C X 1-2 F9 ③			B B T F F F B B 4-2 5 BB 10 2B BB		3	2	1	0	1	0	1
5 David Wright, R (1, 5) OBP: 0.390, SLG: 0.571		C B B B F B X 3-2 G5-3 ②		B F X 1-1 1B 11 1B 1-2 2-H 3-H 1B		X 0-0 F8 ①		C B B T D F F B 4-2 10 2B 1-2 1B BB		3	2	1	2	1	0	0
Cliff Floyd, L (1, 7) OBP: 0.327, SLG: 0.392 10 Endy Chavez, L (6, 7) OBP: 0.322, SLG: 0.407	B S F S 1-3 K ③			S F B S 1-3 K ②		B B B C B 4-1 G5-4-3 BB		B B C F F X 2-2 1-3 2-H 1B 2B		2 1	0 1	0 1	0 1	0 1	2 0	2 0
Xavier Nady, R (1, 9) OBP: 0.324, SLG: 0.481		C F B B B F F B X 3-2 11 G4-6-3 1B		B X 1-0 11 1B 1-3 2-H 1B		X 0-0 G5-4-3 ② ③ 1-2f		X 0-0 22 FC3-6 11 BB 2-H 3-H 1B		4	0	3	3	0	0	1
11 Ramon Castro, R (1, 2) OBP: 0.345, SLG: 0.406		B B X 2-0 ① ② G4-6-3 1-2f		C D F 1 SAFE B F F F X 2-2 1-2 3-H 1B			B C S F C 1-3 K ①	C B B F D B 4-2 22 FC3-6 1-2 BB		3	0	1	1	1	1	1
Tom Glavine, L (1, 1) OBP: 0.364, SLG: 0.259 Aaron Heilman, R (6, 1) 22 Jose Valentin, S (7, PH) OBP: 0.318, SLG: 0.506 (8, 4)		B C B C S 2-3 K ③		X 0-0 G4-3 ③			B F X 1-1 G1-3 ②	B F D S B X 3-2 FC3-6 ② 1-2f 2-3		2 0 2	0 0 0	0 0 0	0 0 0	1 0 0	2 0 2	2 0 2
Inning Stats	R: 0 E: 0 K: 1 S: 7 H: 0 LOB: 0 BB: 0 P: 8	R: 0 E: 0 K: 1 S: 7 H: 0 LOB: 0 BB: 0 P: 11	R: 0 E: 0 K: 1 S: 9 H: 1 LOB: 0 BB: 0 P: 16	R: 4 E: 0 K: 1 S: 20 H: 6 LOB: 2 BB: 0 P: 28	R: 0 E: 0 K: 0 S: 9 H: 1 LOB: 1 BB: 0 P: 12	R: 0 E: 0 K: 0 S: 3 H: 0 LOB: 0 BB: 1 P: 7	R: 0 E: 0 K: 1 S: 11 H: 1 LOB: 1 BB: 0 P: 17	R: 3 E: 0 K: 1 S: 23 H: 2 LOB: 2 BB: 3 P: 44		1B: 10 2B: 1 3B: 0 HR: 0 SF: 0 SAC: 0 DP: 2 HBP: 0						

PITCHER		IP	WLS	BF	H	R	ER	SO	BB	IBB	HBP	BLK	WP	HR	S	P	ERA	WHIP
57 Zach Duke, L ERA: 5.01	(1, 1)	5.1		24	8	4	4	4	1	0	0	0	0	0	54	81	6.75	1.688
55 Matt Capps, R ERA: 3.4	(6, 1)	0.2	H	1	0	0	0	0	0	0	0	0	0	0	1	1	0.00	0.000
16 Salomon Torres, R ERA: 4.72	(7, 1)	1.1	H	7	1	2	2	1	2	0	0	0	0	0	21	38	13.50	2.250
Roberto Hernandez, R ERA: 2.63	(8, 1)	0.2	L	5	2	1	1	1	1	0	0	0	0	0	13	23	13.50	4.500

PITCHER	IP	WLS	BF	H	R	ER	SO	BB	IBB	HBP	BLK	WP	HR	S	P	ERA	WHIP

AB	33
R	7
H	11
RBI	7
BB	4
SO	6
LOB	16

WP: 0 PB: 0 SB: 2 CS: 0 PA: 37

Batter	1	2	3	4	5	6	7	8	9	AB	R	H	RBI	BB	SO	LOB
José Bautista, R (1, 8) OBP: 0.364, SLG: 0.527	B B B B 4-0 BB		C X 0-1 1B		C S C 0-3 ③ K			C B S C 1-3 ① K		3	0	1	0	1	2	1
2 Jack Wilson, R (1, 6) OBP: 0.294, SLG: 0.368	B B C 1 SAFE C X 2-2 ① L7		B F B C S 2-3 ③ K			C B S T 1-2 ① K		B C B S F X 2-2 ② G4-3		4	0	0	0	0	2	2
Sean Casey, L (1, 3) OBP: 0.388, SLG: 0.439	C B B 1 SAFE F F B 1 SAFE X 3-2 ② F8			B C F X 1-2 ① G4-3		X 0-0 FC6-4 1B		X 0-0 FC6-4 1B		4	0	2	0	0	0	1
Jason Bay, R (1, 7) OBP: 0.391, SLG: 0.528	B C F S 1-3 ③ K			C X 0-1 ② F9		F X 0-1 ② FC6-4 1-2f		B F X 1-1 ③ FC6-4 1-2f		4	0	0	0	0	1	3
12 Freddy Sanchez, R (1, 5) OBP: 0.393, SLG: 0.521		B X 1-0 ① F7		C B B F F F B B 4-2 BB		B B F X 2-1 ③ F8			F C B F F X 1-2 ① F9	3	0	0	0	1	0	1
Jeromy Burnitz, L (1, 9) OBP: 0.277, SLG: 0.421		C F B B F F X 2-2 ② F9		B X 1-0 ③ F9			F B B B X 3-1 ① G4-3		S F B B X 2-2 ② G1-3	4	0	0	0	0	0	1
Jose Castillo, R (1, 4) OBP: 0.336, SLG: 0.452		C F B S 1-3 ③ K	B C X 1-1 SH3 1B				B B C X 2-1 ② P6		B C F X 1-2 26 1B	4	0	2	0	0	1	0
26 Ronny Paulino, R (1, 2) OBP: 0.368, SLG: 0.409			C B C B B S 3-3 ① K		S B B 1 SAFE S F X 2-2 ① P4		C B C X 1-2 1B		S S B B B F F X 2-2 FC5-4 1-2 1B	4	0	2	0	0	1	1
Kip Wells, R (1, 1) OBP: 0.250, SLG: 0.250			S B S T 1-2 ② K		1 SAFE X 0-0 ② SH3 1-2		C B F X 1-2 ③ G4-3		F B B B X 2-1 ③ FC5-4 1-2f	1	0	0	0	0	1	0
13 Nate McLouth, L (7, PH) OBP: 0.295, SLG: 0.347										1	0	0	0	0	0	1
34 John Grabow, L (7, 1)										0	0	0	0	0	0	0
Joe Randa, R (9, PH) OBP: 0.303, SLG: 0.364										1	0	0	0	0	0	2
Inning Stats	R: 0 E: 0 K: 1 S: 10 H: 0 LOB: 1 BB: 1 P: 20	R: 0 E: 0 K: 1 S: 9 H: 0 LOB: 0 BB: 0 P: 13	R: 0 E: 0 K: 3 S: 11 H: 1 LOB: 1 BB: 0 P: 17	R: 0 E: 0 K: 0 S: 10 H: 0 LOB: 1 BB: 1 P: 16	R: 0 E: 0 K: 1 S: 10 H: 1 LOB: 1 BB: 0 P: 13	R: 0 E: 0 K: 1 S: 8 H: 1 LOB: 1 BB: 0 P: 11	R: 0 E: 0 K: 0 S: 10 H: 1 LOB: 1 BB: 0 P: 17	R: 0 E: 0 K: 1 S: 10 H: 1 LOB: 1 BB: 0 P: 14	R: 0 E: 0 K: 0 S: 18 H: 2 LOB: 2 BB: 0 P: 26	1B: 7 2B: 0 3B: 0 HR: 0 SF: 0 SAC: 1 DP: 0 HBP: 0						

TOP

Pittsburgh Pirates @ New York Mets

Shea Stadium, Flushing, NY

Wed Jul 05 2006, 7:10 PM EDT

Att. 40,360 - Partly Cloudy - 73 F

livebaseballscorecards.com

AB	33
R	0
H	7
RBI	0
BB	2
SO	8
LOB	13

PITCHER		IP	WLS	BF	H	R	ER	SO	BB	IBB	HBP	BLK	WP	HR	S	P	ERA	WHIP
26 Orlando Hernandez, R ERA: 5.12	(1, 1)	7.0	W	27	4	0	0	7	2	0	0	0	0	0	68	107	0.00	0.857
Chad Bradford, R ERA: 3.73	(8, 1)	1.0		4	1	0	0	1	0	0	0	0	0	0	10	14	0.00	1.000
50 Duaner Sanchez, R ERA: 2.51	(9, 1)	1.0		5	2	0	0	0	0	0	0	0	0	0	18	26	0.00	2.000

PITCHER	IP	WLS	BF	H	R	ER	SO	BB	IBB	HBP	BLK	WP	HR	S	P	ERA	WHIP

WP: 0	PA: 36
PB: 0	
SB: 0	
CS: 0	

Pittsburgh Pirates @ New York Mets

Shea Stadium, Flushing, NY

Wed Jul 05 2006, 7:10 PM EDT

Att. 40,360 - Partly Cloudy - 73 F

livebaseballscorecards.com

BOTTOM

Batter	1	2	3	4	5	6	7	8	9	AB	R	H	RBI	BB	SO	LOB
7 José Reyes, S (1, 6) OBP: 0.354, SLG: 0.484	B B B C C X 3-2 16 1B 3B	B B X 2-0 ② F8			C T B F X 1-2 ① G4-3		B C S X 1-2 ③ F9			4	1	1	0	0	0	0
16 Paul Lo Duca, R (1, 2) OBP: 0.330, SLG: 0.399	B X 1-0 HBP 15 BB 22 2B 1B 3-H	B C F B B X 3-2 ③ G3			B X 1-0 ② G5-3			S B F X 1-2 ① G5-3		4	1	1	1	0	0	0
15 Carlos Beltrán, S (1, 8) OBP: 0.391, SLG: 0.618	B C B B B 4-1 HBP 22 2B BB 1-2	X 0-0 ① F9			B C B B B 4-1 BB			C B X 1-1 ② G5-3		2	1	0	0	2	0	0
21 Carlos Delgado, L (1, 3) OBP: 0.345, SLG: 0.520	C B S F S 1-3 ① K	C B S F F F F B F 4-2 B B BB			B B F 1 SAFE 1 SAFE B X 3-1 ③ G6-3			S S S 0-3 ③ K		3	0	0	0	1	2	3
Cliff Floyd, L (1, 7) OBP: 0.327, SLG: 0.388	B F F H 2-2 22 2B 10 WP HBP 1-2 2-3	F B S B D S 3-3 ② K				X 0-0 ① G4-3				2	1	0	0	0	1	1
22 Jose Valentin, S (1, 4) OBP: 0.319, SLG: 0.509	X 0-0 10 WP 10 1B 2B 1-3 2-H 3-H	B B X 2-0 ③ F8				B B C C F F F X 2-2 ② F8				3	1	1	2	0	0	1
10 Endy Chavez, L (1, 9) OBP: 0.322, SLG: 0.406	B S B X 2-1 CS 1B 2-H 3-H		C S X 0-2 ① G6-3			B B X 2-0 ③ G3				3	0	1	1	0	0	0
Chris Woodward, R (1, 5) OBP: 0.305, SLG: 0.312	F F 1 SAFE C 0-3 ② ③ K 1-2		F X 0-1 ② G5-3				X 0-0 ① F9			3	0	0	0	0	1	1
26 Orlando Hernandez, R (1, 1) OBP: 0.200, SLG: 0.208 Eli Marrero, R (7, PH) OBP: 0.344, SLG: 0.506 Chad Bradford, R (8, 1) 50 Duaner Sanchez, R (9, 1)		S F X 0-2 ① G3	C X 0-1 ③ G5-3				B C S T 1-2 ② K			2 1 0 0	0 0 0 0	0 0 0 0	0 0 0 0	0 1 0 0	0 0 0 0	0 0 0 0
Inning Stats	R: 5 E: 0 K: 2 S: 17 H: 4 LOB: 1 BB: 1 P: 30	R: 0 E: 0 K: 0 S: 7 H: 0 LOB: 0 BB: 0 P: 12	R: 0 E: 0 K: 1 S: 12 H: 0 LOB: 1 BB: 1 P: 21		R: 0 E: 0 K: 0 S: 7 H: 0 LOB: 0 BB: 0 P: 7	R: 0 E: 0 K: 0 S: 8 H: 0 LOB: 0 BB: 0 P: 12	R: 0 E: 0 K: 1 S: 7 H: 0 LOB: 0 BB: 0 P: 9	R: 0 E: 0 K: 1 S: 8 H: 0 LOB: 0 BB: 0 P: 10		1B: 2 2B: 2 3B: 1 HR: 0 SF: 0 SAC: 0 DP: 1 HBP: 1					WP: 1 PB: 0 SB: 0 CS: 1 PA: 31		

	AB	27
	R	5
	H	4
	RBI	4
	BB	3
	SO	5
	LOB	6

PITCHER		IP	WLS	BF	H	R	ER	SO	BB	IBB	HBP	BLK	WP	HR	S	P	ERA	WHIP
Kip Wells, R ERA: 12.42	(1, 1)	6.0	L	25	4	5	5	3	3	0	1	0	1	0	59	99	7.50	1.167
34 John Grabow, L ERA: 5.24	(7, 1)	2.0		6	0	0	0	2	0	0	0	0	0	0	15	19	0.00	0.000

PITCHER	IP	WLS	BF	H	R	ER	SO	BB	IBB	HBP	BLK	WP	HR	S	P	ERA	WHIP

Batter	1	2	3	4	5	6	7	8	9	AB	R	H	RBI	BB	SO	LOB
José Bautista, R (1, 8) OBP: 0.355, SLG: 0.512	F B F B X 2-2 ① G5-3		C X 0-1 ① G6-3		B C B C F T 2-2 ① K	C B F F D X 2-2 ③ G5-3		D B X 2-0 ② P6		5	0	0	0	0	1	3
12 Freddy Sanchez, R (1, 6) OBP: 0.403, SLG: 0.533	B X 1-0 2B		C B F H 2-2 PB BB HBP		B F F B B B 4-2 1B 2B BB		X 0-0 1B 1B 1B	B C F X 1-2 3-H 2B		3	2	3	1	1	0	0
Sean Casey, L (1, 3) OBP: 0.383, SLG: 0.431	B F B C X 2-2 ② P5		B X 1-0 ② F7		B C F X 1-2 ② F7		F B X 1-1 1-2 1B 1B	B C F B B F X 3-2 ③ F7		5	0	1	0	0	0	5
Jason Bay, R (1, 7) OBP: 0.391, SLG: 0.525	B B C F B F X 3-2 ③ F9		B B B B 4-0 PB 1-2 BB		X 0-0 2B 1-3 2-H 1B		C B B C S 2-3 ① K		B C S B F C 2-3 ① K	4	0	1	1	1	2	3
Joe Randa, R (1, 5) OBP: 0.306, SLG: 0.374		C C C 0-3 ① K	B F F D F B F F X 3-2 ③ F8 1-2 2-3		B B X 2-0 1-3 3-H 2B		B S C X 1-2 1-2 2-H 1B		C X 0-1 E8 2 1B FC4-6	5	1	2	2	0	1	2
Jeromy Burnitz, L (1, 9) OBP: 0.278, SLG: 0.420 54 Jonah Bayliss, R (5, 1) Craig Wilson, R (7, PH) OBP: 0.358, SLG: 0.502 55 Matt Capps, R (7, 1) Damaso Marte, L (8, 1) 2 Jack Wilson, R (9, PH) OBP: 0.296, SLG: 0.370		S B X 1-1 26 BB 1B		C F X 0-2 ① G1-3	X 0-0 ③ G4-3		S F D B B X 3-2 ② F4		B C B F F X 2-2 FC4-6 2-3 1B	3 0 1 0 0 1	0 0 0 0 0 0	1 0 0 0 0 1	0 0 0 0 0 0	0 0 0 0 0 0	0 0 2 0 0 0	2 0 2 0 0 0
Jose Castillo, R (1, 4) OBP: 0.334, SLG: 0.446		B C X 1-1 ② F9		C X 0-1 ② G5-3		B B B B 4-0 BB	D B X 2-0 ③ F9		F F F X 0-2 ② FC4-6 26 FC6-4 1-2f 3-H	4	0	0	1	1	0	4
26 Ronny Paulino, R (1, 2) OBP: 0.364, SLG: 0.402		1 SAFE B C C B 1 SAFE B 1 B 4-2 1-2 BB		B B X 2-0 ③ P4		X 0-0 ① F9		C B B X 2-1 ① G6-3	B B X 2-0 ③ FC6-4 1-2f	4	0	0	0	1	0	2
24 Tom Gorzelanny, R (1, 1) 13 Nate McLouth, L (5, PH) OBP: 0.300, SLG: 0.368 (5, 9)		C F B S 1-3 ③ K			C B B X 2-1 1B 2B	C B B C X 2-2 ② L9		C B F F B B F X 3-2 12 2B 3B		1 3	0 2	0 2	0 0	0 0	1 0	2 1
Inning Stats	R: 0 H: 1 E: 0 LOB: 1 K: 0 BB: 0 S: 11 P: 19	R: 0 H: 1 E: 0 LOB: 2 K: 2 BB: 1 S: 12 P: 19	R: 0 H: 0 E: 0 LOB: 2 K: 0 BB: 1 S: 11 P: 21	R: 0 H: 0 E: 0 LOB: 0 K: 0 BB: 0 S: 6 P: 8	R: 2 H: 3 E: 0 LOB: 2 K: 1 BB: 1 S: 14 P: 25	R: 0 H: 0 E: 0 LOB: 1 K: 0 BB: 1 S: 8 P: 16	R: 1 H: 3 E: 0 LOB: 2 K: 1 BB: 0 S: 13 P: 22	R: 1 H: 2 E: 0 LOB: 1 K: 0 BB: 0 S: 15 P: 26	R: 1 H: 1 E: 1 LOB: 1 K: 1 BB: 0 S: 15 P: 21	1B: 6 SF: 0 2B: 4 SAC: 0 3B: 1 DP: 0 HR: 0 HBP: 1						

TOP

Pittsburgh Pirates @ New York Mets

Shea Stadium, Flushing, NY

Thu Jul 06 2006, 7:10 PM EDT

Att. 39,743 - Clear - 77 F

livebaseballscorecards.com

AB	39
R	5
H	11
RBI	5
BB	4
SO	5
LOB	26

PITCHER		IP	WLS	BF	H	R	ER	SO	BB	IBB	HBP	BLK	WP	HR	S	P	ERA	WHIP
Steve Trachsel, R ERA: 4.67	(1, 1)	6.1	W	31	7	3	3	4	4	0	1	0	0	0	68	117	4.26	1.737
Aaron Heilman, R ERA: 4.44	(7, 1)	1.2		8	3	1	1	0	0	0	0	0	0	0	22	39	5.40	1.800
13 Billy Wagner, L ERA: 2.27	(9, 1)	1.0	S	5	1	1	0	1	0	0	0	0	0	0	15	21	0.00	1.000

PITCHER	IP	WLS	BF	H	R	ER	SO	BB	IBB	HBP	BLK	WP	HR	S	P	ERA	WHIP

Batter	1	2	3	4	5	6	7	8	9	AB	R	H	RBI	BB	SO	LOB
7 José Reyes, S (1, 6) OBP: 0.356, SLG: 0.482	C X 0-1 ① P3		C B B B B 4-1 16 WP 16 S 21 G4-3 BB	B B C X 2-1 16 S 2-H 3-H 1B		D S S B F F T 2-2 ① K				3	1	1	2	1	1	1
16 Paul Lo Duca, R (1, 2) OBP: 0.332, SLG: 0.399	B C X 1-1 21 G4-6-3 1B		F F 1 SAFE F B 1 SAFE 1 SAFE F B 4-2 B B 21 G4-3 21 WP 1-3 BB	B 1 SAFE B B C X 3-1 ③ F9 1-2		B C F C 1-3 ② K				3	0	1	0	1	1	2
21 Carlos Delgado, L (1, 3) OBP: 0.344, SLG: 0.515	B F X 1-1 ② ③ G4-6-3 1-2f		B F F B F X 2-2 ① G4-3 1-3 3-H	B B B 4-0 5 HR BB	S F S 0-3 ③ K					3	1	0	1	1	1	3
5 David Wright, R (1, 5) OBP: 0.391, SLG: 0.582		B B C X 2-1 2B 2B	S B B X 2-1 ② G3	C X 0-1 1-H HR		C B C F S 1-3 ① K				4	2	2	2	0	1	1
Xavier Nady, R (1, 9) OBP: 0.323, SLG: 0.474		B 2 SAFE B B B C B 4-1 2B BB	B X 1-0 ③ G5-3	C C S 0-3 ① K		B X 1-0 ② G5-3				3	1	0	0	1	1	1
Cliff Floyd, L (1, 7) OBP: 0.330, SLG: 0.392		X 0-0 SH1-3 FC6-2 1-H 2-H 2B	B B B C H 4-1 SH1-4 7 1B BB HBP	X 0-0 ② F8		C X 0-1 ③ G4-3				3	1	1	2	0	0	0
Chris Woodward, R (1, 4) OBP: 0.306, SLG: 0.313		X 0-0 ① SH1-3 2-3	1 SAFE B X 1-0 ① F9	B X 1-0 1B				B S B X 2-1 ① G6-3		3	0	1	0	0	0	1
Eli Marrero, R (1, 8) OBP: 0.340, SLG: 0.488		B X 1-0 ② FC6-2 3-H	1 SAFE 1 SAFE B F S B B B 4-2 7 1B SH1-4 1-2 BB	C S S 0-3 ③ K				S F B B F X 2-2 ② P3		3	1	0	0	1	1	2
Steve Trachsel, R (1, 1) OBP: 0.200, SLG: 0.286		C S X 0-2 ③ G1-3	X 0-0 ② SH1-4 1-2 2-3		H 1-0 HBP			B S B S S 2-3 ③ K		1	0	0	0	0	0	1
Aaron Heilman, R (7, 1)										0	0	0	0	0	0	0
Julio Franco, R (8, PH) OBP: 0.345, SLG: 0.436										1	0	0	0	0	1	0
13 Billy Wagner, L (9, 1)										0	0	0	0	0	0	0
Inning Stats	R: 0 H: 1 E: 0 LOB: 0 K: 0 BB: 0 S: 6 P: 8	R: 2 H: 2 E: 0 LOB: 1 K: 0 BB: 1 S: 9 P: 16	R: 1 H: 0 E: 0 LOB: 1 K: 0 BB: 2 S: 12 P: 25	R: 2 H: 1 E: 0 LOB: 1 K: 0 BB: 1 S: 9 P: 23	R: 2 H: 2 E: 0 LOB: 1 K: 2 BB: 1 S: 10 P: 15	R: 0 H: 0 E: 0 LOB: 1 K: 3 BB: 0 S: 11 P: 15	R: 0 H: 0 E: 0 LOB: 0 K: 1 BB: 0 S: 7 P: 9	R: 0 H: 0 E: 0 LOB: 0 K: 1 BB: 0 S: 9 P: 15		1B: 3 SF: 0 2B: 2 SAC: 2 3B: 0 DP: 1 HR: 1 HBP: 2				WP: 2 PA: 36 PB: 0 SB: 2 CS: 0		

PITCHER		IP	WLS	BF	H	R	ER	SO	BB	IBB	HBP	BLK	WP	HR	S	P	ERA	WHIP
24 Tom Gorzelanny, L ERA: 7.0	(1, 1)	4.0	L	20	4	5	5	0	4	0	1	0	2	0	36	72	11.25	2.000
54 Jonah Bayliss, R ERA: 5.4	(5, 1)	2.0		10	2	2	2	5	1	0	1	0	0	1	21	30	9.00	1.500
55 Matt Capps, R ERA: 3.33	(7, 1)	1.0		3	0	0	0	1	0	0	0	0	0	0	7	9	0.00	0.000
Damaso Marte, L ERA: 3.06	(8, 1)	1.0		3	0	0	0	1	0	0	0	0	0	0	9	15	0.00	0.000

PITCHER	IP	WLS	BF	H	R	ER	SO	BB	IBB	HBP	BLK	WP	HR	S	P	ERA	WHIP

BOTTOM

Pittsburgh Pirates @ New York Mets

Shea Stadium, Flushing, NY

Thu Jul 06 2006, 7:10 PM EDT

Att. 39,743 - Clear - 77 F

livebaseballscorecards.com

AB	27
R	7
H	6
RBI	7
BB	5
SO	7
LOB	12

Florida Marlins @ New York Mets

Shea Stadium, Flushing, NY

Fri Jul 07 2006, 7:10 PM EDT

Att. 41,276 - Clear - 80 F

TOP

Batter	1	2	3	4	5	6	7	8	9
4 Alfredo Amezaga, S (1, 8) (9, 7) OBP: 0.317, SLG: 0.357	1-1 2 G5-3, 2 E, 1B		2-1 G3 ①	0-2 BB 2 G6-3 1B		0-1 G6-3 ①			2-3 ꓘ ①
2 Hanley Ramirez, R (1, 6) OBP: 0.333, SLG: 0.401	1 SAFE 2-0 G5-3 ① 1-H		2-3 ꓘ ②	1-0 G6-3 ① 1-2		1-3 K ②			3-2 L7 ②
6 Dan Uggla, R (1, 4) OBP: 0.366, SLG: 0.512	1-1 G5-3 ②		0-1 F8 ③	4-2 BB BB		0-2 G6-3 ③			1-0 G6-3 ③
Miguel Cabrera, R (1, 5) OBP: 0.435, SLG: 0.568	3-3 K ③			4-0 17 2B 27 1B BB; 4-0 17 G6-4-3 1-2 2-3 BB			0-0 G5-3 ①		
17 Mike Jacobs, L (1, 3) OBP: 0.351, SLG: 0.492; Wes Helms, R (7, 3) OBP: 0.325, SLG: 0.486		0-1 F8 ①		0-2 27 1B 20 1B 1-3 2B; 0-0 G6-4-3 ②			1-3 ꓘ ②		
14 Josh Willingham, R (1, 7) OBP: 0.352, SLG: 0.462; 61 Reggie Abercrombie, R (9, 8) OBP: 0.279, SLG: 0.337		3-2 27 BB 1B		3-2 E5 20 1B 27 1B HR	3-3 K ①		1-1 F8 ③		
27 Jeremy Hermida, L (1, 9) OBP: 0.367, SLG: 0.410		1 SAFE 4-1 1-2 BB		0-1 20 1B HR 1-2 2-3 3-H 1B	2-2 G3 ②			1-2 F9 ①	
20 Matt Treanor, R (1, 2) OBP: 0.304, SLG: 0.286		1-1 F6 ②		1-0 HR 1-2 2-3 3-H 1B	2-2 1B			1-1 F8 ②	
Dontrelle Willis, L (1, 1) OBP: 0.222, SLG: 0.219; Randy Messenger, R (8, 1); Joe Borowski, R (9, 1)		3-2 F8 ③		0-0 1-H 2-H 3-H HR	3-2 G4-3 ③			2-3 K ③	

Batter	AB	R	H	RBI	BB	SO	LOB
Alfredo Amezaga	5	1	2	0	0	1	0
Hanley Ramirez	5	0	0	0	0	2	1
Dan Uggla	4	0	0	0	1	0	0
Miguel Cabrera	2	1	0	0	2	1	0
Mike Jacobs	4	1	1	0	0	1	3
Wes Helms	0	0	0	0	0	0	0
Josh Willingham	4	1	1	0	0	1	2
Reggie Abercrombie	0	0	0	0	0	0	0
Jeremy Hermida	3	1	1	1	1	0	0
Matt Treanor	4	1	2	1	0	0	2
Dontrelle Willis	4	1	1	4	0	1	3
Randy Messenger	0	0	0	0	0	0	0
Joe Borowski	0	0	0	0	0	0	0

livebaseballscorecards.com

AB	35
R	7
H	8
RBI	6
BB	4
SO	7
LOB	11

Inning Stats	1	2	3	4	5	6	7	8	9
R	1	0	0	6	0	0	0	0	0
H	1	1	0	5	1	0	0	0	0
E	1	0	0	1	0	0	0	0	0
LOB	0	2	0	2	1	0	0	0	0
K	1	0	1	0	1	1	1	1	1
BB	0	1	0	3	0	0	0	0	0
S	8	12	7	18	14	8	7	10	12
P	15	23	11	35	24	9	9	14	18

1B: 6, 2B: 1, 3B: 0, HR: 1, SF: 0, SAC: 0, DP: 1, HBP: 0

WP: 0, PB: 0, SB: 0, CS: 0, PA: 39

PITCHER		IP	WLS	BF	H	R	ER	SO	BB	IBB	HBP	BLK	WP	HR	S	P	ERA	WHIP
Jose Lima, R (ERA: 9.87)	(1, 1)	3.0	L	19	7	7	5	2	2	0	0	0	0	1	41	71	15.00	3.000
Darren Oliver, L (ERA: 2.15)	(4, 1)	5.0		17	1	0	0	4	2	0	0	0	0	0	43	69	0.00	0.600
Henry Owens, R (ERA:)	(9, 1)	1.0		3	0	0	0	1	0	0	0	0	0	0	12	18	0.00	0.000

PITCHER	IP	WLS	BF	H	R	ER	SO	BB	IBB	HBP	BLK	WP	HR	S	P	ERA	WHIP

Batter	1	2	3	4	5	6	7	8	9	AB	R	H	RBI	BB	SO	LOB
7 José Reyes, S (1, 6) OBP: 0.357, SLG: 0.481	B F X 1-1 BB 1B	I I I 4-0 IBB			C X 0-1 ① F8	B B C F X 2-2 ② G3		F C S 0-3 ② K		3	0	1	0	1	0	0
22 Jose Valentin, S (7, 4) OBP: 0.317, SLG: 0.506										1	0	0	0	0	1	2
Chris Woodward, R (1, 4) OBP: 0.310, SLG: 0.340	B B B 1 SAFE C F F B 4-2 **1-2** BB	C B C S 1-3 ③ K			B C X 1-1 HR	X 0-0 G6-3		X 0-0 F9		4	1	1	1	1	1	5
(7, 6)																
15 Carlos Beltrán, S (1, 8) OBP: 0.386, SLG: 0.606	C X 0-1 ① F7		B B X 2-0 ① G1-3		C B X 1-1 ② G4-3		C B B X 2-1 ① L6		B C X 1-1 ① G4-3	5	0	0	0	0	0	2
5 David Wright, R (1, 5) OBP: 0.391, SLG: 0.578	B F F F D F C 2-3 ② K		C X 0-1 ② F8		B F F X 1-2 1B 2B 1B		B F B B B 4-1 BB		C B B C S 2-3 ② K	4	1	1	0	1	2	2
Julio Franco, R (1, 3) OBP: 0.337, SLG: 0.422	C C S 0-3 ③ K		B B F F X 2-2 ③ G5-3		F X **1-2** 0-1 2B 1B		1 SAFE C F S 0-3 ② K		S S S 0-3 ③ K	5	1	1	0	0	3	3
Xavier Nady, R (1, 9) OBP: 0.326, SLG: 0.484		B X 1-0 SH1-4 2B		B X 1-0 ① P3	B X 1-0 1B **1-H** **2-H** 2B		F B 1 SAFE X 1-1 ③ F9			4	0	2	2	0	0	1
Eli Marrero, R (1, 7) OBP: 0.356, SLG: 0.488		B B B F B B 4-1 SH1-4 BB		C C X 0-2 ② G4-3	X **2-3** 0-0 1B			B B B C B 4-1 16 1B BB		2	0	1	0	2	0	0
11 Ramon Castro, R (1, 2) OBP: 0.342, SLG: 0.410		B B C F B S 3-3 ① K		X 0-0 2B	F 1 SAFE B S B S 2-3 ③ K			1 SAFE C 1 SAFE B S S C 1-3 ① K		4	0	1	0	0	3	5
Jose Lima, R (1, 1) Darren Oliver, R (4, 1) OBP: 0.273, SLG: 0.300 16 Paul Lo Duca, R (8, PH) OBP: 0.334, SLG: 0.401 Henry Owens, R (9, 1)		L X 0-1 ② SH1-4 **1-2** **2-3**		C S S 0-3 ③ K		B S S B T 2-2 ① K		B C D X 2-1 **1-3** 1B		0	0	0	0	0	0	0
										2	0	0	0	0	2	1
										1	0	1	0	0	0	0
										0	0	0	0	0	0	0
Inning Stats	R: 0 E: 0 K: 2 S: 15 H: 1 LOB: 2 BB: 1 P: 22	R: 0 E: 0 K: 2 S: 10 H: 1 LOB: 3 BB: 2 P: 23	R: 0 E: 0 K: 0 S: 6 H: 0 LOB: 0 BB: 0 P: 10	R: 0 E: 0 K: 1 S: 8 H: 1 LOB: 1 BB: 0 P: 9	R: 3 E: 0 K: 1 S: 16 H: 5 LOB: 2 BB: 0 P: 22	R: 0 E: 0 K: 1 S: 7 H: 0 LOB: 0 BB: 0 P: 11	R: 0 E: 0 K: 1 S: 8 H: 0 LOB: 1 BB: 1 P: 15	R: 0 E: 0 K: 2 S: 10 H: 1 LOB: 2 BB: 1 P: 17	R: 0 E: 0 K: 2 S: 8 H: 0 LOB: 0 BB: 0 P: 11	1B: 5 2B: 3 3B: 0 HR: 1		SF: 0 SAC: 1 DP: 0 HBP: 0			WP: 0 PB: 0 SB: 0 CS: 0		PA: 41

PITCHER		IP	WLS	BF	H	R	ER	SO	BB	IBB	HBP	BLK	WP	HR	S	P	ERA	WHIP
Dontrelle Willis, L ERA: 3.94	(1, 1)	7.1	W	36	9	3	3	9	4	1	0	0	0	1	76	125	3.68	1.773
Randy Messenger, R ERA: 2.76	(8, 1)	0.2	H	2	0	0	0	1	0	0	0	0	0	0	4	4	0.00	0.000
Joe Borowski, R ERA: 3.82	(9, 1)	1.0		3	0	0	0	2	0	0	0	0	0	0	8	11	0.00	0.000

PITCHER	IP	WLS	BF	H	R	ER	SO	BB	IBB	HBP	BLK	WP	HR	S	P	ERA	WHIP

BOTTOM

Florida Marlins @ New York Mets

Shea Stadium, Flushing, NY

Fri Jul 07 2006, 7:10 PM EDT

Att. 41,276 - Clear - 80 F

livebaseballscorecards.com

AB	35
R	3
H	9
RBI	3
BB	5
SO	12
LOB	21

Florida Marlins @ New York Mets

Shea Stadium, Flushing, NY

Sat Jul 08 2006, 1:20 PM EDT

Partly Cloudy - 78 F

TOP

livebaseballscorecards.com

Batter	1	2	3	4	5	6	7	8	9	AB	R	H	RBI	BB	SO	LOB
4 Alfredo Amezaga, S (1, 8) (9, 5) OBP: 0.315, SLG: 0.353	B B C F S 2-3 ① K		B F F B F B X 3-2 ② G4-3			B C B B C X 3-2 ① 1B		C X 0-1 ① G4-3		4	0	1	0	0	1	0
2 Hanley Ramirez, R (1, 6) OBP: 0.332, SLG: 0.409	B B X 2-0 ② F7		C F C 0-3 ③ K			B C B B X 2-1 HR		C X 0-1 ② G5-3		4	1	1	1	0	1	0
6 Dan Uggla, R (1, 4) OBP: 0.364, SLG: 0.508	C B B F B X 3-2 ③ G5-3			C B X 1-1 CS 1B		B C X 1-1 ② G1-3		B X 1-0 ③ G4-3		4	0	1	0	0	0	0
Miguel Cabrera, R (1, 5) OBP: 0.435, SLG: 0.575 Joe Borowski, R (9, 1)		B X 1-0 HR		F F B B F F B S 3-3 ① ② K 1-2		F X 0-1 ③ G4-3			H 1-0 SH5-3 HBP	3 0	1 0	1 0	1 0	0 0	1 0	1 0
17 Mike Jacobs, L (1, 3) OBP: 0.351, SLG: 0.494 Wes Helms, R (7, PR) OBP: 0.325, SLG: 0.486 (7, 3)		B F F X 1-2 ① G3		B F B B F X 3-2 ③ F8			B X 1-0 27 1B 2B		1 SAFE X 0-0 ① SH5-3 1-2	3 0	0 0	1 0	0 0	0 0	0 0	0 0
14 Josh Willingham, R (1, 7) OBP: 0.351, SLG: 0.470		C B X 1-1 ② P4			C B X 1-1 HR		B B X 2-0 ① G1-3		C F C 0-3 ② K	4	1	1	1	0	1	2
27 Jeremy Hermida, L (1, 9) OBP: 0.376, SLG: 0.415		B C B F B F X 3-2 1B			B B F B C F F X 3-2 ① G1-3		C X 0-1 2-3 1B		B B I I 4-0 IBB	3	0	2	0	1	0	0
Miguel Olivo, R (1, 2) OBP: 0.315, SLG: 0.483		B 1 SAFE F X 1-1 ③ P4			B X 1-0 ② L5		1 SAFE L S T F X 0-2 ② F8		C F S 0-3 ③ K	4	0	0	0	0	1	6
55 Josh Johnson, L (1, 1) OBP: 0.080, SLG: 0.083 Matt Herges, L (6, 1) Joe Borchard, S (7, PH) OBP: 0.318, SLG: 0.366 57 Taylor Tankersley, L (7, 1) 19 Logan Kensing, R (8, 1) 61 Reggie Abercrombie, R (9, 8) OBP: 0.279, SLG: 0.337			C C B X 1-2 ① G6-3		C S B X 1-2 ③ F7		C B S S 1-3 ③ K			2 0 1 0 0 0	0 0 0 0 0 0	0 0 0 0 0 0	0 0 0 0 0 0	0 0 0 0 0 0	0 0 1 0 0 0	0 0 3 0 0 0

	AB	32
	R	3
	H	8
	RBI	3
	BB	1
	SO	6
	LOB	12

Inning Stats	1	2	3	4	5	6	7	8	9	1B: 4	SF: 0	WP: 0	PA: 35
	R: 0 E: 0 K: 1 S: 7 H: 0 LOB: 0 BB: 0 P: 14	R: 1 E: 0 K: 0 S: 12 H: 2 LOB: 1 BB: 0 P: 19	R: 0 E: 0 K: 1 S: 10 H: 0 LOB: 0 BB: 0 P: 14	R: 0 E: 0 K: 1 S: 10 H: 1 LOB: 0 BB: 0 P: 17	R: 1 E: 0 K: 0 S: 11 H: 1 LOB: 0 BB: 0 P: 17	R: 1 E: 0 K: 0 S: 9 H: 2 LOB: 0 BB: 0 P: 15	R: 0 E: 0 K: 1 S: 11 H: 2 LOB: 3 BB: 0 P: 15	R: 0 E: 0 K: 0 S: 5 H: 0 LOB: 0 BB: 0 P: 6	R: 0 E: 0 K: 2 S: 7 H: 0 LOB: 2 BB: 1 P: 12	2B: 2 3B: 0 HR: 3	SAC: 1 DP: 1 HBP: 1	PB: 0 SB: 0 CS: 1	

PITCHER		IP	WLS	BF	H	R	ER	SO	BB	IBB	HBP	BLK	WP	HR	S	P	ERA	WHIP
33 John Maine, R ERA: 5.06	(1, 1)	6.0	L	22	6	3	3	3	0	0	0	0	0	3	59	96	4.50	1.000
25 Pedro Feliciano, L ERA: 2.48	(7, 1)	0.1		3	2	0	0	0	0	0	0	0	0	0	4	7	0.00	6.000
Chad Bradford, R ERA: 3.55	(7, 1)	1.2		5	0	0	0	1	0	0	0	0	0	0	12	14	0.00	0.000
50 Duaner Sanchez, R ERA: 2.45	(9, 1)	1.0		5	0	0	0	2	0	1	1	0	0	0	7	12	0.00	0.000

PITCHER		IP	WLS	BF	H	R	ER	SO	BB	IBB	HBP	BLK	WP	HR	S	P	ERA	WHIP

Florida Marlins @ New York Mets

Shea Stadium, Flushing, NY

Sat Jul 08 2006, 1:20 PM EDT

Partly Cloudy - 78 F

livebaseballscorecards.com

Batter	1	2	3	4	5	6	7	8	9	AB	R	H	RBI	BB	SO	LOB
22 Jose Valentin, S (1, 4) OBP: 0.314, SLG: 0.494	C F B S 1-3 K ①		C B F B B X 3-2 G4-3 ①		C F B B B B 4-2 BB 15 BB 1-2 2-3 BB		C B B T B S 3-3 K ②		B F C B B F S 3-3 K ②	4	0	0	0	1	3	0
Chris Woodward, R (1, 6) OBP: 0.314, SLG: 0.337	C B B F F F X 2-2 15 L3 1B		F X 0-1 G5-3 ②		C F X 0-2 F6 ②		B S F F B B F F B 4-2 BB		C B B X 2-1 L6 ③	4	0	1	0	1	0	3
15 Carlos Beltrán, S (1, 8) OBP: 0.384, SLG: 0.600	B C X 1-1 L3 ② ③ 1-1		B C B X 2-1 G4-3 ③		B B B C B 4-1 BB 1-2 2-3 3-H BB		1 SAFE B C F F B 1 SAFE S 2-3 K ③			3	0	0	1	1	1	2
21 Carlos Delgado, L (1, 3) OBP: 0.345, SLG: 0.513 Julio Franco, R (5, PH) (6, 3) OBP: 0.352, SLG: 0.429 7 José Reyes, S (8, PR) OBP: 0.357, SLG: 0.481 Eli Marrero, R (9, 3) OBP: 0.356, SLG: 0.488		C F B F B F F 4-2 H 5 FC4 HBP	B C S B S 2-3 K ①	B B B 4-0 1-2 2-3 3-H BB				B B B C C F F X 3-2 HBP 1B		1 1 0 0	0 0 0 0	0 1 0 0	0 1 0 0	0 0 0 0	1 0 0 0	0 0 0 0
5 David Wright, R (1, 5) OBP: 0.387, SLG: 0.571		B S X 1-1 FC4 1B 1-2f ①	C F F F F F S 0-3 K ②	C F D B X 2-2 F7 ③				B S X 1-1 P6 ①		4	0	0	0	0	1	5
Cliff Floyd, L (1, 7) OBP: 0.333, SLG: 0.391		1 SAFE B C X 1-1 11 BB 1-3 1B	F X 0-1 L9 ③			B X 1-0 G6-3 ①		1 SAFE B H 2-0 1-2 HBP		3	0	1	0	0	0	0
Xavier Nady, R (1, 9) OBP: 0.322, SLG: 0.477 Chad Bradford, R (7, 1) 16 Paul Lo Duca, R (8, PH) OBP: 0.333, SLG: 0.399 50 Duaner Sanchez, R (9, 1)		F B C B S 2-3 K ②			C F X 0-2 G1-6-3 ①	B C X 1-1 G5-3 ②		C B B F T 2-2 K ②		3 0 1 0	0 0 0 0	0 0 0 0	0 0 0 0	0 0 0 0	1 0 1 0	2 0 2 0
11 Ramon Castro, R (1, 2) OBP: 0.347, SLG: 0.402		C B B B S F B 4-2 1-2 BB			S B B B B B 4-1 22 BB 33 E 15 BB BB	C X 0-1 F9 ③		F C X 0-2 G6-3 ③		2	1	0	0	2	0	2
33 John Maine, R (1, 1) 25 Pedro Feliciano, L (7, 1) 10 Endy Chavez, L (7, 9) OBP: 0.318, SLG: 0.401		B C C S 1-3 K ③			B X 1-0 FC6 15 BB 22 BB 1-2 BB		C X 0-1 F8 ①		B C X 1-1 G6-3 ①	2 0 2	1 0 0	0 0 0	0 0 0	0 0 0	1 0 0	4 0 0
Inning Stats	R: 0 E: 0 K: 1 S: 10 H: 1 LOB: 0 BB: 0 P: 14	R: 0 E: 0 K: 2 S: 19 H: 1 LOB: 3 BB: 1 P: 32	R: 0 E: 0 K: 0 S: 7 H: 0 LOB: 0 BB: 0 P: 12	R: 0 E: 0 K: 2 S: 12 H: 0 LOB: 0 BB: 0 P: 14	R: 2 E: 1 K: 0 S: 14 H: 0 LOB: 3 BB: 4 P: 33	R: 0 E: 0 K: 0 S: 5 H: 0 LOB: 0 BB: 0 P: 7	R: 0 E: 0 K: 2 S: 14 H: 0 LOB: 1 BB: 1 P: 23	R: 0 E: 0 K: 1 S: 14 H: 1 LOB: 2 BB: 0 P: 22	R: 0 E: 0 K: 1 S: 8 H: 0 LOB: 0 BB: 0 P: 14	1B: 3 2B: 1 3B: 0 HR: 0	SF: 0 SAC: 0 DP: 1 HBP: 2	WP: 0 PB: 0 SB: 0 CS: 0	PA: 38				

BOTTOM	AB	R	H	RBI	BB	SO	LOB
	30	2	3	2	6	9	20

PITCHER		IP	WLS	BF	H	R	ER	SO	BB	IBB	HBP	BLK	WP	HR	S	P	ERA	WHIP
55 Josh Johnson, R ERA: 2.21	(1, 1)	5.0	W	23	2	2	0	5	5	0	1	0	0	0	62	105	0.00	1.400
Matt Herges, R ERA: 4.05	(6, 1)	1.0	H	3	0	0	0	0	0	0	0	0	0	0	5	7	0.00	0.000
57 Taylor Tankersley, L ERA: 2.08	(7, 1)	1.0	H	4	0	0	0	2	1	0	0	0	0	0	14	23	0.00	1.000
19 Logan Kensing, R ERA: 3.2	(8, 1)	1.0	H	5	1	0	0	1	0	0	1	0	0	0	14	22	0.00	1.000
Joe Borowski, R ERA: 3.71	(9, 1)	1.0	S	3	0	0	0	1	0	0	0	0	0	0	8	14	0.00	0.000

PITCHER	IP	WLS	BF	H	R	ER	SO	BB	IBB	HBP	BLK	WP	HR	S	P	ERA	WHIP

Florida Marlins @ New York Mets

Shea Stadium, Flushing, NY

Sat Jul 08 2006, 1:25 PM EDT

Att. 41,477 - Cloudy - 82 F

TOP

livebaseballscorecards.com

Batter	1	2	3	4	5	6	7	8	9	AB	R	H	RBI	BB	SO	LOB
4 Alfredo Amezaga, S (1, 8) (6, 4) OBP: 0.318, SLG: 0.355	C S F B B F X 2-2 2 S 1B	C B X 1-1 ③ G6-3		B C B F X 2-2 2 G5-3 1B		C B B B C F X 3-2 ② ③ G5-4-3 1-2f			B X 1-0 ① P5	5	0	2	0	0	0	3
2 Hanley Ramirez, R (1, 6) OBP: 0.328, SLG: 0.402	1 SAFE L 1 SAFE C F S 0-3 ① K 1-2		C C B X 1-2 ① P4	C B B B X 3-1 ② G5-3 1-2			S B B B X 3-1 ① P5		C B B S B C 3-3 ② K	5	0	0	0	0	2	2
6 Dan Uggla, R (1, 4) OBP: 0.367, SLG: 0.512 12 Cody Ross, R (6, 7) OBP: 0.320, SLG: 0.473	C H 1-1 G6-4-3 HBP		B C C B F X 2-2 17 WP 17 G6-3 2B	C S B C 1-3 ③ K			C X 0-1 ② F9		B C X 1-1 ③ G1-3	2 2	1 0	1 0	0 0	0 0	1 0	1 0
Miguel Cabrera, R (1, 5) OBP: 0.434, SLG: 0.571 Wes Helms, R (5, 5) OBP: 0.322, SLG: 0.482	B B B X 3-0 ② ③ G6-4-3 1-2f		C B B F B B 4-2 17 G6-3 17 WP BB		C B X 1-1 ① F8		C X 0-1 ③ F7			2 1	0 0	0 0	0 0	1 0	0 0	2 0
17 Mike Jacobs, L (1, 3) OBP: 0.353, SLG: 0.498 14 Josh Willingham, R (8, PR) (8, 3) OBP: 0.351, SLG: 0.470		B X 1-0 20 1B 27 BB 20 E 1B	B F F B F X 2-2 ② G6-3 1-3 2-H		X 0-0 ② F8			S F X 0-2 61 1B 2B		4 0	1 0	2 0	1 0	0 0	0 0	1 0
Joe Borchard, S (1, 7) (6, 9) OBP: 0.316, SLG: 0.358		C B S B B S 3-3 ① K	B B F B B F B 4-2 27 BB BB		B B F F B X 3-2 ③ L7			X 0-0 ① G5-3		3	0	0	0	1	1	2
27 Jeremy Hermida, L (1, 9) OBP: 0.380, SLG: 0.413 61 Reggie Abercrombie, R (6, 8) OBP: 0.282, SLG: 0.340		B B B C B 4-1 20 E 47 SH1-3 1-2 BB	B B F B F F B 4-2 1-2 BB			B X 1-0 ① F8		X 0-0 2-3 1B		1 1	1 0	0 1	0 0	0 0	2 0	0 0
20 Matt Treanor, R (1, 2) OBP: 0.313, SLG: 0.290 Miguel Olivo, R (6, 2) OBP: 0.313, SLG: 0.480		B B B C X 3-1 E5 47 SH1-3 1-3 2-H 1B	X 0-0 ③ P6			B B B 4-0 BB BB		F B B X 2-1 ② F9		2 1	0 0	1 0	0 0	1 0	0 0	3 3
47 Ricky Nolasco, R (1, 1) OBP: 0.158, SLG: 0.316 Jason Vargas, L (2, 1) OBP: 0.375, SLG: 0.400		B X 1-0 ② SH1-3 2-3 3-H		C C F X 0-2 ① L1		B B C B B 4-1 4 G5-4-3 1-2 BB		C X 0-1 ③ P6		0 2	0 0	0 0	1 0	0 0	0 1	0 3
Inning Stats	R: 0 H: 1 E: 0 LOB: 1 K: 1 BB: 0 S: 11 P: 17	R: 2 H: 2 E: 1 LOB: 1 K: 1 BB: 1 S: 10 P: 23	R: 1 H: 1 E: 0 LOB: 3 K: 0 BB: 3 S: 19 P: 36	R: 0 H: 1 E: 0 LOB: 1 K: 1 BB: 0 S: 12 P: 18	R: 0 H: 0 E: 0 LOB: 0 K: 0 BB: 0 S: 6 P: 10	R: 0 H: 0 E: 0 LOB: 1 K: 0 BB: 2 S: 6 P: 18	R: 0 H: 0 E: 0 LOB: 0 K: 0 BB: 0 S: 6 P: 9	R: 0 H: 2 E: 0 LOB: 3 K: 0 BB: 0 S: 9 P: 11	R: 0 H: 0 E: 0 LOB: 0 K: 1 BB: 0 S: 6 P: 11	1B: 5 2B: 2 3B: 0 HR: 0	SF: 0 SAC: 1 DP: 2 HBP: 1	WP: 1 PB: 0 SB: 1 CS: 0	PA: 39			

	AB	31
	R	3
	H	7
	RBI	2
	BB	6
	SO	4
	LOB	20

PITCHER		IP	WLS	BF	H	R	ER	SO	BB	IBB	HBP	BLK	WP	HR	S	P	ERA	WHIP
34 Mike Pelfrey, R ERA: 3.6	(1, 1)	5.0	W	24	5	3	2	3	4	0	1	0	1	0	58	104	3.60	1.800
Henry Owens, R ERA:	(6, 1)	2.0		7	0	0	0	0	2	0	0	0	0	0	12	27	0.00	1.000
25 Pedro Feliciano, L ERA: 2.41	(8, 1)	1.0		5	2	0	0	0	0	0	0	0	0	0	9	11	0.00	2.000
Aaron Heilman, R ERA: 4.35	(9, 1)	1.0		3	0	0	0	1	0	0	0	0	0	0	6	11	0.00	0.000

PITCHER	IP	WLS	BF	H	R	ER	SO	BB	IBB	HBP	BLK	WP	HR	S	P	ERA	WHIP

Florida Marlins @ New York Mets

Shea Stadium, Flushing, NY

Sat Jul 08 2006, 1:25 PM EDT

Att. 41,477 - Cloudy - 82 F

livebaseballscorecards.com

BOTTOM

Batter	1	2	3	4	5	6	7	8	9	AB	R	H	RBI	BB	SO	LOB
10 Endy Chavez, L (1, 9) OBP: 0.326, SLG: 0.419	3-2 16 1B 3B	0-1 ② F7	1-1 1B		1-2 16 1B 5 2B 1B 2-3	0-1 ③ F7				5	2	3	0	0	0	0
16 Paul Lo Duca, R (1, 2) OBP: 0.338, SLG: 0.401 25 Pedro Feliciano, L (8, 1) Aaron Heilman, R (9, 1)	1-1 1B 15 BB 22 HR 1B 3-H	1-0 5 BB 15 1B BB HBP	3-2 ③ G5-3		3-2 5 2B 2B 1-2 2-H 3-H		0-0 ① F8			4 0 0	3 0 0	2 0 0	3 0 0	0 0 0	0 0 0	1 0 0
15 Carlos Beltrán, S (1, 8) OBP: 0.390, SLG: 0.611	4-0 1B 22 HR BB 1-2	0-1 5 BB BB 22 3B 1B 1-2		F 4-1 5 P3 HR BB	2-0 ① F6		0-1 HR			3	4	2	1	2	0	2
5 David Wright, R (1, 5) OBP: 0.387, SLG: 0.570	2-3 ① K	4-2 BB 22 3B BB 1-2 2-3		X 0-0 ① P3 1-2	1-2 2B 2B 1-3 2-H		2-1 ② F7			4	2	1	1	1	1	3
Cliff Floyd, L (1, 7) OBP: 0.343, SLG: 0.417	0-1 22 HR 1B 1-2 2-3	4-0 22 3B BB 1-2 2-3 3-H		X 0-0 HR 2-H	1-1 2B 2-H 3-H		0-3 ③ K			4	3	3	5	1	1	0
22 Jose Valentin, S (1, 4) OBP: 0.316, SLG: 0.520	2-1 HR 1-H 2-H 3-H	3-2 3B 1-H 2-H 3-H		B 1-0 ② P3	0-3 ② K			X 0-0 ① F7		5	1	2	7	0	1	1
Julio Franco, R (1, 3) OBP: 0.337, SLG: 0.409 Henry Owens, R (6, 1) Eli Marrero, R (8, 2) OBP: 0.353, SLG: 0.482	3-2 ② F9	1-3 ③ K		X 0-0 ③ F9	2-2 ③ G5-3			B 3-1 ② P2		4 0 1	0 0 0	0 0 0	0 0 0	1 0 0	0 0 0	2 0 0
Chris Woodward, R (1, 6) OBP: 0.317, SLG: 0.339	3-2 ③ P4		X 0-0 ① F9		1-1 10 1B 1B 16 1B 1B	0-2 ① G5-3		X 0-0 1B		5	1	2	0	0	0	0
34 Mike Pelfrey, R (1, 1) Xavier Nady, R (5, PH) OBP: 0.322, SLG: 0.475 (6, 3)		3-2 ① G5-3	2-2 ② G4-3		1-2 10 1B 16 1B 1B 1-2	B 1-0 ② P4		F 3-2 ③ G6-3		2 3	0 1	0 1	0 0	0 0	0 0	0 1
Inning Stats	R: 5 H: 4 E: 0 LOB: 0 K: 1 BB: 1 S: 21 P: 39	R: 4 H: 2 E: 0 LOB: 1 K: 1 BB: 2 S: 19 P: 35	R: 0 H: 1 E: 0 LOB: 1 K: 0 BB: 0 S: 9 P: 15	R: 2 H: 1 E: 0 LOB: 0 K: 0 BB: 1 S: 5 P: 10	R: 5 H: 6 E: 0 LOB: 1 K: 1 BB: 0 S: 27 P: 39	R: 0 H: 0 E: 0 LOB: 0 K: 0 BB: 0 S: 7 P: 8	R: 1 H: 1 E: 0 LOB: 0 K: 1 BB: 0 S: 8 P: 10	R: 0 H: 1 E: 0 LOB: 1 K: 0 BB: 0 S: 9 P: 15		1B: 9 SF: 0 2B: 2 SAC: 0 3B: 2 DP: 0 HR: 3 HBP: 1				WP: 0 PA: 45 PB: 0 SB: 0 CS: 0		

	AB	40
	R	17
	H	16
	RBI	17
	BB	4
	SO	4
	LOB	10

PITCHER		IP	WLS	BF	H	R	ER	SO	BB	IBB	HBP	BLK	WP	HR	S	P	ERA	WHIP
47 Ricky Nolasco, R ERA: 5.0	(1, 1)	1.2	L	15	6	9	9	1	3	0	1	0	0	1	37	70	48.60	5.400
Jason Vargas, L ERA: 7.09	(2, 1)	6.1		30	10	8	8	3	1	0	0	0	0	2	68	101	11.37	1.737

PITCHER	IP	WLS	BF	H	R	ER	SO	BB	IBB	HBP	BLK	WP	HR	S	P	ERA	WHIP

Florida Marlins @ New York Mets

Shea Stadium, Flushing, NY

Sun Jul 09 2006, 1:10 PM EDT

Att. 39,829 - Partly Cloudy - 85 F

TOP

livebaseballscorecards.com

Batter	1	2	3	4	5	6	7	8	9	AB	R	H	RBI	BB	SO	LOB
2 Hanley Ramirez, R (1, 6) OBP: 0.334, SLG: 0.410	BSBBBFB 4-2 6 CS BB	X 0-0 2B			CCBBBBFX 3-2 6 1B 17 1B 1B	BCPX 2-1 6 E 6 S 6 SF7 3-H 1B		LFBC 1-3 ③	4	2	3	1	1	1	0
6 Dan Uggla, R (1, 4) OBP: 0.365, SLG: 0.510	B 1 SAFE BBCX 2-1 F9 1-2	CBBBTS 2-3 ③				FBBBX 2-1 17 1B 1-2 2-3 1B	B 1 SAFE CX 1-1 SF7 1-H			3	0	1	1	0	1	2
Miguel Cabrera, R (1, 5) OBP: 0.432, SLG: 0.566	BCCC 1-3 ③			BBSBBB 4-1 14 G6-4-3 BB		CSBBX 2-2 ① F8	CFFX 0-2 ③ G5-3			3	0	0	0	1	1	3
14 Josh Willingham, R (1, 7) OBP: 0.353, SLG: 0.475		BX 1-0 61 1B 2B		BBCX 2-1 ①② G6-4-3 1-2f		X 0-0 ② P4		LBBX 2-1 27 G4-6-3 1B		4	0	2	0	0	0	4
17 Mike Jacobs, L (1, 3) OBP: 0.351, SLG: 0.494 Wes Helms, R (8, 3) OBP: 0.322, SLG: 0.482		BBX 2-0 ① L3		SBFFBX 2-2 ③ P6		BX 1-0 1-2 2-H 3-H 1B		BCBSFS 2-3 ① K		4 0	0 0	1 0	2 0	0 0	1 0	2 0
12 Cody Ross, R (1, 9) OBP: 0.311, SLG: 0.458 57 Taylor Tankersley, L (6, 1) Randy Messenger, R (7, 1) 27 Jeremy Hermida, L (8, PH) OBP: 0.378, SLG: 0.410 19 Logan Kensing, R (8, 1)		CFC 0-3 ② K			BCX 1-1 ① L9	SBX 1-1 ③ P4		BBCX 2-1 ②③ G4-6-3 1-2f		3 0 0 1 0	0 0 0 0 0	0 0 0 0 0	0 0 0 0 0	0 0 0 0 0	1 0 0 0 0	3 0 0 1 0
61 Reggie Abercrombie, R (1, 8) OBP: 0.286, SLG: 0.343		X 0-0 ③ 2-H 1B			SST 0-2 ② K	BFX 1-1 2B E 1B			CFX 0-2 ① F8	4	1	2	0	0	1	0
20 Matt Treanor, R (1, 2) OBP: 0.308, SLG: 0.284 Miguel Olivo, R (7, PH) OBP: 0.315, SLG: 0.495 (7, 2)			BBBBCX 3-1 ① P3		CBX 1-1 ③ G6-3	LSAFE 1 SAFE FFB 1 SAFE 1 SAFE F 1-2 X F9			X 0-0 HR	2 2	0 1	0 1	0 1	0 0	0 0	0 1
Scott Olsen, L (1, 1) OBP: 0.080, SLG: 0.080 Joe Borchard, S (6, PH) OBP: 0.323, SLG: 0.379 (6, 9)			CFX 0-2 ② G4-3			SBBX 2-1 6 1B 17 1B 2B	1 SAFE SX 0-1 E9 1-H 2 1B 2B		SSBS 1-3 ② K	1 3	0 2	0 2	0 0	0 0	0 1	0 0
Inning Stats	R: 0 E: 0 K: 1 S: 7 H: 0 LOB: 0 BB: 1 P: 14	R: 0 E: 0 K: 1 S: 6 H: 2 LOB: 2 BB: 0 P: 9	R: 0 E: 0 K: 1 S: 9 H: 1 LOB: 1 BB: 0 P: 14	R: 0 E: 0 K: 0 S: 7 H: 0 LOB: 0 BB: 1 P: 15	R: 0 E: 0 K: 1 S: 7 H: 0 LOB: 0 BB: 0 P: 9	R: 2 E: 0 K: 0 S: 15 H: 4 LOB: 2 BB: 0 P: 26	R: 3 E: 1 K: 0 S: 18 H: 3 LOB: 0 BB: 0 P: 22	R: 0 E: 0 K: 1 S: 8 H: 1 LOB: 0 BB: 0 P: 14	R: 1 E: 0 K: 2 S: 11 H: 1 LOB: 0 BB: 0 P: 13	1B: 7 2B: 4 3B: 0 HR: 1 SF: 1 SAC: 0 DP: 2 HBP: 0						

	AB	34
	R	6
	H	12
	RBI	5
	BB	2
	SO	7
	LOB	16

PITCHER		IP	WLS	BF	H	R	ER	SO	BB	IBB	HBP	BLK	WP	HR	S	P	ERA	WHIP
Tom Glavine, L ERA: 3.48	(1, 1)	6.1		27	9	4	3	4	2	0	0	0	0	0	60	98	4.26	1.737
Chad Bradford, R ERA: 3.48	(7, 1)	0.2		4	2	1	0	0	0	0	0	0	0	0	11	15	0.00	3.000
25 Pedro Feliciano, L ERA: 2.34	(8, 1)	1.0	W	2	0	0	0	1	0	0	0	0	0	0	6	10	0.00	0.000
13 Billy Wagner, L ERA: 2.43	(9, 1)	1.0	S	4	1	1	1	2	0	0	0	0	0	1	11	13	9.00	1.000

PITCHER		IP	WLS	BF	H	R	ER	SO	BB	IBB	HBP	BLK	WP	HR	S	P	ERA	WHIP

WP: 0 PB: 0 SB: 1 CS: 1 PA: 37

BOTTOM

Florida Marlins @ New York Mets

Shea Stadium, Flushing, NY

Sun Jul 09 2006, 1:10 PM EDT

Att. 39,829 - Partly Cloudy - 85 F

Batter	1	2	3	4	5	6	7	8	9	AB	R	H	RBI	BB	SO	LOB
22 Jose Valentin, S (1, 4) OBP: 0.320, SLG: 0.522	F9		G5-3		2B			BB		3	2	1	0	1	0	0
16 Paul Lo Duca, R (1, 2) 7 José Reyes, S (8, PR) OBP: 0.357, SLG: 0.481 11 Ramon Castro, R (9, 2) OBP: 0.347, SLG: 0.402	1B			F7	2B			1B		4 0 0	0 1 0	3 0 0	1 0 0	0 0 0	0 0 0	0 0 0
15 Carlos Beltrán, S (1, 8) OBP: 0.388, SLG: 0.606	K			G5-3	K					4	1	1	1	0	2	2
21 Carlos Delgado, L (1, 3) OBP: 0.344, SLG: 0.513	K			2B		P4				4	0	1	0	0	1	3
5 David Wright, R (1, 5) OBP: 0.386, SLG: 0.575		G6-3		K		G4-3		HR		4	1	1	3	0	1	1
Cliff Floyd, L (1, 7) OBP: 0.343, SLG: 0.416 Chad Bradford, R (7, 1) 25 Pedro Feliciano, L (8, 1) Julio Franco, R (8, PH) OBP: 0.333, SLG: 0.404 13 Billy Wagner, L (9, 1)		G3			HR 1B	P2		K		3 0 0 1 0	1 0 0 0 0	1 0 0 0 0	0 0 0 0 0	0 0 0 1 0	0 0 0 1 0	0 0 0 1 0
Xavier Nady, R (1, 9) OBP: 0.321, SLG: 0.484		G3			1-H HR		K	K		4	1	1	2	0	2	1
Chris Woodward, R (1, 6) OBP: 0.310, SLG: 0.330			G5-3		K		K			3	0	0	0	0	2	0
Tom Glavine, L (1, 1) OBP: 0.343, SLG: 0.241 10 Endy Chavez, L (7, 7) OBP: 0.324, SLG: 0.416			G6-3		G6-3		G4-3			2 1	0 0	0 0	0 0	0 0	0 0	0 0
Inning Stats	R: 0 E: 0 K: 2 S: 13 H: 1 LOB: 1 BB: 0 P: 21	R: 0 E: 0 K: 0 S: 6 H: 0 LOB: 0 BB: 0 P: 12	R: 0 E: 0 K: 0 S: 9 H: 0 LOB: 0 BB: 0 P: 14	R: 0 E: 0 K: 1 S: 13 H: 1 LOB: 1 BB: 0 P: 20	R: 3 E: 0 K: 2 S: 18 H: 4 LOB: 1 BB: 0 P: 25	R: 0 E: 0 K: 0 S: 4 H: 0 LOB: 0 BB: 0 P: 9	R: 0 E: 0 K: 2 S: 11 H: 0 LOB: 0 BB: 0 P: 15	R: 4 E: 0 K: 2 S: 24 H: 3 LOB: 1 BB: 1 P: 35		1B: 4 2B: 3 3B: 0 HR: 2	SF: 0 SAC: 0 DP: 0 HBP: 0			WP: 0 PB: 0 SB: 0 CS: 0	PA: 34	

livebaseballscorecards.com

	AB	33
	R	7
	H	9
	RBI	7
	BB	1
	SO	9
	LOB	8

PITCHER		IP	WLS	BF	H	R	ER	SO	BB	IBB	HBP	BLK	WP	HR	S	P	ERA	WHIP
Scott Olsen, L ERA: 4.24	(1, 1)	5.0		21	6	3	3	5	0	0	0	0	0	1	59	92	5.40	1.200
57 Taylor Tankersley, L ERA: 1.86	(6, 1)	1.0		3	0	0	0	0	0	0	0	0	0	0	4	9	0.00	0.000
Randy Messenger, R ERA: 2.67	(7, 1)	1.0	H	3	0	0	0	2	0	0	0	0	0	0	11	15	0.00	0.000
19 Logan Kensing, R ERA: 4.44	(8, 1)	1.0	L	7	3	4	4	2	1	0	0	0	0	1	24	35	36.00	4.000

PITCHER	IP	WLS	BF	H	R	ER	SO	BB	IBB	HBP	BLK	WP	HR	S	P	ERA	WHIP

Batter	1	2	3	4	5	6	7	8	9	AB	R	H	RBI	BB	SO	LOB
22 Jose Valentin, S (1, 4) OBP: 0.327, SLG: 0.529	C B S X 1-2 16 G4-3 15 G3 2B		B X 1-0 ③ G4-3	B F F S 1-3 ③ K			C X 0-1 16 S 1B		C F B X 1-2 16 1B 1B	5	1	3	0	0	1	2
16 Paul Lo Duca, R (1, 2) OBP: 0.344, SLG: 0.409	C X 0-1 ① G4-3 2-3			B F F X 1-2 15 5 1B 1B	X 0-0 ① P5		1 SAFE P 1 SAFE F B C X 2-2 ② G6-3 1-3		B 1 SAFE X 1-0 10 FC4-6 1-3 1B	5	1	2	0	0	0	2
15 Carlos Beltrán, S (1, 8) OBP: 0.388, SLG: 0.603 10 Endy Chavez, L (6, 8) OBP: 0.321, SLG: 0.411	X 0-0 ② G3 3-H			C C B X 1-2 5 1B 2B 1B	C C S 0-3 ② K		C D X 1-1 ③ G4-3		B C X 1-1 ③ FC4-6 1-2f	3 2	1 0	1 0	1 0	0 0	1 0	0 3
21 Carlos Delgado, L (1, 3) OBP: 0.340, SLG: 0.506	B B C F C 2-3 ③ K			S B S S 1-3 ① K	B S X 1-1 ③ L8			C S S 0-3 ① K		4	0	0	0	0	3	2
5 David Wright, R (1, 5) OBP: 0.385, SLG: 0.571		C B F X 1-2 ① P6		C X 0-1 2B 1-2 2-H FC4-6 1B		C B B X 2-1 ① G5-3		C B B S S 2-3 ② K		4	1	1	1	0	1	0
Cliff Floyd, L (1, 7) OBP: 0.350, SLG: 0.425		X 0-0 G1-4-3 1B		B X 1-0 1-3 2-H E 2B		X 0-0 ② L8		H 1-0 S HBP		3	1	2	1	0	0	0
Xavier Nady, R (1, 9) OBP: 0.320, SLG: 0.478		C P X 1-1 ② ③ G1-4-3 1-2f		I I I 4-0 FC4-6 IBB		C B X 1-1 ③ G6-3		B C B X 2-1 ③ G1-3 1-2		3	0	0	0	1	0	2
Chris Woodward, R (1, 6) OBP: 0.315, SLG: 0.348		C C B B B 2-3 ① K		C X 0-1 ② FC4-6 1-2f 2-H 3-H			F X 0-1 SF8 3B		B B B B 4-0 G6-4-3 BB	3	1	1	1	1	1	1
Steve Trachsel, R (1, 1) OBP: 0.219, SLG: 0.276 Eli Marrero, R (7, PH) OBP: 0.350, SLG: 0.482 Aaron Heilman, R (7, 1) 50 Duaner Sanchez, R (8, 1) Julio Franco, R (9, PH) OBP: 0.330, SLG: 0.400 13 Billy Wagner, L (9, 1)		C C B B F B S 3-3 ② K		B B F B B 4-1 BB			B C C B B X 3-2 ① SF8 3-H		X 0-0 ① ② G6-4-3 1-2f	1 0 0 0 1 0	0 0 0 0 0 0	0 0 0 0 0 0	1 1 0 0 0 0	1 0 0 0 0 0	0 0 0 0 0 0	0 0 0 0 1 0
Inning Stats	R: 1 E: 0 K: 1 S: 9 H: 1 LOB: 0 BB: 0 P: 12	R: 0 E: 0 K: 0 S: 7 H: 1 LOB: 0 BB: 0 P: 8	R: 0 E: 0 K: 2 S: 8 H: 0 LOB: 0 BB: 0 P: 14	R: 4 E: 1 K: 2 S: 18 H: 4 LOB: 2 BB: 2 P: 31	R: 0 E: 0 K: 1 S: 6 H: 0 LOB: 0 BB: 0 P: 7	R: 0 E: 0 K: 0 S: 5 H: 0 LOB: 0 BB: 0 P: 8	R: 1 E: 0 K: 0 S: 13 H: 2 LOB: 1 BB: 0 P: 18	R: 0 E: 0 K: 2 S: 8 H: 0 LOB: 1 BB: 0 P: 13	R: 0 E: 0 K: 0 S: 7 H: 2 LOB: 2 BB: 1 P: 14	1B: 7 2B: 2 3B: 1 HR: 0	SF: 1 SAC: 0 DP: 2 HBP: 1						

TOP

New York Mets @ Chicago Cubs

Wrigley Field, Chicago, IL

Fri Jul 14 2006, 1:20 PM CDT

Att. 40,782 - Sunny - 79 F

livebaseballscorecards.com

AB	34
R	6
H	10
RBI	5
BB	3
SO	8
LOB	13

PITCHER		IP	WLS	BF	H	R	ER	SO	BB	IBB	HBP	BLK	WP	HR	S	P	ERA	WHIP	PITCHER	IP	WLS	BF	H	R	ER	SO	BB	IBB	HBP	BLK	WP	HR	S	P	ERA	WHIP
Greg Maddux, R ERA: 4.6	(1, 1)	7.0	L	30	8	6	5	6	1	1	0	0	0	0	66	98	6.43	1.286																	
13 Will Ohman, L ERA: 4.3	(8, 1)	0.2		3	0	0	0	2	0	0	1	0	0	0	6	9	0.00	0.000																	
Scott Williamson, R ERA: 4.05	(8, 1)	0.1		1	0	0	0	0	0	0	0	0	0	0	2	4	0.00	0.000																	
44 Roberto Novoa, R ERA: 5.23	(9, 1)	1.0		5	2	0	0	0	1	0	0	0	0	0	7	14	0.00	3.000																	

New York Mets @ Chicago Cubs

Wrigley Field, Chicago, IL

Fri Jul 14 2006, 1:20 PM CDT

Att. 40,782 - Sunny - 79 F

BOTTOM

Batter	1	2	3	4	5	6	7	8	9	AB	R	H	RBI	BB	SO	LOB
Juan Pierre, L (1, 8) OBP: 0.318, SLG: 0.357	L6		F7	L8	G6-3	G4-3		G6-3		4	0	0	0	0	0	0
Todd Walker, L (1, 4) OBP: 0.361, SLG: 0.392	F7		G6-3	F7		F8		25 BB 1B		4	0	1	0	0	0	0
25 Derrek Lee, R (1, 3) OBP: 0.397, SLG: 0.476	2B		G5-3			BB		BB		2	1	1	0	2	0	0
16 Aramis Ramirez, R (1, 5) OBP: 0.319, SLG: 0.477	2B BB					F8		K		3	1	0	0	1	1	3
Jacque Jones, L (1, 9) OBP: 0.334, SLG: 0.527	1-H 2-H 2B			F7		F8			G4-3	4	0	1	2	0	0	1
Michael Barrett, R (1, 2) OBP: 0.392, SLG: 0.517	G4-3			1B			K		2B	4	1	2	0	0	1	1
29 Ángel Pagán, S (1, 7) OBP: 0.267, SLG: 0.477		G4-3		F7			G1-3		G1-3	4	0	0	0	0	0	2
5 Ronny Cedeno, R (1, 6) Scott Williamson, R (8, 1) 44 Roberto Novoa, R (9, 1) Phil Nevin, R (9, PH) OBP: 0.279, SLG: 0.339 OBP: 0.250, SLG: 0.500 OBP: 0.310, SLG: 0.430		L9			G6-3		G5-3		2-H FC6-4 1B	3 0 0 1	0 0 0 0	0 0 0 1	0 0 0 1	0 0 0 0	0 0 0 0	0 0 0 0
Greg Maddux, R (1, 1) OBP: 0.158, SLG: 0.139 13 Will Ohman, L (8, 1) OBP: 1.000, SLG: 1.000 Neifi Perez, S (8, 6) OBP: 0.266, SLG: 0.359		K			F8			K	1-2f FC6-4	2 0 2	0 0 0	0 0 0	0 0 0	0 0 0	1 0 1	0 0 1
Inning Stats	R: 2 E: 0 K: 0 S: 15 H: 2 LOB: 1 BB: 1 P: 25	R: 0 E: 0 K: 1 S: 6 H: 0 LOB: 0 BB: 0 P: 9	R: 0 E: 0 K: 0 S: 10 H: 0 LOB: 0 BB: 0 P: 17	R: 0 E: 0 K: 0 S: 5 H: 1 LOB: 1 BB: 0 P: 7	R: 0 E: 0 K: 0 S: 5 H: 0 LOB: 0 BB: 0 P: 6	R: 0 E: 0 K: 0 S: 8 H: 0 LOB: 1 BB: 1 P: 15	R: 0 E: 0 K: 1 S: 9 H: 0 LOB: 0 BB: 0 P: 12	R: 0 E: 0 K: 2 S: 12 H: 1 LOB: 2 BB: 1 P: 21	R: 1 E: 0 K: 0 S: 11 H: 2 LOB: 1 BB: 0 P: 15	1B: 3 2B: 3 3B: 0 HR: 0	SF: 0 SAC: 0 DP: 0 HBP: 0			WP: 0 PB: 0 SB: 0 CS: 0		PA: 36	

livebaseballscorecards.com

AB	33
R	3
H	6
RBI	3
BB	3
SO	4
LOB	8

PITCHER		IP	WLS	BF	H	R	ER	SO	BB	IBB	HBP	BLK	WP	HR	S	P	ERA	WHIP
Steve Trachsel, R ERA: 4.57	(1, 1)	6.0	W	23	3	2	2	1	2	0	0	0	0	0	49	79	3.00	0.833
Aaron Heilman, R ERA: 4.26	(7, 1)	1.0		3	0	0	0	1	0	0	0	0	0	0	9	12	0.00	0.000
50 Duaner Sanchez, R ERA: 2.4	(8, 1)	1.0		5	1	0	0	2	1	0	0	0	0	0	12	21	0.00	2.000
13 Billy Wagner, L ERA: 2.59	(9, 1)	1.0		5	2	1	1	0	0	0	0	0	0	0	11	15	9.00	2.000

PITCHER	IP	WLS	BF	H	R	ER	SO	BB	IBB	HBP	BLK	WP	HR	S	P	ERA	WHIP

New York Mets @ Chicago Cubs

Wrigley Field, Chicago, IL

Sat Jul 15 2006, 3:05 PM CDT

Att. 41,368 - Sunny - 90 F

TOP

livebaseballscorecards.com

Batter	1	2	3	4	5	6	7	8	9	AB	R	H	RBI	BB	SO	LOB
22 Jose Valentin, S (1, 4) OBP: 0.330, SLG: 0.539	C B F S 1-3 ① K		B B F S S 2-3 ② K			C B X 1-1 21 1B 3B	F F F B X 1-2 15 WP 1B			4	1	2	0	0	2	1
16 Paul Lo Duca, R (1, 2) OBP: 0.340, SLG: 0.403	C B S C 1-3 ② K		X 0-0 ③ F8			B X 1-0 ① G6-3	B C X 1-1 ② L9			4	0	0	0	0	1	3
15 Carlos Beltrán, S (1, 8) OBP: 0.386, SLG: 0.597	C X 0-1 ③ F7			B F X 1-1 ① G4-3		B B B B 4-0 21 1B 10 1B BB	C S D D B F F X 3-2 ③ F7 1-2			3	1	0	0	1	0	1
21 Carlos Delgado, L (1, 3) OBP: 0.339, SLG: 0.503		S X 0-1 ① G1-3		F F B F X 1-2 ② G6-3		D S 1 SAFE X 1-1 10 1B BB 1-3 3-H 1B		C B S X 1-2 ① F7		4	0	1	1	0	0	0
5 David Wright, R (1, 5) OBP: 0.386, SLG: 0.569		B B B C B 4-1 FC6 BB		B X 1-0 ③ F9		B F C F B C 2-3 ② K		B C F B B X 3-2 G3-6-1 1B		3	0	1	0	1	1	2
Cliff Floyd, L (1, 7) OBP: 0.348, SLG: 0.419		B F X 1-1 ② FC6 1-2f			X 0-0 ① G4-3	B D D B 4-0 10 1B 1-2 BB		B F X 1-1 ②③ G3-6-1 1-2f		3	0	0	0	1	0	2
10 Endy Chavez, L (1, 9) OBP: 0.321, SLG: 0.410 25 Pedro Feliciano, L (6, 1) Henry Owens, R (7, 1) 33 John Maine, R (8, 1) Eli Marrero, R (9, PH) OBP: 0.346, SLG: 0.477	C S 1 SAFE 1 SAFE B F F 1 SAFE S 1-3 ③ K		B B F C B S 3-3 ② K		C D B X 2-1 1-2 2-3 3-H 1B			B B X 2-0 ① P3		3 0 0 0 1	0 0 0 0 0	1 0 0 0 0	1 0 0 0 0	0 0 0 0 0	2 0 0 0 0	1 0 0 0 0
Chris Woodward, R (1, 6) OBP: 0.313, SLG: 0.339			B B C S S C 2-3 ① K		B F B C B B 4-2 BB	B F B S F B X 3-2 ③ G4-3			B C X 1-1 ② F7	3	0	0	0	1	1	3
Tom Glavine, L (1, 1) OBP: 0.324, SLG: 0.226 Chad Bradford, R (6, 1) Xavier Nady, R (6, 9) OBP: 0.317, SLG: 0.474			B C F X 1-2 E5		B B B C C X 3-2 ③ G5-3		B C B S F X 2-2 ① F7		B S B F F S 2-3 ③ K	2 0 2	0 0 0	0 0 0	0 0 0	0 0 1	0 0 0	1 0 0
Inning Stats	R: 0 E: 0 K: 2 S: 8 H: 0 LOB: 0 BB: 0 P: 10	R: 0 E: 0 K: 1 S: 10 H: 0 LOB: 1 BB: 1 P: 16	R: 0 E: 1 K: 2 S: 10 H: 0 LOB: 1 BB: 0 P: 15	R: 0 E: 0 K: 0 S: 7 H: 0 LOB: 0 BB: 0 P: 10	R: 0 E: 0 K: 1 S: 9 H: 0 LOB: 1 BB: 1 P: 19	R: 2 E: 0 K: 1 S: 15 H: 3 LOB: 3 BB: 2 P: 33	R: 0 E: 0 K: 0 S: 15 H: 1 LOB: 1 BB: 0 P: 22	R: 0 E: 0 K: 0 S: 8 H: 1 LOB: 0 BB: 0 P: 13	R: 0 E: 0 K: 1 S: 7 H: 0 LOB: 0 BB: 0 P: 12	1B: 4 2B: 0 3B: 1 HR: 0 SF: 0 SAC: 0 DP: 1 HBP: 0						

PITCHER		IP	WLS	BF	H	R	ER	SO	BB	IBB	HBP	BLK	WP	HR	S	P	ERA	WHIP
38 Carlos Zambrano, R ERA: 3.23	(1, 1)	6.0	W	26	3	2	2	7	4	0	0	0	0	0	59	103	3.00	1.167
47 Scott Eyre, L ERA: 2.32	(7, 1)	1.0	H	4	1	0	0	0	0	0	0	0	1	0	15	22	0.00	1.000
Bob Howry, R ERA: 3.05	(8, 1)	1.0		3	1	0	0	0	0	0	0	0	0	0	8	13	0.00	1.000
46 Ryan Dempster, R ERA: 4.65	(9, 1)	1.0		3	0	0	0	1	0	0	0	0	0	0	7	12	0.00	0.000

PITCHER	IP	WLS	BF	H	R	ER	SO	BB	IBB	HBP	BLK	WP	HR	S	P	ERA	WHIP

AB	32
R	2
H	5
RBI	2
BB	4
SO	8
LOB	14

WP: 1 PA: 36
PB: 0
SB: 0
CS: 0

New York Mets @ Chicago Cubs

Wrigley Field, Chicago, IL

Sat Jul 15 2006, 3:05 PM CDT

Att. 41,368 - Sunny - 90 F

BOTTOM

Batter	1	2	3	4	5	6	7	8	9	AB	R	H	RBI	BB	SO	LOB
Juan Pierre, L (1, 8) OBP: 0.316, SLG: 0.355	G4-3 1B		F9		G4-3	G4-3	G6-3			5	0	1	0	0	0	5
Ryan Theriot, R (1, 4) OBP: 0.400, SLG: 0.625	G4-3		F8			3B	BB	2B		4	2	2	0	1	0	1
25 Derrek Lee, R (1, 3) OBP: 0.405, SLG: 0.472	L9			K		BB	1B	BB		3	2	1	0	2	1	1
16 Aramis Ramirez, R (1, 5) OBP: 0.326, SLG: 0.479	FC5-4 BB			G6-3 BB		FC4-6 1B	1B	F4		3	1	2	2	2	0	2
Phil Nevin, R (1, 9) OBP: 0.308, SLG: 0.426 Jacque Jones, L (6, PH) OBP: 0.331, SLG: 0.522 (7, 9)	FC5-4			G6-3		FC4-6	K	G1-6-3		2 3	0 1	0 0	0 0	0 0	0 1	3 6
19 Matt Murton, R (1, 7) OBP: 0.346, SLG: 0.381		F9	F8							4	2	2	2	0	0	1
Neifi Perez, S (1, 6) OBP: 0.271, SLG: 0.363		P5			F9		E6			4	1	2	2	0	0	0
24 Henry Blanco, R (1, 2) OBP: 0.288, SLG: 0.436		G6-3			K		BB			3	0	1	2	1	1	0
38 Carlos Zambrano, S (1, 1) OBP: 0.190, SLG: 0.400 29 Angel Pagan, S (6, PH) OBP: 0.283, SLG: 0.489 47 Scott Eyre, L (7, 1) John Mabry, L (7, PH) OBP: 0.311, SLG: 0.292 Bob Howry, L (8, 1) OBP: 1.000, SLG: 1.000 46 Ryan Dempster, R (9, 1)			K		S	G4-3	SF8			2 1 0 0 0 0	0 0 0 0 0 0	1 1 0 0 0 0	0 0 0 0 0 0	1 0 0 0 0 0	0 0 0 0 0 0	0 0 0 0 0 0
Inning Stats	R: 0 E: 0 K: 0 S: 14 H: 1 LOB: 2 BB: 1 P: 24	R: 0 E: 0 K: 0 S: 7 H: 0 LOB: 0 BB: 0 P: 12	R: 0 E: 0 K: 1 S: 8 H: 0 LOB: 0 BB: 0 P: 10	R: 0 E: 0 K: 1 S: 10 H: 0 LOB: 1 BB: 1 P: 21	R: 0 E: 0 K: 1 S: 11 H: 1 LOB: 1 BB: 0 P: 16	R: 5 E: 0 K: 0 S: 19 H: 6 LOB: 1 BB: 1 P: 29	R: 4 E: 1 K: 1 S: 26 H: 4 LOB: 2 BB: 2 P: 44	R: 0 E: 0 K: 0 S: 7 H: 1 LOB: 1 BB: 1 P: 14		1B: 10 2B: 2 3B: 1 HR: 0	SF: 1 SAC: 0 DP: 2 HBP: 0					

livebaseballscorecards.com

AB	34
R	9
H	13
RBI	9
BB	6
SO	4
LOB	19

PITCHER		IP	WLS	BF	H	R	ER	SO	BB	IBB	HBP	BLK	WP	HR	S	P	ERA	WHIP
Tom Glavine, L ERA: 3.56	(1, 1)	5.0	L	22	4	3	3	3	3	0	0	0	0	0	54	91	5.40	1.400
Chad Bradford, R ERA: 3.97	(6, 1)	0.1	B	4	3	2	2	0	0	0	0	0	0	0	12	17	54.00	9.000
25 Pedro Feliciano, L ERA: 2.29	(6, 1)	0.2		2	1	0	0	0	0	0	0	0	0	0	3	4	0.00	1.500
Henry Owens, R ERA: 9.0	(7, 1)	1.0		9	4	4	4	1	2	0	0	0	0	0	26	44	36.00	6.000
33 John Maine, R ERA: 4.76	(8, 1)	1.0		4	1	0	0	0	1	0	0	0	0	0	7	14	0.00	2.000

PITCHER	IP	WLS	BF	H	R	ER	SO	BB	IBB	HBP	BLK	WP	HR	S	P	ERA	WHIP

Batter	1	2	3	4	5	6	7	8	9	AB	R	H	RBI	BB	SO	LOB
22 Jose Valentin, S (1, 4) OBP: 0.325, SLG: 0.528	B X 1-0 F7		C B X 1-1 G6-3		X 0-0 F8	1 SAFE C B C F F F B X 2-2 15 HR FC5-2 1-2 1B	B C B X 2-1 G5-3		B F F B X 2-2 G6-3	6	1	1	0	0	0	1
Chris Woodward, R (1, 6) OBP: 0.317, SLG: 0.366	C B X 1-1 1B			X 0-0 HR		2-2 F8 1-0 FC5-2 15 HR 1-2 2-3 3-HR	C B X 1-1 L4			5	2	2	1	0	0	3
15 Carlos Beltrán, S (1, 8) OBP: 0.385, SLG: 0.603 Chad Bradford, R (6, 1) Aaron Heilman, R (7, 1) Julio Franco, R (8, PH) OBP: 0.327, SLG: 0.396 Heath Bell, R (8, 1) 50 Duaner Sanchez, R (9, 1)	C D B B S X 3-2 F8			C C B X 1-2 F8		1-2 E4 5 16 21 1B HR 3-2 HR 1-H 2-H 3-H		C S B F B C 2-3 K		4	2	1	4	0	0	1
										0	0	0	0	0	0	0
										0	0	0	0	0	0	0
										1	0	0	0	0	1	0
										0	0	0	0	0	0	0
										0	0	0	0	0	0	0
21 Carlos Delgado, L (1, 3) OBP: 0.342, SLG: 0.506	S X 0-1 G3			C B X 1-1 F8		1 SAFE 0-1 5 1B HR 1-2 1B 2-2 5 HR 2B		B B B C B 4-1 5 2B BB		4	2	2	0	1	0	1
5 David Wright, R (1, 5) OBP: 0.388, SLG: 0.581		C X 0-1 G6-3		B F B C S 2-3 K		0-0 HR 1-2 2-3 1B 2-0 2-H HR		C C B F B X 2-2 1-3 2B		5	2	3	2	0	1	0
Cliff Floyd, L (1, 7) OBP: 0.353, SLG: 0.447		C C F F F B X 1-2 G3			F X 0-1 HR	1-2 1-H 2-H 3-H HR 4-2 BB BB		X 0-0 G6-3		4	2	2	5	1	0	2
Xavier Nady, R (1, 9) OBP: 0.323, SLG: 0.472		F X 0-1 P6			S S B X 1-2 1B	4-1 11 E 10 1B BB 4-0 1-2 BB		S F S 0-3 K		3	1	1	0	2	1	2
11 Ramon Castro, R (1, 2) OBP: 0.341, SLG: 0.393		C S C 0-3 K			F F X 0-2 P6	FC5 10 1B 1-2 FC5-2 1-1 F8			B B X 2-0 10 G4-3 1B	5	0	1	0	0	1	4
26 Orlando Hernandez, R (1, 1) OBP: 0.200, SLG: 0.208 Darren Oliver, R (2, 1) OBP: 0.250, SLG: 0.273 Eli Marrero, R (5, PH) OBP: 0.343, SLG: 0.471 25 Pedro Feliciano, L (5, 1) 10 Endy Chavez, L (6, PH) OBP: 0.321, SLG: 0.409 (6, 8)		C B S C 1-3 K			1 SAFE C S B B S 2-3 K	F B F X 1-2 FC5-2 22 S 15 HR 1-3 2-H 1B	C X 0-1 G3		F B F X 1-2 1-2f G4-3	0	0	0	0	0	0	0
										1	0	0	0	0	1	0
										1	0	0	0	0	1	1
										0	0	0	0	0	0	0
										3	1	1	1	0	0	1
Inning Stats	R: 0 E: 0 K: 0 S: 8 H: 1 LOB: 1 BB: 0 P: 13	R: 0 E: 0 K: 0 S: 10 H: 0 LOB: 0 BB: 0 P: 11	R: 0 E: 0 K: 2 S: 8 H: 0 LOB: 0 BB: 0 P: 10	R: 1 E: 0 K: 1 S: 9 H: 1 LOB: 0 BB: 0 P: 13	R: 1 E: 0 K: 1 S: 12 H: 2 LOB: 1 BB: 0 P: 15	R: 11 E: 2 K: 0 S: 42 H: 8 LOB: 2 BB: 3 P: 70	R: 0 E: 0 K: 0 S: 6 H: 0 LOB: 0 BB: 0 P: 9	R: 0 E: 0 K: 2 S: 13 H: 1 LOB: 2 BB: 1 P: 21	R: 0 E: 0 K: 0 S: 7 H: 1 LOB: 0 BB: 0 P: 12	1B: 7 2B: 2 3B: 0 HR: 5 SF: 0 SAC: 0 DP: 1 HBP: 0						

TOP

New York Mets @ Chicago Cubs

Wrigley Field, Chicago, IL

Sun Jul 16 2006, 5:05 PM CDT

Att. 40,157 - Clear - 95 F

livebaseballscorecards.com

AB	42
R	13
H	14
RBI	13
BB	4
SO	6
LOB	16

WP: 0 PB: 0 SB: 1 CS: 0 PA: 46

PITCHER		IP	WLS	BF	H	R	ER	SO	BB	IBB	HBP	BLK	WP	HR	S	P	ERA	WHIP
45 Sean Marshall, L ERA: 5.0	(1, 1)	5.1	L	25	7	7	5	4	1	0	0	0	0	3	65	88	8.44	1.500
44 Roberto Novoa, R ERA: 5.19	(6, 1)	0.1		7	5	6	0	0	0	0	0	0	0	2	18	29	0.00	15.000
13 Will Ohman, L ERA: 4.15	(6, 1)	1.1		6	0	0	0	0	2	0	0	0	0	0	12	24	0.00	1.500
Glendon Rusch, L ERA: 7.48	(8, 1)	2.0		8	2	0	0	2	1	0	0	0	0	0	20	33	0.00	1.500

PITCHER	IP	WLS	BF	H	R	ER	SO	BB	IBB	HBP	BLK	WP	HR	S	P	ERA	WHIP

Batter	1	2	3	4	5	6	7	8	9	AB	R	H	RBI	BB	SO	LOB
Juan Pierre, L (1, 8) OBP: 0.322, SLG: 0.364	1-2 G3 S 2B 1B	2-1 G4-3 S 2B 1B	1-1 1-3 2B		C 1 SAFE F 1 SAFE X 0-2 ② G4-3 1-2		B F F X 1-2 1B			5	2	4	0	0	0	1
Todd Walker, L (1, 4) OBP: 0.356, SLG: 0.385	1-2 ① G3 1-3	1 SAFE 1 SAFE 1 SAFE B B C X 2-1 ① G4-3 1-3	C X 0-1 ② G5-3		C B F B F B S 3-3 ③ K		S X 0-1 ③ F8			5	0	0	0	0	1	6
Michael Barrett, R (1, 2) OBP: 0.396, SLG: 0.527	1-0 16 2B 3-H 2B	B B F F B F F F X 3-2 1B 3-H 2B	C B X 1-1 ③ F7			C B X 1-1 16 G4-3 1B		B B B C C S 3-3 ① K		5	2	3	2	0	1	2
16 Aramis Ramirez, R (1, 5) OBP: 0.327, SLG: 0.480	C B S B F F B F X 3-2 19 BB 2-H 2B	F C F B S 1-3 ② K		C X 0-1 ① F9		C X 0-1 ① ② G4-3 1-2f		B C F X 1-2 1B		5	0	2	1	0	1	2
Jacque Jones, L (1, 9) OBP: 0.329, SLG: 0.517	B B B X 3-0 ② F7	B X 1-0 S 2-H 1B		X 0-0 ② G1-3		C S F X 0-2 ③ G1-3		B X 1-0 ② F7		5	0	1	1	0	0	2
John Mabry, L (1, 3) OBP: 0.324, SLG: 0.304	B B B C F B 4-2 19 BB BB	C B B B B 4-1 1-2 BB		X 0-0 2B			B C B X 2-1 ① F9	C B C S 1-3 ③ K		3	0	1	0	2	1	1
19 Matt Murton, R (1, 7) OBP: 0.344, SLG: 0.375	B B B C B 4-1 1-2 2-3 BB	B B X 2-0 ③ P4		F F C 0-3 ③ K			S B B C X 2-2 ② G3		C F S 0-3 ① K	4	0	0	0	1	2	3
5 Ronny Cedeno, R (1, 6) OBP: 0.280, SLG: 0.338	B B 1 SAFE C F C 2-3 ③ K		C X 0-1 ① G5-3		B B X 2-0 G4-3 1B		C B B F F B F B 4-2 HR BB		B B B C C S 3-3 ② K	4	1	1	0	1	2	3
45 Sean Marshall, L (1, 1) OBP: 0.167, SLG: 0.267 44 Roberto Novoa, R (6, 1) OBP: 0.250, SLG: 0.500 13 Will Ohman, L (6, 1) OBP: 1.000, SLG: 1.000 Phil Nevin, R (7, PH) OBP: 0.310, SLG: 0.440 Glendon Rusch, L (8, 1) OBP: 0.250, SLG: 0.333 29 Angel Pagan, S (9, PH) OBP: 0.277, SLG: 0.478		C B X 1-1 HR	B F C B X 2-2 2B 1B		B B C 1 SAFE L M 2-3 ① K		C B F B F B X 3-2 1-H HR		B C S S 1-3 ③ K	3 0 0 1 0 1 0	1 0 0 1 0 0 0	2 0 0 1 0 0 0	1 0 0 2 0 0 0	0 0 0 0 0 0 0	1 0 0 0 0 0 1	1 0 0 0 0 0 0
Inning Stats	R: 2 E: 0 K: 1 S: 23 H: 3 LOB: 3 BB: 2 P: 42	R: 3 E: 0 K: 1 S: 19 H: 4 LOB: 2 BB: 1 P: 35	R: 0 E: 0 K: 0 S: 11 H: 2 LOB: 2 BB: 0 P: 15	R: 0 E: 0 K: 1 S: 7 H: 1 LOB: 1 BB: 0 P: 7	R: 0 E: 0 K: 2 S: 12 H: 1 LOB: 1 BB: 0 P: 19	R: 0 E: 0 K: 0 S: 8 H: 1 LOB: 0 BB: 0 P: 9	R: 2 E: 0 K: 0 S: 19 H: 2 LOB: 1 BB: 1 P: 31	R: 0 E: 0 K: 2 S: 10 H: 1 LOB: 1 BB: 0 P: 16	R: 0 E: 0 K: 3 S: 10 H: 0 LOB: 0 BB: 0 P: 14	1B: 8 2B: 5 3B: 0 HR: 2	SF: 0 SAC: 0 DP: 1 HBP: 0						

PITCHER		IP	WLS	BF	H	R	ER	SO	BB	IBB	HBP	BLK	WP	HR	S	P	ERA	WHIP
26 Orlando Hernandez, R ERA: 5.52	(1, 1)	1.2		14	7	5	5	2	2	0	0	0	0	1	40	69	27.00	5.400
Darren Oliver, L ERA: 2.05	(2, 1)	2.1		11	3	0	0	1	1	0	0	0	0	0	20	30	0.00	1.714
25 Pedro Feliciano, L ERA: 2.23	(5, 1)	1.0	W	4	1	0	0	2	0	0	0	0	0	0	12	19	0.00	1.000
Chad Bradford, R ERA: 3.86	(6, 1)	1.0		3	1	0	0	0	0	0	0	0	0	0	8	9	0.00	1.000
Aaron Heilman, R ERA: 4.53	(7, 1)	1.0		6	2	2	2	0	1	0	0	0	0	1	19	31	18.00	3.000

PITCHER		IP	WLS	BF	H	R	ER	SO	BB	IBB	HBP	BLK	WP	HR	S	P	ERA	WHIP
Heath Bell, R ERA: 3.52	(8, 1)	1.0		4	1	0	0	2	0	0	0	0	0	0	10	16	0.00	1.000
50 Duaner Sanchez, R ERA: 2.36	(9, 1)	1.0		3	0	0	0	3	0	0	0	0	0	0	10	14	0.00	0.000

BOTTOM

New York Mets @ Chicago Cubs

Wrigley Field, Chicago, IL

Sun Jul 16 2006, 5:05 PM CDT

Att. 40,157 - Clear - 95 F

livebaseballscorecards.com

AB	41
R	7
H	15
RBI	7
BB	4
SO	10
LOB	21

WP: 0 PA: 45
PB: 0
SB: 3
CS: 0

New York Mets @ Cincinnati Reds

Great American Ball Park, Cincinnati, OH

Tue Jul 18 2006, 7:10 PM EDT

Att. 27,138 - Overcast - 73 F

TOP

livebaseballscorecards.com

Batter	1	2	3	4	5	6	7	8	9	AB	R	H	RBI	BB	SO	LOB
7 José Reyes, S (1, 6) OBP: 0.355, SLG: 0.476	C F F B F F X 1-2 ① P5		C X 0-1 ③ F8			B B F B B 4-1 16 2B BB	F D F X 1-2 ② G2-3		X 0-0 ① FC6-4 16 G4-3 15 2B 1-2f	4	2	0	0	1	0	3
16 Paul Lo Duca, R (1, 2) OBP: 0.341, SLG: 0.405	B C B S F F X 2-2 ② F7		B C B X 2-1 ① F7			X 0-0 1-H 2B	B B B D 4-0 15 HR BB		C B X 1-1 ② G4-3 1-2	4	1	1	1	1	0	1
15 Carlos Beltrán, S (1, 8) OBP: 0.388, SLG: 0.615	B B C X 2-1 ③ P4		B B C F B F F B 4-2 BB			C X 0-1 ① G6-3	S X 0-1 1-H 2-H 3-H HR		C B B D X 3-1 2-H 2B	4	1	2	5	1	0	1
21 Carlos Delgado, L (1, 3) OBP: 0.338, SLG: 0.498		C S B S 1-3 ① K	C X 0-1 ② F8			C B B S S 2-3 ② K	C X 0-1 ③ F8		S B X 1-1 ③ G4-3	5	0	0	0	0	2	3
5 David Wright, R (1, 5) OBP: 0.390, SLG: 0.578		C B B T F B X 3-2 ② F8	B B X 2-0 ③ F9			I B I I 4-0 IBB		C B B F B F B 4-2 G6-3 BB		2	0	0	0	2	0	1
Cliff Floyd, L (1, 7) OBP: 0.347, SLG: 0.439		B C X 1-1 ③ G3-1			X 0-0 ① F8	X 0-0 ③ F9		C S C 0-3 ① K		4	0	0	0	0	1	3
Xavier Nady, R (1, 9) OBP: 0.326, SLG: 0.485 50 Duaner Sanchez, R (8, 1) 13 Billy Wagner, L (9, 1)			B X 1-0 HR		B B X 2-0 ② G5-3		C S X 0-2 SH5-4 22 1B 15 HR 1B	B S X 1-1 ② G6-3 1-2		4 2 2 1 0 0 1 0 0 0 0 0 0 0 0 0 0 0 0 0 0						
22 Jose Valentin, S (1, 4) OBP: 0.329, SLG: 0.542			X 0-0 ① P4		C B B B X 3-1 HR		1 SAFE X 0-0 1-2 SH5-4 15 HR 1B	C B F B S 2-3 ③ K		4	2	2	1	0	1	1
34 Mike Pelfrey, R (1, 1) Eli Marrero, R (7, PH) OBP: 0.343, SLG: 0.471 Chad Bradford, R (7, 1) 25 Pedro Feliciano, L (7, 1) 10 Endy Chavez, L (8, 9) OBP: 0.325, SLG: 0.412			B C S X 1-2 ② G1-3		C F B S 1-3 ③ K		C X 0-1 ① SH5-4 1-2 2-3		C X 0-1 7 FC6-4 1B	2 0 0 0 0 1 0 0 0 0 0 0 0 0 0 0 0 0 0 0 0 0 0 0 0 0 0 0 1 0 1 0 0 0 0						
Inning Stats	R: 0 E: 0 K: 0 S: 13 H: 0 LOB: 0 BB: 0 P: 18	R: 0 E: 0 K: 1 S: 9 H: 0 LOB: 0 BB: 0 P: 14	R: 1 E: 0 K: 0 S: 7 H: 1 LOB: 0 BB: 0 P: 9	R: 0 E: 0 K: 0 S: 9 H: 0 LOB: 1 BB: 1 P: 17	R: 1 E: 0 K: 1 S: 7 H: 1 LOB: 0 BB: 0 P: 13	R: 1 E: 0 K: 1 S: 8 H: 1 LOB: 2 BB: 2 P: 18	R: 4 E: 0 K: 0 S: 13 H: 3 LOB: 0 BB: 1 P: 18	R: 0 E: 0 K: 2 S: 11 H: 0 LOB: 1 BB: 1 P: 18	R: 1 E: 0 K: 0 S: 9 H: 2 LOB: 1 BB: 0 P: 14	1B: 3 2B: 2 3B: 0 HR: 3 SF: 0 SAC: 1 DP: 0 HBP: 0						

AB	34
R	8
H	8
RBI	8
BB	5
SO	5
LOB	14

WP: 0 PB: 0 SB: 0 CS: 0 PA: 40

PITCHER		IP	WLS	BF	H	R	ER	SO	BB	IBB	HBP	BLK	WP	HR	S	P	ERA	WHIP
22 Eric Milton, L ERA: 5.48	(1, 1)	7.0	L	31	6	7	7	3	3	1	0	0	0	3	66	107	9.00	1.286
Jason Standridge, R ERA: 7.04	(8, 1)	1.0		4	0	0	0	2	1	0	0	0	0	0	11	18	0.00	1.000
45 Bill Bray, L ERA: 3.96	(9, 1)	1.0		5	2	1	1	0	0	0	0	0	0	0	9	14	9.00	2.000

PITCHER	IP	WLS	BF	H	R	ER	SO	BB	IBB	HBP	BLK	WP	HR	S	P	ERA	WHIP

New York Mets @ Cincinnati Reds

Great American Ball Park, Cincinnati, OH

Tue Jul 18 2006, 7:10 PM EDT

Att. 27,138 - Overcast - 73 F

BOTTOM

Batter	1	2	3	4	5	6	7	8	9	AB	R	H	RBI	BB	SO	LOB
27 Chris Denorfia, R (1, 9) OBP: 0.357, SLG: 0.385	C B B B S X 3-2 G4-3 ①		C S C 0-3 K ①		B X 1-0 1-2 1B		S C X 0-2 G1-3 ② 1-2		C S B B B B 4-2 BB	4	0	1	0	1	1	1
Adam Dunn, L (1, 7) OBP: 0.378, SLG: 0.564	B C B B S X 3-2 G6-3 1B		B B B C B 4-1 G6-5-3 BB		C B B B F S 3-3 K ③		C X 0-1 2-H 1B		C C B T 1-2 K ②	4	0	2	1	1	2	3
Ken Griffey Jr., L (1, 8) OBP: 0.301, SLG: 0.511	X 0-0 G6-3 ② ③ 1-2f		B C B F X 2-2 G6-5-3 ② ③ 1-2f			X 0-0 F8 ①	B L C B S 2-3 K ③		B B X 2-0 F8 ③	5	0	0	0	0	1	4
Rich Aurilia, R (1, 5) OBP: 0.336, SLG: 0.498		C B B F X 2-2 G6-4-3 1B		C B X 1-1 G6-3 ①		B B C X 2-1 1B WP 4 G4-3 1B		B C B X 2-1 2B		4	1	3	0	0	0	0
Scott Hatteberg, L (1, 3) OBP: 0.407, SLG: 0.481		C X 0-1 G6-4-3 ① ② 1-2f		B X 1-0 G3 ②		C B B B F X 3-2 4 G4-3 1-3 1B		B B C B X 3-1 F7 ①		4	1	1	0	0	0	2
4 Brandon Phillips, R (1, 4) OBP: 0.340, SLG: 0.413		C F B X 1-2 E6 1B		C C B X 1-2 G4-3 ③		D C B B F X 3-2 G4-3 ② 1-2 3-H		B S S S 1-3 K ②		4	0	0	1	0	1	2
Royce Clayton, R (1, 6) OBP: 0.322, SLG: 0.354	1 SAFE B L 1 SAFE 1 SAFE B X	2-1 S 1-3 1B			B X 1-0 G5-3 ①	B B F X 2-1 2-H 1B ③		B F F F B F B B 4-2 BB		3	0	2	1	1	0	0
Jason LaRue, R (1, 2) OBP: 0.323, SLG: 0.310		C B 1 SAFE D B B 4-1 1-2 BB			F B C B B B 4-2 27 1B BB		B B X 2-0 G5-3 ①	X 0-0 G3-4-3 ③		2	0	0	0	2	0	2
22 Eric Milton, L (1, 1) OBP: 0.188, SLG: 0.313 Dewayne Wise, L (7, PH) OBP: 0.100, SLG: 0.100 Jason Standridge, R (8, 1) 45 Bill Bray, L (9, 1) 6 Ryan Freel, R (9, PH) OBP: 0.381, SLG: 0.434		C X 0-1 L7 ③			M L B S 1-3 K ②		C B S B F X 2-2 27 G1-3 1B 1B		C B S B F B X 3-2 G6-3 ①	2 1 0 0 1	0 1 0 0 0	0 1 0 0 0	0 0 0 0 0	0 0 0 0 0	1 0 0 0 0	4 0 0 0 0
Inning Stats	R: 0 E: 0 K: 0 S: 7 H: 1 LOB: 0 BB: 0 P: 13	R: 0 E: 1 K: 0 S: 13 H: 2 LOB: 3 BB: 1 P: 22	R: 0 E: 0 K: 1 S: 7 H: 0 LOB: 0 BB: 1 P: 13	R: 0 E: 0 K: 0 S: 6 H: 0 LOB: 0 BB: 0 P: 9	R: 0 E: 0 K: 2 S: 10 H: 1 LOB: 2 BB: 1 P: 20	R: 2 E: 0 K: 0 S: 11 H: 3 LOB: 1 BB: 0 P: 21	R: 1 E: 0 K: 1 S: 13 H: 2 LOB: 1 BB: 0 P: 19	R: 0 E: 0 K: 1 S: 12 H: 1 LOB: 2 BB: 1 P: 22	R: 0 E: 0 K: 1 S: 9 H: 0 LOB: 1 BB: 1 P: 19	1B: 9 2B: 1 3B: 0 HR: 0	SF: 0 SAC: 0 DP: 3 HBP: 0						

livebaseballscorecards.com

AB	34
R	3
H	10
RBI	3
BB	5
SO	6
LOB	18

WP: 1 PB: 0 SB: 1 CS: 0 PA: 39

PITCHER		IP	WLS	BF	H	R	ER	SO	BB	IBB	HBP	BLK	WP	HR	S	P	ERA	WHIP
34 Mike Pelfrey, R ERA: 3.27	(1, 1)	6.0	W	25	7	2	2	3	3	0	0	0	1	0	54	98	3.00	1.667
Chad Bradford, R ERA: 3.79	(7, 1)	0.2		3	1	1	0	0	0	0	0	0	0	0	8	12	0.00	1.500
25 Pedro Feliciano, L ERA: 2.19	(7, 1)	0.2		4	2	0	0	1	0	0	0	0	0	0	9	16	0.00	3.000
50 Duaner Sanchez, R ERA: 2.32	(8, 1)	0.2		3	0	0	0	1	1	0	0	0	0	0	8	13	0.00	1.500
13 Billy Wagner, L ERA: 2.53	(9, 1)	1.0		4	0	0	0	1	1	0	0	0	0	0	9	19	0.00	1.000

PITCHER	IP	WLS	BF	H	R	ER	SO	BB	IBB	HBP	BLK	WP	HR	S	P	ERA	WHIP

Batter	1	2	3	4	5	6	7	8	9	AB	R	H	RBI	BB	SO	LOB
7 José Reyes, S (1, 6) OBP: 0.356, SLG: 0.475	B1	15 F9 · 16 S · 2-H 3-H · 1B		1B			L9		F9	5	0	2	2	0	0	0
16 Paul Lo Duca, R (1, 2) OBP: 0.342, SLG: 0.403	15 2B · 5 1B · 1B	1-2 · BB			F8		L4		G5-3	4	1	1	0	1	0	0
15 Carlos Beltrán, S (1, 8) OBP: 0.386, SLG: 0.613	5 1B · 1-3 · 2B	F9 · 2-3			G3		G5-3			4	1	1	0	0	0	2
21 Carlos Delgado, L (1, 3) OBP: 0.337, SLG: 0.498	K	K			G4-3			2B		4	0	1	0	0	2	4
5 David Wright, R (1, 5) OBP: 0.391, SLG: 0.576	2-H 3-H · 1B		G5-3			G3-6-4 · BB		K		3	0	1	2	1	1	1
Cliff Floyd, L (1, 7) OBP: 0.346, SLG: 0.434	P4		G3			G3-6-4 · 1-2f		BB		3	0	0	0	1	0	2
22 Jose Valentin, S (1, 4) OBP: 0.332, SLG: 0.537		SH3-4 · 7 1B · HBP · BB	G4-3			BB		K		2	1	0	0	2	1	2
Xavier Nady, R (1, 9) OBP: 0.328, SLG: 0.481		1-2 · SH3-4 · 7 1B · HBP		F8		10 FC6-4 · 1-2 · BB		F8		2	1	0	0	1	0	2
Steve Trachsel, R (1, 1) OBP: 0.212, SLG: 0.267		SH3-4 · 1-2 · 2-3		G4-3		FC6-4 · 1-2f			K	1	0	0	0	0	0	0
Darren Oliver, R (4, 1) OBP: 0.250, SLG: 0.273										0	0	0	0	0	0	0
10 Endy Chavez, L (6, PH) OBP: 0.323, SLG: 0.410										1	0	0	0	0	0	2
Aaron Heilman, R (6, 1)										0	0	0	0	0	0	0
50 Duaner Sanchez, R (8, 1)										0	0	0	0	0	0	0
Julio Franco, R (9, PH) OBP: 0.323, SLG: 0.391										1	0	0	0	0	1	0
Inning Stats	R: 2 E: 0 K: 1 S: 13 H: 3 LOB: 1 BB: 0 P: 22	R: 2 E: 0 K: 1 S: 15 H: 1 LOB: 2 BB: 2 P: 29	R: 0 E: 0 K: 0 S: 5 H: 0 LOB: 0 BB: 0 P: 6	R: 0 E: 0 K: 0 S: 6 H: 1 LOB: 1 BB: 0 P: 7	R: 0 E: 0 K: 0 S: 5 H: 0 LOB: 0 BB: 0 P: 8	R: 0 E: 0 K: 0 S: 8 H: 0 LOB: 2 BB: 3 P: 20	R: 0 E: 0 K: 0 S: 5 H: 0 LOB: 0 BB: 0 P: 9	R: 0 E: 0 K: 2 S: 13 H: 1 LOB: 2 BB: 1 P: 23	R: 0 E: 0 K: 1 S: 7 H: 0 LOB: 0 BB: 0 P: 9	1B: 4 2B: 2 3B: 0 HR: 0	SF: 0 SAC: 1 DP: 1 HBP: 1					

PITCHER	IP	WLS	BF	H	R	ER	SO	BB	IBB	HBP	BLK	WP	HR	S	P	ERA	WHIP
39 Aaron Harang, R (1, 1) ERA: 3.72	2.0		13	4	4	4	2	2	0	1	0	0	0	28	51	18.00	3.000
Jason Standridge, R (3, 1) ERA: 5.59	2.0		6	1	0	0	0	0	0	0	0	0	0	11	13	0.00	0.500
25 David Weathers, R (5, 1) ERA: 4.63	2.0		8	0	0	0	0	3	0	0	0	0	0	13	28	0.00	1.500
Kent Mercker, L (7, 1) ERA: 4.56	1.0		3	0	0	0	0	0	0	0	0	0	0	5	9	0.00	0.000
45 Bill Bray, L (8, 1) ERA: 3.86	0.2		4	1	0	0	2	1	0	0	0	0	0	8	15	0.00	3.000

PITCHER	IP	WLS	BF	H	R	ER	SO	BB	IBB	HBP	BLK	WP	HR	S	P	ERA	WHIP
56 Todd Coffey, R (8, 1) ERA: 3.35	0.1	W	1	0	0	0	0	0	0	0	0	0	0	5	8	0.00	0.000
Eddie Guardado, L (9, 1) ERA: 4.88	1.0	S	3	0	0	0	1	0	0	0	0	0	0	7	9	0.00	0.000

TOP

New York Mets @ Cincinnati Reds

Great American Ball Park, Cincinnati, OH

Wed Jul 19 2006, 7:10 PM EDT

Att. 26,300 - Overcast - 91 F

livebaseballscorecards.com

AB	30
R	4
H	6
RBI	4
BB	6
SO	5
LOB	15

WP	0
PB	0
SB	1
CS	0
PA	38

BOTTOM

Batter	1	2	3	4	5	6	7	8	9	AB	R	H	RBI	BB	SO	LOB
6 Ryan Freel, R (1, 9) OBP: 0.381, SLG: 0.431	C C B F X 1-2 F8 1B		C B C X 1-2 L7 ①	B B B B 4-0 BB		F B S B S 2-3 K ③		C F C 0-3 K ②		4	0	1	0	1	2	1
Adam Dunn, L (1, 7) OBP: 0.379, SLG: 0.559 Eddie Guardado, R (9, 1)	S 1 SAFE F B X 1-2 F8 ① ② 1-2		B S B B B B 4-1 FC6-4 BB	C B B C F F X 2-2 P5 ②			F F B B F B B 4-2 G4-5-3 BB	X 0-0 G4-3 ③		3 0	0 0	0 0	0 0	2 0	0 0	4 0
Ken Griffey Jr., L (1, 8) OBP: 0.297, SLG: 0.504	B B X 2-0 G6-3 ③		S X 0-1 F7 ②	B B C F X 2-2 L9 ③			B X 1-0 G4-5-3 ① ② 1-2f			4	0	0	0	0	0	4
Rich Aurilia, R (1, 5) OBP: 0.335, SLG: 0.506		C C B F C 1-3 K ①	X 0-0 FC6-4 ③ 1-2f		B X 1-0 HR		B B S F X 2-2 L4 ③			4	1	1	1	0	1	1
Scott Hatteberg, L (1, 3) OBP: 0.412, SLG: 0.489		C B F X 1-2 4 FC6-4 1B		C B F B X 2-2 4 1B 2B	B F C F X 1-2 G3 ①			B F X 1-1 FC6 4 G3 2B 1B		4	2	3	0	0	0	0
4 Brandon Phillips, R (1, 4) OBP: 0.339, SLG: 0.411	C X 0-1 FC6-4 ② BB BB 1-2f		X 0-0 S 1B 12 1B 2-H 1B	B F B X 2-1 P3 ②				1 SAFE L C B B D X 3-2 G3 ① 1-2		4	1	1	1	0	0	2
Royce Clayton, R (1, 6) OBP: 0.324, SLG: 0.354	B 1 SAFE B B C C B 4-2 BB 1-2 BB		C X 0-1 S 12 1B 1-2 1B	B C F F F X 1-2 G4-3 ③				C B F F X 1-2 FC6 2B 2-3		3	2	1	0	1	0	1
Jason LaRue, R (1, 2) OBP: 0.327, SLG: 0.318	B B B B 4-0 1-2 2-3 BB		B F B F S 2-3 K ① 1-2 2-3			C S S 0-3 K ①		1 SAFE B B B X 3-0 1-H 3-H 1B 2B		3	1	1	2	1	2	2
39 Aaron Harang, R (1, 1) OBP: 0.000, SLG: 0.000 Dewayne Wise, L (2, PH) OBP: 0.000, SLG: 0.000 Jason Standridge, R (3, 1) 12 Edwin Encarnación, R (4, PH) OBP: 0.000, SLG: 0.400 25 David Weathers, R (5, 1) 9 Juan Castro, R (6, PH) OBP: 0.267, SLG: 0.304 Kent Mercker, L (7, 1) 45 Bill Bray, L (8, 1) 56 Todd Coffey, R (8, 1) Javier Valentin, S (8, PH) OBP: 0.242, SLG: 0.333 27 Chris Denorfia, R (9, 1) OBP: 0.357, SLG: 0.385		C B X 1-1 G4-3 ③	X 0-0 2-H 3-H 1B		B X 1-0 F8 ②		C X 0-1 2-H 1B		0 0 0 0 0 0 0 1 0 0 0 0 0 3 0 0 0 0 0 0 0 1 0 1 2 0 0 0 0 0 0 0 0 0 0 1 0 0 0 0 0 0 0 0 0 0 0 0 0 0 0 0 0 0 0 0 0 0 0 0 0 0 0 1 0 0 1 0 0 0 0 0 0 0 0 0 0							
Inning Stats	R: 0 E: 0 K: 0 S: 8 H: 1 LOB: 0 BB: 0 P: 12	R: 0 E: 0 K: 1 S: 13 H: 1 LOB: 3 BB: 2 P: 24	R: 0 E: 0 K: 0 S: 7 H: 0 LOB: 1 BB: 1 P: 12	R: 3 E: 0 K: 1 S: 18 H: 4 LOB: 2 BB: 1 P: 30	R: 1 E: 0 K: 0 S: 12 H: 1 LOB: 0 BB: 0 P: 17	R: 0 E: 0 K: 2 S: 7 H: 0 LOB: 0 BB: 0 P: 10	R: 0 E: 0 K: 0 S: 7 H: 0 LOB: 0 BB: 1 P: 14	R: 3 E: 0 K: 1 S: 16 H: 3 LOB: 1 BB: 0 P: 24		1B: 7 2B: 2 3B: 0 HR: 1	SF: 0 SAC: 0 DP: 1 HBP: 0			WP: 0 PB: 0 SB: 2 CS: 0	PA: 38	

PITCHER		IP	WLS	BF	H	R	ER	SO	BB	IBB	HBP	BLK	WP	HR	S	P	ERA	WHIP
Steve Trachsel, R ERA: 4.68	(1, 1)	3.1		19	6	3	3	2	4	0	0	0	0	0	38	66	8.10	3.000
Darren Oliver, L ERA: 2.15	(4, 1)	1.2		6	1	1	1	0	0	0	0	0	0	1	20	29	5.40	0.600
Aaron Heilman, R ERA: 4.36	(6, 1)	2.0		6	0	0	0	2	1	0	0	0	0	0	14	24	0.00	0.500
50 Duaner Sanchez, R ERA: 2.81	(8, 1)	1.0	L	7	3	3	3	1	0	0	0	0	0	0	16	24	27.00	3.000

PITCHER	IP	WLS	BF	H	R	ER	SO	BB	IBB	HBP	BLK	WP	HR	S	P	ERA	WHIP

New York Mets @ Cincinnati Reds

Great American Ball Park, Cincinnati, OH

Wed Jul 19 2006, 7:10 PM EDT

Att. 26,300 - Overcast - 91 F

livebaseballscorecards.com

AB	33
R	7
H	10
RBI	7
BB	5
SO	5
LOB	18

Batter	1	2	3	4	5	6	7	8	9	10	AB	R	H	RBI	BB	SO	LOB
7 José Reyes, S (1, 6) OBP: 0.352, SLG: 0.469	X 0-0 ① F9		F B F X 1-2 ② F9		C X 0-1 ② F9			C B X 1-1 ② F9		C B C C 1-3 ② K	5	0	0	0	0	1	2
10 Endy Chavez, L (1, 9) OBP: 0.325, SLG: 0.415	C B F X 1-2 ② F7		C X 0-1 ③ F8		C B B F X 2-2 ③ L8			F F X 0-2 1B		X 0-0 15 2B 2-H 2B	5	1	2	1	0	0	1
15 Carlos Beltrán, S (1, 8) OBP: 0.384, SLG: 0.610	B F X 1-1 ③ G4-3			X 0-0 ① F7		C F S 0-3 ① K		B C C S 1-3 ③ K		F B B F X 2-2 2-H 2B	5	0	1	1	0	2	1
21 Carlos Delgado, L (1, 3) OBP: 0.335, SLG: 0.503		B B F F B F F S 3-3 ① K		C F B F F X 1-2 HR		F C S 0-3 ② K			B X 1-0 ① F8	C S F X 0-2 ③ G4-3	5	1	1	1	0	2	1
5 David Wright, R (1, 5) OBP: 0.389, SLG: 0.575		X 0-0 ② F9		C B B S S 2-3 ② K		C S B B C 2-3 ③ K			C B B F X 2-2 2B		4	0	1	0	0	2	0
Cliff Floyd, L (1, 7) OBP: 0.348, SLG: 0.448		F B F X 1-2 HR		F B X 1-1 22 1B 1B			F B X 1-1 ① G3		F B F B S 2-3 ② K		4	1	2	1	0	1	1
22 Jose Valentin, S (1, 4) OBP: 0.330, SLG: 0.531		C F B B B X 2-2 ③ L9		B X 1-0 1-3 1B			C X 0-1 ② F8		X 0-0 ③ G6-3		4	0	1	0	0	0	1
11 Ramon Castro, R (1, 2) OBP: 0.331, SLG: 0.378			X 0-0 ① G6-3	C C B B S 2-3 ③ K			B C F X 1-2 ③ P3			B X 1-0 ① G4-3	4	0	0	0	0	1	2
Tom Glavine, L (1, 1) OBP: 0.333, SLG: 0.242 Chad Bradford, R (7, 1) Julio Franco, R (8, PH) OBP: 0.320, SLG: 0.387 Aaron Heilman, R (8, 1) 25 Pedro Feliciano, L (9, 1) Xavier Nady, R (10, PH) OBP: 0.337, SLG: 0.487 13 Billy Wagner, L (10, 1)			B C B F X 2-2 1B		C C F B B F B X 3-2 ① F7			B C F B S 2-3 ① K		C F F X 0-2 10 2B 2B	2 0 1 0 0 1 1 0	0 0 0 0 0 1 1 0	1 0 0 0 0 0 1 0	0 0 0 0 0 0 0 0	0 0 1 0 0 0 0 0	0 0 0 0 0 0 0 0	0 0 0 0 0 0 0 0
Inning Stats	R: 0 E: 0 K: 0 S: 6 H: 0 LOB: 0 BB: 0 P: 8	R: 1 E: 0 K: 1 S: 13 H: 1 LOB: 0 BB: 0 P: 19	R: 0 E: 0 K: 0 S: 9 H: 1 LOB: 1 BB: 0 P: 12	R: 1 E: 0 K: 2 S: 15 H: 3 LOB: 2 BB: 0 P: 22	R: 0 E: 0 K: 0 S: 10 H: 0 LOB: 0 BB: 0 P: 15	R: 0 E: 0 K: 3 S: 9 H: 0 LOB: 0 BB: 0 P: 11	R: 0 E: 0 K: 0 S: 7 H: 0 LOB: 0 BB: 0 P: 9	R: 0 E: 0 K: 2 S: 11 H: 1 LOB: 1 BB: 0 P: 15	R: 0 E: 0 K: 1 S: 8 H: 1 LOB: 1 BB: 0 P: 13	R: 2 E: 0 K: 1 S: 16 H: 3 LOB: 1 BB: 0 P: 20	1B: 4 2B: 4 3B: 0 HR: 2 SF: 0 SAC: 0 DP: 0 HBP: 0						

PITCHER		IP	WLS	BF	H	R	ER	SO	BB	IBB	HBP	BLK	WP	HR	S	P	ERA	WHIP
61 Bronson Arroyo, R ERA: 2.92	(1, 1)	8.0		30	6	2	2	8	0	0	0	0	0	2	80	111	2.25	0.750
Eddie Guardado, L ERA: 4.71	(9, 1)	1.0		4	1	0	0	1	0	0	0	0	0	0	8	13	0.00	1.000
Gary Majewski, R ERA: 4.24	(10, 1)	0.2	L	4	2	2	2	1	0	0	0	0	0	0	9	11	27.00	3.000
Kent Mercker, L ERA: 4.5	(10, 1)	0.1		2	1	0	0	0	0	0	0	0	0	0	7	9	0.00	3.000

PITCHER	IP	WLS	BF	H	R	ER	SO	BB	IBB	HBP	BLK	WP	HR	S	P	ERA	WHIP

TOP

New York Mets @ Cincinnati Reds

Great American Ball Park, Cincinnati, OH

Thu Jul 20 2006, 12:35 PM EDT
Att. 28,729 - Overcast - 86 F

livebaseballscorecards.com

AB	40
R	4
H	10
RBI	4
BB	0
SO	10
LOB	9

WP: 0 PB: 0 SB: 0 CS: 0 PA: 40

Batter	1	2	3	4	5	6	7	8	9	10	AB	R	H	RBI	BB	SO	LOB
6 Ryan Freel, R (1, 8) OBP: 0.385, SLG: 0.442	F X 0-1 B1-3 ①		B X 1-0 27 CS 1B		C B B B X 3-1 2-H 3-H 2B		X 0-0 27 SH5-4 2B	X 0-0 G5-3 ③			5	0	3	2	0	0	1
27 Chris Denorfia, R (1, 9) OBP: 0.344, SLG: 0.345	X 0-0 F8 ②		C B 1 SAFE B B X 3-1 1-2 G5-3 ②③		C X 0-1 L9 ②		B X 1-0 2-3 SH5-4 ①		B B C B B 4-1 CS BB		3	0	0	0	1	0	2
Adam Dunn, L (1, 7) OBP: 0.376, SLG: 0.553	C F B B X 2-2 F8 ③			X 0-0 L8 ①	B B F B X 3-1 L9 ③		B B B S B 4-1 4 FC5 BB BB		C B C B S 2-3 K ①		4	0	0	0	1	1	2
Rich Aurilia, R (1, 3) OBP: 0.340, SLG: 0.504 (8, 5)		C X 0-1 F7 ①		C F X 0-2 P3 ②		S B F X 1-2 12 2B 4 FC4-2 1B	B B B C B 4-1 1-2 4 FC5 BB		C F 1 SAFE B F F B B F 4-2 1-2 F F B BB ②		3	0	1	0	2	0	0
12 Edwin Encarnación, R (1, 5) OBP: 0.388, SLG: 0.492 Scott Hatteberg, L (7, PH) OBP: 0.409, SLG: 0.485 (8, 3)		C S X 0-2 4 1B 1B		C B S B B F F B 4-2 BB		B B B C F F X 3-2 4 FC4-2 1-3 61 FC1-2 2B	C S B B S 2-3 K ②		F F B B S 2-3 K ③		2 2	0 0	2 0	0 0	1 0	0 2	0 4
4 Brandon Phillips, R (1, 4) OBP: 0.337, SLG: 0.408	B C B B S X 3-2 1-2 1B			B F B B S C 3-3 K ③		B X 1-0 FC4-2 61 FC1-2 G1-3 ① 2-3 3-H	B B X 2-0 FC5 ③ 1-2 2-3f			C F F E X 0-2 G6-3 ①	5	0	1	0	0	1	6
Royce Clayton, R (1, 6) OBP: 0.325, SLG: 0.355	C B C X 1-2 F9 ②				X 0-0 61 SH5-4 6 2B 1B	X 0-0 G1-3 ② 1-2		B B B C X 3-2 SH5-4 1B		B B B C S F T 3-2 K ②	5	1	2	0	0	1	4
Jason LaRue, R (1, 2) OBP: 0.331, SLG: 0.319	B B X 2-0 L6 ③				1 SAFE X 0-0 1-2 61 SH5-4 6 2B 1B	4-0 61 FC1-2 IBB		1 SAFE M L X 0-2 1-2 SH5-4 ①		B F C S 1-3 K ③	3	1	1	0	1	1	2
61 Bronson Arroyo, R (1, 1) OBP: 0.192, SLG: 0.286 Javier Valentin, S (8, PH) OBP: 0.290, SLG: 0.331 Eddie Guardado, R (9, 1) Gary Majewski, R (10, 1) Kent Mercker, L (10, 1)			B C X 1-1 F8 ①		L X 0-1 1-2 2-3 SH5-4 ①	X 0-0 1-2 2-3 3-Hf FC1-2 ③		B S B F F B X 3-2 G5-3 ②			2 1 0 0 0	0 0 0 0 0	0 0 0 0 0	0 0 0 0 0	0 0 0 0 0	0 0 0 0 0	3 1 0 0 0
Inning Stats	R: 0 E: 0 K: 0 S: 6 H: 0 LOB: 0 BB: 0 P: 8	R: 0 E: 0 K: 0 S: 12 H: 2 LOB: 2 BB: 0 P: 18	R: 0 E: 0 K: 0 S: 5 H: 1 LOB: 0 BB: 0 P: 10	R: 0 E: 0 K: 1 S: 11 H: 0 LOB: 1 BB: 1 P: 18	R: 2 E: 0 K: 0 S: 10 H: 3 LOB: 1 BB: 0 P: 16	R: 0 E: 0 K: 0 S: 10 H: 2 LOB: 3 BB: 1 P: 19	R: 0 E: 0 K: 1 S: 8 H: 1 LOB: 3 BB: 2 P: 21	R: 0 E: 0 K: 0 S: 11 H: 1 LOB: 1 BB: 0 P: 17	R: 0 E: 0 K: 2 S: 14 H: 0 LOB: 1 BB: 2 P: 26	R: 0 E: 0 K: 2 S: 12 H: 0 LOB: 0 BB: 0 P: 16	1B: 7 2B: 3 3B: 0 HR: 0	SF: 0 SAC: 3 DP: 0 HBP: 0					WP: 0 PB: 0 SB: 0 CS: 2	PA: 44

PITCHER		IP	WLS	BF	H	R	ER	SO	BB	IBB	HBP	BLK	WP	HR	S	P	ERA	WHIP
Tom Glavine, L ERA: 3.52	(1, 1)	6.1		31	9	2	2	1	3	1	0	0	0	0	58	102	2.84	1.895
Chad Bradford, R ERA: 3.72	(7, 1)	0.2		2	0	0	0	1	0	0	0	0	0	0	4	8	0.00	0.000
Aaron Heilman, R ERA: 4.28	(8, 1)	1.0		4	1	0	0	0	0	0	0	0	0	0	11	17	0.00	1.000
25 Pedro Feliciano, L ERA: 2.13	(9, 1)	1.0	W	4	0	0	0	2	2	0	0	0	0	0	14	26	0.00	2.000
13 Billy Wagner, L ERA: 2.47	(10, 1)	1.0	S	3	0	0	0	2	0	0	0	0	0	0	12	16	0.00	0.000

PITCHER	IP	WLS	BF	H	R	ER	SO	BB	IBB	HBP	BLK	WP	HR	S	P	ERA	WHIP

BOTTOM

New York Mets @ Cincinnati Reds

Great American Ball Park, Cincinnati, OH

Thu Jul 20 2006, 12:35 PM EDT
Att. 28,729 - Overcast - 86 F

livebaseballscorecards.com

AB	35
R	2
H	10
RBI	2
BB	6
SO	6
LOB	25

Batter	1	2	3	4	5	6	7	8	9	AB	R	H	RBI	BB	SO	LOB
Craig Biggio, R (1, 4) OBP: 0.328, SLG: 0.421	X 0-0 P6		C F F F X 0-2 G6-3			B B C F S 2-3 K		X 0-0 F8-2 3-H		4	0	0	0	0	1	2
Mike Lamb, L (1, 3) OBP: 0.371, SLG: 0.516	C X 0-1 F8			C B B X 2-1 P5		X 0-0 2 WP 1B			X 0-0 G4-3	4	0	1	0	0	0	0
2 Chris Burke, R (1, 8) OBP: 0.371, SLG: 0.488	C F X 0-2 P5			X 0-0 F7		B B C X 2-1 G6-3 1-2			C B B B F F X 3-2 G5-3	4	0	0	0	0	0	1
17 Lance Berkman, S (1, 9) OBP: 0.403, SLG: 0.595		F S F B S 1-3 K		B F F F X 1-2 1B			F F B F F B B X 3-2 P5		B X 1-0 F8	4	0	1	0	0	1	0
Aubrey Huff, L (1, 5) OBP: 0.349, SLG: 0.457		C B F X 1-2 FC4-6 1B		X 0-0 F7			X 0-0 L4			3	0	1	0	0	0	1
Preston Wilson, R (1, 7) OBP: 0.315, SLG: 0.415		B X 1-0 FC4-6 1-2f			C B B B F X 2-2 P4		B X 1-0 G5-3			3	0	0	0	0	0	1
Eric Munson, L (1, 2) OBP: 0.303, SLG: 0.374		B B 1 SAFE 1 SAFE 1 SAFE F F S 2-3 K			F B X 1-1 G6-3			B B B B 4-0 28 2B F8-2 BB		2	0	0	0	1	1	1
28 Adam Everett, R (1, 6) OBP: 0.293, SLG: 0.321			B B C F B X 3-2 F8		C S F S 0-3 K			X 0-0 1-3 2B		3	0	1	0	0	1	0
Taylor Buchholz, R (1, 1) OBP: 0.067, SLG: 0.034 Willy Taveras, R (6, PH) OBP: 0.309, SLG: 0.310 64 Fernando Nieve, R (6, 1) OBP: 0.222, SLG: 0.125 Orlando Palmeiro, L (8, PH) OBP: 0.288, SLG: 0.260 Russ Springer, R (8, 1)			X 0-0 G6-3			F B X 1-1 G6-3		X 0-0 F9		1 1 0 1 0	0 0 0 0 0	0 0 0 0 0	0 0 0 0 0	0 0 0 0 0	0 0 0 2 0	0 0 0 0 0
Inning Stats	R: 0 E: 0 K: 0 S: 6 H: 0 LOB: 0 BB: 0 P: 6	R: 0 E: 0 K: 2 S: 11 H: 1 LOB: 1 BB: 0 P: 16	R: 0 E: 0 K: 0 S: 10 H: 0 LOB: 0 BB: 0 P: 13	R: 0 E: 0 K: 0 S: 7 H: 1 LOB: 1 BB: 0 P: 10	R: 0 E: 0 K: 1 S: 9 H: 0 LOB: 0 BB: 0 P: 12	R: 0 E: 0 K: 1 S: 8 H: 1 LOB: 1 BB: 0 P: 13	R: 0 E: 0 K: 0 S: 7 H: 0 LOB: 0 BB: 0 P: 11	R: 0 E: 0 K: 0 S: 3 H: 1 LOB: 1 BB: 1 P: 7	R: 0 E: 0 K: 0 S: 6 H: 0 LOB: 0 BB: 0 P: 10	1B: 3 2B: 2 3B: 0 HR: 0		SF: 0 SAC: 0 DP: 1 HBP: 0			WP: 1 PB: 0 SB: 0 CS: 0	PA: 31

Houston Astros @ New York Mets

Shea Stadium, Flushing, NY

Fri Jul 21 2006, 7:10 PM EDT

Att. 53,734 - Cloudy - 77 F

TOP

livebaseballscorecards.com

AB	30
R	0
H	4
RBI	0
BB	1
SO	4
LOB	8

PITCHER		IP	WLS	BF	H	R	ER	SO	BB	IBB	HBP	BLK	WP	HR	S	P	ERA	WHIP
33 John Maine, R ERA: 3.12	(1, 1)	9.0	W	31	4	0	0	4	1	0	0	0	1	0	67	98	0.00	0.556

PITCHER	IP	WLS	BF	H	R	ER	SO	BB	IBB	HBP	BLK	WP	HR	S	P	ERA	WHIP

Batter	1	2	3	4	5	6	7	8	9	AB	R	H	RBI	BB	SO	LOB
7 José Reyes, S (1, 6) OBP: 0.351, SLG: 0.466	K	G5-3			G3		16 G4-6-3 1B			4	0	1	0	0	1	0
16 Paul Lo Duca, R (1, 2) OBP: 0.341, SLG: 0.404	F7		15 G3-1 21 SF8 2B		G5-3		G4-6-3 1-2f			4	1	1	0	0	0	1
15 Carlos Beltrán, S (1, 8) OBP: 0.385, SLG: 0.610	F9		G3-1 2-3		E9 21 HR 2B		BB			3	1	1	0	1	0	1
21 Carlos Delgado, L (1, 3) OBP: 0.337, SLG: 0.512		E 5 1B 22 HR BB	SF8 3-H		3-H HR		G6-3			2	2	1	3	1	0	1
5 David Wright, R (1, 5) OBP: 0.388, SLG: 0.571		E 22 HR 1B 1-2	K		G4-3			K		4	1	1	0	0	2	0
Cliff Floyd, L (1, 7) OBP: 0.343, SLG: 0.440 10 Endy Chavez, L (9, 7) OBP: 0.325, SLG: 0.415		FC3 22 HR 1-2 2-3	F9		K			F9		4 0	1 0	0 0	0 0	0 0	1 0	2 0
22 Jose Valentin, S (1, 4) OBP: 0.329, SLG: 0.540		HR 1-H 2-H 3-H	F7		P6			P5		4	1	1	4	0	0	0
Xavier Nady, R (1, 9) OBP: 0.335, SLG: 0.494		G6-3		2B		1B				3	0	2	0	0	0	0
33 John Maine, R (1, 1)		K		K		K				3	0	0	0	0	3	2
Inning Stats	R: 0 E: 0 K: 1 S: 8	H: 0 LOB: 0 BB: 0 P: 9	R: 4 E: 1 K: 1 S: 18	H: 2 LOB: 0 BB: 1 P: 29	R: 1 E: 0 K: 1 S: 9	H: 1 LOB: 0 BB: 0 P: 15	R: 0 E: 0 K: 1 S: 12	H: 1 LOB: 1 BB: 0 P: 16	R: 2 E: 1 K: 0 S: 11	H: 2 LOB: 0 BB: 0 P: 16	R: 0 E: 0 K: 2 S: 10	H: 1 LOB: 1 BB: 0 P: 12	R: 0 E: 0 K: 0 S: 11	H: 1 LOB: 1 BB: 1 P: 16	R: 0 E: 0 K: 1 S: 17	H: 0 LOB: 0 BB: 0 P: 23						

BOTTOM

Houston Astros @ New York Mets

Shea Stadium, Flushing, NY

Fri Jul 21 2006, 7:10 PM EDT

Att. 53,734 - Cloudy - 77 F

livebaseballscorecards.com

AB	31
R	7
H	8
RBI	7
BB	2
SO	7
LOB	7

PITCHER		IP	WLS	BF	H	R	ER	SO	BB	IBB	HBP	BLK	WP	HR	S	P	ERA	WHIP
Taylor Buchholz, R ERA: 5.57	(1, 1)	5.0	L	23	6	7	6	4	1	0	0	0	0	2	58	85	10.80	1.400
64 Fernando Nieve, R ERA: 4.32	(6, 1)	2.0		8	2	0	0	2	1	0	0	0	0	0	21	28	0.00	1.500
Russ Springer, R ERA: 3.82	(8, 1)	1.0		3	0	0	0	1	0	0	0	0	0	0	17	23	0.00	0.000

PITCHER	IP	WLS	BF	H	R	ER	SO	BB	IBB	HBP	BLK	WP	HR	S	P	ERA	WHIP

1B: 3	SF: 1	WP: 0	PA: 34
2B: 3	SAC: 0	PB: 0	
3B: 0	DP: 1	SB: 0	
HR: 2	HBP: 0	CS: 0	

Houston Astros @ New York Mets

Shea Stadium, Flushing, NY

Sat Jul 22 2006, 1:20 PM EDT

Att. 46,574 - Cloudy - 79 F

livebaseballscorecards.com

Batter	1	2	3	4	5	6	7	8	9	AB	R	H	RBI	BB	SO	LOB
Craig Biggio, R (1, 4) OBP: 0.327, SLG: 0.417	C B F B B B 4-2 17 HR BB	B C X 1-1 P4 ③			C B B F B C 3-3 K ②			S S B X 1-2 F8 ①		3	1	0	0	1	1	1
Mike Lamb, L (1, 3) OBP: 0.369, SLG: 0.511	C X 0-1 F8 ①		C X 0-1 L7 ①		B B X 2-0 F8 ③			X 0-0 1B		4	0	1	0	0	0	1
17 Lance Berkman, S (1, 9) OBP: 0.401, SLG: 0.600	1 SAFE B B C B F F X 2-2 1-H HR		B C S C 1-3 K ②			B X 1-0 G4-3 ①		B C S F S 1-3 K ②		4	1	1	2	0	2	1
Aubrey Huff, L (1, 5) OBP: 0.345, SLG: 0.450	C F C 0-3 K ②		F F B B X 2-2 F9 ③			X 0-0 G6-3 ②		B B F X 2-1 P3 ③		4	0	0	0	0	1	1
Preston Wilson, R (1, 8) OBP: 0.314, SLG: 0.422	F X 0-1 HR			F B X 1-1 E6 G4-6-3 1B		C F C 0-3 K ③			F C B F F B S 2-3 K ①	4	1	1	1	0	2	0
Luke Scott, L (1, 7) OBP: 0.308, SLG: 0.385	B X 1-0 F7 ③			X 0-0 G4-6-3 1-2 1B			B X 1-0 F7 ①		F B S F B X 2-2 F8 ②	4	0	1	0	0	0	0
Brad Ausmus, R (1, 2) OBP: 0.308, SLG: 0.303		B C B F F B F X 3-2 G4-3 ①		S X 0-1 G4-6-3 ①② 1-2f 2-3			C F S 0-3 K ②		C B B X 2-1 28 FC6-4 1B	4	0	1	0	0	1	2
28 Adam Everett, R (1, 6) OBP: 0.296, SLG: 0.325		B C X 1-1 2B		B C F B F B S 3-3 K ③			B B C F B F B 4-2 BB		C X 0-1 FC6-4 ③ 1-2f	3	0	1	0	1	1	2
41 Brandon Backe, R (1, 1) Willy Taveras, R (5, PH) OBP: 0.308, SLG: 0.309 Dave Borkowski, R (5, 1) Orlando Palmeiro, L (7, PH) OBP: 0.284, SLG: 0.257 Chad Qualls, R (7, 1) Trever Miller, R (8, 1) Russ Springer, R (8, 1)		C C F F B B C 2-3 K ②			F L S 0-3 K ①		C B C B 1 SAFE F B F F 3-2 X F7 ③			1 0 0 0 0 1 1 1 0 0 0 0 1 0 0 0 0 0 0 0 0 1 0 0 0 0 0 1 0 0 0 0 0 0 0 0 0 0 0 0 0 0 0 0 0 0 0 0 0						
Inning Stats	R: 3 H: 2 E: 0 LOB: 0 K: 1 BB: 1 S: 14 P: 21	R: 0 H: 1 E: 0 LOB: 1 K: 1 BB: 0 S: 14 P: 21	R: 0 H: 0 E: 0 LOB: 0 K: 1 BB: 0 S: 8 P: 11	R: 0 H: 1 E: 1 LOB: 1 K: 1 BB: 0 S: 9 P: 13	R: 0 H: 0 E: 0 LOB: 0 K: 2 BB: 0 S: 7 P: 12	R: 0 H: 0 E: 0 LOB: 0 K: 1 BB: 0 S: 5 P: 6	R: 0 H: 0 E: 0 LOB: 1 K: 1 BB: 1 S: 13 P: 21	R: 0 H: 1 E: 0 LOB: 1 K: 1 BB: 0 S: 10 P: 14	R: 0 H: 1 E: 0 LOB: 1 K: 1 BB: 0 S: 13 P: 19	1B: 3 SF: 0 2B: 1 SAC: 0 3B: 0 DP: 1 HR: 2 HBP: 0						

PITCHER		IP	WLS	BF	H	R	ER	SO	BB	IBB	HBP	BLK	WP	HR	S	P	ERA	WHIP
26 Orlando Hernandez, R ERA: 5.4	(1, 1)	7.0	W	27	4	3	3	8	2	0	0	0	0	2	70	105	3.86	0.857
50 Duaner Sanchez, R ERA: 2.75	(8, 1)	1.0	H	4	1	0	0	1	0	0	0	0	0	0	10	14	0.00	1.000
13 Billy Wagner, L ERA: 2.42	(9, 1)	1.0	S	4	1	0	0	1	0	0	0	0	0	0	13	19	0.00	1.000

PITCHER		IP	WLS	BF	H	R	ER	SO	BB	IBB	HBP	BLK	WP	HR	S	P	ERA	WHIP

TOP	
AB	33
R	3
H	6
RBI	3
BB	2
SO	10
LOB	10

WP: 0 PA: 35
PB: 0
SB: 0
CS: 0

Houston Astros @ New York Mets

Shea Stadium, Flushing, NY

Sat Jul 22 2006, 1:20 PM EDT

Att. 46,574 - Cloudy - 79 F

BOTTOM

Batter	1	2	3	4	5	6	7	8	9	AB	R	H	RBI	BB	SO	LOB
7 José Reyes, S (1, 6) OBP: 0.350, SLG: 0.464	P5		22 CS 1B	K			K2-3			4	0	1	0	0	2	1
22 Jose Valentin, S (1, 4) OBP: 0.336, SLG: 0.540	15 1B 21 SF8 BB		1-2 BB		F9			21 1B		2	1	1	0	2	0	0
15 Carlos Beltrán, S (1, 8) OBP: 0.384, SLG: 0.606	1-3 1B		F9		G6-3			K		4	0	1	0	0	1	2
21 Carlos Delgado, L (1, 3) OBP: 0.338, SLG: 0.512	SF8 3-H			1B HR BB	K			BB 1-3 1B		2	1	1	1	1	1	0
Cliff Floyd, L (1, 7) OBP: 0.342, SLG: 0.437	G3			1-3 HR 1B		K		K		4	1	1	0	0	2	3
Xavier Nady, R (1, 9) OBP: 0.335, SLG: 0.504 50 Duaner Sanchez, R (8, 1) Julio Franco, R (8, PH) OBP: 0.327, SLG: 0.387 13 Billy Wagner, L (9, 1)		G4-3		1-H 3-H HR		G6-3		1-2 BB		3 0 0 0	1 0 0 0	1 0 0 0	3 0 0 1	0 0 0 0	0 0 0 0	0 0 0 0
Chris Woodward, R (1, 5) OBP: 0.315, SLG: 0.357		F9	26 SH1-4 BB			F8		K		3	0	0	0	1	1	3
11 Ramon Castro, R (1, 2) OBP: 0.323, SLG: 0.368		K	P6				G6-3			3	0	0	0	0	1	1
26 Orlando Hernandez, R (1, 1) OBP: 0.192, SLG: 0.200 10 Endy Chavez, L (7, PH) OBP: 0.323, SLG: 0.413 (8, 9)		K	SH1-4 1-2				G6-3			1 1	0 0	0 0	0 0	0 0	1 0	0 0
Inning Stats	R: 1 H: 1 E: 0 LOB: 1 K: 0 BB: 1 S: 8 P: 17	R: 0 H: 0 E: 0 LOB: 0 K: 1 BB: 0 S: 5 P: 9	R: 0 H: 1 E: 0 LOB: 1 K: 1 BB: 1 S: 10 P: 19	R: 3 H: 2 E: 0 LOB: 1 K: 1 BB: 2 S: 13 P: 24	R: 0 H: 0 E: 0 LOB: 0 K: 1 BB: 0 S: 8 P: 13	R: 0 H: 0 E: 0 LOB: 0 K: 1 BB: 0 S: 8 P: 12	R: 0 H: 0 E: 0 LOB: 0 K: 1 BB: 0 S: 10 P: 17	R: 0 H: 2 E: 0 LOB: 3 K: 3 BB: 1 S: 19 P: 27		1B: 5 SF: 1 2B: 0 SAC: 1 3B: 0 DP: 0 HR: 1 HBP: 0						WP: 0 PA: 34 PB: 0 SB: 0 CS: 1

livebaseballscorecards.com

	AB	27
	R	4
	H	6
	RBI	4
	BB	5
	SO	9
	LOB	10

PITCHER		IP	WLS	BF	H	R	ER	SO	BB	IBB	HBP	BLK	WP	HR	S	P	ERA	WHIP
41 Brandon Backe, R ERA: 4.5	(1, 1)	4.0	L	19	4	4	4	3	4	0	0	0	0	1	36	69	9.00	2.000
Dave Borkowski, R ERA: 3.76	(5, 1)	2.0		6	0	0	0	2	0	0	0	0	0	0	16	25	0.00	0.000
Chad Qualls, R ERA: 3.4	(7, 1)	1.1		5	1	0	0	2	0	0	0	0	0	0	17	26	0.00	0.750
Trever Miller, L ERA: 4.67	(8, 1)	0.1		2	1	0	0	1	0	0	0	0	0	0	7	9	0.00	3.000
Russ Springer, R ERA: 3.79	(8, 1)	0.1		2	0	0	0	1	1	0	0	0	0	0	5	9	0.00	3.000

PITCHER	IP	WLS	BF	H	R	ER	SO	BB	IBB	HBP	BLK	WP	HR	S	P	ERA	WHIP

Batter	1	2	3	4	5	6	7	8	9	AB	R	H	RBI	BB	SO	LOB
Willy Taveras, R (1, 8) OBP: 0.309, SLG: 0.314	C B F C 1-3 ① K		B X 1-0 ② SF8 3-H		B B X 2-0 1-3 1B 2B	C B F F B X 2-2 ② G1-3		P B F F F X 2-2 G4-3 2 1B S 1B 3-H	B F X 1-1 ③ FC4 1-2f	5	2	2	2	0	1	2
Mike Lamb, L (1, 3) OBP: 0.366, SLG: 0.504	C B B X 2-1 ② G6-3		B F B B F X 3-2 ③ F9		B B X 2-0 17 2B 2-H 3-H 1B	C C B B X 2-2 ③ L3		1 SAFE S 1 SAFE 1 SAFE B B B B X 3-1 ② G4-3 1-3		5	1	1	2	0	0	2
2 Chris Burke, R (1, 4) OBP: 0.372, SLG: 0.486	C F B S 1-3 ③ K			B X 1-0 ① G5-3	B B B C X 3-1 ① L5		C L B F B X 2-2 2B 1B	C F X 0-2 3-H 1B		5	0	2	1	0	1	1
17 Lance Berkman, S (1, 9) OBP: 0.403, SLG: 0.602 Luke Scott, L (5, PR) OBP: 0.333, SLG: 0.467 (5, 9)		B F B X 2-1 ① G4-3		S B F H 2-2 1B FC5-2-5 HBP	S B X 1-1 G4-3 1-H 1B 2B		1 SAFE 1 SAFE F X 0-1 1-3 2B	B X 1-0 ③ P4		2 2	0 1	1 1	1 0	0 0	0 0	0 1
Aubrey Huff, L (1, 5) OBP: 0.346, SLG: 0.449		B C X 1-1 ② F8		B B X 2-0 BB FC5-2-5 1-3 1B	B X 1-0 ② G4-3 2-3		B X 1-0 ① F9		C X 0-1 FC5-4 28 1B BB 1B	5	1	2	0	0	0	3
Preston Wilson, R (1, 7) OBP: 0.315, SLG: 0.420	C T B F S 1-3 ③ K			C F B B B X 3-2 ② FC5-2-5 28 FC5 BB 1-2 3-H	B S X 1-1 1B 3-H 1B		S S B S 1-3 ② K		B B C B F B 4-2 FC5-4 1-2 BB	4	0	1	1	1	2	4
Brad Ausmus, R (1, 2) OBP: 0.309, SLG: 0.302			B B C B F X 3-2 ① L9	B B B C B 4-1 28 FC5 1-2 2-3 BB	B X 1-0 1-3 1B	X 0-0 ③ G1-3			B L C X 1-2 ① FC5-4 28 1B 1-2f 2-3	4	0	1	0	1	0	4
28 Adam Everett, R (1, 6) OBP: 0.300, SLG: 0.327			C H 1-1 44 1B SF8 HBP	B X 1-0 ③ FC5 1-2 2-3f	B B B F F X 3-2 ③ G5-3			C F B B B X 2-2 E S 1B 1B	B X 1-0 ② 1B 1-3 3-H 1B	4	2	2	1	0	0	6
44 Roy Oswalt, R (1, 1) OBP: 0.200, SLG: 0.186 Dan Wheeler, R (6, 1) Trever Miller, R (7, 1) Orlando Palmeiro, L (8, PH) OBP: 0.280, SLG: 0.253 Chad Qualls, R (8, 1) Craig Biggio, R (9, PH) OBP: 0.329, SLG: 0.419 54 Brad Lidge, R (9, 1)			L L 1 SAFE B X 1-2 1-3 1B	X 0-0 2B 1B 1B	C S X 0-2 ① L1			C B 1 SAFE S F F X 1-2 1-3 G6-3	B F B X 2-1 FC4 1-2 1B	3 0 0 1 0 1 0	1 0 0 0 0 0 0	2 0 0 0 0 1 0	0 0 0 0 0 0 0	0 0 0 0 0 0 0	0 0 0 0 0 0 0	0 0 0 0 1 0 0
Inning Stats	R: 0 E: 0 K: 2 S: 8 H: 0 LOB: 0 BB: 0 P: 12	R: 0 E: 0 K: 1 S: 8 H: 0 LOB: 0 BB: 0 P: 12	R: 1 E: 0 K: 0 S: 11 H: 1 LOB: 1 BB: 0 P: 20	R: 0 E: 0 K: 0 S: 9 H: 1 LOB: 3 BB: 1 P: 22	R: 4 E: 0 K: 0 S: 14 H: 6 LOB: 3 BB: 0 P: 28	R: 0 E: 0 K: 0 S: 10 H: 0 LOB: 0 BB: 0 P: 14	R: 0 E: 0 K: 1 S: 11 H: 2 LOB: 2 BB: 0 P: 15	R: 2 E: 0 K: 0 S: 19 H: 3 LOB: 1 BB: 0 P: 27	R: 1 E: 0 K: 0 S: 12 H: 3 LOB: 2 BB: 1 P: 21	1B: 13 2B: 3 3B: 0 HR: 0		SF: 1 SAC: 0 DP: 0 HBP: 2		WP: 0 PB: 0 SB: 2 CS: 0		PA: 46

Houston Astros @ New York Mets

Shea Stadium, Flushing, NY

Sun Jul 23 2006, 1:10 PM EDT

Att. 46,375 - Cloudy - 73 F

TOP

livebaseballscorecards.com

AB	41
R	8
H	16
RBI	8
BB	2
SO	4
LOB	24

PITCHER		IP	WLS	BF	H	R	ER	SO	BB	IBB	HBP	BLK	WP	HR	S	P	ERA	WHIP
34 Mike Pelfrey, R ERA: 5.28	(1, 1)	4.1	L	22	6	5	5	3	1	0	2	0	0	0	43	81	10.38	1.615
Darren Oliver, L ERA: 2.09	(5, 1)	1.2		7	2	0	0	0	0	0	0	0	0	0	17	27	0.00	1.200
Aaron Heilman, R ERA: 4.47	(7, 1)	1.2		10	5	2	2	1	0	0	0	0	0	0	29	40	10.80	3.000
25 Pedro Feliciano, L ERA: 2.29	(8, 1)	1.1		7	3	1	1	0	1	0	0	0	0	0	13	23	6.75	3.000

PITCHER		IP	WLS	BF	H	R	ER	SO	BB	IBB	HBP	BLK	WP	HR	S	P	ERA	WHIP

Batter	1	2	3	4	5	6	7	8	9	AB	R	H	RBI	BB	SO	LOB
7 José Reyes, S (1, 6) OBP: 0.348, SLG: 0.463	C S B B S 2-3 ① K	X 0-0 ③ F7		C F F F B F X 1-2 ③ G4-3		B X 1-0 2B			B C B S F F X 2-2 ① G4-3	5	0	1	0	0	1	0
16 Paul Lo Duca, R (1, 2) OBP: 0.341, SLG: 0.410	X 0-0 21 HR 2B		F X 0-1 ① F8		C L X 0-2 5 F9 1B 2B	C B B X 2-1 ③ F8			C F B F B X 2-2 ② F8	5	2	2	0	0	0	1
15 Carlos Beltrán, S (1, 8) OBP: 0.381, SLG: 0.598	B B B C B 4-1 21 HR BB		B C S B S 2-3 ② K		C B F S 1-3 ① K		B B C C X 2-2 ① G3-1		B B X 2-0 ③ G3	4	1	0	0	1	2	1
21 Carlos Delgado, L (1, 3) OBP: 0.345, SLG: 0.524	B X 1-0 1-H 2-H HR		B X 1-0 BB 5 1B 1B		B B B B 4-0 1B BB		B B B B 4-0 BB			2	1	2	3	2	0	0
5 David Wright, R (1, 5) OBP: 0.387, SLG: 0.568	C B B F X 2-2 ② G6-3		F F D X 1-2 BB 1-2 1B		C F F F B F X 1-2 ② F9 2-3		C 1 SAFE F 1 SAFE S 0-3 ② K			4	0	1	0	0	1	3
Cliff Floyd, L (1, 7) OBP: 0.348, SLG: 0.440 25 Pedro Feliciano, L (8, 1)	F B X 1-1 1B		C B B B B 4-1 1-2 2-3 BB		B F X 1-1 1-2 3-H 1B		X 0-0 ③ F7			3	0	2	1	1	0	1
										0	0	0	0	0	0	0
22 Jose Valentin, S (1, 4) OBP: 0.331, SLG: 0.530	D B F S B X 3-2 ③ P5		C B B B F X 3-2 ③ F7		C F B X 1-2 ③ F9			C F X 0-2 ① F9		4	0	0	0	0	0	6
Xavier Nady, R (1, 9) OBP: 0.330, SLG: 0.496		C B F X 1-2 ① G4-3		X 0-0 ① F8		B B S S X 2-2 ① G4-3		B X 1-0 ② G4-3		4	0	0	0	0	0	0
34 Mike Pelfrey, R (1, 1)		C X 0-1 ② G4-3		B C F S 1-3 ② K		C S B X 1-2 ② P6		C C X 0-2 ③ G6-3		2	0	0	0	0	1	0
Darren Oliver, R (5, 1) OBP: 0.250, SLG: 0.273										0	0	0	0	0	0	0
Eli Marrero, R (6, PH) OBP: 0.340, SLG: 0.466										1	0	0	0	0	0	0
Aaron Heilman, R (7, 1)										0	0	0	0	0	0	0
10 Endy Chavez, L (8, 7) OBP: 0.322, SLG: 0.411										1	0	0	0	0	0	0
Inning Stats	R: 3 H: 3 E: 0 LOB: 1 K: 1 BB: 1 S: 14 P: 27	R: 0 H: 0 E: 0 LOB: 0 K: 0 BB: 0 S: 6 P: 7	R: 0 H: 2 E: 0 LOB: 3 K: 1 BB: 1 S: 13 P: 24	R: 0 H: 0 E: 0 LOB: 0 K: 1 BB: 0 S: 10 P: 12	R: 1 H: 2 E: 0 LOB: 2 K: 1 BB: 1 S: 17 P: 25	R: 0 H: 1 E: 0 LOB: 1 K: 0 BB: 0 S: 9 P: 15	R: 0 H: 0 E: 0 LOB: 1 K: 1 BB: 1 S: 7 P: 13	R: 0 H: 0 E: 0 LOB: 0 K: 0 BB: 0 S: 7 P: 8	R: 0 H: 0 E: 0 LOB: 0 K: 0 BB: 0 S: 10 P: 16	1B: 4 2B: 3 3B: 0 HR: 1	SF: 0 SAC: 0 DP: 0 HBP: 0			WP: 0 PB: 0 SB: 0 CS: 0	PA: 39		

PITCHER		IP	WLS	BF	H	R	ER	SO	BB	IBB	HBP	BLK	WP	HR	S	P	ERA	WHIP
44 Roy Oswalt, R ERA: 3.35	(1, 1)	5.2	W	28	8	4	4	4	3	0	0	0	0	1	67	106	6.35	1.941
Dan Wheeler, R ERA: 3.48	(6, 1)	1.0	H	4	0	0	0	1	1	0	0	0	0	0	8	16	0.00	1.000
Trever Miller, L ERA: 4.61	(7, 1)	0.1	H	1	0	0	0	0	0	0	0	0	0	0	1	1	0.00	0.000
Chad Qualls, R ERA: 3.34	(8, 1)	1.0	H	3	0	0	0	0	0	0	0	0	0	0	7	8	0.00	0.000
54 Brad Lidge, R ERA: 5.48	(9, 1)	1.0		3	0	0	0	0	0	0	0	0	0	0	10	16	0.00	0.000

PITCHER	IP	WLS	BF	H	R	ER	SO	BB	IBB	HBP	BLK	WP	HR	S	P	ERA	WHIP

BOTTOM

Houston Astros @ New York Mets

Shea Stadium, Flushing, NY

Sun Jul 23 2006, 1:10 PM EDT
Att. 46,375 - Cloudy - 73 F

livebaseballscorecards.com

AB	35
R	4
H	8
RBI	4
BB	4
SO	5
LOB	12

Batter	1	2	3	4	5	6	7	8	9	AB	R	H	RBI	BB	SO	LOB
Juan Pierre, L (1, 8) OBP: 0.320, SLG: 0.368	C X 0-1 G6-3	X 0-0 G2		C D B B C D 4-2 BB	B X 1-0 5 S 2-H 3-H 1B			B B C F F X 2-2 G2-3		4	0	1	2	1	0	1
5 Ronny Cedeno, R (1, 6) OBP: 0.274, SLG: 0.328	F B X 1-1 P4	C B S X 1-2 FC5 2-3		B F F C 1-3 K	1 SAFE P F B S D F C 3-3 K 1-2			C F F S 0-3 K		5	0	0	0	0	3	4
Michael Barrett, R (1, 2) OBP: 0.397, SLG: 0.544	B X 1-0 HR		C B X 1-1 G4-3		B B B C F X 3-2 16 HR 1B	C X 0-1 G6-3		F F F B X 1-2 G6-3		5	2	2	1	0	0	0
16 Aramis Ramirez, R (1, 5) OBP: 0.329, SLG: 0.518	C B B B S B 4-2 2B 2B BB		B F F B B B 4-2 FC1-6 BB		B 1 SAFE F X 1-1 1-H HR	C S B B F X 2-2 F9			X 0-0 G6-3	3	2	1	2	2	0	0
Jacque Jones, L (1, 9) OBP: 0.320, SLG: 0.509	C B B B X 3-1 1-3 2B 2B		S 1 SAFE C B X 1-2 FC1-6 1-2f		C B B F F F F B X 3-2 HR	B X 1-0 P6			B X 1-0 G1	5	2	2	1	0	0	1
Phil Nevin, R (1, 3) OBP: 0.318, SLG: 0.451	C B F B D X 3-2 2-H 3-H 2B		1 SAFE C 1 SAFE 1 SAFE B B S X 2-2 F8		X 0-0 WP 1B 2B		B B B C F X 3-2 G6-3		C B F B B X 3-2 F9	5	1	2	2	0	0	1
19 Matt Murton, R (1, 7) OBP: 0.347, SLG: 0.375	B X 1-0 F7			C B X 1-1 G5-3 1B	B F B X 2-1 G5-3		B C F B X 2-2 FC6-4 1B			4	0	2	0	0	0	2
Neifi Perez, S (1, 4) OBP: 0.265, SLG: 0.354		C X 0-1 5 FC5 SH3 1B		1 SAFE X 0-0 G5-3 1-2	F B X 1-1 WP 1B 1B		F F F C 0-3 K			4	1	2	0	0	1	2
Greg Maddux, R (1, 1) OBP: 0.140, SLG: 0.122		X 0-0 SH3 1-2		C S B C 1-3 K	C F B B B S 3-3 K 1-2 2-3		X 0-0 FC6-4 1-2f			3	0	0	0	0	2	4
43 Michael Wuertz, R (7, 1)										0	0	0	0	0	0	0
47 Scott Eyre, L (7, 1)										0	0	0	0	0	0	0
Bob Howry, L (7, 1) OBP: 1.000, SLG: 1.000										0	0	0	0	0	0	0
46 Ryan Dempster, R (9, 1)										0	0	0	0	0	0	0
Inning Stats	R: 3 E: 0 K: 0 S: 13 H: 3 LOB: 1 BB: 1 P: 26	R: 0 E: 0 K: 0 S: 7 H: 1 LOB: 1 BB: 0 P: 8	R: 0 E: 0 K: 0 S: 10 H: 0 LOB: 1 BB: 1 P: 18	R: 0 E: 0 K: 2 S: 11 H: 1 LOB: 2 BB: 1 P: 18	R: 5 E: 0 K: 2 S: 24 H: 6 LOB: 1 BB: 0 P: 40	R: 0 E: 0 K: 0 S: 7 H: 0 LOB: 0 BB: 0 P: 10	R: 0 E: 0 K: 1 S: 11 H: 1 LOB: 1 BB: 0 P: 16	R: 0 E: 0 K: 1 S: 12 H: 0 LOB: 0 BB: 0 P: 15	R: 0 E: 0 K: 0 S: 5 H: 0 LOB: 0 BB: 0 P: 9	1B: 6 2B: 3 3B: 0 HR: 3 SF: 0 SAC: 1 DP: 0 HBP: 0						

PITCHER		IP	WLS	BF	H	R	ER	SO	BB	IBB	HBP	BLK	WP	HR	S	P	ERA	WHIP
Steve Trachsel, R ERA: 5.14	(1, 1)	4.2	L	27	10	8	8	3	3	0	0	0	1	3	59	101	15.43	2.786
Heath Bell, R ERA: 3.2	(5, 1)	2.1		9	2	0	0	2	0	0	0	0	0	0	24	35	0.00	0.857
Chad Bradford, R ERA: 3.62	(8, 1)	1.0		3	0	0	0	1	0	0	0	0	0	0	12	15	0.00	0.000
50 Duaner Sanchez, R ERA: 2.7	(9, 1)	1.0		3	0	0	0	0	0	0	0	0	0	0	5	9	0.00	0.000

PITCHER	IP	WLS	BF	H	R	ER	SO	BB	IBB	HBP	BLK	WP	HR	S	P	ERA	WHIP

TOP

Chicago Cubs @ New York Mets

Shea Stadium, Flushing, NY

Mon Jul 24 2006, 7:10 PM EDT

Att. 45,631 - Partly Cloudy - 78 F

livebaseballscorecards.com

AB	38
R	8
H	12
RBI	8
BB	3
SO	6
LOB	15

WP: 1	PA: 42																	
PB: 0																		
SB: 1																		
CS: 0																		

Chicago Cubs @ New York Mets

Shea Stadium, Flushing, NY

Mon Jul 24 2006, 7:10 PM EDT

Att. 45,631 - Partly Cloudy - 78 F

livebaseballscorecards.com

BOTTOM

Batter	1	2	3	4	5	6	7	8	9	AB	R	H	RBI	BB	SO	LOB
7 José Reyes, S (1, 6) OBP: 0.346, SLG: 0.459	L3	G3		K			BB		K	4	1	0	0	1	2	1
16 Paul Lo Duca, R (1, 2) OBP: 0.342, SLG: 0.410	1B		G4-3		1B		G4-3		G3	5	1	2	1	0	0	2
15 Carlos Beltrán, S (1, 8) OBP: 0.379, SLG: 0.597	2B		G4-3		F8		SF7		G3	4	1	1	1	0	0	1
21 Carlos Delgado, L (1, 3) OBP: 0.349, SLG: 0.525	1B		1B		G4-6-3		BB			3	1	2	2	1	0	1
5 David Wright, R (1, 5) OBP: 0.388, SLG: 0.567	1B		FC6-4			K	1B			4	0	2	1	0	1	1
Cliff Floyd, L (1, 7) OBP: 0.346, SLG: 0.441	FC6-4			2B		F8	G6-3			4	1	1	1	0	0	3
Xavier Nady, R (1, 9) OBP: 0.329, SLG: 0.496	K			2B		F9		K		4	0	1	1	0	2	1
Chris Woodward, R (1, 4) OBP: 0.315, SLG: 0.357		G5-3		G5-3			16 G4-3	F7		3	1	1	0	0	0	1
Chad Bradford, R (8, 1)										0	0	0	0	0	0	0
10 Endy Chavez, L (8, PH) OBP: 0.320, SLG: 0.408										1	0	0	0	0	0	0
50 Duaner Sanchez, R (9, 1)										0	0	0	0	0	0	0
Steve Trachsel, R (1, 1) OBP: 0.200, SLG: 0.250		K		L8			15 SF7		F8	2	0	0	0	0	1	1
Heath Bell, R (5, 1)										0	0	0	0	0	0	0
22 Jose Valentin, S (7, PH) OBP: 0.332, SLG: 0.530										2	1	1	0	0	0	0
(8, 4)																

Inning Stats	1	2	3	4	5	6	7	8	9
R	3	0	0	1	0	0	3	0	0
E	0	0	0	0	0	0	0	0	0
K	1	1	0	1	0	1	0	1	0
S	16	10	8	10	6	6	17	7	7
H	4	0	1	2	1	0	3	0	0
LOB	1	0	1	1	0	0	2	0	0
BB	0	0	0	0	0	0	0	0	0
P	22	13	12	14	7	8	30	13	9

	AB	R	H	RBI	BB	SO	LOB
	36	7	11	7	2	6	12

	1B	SF	WP	PA
	8	1	0	39
	2B	SAC	PB	
	3	0	0	
	3B	DP	SB	
	0	1	0	
	HR	HBP	CS	
	0	0	0	

PITCHER	IP	WLS	BF	H	R	ER	SO	BB	IBB	HBP	BLK	WP	HR	S	P	ERA	WHIP
Greg Maddux, R (1, 1) ERA: 4.83	6.0	W	28	10	7	7	4	1	0	0	0	0	0	63	88	10.50	1.833
43 Michael Wuertz, R (7, 1) ERA: 6.0	0.1	H	1	0	0	0	0	0	0	0	0	0	0	2	2	0.00	0.000
47 Scott Eyre, L (7, 1) ERA: 2.2	0.1	H	2	0	0	0	0	1	0	0	0	0	0	2	8	0.00	3.000
Bob Howry, R (7, 1) ERA: 3.56	1.1	H	5	1	0	0	1	0	0	0	0	0	0	13	21	0.00	0.750
46 Ryan Dempster, R (9, 1) ERA: 4.23	1.0	S	3	0	0	0	1	0	0	0	0	0	0	7	9	0.00	0.000

PITCHER	IP	WLS	BF	H	R	ER	SO	BB	IBB	HBP	BLK	WP	HR	S	P	ERA	WHIP

Batter	1	2	3	4	5	6	7	8	9	AB	R	H	RBI	BB	SO	LOB
Juan Pierre, L (1, 8) OBP: 0.321, SLG: 0.369	F9		1B 16 SF7 BB	G6-3			G4-3 16 1B 2B		G4-3	4	2	1	0	1	0	0
Todd Walker, L (1, 4) OBP: 0.354, SLG: 0.387	G4-3		B 1 SAFE 19 BB E FC5-2 1B	G4-3			G4-3 2-3		16 WP 2B	4	0	1	0	0	0	1
Neifi Perez, S (7, 4) OBP: 0.269, SLG: 0.363										1	0	1	0	0	0	0
16 Aramis Ramirez, R (1, 5) OBP: 0.330, SLG: 0.526	HR		SF7 3-H		G5-3		F9 3-H 1B		P4 2-3	4	1	2	3	0	0	1
Phil Nevin, R (1, 3) OBP: 0.317, SLG: 0.459	HR		E1 FC5-2 19 BB 24 2B 1-2		F9		K			4	2	1	1	0	1	1
19 Matt Murton, R (1, 7) OBP: 0.349, SLG: 0.374	G4-3		4-2 FC5-2 24 2B 1-2 2-3 BB		F9			FC4-6 1B		3	1	1	0	1	0	0
David Aardsma, R (8, 1)										0	0	0	0	0	0	0
47 Scott Eyre, L (8, 1)										0	0	0	0	0	0	0
46 Ryan Dempster, R (9, 1)										0	0	0	0	0	0	0
Bob Howry, L (9, 1) OBP: 1.000, SLG: 1.000										0	0	0	0	0	0	0
Jacque Jones, L (1, 9) OBP: 0.316, SLG: 0.503		G3-1	FC5-2 1-2 2-3 3-Hf			F8		FC4-6 5 FC6-4 1-2f		4	1	0	0	0	0	4
24 Henry Blanco, R (1, 2) OBP: 0.297, SLG: 0.454		5 SH1-3 1B	1-H 2-H 3-H 2B			G6-3		F9		4	0	2	3	0	0	1
5 Ronny Cedeno, R (1, 6) OBP: 0.272, SLG: 0.325		SH1-3 1-2	K			G5-3		FC6-4 1-2f		3	0	0	0	0	1	2
38 Carlos Zambrano, S (1, 1) OBP: 0.188, SLG: 0.435		G1-3		K			HR		F9	3	1	1	1	0	1	1
29 Ángel Pagán, S (8, 7) OBP: 0.276, SLG: 0.436										1	0	0	0	0	0	0

TOP

Chicago Cubs @ New York Mets

Shea Stadium, Flushing, NY

Tue Jul 25 2006, 7:10 PM EDT

Att. 47,686 - Partly Cloudy - 79 F

livebaseballscorecards.com

AB	35
R	8
H	10
RBI	8
BB	2
SO	3
LOB	11

Inning Stats	1	2	3	4	5	6	7	8	9	1B	SF	WP	PA
R	2	0	4	0	0	0	2	0	0	4	1	1	39
H	2	1	2	0	0	0	3	1	1	2B 3	SAC 1	PB 0	
E	0	0	1	0	0	0	0	0	0	3B 0	DP 0	SB 0	
LOB	0	1	1	0	0	0	0	0	0	HR 3	HBP 0	CS 0	
K	0	0	1	1	0	0	1	0	0				
BB	0	0	2	0	0	0	0	0	0				
S	13	9	19	8	8	7	11	6	11				
P	17	15	34	9	15	11	17	6	17				

PITCHER		IP	WLS	BF	H	R	ER	SO	BB	IBB	HBP	BLK	WP	HR	S	P	ERA	WHIP
Tom Glavine, L ERA: 3.69	(1, 1)	6.1	L	29	7	8	5	2	2	0	0	0	0	3	70	111	7.11	1.421
Chad Bradford, R ERA: 3.55	(7, 1)	0.2		2	1	0	0	1	0	0	0	0	0	0	5	7	0.00	1.500
Aaron Heilman, R ERA: 4.4	(8, 1)	1.0		4	1	0	0	0	0	0	0	0	0	0	6	6	0.00	1.000
13 Billy Wagner, L ERA: 2.36	(9, 1)	1.0		4	1	0	0	0	0	0	0	0	1	0	11	17	0.00	1.000

PITCHER	IP	WLS	BF	H	R	ER	SO	BB	IBB	HBP	BLK	WP	HR	S	P	ERA	WHIP

Chicago Cubs @ New York Mets

Shea Stadium, Flushing, NY

Tue Jul 25 2006, 7:10 PM EDT

Att. 47,686 - Partly Cloudy - 79 F

BOTTOM

livebaseballscorecards.com

Batter	1	2	3	4	5	6	7	8	9	AB	R	H	RBI	BB	SO	LOB
7 José Reyes, S (1, 6) OBP: 0.347, SLG: 0.457	K	G3-1			16 1B 15 FC6-4 1B		G1-3		BB	4	1	1	0	1	1	0
16 Paul Lo Duca, R (1, 2) OBP: 0.343, SLG: 0.410	F8	1B			15 FC6-4 1-3 1B			G6-3	P4	5	0	2	0	0	0	3
15 Carlos Beltrán, S (1, 8) OBP: 0.378, SLG: 0.602	HR	G6-3			FC6-4 21 G4-6-3 1-2f 3-H			G6-3		4	1	1	2	0	0	2
21 Carlos Delgado, L (1, 3) OBP: 0.348, SLG: 0.520	BB		K		G4-6-3 1-2f			F7		3	0	0	0	1	1	1
5 David Wright, R (1, 5) OBP: 0.386, SLG: 0.564	K		G5-3			F8			22 1B G4-3 1B	4	1	1	0	0	1	1
Cliff Floyd, L (1, 7) OBP: 0.345, SLG: 0.438		22 1B 10 HR 1B	K			K			K	4	1	1	0	0	3	1
22 Jose Valentin, S (1, 4) OBP: 0.335, SLG: 0.529		10 HR 1-3 1B		G3		P6			G4-3 10 BB 1-3 1B	4	1	2	0	0	0	0
10 Endy Chavez, L (1, 9) OBP: 0.329, SLG: 0.428		HR 1-H 3-H		B1-6-4 1B			F9		G4-3 1-2 BB	3	1	2	3	1	0	0
Tom Glavine, L (1, 1) OBP: 0.317, SLG: 0.229 Chad Bradford, R (7, 1) Eli Marrero, R (7, PH) OBP: 0.336, SLG: 0.461 Aaron Heilman, R (8, 1) 13 Billy Wagner, L (9, 1) Julio Franco, R (9, PH) OBP: 0.324, SLG: 0.383		K		B1-6-4 1-2f			F8		G4-3 1-2 2-3 3-H	2 0 1 0 0 1	0 0 0 0 0 0	0 0 0 0 0 0	0 0 0 0 0 1	0 0 0 0 0 0	1 0 0 0 0 0	1 0 0 0 0 2
Inning Stats	R: 1 H: 1 E: 0 LOB: 1 K: 2 BB: 1 S: 13 P: 23	R: 3 H: 4 E: 0 LOB: 1 K: 1 BB: 0 S: 17 P: 29	R: 0 H: 0 E: 0 LOB: 0 K: 2 BB: 0 S: 7 P: 9	R: 0 H: 1 E: 0 LOB: 0 K: 0 BB: 0 S: 10 P: 10	R: 1 H: 2 E: 0 LOB: 0 K: 0 BB: 0 S: 8 P: 13	R: 0 H: 0 E: 0 LOB: 0 K: 1 BB: 0 S: 6 P: 8	R: 0 H: 0 E: 0 LOB: 0 K: 0 BB: 0 S: 6 P: 9	R: 0 H: 0 E: 0 LOB: 0 K: 0 BB: 0 S: 6 P: 7	R: 1 H: 2 E: 0 LOB: 3 K: 1 BB: 2 S: 21 P: 36	1B: 8 2B: 0 3B: 0 HR: 2	SF: 0 SAC: 0 DP: 2 HBP: 0					

	AB	35
	R	6
	H	10
	RBI	6
	BB	3
	SO	7
	LOB	11

	WP: 0	PA: 38
	PB: 0	
	SB: 0	
	CS: 0	

PITCHER	IP	WLS	BF	H	R	ER	SO	BB	IBB	HBP	BLK	WP	HR	S	P	ERA	WHIP
38 Carlos Zambrano, R (1, 1) ERA: 3.27	7.0	W	28	8	5	5	6	1	0	0	0	0	2	67	101	6.43	1.286
David Aardsma, R (8, 1) ERA: 5.59	0.1	H	1	0	0	0	0	0	0	0	0	0	0	1	2	0.00	0.000
47 Scott Eyre, L (8, 1) ERA: 2.17	0.2	H	2	0	0	0	0	0	0	0	0	0	0	5	5	0.00	0.000
46 Ryan Dempster, R (9, 1) ERA: 4.37	0.2	H	6	2	1	1	1	2	0	0	0	0	0	15	29	13.50	6.000
Bob Howry, R (9, 1) ERA: 3.54	0.1	S	1	0	0	0	0	0	0	0	0	0	0	6	7	0.00	0.000

PITCHER	IP	WLS	BF	H	R	ER	SO	BB	IBB	HBP	BLK	WP	HR	S	P	ERA	WHIP

Batter	1	2	3	4	5	6	7	8	9	10	AB	R	H	RBI	BB	SO	LOB
Juan Pierre, L (1, 8) OBP: 0.322, SLG: 0.368	4-2 CS BB		3-2 P5 ③			1-1 BB 1B		0-0 B1-3 ②		3-2 P4 ③	4	0	1	0	1	0	2
Todd Walker, L (1, 4) OBP: 0.353, SLG: 0.384 47 Scott Eyre, L (8, 1) 43 Michael Wuertz, R (9, 1) Glendon Rusch, L (9, 1) OBP: 0.231, SLG: 0.308	1 SAFE 3-2 F8 ① ② 1-2			3-2 F8 ①		4-1 1 SAFE 1 SAFE 1 SAFE 1 SAFE BB 1-2		2-2 G4-3 ③			3 0 0 0	0 0 0 0	0 0 0 0	0 0 0 0	1 0 0 0	0 0 0 0	1 0 0 0
16 Aramis Ramirez, R (1, 5) OBP: 0.332, SLG: 0.526	0-0 1B			3-2 G4-3 1B		0-3 K ②			1-2 F8 ①		4	0	2	0	0	1	2
Jacque Jones, L (1, 9) OBP: 0.313, SLG: 0.497	1-2 G1-3 ③			0-0 G4-3 ② 1-2		3-2 G4-3 ③			1-2 G6-3 ②		4	0	0	0	0	0	4
Michael Barrett, R (1, 2) OBP: 0.391, SLG: 0.536		1-0 G6-3 ①		1-2 G4-3 ③			1-3 K ①		0-3 K ③		4	0	0	0	0	2	1
John Mabry, L (1, 3) OBP: 0.325, SLG: 0.324		3-3 K ②			2-3 K ①		2-3 K ②			4-2 29 SH5-4 BB	3	0	0	0	1	3	0
29 Ángel Pagán, S (1, 7) OBP: 0.279, SLG: 0.421		1-1 G4-3 ③			0-0 G3 ②		4-1 BB			0-0 SH5-4 ① 1-2	2	0	0	0	1	0	0
5 Ronny Cedeno, R (1, 6) OBP: 0.272, SLG: 0.325			2-2 G6-3 ①		3-2 P2 ③		1-3 K ③			1-0 1B	4	0	1	0	0	1	1
22 Mark Prior, R (1, 1) 13 Will Ohman, L (6, 1) OBP: 1.000, SLG: 1.000 44 Roberto Novoa, R (7, 1) OBP: 0.250, SLG: 0.500 Phil Nevin, R (8, PH) OBP: 0.316, SLG: 0.457 Neifi Perez, S (8, 4) OBP: 0.268, SLG: 0.361			2-1 B5-3 ②			1-3 K ①		3-2 F9 ①		3-2 F5 ②	2 0 0 1 1	0 0 0 0 0	0 0 0 0 0	0 0 0 0 0	0 0 0 0 0	1 0 0 0 0	0 0 0 0 2
Inning Stats	R: 0 E: 0 K: 0 S: 12 H: 1 LOB: 1 BB: 1 P: 20	R: 0 E: 0 K: 1 S: 6 H: 0 LOB: 0 BB: 0 P: 11	R: 0 E: 0 K: 0 S: 8 H: 0 LOB: 0 BB: 0 P: 15	R: 0 E: 0 K: 0 S: 12 H: 1 LOB: 1 BB: 0 P: 19	R: 0 E: 0 K: 1 S: 8 H: 0 LOB: 0 BB: 0 P: 13	R: 0 E: 0 K: 2 S: 13 H: 1 LOB: 2 BB: 1 P: 22	R: 0 E: 0 K: 3 S: 10 H: 0 LOB: 1 BB: 1 P: 18	R: 0 E: 0 K: 0 S: 7 H: 0 LOB: 0 BB: 0 P: 12	R: 0 E: 0 K: 1 S: 9 H: 0 LOB: 0 BB: 0 P: 11	R: 0 E: 0 K: 0 S: 14 H: 1 LOB: 2 BB: 1 P: 25	1B: 4 2B: 0 3B: 0 HR: 0	SF: 0 SAC: 1 DP: 0 HBP: 0					

PITCHER		IP	WLS	BF	H	R	ER	SO	BB	IBB	HBP	BLK	WP	HR	S	P	ERA	WHIP
33 John Maine, R ERA: 2.45	(1, 1)	7.0		26	3	0	0	7	3	0	0	0	0	0	69	118	0.00	0.857
50 Duaner Sanchez, R ERA: 2.65	(8, 1)	1.0		3	0	0	0	0	0	0	0	0	0	0	7	12	0.00	0.000
13 Billy Wagner, L ERA: 2.31	(9, 1)	1.0		3	0	0	0	1	0	0	0	0	0	0	9	11	0.00	0.000
Aaron Heilman, R ERA: 4.32	(10, 1)	1.0	W	5	1	0	0	0	1	0	0	0	0	0	14	25	0.00	2.000

PITCHER	IP	WLS	BF	H	R	ER	SO	BB	IBB	HBP	BLK	WP	HR	S	P	ERA	WHIP

TOP

Chicago Cubs @ New York Mets

Shea Stadium, Flushing, NY

Wed Jul 26 2006, 12:10 PM EDT
Att. 40,299 - Partly Cloudy - 84 F

livebaseballscorecards.com

AB	32
R	0
H	4
RBI	0
BB	4
SO	8
LOB	13

1B: 4	SF: 0	WP: 0	PA: 37
2B: 0	SAC: 1	PB: 0	
3B: 0	DP: 0	SB: 0	
HR: 0	HBP: 0	CS: 1	

Batter	1	2	3	4	5	6	7	8	9	10	AB	R	H	RBI	BB	SO	LOB
7 José Reyes, S (1, 6) OBP: 0.345, SLG: 0.454	C B C X 1-2 G3-1 ①		B C B F X 2-2 FC4 10 S ② 1-2f			C B B F F X 2-2 P4 ①		X 0-0 15 1B 1B		C X 0-1 F8 ①	5	0	1	0	0	0	1
10 Endy Chavez, L (1, 7) OBP: 0.325, SLG: 0.419	B B C B B 4-1 BB		B C B B C F T 3-2 K ③ 1-2			B F B B F F X 3-2 G3-1 ②		1 SAFE 1 SAFE C 1 B S X 1-2 F8 ②		B S L F F F B F 2-2 F X G5-3 ②	4	0	0	0	1	1	2
15 Carlos Beltrán, S (1, 8) OBP: 0.383, SLG: 0.602	B B C B F X 3-2 P5 ②			B B C F B F B 4-2 BB		B B C F B C B 4-1 21 S BB		1 SAFE B B X 2-0 21 S 1-3 1B		B B B C C X 3-1 21 2B 22 1B 1B	3	1	2	0	2	0	1
21 Carlos Delgado, L (1, 3) OBP: 0.346, SLG: 0.519	C B C 1 SAFE S 1-3 K ③			X 0-0 P2 ①		1 SAFE C B X 1-1 G4-3 ③ 1-2		1 SAFE S F B S 1-3 K ③ 1-2		B C 1 SAFE B X 2-1 22 1B 1-3 2B	5	0	1	0	0	2	5
5 David Wright, R (1, 5) OBP: 0.389, SLG: 0.561		C B B F B B 4-2 CS BB		C P C 1 SAFE 1 B X 2-2 F9 ②			B F F X 1-2 G6-3 ①		B B B C S B 4-2 11 1B BB	I I I I 4-0 22 1B IBB	2	0	0	0	3	0	1
22 Jose Valentin, S (1, 4) OBP: 0.336, SLG: 0.526		C B 1 SAFE 1 SAFE B X 2-1 F9 ①		B B S X 2-1 G3 ③			C B C B F F B F X 3-2 1B		L X 0-1 B2 ①	C B S X 1-2 1-2 2-3 3-H 1B	5	0	2	1	0	0	3
Xavier Nady, R (1, 9) OBP: 0.324, SLG: 0.488		C X 0-1 F7 ② ③ 1-2			F B B F F X 2-2 P2 ①		1 SAFE B 1 SAFE X 1-0 P3 ②		C B X 1-1 F8 ②		4	0	0	0	0	0	3
11 Ramon Castro, R (1, 2) OBP: 0.328, SLG: 0.368			B B F S F F B B 4-2 33 FC3-6 BB		B S B F C 2-3 K ②		B F B B C X 3-2 F8 ③		B 1 SAFE C S X 1-2 1B		3	0	1	0	1	1	1
33 John Maine, R (1, 1) 50 Duaner Sanchez, R (8, 1) Julio Franco, R (8, PH) OBP: 0.320, SLG: 0.379 13 Billy Wagner, L (9, 1) Cliff Floyd, L (9, PH) OBP: 0.344, SLG: 0.436 Aaron Heilman, R (10, 1)			C X 0-1 FC3-6 7 FC4 ① 1-2f		S B B X 2-1 G1-3 ③			C F B S 1-3 K ①		B S X 1-1 G6-3 ③	2 0 1 0 1 0	0 0 0 0 0 0	0 0 0 0 0 0	0 0 0 0 0 0	0 0 1 0 0 0	0 0 0 0 0 0	1 0 0 0 0 2
Inning Stats	R: 0 H: 0 E: 0 LOB: 1 K: 1 BB: 1 S: 10 P: 19	R: 0 H: 0 E: 0 LOB: 0 K: 0 BB: 1 S: 6 P: 12	R: 0 H: 0 E: 0 LOB: 1 K: 1 BB: 1 S: 13 P: 22	R: 0 H: 0 E: 0 LOB: 1 K: 0 BB: 1 S: 10 P: 17	R: 0 H: 0 E: 0 LOB: 0 K: 1 BB: 0 S: 9 P: 15	R: 0 H: 0 E: 0 LOB: 1 K: 0 BB: 1 S: 11 P: 21	R: 0 H: 1 E: 0 LOB: 1 K: 0 BB: 0 S: 13 P: 21	R: 0 H: 2 E: 0 LOB: 2 K: 2 BB: 0 S: 11 P: 16	R: 0 H: 1 E: 0 LOB: 3 K: 0 BB: 1 S: 11 P: 18	R: 1 H: 3 E: 0 LOB: 3 K: 0 BB: 1 S: 18 P: 30	1B: 6 SF: 0 2B: 1 SAC: 0 3B: 0 DP: 0 HR: 0 HBP: 0						

PITCHER		IP	WLS	BF	H	R	ER	SO	BB	IBB	HBP	BLK	WP	HR	S	P	ERA	WHIP
22 Mark Prior, R ERA: 6.6	(1, 1)	5.2		21	0	0	0	3	5	0	0	0	0	0	57	103	0.00	0.882
13 Will Ohman, L ERA: 4.07	(6, 1)	0.1		1	0	0	0	0	0	0	0	0	0	0	2	3	0.00	0.000
44 Roberto Novoa, R ERA: 5.05	(7, 1)	1.0		4	1	0	0	0	0	0	0	0	0	0	13	21	0.00	1.000
47 Scott Eyre, L ERA: 2.12	(8, 1)	1.0		5	2	0	0	2	0	0	0	0	0	0	11	16	0.00	2.000
43 Michael Wuertz, R ERA: 5.4	(9, 1)	0.2		4	1	0	0	0	1	0	0	0	0	0	9	15	0.00	3.000

PITCHER		IP	WLS	BF	H	R	ER	SO	BB	IBB	HBP	BLK	WP	HR	S	P	ERA	WHIP
Glendon Rusch, L ERA: 7.17	(9, 1)	1.0	L	7	3	1	1	0	0	1	0	0	0	0	20	33	9.00	3.000

BOTTOM

Chicago Cubs @ New York Mets

Shea Stadium, Flushing, NY

Wed Jul 26 2006, 12:10 PM EDT
Att. 40,299 - Partly Cloudy - 84 F

livebaseballscorecards.com

AB	35
R	1
H	7
RBI	1
BB	7
SO	5
LOB	20

WP: 0 PA: 42
PB: 0
SB: 3
CS: 1

Batter	1	2	3	4	5	6	7	8	9	AB	R	H	RBI	BB	SO	LOB
7 José Reyes, S (1, 6) OBP: 0.346, SLG: 0.459	HR	BB		G5-3		G6-3		G4-3		4	2	1	1	1	0	0
16 Paul Lo Duca, R (1, 2) OBP: 0.344, SLG: 0.408	15 G5-4-3 1B	G5-3 1-2 2-3		15 BB BB		K			G4-3	4	0	1	0	1	1	2
15 Carlos Beltrán, S (1, 8) OBP: 0.386, SLG: 0.601	G5-4-3 1-2f	2-H 3-H 1B		1-2 BB			L8		3-2 1B	4	0	2	2	1	0	1
5 David Wright, R (1, 5) OBP: 0.389, SLG: 0.569	1B 2B	1 SAFE F7		L8			HR		1 SAFE 1 SAFE 1 SAFE 1 SAFE K	5	2	2	1	0	1	4
Xavier Nady, R (1, 9) OBP: 0.325, SLG: 0.485	1B BB		FC4-6 22 SF7 1B	K			G6-3		1 SAFE K	4	1	1	0	1	2	3
Julio Franco, R (1, 3) OBP: 0.336, SLG: 0.388	1-2 2-H 1B		FC4-6 1-2 BB		K		1B			3	0	2	1	1	1	0
Cliff Floyd, L (1, 7) OBP: 0.339, SLG: 0.429 50 Duaner Sanchez, R (8, 1) 13 Billy Wagner, L (9, 1)	G3		FC4-6 1-2f 2-3		F7		1 SAFE 1 SAFE P5			4 0 0 0 0 0 5 0 0 0 0 0 0 0 0 0 0 0 0 0 0						
22 Jose Valentin, S (1, 4) OBP: 0.331, SLG: 0.519		F8	1 SAFE SF7 3-H		K			F7		3	0	0	1	0	1	0
45 Pedro Martinez, R (1, 1) OBP: 0.147, SLG: 0.152 25 Pedro Feliciano, L (7, 1) 10 Endy Chavez, L (8, PH) OBP: 0.324, SLG: 0.417 (8, 7)		16 G5-3 15 1B 2B	K			G4-3		K		3 1 1 0 0 1 1 0 0 0 0 0 0 0 1 0 0 0 0 1 0						
Inning Stats	R: 2 E: 0 K: 0 S: 12 H: 4 LOB: 2 BB: 1 P: 22	R: 2 E: 0 K: 0 S: 11 H: 2 LOB: 1 BB: 1 P: 18	R: 1 E: 0 K: 1 S: 11 H: 1 LOB: 1 BB: 1 P: 20	R: 0 E: 0 K: 1 S: 8 H: 0 LOB: 2 BB: 2 P: 20	R: 0 E: 0 K: 2 S: 9 H: 0 LOB: 0 BB: 0 P: 11	R: 0 E: 0 K: 1 S: 8 H: 0 LOB: 0 BB: 0 P: 12	R: 1 E: 0 K: 0 S: 9 H: 2 LOB: 1 BB: 0 P: 16	R: 0 E: 0 K: 1 S: 7 H: 0 LOB: 0 BB: 0 P: 11	R: 0 E: 0 K: 2 S: 14 H: 1 LOB: 1 BB: 0 P: 20	1B: 6 2B: 2 3B: 0 HR: 2 SF: 1 SAC: 0 DP: 1 HBP: 0						

TOP

New York Mets @ Atlanta Braves

Turner Field, Atlanta, GA

Fri Jul 28 2006, 7:35 PM EDT

Att. 53,943 - Partly Cloudy - 92 F

livebaseballscorecards.com

AB	35
R	6
H	10
RBI	6
BB	5
SO	8
LOB	16

PITCHER		IP	WLS	BF	H	R	ER	SO	BB	IBB	HBP	BLK	WP	HR	S	P	ERA	WHIP
Horacio Ramirez, L ERA: 4.52	(1, 1)	3.1	L	21	7	5	5	1	5	0	0	0	0	1	37	71	13.50	3.600
54 Chad Paronto, R ERA: 2.78	(4, 1)	0.2		2	0	0	0	1	0	0	0	0	0	0	5	9	0.00	0.000
Oscar Villarreal, R ERA: 4.22	(5, 1)	2.2		10	2	1	1	3	0	0	0	0	0	1	24	36	3.38	0.750
49 Macay McBride, L ERA: 4.5	(7, 1)	0.1		1	0	0	0	0	0	0	0	0	0	0	2	3	0.00	0.000
Tyler Yates, R ERA: 3.09	(8, 1)	1.0		3	0	0	0	1	0	0	0	0	0	0	7	11	0.00	0.000

PITCHER		IP	WLS	BF	H	R	ER	SO	BB	IBB	HBP	BLK	WP	HR	S	P	ERA	WHIP
Ken Ray, R ERA: 3.19	(9, 1)	1.0		4	1	0	0	2	0	0	0	0	0	0	14	20	0.00	1.000

New York Mets @ Atlanta Braves

Turner Field, Atlanta, GA

Fri Jul 28 2006, 7:35 PM EDT

Att. 53,943 - Partly Cloudy - 92 F

BOTTOM

Batter	1	2	3	4	5	6	7	8	9	AB	R	H	RBI	BB	SO	LOB
Marcus Giles, R (1, 4) OBP: 0.344, SLG: 0.367	1-2 10 BB 11 1B 2B 1B	4-0 11 G5-4-3 BB			0-0 ① F8			0-3 ① K		3	1	1	0	1	1	0
11 Edgar Renteria, R (1, 6) OBP: 0.398, SLG: 0.473	0-1 10 BB 1-2 2B 1B	2-2 ②③ G5-4-3 1-2f			1-2 ② F9			1-0 ② F9		4	1	1	0	0	0	1
10 Chipper Jones, S (1, 5) OBP: 0.421, SLG: 0.563 Wilson Betemit, S (6, 5) OBP: 0.344, SLG: 0.497	4-2 2B 16 SF9 1-2 2-3 BB		1-2 2B		0-1 ③ G4-3			4-2 BB		2 0	1 0	1 0	0 0	1 1	0 0	0 0
Andruw Jones, R (1, 8) OBP: 0.352, SLG: 0.530	1-0 16 SF9 7 2B 1-3 2-H 3-H 2B		1-0 ① G5-3			0-1 ① F8		1-3 ③ K		4	1	1	2	0	1	2
16 Brian McCann, L (1, 2) OBP: 0.394, SLG: 0.542	1-2 ① SF9 2-3 3-H		2-2 ② P4			0-1 ② F8			0-3 ① K	3	0	0	1	0	1	1
7 Jeff Francoeur, R (1, 9) OBP: 0.286, SLG: 0.456	0-2 F8 3-H 2B		0-0 ③ L8			1-3 ③ K			1-1 ② F9	4	0	1	1	0	1	1
Adam LaRoche, L (1, 3) OBP: 0.339, SLG: 0.541	0-0 ② F8 2-3			0-0 ① F7			0-1 ① L8		1-3 ③ K	4	0	0	0	0	1	1
Ryan Langerhans, L (1, 7) OBP: 0.335, SLG: 0.388	0-0 ③ L8			2-2 ② F8			3-2 ② F9			3	0	0	0	0	0	1
Horacio Ramirez, L (1, 1) OBP: 0.182, SLG: 0.143 54 Chad Paronto, R (4, 1) 4 Pete Orr, L (4, PH) OBP: 0.221, SLG: 0.298 Oscar Villarreal, L (5, 1) 49 Macay McBride, L (7, 1) Scott Thorman, L (7, PH) OBP: 0.274, SLG: 0.486 Tyler Yates, R (8, 1) Ken Ray, R (9, 1)		0-2 ① F7		2-2 ③ K			2-2 ③ F9			1 0 1 0 0 1 0 0	0 0 0 0 0 0 0 0	0 0 0 0 0 0 0 0	0 0 0 0 0 0 0 0	0 0 0 0 1 0 0 0	0 0 0 0 0 0 0 0	0 0 0 0 0 0 0 0
Inning Stats	R: 4 H: 4 E: 0 LOB: 1 K: 0 BB: 1 S: 17 P: 24	R: 0 H: 0 E: 0 LOB: 0 K: 0 BB: 1 S: 8 P: 14	R: 0 H: 1 E: 0 LOB: 1 K: 0 BB: 0 S: 9 P: 13	R: 0 H: 0 E: 0 LOB: 0 K: 1 BB: 0 S: 7 P: 11	R: 0 H: 0 E: 0 LOB: 0 K: 0 BB: 0 S: 6 P: 7	R: 0 H: 0 E: 0 LOB: 0 K: 1 BB: 0 S: 7 P: 8	R: 0 H: 0 E: 0 LOB: 0 K: 0 BB: 0 S: 8 P: 13	R: 0 H: 0 E: 0 LOB: 1 K: 2 BB: 1 S: 11 P: 17	R: 0 H: 0 E: 0 LOB: 0 K: 2 BB: 0 S: 9 P: 11	1B: 2 2B: 3 3B: 0 HR: 0	SF: 1 SAC: 0 DP: 1 HBP: 0			WP: 0 PB: 0 SB: 0 CS: 0	PA: 34		

livebaseballscorecards.com

AB	30
R	4
H	5
RBI	4
BB	3
SO	6
LOB	7

PITCHER		IP	WLS	BF	H	R	ER	SO	BB	IBB	HBP	BLK	WP	HR	S	P	ERA	WHIP
45 Pedro Martinez, R ERA: 3.59	(1, 1)	6.0	W	24	5	4	4	2	2	0	0	0	0	0	54	77	6.00	1.167
25 Pedro Feliciano, L ERA: 2.23	(7, 1)	1.0	H	3	0	0	0	0	0	0	0	0	0	0	8	13	0.00	0.000
50 Duaner Sanchez, R ERA: 2.6	(8, 1)	1.0	H	4	0	0	0	2	1	0	0	0	0	0	11	17	0.00	1.000
13 Billy Wagner, L ERA: 2.27	(9, 1)	1.0	S	3	0	0	0	2	0	0	0	0	0	0	9	11	0.00	0.000

PITCHER	IP	WLS	BF	H	R	ER	SO	BB	IBB	HBP	BLK	WP	HR	S	P	ERA	WHIP

Batter	1	2	3	4	5	6	7	8	9	AB	R	H	RBI	BB	SO	LOB
7 José Reyes, S (1, 6) OBP: 0.344, SLG: 0.456	1-0 16 CS 1B	0-0 P4			3-1 F8	1-2 F9		3-2 G3		5	0	1	0	0	0	2
16 Paul Lo Duca, R (1, 2) OBP: 0.353, SLG: 0.418 Chad Bradford, R (9, 1)	3-1 15 HR 1B		2-2 15 G3-6-1 1B		0-0 2B	4-0 15 HR BB		0-1 1B 1B		4 0	2 0	4 0	0 0	1 0	0 0	0 0
15 Carlos Beltrán, S (1, 8) OBP: 0.386, SLG: 0.616	2-0 1-H HR		0-1 G3-6-1 1-2f		1-1 F9	0-1 1-H 2-H HR		2-0 F8		5	2	2	5	0	0	3
21 Carlos Delgado, L (1, 3) OBP: 0.347, SLG: 0.517 Julio Franco, R (3, PR) (3, 3) OBP: 0.345, SLG: 0.396	1-2 G3		3-2 5 E 5 S HBP			G3 1B		0-2 1-2 1B		1 3	0 0	0 2	0 0	0 0	0 0	0 0
5 David Wright, R (1, 5) OBP: 0.387, SLG: 0.563 Chris Woodward, R (8, 5) OBP: 0.315, SLG: 0.357	3-2 G5-3		3-1 G5-3 1-3			22 WP 10 1B BB G5-3		3-3 K		4 0	1 0	0 0	0 0	1 0	1 0	4 0
Cliff Floyd, L (1, 7) OBP: 0.340, SLG: 0.432		1-1 G5-3		0-0 P4		2-2 22 WP 10 1B 1-2 1B	2-3 K		2-1 22 PB 10 G6-4-3 2B	5	2	2	0	0	1	0
22 Jose Valentin, S (1, 4) OBP: 0.336, SLG: 0.517	1-0 10 3B 1B			2-3 K		4-0 10 1B 26 1B 1-2 2-3 IBB	0-3 K		4-1 10 G6-4-3 2-3 BB	3	2	1	0	2	2	0
10 Endy Chavez, L (1, 9) OBP: 0.330, SLG: 0.429	2-0 1-H 3B			2-3 K		0-0 26 1B 1-3 2-H 3-H 1B	4-2 BB		0-0 G6-4-3 1-2f 3-H	4	1	2	3	1	1	1
26 Orlando Hernandez, R (1, 1) OBP: 0.200, SLG: 0.207 Eli Marrero, R (9, PH) (9, 2) OBP: 0.333, SLG: 0.456	0-2 G2-3				0-0 G5-3	0-1 15 HR 2-H 3-H 1B	L8		2-3 K	4 1	1 0	1 0	2 0	0 0	0 1	2 0
Inning Stats	R: 2 E: 0 K: 0 S: 11 H: 3 LOB: 0 BB: 0 P: 20	R: 1 E: 0 K: 0 S: 8 H: 2 LOB: 1 BB: 0 P: 12	R: 0 E: 0 K: 0 S: 9 H: 1 LOB: 2 BB: 0 P: 17	R: 0 E: 0 K: 2 S: 7 H: 0 LOB: 0 BB: 0 P: 11	R: 0 E: 0 K: 0 S: 6 H: 1 LOB: 1 BB: 0 P: 10	R: 7 E: 0 K: 0 S: 27 H: 5 LOB: 1 BB: 3 P: 46	R: 0 E: 0 K: 2 S: 12 H: 0 LOB: 1 BB: 1 P: 18	R: 0 E: 0 K: 1 S: 17 H: 2 LOB: 2 BB: 0 P: 25	R: 1 E: 0 K: 1 S: 7 H: 1 LOB: 0 BB: 1 P: 15	1B: 10 2B: 2 3B: 1 HR: 2	SF: 0 SAC: 0 DP: 2 HBP: 1	WP: 1 PB: 1 SB: 1 CS: 1	PA: 45				

PITCHER		IP	WLS	BF	H	R	ER	SO	BB	IBB	HBP	BLK	WP	HR	S	P	ERA	WHIP
15 Tim Hudson, R ERA: 5.25	(1, 1)	5.2	L	29	10	9	9	2	2	1	1	0	1	1	61	107	14.29	2.118
54 Chad Paronto, R ERA: 3.03	(6, 1)	0.1		3	2	1	1	0	0	0	0	0	0	1	7	9	27.00	6.000
Jorge Sosa, R ERA: 5.46	(7, 1)	2.0		9	2	0	0	3	1	0	0	0	0	0	29	43	0.00	1.500
49 Macay McBride, L ERA: 4.36	(9, 1)	1.0		4	1	1	0	1	1	0	0	0	0	0	7	15	0.00	2.000

PITCHER	IP	WLS	BF	H	R	ER	SO	BB	IBB	HBP	BLK	WP	HR	S	P	ERA	WHIP

TOP

New York Mets @ Atlanta Braves

Turner Field, Atlanta, GA

Sat Jul 29 2006, 1:20 PM EDT

Att. 49,047 - Cloudy - 87 F

livebaseballscorecards.com

AB	39
R	11
H	15
RBI	10
BB	5
SO	6
LOB	12

BOTTOM

New York Mets @ Atlanta Braves

Turner Field, Atlanta, GA

Sat Jul 29 2006, 1:20 PM EDT
Att. 49,047 - Cloudy - 87 F

Batter	1	2	3	4	5	6	7	8	9	AB	R	H	RBI	BB	SO	LOB
Marcus Giles, R (1, 4) OBP: 0.348, SLG: 0.369	C B F H 2-2 11 E SF9 11 FC5 HBP	S B B C X 2-2 2-H 3-H 1B			C B F B X 2-2 ② G3-1			F F X 0-2 FC3-6 1B		3	1	2	2	0	0	0
11 Edgar Renteria, R (1, 6) OBP: 0.395, SLG: 0.469	C B 1 SAFE 2-2 FC5 SF9 1-3	X 0-0 ③ F7			C S F S 0-3 ③ K			C S B F F B B F X 3-2 ② FC3-6 1-2f		3	0	0	0	0	1	2
Tony Pena Jr., R (8, PH) OBP: 0.182, SLG: 0.100	P B F B 1 SAFE (9, 6) X									1	0	0	0	0	0	1
Adam LaRoche, L (1, 3) OBP: 0.335, SLG: 0.536	X 0-0 ① SF9 1-2 3-H	B X 1-0 ① G3				X 0-0 ① B1-3		B F F F B S 2-3 ③ K		3	0	0	1	0	1	1
49 Macay McBride, L (9, 1)										0	0	0	0	0	0	0
Andruw Jones, R (1, 8) OBP: 0.349, SLG: 0.524	B B C S B S 3-3 ② K	F B B S B F S 3-3 ② K				B C C S 1-3 ② K			F S X 0-2 ① P6	4	0	0	0	0	3	1
16 Brian McCann, L (1, 2) OBP: 0.389, SLG: 0.536	X 0-0 ③ G4-3	B X 1-0 ③ F8				S X 0-1 ③ G4-3			X 0-0 7 G1-3 2B	3	0	0	0	0	0	1
Jorge Sosa, R (7, 1) OBP: 0.227, SLG: 0.600										0	0	0	0	0	0	0
Scott Thorman, L (9, 3) OBP: 0.284, SLG: 0.507										1	0	1	0	0	0	0
7 Jeff Francoeur, R (1, 9) OBP: 0.283, SLG: 0.452		F B C F S 1-3 ① K		S F B X 1-2 ① F7			X 0-0 ① P3		B X 1-0 ② G1-3 2-3	4	0	0	0	0	1	1
Ryan Langerhans, L (1, 7) OBP: 0.333, SLG: 0.385		B B C X 2-1 15 SH3-4 4 E 1B 1B		S B X 1-1 ② G4-3			B C C S 1-3 ② K		B X 1-0 ③ G4-3	4	1	1	0	0	1	1
4 Pete Orr, L (1, 5) OBP: 0.213, SLG: 0.287		C B 1 SAFE F X 1-2 FC6 15 SH3-4 1B 1-2		C B X 1-1 ③ L7			B B F F B X 3-2 ③ F8			3	1	0	0	0	0	1
15 Tim Hudson, R (1, 1) OBP: 0.140, SLG: 0.098		C L X 0-2 ② SH3-4 1-2 2-3			C C X 0-2 ① F8			B F B C X 2-2 ① G5-3		1	0	0	0	0	0	0
54 Chad Paronto, R (6, 1)										0	0	0	0	0	0	0
Todd Pratt, R (7, 2) OBP: 0.259, SLG: 0.314										1	0	0	0	0	0	0
Inning Stats	R: 1 H: 0 E: 1 LOB: 1 K: 1 BB: 0 S: 10 P: 17	R: 2 H: 2 E: 1 LOB: 1 K: 1 BB: 0 S: 16 P: 22	R: 0 H: 0 E: 0 LOB: 0 K: 1 BB: 0 S: 6 P: 11	R: 0 H: 0 E: 0 LOB: 0 K: 0 BB: 0 S: 7 P: 10	R: 0 H: 0 E: 0 LOB: 0 K: 1 BB: 0 S: 10 P: 12	R: 0 H: 0 E: 0 LOB: 0 K: 1 BB: 0 S: 6 P: 7	R: 0 H: 0 E: 0 LOB: 0 K: 1 BB: 0 S: 7 P: 11	R: 0 H: 1 E: 0 LOB: 1 K: 1 BB: 0 S: 16 P: 23	R: 0 H: 1 E: 0 LOB: 1 K: 0 BB: 0 S: 6 P: 8	1B: 3 SF: 1 2B: 1 SAC: 1 3B: 0 DP: 0 HR: 0 HBP: 1						

PITCHER		IP	WLS	BF	H	R	ER	SO	BB	IBB	HBP	BLK	WP	HR	S	P	ERA	WHIP
26 Orlando Hernandez, R ERA: 5.0	(1, 1)	8.0	W	30	3	3	0	7	0	0	1	0	0	0	78	113	0.00	0.375
Chad Bradford, R ERA: 3.46	(9, 1)	1.0		4	1	0	0	0	0	0	0	0	0	0	6	8	0.00	1.000

PITCHER	IP	WLS	BF	H	R	ER	SO	BB	IBB	HBP	BLK	WP	HR	S	P	ERA	WHIP

AB	31
R	3
H	4
RBI	3
BB	0
SO	7
LOB	9

1B: 3	SF: 1	WP: 0	PA: 34
2B: 1	SAC: 1	PB: 0	
3B: 0	DP: 0	SB: 0	
HR: 0	HBP: 1	CS: 0	

livebaseballscorecards.com

Batter	1	2	3	4	5	6	7	8	9	AB	R	H	RBI	BB	SO	LOB
7 José Reyes, S (1, 6) OBP: 0.347, SLG: 0.458	1-2 21 S 21 HR 1B	0-1 16 BB 15 HR 1-2 1B	0-1 21 BB 16 S 2-3 1B		0-3 ① K		1-2 ① G3		1 SAFE 1 SAFE 1 SAFE X 0-0 ① SH1-3 1-2	5	2	3	0	0	1	0
16 Paul Lo Duca, R (1, 2) OBP: 0.356, SLG: 0.416	0-0 ① F7	4-1 15 HR 1-2 2-3 BB	4-1 21 BB 1-2 BB		0-0 ② F7		1-3 ② K		0-1 2-H 1B	4	1	1	1	2	1	1
15 Carlos Beltrán, S (1, 8) OBP: 0.385, SLG: 0.628	2-2 ② F8	3-2 1-H 2-H 3-H HR	0-3 ② K		1-2 HR		1-3 ③ K		1-0 ② F9	6	2	2	5	0	2	5
21 Carlos Delgado, L (1, 3) OBP: 0.354, SLG: 0.535	1-2 1-H HR	2-1 1B 1B	4-1 1-2 2-3 3-H BB		0-1 5 1B 2B			2-2 5 1B 2B	2-2 ③ F8	5	1	4	3	1	0	1
5 David Wright, R (1, 5) OBP: 0.389, SLG: 0.563	4-1 2B BB	1-3 ① K	0-1 ③ F9		0-1 2-3 1B			1-0 2-3 1B		4	1	2	0	1	1	4
Xavier Nady, R (1, 9) OBP: 0.326, SLG: 0.487	0-2 1B 1-H 2B	3-1 G6-4-3 1-2 1B		2-0 ① F7	0-2 ③ F9			1-3 ① K		5	0	2	1	0	1	4
Chris Woodward, R (1, 7) OBP: 0.311, SLG: 0.351 13 Billy Wagner, L (8, 1)	0-2 2-3 1B	1-2 ② ③ G6-4-3 1-2f		1-2 ② G5-3		3-1 ① F9		2-2 ② P2		5	0	1	0	0	0	4
										0	0	0	0	0	0	0
22 Jose Valentin, S (1, 4) OBP: 0.337, SLG: 0.523	1-2 ③ F8	3-2 7 1B 21 BB 2B		3-1 2B		0-3 ② K		0-0 ③ F8		5	1	2	0	0	1	4
Tom Glavine, L (1, 1) OBP: 0.318, SLG: 0.237 Darren Oliver, R (5, 1) OBP: 0.250, SLG: 0.273 Cliff Floyd, L (6, PH) OBP: 0.339, SLG: 0.431 Chad Bradford, R (6, 1) 25 Pedro Feliciano, L (6, 1) Aaron Heilman, R (7, 1) 10 Endy Chavez, L (8, 7) OBP: 0.333, SLG: 0.431		2-2 16 BB 7 1B 15 HR 1B	0-3 ① K	3-2 ③ G4-3		0-3 ③ K			0-2 7 SH1-3 16 1B 1B	3	1	1	0	0	1	2
										0	0	0	0	0	0	0
										1	0	0	0	0	0	0
										0	0	0	0	0	0	0
										0	0	0	0	0	0	0
										1	1	1	0	0	0	0
Inning Stats	R: 3 E: 0 K: 0 S: 23 H: 4 LOB: 2 BB: 1 P: 32	R: 4 E: 0 K: 1 S: 29 H: 5 LOB: 1 BB: 1 P: 45	R: 1 E: 0 K: 2 S: 18 H: 2 LOB: 3 BB: 2 P: 28	R: 0 E: 0 K: 0 S: 9 H: 1 LOB: 1 BB: 0 P: 18	R: 1 E: 0 K: 1 S: 15 H: 3 LOB: 2 BB: 0 P: 16	R: 0 E: 0 K: 2 S: 8 H: 0 LOB: 0 BB: 0 P: 11	R: 0 E: 0 K: 2 S: 10 H: 0 LOB: 0 BB: 0 P: 13	R: 0 E: 0 K: 1 S: 13 H: 2 LOB: 2 BB: 0 P: 19	R: 1 E: 0 K: 0 S: 10 H: 2 LOB: 1 BB: 0 P: 13	1B: 11 2B: 5 3B: 0 HR: 3 SF: 0 SAC: 1 DP: 1 HBP: 0						

PITCHER		IP	WLS	BF	H	R	ER	SO	BB	IBB	HBP	BLK	WP	HR	S	P	ERA	WHIP
36 Chuck James, L ERA: 4.87	(1, 1)	1.0	L	12	7	7	7	0	2	0	0	0	0	2	38	56	63.00	9.000
Jason Shiell, R ERA: 6.39	(2, 1)	3.2		20	8	2	2	4	2	0	0	0	0	1	53	80	4.91	2.727
49 Macay McBride, L ERA: 4.32	(5, 1)	0.1		1	0	0	0	0	0	0	0	0	0	0	3	3	0.00	0.000
Tyler Yates, R ERA: 2.84	(6, 1)	2.0		6	0	0	0	4	0	0	0	0	0	0	18	24	0.00	0.000
Danys Baez, R ERA: 4.26	(8, 1)	1.0		5	2	0	0	1	0	0	0	0	0	0	13	19	0.00	2.000

PITCHER		IP	WLS	BF	H	R	ER	SO	BB	IBB	HBP	BLK	WP	HR	S	P	ERA	WHIP
Ken Ray, R ERA: 3.31	(9, 1)	1.0		5	2	1	1	0	0	0	0	0	0	0	10	13	9.00	2.000

TOP

New York Mets @ Atlanta Braves

Turner Field, Atlanta, GA

Sun Jul 30 2006, 1:05 PM EDT

Att. 40,526 - Cloudy - 84 F

livebaseballscorecards.com

AB	44
R	10
H	19
RBI	10
BB	4
SO	9
LOB	25

WP: 0 PB: 0 SB: 2 CS: 0 PA: 49

New York Mets @ Atlanta Braves

Turner Field, Atlanta, GA

Sun Jul 30 2006, 1:05 PM EDT

Att. 40,526 - Cloudy - 84 F

BOTTOM

Batter	1	2	3	4	5	6	7	8	9	AB	R	H	RBI	BB	SO	LOB
14 Willy Aybar, S (1, 5) OBP: 0.368, SLG: 0.425	P4	11 1B 2-H 3-H		E 7 1B	BB		F8		CS	6	2	4	2	0	0	0
Marcus Giles, R (1, 4) OBP: 0.350, SLG: 0.373	G6-3	BB 11 1B 1-2		K	11 FC5-4 1-2		2B		1-2	5	0	2	0	1	2	2
11 Edgar Renteria, R (1, 6) OBP: 0.395, SLG: 0.471	2B	BB 1-2 2-H		P3	FC5-4 1-2f		G5-3			5	0	2	1	0	0	4
Andruw Jones, R (1, 8) OBP: 0.352, SLG: 0.523	BB	7 FC6-4 1-2 2-3 BB		E9 7 1B 1-3		K		K		3	1	1	0	2	2	0
7 Jeff Francoeur, R (1, 9) OBP: 0.284, SLG: 0.451	P2	FC6-4 1-2f		16 2B 2-H 3-H		23 1B 0-0		F8		5	1	2	2	0	0	5
16 Brian McCann, L (1, 2) OBP: 0.393, SLG: 0.543		23 F9 14 1B 2-1	K 1-3	1-H 0-1		F7 0-2		23 1B 4-2	BB	4	1	2	1	1	1	1
23 Matt Diaz, R (1, 7) OBP: 0.345, SLG: 0.437		F9 2-1 2-3	G5-3 3-1	G3 1-1		1-3 1-1		1-2 0-1		5	0	2	0	0	0	2
Adam LaRoche, L (1, 3) OBP: 0.336, SLG: 0.533		14 1B SH1-4 4-0 BB	1B 3-2		K 1-3	K 2-3		K 1-3		4	1	1	0	1	3	4
36 Chuck James, L (1, 1) Jason Shiell, R (2, 1) 49 Macay McBride, L (5, 1) Tony Pena Jr., R (5, PH) OBP: 0.167, SLG: 0.500 Tyler Yates, R (8, 1) 4 Pete Orr, L (7, PH) OBP: 0.217, SLG: 0.284 Danys Baez, R (8, 1) Ken Ray, R (9, 1) Todd Pratt, R (9, PH) OBP: 0.286, SLG: 0.311		SH1-4 1-2	K 2-3		K 1-3		K 0-3		K 2-3	0 1 0 1 0 1 0 0 0 1	0 0 0 0 0 0 0 0 0 0	0 0 0 0 0 0 0 0 0 0	0 0 0 0 0 0 0 0 0 0	0 1 0 1 0 1 0 0 0 1	0 1 0 0 0 0 0 0 0 0	0 1 0 0 0 0 0 0 0 1	0 1 0 0 0 1 0 0 0 0	0 1 0 0 0 0 0 0 0 0
Inning Stats	R: 0 E: 0 K: 0 S: 10 H: 1 LOB: 2 BB: 1 P: 17	R: 3 E: 0 K: 0 S: 12 H: 4 LOB: 3 BB: 2 P: 28	R: 0 E: 0 K: 2 S: 15 H: 1 LOB: 1 BB: 0 P: 24	R: 3 E: 1 K: 1 S: 22 H: 4 LOB: 1 BB: 0 P: 32	R: 0 E: 0 K: 2 S: 15 H: 1 LOB: 2 BB: 1 P: 22	R: 0 E: 0 K: 2 S: 12 H: 2 LOB: 2 BB: 0 P: 17	R: 0 E: 0 K: 1 S: 7 H: 1 LOB: 1 BB: 0 P: 7	R: 0 E: 0 K: 2 S: 15 H: 1 LOB: 2 BB: 1 P: 22	R: 0 E: 0 K: 2 S: 8 H: 1 LOB: 1 BB: 0 P: 12	1B: 12 2B: 5 3B: 0 HR: 0 SF: 0 SAC: 1 DP: 1 HBP: 0						

livebaseballscorecards.com

AB	41
R	6
H	16
RBI	6
BB	5
SO	12
LOB	19

WP: 0 PA: 47
PB: 0
SB: 0
CS: 1

PITCHER		IP	WLS	BF	H	R	ER	SO	BB	IBB	HBP	BLK	WP	HR	S	P	ERA	WHIP
Tom Glavine, L ERA: 3.97	(1, 1)	4.0		25	10	6	6	3	3	0	0	0	0	0	59	101	13.50	3.250
Darren Oliver, L ERA: 2.05	(5, 1)	1.0	W	5	1	0	0	2	1	0	0	0	0	0	15	22	0.00	2.000
Chad Bradford, R ERA: 3.4	(6, 1)	0.2	H	4	2	0	0	1	0	0	0	0	0	0	9	12	0.00	3.000
25 Pedro Feliciano, L ERA: 2.18	(6, 1)	1.0	H	4	1	0	0	2	0	0	0	0	0	0	8	10	0.00	1.000
Aaron Heilman, R ERA: 4.25	(7, 1)	1.0	H	5	1	0	0	1	1	0	0	0	0	0	14	20	0.00	2.000

PITCHER		IP	WLS	BF	H	R	ER	SO	BB	IBB	HBP	BLK	WP	HR	S	P	ERA	WHIP
13 Billy Wagner, L ERA: 2.2	(8, 1)	1.1	S	4	1	0	0	3	0	0	0	0	0	0	11	16	0.00	0.750

New York Mets @ Florida Marlins

Dolphin Stadium, Miami, FL

Tue Aug 01 2006, 7:05 PM EDT

Att. 16,641 - Clear - 87 F

livebaseballscorecards.com

Batter	1	2	3	4	5	6	7	8	9	AB	R	H	RBI	BB	SO	LOB
7 José Reyes, S (1, 6) OBP: 0.350, SLG: 0.470	BBBCB 4-1 15 2B 21 1B BB		BX 1-0 16 1B 3B		BBCFS 2-3 ① K		LBFBX 2-2 HR		FSS 0-3 ① K	4	3	2	1	1	2	0
16 Paul Lo Duca, R (1, 2) OBP: 0.359, SLG: 0.422	BCX 1-1 ① F8		SDFFFX 1-2 15 HR 3-H 1B		BBFX 2-1 2B		CCX 0-2 ① G4-3		FFBBBFX 3-2 15 G4-6-3 1B	5	1	3	1	0	0	1
15 Carlos Beltrán, S (1, 8) OBP: 0.388, SLG: 0.638	DCFC 1 SAFE 1 SAFE BFFX 2-2 ② 1-3 2B		BX 1-0 1-H HR		SBBDSFD 4-2 BB		CBX 1-1 ② G5-3		CBBX 2-1 ②③ G4-6-3 1-2f	4	1	2	2	1	0	1
21 Carlos Delgado, L (1, 3) OBP: 0.356, SLG: 0.534	BBCBX 3-1 3-H 1B		BBFCBS 3-3 ② K		BSBFC 2-3 ② K		BBBCB 4-1 BB			3	0	1	1	1	2	2
5 David Wright, R (1, 5) OBP: 0.386, SLG: 0.557	CFFS 0-3 ③ K		CX 0-1 ③ G5-3		CBSSS 1-3 ③ K		CBBFS 2-3 ③ K			4	0	0	0	0	3	4
22 Jose Valentin, S (1, 4) OBP: 0.332, SLG: 0.514		BX 1-0 ① B1-3		FBBBX 3-1 ① P3		CCBS 1-3 ① K		BSX 1-1 ① F7		4	0	0	0	0	1	0
Cliff Floyd, L (1, 7) OBP: 0.338, SLG: 0.428		CSSS 0-3 ② K		SBBSS 2-3 ② K		X 0-0 ② L8		BTX 1-1 44 BB 1B		4	0	1	0	0	2	0
44 Lastings Milledge, R (1, 9) OBP: 0.306, SLG: 0.414 10 Endy Chavez, L (8, 9) OBP: 0.333, SLG: 0.431		BBBSBX 3-1 ③ F8		FBBBB 4-1 BB		BBBB 4-0 BB		BC 1 SAFE BFBD 4-2 1-2 G6-4-3 BB		1 0	0 0	0 0	0 0	3 0	0 0	0 0
34 Mike Pelfrey, R (1, 1) Chad Bradford, R (7, 1) Julio Franco, R (8, PH) OBP: 0.342, SLG: 0.392 Aaron Heilman, R (8, 1) 13 Billy Wagner, L (9, 1)			CSFC 0-3 ① K	CBX 1-1 ③ G6-3		SB 1 SAFE SSS 1-3 ③ K		SBBX 2-1 ②③ G6-4-3 1-2f		3 0 1 0 0	0 0 0 0 0	0 0 0 0 0	0 0 0 0 0	2 0 0 0 0	2 0 2 0 0	2 0 2 0 0
Inning Stats	R: 1 H: 2 E: 0 LOB: 1 K: 1 BB: 1 S: 14 P: 24	R: 0 H: 0 E: 0 LOB: 0 K: 1 BB: 0 S: 6 P: 10	R: 3 H: 3 E: 0 LOB: 0 K: 2 BB: 0 S: 16 P: 22	R: 0 H: 0 E: 0 LOB: 1 K: 1 BB: 1 S: 8 P: 18	R: 0 H: 1 E: 0 LOB: 2 K: 3 BB: 1 S: 14 P: 25	R: 0 H: 0 E: 0 LOB: 1 K: 2 BB: 1 S: 7 P: 13	R: 1 H: 1 E: 0 LOB: 1 K: 1 BB: 1 S: 12 P: 21	R: 0 H: 1 E: 0 LOB: 1 K: 0 BB: 1 S: 8 P: 16	R: 0 H: 1 E: 0 LOB: 0 K: 1 BB: 0 S: 9 P: 14	1B: 4 SF: 0 2B: 2 SAC: 0 3B: 1 DP: 2 HR: 2 HBP: 0						

TOP	
AB	33
R	5
H	9
RBI	5
BB	6
SO	12
LOB	12

WP: 0 PA: 39
PB: 0
SB: 0
CS: 0

PITCHER		IP	WLS	BF	H	R	ER	SO	BB	IBB	HBP	BLK	WP	HR	S	P	ERA	WHIP
Scott Olsen, L ERA: 3.9	(1, 1)	6.0		27	6	4	4	10	4	0	0	0	0	1	65	112	6.00	1.667
Randy Messenger, R ERA: 4.69	(7, 1)	2.0		9	2	1	1	1	2	0	0	0	0	1	20	37	4.50	2.000
Matt Herges, R ERA: 3.81	(9, 1)	1.0	W	3	1	0	0	1	0	0	0	0	0	0	9	14	0.00	1.000

BOTTOM

Batter	1	2	3	4	5	6	7	8	9	AB	R	H	RBI	BB	SO	LOB
4 Alfredo Amezaga, S (1, 8) OBP: 0.335, SLG: 0.350 14 Josh Willingham, R (9, PH) OBP: 0.339, SLG: 0.481	C B B C C 2-3 ① K		B B C B B 4-1 CS BB	C S B B F B X 3-2 ③ F8		C F B S 1-3 ③ K			X 0-0 2-H HR	3 0 0 0 1 2 4 1 1 1 2 0 0 0						
6 Dan Uggla, R (1, 4) OBP: 0.350, SLG: 0.497	C C B X 1-2 ② G6-3		1 SAFE B X 1-0 ① F8		X 0-0 ① F7		C C F B B X 2-2 ① G5-3			4 0 0 0 0 0 1						
17 Mike Jacobs, L (1, 3) OBP: 0.353, SLG: 0.517	B X 1-0 1B 12 2B 1B		C 1 SAFE F S 0-3 ② K		C X 0-1 ② G6-3		C S F C 0-3 ② K			4 1 1 0 0 2 1						
Miguel Cabrera, R (1, 5) OBP: 0.426, SLG: 0.546	C X 0-1 12 2B 1-3 1B		C B 1 SAFE B B 3-1 ③ CS 1-2	B C B B B 4-1 2 HR BB	C B F B X 2-2 ③ F9		X 0-0 ③ G6-3			3 1 1 0 1 0 0						
12 Cody Ross, R (1, 7) OBP: 0.312, SLG: 0.496	X 0-0 1-3 3-H 2B			X 0-0 ① F8		C B X 1-1 ① G1-3		C X 0-1 ① F8		4 0 1 1 0 0 1						
27 Jeremy Hermida, L (1, 9) OBP: 0.362, SLG: 0.424	B X 1-0 ③ G1-3			B B S F X 2-2 ② F8		B F B B B 4-2 BB 2 1B BB		B B B C X 3-1 ② P6		3 0 0 0 1 0 3						
2 Hanley Ramirez, R (1, 6) OBP: 0.338, SLG: 0.428		F X 0-1 ① G6-3		C B F X 1-2 1-H HR		X 0-0 1-2 BB 1B		B B C X 2-1 ③ F8		4 1 2 2 0 0 0						
Miguel Olivo, R (1, 2) OBP: 0.318, SLG: 0.498		S X 0-1 ② G6-3		X 0-0 2B 2B		C S S 0-3 ② K			X 0-0 14 HR SH1-3 1B	4 2 2 0 0 1 2						
Scott Olsen, L (1, 1) OBP: 0.156, SLG: 0.188 Joe Borchard, S (6, PH) OBP: 0.319, SLG: 0.381 Randy Messenger, R (7, 1) Matt Herges, L (9, 1) Wes Helms, R (9, PH) OBP: 0.355, SLG: 0.504		C M B F F X 1-2 ③ G5-3		B B X 2-0 2-H 2B		B B S B B 4-1 1-2 2-3 BB			1 SAFE X 0-0 ① SH1-3 1-2	2 0 1 1 0 0 0 0 0 0 0 1 0 0 0 0 0 0 0 0 0 0 0 0 0 0 0 0 0 0 0 0 0 0 0						
Inning Stats	R: 1 E: 0 K: 1 S: 11 H: 3 LOB: 2 BB: 0 P: 16	R: 0 E: 0 K: 0 S: 9 H: 0 LOB: 0 BB: 0 P: 10	R: 0 E: 0 K: 1 S: 6 H: 0 LOB: 0 BB: 1 P: 14	R: 3 E: 0 K: 0 S: 14 H: 3 LOB: 1 BB: 1 P: 26	R: 0 E: 0 K: 0 S: 6 H: 0 LOB: 0 BB: 0 P: 8	R: 0 E: 0 K: 2 S: 12 H: 1 LOB: 3 BB: 2 P: 22	R: 0 E: 0 K: 1 S: 9 H: 0 LOB: 0 BB: 0 P: 11	R: 0 E: 0 K: 0 S: 6 H: 0 LOB: 0 BB: 0 P: 11	R: 2 E: 0 K: 0 S: 3 H: 2 LOB: 0 BB: 0 P: 3	1B: 4 2B: 3 3B: 0 HR: 2 SF: 0 SAC: 1 DP: 0 HBP: 0						

PITCHER	IP	WLS	BF	H	R	ER	SO	BB	IBB	HBP	BLK	WP	HR	S	P	ERA	WHIP
34 Mike Pelfrey, R (1, 1) ERA: 5.48	6.0		28	7	4	4	4	4	0	0	0	0	1	58	96	6.00	1.833
Chad Bradford, R (7, 1) ERA: 3.32	1.0	H	3	0	0	0	1	0	0	0	0	0	0	9	11	0.00	0.000
Aaron Heilman, R (8, 1) ERA: 4.18	1.0	H	3	0	0	0	0	0	0	0	0	0	0	6	11	0.00	0.000
13 Billy Wagner, L (9, 1) ERA: 2.55	0.1	L	3	2	2	2	0	0	0	0	0	0	1	3	3	54.00	6.000

PITCHER	IP	WLS	BF	H	R	ER	SO	BB	IBB	HBP	BLK	WP	HR	S	P	ERA	WHIP

New York Mets @ Florida Marlins

Dolphin Stadium, Miami, FL

Tue Aug 01 2006, 7:05 PM EDT

Att. 16,641 - Clear - 87 F

livebaseballscorecards.com

AB	32
R	6
H	9
RBI	6
BB	4
SO	5
LOB	12

WP: 0 PB: 0 SB: 0 CS: 1 PA: 38

New York Mets @ Florida Marlins

Dolphin Stadium, Miami, FL

Wed Aug 02 2006, 7:05 PM EDT

Att. 18,239 - Clear - 87 F

TOP

Batter	1	2	3	4	5	6	7	8	9	AB	R	H	RBI	BB	SO	LOB
7 José Reyes, S (1, 6) OBP: 0.350, SLG: 0.469	B F F X; 1-2; 16 S; 16 1B; 1B	S B B X; 2-1; 15 1B; 16 1B; 21 SF8; 1B	C X; 0-1; FC5-4 ②; 1-2f; 2-H			X; 0-0; L5 ①		B C B B F S; 3-3; K ③		5	2	2	0	0	1	2
16 Paul Lo Duca, R (1, 2) OBP: 0.363, SLG: 0.425	P F C X; 1-2; 21 1B; 15 BB; 1B; 1-H; 1B	1 SAFE X; 0-0; 5 FC5; 15 1B; 1-2; 1B	C B S 1 SAFE 1 SAFE C; 1-3; ꓘ ③			B C F B F B C; 3-3; ꓘ ②			F B B X; 2-1; 21 BB; 15 1B; 1B	5	1	3	1	0	2	1
15 Carlos Beltrán, S (1, 8) OBP: 0.390, SLG: 0.637	C B C B B B; 4-2; 1B; 21 1B; E; 1-2; BB	X; 0-0; 5 E; 1-2; 2-3; 1B		S C B B S; 2-3; K ①		B C F F B X; 2-2; P5 ③			X; 0-0; 21 BB; 1-2; 1B	4	1	2	0	1	1	0
21 Carlos Delgado, L (1, 3) OBP: 0.361, SLG: 0.535	C X; 0-1; E; 10 E; 1-2; 2-3; 1B	B X; 1-0; SF8 ①; 3-H		B B B C B; 4-1; BB			B B B C B; 4-1; 5 G6-4-3; BB		B C B B B; 4-1; 1-2; 2-3; BB	1	1	1	1	3	0	0
5 David Wright, R (1, 5) OBP: 0.382, SLG: 0.550	B F C S; 1-3; K ①	X; 0-0; FC5 ②; 1-3; 2-3f		F C X; 0-2; F8 ②			1 SAFE B X; 1-0; G6-4-3 ① ②; 1-2f		C F D X; 1-2; F9 ①	5	0	0	0	0	1	10
Cliff Floyd, L (1, 7) OBP: 0.336, SLG: 0.424 13 Billy Wagner, L (9, 1)	X; 0-0; E9; 10 E; 1-3; 2-H; 3-H; 1B	B C F 1 SAFE S; 1-3; K ③		F B X; 1-1; G3 ③			X; 0-0; F7 ③		S B F B F C; 2-3; ꓘ ②	5 0	0 0	1 0	1 0	0 0	2 0	6 0
22 Jose Valentin, S (1, 4) OBP: 0.330, SLG: 0.506	1 SAFE F C S; 0-3; K ②		F B B S C; 2-3; ꓘ ①		B X; 1-0; G5-3 ①			B F B B F F F B; 4-2; 10 B1-3; BB	F B B X; 2-1; F8 ③	4	0	0	0	1	2	5
10 Endy Chavez, L (1, 9) OBP: 0.336, SLG: 0.433	1 SAFE X; 0-0; E1; 1-3; 3-H; 1B		C B B B C F F X; 3-2; WP; 7 E; 1B		X; 0-0; G3 ②			1 SAFE B 1 SAFE X; 1-0; B1-3 ① ②; 1-2		4	1	2	0	0	0	1
Steve Trachsel, R (1, 1) OBP: 0.211, SLG: 0.235 Roberto Hernandez, R (6, 1) 25 Pedro Feliciano, L (7, 1) Chad Bradford, R (7, 1) Julio Franco, R (8, PH) OBP: 0.348, SLG: 0.398 Aaron Heilman, R (8, 1) 44 Lastings Milledge, R (9, 7) OBP: 0.306, SLG: 0.414	B B B C C F X; 3-2; F9 ③		B B B B; 4-0; 7 FC5-4; 1-2; BB		B C S F S; 1-3; K ③			C B B X; 2-1; 1B		2 0 0 0 1 0 0	0 0 0 0 0 0 0	0 0 0 0 1 0 0	0 0 0 0 0 0 0	1 0 0 0 0 0 0	1 0 0 0 0 0 0	2 0 0 0 0 0 0
Inning Stats	R: 4 E: 2 K: 2 S: 23 H: 5 LOB: 2 BB: 1 P: 32	R: 1 E: 1 K: 1 S: 9 H: 3 LOB: 2 BB: 0 P: 13	R: 1 E: 1 K: 2 S: 13 H: 1 LOB: 1 BB: 1 P: 23	R: 0 E: 0 K: 1 S: 9 H: 0 LOB: 1 BB: 1 P: 16	R: 0 E: 0 K: 1 S: 6 H: 0 LOB: 0 BB: 0 P: 8	R: 0 E: 0 K: 1 S: 9 H: 0 LOB: 0 BB: 0 P: 14	R: 0 E: 0 K: 0 S: 3 H: 0 LOB: 0 BB: 1 P: 8	R: 0 E: 0 K: 1 S: 10 H: 1 LOB: 1 BB: 1 P: 20	R: 0 E: 0 K: 1 S: 13 H: 2 LOB: 3 BB: 1 P: 24	1B: 12 2B: 0 3B: 0 HR: 0	SF: 1 SAC: 0 DP: 1 HBP: 0					

livebaseballscorecards.com

AB	36
R	6
H	12
RBI	3
BB	6
SO	10
LOB	27

WP: 1 PB: 0 SB: 1 CS: 0 PA: 43

PITCHER		IP	WLS	BF	H	R	ER	SO	BB	IBB	HBP	BLK	WP	HR	S	P	ERA	WHIP
47 Ricky Nolasco, R ERA: 4.23	(1, 1)	2.0	L	15	8	5	4	3	1	0	0	0	0	0	32	45	18.00	4.500
37 Renyel Pinto, L ERA: 3.75	(3, 1)	5.0		18	1	1	0	5	3	0	0	0	1	0	40	69	0.00	0.800
57 Taylor Tankersley, L ERA: 1.47	(8, 1)	1.0		4	1	0	0	1	1	0	0	0	0	0	10	20	0.00	2.000
Joe Borowski, R ERA: 3.35	(9, 1)	1.0		6	2	0	0	1	1	0	0	0	0	0	13	24	0.00	3.000

PITCHER	IP	WLS	BF	H	R	ER	SO	BB	IBB	HBP	BLK	WP	HR	S	P	ERA	WHIP

BOTTOM

New York Mets @ Florida Marlins

Dolphin Stadium, Miami, FL

Wed Aug 02 2006, 7:05 PM EDT

Att. 18,239 - Clear - 87 F

livebaseballscorecards.com

Batter	1	2	3	4	5	6	7	8	9	AB	R	H	RBI	BB	SO	LOB
4 Alfredo Amezaga, S (1, 4) OBP: 0.333, SLG: 0.348 57 Taylor Tankersley, L (8, 1) Joe Borowski, R (9, 1) Brian Moehler, R (9, PH) OBP: 0.160, SLG: 0.087 Scott Olsen, L (9, PR) OBP: 0.156, SLG: 0.188 19 Logan Kensing, R (9, PR)	C S F B X 1-2 G6-3 ①	L C B X 1-2 2 G5-3 1B 1B	X 0-0 B1-3 ③	D C B F D F X 3-2 L8 ① 2-3	1 SAFE B B H 3-0 HBP 1-2	4	1	1	0	0	0	2
2 Hanley Ramirez, R (1, 6) OBP: 0.339, SLG: 0.435	C B B F B X 3-2 17 G6-3 17 S 1B	C B X 1-1 G5-3 ① 1-2	C C B X 1-2 HR	C F X 0-2 P3 ②	L B L L 1-3 K ①	5	1	2	1	0	1	5
17 Mike Jacobs, L (1, 3) OBP: 0.350, SLG: 0.512 6 Dan Uggla, R (7, PH) OBP: 0.351, SLG: 0.496 (8, 4)	C B B B X 2-1 G6-3 ② 1-3	X 0-0 F7 ②	C X 0-1 G6-3 ① C B B C B B	B S B C F S 2-3 K ②	3 1	0 0	0 0	0 1	0 1	0 1	2 2
Miguel Cabrera, R (1, 5) OBP: 0.428, SLG: 0.555	B B C B F F X 3-2 P4 ③	B C T X 1-2 2-H 1B ③	C X 0-1 HR	B C F D B X 1-2 2-H 3-H 1B	B B C C S 2-3 K ③	5	1	3	4	0	1	3
14 Josh Willingham, R (1, 7) OBP: 0.338, SLG: 0.478	C X 0-1 12 2B 1B	C B B F B X 3-2 F9 ①	C B B C B X 2-2 F8 ②	C F B B X 2-2 L4 ③		4	0	1	0	0	0	2
27 Jeremy Hermida, L (1, 9) OBP: 0.360, SLG: 0.418	C B X 1-1 L9 ①	C C F B B X 1-2 G4-3 ②	S B B F B B 4-2 BB	B F B F S 2-3 K2-3 ①		3	0	0	0	1	1	1
12 Cody Ross, R (1, 8) OBP: 0.310, SLG: 0.497	C B 1 SAFE F B X 2-2 1-3 2B	B S C C 1-3 K ③	X 0-0 F7 ③	B X 1-0 F8 ②		4	0	1	0	0	1	1
Miguel Olivo, R (1, 2) OBP: 0.313, SLG: 0.491	B C F B F F X 2-2 G5-3 ②	B C X 1-1 G1-3 ①	F C S 0-3 K 4 L8 1B 1B	S B F B S 2-3 K ③		4	1	0	0	0	2	2
47 Ricky Nolasco, R (1, 1) OBP: 0.222, SLG: 0.333 Joe Borchard, S (2, PH) OBP: 0.317, SLG: 0.379 37 Renyel Pinto, L (3, 1) Wes Helms, R (7, PH) OBP: 0.364, SLG: 0.511 (8, 3) 61 Reggie Abercrombie, R (9, PR) OBP: 0.279, SLG: 0.350	X 0-0 G4-3 ③	C B X 1-1 L6 ②	B F B X 2-1 6 BB 1B 1-2 1B	B C B C X 2-2 HBP 1B	0 1 1 2 0	0 0 0 1 0	0 0 0 2 0	0 0 0 0 0	0 2 0 0 0	0 0 0 0 0	0 2 0 0 0
Inning Stats	R: 0 H: 1 E: 0 LOB: 1 K: 0 BB: 0 S: 13 P: 22	R: 0 H: 2 E: 0 LOB: 2 K: 0 BB: 0 S: 13 P: 18	R: 1 H: 2 E: 0 LOB: 1 K: 0 BB: 0 S: 9 P: 12	R: 0 H: 0 E: 0 LOB: 0 K: 1 BB: 0 S: 10 P: 15	R: 0 H: 0 E: 0 LOB: 0 K: 0 BB: 0 S: 5 P: 7	R: 2 H: 2 E: 0 LOB: 1 K: 0 BB: 1 S: 13 P: 20	R: 2 H: 2 E: 0 LOB: 2 K: 1 BB: 1 S: 20 P: 34	R: 0 H: 0 E: 0 LOB: 0 K: 2 BB: 0 S: 7 P: 12	R: 0 H: 1 E: 0 LOB: 2 K: 3 BB: 0 S: 13 P: 23	1B: 7 2B: 1 3B: 0 HR: 2	SF: 0 SAC: 0 DP: 0 HBP: 1	WP: 1 PB: 0 SB: 1 CS: 0	PA: 40			

	AB	R	H	RBI	BB	SO	LOB
AB	**37**						
R	**5**						
H	**10**						
RBI	**5**						
BB	**2**						
SO	**7**						
LOB	**22**						

PITCHER		IP	WLS	BF	H	R	ER	SO	BB	IBB	HBP	BLK	WP	HR	S	P	ERA	WHIP
Steve Trachsel, R ERA: 5.12	(1, 1)	5.2	W	24	7	3	3	1	1	0	0	0	0	2	62	93	4.76	1.412
Roberto Hernandez, R ERA: 3.27	(6, 1)	1.0	H	5	1	2	2	1	0	0	0	0	1	0	13	18	18.00	1.000
25 Pedro Feliciano, L ERA: 2.18	(7, 1)	0.0		1	0	0	0	0	1	0	0	0	0	0	2	6	∞	∞
Chad Bradford, R ERA: 3.29	(7, 1)	0.1	H	2	1	0	0	0	0	0	0	0	0	0	6	11	0.00	3.000
Aaron Heilman, R ERA: 4.11	(8, 1)	1.0	H	3	0	0	0	2	0	0	0	0	0	0	7	12	0.00	0.000

PITCHER		IP	WLS	BF	H	R	ER	SO	BB	IBB	HBP	BLK	WP	HR	S	P	ERA	WHIP
13 Billy Wagner, L ERA: 2.5	(9, 1)	1.0	S	5	1	0	0	3	0	0	1	0	0	0	13	23	0.00	1.000

Batter	1	2	3	4	5	6	7	8	9	AB	R	H	RBI	BB	SO	LOB
7 José Reyes, S (1, 6) OBP: 0.349, SLG: 0.466	B X 1-0 E6 15 FC6-4		B B C B F S 3-3 ① K		B B B C B 4-1 16 G4-6-3 BB		F B B B X 3-1 ② G4-3 3-H			3	0	0	1	1	1	0
16 Paul Lo Duca, R (1, 2) OBP: 0.359, SLG: 0.420	C X 0-1 ① F9		B C F F B F C 2-3 ② K		F F X 0-2 ②③ G4-6-3 1-2f		B X 1-0 ③ F8			4	0	0	0	0	1	3
15 Carlos Beltrán, S (1, 8) OBP: 0.389, SLG: 0.631	B X 1-0 ② FC6-4 21 BB 1-2f		B B B C X 3-1 ③ P4			C X 0-1 ① G5-3		B B B C B 4-1 5 G1-6-3 BB		3	0	0	0	1	0	1
21 Carlos Delgado, L (1, 3) OBP: 0.360, SLG: 0.530	B B C B B 4-1 1-2 BB			L B S X 1-2 ① G4-1		B S B F F S 2-3 ② K		F F F S 0-3 ① K		3	0	0	0	1	2	1
5 David Wright, R (1, 5) OBP: 0.383, SLG: 0.550	B X 1-0 ③ F9			B X 1-0 22 1B 1B		F F B X 1-2 22 1B 1B		B B C X 2-1 ②③ G1-6-3 1-2f		4	0	2	0	0	0	3
22 Jose Valentin, S (1, 4) OBP: 0.336, SLG: 0.510		B X 1-0 1B		1 SAFE B S X 1-1 G5-4-3 1-3 1B		1 SAFE X 0-0 1-2 1B			C S 0-3 ① K	4	0	3	0	0	1	0
Chris Woodward, R (1, 7) OBP: 0.305, SLG: 0.343 10 Endy Chavez, L (9, PH) OBP: 0.335, SLG: 0.431		L B X 1-1 ① P4		X 0-0 ②③ G5-4-3 1-2f		C B F B B F F X 3-2 ③ G5-3			C S B B X 2-2 ② L6	3 1	0 0	0 0	0 0	0 0	0 0	5 0
44 Lastings Milledge, R (1, 9) OBP: 0.304, SLG: 0.418		B X 1-0 ② L9			B F B X 2-1 45 SH3-4 2B		C S B B X 2-2 ① L8		C B C S 1-3 ③ K	4	0	1	0	0	1	1
45 Pedro Martinez, R (1, 1) OBP: 0.143, SLG: 0.147 Julio Franco, R (7, PH) OBP: 0.354, SLG: 0.404 Roberto Hernandez, R (7, 1) Aaron Heilman, R (8, 1)		B B C B C C 3-3 ③ K			L X 0-1 ① SH3-4 2-3		B S S B B X 3-2 E9 7 G4-3 1B			1 1 0 0	0 1 0 0	0 1 0 0	0 0 0 0	0 0 0 0	1 0 0 0	1 0 0 0
Inning Stats	R: 0 E: 1 K: 0 S: 6 H: 0 LOB: 2 BB: 1 P: 13	R: 0 E: 0 K: 1 S: 7 H: 1 LOB: 1 BB: 0 P: 13	R: 0 E: 0 K: 2 S: 10 H: 0 LOB: 0 BB: 0 P: 18	R: 0 E: 0 K: 0 S: 7 H: 2 LOB: 1 BB: 0 P: 10	R: 0 E: 0 K: 0 S: 8 H: 1 LOB: 1 BB: 1 P: 14	R: 0 E: 0 K: 1 S: 15 H: 2 LOB: 2 BB: 0 P: 21	R: 1 E: 1 K: 0 S: 9 H: 1 LOB: 0 BB: 0 P: 18	R: 0 E: 0 K: 1 S: 7 H: 0 LOB: 0 BB: 1 P: 13	R: 0 E: 0 K: 2 S: 9 H: 0 LOB: 0 BB: 0 P: 12	1B: 6 2B: 1 3B: 0 HR: 0	SF: 0 SAC: 1 DP: 3 HBP: 0						

PITCHER		IP	WLS	BF	H	R	ER	SO	BB	IBB	HBP	BLK	WP	HR	S	P	ERA	WHIP
Dontrelle Willis, L ERA: 4.05	(1, 1)	8.0	W	32	7	1	0	5	3	0	0	0	0	0	69	120	0.00	1.250
Joe Borowski, R ERA: 3.27	(9, 1)	1.0	S	3	0	0	0	2	0	0	0	0	0	0	9	12	0.00	0.000

PITCHER	IP	WLS	BF	H	R	ER	SO	BB	IBB	HBP	BLK	WP	HR	S	P	ERA	WHIP

TOP

New York Mets @ Florida Marlins

Dolphin Stadium, Miami, FL

Thu Aug 03 2006, 7:05 PM EDT

Att. 24,097 - Partly Cloudy - 88 F

livebaseballscorecards.com

AB	31
R	1
H	7
RBI	1
BB	3
SO	7
LOB	15

WP: 0 PA: 35
PB: 0
SB: 0
CS: 0

Batter	1	2	3	4	5	6	7	8	9	AB	R	H	RBI	BB	SO	LOB
2 Hanley Ramirez, R (1, 6) OBP: 0.338, SLG: 0.432	C S B F C 1-3 ① K		S C F C 0-3 ② K			X 0-0 ① B1-3		B B B B 4-0 17 BB 2B BB		3	1	0	0	1	2	0
6 Dan Uggla, R (1, 4) OBP: 0.350, SLG: 0.496	B C C B F X 2-2 2B		S S S 0-3 ③ K			C B C S 1-3 ② K		C S S 0-3 ② K		4	0	1	0	0	3	2
17 Mike Jacobs, L (1, 3) OBP: 0.351, SLG: 0.520 Wes Helms, R (9, 3) OBP: 0.364, SLG: 0.511	C B S B S 2-3 ② K			B S B S F B F F F 3-2 X ① P3		X 0-0 HR		B B D B 4-0 1-2 2-3 2B BB		3 0	2 0	1 0	1 0	1 0	1 0	1 0
Miguel Cabrera, R (1, 5) OBP: 0.429, SLG: 0.557	F B F F F F D X 2-2 ③ F8			B C B X 2-1 1B		B C F F F F B X 2-2 ③ F8		X 0-0 1-H 2-H 3-H 2B		4	0	2	3	0	0	1
14 Josh Willingham, R (1, 7) OBP: 0.334, SLG: 0.472 Joe Borowski, R (9, 1)		C C B F B F F S 2-3 ① K		B D F F S 2-3 ② K			B S X 1-1 ① G1-3	C X 0-1 ③ G2-3		4 0	0 0	0 0	0 0	0 0	2 0	2 0
27 Jeremy Hermida, L (1, 9) OBP: 0.360, SLG: 0.421	C C B B X 2-2 2B			B S F B S 2-3 ③ K			F C B B F X 2-2 ② G4-3			3	0	1	0	0	1	1
12 Cody Ross, R (1, 8) OBP: 0.304, SLG: 0.486 (9, 7)	X 0-0 ② F7				C X 0-1 ① L5		C F B B B X 2-2 ③ G5-3			3	0	0	0	0	0	1
Miguel Olivo, R (1, 2) OBP: 0.313, SLG: 0.489	S C D B B S 3-3 ③ K				S F F B X 1-2 ② F8			X 0-0 17 BB 4 SH2-4 2B 1B		3	1	1	0	0	1	1
Dontrelle Willis, L (1, 1) OBP: 0.182, SLG: 0.175 4 Alfredo Amezaga, S (8, PH) OBP: 0.333, SLG: 0.348 (9, 8)			C B B X 2-1 ① G4-3		X 0-0 ③ F7			C X 0-1 ① SH2-4 1-2		2 0	0 0	0 0	0 0	0 0	0 0	0 0
Inning Stats	R: 0 H: 1 E: 0 LOB: 1 K: 2 BB: 0 S: 16 P: 23	R: 0 H: 1 E: 0 LOB: 1 K: 2 BB: 0 S: 13 P: 20	R: 0 H: 0 E: 0 LOB: 0 K: 2 BB: 0 S: 9 P: 11	R: 0 H: 1 E: 0 LOB: 1 K: 2 BB: 0 S: 15 P: 24	R: 0 H: 0 E: 0 LOB: 0 K: 0 BB: 0 S: 7 P: 8	R: 1 H: 1 E: 0 LOB: 0 K: 1 BB: 0 S: 11 P: 14	R: 0 H: 0 E: 0 LOB: 0 K: 0 BB: 0 S: 9 P: 14	R: 3 H: 2 E: 0 LOB: 1 K: 1 BB: 2 S: 9 P: 17		1B: 2 SF: 0 2B: 3 SAC: 1 3B: 0 DP: 0 HR: 1 HBP: 0						

PITCHER		IP	WLS	BF	H	R	ER	SO	BB	IBB	HBP	BLK	WP	HR	S	P	ERA	WHIP
45 Pedro Martinez, R ERA: 3.48	(1, 1)	6.0		22	4	1	1	9	0	0	0	0	0	1	71	100	1.50	0.667
Roberto Hernandez, R ERA: 3.2	(7, 1)	1.0		3	0	0	0	0	0	0	0	0	0	0	9	14	0.00	0.000
Aaron Heilman, R ERA: 4.48	(8, 1)	1.0	L	7	2	3	3	1	2	0	0	0	0	0	9	17	27.00	4.000

PITCHER	IP	WLS	BF	H	R	ER	SO	BB	IBB	HBP	BLK	WP	HR	S	P	ERA	WHIP

BOTTOM

New York Mets @ Florida Marlins

Dolphin Stadium, Miami, FL

Thu Aug 03 2006, 7:05 PM EDT

Att. 24,097 - Partly Cloudy - 88 F

livebaseballscorecards.com

AB	29
R	4
H	6
RBI	4
BB	2
SO	10
LOB	9

Batter	1	2	3	4	5	6	7	8	9	AB	R	H	RBI	BB	SO	LOB
11 Jimmy Rollins, S (1, 6) OBP: 0.330, SLG: 0.447	BBBB 4-0 6 S S BB	BCFBFX 2-2 F8 1-2 ③		FBBCBFS 3-3 K 2-3 ③		BX 1-0 G3 ③		CH 1-1 HBP 1-2		3	0	0	0	1	1	3
David Dellucci, L (1, 7) OBP: 0.393, SLG: 0.628	B1 SAFE CBFBFB 4-2 6 S BB 1-2	FX 0-1 G3 ①	BCCCBX 2-2 6 2B 1B		CBX 1-1 HR	SSBBC 2-3 K ③				4	2	2	1	1	1	3
26 Chase Utley, L (1, 4) OBP: 0.389, SLG: 0.556	CCS 1-3 K ①	CBBSX 2-2 F8 ②		LX 0-1 F8 ①		CX 0-1 G4-3 ①			CCBBS 2-3 K ①	5	0	0	0	0	2	3
6 Ryan Howard, L (1, 3) OBP: 0.375, SLG: 0.617	CSBC 1-3 K 1-2 2-3 ②	FBBBSX 3-2 1B		CBFBBFX 3-2 1-H 2B		CBBBCC 3-3 K ②			BX 1-0 HR	5	1	3	2	0	2	2
Aaron Rowand, R (1, 8) OBP: 0.318, SLG: 0.442	CCS 0-3 K ③	SSBBBS 2-3 K ③		BCSFS 1-3 K ②		BFBBFX 2-2 L4 ③			BCCX 1-2 G5-3 ②	5	0	0	0	0	3	4
8 Shane Victorino, S (1, 9) OBP: 0.332, SLG: 0.422		CX 0-1 1B SF8 1B		CFBX 1-2 SH1-3 BLK 2B	CX 0-1 G3 ③			CFBFX 1-2 E5 G6-3 SH5-4	X 0-0 F7 ③	5	2	2	0	0	0	1
Mike Lieberthal, R (1, 2) OBP: 0.279, SLG: 0.357		B1 SAFE BCX 2-1 P6 ①		X 0-0 SH1-3 ① 2-3		SBSX 1-2 F9 ①		1 SAFE BLX 1-1 SH5-4 ① 1-2		2	0	0	0	0	0	1
Abraham Nunez, S (1, 5) OBP: 0.224, SLG: 0.228		1 SAFE 1 SAFE X 0-0 11 S 1-3 1B		CBX 1-1 11 BLK G4-3 3-H 1B		BCFBBBS 3-3 K ②		CCBX 1-2 G6-3 2-3 ②		4	0	2	0	0	1	1
Randy Wolf, L (1, 1) Aaron Fultz, L (5, 1) 4 Danny Sandoval, S (6, PH) OBP: 0.455, SLG: 0.250 63 Ryan Madson, L (6, 1) OBP: 0.212, SLG: 0.219 Pat Burrell, R (8, PH) OBP: 0.380, SLG: 0.511 Arthur Rhodes, L (8, 1) 45 Tom Gordon, R (9, 1)		BCFFX 1-2 SF8 3-H ②		1 SAFE SX 0-1 G4-3 1-2 ②		BBFCFBB 4-2 BB		III 4-0 11 HBP IBB		1 0 0 1 0 0 1 0 0 0 0 0 0 0 0 0 0 0 1 0 0 0 0 0 0 0 0 0 0 0 0 0 1 0 0 0 0 0 0 0 0 0 0 0 0 0 0 0 0						
Inning Stats	R: 0 E: 0 K: 3 S: 12 H: 0 LOB: 2 BB: 2 P: 22	R: 1 E: 0 K: 0 S: 13 H: 2 LOB: 1 BB: 0 P: 18	R: 0 E: 0 K: 1 S: 11 H: 1 LOB: 1 BB: 0 P: 18	R: 1 E: 0 K: 1 S: 12 H: 2 LOB: 1 BB: 0 P: 17	R: 1 E: 0 K: 1 S: 15 H: 2 LOB: 1 BB: 0 P: 21	R: 0 E: 0 K: 1 S: 10 H: 0 LOB: 1 BB: 1 P: 19	R: 1 E: 0 K: 1 S: 10 H: 1 LOB: 0 BB: 0 P: 16	R: 0 E: 1 K: 1 S: 13 H: 0 LOB: 3 BB: 1 P: 23	R: 1 E: 0 K: 1 S: 8 H: 1 LOB: 0 BB: 0 P: 12	1B: 5 2B: 2 3B: 0 HR: 2	SF: 1 SAC: 2 DP: 0 HBP: 1					

PITCHER		IP	WLS	BF	H	R	ER	SO	BB	IBB	HBP	BLK	WP	HR	S	P	ERA	WHIP
26 Orlando Hernandez, R ERA: 4.97	(1, 1)	6.0		28	7	3	3	7	3	0	0	2	0	0	73	115	4.50	1.667
Darren Oliver, L ERA: 2.17	(7, 1)	1.0	L	4	1	1	1	1	0	0	0	0	0	1	10	16	9.00	1.000
25 Pedro Feliciano, L ERA: 2.28	(8, 1)	2.0		10	1	1	1	2	0	1	1	0	0	1	21	35	4.50	0.500

PITCHER	IP	WLS	BF	H	R	ER	SO	BB	IBB	HBP	BLK	WP	HR	S	P	ERA	WHIP

TOP

Philadelphia Phillies @ New York Mets

Shea Stadium, Flushing, NY

Fri Aug 04 2006, 7:10 PM EDT

Att. 43,209 - Clear - 85 F

livebaseballscorecards.com

AB	34
R	5
H	9
RBI	4
BB	4
SO	10
LOB	19

WP: 0 PB: 0 SB: 4 CS: 0 PA: 42

BOTTOM

Philadelphia Phillies @ New York Mets

Shea Stadium, Flushing, NY

Fri Aug 04 2006, 7:10 PM EDT
Att. 43,209 - Clear - 85 F

livebaseballscorecards.com

Batter	1	2	3	4	5	6	7	8	9	AB	R	H	RBI	BB	SO	LOB
7 José Reyes, S (1, 6) OBP: 0.352, SLG: 0.467	C F S 0-3 K ①		B F B X 2-1 16 BB 15 2B 1B	B F B B C F F X 3-2 16 1B 16 S 3-H 1B		X 0-0 16 FC5-4 1-2 1B		X 0-0 G5-4-3 ② ③ 1-2f		5	1	3	1	0	1	1
16 Paul Lo Duca, R (1, 2) OBP: 0.362, SLG: 0.421	B X 1-0 21 FC6-4 15 BB 1B		B B B B 4-0 15 2B 21 SF7 1-2 BB	1 SAFE C B X 1-1 1-3 1B		B S X 1-1 FC5-4 ② 1-2f 2-3			C S B B X 2-2 G3 ①	4	1	2	0	1	0	2
15 Carlos Beltrán, S (1, 8) OBP: 0.389, SLG: 0.630	B B B C T F B 4-2 21 FC6-4 1-2 BB		B B X 2-0 21 SF7 1-3 2-H 2B	C S B F X 1-2 F8 ③		D F S F S 1-3 K ③			C F B S 2-3 K ②	4	0	1	1	1	2	4
21 Carlos Delgado, L (1, 3) OBP: 0.358, SLG: 0.530	C B C X 1-2 FC6-4 ② 1-2f 2-3		B C F F X 1-2 SF7 ② 2-3 3-H		X 0-0 F9 ①		B X 1-0 5 F9 2B		C S S 0-3 K ③	4	0	1	1	0	1	2
5 David Wright, R (1, 5) OBP: 0.384, SLG: 0.547	B C C S 1-3 K ③		I I I I I 4-0 IBB		B B B C B 4-1 BB		X 0-0 F9 ① 2-3			2	0	0	0	2	1	3
Cliff Floyd, L (1, 7) OBP: 0.331, SLG: 0.418		B C F B B F F S 3-3 K ① X 0-0 G4-3 ③			C X 0-1 P2 ②		B B C S S 2-3 K ②			4	0	0	0	0	2	4
Chris Woodward, R (1, 4) OBP: 0.306, SLG: 0.343 Darren Oliver, R (7, 1) OBP: 0.250, SLG: 0.273 Julio Franco, R (7, PH) OBP: 0.351, SLG: 0.400 25 Pedro Feliciano, L (8, 1)		S B S B F B X 3-2 44 L9-3 1B	B C X 1-1 P4 ①	C 1 SAFE C B 1 SAFE 1 SAFE B F F 3-2 B F X F8 ③			B B C S S 2-3 K ③			3 0 1 0	0 0 0 0	1 0 1 0	0 0 0 0	0 0 1 0	0 0 1 0	1 0 1 0
44 Lastings Milledge, R (1, 9) OBP: 0.302, SLG: 0.404		C O B B C X 3-2 L9-3 ② ③ 1-1		B X 1-0 G4-3 ②		C F B S 1-3 K ①		B C S S B F B B 4-2 22 FC1-6 BB		3	0	0	0	1	1	1
26 Orlando Hernandez, R (1, 1) OBP: 0.219, SLG: 0.290 22 Jose Valentin, S (6, PH) OBP: 0.337, SLG: 0.510 (7, 4)			B C B S S F S 2-3 K ①	S F F F F X 0-2 7 1B 3B		C X 0-1 16 FC5-4 7 1B 1B		X 0-0 FC1-6 ① 7 G5-4-3 1-2f		2 2	1 0	1 1	0 0	0 0	1 0	0 1
Inning Stats	R: 0 E: 0 K: 2 S: 13 H: 1 LOB: 2 BB: 1 P: 20	R: 0 E: 0 K: 1 S: 12 H: 1 LOB: 0 BB: 0 P: 21	R: 2 E: 0 K: 1 S: 12 H: 2 LOB: 2 BB: 2 P: 27	R: 1 E: 0 K: 0 S: 20 H: 3 LOB: 2 BB: 0 P: 27	R: 0 E: 0 K: 0 S: 10 H: 0 LOB: 1 BB: 1 P: 17	R: 0 E: 0 K: 2 S: 12 H: 2 LOB: 2 BB: 0 P: 15	R: 0 E: 0 K: 2 S: 8 H: 1 LOB: 1 BB: 0 P: 13	R: 0 E: 0 K: 0 S: 5 H: 0 LOB: 0 BB: 1 P: 9	R: 0 E: 0 K: 2 S: 11 H: 0 LOB: 0 BB: 0 P: 15	1B: 7 2B: 3 3B: 1 HR: 0	SF: 1 SAC: 0 DP: 2 HBP: 0			WP: 0 PB: 0 SB: 1 CS: 0	PA: 40		

	AB	R	H	RBI	BB	SO	LOB
AB	**34**						
R	**3**						
H	**10**						
RBI	**3**						
BB	**5**						
SO	**10**						
LOB	**20**						

PITCHER		IP	WLS	BF	H	R	ER	SO	BB	IBB	HBP	BLK	WP	HR	S	P	ERA	WHIP
Randy Wolf, L ERA: 6.48	(1, 1)	4.0		21	7	3	3	4	2	1	0	0	0	0	57	95	6.75	2.250
Aaron Fultz, L ERA: 4.39	(5, 1)	1.0		4	0	0	0	0	1	0	0	0	0	0	10	17	0.00	1.000
63 Ryan Madson, R ERA: 5.9	(6, 1)	2.0	W	9	3	0	0	4	0	0	0	0	0	0	20	28	0.00	1.500
Arthur Rhodes, L ERA: 5.5	(8, 1)	1.0	H	3	0	0	0	0	1	0	0	0	0	0	5	9	0.00	1.000
45 Tom Gordon, R ERA: 2.51	(9, 1)	1.0	S	3	0	0	0	2	0	0	0	0	0	0	11	15	0.00	0.000

PITCHER	IP	WLS	BF	H	R	ER	SO	BB	IBB	HBP	BLK	WP	HR	S	P	ERA	WHIP

Philadelphia Phillies @ New York Mets

Shea Stadium, Flushing, NY

Sat Aug 05 2006, 1:20 PM EDT
Att. 44,829 - Partly Cloudy - 88 F

livebaseballscorecards.com

Batter	1	2	3	4	5	6	7	8	9	AB	R	H	RBI	BB	SO	LOB
8 Shane Victorino, S (1, 9) (8, 8) OBP: 0.330, SLG: 0.424	C T C 0-3 ① K		X 0-0 ① G5-3		C B B X 2-1 2B			B B C S T 2-2 ① K		4	0	1	0	0	2	0
Aaron Rowand, R (1, 8) OBP: 0.321, SLG: 0.445 David Dellucci, L (8, PH) OBP: 0.391, SLG: 0.624 (8, 9)	B F B B F B 4-2 11 6 HR 1B BB		B X 1-0 2B		C C C 0-3 ③ K			B S X 1-1 ② F9		2 1	1 0	1 0	0 0	1 0	1 0	1 0
11 Jimmy Rollins, S (1, 6) OBP: 0.329, SLG: 0.445	B B F X 2-1 1-2 6 HR 1B		B B C B X 3-1 ② P4			B B C C F X 2-2 ① G6-3		B F F B S 2-3 ③ K		4	1	1	0	0	1	1
6 Ryan Howard, L (1, 3) OBP: 0.378, SLG: 0.625	B B F B F X 3-2 1-H 2-H HR		B F C F X 1-2 ③ F9			C B B B F B 4-2 1B BB			X 0-0 26 1B 1B	3	1	2	3	1	0	1
Pat Burrell, R (1, 7) OBP: 0.379, SLG: 0.508	F B X 1-1 ② P2			B X 1-0 ① G4-3		B C B B X 3-1 27 G6-4-3 1-2 1B			C C F B B C 2-3 ① K	4	0	1	0	0	1	1
27 Chris Coste, R (1, 2) OBP: 0.400, SLG: 0.560	B X 1-0 ③ G6-3			B B F S X 2-2 ② G5-3		B X 1-0 ②③ G6-4-3 1-2f			S F S 0-3 ② K	4	0	0	0	0	1	3
Abraham Nunez, S (1, 5) OBP: 0.220, SLG: 0.223 26 Chase Utley, L (9, PH) OBP: 0.390, SLG: 0.557		B X 1-0 ① G6-3		C S B B F B F X 3-2 ③ G1-3			B X 1-0 ① G4-3		F X 0-1 1-3 1B	3 1	0 0	0 1	0 0	0 0	0 0	0 0
4 Danny Sandoval, S (1, 4) OBP: 0.357, SLG: 0.182 Mike Lieberthal, R (9, PH) OBP: 0.277, SLG: 0.354		C B B X 2-1 ② G4-3			X 0-0 ① B1-3		C S B B B B X 3-2 ② G6-3		F B S B B B X 3-2 ③ G5-3	3 1	0 0	0 0	0 0	0 0	0 0	0 2
21 Jon Lieber, L (1, 1) OBP: 0.125, SLG: 0.067		C B F B B X 3-2 ③ G3-1			B X 1-0 ② G4-3		B C F B B B X 3-2 ③ G3			3	0	0	0	0	0	0
Inning Stats	R: 3 H: 2 E: 0 LOB: 0 K: 1 BB: 1 S: 13 P: 24	R: 0 H: 0 E: 0 LOB: 0 K: 0 BB: 0 S: 6 P: 12	R: 0 H: 1 E: 0 LOB: 1 K: 0 BB: 0 S: 8 P: 13	R: 0 H: 0 E: 0 LOB: 0 K: 0 BB: 0 S: 9 P: 15	R: 0 H: 1 E: 0 LOB: 1 K: 1 BB: 0 S: 7 P: 10	R: 0 H: 1 E: 0 LOB: 1 K: 0 BB: 1 S: 9 P: 19	R: 0 H: 0 E: 0 LOB: 0 K: 0 BB: 0 S: 7 P: 14	R: 0 H: 0 E: 0 LOB: 0 K: 2 BB: 0 S: 8 P: 13	R: 0 H: 2 E: 0 LOB: 2 K: 2 BB: 0 S: 13 P: 18	1B: 4 SF: 0 2B: 2 SAC: 0 3B: 0 DP: 1 HR: 1 HBP: 0						WP: 0 PA: 35 PB: 0 SB: 0 CS: 0

	AB	33
	R	3
	H	7
	RBI	3
	BB	2
	SO	6
	LOB	9

PITCHER		IP	WLS	BF	H	R	ER	SO	BB	IBB	HBP	BLK	WP	HR	S	P	ERA	WHIP
Tom Glavine, L ERA: 3.96	(1, 1)	7.0	W	27	5	3	3	2	2	0	0	0	0	1	59	107	3.86	1.000
Aaron Heilman, R ERA: 4.41	(8, 1)	1.0	H	3	0	0	0	2	0	0	0	0	0	0	8	13	0.00	0.000
13 Billy Wagner, L ERA: 2.45	(9, 1)	1.0	S	5	2	0	0	2	0	0	0	0	0	0	13	18	0.00	2.000

PITCHER	IP	WLS	BF	H	R	ER	SO	BB	IBB	HBP	BLK	WP	HR	S	P	ERA	WHIP

Batter	1	2	3	4	5	6	7	8	9	AB	R	H	RBI	BB	SO	LOB
7 José Reyes, S (1, 6) OBP: 0.351, SLG: 0.467	C X 0-1 44 1B 2B		C B B F X 2-2 ① F7			F C B X 1-2 ① G3	X 0-0 ③ G3			4	1	1	0	0	0	0
44 Lastings Milledge, R (1, 9) OBP: 0.300, SLG: 0.398	L F X 0-2 5 G5-3 15 1B 2-H 1B		C B B S X 2-2 ② P6			B B B C F X 3-2 ② F8		B S B X 2-1 ① G4-3		4	0	1	1	0	0	0
15 Carlos Beltrán, S (1, 8) OBP: 0.388, SLG: 0.626	C S X 0-2 5 G5-3 1-2 1B		B C S B C 2-3 ③ K			C B B F F X 2-2 E1 21 1B 5 1B		X 0-0 ② F9		4	1	1	0	0	1	0
21 Carlos Delgado, L (1, 3) OBP: 0.357, SLG: 0.527	B B B C F X 3-2 ① F8			C S B F X 1-2 ① G4-3		X 0-0 5 1B 10 2B 1-3 1B		C B X 1-1 ③ G4-3		4	1	1	0	0	0	2
5 David Wright, R (1, 5) OBP: 0.383, SLG: 0.545	X 0-0 ② G5-3 1-2 2-3			C X 0-1 ② L5		B X 1-0 10 2B 1-3 3-H 1B				3	1	1	1	0	0	2
Cliff Floyd, L (1, 7) OBP: 0.331, SLG: 0.418 10 Endy Chavez, L (1, PH) OBP: 0.335, SLG: 0.434 (2, 7)	B B X 2-0 ③ P3			C C B X 1-2 ③ G4-3		X 0-0 1-H 3-H 2B				0 3	0 0	0 1	0 2	0 0	0 0	0 2
22 Jose Valentin, S (1, 4) OBP: 0.333, SLG: 0.504		C B F B C 2-3 ① K			C X 0-1 ① L7	C B F C 1-3 ③ K				3	0	0	0	0	2	1
Mike DiFelice, R (1, 2)		C X 0-1 ② G6-3			B X 1-0 ② F7		X 0-0 ① G5-3			3	0	0	0	0	0	0
Tom Glavine, L (1, 1) OBP: 0.304, SLG: 0.225 Eli Marrero, R (7, PH) OBP: 0.330, SLG: 0.451 Aaron Heilman, R (8, 1) 13 Billy Wagner, L (9, 1)		C B F C 1-3 ③ K			C C S 0-3 ③ K		C S C 0-3 ② K			2 1 0 0	0 0 0 0	0 0 0 0	0 0 0 0	0 0 0 0	2 1 0 0	0 0 0 0
Inning Stats	R: 1 H: 3 E: 0 LOB: 2 K: 0 BB: 0 S: 13 P: 18	R: 0 H: 0 E: 0 LOB: 0 K: 2 BB: 0 S: 8 P: 11	R: 0 H: 0 E: 0 LOB: 0 K: 1 BB: 0 S: 9 P: 15	R: 0 H: 0 E: 0 LOB: 0 K: 0 BB: 0 S: 9 P: 11	R: 0 H: 0 E: 0 LOB: 0 K: 1 BB: 0 S: 6 P: 7	R: 3 H: 3 E: 1 LOB: 1 K: 1 BB: 0 S: 16 P: 24	R: 0 H: 0 E: 0 LOB: 0 K: 1 BB: 0 S: 5 P: 5	R: 0 H: 0 E: 0 LOB: 0 K: 0 BB: 0 S: 5 P: 8		1B: 4 SF: 0 2B: 2 SAC: 0 3B: 0 DP: 0 HR: 0 HBP: 0						

PITCHER	IP	WLS	BF	H	R	ER	SO	BB	IBB	HBP	BLK	WP	HR	S	P	ERA	WHIP
21 Jon Lieber, R (1, 1) ERA: 5.71	8.0	L	31	6	4	1	6	0	0	0	0	0	0	71	99	1.12	0.750

PITCHER	IP	WLS	BF	H	R	ER	SO	BB	IBB	HBP	BLK	WP	HR	S	P	ERA	WHIP

BOTTOM

Philadelphia Phillies @ New York Mets

Shea Stadium, Flushing, NY

Sat Aug 05 2006, 1:20 PM EDT
Att. 44,829 - Partly Cloudy - 88 F

livebaseballscorecards.com

AB	31
R	4
H	6
RBI	4
BB	0
SO	6
LOB	7

PA: 31

Batter	1	2	3	4	5	6	7	8	9	AB	R	H	RBI	BB	SO	LOB
11 Jimmy Rollins, S (1, 6) OBP: 0.329, SLG: 0.443	3-2 F9 ①		3-1 F7 ②		3-2 F9 ③		1-1 1B			4	0	1	0	0	0	2
52 Fabio Castro, L (7, 1)										0	0	0	0	0	0	0
David Dellucci, L (1, 9) OBP: 0.393, SLG: 0.627	1-2 2B (26 1B)		0-0 G3-1 ③			2-2 P6 ①	3-2 1B (1-3)			4	0	2	0	0	0	0
26 Chase Utley, L (1, 4) OBP: 0.391, SLG: 0.556	0-2 1B (2-3)			2-1 F7 ①		2-2 1B (6 BB)	2-3 K ③			4	0	2	0	0	1	2
6 Ryan Howard, L (1, 3) OBP: 0.377, SLG: 0.621	1-3 K ② (1 SAFE, 1 SAFE)			1-2 L4 ②		4-2 BB (1-2)		1-3 K ①		3	0	0	0	1	2	2
Pat Burrell, R (1, 7) OBP: 0.375, SLG: 0.502	2-1 P6 ③ (1 SAFE)			1-1 F9 ③		0-3 K ②		1-1 F9 ②		4	0	0	0	0	1	4
Aaron Rowand, R (1, 8) OBP: 0.318, SLG: 0.440		2-1 F9 ①			0-1 P3 ①	0-3 K ③		2-3 K ③		4	0	0	0	0	2	2
Mike Lieberthal, R (1, 2) OBP: 0.284, SLG: 0.376		2-2 F9 ②			4-2 BB (29 FC4, BB)		1-0 HR		1-0 F7 ①	3	1	1	1	1	0	0
Abraham Nunez, S (1, 5) OBP: 0.221, SLG: 0.219		2-3 K ③			4-2 BB (29 FC4, 1-2)		0-0 G4-3 ①		1-3 K ②	3	0	0	0	1	2	0
47 Scott Mathieson, R (1, 1) OBP: 0.143, SLG: 0.143			0-1 F9 ①		1-1 FC4 ② (1-2f, 2-3)		0-1 L3 ②		2-2 G3-1 ③	1	0	0	0	0	0	0
Rick White, R (4, 1)										0	0	0	0	0	0	0
29 Chris Roberson, S (5, PH) OBP: 0.136, SLG: 0.136										1	0	0	0	0	0	2
48 Brian Sanches, R (5, 1)										0	0	0	0	0	0	0
4 Danny Sandoval, S (7, PH) (7, 6) OBP: 0.313, SLG: 0.154										2	0	0	0	0	0	0

Inning Stats	1	2	3	4	5	6	7	8	9
R	0	0	0	0	0	0	1	0	0
E	0	0	0	0	0	0	0	0	0
K	1	1	0	0	0	2	1	2	1
S	17	8	5	7	11	19	14	9	7
H	2	0	0	0	0	1	3	0	0
LOB	2	0	0	0	2	2	2	0	0
BB	0	0	0	0	2	1	0	0	0
P	24	14	8	11	23	27	21	13	11

1B: 4, 2B: 1, 3B: 0, HR: 1, SF: 0, SAC: 0, DP: 0, HBP: 0

WP: 0, PB: 0, SB: 0, CS: 0, PA: 36

TOP

Philadelphia Phillies @ New York Mets

Shea Stadium, Flushing, NY

Sun Aug 06 2006, 8:05 PM EDT

Att. 39,144 - Partly Cloudy - 81 F

livebaseballscorecards.com

AB	33
R	1
H	6
RBI	1
BB	3
SO	8
LOB	14

PITCHER		IP	WLS	BF	H	R	ER	SO	BB	IBB	HBP	BLK	WP	HR	S	P	ERA	WHIP
33 John Maine, R (ERA: 2.08)	(1, 1)	6.0	W	24	3	0	0	4	3	0	0	0	0	0	67	107	0.00	1.000
43 Royce Ring, L (ERA: 6.75)	(7, 1)	1.1		7	3	1	1	2	0	0	0	0	0	1	17	25	6.75	2.250
Chad Bradford, R (ERA: 3.24)	(8, 1)	0.2		2	0	0	0	1	0	0	0	0	0	0	6	9	0.00	0.000
Darren Oliver, L (ERA: 2.14)	(9, 1)	1.0		3	0	0	0	1	0	0	0	0	0	0	7	11	0.00	0.000

PITCHER	IP	WLS	BF	H	R	ER	SO	BB	IBB	HBP	BLK	WP	HR	S	P	ERA	WHIP

Batter	1	2	3	4	5	6	7	8	9	AB	R	H	RBI	BB	SO	LOB
7 José Reyes, S (1, 6) OBP: 0.350, SLG: 0.472	BCTX 1-2 G6-3 ①		CFBS 1-3 K ③	BBX 2-0 1-H 2-H 3-H HR		BBFBX 3-1 F8 ③				4	1	1	4	0	1	0
16 Paul Lo Duca, R (1, 2) OBP: 0.366, SLG: 0.427	CBBFX 2-2 P3 ②			BBX 2-1 5 2B 2B FBX 1-2 1B			X 0-0 5 BLK 1B			4	1	3	0	0	0	0
15 Carlos Beltrán, S (1, 8) OBP: 0.384, SLG: 0.619	CX 0-1 G4-3 ③			X 0-0 F9 ① BBBBX 3-1 F7 ③			BFBX 2-1 F8 ①			4	0	0	0	0	0	3
21 Carlos Delgado, L (1, 3) OBP: 0.356, SLG: 0.523		BBSCFX 2-2 F7 ①		BBBCB 4-1 5 2B 22 E BB	CFT 0-2 K ①		CX 0-1 F8 ②			3	1	0	0	1	1	1
5 David Wright, R (1, 5) OBP: 0.382, SLG: 0.545		BX 1-0 G1-3 ②		SCBFFFX 1-2 22 E 1-3 2-H 44 1B 2B	FCFBBX 2-2 G5-3 ②		BCFFX 1-2 G5-3 ③ 1-2			4	1	1	1	0	0	1
22 Jose Valentin, S (1, 4) OBP: 0.336, SLG: 0.519		FBBBFFX 3-2 2B		BBX 2-0 E1 44 1B 7 HR 2-3 3-H	X 0-0 HR			BSBCX 2-2 G4-3 ①		4	2	2	1	0	0	1
10 Endy Chavez, L (1, 7) OBP: 0.333, SLG: 0.428	X 0-0 G4-3 ③			BBBB 4-0 44 1B 7 HR BB	CFC 0-3 K ③			CBX 1-1 G1-3 ②		3	1	0	0	1	1	1
44 Lastings Milledge, R (1, 9) OBP: 0.298, SLG: 0.392			BTFBS 2-3 K ① CSBBBX 3-2 L3 ②	BBX 1-0 7 HR 1-2 2-3 3-H 1B CSC 0-3 K ②		BCX 1-1 G6-3 ① BBFBFS 3-3 K ②		SCBX 1-2 F9 ③		4	1	1	1	0	1	0
33 John Maine, R (1, 1)										2	0	0	0	0	1	3
Eli Marrero, R (6, PH) OBP: 0.327, SLG: 0.446										1	0	0	0	0	1	0
43 Royce Ring, L (7, 1)										0	0	0	0	0	0	0
Chad Bradford, R (8, 1)										0	0	0	0	0	0	0
Darren Oliver, R (9, 1) OBP: 0.250, SLG: 0.273										0	0	0	0	0	0	0
Inning Stats	R: 0 E: 0 K: 0 S: 8 H: 0 LOB: 0 BB: 0 P: 11	R: 0 E: 0 K: 0 S: 10 H: 1 LOB: 1 BB: 0 P: 16	R: 0 E: 0 K: 2 S: 9 H: 0 LOB: 0 BB: 0 P: 15	R: 7 E: 1 K: 1 S: 21 H: 5 LOB: 1 BB: 2 P: 41	R: 1 E: 0 K: 2 S: 11 H: 1 LOB: 0 BB: 0 P: 13	R: 0 E: 0 K: 0 S: 7 H: 0 LOB: 0 BB: 0 P: 14	R: 0 E: 0 K: 0 S: 9 H: 1 LOB: 1 BB: 0 P: 12	R: 0 E: 0 K: 0 S: 8 H: 0 LOB: 0 BB: 0 P: 12		1B: 3 2B: 3 3B: 0 HR: 2 SF: 0 SAC: 0 DP: 0 HBP: 0						

PITCHER		IP	WLS	BF	H	R	ER	SO	BB	IBB	HBP	BLK	WP	HR	S	P	ERA	WHIP
47 Scott Mathieson, R ERA: 5.4	(1, 1)	3.2	L	20	6	7	2	3	2	0	0	0	0	1	46	78	4.91	2.182
Rick White, R ERA: 5.31	(4, 1)	0.1		1	0	0	0	0	0	0	0	0	0	0	2	5	0.00	0.000
48 Brian Sanches, R ERA: 6.94	(5, 1)	2.0		7	1	1	1	3	0	0	0	0	0	1	18	27	4.50	0.500
52 Fabio Castro, L ERA: 1.93	(7, 1)	2.0		7	1	0	0	0	0	0	0	1	0	0	17	24	0.00	0.500

PITCHER	IP	WLS	BF	H	R	ER	SO	BB	IBB	HBP	BLK	WP	HR	S	P	ERA	WHIP

BOTTOM

Philadelphia Phillies @ New York Mets

Shea Stadium, Flushing, NY

Sun Aug 06 2006, 8:05 PM EDT
Att. 39,144 - Partly Cloudy - 81 F

livebaseballscorecards.com

AB	33
R	8
H	8
RBI	7
BB	2
SO	6
LOB	10

PA: 35
WP: 0
PB: 0
SB: 0
CS: 0

San Diego Padres @ New York Mets

Shea Stadium, Flushing, NY

Tue Aug 08 2006, 7:10 PM EDT

Att. 46,167 - Clear - 85 F

livebaseballscorecards.com

TOP

Batter	1	2	3	4	5	6	7	8	9	AB	R	H	RBI	BB	SO	LOB
Dave Roberts, L (1, 7) OBP: 0.385, SLG: 0.425	B B C B C X 3-2 G6-3		C B C B B F X 3-2 F7		B X 1-0 L5-3 1-1		C B B S B T 3-2 K		C C B B S 2-3 K	5	0	0	0	0	2	3
24 Brian Giles, L (1, 9) OBP: 0.379, SLG: 0.382	B C X 1-1 G4-3		B B C B B 4-1 2B BB			C C B B B B 4-2 CS BB		C X 0-1 G5-3		2	0	0	0	2	0	0
Mike Cameron, R (1, 8) OBP: 0.345, SLG: 0.472	F F B B S 2-3 K		C B D 1 SAFE 1 SAFE C B F X 3-2 1-3 2B			B X 1-0 F8		B F B B B F F F F 4-2 B S BB		3	0	1	0	1	1	1
Mike Piazza, R (1, 2) OBP: 0.353, SLG: 0.521 Scott Williamson, R (8, 1)		B B F F S 2-3 K	B B B C C X 3-2 G6-3			1 SAFE B X 1-0 23 2B 1-2 1B		1 SAFE B S X 1-1 F8 1-2		4 0	0 0	1 0	0 0	0 0	1 0	3 0
23 Adrián González, L (1, 3) OBP: 0.354, SLG: 0.518		F B S F B F F X 2-2 F8		C X 0-1 L9		B X 1-0 FC5 1-3 2B		F B B B S X 3-2 G3		4	0	1	0	0	0	1
Todd Walker, L (1, 5) OBP: 0.354, SLG: 0.392 Mark Bellhorn, S (9, PH) OBP: 0.286, SLG: 0.356		B F F X 1-2 HR 1B		B B C C F B X 3-2 F8		B B B C B 4-1 FC5 BB			C S B T 1-2 K	2 1	1 0	1 0	0 0	1 0	0 1	0 0
Geoff Blum, S (1, 6) OBP: 0.298, SLG: 0.364		B S X 1-1 1-H HR		B C X 1-1 G3		D X 1-0 FC5 1-2 2-3f			B B B B 4-0 28 1B BB	3	1	1	2	1	0	3
Josh Barfield, R (1, 4) OBP: 0.323, SLG: 0.413		C X 0-1 F7			X 0-0 G6-3		F F F F X 0-2 F8		F B X 1-1 F8	4	0	0	0	0	0	1
Woody Williams, R (1, 1) OBP: 0.167, SLG: 0.107 Ben Johnson, R (7, PH) OBP: 0.307, SLG: 0.380 26 Doug Brocail, L (7, 1) 28 Josh Bard, S (8, 2) OBP: 0.403, SLG: 0.517			C B C S 1-3 K		C C B F B F X 2-2 L5-3 1B		F B S B X 2-2 P4		X 0-0 1-2 1B	2 1 0 1	0 0 0 0	1 0 0 1	0 0 0 0	0 0 0 0	1 0 0 0	0 0 0 0
Inning Stats	R: 0 E: 0 K: 1 S: 8 H: 0 LOB: 0 BB: 0 P: 14	R: 2 E: 0 K: 1 S: 16 H: 2 LOB: 0 BB: 0 P: 22	R: 0 E: 0 K: 1 S: 15 H: 1 LOB: 2 BB: 1 P: 29	R: 0 E: 0 K: 0 S: 8 H: 0 LOB: 0 BB: 0 P: 12	R: 0 E: 0 K: 0 S: 7 H: 1 LOB: 0 BB: 0 P: 10	R: 0 E: 0 K: 0 S: 7 H: 2 LOB: 3 BB: 2 P: 19	R: 0 E: 0 K: 1 S: 11 H: 0 LOB: 0 BB: 0 P: 16	R: 0 E: 0 K: 0 S: 13 H: 0 LOB: 1 BB: 1 P: 21	R: 0 E: 0 K: 2 S: 9 H: 1 LOB: 2 BB: 1 P: 17	1B: 4 2B: 3 3B: 0 HR: 1	SF: 0 SAC: 0 DP: 1 HBP: 0					

TOP	
AB	32
R	2
H	7
RBI	2
BB	5
SO	6
LOB	12

WP: 0 PB: 0 SB: 1 CS: 1 PA: 37

PITCHER		IP	WLS	BF	H	R	ER	SO	BB	IBB	HBP	BLK	WP	HR	S	P	ERA	WHIP
Steve Trachsel, R ERA: 5.03	(1, 1)	5.2	W	22	5	2	2	3	2	0	0	0	0	1	58	97	3.18	1.235
43 Royce Ring, L ERA: 5.4	(6, 1)	0.1	H	3	1	0	0	0	1	0	0	0	0	0	3	9	0.00	6.000
Darren Oliver, L ERA: 2.09	(7, 1)	1.1	H	5	0	0	0	1	1	0	0	0	0	0	19	28	0.00	0.750
Roberto Hernandez, R ERA: 3.18	(8, 1)	0.1	H	1	0	0	0	0	0	0	0	0	0	0	2	3	0.00	0.000
25 Pedro Feliciano, L ERA: 2.27	(8, 1)	0.1	H	1	0	0	0	0	0	0	0	0	0	0	3	6	0.00	0.000

PITCHER		IP	WLS	BF	H	R	ER	SO	BB	IBB	HBP	BLK	WP	HR	S	P	ERA	WHIP
13 Billy Wagner, L ERA: 2.41	(9, 1)	1.0	S	5	1	0	0	2	1	0	0	0	0	0	9	17	0.00	2.000

Batter	1	2	3	4	5	6	7	8	9	AB	R	H	RBI	BB	SO	LOB
7 José Reyes, S (1, 6) OBP: 0.350, SLG: 0.470	B X 1-0 G3 ①		C X 0-1 G3 ①	F X 0-1 G3 ③		C B C F F B X 2-2 16 S 1B				4	0	1	0	0	0	0
16 Paul Lo Duca, R (1, 2) OBP: 0.365, SLG: 0.425	C X 0-1 F8 ②		F B F X 1-2 15 2B 5 1B 1B		C X 0-1 G5-3 ①	1 SAFE C 1 SAFE 1 P D S F C 2-3 K ③ 1-3				4	1	1	0	0	1	1
15 Carlos Beltrán, S (1, 8) OBP: 0.387, SLG: 0.628	B F S B X 2-2 2B		F C B X 1-2 5 1B 1-3 2B		B X 1-0 5 1B 2B		C B X 1-1 G4-3 ①			4	1	3	0	0	0	0
21 Carlos Delgado, L (1, 3) OBP: 0.357, SLG: 0.520	B B L S 2 S SAFE 2-3 K ③		B B B I 4-0 5 1B IBB		C F B F B B B 4-2 5 1B BB		B C B C B X 3-2 G3-1 ②			2	0	0	0	2	1	1
5 David Wright, R (1, 5) OBP: 0.385, SLG: 0.547		B B B C F F F F X 3-2 10 SH 22 S 44 G6-4-3 1B	B F F B X 2-2 1-2 2-3 3-H 1B		X 0-0 1-2 2-H 1B		B F C C 1-3 K ③			4	1	3	2	0	1	0
22 Jose Valentin, S (1, 4) OBP: 0.334, SLG: 0.513		B B C B B 4-1 44 G6-4-3 10 SH 1-2 BB	B B F S X 2-2 F4 ②		S C D T 1-2 K ②			B S B F B S 3-3 K ①		3	0	0	0	1	2	5
10 Endy Chavez, L (1, 7) OBP: 0.333, SLG: 0.431		X 0-0 SH 44 G6-4-3 1-2 2-3	B C F X 1-2 P6 ③		X 0-0 G3 ③			C B X 1-1 44 S 2B		3	0	1	0	0	0	5
44 Lastings Milledge, R (1, 9) OBP: 0.288, SLG: 0.377		S X 0-1 G6-4-3 ① ② 1-2f 2-3 3-H		F B F B F B F C 3-3 K ①		B X 1-0 F7 ①		B S B C B S 3-3 K ② 2-3		4	0	0	0	0	2	3
Steve Trachsel, R (1, 1) OBP: 0.200, SLG: 0.222		X 0-0 G5-3 ③		C X 0-1 G6-3 ②		F B F B F B S 3-3 K ②		S X 0-1 G3 ③		2	0	0	0	0	0	1
43 Royce Ring, L (6, 1)										0	0	0	0	0	0	0
Eli Marrero, R (6, PH)										1	0	0	0	0	1	0
Darren Oliver, R (7, 1) OBP: 0.324, SLG: 0.441										0	0	0	0	0	0	0
Roberto Hernandez, R (8, 1) OBP: 0.250, SLG: 0.273										0	0	0	0	0	0	0
25 Pedro Feliciano, L (8, 1)										0	0	0	0	0	0	0
Cliff Floyd, L (8, PH) OBP: 0.330, SLG: 0.416										1	0	0	0	0	0	1
13 Billy Wagner, L (9, 1)										0	0	0	0	0	0	0
Inning Stats	R: 0 E: 0 K: 1 S: 9 H: 1 LOB: 1 BB: 0 P: 14	R: 1 E: 1 K: 0 S: 11 H: 1 LOB: 1 BB: 1 P: 18	R: 1 E: 0 K: 0 S: 17 H: 3 LOB: 3 BB: 1 P: 28	R: 0 E: 0 K: 1 S: 9 H: 0 LOB: 0 BB: 0 P: 12	R: 1 E: 0 K: 1 S: 11 H: 2 LOB: 2 BB: 1 P: 17	R: 0 E: 0 K: 2 S: 16 H: 1 LOB: 1 BB: 0 P: 23	R: 0 E: 0 K: 1 S: 8 H: 0 LOB: 0 BB: 0 P: 13	R: 0 E: 0 K: 2 S: 10 H: 1 LOB: 1 BB: 0 P: 17		1B: 5 2B: 4 3B: 0 HR: 0 SF: 0 SAC: 1 DP: 1 HBP: 0						

PITCHER		IP	WLS	BF	H	R	ER	SO	BB	IBB	HBP	BLK	WP	HR	S	P	ERA	WHIP
Woody Williams, R ERA: 3.89	(1, 1)	6.0	L	29	8	3	3	5	2	1	0	0	0	0	73	112	4.50	1.667
26 Doug Brocail, R ERA: 4.73	(7, 1)	1.0		3	0	0	0	1	0	0	0	0	0	0	8	13	0.00	0.000
Scott Williamson, R ERA: 4.98	(8, 1)	1.0		4	1	0	0	2	0	0	0	0	0	0	10	17	0.00	1.000

PITCHER	IP	WLS	BF	H	R	ER	SO	BB	IBB	HBP	BLK	WP	HR	S	P	ERA	WHIP

BOTTOM

San Diego Padres @ New York Mets

Shea Stadium, Flushing, NY

Tue Aug 08 2006, 7:10 PM EDT
Att. 46,167 - Clear - 85 F

livebaseballscorecards.com

AB	32
R	3
H	9
RBI	2
BB	3
SO	8
LOB	17

WP: 0 PA: 36
PB: 0
SB: 4
CS: 0

San Diego Padres @ New York Mets

Shea Stadium, Flushing, NY

Wed Aug 09 2006, 7:10 PM EDT

Att. 49,979 - Partly Cloudy - 81 F

livebaseballscorecards.com

Batter	1	2	3	4	5	6	7	8	9	AB	R	H	RBI	BB	SO	LOB
Dave Roberts, L (1, 7) OBP: 0.384, SLG: 0.422	B C B F X 2-2 ① G3		B T B B C B 4-2 BB		C B B X 2-1 ③ G6-3			C B F B F X 2-2 ① G3	B B C B C T C 3-3 ③ K	3	0	0	0	1	0	1
Ben Johnson, R (9, PH) OBP: 0.303, SLG: 0.375										1	0	0	0	0	1	0
24 Brian Giles, L (1, 9) OBP: 0.378, SLG: 0.379	B C B T X 2-2 ② G1-3		C B F B F B F X 3-2 ③ F7			X 0-0 ① F7		F F B B B B 4-2 F8 BB BB		3	0	0	0	1	0	2
Mike Cameron, R (1, 8) OBP: 0.344, SLG: 0.469	C B B C C X 2-2 ③ F8			X 0-0 ① G5-3		C X 0-1 ② G5-3		B C B C B B 4-2 1-2 F8 BB		3	0	0	0	1	0	0
Mike Piazza, R (1, 2) OBP: 0.355, SLG: 0.542		B F F T C 1-3 ① K		F B X 1-1 HR		X 0-0 HR		X 0-0 ② F8 1-2 2-3		4	2	2	2	0	1	2
23 Adrián González, L (1, 3) OBP: 0.353, SLG: 0.514		B X 1-0 ② G4-3		X 0-0 ② G3		C F B T 1-2 ③ K		I I I I 4-0 IBB		3	0	0	0	1	1	0
Todd Walker, L (1, 5) OBP: 0.351, SLG: 0.388		C B X 1-1 ③ G5-3		C B X 1-1 ③ G3			F X 0-1 ① G4-3	C B S X 1-2 ③ P4		4	0	0	0	0	0	3
Geoff Blum, S (1, 6) OBP: 0.297, SLG: 0.361			B C B S X 2-2 FC6-4 1B	C B X 1-1 ① F9			F B C B X 2-2 ② G3		B X 1-0 ① G5-3	4	0	1	0	0	0	0
Josh Barfield, R (1, 4) OBP: 0.325, SLG: 0.420			X 0-0 ① FC6-4 52 SH1-4 1-2f	B B B B 4-0 52 SH5-4 BB			F F B X 1-2 E5		X 0-0 HR	3	1	1	1	1	0	1
52 Clay Hensley, R (1, 1) OBP: 0.114, SLG: 0.091			X 0-0 ② SH1-4 1-2	1 SAFE C L C X 0-2 ② SH5-4 1-2			S C X 0-2 ③ G4-3		S T B B B B F X 3-2 ② G6-3	0	0	0	0	0	0	0
Rob Bowen, S (7, PH) OBP: 0.400, SLG: 0.455										1	0	0	0	0	0	1
Alan Embree, L (7, 1)										0	0	0	0	0	0	0
43 Cla Meredith, R (7, 1)										0	0	0	0	0	0	0
28 Josh Bard, S (9, PH) OBP: 0.401, SLG: 0.514										1	0	0	0	0	0	0
Inning Stats	R: 0 E: 0 K: 0 S: 9 H: 0 LOB: 0 BB: 0 P: 15	R: 0 E: 0 K: 1 S: 7 H: 0 LOB: 0 BB: 0 P: 10	R: 0 E: 0 K: 0 S: 12 H: 1 LOB: 2 BB: 1 P: 21	R: 1 E: 0 K: 0 S: 6 H: 1 LOB: 0 BB: 0 P: 8	R: 0 E: 0 K: 0 S: 7 H: 0 LOB: 1 BB: 1 P: 14	R: 1 E: 0 K: 1 S: 7 H: 1 LOB: 0 BB: 0 P: 8	R: 0 E: 1 K: 0 S: 11 H: 0 LOB: 1 BB: 0 P: 14	R: 0 E: 0 K: 0 S: 12 H: 0 LOB: 3 BB: 3 P: 27	R: 1 E: 0 K: 1 S: 11 H: 1 LOB: 0 BB: 0 P: 18	1B: 1 2B: 0 3B: 0 HR: 3 SF: 0 SAC: 2 DP: 0 HBP: 0						

	AB	30
	R	3
	H	4
	RBI	3
	BB	5
	SO	3
	LOB	10

WP: 0 PA: 37
PB: 0
SB: 0
CS: 0

PITCHER		IP	WLS	BF	H	R	ER	SO	BB	IBB	HBP	BLK	WP	HR	S	P	ERA	WHIP
45 Pedro Martinez, R ERA: 3.42	(1, 1)	7.1	W	30	3	2	2	2	4	0	0	0	0	2	67	108	2.46	0.955
Aaron Heilman, R ERA: 4.36	(8, 1)	0.2	H	3	0	0	0	0	0	1	0	0	0	0	4	9	0.00	0.000
13 Billy Wagner, L ERA: 2.53	(9, 1)	1.0	S	4	1	1	1	1	0	0	0	0	0	1	11	18	9.00	1.000

PITCHER		IP	WLS	BF	H	R	ER	SO	BB	IBB	HBP	BLK	WP	HR	S	P	ERA	WHIP

Batter	1	2	3	4	5	6	7	8	9	AB	R	H	RBI	BB	SO	LOB
7 José Reyes, S (1, 6) OBP: 0.350, SLG: 0.472	B X 1-0 16 1B 21 1B 2B	C X 0-1 16 S 3-H 1B		C B F S 1-3 ① K		C X 0-1 ① G1-3		B X 1-0 ② L7		5	1	2	1	0	1	0
16 Paul Lo Duca, R (1, 2) OBP: 0.363, SLG: 0.422	X 0-0 21 1B 2-3 1B	1 SAFE B F X 1-1 ③ G6-3 1-2		F C X 1-2 ② G6-3		C B B S X 3-2 ② G4-3		C X 0-1 ③ G4-3		5	0	1	0	0	0	1
15 Carlos Beltrán, S (1, 8) OBP: 0.386, SLG: 0.623	S S B S 1-3 ① K	C C S 0-3 ① K		B B B C B 4-1 BB		B X 1-0 ③ G3-1				3	0	0	0	1	2	2
21 Carlos Delgado, L (1, 3) OBP: 0.356, SLG: 0.517	B C X 1-1 1-2 3-H 1B	C B B F X 2-2 ② G3-1	X 0-0 ③ G6-3				B B B C T S 3-3 ① K			4	0	1	1	0	1	1
5 David Wright, R (1, 5) OBP: 0.384, SLG: 0.546	C T D D S 2-3 ② K	F F B X 1-2 22 1B 2B			F X 0-1 ① P6		F F B S 1-3 ② K			4	1	1	0	0	2	2
22 Jose Valentin, S (1, 4) OBP: 0.340, SLG: 0.519	B B X 2-0 ③ L6	C B F X 1-2 10 S 10 1B 2-H 1B			C B S X 1-2 2B		B B B C F B 4-2 10 1B BB			3	1	2	1	1	0	2
10 Endy Chavez, L (1, 7) OBP: 0.345, SLG: 0.439		C X 0-1 44 CS 1B	C 1 SAFE B F B B X 3-2 1-H 1B		I I I 4-0 IBB		1 SAFE X 0-0 1-2 1B			3	0	3	1	1	0	0
44 Lastings Milledge, R (1, 9) OBP: 0.295, SLG: 0.370		B 1 SAFE 1 SAFE B C B B 4-1 ① 45 SH2-4 7 1B 1-2 BB	I I I I 4-0 IBB		C C B T 1-2 ② K		B B F F B S 3-3 ③ K			2	1	0	0	2	2	4
45 Pedro Martinez, R (1, 1) OBP: 0.135, SLG: 0.139		B 1 SAFE B C F X 2-2 ② SH2-4 1-3	B S F F S 1-3 ③ K		B X 1-0 ③ G6-3			B C B X 2-1 ① G4-3		2	0	0	0	0	1	4
Aaron Heilman, R (8, 1)										0	0	0	0	0	0	0
Ricky Ledee, L (8, PH) OBP: 0.268, SLG: 0.389										1	0	0	0	0	0	0
13 Billy Wagner, L (9, 1)										0	0	0	0	0	0	0
Inning Stats	R: 1 H: 3 E: 0 LOB: 2 K: 2 BB: 0 S: 11 P: 18	R: 1 H: 2 E: 0 LOB: 1 K: 0 BB: 1 S: 10 P: 17	R: 2 H: 3 E: 0 LOB: 2 K: 2 BB: 1 S: 19 P: 31	R: 0 H: 0 E: 0 LOB: 1 K: 1 BB: 1 S: 8 P: 14	R: 0 H: 1 E: 0 LOB: 2 K: 1 BB: 1 S: 9 P: 16	R: 0 H: 0 E: 0 LOB: 0 K: 0 BB: 0 S: 6 P: 10	R: 0 H: 1 E: 0 LOB: 2 K: 3 BB: 1 S: 12 P: 23	R: 0 H: 0 E: 0 LOB: 0 K: 0 BB: 0 S: 5 P: 8		1B: 7 SF: 0 2B: 3 SAC: 1 3B: 0 DP: 0 HR: 0 HBP: 0						

PITCHER		IP	WLS	BF	H	R	ER	SO	BB	IBB	HBP	BLK	WP	HR	S	P	ERA	WHIP
52 Clay Hensley, R ERA: 4.41	(1, 1)	6.0	L	30	9	4	4	6	2	2	0	0	0	0	63	106	6.00	1.833
Alan Embree, L ERA: 3.4	(7, 1)	0.2		4	1	0	0	2	1	0	0	0	0	0	9	17	0.00	3.000
43 Cla Meredith, R ERA: 1.35	(7, 1)	1.1		4	0	0	0	1	0	0	0	0	0	0	8	14	0.00	0.000

PITCHER	IP	WLS	BF	H	R	ER	SO	BB	IBB	HBP	BLK	WP	HR	S	P	ERA	WHIP

BOTTOM

San Diego Padres @ New York Mets

Shea Stadium, Flushing, NY

Wed Aug 09 2006, 7:10 PM EDT
Att. 49,979 - Partly Cloudy - 81 F

livebaseballscorecards.com

AB	32
R	4
H	10
RBI	4
BB	5
SO	9
LOB	16

1B: 7	SF: 0	WP: 0	PA: 38
2B: 3	SAC: 1	PB: 0	
3B: 0	DP: 0	SB: 2	
HR: 0	HBP: 0	CS: 1	

Batter	1	2	3	4	5	6	7	8	9	AB	R	H	RBI	BB	SO	LOB
Dave Roberts, L (1, 7) OBP: 0.382, SLG: 0.419	C F X 0-2 ① B1-3		C C B B X 2-2 ② 1B			B F F C 1-3 ② K		B C B S F C 2-3 ② K		4	0	1	0	0	2	1
Todd Walker, L (1, 5) OBP: 0.350, SLG: 0.384	B C B F B F B 4-2 24 G4-3 23 HR BB		F B X 1-1 ③ P5			B C F B B X 3-2 ③ F9		C C F F F B S 1-3 ③ K		3	1	0	0	1	1	1
24 Brian Giles, L (1, 9) OBP: 0.377, SLG: 0.381	B C X 1-1 ② G4-3 1-2			C X 0-1 ① P5			B C B X 2-1 23 G3 28 2B 2B		B C B C B C 3-3 ① K	4	1	1	0	0	1	1
23 Adrián González, L (1, 3) OBP: 0.352, SLG: 0.519	B D X 2-0 2-H HR			C B F B F X 2-2 ② G3			X 0-0 ① G3 2-3		B F S B S 2-3 ② K	4	1	1	2	0	1	1
28 Josh Bard, S (1, 2) OBP: 0.403, SLG: 0.520	C F B B X 2-2 ③ F9			C B X 1-1 ③ L1			C B X 1-1 3-H 2B		B B X 2-0 1B	4	0	2	1	0	0	0
Geoff Blum, S (1, 6) OBP: 0.289, SLG: 0.351		C F B X 1-2 ① G1-3			X 0-0 ① G4-3		B C B C X 2-2 ② F7		C D F D X 2-2 ③ F7	4	0	0	0	0	0	2
Josh Barfield, R (1, 4) OBP: 0.322, SLG: 0.417		B F F B C 2-3 ② K			C F B X 1-2 ② F9		B F B X 2-1 ③ G4-3			3	0	0	0	0	1	1
Ben Johnson, R (1, 8) OBP: 0.293, SLG: 0.361		B X 1-0 ③ G6-3			B B X 2-0 ③ G4-3			B S B C B X 3-2 ① G4-3		3	0	0	0	0	0	0
32 Chris Young, R (1, 1) OBP: 0.154, SLG: 0.256			C B F B S 2-3 ① K			C B F B B S 3-3 ① K		B S B F F B 4-2 BB		1	0	0	0	0	1	0
Rob Bowen, S (6, PH) OBP: 0.396, SLG: 0.448										1	0	0	0	0	1	0
Jon Adkins, L (6, 1)										0	0	0	0	0	0	0
26 Doug Brocail, L (7, 1)										0	0	0	0	0	0	0
Alan Embree, L (7, 1)										0	0	0	0	0	0	0
Scott Williamson, R (7, 1)										0	0	0	0	0	0	0
Mark Bellhorn, S (8, PH) OBP: 0.289, SLG: 0.356										0	0	0	0	1	0	0
39 Mike Thompson, R (8, 1) OBP: 0.211, SLG: 0.167										0	0	0	0	0	0	0
Inning Stats	R: 2 E: 0 K: 0 S: 12 H: 1 LOB: 0 BB: 1 P: 21	R: 0 E: 0 K: 1 S: 7 H: 0 LOB: 0 BB: 0 P: 11	R: 0 E: 0 K: 1 S: 8 H: 1 LOB: 0 BB: 0 P: 13	R: 0 E: 0 K: 0 S: 8 H: 0 LOB: 0 BB: 0 P: 11	R: 0 E: 0 K: 0 S: 5 H: 0 LOB: 0 BB: 0 P: 8	R: 0 E: 0 K: 2 S: 9 H: 0 LOB: 0 BB: 0 P: 16	R: 1 E: 0 K: 0 S: 10 H: 2 LOB: 1 BB: 0 P: 17	R: 0 E: 0 K: 2 S: 16 H: 0 LOB: 1 BB: 1 P: 26	R: 0 E: 0 K: 2 S: 10 H: 1 LOB: 1 BB: 0 P: 19	1B: 2 2B: 2 3B: 0 HR: 1 SF: 0 SAC: 0 DP: 0 HBP: 0	WP: 0 PB: 0 SB: 0 CS: 0 PA: 33					

TOP

San Diego Padres @ New York Mets

Shea Stadium, Flushing, NY

Thu Aug 10 2006, 12:10 PM EDT
Att. 39,649 - Partly Cloudy - 86 F

livebaseballscorecards.com

AB	31
R	3
H	5
RBI	3
BB	2
SO	8
LOB	7

PITCHER		IP	WLS	BF	H	R	ER	SO	BB	IBB	HBP	BLK	WP	HR	S	P	ERA	WHIP
26 Orlando Hernandez, R ERA: 4.91	(1, 1)	7.0	W	25	4	3	3	4	1	0	0	0	0	1	59	97	3.86	0.714
Aaron Heilman, R ERA: 4.29	(8, 1)	1.0		4	0	0	0	2	1	0	0	0	0	0	16	26	0.00	1.000
25 Pedro Feliciano, L ERA: 2.22	(9, 1)	1.0		4	1	0	0	2	0	0	0	0	0	0	10	19	0.00	1.000

PITCHER	IP	WLS	BF	H	R	ER	SO	BB	IBB	HBP	BLK	WP	HR	S	P	ERA	WHIP

Batter	1	2	3	4	5	6	7	8	9	AB	R	H	RBI	BB	SO	LOB
7 José Reyes, S (1, 6) OBP: 0.351, SLG: 0.475	X 0-0 ① B1-3	B C S X 1-2 10 SF7 3B 1-H 2-H		F B B F X 1 SAFE 2-2 ② F8			C X 0-1 10 5 1B 2B 1B	X 0-0 ① G1-3		5	2	2	2	0	0	1
10 Endy Chavez, L (1, 8) OBP: 0.346, SLG: 0.440	B C B X 2-2 21 S 5 S 1B	B S B X 2-1 ② SF7 3-H		C D B C X 2-2 ③ G6-3			C 1 SAFE X 0-1 5 2B 22 1B 1B 1-2	C B S X 1-2 ② G4-3		4	1	2	1	0	0	1
5 David Wright, R (1, 5) OBP: 0.388, SLG: 0.552	F 1 SAFE B 1 SAFE 1 SAFE B B B 4-1 21 S BB 1-2	S B X 1-1 ③ F9			C B F B F B B 4-2 21 WP 21 S BB		F B B F X 2-2 22 1B 2B 1-3 2-H	C F B B B F F X 3-2 2B		3	1	2	1	2	0	0
21 Carlos Delgado, L (1, 3) OBP: 0.357, SLG: 0.513	F C D F S 1-3 ② K 1-2 2-3		B B B 4-0 BB		1 SAFE C F B X 1-2 ① G1-3 1-3		I I I I 4-0 22 1B 2B IBB	B C C D X 2-2 ③ F7		3	1	0	0	2	1	4
22 Jose Valentin, S (1, 4) OBP: 0.346, SLG: 0.519	B B S B B 4-1 BB		C B S B F C 2-3 ① K		B F F B F D B 4-2 G1-6-3 BB		C B X 1-1 2B 1-2 2-H 3-H 1B			2	0	1	2	2	1	1
Michael Tucker, L (1, 7) OBP: 0.250, SLG: 0.500	F F B B F B X 3-2 ③ F8	X 0-0 ② F9			1 SAFE 1 SAFE B X 1-0 ② ③ G1-6-3 1-2f		B B F T X 2-2 1-3 2-H 2B			4	0	1	1	0	0	6
Ricky Ledee, L (1, 9) OBP: 0.267, SLG: 0.379		X 0-0 26 FC3-5 BB 1B	F C C 0-3 ③ K			B X 1-0 ① F8	S B C S 1-3 ① K			4	0	1	0	0	2	3
Mike DiFelice, R (1, 2)		B B 1 SAFE B C B 4-1 26 FC3-5 7 3B BB 1-2		C S B S 1-3 ① K		S S F B C 1-3 ② K	B B S B B 4-1 G6-4-3 BB			2	1	0	0	2	2	0
26 Orlando Hernandez, R (1, 1) OBP: 0.229, SLG: 0.294 Julio Franco, R (7, PH) OBP: 0.348, SLG: 0.396 Aaron Heilman, R (8, 1) 25 Pedro Feliciano, L (9, 1)	C X 0-1 ① FC3-5 7 3B 1-2 2-3f			S B X 1-1 1B		B F B C X 2-2 ③ G1-3	X 0-0 ② ③ G6-4-3 1-2f			3 1 0 0	1 0 0 0	1 0 0 0	0 0 0 0	0 0 0 0	0 0 0 0	2 3 0 0
Inning Stats	R: 0 E: 0 K: 1 S: 14 H: 1 LOB: 3 BB: 2 P: 28	R: 3 E: 0 K: 0 S: 11 H: 2 LOB: 0 BB: 1 P: 19	R: 0 E: 0 K: 2 S: 8 H: 0 LOB: 1 BB: 1 P: 14	R: 0 E: 0 K: 1 S: 11 H: 1 LOB: 1 BB: 0 P: 17	R: 0 E: 0 K: 0 S: 10 H: 0 LOB: 1 BB: 2 P: 20	R: 0 E: 0 K: 1 S: 9 H: 0 LOB: 0 BB: 0 P: 13	R: 4 E: 0 K: 1 S: 17 H: 5 LOB: 2 BB: 2 P: 31	R: 0 E: 0 K: 0 S: 12 H: 1 LOB: 1 BB: 0 P: 18		1B: 6 2B: 3 3B: 1 HR: 0	SF: 1 SAC: 0 DP: 2 HBP: 0					

PITCHER		IP	WLS	BF	H	R	ER	SO	BB	IBB	HBP	BLK	WP	HR	S	P	ERA	WHIP
32 Chris Young, R ERA: 3.84	(1, 1)	5.0		24	4	3	3	4	6	0	0	0	1	0	54	98	5.40	2.000
Jon Adkins, R ERA: 3.29	(6, 1)	1.0		3	0	0	0	1	0	0	0	0	0	0	9	13	0.00	0.000
26 Doug Brocail, R ERA: 7.43	(7, 1)	0.0	L	5	4	4	4	0	0	1	0	0	0	0	9	16	∞	∞
Alan Embree, L ERA: 3.38	(7, 1)	0.1		3	1	0	0	1	1	0	0	0	0	0	7	14	0.00	6.000
Scott Williamson, R ERA: 4.89	(7, 1)	0.2		1	0	0	0	0	0	0	0	0	0	0	1	1	0.00	0.000

PITCHER		IP	WLS	BF	H	R	ER	SO	BB	IBB	HBP	BLK	WP	HR	S	P	ERA	WHIP
39 Mike Thompson, R ERA: 4.25	(8, 1)	1.0		4	1	0	0	0	0	0	0	0	0	0	12	18	0.00	1.000

BOTTOM

San Diego Padres @ New York Mets

Shea Stadium, Flushing, NY

Thu Aug 10 2006, 12:10 PM EDT

Att. 39,649 - Partly Cloudy - 86 F

livebaseballscorecards.com

AB	31
R	7
H	10
RBI	7
BB	8
SO	6
LOB	21

1B: 6 2B: 3 3B: 1 HR: 0 SF: 1 SAC: 0 DP: 2 HBP: 0

WP: 1 PB: 0 SB: 4 CS: 0 PA: 40

Batter	1	2	3	4	5	6	7	8	9	AB	R	H	RBI	BB	SO	LOB
7 José Reyes, S (1, 6) OBP: 0.352, SLG: 0.478	C X 0-1 ① G5-3		C C F X 0-2 2B			S B X 1-1 E6 16 CS		F 1 B F F X SAFE 1-2 16 S 1B 1-3		4	0	2	0	0	0	0
16 Paul Lo Duca, R (1, 2) OBP: 0.362, SLG: 0.429	C T B F B B X 3-2 HR		X 0-0 ③ G5-3			B F 1 SAFE 1 SAFE X 1-1 ① ② G4-3 1-2		C T B B B S 3-3 ③ K 1-2		4	1	1	1	0	1	4
15 Carlos Beltrán, S (1, 8) OBP: 0.385, SLG: 0.618	C B X 1-1 ② L3			C X 0-1 ① F8		C B X 1-1 ③ F7			B C F H 2-2 22 BB HBP	3	0	0	0	0	0	0
5 David Wright, R (1, 5) OBP: 0.387, SLG: 0.548	X 0-0 ③ P3			B C X 1-1 ② F8			C B B H 3-1 G6-4-3 HBP		B 1 SAFE F 1 SAFE F F 1 SAFE B F 2-2 ① X P3	3	0	0	0	0	0	1
Julio Franco, R (1, 3) OBP: 0.339, SLG: 0.385 21 Carlos Delgado, L (9, PH) OBP: 0.356, SLG: 0.512		B C B C B X 3-2 ① G5-3		B F B S F F F S 2-3 ③ K			C S X 0-2 ① ② G6-4-3 1-2f		C 1 B X SAFE 1-1 ② F8	3 1	0 0	0 0	0 0	0 0	1 0	1 1
22 Jose Valentin, S (1, 4) OBP: 0.344, SLG: 0.513		C F B F F X 1-2 ② P6			F X 0-1 ① F8		B B B C X 3-1 ③ F8		B B B B 4-0 1-2 BB	3	0	0	0	1	0	0
Michael Tucker, L (1, 7) OBP: 0.250, SLG: 0.375		B X 1-0 ③ F7			F F S 0-3 ② K			X 0-0 7 1B 7 WP 1B	X 0-0 ③ G3	4	0	1	0	0	1	2
44 Lastings Milledge, R (1, 9) OBP: 0.298, SLG: 0.373 10 Endy Chavez, L (8, PH) (8, 9) OBP: 0.344, SLG: 0.438			C X 0-1 ① G5-3		S B C F X 1-2 1B			1 SAFE C C X 0-2 ① P4		2 1	0 0	1 0	0 0	0 0	0 0	0 1
Tom Glavine, L (1, 1) OBP: 0.292, SLG: 0.214 Darren Oliver, R (7, 1) OBP: 0.250, SLG: 0.273 Ricky Ledee, L (8, PH) OBP: 0.262, SLG: 0.373 Roberto Hernandez, R (8, 1)			B S X 1-1 ② G6-3		X 0-0 ③ G4-3			F B X 1-1 ② P5		2 0 1 0	0 0 0 0	0 0 0 0	0 0 0 0	0 0 0 0	0 0 0 0	1 0 1 0
Inning Stats	R: 1 H: 1 E: 0 LOB: 0 K: 0 BB: 0 S: 9 P: 13	R: 0 H: 0 E: 0 LOB: 0 K: 0 BB: 0 S: 8 P: 13	R: 0 H: 1 E: 0 LOB: 1 K: 0 BB: 0 S: 9 P: 10	R: 0 H: 0 E: 0 LOB: 0 K: 1 BB: 0 S: 10 P: 13	R: 0 H: 1 E: 0 LOB: 1 K: 1 BB: 0 S: 10 P: 11	R: 0 H: 0 E: 1 LOB: 0 K: 0 BB: 0 S: 6 P: 9	R: 0 H: 0 E: 0 LOB: 0 K: 0 BB: 0 S: 6 P: 12	R: 0 H: 2 E: 0 LOB: 2 K: 1 BB: 0 S: 13 P: 18	R: 0 H: 0 E: 0 LOB: 2 K: 0 BB: 1 S: 10 P: 19	1B: 3 SF: 0 2B: 1 SAC: 0 3B: 0 DP: 1 HR: 1 HBP: 2					WP: 1 PA: 34 PB: 0 SB: 1 CS: 1	

TOP

New York Mets @ Washington Nationals

Robert F. Kennedy Memorial Stadium, Washington, DC

Fri Aug 11 2006, 7:05 PM EDT
Att. 29,414 - Clear - 77 F

livebaseballscorecards.com

AB	31
R	1
H	5
RBI	1
BB	1
SO	3
LOB	12

PITCHER		IP	WLS	BF	H	R	ER	SO	BB	IBB	HBP	BLK	WP	HR	S	P	ERA	WHIP
40 Billy Traber, L ERA: 5.14	(1, 1)	7.0	W	25	4	1	1	2	0	0	1	0	0	1	59	82	1.29	0.571
Jon Rauch, R ERA: 3.03	(8, 1)	1.0	H	4	1	0	0	1	0	0	0	0	1	0	12	17	0.00	1.000
32 Chad Cordero, R ERA: 3.38	(9, 1)	1.0	S	5	0	0	0	0	1	0	1	0	0	0	10	19	0.00	1.000

PITCHER	IP	WLS	BF	H	R	ER	SO	BB	IBB	HBP	BLK	WP	HR	S	P	ERA	WHIP

BOTTOM

New York Mets @ Washington Nationals

Robert F. Kennedy Memorial Stadium, Washington, DC

Fri Aug 11 2006, 7:05 PM EDT

Att. 29,414 - Clear - 77 F

livebaseballscorecards.com

Batter	1	2	3	4	5	6	7	8	9	AB	R	H	RBI	BB	SO	LOB
Alfonso Soriano, R (1, 7) OBP: 0.366, SLG: 0.597	C B S 1-3 K ①	S B B S F D X 3-2 F7 ③			B F B F B X 3-2 G5-3 ①		C B F B S 2-3 K ③			4	0	0	0	0	2	1
Felipe Lopez, S (1, 6) OBP: 0.360, SLG: 0.394	B X 1-0 11 G4-3 1B		B C B F B X 3-2 G6-3 ①		B C F B B C 2-3 K ②			C B B B F S 3-3 K ①		4	0	1	0	0	2	0
11 Ryan Zimmerman, R (1, 5) OBP: 0.362, SLG: 0.484	C F B 1 B 1 B X SAFE SAFE 3-2 G4-3 ② 1-2		B C B B F F X 3-2 G1-3 ②		B C B B C C X 3-2 2B			F F T 0-2 K ②		4	0	1	0	0	1	1
24 Nick Johnson, L (1, 3) OBP: 0.423, SLG: 0.519	C B C B B S 3-3 K ③		B B C B C S 3-3 K ③		X 0-0 G4-3 ③			B C B X 2-1 G6-3 ③		4	0	0	0	0	2	2
25 Austin Kearns, R (1, 9) OBP: 0.363, SLG: 0.469		S B X 1-1 44 FC6-4 1B 2B 1B		B C B B B 4-1 CS BB		B B S F S 2-3 K ①				2	1	1	0	1	1	0
Marlon Anderson, L (1, 4) OBP: 0.319, SLG: 0.428	C X 0-1 44 FC6-4 1-2 1B			F B 1 SAFE C X 1-2 G4-3 ①② 1-2		C C X 0-2 G6-3 ②				3	0	1	0	0	0	1
44 Alex Escobar, R (1, 8) OBP: 0.400, SLG: 0.611	B C C X 1-2 FC6-4 S 2B ① 1-2f 2-3			F B B S F X 2-2 1B 1B		C B B F B S 3-3 K ③				3	1	1	0	0	1	2
Brian Schneider, L (1, 2) OBP: 0.300, SLG: 0.301	B C B B X 3-1 1-H 3-H 2B			C F X 0-2 40 FC6-4 1-3 1B			C B S B C 2-3 ①			3	0	2	2	0	1	0
40 Billy Traber, L (1, 1) OBP: 0.167, SLG: 0.167 Jon Rauch, R (8, 1) 32 Chad Cordero, R (9, 1)	C B C D B B C 3-3 K ②			B C C B F F F X 2-2 FC6-4 ③ 1-2f			B C C C X 1-2 G4-3 ②			3 0 0	0 0 0	0 0 0	0 0 0	0 0 0	1 0 0	3 0 0

Inning Stats																		
	R: 0	H: 1	R: 2	H: 3	R: 0	H: 0	R: 0	H: 2	R: 0	H: 1	R: 0	H: 0	R: 0	H: 0	R: 0	H: 0		
	E: 0	LOB: 1	E: 0	LOB: 1	E: 0	LOB: 0	E: 0	LOB: 2	E: 0	LOB: 1	E: 0	LOB: 0	E: 0	LOB: 0	E: 0	LOB: 0		
	K: 2	BB: 0	K: 1	BB: 0	K: 1	BB: 0	K: 0	BB: 1	K: 1	BB: 0	K: 2	BB: 0	K: 2	BB: 0	K: 2	BB: 0		
	S: 10	P: 18	S: 16	P: 27	S: 11	P: 20	S: 17	P: 26	S: 10	P: 18	S: 9	P: 14	S: 9	P: 14	S: 8	P: 13		

	1B: 5	SF: 0	WP: 0	PA: 31
	2B: 2	SAC: 0	PB: 0	
	3B: 0	DP: 0	SB: 1	
	HR: 0	HBP: 0	CS: 1	

PITCHER		IP	WLS	BF	H	R	ER	SO	BB	IBB	HBP	BLK	WP	HR	S	P	ERA	WHIP
Tom Glavine, L ERA: 3.92	(1, 1)	6.0	L	25	7	2	2	7	1	0	0	0	0	0	73	123	3.00	1.333
Darren Oliver, L ERA: 2.05	(7, 1)	1.0		3	0	0	0	2	0	0	0	0	0	0	9	14	0.00	0.000
Roberto Hernandez, R ERA: 3.11	(8, 1)	1.0		3	0	0	0	2	0	0	0	0	0	0	8	13	0.00	0.000

PITCHER		IP	WLS	BF	H	R	ER	SO	BB	IBB	HBP	BLK	WP	HR	S	P	ERA	WHIP

AB	30
R	2
H	7
RBI	2
BB	1
SO	11
LOB	10

Batter	1	2	3	4	5	6	7	8	9	AB	R	H	RBI	BB	SO	LOB
7 José Reyes, S (1, 6) OBP: 0.352, SLG: 0.480	B B C S F X 2-2 ① G3-1		B B B C F X 3-2 16 1B 1-H 3B	1 SAFE C 1 SAFE C 1 SAFE F B X 1-2 ③ F9		I I I 4-0 IBB		F B S X 1-2 ② G6-3		4	1	1	1	1	0	1
16 Paul Lo Duca, R (1, 2) OBP: 0.359, SLG: 0.425	B S B X 2-1 ② F8		X 0-0 15 3B 3-H 1B		C C X 0-2 ① P3	S X 0-1 ③ L4		X 0-0 ③ B1-3		5	1	1	1	0	0	3
15 Carlos Beltrán, S (1, 8) OBP: 0.387, SLG: 0.626	C C X 0-2 21 BB 1B		C X 0-1 1-H 3B		B C F B X 2-2 ② G3	X 0-0 21 G6-3 22 1B 2B			B B C X 2-1 ① G4-3	5	1	3	1	0	0	0
21 Carlos Delgado, L (1, 3) OBP: 0.354, SLG: 0.506	B B C B 1 SAFE B 4-1 5 FC5-4 1-2 BB		S B X 1-1 ① P6		B B X 2-0 ③ F7	F T X 0-2 ① G6-3 2-3			F B F X 1-2 ② P5	4	0	0	0	1	0	2
5 David Wright, R (1, 5) OBP: 0.387, SLG: 0.548	C X 0-1 ③ FC5-4 1-2f		B C B F S 2-3 ② K			B X 1-0 22 G4-3 44 1B 2B	F B H 2-1 22 1B SF7 HBP		S X 0-1 ③ G6-3	4	2	1	0	0	1	3
22 Jose Valentin, S (1, 4) OBP: 0.343, SLG: 0.509		B S B B S T F S 3-3 ① K	C C B X 1-2 ③ F9			B B X 2-0 ① G4-3 2-3	B B T F B F F F 1 SAFE 3-2 1 SAFE X SF7 1-3 3-H 1B			4	0	1	1	0	1	2
Michael Tucker, L (1, 7) OBP: 0.333, SLG: 0.333		C C S 0-3 ② K	B B B C C F B 4-2 BB			B B C B B 4-1 33 SH3-4 44 1B BB	F X 0-1 ② SF7 1-2 3-H			1	0	0	1	2	1	0
44 Lastings Milledge, R (1, 9) OBP: 0.297, SLG: 0.368 Aaron Heilman, R (8, 1) 13 Billy Wagner, L (9, 1)		C X 0-1 ③ G5-3	S B C X 1-2 ① F8			C B X 1-1 33 SH3-4 1-2 3-H 1B	C C F T 0-2 ③ K			4 0 0	0 0 0	1 0 0	1 0 0	0 0 0	1 0 0	2 0 0
33 John Maine, R (1, 1) 25 Pedro Feliciano, L (6, 1) 10 Endy Chavez, L (8, PH) OBP: 0.343, SLG: 0.436 (8, 9)			B C C E B H 3-2 7 3B HBP	C 1 SAFE 1 SAFE C S 0-3 ② K		L X 0-1 ② SH3-4 1-2 2-3		B B C X 2-1 ① L6		1 0 1	1 0 0	0 0 0	0 0 0	0 0 0	1 0 0	1 0 0
Inning Stats	R: 0 E: 0 K: 0 S: 12 H: 1 LOB: 2 BB: 1 P: 20	R: 0 E: 0 K: 2 S: 10 H: 0 LOB: 0 BB: 0 P: 13	R: 3 E: 0 K: 1 S: 18 H: 3 LOB: 1 BB: 0 P: 28	R: 0 E: 0 K: 1 S: 13 H: 0 LOB: 1 BB: 1 P: 19	R: 0 E: 0 K: 0 S: 7 H: 0 LOB: 0 BB: 0 P: 11	R: 1 E: 0 K: 0 S: 9 H: 2 LOB: 3 BB: 2 P: 21	R: 2 E: 0 K: 1 S: 17 H: 2 LOB: 1 BB: 0 P: 22	R: 0 E: 0 K: 0 S: 6 H: 0 LOB: 0 BB: 0 P: 9	R: 0 E: 0 K: 0 S: 7 H: 0 LOB: 0 BB: 0 P: 10	1B: 4 2B: 2 3B: 2 HR: 0 SF: 1 SAC: 1 DP: 0 HBP: 2						

PITCHER		IP	WLS	BF	H	R	ER	SO	BB	IBB	HBP	BLK	WP	HR	S	P	ERA	WHIP
57 Jason Bergmann, R ERA: 7.62	(1, 1)	5.0		22	4	3	3	4	2	0	1	0	0	0	60	91	5.40	1.200
Travis Hughes, R ERA: 6.75	(6, 1)	1.0		7	2	1	1	0	1	1	0	0	0	0	9	21	9.00	3.000
45 Chris Schroder, R ERA: 9.0	(7, 1)	1.0	L	6	2	2	2	1	0	0	1	0	0	0	17	22	18.00	2.000
52 Saul Rivera, R ERA: 4.22	(8, 1)	2.0		6	0	0	0	0	0	0	0	0	0	0	13	19	0.00	0.000

PITCHER	IP	WLS	BF	H	R	ER	SO	BB	IBB	HBP	BLK	WP	HR	S	P	ERA	WHIP

TOP

New York Mets @ Washington Nationals

Robert F. Kennedy Memorial Stadium, Washington, DC

Sat Aug 12 2006, 7:05 PM EDT
Att. 42,507 - Clear - 76 F

livebaseballscorecards.com

AB	33
R	6
H	8
RBI	6
BB	4
SO	5
LOB	14

WP: 0 PB: 0 SB: 0 CS: 0 PA: 41

Batter	1	2	3	4	5	6	7	8	9	AB	R	H	RBI	BB	SO	LOB
Alfonso Soriano, R (1, 7) OBP: 0.365, SLG: 0.600	G5-3		K			HR		G6-3		4	1	1	2	0	1	0
Felipe Lopez, S (1, 6) OBP: 0.361, SLG: 0.395	G1-4-3			G3-1		1B		1B		4	1	2	0	0	0	0
11 Ryan Zimmerman, R (1, 5) OBP: 0.359, SLG: 0.479	G1-3			F9		F8		F8		4	0	0	0	0	0	2
24 Nick Johnson, L (1, 3) OBP: 0.424, SLG: 0.526		G4-3		HR		WP 1B		K		4	1	2	2	0	1	1
25 Austin Kearns, R (1, 9) OBP: 0.360, SLG: 0.465		K		K		P3			K	4	0	0	0	0	3	1
Marlon Anderson, L (1, 4) OBP: 0.319, SLG: 0.423 45 Chris Schroder, R (7, 1) 52 Saul Rivera, S (8, 1) Damian Jackson, R (9, PH) OBP: 0.291, SLG: 0.381		BB			G5-3	G3			K	2 0 0 1	0 0 0 0	0 0 0 0	0 0 0 0	1 0 0 0	0 0 0 1	1 0 0 0
44 Alex Escobar, R (1, 8) OBP: 0.375, SLG: 0.569		K			K		G1-3		G5-3	4	0	0	0	0	2	1
Brian Schneider, L (1, 2) OBP: 0.298, SLG: 0.298			P6		G4-3		G3-1			3	0	0	0	0	0	0
57 Jason Bergmann, R (1, 1) Travis Hughes, R (6, 1) Bernie Castro, S (6, PH) OBP: 0.125, SLG: 0.125 (7, 4)			K			HR 1B	K			1 0 2	0 0 1	0 0 1	0 0 0	0 0 1	1 0 0	0 0 0
Inning Stats	R: 0 E: 0 K: 0 S: 7 H: 0 LOB: 0 BB: 0 P: 10	R: 0 E: 0 K: 2 S: 8 H: 0 LOB: 1 BB: 1 P: 14	R: 0 E: 0 K: 2 S: 7 H: 0 LOB: 0 BB: 0 P: 11	R: 1 E: 0 K: 1 S: 20 H: 1 LOB: 0 BB: 0 P: 28	R: 0 E: 0 K: 1 S: 10 H: 0 LOB: 0 BB: 0 P: 15	R: 3 E: 0 K: 0 S: 14 H: 4 LOB: 1 BB: 0 P: 21	R: 0 E: 0 K: 1 S: 11 H: 0 LOB: 0 BB: 0 P: 16	R: 0 E: 0 K: 1 S: 9 H: 1 LOB: 1 BB: 0 P: 15	R: 0 E: 0 K: 2 S: 11 H: 0 LOB: 0 BB: 0 P: 15	1B: 4 2B: 0 3B: 0 HR: 2 SF: 0 SAC: 0 DP: 0 HBP: 0						

PITCHER	IP	WLS	BF	H	R	ER	SO	BB	IBB	HBP	BLK	WP	HR	S	P	ERA	WHIP
33 John Maine, R (1, 1) ERA: 2.64	5.1		21	4	4	4	6	1	0	0	0	0	2	59	89	6.75	0.938
25 Pedro Feliciano, L (6, 1) ERA: 2.14	1.2	W	6	1	0	0	1	0	0	0	0	1	0	18	26	0.00	0.600
Aaron Heilman, R (8, 1) ERA: 4.23	1.0	H	4	1	0	0	1	0	0	0	0	0	0	9	15	0.00	1.000
13 Billy Wagner, L (9, 1) ERA: 2.48	1.0	S	3	0	0	0	2	0	0	0	0	0	0	11	15	0.00	0.000

PITCHER	IP	WLS	BF	H	R	ER	SO	BB	IBB	HBP	BLK	WP	HR	S	P	ERA	WHIP

BOTTOM

New York Mets @ Washington Nationals

Robert F. Kennedy Memorial Stadium, Washington, DC

Sat Aug 12 2006, 7:05 PM EDT
Att. 42,507 - Clear - 76 F

livebaseballscorecards.com

AB	33
R	4
H	6
RBI	4
BB	1
SO	10
LOB	6

New York Mets @ Washington Nationals

Robert F. Kennedy Memorial Stadium, Washington, DC

Sun Aug 13 2006, 1:05 PM EDT

Att. 37,732 - Sunny - 81 F

livebaseballscorecards.com

TOP

Batter	1	2	3	4	5	6	7	8	9	AB	R	H	RBI	BB	SO	LOB
7 José Reyes, S (1, 6) OBP: 0.350, SLG: 0.476	B B C F X 2-2 ① P5			B B X 2-0 ① F8		B F X 1-1 ② G4-3		C F B F F F X 1-2 ② P5		4	0	0	0	0	0	0
10 Endy Chavez, L (1, 9) OBP: 0.341, SLG: 0.433	B C C B X 2-2 ② G4-3			B C B C X 2-2 21 WP 15 BB 1B		B F B B X 3-1 ③ L9		F F B S 1-3 ③ K		4	0	1	0	0	1	0
15 Carlos Beltrán, S (1, 8) OBP: 0.390, SLG: 0.625	C B S B B F F F X 3-2 ③ L8			1 SAFE B C 1 SAFE 1 B B B 4-1 21 WP 1-2 BB			C B C X 1-2 5 FC6-4 1B		B B C B B 4-1 22 WP 5 1B 22 SF9 BB	2	1	1	0	2	0	0
21 Carlos Delgado, L (1, 3) OBP: 0.351, SLG: 0.501		X 0-0 ① F9		F B X 1-1 ② G1-3 1-2 2-3			B S X 1-1 ① F7		X 0-0 ① L8	4	0	0	0	0	0	4
5 David Wright, R (1, 5) OBP: 0.386, SLG: 0.545		C C S 0-3 ② K		X 0-0 ③ F9			1 SAFE B X 1-0 ② FC6-4 22 E 22 S 22 E 1-2f		P F 1 SAFE X 1-1 22 E 22 WP 1-2 1B	4	1	1	0	0	1	3
22 Jose Valentin, S (1, 4) OBP: 0.339, SLG: 0.504		C B X 1-1 ③ F7			B B F B X 3-1 ① F9		C C B 1 SAFE B X 2-2 E4 1-H		B F B X 2-1 ② SF9 1-3 2-H	3	0	0	1	0	0	0
Ricky Ledee, L (1, 7) OBP: 0.250, SLG: 0.355 Darren Oliver, R (8, 1) OBP: 0.250, SLG: 0.273 Julio Franco, R (9, PH) OBP: 0.336, SLG: 0.382 13 Billy Wagner, L (9, 1)		C B B B C S 3-3 ① K			X 0-0 ② G3		F B B B S 1 SAFE B X 3-2 ③ G3		C D F X 1-2 ③ L9	3 0 1 0	0 0 0 0	0 0 0 0	0 0 0 0	0 0 0 0	1 0 0 0	1 0 1 0
Mike DiFelice, R (1, 2) 16 Paul Lo Duca, R (8, PH) OBP: 0.359, SLG: 0.424 (8, 2)		B C X 1-1 ② F7			F B F C 1-3 ③ K			C F B F F X 1-2 ① G6-3		2 1	0 0	0 0	0 0	0 0	1 0	0 0
Steve Trachsel, R (1, 1) OBP: 0.190, SLG: 0.211 43 Royce Ring, L (7, 1) Chad Bradford, R (7, 1) Michael Tucker, L (7, 7) OBP: 0.385, SLG: 0.700		C S S 0-3 ③ K			C S B F S 1-3 ① K			X 0-0 HR		2 0 0 1	0 0 0 1	0 0 0 1	0 0 0 1	2 0 0 0	0 0 0 0	0 0 0 0
Inning Stats	R: 0 E: 0 K: 0 S: 12 H: 0 LOB: 0 BB: 0 P: 19	R: 0 E: 0 K: 1 S: 6 H: 0 LOB: 0 BB: 0 P: 7	R: 0 E: 0 K: 2 S: 8 H: 0 LOB: 0 BB: 0 P: 12	R: 0 E: 0 K: 0 S: 8 H: 1 LOB: 2 BB: 1 P: 17	R: 0 E: 0 K: 1 S: 6 H: 0 LOB: 0 BB: 0 P: 10	R: 0 E: 0 K: 1 S: 8 H: 0 LOB: 0 BB: 0 P: 13	R: 1 E: 1 K: 0 S: 12 H: 1 LOB: 1 BB: 0 P: 20	R: 1 E: 0 K: 1 S: 15 H: 1 LOB: 0 BB: 0 P: 18	R: 1 E: 1 K: 0 S: 10 H: 1 LOB: 1 BB: 1 P: 17	1B: 3 2B: 0 3B: 0 HR: 1	SF: 1 SAC: 0 DP: 0 HBP: 0			WP: 2 PB: 0 SB: 1 CS: 0	PA: 34		

	AB	31
	R	3
	H	4
	RBI	2
	BB	2
	SO	6
	LOB	9

PITCHER		IP	WLS	BF	H	R	ER	SO	BB	IBB	HBP	BLK	WP	HR	S	P	ERA	WHIP
Tony Armas, R ERA: 4.72	(1, 1)	7.0		25	2	1	0	5	1	0	0	0	1	0	60	98	0.00	0.429
Jon Rauch, R ERA: 3.22	(8, 1)	1.2	L	8	2	2	2	1	1	0	0	0	1	1	22	31	10.80	1.800
52 Saul Rivera, R ERA: 4.18	(9, 1)	0.1		1	0	0	0	0	0	0	0	0	0	0	3	4	0.00	0.000

PITCHER	IP	WLS	BF	H	R	ER	SO	BB	IBB	HBP	BLK	WP	HR	S	P	ERA	WHIP

Batter	1	2	3	4	5	6	7	8	9	AB	R	H	RBI	BB	SO	LOB
Alfonso Soriano, R (1, 7) OBP: 0.364, SLG: 0.604	B F F B S 2-3 ① K			C B B F X 2-2 HR		S X 0-1 ① P5	C B B S X 2-2 ③ G4-3			4	1	1	1	0	1	3
Felipe Lopez, S (1, 6) OBP: 0.359, SLG: 0.391	C C B S 1-3 ② K			X 0-0 ① G4-3		C L B X 1-2 ② G3		C B C B C 2-3 ① K		4	0	0	0	0	2	0
11 Ryan Zimmerman, R (1, 5) OBP: 0.362, SLG: 0.483	X 0-0 ③ F9			C B B B B 4-1 24 G3 BB		B C B X 2-1 2B		B F B F X 2-2 24 F8-4-3 1B		3	0	2	0	1	0	0
24 Nick Johnson, L (1, 3) OBP: 0.421, SLG: 0.521		C B F B S 2-3 ① K		C 1 SAFE X 0-1 ② G3 1-2		B F X 1-1 ③ F8		X 0-0 ② ③ F8-4-3 1-1		4	0	0	0	0	1	3
25 Austin Kearns, R (1, 9) OBP: 0.357, SLG: 0.460		B S B C B X 3-2 ② P6		C D B X 2-1 ③ G6-3			B S B X 2-1 ① L9		C F B B F F X 2-2 ① G5-3	4	0	0	0	0	0	1
Ryan Church, L (1, 8) OBP: 0.345, SLG: 0.471		B S B B X 3-1 ③ G4-3		C X 0-1 ① G4-3			C B X 1-1 ② P6		C B B F C 2-3 ② K	4	0	0	0	0	1	0
Marlon Anderson, L (1, 4) OBP: 0.323, SLG: 0.425		B B C B X 3-1 ① G3		C B X 1-1 ② P5			B C X 1-1 1B		F T B B B X 3-2 44 BB 1B	4	0	2	0	0	0	0
Brian Schneider, L (1, 2) OBP: 0.301, SLG: 0.302 44 Alex Escobar, R (9, PH) OBP: 0.385, SLG: 0.569 Bernie Castro, S (9, PR) OBP: 0.125, SLG: 0.125		B B C B X 3-1 ② G6-3		C B F B F F B X 3-2 1B			1 SAFE 1 SAFE B B F B 1 SAFE X 3-1 BB 1-3 1B		S B B B B 4-1 1-2 BB	3 0 0	0 0 0	2 0 0	0 0 0	0 1 0	0 0 0	0 0 0
Tony Armas, R (1, 1) OBP: 0.111, SLG: 0.086 Daryle Ward, L (7, PH) OBP: 0.421, SLG: 0.591 Damian Jackson, R (7, PR) OBP: 0.291, SLG: 0.381 Jon Rauch, R (8, 1) 52 Saul Rivera, S (9, 1) Brandon Harper, R (9, PH) OBP: 0.500, SLG: 0.667		S F S 0-3 ③ K		X 0-0 ③ F8			D B B B 4-0 1-2 BB		B X 1-0 ③ P3	2 0 0 0 0 0 1	0 0 0 0 0 0 0	0 0 0 0 0 0 0	0 0 0 0 0 0 0	1 0 0 0 0 0 0	1 0 0 0 0 0 2	1 0 0 0 0 0 2
Inning Stats	R: 0 E: 0 K: 2 S: 7 H: 0 LOB: 0 BB: 0 P: 10	R: 0 E: 0 K: 1 S: 8 H: 0 LOB: 0 BB: 0 P: 16	R: 0 E: 0 K: 1 S: 7 H: 0 LOB: 0 BB: 0 P: 13	R: 1 E: 0 K: 0 S: 9 H: 1 LOB: 1 BB: 1 P: 17	R: 0 E: 0 K: 0 S: 10 H: 1 LOB: 1 BB: 0 P: 14	R: 0 E: 0 K: 0 S: 9 H: 1 LOB: 1 BB: 0 P: 13	R: 0 E: 0 K: 0 S: 11 H: 2 LOB: 3 BB: 1 P: 24	R: 0 E: 0 K: 1 S: 7 H: 1 LOB: 0 BB: 0 P: 11	R: 0 E: 0 K: 1 S: 14 H: 1 LOB: 2 BB: 1 P: 26	1B: 5 2B: 2 3B: 0 HR: 1	SF: 0 SAC: 0 DP: 1 HBP: 0						

PITCHER		IP	WLS	BF	H	R	ER	SO	BB	IBB	HBP	BLK	WP	HR	S	P	ERA	WHIP
Steve Trachsel, R ERA: 4.84	(1, 1)	6.2		26	5	1	1	4	1	0	0	0	0	1	58	98	1.35	0.900
43 Royce Ring, L ERA: 5.4	(7, 1)	0.0		1	0	0	0	0	1	0	0	0	0	0	0	4	∞	∞
Chad Bradford, R ERA: 3.19	(7, 1)	0.2	W	3	1	0	0	1	0	0	0	0	0	0	9	15	0.00	1.500
Darren Oliver, L ERA: 2.03	(8, 1)	0.2	H	1	0	0	0	0	0	0	0	0	0	0	1	1	0.00	0.000
13 Billy Wagner, L ERA: 2.44	(9, 1)	1.0	S	5	1	0	0	1	1	0	0	0	0	0	14	26	0.00	2.000

PITCHER	IP	WLS	BF	H	R	ER	SO	BB	IBB	HBP	BLK	WP	HR	S	P	ERA	WHIP

BOTTOM

New York Mets @ Washington Nationals

Robert F. Kennedy Memorial Stadium, Washington, DC

Sun Aug 13 2006, 1:05 PM EDT
Att. 37,732 - Sunny - 81 F

livebaseballscorecards.com

AB	33
R	1
H	7
RBI	1
BB	3
SO	6
LOB	10

WP: 0 PB: 0 SB: 0 CS: 0 PA: 36

New York Mets @ Philadelphia Phillies

Citizens Bank Park, Philadelphia, PA

Mon Aug 14 2006, 7:05 PM EDT

Att. 36,888 - Cloudy - 84 F

livebaseballscorecards.com

TOP

Batter	1	2	3	4	5	6	7	8	9	AB	R	H	RBI	BB	SO	LOB
7 José Reyes, S (1, 6) OBP: 0.349, SLG: 0.474	C F S 0-3 ① K		S B X 1-1 ② G4-3 2-3			C S F F B X 1-2 ① G6-3		X 0-0 ③ 1-2 1B		4	0	1	0	0	1	1
16 Paul Lo Duca, R (1, 2) OBP: 0.356, SLG: 0.421 Mike DiFelice, R (7, 2)	X 0-0 ② G5-3		C T X 0-2 ③ G4-3			F B S F F X 1-2 ② G4-3			F X 0-1 ① G6-3	3 1	0 0	0 0	0 0	0 0	0 0	1 0
15 Carlos Beltrán, S (1, 8) OBP: 0.390, SLG: 0.623 10 Endy Chavez, L (6, 8) OBP: 0.340, SLG: 0.431	C F B F F X 1-2 1B			B C B S S 2-3 ① K		C B F B X 2-2 ③ G1-3			X 0-0 ② F7	3 1	0 0	1 0	0 0	0 0	1 0	0 0
21 Carlos Delgado, L (1, 3) OBP: 0.350, SLG: 0.499 Julio Franco, R (7, PH) OBP: 0.331, SLG: 0.375 (7, 3)	C F P B F F F F F 3-2 B F X ③ F9			B C F F S 1-3 ② K			B F B F F F B F S 3-3 ① K		B B S S S 2-3 ③ K	2 2	0 0	0 0	0 0	0 0	1 2	1 0
5 David Wright, R (1, 5) OBP: 0.384, SLG: 0.541		C B B B X 3-1 ① F9		C X 0-1 ③ G5-3			F F S 0-3 ② K			3	0	0	0	0	1	0
Chris Woodward, R (1, 4) OBP: 0.300, SLG: 0.336		C X 0-1 ② L8			C B B X 2-1 ① F7		B X 1-0 ③ F7			3	0	0	0	0	0	0
Michael Tucker, L (1, 7) OBP: 0.313, SLG: 0.538		C B C X 1-2 ③ F7			X 0-0 ② F8			C C F B C 1-3 ① K		3	0	0	0	0	1	0
44 Lastings Milledge, R (1, 9) OBP: 0.305, SLG: 0.385			C X 0-1 7 G4-3 2B		C X 0-1 1B			B B C C S 2-3 K 7 1B		3	0	2	0	0	1	0
45 Pedro Martinez, R (1, 1) OBP: 0.135, SLG: 0.139 Darren Oliver, R (2, 1) OBP: 0.214, SLG: 0.231 43 Royce Ring, L (5, 1) Ricky Ledee, L (8, PH) OBP: 0.246, SLG: 0.349 Roberto Hernandez, R (8, 1)			S S S 0-3 ① K		B S X 1-1 ③ F8			C B B F S 2-3 ② K		0 2 0 1 0	0 0 0 0 0	0 0 0 0 0	0 0 0 0 0	0 0 0 0 0	0 1 0 1 0	0 2 0 1 0
Inning Stats	R: 0 H: 1 E: 0 LOB: 1 K: 1 BB: 0 S: 20 P: 23	R: 0 H: 0 E: 0 LOB: 0 K: 0 BB: 0 S: 7 P: 11	R: 0 H: 1 E: 0 LOB: 1 K: 1 BB: 0 S: 10 P: 11	R: 0 H: 0 E: 0 LOB: 0 K: 2 BB: 0 S: 9 P: 12	R: 0 H: 1 E: 0 LOB: 1 K: 0 BB: 0 S: 7 P: 10	R: 0 H: 0 E: 0 LOB: 0 K: 0 BB: 0 S: 13 P: 17	R: 0 H: 0 E: 0 LOB: 0 K: 2 BB: 0 S: 10 P: 14	R: 0 H: 1 E: 0 LOB: 1 K: 3 BB: 0 S: 11 P: 16	R: 0 H: 0 E: 0 LOB: 0 K: 1 BB: 0 S: 6 P: 8	1B: 3 2B: 1 3B: 0 HR: 0	SF: 0 SAC: 0 DP: 0 HBP: 0					

AB	31
R	0
H	4
RBI	0
BB	0
SO	10
LOB	6

WP: 0 PA: 31
PB: 1
SB: 0
CS: 0

PITCHER		IP	WLS	BF	H	R	ER	SO	BB	IBB	HBP	BLK	WP	HR	S	P	ERA	WHIP
35 Cole Hamels, L ERA: 4.5	(1, 1)	8.0	W	28	4	0	0	9	0	0	0	0	0	0	87	114	0.00	0.500
52 Fabio Castro, L ERA: 1.83	(9, 1)	1.0		3	0	0	0	1	0	0	0	0	0	0	6	8	0.00	0.000

PITCHER		IP	WLS	BF	H	R	ER	SO	BB	IBB	HBP	BLK	WP	HR	S	P	ERA	WHIP

BOTTOM

New York Mets @ Philadelphia Phillies

Citizens Bank Park, Philadelphia, PA

Mon Aug 14 2006, 7:05 PM EDT

Att. 36,888 - Cloudy - 84 F

livebaseballscorecards.com

Batter	1	2	3	4	5	6	7	8	9	AB	R	H	RBI	BB	SO	LOB
11 Jimmy Rollins, S (1, 6) OBP: 0.342, SLG: 0.472	1-1 8 S 26 1B 1B	4-1 8 G6-3 BB		0-2 8 2B 1B	3-1 1-H 2-H HR			4-1 8 FC6-4 BB		3	3	3	3	2	0	0
8 Shane Victorino, S (1, 9) OBP: 0.332, SLG: 0.423	2-2 ① F8 1-2	1-2 ①② G6-3 1-2f		0-1 26 2B 1-H 2B	1-2 HR			0-0 ① FC6-4 1-2f		5	2	2	2	0	0	3
26 Chase Utley, L (1, 4) OBP: 0.387, SLG: 0.540 4 Danny Sandoval, S (6, 4) OBP: 0.300, SLG: 0.176	1-2 6 1B 6 E HBP 2-H 1B	1-3 K		1-2 2-H 3-H 2B	3-2 ③ G3			1-3 ② K		4 1	1 0	2 0	2 0	0 0	1 1	0 1
6 Ryan Howard, L (1, 3) OBP: 0.384, SLG: 0.626	SAFE 2-1 HBP BB 27 BLK 1-3 1B	2-3 ③ K		2-3 ② K		2-3 ① K		2-3 ③ K		5	1	1	0	0	4	3
David Dellucci, L (1, 7) OBP: 0.398, SLG: 0.631	4-0 27 BLK HBP 1-2 2B BB	1-2 HR		2-2 ③ G3		1-3 ② K				3	2	1	1	1	1	1
Aaron Rowand, R (1, 8) OBP: 0.318, SLG: 0.429	1-2 27 BLK 1-2 2-3 3-H 2B HBP	2-1 ① P2			1-2 ① G6-3	0-2 ③ G1-3				3	1	0	1	0	0	0
27 Chris Coste, R (1, 2) OBP: 0.383, SLG: 0.520	3-2 1-2 2-3 3-H 2B HBP	3-2 ② P4			2-2 1B 11 HR 1B		2-1 ① F9			3	2	1	0	0	0	0
Abraham Nunez, S (1, 5) OBP: 0.245, SLG: 0.238	0-0 ② 1-H 2-H 3-H 2B	1-3 ③ K			0-0 1-2 11 HR 1B		0-2 ② G1-3			4	1	2	3	0	1	0
35 Cole Hamels, L (1, 1) OBP: 0.250, SLG: 0.115 52 Fabio Castro, L (9, 1)	0-3 ③ K			0-0 ① G1-3	0-3 ② K		2-1 ③ G4-3			4 0	0 0	0 0	0 0	0 0	2 0	2 0
Inning Stats	R: 6 E: 1 K: 1 S: 21 H: 4 LOB: 0 BB: 1 P: 35	R: 0 E: 0 K: 2 S: 10 H: 0 LOB: 1 BB: 1 P: 18	R: 1 E: 0 K: 1 S: 11 H: 1 LOB: 0 BB: 0 P: 18	R: 2 E: 0 K: 1 S: 15 H: 3 LOB: 1 BB: 0 P: 20	R: 4 E: 0 K: 1 S: 20 H: 4 LOB: 0 BB: 0 P: 30	R: 0 E: 0 K: 2 S: 9 H: 0 LOB: 0 BB: 0 P: 12	R: 0 E: 0 K: 0 S: 7 H: 0 LOB: 0 BB: 0 P: 11	R: 0 E: 0 K: 2 S: 11 H: 0 LOB: 1 BB: 1 P: 18		1B: 6 2B: 3 3B: 0 HR: 3	SF: 0 SAC: 0 DP: 1 HBP: 2			WP: 0 PB: 1 SB: 1 CS: 0	PA: 40		

PITCHER		IP	WLS	BF	H	R	ER	SO	BB	IBB	HBP	BLK	WP	HR	S	P	ERA	WHIP
45 Pedro Martinez, R ERA: 3.84	(1, 1)	1.0	L	9	4	6	6	1	1	0	2	1	0	0	21	35	54.00	5.000
Darren Oliver, L ERA: 2.88	(2, 1)	3.2		20	8	7	7	5	1	0	0	0	0	3	53	80	17.18	2.455
43 Royce Ring, L ERA: 2.25	(5, 1)	2.1		7	0	0	0	2	0	0	0	0	0	0	19	29	0.00	0.000
Roberto Hernandez, R ERA: 3.04	(8, 1)	1.0		4	0	0	0	2	1	0	0	0	0	0	11	18	0.00	1.000

PITCHER	IP	WLS	BF	H	R	ER	SO	BB	IBB	HBP	BLK	WP	HR	S	P	ERA	WHIP

New York Mets @ Philadelphia Phillies

Citizens Bank Park, Philadelphia, PA

Tue Aug 15 2006, 7:05 PM EDT
Att. 40,283 - Partly Cloudy - 84 F

TOP

livebaseballscorecards.com

Batter	1	2	3	4	5	6	7	8	9	AB	R	H	RBI	BB	SO	LOB
7 José Reyes, S (1, 6) OBP: 0.354, SLG: 0.496	HR		HR		BB			HR		3	3	3	4	1	0	0
16 Paul Lo Duca, R (1, 2) OBP: 0.355, SLG: 0.419	15 FC1-4 1B		G1-3		P1			G6-3		4	0	1	0	0	0	1
15 Carlos Beltrán, S (1, 8) OBP: 0.389, SLG: 0.618	FC1-4 21 G5-4-3 1-2f		F9			F9		21 L6-3 BB		3	0	0	0	1	0	1
21 Carlos Delgado, L (1, 3) OBP: 0.349, SLG: 0.495	G5-4-3 1-2f			BB		G5-3		L6-3 1-2		3	0	0	0	1	0	2
5 David Wright, R (1, 5) OBP: 0.382, SLG: 0.537 Roberto Hernandez, R (7, 1) Aaron Heilman, R (8, 1) Michael Tucker, L (9, PH) OBP: 0.353, SLG: 0.571		K		F9		P4			22 G3-6-1 1B	3 0 0 1	0 0 0 0	0 0 0 1	0 0 0 0	0 0 0 0	1 0 0 0	1 0 0 0
22 Jose Valentin, S (1, 4) OBP: 0.334, SLG: 0.496		F7		F7			G5-3		G3-6-1 1-2f	4	0	0	0	0	0	2
Chris Woodward, R (1, 7) OBP: 0.299, SLG: 0.333 (7, 5)		1B		F7			K		G5-3	4	0	1	0	0	1	1
44 Lastings Milledge, R (1, 9) OBP: 0.299, SLG: 0.375		F8			F9		L9			3	0	0	0	0	0	1
26 Orlando Hernandez, R (1, 1) OBP: 0.222, SLG: 0.286 Ricky Ledee, L (5, PH) OBP: 0.242, SLG: 0.344 25 Pedro Feliciano, L (5, 1) 10 Endy Chavez, L (7, 7) OBP: 0.343, SLG: 0.433			L9		P6			7 HR 1B		1 1 0 1	0 0 0 1	0 0 0 1	0 0 0 1	0 0 0 0	0 0 0 0	0 0 0 0
Inning Stats	R: 1 E: 0 K: 0 S: 7 H: 2 LOB: 0 BB: 0 P: 8	R: 0 E: 0 K: 1 S: 14 H: 1 LOB: 1 BB: 0 P: 24	R: 1 E: 0 K: 0 S: 9 H: 1 LOB: 0 BB: 0 P: 15	R: 0 E: 0 K: 0 S: 9 H: 0 LOB: 1 BB: 1 P: 17	R: 0 E: 0 K: 0 S: 4 H: 0 LOB: 1 BB: 1 P: 11	R: 0 E: 0 K: 0 S: 12 H: 0 LOB: 0 BB: 0 P: 14	R: 0 E: 0 K: 1 S: 12 H: 0 LOB: 0 BB: 0 P: 16	R: 2 E: 0 K: 0 S: 13 H: 2 LOB: 0 BB: 1 P: 20	R: 0 E: 0 K: 0 S: 7 H: 1 LOB: 0 BB: 0 P: 12	1B: 4 2B: 1 3B: 0 HR: 3 SF: 0 SAC: 0 DP: 3 HBP: 0						

	AB	31
	R	4
	H	7
	RBI	4
	BB	3
	SO	2
	LOB	9

WP: 0 PB: 0 SB: 0 CS: 0 PA: 34

PITCHER		IP	WLS	BF	H	R	ER	SO	BB	IBB	HBP	BLK	WP	HR	S	P	ERA	WHIP
Randy Wolf, L ERA: 4.35	(1, 1)	7.0	W	26	4	2	2	2	2	0	0	0	0	2	67	105	2.57	0.857
48 Brian Sanches, R ERA: 6.75	(8, 1)	1.0		5	2	2	2	0	1	0	0	0	0	1	13	20	18.00	3.000
Geoff Geary, R ERA: 3.53	(9, 1)	1.0		3	1	0	0	0	0	0	0	0	0	0	7	12	0.00	1.000

PITCHER	IP	WLS	BF	H	R	ER	SO	BB	IBB	HBP	BLK	WP	HR	S	P	ERA	WHIP

Batter	1	2	3	4	5	6	7	8	9	AB	R	H	RBI	BB	SO	LOB
11 Jimmy Rolls, S (1, 6) OBP: 0.343, SLG: 0.472	G4-3	8 3B 1B	SF7		8 G5-3 1B		F7			4	1	2	1	0	0	1
8 Shane Victorino, S (1, 9) OBP: 0.337, SLG: 0.447	HR	3B	K		G5-3		BB			4	1	2	3	1	1	3
26 Chase Utley, L (1, 4) OBP: 0.387, SLG: 0.537 48 Brian Sanches, R (8, 1) Geoff Geary, R (9, 1) OBP: 0.500, SLG: 0.667	6 BB HR 1B	K		F7 6 1B SF7 BB	K		F7			4 0 0	2 0 0	1 0 0	0 0 0	1 0 0	2 0 0	4 0 0
6 Ryan Howard, L (1, 3) OBP: 0.386, SLG: 0.625	HR BB	F8		2B 1B		G3 1B		K		4	2	2	0	1	1	1
David Dellucci, L (1, 7) OBP: 0.403, SLG: 0.643	HR	2B BB		F7		G3		HBP		3	2	1	3	1	0	3
Aaron Rowand, R (1, 8) OBP: 0.314, SLG: 0.424	K	K		SF7		L4		G6-4-3		4	0	0	1	0	2	3
Mike Lieberthal, R (1, 2) OBP: 0.299, SLG: 0.375	P3	2B		2B		F8				4	1	2	1	0	0	1
Abraham Nunez, S (1, 5) OBP: 0.250, SLG: 0.239		P6	2B 11 SF7 IBB	K			4 FC4-6 1B			3	1	1	0	1	1	1
Randy Wolf, L (1, 1) OBP: 0.400, SLG: 0.500 4 Danny Sandoval, S (7, PH) (8, 4) OBP: 0.286, SLG: 0.167	11 1B 8 3B 1B	2B			8 G5-3 11 1B BB		FC4-6 8 BB			2 1	1 0	2 0	2 0	1 0	0 0	0 1
Inning Stats	R: 4 H: 3 E: 0 LOB: 0 K: 1 BB: 1 S: 15 P: 21	R: 2 H: 3 E: 0 LOB: 1 K: 1 BB: 0 S: 14 P: 27	R: 3 H: 2 E: 0 LOB: 1 K: 2 BB: 2 S: 16 P: 32	R: 2 H: 2 E: 0 LOB: 1 K: 1 BB: 1 S: 14 P: 21	R: 0 H: 1 E: 0 LOB: 1 K: 1 BB: 1 S: 13 P: 20	R: 0 H: 1 E: 0 LOB: 1 K: 0 BB: 0 S: 10 P: 17	R: 0 H: 1 E: 0 LOB: 2 K: 0 BB: 1 S: 15 P: 27	R: 0 H: 0 E: 0 LOB: 0 K: 1 BB: 0 S: 8 P: 11		1B: 7 SF: 2 2B: 3 SAC: 0 3B: 1 DP: 2 HR: 2 HBP: 1				WP: 0 PA: 42 PB: 0 SB: 0 CS: 0		

PITCHER		IP	WLS	BF	H	R	ER	SO	BB	IBB	HBP	BLK	WP	HR	S	P	ERA	WHIP
26 Orlando Hernandez, R ERA: 5.54	(1, 1)	4.0	L	26	10	11	11	5	3	1	0	0	0	2	59	101	24.75	3.250
25 Pedro Feliciano, L ERA: 2.05	(5, 1)	2.0		8	2	0	0	1	1	0	0	0	0	0	23	37	0.00	1.500
Roberto Hernandez, R ERA: 2.98	(7, 1)	1.0		5	1	0	0	0	1	0	0	0	0	0	15	27	0.00	2.000
Aaron Heilman, R ERA: 4.16	(8, 1)	1.0		3	0	0	0	1	0	0	1	0	0	0	8	11	0.00	0.000

PITCHER	IP	WLS	BF	H	R	ER	SO	BB	IBB	HBP	BLK	WP	HR	S	P	ERA	WHIP

BOTTOM

New York Mets @ Philadelphia Phillies

Citizens Bank Park, Philadelphia, PA

Tue Aug 15 2006, 7:05 PM EDT
Att. 40,283 - Partly Cloudy - 84 F

livebaseballscorecards.com

AB	33
R	11
H	13
RBI	11
BB	6
SO	7
LOB	18

Batter	1	2	3	4	5	6	7	8	9	AB	R	H	RBI	BB	SO	LOB
7 José Reyes, S (1, 6) OBP: 0.351, SLG: 0.492	G6-3			P6		G1-3		G1-3		4	0	0	0	0	0	1
16 Paul Lo Duca, R (1, 2) OBP: 0.354, SLG: 0.417	G4-3			15 G1-3 1B		F8			L8	4	0	1	0	0	0	0
15 Carlos Beltrán, S (1, 8) OBP: 0.386, SLG: 0.612	K			G1-3			F9		F8	4	0	0	0	0	1	1
21 Carlos Delgado, L (1, 3) OBP: 0.348, SLG: 0.493		1B		K			G3-1		G5-3	4	0	1	0	0	1	1
5 David Wright, R (1, 5) OBP: 0.381, SLG: 0.536		P3			G1-6-3		1B			3	0	1	0	0	0	0
22 Jose Valentin, S (1, 4) OBP: 0.334, SLG: 0.495		P5			FC1-6 1B		F7			3	0	1	0	0	0	1
Michael Tucker, L (1, 7) OBP: 0.300, SLG: 0.471			G3-1		FC1-6 1-2f			G4-3		3	0	0	0	0	0	1
10 Endy Chavez, L (1, 9) OBP: 0.343, SLG: 0.432			F7		F9			1B		3	0	1	0	0	0	1
Tom Glavine, L (1, 1) OBP: 0.280, SLG: 0.205			K			G4-3		K		2	0	0	0	0	1	0
Ricky Ledee, L (8, PH) OBP: 0.239, SLG: 0.338										1	0	0	0	0	1	1
Chad Bradford, R (8, 1)										0	0	0	0	0	0	0
Inning Stats	R: 0 E: 0 K: 1 S: 7 H: 0 LOB: 0 BB: 0 P: 12	R: 0 E: 0 K: 0 S: 7 H: 1 LOB: 0 BB: 0 P: 10	R: 0 E: 0 K: 1 S: 8 H: 0 LOB: 0 BB: 0 P: 10	R: 0 E: 0 K: 1 S: 11 H: 1 LOB: 1 BB: 0 P: 14	R: 0 E: 0 K: 0 S: 9 H: 1 LOB: 1 BB: 0 P: 9	R: 0 E: 0 K: 0 S: 6 H: 0 LOB: 0 BB: 0 P: 8	R: 0 E: 0 K: 0 S: 8 H: 1 LOB: 1 BB: 0 P: 14	R: 0 E: 0 K: 1 S: 9 H: 1 LOB: 1 BB: 0 P: 14	R: 0 E: 0 K: 0 S: 7 H: 0 LOB: 0 BB: 0 P: 10	1B: 5 2B: 0 3B: 0 HR: 0	SF: 0 SAC: 0 DP: 0 HBP: 0					

TOP

New York Mets @ Philadelphia Phillies

Citizens Bank Park, Philadelphia, PA

Wed Aug 16 2006, 7:05 PM EDT

Att. 42,156 - Clear - 85 F

livebaseballscorecards.com

AB	31
R	0
H	5
RBI	0
BB	0
SO	4
LOB	7

PITCHER	IP	WLS	BF	H	R	ER	SO	BB	IBB	HBP	BLK	WP	HR	S	P	ERA	WHIP
21 Jon Lieber, R (1, 1) ERA: 5.1	9.0	W	31	5	0	0	4	0	0	0	0	0	0	72	101	0.00	0.556

PITCHER	IP	WLS	BF	H	R	ER	SO	BB	IBB	HBP	BLK	WP	HR	S	P	ERA	WHIP

BOTTOM

New York Mets @ Philadelphia Phillies

Citizens Bank Park, Philadelphia, PA

Wed Aug 16 2006, 7:05 PM EDT

Att. 42,156 - Clear - 85 F

Batter	1	2	3	4	5	6	7	8	9	AB	R	H	RBI	BB	SO	LOB
11 Jimmy Rollins, S (1, 6) OBP: 0.340, SLG: 0.469	G5-3		F9		G6-3		P2			4	0	0	0	0	0	0
8 Shane Victorino, S (1, 9) OBP: 0.332, SLG: 0.439	F7		G4-3		F9		G4-3			4	0	0	0	0	0	0
26 Chase Utley, L (1, 4) OBP: 0.386, SLG: 0.535	F8		E5 1B		K		K			4	0	1	0	0	2	0
6 Ryan Howard, L (1, 3) OBP: 0.387, SLG: 0.622		27 HR HBP	K			FC6-5 1B BB		G3		2	1	0	0	1	1	1
Pat Burrell, R (1, 7) OBP: 0.376, SLG: 0.509 29 Chris Roberson, S (9, 7) OBP: 0.192, SLG: 0.192		F7		P4		27 1B FC6-5 SF8 1B		G6-3		4 0	1 0	1 0	0 0	0 0	0 0	1 0
Aaron Rowand, R (1, 8) OBP: 0.311, SLG: 0.420		P6		G5-3		FC6-5 27 1B		L8		4	0	0	0	0	0	3
27 Chris Coste, R (1, 2) OBP: 0.400, SLG: 0.573		HR	2B			1B				3	1	3	2	0	0	0
Abraham Nunez, S (1, 5) OBP: 0.256, SLG: 0.243		1B		IBB		SF8				1	0	1	1	1	0	0
21 Jon Lieber, L (1, 1) OBP: 0.108, SLG: 0.057		G2-3		G1-3		F7				3	0	0	0	0	0	5
Inning Stats	R: 0 E: 0 K: 0 S: 10 H: 0 LOB: 0 BB: 0 P: 13	R: 2 E: 0 K: 0 S: 9 H: 2 LOB: 1 BB: 0 P: 19	R: 0 E: 1 K: 1 S: 11 H: 1 LOB: 1 BB: 0 P: 16	R: 0 E: 0 K: 0 S: 9 H: 1 LOB: 2 BB: 1 P: 21	R: 0 E: 0 K: 1 S: 8 H: 0 LOB: 0 BB: 0 P: 11	R: 1 E: 0 K: 0 S: 12 H: 2 LOB: 2 BB: 1 P: 21	R: 0 E: 0 K: 1 S: 10 H: 0 LOB: 0 BB: 0 P: 13	R: 0 E: 0 K: 0 S: 7 H: 0 LOB: 0 BB: 0 P: 10		1B: 4 2B: 1 3B: 0 HR: 1	SF: 1 SAC: 0 DP: 0 HBP: 1						

livebaseballscorecards.com

AB	29
R	3
H	6
RBI	3
BB	2
SO	3
LOB	10

PITCHER		IP	WLS	BF	H	R	ER	SO	BB	IBB	HBP	BLK	WP	HR	S	P	ERA	WHIP
Tom Glavine, L ERA: 3.92	(1, 1)	7.0	L	30	6	3	3	3	1	1	1	0	0	1	69	114	3.86	1.000
Chad Bradford, R ERA: 3.12	(8, 1)	1.0		3	0	0	0	0	0	0	0	0	0	0	7	10	0.00	0.000

PITCHER	IP	WLS	BF	H	R	ER	SO	BB	IBB	HBP	BLK	WP	HR	S	P	ERA	WHIP

New York Mets @ Philadelphia Phillies

Citizens Bank Park, Philadelphia, PA

Thu Aug 17 2006, 1:05 PM EDT

Att. 45,775 - Sunny - 85 F

TOP

livebaseballscorecards.com

Batter	1	2	3	4	5	6	7	8	9	AB	R	H	RBI	BB	SO	LOB
7 José Reyes, S (1, 6) OBP: 0.353, SLG: 0.492	1-2 10 FC4-6 1B	0-1 10 S 2-H 1B		4-2 BB		0-1 P6			2-2 F7	4	0	2	1	1	0	0
10 Endy Chavez, L (1, 7) OBP: 0.336, SLG: 0.423	1-1 FC4-6 15 1B 21 SF8 1-2f	1-2 G1-3 1-2		2-1 G4-3			1-3 K		1-1 F7	5	1	0	0	0	1	4
15 Carlos Beltrán, S (1, 8) OBP: 0.390, SLG: 0.624	3-2 1-3 1B		1-3 K		1-2 HR		3-1 21 3B 1B		3-1 2B	5	2	4	1	0	1	0
21 Carlos Delgado, L (1, 3) OBP: 0.351, SLG: 0.515	3-2 SF8 3-H		0-2 HR		2-1 HR		3-2 1-H 3B		2-1 G4-3	4	2	3	4	0	0	1
5 David Wright, R (1, 5) OBP: 0.378, SLG: 0.531	3-3 K		3-3 K		0-3 K		0-0 P3			4	0	0	0	0	3	2
22 Jose Valentin, S (1, 4) OBP: 0.338, SLG: 0.497 Chris Woodward, R (5, 4) OBP: 0.297, SLG: 0.331		0-1 44 SH2-3 1B 1B	1-0 F7		1-0 44 G4-3 1B		3-2 G2			3 1	1 0	2 0	0 0	0 0	0 0	0 1
44 Lastings Milledge, R (1, 9) OBP: 0.292, SLG: 0.366	0-0 SH2-3 1-2	2-0 L6	2-2 1-2f G4-3					1-1 G5-3		3	0	0	0	0	0	1
Mike DiFelice, R (1, 2) OBP: 0.286, SLG: 0.091	1-2 33 SH3-4 7 1B 2-H 1B	4-0 33 SH3-4 BB				1-3 K		1-2 P3		3	1	1	1	1	1	0
33 John Maine, R (1, 1) Chad Bradford, R (7, 1) 25 Pedro Feliciano, L (7, 1) Julio Franco, R (8, PH) OBP: 0.328, SLG: 0.372 Aaron Heilman, R (8, 1) 13 Billy Wagner, L (9, 1)	0-0 SH3-4 1-2	0-1 SH3-4 1-2				0-3 K		2-3 K		1 0 0 1 0 0 0	0 0 0 0 0 0 0	0 0 0 0 0 0 0	0 0 0 0 0 0 0	1 0 0 0 0 0 0	0 0 0 1 0 0 0	0 0 0 0 0 0 0
Inning Stats	R: 1 E: 0 K: 1 S: 18 H: 2 LOB: 1 BB: 0 P: 29	R: 2 E: 0 K: 0 S: 13 H: 3 LOB: 1 BB: 0 P: 14	R: 1 E: 0 K: 2 S: 10 H: 1 LOB: 0 BB: 0 P: 15	R: 0 E: 0 K: 0 S: 11 H: 0 LOB: 2 BB: 2 P: 23	R: 2 E: 0 K: 1 S: 13 H: 3 LOB: 0 BB: 0 P: 19	R: 0 E: 0 K: 2 S: 8 H: 0 LOB: 0 BB: 0 P: 9	R: 1 E: 0 K: 1 S: 14 H: 2 LOB: 1 BB: 0 P: 24	R: 0 E: 0 K: 1 S: 10 H: 0 LOB: 0 BB: 0 P: 14	R: 0 E: 0 K: 0 S: 9 H: 1 LOB: 1 BB: 0 P: 17	1B: 7 2B: 1 3B: 1 HR: 3 SF: 1 SAC: 3 DP: 1 HBP: 0						

	AB	34
	R	7
	H	12
	RBI	7
	BB	2
	SO	8
	LOB	9

WP: 0 PA: 40
PB: 0
SB: 1
CS: 0

PITCHER		IP	WLS	BF	H	R	ER	SO	BB	IBB	HBP	BLK	WP	HR	S	P	ERA	WHIP
47 Scott Mathieson, R ERA: 7.23	(1, 1)	4.0	L	22	8	6	6	3	2	0	0	0	0	3	58	90	13.50	2.500
Rick White, R ERA: 4.7	(5, 1)	1.0		3	1	0	0	1	0	0	0	0	0	0	7	10	0.00	1.000
Aaron Fultz, L ERA: 4.18	(6, 1)	2.0		8	2	1	1	3	0	0	0	0	0	0	22	33	4.50	1.000
52 Fabio Castro, L ERA: 1.66	(8, 1)	2.0		7	1	0	0	1	0	0	0	0	0	0	19	31	0.00	0.500

PITCHER	IP	WLS	BF	H	R	ER	SO	BB	IBB	HBP	BLK	WP	HR	S	P	ERA	WHIP

BOTTOM

New York Mets @ Philadelphia Phillies

Citizens Bank Park, Philadelphia, PA

Thu Aug 17 2006, 1:05 PM EDT
Att. 45,775 - Sunny - 85 F

livebaseballscorecards.com

Batter	1	2	3	4	5	6	7	8	9	AB	R	H	RBI	BB	SO	LOB
11 Jimmy Rollins, S (1, 6) OBP: 0.337, SLG: 0.464	C B C F B F B X 3-2 G4-3 ①		C B C X 1-2 G5-3 ② 2-3		B B S X 2-1 F7 ③		C X 0-1 F5 ②		C B X 1-1 F8 ②	5	0	0	0	0	0	4
8 Shane Victorino, S (1, 8) OBP: 0.333, SLG: 0.439	C B X 1-1 G6-3 ②		C S C S 3 SAFE 0-3 K ③			B B C X 2-1 6 F8 26 1B 1B	C X 0-1 1-2 2-3 1B		B C X 1-1 FC6-4 ③ 1-2f	5	0	2	0	0	1	2
26 Chase Utley, L (1, 4) OBP: 0.387, SLG: 0.537	C B C B B S 3-3 K ③			F B X 1-1 6 HR 2B		B B S S F T X 2-2 1-2 1B	C B S F C 1-3 K ③			4	1	2	0	0	2	3
6 Ryan Howard, L (1, 3) OBP: 0.388, SLG: 0.628		B S B B B X 3-1 F7 ①		S X 0-1 2-H HR		B B C X 2-1 F8 ① 2-3		X 0-0 1B		4	1	2	2	0	0	2
Pat Burrell, R (1, 7) OBP: 0.372, SLG: 0.503		F F B C 1-3 K ②		S X 0-1 G4-3 ①		X 0-0 P5 ②		S C B B F C 2-3 K ①		4	0	0	0	0	2	3
David Dellucci, L (1, 9) OBP: 0.400, SLG: 0.634		C B X 1-1 1B		C B B B S X 2-2 G4-3 ②		D C F B S 2-3 K ③		B S F B S 2-3 K ②		4	0	1	0	0	2	3
Mike Lieberthal, R (1, 2) OBP: 0.298, SLG: 0.372		B 1 SAFE X 1-0 L6 ③		B X 1-0 G5-3 ③			C F X 0-2 8 1B 1B 1B	B C S X 1-2 F7 ③		4	0	1	0	0	0	2
Abraham Nunez, S (1, 5) OBP: 0.261, SLG: 0.249			B C F B F F B X 3-2 11 G5-3 47 SH1-4 1B		S F B X 1-2 G4-3 ①		F F D X 1-2 8 1B 1-2 1B		B F F F X 1-2 G5-3 ①	4	0	2	0	0	0	0
47 Scott Mathieson, R (1, 1) OBP: 0.143, SLG: 0.143 Rick White, R (5, 1) 4 Danny Sandoval, S (5, PH) OBP: 0.273, SLG: 0.158 Aaron Fultz, L (6, 1) Aaron Rowand, R (7, PH) OBP: 0.311, SLG: 0.419 52 Fabio Castro, L (8, 1) 27 Chris Coste, R (9, PH) OBP: 0.405, SLG: 0.577			X 0-0 SH1-4 ① 1-2		B S B X 2-1 P5 ②		C F S 0-3 K ①		B B B C X 3-1 8 FC6-4 1B	0 0 1 0 1 0 1	0 0 0 0 0 0 0	0 0 0 0 0 0 1	0 0 0 0 0 0 0	0 0 0 0 0 1 0	0 0 0 0 0 0 0	0 0 0 0 0 2 0
Inning Stats	R: 0 E: 0 K: 1 S: 10 H: 0 LOB: 0 BB: 0 P: 17	R: 0 E: 0 K: 1 S: 8 H: 1 LOB: 1 BB: 0 P: 14	R: 0 E: 0 K: 1 S: 12 H: 1 LOB: 1 BB: 0 P: 16	R: 2 E: 0 K: 0 S: 10 H: 2 LOB: 0 BB: 0 P: 14	R: 0 E: 0 K: 0 S: 7 H: 0 LOB: 0 BB: 0 P: 12	R: 0 E: 0 K: 1 S: 12 H: 2 LOB: 2 BB: 0 P: 20	R: 0 E: 0 K: 2 S: 17 H: 3 LOB: 3 BB: 0 P: 19	R: 0 E: 0 K: 2 S: 11 H: 1 LOB: 1 BB: 0 P: 16	R: 0 E: 0 K: 0 S: 10 H: 1 LOB: 1 BB: 0 P: 16	1B: 9 2B: 1 3B: 0 HR: 1	SF: 0 SAC: 1 DP: 0 HBP: 0					

	AB	37
	R	2
	H	11
	RBI	2
	BB	0
	SO	8
	LOB	21

PITCHER		IP	WLS	BF	H	R	ER	SO	BB	IBB	HBP	BLK	WP	HR	S	P	ERA	WHIP
33 John Maine, R ERA: 2.68	(1, 1)	6.0	W	26	8	2	2	4	0	0	0	0	0	1	65	100	3.00	1.333
Chad Bradford, R ERA: 3.07	(7, 1)	0.2		3	1	0	0	1	0	0	0	0	0	0	7	7	0.00	1.500
25 Pedro Feliciano, L ERA: 2.03	(7, 1)	0.1	H	1	0	0	0	1	0	0	0	0	0	0	4	5	0.00	0.000
Aaron Heilman, R ERA: 4.1	(8, 1)	1.0		4	1	0	0	2	0	0	0	0	0	0	11	16	0.00	1.000
13 Billy Wagner, L ERA: 2.4	(9, 1)	1.0		4	1	0	0	0	0	0	0	0	0	0	10	16	0.00	1.000

PITCHER	IP	WLS	BF	H	R	ER	SO	BB	IBB	HBP	BLK	WP	HR	S	P	ERA	WHIP

Colorado Rockies @ New York Mets

Shea Stadium, Flushing, NY

Fri Aug 18 2006, 7:10 PM EDT

Att. 35,325 - Clear - 76 F

TOP

livebaseballscorecards.com

Batter	1	2	3	4	5	6	7	8	9	AB	R	H	RBI	BB	SO	LOB
Jamey Carroll, R (1, 4) OBP: 0.383, SLG: 0.404	2-1 18 SH2-4 2B		2-1 P3		2-2 F7		3-2 G6-3		2-2 F9 1-2	5	0	1	0	0	0	1
18 Cory Sullivan, L (1, 8) OBP: 0.326, SLG: 0.419	1-1 SH2-4 2-3		1-3 K		0-0 17 G4-6-3 1B		1-1 F7			3	0	1	0	0	1	0
17 Todd Helton, L (1, 3) OBP: 0.410, SLG: 0.483	1-3 K			2-2 G1-3	1 SAFE 1 SAFE 1 SAFE 2-1 G4-6-3 1-2f			0-2 F7		4	0	0	0	0	1	2
5 Matt Holliday, R (1, 7) OBP: 0.377, SLG: 0.567	0-1 F7			1-2 27 HR 1B		2-3 K2-3		0-2 G5-3		4	1	1	0	0	1	1
27 Garrett Atkins, R (1, 5) OBP: 0.384, SLG: 0.524		1-1 P3		1-0 1-H HR		2-2 11 BB 1B		1-1 1B		4	1	3	2	0	0	0
11 Brad Hawpe, L (1, 9) OBP: 0.379, SLG: 0.504		0-0 G6-3		1-3 K		4-1 1-2 BB		0-0 F8		3	0	0	0	1	1	1
8 Yorvit Torrealba, R (1, 2) OBP: 0.309, SLG: 0.435		4-2 BB		1-1 49 1B 2B		1-3 K			2-2 DI 1B	3	1	2	0	1	1	2
12 Clint Barmes, R (1, 6) OBP: 0.275, SLG: 0.360		0-1 F8		4-0 49 1B IBB		1-0 G5-3			1-3 K	3	0	0	0	1	1	4
49 Byung-Hyun Kim, R (1, 1) OBP: 0.200, SLG: 0.179 39 Tom Martin, L (5, 1) Luis Gonzalez, R (7, PH) OBP: 0.277, SLG: 0.369 Jose Mesa, R (7, 1) 19 Ryan Spilborghs, R (9, PH) OBP: 0.325, SLG: 0.476			0-3 K	2-1 1-3 2-H 1B			1-1 G4-3		3-3 K	2 0 1 0 1	0 0 0 0 0	1 0 0 0 1	1 0 0 0 0	0 0 0 0 0	1 0 0 0 1	0 0 0 0 1
Inning Stats	R: 0 E: 0 K: 1 S: 9 H: 1 LOB: 1 BB: 0 P: 13	R: 0 E: 0 K: 0 S: 7 H: 0 LOB: 1 BB: 1 P: 12	R: 0 E: 0 K: 2 S: 8 H: 0 LOB: 0 BB: 0 P: 11	R: 3 E: 0 K: 1 S: 14 H: 4 LOB: 2 BB: 1 P: 26	R: 0 E: 0 K: 0 S: 6 H: 1 LOB: 0 BB: 0 P: 10	R: 0 E: 0 K: 2 S: 11 H: 1 LOB: 2 BB: 1 P: 21	R: 0 E: 0 K: 0 S: 8 H: 0 LOB: 0 BB: 0 P: 13	R: 0 E: 0 K: 0 S: 9 H: 1 LOB: 1 BB: 0 P: 10	R: 0 E: 0 K: 2 S: 13 H: 1 LOB: 1 BB: 0 P: 21	1B: 6 2B: 2 3B: 0 HR: 1 SF: 0 SAC: 1 DP: 1 HBP: 0							

	AB	33
	R	3
	H	9
	RBI	3
	BB	3
	SO	8
	LOB	12

WP: 0 PB: 0 SB: 0 CS: 0 PA: 37

PITCHER		IP	WLS	BF	H	R	ER	SO	BB	IBB	HBP	BLK	WP	HR	S	P	ERA	WHIP
Steve Trachsel, R ERA: 4.79	(1, 1)	7.0	W	29	7	3	3	6	2	1	0	0	0	1	63	106	3.86	1.286
Chad Bradford, R ERA: 3.0	(8, 1)	1.0	H	4	1	0	0	0	0	0	0	0	0	0	9	10	0.00	1.000
13 Billy Wagner, L ERA: 2.35	(9, 1)	1.0	S	4	1	0	0	2	0	0	0	0	0	0	13	21	0.00	1.000

PITCHER	IP	WLS	BF	H	R	ER	SO	BB	IBB	HBP	BLK	WP	HR	S	P	ERA	WHIP

Colorado Rockies @ New York Mets

Shea Stadium, Flushing, NY

Fri Aug 18 2006, 7:10 PM EDT

Att. 35,325 - Clear - 76 F

livebaseballscorecards.com

BOTTOM

Batter	1	2	3	4	5	6	7	8	9	AB	R	H	RBI	BB	SO	LOB
7 José Reyes, S (1, 6) OBP: 0.352, SLG: 0.489	C B C B X 2-2 G5-3 ①		X 0-0 F8 ① C B C B X 2-2 G3 ②			C B S F B X 2-2 P4 ①		X 0-0 16 G6-4-3 1B		5	0	1	0	0	0	0
16 Paul Lo Duca, R (1, 2) OBP: 0.350, SLG: 0.412	X 0-0 G5-3 ②		B C C F B B X 3-2 G4-3 ② C X 0-1 G6-3 ③			C F X 0-2 P3 ②		X 0-0 G6-4-3 ① ② 1-2f		5	0	0	0	0	0	1
15 Carlos Beltrán, S (1, 8) OBP: 0.394, SLG: 0.627	B C B B C B 4-2 BB		C B B B X 2-2 21 5 2B 1B		B B B C F B 4-2 21 BB 5 1B BB	B B F X 2-1 21 S 2B		C F S 0-3 K ③		3	2	2	0	2	1	0
21 Carlos Delgado, L (1, 3) OBP: 0.354, SLG: 0.515	B C C 1 SAFE X 1-2 F9 ③		X 0-0 5 2B 1-2 1B		B B C B 1 SAFE B 4-1 5 1B 1-2 2B BB	B C 2 B F B B SAFE 4-2 2-3 BB				2	1	1	0	2	0	1
5 David Wright, R (1, 5) OBP: 0.379, SLG: 0.533		C S X 0-2 G4-3 ① C X 0-1 1-3 2-H 2B			C F B X 1-2 2B 1-2 2-H SF9 1B	F B B F X 2-2 F9 ③				4	1	2	2	0	0	2
Michael Tucker, L (1, 7) OBP: 0.292, SLG: 0.476		C X 0-1 F7 ② C B C X 1-2 G4-3 ③			F D F F B F F B X 3-2 SF9 10 FC3-2 1-3 2-H 2B		X 0-0 G3 ①			4	0	1	1	0	0	2
Chris Woodward, R (1, 4) OBP: 0.308, SLG: 0.340	C C X 0-2 10 1B 1B			C H 1-1 10 HR HBP	X 0-0 SF9 ① 2-3 3-H		C X 0-1 10 FC4-6 1B			2	1	2	1	0	0	0
10 Endy Chavez, L (1, 9) OBP: 0.338, SLG: 0.437	C F 1 SAFE B 1 SAFE X 1-2 1-3 1B			1 SAFE X 0-0 1-H HR	C X 0-1 FC3-2 ② 3-H		L B 1 SAFE S X 1-2 FC4-6 ② 1-2f			4	1	2	2	0	0	2
Steve Trachsel, R (1, 1) OBP: 0.178, SLG: 0.195	B F B X 2-1 F9 ③			C S S 0-3 K ①	1 SAFE B B C 1 S F C 2-3 K ③		F 1 SAFE X 0-1 F7 ③			3	0	0	0	0	2	3
Ricky Ledee, L (7, PH) OBP: 0.235, SLG: 0.333										1	0	0	0	0	0	1
Chad Bradford, R (8, 1)										0	0	0	0	0	0	0
13 Billy Wagner, L (9, 1)										0	0	0	0	0	0	0
Inning Stats	R: 0 E: 0 K: 0 S: 9 H: 0 LOB: 1 BB: 1 P: 16	R: 0 E: 0 K: 0 S: 13 H: 2 LOB: 2 BB: 0 P: 16	R: 1 E: 0 K: 0 S: 14 H: 3 LOB: 2 BB: 0 P: 20	R: 2 E: 0 K: 1 S: 10 H: 1 LOB: 0 BB: 0 P: 13	R: 3 E: 0 K: 1 S: 19 H: 2 LOB: 1 BB: 2 P: 33	R: 0 E: 0 K: 0 S: 14 H: 1 LOB: 2 BB: 1 P: 24	R: 0 E: 0 K: 0 S: 8 H: 1 LOB: 1 BB: 0 P: 9	R: 0 E: 0 K: 1 S: 5 H: 1 LOB: 0 BB: 0 P: 5		1B: 7 2B: 3 3B: 0 HR: 1	SF: 1 SAC: 0 DP: 1 HBP: 1			WP: 0 PB: 0 SB: 1 CS: 0	PA: 39		

	AB	R	H	RBI	BB	SO	LOB
AB	33						
R	6						
H	11						
RBI	6						
BB	4						
SO	3						
LOB	12						

PITCHER		IP	WLS	BF	H	R	ER	SO	BB	IBB	HBP	BLK	WP	HR	S	P	ERA	WHIP
49 Byung-Hyun Kim, R ERA: 4.94	(1, 1)	4.1	L	25	8	6	6	1	3	0	1	0	0	1	59	90	12.46	2.538
39 Tom Martin, L ERA: 4.3	(5, 1)	1.2		7	1	0	0	1	1	0	0	0	0	0	20	32	0.00	1.200
Jose Mesa, R ERA: 3.46	(7, 1)	2.0		7	2	0	0	1	0	0	0	0	0	0	13	14	0.00	1.000

PITCHER	IP	WLS	BF	H	R	ER	SO	BB	IBB	HBP	BLK	WP	HR	S	P	ERA	WHIP

Batter	1	2	3	4	5	6	7	8	9	AB	R	H	RBI	BB	SO	LOB
Jamey Carroll, R (1, 4) OBP: 0.382, SLG: 0.402	L7		CS 1-2	F9		5 1B 27 HR 1B	G5-4-3 1-2f			4	1	1	0	0	0	2
19 Ryan Spilborghs, R (1, 9) OBP: 0.314, SLG: 0.459	G6-3			P4		B3		G5-3		4	0	0	0	0	0	1
17 Todd Helton, L (1, 3) OBP: 0.408, SLG: 0.481	G4-3			1B		P5		F7		4	0	1	0	0	0	1
5 Matt Holliday, R (1, 7) OBP: 0.378, SLG: 0.566		27 G5-4-3 1B		K		1-3 27 HR 1B		G1-3		4	1	2	0	0	1	1
27 Garrett Atkins, R (1, 5) OBP: 0.383, SLG: 0.529		G5-4-3 1-2f			G6-3	1-H 3-H HR			F7	4	1	1	3	0	0	1
8 Yorvit Torrealba, R (1, 2) OBP: 0.313, SLG: 0.453		P4			HR	12 2-4 1B			G3	4	1	2	1	0	0	0
12 Clint Barmes, R (1, 6) OBP: 0.275, SLG: 0.359			P5		1B	2-4 1-2	G1-3		F9	4	0	1	0	0	0	0
Choo Freeman, R (1, 8) OBP: 0.313, SLG: 0.356			CS HBP		F9		11 BB 1B			1	0	0	0	0	0	1
18 Cory Sullivan, L (7, PH) (7, 8) OBP: 0.328, SLG: 0.420										1	0	1	0	0	0	0
26 Jeff Francis, L (1, 1) OBP: 0.190, SLG: 0.080			B1		K		G5-4-3 1-2 BB			2	0	0	0	0	1	2
61 Ramon E Ramirez, R (6, 1) OBP: 0.500, SLG: 0.500										0	0	0	0	0	0	0
11 Brad Hawpe, L (7, PH) OBP: 0.381, SLG: 0.504										0	0	0	0	1	0	0
Ray King, L (7, 1)										0	0	0	0	0	0	0
60 Manny Corpas, R (8, 1)										0	0	0	0	0	0	0
Inning Stats	R: 0 E: 0 K: 0 S: 9 H: 0 LOB: 0 BB: 0 P: 14	R: 0 E: 0 K: 0 S: 11 H: 1 LOB: 0 BB: 0 P: 19	R: 0 E: 0 K: 0 S: 7 H: 0 LOB: 0 BB: 0 P: 11	R: 0 E: 0 K: 1 S: 12 H: 1 LOB: 0 BB: 0 P: 17	R: 1 E: 0 K: 1 S: 17 H: 2 LOB: 1 BB: 0 P: 23	R: 3 E: 0 K: 0 S: 17 H: 4 LOB: 1 BB: 0 P: 23	R: 0 E: 0 K: 0 S: 9 H: 1 LOB: 1 BB: 1 P: 15	R: 0 E: 0 K: 0 S: 9 H: 0 LOB: 0 BB: 0 P: 14	R: 0 E: 0 K: 0 S: 8 H: 0 LOB: 0 BB: 0 P: 12	1B: 7 2B: 0 3B: 0 HR: 2	SF: 0 SAC: 0 DP: 2 HBP: 1					

TOP

Colorado Rockies @ New York Mets

Shea Stadium, Flushing, NY

Sat Aug 19 2006, 7:35 PM EDT

Att. 55,085 - Rain - 76 F

livebaseballscorecards.com

AB	32
R	4
H	9
RBI	4
BB	1
SO	2
LOB	9

PITCHER		IP	WLS	BF	H	R	ER	SO	BB	IBB	HBP	BLK	WP	HR	S	P	ERA	WHIP
32 Dave Williams, L ERA: 6.9	(1, 1)	5.2		22	6	3	3	2	0	0	1	0	0	1	68	99	4.76	1.059
Roberto Hernandez, R ERA: 3.14	(6, 1)	0.1		3	2	1	1	0	0	0	0	0	0	1	5	8	27.00	6.000
Aaron Heilman, R ERA: 3.99	(7, 1)	2.0	W	7	1	0	0	0	1	0	0	0	0	0	18	29	0.00	1.000
13 Billy Wagner, L ERA: 2.31	(9, 1)	1.0	S	3	0	0	0	0	0	0	0	0	0	0	8	12	0.00	0.000

PITCHER	IP	WLS	BF	H	R	ER	SO	BB	IBB	HBP	BLK	WP	HR	S	P	ERA	WHIP

Batter	1	2	3	4	5	6	7	8	9	AB	R	H	RBI	BB	SO	LOB
7 José Reyes, S (1, 6) OBP: 0.351, SLG: 0.486	P5		G5-3			F7				3	0	0	1	1	0	2
16 Paul Lo Duca, R (1, 2) OBP: 0.349, SLG: 0.413	F8			P6		2B				4	1	1	0	0	0	3
15 Carlos Beltrán, S (1, 8) OBP: 0.391, SLG: 0.623	G1-3			F8		SF 21 1B 5 PB 2-3 3-H	G5-3			3	1	0	1	0	0	0
21 Carlos Delgado, L (1, 3) OBP: 0.355, SLG: 0.517		G3		K		5 PB 44 1B 2-3 3-H	1B 5 L6-4	2B		4	1	2	1	0	1	0
5 David Wright, R (1, 5) OBP: 0.378, SLG: 0.530		G6-3			G1-3	44 E 44 1B 1-2 3-H BB IBB	L6-4 2-2			3	1	0	0	1	0	1
Chris Woodward, R (1, 4) OBP: 0.301, SLG: 0.331		G6-3			K	F4		F8		4	0	0	0	0	1	2
44 Lastings Milledge, R (1, 9) OBP: 0.312, SLG: 0.405			10 G3 HBP		1B	E5 BB 7 BB 1-3 2-H	1B	HR		3	2	3	2	0	0	0
10 Endy Chavez, L (1, 7) OBP: 0.336, SLG: 0.433 Roberto Hernandez, R (6, 1) Julio Franco, R (6, PH) OBP: 0.333, SLG: 0.372 Aaron Heilman, R (7, 1) Ricky Ledee, L (8, PH) OBP: 0.232, SLG: 0.328 13 Billy Wagner, L (9, 1)		G3 1-2			G1-3	7 BB BB IBB		G4-3		2 0 0 0 1 0	0 0 0 0 0 0	0 0 0 0 0 0	0 0 1 0 0 0	0 0 0 0 0 0	0 0 0 0 0 0	2 0 0 0 0 0
32 Dave Williams, L (1, 1) OBP: 0.143, SLG: 0.077 Michael Tucker, L (6, 7) OBP: 0.333, SLG: 0.478			L7			16 2B 15 SF 1B 7 BB BB		G6-3		1 2	0 1	0 1	0 1	0 0	0 1	1 0
Inning Stats	R: 0 E: 0 K: 0 S: 6 H: 0 LOB: 0 BB: 0 P: 8	R: 0 E: 0 K: 0 S: 6 H: 0 LOB: 0 BB: 0 P: 9	R: 0 E: 0 K: 0 S: 8 H: 0 LOB: 1 BB: 0 P: 14	R: 0 E: 0 K: 1 S: 10 H: 0 LOB: 0 BB: 0 P: 13	R: 0 E: 0 K: 1 S: 18 H: 1 LOB: 1 BB: 0 P: 27	R: 6 E: 2 K: 0 S: 23 H: 4 LOB: 3 BB: 4 P: 44	R: 0 E: 0 K: 0 S: 13 H: 1 LOB: 0 BB: 0 P: 18	R: 1 E: 0 K: 0 S: 10 H: 1 LOB: 0 BB: 0 P: 15		1B: 4 2B: 3 3B: 0 HR: 1 SF: 1 SAC: 0 DP: 1 HBP: 1						

PITCHER	IP	WLS	BF	H	R	ER	SO	BB	IBB	HBP	BLK	WP	HR	S	P	ERA	WHIP
26 Jeff Francis, L (1, 1) ERA: 3.38	5.2	L	27	5	6	2	2	1	2	1	0	0	0	67	105	3.18	1.059
61 Ramon E Ramirez, R (6, 1) ERA: 2.88	0.1		2	0	0	0	0	1	0	0	0	0	0	4	10	0.00	3.000
Ray King, L (7, 1) ERA: 4.09	1.0		3	1	0	0	0	0	0	0	0	0	0	13	18	0.00	1.000
60 Manny Corpas, R (8, 1) ERA: 2.4	1.0		4	1	1	1	0	0	0	0	0	0	1	10	15	9.00	1.000

PITCHER	IP	WLS	BF	H	R	ER	SO	BB	IBB	HBP	BLK	WP	HR	S	P	ERA	WHIP

BOTTOM

Colorado Rockies @ New York Mets

Shea Stadium, Flushing, NY

Sat Aug 19 2006, 7:35 PM EDT

Att. 55,085 - Rain - 76 F

livebaseballscorecards.com

AB	30
R	7
H	7
RBI	6
BB	4
SO	2
LOB	11

WP: 0 PB: 1 SB: 0 CS: 0 PA: 36

Batter	1	2	3	4	5	6	7	8	9	AB	R	H	RBI	BB	SO	LOB
Jamey Carroll, R (1, 4) OBP: 0.378, SLG: 0.398	B B C B C F X 3-2 ① F8		B C F F B B B X 3-2 ② P3		C C B B F B S 3-3 ③ K			C B L S 1-3 ② K		4	0	0	0	0	2	2
18 Cory Sullivan, L (1, 8) OBP: 0.327, SLG: 0.417	C B B F F F B F F X 3-2 ② F7		B C F S 1-3 ③ K			F B B S B B B 4-2 5 CS BB		C B B F F F B F S 3-3 ③ K		3	0	0	0	1	2	0
17 Todd Helton, L (1, 3) OBP: 0.407, SLG: 0.478	C B F B X 2-2 1B			B F F F B C 2-3 ① K		X 0-0 ① F7			C F F F X 0-2 ① G6-3	4	0	1	0	0	1	1
5 Matt Holliday, R (1, 7) OBP: 0.377, SLG: 0.566	C S B S 1-3 ③ K			C X 0-1 ② F8		B 1 SAFE C F X 1-2 ② 1-2 2B			B F F B B S 3-3 ② K	4	0	1	0	0	2	1
27 Garrett Atkins, R (1, 5) OBP: 0.380, SLG: 0.524		B B C F F X 2-2 ① G6-3		F C B X 1-2 ③ G4-3		B B C F B C 3-3 ③ K			B F X 1-1 ③ G6-3	4	0	0	0	0	1	1
11 Brad Hawpe, L (1, 9) OBP: 0.383, SLG: 0.505		B B C B X 3-1 1B			F B F B F X 2-2 8 2B 1B		X 0-0 ① G3			3	0	2	0	0	0	0
8 Yorvit Torrealba, R (1, 2) OBP: 0.318, SLG: 0.459		F 1 SAFE 1 SAFE X 0-1 ② F9			B 1 SAFE X 1-0 1-3 2B		B C B F F B B 4-2 12 G5-4-3 BB			2	0	1	0	1	0	1
12 Clint Barmes, R (1, 6) OBP: 0.273, SLG: 0.357		B C F 1 SAFE F 1 SAFE B F F 2-3 S ③ K			S F S 0-3 ① K		B F X 1-1 ②③ G5-4-3 1-2f			3	0	0	0	0	2	4
Jason Jennings, L (1, 1) OBP: 0.167, SLG: 0.154 Jose Mesa, R (7, 1) Jason Smith, L (8, PH) OBP: 0.324, SLG: 0.424 40 Brian Fuentes, L (8, 1)			C B B X 2-1 ① G3		B S F D B C 3-3 ② K			B B F X 2-1 ① P6		2 0 1 0	0 0 0 0	0 0 0 0	0 0 0 0	0 0 0 0	1 0 0 0	2 0 0 0
Inning Stats	R: 0 H: 1 E: 0 LOB: 1 K: 1 BB: 0 S: 16 P: 25	R: 0 H: 1 E: 0 LOB: 1 K: 1 BB: 0 S: 14 P: 21	R: 0 H: 0 E: 0 LOB: 0 K: 1 BB: 0 S: 9 P: 15	R: 0 H: 0 E: 0 LOB: 0 K: 1 BB: 0 S: 9 P: 12	R: 0 H: 2 E: 0 LOB: 2 K: 3 BB: 0 S: 15 P: 24	R: 0 H: 1 E: 0 LOB: 1 K: 1 BB: 1 S: 9 P: 17	R: 0 H: 0 E: 0 LOB: 0 K: 0 BB: 1 S: 6 P: 11	R: 0 H: 0 E: 0 LOB: 0 K: 2 BB: 0 S: 10 P: 16	R: 0 H: 0 E: 0 LOB: 0 K: 1 BB: 0 S: 10 P: 14	1B: 3 SF: 0 2B: 2 SAC: 0 3B: 0 DP: 1 HR: 0 HBP: 0						

TOP

Colorado Rockies @ New York Mets

Shea Stadium, Flushing, NY

Sun Aug 20 2006, 1:10 PM EDT
Att. 40,654 - Partly Cloudy - 88 F

livebaseballscorecards.com

AB	30
R	0
H	5
RBI	0
BB	2
SO	11
LOB	12

PITCHER		IP	WLS	BF	H	R	ER	SO	BB	IBB	HBP	BLK	WP	HR	S	P	ERA	WHIP
26 Orlando Hernandez, R ERA: 5.29	(1, 1)	6.0	W	23	5	0	0	8	1	0	0	0	0	0	72	114	0.00	1.000
Chad Bradford, R ERA: 2.93	(7, 1)	1.0	H	3	0	0	0	0	1	0	0	0	0	0	6	11	0.00	1.000
Aaron Heilman, R ERA: 3.93	(8, 1)	1.0	H	3	0	0	0	2	0	0	0	0	0	0	10	16	0.00	0.000
13 Billy Wagner, L ERA: 2.28	(9, 1)	1.0	S	3	0	0	0	1	0	0	0	0	0	0	10	14	0.00	0.000

PITCHER		IP	WLS	BF	H	R	ER	SO	BB	IBB	HBP	BLK	WP	HR	S	P	ERA	WHIP

Colorado Rockies @ New York Mets

Shea Stadium, Flushing, NY

Sun Aug 20 2006, 1:10 PM EDT

Att. 40,654 - Partly Cloudy - 88 F

livebaseballscorecards.com

BOTTOM

Batter	1	2	3	4	5	6	7	8	9	AB	R	H	RBI	BB	SO	LOB
7 José Reyes, S (1, 6) OBP: 0.349, SLG: 0.482	B F X 1-1 ① G1-5-3		C B S S 1-3 ② K		F F D D C 2-3 ② K		X 0-0 ③ B1			4	0	0	0	0	2	2
44 Lastings Milledge, R (1, 9) OBP: 0.310, SLG: 0.400 10 Endy Chavez, L (9, 9) OBP: 0.336, SLG: 0.433	C B S B B F X 3-2 ② F9		C B F B X 2-2 1-3 1B		B C B C B F X 3-2 ③ P5 2-3			C S B S 1-3 ① K		4 0	0 0	1 0	0 0	0 0	1 0	1 0
15 Carlos Beltrán, S (1, 8) OBP: 0.390, SLG: 0.626	B S F S 1-3 ③ K		C X 0-1 ③ F9			L X 0-1 HR		C C S 0-3 ② K		4	1	1	1	0	2	2
21 Carlos Delgado, L (1, 3) OBP: 0.354, SLG: 0.522		B X 1-0 HR		C B F B B X 3-2 ① G3		X 0-0 ① G5-3		C F F S 0-3 ③ K2-3		4	1	1	1	0	1	0
5 David Wright, R (1, 5) OBP: 0.376, SLG: 0.526		F B X 1-1 ① G6-3		X 0-0 ② F8		B F F B B X 2-2 ② G5-3				3	0	0	0	0	0	0
Michael Tucker, L (1, 7) OBP: 0.367, SLG: 0.458		F S B S 1-3 ② K		C B B F B B B 4-2 FC6-4 BB		B B B 4-0 S BB				1	0	0	0	2	1	0
Chris Woodward, R (1, 4) OBP: 0.295, SLG: 0.325		B X 1-0 ③ F9		C B S F 1 SAFE B 1 SAFE F X 2-2 ③ FC6-4 1-2f			F B C S 1-3 ③ K 1-2			3	0	0	0	0	1	2
Mike DiFelice, R (1, 2) OBP: 0.235, SLG: 0.071			B S S F B X 2-2 ① G4-3		X 0-0 ① G6-3		F F B B B X 3-2 ① F9			3	0	0	0	0	0	0
26 Orlando Hernandez, R (1, 1) OBP: 0.237, SLG: 0.297 Chad Bradford, R (7, 1) Ricky Ledee, L (7, PH) OBP: 0.229, SLG: 0.324 Aaron Heilman, R (8, 1) 13 Billy Wagner, L (9, 1)			C B X 1-1 44 1B 1B		X 0-0 E2 44 S		B B X 2-0 ② G1-3			2 0 1 0 0	0 0 0 0 0	1 0 0 0 0	0 0 0 0 0	0 0 0 0 0	0 0 0 0 0	0 0 0 0 0
Inning Stats	R: 0 E: 0 K: 1 S: 9 H: 0 LOB: 0 BB: 0 P: 14	R: 1 E: 0 K: 1 S: 7 H: 1 LOB: 0 BB: 0 P: 11	R: 0 E: 0 K: 1 S: 14 H: 2 LOB: 2 BB: 0 P: 20	R: 0 E: 0 K: 0 S: 11 H: 0 LOB: 1 BB: 1 P: 20	R: 0 E: 1 K: 1 S: 9 H: 0 LOB: 1 BB: 0 P: 14	R: 1 E: 0 K: 1 S: 9 H: 1 LOB: 1 BB: 1 P: 16	R: 0 E: 0 K: 0 S: 5 H: 0 LOB: 0 BB: 0 P: 10	R: 0 E: 0 K: 3 S: 10 H: 0 LOB: 0 BB: 0 P: 11		1B: 2 2B: 0 3B: 0 HR: 2	SF: 0 SAC: 0 DP: 0 HBP: 0					

	AB	29
	R	2
	H	4
	RBI	2
	BB	2
	SO	8
	LOB	7

WP: 0 PB: 0 SB: 2 CS: 0 PA: 31

PITCHER		IP	WLS	BF	H	R	ER	SO	BB	IBB	HBP	BLK	WP	HR	S	P	ERA	WHIP
Jason Jennings, R ERA: 3.32	(1, 1)	6.0	L	25	4	2	2	5	2	0	0	0	0	2	59	95	3.00	1.000
Jose Mesa, R ERA: 3.4	(7, 1)	1.0		3	0	0	0	0	0	0	0	0	0	0	5	10	0.00	0.000
40 Brian Fuentes, L ERA: 3.22	(8, 1)	1.0		3	0	0	0	3	0	0	0	0	0	0	10	11	0.00	0.000

PITCHER	IP	WLS	BF	H	R	ER	SO	BB	IBB	HBP	BLK	WP	HR	S	P	ERA	WHIP

St. Louis Cardinals @ New York Mets

Shea Stadium, Flushing, NY

Tue Aug 22 2006, 7:10 PM EDT

Att. 49,661 - Partly Cloudy - 78 F

TOP

livebaseballscorecards.com

Batter	1	2	3	4	5	6	7	8	9	AB	R	H	RBI	BB	SO	LOB
Aaron Miles, S (1, 6) OBP: 0.334, SLG: 0.348	B B B C C F F F X 3-2 ① G4-3			C X 0-1 16 2B 5 HR 1B	B B B C B 4-1 16 BB 5 HR BB		C B C B B B 4-2 16 BB BB		B S B X 2-1 ③ G3	3	2	1	0	2	0	0
16 Chris Duncan, L (1, 7) OBP: 0.408, SLG: 0.665	B C C B X 2-2 ② P5			X 0-0 5 HR 1-3 2B	B D F B B 4-1 5 HR 1-2 BB		C S B B B F B 4-2 5 G6-4-3 1-2 BB			2	2	1	0	2	0	0
5 Albert Pujols, R (1, 3) OBP: 0.430, SLG: 0.688	C F S 0-3 ③ K			F X 0-1 2-H 3-H HR	B C X 1-1 1-H 2-H 3-H HR		C X 0-1 ② ③ G6-4-3 1-2f			4	2	2	7	0	1	2
27 Scott Rolen, R (1, 5) OBP: 0.389, SLG: 0.549		C F X 0-2 ① P3		F B B F F B X 3-2 ① G5-3	F B B C 1-3 ③ K			F F B X 1-2 ① F8		4	0	0	0	0	1	0
43 Juan Encarnacion, R (1, 8) OBP: 0.313, SLG: 0.464 (6, 9)		C F B S 1-3 ② K		B T T F X 1-2 ② G6-3		B B F B X 3-1 3 S 1B		X 0-0 2B		4	0	2	0	0	1	0
3 Preston Wilson, R (1, 9) OBP: 0.308, SLG: 0.404 50 Adam Wainwright, R (6, 1) OBP: 0.400, SLG: 1.000 34 Randy Flores, L (7, 1) Timo Perez, L (8, PH) OBP: 0.286, SLG: 0.323 Tyler Johnson, S (8, 1) 41 Braden Looper, R (8, 1) OBP: 0.500, SLG: 1.000 44 Jason Isringhausen, R (9, 1)		C B F X 1-2 ③ G4-3		F F B X 1-2 ③ P4		B B F F F T 2-2 ① K 1-2		I N T 4-0 G5-4-3 IBB		3 0 0 0 0 0 0 0 0	0 0 0 0 0 0 0 0 0	0 0 0 0 1 0 0 0 0	0 0 0 0 0 0 0 0 0	1 0 0 0 0 0 0 0 0	1 0 0 0 0 0 0 0 0	1 0 0 0 0 0 0 0 0
Ronnie Belliard, R (1, 4) OBP: 0.331, SLG: 0.407		B X 1-0 ① P3		X 0-0 4 2B 1B	S B S D F S 2-3 ② K		C X 0-1 ② ③ G5-4-3 1-2f			4	0	1	0	0	1	3
4 Yadier Molina, R (1, 2) OBP: 0.272, SLG: 0.333		F B F S 1-3 ② K		1 SAFE 1 SAFE C X 0-1 ① 1-H 5 HR 2B	B F S X 1-2 ③ G5-3				B F F B S 2-3 ① K	4	1	1	0	0	2	1
Jeff Weaver, R (1, 1) OBP: 0.167, SLG: 0.118 So Taguchi, R (6, 8) OBP: 0.333, SLG: 0.351		C B F X 1-2 ③ G4-3		F F C 0-3 ② K			X 0-0 ① G6-3		F B F C 1-3 ② K	2 2	0 0	0 0	0 0	0 0	1 1	1 0
Inning Stats	R: 0 H: 0 E: 0 LOB: 0 K: 1 BB: 0 S: 12 P: 17	R: 0 H: 0 E: 0 LOB: 0 K: 1 BB: 0 S: 9 P: 11	R: 0 H: 0 E: 0 LOB: 0 K: 1 BB: 0 S: 7 P: 10	R: 3 H: 3 E: 0 LOB: 0 K: 0 BB: 0 S: 16 P: 21	R: 4 H: 3 E: 0 LOB: 0 K: 2 BB: 2 S: 13 P: 23	R: 0 H: 1 E: 0 LOB: 1 K: 2 BB: 0 S: 13 P: 21	R: 0 H: 0 E: 0 LOB: 1 K: 0 BB: 2 S: 8 P: 16	R: 0 H: 1 E: 0 LOB: 1 K: 0 BB: 1 S: 6 P: 11	R: 0 H: 0 E: 0 LOB: 0 K: 2 BB: 0 S: 8 P: 13	1B: 3 SF: 0 2B: 3 SAC: 0 3B: 0 DP: 2 HR: 2 HBP: 0						WP: 0 PA: 37 PB: 0 SB: 1 CS: 0

	AB	32
	R	7
	H	8
	RBI	7
	BB	5
	SO	9
	LOB	8

PITCHER		IP	WLS	BF	H	R	ER	SO	BB	IBB	HBP	BLK	WP	HR	S	P	ERA	WHIP
33 John Maine, R ERA: 3.58	(1, 1)	5.0		22	6	7	7	5	2	0	0	0	0	2	57	82	12.60	1.600
59 Guillermo Mota, R ERA: 6.05	(6, 1)	1.0		4	1	0	0	2	0	0	0	0	0	0	13	21	0.00	1.000
25 Pedro Feliciano, L ERA: 2.02	(7, 1)	0.1		3	0	0	0	0	2	0	0	0	0	0	6	14	0.00	6.000
Chad Bradford, R ERA: 2.83	(7, 1)	1.2		5	1	0	0	0	0	1	0	0	0	0	8	13	0.00	0.600
Aaron Heilman, R ERA: 3.88	(9, 1)	1.0	W	3	0	0	0	2	0	0	0	0	0	0	8	13	0.00	0.000

PITCHER	IP	WLS	BF	H	R	ER	SO	BB	IBB	HBP	BLK	WP	HR	S	P	ERA	WHIP

BOTTOM

St. Louis Cardinals @ New York Mets

Shea Stadium, Flushing, NY

Tue Aug 22 2006, 7:10 PM EDT
Att. 49,661 - Partly Cloudy - 78 F

livebaseballscorecards.com

Batter	1	2	3	4	5	6	7	8	9	AB	R	H	RBI	BB	SO	LOB
7 José Reyes, S (1, 6) OBP: 0.345, SLG: 0.477	B S B B X 3-1 L7 ①		B B X 2-0 G6-3 ②		F B B B X 3-1 E7 15 FC1-2 16 1B 21 HR 1-2	D C X 1-1 G4-3 ② 2-3 3-H			B C X 1-1 G4-3 ①	5	1	0	1	0	0	2
16 Paul Lo Duca, R (1, 2) OBP: 0.352, SLG: 0.415	B C B X 2-1 G4-3 ②		C C B X 1-2 15 FC6 1B		L X 0-1 15 FC1-2 21 HR 1-2 2-3 1B	X 0-0 G6-3 ③			B C X 1-1 15 HR 1B	5	2	3	0	0	0	1
15 Carlos Beltrán, S (1, 8) OBP: 0.388, SLG: 0.628	C B B X 2-1 G4-3 ③		B C B S T X 2-2 FC6 ③ 1-2f		B T C F X 1-2 FC1-2 ① 21 HR 1-2 2-3 3-Hf		B B C C B X 3-2 G6-3 ①		X 0-0 1-H HR	5	2	1	2	0	0	4
21 Carlos Delgado, L (1, 3) OBP: 0.356, SLG: 0.536		C X 0-1 HR		S X 0-1 E4 BB	B C B D X 3-1 1-H 2-H 3-H HR		C S X 0-2 F7 ②			4	2	2	5	0	0	0
5 David Wright, R (1, 5) OBP: 0.373, SLG: 0.522		F E X 0-2 G5-3 ①		X 0-0 F8 ①	C B B B C F S 2-3 K ②		X 0-0 L9 ③			4	0	0	0	0	1	1
Michael Tucker, L (1, 7) OBP: 0.412, SLG: 0.462		F X 0-1 1B		B B B C B 4-1 1-2 BB	C B B F S 2-3 K ③			H 1-0 G2-3 10 SH1-3 HBP		2	0	1	0	1	1	0
10 Endy Chavez, L (1, 9) OBP: 0.336, SLG: 0.432		C B X 1-1 P5 ②		B X 1-0 F9 ②		B C X 1-1 22 SH5-3 BB 7 G4-3 1B		X 0-0 SH1-3 ① 1-2		3	1	1	0	0	0	3
Chris Woodward, R (1, 4) OBP: 0.294, SLG: 0.319		C B 1 SAFE F 1 SAFE C 1-3 K ③		B C B X 2-1 G1-3 ③		B T 1 P F 1 B B 4-2 SAFE 7 G4-3 22 SH5-3 1-2 BB		X 0-0 G2-3 ② 2-3		3	0	0	0	1	1	4
33 John Maine, R (1, 1) Ricky Ledee, L (5, PH) OBP: 0.239, SLG: 0.324 59 Guillermo Mota, R (6, 1) 22 Jose Valentin, S (6, PH) OBP: 0.338, SLG: 0.497 25 Pedro Feliciano, L (7, 1) Chad Bradford, R (7, 1) Julio Franco, R (8, PH) OBP: 0.331, SLG: 0.368 Aaron Heilman, R (9, 1)			B C C B F C 2-3 K ①		B C F B B B 4-2 16 1B 7 PB 15 FC1-2 BB	L X 0-1 SH5-3 ① 1-2 2-3		C F C 0-3 K ③		1 0 0 0 0 1 0 0 0 0 0 1 0 0 0 0 0 0 0 0 0 0 0 0 0 0 0 0 0 0 0 0 0 0 0 0 0 0 0 0 0 0 1 0 0 0 0 1 1 0 0 0 0 0 0 0						
Inning Stats	R: 0 E: 0 K: 0 S: 6 H: 0 LOB: 0 BB: 0 P: 13	R: 1 E: 0 K: 1 S: 12 H: 2 LOB: 1 BB: 0 P: 14	R: 0 E: 0 K: 1 S: 12 H: 1 LOB: 1 BB: 0 P: 19	R: 0 E: 1 K: 0 S: 7 H: 0 LOB: 2 BB: 1 P: 14	R: 4 E: 1 K: 2 S: 19 H: 2 LOB: 0 BB: 1 P: 34	R: 1 E: 0 K: 0 S: 10 H: 1 LOB: 1 BB: 1 P: 15	R: 0 E: 0 K: 0 S: 7 H: 0 LOB: 0 BB: 0 P: 10	R: 0 E: 0 K: 1 S: 5 H: 0 LOB: 1 BB: 0 P: 6	R: 2 E: 0 K: 0 S: 5 H: 2 LOB: 0 BB: 0 P: 7	1B: 5 2B: 0 3B: 0 HR: 3	SF: 0 SAC: 2 DP: 0 HBP: 1					

	AB	33
	R	8
	H	8
	RBI	8
	BB	3
	SO	5
	LOB	16

PITCHER		IP	WLS	BF	H	R	ER	SO	BB	IBB	HBP	BLK	WP	HR	S	P	ERA	WHIP
Jeff Weaver, R ERA: 6.11	(1, 1)	5.0		24	5	5	4	4	2	0	0	0	0	2	56	94	7.20	1.400
50 Adam Wainwright, R ERA: 3.14	(6, 1)	1.0	H	5	1	1	1	0	1	0	0	0	0	0	10	15	9.00	2.000
34 Randy Flores, L ERA: 4.93	(7, 1)	1.0	H	3	0	0	0	0	0	0	0	0	0	0	7	10	0.00	0.000
Tyler Johnson, L ERA: 5.06	(8, 1)	0.1	H	2	0	0	0	0	0	0	1	0	0	0	1	2	0.00	0.000
41 Braden Looper, R ERA: 3.77	(8, 1)	0.2	H	2	0	0	0	1	0	0	0	0	0	0	4	4	0.00	0.000

PITCHER		IP	WLS	BF	H	R	ER	SO	BB	IBB	HBP	BLK	WP	HR	S	P	ERA	WHIP
44 Jason Isringhausen, R ERA: 3.54	(9, 1)	0.1	L	3	2	2	2	0	0	0	0	0	0	1	5	7	54.00	6.000

Batter	1	2	3	4	5	6	7	8	9	AB	R	H	RBI	BB	SO	LOB
Jose Vizcaino, S (1, 6) OBP: 0.300, SLG: 0.282	C B C X 1-2 G5-3 ①		B B C B C X 3-2 P3 ②		F B F D B F F X 3-2 2-H HR		B B D C F F F F F 3-2 X F8 ①		C B S F F F F B 2-3 C K ①	5	1	1	2	0	1	3
16 Chris Duncan, L (1, 7) OBP: 0.405, SLG: 0.653 So Taguchi, R (9, PH) OBP: 0.332, SLG: 0.350	S B B X 2-1 L3 ②		B B B C B 4-1 5 1B 1-2 2-3 BB		S C B C C 1-3 K ②		B C F C 1-3 K ②		X 0-0 F8 ②	3 1	0 0	0 0	0 0	1 0	2 0	1 0
5 Albert Pujols, R (1, 3) OBP: 0.429, SLG: 0.684	C B B X 2-1 P5 ③		B X 1-0 1-2 2-H 3-H 1B		F B X 1-1 G6-3 ③		B F F X 1-2 G4-3 ③		C C X 0-2 1B	5	0	2	2	0	0	1
27 Scott Rolen, R (1, 5) OBP: 0.389, SLG: 0.557		B C X 1-1 F8 ①	F B B X 2-1 F7 ③			B X 1-0 HR		C B B F F F B F F 3-2 F X 3 2B 2B	B C C X 1-2 G1-3 ③	5	2	2	1	0	0	3
3 Preston Wilson, R (1, 9) OBP: 0.310, SLG: 0.415		X 0-0 G6-3 ②		C B S B X 2-2 G5-3 ①		B S X 1-1 HR		C C X 0-2 43 G3 2-H 1B 2B		4	2	2	2	0	0	0
43 Juan Encarnacion, R (1, 8) OBP: 0.313, SLG: 0.461		B B C X 2-1 P4 ③		C B F F X 1-2 L8 ②		B F B B C B 4-2 L5-3 BB		B C X 1-1 G3 ① 2-3		3	0	0	0	1	0	1
Ronnie Belliard, R (1, 4) OBP: 0.333, SLG: 0.410		X 0-0 16 BB 5 1B 2B		X 0-0 G6-3 ③		1 SAFE D X 1-0 L5-3 ① ② 1-1		F B B B F F X 3-2 FC6-4 3-H 1B		4	1	2	1	0	0	1
4 Yadier Molina, R (1, 2) OBP: 0.272, SLG: 0.333 Gary Bennett, R (6, 2) OBP: 0.244, SLG: 0.260		C F X 0-2 F8 ①			X 0-0 SH2-4 HR 1B	C B F X 1-2 G5-3 ③		X 0-0 FC6-4 ② 1-2f		3 1	1 0	1 0	0 0	0 0	0 0	1 1
30 Mark Mulder, L (1, 1) OBP: 0.400, SLG: 0.480 Josh Hancock, R (4, 1) 15 Jim Edmonds, L (7, PH) OBP: 0.359, SLG: 0.482 Jorge Sosa, R (7, 1) OBP: 0.200, SLG: 0.522 26 Scott Spiezio, S (8, PH) OBP: 0.350, SLG: 0.447 34 Randy Flores, L (8, 1) 41 Braden Looper, R (8, 1) OBP: 0.500, SLG: 1.000			B B B B 4-0 16 BB 5 1B BB		L C D X 1-2 SH2-4 ① 1-2		F B B B 4-1 BB	B B S C B S 3-3 K ③		0 0 0 0 1 0 0	1 0 0 0 0 0 0	0 0 0 0 0 0 0	0 0 1 0 0 1 0	1 0 0 0 0 0 0	0 0 0 0 1 0 0	0 0 0 0 1 0 0
Inning Stats	R: 0 E: 0 K: 0 S: 7 H: 0 LOB: 0 BB: 0 P: 12	R: 0 E: 0 K: 0 S: 5 H: 0 LOB: 0 BB: 0 P: 8	R: 2 E: 0 K: 0 S: 11 H: 2 LOB: 2 BB: 2 P: 25	R: 0 E: 0 K: 0 S: 8 H: 0 LOB: 0 BB: 0 P: 11	R: 2 E: 0 K: 1 S: 14 H: 2 LOB: 0 BB: 0 P: 20	R: 2 E: 0 K: 0 S: 9 H: 2 LOB: 0 BB: 1 P: 17	R: 0 E: 0 K: 1 S: 14 H: 0 LOB: 1 BB: 1 P: 23	R: 2 E: 0 K: 1 S: 21 H: 3 LOB: 1 BB: 0 P: 31	R: 0 E: 0 K: 1 S: 15 H: 1 LOB: 1 BB: 0 P: 18	1B: 4 2B: 4 3B: 0 HR: 3 SF: 0 SAC: 1 DP: 1 HBP: 0						

PITCHER		IP	WLS	BF	H	R	ER	SO	BB	IBB	HBP	BLK	WP	HR	S	P	ERA	WHIP
Steve Trachsel, R ERA: 5.0	(1, 1)	5.0	W	24	6	6	6	1	3	0	0	0	0	3	50	87	10.80	1.800
Roberto Hernandez, R ERA: 3.06	(6, 1)	1.1		4	0	0	0	0	1	0	0	0	0	0	12	21	0.00	0.750
25 Pedro Feliciano, L ERA: 2.01	(7, 1)	0.1		1	0	0	0	1	0	0	0	0	0	0	3	4	0.00	0.000
Chad Bradford, R ERA: 3.14	(7, 1)	1.0		6	3	2	2	0	0	0	0	0	0	0	21	29	18.00	3.000
Aaron Heilman, R ERA: 3.86	(8, 1)	0.1	H	1	0	0	0	1	0	0	0	0	0	0	3	6	0.00	0.000

PITCHER		IP	WLS	BF	H	R	ER	SO	BB	IBB	HBP	BLK	WP	HR	S	P	ERA	WHIP
13 Billy Wagner, L ERA: 2.24	(9, 1)	1.0	S	4	1	0	0	1	0	0	0	0	0	0	15	18	0.00	1.000

TOP

St. Louis Cardinals @ New York Mets

Shea Stadium, Flushing, NY

Wed Aug 23 2006, 7:10 PM EDT
Att. 49,329 - Partly Cloudy - 82 F

livebaseballscorecards.com

AB	35
R	8
H	10
RBI	8
BB	4
SO	4
LOB	13

WP: 0 PA: 40
PB: 0
SB: 0
CS: 0

BOTTOM

St. Louis Cardinals @ New York Mets

Shea Stadium, Flushing, NY

Wed Aug 23 2006, 7:10 PM EDT
Att. 49,329 - Partly Cloudy - 82 F

livebaseballscorecards.com

Batter	1	2	3	4	5	6	7	8	9	AB	R	H	RBI	BB	SO	LOB
7 José Reyes, S (1, 6) OBP: 0.350, SLG: 0.485	2-1 21 2B 15 BB 1B	0-1 16 1B 16 S 1B	3-2 2-H 3-H HR	2-0 L9 ③			4-1 16 S BB			4	2	3	3	1	0	2
16 Paul Lo Duca, R (1, 2) OBP: 0.350, SLG: 0.413	0-0 P4 ①	2-2 1-3 5 FC5-4 1B	0-0 F7 ③		0-3 K ①		3-1 1-2 F8 ②			5	0	1	0	0	1	2
15 Carlos Beltrán, S (1, 8) OBP: 0.388, SLG: 0.624	4-2 1-2 21 2B 2B BB	3-1 L5 ①		4-1 21 2B 5 2B BB	1-2 F9 ②		1-3 K ③			3	2	0	0	2	1	3
21 Carlos Delgado, L (1, 3) OBP: 0.356, SLG: 0.539	1-2 1-3 2-H 2B 2B	0-0 P5 ②		1-1 1-3 5 2B 2B	2-1 F8 ③			1-1 G4-3 ①		5	2	2	1	0	0	2
5 David Wright, R (1, 5) OBP: 0.374, SLG: 0.521	4-0 2B IBB	3-1 1-2f FC5-4 ③		1-1 F9 44 1B 2-H 3-H 2B		0-0 F8 ①		0-1 F9 ②		4	2	1	2	1	0	2
Chris Woodward, R (1, 4) OBP: 0.297, SLG: 0.327	3-2 44 L9 1-H 2-H 3-H 2B	1-0 SH3-4 7 HR 10 1B 1B		0-0 F9 ① 2-3		0-1 P3 ②		2-2 G5-3 ③		5	1	2	3	0	0	1
44 Lastings Milledge, R (1, 9) OBP: 0.309, SLG: 0.396	2-1 2-3 L9 ②	1-3 K ①		0-1 10 2B 3-H 1B		3-2 E3				4	0	1	1	0	1	2
25 Pedro Feliciano, L (7, 1)										0	0	0	0	0	0	0
Chad Bradford, R (7, 1)										0	0	0	0	0	0	0
Aaron Heilman, R (8, 1)										0	0	0	0	0	0	0
13 Billy Wagner, L (9, 1)										0	0	0	0	0	0	0
10 Endy Chavez, L (1, 7) OBP: 0.342, SLG: 0.439 (7, 9)	4-0 BB	0-0 1-2 SH3-4 7 HR 1B		1-2 1-3 2B		1 SAFE 0-1 F8 ③				3	1	2	0	1	0	1
Steve Trachsel, R (1, 1) OBP: 0.170, SLG: 0.186	0-1 F9 ③	0-0 1-2 2-3 SH3-4 ②		2-3 K2-3 ②			1-3 K ①			2	0	0	0	0	1	4
Roberto Hernandez, R (6, 1)										0	0	0	0	0	0	0
Michael Tucker, L (7, 7) OBP: 0.400, SLG: 0.444										1	0	0	0	0	1	0
Inning Stats	R: 4 E: 0 K: 0 S: 16 H: 3 LOB: 2 BB: 3 P: 36	R: 0 E: 0 K: 0 S: 10 H: 2 LOB: 2 BB: 0 P: 18	R: 3 E: 0 K: 1 S: 11 H: 3 LOB: 0 BB: 0 P: 16	R: 3 E: 0 K: 1 S: 17 H: 4 LOB: 2 BB: 1 P: 28	R: 0 E: 0 K: 1 S: 11 H: 0 LOB: 0 BB: 0 P: 14	R: 0 E: 1 K: 0 S: 9 H: 0 LOB: 1 BB: 0 P: 12	R: 0 E: 0 K: 2 S: 9 H: 0 LOB: 1 BB: 1 P: 18	R: 0 E: 0 K: 0 S: 7 H: 0 LOB: 0 BB: 0 P: 10		1B: 6 2B: 5 3B: 0 HR: 1	SF: 0 SAC: 1 DP: 0 HBP: 0					

	AB	36
	R	10
	H	12
	RBI	10
	BB	5
	SO	5
	LOB	19

WP: 0 PB: 0 SB: 2 CS: 0 PA: 42

PITCHER		IP	WLS	BF	H	R	ER	SO	BB	IBB	HBP	BLK	WP	HR	S	P	ERA	WHIP
30 Mark Mulder, L ERA: 6.77	(1, 1)	3.0	L	22	9	9	9	1	3	1	0	0	0	1	40	78	27.00	4.000
Josh Hancock, R ERA: 3.53	(4, 1)	3.0		13	3	1	1	2	0	0	0	0	0	0	34	46	3.00	1.000
Jorge Sosa, R ERA: 5.1	(7, 1)	1.0		4	0	0	0	2	1	0	0	0	0	0	9	18	0.00	1.000
34 Randy Flores, L ERA: 4.89	(8, 1)	0.1		1	0	0	0	0	0	0	0	0	0	0	2	3	0.00	0.000
41 Braden Looper, R ERA: 3.72	(8, 1)	0.2		2	0	0	0	0	0	0	0	0	0	0	5	7	0.00	0.000

PITCHER	IP	WLS	BF	H	R	ER	SO	BB	IBB	HBP	BLK	WP	HR	S	P	ERA	WHIP

Batter	1	2	3	4	5	6	7	8	9	AB	R	H	RBI	BB	SO	LOB
Ronnie Belliard, R (1, 4) OBP: 0.332, SLG: 0.407	B C S S 1-3 ① K		S B X 1-1 ② F8		B B B B 4-0 BB		C F X 0-2 ② P5			3	0	0	0	1	1	3
So Taguchi, R (1, 7) OBP: 0.331, SLG: 0.352 Tyler Johnson, S (7, 1) Jorge Sosa, R (8, 1) OBP: 0.200, SLG: 0.522	B F F B F F X 2-2 2B		X 0-0 ③ G5-3		C X 0-1 ② L7		S S B S 1-3 ③ K			4 0 0	0 0 0	1 0 0	0 0 0	0 0 0	1 0 0	4 0 0
5 Albert Pujols, R (1, 3) OBP: 0.428, SLG: 0.680	B F X 1-1 ② F7			C B S B X 2-2 3 FC5-4 1B	B C F F B F X 2-2 ③ F7			B C F X 1-2 ① G5-3		4	0	1	0	0	0	2
27 Scott Rolen, R (1, 5) OBP: 0.386, SLG: 0.551	C B B F F F X 2-2 ③ P3			F B F B S 2-3 ① K	B B X 2-0 ① F7			B X 1-0 ② P6		4	0	0	0	0	1	2
43 Juan Encarnacion, R (1, 8) OBP: 0.310, SLG: 0.457		C B F B F X 2-2 ① P3		F F B B F X 2-2 ② L7		C B X 1-1 ② P6		C X 0-1 ③ G6-3		4	0	0	0	0	0	1
3 Preston Wilson, R (1, 9) OBP: 0.307, SLG: 0.411		C B F B C 2-3 ② K		X 0-0 ③ FC5-4 1-2f		F X 0-1 ③ F9			C B S S 1-3 ① K	4	0	0	0	0	2	1
Aaron Miles, S (1, 6) OBP: 0.336, SLG: 0.350		B F F S 1-3 ③ K			T B X 1-1 HR 1B		B C B S F F X 2-2 26 2B 1B		X 0-0 ② F7	4	1	2	0	0	1	0
Gary Bennett, R (1, 2) OBP: 0.254, SLG: 0.294 16 Chris Duncan, L (9, PH) OBP: 0.403, SLG: 0.649			B X 1-0 SH1-4 1B		C X 0-1 1-H HR		B X 1-0 ① F8		F S B S 1-3 ③ K	3 1	1 0	2 0	2 0	0 0	0 1	1 0
Jason Marquis, L (1, 1) OBP: 0.208, SLG: 0.261 26 Scott Spiezio, S (7, PH) OBP: 0.353, SLG: 0.454 (7, 7)			X 0-0 ① SH1-4 1-2		B S B X 2-1 ① F7		F B X 1-1 1-3 2B			1 1	0 0	0 1	0 0	0 0	0 0	0 0
Inning Stats	R: 0 E: 0 K: 1 S: 15 H: 1 LOB: 1 BB: 0 P: 21	R: 0 E: 0 K: 2 S: 10 H: 0 LOB: 0 BB: 0 P: 15	R: 0 E: 0 K: 0 S: 5 H: 1 LOB: 1 BB: 0 P: 7	R: 0 E: 0 K: 1 S: 11 H: 1 LOB: 1 BB: 0 P: 17	R: 2 E: 0 K: 0 S: 13 H: 2 LOB: 1 BB: 1 P: 22	R: 0 E: 0 K: 0 S: 5 H: 0 LOB: 0 BB: 0 P: 8	R: 0 E: 0 K: 1 S: 14 H: 2 LOB: 2 BB: 0 P: 19	R: 0 E: 0 K: 0 S: 6 H: 0 LOB: 0 BB: 0 P: 8	R: 0 E: 0 K: 2 S: 7 H: 0 LOB: 0 BB: 0 P: 9	1B: 4 2B: 2 3B: 0 HR: 1 SF: 0 SAC: 1 DP: 0 HBP: 0						

PITCHER		IP	WLS	BF	H	R	ER	SO	BB	IBB	HBP	BLK	WP	HR	S	P	ERA	WHIP
32 Dave Williams, L ERA: 6.4	(1, 1)	6.1	W	27	7	2	2	4	1	0	0	0	0	1	67	102	2.84	1.263
Roberto Hernandez, R ERA: 2.96	(7, 1)	1.2	H	5	0	0	0	1	0	0	0	0	0	0	12	15	0.00	0.000
59 Guillermo Mota, R ERA: 5.9	(9, 1)	1.0		3	0	0	0	2	0	0	0	0	0	0	7	9	0.00	0.000

PITCHER	IP	WLS	BF	H	R	ER	SO	BB	IBB	HBP	BLK	WP	HR	S	P	ERA	WHIP

TOP

St. Louis Cardinals @ New York Mets

Shea Stadium, Flushing, NY

Thu Aug 24 2006, 7:10 PM EDT

Att. 45,494 - Cloudy - 73 F

livebaseballscorecards.com

AB	33
R	2
H	7
RBI	2
BB	1
SO	7
LOB	14

1B: 4	SF: 0	WP: 0	PA: 35
2B: 2	SAC: 1	PB: 0	
3B: 0	DP: 0	SB: 0	
HR: 1	HBP: 0	CS: 0	

BOTTOM

St. Louis Cardinals @ New York Mets

Shea Stadium, Flushing, NY

Thu Aug 24 2006, 7:10 PM EDT

Att. 45,494 - Cloudy - 73 F

livebaseballscorecards.com

Batter	1	2	3	4	5	6	7	8	9	AB	R	H	RBI	BB	SO	LOB
7 José Reyes, S (1, 6) OBP: 0.352, SLG: 0.486	C F X 0-2 16 HBP 1B		C X 0-1 16 S 16 3B 1B	C B B B X 3-1 ③ L8		C X 0-1 ③ G4-3		B X 1-0 1-3 2-H 1B		5	1	3	1	0	0	0
16 Paul Lo Duca, R (1, 2) OBP: 0.353, SLG: 0.418	C B H 2-1 21 G3-6-1 1-2 HBP		B X 1-0 5 SF9 1-H 3B		B C X 1-1 15 FC4-6 1B		C F C 0-3 ① K	X 0-0 ③ L7		4	1	2	1	0	1	2
15 Carlos Beltrán, S (1, 8) OBP: 0.387, SLG: 0.619	B B C X 2-1 ① F6		C B B B D B 4-1 5 SF9 21 BB 20 1B BB		B D X 2-0 ① FC4-6 21 HR 1-2f		B X 1-0 ② F7			3	2	0	0	1	0	3
21 Carlos Delgado, L (1, 3) OBP: 0.359, SLG: 0.546	C B B B X 3-1 ②③ G3-6-1 1-2f		B B B B 4-0 20 1B 1-2 BB		X 0-0 1-H HR		C S F B B B B 4-2 BB			2	1	1	2	2	0	2
5 David Wright, R (1, 5) OBP: 0.373, SLG: 0.520		X 0-0 20 L4-3 1B	X 0-0 ② SF9 2-3 3-H		B F X 1-1 ② F9		B X 1-0 ③ P3			3	0	1	1	0	0	1
20 Shawn Green, L (1, 9) OBP: 0.350, SLG: 0.429		B B X 2-0 ①② L4-3 1-1	B X 1-0 1-2 3-H 1B		S B T B B F B 4-2 BB			F C B S 1-3 ① K		3	0	1	1	1	1	1
22 Jose Valentin, S (1, 4) OBP: 0.340, SLG: 0.493		C B F B B B B 4-2 10 FC6 BB	F C B S 1-3 ③ K		X 0-0 ③ F7			B B B C B 4-1 10 1B 7 1B BB		2	1	0	0	2	1	3
10 Endy Chavez, L (1, 7) OBP: 0.341, SLG: 0.436		X 0-0 ③ FC6 1-2f		C X 0-1 ① G6-3		B B X 2-0 ① F7		B X 1-0 7 1B 1-2 1B		4	0	1	0	0	0	1
32 Dave Williams, L (1, 1) OBP: 0.118, SLG: 0.063			C B S B F F F F B 3-3 F C ① K	S S B B B S 3-3 ② K		S F S 0-3 ② K		B B C F B C 3-3 ② K		3	0	0	0	0	3	0
Roberto Hernandez, R (7, 1)										0	0	0	0	0	0	0
Julio Franco, R (8, PH) OBP: 0.328, SLG: 0.365										1	0	0	0	0	1	2
59 Guillermo Mota, R (9, 1)										0	0	0	0	0	0	0
Inning Stats	R: 0 E: 0 K: 0 S: 9 H: 1 LOB: 1 BB: 0 P: 16	R: 0 E: 0 K: 0 S: 5 H: 1 LOB: 1 BB: 1 P: 11	R: 3 E: 0 K: 2 S: 17 H: 3 LOB: 2 BB: 2 P: 31	R: 0 E: 0 K: 1 S: 7 H: 0 LOB: 0 BB: 0 P: 13	R: 2 E: 0 K: 0 S: 10 H: 2 LOB: 1 BB: 1 P: 18	R: 0 E: 0 K: 1 S: 6 H: 0 LOB: 0 BB: 0 P: 8	R: 0 E: 0 K: 1 S: 8 H: 0 LOB: 1 BB: 1 P: 14	R: 1 E: 0 K: 2 S: 10 H: 2 LOB: 2 BB: 1 P: 20		1B: 7 2B: 1 3B: 1 HR: 1	SF: 1 SAC: 0 DP: 2 HBP: 1			WP: 0 PB: 0 SB: 1 CS: 0	PA: 38		

PITCHER		IP	WLS	BF	H	R	ER	SO	BB	IBB	HBP	BLK	WP	HR	S	P	ERA	WHIP
Jason Marquis, R ERA: 5.77	(1, 1)	6.0	L	28	7	5	5	4	4	0	1	0	0	1	54	97	7.50	1.833
Tyler Johnson, L ERA: 5.08	(7, 1)	1.2		9	2	1	1	3	2	0	0	0	0	0	17	33	5.40	2.400
Jorge Sosa, R ERA: 5.08	(8, 1)	0.1		1	0	0	0	0	0	0	0	0	0	0	1	1	0.00	0.000

PITCHER	IP	WLS	BF	H	R	ER	SO	BB	IBB	HBP	BLK	WP	HR	S	P	ERA	WHIP

AB	30
R	6
H	9
RBI	6
BB	6
SO	7
LOB	15

Batter	1	2	3	4	5	6	7	8	9	AB	R	H	RBI	BB	SO	LOB
11 Jimmy Rollins, S (1, 6) OBP: 0.340, SLG: 0.469	1-2 8 1B 26 1B 1B	2-2 ③ F7		0-1 ③ G4-3			0-0 ① G5-3		2-2 ② K	5	1	1	0	0	1	2
8 Shane Victorino, S (1, 8) OBP: 0.339, SLG: 0.436	0-1 26 1B 6 SF9 1-2 1B		1-1 ① G4-3		1-1 3B		1-1 ② G1-3		1-2 ③ P5	5	1	2	0	0	0	1
26 Chase Utley, L (1, 4) OBP: 0.385, SLG: 0.530	1-0 G4-3 1-3 2-H 1B		2-2 6 HR 1B		0-0 ① F7		0-3 ③ K			4	1	2	1	0	1	1
6 Ryan Howard, L (1, 3) OBP: 0.382, SLG: 0.620	0-0 ① SF9 3-H		3-2 1-H HR		4-0 IBB			1-3 ① K		2	1	1	3	1	1	0
David Dellucci, L (1, 9) OBP: 0.391, SLG: 0.601 José Hernández, R (8, PH) OBP: 0.333, SLG: 0.363 (8, 9)	2-1 ② G4-3 1-2		4-1 BB		2-2 ② K			1-3 ② K		2 1	0 0	0 0	0 0	1 0	1 1	3 0
Joe Thurston, L (1, 7) OBP: 0.444, SLG: 0.500 63 Ryan Madson, L (9, 1) OBP: 0.206, SLG: 0.212	1-3 ③ K		1-1 ② P2		0-1 ③ P6			4-2 FC6-4 BB		3 0	0 0	0 0	0 0	1 0	1 0	4 0
Mike Lieberthal, R (1, 2) OBP: 0.296, SLG: 0.398		4-1 FC1-6 BB	1 SAFE 0-0 ③ F7			0-1 ① G5-3		1-0 ③ FC6-4 1-2f		3	0	0	0	1	0	2
Abraham Nunez, S (1, 5) OBP: 0.261, SLG: 0.259		0-0 ① P6		3-2 ① F9		1-0 ② L6			3-2 ① L4	4	0	0	0	0	0	1
Randy Wolf, L (1, 1) OBP: 0.333, SLG: 0.364 4 Danny Sandoval, S (6, PH) OBP: 0.273, SLG: 0.179 Geoff Geary, R (6, 1) OBP: 0.500, SLG: 0.667 Arthur Rhodes, L (8, 1) 29 Chris Roberson, S (9, PH) OBP: 0.194, SLG: 0.194 (9, 7)		0-2 ② FC1-6 1-2f		0-3 ② K		1-3 ③ K			2-2 8 S 1B	2 1 0 0 1	0 0 0 0 0	0 0 0 0 1	0 0 0 0 0	1 1 0 0 0	1 0 0 0 0	1 0 0 0 0
Inning Stats	R: 2 E: 0 K: 1 S: 12 H: 3 LOB: 1 BB: 0 P: 17	R: 0 E: 0 K: 0 S: 8 H: 0 LOB: 1 BB: 1 P: 14	R: 2 E: 0 K: 0 S: 13 H: 2 LOB: 1 BB: 1 P: 24	R: 0 E: 0 K: 1 S: 8 H: 0 LOB: 0 BB: 0 P: 11	R: 0 E: 0 K: 1 S: 10 H: 1 LOB: 2 BB: 1 P: 17	R: 0 E: 0 K: 1 S: 6 H: 0 LOB: 0 BB: 0 P: 8	R: 0 E: 0 K: 1 S: 6 H: 0 LOB: 0 BB: 0 P: 7	R: 0 E: 0 K: 2 S: 9 H: 0 LOB: 1 BB: 1 P: 16	R: 0 E: 0 K: 1 S: 14 H: 1 LOB: 1 BB: 0 P: 22	1B: 5 2B: 0 3B: 1 HR: 1 SF: 1 SAC: 0 DP: 0 HBP: 0						

PITCHER		IP	WLS	BF	H	R	ER	SO	BB	IBB	HBP	BLK	WP	HR	S	P	ERA	WHIP
Brian Bannister, R ERA: 3.44	(1, 1)	6.0	L	27	6	4	4	4	2	1	0	0	0	1	57	91	6.00	1.333
25 Pedro Feliciano, L ERA: 1.95	(7, 1)	1.1		4	0	0	0	2	0	0	0	0	0	0	9	11	0.00	0.000
Chad Bradford, R ERA: 3.1	(8, 1)	0.2		3	0	0	0	1	1	0	0	0	0	0	6	12	0.00	1.500
Aaron Heilman, R ERA: 3.8	(9, 1)	1.0		4	1	0	0	1	0	0	0	0	0	0	14	22	0.00	1.000

PITCHER	IP	WLS	BF	H	R	ER	SO	BB	IBB	HBP	BLK	WP	HR	S	P	ERA	WHIP

TOP

Philadelphia Phillies @ New York Mets

Shea Stadium, Flushing, NY

Fri Aug 25 2006, 7:10 PM EDT
Att. 41,707 - Cloudy - 72 F

livebaseballscorecards.com

AB	33
R	4
H	7
RBI	4
BB	4
SO	8
LOB	15

Batter	1	2	3	4	5	6	7	8	9	AB	R	H	RBI	BB	SO	LOB
7 José Reyes, S (1, 6) OBP: 0.350, SLG: 0.484	C B X 1-1 ① F8		C B F F B S 2-3 ① K		F L X 0-2 16 S 15 HR 1B		C X 0-1 ① G4-3		F S 1 SAFE S 0-3 ③ K	5	1	1	0	0	2	1
16 Paul Lo Duca, R (1, 2) OBP: 0.354, SLG: 0.422	B X 1-0 1B		B X 1-0 15 2B 2B		F 1 SAFE 1 SAFE 1 SAFE B F F X 1-2 ① P3 1-2		B B F F F X 2-2 ② F7			4	1	2	0	0	0	1
15 Carlos Beltrán, S (1, 8) OBP: 0.388, SLG: 0.628	B B B C S X 3-2 ② P6		B B X 2-0 5 F9 2-H 2B		X 0-0 2-H HR		C B B S B X 3-2 ③ G3-1			4	1	2	3	0	0	1
21 Carlos Delgado, L (1, 3) OBP: 0.358, SLG: 0.542	B X 1-0 ③ P3		D B C B F F B 4-2 BB		B C F F B S 2-3 ② K			X 0-0 ① L9		3	0	0	0	1	1	1
5 David Wright, R (1, 5) OBP: 0.372, SLG: 0.517		C F F B S 1-3 ① K	X 0-0 ② F9 2-3		B B F B B 4-1 BB			B F B X 2-1 ② F8		3	0	0	0	1	1	2
20 Shawn Green, L (1, 9) OBP: 0.347, SLG: 0.425		B X 1-0 ② G3-1	B B X 2-0 ③ G3		F X 0-1 ③ P5			X 0-0 ③ P6		4	0	0	0	0	0	3
Chris Woodward, R (1, 4) OBP: 0.302, SLG: 0.327		B C B F B B 4-2 10 BB BB	X 0-0 ① G5-3			C B B F X 2-2 10 G6-3 1B			C S B B X 2-2 ① G5-3	3	0	1	0	1	0	0
10 Endy Chavez, L (1, 7) OBP: 0.339, SLG: 0.431		B B B C B 4-1 1-2 BB	C F B S 1-3 ② K			1 SAFE L L D F F F F X 1-2 ① ② G6-3 1-2f			C F X 0-2 ② G1-3	3	0	0	0	1	1	1
Brian Bannister, R (1, 1) OBP: 0.333, SLG: 0.583 Michael Tucker, L (6, PH) OBP: 0.389, SLG: 0.429 25 Pedro Feliciano, L (7, 1) Chad Bradford, R (8, 1) Aaron Heilman, R (9, 1) Julio Franco, R (9, PH) OBP: 0.333, SLG: 0.371	S F F F C B X 1-2 ③ G6-3		B B F F C B F F X 3-2 P3			B C B B B X 3-1 ③ G4-3			B X 1-0 1B	2 1 0 0 0 0 1	0 0 0 0 0 0 0	0 0 0 0 0 0 1	0 0 0 0 0 0 0	0 0 0 0 0 0 0	0 0 0 0 0 0 0	2 0 0 0 0 0 0
Inning Stats	R: 0 E: 0 K: 0 S: 7 H: 1 LOB: 1 BB: 0 P: 13	R: 0 E: 0 K: 1 S: 13 H: 0 LOB: 2 BB: 2 P: 24	R: 1 E: 0 K: 1 S: 11 H: 2 LOB: 2 BB: 1 P: 22	R: 0 E: 0 K: 1 S: 9 H: 0 LOB: 0 BB: 0 P: 13	R: 2 E: 0 K: 1 S: 15 H: 2 LOB: 1 BB: 1 P: 22	R: 0 E: 0 K: 0 S: 12 H: 1 LOB: 0 BB: 0 P: 18	R: 0 E: 0 K: 0 S: 8 H: 0 LOB: 0 BB: 0 P: 13	R: 0 E: 0 K: 0 S: 4 H: 0 LOB: 0 BB: 0 P: 6	R: 0 E: 0 K: 1 S: 10 H: 1 LOB: 1 BB: 0 P: 13	1B: 4 2B: 2 3B: 0 HR: 1	SF: 0 SAC: 0 DP: 1 HBP: 0						

PITCHER		IP	WLS	BF	H	R	ER	SO	BB	IBB	HBP	BLK	WP	HR	S	P	ERA	WHIP
Randy Wolf, L ERA: 5.58	(1, 1)	5.0	W	24	5	3	3	4	4	0	0	0	0	1	55	94	5.40	1.800
Geoff Geary, R ERA: 3.21	(6, 1)	2.0	H	6	1	0	0	0	0	0	0	0	0	0	20	31	0.00	0.500
Arthur Rhodes, L ERA: 5.05	(8, 1)	1.0	H	3	0	0	0	0	0	0	0	0	0	0	4	6	0.00	0.000
63 Ryan Madson, R ERA: 5.6	(9, 1)	1.0	S	4	1	0	0	1	0	0	0	0	0	0	10	13	0.00	1.000

PITCHER	IP	WLS	BF	H	R	ER	SO	BB	IBB	HBP	BLK	WP	HR	S	P	ERA	WHIP

BOTTOM

Philadelphia Phillies @ New York Mets

Shea Stadium, Flushing, NY

Fri Aug 25 2006, 7:10 PM EDT
Att. 41,707 - Cloudy - 72 F

livebaseballscorecards.com

AB	33
R	3
H	7
RBI	3
BB	4
SO	5
LOB	12

1B: 4	SF: 0	WP: 0	PA: 37
2B: 2	SAC: 0	PB: 0	
3B: 0	DP: 1	SB: 1	
HR: 1	HBP: 0	CS: 0	

Batter	1	2	3	4	5	6	7	8	9	AB	R	H	RBI	BB	SO	LOB
11 Jimmy Rollins, S (1, 6) OBP: 0.337, SLG: 0.465	B C X 1-1 ① G4-3		C C B S 1-3 ② K		F B X 1-1 ② FC5-4 26 HBP 8 1B 6 HR 1-2f 2-3		B B C X 2-1 ① L4		C S B S 1-3 ③ K	5	1	0	0	0	2	2
8 Shane Victorino, S (1, 8) OBP: 0.345, SLG: 0.439	B B B B 4-0 6 G3 26 BB BB		B S X 1-1 ③ F9		B B C X 2-1 26 HBP 6 HR 1-2 3-H 1B		C X 0-1 1B			3	1	2	1	1	0	0
26 Chase Utley, L (1, 4) OBP: 0.386, SLG: 0.528	D B C B B 4-1 6 G3 1-2 BB			B C X 1-1 ① G3	B B B H 4-0 6 HR 1-2 2-3 HBP		C F X 0-2 ② F7			2	1	0	0	1	0	1
6 Ryan Howard, L (1, 3) OBP: 0.381, SLG: 0.623	B X 1-0 ② G3 1-2 2-3			C C X 0-2 ② P5	S S X 0-2 1-H 2-H 3-H HR		X 0-0 ③ G4-3			4	1	1	4	0	0	3
Pat Burrell, R (1, 7) OBP: 0.376, SLG: 0.501	B C B B B C F C 3-3 ③ K			C B S F B B B 4-2 BB	F F C 0-3 ③ K			C B F X 1-2 ① G5-3		3	0	0	0	1	2	2
José Hernández, R (1, 9) OBP: 0.326, SLG: 0.354 Joe Thurston, L (8, PH) OBP: 0.400, SLG: 0.444 (8, 9)		C B C F C 1-3 ① K		C S B B B C 2-3 ③ K		X 0-0 ① L6		B F S F S 1-3 ② K		3 1	0 0	0 0	0 0	0 0	2 1	1 0
27 Chris Coste, R (1, 2) OBP: 0.398, SLG: 0.546		B B X 2-0 ② F8			B B C C B B 4-2 FC4-6 BB	C F B F X 1-2 2B		C X 0-1 ③ G6-3		3	0	1	0	1	0	0
Abraham Nunez, S (1, 5) OBP: 0.257, SLG: 0.254		C B B F C 2-3 ③ K			F X 0-1 ① FC4-6 11 21 FC5-4 BB 8 1B 1-2f	F X 0-1 ② F9			X 0-0 ① P6	4	1	0	0	0	1	2
21 Jon Lieber, L (1, 1) OBP: 0.116, SLG: 0.050			B B C C B S 3-3 ① K		B B B C B 4-1 11 FC5-4 1-2 BB	C C S 0-3 ③ K			X 0-0 ② L3	2	0	0	0	1	2	1
Rick White, R (7, 1)										0	0	0	0	0	0	0
Aaron Fultz, L (7, 1)										0	0	0	0	0	0	0
40 Matt Smith, L (8, 1)										0	0	0	0	0	0	0
David Dellucci, L (9, PH) OBP: 0.390, SLG: 0.598										1	0	0	0	0	0	0
Inning Stats	R: 0 E: 0 K: 1 S: 8 H: 0 LOB: 2 BB: 2 P: 21	R: 0 E: 0 K: 2 S: 8 H: 0 LOB: 0 BB: 0 P: 13	R: 0 E: 0 K: 2 S: 8 H: 0 LOB: 0 BB: 0 P: 13	R: 0 E: 0 K: 1 S: 11 H: 0 LOB: 1 BB: 1 P: 18	R: 5 E: 0 K: 1 S: 15 H: 2 LOB: 0 BB: 2 P: 30	R: 0 E: 0 K: 1 S: 10 H: 1 LOB: 1 BB: 0 P: 11	R: 0 E: 0 K: 0 S: 8 H: 1 LOB: 1 BB: 0 P: 10	R: 0 E: 0 K: 1 S: 9 H: 0 LOB: 0 BB: 0 P: 11	R: 0 E: 0 K: 1 S: 5 H: 0 LOB: 0 BB: 0 P: 6	1B: 2 2B: 1 3B: 0 HR: 1 SF: 0 SAC: 0 DP: 0 HBP: 1						

TOP

Philadelphia Phillies @ New York Mets

Shea Stadium, Flushing, NY

Sat Aug 26 2006, 7:10 PM EDT

Att. 47,019 - Cloudy - 69 F

livebaseballscorecards.com

AB	31
R	5
H	4
RBI	5
BB	5
SO	10
LOB	12

PITCHER		IP	WLS	BF	H	R	ER	SO	BB	IBB	HBP	BLK	WP	HR	S	P	ERA	WHIP
46 Oliver Pérez, L ERA: 6.78	(1, 1)	5.0		23	2	5	5	7	5	0	1	0	0	1	50	95	9.00	1.400
Darren Oliver, L ERA: 2.84	(6, 1)	1.0		4	1	0	0	1	0	0	0	0	0	0	10	11	0.00	1.000
25 Pedro Feliciano, L ERA: 1.92	(7, 1)	1.0	W	4	1	0	0	0	0	0	0	0	0	0	8	10	0.00	1.000
59 Guillermo Mota, R ERA: 5.62	(8, 1)	2.0		6	0	0	0	2	0	0	0	0	0	0	14	17	0.00	0.000

PITCHER	IP	WLS	BF	H	R	ER	SO	BB	IBB	HBP	BLK	WP	HR	S	P	ERA	WHIP

BOTTOM

Philadelphia Phillies @ New York Mets

Shea Stadium, Flushing, NY

Sat Aug 26 2006, 7:10 PM EDT

Att. 47,019 - Cloudy - 69 F

Batter	1	2	3	4	5	6	7	8	9	AB	R	H	RBI	BB	SO	LOB
7 José Reyes, S (1, 6) OBP: 0.351, SLG: 0.485	16 G3 15 HR 2B		G4-3		F6	15 HBP 21 SF8 16 1B 1B FC6-4				5	2	2	0	0	0	3
16 Paul Lo Duca, R (1, 2) OBP: 0.355, SLG: 0.421	G3 2-3		15 G6-3 1B		G6-4-3 1-2f	21 SF8 15 HBP 20 2B 1B G6-3				5	1	2	0	0	0	4
15 Carlos Beltrán, S (1, 8) OBP: 0.390, SLG: 0.633	HR 3-H		G6-3 1-2f			21 HR BB 21 SF8 20 2B 1-2 2-3 HBP		G6-3		3	3	1	2	1	0	1
21 Carlos Delgado, L (1, 3) OBP: 0.359, SLG: 0.549	G3-1			1B		HR 1-H	SF8 1-2 2-3 3-H	F9		4	1	2	3	0	0	0
5 David Wright, R (1, 5) OBP: 0.370, SLG: 0.513	F9			P4		G2-3	20 2B 10 2B IBB	G6-3		4	1	0	0	1	0	1
20 Shawn Green, L (1, 9) OBP: 0.348, SLG: 0.428		P2		F8		10 1B 22 1B 1B 10 2B 1-3 2-H 3-H 2B				4	1	2	2	0	0	1
22 Jose Valentin, S (1, 4) OBP: 0.342, SLG: 0.491	G3-1		G4-3			10 1B 1-2 1B 10 2B 1B IBB				3	1	1	0	1	0	1
10 Endy Chavez, L (1, 7) OBP: 0.349, SLG: 0.443		1B			BB 1B	G6-4-3 1-2 2-3 1B 1B 1-3 2-H 3-H 2B				4	1	4	2	0	0	0
46 Oliver Pérez, L (1, 1) OBP: 0.115, SLG: 0.115 Michael Tucker, L (5, PH) OBP: 0.405, SLG: 0.429 Darren Oliver, R (6, 1) OBP: 0.214, SLG: 0.231 Julio Franco, R (6, PH) OBP: 0.331, SLG: 0.368 25 Pedro Feliciano, L (7, 1) Chris Woodward, R (7, PH) OBP: 0.305, SLG: 0.331 59 Guillermo Mota, R (8, 1)	G5-3				16 G6-4-3 1-2 BB	G6-4-3 1-2f	7 FC6-4 2-H 3-H 1B			1 0 0 0 0 0 1 0 0 0 0 1 0 0 0 0 0 0 0 0 0 1 0 0 0 0 0 3 0 0 0 0 0 0 0 1 0 1 2 0 0 0 0 0 0 0 0 0 0							
Inning Stats	R: 2 E: 0 K: 0 S: 9 H: 2 LOB: 0 BB: 0 P: 17	R: 0 E: 0 K: 0 S: 7 H: 1 LOB: 1 BB: 0 P: 9	R: 0 E: 0 K: 0 S: 7 H: 1 LOB: 0 BB: 0 P: 9	R: 0 E: 0 K: 0 S: 10 H: 1 LOB: 1 BB: 0 P: 15	R: 0 E: 0 K: 0 S: 8 H: 1 LOB: 1 BB: 1 P: 13	R: 2 E: 0 K: 0 S: 16 H: 4 LOB: 2 BB: 1 P: 24	R: 7 E: 0 K: 0 S: 15 H: 5 LOB: 1 BB: 2 P: 32	R: 0 E: 0 K: 0 S: 6 H: 0 LOB: 0 BB: 0 P: 11		1B: 10 2B: 3 3B: 0 HR: 2 SF: 1 SAC: 0 DP: 3 HBP: 1						

	AB	35
	R	11
	H	15
	RBI	11
	BB	4
	SO	0
	LOB	15

livebaseballscorecards.com

PITCHER		IP	WLS	BF	H	R	ER	SO	BB	IBB	HBP	BLK	WP	HR	S	P	ERA	WHIP
21 Jon Lieber, R ERA: 5.09	(1, 1)	6.0		27	10	4	4	0	2	0	0	0	0	2	57	87	6.00	2.000
Rick White, R ERA: 5.22	(7, 1)	0.0	L	3	2	3	3	0	0	0	1	0	0	0	3	6	∞	∞
Aaron Fultz, L ERA: 4.5	(7, 1)	1.0	B	8	3	4	4	0	0	2	0	0	0	0	12	26	36.00	3.000
40 Matt Smith, L ERA:	(8, 1)	1.0		3	0	0	0	0	0	0	0	0	0	0	6	11	0.00	0.000

PITCHER	IP	WLS	BF	H	R	ER	SO	BB	IBB	HBP	BLK	WP	HR	S	P	ERA	WHIP

Batter	1	2	3	4	5	6	7	8	9	AB	R	H	RBI	BB	SO	LOB
11 Jimmy Rollins, S (1, 6) OBP: 0.337, SLG: 0.465	C B S B F B X 3-2 6 F8 2B		B B F X 2-1 ② F8		C S X 0-2 ② G4-3		B C C X 1-2 ③ G6-3			4	0	1	0	0	0	2
8 Shane Victorino, S (1, 8) OBP: 0.344, SLG: 0.436	B L F X 1-2 ① G4-3		B B F X 2-1 1B		B C B C X 2-2 ③ G6-3			C C S 0-3 ① K2-3		4	0	1	0	0	1	1
26 Chase Utley, L (1, 4) OBP: 0.385, SLG: 0.525	C B B B B 4-1 FC6-4 BB		B 1 SAFE X 1-0 ③ P5			B L B X 2-1 ① F8		B C S X 1-2 ② G1-3		3	0	0	0	1	0	1
6 Ryan Howard, L (1, 3) OBP: 0.382, SLG: 0.628	F F B B X 2-2 ② F8 2-3			C X 0-1 HR 1B		X 0-0 ② F7		C B F B B F F F X 3-2 HR		4	2	2	1	0	0	2
Pat Burrell, R (1, 7) OBP: 0.375, SLG: 0.507	F C B X 1-2 ③ FC6-4 1-2f			B X 1-0 1-H HR		B F B X 2-1 ③ F9		C B C B F F B S 3-3 ③ K		4	1	1	2	0	1	2
David Dellucci, L (1, 9) OBP: 0.385, SLG: 0.589 José Hernández, R (9, PH) OBP: 0.324, SLG: 0.352		B C C C 1-3 ① K		C F X 0-2 ① F7			F B F B S 2-3 ① K		C F B S 1-3 ① K	3 1	0 0	0 0	0 0	0 0	2 1	0 0
27 Chris Coste, R (1, 2) OBP: 0.394, SLG: 0.545		C B F B F E F E F B F 3-2 F X ② P6		F F B B X 2-2 ② G5-3			F B X 1-1 2B		B B C S S 2-3 ② K	4	0	1	0	0	1	0
Abraham Nunez, S (1, 5) OBP: 0.257, SLG: 0.251		C B B B F X 3-2 ③ G1-3		S S B X 1-2 ③ F8			B B F B B 4-1 BB		C B F C 1-3 ③ K	3	0	0	0	1	1	0
Jamie Moyer, L (1, 1) OBP: 0.125, SLG: 0.125 Joe Thurston, L (7, PH) OBP: 0.364, SLG: 0.400 52 Fabio Castro, L (7, 1) 40 Matt Smith, L (8, 1)			B C B X 2-1 ① G4-3		C X 0-1 ① G1-3		C X 0-1 ② F8			2 1 0 0	0 0 0 0	0 0 0 0	0 0 0 0	0 0 0 0	0 0 0 0	0 2 0 0
Inning Stats	R: 0 H: 1 E: 0 LOB: 2 K: 0 BB: 1 S: 14 P: 25	R: 0 H: 0 E: 0 LOB: 0 K: 1 BB: 0 S: 14 P: 21	R: 0 H: 1 E: 0 LOB: 1 K: 0 BB: 0 S: 7 P: 14	R: 2 H: 2 E: 0 LOB: 0 K: 0 BB: 0 S: 12 P: 16	R: 0 H: 0 E: 0 LOB: 0 K: 0 BB: 0 S: 8 P: 10	R: 0 H: 0 E: 0 LOB: 0 K: 0 BB: 0 S: 5 P: 9	R: 0 H: 1 E: 0 LOB: 2 K: 1 BB: 1 S: 11 P: 19	R: 1 H: 1 E: 0 LOB: 0 K: 2 BB: 0 S: 17 P: 24	R: 0 H: 0 E: 0 LOB: 0 K: 3 BB: 0 S: 9 P: 13	1B: 2 SF: 0 2B: 2 SAC: 0 3B: 0 DP: 0 HR: 2 HBP: 0						WP: 0 PA: 35 PB: 0 SB: 0 CS: 0

PITCHER		IP	WLS	BF	H	R	ER	SO	BB	IBB	HBP	BLK	WP	HR	S	P	ERA	WHIP
33 John Maine, R ERA: 3.5	(1, 1)	6.1	W	26	5	2	2	2	2	0	0	0	0	1	66	108	2.84	1.105
Roberto Hernandez, R ERA: 2.92	(7, 1)	0.2		2	0	0	0	0	0	0	0	0	0	0	5	6	0.00	0.000
59 Guillermo Mota, R ERA: 5.7	(8, 1)	1.0		4	1	1	1	2	0	0	0	0	0	1	17	24	9.00	1.000
13 Billy Wagner, L ERA: 2.2	(9, 1)	1.0		3	0	0	0	3	0	0	0	0	0	0	9	13	0.00	0.000

PITCHER	IP	WLS	BF	H	R	ER	SO	BB	IBB	HBP	BLK	WP	HR	S	P	ERA	WHIP

TOP

Philadelphia Phillies @ New York Mets

Shea Stadium, Flushing, NY

Mon Aug 28 2006, 12:10 PM EDT

Att. 45,868 - Cloudy - 72 F

livebaseballscorecards.com

AB	33
R	3
H	6
RBI	3
BB	2
SO	7
LOB	10

BOTTOM

Philadelphia Phillies @ New York Mets

Shea Stadium, Flushing, NY

Mon Aug 28 2006, 12:10 PM EDT

Att. 45,868 - Cloudy - 72 F

livebaseballscorecards.com

Batter	1	2	3	4	5	6	7	8	9	AB	R	H	RBI	BB	SO	LOB
7 José Reyes, S (1, 6) OBP: 0.351, SLG: 0.488	L7		FC5-2 (15); 1B (16 1B); 1B (21 1B) 1-2 2-3	3B (16 1B)		G5-3		F8		5	2	2	0	0	0	1
16 Paul Lo Duca, R (1, 2) OBP: 0.356, SLG: 0.422	L3		1B (21 1B); 1B (15 FC5-2) 1-2 2-3 3-H	1B 3-H			F7			4	1	2	2	0	0	0
15 Carlos Beltrán, S (1, 8) OBP: 0.389, SLG: 0.631	P6		FC5-2 (21 1B); 5 1B 1-2 2-3 3-Hf	K			S 21 S; 5 SF7			4	2	1	0	0	1	4
21 Carlos Delgado, L (1, 3) OBP: 0.362, SLG: 0.552		20 G1-3; 2B	5 1B; 1B (20 2B) 1-3 2-H 3-H	K			2-3 BB			3	1	2	2	1	1	1
5 David Wright, R (1, 5) OBP: 0.369, SLG: 0.511		P4	1B (20 2B) 1-2 3-H		G5-3		SF7 3-H			3	1	1	2	0	0	1
20 Shawn Green, L (1, 9) OBP: 0.347, SLG: 0.428		G1-3 2-3	2B 1-3 2-H		F8		F8			4	0	1	1	0	0	2
Chris Woodward, R (1, 4) OBP: 0.299, SLG: 0.326		K	SF8 3-H		G6-3			G5-3		3	0	0	1	0	1	1
10 Endy Chavez, L (1, 7) OBP: 0.351, SLG: 0.444			1B (16 1B) G4-3			G4-3		1B		4	1	2	0	0	0	1
33 John Maine, R (1, 1) Roberto Hernandez, R (7, 1) 59 Guillermo Mota, R (8, 1) Julio Franco, R (8, PH) OBP: 0.328, SLG: 0.364 13 Billy Wagner, L (9, 1)			FC2 (16 1B; 7 1B; 15 FC5-2) 1-2	K		F9		K		3 0 0 1 0	0 0 0 0 0	0 0 0 0 0	0 0 0 0 0	1 0 0 0 0	1 0 0 1 0	1 0 0 1 0
Inning Stats	R: 0 E: 0 K: 0 S: 7 H: 0 LOB: 0 BB: 0 P: 12	R: 0 E: 0 K: 1 S: 11 H: 1 LOB: 1 BB: 0 P: 19	R: 6 E: 1 K: 0 S: 16 H: 6 LOB: 1 BB: 0 P: 26	R: 1 E: 0 K: 3 S: 16 H: 2 LOB: 1 BB: 0 P: 20	R: 0 E: 0 K: 0 S: 7 H: 0 LOB: 0 BB: 0 P: 12	R: 0 E: 0 K: 0 S: 6 H: 0 LOB: 0 BB: 0 P: 9	R: 1 E: 0 K: 0 S: 15 H: 1 LOB: 1 BB: 1 P: 26	R: 0 E: 0 K: 1 S: 10 H: 1 LOB: 1 BB: 0 P: 19		1B: 7 2B: 3 3B: 1 HR: 0	SF: 2 SAC: 0 DP: 0 HBP: 0			WP: 0 PB: 0 SB: 1 CS: 0	PA: 37		

	AB	34
	R	8
	H	11
	RBI	8
	BB	1
	SO	5
	LOB	13

PITCHER		IP	WLS	BF	H	R	ER	SO	BB	IBB	HBP	BLK	WP	HR	S	P	ERA	WHIP
Jamie Moyer, L ERA: 4.5	(1, 1)	6.0	L	28	9	7	5	4	0	0	0	0	0	0	63	98	7.50	1.500
52 Fabio Castro, L ERA: 1.69	(7, 1)	1.0		5	1	1	1	0	1	0	0	0	0	0	15	26	9.00	2.000
40 Matt Smith, L ERA:	(8, 1)	1.0		4	1	0	0	1	0	0	0	0	0	0	10	19	0.00	1.000

PITCHER		IP	WLS	BF	H	R	ER	SO	BB	IBB	HBP	BLK	WP	HR	S	P	ERA	WHIP

Batter	1	2	3	4	5	6	7	8	9	AB	R	H	RBI	BB	SO	LOB
7 José Reyes, S (1, 6) OBP: 0.352, SLG: 0.494	F M X 0-2 ① G3	X 0-0 1-H HR			C X 0-1 16 L9 5 3B 2B	B F S X 1-2 ① F8	S B S S 1-3 ③ K			5	2	2	2	0	1	2
16 Paul Lo Duca, R (1, 2) OBP: 0.354, SLG: 0.419	C B S B X 2-2 ② G6-3	C B B F X 2-2 ③ G6-3			X 0-0 ① L9 2-3	C B B X 2-1 15 2B 21 3B 1-3 1B		F C S 0-3 ① K		5	1	1	0	0	1	1
15 Carlos Beltrán, S (1, 8) OBP: 0.389, SLG: 0.638	F B B F F X 2-2 HR		C C X 0-2 ① F8		B C F S 1-3 ② K	F X 0-1 21 3B 1-3 3-H 2B		X 0-0 ② G6-3		5	2	2	2	0	1	1
21 Carlos Delgado, L (1, 3) OBP: 0.364, SLG: 0.558	B C C X 1-2 5 1B 2B		B B X 2-0 ② F7		S B B B I 4-1 5 3B IBB	F X 0-1 2-H 3-H 3B		C F B S 1-3 ③ K		4	2	2	2	1	1	0
5 David Wright, R (1, 5) OBP: 0.373, SLG: 0.518	B C C F X 1-2 20 S 2-H 1B		B F F F B B S 3-3 ③ K		B F B C F X 2-2 20 1B 1-H 3-H 3B	B B B F S F B 4-2 20 G5-4-3 BB			B B X 2-0 20 BB 1B	4	1	3	3	1	1	0
20 Shawn Green, L (1, 9) OBP: 0.350, SLG: 0.429	C S T 0-2 ③ K 1-2			B F F F F B X 2-2 1B	C S B X 1-2 22 1B 3-H 1B	X 0-0 ② ③ G5-4-3 1-2f			B F S B F D B 4-2 10 G6-4-3 1-2 BB	4	0	2	1	1	1	3
22 Jose Valentin, S (1, 4) OBP: 0.339, SLG: 0.487		B B F F F S 2-3 ① K		F 1 SAFE 1 SAFE B F 1 SAFE S 1-3 ① K	F X 0-1 1-2 1B	X 0-0 ① G1-3			F B F X 1-2 ① F7	5	0	1	0	0	2	3
10 Endy Chavez, L (1, 7) OBP: 0.348, SLG: 0.443		C B F F F S 1-3 ② K		S C 1 SAFE B X 1-2 ② F7	C B B F S 2-3 ③ K	C B F X 1-2 2B			B X 1-0 ② ③ G6-4-3 1-2f	5	0	1	0	0	2	5
Steve Trachsel, R (1, 1) OBP: 0.200, SLG: 0.200		B B C B F B 4-2 7 HR BB		F C B F B X 2-2 ③ G5-3	B C B X 2-1 16 1B 15 2B 1B	B B B C X 3-1 ② F8				2	2	1	0	1	0	1
Michael Tucker, L (7, PH) OBP: 0.395, SLG: 0.414										1	0	0	0	0	0	1
Chad Bradford, R (7, 1)										0	0	0	0	0	0	0
Aaron Heilman, R (9, 1)										0	0	0	0	0	0	0
Inning Stats	R: 2 E: 0 K: 1 S: 20 H: 3 LOB: 1 BB: 0 P: 26	R: 2 E: 0 K: 2 S: 15 H: 1 LOB: 0 BB: 1 P: 24	R: 0 E: 0 K: 1 S: 8 H: 0 LOB: 0 BB: 0 P: 13	R: 0 E: 0 K: 1 S: 14 H: 1 LOB: 1 BB: 0 P: 20	R: 3 E: 0 K: 2 S: 19 H: 4 LOB: 2 BB: 1 P: 29	R: 3 E: 0 K: 0 S: 15 H: 4 LOB: 1 BB: 1 P: 24	R: 0 E: 0 K: 1 S: 9 H: 1 LOB: 1 BB: 0 P: 14	R: 0 E: 0 K: 2 S: 7 H: 0 LOB: 0 BB: 0 P: 8	R: 0 E: 0 K: 0 S: 8 H: 1 LOB: 1 BB: 1 P: 16	1B: 7 2B: 4 3B: 2 HR: 2	SF: 0 SAC: 0 DP: 2 HBP: 0						

PITCHER		IP	WLS	BF	H	R	ER	SO	BB	IBB	HBP	BLK	WP	HR	S	P	ERA	WHIP
49 Byung-Hyun Kim, R ERA: 5.49	(1, 1)	4.2	L	23	7	7	7	6	1	1	0	0	0	2	68	101	13.50	1.714
39 Tom Martin, L ERA: 4.47	(5, 1)	0.2		8	6	3	3	1	0	0	0	0	0	0	19	27	40.50	9.000
60 Manny Corpas, R ERA: 2.95	(6, 1)	1.2		6	1	0	0	1	1	0	0	0	0	0	13	22	0.00	1.200
Ray King, L ERA: 3.75	(8, 1)	1.0		3	0	0	0	2	0	0	0	0	0	0	7	8	0.00	0.000
Jose Mesa, R ERA: 3.22	(9, 1)	1.0		4	1	0	0	0	1	0	0	0	0	0	8	16	0.00	2.000

PITCHER	IP	WLS	BF	H	R	ER	SO	BB	IBB	HBP	BLK	WP	HR	S	P	ERA	WHIP

TOP

New York Mets @ Colorado Rockies

Coors Field, Denver, CO

Tue Aug 29 2006, 7:05 PM MDT

Att. 23,454 - Clear - 78 F

livebaseballscorecards.com

AB	40
R	10
H	15
RBI	10
BB	4
SO	10
LOB	17

WP: 0 PB: 0 SB: 1 CS: 0 PA: 44

BOTTOM

New York Mets @ Colorado Rockies

Coors Field, Denver, CO

Tue Aug 29 2006, 7:05 PM MDT

Att. 23,454 - Clear - 78 F

livebaseballscorecards.com

Batter	1	2	3	4	5	6	7	8	9	AB	R	H	RBI	BB	SO	LOB
7 Kazuo Matsui, S (1, 4) OBP: 0.280, SLG: 0.309	1-1 17 S 27 1B 1B		0-0 27 1B 17 S 5 2B 1B	2-1 G6-3 ② 2-3		1-1 G1-3 ③			0-1 27 2B 1-3 2B	5	3	3	0	0	0	1
17 Todd Helton, L (1, 3) OBP: 0.409, SLG: 0.482	B 1 SAFE C 1 SAFE 1 SAFE B B B B 4-1 27 1B 1-2 BB		B 1 B B C B 4-1 SAFE 27 1B 5 2B 1-2 BB	X 0-0 G6-3 ③			C X 0-1 L9 ①		B X 1-0 P6 ①	3	1	0	0	2	0	3
27 Garrett Atkins, R (1, 5) OBP: 0.386, SLG: 0.525	B X 1-0 1-2 2-H 1B		B F B F X 2-2 5 2B 1-2 2-3 1B		C B X 1-1 11 1B 1B		C B F X 1-2 G5-3 ②		S X 0-1 5 G6-3 2-H 3-H 2B	5	0	4	3	0	0	0
5 Matt Holliday, R (1, 7) OBP: 0.380, SLG: 0.570	F F B S 1-3 K ①		X 0-0 1-3 2-H 3-H 2B		F 1 SAFE B B S X 2-2 F8 ①		X 0-0 G1-3 ③		C B B B F X 3-2 G6-3 ② 2-3	5	0	1	2	0	1	4
11 Brad Hawpe, L (1, 9) OBP: 0.387, SLG: 0.513	C F B B B F F S 3-3 K ②		F F C 0-3 K ①		F F B B X 2-2 1-3 1B			C F B X 1-2 G3-1 ①	S S C 0-3 K ③	5	0	1	0	0	3	5
8 Yorvit Torrealba, R (1, 2) OBP: 0.311, SLG: 0.448	C B X 1-1 F7 ③		C F X 0-2 L6 ②		F 1 SAFE F F B T 1-2 K ②			F S B B B B 4-2 G4-3 BB		3	0	0	0	1	1	6
18 Cory Sullivan, L (1, 8) 60 Manny Corpas, R (6, 1) Ray King, L (8, 1) Luis Gonzalez, R (8, PH) OBP: 0.269, SLG: 0.356 Jose Mesa, R (9, 1)		C X 0-1 F8 ①	S B B F B F S 3-3 K ③		F B X 1-1 G4-3 ③			B F B B C X 3-2 G4-3 ② 1-2		3 0 0 1 0	0 0 0 0 0	0 0 0 0 0	0 0 0 0 0	1 0 0 0 0	4 0 0 1 0	
12 Clint Barmes, R (1, 6) OBP: 0.265, SLG: 0.348		B F F B X 2-2 G1-3 ②		F X 0-1 7 G6-3 2B		C F X 0-2 G4-3 ①		X 0-0 G5-3 ③		4	0	1	0	0	0	1
49 Byung-Hyun Kim, R (1, 1) OBP: 0.205, SLG: 0.209 39 Tom Martin, L (5, 1) 19 Ryan Spilborghs, R (6, 8) OBP: 0.314, SLG: 0.432		B S F C 1-3 K ③		L X 0-1 B2-4 ①		C B F B X 2-2 G6-3 ②			B B C C F B B F F B 4-2 7 2B 27 2B BB	2 0 1	0 0 1	0 0 1	0 0 0	0 0 1	1 0 0	1 0 0
Inning Stats	R: 1 H: 2 E: 0 LOB: 2 K: 2 BB: 1 S: 14 P: 25	R: 0 H: 0 E: 0 LOB: 0 K: 1 BB: 0 S: 8 P: 11	R: 2 H: 3 E: 0 LOB: 2 K: 2 BB: 1 S: 16 P: 25	R: 0 H: 1 E: 0 LOB: 1 K: 0 BB: 0 S: 7 P: 9	R: 0 H: 2 E: 0 LOB: 2 K: 1 BB: 0 S: 13 P: 20	R: 0 H: 0 E: 0 LOB: 0 K: 0 BB: 0 S: 8 P: 11	R: 0 H: 0 E: 0 LOB: 0 K: 0 BB: 0 S: 6 P: 7	R: 0 H: 0 E: 0 LOB: 1 K: 0 BB: 1 S: 9 P: 17	R: 2 H: 2 E: 0 LOB: 1 K: 1 BB: 1 S: 16 P: 24							

	AB	37
	R	5
	H	10
	RBI	5
	BB	4
	SO	7
	LOB	26

	1B: 6	SF: 0	WP: 0	PA: 41
	2B: 4	SAC: 0	PB: 0	
	3B: 0	DP: 0	SB: 2	
	HR: 0	HBP: 0	CS: 0	

PITCHER		IP	WLS	BF	H	R	ER	SO	BB	IBB	HBP	BLK	WP	HR	S	P	ERA	WHIP
Steve Trachsel, R ERA: 4.98	(1, 1)	6.0	W	28	8	3	3	6	2	0	0	0	0	0	66	101	4.50	1.667
Chad Bradford, R ERA: 2.98	(7, 1)	2.0		7	0	0	0	0	1	0	0	0	0	0	15	24	0.00	0.500
Aaron Heilman, R ERA: 4.0	(9, 1)	1.0		6	2	2	2	1	1	0	0	0	0	0	16	24	18.00	3.000

PITCHER	IP	WLS	BF	H	R	ER	SO	BB	IBB	HBP	BLK	WP	HR	S	P	ERA	WHIP

New York Mets @ Colorado Rockies

Coors Field, Denver, CO

Wed Aug 30 2006, 7:05 PM MDT

Att. 22,945 - Partly Cloudy - 86 F

TOP

Batter	1	2	3	4	5	6	7	8	9	AB	R	H	RBI	BB	SO	LOB
7 José Reyes, S (1, 6) OBP: 0.350, SLG: 0.492	0-0 G3	0-1 P5	2-1 F8		1-2 E8 1B		0-3 K			5	0	1	0	0	1	5
16 Paul Lo Duca, R (1, 2) OBP: 0.355, SLG: 0.423	0-1 1B	2-1 2B	2-0 SF7			3-3 K		0-0 G6-3		4	2	2	1	0	1	0
15 Carlos Beltrán, S (1, 8) OBP: 0.389, SLG: 0.634	4-0 BB	0-0 E9 1B	0-3 K			3-3 K		2-3 K		4	2	1	1	1	3	1
21 Carlos Delgado, L (1, 3) OBP: 0.367, SLG: 0.565	4-1 BB	2-2 G3		4-2 BB		2-0 HR				2	2	1	1	2	0	1
Julio Franco, R (8, PH) OBP: 0.333, SLG: 0.370 (8, 3)								3-1 1B		1	0	1	0	0	0	0
5 David Wright, R (1, 5) OBP: 0.373, SLG: 0.523	2-1 HR	2-2 1B		3-2 F8		1-2 G6-3		0-3 K		5	1	2	5	0	1	2
20 Shawn Green, L (1, 9) OBP: 0.346, SLG: 0.424	2-1 F8	1-1 FC6		1-0 G3-6-1			2-3 K		0-0 G4-3	5	0	0	0	0	1	2
22 Jose Valentin, S (1, 4) OBP: 0.343, SLG: 0.507	2-0 HR		2-2 HR		2-2 F9		4-2 BB		3-1 P6	4	2	2	2	1	0	0
Michael Tucker, L (1, 7) OBP: 0.395, SLG: 0.375	1-3 K		4-0 BB		2-2 G4-3		0-0 P5		4-1 BB	3	1	0	0	2	1	1
32 Dave Williams, L (1, 1) OBP: 0.286, SLG: 0.167		4-2 BB	3-2 1B		1-1 1B		4-2 BB			2	1	2	0	2	0	0
Roberto Hernandez, R (8, 1)										0	0	0	0	0	0	0
Chris Woodward, R (9, PH) OBP: 0.297, SLG: 0.324									0-0 G5-3	1	0	0	0	0	0	1
59 Guillermo Mota, R (9, 1)										0	0	0	0	0	0	0

livebaseballscorecards.com

AB	36
R	11
H	12
RBI	10
BB	8
SO	8
LOB	13

Inning Stats

Inning	R	E	K	S	H	LOB	BB	P
1	5	0	1	12	3	0	2	27
2	3	1	0	16	3	1	1	27
3	2	0	1	14	2	1	1	27
4	0	0	0	10	0	0	1	18
5	0	1	0	12	2	2	0	18
6	1	0	2	11	1	0	0	20
7	0	0	2	11	0	2	2	21
8	0	0	2	9	1	1	0	14
9	0	0	0	5	0	1	1	12

1B: 7 SF: 1
2B: 1 SAC: 0
3B: 0 DP: 1
HR: 4 HBP: 0

WP: 1 PA: 45
PB: 0
SB: 0
CS: 0

PITCHER		IP	WLS	BF	H	R	ER	SO	BB	IBB	HBP	BLK	WP	HR	S	P	ERA	WHIP
37 Josh Fogg, R (ERA: 5.36)	(1, 1)	1.1	L	12	5	8	8	1	3	0	0	0	0	2	20	41	54.00	6.000
61 Ramon E Ramirez, R (ERA: 3.21)	(2, 1)	3.2		16	5	2	2	1	2	0	0	0	1	1	44	76	4.91	1.909
Jeremy Affeldt, L (ERA: 5.51)	(6, 1)	2.0		9	1	1	1	4	2	0	0	0	0	1	22	41	4.50	1.500
39 Tom Martin, L (ERA: 4.38)	(8, 1)	1.0		4	1	0	0	2	0	0	0	0	0	0	9	14	0.00	1.000
40 Brian Fuentes, L (ERA: 3.21)	(9, 1)	1.0		4	0	0	0	0	1	0	0	0	0	0	5	12	0.00	1.000

PITCHER	IP	WLS	BF	H	R	ER	SO	BB	IBB	HBP	BLK	WP	HR	S	P	ERA	WHIP

New York Mets @ Colorado Rockies

Coors Field, Denver, CO

Wed Aug 30 2006, 7:05 PM MDT

Att. 22,945 - Partly Cloudy - 86 F

livebaseballscorecards.com

BOTTOM

Batter	1	2	3	4	5	6	7	8	9	AB	R	H	RBI	BB	SO	LOB
7 Kazuo Matsui, S (1, 4) OBP: 0.279, SLG: 0.308	F7		G6-3		K		17 DI 1B 1-H			4	0	1	1	0	1	1
39 Tom Martin, L (8, 1)										0	0	0	0	0	0	0
40 Brian Fuentes, L (9, 1)										0	0	0	0	0	0	0
17 Todd Helton, L (1, 3) OBP: 0.410, SLG: 0.482	27 BB 1B		1B 3-H		K		F8 1-2			4	0	2	0	0	1	1
27 Garrett Atkins, R (1, 5) OBP: 0.389, SLG: 0.526	5 G1-4-3 BB 1-2		F8			1B		1B		3	0	2	0	1	0	1
5 Matt Holliday, R (1, 7) OBP: 0.379, SLG: 0.570	G1-4-3 1-2f			8 3B 2B		F9		L4		4	1	1	0	0	0	4
19 Ryan Spilborghs, R (1, 9) OBP: 0.312, SLG: 0.426		8 G5-4-3 1B		F9		K		P3		4	0	1	0	0	1	3
8 Yorvit Torrealba, R (1, 2) OBP: 0.309, SLG: 0.454		G5-4-3 1-2f		2-H 3B		P6		K		4	0	1	1	0	1	3
2 Troy Tulowitzki, R (1, 6)		K		K2-3			G4-3		K	4	0	0	0	0	3	1
Choo Freeman, R (1, 8) OBP: 0.311, SLG: 0.353			7 G6-3 61 SH1-4 17 WP 1B	L8			L9		G5-3	4	1	1	0	0	0	1
37 Josh Fogg, R (1, 1) OBP: 0.158, SLG: 0.098			SH1-4 1-2		G5-3		7 DI 7 1B 1B		G4-3	0	0	0	0	0	0	0
61 Ramon E Ramirez, R (2, 1) OBP: 0.500, SLG: 0.500										0	0	0	0	0	0	0
12 Clint Barmes, R (5, PH) OBP: 0.265, SLG: 0.347										1	0	0	0	0	0	0
Jeremy Affeldt, L (6, 1)										0	0	0	0	0	0	0
Jamey Carroll, R (7, PH) OBP: 0.370, SLG: 0.385										2	1	1	0	0	0	0
(8, 4)																

	AB	34
	R	3
	H	10
	RBI	2
	BB	1
	SO	7
	LOB	15

Inning Stats	1	2	3	4	5	6	7	8	9
	R: 0 E: 0 K: 0 S: 4	H: 1 LOB: 1 BB: 1 P: 9	R: 0 E: 0 K: 1 S: 11	H: 1 LOB: 0 BB: 0 P: 15	R: 1 E: 0 K: 15 S: 15	H: 2 LOB: 1 BB: 0 P: 21	R: 1 E: 0 K: 1 S: 9	H: 2 LOB: 1 BB: 0 P: 11	R: 0 E: 0 K: 0 S: 8	H: 0 LOB: 0 BB: 0 P: 9
	R: 0 E: 0 K: 1 S: 11	H: 1 LOB: 1 BB: 0 P: 18	R: 1 E: 0 K: 0 S: 9	H: 2 LOB: 1 BB: 0 P: 15	R: 0 E: 0 K: 1 S: 9	H: 1 LOB: 1 BB: 0 P: 13	R: 0 E: 0 K: 1 S: 10	H: 0 LOB: 0 BB: 0 P: 12		

	1B: 8	SF: 0	WP: 1	PA: 36
	2B: 1	SAC: 1	PB: 0	
	3B: 1	DP: 2	SB: 0	
	HR: 0	HBP: 0	CS: 0	

PITCHER		IP	WLS	BF	H	R	ER	SO	BB	IBB	HBP	BLK	WP	HR	S	P	ERA	WHIP
32 Dave Williams, L ERA: 6.1	(1, 1)	7.0	W	29	9	3	3	5	1	0	0	0	1	0	67	98	3.86	1.429
Roberto Hernandez, R ERA: 2.87	(8, 1)	1.0		4	1	0	0	1	0	0	0	0	0	0	9	13	0.00	1.000
59 Guillermo Mota, R ERA: 5.56	(9, 1)	1.0		3	0	0	0	1	0	0	0	0	0	0	10	12	0.00	0.000

PITCHER	IP	WLS	BF	H	R	ER	SO	BB	IBB	HBP	BLK	WP	HR	S	P	ERA	WHIP

Batter	1	2	3	4	5	6	7	8	9	AB	R	H	RBI	BB	SO	LOB
7 José Reyes, S (1, 6) OBP: 0.353, SLG: 0.496	B B C B X 3-1 16 SH1-3 15 SF8 2B		C F B X 1-2 ① G5-3	B X 1-0 16 S 2-H 3-H 2B		C X 0-1 1B			C B X 1-1 ① P4	5	1	3	2	0	0	0
16 Paul Lo Duca, R (1, 2) OBP: 0.358, SLG: 0.427	S X 0-1 ① SH1-3 2-3		X 0-0 5 F8 15 1B 1B	B C F B B F F B 4-2 2-3 BB		F X 0-1 ③ F9			C X 0-1 15 E 2B	3	0	2	0	1	0	1
15 Carlos Beltrán, S (1, 8) OBP: 0.387, SLG: 0.631	B F X 1-1 ② SF8 3-H		B X 1-0 1-2 1B	B X 1-0 ③ L7			C B B X 2-1 ① G6-3		B B B F B F F F F 2 SAFE 3-3 F S 2-3 K	4	0	1	1	0	1	3
5 David Wright, R (1, 5) OBP: 0.374, SLG: 0.527	B X 1-0 HR		B B X 2-0 ② F8 2-3		C F B B B F F X 3-2 G6-4-3 1B		B F F B B B X 3-2 ② G5-3		C B X 1-1 ③ G4-3	5	1	2	1	0	0	3
Julio Franco, R (1, 3) OBP: 0.331, SLG: 0.366	B B F X 2-1 1B		1 SAFE C C B S 1-3 ③ K		B C X 1-1 ① ② G6-4-3 1-2f		B C C B X 2-2 ③ G6-3			4	0	1	0	0	1	3
22 Jose Valentin, S (1, 4) OBP: 0.345, SLG: 0.508	F F B X 1-2 ③ G5-3			C B B B B C F B 4-2 10 2B 7 2B BB	B B C C F F B X 3-2 2B			C B F X 1-2 ① G6-3		3	1	1	0	1	0	1
20 Shawn Green, L (1, 9) OBP: 0.343, SLG: 0.420		B S F B C 2-3 ① K	B C S X 1-2 ① F8	F B S X 1-2 ③ G1-4-3				B C X 1-1 ② G4-3		4	0	0	0	0	1	2
10 Endy Chavez, L (1, 7) OBP: 0.354, SLG: 0.451		B B X 2-0 46 B1-6-4 1B	B 1 SAFE B B C 1 SAFE X 3-1 7 2B 1-3 2B			B C S B B S 2-3 ① K		B X 1-0 1B		4	1	3	0	0	1	0
46 Oliver Pérez, L (1, 1) OBP: 0.107, SLG: 0.107 Darren Oliver, R (4, 1) OBP: 0.200, SLG: 0.214 Chad Bradford, R (7, 1) Chris Woodward, R (8, PH) OBP: 0.296, SLG: 0.322 25 Pedro Feliciano, L (8, 1)	B 1 SAFE B 1 SAFE X 2-0 ② ③ B1-6-4 1-2f		B S B F B F S 3-3 ② K			B F F S 1-3 ② K		B B B C F X 3-2 ③ F7		2 1 0 1 0	0 0 0 0 0	0 0 0 0 0	0 0 0 0 0	1 1 0 0 0	3 0 0 1 0
Inning Stats	R: 2 E: 0 K: 0 S: 12 H: 3 LOB: 1 BB: 0 P: 20	R: 0 E: 0 K: 1 S: 5 H: 1 LOB: 0 BB: 0 P: 11	R: 0 E: 0 K: 1 S: 9 H: 2 LOB: 2 BB: 0 P: 14	R: 2 E: 0 K: 1 S: 18 H: 2 LOB: 2 BB: 2 P: 35	R: 0 E: 0 K: 0 S: 15 H: 2 LOB: 1 BB: 0 P: 23	R: 0 E: 0 K: 2 S: 10 H: 1 LOB: 1 BB: 0 P: 13	R: 0 E: 0 K: 0 S: 8 H: 0 LOB: 0 BB: 0 P: 15	R: 0 E: 0 K: 0 S: 9 H: 1 LOB: 1 BB: 0 P: 15	R: 0 E: 1 K: 1 S: 13 H: 1 LOB: 1 BB: 0 P: 18	1B: 7 2B: 5 3B: 0 HR: 1 SF: 1 SAC: 1 DP: 2 HBP: 0						

PITCHER		IP	WLS	BF	H	R	ER	SO	BB	IBB	HBP	BLK	WP	HR	S	P	ERA	WHIP
26 Jeff Francis, L ERA: 3.64	(1, 1)	5.0	W	25	10	4	4	3	2	0	0	0	0	1	59	103	7.20	2.400
60 Manny Corpas, R ERA: 2.66	(6, 1)	2.0		7	1	0	0	2	0	0	0	0	0	0	18	28	0.00	0.500
Ray King, L ERA: 3.65	(8, 1)	1.0		4	1	0	0	0	0	0	0	0	0	0	9	15	0.00	1.000
40 Brian Fuentes, L ERA: 3.15	(9, 1)	1.0		4	1	0	0	1	0	0	0	0	0	0	13	18	0.00	1.000

PITCHER | IP | WLS | BF | H | R | ER | SO | BB | IBB | HBP | BLK | WP | HR | S | P | ERA | WHIP

New York Mets @ Colorado Rockies

Coors Field, Denver, CO

Thu Aug 31 2006, 7:05 PM MDT

Att. 23,273 - Partly Cloudy - 64 F

TOP

livebaseballscorecards.com

AB	36
R	4
H	13
RBI	4
BB	2
SO	6
LOB	17

WP: 0	PB: 0	SB: 1	CS: 0
PA: 40			

Batter	1	2	3	4	5	6	7	8	9	AB	R	H	RBI	BB	SO	LOB
Jamey Carroll, R (1, 4) OBP: 0.373, SLG: 0.387	C C X 0-2 E6 27 1B 5 1B 1B	C B B X 2-1 5 L5-4 27 BB 1-2 1B	B B X 2-0 ② ③ G4-6-3 1-2f		B C B B C F F X 3-2 17 G5-4-3 1B			B C B X 2-1 ② G6-3		5	1	3	0	0	0	2
17 Todd Helton, L (1, 3) OBP: 0.410, SLG: 0.480	B B C B F B 4-2 27 1B 5 1B BB	F F F X 1-2 ① F8		F C F X 0-2 27 HR 1B	F X 0-1 ② ③ G5-4-3 1-2f			C F C C 0-3 ③		4	2	1	0	1	1	3
27 Garrett Atkins, R (1, 5) OBP: 0.391, SLG: 0.533	C F B X 1-2 5 1B 20 1B 1-2 2-3 1B	B B B B 4-0 1-2 2-3 BB		F F B B F X 2-2 1-H HR		C F C 0-3 ①				3	2	2	2	1	1	0
5 Matt Holliday, R (1, 7) OBP: 0.378, SLG: 0.567	C B S F F X 1-2 20 1B 1-2 2-H 3-H 1B	S F X 0-2 ② ③ L5-4 2-2		B F X 1-1 ① L7		C C B F X 1-2 ② G4-3				4	0	1	2	0	0	3
19 Ryan Spilborghs, R (1, 9) OBP: 0.317, SLG: 0.429	C B F S 1-3 ① K		B B S B X 3-1 2 1B 1B 1B	B X 1-0 20 G5-3 1B		B C F B B X 3-2 ③ G6-3				4	1	2	0	0	1	2
20 Chris Iannetta, R (1, 2) OBP: 0.250, SLG: 0.250	B B F F F F F X 2-2 1-2 2-H 1B		1 SAFE F S S F B D 1 SAFE X 2-2 ① F9	1 SAFE B 1 SAFE X 1-0 ② G5-3 1-2			C B C B F X 2-2 ① G2-3			4	0	1	1	0	0	2
2 Troy Tulowitzki, R (1, 6) OBP: 0.125, SLG: 0.125	B C C S 1-3 ② K		B B C B F X 3-2 1B 26 1B 1-2 1B	X 0-0 ③ G4-3			C F B C 1-3 ②			4	1	1	0	0	2	3
Choo Freeman, R (1, 8) OBP: 0.316, SLG: 0.369	B B B X 3-0 ③ F9		F X 0-1 26 1B 1-3 2-H 1B		B F X 1-1 26 SF8 3B		C C B B X 2-2 ③ G5-3			4	1	2	1	0	0	2
26 Jeff Francis, L (1, 1) OBP: 0.206, SLG: 0.111 60 Manny Corpas, R (6, 1) Ray King, L (8, 1) 12 Clint Barmes, R (8, PH) OBP: 0.264, SLG: 0.346 40 Brian Fuentes, L (9, 1)		B B F B C F X 3-2 27 BB 1B 1B	D X 1-0 G4-6-3 1-2 3-H 1B		C B B C F B F X 3-2 ① SF8 3-H			B C B X 2-1 ① G5-3		2 0 0 0 1 0	0 0 0 0 0 0	2 0 0 0 0 0	2 0 0 0 0 0	0 0 0 0 0 0	0 0 0 0 0 0	0 0 0 0 0 0
Inning Stats	R: 3 H: 4 E: 1 LOB: 2 K: 2 BB: 1 S: 26 P: 39	R: 0 H: 2 E: 0 LOB: 2 K: 0 BB: 1 S: 12 P: 22	R: 2 H: 4 E: 0 LOB: 1 K: 0 BB: 0 S: 13 P: 24	R: 2 H: 3 E: 0 LOB: 1 K: 0 BB: 0 S: 13 P: 18	R: 1 H: 2 E: 0 LOB: 0 K: 0 BB: 0 S: 14 P: 21	R: 0 H: 0 E: 0 LOB: 0 K: 1 BB: 0 S: 10 P: 14	R: 0 H: 0 E: 0 LOB: 0 K: 1 BB: 0 S: 10 P: 15	R: 0 H: 0 E: 0 LOB: 0 K: 1 BB: 0 S: 8 P: 12		1B: 13 2B: 1 3B: 1 HR: 1	SF: 1 SAC: 0 DP: 3 HBP: 0			WP: 0 PB: 0 SB: 0 CS: 0	PA: 38	

PITCHER		IP	WLS	BF	H	R	ER	SO	BB	IBB	HBP	BLK	WP	HR	S	P	ERA	WHIP
46 Oliver Pérez, L ERA: 7.29	(1, 1)	3.0	L	21	12	7	7	2	2	0	0	0	0	1	59	95	21.00	4.667
Darren Oliver, L ERA: 2.84	(4, 1)	3.0		11	3	1	1	1	0	0	0	0	0	0	29	43	3.00	1.000
Chad Bradford, R ERA: 2.92	(7, 1)	1.0		3	0	0	0	1	0	0	0	0	0	0	10	15	0.00	0.000
25 Pedro Feliciano, L ERA: 1.88	(8, 1)	1.0		3	0	0	0	1	0	0	0	0	0	0	8	12	0.00	0.000

PITCHER	IP	WLS	BF	H	R	ER	SO	BB	IBB	HBP	BLK	WP	HR	S	P	ERA	WHIP

BOTTOM

New York Mets @ Colorado Rockies

Coors Field, Denver, CO

Thu Aug 31 2006, 7:05 PM MDT
Att. 23,273 - Partly Cloudy - 64 F

livebaseballscorecards.com

AB	35
R	8
H	15
RBI	8
BB	2
SO	5
LOB	17

Batter	1	2	3	4	5	6	7	8	9	AB	R	H	RBI	BB	SO	LOB
7 José Reyes, S (1, 6) OBP: 0.351, SLG: 0.494	G1-3		F8		F8	K			16 CS 1B	5	0	1	0	0	1	0
16 Paul Lo Duca, R (1, 2) OBP: 0.356, SLG: 0.426	L4		F8		21 BB 5 2B 2B	F7			SAFE SAFE SAFE 1-2 K	5	1	1	0	0	1	1
15 Carlos Beltrán, S (1, 8) OBP: 0.387, SLG: 0.630	K		21 1B 2B		21 BB 5 2B BB	L8			G4-3	4	2	1	0	1	1	0
21 Carlos Delgado, L (1, 3) OBP: 0.370, SLG: 0.565		20 2B 10 1B 1B	5 PB 2-H 1B		5 2B 1-2 2-3 BB	L6				3	2	2	1	1	0	0
5 David Wright, R (1, 5) OBP: 0.376, SLG: 0.532		SAFE K	IBB 1-2		20 G6-3 2B 1-H 2-H 3-H			22 S 22 2B 2B		3	1	2	3	1	1	1
20 Shawn Green, L (1, 9) OBP: 0.343, SLG: 0.421		10 E 2B 1-3	G3		G6-3 2-3			F7		4	1	1	0	0	0	4
Chris Woodward, R (1, 4) OBP: 0.291, SLG: 0.316	K			K	G5-3			10 1B 2B 2-H		3	0	0	0	0	2	3
22 Jose Valentin, S (8, PH) (8, 4)										1	1	1	1	0	0	0
10 Endy Chavez, L (1, 7) OBP: 0.355, SLG: 0.452		E6 2-H 3-H 1B	G3			G6-3		CS 1B 2-H		4	0	2	2	0	0	0
Tom Glavine, L (1, 1) OBP: 0.269, SLG: 0.196 Michael Tucker, L (6, PH) OBP: 0.386, SLG: 0.364 Chad Bradford, R (6, 1) 59 Guillermo Mota, R (7, 1) Julio Franco, R (8, PH) OBP: 0.328, SLG: 0.363 Aaron Heilman, R (8, 1) 13 Billy Wagner, L (9, 1)		K	G6-3			G3-1		SAFE SAFE 1-2 K		2 1 0 0 1 0 0	0 0 0 0 0 0 0	0 0 0 0 0 0 0	0 0 0 0 0 0 0	0 0 0 0 0 0 0	1 0 0 0 1 0 0	1 0 0 0 1 0 0

Inning Stats	1	2	3	4	5	6	7	8	9
	R: 0 E: 0 K: 1 S: 7	H: 0 LOB: 0 BB: 0 P: 10	R: 2 E: 1 K: 3 S: 18	H: 3 LOB: 1 BB: 0 P: 25	R: 1 E: 0 K: 0 S: 14	H: 2 LOB: 2 BB: 1 P: 23	R: 0 E: 0 K: 1 S: 9	H: 0 LOB: 0 BB: 0 P: 14	R: 3 E: 0 K: 0 S: 21	H: 2 LOB: 1 BB: 2 P: 36	R: 0 E: 0 K: 1 S: 7	H: 0 LOB: 0 BB: 0 P: 11	R: 0 E: 0 K: 0 S: 7	H: 0 LOB: 0 BB: 0 P: 8	R: 2 E: 0 K: 1 S: 11	H: 3 LOB: 1 BB: 0 P: 20	R: 0 E: 0 K: 1 S: 10	H: 1 LOB: 0 BB: 0 P: 17

1B: 5	SF: 0
2B: 7	SAC: 0
3B: 0	DP: 1
HR: 0	HBP: 0

WP: 0	PA: 39
PB: 1	
SB: 1	
CS: 2	

PITCHER		IP	WLS	BF	H	R	ER	SO	BB	IBB	HBP	BLK	WP	HR	S	P	ERA	WHIP
51 Wandy Rodriguez, L ERA: 5.43	(1, 1)	4.0		18	5	3	2	5	0	1	0	0	0	0	48	72	4.50	1.250
Dave Borkowski, R ERA: 4.05	(5, 1)	2.0		10	2	3	3	1	2	0	0	0	0	0	28	47	13.50	2.000
Trever Miller, L ERA: 3.54	(7, 1)	1.0		3	0	0	0	0	0	0	0	0	0	0	7	8	0.00	0.000
Russ Springer, R ERA: 3.83	(8, 1)	1.0	L	5	3	2	2	1	0	0	0	0	0	0	11	20	18.00	3.000
Chad Qualls, R ERA: 4.22	(9, 1)	1.0		3	1	0	0	1	0	0	0	0	0	0	10	17	0.00	1.000

PITCHER	IP	WLS	BF	H	R	ER	SO	BB	IBB	HBP	BLK	WP	HR	S	P	ERA	WHIP

TOP

New York Mets @ Houston Astros

Minute Maid Park, Houston, TX

Fri Sep 01 2006, 7:05 PM CDT
Att. 35,548 - Roof Closed - 73 F

livebaseballscorecards.com

AB	36
R	8
H	11
RBI	7
BB	3
SO	8
LOB	11

Batter	1	2	3	4	5	6	7	8	9	AB	R	H	RBI	BB	SO	LOB
Willy Taveras, R (1, 8) OBP: 0.334, SLG: 0.346	L8			K	16 SF8 3B		F8		K2-3	5	1	1	0	0	2	1
Craig Biggio, R (1, 4) OBP: 0.318, SLG: 0.442	K			17 1B 16 1B 2B	K		K		17 FC6-4 2-H 1B	5	1	2	1	0	3	1
17 Lance Berkman, S (1, 3) OBP: 0.416, SLG: 0.606	G6-3			16 1B 1B 2 BB 2-3 1B	16 SF8 IBB		1B		FC6-4 1-2f	4	1	2	0	1	0	1
16 Jason Lane, R (1, 9) OBP: 0.332, SLG: 0.413		K		2 BB 1B 1-2 3-H 1B	SF8 1-2 3-H		1 SAFE P3			3	1	1	2	0	1	1
Morgan Ensberg, R (1, 5) OBP: 0.391, SLG: 0.458		G1-3		2 BB 1B 1-2 2-3 1B	G1-3			F7		4	1	1	0	0	0	1
2 Chris Burke, R (1, 7) OBP: 0.361, SLG: 0.444		K		1B WP 1-2 2-3 3-H BB		G6-3 28 S 1B		F7		3	1	1	1	1	1	0
28 Adam Everett, R (1, 6) OBP: 0.291, SLG: 0.353			G6-4-3 1B	L3		F8 1-2	1 SAFE	K		4	0	1	0	0	1	4
Humberto Quintero, R (1, 2) OBP: 0.250, SLG: 0.250			G6-4-3 1-2f	WP 1-3 2-H 3-H 1B		G6-3 2-3			G6-3	4	0	1	2	0	0	2
51 Wandy Rodriguez, S (1, 1) OBP: 0.111, SLG: 0.086 Aubrey Huff, L (4, PH) OBP: 0.340, SLG: 0.457 Dave Borkowski, R (5, 1) Orlando Palmeiro, L (6, PH) OBP: 0.275, SLG: 0.284 Trever Miller, R (7, 1) Russ Springer, R (8, 1) Chad Qualls, R (9, 1) 4 Eric Bruntlett, R (9, PH) OBP: 0.346, SLG: 0.333		G5-3		G4-3 1-2 3-H		K			1B 2B	1 1 0 1 0 0 0 1	0 0 0 0 0 0 0 1	0 0 0 0 0 0 0 1	0 0 0 0 1 0 0 0	0 0 0 0 0 0 0 0	0 0 0 0 1 0 0 0	0 1 0 1 1 0 0 0
Inning Stats	R: 0 E: 0 K: 1 S: 10 H: 0 LOB: 0 BB: 0 P: 17	R: 0 E: 0 K: 2 S: 7 H: 0 LOB: 0 BB: 0 P: 10	R: 0 E: 0 K: 0 S: 8 H: 1 LOB: 0 BB: 0 P: 14	R: 5 E: 0 K: 1 S: 15 H: 5 LOB: 1 BB: 1 P: 30	R: 1 E: 0 K: 1 S: 12 H: 1 LOB: 1 BB: 1 P: 22	R: 0 E: 0 K: 1 S: 11 H: 1 LOB: 1 BB: 0 P: 13	R: 0 E: 0 K: 1 S: 9 H: 1 LOB: 1 BB: 0 P: 15	R: 0 E: 0 K: 1 S: 9 H: 0 LOB: 0 BB: 0 P: 17	R: 1 E: 0 K: 1 S: 18 H: 2 LOB: 1 BB: 0 P: 21	1B: 8 2B: 2 3B: 1 HR: 0	SF: 1 SAC: 0 DP: 1 HBP: 0						

PITCHER		IP	WLS	BF	H	R	ER	SO	BB	IBB	HBP	BLK	WP	HR	S	P	ERA	WHIP
Tom Glavine, L ERA: 4.13	(1, 1)	5.0		23	7	6	6	5	1	1	0	0	1	0	52	93	10.80	1.600
Chad Bradford, R ERA: 2.87	(6, 1)	1.0		4	1	0	0	1	0	0	0	0	0	0	11	13	0.00	1.000
59 Guillermo Mota, R ERA: 5.44	(7, 1)	1.0	W	4	1	0	0	1	0	0	0	0	0	0	9	15	0.00	1.000
Aaron Heilman, R ERA: 3.94	(8, 1)	1.0	H	3	0	0	0	1	0	0	0	0	0	0	9	17	0.00	0.000
13 Billy Wagner, L ERA: 2.31	(9, 1)	1.0	S	5	2	1	1	1	0	0	0	0	0	0	18	21	9.00	2.000

PITCHER	IP	WLS	BF	H	R	ER	SO	BB	IBB	HBP	BLK	WP	HR	S	P	ERA	WHIP

BOTTOM

New York Mets @ Houston Astros

Minute Maid Park, Houston, TX

Fri Sep 01 2006, 7:05 PM CDT
Att. 35,548 - Roof Closed - 73 F

livebaseballscorecards.com

AB	36
R	7
H	11
RBI	6
BB	2
SO	9
LOB	13

WP: 1 PB: 0 SB: 1 CS: 0 PA: 39

New York Mets @ Houston Astros

Minute Maid Park, Houston, TX

Sat Sep 02 2006, 6:05 PM CDT
Att. 43,218 - Roof Closed - 73 F

TOP

livebaseballscorecards.com

Batter	1	2	3	4	5	6	7	8	9	AB	R	H	RBI	BB	SO	LOB
10 Endy Chavez, L (1, 9) (9, 8) OBP: 0.351, SLG: 0.446	F9		K			G4-3		G3		4	0	0	0	0	1	1
16 Paul Lo Duca, R (1, 2) OBP: 0.355, SLG: 0.425	F7			21 F7 15 1B 5 FC4 1B		F7		G4-3		4	1	1	0	0	0	0
15 Carlos Beltrán, S (1, 8) OBP: 0.386, SLG: 0.626	P4			5 E 5 FC4 SF8 1B		E1 21 1B 5 WP		G3-1		4	2	1	0	0	0	0
20 Shawn Green, L (9, 9) OBP: 0.343, SLG: 0.421										0	0	0	0	0	0	0
21 Carlos Delgado, L (1, 3) OBP: 0.369, SLG: 0.563		G6-3		F7		5 WP 1B			G4-3	4	0	1	0	0	0	2
5 David Wright, R (1, 5) OBP: 0.379, SLG: 0.533		G4-6-3 1B		FC4 22 CS		IBB			2B 1B	3	1	2	1	1	0	1
Cliff Floyd, L (1, 7) OBP: 0.329, SLG: 0.419		G4-6-3		SF8		K			1-H 2B	3	0	1	2	0	1	3
22 Jose Valentin, S (1, 4) OBP: 0.346, SLG: 0.510			10 S 1B	CS	K		F9		K	4	0	1	0	0	2	1
1 Anderson Hernandez, S (1, 6) OBP: 0.133, SLG: 0.133			F7		B1-3		P6		K	4	0	0	0	0	1	2
33 John Maine, R (1, 1)			B3-4		K		K			3	0	0	0	0	2	1
25 Pedro Feliciano, L (7, 1)										0	0	0	0	0	0	0
Aaron Heilman, R (8, 1)										0	0	0	0	0	0	0
13 Billy Wagner, L (9, 1)										0	0	0	0	0	0	0
Inning Stats	R: 0 E: 0 K: 0 S: 7 H: 0 LOB: 0 BB: 0 P: 13	R: 0 E: 0 K: 0 S: 4 H: 1 LOB: 0 BB: 0 P: 6	R: 0 E: 0 K: 1 S: 14 H: 1 LOB: 1 BB: 0 P: 19	R: 2 E: 1 K: 0 S: 14 H: 2 LOB: 0 BB: 0 P: 23	R: 0 E: 0 K: 2 S: 7 H: 0 LOB: 0 BB: 0 P: 10	R: 1 E: 1 K: 1 S: 15 H: 1 LOB: 2 BB: 1 P: 24	R: 0 E: 0 K: 1 S: 13 H: 0 LOB: 0 BB: 0 P: 18	R: 0 E: 0 K: 0 S: 7 H: 0 LOB: 0 BB: 0 P: 10	R: 1 E: 0 K: 2 S: 14 H: 2 LOB: 1 BB: 0 P: 19	1B: 6 2B: 1 3B: 0 HR: 0 SF: 1 SAC: 0 DP: 1 HBP: 0							

	AB	33
	R	4
	H	7
	RBI	3
	BB	1
	SO	7
	LOB	11

WP: 1 PB: 0 SB: 1 CS: 1 PA: 36

PITCHER		IP	WLS	BF	H	R	ER	SO	BB	IBB	HBP	BLK	WP	HR	S	P	ERA	WHIP
Jason Hirsh, R ERA: 6.84	(1, 1)	6.0	L	24	5	3	1	4	0	1	0	0	1	0	61	95	1.50	0.833
Russ Springer, R ERA: 3.75	(7, 1)	1.0		3	0	0	0	1	0	0	0	0	0	0	13	18	0.00	0.000
Chad Qualls, R ERA: 4.26	(8, 1)	1.1		5	1	1	1	0	0	0	0	0	0	0	13	18	6.75	0.750
Trever Miller, L ERA: 3.48	(9, 1)	0.2		3	1	0	0	2	0	0	0	0	0	0	8	11	0.00	1.500

PITCHER	IP	WLS	BF	H	R	ER	SO	BB	IBB	HBP	BLK	WP	HR	S	P	ERA	WHIP

BOTTOM

Batter	1	2	3	4	5	6	7	8	9	AB	R	H	RBI	BB	SO	LOB
Willy Taveras, R (1, 8) OBP: 0.331, SLG: 0.343	B B F F X 2-2 G4-3 ①			C X 0-1 F9 ①		B B S B F X 3-2 F8 ②			C F B B X 2-2 F9 ①	4	0	0	0	0	0	1
Craig Biggio, R (1, 4) OBP: 0.317, SLG: 0.442	F X 0-1 F7 ②			B B C F F X 2-2 F8 ②		C X 0-1 F9 ③			S B C B B F X 3-2 2B	4	0	1	0	0	0	1
Mike Lamb, L (1, 5) OBP: 0.360, SLG: 0.487 16 Jason Lane, R (9, PH) OBP: 0.334, SLG: 0.413	B S S S B X 2-2 G3 ③			B B T C B B X 3-2 F7 ③			B F X 1-1 HR		C B B B B S F F B 4-2 BB	3 0	1 0	1 0	1 0	0 1	0 0	0 0
17 Lance Berkman, S (1, 3) OBP: 0.414, SLG: 0.609		C B F F F B B S 3-3 K ①			S S B F B X 2-2 HR		F B F X 1-2 F8 ①		F C F B X 1-2 F8 ②	4	1	1	1	0	1	2
Aubrey Huff, L (1, 9) OBP: 0.337, SLG: 0.454 2 Chris Burke, R (9, PH) OBP: 0.360, SLG: 0.442	C C S 0-3 K ②				B X 1-0 F7 ①		B C F S 1-3 K ②		C F C 0-3 K ③	3 1	0 0	0 0	0 0	0 0	2 1	0 2
Luke Scott, L (1, 7) OBP: 0.454, SLG: 0.614 Chad Qualls, R (8, 1) Trever Miller, R (9, 1)	B B F F X 2-1 G4-3 ③				C F B B B X 2-2 G6-3 ②		B C B B B X 3-1 G4-3 ③			3 0 0	0 0 0	0 0 0	0 0 0	0 0 0	0 0 0	0 0 0
28 Adam Everett, R (1, 6) OBP: 0.289, SLG: 0.351		F C F C 0-3 K ①			B X 1-0 P5 ③			S X 0-1 G5-3 ①		3	0	0	0	0	1	0
Brad Ausmus, R (1, 2) OBP: 0.307, SLG: 0.291		S B B B X 2-1 G6-3 ②				F F X 0-2 F8 ①		B S X 1-1 G1-3 ②		3	0	0	0	0	0	0
Jason Hirsh, R (1, 1) Morgan Ensberg, R (6, PH) OBP: 0.393, SLG: 0.458 Russ Springer, R (7, 1) Orlando Palmeiro, L (8, 7) OBP: 0.272, SLG: 0.281		B B B C F F B F F X 3-2 F8 ③				B B B B 4-0 BB		C B C F B X 2-2 F9 ③		1 0 0 1	0 0 0 0	0 0 0 0	0 0 0 0	0 1 0 0	0 0 0 0	0 0 0 0
Inning Stats	R: 0 H: 0 E: 0 LOB: 0 K: 0 BB: 0 S: 8 P: 12	R: 0 H: 0 E: 0 LOB: 0 K: 2 BB: 0 S: 10 P: 15	R: 0 H: 0 E: 0 LOB: 0 K: 1 BB: 0 S: 12 P: 17	R: 0 H: 0 E: 0 LOB: 0 K: 0 BB: 0 S: 9 P: 14	R: 1 H: 1 E: 0 LOB: 0 K: 0 BB: 0 S: 9 P: 15	R: 0 H: 0 E: 0 LOB: 1 K: 0 BB: 1 S: 8 P: 15	R: 1 H: 1 E: 0 LOB: 0 K: 1 BB: 0 S: 10 P: 16	R: 0 H: 0 E: 0 LOB: 0 K: 0 BB: 0 S: 8 P: 11	R: 0 H: 1 E: 0 LOB: 2 K: 1 BB: 1 S: 18 P: 28	1B: 0 SF: 0 2B: 1 SAC: 0 3B: 0 DP: 0 HR: 2 HBP: 0						

PITCHER		IP	WLS	BF	H	R	ER	SO	BB	IBB	HBP	BLK	WP	HR	S	P	ERA	WHIP
33 John Maine, R ERA: 3.44	(1, 1)	6.1	W	22	2	2	2	3	1	0	0	0	0	2	61	95	2.84	0.474
25 Pedro Feliciano, L ERA: 1.86	(7, 1)	0.2	H	2	0	0	0	1	0	0	0	0	0	0	5	9	0.00	0.000
Aaron Heilman, R ERA: 3.89	(8, 1)	1.0	H	3	0	0	0	0	0	0	0	0	0	0	8	11	0.00	0.000
13 Billy Wagner, L ERA: 2.27	(9, 1)	1.0	S	5	1	0	0	1	1	0	0	0	0	0	18	28	0.00	2.000

PITCHER	IP	WLS	BF	H	R	ER	SO	BB	IBB	HBP	BLK	WP	HR	S	P	ERA	WHIP

New York Mets @ Houston Astros

Minute Maid Park, Houston, TX

Sat Sep 02 2006, 6:05 PM CDT

Att. 43,218 - Roof Closed - 73 F

livebaseballscorecards.com

AB	30
R	2
H	3
RBI	2
BB	2
SO	5
LOB	6

WP: 0	PA: 32		
PB: 0			
SB: 0			
CS: 0			

New York Mets @ Houston Astros

Minute Maid Park, Houston, TX

Sun Sep 03 2006, 1:05 PM CDT

Att. 43,018 - Roof Closed - 73 F

TOP

livebaseballscorecards.com

Batter	1	2	3	4	5	6	7	8	9	AB	R	H	RBI	BB	SO	LOB
7 José Reyes, S (1, 6) OBP: 0.351, SLG: 0.492	C B C X 1-2 F7 ①			B F F F B X 2-2 G3 ①			B F B C X 2-2 G4-3 10 SH2-3 1B	B S X 1-1 G6-3 ③		4	0	1	0	0	0	2
10 Endy Chavez, L (1, 8) OBP: 0.347, SLG: 0.441	B B C F B X 3-2 G4-3 ②			C X 0-1 F7 ②			C 1 SAFE X 0-1 SH2-3 1-2 ①		B B C F F C 2-3 K ①	3	0	0	0	0	1	0
Cliff Floyd, L (1, 7) OBP: 0.325, SLG: 0.413	B B F C S 2-3 K ③			F S F B F S 1-3 K ③			B X 1-0 G4-3 2-3 ②		X 0-0 L9 ②	4	0	0	0	0	2	1
21 Carlos Delgado, L (1, 3) OBP: 0.370, SLG: 0.568		B B B C X 3-1 F8 ①			B B C S F B T 3-2 K ①		B I I I 4-0 IBB		B X 1-0 HR	3	1	1	1	1	1	0
20 Shawn Green, L (1, 9) OBP: 0.340, SLG: 0.417		C C B X 1-2 G4-3 ②			C B X 1-1 G4-3 ②		D D C X 2-1 L4 ③		B C S X 1-2 G4-3 ③	4	0	0	0	0	0	2
22 Jose Valentin, S (1, 4) OBP: 0.346, SLG: 0.508		B C S B F S 2-3 K ③			C S F S 0-3 K2-3 ③			S X 0-1 2B 1B		3	0	1	0	0	2	0
Chris Woodward, R (1, 5) OBP: 0.287, SLG: 0.311			F C F C 0-3 K ①			C X 0-1 G1-3 ①		S X 0-1 P3 ①		3	0	0	0	0	1	1
Mike DiFelice, R (1, 2) OBP: 0.200, SLG: 0.059			B S F D F S 2-3 K ②			S F X 0-2 F9 ②		F 1 SAFE F B 1 SAFE S 1-3 K ②		3	0	0	0	0	2	1
26 Orlando Hernandez, R (1, 1) OBP: 0.225, SLG: 0.282 Roberto Hernandez, R (6, 1) Darren Oliver, R (7, 1) OBP: 0.200, SLG: 0.214 Michael Tucker, L (8, PH) OBP: 0.400, SLG: 0.412 59 Guillermo Mota, R (8, 1)			B F S F F S 1-3 K2-3 ③			X 0-0 G4-3 ③		1 SAFE B B C X 2-1 1-3 2B		2 0 0 1 0	0 0 0 0 0	0 0 0 1 0	0 0 0 0 0	1 0 0 0 0	0 0 0 0 0	0 0 0 0 0
Inning Stats	R: 0 E: 0 K: 1 S: 9 H: 0 LOB: 0 BB: 0 P: 15	R: 0 E: 0 K: 1 S: 9 H: 0 LOB: 0 BB: 0 P: 15	R: 0 E: 0 K: 3 S: 13 H: 0 LOB: 0 BB: 0 P: 16	R: 0 E: 0 K: 1 S: 11 H: 0 LOB: 0 BB: 0 P: 14	R: 0 E: 0 K: 2 S: 10 H: 0 LOB: 0 BB: 0 P: 14	R: 0 E: 0 K: 0 S: 6 H: 0 LOB: 0 BB: 0 P: 6	R: 0 E: 0 K: 0 S: 8 H: 1 LOB: 2 BB: 1 P: 17	R: 0 E: 0 K: 1 S: 11 H: 2 LOB: 2 BB: 0 P: 15	R: 1 E: 0 K: 1 S: 9 H: 1 LOB: 0 BB: 0 P: 13	1B: 2 2B: 1 3B: 0 HR: 1	SF: 0 SAC: 1 DP: 0 HBP: 0						

	AB	30
	R	1
	H	4
	RBI	1
	BB	1
	SO	10
	LOB	7

WP: 0 PB: 0 SB: 0 CS: 0 PA: 32

PITCHER		IP	WLS	BF	H	R	ER	SO	BB	IBB	HBP	BLK	WP	HR	S	P	ERA	WHIP
44 Roy Oswalt, R ERA: 3.12	(1, 1)	7.2	W	27	3	0	0	9	0	1	0	0	0	0	75	109	0.00	0.391
Chad Qualls, R ERA: 4.24	(8, 1)	0.1	H	1	0	0	0	0	0	0	0	0	0	0	2	3	0.00	0.000
54 Brad Lidge, R ERA: 5.14	(9, 1)	1.0	S	4	1	1	1	1	0	0	0	0	0	1	9	13	9.00	1.000

PITCHER	IP	WLS	BF	H	R	ER	SO	BB	IBB	HBP	BLK	WP	HR	S	P	ERA	WHIP

New York Mets @ Houston Astros

Minute Maid Park, Houston, TX

Sun Sep 03 2006, 1:05 PM CDT
Att. 43,018 - Roof Closed - 73 F

BOTTOM

Batter	1	2	3	4	5	6	7	8	9	AB	R	H	RBI	BB	SO	LOB
Willy Taveras, R (1, 8) OBP: 0.331, SLG: 0.341	C B B B F S 2-3 K ①	B S B F C 2-3 K ③			C B X 1-1 B2-3 ②		B S B B B 4-1 SH3 S 16 SF8 BB			3	1	0	0	1	2	3
Craig Biggio, R (1, 4) OBP: 0.317, SLG: 0.440 4 Eric Bruntlett, R (9, 4) OBP: 0.346, SLG: 0.333	C B B F B F X 3-2 P3 ②		B C B B B 4-1 BB		B C F B B X 2-2 G1-3 ③		1 SAFE S 1 SAFE P X 1-1 SH3 ① 1-3			2 0	0 0	0 0	0 0	1 0	0 0	0 0
Mike Lamb, L (1, 5) OBP: 0.360, SLG: 0.484 16 Jason Lane, R (7, PH) OBP: 0.333, SLG: 0.413 (8, 9)	B B B B 4-0 BB		C B X 1-1 G3 ①			C B S F F X 1-2 F8 ①	B F C X 1-2 SF8 ② 3-H			2 0	0 0	0 0	0 1	1 0	0 0	1 0
17 Lance Berkman, S (1, 3) OBP: 0.413, SLG: 0.605	B X 1-0 G3 ③		S B C S 1-3 K ②			B C B B B 4-1 HBP BB 28 SH5-3 BB	X 0-0 G5-3 ③			3	1	0	0	1	1	2
Aubrey Huff, L (1, 9) (8, 5) OBP: 0.339, SLG: 0.453		C X 0-1 E BB 1B	X 0-0 F8 ③			C B B B F B 1 SAFE B 4-2 28 SH5-3 HBP 1-2 BB		B S C B F T 2-2 K ①		3	0	1	0	1	1	1
Luke Scott, L (1, 7) OBP: 0.462, SLG: 0.609		F S F B B B 1 SAFE B F B 4-2 E2 44 S 1-3 BB		C F B B B F X 2-2 F8 ①		B B H 3-0 28 SH5-3 1-2 2-3 HBP		B B C B S B 4-2 28 G5-3 28 S BB		1	0	0	0	2	0	0
28 Adam Everett, R (1, 6) OBP: 0.287, SLG: 0.348		B C F S 1-3 K ①		X 0-0 F9 ②		X 0-0 SH5-3 1-2 2-3 3-H		C X 0-1 G5-3 ② 1-3		3	0	0	1	0	1	3
Brad Ausmus, R (1, 2) OBP: 0.306, SLG: 0.289		B C S 1 SAFE X 1-2 P6 ②		F F F B B B X 3-2 G4-3 ③		I I I I 4-0 IBB		C B F X 1-2 G6-3 ③		3	0	0	0	1	0	3
44 Roy Oswalt, R (1, 1) OBP: 0.203, SLG: 0.232 Chad Qualls, R (8, 1) 54 Brad Lidge, R (9, 1)		S B B B S B 4-2 1-2 BB			C X 0-1 G4-3 ①	F C F X 0-2 G4-3 ③				2 0 0	0 0 0	0 0 0	0 0 0	1 0 0	0 0 0	3 0 0
Inning Stats	R: 0 E: 0 K: 1 S: 9 H: 0 LOB: 1 BB: 1 P: 19	R: 0 E: 1 K: 2 S: 17 H: 1 LOB: 3 BB: 2 P: 29	R: 0 E: 0 K: 1 S: 7 H: 0 LOB: 1 BB: 1 P: 13	R: 0 E: 0 K: 0 S: 9 H: 0 LOB: 0 BB: 0 P: 14	R: 0 E: 0 K: 0 S: 7 H: 0 LOB: 0 BB: 0 P: 10	R: 1 E: 0 K: 0 S: 14 H: 0 LOB: 3 BB: 3 P: 30	R: 1 E: 0 K: 0 S: 8 H: 0 LOB: 0 BB: 1 P: 13	R: 0 E: 0 K: 1 S: 11 H: 0 LOB: 1 BB: 1 P: 18		1B: 1 2B: 0 3B: 0 HR: 0	SF: 1 SAC: 2 DP: 0 HBP: 1			WP: 0 PB: 0 SB: 3 CS: 0	PA: 35		

livebaseballscorecards.com

AB	22
R	2
H	1
RBI	2
BB	9
SO	5
LOB	16

PITCHER		IP	WLS	BF	H	R	ER	SO	BB	IBB	HBP	BLK	WP	HR	S	P	ERA	WHIP
26 Orlando Hernandez, R ERA: 5.15	(1, 1)	5.1	L	24	1	1	1	4	6	0	1	0	0	0	58	106	1.69	1.312
Roberto Hernandez, R ERA: 2.98	(6, 1)	1.0		5	0	1	1	0	1	1	0	0	0	0	9	17	9.00	1.000
Darren Oliver, L ERA: 2.82	(7, 1)	0.2		2	0	0	0	0	0	0	0	0	0	0	4	5	0.00	0.000
59 Guillermo Mota, R ERA: 5.32	(8, 1)	1.0		4	0	0	0	1	1	0	0	0	0	0	11	18	0.00	1.000

PITCHER	IP	WLS	BF	H	R	ER	SO	BB	IBB	HBP	BLK	WP	HR	S	P	ERA	WHIP

Atlanta Braves @ New York Mets

Shea Stadium, Flushing, NY

Mon Sep 04 2006, 7:10 PM EDT

Att. 42,428 - Partly Cloudy - 70 F

TOP

Batter	1	2	3	4	5	6	7	8	9	AB	R	H	RBI	BB	SO	LOB
4 Pete Orr, L (1, 4) OBP: 0.268, SLG: 0.351	0-1 G1-3		0-0 1B		2-2 G4-3	1-1 1B			1-1 SH3-4	4	0	2	0	0	0	1
11 Edgar Renteria, R (1, 6) OBP: 0.373, SLG: 0.442	4-2 BB		1-2 1B		4-2 BB	1-1 F9			2-1 2B	3	1	2	2	2	0	1
Adam LaRoche, L (1, 3) OBP: 0.366, SLG: 0.582	0-0 G3-6-3		1-0 SF8		0-0 1B		1-0 G4-3		4-2 BB	3	0	1	2	1	0	1
Andruw Jones, R (1, 8) OBP: 0.360, SLG: 0.512		2-1 F8	4-1 BB		4-0 BB		0-1 G5-3		0-1 G5-4-3	3	0	0	0	2	0	2
16 Brian McCann, L (1, 2) OBP: 0.388, SLG: 0.529		3-2 P3	1-0 G4-6-3		4-1 BB		2-2 G1-3			3	0	0	1	1	0	3
7 Jeff Francoeur, R (1, 9) OBP: 0.293, SLG: 0.451		4-0 BB		0-3 K	0-2 FC1-2			2-2 F9		3	0	0	0	1	1	3
23 Matt Diaz, R (1, 7) OBP: 0.380, SLG: 0.496		2-0 L9		2-2 G1-3	1-0 F8			3-2 G4-3		4	0	0	0	0	0	4
Ryan Langerhans, L (9, 7) OBP: 0.347, SLG: 0.381										0	0	0	0	0	0	0
14 Willy Aybar, S (1, 5) OBP: 0.338, SLG: 0.363			0-0 E3	1-2 G3		1-3 K		1-0 F8		4	1	0	0	0	1	0
36 Chuck James, L (1, 1) OBP: 0.077, SLG: 0.040			0-0 1B		4-2 BB	0-2 G4-3				2	2	1	0	1	0	0
Daryle Ward, L (9, PH) OBP: 0.382, SLG: 0.545									1-1 1B	1	0	1	0	0	0	0
Tony Pena Jr., R (9, PR) OBP: 0.154, SLG: 0.240										0	1	0	0	0	0	0
49 Macay McBride, L (9, 1)										0	0	0	0	0	0	0

Inning Stats	1	2	3	4	5	6	7	8	9
R	0	0	2	0	2	0	0	0	1
E	0	0	1	0	0	0	0	0	0
K	0	0	0	1	0	1	0	0	0
S	7	9	9	9	14	14	7	8	14
H	0	0	3	0	1	1	0	0	2
LOB	0	1	2	0	3	1	0	0	2
BB	1	1	1	0	4	0	0	0	1
P	11	20	16	12	33	16	10	14	22

AB	30
R	5
H	7
RBI	5
BB	8
SO	2
LOB	15

1B: 6, 2B: 1, 3B: 0, HR: 0, SF: 1, SAC: 1, DP: 3, HBP: 0

WP: 1, PB: 1, SB: 0, CS: 0, PA: 40

PITCHER		IP	WLS	BF	H	R	ER	SO	BB	IBB	HBP	BLK	WP	HR	S	P	ERA	WHIP
Steve Trachsel, R (ERA: 5.02)	(1, 1)	4.1	L	23	4	4	3	1	7	0	0	0	1	0	44	87	6.23	2.538
Heath Bell, R (ERA: 3.0)	(5, 1)	1.2		6	1	0	0	1	0	0	0	0	0	0	18	21	0.00	0.600
43 Royce Ring, L (ERA: 1.5)	(7, 1)	2.0		6	0	0	0	0	0	0	0	0	0	0	15	24	0.00	0.000
Roberto Hernandez, R (ERA: 3.09)	(9, 1)	1.0		5	2	1	1	0	1	0	0	0	0	0	14	22	9.00	3.000

PITCHER	IP	WLS	BF	H	R	ER	SO	BB	IBB	HBP	BLK	WP	HR	S	P	ERA	WHIP

livebaseballscorecards.com

Atlanta Braves @ New York Mets

Shea Stadium, Flushing, NY

Mon Sep 04 2006, 7:10 PM EDT

Att. 42,428 - Partly Cloudy - 70 F

livebaseballscorecards.com

BOTTOM

Batter	1	2	3	4	5	6	7	8	9	AB	R	H	RBI	BB	SO	LOB
7 José Reyes, S (1, 6) OBP: 0.350, SLG: 0.489	B B C X 2-1 ① F9			B B B B 4-0 21 G4-3 21 S BB		B F F X 1-2 ② F8			C C S 0-3 ② K	3	0	0	0	1	1	1
16 Paul Lo Duca, R (1, 2) OBP: 0.352, SLG: 0.421	X 0-0 ② F7			C X 0-1 ① F9		B F B B X 3-1 ③ F8			C C B S 1-3 ③ K	4	0	0	0	0	1	2
21 Carlos Delgado, L (1, 3) OBP: 0.368, SLG: 0.564	C C S 0-3 ③ K			F B B X 2-1 ② G4-3 1-3			F B C F X 1-2 ① G6-3			3	0	0	0	0	1	1
5 David Wright, R (1, 5) OBP: 0.379, SLG: 0.532		C X 0-1 ① 1B		C F B F D F B F X 3-2 ③ F8			F B B B X 3-1 ② L8			3	0	1	0	0	0	1
20 Shawn Green, L (1, 9) OBP: 0.338, SLG: 0.414		B X 1-0 ② P5			B C F F X 1-2 ① L9		B F B X 2-1 ③ G4-3			3	0	0	0	0	0	0
22 Jose Valentin, S (1, 4) OBP: 0.343, SLG: 0.503		C B S F B B X 3-2 ③ F8			C F X 0-2 ② P3			C F X 0-2 ① F7		3	0	0	0	0	0	0
Michael Tucker, L (1, 7) OBP: 0.396, SLG: 0.389			B B B C C B 4-2 10 G4-6-3 BB		C B B B F B X 3-2 ③ F8			B F X 1-1 ② G3		2	0	0	0	1	0	0
10 Endy Chavez, L (1, 8) OBP: 0.344, SLG: 0.436			C X 0-1 ① ② G4-6-3 1-2f			C B B C X 2-2 ① G4-3		B B C X 2-1 ③ F7		3	0	0	0	0	0	1
Steve Trachsel, R (1, 1) OBP: 0.196, SLG: 0.196 Heath Bell, R (5, 1) Chris Woodward, R (6, PH) OBP: 0.291, SLG: 0.311 43 Royce Ring, L (7, 1) Roberto Hernandez, R (9, 1) Julio Franco, R (9, PH) OBP: 0.326, SLG: 0.360			C B S B X 2-2 ③ F8			B B B C B 4-1 BB			C F C B B F F C 2-3 ① K	1 0 0 0 0 1	0 0 0 0 0 0	0 0 0 0 0 0	0 0 1 0 0 1	0 0 0 0 0 0	0 0 0 0 0 1	0 0 0 0 0 0
Inning Stats	R: 0 E: 0 K: 1 S: 6 H: 0 LOB: 0 BB: 0 P: 8	R: 0 E: 0 K: 0 S: 7 H: 1 LOB: 0 BB: 0 P: 11	R: 0 E: 0 K: 0 S: 7 H: 0 LOB: 0 BB: 1 P: 13	R: 0 E: 0 K: 0 S: 10 H: 0 LOB: 1 BB: 1 P: 19	R: 0 E: 0 K: 0 S: 10 H: 0 LOB: 1 BB: 0 P: 14	R: 0 E: 0 K: 0 S: 9 H: 0 LOB: 1 BB: 1 P: 19	R: 0 E: 0 K: 0 S: 8 H: 0 LOB: 0 BB: 0 P: 14	R: 0 E: 0 K: 0 S: 7 H: 0 LOB: 0 BB: 0 P: 10	R: 0 E: 0 K: 3 S: 11 H: 0 LOB: 0 BB: 0 P: 14	1B: 1 2B: 0 3B: 0 HR: 0	SF: 0 SAC: 0 DP: 1 HBP: 0						

	AB	26
	R	0
	H	1
	RBI	0
	BB	3
	SO	4
	LOB	6

WP: 0 PB: 0 SB: 1 CS: 0 PA: 29

PITCHER		IP	WLS	BF	H	R	ER	SO	BB	IBB	HBP	BLK	WP	HR	S	P	ERA	WHIP
36 Chuck James, L ERA: 3.65	(1, 1)	8.0	W	26	1	0	0	1	3	0	0	0	0	0	64	108	0.00	0.500
49 Macay McBride, L ERA: 3.38	(9, 1)	1.0		3	0	0	0	3	0	0	0	0	0	0	11	14	0.00	0.000

PITCHER	IP	WLS	BF	H	R	ER	SO	BB	IBB	HBP	BLK	WP	HR	S	P	ERA	WHIP

Batter	1	2	3	4	5	6	7	8	9	AB	R	H	RBI	BB	SO	LOB
14 Willy Aybar, S (1, 5) OBP: 0.346, SLG: 0.376	HBP 1B		11 CS 1B		G1-3			2B		4	0	3	0	0	0	1
11 Edgar Renteria, R (1, 6) OBP: 0.370, SLG: 0.439	L7		F8			F7		G6-3		4	0	0	0	0	0	3
7 Jeff Francoeur, R (1, 9) OBP: 0.291, SLG: 0.448	K		P3			K			F8	4	0	0	0	0	2	1
Andruw Jones, R (1, 8) OBP: 0.360, SLG: 0.509	HBP			F9		G5-3			F8	3	0	0	0	0	0	0
23 Matt Diaz, R (1, 7) OBP: 0.382, SLG: 0.496	L7			16 G4-6-3 1B			16 G3-6-3 1B		K	4	0	2	0	0	1	2
16 Brian McCann, L (1, 2) OBP: 0.387, SLG: 0.535		HR		G4-6-3			G3-6-3			3	1	1	1	0	0	2
Adam LaRoche, L (1, 3) OBP: 0.364, SLG: 0.578		L6			G4-3		F7			3	0	0	0	0	0	0
24 Martín Prado, R (1, 4) OBP: 0.333, SLG: 0.400 4 Pete Orr, L (8, PH) OBP: 0.266, SLG: 0.348 (8, 4)		K			29 SH3-4 1B			P6		2 1	0 0	1 0	0 0	0 0	1 0	0 0
29 John Smoltz, R (1, 1) OBP: 0.193, SLG: 0.204 Tyler Yates, R (7, 1) Daryle Ward, L (8, PH) OBP: 0.379, SLG: 0.540 49 Macay McBride, L (8, 1)		K			SH3-4			K		1 0 1 0	0 0 0 0	0 0 0 0	0 0 0 0	0 0 0 0	1 0 0 0	0 0 0 0
Inning Stats	R: 0 H: 1 E: 0 LOB: 2 K: 1 BB: 0 S: 10 P: 17	R: 1 H: 1 E: 0 LOB: 0 K: 2 BB: 0 S: 10 P: 13	R: 0 H: 1 E: 0 LOB: 0 K: 0 BB: 0 S: 10 P: 16	R: 0 H: 1 E: 0 LOB: 0 K: 0 BB: 0 S: 4 P: 7	R: 0 H: 1 E: 0 LOB: 1 K: 0 BB: 0 S: 6 P: 7	R: 0 H: 0 E: 0 LOB: 0 K: 1 BB: 0 S: 6 P: 12	R: 0 H: 1 E: 0 LOB: 0 K: 0 BB: 0 S: 6 P: 10	R: 0 H: 1 E: 0 LOB: 1 K: 1 BB: 0 S: 10 P: 14	R: 0 H: 0 E: 0 LOB: 0 K: 1 BB: 0 S: 8 P: 12	1B: 5 SF: 0 2B: 1 SAC: 1 3B: 0 DP: 2 HR: 1 HBP: 1						

PITCHER		IP	WLS	BF	H	R	ER	SO	BB	IBB	HBP	BLK	WP	HR	S	P	ERA	WHIP
32 Dave Williams, L ERA: 5.68	(1, 1)	6.0	W	22	5	1	1	4	0	0	1	0	0	1	46	72	1.50	0.833
25 Pedro Feliciano, L ERA: 1.82	(7, 1)	1.0	H	3	1	0	0	0	0	0	0	0	0	0	6	10	0.00	1.000
59 Guillermo Mota, R ERA: 5.21	(8, 1)	1.0	H	4	1	0	0	1	0	0	0	0	0	0	10	14	0.00	1.000
13 Billy Wagner, L ERA: 2.24	(9, 1)	1.0	S	3	0	0	0	1	0	0	0	0	0	0	8	12	0.00	0.000

PITCHER	IP	WLS	BF	H	R	ER	SO	BB	IBB	HBP	BLK	WP	HR	S	P	ERA	WHIP

TOP

Atlanta Braves @ New York Mets

Shea Stadium, Flushing, NY

Wed Sep 06 2006, 1:10 PM EDT

Partly Cloudy - 74 F

livebaseballscorecards.com

AB	30
R	1
H	7
RBI	1
BB	0
SO	6
LOB	9

Atlanta Braves @ New York Mets

Shea Stadium, Flushing, NY

Wed Sep 06 2006, 1:10 PM EDT

Partly Cloudy - 74 F

BOTTOM

livebaseballscorecards.com

Batter	1	2	3	4	5	6	7	8	9	AB	R	H	RBI	BB	SO	LOB
7 José Reyes, S (1, 6) OBP: 0.351, SLG: 0.489	C B B S F F F X 2-2 21 G4-3 16 WP 1B		C S B F F B X 2-2 16 G6-4-3 1B		C B F S 1-3 ③ K		B X 1-0 ① F7			4	0	2	0	0	1	1
16 Paul Lo Duca, R (1, 2) OBP: 0.352, SLG: 0.419	1 SAFE T B 1 SAFE 1 SAFE B F B X 3-2 ① G1-3 1-2		1 SAFE B X 1-0 ①② G6-4-3 1-2f			B B B C X 3-1 21 HR 1B	B B X 2-0 ② G4-3			4	1	1	0	0	0	2
21 Carlos Delgado, L (1, 3) OBP: 0.367, SLG: 0.568	S C B B D X 3-2 ② G4-3 2-3		C B F C 2-3 ③ K			B C B S X 2-2 1-H HR	B B C F X 2-2 ③ G3			4	1	1	2	0	1	1
5 David Wright, R (1, 5) OBP: 0.376, SLG: 0.528	X 0-0 ③ G5-3			B X 1-0 ① F9		B B F X 2-1 ① G5-3		B X 1-0 ① F8		4	0	0	0	0	0	1
20 Shawn Green, L (1, 9) OBP: 0.341, SLG: 0.426		F X 0-1 22 2B 1B		B B F B C C 3-3 ② K		F B B B X 2-1 G3 2B		C C B B B X 3-2 HR		4	2	3	1	0	1	0
22 Jose Valentin, S (1, 4) OBP: 0.345, SLG: 0.505		F B X 1-1 10 WP 1-H 2B		X 0-0 ③ P4		I I I I 4-0 G3 IBB		X 0-0 ② G4-3		3	0	1	1	1	0	0
Michael Tucker, L (1, 7) OBP: 0.385, SLG: 0.400		S C F B B S 2-3 ① K			C B F X 1-2 ① F7	S S D B F F F X 2-2 ② G3 1-2 2-3		C S B X 1-2 2B		4	0	1	0	0	1	3
10 Endy Chavez, L (1, 8) OBP: 0.346, SLG: 0.439		B C S B F B F X 3-2 ② P6 2-3			F B C B X 2-2 2B	B B C C D F B 4-2 BB		S B C S 1-3 ③ K		3	0	1	0	1	1	2
32 Dave Williams, L (1, 1) OBP: 0.261, SLG: 0.150		C X 0-1 ③ G6-3			C S F B S 1-3 ② K	C B S S X 1-2 ③ G4-3				2	0	0	0	0	1	2
Ricky Ledee, L (6, PH) OBP: 0.236, SLG: 0.319										1	0	0	0	0	0	3
25 Pedro Feliciano, L (7, 1)										0	0	0	0	0	0	0
59 Guillermo Mota, R (8, 1)										0	0	0	0	0	0	0
13 Billy Wagner, L (9, 1)										0	0	0	0	0	0	0
Inning Stats	R: 0 E: 0 K: 0 S: 13 H: 1 LOB: 1 BB: 0 P: 21	R: 1 E: 0 K: 1 S: 15 H: 2 LOB: 1 BB: 0 P: 21	R: 0 E: 0 K: 1 S: 9 H: 1 LOB: 0 BB: 0 P: 14	R: 0 E: 0 K: 1 S: 5 H: 0 LOB: 0 BB: 0 P: 9	R: 0 E: 0 K: 2 S: 13 H: 1 LOB: 1 BB: 0 P: 18	R: 2 E: 0 K: 0 S: 22 H: 3 LOB: 3 BB: 2 P: 42	R: 0 E: 0 K: 0 S: 5 H: 0 LOB: 0 BB: 0 P: 10	R: 1 E: 0 K: 1 S: 11 H: 2 LOB: 1 BB: 0 P: 17		1B: 4 2B: 4 3B: 0 HR: 2 SF: 0 SAC: 0 DP: 1 HBP: 0					WP: 2 PB: 0 SB: 0 CS: 0 PA: 35	

	AB	33
	R	4
	H	10
	RBI	4
	BB	2
	SO	6
	LOB	15

PITCHER		IP	WLS	BF	H	R	ER	SO	BB	IBB	HBP	BLK	WP	HR	S	P	ERA	WHIP
29 John Smoltz, R ERA: 3.63	(1, 1)	6.0	L	27	8	3	3	5	1	1	0	0	2	1	77	125	4.50	1.500
Tyler Yates, R ERA: 4.23	(7, 1)	1.0		3	0	0	0	0	0	0	0	0	0	0	5	10	0.00	0.000
49 Macay McBride, L ERA: 3.5	(8, 1)	1.0		5	2	1	1	1	0	0	0	0	0	1	11	17	9.00	2.000

PITCHER	IP	WLS	BF	H	R	ER	SO	BB	IBB	HBP	BLK	WP	HR	S	P	ERA	WHIP

Batter	1	2	3	4	5	6	7	8	9	AB	R	H	RBI	BB	SO	LOB
Marcus Giles, R (1, 4) OBP: 0.351, SLG: 0.398	C C S 0-3 ① K		X 0-0 ③ P4			X 0-0 1B			X 0-0 G4-3 1B	4	0	2	0	0	1	1
11 Edgar Renteria, R (1, 6) OBP: 0.370, SLG: 0.438	C T B B F B F X 3-2 ② P5			C F B F B F F X 2-2 23 S 1B		X 0-0 ② F9			S X 0-1 ① ② G4-3 1-2f	3	0	1	0	0	0	1
Tony Pena Jr., R (7, 6) OBP: 0.148, SLG: 0.231										1	0	0	0	0	0	1
7 Jeff Francoeur, R (1, 9) OBP: 0.291, SLG: 0.445	X 0-0 ③ G4-3			F X 0-1 ① P		X 0-0 ③ F8			F B B F F B F B 4-2 BB	3	0	0	0	1	0	2
Andruw Jones, R (1, 8) OBP: 0.358, SLG: 0.506		C B B B S T 3-2 ① K		B X 1-0 ② F8			B C F B X 2-2 G5-3		F X 0-1 ③ G6-3	3	0	0	0	0	1	1
Kevin Barry, R (8, 1)										0	0	0	0	0	0	0
8 Brayan Peña, S (9, PH) OBP: 0.313, SLG: 0.419		B X 1-0 ② F9		F B C X 1-2 ③ F8 1-2			B F B X 2-1 ② F7			1	0	0	0	0	0	1
23 Matt Diaz, R (1, 7) OBP: 0.377, SLG: 0.490										3	0	0	0	0	0	1
14 Willy Aybar, S (1, 5) OBP: 0.346, SLG: 0.376		C C B C C 1-3 ③ K			X 0-0 L3 1B		C B T X 1-2 ③ G5-3			3	0	1	0	0	1	0
Adam LaRoche, L (1, 3) OBP: 0.362, SLG: 0.573			B C B S F B S 3-3 ① K		B T F X 1-2 ① ② L3 1-1			X 0-0 ① P4		3	0	0	0	0	1	1
Todd Pratt, R (1, 2) OBP: 0.254, SLG: 0.320			B C X 1-1 2B		C F S 0-3 ③ K			B B C C F X 2-2 ② F8		3	0	1	0	0	1	0
26 Kyle Davies, R (1, 1)			B X 1-0 ② F7			B C F X 1-2 ① P6		B B S S S 2-3 ③ K		2	0	0	0	0	0	1
54 Chad Paronto, R (6, 1)										0	0	0	0	0	0	0
Ken Ray, R (7, 1)										0	0	0	0	0	0	0
34 Joey Devine, R (7, 1)										0	0	0	0	0	0	0
Brian Jordan, R (8, PH) OBP: 0.271, SLG: 0.345										1	0	0	0	0	1	0
Ryan Langerhans, L (8, 8) OBP: 0.347, SLG: 0.381										0	0	0	0	0	0	0

TOP

Atlanta Braves @ New York Mets

Shea Stadium, Flushing, NY

Wed Sep 06 2006, 1:15 PM EDT

Att. 40,536 - Cloudy - 76 F

livebaseballscorecards.com

AB	30
R	0
H	5
RBI	0
BB	1
SO	6
LOB	10

Inning Stats	1	2	3	4	5	6	7	8	9
	R: 0 E: 0 K: 1 S: 9	R: 0 E: 0 K: 2 S: 7	R: 0 E: 0 K: 1 S: 8	R: 0 E: 0 K: 0 S: 13	R: 0 E: 0 K: 1 S: 7	R: 0 E: 0 K: 0 S: 6	R: 0 E: 0 K: 0 S: 8	R: 0 E: 0 K: 1 S: 8	R: 0 E: 0 K: 0 S: 9
	H: 0 LOB: 0 BB: 0 P: 12	H: 0 LOB: 0 BB: 0 P: 12	H: 1 LOB: 1 BB: 0 P: 13	H: 1 LOB: 1 BB: 0 P: 17	H: 1 LOB: 0 BB: 0 P: 8	H: 1 LOB: 1 BB: 0 P: 7	H: 0 LOB: 0 BB: 0 P: 13	H: 0 LOB: 0 BB: 0 P: 12	H: 1 LOB: 1 BB: 1 P: 13

1B: 4 SF: 0
2B: 2 SAC: 0
3B: 0 DP: 2
HR: 0 HBP: 0

WP: 0 PA: 31
PB: 0
SB: 1
CS: 0

PITCHER	IP	WLS	BF	H	R	ER	SO	BB	IBB	HBP	BLK	WP	HR	S	P	ERA	WHIP
46 Oliver Pérez, L (1, 1) ERA: 6.58	9.0	W	31	5	0	0	6	1	0	0	0	0	0	75	107	0.00	0.667

PITCHER	IP	WLS	BF	H	R	ER	SO	BB	IBB	HBP	BLK	WP	HR	S	P	ERA	WHIP

Atlanta Braves @ New York Mets

Shea Stadium, Flushing, NY

Wed Sep 06 2006, 1:15 PM EDT

Att. 40,536 - Cloudy - 76 F

livebaseballscorecards.com

BOTTOM

Batter	1	2	3	4	5	6	7	8	9	AB	R	H	RBI	BB	SO	LOB
7 José Reyes, S (1, 6) OBP: 0.353, SLG: 0.495	HR	BB			1B	G3		P5		4	1	2	1	1	0	1
1 Anderson Hernandez, S (1, 4) OBP: 0.120, SLG: 0.120	G4-3	CS	F7		FC6	K		P5		5	0	0	0	0	1	3
15 Carlos Beltrán, S (1, 8) OBP: 0.387, SLG: 0.624	BB	K	K		K	BB		F7		2	2	0	0	2	2	2
44 Lastings Milledge, R (8, PH) OBP: 0.307, SLG: 0.393 (9, 7)										1	0	0	0	0	0	0
Cliff Floyd, L (1, 7) OBP: 0.325, SLG: 0.412	K	G4-3				1B	K			3	1	1	0	0	1	1
Kelly Stinnett, R (7, 2) OBP: 0.279, SLG: 0.300										1	0	0	0	0	1	1
20 Shawn Green, L (1, 9) OBP: 0.344, SLG: 0.435	1B			L4		BB	HR			4	2	3	2	0	0	0
Michael Tucker, L (9, 9) OBP: 0.385, SLG: 0.400										0	0	0	0	0	0	0
Julio Franco, R (1, 3) OBP: 0.338, SLG: 0.362	1B			G6-3		BB	HBP			2	1	1	1	1	0	0
Chris Woodward, R (1, 5) OBP: 0.290, SLG: 0.315	K			G5-3		2B	F7			4	1	1	2	0	1	3
Mike DiFelice, R (1, 2) OBP: 0.182, SLG: 0.053		F7	K			3B	1B			2	0	0	0	0	1	0
10 Endy Chavez, L (6, PH) OBP: 0.350, SLG: 0.449 (7, 7) (9, 8)										2	0	2	2	0	0	0
46 Oliver Pérez, L (1, 1) OBP: 0.125, SLG: 0.097		G4-3			BB	G6-3	K			3	0	0	0	1	1	3
Inning Stats	R: 2 E: 0 K: 2 S: 14 H: 3 LOB: 2 BB: 1 P: 25	R: 0 E: 0 K: 0 S: 8 H: 0 LOB: 0 BB: 1 P: 16	R: 0 E: 0 K: 1 S: 10 H: 0 LOB: 0 BB: 0 P: 15	R: 0 E: 0 K: 0 S: 8 H: 0 LOB: 0 BB: 0 P: 13	R: 0 E: 0 K: 2 S: 12 H: 1 LOB: 2 BB: 1 P: 20	R: 4 E: 0 K: 1 S: 25 H: 4 LOB: 1 BB: 1 P: 39	R: 2 E: 0 K: 2 S: 15 H: 2 LOB: 2 BB: 1 P: 28	R: 0 E: 0 K: 0 S: 4 H: 0 LOB: 0 BB: 0 P: 7		1B: 6 2B: 1 3B: 1 HR: 2 SF: 0 SAC: 0 DP: 0 HBP: 1						

AB	33
R	8
H	10
RBI	8
BB	5
SO	8
LOB	14

WP: 0 PB: 0 SB: 1 CS: 1 PA: 40

PITCHER		IP	WLS	BF	H	R	ER	SO	BB	IBB	HBP	BLK	WP	HR	S	P	ERA	WHIP
26 Kyle Davies, R ERA: 7.56	(1, 1)	5.0	L	25	7	6	6	5	4	0	0	0	0	1	58	103	10.80	2.200
54 Chad Paronto, R ERA: 2.96	(6, 1)	1.0		4	1	0	0	1	0	0	0	0	0	0	19	25	0.00	1.000
Ken Ray, R ERA: 4.65	(7, 1)	0.1		3	1	2	2	1	1	0	0	0	0	1	6	15	54.00	6.000
34 Joey Devine, R ERA: 17.18	(7, 1)	0.2		4	1	0	0	1	0	0	1	0	0	0	9	13	0.00	1.500
Kevin Barry, R ERA: 5.59	(8, 1)	1.0		3	0	0	0	0	0	0	0	0	0	0	4	7	0.00	0.000

PITCHER	IP	WLS	BF	H	R	ER	SO	BB	IBB	HBP	BLK	WP	HR	S	P	ERA	WHIP

Batter	1	2	3	4	5	6	7	8	9	AB	R	H	RBI	BB	SO	LOB
15 Rafael Furcal, S (1, 6) OBP: 0.362, SLG: 0.415	C B X 1-1 G6-3		B B X 2-0 L3		B C X 1-1 2B		C B B S B D 4-2 BB		X 0-0 1B	4	0	2	0	1	0	0
Julio Lugo, R (1, 5) OBP: 0.351, SLG: 0.438	B B C S X 2-2 5 1B 1B		C B B X 2-1 G6-3		C F F D B F B X 3-2 G5-3		B X 1-0 P5		C B C X 1-2 F7	5	0	1	0	0	0	5
5 Nomar Garciaparra, R (1, 3) OBP: 0.376, SLG: 0.498	B B B C 1 SAFE S X 1-2 3-2 1B			C B B S B X 3-2 G5-3		B B B C C X 3-1 F7		B X 1-0 F9		4	0	1	0	0	0	0
J.D. Drew, L (1, 9) OBP: 0.379, SLG: 0.472	B F F B C 2-3 K			C B C S 1-3 K		F B X 1-1 F7		F B F S 1-3 K		4	0	0	0	0	3	2
12 Jeff Kent, R (1, 4) OBP: 0.363, SLG: 0.473	F B F X 1-2 F7			C X 0-1 2B		X 0-0 G6-3		B B X 2-0 16 E 1B		4	0	2	0	0	0	2
16 Andre Ethier, L (1, 7) OBP: 0.379, SLG: 0.511		X 0-0 L1		B H 2-0 HBP			B B C F S 2-3 K	C D S X 1-2 1-2 E1		3	0	0	0	0	1	1
27 Matt Kemp, R (1, 8) OBP: 0.307, SLG: 0.478		B F B X 2-1 F9		B B B C X 3-1 G1-3			C F F B X 1-2 E6 7 G5-3 1B	B D F B S X 3-2 F9		4	0	0	0	0	0	4
Toby Hall, R (1, 2) OBP: 0.281, SLG: 0.401 49 Delwyn Young, S (9, PH)		C B F S 1-3 K			S F B X 1-2 P6		C B X 1-1 7 G5-3 1-2 1B		X 0-0 G4-3	3 1	0 0	1 0	0 0	0 0	1 0	0 0
31 Brad Penny, R (1, 1) OBP: 0.203, SLG: 0.254 Joe Beimel, L (6, 1) 17 Jason Repko, R (7, PH) OBP: 0.343, SLG: 0.388 7 James Loney, L (7, PH) OBP: 0.341, SLG: 0.500 47 Tim Hamulack, R (7, 1) 21 Marlon Anderson, L (9, PH) OBP: 0.335, SLG: 0.443			C B X 1-1 G6-3		S F C 0-3 K		X 0-0 G5-3 1-2 2-3		C S B B B F B F F F 3-2 F9	2 0 0 1 0 1	0 0 0 0 0 0	0 0 0 0 0 0	0 0 0 0 0 0	1 0 0 0 0 0	0 0 0 2 0 0	0 0 0 0 0 0
Inning Stats	R: 0 H: 2 E: 0 LOB: 2 K: 1 BB: 0 S: 14 P: 23	R: 0 H: 0 E: 0 LOB: 0 K: 1 BB: 0 S: 6 P: 9	R: 0 H: 0 E: 0 LOB: 0 K: 0 BB: 0 S: 5 P: 10	R: 0 H: 1 E: 0 LOB: 2 K: 1 BB: 0 S: 10 P: 19	R: 0 H: 1 E: 0 LOB: 1 K: 1 BB: 0 S: 13 P: 18	R: 0 H: 0 E: 0 LOB: 0 K: 0 BB: 0 S: 5 P: 9	R: 0 H: 1 E: 1 LOB: 3 K: 1 BB: 1 S: 13 P: 22	R: 0 H: 1 E: 1 LOB: 2 K: 1 BB: 0 S: 11 P: 19	R: 0 H: 1 E: 0 LOB: 1 K: 0 BB: 0 S: 13 P: 17	1B: 5 2B: 2 3B: 0 HR: 0	SF: 0 SAC: 0 DP: 0 HBP: 1			WP: 0 PB: 0 SB: 0 CS: 0	PA: 38		

TOP

Los Angeles Dodgers @ New York Mets

Shea Stadium, Flushing, NY

Thu Sep 07 2006, 7:10 PM EDT

Att. 48,583 - Cloudy - 76 F

livebaseballscorecards.com

AB	36
R	0
H	7
RBI	0
BB	1
SO	6
LOB	16

PITCHER		IP	WLS	BF	H	R	ER	SO	BB	IBB	HBP	BLK	WP	HR	S	P	ERA	WHIP
Tom Glavine, L ERA: 3.98	(1, 1)	6.1	W	26	5	0	0	5	0	0	1	0	0	0	62	101	0.00	0.789
59 Guillermo Mota, R ERA: 5.13	(7, 1)	0.2		3	0	0	0	0	1	0	0	0	0	0	4	9	0.00	1.500
Roberto Hernandez, R ERA: 3.04	(8, 1)	1.0		5	1	0	0	1	0	0	0	0	0	0	11	19	0.00	1.000
Aaron Heilman, R ERA: 3.84	(9, 1)	1.0		4	1	0	0	0	0	0	0	0	0	0	13	17	0.00	1.000

PITCHER	IP	WLS	BF	H	R	ER	SO	BB	IBB	HBP	BLK	WP	HR	S	P	ERA	WHIP

BOTTOM

Los Angeles Dodgers @ New York Mets

Shea Stadium, Flushing, NY

Thu Sep 07 2006, 7:10 PM EDT

Att. 48,583 - Cloudy - 76 F

livebaseballscorecards.com

Batter	1	2	3	4	5	6	7	8	9	AB	R	H	RBI	BB	SO	LOB
7 José Reyes, S (1, 6) OBP: 0.353, SLG: 0.499	C F X 0-2 16 1B 15 1B 1B	X 0-0 ② F7		C F B B X 2-2 ③ F8		C B B X 2-1 2-H 3-H IHR		X 0-0 ③ FC5-4 1-2f		5	2	2	3	0	0	3
16 Paul Lo Duca, R (1, 2) OBP: 0.351, SLG: 0.418	C 1 SAFE 1 SAFE B 1 SAFE F B F 1 SAFE 2-2 X 15 1B 1-3 1B	B C F B S 2-3 ③ K			F F B B X 2-2 ① G1-3	B B X 2-0 ③ G6-3				4	0	1	0	0	1	1
15 Carlos Beltrán, S (1, 8) OBP: 0.388, SLG: 0.623	B C S B X 2-2 ① 21 2B 5 SF8 1-3 3-H 1B		C B C S 2-3 ① K		C S B B C 2-3 ② K		C B B C X 2-2 21 G4-6-3 1B			4	1	2	1	0	2	0
21 Carlos Delgado, L (1, 3) OBP: 0.366, SLG: 0.567	S B B F X 2-2 WP 1-3 2B		B F S X 1-2 ② G5-3		B C F B F B F X 3-2 ③ G3-1		B B B C X 3-1 ① ② G4-6-3 1-2f			4	0	1	0	0	0	1
5 David Wright, R (1, 5) OBP: 0.379, SLG: 0.531	D F B F X 2-2 ② SF8 3-H		F C X 0-2 1B			C B F B F B B 4-2 20 2B 22 FC4 BB	B C C B X 2-2 2B			2	1	2	1	1	0	0
Cliff Floyd, L (1, 7) OBP: 0.321, SLG: 0.406 Roberto Hernandez, R (8, 1) Aaron Heilman, R (9, 1)	B X 1-0 ③ G1-3 2-3		B F B B F T 2-2 ③ K			B F X 1-1 ① F8	X 0-0 ③ G4-3			4 0 0	0 0 0	0 0 0	0 0 0	0 0 0	1 0 0	4 0 0
20 Shawn Green, L (1, 9) OBP: 0.348, SLG: 0.441		B B C X 2-1 ① G4-3		X 0-0 22 G4-3 2B		C 1 SAFE X 0-1 22 FC4 7 IHR 1-3 2B		B B B B 4-0 10 FC4-6 BB		3	1	2	0	1	0	0
22 Jose Valentin, S (1, 4) OBP: 0.344, SLG: 0.511		C F B B F X 2-2 HR		F X 0-1 ① G4-3 2-3		S C X 0-2 FC4 SH2-4 7 IHR 2-3 3-H		B C C X 1-2 ① F7		4	2	1	2	0	0	3
Tom Glavine, L (1, 1) OBP: 0.278, SLG: 0.208 59 Guillermo Mota, R (7, 1) 10 Endy Chavez, L (8, 7) OBP: 0.349, SLG: 0.448		C F B F X 1-2 1B		C B 3 SAFE S F F B X 2-2 ② P5		B X 1-0 ② SH2-4 1-2		B F C X 1-2 ② FC4-6 7 FC5-4 1-2f		2 0 1	0 0 0	1 0 0	0 0 0	0 0 0	0 0 0	1 0 1
Inning Stats	R: 2 E: 0 K: 0 S: 17 H: 4 LOB: 1 BB: 0 P: 26	R: 1 E: 0 K: 1 S: 15 H: 2 LOB: 1 BB: 0 P: 22	R: 0 E: 0 K: 2 S: 12 H: 1 LOB: 1 BB: 0 P: 17	R: 0 E: 0 K: 0 S: 11 H: 1 LOB: 1 BB: 0 P: 15	R: 0 E: 0 K: 1 S: 11 H: 0 LOB: 0 BB: 0 P: 18	R: 4 E: 0 K: 0 S: 14 H: 2 LOB: 0 BB: 1 P: 24	R: 0 E: 0 K: 0 S: 9 H: 2 LOB: 1 BB: 0 P: 16	R: 0 E: 0 K: 0 S: 7 H: 0 LOB: 1 BB: 1 P: 13		1B: 6 2B: 4 3B: 0 HR: 2	SF: 1 SAC: 1 DP: 1 HBP: 0			WP: 1 PB: 0 SB: 0 CS: 0	PA: 37		

	AB	33
	R	7
	H	12
	RBI	7
	BB	2
	SO	4
	LOB	14

PITCHER		IP	WLS	BF	H	R	ER	SO	BB	IBB	HBP	BLK	WP	HR	S	P	ERA	WHIP
31 Brad Penny, R ERA: 4.21	(1, 1)	5.2	L	28	10	7	7	4	1	0	0	0	1	1	79	119	11.12	1.941
Joe Beimel, L ERA: 3.38	(6, 1)	0.1		1	0	0	0	0	0	0	0	0	0	0	1	3	0.00	0.000
47 Tim Hamulack, L ERA: 5.23	(7, 1)	2.0		8	2	0	0	0	1	0	0	0	0	0	16	29	0.00	1.500

PITCHER	IP	WLS	BF	H	R	ER	SO	BB	IBB	HBP	BLK	WP	HR	S	P	ERA	WHIP

Batter	1	2	3	4	5	6	7	8	9	AB	R	H	RBI	BB	SO	LOB
15 Rafael Furcal, S (1, 6) OBP: 0.363, SLG: 0.421	2-2 FC6-4 (5) 21 E 1B 1B	1-1 G6-3			3-1 HR	1-0 P4		1-1 G5-3		5	2	2	1	0	0	1
Kenny Lofton, L (1, 8) OBP: 0.362, SLG: 0.402	1-2 SAFE SAFE 5 FC6-4 1B	1-1 F9			1-1 L3	3-2 2B			3-1 G4-3	5	0	2	1	0	0	0
5 Nomar Garciaparra, R (1, 3) OBP: 0.378, SLG: 0.505	1-2 FC6-4 (12) BB 21 E	0-0 F9			0-1 HR	4-0 IBB			1-2 G4-3 1B	4	2	2	1	1	0	2
J.D. Drew, L (1, 9) OBP: 0.377, SLG: 0.468	2-3 K	4-2 (12) 1B BB			0-0 F8	0-0 G4-3			0-0 G4-3	4	0	0	0	1	1	5
12 Jeff Kent, R (1, 4) OBP: 0.366, SLG: 0.472 44 Takashi Saito, L (9, 1)	4-1 21 E BB	0-0 1B			4-1 21 E 21 1B BB		0-0 G6-3		2-3 K	3 0	0 0	1 0	0 0	2 0	1 0	1 0
21 Marlon Anderson, L (1, 7) OBP: 0.333, SLG: 0.440 Brett Tomko, R (7, 1) OBP: 0.154, SLG: 0.120 51 Jonathan Broxton, R (8, 1) Julio Lugo, R (9, 4) OBP: 0.351, SLG: 0.438	1-2 E5	0-0 F8			2-2 1-3 E9 1B		2-3 K			4 0 0 0	0 0 0 0	1 0 0 0	0 0 0 0	0 0 0 0	1 0 0 0	3 0 0 0
Wilson Betemit, S (1, 5) OBP: 0.334, SLG: 0.508	1-3 K	0-0 F7		0-1 F7		0-0 F9				4	0	0	0	0	1	4
55 Russell Martin, R (1, 2) OBP: 0.358, SLG: 0.442		0-0 F9		0-1 P4		3-1 (56) SH1-4 2B 2B		0-2 G4-3		4	1	1	0	0	0	0
56 Hung-Chih Kuo, L (1, 1) 17 Jason Repko, R (7, 7) OBP: 0.341, SLG: 0.385		1-3 K		1-3 K		0-0 SH1-4		1-1 G5-3		2 1	0 0	0 0	0 0	0 0	2 0	0 0
Inning Stats	R: 2 E: 1 K: 2 S: 24 H: 2 LOB: 2 BB: 1 P: 36	R: 0 E: 0 K: 1 S: 6 H: 0 LOB: 0 BB: 0 P: 8	R: 0 E: 0 K: 0 S: 7 H: 1 LOB: 2 BB: 1 P: 12	R: 0 E: 0 K: 1 S: 7 H: 0 LOB: 0 BB: 0 P: 8	R: 2 E: 1 K: 0 S: 13 H: 3 LOB: 2 BB: 1 P: 23	R: 1 E: 0 K: 0 S: 8 H: 2 LOB: 2 BB: 1 P: 19	R: 0 E: 0 K: 1 S: 7 H: 0 LOB: 0 BB: 0 P: 9	R: 0 E: 0 K: 0 S: 8 H: 0 LOB: 0 BB: 0 P: 10	R: 0 E: 0 K: 1 S: 10 H: 1 LOB: 1 BB: 0 P: 16	1B: 5 2B: 2 3B: 0 HR: 2 SF: 0 SAC: 1 DP: 0 HBP: 0						

TOP

Los Angeles Dodgers @ New York Mets

Shea Stadium, Flushing, NY

Fri Sep 08 2006, 7:10 PM EDT
Att. 52,077 - Partly Cloudy - 75 F

livebaseballscorecards.com

AB	36
R	5
H	9
RBI	3
BB	4
SO	6
LOB	16

WP: 0 PB: 0 SB: 0 CS: 0 PA: 41

PITCHER		IP	WLS	BF	H	R	ER	SO	BB	IBB	HBP	BLK	WP	HR	S	P	ERA	WHIP
33 John Maine, R ERA: 3.45	(1, 1)	5.0	L	25	6	4	2	4	3	0	0	0	0	2	57	87	3.60	1.800
Darren Oliver, L ERA: 2.9	(6, 1)	1.0		6	2	1	1	0	0	1	0	0	0	0	8	19	9.00	2.000
Heath Bell, R ERA: 2.79	(7, 1)	2.0		6	0	0	0	1	0	0	0	0	0	0	15	19	0.00	0.000
Chad Bradford, R ERA: 2.82	(9, 1)	1.0		4	1	0	0	1	0	0	0	0	0	0	10	16	0.00	1.000

PITCHER	IP	WLS	BF	H	R	ER	SO	BB	IBB	HBP	BLK	WP	HR	S	P	ERA	WHIP

Batter	1	2	3	4	5	6	7	8	9	AB	R	H	RBI	BB	SO	LOB
7 José Reyes, S (1, 6) OBP: 0.353, SLG: 0.497	C B B F B B 4-2 15 CS 16 G6-3 BB		C C B F S 1-3 ③ K			F S B T 1-2 ② K		C X 0-1 ② ③ G4-6-3 1-2f		3	0	0	0	1	2	1
16 Paul Lo Duca, R (1, 2) OBP: 0.350, SLG: 0.416	C B X 1-1 ① G6-3 1-2			C X 0-1 ① F9		B C T B X 2-2 1B			X 0-0 ① P4	4	0	1	0	0	0	1
15 Carlos Beltrán, S (1, 8) OBP: 0.389, SLG: 0.620	B C B B F B 4-2 ② 2-3 BB			B B B 4-0 21 G6-4-3 BB		X 0-0 ③ G4-3			B B C X 2-1 ② F7	2	0	0	0	2	0	1
21 Carlos Delgado, L (1, 3) OBP: 0.363, SLG: 0.562	C B S B X 2-2 ③ F8			B C 1 SAFE B C F X 2-2 ② ③ G6-4-3 1-2f			F X 0-1 ① F9		C B B F B F C 3-3 ③ K	4	0	0	0	0	1	2
5 David Wright, R (1, 5) OBP: 0.380, SLG: 0.534		C B B X 2-1 ① G6-3			C C B B X 2-2 20 1B 1B		B B F X 2-1 2B			3	0	2	0	0	0	0
20 Shawn Green, L (1, 9) OBP: 0.347, SLG: 0.440		C C S 0-3 ② K			C X 0-1 44 G6-3 1-2 1B		B X 1-0 ② F9			3	0	1	0	0	1	1
Chris Woodward, R (1, 4) OBP: 0.286, SLG: 0.310		B C X 1-1 ③ G6-3			B C C F B S 2-3 ① K		C X 0-1 ③ F8			3	0	0	0	0	1	3
44 Lastings Milledge, R (1, 7) OBP: 0.301, SLG: 0.384			C B B F S 2-3 ① K2-3		F X 0-1 ② ③ G6-3 1-2f			C X 0-1 ① G4-3		3	0	0	0	0	1	2
33 John Maine, R (1, 1) Darren Oliver, R (6, 1) OBP: 0.200, SLG: 0.214 22 Jose Valentin, S (6, PH) OBP: 0.343, SLG: 0.509 Heath Bell, R (7, 1) Ricky Ledee, L (8, PH) OBP: 0.247, SLG: 0.319 Chad Bradford, R (9, 1)			C B S F B S 2-3 ② K			B F S T B F C 2-3 ① K		B B B C B 4-1 7 G4-6-3 BB		1 0 1 0 0 0	0 0 0 0 0 0	0 0 0 0 0 0	0 0 0 0 0 0	0 0 0 0 0 0	1 0 1 0 0 0	0 0 0 0 0 0
Inning Stats	R: 0 H: 0 E: 0 LOB: 1 K: 0 BB: 2 S: 9 P: 20	R: 0 H: 0 E: 0 LOB: 0 K: 1 BB: 0 S: 7 P: 10	R: 0 H: 0 E: 0 LOB: 0 K: 3 BB: 0 S: 11 P: 16	R: 0 H: 0 E: 0 LOB: 0 K: 0 BB: 1 S: 6 P: 12	R: 0 H: 2 E: 0 LOB: 1 K: 1 BB: 0 S: 11 P: 15	R: 0 H: 1 E: 0 LOB: 1 K: 2 BB: 0 S: 12 P: 17	R: 0 H: 1 E: 0 LOB: 1 K: 0 BB: 0 S: 7 P: 10	R: 0 H: 0 E: 0 LOB: 0 K: 0 BB: 1 S: 5 P: 9	R: 0 H: 0 E: 0 LOB: 0 K: 1 BB: 0 S: 7 P: 12	1B: 3 2B: 1 3B: 0 HR: 0	SF: 0 SAC: 0 DP: 3 HBP: 0			WP: 0 PB: 0 SB: 0 CS: 1	PA: 31		

PITCHER		IP	WLS	BF	H	R	ER	SO	BB	IBB	HBP	BLK	WP	HR	S	P	ERA	WHIP
56 Hung-Chih Kuo, L ERA: 4.46	(1, 1)	6.0	W	21	3	0	0	7	3	0	0	0	0	0	56	90	0.00	1.000
Brett Tomko, R ERA: 4.56	(7, 1)	1.0		4	1	0	0	0	0	0	0	0	0	0	7	10	0.00	1.000
51 Jonathan Broxton, R ERA: 2.66	(8, 1)	1.0		3	0	0	0	0	1	0	0	0	0	0	5	9	0.00	1.000
44 Takashi Saito, R ERA: 1.99	(9, 1)	1.0		3	0	0	0	1	0	0	0	0	0	0	7	12	0.00	0.000

PITCHER	IP	WLS	BF	H	R	ER	SO	BB	IBB	HBP	BLK	WP	HR	S	P	ERA	WHIP

BOTTOM

Los Angeles Dodgers @ New York Mets

Shea Stadium, Flushing, NY

Fri Sep 08 2006, 7:10 PM EDT
Att. 52,077 - Partly Cloudy - 75 F

livebaseballscorecards.com

AB	27
R	0
H	4
RBI	0
BB	4
SO	8
LOB	11

Batter	1	2	3	4	5	6	7	8	9	AB	R	H	RBI	BB	SO	LOB
15 Rafael Furcal, S (1, 6) OBP: 0.362, SLG: 0.422	B X 1-0 SH5-4 2B		B B X 2-0 ③ F9			X 0-0 ① SH1-4 1-2 2-3		X 0-0 ① G4-3		3	0	1	0	0	0	0
Kenny Lofton, L (1, 8) OBP: 0.362, SLG: 0.401	B X 1-0 ① SH5-4 2-3			B B B C X 3-1 ① F9		B X 1-0 5 FC5-2-5-1 1B 2-3 3-H 1B		C B X 1-1 ② G4-3		3	1	1	1	0	0	0
5 Nomar Garciaparra, R (1, 3) OBP: 0.375, SLG: 0.500	B S C B X 3-2 ② F9			X 0-0 ② F7		F 1 SAFE X 0-1 ② FC5-2-5-1 1B 1-2 3-H		B S X 1-1 ③ G3		4	0	0	0	0	0	3
J.D. Drew, L (1, 9) OBP: 0.376, SLG: 0.466	B F B B S C 3-3 ③ K			C B C B B X 3-2 ③ G1-3		X 0-0 1-2 2-H 1B			C C B X 1-2 ① G4-3	4	0	1	1	0	1	1
12 Jeff Kent, R (1, 4) OBP: 0.365, SLG: 0.469 17 Jason Repko, R (9, PR) OBP: 0.341, SLG: 0.385		C S B S 1-3 ① K			B S S B S 2-3 ① K	X 0-0 ③ G3-1			B C C B B F X 3-2 CS 1B	4 0	0 0	1 0	0 0	0 0	2 0	2 0
16 Andre Ethier, L (1, 7) OBP: 0.378, SLG: 0.508 Olmedo Saenz, R (9, PH) OBP: 0.346, SLG: 0.550		B C F S 1-3 ② K			B X 1-0 ② G3		S B B F B B 4-2 BB		F B 1 B F F F B S SAFE 3-3 ② ③ K 1-2	2 1	0 0	0 0	0 0	0 0	1 1	0 1
Wilson Betemit, S (1, 5) OBP: 0.331, SLG: 0.503		B B F X 2-1 ③ F8			B F X 1-1 ③ F9		C S 0-3 ① K			3	0	0	0	0	1	1
55 Russell Martin, R (1, 2) OBP: 0.358, SLG: 0.441			B C S X 1-2 ① F7			S S X 0-2 15 SH1-4 E 1B 1B	B 1 SAFE B S S F X 2-2 ② F9			3	1	1	0	0	0	1
Greg Maddux, R (1, 1) OBP: 0.145, SLG: 0.153 47 Tim Hamulack, R (6, 1) Brett Tomko, R (6, 1) OBP: 0.154, SLG: 0.120 21 Marlon Anderson, L (7, PH) OBP: 0.332, SLG: 0.438 Joe Beimel, L (7, 1)			C F B S 1-3 ② K			1 SAFE X 0-0 E6 15 SH1-4 1B 5 1-2 FC6-2-5-1	B B F X 2-1 ③ G4-3			2 0 0 1 0	0 0 0 0 0	0 0 0 0 0	0 0 0 0 0	0 0 0 0 0	1 0 0 0 0	1 0 0 1 0

Inning Stats	1	2	3	4	5	6	7	8	9
	R: 0 E: 0 K: 1 S: 8	R: 0 E: 0 K: 2 S: 8	R: 0 E: 0 K: 1 S: 7	R: 0 E: 0 K: 0 S: 6	R: 0 E: 0 K: 1 S: 6	R: 2 E: 1 K: 0 S: 10	R: 0 E: 0 K: 1 S: 11	R: 0 E: 0 K: 0 S: 5	R: 0 E: 0 K: 1 S: 11
	H: 1 LOB: 1 BB: 0 P: 16	H: 0 LOB: 0 BB: 0 P: 12	H: 0 LOB: 0 BB: 0 P: 11	H: 0 LOB: 0 BB: 0 P: 12	H: 0 LOB: 0 BB: 0 P: 10	H: 3 LOB: 2 BB: 0 P: 11	H: 0 LOB: 1 BB: 1 P: 19	H: 0 LOB: 0 BB: 0 P: 7	H: 1 LOB: 1 BB: 0 P: 18

1B: 4 SF: 0
2B: 2 SAC: 2
3B: 0 DP: 1
HR: 0 HBP: 0

WP: 0 PA: 33
PB: 0
SB: 0
CS: 1

PITCHER		IP	WLS	BF	H	R	ER	SO	BB	IBB	HBP	BLK	WP	HR	S	P	ERA	WHIP
26 Orlando Hernandez, R ERA: 4.96	(1, 1)	7.0	W	27	4	2	1	6	1	0	0	0	0	0	56	91	1.29	0.714
Aaron Heilman, R ERA: 3.79	(8, 1)	1.0	H	3	0	0	0	0	0	0	0	0	0	0	5	7	0.00	0.000
13 Billy Wagner, L ERA: 2.2	(9, 1)	1.0	S	3	1	0	0	1	0	0	0	0	0	0	11	18	0.00	1.000

PITCHER	IP	WLS	BF	H	R	ER	SO	BB	IBB	HBP	BLK	WP	HR	S	P	ERA	WHIP

TOP

Los Angeles Dodgers @ New York Mets

Shea Stadium, Flushing, NY

Sat Sep 09 2006, 1:10 PM EDT
Att. 47,064 - Sunny - 82 F

livebaseballscorecards.com

AB	30
R	2
H	5
RBI	2
BB	1
SO	7
LOB	11

Batter	1	2	3	4	5	6	7	8	9	AB	R	H	RBI	BB	SO	LOB
7 José Reyes, S (1, 6) OBP: 0.352, SLG: 0.497	G3		K			F8	CS	2B		4	0	1	0	0	1	1
22 Jose Valentin, S (1, 4) OBP: 0.342, SLG: 0.509	F9		G5-3			2B		B3		4	1	1	0	0	0	2
15 Carlos Beltrán, S (1, 8) OBP: 0.390, SLG: 0.617	F9			F8		IBB		IBB		2	1	0	0	2	0	0
21 Carlos Delgado, L (1, 3) OBP: 0.363, SLG: 0.566		HR		F8		F8		G5-4-3		4	1	1	1	0	0	4
5 David Wright, R (1, 5) OBP: 0.383, SLG: 0.539		G3-6-1 1B		2B		1B				3	0	3	2	0	0	0
20 Shawn Green, L (1, 9) OBP: 0.345, SLG: 0.438		F7		K		K				3	0	0	0	0	2	3
Cliff Floyd, L (1, 7) OBP: 0.318, SLG: 0.402 10 Endy Chavez, L (8, 7) OBP: 0.349, SLG: 0.448		G3-6-1		G4-3			G6-3			3 0	0	0	0	0	0	1 0
Kelly Stinnett, R (1, 2) OBP: 0.281, SLG: 0.301			1B	K			G6-3			3	0	1	0	0	1	0
26 Orlando Hernandez, R (1, 1) OBP: 0.220, SLG: 0.275 44 Lastings Milledge, R (7, PH) OBP: 0.299, SLG: 0.381 Aaron Heilman, R (8, 1) 13 Billy Wagner, L (9, 1)			SH1-4	P6			E4			1 1 0 0	0 0 0 0	0 0 0 0	0 0 0 0	0 0 0 0	0 0 0 0	0 0 0 0
Inning Stats	R: 0 E: 0 K: 0 S: 11 H: 0 LOB: 0 BB: 0 P: 18	R: 1 E: 0 K: 0 S: 6 H: 2 LOB: 0 BB: 0 P: 9	R: 0 E: 0 K: 1 S: 7 H: 1 LOB: 1 BB: 0 P: 8	R: 0 E: 0 K: 1 S: 10 H: 1 LOB: 1 BB: 0 P: 17	R: 0 E: 0 K: 1 S: 8 H: 0 LOB: 0 BB: 0 P: 9	R: 2 E: 0 K: 1 S: 12 H: 2 LOB: 1 BB: 1 P: 22	R: 0 E: 1 K: 0 S: 6 H: 0 LOB: 0 BB: 0 P: 10	R: 0 E: 0 K: 0 S: 7 H: 1 LOB: 1 BB: 1 P: 12		1B: 3 2B: 3 3B: 0 HR: 1 SF: 0 SAC: 1 DP: 2 HBP: 0						

PITCHER		IP	WLS	BF	H	R	ER	SO	BB	IBB	HBP	BLK	WP	HR	S	P	ERA	WHIP
Greg Maddux, R ERA: 4.38	(1, 1)	5.1	L	21	5	3	3	3	0	1	0	0	0	1	46	72	5.06	0.938
47 Tim Hamulack, L ERA: 5.18	(6, 1)	0.1	H	1	0	0	0	0	0	0	0	0	0	0	2	2	0.00	0.000
Brett Tomko, R ERA: 4.54	(6, 1)	0.1	B	2	1	0	0	1	0	0	0	0	0	0	6	9	0.00	3.000
Joe Beimel, L ERA: 3.26	(7, 1)	2.0		7	1	0	0	0	0	1	0	0	0	0	13	22	0.00	0.500

PITCHER	IP	WLS	BF	H	R	ER	SO	BB	IBB	HBP	BLK	WP	HR	S	P	ERA	WHIP

BOTTOM

Los Angeles Dodgers @ New York Mets

Shea Stadium, Flushing, NY

Sat Sep 09 2006, 1:10 PM EDT

Att. 47,064 - Sunny - 82 F

livebaseballscorecards.com

AB	28
R	3
H	7
RBI	3
BB	2
SO	4
LOB	11

WP: 0 PA: 32
PB: 0
SB: 1
CS: 1

Los Angeles Dodgers @ New York Mets

Shea Stadium, Flushing, NY

Sun Sep 10 2006, 1:10 PM EDT

Att. 48,760 - Partly Cloudy - 71 F

TOP

Batter	1	2	3	4	5	6	7	8	9	AB R H RBI BB SO LOB
15 Rafael Furcal, S (1, 6) OBP: 0.365, SLG: 0.424 18 Ramon Martinez, R (7, PH) OBP: 0.346, SLG: 0.367 (7, 4)	B X; 1-0 P4 ①		B B F C X; 2-2 3B; 1-2 2-3; 1B	C F X; 0-2 F9 S; 3-H; 1B		B S B X; 2-1 5 HR; 1-2; 1B	C C C; 0-3 K ③			4 2 3 1 0 0 0 1 0 0 0 0 1 1
Kenny Lofton, L (1, 8) OBP: 0.361, SLG: 0.404 27 Matt Kemp, R (6, 8) OBP: 0.305, SLG: 0.475	B C F B B X; 3-2 F8 ②		B B F F B X; 3-2 5 1B; 1-H 2-H 3-H; 3B	C B C F B X; 2-2 F9 ②; 1-3		B X; 1-0 F7 ①		B C F B X; 2-2 G4-3 ①		4 1 1 3 0 0 3 1 0 0 0 0 0 0
5 Nomar Garciaparra, R (1, 3) OBP: 0.378, SLG: 0.509 7 James Loney, L (6, 3) OBP: 0.348, SLG: 0.506	F X; 0-1 G6-3 ③		B C F F F X; 1-2 12 F9 BB; 3-H; 1B	B B B B; 4-0 BB		B C F F F X; 1-2; 1-H 2-H; HR		C B F X; 1-2 17 FC5-4; 1B		3 1 2 4 1 0 0 1 0 1 0 0 0 0
J.D. Drew, L (1, 9) OBP: 0.377, SLG: 0.465 17 Jason Repko, R (6, 9) OBP: 0.338, SLG: 0.382		B C C F B X; 2-2 F7 ①	B B B F F B; 4-2 21 BB; 1-2; BB	S D X; 1-1 F7 ③		X; 0-0; 1B		C X; 0-1 FC5-4 ② FC5-4; 1-2f		3 0 1 0 1 0 2 1 0 0 0 0 0 1
12 Jeff Kent, R (1, 4) OBP: 0.363, SLG: 0.473 Julio Lugo, R (6, 4) OBP: 0.350, SLG: 0.437 (7, 6)		B X; 1-0 G5-3 ②	F B B X; 2-1 F9 ②; 2-3		B F B F B F F X; 3-2 SF9; 3B	S D F B S; 2-3 K ②		B F X; 1-1 FC5-4 ③; 1-2f		4 1 1 0 0 1 3 1 0 0 0 0 0 1
21 Marlon Anderson, L (1, 7) OBP: 0.331, SLG: 0.432 49 Delwyn Young, S (8, 7)		B B B F X; 3-1 P6 ③	1 SAFE B B B C B; 4-1; 1-2; BB		X; 0-0 G4-3 ①	B B F B S X; 3-2 F7 ③			C C B S; 1-3 K ①	3 0 0 0 1 0 2 1 0 0 0 0 1 0
Wilson Betemit, S (1, 5) OBP: 0.330, SLG: 0.500			B S X; 1-1 15 1B 55 1B 3B; 1B F B B B X; 3-1 G6-3 ③		F B S X; 1-2 SF9 ②; 3-H		S S B B F B S; 3-3 K ①		B F C F F B B F X; 3-2 F8 ②	4 1 1 1 0 1 3
55 Russell Martin, R (1, 2) OBP: 0.360, SLG: 0.442 Toby Hall, R (7, PH) OBP: 0.282, SLG: 0.402 (7, 2)			1 SAFE B 1 SAFE C B 1 SAFE B X; 3-1 15 1B 3B; 1-2; 1B	S B S B B F B; 4-2 50 SH5-4 50 S 15 1B; BB	C F B B X; 2-2 F9 ③		X; 0-0 P4 ②		B F X; 1-1; 1B	2 2 1 0 1 0 0 2 0 1 0 0 0 0
50 Eric Stults, L (1, 1) OBP: 0.500, SLG: 0.500 Olmedo Saenz, R (7, PH) OBP: 0.349, SLG: 0.552 Elmer Dessens, R (7, 1) Mark Hendrickson, L (8, 1) Oscar Robles, L (9, PH) OBP: 0.303, SLG: 0.250 Aaron Sele, R (9, 1) OBP: 0.222, SLG: 0.231			L C B L; 1-3 K ①	L B 1 SAFE P B X; 3-1 SH5-4 ①; 1-3		B X; 1-0 15 1B 5 HR; 1B	C B B C X; 2-2; 1B		F X; 0-1 G2-3 ③	2 1 1 0 0 1 2 1 0 1 0 0 0 0 0 0 0 0 0 0 0 0 0 0 0 0 0 0 1 0 0 0 0 0 1 0 0 0 0 0 0 0
Inning Stats	R: 0 E: 0 K: 0 S: 6 H: 0 LOB: 0 BB: 0 P: 10	R: 0 E: 0 K: 0 S: 7 H: 0 LOB: 0 BB: 0 P: 13	R: 4 E: 0 K: 1 S: 25 H: 5 LOB: 3 BB: 2 P: 49	R: 1 E: 0 K: 0 S: 15 H: 1 LOB: 2 BB: 2 P: 28	R: 1 E: 0 K: 0 S: 12 H: 1 LOB: 0 BB: 0 P: 18	R: 3 E: 0 K: 1 S: 16 H: 4 LOB: 1 BB: 0 P: 26	R: 0 E: 0 K: 2 S: 11 H: 1 LOB: 1 BB: 0 P: 16	R: 0 E: 0 K: 0 S: 10 H: 1 LOB: 1 BB: 0 P: 14	R: 0 E: 0 K: 1 S: 13 H: 1 LOB: 1 BB: 0 P: 18	1B: 11 2B: 0 3B: 2 HR: 1 SF: 1 SAC: 1 DP: 0 HBP: 0

livebaseballscorecards.com

AB	39
R	9
H	14
RBI	9
BB	4
SO	5
LOB	19

WP: 0 PB: 0 SB: 2 CS: 0 PA: 45

PITCHER		IP	WLS	BF	H	R	ER	SO	BB	IBB	HBP	BLK	WP	HR	S	P	ERA	WHIP
Steve Trachsel, R ERA: 5.17	(1, 1)	2.2	L	15	5	4	4	1	2	0	0	0	0	0	36	67	13.50	2.625
43 Royce Ring, L ERA: 1.42	(3, 1)	0.1		1	0	0	0	0	0	0	0	0	0	0	2	5	0.00	0.000
Brian Bannister, R ERA: 4.38	(4, 1)	3.0		17	6	5	5	1	2	0	0	0	0	1	43	72	15.00	2.667
Darren Oliver, L ERA: 2.82	(7, 1)	2.0		8	2	0	0	2	0	0	0	0	0	0	21	30	0.00	1.000
Chad Bradford, R ERA: 2.77	(9, 1)	1.0		4	1	0	0	1	0	0	0	0	0	0	13	18	0.00	1.000

PITCHER	IP	WLS	BF	H	R	ER	SO	BB	IBB	HBP	BLK	WP	HR	S	P	ERA	WHIP

BOTTOM

Los Angeles Dodgers @ New York Mets

Shea Stadium, Flushing, NY

Sun Sep 10 2006, 1:10 PM EDT

Att. 48,760 - Partly Cloudy - 71 F

livebaseballscorecards.com

Batter	1	2	3	4	5	6	7	8	9	AB	R	H	RBI	BB	SO	LOB
7 José Reyes, S (1, 6) OBP: 0.352, SLG: 0.501 Darren Oliver, R (7, 1) OBP: 0.200, SLG: 0.214 Ricky Ledee, L (8, PH) OBP: 0.243, SLG: 0.314 Chad Bradford, R (9, 1)	B X 1-0 P4 ①		C D X 1-1 F9 ③			B X 1-0 HR		B C S F F B X 2-2 L3 ②		3 1 1 1 0 0 1 0 0 0 0 0 0 0 1 0 0 0 0 0 0 0 0 0 0 0 0 0						
10 Endy Chavez, L (1, 8) OBP: 0.348, SLG: 0.445	C F B F X 1-2 16 G5-4-3 1B			C B S X 1-2 G4-3 ①		F B C F X 1-2 G4-3 ③		C B B F X 2-2 G6-3 ③		4 0 1 0 0 0 0						
16 Paul Lo Duca, R (1, 2) OBP: 0.348, SLG: 0.414 Julio Franco, R (8, 5) OBP: 0.336, SLG: 0.359	B 1 SAFE C F B 1 SAFE F F 2-2 G5-4-3 ② ③ 1-2f			B B F X 2-1 F8 ②			S F B C 1-3 K ①		B C C B B F S 3-3 K ①	3 0 0 0 0 1 1 1 0 0 0 0 1 0						
21 Carlos Delgado, L (1, 3) OBP: 0.361, SLG: 0.562 20 Shawn Green, L (8, 3) OBP: 0.345, SLG: 0.437		B B C B X 3-1 F7 ①		C B X 1-1 P6 ③			C X 0-1 F7 ②		X 0-0 P3 ②	3 0 0 0 0 0 0 1 0 0 0 0 0 0						
5 David Wright, R (1, 5) OBP: 0.385, SLG: 0.538 Mike DiFelice, R (8, 2) OBP: 0.174, SLG: 0.050		C C X 0-2 F9 ②			B B B 4-0 G5-4-3 BB		C B B B C B B 4-2 22 1B BB		B X 1-0 G4-3 ③	1 0 0 0 2 0 0 1 0 0 0 0 0 0						
22 Jose Valentin, S (1, 4) OBP: 0.342, SLG: 0.508		C B S B S 2-3 K ③			C B S F X 1-2 P3 ①		B X 1-0 BB 1-3 1B			3 0 1 0 0 1 1						
Michael Tucker, L (1, 9) OBP: 0.382, SLG: 0.381			C F B X 1-2 F7 ①		C X 0-1 G5-4-3 ② ③ 1-2f		B F B B S F F B 4-2 1-2 BB			2 0 0 0 1 0 1						
44 Lastings Milledge, R (1, 7) OBP: 0.293, SLG: 0.373			B S F X 1-2 G5-3 ②			C B B C B C 3-3 K ①	B F C C 1-3 K ③			3 0 0 0 0 2 3						
Steve Trachsel, R (1, 1) OBP: 0.196, SLG: 0.196 43 Royce Ring, L (3, 1) Chris Woodward, R (3, PH) OBP: 0.289, SLG: 0.310 Brian Bannister, R (4, 1) OBP: 0.333, SLG: 0.583 1 Anderson Hernandez, S (6, PH) OBP: 0.115, SLG: 0.115 (7, 6)			C B B S B F B 4-2 BB			C B F B S 2-3 K ②		X 0-0 P4 ①		0 0 0 0 0 0 0 0 0 0 0 0 0 0 0 0 0 0 1 0 0 0 0 0 0 0 0 0 2 0 0 0 0 1 0						
Inning Stats	R: 0 E: 0 K: 0 S: 10 H: 1 LOB: 0 BB: 0 P: 14	R: 0 E: 0 K: 1 S: 8 H: 0 LOB: 0 BB: 0 P: 13	R: 0 E: 0 K: 0 S: 12 H: 0 LOB: 1 BB: 1 P: 19	R: 0 E: 0 K: 0 S: 7 H: 0 LOB: 0 BB: 0 P: 11	R: 0 E: 0 K: 0 S: 6 H: 0 LOB: 0 BB: 1 P: 11	R: 1 E: 0 K: 2 S: 11 H: 1 LOB: 0 BB: 0 P: 18	R: 0 E: 0 K: 2 S: 15 H: 1 LOB: 3 BB: 2 P: 26	R: 0 E: 0 K: 0 S: 9 H: 0 LOB: 0 BB: 0 P: 13	R: 0 E: 0 K: 1 S: 6 H: 0 LOB: 0 BB: 0 P: 10	1B: 2 2B: 0 3B: 0 HR: 1	SF: 0 SAC: 0 DP: 2 HBP: 0						

	AB	28
	R	1
	H	3
	RBI	1
	BB	4
	SO	6
	LOB	7

PITCHER		IP	WLS	BF	H	R	ER	SO	BB	IBB	HBP	BLK	WP	HR	S	P	ERA	WHIP
50 Eric Stults, L ERA: 4.0	(1, 1)	6.0	W	20	2	1	1	3	2	0	0	0	0	1	54	86	1.50	0.667
Elmer Dessens, R ERA: 4.3	(7, 1)	1.0		6	1	0	0	2	2	0	0	0	0	0	15	26	0.00	3.000
Mark Hendrickson, L ERA: 4.38	(8, 1)	1.0		3	0	0	0	0	0	0	0	0	0	0	9	13	0.00	0.000
Aaron Sele, R ERA: 4.44	(9, 1)	1.0		3	0	0	0	1	0	0	0	0	0	0	6	10	0.00	0.000

PITCHER	IP	WLS	BF	H	R	ER	SO	BB	IBB	HBP	BLK	WP	HR	S	P	ERA	WHIP

WP: 0 PB: 0 SB: 0 CS: 0 PA: 32

New York Mets @ Florida Marlins

Dolphin Stadium, Miami, FL

Mon Sep 11 2006, 7:05 PM EDT

Att. 13,725 - Cloudy - 80 F

livebaseballscorecards.com

Batter	1	2	3	4	5	6	7	8	9	AB	R	H	RBI	BB	SO	LOB
7 José Reyes, S (1, 6) OBP: 0.352, SLG: 0.500 1 Anderson Hernandez, S (8, PH) OBP: 0.113, SLG: 0.113 (8, 6)	G3		K			1B		1-2 G3		3 1	0 0	1 0	0 0	0 0	1 0	0 1
16 Paul Lo Duca, R (1, 2) OBP: 0.346, SLG: 0.411 Mike DiFelice, R (8, PH) OBP: 0.167, SLG: 0.048 (8, 2)	F9		L9			SAFE SAFE P6		G5-3		3 1	0 0	0 0	0 0	0 0	0 0	1 1
15 Carlos Beltrán, S (1, 8) OBP: 0.389, SLG: 0.622 44 Lastings Milledge, R (8, PH) OBP: 0.297, SLG: 0.385 (8, 7)	F9			HR		F7		2-H 21 1B 2B		3 1	1 1	1 1	1 1	0 0	0 0	1 0
21 Carlos Delgado, L (1, 3) OBP: 0.362, SLG: 0.561		HR BB		G1		K		2-H 1B		3	1	1	1	1	1	1
5 David Wright, R (1, 5) OBP: 0.382, SLG: 0.534		K		K			G6-3	G5-3		4	0	0	0	0	2	2
Cliff Floyd, L (1, 7) OBP: 0.318, SLG: 0.412 43 Royce Ring, L (7, 1) Julio Franco, R (9, PH) OBP: 0.333, SLG: 0.357		1-H HR		K			K		L5	3 0 1	1 0 0	1 0 0	2 0 0	0 0 0	2 0 0	0 0 0
20 Shawn Green, L (1, 9) OBP: 0.344, SLG: 0.435		P6			F9	1B			F8	4	0	1	0	0	0	0
22 Jose Valentin, S (1, 4) OBP: 0.338, SLG: 0.501		K			F9		P6		F9	4	0	0	0	0	1	1
32 Dave Williams, L (1, 1) OBP: 0.250, SLG: 0.143 Roberto Hernandez, R (4, 1) Ricky Ledee, L (5, PH) OBP: 0.240, SLG: 0.310 Heath Bell, R (5, 1) 10 Endy Chavez, L (7, 7) OBP: 0.350, SLG: 0.445 (8, 8)			G1-4-3		K			1 G3 44 2B BB		1 0 1 0 0	0 0 0 0 1	0 0 0 0 0	0 0 0 0 1	0 0 0 0 0	0 0 1 0 0	0 0 0 0 0
Inning Stats	R: 0 E: 0 K: 0 S: 7 H: 0 LOB: 0 BB: 0 P: 12	R: 2 E: 0 K: 2 S: 13 H: 1 LOB: 0 BB: 1 P: 19	R: 0 E: 0 K: 1 S: 6 H: 0 LOB: 0 BB: 0 P: 9	R: 1 E: 0 K: 2 S: 11 H: 1 LOB: 0 BB: 0 P: 17	R: 0 E: 0 K: 1 S: 9 H: 0 LOB: 0 BB: 0 P: 16	R: 0 E: 0 K: 1 S: 11 H: 1 LOB: 1 BB: 0 P: 15	R: 0 E: 0 K: 1 S: 12 H: 1 LOB: 1 BB: 0 P: 20	R: 2 E: 0 K: 0 S: 11 H: 2 LOB: 1 BB: 1 P: 20	R: 0 E: 0 K: 0 S: 7 H: 0 LOB: 0 BB: 0 P: 13	1B: 3 2B: 1 3B: 0 HR: 2 SF: 0 SAC: 0 DP: 0 HBP: 0						

TOP	
AB	33
R	5
H	6
RBI	5
BB	2
SO	8
LOB	8

PITCHER		IP	WLS	BF	H	R	ER	SO	BB	IBB	HBP	BLK	WP	HR	S	P	ERA	WHIP	PITCHER	IP	WLS	BF	H	R	ER	SO	BB	IBB	HBP	BLK	WP	HR	S	P	ERA	WHIP
36 Aníbal Sánchez, R ERA: 2.96	(1, 1)	7.0	W	26	4	3	3	8	1	0	0	0	0	2	69	108	3.86	0.714																	
45 Jose Garcia, R ERA: 9.0	(8, 1)	2.0		9	2	2	2	0	1	0	0	0	0	0	18	33	9.00	1.500																	

Batter	1	2	3	4	5	6	7	8	9	AB	R	H	RBI	BB	SO	LOB
2 Hanley Ramirez, R (1, 6) OBP: 0.352, SLG: 0.458	P3	FC6-4 6 1B 1-2f E	G4-3		6 CS 1B		K	F9		4	1	1	0	0	0	3
11 Robert Andino, R (7, 6) OBP: 0.208, SLG: 0.238										2	0	0	0	0	1	0
6 Dan Uggla, R (1, 4) OBP: 0.352, SLG: 0.504	1B 2B	1 SAFE 1-2 E 1B		HR	1-2 1B		2B E 1B			5	3	5	1	0	0	0
61 Reggie Abercrombie, R (7, PR) OBP: 0.273, SLG: 0.336 (8, 8)										0	1	0	0	0	0	0
Miguel Cabrera, R (1, 5) OBP: 0.431, SLG: 0.586	1B 12 HR 1B 2-H	E6 1-H 2-H 2B		14 1B 1B BB	K		E9 1-H FC5-4 2B			3	2	2	3	1	1	1
Jason Wood, R (7, PH) OBP: 1.000, SLG: 1.500 (8, 4)										1	1	1	0	0	0	0
14 Josh Willingham, R (1, 7) OBP: 0.358, SLG: 0.498	K	G5-3		1B 1-2 1B		HR	FC5-4 BB			4	1	2	1	1	1	2
Chris Aguila, R (8, 7) OBP: 0.295, SLG: 0.326										0	0	0	0	0	0	0
Wes Helms, R (1, 3) OBP: 0.377, SLG: 0.536	1 SAFE 12 HR 1B 1-3		P3	K		12 HR 2B	FC5-4 12 HR 1-2f 3-H			5	3	2	1	0	1	3
(8, 5)																
12 Cody Ross, R (1, 9) OBP: 0.306, SLG: 0.478	HR 1-H 3-H	FC4 1B		F8		2-0 HR 2-H	HR 1-H			5	3	4	7	0	0	2
45 Jose Garcia, R (8, 1)										0	0	0	0	0	0	0
Miguel Olivo, R (1, 2) OBP: 0.293, SLG: 0.442	P4	FC4 36 1B 1-2f		1-2 2-H 1B		G5-3	G4-3			4	1	1	1	0	0	1
20 Matt Treanor, R (7, PH) OBP: 0.316, SLG: 0.304 (8, 2)										1	0	0	0	0	0	1
4 Alfredo Amezaga, S (1, 8) OBP: 0.333, SLG: 0.345	L9	36 1B IBB		F8		K		G5-3		3	0	0	0	1	1	2
Joe Borchard, S (8, 9) OBP: 0.320, SLG: 0.399										1	0	0	0	0	0	0
36 Aníbal Sánchez, R (1, 1) OBP: 0.148, SLG: 0.148	2 FC6-4 1B	1-2 2-H 1B			K	K		G4-3		4	0	2	1	0	2	0
17 Mike Jacobs, L (8, 3) OBP: 0.325, SLG: 0.483										1	0	0	0	0	0	0
Inning Stats	R: 4 H: 4 E: 0 LOB: 0 K: 1 BB: 0 S: 19 P: 30	R: 2 H: 3 E: 1 LOB: 1 K: 0 BB: 0 S: 14 P: 19	R: 1 H: 2 E: 1 LOB: 2 K: 0 BB: 1 S: 10 P: 19	R: 2 H: 3 E: 0 LOB: 2 K: 1 BB: 1 S: 16 P: 25	R: 0 H: 2 E: 0 LOB: 1 K: 2 BB: 0 S: 13 P: 15	R: 3 H: 3 E: 0 LOB: 0 K: 2 BB: 0 S: 11 P: 19	R: 4 H: 3 E: 1 LOB: 1 K: 1 BB: 1 S: 19 P: 32	R: 0 H: 0 E: 0 LOB: 0 K: 0 BB: 0 S: 9 P: 12		1B: 11 SF: 0 2B: 4 SAC: 0 3B: 0 DP: 0 HR: 5 HBP: 0						

BOTTOM

New York Mets @ Florida Marlins

Dolphin Stadium, Miami, FL

Mon Sep 11 2006, 7:05 PM EDT

Att. 13,725 - Cloudy - 80 F

livebaseballscorecards.com

AB	43
R	16
H	20
RBI	15
BB	3
SO	7
LOB	15

PITCHER		IP	WLS	BF	H	R	ER	SO	BB	IBB	HBP	BLK	WP	HR	S	P	ERA	WHIP
32 Dave Williams, L ERA: 6.62	(1, 1)	3.0	L	22	11	9	9	1	1	1	0	0	0	2	49	79	27.00	4.000
Roberto Hernandez, R ERA: 2.98	(4, 1)	1.0		4	1	0	0	1	0	0	0	0	0	0	10	14	0.00	1.000
Heath Bell, R ERA: 4.02	(5, 1)	2.1		13	7	6	6	5	0	0	0	0	0	2	32	45	23.14	3.000
43 Royce Ring, L ERA: 3.38	(7, 1)	1.2		7	1	1	1	0	1	0	0	0	0	1	20	33	5.40	1.200

PITCHER	IP	WLS	BF	H	R	ER	SO	BB	IBB	HBP	BLK	WP	HR	S	P	ERA	WHIP

New York Mets @ Florida Marlins

Dolphin Stadium, Miami, FL

Tue Sep 12 2006, 7:05 PM EDT

Att. 15,163 - Cloudy - 78 F

livebaseballscorecards.com

Batter	1	2	3	4	5	6	7	8	9	AB	R	H	RBI	BB	SO	LOB
7 José Reyes, S (1, 6) OBP: 0.349, SLG: 0.496	G4-3		G1-3			K	FC5 1-2 2-3f		P5	5	0	0	0	0	1	4
16 Paul Lo Duca, R (1, 2) OBP: 0.348, SLG: 0.413	P5			5 FC6-4 1B		G5-3		21 HR 15 1B 1B	5 1B 21 BB 10 BB 1B	5	2	3	0	0	0	0
15 Carlos Beltrán, S (1, 8) OBP: 0.388, SLG: 0.617	F8			P6		K		21 HR 1-2 1B	L9	5	1	1	0	0	1	2
21 Carlos Delgado, L (1, 3) OBP: 0.366, SLG: 0.568		5 G6-4-3 BB		F7			5 2B 1B	1-H 2-H HR	10 BB 5 1B 1-2 BB	3	2	2	3	2	0	1
5 David Wright, R (1, 5) OBP: 0.384, SLG: 0.538		G6-4-3 1-2f		FC6-4 1-2f			1B 1-H 2B	2B 2B	10 BB 1-2 2-3 1B	5	1	3	1	0	0	2
Cliff Floyd, L (1, 7) OBP: 0.323, SLG: 0.419 10 Endy Chavez, L (8, 7) OBP: 0.352, SLG: 0.445		G4-3			1B		7 FC5 22 BB 2-3 1B	22 F8 2-H 2B	BB 1-2 2-3 3-H	4 0	0 0	3 0	1 1	0 1	0 0	0 0
20 Shawn Green, L (1, 9) OBP: 0.341, SLG: 0.431			K		K		1 SAFE 1 SAFE 1B	K	P5	5	0	0	0	0	4	7
22 Jose Valentin, S (1, 4) OBP: 0.337, SLG: 0.497			F8		F8		7 FC5 1-2 BB	F8 2-3		3	0	0	0	1	0	2
46 Oliver Pérez, L (1, 1) OBP: 0.147, SLG: 0.121 Chad Bradford, R (6, 1) Julio Franco, R (7, PH) OBP: 0.331, SLG: 0.354 59 Guillermo Mota, R (7, 1) 44 Lastings Milledge, R (8, PH) OBP: 0.296, SLG: 0.382 Aaron Heilman, R (8, 1) 13 Billy Wagner, L (9, 1)			1B		K		K	K		2 0 1 0 1 0 0 0	0 0 0 0 0 0 0 0	1 0 0 0 0 0 0 0	0 0 0 0 0 1 0 0	0 0 0 0 0 0 0 0	1 0 1 0 0 1 0 0	1 0 3 0 1 1 0 0

Inning Stats																								
	R: 0	H: 0	R: 0	H: 0	R: 0	H: 1	R: 0	H: 1	R: 0	H: 1	R: 0	H: 0	R: 1	H: 3	R: 4	H: 5	R: 1	H: 2	1B: 9	SF: 0	WP: 0	PA: 43
	E: 0	LOB: 0	E: 0	LOB: 0	E: 0	LOB: 1	E: 0	LOB: 1	E: 0	LOB: 1	E: 0	LOB: 0	E: 0	LOB: 3	E: 0	LOB: 1	E: 0	LOB: 3	2B: 3	SAC: 0	PB: 0	
	K: 0	BB: 0	K: 0	BB: 1	K: 1	BB: 0	K: 0	BB: 0	K: 2	BB: 0	K: 2	BB: 0	K: 2	BB: 1	K: 2	BB: 0	K: 0	BB: 2	3B: 0	DP: 1	SB: 0	
	S: 6	P: 10	S: 9	P: 16	S: 6	P: 8	S: 7	P: 12	S: 17	P: 27	S: 11	P: 17	S: 19	P: 31	S: 18	P: 30	S: 16	P: 31	HR: 1	HBP: 0	CS: 0	

PITCHER		IP	WLS	BF	H	R	ER	SO	BB	IBB	HBP	BLK	WP	HR	S	P	ERA	WHIP
55 Josh Johnson, R ERA: 3.1	(1, 1)	5.0		18	3	0	0	3	1	0	0	0	0	0	45	73	0.00	0.800
47 Ricky Nolasco, R ERA: 4.71	(6, 1)	1.0		5	2	1	1	2	0	0	0	0	0	0	17	27	9.00	2.000
57 Taylor Tankersley, L ERA: 3.18	(7, 1)	1.0	B	8	4	3	3	2	1	0	0	0	0	1	22	36	27.00	5.000
Chris Resop, R ERA: 3.31	(8, 1)	0.0	L	1	1	0	0	0	0	0	0	0	0	0	1	2	∞	∞
37 Renyel Pinto, L ERA: 4.03	(8, 1)	1.0		4	1	1	1	2	0	0	0	0	0	0	8	13	9.00	1.000

PITCHER		IP	WLS	BF	H	R	ER	SO	BB	IBB	HBP	BLK	WP	HR	S	P	ERA	WHIP
Joe Borowski, R ERA: 3.61	(9, 1)	0.2		6	2	1	1	0	2	0	0	0	0	0	14	27	13.50	6.000
Matt Herges, R ERA: 3.88	(9, 1)	0.1		1	0	0	0	0	0	0	0	0	0	0	2	4	0.00	0.000

AB	39
R	6
H	13
RBI	6
BB	4
SO	9
LOB	23

New York Mets @ Florida Marlins

Dolphin Stadium, Miami, FL

Tue Sep 12 2006, 7:05 PM EDT

Att. 15,163 - Cloudy - 78 F

livebaseballscorecards.com

BOTTOM

Batter	1	2	3	4	5	6	7	8	9	AB	R	H	RBI	BB	SO	LOB
2 Hanley Ramirez, R (1, 6) OBP: 0.352, SLG: 0.457	G4-3	K		K			6 CS 1B		1-2 1B	5	0	2	0	0	2	0
6 Dan Uggla, R (1, 4) OBP: 0.353, SLG: 0.502	14 1B 2B 1B		G6-3		P4		1-2 BB		P4	4	1	1	0	1	0	2
Miguel Cabrera, R (1, 5) OBP: 0.430, SLG: 0.582	K		14 HR 1B		F9		K		K	5	1	1	0	0	3	4
14 Josh Willingham, R (1, 7) OBP: 0.361, SLG: 0.507 1 Eric Reed, L (8, PR) OBP: 0.205, SLG: 0.114 (9, 8)	1-3 2B 1B		1-H HR		K			12 G1-3 SH1-4 1B		4 0	2 0	3 0	2 0	0 0	1 0	0 0
Wes Helms, R (1, 3) OBP: 0.377, SLG: 0.538	1-H 3-H 2B		K			G2-3		1-2 SH1-4		3	0	1	2	0	1	0
12 Cody Ross, R (1, 9) OBP: 0.313, SLG: 0.478 Joe Borowski, R (9, 1) Matt Herges, L (9, 1)	BB	BB				1B		2-3 G1-3		2 0 0	0 0 0	1 0 0	0 0 0	2 0 0	0 0 0	2 0 0
Miguel Olivo, R (1, 2) OBP: 0.290, SLG: 0.437	K		K			K		F9		4	0	0	0	0	3	6
4 Alfredo Amezaga, S (1, 8) OBP: 0.330, SLG: 0.341 (9, 7) Jason Wood, R (9, PH) OBP: 0.667, SLG: 1.000		K		K		F8			K	3 1	0 0	0 0	0 0	0 0	2 1	1 0
55 Josh Johnson, L (1, 1) OBP: 0.116, SLG: 0.143 47 Ricky Nolasco, R (6, 1) OBP: 0.231, SLG: 0.270 57 Taylor Tankersley, L (7, 1) Chris Resop, R (8, 1) 37 Renyel Pinto, L (8, 1) Chris Aguila, R (9, 9) OBP: 0.302, SLG: 0.333		K		K			K		2 1B 1B	2 0 1 0 0 0	0 0 0 0 0 1	0 0 0 0 0 0	0 0 0 0 0 0	2 0 0 0 0 0	0 0 1 0 0 0	0 0 0 0 0 0
Inning Stats	R: 2 E: 0 K: 2 S: 21 H: 3 LOB: 2 BB: 1 P: 34	R: 0 E: 0 K: 3 S: 9 H: 0 LOB: 0 BB: 0 P: 13	R: 2 E: 0 K: 2 S: 20 H: 2 LOB: 1 BB: 1 P: 31	R: 0 E: 0 K: 3 S: 10 H: 0 LOB: 0 BB: 0 P: 11	R: 0 E: 0 K: 1 S: 6 H: 0 LOB: 0 BB: 0 P: 12	R: 0 E: 0 K: 1 S: 10 H: 1 LOB: 1 BB: 0 P: 12	R: 0 E: 0 K: 2 S: 11 H: 1 LOB: 1 BB: 1 P: 20	R: 0 E: 0 K: 0 S: 8 H: 1 LOB: 2 BB: 0 P: 11	R: 0 E: 0 K: 2 S: 16 H: 2 LOB: 2 BB: 0 P: 25	1B: 8 2B: 1 3B: 0 HR: 1	SF: 0 SAC: 1 DP: 0 HBP: 0			WP: 0 PB: 0 SB: 0 CS: 1	PA: 39		

	AB	R	H	RBI	BB	SO	LOB
AB	35						
R	4						
H	10						
RBI	4						
BB	3						
SO	16						
LOB	15						

PITCHER		IP	WLS	BF	H	R	ER	SO	BB	IBB	HBP	BLK	WP	HR	S	P	ERA	WHIP
46 Oliver Pérez, L ERA: 6.61	(1, 1)	5.0		22	5	4	4	11	2	0	0	0	0	1	66	101	7.20	1.400
Chad Bradford, R ERA: 2.72	(6, 1)	1.0		4	1	0	0	1	0	0	0	0	0	0	10	12	0.00	1.000
59 Guillermo Mota, R ERA: 5.03	(7, 1)	1.0	W	4	1	0	0	2	1	0	0	0	0	0	11	20	0.00	2.000
Aaron Heilman, R ERA: 3.74	(8, 1)	1.0	H	4	1	0	0	0	0	0	0	0	0	0	8	11	0.00	1.000
13 Billy Wagner, L ERA: 2.17	(9, 1)	1.0	S	5	2	0	0	2	0	0	0	0	0	0	16	25	0.00	2.000

PITCHER	IP	WLS	BF	H	R	ER	SO	BB	IBB	HBP	BLK	WP	HR	S	P	ERA	WHIP

New York Mets @ Florida Marlins

Dolphin Stadium, Miami, FL

Wed Sep 13 2006, 7:05 PM EDT

Att. 20,225 - Partly Cloudy - 85 F

TOP

livebaseballscorecards.com

Batter	1	2	3	4	5	6	7	8	9	10	11	AB	R	H	RBI	BB	SO	LOB
7 José Reyes, S (1, 6) OBP: 0.350, SLG: 0.496	G5-3		L9			16 PB; 16 2B; 1-2; 1B		16 G4-6-3; 1B		F7	E6; 16 1B; 1-H; 3-H; 1B	6	2	3	0	0	0	1
16 Paul Lo Duca, R (1, 2) OBP: 0.348, SLG: 0.414	G6-3			L9		1B; 1-H; 2-H; 2B		SAFE; SAFE; G4-6-3; 1-2f		K	1B; 2-H	6	1	2	3	0	1	1
15 Carlos Beltrán, S (1, 8) OBP: 0.385, SLG: 0.614	F9			F9		G6-3		P5		2B	G4-3	6	0	1	0	0	0	2
5 David Wright, R (1, 5) OBP: 0.386, SLG: 0.537		G4-3		K		1B; 1B; IBB			BB; 21 1B; 1B	IBB		3	1	1	0	2	1	0
Julio Franco, R (1, 3) OBP: 0.327, SLG: 0.348		K2-3			G4-3	1-H; 2-H; 1B			SAFE; K	F8		5	0	1	1	0	2	3
Cliff Floyd, L (1, 7) OBP: 0.323, SLG: 0.415 1 Anderson Hernandez, S (9, PR) OBP: 0.113, SLG: 0.113 10 Endy Chavez, L (9, 7) OBP: 0.351, SLG: 0.444 (9, 9)		P6			L3		L9		21 1B; 1-2; BB		G4-3	3	0	0	0	1	0	0
												0	0	0	0	0	0	0
												1	0	0	0	0	0	0
22 Jose Valentin, S (1, 4) OBP: 0.335, SLG: 0.496			F9		G5-3		F7		P2		FC4-6; 7 PB; 2B	5	1	1	0	0	0	2
44 Lastings Milledge, R (1, 9) OBP: 0.302, SLG: 0.388 21 Carlos Delgado, L (9, PH) OBP: 0.367, SLG: 0.569 Aaron Heilman, R (9, 1) 20 Shawn Green, L (11, PH) OBP: 0.342, SLG: 0.431 13 Billy Wagner, L (11, 1)			SH5-4; 1B			G6-3			1-3; 2-H; 1B		FC4-6	3	0	2	0	0	0	0
												1	0	1	1	0	0	0
												0	0	0	0	0	0	0
												0	0	0	0	0	0	0
												0	0	0	0	0	0	0
Tom Glavine, L (1, 1) OBP: 0.291, SLG: 0.208 Chris Woodward, R (7, PH) OBP: 0.288, SLG: 0.309 Roberto Hernandez, R (7, 1) 59 Guillermo Mota, R (8, 1) Ricky Ledee, L (9, PH) OBP: 0.234, SLG: 0.301 (9, 9) (9, 7)			SH5-4; 1-2			16 PB; 7 1B; 16 2B; BB		SAFE	F8		FC4-6; 7 PB; 7 E; 1-2f; 2-3	0	1	0	0	1	0	0
												1	0	0	0	0	1	1
												0	0	0	0	0	0	0
												0	0	0	0	0	0	0
												2	1	0	0	0	0	4
Inning Stats	R: 0 E: 0 K: 0 S: 6 H: 0 LOB: 0 BB: 0 P: 10	R: 0 E: 0 K: 1 S: 8 H: 0 LOB: 0 BB: 0 P: 14	R: 0 E: 0 K: 0 S: 5 H: 1 LOB: 1 BB: 0 P: 8	R: 0 E: 0 K: 1 S: 8 H: 0 LOB: 0 BB: 0 P: 15	R: 0 E: 0 K: 0 S: 7 H: 0 LOB: 0 BB: 0 P: 14	R: 3 E: 0 K: 0 S: 13 H: 3 LOB: 2 BB: 2 P: 25	R: 0 E: 0 K: 1 S: 8 H: 1 LOB: 1 BB: 0 P: 15	R: 0 E: 0 K: 0 S: 8 H: 1 LOB: 0 BB: 0 P: 12	R: 1 E: 0 K: 1 S: 9 H: 2 LOB: 2 BB: 1 P: 17	R: 0 E: 0 K: 1 S: 9 H: 1 LOB: 2 BB: 1 P: 16	R: 3 E: 1 K: 0 S: 16 H: 3 LOB: 1 BB: 0 P: 27	1B: 9 2B: 3 3B: 0 HR: 0 SF: 0 SAC: 1 DP: 1 HBP: 1	WP: 0 PB: 2 SB: 0 CS: 0 PA: 48					

PITCHER		IP	WLS	BF	H	R	ER	SO	BB	IBB	HBP	BLK	WP	HR	S	P	ERA	WHIP
Scott Olsen, L ERA: 3.98	(1, 1)	8.0		30	6	3	3	3	1	1	0	0	0	0	63	113	3.38	0.875
Joe Borowski, R ERA: 3.69	(9, 1)	1.0	B	6	2	1	1	1	1	0	0	0	0	0	9	17	9.00	3.000
Matt Herges, R ERA: 3.92	(10, 1)	1.2	L	11	4	3	1	1	0	1	1	0	0	0	24	41	5.40	2.400
37 Renyel Pinto, L ERA: 3.97	(11, 1)	0.1		1	0	0	0	0	0	0	0	0	0	0	1	2	0.00	0.000

AB	42
R	7
H	12
RBI	5
BB	4
SO	5
LOB	14

New York Mets @ Florida Marlins

Dolphin Stadium, Miami, FL

Wed Sep 13 2006, 7:05 PM EDT

Att. 20,225 - Partly Cloudy - 85 F

BOTTOM

Batter	1	2	3	4	5	6	7	8	9	10	11	AB	R	H	RBI	BB	SO	LOB
2 Hanley Ramirez, R (1, 6) OBP: 0.354, SLG: 0.459	BBBCB 4-1 G1-6-3 BB		BX 1-0 ③ F9		BBFFFFFX 2-2 ③ 2B			CCFX 0-2 6 E 6 S 1B		BBX 2-0 ② G3		4	0	2	0	1	0	0
6 Dan Uggla, R (1, 4) OBP: 0.352, SLG: 0.499	CFBC 1 SAFE 1-3 ① K			CBX 1-1 ① G6-3		X 0-0 14 HR G5-3 1B		BSFBS 2-3 ① K 1-3		BSSSS 1-3 ③ K		5	1	1	0	0	3	2
Miguel Cabrera, R (1, 5) OBP: 0.429, SLG: 0.580	X 0-0 ②③ G1-6-3 1-2f			CBX 1-1 14 E 1B		CSBBFBX 3-2 ① G5-3 1-2		IIII 4-0 IBB			CBX 1-1 ① G6-3	4	1	1	0	1	0	2
14 Josh Willingham, R (1, 7) OBP: 0.363, SLG: 0.517		BBCX 2-1 ① F9		BBX 2-0 E6 SF9 1-H 2B		BBBCFX 3-2 2-H HR		FSFDS 1-3 ② K			CBBBBCFX 3-2 1B	5	2	3	3	0	1	2
Wes Helms, R (1, 3) OBP: 0.368, SLG: 0.527		BBFX 2-1 ② G5-3		CX 0-1 ② SF9 3-H		BFCX 1-2 ② G6-3		X 0-0 ③ P6			CFX 0-2 ② F9	4	0	0	1	0	0	3
12 Cody Ross, R (1, 8) OBP: 0.315, SLG: 0.474 (8, 9)	CFBFX 1-2 1B			BBBB 4-0 BB		FBBFX 2-2 ③ F9			BBBCFFX 3-2 ① P5		CFBX 1-2 ③ G5-3	4	0	1	0	1	0	1
Joe Borchard, S (1, 9) OBP: 0.316, SLG: 0.394	BBFFS 2-3 ③ K			BB 1 SAFE CFS 3-3 ③ K				BX 1-0 ① G6-3		BBSSSS 3-3 ② K		3	0	0	0	0	2	2
4 Alfredo Amezaga, S (8, 8) OBP: 0.330, SLG: 0.341												0	0	0	0	0	0	0
17 Mike Jacobs, L (9, PH) OBP: 0.324, SLG: 0.482												1	0	0	0	0	1	0
Matt Herges, L (10, 1)												0	0	0	0	0	0	0
37 Renyel Pinto, L (11, 1)												0	0	0	0	0	0	0
Miguel Olivo, R (1, 2) OBP: 0.287, SLG: 0.433			FCBS 1-3 ① K		BBX 2-0 ① G6-3			X 0-0 ② L9		FCX 0-2 ③ G4-3		4	0	0	0	0	1	0
Scott Olsen, L (1, 1) OBP: 0.173, SLG: 0.212			BCCFBBBFC 3-3 ② K		FFBBC 1-3 ② K			CSS 0-3 ③ K		BTFC 1-3 ① K		3	0	0	0	0	3	0
Joe Borowski, R (9, 1)												0	0	0	0	0	0	0
1 Eric Reed, L (10, 8) OBP: 0.200, SLG: 0.111												1	0	0	0	0	1	0
Inning Stats	R: 0 E: 0 K: 1 S: 5 H: 0 LOB: 0 BB: 1 P: 10	R: 0 E: 0 K: 1 S: 11 H: 1 LOB: 1 BB: 0 P: 18	R: 0 E: 0 K: 2 S: 9 H: 0 LOB: 0 BB: 0 P: 14	R: 2 E: 1 K: 1 S: 10 H: 2 LOB: 1 BB: 1 P: 21	R: 0 E: 0 K: 1 S: 10 H: 1 LOB: 1 BB: 0 P: 15	R: 2 E: 0 K: 0 S: 14 H: 2 LOB: 0 BB: 0 P: 23	R: 0 E: 0 K: 1 S: 5 H: 0 LOB: 0 BB: 0 P: 6	R: 0 E: 0 K: 2 S: 12 H: 1 LOB: 2 BB: 1 P: 19	R: 0 E: 0 K: 1 S: 10 H: 0 LOB: 0 BB: 0 P: 16	R: 0 E: 0 K: 2 S: 7 H: 0 LOB: 0 BB: 0 P: 11	R: 0 E: 0 K: 0 S: 12 H: 1 LOB: 1 BB: 0 P: 17	1B: 5 2B: 2 3B: 0 HR: 1	SF: 1 SAC: 0 DP: 1 HBP: 0		WP: 0 PB: 0 SB: 1 CS: 0	PA: 42		

PITCHER		IP	WLS	BF	H	R	ER	SO	BB	IBB	HBP	BLK	WP	HR	S	P	ERA	WHIP
Tom Glavine, L ERA: 3.99	(1, 1)	6.0		24	6	4	3	6	2	0	0	0	0	1	59	101	4.50	1.333
Roberto Hernandez, R ERA: 2.93	(7, 1)	1.0		3	0	0	0	1	0	0	0	0	0	0	5	6	0.00	0.000
59 Guillermo Mota, R ERA: 4.93	(8, 1)	1.0		5	1	0	0	2	0	1	0	0	0	0	12	19	0.00	1.000
Aaron Heilman, R ERA: 3.65	(9, 1)	2.0	W	6	0	0	0	3	0	0	0	0	0	0	17	27	0.00	0.000
13 Billy Wagner, L ERA: 2.14	(11, 1)	1.0	S	4	1	0	0	0	0	0	0	0	0	0	12	17	0.00	1.000

PITCHER	IP	WLS	BF	H	R	ER	SO	BB	IBB	HBP	BLK	WP	HR	S	P	ERA	WHIP

AB	38
R	4
H	8
RBI	4
BB	3
SO	12
LOB	12

livebaseballscorecards.com

New York Mets @ Pittsburgh Pirates

PNC Park, Pittsburgh, PA

Fri Sep 15 2006, 7:05 PM EDT

Att. 24,410 - Cloudy - 67 F

TOP

livebaseballscorecards.com

Batter	1	2	3	4	5	6	7	8	9	AB	R	H	RBI	BB	SO	LOB
7 José Reyes, S (1, 6) OBP: 0.351, SLG: 0.499	P4		G5-4-3 1-2f		1B 1-3 2-H			G6-3 2-H 3B		4	1	2	2	0	0	1
16 Paul Lo Duca, R (1, 2) OBP: 0.348, SLG: 0.414 Heath Bell, R (5, 1) Julia Franco, R (8, PH) OBP: 0.324, SLG: 0.346 25 Pedro Feliciano, L (8, 1)	G5-3			15 FC5-4 1B	K			G6-3 3-H		3 0 1 0	0 0 0 0	1 0 1 0	0 0 1 0	0 0 0 0	1 0 0 0	2 0 0 0
15 Carlos Beltrán, S (1, 8) OBP: 0.384, SLG: 0.610	P3			FC5-4 5 FC5-4 1-2f		21 FC4-6 BB		G5-3		3	0	0	0	1	0	1
21 Carlos Delgado, L (1, 3) OBP: 0.364, SLG: 0.564		K		K		FC4-6 5 G5-4-3 1-2f		K		4	0	0	0	0	3	2
5 David Wright, R (1, 5) OBP: 0.383, SLG: 0.533		P4		FC5-4 1-2f		G5-4-3 1-2f			K	4	0	0	0	0	1	2
Cliff Floyd, L (1, 7) OBP: 0.328, SLG: 0.416		HBP			G3-1		20 G4-6-3 BB		1B	2	0	1	0	1	0	0
20 Shawn Green, L (1, 9) OBP: 0.341, SLG: 0.428		G1			22 FC6-4 HBP		G4-6-3 1-2f		K	3	0	0	0	0	1	3
22 Jose Valentin, S (1, 4) OBP: 0.332, SLG: 0.490			K		FC6-4 44 HBP 7 1B 1-2f		F9		K	4	1	0	0	0	2	2
45 Pedro Martinez, R (1, 1) OBP: 0.158, SLG: 0.139 Darren Oliver, R (4, 1) OBP: 0.200, SLG: 0.214 44 Lastings Milledge, R (5, PH) OBP: 0.307, SLG: 0.388 Mike DiFelice, R (5, 2) OBP: 0.200, SLG: 0.136			7 G5-4-3 BB		7 1B 1-2 HBP			7 3B 2B		0 0 0 1	0 0 0 1	0 0 0 1	0 0 0 1	1 0 0 0	0 0 0 0	0 0 0 0
Inning Stats	R: 0 E: 0 K: 0 S: 6 H: 0 LOB: 0 BB: 0 P: 8	R: 0 E: 0 K: 1 S: 9 H: 0 LOB: 1 BB: 0 P: 17	R: 0 E: 0 K: 1 S: 8 H: 0 LOB: 0 BB: 1 P: 17	R: 0 E: 0 K: 1 S: 9 H: 1 LOB: 1 BB: 0 P: 15	R: 1 E: 0 K: 1 S: 21 H: 1 LOB: 2 BB: 0 P: 28	R: 0 E: 0 K: 0 S: 5 H: 0 LOB: 0 BB: 1 P: 13	R: 0 E: 0 K: 0 S: 4 H: 0 LOB: 0 BB: 1 P: 8	R: 2 E: 0 K: 1 S: 10 H: 2 LOB: 0 BB: 0 P: 12	R: 0 E: 0 K: 3 S: 10 H: 1 LOB: 1 BB: 0 P: 13	1B: 3 2B: 1 3B: 1 HR: 0 SF: 0 SAC: 0 DP: 3 HBP: 3						

	AB	29
	R	3
	H	5
	RBI	3
	BB	3
	SO	8
	LOB	13

WP: 0 PB: 0 SB: 0 CS: 0 PA: 35

PITCHER	IP	WLS	BF	H	R	ER	SO	BB	IBB	HBP	BLK	WP	HR	S	P	ERA	WHIP
28 Paul Maholm, L (1, 1) ERA: 4.76	7.0	W	26	2	1	1	4	3	0	3	0	0	0	62	106	1.29	0.714
34 John Grabow, L (8, 1) ERA: 4.25	1.0		5	2	2	2	1	0	0	0	0	0	0	10	12	18.00	2.000
16 Salomon Torres, R (9, 1) ERA: 3.4	1.0	S	4	1	0	0	3	0	0	0	0	0	0	10	13	0.00	1.000

PITCHER	IP	WLS	BF	H	R	ER	SO	BB	IBB	HBP	BLK	WP	HR	S	P	ERA	WHIP

New York Mets @ Pittsburgh Pirates

PNC Park, Pittsburgh, PA

Fri Sep 15 2006, 7:05 PM EDT

Att. 24,410 - Cloudy - 67 F

BOTTOM

Batter	1	2	3	4	5	6	7	8	9	AB	R	H	RBI	BB	SO	LOB
6 Chris Duffy, L (1, 8) OBP: 0.306, SLG: 0.326	C F X 0-2 G4-3 ①	X 0-0 F8 ②		C B F F X 1-2 2 G3 2 S 1B		M B S S 1-3 K ②				4	0	1	0	0	1	2
2 Jack Wilson, R (1, 6) OBP: 0.318, SLG: 0.374	B B C F X 2-2 12 WP 2B 1B	C L B X 1-2 F8 ③		1 SAFE 1 SAFE B X 1-0 G3 ① 1-3		C B X 1-1 L3 ③				4	1	1	0	0	0	3
12 Freddy Sanchez, R (1, 5) OBP: 0.377, SLG: 0.473	C F B B B B 4-2 1-2 2B BB		C B B F X 2-2 41 2B 2B	S F F F D F F X 1-2 F8 ②			C B C X 1-2 G5-3 ①			3	2	1	0	1	0	1
Jason Bay, R (1, 7) OBP: 0.392, SLG: 0.534	X 0-0 G3-1 1-H 2-H 2B		B S F S 1-3 K ①	B B C X 2-1 G1-3 ③			B C B B X 3-1 HR			4	1	2	3	0	1	2
Xavier Nady, R (1, 9) OBP: 0.344, SLG: 0.464	C X 0-1 G3-1 ② 2-3		C F B C 1-3 K ②		B B C F B F F F F 3-3 F S K ①		B S F B S 2-3 K ②			4	0	0	0	0	3	2
41 Ryan Doumit, S (1, 3) OBP: 0.295, SLG: 0.409 Joe Randa, R (8, 3) OBP: 0.307, SLG: 0.371	S B S S D S 2-3 K ③		C B D X 2-1 26 1B 2-H 2B		B B F B X 3-1 G3 ②		C S B X 1-2 G4-3 ③			4	1	1	1	0	1	1
										0	0	0	0	0	0	0
26 Ronny Paulino, R (1, 2) OBP: 0.373, SLG: 0.406		C F B F X 1-2 28 E 28 FC1 1B	C X 0-1 HBP 2-H 1B		X 0-0 1B			B X 1-0 F9 ①		4	0	3	1	0	0	0
José Bautista, R (1, 4) OBP: 0.342, SLG: 0.420		C S C 0-3 K ①	B B C F F B H 4-2 1-2 HBP		C B B F B X 3-2 G6-3 ③			B B B B 4-0 G6-4-3 BB		2	0	0	0	1	1	2
28 Paul Maholm, L (1, 1) OBP: 0.155, SLG: 0.109 34 John Grabow, L (8, 1) Jose Castillo, R (8, PH) OBP: 0.309, SLG: 0.399 16 Salomon Torres, R (9, 1) OBP: 0.200, SLG: 0.200		B X 1-0 FC1 1-3	S B F F X 1-2 G1-3 ③			C B B F B T 2-2 K ①		X 0-0 G6-4-3 ② ③ 1-2f		3	0	0	0	0	1	3
										0	0	0	0	0	0	0
										1	0	0	0	0	0	1
										0	0	0	0	0	0	0
Inning Stats	R: 2 E: 0 K: 1 S: 14 H: 2 LOB: 1 BB: 1 P: 22	R: 0 E: 1 K: 1 S: 12 H: 1 LOB: 2 BB: 0 P: 15	R: 2 E: 0 K: 2 S: 20 H: 3 LOB: 2 BB: 0 P: 31	R: 0 E: 0 K: 0 S: 14 H: 1 LOB: 1 BB: 0 P: 19	R: 0 E: 0 K: 1 S: 14 H: 1 LOB: 1 BB: 0 P: 23	R: 0 E: 0 K: 2 S: 9 H: 0 LOB: 0 BB: 0 P: 13	R: 1 E: 0 K: 1 S: 11 H: 1 LOB: 0 BB: 0 P: 18	R: 0 E: 0 K: 0 S: 2 H: 0 LOB: 0 BB: 1 P: 7		1B: 5 2B: 3 3B: 0 HR: 1	SF: 0 SAC: 0 DP: 1 HBP: 1					

livebaseballscorecards.com

AB	33
R	5
H	9
RBI	5
BB	2
SO	8
LOB	17

WP: 1 PB: 0 SB: 1 CS: 0 PA: 36

PITCHER		IP	WLS	BF	H	R	ER	SO	BB	IBB	HBP	BLK	WP	HR	S	P	ERA	WHIP
45 Pedro Martinez, R ERA: 4.03	(1, 1)	3.0	L	18	6	4	4	4	1	0	1	0	1	0	46	68	12.00	2.333
Darren Oliver, L ERA: 2.78	(4, 1)	1.0		4	1	0	0	0	0	0	0	0	0	0	14	19	0.00	1.000
Heath Bell, R ERA: 3.93	(5, 1)	3.0		11	2	1	1	4	0	0	0	0	0	1	34	54	3.00	0.667
25 Pedro Feliciano, L ERA: 1.79	(8, 1)	1.0		3	0	0	0	0	1	0	0	0	0	0	2	7	0.00	1.000

PITCHER	IP	WLS	BF	H	R	ER	SO	BB	IBB	HBP	BLK	WP	HR	S	P	ERA	WHIP

New York Mets @ Pittsburgh Pirates

PNC Park, Pittsburgh, PA

Sat Sep 16 2006, 7:05 PM EDT

Att. 37,623 - Cloudy - 70 F

livebaseballscorecards.com

TOP

Batter	1	2	3	4	5	6	7	8	9	AB	R	H	RBI	BB	SO	LOB
7 José Reyes, S (1, 6) OBP: 0.352, SLG: 0.498	C X 0-1 16 CS 1B		X 0-0 ① B1-3		C C B B X 2-2 ① G4-3		C C B F X 1-2 ① G1-3		I I I I 4-0 IBB	4	0	1	0	1	0	0
16 Paul Lo Duca, R (1, 2) OBP: 0.348, SLG: 0.415	S 1 SAFE 1 SAFE F X 0-2 ① ② F8 1-2		B X 1-0 15 G5-3 1B		B C B F F F B X 3-2 21 1B 2B		F X 0-1 ② G6-3		B X 1-0 ③ F8	5	1	2	0	0	0	3
15 Carlos Beltrán, S (1, 8) OBP: 0.383, SLG: 0.606	B C B B F F B 4-2 21 2B BB		F B X 1-1 ② G5-3 1-2		B C F B X 2-2 ② G6-3		C B X 1-1 ③ G4-3			3	1	0	0	1	0	2
21 Carlos Delgado, L (1, 3) OBP: 0.365, SLG: 0.566	B S B X 2-1 1-H 2B		C C C 0-3 ③ K		B B X 2-0 2-H 1B			F X 0-1 ① F9		4	0	2	2	0	1	1
5 David Wright, R (1, 5) OBP: 0.381, SLG: 0.529	B B X 2-0 ③ F9			B X 1-0 E6 20 S	C F S 0-3 ③ K			B C X 1-1 ② G5-3		4	0	0	0	0	1	2
Cliff Floyd, L (1, 7) OBP: 0.324, SLG: 0.410		C X 0-1 ① G3-1		C C B 1 SAFE F F F B F F 3-2 ① F7		B B X 2-0 ① F9		C F B B F F C 2-3 ③ K		4	0	0	0	0	1	1
20 Shawn Green, L (1, 9) OBP: 0.344, SLG: 0.430		B S B F B F X 3-2 E8 2B		D S S B B B C 3-3 ② K 1-2		B B B C B 4-1 BB			C C B H 2-2 22 SH1-4 HBP	2	0	1	0	1	1	1
22 Jose Valentin, S (1, 4) OBP: 0.332, SLG: 0.487		X 0-0 ② P4		I I I I 4-0 IBB		F B B B B F X 3-2 ② P5			B 1 SAFE X 1-0 ① SH1-4 1-2	2	0	0	0	1	0	2
26 Orlando Hernandez, R (1, 1) OBP: 0.205, SLG: 0.256 59 Guillermo Mota, R (8, 1) Julio Franco, R (9, PH) OBP: 0.322, SLG: 0.343 Aaron Heilman, R (9, 1)		B C X 1-1 ③ G6-3		S D F F X 1-2 ③ G5-3		C T F F X 0-2 ③ G1-3			B 2 SAFE S X 1-1 ② F8	3 0 1 0	0 0 0 0	0 0 0 0	0 0 0 0	0 0 0 0	0 0 0 0	4 0 1 0
Inning Stats	R: 1 H: 2 E: 0 LOB: 1 K: 0 BB: 1 S: 11 P: 19	R: 0 H: 1 E: 1 LOB: 1 K: 0 BB: 0 S: 9 P: 13	R: 0 H: 1 E: 0 LOB: 1 K: 1 BB: 0 S: 7 P: 9	R: 0 H: 0 E: 1 LOB: 2 K: 1 BB: 1 S: 18 P: 30	R: 1 H: 2 E: 0 LOB: 1 K: 1 BB: 0 S: 15 P: 24	R: 0 H: 0 E: 0 LOB: 1 K: 0 BB: 1 S: 10 P: 19	R: 0 H: 0 E: 0 LOB: 0 K: 0 BB: 0 S: 8 P: 10	R: 0 H: 0 E: 0 LOB: 0 K: 1 BB: 0 S: 9 P: 12	R: 0 H: 0 E: 0 LOB: 2 K: 0 BB: 1 S: 6 P: 15	1B: 3 SF: 0 2B: 3 SAC: 1 3B: 0 DP: 0 HR: 0 HBP: 1						

	AB	32
	R	2
	H	6
	RBI	2
	BB	4
	SO	4
	LOB	17

WP: 0 PA: 38
PB: 0
SB: 1
CS: 1

PITCHER		IP	WLS	BF	H	R	ER	SO	BB	IBB	HBP	BLK	WP	HR	S	P	ERA	WHIP
24 Tom Gorzelanny, L ERA: 3.62	(1, 1)	4.0		18	4	1	1	2	1	1	0	0	0	0	45	71	2.25	1.250
27 Shane Youman, L ERA: 4.32	(5, 1)	3.0		12	2	1	1	1	1	0	0	0	0	0	33	53	3.00	1.000
Damaso Marte, L ERA: 3.74	(8, 1)	1.1		5	0	0	0	1	0	0	1	0	0	0	12	18	0.00	0.000
55 Matt Capps, R ERA: 3.81	(9, 1)	0.2	W	3	0	0	0	0	0	1	0	0	0	0	3	9	0.00	0.000

PITCHER	IP	WLS	BF	H	R	ER	SO	BB	IBB	HBP	BLK	WP	HR	S	P	ERA	WHIP

New York Mets @ Pittsburgh Pirates

PNC Park, Pittsburgh, PA

Sat Sep 16 2006, 7:05 PM EDT
Att. 37,623 - Cloudy - 70 F

BOTTOM

Batter	1	2	3	4	5	6	7	8	9	AB	R	H	RBI	BB	SO	LOB
6 Chris Duffy, L (1, 8) OBP: 0.309, SLG: 0.328	F7		2 S 1B		L6-3			2 G6-3 1B		4	0	2	0	0	0	1
2 Jack Wilson, R (1, 6) OBP: 0.316, SLG: 0.371	F8		L1		G4-3			G6-3		4	0	0	0	0	0	2
12 Freddy Sanchez, R (1, 5) OBP: 0.376, SLG: 0.472	P4		K			F8-3 1B		G6-3		4	0	1	0	0	1	2
Jason Bay, R (1, 7) OBP: 0.393, SLG: 0.540		HR		41 S 41 1B 1B		K			K	4	2	2	1	0	2	1
Xavier Nady, R (1, 9) OBP: 0.341, SLG: 0.459 (8, 3)		K		F8		F8-3			G4-3	4	0	0	0	0	1	2
41 Ryan Doumit, S (1, 3) OBP: 0.311, SLG: 0.414 10 Rajai Davis, R (7, PR) OBP: 0.273, SLG: 0.300 Damaso Marte, L (8, 1) 55 Matt Capps, R (9, 1) Joe Randa, R (9, PH) OBP: 0.310, SLG: 0.371		HBP		1-H 1B				26 CS BB	26 2B BB	1 0 0 0 0	0 0 0 0 1	1 0 0 0 0	1 0 0 0 0	1 0 0 0 1	0 0 0 0 0	0 0 0 0 0
26 Ronny Paulino, R (1, 2) OBP: 0.372, SLG: 0.407	P4								1-H 2B	4	0	1	1	0	2	3
Jose Castillo, R (1, 4) OBP: 0.307, SLG: 0.397	K			K			G5-3	K		3	0	0	0	0	2	3
24 Tom Gorzelanny, R (1, 1) 27 Shane Youman, L (5, 1) OBP: 0.333, SLG: 0.333 José Bautista, R (8, 9) OBP: 0.341, SLG: 0.419			G5-3		6 L6-3 1B			P6		1 1 1	0 0 0	0 1 0	0 0 0	0 0 0	0 0 0	0 0 0
Inning Stats	R: 0 E: 0 K: 0 S: 12 H: 0 LOB: 0 BB: 0 P: 18	R: 1 E: 0 K: 2 S: 12 H: 1 LOB: 1 BB: 0 P: 21	R: 0 E: 0 K: 1 S: 11 H: 1 LOB: 1 BB: 0 P: 15	R: 1 E: 0 K: 2 S: 14 H: 2 LOB: 1 BB: 0 P: 21	R: 0 E: 0 K: 0 S: 8 H: 1 LOB: 0 BB: 0 P: 12	R: 0 E: 0 K: 1 S: 6 H: 1 LOB: 0 BB: 0 P: 8	R: 0 E: 0 K: 1 S: 12 H: 0 LOB: 1 BB: 1 P: 18	R: 0 E: 0 K: 0 S: 11 H: 1 LOB: 1 BB: 0 P: 17	R: 1 E: 0 K: 1 S: 11 H: 1 LOB: 1 BB: 1 P: 17	1B: 6 2B: 3 3B: 0 HR: 1	SF: 0 SAC: 0 DP: 2 HBP: 1			WP: 0 PB: 0 SB: 2 CS: 1		PA: 34	

livebaseballscorecards.com

AB	31
R	3
H	8
RBI	3
BB	2
SO	8
LOB	14

PITCHER		IP	WLS	BF	H	R	ER	SO	BB	IBB	HBP	BLK	WP	HR	S	P	ERA	WHIP
26 Orlando Hernandez, R ERA: 4.85	(1, 1)	7.0		26	6	2	2	7	1	0	1	0	0	1	75	113	2.57	1.000
59 Guillermo Mota, R ERA: 4.83	(8, 1)	1.0		4	1	0	0	0	0	0	0	0	0	0	11	17	0.00	1.000
Aaron Heilman, R ERA: 3.73	(9, 1)	0.2	L	4	1	1	1	1	1	0	0	0	0	0	11	17	13.50	3.000

PITCHER	IP	WLS	BF	H	R	ER	SO	BB	IBB	HBP	BLK	WP	HR	S	P	ERA	WHIP

Batter	1	2	3	4	5	6	7	8	9	AB	R	H	RBI	BB	SO	LOB
7 José Reyes, S (1, 6) OBP: 0.349, SLG: 0.493	F7		G4-3		P6		K		G4-3	5	0	0	0	0	1	3
10 Endy Chavez, L (1, 9) OBP: 0.356, SLG: 0.448	1B		15 BB 1B		1B		FC5-4 1-2f			4	0	3	0	0	0	2
15 Carlos Beltrán, S (1, 8) OBP: 0.383, SLG: 0.602	L8		1-2 BB		K			G6-3		3	0	0	0	1	1	2
21 Carlos Delgado, L (1, 3) OBP: 0.363, SLG: 0.561	G4-3		G3			G1-4-3		G4-3		4	0	0	0	0	0	3
5 David Wright, R (1, 5) OBP: 0.381, SLG: 0.531		S 1B		G5-3		P4		2B		4	0	2	0	0	0	0
Chris Woodward, R (1, 4) OBP: 0.282, SLG: 0.302		F9		F8		K		F7		4	0	0	0	0	1	2
44 Lastings Milledge, R (1, 7) OBP: 0.311, SLG: 0.391		F9		1B			16 1B		P4	4	0	2	0	0	0	1
Kelly Stinnett, R (1, 2) OBP: 0.272, SLG: 0.291 Michael Tucker, L (9, PH) OBP: 0.375, SLG: 0.372		K2-3 1-2		L5			K		F7	3 1	0 0	0 0	0 0	0 0	2 0	3 0
33 John Maine, R (1, 1) 16 Paul Lo Duca, R (7, PH) OBP: 0.350, SLG: 0.417 Chad Bradford, R (7, 1) Roberto Hernandez, R (8, 1) Ricky Ledee, L (9, PH) OBP: 0.244, SLG: 0.324			G6-3		K		10 FC5-4 1-2 1B		2B	2 1 0 0 1	0 0 0 0 0	0 1 0 0 1	0 0 0 0 0	0 0 0 0 0	1 0 0 0 0	0 0 0 0 0
Inning Stats	R: 0 E: 0 K: 0 S: 12 H: 1 LOB: 1 BB: 0 P: 18	R: 0 E: 0 K: 1 S: 11 H: 1 LOB: 1 BB: 0 P: 18	R: 0 E: 0 K: 0 S: 11 H: 1 LOB: 2 BB: 1 P: 21	R: 0 E: 0 K: 0 S: 8 H: 1 LOB: 1 BB: 0 P: 12	R: 0 E: 0 K: 2 S: 10 H: 1 LOB: 1 BB: 0 P: 14	R: 0 E: 0 K: 1 S: 6 H: 0 LOB: 0 BB: 0 P: 7	R: 0 E: 0 K: 2 S: 18 H: 2 LOB: 2 BB: 0 P: 23	R: 0 E: 0 K: 0 S: 10 H: 1 LOB: 1 BB: 0 P: 15	R: 0 E: 0 K: 0 S: 7 H: 1 LOB: 1 BB: 0 P: 9	1B: 7 2B: 2 3B: 0 HR: 0	SF: 0 SAC: 0 DP: 0 HBP: 0						

PITCHER	IP	WLS	BF	H	R	ER	SO	BB	IBB	HBP	BLK	WP	HR	S	P	ERA	WHIP
57 Zach Duke, L (1, 1) ERA: 4.49	8.0	W	33	8	0	0	6	1	0	0	0	0	0	86	128	0.00	1.125
16 Salomon Torres, R (9, 1) ERA: 3.36	1.0	S	4	1	0	0	0	0	0	0	0	0	0	7	9	0.00	1.000

PITCHER	IP	WLS	BF	H	R	ER	SO	BB	IBB	HBP	BLK	WP	HR	S	P	ERA	WHIP

TOP

New York Mets @ Pittsburgh Pirates

PNC Park, Pittsburgh, PA

Sun Sep 17 2006, 1:35 PM EDT
Att. 34,866 - Partly Cloudy - 72 F

livebaseballscorecards.com

AB	36
R	0
H	9
RBI	0
BB	1
SO	6
LOB	16

New York Mets @ Pittsburgh Pirates

PNC Park, Pittsburgh, PA

Sun Sep 17 2006, 1:35 PM EDT

Att. 34,866 - Partly Cloudy - 72 F

livebaseballscorecards.com

BOTTOM

Batter	1	2	3	4	5	6	7	8	9	AB	R	H	RBI	BB	SO	LOB
6 Chris Duffy, L (1, 8) OBP: 0.315, SLG: 0.332	0-1 2 2B 12 1B 1B	4-2 BB		3-3 K 1-2			0-1 2 G3 2 S 12 SF8 1B			3	2	2	0	1	1	1
2 Jack Wilson, R (1, 6) OBP: 0.315, SLG: 0.372	0-1 12 1B SF9 1-3 2B	3-2 F8			0-0 F8		2-2 G3 1-3			4	1	1	0	0	0	3
12 Freddy Sanchez, R (1, 5) OBP: 0.377, SLG: 0.473	2-2 41 E 2-3 3-H 1B		3-2 FC5-4 1B		2-2 P3		0-1 SF8 3-H			3	0	2	2	0	0	0
Jason Bay, R (1, 7) OBP: 0.392, SLG: 0.540	0-1 SF9 3-H		0-0 FC5-4 41 E 41 S 41 FC4-2 1-2f		3-3 K		1-2 2B			3	0	1	1	0	1	1
41 Ryan Doumit, S (1, 3) OBP: 0.309, SLG: 0.403 16 Salomon Torres, R (9, 1) OBP: 0.200, SLG: 0.200	2-3 K 1-3		3-1 FC4-2 1-H			1-2 F8	4-0 IBB			3 0	0 0	0 0	0 0	1 0	1 0	2 0
Xavier Nady, R (1, 9) OBP: 0.341, SLG: 0.460 (9, 3)	0-0 F9		0-0 G4-3			1-2 2B	1-3 K			4	0	1	0	0	1	4
José Bautista, R (1, 4) OBP: 0.340, SLG: 0.416 (9, 9)		4-2 57 SH3-4 BB		0-0 F7		0-0 G6-3		2-3 K		3	0	0	0	1	1	1
Carlos Maldonado, R (1, 2) OBP: 0.300, SLG: 0.222		2-3 K		3-1 6 S 1B		4-0 IBB		1-3 K		3	0	1	0	1	2	1
57 Zach Duke, L (1, 1) OBP: 0.215, SLG: 0.250 Jose Castillo, R (8, PH) OBP: 0.306, SLG: 0.396 (9, 4)		0-1 SH3-4 1-2		0-3 K		0-3 K		2-1 G1-3		2 1	0 0	0 0	0 0	0 0	2 0	3 0
Inning Stats	R: 2 E: 1 K: 1 S: 14 H: 3 LOB: 1 BB: 0 P: 18	R: 0 E: 0 K: 1 S: 17 H: 0 LOB: 2 BB: 2 P: 30	R: 0 E: 0 K: 0 S: 7 H: 1 LOB: 1 BB: 0 P: 13	R: 0 E: 0 K: 2 S: 9 H: 1 LOB: 1 BB: 0 P: 15	R: 0 E: 0 K: 1 S: 9 H: 0 LOB: 0 BB: 0 P: 14	R: 0 E: 0 K: 1 S: 10 H: 1 LOB: 2 BB: 1 P: 16	R: 1 E: 0 K: 1 S: 14 H: 2 LOB: 2 BB: 1 P: 21	R: 0 E: 0 K: 2 S: 8 H: 0 LOB: 0 BB: 0 P: 13		1B: 5 2B: 3 3B: 0 HR: 0	SF: 2 SAC: 1 DP: 0 HBP: 0			WP: 0 PB: 0 SB: 3 CS: 0	PA: 36	

	AB	29
	R	3
	H	8
	RBI	3
	BB	4
	SO	9
	LOB	16

PITCHER		IP	WLS	BF	H	R	ER	SO	BB	IBB	HBP	BLK	WP	HR	S	P	ERA	WHIP
33 John Maine, R ERA: 3.42	(1, 1)	6.0	L	27	6	2	2	6	2	1	0	0	0	0	66	106	3.00	1.333
Chad Bradford, R ERA: 2.83	(7, 1)	1.0		6	2	1	1	1	0	1	0	0	0	0	14	21	9.00	2.000
Roberto Hernandez, R ERA: 2.88	(8, 1)	1.0		3	0	0	0	2	0	0	0	0	0	0	8	13	0.00	0.000

PITCHER	IP	WLS	BF	H	R	ER	SO	BB	IBB	HBP	BLK	WP	HR	S	P	ERA	WHIP

Batter	1	2	3	4	5	6	7	8	9	AB	R	H	RBI	BB	SO	LOB
2 Hanley Ramirez, R (1, 6) OBP: 0.352, SLG: 0.459	C X 0-1 G6-3		B C C B X 2-2 G5-3			F C B C 1-3 K		C C S 0-3 K		4	0	0	0	0	2	0
6 Dan Uggla, R (1, 4) OBP: 0.349, SLG: 0.503	X 0-0 G6-3			C C S 0-3 K		C F X 0-2 G5-3			C B B X 2-1 P4	4	0	0	0	0	1	0
Miguel Cabrera, R (1, 5) OBP: 0.431, SLG: 0.577	C B F B B F B 4-2 BB			X 0-0 G4-3			C B B F B F F F F 3-2 F X 17 1B		B B C B X 3-1 F8	3	0	1	0	1	0	0
14 Josh Willingham, R (1, 7) OBP: 0.360, SLG: 0.506	B S F 1 X SAFE 1-2 F9			C C B B X 2-2 2B			B B C B F X 3-2 L5		B X 1-0 F7	4	0	1	0	0	0	2
17 Mike Jacobs, L (1, 3) OBP: 0.317, SLG: 0.468		B B C S B F F X 3-2 F8		B C B B S C 2-3 K			X 0-0 1-2 1B			3	0	1	0	0	1	1
12 Cody Ross, R (1, 9) OBP: 0.316, SLG: 0.474		B F B C X 2-2 G1-4-3			S C B X 1-2 F8		C X 0-1 F4			3	0	0	0	0	0	2
4 Alfredo Amezaga, S (1, 8) OBP: 0.332, SLG: 0.341		C X 0-1 G5-3			B C B B C F X 3-2 F9		F C B X 1-2 F7			3	0	0	0	0	0	2
Miguel Olivo, R (1, 2) OBP: 0.287, SLG: 0.439			X 0-0 F9		B C B F B X 3-2 G5-3			F B S T F B X 2-2 G3-6-3 1B		3	0	1	0	0	0	0
Brian Moehler, R (1, 1) OBP: 0.129, SLG: 0.069 Jason Wood, R (6, PH) OBP: 0.600, SLG: 0.750 37 Renyel Pinto, L (6, 1) Randy Messenger, R (7, 1) Joe Borchard, S (8, PH) OBP: 0.312, SLG: 0.388 Chris Resop, R (8, 1)			C X 0-1 P6			B F X 1-1 F9		S B X 1-1 G3-6-3 1-2f		1 1 0 0 1 0	0 0 0 0 0 0	0 0 0 0 0 0	0 0 0 0 0 0	0 0 0 0 0 0	0 0 0 0 0 0	0 0 0 0 1 0
Inning Stats	R: 0 E: 0 K: 0 S: 9 H: 0 LOB: 1 BB: 1 P: 14	R: 0 E: 0 K: 0 S: 10 H: 0 LOB: 0 BB: 0 P: 15	R: 0 E: 0 K: 0 S: 6 H: 0 LOB: 0 BB: 0 P: 8	R: 0 E: 0 K: 2 S: 10 H: 1 LOB: 1 BB: 0 P: 14	R: 0 E: 0 K: 0 S: 10 H: 0 LOB: 0 BB: 0 P: 17	R: 0 E: 0 K: 1 S: 8 H: 0 LOB: 0 BB: 0 P: 10	R: 0 E: 0 K: 0 S: 17 H: 2 LOB: 2 BB: 0 P: 24	R: 0 E: 0 K: 1 S: 10 H: 1 LOB: 0 BB: 0 P: 13	R: 0 E: 0 K: 0 S: 5 H: 0 LOB: 0 BB: 0 P: 11	1B: 3 2B: 1 3B: 0 HR: 0	SF: 0 SAC: 0 DP: 1 HBP: 0						

PITCHER	IP	WLS	BF	H	R	ER	SO	BB	IBB	HBP	BLK	WP	HR	S	P	ERA	WHIP
Steve Trachsel, R (1, 1) ERA: 4.96	6.1	W	23	3	0	0	3	1	0	0	0	0	0	65	96	0.00	0.632
59 Guillermo Mota, R (7, 1) ERA: 4.76	0.2	H	2	0	0	0	0	0	0	0	0	0	0	5	6	0.00	0.000
Aaron Heilman, R (8, 1) ERA: 3.69	1.0		3	1	0	0	1	0	0	0	0	0	0	10	13	0.00	1.000
13 Billy Wagner, L (9, 1) ERA: 2.11	1.0		3	0	0	0	0	0	0	0	0	0	0	5	11	0.00	0.000

PITCHER	IP	WLS	BF	H	R	ER	SO	BB	IBB	HBP	BLK	WP	HR	S	P	ERA	WHIP

TOP

Florida Marlins @ New York Mets

Shea Stadium, Flushing, NY

Mon Sep 18 2006, 7:10 PM EDT
Att. 46,729 - Partly Cloudy - 73 F

livebaseballscorecards.com

AB	30
R	0
H	4
RBI	0
BB	1
SO	4
LOB	8

Florida Marlins @ New York Mets

Shea Stadium, Flushing, NY

Mon Sep 18 2006, 7:10 PM EDT

Att. 46,729 - Partly Cloudy - 73 F

livebaseballscorecards.com

Batter	1	2	3	4	5	6	7	8	9	AB	R	H	RBI	BB	SO	LOB
7 José Reyes, S (1, 6) OBP: 0.350, SLG: 0.493	X 0-0 ① G4-3		B C X 1-1 E1 16 CS 1B		S F S 0-3 ② K		C C X 0-2 1B			4	0	2	0	0	1	1
16 Paul Lo Duca, R (1, 2) OBP: 0.347, SLG: 0.413	B B X 2-0 ② L6		B C F 2 SAFE B X 2-2 ②③ G5-3 2-3		B S C X 1-2 ③ FC5-4 1-2f		1 SAFE B B X 2-0 ③ P6			4	0	0	0	0	0	3
15 Carlos Beltrán, S (1, 8) OBP: 0.383, SLG: 0.603	C B F B S 2-3 ③ K			C B B X 2-1 21 G4-3 2B		B B S F B B 4-2 5 E 1B BB		B F B S X 2-2 ① F7		3	1	1	0	1	1	0
21 Carlos Delgado, L (1, 3) OBP: 0.360, SLG: 0.556		B X 1-0 ① F8		C C B B X 2-2 ① G4-3 2-3		B F F S 1-3 ① K		B F B S B X 3-2 ② G4-3		4	0	0	0	0	1	2
5 David Wright, R (1, 5) OBP: 0.381, SLG: 0.529		C X 0-1 ② G6-3		X 0-0 ② P3		S 1 SAFE B X 1-1 FC5 1B 1-2		C B X 1-1 1B		4	0	1	0	0	0	2
Cliff Floyd, L (1, 7) OBP: 0.323, SLG: 0.408		C B S B X 2-2 ③ F8		B C D C D S 3-3 ③ K		B C F X 1-2 20 G4-6-3 1-2 2-H 1B		X 0-0 ③ G4-3		4	0	1	1	0	1	2
20 Shawn Green, L (1, 9) OBP: 0.344, SLG: 0.429			C F H 1-2 22 HR HBP	C X 0-1 ① G4-3	C S D X 1-2 ②③ G4-6-3 1-2f					2	1	0	0	0	0	2
22 Jose Valentin, S (1, 4) OBP: 0.334, SLG: 0.506			D 1 SAFE X 1-0 1-H HR	C B X 1-1 HR			C T F B S 1-3 ① K			3	2	2	3	0	1	0
Steve Trachsel, R (1, 1) OBP: 0.208, SLG: 0.208			B C F S 1-3 ① K	C F X 0-2 16 FC5-4 1B			C S F X 0-2 ② G6-3			2	0	1	0	0	1	0
59 Guillermo Mota, R (7, 1)										0	0	0	0	0	0	0
Ricky Ledee, L (7, PH) OBP: 0.241, SLG: 0.320										1	0	0	0	0	0	0
Aaron Heilman, R (8, 1)										0	0	0	0	0	0	0
13 Billy Wagner, L (9, 1)										0	0	0	0	0	0	0
Inning Stats	R: 0 E: 0 K: 1 S: 5 H: 0 LOB: 0 BB: 0 P: 9	R: 0 E: 0 K: 0 S: 6 H: 0 LOB: 0 BB: 0 P: 9	R: 2 E: 1 K: 1 S: 11 H: 2 LOB: 0 BB: 0 P: 17	R: 0 E: 0 K: 1 S: 9 H: 1 LOB: 1 BB: 0 P: 16	R: 1 E: 0 K: 1 S: 13 H: 2 LOB: 1 BB: 0 P: 15	R: 1 E: 1 K: 1 S: 13 H: 1 LOB: 1 BB: 1 P: 21	R: 0 E: 0 K: 1 S: 12 H: 1 LOB: 1 BB: 0 P: 15	R: 0 E: 0 K: 0 S: 9 H: 1 LOB: 1 BB: 0 P: 15		1B: 5 2B: 1 3B: 0 HR: 2	SF: 0 SAC: 0 DP: 1 HBP: 1				WP: 0 PB: 0 SB: 0 CS: 1	PA: 33	

	AB	31
	R	4
	H	8
	RBI	4
	BB	1
	SO	6
	LOB	12

PITCHER		IP	WLS	BF	H	R	ER	SO	BB	IBB	HBP	BLK	WP	HR	S	P	ERA	WHIP
Brian Moehler, R ERA: 6.09	(1, 1)	5.0	L	20	5	3	3	4	0	0	1	0	0	2	44	66	5.40	1.000
37 Renyel Pinto, L ERA: 3.75	(6, 1)	1.0		5	1	1	0	1	1	0	0	0	0	0	13	21	0.00	2.000
Randy Messenger, R ERA: 6.45	(7, 1)	1.0		4	1	0	0	1	0	0	0	0	0	0	12	15	0.00	1.000
Chris Resop, R ERA: 3.12	(8, 1)	1.0		4	1	0	0	0	0	0	0	0	0	0	9	15	0.00	1.000

PITCHER	IP	WLS	BF	H	R	ER	SO	BB	IBB	HBP	BLK	WP	HR	S	P	ERA	WHIP

Florida Marlins @ New York Mets

Shea Stadium, Flushing, NY

Tue Sep 19 2006, 7:10 PM EDT

Att. 42,407 - Cloudy - 75 F

livebaseballscorecards.com

Batter	1	2	3	4	5	6	7	8	9	AB	R	H	RBI	BB	SO	LOB
2 Hanley Ramirez, R (1, 6) OBP: 0.349, SLG: 0.455	P3	F7			F8		P4			4	0	0	0	0	0	2
6 Dan Uggla, R (1, 4) OBP: 0.347, SLG: 0.499	F8		F8		P3			L4		4	0	0	0	0	0	0
Miguel Cabrera, R (1, 5) OBP: 0.429, SLG: 0.572	K		F8		G5-3			K		4	0	0	0	0	2	0
14 Josh Willingham, R (1, 7) OBP: 0.363, SLG: 0.506		HR BB	1B			BB		G6-3		2	1	1	0	2	0	0
1 Eric Reed, L (8, 8) OBP: 0.200, SLG: 0.111										0	0	0	0	0	0	0
Wes Helms, R (1, 3) OBP: 0.362, SLG: 0.529		1-H HR	F9			SAFE F7			K	4	1	1	2	0	1	2
12 Cody Ross, R (1, 9) OBP: 0.311, SLG: 0.466		K		G4-3		L4			K	4	0	0	0	0	2	1
Miguel Olivo, R (1, 2) OBP: 0.289, SLG: 0.442		F9		4 G1-3 2B		P6			1B	4	0	2	0	0	0	1
61 Reggie Abercrombie, R (9, PR) OBP: 0.273, SLG: 0.336										0	0	0	0	0	0	0
4 Alfredo Amezaga, S (1, 8) OBP: 0.332, SLG: 0.341		E 1B		G1-3 2-3			B3		K	3	0	1	0	0	0	1
(8, 7)																
Chris Aguila, R (9, PH) OBP: 0.299, SLG: 0.330										1	0	0	0	0	1	1
Scott Olsen, L (1, 1) OBP: 0.164, SLG: 0.200		E4 1-2		F8			G4-3			3	0	0	0	0	0	2
Chris Resop, R (8, 1)										0	0	0	0	0	0	0
Matt Herges, L (8, 1)										0	0	0	0	0	0	0

	AB	33
	R	2
	H	5
	RBI	2
	BB	2
	SO	6
	LOB	10

Inning Stats	1	2	3	4	5	6	7	8	9
	R: 0 H: 0 E: 0 LOB: 0 K: 1 BB: 0 S: 9 P: 13	R: 2 H: 2 E: 1 LOB: 2 K: 1 BB: 1 S: 16 P: 27	R: 0 H: 1 E: 0 LOB: 1 K: 0 BB: 0 S: 9 P: 12	R: 0 H: 1 E: 0 LOB: 1 K: 0 BB: 0 S: 7 P: 12	R: 0 H: 0 E: 0 LOB: 0 K: 0 BB: 0 S: 6 P: 10	R: 0 H: 0 E: 0 LOB: 1 K: 0 BB: 1 S: 6 P: 13	R: 0 H: 0 E: 0 LOB: 0 K: 0 BB: 0 S: 6 P: 7	R: 0 H: 0 E: 0 LOB: 0 K: 1 BB: 0 S: 5 P: 9	R: 0 H: 1 E: 0 LOB: 1 K: 3 BB: 0 S: 12 P: 16

1B: 3	SF: 0	WP: 0	PA: 35
2B: 1	SAC: 0	PB: 0	
3B: 0	DP: 0	SB: 0	
HR: 1	HBP: 0	CS: 0	

PITCHER		IP	WLS	BF	H	R	ER	SO	BB	IBB	HBP	BLK	WP	HR	S	P	ERA	WHIP
Tom Glavine, L ERA: 3.92	(1, 1)	8.0	W	31	4	2	2	3	2	0	0	0	0	1	64	103	2.25	0.750
13 Billy Wagner, L ERA: 2.08	(9, 1)	1.0	S	4	1	0	0	3	0	0	0	0	0	0	12	16	0.00	1.000

PITCHER	IP	WLS	BF	H	R	ER	SO	BB	IBB	HBP	BLK	WP	HR	S	P	ERA	WHIP

Florida Marlins @ New York Mets

Shea Stadium, Flushing, NY

Tue Sep 19 2006, 7:10 PM EDT

Att. 42,407 - Cloudy - 75 F

livebaseballscorecards.com

BOTTOM

Batter	1	2	3	4	5	6	7	8	9	AB	R	H	RBI	BB	SO	LOB
1 Anderson Hernandez, S (1, 6) OBP: 0.158, SLG: 0.196	BBBCCFB 4-2 44 G6-4-3 10 1B BB	X 0-0 HR	BFBSFX 2-2 ② G5-3	CX 0-1 10 BB 44 1B 1B						3	2	2	1	1	0	0
10 Endy Chavez, L (1, 8) OBP: 0.357, SLG: 0.447	CX 0-1 44 G6-4-3 1-2 1B	X 0-0 ① G6-3	FFBX 1-2 ③ G4-3					BB1SAFEBCB 4-1 44 1B 1B 1-2 BB		3	1	1	0	1	0	0
44 Lastings Milledge, R (1, 7) OBP: 0.316, SLG: 0.390	CSX 0-2 ① ② G6-4-3 1-2f 2-3	BFBFFBX 3-2 ② F9				BFBBCB 4-2 G6-4-3 BB		DCBBCX 3-2 1B 1-3 2-H FC2 1B		3	0	1	1	1	0	2
Julio Franco, R (1, 5) OBP: 0.327, SLG: 0.343	CBX 1-1 ③ G4-3	BBX 2-0 1B				BF1SAFSBX 2-2 ① ② G6-4-3 1-2f		IIII 4-0 FC2 1B IBB		3	0	1	0	1	0	2
Michael Tucker, L (1, 3) OBP: 0.383, SLG: 0.383		CBBBBX 3-1 2B 1B	1SAFEX 0-0 ③ F7			BCBFS 2-3 ③ K		FSX 0-2 FC2 1-2 2-3 3-H 1B		4	0	2	1	0	1	1
Chris Woodward, R (1, 4) OBP: 0.283, SLG: 0.308 22 Jose Valentin, S (8, PH) OBP: 0.333, SLG: 0.504 (9, 4)		BCFFFFX 1-2 1-3 2B		CBX 1-1 ① G6-3			BCBBFFS 3-3 ① K	FFS 0-3 ② K		3 1	0 0	1 0	0 0	0 0	1 1	0 3
Ricky Ledee, L (1, 9) OBP: 0.229, SLG: 0.304		BBX 2-0 ① P3		SX 0-1 ② G3-1			CX 0-1 ② G4-3	X 0-0 ③ FC2 1-2 2-3 3-Hf		4	0	0	0	0	0	5
Mike DiFelice, R (1, 2) OBP: 0.179, SLG: 0.120		SSSBS 1-3 ② K		CFBBFFBFS 3-3 ③ K			FFBBBS 2-3 ③ K			3	0	0	0	0	3	2
Tom Glavine, L (1, 1) OBP: 0.281, SLG: 0.200 7 José Reyes, S (8, PH) OBP: 0.349, SLG: 0.493 13 Billy Wagner, L (9, 1)		CSDBS 2-3 ③ K			CX 0-1 ① F7			CBX 1-1 ① F7		2 1 0	0 0 0	0 0 0	0 0 0	0 0 0	1 0 0	2 0 0
Inning Stats	R: 0 E: 0 K: 0 S: 10 H: 1 LOB: 1 BB: 1 P: 15	R: 0 E: 0 K: 2 S: 15 H: 2 LOB: 2 BB: 0 P: 24	R: 1 E: 0 K: 0 S: 8 H: 2 LOB: 1 BB: 0 P: 13	R: 0 E: 0 K: 1 S: 10 H: 0 LOB: 0 BB: 0 P: 14	R: 0 E: 0 K: 0 S: 9 H: 0 LOB: 0 BB: 0 P: 12	R: 0 E: 0 K: 1 S: 9 H: 0 LOB: 0 BB: 1 P: 17	R: 0 E: 0 K: 2 S: 9 H: 0 LOB: 0 BB: 0 P: 14	R: 2 E: 0 K: 1 S: 15 H: 3 LOB: 3 BB: 2 P: 27		1B: 6 2B: 1 3B: 0 HR: 1	SF: 0 SAC: 0 DP: 2 HBP: 0			WP: 0 PB: 0 SB: 0 CS: 0		PA: 34	

	AB	30
	R	3
	H	8
	RBI	3
	BB	4
	SO	7
	LOB	17

PITCHER		IP	WLS	BF	H	R	ER	SO	BB	IBB	HBP	BLK	WP	HR	S	P	ERA	WHIP
Scott Olsen, L ERA: 3.87	(1, 1)	7.0		26	5	1	1	6	2	0	0	0	0	1	70	109	1.29	1.000
Chris Resop, R ERA: 4.08	(8, 1)	0.1	L	5	2	2	2	0	1	1	0	0	0	0	8	20	54.00	9.000
Matt Herges, R ERA: 4.11	(8, 1)	0.2		3	1	0	0	1	0	0	0	0	0	0	7	7	0.00	1.500

PITCHER	IP	WLS	BF	H	R	ER	SO	BB	IBB	HBP	BLK	WP	HR	S	P	ERA	WHIP

Batter	1	2	3	4	5	6	7	8	9	AB	R	H	RBI	BB	SO	LOB
2 Hanley Ramirez, R (1, 6) OBP: 0.348, SLG: 0.453	C F B B B X 3-2 ① G1-3		B B C F C 2-3 ① K		F F B F C 1-3 ① K	F X 0-1 ② G5-3 1-2 3-H		F F X 0-2 6 S 6 WP 1B		5	1	1	1	0	2	1
6 Dan Uggla, R (1, 4) OBP: 0.346, SLG: 0.496	B T F S 1-3 ② K		C X 0-1 ② F8		F B F B F B B 4-2 BB	B F X 1-1 ③ P4		1 SAFE D S B B F X 3-2 ② F9 1-H		4	0	0	0	1	1	1
14 Josh Willingham, R (1, 7) OBP: 0.365, SLG: 0.506 1 Eric Reed, L (8, PR) OBP: 0.200, SLG: 0.111 (8, 8)	C F B B B X 3-2 HBP 1B		C S B X 1-2 ③ P4		C S S 0-3 ② K		B C B B B 4-1 17 G1 12 1B BB	C X 0-1 1B		4 0	0 0	2 0	0 0	1 0	1 0	1 0
Wes Helms, R (1, 5) OBP: 0.363, SLG: 0.524	B H 2-0 12 FC6-4 1-2 HBP			X 0-0 20 1B 1B	B B F B F S 3-3 ③ K		C F B S 1-3 ① K	X 0-0 ③ G4-3		4	0	1	0	0	2	3
12 Cody Ross, R (1, 9) OBP: 0.309, SLG: 0.460	B B B C X 3-1 ③ FC6-4 1-2f			X 0-0 ① F9		F C X 0-2 ① G1-3	B X 1-0 17 G1 1-2 1B		C B S B X 2-2 ① F8	5	0	1	0	0	0	3
17 Mike Jacobs, L (1, 3) OBP: 0.317, SLG: 0.465 61 Reggie Abercrombie, R (9, PR) OBP: 0.273, SLG: 0.336 Jason Wood, R (9, 3) OBP: 0.600, SLG: 0.750		C B S F X 1-2 ① F7		C F B B B C 2-3 ② K		B F B B B 4-1 20 2B BB	C B X 1-1 ② G1 1-2 2-3		B S S F B F F F B 4-2 F F F B 20 G6-3 BB	3 0 0	1 0 0	0 0 0	0 0 0	2 0 0	1 0 0	3 0 0
20 Matt Treanor, R (1, 2) OBP: 0.317, SLG: 0.308		B S F B X 2-2 ② F9	B B F F B X 3-2 4 WP 1-3 1B		B B B C C B X 3-2 4 1B 1-H 1B 2B	B B C C B F X 3-2 ③ F8		F C 1 SAFE X 0-2 ② G6-3 1-2		5	1	2	1	0	0	3
4 Alfredo Amezaga, S (1, 8) OBP: 0.336, SLG: 0.341 (8, 7)		C B B B B 4-1 BB	F B B F X 2-2 ③ F9 1-2		B X 1-0 1B 2 G5-3 2-3 1B		B C B B B 4-1 CS BB	C F F B F X 1-2 ③ F8		3	1	1	0	2	0	4
Dontrelle Willis, L (1, 1) OBP: 0.235, SLG: 0.339 Joe Borowski, R (9, 1)		F B X 1-1 ③ F8			X 0-0 HR	C F X 0-2 2 G5-3 1-3 3-H 1B		1 SAFE S B B F B X 4-1 ① 1-2 HR		4 0	2 0	3 0	3 0	0 0	0 0	1 0
Inning Stats	R: 0 H: 1 E: 0 LOB: 2 K: 1 BB: 0 S: 11 P: 23	R: 0 H: 0 E: 0 LOB: 1 K: 0 BB: 1 S: 10 P: 18	R: 0 H: 0 E: 0 LOB: 0 K: 1 BB: 0 S: 9 P: 12	R: 0 H: 2 E: 0 LOB: 2 K: 1 BB: 0 S: 12 P: 19	R: 1 H: 1 E: 0 LOB: 1 K: 3 BB: 1 S: 15 P: 23	R: 3 H: 3 E: 0 LOB: 1 K: 0 BB: 1 S: 15 P: 24	R: 0 H: 1 E: 0 LOB: 2 K: 1 BB: 1 S: 11 P: 21	R: 2 H: 3 E: 0 LOB: 1 K: 0 BB: 1 S: 13 P: 23	R: 0 H: 0 E: 0 LOB: 2 K: 0 BB: 1 S: 21 P: 28	1B: 8 SF: 0 2B: 1 SAC: 0 3B: 0 DP: 0 HR: 2 HBP: 1						

PITCHER		IP	WLS	BF	H	R	ER	SO	BB	IBB	HBP	BLK	WP	HR	S	P	ERA	WHIP
46 Oliver Pérez, L ERA: 6.53	(1, 1)	5.1	L	25	5	3	3	6	3	0	1	0	1	1	64	109	5.06	1.500
Chad Bradford, R ERA: 2.93	(6, 1)	1.0		7	3	1	1	1	1	0	0	0	0	0	13	21	9.00	4.000
25 Pedro Feliciano, L ERA: 1.77	(7, 1)	0.2		2	0	0	0	0	0	0	0	0	0	0	6	10	0.00	0.000
Roberto Hernandez, R ERA: 3.13	(8, 1)	1.0		6	3	2	2	0	1	0	0	0	1	1	13	23	18.00	4.000
Heath Bell, R ERA: 3.82	(9, 1)	1.0		4	0	0	0	0	1	0	0	0	0	0	21	28	0.00	1.000

PITCHER	IP	WLS	BF	H	R	ER	SO	BB	IBB	HBP	BLK	WP	HR	S	P	ERA	WHIP

TOP

Florida Marlins @ New York Mets

Shea Stadium, Flushing, NY

Wed Sep 20 2006, 7:10 PM EDT
Att. 37,911 - Partly Cloudy - 67 F

livebaseballscorecards.com

AB	37
R	6
H	11
RBI	5
BB	6
SO	7
LOB	20

WP: 3 PA: 44
PB: 0
SB: 1
CS: 1

Batter	1	2	3	4	5	6	7	8	9	AB	R	H	RBI	BB	SO	LOB
7 José Reyes, S (1, 6) OBP: 0.350, SLG: 0.494	C B X 1-1 16 G4-3 21 G3-1 2B		B C B B C X 3-2 ③ G5-3			C X 0-1 16 2B 1B		X 0-0 ① L7	B F B B F F X 3-2 ③ F7	5	2	2	0	0	0	3
16 Paul Lo Duca, R (1, 2) OBP: 0.350, SLG: 0.418 Kelly Stinnett, R (9, 2) OBP: 0.272, SLG: 0.291	F X 0-1 ① G4-3 2-3			B X 1-0 1B		X 0-0 5 1B 22 SF8 1-H 2B		B C X 1-1 1B		4 0	1 0	3 0	1 0	0 0	0 0	1 0
21 Carlos Delgado, L (1, 3) OBP: 0.358, SLG: 0.552	S B X 1-1 ② G3-1 3-H			C F B C 1-3 ① K		B S C S 1-3 ① K		S X 0-1 ② F7		4	0	0	1	0	2	3
5 David Wright, R (1, 5) OBP: 0.380, SLG: 0.527	C B B B X 3-1 ③ G6-3			F C B B B F X 3-2 ② F7		B B X 2-0 44 S 2-3 1B		B B B C F X 3-2 ③ P3		4	0	1	0	0	0	2
22 Jose Valentin, S (1, 4) OBP: 0.332, SLG: 0.501		B B B B 4-0 20 G4-6-3 BB		B X 1-0 ③ P6		B X 1-0 ② SF8 3-H			C X 0-1 ① G6-3	2	0	0	1	1	0	1
44 Lastings Milledge, R (1, 7) OBP: 0.314, SLG: 0.382	C F B X 1-2 ① F7				T X 0-1 ① B3	D S B F X 2-2 ③ G4-3 1-2			B C F B B B 4-2 10 G4-3 20 PB BB	3	0	0	0	1	0	2
20 Shawn Green, L (1, 9) OBP: 0.346, SLG: 0.428	B S X 1-1 ②③ G4-6-3 1-2f				C F X 0-2 10 FC3-6 1B		S B C F S 1-3 ① K		B C C F B F B F B B 4-2 10 G4-3 1-2 BB	3	0	1	0	1	1	1
10 Endy Chavez, L (1, 8) OBP: 0.353, SLG: 0.441			C X 0-1 ① G6-3		B B X 2-0 ② FC3-6 1-2f		C F B F F B F S 2-3 ② K		B B C C X 2-1 ② G4-3 1-2 2-3	4	0	0	0	0	1	3
46 Oliver Pérez, L (1, 1) OBP: 0.139, SLG: 0.114 Chad Bradford, R (6, 1) 25 Pedro Feliciano, L (7, 1) Chris Woodward, R (7, PH) OBP: 0.282, SLG: 0.306 Roberto Hernandez, R (8, 1) Heath Bell, R (9, 1) Michael Tucker, L (9, PH) OBP: 0.393, SLG: 0.383			X 0-0 ② G3		B M C F F F X 1-2 ③ G1-3		B X 1-0 ③ F9		C D B C C B D 4-2 BB	2 0 0 1 0 0 0 0	0 0 0 0 0 0 0 0	0 0 0 0 0 0 0 0	0 0 0 0 0 0 0 1	0 0 0 0 0 0 0 0	0 0 0 0 0 0 0 0	1 0 0 0 0 0 0 0
Inning Stats	R: 1 H: 1 E: 0 LOB: 0 K: 0 BB: 0 S: 8 P: 13	R: 0 H: 0 E: 0 LOB: 0 K: 0 BB: 1 S: 5 P: 11	R: 0 H: 0 E: 0 LOB: 0 K: 0 BB: 0 S: 6 P: 9	R: 0 H: 1 E: 0 LOB: 1 K: 1 BB: 0 S: 9 P: 15	R: 0 H: 1 E: 0 LOB: 1 K: 0 BB: 0 S: 12 P: 15	R: 2 H: 3 E: 0 LOB: 1 K: 1 BB: 0 S: 11 P: 17	R: 0 H: 0 E: 0 LOB: 0 K: 2 BB: 0 S: 11 P: 15	R: 0 H: 1 E: 0 LOB: 1 K: 0 BB: 0 S: 8 P: 12	R: 0 H: 0 E: 0 LOB: 3 K: 0 BB: 3 S: 17 P: 34	1B: 5 2B: 2 3B: 0 HR: 0	SF: 1 SAC: 0 DP: 1 HBP: 0			WP: 0 PB: 1 SB: 1 CS: 0	PA: 37		

PITCHER	IP	WLS	BF	H	R	ER	SO	BB	IBB	HBP	BLK	WP	HR	S	P	ERA	WHIP
Dontrelle Willis, L (1, 1) ERA: 3.77	8.1	W	34	7	3	3	4	3	0	0	0	0	0	79	124	3.24	1.200
Joe Borowski, R (9, 1) ERA: 3.99	0.2	S	3	0	0	0	0	1	0	0	0	0	0	8	17	0.00	1.500

PITCHER	IP	WLS	BF	H	R	ER	SO	BB	IBB	HBP	BLK	WP	HR	S	P	ERA	WHIP

BOTTOM

Florida Marlins @ New York Mets

Shea Stadium, Flushing, NY

Wed Sep 20 2006, 7:10 PM EDT

Att. 37,911 - Partly Cloudy - 67 F

livebaseballscorecards.com

AB	32
R	3
H	7
RBI	3
BB	4
SO	4
LOB	17

Batter	1	2	3	4	5	6	7	8	9	AB	R	H	RBI	BB	SO	LOB
2 Hanley Ramirez, R (1, 6) OBP: 0.348, SLG: 0.454 11 Robert Andino, R (8, 6) OBP: 0.200, SLG: 0.227	B B B C X 3-1 F9 ①			S C B X 1-2 F8 ①	C B B C X 2-2 2-H 3-H 2B		L S B X 1-2 G6-3 ③		B X 1-0 G5-3 ③	4 0 1 2 0 0 0 1 0 0 0 0 0 1						
6 Dan Uggla, R (1, 4) OBP: 0.344, SLG: 0.492	B C B S X 2-2 G5-3 ②			C S B S 1-3 K ②	C B S C 1-3 K ③			B F F F X 1-2 F8 ①		4 0 0 0 0 2 1						
14 Josh Willingham, R (1, 7) OBP: 0.364, SLG: 0.504 1 Eric Reed, L (8, PR) OBP: 0.200, SLG: 0.111 (8, 8)	B C F B B F S 3-3 K ③			B S B F S 2-3 K ③		F B S C 1-3 K ①		B X 1-0 E 1B		4 0 1 0 0 3 0 0 1 0 0 0 0 0						
17 Mike Jacobs, L (1, 3) OBP: 0.321, SLG: 0.466 57 Taylor Tankersley, L (8, 1) Joe Borowski, R (9, 1)		F B B B B 4-1 G5-4-3 BB			S F B X 1-2 4 HBP 1B E 1B	B X 1-0 12 F8 1B 1B		S F 1 SAFE B B S 2-3 K ②		3 1 2 0 1 1 1 0 0 0 0 0 0 0 0 0 0 0 0 0 0						
Wes Helms, R (1, 5) OBP: 0.365, SLG: 0.528		B C S S X 1-2 G5-4-3 ① ② 1-2f			X 0-0 F7 ①	B F B X 2-1 1-2 1B		S B 1 SAFE 1 SAFE S X 1-2 E4 1-H 2B		4 0 2 1 0 0 2						
Joe Borchard, S (1, 9) OBP: 0.313, SLG: 0.389 12 Cody Ross, R (6, PH) OBP: 0.307, SLG: 0.456 (6, 9)		B B F B S S 3-3 K ③			B S B X 2-1 4 HBP E 1-2 1B	C C X 0-2 F8 ② 2-3		B S S S 1-3 K ③		2 1 1 0 0 1 0 2 0 0 0 0 1 4						
4 Alfredo Amezaga, S (1, 8) OBP: 0.335, SLG: 0.338 (8, 7)			C X 0-1 P4 ①	D B C C H 3-2 E 2 2B HBP 1-2 2-3	B B X 2-0 F8 ③				F B B X 2-1 F7 ①	3 1 0 0 0 0 2						
Miguel Olivo, R (1, 2) OBP: 0.289, SLG: 0.440		B S B F S 2-3 K ②			S B X 1-1 E9 2 2B 1B 1-3 2-H 3-H		B S B F F S 2-3 K ①		B F B B F S 3-3 K2-3 ②	4 1 1 2 0 3 0						
36 Aníbal Sánchez, R (1, 1) OBP: 0.121, SLG: 0.121 Jason Wood, R (8, 3) OBP: 0.667, SLG: 0.800		C C B B X 2-2 G4-3 ③			S P C S 1-3 K ②		X 0-0 G4-3 ②		B C B F X 2-2 1B	3 0 0 0 0 1 2 1 0 1 0 0 0 0						
Inning Stats	R: 0 E: 0 K: 1 S: 9 H: 0 LOB: 0 BB: 0 P: 17	R: 0 E: 0 K: 1 S: 7 H: 0 LOB: 0 BB: 1 P: 15	R: 0 E: 0 K: 1 S: 8 H: 0 LOB: 0 BB: 0 P: 12	R: 0 E: 0 K: 2 S: 9 H: 0 LOB: 0 BB: 0 P: 13	R: 4 E: 1 K: 2 S: 20 H: 4 LOB: 1 BB: 0 P: 30	R: 0 E: 0 K: 1 S: 10 H: 2 LOB: 2 BB: 0 P: 16	R: 0 E: 0 K: 1 S: 8 H: 0 LOB: 0 BB: 0 P: 11	R: 1 E: 1 K: 2 S: 14 H: 2 LOB: 2 BB: 0 P: 20	R: 0 E: 0 K: 1 S: 9 H: 1 LOB: 1 BB: 0 P: 17	1B: 7 2B: 2 3B: 0 HR: 0 SF: 0 SAC: 0 DP: 1 HBP: 1							

TOP

Florida Marlins @ New York Mets

Shea Stadium, Flushing, NY

Thu Sep 21 2006, 7:10 PM EDT

Att. 44,966 - Partly Cloudy - 65 F

livebaseballscorecards.com

AB	35
R	5
H	9
RBI	5
BB	1
SO	12
LOB	13

PITCHER		IP	WLS	BF	H	R	ER	SO	BB	IBB	HBP	BLK	WP	HR	S	P	ERA	WHIP
45 Pedro Martinez, R ERA: 4.08	(1, 1)	5.0	L	20	4	4	3	7	1	0	1	0	0	0	53	87	5.40	1.000
25 Pedro Feliciano, L ERA: 1.74	(6, 1)	1.0		5	2	0	0	1	0	0	0	0	0	0	10	16	0.00	2.000
Chad Bradford, R ERA: 2.88	(7, 1)	1.0		3	0	0	0	1	0	0	0	0	0	0	8	11	0.00	0.000
Darren Oliver, L ERA: 2.83	(8, 1)	2.0		9	3	1	1	3	0	0	0	0	0	0	23	37	4.50	1.500

PITCHER	IP	WLS	BF	H	R	ER	SO	BB	IBB	HBP	BLK	WP	HR	S	P	ERA	WHIP

Florida Marlins @ New York Mets

Shea Stadium, Flushing, NY

Thu Sep 21 2006, 7:10 PM EDT

Att. 44,966 - Partly Cloudy - 65 F

livebaseballscorecards.com

BOTTOM

Batter	1	2	3	4	5	6	7	8	9	AB	R	H	RBI	BB	SO	LOB
7 José Reyes, S (1, 6) OBP: 0.348, SLG: 0.490	C F C 0-3 ① K		X 0-0 ③ G4-3		C F S 0-3 ② K		X 0-0 ③ G4-3			4	0	0	0	0	2	2
10 Endy Chavez, L (1, 8) OBP: 0.355, SLG: 0.442	B C B B X 3-1 ② P6			B X 1-0 20 G3-1 21 1B 20 BLK 1B	C B C B X 2-2 ③ 2-H 1B			C F F S 0-3 ① K2-3		4	1	2	1	0	1	0
20 Shawn Green, L (1, 9) OBP: 0.343, SLG: 0.425	B F B B X 3-1 ③ G4-3			1 SAFE 1 SAFE C B F X 1-2 ① G3-1 1-3		X 0-0 ① G3		B B X 2-0 ② F8		4	0	0	0	0	0	1
21 Carlos Delgado, L (1, 3) OBP: 0.362, SLG: 0.555		C B B C X 2-2 F8 5 WP 1B		B B S C F X 2-2 5 1B 3-H 1B		B X 1-0 5 G5-3 1B		B C B C B F B 4-2 5 WP BB		3	0	3	1	1	0	0
5 David Wright, R (1, 5) OBP: 0.381, SLG: 0.525		B S B B B 4-1 22 G4-6-3 1-2 BB		C D 1 SAFE F X 1-2 1-2 1B		C C B X 1-2 ② G5-3 1-2		1 SAFE B C B F F B X 3-2 ③ G6-3 1-2		3	0	1	0	1	0	2
Cliff Floyd, L (1, 7) OBP: 0.319, SLG: 0.403		C X 0-1 ① F8 2-3		B F B 2 SAFE F S 3-3 ② K		X 0-0 ③ G5-3			C B X 1-1 ① G6-3	4	0	0	0	0	1	5
22 Jose Valentin, S (1, 4) OBP: 0.332, SLG: 0.499		B F F X 1-2 ② ③ G4-6-3 1-2f		B B B F F X 3-2 ③ F7			X 0-0 1B		B F X 1-1 ② P4	4	0	1	0	0	0	4
Kelly Stinnett, R (1, 2) OBP: 0.263, SLG: 0.281 Julio Franco, R (9, PH) OBP: 0.325, SLG: 0.340			B B S X 2-1 ① F7		C B B B X 3-1 ① F9		B 1 SAFE C X 1-1 ① F7		F B S F B C 2-3 ③ K	3 1	0 0	0 0	0 0	0 0	0 1	1 0
45 Pedro Martinez, R (1, 1) OBP: 0.154, SLG: 0.135 Ricky Ledee, L (5, PH) OBP: 0.226, SLG: 0.300 25 Pedro Feliciano, L (6, 1) Chad Bradford, R (7, 1) Michael Tucker, L (7, PH) OBP: 0.367, SLG: 0.375 Darren Oliver, R (8, 1) OBP: 0.200, SLG: 0.214			C B F C 1-3 ② K		C X 0-1 E6 10 1B		C S F S 0-3 ② K			1 1 0 0 1 0	0 1 0 0 0 0	0 0 0 0 0 0	0 0 0 0 0 0	0 0 0 0 0 0	1 0 0 0 1 0	0 0 0 0 1 0
Inning Stats	R: 0 E: 0 K: 1 S: 7 H: 0 LOB: 0 BB: 0 P: 13	R: 0 E: 0 K: 0 S: 9 H: 1 LOB: 1 BB: 1 P: 16	R: 0 E: 0 K: 1 S: 6 H: 0 LOB: 0 BB: 0 P: 9	R: 1 E: 0 K: 1 S: 17 H: 3 LOB: 2 BB: 0 P: 28	R: 1 E: 1 K: 1 S: 11 H: 1 LOB: 1 BB: 0 P: 16	R: 0 E: 0 K: 0 S: 6 H: 1 LOB: 1 BB: 0 P: 8	R: 0 E: 0 K: 1 S: 8 H: 1 LOB: 1 BB: 0 P: 9	R: 0 E: 0 K: 1 S: 12 H: 0 LOB: 1 BB: 1 P: 21	R: 0 E: 0 K: 1 S: 8 H: 0 LOB: 0 BB: 0 P: 12	1B: 7 2B: 0 3B: 0 HR: 0	SF: 0 SAC: 0 DP: 1 HBP: 0						

	AB	33
	R	2
	H	7
	RBI	2
	BB	2
	SO	7
	LOB	16

PITCHER		IP	WLS	BF	H	R	ER	SO	BB	IBB	HBP	BLK	WP	HR	S	P	ERA	WHIP
36 Aníbal Sánchez, R ERA: 2.8	(1, 1)	7.0	W	28	7	2	1	5	1	0	0	1	1	0	64	99	1.29	1.143
57 Taylor Tankersley, L ERA: 2.87	(8, 1)	1.0	H	4	0	0	0	1	1	0	0	0	1	0	12	21	0.00	1.000
Joe Borowski, R ERA: 3.93	(9, 1)	1.0	S	3	0	0	0	1	0	0	0	0	0	0	8	12	0.00	0.000

PITCHER	IP	WLS	BF	H	R	ER	SO	BB	IBB	HBP	BLK	WP	HR	S	P	ERA	WHIP

Batter	1	2	3	4	5	6	7	8	9	AB	R	H	RBI	BB	SO	LOB
Alfonso Soriano, R (1, 7) OBP: 0.355, SLG: 0.571	X 0-0 ① L1		H 1-0 E S 1B HBP		B B C B F F X 3-2 G4-3 2B		C S B B S 2-3 ① K		C S B B X 2-2 ② P1	4	1	1	0	0	1	0
Felipe Lopez, S (1, 6) OBP: 0.357, SLG: 0.380	B B X 2-0 ② F8		1 SAFE P 1 SAFE B B B C C F X 3-2 11 S 11 1B 1-H 1B		X 0-0 ① G4-3 2-3		C X 0-1 ② L7		B B B X C F X 3-2 ③ G1-3	5	1	1	1	0	0	1
11 Ryan Zimmerman, R (1, 5) OBP: 0.347, SLG: 0.463	B B X 2-0 ③ P4		B F X 1-1 25 HBP 1-H 1B		F B B B F F B C 3-3 ② K		C B F F F F B X 2-2 ③ L3			4	0	1	1	0	1	1
24 Nick Johnson, L (1, 3) OBP: 0.429, SLG: 0.523		B B X 2-0 2B	C F B T 1-2 ② K		B B C F B S 3-3 ③ K			B B C F X 2-2 ① G3		4	0	1	0	0	2	2
25 Austin Kearns, R (1, 9) OBP: 0.363, SLG: 0.470		C B B B X 2-1 ① F7	F 1 SAFE H 1-1 1-2 HBP			B B X 2-0 HR		B B F B F B 4-2 2B BB		2	1	1	1	1	0	1
Jose Vidro, S (1, 4) OBP: 0.346, SLG: 0.394		D B C F B B 4-2 BB	X 0-0 ③ P5			C X 0-1 ① G4-3		B B F X 2-1 1-3 2B		3	0	1	0	1	0	2
Brian Schneider, L (1, 2) OBP: 0.314, SLG: 0.324		B X 1-0 ② L3		B S B B F X 3-2 ① G3		B X 1-0 ② G4-3		B S B X 2-1 ② G4-3		4	0	0	0	0	0	4
7 Nook Logan, S (1, 8) OBP: 0.347, SLG: 0.391		C S S 0-3 ③ K		C S B F S 1-3 ② K		B S B X 2-1 1B		X 0-0 ③ B3		4	0	1	0	0	2	4
Pedro Astacio, R (1, 1) OBP: 0.269, SLG: 0.208			C F S 0-3 ① K	X 0-0 ③ G6-3		S S B S 1-3 ③ K			C X 0-1 ① P6	3	0	0	0	0	2	1
52 Saul Rivera, S (7, 1)										0	0	0	0	0	0	0
Jon Rauch, R (8, 1)										0	0	0	0	0	0	0
Bernie Castro, S (9, PH) OBP: 0.272, SLG: 0.299										1	0	0	0	0	0	0
32 Chad Cordero, R (9, 1)										0	0	0	0	0	0	0
Inning Stats	R: 0 E: 0 K: 0 S: 3 — H: 0 LOB: 0 BB: 0 P: 7	R: 0 E: 0 K: 1 S: 9 — H: 1 LOB: 2 BB: 1 P: 18	R: 2 E: 0 K: 2 S: 15 — H: 2 LOB: 2 BB: 0 P: 21	R: 0 E: 0 K: 1 S: 8 — H: 0 LOB: 0 BB: 0 P: 12	R: 0 E: 0 K: 2 S: 12 — H: 1 LOB: 1 BB: 0 P: 21	R: 1 E: 0 K: 1 S: 9 — H: 2 LOB: 1 BB: 0 P: 15	R: 0 E: 0 K: 1 S: 11 — H: 0 LOB: 0 BB: 0 P: 15	R: 0 E: 0 K: 0 S: 10 — H: 1 LOB: 2 BB: 1 P: 20	R: 0 E: 0 K: 0 S: 8 — H: 0 LOB: 0 BB: 0 P: 13	1B: 3 2B: 3 3B: 0 HR: 1 — SF: 0 SAC: 0 DP: 0 HBP: 2						

TOP

Washington Nationals @ New York Mets

Shea Stadium, Flushing, NY

Fri Sep 22 2006, 7:10 PM EDT

Att. 42,788 - Cloudy - 64 F

livebaseballscorecards.com

AB	34
R	3
H	7
RBI	3
BB	2
SO	8
LOB	16

PITCHER		IP	WLS	BF	H	R	ER	SO	BB	IBB	HBP	BLK	WP	HR	S	P	ERA	WHIP
26 Orlando Hernandez, R ERA: 4.81	(1, 1)	7.0	L	30	6	3	3	8	1	0	2	0	0	1	67	109	3.86	1.000
59 Guillermo Mota, R ERA: 4.67	(8, 1)	1.0		5	1	0	0	0	1	0	0	0	0	0	10	20	0.00	2.000
Aaron Heilman, R ERA: 3.64	(9, 1)	1.0		3	0	0	0	0	0	0	0	0	0	0	8	13	0.00	0.000

PITCHER	IP	WLS	BF	H	R	ER	SO	BB	IBB	HBP	BLK	WP	HR	S	P	ERA	WHIP

Batter	1	2	3	4	5	6	7	8	9	AB	R	H	RBI	BB	SO	LOB
10 Endy Chavez, L (1, 8) OBP: 0.358, SLG: 0.444	G4-3		21 G1-5-3 1B		22 G1-3 1B 2-3 3-H		22 S 1B		G6-3	5	0	3	1	0	0	0
22 Jose Valentin, S (1, 4) OBP: 0.328, SLG: 0.493	F9		F8		G1-3 1-2		K 1-2			4	0	0	0	0	1	4
21 Carlos Delgado, L (1, 3) OBP: 0.361, SLG: 0.551	P2		G1-5-3 1-2f		K		5 FC5-4 IBB			3	0	0	0	1	1	3
5 David Wright, R (1, 5) OBP: 0.380, SLG: 0.523		BB 20 1B 1B		G6-3		K	FC5-4 1-2f			4	0	1	0	0	1	2
Cliff Floyd, L (1, 7) OBP: 0.321, SLG: 0.404		P4				20 FC3-6 1B		K		4	0	2	0	0	1	1
20 Shawn Green, L (1, 9) OBP: 0.342, SLG: 0.423		BB 1-2 1B		G3-6 1-2f		FC3-6 FC5-4 1-2f		P5		4	0	1	0	0	0	2
Chris Woodward, R (1, 6) OBP: 0.281, SLG: 0.310		K			26 SH1-4 10 1B 2B	FC5-4 1-2f		F9		4	1	1	0	0	1	3
Mike DiFelice, R (1, 2) OBP: 0.233, SLG: 0.120 Michael Tucker, L (7, PH) OBP: 0.381, SLG: 0.367 Kelly Stinnett, R (8, 2) OBP: 0.263, SLG: 0.281 7 José Reyes, S (9, PH) OBP: 0.347, SLG: 0.490		BB 1-2 2-3			10 1B 26 SH1-4 BB		K		F8	0 1 0 1	0 0 0 0	0 0 0 0	0 0 0 0	2 0 0 0	0 1 0 0	0 0 0 0
26 Orlando Hernandez, R (1, 1) OBP: 0.200, SLG: 0.250 Ricky Ledee, L (7, PH) OBP: 0.235, SLG: 0.346 59 Guillermo Mota, R (8, 1) Aaron Heilman, R (9, 1) Julio Franco, R (9, PH) OBP: 0.323, SLG: 0.338		F8			SH1-4 1-2 2-3		K HR		G1-3	1 1 0 0 1	0 1 0 0 0	0 1 0 0 0	0 1 0 0 0	0 0 0 0 0	0 0 0 0 0	3 0 0 0 0
Inning Stats	R: 0 E: 0 K: 0 S: 7 H: 0 LOB: 0 BB: 0 P: 11	R: 0 E: 0 K: 1 S: 15 H: 2 LOB: 3 BB: 1 P: 25	R: 0 E: 0 K: 0 S: 6 H: 1 LOB: 0 BB: 0 P: 11	R: 0 E: 0 K: 0 S: 5 H: 1 LOB: 0 BB: 0 P: 8	R: 1 E: 0 K: 1 S: 9 H: 2 LOB: 2 BB: 1 P: 18	R: 0 E: 0 K: 1 S: 12 H: 1 LOB: 1 BB: 0 P: 20	R: 1 E: 0 K: 2 S: 14 H: 2 LOB: 2 BB: 1 P: 24	R: 0 E: 0 K: 1 S: 9 H: 0 LOB: 0 BB: 0 P: 14	R: 0 E: 0 K: 0 S: 9 H: 0 LOB: 0 BB: 0 P: 12	1B: 7 2B: 1 3B: 0 HR: 1	SF: 0 SAC: 1 DP: 2 HBP: 0			WP: 0 PB: 0 SB: 1 CS: 0	PA: 37	

PITCHER		IP	WLS	BF	H	R	ER	SO	BB	IBB	HBP	BLK	WP	HR	S	P	ERA	WHIP
Pedro Astacio, R ERA: 6.12	(1, 1)	6.1	W	28	9	2	2	4	2	0	0	0	0	1	62	105	2.84	1.737
52 Saul Rivera, R ERA: 3.83	(7, 1)	0.2	H	3	0	0	0	1	0	1	0	0	0	0	6	12	0.00	0.000
Jon Rauch, R ERA: 3.44	(8, 1)	1.0	H	3	0	0	0	1	0	0	0	0	0	0	9	14	0.00	0.000
32 Chad Cordero, R ERA: 3.12	(9, 1)	1.0	S	3	0	0	0	0	0	0	0	0	0	0	9	12	0.00	0.000

PITCHER	IP	WLS	BF	H	R	ER	SO	BB	IBB	HBP	BLK	WP	HR	S	P	ERA	WHIP

BOTTOM

Washington Nationals @ New York Mets

Shea Stadium, Flushing, NY

Fri Sep 22 2006, 7:10 PM EDT

Att. 42,788 - Cloudy - 64 F

livebaseballscorecards.com

AB	33
R	2
H	9
RBI	2
BB	3
SO	6
LOB	18

Washington Nationals @ New York Mets

Shea Stadium, Flushing, NY

Sat Sep 23 2006, 1:25 PM EDT

Att. 45,245 - Cloudy - 72 F

livebaseballscorecards.com

TOP

Batter	1	2	3	4	5	6	7	8	9	AB	R	H	RBI	BB	SO	LOB
Felipe Lopez, S (1, 6) OBP: 0.356, SLG: 0.379	K		F8		HBP; 24 S; 25 BB; 1B	G1-3			G4-3 2-3	5	1	1	0	0	1	3
24 Nick Johnson, L (1, 3) OBP: 0.428, SLG: 0.520	K			G3	25 BB; HBP; 1B 1-2		G4-3		G4-3 3-H	3	1	0	0	1	1	0
13 Robert Fick, L (8, 3) OBP: 0.319, SLG: 0.349					BB					1	0	0	1	0	0	0
Alfonso Soriano, R (1, 7) OBP: 0.357, SLG: 0.575	K			K	25 BB; 1B; HBP 1-2 2-3		HR		1B	4	2	2	1	0	2	0
11 Ryan Zimmerman, R (1, 5) OBP: 0.347, SLG: 0.463		G1-3		25 WP; BB; 2B	K		K		DI; 1B 1-3	4	1	1	0	0	2	3
Bernie Castro, S (9, PH) OBP: 0.280, SLG: 0.308										1	0	1	0	0	0	0
25 Austin Kearns, R (1, 9) OBP: 0.364, SLG: 0.468		F9		BB; BB; HBP 2-3	1B; BB 1-2 2-3 3-H		K2-3		K 1-2	2	0	0	1	1	1	0
George Lombard, L (8, 9) OBP: 0.364, SLG: 0.556										1	0	0	0	0	1	2
Jose Vidro, S (1, 4) OBP: 0.348, SLG: 0.394		K		BB 1-2	1B 1-3 2-H 3-H			G4-3		3	0	1	2	1	1	0
Brian Schneider, L (1, 2) OBP: 0.316, SLG: 0.322			48 SH1-4; BB	BB 1-2 2-3 3-H		G4-3		F8		2	0	0	1	2	0	0
7 Nook Logan, S (1, 8) OBP: 0.342, SLG: 0.397			F7	P6		2B		K		4	0	1	0	0	1	4
48 Michael O'Connor, L (1, 1) OBP: 0.097, SLG: 0.067			SH1-4 1-2		K	F8			G4-3; 13 G4-3; 2B	1	0	0	0	0	1	0
35 Ryan Wagner, R (5, 1) OBP: 0.333, SLG: 0.333										0	0	0	0	0	0	0
Henry Mateo, S (6, PH) OBP: 0.182, SLG: 0.333										1	0	0	0	0	0	1
45 Chris Schroder, R (6, 1)										0	0	0	0	0	0	0
Felix Rodriguez, R (7, 1)										0	0	0	0	0	0	0
57 Jason Bergmann, R (8, 1)										0	0	0	0	0	0	0
Melvin Dorta, R (9, PH) OBP: 0.231, SLG: 0.308										1	1	1	0	0	0	0
Inning Stats	R: 0 E: 0 K: 3 S: 11 H: 0 LOB: 0 BB: 0 P: 16	R: 0 E: 0 K: 1 S: 8 H: 0 LOB: 0 BB: 0 P: 12	R: 0 E: 0 K: 0 S: 6 H: 0 LOB: 1 BB: 1 P: 14	R: 1 E: 0 K: 1 S: 17 H: 1 LOB: 3 BB: 2 P: 38	R: 3 E: 0 K: 2 S: 18 H: 2 LOB: 2 BB: 2 P: 30	R: 0 E: 0 K: 0 S: 10 H: 1 LOB: 1 BB: 0 P: 15	R: 1 E: 0 K: 2 S: 15 H: 1 LOB: 0 BB: 0 P: 20	R: 0 E: 0 K: 1 S: 6 H: 0 LOB: 0 BB: 0 P: 10	R: 1 E: 0 K: 1 S: 13 H: 3 LOB: 2 BB: 0 P: 19	1B: 4 2B: 3 3B: 0 HR: 1 SF: 0 SAC: 1 DP: 0 HBP: 2	WP: 1 PB: 0 SB: 1 CS: 0 PA: 41					

	AB	33
	R	6
	H	8
	RBI	6
	BB	5
	SO	11
	LOB	13

PITCHER		IP	WLS	BF	H	R	ER	SO	BB	IBB	HBP	BLK	WP	HR	S	P	ERA	WHIP
33 John Maine, R ERA: 3.64	(1, 1)	5.0	W	24	3	4	4	7	5	0	2	0	1	0	60	110	7.20	1.600
43 Royce Ring, L ERA: 3.0	(6, 1)	1.0	H	4	1	0	0	0	0	0	0	0	0	0	10	15	0.00	1.000
59 Guillermo Mota, R ERA: 4.75	(7, 1)	1.0	H	4	1	1	1	2	0	0	0	0	0	1	15	20	9.00	1.000
Aaron Heilman, R ERA: 3.6	(8, 1)	1.0		3	0	0	0	1	0	0	0	0	0	0	6	10	0.00	0.000
13 Billy Wagner, L ERA: 2.18	(9, 1)	1.0		6	3	1	1	1	0	0	0	0	0	0	13	19	9.00	3.000

PITCHER	IP	WLS	BF	H	R	ER	SO	BB	IBB	HBP	BLK	WP	HR	S	P	ERA	WHIP

BOTTOM

Washington Nationals @ New York Mets

Shea Stadium, Flushing, NY

Sat Sep 23 2006, 1:25 PM EDT

Att. 45,245 - Cloudy - 72 F

livebaseballscorecards.com

Batter	1	2	3	4	5	6	7	8	9	AB	R	H	RBI	BB	SO	LOB
7 José Reyes, S (1, 6) OBP: 0.352, SLG: 0.494 13 Billy Wagner, L (9, 1)	B X 1-0 10 B2-6 1B		B C B B B 4-1 BB		X 0-0 5 S 10 1B 5 HR 1B 2-3 3-H	B B B B 4-0 1-2 BB	C X 0-1 1-3 2-H 3-H 2B			3 0	1 0	3 0	3 0	2 0	0 0	0 0
10 Endy Chavez, L (1, 8) OBP: 0.356, SLG: 0.440	X 0-0 ①② B2-6 1-2f		B C C C B X 2-2 ③ P5		B X 1-0 5 S 5 HR 1-2 3-H 1B	C F B F F F S 1-3 ② K	X 0-0 ③ G6-3			5	1	1	1	0	1	6
16 Paul Lo Duca, R (1, 2) OBP: 0.351, SLG: 0.426	C F F X 0-2 2B			B X 1-0 ① L7	F X 0-1 ② F9	B B X 2-0 ③ F9		X 0-0 HR		5	1	2	1	0	0	4
5 David Wright, R (1, 5) OBP: 0.381, SLG: 0.533	C X 0-1 ③ G6-3			B C F X 1-2 ② F9	B C B X 2-1 1-H 2-H HR		C B B X 2-1 44 FC5-4 G5-3 1B 1B	F F F B F X 1-2 2B 3B		5	3	3	3	0	0	1
Julio Franco, R (1, 3) OBP: 0.325, SLG: 0.347		B F B C T 2-2 ① K		B F B F B F X 3-2 ③ G4-3	B X 1-0 20 1B 1B		C 1 SAFE X 0-1 ① G5-3 1-2	B S X 1-1 20 P5 44 2B 3-H 2B		5	1	2	1	0	1	1
20 Shawn Green, L (1, 9) OBP: 0.345, SLG: 0.426		X 0-0 ② P5			B X 2-2 44 1B 2B 2-2 1-3 1B	I I I 4-0 44 FC5-4 IBB	C F X 0-2 ① P5 2-3			4	1	2	0	1	0	1
44 Lastings Milledge, R (1, 7) OBP: 0.317, SLG: 0.389		C C B B S 2-3 ③ K			B X 1-0 2B 7 1B 2-H 1B S 1 SAFE SAFE D X 2-2 ③ L7	C X 0-1 ② FC5-4 1B 7 2B 1-2f 2-3	F X 0-1 3-H 2B			5	2	2	2	0	1	4
Chris Woodward, R (1, 4) OBP: 0.284, SLG: 0.317			F F S 0-3 ① K		C X 0-1 7 1B 10 1B 1-3 2B	F B B B S 2-3 ① K	1 SAFE B X 1-0 7 2B BB 1-3 3-H 1B	B C B F F C 2-3 ② K		5	2	2	1	0	3	1
33 John Maine, R (1, 1) 22 Jose Valentin, S (5, PH) 43 Royce Ring, L (6, 1) Ricky Ledee, L (6, PH) 59 Guillermo Mota, R (7, 1) Michael Tucker, L (7, PH) Aaron Heilman, R (8, 1) 1 Anderson Hernandez, S (8, PH)		C C S 0-3 ② K			C D F C 1-3 ① K	B B B B 4-0 7 BB BB	B B B X 4-0 7 2B 1-2 BB	C C F F B C 1-3 ③ K		1 0	0 0	0 0	0 0	0 0	1 0	0 0
Inning Stats	R: 0 E: 0 K: 0 S: 8 H: 2 LOB: 1 BB: 0 P: 9	R: 0 E: 0 K: 2 S: 7 H: 0 LOB: 0 BB: 0 P: 11	R: 0 E: 0 K: 2 S: 10 H: 0 LOB: 1 BB: 1 P: 16	R: 0 E: 0 K: 0 S: 8 H: 0 LOB: 0 BB: 0 P: 13	R: 6 E: 0 K: 1 S: 22 H: 8 LOB: 2 BB: 0 P: 34	R: 0 E: 0 K: 2 S: 10 H: 0 LOB: 2 BB: 2 P: 23	R: 3 E: 0 K: 0 S: 10 H: 3 LOB: 2 BB: 2 P: 21	R: 3 E: 0 K: 2 S: 23 H: 4 LOB: 1 BB: 0 P: 28		1B: 8 2B: 7 3B: 1 HR: 2 SF: 0 SAC: 0 DP: 1 HBP: 0						

	AB	40
	R	12
	H	17
	RBI	12
	BB	5
	SO	9
	LOB	21

WP: 0 PB: 0 SB: 2 CS: 0 PA: 45

PITCHER		IP	WLS	BF	H	R	ER	SO	BB	IBB	HBP	BLK	WP	HR	S	P	ERA	WHIP
48 Michael O'Connor, L ERA: 5.04	(1, 1)	4.2	L	22	8	6	6	5	1	0	0	0	0	1	48	71	11.57	1.929
35 Ryan Wagner, R ERA: 4.67	(5, 1)	0.1		3	2	0	0	0	0	0	0	0	0	0	7	12	0.00	6.000
45 Chris Schroder, R ERA: 5.4	(6, 1)	1.0		5	0	0	0	2	2	0	0	0	0	0	10	23	0.00	2.000
Felix Rodriguez, R ERA: 7.16	(7, 1)	1.0		8	3	3	3	0	1	1	0	0	0	0	10	21	27.00	4.000
57 Jason Bergmann, R ERA: 7.02	(8, 1)	1.0		7	4	3	3	2	0	0	0	0	0	1	23	28	27.00	4.000

PITCHER	IP	WLS	BF	H	R	ER	SO	BB	IBB	HBP	BLK	WP	HR	S	P	ERA	WHIP

Batter	1	2	3	4	5	6	7	8	9	AB	R	H	RBI	BB	SO	LOB
Bernie Castro, S (1, 4) OBP: 0.302, SLG: 0.304	B B C B C B 4-2 1B SF9 BB	C X 0-1 ③ G1-3			S C B F B B F B 4-2 CS BB		B X 1-0 ① SH5-4 2-3		F B B F F F B B 4-2 S BB	1	1	0	0	3	0	1
Felipe Lopez, S (1, 6) OBP: 0.357, SLG: 0.379	1 SAFE C 1 SAFE 1 SAFE C B 1 SAFE D 1 SAFE 2-2 X 11 CS 1B 1-3	X 0-0 ① F8			B 1 SAFE 1 SAFE B F 1 SAFE 1 SAFE B X 3-1 ② ③ G4-3 1-2		B B B C T X 3-2 11 FC6 1B 3-H		B C C C F B B C 3-3 ③ K 1-2	5	0	2	1	0	1	2
Alfonso Soriano, R (1, 7) OBP: 0.357, SLG: 0.576	X 0-0 ① SF9 3-H	C C B F F B B F X 3-2 ② F7				C B X 1-1 11 2B 2B	F F S 0-3 ② K			3	1	1	1	0	1	1
11 Ryan Zimmerman, R (1, 5) OBP: 0.348, SLG: 0.467	1 SAFE C 1 SAFE F F B F X 3-2 ② 1-2 2B	B B B C F F X 3-2 ③ F8				C C X 0-2 2-H 2B	B 1 SAFE C C 1 SAFE 1 SAFE X 1-2 ③ FC6 1-2f			4	0	2	1	0	0	1
13 Robert Fick, L (1, 3) OBP: 0.317, SLG: 0.345	B B F X 2-1 ③ F9			B X 1-0 1B 1B		S F F B X 1-2 ① G1-3		C B X 1-1 ① P6		4	0	1	0	0	0	2
Ryan Church, L (1, 8) OBP: 0.375, SLG: 0.512 52 Saul Rivera, S (9, 1)		X 0-0 BB 1B G6-4-3 1B		C B X 1-1 G5-4-3 1B 1-2		C B S F F S 1-3 ② K		C B F B C 2-3 ② K		4 0	1 0	2 0	0 0	0 0	2 0	1 0
George Lombard, L (1, 9) OBP: 0.333, SLG: 0.462		B 1 SAFE 1 SAFE X 1-0 G6-4-3 BB 1B 1-2		C F F S 0-3 ① K		F F B B F B F C 3-3 ③ K		B C F B S 2-3 ③ K		4	0	1	0	0	3	3
Brandon Harper, R (1, 2) OBP: 0.436, SLG: 0.636	B C B C B F D 4-2 G6-4-3 BB 1-2 2-3			C B F B X 2-2 ② ③ G5-4-3 1-2f			C X 0-1 2B 2B		X 0-0 ① G6-3	3	1	1	0	1	0	2
Tony Armas, R (1, 1) OBP: 0.060, SLG: 0.061 Henry Mateo, S (7, PH) OBP: 0.217, SLG: 0.409 40 Billy Traber, L (7, 1) OBP: 0.154, SLG: 0.083 Jon Rauch, R (8, 1) 7 Nook Logan, S (9, PH) OBP: 0.338, SLG: 0.391 (9, 8)	X 0-0 ① ② G6-4-3 1-2f 2-3 3-H				B B B C C X 3-2 ① G6-3		B B B C F X 3-2 SH5-4 1B 2B 2-H		B B C X 2-1 ② L7	2 1 0 0 1	0 1 0 0 0	0 1 0 0 0	0 1 0 0 0	0 0 0 0 0	0 0 0 0 0	2 0 0 0 0
Inning Stats	R: 1 H: 2 E: 0 LOB: 1 K: 0 BB: 1 S: 13 P: 23	R: 1 H: 2 E: 0 LOB: 1 K: 0 BB: 1 S: 8 P: 13	R: 0 H: 0 E: 0 LOB: 0 K: 0 BB: 0 S: 11 P: 17	R: 0 H: 2 E: 0 LOB: 1 K: 1 BB: 0 S: 10 P: 14	R: 0 H: 0 E: 0 LOB: 0 K: 0 BB: 1 S: 9 P: 19	R: 1 H: 2 E: 0 LOB: 1 K: 2 BB: 0 S: 19 P: 25	R: 2 H: 3 E: 0 LOB: 1 K: 1 BB: 0 S: 15 P: 23	R: 0 H: 0 E: 0 LOB: 0 K: 2 BB: 0 S: 8 P: 13	R: 0 H: 0 E: 0 LOB: 1 K: 1 BB: 1 S: 10 P: 19	1B: 6 SF: 1 2B: 5 SAC: 1 3B: 0 DP: 2 HR: 0 HBP: 0						

PITCHER		IP	WLS	BF	H	R	ER	SO	BB	IBB	HBP	BLK	WP	HR	S	P	ERA	WHIP
Steve Trachsel, R ERA: 4.97	(1, 1)	5.0	L	22	8	3	3	1	3	0	0	0	0	0	56	92	5.40	2.200
25 Pedro Feliciano, L ERA: 1.71	(6, 1)	1.0		3	0	0	0	2	0	0	0	0	0	0	14	19	0.00	0.000
Darren Oliver, L ERA: 3.05	(7, 1)	0.1		4	3	2	2	0	0	0	0	0	0	0	9	16	54.00	9.000
Chad Bradford, R ERA: 2.85	(7, 1)	0.2		2	0	0	0	1	0	0	0	0	0	0	6	7	0.00	0.000
43 Royce Ring, L ERA: 2.7	(8, 1)	1.0		3	0	0	0	2	0	0	0	0	0	0	8	13	0.00	0.000

PITCHER		IP	WLS	BF	H	R	ER	SO	BB	IBB	HBP	BLK	WP	HR	S	P	ERA	WHIP
49 Philip Humber, R ERA:	(9, 1)	1.0		4	0	0	0	1	1	0	0	0	0	0	10	19	0.00	1.000

TOP

Washington Nationals @ New York Mets

Shea Stadium, Flushing, NY

Sun Sep 24 2006, 1:10 PM EDT
Att. 44,543 - Partly Cloudy - 83 F

livebaseballscorecards.com

AB	32
R	5
H	11
RBI	4
BB	4
SO	7
LOB	15

WP: 0 PA: 38
PB: 0
SB: 1
CS: 2

Batter	1	2	3	4	5	6	7	8	9	AB	R	H	RBI	BB	SO	LOB
7 José Reyes, S (1, 6) OBP: 0.353, SLG: 0.493	C B F X 1-2 20 S 1B		C X 0-1 ② G3 1-2			B C F F S 1-3 ① K		B C B F B 4-2 20 S 1-2 BB		3	0	1	0	1	1	1
10 Endy Chavez, L (1, 8) OBP: 0.352, SLG: 0.435	C 1 B L F 1 SAFE 1 SAFE X 1-2 ① L9		F B B T F X 2-2 ③ G3			C B C X 1-2 ② G4-3		B X 1-0 ② L9 2-3		4	0	0	0	0	0	4
20 Shawn Green, L (1, 9) OBP: 0.344, SLG: 0.424	B B F F B S 3-3 ② K 1-2			B B C F B X 3-2 ① G3		B C B C F B X 3-2 1B		B C B X 2-1 ③ F8 1-2		4	0	1	0	0	1	3
21 Carlos Delgado, L (1, 3) OBP: 0.359, SLG: 0.547	S B X 1-1 ③ F8			B C B C F B X 3-2 ② G4-3		S B D F S 2-3 ③ K			B C F S 1-3 ① K	4	0	0	0	0	2	2
Cliff Floyd, L (1, 7) OBP: 0.323, SLG: 0.404		C C C 0-3 ① K		B X 1-0 ③ 1B			B C S B X 2-2 ① G5-3		B B F B B 4-1 BB	3	0	1	0	1	1	0
22 Jose Valentin, S (1, 4) OBP: 0.327, SLG: 0.497		B C B X 2-1 ② G3			X 0-0 HR		C S S 0-3 ② K		F C F B F F B S 2-3 ② K	4	1	1	1	0	2	1
Chris Woodward, R (1, 5) OBP: 0.279, SLG: 0.311	X 0-0 ③ F8				C F F B F X 1-2 ① G4-3		B X 1-0 ③ L7		C F B X 1-2 ③ F9	4	0	0	0	0	0	1
Kelly Stinnett, R (1, 2) OBP: 0.258, SLG: 0.275 Michael Tucker, L (8, PH) OBP: 0.400, SLG: 0.367 Mike DiFelice, R (9, 2) OBP: 0.233, SLG: 0.120			C C X 0-2 ① G6-3		B B S X 2-1 ② F7			B C B C F B 4-2 FC3-6 BB		2 0 0	0 0 0	0 0 0	0 0 0	0 1 0	0 0 0	0 0 0
Steve Trachsel, R (1, 1) OBP: 0.241, SLG: 0.220 25 Pedro Feliciano, L (6, 1) Darren Oliver, R (7, 1) OBP: 0.200, SLG: 0.214 Chad Bradford, R (7, 1) 43 Royce Ring, L (8, 1) Ricky Ledee, L (8, PH) OBP: 0.241, SLG: 0.341 49 Philip Humber, R (9, 1)			B B C F B X 3-2 7 G3 1B		C B X 1-1 ③ P3			C B B F F X 1-2 ① FC3-6 10 7 L9 BB 1-2f		2 0 0 0 0 0 1 0	0 0 0 0 0 0 0 0	1 0 0 0 0 0 0 0	0 0 0 0 0 0 0 0	0 0 0 0 0 0 0 0	0 0 0 0 0 0 0 0	0 0 0 0 0 0 1 0
Inning Stats	R: 0 E: 0 K: 1 S: 13 H: 1 LOB: 1 BB: 0 P: 19	R: 0 E: 0 K: 1 S: 6 H: 0 LOB: 0 BB: 0 P: 8	R: 0 E: 0 K: 0 S: 12 H: 1 LOB: 1 BB: 0 P: 17	R: 0 E: 0 K: 0 S: 9 H: 1 LOB: 1 BB: 0 P: 16	R: 1 E: 0 K: 0 S: 10 H: 1 LOB: 0 BB: 0 P: 14	R: 0 E: 0 K: 2 S: 14 H: 1 LOB: 1 BB: 0 P: 21	R: 0 E: 0 K: 1 S: 7 H: 0 LOB: 0 BB: 0 P: 10	R: 0 E: 0 K: 0 S: 13 H: 0 LOB: 2 BB: 2 P: 25	R: 0 E: 0 K: 2 S: 13 H: 0 LOB: 1 BB: 1 P: 21	1B: 4 2B: 0 3B: 0 HR: 1	SF: 0 SAC: 0 DP: 0 HBP: 0			WP: 0 PB: 0 SB: 2 CS: 0	PA: 34	

PITCHER		IP	WLS	BF	H	R	ER	SO	BB	IBB	HBP	BLK	WP	HR	S	P	ERA	WHIP
Tony Armas, R ERA: 5.07	(1, 1)	6.0	W	22	5	1	1	4	0	0	0	0	0	1	64	95	1.50	0.833
40 Billy Traber, L ERA: 7.28	(7, 1)	1.0		3	0	0	0	1	0	0	0	0	0	0	7	10	0.00	0.000
Jon Rauch, R ERA: 3.4	(8, 1)	1.0		5	0	0	0	0	2	0	0	0	0	0	13	25	0.00	2.000
52 Saul Rivera, R ERA: 3.76	(9, 1)	1.0		4	0	0	0	2	1	0	0	0	0	0	13	21	0.00	1.000

PITCHER	IP	WLS	BF	H	R	ER	SO	BB	IBB	HBP	BLK	WP	HR	S	P	ERA	WHIP

BOTTOM

Washington Nationals @ New York Mets

Shea Stadium, Flushing, NY

Sun Sep 24 2006, 1:10 PM EDT
Att. 44,543 - Partly Cloudy - 83 F

livebaseballscorecards.com

AB	31
R	1
H	5
RBI	1
BB	3
SO	7
LOB	13

Batter	1	2	3	4	5	6	7	8	9	AB	R	H	RBI	BB	SO	LOB
Bernie Castro, S (1, 4) OBP: 0.297, SLG: 0.298	C S B C 1-3 K ①		B X 1-0 FC6-4 BB S 11 2B 1-2f ①	D X 1-0 F9 ③			B C B F F B C 3-3 K ①	B X 1-0 PB 1-2 2-H 3-H 1B		5	1	1	2	0	2	2
Felipe Lopez, S (1, 6) OBP: 0.358, SLG: 0.380	B B C X 2-1 1B		B B B 4-0 BB 11 2B 1-2 BB		C X 0-1 G5-3 ①		C B B X 2-1 FC5-4 1B	C S B B F B F X 3-2 F7 ② 1-2 2-3		4	1	2	0	1	0	2
Alfonso Soriano, R (1, 7) OBP: 0.355, SLG: 0.572	X 0-0 P6 ②		B B O F B 4-1 11 2B 1-2 2-3 BB		B S C B B C 2-3 K ②		1 SAFE S 1 SAFE P 1 SAFE S X 1-2 FC5-4 ② 1-2f	B F B S B F S 3-3 K ③		4	1	0	0	1	2	5
11 Ryan Zimmerman, R (1, 5) OBP: 0.347, SLG: 0.466	B B B C X 3-1 G5-3 ③		B X 1-0 CS 1-H 2-H 3-H 2B		C B X 1-1 P3 ③		F X 0-1 P4 ③		B B X 2-0 P3 ①	5	0	1	3	0	0	2
Jose Vidro, S (1, 3) OBP: 0.353, SLG: 0.403		B X 1-0 1B 7 FC6-2 2B	C B F D B B 4-2 BB			B X 2-0 1B 7 E 2B		B C F X 1-2 1B 7 1B 1B	B F B S X 2-2 G4-3 ②	3	1	3	0	1	0	0
Melvin Dorta, R (8, PR) OBP: 0.231, SLG: 0.308										0	1	0	0	0	0	0
35 Ryan Wagner, R (8, 1) OBP: 0.333, SLG: 0.333										0	0	0	0	0	0	0
Henry Mateo, S (9, PH) OBP: 0.208, SLG: 0.391										1	0	0	0	0	0	0
32 Chad Cordero, R (9, 1)										0	0	0	0	0	0	0
Brian Schneider, L (1, 2) OBP: 0.321, SLG: 0.328		B S C B D X 3-2 CS 7 FC6-2 2-3 1B	C B S S 1-3 K ② ③ 2-3			F B B F X 2-2 7 S 2-3 1B		1 SAFE C X 0-1 SH5-4 7 1B 1-3 1B	B F X 1-1 1B	5	1	4	0	0	1	2
7 Nook Logan, S (1, 8) OBP: 0.341, SLG: 0.405		B B C X 2-1 FC6-2 ① 1-2 3-H	B X 2-0 54 G6-3 2B			C B B C B C 3-3 K ① 1-3 3-H	C C B F X 1-2 SH5-4 1B 1-2 3-H 1B	S S B X 1-2 G4-3 ③		5	1	2	1	0	1	4
Ryan Church, L (1, 9) OBP: 0.369, SLG: 0.503		S C B D B S 3-3 K ② ③ 2-3	S D B S B X 3-2 G6-3 ①			B B C S F X 2-2 G3 ②		B B X 2-0 SH5-4 ① 1-2 2-3		3	0	0	0	0	1	4
54 Beltran Perez, R (1, 1) OBP: 0.400, SLG: 0.250			B C S X 1-2 FC6-4 1B	C X 0-1 G6-3 ② 2-3		B C C S 1-3 K ③		B B B B 4-0 PB 1B BB		3	0	1	0	0	1	2
40 Billy Traber, L (7, 1) OBP: 0.154, SLG: 0.083										0	0	0	0	0	0	0
13 Robert Fick, L (8, PH) OBP: 0.323, SLG: 0.345										0	0	0	0	1	0	0
(8, 3)																

TOP

Washington Nationals @ New York Mets

Shea Stadium, Flushing, NY

Mon Sep 25 2006, 7:10 PM EDT

Att. 34,027 - Partly Cloudy - 68 F

livebaseballscorecards.com

AB	38
R	7
H	14
RBI	6
BB	4
SO	8
LOB	23

Inning Stats	1	2	3	4	5	6	7	8	9	1B: 10	SF: 0	WP: 0	PA: 43
	R: 0 E: 0 K: 1 S: 8	R: 0 E: 0 K: 1 S: 9	R: 3 E: 0 K: 1 S: 11	R: 0 E: 0 K: 0 S: 7	R: 0 E: 0 K: 1 S: 7	R: 1 E: 1 K: 2 S: 15	R: 0 E: 0 K: 1 S: 12	R: 3 E: 0 K: 1 S: 20	R: 0 E: 0 K: 0 S: 9	2B: 5	SAC: 1	PB: 1	
	H: 1 LOB: 1 BB: 0 P: 14	H: 2 LOB: 2 BB: 0 P: 18	H: 2 LOB: 1 BB: 3 P: 27	H: 1 LOB: 1 BB: 0 P: 13	H: 0 LOB: 0 BB: 0 P: 10	H: 2 LOB: 1 BB: 0 P: 25	H: 1 LOB: 1 BB: 0 P: 17	H: 4 LOB: 3 BB: 1 P: 35	H: 1 LOB: 1 BB: 0 P: 15	3B: 0 HR: 0	DP: 1 HBP: 0	SB: 3 CS: 2	

PITCHER		IP	WLS	BF	H	R	ER	SO	BB	IBB	HBP	BLK	WP	HR	S	P	ERA	WHIP
Tom Glavine, L ERA: 3.94	(1, 1)	6.0	L	27	8	4	3	6	3	0	0	0	0	0	57	107	4.50	1.833
Roberto Hernandez, R ERA: 3.08	(7, 1)	1.0		4	1	0	0	1	0	0	0	0	0	0	12	17	0.00	1.000
25 Pedro Feliciano, L ERA: 2.16	(8, 1)	0.1		5	3	3	3	0	1	0	0	0	0	0	10	18	81.00	12.000
59 Guillermo Mota, R ERA: 4.7	(8, 1)	0.2		3	1	0	0	1	0	0	0	0	0	0	10	17	0.00	1.500
32 Dave Williams, L ERA: 6.52	(9, 1)	1.0		4	1	0	0	0	0	0	0	0	0	0	9	15	0.00	1.000

PITCHER	IP	WLS	BF	H	R	ER	SO	BB	IBB	HBP	BLK	WP	HR	S	P	ERA	WHIP

Washington Nationals @ New York Mets

Shea Stadium, Flushing, NY

Mon Sep 25 2006, 7:10 PM EDT

Att. 34,027 - Partly Cloudy - 68 F

livebaseballscorecards.com

BOTTOM

Batter	1	2	3	4	5	6	7	8	9	AB	R	H	RBI	BB	SO	LOB
7 José Reyes, S (1, 6) OBP: 0.353, SLG: 0.492	0-0: 16 G3-1 16 S 1B	1-0: F8			1-2: 15 S 1B		X 0-0: FC6-4 1-2f		S B F X 1-2: G6-3	5	0	2	0	0	0	2
16 Paul Lo Duca, R (1, 2) OBP: 0.350, SLG: 0.423	1-1: G3-1 1-3		B B C B B 4-1: 5 F7 15 BB G4-3 BB		X 0-0: P4		B F F 1 SAFE F B X 2-2: G5-3			3	1	0	0	1	0	3
15 Carlos Beltrán, S (1, 8) OBP: 0.386, SLG: 0.602	B B B B 4-0: BB		B B C B B 4-1: G4-3 5 F7 1-2 BB		1 SAFE B 1 SAFE F B 1 SAFE 1 SAFE 1 SAFE P 4-1: 5 G6-4-3 1-2 BB			B B C S X 2-2: G4-3 ①		1	0	0	0	3	0	0
5 David Wright, R (1, 5) OBP: 0.381, SLG: 0.531	B X 1-0: P5 ②		X 0-0: F7 ① 1-2 2-3		B X 1-0: G6-4-3 ② ③ 1-2f			B F X 1-1: 2B 20 G4-3 1B		4	1	1	0	0	0	6
Cliff Floyd, L (1, 7) OBP: 0.322, SLG: 0.405	C B B B B F X 3-2: F9 ③		X 0-0: G4-3 ② 2-3 3-H			F B S B S 2-3: K ①		X 0-0: 20 G4-3 1-3 2B		4	0	1	1	0	1	3
20 Shawn Green, L (1, 9) OBP: 0.343, SLG: 0.429		C X 0-1: HR	B C B S S 2-3: K ③			X 0-0: F9 ②		C B B B X 3-1: G4-3 ② 2-3 3-H		4	1	1	2	0	1	2
Julio Franco, R (1, 3) OBP: 0.323, SLG: 0.344		C C B X 1-2: G4-3 ①		C B C X 1-2: G6-3 ①		B X 1-0: 22 CS 1B		F S B F F X 1-2: G5-3 ③		4	0	1	0	0	0	1
22 Jose Valentin, S (1, 4) OBP: 0.326, SLG: 0.493		B B B B C B 4-1: SH1-4 BB		B S B S S X 2-2: P5 ②		1 SAFE 0-0: CS ③ 1-2	C B X 1-1: P3 ①		C F B F F B F F S 2-3: K ①	3	0	0	0	1	1	0
Tom Glavine, L (1, 1) OBP: 0.276, SLG: 0.196 Roberto Hernandez, R (7, 1) Michael Tucker, L (7, PH) OBP: 0.409, SLG: 0.367 25 Pedro Feliciano, L (8, 1) 59 Guillermo Mota, R (8, 1) 32 Dave Williams, L (9, 1) OBP: 0.250, SLG: 0.143 Ricky Ledee, L (9, PH) OBP: 0.239, SLG: 0.337	X 0-0: SH1-4 ② 1-2		C B X 1-1: G4-3 ③				B B C B F B 4-2: 7 FC6-4 BB		C X 0-1: G3-1 ②	1 0 0 0 0 1	0 0 0 0 0 0	0 0 0 0 0 0	0 0 0 0 0 0	0 0 1 0 0 0	0 0 0 0 0 0	0 0 0 0 0 0

Inning Stats	1	2	3	4	5	6	7	8	9
	R: 0 E: 0 K: 0 S: 7 H: 1 LOB: 2 BB: 1 P: 16	R: 1 E: 0 K: 0 S: 8 H: 1 LOB: 1 BB: 1 P: 14	R: 1 E: 0 K: 1 S: 7 H: 0 LOB: 1 BB: 2 P: 17	R: 0 E: 0 K: 0 S: 8 H: 0 LOB: 0 BB: 0 P: 12	R: 0 E: 0 K: 0 S: 7 H: 1 LOB: 1 BB: 1 P: 12	R: 0 E: 0 K: 1 S: 5 H: 1 LOB: 0 BB: 0 P: 8	R: 0 E: 0 K: 0 S: 9 H: 0 LOB: 1 BB: 1 P: 16	R: 1 E: 0 K: 0 S: 13 H: 2 LOB: 1 BB: 0 P: 20	R: 0 E: 0 K: 1 S: 12 H: 0 LOB: 0 BB: 0 P: 15

AB	30
R	3
H	6
RBI	3
BB	6
SO	3
LOB	17

	1B: 4	SF: 0	WP: 0	PA: 38
	2B: 1	SAC: 1	PB: 0	
	3B: 0	DP: 1	SB: 2	
	HR: 1	HBP: 0	CS: 1	

PITCHER		IP	WLS	BF	H	R	ER	SO	BB	IBB	HBP	BLK	WP	HR	S	P	ERA	WHIP
54 Beltran Perez, R ERA: 1.5	(1, 1)	6.1	W	27	4	2	2	2	6	0	0	0	0	1	46	88	2.84	1.579
40 Billy Traber, L ERA: 7.15	(7, 1)	0.2	H	2	0	0	0	0	0	0	0	0	0	0	5	7	0.00	0.000
35 Ryan Wagner, R ERA: 4.82	(8, 1)	1.0		5	2	1	1	0	0	0	0	0	0	0	13	20	9.00	2.000
32 Chad Cordero, R ERA: 3.07	(9, 1)	1.0		3	0	0	0	1	0	0	0	0	0	0	12	15	0.00	0.000

PITCHER	IP	WLS	BF	H	R	ER	SO	BB	IBB	HBP	BLK	WP	HR	S	P	ERA	WHIP

Batter	1	2	3	4	5	6	7	8	9	AB	R	H	RBI	BB	SO	LOB
7 José Reyes, S (1, 6) OBP: 0.353, SLG: 0.491	B F X 1-1 16 1B 16 S 1B		S B F F F X 1-2 ② P6		X 0-0 ② G3			C S B F X 1-2 ① G6-3		4	0	1	0	0	0	0
16 Paul Lo Duca, R (1, 2) OBP: 0.351, SLG: 0.426 Mike DiFelice, R (8, 2) OBP: 0.233, SLG: 0.120	C 1 B B S B X SAFE 3-2 1-3 1B		F F S 0-3 ③ K		C F F B F B X 2-2 ③ F7			B B X 2-0 2B		4 0	0 0	2 0	0 0	0 0	1 0	0 0
15 Carlos Beltrán, S (1, 8) OBP: 0.385, SLG: 0.598	C F B S 1-3 ① K			B C F B X 2-2 ① G4-3		C B C B B 4-2 BB		C S B B C 2-3 ② K		3	0	0	0	1	2	3
21 Carlos Delgado, L (1, 3) OBP: 0.358, SLG: 0.545	B C F F S 1-3 ② K			B X 1-0 G4-3 5 1B 1B		B F B F F F T 2-2 ① K		X 0-0 ③ G3		4	0	1	0	0	2	4
5 David Wright, R (1, 5) OBP: 0.381, SLG: 0.531	S X 0-1 ③ F8			B B F F X 2-2 G4-3 1-2 1B		B B X 2-0 ② F9			B F B X 2-1 22 1B 1B	4	0	2	0	0	0	3
Cliff Floyd, L (1, 7) OBP: 0.323, SLG: 0.404 44 Lastings Milledge, R (9, PH) OBP: 0.315, SLG: 0.387		B X 1-0 22 G3-6 1B		X 0-0 ② G4-3 1-2 2-3		C X 0-1 ③ L4			B B C B F X 3-2 ① F9	3 1	0 0	1 0	0 0	0 0	0 0	3 1
22 Jose Valentin, S (1, 4) OBP: 0.328, SLG: 0.492		X 0-0 ① ② G3-6 1-2f		D B C B F B 4-2 BB			B B X 2-0 ① P5		C C B F X 1-2 10 G1-6-3 1-2 1B	3	0	1	0	1	0	1
10 Endy Chavez, L (1, 9) OBP: 0.348, SLG: 0.430		B B C B X 3-1 ③ G1-3		S X 0-1 ③ G4-3			X 0-0 ② G1		B C X 1-1 ② ③ G1-6-3 1-2f	4	0	0	0	0	0	5
46 Oliver Pérez, L (1, 1) OBP: 0.132, SLG: 0.108 43 Royce Ring, L (6, 1) 1 Anderson Hernandez, S (7, PH) OBP: 0.153, SLG: 0.190 Heath Bell, R (7, 1) Roberto Hernandez, R (8, 1)			C B C B S 2-3 ① K		T C B X 1-2 ① G6-3		B F X 1-1 ③ G4-3			2 0 1 0 0	0 0 0 0 0	0 0 0 0 0	0 0 0 0 0	0 0 0 0 0	1 0 0 0 0	0 0 0 0 0

Inning Stats	1	2	3	4	5	6	7	8	9
R:	0	0	0	0	0	0	0	0	0
E:	0	0	0	0	0	0	0	0	0
K:	2	0	2	0	0	1	0	1	0
S:	14	4	11	12	10	10	4	9	11
H:	2	1	0	2	0	0	0	1	2
LOB:	2	0	0	3	0	1	0	1	1
BB:	0	0	0	1	0	1	0	0	0
P:	20	8	14	21	13	18	7	14	18

1B: 7	SF: 0	WP: 0	PA: 35
2B: 1	SAC: 0	PB: 0	
3B: 0	DP: 2	SB: 1	
HR: 0	HBP: 0	CS: 0	

PITCHER	IP	WLS	BF	H	R	ER	SO	BB	IBB	HBP	BLK	WP	HR	S	P	ERA	WHIP
29 John Smoltz, R (1, 1) ERA: 3.58	8.0	W	31	6	0	0	6	2	0	0	0	0	0	74	115	0.00	1.000
49 Macay McBride, L (9, 1) ERA: 3.64	1.0		4	2	0	0	0	0	0	0	0	0	0	11	18	0.00	2.000

PITCHER	IP	WLS	BF	H	R	ER	SO	BB	IBB	HBP	BLK	WP	HR	S	P	ERA	WHIP

TOP

New York Mets @ Atlanta Braves

Turner Field, Atlanta, GA

Tue Sep 26 2006, 7:35 PM EDT

Att. 22,607 - Partly Cloudy - 70 F

livebaseballscorecards.com

AB	33
R	0
H	8
RBI	0
BB	2
SO	6
LOB	20

New York Mets @ Atlanta Braves

Turner Field, Atlanta, GA

Tue Sep 26 2006, 7:35 PM EDT
Att. 22,607 - Partly Cloudy - 70 F

BOTTOM

Batter	1	2	3	4	5	6	7	8	9	AB	R	H	RBI	BB	SO	LOB
14 Willy Aybar, S (1, 5) OBP: 0.368, SLG: 0.409	1-0 1B 11 SF8 2B		1-1 HR		4-2 G6-4-3 BB		1-1 G3 1B	4-2 1B 11 2B BB 1-2		3	3	3	1	2	0	0
Marcus Giles, R (1, 4) OBP: 0.347, SLG: 0.395 24 Martín Prado, R (9, 4) OBP: 0.364, SLG: 0.436	0-0 HR 2-3 1B		4-2 11 L5-3 BB		2-0 ① ② G6-4-3 1-2f		0-0 ② G3 1-2	2-2 11 2B 1B 1-2 2-3 3-H		4 0	2 0	2 0	1 0	1 0	0 0	2 0
11 Edgar Renteria, R (1, 6) OBP: 0.359, SLG: 0.429 Tony Pena Jr., R (8, PR) (9, 6) OBP: 0.231, SLG: 0.324	0-0 ① SF8 3-H		1 SAFE 0-0 ① ② L5-3 1-1		2-3 ③ K		3-2 ③ G1-3	3-2 1-H 2-H 3-H 2B		4 0	0 0	1 0	4 0	0 0	1 0	2 0
Andruw Jones, R (1, 8) OBP: 0.363, SLG: 0.535	0-1 1-H HR		4-0 BB			1-1 7 2B 23 SF9 1B		0-2 G4-3 0-2 K		4	2	2	2	1	1	1
7 Jeff Francoeur, R (1, 9) OBP: 0.290, SLG: 0.438	1-0 ② P3		2-0 ③ F8			0-0 23 SF9 1-3 2B		0-1 ② G1-3		4	0	1	0	0	0	1
23 Matt Diaz, R (1, 7) OBP: 0.373, SLG: 0.488 Ryan Langerhans, L (7, 7) OBP: 0.344, SLG: 0.375	3-3 ③ K			0-0 HR		0-0 ① SF9 2-3 3-H		3-2 16 2B 1B		2 1	1 1	1 1	2 0	0 0	1 0	0 0
16 Brian McCann, L (1, 2) OBP: 0.389, SLG: 0.569 8 Brayan Peña, S (9, 2) OBP: 0.308, SLG: 0.378		3-1 ① P6		0-0 ① G4-3		3-3 ② K		1-0 1B 1-H 1B 2B		4 0	1 0	1 0	1 0	0 0	1 0	1 0
Scott Thorman, L (1, 3) OBP: 0.270, SLG: 0.430		2-3 ② K		1-3 ② K		0-0 ③ G4-3		3-1 1B 2-3 1B		4	1	1	0	0	2	1
29 John Smoltz, R (1, 1) OBP: 0.182, SLG: 0.177 Daryle Ward, L (8, PH) OBP: 0.382, SLG: 0.560 49 Macay McBride, L (9, 1)		0-0 ③ G4-3		1-3 ③ K			1-3 ① K	2-2 14 BB 1B 11 2B 1B 1-3 3-H		3 1 0	0 1 0	0 1 0	0 1 0	0 0 0	2 0 0	0 0 0
Inning Stats	R: 3 H: 3 E: 0 LOB: 0 K: 1 BB: 0 S: 10 P: 15		R: 0 H: 0 E: 0 LOB: 0 K: 1 BB: 0 S: 6 P: 11	R: 1 H: 1 E: 0 LOB: 1 K: 0 BB: 2 S: 6 P: 17	R: 1 H: 1 E: 0 LOB: 0 K: 2 BB: 0 S: 8 P: 10	R: 0 H: 0 E: 0 LOB: 0 K: 1 BB: 1 S: 7 P: 15	R: 1 H: 2 E: 0 LOB: 1 K: 1 BB: 0 S: 8 P: 12	R: 0 H: 1 E: 0 LOB: 1 K: 1 BB: 0 S: 10 P: 15	R: 6 H: 6 E: 0 LOB: 1 K: 1 BB: 1 S: 31 P: 51								

	AB	R	H	RBI	BB	SO	LOB
AB	34						
R	12						
H	14						
RBI	12						
BB	4						
SO	8						
LOB	8						

1B: 7 SF: 2
2B: 5 SAC: 0
3B: 0 DP: 2
HR: 3 HBP: 0

WP: 0 PA: 40
PB: 0
SB: 0
CS: 0

livebaseballscorecards.com

PITCHER		IP	WLS	BF	H	R	ER	SO	BB	IBB	HBP	BLK	WP	HR	S	P	ERA	WHIP
46 Oliver Pérez, L ERA: 6.71	(1, 1)	5.1	L	24	7	6	6	5	3	0	0	0	0	3	41	73	10.12	1.875
43 Royce Ring, L ERA: 2.53	(6, 1)	0.2		2	0	0	0	1	0	0	0	0	0	0	4	7	0.00	0.000
Heath Bell, R ERA: 5.11	(7, 1)	1.2		13	7	6	6	1	1	0	0	0	0	0	38	61	32.40	4.800
Roberto Hernandez, R ERA: 3.06	(8, 1)	0.1		1	0	0	0	1	0	0	0	0	0	0	3	5	0.00	0.000

PITCHER	IP	WLS	BF	H	R	ER	SO	BB	IBB	HBP	BLK	WP	HR	S	P	ERA	WHIP

New York Mets @ Atlanta Braves

Turner Field, Atlanta, GA

Wed Sep 27 2006, 7:35 PM EDT

Att. 23,177 - Clear - 73 F

livebaseballscorecards.com

TOP

Batter	1	2	3	4	5	6	7	8	9	AB	R	H	RBI	BB	SO	LOB
7 José Reyes, S (1, 6) OBP: 0.353, SLG: 0.489 1 Anderson Hernandez, S (7, 6) OBP: 0.150, SLG: 0.186	C C X 0-2 ① F9		B D B C F F B 4-2 10 FC6 BB		B B X 2-0 ③ P3			C B B B F X 3-2 ① F8		2 0 0 0 1 0 0 1 0 0 0 0 0 0						
10 Endy Chavez, L (1, 7) OBP: 0.350, SLG: 0.431 (7, 8)	B B C F F C 2-3 ② K		C B X 1-1 ② FC6 1-2f 2-3			B B C B F F X 3-2 21 G4-3 15 G4-3 1B		B C B F F F X 2-2 1B 1B		4 0 2 0 0 1 2						
15 Carlos Beltrán, S (1, 8) OBP: 0.385, SLG: 0.596 Chris Woodward, R (7, 5) OBP: 0.282, SLG: 0.314	B C B B B 4-1 BB		C B B B C X 3-2 ③ G3-1			F B D X 2-1 ① G4-3 1-2		B C B X 2-1 G4-6-3 1-2 1B		2 0 0 0 1 0 3 1 0 1 0 0 0 0						
21 Carlos Delgado, L (1, 3) OBP: 0.358, SLG: 0.545 Julio Franco, R (6, 3) OBP: 0.321, SLG: 0.342	B 1 C S X SAFE 1-2 ③ G6-3			B X 1-0 5 F8 20 G3 2B		C S D X 1-2 ② G4-3 2-3		C B F X 1-2 ② ③ G4-6-3 1-2f		3 1 1 0 0 0 2 1 0 0 0 0 0 2						
5 David Wright, R (1, 5) OBP: 0.381, SLG: 0.530 49 Philip Humber, R (7, 1) Brian Bannister, R (8, 1) OBP: 0.333, SLG: 0.583 Ricky Ledee, L (9, PH) OBP: 0.236, SLG: 0.333		B F C X 1-2 20 G5-4-3 1B		B X 1-0 ① F8 2-3		F F X 0-2 ③ F9			F S X 0-2 ① F7	3 0 1 0 0 0 2 0 0 0 0 0 0 0 0 0 0 0 0 0 0 1 0 0 0 0 0 0						
20 Shawn Green, L (1, 9) OBP: 0.343, SLG: 0.426		C X 0-1 ① ② G5-4-3 1-2f		B B X 2-0 ② G3 3-H			C B B B F B B 4-2 BB		C C B S 1-3 ② K	3 0 0 1 1 1 1						
22 Jose Valentin, S (1, 4) OBP: 0.325, SLG: 0.487		C B B X 2-1 ③ P5		B B X 2-0 ③ G3			B F S F B F F X 2-2 ① P5		X 0-0 ③ P6	4 0 0 0 0 0 1						
11 Ramon Castro, R (1, 2) OBP: 0.328, SLG: 0.375			F S B B X 2-2 10 FC6 2B		B F B X 2-1 ① P4		B F B B F C 3-3 ② K			3 0 1 0 0 1 1						
45 Pedro Martinez, R (1, 1) OBP: 0.150, SLG: 0.132 Darren Oliver, R (3, 1) OBP: 0.188, SLG: 0.200 Michael Tucker, L (7, PH) OBP: 0.403, SLG: 0.360 (7, 7)			L B L X 1-2 ① B2-4		C C F S 0-3 ② K		F B F B X 2-2 ③ F8			1 0 0 0 0 0 1 1 0 0 0 0 1 0 1 0 0 0 0 0 1						
Inning Stats	R: 0 E: 0 K: 1 S: 11 H: 0 LOB: 1 BB: 1 P: 18	R: 0 E: 0 K: 0 S: 7 H: 1 LOB: 0 BB: 0 P: 10	R: 0 E: 0 K: 0 S: 14 H: 1 LOB: 2 BB: 1 P: 25	R: 1 E: 0 K: 0 S: 4 H: 1 LOB: 0 BB: 0 P: 10	R: 0 E: 0 K: 1 S: 7 H: 0 LOB: 0 BB: 0 P: 11	R: 0 E: 0 K: 0 S: 12 H: 1 LOB: 1 BB: 0 P: 18	R: 0 E: 0 K: 1 S: 14 H: 0 LOB: 1 BB: 1 P: 25	R: 0 E: 0 K: 0 S: 13 H: 2 LOB: 1 BB: 0 P: 21	R: 0 E: 0 K: 1 S: 7 H: 0 LOB: 0 BB: 0 P: 8	1B: 4 2B: 2 3B: 0 HR: 0 SF: 0 SAC: 0 DP: 2 HBP: 0							

PITCHER		IP	WLS	BF	H	R	ER	SO	BB	IBB	HBP	BLK	WP	HR	S	P	ERA	WHIP
15 Tim Hudson, R ERA: 4.86	(1, 1)	6.0	W	24	4	1	1	2	3	0	0	0	0	0	57	98	1.50	1.167
58 Peter Moylan, R ERA: 4.15	(7, 1)	1.0		3	0	0	0	1	0	0	0	0	0	0	12	19	0.00	0.000
Wayne Franklin, L ERA: 8.53	(8, 1)	1.0		4	2	0	0	0	0	0	0	0	0	0	13	21	0.00	2.000
John Thomson, R ERA: 4.82	(9, 1)	1.0		3	0	0	0	1	0	0	0	0	0	0	7	8	0.00	0.000

PITCHER	IP	WLS	BF	H	R	ER	SO	BB	IBB	HBP	BLK	WP	HR	S	P	ERA	WHIP

AB	31
R	1
H	6
RBI	1
BB	3
SO	4
LOB	16

WP: 0	PA: 34		
PB: 0			
SB: 0			
CS: 0			

New York Mets @ Atlanta Braves

Turner Field, Atlanta, GA

Wed Sep 27 2006, 7:35 PM EDT

Att. 23,177 - Clear - 73 F

BOTTOM

Batter	1	2	3	4	5	6	7	8	9	AB	R	H	RBI	BB	SO	LOB
Marcus Giles, R (1, 4) OBP: 0.346, SLG: 0.394	F C F F F B B X 2-2 ① L7		0-0 11 2B 11 WP 10 1B 1B B B S S S C S X 2-3 ② K			F C F X 0-2 ① F7	X 0-0 ① P5			4	1	1	0	0	1	1
4 Pete Orr, L (7, PH) (8, 4) OBP: 0.268, SLG: 0.338										1	0	0	0	0	0	0
11 Edgar Renteria, R (1, 6) OBP: 0.359, SLG: 0.430	B B S B C F X 3-2 ② G6-3		B X 1-0 10 1B 1-3 FC5-4 2B	C B F B X 2-2 ① G5-3		C F S 0-3 K 10 HR	C B C F X 1-2 ② F7			3	1	1	0	0	0	0
Tony Pena Jr., R (5, 6) OBP: 0.220, SLG: 0.308										2	1	0	0	0	1	0
10 Chipper Jones, S (1, 5) OBP: 0.409, SLG: 0.598	F X 0-1 ③ F8		X 0-0 FC5-4 2-3 3-H 1B	B X 1-0 ② G5-3		B C B F X 2-2 S S F C 1-H HR	 0-3 ③ K			4	1	2	3	0	0	0
14 Willy Aybar, S (7, 5) OBP: 0.367, SLG: 0.408										1	0	0	0	0	1	0
Andruw Jones, R (1, 8) OBP: 0.363, SLG: 0.534		B B B B 4-0 C B X 16 2B BB	1-1 ① FC5-4 16 HR 1-2f 3-H	F X 0-1 ③ P3		X 0-0 ② G6-3		B X 1-0 ① G4-3		1	2	0	1	1	0	1
23 Matt Diaz, R (4, 7) (8, 9) OBP: 0.369, SLG: 0.483										3	0	0	0	0	0	0
16 Brian McCann, L (1, 2) OBP: 0.392, SLG: 0.583		B B F X 2-1 G4-3 1-H 2B	B B X 2-0 1-H HR		F B C F F X 1-2 ① G3	B X 1-0 7 HR 2B		F B B X 2-1 ② P4		4	2	3	3	0	0	0
Todd Pratt, R (7, 2) OBP: 0.272, SLG: 0.341										1	0	0	0	0	0	0
7 Jeff Francoeur, R (1, 9) OBP: 0.291, SLG: 0.447	X 0-0 ① P6	B B S B X 3-1 HR			B B X 2-0 E5 2B	X 0-0 2-H HR		X 0-0 ③ G1-3		4	3	2	3	0	0	1
Daryle Ward, L (8, 7) OBP: 0.379, SLG: 0.556										1	0	0	0	0	0	0
Scott Thorman, L (1, 3) OBP: 0.269, SLG: 0.448	X 0-0 ② G4-3 2-3	C S S 0-3 ② K			C S B C 1-3 ② K	X 0-0 HR				4	1	1	1	0	2	2
Ryan Langerhans, L (1, 7) (4, 8) OBP: 0.351, SLG: 0.382	C B B C B B 4-2 BB	F F B X 1-2 15 E 1B			B B B C S X 3-2 2-H 2B	B C B B 4-1 BB				2	1	2	1	2	0	0
15 Tim Hudson, R (1, 1) OBP: 0.123, SLG: 0.111	F X 0-1 ③ G5-3	C B S X 1-2 E6 1-H 2B			X 0-0 ③ G4-3	C X 0-1 ③ P4				4	0	1	1	0	0	4
58 Peter Moylan, R (7, 1)										0	0	0	0	0	0	0
Wayne Franklin, L (8, 1)										0	0	0	0	0	0	0
John Thomson, R (9, 1) OBP: 0.267, SLG: 0.333										0	0	0	0	0	0	0
Inning Stats	R: 0 E: 0 K: 0 S: 12 H: 0 LOB: 0 BB: 0 P: 17	R: 1 E: 0 K: 0 S: 8 H: 1 LOB: 2 BB: 2 P: 18	R: 6 E: 1 K: 2 S: 24 H: 7 LOB: 1 BB: 0 P: 35	R: 0 E: 0 K: 0 S: 6 H: 0 LOB: 0 BB: 0 P: 9	R: 1 E: 1 K: 1 S: 13 H: 1 LOB: 1 BB: 0 P: 20	R: 5 E: 0 K: 1 S: 17 H: 4 LOB: 1 BB: 1 P: 24	R: 0 E: 0 K: 1 S: 10 H: 0 LOB: 0 BB: 0 P: 11	R: 0 E: 0 K: 0 S: 4 H: 0 LOB: 0 BB: 0 P: 7		1B: 3 2B: 5 3B: 0 HR: 5	SF: 0 SAC: 0 DP: 0 HBP: 0					

PITCHER		IP	WLS	BF	H	R	ER	SO	BB	IBB	HBP	BLK	WP	HR	S	P	ERA	WHIP
45 Pedro Martinez, R ERA: 4.48	(1, 1)	2.2	L	18	8	7	7	1	2	0	0	0	1	2	37	61	23.62	3.750
Darren Oliver, L ERA: 3.49	(3, 1)	3.1		18	5	6	5	3	1	0	0	0	1	3	43	62	13.50	1.800
49 Philip Humber, R ERA:	(7, 1)	1.0		3	0	0	0	1	0	0	0	0	0	0	10	11	0.00	0.000
Brian Bannister, R ERA: 4.26	(8, 1)	1.0		3	0	0	0	0	0	0	0	0	0	0	4	7	0.00	0.000

PITCHER	IP	WLS	BF	H	R	ER	SO	BB	IBB	HBP	BLK	WP	HR	S	P	ERA	WHIP

livebaseballscorecards.com

AB	39
R	13
H	13
RBI	13
BB	3
SO	5
LOB	9

WP: 2 PA: 42
PB: 0
SB: 0
CS: 0

Batter	1	2	3	4	5	6	7	8	9	AB	R	H	RBI	BB	SO	LOB
7 José Reyes, S (1, 6) OBP: 0.354, SLG: 0.489	C B B B B 4-1 15 SH 16 BB 21 2B BB	C F B X 1-2 16 16 S 16 1B 1B		C F F X 0-2 ① G3	X 0-0 2-H 1B		S B S X 1-2 ③ G6-3			4	2	2	1	1	0	0
Chad Bradford, R (7, 1)										0	0	0	0	0	0	0
Aaron Heilman, R (8, 1)										0	0	0	0	0	0	0
13 Billy Wagner, L (9, 1)										0	0	0	0	0	0	0
16 Paul Lo Duca, R (1, 2) OBP: 0.355, SLG: 0.427	1 SAFE B 1 SAFE B B 1 SAFE 4-0 15 SH 21 2B 1-2 BB	1 SAFE F B D C X 2-2 1-H 1B		B F B B B 4-1 15 BB 21 2B BB	B F F C 1-3 ③ K			S B X 1-1 1B		3	2	2	1	2	1	1
15 Carlos Beltrán, S (1, 8) OBP: 0.385, SLG: 0.600	X 0-0 SH 21 2B 1-2 2-3	C C B B F S 2-3 ③ K		D B B B 4-0 21 2B 1-2 BB		B B B C F X 3-2 HR		F X 0-1 ① P6		3	2	1	1	1	1	2
21 Carlos Delgado, L (1, 3) OBP: 0.360, SLG: 0.549	B C F B X 2-2 1-H 2-H 3-H 2B	C B C F B B 3-2 20 FC6-4 BB	B C B B X 3-1 1-3 2-H 2B	X 0-0 ① G4-3		B X 4-0 ② F8			4	0	2	4	1	0	1
5 David Wright, R (1, 5) OBP: 0.381, SLG: 0.528	C C X 0-2 ① G1-3	X 0-0 ① P3	B B B B 4-0 20 G4-3 BB	S F B F B X 2-2 10 FC4-6 1B		F S B F D X 2-2 ③ G4-3			4	0	1	0	1	0	3
20 Shawn Green, L (1, 9) OBP: 0.340, SLG: 0.422	C B X 1-1 ② F8	B F X 1-1 ② FC6-4 BB 10 1B 1-2f	B X 1-0 ② ③ G4-3 1-2f	C C X 0-2 ② F7			X 0-0 ① P5			5	0	0	0	0	0	6
10 Endy Chavez, L (1, 7) OBP: 0.348, SLG: 0.427	B B B C S X 3-2 ③ F9	B X 1-0 BB 1-2 1B	B C X 1-1 ① G4-3	F F B X 1-2 ③ FC4-6 1-2f			F B F X 1-2 ② F7			5	0	1	0	0	0	2
Chris Woodward, R (1, 4) OBP: 0.289, SLG: 0.315		C B X 1-1 ① G5-3	C B B C B F F B 4-2 1-2 2-3 BB	B B X 2-0 26 SH3-4 7 1B		B X 1-0 ① P6			B B B C T B 4-2 BB	3	1	1	0	2	0	0
26 Orlando Hernandez, R (1, 1) OBP: 0.191, SLG: 0.239		C B X 1-1 ② G6-3	C B B B C X 3-2 ③ G2-3	X 0-0 ② SH3-4 1-2		F B B F B F S 3-3 ② K			B X 1-0 ③ L4	2	0	0	0	0	0	3
Roberto Hernandez, R (6, 1)										0	0	0	0	0	0	0
Michael Tucker, L (7, PH) OBP: 0.397, SLG: 0.353										1	0	0	0	0	1	0
1 Anderson Hernandez, S (7, 6) OBP: 0.148, SLG: 0.183										1	0	0	0	0	0	1
Inning Stats	R: 3 H: 1 E: 1 LOB: 1 K: 0 BB: 2 S: 13 P: 27	R: 1 H: 2 E: 0 LOB: 1 K: 1 BB: 0 S: 14 P: 21	R: 0 H: 1 E: 0 LOB: 3 K: 0 BB: 2 S: 15 P: 27	R: 1 H: 1 E: 0 LOB: 2 K: 0 BB: 3 S: 8 P: 24	R: 1 H: 2 E: 0 LOB: 1 K: 1 BB: 0 S: 8 P: 12	R: 1 H: 2 E: 0 LOB: 1 K: 0 BB: 0 S: 14 P: 20	R: 0 H: 0 E: 0 LOB: 0 K: 1 BB: 0 S: 8 P: 13	R: 0 H: 1 E: 0 LOB: 1 K: 0 BB: 0 S: 9 P: 14	R: 0 H: 0 E: 0 LOB: 1 K: 0 BB: 1 S: 7 P: 13	1B: 7 SF: 0 2B: 2 SAC: 2 3B: 0 DP: 1 HR: 1 HBP: 0						

TOP

New York Mets @ Atlanta Braves

Turner Field, Atlanta, GA

Thu Sep 28 2006, 7:35 PM EDT

Att. 22,944 - Cloudy - 69 F

livebaseballscorecards.com

AB	35
R	7
H	10
RBI	7
BB	8
SO	3
LOB	19

WP: 0 PA: 45
PB: 0
SB: 1
CS: 0

PITCHER		IP	WLS	BF	H	R	ER	SO	BB	IBB	HBP	BLK	WP	HR	S	P	ERA	WHIP
26 Kyle Davies, R ERA: 8.38	(1, 1)	3.1	L	22	5	5	4	1	6	0	0	0	0	0	49	93	10.80	3.300
34 Joey Devine, R ERA: 9.95	(4, 1)	0.2		2	0	0	0	0	1	0	0	0	0	0	1	6	0.00	1.500
58 Peter Moylan, R ERA: 4.8	(5, 1)	2.0		10	4	2	2	1	0	0	0	0	0	1	22	32	9.00	2.000
Ken Ray, R ERA: 4.54	(7, 1)	2.0		7	1	0	0	1	0	0	0	0	0	0	17	27	0.00	0.500
Wayne Franklin, L ERA: 7.36	(9, 1)	1.0		4	0	0	0	0	1	0	0	0	0	0	7	13	0.00	1.000

PITCHER	IP	WLS	BF	H	R	ER	SO	BB	IBB	HBP	BLK	WP	HR	S	P	ERA	WHIP

Batter	1	2	3	4	5	6	7	8	9	AB	R	H	RBI	BB	SO	LOB
Marcus Giles, R (1, 4) OBP: 0.345, SLG: 0.392 24 Martín Prado, R (4, PH) OBP: 0.340, SLG: 0.405 (5, 4)	B F B S S 2-3 K ①		B C S S 1-3 K 10 1B	C C B S 1-3 K ③		X 0-0 E6 FC6-4 1-2 3-H		C B B X 2-1 G4-3 ①		2 3	0 0	0 0	0 1	0 0	2 1	0 3
Adam LaRoche, L (1, 3) OBP: 0.356, SLG: 0.561	B C S S X 1-2 G1-3 ②		X 0-0 F8 ②		B X 1-0 F7 ①	B B F F X 2-2 F8 ① 2-3		F B X 1-1 G4-3 ②		5	0	0	0	0	0	3
10 Chipper Jones, S (1, 5) OBP: 0.410, SLG: 0.596 Ken Ray, R (7, 1) Scott Thorman, L (8, PH) OBP: 0.267, SLG: 0.444 Wayne Franklin, L (9, 1)	C F B F X 1-2 F9 ③		X 0-0 BB 1-3 1B		C B B B B 4-1 8 FC5 8 E BB BB	B S D S S 2-3 K ②		S B B F F S 2-3 K ③		3 0 1 0	1 0 0 0	1 0 0 0	0 0 0 0	1 0 0 0	1 0 1 0	2 0 0 0
Andruw Jones, R (1, 8) OBP: 0.365, SLG: 0.538		C B X 1-1 G2-3 ①	C D B C B F B 4-2 1-2 BB		S S B B B B 4-2 8 E 1-2 BB	C X 0-1 FC6-4 ③ 1-2f			X 0-0 HR	3	1	1	1	2	0	2
16 Brian McCann, L (1, 2) OBP: 0.392, SLG: 0.581 8 Brayan Peña, S (3, 2) OBP: 0.302, SLG: 0.390		B B X 2-0 G6-3 ②	F E B F F S 1-3 K ③		X 0-0 FC5 1-3 2-H		C X 0-1 7 1B G3-4 2B		X 0-0 G1-3 ①	1 4	0 1	0 1	0 0	0 0	0 1	0 4
7 Jeff Francoeur, R (1, 9) OBP: 0.292, SLG: 0.446		B B B C B 4-1 1B BB		B S S B S 2-3 K ① B S S 1-3 K ②			C X 0-1 G3-4 2-3 1B		T F F B F F S 1-3 K ②	4	0	1	0	1	3	2
Ryan Langerhans, L (1, 7) OBP: 0.350, SLG: 0.380 23 Matt Diaz, R (9, PH) OBP: 0.371, SLG: 0.485	F X 0-1 1-3 1B		B B B C C S 3-3 K ②	B X 1-0 F7 ③			C C S 0-3 K ①		S B T X 1-2 1B	4 1	0 0	1 1	0 0	0 0	2 0	4 0
Tony Pena Jr., R (1, 6) OBP: 0.261, SLG: 0.341	S 1 SAFE B B S S 1 SAFE B S 3-3 K ③		F F F X 0-2 BB 1B			B B B C C X 3-2 4 1B 24 E 1B	B X 1-0 G3-4 1-2 3-H		B X 1-0 1-2 1B	5	1	3	1	0	1	3
26 Kyle Davies, R (1, 1) OBP: 0.043, SLG: 0.174 34 Joey Devine, R (4, 1) Daryle Ward, L (4, PH) OBP: 0.384, SLG: 0.556 58 Peter Moylan, R (5, 1) 4 Pete Orr, L (6, PH) OBP: 0.271, SLG: 0.340 (7, 5) 14 Willy Aybar, S (9, PH) OBP: 0.365, SLG: 0.406			C F S 0-3 K ①	D C B B S F B 4-2 1-2 BB		B S F B X 2-2 F8 24 E 1-3 1B	X 0-0 L9 ③		F C C 0-3 K ③	1 0 0 0 2 1	0 0 0 0 0 0	0 0 0 0 1 0	0 0 0 0 0 0	0 0 0 0 0 0	0 0 1 0 1 2	0 0 0 0 1 2
Inning Stats	R: 0 H: 0 E: 0 LOB: 0 K: 1 BB: 0 S: 10 P: 14	R: 0 H: 1 E: 0 LOB: 2 K: 1 BB: 1 S: 9 P: 19	R: 0 H: 1 E: 0 LOB: 3 K: 3 BB: 1 S: 17 P: 23	R: 0 H: 1 E: 0 LOB: 2 K: 3 BB: 1 S: 16 P: 26	R: 1 H: 0 E: 1 LOB: 2 K: 1 BB: 2 S: 9 P: 20	R: 1 H: 2 E: 1 LOB: 2 K: 1 BB: 0 S: 15 P: 24	R: 1 H: 2 E: 0 LOB: 1 K: 1 BB: 0 S: 9 P: 10	R: 0 H: 0 E: 0 LOB: 0 K: 1 BB: 0 S: 8 P: 13	R: 1 H: 3 E: 0 LOB: 2 K: 2 BB: 0 S: 15 P: 18	1B: 8 2B: 1 3B: 0 HR: 1		SF: 0 SAC: 0 DP: 0 HBP: 0		WP: 1 PB: 0 SB: 0 CS: 0		PA: 45

New York Mets @ Atlanta Braves

Turner Field, Atlanta, GA

Thu Sep 28 2006, 7:35 PM EDT

Att. 22,944 - Cloudy - 69 F

BOTTOM

livebaseballscorecards.com

AB	40
R	4
H	10
RBI	3
BB	5
SO	14
LOB	26

PITCHER		IP	WLS	BF	H	R	ER	SO	BB	IBB	HBP	BLK	WP	HR	S	P	ERA	WHIP
26 Orlando Hernandez, R ERA: 4.66	(1, 1)	5.0	W	25	3	1	0	9	5	0	0	0	1	0	61	102	0.00	1.600
Roberto Hernandez, R ERA: 3.16	(6, 1)	1.0		6	2	1	1	1	0	0	0	0	0	0	15	24	9.00	2.000
Chad Bradford, R ERA: 2.95	(7, 1)	1.0		5	2	1	1	1	0	0	0	0	0	0	9	10	9.00	2.000
Aaron Heilman, R ERA: 3.56	(8, 1)	1.0		3	0	0	0	1	0	0	0	0	0	0	8	13	0.00	0.000
13 Billy Wagner, L ERA: 2.27	(9, 1)	1.0		6	3	1	1	2	0	0	0	0	0	1	15	18	9.00	3.000

PITCHER	IP	WLS	BF	H	R	ER	SO	BB	IBB	HBP	BLK	WP	HR	S	P	ERA	WHIP

Batter	1	2	3	4	5	6	7	8	9	AB	R	H	RBI	BB	SO	LOB
10 Endy Chavez, L (1, 9) OBP: 0.347, SLG: 0.424	C B B S F F B X 3-2 ① F7		B B X 2-0 ③ F9		B C B B X 3-1 ② F7		B X 1-0 SH1-4 1-2 ①		C B B B B 4-1 16 G4-6-3 BB	3	0	0	0	1	0	2
16 Paul Lo Duca, R (1, 2) OBP: 0.356, SLG: 0.429	F X 0-1 ② L9			C X 0-1 21 BB 15 1B 22 SF9 1B	C B X 1-1 2-H 2B		C X 0-1 ② G6-3 2-3		1 SAFE 1 SAFE X 0-0 ①② G4-6-3 1-2f	5	1	2	1	0	0	2
15 Carlos Beltrán, S (1, 8) OBP: 0.387, SLG: 0.599	B C C X 1-2 ③ P5			B C B B F F X 3-2 22 SF9 21 BB 1-2 1B	B B F B B 4-2 BB		B C B B X 3-1 21 2-5-3 3-H 1B		F F B F C 1-3 ③ K	4	0	2	1	1	1	0
21 Carlos Delgado, L (1, 3) OBP: 0.361, SLG: 0.548		B X 1-0 ① G3-1		S B B S F F B B 4-2 1-2 2-3 BB	B F F B B F F F F 3-2 F X ③ G6-3		B 1-0 ③ 2-5-3 1-2	C F B B X 2-2 BB 20 SF9 22 1B 1B		3	1	1	0	1	0	2
22 Jose Valentin, S (1, 4) OBP: 0.324, SLG: 0.486		B S B S C 2-3 ② K		B X 1-0 ① SF9 2-3 3-H		X 0-0 ① F9		B F F F D X 2-2 20 SF9 BB 1-2 1B		3	0	1	1	0	1	0
Julio Franco, R (1, 5) OBP: 0.325, SLG: 0.342		F B F C 1-3 ③ K		C F B S 1-3 ② K		B F X 1-1 E S 1B		F F B B B 4-2 1-2 2-3 BB		3	0	1	0	1	2	2
Michael Tucker, L (1, 7) OBP: 0.389, SLG: 0.333			B B C B B 4-1 S BB	X 0-0 ③ F7		C B C B S 2-3 ② K 1-3		D C S C 1-3 ① K		3	0	0	0	1	2	6
Chris Woodward, R (1, 6) OBP: 0.285, SLG: 0.310 20 Shawn Green, L (8, PH) OBP: 0.339, SLG: 0.422 1 Anderson Hernandez, S (8, 6) OBP: 0.148, SLG: 0.183			B B C B F F S 3-3 ① K 1-2		C B B C B F F F F 3-2 F X ① G1-3	C B F S 1-3 ③ K		B C B X 2-1 ② SF9 2-3 3-H		3 0 0	0 0 0	0 0 0	0 1 0	0 0 0	2 0 0	2 0 0
33 John Maine, R (1, 1) OBP: 0.069, SLG: 0.071 Ricky Ledee, L (7, PH) OBP: 0.244, SLG: 0.333 25 Pedro Feliciano, L (7, 1) 44 Lastings Milledge, R (8, PH) OBP: 0.313, SLG: 0.394 59 Guillermo Mota, R (8, 1) 13 Billy Wagner, L (9, 1)			B B C S C 2-3 ② K		B C B X 2-1 16 2B 2B		C B S B F B B 4-2 16 G6-3 10 SH1-4 15 1B BB	C F F B X 1-2 ③ P4		2 0 0 1 0 0	1 1 0 0 0 0	1 0 0 0 0 0	0 1 0 0 0 0	0 0 0 0 0 0	1 0 0 0 0 0	1 0 0 2 0 0

Inning Stats										
	R: 0 E: 0 K: 0 S: 11	H: 0 LOB: 0 BB: 0 P: 15	R: 0 E: 0 K: 2 S: 7	H: 0 LOB: 0 BB: 0 P: 11	R: 0 E: 0 K: 2 S: 10	H: 0 LOB: 1 BB: 1 P: 21	R: 1 E: 0 K: 1 S: 15	H: 2 LOB: 2 BB: 1 P: 24	R: 1 E: 0 K: 0 S: 25	H: 2 LOB: 2 BB: 1 P: 41
	R: 0 E: 0 K: 2 S: 9	H: 1 LOB: 1 BB: 0 P: 13	R: 1 E: 0 K: 0 S: 8	H: 1 LOB: 1 BB: 1 P: 17	R: 1 E: 0 K: 1 S: 18	H: 2 LOB: 2 BB: 1 P: 30	R: 0 E: 0 K: 1 S: 6	H: 0 LOB: 0 BB: 1 P: 11	1B: 6 2B: 2 3B: 0 HR: 0	SF: 2 SAC: 1 DP: 1 HBP: 0	WP: 0 PB: 0 SB: 2 CS: 0	PA: 39

PITCHER		IP	WLS	BF	H	R	ER	SO	BB	IBB	HBP	BLK	WP	HR	S	P	ERA	WHIP
Tony Armas, R ERA: 5.03	(1, 1)	5.0		22	4	2	2	5	3	0	0	0	0	0	68	112	3.60	1.400
30 Chris Booker, R ERA: 11.05	(6, 1)	1.0	H	4	1	0	0	2	0	0	0	0	0	0	9	13	0.00	1.000
35 Ryan Wagner, R ERA: 4.7	(7, 1)	1.0	B	5	1	1	1	0	1	0	0	0	0	0	8	17	9.00	2.000
Jon Rauch, R ERA: 3.39	(8, 1)	1.0	L	6	2	1	1	1	1	0	0	0	0	0	18	30	9.00	3.000
45 Chris Schroder, R ERA: 5.6	(9, 1)	1.0		3	0	0	0	1	1	0	0	0	0	0	6	11	0.00	1.000

PITCHER	IP	WLS	BF	H	R	ER	SO	BB	IBB	HBP	BLK	WP	HR	S	P	ERA	WHIP

TOP

New York Mets @ Washington Nationals

Robert F. Kennedy Memorial Stadium, Washington, DC

Fri Sep 29 2006, 7:05 PM EDT

Att. 27,805 - Clear - 64 F

livebaseballscorecards.com

AB	30
R	4
H	8
RBI	4
BB	6
SO	9
LOB	19

BOTTOM

New York Mets @ Washington Nationals

Robert F. Kennedy Memorial Stadium, Washington, DC

Fri Sep 29 2006, 7:05 PM EDT

Att. 27,805 - Clear - 64 F

livebaseballscorecards.com

Batter	1	2	3	4	5	6	7	8	9	AB	R	H	RBI	BB	SO	LOB
Bernie Castro, S (1, 4) OBP: 0.291, SLG: 0.297	C F B B F F X 2-2 ① P6			X 0-0 ① F7	C X 0-1 ③ F7		C F B S 1-3 ③ K			4	0	0	0	0	1	3
Felipe Lopez, S (1, 6) OBP: 0.361, SLG: 0.385	B B F B X 3-1 ② F8			C B F F B F B F B 4-2 11 S WP 11 E BB		B B B C C F F B 4-2 G6-4-3 BB		F S B B X 2-2 ① G5-3		2	1	0	0	2	0	0
Alfonso Soriano, R (1, 7) OBP: 0.352, SLG: 0.561	B S B X 2-1 ③ P4			1 SAFE S D 1 SAFE B B S B 4-2 11 E 11 1B 1-2 BB		D 1 SAFE X 1-0 ① ② G6-4-3 1-2f		B F B X 2-1 ② F7		3	1	0	0	1	0	1
11 Ryan Zimmerman, R (1, 5) OBP: 0.353, SLG: 0.474		B X 1-0 ① G5-3		B B X 2-0 1-H 2-H 1B		X 0-0 ③ G5-3		S X 0-1 ③ P2		4	0	1	1	0	0	0
Jose Vidro, S (1, 3) OBP: 0.347, SLG: 0.394		C C X 0-2 13 G4-6-3 1B		C C F F X 0-2 ② P4			B B X 2-0 ① L9		B F X 1-1 ① G6-3	4	0	1	0	0	0	1
13 Robert Fick, L (1, 2) OBP: 0.318, SLG: 0.339	B 1 SAFE X 1-0 ② ③ G4-6-3 1-2f			B B F 1 SAFE F B F X 3-2 ③ G4-3			X 0-0 ② G4-3		X 0-0 1B	4	0	1	0	0	0	2
7 Nook Logan, S (1, 8) OBP: 0.357, SLG: 0.389 30 Chris Booker, R (6, 1) 35 Ryan Wagner, R (7, 1) OBP: 0.333, SLG: 0.333 Henry Mateo, S (7, PH) OBP: 0.231, SLG: 0.375 Jon Rauch, R (8, 1) 45 Chris Schroder, R (9, 1) Brandon Harper, R (9, PH) OBP: 0.395, SLG: 0.568		B B C X 2-1 ① G4-3			X 0-0 ① B3-4		B B C S B F B 4-2 1B BB		C C C 0-3 ② K	2 0 0 0 0 0 0 1	0 0 0 0 0 0 0 0	0 0 0 0 1 0 0 0	0 0 0 0 0 0 0 0	0 0 0 0 0 0 0 1	0 0 0 0 0 0 0 1	0 0 0 0 0 0 0 1
Ryan Church, L (1, 9) OBP: 0.364, SLG: 0.524 (6, 8)		C B B B F S 2-3 ② K			S B F X 1-2 HR		B C 1 SAFE B X 2-1 DI 1-3 1B		B F B S S 2-3 ③ K	4	1	2	1	0	2	1
Tony Armas, R (1, 1) OBP: 0.078, SLG: 0.060 George Lombard, L (5, PH) OBP: 0.333, SLG: 0.353 (6, 9)		B B B C C F C 3-3 ③ K			S F S 0-3 ② K		B B B C C B 4-2 1-2 BB			1 1	0 0	0 0	0 0	0 1	1 1	0 0
Inning Stats	R: 0 E: 0 K: 0 S: 9 H: 0 LOB: 0 BB: 0 P: 16	R: 0 E: 0 K: 0 S: 5 H: 1 LOB: 0 BB: 0 P: 7	R: 0 E: 0 K: 2 S: 10 H: 0 LOB: 0 BB: 0 P: 17	R: 2 E: 0 K: 0 S: 18 H: 1 LOB: 1 BB: 2 P: 31	R: 1 E: 0 K: 1 S: 9 H: 1 LOB: 0 BB: 0 P: 10	R: 0 E: 0 K: 0 S: 6 H: 0 LOB: 0 BB: 1 P: 11	R: 0 E: 0 K: 1 S: 12 H: 1 LOB: 3 BB: 2 P: 25	R: 0 E: 0 K: 0 S: 7 H: 0 LOB: 0 BB: 0 P: 11	R: 0 E: 0 K: 2 S: 9 H: 1 LOB: 1 BB: 0 P: 12	1B: 4 2B: 0 3B: 0 HR: 1	SF: 0 SAC: 0 DP: 2 HBP: 0						

	AB	30
	R	3
	H	5
	RBI	2
	BB	5
	SO	6
	LOB	9

WP: 1 PB: 0 SB: 1 CS: 0 PA: 35

PITCHER		IP	WLS	BF	H	R	ER	SO	BB	IBB	HBP	BLK	WP	HR	S	P	ERA	WHIP
33 John Maine, R ERA: 3.6	(1, 1)	6.0		22	3	3	2	3	3	0	0	0	1	1	57	92	3.00	1.000
25 Pedro Feliciano, L ERA: 2.12	(7, 1)	1.0	W	6	1	0	0	1	2	0	0	0	0	0	12	25	0.00	3.000
59 Guillermo Mota, R ERA: 4.61	(8, 1)	1.0	H	3	0	0	0	0	0	0	0	0	0	0	7	11	0.00	0.000
13 Billy Wagner, L ERA: 2.24	(9, 1)	1.0	S	4	1	0	0	2	0	0	0	0	0	0	9	12	0.00	1.000

PITCHER	IP	WLS	BF	H	R	ER	SO	BB	IBB	HBP	BLK	WP	HR	S	P	ERA	WHIP

New York Mets @ Washington Nationals

Robert F. Kennedy Memorial Stadium, Washington, DC

Sat Sep 30 2006, 7:05 PM EDT

Att. 30,449 - Clear - 66 F

TOP

livebaseballscorecards.com

Batter	1	2	3	4	5	6	7	8	9	AB	R	H	RBI	BB	SO	LOB
7 José Reyes, S OBP: 0.354, SLG: 0.487 1 Anderson Hernandez, S (5, PR) OBP: 0.159, SLG: 0.210	(1, 6) (5, 6)	G4-3	K		G1-3	BB		G3		2B	3	0	0	0	1	1	1
											2	0	1	0	0	0	0
10 Endy Chavez, L OBP: 0.349, SLG: 0.432	(1, 7) (8, 8)	HR	G1-3	15 BB 20 HR	L7			15 BB 5 HR 1B	F8		5	3	2	1	1	0	3
15 Carlos Beltrán, S OBP: 0.391, SLG: 0.599 43 Royce Ring, L	(1, 8) (8, 1)	20 S HR BB	20 1B 2B 1B	20 HR BB		P2		5 HR BB			2	4	1	0	3	0	0
											0	0	0	0	0	0	0
5 David Wright, R OBP: 0.380, SLG: 0.530	(1, 5)	K	P4	K	K	K		HR	G4-3		5	1	1	3	0	3	4
20 Shawn Green, L OBP: 0.341, SLG: 0.429	(1, 9)	HR BB	2B 1B	HR	E6 FC5-4			G4-3	G5-3		4	3	2	3	1	0	0
Julio Franco, R OBP: 0.333, SLG: 0.375	(1, 3)	HR	2B	1B	FC5-4			G5-3			5	1	3	5	0	0	1
11 Ramon Castro, R OBP: 0.324, SLG: 0.392	(1, 2)	F8	P3	P3			HR	K			5	1	1	1	0	1	2
Chris Woodward, R OBP: 0.287, SLG: 0.309	(1, 4)		SH5-4 1B	IBB	K		K		P2		4	0	1	0	1	2	0
Tom Glavine, L OBP: 0.267, SLG: 0.189	(1, 1)		SH5-4	G3	K		G3		L7		2	0	0	0	0	1	2
Michael Tucker, L OBP: 0.384, SLG: 0.327	(7, PH)										1	0	0	0	0	0	0
Darren Oliver, R OBP: 0.188, SLG: 0.200	(7, 1)										0	0	0	0	0	0	0
44 Lastings Milledge, R OBP: 0.311, SLG: 0.382	(8, 7)										1	0	0	0	0	0	0

Inning Stats	1	2	3	4	5	6	7	8	9
	R: 4 E: 0 K: 1 S: 19	H: 2 LOB: 0 BB: 2 P: 37	R: 0 E: 0 K: 1 S: 12	H: 1 LOB: 1 BB: 0 P: 17	R: 2 E: 0 K: 0 S: 14	H: 3 LOB: 2 BB: 1 P: 25	R: 3 E: 0 K: 1 S: 12	H: 2 LOB: 1 BB: 2 P: 28	R: 0 E: 0 K: 2 S: 13	H: 0 LOB: 1 BB: 1 P: 21
	R: 0 E: 1 K: 1 S: 11	H: 0 LOB: 1 BB: 0 P: 17	R: 1 E: 0 K: 1 S: 11	H: 1 LOB: 0 BB: 0 P: 21	R: 3 E: 0 K: 1 S: 16	H: 2 LOB: 0 BB: 1 P: 26	R: 0 E: 0 K: 0 S: 13	H: 1 LOB: 1 BB: 0 P: 18		

	AB	39
	R	13
	H	12
	RBI	13
	BB	7
	SO	8
	LOB	13

	1B: 5	SF: 0	WP: 0	PA: 47
	2B: 2	SAC: 1	PB: 0	
	3B: 0	DP: 0	SB: 1	
	HR: 5	HBP: 0	CS: 0	

PITCHER		IP	WLS	BF	H	R	ER	SO	BB	IBB	HBP	BLK	WP	HR	S	P	ERA	WHIP
54 Beltran Perez, R ERA: 3.86	(1, 1)	3.0	L	18	6	6	6	2	2	1	0	0	0	2	45	79	18.00	2.667
45 Chris Schroder, R ERA: 6.35	(4, 1)	1.0		7	2	3	3	1	2	0	0	0	0	1	12	28	27.00	4.000
57 Jason Bergmann, R ERA: 6.68	(5, 1)	3.0		12	1	1	1	4	1	0	0	0	0	1	35	59	3.00	0.667
Felix Rodriguez, R ERA: 7.67	(8, 1)	1.0		6	2	3	3	1	1	0	0	0	0	1	16	26	27.00	3.000
30 Chris Booker, R ERA: 9.72	(9, 1)	1.0		4	1	0	0	0	0	0	0	0	0	0	13	18	0.00	1.000

PITCHER		IP	WLS	BF	H	R	ER	SO	BB	IBB	HBP	BLK	WP	HR	S	P	ERA	WHIP

BOTTOM

New York Mets @ Washington Nationals

Robert F. Kennedy Memorial Stadium, Washington, DC

Sat Sep 30 2006, 7:05 PM EDT

Att. 30,449 - Clear - 66 F

livebaseballscorecards.com

Batter	1	2	3	4	5	6	7	8	9	AB	R	H	RBI	BB	SO	LOB
Bernie Castro, S (1, 4) OBP: 0.281, SLG: 0.286	B B C S C 2-3 K ①	F X 0-1 G4-3 ③				B C B X 2-1 FC6-4 ② 1-2f			B C B B X 3-1 G4-3 ①	4	0	0	0	0	1	2
Felipe Lopez, S (1, 6) OBP: 0.359, SLG: 0.383	C F B B X 2-2 F9 ②			C X 0-1 P6 ①		B F C C 1-3 K ③			C B B B F B F F X 3-2 L9 ②	4	0	0	0	0	1	1
11 Ryan Zimmerman, R (1, 5) OBP: 0.352, SLG: 0.472 57 Jason Bergmann, R (5, 1) Henry Mateo, S (7, PH) OBP: 0.222, SLG: 0.360 Felix Rodriguez, R (8, 1) 30 Chris Booker, R (9, 1) Brian Schneider, L (9, PH) OBP: 0.323, SLG: 0.333	C X 0-1 G4-3 ③			F S B X 1-2 P5 ②			C B X 1-1 F7 ①		B X 1-0 L3 ③	2 0 1 0 0 1	0 0 0 0 0 0	0 0 0 0 0 0	0 0 0 0 0 0	0 0 0 0 0 0	0 0 0 0 0 0	0 0 0 0 0 0
Jose Vidro, S (1, 3) OBP: 0.346, SLG: 0.393		X 0-0 G6-4-3 1B		B C F B F F B X 3-2 G6-3 ③			F F F B X 1-2 G5-3 ②			3	0	1	0	0	0	0
Ryan Church, L (1, 8) OBP: 0.359, SLG: 0.516		B F B S X 2-2 G6-4-3 ①② 1-2f			B S S C 1-3 K ①		C B B C S 2-3 K ③			3	0	0	0	0	2	1
Brandon Harper, R (1, 2) OBP: 0.370, SLG: 0.525		C B X 1-1 P3 ③			S B F B X 2-2 G1-3 ②			B B X 2-0 G6-3 ①		3	0	0	0	0	0	0
13 Robert Fick, L (1, 9) OBP: 0.319, SLG: 0.339			C B B B C X 2-2 G3 ①		C X 0-1 G3 ③			B X 1-0 1B		3	0	1	0	0	0	0
George Lombard, L (1, 7) OBP: 0.292, SLG: 0.300			B B B C X 3-1 P5 ②			X 0-0 P5 ①		C X 0-1 F7 ②		3	0	0	0	0	0	1
54 Beltran Perez, R (1, 1) OBP: 0.571, SLG: 0.500 45 Chris Schroder, R (4, 1) Melvin Dorta, R (5, 5) OBP: 0.235, SLG: 0.294			C X 0-1 1B			F X 0-1 FC6-4 1B		C T B S 1-3 K ③		1 0 2	0 0 0	1 0 1	0 0 0	0 0 0	0 0 1	0 0 1
Inning Stats	R: 0 H: 0 E: 0 LOB: 0 K: 1 BB: 0 S: 8 P: 12	R: 0 H: 1 E: 0 LOB: 0 K: 0 BB: 0 S: 6 P: 9	R: 0 H: 1 E: 0 LOB: 1 K: 0 BB: 0 S: 9 P: 14	R: 0 H: 0 E: 0 LOB: 0 K: 0 BB: 0 S: 10 P: 14	R: 0 H: 0 E: 0 LOB: 0 K: 1 BB: 0 S: 8 P: 11	R: 0 H: 1 E: 0 LOB: 1 K: 1 BB: 0 S: 8 P: 11	R: 0 H: 0 E: 0 LOB: 0 K: 1 BB: 0 S: 9 P: 13	R: 0 H: 1 E: 0 LOB: 1 K: 1 BB: 0 S: 7 P: 11	R: 0 H: 0 E: 0 LOB: 0 K: 0 BB: 0 S: 8 P: 15	1B: 4 SF: 0 2B: 0 SAC: 0 3B: 0 DP: 1 HR: 0 HBP: 0						

AB	30
R	0
H	4
RBI	0
BB	0
SO	5
LOB	6

WP: 0 PA: 30
PB: 0
SB: 0
CS: 0

PITCHER		IP	WLS	BF	H	R	ER	SO	BB	IBB	HBP	BLK	WP	HR	S	P	ERA	WHIP
Tom Glavine, L ERA: 3.82	(1, 1)	6.0	W	20	3	0	0	3	0	0	0	0	0	0	49	71	0.00	0.500
Darren Oliver, L ERA: 3.44	(7, 1)	1.0		3	0	0	0	1	0	0	0	0	0	0	9	13	0.00	0.000
43 Royce Ring, L ERA: 2.13	(8, 1)	2.0		7	1	0	0	1	0	0	0	0	0	0	15	26	0.00	0.500

PITCHER	IP	WLS	BF	H	R	ER	SO	BB	IBB	HBP	BLK	WP	HR	S	P	ERA	WHIP

New York Mets @ Washington Nationals

Robert F. Kennedy Memorial Stadium, Washington, DC

Sun Oct 01 2006, 1:05 PM EDT

Att. 29,044 - Sunny - 73 F

livebaseballscorecards.com

TOP

Batter	1	2	3	4	5	6	7	8	9	AB	R	H	RBI	BB	SO	LOB
Cliff Floyd, L (1, 7) OBP: 0.324, SLG: 0.407	P5	16 1B 2B 3-H	1-2 BB			K		L7		3	1	1	1	1	1	0
10 Endy Chavez, L (6, 8) OBP: 0.348, SLG: 0.431										1	0	0	0	0	0	1
16 Paul Lo Duca, R (1, 2) OBP: 0.355, SLG: 0.428	G4-3	20 1B 5 1B 1B 2-H	G6-3			F9			F8	4	0	1	1	0	0	2
44 Lastings Milledge, R (6, 7) OBP: 0.310, SLG: 0.380										1	0	0	0	0	0	0
15 Carlos Beltrán, S (1, 8) OBP: 0.398, SLG: 0.594	F7	P6		L8		K			F7	4	0	0	0	0	1	1
25 Pedro Feliciano, L (6, 1)										0	0	0	0	0	0	0
Chad Bradford, R (7, 1)										0	0	0	0	0	0	0
59 Guillermo Mota, R (8, 1)										0	0	0	0	0	0	0
Michael Tucker, L (9, PH) OBP: 0.378, SLG: 0.321										1	0	0	0	0	0	0
Aaron Heilman, R (9, 1)										0	0	0	0	0	0	0
5 David Wright, R (1, 5) OBP: 0.381, SLG: 0.531	20 2B 1B 1B	20 1B 1-2 1B		G5-3			F7		20 1B 1B	3	1	2	0	0	0	0
Chris Woodward, R (4, 5) OBP: 0.289, SLG: 0.311										2	0	1	0	0	0	0
20 Shawn Green, L (1, 9) OBP: 0.344, SLG: 0.432	1B 22 1B 2B 1-3	1-2 1B 2-3		F7			G1-3		FC6-4 1B 1-3	5	1	3	0	0	0	0
Julio Franco, R (1, 3) OBP: 0.330, SLG: 0.370	1 22 1B 1B 3B 2-3 3-H	K			L9		K		FC6-4 1-2f	5	1	1	1	0	2	5
22 Jose Valentin, S (1, 4) OBP: 0.330, SLG: 0.490	1 1B 3B 1-2 3-H	1 G6-4-3 1B			1 G3 1B			4-2 BB		3	1	3	1	1	0	0
1 Anderson Hernandez, S (1, 6) OBP: 0.164, SLG: 0.242	2B 3B 1-H 2-H	G6-4-3 1-2f			G3 1-2			K		4	1	1	2	0	1	3
46 Oliver Pérez, L (1, 1) OBP: 0.150, SLG: 0.105	G3	BB BB			G4-3			K		1	0	0	0	1	0	1
Ricky Ledee, L (5, PH) OBP: 0.242, SLG: 0.329										1	0	0	0	0	0	1
Roberto Hernandez, R (5, 1)										0	0	0	0	0	0	0
11 Ramon Castro, R (6, 2) OBP: 0.322, SLG: 0.389										1	0	0	0	0	1	1
Inning Stats	R: 0 E: 0 K: 0 S: 6 H: 0 LOB: 0 BB: 0 P: 10	R: 6 E: 0 K: 1 S: 23 H: 9 LOB: 3 BB: 0 P: 32	R: 0 E: 0 K: 0 S: 10 H: 1 LOB: 2 BB: 2 P: 20	R: 0 E: 0 K: 0 S: 7 H: 0 LOB: 0 BB: 0 P: 8	R: 0 E: 0 K: 0 S: 7 H: 1 LOB: 1 BB: 0 P: 10	R: 0 E: 0 K: 2 S: 10 H: 0 LOB: 0 BB: 0 P: 14	R: 0 E: 0 K: 1 S: 9 H: 0 LOB: 0 BB: 0 P: 14	R: 0 E: 0 K: 2 S: 9 H: 0 LOB: 1 BB: 1 P: 16	R: 0 E: 0 K: 0 S: 13 H: 2 LOB: 2 BB: 0 P: 19	1B: 10 2B: 2 3B: 1 HR: 0 SF: 0 SAC: 0 DP: 1 HBP: 0							

	AB	39
	R	6
	H	13
	RBI	6
	BB	3
	SO	6
	LOB	15

WP: 0 PB: 0 SB: 0 CS: 0 PA: 42

PITCHER		IP	WLS	BF	H	R	ER	SO	BB	IBB	HBP	BLK	WP	HR	S	P	ERA	WHIP
Ramon Ortiz, R ERA: 5.57	(1, 1)	1.1	L	11	7	6	6	0	0	0	0	0	0	0	18	28	40.50	5.250
40 Billy Traber, L ERA: 6.44	(2, 1)	2.2		12	3	0	0	1	2	0	0	0	0	0	28	42	0.00	1.875
52 Saul Rivera, R ERA: 3.43	(5, 1)	3.0		10	1	0	0	3	0	0	0	0	0	0	26	38	0.00	0.333
Jon Rauch, R ERA: 3.35	(8, 1)	1.0		4	0	0	0	2	1	0	0	0	0	0	9	16	0.00	1.000
32 Chad Cordero, R ERA: 3.19	(9, 1)	1.0		5	2	0	0	0	0	0	0	0	0	0	13	19	0.00	2.000

PITCHER	IP	WLS	BF	H	R	ER	SO	BB	IBB	HBP	BLK	WP	HR	S	P	ERA	WHIP

BOTTOM

Batter	1	2	3	4	5	6	7	8	9	AB	R	H	RBI	BB	SO	LOB
Bernie Castro, S (1, 4) OBP: 0.286, SLG: 0.291	C B S X 1-2 G5-3 ①		S F C 0-3 K ②	B C F B B X 3-2 L9 ③			C B F F B X 2-2 1B		C B X 1-1 32 WP 2-H 1B	5	0	2	1	0	1	5
Felipe Lopez, S (1, 6) OBP: 0.358, SLG: 0.381 Jon Rauch, R (8, 1) 32 Chad Cordero, R (9, 1)	T C F S 0-3 K ②		C H 1-1 1-2 HBP	X 0-0 L8 ①			C C F X 0-2 F7 ②		B F F B C 2-3 K ③ 1-2	3 0 1	0 0 0	0 0 0	0 0 0	0 0 0	1 0 1	1 0 1
Alfonso Soriano, R (1, 7) OBP: 0.351, SLG: 0.560 George Lombard, L (4, 7) OBP: 0.308, SLG: 0.286	C X 0-1 L5 ③		C B T F B X 2-2 P6 ③		B F B B S B F B 4-2 52 L8-3 BB		C F F B B F X 2-2 G5-3 ③			2 1	0 0	0 0	0 0	0 1	0 0	3 1
11 Ryan Zimmerman, R (1, 5) OBP: 0.351, SLG: 0.471 52 Saul Rivera, S (5, 1) Henry Mateo, S (8, 5) OBP: 0.214, SLG: 0.346		C X 0-1 G5-3 ①		B X 1-0 L6 ①	B F 1 SAFE F B X 2-2 L8-3 ②③ 1-1			B B B C X 3-1 F7 ①		2 1 1	0 0 0	0 0 0	0 0 0	0 0 0	0 1 0	0 1 0
Jose Vidro, S (1, 3) OBP: 0.348, SLG: 0.395 Brandon Harper, R (6, PR) OBP: 0.362, SLG: 0.512 (7, 2)		B F B C B X 3-2 P4 ②		B S F B X 2-2 13 1B 1B		B B C X 2-1 1B		S B F F X 1-2 G6-3 ②		3 1	1 0	2 0	0 0	0 0	0 0	0 0
Brian Schneider, L (1, 2) OBP: 0.320, SLG: 0.329 (7, 3)		C S S 0-3 K ③		F S F X 0-2 F8 ②		B C T F S 1-3 K ①		B B X 2-0 F9 ③		4	0	0	0	0	2	2
13 Robert Fick, L (1, 9) OBP: 0.324, SLG: 0.344			B F C B F X 2-2 1B 1B	F B B X 2-1 BB 1B 1-3		X 0-0 F8 ②			X 0-0 G3-1 ①	4	0	2	0	0	0	1
Ryan Church, L (1, 8) OBP: 0.366, SLG: 0.526			F F B B B X 2-2 HBP 1B 1-3	S X 0-1 BB 1B 1-2 3-H		S S S 0-3 K ③			B B B B C F F F X 3-2 1B 2B	4	1	3	1	0	1	1
Ramon Ortiz, R (1, 1) OBP: 0.153, SLG: 0.161 40 Billy Traber, L (2, 1) OBP: 0.143, SLG: 0.077 Melvin Dorta, R (4, PH) OBP: 0.250, SLG: 0.263 (5, 5) (8, 6)			C B M S 1-3 K ①	F B B B F B 4-2 1-2 2-3 BB			B F B X 2-1 G4-3 ①		C F S 0-3 K ②	0 1 2	0 0 0	0 0 0	0 0 1	0 0 1	0 1 1	0 2 1
Inning Stats	R: 0 E: 0 K: 1 S: 9 H: 0 LOB: 0 BB: 0 P: 10	R: 0 E: 0 K: 1 S: 8 H: 0 LOB: 0 BB: 0 P: 11	R: 0 E: 0 K: 2 S: 19 H: 2 LOB: 3 BB: 0 P: 27	R: 1 E: 0 K: 0 S: 17 H: 3 LOB: 3 BB: 1 P: 29	R: 0 E: 0 K: 0 S: 8 H: 0 LOB: 0 BB: 1 P: 14	R: 0 E: 0 K: 2 S: 10 H: 1 LOB: 1 BB: 0 P: 13	R: 0 E: 0 K: 0 S: 16 H: 1 LOB: 1 BB: 0 P: 22	R: 0 E: 0 K: 0 S: 7 H: 0 LOB: 0 BB: 0 P: 13	R: 1 E: 0 K: 2 S: 14 H: 2 LOB: 1 BB: 0 P: 20	1B: 8 2B: 2 3B: 0 HR: 0	SF: 0 SAC: 0 DP: 1 HBP: 1						

PITCHER		IP	WLS	BF	H	R	ER	SO	BB	IBB	HBP	BLK	WP	HR	S	P	ERA	WHIP
46 Oliver Pérez, L ERA: 6.55	(1, 1)	4.0		19	5	1	1	4	1	0	1	0	0	0	53	77	2.25	1.500
Roberto Hernandez, R ERA: 3.11	(5, 1)	1.0		3	0	0	0	0	1	0	0	0	0	0	8	14	0.00	1.000
25 Pedro Feliciano, L ERA: 2.09	(6, 1)	1.0		4	1	0	0	2	0	0	0	0	0	0	10	13	0.00	1.000
Chad Bradford, R ERA: 2.9	(7, 1)	1.0		4	1	0	0	0	0	0	0	0	0	0	16	22	0.00	1.000
59 Guillermo Mota, R ERA: 4.53	(8, 1)	1.0	W	3	0	0	0	0	0	0	0	0	0	0	7	13	0.00	0.000

PITCHER		IP	WLS	BF	H	R	ER	SO	BB	IBB	HBP	BLK	WP	HR	S	P	ERA	WHIP
Aaron Heilman, R ERA: 3.62	(9, 1)	1.0		5	2	1	1	2	0	0	0	0	1	0	14	20	9.00	2.000

New York Mets @ Washington Nationals

Robert F. Kennedy Memorial Stadium, Washington, DC

Sun Oct 01 2006, 1:05 PM EDT

Att. 29,044 - Sunny - 73 F

livebaseballscorecards.com

AB	35
R	2
H	9
RBI	2
BB	2
SO	8
LOB	19

1B: 8	SF: 0	WP: 1	PA: 38		
2B: 2	SAC: 0	PB: 0			
3B: 0	DP: 1	SB: 0			
HR: 0	HBP: 1	CS: 0			

Batter	1	2	3	4	5	6	7	8	9	AB	R	H	RBI	BB	SO	LOB
15 Rafael Furcal, S (1, 6) OBP: 0.400, SLG: 0.250	L6		P6		5 FC6-4 BB		5 5S 5 2B 1B 1-2 3-H		K	4	1	1	1	1	1	1
Kenny Lofton, L (1, 8) 18 Ramon Martinez, R (9, PH) OBP: 1.000, SLG: 2.000 17 Jason Repko, R (9, PR)	K		K		K		F9 2-3		2B 3-H	4 1 0	0 0 0	0 1 0	0 1 0	0 0 0	3 0 0	4 0 0
5 Nomar Garciaparra, R (1, 3) OBP: 0.200, SLG: 0.400	G5-3		F9		FC6-4 1-2f		2B 1-H 3-H		K	5	0	1	2	0	1	3
12 Jeff Kent, R (1, 4) OBP: 0.500, SLG: 0.500		55 1B 1B 1B		1B		G6-3	K			4	0	2	0	0	1	1
J.D. Drew, L (1, 9) OBP: 0.250, SLG: 0.250		55 1B 55 1B 1B 1-2		K		K		F7		4	0	1	0	0	2	1
55 Russell Martin, R (1, 2) OBP: 0.250, SLG: 0.250		21 2B 1B 1-H 2-H		P5		K		G4-3		4	1	1	0	0	1	1
21 Marlon Anderson, L (1, 7) OBP: 0.500, SLG: 0.750		2B 2-H		K			E FC4 15 1B 1B	G3		4	1	2	1	0	1	1
Wilson Betemit, S (1, 5) OBP: 0.750, SLG: 1.000		IBB			SH1-4 1-2		FC4 15 F9 1B 5 2B 1-3		F8 18 2B 2-3	3	2	2	0	1	0	1
Derek Lowe, R (1, 1) Mark Hendrickson, L (6, 1) Julio Lugo, R (7, PH) 31 Brad Penny, R (7, 1) 51 Jonathan Broxton, R (8, 1) Olmedo Saenz, R (9, PH)		K			SH1-4		K		F8 2-3	1 0 1 0 0 1	0 0 0 0 0 0	0 0 0 0 0 0	0 0 0 0 0 0	0 0 0 0 0 0	1 0 1 0 0 0	2 0 2 0 0 1
Inning Stats	R: 0 E: 0 K: 1 S: 9 H: 0 LOB: 0 BB: 0 P: 11	R: 1 E: 0 K: 1 S: 17 H: 4 LOB: 2 BB: 1 P: 31	R: 0 E: 0 K: 1 S: 8 H: 0 LOB: 0 BB: 0 P: 12	R: 0 E: 0 K: 2 S: 9 H: 1 LOB: 1 BB: 0 P: 14	R: 0 E: 0 K: 1 S: 12 H: 1 LOB: 2 BB: 1 P: 20	R: 0 E: 0 K: 2 S: 8 H: 0 LOB: 0 BB: 0 P: 11	R: 3 E: 1 K: 2 S: 18 H: 3 LOB: 1 BB: 0 P: 22	R: 0 E: 0 K: 0 S: 14 H: 0 LOB: 0 BB: 0 P: 17	R: 1 E: 0 K: 2 S: 13 H: 2 LOB: 1 BB: 0 P: 20	1B: 7 2B: 4 3B: 0 HR: 0 SF: 0 SAC: 1 DP: 0 HBP: 0						

PITCHER		IP	WLS	BF	H	R	ER	SO	BB	IBB	HBP	BLK	WP	HR	S	P	ERA	WHIP
33 John Maine, R ERA: 2.08	(1, 1)	4.1		19	6	1	1	5	1	1	0	0	0	0	49	80	2.08	1.615
25 Pedro Feliciano, L ERA:	(5, 1)	0.1		1	0	0	0	1	0	0	0	0	0	0	4	6	0.00	0.000
Chad Bradford, R ERA:	(5, 1)	0.1		1	0	0	0	0	0	0	0	0	0	0	2	2	0.00	0.000
59 Guillermo Mota, R ERA: 13.5	(6, 1)	2.0	W	10	3	3	3	4	0	0	0	0	0	0	26	33	13.50	1.500
Aaron Heilman, R ERA:	(8, 1)	1.0	H	3	0	0	0	0	0	0	0	0	0	0	14	17	0.00	0.000

PITCHER		IP	WLS	BF	H	R	ER	SO	BB	IBB	HBP	BLK	WP	HR	S	P	ERA	WHIP
13 Billy Wagner, L ERA: 9.0	(9, 1)	1.0	S	5	2	1	1	2	0	0	0	0	0	0	13	20	9.00	2.000

TOP

Los Angeles Dodgers @ New York Mets

Shea Stadium, Flushing, NY

Wed Oct 04 2006, 4:00 PM EDT

Att. 56,979 - Cloudy - 79 F

livebaseballscorecards.com

AB	36
R	5
H	11
RBI	5
BB	2
SO	12
LOB	18

BOTTOM

Los Angeles Dodgers @ New York Mets

Shea Stadium, Flushing, NY

Wed Oct 04 2006, 4:00 PM EDT

Att. 56,979 - Cloudy - 79 F

livebaseballscorecards.com

Batter	1	2	3	4	5	6	7	8	9	AB	R	H	RBI	BB	SO	LOB
7 José Reyes, S (1, 6)	F9		F8		K		BB	E4		4	1	0	0	1	1	0
16 Paul Lo Duca, R (1, 2) OBP: 0.400, SLG: 0.400	G5-3		K			1B	F8	1B		5	1	2	0	0	1	1
15 Carlos Beltrán, S (1, 8)	BB			G4-3		P6	BB	BB		2	1	0	0	3	0	1
21 Carlos Delgado, L (1, 3) OBP: 0.800, SLG: 1.400	1B			HR		1B	1B	K		5	2	4	2	0	1	3
5 David Wright, R (1, 5) OBP: 0.500, SLG: 1.000	FC4-6			K		2B	2B			4	0	2	3	0	1	2
Cliff Floyd, L (1, 7) OBP: 0.500, SLG: 1.333		G4-3	HR			IBB	K			3	1	1	1	1	1	2
Aaron Heilman, R (8, 1)										0	0	0	0	0	0	0
13 Billy Wagner, L (9, 1)										0	0	0	0	0	0	0
20 Shawn Green, L (1, 9)		P6	K			K	G3			4	0	0	0	0	2	4
22 Jose Valentin, S (1, 4)		K			G3	HBP		B2		3	0	0	0	0	1	0
33 John Maine, R (1, 1)			K		P6	F9		G6-3		1	0	0	0	0	1	0
25 Pedro Feliciano, L (5, 1)										0	0	0	0	0	0	0
Chad Bradford, R (5, 1)										0	0	0	0	0	0	0
Michael Tucker, L (5, PH)										1	0	0	0	0	0	0
59 Guillermo Mota, R (6, 1)										1	0	0	0	0	0	3
10 Endy Chavez, L (8, 7)										1	0	0	0	0	0	0
Inning Stats	R: 0 E: 0 K: 0 S: 9 H: 1 LOB: 2 BB: 1 P: 18	R: 0 E: 0 K: 1 S: 10 H: 0 LOB: 0 BB: 0 P: 15	R: 0 E: 0 K: 2 S: 9 H: 0 LOB: 0 BB: 0 P: 12	R: 2 E: 0 K: 2 S: 13 H: 2 LOB: 0 BB: 0 P: 22	R: 0 E: 0 K: 1 S: 9 H: 0 LOB: 0 BB: 0 P: 13	R: 2 E: 0 K: 1 S: 12 H: 3 LOB: 3 BB: 1 P: 21	R: 2 E: 0 K: 1 S: 12 H: 2 LOB: 2 BB: 2 P: 24	R: 0 E: 1 K: 1 S: 18 H: 1 LOB: 3 BB: 1 P: 26		1B: 5 2B: 2 3B: 0 HR: 2	SF: 0 SAC: 0 DP: 0 HBP: 1		WP: 0 PB: 0 SB: 1 CS: 0	PA: 40		

	AB	R	H	RBI	BB	SO	LOB
AB	34						
R	6						
H	9						
RBI	6						
BB	5						
SO	9						
LOB	16						

PITCHER		IP	WLS	BF	H	R	ER	SO	BB	IBB	HBP	BLK	WP	HR	S	P	ERA	WHIP
Derek Lowe, R (1, 1) ERA: 6.75		5.1		24	6	4	4	6	1	1	0	0	0	2	57	94	6.75	1.312
Mark Hendrickson, L (6, 1) ERA:		0.2		3	0	0	0	1	0	0	1	0	0	0	5	7	0.00	0.000
31 Brad Penny, R (7, 1) ERA: 18.0		1.0	L	7	2	2	2	1	2	0	0	0	0	0	12	24	18.00	4.000
51 Jonathan Broxton, R (8, 1) ERA:		1.0		6	1	0	0	1	1	0	0	0	0	0	18	26	0.00	2.000

PITCHER	IP	WLS	BF	H	R	ER	SO	BB	IBB	HBP	BLK	WP	HR	S	P	ERA	WHIP

Batter	1	2	3	4	5	6	7	8	9	AB	R	H	RBI	BB	SO	LOB
15 Rafael Furcal, S (1, 6) OBP: 0.333, SLG: 0.143	F B F X 1-2 G6-3		C B B X 2-1 F8		B B B C S B 4-2 BB		B F C F X 1-2 F7			3	0	0	0	1	0	1
Kenny Lofton, L (1, 8)	B C F F B B X 3-2 G5-3			B X 1-0 F7	B X 1-0 G4-3			C B F B S 2-3 K		4	0	0	0	0	1	2
5 Nomar Garciaparra, R (1, 3) OBP: 0.250, SLG: 0.375 Wilson Betemit, S (6, 5) OBP: 0.800, SLG: 1.750	B X 1-0 F9			X 0-0 12 1B 1B		C B B F F X 2-2 G4-3		B F F F F B F B X 3-2 HR		3 1	0 1	1 1	0 1	0 0	0 0	0 0
12 Jeff Kent, R (1, 4) OBP: 0.500, SLG: 0.500 (6, 3)		S B X 1-1 F8		B B C F F X 2-2 1-2 1B		X 0-0 FC1-6 1B		C B X 1-1 F8		4	0	2	0	0	0	0
J.D. Drew, L (1, 9) OBP: 0.125, SLG: 0.125 44 Takashi Saito, L (8, 1)		C X 0-1 G6-3		C S F C 0-3 K		C C B X 1-2 FC1-6 55 FC6-4 1-2f		B C X 1-1 F7		4 0	0 0	0 0	0 0	0 0	1 0	3 0
55 Russell Martin, R (1, 2) OBP: 0.250, SLG: 0.143		C B S F B F F F B 4-2 B BB		B B B X 3-0 F8		B B X 2-0 FC6-4 1-2f			F B F B B X 3-2 G6-3	3	0	0	0	1	0	3
21 Marlon Anderson, L (1, 7) OBP: 0.250, SLG: 0.375 (8, 9)		C C X 0-2 G1-3			C S B F F B B F X 3-2 G4-3		C C F X 0-2 L1		B B C F X 2-2 G1-3	4	0	0	0	0	0	1
Julio Lugo, R (1, 5) OBP: 0.400, SLG: 0.500 (6, 4)			B C X 1-1 G5-3		X 0-0 56 G4-3 2B		C B C B F B F B 4-2 BB		F B B S X 2-2 G6-3	3	0	1	0	1	0	0
56 Hung-Chih Kuo, L (1, 1) Brett Tomko, R (5, 1) Mark Hendrickson, L (6, 1) 18 Ramon Martinez, R (7, PH) OBP: 0.500, SLG: 1.000 58 Chad Billingsley, R (7, 1) 16 Andre Ethier, L (8, 7)			F C S 0-3 K		D B C S X 2-2 G4-3 2-3		C 1 B F F C SAFE 1-3 K			2 0 0 1 0 0	0 0 0 0 0 0	0 0 0 0 0 0	0 0 0 0 0 0	1 0 0 1 0 0	1 0 0 1 0 0	1 0 0 1 0 0
Inning Stats	R: 0 E: 0 K: 0 S: 8 H: 0 LOB: 0 BB: 0 P: 13	R: 0 E: 0 K: 0 S: 13 H: 0 LOB: 1 BB: 1 P: 18	R: 0 E: 0 K: 1 S: 7 H: 0 LOB: 0 BB: 0 P: 10	R: 0 E: 0 K: 1 S: 11 H: 2 LOB: 2 BB: 0 P: 17	R: 0 E: 0 K: 0 S: 13 H: 1 LOB: 2 BB: 1 P: 23	R: 0 E: 0 K: 0 S: 8 H: 1 LOB: 1 BB: 0 P: 13	R: 0 E: 0 K: 1 S: 16 H: 0 LOB: 1 BB: 1 P: 22	R: 1 E: 0 K: 1 S: 13 H: 1 LOB: 0 BB: 0 P: 20	R: 0 E: 0 K: 0 S: 9 H: 0 LOB: 0 BB: 0 P: 16	1B: 3 2B: 1 3B: 0 HR: 1 SF: 0 SAC: 0 DP: 0 HBP: 0						

TOP

Los Angeles Dodgers @ New York Mets

Shea Stadium, Flushing, NY

Thu Oct 05 2006, 8:00 PM EDT

Att. 57,029 - Cloudy - 60 F

livebaseballscorecards.com

AB	32
R	1
H	5
RBI	1
BB	3
SO	4
LOB	12

WP: 0 PB: 0 SB: 0 CS: 0 PA: 35

PITCHER		IP	WLS	BF	H	R	ER	SO	BB	IBB	HBP	BLK	WP	HR	S	P	ERA	WHIP
Tom Glavine, L ERA:	(1, 1)	6.0	W	24	4	0	0	2	2	0	0	0	0	0	60	94	0.00	1.000
25 Pedro Feliciano, L ERA:	(7, 1)	1.0		4	0	0	0	1	1	0	0	0	0	0	16	22	0.00	1.000
Aaron Heilman, R ERA: 4.5	(8, 1)	1.0		4	1	1	1	1	0	0	0	0	0	1	13	20	9.00	1.000
13 Billy Wagner, L ERA: 4.5	(9, 1)	1.0	S	3	0	0	0	0	0	0	0	0	0	0	9	16	0.00	0.000

PITCHER	IP	WLS	BF	H	R	ER	SO	BB	IBB	HBP	BLK	WP	HR	S	P	ERA	WHIP

Batter	1	2	3	4	5	6	7	8	9	AB	R	H	RBI	BB	SO	LOB
7 José Reyes, S (1, 6) OBP: 0.333, SLG: 0.143	B F C S 1-3 ① K		B F F F F F B X 2-2 ② G6-3 3-H		I I I 4-0 15 BB IBB	B F X 1-1 16 FC6-4 1-2 3-H 1B				3	0	1	2	1	1	0
16 Paul Lo Duca, R (1, 2) OBP: 0.333, SLG: 0.500	C X 0-1 ② F9		B F B B X 3-1 2B		X 0-0 ② SF7 3-H	S X 0-1 ③ FC6-4 1-2f				3	0	1	1	0	0	2
15 Carlos Beltrán, S (1, 8)	B C B X 2-1 ③ P3		F F B S 1-3 ③ K		B B B B 4-0 1-2 2-3 BB		B C C S 1-3 ① K			3	0	0	0	1	2	1
21 Carlos Delgado, L (1, 3) OBP: 0.556, SLG: 0.889		B F X 1-1 1B		C B S X 1-2 ① P6	C B F F F X 1-2 ③ G3		B C B F C 2-3 ② K			4	0	1	0	0	1	3
5 David Wright, R (1, 5) OBP: 0.375, SLG: 0.625	B S C F B F C 2-3 ① K			C B F B F X 2-2 ② F9		C S B F B X 2-2 22 SH 1B 10 FC1-2 1B	B B F X 2-1 ③ G6-3			4	0	1	0	0	1	1
Cliff Floyd, L (1, 7) OBP: 0.375, SLG: 0.714	C B C F F B T F 3-3 ② D S K			X 0-0 ③ F9		F B X 1-1 10 FC1-2 22 SH 1-2 FC6-4 1B		C B T B F X 2-2 ① G4-3		4	1	1	0	0	1	1
22 Jose Valentin, S (1, 4)	B B 1 SAFE B C C X 3-2 ③ L6				C C B B B B 4-2 10 1B SH5-4 16 SF7 BB	B X 1-0 SH 10 FC1-2 FC6-4 7 1B 1-2 2-3		B B F F F B F F S 3-3 ② K		2	2	0	0	1	1	1
10 Endy Chavez, L (1, 9) OBP: 0.400, SLG: 0.400		X 0-0 G2-3 WP 7 G6-3 1B			C X 0-1 15 BB SH5-4 1-2 1B	C B B F X 2-2 ① FC1-2 FC6-4 1-2 2-3 3-Hf		B X 1-0 ③ L4		4	1	2	0	0	0	3
Tom Glavine, L (1, 1) Julio Franco, R (6, PH) 25 Pedro Feliciano, L (7, 1) Aaron Heilman, R (8, 1) 13 Billy Wagner, L (9, 1)			L 1 SAFE 1 SAFE L 1 SAFE D B B X 3-2 ① G2-3 1-3		X 0-0 ① SH5-4 1-2 2-3	X 0-0 ② FC6-4 7 1B 1-2f 2-3 3-H				1 1 0 0 0	0 0 0 0 0	0 0 0 0 0	0 1 0 0 0	0 0 0 0 0	0 0 0 0 0	1 2 0 0 0
Inning Stats	R: 0 E: 0 K: 1 S: 7 H: 0 LOB: 0 BB: 0 P: 10	R: 0 E: 0 K: 2 S: 18 H: 1 LOB: 1 BB: 0 P: 27	R: 1 E: 0 K: 1 S: 15 H: 2 LOB: 1 BB: 0 P: 24	R: 0 E: 0 K: 0 S: 8 H: 0 LOB: 0 BB: 0 P: 11	R: 1 E: 0 K: 0 S: 11 H: 1 LOB: 3 BB: 3 P: 24	R: 2 E: 1 K: 0 S: 15 H: 3 LOB: 2 BB: 0 P: 22	R: 0 E: 0 K: 2 S: 8 H: 0 LOB: 0 BB: 0 P: 13	R: 0 E: 0 K: 1 S: 11 H: 0 LOB: 0 BB: 0 P: 17		1B: 6 2B: 1 3B: 0 HR: 0	SF: 1 SAC: 2 DP: 0 HBP: 0			WP: 1 PB: 0 SB: 0 CS: 0	PA: 35	

PITCHER		IP	WLS	BF	H	R	ER	SO	BB	IBB	HBP	BLK	WP	HR	S	P	ERA	WHIP
56 Hung-Chih Kuo, L ERA: 4.15	(1, 1)	4.1	L	19	4	2	2	4	1	1	0	0	1	0	53	85	4.15	1.154
Brett Tomko, R ERA:	(5, 1)	0.2		6	2	2	0	0	1	0	0	0	0	0	13	22	0.00	4.500
Mark Hendrickson, L ERA:	(6, 1)	1.0		4	1	0	0	0	0	0	0	0	0	0	8	11	0.00	1.000
58 Chad Billingsley, R ERA:	(7, 1)	1.0		3	0	0	0	2	0	0	0	0	0	0	8	13	0.00	0.000
44 Takashi Saito, R ERA:	(8, 1)	1.0		3	0	0	0	1	0	0	0	0	0	0	11	17	0.00	0.000

PITCHER	IP	WLS	BF	H	R	ER	SO	BB	IBB	HBP	BLK	WP	HR	S	P	ERA	WHIP

BOTTOM

Los Angeles Dodgers @ New York Mets

Shea Stadium, Flushing, NY

Thu Oct 05 2006, 8:00 PM EDT

Att. 57,029 - Cloudy - 60 F

livebaseballscorecards.com

AB	29
R	4
H	7
RBI	4
BB	3
SO	7
LOB	15

New York Mets @ Los Angeles Dodgers

Dodger Stadium, Los Angeles, CA

Sat Oct 07 2006, 4:30 PM PDT

Att. 56,293 - Sunny - 68 F

livebaseballscorecards.com

TOP

Batter	1	2	3	4	5	6	7	8	9	AB	R	H	RBI	BB	SO	LOB
7 José Reyes, S (1, 6) OBP: 0.286, SLG: 0.167	F8	E3 (16 CS)		G3		1B		L8		5	1	1	1	0	0	1
16 Paul Lo Duca, R (1, 2) OBP: 0.500, SLG: 0.545	BB	HBP		G1-3		1B		1B		3	1	2	2	1	0	0
15 Carlos Beltrán, S (1, 8) OBP: 0.500, SLG: 0.222	1B	FC6-4		P3		1B		BB		4	1	2	1	1	0	1
21 Carlos Delgado, L (1, 3) OBP: 0.429, SLG: 0.643	1B		G4-3		G3	K		FC5		5	1	1	0	0	1	3
5 David Wright, R (1, 5) OBP: 0.385, SLG: 0.500	1B		F8		BB	K		K		4	1	1	1	1	2	4
Cliff Floyd, L (1, 7) OBP: 0.500, SLG: 0.778	1B		1B							2	1	2	1	0	0	0
10 Endy Chavez, L (3, 7) OBP: 0.375, SLG: 0.375					G6-3		1B	P5		3	0	1	0	0	0	3
20 Shawn Green, L (1, 9) OBP: 0.333, SLG: 0.556	1B		2B			2B	G6-3		G3	5	1	3	2	0	0	1
22 Jose Valentin, S (1, 4)	L3		IBB			P4	ꓘ		K	4	0	0	0	1	2	3
Steve Trachsel, R (1, 1)										2	0	0	0	0	0	2
Darren Oliver, R (4, 1)										0	0	0	0	0	0	0
Chad Bradford, R (5, 1)										0	0	0	0	0	0	0
25 Pedro Feliciano, L (5, 1)										0	0	0	0	0	0	0
Michael Tucker, L (6, PH)						BB				0	1	0	0	1	0	0
59 Guillermo Mota, R (6, 1)										0	0	0	0	0	0	0
Chris Woodward, R (8, PH) OBP: 1.000, SLG: 2.000								2B		1	1	1	0	0	0	0
Aaron Heilman, R (8, 1)										0	0	0	0	0	0	0
Julio Franco, R (9, PH)									K	1	0	0	0	0	1	0
13 Billy Wagner, L (9, 1)		G4-3	FC5							0	0	0	0	0	0	0

Totals	
AB	39
R	9
H	14
RBI	8
BB	5
SO	6
LOB	18

Inning Stats

Inning	R	E	K	S	H	LOB	BB	P
1	3	0	0	17	5	2	1	23
2	0	1	0	9	0	1	0	12
3	1	0	0	10	2	2	1	19
4	0	0	0	6	0	0	0	7
5	0	0	0	10	0	0	1	18
6	3	0	2	21	4	2	1	32
7	0	0	1	10	1	0	0	12
8	2	1	1	21	2	2	1	30
9	0	0	2	9	0	0	0	11

1B: 11, 2B: 3, 3B: 0, HR: 0, SF: 0, SAC: 0, DP: 2, HBP: 1

WP: 0, PB: 0, SB: 1, CS: 1, PA: 45

PITCHER		IP	WLS	BF	H	R	ER	SO	BB	IBB	HBP	BLK	WP	HR	S	P	ERA	WHIP
Greg Maddux, R (ERA: 9.0)	(1, 1)	4.0		21	7	4	4	0	1	1	1	0	0	0	42	61	9.00	2.000
Mark Hendrickson, L (ERA:)	(5, 1)	1.0		3	0	0	0	0	1	0	0	0	0	0	10	18	0.00	1.000
51 Jonathan Broxton, R (ERA: 13.5)	(6, 1)	1.0	L	8	4	3	3	2	1	0	0	0	0	0	21	32	27.00	5.000
58 Chad Billingsley, R (ERA:)	(7, 1)	1.0		3	1	0	0	1	0	0	0	0	0	0	10	12	0.00	1.000
Brett Tomko, R (ERA: 9.0)	(8, 1)	0.1		4	2	2	1	0	1	0	0	1	0	0	12	16	27.00	9.000
44 Takashi Saito, R (ERA:)	(8, 1)	1.2		6	0	0	0	3	0	0	0	0	0	0	18	25	0.00	0.000

Batter	1	2	3	4	5	6	7	8	9	AB	R	H	RBI	BB	SO	LOB
15 Rafael Furcal, S (1, 6) OBP: 0.357, SLG: 0.182	B F B B C F C 3-3 ① K		C B C B B B 4-2 21 S BB		L B B C B F X 3-2 ① G3	B F C B X 2-2 ① G3		C B C B B F F X 3-2 12 1B 1B		4	0	1	0	1	1	0
Kenny Lofton, L (1, 8) OBP: 0.077, SLG: 0.077	C B X 1-1 ② P5		1 SAFE B 1 SAFE 1 SAFE F B F 1 SAFE X 2-2 ② F9		B B C X 2-1 ② B1-3	B S X 1-1 12 2B 1B		X 0-0 ① F7		5	0	1	0	0	0	2
21 Marlon Anderson, L (1, 7) OBP: 0.308, SLG: 0.385	X 0-0 12 E/ 1B		B 1 SAFE C B X 2-1 ③ P6 1-2		C B B X 2-1 12 HR 1B	1 SAFE D C 1 SAFE 1 SAFE 1 SAFE X 1-1 ② F8		B F F B F B X 3-2 ② F8		5	1	2	0	0	0	3
12 Jeff Kent, R (1, 4) OBP: 0.615, SLG: 0.923	B X 1-0 E5 1-2			C C B F B X 2-2 1B 55 1B 7 1B 1B	X 0-0 1-H HR	X 0-0 1-3 2B		F C B X 1-2 1B		5	2	4	2	0	0	1
J.D. Drew, L (1, 9) OBP: 0.154, SLG: 0.154	B X 1-0 ③ G3-1			B B C 1 SAFE B C X 3-2 ① F9	C B X 1-1 BB 55 1B 7 BB 1B	X 0-0 ③ F8		B C X 1-1 ③ G3		5	1	1	0	0	0	7
55 Russell Martin, R (1, 2) OBP: 0.385, SLG: 0.333		X 0-0 7 G6-3 1B		B X 1-0 1-2 7 1B 1B	1 SAFE 1 SAFE C 1 SAFE F X 0-2 7 BB BB 1-2 1B		X 0-0 ① F8		F F B F S 1-3 ① K	5	1	3	0	0	1	0
Wilson Betemit, S (1, 5) OBP: 0.600, SLG: 1.000		B C X 1-1 ① F7		D B C C F B F X 3-2 7 E 7 1B 16 L1-5 1-2 2-3 1B	B B B C B 4-1 7 BB 1-2 2-3 BB		C X 0-1 ② P5		C S F S 0-3 ② K	4	0	1	0	1	1	1
7 James Loney, L (1, 3) OBP: 0.800, SLG: 0.750		B X 1-0 ② ③ G6-3 1-2f		B X 1-0 E8 1-3 2-H 3-H 1B	B B B C B 4-1 1-2 2-3 3-H BB	B C F B X 2-2 1B			B F X 1-1 1B	4	0	3	3	1	0	1
Greg Maddux, R (1, 1) 16 Andre Ethier, L (4, PH) Mark Hendrickson, L (5, 1) 5 Nomar Garciaparra, R (5, PH) OBP: 0.429, SLG: 0.500 51 Jonathan Broxton, R (6, 1) 58 Chad Billingsley, R (7, 1) Olmedo Saenz, R (7, PH) Brett Tomko, R (8, 1) 44 Takashi Saito, L (8, 1) 18 Ramon Martinez, R (9, PH) OBP: 0.353, SLG: 0.647			C C B F C 1-3 ① K	B X 1-0 ② ③ L1-5 3-3	B C X 1-1 ③ G1-3		B B B C F C 3-3 ③ K	C B F F F F B F B 3-2 X ③ F9	1 0 0 0 0 1 0 1 0 0 0 0 0 2 0 0 0 0 0 0 0 1 0 0 0 0 0 3 0 0 0 0 0 0 0 0 0 0 0 0 0 0 1 0 0 0 0 1 1 0 0 0 0 0 0 0 0 0 0 0 0 0 0 1 0 0 0 0 0 1						
Inning Stats	R: 0 E: 1 K: 1 S: 9 H: 1 LOB: 2 BB: 0 P: 15	R: 0 E: 0 K: 0 S: 4 H: 1 LOB: 0 BB: 0 P: 6	R: 0 E: 0 K: 1 S: 11 H: 0 LOB: 1 BB: 1 P: 20	R: 2 E: 1 K: 0 S: 15 H: 4 LOB: 1 BB: 0 P: 26	R: 3 E: 0 K: 0 S: 18 H: 4 LOB: 3 BB: 2 P: 35	R: 0 E: 0 K: 0 S: 9 H: 2 LOB: 2 BB: 0 P: 13	R: 0 E: 0 K: 1 S: 9 H: 1 LOB: 1 BB: 0 P: 14	R: 0 E: 0 K: 0 S: 15 H: 2 LOB: 2 BB: 0 P: 23	R: 0 E: 0 K: 2 S: 17 H: 1 LOB: 1 BB: 0 P: 22	1B: 14 2B: 2 3B: 0 HR: 1 SF: 0 SAC: 0 DP: 2 HBP: 0						

PITCHER		IP	WLS	BF	H	R	ER	SO	BB	IBB	HBP	BLK	WP	HR	S	P	ERA	WHIP
Steve Trachsel, R ERA: 5.4	(1, 1)	3.1		17	6	2	2	2	1	0	0	0	0	0	38	65	5.40	2.100
Darren Oliver, L ERA: 20.25	(4, 1)	1.1		6	3	3	3	0	0	0	0	0	0	1	12	21	20.25	2.250
Chad Bradford, R ERA:	(5, 1)	0.0		2	1	0	0	0	1	0	0	0	0	0	4	8	∞	∞
25 Pedro Feliciano, L ERA:	(5, 1)	0.1	W	2	0	0	0	0	1	0	0	0	0	0	3	8	0.00	3.000
59 Guillermo Mota, R ERA: 6.75	(6, 1)	2.0	H	9	3	0	0	1	0	0	0	0	0	0	18	27	0.00	1.500

PITCHER		IP	WLS	BF	H	R	ER	SO	BB	IBB	HBP	BLK	WP	HR	S	P	ERA	WHIP
Aaron Heilman, R ERA: 3.0	(8, 1)	1.0		5	2	0	0	0	0	0	0	0	0	0	15	23	0.00	2.000
13 Billy Wagner, L ERA: 3.0	(9, 1)	1.0		4	1	0	0	2	0	0	0	0	0	0	17	22	0.00	1.000

BOTTOM

New York Mets @ Los Angeles Dodgers

Dodger Stadium, Los Angeles, CA

Sat Oct 07 2006, 4:30 PM PDT

Att. 56,293 - Sunny - 68 F

livebaseballscorecards.com

AB	42
R	5
H	16
RBI	5
BB	3
SO	5
LOB	22

WP: 0 PB: 0 SB: 1 CS: 0 PA: 45

Batter	1	2	3	4	5	6	7	8	9	AB	R	H	RBI	BB	SO	LOB
22 David Eckstein, R (1, 6) OBP: 0.200, SLG: 0.111	C FA 86 X FA 86 0-1 F7		B CH 78 B FA 86 X CH 79 2-0 L5-4 2-2			C FA 87 F CU 70 F FA 88 F CH 78 B FA 88 X FA 87 1-2 F7		B FA 96 B FA 96 B FA 96 B FA 95 4-0 BB		3	0	0	0	1	0	2
3 Preston Wilson, R (1, 7) OBP: 0.250, SLG: 0.333	C FA 86 X CH 76 0-1 G5-3			X CH 77 0-0 G6-3		F CH 77 B FA 85 C SL 84 X CH 77 1-2 1B		D CH 89 B CH 87 B FA 97 C FA 97 C FA 97 F FA 97 F FA 97 X FA 97 3-2 P3		4	0	1	0	0	0	1
5 Albert Pujols, R (1, 3) OBP: 0.350, SLG: 0.500	C FA 87 B CU 68 F SL 83 B CU 71 S CH 77 2-3 K			C FA 86 B FA 85 F FA 85 B CH 78 B CH 79 B CH 79 4-2 43 F8-3 BB		B CH 79 B FA 87 C FA 88 X CU 68 2-1 L6			B FA 98 F FA 99 F FA 98 F SL 85 X SL 85 1-2 L3	3	0	0	0	1	1	1
43 Juan Encarnacion, R (1, 9) OBP: 0.250, SLG: 0.333		B FA 84 B CH 76 S CH 76 X SL 84 2-1 F7		B FA 87 B CH 78 B CH 79 C FA 88 1 SAFE X CH 78 3-1 F8-3 1-1		1 SAFE B FA 80 B FA 88 X CH 79 2-0 F9			X FA 98 0-0 G4-3	4	0	0	0	0	0	2
27 Scott Rolen, R (1, 5) OBP: 0.188, SLG: 0.143		C CH 78 C FA 85 B FA 85 B CH 77 F CH 77 F FA 87 X FA 88 2-2 F8			B FA 85 F SL 84 F SL 82 B FA 87 F CH 78 X FA 87 2-2 P5		F FA 86 B FA 86 X FA 86 1-1 F9		B FA 98 B FA 99 B FA 99 C FA 98 B FA 98 4-1 BB	3	0	0	0	1	0	0
15 Jim Edmonds, L (1, 8) OBP: 0.421, SLG: 0.313 26 Scott Spiezio, S (9, PH) OBP: 0.167, SLG: 0.167		X FA 86 0-0 G4-3			B FA 87 B FA 87 X FA 87 2-0 4 BB 1B		F FA 86 B FA 86 B FA 86 X FA 85 2-1 G4-3		B SL 87 C FA 98 B FA 99 X FA 99 2-1 P4	3 1	0 0	1 0	0 0	0 0	0 0	0 1
Ronnie Belliard, R (1, 4) OBP: 0.444, SLG: 0.438			X CH 77 0-0 L5		B CH 79 B FA 80 X CH 80 2-0 F7		C CH 77 S CU 69 X FA 86 0-2 F7			3	0	0	0	0	0	1
4 Yadier Molina, R (1, 2) OBP: 0.400, SLG: 0.429 Aaron Miles, S (8, PH) OBP: 0.333, SLG: 0.333 41 Braden Looper, R (8, 1)			B CH 76 C CH 75 F FA 85 X CH 76 1-2 22 L5-4 1B 1B		1 SAFE B CH 78 B CH 78 B CH 79 B FA 87 4-0 1-2 BB			B FA 97 C FA 96 X FA 88 1-1 G1-3		1 1 0	0 0 0	1 0 0	0 0 0	1 0 0	0 0 0	0 0 0
Jeff Weaver, R (1, 1) OBP: 0.500, SLG: 0.500 Tyler Johnson, S (6, 1) 48 Brad Thompson, R (7, 1) 53 John Rodriguez, L (8, PH) Gary Bennett, R (8, 2)			X FA 85 0-0 1-2 1B		B CH 80 F FA 88 C FA 89 S CH 78 1-3 K			B FA 96 F CH 88 S FA 96 S FA 98 1-3 K		2 0 0 1 0	0 0 0 0 0	1 0 0 0 0	0 0 0 0 0	0 0 0 1 0	1 0 0 0 0	2 0 0 0 0
Inning Stats	R: 0 E: 0 K: 1 S: 7 H: 0 LOB: 0 BB: 0 P: 9	R: 0 E: 0 K: 0 S: 8 H: 0 LOB: 0 BB: 0 P: 12	R: 0 E: 0 K: 0 S: 6 H: 2 LOB: 1 BB: 0 P: 9	R: 0 E: 0 K: 0 S: 5 H: 0 LOB: 0 BB: 1 P: 12	R: 0 E: 0 K: 1 S: 9 H: 1 LOB: 2 BB: 1 P: 20	R: 0 E: 0 K: 0 S: 11 H: 1 LOB: 1 BB: 0 P: 17	R: 0 E: 0 K: 0 S: 7 H: 0 LOB: 0 BB: 0 P: 10	R: 0 E: 0 K: 1 S: 10 H: 0 LOB: 1 BB: 1 P: 19	R: 0 E: 0 K: 0 S: 8 H: 0 LOB: 1 BB: 1 P: 15	1B: 4 2B: 2 3B: 0 HR: 0 SF: 0 SAC: 0 DP: 2 HBP: 0						

PITCHER	IP	WLS	BF	H	R	ER	SO	BB	IBB	HBP	BLK	WP	HR	S	P	ERA	WHIP
Tom Glavine, L (1, 1) ERA:	7.0	W	25	4	0	0	2	2	0	0	0	0	0	53	89	0.00	0.857
59 Guillermo Mota, R (8, 1) ERA: 5.4	1.0	H	4	0	0	0	1	1	0	0	0	0	0	10	19	0.00	1.000
13 Billy Wagner, L (9, 1) ERA: 2.25	1.0	S	4	0	0	0	0	1	0	0	0	0	0	8	15	0.00	1.000

PITCHER	IP	WLS	BF	H	R	ER	SO	BB	IBB	HBP	BLK	WP	HR	S	P	ERA	WHIP

TOP

St. Louis Cardinals @ New York Mets

Shea Stadium, Flushing, NY

Thu Oct 12 2006, 8:19 PM EDT

Att. 56,311 - Cloudy - 67 F

livebaseballscorecards.com

AB	29
R	0
H	4
RBI	0
BB	4
SO	3
LOB	10

WP: 0 PA: 33
PB: 0
SB: 0
CS: 0

Batter	1	2	3	4	5	6	7	8	9	AB	R	H	RBI	BB	SO	LOB
7 José Reyes, S (1, 6) OBP: 0.222, SLG: 0.125	B CH 77 X FA 91 1-0 ① G4-3		C CU 74 C CU 75 X CU 72 0-2 ③ FC6 1-2f			F FA 91 B CH 82 B CU 75 C CU 74 F CU 74 X CU 75 2-2 ② G4-3	F CU 77 B FA 93 C CH 82 X CU 80 1-2 ③ F8			4	0	0	0	0	0	2
16 Paul Lo Duca, R (1, 2) OBP: 0.500, SLG: 0.533	B FA 93 C FA 91 S FC 89 B SL 82 B FA 91 S FA 92 3-3 ② K			B FA 90 X FA 91 1-0 ① G6-3		F FA 92 B FF 93 B FA 92 X FA 92 2-1 15 HR 1B		S F SL 86 F FA 94 X FA 93 0-2 21 2B 1B		4	1	2	0	0	1	0
15 Carlos Beltrán, S (1, 8) OBP: 0.444, SLG: 0.462	C FA 92 B FA 94 C FA 93 F FA 95 X FA 92 1-2 ③ L9			F FA 93 C FA 93 B FA 93 B SL 82 X FA 95 2-2 ② G3		1 SAFE F SI 92 F FA 92 B FA 93 D CH 82 X SI 94 2-2 1-H HR		B FA 95 S FS 84 B CH 84 X FA 95 2-1 ① F8		4	1	1	2	0	0	1
21 Carlos Delgado, L (1, 3) OBP: 0.500, SLG: 0.765		B FA 92 B FA 94 B FA 93 C FA 93 S FA 94 F FA 94 F FA 95 X FA 95 3-2 ① G4-3		C FA 94 S FA 93 F FA 93 B SL 81 B FA 93 B FA 94 D SI 83 4-2 BB		B SI 93 B FA 92 B FA 92 C SI 92 X FA 92 3-1 2B		B FA 84 F FA 95 B FA 94 F FA 94 X FA 85 2-2 1-3 2B		3	0	2	0	1	0	0
5 David Wright, R (1, 5) OBP: 0.353, SLG: 0.400		F FA 92 F SL 83 B SL 83 X FA 95 1-2 ② G1-6-3		B SL 82 C FA 90 B SL 83 X FA 94 2-1 ③ P5		I I I I IN 57 4-0 10 FC6-4 IBB		T SL 86 X FA 93 0-1 ② G4-3		3	0	0	0	1	0	3
Cliff Floyd, L (1, 7) OBP: 0.455, SLG: 0.700 10 Endy Chavez, L (3, 7) OBP: 0.273, SLG: 0.273		B FA 96 F CU 79 B FA 90 S FA 94 F FA 94 F FA 94 B FA 95 X FA 95 3-2 ③ F7			C CU 72 S CU 76 X FA 91 0-2 ① G5-3	B FA 91 B FA 92 C SL 84 B SL 84 X SL 84 3-1 ③ FC6-4 1-2f		X FS 84 0-0 ③ F8		1 3	0 0	0 0	0 0	0 0	0 0	0 4
20 Shawn Green, L (1, 9) OBP: 0.417, SLG: 0.545			C CU 75 B FC 88 X CU 74 1-1 FC2-6 1B		C FA 90 B FC 88 X FA 92 1-1 ② F9		B SL 84 B FA 91 C SL 83 B SL 84 F FA 92 B SL 84 4-2 22 S BB			2	0	1	0	1	0	0
22 Jose Valentin, S (1, 4)			B FC 88 B FC 89 F CU 74 X FA 92 2-1 ① P5		C CU 75 F FA 92 X CU 75 0-2 ③ G4-3		C SL 82 B SL 82 B FA 90 L FA 91 S SL 85 2-3 ① K 1-2			3	0	0	0	0	1	2
Tom Glavine, L (1, 1) Julio Franco, R (7, PH) 59 Guillermo Mota, R (8, 1) 13 Billy Wagner, L (9, 1)			X SI 91 0-0 ② FC2-6 7 FC6 1-2f			C CH 87 B FA 89 X FA 88 1-1 ① G4-3	B FA 93 S SL 83 B FA 92 F SL 84 S SL 84 2-3 ② K			2 1 0 0	0 0 0 0	0 0 0 0	0 0 0 0	0 1 0 0	0 1 0 0	1 1 0 0
Inning Stats	R: 0 H: 0 E: 0 LOB: 0 K: 1 BB: 0 S: 8 P: 13	R: 0 H: 0 E: 0 LOB: 0 K: 0 BB: 0 S: 13 P: 20	R: 0 H: 1 E: 0 LOB: 1 K: 0 BB: 0 S: 8 P: 11	R: 0 H: 0 E: 0 LOB: 1 K: 0 BB: 1 S: 9 P: 18	R: 0 H: 0 E: 0 LOB: 0 K: 0 BB: 0 S: 8 P: 9	R: 2 H: 3 E: 0 LOB: 2 K: 0 BB: 1 S: 15 P: 32	R: 0 H: 0 E: 0 LOB: 1 K: 2 BB: 1 S: 11 P: 20	R: 0 H: 2 E: 0 LOB: 2 K: 0 BB: 0 S: 12 P: 16		1B: 3 SF: 0 2B: 2 SAC: 0 3B: 0 DP: 0 HR: 1 HBP: 0				WP: 0 PA: 33 PB: 0 SB: 1 CS: 0		

PITCHER		IP	WLS	BF	H	R	ER	SO	BB	IBB	HBP	BLK	WP	HR	S	P	ERA	WHIP
Jeff Weaver, R ERA: 1.69	(1, 1)	5.2	L	23	4	2	2	1	1	1	0	0	0	1	59	98	3.18	0.882
Tyler Johnson, L ERA:	(6, 1)	1.0		4	0	0	0	2	1	0	0	0	0	0	10	21	0.00	1.000
48 Brad Thompson, R ERA:	(7, 1)	0.1		1	0	0	0	0	0	0	0	0	0	0	3	4	0.00	0.000
41 Braden Looper, R ERA:	(8, 1)	1.0		5	2	0	0	0	0	0	0	0	0	0	12	16	0.00	2.000

PITCHER	IP	WLS	BF	H	R	ER	SO	BB	IBB	HBP	BLK	WP	HR	S	P	ERA	WHIP

BOTTOM

St. Louis Cardinals @ New York Mets
Shea Stadium, Flushing, NY
Thu Oct 12 2006, 8:19 PM EDT
Att. 56,311 - Cloudy - 67 F

livebaseballscorecards.com

AB	30
R	2
H	6
RBI	2
BB	3
SO	3
LOB	14

St. Louis Cardinals @ New York Mets

Shea Stadium, Flushing, NY

Fri Oct 13 2006, 8:05 PM EDT

Att. 56,349 - Partly Cloudy - 54 F

TOP

livebaseballscorecards.com

Batter	1	2	3	4	5	6	7	8	9	AB	R	H	RBI	BB	SO	LOB
22 David Eckstein, R (1, 6) OBP: 0.200, SLG: 0.091	C X 0-1 ① F8	S SL 88 X SL 87 0-1 ③ L4		B FA 91 B FA 91 B FA 91 B FA 91 4-0 16 E 16 S BB			C FA 97 F CH 88 X FA 98 0-2 ① G4-3	C FA 96 F FA 96 F CH 86 F CH 85 B FA 97 F FA 95 F FA 95 F CH 86 B FA 97 2-2 ③ G4-3 1-2		4	0	0	0	1	0	3
16 Chris Duncan, L (1, 7) OBP: 0.250, SLG: 0.100 So Taguchi, R (8, 7) OBP: 1.000, SLG: 4.000	C FA 94 C FA 94 B FA 96 B CH 89 B FA 94 X FA 93 3-2 ② G4-3		F FA 91 B FA 92 C FA 93 S FA 92 1-3 ① K	S FA 91 B FA 93 F FA 92 B FA 91 S CH 84 2-3 ③ K 1-3			X FA 98 0-0 ② F7		C FA 98 F SL 86 F SL 86 B FA 97 B SL 86 B FA 98 F FA 98 F FA 97 X FA 98 3-2 HR	4 1	0 1	0 1	0 1	0 0	2 0	1 0
5 Albert Pujols, R (1, 3) OBP: 0.400, SLG: 0.545	X FA 95 0-0 ③ F9		B FA 92 F FA 94 B CH 86 B FA 93 F FA 94 F FA 93 F FA 93 B FA 94 4-2 15 HR BB		C CU 81 F FA 82 F CU 82 B CH 69 B CH 68 X FA 82 2-2 ① G6-3		B FA 97 B FA 98 B FA 97 C FA 96 F FA 96 F CH 87 F FA 97 F FA 97 F FA 89 3-2 F CH 87 X CH 89 15 BB 26 3B 1B		B SL 86 B SL 86 S SL 86 F SL 87 X SL 86 2-2 15 G4-3 26 2B 2B	4	3	2	0	1	0	0
15 Jim Edmonds, L (1, 8) OBP: 0.458, SLG: 0.474		B FA 92 C FA 92 B SL 86 F FA 94 B FA 94 F FA 93 B FF 93 4-2 26 E 4 2B BB	C FA 93 S SL 86 B FF 94 B FA 92 X FA 92 2-2 1-H HR		B FS 81 F CU 82 B CH 68 S FA 81 F FA 82 B CH 68 X FA 83 3-2 ② F8		B FA 98 B FA 97 B FA 98 B FA 97 4-0 1-2 26 3B BB		L FA 96 F FA 97 X FA 97 0-2 ① G4-3 2-3	3	3	1	2	2	0	1
26 Scott Spiezio, S (1, 5) OBP: 0.364, SLG: 0.600 Tyler Johnson, S (9, 1) 50 Adam Wainwright, R (9, 1)		T FA 93 B CH 87 X CH 87 1-1 E3 43 BB 4 2B 1-3	C FA 92 B SL 83 B SL 84 B FA 91 F FA 91 B FA 92 4-2 BB		B CH 68 X FS 82 1-0 ③ F7		S FA 88 S CH 88 F FA 99 X FA 98 0-2 1-H 2-H 3B		C SL 86 S SL 86 X FA 98 0-2 43 1B 3-H 2B	4 0 0	2 0 0	2 0 0	3 0 0	1 0 0	0 0 0	1 0 0
43 Juan Encarnacion, R (1, 9) OBP: 0.280, SLG: 0.318		C SL 87 B FA 94 B FA 93 F FA 88 1 SAFE B FA 93 B FA 94 4-2 4 2B 1-2 BB	B FA 93 X FA 92 1-0 ② F8		C CH 67 B FA 81 B CU 80 F CU 81 B FA 82 C CU 80 3-3 ① K		B CH 86 S CH 86 B SI 87 X FA 96 2-1 ③ G4-3		X FA 98 0-0 4 PC5-6-5-4-6 G4-3 2-H 1B	4	0	1	1	1	1	2
Ronnie Belliard, R (1, 4) OBP: 0.348, SLG: 0.333		C FA 89 B SL 88 B SL 88 X FA 92 2-1 ① F6	B SL 85 B FA 92 C FA 92 X FA 92 2-1 ③ F9			B CH 68 F CU 82 F CH 81 B FA 82 X FA 81 2-2 ② G4-3		C CH 85 B FA 96 F CH 86 X FA 96 1-2 ① G4-3	1 SAFE F SL 86 B FA 97 X FA 97 1-1 ② G4-3 1-2	5	0	0	0	0	0	5
4 Yadier Molina, R (1, 2) OBP: 0.450, SLG: 0.526		F FA 88 X FA 93 0-1 1-3 2-H 3-H 2B		B FA 90 C FA 91 B FA 91 F FA 90 X FA 91 2-2 ① F8		C CU 81 F CH 68 X CU 83 0-2 1B		B FA 96 S CH 86 F SI 87 F FA 96 F CH 87 X CH 84 1-2 22 WP 1B	X SL 87 0-0 ③ FC5-6-5-4-6 2-3	5	0	3	2	0	0	1
29 Chris Carpenter, R (1, 1) OBP: 0.143, SLG: 0.143 53 John Rodriguez, L (6, PH) Josh Hancock, R (6, 1) 34 Randy Flores, L (6, 1) 3 Preston Wilson, R (8, PH) OBP: 0.231, SLG: 0.308 52 Josh Kinney, R (8, 1) 27 Scott Rolen, R (9, 5) OBP: 0.188, SLG: 0.143		F FA 94 D SL 89 B SL 87 F FA 92 F FA 92 C FA 94 2-3 ② K		C FA 92 B CU 75 B FA 91 F FA 92 B FF 92 X FA 89 3-2 ② F7		C SL 76 X SL 74 0-1 ③ P5		C FF 93 F FA 93 B FA 95 F FA 94 B FA 96 F FA 95 S CH 84 2-3 ② K		2 1 0 0 1 0 0	0 0 0 0 0 0 0	0 0 0 0 0 0 0	0 0 0 0 0 0 0	1 0 0 0 1 0 0	2 1 0 0 1 0 0	2 1 0 0 1 0 0

Inning Stats	1	2	3	4	5	6	7	8	9
	R: 0 E: 0 K: 0 S: 6	H: 0 LOB: 0 BB: 0 P: 9	R: 2 E: 1 K: 1 S: 17	H: 1 LOB: 2 BB: 2 P: 30	R: 2 E: 0 K: 1 S: 15	H: 1 LOB: 1 BB: 2 P: 29	R: 0 E: 0 K: 1 S: 9	H: 0 LOB: 1 BB: 1 P: 20	R: 0 E: 0 K: 0 S: 9	H: 0 LOB: 0 BB: 0 P: 15	R: 0 E: 0 K: 1 S: 11	H: 1 LOB: 1 BB: 0 P: 16	R: 2 E: 0 K: 0 S: 18	H: 2 LOB: 1 BB: 1 P: 27	R: 0 E: 0 K: 1 S: 23	H: 1 LOB: 1 BB: 0 P: 29	R: 3 E: 0 K: 0 S: 19	H: 4 LOB: 1 BB: 0 P: 25

1B: 4 2B: 3 3B: 1 HR: 2	SF: 0 SAC: 0 DP: 0 HBP: 0	WP: 1 PB: 0 SB: 1 CS: 0	PA: 44
---	---	---	---

PITCHER		IP	WLS	BF	H	R	ER	SO	BB	IBB	HBP	BLK	WP	HR	S	P	ERA	WHIP
33 John Maine, R ERA: 4.32	(1, 1)	4.0		20	2	4	3	3	5	0	0	0	0	1	47	88	6.75	1.750
Chad Bradford, R ERA:	(5, 1)	1.2		6	1	0	0	1	0	0	0	0	0	0	18	29	0.00	0.600
25 Pedro Feliciano, L ERA:	(6, 1)	0.1	H	1	0	0	0	0	0	0	0	0	0	0	2	2	0.00	0.000
59 Guillermo Mota, R ERA: 7.94	(7, 1)	0.2	B	5	2	2	2	0	1	0	0	0	0	0	16	23	27.00	4.500
Aaron Heilman, R ERA: 2.08	(7, 1)	1.1		5	1	0	0	1	0	0	0	0	1	0	25	33	0.00	0.750

PITCHER		IP	WLS	BF	H	R	ER	SO	BB	IBB	HBP	BLK	WP	HR	S	P	ERA	WHIP
13 Billy Wagner, L ERA: 7.71	(9, 1)	0.2	L	6	4	3	3	0	0	0	0	0	0	1	18	24	40.50	6.000
Roberto Hernandez, R ERA:	(9, 1)	0.1		1	0	0	0	0	0	0	0	0	0	0	1	1	0.00	0.000

AB	38
R	9
H	10
RBI	9
BB	6
SO	5
LOB	18

BOTTOM

St. Louis Cardinals @ New York Mets
Shea Stadium, Flushing, NY
Fri Oct 13 2006, 8:05 PM EDT
Att. 56,349 - Partly Cloudy - 54 F

livebaseballscorecards.com

Batter	1	2	3	4	5	6	7	8	9	AB	R	H	RBI	BB	SO	LOB
7 José Reyes, S (1, 6) OBP: 0.348, SLG: 0.300	B SL 70 F FA 93 C FA 94 X FA 94 1-2 16 SH1-3 21 HR 2B	F FA 94 B FA 94 X FA 95 1-1 16 G5-3 3-H 1B		X CH 85 0-0 ② FC4-6 1-2f		B CU 82 B FA 91 B FA 91 C FA 92 B FA 90 4-1 16 2B BB		B FA 94 F FA 94 B CU 78 X FA 93 2-1 16 BB 1B		4	2	3	1	1	0	1
16 Paul Lo Duca, R (1, 2) OBP: 0.500, SLG: 0.556	X FC 90 0-0 ① SH1-3 2-3	F FC 89 B CU 76 1 SAFE B FA 94 X FA 90 2-1 ② G5-3 1-2		X FC 90 0-0 ③ G6-3		C FA 91 C FA 92 X CU 81 0-2 15 G4-3 1-H 2B		B FA 90 B FA 91 B SL 83 B FA 92 4-0 15 G4-6-3 1-2 BB		3	0	1	1	1	0	2
15 Carlos Beltrán, S (1, 8) OBP: 0.391, SLG: 0.353	C CU 76 B FA 94 B FA 93 B CU 77 B FA 96 4-1 21 HR BB	C FA 94 S CH 85 B CU 78 F CH 85 F FA 95 S CH 86 1-3 ③ K			C CU 75 B CU 75 C FA 94 X CU 78 1-2 ① G3-1	C FA 91 X FA 90 0-1 ② G4-3 2-3		B CU 78 S SL 85 C CU 79 X CU 80 1-2 ② ③ G4-6-3 1-2f		4	1	0	0	1	1	4
21 Carlos Delgado, L (1, 3) OBP: 0.478, SLG: 0.955	B CU 75 F CU 75 X FA 94 1-1 1-H 3-H HR		B CU 74 X FA 93 1-0 ① G6-3		B CU 76 C CH 85 B CH 85 C FA 95 B CU 80 F CH 86 X FA 97 3-2 HR	C FA 92 B SL 82 B FA 92 X SL 82 2-1 ③ G4-3			B SL 84 B FA 91 C FA 92 S FA 91 T SL 84 2-2 ① K	5	2	2	4	0	1	1
5 David Wright, R (1, 5) OBP: 0.364, SLG: 0.333	B FA 95 B FC 90 B FA 94 C FA 95 B FA 95 4-1 20 G4-3 BB		C FA 93 B FC 90 B SL 89 B FA 89 B FA 94 4-1 20 BB BB		X FA 96 0-0 E4 10 FC5 20 1B		X FA 90 0-0 ① F8		C FA 93 B FA 90 X FF 92 1-1 ② G5-3	3	0	0	0	2	0	0
20 Shawn Green, L (1, 9) OBP: 0.412, SLG: 0.467	B FA 91 B FA 94 B FA 95 C FA 92 X FA 94 3-1 ② G4-3 1-2		S FC 90 C FA 95 F FA 94 B CU 77 D CU 78 F FC 90 B FA 97 F FC 90 F FA 95 4-2 B FA 86 22 G6-3 1-2 BB		B FA 93 F FA 94 D CU 77 B CH 85 X SI 92 3-1 10 FC5 1-2 1B		C FA 91 B FA 90 X FA 91 1-1 ② G3		C CU 73 B CU 76 X FA 95 1-1 ③ G4-3	4	0	1	0	1	0	1
22 Jose Valentin, S (1, 4) OBP: 0.211, SLG: 0.063	S CU 77 B CU 76 X CU 77 1-1 ③ F8		X FA 92 0-0 ② ③ G6-3 1-2f		B FA 91 B FA 90 X FA 95 2-0 ② F7		S CU 77 X CU 77 0-1 1B			4	0	1	0	0	0	5
10 Endy Chavez, L (1, 7) OBP: 0.267, SLG: 0.333		C FA 92 X CU 76 0-1 33 SH2-4 7 1B 2B		X FA 92 0-0 ① G4-3	B FA 94 F FA 96 C FA 95 X FA 96 1-2 ③ FC5 1-2 2-3f		X FA 91 0-0 ③ G4-3			4	1	1	0	0	0	3
33 John Maine, R (1, 1) Michael Tucker, L (4, PH) Chad Bradford, R (5, 1) 25 Pedro Feliciano, L (6, 1) 1 Anderson Hernandez, S (6, PH) 59 Guillermo Mota, R (7, 1) Aaron Heilman, R (7, 1) Julio Franco, R (8, PH) 13 Billy Wagner, L (9, 1) Roberto Hernandez, R (9, 1)		X FA 92 0-0 ① SH2-4 2-3		F FA 93 B CH 83 S CH 85 B FA 94 H FC 91 3-2 7 FC4-6 HBP		B FA 90 F FA 85 F FA 92 S CU 81 1-3 ① K		S FA 93 C CU 84 S CU 84 0-3 ① K		0 0 0 0 0 0 0 0 0 0 0 0 0 0 0 0 0 0 0 0 0 0 0 0 0 0 0 0 1 0 0 0 0 1 0 0 0 0 0 0 0 0 0 0 0 0 0 0 0 1 0 0 0 0 1 0 0 0 0 0 0 0 0 0 0 0 0 0 0 0						
Inning Stats	R: 3 E: 0 K: 0 S: 12 H: 2 LOB: 1 BB: 2 P: 26	R: 1 E: 0 K: 1 S: 12 H: 2 LOB: 2 BB: 0 P: 16	R: 0 E: 0 K: 0 S: 9 H: 0 LOB: 1 BB: 2 P: 18	R: 0 E: 0 K: 0 S: 5 H: 0 LOB: 1 BB: 0 P: 8	R: 1 E: 1 K: 0 S: 14 H: 2 LOB: 2 BB: 0 P: 24	R: 1 E: 0 K: 1 S: 11 H: 1 LOB: 1 BB: 1 P: 18	R: 0 E: 0 K: 0 S: 6 H: 1 LOB: 1 BB: 0 P: 7	R: 0 E: 0 K: 1 S: 8 H: 1 LOB: 1 BB: 1 P: 15	R: 0 E: 0 K: 1 S: 7 H: 0 LOB: 0 BB: 0 P: 11	1B: 4 2B: 3 3B: 0 HR: 2 SF: 0 SAC: 2 DP: 2 HBP: 1						

	AB	33
	R	6
	H	9
	RBI	6
	BB	6
	SO	4
	LOB	17

WP: 0 PB: 0 SB: 0 CS: 0 PA: 42

PITCHER		IP	WLS	BF	H	R	ER	SO	BB	IBB	HBP	BLK	WP	HR	S	P	ERA	WHIP
29 Chris Carpenter, R ERA: 3.93	(1, 1)	5.0		26	6	5	5	1	4	0	1	0	0	2	52	92	9.00	2.000
Josh Hancock, R ERA: 4.5	(6, 1)	0.1		3	1	1	1	1	1	0	0	0	0	0	7	12	27.00	6.000
34 Randy Flores, L ERA:	(6, 1)	1.2		6	1	0	0	0	0	0	0	0	0	0	10	13	0.00	0.600
52 Josh Kinney, R ERA:	(8, 1)	1.0	W	4	1	0	0	1	1	0	0	0	0	0	8	15	0.00	2.000
Tyler Johnson, L ERA:	(9, 1)	0.1	H	1	0	0	0	1	0	0	0	0	0	0	3	5	0.00	0.000

PITCHER		IP	WLS	BF	H	R	ER	SO	BB	IBB	HBP	BLK	WP	HR	S	P	ERA	WHIP
50 Adam Wainwright, R ERA:	(9, 1)	0.2		2	0	0	0	0	0	0	0	0	0	0	4	6	0.00	0.000

New York Mets @ St. Louis Cardinals

Busch Stadium, St. Louis, MO

Sat Oct 14 2006, 7:05 PM CDT

Att. 47,053 - Clear - 52 F

TOP

livebaseballscorecards.com

Batter	1	2	3	4	5	6	7	8	9	AB	R	H	RBI	BB	SO	LOB
7 José Reyes, S (1, 6) OBP: 0.333, SLG: 0.375	B FA 90 F FA 89 X FA 90 1-1 ① P6		C FA 82 B CH 83 X FA 91 1-1 3B			B FA 91 F FA 90 B FA 91 B F F X 3-2 ② L9			C FA 93 B CU 78 S CU 85 F CU 84 F CU 82 B FA 93 F CU 83 X FA 94 2-2 ① F7	4	0	1	0	0	0	0
16 Paul Lo Duca, R (1, 2) OBP: 0.423, SLG: 0.455	C FA 91 X FA 90 0-1 ② G4-3		C CU 74 F CU 74 S FA 90 0-3 ③ K			F FA 91 B FA 91 F CH 83 F CH 84 X FA 86 1-2 ③ G5-3			C FA 93 B CU 83 F CU 82 X CU 81 1-2 ② F8	4	0	0	0	0	1	1
15 Carlos Beltrán, S (1, 8) OBP: 0.370, SLG: 0.333	C FA 89 C FA 89 X FA 90 0-2 21 S 1B			C FA 90 B FA 88 X FA 91 1-1 ① F9			B CU 71 B FA 90 B FA 90 C FA 90 X FA 90 3-1 ① G6-3		F FA 93 B CU 78 B SL 82 F FA 93 X CU 81 2-2 ③ F8	4	0	1	0	0	0	0
21 Carlos Delgado, L (1, 3) OBP: 0.423, SLG: 0.840	F FA 90 F FA 91 B CH 80 D CH 84 1 SAFE D CU 74 X CH 85 3-2 ③ G1-3 1-2			F FA 90 B FA 91 X CH 82 1-1 ② F8			B CH 83 C FA 92 T FA 91 X CH 83 1-2 ② F7			3	0	0	0	0	0	1
5 David Wright, R (1, 5) OBP: 0.320, SLG: 0.286		C FA 83 B CH 82 X FA 90 1-1 ① F9		C FA 90 X FA 90 0-1 ③ L6			C FA 91 X CU 81 0-1 ③ G5-3			3	0	0	0	0	0	0
20 Shawn Green, L (1, 9) OBP: 0.400, SLG: 0.412		B FA 91 X FA 88 1-0 ② G6-3			C CH 81 B FA 90 B FA 91 S FA 91 X CU 74 2-2 ① G4-3			B CU 72 B FA 89 C FA 88 F FA 90 F FA 91 B CU 74 B FA 90 4-2 10 FC6-4 BB		2	0	0	0	1	0	0
22 Jose Valentin, S (1, 4) OBP: 0.227, SLG: 0.105		C FA 91 F FA 84 S CU 71 0-3 ③ K2-3			B CU 75 X CH 83 1-0 ② 1B			C FA 89 F FA 89 F CU 73 X FA 90 0-2 ① F9		3	0	1	0	0	1	1
10 Endy Chavez, L (1, 7) OBP: 0.222, SLG: 0.278			B FA 88 C FA 90 F FA 90 X CH 80 1-2 ① G6-3		C FA 91 F FA 91 X FA 90 0-2 ③ P6			B FA 90 B FA 89 C FA 89 X FA 89 2-1 ② FC6-4 1-2f		3	0	0	0	0	0	1
Steve Trachsel, R (1, 1) Darren Oliver, R (2, 1) Michael Tucker, L (8, PH) Roberto Hernandez, R (8, 1)			B FA 90 C FC 87 F SL 86 S FA 92 1-3 ② K			S FA 91 C FA 91 S FA 92 0-3 ① K		D CU 73 B FA 90 C FA 90 X FA 91 2-1 ③ G3		0 2 1 0	0 0 0 0	0 0 0 0	0 0 0 0	0 0 0 0	0 2 0 0	0 0 1 0
Inning Stats	R: 0 E: 0 K: 0 S: 10 H: 1 LOB: 1 BB: 0 P: 14	R: 0 E: 0 K: 1 S: 6 H: 0 LOB: 0 BB: 0 P: 8	R: 0 E: 0 K: 2 S: 11 H: 1 LOB: 1 BB: 0 P: 14	R: 0 E: 0 K: 0 S: 6 H: 0 LOB: 0 BB: 0 P: 8	R: 0 E: 0 K: 0 S: 7 H: 1 LOB: 0 BB: 0 P: 10	R: 0 E: 0 K: 1 S: 11 H: 0 LOB: 0 BB: 0 P: 15	R: 0 E: 0 K: 0 S: 7 H: 0 LOB: 0 BB: 0 P: 11	R: 0 E: 0 K: 0 S: 11 H: 0 LOB: 1 BB: 1 P: 19	R: 0 E: 0 K: 0 S: 12 H: 0 LOB: 0 BB: 0 P: 17	1B: 2 2B: 0 3B: 1 HR: 0 SF: 0 SAC: 0 DP: 0 HBP: 0						

	AB	29
	R	0
	H	3
	RBI	0
	BB	1
	SO	4
	LOB	5

PITCHER		IP	WLS	BF	H	R	ER	SO	BB	IBB	HBP	BLK	WP	HR	S	P	ERA	WHIP
Jeff Suppan, R ERA: 2.19	(1, 1)	8.0	W	27	3	0	0	4	1	0	0	0	0	0	69	99	0.00	0.500
52 Josh Kinney, R ERA:	(9, 1)	1.0		3	0	0	0	0	0	0	0	0	0	0	12	17	0.00	0.000

PITCHER	IP	WLS	BF	H	R	ER	SO	BB	IBB	HBP	BLK	WP	HR	S	P	ERA	WHIP

New York Mets @ St. Louis Cardinals

Busch Stadium, St. Louis, MO

Sat Oct 14 2006, 7:05 PM CDT

Att. 47,053 - Clear - 52 F

livebaseballscorecards.com

BOTTOM

Batter	1	2	3	4	5	6	7	8	9	AB	R	H	RBI	BB	SO	LOB
22 David Eckstein, R (1, 6) OBP: 0.233, SLG: 0.115	C FA 87 X FA 90 0-1 3 BB 1B	C FA 87 B FA 89 B CU 76 B FA 87 C FA 86 B FA 86 4-2 3 1B 15 WP BB	C CU 75 X FA 88 0-1 ③ P4		B FA 88 C CU 76 F FA 88 X FA 88 1-2 ③ G6-3			C FA 94 X SL 85 0-1 ③ G6-3		4	1	1	0	1	0	3
3 Preston Wilson, R (1, 9) OBP: 0.294, SLG: 0.313	1 SAFE B FA 88 F FS 84 C CU 77 B FA 89 F CU 77 B FA 89 B FA 89 4-2 ① 5 1B 26 3B 1-2 BB	1 SAFE X CU 79 0-0 15 WP 5 BB 15 G3 1-3 1B		C FA 88 B FA 88 X SL 84 1-1 ① G4-3		X SL 86 0-0 ① G6-3				3	2	1	0	1	0	0
5 Albert Pujols, R (1, 3) OBP: 0.448, SLG: 0.560	B CU 79 1 SAFE X CU 79 1-0 26 3B 1-2 1B	1 SAFE B FA 89 D FA 85 D FA 84 B FA 88 4-0 15 G3 15 WP 1-2 BB		C FA 89 F FA 89 B FA 87 X FA 87 1-2 1B		B CU 77 X FC 87 1-0 ② G5-3				3	1	2	0	1	0	0
15 Jim Edmonds, L (1, 8) OBP: 0.393, SLG: 0.391	X FA 90 0-0 ② P5	D CU 76 B FC 88 X CU 76 2-0 ① G3 1-3 2-H 3-H		F FA 88 B CU 77 F FA 87 C FA 87 1-3 ② K		X CU 76 0-0 ③ G4-3				4	0	0	1	0	1	4
26 Scott Spiezio, S (1, 7) OBP: 0.333, SLG: 0.643 So Taguchi, R (8, 7) OBP: 1.000, SLG: 4.000	B FA 85 X FA 84 1-0 1-H 2-H 3B	B FA 88 F FA 89 B FA 88 F CU 76 X CU 76 2-2 ② G4-3		F SL 85 F FA 88 1 SAFE C FA 87 0-3 ③ K			C FA 87 C FA 86 S CU 77 0-3 ① K			4 0	0 0	1 0	2 0	0 0	2 0	2 0
27 Scott Rolen, R (1, 5) OBP: 0.250, SLG: 0.176	B FA 89 C CU 79 B FA 90 B FA 89 B FA 91 4-1 BB BB	B FA 89 B FA 88 C FA 89 F FA 89 X FA 88 2-2 ③ G1-3			X FA 88 0-0 SH1-4 BB 1B		B CU 75 B C S CU 75 F FA 88 F B X 3-2 ② G6-3			3	0	1	0	1	0	1
Ronnie Belliard, R (1, 4) OBP: 0.407, SLG: 0.348	C FA 84 B CU 80 B FA 85 F FA 84 B FA 90 B FA 84 4-2 1-2 BB	B CU 75 B CU 74 F FC 86 B CU 75 X FA 87 3-1 SH3 1B			B FA 87 D SL 83 C FA 88 B FA 87 B FA 89 4-1 SH1-4 1-2 BB		F SL 82 B FA 86 C FA 86 B SL 85 X CU 74 2-2 ③ G6-3			2	0	1	0	2	0	0
4 Yadier Molina, R (1, 2) OBP: 0.375, SLG: 0.435	C CU 78 C FA 84 C FA 89 0-3 ③ K	1 SAFE X FA 87 0-0 ① F7			F CU 76 F FA 88 X FA 86 0-2 ① L6			C F B F B X 2-2 ① P4		4	0	0	0	0	1	6
Jeff Suppan, R (1, 1) OBP: 0.500, SLG: 2.000 16 Chris Duncan, L (8, PH) OBP: 0.231, SLG: 0.091 52 Josh Kinney, R (9, 1)		C FA 87 C CU 76 F CU 76 X FA 87 0-2 HR	L FA 87 1 SAFE B CU 75 X FC 87 1-1 ② SH3 1-2		X FA 88 0-0 ② SH1-4 1-2 2-3			B SL 86 X FA 95 1-0 ② F8		1 1 0	1 0 0	1 0 0	1 0 0	0 0 0	0 0 0	0 0 0
Inning Stats	R: 2 E: 0 K: 1 S: 14 H: 3 LOB: 3 BB: 3 P: 28	R: 3 E: 0 K: 0 S: 14 H: 2 LOB: 1 BB: 2 P: 28	R: 0 E: 0 K: 0 S: 7 H: 1 LOB: 1 BB: 0 P: 11	R: 0 E: 0 K: 2 S: 11 H: 1 LOB: 1 BB: 0 P: 14	R: 0 E: 0 K: 0 S: 9 H: 1 LOB: 2 BB: 1 P: 14	R: 0 E: 0 K: 0 S: 3 H: 0 LOB: 0 BB: 0 P: 4	R: 0 E: 0 K: 1 S: 11 H: 0 LOB: 0 BB: 0 P: 16	R: 0 E: 0 K: 0 S: 7 H: 0 LOB: 0 BB: 0 P: 10		1B: 6 2B: 0 3B: 1 HR: 1 SF: 0 SAC: 2 DP: 0 HBP: 0			WP: 1 PB: 0 SB: 0 CS: 0 PA: 37	

	AB	29
	R	5
	H	8
	RBI	4
	BB	6
	SO	4
	LOB	16

PITCHER		IP	WLS	BF	H	R	ER	SO	BB	IBB	HBP	BLK	WP	HR	S	P	ERA	WHIP
Steve Trachsel, R ERA: 14.54	(1, 1)	1.0	L	12	5	5	5	1	5	0	0	0	0	1	21	43	45.00	10.000
Darren Oliver, L ERA: 3.68	(2, 1)	6.0		22	3	0	0	3	1	0	0	0	1	0	48	72	0.00	0.667
Roberto Hernandez, R ERA:	(8, 1)	1.0		3	0	0	0	0	0	0	0	0	0	0	7	10	0.00	0.000

PITCHER	IP	WLS	BF	H	R	ER	SO	BB	IBB	HBP	BLK	WP	HR	S	P	ERA	WHIP

Batter	1	2	3	4	5	6	7	8	9	AB	R	H	RBI	BB	SO	LOB
7 José Reyes, S (1, 6) OBP: 0.303, SLG: 0.333	C FA 88 C CH 76 B CH 78 F FA 91 B FA 92 S CH 76 2-3 **K** ①	B FA 90 S CH 78 F FA 90 B CH 76 X CH 78 2-2 P6 ③		1 SAFE C FA 91 1 SAFE X FA 90 0-1 FC6-4 ③ 1-2f		16 1B 21 2B 1B F8		F FA 94 C FA 95 B FA 94 X FA 94 1-2 FC6 16 F9-3 ① 1-2f	6	1	1	0	0	1	5
16 Paul Lo Duca, R (1, 2) OBP: 0.375, SLG: 0.393	C FA 89 S FA 89 X FA 89 0-2 F8 ②		C FA 86 F CU 73 B SL 75 X FA 88 1-2 G6-3 ①		C FA 92 B CU 78 F FA 91 X FA 91 1-2 E4 15 1B 21 HR	B FA 90 1 SAFE X FA 91 1-0 15 BB 21 2B 1B 1-3	F FA 95 B FA 95 X FA 93 1-1 P4 ①		C FA 95 X FA 94 0-1 F9-3 ②③ 1-1	6	2	1	0	0	0	1
15 Carlos Beltrán, S (1, 8) OBP: 0.469, SLG: 0.667	B FA 91 C FA 91 C FA 92 B FA 91 B CH 78 B FA 91 4-2 21 BB BB		C FA 89 X CU 76 0-1 HR		L FA 91 X FA 91 0-1 21 HR 1B 1-2	F SL 84 C FA 90 B SL 82 D SL 85 F SL 84 D CU 81 B CH 84 4-2 21 2B 20 1B BB 1-2	C FA 95 C FA 94 B FS 87 X FA 95 2-2 HR			3	4	3	2	2	0	0
21 Carlos Delgado, L (1, 3) OBP: 0.452, SLG: 0.931	B FA 88 1 SAFE B CH 77 B CH 77 S FA 89 B CH 77 4-1 BB 1-2		B FA 91 B FA 90 B CH 77 C FA 90 X FA 91 3-1 F7 ②		D CH 82 B FA 91 X FA 91 2-0 HR 1-H 2-H	B SL 84 X FA 91 1-0 20 1B 22 2B 2B 1-3 2-H 3-H	B FA 95 B FS 85 F FA 96 F FA 95 B FA 93 S FS 86 3-3 **K** ②			4	2	2	5	1	1	0
5 David Wright, R (1, 5) OBP: 0.333, SLG: 0.400	C FA 87 F FA 89 D CH 77 B FA 89 B CH 76 X CU 74 3-2 F8 ③		X FA 89 0-0 HR		C CU 80 C CU 80 S FA 91 0-3 **K** ①	B CU 81 D CU 79 B FA 90 B FA 90 4-0 20 1B 22 2B BB	B FA 95 C SL 86 F FA 94 X SL 86 1-2 G4-3 ③			4	2	1	1	1	1	2
20 Shawn Green, L (1, 9) OBP: 0.400, SLG: 0.409		C FA 89 C FA 90 F FA 90 B CU 76 F FA 90 B FA 90 B FA 90 F FA 90 X FA 89 3-2 F8 ①	B FA 90 C FA 90 C FA 91 B FA 92 S CH 77 2-3 **K** ③		X CH 84 0-0 10 FC4-6 22 1B 1B	B SL 84 F B SL 83 S SL 82 F F X 2-2 22 2B 1B 1-2 2-3 3-H		C FA 93 B FA 92 F SL 85 F FS 86 X FS 86 1-2 F8 ①		5	1	2	1	0	1	0
22 Jose Valentin, S (1, 4) OBP: 0.296, SLG: 0.217		B FA 89 S FA 89 B FA 89 F FA 88 S CH 76 2-3 **K** ②		F FA 89 B FA 90 F FA 90 B CH 76 B CH 76 F FA 90 F FA 91 B FA 90 4-2 7 FC6-4 BB	1 SAFE X FA 89 0-0 10 FC4-6 1B 1-2	C SL 85 X FA 91 0-1 2B 1-H 2-H 3-H		X FA 93 0-0 P6 ②		4	0	2	3	1	1	0
10 Endy Chavez, L (1, 7) OBP: 0.217, SLG: 0.261		B FA 90 X FA 89 1-0 46 BB 1B	B FA 90 X FA 91 1-0 P2 ①		C FA 89 B SL 82 X FA 90 1-1 FC4-6 ② 1-2f 2-3	C SL 84 C SL 84 T SL 83 0-2 **K** ①		C FA 92 B FS 85 F FA 94 X FA 92 1-2 G1-3 ③		5	0	1	0	0	1	4
46 Oliver Pérez, L (1, 1) Chad Bradford, R (6, 1) 25 Pedro Feliciano, L (8, 1) Michael Tucker, L (9, PH) OBP: 0.600, SLG: 0.333 59 Guillermo Mota, R (9, 1)		C FA 89 B FA 89 B FA 89 B FA 89 B FA 88 4-1 BB 1-2		C FA 89 B FA 91 1 SAFE C FA 89 1 SAFE B CH 76 S FA 89 2-3 **K** ②	S SL 81 B SL 83 B SL 84 C FA 90 B FA 91 S FA 91 3-3 **K** ③	C FA 92 F FA 90 B SL 84 C SL 83 1-3 **K** ②			C FA 92 B FS 84 C FA 92 B FS 84 F SL 85 F FA 95 F FA 92 X CH 84 2-2 7 FC6 1B	3 0 0 1 0	0 0 0 0 0	0 0 0 1 0	0 0 0 0 0	1 0 0 0 0	3 0 0 0 0	4 0 0 0 0
Inning Stats	R: 0 E: 0 K: 1 S: 13 H: 0 LOB: 2 BB: 2 P: 26	R: 0 E: 0 K: 1 S: 14 H: 1 LOB: 2 BB: 1 P: 26	R: 2 E: 0 K: 1 S: 11 H: 2 LOB: 0 BB: 0 P: 17	R: 0 E: 0 K: 1 S: 10 H: 0 LOB: 1 BB: 1 P: 17	R: 3 E: 1 K: 2 S: 16 H: 4 LOB: 2 BB: 0 P: 23	R: 6 E: 0 K: 2 S: 23 H: 5 LOB: 1 BB: 2 P: 40	R: 1 E: 0 K: 1 S: 11 H: 1 LOB: 0 BB: 0 P: 18	R: 0 E: 0 K: 0 S: 8 H: 0 LOB: 0 BB: 0 P: 10	R: 0 E: 0 K: 0 S: 11 H: 1 LOB: 0 BB: 0 P: 14	1B: 8 2B: 3 3B: 0 HR: 4 SF: 0 SAC: 0 DP: 1 HBP: 0						

TOP

New York Mets @ St. Louis Cardinals

Busch Stadium, St. Louis, MO

Sun Oct 15 2006, 7:15 PM CDT
Att. 46,600 - Cloudy - 62 F

livebaseballscorecards.com

AB	41
R	12
H	14
RBI	12
BB	6
SO	9
LOB	16

WP: 0 PA: 47
PB: 0
SB: 0
CS: 0

PITCHER		IP	WLS	BF	H	R	ER	SO	BB	IBB	HBP	BLK	WP	HR	S	P	ERA	WHIP
23 Anthony Reyes, R ERA: 4.5	(1, 1)	4.0		19	3	2	2	4	4	0	0	0	0	2	48	86	4.50	1.750
48 Brad Thompson, R ERA: 13.5	(5, 1)	0.1	L	5	3	3	2	1	0	0	0	0	0	1	10	13	54.00	9.000
34 Randy Flores, L ERA:	(5, 1)	0.2		3	1	0	0	1	0	0	0	0	0	0	6	10	0.00	1.500
Josh Hancock, R ERA: 27.0	(6, 1)	0.0		5	3	5	5	0	2	0	0	0	0	0	9	21	∞	∞
Tyler Johnson, L ERA: 1.8	(6, 1)	1.0		5	2	1	1	2	0	0	0	0	0	0	14	19	9.00	2.000

PITCHER		IP	WLS	BF	H	R	ER	SO	BB	IBB	HBP	BLK	WP	HR	S	P	ERA	WHIP
41 Braden Looper, R ERA: 1.59	(7, 1)	3.0		10	2	1	1	1	0	0	0	0	0	1	30	42	3.00	0.667

BOTTOM

New York Mets @ St. Louis Cardinals

Busch Stadium, St. Louis, MO

Sun Oct 15 2006, 7:15 PM CDT

Att. 46,600 - Cloudy - 62 F

livebaseballscorecards.com

Batter	1	2	3	4	5	6	7	8	9	AB	R	H	RBI	BB	SO	LOB
22 David Eckstein, R (1, 6) OBP: 0.294, SLG: 0.276	B FA 93 B FA 93 C FA 95 X FA 94 2-1 5 E 1B		C FA 93 B SL 79 S SL 81 F FA 95 F SL 81 X FA 94 1-2 ① F9		C FA 92 B FA 93 B FA 93 X FA 93 2-1 HR		C CU 81 B CH 67 S CU 80 H FA 80 2-2 26 G4-6-3 HBP		B FA 96 C FA 88 X CH 88 1-1 ②③ G4-6-3 1-2f	3	1	2	1	0	0	0
53 John Rodriguez, L (9, PH)										1	0	0	0	0	0	1
26 Scott Spiezio, S (1, 7) OBP: 0.316, SLG: 0.529	C FA 94 X SL 80 0-1 ① P4		B CU 78 B FA 94 B FA 94 B FA 92 4-0 43 3B BB		L CU 78 C FA 95 B SL 86 S SL 80 1-3 ① K		B CU 81 B FA 81 C FA 80 B FA 81 F FA 80 X CU 79 3-2 ①② G4-6-3 1-2f			3	1	0	0	1	1	2
5 Albert Pujols, R (1, 3) OBP: 0.394, SLG: 0.483	B CU 79 F FA 94 B FA 94 X CU 79 2-1 E3 43 G4-6-3 1-2		B CU 78 C SL 81 B FA 94 X FA 95 2-1 ② L6		B CU 78 B FA 93 C FA 94 C SL 82 S FA 95 2-3 ② K		C CU 81 F FA 80 X CH 69 0-2 ③ G5-3			4	0	0	0	0	1	2
43 Juan Encarnacion, R (1, 9) OBP: 0.276, SLG: 0.385	F FA 93 B FA 93 D SL 85 F FA 94 X FA 94 2-2 ②③ G4-6-3 1-2f		1 SAFE B CU 79 X FA 94 1-0 1-H 3B		F FA 94 X SL 80 0-1 ③ F8			X FA 86 0-0 ① G4-3		4	0	1	1	0	0	2
27 Scott Rolen, R (1, 5) OBP: 0.250, SLG: 0.190		B FA 92 B FA 94 X FA 94 2-0 1B 4 1B 1B	X 0-0 ③ F8			C FA 90 X SL 84 0-1 ① P6		B FA 88 B FA 87 X FA 87 2-0 ② G6-3		4	1	1	0	0	0	1
15 Jim Edmonds, L (1, 8) OBP: 0.387, SLG: 0.500 So Taguchi, R (8, PH) OBP: 1.000, SLG: 3.000		1 SAFE B FA 93 F FA 94 X FA 95 1-1 ① F7		C FA 94 C SL 79 B SL 82 B SL 78 X FA 94 2-2 ① F7		B FA 92 X FA 91 1-0 HR		B FA 88 X CH 75 1-0 WP 1B		3	1	1	1	0	0	1
(9, 8)										1	0	1	0	0	0	0
Ronnie Belliard, R (1, 4) OBP: 0.419, SLG: 0.370		C SL 78 B FA 94 S SL 80 F CU 79 X FA 95 1-2 4 1B 1-3 1B		B SL 88 X CU 78 1-0 4 S 1B		C FA 92 B SL 86 X SL 83 1-1 ② G4-3		C FA 88 F CU 77 B SL 80 C CU 76 1-3 ③ K 1-2		4	0	2	0	0	1	1
4 Yadier Molina, R (1, 2) OBP: 0.407, SLG: 0.577 Aaron Miles, S (9, PH) OBP: 0.500, SLG: 0.500	B SL 80 1 SAFE X FA 94 1-0 ② 1-3 3-H 1B			1 SAFE B FA 92 S SL 79 B SL 81 1 SAFE B CU 78 T FA 95 F FA 95 C FA 95 3-3 ② K 1-2		B FA 94 S SL 85 B SL 85 B FA 92 X FA 92 3-1 HR			X 0-0 53 G4-6-3 1B	3	1	2	2	0	1	1
										1	0	1	0	0	0	0
23 Anthony Reyes, R (1, 1) 16 Chris Duncan, L (4, PH) 48 Brad Thompson, R (6, 1) 34 Randy Flores, L (6, 1) Josh Hancock, R (6, 1) Tyler Johnson, S (6, 1) 3 Preston Wilson, R (6, PH) 41 Braden Looper, R (7, 1) Gary Bennett, R (9, PH)	F FA 95 C FA 94 B SL 81 X FA 96 1-2 ③ G3			C SL 80 X SL 79 0-1 ③ G4-3		B CU 80 F CU 80 B FA 81 F FA 80 F FA 81 F CU 81 X CU 80 2-2 ③ G4-3			F CH 87 B CH 87 S S 1-3 ① K	1 1 0 0 0 0 0 1 0 1	0 0 0 0 0 0 0 0 0 0	0 0 0 0 0 0 0 0 0 0	0 0 0 0 0 0 0 0 0 0	0 0 0 0 0 0 0 0 0 0	0 0 0 0 0 0 0 0 0 1	1 1 0 0 0 0 0 0 0 1

	AB	35
	R	5
	H	11
	RBI	5
	BB	1
	SO	5
	LOB	14

Inning Stats	1	2	3	4	5	6	7	8	9
	R: 0 E: 1 K: 0 S: 9	R: 1 E: 0 K: 0 S: 11	R: 1 E: 0 K: 0 S: 9	R: 0 E: 0 K: 1 S: 10	R: 1 E: 0 K: 2 S: 10	R: 2 E: 0 K: 0 S: 12	R: 0 E: 0 K: 0 S: 8	R: 0 E: 0 K: 1 S: 6	R: 0 E: 0 K: 1 S: 6
	H: 1 LOB: 1 BB: 0 P: 15	H: 3 LOB: 1 BB: 0 P: 17	H: 1 LOB: 1 BB: 1 P: 17	H: 1 LOB: 1 BB: 0 P: 16	H: 1 LOB: 0 BB: 0 P: 15	H: 2 LOB: 0 BB: 0 P: 19	H: 0 LOB: 0 BB: 0 P: 13	H: 1 LOB: 1 BB: 0 P: 10	H: 1 LOB: 0 BB: 0 P: 8

	1B: 7	SF: 0	WP: 1	PA: 37
	2B: 0	SAC: 0	PB: 0	
	3B: 1	DP: 3	SB: 1	
	HR: 3	HBP: 1	CS: 0	

PITCHER		IP	WLS	BF	H	R	ER	SO	BB	IBB	HBP	BLK	WP	HR	S	P	ERA	WHIP
46 Oliver Pérez, L ERA: 7.94	(1, 1)	5.2	W	26	9	5	5	3	1	0	0	0	0	3	56	92	7.94	1.765
Chad Bradford, R ERA:	(6, 1)	1.1		4	0	0	0	0	0	0	1	0	0	0	13	20	0.00	0.000
25 Pedro Feliciano, L ERA:	(8, 1)	1.0		4	1	0	0	1	0	0	0	0	1	0	6	10	0.00	1.000
59 Guillermo Mota, R ERA: 6.75	(9, 1)	1.0		3	1	0	0	1	0	0	0	0	0	0	6	8	0.00	1.000

PITCHER	IP	WLS	BF	H	R	ER	SO	BB	IBB	HBP	BLK	WP	HR	S	P	ERA	WHIP

Batter	1	2	3	4	5	6	7	8	9	AB	R	H	RBI	BB	SO	LOB
7 José Reyes, S (1, 6) OBP: 0.289, SLG: 0.314	X FA 89 0-0 16 FC6-4 1B		B FA 89 B FA 90 B FA 90 C FA 88 X FA 91 3-1 ① P6		X FA 90 0-0 ① F7		B FA 93 C CU 78 F CU 86 S CU 84 1-3 ② K		B CH 84 C FA 93 C CU 74 S CU 77 1-3 ③ K	5	0	1	0	0	2	0
16 Paul Lo Duca, R (1, 2) OBP: 0.361, SLG: 0.375	B FA 90 X FA 90 1-0 ① FC6-4 21 FC3-6 15 1B 1-2f		C FC 88 X FA 90 0-1 ② F8		C SI 88 F FC 90 F FA 89 B FA 92 B FC 90 F FA 95 X FC 90 2-2 1B		C FA 92 X FA 93 0-1 ③ G4-3			4	0	1	0	0	0	1
15 Carlos Beltrán, S (1, 8) OBP: 0.444, SLG: 0.607	B FA 90 B FA 91 X 2-0 21 FC3-6 1B 1-2		C FA 88 C CU 76 X FA 92 0-2 ③ F8		B CH 80 X CH 80 1-0 ② L9			C CU 79 B CU 84 F CU 84 B CU 80 B CU 84 C CU 83 3-3 ① K		4	0	1	0	0	1	1
21 Carlos Delgado, L (1, 3) OBP: 0.457, SLG: 0.875	F FA 90 B FA 89 B CH 83 F CH 81 X CH 82 2-2 ② FC3-6 1-2f 2-3			B CU 72 C CU 74 B FA 89 B FA 92 B FA 91 4-1 20 2B 22 2B BB	B CU 74 X FA 91 1-0 ③ P5			C CU 82 B FA 91 T FA 89 B CU 80 F CU 82 B CH 78 X CU 78 3-2 5 2B 1B		3	1	1	0	1	0	3
5 David Wright, R (1, 5) OBP: 0.324, SLG: 0.414	C SI 89 B FC 90 B SL 82 S SL 82 S SL 82 2-3 ③ K			B FC 89 X SL 79 1-0 ① F7		C FC 88 T FC 89 F SL 80 B SL 79 F FA 90 F SL 81 F FA 92 F SI 91 B FA 91 3-2 ① B FC 91 X SI 90 G5-3		C CU 82 B CU 84 F FA 90 D CU 83 X CU 81 2-2 1-3 2B		4	0	1	0	0	1	3
20 Shawn Green, L (1, 9) OBP: 0.379, SLG: 0.423		C FA 88 F FA 86 F FA 89 B CU 75 X CU 75 1-2 ① G4-3		B CU 74 C CU 74 B FA 91 X CU 73 2-1 22 2B 1-3 2B		B FA 91 B FC 89 S CH 78 F FC 91 X CH 78 2-2 ② G3-1		C FA 91 B FA 90 X FA 91 1-1 ② F8		4	1	1	0	0	0	2
22 Jose Valentin, S (1, 4) OBP: 0.323, SLG: 0.269		B FA 91 X FC 89 1-0 ② F9		X CH 83 0-0 10 G3 2B 2-H 3-H		C CU 72 B FA 88 F CU 76 F SI 89 B CU 76 B FC 89 B CU 74 4-2 BB		C FA 95 B CU 75 S CU 76 B CU 76 F FA 96 C CU 76 2-3 ③ K		3	0	1	2	1	1	2
10 Endy Chavez, L (1, 7) OBP: 0.222, SLG: 0.296		B FA 91 B FA 88 X FA 88 2-0 2B		C FA 90 B FA 90 X FC 89 1-1 ② G3 2-3		B FC 88 F FC 88 S CU 72 X CU 75 1-2 ③ G4-3			C FA 93 C FA 93 X FA 93 0-2 ① G6-3	4	0	1	0	0	0	2
Tom Glavine, L (1, 1) Chad Bradford, R (5, 1) 25 Pedro Feliciano, L (5, 1) Michael Tucker, L (7, PH) OBP: 0.500, SLG: 0.250 Roberto Hernandez, R (7, 1) 59 Guillermo Mota, R (8, 1) Cliff Floyd, L (9, PH) OBP: 0.417, SLG: 0.636		C FA 89 B FC 88 X FA 91 1-1 ③ G6-3		S FA 89 X FA 91 0-1 ③ G6-3			C CU 80 C CU 85 S 0-3 ① K		B FA 95 B CH 84 F FA 94 X FA 94 2-1 ② G3	2 0 0 1 0 0 0	0 0 0 0 0 0 0	0 0 0 0 0 0 0	0 0 0 0 0 0 0	0 0 0 1 0 0 0	0 0 0 0 1 0 0	2 0 0 0 0 0 0
Inning Stats	R: 0 E: 0 K: 1 S: 9 H: 2 LOB: 2 BB: 0 P: 16	R: 0 E: 0 K: 0 S: 8 H: 1 LOB: 1 BB: 0 P: 13	R: 0 E: 0 K: 0 S: 7 H: 0 LOB: 0 BB: 0 P: 10	R: 2 E: 0 K: 0 S: 9 H: 2 LOB: 1 BB: 1 P: 17	R: 0 E: 0 K: 0 S: 8 H: 1 LOB: 1 BB: 0 P: 12	R: 0 E: 0 K: 0 S: 17 H: 0 LOB: 1 BB: 1 P: 27	R: 0 E: 0 K: 2 S: 8 H: 0 LOB: 0 BB: 0 P: 9	R: 0 E: 0 K: 2 S: 16 H: 2 LOB: 2 BB: 0 P: 27	R: 0 E: 0 K: 1 S: 8 H: 0 LOB: 0 BB: 0 P: 11	1B: 4 2B: 4 3B: 0 HR: 0 SF: 0 SAC: 0 DP: 0 HBP: 0						

PITCHER		IP	WLS	BF	H	R	ER	SO	BB	IBB	HBP	BLK	WP	HR	S	P	ERA	WHIP
Jeff Weaver, R ERA: 2.16	(1, 1)	6.0	W	26	6	2	2	1	2	0	0	0	0	0	58	95	3.00	1.333
52 Josh Kinney, R ERA:	(7, 1)	1.1	H	6	2	0	0	3	0	0	0	0	0	0	18	27	0.00	1.500
34 Randy Flores, L ERA:	(8, 1)	0.1	H	1	0	0	0	0	0	0	0	0	0	0	2	3	0.00	0.000
50 Adam Wainwright, R ERA:	(8, 1)	1.1	S	4	0	0	0	2	0	0	0	0	0	0	12	17	0.00	0.000

PITCHER	IP	WLS	BF	H	R	ER	SO	BB	IBB	HBP	BLK	WP	HR	S	P	ERA	WHIP

TOP

New York Mets @ St. Louis Cardinals

Busch Stadium, St. Louis, MO

Tue Oct 17 2006, 7:19 PM CDT

Att. 46,496 - Cloudy - 61 F

livebaseballscorecards.com

AB	35
R	2
H	8
RBI	2
BB	2
SO	6
LOB	16

WP: 0 PA: 37
PB: 0
SB: 0
CS: 0

BOTTOM

New York Mets @ St. Louis Cardinals

Busch Stadium, St. Louis, MO

Tue Oct 17 2006, 7:19 PM CDT

Att. 46,496 - Cloudy - 61 F

livebaseballscorecards.com

Batter	1	2	3	4	5	6	7	8	9	AB	R	H	RBI	BB	SO	LOB
22 David Eckstein, R (1, 6) OBP: 0.308, SLG: 0.294	B FA 85 B FA 84 C FA 85 X FA 84 2-1 43 S/ 1B		C FA 85 B FA 85 S CH 74 B CU 70 X CH 76 2-2 ③ G3-1		X FA 86 0-0 3 2B 1B	C FA 89 C CH 75 F SL 78 X FA 88 0-2 ② F7		P PO 90 F CH 87 L FA 98 B CH 74 X CH 87 2-2 ② P4		5	1	2	0	0	0	1
3 Preston Wilson, R (1, 7) OBP: 0.261, SLG: 0.318	B CH 76 B FA 85 X CH 76 2-0 ① F8			S CH 75 B CH 74 B FA 85 S FA 86 X CH 75 2-2 ① F8	B FA 86 1 SAFE X FA 85 1-0 43 1B 15 FC3-2 1-H 2B	B CU 75 C CU 76 B CH 76 X CU 76 2-1 ③ P4		S FA 89 B FA 91 X FA 98 1-1 ③ G6-3		5	0	1	1	0	0	2
5 Albert Pujols, R (1, 3) OBP: 0.405, SLG: 0.563	X CH 77 0-0 ② F8			C FA 86 B CH 75 F CH 75 B FA 87 X CH 77 2-2 HR	I IN 60 I IN 70 I IN 69 I IN 69 4-0 15 FC3-2 43 1B IBB		F SL 88 X SL 88 0-1 ① G4-3			3	1	1	1	1	0	1
43 Juan Encarnacion, R (1, 9) OBP: 0.303, SLG: 0.379	F FA 85 1 SAFE F CH 76 B FA 87 1 SAFE 1 SAFE B FA 87 X FA 87 2-2 ③ G1-3 1-2			B CH 77 C CH 76 B CH 76 B FA 87 X CH 77 3-1 ② P6	L L X 0-2 15 FC3-2 1-2 2-3 1B		C FA 95 S FS 87 B FS 89 F FS 87 B FA 96 F SL 88 B FA 95 D FA 95 4-2 FC5 15 WP BB			3	0	1	0	1	0	1
27 Scott Rolen, R (1, 5) OBP: 0.286, SLG: 0.208		B FA 86 X SL 83 1-0 CS 1B		B CH 77 B FA 86 B CH 77 B FA 86 4-0 15 1B 1B BB	F CU 80 F FA 82 F FA 82 S FA 81 0-3 ① K		1 SAFE 1 SAFE C FA 95 F FA 95 1 SAFE X FS 88 0-2 ② P5			3	1	1	0	1	1	4
15 Jim Edmonds, L (1, 8) OBP: 0.400, SLG: 0.483		S FA 86 B CH 77 F FA 85 F CH 76 S CH 78 1-3 ① K		F CH 79 B FA 86 B FA 87 B FA 87 X CH 79 3-1 1B 1-2 1B	B FA 87 C FA 87 X CU 76 1-1 ② FC3-2 1-2 2-3 3-Hf		B FA 94 B FA 95 B SL 87 I IN 78 4-0 FC5 1-2 IBB			3	0	1	0	1	1	4
Ronnie Belliard, R (1, 4) OBP: 0.400, SLG: 0.355 50 Adam Wainwright, R (8, 1)		B FA 86 B CH 78 B CH 79 C FA 86 F CH 76 1 SAFE C FA 88 3-3 ② ③ K 1-2		X FA 88 0-0 4 BB 1-3 2-H 1B	B CU 77 F CU 76 X CU 76 1-1 ③ F7		X SL 86 0-0 ③ FC5 1-2 2-3f			4 0	0 0	1 0	1 0	0 0	1 0	6 0
4 Yadier Molina, R (1, 2) OBP: 0.387, SLG: 0.517			F FA 85 X CH 74 0-1 ① G6-3	B CH 78 B CH 77 C FA 87 B CH 78 C CH 77 F CH 76 B FA 88 4-2 FC6-4 1-2 BB		B CU 72 B CH 73 X FA 86 2-0 ① F8		B FA 98 F CH 88 F FA 97 X FA 98 1-2 ① G6-3		3	0	0	0	1	0	0
Jeff Weaver, R (1, 1) OBP: 0.333, SLG: 0.333 16 Chris Duncan, L (6, PH) OBP: 0.267, SLG: 0.385 52 Josh Kinney, R (7, 1) 34 Randy Flores, L (8, 1) Aaron Miles, S (8, 4) OBP: 0.600, SLG: 1.000			C CH 74 B FA 83 B FA 84 X CH 76 2-1 ② G6-3	B CH 78 B FA 87 C FA 86 X CH 78 2-1 ③ FC6-4 1-2f		B CU 76 F FA 88 B FA 88 S CU 75 B FA 89 X CU 76 3-2 HR		B CH 88 B FA 87 X FA 96 2-0 3B		2 1 0 0 1	0 1 0 0 0	0 1 0 0 1	0 1 0 0 0	0 0 0 0 0	0 0 0 0 0	3 0 0 0 0
Inning Stats	R: 0 E: 0 K: 0 S: 7 H: 1 LOB: 1 BB: 0 P: 13	R: 0 E: 0 K: 2 S: 8 H: 1 LOB: 1 BB: 0 P: 13	R: 0 E: 0 K: 0 S: 7 H: 0 LOB: 0 BB: 0 P: 11	R: 2 E: 0 K: 0 S: 16 H: 3 LOB: 3 BB: 2 P: 36	R: 1 E: 0 K: 1 S: 13 H: 3 LOB: 3 BB: 1 P: 20	R: 1 E: 0 K: 0 S: 10 H: 1 LOB: 0 BB: 0 P: 17	R: 0 E: 0 K: 0 S: 10 H: 0 LOB: 2 BB: 2 P: 18	R: 0 E: 0 K: 0 S: 10 H: 1 LOB: 1 BB: 0 P: 15		1B: 6 2B: 2 3B: 1 HR: 2	SF: 0 SAC: 0 DP: 1 HBP: 0	WP: 1 PB: 0 SB: 1 CS: 1	PA: 38			

	AB	33
	R	4
	H	10
	RBI	4
	BB	5
	SO	3
	LOB	22

PITCHER		IP	WLS	BF	H	R	ER	SO	BB	IBB	HBP	BLK	WP	HR	S	P	ERA	WHIP
Tom Glavine, L ERA: 1.59	(1, 1)	4.0	L	21	7	3	3	2	2	1	0	0	0	1	40	80	6.75	2.250
Chad Bradford, R ERA:	(5, 1)	0.1		2	1	0	0	1	0	0	0	0	0	0	7	7	0.00	3.000
25 Pedro Feliciano, L ERA: 1.93	(5, 1)	1.2		6	1	1	1	0	0	0	0	0	0	1	14	23	5.40	0.600
Roberto Hernandez, R ERA:	(7, 1)	1.0		5	0	0	0	0	1	1	0	0	1	0	10	18	0.00	1.000
59 Guillermo Mota, R ERA: 5.87	(8, 1)	1.0		4	1	0	0	0	0	0	0	0	0	0	10	15	0.00	1.000

PITCHER	IP	WLS	BF	H	R	ER	SO	BB	IBB	HBP	BLK	WP	HR	S	P	ERA	WHIP

St. Louis Cardinals @ New York Mets

Shea Stadium, Flushing, NY

Wed Oct 18 2006, 8:19 PM EDT

Att. 56,334 - Partly Cloudy - 69 F

livebaseballscorecards.com

Batter	1	2	3	4	5	6	7	8	9	AB	R	H	RBI	BB	SO	LOB
22 David Eckstein, R (1, 6) OBP: 0.295, SLG: 0.263	G5-3		BB		G1-3			G3	G4-3	4	0	0	0	1	0	1
26 Scott Spiezio, S (1, 7) OBP: 0.304, SLG: 0.476	1B		K		P6			P6		4	0	1	0	0	1	1
5 Albert Pujols, R (1, 3) OBP: 0.439, SLG: 0.571	1B		IBB		K			1B		3	0	2	0	1	1	0
15 Jim Edmonds, L (1, 8) OBP: 0.385, SLG: 0.438	K		F9			BB		K		3	0	0	0	1	2	5
43 Juan Encarnacion, R (1, 9) OBP: 0.324, SLG: 0.375	HBP		K			F7			1B	3	1	1	0	0	1	3
27 Scott Rolen, R (1, 5) OBP: 0.281, SLG: 0.250	F9			F8		G6-4-3			2B	4	1	1	0	0	0	4
Ronnie Belliard, R (1, 4) OBP: 0.385, SLG: 0.343		F7		K			1B		G5-3	4	0	1	0	0	1	2
4 Yadier Molina, R (1, 2) OBP: 0.371, SLG: 0.469		G3		BB			F8		F8	3	0	0	0	1	0	3
29 Chris Carpenter, R (1, 1)		P4		G4-3			G4-6-3		2B	2	0	0	0	0	0	1
16 Chris Duncan, L (7, PH) OBP: 0.250, SLG: 0.357										1	0	0	0	0	0	1
41 Braden Looper, R (7, 1)										0	0	0	0	0	0	0
Tyler Johnson, S (7, 1)										0	0	0	0	0	0	0
So Taguchi, R (9, PH) OBP: 1.000, SLG: 2.750										1	0	1	2	0	0	0
Inning Stats	R: 0 E: 0 K: 1 S: 16 H: 2 LOB: 3 BB: 0 P: 27	R: 0 E: 0 K: 0 S: 9 H: 0 LOB: 0 BB: 0 P: 14	R: 0 E: 0 K: 2 S: 8 H: 0 LOB: 2 BB: 2 P: 20	R: 0 E: 0 K: 1 S: 7 H: 0 LOB: 1 BB: 1 P: 13	R: 0 E: 0 K: 1 S: 8 H: 0 LOB: 0 BB: 0 P: 12	R: 0 E: 0 K: 0 S: 9 H: 0 LOB: 0 BB: 1 P: 18	R: 0 E: 0 K: 0 S: 10 H: 1 LOB: 0 BB: 0 P: 12	R: 0 E: 0 K: 1 S: 9 H: 1 LOB: 1 BB: 0 P: 12	R: 2 E: 0 K: 0 S: 17 H: 3 LOB: 1 BB: 0 P: 24	1B: 5 2B: 2 3B: 0 HR: 0	SF: 0 SAC: 0 DP: 2 HBP: 1						

PITCHER		IP	WLS	BF	H	R	ER	SO	BB	IBB	HBP	BLK	WP	HR	S	P	ERA	WHIP
33 John Maine, R	(1, 1)	5.1	W	23	2	0	0	5	3	1	1	0	0	0	54	98	0.00	0.938
ERA: 2.63																		
Chad Bradford, R	(6, 1)	1.0	H	3	1	0	0	0	0	0	0	0	0	0	10	14	0.00	1.000
ERA:																		
59 Guillermo Mota, R	(7, 1)	0.2	H	1	0	0	0	0	0	0	0	0	0	0	3	4	0.00	0.000
ERA: 5.4																		
Aaron Heilman, R	(8, 1)	1.0		4	1	0	0	1	0	0	0	0	0	0	9	12	0.00	1.000
ERA: 1.69																		
13 Billy Wagner, L	(9, 1)	1.0		6	3	2	2	0	0	0	0	0	0	0	17	24	18.00	3.000
ERA: 9.53																		

PITCHER	IP	WLS	BF	H	R	ER	SO	BB	IBB	HBP	BLK	WP	HR	S	P	ERA	WHIP

TOP	
AB	32
R	2
H	7
RBI	2
BB	4
SO	6
LOB	21

WP: 0 PB: 0 SB: 1 CS: 0 PA: 37

St. Louis Cardinals @ New York Mets

Shea Stadium, Flushing, NY

Wed Oct 18 2006, 8:19 PM EDT

Att. 56,334 - Partly Cloudy - 69 F

livebaseballscorecards.com

BOTTOM

Batter	1	2	3	4	5	6	7	8	9	AB	R	H	RBI	BB	SO	LOB
7 José Reyes, S (1, 6) OBP: 0.333, SLG: 0.436	B FA 93 C FA 93 X FC 90 1-1 HR		C CH 84 B FA 95 B CH 85 X FA 96 2-1 ② FC3-6 16 S 1-2f		C FA 96 X FA 96 0-1 16 G4-3 1B		B FA 96 1 SAFE F FA 94 F CH 84 1 SAFE 1 SAFE B CH 84 1 SAFE P PO 84 3-2 X CH 84 16 S 16 1B 1-3 1B			4	2	3	1	0	0	1
16 Paul Lo Duca, R (1, 2) OBP: 0.350, SLG: 0.361	C FA 95 X FC 91 0-1 ① F8		C FC 90 S FC 91 B FA 96 1 SAFE 1 SAFE B FA 95 B FC 91 X 3-2 ③ G5-3 1-2		1 SAFE X FA 96 0-0 ② G4-3 1-2		B SL 86 B FA 94 X FA 93 2-0 15 E 1-H 3-H 1B			4	0	1	2	0	0	2
15 Carlos Beltrán, S (1, 8) OBP: 0.425, SLG: 0.563	C FA 95 C FA 95 B FA 96 B FA 96 B FA 87 X FA 97 3-2 ② G3-1			B FA 92 C B C X 2-2 5 1B 20 1B 1B	C FA 95 S CU 79 X CU 79 0-2 ③ G6-3		B FA 92 B SL 84 C SL 84 F SL 83 B SL 82 X 3-2 E5 1-2			4	1	1	0	0	0	2
21 Carlos Delgado, L (1, 3) OBP: 0.410, SLG: 0.778	F FA 96 F FC 93 B FA 96 X CU 78 1-2 ③ F7			F FA 95 B FC 91 X 1-1 ① F8		B CU 74 C CH 84 X CU 77 1-1 ① P6	F FA 93 B SL 84 X SL 84 1-1 ③ G3			4	0	0	0	0	0	3
5 David Wright, R (1, 5) OBP: 0.316, SLG: 0.394		B FA 95 X FA 95 1-0 ① G5-3		B FA 90 X 1-0 20 1B 1-2 1B		C CU 76 C CU 77 S FA 95 0-3 ② K		B FA 91 C SL 83 F SL 83 B SL 83 X FA 91 2-2 ① P3		4	0	1	0	0	1	0
20 Shawn Green, L (1, 9) OBP: 0.424, SLG: 0.448		B FA 95 S FA 96 C FA 96 X FA 96 1-2 22 G4-6-3 1B		X FA 97 0-0 10 FC4-6 1-2 2-H 1B		B CU 77 C CU 77 B FA 96 C CH 86 C CU 79 2-3 ③ K		H FA 92 1-0 22 G5-3 HBP		3	0	2	1	0	1	0
22 Jose Valentin, S (1, 4) OBP: 0.286, SLG: 0.233		B CU 77 B FA 96 X FA 95 2-0 ②③ G4-6-3 1-2f		F CU 78 B FA 96 X FA 97 1-1 ② F7			X FA 94 0-0 ① B1-3	B SL 83 1 SAFE X SL 83 1-0 ② G5-3 1-2		4	0	0	0	0	0	4
10 Endy Chavez, L (1, 7) OBP: 0.226, SLG: 0.290			X FA 94 0-0 7 FC3-6 1B	C FA 96 B FA 96 X FA 95 1-1 ③ FC4-6 1-2f			B FA 96 X FA 95 1-0 ② F7	B FA 92 B SL 84 B SL 84 C FA 91 X FA 92 3-1 ③ G3		4	0	1	0	0	0	3
33 John Maine, R (1, 1) Chad Bradford, R (6, 1) 59 Guillermo Mota, R (7, 1) Michael Tucker, L (7, PH) OBP: 0.571, SLG: 0.400 Aaron Heilman, R (8, 1) 13 Billy Wagner, L (9, 1)			M FC 90 M FC 89 1 SAFE L CU 76 0-3 ① K		C FA 95 F FC 89 B FA 96 C CU 76 1-3 ① K		B FA 94 F FA 96 C FF 94 F FA 94 X CH 84 1-2 7 1B 7 S 16 1B 1B			2 0 0 0 1 0 0	0 0 0 0 1 0 0	0 0 0 0 1 0 0	0 0 0 0 0 0 0	0 0 0 0 0 0 0	2 0 0 0 0 0 0	1 0 0 0 0 0 0
Inning Stats	R: 1 E: 0 K: 0 S: 10 H: 1 LOB: 0 BB: 0 P: 15	R: 0 E: 0 K: 0 S: 5 H: 1 LOB: 0 BB: 0 P: 9	R: 0 E: 0 K: 1 S: 9 H: 1 LOB: 1 BB: 0 P: 14	R: 1 E: 0 K: 0 S: 11 H: 3 LOB: 2 BB: 0 P: 17	R: 0 E: 0 K: 1 S: 9 H: 1 LOB: 1 BB: 0 P: 10	R: 0 E: 0 K: 2 S: 8 H: 0 LOB: 0 BB: 0 P: 11	R: 2 E: 1 K: 0 S: 16 H: 3 LOB: 2 BB: 0 P: 26	R: 0 E: 0 K: 0 S: 6 H: 0 LOB: 1 BB: 0 P: 13		1B: 9 2B: 0 3B: 0 HR: 1	SF: 0 SAC: 0 DP: 1 HBP: 1			WP: 0 PB: 0 SB: 3 CS: 0	PA: 35	

	AB	R	H	RBI	BB	SO	LOB
	34	4	10	4	0	4	16

PITCHER		IP	WLS	BF	H	R	ER	SO	BB	IBB	HBP	BLK	WP	HR	S	P	ERA	WHIP
29 Chris Carpenter, R ERA: 3.7	(1, 1)	6.0	L	24	7	2	2	4	0	0	0	0	0	1	52	76	3.00	1.167
41 Braden Looper, R ERA: 4.26	(7, 1)	0.2		5	3	2	2	0	0	0	0	0	0	0	11	17	27.00	4.500
Tyler Johnson, L ERA: 1.42	(7, 1)	1.1		6	0	0	0	0	0	0	1	0	0	0	11	22	0.00	0.000

PITCHER	IP	WLS	BF	H	R	ER	SO	BB	IBB	HBP	BLK	WP	HR	S	P	ERA	WHIP

St. Louis Cardinals @ New York Mets

Shea Stadium, Flushing, NY

Thu Oct 19 2006, 8:19 PM EDT

Att. 56,357 - Cloudy - 67 F

TOP

livebaseballscorecards.com

Batter	1	2	3	4	5	6	7	8	9	AB	R	H	RBI	BB	SO	LOB
22 David Eckstein, R (1, 6) OBP: 0.313, SLG: 0.293	B FA 94 C FA 95 X FA 95 1-1 F8 ①		B FA 93 B FA 94 C FA 92 B FA 94 C FA 92 X FA 95 3-2 2B		D SL 81 C SL 80 B SL 80 F FA 94 H SL 82 3-2 HBP			B FA 95 C FA 95 C FA 96 B FA 96 X FA 96 2-2 G3 ①		3	0	1	0	0	0	0
3 Preston Wilson, R (1, 7) OBP: 0.231, SLG: 0.280 26 Scott Spiezio, S (8, PH) OBP: 0.292, SLG: 0.455 So Taguchi, R (8, 7) OBP: 1.000, SLG: 2.750	C FA 95 C SL 86 C FA 97 0-3 K ②		B SL 81 T FA 95 C FA 94 F FA 96 S FA 97 1-3 K ①		C SL 81 S FA 94 S FA 95 0-3 K ②			S CH 84 B CH 86 F CH 85 B CH 87 F CH 85 C FA 97 2-3 K ②		3 1 0	0 0 0	0 0 0	0 0 0	0 0 0	3 1 0	3 0 0
5 Albert Pujols, R (1, 3) OBP: 0.444, SLG: 0.541	C FA 96 T FA 97 X FA 98 0-2 E3		I I I I I 4-0 43 G5-4-3 IBB		F FA 94 X FA 96 0-1 P6 ③			B FA 97 B FA 95 B FA 97 I 4-0 IBB		2	0	0	0	2	0	2
43 Juan Encarnacion, R (1, 9) OBP: 0.293, SLG: 0.333	F FA 95 B FA 96 X SL 85 1-1 F9 ③		S SL 82 F FA 95 F FA 96 F FA 86 X FA 95 0-2 G5-4-3 ② ③ 1-2f			C FA 92 B SL 82 B SL 84 X FA 94 2-1 G5-3 ①		S CH 85 1 SAFE S FA 95 1 SAFE S FA 96 0-3 K ③		4	0	0	0	0	1	4
15 Jim Edmonds, L (1, 8) OBP: 0.395, SLG: 0.429		X FA 93 0-0 4 1B SH4-3 1B		C SL 79 C SL 81 X FA 93 0-2 F7 ①		C FA 93 B SL 82 B FA 93 C SL 80 B SL 80 F FA 95 B FA 93 4-2 27 F7-4-3 BB			S CH 85 B CH 84 C FA 95 S CH 85 1-3 K ①	3	1	1	0	1	1	0
27 Scott Rolen, R (1, 5) OBP: 0.278, SLG: 0.250		X FA 93 0-0 F8 ①		C FA 95 F FA 96 B FA 95 B FA 96 B FA 95 F FA 96 F FA 96 X 3-2 P5 ②		X FA 92 0-0 F7-4-3 ② ③ 1-1			C FA 95 F FA 96 F FA 88 B FA 97 B FA 95 B FA 95 F CH 84 F FA 95 X FA 96 3-2 4 HR 1B	4	1	1	0	0	0	2
4 Yadier Molina, R (1, 2) OBP: 0.385, SLG: 0.556		C FA 93 F CH 85 F SL 81 1 SAFE X FA 94 0-2 SH4-3 1-3 1B		C SL 80 B SL 84 C SL 80 B FA 96 X FA 96 2-2 F9 ③			B FA 80 B FA 81 C CU 81 F FA 81 F FA 82 F FA 81 B CU 80 F FA 82 X CU 80 3-2 F7 ①		1 SAFE X CH 85 0-0 1-H HR	4	1	2	2	0	0	0
Ronnie Belliard, R (1, 4) OBP: 0.381, SLG: 0.342		B SL 83 F SL 80 X FA 95 1-1 SH4-3 ② 1-2 3-H			C SL 79 B SL 81 S SL 81 X SL 83 1-2 SH3-4 1B		C CU 81 X CU 82 0-1 G4-3 ②		X FA 96 0-0 G6-3 ②	3	0	1	1	0	0	0
Jeff Suppan, R (1, 1) OBP: 0.250, SLG: 1.000 34 Randy Flores, L (8, 1) 53 John Rodriguez, L (9, PH) 50 Adam Wainwright, R (9, 1)		F SL 81 F SL 82 B FA 94 C FA 94 1-3 K ③			X FA 92 0-0 SH3-4 ① 1-2		F CU 81 X FA 81 0-1 G6-3 ③		B FA 95 S FA 95 B CU 74 F FA 95 X CU 75 2-2 G3-1 ③	2 0 1 0	0 0 0 0	0 0 0 0	0 0 0 0	0 0 0 0	1 0 0 0	1 0 0 0

Inning Stats																									
	R: 0	H: 0		R: 1	H: 2		R: 0	H: 1		R: 0	H: 0		R: 0	H: 1		R: 0	H: 0		R: 0	H: 0		R: 2	H: 2		1B: 4	SF: 0		WP: 0	PA: 36
	E: 1	LOB: 1		E: 0	LOB: 1		E: 0	LOB: 1		E: 0	LOB: 0		E: 0	LOB: 2		E: 0	LOB: 0		E: 0	LOB: 1		E: 0	LOB: 0		2B: 2	SAC: 2		PB: 0	
	K: 1	BB: 0		K: 1	BB: 0		K: 1	BB: 1		K: 0	BB: 0		K: 1	BB: 0		K: 0	BB: 1		K: 0	BB: 0		K: 1	BB: 0		3B: 0	DP: 2		SB: 0	
	S: 10	P: 12		S: 11	P: 13		S: 12	P: 20		S: 11	P: 16		S: 11	P: 15		S: 6	P: 12		S: 10	P: 13		S: 10	P: 18		HR: 1	HBP: 1		CS: 0	

PITCHER		IP	WLS	BF	H	R	ER	SO	BB	IBB	HBP	BLK	WP	HR	S	P	ERA	WHIP
46 Oliver Pérez, L ERA: 4.63	(1, 1)	6.0		24	4	1	1	4	1	1	1	0	0	0	61	88	1.50	0.833
Chad Bradford, R ERA:	(7, 1)	1.0		3	0	0	0	0	0	0	0	0	0	0	10	13	0.00	0.000
Aaron Heilman, R ERA: 3.68	(8, 1)	2.0	L	9	2	2	2	3	0	1	0	0	0	1	24	38	9.00	1.000

PITCHER		IP	WLS	BF	H	R	ER	SO	BB	IBB	HBP	BLK	WP	HR	S	P	ERA	WHIP

AB	30
R	3
H	6
RBI	3
BB	3
SO	7
LOB	12

Batter	1	2	3	4	5	6	7	8	9	AB	R	H	RBI	BB	SO	LOB
7 José Reyes, S (1, 6) OBP: 0.298, SLG: 0.386	C FA 89 F FA 90 X FA 90 0-2 ① G6-3		C FA 89 X CH 81 0-1 ① F9		C FA 90 X FA 89 0-1 ② F8		C FA 89 X FA 90 0-1 ② G3		B FA 93 C SL 85 F SL 85 F FA 93 X FA 93 1-2 ② L8	5	0	0	0	0	0	2
16 Paul Lo Duca, R (1, 2) OBP: 0.333, SLG: 0.325 1 Anderson Hernandez, S (9, PR)	C FA 90 B SL 84 X FA 91 1-1 ② G5-3		X FC 86 0-0 ② G5-3		C FA 90 F FA 89 F CH 83 B FC 86 F FA 90 X CH 83 1-2 ③ F7		C FA 90 X FA 86 0-1 ③ G6-3		B CH 85 C CU 76 B CU 77 B B 4-1 1-2 2-3 BB	4 0	0 0	0 0	0 0	1 0	0 0	0 0
15 Carlos Beltrán, S (1, 8) OBP: 0.422, SLG: 0.556	C FA 88 C FA 89 B CU 70 B CH 81 X FA 91 2-2 5 1B 2B		B FA 89 C FA 91 B CU 75 X CH 85 2-1 ③ F7			C CU 72 F FA 89 B FC 86 X CU 77 1-2 ① G1-3		S FA 88 B FA 90 B CU 75 B CH 82 B FA 91 4-1 BB	C F C 0-3 ③ K	4	1	1	0	1	1	3
21 Carlos Delgado, L (1, 3) OBP: 0.442, SLG: 0.757	B FA 90 B FA 88 C CH 80 F CU 75 B FA 91 D CU 78 4-2 5 1B BB			C CU 73 B FA 87 B FA 91 B CH 84 F FA 92 B CH 84 4-2 5 FC5-4 BB		B FA 91 C CU 76 B FA 91 B CU 76 C FA 83 B FA 92 4-2 5 E BB		B FA 91 C FA 91 1 SAFE 1 SAFE F FA 91 B SL 81 F CU 80 S SL 82 2-3 ① K		1	0	0	0	3	1	1
5 David Wright, R (1, 5) OBP: 0.310, SLG: 0.378	C FA 87 X FA 91 0-1 ① 1-3 2-H 1B			C SL 86 X FA 89 0-1 ① FC5-4 22 HBP 1-2f		S CH 83 B CH 82 X FA 91 1-1 E5 1-3		B CU 78 B SL 83 S SL 82 D CU 77 1 SAFE C CU 78 S 3-3 ② K		4	0	1	1	0	1	3
20 Shawn Green, L (1, 9) OBP: 0.405, SLG: 0.406	C FA 91 B FA 91 X FA 90 1-1 ③ L5			F FA 91 1 SAFE C FA 88 D CU 74 T CH 81 1-2 ② K		I IN 65 I IN 66 I IN 68 I 4-0 IBB		F FA 90 X CU 79 0-1 ③ G3		3	0	0	0	1	1	4
22 Jose Valentin, S (1, 4) OBP: 0.308, SLG: 0.242		B FA 89 X FA 89 1-0 ① F9		1 SAFE B CU 74 F CU 76 F FA 91 H CU 78 2-2 1-2 HBP		B SL 87 F FA 92 S CU 72 F FA 91 S CU 75 1-3 ② K			B FA 94 C FA 94 B FA 95 F B X 3-2 16 BB 10 1B 1B	3	0	1	0	0	1	3
10 Endy Chavez, L (1, 7) OBP: 0.229, SLG: 0.286		B CU 74 F FA 90 B FA 91 X FA 92 2-1 ② G3		F FA 92 X FA 90 0-1 ③ F8		X FA 91 0-0 ③ F8			B FA 96 C FA 95 X FA 96 1-1 1-2 16 BB 1B	4	0	1	0	0	0	5
46 Oliver Pérez, L (1, 1) Chad Bradford, R (7, 1) Michael Tucker, L (7, PH) OBP: 0.500, SLG: 0.333 Aaron Heilman, R (8, 1) Cliff Floyd, L (9, PH) OBP: 0.385, SLG: 0.583		X FA 90 0-0 ③ L7			C FA 89 B CU 74 X FA 90 1-1 ① F7		C CU 74 B FA 90 F FA 90 F CU 77 F FA 91 B FA 91 X CU 76 2-2 ① F8		S FA 94 B CU 74 C FA 96 B CU 78 1 SAFE F CU 76 C 2-3 ① K	2 0 1 0 1	0 0 0 0 0	0 0 0 0 0	0 0 0 0 0	0 0 0 0 1	0 0 0 0 2	0 0 0 0 0
Inning Stats	R: 1 E: 0 K: 0 S: 14 H: 2 LOB: 2 BB: 1 P: 22	R: 0 E: 0 K: 0 S: 4 H: 0 LOB: 0 BB: 0 P: 7	R: 0 E: 0 K: 0 S: 5 H: 0 LOB: 0 BB: 0 P: 7	R: 0 E: 0 K: 1 S: 11 H: 0 LOB: 2 BB: 1 P: 18	R: 0 E: 0 K: 0 S: 9 H: 0 LOB: 0 BB: 0 P: 11	R: 0 E: 1 K: 1 S: 12 H: 0 LOB: 3 BB: 2 P: 23	R: 0 E: 0 K: 0 S: 9 H: 0 LOB: 0 BB: 0 P: 11	R: 0 E: 0 K: 0 S: 10 H: 0 LOB: 1 BB: 1 P: 19	R: 0 E: 0 K: 2 S: 17 H: 2 LOB: 3 BB: 1 P: 28	1B: 3 2B: 1 3B: 0 HR: 0 SF: 0 SAC: 0 DP: 0 HBP: 1						

PITCHER	IP	WLS	BF	H	R	ER	SO	BB	IBB	HBP	BLK	WP	HR	S	P	ERA	WHIP
Jeff Suppan, R (1, 1) ERA: 1.86	7.0		30	2	1	1	2	4	1	1	0	0	0	65	104	1.29	0.857
34 Randy Flores, L (8, 1) ERA:	1.0	W	3	0	0	0	2	0	0	0	0	0	0	9	14	0.00	0.000
50 Adam Wainwright, R (9, 1) ERA:	1.0	S	6	2	0	0	2	1	0	0	0	0	0	17	28	0.00	3.000

PITCHER	IP	WLS	BF	H	R	ER	SO	BB	IBB	HBP	BLK	WP	HR	S	P	ERA	WHIP

BOTTOM

St. Louis Cardinals @ New York Mets

Shea Stadium, Flushing, NY

Thu Oct 19 2006, 8:19 PM EDT

Att. 56,357 - Cloudy - 67 F

livebaseballscorecards.com

AB	32
R	1
H	4
RBI	1
BB	6
SO	6
LOB	23

WP: 0 PA: 39
PB: 0
SB: 0
CS: 0