New York Mets - 2007

Batter	1	2	3	4	5	6	7	8	9	AB	R	H	RBI	BB	SO	LOB
28 Curtis Granderson, L (1, 10) OBP: 0.400, SLG: 0.250	G6-3	3-H 1B		BB		L6			F8	4	0	1	1	1	0	0
8 Neifi Perez, S (1, 4) 19 Kevin Hooper, R (7, 4)	20 2B BB	K		K			F8			3	1	0	0	1	2	2
										0	0	0	0	0	0	0
20 Omar Infante, R (1, 6) OBP: 0.500, SLG: 0.750 39 Ramon Santiago, S (7, 6)	33 1B 1-H SF9 2B	P3			F7		74 CS 1B			4	1	2	1	0	0	1
										0	0	0	0	0	0	0
33 Marcus Thames, R (1, 7) OBP: 0.667, SLG: 1.000 74 Timo Perez, L (6, 7)	2-3 1B	G5-3	13 1B 2B			C 1 SAFE X	F8 1-2			3	1	2	0	0	0	0
										1	0	0	0	0	0	1
Sean Casey, L (1, 3) OBP: 0.333, SLG: 1.000 45 Kody Kirkland, R (5, 5)	SF9 3-H	13 WP 2B		F8				F8		2	0	1	1	0	0	1
										1	0	0	0	0	0	0
13 Vance Wilson, R (1, 2) OBP: 0.333, SLG: 0.333 Mike Rabelo, S (5, 2) OBP: 1.000, SLG: 1.000	F8	G6-3 2-3		2-H 1B				66 A4 D8 1B		3	0	1	1	0	0	2
										1	0	1	0	0	0	0
68 Ryan Raburn, R (1, 9) OBP: 0.333, SLG: 1.333 66 Cameron Maybin, R (7, 8)	HR	G5-3		F8				1-2		3	1	1	1	0	0	2
										1	0	0	0	0	1	1
67 Mike Hessman, R (1, 5) OBP: 0.250, SLG: 0.500 (5, 3)	73 G4-3 28 1B 2B			F9		K			K	4	1	1	0	0	2	0
73 Brandon Watson, L (1, 8) (7, 9)	2-3 G4-3			G4-3		G4-3			B3	4	0	0	0	0	0	1
Inning Stats	R: 2 E: 0 K: 0 S: 5 H: 2 LOB: 1 BB: 1 P: 9	R: 2 E: 0 K: 1 S: 8 H: 3 LOB: 1 BB: 0 P: 8	R: 0 E: 0 K: 0 S: 4 H: 1 LOB: 1 BB: 0 P: 5	R: 0 E: 0 K: 1 S: 5 H: 0 LOB: 1 BB: 1 P: 9	R: 1 E: 0 K: 0 S: 5 H: 2 LOB: 1 BB: 0 P: 5	R: 0 E: 0 K: 1 S: 5 H: 0 LOB: 0 BB: 0 P: 5	R: 0 E: 0 K: 0 S: 4 H: 1 LOB: 0 BB: 0 P: 4	R: 0 E: 0 K: 1 S: 5 H: 1 LOB: 1 BB: 0 P: 6	R: 0 E: 0 K: 1 S: 5 H: 0 LOB: 0 BB: 0 P: 5	1B: 5 2B: 4 3B: 0 HR: 1	SF: 1 SAC: 0 DP: 0 HBP: 0					

TOP

Detroit Tigers @ New York Mets

Tradition Field, Port St. Lucie, FL

Wed Feb 28 2007, 1:10 PM EST

Att. 5,023 - Sunny - 83 F

livebaseballscorecards.com

AB	34
R	5
H	10
RBI	5
BB	2
SO	5
LOB	11

PITCHER		IP	WLS	BF	H	R	ER	SO	BB	IBB	HBP	BLK	WP	HR	S	P	ERA	WHIP
46 Oliver Pérez, L ERA: 18.0	(1, 1)	2.0	L	12	5	4	4	1	1	0	0	0	0	1	13	17	18.00	3.000
Alay Soler, R ERA: 9.0	(3, 1)	2.0		8	1	0	0	1	1	0	0	0	1	0	9	14	0.00	1.000
13 Billy Wagner, L ERA:	(5, 1)	1.0		5	2	1	1	0	0	0	0	0	0	0	5	5	9.00	2.000
68 Lino Urdaneta, R ERA:	(6, 1)	1.0		3	0	0	0	1	0	0	0	0	0	0	5	5	0.00	0.000
71 Willie Collazo, L ERA:	(7, 1)	1.0		3	1	0	0	0	0	0	0	0	0	0	4	4	0.00	1.000

PITCHER		IP	WLS	BF	H	R	ER	SO	BB	IBB	HBP	BLK	WP	HR	S	P	ERA	WHIP
Aaron Heilman, R ERA:	(8, 1)	1.0		3	1	0	0	1	0	0	0	0	0	0	5	6	0.00	1.000
39 Jon Adkins, R ERA:	(9, 1)	1.0		3	0	0	0	1	0	0	0	0	0	0	5	5	0.00	0.000

WP: 1 PB: 0 SB: 0 CS: 1 PA: 37

BOTTOM

Detroit Tigers @ New York Mets

Tradition Field, Port St. Lucie, FL

Wed Feb 28 2007, 1:10 PM EST

Att. 5,023 - Sunny - 83 F

Batter	1	2	3	4	5	6	7	8	9	AB	R	H	RBI	BB	SO	LOB
7 José Reyes, S (1, 6)	G4-3		BB 1-2		E4 15 S		G1-4-3		G4-3	2	0	0	0	1	0	0
64 Mike Carp, L (6, 3)										1	0	0	0	0	0	0
61 Carlos Gómez, R (9, PH)										1	0	0	0	0	0	0
15 Carlos Beltrán, S (1, 8)	F8		K		K 1-2		K		BB 4 G4-6-3	3	0	0	0	0	2	3
30 Mike DiFelice, R (6, 2)										1	0	0	0	0	1	0
Ruben Sierra, S (9, PH)										0	0	0	0	1	0	0
62 Fernando Martinez, L (9, PR)										0	0	0	0	0	0	0
18 Moises Alou, R (1, 7)	HBP		G5-3			44 HBP 10 E 17 SF8 1B		44 1B 17 G3 2B	G4-6-3 1-2f	1	0	0	0	0	0	2
4 Ben Johnson, R (5, 7) OBP: 0.667, SLG: 1.000										3	2	2	0	0	0	1
21 Carlos Delgado, L (1, 3) OBP: 0.500, SLG: 1.000	L4			2B		E4 44 HBP 1-2		17 G3 44 1B BB		2	0	1	0	0	0	1
65 Michel Abreu, R (5, 3)										0	0	0	0	0	0	0
10 Endy Chavez, L (6, 8)										1	1	0	0	1	0	1
16 Paul Lo Duca, R (1, 2) OBP: 1.000, SLG: 1.000		G4-3		K		HBP 1-2 2-3		17 G3 1B 1-2 2-3 1B		2	0	0	0	0	1	1
44 Lastings Milledge, R (6, 9)										1	1	1	0	0	0	0
5 David Wright, R (1, 5)		L3		G5-3		SF8 3-H		G3 1-2 2-3 3-H		2	0	0	0	0	0	1
17 David Newhan, L (5, 5)										1	0	0	2	0	0	2
20 Shawn Green, L (1, 9)		G6-3		K		F6		G1-3		2	0	0	0	0	1	1
1 Anderson Hernandez, S (6, 6)										2	0	0	0	0	0	4
Julio Franco, R (1, 10) OBP: 0.250, SLG: 0.250			K		K	L9		6 FC4-6 2-H 3-H 1B		4	0	1	2	0	2	2
3 Damion Easley, R (1, 4) OBP: 0.500, SLG: 0.500			7 BB 1B		G5-3		G5-3	FC4-6 1-2f		2	0	1	0	0	0	0
6 Ruben Gotay, S (6, 4)										2	0	0	0	0	0	1

	AB	33
	R	4
	H	6
	RBI	4
	BB	3
	SO	7
	LOB	20

livebaseballscorecards.com

Inning Stats	1	2	3	4	5	6	7	8	9
	R: 0 E: 0 K: 0 S: 3	H: 0 LOB: 1 BB: 0 P: 4	R: 0 E: 0 K: 0 S: 3	H: 0 LOB: 0 BB: 0 P: 3	R: 0 E: 0 K: 2 S: 8	H: 1 LOB: 2 BB: 1 P: 12	R: 0 E: 0 K: 2 S: 8	H: 1 LOB: 1 BB: 0 P: 8	R: 0 E: 1 K: 2 S: 8	H: 0 LOB: 1 BB: 0 P: 8	R: 1 E: 1 K: 0 S: 5	H: 1 LOB: 2 BB: 0 P: 6	R: 0 E: 0 K: 1 S: 5	H: 0 LOB: 0 BB: 0 P: 5	R: 3 E: 0 K: 0 S: 6	H: 3 LOB: 1 BB: 1 P: 10	R: 0 E: 0 K: 0 S: 2	H: 0 LOB: 1 BB: 1 P: 6

	1B: 4	SF: 1
	2B: 2	SAC: 0
	3B: 0	DP: 1
	HR: 0	HBP: 2

	WP: 0	PA: 39
	PB: 0	
	SB: 1	
	CS: 0	

PITCHER		IP	WLS	BF	H	R	ER	SO	BB	IBB	HBP	BLK	WP	HR	S	P	ERA	WHIP
Chad Durbin, R	(1, 1)	2.0	W	7	0	0	0	0	0	0	1	0	0	0	6	7	0.00	0.000
ERA:																		
50 Andrew Miller, L	(3, 1)	2.0		9	2	0	0	4	1	0	0	0	0	0	16	20	0.00	1.500
ERA:																		
31 Zach Miner, R	(5, 1)	2.0		10	1	1	0	2	0	0	1	0	0	0	13	14	0.00	0.500
ERA:																		
Felix Heredia, L	(7, 1)	1.0		3	0	0	0	1	0	0	0	0	0	0	5	5	0.00	0.000
ERA:																		
60 Preston Larrison, R	(8, 1)	1.0		7	3	3	3	0	1	0	0	0	0	0	6	10	27.00	4.000
ERA: 27.0																		

PITCHER		IP	WLS	BF	H	R	ER	SO	BB	IBB	HBP	BLK	WP	HR	S	P	ERA	WHIP
44 Bobby Seay, L	(9, 1)	1.0	S	3	0	0	0	0	1	0	0	0	0	0	2	6	0.00	1.000
ERA:																		

Batter	1	2	3	4	5	6	7	8	9	AB	R	H	RBI	BB	SO	LOB
17 David Newhan, L (1, 7) OBP: 0.250, SLG: 0.571	F7		F9		F8		3B		E9 1B	5	1	2	3	0	0	1
10 Endy Chavez, L (1, 8) 61 Carlos Gómez, R (7, 8) OBP: 0.429, SLG: 0.667	K		2B		G1-3		E6		SF8	4	0	1	1	0	1	0
										0	0	0	1	0	0	0
3 Damion Easley, R (1, 5) OBP: 0.200, SLG: 0.200 92 Daniel Murphy, L (6, 5)	F8		F8		K		FC4-6		F8	3	0	0	0	0	1	1
										2	0	0	0	0	0	2
Julio Franco, R (1, 3) OBP: 0.571, SLG: 0.400 64 Mike Carp, L (6, 3) OBP: 0.500, SLG: 0.333		1B		BB		BB		L6	1B	1	0	1	0	2	0	0
										2	0	1	0	0	0	0
Ruben Sierra, S (1, 10) 89 Chip Ambres, R (8, PH) (8, 10)	F9			K		F8		K		3	0	0	0	0	1	3
										1	0	0	0	0	1	0
19 Sandy Alomar Jr., R (1, 2) 30 Mike DiFelice, R (6, 2)	F7			P3		G4-3		G1-3		3	0	0	0	0	0	3
										1	0	0	0	0	0	0
6 Ruben Gotay, S (1, 4) OBP: 0.429, SLG: 0.571	G1-3			2B			P6		1B	4	1	2	0	0	0	1
4 Ben Johnson, R (1, 9) OBP: 0.714, SLG: 0.800			BB	F9			1B		HBP	2	2	1	0	1	0	2
1 Anderson Hernandez, S (1, 6) OBP: 0.222, SLG: 0.125			F8		K		FC4-6		BB	3	2	0	0	1	1	2
Inning Stats	R: 0 E: 0 K: 1 S: 5 H: 0 LOB: 0 BB: 0 P: 5		R: 1 E: 0 K: 0 S: 5 H: 1 LOB: 1 BB: 1 P: 9	R: 0 E: 0 K: 1 S: 6 H: 1 LOB: 2 BB: 1 P: 10	R: 0 E: 0 K: 1 S: 5 H: 0 LOB: 0 BB: 0 P: 5	R: 0 E: 0 K: 1 S: 5 H: 0 LOB: 1 BB: 1 P: 9	R: 2 E: 1 K: 0 S: 6 H: 2 LOB: 1 BB: 0 P: 6	R: 0 E: 0 K: 1 S: 5 H: 0 LOB: 0 BB: 0 P: 5	R: 3 E: 2 K: 0 S: 7 H: 3 LOB: 2 BB: 1 P: 13	1B: 5 2B: 2 3B: 1 HR: 0	SF: 1 SAC: 0 DP: 0 HBP: 1		WP: 0 PB: 0 SB: 1 CS: 0	PA: 40			

PITCHER		IP	WLS	BF	H	R	ER	SO	BB	IBB	HBP	BLK	WP	HR	S	P	ERA	WHIP
41 Braden Looper, R ERA: 3.0	(1, 1)	3.0		12	2	1	1	1	1	0	0	0	0	0	14	18	3.00	1.000
31 Ryan Franklin, R ERA:	(4, 1)	1.0		5	1	0	0	1	1	0	0	0	0	0	6	10	0.00	2.000
Ricardo Rincon, L ERA:	(5, 1)	1.0		3	0	0	0	1	0	0	0	0	0	0	5	5	0.00	0.000
60 Chris Narveson, L ERA: 4.5	(6, 1)	2.0		10	2	2	1	1	1	0	0	0	0	0	11	15	4.50	1.500
78 Kelvin Jimenez, R ERA:	(8, 1)	1.0	H	3	0	0	0	1	0	0	0	0	0	0	5	5	0.00	0.000

PITCHER		IP	WLS	BF	H	R	ER	SO	BB	IBB	HBP	BLK	WP	HR	S	P	ERA	WHIP
52 Josh Kinney, R ERA: 27.0	(9, 1)	1.0	L	7	3	3	3	0	1	0	1	0	0	0	7	13	27.00	4.000

TOP

New York Mets @ St. Louis Cardinals

Roger Dean Stadium, Jupiter, FL

Fri Mar 02 2007, 1:05 PM EST

Att. 1 - Partly Cloudy - 84 F

livebaseballscorecards.com

AB	34
R	6
H	8
RBI	5
BB	4
SO	5
LOB	15

Batter	1	2	3	4	5	6	7	8	9	AB	R	H	RBI	BB	SO	LOB
So Taguchi, R (1, 8) OBP: 0.143, SLG: 0.143	G5-3	G3		16 G4-3 5 1B 1-2 2-3 3-H 1B		G6-4-3 1-2f			K	5	1	1	1	0	1	2
16 Chris Duncan, L (1, 7) OBP: 0.375, SLG: 0.750	G3		G4-3	G4-3 1-2 2-3 3-H			G6-3		K	3	0	0	1	0	0	2
Miguel Negron, L (5, 7)										2	0	0	0	0	1	0
5 Albert Pujols, R (1, 3) OBP: 0.222, SLG: 0.125	BB 26 2B		K	2-H 3-H 1B			K			2	0	1	2	1	1	0
70 Tagg Bozied, R (6, 3) OBP: 0.250, SLG: 0.250										1	0	0	0	0	1	0
26 Scott Spiezio, S (1, 5) OBP: 0.667, SLG: 1.167	1-3 2B		BB	F8			1B			3	0	2	0	1	0	1
76 Travis Hanson, L (7, PR)										0	0	0	0	0	0	0
(8, 5)																
3 Preston Wilson, R (1, 10) OBP: 0.167, SLG: 0.167	G4-3		G5-3		K		K			4	0	0	0	0	2	4
53 John Rodriguez, L (1, 9) OBP: 0.571, SLG: 0.400		4 2B SF9 1B		F8	1-1 4 G5-4-3 HBP			G3		2	1	1	0	0	0	0
55 Skip Schumaker, L (5, PR) OBP: 0.400, SLG: 0.400										1	0	0	0	0	0	0
(6, 9)																
4 Yadier Molina, R (1, 2) OBP: 0.600, SLG: 0.800		SF9 1-3 2B		68 1B 1B 1B 1B	G5-4-3 1-2f			L6		3	1	2	0	0	0	1
Gary Bennett, R (6, 2)										1	0	0	0	0	0	0
Aaron Miles, S (1, 6) OBP: 0.250, SLG: 0.429	SF9 2-3 3-H			1B 16 G4-3 1-2 1B 68 1B	K			F9		2	1	1	1	0	1	0
63 Ryan Ludwick, R (8, PH) OBP: 0.333, SLG: 0.333										1	0	0	0	0	0	0
19 Jolbert Cabrera, R (9, 6) OBP: 0.167, SLG: 0.167										0	0	0	0	0	0	0
68 Edgar Gonzalez, R (1, 4) OBP: 0.800, SLG: 1.667	K			16 G4-3 5 1B 1-2 2-3 1B	BB G6-4-3				G6-3	2	1	1	0	1	1	1
75 Brendan Ryan, R (6, PR)										0	0	0	0	0	0	0
(7, 4)																
49 Rick Ankiel, L (9, PH) OBP: 0.286, SLG: 0.286										1	0	0	0	0	0	0
Inning Stats	R: 0 E: 0 K: 0 S: 4 H: 1 LOB: 2 BB: 1 P: 8	R: 1 E: 0 K: 1 S: 7 H: 2 LOB: 1 BB: 0 P: 7	R: 0 E: 0 K: 1 S: 5 H: 0 LOB: 1 BB: 1 P: 9	R: 4 E: 0 K: 0 S: 8 H: 5 LOB: 1 BB: 0 P: 8	R: 0 E: 0 K: 1 S: 5 H: 0 LOB: 1 BB: 0 P: 6	R: 0 E: 0 K: 1 S: 4 H: 0 LOB: 1 BB: 1 P: 8	R: 0 E: 0 K: 2 S: 8 H: 1 LOB: 1 BB: 0 P: 8	R: 0 E: 0 K: 0 S: 3 H: 0 LOB: 0 BB: 0 P: 3	R: 0 E: 0 K: 2 S: 7 H: 0 LOB: 0 BB: 0 P: 7	1B: 7 2B: 2 3B: 0 HR: 0	SF: 1 SAC: 0 DP: 2 HBP: 1						

PITCHER	IP	WLS	BF	H	R	ER	SO	BB	IBB	HBP	BLK	WP	HR	S	P	ERA	WHIP
35 Aaron Sele, R (1, 1) ERA: 4.5	2.0		10	3	1	1	1	1	0	0	0	0	0	11	15	4.50	2.000
78 Kevin Mulvey, R (3, 1) ERA: 18.0	2.0		12	5	4	4	1	1	0	0	0	0	0	13	17	18.00	3.000
71 Willie Collazo, L (5, 1) ERA:	1.0		3	0	0	0	1	0	0	1	0	0	0	5	6	0.00	0.000
72 Adam Bostick, L (6, 1) ERA:	1.0		3	0	0	0	1	1	0	0	0	0	0	4	8	0.00	1.000
70 Joe Smith, R (7, 1) ERA:	1.0		4	1	0	0	2	0	0	0	0	0	0	8	8	0.00	1.000

PITCHER	IP	WLS	BF	H	R	ER	SO	BB	IBB	HBP	BLK	WP	HR	S	P	ERA	WHIP
Scott Schoeneweis, L (8, 1) ERA:	1.0	W	3	0	0	0	0	0	0	0	0	0	0	3	3	0.00	0.000
68 Lino Urdaneta, R (9, 1) ERA:	1.0	S	3	0	0	0	2	0	0	0	0	0	0	7	7	0.00	0.000

BOTTOM

New York Mets @ St. Louis Cardinals

Roger Dean Stadium, Jupiter, FL

Fri Mar 02 2007, 1:05 PM EST

Att. 1 - Partly Cloudy - 84 F

livebaseballscorecards.com

AB	33
R	5
H	9
RBI	5
BB	3
SO	8
LOB	11

PA: 38

WP: 0 PB: 0 SB: 0 CS: 0

Los Angeles Dodgers @ New York Mets

Tradition Field, Port St. Lucie, FL

Sat Mar 03 2007, 1:10 PM EST

Att. 6,117 - Overcast - 77 F

TOP

livebaseballscorecards.com

Batter	1	2	3	4	5	6	7	8	9	AB	R	H	RBI	BB	SO	LOB
17 Jason Repko, R (1, 8) OBP: 0.571, SLG: 0.800	G6-3			2B		F8		K	F8	3	0	1	0	0	0	1
Damian Jackson, R (6, 8) OBP: 0.333, SLG: 0.200										2	0	0	0	0	1	2
55 Russell Martin, R (1, 2)	G4-3			F8		K		K	G1	2	0	0	0	0	0	1
66 Sandy Martinez, L (5, 2)										3	0	0	0	0	2	3
7 James Loney, L (1, 3) OBP: 0.333, SLG: 0.375	F9			K			F8		2B 13 1B 1B	4	1	1	0	0	1	1
Olmedo Saenz, R (1, 10) OBP: 0.250, SLG: 0.250		G5-3		K			13 BB 28 1B 57 1B 1B		13 1B 57 FC3 1-3 2B	2	0	0	0	0	1	1
Fernando Tatis, R (7, PH) OBP: 0.333, SLG: 0.500 (7, 10)										2	2	2	0	0	0	0
28 Andy LaRoche, R (1, 5) OBP: 0.500, SLG: 0.429		27 G4-6-3 1B			F8		57 1B 13 BB 1-2 1B		B B B B 57 FC3 13 1B 72 FC4-6 BB	3	1	2	0	1	0	0
27 Matt Kemp, R (1, 9) OBP: 0.200, SLG: 0.400		G4-6-3 1-2f			P3		B B B B 57 1B 1-2 2-3 BB		72 FC4-6 57 FC3 13 1B 1-2 2-3 3-H 1B	2	0	0	0	0	1	0
13 Choo Freeman, R (6, 9) OBP: 0.571, SLG: 0.400										1	1	1	1	1	0	0
49 Delwyn Young, S (1, 7)			F9		S S S K		72 G4-6-3 1-2 2-3 3-H 1B		FC3 72 FC4-6 1-2 2-3 3-H	2	0	0	0	0	1	0
57 Larry Bigbie, L (6, 7) OBP: 0.833, SLG: 2.000										2	0	1	2	0	0	2
18 Ramon Martinez, R (1, 6) OBP: 0.250, SLG: 0.250			F7			L6	G4-6-3 1-2f		FC4-6 13 1B 1-2f 2-3 3-H	2	0	0	0	0	0	0
72 Chin-Lung Hu, R (6, 6) OBP: 0.250, SLG: 0.500										2	0	0	1	0	0	5
65 Tony Abreu, S (1, 4) OBP: 0.333, SLG: 0.333			G5-3			1B		F8	1-2 3-H 1B	2	0	1	0	0	0	0
13 Wilson Valdez, R (6, 4) OBP: 0.571, SLG: 0.714										2	0	1	1	0	0	0
Inning Stats	R: 0 E: 0 K: 0 S: 3 H: 0 LOB: 0 BB: 0 P: 3	R: 0 E: 0 K: 0 S: 3 H: 1 LOB: 0 BB: 0 P: 3	R: 0 E: 0 K: 0 S: 3 H: 0 LOB: 0 BB: 0 P: 3	R: 0 E: 0 K: 2 S: 8 H: 1 LOB: 1 BB: 0 P: 8	R: 0 E: 0 K: 1 S: 5 H: 0 LOB: 0 BB: 0 P: 5	R: 0 E: 0 K: 1 S: 6 H: 1 LOB: 1 BB: 0 P: 6	R: 1 E: 0 K: 0 S: 5 H: 3 LOB: 2 BB: 1 P: 9	R: 0 E: 0 K: 2 S: 7 H: 0 LOB: 0 BB: 0 P: 7	R: 4 E: 0 K: 0 S: 8 H: 4 LOB: 2 BB: 1 P: 12	1B: 8 2B: 2 3B: 0 HR: 0 SF: 0 SAC: 0 DP: 2 HBP: 0							

AB	36
R	5
H	10
RBI	5
BB	2
SO	6
LOB	17

WP: 0 PB: 0 SB: 0 CS: 0 PA: 38

PITCHER		IP	WLS	BF	H	R	ER	SO	BB	IBB	HBP	BLK	WP	HR	S	P	ERA	WHIP
34 Mike Pelfrey, R ERA:	(1, 1)	2.0		6	1	0	0	0	0	0	0	0	0	0	6	6	0.00	0.500
43 Jason Vargas, L ERA:	(3, 1)	2.0		7	1	0	0	2	0	0	0	0	0	0	11	11	0.00	0.500
13 Billy Wagner, L ERA: 4.5	(5, 1)	1.0		3	0	0	0	1	0	0	0	0	0	0	5	5	0.00	0.000
Aaron Heilman, R ERA: 3.0	(6, 1)	2.0		10	4	1	1	1	1	0	0	0	0	0	11	15	4.50	2.500
39 Jon Adkins, R ERA: 12.0	(8, 1)	2.0	L	12	4	4	4	2	1	0	0	0	0	0	15	19	18.00	2.500

PITCHER	IP	WLS	BF	H	R	ER	SO	BB	IBB	HBP	BLK	WP	HR	S	P	ERA	WHIP

BOTTOM

Batter	1	2	3	4	5	6	7	8	9	AB	R	H	RBI	BB	SO	LOB
7 José Reyes, S (1, 6) OBP: 0.400, SLG: 1.000	BBBB 4-0 BB	x 0-0 FC4-6 ③ 1-2f		x 0-0 P5 ③		x 0-0 HR		x 0-0 G3 ③		3	1	1	1	1	0	4
1 Anderson Hernandez, S (7, 6) OBP: 0.200, SLG: 0.111										1	0	0	0	0	0	0
16 Paul Lo Duca, R (1, 2)	x 0-0 G5-4-3 ①② 1-		x 0-0 E5 21 BB		x 0-0 F9 ①	x 0-0 F8 ③			x 0-0 G4-3 1B	4	0	0	0	0	0	1
75 Drew Butera, R (7, 2) OBP: 1.000, SLG: 1.000										1	0	1	0	0	0	0
15 Carlos Beltrán, S (1, 10) OBP: 0.400, SLG: 0.667	BBBB 4-0 21 HBP BB		x 0-0 F9 ①		SSS 0-3 K ②		x 0-0 5 F9 17 SF9 2B		x 0-0 G4-3 ① 1-2	3	1	1	0	1	1	1
Ruben Sierra, S (9, PH)										1	0	0	0	0	0	1
21 Carlos Delgado, L (1, 3) OBP: 0.625, SLG: 0.750	H 1-0 1-2 HBP		BBBB 4-0 5 F7 1-2 BB		BBBB 4-0 18 E 5 1B BB		BBBB 4-0 BB		x 0-0 F9 ②	0	0	0	0	2	0	0
Julio Franco, R (7, 3) OBP: 0.556, SLG: 0.333										1	0	0	0	1	0	1
5 David Wright, R (1, 5) OBP: 0.333, SLG: 0.444	x 0-0 G4-3 ③		B 1 SAFE x 1-0 F7 ②③ 1-2		x 0-0 18 E 1-2 1B		x 0-0 F9 ① 2-3		x 0-0 G4-3 ③	4	0	1	0	0	0	6
62 Fernando Martinez, L (8, 8)										1	0	0	0	0	0	1
18 Moises Alou, R (1, 7)		SSS 0-3 K ①		x 0-0 G5-3 ①	x 0-0 E5 1-2 2-3		x 0-0 SF9 ② 3-H			3	0	0	0	0	1	2
17 David Newhan, L (6, 7) OBP: 0.222, SLG: 0.571										0	0	0	1	0	0	0
20 Shawn Green, L (1, 9)	BBBB 4-0 10 1B BB			x 0-0 G4-3 ②	x 0-0 P5 ③		SSS 0-3 K ③			3	0	0	0	1	1	4
92 Daniel Murphy, L (8, 5)										0	0	0	0	0	0	0
22 Jose Valentin, S (1, 4)		x 0-0 F9 ②		BBBB 4-0 10 1B BB		x 0-0 G6-3 ①		BBBB 4-0 44 L3 BB		2	0	0	0	1	0	1
6 Ruben Gotay, S (7, 4) OBP: 0.500, SLG: 0.571										0	0	0	0	1	0	0
10 Endy Chavez, L (1, 8) OBP: 0.556, SLG: 0.750		x 0-0 7 FC4-6 1-2 1B		x 0-0 1-2 1B		x 0-0 F9 ②		x 0-0 L3 ①② 1-1		2	0	2	0	0	0	0
44 Lastings Milledge, R (6, 8) OBP: 0.500, SLG: 0.333										2	0	0	0	0	0	1
(8, 9)																
Inning Stats	R: 0 E: 0 K: 0 S: 2 H: 0 LOB: 2 BB: 2 P: 11	R: 0 E: 0 K: 1 S: 6 H: 1 LOB: 2 BB: 1 P: 10	R: 0 E: 1 K: 0 S: 3 H: 0 LOB: 1 BB: 1 P: 8	R: 0 E: 0 K: 0 S: 4 H: 1 LOB: 2 BB: 1 P: 8	R: 0 E: 1 K: 1 S: 7 H: 1 LOB: 3 BB: 1 P: 11	R: 1 E: 0 K: 0 S: 4 H: 1 LOB: 0 BB: 0 P: 4	R: 1 E: 0 K: 1 S: 6 H: 1 LOB: 1 BB: 1 P: 10	R: 0 E: 0 K: 0 S: 2 H: 0 LOB: 0 BB: 1 P: 6	R: 0 E: 0 K: 0 S: 4 H: 1 LOB: 1 BB: 0 P: 4	1B: 4 2B: 2 3B: 0 HR: 1	SF: 1 SAC: 0 DP: 2 HBP: 1						

PITCHER	IP	WLS	BF	H	R	ER	SO	BB	IBB	HBP	BLK	WP	HR	S	P	ERA	WHIP
31 Brad Penny, R (1, 1) ERA:	2.0		10	1	0	0	1	3	0	1	0	0	0	8	21	0.00	2.000
56 Hung-Chih Kuo, L (3, 1) ERA:	2.0		9	1	0	0	0	2	0	0	0	0	0	7	16	0.00	1.500
50 Eric Stults, L (5, 1) ERA: 4.5	2.0		10	2	1	1	1	1	0	0	0	0	1	11	15	4.50	1.500
64 Dario Veras, R (7, 1) ERA: 9.0	1.0		5	1	1	1	1	1	0	0	0	0	0	6	10	9.00	2.000
60 Jon Meloan, R (8, 1) ERA:	1.0	W	3	0	0	0	0	1	0	0	0	0	0	2	6	0.00	1.000

PITCHER	IP	WLS	BF	H	R	ER	SO	BB	IBB	HBP	BLK	WP	HR	S	P	ERA	WHIP
67 Eric Hull, R (9, 1) ERA:	1.0	S	4	1	0	0	0	0	0	0	0	0	0	4	4	0.00	1.000

Los Angeles Dodgers @ New York Mets

Tradition Field, Port St. Lucie, FL

Sat Mar 03 2007, 1:10 PM EST

Att. 6,117 - Overcast - 77 F

livebaseballscorecards.com

AB	31
R	2
H	6
RBI	2
BB	8
SO	3
LOB	23

WP: 0 PB: 0 SB: 0 CS: 0 PA: 41

Batter	1	2	3	4	5	6	7	8	9	AB	R	H	RBI	BB	SO	LOB
17 David Newhan, L (1, 5) OBP: 0.286, SLG: 0.455	BBBB 4-0 3 E6 10 SH5-3 BB		X 0-0 10 G6-3 10 BLK SF8 1B		SSS 0-3 ① K	X 0-0 ② F9	X 0-0 ③ F8			4	1	1	0	1	1	1
10 Endy Chavez, L (1, 8) OBP: 0.500, SLG: 0.636 61 Carlos Gómez, R (7, 8)	X 0-0 ① SH5-3 1-2		X 0-0 ① G6-3 1-3		X 0-0 ② G4-3		X 0-0 3 1B 2B 1B		BBBB 4-0 BB	3 0	1 0	1 0	0 0	0 1	0 0	1 0
3 Damion Easley, R (1, 4) OBP: 0.333, SLG: 0.250 6 Ruben Gotay, S (7, 4) OBP: 0.444, SLG: 0.500	B 2 SAFE X 1-0 ② E6 1B 2-3		H 1-0 HBP		X 0-0 ③ P4		X 0-0 1-2 2B 1B		SSC 0-3 ① K	3 1	1 0	1 0	0 0	0 0	0 1	1 1
Ruben Sierra, S (1, 10) OBP: 0.250, SLG: 0.300 63 Victor Mendez, S (9, PH)	X 0-0 1-3 1B		X 0-0 ② SF8 3-H			X 0-0 ① F8	X 0-0 1-H 2-H 2B		SSC 0-3 ② K	3 1	0 0	2 0	3 0	0 0	0 1	0 1
11 Ramon Castro, R (1, 2) OBP: 0.500, SLG: 0.500 62 Fernando Martinez, L (7, PR) 77 Jose Reyes, S (7, 2)	X 0-0 ③ P6		SSS 0-3 ③ K			X 0-0 2B	BBBB 4-0 BB		X 0-0 ③ L5	3 0 1	0 0 0	1 0 0	0 0 0	1 0 0	1 0 0	3 0 1
64 Mike Carp, L (1, 3) OBP: 0.375, SLG: 0.167		X 0-0 ① G6-3		X 0-0 ① G6-3		BBBB 4-0 BB	SSS 0-3 ③ K			3	0	0	0	1	1	2
44 Lastings Milledge, R (1, 9) OBP: 0.500, SLG: 0.714		X 0-0 3B		X 0-0 4 1B		X 0-0 ② F7		X 0-0 ① G6-3		4	0	2	0	0	0	2
4 Ben Johnson, R (1, 7) OBP: 0.545, SLG: 0.556		X 0-0 ② G5-3		X 0-0 1 G6-4-3 1-2 1B		X 0-0 ③ L8		SSS 0-3 ② K		4	0	1	0	0	1	3
1 Anderson Hernandez, S (1, 6) OBP: 0.214, SLG: 0.083		X 0-0 ③ G5-3		X 0-0 ② ③ G6-4-3 1-2f			X 0-0 ① P6	BBBB 4-0 BB		3	0	0	0	1	0	3
Inning Stats	R: 0 E: 1 K: 0 S: 4 H: 1 LOB: 2 BB: 1 P: 9	R: 0 E: 0 K: 0 S: 4 H: 1 LOB: 1 BB: 0 P: 4	R: 1 E: 0 K: 1 S: 6 H: 1 LOB: 1 BB: 0 P: 7	R: 0 E: 0 K: 0 S: 4 H: 2 LOB: 1 BB: 0 P: 4	R: 0 E: 0 K: 1 S: 5 H: 0 LOB: 0 BB: 0 P: 5	R: 0 E: 0 K: 0 S: 4 H: 1 LOB: 2 BB: 1 P: 8	R: 2 E: 0 K: 1 S: 8 H: 3 LOB: 2 BB: 1 P: 12	R: 0 E: 0 K: 1 S: 5 H: 0 LOB: 1 BB: 1 P: 9	R: 0 E: 0 K: 2 S: 7 H: 0 LOB: 1 BB: 1 P: 11	1B: 6 2B: 2 3B: 1 HR: 0	SF: 1 SAC: 1 DP: 1 HBP: 1			WP: 0 PB: 0 SB: 0 CS: 0		PA: 41	

PITCHER	IP	WLS	BF	H	R	ER	SO	BB	IBB	HBP	BLK	WP	HR	S	P	ERA	WHIP
27 Jaret Wright, R (1, 1) ERA:	1.0		5	1	0	0	0	1	0	0	0	0	0	4	9	0.00	2.000
75 Garrett Olson, L (2, 1) ERA: 4.5	2.0	W	9	2	1	1	1	0	0	1	1	0	0	10	11	4.50	1.000
83 Chris Waters, L (4, 1) ERA:	2.0		7	2	0	0	1	0	0	0	0	0	0	9	9	0.00	1.000
74 Radhames Liz, R (6, 1) ERA: 9.0	2.0		12	4	2	2	1	2	0	0	0	0	0	12	20	9.00	3.000
86 Jon Leicester, R (8, 1) ERA:	1.0	H	4	0	0	0	1	1	0	0	0	0	0	5	9	0.00	1.000

PITCHER	IP	WLS	BF	H	R	ER	SO	BB	IBB	HBP	BLK	WP	HR	S	P	ERA	WHIP
25 Kurt Birkins, L (9, 1) ERA:	1.0	S	4	0	0	0	2	1	0	0	0	0	0	7	11	0.00	1.000

TOP

New York Mets @ Baltimore Orioles

Fort Lauderdale Stadium, Ft. Lauderdale, FL

Sun Mar 04 2007, 1:05 PM EST
Att. 8,067 - Partly Cloudy - 74 F

livebaseballscorecards.com

AB	33
R	3
H	9
RBI	3
BB	5
SO	6
LOB	19

New York Mets @ Baltimore Orioles

Fort Lauderdale Stadium, Ft. Lauderdale, FL

Sun Mar 04 2007, 1:05 PM EST
Att. 8,067 - Partly Cloudy - 74 F

livebaseballscorecards.com

BOTTOM

Batter	1	2	3	4	5	6	7	8	9	AB	R	H	RBI	BB	SO	LOB
1 Brian Roberts, S (1, 4) OBP: 0.444, SLG: 0.500 58 Eider Torres, S (7, 4) OBP: 0.500, SLG: 0.333	G1-3		BBBB 4-0 6 E 1-2 2-3 BB	0-0 6 2B 2B			G4-3			2 1	2 0	1 0	0 0	1 0	0 0	0 0
6 Melvin Mora, R (1, 5) OBP: 0.444, SLG: 0.857 73 Mike Cervenak, R (7, 5) OBP: 0.333, SLG: 0.333	L4		0-0 E6 10 G6-3 1-H 2-H 3-H 2B	0-0 2-H 2B			0-0 1B			3 1	1 0	2 1	4 0	0 0	0 0	0 0
31 Jay Gibbons, L (1, 7) OBP: 0.375, SLG: 0.429 68 Jon Knott, R (6, 7)	F7		BBBB 4-0 55 WP 10 G6-3 BB	P5			F8			2 1	0 0	0 0	0 0	1 0	0 0	1 1
10 Miguel Tejada, R (1, 6) OBP: 0.333, SLG: 0.333 66 Luis Hernandez, S (6, 6)	0-0 55 G4-6-3 1B	0-0 G6-3 1-2 3-H	F7			G3			3 1	0 0	1 0	1 0	0 0	0 0	1 1
55 Ramon Hernandez, R (1, 2) OBP: 0.400, SLG: 0.500 77 Eli Whiteside, R (6, 2) OBP: 0.250, SLG: 0.250	0-0 G4-6-3 1-2f	BH 2-0 2-3 HBP	SSS 0-3 K				F8		2 1	0 0	0 0	0 0	0 0	1 0	1 0
Kevin Millar, R (1, 3) 60 J.R. House, R (6, 3)	0-0 P2	0-0 P3			0-0 P6			0-0 G5-3		3 1	0 0	0 0	0 0	0 0	0 0	2 0
17 Corey Patterson, L (1, 8) OBP: 0.571, SLG: 0.714 3 Freddie Bynum, L (7, 8)		FC5 63 1B 1B	0-0 P4			0-0 F8		SSC 0-3 K		3 1	1 0	1 0	0 0	0 0	0 1	2 0
Chris Gomez, R (1, 10) OBP: 0.500, SLG: 1.200		0-0 FC5 1 BB 63 1B 6 E 1-2	0-0 P5			0-0 F9				3	1	0	0	0	0	1
63 Val Majewski, L (1, 9) OBP: 0.200, SLG: 0.200 67 Luis Montanez, R (7, 9) OBP: 0.333, SLG: 0.333		0-0 1 BB 6 E 1-2 2-H 1B	0-0 F7			SSS 0-3 K				3 0	1 0	1 0	1 0	0 0	1 0	0 0
Inning Stats	R: 0 E: 0 K: 0 S: 3 H: 0 LOB: 0 BB: 0 P: 3	R: 0 E: 0 K: 0 S: 3 H: 1 LOB: 0 BB: 0 P: 3	R: 5 E: 1 K: 0 S: 7 H: 3 LOB: 2 BB: 2 P: 17	R: 1 E: 0 K: 0 S: 5 H: 2 LOB: 1 BB: 0 P: 5	R: 0 E: 0 K: 1 S: 5 H: 0 LOB: 0 BB: 0 P: 5	R: 0 E: 0 K: 1 S: 5 H: 0 LOB: 0 BB: 0 P: 5	R: 0 E: 0 K: 0 S: 4 H: 1 LOB: 1 BB: 0 P: 4	R: 0 E: 0 K: 1 S: 5 H: 0 LOB: 0 BB: 0 P: 5		1B: 4 2B: 3 3B: 0 HR: 0 SF: 0 SAC: 0 DP: 1 HBP: 1						

	AB	31
	R	6
	H	7
	RBI	6
	BB	2
	SO	3
	LOB	10

WP: 1 PA: 34
PB: 0
SB: 0
CS: 0

PITCHER		IP	WLS	BF	H	R	ER	SO	BB	IBB	HBP	BLK	WP	HR	S	P	ERA	WHIP
33 John Maine, R ERA:	(1, 1)	2.0		6	1	0	0	0	0	0	0	0	0	0	6	6	0.00	0.500
49 Philip Humber, R ERA: 45.0	(3, 1)	1.0	L	10	3	5	5	0	2	0	1	0	1	0	7	17	45.00	5.000
38 Steve Schmoll, R ERA: 3.0	(4, 1)	2.0		8	2	1	1	1	0	0	0	0	0	0	10	10	4.50	1.000
40 Ambiorix Burgos, R ERA:	(6, 1)	2.0		7	1	0	0	1	0	0	0	0	0	0	9	9	0.00	0.500
25 Pedro Feliciano, L ERA:	(8, 1)	1.0		3	0	0	0	1	0	0	0	0	0	0	5	5	0.00	0.000

PITCHER	IP	WLS	BF	H	R	ER	SO	BB	IBB	HBP	BLK	WP	HR	S	P	ERA	WHIP

Batter	1	2	3	4	5	6	7	8	9	AB	R	H	RBI	BB	SO	LOB
62 Trevor Crowe, S (1, 8) OBP: 0.444, SLG: 0.286	K		F8		29 G4-6-3 1-2 1B			7 G3 BB		3	0	1	0	1	1	0
29 Josh Barfield, R (1, 4) OBP: 0.200, SLG: 0.200 7 Joe Inglett, L (6, 4) OBP: 0.333, SLG: 0.200	G6-3		G6-3		G4-6-3 1-2f			G3 1-2		3 1	0 0	0 0	0 0	0 0	0 0	2 1
Jason Michaels, R (1, 9) OBP: 0.400, SLG: 0.500 38 Franklin Gutierrez, R (6, 9) OBP: 0.333, SLG: 0.556	K			2 WP 2 S 2 1B 1B		P4		F9		3 1	1 0	1 0	0 0	0 0	1 0	0 1
25 Ryan Garko, R (1, 3) OBP: 0.400, SLG: 0.500 68 Michael Aubrey, L (6, 3)		2 2B 1B		F7		G6-3			G4-6-3	3 1	1 0	1 0	0 0	0 0	0 0	1 0
2 Jhonny Peralta, R (1, 6) OBP: 0.500, SLG: 0.556 15 Mike Rouse, L (6, 6) OBP: 0.250, SLG: 0.250		1-H 2B		17 FC4-6 1-H 1B		F8			G6-3	3 1	0 0	2 0	2 0	0 0	0 0	0 0
17 Shin-Soo Choo, L (1, 7) OBP: 0.111, SLG: 0.111 75 Brad Snyder, L (7, 7)		F8		FC4-6 30 FC6-4 1-2f			G4-3		G4-3	3 1	0 0	0 0	0 0	0 0	0 0	2 0
30 Andy Marte, R (1, 5)		F8		FC6-4 1-2f			P4			3	0	0	0	0	0	2
10 Kelly Shoppach, R (1, 2) OBP: 0.600, SLG: 1.200 77 Javi Herrera, R (8, 2)		F8			62 1B 1B		G5-3			3 0	0 0	1 0	0 0	0 0	0 0	1 0
23 Mike Rose, S (1, 10) OBP: 0.556, SLG: 1.000 73 Max Ramirez, R (8, PH) OBP: 0.400, SLG: 0.400 (8, 10)			K		F7			G4-3		2 1	0 0	0 0	0 0	0 0	1 0	1 0
Inning Stats	R: 0 H: 0 E: 0 LOB: 0 K: 2 BB: 0 S: 8 P: 11	R: 1 H: 2 E: 0 LOB: 1 K: 0 BB: 0 S: 11 P: 15	R: 0 H: 0 E: 0 LOB: 0 K: 1 BB: 0 S: 5 P: 5	R: 1 H: 2 E: 0 LOB: 1 K: 0 BB: 0 S: 12 P: 20	R: 0 H: 2 E: 0 LOB: 1 K: 0 BB: 0 S: 10 P: 15	R: 0 H: 0 E: 0 LOB: 0 K: 0 BB: 0 S: 4 P: 6	R: 0 H: 0 E: 0 LOB: 0 K: 0 BB: 0 S: 6 P: 8	R: 0 H: 0 E: 0 LOB: 1 K: 0 BB: 1 S: 3 P: 7	R: 0 H: 0 E: 0 LOB: 0 K: 0 BB: 0 S: 3 P: 3	1B: 5 2B: 1 3B: 0 HR: 0	SF: 0 SAC: 0 DP: 1 HBP: 0					

TOP

Cleveland Indians @ New York Mets

Tradition Field, Port St. Lucie, FL

Mon Mar 05 2007, 1:10 PM EST

Att. 4,906 - Sunny - 68 F

livebaseballscorecards.com

AB	32
R	2
H	6
RBI	2
BB	1
SO	3
LOB	11

PITCHER		IP	WLS	BF	H	R	ER	SO	BB	IBB	HBP	BLK	WP	HR	S	P	ERA	WHIP
46 Oliver Pérez, L ERA: 9.0	(1, 1)	3.0	L	11	2	1	1	3	0	0	0	0	0	0	24	31	3.00	0.667
Alay Soler, R ERA: 1.8	(4, 1)	3.0		12	4	1	1	0	0	0	0	0	1	0	26	41	3.00	1.333
Scott Schoeneweis, L ERA:	(7, 1)	1.0		3	0	0	0	0	0	0	0	0	0	0	6	8	0.00	0.000
70 Joe Smith, R ERA:	(8, 1)	2.0		7	0	0	0	0	1	0	0	0	0	0	6	10	0.00	0.500

PITCHER	IP	WLS	BF	H	R	ER	SO	BB	IBB	HBP	BLK	WP	HR	S	P	ERA	WHIP

WP: 1 PA: 33
PB: 0
SB: 1
CS: 0

Cleveland Indians @ New York Mets

Tradition Field, Port St. Lucie, FL

Mon Mar 05 2007, 1:10 PM EST

Att. 4,906 - Sunny - 68 F

livebaseballscorecards.com

BOTTOM

Batter	1	2	3	4	5	6	7	8	9	AB	R	H	RBI	BB	SO	LOB
7 José Reyes, S (1, 6) OBP: 0.429, SLG: 0.833 1 Anderson Hernandez, S (8, 6) OBP: 0.214, SLG: 0.083	B X 1-0 15 G4-3 5 G3 1B		X 0-0 15 WP 5 S 1B		B C F B F F F X 2-2 G4-3 2-3 ①		C F B X 1-2 F8 ②			4 0 2 0 0 0 2 0 0 0 0 0 0 0						
5 David Wright, R (1, 5) OBP: 0.308, SLG: 0.364 93 Andy Tracy, L (8, 5)	C B S X 1-2 G3 1-2 ①		S B B B B 4-1 21 FC6 1-2 BB		B C X 1-1 SF9 3-H ②		B B C S B F X 3-2 G6-3 ③			2 0 0 1 1 0 2 0 0 0 0 0 0 0						
15 Carlos Beltrán, S (1, 8) OBP: 0.308, SLG: 0.500 62 Fernando Martinez, L (6, 8)	X 0-0 G4-3 2-3 ②		B X 1-0 P6 2-3 ②		C S S 0-3 K ③			X 0-0 G4-3 ①		3 0 0 0 0 1 3 1 0 0 0 0 0 0						
21 Carlos Delgado, L (1, 3) OBP: 0.455, SLG: 0.429 44 Lastings Milledge, R (7, 7) OBP: 0.444, SLG: 0.625	B B C X 2-1 G6-3 ③		X 0-0 FC6 1-2f ③			X 0-0 G1-3 ①		S S S 0-3 K ②		3 0 0 0 0 0 3 1 0 0 0 0 1 0						
18 Moises Alou, R (1, 7) 74 Mike Nickeas, R (7, 2)		X 0-0 G4-3 ①		B B C F X 2-2 P4 ①		X 0-0 P6 ②		X 0-0 G5-3 ③		3 0 0 0 0 0 0 1 0 0 0 0 0 0						
16 Paul Lo Duca, R (1, 2) OBP: 0.333, SLG: 0.286 4 Ben Johnson, R (7, 9) OBP: 0.500, SLG: 0.500	H 1-0 HBP		C X 0-1 2B			S B C B B B 4-2 BB ①			X 0-0 G1 ①	1 0 1 0 1 0 0 1 0 0 0 0 0 0						
20 Shawn Green, L (1, 9) 64 Mike Carp, L (7, 3) OBP: 0.333, SLG: 0.143	X 0-0 F7 ②		C X 0-1 L3 ②			F S S 0-3 K ③			X 0-0 G3 ②	3 0 0 0 0 1 3 1 0 0 0 0 0 0						
Julio Franco, R (1, 10) OBP: 0.500, SLG: 0.333 Ruben Sierra, S (9, PH) OBP: 0.231, SLG: 0.273	S S S 0-3 K2-3 ③		F C B B C 2-3 K ③				X 0-0 1B		X 0-0 F7 ③	3 0 1 0 0 2 2 1 0 0 0 0 0 0						
22 Jose Valentin, S (1, 4) 6 Ruben Gotay, S (8, 4) OBP: 0.444, SLG: 0.500			X 0-0 F8 ①		C B S B X 2-2 E8 7 G4-3 5 SF9		X 0-0 L8 ①			3 1 0 0 0 0 1 0 0 0 0 0 0 0						
Inning Stats	R: 0 E: 0 K: 0 S: 7 H: 1 LOB: 1 BB: 0 P: 11	R: 0 E: 0 K: 1 S: 5 H: 0 LOB: 1 BB: 0 P: 6	R: 0 E: 0 K: 0 S: 5 H: 1 LOB: 2 BB: 1 P: 10	R: 0 E: 0 K: 1 S: 10 H: 1 LOB: 1 BB: 0 P: 14	R: 1 E: 1 K: 1 S: 14 H: 0 LOB: 0 BB: 0 P: 19	R: 0 E: 0 K: 1 S: 7 H: 0 LOB: 1 BB: 1 P: 11	R: 0 E: 0 K: 0 S: 9 H: 1 LOB: 1 BB: 0 P: 13	R: 0 E: 0 K: 1 S: 5 H: 0 LOB: 0 BB: 0 P: 5	R: 0 E: 0 K: 0 S: 3 H: 0 LOB: 0 BB: 0 P: 3	1B: 3 2B: 1 3B: 0 HR: 0 SF: 1 SAC: 0 DP: 0 HBP: 1							

	AB	31
	R	1
	H	4
	RBI	1
	BB	2
	SO	5
	LOB	16

WP: 1 PA: 35
PB: 0
SB: 1
CS: 0

PITCHER		IP	WLS	BF	H	R	ER	SO	BB	IBB	HBP	BLK	WP	HR	S	P	ERA	WHIP
37 Jake Westbrook, R ERA: 2.25	(1, 1)	2.0	W	8	1	0	0	1	0	0	1	0	0	0	12	17	0.00	0.500
Paul Byrd, R ERA:	(3, 1)	2.0	H	9	2	0	0	1	1	0	0	0	1	0	15	24	0.00	1.500
63 Rafael Betancourt, R ERA: 13.5	(5, 1)	1.0	H	4	0	1	0	1	0	0	0	0	0	0	14	19	0.00	0.000
46 Aaron Fultz, L ERA:	(6, 1)	1.0	H	4	0	0	0	1	1	0	0	0	0	0	7	11	0.00	1.000
Jason Davis, R ERA:	(7, 1)	1.0	H	4	1	0	0	0	0	0	0	0	0	0	9	13	0.00	1.000

PITCHER		IP	WLS	BF	H	R	ER	SO	BB	IBB	HBP	BLK	WP	HR	S	P	ERA	WHIP
53 Rafael Perez, L ERA:	(8, 1)	1.0	H	3	0	0	0	1	0	0	0	0	0	0	5	5	0.00	0.000
49 Edward Mujica, R ERA:	(9, 1)	1.0	S	3	0	0	0	0	0	0	0	0	0	0	3	3	0.00	0.000

Batter	1	2	3	4	5	6	7	8	9	AB	R	H	RBI	BB	SO	LOB
3 Damion Easley, R (1, 4) (7, 5) OBP: 0.286, SLG: 0.231	F7		F7		1B		G6-3		P4	5	0	1	0	0	0	1
16 Paul Lo Duca, R (1, 10) OBP: 0.308, SLG: 0.273 61 Carlos Gómez, R (9, PH) (9, 10) OBP: 0.500, SLG: 2.000	15 G6-4-3 1B			G3-1	F9		G5-3		HR	4 1	0 1	1 1	0 1	0 0	0 0	1 0
15 Carlos Beltrán, S (1, 8) OBP: 0.313, SLG: 0.429 17 David Newhan, L (6, 7) OBP: 0.250, SLG: 0.385	G6-4-3 1-2f			18 2B BB	P4		K		P5	2 2	1 0	0 0	0 0	1 0	0 1	2 0
18 Moises Alou, R (1, 7) OBP: 0.143, SLG: 0.154 44 Lastings Milledge, R (6, 9) OBP: 0.455, SLG: 0.556		G5-3		1B 64 2B 2B 1-H	K			K	10 FC6-4 HBP	3 1	1 0	1 0	1 0	0 0	1 1	1 0
20 Shawn Green, L (1, 9) 10 Endy Chavez, L (6, 8) OBP: 0.429, SLG: 0.538		G3		F9		G4-3		K2-3	FC6-4 1-2f	3 2	0 0	0 0	0 0	0 0	0 1	1 1
Julio Franco, R (1, 5) OBP: 0.533, SLG: 0.417 6 Ruben Gotay, S (7, 4) OBP: 0.500, SLG: 0.667		F9		19 BB 64 2B 1B 2-3		19 E 1B		64 2B 2B		3 1	1 1	2 1	0 0	0 0	0 0	0 0
19 Sandy Alomar Jr., R (1, 2) 11 Ramon Castro, R (6, 2) OBP: 0.571, SLG: 0.500			K	64 2B BB 1-2		E8 1-3		64 2B BB		2 0	1 1	0 0	0 0	1 1	1 0	1 0
64 Mike Carp, L (1, 3) OBP: 0.385, SLG: 0.455			F8	1-H 2-H 3-H 2B		G4-3		1-H 2-H 2B		4	0	2	5	0	0	2
1 Anderson Hernandez, S (1, 6) OBP: 0.222, SLG: 0.125			1B	F7		K2-3		F8		4	0	1	0	0	1	4
Inning Stats	R: 0 E: 0 K: 0 S: 3 / H: 1 LOB: 0 BB: 0 P: 3	R: 0 E: 0 K: 0 S: 3 / H: 0 LOB: 0 BB: 0 P: 3	R: 0 E: 0 K: 1 S: 6 / H: 1 LOB: 1 BB: 0 P: 6	R: 4 E: 0 K: 0 S: 6 / H: 3 LOB: 1 BB: 2 P: 14	R: 0 E: 0 K: 1 S: 6 / H: 1 LOB: 1 BB: 0 P: 6	R: 0 E: 1 K: 1 S: 7 / H: 1 LOB: 2 BB: 0 P: 7	R: 0 E: 0 K: 1 S: 5 / H: 0 LOB: 0 BB: 0 P: 5	R: 2 E: 0 K: 2 S: 9 / H: 2 LOB: 1 BB: 1 P: 13	R: 1 E: 0 K: 0 S: 4 / H: 1 LOB: 1 BB: 0 P: 5	1B: 5 2B: 4 3B: 0 HR: 1	SF: 0 SAC: 0 DP: 1 HBP: 1						

PITCHER	IP	WLS	BF	H	R	ER	SO	BB	IBB	HBP	BLK	WP	HR	S	P	ERA	WHIP
36 Brian Moehler, R (1, 1) ERA: 6.75	3.0		10	2	0	0	1	0	0	0	0	0	0	12	12	0.00	0.667
58 Dave Borkowski, R (4, 1) ERA: 11.25	2.0	L	12	4	4	4	1	2	0	0	0	0	0	12	20	18.00	3.000
68 Paul Estrada, R (6, 1) ERA:	1.0		5	1	0	0	1	0	0	0	0	0	0	7	7	0.00	1.000
48 Scott Sauerbeck, L (7, 1) ERA: 15.43	1.0		3	0	0	0	1	0	0	0	0	0	0	5	5	0.00	0.000
53 Kevin Walker, L (8, 1) ERA: 13.5	1.0		6	2	2	2	2	1	0	0	0	0	0	9	13	18.00	3.000

PITCHER	IP	WLS	BF	H	R	ER	SO	BB	IBB	HBP	BLK	WP	HR	S	P	ERA	WHIP
63 Stephen Randolph, L (9, 1) ERA: 3.86	1.0		5	1	1	1	0	0	0	1	0	0	1	4	5	9.00	1.000

TOP

New York Mets @ Houston Astros

Osceola County Stadium, Kissimmee, FL

Tue Mar 06 2007, 1:05 PM EST

Att. 4,810 - Sunny - 66 F

livebaseballscorecards.com

AB	37
R	7
H	10
RBI	7
BB	3
SO	6
LOB	14

BOTTOM

New York Mets @ Houston Astros

Osceola County Stadium, Kissimmee, FL

Tue Mar 06 2007, 1:05 PM EST

Att. 4,810 - Sunny - 66 F

livebaseballscorecards.com

Batter	1	2	3	4	5	6	7	8	9	AB	R	H	RBI	BB	SO	LOB
Craig Biggio, R (1, 4) OBP: 0.333, SLG: 0.273	G5-3		G5-4-3 1-2f		F8		G5-3		1B	3	0	0	0	0	0	1
4 Eric Bruntlett, R (6, 4) OBP: 0.429, SLG: 0.200										2	0	1	0	0	0	0
65 Hunter Pence, R (1, 7) OBP: 0.786, SLG: 1.417	45 1B		3B		BB			F7	P4	2	0	2	0	1	0	0
16 Jason Lane, R (6, 7) OBP: 0.389, SLG: 0.750	1B									2	0	0	0	0	0	1
17 Lance Berkman, S (1, 3) OBP: 0.333, SLG: 0.200	P6		BB		K			13 1B 20 E BLK	F8	2	0	0	0	1	1	2
Mike Lamb, L (6, 3) OBP: 0.286, SLG: 0.357								1B		2	1	1	0	0	0	1
(7, 5)																
45 Carlos Lee, R (1, 10) OBP: 0.556, SLG: 0.556	1-3 1B		P3			F9		13 1B 20 E 1-2 BB		3	0	1	0	0	0	2
Orlando Palmeiro, L (8, PH) OBP: 0.800, SLG: 0.750										0	1	0	0	1	0	0
(9, 10)																
Morgan Ensberg, R (1, 5) OBP: 0.500, SLG: 0.833	K			2B		BB		20 E 1-2 2-3 1B		2	0	1	0	1	1	2
13 Eric Munson, L (7, 3) OBP: 0.333, SLG: 0.273										1	0	1	0	0	0	0
Luke Scott, L (1, 9) OBP: 0.400, SLG: 0.250		G1-3		P6		P4		K		2	0	0	0	0	0	1
Richard Hidalgo, R (6, PH)										2	0	0	0	0	1	4
(7, 9)																
2 Chris Burke, R (1, 8) OBP: 0.211, SLG: 0.235		P3		P3		F9		E3 1-3 2-H 3-H		3	0	0	0	0	0	2
20 Josh Anderson, L (7, 8) OBP: 0.200, SLG: 0.200										1	0	0	0	0	0	1
28 Adam Everett, R (1, 6) OBP: 0.250, SLG: 0.100	K			F8			P3	F9		3	0	0	0	0	1	1
10 Cody Ransom, R (8, 6) OBP: 0.444, SLG: 0.571										1	0	0	0	0	0	2
Brad Ausmus, R (1, 2) OBP: 0.500, SLG: 0.500			G5-4-3 1B		F7		G3		G4-3	2	0	1	0	0	0	0
55 Humberto Quintero, R (6, 2)										2	0	0	0	0	0	0

	AB	35
	R	2
	H	8
	RBI	0
	BB	4
	SO	4
	LOB	20

Inning Stats	1	2	3	4	5	6	7	8	9	1B: 6	SF: 0	WP: 0	PA: 39
	R: 0 E: 0 K: 1 S: 7	H: 2 LOB: 2 BB: 0 P: 7	R: 0 E: 0 K: 1 S: 5	H: 0 LOB: 0 BB: 0 P: 5	R: 0 E: 0 K: 0 S: 4	H: 2 LOB: 2 BB: 1 P: 8	R: 0 E: 0 K: 0 S: 4	H: 1 LOB: 1 BB: 0 P: 4	R: 0 E: 0 K: 1 S: 5	H: 0 LOB: 1 BB: 1 P: 9	R: 0 E: 0 K: 0 S: 3	H: 0 LOB: 1 BB: 1 P: 7	R: 0 E: 0 K: 0 S: 3	H: 0 LOB: 0 BB: 0 P: 3	R: 2 E: 1 K: 1 S: 8	H: 2 LOB: 2 BB: 1 P: 12	R: 0 E: 0 K: 0 S: 4	H: 1 LOB: 1 BB: 0 P: 4	2B: 1 3B: 1 HR: 0	SAC: 0 DP: 1 HBP: 0	PB: 0 SB: 0 CS: 0	

PITCHER		IP	WLS	BF	H	R	ER	SO	BB	IBB	HBP	BLK	WP	HR	S	P	ERA	WHIP
Tom Glavine, L ERA:	(1, 1)	3.0	W	13	4	0	0	2	1	0	0	0	0	0	16	20	0.00	1.667
29 Jorge Sosa, R ERA: 4.5	(4, 1)	2.0		8	1	0	0	1	1	0	0	0	0	0	9	13	0.00	1.000
13 Billy Wagner, L ERA: 3.0	(6, 1)	1.0		4	0	0	0	0	1	0	0	0	0	0	3	7	0.00	1.000
Aaron Heilman, R ERA: 2.25	(7, 1)	1.0		3	0	0	0	0	0	0	0	0	0	0	3	3	0.00	0.000
39 Jon Adkins, R ERA: 9.0	(8, 1)	1.0		7	2	2	0	1	1	0	0	1	0	0	8	12	0.00	3.000

PITCHER		IP	WLS	BF	H	R	ER	SO	BB	IBB	HBP	BLK	WP	HR	S	P	ERA	WHIP
71 Willie Collazo, L ERA:	(9, 1)	1.0		4	1	0	0	0	0	0	0	0	0	0	4	4	0.00	1.000

New York Mets @ Boston Red Sox

City of Palms Park, Ft. Myers, FL

Wed Mar 07 2007, 1:05 PM EST

Att. 8,204 - Sunny - 78 F

TOP

livebaseballscorecards.com

Batter	1	2	3	4	5	6	7	8	9	AB	R	H	RBI	BB	SO	LOB
7 José Reyes, S (1, 6) OBP: 0.444, SLG: 0.733	P6	1-2 1B			BB		FC4-6 1-2f 2-3	BB		3	1	1	0	1	0	2
93 Andy Tracy, L (7, 5)										0	0	0	0	1	0	0
17 David Newhan, L (1, 7) OBP: 0.238, SLG: 0.333	G3	P5			K 1-2		G1-3 1-3 3-H 1B	L8		5	1	1	1	0	1	5
5 David Wright, R (1, 5) OBP: 0.353, SLG: 0.400	22 BB 1B 1B		K		F9		G1-3 1-2 3-H 1B		F7	4	1	2	1	0	1	1
30 Mike DiFelice, R (7, 2)										1	0	0	0	0	0	0
Ruben Sierra, S (1, 10) OBP: 0.235, SLG: 0.267	22 BB 1-2 1B		K	F7		G1-3 1-2 2-3		G6-3		4	0	1	0	0	1	2
89 Chip Ambres, R (9, PH) (9, 10)										1	0	0	0	0	0	0
22 Jose Valentin, S (1, 4) OBP: 0.333, SLG: 0.286	BB 1-2 2-3	G3		2B		HR 2-H 3-H		G4-3		2	0	1	0	1	0	0
3 Damion Easley, R (6, 4) OBP: 0.313, SLG: 0.467										2	1	1	3	0	0	0
44 Lastings Milledge, R (1, 9) OBP: 0.333, SLG: 0.385	K		F8	F7	K					4	0	0	0	0	2	4
64 Mike Carp, L (1, 3) OBP: 0.412, SLG: 0.533		7 1B 1B	K	K	K			SH1-4 2B		4	0	2	0	0	2	1
11 Ramon Castro, R (1, 2) OBP: 0.500, SLG: 0.333	F7		K				7 FC4-6 4 BB 17 1B BB	SH1-4 2-3		2	1	0	0	1	1	1
1 Anderson Hernandez, S (7, 6) OBP: 0.222, SLG: 0.125										0	0	0	0	0	0	0
4 Ben Johnson, R (1, 8) OBP: 0.438, SLG: 0.385	P4				F8		7 FC4-6 1-2 BB	G1-3		3	0	0	0	1	0	2

	AB	35
	R	5
	H	9
	RBI	5
	BB	5
	SO	8
	LOB	18

Inning Stats																																		
	R: 0	H: 2	R: 0	H: 2	R: 0	H: 0	R: 0	H: 0	R: 0	H: 0	R: 0	H: 1	R: 5	H: 3	R: 0	H: 1	R: 0	H: 0	1B: 6	SF: 0	WP: 0	PA: 41
	E: 0	LOB: 3	E: 0	LOB: 2	E: 0	LOB: 0	E: 0	LOB: 0	E: 0	LOB: 1	E: 0	LOB: 0	E: 0	LOB: 0	E: 0	LOB: 2	E: 0	LOB: 0	2B: 2	SAC: 1	PB: 0	
	K: 1	BB: 1	K: 0	BB: 0	K: 2	BB: 0	K: 2	BB: 0	K: 1	BB: 1	K: 1	BB: 0	K: 1	BB: 2	K: 0	BB: 1	E: 0	BB: 0	3B: 0	DP: 0	SB: 1	
	S: 13	P: 21	S: 5	P: 7	S: 7	P: 7	S: 10	P: 15	S: 10	P: 20	S: 6	P: 6	S: 8	P: 16	S: 4	P: 8	K: 0	P: 3	HR: 1	HBP: 0	CS: 0	

PITCHER		IP	WLS	BF	H	R	ER	SO	BB	IBB	HBP	BLK	WP	HR	S	P	ERA	WHIP
49 Tim Wakefield, R ERA: 1.8	(1, 1)	3.0		14	4	0	0	3	1	0	0	0	0	0	25	35	0.00	1.667
58 Jonathan Papelbon, R ERA:	(4, 1)	3.0	H	11	1	0	0	4	1	0	0	0	0	0	26	41	0.00	0.667
53 Brendan Donnelly, R ERA: 12.27	(7, 1)	0.2		6	2	4	4	0	2	0	0	0	0	0	4	12	54.00	6.000
37 Hideki Okajima, L ERA: 2.7	(7, 1)	1.1	B	7	2	1	1	1	1	0	0	0	0	1	8	12	6.75	2.250
48 Javier López, L ERA:	(9, 1)	1.0	W	3	0	0	0	0	0	0	0	0	0	0	3	3	0.00	0.000

PITCHER	IP	WLS	BF	H	R	ER	SO	BB	IBB	HBP	BLK	WP	HR	S	P	ERA	WHIP

BOTTOM

Batter	1	2	3	4	5	6	7	8	9	AB	R	H	RBI	BB	SO	LOB
23 Julio Lugo, R (1, 6) OBP: 0.438, SLG: 0.357 77 Ed Rogers, R (6, 6) OBP: 0.462, SLG: 0.636	BCCBBB 4-2 34 1B 7 FC6-4-5 BB	X 0-0 ② G6-3	X 0-0 E4 20 1B 1-H SF9 1B	CCC 0-3 ② K	X 0-0 1-H 2-H 3-H HR	2 2	2 1	1 1	0 1	1 4	0 0	0 0
20 Kevin Youkilis, R (1, 3) OBP: 0.438, SLG: 0.500 70 Luis Jimenez, L (6, 3) OBP: 0.333, SLG: 0.364	BBFCC 2-3 ① K	X 0-0 1B	X 0-0 2-3 1B	CCC 0-3 ③ K		3 1	0 0	2 0	0 0	0 0	1 1	1 0
34 David Ortiz, L (1, 10) OBP: 0.214, SLG: 0.214 82 Jacoby Ellsbury, L (8, PH) OBP: 0.273, SLG: 0.455 (9, 10)	CBBBCCX 3-2 7 FC6-4-5 BB 1-3 1B	X 0-0 ③ G4-3	SSS 0-3 ① K	X 0-0 G3		3 1	0 0	1 0	0 0	0 0	1 0	3 0
Manny Ramirez, R (1, 7) OBP: 0.500, SLG: 0.143 76 Bobby Scales, S (6, 7) OBP: 0.400, SLG: 0.375	BBFBCFB 4-2 7 FC6-4-5 1-2 BB	FBCX 1-2 7 2B 25 G6-3 1B	X 0-0 ② SF9 3-H	SSS 0-3 ② K		1 1	1 0	1 0	1 0	1 0	0 1	0 0
7 J.D. Drew, L (1, 9) OBP: 0.333, SLG: 0.375 75 Brandon Moss, L (6, 9) OBP: 0.429, SLG: 0.667	BBBCFX 3-2 ②③ FC6-4-5 1-2 2-3 3-H	X 0-0 25 G6-3 1-3 SF8 2B	X 0-0 ③ G6-3	CCC 0-3 ③ K2-3		3 1	1 0	1 0	0 0	0 0	0 1	3 0
25 Mike Lowell, R (1, 5) OBP: 0.214, SLG: 0.385 81 Chad Spann, R (7, 5) OBP: 0.412, SLG: 0.333		X 0-0 ① F8	X 0-0 ① G6-3 2-3 3-H	X 0-0 ① P5		X 0-0 11 BB 78 1B 77 HR 1B	3 1	0 1	0 1	1 0	0 0	0 0	1 0
Coco Crisp, S (1, 8) OBP: 0.154, SLG: 0.091 60 David Murphy, L (7, 8) OBP: 0.385, SLG: 0.333		X 0-0 ② F7	X 0-0 ② SF8 3-H	X 0-0 ② F8		X 0-0 ① L6	2 1	0 0	0 0	1 0	0 0	0 0	0 1
28 Doug Mirabelli, R (1, 2) OBP: 0.250, SLG: 0.143 78 Kevin Cash, R (7, 2) OBP: 0.200, SLG: 0.200		X 0-0 ③ F9	X 0-0 ③ G4-3	X 0-0 ③ G1-3		X 0-0 11 BB 1-2 77 HR 1B	3 1	0 1	0 1	0 0	0 0	0 0	0 0
13 Alex Cora, L (1, 4) OBP: 0.333, SLG: 0.294 11 Joe McEwing, R (8, 4) OBP: 0.417, SLG: 0.222		X 0-0 ① F7	BFBX 2-1 23 1B 23 E 1B	X 0-0 ① G5-3		BBBBB 4-0 1-2 2-3 77 HR BB	3 0	1 1	1 0	0 0	0 1	0 0	0 0
Inning Stats	R: 1 H: 1 E: 0 LOB: 1 K: 1 BB: 2 S: 14 P: 30	R: 0 H: 0 E: 0 LOB: 0 K: 0 BB: 0 S: 3 P: 3	R: 0 H: 1 E: 0 LOB: 1 K: 0 BB: 0 S: 4 P: 4	R: 2 H: 2 E: 0 LOB: 0 K: 0 BB: 0 S: 7 P: 8	R: 2 H: 3 E: 1 LOB: 1 K: 1 BB: 0 S: 9 P: 11	R: 0 H: 0 E: 0 LOB: 0 K: 0 BB: 0 S: 3 P: 3	R: 0 H: 0 E: 0 LOB: 0 K: 2 BB: 0 S: 7 P: 7	R: 0 H: 0 E: 0 LOB: 0 K: 2 BB: 0 S: 7 P: 7	R: 4 H: 3 E: 0 LOB: 0 K: 0 BB: 1 S: 4 P: 8	1B: 8 SF: 2 2B: 1 SAC: 0 3B: 0 DP: 1 HR: 1 HBP: 0						

PITCHER		IP	WLS	BF	H	R	ER	SO	BB	IBB	HBP	BLK	WP	HR	S	P	ERA	WHIP
61 Chan Ho Park, R ERA: 3.0	(1, 1)	3.0		12	2	1	1	1	2	0	0	0	0	0	21	37	3.00	1.333
35 Aaron Sele, R ERA: 11.25	(4, 1)	2.0		11	5	4	4	1	0	0	0	0	0	0	16	19	18.00	2.500
38 Steve Schmoll, R ERA: 2.25	(6, 1)	1.0		3	0	0	0	0	0	0	0	0	0	0	3	3	0.00	0.000
25 Pedro Feliciano, L ERA:	(7, 1)	1.0		3	0	0	0	2	0	0	0	0	0	0	7	7	0.00	0.000
40 Ambiorix Burgos, R ERA: 8.31	(8, 1)	1.1	L	8	3	4	4	2	1	0	0	0	0	1	11	15	27.00	3.000

PITCHER	IP	WLS	BF	H	R	ER	SO	BB	IBB	HBP	BLK	WP	HR	S	P	ERA	WHIP

New York Mets @ Boston Red Sox

City of Palms Park, Ft. Myers, FL

Wed Mar 07 2007, 1:05 PM EST
Att. 8,204 - Sunny - 78 F

livebaseballscorecards.com

AB	32
R	9
H	10
RBI	7
BB	3
SO	6
LOB	9

WP: 0 PA: 37
PB: 0
SB: 0
CS: 0

Baltimore Orioles @ New York Mets

Tradition Field, Port St. Lucie, FL

Thu Mar 08 2007, 1:10 PM EST

Att. 4,556 - Sunny - 78 F

TOP

Batter	1	2	3	4	5	6	7	8	9	AB	R	H	RBI	BB	SO	LOB
71 Ruddy Yan, S (1, 8) OBP: 0.429, SLG: 0.385	G4-3	S, 1B		G6-3		CS, 1B		G5-3		5	1	2	0	0	0	0
Chris Gomez, R (1, 5) OBP: 0.400, SLG: 0.583	K	21, 1B; 1-H		G6-3		SAFE; 1-2; BB		P3		3	0	1	1	1	1	0
38 Terry Tiffee, S (6, 5) OBP: 0.214, SLG: 0.154										1	0	0	0	0	0	0
21 Nick Markakis, L (1, 10) OBP: 0.550, SLG: 0.632	L5	1-2; 1B			E4, 17, 1B; 16, 2B	P5			F7	4	1	1	0	0	0	1
Roger Cedeno, S (9, PH) OBP: 0.250, SLG: 0.250										1	0	0	0	0	0	0
(9, 10)																
17 Aubrey Huff, L (1, 3) OBP: 0.500, SLG: 0.643		P3			16, 2B; 1-3; 16, E, 1B		70, 1B, 2B		K	3	1	1	0	0	0	2
60 J.R. House, R (7, PH) OBP: 0.200, SLG: 0.300		G6-3								2	0	1	0	0	1	0
(7, 3)																
16 Jay Payton, R (1, 9) OBP: 0.500, SLG: 0.733		58, FC3-6; 12, 1B, 2B	G3		E6, 58, G6-3; 1-H; 3-H; 2B		68, F9; 58, E; 2-H; 1B		2B	3	1	2	1	0	0	0
70 Jason Dubois, R (6, 9) OBP: 0.750, SLG: 0.714										1	1	1	0	0	0	0
63 Val Majewski, L (9, PH) OBP: 0.286, SLG: 0.429										1	0	1	0	0	0	0
(9, 9)																
68 Jon Knott, R (1, 7)		BB; 58, FC3-6	G5-3		F8		F9; 2-3		F7	3	0	0	0	1	0	2
39 Jeff Fiorentino, L (7, 7) OBP: 0.333, SLG: 0.250										1	0	0	0	0	0	1
58 Eider Torres, S (1, 4) OBP: 0.400, SLG: 0.333	FC3-6, 12, 1B; 1-2f; 2-3; HR		1B		G6-3; 2-3		E1; 3-H			4	1	1	0	0	0	3
3 Freddie Bynum, L (8, 4) OBP: 0.100, SLG: 0.100										0	0	0	0	0	0	0
12 Brandon Fahey, L (1, 6) OBP: 0.182, SLG: 0.100	HR; 1-2; 3-H; 1B	G6-3			G5-3		K			4	1	1	1	0	1	3
66 Luis Hernandez, S (8, 6)										0	0	0	0	0	0	0
Adam Donachie, R (1, 2) OBP: 0.444, SLG: 0.750	HR; 1-H; 2-H			G5-3		K		G1-3		3	1	1	3	0	1	0
77 Eli Whiteside, R (7, 2) OBP: 0.333, SLG: 0.333										1	0	0	0	0	0	0
Inning Stats	R: 0 E: 0 K: 1 S: 5 H: 0 LOB: 0 BB: 0 P: 5	R: 5 E: 0 K: 0 S: 9 H: 6 LOB: 2 BB: 1 P: 14	R: 0 E: 0 K: 0 S: 4 H: 1 LOB: 1 BB: 0 P: 4	R: 0 E: 0 K: 0 S: 3 H: 0 LOB: 0 BB: 0 P: 3	R: 2 E: 2 K: 0 S: 6 H: 2 LOB: 1 BB: 0 P: 6	R: 0 E: 0 K: 1 S: 5 H: 1 LOB: 1 BB: 1 P: 9	R: 1 E: 1 K: 1 S: 7 H: 2 LOB: 1 BB: 0 P: 7	R: 0 E: 0 K: 0 S: 3 H: 0 LOB: 0 BB: 0 P: 3	R: 0 E: 0 K: 1 S: 6 H: 1 LOB: 1 BB: 0 P: 6	1B: 8 2B: 4 3B: 0 HR: 1 SF: 0 SAC: 0 DP: 0 HBP: 0						

livebaseballscorecards.com

AB	40
R	8
H	13
RBI	6
BB	2
SO	4
LOB	12

WP: 0 PB: 0 SB: 1 CS: 1 PA: 42

PITCHER		IP	WLS	BF	H	R	ER	SO	BB	IBB	HBP	BLK	WP	HR	S	P	ERA	WHIP
26 Orlando Hernandez, R ERA: 22.5	(1, 1)	2.0	L	13	6	5	5	1	1	0	0	0	0	1	14	19	22.50	3.500
34 Mike Pelfrey, R ERA:	(3, 1)	3.0		13	3	2	0	0	0	0	0	0	0	0	13	13	0.00	1.000
43 Jason Vargas, L ERA:	(6, 1)	2.0		9	3	1	0	2	1	0	0	0	0	0	12	16	0.00	2.000
Scott Schoeneweis, L ERA:	(8, 1)	1.0		3	0	0	0	0	0	0	0	0	0	0	3	3	0.00	0.000
70 Joe Smith, R ERA:	(9, 1)	1.0		4	1	0	0	1	0	0	0	0	0	0	6	6	0.00	1.000

PITCHER	IP	WLS	BF	H	R	ER	SO	BB	IBB	HBP	BLK	WP	HR	S	P	ERA	WHIP

Baltimore Orioles @ New York Mets

Tradition Field, Port St. Lucie, FL

Thu Mar 08 2007, 1:10 PM EST

Att. 4,556 - Sunny - 78 F

BOTTOM

livebaseballscorecards.com

Batter	1	2	3	4	5	6	7	8	9	AB	R	H	RBI	BB	SO	LOB
7 José Reyes, S (1, 6) OBP: 0.476, SLG: 0.765	G4-3			5 S 2B	BB	FC5		G4-3		2	0	1	1	1	0	0
10 Endy Chavez, L (6, 8) OBP: 0.375, SLG: 0.467					1-2 2-3 3-H	1-2 2-3f		2-3 3-H		2	0	0	1	0	0	4
16 Paul Lo Duca, R (1, 2) OBP: 0.313, SLG: 0.231	F8			HBP	FC6-4 15 1B		K	HR		2	0	0	1	0	0	2
4 Ben Johnson, R (6, 7) OBP: 0.444, SLG: 0.600				1-	1- 2-3 3-H			3-H		2	1	1	2	0	1	0
15 Carlos Beltrán, S (1, 8) OBP: 0.316, SLG: 0.412	K			F4	18 FC5-4 1B		B2-3	F9		3	0	1	1	0	1	2
1 Anderson Hernandez, S (6, 6) OBP: 0.200, SLG: 0.111					1-2 3-H		1B			2	0	0	0	0	0	0
18 Moises Alou, R (1, 7) OBP: 0.176, SLG: 0.188		5 G6-4-3 1B		F9	FC5-4		1B			3	0	1	0	0	0	4
77 Jose Reyes, S (6, 2) OBP: 0.333, SLG: 0.333					1-2f					1	0	1	0	0	0	0
17 David Newhan, L (9, PH) OBP: 0.227, SLG: 0.316									K	1	0	0	0	0	1	0
5 David Wright, R (1, 5) OBP: 0.350, SLG: 0.353		G6-4-3		K		20 1B BB	P6		K	2	0	0	0	1	1	3
3 Damion Easley, R (7, 5) OBP: 0.278, SLG: 0.412		1-2f		2-3						2	0	0	0	0	1	1
20 Shawn Green, L (1, 10) OBP: 0.105, SLG: 0.056	K				K	10 FC5 22 S 1B		F9	G4-3	5	0	1	0	0	2	0
						1-3										
Julio Franco, R (1, 3) OBP: 0.500, SLG: 0.400		F9			22 2B 7 BB 1B	K		64 BLK 44 2B BB		3	1	1	0	0	1	2
6 Ruben Gotay, S (7, 4) OBP: 0.545, SLG: 0.667										0	1	0	0	1	0	0
22 Jose Valentin, S (1, 4) OBP: 0.333, SLG: 0.400		K			7 BB 16 FC6-4 2B	K		44 2B 10 G4-3 BB		3	1	1	0	0	2	2
64 Mike Carp, L (7, 3) OBP: 0.444, SLG: 0.533					1-3	1-2		1-2		0	1	0	0	1	0	0
44 Lastings Milledge, R (1, 9) OBP: 0.421, SLG: 0.467		K			16 FC6-4 7 BB 15 1B HBP	10 FC5 BB		10 G4-3 4 HR 2B 1-3 2-H		2	2	1	1	1	1	0
Inning Stats	R: 0 H: 0 E: 0 LOB: 0 K: 1 BB: 0 S: 5 P: 5	R: 0 H: 1 E: 0 LOB: 0 K: 1 BB: 0 S: 5 P: 5	R: 0 H: 0 E: 0 LOB: 0 K: 2 BB: 0 S: 7 P: 7	R: 0 H: 1 E: 0 LOB: 2 K: 1 BB: 0 S: 6 P: 8	R: 3 H: 3 E: 0 LOB: 2 K: 1 BB: 1 S: 8 P: 13	R: 0 H: 1 E: 0 LOB: 3 K: 2 BB: 2 S: 8 P: 16	R: 0 H: 1 E: 0 LOB: 1 K: 1 BB: 0 S: 6 P: 6	R: 4 H: 2 E: 0 LOB: 0 K: 0 BB: 2 S: 5 P: 13	R: 0 H: 0 E: 0 LOB: 0 K: 2 BB: 0 S: 7 P: 7	1B: 5 2B: 3 3B: 0 HR: 1	SF: 0 SAC: 0 DP: 1 HBP: 2						

	AB	35
	R	7
	H	9
	RBI	7
	BB	5
	SO	11
	LOB	20

WP: 0 PA: 42
PB: 0
SB: 2
CS: 0

PITCHER	IP	WLS	BF	H	R	ER	SO	BB	IBB	HBP	BLK	WP	HR	S	P	ERA	WHIP
40 Daniel Cabrera, R (1, 1) ERA:	3.0	W	9	1	0	0	4	0	0	0	0	0	0	17	17	0.00	0.333
86 Jon Leicester, R (4, 1) ERA: 10.13	1.2		12	4	3	3	2	1	0	2	0	0	0	13	20	16.20	3.000
25 Kurt Birkins, L (5, 1) ERA:	1.1		7	1	0	0	2	2	0	0	0	0	0	9	17	0.00	2.250
82 Steve Green, R (7, 1) ERA:	1.0		4	1	0	0	1	0	0	0	0	0	0	6	6	0.00	1.000
83 Chris Waters, L (8, 1) ERA: 12.0	1.0		7	2	4	4	0	2	0	0	1	0	1	5	13	36.00	4.000

PITCHER	IP	WLS	BF	H	R	ER	SO	BB	IBB	HBP	BLK	WP	HR	S	P	ERA	WHIP
47 Jim Hoey, R (9, 1) ERA: 5.4	1.0	S	3	0	0	0	2	0	0	0	0	0	0	7	7	0.00	0.000

Detroit Tigers @ New York Mets

Tradition Field, Port St. Lucie, FL

Fri Mar 09 2007, 1:10 PM EST

Att. 6,234 - Sunny - 81 F

TOP

livebaseballscorecards.com

Batter	1	2	3	4	5	6	7	8	9	AB	R	H	RBI	BB	SO	LOB
74 Timo Perez, L (1, 9) OBP: 0.357, SLG: 0.385	BBBB 4-0 9 CS BB		x 0-0 2B	x 0-0 G6-4-3 ②③ 1-2f			x 0-0 G3 ① 1-2	x 0-0 FC4-6 ① 63 FC6-4 1-2f		2	0	1	0	1	0	2
73 Brandon Watson, L (6, 7) OBP: 0.267, SLG: 0.214										2	0	0	0	0	0	2
Ivan Rodriguez, R (1, 2) OBP: 0.455, SLG: 0.632	x 0-0 F8 ①	x 0-0 P6 ②		SSS 0-3 K ①			x 0-0 F7 ②	CSS 0-3 K ②		3	0	0	0	0	1	2
72 Steve Torrealba, R (5, 2)										2	0	0	0	0	1	2
9 Carlos Guillen, S (1, 6) OBP: 0.273, SLG: 0.316	CSS 0-3 K ②③ 1-2	x 0-0 F8 ③			x 0-0 G1-3 ②		BBBB 4-0 66 BB 45 2B BB	x 0-0 FC6-4 ③ 1-2f		3	0	0	0	0	1	2
63 Brent Dlugach, R (5, 6) OBP: 0.222, SLG: 0.125										1	1	0	0	1	0	1
Craig Monroe, R (1, 7) OBP: 0.389, SLG: 0.556		x 0-0 F8 ①		CBBBB 4-1 1B 67 HR BB	CCC 0-3 K ③		BBBB 4-0 45 2B 1-2 2-3 BB		x 0-0 45 S 67 2B 1B	0	0	0	0	0	0	0
68 Ryan Raburn, R (1, 7) OBP: 0.563, SLG: 0.750										2	1	0	0	1	1	0
66 Cameron Maybin, R (6, 8) OBP: 0.500, SLG: 0.778										1	2	1	0	1	0	0
Sean Casey, L (1, 3) OBP: 0.316, SLG: 0.412		x 0-0 31 1B 1B		x 0-0 67 HR 1-2 1B		BH 2-0 31 G6-4-3 HBP	x 0-0 31 2B 1-H 2-H 3-H 2B		CSS 0-3 K ① 1-2	2	1	2	0	0	0	0
45 Kody Kirkland, R (6, 5) OBP: 0.200, SLG: 0.222										2	1	1	3	0	1	1
31 Chris Shelton, R (1, 10) OBP: 0.500, SLG: 0.857		x 0-0 1B 1-2		x 0-0 F8 ①		x 0-0 G6-4-3 ①② 1-2f	x 0-0 2B 2-H		CCC 0-3 K ②	5	0	2	1	0	1	4
67 Mike Hessman, R (1, 5) OBP: 0.333, SLG: 0.556		SSS 0-3 K ②		x 0-0 HR 1-H 2-H		BBBB 4-0 BB	SSS 0-3 K ③		x 0-0 2B 2-H	4	1	2	4	1	2	3
(6, 3)																
39 Ramon Santiago, S (1, 4) OBP: 0.286, SLG: 0.714		x 0-0 F7 ③		x 0-0 E1 24 PB 24 S		x 0-0 F7 ③		x 0-0 HR	x 0-0 G4-3 ③	5	1	1	1	0	0	4
24 Brent Clevlen, R (1, 8) OBP: 0.467, SLG: 0.667			SSS 0-3 K ①	SBBBB 4-1 74 G6-4-3 1-3 BB			x 0-0 66 BB 73 G3 45 2B 1B	x 0-0 73 FC4-6 1B		3	1	2	0	1	1	0
(6, 9)																

	AB	37
	R	9
	H	12
	RBI	9
	BB	6
	SO	9
	LOB	23

Inning Stats																																
	R: 0	H: 0	R: 0	H: 2	R: 0	H: 1	R: 3	H: 2	R: 0	H: 0	R: 0	H: 0	R: 4	H: 3	R: 1	H: 2	R: 1	H: 2	1B: 6	SF: 0	WP: 0	PA: 44
	E: 0	LOB: 0	E: 0	LOB: 2	E: 0	LOB: 1	E: 1	LOB: 1	E: 0	LOB: 0	E: 0	LOB: 1	E: 0	LOB: 1	E: 0	LOB: 1	E: 0	LOB: 1	2B: 4	SAC: 0	PB: 1	
	K: 1	BB: 1	K: 1	BB: 0	K: 1	BB: 0	K: 0	BB: 2	K: 2	BB: 0	K: 0	BB: 1	K: 1	BB: 2	K: 1	BB: 0	K: 2	BB: 0	3B: 0	DP: 2	SB: 2	
	S: 4	P: 8	S: 7	P: 7	S: 6	P: 6	S: 7	P: 15	S: 7	P: 7	S: 2	P: 8	S: 8	P: 16	S: 7	P: 7	S: 9	P: 9	HR: 2	HBP: 1	CS: 1	

PITCHER		IP	WLS	BF	H	R	ER	SO	BB	IBB	HBP	BLK	WP	HR	S	P	ERA	WHIP
33 John Maine, R ERA:	(1, 1)	3.0		12	3	0	0	3	1	0	0	0	0	0	17	21	0.00	1.333
49 Philip Humber, R ERA: 24.0	(4, 1)	2.0	B	10	2	3	3	2	2	0	0	0	0	1	14	22	13.50	2.000
13 Billy Wagner, L ERA: 2.25	(6, 1)	1.0		4	0	0	0	0	1	0	1	0	0	0	2	8	0.00	1.000
Aaron Heilman, R ERA: 9.0	(7, 1)	1.0	L	8	3	4	4	1	2	0	0	0	0	0	8	16	36.00	5.000
39 Jon Adkins, R ERA: 9.0	(8, 1)	2.0		10	4	2	2	3	0	0	0	0	0	1	16	16	9.00	2.000

PITCHER	IP	WLS	BF	H	R	ER	SO	BB	IBB	HBP	BLK	WP	HR	S	P	ERA	WHIP

Detroit Tigers @ New York Mets

Tradition Field, Port St. Lucie, FL

Fri Mar 09 2007, 1:10 PM EST

Att. 6,234 - Sunny - 81 F

BOTTOM

Batter	1	2	3	4	5	6	7	8	9	AB	R	H	RBI	BB	SO	LOB
7 José Reyes, S (1, 6) OBP: 0.458, SLG: 0.700 10 Endy Chavez, L (7, 8) OBP: 0.389, SLG: 0.471	15 HR 1B		P6		L4		1-3 1B		F7	3 2	1 0	1 1	0 0	0 0	0 0	1 0
5 David Wright, R (1, 5) OBP: 0.292, SLG: 0.286 93 Andy Tracy, L (8, 5)	P4		F9		F9		K		K	4 1	0 0	0 0	0 0	0 0	1 1	4 0
15 Carlos Beltrán, S (1, 8) OBP: 0.318, SLG: 0.550 17 David Newhan, L (7, 7) OBP: 0.250, SLG: 0.300	1-H HR		F7		G4-3		F9		BB	3 1	1 0	1 0	2 0	0 1	0 0	1 2
18 Moises Alou, R (1, 7) OBP: 0.200, SLG: 0.263 6 Ruben Gotay, S (7, 4) OBP: 0.462, SLG: 0.545	G5-3			2B		G5-3		G4-3	K	3 2	0 0	1 0	0 0	0 0	0 1	0 1
3 Damion Easley, R (1, 4) OBP: 0.286, SLG: 0.400 1 Anderson Hernandez, S (7, 6) OBP: 0.238, SLG: 0.158	G6-3			K		20 FC4-6 1B		20 2B 1B		3 1	0 1	1 1	0 0	0 0	1 0	1 0
20 Shawn Green, L (1, 3) OBP: 0.174, SLG: 0.182		44 1B 1B		K		FC4-6 1-2f		44 E G3-1 1-H 2B		4	1	2	1	0	1	2
44 Lastings Milledge, R (1, 9) OBP: 0.391, SLG: 0.421		11 G6-4-3 1-2 1B		G1-3		K		E6 G3-1 S 2-3		4	0	1	0	0	1	3
4 Ben Johnson, R (1, 10) OBP: 0.429, SLG: 0.556 Ruben Sierra, S (8, PH) OBP: 0.222, SLG: 0.250 (9, 10)		F6			11 2B 1B		G5-3	G3-1 1-3 3-H		3 1	1 0	1 0	0 1	0 0	0 0	2 1
11 Ramon Castro, R (1, 2) OBP: 0.500, SLG: 0.500 61 Carlos Gómez, R (5, PR) OBP: 0.500, SLG: 2.000 19 Sandy Alomar Jr., R (6, 2)		G6-4-3 1-2f			1-H 2B		10 1B BB	G4-3		2 0 1	0 0 0	1 0 0	1 0 0	0 0 1	0 0 0	2 0 1
Inning Stats	R: 2 E: 0 K: 0 S: 5 H: 2 LOB: 0 P: 5	R: 0 E: 0 K: 0 S: 4 H: 2 LOB: 1 BB: 0 P: 4	R: 0 E: 0 K: 0 S: 3 H: 0 LOB: 0 BB: 0 P: 3	R: 0 E: 0 K: 2 S: 8 H: 1 LOB: 1 BB: 0 P: 8	R: 1 E: 0 K: 0 S: 5 H: 2 LOB: 1 BB: 0 P: 5	R: 0 E: 0 K: 1 S: 6 H: 1 LOB: 1 BB: 0 P: 6	R: 0 E: 0 K: 1 S: 6 H: 1 LOB: 2 BB: 1 P: 10	R: 2 E: 1 K: 0 S: 7 H: 2 LOB: 1 BB: 0 P: 7	R: 0 E: 0 K: 2 S: 7 H: 0 LOB: 1 BB: 1 P: 11							

	AB	38
	R	5
	H	11
	RBI	5
	BB	2
	SO	6
	LOB	21

	1B: 7	SF: 0	WP: 0	PA: 40
	2B: 3	SAC: 0	PB: 0	
	3B: 0	DP: 1	SB: 1	
	HR: 1	HBP: 0	CS: 0	

livebaseballscorecards.com

PITCHER		IP	WLS	BF	H	R	ER	SO	BB	IBB	HBP	BLK	WP	HR	S	P	ERA	WHIP
37 Kenny Rogers, L ERA: 4.5	(1, 1)	4.0		16	5	2	2	2	0	0	0	0	0	1	20	20	4.50	1.250
32 Virgil Vasquez, R ERA: 2.25	(5, 1)	2.0	W	9	3	1	1	1	0	0	0	0	0	0	11	11	4.50	1.500
34 Kyle Sleeth, R ERA:	(7, 1)	1.0		5	1	0	0	1	1	0	0	0	0	0	6	10	0.00	2.000
60 Preston Larrison, R ERA: 18.0	(8, 1)	1.0		6	2	2	1	0	0	0	0	0	0	0	7	7	9.00	2.000
62 Tim Byrdak, L ERA: 15.0	(9, 1)	1.0		4	0	0	0	2	1	0	0	0	0	0	7	11	0.00	1.000

PITCHER	IP	WLS	BF	H	R	ER	SO	BB	IBB	HBP	BLK	WP	HR	S	P	ERA	WHIP

Batter	1	2	3	4	5	6	7	8	9	10	AB	R	H	RBI	BB	SO	LOB
10 Endy Chavez, L (1, 8) OBP: 0.348, SLG: 0.429	G6-3	SF9 2-3 3-H		G4-3		G4-3			6 CS 1B		4	0	1	1	0	0	0
22 Jose Valentin, S (1, 4) OBP: 0.438, SLG: 0.769 6 Ruben Gotay, S (7, 4) OBP: 0.500, SLG: 0.583	20 G3-1 2B	BBB 20 2B BB		HR			K		44 BB 1-2 1B		3 1	1 0	2 1	1 0	1 0	1 0	0 0
20 Shawn Green, L (1, 9) OBP: 0.192, SLG: 0.240 44 Lastings Milledge, R (6, 9) OBP: 0.440, SLG: 0.600	G3-1 2-3	1-3 3-H 2B		P2			HR		BBB 64 G4-6-3 1-2 BB		3 1	0 1	1 1	1 1	0 1	0 0	1 0
64 Mike Carp, L (1, 3) OBP: 0.348, SLG: 0.400	L6	F9			CCC K		G6-3		G4-6-3 1-2f		5	0	0	0	0	1	5
4 Ben Johnson, R (1, 7) OBP: 0.500, SLG: 0.727		HR	L7		17 2B 1B		1B			BBBB 92 SH5-4 BB	4	1	3	1	1	0	0
17 David Newhan, L (1, 10) OBP: 0.333, SLG: 0.609 Ruben Sierra, S (7, PH) OBP: 0.250, SLG: 0.235 (7, 10)		HR	2B		1-H 2B		F8			BBB 1 FC4-6 92 SH5-4 1-2 BB	3 1	1 0	3 0	1 0	0 1	0 0	0 1
3 Damion Easley, R (1, 5) OBP: 0.280, SLG: 0.375 92 Daniel Murphy, L (8, 5)	77 G3 10 SF9 1 BB 1B	P4			G6-3			F8		SH5-4 1-2 2-3	4 0	1 0	1 0	0 0	0 0	0 0	2 0
1 Anderson Hernandez, S (1, 6) OBP: 0.231, SLG: 0.130	BBBB 10 E 77 G3 20 2B 1-2 BB	P2				F7		P4		FC4-6 2-2	4	1	0	0	1	0	3
77 Jose Reyes, S (1, 2) OBP: 0.167, SLG: 0.167 30 Mike DiFelice, R (7, 2)	G3 1-2 2-3		SSS K			G5-3		G5-3		SSS K	3 2	0 0	0 0	0 0	0 0	1 1	2 2
Inning Stats	R: 0 E: 0 K: 0 S: 4 H: 1 LOB: 1 BB: 0 P: 4	R: 4 E: 1 K: 0 S: 7 H: 4 LOB: 2 BB: 2 P: 15	R: 0 E: 0 K: 0 S: 4 H: 1 LOB: 1 BB: 0 P: 4	R: 1 E: 0 K: 1 S: 6 H: 1 LOB: 0 BB: 0 P: 6	R: 0 E: 0 K: 1 S: 6 H: 2 LOB: 1 BB: 0 P: 6	R: 0 E: 0 K: 0 S: 3 H: 0 LOB: 0 BB: 0 P: 3	R: 1 E: 0 K: 1 S: 7 H: 2 LOB: 1 BB: 0 P: 7	R: 0 E: 0 K: 0 S: 3 H: 0 LOB: 0 BB: 0 P: 3	R: 0 E: 0 K: 0 S: 4 H: 2 LOB: 1 BB: 1 P: 8	R: 0 E: 0 K: 1 S: 5 H: 0 LOB: 2 BB: 2 P: 13	1B: 5 2B: 4 3B: 0 HR: 4	SF: 1 SAC: 1 DP: 1 HBP: 0					

PITCHER	IP	WLS	BF	H	R	ER	SO	BB	IBB	HBP	BLK	WP	HR	S	P	ERA	WHIP
17 Tim Redding, R (1, 1) ERA: 23.63	2.0		13	5	4	4	0	2	0	0	0	0	2	11	19	18.00	3.500
63 Winston Abreu, R (3, 1) ERA:	1.0		4	1	0	0	0	0	0	0	0	0	0	4	4	0.00	1.000
26 Jerome Williams, R (4, 1) ERA: 10.38	3.0		11	3	1	1	2	0	0	0	0	0	1	15	15	3.00	1.000
67 Arnie Munoz, L (7, 1) ERA: 3.0	1.0		5	2	1	1	1	0	0	0	0	0	1	7	7	9.00	2.000
43 Jesus Colome, R (8, 1) ERA: 3.86	1.0		3	0	0	0	0	0	0	0	0	0	0	3	3	0.00	0.000

PITCHER	IP	WLS	BF	H	R	ER	SO	BB	IBB	HBP	BLK	WP	HR	S	P	ERA	WHIP
52 Saul Rivera, R (9, 1) ERA: 12.0	1.0		4	2	0	0	0	1	0	0	0	0	0	4	8	0.00	3.000
30 Chris Booker, R (10, 1) ERA:	1.0	W	5	0	0	0	1	2	0	0	0	0	0	5	13	0.00	2.000

TOP

New York Mets @ Washington Nationals

Space Coast Stadium, Viera, FL

Sat Mar 10 2007, 1:05 PM EST
Att. 6,464 - Partly Cloudy - 75 F

livebaseballscorecards.com

AB	38
R	6
H	13
RBI	6
BB	5
SO	4
LOB	16

WP: 0	PA: 45					
PB: 0						
SB: 0						
CS: 1						

Batter	1	2	3	4	5	6	7	8	9	10	AB	R	H	RBI	BB	SO	LOB
Felipe Lopez, S (1, 4) OBP: 0.190, SLG: 0.150	P4		L8		F9 2-3		G3 1-2 2-3 3-H		E6 SH2-3 10 FC4-6 1B		3	0	0	0	0	0	2
Bernie Castro, S (6, 4) OBP: 0.667, SLG: 0.625											2	1	1	1	0	0	2
15 Cristian Guzman, S (1, 10) OBP: 0.250, SLG: 0.200	G5-3			P6 SSS	K						3	0	0	0	0	1	1
29 Michael Restovich, R (7, PH) (8, 10)							HBP		10 FC4-6 SH2-3 HBP		0	0	0	0	0	0	0
Joe Thurston, L (9, PR) OBP: 0.273, SLG: 0.200																	
(10, 10)											0	0	0	0	0	0	0
11 Ryan Zimmerman, R (1, 5) OBP: 0.429, SLG: 0.526	F9			L3		F9	F8		SH2-3 1-2 2-3		3	0	0	0	0	0	0
Jose Macias, S (7, 5)											1	0	0	0	0	0	3
25 Austin Kearns, R (1, 9) OBP: 0.400, SLG: 0.471		G6-3		BBBB 2B BB		P3		BBBB 3 2B 81 HR BB	IIII 10 FC4-6 IBB		2	1	0	0	1	0	0
77 Abraham Nunez, S (8, 9) OBP: 0.400, SLG: 0.500											0	1	0	0	2	0	0
Brian Schneider, L (1, 2) OBP: 0.500, SLG: 0.846		F8		1-H 2B		F9		1-3 81 HR 2B	1-2f 2-3 3-H FC4-6 81 FC6-4		3	0	1	1	0	0	0
3 Jesus Flores, R (7, 2) OBP: 0.400, SLG: 0.556											1	1	1	0	0	0	0
Ryan Church, L (9, PH) OBP: 0.263, SLG: 0.188											0	0	0	0	0	0	0
10 Ronnie Belliard, R (9, PH) OBP: 0.200, SLG: 0.214											1	0	0	1	0	0	2
10 Brandon Harper, R (10, 2) OBP: 0.500, SLG: 0.333											0	0	0	0	0	0	0
Chris Snelling, L (1, 7) OBP: 0.412, SLG: 0.385		G1-3		BBBB			BBBB 7 BB G1-3 G3 BB	2-H 3-H HR	FC6-4 1-2f		1	1	0	0	2	0	0
81 Darnell McDonald, R (8, 7) OBP: 0.182, SLG: 0.400				BB							2	1	1	3	0	0	2
Travis Lee, L (1, 3) OBP: 0.333, SLG: 0.286			G6-3	G3			G1-3 1-2	G1-3	4 SH3-4 7 1B		3	0	0	0	0	0	3
13 Robert Fick, L (8, 3) OBP: 0.286, SLG: 0.462											2	1	1	0	0	0	0
Josh Wilson, R (1, 6) OBP: 0.600, SLG: 0.533			1B		F9 7 BLK 1B		BBBB G3 7 BB BB	G4-3	SH3-4 1-2		3	0	2	0	1	0	0
4 D'Angelo Jimenez, S (9, 6) OBP: 0.471, SLG: 0.467											0	0	0	0	0	0	0
7 Nook Logan, S (1, 8) OBP: 0.280, SLG: 0.182			F9		B2 1-2		BBBB G3 1-2 2-3 BB	G4-3	2-H 1B		4	0	1	1	1	0	2

Inning Stats	1	2	3	4	5	6	7	8	9	10
	R: 0 H: 0 E: 0 LOB: 0 K: 0 BB: 0 S: 3 P: 3	R: 0 H: 0 E: 0 LOB: 0 K: 0 BB: 0 S: 3 P: 3	R: 0 H: 1 E: 0 LOB: 1 K: 0 BB: 0 S: 4 P: 4	R: 1 H: 1 E: 0 LOB: 2 K: 0 BB: 2 S: 4 P: 12	R: 0 H: 1 E: 0 LOB: 1 K: 1 BB: 0 S: 6 P: 6	R: 0 H: 0 E: 0 LOB: 0 K: 0 BB: 0 S: 3 P: 3	R: 1 H: 0 E: 0 LOB: 3 K: 0 BB: 3 S: 3 P: 16	R: 3 H: 2 E: 0 LOB: 0 K: 0 BB: 1 S: 5 P: 9	R: 1 H: 1 E: 1 LOB: 2 K: 0 BB: 1 S: 4 P: 9	R: 1 H: 2 E: 0 LOB: 1 K: 0 BB: 0 S: 3 P: 3

PITCHER		IP	WLS	BF	H	R	ER	SO	BB	IBB	HBP	BLK	WP	HR	S	P	ERA	WHIP
46 Oliver Pérez, L ERA: 6.0	(1, 1)	4.0		16	2	1	1	0	2	0	0	0	0	0	14	22	2.25	1.000
40 Ambiorix Burgos, R ERA: 6.75	(5, 1)	1.0		4	1	0	0	1	0	0	0	1	0	0	6	6	0.00	1.000
25 Pedro Feliciano, L ERA:	(6, 1)	1.0		3	0	0	0	0	0	0	0	0	0	0	3	3	0.00	0.000
Alay Soler, R ERA: 7.5	(7, 1)	1.0		10	2	4	4	0	4	0	1	0	0	1	5	22	36.00	6.000
66 Clint Nageotte, R ERA: 3.86	(8, 1)	1.1	H	7	1	1	1	0	0	1	1	0	0	0	5	10	6.75	0.750

PITCHER		IP	WLS	BF	H	R	ER	SO	BB	IBB	HBP	BLK	WP	HR	S	P	ERA	WHIP
73 Eddie Camacho, L ERA: 9.0	(9, 1)	1.0	L	5	2	1	1	0	0	0	0	0	0	0	5	5	9.00	2.000

BOTTOM

New York Mets @ Washington Nationals

Space Coast Stadium, Viera, FL

Sat Mar 10 2007, 1:05 PM EST
Att. 6,464 - Partly Cloudy - 75 F

livebaseballscorecards.com

AB	34
R	7
H	8
RBI	7
BB	7
SO	1
LOB	17

1B: 5	SF: 0	WP: 0	PA: 45
2B: 2	SAC: 2	PB: 0	
3B: 0	DP: 0	SB: 0	
HR: 1	HBP: 2	CS: 0	

Florida Marlins @ New York Mets

Tradition Field, Port St. Lucie, FL

Sun Mar 11 2007, 1:10 PM EDT

Att. 6,477 - Partly Cloudy - 79 F

TOP

livebaseballscorecards.com

Batter	1	2	3	4	5	6	7	8	9	10	11	AB	R	H	RBI	BB	SO	LOB
2 Hanley Ramirez, R (1, 10) OBP: 0.267, SLG: 0.333	P6		FC4 (1B; 14 SF9) 1-2; 8 HBP	F8			G4-3 (8) 2B	FC4 1-2 2-H			BB CS S	4	1	1	0	0	0	1
7 Alejandro De Aza, L (8, PH) OBP: 0.389, SLG: 0.471 (8, 10)												1	0	0	0	1	0	1
8 Aaron Boone, R (1, 3) OBP: 0.133, SLG: 0.107	F9		14 SF9; 1B; SF8; HBP 1-2 2-3		F9		G4-3 2-3	L4			K 1-3	3	1	0	0	0	0	1
Jason Stokes, R (7, 3) OBP: 0.083, SLG: 0.182												2	0	0	0	0	1	3
Miguel Cabrera, R (1, 5) OBP: 0.464, SLG: 0.520	G5-3		27 E; SF8 1-2 2-3 3-H		14 G6-4-3; 1B		BB		K2-3		G5-3	3	0	2	1	1	0	0
29 Scott Seabol, R (7, PR) OBP: 0.150, SLG: 0.105 (7, 5)												2	0	0	0	0	1	0
14 Josh Willingham, R (1, 7) OBP: 0.296, SLG: 0.227		G3	SF9 2-3 3-H		G6-4-3 1-2f		K		P3			3	0	0	1	0	1	3
31 John Gall, R (7, 7) OBP: 0.150, SLG: 0.200												1	0	0	0	0	0	0
Miguel Olivo, R (1, 2) OBP: 0.240, SLG: 0.409		G4-3	SF8 1-2 3-H			K	G4-3		K			3	0	0	1	0	1	2
62 Nick Trzesniak, R (7, 2) OBP: 0.375, SLG: 0.167												1	0	0	0	0	1	0
27 Jeremy Hermida, L (1, 9) OBP: 0.241, SLG: 0.125		28 1B; 2B	E5 2-3			K		G4-3		1 G3; 92 SH2-4; BB		4	1	1	0	1	1	1
28 Jason Wood, R (1, 4) OBP: 0.476, SLG: 0.842												3	0	2	1	1	0	2
92 Josh Labandeira, R (8, PR) (8, 6)		2-H 1B	G4-3			1 1B; BB		1 FC5-4; 1B			SH2-4 1-2	0	0	0	0	0	0	0
1 Eric Reed, L (1, 8) OBP: 0.350, SLG: 0.316		K		P5		1-2 1B		FC5-4 7 FC4; 3 S; 7 E 1-2f			G3 2-3	5	1	1	0	0	1	3
3 Zach Sorensen, S (1, 6) OBP: 0.190, SLG: 0.150 (8, 4)			8 HBP; 2 E; 1B	G6-3		G4-3		7 E; BB 1-2			G1-3	4	1	1	0	1	0	3
Inning Stats	R: 0 E: 0 K: 0 S: 3 H: 0 LOB: 0 BB: 0 P: 3	R: 1 E: 0 K: 1 S: 7 H: 2 LOB: 1 BB: 0 P: 7	R: 3 E: 2 K: 0 S: 7 H: 2 LOB: 2 BB: 0 P: 8	R: 0 E: 0 K: 0 S: 3 H: 0 LOB: 0 BB: 0 P: 3	R: 0 E: 0 K: 0 S: 3 H: 1 LOB: 0 BB: 0 P: 3	R: 0 E: 0 K: 2 S: 8 H: 1 LOB: 2 BB: 1 P: 12	R: 0 E: 0 K: 1 S: 6 H: 1 LOB: 2 BB: 1 P: 10	R: 1 E: 1 K: 0 S: 5 H: 1 LOB: 2 BB: 1 P: 9	R: 0 E: 0 K: 2 S: 7 H: 0 LOB: 0 BB: 0 P: 7	R: 0 E: 0 K: 0 S: 3 H: 0 LOB: 1 BB: 1 P: 7	R: 0 E: 0 K: 1 S: 4 H: 0 LOB: 0 BB: 1 P: 8							

	AB	39
	R	5
	H	8
	RBI	4
	BB	5
	SO	7
	LOB	20

1B: 6 SF: 2
2B: 3 SAC: 1
3B: 0 DP: 2
HR: 0 HBP: 1

WP: 0 PA: 48
PB: 0
SB: 2
CS: 1

PITCHER		IP	WLS	BF	H	R	ER	SO	BB	IBB	HBP	BLK	WP	HR	S	P	ERA	WHIP
Tom Glavine, L ERA: 2.0	(1, 1)	4.0		19	4	4	2	1	0	0	1	0	0	0	20	21	4.50	1.000
68 Lino Urdaneta, R ERA:	(5, 1)	1.0		3	1	0	0	0	0	0	0	0	0	0	3	3	0.00	1.000
28 Juan Padilla, R ERA:	(6, 1)	1.0		5	1	0	0	2	1	0	0	0	0	0	8	12	0.00	2.000
Scott Schoeneweis, L ERA:	(7, 1)	1.2	B	9	2	1	0	1	2	0	0	0	0	0	9	17	0.00	2.400
70 Joe Smith, R ERA:	(8, 1)	1.1		5	0	0	0	2	0	0	0	0	0	0	9	9	0.00	0.000

PITCHER		IP	WLS	BF	H	R	ER	SO	BB	IBB	HBP	BLK	WP	HR	S	P	ERA	WHIP
Robert Paulk, R ERA:	(10, 1)	1.0		4	0	0	0	0	1	0	0	0	0	0	3	7	0.00	1.000
Brandon Nall, R ERA:	(11, 1)	1.0		3	0	0	0	1	1	0	0	0	0	0	4	8	0.00	1.000

Batter	1	2	3	4	5	6	7	8	9	10	11	AB	R	H	RBI	BB	SO	LOB
7 José Reyes, S (1, 6) OBP: 0.429, SLG: 0.625	K		P4		G3		5 E 15 G6-3 1B		S 1B			4	1	1	0	0	1	1
86 Jose Castro, S (8, 6) OBP: 1.000, SLG: 1.000												1	0	1	0	0	0	0
5 David Wright, R (1, 5) OBP: 0.357, SLG: 0.435	21 FC1-6 BB		F7		HR		15 G6-3 1-3 BB		P5 1-2			2	1	1	1	2	0	1
Mark Kiger, R (8, 5)												1	0	0	0	0	0	1
15 Carlos Beltrán, S (1, 8) OBP: 0.308, SLG: 0.625	K		HR 2-H		G3-1		G6-3 1-2f 3-H		G3	G6-3		4	1	1	2	0	1	2
Luis Nieves, S (8, 4)												1	0	0	0	0	0	0
21 Carlos Delgado, L (1, 3) OBP: 0.429, SLG: 0.400	FC1-6 1-2f		18 1B 1B		G4-3		K			G6-3		3	0	1	0	0	0	1
93 Andy Tracy, L (6, 3)												2	0	0	0	0	1	0
18 Moises Alou, R (1, 7) OBP: 0.217, SLG: 0.273		F8	1-2 1B			F9		K		F9		3	0	1	0	0	0	0
17 David Newhan, L (7, 7) OBP: 0.310, SLG: 0.560												2	0	0	0	0	1	0
20 Shawn Green, L (1, 9) OBP: 0.172, SLG: 0.214		E3 22 1B	K			E7 22 WP 1B		F7			K	3	1	0	0	0	1	2
63 Victor Mendez, S (7, 9)												2	0	0	0	0	1	0
22 Jose Valentin, S (1, 4) OBP: 0.421, SLG: 0.688	L4-3 1-3 1B		G3		K 2-3		F7				30 DI S BB	3	0	1	0	0	1	1
10 Endy Chavez, L (8, 8) OBP: 0.360, SLG: 0.409												1	0	0	0	1	0	0
Ruben Sierra, S (1, 10) OBP: 0.240, SLG: 0.227	L4-3 1-1		K		3-H 1B				G3		F9 1-2	5	0	1	1	0	1	3
11 Ramon Castro, R (1, 2) OBP: 0.467, SLG: 0.545			15 HR 2B		G1-3				G4-3		K 2-3	3	1	1	0	0	0	1
30 Mike DiFelice, R (7, 2)			F7									2	0	0	0	0	1	1
Inning Stats	R: 0 H: 0 E: 0 LOB: 1 K: 2 BB: 1 S: 7 P: 11	R: 0 H: 1 E: 1 LOB: 1 K: 0 BB: 0 S: 4 P: 4	R: 2 H: 4 E: 0 LOB: 2 K: 1 BB: 0 S: 9 P: 9	R: 0 H: 0 E: 0 LOB: 0 K: 1 BB: 0 S: 5 P: 5	R: 1 H: 1 E: 0 LOB: 0 K: 0 BB: 0 S: 4 P: 4	R: 1 H: 1 E: 1 LOB: 1 K: 1 BB: 0 S: 7 P: 7	R: 1 H: 1 E: 0 LOB: 0 K: 1 BB: 1 S: 5 P: 9	R: 0 H: 0 E: 0 LOB: 0 K: 1 BB: 0 S: 5 P: 5	R: 0 H: 1 E: 0 LOB: 1 K: 0 BB: 0 S: 5 P: 5	R: 0 H: 0 E: 0 LOB: 0 K: 0 BB: 0 S: 3 P: 3	R: 0 H: 0 E: 0 LOB: 1 K: 2 BB: 1 S: 8 P: 12	1B: 6 SF: 0 2B: 2 SAC: 0 3B: 0 DP: 2 HR: 2 HBP: 0						

PITCHER		IP	WLS	BF	H	R	ER	SO	BB	IBB	HBP	BLK	WP	HR	S	P	ERA	WHIP
52 Sergio Mitre, R ERA:	(1, 1)	2.0		8	1	0	0	2	1	0	0	0	0	0	11	15	0.00	1.000
Yusmeiro Petit, R ERA: 7.04	(3, 1)	2.2		13	5	3	3	2	0	0	0	0	0	2	17	17	10.12	1.875
37 Renyel Pinto, L ERA: 10.38	(5, 1)	1.1	B	6	1	1	0	1	0	0	0	0	1	0	8	8	0.00	0.750
Felix Rodriguez, R ERA: 3.18	(7, 1)	1.0		4	1	1	0	1	1	0	0	0	0	0	5	9	0.00	2.000
77 Henry Owens, R ERA:	(8, 1)	2.0		7	1	0	0	1	0	0	0	0	0	0	10	10	0.00	0.500

PITCHER		IP	WLS	BF	H	R	ER	SO	BB	IBB	HBP	BLK	WP	HR	S	P	ERA	WHIP
58 Harvey Garcia, R ERA: 1.5	(10, 1)	1.0		3	0	0	0	0	0	0	0	0	0	0	3	3	0.00	0.000
65 Scott Tyler, R ERA: 21.0	(11, 1)	1.0		4	0	0	0	2	1	0	0	0	0	0	8	12	0.00	1.000

BOTTOM

Florida Marlins @ New York Mets

Tradition Field, Port St. Lucie, FL

Sun Mar 11 2007, 1:10 PM EDT

Att. 6,477 - Partly Cloudy - 79 F

livebaseballscorecards.com

AB	42
R	5
H	9
RBI	4
BB	3
SO	9
LOB	14

Batter	1	2	3	4	5	6	7	8	9	AB	R	H	RBI	BB	SO	LOB
44 Lastings Milledge, R (1, 7) OBP: 0.400, SLG: 0.520	6 2B 1B	L5			K	F8	G5-3			5	1	1	0	0	1	1
6 Ruben Gotay, S (1, 4) OBP: 0.444, SLG: 0.563	61 F8 4 1B 1-H	G5-3			F8	F9				4	1	1	1	0	0	1
61 Carlos Gómez, R (1, 10) OBP: 0.250, SLG: 0.667	F8 2-3	K			P6			K		4	0	0	0	0	2	1
64 Mike Carp, L (1, 3) OBP: 0.444, SLG: 0.478	62 1B 4 1B 19 FC5-4-3-2 BB	4 FC5-4 1B				4 FC6-4 1B		62 BB 1B		3	1	3	0	1	0	0
4 Ben Johnson, R (1, 9) OBP: 0.467, SLG: 0.654	62 1B 19 FC5-4-3-2 1-2 3-H 1B	FC5-4 62 1B 1-2f				FC6-4 62 2B 19 G6-3 1-2f		K		4	1	1	1	0	1	3
62 Fernando Martinez, L (1, 8) OBP: 0.667, SLG: 0.800	19 FC5-4-3-2 1-2 2-3 1B	19 PO 1-3 1B				19 G6-3 1-3 2B		4-0 1-2 BB		3	0	3	0	1	0	0
19 Sandy Alomar Jr., R (1, 2) 77 Jose Reyes, S (6, 2) OBP: 0.143, SLG: 0.143	FC5-4-3-2 1-2 2-H 3-H	1 SAFE PO 1-2	G6-3			G6-3 2-3 3-H		G4-3		3 1	0 0	0 0	2 0	0 0	0 0	3 2
3 Damion Easley, R (1, 5) OBP: 0.276, SLG: 0.357		1 G4-3 1B	F8			F8			P6	4	0	1	0	0	0	1
1 Anderson Hernandez, S (1, 6) OBP: 0.207, SLG: 0.115 Jose Coronado, S (7, 6)	G4-3 1-2	L6					L3		G4-3	3 1	0 0	0 0	0 0	0 0	0 0	1 0
Inning Stats	R: 3 H: 4 E: 0 LOB: 1 K: 0 BB: 1 S: 6 P: 10	R: 0 H: 1 E: 0 LOB: 1 K: 0 BB: 0 S: 4 P: 4	R: 0 H: 2 E: 0 LOB: 1 K: 1 BB: 0 S: 6 P: 6	R: 0 H: 0 E: 0 LOB: 0 K: 0 BB: 0 S: 3 P: 3	R: 0 H: 0 E: 0 LOB: 0 K: 1 BB: 0 S: 5 P: 5	R: 1 H: 2 E: 0 LOB: 1 K: 0 BB: 0 S: 5 P: 5	R: 0 H: 0 E: 0 LOB: 0 K: 0 BB: 0 S: 3 P: 3	R: 0 H: 1 E: 0 LOB: 2 K: 2 BB: 1 S: 8 P: 12	R: 0 H: 0 E: 0 LOB: 0 K: 0 BB: 0 S: 3 P: 3	1B: 8 SF: 0 2B: 3 SAC: 0 3B: 0 DP: 1 HR: 0 HBP: 0						

PITCHER		IP	WLS	BF	H	R	ER	SO	BB	IBB	HBP	BLK	WP	HR	S	P	ERA	WHIP
Mike Maroth, L ERA: 3.0	(1, 1)	4.0	L	18	7	3	3	1	1	0	0	0	0	0	19	23	6.75	2.000
31 Zach Miner, R ERA: 4.5	(5, 1)	1.0		3	0	0	0	1	0	0	0	0	0	0	5	5	0.00	0.000
Wilfredo Ledezma, L ERA: 7.2	(6, 1)	1.0		5	2	1	1	0	0	0	0	0	0	0	5	5	9.00	2.000
53 Jordan Tata, R ERA: 13.5	(7, 1)	1.0		3	0	0	0	0	0	0	0	0	0	0	3	3	0.00	0.000
54 Joel Zumaya, R ERA:	(8, 1)	1.0		5	1	0	0	2	1	0	0	0	0	0	8	12	0.00	2.000

PITCHER		IP	WLS	BF	H	R	ER	SO	BB	IBB	HBP	BLK	WP	HR	S	P	ERA	WHIP
56 Fernando Rodney, R ERA: 2.08	(9, 1)	1.0		3	0	0	0	0	0	0	0	0	0	0	3	3	0.00	0.000

TOP

New York Mets @ Detroit Tigers

Joker Marchant Stadium, Lakeland, FL

Sun Mar 11 2007, 1:05 PM EDT

Att. 6,345 - Sunny - 81 F

livebaseballscorecards.com

AB	35
R	4
H	10
RBI	4
BB	2
SO	4
LOB	13

New York Mets @ Detroit Tigers

Joker Marchant Stadium, Lakeland, FL

Sun Mar 11 2007, 1:05 PM EDT

Att. 6,345 - Sunny - 81 F

livebaseballscorecards.com

BOTTOM

Batter	1	2	3	4	5	6	7	8	9	AB	R	H	RBI	BB	SO	LOB
Ivan Rodriguez, R (1, 10) OBP: 0.429, SLG: 0.680 Justin Justice, L (5, PR) (6, 10)	F7		F9		CS 1B		K			3	0	1	0	0	0	0
										1	0	0	0	0	1	1
14 Placido Polanco, R (1, 4) OBP: 0.630, SLG: 0.833 Scott Sizemore, R (6, 4)	FC3-6 9 1B 1B		G6-3		P4		K			3	0	1	0	0	0	1
										1	0	0	0	0	1	1
9 Carlos Guillen, S (1, 6) OBP: 0.286, SLG: 0.320 39 Ramon Santiago, S (6, 6) OBP: 0.250, SLG: 0.625	FC3-6 1-2 1B		F8		F9			F9		3	0	1	0	0	0	1
										1	0	0	0	0	0	0
Sean Casey, L (1, 3) OBP: 0.250, SLG: 0.318 Jeff Larish, L (7, 3)	FC3-6 1-2f 2-3			F9	CS 1-2	F7		K		3	0	0	0	0	0	2
										1	0	0	0	0	1	0
20 Omar Infante, R (1, 8) OBP: 0.250, SLG: 0.417	F7			G4-3		F7		F8		4	0	0	0	0	0	2
74 Timo Perez, L (1, 9) OBP: 0.450, SLG: 0.611		BBBB 4-0 13 FC6-4 BB		45 13 1B 2B 1B		HR			F7	3	2	2	1	1	0	0
13 Vance Wilson, R (1, 2) OBP: 0.450, SLG: 0.667 70 Dane Sardinha, R (8, 2)		FC6-4 1-2f		45 2B 1-2 1B		K		F7		3	0	1	0	0	1	1
										1	0	0	0	0	0	0
45 Kody Kirkland, R (1, 5) OBP: 0.200, SLG: 0.286		F8		1-3 2-H 2B			P2		F9	4	0	1	1	0	0	1
73 Brandon Watson, L (1, 7) OBP: 0.273, SLG: 0.238		CCC K		G4-3			E6			3	0	0	0	0	1	3

Inning Stats																						
	R: 0	H: 2	R: 0	H: 0	R: 0	H: 0	R: 1	H: 3	R: 0	H: 1	R: 1	H: 1	R: 0	H: 0	R: 0	H: 0	R: 0	H: 0	1B: 5	SF: 0	WP: 0	PA: 36
	E: 0	LOB: 2	E: 0	LOB: 1	E: 0	LOB: 0	E: 0	LOB: 2	E: 0	LOB: 1	E: 0	LOB: 0	E: 1	LOB: 1	E: 0	LOB: 0	E: 0	LOB: 0	2B: 1	SAC: 0	PB: 0	
	K: 0	BB: 0	K: 1	BB: 1	K: 0	BB: 0	K: 0	BB: 0	K: 0	BB: 0	K: 1	BB: 0	K: 2	BB: 0	K: 1	BB: 0	K: 0	BB: 0	3B: 0	DP: 0	SB: 0	
	S: 5	P: 5	S: 5	P: 9	S: 3	P: 3	S: 6	P: 6	S: 3	P: 4	S: 6	P: 6	S: 8	P: 8	S: 5	P: 5	S: 3	P: 3	HR: 1	HBP: 0	CS: 1	

PITCHER		IP	WLS	BF	H	R	ER	SO	BB	IBB	HBP	BLK	WP	HR	S	P	ERA	WHIP
35 Aaron Sele, R ERA: 7.04	(1, 1)	3.2	W	17	5	1	1	1	1	0	0	0	0	0	18	22	2.46	1.636
92 Ivan Maldonado, R ERA:	(4, 1)	0.1	H	1	0	0	0	0	0	0	0	0	0	0	1	1	0.00	0.000
29 Jorge Sosa, R ERA: 3.38	(5, 1)	4.0	H	14	2	1	1	4	0	0	0	0	0	1	22	23	2.25	0.500
71 Willie Collazo, L ERA:	(9, 1)	1.0	S	3	0	0	0	0	0	0	0	0	0	0	3	3	0.00	0.000

PITCHER	IP	WLS	BF	H	R	ER	SO	BB	IBB	HBP	BLK	WP	HR	S	P	ERA	WHIP

AB	34
R	2
H	7
RBI	2
BB	1
SO	5
LOB	13

New York Mets @ Washington Nationals

Space Coast Stadium, Viera, FL

Mon Mar 12 2007, 1:05 PM EDT

Att. 4,924 - Partly Cloudy - 76 F

TOP

livebaseballscorecards.com

Batter	1	2	3	4	5	6	7	8	9	AB	R	H	RBI	BB	SO	LOB
7 José Reyes, S (1, 6) OBP: 0.438, SLG: 0.679	16 G4-3 3B		G6-3			F9	1-2 2-H 3-H 1B		F9	4	1	2	2	0	0	0
77 Jose Reyes, S (7, 2) OBP: 0.125, SLG: 0.125										1	0	0	0	0	0	0
16 Paul Lo Duca, R (1, 2) OBP: 0.250, SLG: 0.176	G4-3 3-H		G6-3			F9	F8		10 FC3-6 1B	4	0	0	1	0	0	2
25 Pedro Feliciano, L (7, 1)										0	0	0	0	0	0	0
39 Jon Adkins, L (8, 1)										0	0	0	0	0	0	0
61 Carlos Gómez, R (9, PH) OBP: 0.333, SLG: 0.714										1	0	1	0	0	0	0
15 Carlos Beltrán, S (1, 8) OBP: 0.276, SLG: 0.556	K			L9		K		64 G6-4-3 BB	FC3-6 1-2f	3	0	0	0	0	2	0
10 Endy Chavez, L (7, 8) OBP: 0.370, SLG: 0.391										1	0	0	0	1	0	1
21 Carlos Delgado, L (1, 3) OBP: 0.471, SLG: 0.417	G6-3			18 F9-6 5 1B 1B			5 1B 44 1B BB	G6-4-3 1-2f		2	1	1	0	1	0	0
64 Mike Carp, L (7, 3) OBP: 0.429, SLG: 0.458										1	0	0	0	0	0	1
5 David Wright, R (1, 5) OBP: 0.419, SLG: 0.500		18 G6-4-3 1B		1-2 1B			1 1B 44 1B 7 1B 1-3 1B	17 WP 17 2B 1B		3	1	3	0	0	0	0
4 Ben Johnson, R (7, 7) OBP: 0.484, SLG: 0.667										1	1	1	0	0	0	0
18 Moises Alou, R (1, 7) OBP: 0.192, SLG: 0.240		G6-4-3 1-2f		F9-6 2-2			L4	1-H 44 1B 2B		3	0	0	0	0	0	5
17 David Newhan, L (7, 5) OBP: 0.333, SLG: 0.615										1	1	1	1	0	0	0
44 Lastings Milledge, R (1, 9) OBP: 0.441, SLG: 0.552		1B			F8		1 1B 7 1B 1-2 3-H 1B	2-H 1B		4	1	3	2	0	0	0
1 Anderson Hernandez, S (1, 4) OBP: 0.242, SLG: 0.138		G5-3			B1-6-3 BB		7 1B 1-2 2-3 1B	G4-3		3	0	1	0	1	0	2
(7, 6)																
61 Chan Ho Park, R (1, 1)			G1		B1-6-3 1-2f		K		K	1	0	0	0	0	0	0
Alay Soler, R (4, 1)										1	0	0	0	0	0	1
13 Billy Wagner, L (6, 1)										0	0	0	0	0	0	0
Ruben Sierra, S (7, PH) OBP: 0.231, SLG: 0.217										1	0	0	0	0	1	3
6 Ruben Gotay, S (7, 4) OBP: 0.421, SLG: 0.529										1	0	0	0	0	1	0
Inning Stats	R: 1 E: 0 K: 1 S: 6 H: 1 LOB: 0 BB: 0 P: 6	R: 0 E: 0 K: 0 S: 4 H: 2 LOB: 1 BB: 0 P: 4	R: 0 E: 0 K: 0 S: 3 H: 0 LOB: 0 BB: 0 P: 3	R: 0 E: 0 K: 0 S: 4 H: 2 LOB: 1 BB: 0 P: 4	R: 0 E: 0 K: 0 S: 2 H: 0 LOB: 0 BB: 1 P: 6	R: 0 E: 0 K: 1 S: 5 H: 0 LOB: 0 BB: 0 P: 5	R: 3 E: 0 K: 1 S: 9 H: 4 LOB: 2 BB: 1 P: 13	R: 2 E: 0 K: 0 S: 5 H: 3 LOB: 1 BB: 1 P: 10	R: 0 E: 0 K: 1 S: 6 H: 1 LOB: 1 BB: 0 P: 6	1B: 11 2B: 2 3B: 1 HR: 0	SF: 0 SAC: 0 DP: 4 HBP: 0						

	AB	36
	R	6
	H	13
	RBI	6
	BB	3
	SO	4
	LOB	15

WP: 1 PB: 0 SB: 0 CS: 0 PA: 39

PITCHER	IP	WLS	BF	H	R	ER	SO	BB	IBB	HBP	BLK	WP	HR	S	P	ERA	WHIP
41 Shawn Hill, R (1, 1) ERA: 2.0	4.0		15	5	1	1	1	0	0	0	0	0	0	17	17	2.25	1.250
38 Joel Hanrahan, R (5, 1) ERA: 27.0	2.1	H	11	3	3	3	1	2	0	0	0	0	0	11	19	11.57	2.143
34 Ray King, L (7, 1) ERA: 10.8	1.1	H	7	3	2	2	1	1	0	0	0	1	0	8	13	13.50	3.000
Jon Rauch, R (8, 1) ERA:	0.1	W	2	1	0	0	0	0	0	0	0	0	0	2	2	0.00	3.000
32 Chad Cordero, R (9, 1) ERA:	1.0	S	4	1	0	0	1	0	0	0	0	0	0	6	6	0.00	1.000

PITCHER	IP	WLS	BF	H	R	ER	SO	BB	IBB	HBP	BLK	WP	HR	S	P	ERA	WHIP

Batter	1	2	3	4	5	6	7	8	9	AB	R	H	RBI	BB	SO	LOB
Felipe Lopez, S (1, 4) OBP: 0.167, SLG: 0.130	G4-3		K	G3 1-3		G3		HR 1-2 1B		3	0	0	0	0	1	2
Joe Thurston, L (6, 4) OBP: 0.308, SLG: 0.250										2	1	1	0	0	0	0
Chris Snelling, L (1, 7) OBP: 0.409, SLG: 0.529	K		11 2B 25 WP HBP	P5		F7		HR 1-H 2-H		4	2	1	3	0	1	1
11 Ryan Zimmerman, R (1, 5) OBP: 0.500, SLG: 0.818	2B		25 WP 1-3 3-H 2B		HR		77 1B BB	1B		3	1	3	2	0	0	0
5 Kory Casto, L (6, 5) OBP: 0.529, SLG: 0.500										1	0	1	0	1	0	0
25 Austin Kearns, R (1, 9) OBP: 0.462, SLG: 0.476	G6-3		BB 2-3 3-H		13 1B 61 FC3-2 1B		1-2 1B	F7		2	0	1	0	1	0	1
77 Abraham Nunez, S (5, PR) OBP: 0.421, SLG: 0.688										2	0	1	0	0	0	1
(6, 9)																
13 Robert Fick, L (1, 3) OBP: 0.294, SLG: 0.438		K	K		61 FC3-2 1-3 SF8 1B		K	F7		3	1	1	0	0	2	2
33 Larry Broadway, L (6, 3) OBP: 0.333, SLG: 0.316										2	0	0	0	0	1	3
61 Juan Brito, R (1, 2) OBP: 0.364, SLG: 0.556		K		BB 7 SH1-4 15 1B 1B	FC3-2 1-3 3-H		K			2	1	0	0	1	1	2
Danny Ardoin, R (7, PH) OBP: 0.125, SLG: 0.125										1	0	0	0	0	1	2
(8, 2)																
Josh Wilson, R (1, 6) OBP: 0.500, SLG: 0.450	G6-3			7 SH1-4 15 1B 1-2 1B	SF8 3-H		P3			3	1	1	1	0	0	2
7 Nook Logan, S (1, 8) OBP: 0.323, SLG: 0.296		11 2B 3B		SH1-4 1-2 2-3	K			G1-3		3	1	1	0	0	1	1
41 Shawn Hill, R (1, 1)			K	G3 PB 2-H 3-H 1B		G5-3		HR 1B BB		1	0	0	0	0	1	1
15 Cristian Guzman, S (4, PH) OBP: 0.308, SLG: 0.223										1	0	1	2	0	0	0
38 Joel Hanrahan, R (5, 1)										1	0	0	0	0	0	0
34 Ray King, L (7, 1)										0	0	0	0	0	0	0
Jon Rauch, R (8, 1)										0	0	0	0	0	0	0
Ryan Church, L (8, PH) OBP: 0.320, SLG: 0.238										0	0	0	0	1	0	0
Bernie Castro, S (8, PR) OBP: 0.538, SLG: 0.455										0	1	0	0	0	0	0
32 Chad Cordero, R (9, 1)										0	0	0	0	0	0	0
Inning Stats	R: 0 E: 0 K: 1 S: 6 H: 1 LOB: 1 BB: 0 P: 6	R: 0 E: 0 K: 2 S: 7 H: 0 LOB: 0 BB: 0 P: 7	R: 2 E: 0 K: 3 S: 11 H: 2 LOB: 2 BB: 1 P: 16	R: 2 E: 0 K: 0 S: 5 H: 2 LOB: 1 BB: 1 P: 10	R: 2 E: 0 K: 1 S: 8 H: 3 LOB: 1 BB: 0 P: 8	R: 0 E: 0 K: 0 S: 3 H: 0 LOB: 0 BB: 0 P: 3	R: 0 E: 0 K: 2 S: 8 H: 1 LOB: 2 BB: 1 P: 12	R: 3 E: 0 K: 0 S: 6 H: 3 LOB: 1 BB: 1 P: 10		1B: 7 2B: 2 3B: 1 HR: 2 SF: 1 SAC: 1 DP: 0 HBP: 1						

PITCHER		IP	WLS	BF	H	R	ER	SO	BB	IBB	HBP	BLK	WP	HR	S	P	ERA	WHIP
61 Chan Ho Park, R ERA: 7.11	(1, 1)	3.1		18	5	4	4	6	2	0	1	0	1	0	27	36	10.80	2.100
Alay Soler, R ERA: 8.22	(4, 1)	1.2		8	3	2	2	1	0	0	0	0	0	1	10	11	10.80	1.800
13 Billy Wagner, L ERA: 1.8	(6, 1)	1.0		3	0	0	0	0	0	0	0	0	0	0	3	3	0.00	0.000
25 Pedro Feliciano, L ERA:	(7, 1)	1.0		5	1	0	0	2	1	0	0	0	0	0	8	12	0.00	2.000
39 Jon Adkins, R ERA: 11.57	(8, 1)	1.0	L	7	3	3	3	0	1	0	0	0	0	1	6	10	27.00	4.000

PITCHER	IP	WLS	BF	H	R	ER	SO	BB	IBB	HBP	BLK	WP	HR	S	P	ERA	WHIP

BOTTOM

New York Mets @ Washington Nationals

Space Coast Stadium, Viera, FL

Mon Mar 12 2007, 1:05 PM EDT
Att. 4,924 - Partly Cloudy - 76 F

livebaseballscorecards.com

AB	34
R	9
H	12
RBI	8
BB	4
SO	9
LOB	18

WP: 1 PA: 41
PB: 1
SB: 0
CS: 0

New York Mets @ Cleveland Indians

Chain of Lakes Park, Winter Haven, FL

Tue Mar 13 2007, 1:05 PM EDT

Att. 5,666 - Sunny - 78 F

TOP

livebaseballscorecards.com

Batter	1	2	3	4	5	6	7	8	9	AB	R	H	RBI	BB	SO	LOB
7 José Reyes, S (1, 6) OBP: 0.444, SLG: 0.750 1 Anderson Hernandez, S (6, 6) OBP: 0.235, SLG: 0.133	0-0 21 G4-3 3 S 1B	0-1 1-H HR		0-0 L4		0-0 G4-3		0-0 G4-3		4 1	1 0	2 0	2 0	0 0	0 0	1 1
3 Damion Easley, R (1, 5) OBP: 0.281, SLG: 0.333 17 David Newhan, L (5, PR) OBP: 0.313, SLG: 0.571 (5, 5)	1-3 1-2 K	0-0 E5			4-0 21 BB 16 1B BB		0-0 P4		0-0 F9	2 2	0 1	0 0	0 0	1 0	1 0	1 0
21 Carlos Delgado, L (1, 3) OBP: 0.429, SLG: 0.333 61 Carlos Gómez, R (7, 9) OBP: 0.300, SLG: 0.625	0-0 G4-3 2-3	0-0 F7			4-0 20 G1-6-3 16 1B 1-2 BB		0-0 P5		0-0 E6 64 S	3 1	0 0	0 0	0 0	1 0	0 0	2 0
16 Paul Lo Duca, R (1, 2) OBP: 0.261, SLG: 0.200 11 Ramon Castro, R (5, 2) OBP: 0.471, SLG: 0.538	0-0 G5-3	0-0 P2			0-0 20 G1-6-3 1-2 2-H 1B		0-0 1B		0-0 F9	3 2	0 0	1 1	1 0	0 0	0 0	1 1
20 Shawn Green, L (1, 9) OBP: 0.182, SLG: 0.313 64 Mike Carp, L (7, 3) OBP: 0.414, SLG: 0.440		0-0 HR			0-0 G1-6-3 1-2f 2-3		0-0 G5-3		1-3 1-2 K	4 1	1 0	1 0	1 0	0 0	0 1	3 1
44 Lastings Milledge, R (1, 10) OBP: 0.459, SLG: 0.548 Ruben Sierra, S (8, PH) OBP: 0.222, SLG: 0.208 (8, 10)	0-0 6 S 10 1B 1B	4-0 BB			0-0 G6-3			0-0 F7		2 1	1 0	1 0	0 0	1 0	0 0	2 0
4 Ben Johnson, R (1, 7) OBP: 0.429, SLG: 0.581	0-0 P4	0-0 F8				0-0 P3		0-3 K		4	0	0	0	0	1	2
6 Ruben Gotay, S (1, 4) OBP: 0.391, SLG: 0.571	0-3 1-2 K	0-3 K				0-0 G3		0-0 10 1B 3B		4	1	1	0	0	2	1
10 Endy Chavez, L (1, 8) OBP: 0.419, SLG: 0.444	0-0 7 S 7 HR 2-H 1B	0-3 K				0-0 1B		0-0 3-H 1B		4	1	3	2	0	1	0
Inning Stats	R: 0 H: 1 E: 0 LOB: 1 K: 1 BB: 0 S: 6 P: 7	R: 4 H: 4 E: 1 LOB: 1 K: 1 BB: 0 S: 11 P: 11	R: 0 H: 0 E: 0 LOB: 1 K: 0 BB: 1 S: 3 P: 7	R: 0 H: 0 E: 0 LOB: 0 K: 2 BB: 0 S: 7 P: 7	R: 1 H: 1 E: 0 LOB: 2 K: 0 BB: 2 S: 3 P: 11	R: 0 H: 1 E: 0 LOB: 1 K: 0 BB: 0 S: 4 P: 4	R: 0 H: 1 E: 0 LOB: 1 K: 0 BB: 0 S: 4 P: 4	R: 1 H: 2 E: 0 LOB: 1 K: 1 BB: 0 S: 7 P: 7	R: 0 H: 0 E: 1 LOB: 1 K: 1 BB: 0 S: 6 P: 7	1B: 7 SF: 0 2B: 0 SAC: 0 3B: 1 DP: 1 HR: 2 HBP: 0						

	AB	38
	R	6
	H	10
	RBI	6
	BB	3
	SO	6
	LOB	16

WP: 0 PA: 41
PB: 0
SB: 4
CS: 0

PITCHER		IP	WLS	BF	H	R	ER	SO	BB	IBB	HBP	BLK	WP	HR	S	P	ERA	WHIP
CC Sabathia, L ERA: 5.0	(1, 1)	4.0	L	19	5	4	4	4	1	0	0	0	0	2	27	32	9.00	1.500
54 Brian Slocum, R ERA: 3.0	(5, 1)	2.0		9	2	1	1	0	2	0	0	0	0	0	7	15	4.50	2.000
46 Aaron Fultz, L ERA: 4.05	(7, 1)	1.0		4	1	0	0	0	0	0	0	0	0	0	4	4	0.00	1.000
63 Rafael Betancourt, R ERA: 9.0	(8, 1)	1.0		5	2	1	1	1	0	0	0	0	0	0	7	7	9.00	2.000
40 Tom Mastny, R ERA:	(9, 1)	1.0		4	0	0	0	1	0	0	0	0	0	0	6	7	0.00	0.000

PITCHER	IP	WLS	BF	H	R	ER	SO	BB	IBB	HBP	BLK	WP	HR	S	P	ERA	WHIP

BOTTOM

Batter	1	2	3	4	5	6	7	8	9	AB	R	H	RBI	BB	SO	LOB
29 Josh Barfield, R (1, 4) OBP: 0.333, SLG: 0.348	G6-3		K	K 1-2		P4			FC4-6 1B 15 WP 1-2f	3	0	0	0	0	2	1
11 Luis Rivas, R (6, 4) OBP: 0.308, SLG: 0.435										2	1	0	0	0	0	3
Jason Michaels, R (1, 8) OBP: 0.385, SLG: 0.480	F8		G5-3		48 G4-6-3 1B		15 G4-3 41 SF7 2B		15 G4-3 73 WP 15 WP 2-3 1B	5	2	3	0	0	0	0
48 Travis Hafner, L (1, 3) OBP: 0.320, SLG: 0.318	F8		2 1B 2B		G4-6-3 1-2f		G4-3 2-3		G4-3 1-3 3-H	3	1	1	0	0	0	1
15 Mike Rouse, L (6, 5) OBP: 0.269, SLG: 0.480										2	0	0	0	0	0	2
41 Victor Martinez, S (1, 2) OBP: 0.524, SLG: 0.947		K	2 1B BB		2B		SF7 3-H		G1-3 3-H	2	0	1	1	1	1	0
73 Max Ramirez, R (8, 2) OBP: 0.333, SLG: 0.250										1	0	0	0	0	0	0
2 Jhonny Peralta, R (1, 6) OBP: 0.375, SLG: 0.435		F8	1-2 2-H 1B		K		F9			3	0	1	1	0	1	1
64 Asdrúbal Cabrera, S (6, 6) OBP: 0.273, SLG: 0.200										1	0	0	0	0	0	0
65 Ben Francisco, R (1, 9) OBP: 0.429, SLG: 0.840		HR	F7			G5-3		G6-3		4	1	1	1	0	0	2
68 Michael Aubrey, L (1, 10) OBP: 0.438, SLG: 0.385		27 WP HBP		K		62 2B 1B		K		3	0	1	0	0	2	0
27 Hector Luna, R (1, 5) OBP: 0.381, SLG: 0.389 (6, 3)		1-2 BB		L4		F8		K		3	0	0	0	1	1	1
62 Trevor Crowe, S (1, 7) OBP: 0.381, SLG: 0.333		L8		29 S BB		1-3 2B			11 FC4-6 1B	3	0	2	0	1	0	2
Inning Stats	R: 0 H: 0 E: 0 LOB: 0 K: 0 BB: 0 S: 3 P: 3	R: 1 H: 1 E: 0 LOB: 2 K: 1 BB: 1 S: 6 P: 11	R: 1 H: 2 E: 0 LOB: 2 K: 1 BB: 1 S: 7 P: 11	R: 0 H: 0 E: 0 LOB: 1 K: 2 BB: 1 S: 7 P: 12	R: 0 H: 2 E: 0 LOB: 1 K: 1 BB: 0 S: 6 P: 6	R: 0 H: 2 E: 0 LOB: 2 K: 0 BB: 0 S: 5 P: 5	R: 1 H: 1 E: 0 LOB: 0 K: 0 BB: 0 S: 4 P: 4	R: 0 H: 0 E: 0 LOB: 0 K: 2 BB: 0 S: 7 P: 7	R: 2 H: 2 E: 1 LOB: 0 K: 0 BB: 0 S: 7 P: 9	1B: 5 SF: 1 2B: 4 SAC: 0 3B: 0 DP: 1 HR: 1 HBP: 1						

PITCHER		IP	WLS	BF	H	R	ER	SO	BB	IBB	HBP	BLK	WP	HR	S	P	ERA	WHIP
43 Jason Vargas, L ERA: 2.57	(1, 1)	3.0	W	15	3	2	2	2	2	0	1	0	1	1	16	25	6.00	1.667
40 Ambiorix Burgos, R ERA: 4.91	(4, 1)	2.0	H	8	2	0	0	3	1	0	0	0	0	0	13	18	0.00	1.500
49 Philip Humber, R ERA: 16.2	(6, 1)	2.0	H	9	3	1	1	0	0	0	0	0	0	0	9	9	4.50	1.500
68 Lino Urdaneta, R ERA: 3.6	(8, 1)	2.0	S	8	2	2	2	2	0	0	0	0	2	0	14	16	9.00	1.000

PITCHER	IP	WLS	BF	H	R	ER	SO	BB	IBB	HBP	BLK	WP	HR	S	P	ERA	WHIP

New York Mets @ Cleveland Indians
Chain of Lakes Park, Winter Haven, FL
Tue Mar 13 2007, 1:05 PM EDT
Att. 5,666 - Sunny - 78 F

livebaseballscorecards.com

AB	35
R	5
H	10
RBI	3
BB	3
SO	7
LOB	13

WP: 3 PA: 40
PB: 0
SB: 1
CS: 0

New York Mets @ Detroit Tigers

Joker Marchant Stadium, Lakeland, FL

Wed Mar 14 2007, 1:05 PM EDT

Att. 8,561 - Sunny - 77 F

livebaseballscorecards.com

TOP

Batter	1	2	3	4	5	6	7	8	9	AB	R	H	RBI	BB	SO	LOB
4 Ben Johnson, R (1, 9) OBP: 0.385, SLG: 0.514	G6-3		G5-3			K			F9	4	0	0	0	0	1	0
6 Ruben Gotay, S (1, 4) OBP: 0.333, SLG: 0.480	F8			P2		F9			F9	4	0	0	0	0	0	0
15 Carlos Beltrán, S (1, 8) OBP: 0.281, SLG: 0.567 61 Carlos Gómez, R (7, 8) OBP: 0.273, SLG: 0.556	2B			G5-3			L3		G6-3	3 1	0 0	1 0	0 0	0 0	0 0	0 0
5 David Wright, R (1, 5) OBP: 0.412, SLG: 0.483 17 David Newhan, L (7, 5) OBP: 0.313, SLG: 0.571	G5-3			F7			18 CS 1B			3 0	0 0	1 0	0 0	0 0	0 0	1 0
18 Moises Alou, R (1, 7) OBP: 0.207, SLG: 0.250 44 Lastings Milledge, R (7, 7) OBP: 0.459, SLG: 0.548		30 CS 1B			G6-3		G5-3 1-2			3 0	0 0	1 0	0 0	0 0	0 0	1 0
20 Shawn Green, L (1, 10) OBP: 0.167, SLG: 0.286		F7			P3			G4-3		3	0	0	0	0	0	1
30 Mike DiFelice, R (1, 2) OBP: 0.200, SLG: 0.200		1 SAFE F7 1-2			1B			1B		3	0	2	0	0	0	1
64 Mike Carp, L (1, 3) OBP: 0.375, SLG: 0.393			G3-1		G4-3			K		3	0	0	0	0	1	2
1 Anderson Hernandez, S (1, 6) OBP: 0.216, SLG: 0.121			G1-3			F7		G4-3		3	0	0	0	0	0	1
Inning Stats	R: 0 E: 0 K: 0 S: 4 H: 1 LOB: 1 BB: 0 P: 4	R: 0 E: 0 K: 0 S: 3 H: 1 LOB: 0 BB: 0 P: 3	R: 0 E: 0 K: 0 S: 3 H: 0 LOB: 0 BB: 0 P: 3	R: 0 E: 0 K: 0 S: 3 H: 0 LOB: 0 BB: 0 P: 3	R: 0 E: 0 K: 0 S: 4 H: 1 LOB: 1 BB: 0 P: 4	R: 0 E: 0 K: 1 S: 5 H: 0 LOB: 0 BB: 0 P: 5	R: 0 E: 0 K: 0 S: 4 H: 1 LOB: 0 BB: 0 P: 4	R: 0 E: 0 K: 1 S: 6 H: 1 LOB: 1 BB: 0 P: 6	R: 0 E: 0 K: 0 S: 3 H: 0 LOB: 0 BB: 0 P: 3	1B: 4 2B: 1 3B: 0 HR: 0 SF: 0 SAC: 0 DP: 0 HBP: 0						

AB	30
R	0
H	5
RBI	0
BB	0
SO	2
LOB	7

WP: 0 PB: 0 SB: 0 CS: 2 PA: 30

PITCHER		IP	WLS	BF	H	R	ER	SO	BB	IBB	HBP	BLK	WP	HR	S	P	ERA	WHIP
37 Kenny Rogers, L ERA: 2.45	(1, 1)	5.0	W	17	3	0	0	0	0	0	0	0	0	0	17	17	0.00	0.600
54 Joel Zumaya, R ERA:	(6, 1)	1.0	H	3	0	0	0	1	0	0	0	0	0	0	5	5	0.00	0.000
56 Fernando Rodney, R ERA: 1.69	(7, 1)	1.0	H	3	1	0	0	0	0	0	0	0	0	0	4	4	0.00	1.000
Wilfredo Ledezma, L ERA: 6.0	(8, 1)	1.0	H	4	1	0	0	1	0	0	0	0	0	0	6	6	0.00	1.000
59 Todd Jones, R ERA:	(9, 1)	1.0	S	3	0	0	0	0	0	0	0	0	0	0	3	3	0.00	0.000

PITCHER	IP	WLS	BF	H	R	ER	SO	BB	IBB	HBP	BLK	WP	HR	S	P	ERA	WHIP

Batter	1	2	3	4	5	6	7	8	9	AB	R	H	RBI	BB	SO	LOB
28 Curtis Granderson, L (1, 8) OBP: 0.343, SLG: 0.469 66 Cameron Maybin, R (7, PR) OBP: 0.471, SLG: 0.600 (8, 8)	HR		1B		2B		1B			4 0	1 0	4 0	1 0	0 0	0 0	0 0
Ivan Rodriguez, R (1, 2) OBP: 0.441, SLG: 0.742 72 Steve Torrealba, R (6, 2)	9 PB 1B		K 1-2		E3 2-3		SH1-4 1-2 2-3			3 0	0 0	1 0	0 0	0 0	1 0	2 0
9 Carlos Guillen, S (1, 6) OBP: 0.278, SLG: 0.258 63 Brent Dlugach, R (8, 6) OBP: 0.357, SLG: 0.538	P5 1-2		30 FC6-4 BB		F8		K			3 0	0 0	0 0	0 0	1 0	1 0	6 0
30 Magglio Ordonez, R (1, 9) OBP: 0.367, SLG: 0.348 74 Timo Perez, L (6, PR) OBP: 0.435, SLG: 0.550 (7, 9) (9, 7)	K		FC6-4 1-2f			G4-1 BB	F8			2 1	0 0	0 0	0 0	1 0	1 0	3 3
Sean Casey, L (1, 3) OBP: 0.200, SLG: 0.250 31 Chris Shelton, R (7, 3) OBP: 0.440, SLG: 0.591	G4-3			F8	G4-1 1-2			G4-6-3 HBP		3 0	0 0	0 0	0 0	0 0	0 0	2 0
Craig Monroe, R (1, 10) OBP: 0.364, SLG: 0.500		P4		P6	33 1B			G4-6-3 1-2f		4	0	1	0	0	0	1
33 Marcus Thames, R (1, 7) OBP: 0.400, SLG: 0.760 24 Brent Clevlen, R (9, 9) OBP: 0.381, SLG: 0.500		F9		K	1-2 1B			HR		4 0	1 0	2 0	1 0	0 0	1 0	0 0
15 Brandon Inge, R (1, 5) OBP: 0.257, SLG: 0.138 45 Kody Kirkland, R (7, 5) OBP: 0.188, SLG: 0.267		G6-3			G6-3	F8		K		3 1	0 0	0 0	0 0	0 0	1 1	2 0
39 Ramon Santiago, S (1, 4) OBP: 0.300, SLG: 0.600			K		F7		72 SH1-4 28 1B 1B			3	0	1	0	0	1	0
Inning Stats	R: 1 E: 0 K: 1 S: 7 H: 2 LOB: 1 BB: 0 P: 8	R: 0 E: 0 K: 0 S: 3 H: 0 LOB: 0 BB: 0 P: 3	R: 0 E: 0 K: 2 S: 8 H: 1 LOB: 2 BB: 1 P: 12	R: 0 E: 0 K: 1 S: 5 H: 0 LOB: 0 BB: 0 P: 5	R: 0 E: 1 K: 0 S: 5 H: 1 LOB: 2 BB: 0 P: 5	R: 0 E: 0 K: 0 S: 4 H: 2 LOB: 2 BB: 1 P: 8	R: 0 E: 0 K: 1 S: 7 H: 2 LOB: 3 BB: 0 P: 7	R: 1 E: 0 K: 1 S: 5 H: 1 LOB: 0 BB: 0 P: 6		1B: 6 2B: 1 3B: 0 HR: 2 SF: 0 SAC: 1 DP: 1 HBP: 1			WP: 0 PB: 1 SB: 1 CS: 0 PA: 35		

PITCHER		IP	WLS	BF	H	R	ER	SO	BB	IBB	HBP	BLK	WP	HR	S	P	ERA	WHIP
33 John Maine, R ERA: 1.0	(1, 1)	4.0	L	16	3	1	1	4	1	0	0	0	0	1	23	28	2.25	1.000
34 Mike Pelfrey, R ERA: 1.0	(5, 1)	4.0		19	6	1	1	2	1	0	1	0	0	1	21	26	2.25	1.750

PITCHER	IP	WLS	BF	H	R	ER	SO	BB	IBB	HBP	BLK	WP	HR	S	P	ERA	WHIP

BOTTOM

New York Mets @ Detroit Tigers

Joker Marchant Stadium, Lakeland, FL

Wed Mar 14 2007, 1:05 PM EDT
Att. 8,561 - Sunny - 77 F

livebaseballscorecards.com

AB	31
R	2
H	9
RBI	2
BB	2
SO	6
LOB	19

Boston Red Sox @ New York Mets

Tradition Field, Port St. Lucie, FL

Thu Mar 15 2007, 7:10 PM EDT

Att. 7,325 - Partly Cloudy - 81 F

TOP

livebaseballscorecards.com

Batter	1	2	3	4	5	6	7	8	9	AB	R	H	RBI	BB	SO	LOB
23 Julio Lugo, R (1, 6) OBP: 0.306, SLG: 0.303	G6-3		13 S 1B			G5-3		K	P6	3	0	1	0	0	0	0
77 Ed Rogers, R (6, 6) OBP: 0.455, SLG: 0.600										2	0	0	0	0	1	3
13 Alex Cora, L (1, 4)	1B		G4-3 1-2			F9		71 BB 1-2 1B		3	0	1	0	0	0	1
11 Joe McEwing, R (6, 4) OBP: 0.353, SLG: 0.344										1	0	1	0	0	0	0
34 David Ortiz, L (1, 3) OBP: 0.357, SLG: 0.292				K		K		3 FC6-4 1-2 2-3 BB		3	0	0	0	0	3	1
71 Jeff Bailey, R (6, 3) OBP: 0.242, SLG: 0.333										0	0	0	0	1	0	0
Manny Ramirez, R (1, 7) OBP: 0.316, SLG: 0.267	K			K			F7	FC6-4 1-2f		3	0	0	0	0	2	1
3 Alex Ochoa, R (7, 7) OBP: 0.471, SLG: 0.227										1	0	0	0	0	0	3
25 Mike Lowell, R (1, 5) OBP: 0.208, SLG: 0.227		K		F9			BB		L1	2	0	0	0	1	1	0
76 Bobby Scales, S (7, PR) OBP: 0.281, SLG: 0.433										1	0	0	0	0	0	0
75 Brandon Moss, L (1, 9) OBP: 0.294, SLG: 0.333		F8			28 G6-3 2B		K		28 WP 1B BB	3	1	1	0	1	1	1
28 Doug Mirabelli, R (1, 2) OBP: 0.433, SLG: 0.500		K			G6-3 2-3		K		1B 1-2 BB	3	0	0	0	1	2	2
60 David Murphy, L (1, 8) OBP: 0.318, SLG: 0.316			F9		K			71 BB 11 1B BB		2	0	0	0	0	1	1
Jay Johnson, R (8, PH) OBP: 0.333, SLG: 0.280									1-2 2-H 1B	1	0	1	1	1	0	0
19 Josh Beckett, R (1, 1) OBP: 1.000, SLG: 1.000			K		K			K	P2	2	0	0	0	0	2	1
48 Javier López, L (6, 1)										0	0	0	0	0	0	0
Alberto Castillo, R (8, PH) OBP: 0.222, SLG: 0.667										1	0	0	0	0	1	1
56 Craig Hansen, R (8, 1)										0	0	0	0	0	0	0
92 Scott White, R (9, PH) OBP: 0.333, SLG: 0.667										1	0	0	0	0	0	2
Inning Stats	R: 0 E: 0 K: 2 S: 8 H: 1 LOB: 1 BB: 0 P: 8	R: 0 E: 0 K: 2 S: 7 H: 0 LOB: 0 BB: 0 P: 7	R: 0 E: 0 K: 1 S: 7 H: 1 LOB: 1 BB: 0 P: 7	R: 0 E: 0 K: 2 S: 7 H: 0 LOB: 0 BB: 0 P: 7	R: 0 E: 0 K: 2 S: 8 H: 1 LOB: 1 BB: 0 P: 8	R: 0 E: 0 K: 1 S: 5 H: 0 LOB: 0 BB: 0 P: 5	R: 0 E: 0 K: 2 S: 7 H: 0 LOB: 1 BB: 1 P: 11	R: 0 E: 0 K: 2 S: 8 H: 1 LOB: 3 BB: 2 P: 16	R: 1 E: 0 K: 0 S: 4 H: 1 LOB: 2 BB: 2 P: 12	1B: 4 2B: 1 3B: 0 HR: 0	SF: 0 SAC: 0 DP: 0 HBP: 0						

AB	32
R	1
H	5
RBI	1
BB	5
SO	14
LOB	17

WP: 1 PB: 0 SB: 1 CS: 0 PA: 37

PITCHER		IP	WLS	BF	H	R	ER	SO	BB	IBB	HBP	BLK	WP	HR	S	P	ERA	WHIP
46 Oliver Pérez, L ERA: 3.86	(1, 1)	5.0	W	18	3	0	0	9	0	0	0	0	0	0	37	37	0.00	0.600
25 Pedro Feliciano, L ERA:	(6, 1)	1.0	H	3	0	0	0	1	0	0	0	0	0	0	5	5	0.00	0.000
70 Joe Smith, R ERA:	(7, 1)	1.0	H	4	0	0	0	2	1	0	0	0	0	0	7	11	0.00	1.000
Scott Schoeneweis, L ERA:	(8, 1)	1.0	H	6	1	0	0	2	2	0	0	0	0	0	8	16	0.00	3.000
13 Billy Wagner, L ERA: 3.0	(9, 1)	1.0		6	1	1	1	0	2	0	0	0	1	0	4	12	9.00	3.000

PITCHER	IP	WLS	BF	H	R	ER	SO	BB	IBB	HBP	BLK	WP	HR	S	P	ERA	WHIP

Batter	1	2	3	4	5	6	7	8	9	AB	R	H	RBI	BB	SO	LOB
7 José Reyes, S (1, 6) OBP: 0.425, SLG: 0.694 1 Anderson Hernandez, S (9, 6) OBP: 0.216, SLG: 0.121	G6-3	K			16 CS 1B			G6-3		4 0	0 0	1 0	0 0	0 0	1 0	1 0
16 Paul Lo Duca, R (1, 2) OBP: 0.269, SLG: 0.217 86 Jose Castro, S (7, 2) OBP: 1.000, SLG: 2.500	15 G1-3 1B		K		G1-3 1-2			HR		3 1	0 1	1 1	0 1	0 0	1 0	1 0
15 Carlos Beltrán, S (1, 8) OBP: 0.278, SLG: 0.529 Carlos Gómez, R (9, 8) OBP: 0.273, SLG: 0.556	G1-3 1-2		P5			21 G1-6-3 1B		G6-3		4 0	0 0	1 0	0 0	0 0	0 0	1 0
21 Carlos Delgado, L (1, 3) OBP: 0.375, SLG: 0.278 64 Mike Carp, L (7, 3) OBP: 0.364, SLG: 0.379	K		K			G1-6-3 1-2f		F9		3 1	0 0	0 0	0 0	0 0	2 0	2 0
5 David Wright, R (1, 5) OBP: 0.378, SLG: 0.438 70 Joe Smith, R (7, 1) Scott Schoeneweis, L (8, 1) 13 Billy Wagner, L (9, 1)		G5-3		K		K				3 0 0 0	0 0 0 0	0 0 0 0	0 0 0 0	0 0 0 0	2 0 0 0	0 0 0 0
20 Shawn Green, L (1, 9) OBP: 0.211, SLG: 0.405 44 Lastings Milledge, R (7, 9) OBP: 0.474, SLG: 0.563		E4 22 1B 1B		HR			4 S 22 G4-3 1B			2 1	2 0	2 1	1 0	0 0	0 0	0 0
22 Jose Valentin, S (1, 4) OBP: 0.409, SLG: 0.632 6 Ruben Gotay, S (8, 4) OBP: 0.333, SLG: 0.480		17 1B 17 E 1B 3-H		K			G4-3 1-2			3 0	1 0	1 0	1 0	0 0	1 0	1 0
17 David Newhan, L (1, 7) OBP: 0.324, SLG: 0.567 4 Ben Johnson, R (7, PH) OBP: 0.375, SLG: 0.500 (8, 7)		E4 1-H 1B		G4-3			K 2-3			2 1	0 0	1 0	0 0	0 0	0 1	0 1
46 Oliver Pérez, L (1, 1) 10 Endy Chavez, L (5, PH) OBP: 0.406, SLG: 0.429 25 Pedro Feliciano, L (6, 1) Julio Franco, R (7, 5) OBP: 0.474, SLG: 0.375		F7			G1		F9			1 1 0 1	0 0 0 0	0 0 0 0	0 0 0 0	0 0 0 0	0 0 0 0	1 0 0 1
Inning Stats	R: 0 E: 0 K: 1 S: 6 H: 1 LOB: 1 BB: 0 P: 6	R: 2 E: 2 K: 1 S: 8 H: 3 LOB: 1 BB: 0 P: 8	R: 0 E: 0 K: 2 S: 7 H: 0 LOB: 0 BB: 0 P: 7	R: 1 E: 0 K: 2 S: 8 H: 1 LOB: 0 BB: 0 P: 8	R: 0 E: 0 K: 0 S: 3 H: 1 LOB: 0 BB: 0 P: 4	R: 0 E: 0 K: 1 S: 5 H: 1 LOB: 0 BB: 0 P: 5	R: 0 E: 0 K: 1 S: 6 H: 1 LOB: 1 BB: 0 P: 6	R: 1 E: 0 K: 0 S: 4 H: 1 LOB: 0 BB: 0 P: 4		1B: 7 2B: 0 3B: 0 HR: 2	SF: 0 SAC: 0 DP: 1 HBP: 0			WP: 0 PB: 0 SB: 1 CS: 1	PA: 31	

PITCHER		IP	WLS	BF	H	R	ER	SO	BB	IBB	HBP	BLK	WP	HR	S	P	ERA	WHIP
19 Josh Beckett, R ERA: 3.09	(1, 1)	5.0	L	20	6	3	2	6	0	0	0	0	0	1	32	33	3.60	1.200
48 Javier López, L ERA: 1.17	(6, 1)	2.0		7	2	0	0	2	0	0	0	0	0	0	11	11	0.00	1.000
56 Craig Hansen, R ERA: 9.0	(8, 1)	1.0		4	1	1	1	0	0	0	0	0	0	1	4	4	9.00	1.000

PITCHER	IP	WLS	BF	H	R	ER	SO	BB	IBB	HBP	BLK	WP	HR	S	P	ERA	WHIP

BOTTOM

Boston Red Sox @ New York Mets

Tradition Field, Port St. Lucie, FL

Thu Mar 15 2007, 7:10 PM EDT

Att. 7,325 - Partly Cloudy - 81 F

livebaseballscorecards.com

AB	31
R	4
H	9
RBI	3
BB	0
SO	8
LOB	9

New York Mets @ Florida Marlins

Roger Dean Stadium, Jupiter, FL

Fri Mar 16 2007, 7:05 PM EDT

Att. 7,454 - Overcast - 75 F

TOP

livebaseballscorecards.com

Batter	1	2	3	4	5	6	7	8	9	AB	R	H	RBI	BB	SO	LOB
7 José Reyes, S (1, 6) OBP: 0.432, SLG: 0.675 62 Fernando Martinez, L (7, 8) OBP: 0.714, SLG: 0.800	0-0 10 E 5 1B 1B		0-0 5 E 21 1B 1B	0-0 F9			0-0 G3		BBBB 4-0 1-2 BB	4 0	2 0	2 0	0 0	0 1	0 0	0 0
10 Endy Chavez, L (1, 8) OBP: 0.361, SLG: 0.375 1 Anderson Hernandez, S (7, 4) OBP: 0.211, SLG: 0.118 (8, 6)	0-0 FC4 21 F9 5 1B 1-2		0-0 F9		0-0 G1-3		0-0 G1-3		0-0 F8	4 1	0 0	0 0	0 0	0 0	0 0	2 2
5 David Wright, R (1, 5) OBP: 0.390, SLG: 0.429 40 Ambiorix Burgos, R (7, 1) 68 Lino Urdaneta, R (8, 1)	0-0 1-2 2-H 1B		BBBB 4-0 21 1B 1-3 BB		0-0 F8		FCS 0-3 K			3 0 0	0 0 0	1 0 0	1 0 0	1 0 0	1 0 0	0 0 0
21 Carlos Delgado, L (1, 3) OBP: 0.370, SLG: 0.286 Julio Franco, R (5, 3) OBP: 0.450, SLG: 0.353	0-0 F9 2-3		0-0 20 HBP 1-3 3-H 1B		0-0 G5-3			FFS 0-3 K		3 1	0 0	1 0	1 0	0 0	0 1	2 0
20 Shawn Green, L (1, 9) OBP: 0.220, SLG: 0.385 4 Ben Johnson, R (6, 9) OBP: 0.366, SLG: 0.486	FCS 0-3 K		H 1-0 1-2 HBP			0-0 E6 22 HR		FFS 0-3 K		2 1	1 0	0 0	0 0	0 0	1 1	2 0
22 Jose Valentin, S (1, 4) OBP: 0.400, SLG: 0.727 6 Ruben Gotay, S (6, 4) (7, 6) (8, 4) OBP: 0.321, SLG: 0.462	0-0 F7		FCS 0-3 K			0-0 1-H HR		FFS 0-3 K		3 1	1 0	1 0	2 0	0 0	1 1	5 0
44 Lastings Milledge, R (1, 7) OBP: 0.452, SLG: 0.528		0-0 G6-3	CFC 0-3 K			0-0 F7			0-0 19 CS 1B	4	0	1	0	0	1	3
11 Ramon Castro, R (1, 2) OBP: 0.400, SLG: 0.438 19 Sandy Alomar Jr., R (7, 2)		FCS 0-3 K		0-0 F8		0-0 F8			BX 1-0 G5-3 1-2	3 1	0 0	0 0	0 0	0 0	1 0	0 1
Tom Glavine, L (1, 1) 64 Mike Carp, L (6, PH) OBP: 0.353, SLG: 0.367 Aaron Heilman, R (6, 1) 17 David Newhan, L (7, 5) OBP: 0.343, SLG: 0.581		CFS 0-3 K		0-0 G3		FSC 0-3 K			0-0 62 S 1B	2 1 0 1	0 0 0 0	0 0 0 1	0 0 0 0	0 0 0 0	1 1 0 0	0 0 0 0
Inning Stats	R: 1 E: 1 K: 1 S: 8 H: 2 LOB: 2 BB: 0 P: 8	R: 0 E: 0 K: 2 S: 7 H: 0 LOB: 0 BB: 0 P: 7	R: 1 E: 0 K: 2 S: 9 H: 2 LOB: 3 BB: 1 P: 14	R: 0 E: 0 K: 0 S: 3 H: 0 LOB: 0 BB: 0 P: 3	R: 0 E: 0 K: 0 S: 3 H: 0 LOB: 0 BB: 0 P: 3	R: 2 E: 1 K: 1 S: 7 H: 1 LOB: 0 BB: 0 P: 7	R: 0 E: 0 K: 1 S: 5 H: 0 LOB: 0 BB: 0 P: 5	R: 0 E: 0 K: 3 S: 9 H: 0 LOB: 0 BB: 0 P: 9	R: 0 E: 0 K: 0 S: 4 H: 2 LOB: 2 BB: 1 P: 9	1B: 6 2B: 0 3B: 0 HR: 1	SF: 0 SAC: 0 DP: 0 HBP: 1						

	AB	35
	R	4
	H	7
	RBI	4
	BB	2
	SO	10
	LOB	17

WP: 0 PB: 0 SB: 1 CS: 1 PA: 38

PITCHER		IP	WLS	BF	H	R	ER	SO	BB	IBB	HBP	BLK	WP	HR	S	P	ERA	WHIP
52 Sergio Mitre, R ERA:	(1, 1)	2.0		9	2	1	0	3	0	0	0	0	0	0	15	15	0.00	1.000
Yusmeiro Petit, R ERA: 6.17	(3, 1)	4.0		18	3	3	2	3	1	0	1	0	0	1	22	27	4.50	1.000
22 Matt Lindstrom, R ERA: 1.42	(7, 1)	1.0		3	0	0	0	1	0	0	0	0	0	0	5	5	0.00	0.000
37 Renyel Pinto, L ERA: 7.11	(8, 1)	1.0	W	3	0	0	0	3	0	0	0	0	0	0	9	9	0.00	0.000
Felix Rodriguez, R ERA: 2.35	(9, 1)	1.0	S	5	2	0	0	0	1	0	0	0	0	0	4	9	0.00	3.000

PITCHER	IP	WLS	BF	H	R	ER	SO	BB	IBB	HBP	BLK	WP	HR	S	P	ERA	WHIP

New York Mets @ Florida Marlins

Roger Dean Stadium, Jupiter, FL

Fri Mar 16 2007, 7:05 PM EDT

Att. 7,454 - Overcast - 75 F

BOTTOM

livebaseballscorecards.com

Batter	1	2	3	4	5	6	7	8	9	AB	R	H	RBI	BB	SO	LOB
2 Hanley Ramirez, R (1, 6) OBP: 0.289, SLG: 0.537	G6-3		E5 1-2		6 G6-3 1B		2-H HR			4	1	2	2	0	0	1
6 Dan Uggla, R (1, 4) OBP: 0.220, SLG: 0.194 4 Alfredo Amezaga, S (8, 4) OBP: 0.192, SLG: 0.160	F9		F9		G6-3 1-2		K			4 0	0 0	0 0	0 0	0 0	1 0	2 0
Miguel Cabrera, R (1, 5) OBP: 0.450, SLG: 0.583 9 Joe Dillon, R (8, PR) OBP: 0.333, SLG: 0.231 (9, 3)	14 FC6-4 1B			K	L4			17 WP 14 HBP 17 1B BB		3 0	0 1	1 0	0 0	1 0	1 0	1 0
14 Josh Willingham, R (1, 7) OBP: 0.325, SLG: 0.167 7 Alejandro De Aza, L (8, PR) OBP: 0.375, SLG: 0.545 (9, 7)	FC6-4 1-2f			20 HBP 17 G4-3 BB		G5-3		17 WP 17 1B 1-2 HBP		2 0	0 1	0 0	0 0	1 0	0 0	1 0
17 Mike Jacobs, L (1, 3) OBP: 0.308, SLG: 0.353 3 Zach Sorensen, S (8, PR) OBP: 0.217, SLG: 0.182 (9, 5)		L6		G4-3 1-2		K		27 S 20 2B 1-H 2-H 1B		4 0	0 1	1 0	2 0	0 0	1 0	1 0
27 Jeremy Hermida, L (1, 9) OBP: 0.250, SLG: 0.094		G4-3		20 HBP BB		K		P6 1-2		3	0	0	0	1	1	1
20 Matt Treanor, R (1, 2) OBP: 0.300, SLG: 0.294		F8		1-2 2-3 HBP			K	WP 2-H 2B		3	0	1	1	0	1	0
1 Eric Reed, L (1, 8) OBP: 0.407, SLG: 0.462			2 CS 1B	G4-3			2 HR 2B	K		4	1	2	0	0	1	5
52 Sergio Mitre, R (1, 1) Yusmeiro Petit, R (3, 1) 22 Matt Lindstrom, R (7, 1) 21 Joe Borchard, S (7, PH) OBP: 0.438, SLG: 0.464 37 Renyel Pinto, L (8, 1) Alex Sanchez, L (8, PH) OBP: 0.207, SLG: 0.345 Felix Rodriguez, R (9, 1)			K		F9		P5	G3 2-3		0 2 0 1 0 1 0	0 0 0 0 0 0 0	0 0 0 0 0 0 0	0 0 0 0 0 0 0	0 1 0 0 0 0 0	0 1 0 0 0 0 0	0 1 0 1 0 2 0
Inning Stats	R: 0 E: 0 K: 0 S: 4 H: 1 LOB: 1 BB: 0 P: 4	R: 0 E: 0 K: 0 S: 3 H: 0 LOB: 0 BB: 0 P: 3	R: 0 E: 1 K: 1 S: 7 H: 1 LOB: 1 BB: 0 P: 7	R: 0 E: 0 K: 1 S: 5 H: 0 LOB: 3 BB: 2 P: 14	R: 0 E: 0 K: 0 S: 4 H: 1 LOB: 1 BB: 0 P: 4	R: 0 E: 0 K: 2 S: 7 H: 0 LOB: 0 BB: 0 P: 7	R: 2 E: 0 K: 2 S: 9 H: 2 LOB: 0 BB: 0 P: 9	R: 3 E: 0 K: 1 S: 7 H: 2 LOB: 2 BB: 1 P: 17		1B: 4 2B: 2 3B: 0 HR: 1 SF: 0 SAC: 0 DP: 0 HBP: 2						

	AB	31
	R	5
	H	7
	RBI	5
	BB	3
	SO	7
	LOB	16

WP: 2 PA: 36
PB: 0
SB: 1
CS: 1

PITCHER		IP	WLS	BF	H	R	ER	SO	BB	IBB	HBP	BLK	WP	HR	S	P	ERA	WHIP
Tom Glavine, L ERA: 1.29	(1, 1)	5.0		21	3	0	0	2	2	0	1	0	0	0	23	32	0.00	1.000
Aaron Heilman, R ERA: 7.5	(6, 1)	1.0		3	0	0	0	2	0	0	0	0	0	0	7	7	0.00	0.000
40 Ambiorix Burgos, R ERA: 9.72	(7, 1)	1.0	L	8	3	5	5	2	1	0	1	0	1	1	10	17	45.00	4.000
68 Lino Urdaneta, R ERA: 3.0	(8, 1)	1.0		4	1	0	0	1	0	0	0	0	1	0	6	9	0.00	1.000

PITCHER	IP	WLS	BF	H	R	ER	SO	BB	IBB	HBP	BLK	WP	HR	S	P	ERA	WHIP

Batter	1	2	3	4	5	6	7	8	9	AB	R	H	RBI	BB	SO	LOB
44 Lastings Milledge, R (1, 9) OBP: 0.457, SLG: 0.550	1B		G6-3		2B			K		4	0	2	0	0	1	0
1 Anderson Hernandez, S (1, 4) OBP: 0.214, SLG: 0.132	G4-3			6 BB 21 BB 1B	K			K		4	0	1	0	0	2	1
21 Carlos Delgado, L (1, 10) OBP: 0.379, SLG: 0.273	F7			6 BB BB 1-2		62 G6-4-3 1B		P5		1	0	0	0	1	0	0
92 Daniel Murphy, L (6, PH) OBP: 0.250, SLG: 0.250 (6, 10)										2	0	1	0	0	0	1
4 Ben Johnson, R (1, 7) OBP: 0.341, SLG: 0.450		G6-3		K		K			G4-3	3	0	0	0	0	2	3
Nic Jackson, L (9, PH)										1	0	0	0	0	0	0
62 Fernando Martinez, L (1, 8) OBP: 0.455, SLG: 0.444		K		K		G6-4-3 1-2f			P5	4	0	0	0	0	2	3
6 Ruben Gotay, S (1, 6) OBP: 0.323, SLG: 0.429 (7, 5)		E5		BB 1-2 2-3			F7		K	2	0	0	0	1	0	0
Bobby Malek, L (9, PH)										1	0	0	0	0	1	0
17 David Newhan, L (1, 5) OBP: 0.316, SLG: 0.529		F9		G6-3			K			3	0	0	0	0	1	4
86 Jose Castro, S (7, 6) OBP: 1.000, SLG: 2.500										0	0	0	0	0	0	0
30 Mike DiFelice, R (1, 2) OBP: 0.167, SLG: 0.167			K		F9		F8			2	0	0	0	0	1	0
Rafael Arroyo, R (7, PH)										1	0	0	0	0	0	0
77 Jose Reyes, S (7, 2) OBP: 0.125, SLG: 0.125										0	0	0	0	0	0	0
64 Mike Carp, L (1, 3) OBP: 0.324, SLG: 0.333			F9		K			K		3	0	0	0	0	2	0
Inning Stats	R: 0 H: 1 E: 0 LOB: 0 K: 0 BB: 0 S: 3 P: 3	R: 0 H: 0 E: 1 LOB: 1 K: 1 BB: 0 S: 6 P: 6	R: 0 H: 0 E: 0 LOB: 0 K: 1 BB: 0 S: 5 P: 5	R: 0 H: 1 E: 0 LOB: 3 K: 2 BB: 2 S: 8 P: 16	R: 0 H: 1 E: 0 LOB: 1 K: 2 BB: 0 S: 8 P: 8	R: 0 H: 1 E: 0 LOB: 0 K: 1 BB: 0 S: 5 P: 5	R: 0 H: 0 E: 0 LOB: 0 K: 1 BB: 0 S: 5 P: 5	R: 0 H: 0 E: 0 LOB: 1 K: 3 BB: 0 S: 10 P: 10	R: 0 H: 0 E: 0 LOB: 0 K: 1 BB: 0 S: 5 P: 5	1B: 3 SF: 0 2B: 1 SAC: 0 3B: 0 DP: 1 HR: 0 HBP: 0						

TOP

New York Mets @ Baltimore Orioles

Fort Lauderdale Stadium, Ft. Lauderdale, FL

Sat Mar 17 2007, 1:05 PM EDT
Att. 6,544 - Sunny - 70 F

livebaseballscorecards.com

AB	31
R	0
H	4
RBI	0
BB	2
SO	12
LOB	12

WP: 1 PA: 33
PB: 0
SB: 0
CS: 0

PITCHER		IP	WLS	BF	H	R	ER	SO	BB	IBB	HBP	BLK	WP	HR	S	P	ERA	WHIP
45 Erik Bedard, L ERA: 0.64	(1, 1)	5.0	W	20	3	0	0	6	2	0	0	0	0	0	30	38	0.00	1.000
51 Scott Williamson, R ERA: 2.08	(6, 1)	1.0		3	1	0	0	1	0	0	0	0	0	0	5	5	0.00	1.000
56 Brian Burres, L ERA: 2.25	(7, 1)	1.0		3	0	0	0	1	0	0	0	0	0	0	5	5	0.00	0.000
John Parrish, L ERA: 2.7	(8, 1)	1.0		4	0	0	0	3	0	0	0	0	1	0	10	10	0.00	0.000
37 Chris Ray, R ERA:	(9, 1)	1.0		3	0	0	0	1	0	0	0	0	0	0	5	5	0.00	0.000

PITCHER	IP	WLS	BF	H	R	ER	SO	BB	IBB	HBP	BLK	WP	HR	S	P	ERA	WHIP

BOTTOM

Batter	1	2	3	4	5	6	7	8	9	AB	R	H	RBI	BB	SO	LOB
1 Brian Roberts, S (1, 4) OBP: 0.389, SLG: 0.387	1B			K		17 HBP 21 1B 1B		G3-1		3	2	2	1	0	1	0
3 Freddie Bynum, L (7, 4) OBP: 0.240, SLG: 0.227	SF7 3-H									1	0	0	0	0	0	0
17 Corey Patterson, L (1, 8) OBP: 0.250, SLG: 0.214	1B			F8		21 1B 1-2 HBP		12 FC4-6 1B BB		3	1	1	0	0	0	2
40 Adam Stern, L (6, PR) OBP: 0.364, SLG: 0.300 (7, 8)	G4-3									0	0	0	0	1	0	0
21 Nick Markakis, L (1, 9) OBP: 0.436, SLG: 0.486	10 1B 17 1B 1-2 2-H 1B	G6-3			G3-1	1-2 2-H 1B		12 FC4-6 1-2 1B		4	1	2	2	0	0	0
Cory Keylor, L (7, 9) OBP: 0.500, SLG: 0.500										1	0	1	0	0	0	0
10 Miguel Tejada, R (1, 6) OBP: 0.273, SLG: 0.281	55 1B 17 1B 31 1B 1-3 2-H 1B	F8			17 PB 1B	P6		FC4-6 1-2f 2-3		4	1	2	1	0	0	2
12 Brandon Fahey, L (7, 6) OBP: 0.105, SLG: 0.056										1	0	0	0	0	0	2
17 Aubrey Huff, L (1, 3) OBP: 0.412, SLG: 0.548	31 1B 55 1B 38 E 1-2 3-H 1B	K			G5-3 1-2		38 1B E 1B	G4-3		4	1	2	1	0	1	1
61 Dustin Yount, L (7, PR) (8, 3)										1	1	0	0	0	0	2
55 Ramon Hernandez, R (1, 2) OBP: 0.321, SLG: 0.370	38 E 31 1B 1 SF7 1-2 2-3 1B		G5-3		G6-3		FC5 38 1B 1-2			3	1	1	0	0	0	1
Adam Donachie, R (7, 2) OBP: 0.294, SLG: 0.438										1	0	0	0	0	0	1
31 Jay Gibbons, L (1, 10) OBP: 0.296, SLG: 0.375	38 E 1-2 2-3 3-H 1B		G4-3			HR	K			4	1	2	2	0	1	2
38 Terry Tiffee, S (1, 5) OBP: 0.222, SLG: 0.192	E3 1-2 2-3 3-H		P6			P6	39 G1-6-3 1-2 2-H 1B			4	0	1	2	0	0	2
39 Jeff Fiorentino, L (1, 7) OBP: 0.211, SLG: 0.167	P6			P4		G4-3	G1-6-3 1-2f			4	0	0	0	0	0	5
Inning Stats	R: 6 E: 1 K: 0 S: 11 H: 7 LOB: 2 BB: 0 P: 11	R: 0 E: 0 K: 1 S: 5 H: 0 LOB: 0 BB: 0 P: 5	R: 0 E: 0 K: 0 S: 5 H: 0 LOB: 0 BB: 0 P: 5	R: 0 E: 0 K: 1 S: 5 H: 0 LOB: 0 BB: 0 P: 5	R: 0 E: 0 K: 0 S: 4 H: 1 LOB: 1 BB: 0 P: 5	R: 2 E: 0 K: 0 S: 6 H: 3 LOB: 2 BB: 0 P: 7	R: 1 E: 1 K: 1 S: 7 H: 2 LOB: 2 BB: 0 P: 7	R: 0 E: 0 K: 0 S: 4 H: 1 LOB: 2 BB: 1 P: 8		1B: 13 2B: 0 3B: 0 HR: 1	SF: 1 SAC: 0 DP: 1 HBP: 1			WP: 0 PB: 1 SB: 0 CS: 0	PA: 41		

New York Mets @ Baltimore Orioles

Fort Lauderdale Stadium, Ft. Lauderdale, FL

Sat Mar 17 2007, 1:05 PM EDT

Att. 6,544 - Sunny - 70 F

livebaseballscorecards.com

AB	38
R	9
H	14
RBI	9
BB	1
SO	3
LOB	20

PITCHER		IP	WLS	BF	H	R	ER	SO	BB	IBB	HBP	BLK	WP	HR	S	P	ERA	WHIP
35 Aaron Sele, R ERA: 7.82	(1, 1)	5.0	L	24	8	6	5	2	0	0	0	0	0	0	30	31	9.00	1.600
70 Joe Smith, R ERA: 2.16	(6, 1)	2.0		12	5	3	2	1	0	0	1	0	0	1	13	14	9.00	2.500
39 Jon Adkins, R ERA: 10.13	(8, 1)	1.0		5	1	0	0	0	1	0	0	0	0	0	4	8	0.00	2.000

PITCHER	IP	WLS	BF	H	R	ER	SO	BB	IBB	HBP	BLK	WP	HR	S	P	ERA	WHIP

Washington Nationals @ New York Mets

Tradition Field, Port St. Lucie, FL

Sat Mar 17 2007, 1:10 PM EDT

Att. 5,128 - Sunny - 70 F

TOP

livebaseballscorecards.com

Batter	1	2	3	4	5	6	7	8	9	AB	R	H	RBI	BB	SO	LOB
Felipe Lopez, S (1, 4) OBP: 0.188, SLG: 0.167	B B B B 4-0 15 WP 11 2B BB	X 0-0 ② F9	X 0-0 ③ G1-3	X 0-0 2-H 3-H 2B		C S S 0-3 ③ K	B B B 4-0 BB		4	1	1	2	1	1	0
Joe Thurston, L (7, 4) OBP: 0.333, SLG: 0.200										0	0	0	0	1	0	0
15 Cristian Guzman, S (1, 6) OBP: 0.381, SLG: 0.333	B B B B 4-0 11 2B 1-2 BB	B F F X 1-2 11 2B 2B 1B	11 E 25 E 1B G4-3				X 0-0 ① G4-3	X 0-0 ③ G3		3	2	2	0	1	0	1
4 D'Angelo Jimenez, S (7, PH) OBP: 0.333, SLG: 0.292										2	0	0	0	0	0	2
(7, 6)																
11 Ryan Zimmerman, R (1, 5) OBP: 0.471, SLG: 0.750	X 0-0 1-3 2-H 2B	X 0-0 1-3 2B		X 0-0 E9 25 E 1-3 1B	X 0-0 ① F8		X 0-0 ② F7		X 0-0 ① F8	4	2	3	1	0	0	0
10 Ronnie Belliard, R (5, 5) OBP: 0.217, SLG: 0.409										2	0	0	0	0	0	0
25 Austin Kearns, R (1, 9) OBP: 0.485, SLG: 0.462	C S S 0-3 ① K	B B B 4-0 2B BB		X 0-0 E6 1B 1B 2B 2-3 3-H	X 0-0 3 1B 1B		X 0-0 1B 1B		X 0-0 ② F8	3	2	1	1	1	1	3
29 Michael Restovich, R (5, 9) OBP: 0.321, SLG: 0.217										2	0	1	0	0	0	0
Ryan Church, L (1, 8) OBP: 0.308, SLG: 0.265	C S C 0-3 ② K	X 0-0 1-H 2-H 3-H 2B		X 0-0 1B 1-2 2B 3-H 1B	X 0-0 ② F9		X 0-0 1-2 1B		X 0-0 ③ G5-3	6	1	3	4	0	1	3
Brian Schneider, L (1, 2) OBP: 0.400, SLG: 0.625	C S S 0-3 ③ K	C S C 0-3 ③ K		X 0-0 2B 1-2 2B 2-3 1B	X 0-0 1-2 1B		C S C 0-3 ③ K			3	1	1	0	0	2	3
3 Jesus Flores, R (4, 2) OBP: 0.417, SLG: 0.545										2	0	1	0	0	1	2
Travis Lee, L (1, 3) OBP: 0.450, SLG: 0.625		X 0-0 HR	X 0-0 ① G3	X 0-0 ① F6	X 0-0 ③ G4-3			X 0-0 7 G3 G3 1B		4	1	1	1	0	0	5
33 Larry Broadway, L (7, 3) OBP: 0.391, SLG: 0.381										1	0	1	0	0	0	0
Chris Snelling, L (1, 7) OBP: 0.387, SLG: 0.731		X 0-0 HR	X 0-0 HR	X 0-0 1-3 2-H 3-H 2B 2B		X 0-0 ① G4-3		X 0-0 ① G3 1-2		5	3	3	4	0	0	1
26 Jerome Williams, R (1, 1)		C S S 0-3 ① K	C S S 0-3 ② K	C S S 0-3 ② K		X 0-0 ② G1-3		X 0-0 ② G3 2-3		3	0	0	0	0	3	2
36 Levale Speigner, R (5, 1)										1	0	0	0	0	0	0
7 Nook Logan, S (8, PH) OBP: 0.324, SLG: 0.276										1	0	0	0	0	0	1
52 Saul Rivera, S (8, 1)										0	0	0	0	0	0	0
Jon Rauch, R (9, 1)										0	0	0	0	0	0	0
Inning Stats	R: 1 H: 1 E: 0 LOB: 2 K: 3 BB: 2 S: 10 P: 18	R: 5 H: 5 E: 0 LOB: 1 K: 2 BB: 1 S: 14 P: 19	R: 1 H: 1 E: 0 LOB: 0 K: 1 BB: 0 S: 6 P: 6	R: 6 H: 6 E: 2 LOB: 1 K: 1 BB: 0 S: 12 P: 12	R: 0 H: 2 E: 0 LOB: 2 K: 0 BB: 0 S: 5 P: 5	R: 0 H: 0 E: 0 LOB: 0 K: 1 BB: 0 S: 5 P: 5	R: 0 H: 2 E: 0 LOB: 2 K: 1 BB: 0 S: 7 P: 7	R: 0 H: 1 E: 0 LOB: 2 K: 0 BB: 1 S: 4 P: 8	R: 0 H: 0 E: 0 LOB: 0 K: 0 BB: 0 S: 3 P: 3	1B: 10 SF: 0 2B: 5 SAC: 0 3B: 0 DP: 0 HR: 3 HBP: 0						

	AB	46
	R	13
	H	18
	RBI	13
	BB	4
	SO	9
	LOB	23

WP: 1 PB: 0 SB: 0 CS: 0 PA: 50

PITCHER		IP	WLS	BF	H	R	ER	SO	BB	IBB	HBP	BLK	WP	HR	S	P	ERA	WHIP
61 Chan Ho Park, R ERA: 8.68	(1, 1)	3.0	L	19	7	7	4	6	3	0	0	0	1	3	30	43	12.00	3.333
29 Jorge Sosa, R ERA: 5.4	(4, 1)	2.0		15	8	6	3	1	0	0	0	0	0	0	17	17	13.50	4.000
25 Pedro Feliciano, L ERA:	(6, 1)	2.0		8	2	0	0	2	0	0	0	0	0	0	12	12	0.00	1.000
93 Carlos Muniz, R ERA:	(8, 1)	1.0		5	1	0	0	0	1	0	0	0	0	0	4	8	0.00	2.000
13 Billy Wagner, L ERA: 2.57	(9, 1)	1.0		3	0	0	0	0	0	0	0	0	0	0	3	3	0.00	0.000

PITCHER	IP	WLS	BF	H	R	ER	SO	BB	IBB	HBP	BLK	WP	HR	S	P	ERA	WHIP

Washington Nationals @ New York Mets

Tradition Field, Port St. Lucie, FL

Sat Mar 17 2007, 1:10 PM EDT

Att. 5,128 - Sunny - 70 F

livebaseballscorecards.com

BOTTOM

Batter	1	2	3	4	5	6	7	8	9	AB	R	H	RBI	BB	SO	LOB
7 José Reyes, S (1, 6) OBP: 0.404, SLG: 0.628	G6-3		P5		L4			G4-3 2-3		3	0	0	0	0	0	1
Jose Coronado, S (6, 6)										1	0	0	0	0	0	1
5 David Wright, R (1, 5) OBP: 0.386, SLG: 0.421	15 S 1B		K			K		BB 95 1B		3	0	1	0	0	2	0
Mark Kiger, R (7, 5)										0	0	0	0	1	0	0
15 Carlos Beltrán, S (1, 8) OBP: 0.256, SLG: 0.486	F7 1-2		G4-3			G4-3		1B 1-2 3-H		3	0	0	0	0	0	1
95 Emmanuel Garcia, L (7, 4) OBP: 1.000, SLG: 1.000										1	0	1	1	0	0	0
18 Moises Alou, R (1, 7) OBP: 0.188, SLG: 0.226	F8			K		G6-3		F8		3	0	0	0	0	1	1
89 Chip Ambres, R (7, 7)										1	0	0	0	0	0	2
16 Paul Lo Duca, R (1, 2) OBP: 0.241, SLG: 0.192		G5-3		L7			F7		F8	3	0	0	0	0	0	0
Jésus Feliciano, L (8, 9)										1	0	0	0	0	0	0
20 Shawn Green, L (1, 9) OBP: 0.227, SLG: 0.381		BB 1B		G3			G4-3		K	3	0	1	0	0	0	0
93 Andy Tracy, L (8, 3)										1	0	0	0	0	1	0
Julio Franco, R (1, 3) OBP: 0.435, SLG: 0.316	SAFE				G6-3		G4-3		K	2	0	0	0	1	0	0
93 Carlos Muniz, R (8, 1)										0	0	0	0	0	0	0
13 Billy Wagner, L (9, 1)										0	0	0	0	0	0	0
Dustin Martin, L (9, PH)	22 BB 1-2 BB									1	0	0	0	0	1	0
22 Jose Valentin, S (1, 4) OBP: 0.444, SLG: 0.739										1	0	1	0	1	0	0
10 Endy Chavez, L (7, 8) OBP: 0.378, SLG: 0.424	1-2 BB				19 G5-3 1B			G4-3 95 1B 2B		1	1	1	0	0	0	0
61 Chan Ho Park, R (1, 1)		P3			G5-3 1-2			G5-3		1	0	0	0	0	0	2
29 Jorge Sosa, R (4, 1)										0	0	0	0	0	0	0
19 Sandy Alomar Jr., R (5, PH)										1	0	0	0	0	0	1
25 Pedro Feliciano, L (6, 1)										0	0	0	0	0	0	0
11 Ramon Castro, R (8, 2) OBP: 0.381, SLG: 0.412										1	0	0	0	0	0	1
Inning Stats	R: 0 E: 0 K: 0 S: 4 H: 1 LOB: 1 BB: 0 P: 5	R: 0 E: 0 K: 0 S: 3 H: 1 LOB: 2 BB: 2 P: 11	R: 0 E: 0 K: 1 S: 5 H: 0 LOB: 0 BB: 0 P: 5	R: 0 E: 0 K: 1 S: 5 H: 0 LOB: 0 BB: 0 P: 5	R: 0 E: 0 K: 0 S: 4 H: 1 LOB: 1 BB: 0 P: 4	R: 0 E: 0 K: 1 S: 5 H: 0 LOB: 0 BB: 0 P: 5	R: 0 E: 0 K: 0 S: 3 H: 0 LOB: 0 BB: 0 P: 3	R: 1 E: 0 K: 0 S: 5 H: 2 LOB: 2 BB: 1 P: 9	R: 0 E: 0 K: 2 S: 7 H: 0 LOB: 0 BB: 0 P: 7	1B: 4 2B: 1 3B: 0 HR: 0	SF: 0 SAC: 0 DP: 0 HBP: 0						

	AB	31
	R	1
	H	5
	RBI	1
	BB	3
	SO	5
	LOB	10

WP: 0 PB: 0 SB: 1 CS: 0 PA: 34

PITCHER	IP	WLS	BF	H	R	ER	SO	BB	IBB	HBP	BLK	WP	HR	S	P	ERA	WHIP
26 Jerome Williams, R (1, 1) ERA: 5.4	4.0	W	15	2	0	0	2	2	0	0	0	0	0	17	26	0.00	1.000
36 Levale Speigner, R (5, 1) ERA:	3.0	H	10	1	0	0	1	0	0	0	0	0	0	12	12	0.00	0.333
52 Saul Rivera, R (8, 1) ERA: 11.25	1.0		6	2	1	1	0	1	0	0	0	0	0	5	9	9.00	3.000
Jon Rauch, R (9, 1) ERA: 4.15	1.0		3	0	0	0	2	0	0	0	0	0	0	7	7	0.00	0.000

PITCHER	IP	WLS	BF	H	R	ER	SO	BB	IBB	HBP	BLK	WP	HR	S	P	ERA	WHIP

Batter	1	2	3	4	5	6	7	8	9	AB	R	H	RBI	BB	SO	LOB
7 José Reyes, S (1, 6) OBP: 0.392, SLG: 0.660	B C X 1-1 G4-3 ①		B B B C C X 3-2 G3-1 ①		B X 1-0 G3 ② 1-2 2-3		X 0-0 HR		S S S 0-3 K ③	4	1	1	1	0	0	2
11 Ramon Castro, R (7, 2) OBP: 0.364, SLG: 0.389										1	0	0	0	0	1	0
16 Paul Lo Duca, R (1, 2) OBP: 0.212, SLG: 0.167	C F F B F X 1-2 G5-3 ②		B B X 2-0 F9 ②		C X 0-1 G5-3 ③		X 0-0 G6-3 ③			4	0	0	0	0	0	3
Scott Schoeneweis, L (7, 1)										0	0	0	0	0	0	0
1 Anderson Hernandez, S (8, 6) OBP: 0.214, SLG: 0.132										0	0	0	0	0	0	0
15 Carlos Beltrán, S (1, 8) OBP: 0.262, SLG: 0.475	B B C T C 2-3 K ③		B B C C S 2-3 K ③			X 0-0 5 E 5 FC6 18 1B 1B		B B B B 4-0 5 BB BB		3	1	1	0	0	2	0
44 Lastings Milledge, R (6, 9) OBP: 0.468, SLG: 0.550										0	0	0	0	1	0	0
5 David Wright, R (1, 5) OBP: 0.417, SLG: 0.425		C B B B B 4-1 20 PB 18 WP 22 G4-3 BB		B B B C F X 3-2 20 G4-6-3 1B		X 0-0 FC6 18 1B 1-3		B B B B 4-0 1-2 BB		2	2	1	0	2	0	1
68 Lino Urdaneta, R (8, 1)										0	0	0	0	0	0	0
18 Moises Alou, R (1, 7) OBP: 0.229, SLG: 0.242		F B F B B B F B 4-2 22 G4-3 20 PB 1-2 BB		X 0-0 ① L7		X 0-0 ① 2-H 3-H 1B		C C S 0-3 K ①		2	0	1	2	1	0	1
4 Ben Johnson, R (6, 7) OBP: 0.333, SLG: 0.439										1	0	0	0	0	1	2
20 Shawn Green, L (1, 3) OBP: 0.208, SLG: 0.348	B B C S T 2-2 K ① 1-2 2-3			X 0-0 ② ③ G4-6-3 1-2f		X 0-0 ② F8		S S S 0-3 K ②		4	0	0	0	0	2	5
22 Jose Valentin, S (1, 4) OBP: 0.387, SLG: 0.630	B B X 2-0 ② G4-3 2-3 3-H				C B B C X 2-2 ① F8	C C C 0-3 ③ K		X 0-0 ③ F9		4	0	0	1	0	1	3
10 Endy Chavez, L (1, 9) OBP: 0.415, SLG: 0.444	B F B B B 4-1 BB				F F X 0-2 7 G3 26 SH 1B		X 0-0 CS 1B		X 0-0 ① G4-3	3	0	2	0	1	0	0
(6, 8)																
26 Orlando Hernandez, R (1, 1)	X 0-0 ③ F9				L X 0-1 SH 7 G3 1-2		C C C 0-3 ① ② K 1-2		S S S 0-3 ② K	1	0	0	0	0	0	2
17 David Newhan, L (5, PR) OBP: 0.316, SLG: 0.529										0	0	0	0	0	0	0
40 Ambiorix Burgos, R (5, 1)										0	0	0	0	0	0	0
Julio Franco, R (7, PH) OBP: 0.417, SLG: 0.300										1	0	0	0	0	1	1
6 Ruben Gotay, S (7, 6) OBP: 0.313, SLG: 0.414										1	0	0	0	0	1	0
(8, 5)																

Inning Stats																															
	R: 0	H: 0		R: 1	H: 0		R: 0	H: 0		R: 0	H: 1		R: 0	H: 1		R: 2	H: 2		R: 1	H: 2		R: 0	H: 0		R: 0	H: 0		1B: 5	SF: 0		WP: 1	PA: 37
	E: 0	LOB: 0		E: 0	LOB: 0		E: 0	LOB: 0		E: 0	LOB: 0		E: 0	LOB: 3		E: 1	LOB: 0		E: 0	LOB: 0		E: 0	LOB: 2		E: 0	LOB: 0		2B: 1	SAC: 1		PB: 1	
	K: 1	BB: 0		K: 1	BB: 3		S: 7	BB: 0		K: 0	BB: 0		S: 11	BB: 0		S: 7	BB: 0		K: 1	BB: 0		K: 2	BB: 2		K: 2	BB: 0		3B: 0	DP: 2		SB: 0	
	S: 10	P: 14		S: 10	P: 26		P: 14			S: 6	P: 9		P: 14			P: 7			S: 6	P: 6		S: 7	P: 15		S: 7	P: 7		HR: 1	HBP: 0		CS: 1	

PITCHER		IP	WLS	BF	H	R	ER	SO	BB	IBB	HBP	BLK	WP	HR	S	P	ERA	WHIP
44 Jason Isringhausen, R ERA:	(1, 1)	1.0		3	0	0	0	1	0	0	0	0	0	0	10	14	0.00	0.000
Kip Wells, R ERA:	(2, 1)	4.0		17	2	1	0	2	3	0	0	0	1	0	34	63	0.00	1.250
72 Dennis Dove, R ERA: 1.69	(6, 1)	1.0	H	5	2	2	0	1	0	0	0	0	0	0	7	7	0.00	2.000
36 Russ Springer, R ERA: 9.0	(7, 1)	1.0	B	4	2	1	1	1	0	0	0	0	0	1	6	6	9.00	2.000
79 Andy Cavazos, R ERA: 3.86	(8, 1)	1.0	W	5	0	0	0	2	2	0	0	0	0	0	7	15	0.00	2.000

PITCHER		IP	WLS	BF	H	R	ER	SO	BB	IBB	HBP	BLK	WP	HR	S	P	ERA	WHIP
34 Randy Flores, L ERA: 2.57	(9, 1)	1.0	S	3	0	0	0	2	0	0	0	0	0	0	7	7	0.00	0.000

TOP

New York Mets @ St. Louis Cardinals

Roger Dean Stadium, Jupiter, FL

Sun Mar 18 2007, 1:05 PM EDT

Att. 8,393 - Sunny - 67 F

livebaseballscorecards.com

AB	31
R	4
H	6
RBI	4
BB	5
SO	9
LOB	20

New York Mets @ St. Louis Cardinals

Roger Dean Stadium, Jupiter, FL

Sun Mar 18 2007, 1:05 PM EDT

Att. 8,393 - Sunny - 67 F

livebaseballscorecards.com

BOTTOM

Batter	1	2	3	4	5	6	7	8	9	AB	R	H	RBI	BB	SO	LOB
22 David Eckstein, R (1, 6) OBP: 0.412, SLG: 0.429 53 John Rodriguez, L (6, 9) OBP: 0.471, SLG: 0.500 So Taguchi, R (9, 9) OBP: 0.205, SLG: 0.162	C C B F F F B B B 4-2 16 S BB	B F X 1-1 ② FC8-6 1-2f 2-3 3-H			X 0-0 16 1B 27 2B 1B		H 1-0 HBP			2 0 0	1 0 0	1 0 0	1 0 0	1 0 0	0 0 0	2 0 0
16 Chris Duncan, L (1, 7) OBP: 0.351, SLG: 0.529 Miguel Negron, L (9, 7) OBP: 0.355, SLG: 0.167	B F X 1-1 ① F7 1-2	B F F X 1-2 ③ F9			X 0-0 27 2B 1-2 1B		S S S 0-3 ① K			4 0	1 0	1 0	1 0	0 0	1 0	4 0
5 Albert Pujols, R (1, 3) OBP: 0.277, SLG: 0.378 35 Eli Marrero, R (8, 3) OBP: 0.364, SLG: 0.294	B F B X 2-1 ② P6		B B B C X 3-1 ① P4		X 0-0 ② F9		X 0-0 ② F8			4 0	0 0	0 0	0 0	0 0	0 0	4 0
27 Scott Rolen, R (1, 5) OBP: 0.333, SLG: 0.389 72 Dennis Dove, R (6, 1) 36 Russ Springer, R (7, 1) 3 Preston Wilson, R (7, PH) OBP: 0.286, SLG: 0.250 79 Andy Cavazos, R (8, 1) 34 Randy Flores, L (9, 1)	F C X 0-2 ③ F7	B X 1-0 ② G6-3			B B F X 2-1 1-H 2-H 2B		X 0-0 ③ G1-4-3			3 0 0 1 0 0	0 0 0 0 0 0	1 0 0 0 0 0	2 0 0 0 0 0	0 0 0 0 0 0	0 0 0 1 0 0	1 0 0 1 0 0
26 Scott Spiezio, S (1, 9) OBP: 0.440, SLG: 0.525 (6, 5)		B B X 2-0 ① L4	F C F B B B X 3-2 ③ P5		C C B C 1-3 ③ K			X 0-0 19 SH1-4 49 SF9 2B		4	1	1	0	0	1	1
7 Adam Kennedy, L (1, 4) OBP: 0.278, SLG: 0.471 19 Jolbert Cabrera, R (7, 6) OBP: 0.189, SLG: 0.143		B X 1-0 4 1B 1B 2B		X 0-0 ① P5		X 0-0 ① F9		X 0-0 ① SH1-4 2-3		3 0	1 0	1 0	0 0	0 0	0 0	0 0
4 Yadier Molina, R (1, 2) OBP: 0.444, SLG: 0.400 49 Rick Ankiel, L (8, PH) OBP: 0.290, SLG: 0.448 Gary Bennett, R (9, 2) OBP: 0.308, SLG: 0.261		B F X 1-1 55 BB 1B 22 FC8-6 2-3 1B		C C C 0-3 ② K		X 0-0 ② F9		F X 0-1 ② SF9 3-H		3 0 0	1 0 0	1 0 0	0 1 0	0 0 0	1 0 0	0 0 0
55 Skip Schumaker, L (1, 8) OBP: 0.500, SLG: 0.690		B B B B 4-0 22 FC8-6 1B 1-2 BB		C F B X 1-2 ③ L8		X 0-0 2B		B B B B 4-0 BB		2	0	1	0	2	0	0
44 Jason Isringhausen, R (1, 1) Kip Wells, R (2, 1) OBP: 1.000, SLG: 1.000 Aaron Miles, S (5, PH) OBP: 0.342, SLG: 0.258 (6, 6) (7, 4)		B C X 1-1 22 FC8-6 1-2 2-3 3-H 1B			X 0-0 ① G5-3	X 0-0 ③ G3-1		X 0-0 ③ G4-3		0 1 3	0 0 0	0 1 0	0 1 0	0 0 0	0 0 0	0 0 2
Inning Stats	R: 0 E: 0 K: 0 S: 12 H: 0 LOB: 1 BB: 1 P: 19	R: 2 E: 0 K: 0 S: 11 H: 3 LOB: 2 BB: 1 P: 22	R: 0 E: 0 K: 0 S: 7 H: 0 LOB: 0 BB: 0 P: 14	R: 0 E: 0 K: 1 S: 7 H: 0 LOB: 0 BB: 0 P: 8	R: 2 E: 0 K: 1 S: 9 H: 3 LOB: 1 BB: 0 P: 12	R: 0 E: 0 K: 0 S: 4 H: 1 LOB: 1 BB: 0 P: 4	R: 0 E: 0 K: 1 S: 5 H: 0 LOB: 1 BB: 0 P: 6	R: 1 E: 0 K: 0 S: 5 H: 1 LOB: 1 BB: 1 P: 9		1B: 4 2B: 4 3B: 0 HR: 0	SF: 1 SAC: 1 DP: 0 HBP: 1		WP: 0 PB: 0 SB: 1 CS: 0	PA: 36		

	AB	30
	R	5
	H	8
	RBI	5
	BB	3
	SO	3
	LOB	15

PITCHER		IP	WLS	BF	H	R	ER	SO	BB	IBB	HBP	BLK	WP	HR	S	P	ERA	WHIP
26 Orlando Hernandez, R ERA: 10.5	(1, 1)	4.0		17	3	2	2	1	2	0	0	0	0	0	37	63	4.50	1.250
40 Ambiorix Burgos, R ERA: 9.58	(5, 1)	2.0		10	4	2	2	1	0	0	0	0	0	0	13	16	9.00	2.000
Scott Schoeneweis, L ERA:	(7, 1)	1.0		4	0	0	0	1	0	0	1	0	0	0	5	6	0.00	0.000
68 Lino Urdaneta, R ERA: 2.57	(8, 1)	1.0	L	5	1	1	0	0	1	0	0	0	0	0	5	9	0.00	2.000

PITCHER		IP	WLS	BF	H	R	ER	SO	BB	IBB	HBP	BLK	WP	HR	S	P	ERA	WHIP

Baltimore Orioles @ New York Mets

Tradition Field, Port St. Lucie, FL

Tue Mar 20 2007, 7:10 PM EDT

Att. 5,722 - Partly Cloudy - 73 F

TOP

livebaseballscorecards.com

Batter	1	2	3	4	5	6	7	8	9	AB	R	H	RBI	BB	SO	LOB
1 Brian Roberts, S (1, 4) OBP: 0.381, SLG: 0.405	6 G4-3 21 2B 2B		6 1B 1B		P4			K		3	1	2	0	0	0	1
12 Brandon Fahey, L (7, 4) OBP: 0.095, SLG: 0.050										1	0	0	0	0	1	0
6 Melvin Mora, R (1, 5) OBP: 0.341, SLG: 0.405	G4-3 2-3		1-3 1B		1-2 1B			L4		3	0	2	0	0	0	1
38 Terry Tiffee, S (7, 5) OBP: 0.214, SLG: 0.185										1	0	0	0	0	0	0
21 Nick Markakis, L (1, 9) OBP: 0.422, SLG: 0.488	10 G4-3 3-H 2B		F8		F7			G5-3		3	0	1	1	0	0	3
78 Rob Bell, R (5, 1)										0	0	0	0	0	0	0
Adam Donachie, R (6, 2) OBP: 0.278, SLG: 0.412										1	0	0	0	0	0	0
10 Miguel Tejada, R (1, 6) OBP: 0.256, SLG: 0.289	G4-3 2-3			G4-3		P6			F7	3	0	0	0	0	0	1
Chris Gomez, R (6, 6) OBP: 0.323, SLG: 0.346										1	0	0	0	0	0	0
17 Aubrey Huff, L (1, 3) OBP: 0.400, SLG: 0.514	P4			1B		G4-3			F7	3	0	1	0	0	0	1
Kevin Millar, R (6, 3) OBP: 0.105, SLG: 0.111										1	0	0	0	0	0	0
55 Ramon Hernandez, R (1, 2) OBP: 0.294, SLG: 0.333		G5-3		P5		G3			K	3	0	0	0	0	0	1
51 Scott Williamson, R (6, 1)										0	0	0	0	0	0	0
John Parrish, L (7, 1)										0	0	0	0	0	0	0
37 Chris Ray, R (8, 1)										0	0	0	0	0	0	0
56 Brian Burres, L (8, 1)										0	0	0	0	0	0	0
70 Jason Dubois, R (9, PH) OBP: 0.433, SLG: 0.571										1	0	0	0	0	1	0
17 Corey Patterson, L (1, 8) OBP: 0.211, SLG: 0.176		F8		G3-1			K			3	0	0	0	0	1	1
71 Ruddy Yan, S (7, 8) OBP: 0.360, SLG: 0.333										0	0	0	0	0	0	0
16 Jay Payton, R (1, 7) OBP: 0.353, SLG: 0.455		G6-3			G1-3		K			2	0	0	0	0	0	0
(5, 9)																
31 Jay Gibbons, L (6, 7) OBP: 0.310, SLG: 0.360										1	0	0	0	0	1	0
27 Jaret Wright, R (1, 1)			K		6 1B 1B		K			1	0	0	0	0	1	0
68 Jon Knott, R (5, PH) OBP: 0.259, SLG: 0.320										2	0	1	0	0	1	0
(5, 7)																
(6, 9)																
Inning Stats	R: 1 E: 0 K: 0 S: 5 H: 2 LOB: 1 BB: 0 P: 5	R: 0 E: 0 K: 0 S: 3 H: 0 LOB: 0 BB: 0 P: 3	R: 0 E: 0 K: 1 S: 6 H: 2 LOB: 1 BB: 0 P: 6	R: 0 E: 0 K: 0 S: 4 H: 1 LOB: 1 BB: 0 P: 4	R: 0 E: 0 K: 0 S: 5 H: 2 LOB: 2 BB: 0 P: 5	R: 0 E: 0 K: 0 S: 3 H: 0 LOB: 0 BB: 0 P: 3	R: 0 E: 0 K: 3 S: 9 H: 0 LOB: 0 BB: 0 P: 9	R: 0 E: 0 K: 1 S: 5 H: 0 LOB: 0 BB: 0 P: 5	R: 0 E: 0 K: 1 S: 5 H: 0 LOB: 0 BB: 0 P: 5	1B: 5 2B: 2 3B: 0 HR: 0	SF: 0 SAC: 0 DP: 0 HBP: 0						

	AB	33
	R	1
	H	7
	RBI	1
	BB	0
	SO	6
	LOB	9

WP: 0 PB: 0 SB: 0 CS: 0 PA: 33

PITCHER		IP	WLS	BF	H	R	ER	SO	BB	IBB	HBP	BLK	WP	HR	S	P	ERA	WHIP
34 Mike Pelfrey, R ERA: 1.29	(1, 1)	5.0	W	21	7	1	1	1	0	0	0	0	0	0	23	23	1.80	1.400
39 Jon Adkins, R ERA: 9.0	(6, 1)	1.0	H	3	0	0	0	0	0	0	0	0	0	0	3	3	0.00	0.000
25 Pedro Feliciano, L ERA:	(7, 1)	1.0	H	3	0	0	0	3	0	0	0	0	0	0	9	9	0.00	0.000
70 Joe Smith, R ERA: 1.93	(8, 1)	1.0	H	3	0	0	0	1	0	0	0	0	0	0	5	5	0.00	0.000
Scott Schoeneweis, L ERA:	(9, 1)	1.0		3	0	0	0	1	0	0	0	0	0	0	5	5	0.00	0.000

PITCHER	IP	WLS	BF	H	R	ER	SO	BB	IBB	HBP	BLK	WP	HR	S	P	ERA	WHIP

Baltimore Orioles @ New York Mets

Tradition Field, Port St. Lucie, FL

Tue Mar 20 2007, 7:10 PM EDT

Att. 5,722 - Partly Cloudy - 73 F

BOTTOM

livebaseballscorecards.com

Batter	1	2	3	4	5	6	7	8	9	AB	R	H	RBI	BB	SO	LOB
7 José Reyes, S (1, 6) OBP: 0.400, SLG: 0.680 17 David Newhan, L (8, 5) OBP: 0.333, SLG: 0.529	G4-3		F7		5 1B BB		15 HR 3B	1 1B HBP 1-2 2-3		3 0	1 0	1 0	0 0	1 0	0 0	0 0
5 David Wright, R (1, 5) OBP: 0.423, SLG: 0.419 1 Anderson Hernandez, S (8, 6) OBP: 0.233, SLG: 0.154	K		15 BB BB		1-2 2-3 1B		K	1-2 2-H 3-H 1B		3 1	0 0	1 1	0 2	1 0	2 0	1 0
15 Carlos Beltrán, S (1, 8) OBP: 0.283, SLG: 0.535 30 Mike DiFelice, R (8, 2) OBP: 0.154, SLG: 0.154	K		21 G4-6-3 1-2 BB		K		3-H HR	K		3 1	1 0	1 0	2 0	1 0	2 1	3 2
21 Carlos Delgado, L (1, 3) OBP: 0.333, SLG: 0.231 70 Joe Smith, R (8, 1) Scott Schoeneweis, L (9, 1)		F7	G4-6-3 1-2f		F9		K			4 0 0	0 0 0	0 0 0	0 0 0	0 0 0	1 0 0	5 0 0
18 Moises Alou, R (1, 7) OBP: 0.237, SLG: 0.229 4 Ben Johnson, R (7, 7) OBP: 0.326, SLG: 0.429		16 2B 20 G4-3 BB		L8		P3	F7			2 1	1 0	0 0	0 0	1 0	0 0	0 0
16 Paul Lo Duca, R (1, 2) OBP: 0.250, SLG: 0.273 10 Endy Chavez, L (8, 8) OBP: 0.405, SLG: 0.432		20 G4-3 22 3B 1-3 2B		G6-3		2B		G1-3		3 1	1 0	2 0	0 0	0 0	0 0	0 0
20 Shawn Green, L (1, 9) OBP: 0.196, SLG: 0.327 25 Pedro Feliciano, L (7, 1) Julio Franco, R (8, 3) OBP: 0.440, SLG: 0.333		G4-3 2-3 3-H		G4-3		K		17 HBP 44 1B 1 1B 1B		3 0 1	0 0 1	0 0 1	1 0 1	0 0 0	1 0 0	2 0 0
22 Jose Valentin, S (1, 4) OBP: 0.429, SLG: 0.690		3-H 3B			5 1B 34 SH3-4 BB	44 FC6-4 BB		K		2	0	1	1	2	1	1
34 Mike Pelfrey, R (1, 1) 39 Jon Adkins, L (6, 1) 44 Lastings Milledge, R (6, PH) (7, 9) OBP: 0.469, SLG: 0.548		K			SH3-4 1-2	FC6-4 1-2f		17 HBP 1 1B 1-2 1B		1 0 2	0 0 1	0 0 1	0 0 0	0 0 0	1 0 0	1 0 2
Inning Stats	R: 0 E: 0 K: 2 S: 7 H: 0 LOB: 0 BB: 0 P: 7	R: 2 E: 0 K: 1 S: 7 H: 2 LOB: 1 BB: 1 P: 11	R: 0 E: 0 K: 0 S: 2 H: 0 LOB: 1 BB: 2 P: 10	R: 0 E: 0 K: 0 S: 3 H: 0 LOB: 0 BB: 0 P: 3	R: 0 E: 0 K: 1 S: 6 H: 1 LOB: 3 BB: 2 P: 14	R: 0 E: 0 K: 1 S: 6 H: 1 LOB: 2 BB: 1 P: 10	R: 2 E: 0 K: 2 S: 9 H: 2 LOB: 0 BB: 0 P: 9	R: 2 E: 0 K: 2 S: 10 H: 3 LOB: 2 BB: 0 P: 11		1B: 4 2B: 2 3B: 2 HR: 1	SF: 0 SAC: 1 DP: 1 HBP: 1						

	AB	31
	R	6
	H	9
	RBI	6
	BB	6
	SO	9
	LOB	17

WP: 0 PB: 0 SB: 0 CS: 0 PA: 39

PITCHER		IP	WLS	BF	H	R	ER	SO	BB	IBB	HBP	BLK	WP	HR	S	P	ERA	WHIP
27 Jaret Wright, R ERA: 4.5	(1, 1)	4.0	L	16	2	2	2	3	3	0	0	0	0	0	19	31	4.50	1.250
78 Rob Bell, R ERA:	(5, 1)	1.0		6	1	0	0	1	2	0	0	0	0	0	6	14	0.00	3.000
51 Scott Williamson, R ERA: 1.69	(6, 1)	1.0		5	1	0	0	1	1	0	0	0	0	0	6	10	0.00	2.000
John Parrish, L ERA: 4.7	(7, 1)	1.0		5	2	2	2	2	0	0	0	0	0	1	9	9	18.00	2.000
37 Chris Ray, R ERA: 3.18	(8, 1)	0.2		6	3	2	2	1	0	0	1	0	0	0	7	8	27.00	4.500

PITCHER		IP	WLS	BF	H	R	ER	SO	BB	IBB	HBP	BLK	WP	HR	S	P	ERA	WHIP
56 Brian Burres, L ERA: 2.16	(8, 1)	0.1		1	0	0	0	1	0	0	0	0	0	0	3	3	0.00	0.000

Batter	1	2	3	4	5	6	7	8	9	AB	R	H	RBI	BB	SO	LOB
7 José Reyes, S (1, 6) OBP: 0.441, SLG: 0.698	x 0-0 21 S, 5 S, 21 WP 1B		B B B 4-0 15 WP, 21 G4-3 BB	x 0-0 5 1B, 15 1B 1B			x 0-0 5 1B, 15 2B 1B		x 0-0 ① P5	3	4	3	0	1	0	0
17 David Newhan, L (7, 5) OBP: 0.325, SLG: 0.514										1	0	0	0	0	0	0
5 David Wright, R (1, 5) OBP: 0.429, SLG: 0.426	C C C 0-3 ① K 1-2		x 0-0 ① F9	x 0-0 15 1B 1-2 1B			x 0-0 15 2B 1-3 1B		x 0-0 ② F9	4	0	2	0	0	1	2
64 Mike Carp, L (7, 3) OBP: 0.316, SLG: 0.324										1	0	0	0	0	0	0
15 Carlos Beltrán, S (1, 8) OBP: 0.320, SLG: 0.565	x 0-0 ② F8		B B B B 4-0 21 G4-3, 21 WP 1-3 BB	x 0-0 ③ 1-3 2-H 1B			x 0-0 ① 21 G4-3 1-H 3-H 2B		x 0-0 E3	3	0	2	2	1	0	1
1 Anderson Hernandez, S (7, 6) OBP: 0.227, SLG: 0.150										1	0	0	0	0	0	0
21 Carlos Delgado, L (1, 3) OBP: 0.324, SLG: 0.233	S S S 0-3 ③ K 2-H		B X 1-0 ② G4-3 1-3 3-H		x 0-0 44 L6-3 1B		x 0-0 ② G4-3 2-3		S S S 0-3 ③ K	4	0	1	1	0	1	2
40 Ambiorix Burgos, R (7, 1)										0	0	0	0	0	0	0
68 Lino Urdaneta, R (8, 1)										0	0	0	0	0	0	0
6 Ruben Gotay, S (9, PH) OBP: 0.303, SLG: 0.400										1	0	0	0	0	1	1
29 Jorge Sosa, R (9, 1)										0	0	0	0	0	0	0
3 Damion Easley, R (1, 4) OBP: 0.278, SLG: 0.303		B B B B 4-0 44 WP BB	x 0-0 ③ F8		S S S 0-3 ① K		x 0-0 ③ P6			3	0	0	0	1	1	3
44 Lastings Milledge, R (1, 9) OBP: 0.453, SLG: 0.543		B X 1-0 ① F9 1-2		x 0-0 ② ③ 4 G6-3, 11 HR 2B	x 0-0 ② ③ L6-3 1-1			x 0-0 ① F8		4	1	1	0	0	0	2
4 Ben Johnson, R (1, 7) OBP: 0.320, SLG: 0.400		B B B B 4-0 BB	x 0-0 ① G6-3 2-3			x 0-0 ① F7		x 0-0 ② G6-3		3	0	0	0	1	0	1
11 Ramon Castro, R (1, 2) OBP: 0.360, SLG: 0.524		x 0-0 ② P3	x 0-0 3-H HR			x 0-0 ② G5-3		x 0-0 1B		3	1	1	2	0	0	2
30 Mike DiFelice, R (8, PH) OBP: 0.214, SLG: 0.214										1	0	1	0	0	0	0
(8, 2)																
46 Oliver Pérez, L (1, 1)		S S S 0-3 ③ K2-3	x 0-0 ② G5-3			C C C 0-3 ③ K		x 0-0 ③ P6		3	0	0	0	0	2	2
10 Endy Chavez, L (7, 8) OBP: 0.395, SLG: 0.421										1	0	0	0	0	0	1
Inning Stats	R: 1 H: 1 E: 0 LOB: 0 K: 2 BB: 0 S: 8 P: 8	R: 0 H: 0 E: 0 LOB: 2 K: 1 BB: 2 S: 5 P: 14	R: 1 H: 0 E: 0 LOB: 1 K: 0 BB: 2 S: 3 P: 12	R: 3 H: 5 E: 0 LOB: 2 K: 0 BB: 0 S: 7 P: 7	R: 0 H: 1 E: 0 LOB: 0 K: 1 BB: 0 S: 5 P: 5	R: 0 H: 0 E: 0 LOB: 0 K: 1 BB: 0 S: 5 P: 5	R: 1 H: 3 E: 0 LOB: 1 K: 0 BB: 0 S: 5 P: 5	R: 0 H: 1 E: 0 LOB: 1 K: 0 BB: 0 S: 4 P: 4	R: 0 H: 0 E: 1 LOB: 1 K: 1 BB: 0 S: 6 P: 6	1B: 8 SF: 0 2B: 3 SAC: 0 3B: 0 DP: 1 HR: 1 HBP: 0						

PITCHER		IP	WLS	BF	H	R	ER	SO	BB	IBB	HBP	BLK	WP	HR	S	P	ERA	WHIP
56 Hung-Chih Kuo, L ERA: 3.0	(1, 1)	3.0	L	14	1	2	2	3	4	0	0	0	4	0	16	34	6.00	1.667
Elmer Dessens, R ERA: 4.09	(4, 1)	3.0		13	6	3	3	2	0	0	0	0	0	1	17	17	9.00	2.000
Elmer Dessens, R ERA: 4.09	(6, 1)	3.0		13	6	3	3	2	0	0	0	0	0	1	17	17	9.00	2.000
47 Tim Hamulack, L ERA: 1.29	(7, 1)	1.0		5	3	1	1	0	0	0	0	0	0	0	5	5	9.00	3.000
95 Harold Eckert, R ERA:	(8, 1)	1.0		4	1	0	0	0	0	0	0	0	0	0	4	4	0.00	1.000

PITCHER		IP	WLS	BF	H	R	ER	SO	BB	IBB	HBP	BLK	WP	HR	S	P	ERA	WHIP
38 Rudy Seanez, R ERA:	(9, 1)	1.0		4	0	0	0	1	0	0	0	0	0	0	6	6	0.00	0.000

New York Mets @ Los Angeles Dodgers

Holman Stadium, Vero Beach, FL

Wed Mar 21 2007, 7:05 PM EDT

Att. 6,386 - Clear - 75 F

TOP

livebaseballscorecards.com

AB	36
R	6
H	11
RBI	5
BB	4
SO	6
LOB	17

WP: 4	PA: 40		
PB: 0			
SB: 2			
CS: 0			

New York Mets @ Los Angeles Dodgers

Holman Stadium, Vero Beach, FL

Wed Mar 21 2007, 7:05 PM EDT

Att. 6,386 - Clear - 75 F

livebaseballscorecards.com

BOTTOM

Batter	1	2	3	4	5	6	7	8	9	AB	R	H	RBI	BB	SO	LOB
13 Wilson Valdez, R (1, 5) OBP: 0.380, SLG: 0.612	G1-4-3 1B		L8		1B		P2		G5-3 1-2	5	0	2	0	0	0	4
9 Juan Pierre, L (1, 8) OBP: 0.378, SLG: 0.459	F7		F7		F8		1-2 3-H 1B		K	3	0	0	0	0	0	3
Elmer Dessens, R (6, 1)										0	0	0	0	0	0	0
57 Larry Bigbie, L (7, 9) OBP: 0.409, SLG: 0.585										2	0	1	1	0	1	1
Olmedo Saenz, R (1, 3) OBP: 0.370, SLG: 0.462	G1-4-3 1-2		1-2 1B			28 E SF8 1B	F9			2	0	1	0	0	0	1
Elmer Dessens, R (4, 1)										0	0	0	0	0	0	0
17 Jason Repko, R (6, 8) OBP: 0.433, SLG: 0.615										2	1	1	0	0	0	2
28 Andy LaRoche, R (1, 7) OBP: 0.250, SLG: 0.244	G5-3		F7			L5 1-3		F8		4	0	0	0	0	0	4
Mike Lieberthal, R (1, 2) OBP: 0.238, SLG: 0.263		P5		P4		SF8 3-H		G4-3		2	0	0	1	0	0	0
77 Kelly Stinnett, R (7, 2) OBP: 0.280, SLG: 0.304										1	0	0	0	0	0	0
16 Andre Ethier, L (1, 9) OBP: 0.350, SLG: 0.342		F8		F8		G6-3		1B		3	0	0	0	0	0	0
47 Tim Hamulack, R (7, 1)										0	0	0	0	0	0	0
95 Harold Eckert, R (8, 1)										0	0	0	0	0	0	0
27 Matt Kemp, R (8, PH) OBP: 0.289, SLG: 0.268										1	0	1	0	0	0	0
38 Rudy Seanez, R (9, 1)										0	0	0	0	0	0	0
18 Ramon Martinez, R (1, 4) OBP: 0.273, SLG: 0.200		BB		F9			7 1B 57 1B 2B	P3		1	0	0	0	1	0	0
86 Marshall McDougall, R (6, 4) OBP: 0.333, SLG: 0.500										2	1	1	0	0	0	1
81 Iván De Jesús Jr., R (1, 6) OBP: 0.400, SLG: 0.385		G4-3			K		K		F7	3	0	0	0	0	2	2
Xavier Paul, L (9, PH) OBP: 0.200, SLG: 0.200										1	0	0	0	0	0	0
56 Hung-Chih Kuo, L (1, 1)			BB		K		57 1B 2-3		13 G5-3	0	0	0	0	0	0	0
21 Marlon Anderson, L (3, PH)			1B				1B		1B	0	0	0	0	1	0	0
7 James Loney, L (4, 3) OBP: 0.490, SLG: 0.488										3	0	2	0	0	1	0
Inning Stats	R: 0 E: 0 K: 0 S: 4 H: 1 LOB: 1 BB: 0 P: 4	R: 0 E: 0 K: 0 S: 3 H: 0 LOB: 1 BB: 1 P: 7	R: 0 E: 0 K: 0 S: 4 H: 1 LOB: 2 BB: 1 P: 8	R: 0 E: 0 K: 0 S: 3 H: 0 LOB: 0 BB: 0 P: 3	R: 0 E: 0 K: 2 S: 8 H: 1 LOB: 1 BB: 0 P: 8	R: 1 E: 1 K: 0 S: 4 H: 1 LOB: 0 BB: 0 P: 4	R: 1 E: 0 K: 1 S: 8 H: 3 LOB: 2 BB: 0 P: 8	R: 0 E: 0 K: 0 S: 4 H: 1 LOB: 1 BB: 0 P: 4	R: 0 E: 0 K: 1 S: 6 H: 1 LOB: 1 BB: 0 P: 6	1B: 8 2B: 1 3B: 0 HR: 0	SF: 1 SAC: 0 DP: 0 HBP: 0						

AB	35
R	2
H	9
RBI	2
BB	2
SO	4
LOB	18

WP: 0 PB: 0 SB: 0 CS: 0 PA: 38

PITCHER	IP	WLS	BF	H	R	ER	SO	BB	IBB	HBP	BLK	WP	HR	S	P	ERA	WHIP
46 Oliver Pérez, L (1, 1) ERA: 2.7	6.0	W	24	4	1	0	2	2	0	0	0	0	0	26	34	0.00	1.000
40 Ambiorix Burgos, R (7, 1) ERA: 9.53	1.0		6	3	1	1	1	0	0	0	0	0	0	8	8	9.00	3.000
68 Lino Urdaneta, R (8, 1) ERA: 2.25	1.0		4	1	0	0	0	0	0	0	0	0	0	4	4	0.00	1.000
29 Jorge Sosa, R (9, 1) ERA: 4.91	1.0		4	1	0	0	1	0	0	0	0	0	0	6	6	0.00	1.000

PITCHER	IP	WLS	BF	H	R	ER	SO	BB	IBB	HBP	BLK	WP	HR	S	P	ERA	WHIP

New York Mets @ Atlanta Braves

Ballpark at Disney's Wide World of Sports, Lake Buena Vista, FL

Thu Mar 22 2007, 1:05 PM EDT

Att. 11,591 - Partly Cloudy - 78 F

livebaseballscorecards.com

Batter	1	2	3	4	5	6	7	8	9	AB	R	H	RBI	BB	SO	LOB
7 José Reyes, S (1, 6) OBP: 0.444, SLG: 0.702 1 Anderson Hernandez, S (7, 6) OBP: 0.227, SLG: 0.150	X 0-0 ① P5		B C B C X 2-2 5 G5-3 1B		B S F F X 1-2 ② F7		X 0-0 2B			4 0 0 0	2	0	0	0	0	0
5 David Wright, R (1, 5) OBP: 0.417, SLG: 0.431 13 Billy Wagner, L (7, 1) 19 Sandy Alomar Jr., R (8, 2)	B C B F B C 3-3 ② K		B 1 SAFE C B X 2-1 ②③ G5-3 1-2		B X 1-0 2B		X 0-0 ③ G4-3			4 0 0 0 0 0	1 0 0	0 0 0	0 0 0	1 0 0	2 0 0	0 0 0
16 Paul Lo Duca, R (1, 2) OBP: 0.250, SLG: 0.270 44 Lastings Milledge, R (8, 9) OBP: 0.453, SLG: 0.543	C X 0-1 1B			X 0-0 ① G5-3	B C X 1-1 ③ G6-3			X 0-0 ① G4-3		4 0 0 0	1 0	0 0	0 0	0 0	1 0	1 0
18 Moises Alou, R (1, 7) OBP: 0.238, SLG: 0.256 17 David Newhan, L (8, 7) OBP: 0.325, SLG: 0.514	F B B B F F C 3-3 ③ K			X 0-0 1B 22 1B 2B		F B X 1-1 ① G5-3		F C F B B S 2-3 ② K		4 1 0 0	1 0	0 0	0 0	0 0	2 0	1 0
20 Shawn Green, L (1, 9) OBP: 0.200, SLG: 0.308 70 Joe Smith, R (8, 1)		C B S S F X 1-2 ① G1		S S S 0-3 ② K		F B B B F B 4-2 FC4-6 BB		C X 0-1 ③ G3-1		3 0 0 0	0 0	0 0	0 0	1 0	1 0	1 0
Julio Franco, R (1, 3) OBP: 0.448, SLG: 0.360 6 Ruben Gotay, S (9, PR) OBP: 0.303, SLG: 0.400		C X 0-1 ② G6-3		X 0-0 22 1B 2-3 1B		C B X 1-1 ② FC4-6 1-2f			X 0-0 22 FC3-6 1B	4 0 0 0	2 0	0 0	0 0	0 0	0 0	1 0
22 Jose Valentin, S (1, 4) OBP: 0.436, SLG: 0.697		C B B X 2-1 2B		X 0-0 10 FC4-6 1-2 3-H 1B		F B F C 1-3 ③ K			C F F F X 0-2 ① FC3-6 1-2f	4 0	2	1	0	1	2	0
10 Endy Chavez, L (1, 8) OBP: 0.362, SLG: 0.381		X 0-0 ③ G4-3		X 0-0 ③ FC4-6 1-2f			X 0-0 ① G1-3		C S B X 1-2 ② F7	4 0	0	0	0	0	4	0
35 Aaron Sele, R (1, 1) Scott Schoeneweis, L (6, 1) 3 Damion Easley, R (7, PH) OBP: 0.263, SLG: 0.286 (7, 5)			C C C 0-3 ① K		C X 0-1 ① G5-3		X 0-0 ② L7		B B B C C F X 3-2 ③ F9	2 0 0 0 2 0	0 0 0	0 0 0	0 0 0	0 0 0	1 0 0	0 0 1
Inning Stats	R: 0 H: 1 E: 0 LOB: 1 K: 2 BB: 0 S: 10 P: 16	R: 0 H: 1 E: 0 LOB: 1 K: 0 BB: 0 S: 9 P: 12	R: 0 H: 1 E: 0 LOB: 0 K: 1 BB: 0 S: 8 P: 12	R: 1 H: 3 E: 0 LOB: 2 K: 1 BB: 0 S: 8 P: 8	R: 0 H: 1 E: 0 LOB: 1 K: 0 BB: 0 S: 9 P: 12	R: 0 H: 0 E: 0 LOB: 1 K: 1 BB: 1 S: 9 P: 16	R: 0 H: 1 E: 0 LOB: 1 K: 0 BB: 0 S: 4 P: 4	R: 0 H: 0 E: 0 LOB: 0 K: 1 BB: 0 S: 7 P: 9	R: 0 H: 1 E: 0 LOB: 1 K: 0 BB: 0 S: 13 P: 17	1B: 5 2B: 4 3B: 0 HR: 0	SF: 0 SAC: 0 DP: 0 HBP: 0						

	AB	35
	R	1
	H	9
	RBI	1
	BB	1
	SO	6
	LOB	13

	WP: 0	PA: 36
	PB: 0	
	SB: 0	
	CS: 0	

PITCHER		IP	WLS	BF	H	R	ER	SO	BB	IBB	HBP	BLK	WP	HR	S	P	ERA	WHIP
29 John Smoltz, R ERA: 1.8	(1, 1)	6.0	W	25	7	1	1	5	1	0	0	0	0	0	53	76	1.50	1.333
51 Michael Gonzalez, L ERA: 7.88	(7, 1)	1.0	H	4	1	0	0	0	0	0	0	0	0	0	4	4	0.00	1.000
58 Peter Moylan, R ERA: 3.86	(8, 1)	1.0		3	0	0	0	1	0	0	0	0	0	0	7	9	0.00	0.000
Oscar Villarreal, R ERA: 7.88	(9, 1)	1.0		4	1	0	0	0	0	0	0	0	0	0	13	17	0.00	1.000

PITCHER		IP	WLS	BF	H	R	ER	SO	BB	IBB	HBP	BLK	WP	HR	S	P	ERA	WHIP

BOTTOM

New York Mets @ Atlanta Braves

Ballpark at Disney's Wide World of Sports, Lake Buena Vista, FL

Thu Mar 22 2007, 1:05 PM EDT
Att. 11,591 - Partly Cloudy - 78 F

livebaseballscorecards.com

Batter	1	2	3	4	5	6	7	8	9	AB	R	H	RBI	BB	SO	LOB
2 Kelly Johnson, L (1, 4) OBP: 0.294, SLG: 0.447 24 Martín Prado, R (6, 4) OBP: 0.474, SLG: 0.559	C B X 1-1 ① F7		C B X 2-1 CS 1B		C S F C 1-3 ③ K		X 0-0 72 FC4 HR 1-3 2-H 2B			3 0 1 0 0 1 1 1 1 1 1 0 0 0						
Chris Woodward, R (1, 6) OBP: 0.250, SLG: 0.333 72 Yunel Escobar, R (6, PR) OBP: 0.436, SLG: 0.500 (7, 6)	B C X 1-1 ② L7		B C S F B F X 2-2 ①② F7 1-2			C B B B X 3-1 10 2B 2B	X 0-0 FC4 HR 2-3 3-H			3 0 1 0 0 0 1 1 2 0 1 0 0 1						
10 Chipper Jones, S (1, 5) OBP: 0.375, SLG: 0.464 Tony Pena Jr., R (6, PR) OBP: 0.342, SLG: 0.500 (7, 5)	X 0-0 ③ F8		X 0-0 ③ G4-3			S B B X 2-1 2-H 2B	X 0-0 1-H 3-H HR			3 0 1 1 0 0 0 1 1 1 3 0 0 0						
Andruw Jones, R (1, 8) OBP: 0.442, SLG: 0.485 27 T.J. Bohn, R (7, 8) OBP: 0.324, SLG: 0.250		B C C B B B 4-2 16 1B E BB		B X 1-0 ① F7		B C B B B S C 3-3 ① K	X 0-0 ② L9			2 1 0 0 1 1 1 1 0 0 0 0 0 0						
16 Brian McCann, L (1, 2) OBP: 0.325, SLG: 0.553 63 Corky Miller, R (7, PH) OBP: 0.278, SLG: 0.375 (8, 2)	X 0-0 64 FC4-6 E 1-3 1B			X 0-0 ② L8		C F S 0-3 ② K	X 0-0 ③ F9			3 0 1 0 0 1 1 1 0 0 0 0 0 0						
7 Jeff Francoeur, R (1, 9) OBP: 0.360, SLG: 0.596 51 Michael Gonzalez, R (7, 1) 58 Peter Moylan, R (8, 1) 71 Carlos Mendez, R (8, PH) OBP: 0.400, SLG: 0.600 (9, 3)		X 0-0 ① F8		X 0-0 ③ G1-3		X 0-0 ③ G1-3		X 0-0 ① G6-3		3 0 0 0 0 0 3 0 0 0 0 0 0 0 0 0 0 0 0 0 0 1 0 0 0 0 0 0						
Craig Wilson, R (1, 3) OBP: 0.273, SLG: 0.465 Oscar Villarreal, L (9, 1)		B X 1-0 E5 64 FC4-6 1-2 3-H			B X 1-0 ① F9		C C C 0-3 ① K	S S S 0-3 ② K		4 0 0 1 0 2 1 0 0 0 0 0 0 0						
64 Doug Clark, L (1, 7) OBP: 0.611, SLG: 0.647		B C B B X 3-1 ② FC4-6 1-2f 2-3			F C F B F B B B 4-2 29 SH1-4 BB		X 0-0 91 1B 24 2B 1B	C C C 0-3 ③ K		3 1 1 0 1 1 2						
29 John Smoltz, R (1, 1) 91 Bill McCarthy, R (7, 9) OBP: 0.400, SLG: 0.500		B X 1-0 ③ G4-3			B B C X 2-1 ② SH1-4 1-2		X 0-0 24 2B 72 FC4 1-2 1B			1 0 0 0 0 0 2 1 1 1 0 0 0 0						
Inning Stats	R: 0 H: 0 E: 0 LOB: 0 K: 0 BB: 0 S: 5 P: 7	R: 1 H: 1 E: 1 LOB: 2 K: 0 BB: 1 S: 8 P: 17	R: 0 H: 1 E: 0 LOB: 0 K: 0 BB: 0 S: 8 P: 12	R: 0 H: 0 E: 0 LOB: 0 K: 0 BB: 0 S: 3 P: 4	R: 0 H: 0 E: 0 LOB: 1 K: 1 BB: 1 S: 11 P: 19	R: 1 H: 2 E: 0 LOB: 1 K: 2 BB: 0 S: 11 P: 19	R: 5 H: 4 E: 0 LOB: 0 K: 1 BB: 0 S: 10 P: 10	R: 0 H: 0 E: 0 LOB: 0 K: 2 BB: 0 S: 7 P: 7		1B: 4 SF: 0 2B: 3 SAC: 1 3B: 0 DP: 0 HR: 1 HBP: 0				WP: 0 PA: 35 PB: 0 SB: 0 CS: 1		

	AB	32
	R	7
	H	8
	RBI	7
	BB	2
	SO	6
	LOB	13

PITCHER		IP	WLS	BF	H	R	ER	SO	BB	IBB	HBP	BLK	WP	HR	S	P	ERA	WHIP
35 Aaron Sele, R ERA: 6.11	(1, 1)	5.0		19	2	1	1	1	2	0	0	0	0	0	35	59	1.80	0.800
Scott Schoeneweis, L ERA: 1.04	(6, 1)	1.0	L	5	2	1	1	2	0	0	0	0	0	0	11	19	9.00	2.000
13 Billy Wagner, L ERA: 7.88	(7, 1)	1.0		8	4	5	5	1	0	0	0	0	0	1	10	10	45.00	4.000
70 Joe Smith, R ERA: 1.74	(8, 1)	1.0		3	0	0	0	2	0	0	0	0	0	0	7	7	0.00	0.000

PITCHER	IP	WLS	BF	H	R	ER	SO	BB	IBB	HBP	BLK	WP	HR	S	P	ERA	WHIP

St. Louis Cardinals @ New York Mets

Tradition Field, Port St. Lucie, FL

Fri Mar 23 2007, 1:10 PM EDT

Att. 6,793 - Partly Cloudy - 79 F

TOP

livebaseballscorecards.com

Batter	1	2	3	4	5	6	7	8	9	AB	R	H	RBI	BB	SO	LOB
22 David Eckstein, R (1, 6) OBP: 0.321, SLG: 0.320	E5 7 FC1-6		K		F9		1B			4	0	1	0	0	1	0
7 Adam Kennedy, L (1, 4) OBP: 0.214, SLG: 0.320 44 Jason Isringhausen, R (5, 1) 36 Russ Springer, R (6, 1) Rico Washington, L (7, PH) 72 Dennis Dove, R (7, 1) Reid Gorecki, R (8, 7)	FC1-6 26 2B 1-2f		27 CS BB		F8		G3			2 0 0 1 0 0	1 0 0 0 0 0	0 0 0 0 0 0	0 0 0 0 0 0	1 0 0 0 0 0	0 0 0 0 0 0	1 0 0 1 0 0
27 Scott Rolen, R (1, 5) OBP: 0.345, SLG: 0.383 31 Ryan Franklin, R (8, 1)	P6		F8 1-2			70 BB		P4		3 0	0 0	0 0	0 0	1 0	0 0	2 0
26 Scott Spiezio, S (1, 9) OBP: 0.410, SLG: 0.480 So Taguchi, R (6, 9) OBP: 0.240, SLG: 0.196	1-H 2B			P4		K		G3		3 1	0 0	1 0	1 0	0 0	1 0	1 0
53 John Rodriguez, L (1, 7) OBP: 0.439, SLG: 0.424 19 Jolbert Cabrera, R (8, PH) OBP: 0.190, SLG: 0.150 (8, 5)	K			55 1B HBP		K		G6-3		2 1	0 0	0 0	0 0	0 0	2 0	2 0
70 Tagg Bozied, R (1, 3) OBP: 0.300, SLG: 0.297		L7		P4		1-2 BB			P3	3	0	0	0	1	0	1
55 Skip Schumaker, L (1, 8) OBP: 0.452, SLG: 0.595		1B		1-3 1B		G1-3			F7	4	0	2	0	0	0	2
81 Brian Esposito, R (1, 2) OBP: 0.143, SLG: 0.286 68 Edgar Gonzalez, R (9, PH) OBP: 0.462, SLG: 0.773	K		P3				K		E6	3 1	0 0	0 0	0 0	0 0	2 0	3 0
Matt Ginter, R (1, 1) Aaron Miles, S (5, PH) OBP: 0.306, SLG: 0.220 (5, 4)	F9				G4-3		F8		G3	1 3	0 0	0 0	0 0	0 0	0 0	1 1
Inning Stats	R: 1 H: 1 E: 1 LOB: 1 K: 1 BB: 0 S: 7 P: 7	R: 0 H: 1 E: 0 LOB: 1 K: 1 BB: 0 S: 6 P: 6	R: 0 H: 0 E: 0 LOB: 0 K: 1 BB: 1 S: 5 P: 11	R: 0 H: 1 E: 0 LOB: 2 K: 0 BB: 0 S: 5 P: 6	R: 0 H: 0 E: 0 LOB: 0 K: 0 BB: 0 S: 3 P: 3	R: 0 H: 0 E: 0 LOB: 2 K: 2 BB: 2 S: 7 P: 16	R: 0 H: 1 E: 0 LOB: 1 K: 1 BB: 0 S: 6 P: 6	R: 0 H: 0 E: 0 LOB: 0 K: 0 BB: 0 S: 3 P: 3	R: 0 H: 0 E: 1 LOB: 1 K: 0 BB: 0 S: 4 P: 4	1B: 3 SF: 0 2B: 1 SAC: 0 3B: 0 DP: 0 HR: 0 HBP: 1				WP: 0 PA: 36 PB: 0 SB: 0 CS: 1		

AB	32
R	1
H	4
RBI	1
BB	3
SO	6
LOB	15

PITCHER		IP	WLS	BF	H	R	ER	SO	BB	IBB	HBP	BLK	WP	HR	S	P	ERA	WHIP
26 Orlando Hernandez, R ERA: 5.25	(1, 1)	6.0		25	3	1	0	5	3	0	1	0	0	0	33	49	0.00	1.000
39 Jon Adkins, R ERA: 8.1	(7, 1)	1.0		4	1	0	0	1	0	0	0	0	0	0	6	6	0.00	1.000
25 Pedro Feliciano, L ERA:	(8, 1)	1.0	W	3	0	0	0	0	0	0	0	0	0	0	3	3	0.00	0.000
Aaron Heilman, R ERA: 6.43	(9, 1)	1.0	S	4	0	0	0	0	0	0	0	0	0	0	4	4	0.00	0.000

PITCHER		IP	WLS	BF	H	R	ER	SO	BB	IBB	HBP	BLK	WP	HR	S	P	ERA	WHIP

BOTTOM

St. Louis Cardinals @ New York Mets

Tradition Field, Port St. Lucie, FL

Fri Mar 23 2007, 1:10 PM EDT
Att. 6,793 - Partly Cloudy - 79 F

Batter	1	2	3	4	5	6	7	8	9	AB	R	H	RBI	BB	SO	LOB
17 David Newhan, L (1, 5) OBP: 0.318, SLG: 0.500 Aaron Heilman, R (9, 1)	3 G5-4-3 1B		F7			SF7 1-2 3-H		G4-3		3	0	1	1	0	0	2
										0	0	0	0	0	0	0
3 Damion Easley, R (1, 6) OBP: 0.262, SLG: 0.282 (9, 5)	G5-4-3 1-2f			F7		G5-3		3-H 1B		4	0	1	1	0	0	3
15 Carlos Beltrán, S (1, 8) OBP: 0.340, SLG: 0.563 44 Lastings Milledge, R (8, 9) OBP: 0.444, SLG: 0.532	18 E BB			F7		2-3 1B		F8		2	0	1	0	1	0	0
										1	0	0	0	0	0	2
18 Moises Alou, R (1, 7) OBP: 0.222, SLG: 0.238 39 Jon Adkins, L (7, 1) 64 Mike Carp, L (8, 3) OBP: 0.316, SLG: 0.324	S 1 SAFE S C 1-3			L8		P4				3	0	0	0	0	1	3
										0	0	0	0	0	0	0
										0	0	0	0	0	0	0
20 Shawn Green, L (1, 9) OBP: 0.190, SLG: 0.291 4 Ben Johnson, R (8, 7) OBP: 0.320, SLG: 0.400		F9			G4-3		G3			3	0	0	0	0	0	0
										0	0	0	0	0	0	0
Julio Franco, R (1, 3) OBP: 0.406, SLG: 0.321 25 Pedro Feliciano, L (8, 1) 30 Mike DiFelice, R (9, 2) OBP: 0.214, SLG: 0.214		S S S K			G6-3		G6-3			3	0	0	0	0	1	0
										0	0	0	0	0	0	0
										0	0	0	0	0	0	0
22 Jose Valentin, S (1, 4) OBP: 0.415, SLG: 0.657 6 Ruben Gotay, S (6, 4) OBP: 0.324, SLG: 0.452		G3			S S S K		2B			2	0	0	0	0	1	0
										1	0	1	0	0	0	0
19 Sandy Alomar Jr., R (1, 2) OBP: 0.188, SLG: 0.071 1 Anderson Hernandez, S (8, PR) OBP: 0.227, SLG: 0.150 (9, 6)			F9			26 S 26 WP 17 SF7 1B		E7 10 SH1-3 3 1B		3	1	1	0	0	0	0
										0	1	0	0	0	0	0
26 Orlando Hernandez, R (1, 1) 10 Endy Chavez, L (6, PR) OBP: 0.362, SLG: 0.381 (7, 7) (8, 8)			S S S K2-3			S B S B B B 4-2 15 1B 17 SF7 1-3 BB		SH1-3 2-3		1	0	0	0	1	1	0
										0	0	0	0	0	0	0
Inning Stats	R: 0 E: 1 K: 1 S: 5 H: 1 LOB: 1 BB: 1 P: 9	R: 0 E: 0 K: 1 S: 5 H: 0 LOB: 0 BB: 0 P: 5	R: 0 E: 0 K: 1 S: 5 H: 0 LOB: 0 BB: 0 P: 5	R: 0 E: 0 K: 0 S: 3 H: 0 LOB: 0 BB: 0 P: 3	R: 0 E: 0 K: 1 S: 5 H: 0 LOB: 0 BB: 0 P: 5	R: 1 E: 0 K: 0 S: 7 H: 2 LOB: 2 BB: 1 P: 11	R: 0 E: 0 K: 0 S: 3 H: 1 LOB: 1 BB: 0 P: 3	R: 1 E: 1 K: 0 S: 5 H: 1 LOB: 2 BB: 0 P: 5		1B: 4 2B: 1 3B: 0 HR: 0	SF: 1 SAC: 1 DP: 1 HBP: 0						

	AB	26
	R	2
	H	5
	RBI	2
	BB	2
	SO	4
	LOB	10

WP: 1 PA: 30
PB: 0
SB: 1
CS: 0

livebaseballscorecards.com

PITCHER		IP	WLS	BF	H	R	ER	SO	BB	IBB	HBP	BLK	WP	HR	S	P	ERA	WHIP
Matt Ginter, R ERA:	(1, 1)	4.0		13	1	0	0	3	1	0	0	0	0	0	18	22	0.00	0.500
44 Jason Isringhausen, R ERA: 2.25	(5, 1)	1.0	H	3	0	0	0	1	0	0	0	0	0	0	5	5	0.00	0.000
36 Russ Springer, R ERA: 6.75	(6, 1)	1.0	B	6	2	1	1	0	1	0	0	0	1	0	7	11	9.00	3.000
72 Dennis Dove, R ERA: 1.42	(7, 1)	1.0		3	1	0	0	0	0	0	0	0	0	0	3	3	0.00	1.000
31 Ryan Franklin, R ERA: 3.6	(8, 1)	1.0	L	5	1	1	0	0	0	0	0	0	0	0	5	5	0.00	1.000

PITCHER	IP	WLS	BF	H	R	ER	SO	BB	IBB	HBP	BLK	WP	HR	S	P	ERA	WHIP

Baltimore Orioles @ New York Mets

Tradition Field, Port St. Lucie, FL

Sat Mar 24 2007, 1:10 PM EDT

Att. 5,105 - Sunny - 81 F

TOP

livebaseballscorecards.com

Batter	1	2	3	4	5	6	7	8	9	AB	R	H	RBI	BB	SO	LOB
40 Adam Stern, L (1, 9) OBP: 0.412, SLG: 0.286	C C C 0-3 ① K			X 0-0 ② FC6-5 S 1B		B B B B 4-0 G4-3 S BB		X 0-0 ② F7		3	0	1	0	1	1	0
Chris Gomez, R (1, 6) OBP: 0.302, SLG: 0.297	X 0-0 ② G5-3			B X 1-0 ① FC6-5 1-3		B X 1-0 ① G4-3 1-3		X 0-0 E5 21 1B 73 1B		4	0	0	0	0	0	2
Pedro Florimón, S (8, PR)										0	1	0	0	0	0	0
(8, 6)																
21 Nick Markakis, L (1, 8) OBP: 0.414, SLG: 0.607	X 0-0 ③ F9			S S S 0-3 ② K		X 0-0 ② P6		X 0-0 73 1B 1-3 1B		4	0	1	0	0	1	2
89 Arturo Rivas, R (8, PR)										0	0	0	0	0	0	0
(8, 8)																
17 Aubrey Huff, L (1, 3) OBP: 0.380, SLG: 0.489		X 0-0 ① G4-3		C C C 0-3 ③ K		S S S 0-3 ③ K		X 0-0 1-2 3-H 1B		2	0	0	0	0	1	1
73 Mike Cervenak, R (4, 3) OBP: 0.250, SLG: 0.450										2	0	1	1	0	1	1
68 Jon Knott, R (1, 7) OBP: 0.250, SLG: 0.400		X 0-0 ② F8			X 0-0 HR		X 0-0 ① P6	X 0-0 ③ G5-3		4	1	1	1	0	0	2
86 Jon Leicester, R (8, 1)										0	0	0	0	0	0	0
38 Terry Tiffee, S (1, 5) OBP: 0.235, SLG: 0.242		X 0-0 ③ F9			X 0-0 ① G3		X 0-0 1B		X 0-0 ① G6-3	4	0	1	0	0	0	0
Paul Bako, L (1, 2) OBP: 0.316, SLG: 0.316			X 0-0 ① G1-3		X 0-0 ② G3-1		X 0-0 ② F8		X 0-0 ② F7	2	0	0	0	0	0	0
77 Eli Whiteside, R (5, 2) OBP: 0.182, SLG: 0.182										2	0	0	0	0	0	1
12 Brandon Fahey, L (1, 4) OBP: 0.172, SLG: 0.115			X 0-0 ② G4-3		B B B B 4-0 BB		X 0-0 ③ F7		X 0-0 2B	2	0	0	0	1	0	1
78 Rob Bell, R (7, 1)										0	0	0	0	0	0	0
Kennard Jones, L (8, 7) OBP: 1.000, SLG: 2.000										1	0	1	0	0	0	0
49 Hayden Penn, R (1, 1)			C C C 0-3 ③ K		X 0-0 ③ G5-3			X 0-0 ① G5-3	X 0-0 ③ G1-3	1	0	0	0	0	1	0
72 Ryan Hubele, R (5, PH) OBP: 0.250, SLG: 0.250										1	0	0	0	0	0	1
25 Kurt Birkins, L (5, 1)										0	0	0	0	0	0	0
Paco Figueroa, R (7, 4)										2	0	0	0	0	0	1
Inning Stats	R: 0 E: 0 K: 1 S: 5 H: 0 LOB: 0 BB: 0 P: 5	R: 0 E: 0 K: 0 S: 3 H: 0 LOB: 0 BB: 0 P: 3	R: 0 E: 0 K: 1 S: 5 H: 0 LOB: 0 BB: 0 P: 5	R: 0 E: 0 K: 2 S: 8 H: 1 LOB: 1 BB: 0 P: 9	R: 1 E: 0 K: 0 S: 4 H: 1 LOB: 1 BB: 1 P: 8	R: 0 E: 0 K: 1 S: 5 H: 0 LOB: 1 BB: 1 P: 10	R: 0 E: 0 K: 0 S: 4 H: 1 LOB: 1 BB: 0 P: 4	R: 1 E: 1 K: 0 S: 6 H: 2 LOB: 2 BB: 0 P: 6	R: 0 E: 0 K: 0 S: 4 H: 1 LOB: 1 BB: 0 P: 4	1B: 4 2B: 1 3B: 0 HR: 1	SF: 0 SAC: 0 DP: 0 HBP: 0						

	AB	34
	R	2
	H	6
	RBI	2
	BB	2
	SO	5
	LOB	12

WP: 0 PB: 0 SB: 2 CS: 0 PA: 36

PITCHER		IP	WLS	BF	H	R	ER	SO	BB	IBB	HBP	BLK	WP	HR	S	P	ERA	WHIP
61 Chan Ho Park, R ERA: 6.57	(1, 1)	3.0		9	0	0	0	2	0	0	0	0	0	0	13	13	0.00	0.000
70 Joe Smith, R ERA: 1.59	(4, 1)	1.0		4	1	0	0	2	0	0	0	0	0	0	8	9	0.00	1.000
25 Pedro Feliciano, L ERA: 0.82	(5, 1)	1.0	L	5	1	1	1	0	1	0	0	0	0	1	4	8	9.00	2.000
40 Ambiorix Burgos, R ERA: 8.76	(6, 1)	1.0		4	0	0	0	1	1	0	0	0	0	0	5	10	0.00	1.000
Scott Schoeneweis, L ERA: 0.93	(7, 1)	1.0		4	1	0	0	0	0	0	0	0	0	0	4	4	0.00	1.000
29 Jorge Sosa, R ERA: 4.5	(8, 1)	1.0		6	2	1	0	0	0	0	0	0	0	0	6	6	0.00	2.000
13 Billy Wagner, L ERA: 7.0	(9, 1)	1.0		4	1	0	0	0	0	0	0	0	0	0	4	4	0.00	1.000

Baltimore Orioles @ New York Mets

Tradition Field, Port St. Lucie, FL

Sat Mar 24 2007, 1:10 PM EDT

Att. 5,105 - Sunny - 81 F

livebaseballscorecards.com

BOTTOM

Batter	1	2	3	4	5	6	7	8	9	AB	R	H	RBI	BB	SO	LOB
7 José Reyes, S (1, 6) OBP: 0.433, SLG: 0.667 86 Jose Castro, S (9, 6) OBP: 1.000, SLG: 2.500	F7		5 BB			F9		K		3 0	0 0	0 0	0 0	1 0	1 0	0 0
5 David Wright, R (1, 5) OBP: 0.438, SLG: 0.434 Luis Rivera, R (9, 5)	15 G6-4-3 BB		1-2 2-3 BB			K		1B E 1B		2 0	1 0	1 0	0 0	2 0	1 0	0 0
15 Carlos Beltrán, S (1, 8) OBP: 0.339, SLG: 0.540 Jésus Feliciano, L (7, 7) OBP: 0.500, SLG: 0.500	G6-4-3 1-2f		G4-3			BB		E7 3 1-H 1B		2 1	0 0	0 1	0 0	1 0	0 0	4 0
18 Moises Alou, R (1, 7) OBP: 0.208, SLG: 0.222 Scott Schoeneweis, L (7, 1) 3 Damion Easley, R (8, 4) OBP: 0.256, SLG: 0.275		G5-3		G5-3		P6		FC1-6-5 30 1B 2-3		3 0 1	0 0 0	0 0 0	0 0 0	0 0 0	0 0 0	1 0 1
16 Paul Lo Duca, R (1, 2) OBP: 0.256, SLG: 0.275 30 Mike DiFelice, R (8, 2) OBP: 0.267, SLG: 0.267		G3		20 G4-6-3 1B			K	1-3 1B		3 1	0 0	1 1	0 0	0 0	1 0	0 0
20 Shawn Green, L (1, 9) OBP: 0.183, SLG: 0.281 25 Pedro Feliciano, L (5, 1) 40 Ambiorix Burgos, R (6, 1) 10 Endy Chavez, L (7, 8) OBP: 0.367, SLG: 0.372		G4-3		G4-6-3 1-2f			G4-3 BB	G4-3		2 0 0 1	0 0 0 0	0 0 0 0	0 0 0 1	0 0 0 0	0 0 0 1	1 0 0 2
Julio Franco, R (1, 3) OBP: 0.389, SLG: 0.290			22 FC3-6 BB		F8		G4-3 1-2		K	3	0	0	0	1	1	1
22 Jose Valentin, S (1, 4) OBP: 0.409, SLG: 0.622 29 Jorge Sosa, R (8, 1) 13 Billy Wagner, L (9, 1) 19 Sandy Alomar Jr., R (9, PH) OBP: 0.235, SLG: 0.133			FC3-6 5 BB 95 PB 1-2f		K		BB		G6-3 1B	2 0 0 1	0 0 0 0	0 0 0 1	0 0 0 0	1 0 0 0	1 0 0 0	1 0 0 0
61 Chan Ho Park, R (1, 1) 95 Emmanuel Garcia, L (3, PH) OBP: 0.500, SLG: 0.500 70 Joe Smith, R (4, 1) Dustin Martin, L (5, 9)			P2 1-2		K		K		G6-3 1-2f	0 1 0 3	0 0 0 0	0 0 0 0	0 0 0 0	0 0 0 2	0 0 0 2	0 1 0 3
Inning Stats	R: 0 E: 0 K: 0 S: 2 H: 0 LOB: 0 BB: 1 P: 6	R: 0 E: 0 K: 0 S: 3 H: 0 LOB: 0 BB: 0 P: 3	R: 0 E: 0 K: 0 S: 4 H: 0 LOB: 3 BB: 3 P: 16	R: 0 E: 0 K: 0 S: 3 H: 1 LOB: 0 BB: 0 P: 3	R: 0 E: 0 K: 2 S: 7 H: 0 LOB: 0 BB: 0 P: 7	R: 0 E: 0 K: 1 S: 5 H: 0 LOB: 1 BB: 1 P: 9	R: 0 E: 0 K: 2 S: 7 H: 0 LOB: 2 BB: 2 P: 15	R: 1 E: 1 K: 1 S: 8 H: 3 LOB: 2 BB: 0 P: 8	R: 0 E: 0 K: 1 S: 5 H: 1 LOB: 0 BB: 0 P: 5	1B: 5 2B: 0 3B: 0 HR: 0 SF: 0 SAC: 0 DP: 3 HBP: 0						

	AB	29
	R	1
	H	5
	RBI	0
	BB	7
	SO	7
	LOB	15

WP: 0 PA: 36
PB: 1
SB: 0
CS: 0

PITCHER		IP	WLS	BF	H	R	ER	SO	BB	IBB	HBP	BLK	WP	HR	S	P	ERA	WHIP
49 Hayden Penn, R ERA: 1.8	(1, 1)	4.0	W	15	1	0	0	0	4	0	0	0	0	0	12	28	0.00	1.250
25 Kurt Birkins, L ERA: 1.42	(5, 1)	2.0	H	7	0	0	0	3	1	0	0	0	0	0	12	16	0.00	0.500
78 Rob Bell, R ERA: 0.82	(7, 1)	1.0	H	5	0	0	0	2	2	0	0	0	0	0	7	15	0.00	2.000
86 Jon Leicester, R ERA: 4.15	(8, 1)	2.0	S	9	4	1	1	2	0	0	0	0	0	0	13	13	4.50	2.000

PITCHER		IP	WLS	BF	H	R	ER	SO	BB	IBB	HBP	BLK	WP	HR	S	P	ERA	WHIP

New York Mets @ Florida Marlins

Roger Dean Stadium, Jupiter, FL

Sat Mar 24 2007, 1:05 PM EDT

Att. 7,081 - Sunny - 79 F

TOP

livebaseballscorecards.com

Batter	1	2	3	4	5	6	7	8	9	AB	R	H	RBI	BB	SO	LOB
44 Lastings Milledge, R (1, 9) OBP: 0.458, SLG: 0.549	4 S 1B	F8			4 1B 2B 1-H		17 G4-3 HBP		G6-4-3 1-2f	4	1	2	1	0	0	4
17 David Newhan, L (1, 5) 68 Lino Urdaneta, R (7, 1)	P3	F7			K		G4-3 1-2f			4 0	0 0	0 0	0 0	0 0	1 0	3 0
4 Ben Johnson, R (1, 8) OBP: 0.315, SLG: 0.388	K 1-3	G6-3			11 S 11 1B 1B 2-H			G6-3		4	1	1	1	0	1	1
11 Ramon Castro, R (1, 2) OBP: 0.379, SLG: 0.520	G6-3	P4			1-H 1B			64 G4-6-3 1B		4	0	2	1	0	0	1
64 Mike Carp, L (1, 3) OBP: 0.310, SLG: 0.297		F7		89 FC6-4 BB	G4-3			G4-6-3 1-2f		3	0	0	0	1	0	2
89 Chip Ambres, R (1, 7)		6 BB 1 1B BB		FC6-4 6 G4-6-3 1-2f		K			1 SH1-3 6 BB 92 E BB	2	2	0	0	2	1	1
6 Ruben Gotay, S (1, 4) OBP: 0.342, SLG: 0.424		1 E 1 1B 1-2 BB		G4-6-3 1-2f		K			92 E 1 SH1-3 1-2 BB	2	0	0	0	2	1	1
1 Anderson Hernandez, S (1, 6) OBP: 0.255, SLG: 0.186		E7 1-3 2-H 1B			44 S 44 2B 1B	B1-3			SH1-3 1-2 2-3	3	1	2	1	0	0	0
33 John Maine, R (1, 1) Tim McNab, R (6, 1) 92 Daniel Murphy, L (7, PH) OBP: 0.167, SLG: 0.167 (7, 5)		K			K		G4-3		E5 44 G6-4-3 2-3 3-H	2 0 2	0 0 0	0 0 0	0 0 0	0 0 0	2 0 0	3 0 1

Inning Stats										
1	R: 0	H: 1	E: 0	LOB: 1	K: 1	BB: 0	S: 6	P: 6		
2	R: 1	H: 1	E: 1	LOB: 2	K: 1	BB: 2	S: 6	P: 14		
3	R: 0	H: 0	E: 0	LOB: 0	K: 0	BB: 0	S: 3	P: 3		
4	R: 0	H: 0	E: 0	LOB: 0	K: 0	BB: 1	S: 2	P: 6		
5	R: 3	H: 4	E: 0	LOB: 1	K: 2	BB: 0	S: 11	P: 13		
6	R: 0	H: 0	E: 0	LOB: 0	K: 2	BB: 0	S: 7	P: 7		
7	R: 0	H: 0	E: 0	LOB: 0	K: 0	BB: 0	S: 2	P: 3		
8	R: 0	H: 1	E: 0	LOB: 0	K: 0	BB: 0	S: 3	P: 3		
9	R: 1	H: 0	E: 1	LOB: 1	K: 0	BB: 2	S: 3	P: 11		

1B: 6	SF: 0	WP: 0	PA: 37	AB	30
2B: 1	SAC: 1	PB: 0		R	5
3B: 0	DP: 4	SB: 4		H	7
HR: 0	HBP: 1	CS: 0		RBI	4
				BB	5
				SO	6
				LOB	17

PITCHER		IP	WLS	BF	H	R	ER	SO	BB	IBB	HBP	BLK	WP	HR	S	P	ERA	WHIP
Scott Olsen, L ERA: 4.63	(1, 1)	5.1		24	6	4	4	5	3	0	0	0	0	0	31	45	6.75	1.688
Mike Koplove, R ERA: 6.14	(6, 1)	0.2		2	0	0	0	1	0	0	0	0	0	0	4	4	0.00	0.000
Felix Rodriguez, R ERA: 1.8	(7, 1)	1.0	W	3	0	0	0	0	0	0	1	0	0	0	2	3	0.00	0.000
40 Nate Field, R ERA: 3.72	(8, 1)	1.0	H	3	1	0	0	0	0	0	0	0	0	0	3	3	0.00	1.000
22 Matt Lindstrom, R ERA: 0.87	(9, 1)	1.0	S	5	0	1	0	0	2	0	0	0	0	0	3	11	0.00	2.000

PITCHER		IP	WLS	BF	H	R	ER	SO	BB	IBB	HBP	BLK	WP	HR	S	P	ERA	WHIP

Batter	1	2	3	4	5	6	7	8	9	AB	R	H	RBI	BB	SO	LOB
2 Hanley Ramirez, R (1, 6) OBP: 0.311, SLG: 0.536	C C C 0-3 ① K		X 0-0 28 1B 1B 1B		X 0-0 28 CS 1B		X 0-0 1B 28 1B 21 SF7 1B	C C C 0-3 ② K		4	2	3	0	0	1	0
4 Alfredo Amezaga, S (8, 6) OBP: 0.162, SLG: 0.139										1	0	0	0	0	1	1
28 Jason Wood, R (1, 4) OBP: 0.450, SLG: 0.703	C S S 0-3 ② K		X 0-0 1B 1-2 1B		S S S 0-3 ① ② K 1-2		X 0-0 1B 8 1B 1-2 1B	X 0-0 ③ FC6-4 1-2f		5	1	2	0	0	2	2
(8, 5)																
Miguel Cabrera, R (1, 5) OBP: 0.375, SLG: 0.525	S S S 0-3 ③ K		S S S 0-3 ② K		X 0-0 2B		X 0-0 8 E 8 1B 1-2 2-3 1B			4	0	2	0	0	2	2
3 Zach Sorensen, S (7, PR) OBP: 0.208, SLG: 0.174										0	0	0	0	0	0	0
(8, 4)																
Miguel Olivo, R (1, 2) OBP: 0.255, SLG: 0.326		X 0-0 21 2B 8 1B 1B	X 0-0 ③ 1-3 2-H 1B		X 0-0 ③ G6-3		X 0-0 ① F8			4	1	2	1	0	0	4
13 Paul Hoover, R (9, 2) OBP: 0.214, SLG: 0.154										0	0	0	0	0	0	0
21 Joe Borchard, S (1, 9) OBP: 0.383, SLG: 0.385		X 0-0 8 1B 1-3 2B	B B B B 4-0 8 2B 1 1B BB			X 0-0 ① G3	X 0-0 ② SF7 3-H			2	2	1	1	1	0	0
8 Aaron Boone, R (1, 3) OBP: 0.255, SLG: 0.240		X 0-0 31 G6-4-3 2-H 3-H 1B	X 0-0 1 1B 1-3 2B			X 0-0 ② P6	X 0-0 E9 1-3 2-H 1B			4	0	3	3	0	0	0
31 John Gall, R (1, 7) OBP: 0.342, SLG: 0.371		X 0-0 ① ② G6-4-3 1-2f	X 0-0 ① P3			X 0-0 1 1B 1B	X 0-0 ③ P6			4	0	1	0	0	0	6
1 Eric Reed, L (1, 8) OBP: 0.400, SLG: 0.441		X 0-0 ③ B3	X 0-0 ② 2-H 3-H 1B			X 0-0 1-2 1B		X 0-0 ① G4-3		4	0	2	1	0	0	0
Scott Olsen, L (1, 1) OBP: 0.250, SLG: 0.250			X 0-0 ① G3	X 0-0 ③ G5-3		S S S 0-3 ③ K		X 0-0 28 FC6-4 1B		2	0	0	0	0	0	1
Mike Koplove, R (6, 1)										0	0	0	0	0	0	0
12 Cody Ross, R (6, PH) OBP: 0.191, SLG: 0.119										1	0	0	0	0	1	2
Felix Rodriguez, R (7, 1)										0	0	0	0	0	0	0
40 Nate Field, R (8, 1)										0	0	0	0	0	0	0
7 Alejandro De Aza, L (8, PH) OBP: 0.400, SLG: 0.576										1	0	1	0	0	0	0
22 Matt Lindstrom, R (9, 1)										0	0	0	0	0	0	0
Inning Stats	R: 0 E: 0 K: 3 S: 9 H: 0 LOB: 0 BB: 0 P: 9	R: 2 E: 0 K: 0 S: 5 H: 3 LOB: 0 BB: 0 P: 5	R: 1 E: 0 K: 1 S: 7 H: 3 LOB: 2 BB: 0 P: 7	R: 1 E: 0 K: 0 S: 4 H: 2 LOB: 1 BB: 1 P: 8	R: 0 E: 0 K: 1 S: 6 H: 2 LOB: 1 BB: 0 P: 6	R: 0 E: 0 K: 1 S: 7 H: 2 LOB: 2 BB: 0 P: 7	R: 2 E: 1 K: 0 S: 7 H: 4 LOB: 3 BB: 0 P: 7	R: 0 E: 0 K: 1 S: 6 H: 1 LOB: 1 BB: 0 P: 6		1B: 14 2B: 3 3B: 0 HR: 0		SF: 1 SAC: 0 DP: 1 HBP: 0				

BOTTOM

New York Mets @ Florida Marlins

Roger Dean Stadium, Jupiter, FL

Sat Mar 24 2007, 1:05 PM EDT

Att. 7,081 - Sunny - 79 F

livebaseballscorecards.com

AB	36
R	6
H	17
RBI	6
BB	1
SO	7
LOB	18

PITCHER		IP	WLS	BF	H	R	ER	SO	BB	IBB	HBP	BLK	WP	HR	S	P	ERA	WHIP
33 John Maine, R ERA: 3.07	(1, 1)	5.2		26	12	4	4	5	1	0	0	0	0	0	35	39	6.35	2.294
Tim McNab, R ERA:	(6, 1)	0.1		1	0	0	0	1	0	0	0	0	0	0	3	3	0.00	0.000
68 Lino Urdaneta, R ERA: 3.6	(7, 1)	2.0	L	11	5	2	2	1	0	0	0	0	0	0	13	13	9.00	2.500

PITCHER	IP	WLS	BF	H	R	ER	SO	BB	IBB	HBP	BLK	WP	HR	S	P	ERA	WHIP

Houston Astros @ New York Mets

Tradition Field, Port St. Lucie, FL

Sun Mar 25 2007, 1:10 PM EDT

Att. 6,286 - Sunny - 81 F

TOP

livebaseballscorecards.com

Batter	1	2	3	4	5	6	7	8	9	AB	R	H	RBI	BB	SO	LOB
Orlando Palmeiro, L (1, 7) OBP: 0.543, SLG: 0.533	G5-3		BB, 2B, 1B		WP, SF9, 2B	K	23, 1B, 1B; 1-2			5	2	3	0	0	1	2
Mark Loretta, R (1, 4) OBP: 0.396, SLG: 0.429 23 Danny Klassen, R (5, 5) OBP: 0.286, SLG: 0.286	G5-3		1-2, 2B, BB		K; 2-3		FC3-6, 4, BB, 1B, 1B 1-3, 2-H, 1B			2 2	1 1	0 2	0 1	1 0	1 0	1 0
Mike Lamb, L (1, 3) OBP: 0.423, SLG: 0.444	1B		G4-3, WP; 1-H, 2-H, 2B		SF9; 3-H		FC3-6, 1-2, 1B G5-3			4	1	3	3	0	0	2
Morgan Ensberg, R (1, 5) OBP: 0.385, SLG: 0.543 Wade Robinson, L (5, 4) OBP: 0.500, SLG: 0.500	G3-1		G4-3; 2-3		F7		FC3-6, 4, BB, 2, S, 13, 1B; 1-2f, 2-3	16, G5-4-3, 1B		3 2	0 1	0 1	0 0	0 0	0 0	2 2
Luke Scott, L (1, 9) OBP: 0.345, SLG: 0.490 16 Jason Lane, R (6, 9) OBP: 0.310, SLG: 0.585		F9	P4; 3-H			F8	P4	G5-4-3; 1-2f		3 2	0 0	0 0	0 0	0 0	0 0	0 3
2 Chris Burke, R (1, 8) OBP: 0.258, SLG: 0.295		4, G5-3, 1B		G5-3		4, 1B, 13, 1B, 1B	4, BB, 13, 1B; 1-2, BB	P5		4	2	2	0	1	0	0
4 Eric Bruntlett, R (1, 6) OBP: 0.333, SLG: 0.271	G5-3; 1-2			G6-3	64, SH1-3, 13, 1B; 1-2, 1B	13, 1B, 64, WP; 1-2, 2-3, 3-H, BB			13, G4-6-3, 1B	4	1	2	1	1	0	1
55 Humberto Quintero, R (1, 2) OBP: 0.250, SLG: 0.200 13 Eric Munson, L (5, 2) OBP: 0.465, SLG: 0.553	G3-1			1B	64, SH1-3, 1B; 1-2, 2-H	64, WP, 64, 1B, 1B; 1-3, 2-H, 3-H			G4-6-3; 1-2f	2 3	0 1	1 2	0 3	0 0	0 0	1 1
51 Wandy Rodriguez, S (1, 1) 64 Fernando Nieve, R (4, 1) OBP: 0.500, SLG: 0.500 37 Matt Albers, L (8, 1)			K	F7	SH1-3; 1-2, 2-3	1B, 23, 1B; 1-H, 3-H, 1B			G5-3	2 1 1	0 1 0	0 1 0	0 1 0	0 0 0	1 0 0	1 0 0
Inning Stats	R: 0 E: 0 K: 0 S: 4 H: 1 LOB: 1 BB: 0 P: 4	R: 0 E: 0 K: 0 S: 4 H: 1 LOB: 1 BB: 0 P: 4	R: 3 E: 0 K: 1 S: 7 H: 2 LOB: 0 BB: 1 P: 12	R: 0 E: 0 K: 0 S: 4 H: 1 LOB: 1 BB: 0 P: 4	R: 1 E: 0 K: 1 S: 6 H: 1 LOB: 0 BB: 0 P: 6	R: 1 E: 0 K: 1 S: 8 H: 3 LOB: 2 BB: 0 P: 8	R: 6 E: 0 K: 0 S: 10 H: 6 LOB: 2 BB: 2 P: 19	R: 0 E: 0 K: 0 S: 3 H: 1 LOB: 0 BB: 0 P: 3	R: 0 E: 0 K: 0 S: 3 H: 1 LOB: 0 BB: 0 P: 3	1B: 15 2B: 2 3B: 0 HR: 0 SF: 1 SAC: 1 DP: 2 HBP: 0						

PITCHER		IP	WLS	BF	H	R	ER	SO	BB	IBB	HBP	BLK	WP	HR	S	P	ERA	WHIP
34 Mike Pelfrey, R ERA: 2.84	(1, 1)	5.0	L	22	6	4	4	2	1	0	0	0	2	0	25	30	7.20	1.400
39 Jon Adkins, R ERA: 8.18	(6, 1)	1.0		6	3	1	1	1	0	0	0	0	0	0	8	8	9.00	3.000
29 Jorge Sosa, R ERA: 8.53	(7, 1)	0.2		8	4	6	6	0	2	0	0	0	1	0	7	16	81.00	9.000
Brandon Nall, R ERA:	(7, 1)	0.1		3	2	0	0	0	0	0	0	0	0	0	3	3	0.00	6.000
Aaron Heilman, R ERA: 5.63	(8, 1)	1.0		3	1	0	0	0	0	0	0	0	0	0	3	3	0.00	1.000

PITCHER		IP	WLS	BF	H	R	ER	SO	BB	IBB	HBP	BLK	WP	HR	S	P	ERA	WHIP
13 Billy Wagner, L ERA: 6.3	(9, 1)	1.0		3	1	0	0	0	0	0	0	0	0	0	3	3	0.00	1.000

AB	40
R	11
H	17
RBI	9
BB	3
SO	3
LOB	16

WP: 3	PA: 45		
PB: 0			
SB: 1			
CS: 0			

BOTTOM

Batter	1	2	3	4	5	6	7	8	9	AB	R	H	RBI	BB	SO	LOB
7 José Reyes, S (1, 6) OBP: 0.423, SLG: 0.641 1 Anderson Hernandez, S (8, 6) OBP: 0.271, SLG: 0.186	5 F9 5 BLK 1B		G3-4-1	K			G4-3		BB	4 0	0 0	1 0	0 0	0 1	1 0	0 0
5 David Wright, R (1, 5) OBP: 0.412, SLG: 0.404 Aaron Heilman, R (8, 1) 13 Billy Wagner, L (9, 1) 64 Mike Carp, L (9, PH) OBP: 0.302, SLG: 0.289	F9 1-3		F7	K			P6		G4-3	4 0 0 1	0 0 0 0	0 0 0 0	0 0 0 0	0 0 0 0	1 0 0 0	1 0 0 2
16 Paul Lo Duca, R (1, 2) OBP: 0.261, SLG: 0.262 30 Mike DiFelice, R (5, 2) OBP: 0.250, SLG: 0.250	K		18 2B 22 2B BB	L9			F7			2 1	1 0	0 0	0 0	1 0	1 0	1 0
18 Moises Alou, R (1, 7) OBP: 0.216, SLG: 0.250 17 David Newhan, L (8, 7) OBP: 0.286, SLG: 0.442	L8		22 2B 1-3 2B		F8			F7		3 1	1 0	1 0	0 0	0 0	0 0	1 0
Julio Franco, R (1, 3) OBP: 0.410, SLG: 0.303 6 Ruben Gotay, S (6, 4) OBP: 0.333, SLG: 0.412		22 FC4-6 1B	22 2B 44 E BB		F9			G6-3		2 1	1 0	1 0	0 0	1 0	0 0	0 0
22 Jose Valentin, S (1, 4) OBP: 0.404, SLG: 0.625 39 Jon Adkins, L (6, 1) 29 Jorge Sosa, R (7, 1) Brandon Nall, R (7, 1) 3 Damion Easley, R (8, 5) OBP: 0.250, SLG: 0.268		FC4-6 44 G1-3 1-2f	44 E 1-3 2-H 3-H 2B		G3			G5-3		3 0 0 0 1	0 0 0 0 0	1 0 0 0 0	2 0 0 0 0	0 0 0 0 0	0 0 0 0 0	1 0 0 0 0
44 Lastings Milledge, R (1, 9) OBP: 0.444, SLG: 0.519 10 Endy Chavez, L (9, PR) OBP: 0.367, SLG: 0.372		G1-3 1-2	E5 4 BB 2-3 3-H			F8			4 FC5-4 HBP	3 0	0 0	0 0	0 0	0 0	0 0	2 0
4 Ben Johnson, R (1, 8) OBP: 0.328, SLG: 0.373		BB	BB 1-2			G6-3			FC5-4 20 G3 1-2f	2	0	0	0	2	0	1
34 Mike Pelfrey, R (1, 1) 20 Shawn Green, L (6, 3) OBP: 0.177, SLG: 0.271		K	G1-3			K			G3 2-3	2 2	0 0	0 0	0 0	0 0	1 1	5 2
Inning Stats	R: 0 E: 0 K: 1 S: 6 H: 1 LOB: 1 BB: 0 P: 6	R: 0 E: 0 K: 1 S: 6 H: 1 LOB: 2 BB: 1 P: 10	R: 3 E: 1 K: 0 S: 6 H: 2 LOB: 3 BB: 3 P: 18	R: 0 E: 0 K: 2 S: 7 H: 0 LOB: 0 BB: 0 P: 7	R: 0 E: 0 K: 0 S: 3 H: 0 LOB: 0 BB: 0 P: 3	R: 0 E: 0 K: 1 S: 5 H: 0 LOB: 0 BB: 0 P: 5	R: 0 E: 0 K: 0 S: 3 H: 0 LOB: 0 BB: 0 P: 3	R: 0 E: 0 K: 0 S: 3 H: 0 LOB: 0 BB: 0 P: 3	R: 0 E: 1 K: 0 S: 3 H: 0 LOB: 2 BB: 1 P: 8	1B: 2 2B: 2 3B: 0 HR: 0	SF: 0 SAC: 0 DP: 0 HBP: 1						

PITCHER	IP	WLS	BF	H	R	ER	SO	BB	IBB	HBP	BLK	WP	HR	S	P	ERA	WHIP
51 Wandy Rodriguez, L (1, 1) ERA: 5.4	3.0		18	4	3	2	2	4	0	0	1	0	0	18	34	6.00	2.667
64 Fernando Nieve, R (4, 1) ERA: 2.81	4.0	W	12	0	0	0	3	0	0	0	0	0	0	18	18	0.00	0.000
37 Matt Albers, R (8, 1) ERA: 3.21	2.0		8	0	0	0	0	1	0	1	0	0	0	6	11	0.00	0.500

PITCHER	IP	WLS	BF	H	R	ER	SO	BB	IBB	HBP	BLK	WP	HR	S	P	ERA	WHIP

Houston Astros @ New York Mets

Tradition Field, Port St. Lucie, FL

Sun Mar 25 2007, 1:10 PM EDT

Att. 6,286 - Sunny - 81 F

livebaseballscorecards.com

AB	32
R	3
H	4
RBI	2
BB	5
SO	5
LOB	16

WP: 0 PA: 38
PB: 0
SB: 0
CS: 0

Batter	1	2	3	4	5	6	7	8	9	AB	R	H	RBI	BB	SO	LOB
65 Tony Abreu, S (1, 4) OBP: 0.349, SLG: 0.643	G6-3		F8		1B			FC6-4 27 WP 27 HR 1-2f		4	1	1	1	0	0	2
55 Russell Martin, R (1, 2) OBP: 0.313, SLG: 0.333	K			F9		L4		HR 1-H		3	0	0	0	0	1	0
27 Matt Kemp, R (7, 8) OBP: 0.291, SLG: 0.392										1	1	1	2	0	0	0
5 Nomar Garciaparra, R (1, 3) OBP: 0.289, SLG: 0.523	K			K		F9		G4-3		3	0	0	0	0	2	0
21 Marlon Anderson, L (6, 7)										1	0	0	0	0	0	0
41 Chin-hui Tsao, R (8, 1)										0	0	0	0	0	0	0
Luis Gonzalez, L (1, 7) OBP: 0.366, SLG: 0.412		G1-3		K		G3-1			88 F9 28 HBP 1B	3	0	0	0	0	1	0
7 James Loney, L (6, 3) OBP: 0.508, SLG: 0.545										1	0	1	0	0	0	0
Wilson Betemit, S (1, 5) OBP: 0.296, SLG: 0.286		F7			K		K		81 FC6-4 HBP 1-2	3	0	0	0	0	2	0
28 Andy LaRoche, R (7, 5) OBP: 0.250, SLG: 0.229										0	0	0	0	0	0	0
16 Andre Ethier, L (1, 9) OBP: 0.360, SLG: 0.348		G4-3			13 2B		57 G1-6-3 1B		F9 2-3	3	1	2	0	0	0	0
88 Larry Barnes, L (7, 9) OBP: 0.222, SLG: 0.222					2B					1	0	0	0	0	0	2
57 Larry Bigbie, L (1, 8) OBP: 0.418, SLG: 0.588			K		K		G1-6-3 1-2f		K	3	0	0	0	0	2	2
44 Takashi Saito, L (7, 1)										0	0	0	0	0	0	0
Mark Hendrickson, L (7, 1)										0	0	0	0	0	0	0
Ryan Rogowski, L (8, 7)										1	0	0	0	0	1	2
13 Wilson Valdez, R (1, 6) OBP: 0.397, SLG: 0.607			G4-3		2B			K	FC6-4 1-2f	2	1	1	1	0	0	0
18 Ramon Martinez, R (8, PH) OBP: 0.267, SLG: 0.214					2B					1	0	0	0	0	1	0
81 Iván De Jesús Jr., R (8, 6) OBP: 0.375, SLG: 0.357					2B					1	0	0	0	0	0	2
31 Brad Penny, R (1, 1) OBP: 1.000, SLG: 1.000			1B		65 1B 2B			BB 65 FC6-4		1	0	1	0	0	0	0
Olmedo Saenz, R (5, PH) OBP: 0.343, SLG: 0.441										1	1	1	1	0	0	0
58 Chad Billingsley, R (5, 1)										0	0	0	0	0	0	0
Mike Lieberthal, R (7, 2) OBP: 0.280, SLG: 0.238										0	0	0	0	1	0	0
Inning Stats	R: 0 E: 0 K: 2 S: 7 H: 0 LOB: 0 BB: 0 P: 7	R: 0 E: 0 K: 0 S: 3 H: 0 LOB: 0 BB: 0 P: 3	R: 0 E: 0 K: 1 S: 6 H: 1 LOB: 1 BB: 0 P: 6	R: 0 E: 0 K: 2 S: 7 H: 0 LOB: 0 BB: 0 P: 7	R: 3 E: 0 K: 2 S: 10 H: 4 LOB: 1 BB: 0 P: 10	R: 0 E: 0 K: 0 S: 3 H: 0 LOB: 0 BB: 0 P: 3	R: 0 E: 0 K: 1 S: 5 H: 1 LOB: 0 BB: 0 P: 5	R: 2 E: 0 K: 1 S: 6 H: 1 LOB: 0 BB: 1 P: 11	R: 0 E: 0 K: 1 S: 6 H: 1 LOB: 2 BB: 0 P: 7	1B: 4 2B: 3 3B: 0 HR: 1 SF: 0 SAC: 0 DP: 1 HBP: 1						

PITCHER		IP	WLS	BF	H	R	ER	SO	BB	IBB	HBP	BLK	WP	HR	S	P	ERA	WHIP
Tom Glavine, L ERA: 2.25	(1, 1)	6.0		22	5	3	3	7	0	0	0	0	0	0	36	36	4.50	0.833
40 Ambiorix Burgos, R ERA: 8.1	(7, 1)	1.0	H	3	1	0	0	1	0	0	0	0	0	0	5	5	0.00	1.000
61 Chan Ho Park, R ERA: 7.43	(8, 1)	1.0	W	5	1	2	2	1	1	0	0	0	1	1	6	11	18.00	2.000
70 Joe Smith, R ERA: 1.46	(9, 1)	1.0	S	5	1	0	0	1	0	0	1	0	0	0	6	7	0.00	1.000

PITCHER	IP	WLS	BF	H	R	ER	SO	BB	IBB	HBP	BLK	WP	HR	S	P	ERA	WHIP

Los Angeles Dodgers @ New York Mets

Tradition Field, Port St. Lucie, FL

Mon Mar 26 2007, 7:10 PM EDT

Att. 6,543 - Clear - 75 F

TOP

livebaseballscorecards.com

AB	33
R	5
H	8
RBI	5
BB	1
SO	10
LOB	10

WP: 1	PA: 35
PB: 0	
SB: 0	
CS: 0	

BOTTOM

Los Angeles Dodgers @ New York Mets

Tradition Field, Port St. Lucie, FL

Mon Mar 26 2007, 7:10 PM EDT

Att. 6,543 - Clear - 75 F

livebaseballscorecards.com

Batter	1	2	3	4	5	6	7	8	9	AB	R	H	RBI	BB	SO	LOB
7 José Reyes, S (1, 6) OBP: 0.413, SLG: 0.612	G6-3	BB 1-2		G6-3 1-2f		FC6-4 1-2f		BB 6 FC5-2 4 1B 64 FC4-6 1-2		3	0	0	0	1	0	3
17 David Newhan, L (8, 7) OBP: 0.300, SLG: 0.442										0	1	0	0	1	0	0
5 David Wright, R (1, 5) OBP: 0.403, SLG: 0.383	BB 15 FC6-4	K			F8		G3	1B 64 FC4-6 6 FC5-2 1-2 2-3		3	0	0	0	1	1	2
4 Ben Johnson, R (8, 8) OBP: 0.339, SLG: 0.385										1	0	1	0	0	0	0
15 Carlos Beltrán, S (1, 8) OBP: 0.333, SLG: 0.509	FC6-4 1-2f	G1-3			K		BB 20 BB 18 E HBP	FC5-2 64 FC4-6 1-2 2-3 3-Hf		3	1	0	0	1	1	1
6 Ruben Gotay, S (8, 4) OBP: 0.325, SLG: 0.400										1	0	0	0	0	0	3
18 Moises Alou, R (1, 7) OBP: 0.218, SLG: 0.269	K	G6-3			16 1B 2B		E6 HBP 20 BB 1-2	FC4-6 19 FC6-4 1-2f 2-3 3-H		4	1	1	0	0	1	2
64 Mike Carp, L (8, 3) OBP: 0.295, SLG: 0.282										1	0	0	1	0	0	2
16 Paul Lo Duca, R (1, 2) OBP: 0.286, SLG: 0.273		BB 20 G5-3 1B	G6-3		1B 2-H		K	FC6-4 1-2f		2	1	1	1	1	0	0
19 Sandy Alomar Jr., R (7, 2) OBP: 0.211, SLG: 0.118										2	0	0	0	0	1	4
20 Shawn Green, L (1, 9) OBP: 0.197, SLG: 0.274		G5-3 1-2		BB 22 1B 1B	K		HBP 1-2 2-3	BB		3	1	1	0	1	1	2
Julio Franco, R (1, 3) OBP: 0.442, SLG: 0.314		22 2B 2-H 1B		22 1B 1-2 BB		F8	H HBP 1-2 2-3 3-H			2	1	1	2	1	0	0
1 Anderson Hernandez, S (8, 6) OBP: 0.271, SLG: 0.186										0	0	0	0	0	0	0
22 Jose Valentin, S (1, 4) OBP: 0.431, SLG: 0.659		1-H 2B		7 G6-3 1-2 2-H 1B		7 FC6-4 1B	G3-1			4	0	3	2	0	0	3
61 Chan Ho Park, R (8, 1)										0	0	0	0	0	0	0
70 Joe Smith, R (9, 1)										0	0	0	0	0	0	0
Tom Glavine, L (1, 1)		7 BB BB		K		K		4 1B 17 BB 6 FC5-2 BB		2	0	0	0	1	2	3
40 Ambiorix Burgos, R (7, 1)										0	0	0	0	0	0	0
3 Damion Easley, R (8, 5) OBP: 0.267, SLG: 0.268										0	0	0	0	1	0	0
Inning Stats	R: 0 E: 0 K: 1 S: 5 H: 0 LOB: 1 BB: 1 P: 9	R: 2 E: 0 K: 1 S: 6 H: 2 LOB: 2 BB: 3 P: 18	R: 0 E: 0 K: 0 S: 3 H: 0 LOB: 0 BB: 0 P: 3	R: 1 E: 0 K: 1 S: 6 H: 2 LOB: 1 BB: 1 P: 10	R: 1 E: 0 K: 2 S: 9 H: 2 LOB: 1 BB: 0 P: 9	R: 0 E: 0 K: 1 S: 6 H: 1 LOB: 1 BB: 0 P: 6	R: 1 E: 1 K: 1 S: 6 H: 0 LOB: 3 BB: 2 P: 15	R: 1 E: 0 K: 0 S: 4 H: 1 LOB: 2 BB: 2 P: 12		1B: 6 2B: 2 3B: 0 HR: 0	SF: 0 SAC: 0 DP: 1 HBP: 1					

AB	31
R	6
H	8
RBI	6
BB	9
SO	7
LOB	25

WP: 0 PB: 0 SB: 0 CS: 0 PA: 41

PITCHER		IP	WLS	BF	H	R	ER	SO	BB	IBB	HBP	BLK	WP	HR	S	P	ERA	WHIP
31 Brad Penny, R ERA: 10.64	(1, 1)	4.0		19	4	3	3	3	5	0	0	0	0	0	20	40	6.75	2.250
58 Chad Billingsley, R ERA: 1.46	(5, 1)	2.0		9	3	1	1	3	0	0	0	0	0	0	15	15	4.50	1.500
44 Takashi Saito, R ERA: 1.35	(7, 1)	0.2		4	0	1	0	1	1	0	0	0	0	0	5	9	0.00	1.500
Mark Hendrickson, L ERA: 5.6	(7, 1)	1.0	L	8	1	1	1	0	3	0	1	0	0	0	4	17	9.00	4.000
41 Chin-hui Tsao, R ERA: 2.79	(8, 1)	0.1		1	0	0	0	0	0	0	0	0	0	0	1	1	0.00	0.000

PITCHER	IP	WLS	BF	H	R	ER	SO	BB	IBB	HBP	BLK	WP	HR	S	P	ERA	WHIP

Batter	1	2	3	4	5	6	7	8	9	AB	R	H	RBI	BB	SO	LOB
7 José Reyes, S (1, 6) OBP: 0.397, SLG: 0.586	S S S 0-3 K ①		x 0-0 G4-3 ①		x 0-0 F9 ② 2-3		S S S 0-3 K ①	x 0-0 G6-3 ③		3	0	0	0	0	1	1
17 David Newhan, L (5, 5) OBP: 0.288, SLG: 0.422										2	0	0	0	0	1	2
5 David Wright, R (1, 5) OBP: 0.400, SLG: 0.381	x 0-0 F8 ②		x 0-0 G5-3 ②		x 0-0 18 FC5 15 S 3-H 1B		x 0-0 G1-3 ②		S S S 0-3 K ①	3	0	1	1	0	0	0
4 Ben Johnson, R (5, 7) OBP: 0.328, SLG: 0.370										2	0	0	0	0	1	0
15 Carlos Beltrán, S (1, 8) OBP: 0.349, SLG: 0.500	x 0-0 G3-1 ③		B B B B 4-0 BB		B B B B 4-0 18 FC5 1-2 BB		x 0-0 1B		x 0-0 S 1B	1	0	0	0	2	0	0
10 Endy Chavez, L (5, 8) OBP: 0.392, SLG: 0.400										2	0	2	0	0	0	0
18 Moises Alou, R (1, 7) OBP: 0.207, SLG: 0.255		x 0-0 G5-3 ①	x 0-0 G6-3 ③		x 0-0 FC5 ③ 1-2 2-3f		x 0-0 G4-3 ③		x 0-0 F9 ②	3	0	0	0	0	0	3
1 Anderson Hernandez, S (5, 6) OBP: 0.260, SLG: 0.178										2	0	0	0	0	0	2
20 Shawn Green, L (1, 9) OBP: 0.214, SLG: 0.277		x 0-0 HR 1B		x 0-0 P6 ①		B B B B 4-0 11 1B BB		x 0-0 G4-3 ①	B S S S 1-3 K ③ 1-2	3	0	1	0	1	0	0
Dustin Martin, L (8, 9)										1	0	0	0	0	1	1
Julio Franco, R (1, 3) OBP: 0.435, SLG: 0.395	1 SAFE x 0-0 1-2 HR ②			x 0-0 G5-3 ②		S S S 0-3 K ①		x 0-0 HR		3	1	1	1	0	1	1
64 Mike Carp, L (6, 3) OBP: 0.311, SLG: 0.375										1	1	1	1	0	0	0
3 Damion Easley, R (1, 4) OBP: 0.265, SLG: 0.250	H 1-0 11 BB HBP			x 0-0 G5-3 ③		x 0-0 L4 ②		x 0-0 F8 ②		3	0	0	0	0	0	1
68 Lino Urdaneta, R (8, 1)										0	0	0	0	0	0	0
11 Ramon Castro, R (1, 2) OBP: 0.455, SLG: 0.556	B B B B 4-0 46 FC4-6 1-2 BB				B B B B 4-0 7 F9 46 SH3-4 5 1B BB	x 0-0 1-2 1B		x 0-0 6 1B 1B		2	1	2	0	2	0	0
46 Oliver Pérez, L (1, 1)	x 0-0 FC4-6 ③ 1-2f				x 0-0 SH3-4 ① 1-2	S S S 0-3 K ③		x 0-0 1-2 1B		2	0	0	0	0	1	4
71 Willie Collazo, L (6, 1)										0	0	0	0	0	0	0
70 Joe Smith, R (7, 1)										0	0	0	0	0	0	0
6 Ruben Gotay, S (8, PH) OBP: 0.341, SLG: 0.417 (8, 4)										1	0	1	0	0	0	0
Inning Stats	R: 0 E: 0 K: 1 S: 5 H: 0 LOB: 0 BB: 0 P: 5	R: 1 E: 1 K: 0 S: 4 H: 2 LOB: 2 BB: 1 P: 9	R: 0 E: 0 K: 0 S: 3 H: 0 LOB: 1 BB: 1 P: 7	R: 0 E: 0 K: 0 S: 3 H: 0 LOB: 0 BB: 0 P: 3	R: 1 E: 0 K: 0 S: 4 H: 1 LOB: 2 BB: 2 P: 12	R: 0 E: 0 K: 2 S: 8 H: 1 LOB: 1 BB: 1 P: 12	R: 0 E: 0 K: 1 S: 6 H: 1 LOB: 1 BB: 0 P: 6	R: 1 E: 0 K: 0 S: 6 H: 3 LOB: 2 BB: 0 P: 6	R: 0 E: 0 K: 2 S: 8 H: 1 LOB: 1 BB: 0 P: 9	1B: 7 2B: 0 3B: 0 HR: 2	SF: 0 SAC: 1 DP: 0 HBP: 1						

TOP

New York Mets @ Washington Nationals

Space Coast Stadium, Viera, FL

Tue Mar 27 2007, 7:05 PM EDT

Att. 7,554 - Cloudy - 71 F

livebaseballscorecards.com

AB	34
R	3
H	9
RBI	3
BB	5
SO	6
LOB	15

PITCHER		IP	WLS	BF	H	R	ER	SO	BB	IBB	HBP	BLK	WP	HR	S	P	ERA	WHIP
26 Jerome Williams, R ERA: 3.44	(1, 1)	5.0	W	22	3	2	2	1	4	0	1	0	0	1	19	36	3.60	1.400
52 Saul Rivera, R ERA: 6.43	(6, 1)	1.0	H	5	1	0	0	2	1	0	0	0	0	0	8	12	0.00	2.000
43 Jesus Colome, R ERA: 2.45	(7, 1)	1.0	H	4	1	0	0	1	0	0	0	0	0	0	6	6	0.00	1.000
35 Ryan Wagner, R ERA: 4.7	(8, 1)	0.2	H	3	1	1	1	0	0	0	0	0	0	1	3	3	13.50	1.500
32 Chad Cordero, R ERA:	(8, 1)	1.1	S	7	3	0	0	2	0	0	0	0	0	0	11	12	0.00	2.250

PITCHER	IP	WLS	BF	H	R	ER	SO	BB	IBB	HBP	BLK	WP	HR	S	P	ERA	WHIP

Batter	1	2	3	4	5	6	7	8	9	AB	R	H	RBI	BB	SO	LOB
Felipe Lopez, S (1, 4) OBP: 0.246, SLG: 0.273	0-0 11 E 11 SF9 1B		4-0 15 G4-3 25 1B BB		0-0 11 CS 15 1B 1B	0-0 ③ G4-3		0-0 ③ G3-1		4	2	2	0	1	0	2
15 Cristian Guzman, S (1, 6) OBP: 0.465, SLG: 0.575 10 Ronnie Belliard, R (8, 5) OBP: 0.286, SLG: 0.410	0-0 ① P4		0-0 ① G4-3 1-2		0-0 11 1B 25 1B 1-2 1B		0-0 ① L6			4	1	1	0	0	0	2
										0	0	0	0	0	0	0
11 Ryan Zimmerman, R (1, 5) OBP: 0.439, SLG: 0.689 35 Ryan Wagner, R (8, 1) 32 Chad Cordero, R (8, 1)	1-0 ② SF9 1-H		0-3 ② K		1-0 ② 25 S 25 1B 1-3 2-3 1B		1-0 3 HBP 13 BB HBP			2	1	1	1	0	1	1
										0	0	0	0	0	0	0
										0	0	0	0	0	0	0
25 Austin Kearns, R (1, 9) OBP: 0.413, SLG: 0.353	0-0 ③ L7		0-0 2-H 1B		1-0 21 CS 1-H 3-H 1B		0-3 ② K			4	0	2	3	0	1	1
21 Dmitri Young, S (1, 3) OBP: 0.345, SLG: 0.519 13 Robert Fick, L (7, 3) OBP: 0.361, SLG: 0.406		0-0 2B 1B	0-0 ③ P6		1 SAFE 0-0 ③ CS 1-2	0-0 ① G1-3	4-0 3 HBP 1-2 BB			3	0	1	0	0	0	1
										0	0	0	0	1	0	0
Brian Schneider, L (1, 2) OBP: 0.379, SLG: 0.607 3 Jesus Flores, R (6, 2) OBP: 0.536, SLG: 0.808	0-0 ① 1B 1-H 2B		0-0 ① G3-1		0-3 ② K	1-0 1-2 2-3 HBP				2	0	1	0	0	0	0
										1	0	0	0	0	1	0
Ryan Church, L (1, 7) OBP: 0.300, SLG: 0.315 52 Saul Rivera, S (6, 1) Chris Snelling, L (6, PH) OBP: 0.364, SLG: 0.477 43 Jesus Colome, R (7, 1) Josh Wilson, R (7, PH) OBP: 0.451, SLG: 0.452 (8, 6)	0-0 2-3 1B		0-3 ② K		4-0 92 BB 77 1B BB		0-0 ③ G4-3			2	0	1	0	0	1	0
										0	0	0	0	0	0	0
										0	1	0	0	1	0	0
										0	0	0	0	0	0	0
										1	0	0	0	0	0	3
92 Roger Bernadina, L (1, 8) OBP: 0.286, SLG: 0.167	0-0 ② P3		0-0 ③ F8		4-0 77 1B 1-2 BB			0-3 ① K		3	0	0	0	1	1	2
26 Jerome Williams, R (1, 1) OBP: 0.375, SLG: 0.375 77 Abraham Nunez, S (5, PH) OBP: 0.289, SLG: 0.333 (6, 7)	0-3 ③ K				0-3 ① K	0-0 1-3 2-H 1B		0-0 ② G3-1		1	0	0	0	0	1	2
										3	0	1	1	0	1	0
Inning Stats	R: 1 E: 0 K: 0 S: 4 H: 1 LOB: 0 BB: 0 P: 5	R: 0 E: 0 K: 1 S: 7 H: 3 LOB: 2 BB: 0 P: 7	R: 1 E: 0 K: 1 S: 6 H: 1 LOB: 1 BB: 1 P: 10	R: 0 E: 0 K: 1 S: 5 H: 0 LOB: 0 BB: 0 P: 5	R: 2 E: 0 K: 1 S: 7 H: 4 LOB: 0 BB: 0 P: 9	R: 1 E: 0 K: 1 S: 6 H: 1 LOB: 2 BB: 2 P: 14	R: 0 E: 0 K: 1 S: 5 H: 0 LOB: 3 BB: 1 P: 11	R: 0 E: 0 K: 1 S: 5 H: 0 LOB: 0 BB: 0 P: 5		1B: 9 2B: 1 3B: 0 HR: 0 SF: 1 SAC: 0 DP: 0 HBP: 2						

PITCHER		IP	WLS	BF	H	R	ER	SO	BB	IBB	HBP	BLK	WP	HR	S	P	ERA	WHIP
46 Oliver Pérez, L ERA: 3.51	(1, 1)	5.2	L	25	9	5	4	5	2	0	0	0	0	0	33	44	6.35	1.941
71 Willie Collazo, L ERA:	(6, 1)	0.1		3	1	0	0	0	1	0	0	0	0	0	2	6	0.00	6.000
70 Joe Smith, R ERA: 1.35	(7, 1)	1.0		6	0	0	0	1	1	0	2	0	0	0	5	11	0.00	1.000
68 Lino Urdaneta, R ERA: 3.27	(8, 1)	1.0		3	0	0	0	1	0	0	0	0	0	0	5	5	0.00	0.000

PITCHER	IP	WLS	BF	H	R	ER	SO	BB	IBB	HBP	BLK	WP	HR	S	P	ERA	WHIP

BOTTOM

New York Mets @ Washington Nationals

Space Coast Stadium, Viera, FL

Tue Mar 27 2007, 7:05 PM EDT

Att. 7,554 - Cloudy - 71 F

livebaseballscorecards.com

AB	30
R	5
H	10
RBI	5
BB	4
SO	7
LOB	14

WP: 0 PB: 0 SB: 1 CS: 2 PA: 38

Atlanta Braves @ New York Mets

Tradition Field, Port St. Lucie, FL

Wed Mar 28 2007, 1:10 PM EDT

Att. 5,848 - Partly Cloudy - 75 F

TOP

livebaseballscorecards.com

Batter	1	2	3	4	5	6	7	8	9	AB	R	H	RBI	BB	SO	LOB
2 Kelly Johnson, L (1, 4) OBP: 0.343, SLG: 0.429	G4-3	BBB 3-0 11 G6-4-3 1-2 BB		G3-1			G4-3		CCC 0-3 K	2	0	0	0	1	0	1
24 Martín Prado, R (4, 4) OBP: 0.408, SLG: 0.500										2	0	0	0	0	1	1
11 Edgar Renteria, R (1, 6) OBP: 0.386, SLG: 0.479	8 1B 2B	G6-4-3 1-2f			CCS 0-3 K			X 0-0 8 WP 8 1B 1B		3	1	1	0	0	1	1
72 Yunel Escobar, R (5, 6) OBP: 0.392, SLG: 0.458										1	1	1	0	0	0	0
8 Brayan Peña, S (1, 2) OBP: 0.333, SLG: 0.429	HBP 7 HR BB 2-H 1B	G4-3			F7			B X 1-0 22 WP 64 SF8 1-H 1B		4	2	2	2	0	0	0
Andruw Jones, R (1, 8) OBP: 0.424, SLG: 0.511	BBBB 4-0 HBP 7 HR 1-2 BB	CCC 0-3 K		CCC 0-3 K				BCCS 1-3 K 2-3		2	1	0	0	1	2	0
22 Willie Harris, L (5, 8) OBP: 0.354, SLG: 0.333										1	0	0	0	0	1	1
Ryan Langerhans, L (1, 7) OBP: 0.453, SLG: 0.565	H 1-0 7 HR 1-2 2-3 HBP	G3				G6-3		SF8 3-H		0	1	0	0	0	0	0
64 Doug Clark, L (1, 7) OBP: 0.424, SLG: 0.484										2	0	0	1	0	0	0
(4, 9)																
7 Jeff Francoeur, R (1, 9) OBP: 0.313, SLG: 0.541	1-H 2-H 3-H HR			P4		F9		L4		2	1	1	4	0	0	0
23 Matt Diaz, R (4, 7) OBP: 0.310, SLG: 0.386										2	0	0	0	0	0	0
Craig Wilson, R (1, 3) OBP: 0.254, SLG: 0.375	CCC 0-3 K			CCS 0-3 K		CCC 0-3 K			BBBB 4-0 BB	3	0	0	0	1	3	0
20 Scott Thorman, L (1, 10) OBP: 0.304, SLG: 0.400	G4-3			4 1B 2B			L9		F8	4	1	1	0	0	0	1
4 Pete Orr, L (1, 5) OBP: 0.422, SLG: 0.425		2 CS 1B		2-H 1B			G5-3		P3	2	0	2	1	0	0	0
Chris Woodward, R (4, 5) OBP: 0.222, SLG: 0.296										2	0	0	0	0	0	1

	AB	32
	R	8
	H	8
	RBI	8
	BB	3
	SO	8
	LOB	6

Inning Stats										
	R: 5 E: 0 K: 1 S: 8	H: 3 LOB: 0 BB: 1 P: 13	R: 0 E: 0 K: 0 S: 2	H: 1 LOB: 0 BB: 1 P: 5	R: 0 E: 0 K: 1 S: 5	H: 0 LOB: 0 BB: 0 P: 5	R: 1 E: 0 K: 1 S: 7	H: 2 LOB: 1 BB: 0 P: 7	R: 0 E: 0 K: 2 S: 7	H: 0 LOB: 0 BB: 0 P: 7
	R: 0 E: 0 K: 1 S: 5	H: 0 LOB: 0 BB: 0 P: 5	R: 0 E: 0 K: 0 S: 3	H: 0 LOB: 0 BB: 0 P: 3	R: 2 E: 0 K: 1 S: 7	H: 2 LOB: 0 BB: 0 P: 9	R: 0 E: 0 K: 1 S: 5	H: 0 LOB: 1 BB: 1 P: 9	1B: 5 2B: 2 3B: 0 HR: 1	SF: 1 SAC: 0 DP: 1 HBP: 1

WP: 2 PB: 0 SB: 0 CS: 1 PA: 37

PITCHER		IP	WLS	BF	H	R	ER	SO	BB	IBB	HBP	BLK	WP	HR	S	P	ERA	WHIP
39 Jon Adkins, R ERA: 10.38	(1, 1)	2.0	L	11	4	5	5	1	2	0	1	0	0	1	10	18	22.50	3.000
61 Chan Ho Park, R ERA: 7.04	(3, 1)	2.0		8	2	1	1	2	0	0	0	0	0	0	12	12	4.50	1.000
40 Ambiorix Burgos, R ERA: 7.04	(5, 1)	2.0		6	0	0	0	3	0	0	0	0	0	0	12	12	0.00	0.000
25 Pedro Feliciano, L ERA: 0.75	(7, 1)	1.0		3	0	0	0	0	0	0	0	0	0	0	3	3	0.00	0.000
Aaron Heilman, R ERA: 7.0	(8, 1)	1.0		5	2	2	2	1	0	0	0	0	2	0	7	9	18.00	2.000

PITCHER		IP	WLS	BF	H	R	ER	SO	BB	IBB	HBP	BLK	WP	HR	S	P	ERA	WHIP
13 Billy Wagner, L ERA: 5.73	(9, 1)	1.0		4	0	0	0	1	1	0	0	0	0	0	5	9	0.00	1.000

Atlanta Braves @ New York Mets

Tradition Field, Port St. Lucie, FL

Wed Mar 28 2007, 1:10 PM EDT

Att. 5,848 - Partly Cloudy - 75 F

livebaseballscorecards.com

BOTTOM

Batter	1	2	3	4	5	6	7	8	9	AB	R	H	RBI	BB	SO	LOB
7 José Reyes, S (1, 6) OBP: 0.402, SLG: 0.575 1 Anderson Hernandez, S (8, 6) OBP: 0.260, SLG: 0.178	BBBB 4-0 15 BB, 5 S, 18 G6-4-3, BB	X 0-0 5 S, 2-H, 1B			CCC 0-3 ① K		X 0-0 ③ F9			3 1 1 1 1 1 1 0 0 0 0 0 0 0						
5 David Wright, R (1, 5) OBP: 0.392, SLG: 0.364 3 Damion Easley, R (9, 5) OBP: 0.265, SLG: 0.250	BBBBB 4-0 18 G6-4-3, 15 BB, 16 1B, 1-2, BB	BCCS 1-3 ③ K, 1-2			X 0-0 ② F9			X 0-0 ① G6-3		3 1 0 0 1 1 1 0 0 0 0 0 0 0						
15 Carlos Beltrán, S (1, 8) OBP: 0.358, SLG: 0.509 4 Ben Johnson, R (9, 8) OBP: 0.328, SLG: 0.370	BBBBB 4-0 18 G6-4-3, 1-2, 2-3, BB		X 0-0 16 G6-3, 2B		X 0-0 ③ F9			X 0-0 ② G6-3		3 0 1 0 1 0 0 0 0 0 0 0 0 0						
18 Moises Alou, R (1, 7) OBP: 0.200, SLG: 0.246 17 David Newhan, L (4, 7) OBP: 0.296, SLG: 0.426	X 0-0 ①② G6-4-3, 1-2f, 2-3, 3-H		X 0-0 ① G6-3			X 0-0 16 CS, 1B		X 0-0 ③ P4		2 0 0 0 0 0 3 2 0 1 0 0 0 0						
16 Paul Lo Duca, R (1, 2) OBP: 0.283, SLG: 0.271	X 0-0 3-H, 1B		X 0-0 ② G6-3, 2-3			1 SAFE X 0-0 ①② P3, 1-2			CCS 0-3 ① K	4 0 1 1 0 1 2						
20 Shawn Green, L (1, 10) OBP: 0.203, SLG: 0.261	X 0-0 ③ G1		X 0-0 ③ P5			CCC 0-3 ③ K			X 0-0 ② G1-3	4 0 0 0 0 1 2						
Julio Franco, R (1, 3) OBP: 0.408, SLG: 0.366 64 Mike Carp, L (8, 3) OBP: 0.304, SLG: 0.366		CCS 0-3 ① K		CCC 0-3 ① K			X 0-0 ① G4-3		CCC 0-3 ③ K	3 0 0 0 0 2 0 1 0 0 0 0 1 0						
10 Endy Chavez, L (1, 9) OBP: 0.389, SLG: 0.396		X 0-0 6 S, 7 1B, 1B		X 0-0 ② L8			X 0-0 ② F8			3 1 1 0 0 0 0						
6 Ruben Gotay, S (1, 4) OBP: 0.341, SLG: 0.395		BX 1-0 ② L6, 1-2		X 0-0 ③ L5			H 1-0 HBP			2 0 0 0 0 0 1						
Inning Stats	R: 2 H: 1 E: 0 LOB: 1 K: 0 BB: 3 S: 3 P: 15	R: 1 H: 2 E: 0 LOB: 1 K: 2 BB: 0 S: 9 P: 11	R: 0 H: 1 E: 0 LOB: 1 K: 0 BB: 0 S: 4 P: 4	R: 0 H: 0 E: 0 LOB: 0 K: 1 BB: 0 S: 5 P: 5	R: 0 H: 0 E: 0 LOB: 0 K: 1 BB: 0 S: 5 P: 5	R: 0 H: 1 E: 0 LOB: 0 K: 1 BB: 0 S: 5 P: 5	R: 0 H: 0 E: 0 LOB: 1 K: 0 BB: 0 S: 3 P: 4	R: 0 H: 0 E: 0 LOB: 0 K: 0 BB: 0 S: 3 P: 3	R: 0 H: 0 E: 0 LOB: 0 K: 2 BB: 0 S: 7 P: 7	1B: 4 SF: 0 2B: 1 SAC: 0 3B: 0 DP: 1 HR: 0 HBP: 1							WP: 0 PA: 34 PB: 0 SB: 3 CS: 1

	AB	30
	R	3
	H	5
	RBI	2
	BB	3
	SO	7
	LOB	10

PITCHER		IP	WLS	BF	H	R	ER	SO	BB	IBB	HBP	BLK	WP	HR	S	P	ERA	WHIP
26 Kyle Davies, R ERA: 2.84	(1, 1)	5.0	W	21	4	3	3	4	3	0	0	0	0	0	26	40	5.40	1.400
37 Steve Colyer, L ERA: 3.27	(6, 1)	1.0	H	3	1	0	0	1	0	0	0	0	0	0	5	5	0.00	1.000
Tyler Yates, R ERA: 4.5	(7, 1)	1.0	H	4	0	0	0	0	0	0	1	0	0	0	3	4	0.00	0.000
49 Macay McBride, L ERA: 3.65	(8, 1)	1.0		3	0	0	0	0	0	0	0	0	0	0	3	3	0.00	0.000
58 Peter Moylan, R ERA: 3.27	(9, 1)	1.0		3	0	0	0	2	0	0	0	0	0	0	7	7	0.00	0.000

PITCHER	IP	WLS	BF	H	R	ER	SO	BB	IBB	HBP	BLK	WP	HR	S	P	ERA	WHIP

New York Mets @ Los Angeles Dodgers

Holman Stadium, Vero Beach, FL

Thu Mar 29 2007, 1:05 PM EDT
Att. 5,082 - Partly Cloudy - 75 F

TOP

livebaseballscorecards.com

Batter	1	2	3	4	5	6	7	8	9	AB	R	H	RBI	BB	SO	LOB
17 David Newhan, L (1, 7) OBP: 0.356, SLG: 0.608 Jésus Feliciano, L (7, 7) OBP: 0.333, SLG: 0.333	HR		BB		2B	HR	1B		F7	4 1	4 0	4 0	2 0	1 0	0 0	0 0
10 Endy Chavez, L (1, 8) OBP: 0.421, SLG: 0.431 44 Lastings Milledge, R (5, 9) OBP: 0.446, SLG: 0.518	1B		1B		SF8 1B	K	1B			3 2	1 0	3 1	0 1	0 0	0 1	0 0
3 Damion Easley, R (1, 6) OBP: 0.296, SLG: 0.286 Aaron Sele, R (7, 1) 38 Steve Schmoll, R (8, 1) 68 Lino Urdaneta, R (9, 1)	P3		1B		11 HR 1B	G5-3	1B			5 0 0 0	1 0 0 0	3 0 0 0	2 0 0 0	0 0 0 0	0 0 0 0	1 0 0 0
22 Jose Valentin, S (1, 4) OBP: 0.436, SLG: 0.638 6 Ruben Gotay, S (6, 4) OBP: 0.333, SLG: 0.385	K		1B		P4	85 HR HBP	G6-4-3			3 1	1 0	1 0	0 0	0 0	1 0	3 3
Julio Franco, R (1, 3) OBP: 0.385, SLG: 0.349 64 Mike Carp, L (5, 3) OBP: 0.313, SLG: 0.372	G6-3		P4		SF8	85 HR 1B		G6-3		2 2	0 1	0 1	1 0	0 0	0 0	4 0
85 Fernando Tatis, R (1, 5) OBP: 0.208, SLG: 0.391		G5-3	K		11 HR BB	HR		F8		4	2	1	3	1	1	3
Ben Johnson, R (1, 9) OBP: 0.333, SLG: 0.362 (5, 8)		K		CS 1B	11 HR BB	K		F9		4	1	1	0	1	2	0
11 Ramon Castro, R (1, 2) OBP: 0.432, SLG: 0.613 Anderson Hernandez, S (7, 6) OBP: 0.255, SLG: 0.174		G4-3		K	HR		K		G3	4 1	1 0	1 0	4 0	0 0	2 0	1 0
33 John Maine, R (1, 1) Jose Coronado, S (7, PH) 30 Mike DiFelice, R (7, 2) OBP: 0.235, SLG: 0.235			K	G5-3	G5-3		BB		G6-3	3 0 1	0 1 0	0 0 0	0 0 0	1 1 0	0 0 0	0 0 0

Inning Stats																								
	R: 1	H: 2		R: 0	H: 0		R: 1	H: 3		R: 0	H: 1		R: 6	H: 4		R: 4	H: 3		R: 1	H: 3		R: 0	H: 0	
	E: 0	LOB: 1		E: 0	LOB: 0		E: 0	LOB: 3		E: 0	LOB: 0		E: 0	LOB: 0		E: 0	LOB: 0		E: 0	LOB: 2		E: 0	LOB: 0	
	K: 1	BB: 0		K: 1	BB: 0		K: 2	BB: 1		K: 1	BB: 0		K: 0	BB: 2		K: 2	BB: 0		K: 1	BB: 1		K: 0	BB: 0	
	S: 7	P: 7		S: 5	P: 5		S: 10	P: 14		S: 5	P: 5		S: 9	P: 17		S: 11	P: 12		S: 7	P: 11		S: 3	P: 3	

	1B: 11	SF: 1	WP: 0	PA: 46
	2B: 2	SAC: 0	PB: 0	
	3B: 0	DP: 2	SB: 4	
	HR: 4	HBP: 1	CS: 1	

	AB	40
	R	13
	H	16
	RBI	13
	BB	4
	SO	8
	LOB	15

PITCHER		IP	WLS	BF	H	R	ER	SO	BB	IBB	HBP	BLK	WP	HR	S	P	ERA	WHIP
75 Joe Mays, R ERA: 4.76	(1, 1)	4.0		18	6	2	2	5	1	0	0	0	0	1	27	31	4.50	1.750
Wesley Wright, L ERA: 54.0	(5, 1)	0.2	L	6	3	4	4	0	1	0	0	0	0	0	6	10	54.00	6.000
Casey Hoorelbeke, R ERA: 40.5	(5, 1)	1.1		10	4	6	6	2	1	0	1	0	0	3	14	19	40.50	3.750
Luis Gonzalez, R ERA: 9.0	(7, 1)	1.0		6	3	1	1	1	1	0	0	0	0	0	7	11	9.00	4.000
Brian Akin, R ERA:	(8, 1)	1.0		3	0	0	0	0	0	0	0	0	0	0	3	3	0.00	0.000

PITCHER		IP	WLS	BF	H	R	ER	SO	BB	IBB	HBP	BLK	WP	HR	S	P	ERA	WHIP
Mark Alexander, R ERA:	(9, 1)	1.0		3	0	0	0	0	0	0	0	0	0	0	3	3	0.00	0.000

BOTTOM

Batter	1	2	3	4	5	6	7	8	9	AB	R	H	RBI	BB	SO	LOB
72 Chin-Lung Hu, R (1, 6) OBP: 0.409, SLG: 0.429	G4-3		7 SF9 21 1B 1-2 1B		21 1B 1B		FC6-4 1-2 1B		L9	5	0	3	0	0	0	1
21 Marlon Anderson, L (1, 7) OBP: 0.357, SLG: 0.182	F8		1-2 2-3 1B		1-2 1B		FC6-4 1-2f			3	0	2	0	0	0	0
Wilkin Ruan, R (6, 7)										1	0	0	0	0	0	2
7 James Loney, L (1, 3) OBP: 0.451, SLG: 0.484	K		SF9 2-3 3-H		G3			2B		2	0	0	1	0	1	2
84 Mitch Jones, R (7, 3) OBP: 0.375, SLG: 0.429										1	0	1	0	0	0	0
27 Matt Kemp, R (1, 9) OBP: 0.297, SLG: 0.424		HR	F8			K		F7		3	1	1	1	0	1	2
Luis Gonzalez, L (7, 1) OBP: 0.372, SLG: 0.417										0	0	0	0	0	0	0
Brian Akin, R (8, 1)										0	0	0	0	0	0	0
Ryan Rogowski, L (8, PH)										1	0	0	0	0	0	1
Mark Alexander, R (9, 1)										0	0	0	0	0	0	0
13 Choo Freeman, R (1, 8) OBP: 0.212, SLG: 0.200		K		G6-3		G4-3		G6-3		4	0	0	0	0	1	1
86 Marshall McDougall, R (1, 5) OBP: 0.182, SLG: 0.273		F9		F9		F7		F7		4	0	0	0	0	0	1
66 Sandy Martinez, L (1, 2) OBP: 0.095, SLG: 0.050		L3		F9			K		F8	2	0	0	0	0	0	0
Wesley Wright, R (5, 1)										0	0	0	0	0	0	0
Casey Hoorelbeke, R (5, 1)										0	0	0	0	0	0	0
57 Luke Allen, L (7, 9)										2	0	0	0	0	1	0
Luis Maza, R (1, 4) OBP: 0.429, SLG: 0.429			G1-3		K		72 1B 1B		G5-3	4	0	1	0	0	1	0
75 Joe Mays, S (1, 1)			21 1B 72 1B 7 SF9 BB		K		F9		1B	0	1	0	0	1	0	0
36 Ken Huckaby, R (5, 2) OBP: 0.273, SLG: 0.200										3	0	1	0	0	1	1
Inning Stats	R: 0 E: 0 K: 1 S: 5 H: 0 LOB: 0 BB: 0 P: 5	R: 1 E: 0 K: 1 S: 6 H: 1 LOB: 0 BB: 0 P: 6	R: 1 E: 0 K: 0 S: 5 H: 2 LOB: 2 BB: 1 P: 9	R: 0 E: 0 K: 0 S: 3 H: 0 LOB: 0 BB: 0 P: 3	R: 0 E: 0 K: 2 S: 9 H: 2 LOB: 2 BB: 0 P: 9	R: 0 E: 0 K: 1 S: 5 H: 0 LOB: 0 BB: 0 P: 5	R: 0 E: 0 K: 1 S: 7 H: 2 LOB: 2 BB: 0 P: 7	R: 0 E: 0 K: 0 S: 4 H: 1 LOB: 1 BB: 0 P: 4	R: 0 E: 0 K: 0 S: 4 H: 1 LOB: 1 BB: 0 P: 4	1B: 7 2B: 1 3B: 0 HR: 1	SF: 1 SAC: 0 DP: 0 HBP: 0						

PITCHER	IP	WLS	BF	H	R	ER	SO	BB	IBB	HBP	BLK	WP	HR	S	P	ERA	WHIP
33 John Maine, R (1, 1) ERA: 3.05	6.0	W	24	5	2	2	5	1	0	0	0	0	1	33	37	3.00	1.000
Aaron Sele, R (7, 1) ERA: 5.79	1.0		5	2	0	0	1	0	0	0	0	0	0	7	7	0.00	2.000
38 Steve Schmoll, R (8, 1) ERA: 1.8	1.0		4	1	0	0	0	0	0	0	0	0	0	4	4	0.00	1.000
68 Lino Urdaneta, R (9, 1) ERA: 3.0	1.0		4	1	0	0	0	0	0	0	0	0	0	4	4	0.00	1.000

PITCHER	IP	WLS	BF	H	R	ER	SO	BB	IBB	HBP	BLK	WP	HR	S	P	ERA	WHIP

New York Mets @ Los Angeles Dodgers

Holman Stadium, Vero Beach, FL

Thu Mar 29 2007, 1:05 PM EDT
Att. 5,082 - Partly Cloudy - 75 F

livebaseballscorecards.com

AB	35
R	2
H	9
RBI	2
BB	1
SO	6
LOB	11

WP: 0	PA: 37
PB: 0	
SB: 0	
CS: 0	

Florida Marlins @ New York Mets

Tradition Field, Port St. Lucie, FL

Fri Mar 30 2007, 1:10 PM EDT

Att. 6,030 - Partly Cloudy - 78 F

TOP

livebaseballscorecards.com

Batter	1	2	3	4	5	6	7	8	9	AB	R	H	RBI	BB	SO	LOB
2 Hanley Ramirez, R (1, 6) OBP: 0.312, SLG: 0.514	L8		F8			K		3 G4-3, 3 PB, 1B		3	0	0	0	0	1	0
4 Alfredo Amezaga, S (6, 6) OBP: 0.213, SLG: 0.200										1	0	1	0	0	0	0
6 Dan Uggla, R (1, 4) OBP: 0.280, SLG: 0.347	K			HR		K		G4-3, 1-3		3	1	1	1	0	2	0
3 Zach Sorensen, S (6, 4) OBP: 0.207, SLG: 0.179										1	0	0	0	0	0	1
17 Mike Jacobs, L (1, 3) OBP: 0.278, SLG: 0.369	BB			L6			G4-3	K		2	0	0	0	1	0	0
Todd Sears, L (7, 3)										1	0	0	0	0	1	1
Miguel Olivo, R (1, 2) OBP: 0.232, SLG: 0.288	K2-3			K			12 2B, 29 SF7, 1B		K	2	0	0	0	0	2	1
40 Nate Field, R (4, 1)										0	0	0	0	0	0	0
79 Brett Carroll, R (5, 9) OBP: 0.600, SLG: 0.778				F8			31 E, 1-3, 2B		F7	2	1	1	0	0	1	0
12 Cody Ross, R (1, 9) OBP: 0.167, SLG: 0.127		G1-3								4	0	1	0	0	0	0
(5, 8)																
28 Jason Wood, R (1, 5) OBP: 0.449, SLG: 0.651		K			G6-3		SF7, 3-H		G3-1	2	0	0	0	0	1	0
29 Scott Seabol, R (5, 5) OBP: 0.148, SLG: 0.120										1	0	0	1	0	0	0
31 John Gall, R (1, 7) OBP: 0.319, SLG: 0.310		K			G6-3		E6, 2-3			3	0	0	0	0	1	1
7 Alejandro De Aza, L (1, 8) OBP: 0.367, SLG: 0.522			L1		K		F8			2	0	0	0	0	1	0
77 Henry Owens, R (5, 1)										0	0	0	0	0	0	0
Ryan Bear, R (7, PH)										1	0	0	0	0	0	2
47 Ricky Nolasco, R (7, 1)										0	0	0	0	0	0	0
50 Jorge Julio, R (8, 1)										0	0	0	0	0	0	0
95 Ricardo Rodriguez, L (1, 1)						G5-3		G5-3		1	0	0	0	0	1	0
13 Paul Hoover, R (4, 2) OBP: 0.286, SLG: 0.316			K							2	0	0	0	0	0	0

	AB	31
	R	2
	H	4
	RBI	2
	BB	1
	SO	11
	LOB	6

Inning Stats	1	2	3	4	5	6	7	8	9
	R: 0 H: 0 E: 0 LOB: 1 K: 2 BB: 1 S: 7 P: 11	R: 0 H: 0 E: 0 LOB: 0 K: 2 BB: 0 S: 7 P: 7	R: 0 H: 0 E: 0 LOB: 0 K: 1 BB: 0 S: 5 P: 5	R: 1 H: 1 E: 0 LOB: 0 K: 1 BB: 0 S: 6 P: 6	R: 0 H: 0 E: 0 LOB: 0 K: 1 BB: 0 S: 5 P: 5	R: 0 H: 0 E: 0 LOB: 0 K: 2 BB: 0 S: 7 P: 7	R: 1 H: 2 E: 1 LOB: 2 K: 0 BB: 0 S: 6 P: 6	R: 0 H: 1 E: 0 LOB: 1 K: 1 BB: 0 S: 6 P: 7	R: 0 H: 0 E: 0 LOB: 0 K: 1 BB: 0 S: 5 P: 5

1B: 2 SF: 1
2B: 1 SAC: 0
3B: 0 DP: 0
HR: 1 HBP: 0

WP: 0 PA: 33
PB: 1
SB: 0
CS: 0

PITCHER		IP	WLS	BF	H	R	ER	SO	BB	IBB	HBP	BLK	WP	HR	S	P	ERA	WHIP
Chan Ho Park, R ERA: 5.89	(1, 1)	3.0	W	10	0	0	0	5	1	0	0	0	0	0	19	23	0.00	0.333
40 Ambiorix Burgos, R ERA: 7.16	(4, 1)	1.0	H	4	1	1	1	1	0	0	0	0	0	1	6	6	9.00	1.000
25 Pedro Feliciano, L ERA: 0.69	(5, 1)	1.0		3	0	0	0	1	0	0	0	0	0	0	5	5	0.00	0.000
35 Joe Smith, R ERA: 1.26	(6, 1)	1.0		3	0	0	0	2	0	0	0	0	0	0	7	7	0.00	0.000
Scott Schoeneweis, L ERA: 1.69	(7, 1)	1.0		6	2	1	1	0	0	0	0	0	0	0	6	6	9.00	2.000

PITCHER		IP	WLS	BF	H	R	ER	SO	BB	IBB	HBP	BLK	WP	HR	S	P	ERA	WHIP
Aaron Heilman, R ERA: 6.3	(8, 1)	1.0	H	4	1	0	0	1	0	0	0	0	0	0	6	7	0.00	1.000
13 Billy Wagner, L ERA: 5.25	(9, 1)	1.0		3	0	0	0	1	0	0	0	0	0	0	5	5	0.00	0.000

BOTTOM

Florida Marlins @ New York Mets

Tradition Field, Port St. Lucie, FL

Fri Mar 30 2007, 1:10 PM EDT

Att. 6,030 - Partly Cloudy - 78 F

livebaseballscorecards.com

Batter	1	2	3	4	5	6	7	8	9	AB	R	H	RBI	BB	SO	LOB
7 José Reyes, S (1, 6) OBP: 0.407, SLG: 0.584 35 Joe Smith, R (6, 1) Scott Schoeneweis, L (7, 1) Aaron Heilman, R (8, 1) 17 David Newhan, L (8, PH) OBP: 0.367, SLG: 0.608 13 Billy Wagner, L (9, 1)	0-0 16 S 21 1B 1B	0-0 ② P5		0-0 21 HBP 5 BB 1-3 2B	0-0 ③ G3			4-0 11 WP 11 1B BB		4 2 2 0 0 0 2 0 0 0 0 0 0 0 0 0 0 0 0 0 0 0 0 0 0 0 0 0 0 0 0 0 1 0 0 0 0 0 0 0 0 0						
16 Paul Lo Duca, R (1, 2) OBP: 0.268, SLG: 0.255 11 Ramon Castro, R (5, 2) OBP: 0.436, SLG: 0.606	1-0 ① F7 1-2	0-0 ③ G5-3		0-3 ② K		0-3 ① K		1-0 ① 10 2B 44 1B 1-H 2-H 1B		3 0 0 0 0 1 4 2 1 1 1 0 1 0						
15 Carlos Beltrán, S (1, 8) OBP: 0.371, SLG: 0.500 10 Endy Chavez, L (6, 8) OBP: 0.424, SLG: 0.453	4-0 5 S 21 1B 5 SF8 BB		0-0 ① F9	4-0 5 BB 21 HBP BB		0-0 ② G6-3		0-0 44 1B 1-3 2B		1 1 0 0 2 0 0 2 1 1 0 0 0 0						
21 Carlos Delgado, L (1, 3) OBP: 0.350, SLG: 0.250 44 Lastings Milledge, R (5, 9) OBP: 0.463, SLG: 0.526	0-0 18 1B 1-2 2-H 1B		0-0 ② P2	2-0 5 BB 1-2 2-3 3-H HBP		4-0 BB		0-0 6 G6-4-3 2-H 3-H 1B		2 0 1 2 0 0 0 1 0 1 2 1 0 0						
5 David Wright, R (1, 5) OBP: 0.398, SLG: 0.358 6 Ruben Gotay, S (7, 5) OBP: 0.326, SLG: 0.375	1-0 ② SF8 2-H		4-0 BB	4-0 1-2 2-3 3-H BB		0-3 ③ K		0-0 ② ③ G6-4-3 1-2f		1 0 0 2 2 1 1 1 0 0 0 0 0 1						
18 Moises Alou, R (1, 7) OBP: 0.206, SLG: 0.250 25 Pedro Feliciano, L (5, 1) 3 Damion Easley, R (6, 6) OBP: 0.291, SLG: 0.280	0-0 1-2 1B	0-0 ③ G5-3		0-0 ③ F9			0-0 ① P6			3 0 1 0 0 0 4 0 0 0 0 0 0 0 1 0 0 0 0 0 0						
20 Shawn Green, L (1, 9) OBP: 0.218, SLG: 0.264 (5, 3) 86 Jose Castro, S (8, 4) OBP: 1.000, SLG: 2.500	0-0 ③ G3-1			4-0 S 1B BB	0-0 1B		0-0 ② F7			3 1 1 0 1 0 2 0 0 0 0 0 0 0						
22 Jose Valentin, S (1, 4) OBP: 0.407, SLG: 0.588 85 Fernando Tatis, R (8, 3) OBP: 0.208, SLG: 0.391		0-0 ① P2		0-0 ① F7	0-0 ① F7		0-0 ③ P4			4 0 0 0 0 0 2 0 0 0 0 0 0 0						
Chan Ho Park, R (1, 1) OBP: 0.333, SLG: 0.333 40 Ambiorix Burgos, R (4, 1) Miguel Negron, L (4, PH) OBP: 0.382, SLG: 0.259 (5, 7)		0-0 1B		1-0 7 2B 21 HBP 1-H 1B	0-0 ② L5			0-0 11 WP 11 1B 2B		1 0 1 0 0 0 0 0 0 0 0 0 0 0 3 2 2 1 0 0 1						
Inning Stats	R: 2 E: 0 K: 0 S: 6 H: 3 LOB: 2 BB: 1 P: 12	R: 0 E: 0 K: 0 S: 4 H: 1 LOB: 1 BB: 0 P: 4	R: 0 E: 0 K: 0 S: 3 H: 0 LOB: 1 BB: 1 P: 7	R: 3 E: 0 K: 1 S: 7 H: 2 LOB: 3 BB: 3 P: 22	R: 0 E: 0 K: 0 S: 4 H: 1 LOB: 1 BB: 0 P: 4	R: 0 E: 0 K: 2 S: 7 H: 0 LOB: 1 BB: 1 P: 11	R: 0 E: 0 K: 0 S: 3 H: 0 LOB: 0 BB: 0 P: 3	R: 3 E: 0 K: 0 S: 5 H: 4 LOB: 0 BB: 1 P: 10		1B: 8 2B: 3 3B: 0 HR: 0	SF: 1 SAC: 0 DP: 1 HBP: 1			WP: 1 PB: 0 SB: 3 CS: 0	PA: 41		

	AB	32
	R	8
	H	11
	RBI	8
	BB	7
	SO	3
	LOB	17

PITCHER		IP	WLS	BF	H	R	ER	SO	BB	IBB	HBP	BLK	WP	HR	S	P	ERA	WHIP
95 Ricardo Rodriguez, R ERA: 6.0	(1, 1)	3.0	L	15	4	2	2	0	2	0	0	0	0	0	13	23	6.00	2.000
40 Nate Field, R ERA: 4.97	(4, 1)	1.0		9	2	3	3	1	3	0	1	0	0	0	7	22	27.00	5.000
77 Henry Owens, R ERA: 0.64	(5, 1)	2.0		8	1	0	0	2	1	0	0	0	0	0	11	15	0.00	1.000
47 Ricky Nolasco, R ERA: 3.52	(7, 1)	1.0		3	0	0	0	0	0	0	0	0	0	0	3	3	0.00	0.000
50 Jorge Julio, R ERA: 7.94	(8, 1)	1.0		6	4	3	3	0	1	0	0	0	1	0	5	10	27.00	5.000

PITCHER		IP	WLS	BF	H	R	ER	SO	BB	IBB	HBP	BLK	WP	HR	S	P	ERA	WHIP

New York Mets @ Tampa Bay Devil Rays

Tropicana Field, St. Petersburg, FL

Sat Mar 31 2007, 1:05 PM EDT

Att. 14,398 - Dome - 72 F

TOP

livebaseballscorecards.com

Batter	1	2	3	4	5	6	7	8	9	AB	R	H	RBI	BB	SO	LOB
7 José Reyes, S (1, 6) OBP: 0.398, SLG: 0.570	B C F S 1-3 ① K			B X 1-0 ① P5		C B F X 1-2 ① G5-3	C X 0-1 ③ FC4-6 1-2f			2	0	0	0	0	1	0
10 Endy Chavez, L (4, 8) OBP: 0.410, SLG: 0.436										2	0	0	0	0	0	3
16 Paul Lo Duca, R (1, 2) OBP: 0.276, SLG: 0.264	C S X 0-2 15 G6-4-3 1B			F B X 1-1 ② G5-3		C B B F X 2-2 E5 17 G4-3 1B		C X 0-1 85 G6-4-3 1B		2	0	1	0	0	0	0
3 Damion Easley, R (4, 6) OBP: 0.316, SLG: 0.308										2	0	2	0	0	0	0
15 Carlos Beltrán, S (1, 8) OBP: 0.375, SLG: 0.492	B X 1-0 ②③ G6-4-3 1-2f			B F B C B B 4-2 21 HR BB		C F X 0-2 ② G4-3 2-3		B X 1-0 ① P6		1	1	0	0	1	0	1
17 David Newhan, L (4, 5) OBP: 0.355, SLG: 0.585										2	0	0	0	0	0	2
21 Carlos Delgado, L (1, 3) OBP: 0.357, SLG: 0.353		B C B S S 2-3 ① K		T F B X 1-2 1-H HR		F F B F S 1-3 ③ K		B B S S X 2-2 ②③ G6-4-3 1-2f		2	1	1	2	0	1	0
85 Fernando Tatis, R (4, 3) OBP: 0.192, SLG: 0.360										2	0	0	0	0	1	2
5 David Wright, R (1, 5) OBP: 0.400, SLG: 0.362		B C B B X 2-1 ② G6-3		B T B B X 3-1 18 PO 1B			C B C X 1-2 ① P6		F F B C 1-3 ① K	2	0	1	0	0	0	0
11 Ramon Castro, R (4, 2) OBP: 0.425, SLG: 0.588										1	0	0	0	0	0	0
75 Drew Butera, R (8, 2) OBP: 0.500, SLG: 0.500										1	0	0	0	0	1	0
18 Moises Alou, R (1, 7) OBP: 0.200, SLG: 0.242		F S S 0-3 ③ K		1 SAFE 0-0 ③ PO 1-2	C S X 0-2 ① G6-3		C S B B F X 2-2 44 1B 2B		B B F B X 3-1 ② P6	2	0	0	0	0	1	0
89 Chip Ambres, R (5, 7) OBP: 0.300, SLG: 0.250										2	0	1	0	0	0	0
20 Shawn Green, L (1, 10) OBP: 0.222, SLG: 0.257			X 0-0 ① G6-3		B T S S 1-3 ② K		B B C B B 4-1 44 1B BB		C C B B F R R X 1-2 ③ G4-3	2	0	0	0	1	1	0
Nic Jackson, L (9, PH)										1	0	0	0	0	0	0
22 Jose Valentin, S (1, 4) OBP: 0.410, SLG: 0.642			C C S 0-3 ② K		B F X 1-1 HR		X 0-0 ② F7			2	1	1	1	0	1	0
86 Jose Castro, S (5, 4) OBP: 0.667, SLG: 1.667										1	0	0	0	0	0	2
44 Lastings Milledge, R (1, 9) OBP: 0.457, SLG: 0.517			C B F X 1-2 ③ G4-3		X 0-0 ③ F8		C B X 1-1 10 FC4-6 1-2 2-3 1B			3	0	1	0	0	0	0

	AB	32
	R	3
	H	8
	RBI	3
	BB	2
	SO	7
	LOB	10

Inning Stats																		
	R: 0	H: 1	R: 0	H: 0	R: 0	H: 0	R: 2	H: 2	R: 1	H: 1	R: 0	H: 1	R: 0	H: 2	R: 0	H: 1	R: 0	H: 0
	E: 0	LOB: 0	E: 0	LOB: 0	E: 0	LOB: 0	E: 0	LOB: 0	E: 0	LOB: 0	E: 1	LOB: 1	E: 0	LOB: 3	E: 0	LOB: 0	E: 0	LOB: 0
	K: 1	BB: 0	K: 2	BB: 0	K: 1	BB: 0	K: 0	BB: 1	K: 1	BB: 0	K: 1	BB: 0	K: 0	BB: 1	S: 6	BB: 0	K: 1	BB: 0
	S: 7	P: 9	S: 8	P: 12	S: 7	P: 8	S: 10	P: 20	S: 9	P: 11	S: 13	P: 17	S: 13	P: 21		P: 9	S: 11	P: 16

1B: 5	SF: 0	WP: 0	PA: 35
2B: 1	SAC: 0	PB: 0	
3B: 0	DP: 2	SB: 0	
HR: 2	HBP: 0	CS: 0	

PITCHER		IP	WLS	BF	H	R	ER	SO	BB	IBB	HBP	BLK	WP	HR	S	P	ERA	WHIP
33 James Shields, R ERA: 3.38	(1, 1)	5.0	W	18	4	3	3	5	1	0	0	0	0	2	41	60	5.40	1.000
92 Dale Thayer, R ERA:	(6, 1)	1.0		4	1	0	0	1	0	0	0	0	0	0	13	17	0.00	1.000
45 Ruddy Lugo, R ERA: 4.09	(7, 1)	1.0		6	2	0	0	0	1	0	0	0	0	0	13	21	0.00	3.000
Brian Stokes, R ERA: 4.26	(8, 1)	1.0		3	1	0	0	0	0	0	0	0	0	0	6	9	0.00	1.000
53 Juan Salas, R ERA: 2.0	(9, 1)	1.0		3	0	0	0	1	0	0	0	0	0	0	11	16	0.00	0.000

PITCHER	IP	WLS	BF	H	R	ER	SO	BB	IBB	HBP	BLK	WP	HR	S	P	ERA	WHIP

Batter	1	2	3	4	5	6	7	8	9	AB	R	H	RBI	BB	SO	LOB
13 Carl Crawford, L (1, 7) OBP: 0.317, SLG: 0.474 31 Jonny Gomes, R (3, 7) OBP: 0.343, SLG: 0.541	T F B F F X 1-2 HR 3B	B S B X 2-1 ② F7		S B C B H 3-2 18 S 18 2B HBP		C S B X 1-2 18 FC6 1B		F X 0-1 ① G6-3		2 2	1 1	1 1	0 0	0 0	0 0	0 0
18 Ben Zobrist, S (1, 6) OBP: 0.393, SLG: 0.527 96 Matthew Maniscalco, R (7, 4) OBP: 1.000, SLG: 1.000	X 0-0 ① P6	B C X 1-1 3B		B 1 SAFE C B F X 2-2 5 G4-3 1B 1-H 2B		B B C S X 2-2 ① FC6 1-2f		C B X 1-1 95 G5-4-3 1B		4 1	1 0	2 1	1 0	0 0	0 0	2 0
5 Rocco Baldelli, R (1, 10) OBP: 0.311, SLG: 0.429 95 Josh Johnson, R (8, PH) (9, 10)	B T B D B 4-1 HR BB	X 0-0 ③ F8		F X 0-1 ① G4-3 2-3		B F F C 1-3 ② K		B X 1-0 ② ③ G5-4-3 1-2f		3 1	1 0	0 0	0 0	1 0	1 0	3 1
Ty Wigginton, R (1, 3) OBP: 0.364, SLG: 0.551 98 Patrick Cottrell, R (7, 3)	B S F 1 SAFE D B F X 3-2 1-H 3-H HR		C B C B B F X 3-2 1 2B 35 1B 2B	C B B B F X 3-2 F7		S B X 1-1 F9				4 0	2 0	2 0	3 0	0 0	0 0	2 0
Delmon Young, R (1, 9) OBP: 0.324, SLG: 0.380 95 Maiko Loyola, R (7, 8)	C S F B X 1-2 1 G5-3 30 2B 1B		S X 0-1 ① G6-3	C X 0-1 3-H 1B			S B B F X 2-2 ① G4-3			3 1	1 0	2 0	1 0	0 0	0 0	1 0
1 Akinori Iwamura, L (1, 5) OBP: 0.292, SLG: 0.305	X 0-0 ② G5-3 1-2		B X 1-0 35 1B 2-3 2B	F B 1 SAFE F F X 1-2 ③ G4-3			B B X 2-0 99 BB 8 1B 1B			4	1	2	0	0	0	2
30 Dioner Navarro, S (1, 2) OBP: 0.333, SLG: 0.353 8 Josh Paul, R (7, PH) OBP: 0.321, SLG: 0.250 (8, 2)	B X 1-0 35 WP 2-H 2B		C B H 2-1 35 1B HBP		C X 0-1 G6-4-3 1B		B C B X 2-1 99 BB 1-2 1B			2 1	0 0	2 1	1 0	0 0	0 0	0 0
35 Elijah Dukes, R (1, 8) OBP: 0.424, SLG: 0.450 99 Jackson Brennan, R (7, 9)	C B B F X 2-2 ③ G4-3 2-3		B S B B F X 3-2 G6-4-3 1-2 2-H 3-H 1B		B C F X 1-2 ① L3		C B B B S B 4-2 G6-4-3 1-2 2-3 BB			3 0	0 0	1 0	2 0	0 1	0 0	2 0
Brendan Harris, R (1, 4) OBP: 0.309, SLG: 0.323 (7, 6)		B B X 2-0 ① G4-3	C B B F B X 3-2 ② ③ G6-4-3 1-2f		X 0-0 ② ③ G6-4-3 1-2f		C B B X 2-1 ② ③ G6-4-3 1-2f			4	0	0	0	0	0	6
Inning Stats	R: 4 H: 4 E: 0 LOB: 1 K: 0 BB: 1 S: 20 P: 32	R: 0 H: 1 E: 0 LOB: 1 K: 0 BB: 0 S: 6 P: 11	R: 2 H: 3 E: 0 LOB: 1 K: 0 BB: 0 S: 15 P: 27	R: 2 H: 2 E: 0 LOB: 1 K: 0 BB: 0 S: 16 P: 25	R: 0 H: 1 E: 0 LOB: 0 K: 0 BB: 0 S: 6 P: 7	R: 0 H: 1 E: 0 LOB: 1 K: 1 BB: 0 S: 11 P: 16	R: 0 H: 2 E: 0 LOB: 2 K: 0 BB: 1 S: 10 P: 22	R: 0 H: 1 E: 0 LOB: 0 K: 0 BB: 0 S: 5 P: 7		1B: 8 SF: 0 2B: 4 SAC: 0 3B: 2 DP: 4 HR: 1 HBP: 2						

PITCHER		IP	WLS	BF	H	R	ER	SO	BB	IBB	HBP	BLK	WP	HR	S	P	ERA	WHIP
34 Mike Pelfrey, R ERA: 5.48	(1, 1)	4.0	L	24	10	8	8	0	1	0	2	0	1	1	57	95	18.00	2.750
88 Jose Santiago, R ERA:	(5, 1)	3.0		12	4	0	0	1	1	0	0	0	0	0	27	45	0.00	1.667
38 Steve Schmoll, R ERA: 1.5	(8, 1)	1.0		3	1	0	0	0	0	0	0	0	0	0	5	7	0.00	1.000

PITCHER	IP	WLS	BF	H	R	ER	SO	BB	IBB	HBP	BLK	WP	HR	S	P	ERA	WHIP

BOTTOM

New York Mets @ Tampa Bay Devil Rays

Tropicana Field, St. Petersburg, FL

Sat Mar 31 2007, 1:05 PM EDT

Att. 14,398 - Dome - 72 F

livebaseballscorecards.com

AB	35
R	8
H	15
RBI	8
BB	2
SO	1
LOB	19

WP: 1 PA: 39
PB: 0
SB: 1
CS: 0

New York Mets @ St. Louis Cardinals

Busch Stadium, St. Louis, MO

Sun Apr 01 2007, 7:05 PM CDT

Att. 45,429 - Clear - 72 F

TOP

livebaseballscorecards.com

Batter	1	2	3	4	5	6	7	8	9	AB	R	H	RBI	BB	SO	LOB
7 José Reyes, S (1, 6) OBP: 0.400, SLG: 0.250	B C F B X 2-2 ① G3		C F S 0-3 ① K	D B D C B 4-1 16 1B 15 1B BB		S B X 1-1 E7 16 L4-3			1 SAFE 1 SAFE X 0-0 16 CS 1-3 1B	4	1	1	0	1	1	1
16 Paul Lo Duca, R (1, 2) OBP: 0.400, SLG: 0.400	C B C F F X 1-2 ② G4-3		B B B C X 3-1 ② FC5-4 15 HBP 21 2B 1-2f	B B C F F B X 3-2 15 1B 1-3 2-H 3-H 1B		B F X 1-1 ②③ L4-3 1-1			1 SAFE F X 0-1 ① 15 FC1-6 1-2 3-H 1B	5	1	2	3	0	0	2
15 Carlos Beltrán, S (1, 8) OBP: 0.400, SLG: 0.250	C C B X 1-2 ③ G4-3		C F H 1-2 21 2B 1-2 HBP	C B X 1-1 1-2 3-H 1B			F X 0-1 ① P4		C B B X 2-1 ② FC1-6 21 FC3-6 1-2f	4	1	1	1	0	0	1
21 Carlos Delgado, L (1, 3) OBP: 0.200, SLG: 0.400		F B X 1-1 ① F9	C X 0-1 1-H 2-H 2B	F S X 0-2 ③ G6-3			C S B S 1-3 ② K		C X 0-1 ③ FC3-6 1-2f	5	0	1	2	0	1	3
5 David Wright, R (1, 5) OBP: 0.250, SLG: 0.250		C B X 1-1 ② G6-3	B X 1-0 ③ G3-1		C B B B X 3-1 20 FC3-6 1B		B X 1-0 ③ F9			4	0	1	0	0	0	1
18 Moises Alou, R (1, 7) OBP: 0.250, SLG: 0.250		X 0-0 20 1B 1B		X 0-0 ① F8	1 SAFE F C B S 1-3 ① K			X 0-0 ① P6		4	0	1	0	0	1	1
20 Shawn Green, L (1, 9) OBP: 0.500, SLG: 0.500 10 Endy Chavez, L (8, 9)		C C D X 1-2 1-3 1B		B C B X 2-1 22 1B 16 1B 1B	X 0-0 ② FC3-6 1-2f			C B X 1-1 ② F8		4 1 2 0 0 0 1 0 0 0 0 0 0 0						
22 Jose Valentin, S (1, 4) OBP: 0.250, SLG: 0.250		B C B X 2-1 ③ G3		X 0-0 16 1B SH2-4 1-3 1B	B C S F S 1-3 ③ K			B C F X 1-2 ③ F8		4	1	1	0	0	1	3
Tom Glavine, L (1, 1) OBP: 0.500, SLG: 0.500 25 Pedro Feliciano, L (7, 1) 35 Joe Smith, R (8, 1) Aaron Heilman, R (8, 1) 17 David Newhan, L (9, PH) OBP: 1.000, SLG: 1.000 13 Billy Wagner, L (9, 1)			C X 0-1 16 FC5-4 1B	B B X 2-0 ② SH2-4 1-2		B B B C C X 3-2 ① G1-3			B F B X 2-1 7 1B 16 1B 1B	2 0 1 0 0 0 0 0 0 0 0 0 0 0 0 0 0 0 0 0 0 0 0 0 0 0 0 0 1 1 1 0 0 0 0 0 0 0 0 0 0 0						
Inning Stats	R: 0 E: 0 K: 0 S: 11 H: 0 LOB: 0 BB: 0 P: 15	R: 0 E: 0 K: 0 S: 10 H: 2 LOB: 2 BB: 0 P: 15	R: 2 E: 0 K: 1 S: 12 H: 2 LOB: 1 BB: 0 P: 17	R: 3 E: 0 K: 0 S: 15 H: 4 LOB: 2 BB: 1 P: 27	R: 0 E: 0 K: 2 S: 10 H: 1 LOB: 1 BB: 0 P: 15	R: 0 E: 1 K: 0 S: 7 H: 0 LOB: 0 BB: 0 P: 12	R: 0 E: 0 K: 1 S: 6 H: 0 LOB: 0 BB: 0 P: 8	R: 0 E: 0 K: 0 S: 6 H: 0 LOB: 0 BB: 0 P: 8	R: 1 E: 0 K: 0 S: 9 H: 3 LOB: 1 BB: 0 P: 13	1B: 11 2B: 2 3B: 0 HR: 0	SF: 0 SAC: 1 DP: 1 HBP: 1						

	AB	37
	R	6
	H	12
	RBI	6
	BB	1
	SO	4
	LOB	13

WP: 0 PB: 0 SB: 0 CS: 1 PA: 40

PITCHER		IP	WLS	BF	H	R	ER	SO	BB	IBB	HBP	BLK	WP	HR	S	P	ERA	WHIP
29 Chris Carpenter, R ERA: 7.5	(1, 1)	6.0	L	29	9	5	5	3	1	0	1	0	0	0	65	101	7.50	1.667
Tyler Johnson, L ERA:	(7, 1)	1.0		3	0	0	0	1	0	0	0	0	0	0	6	8	0.00	0.000
34 Randy Flores, L ERA:	(8, 1)	1.0		3	0	0	0	0	0	0	0	0	0	0	6	8	0.00	0.000
48 Brad Thompson, R ERA: 9.0	(9, 1)	1.0		5	3	1	1	0	0	0	0	0	0	0	9	13	9.00	3.000

PITCHER	IP	WLS	BF	H	R	ER	SO	BB	IBB	HBP	BLK	WP	HR	S	P	ERA	WHIP

Batter	1	2	3	4	5	6	7	8	9	AB	R	H	RBI	BB	SO	LOB
22 David Eckstein, R (1, 6) OBP: 0.750, SLG: 1.000	B C F X 1-2 3 G5-4-3 1B		C B B X 2-1 ③ F7			B B C X 2-1 1-H 3 1B 2B		C F F X 0-2 5 BB 1-2 1B		4	0	3	1	0	0	1
3 Preston Wilson, R (1, 9) OBP: 0.250, SLG: 0.250	1 SAFE F B B X 1-1 ①② G5-4-3 1-2f			C F B B B S 3-3 ① K		X 0-0 ② 27 HBP 2-H 1B		C F S 0-3 ① K		4	0	1	0	0	2	3
5 Albert Pujols, R (1, 3)	B B B C S X 3-2 ③ F8			C B B C X 2-2 ② G5-3		B B B C B 4-1 27 HBP BB		B B B C B 4-1 27 G4-6-3 1-2 2-3 BB		2	0	0	0	2	0	0
27 Scott Rolen, R (1, 5)		B B X 2-0 ① G6-3		B X 1-0 ③ F7		F F H 1-2 2-3 HBP		B X 1-0 ②③ G4-6-3 1-2f		3	0	0	0	0	0	3
4 Yadier Molina, R (1, 2) OBP: 0.500, SLG: 0.500		B B X 2-0 ② F8			B C X 1-1 15 G6-4-3 1B	C B X 1-1 ③ L6			B C S F B B X 3-2 1B 1B	4	0	2	0	0	0	3
15 Jim Edmonds, L (1, 8) OBP: 0.333, SLG: 0.333 26 Scott Spiezio, S (9, PH)		C C B C 1-3 ③ K			B F F B F X 2-2 ①② G6-4-3 1-2f		F B B S F B X 3-2 7 G6-4-3 1B		B C B X 2-1 ① P4	3 1	0 0	1 0	0 0	0 0	1 0	1 1
So Taguchi, R (1, 7) OBP: 0.250, SLG: 0.250			C B X 1-1 ① G1-3		B F X 1-1 ③ G1-3		B X 1-0 ① F7		B X 1-0 1-2 1B	4	0	1	0	0	0	1
7 Adam Kennedy, L (1, 4) OBP: 0.333, SLG: 1.000 34 Randy Flores, L (8, 1) 48 Brad Thompson, R (9, 1) Gary Bennett, R (9, PH)			B C B X 2-1 29 FC2-5 3B			B C F B X 2-2 ① F7	F B X 1-1 ②③ G6-4-3 1-2f		B X 1-0 ② F4	3 0 0 1	0 0 0 0	1 0 0 0	0 0 0 0	0 0 0 0	0 0 0 0	1 0 0 2
29 Chris Carpenter, R (1, 1) 55 Skip Schumaker, L (6, PH) OBP: 1.000, SLG: 1.000 Tyler Johnson, S (7, 1) Aaron Miles, S (8, 4)			B B C X 2-1 ② FC2-5 3-H			B B C S X 2-2 22 2B 1B		B B B C B 4-1 5 BB 22 1B BB	B X 1-0 ③ F9	1 1 0 1	0 1 0 0	0 1 0 0	0 0 0 0	0 0 0 1	0 0 0 0	1 0 0 2
Inning Stats	R: 0 E: 0 K: 0 S: 8 H: 1 LOB: 0 BB: 0 P: 13	R: 0 E: 0 K: 1 S: 5 H: 0 LOB: 0 BB: 0 P: 10	R: 0 E: 0 K: 0 S: 8 H: 1 LOB: 1 BB: 0 P: 15	R: 0 E: 0 K: 1 S: 7 H: 0 LOB: 0 BB: 0 P: 13	R: 0 E: 0 K: 0 S: 8 H: 1 LOB: 0 BB: 0 P: 12	R: 1 E: 0 K: 0 S: 14 H: 3 LOB: 3 BB: 1 P: 26	R: 0 E: 0 K: 0 S: 7 H: 1 LOB: 0 BB: 0 P: 12	R: 0 E: 0 K: 1 S: 10 H: 1 LOB: 2 BB: 2 P: 19	R: 0 E: 0 K: 0 S: 9 H: 2 LOB: 2 BB: 0 P: 17	1B: 8 2B: 1 3B: 1 HR: 0	SF: 0 SAC: 0 DP: 4 HBP: 1						

PITCHER		IP	WLS	BF	H	R	ER	SO	BB	IBB	HBP	BLK	WP	HR	S	P	ERA	WHIP
Tom Glavine, L ERA: 1.5	(1, 1)	6.0	W	23	6	1	1	2	1	0	1	0	0	0	50	89	1.50	1.167
25 Pedro Feliciano, L ERA:	(7, 1)	1.0		4	1	0	0	0	1	0	0	0	0	0	8	17	0.00	2.000
35 Joe Smith, R ERA:	(8, 1)	0.1		3	1	0	0	1	1	0	0	0	0	0	8	12	0.00	6.000
Aaron Heilman, R ERA:	(8, 1)	0.2	H	1	0	0	0	0	0	0	0	0	0	0	1	2	0.00	0.000
13 Billy Wagner, L ERA:	(9, 1)	1.0		5	2	0	0	0	0	0	0	0	0	0	9	17	0.00	2.000

PITCHER	IP	WLS	BF	H	R	ER	SO	BB	IBB	HBP	BLK	WP	HR	S	P	ERA	WHIP

BOTTOM

New York Mets @ St. Louis Cardinals

Busch Stadium, St. Louis, MO

Sun Apr 01 2007, 7:05 PM CDT
Att. 45,429 - Clear - 72 F

livebaseballscorecards.com

AB	32
R	1
H	10
RBI	1
BB	3
SO	3
LOB	19

Batter	1	2	3	4	5	6	7	8	9	AB	R	H	RBI	BB	SO	LOB
7 José Reyes, S (1, 6) OBP: 0.400, SLG: 0.250	B B B C F B 4-2 16 SH1-3 16 E 15 SF8 BB		F X 0-1 ② FC4-6 1-2f		C B C X 1-2 16 S 16 E 1B		F B F F X 1-2 G6-3 ①		C B B F X 2-2 ② FC4-6 1-2f	4	2	1	0	1	0	2
16 Paul Lo Duca, R (1, 2) OBP: 0.222, SLG: 0.222	B 1 SAFE 1 SAFE X 1-0 ① SH1-3 1-3		C 1 SAFE C X 0-2 ③ G4-3		B C X 1-1 E9 1-H		X 0-0 ② F8		F B S F S 1-3 ③ K	4	0	0	0	0	1	2
15 Carlos Beltrán, S (1, 8) OBP: 0.333, SLG: 0.286	C B C F B X 2-2 ② SF8 3-H			B F X 1-1 18 FC5 21 S 1B	B F C D C 2-3 ③ K		S C B F X 1-2 ③ G3			3	0	1	1	0	1	1
21 Carlos Delgado, L (1, 3) OBP: 0.333, SLG: 0.375	S B B C X 2-2 ③ G3			1 SAFE B B D C F D X 3-2 ① P3 1-2		B B C B C F B 4-2 20 WP 5 1B 26 2B BB		B F F F X 1-2 18 L8-4 5 BB 1B		3	1	1	0	1	0	1
5 David Wright, R (1, 5) OBP: 0.500, SLG: 0.333		B F B F S 2-3 ① K		B B C B B 4-1 18 FC5 BB		C B B B X 3-1 20 WP 26 2B 1-2 1B		B B C B B 4-1 20 FC4-6 1-2 BB		2	1	1	0	2	1	0
18 Moises Alou, R (1, 7)		B F X 1-1 ② G6-3		B C X 1-1 ② FC5 1-2 2-3f		C S D X 1-2 ① F7		C B F X 1-2 ①② L8-4 2-2		4	0	0	0	0	0	6
20 Shawn Green, L (1, 9) OBP: 0.250, SLG: 0.250 Scott Schoeneweis, L (8, 1) Aaron Heilman, R (8, 1) 13 Billy Wagner, L (9, 1)		C B C F S 1-3 ③ K		B S X 1-1 ③ P6		D B C B S C 3-3 ② K 1-2 2-3		X 0-0 ③ FC4-6 1-2f		4 0 0 0	0 0 0 0	0 0 0 0	0 0 0 0	2 0 0 0	5 0 0 0	
22 Jose Valentin, S (1, 4) OBP: 0.250, SLG: 0.143			B C F C C 1-3 ① K		B F C C 1-3 ① K	I I I I 4-0 26 2B IBB			B X 1-0 ① F9	3	0	0	0	1	2	0
26 Orlando Hernandez, R (1, 1) OBP: 0.667, SLG: 1.000 10 Endy Chavez, L (8, 9) OBP: 1.000, SLG: 1.000			X 0-0 7 FC4-6 1B		F C S 0-3 ② K	X 0-0 ③ 1-H 2-H 3-H 2B			S B S X 1-2 7 FC4-6 1B	3 1	0 0	2 1	2 0	0 0	1 0	0 0
Inning Stats	R: 1 H: 0 E: 1 LOB: 0 K: 0 BB: 1 S: 10 P: 19	R: 0 H: 0 E: 0 LOB: 0 K: 2 BB: 0 S: 9 P: 13	R: 0 H: 1 E: 0 LOB: 1 K: 1 BB: 0 S: 9 P: 10	R: 0 H: 1 E: 0 LOB: 2 K: 0 BB: 1 S: 10 P: 20	R: 1 H: 1 E: 1 LOB: 1 K: 3 BB: 0 S: 14 P: 19	R: 2 H: 2 E: 0 LOB: 2 K: 1 BB: 2 S: 12 P: 27	R: 0 H: 0 E: 0 LOB: 0 K: 0 BB: 0 S: 9 P: 11	R: 0 H: 1 E: 0 LOB: 1 K: 0 BB: 1 S: 9 P: 15	R: 0 H: 1 E: 0 LOB: 1 K: 1 BB: 0 S: 11 P: 16	1B: 6 SF: 1 2B: 2 SAC: 1 3B: 0 DP: 1 HR: 0 HBP: 0						

TOP

New York Mets @ St. Louis Cardinals

Busch Stadium, St. Louis, MO

Tue Apr 03 2007, 7:10 PM CDT
Att. 45,440 - Overcast - 61 F

livebaseballscorecards.com

AB	31
R	4
H	7
RBI	3
BB	5
SO	8
LOB	17

PITCHER		IP	WLS	BF	H	R	ER	SO	BB	IBB	HBP	BLK	WP	HR	S	P	ERA	WHIP
Kip Wells, R ERA: 3.0	(1, 1)	6.0	L	27	5	4	2	7	3	1	0	0	1	0	64	108	3.00	1.333
31 Ryan Franklin, R ERA:	(7, 1)	1.0		3	0	0	0	0	0	0	0	0	0	0	9	11	0.00	0.000
Tyler Johnson, L ERA:	(8, 1)	0.0		1	1	0	0	0	0	0	0	0	0	0	4	5	∞	∞
48 Brad Thompson, R ERA: 4.5	(8, 1)	1.0		3	0	0	0	0	1	0	0	0	0	0	5	10	0.00	1.000
34 Randy Flores, L ERA:	(9, 1)	0.2		3	1	0	0	0	0	0	0	0	0	0	7	11	0.00	1.500

PITCHER		IP	WLS	BF	H	R	ER	SO	BB	IBB	HBP	BLK	WP	HR	S	P	ERA	WHIP
36 Russ Springer, R ERA:	(9, 1)	0.1		1	0	0	0	1	0	0	0	0	0	0	4	5	0.00	0.000

Batter	1	2	3	4	5	6	7	8	9	AB	R	H	RBI	BB	SO	LOB
22 David Eckstein, R (1, 6) OBP: 0.750, SLG: 0.800	B C B H 3-1 16 G1-6-3 HBP		B B C B B 4-1 16 S BB			C F X 0-2 ① ② G4-6-3 1-2f		B B B B 4-0 16 1B BB		1	0	0	0	2	0	1
16 Chris Duncan, L (1, 7) OBP: 0.500, SLG: 0.500	1 SAFE S B 1 SAFE 1 SAFE S X 1-2 ① ② G1-6-3 1-2f		1 SAFE 1 SAFE B B C F X 2-2 ③ F7 1-2			C B F B B X 3-2 1B		C S B B B F X 3-2 1-3 1B		4	0	2	0	0	0	2
5 Albert Pujols, R (1, 3) OBP: 0.375, SLG: 0.333	C F B B B F F F X 3-2 2B			C X 0-1 ① F7		C B B B B C X 3-2 ③ P3		B C D S B X 3-2 ③ F8		4	0	1	0	0	0	3
27 Scott Rolen, R (1, 5) OBP: 0.375, SLG: 0.667	X 0-0 ③ G4-3			B B B B 4-0 7 CS BB			C B X 1-1 HR		C B S X 1-2 ① P3	3	1	1	1	1	0	1
15 Jim Edmonds, L (1, 8) OBP: 0.333, SLG: 0.333 3 Preston Wilson, R (9, PH) OBP: 0.200, SLG: 0.200		B F B B C X 3-2 7 G1-6-3 1B		B C F B X 2-2 ② F8			B X 1-0 ① G4-3		C X 0-1 ② F9	3 1	0 0	1 0	0 0	0 0	0 0	1 0
7 Adam Kennedy, L (1, 4) OBP: 0.167, SLG: 0.500 Tyler Johnson, S (8, 1) 48 Brad Thompson, R (8, 1) 34 Randy Flores, L (9, 1) 36 Russ Springer, R (9, 1) Gary Bennett, R (9, PH)	C X 0-1 ① ② G1-6-3 1-2f		C 1 SAFE 0-1 ③ CS 1-2	C X 0-1 ① F9		C C B B B F F X 3-2 ② F8		B X 1-0 ③ F8		3 0 0 0 0 1	0 0 0 0 0 0	0 0 0 0 0 0	0 0 0 0 0 0	0 0 0 0 0 0	0 0 0 0 0 0	1 0 0 0 0 0
4 Yadier Molina, R (1, 2) OBP: 0.286, SLG: 0.286	B X 1-0 ③ F9			B C B S X 2-2 ② P4			C B C X 1-2 ③ L8			3	0	0	0	0	0	0
55 Skip Schumaker, L (1, 9) OBP: 0.333, SLG: 0.333 So Taguchi, R (8, PH) OBP: 0.200, SLG: 0.200 (9, 9)			C X 0-1 ① G1-3	B B F F X 2-2 ③ G3				B F X 1-1 ① G6-3		2 1	0 0	0 0	0 0	0 0	0 0	0 0
Kip Wells, R (1, 1) 26 Scott Spiezio, S (6, PH) OBP: 0.500, SLG: 0.500 31 Ryan Franklin, R (7, 1) Aaron Miles, S (8, 4)			F X 0-1 ② G4-3			C B B S B X 3-2 22 G4-6-3 1B		C X 0-1 ② P3		1 1 0 1	0 0 0 0	0 1 0 0	0 0 0 0	0 0 0 0	0 0 0 0	0 0 0 0
Inning Stats	R: 0 E: 0 K: 0 S: 11 H: 1 LOB: 1 BB: 0 P: 18	R: 0 E: 0 K: 0 S: 6 H: 1 LOB: 0 BB: 0 P: 10	R: 0 E: 0 K: 0 S: 8 H: 0 LOB: 1 BB: 1 P: 14	R: 0 E: 0 K: 0 S: 6 H: 0 LOB: 0 BB: 1 P: 12	R: 0 E: 0 K: 0 S: 8 H: 0 LOB: 0 BB: 0 P: 12	R: 0 E: 0 K: 0 S: 12 H: 2 LOB: 1 BB: 0 P: 21	R: 1 E: 0 K: 0 S: 11 H: 1 LOB: 0 BB: 0 P: 17	R: 0 E: 0 K: 0 S: 11 H: 1 LOB: 2 BB: 1 P: 22	R: 0 E: 0 K: 0 S: 6 H: 0 LOB: 0 BB: 0 P: 8	1B: 4 2B: 1 3B: 0 HR: 1	SF: 0 SAC: 0 DP: 3 HBP: 1						

PITCHER		IP	WLS	BF	H	R	ER	SO	BB	IBB	HBP	BLK	WP	HR	S	P	ERA	WHIP
26 Orlando Hernandez, R ERA: 1.29	(1, 1)	7.0	W	25	5	1	1	0	2	0	1	0	0	0	62	104	1.29	1.000
Scott Schoeneweis, L ERA:	(8, 1)	0.2	H	4	1	0	0	0	1	0	0	0	0	0	8	16	0.00	3.000
Aaron Heilman, R ERA:	(8, 1)	0.1	H	1	0	0	0	0	0	0	0	0	0	0	3	6	0.00	0.000
13 Billy Wagner, L ERA:	(9, 1)	1.0	S	3	0	0	0	0	0	0	0	0	0	0	6	8	0.00	0.000

PITCHER	IP	WLS	BF	H	R	ER	SO	BB	IBB	HBP	BLK	WP	HR	S	P	ERA	WHIP

BOTTOM

New York Mets @ St. Louis Cardinals

Busch Stadium, St. Louis, MO

Tue Apr 03 2007, 7:10 PM CDT
Att. 45,440 - Overcast - 61 F

livebaseballscorecards.com

AB	29
R	1
H	6
RBI	1
BB	3
SO	0
LOB	9

1B: 4 2B: 1 3B: 0 HR: 1
SF: 0 SAC: 0 DP: 3 HBP: 1

WP: 0 PB: 0 SB: 1 CS: 1
PA: 34

Batter	1	2	3	4	5	6	7	8	9	AB	R	H	RBI	BB	SO	LOB
7 José Reyes, S (1, 6) OBP: 0.400, SLG: 0.615	B C S T 1-2 ① K		B S X 1-1 ② F7			B X 1-0 ① F7	C F F B X 1-2 HR	X 0-0 16 WP, 15 G5-3, 2B 2-H 3-H		5	2	2	3	0	1	0
16 Paul Lo Duca, R (1, 2) OBP: 0.429, SLG: 0.385	B C C F B B X 3-2 1B		C C X 0-2 1B			B C B X 2-1 15 HR, 1B	X 0-0 ② G3-1	B B F F B B 4-2 15 G5-3 2-3 BB		4	1	3	0	1	0	0
15 Carlos Beltrán, S (1, 8) OBP: 0.357, SLG: 0.833	B C C B C 2-3 ② K		B X 1-0 ③ P6			C F F X 0-2 1-H HR	B X 1-0 HR	B C C X 1-2 ② G5-3 1-2 3-H		5	2	2	4	0	1	3
21 Carlos Delgado, L (1, 3) OBP: 0.214, SLG: 0.231	D X 1-0 ③ G3			B F X 1-1 ① G3-1		B X 1-0 ② P5	X 0-0 ③ P4	B C C C F S 1-3 ③ K		5	0	0	0	0	1	2
5 David Wright, R (1, 5) OBP: 0.462, SLG: 0.300		F C C 0-3 ① K		X 0-0 ② F8		B C B X 2-1 18 BB, 20 1B, 1B		B F C F B B B 4-2 20 BB, 18 1B, SF, BB	F X 0-1 ① F8	4	2	1	0	1	1	0
18 Moises Alou, R (1, 7) OBP: 0.333, SLG: 0.273 44 Lastings Milledge, R (8, 7)		B F B X 2-1 1B		B C B B X 3-1 ③ G6-3		B 1 SAFE 1 SAFE B B B 4-0 20 1B 1-2 BB		C F B X 1-2 20 BB, SF, 1B	C B B B C X 3-2 ② P3	3 1	1 0	2 0	0 0	1 0	0 0	0 0
20 Shawn Green, L (1, 9) OBP: 0.385, SLG: 0.333		B B C X 2-1 ② F7			C B B C X 2-2 22 G6-3, 1B	F B B X 2-1 1-2 2-H 1B		F B B B S B 4-2 SF, 7 2B 1-2 2-3 BB	B X 1-0 ③ G4-3	4	1	2	1	1	0	1
22 Jose Valentin, S (1, 4) OBP: 0.167, SLG: 0.091		X 0-0 ③ P6			F 1 SAFE B X 1-1 ① ② G6-3 1-2f	B B B X 3-0 ③ F8		F F S 0-3 ① K		4	0	0	0	0	1	7
33 John Maine, R (1, 1) Julio Franco, R (8, PH) 40 Ambiorix Burgos, R (8, 1) Aaron Sele, R (9, 1)			B B C F X 2-2 ① G4-3		B C B C X 2-2 ③ G1-3		C C S 0-3 ① K	T S F B B F X 2-2 SF, 7 2B 1-3 2-H 3-H		3 0 0 0	0 1 0 0	0 0 0 0	0 1 0 0	1 0 0 0	0 0 0 0	0 0 0 0
Inning Stats	R: 0 H: 1 E: 0 LOB: 1 K: 2 BB: 0 S: 11 P: 18	R: 0 H: 1 E: 0 LOB: 1 K: 1 BB: 0 S: 8 P: 12	R: 0 H: 1 E: 0 LOB: 1 K: 0 BB: 0 S: 9 P: 13	R: 0 H: 0 E: 0 LOB: 0 K: 0 BB: 0 S: 5 P: 9	R: 0 H: 1 E: 0 LOB: 0 K: 0 BB: 0 S: 8 P: 13	R: 3 H: 4 E: 0 LOB: 2 K: 0 BB: 1 S: 13 P: 28	R: 2 H: 2 E: 0 LOB: 0 K: 1 BB: 0 S: 10 P: 12	R: 5 H: 2 E: 1 LOB: 1 K: 2 BB: 3 S: 26 P: 43	R: 0 H: 0 E: 0 LOB: 0 K: 0 BB: 0 S: 6 P: 10	1B: 8 SF: 1 2B: 1 SAC: 0 3B: 0 DP: 1 HR: 3 HBP: 0						WP: 1 PA: 43 PB: 0 SB: 0 CS: 0

PITCHER		IP	WLS	BF	H	R	ER	SO	BB	IBB	HBP	BLK	WP	HR	S	P	ERA	WHIP
41 Braden Looper, R ERA: 4.5	(1, 1)	6.0	L	26	8	3	3	3	1	0	0	0	0	1	54	93	4.50	1.500
Josh Hancock, R ERA: 27.0	(7, 1)	0.2		4	2	2	2	1	0	0	0	0	0	2	9	11	27.00	3.000
Tyler Johnson, L ERA:	(7, 1)	0.1		1	0	0	0	0	0	0	0	0	0	0	1	1	0.00	0.000
36 Russ Springer, R ERA: 40.5	(8, 1)	0.1		6	2	5	3	1	2	0	0	0	0	0	17	28	81.00	12.000
48 Brad Thompson, R ERA: 3.38	(8, 1)	0.2		3	0	0	0	1	1	0	0	0	1	0	9	15	0.00	1.500

PITCHER		IP	WLS	BF	H	R	ER	SO	BB	IBB	HBP	BLK	WP	HR	S	P	ERA	WHIP
44 Jason Isringhausen, R ERA:	(9, 1)	1.0		3	0	0	0	0	0	0	0	0	0	0	6	10	0.00	0.000

TOP

New York Mets @ St. Louis Cardinals

Busch Stadium, St. Louis, MO

Wed Apr 04 2007, 7:10 PM CDT

Att. 45,423 - Partly Cloudy - 41 F

livebaseballscorecards.com

AB	38
R	10
H	12
RBI	9
BB	4
SO	6
LOB	13

Batter	1	2	3	4	5	6	7	8	9	AB	R	H	RBI	BB	SO	LOB
22 David Eckstein, R (1, 6) OBP: 0.500, SLG: 0.444	C C X 0-2 ① P4			X 0-0 ① L7		C C B F X 1-2 ② P5			B C B F C 2-3 ① K	4	0	0	0	0	1	0
16 Chris Duncan, L (1, 7) OBP: 0.375, SLG: 0.500	C S C 0-3 ② K			B F B F S 2-3 ② K		C B B C F X 2-2 ③ F8			X 0-0 2B	4	0	1	0	0	2	0
5 Albert Pujols, R (1, 3) OBP: 0.250, SLG: 0.200	B F C B T F F B F 3-2 ③ G4-3			B C X 1-1 ③ G6-3			B C B C T X 2-2 ① P5		C B B B T F C 3-3 ② K	4	0	0	0	0	1	1
27 Scott Rolen, R (1, 5) OBP: 0.364, SLG: 0.556 So Taguchi, R (9, PH) OBP: 0.167, SLG: 0.167		C F B F X 1-2 ① F8			F B B T X 2-2 15 BB 1B		F F B B F F S 2-3 ② K		D C X 1-1 ③ G6-3	3 1	0 0	1 0	0 0	0 0	1 0	0 1
15 Jim Edmonds, L (1, 8) OBP: 0.444, SLG: 0.286		B C S C 1-3 ② K			B B B C B 4-1 1-2 BB		B B B B 4-0 BB			1	0	0	0	2	1	0
3 Preston Wilson, R (1, 9) OBP: 0.125, SLG: 0.125		F X 0-1 ③ F7			B C F F B S 2-3 ① K		C B F C 1-3 ③ K			3	0	0	0	0	2	3
4 Yadier Molina, R (1, 2) OBP: 0.200, SLG: 0.200		F X 0-1 ① G4-3			B B X 2-0 ② L5			C S S 0-3 ① K		3	0	0	0	0	1	2
Aaron Miles, S (1, 4)		B X 1-0 ② F8			B X 1-0 ③ F8			F B X 1-1 ② P5		3	0	0	0	0	0	2
41 Braden Looper, R (1, 1) 7 Adam Kennedy, L (6, PH) OBP: 0.143, SLG: 0.429 Josh Hancock, R (7, 1) Tyler Johnson, S (7, 1) 36 Russ Springer, R (8, 1) 48 Brad Thompson, R (8, 1) 55 Skip Schumaker, L (8, PH) OBP: 0.250, SLG: 0.250 44 Jason Isringhausen, R (9, 1)		X 0-0 ③ F9				C T X 0-2 ① L7		F S B T F B F X 2-2 ③ G3		1 1 0 0 0 0 1 0	0 0 0 0 0 0 0 0	0 0 0 0 0 0 0 0	0 0 0 0 0 0 0 0	0 0 0 0 0 0 0 0	0 0 0 0 0 0 0 0	0 0 0 0 0 0 0 0
Inning Stats	R: 0 H: 0 E: 0 LOB: 0 K: 1 BB: 0 S: 13 P: 16	R: 0 H: 0 E: 0 LOB: 0 K: 1 BB: 0 S: 9 P: 11	R: 0 H: 0 E: 0 LOB: 0 K: 0 BB: 0 S: 4 P: 5	R: 0 H: 0 E: 0 LOB: 0 K: 1 BB: 0 S: 6 P: 9	R: 0 H: 1 E: 0 LOB: 2 K: 1 BB: 1 S: 10 P: 21	R: 0 H: 0 E: 0 LOB: 0 K: 0 BB: 0 S: 11 P: 14	R: 0 H: 0 E: 0 LOB: 1 K: 2 BB: 1 S: 12 P: 21	R: 0 H: 0 E: 0 LOB: 0 K: 1 BB: 0 S: 10 P: 13	R: 0 H: 1 E: 0 LOB: 1 K: 2 BB: 0 S: 9 P: 15	1B: 1 SF: 0 2B: 1 SAC: 0 3B: 0 DP: 0 HR: 0 HBP: 0						

PITCHER		IP	WLS	BF	H	R	ER	SO	BB	IBB	HBP	BLK	WP	HR	S	P	ERA	WHIP
33 John Maine, R	(1, 1)	7.0	W	24	1	0	0	6	2	0	0	0	0	0	65	97	0.00	0.429
ERA:																		
40 Ambiorix Burgos, R	(8, 1)	1.0		3	0	0	0	1	0	0	0	0	0	0	10	13	0.00	0.000
ERA:																		
Aaron Sele, R	(9, 1)	1.0		4	1	0	0	2	0	0	0	0	0	0	9	15	0.00	1.000
ERA:																		

PITCHER	IP	WLS	BF	H	R	ER	SO	BB	IBB	HBP	BLK	WP	HR	S	P	ERA	WHIP

BOTTOM

New York Mets @ St. Louis Cardinals

Busch Stadium, St. Louis, MO

Wed Apr 04 2007, 7:10 PM CDT
Att. 45,423 - Partly Cloudy - 41 F

livebaseballscorecards.com

AB	29
R	0
H	2
RBI	0
BB	2
SO	9
LOB	9

WP: 0 PA: 31
PB: 0
SB: 0
CS: 0

New York Mets @ Atlanta Braves

Turner Field, Atlanta, GA

Fri Apr 06 2007, 7:35 PM EDT

Att. 51,014 - Clear - 51 F

TOP

livebaseballscorecards.com

Batter	1	2	3	4	5	6	7	8	9	AB	R	H	RBI	BB	SO	LOB
7 José Reyes, S (1, 6) OBP: 0.429, SLG: 0.789	B F X 1-1 16 SF7 3B	B B C C T X 3-2 ③ F8			X FA 83 0-0 ② F8	B CH 83 F SL 84 B CH 84 X CH 82 2-1 1-H 2-H 3B		B FA 96 S SL 89 S SL 87 D SL 89 X SL 87 2-2 16 G2-3 21 1B 1-2 2-H 3-H 1B	X CU 76 0-0 ② G6-3	6	2	3	4	0	0	1
16 Paul Lo Duca, R (1, 2) OBP: 0.450, SLG: 0.444 11 Ramon Castro, R (9, 2)	X 0-0 ① SF7 3-H		B FA 84 B CH 73 C CU 80 X 2-1 15 FC5-4 1B		C FA 84 B CU 70 F CH 74 B FA 85 B FA 84 F FA 83 X FA 85 3-2 15 BB 1B	C FA 89 F SL 80 B FA 88 C SL 78 1-3 ③ K		B FA 94 X FA 94 1-0 ② G2-3 1-2 2-3	B FA 88 X FA 88 1-0 15 BB 1B	5 0	0 0	3 0	1 0	0 0	1 0	3 0
15 Carlos Beltrán, S (1, 8) OBP: 0.450, SLG: 0.800	C B C B X 2-2 21 F9 2B	C FA 84 B FA 85 F CU 71 D CH 71 X CU 72 2-2 ① FC5-4 1-2f			D CH 75 B FA 84 B CH 75 C FA 84 B FA 85 4-1 1-2 BB	C CH 85 X FA 90 0-1 ① F7	I IN 72 I IN 75 I IN 77 I IN 77 4-0 21 1B 5 2B IBB	D CU 77 T FA 87 B FA 89 B FA 90 B FA 89 4-1 1-2 BB	3	1	1	0	3	0	1
21 Carlos Delgado, L (1, 3) OBP: 0.200, SLG: 0.211	B C B F B F X 3-2 ② F9 2-3	F FA 85 F FA 83 B CU 69 X CU 70 1-2 ② F9			C FA 86 B FA 84 F FA 84 F FA 85 F CH 76 S CH 76 1-3 ③ K	X CH 84 0-0 ② P5	C FA 88 D CU 78 F FA 90 X CU 77 1-2 5 2B 18 PB 1-2 2-H 3-H 1B	B FA 90 D CU 78 C FA 88 T FA 89 B FA 90 S FA 90 3-3 ③ K	6	1	1	2	0	2	6
5 David Wright, R (1, 5) OBP: 0.444, SLG: 0.467	C S B S 1-3 ③ K	B CH 74 1 SAFE B CH 74 X CH 75 2-0 ③ F8				B CH 73 F CH 73 S FA 84 B FA 84 B FA 84 F FA 85 X FA 85 3-2 18 F8 20 1B 2B	C FA 89 B FA 89 F FA 88 B SL 79 F CH 83 C CU 78 2-3 ③ K	C FA 90 F FA 89 F FA 90 F FC 85 B FA 91 X FA 89 1-2 18 PB 1-3 2-H 2B		5	1	2	1	0	2	2
18 Moises Alou, R (1, 7) OBP: 0.412, SLG: 0.400 40 Ambiorix Burgos, R (8, 1) 35 Joe Smith, R (9, 1)		B X 1-0 22 2B 2B	B FA 83 C FA 84 C FA 85 C FA 85 F CH 75 B CH 74 X CH 75 3-2 ① F8		B CH 75 X FA 84 1-0 ① F8 2-3			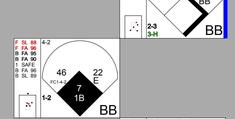		4 0 0	1 0 0	2 0 0	0 0 0	1 0 0	0 0 0	1 0 0
20 Shawn Green, L (1, 9) OBP: 0.444, SLG: 0.333	B B F X 2-1 ① P4	B FA 83 C FA 84 C FA 85 B CU 72 F CU 70 F CH 74 X FA 85 2-2 ② P6				C FA 85 B FA 84 F FA 83 X FA 86 1-2 46 1B 7 3B 3-H 1B				3	2	1	1	2	0	1
22 Jose Valentin, S (1, 4) OBP: 0.176, SLG: 0.188	C X 0-1 2-H 2B		C FA 85 B CU 70 B CH 74 B FA 84 X FA 85 3-1 ③ F7			1 SAFE B CH 75 B CH 74 S FA 83 1 SAFE 1 SAFE F CH 73 B FA 85 X FA 83 3-2 ② P4		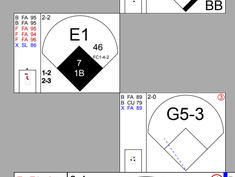		5	1	1	1	0	0	6
46 Oliver Pérez, L (1, 1) OBP: 0.250, SLG: 0.250 44 Lastings Milledge, R (8, 7)	X 0-0 ② P5				C FA 84 X FA 83 0-1 ① P6	F FA 84 X CH 74 0-1 7 3B 1-2 1B		F FA 94 X FA 94 0-1 ① FC1-4-2 16 G2-3 7 1B 21 1B 1-2 2-3 3-Hf	B FA 88 X FA 88 1-0 ① F9	4 1	2 0	1 0	0 0	0 0	0 0	4 0
Inning Stats	R: 1 E: 0 K: 1 S: 13 H: 2 LOB: 1 BB: 0 P: 20	R: 1 E: 0 K: 0 S: 10 H: 2 LOB: 1 BB: 0 P: 16	R: 0 E: 0 K: 0 S: 9 H: 1 LOB: 1 BB: 0 P: 16	R: 0 E: 0 K: 0 S: 10 H: 0 LOB: 0 BB: 0 P: 18	R: 0 E: 0 K: 1 S: 13 H: 1 LOB: 2 BB: 1 P: 21	R: 3 E: 0 K: 1 S: 18 H: 4 LOB: 1 BB: 0 P: 29	R: 0 E: 0 K: 1 S: 7 H: 0 LOB: 0 BB: 0 P: 9	R: 6 E: 1 K: 0 S: 27 H: 4 LOB: 3 BB: 4 P: 53	R: 0 E: 0 K: 1 S: 7 H: 1 LOB: 2 BB: 1 P: 16	1B: 8 2B: 5 3B: 2 HR: 0 SF: 1 SAC: 0 DP: 0 HBP: 0						
										AB 42 R 11 H 15 RBI 10 BB 6 SO 5 LOB 25						

PITCHER		IP	WLS	BF	H	R	ER	SO	BB	IBB	HBP	BLK	WP	HR	S	P	ERA	WHIP
19 Mark Redman, L ERA: 7.94	(1, 1)	5.2	L	27	9	5	5	2	1	0	0	0	0	0	68	112	7.94	1.765
Oscar Villarreal, R ERA: 2.7	(6, 1)	1.1		5	1	0	0	2	0	0	0	0	0	0	12	17	0.00	0.750
Tyler Yates, R ERA: 10.8	(8, 1)	0.2		7	2	5	2	0	1	1	0	0	0	0	14	28	27.00	4.500
49 Macay McBride, L ERA: 9.0	(8, 1)	1.1		10	3	1	0	1	3	0	0	0	0	0	20	41	0.00	4.500

PITCHER	IP	WLS	BF	H	R	ER	SO	BB	IBB	HBP	BLK	WP	HR	S	P	ERA	WHIP

Batter	1	2	3	4	5	6	7	8	9	AB	R	H	RBI	BB	SO	LOB
Chris Woodward, R (1, 4) OBP: 0.200, SLG: 0.200 (9, 6)	B C F B S 2-3 K ①		B FA 92 F FA 91 B FA 92 B FA 91 S FA 92 X FA 93 3-2 11 G5-4-3 1B 1-2			B FA 91 C FA 91 B CU 78 B FA 93 X FA 90 3-1 P4 ①			B FA 89 C FA 89 B SL 80 F FA 90 C SL 82 2-3 K ①	4	0	1	0	0	2	0
11 Edgar Renteria, R (1, 6) OBP: 0.389, SLG: 0.722 4 Pete Orr, L (9, 4) OBP: 0.333, SLG: 0.333	C B X 1-1 G5-3 ②		C FA 92 X SL 84 0-1 G5-4-3 ② ③ 1-2f			C FA 91 B FA 93 S FA 94 C SL 80 1-3 K ②			F FA 90 F FA 90 B SL 83 F SL 81 X CH 79 1-2 G4-3 ②	3 1	0 0	0 0	0 0	0 0	1 0	2 0
10 Chipper Jones, S (1, 5) OBP: 0.474, SLG: 0.286	X 0-0 G4-3 ③			X FA 91 0-0 G6-4-3 1B		B FA 94 X FA 93 1-0 P4 ③			X FA 89 0-0 1B	4	0	2	0	0	0	0
Andruw Jones, R (1, 8) OBP: 0.167, SLG: 0.176		C B F B B S 3-3 K ①		C FA 91 X CU 80 0-1 G6-4-3 ① ② 1-2f			C FA 91 B CU 79 F CU 78 F FA 93 F CU 81 F SL 80 S CU 80 1-3 K ①		X 0-0 G5-3 ③	4	0	0	0	0	2	2
7 Jeff Francoeur, R (1, 9) OBP: 0.250, SLG: 0.500		B S F F F X 1-2 G4-3 ②		B CU 77 B SL 83 X FA 93 2-0 HR			F CU 80 X FA 93 0-1 G5-3 ②			3	1	1	1	0	0	0
16 Brian McCann, L (1, 2) OBP: 0.500, SLG: 0.933 49 Macay McBride, L (8, 1)		B FA 92 F CH 81 C FA 91 X FA 92 1-2 1B		B FA 94 B CU 78 B FA 94 C FA 92 X FA 93 3-1 F8 ③			F FA 92 F FA 91 B CU 82 T CU 80 1-2 K ③			3 0	0 0	1 0	0 0	0 0	1 0	0 0
Craig Wilson, R (1, 3)		X FA 93 0-0 P4 ③			X FA 92 0-0 F9 ①			B FA 95 F FA 95 C SL 86 S FS 86 1-3 K ①		3	0	0	0	0	1	1
23 Matt Diaz, R (1, 7) OBP: 0.250, SLG: 0.250			B FA 92 X FA 91 1-0 19 FC1-6 1B		C SL 84 F SL 83 X FA 94 0-2 F9 ②			C SL 87 F X 0-2 G6-3 ②		3	0	1	0	0	0	0
19 Mark Redman, L (1, 1) Oscar Villarreal, L (6, 1) Tyler Yates, R (8, 1) 8 Brayan Peña, S (8, 2)			1 SAFE B FA 90 X FA 91 1-0 FC1-6 ① 1B 1-2f		C FA 90 C FA 93 F CU 78 B FA 93 T FA 92 1-2 K ③			F FA 96 X FS 85 0-1 P2 ③		2 0 0 1	0 0 0 0	0 0 0 0	0 0 0 0	1 0 0 0	1 0 0 0	1 0 0 0
Inning Stats	R: 0 E: 0 K: 1 S: 6 H: 0 LOB: 0 BB: 0 P: 9	R: 0 E: 0 K: 1 S: 12 H: 1 LOB: 1 BB: 0 P: 17	R: 0 E: 0 K: 0 S: 7 H: 2 LOB: 1 BB: 0 P: 12	R: 1 E: 0 K: 0 S: 6 H: 2 LOB: 0 BB: 0 P: 11	R: 0 E: 0 K: 1 S: 8 H: 0 LOB: 0 BB: 0 P: 9	R: 0 E: 0 K: 1 S: 6 H: 0 LOB: 0 BB: 0 P: 11	R: 0 E: 0 K: 2 S: 11 H: 0 LOB: 0 BB: 0 P: 13	R: 0 E: 0 K: 1 S: 8 H: 0 LOB: 0 BB: 0 P: 9	R: 0 E: 0 K: 1 S: 9 H: 1 LOB: 1 BB: 0 P: 12	1B: 5 2B: 0 3B: 0 HR: 1	SF: 0 SAC: 0 DP: 2 HBP: 0						

PITCHER		IP	WLS	BF	H	R	ER	SO	BB	IBB	HBP	BLK	WP	HR	S	P	ERA	WHIP
46 Oliver Pérez, L ERA: 1.29	(1, 1)	7.0	W	24	5	1	1	6	0	0	0	0	0	1	56	82	1.29	0.714
40 Ambiorix Burgos, R ERA:	(8, 1)	1.0		3	0	0	0	1	0	0	0	0	0	0	8	9	0.00	0.000
35 Joe Smith, R ERA:	(9, 1)	1.0		4	1	0	0	1	0	0	0	0	0	0	9	12	0.00	1.000

PITCHER	IP	WLS	BF	H	R	ER	SO	BB	IBB	HBP	BLK	WP	HR	S	P	ERA	WHIP

BOTTOM

New York Mets @ Atlanta Braves

Turner Field, Atlanta, GA

Fri Apr 06 2007, 7:35 PM EDT
Att. 51,014 - Clear - 51 F

livebaseballscorecards.com

AB	31
R	1
H	6
RBI	1
BB	0
SO	8
LOB	6

Batter	1	2	3	4	5	6	7	8	9	AB	R	H	RBI	BB	SO	LOB
7 José Reyes, S (1, 6) OBP: 0.423, SLG: 0.682	C FA 94 X FC 91 0-1 ① G4-3		B FS 84 B FC 91 X FS 85 2-0 ② FC1-5-6-1 2-3		C B FA 93 B CH 86 F FA 93 B FA 91 F B 4-2 16 G4-3 16 S 15 1B BB	B FC 89 B FC 90 B CH 86 B FA 92 4-0 BB		C C F FA 95 S FA 96 0-3 ② K		3	1	0	0	2	1	1
16 Paul Lo Duca, R (1, 2) OBP: 0.440, SLG: 0.545	B FA 94 B FA 95 F FA 96 F FA 96 B FC 91 X FA 94 3-2 HR		B FC 89 B SL 89 D CH 86 C FA 93 B FA 94 4-1 BB		1 SAFE 1 SAFE B FA 92 C FA 93 X FC 89 1-1 ① G4-3 1-3	S FC 89 S FC 90 B SL 88 B FA 93 F SL 88 S SL 88 2-3 ③ K		C SL 80 F FA 96 F SL 84 B FA 95 F FA 95 B FA 93 F SL 81 X SL 82 2-2 ③ G5-3		4	1	1	1	1	1	3
15 Carlos Beltrán, S (1, 8) OBP: 0.400, SLG: 0.650	F FA 95 B FC 90 X FA 90 1-1 E5 21 P2-3		C FA 95 D CH 87 F CH 86 B FA 95 X FS 85 2-2 ③ G4-3		C FA 94 B FA 94 X FA 94 1-1 21 1B 3-H 1B		S FA 92 X FA 92 0-1 ① F7		B FA 90 C SL 88 F FA 91 B FA 91 B SL 81 S CU 79 3-3 ① K	5	0	1	1	0	1	2
21 Carlos Delgado, L (1, 3) OBP: 0.280, SLG: 0.261	S FC 89 1 SAFE F FC 89 B CH 86 F FC 90 D CH 87 B FA 94 X FC 90 3-2 ②③ P2-3 1-2f			C FA 94 B CH 86 X CH 86 1-1 ① F7	B FA 93 1 SAFE B FA 93 C CH 84 1 SAFE C CH 84 B CH 83 X FS 83 3-2 18 FC6-4 1-3 1B		C FA 92 S FA 94 X FA 95 0-2 18 BB 20 1B 1B		B FA 91 C CU 78 F FA 89 B FA 91 B SL 80 F CU 79 B SL 89 4-2 5 1B 5 WP BB	4	1	2	0	1	0	1
5 David Wright, R (1, 5) OBP: 0.391, SLG: 0.400		B FC 89 F FA 93 C FA 93 B FA 93 B SL 81 F FA 94 F FA 93 S SL 87 3-3 ① K		C SL 88 B FA 94 B FA 93 B FC 91 C FA 95 S FA 94 3-3 ② K	F FA 94 C FA 94 B FC 90 S FC 89 1-3 ② K		B CU 81 B FA 94 C FA 92 B FA 93 F FA 91 X FA 92 3-2 ② F8		B SL 90 B SL 89 B FA 91 C FA 88 X FA 89 3-1 20 S 1-3 1B	5	0	1	0	0	3	3
18 Moises Alou, R (1, 7) OBP: 0.409, SLG: 0.368		B SL 88 S FC 88 B FA 92 C SL 90 B SL 89 X SL 87 3-2 ② F8		C CU 77 B FA 94 B FA 92 F FC 89 X CU 76 2-2 20 2B 1B	B FC 87 X SL 89 1-0 ③ FC6-4 1-2f		B CU 80 C CU 80 F FA 93 B FA 94 D SL 83 F CU 83 B CU 82 4-2 20 1B 1-2 BB		X SL 80 0-0 ② F8	4	0	1	0	1	0	4
20 Shawn Green, L (1, 9) OBP: 0.478, SLG: 0.450		B CH 85 X CH 86 1-0 ③ G5-3		1 SAFE B FA 94 B CH 86 F CH 86 X FC 91 2-1 1-3 2B	C FA 93 X CH 85 0-1 SH5-4 1B	B FA 93 X FA 92 1-0 1-2 2-H 1B			B FA 88 C CU 79 X FA 89 1-1 ③ L3 1-2	5	0	3	1	0	0	2
22 Jose Valentin, S (1, 4) OBP: 0.238, SLG: 0.211			S CH 85 F FA 89 X CH 83 0-2 7 FC1-5-6-1 SH5-4 1B	I IN 67 I IN 76 I IN 74 I IN 75 4-0 IBB	B CH 84 B FA 92 X CH 83 2-0 ① P3	B FA 92 C CU 80 B CU 81 X FA 92 2-1 ③ P4				3	0	1	0	1	0	3
Tom Glavine, L (1, 1) OBP: 0.333, SLG: 0.333 25 Pedro Feliciano, L (6, 1) 35 Joe Smith, R (6, 1) 17 David Newhan, L (8, PH) OBP: 0.500, SLG: 0.500 Scott Schoeneweis, L (8, 1)			B FA 90 X FA 90 1-0 ① SH5-4 1-2	X FA 94 0-0 ③ P5	B FA 91 X FA 90 1-0 ② SH5-4 1-2			B X 1-0 ① G3		1 0 0 1 0	0 0 0 0 0	0 0 0 0 0	0 0 0 0 0	0 0 0 0 0	0 0 0 0 0	3 0 0 0 0
Inning Stats	R: 1 E: 1 K: 0 S: 11 H: 1 LOB: 0 BB: 0 P: 18	R: 0 E: 0 K: 1 S: 9 H: 0 LOB: 0 BB: 0 P: 16	R: 0 E: 0 K: 0 S: 9 H: 1 LOB: 2 BB: 1 P: 18	R: 0 E: 0 K: 1 S: 11 H: 2 LOB: 3 BB: 1 P: 23	R: 1 E: 0 K: 1 S: 14 H: 2 LOB: 2 BB: 1 P: 25	R: 0 E: 0 K: 1 S: 9 H: 1 LOB: 2 BB: 1 P: 18	R: 1 E: 0 K: 0 S: 14 H: 2 LOB: 2 BB: 1 P: 24	R: 0 E: 0 K: 1 S: 11 H: 0 LOB: 0 BB: 0 P: 14	R: 0 E: 0 K: 1 S: 11 H: 1 LOB: 2 BB: 1 P: 22	1B: 8 2B: 2 3B: 0 HR: 1 SF: 0 SAC: 2 DP: 1 HBP: 0				WP: 1 PB: 0 SB: 2 CS: 0		PA: 43

PITCHER		IP	WLS	BF	H	R	ER	SO	BB	IBB	HBP	BLK	WP	HR	S	P	ERA	WHIP
29 John Smoltz, R ERA: 3.75	(1, 1)	6.0	W	29	7	2	2	4	3	1	0	0	0	1	63	118	3.00	1.667
51 Michael Gonzalez, L ERA: 6.0	(7, 1)	1.0	H	6	2	1	1	0	1	0	0	0	0	0	14	24	9.00	3.000
39 Rafael Soriano, R ERA:	(8, 1)	1.0	H	3	0	0	0	1	0	0	0	0	0	0	11	14	0.00	0.000
28 Bob Wickman, R ERA:	(9, 1)	1.0	S	5	1	0	0	1	1	0	0	0	1	0	11	22	0.00	2.000

PITCHER	IP	WLS	BF	H	R	ER	SO	BB	IBB	HBP	BLK	WP	HR	S	P	ERA	WHIP

TOP

New York Mets @ Atlanta Braves

Turner Field, Atlanta, GA

Sat Apr 07 2007, 3:55 PM EDT

Att. 43,156 - Sunny - 45 F

livebaseballscorecards.com

AB	35
R	3
H	10
RBI	3
BB	6
SO	6
LOB	22

Batter	1	2	3	4	5	6	7	8	9	AB	R	H	RBI	BB	SO	LOB
2 Kelly Johnson, L (1, 4) OBP: 0.250, SLG: 0.294	B FA 83 B FA 82 X FA 83 2-0 E3 BB 11 BB 7 G6-3	C FA 85 B CU 68 B FA 85 X CH 79 2-1 11 S 1B			B FA 82 B CH 75 X FA 82 2-0 ① G4-3	B FA 87 B FA 85 C FA 86 F FA 86 F FA 87 B SL 77 B FA 88 4-2 11 1B 1-2 BB				3	1	1	0	1	0	0
11 Edgar Renteria, R (1, 6) OBP: 0.409, SLG: 0.667	B FA 84 B CH 76 1 SAFE B CH 76 B FA 83 4-0 7 G6-3 BB 1-2 BB	1 SAFE D CH 77 F FA 86 S CH 77 B CH 78 X CH 77 2-2 ③ F9 1-2			F CH 76 B CH 76 B CH 76 X FA 84 2-1 ② F9	B FA 89 C FA 88 X FA 89 1-1 1-2 2-3 3-H 1B				3	0	1	1	1	0	1
10 Chipper Jones, S (1, 5) OBP: 0.391, SLG: 0.222	C CH 78 B CH 77 B FA 84 T CH 77 X CH 78 2-2 ① F4		C CH 74 B CU 67 F FA 84 X CH 78 1-2 ① F7		B CH 77 B CH 76 S CH 77 B FA 83 X CH 76 3-1 ③ F7	F CH 78 S CH 78 B CH 78 B FA 87 X FA 88 2-2 ③ F7				4	0	0	0	0	0	5
Andruw Jones, R (1, 8) OBP: 0.273, SLG: 0.263	C FA 86 B FA 85 C CH 77 D CH 78 F CH 78 F FA 87 B FA 88 B FA 88 4-2 7 G6-3 1-2 2-3 BB		C CH 76 B CH 76 B FA 84 X CH 78 2-1 ② G6-3			B FA 84 B CH 77 C CH 78 S FA 83 B CH 76 F CH 77 X FA 86 3-2 7 1B 23 SF 2B	B FA 88 C FA 88 B FA 89 B FA 90 B FA 88 4-1 7 G6-4-3 BB			2	1	1	0	2	0	0
7 Jeff Francoeur, R (1, 9) OBP: 0.250, SLG: 0.450	B CH 80 S FA 88 X CH 79 1-1 ② G6-3 1-2 2-3 3-H		B CH 77 X CH 78 1-0 ③ G1-3			F FA 85 B CH 78 B CH 78 X CH 79 2-1 23 SF BB SF9 2-3 1B	B FA 87 X FA 88 1-0 ① ② G6-4-3 1-2f			4	1	1	1	0	0	3
16 Brian McCann, L (1, 2) OBP: 0.400, SLG: 0.737	D FA 87 S CH 78 B FA 85 F FA 86 F CH 78 B CH 78 X CH 78 3-2 ③ G4-3			B CH 76 B CH 77 B FA 85 C F X 3-2 ① L4		X CH 78 0-0 ① L4	B FA 88 F CH 79 B CH 78 B CH 78 X FA 87 3-1 ③ G3-1			4	0	0	0	0	0	4
Craig Wilson, R (1, 3) OBP: 0.250, SLG: 0.100		C FA 84 F FA 81 B CH 78 B CU 65 F FA 85 B CH 78 S CH 78 3-3 ① K		B FA 86 F CH 76 H FA 82 2-1 HBP	B CH 78 1 SAFE B FA 85 B CH 78 F FA 85 B CH 78 4-1 SF9 23 SF 11 1B 1-2 BB		C S SL 81 B SL 83 X FA 90 1-2 FC5-4 1B			2	1	1	0	1	1	0
23 Matt Diaz, R (1, 7) OBP: 0.273, SLG: 0.600 Ryan Langerhans, L (7, 7) OBP: 0.273, SLG: 0.111		B CH 77 X FA 85 1-0 HR		S FA 84 B FA 84 B CH 75 B CH 78 1 SAFE X FA 86 3-1 ② F8		B CH 79 F CH 79 B FA 86 X CH 77 2-1 SF 11 1B 2 BB 1-2 2-3 3-H	1 SAFE L FA 90 L FA 90 D SL 83 1 SAFE X FA 90 1-2 ① FC5-4 CS 1-2f			2 1	1 0	1 0	2 0	0 0	0 0	1 1
29 John Smoltz, R (1, 1) Chris Woodward, R (6, PH) OBP: 0.167, SLG: 0.200 51 Michael Gonzalez, R (7, 1) 39 Rafael Soriano, R (8, 1) Scott Thorman, L (8, PH) OBP: 0.182, SLG: 0.545 28 Bob Wickman, R (9, 1)		C FA 84 B FA 84 X CH 77 1-1 ② G1-3		B FA 93 F FA 91 S FA 88 B C 2-3 ③ K		B CH 83 C FA 84 B FA 86 X CH 74 2-1 ② SF9 2-3 3-H	F FA 90 B SL 82 1 SAFE B FA 91 S FA 89 X FA 90 2-2 ② ③ G4-3 1-2			2 0 0 0 1 0	0 0 0 0 0 0	0 0 0 0 0 0	0 1 0 0 0 0	0 0 0 0 0 0	1 0 0 0 0 0	1 0 0 0 1 0
Inning Stats	R: 1 E: 1 K: 0 S: 14 H: 0 LOB: 2 BB: 2 P: 30	R: 1 E: 0 K: 1 S: 12 H: 2 LOB: 1 BB: 0 P: 21	R: 0 E: 0 K: 0 S: 6 H: 0 LOB: 0 BB: 0 P: 10	R: 0 E: 0 K: 1 S: 9 H: 0 LOB: 1 BB: 0 P: 19	R: 0 E: 0 K: 0 S: 5 H: 0 LOB: 0 BB: 0 P: 12	R: 3 E: 1 K: 0 S: 20 H: 3 LOB: 3 BB: 2 P: 40	R: 0 E: 0 K: 0 S: 4 H: 0 LOB: 0 BB: 1 P: 12	R: 0 E: 0 K: 0 S: 9 H: 1 LOB: 0 BB: 0 P: 13		1B: 4 2B: 1 3B: 0 HR: 1 SF: 2 SAC: 0 DP: 1 HBP: 1			WP: 0 PB: 0 SB: 1 CS: 1 PA: 36	

PITCHER		IP	WLS	BF	H	R	ER	SO	BB	IBB	HBP	BLK	WP	HR	S	P	ERA	WHIP
Tom Glavine, L ERA: 2.38	(1, 1)	5.1	L	26	4	5	2	2	3	0	1	0	0	1	56	113	3.38	1.312
25 Pedro Feliciano, L ERA:	(6, 1)	0.1		2	0	0	0	0	1	0	0	0	0	0	5	11	0.00	3.000
35 Joe Smith, R ERA:	(6, 1)	1.1		5	1	0	0	0	1	0	0	0	0	0	9	20	0.00	1.500
Scott Schoeneweis, L ERA:	(8, 1)	1.0		3	1	0	0	0	0	0	0	0	0	0	9	13	0.00	1.000

PITCHER	IP	WLS	BF	H	R	ER	SO	BB	IBB	HBP	BLK	WP	HR	S	P	ERA	WHIP

BOTTOM

New York Mets @ Atlanta Braves

Turner Field, Atlanta, GA

Sat Apr 07 2007, 3:55 PM EDT
Att. 43,156 - Sunny - 45 F

livebaseballscorecards.com

AB	28
R	5
H	6
RBI	5
BB	5
SO	2
LOB	17

New York Mets @ Atlanta Braves

Turner Field, Atlanta, GA

Sun Apr 08 2007, 1:05 PM EDT

Att. 24,832 - Sunny - 42 F

TOP

livebaseballscorecards.com

Batter	1	2	3	4	5	6	7	8	9	AB	R	H	RBI	BB	SO	LOB
7 José Reyes, S (1, 6) OBP: 0.433, SLG: 0.720	B B B B 4-0 22 BLK 22 S BB		B FA 89 C FA 88 X SL 80 1-1 ① B2-3		C FA 91 S SL 84 X SL 86 0-2 3B		B CH 88 B CH 88 X CH 88 2-0 ③ P5			3	0	1	0	1	0	2
22 Jose Valentin, S (1, 4) OBP: 0.200, SLG: 0.174	1 SAFE C B X 1-1 ① G3 1-3		B CH 81 B CH 81 F FA 90 X FA 90 2-1 ② F8		B CU 75 B SL 85 C FA 90 S FA 91 S CU 76 2-3 ③ K			B FA 89 X FA 88 1-0 ① G1-3		4	0	0	0	0	1	2
15 Carlos Beltrán, S (1, 8) OBP: 0.414, SLG: 0.609	B F S 1-3 ② K		B SL 86 B SL 85 C CH 80 C FA 91 D CU 76 B FA 92 4-2 BB			B FA 89 X CH 80 1-0 ① F8		C CU 76 X CU 82 0-1 5 1B 1B		3	0	1	0	1	1	1
21 Carlos Delgado, L (1, 3) OBP: 0.241, SLG: 0.222	D F C F B C 2-3 ③ K		S CH 81 1 SAFE 1 SAFE F FA 90 1 SAFE B CH 80 1 SAFE D CU 76 S CH 81 2-3 ③ K			C CH 80 F CH 81 B B S 2-3 ② K		C FA 92 B FA 92 X CH 79 1-1 ② P6		4	0	0	0	0	3	3
5 David Wright, R (1, 5) OBP: 0.370, SLG: 0.375		C C B B F X 2-2 ① F8		X FA 89 0-0 ① F8		B B C X 2-1 ③ F8		1 SAFE B CU 80 C 1 SAFE X 1-1 1-3 1B		4	0	1	0	0	0	0
18 Moises Alou, R (1, 7) OBP: 0.385, SLG: 0.348		F B X 1-1 ② G4-3		B FA 90 B SL 83 C SL 83 X FA 90 2-1 ② L8			F SL 82 B FA 89 F FA 90 B SL 84 X FA 91 2-2 20 S 1B	F SL 81 X FA 94 0-1 ③ F9		4	0	1	0	0	0	2
20 Shawn Green, L (1, 9) OBP: 0.444, SLG: 0.542	C B B X 2-1 HR		C FA 90 B SL 86 S FA 89 B CH 81 B CH 81 X FA 86 3-2 ③ G4-3				C FA 90 B CH 82 S FA 90 D CU 76 B FA 90 C SL 87 3-3 ① 1-2		C SL 90 B FA 90 F SL 79 B FA 91 B SL 80 X CU 77 3-2 ① F8	4	1	1	1	0	1	1
11 Ramon Castro, R (1, 2) OBP: 0.250, SLG: 1.000	B S B B X 3-1 HR				C FA 89 B SL 84 B SL 84 B SL 83 C FA 90 X SL 84 3-2 ① F8		B SL 85 C SL 84 S FA 91 B FA 92 S SL 86 2-3 ② K		C SL 82 B FA 90 X CU 81 1-1 ② F7	4	1	1	1	0	1	1
26 Orlando Hernandez, R (1, 1) OBP: 0.400, SLG: 0.600 Julio Franco, R (7, PH) Scott Schoeneweis, L (7, 1) Aaron Heilman, R (7, 1) 17 David Newhan, L (9, PH) OBP: 0.333, SLG: 0.333	B S F S 1-3 ③ K				C FA 90 X FA 90 0-1 ② G1-3		C FA 91 B FA 91 S FA 92 B FA 92 B SL 86 D CU 76 4-2 BB		C CU 78 C FA 91 F CU 79 C SL 84 0-3 ③ K	2 0 0 0 1	0 0 0 0 0	0 0 0 0 0	0 0 0 0 1	0 1 0 0 0	1 0 0 0 1	0 0 0 0 0

Inning Stats	1	2	3	4	5	6	7	8	9
	R: 0 E: 0 K: 2 S: 9	H: 0 LOB: 1 BB: 1 P: 17	R: 2 E: 0 K: 1 S: 13	H: 2 LOB: 0 BB: 0 P: 22	R: 0 E: 0 K: 1 S: 9	H: 0 LOB: 1 BB: 1 P: 18	R: 0 E: 0 K: 0 S: 6	H: 0 LOB: 0 BB: 0 P: 11	R: 0 E: 0 K: 1 S: 11	H: 1 LOB: 1 BB: 0 P: 16	R: 0 E: 0 K: 1 S: 6	H: 0 LOB: 0 BB: 0 P: 11	R: 0 E: 0 K: 2 S: 12	H: 1 LOB: 2 BB: 1 P: 25	R: 0 E: 0 K: 0 S: 9	H: 2 LOB: 2 BB: 0 P: 12	R: 0 E: 0 K: 1 S: 9	H: 0 LOB: 0 BB: 0 P: 13

AB	33
R	2
H	6
RBI	2
BB	3
SO	9
LOB	12

		1B: 3	SF: 0	WP: 0	PA: 36
		2B: 0	SAC: 0	PB: 0	
		3B: 1	DP: 0	SB: 2	
		HR: 2	HBP: 0	CS: 0	

PITCHER		IP	WLS	BF	H	R	ER	SO	BB	IBB	HBP	BLK	WP	HR	S	P	ERA	WHIP
26 Kyle Davies, R ERA: 2.7	(1, 1)	6.2		27	4	2	2	8	3	0	0	1	0	2	65	117	2.70	1.050
54 Chad Paronto, R ERA:	(7, 1)	0.1		1	0	0	0	0	0	0	0	0	0	0	1	3	0.00	0.000
51 Michael Gonzalez, L ERA: 4.91	(8, 1)	0.2		4	2	0	0	0	0	0	0	0	0	0	7	10	0.00	3.000
39 Rafael Soriano, R ERA:	(8, 1)	0.1	W	1	0	0	0	0	0	0	0	0	0	0	2	2	0.00	0.000
28 Bob Wickman, R ERA:	(9, 1)	1.0	S	3	0	0	0	1	0	0	0	0	0	0	9	13	0.00	0.000

PITCHER	IP	WLS	BF	H	R	ER	SO	BB	IBB	HBP	BLK	WP	HR	S	P	ERA	WHIP

New York Mets @ Atlanta Braves

Turner Field, Atlanta, GA

Sun Apr 08 2007, 1:05 PM EDT
Att. 24,832 - Sunny - 42 F

BOTTOM

Batter	1	2	3	4	5	6	7	8	9	AB	R	H	RBI	BB	SO	LOB
2 Kelly Johnson, L (1, 4) OBP: 0.292, SLG: 0.450 51 Michael Gonzalez, R (8, 1) 39 Rafael Soriano, R (8, 1) 28 Bob Wickman, R (9, 1)	X 0-0 HR		C CH 82 B FA 89 B B B 4-1 BB		B CU 71 X CH 83 1-0 G1-3 ③		B FA 90 B FA 89 C FA 90 X FA 89 2-1 G6-3 ② 1-2 2-3			3 0 0 0	1 0 0 0	1 0 0 0	1 0 0 0	1 0 0 0	0 0 0 0	4 0 0 0
11 Edgar Renteria, R (1, 6) OBP: 0.385, SLG: 0.583	F B B S C 2-3 K ①		B CU 73 1 SAFE C CU 74 C CU 74 1 SAFE F FA 90 S CU 76 1-3 K ③			S FA 87 C CU 74 B CU 75 B SL 76 F FA 90 B CU 66 B 4-2 S BB	D CH 81 S FA 92 B FA 93 F FA 93 B X 3-2 G4-3 ③			3	0	0	0	1	2	3
10 Chipper Jones, S (1, 5) OBP: 0.370, SLG: 0.273	C B X 1-1 G4-3 ②			X FA 85 0-0 G4-3 ①		B C CH 81 B CU 71 B CU 71 1 SAFE S X FA 88 3-2 P6 ①		C CH 82 B CU 82 S FA 92 B CH 82 B CH 81 X CH 81 3-2 16 2B 2B		4	1	1	0	0	0	1
Andruw Jones, R (1, 8) OBP: 0.231, SLG: 0.217	F C B X 1-2 G6-3 ③			C CU 71 B FA 89 B CH 69 C CH 72 S SL 75 2-3 K ②		1 SAFE S CU 68 B CU 76 C CU 77 B B F C 3-3 1-2 K ②		C FA 93 C FA 93 F FA 93 B FA 94 S CH 83 1-3 K ①		4	0	0	0	0	3	2
16 Brian McCann, L (1, 2) OBP: 0.417, SLG: 0.727 8 Brayan Peña, S (8, PR) (9, 2)		B CU 68 B CH 79 B FA 88 C FA 87 X FA 88 3-1 F7 ①		C CU 69 B CU 72 C CU 75 B CU 75 F FA 90 S CU 75 2-3 K2-3 ③		B CU 72 B CH 82 F CU 70 B FA 90 B CH 82 4-1 BB		X FA 93 0-0 7 2B 2-H 2B		3 0 1	0 1 0	1 0 0	1 0 0	1 0 0	1 0 0	0 0 0
7 Jeff Francoeur, R (1, 9) OBP: 0.292, SLG: 0.500		X CU 73 0-0 P6 ②			X CU 73 0-0 26 SH1-4 SH5-4 1B	S SL 78 X CU 76 0-1 F8 ③		B CH 82 F CH 82 S CH 82 D SI 83 F FA 93 F FA 93 X CH 82 2-2 23 FC1-5 2-H 2B		4	0	2	1	0	0	2
Scott Thorman, L (1, 3) OBP: 0.167, SLG: 0.500 23 Matt Diaz, R (7, PH) OBP: 0.308, SLG: 0.583 (8, 7)		C CU 69 B CH 82 F CH 82 S CU 73 1-3 K ③			C CU 69 X CU 74 0-1 SH5-4 ① 1-2		X FA 89 0-0 2 G6-3 BLK 1B	B FA 91 S CH 83 X FA 91 1-1 FC1-5 ② S 2-3		1 2	0 0	0 1	0 0	0 0	1 0	0 1
Ryan Langerhans, L (1, 7) OBP: 0.308, SLG: 0.100 Craig Wilson, R (7, PH) OBP: 0.286, SLG: 0.091 (8, 3)			X 0-0 F9 ①		B B S F B F F B 4-2 26 SH1-4 BB		1 SAFE F FA 90 X SL 83 0-1 G6-3 ① 1-2	B CH 82 S CH 81 B FA 91 S CH 81 B CH 82 F CH 82 B FA 92 4-2 1-2 BB		1 1	0 0	0 0	0 0	1 1	0 0	0 1
26 Kyle Davies, R (1, 1) 54 Chad Paronto, R (7, 1) Chris Woodward, R (7, PH) OBP: 0.250, SLG: 0.167 (8, 4)			B C B X 2-1 P3 ②		X 0-0 SH1-4 ② 1-2 2-3		B FA 90 C FA 90 B SL 83 B FA 90 B FA 90 4-1 2 G6-3 BB	C CH 81 B FA 92 F FA 92 B FA 92 F CH 82 X FA 92 2-2 P4 ③		1 0 1	0 0 0	0 0 0	0 0 1	0 0 0	0 0 2	0 0 0
Inning Stats	R: 1 E: 0 K: 1 S: 9 H: 1 LOB: 0 BB: 0 P: 13	R: 0 E: 0 K: 1 S: 6 H: 0 LOB: 0 BB: 0 P: 10	R: 0 E: 0 K: 1 S: 8 H: 0 LOB: 1 BB: 1 P: 15	R: 0 E: 0 K: 2 S: 8 H: 0 LOB: 0 BB: 0 P: 12	R: 0 E: 0 K: 0 S: 9 H: 1 LOB: 2 BB: 1 P: 14	R: 0 E: 0 K: 1 S: 13 H: 0 LOB: 2 BB: 2 P: 27	R: 0 E: 0 K: 0 S: 9 H: 1 LOB: 2 BB: 1 P: 18	R: 2 E: 0 K: 1 S: 22 H: 3 LOB: 2 BB: 1 P: 35		1B: 2 2B: 3 3B: 0 HR: 1 SF: 0 SAC: 2 DP: 0 HBP: 0				WP: 0 PB: 0 SB: 2 CS: 0 PA: 36		

livebaseballscorecards.com

AB	28
R	3
H	6
RBI	3
BB	6
SO	7
LOB	16

PITCHER		IP	WLS	BF	H	R	ER	SO	BB	IBB	HBP	BLK	WP	HR	S	P	ERA	WHIP
26 Orlando Hernandez, R ERA: 1.38	(1, 1)	6.0		24	2	1	1	6	4	0	0	0	0	1	53	91	1.50	1.000
Scott Schoeneweis, L ERA:	(7, 1)	0.2	H	4	1	0	0	0	1	0	0	1	0	0	6	12	0.00	3.000
Aaron Heilman, R ERA: 7.71	(7, 1)	1.1	L	8	3	2	2	1	1	0	0	0	0	0	25	41	13.50	3.000

PITCHER	IP	WLS	BF	H	R	ER	SO	BB	IBB	HBP	BLK	WP	HR	S	P	ERA	WHIP

Batter	1	2	3	4	5	6	7	8	9	AB	R	H	RBI	BB	SO	LOB
11 Jimmy Rollins, S (1, 6) OBP: 0.457, SLG: 0.692	C B X 1-1 G5-3		B B B B 4-0 26 SF9 8 SH 1-2 BB	S F X 0-2 G4-6-3 1-2f		B C H 2-1 8 1B 6 HR HBP		B C F X 1-2 G4-3		3	1	0	0	1	0	3
8 Shane Victorino, S (1, 9) OBP: 0.444, SLG: 0.429	B C X 1-1 F7		X 0-0 SH 26 SF9 1-2 2-3		C F B C 1-3 K	1 SAFE B 1 SAFE 1 SAFE X 1-0 26 S 6 HR 1-3 1B		S B F F B S 2-3 K2-3		4	1	1	0	0	2	0
26 Chase Utley, L (1, 4) OBP: 0.314, SLG: 0.484	C F B F F F S 1-3 K		X 0-0 SF9 1-2 2-3 3-H		B B B C X 3-1 HR	F 1 SAFE 1 SAFE S D F F B F 3-2 F F F B T K 1-2			B B C X 2-1 G4-3	4	1	1	2	0	2	2
6 Ryan Howard, L (1, 3) OBP: 0.400, SLG: 0.370		C B S X 1-2 F8	B F F S 1-3 K		B B B B 4-0 BB 1B BB	B S S F F B X 2-2 2-H 3-H HR			C S C 0-3 K	4	1	1	3	1	2	2
Pat Burrell, R (1, 7) OBP: 0.484, SLG: 0.577		X 0-0 BB 1B	B B C B S X 3-2 P2		S F X 0-2 BB 1-2 1B	B B F F B C 3-3 K			C B C B F B T 3-2 K	5	0	2	0	0	2	2
51 Carlos Ruiz, R (1, 2) OBP: 0.318, SLG: 0.500		B C F S 1-3 K		C B B F B X 3-2 BB BB 35 FC3-2 1B	C X 0-1 F8		B F F C 1-3 K			4	0	1	0	0	2	3
Aaron Rowand, R (1, 8) OBP: 0.367, SLG: 0.250		B B S B S B 4-2 1-2 BB		F 1 SAFE F F B D D B 4-2 35 FC3-2 BB 1-2 BB	B B S F B F F B 4-2 1-2 2-3 BB		C C B B B X 3-2 G5-3			1	0	0	0	3	0	0
Abraham Nunez, S (1, 5) OBP: 0.333, SLG: 0.200		C D B X 2-1 G3		B F C F B F F B F 4-2 B 35 FC3-2 1-2 2-3 BB	F X 0-1 G3		C X 0-1 G4-3			3	0	0	0	1	0	5
35 Cole Hamels, L (1, 1) OBP: 0.200, SLG: 0.200 40 Matt Smith, L (7, 1) Geoff Geary, R (7, 1) 21 Jon Lieber, L (8, 1)			C B B X 2-1 8 SH 11 BB 26 SF9 1B	X 0-0 FC3-2 11 G4-6-3 1-2 2-3 3-Hf		B B B C X 3-1 G4-3		C B B B C X 3-2 G6-3		3 0 1 0	1 0 0 0	1 0 0 0	0 0 0 0	0 0 0 0	0 0 0 0	3 0 0 0
Inning Stats	R: 0 E: 0 K: 1 S: 10 H: 0 LOB: 0 BB: 0 P: 13	R: 0 E: 0 K: 1 S: 11 H: 1 LOB: 2 BB: 1 P: 19	R: 1 E: 0 K: 1 S: 10 H: 1 LOB: 2 BB: 1 P: 20	R: 0 E: 0 K: 0 S: 15 H: 1 LOB: 2 BB: 2 P: 26	R: 1 E: 0 K: 1 S: 16 H: 2 LOB: 3 BB: 2 P: 28	R: 3 E: 0 K: 2 S: 21 H: 2 LOB: 0 BB: 0 P: 35	R: 0 E: 0 K: 1 S: 8 H: 0 LOB: 0 BB: 0 P: 12	R: 0 E: 0 K: 1 S: 11 H: 0 LOB: 0 BB: 0 P: 17	R: 0 E: 0 K: 2 S: 9 H: 0 LOB: 0 BB: 0 P: 14	1B: 5 2B: 0 3B: 0 HR: 2	SF: 1 SAC: 1 DP: 1 HBP: 1					

PITCHER		IP	WLS	BF	H	R	ER	SO	BB	IBB	HBP	BLK	WP	HR	S	P	ERA	WHIP
33 John Maine, R ERA: 1.54	(1, 1)	4.2		25	5	2	2	4	6	0	0	0	0	1	60	104	3.86	2.357
40 Ambiorix Burgos, R ERA: 8.1	(5, 1)	1.1		7	2	3	3	2	0	0	1	0	0	1	23	37	20.25	1.500
35 Joe Smith, R ERA:	(7, 1)	1.0		3	0	0	0	1	0	0	0	0	0	0	8	12	0.00	0.000
25 Pedro Feliciano, L ERA:	(8, 1)	1.0	W	3	0	0	0	1	0	0	0	0	0	0	11	17	0.00	0.000
13 Billy Wagner, L ERA:	(9, 1)	1.0		3	0	0	0	2	0	0	0	0	0	0	9	14	0.00	0.000

PITCHER	IP	WLS	BF	H	R	ER	SO	BB	IBB	HBP	BLK	WP	HR	S	P	ERA	WHIP

TOP

Philadelphia Phillies @ New York Mets

Shea Stadium, Flushing, NY

Mon Apr 09 2007, 1:10 PM EDT

Att. 56,227 - Sunny - 44 F

livebaseballscorecards.com

AB	32
R	5
H	7
RBI	5
BB	6
SO	10
LOB	20

BOTTOM

Philadelphia Phillies @ New York Mets

Shea Stadium, Flushing, NY

Mon Apr 09 2007, 1:10 PM EDT

Att. 56,227 - Sunny - 44 F

livebaseballscorecards.com

Batter	1	2	3	4	5	6	7	8	9	AB	R	H	RBI	BB	SO	LOB
7 José Reyes, S (1, 6) OBP: 0.400, SLG: 0.633	K		16 FC6-4 1B 1-2	E3 16 G4-3 21 SF8		G5-3	E6 21 BB 16 WP 5 2B 1-2 2-3 3-H		5	2	1	1	0	1	2
16 Paul Lo Duca, R (1, 2) OBP: 0.433, SLG: 0.500	G5-3		FC6-4 1-2f	G4-3 2-3		15 BB 21 1B 1B	21 BB 5 2B 1-2 2-3 3-H BB		4	2	1	0	1	0	3
15 Carlos Beltrán, S (1, 8) OBP: 0.441, SLG: 0.600	K			21 1B 22 1B 1B	5 CS BB	21 1B 1-2 BB	SF8 3-H		2	1	1	1	2	1	0
21 Carlos Delgado, L (1, 3) OBP: 0.324, SLG: 0.300		5 G6-4-3 1B		20 BB 22 1B 1-3 1B	SF8 3-H	21 1B 1-2 2-H 1B	5 2B 18 1B 1-2 2-3 BB		3	2	3	2	1	0	0
5 David Wright, R (1, 5) OBP: 0.344, SLG: 0.379		G6-4-3 1-2f		K	CS 1-2	F9	L9	18 1B 1-3 2-H 3-H 2B		5	1	1	2	0	1	5
18 Moises Alou, R (1, 7) OBP: 0.419, SLG: 0.370		P1		K		BB	22 FC5-6 20 1B 1B 2-1 2-H 3-H 1B 1-2 G6-3		4	0	2	2	1	1	2
20 Shawn Green, L (1, 9) OBP: 0.452, SLG: 0.519 10 Endy Chavez, L (8, PR) OBP: 0.500, SLG: 0.500 (9, 9)			F8	22 1B 1-2 BB		K	BB 7 E 22 FC5-6 1-2 1B G6-3		3 1	0 1	1 0	0 0	1 0	1 0	1 1
22 Jose Valentin, S (1, 4) OBP: 0.207, SLG: 0.185		K	1-2 2-H 3-H 1B		L7		16 WP 7 E BB 1-2 2-3f		4	1	1	2	0	1	3
33 John Maine, R (1, 1) OBP: 0.200, SLG: 0.200 40 Ambiorix Burgos, R (5, 1) 35 Joe Smith, R (7, 1) 3 Damion Easley, R (7, PH) 25 Pedro Feliciano, L (8, 1) Julio Franco, R (8, PH) 13 Billy Wagner, L (9, 1)		7 1B 1B		K			G6-3	16 WP 7 E 15 SF8 1-2 2-3 BB		2 0 0 0 1 0 0 0	0 0 0 0 0 0 1 0	1 0 0 0 0 0 0 0	0 0 0 0 0 1 0 0	0 0 0 0 0 0 0 0	1 0 0 0 0 0 0 0	2 0 0 0 0 0 0 0

Inning Stats	1	2	3	4	5	6	7	8	9
	R: 0 E: 0 K: 2 S: 8 H: 0 LOB: 0 BB: 0 P: 13	R: 0 E: 0 K: 0 S: 6 H: 1 LOB: 0 BB: 0 P: 10	R: 0 E: 0 K: 1 S: 13 H: 2 LOB: 2 BB: 0 P: 17	R: 2 E: 0 K: 3 S: 18 H: 3 LOB: 2 BB: 1 P: 31	R: 1 E: 1 K: 0 S: 7 H: 0 LOB: 0 BB: 1 P: 11	R: 0 E: 0 K: 1 S: 8 H: 0 LOB: 1 BB: 1 P: 15	R: 1 E: 0 K: 0 S: 16 H: 2 LOB: 2 BB: 1 P: 27	R: 7 E: 1 K: 0 S: 16 H: 4 LOB: 1 BB: 3 P: 33	

	AB	34
	R	11
	H	12
	RBI	10
	BB	7
	SO	7
	LOB	19

1B: 11	SF: 2	WP: 1
2B: 1	SAC: 0	PB: 0
3B: 0	DP: 1	SB: 0
HR: 0	HBP: 0	CS: 1

PA: 44

PITCHER		IP	WLS	BF	H	R	ER	SO	BB	IBB	HBP	BLK	WP	HR	S	P	ERA	WHIP
35 Cole Hamels, L ERA: 1.38	(1, 1)	6.0		26	6	3	2	7	3	0	0	0	0	0	60	97	3.00	1.500
40 Matt Smith, L ERA: 3.86	(7, 1)	0.2	H	5	2	1	1	0	1	0	0	0	0	0	14	25	13.50	4.500
Geoff Geary, R ERA: 5.4	(7, 1)	0.2	L	7	2	5	4	0	2	0	0	0	1	0	8	19	54.00	6.000
21 Jon Lieber, R ERA: 27.0	(8, 1)	0.2		5	2	2	0	0	1	0	0	0	0	0	10	16	0.00	4.500

PITCHER	IP	WLS	BF	H	R	ER	SO	BB	IBB	HBP	BLK	WP	HR	S	P	ERA	WHIP

Batter	1	2	3	4	5	6	7	8	9	AB	R	H	RBI	BB	SO	LOB
11 Jimmy Rollins, S (1, 6) OBP: 0.415, SLG: 0.656	C F B C 1-3 K		C F B X 1-2 F7	C B B X 2-1 F9		C C B B X 2-2 8 SF7 3B		B B C B C X 3-2 E5 9 BB 26 BLK	C S C 0-3 K	6	1	1	0	0	2	1
8 Shane Victorino, S (1, 9) OBP: 0.375, SLG: 0.360	C B F F B X 2-2 L5		B F X 1-1 G6-3	C B F B X 2-2 G6-3		B B X 2-0 SF7 3-H		1 SAFE B B C 1 SAFE 1 SAFE F B F 3-2 F9		4	0	0	1	0	0	1
26 Chase Utley, L (1, 4) OBP: 0.325, SLG: 0.457	C X 0-1 P5		B C B B B X 3-1 6 BB BB BB 1B	C X 0-1 G6-3		B X 1-0 F9		C F F H 1-2 9 BB 1-2 HBP		4	1	1	0	0	0	0
6 Ryan Howard, L (1, 3) OBP: 0.400, SLG: 0.333		B X 1-0 G3	S B B B B 4-1 BB BB 1-2 BB		B B X 2-0 F8		B F B B F F B 4-2 G5-3 2B BB	B S B D S F S 3-3 K		3	2	0	0	2	1	2
Pat Burrell, R (1, 7) OBP: 0.486, SLG: 0.536 9 Michael Bourn, L (7, 7) OBP: 0.333, SLG: 0.200		B B B B 4-0 2 BB BB BB	B B B C F B 4-2 BB BB 2 HBP 1-2 2-3 BB		C B B B C 2-3 K		C F F B F B B 1 SAFE X 3-2 G5-3 1-2	C S F B B B F F F 4-2 B 1-2 2-3 BB		2 0	1 0	0 0	0 0	2 1	1 0	1 0
Wes Helms, R (1, 5) OBP: 0.370, SLG: 0.333 Antonio Alfonseca, R (8, 1) 45 Tom Gordon, R (9, 1)		B B B C B 4-1 2 BB 1-2 BB	B B B B 4-0 2 HBP BB 1-2 2-3 3-H BB		C X 0-1 1B 1B		C F B B X 2-2 G6-3	C X 0-1 G4-3		3 0 0	0 0 0	1 0 0	1 0 0	2 0 0	0 0 0	4 0 0
Aaron Rowand, R (1, 8) OBP: 0.429, SLG: 0.333	C F S 0-3 K		F B B S B B B 4-2 2 HBP 1-2 2-3 3-H BB		X 0-0 1-2 1B		C X 0-1 2-H 2B		C B B F B B 4-2 2 FC1-4 BB	3	0	2	2	2	1	2
2 Rod Barajas, R (1, 2)	B C B B B 4-1 23 FC6-4 1-2 2-3 BB		B B C C H 3-2 1-2 2-3 3-H HBP		X 0-0 F8		I I I I 4-0 IBB	1 SAFE L X 0-1 FC1-4 1-2f		2	0	0	1	2	0	3
23 Adam Eaton, R (1, 1) Abraham Nunez, S (8, 5) OBP: 0.286, SLG: 0.167	C B C X 1-2 FC6-4 1-2f		C B C S 1-3 K			C X 0-1 G6-3	X 0-0 P4	X 0-0 L9		4 1	0 0	0 0	0 0	0 0	1 0	8 1
Inning Stats	R: 0 H: 0 E: 0 LOB: 0 K: 1 BB: 0 S: 9 P: 12	R: 0 H: 0 E: 0 LOB: 3 K: 1 BB: 3 S: 9 P: 23	R: 3 H: 1 E: 0 LOB: 3 K: 1 BB: 4 S: 17 P: 42	R: 0 H: 0 E: 0 LOB: 0 K: 0 BB: 0 S: 7 P: 11	R: 0 H: 2 E: 0 LOB: 2 K: 1 BB: 0 S: 8 P: 12	R: 1 H: 1 E: 0 LOB: 0 K: 0 BB: 0 S: 7 P: 12	R: 1 H: 1 E: 0 LOB: 2 K: 0 BB: 2 S: 14 P: 27	R: 0 H: 0 E: 1 LOB: 3 K: 1 BB: 1 S: 22 P: 36	R: 0 H: 0 E: 0 LOB: 1 K: 1 BB: 1 S: 8 P: 12	1B: 3 SF: 1 2B: 1 SAC: 0 3B: 1 DP: 0 HR: 0 HBP: 2						

PITCHER		IP	WLS	BF	H	R	ER	SO	BB	IBB	HBP	BLK	WP	HR	S	P	ERA	WHIP
46 Oliver Pérez, L ERA: 3.72	(1, 1)	2.2	L	17	1	3	3	2	7	0	1	0	0	0	32	73	10.12	3.000
Aaron Sele, R ERA: 3.38	(3, 1)	4.1		19	4	2	2	2	1	1	0	0	0	0	39	66	4.15	1.154
25 Pedro Feliciano, L ERA:	(8, 1)	0.2		5	0	0	0	1	1	0	1	1	0	0	20	34	0.00	1.500
35 Joe Smith, R ERA:	(8, 1)	1.1		5	0	0	0	1	1	0	0	0	0	0	10	14	0.00	0.750

PITCHER	IP	WLS	BF	H	R	ER	SO	BB	IBB	HBP	BLK	WP	HR	S	P	ERA	WHIP

TOP

Philadelphia Phillies @ New York Mets

Shea Stadium, Flushing, NY

Wed Apr 11 2007, 7:10 PM EDT
Att. 41,927 - Cloudy - 44 F

livebaseballscorecards.com

AB	32
R	5
H	5
RBI	5
BB	11
SO	6
LOB	23

WP: 0 PA: 46
PB: 0
SB: 0
CS: 0

BOTTOM

Philadelphia Phillies @ New York Mets

Shea Stadium, Flushing, NY

Wed Apr 11 2007, 7:10 PM EDT

Att. 41,927 - Cloudy - 44 F

livebaseballscorecards.com

Batter	1	2	3	4	5	6	7	8	9	AB	R	H	RBI	BB	SO	LOB
7 José Reyes, S (1, 6) OBP: 0.436, SLG: 0.636	C X 0-1 15 WP 16 S 1B		B B B B 4-0 BB		B F B 2 X SAFE 2-1 16 CS 1B 2-H			B B C X 2-1 ① F8		3	0	2	1	1	0	0
16 Paul Lo Duca, R (1, 2) OBP: 0.382, SLG: 0.433	1 SAFE B 1 SAFE C D X 2-1 ① G5-3 1-2		1 SAFE C X 0-1 ③ G6-3		1 SAFE 1 SAFE 1 SAFE B F 1 SAFE 1 SAFE P X 2-1 ② ③ F8 1-2			C F F X 0-2 ② G5-3		4	0	0	0	0	0	3
15 Carlos Beltrán, S (1, 8) OBP: 0.421, SLG: 0.586	B B D C C C 3-3 ② K 2-3			X 0-0 5 HBP 18 G4-6-3 2B		B C C F C 1-3 ① K		X 0-0 ③ G4-3		4	1	1	0	0	2	1
21 Carlos Delgado, L (1, 3) OBP: 0.316, SLG: 0.273	C B B F F F F B S 3-3 ③ K			B F B F B F F B 4-2 18 G4-6-3 5 HBP BB		S X 0-1 ② F8			B C S F S 1-3 ① K	3	0	0	0	1	2	1
5 David Wright, R (1, 5) OBP: 0.361, SLG: 0.375		X 0-0 ① F8		C F H 1-2 18 G4-6-3 1-2 2-3 HBP		B B B C F S 3-3 ③ K			C F B F X 1-2 1B	3	0	1	0	0	1	0
18 Moises Alou, R (1, 7) OBP: 0.371, SLG: 0.323		C C B B X 2-2 ② G1-3		X 0-0 ① ② G4-6-3 1-2f 2-3 3-H			F S X 0-2 ① F8		B F F C 1-3 ② K	4	0	0	0	0	1	3
20 Shawn Green, L (1, 9) OBP: 0.400, SLG: 0.452		B F X 1-1 ③ G6-3		B F B X 2-1 ③ F7			C B B X 2-1 ② F7		X 0-0 ③ G3	4	0	0	0	0	0	2
22 Jose Valentin, S (1, 4) OBP: 0.250, SLG: 0.207			B C C B F B S 3-3 ① K		B F F B X 2-2 7 1B SH3-4 1B		B B B B 4-0 BB			2	1	1	0	1	1	0
46 Oliver Pérez, L (1, 1) OBP: 0.250, SLG: 0.250			F B B X 2-1 ② F9		L X 0-1 ① SH3-4 1-2		B F B F X 2-2 ③ G4-3			0	0	0	0	0	0	0
Aaron Sele, R (3, 1)										1	0	0	0	0	0	0
17 David Newhan, L (7, PH) OBP: 0.250, SLG: 0.250										1	0	0	0	0	0	1
25 Pedro Feliciano, L (8, 1)										0	0	0	0	0	0	0
35 Joe Smith, R (8, 1)										0	0	0	0	0	0	0
Inning Stats	R: 0 E: 0 K: 2 S: 13 H: 1 LOB: 1 BB: 0 P: 21	R: 0 E: 0 K: 0 S: 6 H: 0 LOB: 0 BB: 0 P: 9	R: 0 E: 0 K: 1 S: 8 H: 0 LOB: 1 BB: 1 P: 17	R: 1 E: 0 K: 0 S: 10 H: 1 LOB: 1 BB: 1 P: 17	R: 1 E: 0 K: 0 S: 10 H: 2 LOB: 0 BB: 0 P: 15	R: 0 E: 0 K: 2 S: 9 H: 0 LOB: 0 BB: 0 P: 13	R: 0 E: 0 K: 0 S: 8 H: 0 LOB: 1 BB: 1 P: 16	R: 0 E: 0 K: 0 S: 7 H: 0 LOB: 0 BB: 0 P: 9	R: 0 E: 0 K: 2 S: 12 H: 1 LOB: 1 BB: 0 P: 15	1B: 4 2B: 1 3B: 0 HR: 0	SF: 0 SAC: 1 DP: 1 HBP: 1						

	AB	R	H	RBI	BB	SO	LOB
AB	29						
R		2					
H			5				
RBI				1			
BB					3		
SO						7	
LOB							11

WP: 1 PB: 0 SB: 1 CS: 1 PA: 34

PITCHER		IP	WLS	BF	H	R	ER	SO	BB	IBB	HBP	BLK	WP	HR	S	P	ERA	WHIP
23 Adam Eaton, R ERA: 6.94	(1, 1)	7.0	W	27	4	2	2	5	3	0	1	0	1	0	64	108	2.57	1.000
Antonio Alfonseca, R ERA: 2.08	(8, 1)	1.0	H	3	0	0	0	0	0	0	0	0	0	0	7	9	0.00	0.000
45 Tom Gordon, R ERA: 6.0	(9, 1)	1.0	S	4	1	0	0	2	0	0	0	0	0	0	12	15	0.00	1.000

PITCHER	IP	WLS	BF	H	R	ER	SO	BB	IBB	HBP	BLK	WP	HR	S	P	ERA	WHIP

Batter	1	2	3	4	5	6	7	8	9	AB	R	H	RBI	BB	SO	LOB
11 Jimmy Rollins, S (1, 6) OBP: 0.422, SLG: 0.806	B F B B X 3-1 HR	C C B B B X 3-2 2-H HR			B C X 1-1 ② G6-3			C X 0-1 ① P4		4	2	2	3	0	0	1
8 Shane Victorino, S (1, 9) OBP: 0.361, SLG: 0.321	B B B B 4-0 6 CS BB	F B C X 1-2 ③ G5-3			B C F B B F F F X 3-2 ③ P5			C X 0-1 ② ③ G6-3 1-2f		3	0	0	0	1	0	1
26 Chase Utley, L (1, 4) OBP: 0.295, SLG: 0.410	X 0-0 ① F9		B B X 2-0 ① P4			C B B F F F B X 3-2 ① F9			X 0-0 ① L7	4	0	0	0	0	0	1
6 Ryan Howard, L (1, 3) OBP: 0.409, SLG: 0.364	C B B 1 B S B SAFE 4-2 ② BB 1-2 BB		C B C B B S 3-3 ② K			S B F F F B S 2-3 ② K			C B S X 1-2 WP 2B	3	0	1	0	1	2	0
Pat Burrell, R (1, 7) OBP: 0.462, SLG: 0.484	C B B B B 4-1 1-2 BB		C B X 1-1 ③ F8			B B B C X 3-1 ③ F7			X 0-0 ② F7	3	0	0	0	1	0	1
Wes Helms, R (1, 5) OBP: 0.387, SLG: 0.360	C D F B F F F D T 3-2 ③ K			C S X 0-2 51 G6-4-3 1B			F X 0-1 51 G4-6-3 1B		B B B C X 3-1 ③ G5-3 2-3	4	0	2	0	0	1	3
Aaron Rowand, R (1, 8) OBP: 0.421, SLG: 0.333		C B X 1-1 51 G5-3 11 HR 1B		B C D X 2-1 ① P4			1 SAFE 1 SAFE F B F C 1-3 ① K			3	1	1	0	0	1	2
51 Carlos Ruiz, R (1, 2) OBP: 0.280, SLG: 0.440		1 SAFE F F F X 0-2 ① G5-3 1-2		D X 1-0 ② ③ G6-4-3 1-2f			X 0-0 ② ③ G4-6-3 1-2f			3	0	0	0	0	0	3
Jamie Moyer, L (1, 1) Clay Condrey, R (7, 1) 9 Michael Bourn, L (8, PH) OBP: 0.333, SLG: 0.200 28 Jayson Werth, R (8, PH) OBP: 0.417, SLG: 0.400 63 Ryan Madson, L (8, 1)		C F C 0-3 ② K			C X 0-1 ① G4-3			C B B B B 4-1 8 G6-3 BB		2 0 0 0 0	0 0 0 0 0	0 0 0 0 0	0 0 0 0 0	1 0 0 1 0	1 0 0 0 0	1 0 0 0 0
Inning Stats	R: 1 H: 1 E: 0 LOB: 2 K: 1 BB: 3 S: 12 P: 30	R: 2 H: 2 E: 0 LOB: 0 K: 1 BB: 0 S: 14 P: 19	R: 0 H: 0 E: 0 LOB: 0 K: 1 BB: 0 S: 6 P: 12	R: 0 H: 1 E: 0 LOB: 0 K: 0 BB: 0 S: 6 P: 9	R: 0 H: 0 E: 0 LOB: 0 K: 0 BB: 0 S: 10 P: 14	R: 0 H: 0 E: 0 LOB: 0 K: 1 BB: 0 S: 11 P: 19	R: 0 H: 1 E: 0 LOB: 0 K: 1 BB: 0 S: 6 P: 7	R: 0 H: 0 E: 0 LOB: 0 K: 0 BB: 1 S: 5 P: 9	R: 0 H: 1 E: 0 LOB: 1 K: 0 BB: 0 S: 7 P: 11	1B: 3 SF: 0 2B: 1 SAC: 0 3B: 0 DP: 3 HR: 2 HBP: 0						

PITCHER		IP	WLS	BF	H	R	ER	SO	BB	IBB	HBP	BLK	WP	HR	S	P	ERA	WHIP
Tom Glavine, L ERA: 3.12	(1, 1)	6.0	W	23	4	3	3	4	3	0	0	0	0	2	59	103	4.50	1.167
35 Joe Smith, R ERA:	(7, 1)	1.0	H	3	1	0	0	1	0	0	0	0	0	0	6	7	0.00	1.000
Scott Schoeneweis, L ERA:	(8, 1)	1.0	H	3	0	0	0	0	1	0	0	0	0	0	5	9	0.00	1.000
13 Billy Wagner, L ERA:	(9, 1)	1.0	S	4	1	0	0	0	0	0	0	0	1	0	7	11	0.00	1.000

PITCHER	IP	WLS	BF	H	R	ER	SO	BB	IBB	HBP	BLK	WP	HR	S	P	ERA	WHIP

TOP

Philadelphia Phillies @ New York Mets

Shea Stadium, Flushing, NY

Thu Apr 12 2007, 7:10 PM EDT

Att. 33,355 - Cloudy - 44 F

livebaseballscorecards.com

AB	29
R	3
H	6
RBI	3
BB	4
SO	5
LOB	13

WP: 1 PA: 33
PB: 0
SB: 0
CS: 1

BOTTOM

Philadelphia Phillies @ New York Mets

Shea Stadium, Flushing, NY

Thu Apr 12 2007, 7:10 PM EDT

Att. 33,355 - Cloudy - 44 F

livebaseballscorecards.com

Batter	1	2	3	4	5	6	7	8	9	AB	R	H	RBI	BB	SO	LOB
7 José Reyes, S (1, 6) OBP: 0.455, SLG: 0.622	B C X 1-1 16 1B 15 1B 1B	B D F X 2-2 ② F8		B B C X 2-1 2-H 3-H 1B		B D B I 4-0 16 S IBB		X 0-0 ② F8		4	1	2	2	1	0	2
16 Paul Lo Duca, R (1, 2) OBP: 0.385, SLG: 0.412	B 1 SAFE 1 SAFE 1 SAFE B X 2-0 15 1B 1-2 1B	C F F B C 1-3 ③		1 SAFE F S X 0-2 ③ P6		C B H 2-1 1-2 HBP		X 0-0 ③ L8		4	0	1	0	0	1	3
15 Carlos Beltrán, S (1, 8) OBP: 0.405, SLG: 0.545	B B 2 S B X SAFE 3-1 5 G5-4-3 1-2 2-H 1B		B X 1-0 ① P5		B F C S 1-3 ① K	C F B B F B T 3-2 ③ K				4	0	1	1	0	2	3
21 Carlos Delgado, L (1, 3) OBP: 0.286, SLG: 0.243	B B C C S 2-3 ① K		B S F B T 2-2 ② K		X 0-0 ② G1-3		B B B C X 3-1 ① G4-3			4	0	0	0	0	2	2
5 David Wright, R (1, 5) OBP: 0.375, SLG: 0.429	S X 0-1 ② ③ G5-4-3 1-2f		C B B S F B X 3-2 ③ F8		C G B B F H 3-2 18 S HBP		C B B C B X 3-2 18 1B 3B			3	1	1	0	0	0	2
18 Moises Alou, R (1, 7) OBP: 0.410, SLG: 0.400		X 0-0 20 HBP SH 1B		B X 1-0 SH2-4 7 1B 2B	1 SAFE S B F B T 2-2 ③ K 1-2		B X 1-0 20 G3-1 3-H 1B			4	2	3	1	0	1	1
20 Shawn Green, L (1, 9) OBP: 0.410, SLG: 0.471 10 Endy Chavez, L (8, 9) OBP: 0.500, SLG: 0.500		H 1-0 SH 1-2 HBP		F F B X 1-2 ① P6		C C B X 1-2 3 G3 2B	F S 1 B X SAFE 1-2 G3-1 ②			3 0	0 0	1 0	0 0	0 0	0 0	2 0
3 Damion Easley, R (1, 4)		B C F F X 1-2 ① F9		B D B C C D 4-2 7 1B SH2-4 BB		S B B F D B X 3-2 ① G3 2-3	B S F F X 1-2 ③ F9			3	1	0	0	1	0	4
Tom Glavine, L (1, 1) OBP: 0.333, SLG: 0.333 44 Lastings Milledge, R (6, PH) 35 Joe Smith, R (7, 1) Scott Schoeneweis, L (8, 1) 17 David Newhan, L (8, PH) OBP: 0.200, SLG: 0.200 13 Billy Wagner, L (9, 1)		X 0-0 SH 1-3 2-H		B L X 1-1 ② SH2-4 1-2 2-3		X 0-0 ② P3		B B C F X 2-2 ① G4-3		0 1 0 0 1 0	0 0 0 0 0 0	0 0 0 0 0 0	0 0 0 0 0 0	0 0 0 0 0 0	0 1 0 0 0 0	0 0 0 0 0 0
Inning Stats	R: 1 E: 0 K: 1 S: 10 H: 3 LOB: 1 BB: 0 P: 18	R: 1 E: 1 K: 1 S: 14 H: 1 LOB: 2 BB: 0 P: 19	R: 0 E: 0 K: 1 S: 8 H: 0 LOB: 0 BB: 0 P: 14	R: 2 E: 0 K: 0 S: 13 H: 2 LOB: 1 BB: 1 P: 22	R: 0 E: 0 K: 2 S: 10 H: 0 LOB: 1 BB: 0 P: 16	R: 0 E: 0 K: 1 S: 12 H: 1 LOB: 3 BB: 1 P: 25	R: 1 E: 0 K: 0 S: 13 H: 2 LOB: 1 BB: 0 P: 22	R: 0 E: 0 K: 0 S: 5 H: 0 LOB: 0 BB: 0 P: 7		1B: 6 2B: 2 3B: 1 HR: 0	SF: 0 SAC: 2 DP: 1 HBP: 3		WP: 0 PB: 0 SB: 2 CS: 0	PA: 38		

PITCHER		IP	WLS	BF	H	R	ER	SO	BB	IBB	HBP	BLK	WP	HR	S	P	ERA	WHIP
Jamie Moyer, L ERA: 3.55	(1, 1)	6.0	L	30	7	4	3	6	1	1	3	0	0	0	67	114	4.50	1.333
Clay Condrey, R ERA: 2.25	(7, 1)	1.0		5	2	1	1	0	0	0	0	0	0	0	13	22	9.00	2.000
63 Ryan Madson, R ERA: 7.5	(8, 1)	1.0		3	0	0	0	0	0	0	0	0	0	0	5	7	0.00	0.000

PITCHER	IP	WLS	BF	H	R	ER	SO	BB	IBB	HBP	BLK	WP	HR	S	P	ERA	WHIP

AB	31
R	5
H	9
RBI	4
BB	2
SO	6
LOB	20

Batter	1	2	3	4	5	6	7	8	9	AB	R	H	RBI	BB	SO	LOB
Felipe Lopez, S (1, 6) OBP: 0.320, SLG: 0.289	G5-3		F7		10 G6-3, BB, 1-2		G4-3			3	0	0	0	1	0	0
10 Ronnie Belliard, R (1, 4) OBP: 0.389, SLG: 0.444	G6-3		L8		G6-3, 1-2f		1B			4	0	1	0	0	0	3
11 Ryan Zimmerman, R (1, 5) OBP: 0.250, SLG: 0.289	L4		P4			P3	F9			4	0	0	0	0	0	1
21 Dmitri Young, S (1, 3) OBP: 0.386, SLG: 0.444		BB, 25 1B, G4-6-3, BB		G6-4-3, BB		G4-3		G6-3		2	1	0	0	2	0	0
25 Austin Kearns, R (1, 9) OBP: 0.340, SLG: 0.419		G4-6-3, BB, 1-2, 1B		K		1B		G6-3		4	1	2	0	0	1	1
Ryan Church, L (1, 8) OBP: 0.419, SLG: 0.632		G4-6-3, 1-2, 2-3, BB		G6-4-3, 1-2f		BB, 1-3, 1B		G4-3		3	0	1	0	1	0	1
Brian Schneider, L (1, 2) OBP: 0.250, SLG: 0.156		G4-6-3, 1-2f, 2-3, 3-H			1B	BB, 1-2			G3	3	0	1	0	1	0	2
Chris Snelling, L (1, 7) OBP: 0.429, SLG: 0.313 Josh Wilson, R (9, PH)		22 FC6-4, 3-H, 1B			BB, 1-3, 1B	G1-3			F8	3 1	0 0	2 0	1 0	0 0	0 0	3 0
22 John Patterson, R (1, 1) 59 Micah Bowie, L (6, 1) D'Angelo Jimenez, S (7, PH) OBP: 0.250, SLG: 0.143 35 Ryan Wagner, R (7, 1) 43 Jesus Colome, R (8, 1) 3 Jesus Flores, R (9, PH)		FC6-4, 1-2f			K		G4-3		G5-3	2 0 1 0 0 1	0 0 0 0 0 0	0 0 0 0 0 0	0 0 0 0 0 0	1 0 0 0 0 0	3 0 0 0 0 0	3 0 0 0 0 0
Inning Stats	R: 0 E: 0 K: 0 S: 7 H: 0 LOB: 0 BB: 0 P: 10	R: 2 E: 0 K: 0 S: 11 H: 2 LOB: 1 BB: 2 P: 20	R: 0 E: 0 K: 0 S: 6 H: 0 LOB: 0 BB: 0 P: 9	R: 0 E: 0 K: 1 S: 7 H: 0 LOB: 0 BB: 1 P: 14	R: 0 E: 0 K: 1 S: 17 H: 2 LOB: 2 BB: 1 P: 30	R: 0 E: 0 K: 0 S: 12 H: 2 LOB: 3 BB: 1 P: 23	R: 0 E: 0 K: 0 S: 15 H: 1 LOB: 1 BB: 0 P: 24	R: 0 E: 0 K: 0 S: 5 H: 0 LOB: 0 BB: 0 P: 8	R: 0 E: 0 K: 0 S: 7 H: 0 LOB: 0 BB: 0 P: 13	1B: 7 2B: 0 3B: 0 HR: 0 SF: 0 SAC: 0 DP: 3 HBP: 0						

PITCHER		IP	WLS	BF	H	R	ER	SO	BB	IBB	HBP	BLK	WP	HR	S	P	ERA	WHIP
34 Mike Pelfrey, R ERA: 3.18	(1, 1)	5.2		24	6	2	2	2	4	0	0	0	0	0	57	97	3.18	1.765
25 Pedro Feliciano, L ERA:	(6, 1)	1.0		5	1	0	0	0	1	0	0	0	0	0	13	26	0.00	2.000
Aaron Heilman, R ERA: 6.75	(7, 1)	0.1	W	1	0	0	0	0	0	0	0	0	0	0	5	7	0.00	0.000
Scott Schoeneweis, L ERA:	(8, 1)	1.0	H	3	0	0	0	0	0	0	0	0	0	0	5	8	0.00	0.000
13 Billy Wagner, L ERA:	(9, 1)	1.0	S	3	0	0	0	0	0	0	0	0	0	0	7	13	0.00	0.000

PITCHER	IP	WLS	BF	H	R	ER	SO	BB	IBB	HBP	BLK	WP	HR	S	P	ERA	WHIP

TOP

Washington Nationals @ New York Mets

Shea Stadium, Flushing, NY

Fri Apr 13 2007, 7:10 PM EDT
Att. 47,311 - Cloudy - 46 F

livebaseballscorecards.com

AB	31
R	2
H	7
RBI	1
BB	5
SO	2
LOB	14

PA: 36

WP: 0
PB: 0
SB: 0
CS: 0

BOTTOM

Washington Nationals @ New York Mets

Shea Stadium, Flushing, NY

Fri Apr 13 2007, 7:10 PM EDT

Att. 47,311 - Cloudy - 46 F

livebaseballscorecards.com

Batter	1	2	3	4	5	6	7	8	9	AB	R	H	RBI	BB	SO	LOB
7 José Reyes, S (1, 6) OBP: 0.458, SLG: 0.600	C B F B X 2-2 15 WP 16 G5-3 15 G3 1B		C X 0-1 ③ L8			B C B B B 4-1 16 S 21 1B BB	C D B S D S 3-3 ③ K			3	2	1	0	1	1	2
16 Paul Lo Duca, R (1, 2) OBP: 0.349, SLG: 0.368	C 1 SAFE X 0-1 ① G5-3 1-2			C X 0-1 ① F8		1 P X 1-0 ① F7 1-2		B B C C X 2-2 ① F8		4	0	0	0	0	0	2
15 Carlos Beltrán, S (1, 8) OBP: 0.370, SLG: 0.486	B F F B X 2-2 ② G3 2-H			B B F F B X 3-2 ② L4		D S F S 1-3 ② K		B C B X 2-1 ② F8		4	0	0	1	0	1	1
21 Carlos Delgado, L (1, 3) OBP: 0.283, SLG: 0.244	C B F X 1-2 ③ F7			B X 1-0 ③ F8		B X 1-0 ③ 2-H 1B		B B X 2-0 ③ F9		4	0	1	1	0	0	0
5 David Wright, R (1, 5) OBP: 0.395, SLG: 0.447		B C X 1-1 18 G4-6-3 1B			X 0-0 ① G5-3		B X 1-0 20 S 1B 1B			3	1	2	0	0	0	0
18 Moises Alou, R (1, 7) OBP: 0.381, SLG: 0.368		C X 0-1 ①② G4-6-3 1-2f			B B X 2-0 ② P4		B B S 1 SAFE F X 2-2 ① F8			3	0	0	0	0	0	2
20 Shawn Green, L (1, 9) OBP: 0.405, SLG: 0.444 10 Endy Chavez, L (8, 9) OBP: 0.500, SLG: 0.500		B S S B X 2-2 ③ F7			C B B B F F F B 4-2 22 S BB		S 1 SAFE 1 SAFE D S B X 2-2 ② F9 1-2			2 0	0 0	0 0	0 0	1 0	0 0	1 0
22 Jose Valentin, S (1, 4) OBP: 0.286, SLG: 0.200			B C B F S 2-3 ① K		F F F F 1 SAFE D B D B 4-2 1-2 BB		B B B B 4-0 1B BB			1	0	0	0	2	1	0
34 Mike Pelfrey, R (1, 1) 25 Pedro Feliciano, L (6, 1) Aaron Heilman, R (7, 1) Julio Franco, R (7, PH) OBP: 0.750, SLG: 1.000 Scott Schoeneweis, L (8, 1) 13 Billy Wagner, L (9, 1)			C C S 0-3 ② K		S S S 0-3 ③ K2-3		B X 1-0 1-3 2-H 1B			2 0 0 1 0 0	0 0 0 0 0 0	0 0 0 1 0 0	0 0 0 1 0 0	0 0 0 0 0 0	2 0 0 0 0 0	2 0 0 0 0 0
Inning Stats	R: 1 E: 0 K: 0 S: 11 H: 1 LOB: 0 BB: 0 P: 16	R: 0 E: 0 K: 0 S: 7 H: 1 LOB: 0 BB: 0 P: 10	R: 0 E: 0 K: 2 S: 8 H: 0 LOB: 0 BB: 0 P: 10	R: 0 E: 0 K: 0 S: 6 H: 0 LOB: 0 BB: 0 P: 10	R: 0 E: 0 K: 1 S: 13 H: 0 LOB: 2 BB: 2 P: 23	R: 1 E: 0 K: 1 S: 7 H: 1 LOB: 1 BB: 1 P: 13	R: 1 E: 0 K: 1 S: 11 H: 2 LOB: 2 BB: 1 P: 24	R: 0 E: 0 K: 0 S: 6 H: 0 LOB: 0 BB: 0 P: 12		1B: 5 2B: 0 3B: 0 HR: 0	SF: 0 SAC: 0 DP: 1 HBP: 0					

	AB	27
	R	3
	H	5
	RBI	3
	BB	4
	SO	5
	LOB	10

WP: 1 PA: 31
PB: 0
SB: 3
CS: 0

PITCHER		IP	WLS	BF	H	R	ER	SO	BB	IBB	HBP	BLK	WP	HR	S	P	ERA	WHIP
22 John Patterson, R ERA: 7.07	(1, 1)	5.1		20	2	2	2	3	3	0	0	0	1	0	48	76	3.38	0.938
59 Micah Bowie, L ERA: 2.84	(6, 1)	0.2	B	2	1	0	0	1	0	0	0	0	0	0	4	6	0.00	1.500
35 Ryan Wagner, R ERA: 6.14	(7, 1)	1.0	L	6	2	1	1	1	1	0	0	0	0	0	11	24	9.00	3.000
43 Jesus Colome, R ERA: 3.0	(8, 1)	1.0		3	0	0	0	0	0	0	0	0	0	0	6	12	0.00	0.000

PITCHER		IP	WLS	BF	H	R	ER	SO	BB	IBB	HBP	BLK	WP	HR	S	P	ERA	WHIP

Batter	1	2	3	4	5	6	7	8	9	AB	R	H	RBI	BB	SO	LOB
Felipe Lopez, S (1, 6) OBP: 0.309, SLG: 0.280	C X 0-1 ① G4-3		B C B X 2-1 10 E 10 S 1B	C B B B X 3-1 ③ FC5 2-3 3-H		C B F F C 1-3 ① K		C C B S 1-3 ③ K		5	0	1	1	0	2	3
10 Ronnie Belliard, R (1, 4) OBP: 0.366, SLG: 0.400	C X 0-1 ② F9		1 SAFE 1 SAFE C 1 SAFE S 1 SAFE S 0-3 ① K 1-3		T B X 1-1 ① P3	B B B C B 4-1 1-2 BB			B C F B S 2-3 ① K	4	0	0	0	1	2	1
11 Ryan Zimmerman, R (1, 5) OBP: 0.226, SLG: 0.260	B C B C B X 3-2 ③ F7		B B C X 2-1 ② G5-3		C S B S 1-3 ② K	B F F X 1-2 ② ③ L4-6 2-2			B B B C T X 3-2 ② G5-3	5	0	0	0	0	1	3
21 Dmitri Young, S (1, 3) OBP: 0.408, SLG: 0.513		C B F B B X 3-2 HR	B B B B 4-0 BB		B B B F B B 4-1 BB		B X 1-0 ① P5		C B F S 1-3 ③ K	3	1	1	1	2	1	0
25 Austin Kearns, R (1, 9) OBP: 0.314, SLG: 0.383		B B X 2-0 ① L7	X 0-0 ③ F9		F B X 1-1 ③ G5-3		B F X 1-1 ② F8			4	0	0	0	0	0	3
Ryan Church, L (1, 8) OBP: 0.426, SLG: 0.714		B B C X 2-1 1B G4-1 2B		C B F F S 1-3 ① K		C X 0-1 HR	B F B X 2-1 ③ F7			4	2	2	1	0	1	0
Brian Schneider, L (1, 2) OBP: 0.295, SLG: 0.222		C F B X 1-2 G4-1 2-3 1B	B X 2-0 41 SH5-4 BB FC5 1B		C B B F X 2-2 HR 1B			B X 2-0 ① G3-1		4	2	3	0	0	0	0
Chris Snelling, L (1, 7) OBP: 0.440, SLG: 0.474	X 0-0 ② G4-1 1-2 3-H		F B C B B F B 4-2 FC5 41 SH5-4 1-2 BB		C B B B X 2-1 1-H HR			F B F B X 2-2 ② G3		3	1	1	3	1	0	1
41 Shawn Hill, R (1, 1) 3 Jesus Flores, R (8, PH) 59 Micah Bowie, L (8, 1) Jon Rauch, R (8, 1) 32 Chad Cordero, R (9, 1)		B S S B B S 3-3 ③ K	X 0-0 ② SH5-4 1-2 2-3		H 1-0 11 L4-6 10 BB HBP			C S B B G B B 4-2 BB		1 0 0 0 0	0 0 0 0 0	0 0 0 0 0	0 1 0 0 0	0 0 0 0 0	1 0 0 0 0	1 0 0 0 0
Inning Stats	R: 0 H: 0 E: 0 LOB: 0 K: 0 BB: 0 S: 7 P: 10	R: 2 H: 3 E: 0 LOB: 1 K: 1 BB: 0 S: 13 P: 24	R: 0 H: 1 E: 1 LOB: 2 K: 1 BB: 1 S: 8 P: 16	R: 1 H: 1 E: 0 LOB: 2 K: 1 BB: 1 S: 11 P: 21	R: 0 H: 0 E: 0 LOB: 1 K: 1 BB: 1 S: 8 P: 15	R: 3 H: 3 E: 0 LOB: 1 K: 1 BB: 1 S: 15 P: 26	R: 0 H: 0 E: 0 LOB: 0 K: 0 BB: 0 S: 5 P: 9	R: 0 H: 0 E: 0 LOB: 1 K: 1 BB: 1 S: 9 P: 18	R: 0 H: 0 E: 0 LOB: 0 K: 2 BB: 0 S: 9 P: 15	1B: 4 SF: 0 2B: 2 SAC: 1 3B: 0 DP: 1 HR: 3 HBP: 1						

PITCHER		IP	WLS	BF	H	R	ER	SO	BB	IBB	HBP	BLK	WP	HR	S	P	ERA	WHIP
26 Orlando Hernandez, R ERA: 4.0	(1, 1)	5.0	L	27	8	6	6	4	3	0	1	0	0	3	54	98	10.80	2.200
40 Ambiorix Burgos, R ERA: 5.06	(6, 1)	2.0		6	0	0	0	1	1	0	0	0	0	0	13	23	0.00	0.500
Scott Schoeneweis, L ERA:	(8, 1)	1.0		4	0	0	0	1	1	0	0	0	0	0	9	18	0.00	1.000
35 Joe Smith, R ERA:	(9, 1)	1.0		3	0	0	0	2	0	0	0	0	0	0	9	15	0.00	0.000

PITCHER	IP	WLS	BF	H	R	ER	SO	BB	IBB	HBP	BLK	WP	HR	S	P	ERA	WHIP

TOP

Washington Nationals @ New York Mets

Shea Stadium, Flushing, NY

Sat Apr 14 2007, 1:10 PM EDT
Att. 53,560 - Partly Cloudy - 50 F

livebaseballscorecards.com

AB	33
R	6
H	8
RBI	6
BB	5
SO	8
LOB	12

Batter	1	2	3	4	5	6	7	8	9	AB	R	H	RBI	BB	SO	LOB
7 José Reyes, S (1, 6) OBP: 0.415, SLG: 0.533	F8	G6-3			G4-3		F8		K	5	0	0	0	0	1	4
10 Endy Chavez, L (1, 7) OBP: 0.429, SLG: 0.857	G5-3		3B		2B		F7		L8	5	0	2	0	0	0	2
15 Carlos Beltrán, S (1, 8) OBP: 0.380, SLG: 0.488	21 WP 1B		K		K			5 F8 21 1B		4	0	2	0	0	2	2
21 Carlos Delgado, L (1, 3) OBP: 0.300, SLG: 0.267	1-3 1B		G1-3			G6-3		20 G4-6-3 1-2 1B		4	0	2	0	0	0	1
5 David Wright, R (1, 5) OBP: 0.404, SLG: 0.452		20 FC1-6 1B	G1-3			E6 20 2B 1B		F8 2-3		4	1	2	0	0	0	3
20 Shawn Green, L (1, 9) OBP: 0.391, SLG: 0.450	CS1 SAFE	FC1-6 11 BB 22 2B 1-2f		G4-3		11 G4-3 2H 2B		G4-6-3 1-2f		4	1	1	1	0	0	3
11 Ramon Castro, R (1, 2) OBP: 0.250, SLG: 0.571		22 2B 1-2 BB		K		G4-3 2-3			K	3	0	0	0	1	2	1
22 Jose Valentin, S (1, 4) OBP: 0.308, SLG: 0.294		1-3 2H 2B		G3		K			10 WP 2B	4	0	2	1	0	1	1
26 Orlando Hernandez, R (1, 1) OBP: 0.286, SLG: 0.429 40 Ambiorix Burgos, R (6, 1) 17 David Newhan, L (7, PH) OBP: 0.167, SLG: 0.167 Scott Schoeneweis, L (8, 1) 35 Joe Smith, R (9, 1) 3 Damion Easley, R (9, PH)	F8				K		G3		BB	2 0 1 0 0 0	0 0 0 0 0 0	0 0 0 0 0 0	0 0 0 0 0 1	0 0 0 0 0 0	1 0 0 0 0 0	2 0 0 0 0 0
Inning Stats	R: 0 E: 0 K: 0 S: 8 H: 2 LOB: 2 BB: 0 P: 10	R: 1 E: 0 K: 0 S: 11 H: 2 LOB: 2 BB: 1 P: 23	R: 0 E: 0 K: 1 S: 9 H: 1 LOB: 1 BB: 0 P: 14	R: 0 E: 0 K: 1 S: 6 H: 0 LOB: 0 BB: 0 P: 11	R: 0 E: 0 K: 2 S: 10 H: 1 LOB: 1 BB: 0 P: 15	R: 1 E: 1 K: 1 S: 10 H: 2 LOB: 1 BB: 0 P: 14	R: 0 E: 0 K: 0 S: 6 H: 0 LOB: 0 BB: 0 P: 10	R: 0 E: 0 K: 0 S: 6 H: 2 LOB: 1 BB: 0 P: 10	R: 0 E: 0 K: 2 S: 14 H: 1 LOB: 2 BB: 1 P: 26	1B: 6 2B: 4 3B: 1 HR: 0	SF: 0 SAC: 0 DP: 1 HBP: 0						

PITCHER		IP	WLS	BF	H	R	ER	SO	BB	IBB	HBP	BLK	WP	HR	S	P	ERA	WHIP
41 Shawn Hill, R ERA: 2.89	(1, 1)	7.0	W	29	8	2	2	5	1	0	0	0	1	0	60	97	2.57	1.286
59 Micah Bowie, L ERA: 2.84	(8, 1)	0.0		2	2	0	0	0	0	0	0	0	0	0	2	3	∞	∞
Jon Rauch, R ERA: 5.4	(8, 1)	1.0	H	2	0	0	0	0	0	0	0	0	0	0	4	7	0.00	0.000
32 Chad Cordero, R ERA: 5.4	(9, 1)	1.0		5	1	0	0	2	1	0	0	0	1	0	14	26	0.00	2.000

PITCHER	IP	WLS	BF	H	R	ER	SO	BB	IBB	HBP	BLK	WP	HR	S	P	ERA	WHIP

BOTTOM

Washington Nationals @ New York Mets

Shea Stadium, Flushing, NY

Sat Apr 14 2007, 1:10 PM EDT

Att. 53,560 - Partly Cloudy - 50 F

livebaseballscorecards.com

AB	36
R	2
H	11
RBI	2
BB	2
SO	7
LOB	19

1B: 6	SF: 0	WP: 2	PA: 38
2B: 4	SAC: 0	PB: 0	
3B: 1	DP: 1	SB: 0	
HR: 0	HBP: 0	CS: 0	

Batter	1	2	3	4	5	6	7	8	9	AB	R	H	RBI	BB	SO	LOB
7 José Reyes, S (1, 6) OBP: 0.431, SLG: 0.531	B B C B F X 3-2 16 BB 16 S 1B		B S B B F X 3-2 ① G4-3		C F X 0-2 ② F7		B B C F F X 2-2 11 WP 11 S 15 FC4-6 1B	I I I 4-0 11 1B IBB		4	1	2	0	1	0	1
16 Paul Lo Duca, R (1, 2) OBP: 0.356, SLG: 0.359 11 Ramon Castro, R (4, 2) OBP: 0.455, SLG: 0.667	1 SAFE 1 SAFE P C B B 2 B SAFE 4-1 ① 15 G6-3 1-3 BB		B C C C B B F S 3-3 ② K		B C X 1-1 15 2B 1-2 1B		1 SAFE F B 1 SAFE 1 SAFE 1 SAFE P B B 4-1 15 FC4-6 1-3 BB	C B D S X 2-2 ② 1-3 2-H 3-H 1B		1 2	0 0	0 2	0 2	1 1	1 0	0 0
15 Carlos Beltrán, S (1, 8) OBP: 0.382, SLG: 0.500	C D X 1-1 ②③ G6-3 1-2f		B B B X 3-0 21 S 1B		X 0-0 1-3 2-H 2B		C X 0-1 ① FC4-6 21 S 1-2f 3-H	C B C B X 2-2 ③ G4-3		5	0	2	2	0	0	3
21 Carlos Delgado, L (1, 3) OBP: 0.291, SLG: 0.245		B F C S 1-3 ① K	B F C F 1 SAFE B S 2-3 ③ K 1-2		I I I 4-0 IBB		S F 1 SAFE B 1 SAFE 1 SAFE F 1 SAFE B 2-2 X G6-3 1-2		B B F F F B S 3-3 ① K	4	0	0	0	1	3	2
5 David Wright, R (1, 5) OBP: 0.385, SLG: 0.426		B C X 1-1 18 HR 1B	B C B F B X 3-2 ① G5-3		B B C F S 2-3 ③ K		B X 1-0 ③ F9		B F C B X 2-2 ② F8	5	1	1	0	0	1	4
18 Moises Alou, R (1, 7) OBP: 0.413, SLG: 0.537 10 Endy Chavez, L (8, 7) OBP: 0.375, SLG: 0.750		1 SAFE X 0-0 1-H HR	C B B B B C S 3-3 ② K			F X 0-1 HR		C B B B S F B 4-2 20 BB 22 2B BB	F B B S B X 3-2 ③ F7	3 1	3 0	2 0	3 0	1 0	1 0	0 0
20 Shawn Green, L (1, 9) OBP: 0.400, SLG: 0.465		B S B B F C 3-3 ② K	X 0-0 ③ F8			B X 1-0 22 G3 CS 2B		B B B C S S B 4-2 22 2B 11 1B 1-2 BB		3	1	1	0	1	1	0
22 Jose Valentin, S (1, 4) OBP: 0.326, SLG: 0.368		B F B X 2-1 E9 2B			B B C F S 2-3 ① K	B F S X 1-2 ① G3 2-3		X 0-0 1-3 2-H 11 1B 2B		4	1	2	1	0	1	1
Tom Glavine, L (1, 1) OBP: 0.333, SLG: 0.333 25 Pedro Feliciano, L (7, 1) 3 Damion Easley, R (8, PH) 35 Joe Smith, R (8, 1) 40 Ambiorix Burgos, R (9, 1)		C B B C X 2-2 ③ G6-3			B C X 1-1 11 1B 15 2B 1B	S B S C 1-3 ②③ K 3-H		C B B C X 2-2 ① G5-3		3 0 1 0 0	1 0 0 0 0	1 0 0 0 0	0 0 0 0 0	0 0 0 0 0	1 0 0 0 0	2 0 2 0 0
Inning Stats	R: 0 H: 1 E: 0 LOB: 0 K: 0 BB: 1 S: 7 P: 14	R: 2 H: 3 E: 1 LOB: 1 K: 2 BB: 0 S: 14 P: 23	R: 0 H: 1 E: 0 LOB: 1 K: 2 BB: 0 S: 12 P: 23	R: 0 H: 0 E: 0 LOB: 0 K: 1 BB: 0 S: 8 P: 14	R: 1 H: 3 E: 0 LOB: 3 K: 2 BB: 1 S: 16 P: 26	R: 1 H: 2 E: 0 LOB: 0 K: 1 BB: 0 S: 9 P: 12	R: 1 H: 1 E: 0 LOB: 1 K: 0 BB: 1 S: 13 P: 21	R: 3 H: 2 E: 0 LOB: 1 K: 0 BB: 3 S: 15 P: 33	R: 0 H: 0 E: 0 LOB: 0 K: 1 BB: 0 S: 10 P: 18	1B: 7 SF: 0 2B: 4 SAC: 0 3B: 0 DP: 1 HR: 2 HBP: 0						

PITCHER		IP	WLS	BF	H	R	ER	SO	BB	IBB	HBP	BLK	WP	HR	S	P	ERA	WHIP
34 Freddy Garcia, R ERA: 5.79	(1, 1)	4.2	L	22	8	3	3	6	1	1	0	0	0	1	54	95	5.79	1.929
Geoff Geary, R ERA: 4.05	(5, 1)	1.1		5	2	1	1	2	0	0	0	0	0	1	12	17	6.75	1.500
54 Francisco Del Rosario, R ERA: 4.5	(7, 1)	1.0		5	1	1	1	0	1	0	0	0	1	0	13	21	9.00	2.000
40 Matt Smith, L ERA: 13.5	(8, 1)	0.1		5	1	3	3	0	2	1	0	0	0	0	9	23	81.00	9.000
63 Ryan Madson, R ERA: 6.23	(8, 1)	1.2		5	1	0	0	1	0	0	0	0	0	0	16	28	0.00	0.600

PITCHER	IP	WLS	BF	H	R	ER	SO	BB	IBB	HBP	BLK	WP	HR	S	P	ERA	WHIP

TOP

New York Mets @ Philadelphia Phillies

Citizens Bank Park, Philadelphia, PA

Tue Apr 17 2007, 7:05 PM EDT

Att. 27,058 - Cloudy - 46 F

livebaseballscorecards.com

AB	36
R	8
H	13
RBI	8
BB	6
SO	9
LOB	15

1B: 7	SF: 0	WP: 1	PA: 42
2B: 4	SAC: 0	PB: 0	
3B: 0	DP: 1	SB: 4	
HR: 2	HBP: 0	CS: 1	

BOTTOM

New York Mets @ Philadelphia Phillies

Citizens Bank Park, Philadelphia, PA

Tue Apr 17 2007, 7:05 PM EDT

Att. 27,058 - Cloudy - 46 F

livebaseballscorecards.com

Batter	1	2	3	4	5	6	7	8	9	AB	R	H	RBI	BB	SO	LOB
11 Jimmy Rollins, S (1, 6) OBP: 0.426, SLG: 0.769	F8		FC5-4 1B		2B		P3		BB 1B	5	0	3	0	0	0	0
8 Shane Victorino, S (1, 9) OBP: 0.392, SLG: 0.350	2B		FC5-4 6 BB 26 HBP		BB		K		BB	3	0	1	0	2	1	2
26 Chase Utley, L (1, 4) OBP: 0.356, SLG: 0.490	6 G1-6-3 BB		SAFE 6 BB HBP		K		G4-3		F7	3	0	0	0	1	1	4
6 Ryan Howard, L (1, 3) OBP: 0.458, SLG: 0.381	G1-6-3		BB		K			G4-3 2B	F8	4	0	1	1	1	1	6
Pat Burrell, R (1, 7) OBP: 0.438, SLG: 0.450		G5-4-3 1B	G4-3		P3			K		4	0	1	0	0	1	6
Wes Helms, R (1, 5) OBP: 0.366, SLG: 0.343		G5-4-3		G5-3		51 G4-6-3 1B		G4-3		4	0	1	0	0	0	2
Aaron Rowand, R (1, 8) OBP: 0.462, SLG: 0.366		F8		L5		51 G4-6-3 1B		BB		3	0	1	0	1	0	0
51 Carlos Ruiz, R (1, 2) OBP: 0.324, SLG: 0.438			G6-3	BB		G4-6-3		G3		3	0	0	0	1	0	4
34 Freddy Garcia, R (1, 1)										1	1	0	0	1	1	1
Geoff Geary, R (5, 1)										0	0	0	0	0	0	0
28 Jayson Werth, R (6, PH) OBP: 0.368, SLG: 0.313										1	0	0	0	0	0	1
54 Francisco Del Rosario, R (7, 1)										0	0	0	0	0	0	0
40 Matt Smith, L (8, 1)										0	0	0	0	0	0	0
63 Ryan Madson, L (8, 1)										0	0	0	0	0	0	0
19 Greg Dobbs, L (9, PH) OBP: 0.167, SLG: 0.333			8 FC5-4 11 1B 6 BB BB	K		L7			F8	1	0	0	0	0	0	0
Inning Stats	R: 0 E: 0 K: 0 S: 9 H: 1 LOB: 1 BB: 1 P: 15	R: 0 E: 0 K: 0 S: 6 H: 1 LOB: 0 BB: 0 P: 8	R: 1 E: 0 K: 0 S: 14 H: 1 LOB: 3 BB: 2 P: 31	R: 0 E: 0 K: 1 S: 9 H: 0 LOB: 1 BB: 1 P: 15	R: 0 E: 0 K: 2 S: 12 H: 1 LOB: 2 BB: 1 P: 23	R: 0 E: 0 K: 0 S: 9 H: 2 LOB: 1 BB: 0 P: 11	R: 0 E: 0 K: 1 S: 7 H: 0 LOB: 0 BB: 0 P: 11	R: 0 E: 0 K: 1 S: 11 H: 1 LOB: 2 BB: 1 P: 20	R: 0 E: 0 K: 0 S: 12 H: 1 LOB: 2 BB: 1 P: 20	1B: 5 2B: 3 3B: 0 HR: 0	SF: 0 SAC: 0 DP: 3 HBP: 1					

AB	32
R	1
H	8
RBI	1
BB	7
SO	5
LOB	26

PITCHER		IP	WLS	BF	H	R	ER	SO	BB	IBB	HBP	BLK	WP	HR	S	P	ERA	WHIP
Tom Glavine, L ERA: 2.7	(1, 1)	6.0	W	27	6	1	1	3	5	0	1	0	0	0	59	103	1.50	1.833
25 Pedro Feliciano, L ERA:	(7, 1)	1.0		3	0	0	0	1	0	0	0	0	0	0	7	11	0.00	0.000
35 Joe Smith, R ERA:	(8, 1)	1.0		5	1	0	0	1	1	0	0	0	0	0	11	20	0.00	2.000
40 Ambiorix Burgos, R ERA: 4.26	(9, 1)	1.0		5	1	0	0	0	1	0	0	0	0	0	12	20	0.00	2.000

PITCHER	IP	WLS	BF	H	R	ER	SO	BB	IBB	HBP	BLK	WP	HR	S	P	ERA	WHIP

Batter	1	2	3	4	5	6	7	8	9	AB	R	H	RBI	BB	SO	LOB
7 José Reyes, S (1, 6) OBP: 0.453, SLG: 0.582	1-1 16 E 15 1B 1B C X 1-2f FC5-4 ③		B C X 1-1 G4-3 ③		F D S B X 2-2 16 PB 1-H 2B		F B X 1-1 16 G4-3 2B		C F B F B X 2-2 16 G6-4-3 1B	6	2	4	1	0	0	4
16 Paul Lo Duca, R (1, 2) OBP: 0.333, SLG: 0.318	B S B X 2-1 E5 15 1B 21 2B 1-2 C B S X 1-2 G1-3 ①			H 1-0 15 HR HBP B B F F X 2-2 G5-3 ② 3-H			B B X 2-0 G4-3 ② 2-3		B D X 2-0 G6-4-3 ①② 1-2f	5	2	0	0	0	0	3
15 Carlos Beltrán, S (1, 8) OBP: 0.393, SLG: 0.549	X 0-0 21 2B 5 E 1-2 2-H 1B S F B F F B B F F 4-2 B 5 1B BB			X 0-0 1-H HR X 0-0 P2 ③			B S F C 1-3 K ③		S B B X 2-1 P4 ③	5	2	2	3	1	1	1
21 Carlos Delgado, L (1, 3) OBP: 0.283, SLG: 0.259	X 0-0 5 E 18 1B 1-3 2-H 2B D C S X 1-2 F8 ②			S X 0-1 G4-3 ① B B B C F F X 3-2 1B		B C X 1-1 G3 ① C S F B F B C 2-3 K ②		F F S 0-3 K ① C X 0-1 L5 ②		5	1	1	1	0	1	1
5 David Wright, R (1, 5) OBP: 0.386, SLG: 0.423	B F B X 2-1 E6 22 FC5-4 18 1B 2-3 3-H X 0-0 18 FC4-6 1-3 1B			B B C S F S 2-3 K ②		X 0-0 20 1B 1B		S X 0-1 20 1B 22 1B 1B		4	0	2	1	0	1	3
18 Moises Alou, R (1, 7) OBP: 0.420, SLG: 0.533	B X 1-0 22 FC5-4 1-2 3-H 1B F B S D X 2-2 FC4-6 ③ 1-2f									4	0	2	1	0	1	3
17 David Newhan, L (8, PH) OBP: 0.286, SLG: 0.286										1	1	1	0	0	0	0
Aaron Sele, R (8, 1)										0	0	0	0	0	0	0
Aaron Heilman, R (9, 1)										0	0	0	0	0	0	0
20 Shawn Green, L (1, 9) OBP: 0.400, SLG: 0.458	C S B F B F F C 2-3 K ①		X 0-0 G4-3 ① C F C 0-3 K ③			B B F C F X 2-2 1-3 1B		X 0-0 22 1B 1-3 1B		5	0	2	0	0	2	3
22 Jose Valentin, S (1, 4) OBP: 0.354, SLG: 0.395	C F X 0-2 FC5-4 33 BB 1-2f 2-3 ②		C B X 1-1 33 SH2-4 1B		X 0-0 7 2B 1B	X 0-0 F9 ③		B X 1-0 1-3 3-H 1B		5	1	3	1	0	0	4
33 John Maine, R (1, 1) OBP: 0.250, SLG: 0.143	B B B C F B 4-2 7 FC5-4 1-2 BB		X 0-0 SH2-4 ② 1-2		L L B C 1-3 K ①	C S F B S 1-3 K ① C X		0-1 G3-1 ③		2	0	0	0	1	2	1
10 Endy Chavez, L (8, PH) OBP: 0.333, SLG: 0.667										1	0	0	0	0	0	2
	(8, 7)															

TOP

New York Mets @ Florida Marlins
Dolphin Stadium, Miami, FL
Wed Apr 18 2007, 7:05 PM EDT
Att. 17,219 - Clear - 80 F

livebaseballscorecards.com

AB	44
R	9
H	17
RBI	8
BB	2
SO	8
LOB	23

Inning Stats	1	2	3	4	5	6	7	8	9
	R: 4 E: 2 K: 1 S: 22	H: 4 LOB: 3 BB: 1 P: 34	R: 0 E: 0 K: 0 S: 16	H: 1 LOB: 2 BB: 1 P: 24	R: 0 E: 0 K: 0 S: 6	H: 1 LOB: 1 BB: 0 P: 8	R: 2 E: 0 K: 2 S: 14	H: 2 LOB: 1 BB: 0 P: 20	R: 2 E: 0 K: 1 S: 11	H: 2 LOB: 0 BB: 0 P: 16
	R: 0 E: 0 K: 1 S: 13	H: 2 LOB: 2 BB: 0 P: 18	R: 0 E: 0 K: 2 S: 10	H: 1 LOB: 1 BB: 0 P: 15	R: 1 E: 0 K: 1 S: 11	H: 3 LOB: 2 BB: 0 P: 12	R: 0 E: 0 K: 0 S: 7	H: 1 LOB: 0 BB: 0 P: 13		

PITCHER		IP	WLS	BF	H	R	ER	SO	BB	IBB	HBP	BLK	WP	HR	S	P	ERA	WHIP	PITCHER	IP	WLS	BF	H	R	ER	SO	BB	IBB	HBP	BLK	WP	HR	S	P	ERA	WHIP
Dontrelle Willis, L ERA: 4.88	(1, 1)	5.0	L	30	10	8	6	4	2	0	1	0	0	1	69	102	10.80	2.400																	
22 Matt Lindstrom, R ERA: 3.0	(6, 1)	1.0		5	2	0	0	1	0	0	0	0	0	0	13	18	0.00	2.000																	
48 Lee Gardner, R ERA: 2.25	(7, 1)	2.0		10	4	1	1	3	0	0	0	0	0	0	21	27	4.50	2.000																	
Randy Messenger, R ERA:	(9, 1)	1.0		3	1	0	0	0	0	0	0	0	0	0	7	13	0.00	1.000																	

1B: 13	SF: 0	WP: 0	PA: 48
2B: 3	SAC: 1	PB: 1	
3B: 0	DP: 1	SB: 0	
HR: 1	HBP: 1	CS: 0	

BOTTOM

New York Mets @ Florida Marlins

Dolphin Stadium, Miami, FL

Wed Apr 18 2007, 7:05 PM EDT

Att. 17,219 - Clear - 80 F

livebaseballscorecards.com

Batter	1	2	3	4	5	6	7	8	9	AB	R	H	RBI	BB	SO	LOB
2 Hanley Ramirez, R (1, 6) OBP: 0.449, SLG: 0.674	B F X 1-1 G6-3 ①		B X 1-0 F8 ③			C C S 0-3 K ①		C C B B X 2-2 2B		4	0	1	0	0	1	2
6 Dan Uggla, R (1, 4) OBP: 0.308, SLG: 0.375	C S B B S 1-3 K ②			F B C B F S 2-3 K ①		X 0-0 G6-4-3 ② ③ 1-2f		C X 0-1 G5-3 ③		4	0	0	0	0	2	2
Miguel Cabrera, R (1, 5) OBP: 0.435, SLG: 0.647 8 Aaron Boone, R (8, 5) OBP: 0.267, SLG: 0.250	F B F F X 1-2 P4 ③			F X 0-1 G4-3 ②			B C F B X 2-2 14 FC3-6 1B		B X 1-0 P4 ①	3 1	0 0	1 0	0 0	0 0	0 0	0 0
17 Mike Jacobs, L (1, 3) OBP: 0.400, SLG: 0.542		C B S B F S 2-3 K ①		B S B B F F F B 4-2 BB			F S C 0-3 K ①		X 0-0 F8 ②	3	0	0	0	1	2	1
14 Josh Willingham, R (1, 7) OBP: 0.321, SLG: 0.431		S B C B C 2-3 K ②		B F F X 1-2 P5 ③			S S B X 1-2 FC3-6 HR 1-2f ②		X 0-0 F9 ③	4	1	0	0	0	1	2
Joe Borchard, S (1, 9) OBP: 0.367, SLG: 0.419		B B S S S 2-3 K ③			C S B B B F F B 4-2 20 G5-4-3 BB		B S S F B X 2-2 1-H HR			2	1	1	2	1	1	0
4 Alfredo Amezaga, S (1, 8) OBP: 0.313, SLG: 0.433			X 0-0 P4 ①		C B S B F B X 3-2 P4 ①		C B B X 2-1 G4-3 ③			3	0	0	0	0	0	1
20 Matt Treanor, R (1, 2) OBP: 0.333, SLG: 0.400			B S C B F B B 4-2 SH5-4 BB		B X 1-0 G5-4-3 ② ③ 1-2f			C X 0-1 G5-3 ①		2	0	0	0	1	0	1
Dontrelle Willis, L (1, 1) 22 Matt Lindstrom, R (6, 1) 1 Eric Reed, L (6, PH) 48 Lee Gardner, R (7, 1) Jason Wood, R (8, PH) OBP: 0.125, SLG: 0.250 Randy Messenger, R (9, 1)			B X 1-0 SH5-4 ② 1-2			B B B B 4-0 6 G6-4-3 BB		B F B B F X 3-2 F8 ②		0 0 0 0 1 0	0 0 0 0 0 0	0 0 0 0 0 0	0 0 0 0 0 0	0 0 1 0 0 0	0 0 0 0 0 0	0 0 0 0 0 0
Inning Stats	R: 0 E: 0 K: 1 S: 9 H: 0 LOB: 0 BB: 0 P: 12	R: 0 E: 0 K: 3 S: 10 H: 0 LOB: 0 BB: 0 P: 16	R: 0 E: 0 K: 0 S: 6 H: 0 LOB: 1 BB: 1 P: 12	R: 0 E: 0 K: 1 S: 13 H: 0 LOB: 1 BB: 1 P: 20	R: 0 E: 0 K: 0 S: 9 H: 0 LOB: 0 BB: 1 P: 17	R: 0 E: 0 K: 1 S: 4 H: 0 LOB: 0 BB: 1 P: 8	R: 2 E: 0 K: 1 S: 15 H: 2 LOB: 0 BB: 0 P: 22	R: 0 E: 0 K: 0 S: 10 H: 1 LOB: 1 BB: 0 P: 15	R: 0 E: 0 K: 0 S: 3 H: 0 LOB: 0 BB: 0 P: 4	1B: 1 2B: 1 3B: 0 HR: 1	SF: 0 SAC: 1 DP: 2 HBP: 0	WP: 0 PB: 0 SB: 0 CS: 0	PA: 32				

	AB	27
	R	2
	H	3
	RBI	2
	BB	4
	SO	7
	LOB	9

PITCHER		IP	WLS	BF	H	R	ER	SO	BB	IBB	HBP	BLK	WP	HR	S	P	ERA	WHIP
33 John Maine, R ERA: 1.93	(1, 1)	7.0	W	25	2	2	2	7	4	0	0	0	0	1	66	107	2.57	0.857
Aaron Sele, R ERA: 2.84	(8, 1)	1.0		4	1	0	0	0	0	0	0	0	0	0	10	15	0.00	1.000
Aaron Heilman, R ERA: 4.91	(9, 1)	1.0		3	0	0	0	0	0	0	0	0	0	0	3	4	0.00	0.000

PITCHER	IP	WLS	BF	H	R	ER	SO	BB	IBB	HBP	BLK	WP	HR	S	P	ERA	WHIP

New York Mets @ Florida Marlins

Dolphin Stadium, Miami, FL

Thu Apr 19 2007, 7:05 PM EDT

Att. 18,115 - Clear - 79 F

TOP

livebaseballscorecards.com

Batter	1	2	3	4	5	6	7	8	9	AB	R	H	RBI	BB	SO	LOB
7 José Reyes, S (1, 6) OBP: 0.457, SLG: 0.593	K		21 2B 3B	K		15 FC5-4 BB	P4		15 2B BB	4	2	1	0	2	2	3
15 Carlos Beltrán, S (1, 8) OBP: 0.418, SLG: 0.649	18 1B 2B		K	HR		FC5-4		18 1B 1B	2B	6	2	4	2	0	1	3
18 Moises Alou, R (1, 7) OBP: 0.436, SLG: 0.531	1B		21 2B BB	G6-3		K		K	K	4	1	2	1	1	1	2
3 Damion Easley, R (8, 5)										1	0	0	0	0	1	1
21 Carlos Delgado, L (1, 3) OBP: 0.277, SLG: 0.271	K		20 2B 2B		K		G1-3	L3		5	1	1	2	0	2	3
5 David Wright, R (1, 5) OBP: 0.403, SLG: 0.418	K		20 BB		20 FC4-6 1B		K	BB		3	1	1	0	2	2	1
40 Ambiorix Burgos, R (8, 1)										0	0	0	0	0	0	0
13 Billy Wagner, L (9, 1)										0	0	0	0	0	0	0
20 Shawn Green, L (1, 9) OBP: 0.400, SLG: 0.491		G4-3	11 HR 2B		FC4-6 11 FC6-4		11 1B 2B		G1-3	5	2	2	2	0	0	3
11 Ramon Castro, R (1, 2) OBP: 0.438, SLG: 0.786		F7	HR		FC6-4		26 1B 22 BB 1B		K	5	1	2	3	0	1	1
22 Jose Valentin, S (1, 4) OBP: 0.377, SLG: 0.468		L9	K			15 FC5-4 7 BB 1B	26 1B BB		HR	4	1	2	1	1	1	0
26 Orlando Hernandez, R (1, 1) OBP: 0.273, SLG: 0.364			F8	F7		K			G3	4	0	1	0	0	1	1
10 Endy Chavez, L (8, 7) OBP: 0.300, SLG: 0.600										1	0	0	0	0	0	0

Inning Stats	1	2	3	4	5	6	7	8	9
R:	1	0	6	1	0	0	1	0	2
E:	0	0	0	0	0	0	0	0	0
K:	3	0	2	1	1	2	1	0	2
S:	15	8	25	11	9	11	18	8	13
H:	2	0	4	1	1	1	3	2	2
LOB:	1	0	2	0	1	2	3	2	1
BB:	0	0	2	0	0	1	1	1	1
P:	21	11	44	16	16	18	27	15	25

1B:	7
2B:	6
3B:	1
HR:	3
SF:	0
SAC:	0
DP:	1
HBP:	0

WP:	0
PB:	0
SB:	0
CS:	0
PA:	48

AB	42
R	11
H	16
RBI	11
BB	6
SO	12
LOB	18

PITCHER		IP	WLS	BF	H	R	ER	SO	BB	IBB	HBP	BLK	WP	HR	S	P	ERA	WHIP
56 Rick Van Den Hurk, R ERA: 9.0	(1, 1)	4.0	L	21	7	8	8	6	2	0	0	0	0	2	59	92	18.00	2.250
37 Renyel Pinto, L ERA: 2.08	(5, 1)	2.0		9	2	0	0	3	1	0	0	0	0	0	20	34	0.00	1.500
48 Lee Gardner, R ERA: 3.0	(7, 1)	1.0		7	3	1	1	1	1	0	0	0	0	0	18	27	9.00	4.000
57 Taylor Tankersley, L ERA: 3.0	(8, 1)	1.0		5	2	0	0	0	1	0	0	0	0	0	8	15	0.00	3.000
77 Henry Owens, R ERA: 2.0	(9, 1)	1.0		6	2	2	2	2	1	0	0	0	0	1	13	25	18.00	3.000

PITCHER	IP	WLS	BF	H	R	ER	SO	BB	IBB	HBP	BLK	WP	HR	S	P	ERA	WHIP

BOTTOM

Batter	1	2	3	4	5	6	7	8	9	AB	R	H	RBI	BB	SO	LOB
2 Hanley Ramirez, R (1, 6) OBP: 0.434, SLG: 0.638	1-1 6 S 6 E 1B		2-3 K ①		1-3 K ③			2-3 K ②		4	1	1	0	0	3	0
6 Dan Uggla, R (1, 4) OBP: 0.319, SLG: 0.373 77 Henry Owens, R (9, 1)	1 SAFE 1 SAFE 2-1 E5 SH2-3 17 G4-3 1-H 1B		2-3 K ②			2-0 F9 ①		2-1 HBP		3 0	1 0	1 0	0 0	0 0	1 0	0 0
Miguel Cabrera, R (1, 5) OBP: 0.435, SLG: 0.647 8 Aaron Boone, R (3, 5) OBP: 0.278, SLG: 0.333	0-0 SH2-3 2-3		1-3 K ③			1-1 17 G4-3 2B		1-3 K ③		0 3	0 0	0 1	0 0	0 0	0 2	0 1
17 Mike Jacobs, L (1, 3) OBP: 0.397, SLG: 0.520 Jason Wood, R (9, PH) OBP: 0.111, SLG: 0.222	1-0 G4-3 3-H			4-2 BB ②		0-0 G4-3 2-3 ②			0-1 E5 14 BB 1B	2 1	0 1	0 0	1 0	1 0	0 0	1 0
14 Josh Willingham, R (1, 7) OBP: 0.333, SLG: 0.415	4-0 S BB			2-2 P4 ①		3-3 K ③			4-2 1B 1-2 BB	2	0	0	0	2	1	2
Joe Borchard, S (1, 9) OBP: 0.340, SLG: 0.383	3-2 P6 1-2 ③			1-3 K ②			3-3 K ①		0-3 K ①	4	0	0	0	0	3	4
Miguel Olivo, R (1, 2) OBP: 0.260, SLG: 0.313		0-1 G5-3 ①		1-3 K ③			1-1 P4 ②		0-1 1-2 2-H 1B	4	0	1	1	0	1	1
4 Alfredo Amezaga, S (1, 8) OBP: 0.278, SLG: 0.382 (9, 4)		2-2 G3 ②			1-2 G4-3 ①		0-1 L8 ③		0-3 K ②	4	0	0	0	0	1	2
56 Rick Van Den Hurk, R (1, 1) OBP: 0.333, SLG: 0.333 37 Renyel Pinto, L (5, 1) 48 Lee Gardner, R (7, 1) 57 Taylor Tankersley, L (8, 1) 1 Eric Reed, L (8, PH) (9, 8)		1-3 K ③			1-3 K ②			3-2 F7 ①	2-3 K ③	1 1 0 0 2	0 0 0 0 0	0 0 0 0 0	0 0 0 0 0	1 1 0 0 1	0 0 0 0 2	0 0 0 0 2
Inning Stats	R: 2 E: 1 K: 0 S: 9 H: 2 LOB: 1 BB: 1 P: 20	R: 0 E: 0 K: 1 S: 8 H: 0 LOB: 0 BB: 0 P: 11	R: 0 E: 0 K: 3 S: 9 H: 0 LOB: 0 BB: 0 P: 14	R: 0 E: 0 K: 2 S: 13 H: 0 LOB: 1 BB: 1 P: 21	R: 0 E: 0 K: 2 S: 9 H: 0 LOB: 0 BB: 0 P: 12	R: 0 E: 0 K: 1 S: 8 H: 1 LOB: 1 BB: 0 P: 14	R: 0 E: 0 K: 1 S: 7 H: 0 LOB: 0 BB: 0 P: 11	R: 0 E: 0 K: 2 S: 10 H: 0 LOB: 1 BB: 0 P: 18	R: 1 E: 1 K: 3 S: 17 H: 1 LOB: 2 BB: 1 P: 23	1B: 3 2B: 1 3B: 0 HR: 0 SF: 0 SAC: 1 DP: 0 HBP: 1						

PITCHER		IP	WLS	BF	H	R	ER	SO	BB	IBB	HBP	BLK	WP	HR	S	P	ERA	WHIP
26 Orlando Hernandez, R ERA: 3.24	(1, 1)	7.0	W	26	3	2	1	10	2	0	0	0	0	0	63	103	1.29	0.714
40 Ambiorix Burgos, R ERA: 3.68	(8, 1)	1.0		4	0	0	0	2	0	0	1	0	0	0	10	18	0.00	0.000
13 Billy Wagner, L ERA:	(9, 1)	1.0		6	1	1	0	3	1	0	0	0	0	0	17	23	0.00	2.000

PITCHER	IP	WLS	BF	H	R	ER	SO	BB	IBB	HBP	BLK	WP	HR	S	P	ERA	WHIP

New York Mets @ Florida Marlins

Dolphin Stadium, Miami, FL

Thu Apr 19 2007, 7:05 PM EDT

Att. 18,115 - Clear - 79 F

livebaseballscorecards.com

AB	31
R	3
H	4
RBI	2
BB	3
SO	15
LOB	13

WP: 0 PB: 0 SB: 2 CS: 0 PA: 36

Atlanta Braves @ New York Mets

Shea Stadium, Flushing, NY

Fri Apr 20 2007, 7:10 PM EDT

Att. 47,547 - Clear - 52 F

TOP

livebaseballscorecards.com

Batter	1	2	3	4	5	6	7	8	9	AB	R	H	RBI	BB	SO	LOB
2 Kelly Johnson, L (1, 4) OBP: 0.412, SLG: 0.464	3-2 10 HR 11 G5-3 1B		3-2 ① G3	4-0 BB			3-3 ① K	2-2 1B		4	1	2	0	1	1	0
11 Edgar Renteria, R (1, 6) OBP: 0.371, SLG: 0.435	1 SAFE 3-1 ① G5-3 1-2		0-1 ② G6-3	0-0 ③ F7			0-1 10 E 7 BB 2B	1-2 ① P3		5	1	1	0	0	0	4
10 Chipper Jones, S (1, 5) OBP: 0.411, SLG: 0.567	0-0 2-H HR		4-1 HBP 16 2B BB		2-2 ① F8		0-2 E6 7 BB BB BB 2-3	1-0 ② F9		4	3	1	2	1	0	2
Andruw Jones, R (1, 8) OBP: 0.343, SLG: 0.411	2-1 ② F7		4-1 16 2B 7 WP HBP 1-2		0-0 2B		4-1 BB 7 BB WP BB 1-2	2-3 ③ K		3	2	1	0	1	1	1
16 Brian McCann, L (1, 2) OBP: 0.400, SLG: 0.537	2-2 1B		3-2 7 WP 2B 1-3 2-H		1-1 ② G5-3		0-3 ② K		1-0 ① G3-1	5	0	2	1	0	1	4
7 Jeff Francoeur, R (1, 9) OBP: 0.338, SLG: 0.475	2-3 ③ K		3-3 ③ K 2-3 3-H		0-0 ③ P4		4-1 WP BB 1-2 2-3 3-H BB		2-1 PB 2B	4	0	1	1	1	2	3
Scott Thorman, L (1, 3) OBP: 0.257, SLG: 0.438		0-3 ① K		1-2 ① P6		1-3 ① K			1-1 ② G1-3	3	0	0	0	0	2	0
Craig Wilson, R (7, PH) OBP: 0.333, SLG: 0.154 (7, 3)							4-1 WP 1-2 2-3 3-H BB			1	0	0	1	1	0	1
Ryan Langerhans, L (1, 7) OBP: 0.194, SLG: 0.065		0-0 ② P5		1-1 ② G4-3		0-1 ② G6-3	4-1 1-2 2-3 3-H BB		3-3 ③ K 2-3	4	0	0	0	1	1	1
15 Tim Hudson, R (1, 1) OBP: 0.273, SLG: 0.300		0-1 ③ G5-3		3-1 2B		2-2 ③ G1-3	1-1 ③ P2			4	0	1	0	0	0	3
39 Rafael Soriano, R (9, 1)										0	0	0	0	0	0	0

	AB	37
	R	7
	H	9
	RBI	5
	BB	6
	SO	8
	LOB	19

Inning Stats										
	R: 2 E: 0 K: 1 S: 14	H: 3 LOB: 1 BB: 0 P: 26	R: 0 E: 0 K: 1 S: 6	H: 0 LOB: 0 BB: 0 P: 6	R: 2 E: 0 K: 1 S: 16	H: 1 LOB: 1 BB: 1 P: 33	R: 0 E: 0 K: 0 S: 8	H: 1 LOB: 2 BB: 1 P: 17	R: 0 E: 0 K: 0 S: 7	H: 1 LOB: 1 BB: 0 P: 10
	R: 0 E: 0 K: 1 S: 8	H: 0 LOB: 0 BB: 0 P: 11	R: 3 E: 1 K: 2 S: 17	H: 1 LOB: 3 BB: 4 P: 37	R: 0 E: 0 K: 1 S: 12	H: 1 LOB: 1 BB: 0 P: 18	R: 0 E: 0 K: 1 S: 8	H: 1 LOB: 1 BB: 0 P: 15	1B: 3 2B: 5 3B: 0 HR: 1	SF: 0 SAC: 0 DP: 0 HBP: 1
	WP: 2 PB: 1 SB: 0 CS: 0	PA: 44								

PITCHER		IP	WLS	BF	H	R	ER	SO	BB	IBB	HBP	BLK	WP	HR	S	P	ERA	WHIP
34 Mike Pelfrey, R ERA: 5.06	(1, 1)	5.0	L	24	6	4	4	3	2	0	1	0	1	1	51	92	7.20	1.600
25 Pedro Feliciano, L ERA:	(6, 1)	1.2		9	1	3	0	3	2	0	0	0	0	0	21	35	0.00	1.800
40 Ambiorix Burgos, R ERA: 3.52	(7, 1)	0.1		3	0	0	0	0	2	0	0	0	1	0	4	13	0.00	6.000
Scott Schoeneweis, L ERA:	(8, 1)	1.0		4	1	0	0	1	0	0	0	0	0	0	12	18	0.00	1.000
35 Joe Smith, R ERA:	(9, 1)	1.0		4	1	0	0	1	0	0	0	0	0	0	8	15	0.00	1.000

PITCHER	IP	WLS	BF	H	R	ER	SO	BB	IBB	HBP	BLK	WP	HR	S	P	ERA	WHIP

Atlanta Braves @ New York Mets

Shea Stadium, Flushing, NY

Fri Apr 20 2007, 7:10 PM EDT

Att. 47,547 - Clear - 52 F

BOTTOM

Batter	1	2	3	4	5	6	7	8	9	AB	R	H	RBI	BB	SO	LOB
7 José Reyes, S (1, 6) OBP: 0.446, SLG: 0.571	B C B F F S 2-3 ① K			C B X 1-1 ① G3-1	C F F X 0-2 ③ FC4-6 1-2f			X 0-0 16 G1-6-3 1-2 1B		4	0	1	0	0	1	3
16 Paul Lo Duca, R (1, 2) OBP: 0.309, SLG: 0.292	C B B S X 2-2 ② F8			B C X 1-1 ② G5-3		X 0-0 ① G5-3		C F X 0-2 ②③ G1-6-3 1-2f		4	0	0	0	0	0	2
15 Carlos Beltrán, S (1, 8) OBP: 0.423, SLG: 0.667	F S F X 0-2 ③ F9			B B C B B 4-1 BB		X 0-0 ② F7			F B B F F B X 3-2 18 FC6-4 3B	3	1	1	0	1	0	0
21 Carlos Delgado, L (1, 3) OBP: 0.261, SLG: 0.254		B X 1-0 ① F8		C 1 SAFE B X 1-1 ③ P5		C B B F F X 2-2 ③ G3-1			S B F F X 1-2 ① F9	4	0	0	0	0	0	2
5 David Wright, R (1, 5) OBP: 0.394, SLG: 0.397		B C B F S 2-3 ② K			B C F B X 2-2 ① G6-3		B C S S X 2-2 ① G6-3		B S B B B 4-1 18 FC6-4 BB	3	0	0	0	1	1	0
18 Moises Alou, R (1, 7) OBP: 0.441, SLG: 0.528		F B B B F F B C 3-3 ③ K			F B C X 1-2 22 FC3-6 20 1B 1B		C B B B X 3-1 20 G6-4-3 1B		B X 1-0 ② FC6-4 20 HR 1-2f 3-H	4	1	2	1	0	1	1
20 Shawn Green, L (1, 9) OBP: 0.406, SLG: 0.544			C X 0-1 ① G4-3		X 0-0 22 FC3-6 1-2 1B		B D C X 2-1 ②③ G6-4-3 1-2f		B C X 1-1 2-H HR	4	1	2	2	0	0	1
22 Jose Valentin, S (1, 4) OBP: 0.351, SLG: 0.431			B F B S X 2-2 ② G3		X 0-0 ② FC3-6 17 BB 1-2f 2-3			B X 1-0 ① F7	C B F X 1-2 ③ F9	4	0	0	0	0	0	2
34 Mike Pelfrey, R (1, 1) 17 David Newhan, L (5, PH) OBP: 0.375, SLG: 0.286 25 Pedro Feliciano, L (6, 1) 40 Ambiorix Burgos, R (7, 1) Scott Schoeneweis, L (8, 1) 10 Endy Chavez, L (8, PH) OBP: 0.364, SLG: 0.636 35 Joe Smith, R (9, 1)			B X 1-0 ③ G1-3		B S B B B 4-1 7 FC4-6 1-2 BB			C B C F F B X 2-2 7 1B 1B		1 0 0 0 0 0 1 0	0 0 0 0 0 0 0 0	0 0 0 0 0 0 1 0	0 0 0 0 0 0 0 0	0 1 0 0 0 0 0 0	0 0 0 0 0 0 0 0	0 0 0 0 0 0 0 0
Inning Stats	R: 0 E: 0 K: 1 S: 11 H: 0 LOB: 0 BB: 0 P: 15	R: 0 E: 0 K: 2 S: 8 H: 0 LOB: 0 BB: 0 P: 14	R: 0 E: 0 K: 0 S: 6 H: 0 LOB: 0 BB: 0 P: 9	R: 0 E: 0 K: 0 S: 7 H: 0 LOB: 1 BB: 1 P: 14	R: 0 E: 0 K: 0 S: 13 H: 2 LOB: 3 BB: 1 P: 20	R: 0 E: 0 K: 0 S: 6 H: 0 LOB: 0 BB: 0 P: 8	R: 0 E: 0 K: 0 S: 7 H: 1 LOB: 0 BB: 0 P: 14	R: 0 E: 0 K: 0 S: 10 H: 2 LOB: 1 BB: 0 P: 13	R: 3 E: 1 K: 0 S: 15 H: 2 LOB: 0 BB: 1 P: 26	1B: 5 2B: 0 3B: 1 HR: 1	SF: 0 SAC: 0 DP: 2 HBP: 0						

	AB	32
	R	3
	H	7
	RBI	3
	BB	3
	SO	3
	LOB	11

WP: 0 PB: 0 SB: 0 CS: 0 PA: 35

livebaseballscorecards.com

PITCHER		IP	WLS	BF	H	R	ER	SO	BB	IBB	HBP	BLK	WP	HR	S	P	ERA	WHIP
15 Tim Hudson, R ERA: 0.62	(1, 1)	8.0	W	29	5	0	0	3	2	0	0	0	0	0	68	107	0.00	0.875
39 Rafael Soriano, R ERA: 7.36	(9, 1)	1.0		6	2	3	3	0	1	0	0	0	0	1	15	26	27.00	3.000

PITCHER	IP	WLS	BF	H	R	ER	SO	BB	IBB	HBP	BLK	WP	HR	S	P	ERA	WHIP

Atlanta Braves @ New York Mets

Shea Stadium, Flushing, NY

Sat Apr 21 2007, 1:10 PM EDT

Att. 55,143 - Cloudy - 72 F

TOP

livebaseballscorecards.com

Batter	1	2	3	4	5	6	7	8	9	AB	R	H	RBI	BB	SO	LOB
2 Kelly Johnson, L (1, 4) OBP: 0.397, SLG: 0.433	B C C B S 2-3 ① K		C C B B S 2-3 ③ K			F C B C 1-3 ① K	B C F S 1-3 ② K		B C B B B 4-1 11 G6-4-3 BB	4	0	0	0	1	4	1
11 Edgar Renteria, R (1, 6) OBP: 0.373, SLG: 0.448	F C B B S 2-3 ② K			C X 0-1 ① P3		X 0-0 10 1B 2B 1B	X 0-0 1-3 2B		F B S X 1-2 ②③ G6-4-3 1-2f	5	1	2	0	0	1	1
10 Chipper Jones, S (1, 5) OBP: 0.429, SLG: 0.587	C C X 0-2 2B			X 0-0 ② G6-3		B B C X 2-1 2B 1-2 1B	C F F B B D B 4-2 BB			3	0	2	0	1	0	0
Andruw Jones, R (1, 8) OBP: 0.351, SLG: 0.433	C F X 0-2 ③ P4			C X 0-1 1B		B F C X 1-2 1-3 2-H 2B	C S B S 1-3 ③ K			4	0	2	1	0	1	4
7 Jeff Francoeur, R (1, 9) OBP: 0.319, SLG: 0.444		C F S 0-3 ① K2-3		F F 1 SAFE B B F S 2-3 ③ K		X 0-0 ② P2		X 0-0 ① P4		4	0	0	0	0	2	3
16 Brian McCann, L (1, 2) OBP: 0.406, SLG: 0.569		F X 0-1 ② P5			B S F B F F X 2-2 2B	B S F B F F X 2-2 ③ G4-3		C F B B F F X 2-2 23 G3-1 2B		4	0	2	0	0	0	2
23 Matt Diaz, R (1, 7) OBP: 0.282, SLG: 0.378		S X 0-1 ③ P6			B S F X 1-2 ① F9		C B X 1-1 ① F9	F B F F X 1-2 ② G3-1 2-3		4	0	0	0	0	0	2
Craig Wilson, R (1, 3) OBP: 0.324, SLG: 0.200			X 0-0 ① F9		C T B B S 2-3 ② K		B X 1-0 1B 2B	B B F C F S 2-3 ③ K		4	1	1	0	0	2	2
36 Chuck James, L (1, 1) Tyler Yates, R (6, 1) Chris Woodward, R (7, PH) OBP: 0.350, SLG: 0.294 58 Peter Moylan, R (7, 1) 8 Brayan Peña, S (9, PH) OBP: 0.200, SLG: 0.500			C C S 0-3 ② K		B C F F B X 2-2 ③ F7		B B X 2-0 11 2B 2-H 1B		F F B X 1-2 ① G5-3	2 0 1 0 1	0 0 0 0 0	0 0 1 0 0	0 0 1 0 0	0 0 0 0 0	1 0 0 0 0	1 0 0 0 0
Inning Stats	R: 0 H: 1 E: 0 LOB: 1 K: 2 BB: 0 S: 12 P: 16	R: 0 H: 0 E: 0 LOB: 0 K: 1 BB: 0 S: 7 P: 7	R: 0 H: 0 E: 0 LOB: 0 K: 2 BB: 0 S: 7 P: 9	R: 0 H: 1 E: 0 LOB: 1 K: 1 BB: 0 S: 9 P: 11	R: 0 H: 1 E: 0 LOB: 1 K: 1 BB: 0 S: 15 P: 22	R: 1 H: 3 E: 0 LOB: 2 K: 1 BB: 0 S: 14 P: 20	R: 1 H: 3 E: 0 LOB: 3 K: 2 BB: 1 S: 14 P: 24	R: 0 H: 1 E: 0 LOB: 1 K: 1 BB: 0 S: 15 P: 20	R: 0 H: 0 E: 0 LOB: 0 K: 0 BB: 1 S: 7 P: 13	1B: 4 SF: 0 2B: 6 SAC: 0 3B: 0 DP: 1 HR: 0 HBP: 0						

	AB	36
	R	2
	H	10
	RBI	2
	BB	2
	SO	11
	LOB	16

		WP: 0	PA: 38
		PB: 0	
		SB: 0	
		CS: 0	

PITCHER		IP	WLS	BF	H	R	ER	SO	BB	IBB	HBP	BLK	WP	HR	S	P	ERA	WHIP
46 Oliver Pérez, L ERA: 3.31	(1, 1)	6.2	W	29	9	2	2	9	0	0	0	0	0	0	72	98	2.70	1.350
Scott Schoeneweis, L ERA:	(7, 1)	0.0		1	0	0	0	0	1	0	0	0	0	0	3	7	∞	∞
35 Joe Smith, R ERA:	(7, 1)	0.1	H	1	0	0	0	1	0	0	0	0	0	0	3	4	0.00	0.000
Aaron Heilman, R ERA: 3.86	(8, 1)	1.0		4	1	0	0	1	0	0	0	0	0	0	15	20	0.00	1.000
13 Billy Wagner, L ERA:	(9, 1)	1.0		3	0	0	0	0	1	0	0	0	0	0	7	13	0.00	1.000

PITCHER	IP	WLS	BF	H	R	ER	SO	BB	IBB	HBP	BLK	WP	HR	S	P	ERA	WHIP

Atlanta Braves @ New York Mets

Shea Stadium, Flushing, NY

Sat Apr 21 2007, 1:10 PM EDT

Att. 55,143 - Cloudy - 72 F

BOTTOM

livebaseballscorecards.com

Batter	1	2	3	4	5	6	7	8	9	AB	R	H	RBI	BB	SO	LOB
7 José Reyes, S (1, 6) OBP: 0.456, SLG: 0.632	E1 (5 F9 15 1B) 1B	FC1-6 (5 S) 1-2f		2B		HR	F7			5	2	3	1	0	0	2
5 David Wright, R (1, 5) OBP: 0.380, SLG: 0.371	F9 2-3	1 SAFE K 1-2		K		15 3B BB		G6-3		4	1	0	0	1	2	3
15 Carlos Beltrán, S (1, 8) OBP: 0.447, SLG: 0.723 10 Endy Chavez, L (9, 8) OBP: 0.364, SLG: 0.636	21 2B 3-H 1B		21 F9 18 SF8 2B		11 HR 1B	1 SAFE 1-H 3B		G3		5 0	2 0	4 0	2 0	0 0	0 0	0 0
21 Carlos Delgado, L (1, 3) OBP: 0.270, SLG: 0.269	1 SAFE 1-3 2B		F9 2-3		L7 SAFE	IBB		G3		4	0	1	0	1	0	2
18 Moises Alou, R (1, 7) OBP: 0.429, SLG: 0.509	IBB		SF8 3-H		P3	F9				2	0	0	1	1	0	3
11 Ramon Castro, R (1, 2) OBP: 0.450, SLG: 0.882	P4		BB		1 SAFE 1-H HR	L8				3	1	1	2	1	0	5
20 Shawn Green, L (1, 9) OBP: 0.382, SLG: 0.508	F9	G3			P5		K			4	0	0	0	0	1	4
3 Damion Easley, R (1, 4) OBP: 0.250, SLG: 0.400		P6		P5		HR	F8			4	1	1	1	0	0	0
46 Oliver Pérez, L (1, 1) OBP: 0.286, SLG: 0.286 Scott Schoeneweis, L (7, 1) 35 Joe Smith, R (7, 1) 17 David Newhan, L (7, PH) OBP: 0.444, SLG: 0.286 Aaron Heilman, R (8, 1) 13 Billy Wagner, L (9, 1)		7 FC1-6 1B		P2		K	BB			3 0 0 0 0 0 0	0 0 0 0 0 0 0	1 0 0 0 0 0 0	0 0 0 0 0 0 0	0 0 0 1 0 0 0	1 0 0 0 0 0 0	0 0 0 0 0 0 0
Inning Stats	R: 1 E: 1 K: 0 S: 14 H: 3 LOB: 3 BB: 1 P: 25	R: 0 E: 0 K: 1 S: 8 H: 1 LOB: 1 BB: 0 P: 14	R: 1 E: 0 K: 0 S: 10 H: 1 LOB: 1 BB: 1 P: 17	R: 0 E: 0 K: 1 S: 9 H: 1 LOB: 1 BB: 0 P: 12	R: 2 E: 0 K: 0 S: 11 H: 2 LOB: 0 BB: 0 P: 18	R: 3 E: 0 K: 1 S: 15 H: 3 LOB: 2 BB: 2 P: 34	R: 0 E: 0 K: 1 S: 10 H: 0 LOB: 1 BB: 1 P: 19	R: 0 E: 0 K: 0 S: 4 H: 0 LOB: 0 BB: 0 P: 6		1B: 4 2B: 3 3B: 1 HR: 3	SF: 1 SAC: 0 DP: 0 HBP: 0					

	AB	34
	R	7
	H	11
	RBI	7
	BB	5
	SO	4
	LOB	19

WP: 0 PB: 0 SB: 1 CS: 0 PA: 40

PITCHER		IP	WLS	BF	H	R	ER	SO	BB	IBB	HBP	BLK	WP	HR	S	P	ERA	WHIP
36 Chuck James, L ERA: 4.22	(1, 1)	5.1	L	28	10	6	6	3	1	1	0	0	0	3	57	96	10.12	2.062
Tyler Yates, R ERA: 6.14	(6, 1)	0.2		5	1	1	1	0	1	1	0	0	0	0	10	24	13.50	3.000
58 Peter Moylan, R ERA: 9.0	(7, 1)	2.0		7	0	0	0	1	1	0	0	0	0	0	14	25	0.00	0.500

PITCHER	IP	WLS	BF	H	R	ER	SO	BB	IBB	HBP	BLK	WP	HR	S	P	ERA	WHIP

Batter	1	2	3	4	5	6	7	8	9	AB	R	H	RBI	BB	SO	LOB
2 Kelly Johnson, L (1, 4) OBP: 0.423, SLG: 0.547	X 0-0 HR		B B F X 2-1 11 1B 1B		C X 0-1 ③ F7		B B B C C F F B 4-2 11 HR BB	B B X 2-0 1-H 2-H HR		4	3	3	4	1	0	0
11 Edgar Renteria, R (1, 6) OBP: 0.375, SLG: 0.486	X 0-0 ① G3		B B 1 SAFE C 1 F F B X 3-2 1-3 1B			B B C M S 2-3 ① K	B X 1-0 1-H 2-H HR	F F F B F X 1-2 ③ G5-3		5	1	2	3	0	1	0
10 Chipper Jones, S (1, 5) OBP: 0.415, SLG: 0.574	C B X 1-1 ② G5-3		F B B F C 2-3 ③ K			B X 1-0 ② F8	S B B B X 3-1 2B		B B F B X 3-1 E5 16 SH1-3 HBP	5	0	1	0	0	1	2
Andruw Jones, R (1, 8) OBP: 0.380, SLG: 0.460	C B C X 1-2 ③ G6-3			F B X 1-1 2B		B B B C C F X 3-2 16 2B 7 1B 1B	I I I 4-0 IBB		F H 1-1 16 SH1-3 1-2 HBP	3	1	2	0	1	0	0
16 Brian McCann, L (1, 2) OBP: 0.397, SLG: 0.565		C B B F F B F F S 3-3 ① K	C B B B X 3-1 ① F8			X 0-0 7 1B 1-3 2B	B S B B C F B F F F 3-2 X F8 ③		L C X 0-2 ① SH1-3 1-2 2-3	4	1	1	0	0	1	3
7 Jeff Francoeur, R (1, 9) OBP: 0.325, SLG: 0.433		B B S S S B F X 3-2 ② F9	B B X 2-0 ② F8			B F B X 2-1 23 CS 2-H 3-H 1B		C B B X 2-1 I I I E4 23 FC3-6	4-0 IBB	4	0	1	2	1	0	1
23 Matt Diaz, R (1, 7) OBP: 0.256, SLG: 0.341 39 Rafael Soriano, R (8, 1) Chris Woodward, R (9, PH) OBP: 0.333, SLG: 0.278 28 Bob Wickman, R (9, 1)		B X 1-0 ③ G6-3	C B C B B T 3-2 ③ K			1 SAFE 0-0 ③ CS 1-2	C B X 1-1 ① G5-3	1 SAFE X 0-0 ① FC3-6 2 HR HBP 1-2f	C S C C 0-3 ② K	4 0 1 0	1 0 0 0	0 0 0 0	0 0 0 0	0 0 1 0	1 0 3 0	2 0 3 0
Craig Wilson, R (1, 3) OBP: 0.310, SLG: 0.176			X 0-0 ① G3		X 0-0 ① F8		B X 1-0 ② P4	1 SAFE F H 1-1 2 HR HBP 1-2	X 0-0 ③ F8	4	1	0	0	0	0	3
29 John Smoltz, R (1, 1) Steve Colyer, L (6, 1) Scott Thorman, L (7, PH) OBP: 0.278, SLG: 0.485 Tyler Yates, R (7, 1) Ryan Langerhans, L (8, PH) OBP: 0.189, SLG: 0.063 (8, 7)			C B F B F S 2-3 ② K		F F F B F X 1-2 ② G4-3		C X 0-1 11 HR 2B	C F S 0-3 ② K		2 0 1 0 1	0 0 1 0 0	0 0 1 0 0	0 0 0 0 0	1 0 0 0 0	0 0 0 0 1	0 0 0 0 2
Inning Stats	R: 1 H: 1 E: 0 LOB: 0 K: 0 BB: 0 S: 7 P: 9	R: 0 H: 0 E: 0 LOB: 0 K: 1 BB: 0 S: 11 P: 18	R: 0 H: 2 E: 0 LOB: 2 K: 2 BB: 0 S: 14 P: 23	R: 0 H: 1 E: 0 LOB: 1 K: 1 BB: 0 S: 8 P: 17	R: 0 H: 0 E: 0 LOB: 0 K: 0 BB: 0 S: 8 P: 9	R: 2 H: 3 E: 0 LOB: 0 K: 1 BB: 0 S: 11 P: 19	R: 3 H: 3 E: 0 LOB: 2 K: 0 BB: 2 S: 19 P: 36	R: 3 H: 1 E: 1 LOB: 0 K: 1 BB: 0 S: 13 P: 19	R: 0 H: 0 E: 1 LOB: 3 K: 1 BB: 1 S: 10 P: 18	1B: 4 SF: 0 2B: 4 SAC: 1 3B: 0 DP: 0 HR: 3 HBP: 2						

PITCHER		IP	WLS	BF	H	R	ER	SO	BB	IBB	HBP	BLK	WP	HR	S	P	ERA	WHIP
Tom Glavine, L ERA: 3.07	(1, 1)	6.0		24	7	3	3	5	0	0	0	0	0	1	59	95	4.50	1.167
40 Ambiorix Burgos, R ERA: 4.32	(7, 1)	0.2	H	3	1	1	1	0	0	0	0	0	0	0	5	7	13.50	1.500
Scott Schoeneweis, L ERA: 2.7	(7, 1)	0.1	B	5	2	2	2	0	1	1	0	0	0	1	14	29	54.00	9.000
Aaron Heilman, R ERA: 3.18	(8, 1)	1.0	L	6	1	3	0	1	0	0	1	0	0	1	13	19	0.00	1.000
25 Pedro Feliciano, L ERA:	(9, 1)	0.1		4	0	0	0	0	0	1	1	0	0	0	6	14	0.00	0.000

PITCHER		IP	WLS	BF	H	R	ER	SO	BB	IBB	HBP	BLK	WP	HR	S	P	ERA	WHIP
Aaron Sele, R ERA: 2.57	(9, 1)	0.2		2	0	0	0	1	0	0	0	0	0	0	4	4	0.00	0.000

TOP

Atlanta Braves @ New York Mets

Shea Stadium, Flushing, NY

Sun Apr 22 2007, 1:10 PM EDT

Att. 55,671 - Sunny - 70 F

livebaseballscorecards.com

AB	38
R	9
H	11
RBI	9
BB	3
SO	7
LOB	16

1B: 4	SF: 0
2B: 4	SAC: 1
3B: 0	DP: 0
HR: 3	HBP: 2

WP: 0	PA: 45
PB: 0	
SB: 0	
CS: 1	

BOTTOM

Atlanta Braves @ New York Mets

Shea Stadium, Flushing, NY

Sun Apr 22 2007, 1:10 PM EDT

Att. 55,671 - Sunny - 70 F

livebaseballscorecards.com

Batter	1	2	3	4	5	6	7	8	9	AB	R	H	RBI	BB	SO	LOB
7 José Reyes, S (1, 6) OBP: 0.452, SLG: 0.644	F7		FC4-6 16 S; 1-2f 2-3		1B	3B		P5		5	1	2	3	0	0	4
16 Paul Lo Duca, R (1, 2) OBP: 0.317, SLG: 0.321	G3-1		G6-3; 1-2		2B	1B		F8		5	0	2	1	0	0	4
15 Carlos Beltrán, S (1, 8) OBP: 0.420, SLG: 0.671	G4-3			G4-3	K	P6			K	5	0	0	0	0	2	3
21 Carlos Delgado, L (1, 3) OBP: 0.278, SLG: 0.268		L3		L3-1		20 BB 18 1B 22 1B; 1B	G6-3		5 FC6-4; BB	4	1	1	0	1	0	0
5 David Wright, R (1, 5) OBP: 0.368, SLG: 0.348		G1-3		BB	K	K	K		FC6-4 18 1B; 1-2f	4	0	0	0	1	2	2
18 Moises Alou, R (1, 7) OBP: 0.426, SLG: 0.500		P4		K	22 1B 20 BB 7 3B; 1-2; 1B		F9			5	1	2	0	0	1	1
20 Shawn Green, L (1, 9) OBP: 0.411, SLG: 0.569			FC1-5 22 E; 1B		HR	22 1B 7 3B; 1-2 2-3; BB		17 BB; 1B	G6-3	4	2	3	1	1	0	2
22 Jose Valentin, S (1, 4) OBP: 0.344, SLG: 0.418			E5 7 FC4-6 FC1-5; 1-2		F7	7 3B; 1-2 2-3 3-H; 1B		F8		4	1	1	1	0	0	2
Tom Glavine, L (1, 1) OBP: 0.250, SLG: 0.250										2	0	0	0	0	0	2
Julio Franco, R (6, PH) OBP: 0.600, SLG: 0.500										1	0	0	0	0	0	3
40 Ambiorix Burgos, R (7, 1)										0	0	0	0	0	0	0
Scott Schoeneweis, L (7, 1)										0	0	0	0	0	0	0
Aaron Heilman, R (8, 1)										0	0	0	0	0	0	0
17 David Newhan, L (8, PH) OBP: 0.500, SLG: 0.286										0	0	0	0	1	0	0
25 Pedro Feliciano, L (9, 1)										0	0	0	0	0	0	0
Aaron Sele, R (9, 1)										0	0	0	0	0	0	0
Inning Stats	R: 0 E: 0 K: 0 S: 6 H: 0 LOB: 0 BB: 0 P: 6	R: 0 E: 0 K: 0 S: 10 H: 0 LOB: 0 BB: 0 P: 11	R: 0 E: 1 K: 0 S: 15 H: 1 LOB: 2 BB: 0 P: 22	R: 0 E: 0 K: 1 S: 11 H: 0 LOB: 1 BB: 1 P: 18	R: 1 E: 0 K: 1 S: 12 H: 3 LOB: 2 BB: 0 P: 15	R: 5 E: 0 K: 1 S: 22 H: 5 LOB: 1 BB: 1 P: 32	R: 0 E: 0 K: 1 S: 6 H: 0 LOB: 0 BB: 0 P: 8	R: 0 E: 0 K: 0 S: 14 H: 1 LOB: 2 BB: 1 P: 21	R: 0 E: 0 K: 1 S: 13 H: 1 LOB: 2 BB: 1 P: 23	1B: 8 2B: 1 3B: 1 HR: 1	SF: 0 SAC: 0 DP: 0 HBP: 0						

AB	39
R	6
H	11
RBI	6
BB	4
SO	5
LOB	23

WP: 0 PB: 0 SB: 1 CS: 0 PA: 43

PITCHER		IP	WLS	BF	H	R	ER	SO	BB	IBB	HBP	BLK	WP	HR	S	P	ERA	WHIP
29 John Smoltz, R ERA: 4.26	(1, 1)	5.2		29	9	6	6	3	2	0	0	0	0	1	72	98	9.53	1.941
Steve Colyer, L ERA:	(6, 1)	0.1		1	0	0	0	0	0	0	0	0	0	0	4	6	0.00	0.000
Tyler Yates, R ERA: 5.4	(7, 1)	1.0	W	3	0	0	0	1	0	0	0	0	0	0	6	8	0.00	0.000
39 Rafael Soriano, R ERA: 6.48	(8, 1)	1.0	H	5	1	0	0	0	1	0	0	0	0	0	14	21	0.00	2.000
28 Bob Wickman, R ERA:	(9, 1)	1.0	S	5	1	0	0	1	1	0	0	0	0	0	13	23	0.00	2.000

PITCHER	IP	WLS	BF	H	R	ER	SO	BB	IBB	HBP	BLK	WP	HR	S	P	ERA	WHIP

Batter	1	2	3	4	5	6	7	8	9	AB	R	H	RBI	BB	SO	LOB
Jamey Carroll, R (1, 4) OBP: 0.321, SLG: 0.265	B C C X 1-2 ① G6-3		C B X 1-1 ② P6		F C X 0-2 ③ F9		X 0-0 ③ F8		C D F B B F B 4-2 BB 1-2 BB	4	0	0	0	1	0	1
Steve Finley, L (1, 8) OBP: 0.200, SLG: 0.270	B C S B F B X 3-2 ② P4		C B X 1-1 ③ F8			B C X 1-1 ① 5 1B 2B		B C F B F X 2-2 ① G5-3	B B C F F B B 4-2 1-2 2-3 BB	4	1	1	0	1	0	0
27 Garrett Atkins, R (1, 5) OBP: 0.365, SLG: 0.458	B X 1-0 ③ F8			B C X 1-1 ① G1-3		B S S S 1-3 ① K		C B F C 1-3 ② K	C F X 0-2 ③ P3	5	0	0	0	0	2	4
17 Todd Helton, L (1, 3) OBP: 0.476, SLG: 0.462		C F B F X 1-2 ① F8		X 0-0 5 G1-3 1B		B B F B C F F B 4-2 11 FC4-6 5 1B BB		F B X 1-1 5 1B 1B		3	0	2	0	1	0	0
5 Matt Holliday, R (1, 7) OBP: 0.448, SLG: 0.575		X 0-0 11 S 1B		X 0-0 ② G1-3 1-2		C X 0-1 11 FC4-6 1-2 2-H 1B		X 0-0 1-2 1B		4	0	3	1	0	0	1
11 Brad Hawpe, L (1, 9) OBP: 0.382, SLG: 0.339		B 1 B S S B B SAFE 4-2 1-2 BB		B B F B X 3-1 ③ F8		B S F X 1-2 ② FC4-6 1-2f 2-3		X 0-0 ③ P4		3	0	0	0	1	0	5
8 Yorvit Torrealba, R (1, 2) OBP: 0.286, SLG: 0.282		B B X 2-0 ② F8			C C B B X 2-2 ① G6-3	B X 1-0 ③ P4			B B C F B B 4-2 BB BB BB	3	0	0	0	1	0	4
21 Clint Barmes, R (1, 6) OBP: 0.214, SLG: 0.231		F F S 0-3 ③ K			B C F S 1-3 ② K		C B C C 1-3 ① K		C S S 0-3 ① K	4	0	0	0	0	4	3
35 Taylor Buchholz, R (1, 1) OBP: 0.500, SLG: 0.333			B C S X 1-2 ① G4-3		X 0-0 1B		X 0-0 ② P4		B C D F D X 3-2 ② P4	2	0	1	0	0	0	0
46 Zach McClellan, R (6, 1)										0	0	0	0	0	0	0
John Mabry, L (7, PH) OBP: 0.200, SLG: 0.214										1	0	0	0	0	0	0
Bob Keppel, R (7, 1)										0	0	0	0	0	0	0
10 Jeff Baker, R (9, PH) OBP: 0.296, SLG: 0.500										1	0	0	0	0	0	1
Inning Stats	R: 0 E: 0 K: 0 S: 8 H: 0 LOB: 0 BB: 0 P: 13	R: 0 E: 0 K: 1 S: 11 H: 1 LOB: 2 BB: 1 P: 18	R: 0 E: 0 K: 0 S: 7 H: 0 LOB: 0 BB: 0 P: 10	R: 0 E: 0 K: 0 S: 6 H: 1 LOB: 1 BB: 0 P: 10	R: 0 E: 0 K: 1 S: 11 H: 1 LOB: 1 BB: 0 P: 14	R: 1 E: 0 K: 1 S: 15 H: 2 LOB: 2 BB: 1 P: 23	R: 0 E: 0 K: 1 S: 5 H: 0 LOB: 0 BB: 0 P: 6	R: 0 E: 0 K: 1 S: 11 H: 2 LOB: 2 BB: 0 P: 15	R: 0 E: 0 K: 1 S: 17 H: 0 LOB: 3 BB: 3 P: 32	1B: 6 2B: 1 3B: 0 HR: 0 SF: 0 SAC: 0 DP: 0 HBP: 0						

PITCHER	IP	WLS	BF	H	R	ER	SO	BB	IBB	HBP	BLK	WP	HR	S	P	ERA	WHIP
33 John Maine, R (1, 1) ERA: 1.71	7.2	W	32	7	1	1	5	2	0	0	0	0	0	73	108	1.17	1.174
25 Pedro Feliciano, L (8, 1) ERA:	0.1		1	0	0	0	0	0	0	0	0	0	0	1	1	0.00	0.000
40 Ambiorix Burgos, R (9, 1) ERA: 3.86	1.0		6	0	0	0	1	3	0	0	0	0	0	17	32	0.00	3.000

PITCHER	IP	WLS	BF	H	R	ER	SO	BB	IBB	HBP	BLK	WP	HR	S	P	ERA	WHIP

TOP

Colorado Rockies @ New York Mets

Shea Stadium, Flushing, NY

Mon Apr 23 2007, 7:10 PM EDT

Att. 32,154 - Cloudy - 76 F

livebaseballscorecards.com

AB	34
R	1
H	7
RBI	1
BB	5
SO	6
LOB	19

COLORADO ROCKIES

BOTTOM

Colorado Rockies @ New York Mets

Shea Stadium, Flushing, NY

Mon Apr 23 2007, 7:10 PM EDT

Att. 32,154 - Cloudy - 76 F

livebaseballscorecards.com

Batter	1	2	3	4	5	6	7	8	9	AB	R	H	RBI	BB	SO	LOB
7 José Reyes, S (1, 6) OBP: 0.438, SLG: 0.610	BBBCB 4-1 16 F9 16 S BB	BSTDBFX 3-2 FC4-6 16 S ② 1-2f			X 0-0 G3 ①	DX 1-0 G3 ③		BBX 2-0 F7 ②		4	0	0	0	1	0	3
16 Paul Lo Duca, R (1, 2) OBP: 0.308, SLG: 0.310	B 1 SAFE CBX 2-1 F9 ① 1-3	P 1 SAFE CX 1-1 F8 ③ 1-2			BX 1-0 21 HBP 1B		X 0-0 G6-3 ①	BCFBBFX 3-2 G4-3 ③		5	0	1	0	0	0	2
15 Carlos Beltrán, S (1, 8) OBP: 0.412, SLG: 0.662	X 0-0 G4-3 ②	CFS 0-3 K ①			BBCCX 2-2 F8 ②		BCBCBX 3-2 21 HR 2B			4	1	1	0	0	1	2
21 Carlos Delgado, L (1, 3) OBP: 0.289, SLG: 0.311	CX 0-1 P4 ③	CX 0-1 G4-3 ②			FBH 2-1 1-2 HBP		BBCX 2-1 2-H HR			3	1	1	2	0	0	1
5 David Wright, R (1, 5) OBP: 0.363, SLG: 0.333		SCC 0-3 K ①	BFSSBBS 3-3 K ③		X 0-0 F9 ③		BBBBX 4-0 20 F9 18 1B BB			3	0	0	0	1	2	2
18 Moises Alou, R (1, 7) OBP: 0.458, SLG: 0.556		BFBBBX 4-1 20 1B 22 HR BB		BX 1-0 20 G1-3 22 SF8 2B		CBX 1-1 20 G4-3 2B	1 SAFE X 0-0 1-2 1B			3	2	3	0	1	0	0
20 Shawn Green, L (1, 9) OBP: 0.403, SLG: 0.551	CBX 1-1 22 HR 1-2 1B			BBSX 2-1 G1-3 ① 2-3		FBBBBX 3-1 G4-3 ① 2-3	BFBX 2-1 F9 ② 2-3			4	1	1	0	0	0	4
22 Jose Valentin, S (1, 4) OBP: 0.354, SLG: 0.474		CX 0-1 1-H 2-H HR		CBX 1-1 SF8 ② 3-H		IIIII 4-0 IBB	BBSCFX 2-2 G4-3 ③			2	1	1	4	1	0	2
33 John Maine, R (1, 1) OBP: 0.273, SLG: 0.200 25 Pedro Feliciano, L (8, 1) 17 David Newhan, L (8, PH) OBP: 0.455, SLG: 0.250 40 Ambiorix Burgos, R (9, 1)		CX 0-1 7 FC4-6 1B		X 0-0 G6-3 ③		LC 1 SAFE L 0-3 K ②		BX 1-0 F8 ①		3 0 1 0	0 0 0 0	1 0 0 0	0 0 0 0	0 0 0 0	1 0 0 0	2 0 0 0
Inning Stats	R: 0 E: 0 K: 0 S: 6 H: 0 LOB: 1 BB: 1 P: 12	R: 3 E: 0 K: 1 S: 17 H: 3 LOB: 1 BB: 1 P: 25	R: 0 E: 0 K: 2 S: 8 H: 0 LOB: 0 BB: 0 P: 11	R: 1 E: 0 K: 0 S: 6 H: 1 LOB: 0 BB: 0 P: 10	R: 0 E: 0 K: 0 S: 7 H: 1 LOB: 2 BB: 0 P: 12	R: 0 E: 0 K: 1 S: 8 H: 1 LOB: 2 BB: 1 P: 17	R: 2 E: 0 K: 0 S: 13 H: 3 LOB: 2 BB: 1 P: 26	R: 0 E: 0 K: 0 S: 6 H: 0 LOB: 0 BB: 0 P: 12		1B: 4 2B: 3 3B: 0 HR: 2	SF: 1 SAC: 0 DP: 0 HBP: 1			WP: 0 PB: 0 SB: 2 CS: 0	PA: 38	

PITCHER		IP	WLS	BF	H	R	ER	SO	BB	IBB	HBP	BLK	WP	HR	S	P	ERA	WHIP
35 Taylor Buchholz, R ERA: 6.35	(1, 1)	5.0	L	23	5	4	4	3	2	0	1	0	0	1	44	70	7.20	1.400
46 Zach McClellan, R ERA: 2.25	(6, 1)	1.0		5	1	0	0	1	0	1	0	0	0	0	8	17	0.00	1.000
Bob Keppel, R ERA: 6.0	(7, 1)	2.0		10	3	2	2	0	1	0	0	0	0	1	19	38	9.00	2.000

PITCHER	IP	WLS	BF	H	R	ER	SO	BB	IBB	HBP	BLK	WP	HR	S	P	ERA	WHIP

AB	32
R	6
H	9
RBI	6
BB	4
SO	4
LOB	18

Batter	1	2	3	4	5	6	7	8	9	10	11	12	AB	R	H	RBI	BB	SO	LOB
Steve Finley, L (1, 8) (10, 9) OBP: 0.200, SLG: 0.262	C X 0-1 G3 ①		C B C B F F X 2-2 BB 1-2 1B		B C X 1-1 P4 ③			B X 1-0 F9 ③			C B X 1-1 G3 ①		5	0	1	0	0	0	0
Jamey Carroll, R (1, 4) (11, 5) OBP: 0.328, SLG: 0.250	C C C 0-3 K ②		B F B B B 4-1 BB 1-2 2-3			C B C C T X 1-2 L1 ①			C B B B C F B 4-2 17 G4-3 BB		C S X 0-2 G5-3 ②		3	0	0	0	2	1	0
27 Garrett Atkins, R (1, 5) OBP: 0.344, SLG: 0.429	C B C C 1-3 K ③		B S X 1-1 P3 ③			B B C X 2-1 G5-3 ②			B 1 SAFE B B C X 3-1 F7 ①		B C C F S 1-3 K ③		5	0	0	0	0	2	4
23 Ryan Speier, R (11, 1)													0	0	0	0	0	0	0
17 Todd Helton, L (1, 3) OBP: 0.460, SLG: 0.435		C X 0-1 L9 ①		B C B B B 4-0 BB		C B B F X 2-2 G1-3 ③			S 1 SAFE B B B S X 2-2 G4-3 ② ③ 1-2f			C B F X 1-2 G4-3 ①	4	0	0	0	1	0	1
5 Matt Holliday, R (1, 7) OBP: 0.435, SLG: 0.553		B F X 1-1 11 G6-3 1B		B F X 1-1 F8 ①			C B B C 1-3 K ①			S F B B F C 2-3 K ①		C X 0-1 G1-3 ②	5	0	1	0	0	2	1
11 Brad Hawpe, L (1, 9) OBP: 0.367, SLG: 0.323		B 1 SAFE C F B 1 SAFE X 2-2 G6-3 ② ③ 1-2f		B X 1-0 P6 ②			C X 0-1 F8 ②			B F C S 1-3 K ②		X 0-0 F9 ③	3	0	0	0	0	0	2
10 Jeff Baker, R (10, PH) OBP: 0.286, SLG: 0.481													1	0	0	0	0	1	0
40 Brian Fuentes, L (10, 1)													0	0	0	0	0	0	0
Jeremy Affeldt, L (11, 1)													0	0	0	0	0	0	0
21 Clint Barmes, R (11, 4) OBP: 0.200, SLG: 0.214													1	0	0	0	0	0	0
8 Yorvit Torrealba, R (1, 2) OBP: 0.304, SLG: 0.326			B C C C 1-3 K ①	C B C B F C 2-3 K ③			X 0-0 2 CS 1B			B C B X 2-1 2 WP 2 3B 2B			4	0	2	0	0	2	1
3 Willy Taveras, R (10, PR) OBP: 0.276, SLG: 0.212													0	1	0	0	0	0	0
(10, 8)																			
2 Troy Tulowitzki, R (1, 6) OBP: 0.279, SLG: 0.262			B C B F X 2-2 G5-3 ②		C B F B F F X 2-2 G5-3 ①		C B C B 2-2 CS ③ 1-2	C F C 0-3 K ①		S B B B B X 3-1 2-H 3B			4	0	1	1	0	1	0
28 Aaron Cook, R (1, 1) OBP: 0.375, SLG: 0.429			B B C C C X 2-2 BB 1B 1B		X 0-0 P3 ②			B B B C X 3-1 L3 ②		C S D S 1-3 K ③			2	0	1	0	0	0	0
John Mabry, L (8, PH) OBP: 0.188, SLG: 0.200													1	0	0	0	0	0	0
60 Manny Corpas, R (8, 1)													0	0	0	0	0	0	0
20 Chris Iannetta, R (10, PH) OBP: 0.237, SLG: 0.156													1	0	0	0	0	1	2
(10, 2)																			
Inning Stats	R: 0 E: 0 K: 2 S: 8 H: 0 LOB: 0 BB: 0 P: 9	R: 0 E: 0 K: 0 S: 7 H: 1 LOB: 0 BB: 0 P: 10	R: 0 E: 0 K: 1 S: 17 H: 2 LOB: 3 BB: 1 P: 29	R: 0 E: 0 K: 1 S: 7 H: 0 LOB: 1 BB: 1 P: 15	R: 0 E: 0 K: 0 S: 8 H: 0 LOB: 0 BB: 0 P: 11	R: 0 E: 0 K: 0 S: 10 H: 0 LOB: 0 BB: 0 P: 15	R: 0 E: 0 K: 1 S: 8 H: 1 LOB: 0 BB: 0 P: 11	R: 0 E: 0 K: 1 S: 6 H: 0 LOB: 0 BB: 0 P: 10	R: 0 E: 0 K: 0 S: 8 H: 0 LOB: 0 BB: 1 P: 17	R: 1 E: 0 K: 3 S: 14 H: 2 LOB: 2 BB: 0 P: 23	R: 0 E: 0 K: 1 S: 9 H: 0 LOB: 0 BB: 0 P: 11	R: 0 E: 0 K: 0 S: 6 H: 0 LOB: 0 BB: 0 P: 7	1B: 4 2B: 1 3B: 1 HR: 0 SF: 0 SAC: 0 DP: 2 HBP: 0						
													WP: 1 PB: 0 SB: 0 CS: 1			PA: 43			

PITCHER		IP	WLS	BF	H	R	ER	SO	BB	IBB	HBP	BLK	WP	HR	S	P	ERA	WHIP
26 Orlando Hernandez, R ERA: 2.53	(1, 1)	7.0		25	4	0	0	5	2	0	0	0	0	0	65	100	0.00	0.857
Aaron Heilman, R ERA: 2.7	(8, 1)	1.0		3	0	0	0	1	0	0	0	0	0	0	6	10	0.00	0.000
13 Billy Wagner, L ERA: 1.0	(9, 1)	2.0		8	2	1	1	3	1	0	0	0	1	0	22	40	4.50	1.500
Scott Schoeneweis, L ERA: 2.25	(11, 1)	1.1		4	0	0	0	1	0	0	0	0	0	0	12	15	0.00	0.000
35 Joe Smith, R ERA:	(12, 1)	0.2	W	2	0	0	0	0	0	0	0	0	0	0	3	3	0.00	0.000

PITCHER	IP	WLS	BF	H	R	ER	SO	BB	IBB	HBP	BLK	WP	HR	S	P	ERA	WHIP

Colorado Rockies @ New York Mets

Shea Stadium, Flushing, NY

Tue Apr 24 2007, 7:10 PM EDT

Att. 38,500 - Partly Cloudy - 67 F

TOP

livebaseballscorecards.com

AB	39
R	1
H	6
RBI	1
BB	3
SO	10
LOB	11

Batter	1	2	3	4	5	6	7	8	9	10	11	12	AB	R	H	RBI	BB	SO	LOB
7 José Reyes, S (1, 6) OBP: 0.421, SLG: 0.573	G4-3		K		G4-3			G6-3		F8		10 1B 10 DI IBB	5	0	0	0	1	1	2
16 Paul Lo Duca, R (1, 2) OBP: 0.300, SLG: 0.302 10 Endy Chavez, L (11, PR) OBP: 0.417, SLG: 0.667 (12, 7)	G6-3		G4-3			G6-3		G4-3			18 FC5 21 G3-4-3 1B	1-3 3-H 1B	5 1	0 0	1 1	0 1	0 0	0 0	1 0
15 Carlos Beltrán, S (1, 8) OBP: 0.400, SLG: 0.628	F8			5 FC6 21 S BB		G3-1		F7			F8		4	0	0	0	1	0	1
21 Carlos Delgado, L (1, 3) OBP: 0.273, SLG: 0.291		G3		1 SAFE L7		G5-3			G1-3		G3-4-3		5	0	0	0	0	0	2
5 David Wright, R (1, 5) OBP: 0.376, SLG: 0.342		18 1B 1B		FC6			G6-3		G5-4-3		4-2 18 FC5 BB		4	0	2	0	1	0	1
18 Moises Alou, R (1, 7) OBP: 0.442, SLG: 0.529 11 Ramon Castro, R (12, 2) OBP: 0.450, SLG: 0.882		SAFE SAFE SAFE 20 G4-6-3 1B		F9			G5-3		G5-4-3		FC5		5 0	0 0	1 0	0 0	0 0	0 0	4 0
20 Shawn Green, L (1, 9) OBP: 0.415, SLG: 0.562	G4-6-3				22 G4-6-3 1B		2B			G4-3		17 BLK 22 SH1-4 10 1B BB	4	1	2	0	1	0	2
22 Jose Valentin, S (1, 4) OBP: 0.362, SLG: 0.500			3B		G4-6-3		IBB			F7		SH1-4	3	0	1	0	1	0	1
26 Orlando Hernandez, R (1, 1) OBP: 0.308, SLG: 0.462 Julio Franco, R (7, PH) OBP: 0.500, SLG: 0.333 Aaron Heilman, R (8, 1) 13 Billy Wagner, L (9, 1) 3 Damion Easley, R (10, PH) OBP: 0.308, SLG: 0.727 Scott Schoeneweis, L (11, 1) 35 Joe Smith, R (12, 1) 17 David Newhan, L (12, PH) OBP: 0.417, SLG: 0.222			K			2-2	G4-3					K	2 1 0 0 1 0 0 0 1	0 0 0 0 1 0 0 0 0	1 0 0 0 1 0 0 0 1	1 0 0 0 1 0 0 0 1	0 0 0 0 0 0 0 0 0	1 0 0 0 0 0 0 0 1	1 2 0 0 0 0 0 0 1
Inning Stats	R: 0 E: 0 K: 0 S: 8 H: 0 LOB: 0 BB: 0 P: 15	R: 0 E: 0 K: 0 S: 7 H: 2 LOB: 1 BB: 0 P: 12	R: 0 E: 0 K: 2 S: 11 H: 1 LOB: 1 BB: 0 P: 12	R: 0 E: 0 K: 0 S: 6 H: 0 LOB: 1 BB: 1 P: 13	R: 0 E: 0 K: 0 S: 11 H: 2 LOB: 1 BB: 0 P: 15	R: 0 E: 0 K: 0 S: 10 H: 0 LOB: 0 BB: 0 P: 13	R: 0 E: 0 K: 0 S: 7 H: 1 LOB: 2 BB: 1 P: 16	R: 0 E: 0 K: 0 S: 4 H: 0 LOB: 0 BB: 0 P: 8	R: 0 E: 0 K: 0 S: 4 H: 1 LOB: 0 BB: 0 P: 6	R: 1 E: 0 K: 0 S: 8 H: 1 LOB: 0 BB: 0 P: 11	R: 0 E: 0 K: 0 S: 11 H: 1 LOB: 2 BB: 1 P: 18	R: 1 E: 0 K: 1 S: 11 H: 1 LOB: 2 BB: 2 P: 20	1B: 6 2B: 2 3B: 1 HR: 1	SF: 0 SAC: 1 DP: 3 HBP: 0		WP: 0 PB: 0 SB: 1 CS: 0	PA: 47		

PITCHER	IP	WLS	BF	H	R	ER	SO	BB	IBB	HBP	BLK	WP	HR	S	P	ERA	WHIP
28 Aaron Cook, R (1, 1) ERA: 3.18	7.0		27	6	0	0	2	1	1	0	0	0	0	60	96	0.00	1.000
60 Manny Corpas, R (8, 1) ERA: 0.77	2.0		6	1	0	0	0	0	0	0	0	0	0	8	14	0.00	0.500
40 Brian Fuentes, L (10, 1) ERA: 3.6	1.0	B	4	1	1	1	0	0	0	0	0	0	1	8	11	9.00	1.000
Jeremy Affeldt, L (11, 1) ERA: 1.17	0.2		4	1	0	0	0	1	0	0	0	0	0	10	16	0.00	3.000
23 Ryan Speier, R (11, 1) ERA: 9.0	1.0	L	6	1	1	1	1	1	1	0	1	0	0	12	22	9.00	2.000

PITCHER	IP	WLS	BF	H	R	ER	SO	BB	IBB	HBP	BLK	WP	HR	S	P	ERA	WHIP

Colorado Rockies @ New York Mets

Shea Stadium, Flushing, NY

Tue Apr 24 2007, 7:10 PM EDT

Att. 38,500 - Partly Cloudy - 67 F

BOTTOM

livebaseballscorecards.com

AB	41
R	2
H	10
RBI	2
BB	5
SO	3
LOB	18

Batter	1	2	3	4	5	6	7	8	9	AB	R	H	RBI	BB	SO	LOB
3 Willy Taveras, R (1, 8) OBP: 0.328, SLG: 0.276	C B B F B X 3-2 ① G5-3		X 0-0 5 1B 17 1B 1-2 1B	X 0-0 2 SH1-3 5 1B 1-2 1B	B B C X 2-1 1-2 2-H 1B		C X 0-1 1B		X 0-0 1B	6	2	5	1	0	0	0
2 Troy Tulowitzki, R (1, 6) OBP: 0.274, SLG: 0.246	B C C B B B 4-2 5 G6-3 5 S 17 1B BB		C X 0-1 ① L9 2-3	F X 0-1 ① SH1-3 1-2 2-3	C F D X 1-2 ③ G5-3		X 0-0 ③ F7		B B B C F C 3-3 ③ K	4	1	0	0	1	1	6
5 Matt Holliday, R (1, 7) OBP: 0.438, SLG: 0.551 10 Jeff Baker, R (6, 7) OBP: 0.310, SLG: 0.500	F 1 SAFE B F X 1-2 ② G6-3 1-3		X 0-0 17 1B HR 1-3 3-H 1B	B B X 2-0 17 2B 2-H 3-H 1B		X 0-0 ① P4		B X 1-0 11 1B 1B		4 1	2 0	2 1	3 0	0 0	0 0	1 0
17 Todd Helton, L (1, 3) OBP: 0.478, SLG: 0.486	B B C B X 3-1 3-H 1B		C 1 SAFE X 0-1 1-2 HR 3-H 1B	C B C X 1-2 L4-6 1-H 2B		B C B B C X 3-2 1B 2B		B C X 1-1 ① L5		5	2	4	3	0	0	1
John Mabry, L (1, 5) OBP: 0.238, SLG: 0.400	C B B F S 2-3 ③ K		B X 1-0 1-H 2-H HR	X 0-0 ② ③ L4-6 2-2		S F B B B F X 3-2 2-H 1B		C C B S 1-3 ② K		5	1	2	4	0	2	3
11 Brad Hawpe, L (1, 9) OBP: 0.369, SLG: 0.343		B F X 1-1 ① F7	B B S C B F X 3-2 ② F7		X 0-0 3 1B 2B	B F C B S 2-3 ② K		C S F B B F X 2-2 1-2 1B		5	1	2	0	0	1	1
20 Chris Iannetta, R (1, 2) OBP: 0.279, SLG: 0.194		B X 1-0 21 G6-4-3 1B	C C B X 1-2 1B		C B B B F B 4-2 3 1B BB	C F B S 1-3 ③ K		C C C 0-3 ③ K		4	0	2	0	1	2	3
21 Clint Barmes, R (1, 4) OBP: 0.150, SLG: 0.158		B 1 SAFE X 1-0 ② ③ G6-4-3 1-2f	F F F X 0-2 ③ P3		B B F X 2-1 ① F5		C S F T 0-2 ① K		B C C X 1-2 ① F7	5	0	0	0	0	1	4
37 Josh Fogg, R (1, 1) OBP: 0.250, SLG: 0.250 Tom Martin, L (8, 1) Steve Finley, L (9, PH) OBP: 0.196, SLG: 0.256 46 Zach McClellan, R (9, 1)			M B B X 2-1 2 3 L9 5 1B 1B	X 0-0 2 3 SH1-3 5 1B 1B	L C S 0-3 ② K		B X 1-0 ② P4		F F X 0-2 ② F8	4 0 1 0	2 0 0 0	2 0 0 0	0 0 0 0	0 0 0 0	1 0 0 0	2 0 0 0
Inning Stats	R: 1 E: 0 K: 1 S: 14 H: 1 LOB: 1 BB: 1 P: 27	R: 0 E: 0 K: 0 S: 4 H: 1 LOB: 0 BB: 0 P: 7	R: 5 E: 0 K: 0 S: 20 H: 6 LOB: 0 BB: 0 P: 27	R: 3 E: 0 K: 0 S: 9 H: 4 LOB: 0 BB: 0 P: 12	R: 1 E: 0 K: 1 S: 13 H: 2 LOB: 2 BB: 1 P: 22	R: 1 E: 0 K: 2 S: 14 H: 2 LOB: 1 BB: 0 P: 23	R: 0 E: 0 K: 1 S: 8 H: 1 LOB: 1 BB: 0 P: 9	R: 0 E: 0 K: 2 S: 14 H: 2 LOB: 2 BB: 0 P: 19	R: 0 E: 0 K: 1 S: 10 H: 1 LOB: 1 BB: 0 P: 14	1B: 16 2B: 4 3B: 0 HR: 1 SF: 0 SAC: 1 DP: 2 HBP: 0						

PITCHER		IP	WLS	BF	H	R	ER	SO	BB	IBB	HBP	BLK	WP	HR	S	P	ERA	WHIP
34 Mike Pelfrey, R ERA: 7.9	(1, 1)	3.0	L	17	8	6	6	1	1	0	0	0	0	1	38	61	18.00	3.000
Aaron Sele, R ERA: 6.0	(4, 1)	2.0		12	6	4	4	1	1	0	0	0	0	0	22	34	18.00	3.500
40 Ambiorix Burgos, R ERA: 3.97	(6, 1)	2.0		9	3	1	1	3	0	0	0	0	0	0	22	32	4.50	1.500
25 Pedro Feliciano, L ERA:	(8, 1)	1.0		5	2	0	0	2	0	0	0	0	0	0	14	19	0.00	2.000
35 Joe Smith, R ERA:	(9, 1)	1.0		4	1	0	0	1	0	0	0	0	0	0	10	14	0.00	1.000

PITCHER	IP	WLS	BF	H	R	ER	SO	BB	IBB	HBP	BLK	WP	HR	S	P	ERA	WHIP

Colorado Rockies @ New York Mets

Shea Stadium, Flushing, NY

Wed Apr 25 2007, 1:10 PM EDT

Att. 33,522 - Partly Cloudy - 61 F

TOP

livebaseballscorecards.com

AB	44
R	11
H	20
RBI	11
BB	2
SO	8
LOB	21

WP: 0	PA: 47
PB: 0	
SB: 1	
CS: 0	

Batter	1	2	3	4	5	6	7	8	9	AB	R	H	RBI	BB	SO	LOB
7 José Reyes, S (1, 6) OBP: 0.440, SLG: 0.609	L8			10 FC4-6 1B		15 F9 10 1B 20 2B 1B	2B		10 2B 2B	5	2	4	0	0	0	0
10 Endy Chavez, L (1, 7) OBP: 0.412, SLG: 0.647	L7			FC4-6 15 1B		15 F9 20 2B	G4-3		2-H 3-H 2B	5	1	2	2	0	0	2
15 Carlos Beltrán, S (1, 8) OBP: 0.400, SLG: 0.627	F8			1B		F9		2B	G6-3	5	0	2	0	0	0	3
21 Carlos Delgado, L (1, 3) OBP: 0.261, SLG: 0.277		K		L7		K		P6		4	0	0	0	0	2	5
5 David Wright, R (1, 5) OBP: 0.371, SLG: 0.329		G6-3		G6-3		20 2B BB		G6-3		3	1	0	0	1	0	3
20 Shawn Green, L (1, 9) OBP: 0.419, SLG: 0.571		F9			11 FC4-6 1B	1-H 2-H 3-H 2B		K		4	0	2	3	0	1	1
11 Ramon Castro, R (1, 2) OBP: 0.375, SLG: 0.714			L6	FC4-6 3 2B		K			K	4	0	0	0	0	2	2
22 Jose Valentin, S (1, 4) OBP: 0.356, SLG: 0.484			K	F8			F9		7 10 2B 1B	4	1	1	0	0	1	1
34 Mike Peltfrey, R (1, 1) 17 David Newhan, L (3, PH) Aaron Sele, R (4, 1) 3 Damion Easley, R (5, PH) OBP: 0.367, SLG: 0.633 40 Ambiorix Burgos, R (6, 1) Julio Franco, R (7, PH) OBP: 0.400, SLG: 0.250 25 Pedro Feliciano, L (8, 1) 35 Joe Smith, R (9, 1) 18 Moises Alou, R (9, PH) OBP: 0.400, SLG: 0.533			K		1-H		F9		K	0 1 0 1 0 1 0 0 1	0 0 0 0 1 0 0 0 0	0 0 0 0 0 0 0 0 0	0 0 0 0 0 0 0 0 0	0 1 0 0 0 0 0 0 0	0 0 0 0 0 0 0 0 0	0 0 0 0 0 0 0 0 1
Inning Stats	R: 0 E: 0 K: 0 S: 5 H: 0 LOB: 0 BB: 0 P: 8	R: 0 E: 0 K: 1 S: 7 H: 0 LOB: 0 BB: 0 P: 12	R: 0 E: 0 K: 2 S: 8 H: 0 LOB: 0 BB: 0 P: 11	R: 0 E: 0 K: 0 S: 8 H: 2 LOB: 2 BB: 0 P: 13	R: 0 E: 0 K: 0 S: 14 H: 2 LOB: 2 BB: 0 P: 22	R: 3 E: 0 K: 2 S: 13 H: 3 LOB: 1 BB: 1 P: 25	R: 0 E: 0 K: 0 S: 7 H: 1 LOB: 1 BB: 0 P: 11	R: 0 E: 0 K: 1 S: 9 H: 1 LOB: 1 BB: 0 P: 12	R: 2 E: 0 K: 2 S: 15 H: 3 LOB: 1 BB: 0 P: 20	1B: 6 2B: 6 3B: 0 HR: 0	SF: 0 SAC: 0 DP: 0 HBP: 0						

PITCHER		IP	WLS	BF	H	R	ER	SO	BB	IBB	HBP	BLK	WP	HR	S	P	ERA	WHIP
37 Josh Fogg, R ERA: 5.79	(1, 1)	7.0	W	29	8	3	3	5	1	0	0	0	0	0	62	102	3.86	1.286
Tom Martin, L ERA:	(8, 1)	1.0		4	1	0	0	1	0	0	0	0	0	0	9	12	0.00	1.000
46 Zach McClellan, R ERA: 5.4	(9, 1)	1.0		6	3	2	2	2	0	0	0	0	0	0	15	20	18.00	3.000

PITCHER	IP	WLS	BF	H	R	ER	SO	BB	IBB	HBP	BLK	WP	HR	S	P	ERA	WHIP

BOTTOM

Colorado Rockies @ New York Mets

Shea Stadium, Flushing, NY

Wed Apr 25 2007, 1:10 PM EDT
Att. 33,522 - Partly Cloudy - 61 F

livebaseballscorecards.com

AB	38
R	5
H	12
RBI	5
BB	1
SO	8
LOB	18

WP: 0	PA: 39
PB: 0	
SB: 0	
CS: 0	

Batter	1	2	3	4	5	6	7	8	9	AB	R	H	RBI	BB	SO	LOB
7 José Reyes, S (1, 6) OBP: 0.429, SLG: 0.598	BSCFFBS 2-3 ① K		X 0-0 ① 16 S 16 SF8 2B		X 0-0 ① G6-3	BFCFX 1-2 ③ G4-3			BCBBCFX 3-2 ① P5	5	1	1	0	0	1	3
16 Paul Lo Duca, R (1, 2) OBP: 0.293, SLG: 0.299	CCX 0-2 1B		BBBCX 3-1 ② SF8 2-H		BCX 1-1 ② G4-3		CX 0-1 ① F8		BSX 1-1 ② F7	4	0	1	1	0	0	0
15 Carlos Beltrán, S (1, 8) OBP: 0.390, SLG: 0.602	BCX 1-1 ② F7		CBSBFFFFX 2-2 ③ P6		BX 1-0 1B		BX 1-0 ② F9		CCBX 1-2 ③ P4	5	0	1	0	0	0	1
21 Carlos Delgado, L (1, 3) OBP: 0.260, SLG: 0.276	CBFDBS 3-3 ③ K			SX 0-1 20 1B 18 1B 22 FC1-6-4 1B	FC1 SAFE BX 1-2 ③ F8		BFBBX 3-1 ③ G3-1			4	1	1	0	0	1	2
5 David Wright, R (1, 5) OBP: 0.376, SLG: 0.342		CCBX 1-2 ① F8		SCBBFBX 3-2 ① F8		CFBBBB 4-2 22 1B 18 1B BB		CBX 1-1 18 2B 2B		3	1	1	0	1	0	1
18 Moises Alou, R (1, 7) OBP: 0.451, SLG: 0.548		CX 0-1 ② L5		X 0-0 22 FC1-6-4 20 1B 1-2 1B		X 0-0 22 1B 1-2 1B		FBSDBFX 3-2 2-H 2B		4	0	3	1	0	0	0
20 Shawn Green, L (1, 9) OBP: 0.422, SLG: 0.568		CCX 0-2 1B		CBFX 1-2 22 FC1-6-4 1-2 2-3 1B		FX 0-1 ① F8		CSX 0-2 ① F8		4	0	2	0	0	0	3
22 Jose Valentin, S (1, 4) OBP: 0.351, SLG: 0.471		BF 1 SAFE FX 1-2 ③ P6		FBBBCBX 3-2 ② FC1-6-4 1-2f 2-3 3-H		BX 1-0 1-2 2-3 1B		BFFX 1-2 ② F9		4	0	1	1	0	0	4
46 Oliver Pérez, L (1, 1) OBP: 0.200, SLG: 0.200 Julio Franco, R (8, PH) OBP: 0.375, SLG: 0.200 35 Joe Smith, R (8, 1)			BBCBCFFC 3-3 ① K	SX 0-1 ③ L8		SSBBBS 2-3 ② K		BBFCX 2-2 ③ F8		3 1 0	0 0 0	0 0 0	0 0 0	0 0 0	2 0 0	5 1 0
Inning Stats	R: 0 H: 1 E: 0 LOB: 1 K: 2 BB: 0 S: 13 P: 19	R: 0 H: 1 E: 0 LOB: 1 K: 0 BB: 0 S: 11 P: 13	R: 1 H: 1 E: 0 LOB: 0 K: 1 BB: 0 S: 15 P: 23	R: 1 H: 3 E: 0 LOB: 2 K: 0 BB: 0 S: 15 P: 22	R: 0 H: 1 E: 0 LOB: 1 K: 0 BB: 0 S: 7 P: 10	R: 0 H: 2 E: 0 LOB: 3 K: 1 BB: 1 S: 13 P: 21	R: 0 H: 0 E: 0 LOB: 0 K: 0 BB: 0 S: 5 P: 9	R: 1 H: 2 E: 0 LOB: 1 K: 0 BB: 0 S: 15 P: 22	R: 0 H: 0 E: 0 LOB: 0 K: 0 BB: 0 S: 9 P: 14	1B: 8 SF: 1 2B: 3 SAC: 0 3B: 0 DP: 0 HR: 0 HBP: 0						

PITCHER	IP	WLS	BF	H	R	ER	SO	BB	IBB	HBP	BLK	WP	HR	S	P	ERA	WHIP
47 Matt Chico, L (1, 1) ERA: 5.7	5.1	W	26	9	2	2	3	1	0	0	0	0	0	67	98	3.38	1.875
52 Saul Rivera, R (6, 1) ERA: 1.08	1.2	H	5	0	0	0	1	0	0	0	0	0	0	12	19	0.00	0.000
Jon Rauch, R (8, 1) ERA: 6.23	1.0	H	5	2	1	1	0	0	0	0	0	0	0	15	22	9.00	2.000
32 Chad Cordero, R (9, 1) ERA: 4.76	1.0	S	3	0	0	0	0	0	0	0	0	0	0	9	14	0.00	0.000

PITCHER	IP	WLS	BF	H	R	ER	SO	BB	IBB	HBP	BLK	WP	HR	S	P	ERA	WHIP

TOP

New York Mets @ Washington Nationals

Robert F. Kennedy Memorial Stadium, Washington, DC

Fri Apr 27 2007, 7:05 PM EDT
Att. 21,662 - Cloudy - 67 F

livebaseballscorecards.com

AB	37
R	3
H	11
RBI	3
BB	1
SO	4
LOB	20

BOTTOM

New York Mets @ Washington Nationals

Robert F. Kennedy Memorial Stadium, Washington, DC

Fri Apr 27 2007, 7:05 PM EDT

Att. 21,662 - Cloudy - 67 F

livebaseballscorecards.com

Batter	1	2	3	4	5	6	7	8	9	AB	R	H	RBI	BB	SO	LOB
Felipe Lopez, S (1, 6) OBP: 0.346, SLG: 0.319	G3	K			K	K				4	0	0	0	0	3	2
10 Ronnie Belliard, R (1, 4) OBP: 0.315, SLG: 0.345	21 1B 25 HR 1B		P4		L4			G1-3		4	1	1	0	0	0	0
11 Ryan Zimmerman, R (1, 5) OBP: 0.288, SLG: 0.347	F8		1B			G6-3		K		4	0	1	0	0	1	1
21 Dmitri Young, S (1, 3) OBP: 0.385, SLG: 0.488 13 Robert Fick, L (8, 3) OBP: 0.240, SLG: 0.143	1-3 25 HR 1B		K			1B 2B		BB		3 0	2 0	2 0	0 0	0 1	1 0	1 0
25 Austin Kearns, R (1, 9) OBP: 0.367, SLG: 0.471	1-H 3-H HR		F8			F9		K		4	1	1	3	0	1	3
Ryan Church, L (1, 8) OBP: 0.363, SLG: 0.512	G4-3			G4-3		2-H 1B				3	0	1	1	0	0	0
Michael Restovich, R (1, 7) OBP: 0.238, SLG: 0.250 Chris Snelling, L (8, 7) OBP: 0.364, SLG: 0.356		K		K			K			3 0	0 0	0 0	0 0	0 0	3 0	0 0
Brian Schneider, L (1, 2) OBP: 0.294, SLG: 0.264		G4-3		K			1B			3	0	1	0	0	1	0
47 Matt Chico, L (1, 1) OBP: 0.125, SLG: 0.125 52 Saul Rivera, S (6, 1) D'Angelo Jimenez, S (7, PH) OBP: 0.188, SLG: 0.071 Jon Rauch, R (8, 1) 32 Chad Cordero, R (9, 1)		1B			G3		K			2 0 1 0 0	0 0 0 0 0	1 0 0 0 0	0 0 0 0 0	0 0 0 0 0	0 0 1 0 0	0 0 1 0 0
Inning Stats	R: 3 E: 0 K: 0 S: 13 H: 3 LOB: 0 BB: 0 P: 22	R: 0 E: 0 K: 2 S: 15 H: 1 LOB: 1 BB: 0 P: 17	R: 0 E: 0 K: 1 S: 12 H: 1 LOB: 1 BB: 0 P: 17	R: 0 E: 0 K: 2 S: 10 H: 0 LOB: 0 BB: 0 P: 14	R: 0 E: 0 K: 1 S: 9 H: 0 LOB: 0 BB: 0 P: 15	R: 1 E: 0 K: 0 S: 9 H: 2 LOB: 1 BB: 0 P: 14	R: 0 E: 0 K: 3 S: 13 H: 1 LOB: 1 BB: 0 P: 21	R: 0 E: 0 K: 2 S: 9 H: 0 LOB: 1 BB: 1 P: 18		1B: 6 2B: 1 3B: 0 HR: 1 SF: 0 SAC: 0 DP: 0 HBP: 0					

	AB	31
	R	4
	H	8
	RBI	4
	BB	1
	SO	11
	LOB	8

WP: 0 PA: 32
PB: 0
SB: 0
CS: 0

PITCHER		IP	WLS	BF	H	R	ER	SO	BB	IBB	HBP	BLK	WP	HR	S	P	ERA	WHIP
46 Oliver Pérez, L ERA: 3.86	(1, 1)	7.0	L	28	8	4	4	9	0	0	0	0	0	1	81	120	5.14	1.143
35 Joe Smith, R ERA:	(8, 1)	1.0		4	0	0	0	2	1	0	0	0	0	0	9	18	0.00	1.000

PITCHER	IP	WLS	BF	H	R	ER	SO	BB	IBB	HBP	BLK	WP	HR	S	P	ERA	WHIP

Batter	1	2	3	4	5	6	7	8	9	10	11	12	AB	R	H	RBI	BB	SO	LOB
7 José Reyes, S (1, 6) OBP: 0.432, SLG: 0.583	F B B S F B B 4-2 16 G4-3 16 S BB		B X 1-0 F9 ①		C C B X 1-2 G5-3 ③			B B B 4-0 21 CS 16 SH5-4 BB	F X 0-1 L3 ③			B F X 1-1 16 FC6-2 15 2B 1-2 2-3 1B	4	1	1	0	2	0	2
16 Paul Lo Duca, R (1, 2) OBP: 0.288, SLG: 0.282 13 Billy Wagner, L (12, 1)	1 SAFE 1 SAFE F 1 SAFE B B B X 2-2 G4-3 ① 1-3		B B C F B B 4-2 BB			X 0-0 G6-3 ①		X 0-0 SH5-4 ① 1-2		B C C X 1-2 F8 ①		X 0-0 FC6-2 ① 15 2B 5 1B 1-2 2-3 3-Hr	4 0	1 0	0 0	0 0	1 0	0 0	4 0
15 Carlos Beltrán, S (1, 8) OBP: 0.396, SLG: 0.602	B X 1-0 P5 ②		X 0-0 P5 ②			C B S B B B X 3-2 21 G4-5-3 1B		I I I 4-0 21 CS IBB		C B X 1-1 G4-3 ②		X 0-0 5 1B 1-3 2-H 3-H 2B	5	1	2	2	1	0	2
21 Carlos Delgado, L (1, 3) OBP: 0.265, SLG: 0.264	B B B B 4-0 BB		C B B X 2-1 F7 ③			B 1 B X SAFE 2-0 G4-5-3 ② ③ 1-2f		B S S S T 2-2 K ② ③ 1-2 2-3		B C S X 1-2 G3 ③		I I I 4-0 18 L6-4 5 1B IBB	4	0	0	0	2	1	4
5 David Wright, R (1, 5) OBP: 0.384, SLG: 0.337	C B B X 2-1 G4-3 ③			B B F B X 3-1 F8 ①			B B B B C B 4-1 18 G5-4-3 BB		B C F B B F B B 4-2 18 G6-4-3 BB		B C X 1-1 G5-3 ①	D X 1-0 1-2 2-H 3-H 1B	4	0	1	2	2	0	2
18 Moises Alou, R (1, 7) OBP: 0.420, SLG: 0.506		F S S 0-3 K ①		B X 1-0 F9 ②			D X 1-0 G5-4-3 ① ② 1-2f		B X 1-0 G6-4-3 ① ② 1-2f		B F B X 2-1 G6-3 ②	B X 1-0 L6-4 ② ③ 2-2	6	0	0	0	0	1	4
20 Shawn Green, L (1, 9) OBP: 0.426, SLG: 0.565 10 Endy Chavez, L (9, PR) OBP: 0.389, SLG: 0.611 (9, 9)		B X 1-0 G4-3 ②		B B F X 2-1 F7 ③			B B B X 2-0 3 E 3 FC5 17 WP 1B		X 0-0 3 1B 1B		C F F B B B X 2-2 G5-3 ③		4 1	1 1	2 0	0 0	0 0	0 0	0 0
22 Jose Valentin, S (1, 4) OBP: 0.359, SLG: 0.471 3 Damion Easley, R (4, 4) OBP: 0.389, SLG: 0.813	B B B B 4-0 WP BB		C X 0-1 G5-3 ①			X 0-0 FC5 17 WP 1-3		D S I D C F X SAFE 2-2 1B 1-2 1B				M X 0-1 7 1B 16 FC6-2 2B	0 4	0 0	0 2	0 0	1 0	0 0	0 1
Tom Glavine, L (1, 1) 17 David Newhan, L (2, PH) OBP: 0.000, SLG: 0.000 Aaron Heilman, R (7, 1) Scott Schoeneweis, L (8, 1) Julio Franco, R (8, PH) OBP: 0.429, SLG: 0.500 35 Joe Smith, R (8, 1) 25 Pedro Feliciano, L (8, 1) Aaron Sele, R (10, 1) 11 Ramon Castro, R (12, PH) OBP: 0.400, SLG: 0.714 (12, D)		C B B C 1 F B X SAFE 3-2 G5-3 ③ 1-2	B X 1-0 G6-3 ②				B S B C F X 2-2 G1-3 ③ 2-3 3-H		B X 1-0 1-3 2-H 1B			B B B B 4-0 16 FC6-2 7 1B 15 2B BB	2 1 0 0 1 0 0 0 0 0	0 0 0 0 1 0 0 0 0 1	0 0 0 0 1 0 0 0 0 0	0 0 0 0 1 0 0 0 0 1	0 0 0 0 0 0 0 0 0 0	0 0 0 0 0 0 0 0 0 0	1 0 0 0 0 0 0 0 0 0
Inning Stats	R: 0 H: 0 E: 0 LOB: 2 K: 0 BB: 2 S: 9 P: 22	R: 0 H: 0 E: 0 LOB: 1 K: 1 BB: 1 S: 8 P: 16	R: 0 H: 0 E: 0 LOB: 1 K: 0 BB: 1 S: 6 P: 13	R: 0 H: 0 E: 0 LOB: 1 K: 0 BB: 1 S: 5 P: 13	R: 0 H: 0 E: 0 LOB: 0 K: 0 BB: 0 S: 5 P: 11	R: 0 H: 1 E: 0 LOB: 0 K: 0 BB: 0 S: 5 P: 10	R: 1 H: 1 E: 1 LOB: 1 K: 0 BB: 1 S: 8 P: 17	R: 0 H: 0 E: 0 LOB: 1 K: 1 BB: 2 S: 4 P: 14	R: 1 H: 3 E: 0 LOB: 2 K: 0 BB: 1 S: 12 P: 20	R: 0 H: 0 E: 0 LOB: 0 K: 0 BB: 0 S: 8 P: 11	R: 0 H: 0 E: 0 LOB: 0 K: 0 BB: 0 S: 8 P: 13	R: 4 H: 4 E: 0 LOB: 1 K: 0 BB: 2 S: 8 P: 19	1B: 7 2B: 3 3B: 0 HR: 0		SF: 0 SAC: 1 DP: 4 HBP: 0		WP: 2 PB: 0 SB: 1 CS: 2		PA: 51

PITCHER	IP	WLS	BF	H	R	ER	SO	BB	IBB	HBP	BLK	WP	HR	S	P	ERA	WHIP
26 Jerome Williams, R (1, 1) ERA: 6.11	6.0		23	1	1	0	1	5	0	0	0	1	0	40	85	0.00	1.000
43 Jesus Colome, R (7, 1) ERA: 2.6	1.1	B	7	1	0	0	0	1	1	0	0	1	0	8	21	0.00	1.500
59 Micah Bowie, L (8, 1) ERA: 3.27	0.2		1	0	0	0	1	0	0	0	0	0	0	3	5	0.00	0.000
32 Chad Cordero, R (9, 1) ERA: 5.11	1.0	B	6	3	1	1	0	1	0	0	0	0	0	12	20	9.00	4.000
Jon Rauch, R (10, 1) ERA: 5.79	1.0		3	0	0	0	0	0	0	0	0	0	0	8	11	0.00	0.000

PITCHER	IP	WLS	BF	H	R	ER	SO	BB	IBB	HBP	BLK	WP	HR	S	P	ERA	WHIP
52 Saul Rivera, R (11, 1) ERA: 3.86	1.0	L	6	2	3	3	0	1	0	0	0	0	0	12	22	27.00	3.000
35 Ryan Wagner, R (12, 1) ERA: 6.08	1.0		5	2	1	1	0	0	1	0	0	0	0	4	10	9.00	2.000

TOP

New York Mets @ Washington Nationals

Robert F. Kennedy Memorial Stadium, Washington, DC

Sat Apr 28 2007, 7:05 PM EDT

Att. 29,294 - Overcast - 64 F

livebaseballscorecards.com

AB	40
R	6
H	9
RBI	5
BB	10
SO	2
LOB	21

Batter	1	2	3	4	5	6	7	8	9	10	11	12	AB	R	H	RBI	BB	SO	LOB
Felipe Lopez, S (1, 6) OBP: 0.336, SLG: 0.310	F B X 1-1 B1-3 ①		C B C X 1-2 10 CS 1B			C B F X 1-2 FC6-4 ② 1-2f 10 2B		B C X 1-1 F8 ② 2-3		B C X 1-1 G6-3 ①		C B F B F X 2-2 G6-3 ②	6	1	1	0	0	0	2
10 Ronnie Belliard, R (1, 4) OBP: 0.327, SLG: 0.376	X 0-0 F9 ②		B 1 SAFE B 1 SAFE 1 SAFE B C S 3-2 CS ③ 1-2	B C B X 2-1 G1-3 ①		1 S B X 1-1 1-H 2B		C X 0-1 3-H 2B		B C B B X 3-1 F8 ②		C F F F B X 1-2 11 1B 1B	6	0	3	2	0	0	0
11 Ryan Zimmerman, R (1, 5) OBP: 0.300, SLG: 0.343	B C X 1-1 G5-3 ③			B C B X 2-1 F9 ②		D C F B X 1-2 G4-3 ③		C F F H 1-2 HBP		B B F S B B 4-2 BB		B C B X 2-1 1-3 DI 1B	4	0	1	0	1	0	1
21 Dmitri Young, S (1, 3) OBP: 0.370, SLG: 0.464 32 Chad Cordero, R (9, 1) Jon Rauch, R (10, 1) Josh Wilson, R (10, PH) OBP: 0.316, SLG: 0.071 52 Saul Rivera, S (11, 1) 35 Ryan Wagner, R (12, 1) Brian Schneider, L (12, PH) OBP: 0.291, SLG: 0.260		F B B B T X 3-2 G4-3 ①		B F S B X 2-2 G6-3 ③			B X 1-0 F9 ① F F B S 2-3 K ③			1 SAFE X 0-0 L9 ③		C F S 0-3 K ③ 1-2	4 0 0 1 0 0 0 1	0 0 0 0 0 0 0 0	0 0 0 0 0 0 0 0	0 0 0 0 0 0 0 1	0 0 0 0 0 0 0 0	1 0 0 1 0 0 0 0	2 0 0 0 0 0 0 2
25 Austin Kearns, R (1, 9) OBP: 0.350, SLG: 0.446		X 0-0 G6-3 ②			B C X 1-1 P4 ①		F F B F B X 2-2 G1-3 ②		B B F F F S 2-3 K ①		B B C F B F X 3-2 L5 ①		5	0	0	0	0	1	0
Ryan Church, L (1, 8) OBP: 0.385, SLG: 0.506		B B C B B 4-1 FC5-4 BB			C B B B S F B S 3-3 K ②		B B F B C F B 4-2 BB		C B B C F B B 4-2 3 G3-1 BB		B B C B B 4-1 G3 BB		1	0	0	0	4	1	0
Michael Restovich, R (1, 7) OBP: 0.208, SLG: 0.217 Chris Snelling, L (8, 7) OBP: 0.368, SLG: 0.348		B C X 1-1 FC5-4 ③ 1-2f			B B S B X 3-1 G5-3 ③		X 0-0 F8 ③		C O 1 SAFE B B B 4-1 3 G3-1 1-2 BB		B 1 SAFE 1 SAFE C X 1-1 G3 ② 1-2		3 1	0 0	0 0	0 0	0 1	0 0	2 1
3 Jesus Flores, R (1, 2) OBP: 0.368, SLG: 0.333			B B C X 2-1 F7 ① S F B S 1-3 K ②			B X 1-0 F8 ① C C C F X 0-2 FC6-4 1B		C F F X 0-2 F8 SH3-4 10 2B 1B	B F B X 2-1 G3-1 ② 1-2 2-3		B F S B C 2-3 K ③		5	1	1	0	0	1	3
26 Jerome Williams, R (1, 1) OBP: 0.250, SLG: 0.143 43 Jesus Colome, R (7, 1) 59 Micah Bowie, L (8, 1) D'Angelo Jimenez, S (8, PH) OBP: 0.188, SLG: 0.071 13 Robert Fick, L (9, 3) OBP: 0.222, SLG: 0.130								1 SAFE X 0-0 SH3-4 ① 1-2	S C S 0-3 K ③			S B C 1-3 K ①	2 0 0 0 0 2	0 0 0 0 0 0	1 0 0 0 0 2	0 0 0 0 0 2	1 0 0 0 0 2	0 0 0 0 0 2	0 0 0 0 0 2
Inning Stats	R: 0 H: 0 E: 0 LOB: 0 K: 0 BB: 0 S: 5 P: 7	R: 0 H: 0 E: 0 LOB: 1 K: 0 BB: 1 S: 7 P: 15	R: 0 H: 1 E: 0 LOB: 0 K: 1 BB: 0 S: 10 P: 17	R: 0 H: 0 E: 0 LOB: 0 K: 0 BB: 0 S: 7 P: 13	R: 0 H: 0 E: 0 LOB: 0 K: 1 BB: 0 S: 8 P: 15	R: 1 H: 2 E: 0 LOB: 1 K: 0 BB: 0 S: 13 P: 17	R: 0 H: 0 E: 0 LOB: 1 K: 0 BB: 1 S: 9 P: 16	R: 1 H: 2 E: 0 LOB: 2 K: 1 BB: 0 S: 15 P: 19	R: 0 H: 0 E: 0 LOB: 2 K: 2 BB: 2 S: 14 P: 26	R: 0 H: 0 E: 0 LOB: 1 K: 0 BB: 1 S: 7 P: 15	R: 0 H: 0 E: 0 LOB: 1 K: 1 BB: 1 S: 10 P: 20	R: 0 H: 2 E: 0 LOB: 2 K: 2 BB: 0 S: 17 P: 23	1B: 5 SF: 0 2B: 2 SAC: 1 3B: 0 DP: 0 HR: 0 HBP: 1					WP: 0 PA: 50 PB: 0 SB: 0 CS: 1	

PITCHER		IP	WLS	BF	H	R	ER	SO	BB	IBB	HBP	BLK	WP	HR	S	P	ERA	WHIP
Tom Glavine, L ERA: 2.8	(1, 1)	6.0		21	3	1	1	2	1	0	0	0	0	0	50	84	1.50	0.667
Aaron Heilman, R ERA: 3.24	(7, 1)	1.2		9	2	1	1	0	1	0	1	0	0	0	21	30	5.40	1.800
Scott Schoeneweis, L ERA: 2.16	(8, 1)	0.1		1	0	0	0	1	0	0	0	0	0	0	3	5	0.00	0.000
35 Joe Smith, R ERA:	(9, 1)	0.1		1	0	0	0	1	0	0	0	0	0	0	5	7	0.00	0.000
25 Pedro Feliciano, L ERA:	(9, 1)	1.1		7	0	0	0	1	3	0	0	0	0	0	15	33	0.00	2.250

PITCHER		IP	WLS	BF	H	R	ER	SO	BB	IBB	HBP	BLK	WP	HR	S	P	ERA	WHIP
Aaron Sele, R ERA: 5.23	(10, 1)	1.1	W	5	0	0	0	1	1	0	0	0	0	0	11	21	0.00	0.750
13 Billy Wagner, L ERA: 0.9	(12, 1)	1.0		5	2	0	0	2	0	0	0	0	0	0	17	23	0.00	2.000

BOTTOM

New York Mets @ Washington Nationals

Robert F. Kennedy Memorial Stadium, Washington, DC

Sat Apr 28 2007, 7:05 PM EDT

Att. 29,294 - Overcast - 64 F

livebaseballscorecards.com

AB	41
R	2
H	7
RBI	2
BB	6
SO	8
LOB	16

Batter	1	2	3	4	5	6	7	8	9	AB	R	H	RBI	BB	SO	LOB
7 José Reyes, S (1, 6) OBP: 0.435, SLG: 0.576	C B S X 1-2 15 SH2-3 5 S 1B		B B B C B 4-1 5 S BB		B X 1-0 ③ L9			B B B C C X 3-2 ② F8		3	0	1	0	1	0	0
5 David Wright, R (1, 5) OBP: 0.388, SLG: 0.329	B B S B B 4-1 15 SH2-3 1-2 BB		C B 1 SAFE 1 SAFE 1 F B B T 3-2 ② K 1-2			B B F S C 2-3 ① K		B B B C F B 4-2 BB		2	0	0	0	2	2	1
15 Carlos Beltrán, S (1, 8) OBP: 0.394, SLG: 0.625	X 0-0 ① SH2-3 1-2 2-3		B X 1-0 ③ F8			F X 0-1 HR		1 SAFE C B B F X 2-2 ③ P2		3	1	1	1	0	0	2
18 Moises Alou, R (1, 7) OBP: 0.402, SLG: 0.482	F B B B X 3-1 ② P6			S X 0-1 ① F8		B X 1-0 ② P6			B F X 1-1 ① G6-3	4	0	0	0	0	0	2
20 Shawn Green, L (1, 9) OBP: 0.418, SLG: 0.551 13 Billy Wagner, L (9, 1)	C C B C 1-3 ③ K			X 0-0 ② L3		C F B B X 2-2 ③ G4-3			B C S B F B F X 3-2 G4-3 1B	4 0	0 0	1 0	0 0	0 0	1 0	2 0
Julio Franco, R (1, 3) OBP: 0.385, SLG: 0.222		B F B B B X 3-1 ① G6-3		C B B B B 4-1 BB			X 0-0 ① G4-3		F 1 SAFE X 0-1 ② G4-3 1-2	3	0	0	0	1	0	1
11 Ramon Castro, R (1, 2) OBP: 0.345, SLG: 0.600		C F T 0-2 ② K		S B F F C 1-3 ③ K			F S B S 1-3 ② K		B X 1-0 ③ G5-3	4	0	0	0	0	3	2
3 Damion Easley, R (1, 4) OBP: 0.333, SLG: 0.684		B X 1-0 ③ F8			B F B X 2-1 ① G6-3		B X 1-0 ③ G5-3			3	0	0	0	0	0	0
33 John Maine, R (1, 1) OBP: 0.231, SLG: 0.167 17 David Newhan, L (8, PH) OBP: 0.333, SLG: 0.167 Aaron Heilman, R (8, 1) Scott Schoeneweis, L (8, 1) 10 Endy Chavez, L (9, 9) OBP: 0.389, SLG: 0.611			B C X 1-1 ① G6-3		C B X 1-1 ② F7			C X 0-1 ① L9		2 1 0 0 0	0 0 0 0 0	0 0 0 0 0	0 0 0 0 0	0 0 0 0 0	0 0 0 0 0	0 0 0 0 0
Inning Stats	R: 0 E: 0 K: 1 S: 10 H: 1 LOB: 2 BB: 1 P: 19	R: 0 E: 0 K: 1 S: 6 H: 0 LOB: 0 BB: 0 P: 10	R: 0 E: 0 K: 1 S: 7 H: 0 LOB: 1 BB: 1 P: 16	R: 0 E: 0 K: 1 S: 8 H: 0 LOB: 1 BB: 1 P: 13	R: 0 E: 0 K: 0 S: 5 H: 0 LOB: 0 BB: 0 P: 9	R: 1 E: 0 K: 1 S: 9 H: 1 LOB: 0 BB: 0 P: 14	R: 0 E: 0 K: 1 S: 5 H: 0 LOB: 0 BB: 0 P: 7	R: 0 E: 0 K: 0 S: 10 H: 0 LOB: 1 BB: 1 P: 19	R: 0 E: 0 K: 0 S: 10 H: 1 LOB: 1 BB: 0 P: 15	1B: 2 2B: 0 3B: 0 HR: 1 SF: 0 SAC: 1 DP: 0 HBP: 0						

PITCHER		IP	WLS	BF	H	R	ER	SO	BB	IBB	HBP	BLK	WP	HR	S	P	ERA	WHIP
57 Jason Bergmann, R ERA: 2.79	(1, 1)	7.0	L	26	2	1	1	6	3	0	0	0	0	1	50	88	1.29	0.714
59 Micah Bowie, L ERA: 3.0	(8, 1)	1.0		4	0	0	0	0	1	0	0	0	0	0	10	19	0.00	1.000
43 Jesus Colome, R ERA: 2.45	(9, 1)	1.0		4	1	0	0	0	0	0	0	0	0	0	10	15	0.00	1.000

PITCHER	IP	WLS	BF	H	R	ER	SO	BB	IBB	HBP	BLK	WP	HR	S	P	ERA	WHIP

TOP

New York Mets @ Washington Nationals

Robert F. Kennedy Memorial Stadium, Washington, DC

Sun Apr 29 2007, 1:35 PM EDT
Att. 27,361 - Partly Cloudy - 72 F

livebaseballscorecards.com

AB	29
R	1
H	3
RBI	1
BB	4
SO	6
LOB	10

WP: 0 PA: 34
PB: 0
SB: 2
CS: 0

BOTTOM

New York Mets @ Washington Nationals

Robert F. Kennedy Memorial Stadium, Washington, DC

Sun Apr 29 2007, 1:35 PM EDT

Att. 27,361 - Partly Cloudy - 72 F

livebaseballscorecards.com

Batter	1	2	3	4	5	6	7	8	9	AB	R	H	RBI	BB	SO	LOB
Felipe Lopez, S (1, 6) OBP: 0.330, SLG: 0.305	F7		FC6-4 10 1B			F7		21 F9, 10 1B	L9	5	0	1	0	0	0	2
10 Ronnie Belliard, R (1, 4) OBP: 0.343, SLG: 0.392	F8		1B			1B		1B		4	0	3	0	0	0	0
11 Ryan Zimmerman, R (1, 5) OBP: 0.289, SLG: 0.330	K		P2			F7		K		4	0	0	0	0	2	5
21 Dmitri Young, S (1, 3) OBP: 0.356, SLG: 0.443		K		K		K		F9		4	0	0	0	0	3	3
25 Austin Kearns, R (1, 9) OBP: 0.355, SLG: 0.453		G6-3		G6-3			FC3-5 3 2B	BB		3	0	1	0	1	0	0
Ryan Church, L (1, 8) OBP: 0.390, SLG: 0.494		BB 3 S		G6-3			BB 3 FC3-5	G3		2	0	0	0	2	0	3
3 Jesus Flores, R (1, 2) OBP: 0.348, SLG: 0.316		P5			L9		FC3-5		1B	4	0	1	0	0	0	3
Chris Snelling, L (1, 7) OBP: 0.367, SLG: 0.333 Josh Wilson, R (9, PH) OBP: 0.300, SLG: 0.067			BB FC6-4		K		K		K	2 1	0 0	0 0	0 0	1 0	2 1	2 1
57 Jason Bergmann, R (1, 1) OBP: 0.100, SLG: 0.100 13 Robert Fick, L (7, PH) OBP: 0.214, SLG: 0.125 59 Micah Bowie, L (8, 1) 43 Jesus Colome, R (9, 1) Michael Restovich, R (9, PH) OBP: 0.200, SLG: 0.208			K		G1-3		K		P5	2 1 0 0 1	0 0 0 0 0	0 0 0 0 0	0 0 0 0 0	1 1 0 0 0	1 2 0 0 1	1 2 0 0 1
Inning Stats	R: 0 E: 0 K: 1 S: 7 H: 0 LOB: 0 BB: 0 P: 9	R: 0 E: 0 K: 1 S: 11 H: 0 LOB: 1 BB: 1 P: 19	R: 0 E: 0 K: 1 S: 10 H: 1 LOB: 2 BB: 1 P: 17	R: 0 E: 0 K: 1 S: 8 H: 0 LOB: 0 BB: 0 P: 10	R: 0 E: 0 K: 1 S: 8 H: 0 LOB: 0 BB: 0 P: 12	R: 0 E: 0 K: 1 S: 11 H: 1 LOB: 1 BB: 0 P: 18	R: 0 E: 0 K: 2 S: 11 H: 1 LOB: 2 BB: 1 P: 21	R: 0 E: 0 K: 1 S: 13 H: 2 LOB: 3 BB: 1 P: 20	R: 0 E: 0 K: 1 S: 8 H: 1 LOB: 1 BB: 0 P: 11	1B: 5 2B: 1 3B: 0 HR: 0	SF: 0 SAC: 0 DP: 0 HBP: 0						

	AB	33
	R	0
	H	6
	RBI	0
	BB	4
	SO	10
	LOB	23

WP: 0 PB: 0 SB: 1 CS: 0 PA: 37

PITCHER		IP	WLS	BF	H	R	ER	SO	BB	IBB	HBP	BLK	WP	HR	S	P	ERA	WHIP
33 John Maine, R ERA: 1.35	(1, 1)	7.0	W	27	3	0	0	8	3	0	0	0	0	0	66	106	0.00	0.857
Aaron Heilman, R ERA: 3.0	(8, 1)	0.2	H	5	2	0	0	1	1	0	0	0	0	0	12	18	0.00	4.500
Scott Schoeneweis, L ERA: 2.08	(8, 1)	0.1	H	1	0	0	0	0	0	0	0	0	0	0	1	2	0.00	0.000
13 Billy Wagner, L ERA: 0.82	(9, 1)	1.0	S	4	1	0	0	1	0	0	0	0	0	0	8	11	0.00	1.000

PITCHER	IP	WLS	BF	H	R	ER	SO	BB	IBB	HBP	BLK	WP	HR	S	P	ERA	WHIP

Batter	1	2	3	4	5	6	7	8	9	AB	R	H	RBI	BB	SO	LOB
2 Hanley Ramirez, R (1, 6) OBP: 0.462, SLG: 0.625	X 0-0 ① P4		B B D B 4-0 6 BB 1-2 1B BB	B B X 2-0 HR		B B C X 2-1 ② G3		C F F B B F B X 3-2 6 G6-4-3 1B		4	2	2	1	1	0	2
6 Dan Uggla, R (1, 4) OBP: 0.294, SLG: 0.429	B C C B X 2-2 ② L3		B B B B 4-0 1B 17 2B 1-2 2-3 BB	C B S X 1-2 ③ G5-3		B C X 1-1 ③ G6-3		X 0-0 ② ③ G6-4-3 1-2f		4	1	0	0	1	0	4
Miguel Cabrera, R (1, 5) OBP: 0.429, SLG: 0.663	C B T S 1-3 ③ K		B C B X 2-1 17 2B 14 1B 1-2 2-H 3-H 1B		B F F B B X 3-2 ① G5-3		B F S C 1-3 ① K		X 0-0 14 BB 1B	5	1	2	2	0	2	0
17 Mike Jacobs, L (1, 3) OBP: 0.395, SLG: 0.549		C X 0-1 ① F9	X 0-0 14 1B 1-3 2-H 2B		B B F F X 2-2 ② G4-3		C X 0-1 ② F9		S F S 0-3 ① K	5	1	1	1	0	1	1
14 Josh Willingham, R (1, 7) OBP: 0.394, SLG: 0.500		B B X 2-0 ② F9	B C D C B X 3-2 WP 2-H 3-H 1B		C X 0-1 ③ F8		C S B X 1-2 2B		C B C B B B 4-2 FC6-4 1-2 BB	4	0	2	2	1	0	0
Joe Borchard, S (1, 9) OBP: 0.344, SLG: 0.366		C F B F B S 2-3 ③ K	B X 1-0 ③ F8 1-2			B F B X 2-1 ① F8	B F B F S 2-3 ③ K		C B F D X 2-2 ② F9	5	0	0	0	0	2	4
Miguel Olivo, R (1, 2) OBP: 0.255, SLG: 0.322			C B S B S 2-3 ① K	B S B F C 2-3 ① K		B B S X 2-1 4 1B SH 1B		C F B S 1-3 ① K2-3	B X 1-0 ③ FC6-4 1-2f	5	1	1	0	0	3	2
4 Alfredo Amezaga, S (1, 8) OBP: 0.324, SLG: 0.448			B B B C X 3-1 ② G3	X 0-0 HR		C B X 1-1 SH 1-2 1B		X 0-0 2B 1B		4	2	3	1	0	0	0
Scott Olsen, L (1, 1) OBP: 0.545, SLG: 0.636			C C B B X 2-2 6 BB 2 BB 1B 1B	B C X 1-1 ② G3-1		S X 0-1 SH 1-3 2-H		C 1 SAFE 1 SAFE X 0-1 1-H 2B		2	1	1	0	0	0	0
Randy Messenger, R (7, 1)										0	0	0	0	0	0	0
Jason Wood, R (8, PH) OBP: 0.300, SLG: 0.556										1	0	1	1	0	0	0
37 Renyel Pinto, L (8, 1)										0	0	0	0	0	0	0
77 Henry Owens, R (9, 1)										0	0	0	0	0	0	0
Inning Stats	R: 0 E: 0 K: 1 S: 7 H: 0 LOB: 0 BB: 0 P: 10	R: 0 E: 0 K: 1 S: 7 H: 0 LOB: 0 BB: 0 P: 11	R: 5 E: 0 K: 1 S: 15 H: 4 LOB: 1 BB: 2 P: 36	R: 2 E: 0 K: 1 S: 10 H: 2 LOB: 0 BB: 0 P: 16	R: 0 E: 0 K: 0 S: 8 H: 0 LOB: 0 BB: 0 P: 13	R: 1 E: 1 K: 0 S: 12 H: 2 LOB: 2 BB: 0 P: 20	R: 0 E: 0 K: 2 S: 11 H: 1 LOB: 1 BB: 0 P: 15	R: 1 E: 0 K: 1 S: 13 H: 3 LOB: 1 BB: 0 P: 17	R: 0 E: 0 K: 1 S: 10 H: 1 LOB: 2 BB: 1 P: 17	1B: 8 2B: 3 3B: 0 HR: 2		SF: 0 SAC: 1 DP: 1 HBP: 0				

TOP

Florida Marlins @ New York Mets

Shea Stadium, Flushing, NY

Mon Apr 30 2007, 7:10 PM EDT

Att. 39,383 - Partly Cloudy - 71 F

livebaseballscorecards.com

AB	39
R	9
H	13
RBI	8
BB	3
SO	8
LOB	13

WP: 1 PA: 43
PB: 0
SB: 0
CS: 0

PITCHER		IP	WLS	BF	H	R	ER	SO	BB	IBB	HBP	BLK	WP	HR	S	P	ERA	WHIP
61 Chan Ho Park, R ERA: 15.75	(1, 1)	4.0	L	20	6	7	7	4	2	0	0	0	1	2	39	73	15.75	2.000
40 Ambiorix Burgos, R ERA: 3.38	(5, 1)	2.0		9	2	1	0	0	0	0	0	0	0	0	20	33	0.00	1.000
Aaron Sele, R ERA: 5.11	(7, 1)	2.0		9	4	1	1	3	0	0	0	0	0	0	24	32	4.50	2.000
Scott Schoeneweis, L ERA: 1.86	(9, 1)	1.0		5	1	0	0	1	1	0	0	0	0	0	10	17	0.00	2.000

PITCHER	IP	WLS	BF	H	R	ER	SO	BB	IBB	HBP	BLK	WP	HR	S	P	ERA	WHIP

Florida Marlins @ New York Mets

Shea Stadium, Flushing, NY

Mon Apr 30 2007, 7:10 PM EDT

Att. 39,383 - Partly Cloudy - 71 F

livebaseballscorecards.com

BOTTOM

Batter	1	2	3	4	5	6	7	8	9	AB	R	H	RBI	BB	SO	LOB
7 José Reyes, S (1, 6) OBP: 0.442, SLG: 0.596	G4-3		5 S; 15 1B; 1B		G5-3	2-H 2B		2-H 16 1B 2B		5	1	3	2	0	0	0
16 Paul Lo Duca, R (1, 2) OBP: 0.294, SLG: 0.289	21 F8; 15 1B; 1B		SAFE; F7		K	L8		2-H 1B		5	0	2	1	0	1	2
15 Carlos Beltrán, S (1, 8) OBP: 0.412, SLG: 0.663	21 F8; 1-2 1B		SAFE; SAFE; 5 S; 1-2 1B		HR		21 1B; 1B	K		5	1	4	1	0	1	1
21 Carlos Delgado, L (1, 3) OBP: 0.262, SLG: 0.260	F8; 1-2 2-3		K		G4-3		18 G5-4-3; 1-2 1B		G4-3	5	0	1	0	0	1	4
5 David Wright, R (1, 5) OBP: 0.370, SLG: 0.311	P4		F9; 1-2 2-3			E5; 18 2B; 20 1B	K		G6-3	5	1	0	0	0	1	6
18 Moises Alou, R (1, 7) OBP: 0.406, SLG: 0.488 Scott Schoeneweis, L (9, 1) 17 David Newhan, L (9, PH) OBP: 0.313, SLG: 0.154		BB		G5-3		1-3 20 1B 2B	G5-4-3; 1-2f		K	3 0 1	1 0 0	1 0 0	0 0 0	1 0 0	0 0 1	2 0 0
20 Shawn Green, L (1, 9) OBP: 0.412, SLG: 0.538		K		G6-3		2-H 3-H 7 2B; G5-3; 1B		K		4	1	1	2	0	2	1
3 Damion Easley, R (1, 4) OBP: 0.360, SLG: 0.636		F9		BB		K		10 G2-3; 7 2B; 1B		3	1	1	0	1	1	2
61 Chan Ho Park, R (1, 1) Ruben Gotay, S (4, PH) 40 Ambiorix Burgos, R (5, 1) Julio Franco, R (6, PH) OBP: 0.357, SLG: 0.200 Aaron Sele, R (7, 1) 10 Endy Chavez, L (8, PH) OBP: 0.368, SLG: 0.579 (9, 7)		K		G5-3		G5-3; 1-2		G2-3; 1-2		1 1 0 1 0 1	0 0 0 0 0 0	0 0 0 0 0 0	0 0 0 0 0 0	0 0 0 0 0 0	1 0 0 0 0 0	1 1 0 1 0 1
Inning Stats	R: 0 E: 0 K: 0 S: 8 H: 2 LOB: 2 BB: 0 P: 12	R: 0 E: 0 K: 2 S: 7 H: 0 LOB: 1 BB: 1 P: 13	R: 0 E: 0 K: 1 S: 12 H: 2 LOB: 2 BB: 0 P: 16	R: 0 E: 0 K: 0 S: 8 H: 0 LOB: 1 BB: 1 P: 13	R: 1 E: 0 K: 1 S: 7 H: 1 LOB: 0 BB: 0 P: 10	R: 3 E: 1 K: 1 S: 16 H: 3 LOB: 1 BB: 0 P: 23	R: 0 E: 0 K: 1 S: 11 H: 2 LOB: 1 BB: 0 P: 15	R: 2 E: 0 K: 2 S: 18 H: 3 LOB: 1 BB: 0 P: 25	R: 0 E: 0 K: 1 S: 10 H: 0 LOB: 0 BB: 0 P: 16	1B: 9 2B: 3 3B: 0 HR: 1 SF: 0 SAC: 0 DP: 1 HBP: 0							

	AB	40
	R	6
	H	13
	RBI	6
	BB	2
	SO	9
	LOB	22

WP: 0 PB: 0 SB: 2 CS: 0 PA: 42

PITCHER		IP	WLS	BF	H	R	ER	SO	BB	IBB	HBP	BLK	WP	HR	S	P	ERA	WHIP
Scott Olsen, L ERA: 5.63	(1, 1)	6.0	W	31	10	4	2	5	2	0	0	0	0	1	64	96	3.00	2.000
Randy Messenger, R ERA: 3.46	(7, 1)	1.0	H	2	0	0	0	1	0	0	0	0	0	0	5	6	0.00	0.000
37 Renyel Pinto, L ERA: 2.4	(8, 1)	1.0		6	3	2	2	2	0	0	0	0	0	0	18	25	18.00	3.000
77 Henry Owens, R ERA: 2.45	(9, 1)	1.0	S	3	0	0	0	1	0	0	0	0	0	0	10	16	0.00	0.000

PITCHER	IP	WLS	BF	H	R	ER	SO	BB	IBB	HBP	BLK	WP	HR	S	P	ERA	WHIP

Florida Marlins @ New York Mets

Shea Stadium, Flushing, NY

Tue May 01 2007, 7:10 PM EDT

Att. 48,458 - Cloudy - 63 F

livebaseballscorecards.com

Batter	1	2	3	4	5	6	7	8	9	AB	R	H	RBI	BB	SO	LOB
2 Hanley Ramirez, R (1, 6) OBP: 0.440, SLG: 0.591	F9	G1-3			F7		K		K	5	0	0	0	0	2	2
6 Dan Uggla, R (1, 4) OBP: 0.301, SLG: 0.426	17 BB, BB, 14 3B, HBP	G4-3			G5-4-3 1B		G4-3			3	1	1	0	0	0	2
Miguel Cabrera, R (1, 5) OBP: 0.431, SLG: 0.652	17 BB, 14 3B, 1-2 BB	1B			G5-4-3 1-2f			G6-3		3	1	1	0	1	0	1
17 Mike Jacobs, L (1, 3) OBP: 0.400, SLG: 0.541 8 Aaron Boone, R (8, PR) (8, 3) OBP: 0.373, SLG: 0.489	14 3B, 1-2 2-3 BB	F7	F8			G4-3 F8		14 HR 1B		3 0	1 1	1 0	0 0	1 0	0 0	1 0
14 Josh Willingham, R (1, 7) OBP: 0.398, SLG: 0.553	1-H 2-H 3-H 3B	F8				K		SAFE 1-H HR	G3	4	1	2	5	0	0	1
Joe Borchard, S (1, 9) OBP: 0.340, SLG: 0.360	K	P4	4 S 1B	F SAFE, F SAFE, 1 SAFE S K			G6-3	G1-3		4	0	1	0	0	2	2
Miguel Olivo, R (1, 2) OBP: 0.245, SLG: 0.309	P4	G3	G5-3	G6-3			1 1B BB		P6	4	0	0	0	0	1	3
4 Alfredo Amezaga, S (1, 8) OBP: 0.320, SLG: 0.429		G5-3					SAFE 1-2 1B		K	3	0	0	0	1	0	1
47 Ricky Nolasco, R (1, 1)										2	0	0	0	0	0	1
48 Lee Gardner, R (6, 1)										0	0	0	0	0	0	0
1 Eric Reed, L (7, PH) OBP: 0.250, SLG: 0.143										1	0	1	0	0	0	0
Kevin Gregg, R (7, 1)										0	0	0	0	0	0	0
57 Taylor Tankersley, L (8, 1)										0	0	0	0	0	0	0
Jason Wood, R (9, PH) OBP: 0.286, SLG: 0.526										1	0	0	0	0	1	0
77 Henry Owens, R (9, 1)										0	0	0	0	0	0	0

TOP

AB	33
R	5
H	7
RBI	5
BB	3
SO	6
LOB	14

Inning Stats	1	2	3	4	5	6	7	8	9
	R: 3 E: 0 K: 1 S: 16 H: 1 LOB: 1 BB: 2 P: 34	R: 0 E: 0 K: 0 S: 5 H: 0 LOB: 0 BB: 0 P: 8	R: 0 E: 0 K: 0 S: 5 H: 1 LOB: 1 BB: 0 P: 12	R: 0 E: 0 K: 1 S: 15 H: 1 LOB: 1 BB: 0 P: 24	R: 0 E: 0 K: 0 S: 4 H: 1 LOB: 0 BB: 0 P: 6	R: 0 E: 0 K: 1 S: 8 H: 0 LOB: 0 BB: 0 P: 13	R: 0 E: 0 K: 1 S: 8 H: 1 LOB: 2 BB: 1 P: 16	R: 2 E: 0 K: 0 S: 10 H: 2 LOB: 1 BB: 0 P: 15	R: 0 E: 0 K: 2 S: 10 H: 0 LOB: 0 BB: 0 P: 13

1B: 5	SF: 0	WP: 0	PA: 37
2B: 0	SAC: 0	PB: 0	
3B: 1	DP: 1	SB: 1	
HR: 1	HBP: 1	CS: 0	

PITCHER		IP	WLS	BF	H	R	ER	SO	BB	IBB	HBP	BLK	WP	HR	S	P	ERA	WHIP
34 Mike Pelfrey, R ERA: 6.75	(1, 1)	6.1	L	27	5	3	3	3	3	0	1	0	0	0	57	106	4.26	1.263
35 Joe Smith, R ERA:	(7, 1)	0.2		2	0	0	0	1	0	0	0	0	0	0	4	7	0.00	0.000
Aaron Heilman, R ERA: 4.09	(8, 1)	2.0		8	2	2	2	2	0	0	0	0	0	1	20	28	9.00	1.000

PITCHER	IP	WLS	BF	H	R	ER	SO	BB	IBB	HBP	BLK	WP	HR	S	P	ERA	WHIP

Florida Marlins @ New York Mets

Shea Stadium, Flushing, NY

Tue May 01 2007, 7:10 PM EDT

Att. 48,458 - Cloudy - 63 F

livebaseballscorecards.com

Batter	1	2	3	4	5	6	7	8	9	AB	R	H	RBI	BB	SO	LOB
7 José Reyes, S (1, 6) OBP: 0.432, SLG: 0.578	C B B X 2-1 5 1B 21 CS 1B		F L F S 0-3 ③ K		F S 0-3 ③ K		B C F S 1-3 ③ K		D X 1-0 ③ F8	5	0	1	0	0	3	3
5 David Wright, R (1, 5) OBP: 0.384, SLG: 0.372	B 1 SAFE X 1-3 1B			B B X 2-0 HR		C X 0-1 15 G4-3 21 1B 2B		C X 0-1 ① G6-3		4	2	3	1	0	0	0
15 Carlos Beltrán, S (1, 8) OBP: 0.407, SLG: 0.648	C 1 S S SAFE 0-3 ① K			B C F B X 2-2 ① F8		X 0-0 ① G4-3 2-3		X 0-0 1B		4	0	1	0	0	1	3
21 Carlos Delgado, L (1, 3) OBP: 0.270, SLG: 0.270	B C F C 1-3 ②③ K 3-H			S F B X 1-2 20 1B 16 1B 1B		X 0-0 18 FC5-4 3-H 1B		B 1 SAFE C 1 SAFE B C X 2-2 ② F7		4	0	2	1	0	1	3
18 Moises Alou, R (1, 7) OBP: 0.390, SLG: 0.467		C X 0-1 ① F7		B B X 2-0 ② F8		C B X 1-1 ② FC5-4 20 FC4-6 1-2f		X 0-0 ③ G5-3		4	0	0	0	0	0	3
20 Shawn Green, L (1, 9) OBP: 0.406, SLG: 0.526		B C X 1-1 ② F7		B B B C F X 3-2 16 1B 1-2 1B		1 SAFE X 0-0 ③ FC4-6 1-2f			B C X 1-1 ① G4-3	4	0	1	0	0	0	1
16 Paul Lo Duca, R (1, 2) OBP: 0.303, SLG: 0.300		C B B X 2-1 ③ P2		X 0-0 ③ 1-2 2-H 1B			B X 1-0 ① P6		B C B F X 2-2 10 1B 1B	4	0	2	0	0	0	0
3 Damion Easley, R (1, 4) OBP: 0.345, SLG: 0.560			F B F B X 2-2 ① F8		B B B C F X 3-2 ① F7		C H 1-1 17 G4-3 HBP		C B C B X 2-2 ② P6	3	0	0	0	0	0	1
34 Mike Pelfrey, R (1, 1)			B C X 1-1 ② G4-3		S S F B S 1-3 ② K2-3		B D C 1 SAFE F X 2-2 ② G4-3 1-2		C C B X 1-2 1B	2	0	0	0	0	1	0
35 Joe Smith, R (7, 1)										0	0	0	0	0	0	0
17 David Newhan, L (7, PH) OBP: 0.294, SLG: 0.143										1	0	0	0	0	0	1
Aaron Heilman, R (8, 1)										0	0	0	0	0	0	0
10 Endy Chavez, L (9, PH) OBP: 0.400, SLG: 0.600										1	0	1	0	0	0	0
Inning Stats	R: 0 E: 0 K: 2 S: 9 H: 2 LOB: 2 BB: 0 P: 13	R: 0 E: 0 K: 0 S: 6 H: 0 LOB: 0 BB: 0 P: 9	R: 0 E: 0 K: 1 S: 9 H: 0 LOB: 0 BB: 0 P: 12	R: 1 E: 0 K: 0 S: 12 H: 4 LOB: 2 BB: 0 P: 22	R: 0 E: 0 K: 2 S: 10 H: 0 LOB: 0 BB: 0 P: 14	R: 1 E: 0 K: 0 S: 7 H: 2 LOB: 1 BB: 0 P: 8	R: 0 E: 0 K: 1 S: 8 H: 0 LOB: 1 BB: 0 P: 13	R: 0 E: 0 K: 0 S: 7 H: 1 LOB: 1 BB: 0 P: 9	R: 0 E: 0 K: 0 S: 12 H: 2 LOB: 2 BB: 0 P: 19	1B: 9 2B: 2 3B: 0 HR: 1	SF: 0 SAC: 0 DP: 1 HBP: 1						

	AB	36
	R	2
	H	11
	RBI	2
	BB	0
	SO	6
	LOB	15

WP: 0 PB: 0 SB: 0 CS: 1 PA: 37

PITCHER		IP	WLS	BF	H	R	ER	SO	BB	IBB	HBP	BLK	WP	HR	S	P	ERA	WHIP
47 Ricky Nolasco, R ERA: 5.68	(1, 1)	5.0	W	19	6	1	1	5	0	0	0	0	0	1	46	70	1.80	1.200
48 Lee Gardner, R ERA: 3.0	(6, 1)	1.0	H	5	2	1	1	0	0	0	0	0	0	0	7	8	9.00	2.000
Kevin Gregg, R ERA: 3.12	(7, 1)	1.1	H	6	1	0	0	1	0	0	1	0	0	0	11	16	0.00	0.750
57 Taylor Tankersley, L ERA: 4.05	(8, 1)	0.2	H	2	0	0	0	0	0	0	0	0	0	0	4	6	0.00	0.000
77 Henry Owens, R ERA: 2.3	(9, 1)	1.0	S	5	2	0	0	0	0	0	0	0	0	0	12	19	0.00	2.000

PITCHER	IP	WLS	BF	H	R	ER	SO	BB	IBB	HBP	BLK	WP	HR	S	P	ERA	WHIP

Florida Marlins @ New York Mets

Shea Stadium, Flushing, NY

Wed May 02 2007, 1:10 PM EDT

Att. 25,236 - Cloudy - 56 F

TOP

livebaseballscorecards.com

Batter	1	2	3	4	5	6	7	8	9	AB	R	H	RBI	BB	SO	LOB
2 Hanley Ramirez, R (1, 6) OBP: 0.421, SLG: 0.561	B B C S F T 2-2 ① K		B X 1-0 ② L7		B C B B X 3-1 ③ F8		B C X 1-1 ② G2-3		C B X 1-1 ② F8	5	0	0	0	0	1	1
6 Dan Uggla, R (1, 4) OBP: 0.305, SLG: 0.429	B X 1-0 1B 2B		B C X 1-1 E5 BB			B B C F B X 3-2 ① F8	B B C B B 4-1 BB		B X 1-0 ③ P3	4	1	1	0	1	0	1
Miguel Cabrera, R (1, 5) OBP: 0.434, SLG: 0.641	X 0-0 2-H 1B		B B B B 4-0 1-2 BB			C F B B X 2-2 ② P4	B C X 1-1 ③ G5-3			3	0	1	1	1	0	1
14 Josh Willingham, R (1, 7) OBP: 0.393, SLG: 0.536	C F B B S 2-3 ② K		B C F S 1-3 ③ K			F B B B B 4-1 12 BB 8 1B E BB		B B X 2-0 ① G4-3		3	1	0	0	1	2	3
8 Aaron Boone, R (1, 3) OBP: 0.382, SLG: 0.479	B F X 1-1 ③ P4			X 0-0 ① F8		C C X 0-2 12 BB E 1-2 1B		C C F H 1-2 L6-4 12 BB HBP		3	1	1	0	0	0	1
12 Cody Ross, R (1, 8) OBP: 0.362, SLG: 0.577		B X 1-0 ① P5		C C B B C 2-3 ② K		C B F B F B B 4-2 E 1-2 2-3 BB		S B B B C B F F B 4-2 1-2 BB		2	0	0	0	2	1	0
Joe Borchard, S (1, 9) OBP: 0.327, SLG: 0.344		C S S 0-3 ② K		B B S F F B S 3-3 ③ K		B X 1-0 E5 1-2 2-H 3-H		B X 1-0 ② ③ L6-4 2-2		4	0	0	0	0	2	3
20 Matt Treanor, R (1, 2) OBP: 0.235, SLG: 0.267		C T B S 1-3 ③ K2-3			C B T S 1-3 ① K	B B S C S S 2-3 ③ K			C S X 0-2 ① F9	2	0	0	0	0	2	0
17 Mike Jacobs, L (6, PH) OBP: 0.395, SLG: 0.533										1	0	0	0	0	1	2
Wes Obermueller, R (6, 1) OBP: 0.200, SLG: 0.400										0	0	0	0	0	0	0
4 Alfredo Amezaga, S (9, PH) OBP: 0.316, SLG: 0.423										1	0	0	0	0	0	0
36 Aníbal Sánchez, R (1, 1) OBP: 0.231, SLG: 0.091			C C S 0-3 ① K2-3		B C F B F C 2-3 ② K		B F B C B C 3-3 ① K		F C X 0-2 1B	1	0	0	0	0	1	0
48 Lee Gardner, R (4, 1)										0	0	0	0	0	0	0
1 Eric Reed, L (5, PH) OBP: 0.222, SLG: 0.125										1	0	0	0	0	1	0
22 Matt Lindstrom, R (5, 1)										0	0	0	0	0	0	0
Miguel Olivo, R (6, 2) OBP: 0.250, SLG: 0.313										2	0	1	0	0	1	0
Inning Stats	R: 1 E: 0 K: 2 S: 11 H: 2 LOB: 1 BB: 0 P: 17	R: 0 E: 0 K: 2 S: 7 H: 0 LOB: 0 BB: 0 P: 9	R: 0 E: 1 K: 2 S: 9 H: 0 LOB: 2 BB: 1 P: 16	R: 0 E: 0 K: 2 S: 8 H: 0 LOB: 0 BB: 0 P: 13	R: 0 E: 0 K: 2 S: 9 H: 0 LOB: 0 BB: 0 P: 15	R: 2 E: 1 K: 1 S: 17 H: 1 LOB: 2 BB: 2 P: 33	R: 0 E: 0 K: 1 S: 8 H: 0 LOB: 1 BB: 1 P: 17	R: 0 E: 0 K: 0 S: 9 H: 0 LOB: 1 BB: 1 P: 17	R: 0 E: 0 K: 0 S: 9 H: 1 LOB: 1 BB: 0 P: 11	1B: 3 2B: 2 3B: 0 HR: 0 SF: 0 SAC: 0 DP: 1 HBP: 1						

	AB	32
	R	3
	H	4
	RBI	1
	BB	5
	SO	12
	LOB	12

WP: 0 PB: 0 SB: 0 CS: 0 PA: 38

PITCHER		IP	WLS	BF	H	R	ER	SO	BB	IBB	HBP	BLK	WP	HR	S	P	ERA	WHIP
46 Oliver Pérez, L ERA: 3.41	(1, 1)	5.2	W	25	3	3	1	10	3	0	0	0	0	0	58	98	1.59	1.059
35 Joe Smith, R ERA:	(6, 1)	1.2	H	8	0	0	0	2	2	0	1	0	0	0	19	37	0.00	1.200
Scott Schoeneweis, L ERA: 1.74	(8, 1)	0.2	H	1	0	0	0	0	0	0	0	0	0	0	1	2	0.00	0.000
13 Billy Wagner, L ERA: 0.75	(9, 1)	1.0	S	4	1	0	0	0	0	0	0	0	0	0	9	11	0.00	1.000

PITCHER	IP	WLS	BF	H	R	ER	SO	BB	IBB	HBP	BLK	WP	HR	S	P	ERA	WHIP

Batter	1	2	3	4	5	6	7	8	9	AB	R	H	RBI	BB	SO	LOB
7 José Reyes, S (1, 6) OBP: 0.431, SLG: 0.575	F7 ①	BB		2B	FC4		F7 ①			4	2	1	1	1	0	1
10 Endy Chavez, L (1, 7) OBP: 0.417, SLG: 0.565	P6 ②	BB		SH1-3 ①	1B		G1-3 ②			3	1	1	2	1	0	0
15 Carlos Beltrán, S (1, 8) OBP: 0.407, SLG: 0.633	BB	P6 ③		1B	G3 ②		K ③			4	0	1	1	1	1	4
21 Carlos Delgado, L (1, 3) OBP: 0.284, SLG: 0.265	BB	F9 ①		F7 ②	IBB			BB		2	0	0	0	3	0	1
5 David Wright, R (1, 5) OBP: 0.385, SLG: 0.374	L1-3 ③	K ②		1B	1B			F7 ①		5	0	2	1	0	1	3
20 Shawn Green, L (1, 9) OBP: 0.414, SLG: 0.535		2B	1B	BB	K ③			K ②		4	1	2	0	1	2	3
11 Ramon Castro, R (1, 2) OBP: 0.324, SLG: 0.533		F7 ①	1B	FC6-4		F8 ①		FC6-4 ③		5	0	1	0	0	0	5
Ruben Gotay, S (1, 4) OBP: 0.200, SLG: 0.200		1B	F9 ③		G1-6-3 ①	P5 ②				4	0	1	1	0	0	2
46 Oliver Pérez, L (1, 1) OBP: 0.333, SLG: 0.333		SH1-4 ②		1B	1B					2	2	2	0	0	0	0
35 Joe Smith, R (6, 1)										1	0	0	0	0	1	0
Scott Schoeneweis, L (8, 1)										0	0	0	0	0	0	0
13 Billy Wagner, L (9, 1)										0	0	0	0	0	0	0
Inning Stats	R: 0 E: 0 K: 0 S: 13 H: 0 LOB: 2 BB: 2 P: 25	R: 1 E: 0 K: 0 S: 13 H: 2 LOB: 3 BB: 2 P: 25	R: 0 E: 0 K: 1 S: 11 H: 2 LOB: 2 BB: 0 P: 14	R: 2 E: 1 K: 0 S: 12 H: 4 LOB: 3 BB: 1 P: 23	R: 3 E: 1 K: 1 S: 24 H: 3 LOB: 2 BB: 1 P: 37	R: 0 E: 0 K: 1 S: 6 H: 0 LOB: 0 BB: 0 P: 9	R: 0 E: 0 K: 1 S: 8 H: 0 LOB: 0 BB: 0 P: 12	R: 0 E: 0 K: 1 S: 10 H: 0 LOB: 1 BB: 1 P: 17		1B: 9 2B: 2 3B: 0 HR: 0 SF: 0 SAC: 2 DP: 0 HBP: 0						

PITCHER		IP	WLS	BF	H	R	ER	SO	BB	IBB	HBP	BLK	WP	HR	S	P	ERA	WHIP
36 Aníbal Sánchez, R ERA: 4.8	(1, 1)	3.1	L	21	7	3	3	1	4	0	0	0	0	0	44	75	8.10	3.300
48 Lee Gardner, R ERA: 2.87	(4, 1)	0.2		4	1	0	0	0	1	0	0	0	0	0	5	12	0.00	3.000
22 Matt Lindstrom, R ERA: 3.0	(5, 1)	1.0		8	3	3	1	1	0	1	0	0	1	0	24	37	9.00	3.000
Wes Obermueller, R ERA: 3.07	(6, 1)	3.0		10	0	0	0	3	1	0	0	0	0	0	24	38	0.00	0.333

PITCHER	IP	WLS	BF	H	R	ER	SO	BB	IBB	HBP	BLK	WP	HR	S	P	ERA	WHIP

BOTTOM

Florida Marlins @ New York Mets

Shea Stadium, Flushing, NY

Wed May 02 2007, 1:10 PM EDT
Att. 25,236 - Cloudy - 56 F

livebaseballscorecards.com

AB	34
R	6
H	11
RBI	6
BB	7
SO	5
LOB	19

Batter	1	2	3	4	5	6	7	8	9	AB	R	H	RBI	BB	SO	LOB
7 José Reyes, S (1, 6) OBP: 0.430, SLG: 0.568	C C X 0-2 ① G6-3		C B S B F X 2-2 ③ F8		F X 0-1 ② FC6-4 1-2f		S X 0-1 5 PO 1B		C X 0-1 5 HR 1B 1-2	5	1	2	0	0	0	1
5 David Wright, R (1, 5) OBP: 0.377, SLG: 0.394	B F F F X 1-2 ② P3			S F B X 1-2 ① G3	1 SAFE 1 SAFE X 0-0 ③ G6-3		1 SAFE 1 SAFE 0-0 ③ PO 1-2	B C S B X 2-2 ① G4-3	C B F B B F X 3-2 1-H 2-H HR	5	1	1	3	0	0	1
15 Carlos Beltrán, S (1, 8) OBP: 0.414, SLG: 0.652	B B B B 4-0 BB			B S C B B B 4-2 18 2B BB		B F B X 2-1 HR		C B S B S 2-3 ② K	B C B B X 3-1 ② F7	3	2	1	1	2	1	0
21 Carlos Delgado, L (1, 3) OBP: 0.281, SLG: 0.262	B C 1 SAFE 1 SAFE C B C 2-3 ③ K			F C X 0-2 ② P4		B B B C F S 3-3 ① K		B B S B S X 3-2 ③ F9	C B B X 2-1 1B	5	0	1	0	0	2	2
18 Moises Alou, R (1, 7) OBP: 0.408, SLG: 0.489 10 Endy Chavez, L (6, PR) OBP: 0.385, SLG: 0.520 (6, 7)		B B B C B 4-1 20 G5-4-3 BB		1 SAFE X 0-0 16 1B 1-H 2B		X 0-0 16 WP 1B			2-3 K 1-3 K2-3	2 2	1 0	2 0	1 0	1 0	0 2	0 1
20 Shawn Green, L (1, 9) OBP: 0.409, SLG: 0.519		C F B B X 2-2 ① ② G5-4-3 1-2f		B B F F B 4-2 16 1B BB		1 SAFE B 1 SAFE 1 SAFE X 1-0 ② F7			F B F F B X 2-2 E3 16 BB 3 HR	3	1	0	0	1	0	2
16 Paul Lo Duca, R (1, 2) OBP: 0.312, SLG: 0.301	C F S 0-3 ③ K			F F B F X 1-2 ③ 1-3 2-H 1B		F 1 SAFE F B 1 D X 2-2 ③ G6-3 1-2			C F B B F B B 4-2 3 HR 1-2 BB	3	1	1	1	1	1	1
3 Damion Easley, R (1, 4) OBP: 0.333, SLG: 0.621			C C B B F B S 3-3 ① K		C B S F S 1-3 ① K		X 0-0 ① F8		B B X 2-0 1-H 2-H HR	4	1	1	3	0	2	0
Tom Glavine, L (1, 1) OBP: 0.250, SLG: 0.250 17 David Newhan, L (7, PH) OBP: 0.278, SLG: 0.133 25 Pedro Feliciano, L (7, 1) Aaron Heilman, R (8, 1) Julio Franco, R (9, PH) OBP: 0.400, SLG: 0.200 Scott Schoeneweis, L (9, 1)			B C B X 2-1 ② G6-3		C B C B X 2-2 7 FC6-4 1B		C C F B B F S 2-3 ② K		B B B C B 4-1 7 5 1B HR BB	2 1 0 0 0 0	0 0 0 0 1 0	1 0 0 0 0 0	0 0 0 0 1 0	0 0 0 0 0 0	0 1 0 0 0 0	0 0 0 0 0 0
Inning Stats	R: 0 E: 0 K: 1 S: 10 H: 0 LOB: 1 BB: 1 P: 17	R: 0 E: 0 K: 1 S: 7 H: 0 LOB: 0 BB: 1 P: 13	R: 0 E: 0 K: 1 S: 10 H: 0 LOB: 0 BB: 0 P: 17	R: 2 E: 0 K: 0 S: 15 H: 2 LOB: 2 BB: 2 P: 25	R: 0 E: 0 K: 1 S: 10 H: 1 LOB: 1 BB: 0 P: 13	R: 1 E: 0 K: 1 S: 10 H: 2 LOB: 2 BB: 0 P: 18	R: 0 E: 0 K: 1 S: 8 H: 1 LOB: 0 BB: 0 P: 10	R: 0 E: 0 K: 1 S: 9 H: 0 LOB: 0 BB: 0 P: 16	R: 6 E: 1 K: 2 S: 25 H: 4 LOB: 1 BB: 2 P: 48	1B: 6 2B: 1 3B: 0 HR: 3 SF: 0 SAC: 0 DP: 1 HBP: 0						

PITCHER		IP	WLS	BF	H	R	ER	SO	BB	IBB	HBP	BLK	WP	HR	S	P	ERA	WHIP
44 Micah Owings, R ERA: 3.38	(1, 1)	6.0		25	5	3	3	5	4	0	0	0	1	1	62	103	4.50	1.500
56 Ramon Pena, R ERA: 1.56	(7, 1)	1.0	H	3	1	0	0	1	0	0	0	0	0	0	8	10	0.00	1.000
Brandon Lyon, R ERA: 1.38	(8, 1)	1.0	H	3	0	0	0	1	0	0	0	0	0	0	9	16	0.00	0.000
Jose Valverde, R ERA: 4.76	(9, 1)	0.1	L	6	2	5	4	1	2	0	0	0	0	1	14	28	108.00	12.000
57 Dustin Nippert, R ERA: 3.48	(9, 1)	0.2		4	2	1	1	1	0	0	0	0	0	1	11	20	13.50	3.000

PITCHER	IP	WLS	BF	H	R	ER	SO	BB	IBB	HBP	BLK	WP	HR	S	P	ERA	WHIP

TOP

New York Mets @ Arizona Diamondbacks

Chase Field, Phoenix, AZ

Thu May 03 2007, 6:40 PM MST

Att. 19,626 - Clear - 84 F

livebaseballscorecards.com

AB	35
R	9
H	10
RBI	9
BB	6
SO	9
LOB	8

1B: 6	SF: 0	WP: 1	PA: 42
2B: 1	SAC: 0	PB: 0	
3B: 0	DP: 1	SB: 0	
HR: 3	HBP: 0	CS: 0	

BOTTOM

New York Mets @ Arizona Diamondbacks

Chase Field, Phoenix, AZ

Thu May 03 2007, 6:40 PM MST

Att. 19,626 - Clear - 84 F

livebaseballscorecards.com

Batter	1	2	3	4	5	6	7	8	9	AB	R	H	RBI	BB	SO	LOB
24 Chris Young, R (1, 8) OBP: 0.255, SLG: 0.383	B B C S X 2-2 G3 ①		B C X 1-1 F9 ②		B B C X 2-1 F7 ③			B C S F B F X 2-2 G5-3 ②		4	0	0	0	0	0	0
34 Conor Jackson, R (1, 3) OBP: 0.337, SLG: 0.250 Jose Valverde, R (9, 1) 57 Dustin Nippert, R (9, 1)	C B B B X 3-1 F9 ②		B X 1-0 G1-6-3 ③			C B B C B X 3-2 P3 ①		C X 0-1 F8 ③		4 0 0	0 0 0	0 0 0	0 0 0	0 0 0	0 0 0	0 0 0
1 Orlando Hudson, S (1, 4) OBP: 0.407, SLG: 0.517	C T S 0-3 K ③			B X 1-0 G6-3 ①		B X 1-0 HR			B C S B X 2-2 G5-3 ①	4	1	1	1	0	1	0
22 Eric Byrnes, R (1, 7) OBP: 0.362, SLG: 0.461		B B B C S S F X 3-2 6 1B 3B		B B X 2-0 G1-5-3 ②		B B B C C C X 3-3 K ②			B C C F B B B 4-2 6 1B BB	3	1	1	0	1	1	0
7 Carlos Quentin, R (1, 9) OBP: 0.339, SLG: 0.327		B S B S B X 3-2 G5-3 ①		X 0-0 F9 ③		S B S B X 2-2 G6-3 ③			C F B B X 2-2 L9 ②	4	0	0	0	0	0	2
6 Stephen Drew, L (1, 6) OBP: 0.333, SLG: 0.346		D F X 1-1 13 FC6-4 3-H 1B			X 0-0 19 WP 19 HR 1B		X 0-0 F9 ①		B C C X 1-2 19 FC6-4 1-2 1B	4	1	3	1	0	0	0
19 Chris Snyder, R (1, 2) OBP: 0.373, SLG: 0.396		1 SAFE B B B C 1 SAFE F X 3-2 F7 ②			C B C X 1-2 1-H HR		B C C X 1-2 F8 ②		B C X 1-1 FC6-4 1-2f ③	4	1	1	2	0	0	3
13 Alberto Callaspo, S (1, 5) OBP: 0.253, SLG: 0.233		F B 1 SAFE B C X 2-2 FC6-4 1-2f ③			C X 0-1 F7 ①		B X 1-0 G6-3 ③			3	0	0	0	0	0	1
44 Micah Owings, R (1, 1) OBP: 0.143, SLG: 0.167 56 Ramon Pena, R (7, 1) Brandon Lyon, R (8, 1) Scott Hairston, R (8, PH) OBP: 0.309, SLG: 0.367 Tony Clark, S (9, 3) OBP: 0.291, SLG: 0.500			S F C 0-3 K ①		B S S S 1-3 K ②			C F B X 1-2 P6 ①		2 0 0 1 0	0 0 0 0 0	0 0 0 0 0	0 0 0 0 0	0 0 0 0 0	2 0 0 0 0	0 0 0 0 0
Inning Stats	R: 0 H: 0 E: 0 LOB: 0 K: 1 BB: 0 S: 8 P: 13	R: 1 H: 2 E: 0 LOB: 1 K: 0 BB: 0 S: 15 P: 27	R: 0 H: 0 E: 0 LOB: 0 K: 1 BB: 0 S: 6 P: 8	R: 0 H: 0 E: 0 LOB: 0 K: 0 BB: 0 S: 3 P: 6	R: 2 H: 2 E: 0 LOB: 0 K: 1 BB: 0 S: 11 P: 15	R: 1 H: 1 E: 0 LOB: 0 K: 1 BB: 0 S: 10 P: 19	R: 0 H: 0 E: 0 LOB: 0 K: 0 BB: 0 S: 5 P: 7	R: 0 H: 0 E: 0 LOB: 0 K: 0 BB: 0 S: 10 P: 13	R: 0 H: 1 E: 0 LOB: 2 K: 0 BB: 1 S: 14 P: 24	1B: 3 SF: 0 2B: 0 SAC: 0 3B: 1 DP: 0 HR: 2 HBP: 0						

	AB	33
	R	4
	H	6
	RBI	4
	BB	1
	SO	4
	LOB	6

WP: 1 PA: 34
PB: 0
SB: 0
CS: 0

PITCHER		IP	WLS	BF	H	R	ER	SO	BB	IBB	HBP	BLK	WP	HR	S	P	ERA	WHIP
Tom Glavine, L ERA: 3.27	(1, 1)	6.0		23	5	4	4	4	0	0	0	0	1	2	53	88	6.00	0.833
25 Pedro Feliciano, L ERA:	(7, 1)	1.0		3	0	0	0	0	0	0	0	0	0	0	5	7	0.00	0.000
Aaron Heilman, R ERA: 3.75	(8, 1)	1.0	W	3	0	0	0	0	0	0	0	0	0	0	10	13	0.00	0.000
Scott Schoeneweis, L ERA: 1.59	(9, 1)	1.0		5	1	0	0	0	1	0	0	0	0	0	14	24	0.00	2.000

PITCHER	IP	WLS	BF	H	R	ER	SO	BB	IBB	HBP	BLK	WP	HR	S	P	ERA	WHIP

New York Mets @ Arizona Diamondbacks

Chase Field, Phoenix, AZ

Fri May 04 2007, 6:40 PM MST
Att. 26,263 - Roof Closed - 74 F

TOP

livebaseballscorecards.com

Batter	1	2	3	4	5	6	7	8	9	AB	R	H	RBI	BB	SO	LOB
7 José Reyes, S (1, 6) OBP: 0.439, SLG: 0.574	B C B F F X 2-2 15 S 15 1B 1B		F C X 0-2 ① G3		F X 0-1 3 CS 2-H 1B		F B C X 1-2 ③ 2-H 1B			4	1	3	1	0	0	0
3 Damion Easley, R (1, 4) OBP: 0.297, SLG: 0.545	1 SAFE C X 0-1 ① F8		C B B B C S 3-3 ② K		B 1 SAFE 1 SAFE 1 SAFE C F C 1-3 ② ③ K 1-2			C B X 1-1 ① G1-4-3		4	0	0	0	0	2	2
15 Carlos Beltrán, S (1, 8) OBP: 0.417, SLG: 0.643	1 SAFE 1 SAFE C X 0-1 5 CS 1-H 1B		F B X 1-1 ③ G5-3			B B B B 4-0 BB		B C X 1-1 ② P2		3	0	1	1	1	0	0
5 David Wright, R (1, 5) OBP: 0.365, SLG: 0.380	F B B C 1 SAFE F B 1 SAFE S 3-3 ② ③ K 1-2			B X 1-0 ① F8		S B 1 SAFE F B C 2-3 ① K		B B C X 2-1 ③ G6-3		4	0	0	0	0	2	2
16 Paul Lo Duca, R (1, 2) OBP: 0.320, SLG: 0.345		C X 0-1 HR 1B		B B C X 2-1 HR		F F X 0-2 ② P5			C B F B X 2-2 ① F8	4	2	2	1	0	0	1
Julio Franco, R (1, 3) OBP: 0.421, SLG: 0.462		C S X 0-2 1-H HR		C B F B S 2-3 ② K		C B S S 1-3 ③ K			S B B S B B 4-2 10 S BB	3	1	1	2	1	2	1
20 Shawn Green, L (1, 9) OBP: 0.403, SLG: 0.509	B X 1-0 ① F7		B S X 1-1 ③ G3				B B S X 2-1 10 SH1-3 7 1B 1B		B B X 2-0 ② F7	4	0	1	0	0	0	1
10 Endy Chavez, L (1, 7) OBP: 0.379, SLG: 0.500	B C X 1-1 ② F7			X 0-0 33 SH1-4 7 1B 1B			X 0-0 ① SH1-3 1-2		1 SAFE B F B F X 2-2 ③ G4-3 1-2	3	1	1	0	0	0	1
33 John Maine, R (1, 1) OBP: 0.214, SLG: 0.154 Ruben Gotay, S (7, PH) OBP: 0.167, SLG: 0.167 40 Ambiorix Burgos, R (7, 1) 13 Billy Wagner, L (9, 1)	C B S B S 2-3 ③ K			X 0-0 ① SH1-4 1-2			X 0-0 ② G6-3			1 1 0 0	0 0 0 0	0 0 0 0	0 0 0 0	0 0 0 0	1 0 0 0	0 1 0 0

Inning Stats																															
	R: 1	E: 0	K: 1	S: 12	H: 2	LOB: 0	BB: 0	P: 17	R: 2	E: 0	K: 1	S: 11	H: 2	LOB: 0	BB: 0	P: 15	R: 0	E: 0	K: 1	S: 8	H: 0	LOB: 0	BB: 0	P: 12	R: 1	E: 0	K: 1	S: 8	H: 1	LOB: 0	BB: 0	P: 14
	R: 1	E: 0	K: 1	S: 7	H: 2	LOB: 0	BB: 0	P: 8	R: 0	E: 0	K: 2	S: 9	H: 0	LOB: 1	BB: 1	P: 16	R: 0	E: 0	K: 0	S: 7	H: 2	LOB: 2	BB: 0	P: 10	R: 0	E: 0	K: 0	S: 6	H: 0	LOB: 0	BB: 0	P: 10
	R: 0	E: 0	K: 0	S: 9	H: 0	LOB: 1	BB: 1	P: 19	1B: 7	2B: 0	3B: 0	HR: 2	SF: 0	SAC: 2	DP: 0	HBP: 0	WP: 0	PB: 0	SB: 2	CS: 2	PA: 35										

PITCHER	IP	WLS	BF	H	R	ER	SO	BB	IBB	HBP	BLK	WP	HR	S	P	ERA	WHIP
51 Randy Johnson, L (1, 1) ERA: 6.5	7.0	L	28	9	5	5	7	1	0	0	0	0	2	62	92	6.43	1.429
31 Edgar Gonzalez, R (8, 1) ERA: 4.26	1.1		5	0	0	0	0	1	0	0	0	0	0	11	21	0.00	0.750
45 Doug Slaten, L (9, 1) ERA: 1.08	0.2		2	0	0	0	0	0	0	0	0	0	0	4	8	0.00	0.000

PITCHER	IP	WLS	BF	H	R	ER	SO	BB	IBB	HBP	BLK	WP	HR	S	P	ERA	WHIP

AB	31
R	5
H	9
RBI	5
BB	2
SO	7
LOB	9

BOTTOM

New York Mets @ Arizona Diamondbacks

Chase Field, Phoenix, AZ

Fri May 04 2007, 6:40 PM MST
Att. 26,263 - Roof Closed - 74 F

livebaseballscorecards.com

Batter	1	2	3	4	5	6	7	8	9	AB	R	H	RBI	BB	SO	LOB
24 Chris Young, R (1, 8) OBP: 0.255, SLG: 0.378	P4		2-H 1B			F7		P3		4	0	1	1	0	0	1
34 Conor Jackson, R (1, 3) OBP: 0.345, SLG: 0.264	1B		F9			1 1B		F8		4	0	2	0	0	0	1
1 Orlando Hudson, S (1, 4) OBP: 0.410, SLG: 0.542	SAFE SAFE					1-2 1B		1-H HR		4	1	2	2	0	2	1
22 Eric Byrnes, R (1, 7) OBP: 0.351, SLG: 0.445	SAFE SAFE					F6		P3		4	0	0	0	0	2	3
6 Stephen Drew, L (1, 6) OBP: 0.347, SLG: 0.358		7 G6-4-3 BB		2B					G6-4-3 BB	2	0	1	0	2	1	2
7 Carlos Quentin, R (1, 9) OBP: 0.318, SLG: 0.304		G6-4-3 1-2f		P3			K		SAFE K	4	0	0	0	0	2	3
19 Chris Snyder, R (1, 2) 31 Edgar Gonzalez, R (8, 1) 45 Doug Slaten, L (9, 1) Scott Hairston, R (9, PH) OBP: 0.304, SLG: 0.361		K	L6				13 G4-6-3 1B		G6-4-3 1-2f	3 0 0 1	0 0 0 0	1 0 0 0	0 0 0 0	1 0 0 0	0 0 0 1	0 0 0 1
13 Alberto Callaspo, S (1, 5) OBP: 0.256, SLG: 0.237			51 SH3-4 24 1B		G3-1		G4-6-3 1-2f			3	1	1	0	0	0	1
51 Randy Johnson, R (1, 1) 26 Miguel Montero, L (8, 2) OBP: 0.298, SLG: 0.381			SAFE SH3-4 1-2		K			1 HR 1B		1 1	0 1	0 1	0 0	1 0	0 0	0 0
Inning Stats	R: 0 H: 1 E: 0 LOB: 1 K: 2 BB: 0 S: 15 P: 21	R: 0 H: 0 E: 0 LOB: 0 K: 1 BB: 1 S: 6 P: 11	R: 1 H: 2 E: 0 LOB: 0 K: 0 BB: 0 S: 7 P: 13	R: 0 H: 1 E: 0 LOB: 1 K: 2 BB: 0 S: 10 P: 18	R: 0 H: 0 E: 0 LOB: 0 K: 1 BB: 0 S: 8 P: 11	R: 0 H: 2 E: 0 LOB: 2 K: 1 BB: 0 S: 15 P: 25	R: 0 H: 1 E: 0 LOB: 0 K: 1 BB: 0 S: 6 P: 7	R: 2 H: 2 E: 0 LOB: 0 K: 0 BB: 0 S: 9 P: 12	R: 0 H: 0 E: 0 LOB: 0 K: 1 BB: 1 S: 5 P: 10	1B: 7 SF: 0 2B: 1 SAC: 1 3B: 0 DP: 3 HR: 1 HBP: 0						WP: 0 PA: 34 PB: 0 SB: 0 CS: 0	

	AB	31
	R	3
	H	9
	RBI	3
	BB	2
	SO	9
	LOB	13

PITCHER		IP	WLS	BF	H	R	ER	SO	BB	IBB	HBP	BLK	WP	HR	S	P	ERA	WHIP
33 John Maine, R ERA: 1.37	(1, 1)	6.0	W	23	6	1	1	7	1	0	0	0	0	0	61	99	1.50	1.167
40 Ambiorix Burgos, R ERA: 4.11	(7, 1)	2.0		8	3	2	2	1	0	0	0	0	0	1	15	19	9.00	1.500
13 Billy Wagner, L ERA: 0.69	(9, 1)	1.0	S	3	0	0	0	1	1	0	0	0	0	0	5	10	0.00	1.000

PITCHER	IP	WLS	BF	H	R	ER	SO	BB	IBB	HBP	BLK	WP	HR	S	P	ERA	WHIP

Batter	1	2	3	4	5	6	7	8	9	AB	R	H	RBI	BB	SO	LOB
7 José Reyes, S (1, 6) OBP: 0.431, SLG: 0.559	X 0-0 ① B2-3		F C B S 1-3 ② K		B X 1-0 ① ② G6-4-3 1-2f		B B X 2-0 21 BB 1B		F 1 SAFE X 0-1 ① F9	5	0	1	0	0	1	2
5 David Wright, R (1, 5) OBP: 0.351, SLG: 0.363	C B F F X 1-2 ② F8		C F B F B X 2-2 ③ G4-3		F X 0-1 ③ G6-3		1 SAFE C B X 1-1 ① F9		B F X 1-1 ② F9	5	0	0	0	0	0	2
15 Carlos Beltrán, S (1, 8) OBP: 0.409, SLG: 0.622	B B F S B F C 3-3 ③ K			X 0-0 ① G3-1		B B C C B B 4-2 21 BB 16 1B BB	B S B C S 2-3 ② K		1 SAFE X 0-0 ③ P4	4	1	0	0	1	2	2
21 Carlos Delgado, L (1, 3) OBP: 0.304, SLG: 0.284		S B X 1-1 20 HR 2B		B B B C X 3-1 20 G4-3 16 BB 1B		1 SAFE B B B B 4-0 16 1B 16 E 1-2 BB	B B S B B 4-1 1-2 BB			2	2	2	0	2	0	0
16 Paul Lo Duca, R (1, 2) OBP: 0.327, SLG: 0.344		X 0-0 ① G1-3		B B B B C B 4-1 20 G4-3 1-2 BB		C L F B X 1-2 E7 20 1B 1-H 2-H 1B	C F F B X 1-2 ③ L9			3	1	1	1	1	0	3
20 Shawn Green, L (1, 9) OBP: 0.407, SLG: 0.536		B X 1-0 2-H HR		X 0-0 ② G4-3 1-2 2-3		C B B X 2-1 3 G1-3 3 S 10 SF8 3-H 1B		F B X 1-1 ① G4-3		4	2	2	3	0	0	2
3 Damion Easley, R (1, 4) OBP: 0.293, SLG: 0.500		L X 0-1 ② F9		B B B C B 4-1 BB		B B B X 2-0 ① G1-3 1-3		B X 1-0 ② F7		3	0	0	0	1	0	1
10 Endy Chavez, L (1, 7) OBP: 0.333, SLG: 0.452		C B B B B T X 3-2 ③ G3		C X 0-1 ③ G3		B C B B B X 3-1 ② SF8 3-H		B F B F F X 2-2 ③ G3-1		3	0	0	1	0	0	3
29 Jorge Sosa, R (1, 1) OBP: 0.333, SLG: 0.333			C C B F S 1-3 ① K		F S B X 1-2 7 G6-4-3 1B	C X 0-1 ③ G6-3			B F F B F H 3-2 HBP	3	0	1	0	0	1	0
35 Joe Smith, R (7, 1)										0	0	0	0	0	0	0
25 Pedro Feliciano, L (8, 1)										0	0	0	0	0	0	0
17 David Newhan, L (9, PH) OBP: 0.316, SLG: 0.133										0	0	0	0	0	0	0
Aaron Heilman, R (9, 1)										0	0	0	0	0	0	0
Inning Stats	R: 0 E: 0 K: 1 S: 9 H: 0 LOB: 0 BB: 0 P: 13	R: 2 E: 0 K: 0 S: 9 H: 2 LOB: 0 BB: 0 P: 14	R: 0 E: 0 K: 2 S: 11 H: 0 LOB: 0 BB: 0 P: 15	R: 0 E: 0 K: 0 S: 8 H: 1 LOB: 3 BB: 2 P: 19	R: 0 E: 0 K: 0 S: 6 H: 1 LOB: 0 BB: 0 P: 8	R: 4 E: 1 K: 0 S: 13 H: 2 LOB: 0 BB: 2 P: 29	R: 0 E: 0 K: 1 S: 11 H: 1 LOB: 2 BB: 1 P: 21	R: 0 E: 0 K: 0 S: 7 H: 0 LOB: 0 BB: 0 P: 11	R: 0 E: 0 K: 0 S: 8 H: 0 LOB: 1 BB: 0 P: 12	1B: 5 2B: 1 3B: 0 HR: 1 SF: 1 SAC: 0 DP: 1 HBP: 1						

PITCHER		IP	WLS	BF	H	R	ER	SO	BB	IBB	HBP	BLK	WP	HR	S	P	ERA	WHIP
17 Brandon Webb, R ERA: 3.75	(1, 1)	6.0	L	27	6	6	5	3	4	0	0	0	0	1	56	98	7.50	1.667
57 Dustin Nippert, R ERA: 3.18	(7, 1)	1.0		5	1	0	0	1	1	0	0	0	0	0	11	21	0.00	2.000
28 Brandon Medders, R ERA: 4.3	(8, 1)	1.0		3	0	0	0	0	0	0	0	0	0	0	7	11	0.00	0.000
Jose Valverde, R ERA: 4.38	(9, 1)	1.0		4	0	0	0	0	0	0	1	0	0	0	8	12	0.00	0.000

PITCHER	IP	WLS	BF	H	R	ER	SO	BB	IBB	HBP	BLK	WP	HR	S	P	ERA	WHIP

TOP

New York Mets @ Arizona Diamondbacks

Chase Field, Phoenix, AZ

Sat May 05 2007, 6:40 PM MST
Att. 30,336 - Roof Closed - 75 F

livebaseballscorecards.com

AB	32
R	6
H	7
RBI	5
BB	5
SO	4
LOB	15

WP: 0	PA: 39															
PB: 0																
SB: 1																
CS: 0																

New York Mets @ Arizona Diamondbacks

Chase Field, Phoenix, AZ

Sat May 05 2007, 6:40 PM MST

Att. 30,336 - Roof Closed - 75 F

livebaseballscorecards.com

BOTTOM

Batter	1	2	3	4	5	6	7	8	9	AB	R	H	RBI	BB	SO	LOB
22 Eric Byrnes, R (1, 9) OBP: 0.348, SLG: 0.439	BBX 2-0 13 G4-3 1B		CBBCFX 2-2 ② G6-3		BBBX 3-0 ③ G5-3		SCFBS 1-3 ③ K 2-3			4	0	1	0	0	1	2
13 Alberto Callaspo, S (1, 5) OBP: 0.244, SLG: 0.225	1 SAFE FFFB1FX SAFE 1-2 G4-3 ①		X 0-0 ③ L5			CCX 0-2 ① F7		BX 1-0 ① G5-3		4	0	0	0	0	0	1
1 Orlando Hudson, S (1, 4) OBP: 0.413, SLG: 0.537	BBBBCFB 4-2 BB			BX 1-0 1B		CX 0-1 ② G1-3		CFS 0-3 ② K		3	0	1	0	1	1	0
Tony Clark, S (1, 3) OBP: 0.271, SLG: 0.463	CSBS 1-3 ② K			FCFFB 1 SAFE 1 SAFE BX 2-2 ① F8		CCBBBX 3-2 ③ G4-3		BCBCX 2-2 ③ G5-3		4	0	0	0	0	1	3
6 Stephen Drew, L (1, 6) OBP: 0.336, SLG: 0.345	CFBX 1-2 ③ F9			B 1 SAFE BX 2-0 ② P4			FBX 1-1 ① F8		X 0-0 ① F8	4	0	0	0	0	0	3
Scott Hairston, R (1, 7) OBP: 0.301, SLG: 0.369		CSX 0-2 ① G4-3		S 1 SAFE FS 0-3 ③ K			CX 0-1 19 FC4-6 26 2B 2B		CSBS 1-3 ② K	4	1	1	0	0	2	1
24 Chris Young, R (1, 8) OBP: 0.264, SLG: 0.376		CFX 0-2 ② G6-3			CFBBX 2-2 17 G4-3 19 S 1B		BBBCB 4-1 19 FC4-6 BB		BX 1-0 ③ G6-3	3	0	1	0	1	0	0
19 Chris Snyder, R (1, 2) OBP: 0.354, SLG: 0.370		BSFBFBX 3-2 ③ G6-3			1 SAFE BBSCFFBX 2-2 ① F9 1-2		SBBBSX 2-2 ② FC4-6 26 2B 1-2f 2-3			3	1	0	0	0	0	3
17 Brandon Webb, R (1, 1) OBP: 0.056, SLG: 0.056 57 Dustin Nippert, R (7, 1) 26 Miguel Montero, L (7, PH) OBP: 0.313, SLG: 0.419 28 Brandon Medders, R (8, 1) Jose Valverde, R (9, 1)			BCSBC 2-3 ① K		SX 0-1 ② G4-3 2-3		CX 0-1 22 WP 2B 1-H 3-H			2 0 1 0 0	0 0 0 0 0	0 0 1 0 0	0 0 2 0 0	0 0 0 0 0	1 0 0 0 0	1 0 0 0 0
Inning Stats	R: 0 E: 0 K: 1 S: 14 H: 1 LOB: 2 BB: 1 P: 23	R: 0 E: 0 K: 0 S: 10 H: 0 LOB: 0 BB: 0 P: 13	R: 0 E: 0 K: 1 S: 8 H: 0 LOB: 0 BB: 0 P: 12	R: 0 E: 0 K: 1 S: 9 H: 1 LOB: 1 BB: 0 P: 14	R: 0 E: 0 K: 0 S: 11 H: 1 LOB: 1 BB: 0 P: 18	R: 0 E: 0 K: 0 S: 8 H: 0 LOB: 0 BB: 0 P: 11	R: 2 E: 0 K: 1 S: 14 H: 2 LOB: 1 BB: 1 P: 22	R: 0 E: 0 K: 1 S: 7 H: 0 LOB: 0 BB: 0 P: 10	R: 0 E: 0 K: 1 S: 5 H: 0 LOB: 0 BB: 0 P: 7	1B: 3 2B: 2 3B: 0 HR: 0		SF: 0 SAC: 0 DP: 0 HBP: 0		WP: 1 PB: 0 SB: 1 CS: 0		PA: 34

	AB	32
	R	2
	H	5
	RBI	2
	BB	2
	SO	6
	LOB	14

PITCHER		IP	WLS	BF	H	R	ER	SO	BB	IBB	HBP	BLK	WP	HR	S	P	ERA	WHIP
29 Jorge Sosa, R ERA: 2.84	(1, 1)	6.1	W	25	4	2	2	3	2	0	0	0	0	0	65	101	2.84	0.947
35 Joe Smith, R ERA:	(7, 1)	0.2		3	1	0	0	1	0	0	0	0	1	0	9	12	0.00	1.500
25 Pedro Feliciano, L ERA:	(8, 1)	1.0		3	0	0	0	1	0	0	0	0	0	0	7	10	0.00	0.000
Aaron Heilman, R ERA: 3.46	(9, 1)	1.0		3	0	0	0	1	0	0	0	0	0	0	5	7	0.00	0.000

PITCHER		IP	WLS	BF	H	R	ER	SO	BB	IBB	HBP	BLK	WP	HR	S	P	ERA	WHIP

Batter	1	2	3	4	5	6	7	8	9	AB	R	H	RBI	BB	SO	LOB
7 José Reyes, S (1, 6) OBP: 0.426, SLG: 0.550	C X 0-1 ① F8		B F B X 2-1 ③ G6-3		B C X 1-1 10 S 1B		X 0-0 ② F7			4	0	1	0	0	0	1
10 Endy Chavez, L (1, 8) OBP: 0.351, SLG: 0.486	B C X 1-1 1B			X 0-0 5 G4-3 11 1B 2B	C 1 SAFE C B F F B D S 3-3 ③ K 1-2		X 0-0 ③ G3-1			4	1	2	0	0	1	2
5 David Wright, R (1, 5) OBP: 0.341, SLG: 0.350	F C F X 0-2 ② F9			B C X 1-1 ① G4-3 2-3		C C X 0-2 ① L7		B B C F B S 3-3 ① K		4	0	0	0	0	1	2
21 Carlos Delgado, L (1, 3) OBP: 0.302, SLG: 0.292	1 SAFE X 0-0 ③ P6			X 0-0 ② P5		B F B B F X 3-2 2B		C B X 1-1 ② G3		4	0	1	0	0	0	2
20 Shawn Green, L (1, 9) OBP: 0.417, SLG: 0.535		B C B X 2-1 11 G6-4-3 1B		C F B B B F B 4-2 11 1B BB		B B F B B 4-1 BB		B B C X 2-1 ③ G3		2	0	1	0	2	0	0
11 Ramon Castro, R (1, 2) OBP: 0.316, SLG: 0.500		C X 0-1 ① ② G6-4-3 1-2f		D B C B X 3-1 1-2 3-H 1B		B F C F C 1-3 ② K			B B B C S F S 3-3 ① K	4	0	1	1	0	2	3
17 David Newhan, L (1, 7) OBP: 0.304, SLG: 0.111		C S B X 1-2 ③ L7		B X 1-0 ③ F9		C F F B X 1-2 ③ F8			C B F B F B F B 4-2 BB	3	0	0	0	1	0	4
Ruben Gotay, S (1, 4) OBP: 0.100, SLG: 0.100			C B X 1-1 ① G4-3		C B S X 1-2 ① G6-3		F B X 1-1 ① F9		C B B F F F X 2-2 ② L4	4	0	0	0	0	0	1
34 Mike Pelfrey, R (1, 1) 25 Pedro Feliciano, L (6, 1) 3 Damion Easley, R (7, PH) OBP: 0.310, SLG: 0.500 Lino Urdaneta, R (7, 1) Scott Schoeneweis, L (7, 1) 15 Carlos Beltrán, S (9, PH) OBP: 0.406, SLG: 0.617			B B C C S 2-3 ② K		C B F B X 2-2 ② G3		B C B B B 4-1 BB		C X 0-1 ③ P2	2 0 0 0 0 0 1	0 0 0 0 0 0 0	0 0 0 0 0 0 0	0 0 0 0 0 0 0	1 0 1 0 0 0 0	0 0 0 0 0 0 0	0 0 0 0 0 0 1
Inning Stats	R: 0 E: 0 K: 0 S: 9 H: 1 LOB: 1 BB: 0 P: 10	R: 0 E: 0 K: 0 S: 7 H: 1 LOB: 0 BB: 0 P: 10	R: 0 E: 0 K: 1 S: 7 H: 0 LOB: 0 BB: 0 P: 12	R: 1 E: 0 K: 0 S: 10 H: 2 LOB: 2 BB: 1 P: 19	R: 0 E: 0 K: 1 S: 13 H: 1 LOB: 1 BB: 0 P: 20	R: 0 E: 0 K: 1 S: 15 H: 1 LOB: 2 BB: 1 P: 24	R: 0 E: 0 K: 0 S: 5 H: 0 LOB: 1 BB: 1 P: 10	R: 0 E: 0 K: 1 S: 7 H: 0 LOB: 0 BB: 0 P: 13	R: 0 E: 0 K: 1 S: 14 H: 0 LOB: 1 BB: 1 P: 23	1B: 4 2B: 2 3B: 0 HR: 0 SF: 0 SAC: 0 DP: 1 HBP: 0						WP: 0 PB: 0 SB: 1 CS: 0 PA: 36

TOP

New York Mets @ Arizona Diamondbacks

Chase Field, Phoenix, AZ

Sun May 06 2007, 1:40 PM MST
Att. 35,421 - Roof Closed - 74 F

livebaseballscorecards.com

AB	32
R	1
H	6
RBI	1
BB	4
SO	5
LOB	16

PITCHER		IP	WLS	BF	H	R	ER	SO	BB	IBB	HBP	BLK	WP	HR	S	P	ERA	WHIP
Livan Hernandez, R ERA: 3.2	(1, 1)	7.0	W	29	6	1	1	3	3	0	0	0	0	0	66	105	1.29	1.286
Brandon Lyon, R ERA: 1.29	(8, 1)	1.0	H	3	0	0	0	1	0	0	0	0	0	0	7	13	0.00	0.000
Jose Valverde, R ERA: 4.05	(9, 1)	1.0	S	4	0	0	0	1	1	0	0	0	0	0	14	23	0.00	1.000

Batter	1	2	3	4	5	6	7	8	9	AB	R	H	RBI	BB	SO	LOB
24 Chris Young, R (1, 8) OBP: 0.254, SLG: 0.362	C X 0-1 ① P6		B X 1-0 ① P4		B B X 2-0 ② G4-3	C B C B B S 3-3 ③ K				4	0	0	0	0	1	3
34 Conor Jackson, R (1, 3) OBP: 0.352, SLG: 0.280	B C B C X 2-2 22 BB 6 SF7 2B		F C B X 1-2 ② G5-3		B B S B C B 4-2 BB		B B X 2-0 ① G5-3			3	1	1	0	1	0	0
1 Orlando Hudson, S (1, 4) OBP: 0.408, SLG: 0.524	B C B B B 4-1 22 BB BB		C B S B B F X 3-2 ③ F8		1 SAFE C B F 1 SAFE C 1-3 ③ K		X 0-0 ② G4-3			3	0	0	0	1	1	1
22 Eric Byrnes, R (1, 7) OBP: 0.366, SLG: 0.456	C B B F D F F B 4-2 1-2 2-3 BB			X 0-0 6 G4-3 7 2B 2B		C H 1-1 6 G4-3 6 S 26 SF7 HBP	S C B F B F F F X 2-2 1B			2	2	2	0	1	0	0
6 Stephen Drew, L (1, 6) OBP: 0.326, SLG: 0.336	B B X 2-0 ② SF7 3-H			B B X 2-0 ① G4-3 2-3		1 SAFE B 1 SAFE B 1 SAFE 1 SAFE B C F 3-2 X ① G4-3 1-3	1 SAFE F X 0-1 ③ G3			3	0	0	1	0	0	3
7 Carlos Quentin, R (1, 9) OBP: 0.329, SLG: 0.322	B B T F B X 3-2 ③ P3			S F B F X 1-2 26 G6-3 3-H 2B		C F H 1-2 1B 13 1B HBP		F B X 1-1 ① G6-3		3	0	1	1	0	0	2
26 Miguel Montero, L (1, 2) OBP: 0.308, SLG: 0.400		B B B B 4-0 G3-6-3 BB		F F B F X 1-2 ② G6-3 2-3		B T 1 SAFE T B X 2-2 ② SF7 3-H		L S F X 0-2 ② G4-3		2	0	0	1	1	0	1
13 Alberto Callaspo, S (1, 5) OBP: 0.256, SLG: 0.250		C X 0-1 ① F7		X 0-0 ③ F7		X 0-0 1B 1-2 1B		B C F X 1-2 2B		4	0	2	0	0	0	2
Livan Hernandez, R (1, 1) OBP: 0.235, SLG: 0.250 Brandon Lyon, R (8, 1) Scott Hairston, R (8, PH) OBP: 0.297, SLG: 0.364 Jose Valverde, R (9, 1)		L X 0-1 ② ③ G3-6-3 1-2f			C F X 0-2 ① G6-3	B C B X 2-1 1-2 2-3 1B		S S F C 0-3 ③ K		3 0 1 0	0 0 0 0	1 0 1 0	0 0 0 0	0 0 1 0	0 0 0 0	1 0 1 0
Inning Stats	R: 1 E: 0 K: 0 S: 14 H: 1 LOB: 2 BB: 2 P: 29	R: 0 E: 0 K: 0 S: 4 H: 0 LOB: 0 BB: 1 P: 8	R: 0 E: 0 K: 0 S: 8 H: 0 LOB: 0 BB: 0 P: 13	R: 1 E: 0 K: 0 S: 11 H: 2 LOB: 1 BB: 0 P: 15	R: 0 E: 0 K: 1 S: 9 H: 0 LOB: 1 BB: 1 P: 16	R: 1 E: 0 K: 1 S: 15 H: 2 LOB: 3 BB: 0 P: 27	R: 0 E: 0 K: 0 S: 11 H: 1 LOB: 1 BB: 0 P: 15	R: 0 E: 0 K: 1 S: 13 H: 1 LOB: 1 BB: 0 P: 15		1B: 3 2B: 4 3B: 0 HR: 0	SF: 2 SAC: 0 DP: 1 HBP: 2					

PITCHER		IP	WLS	BF	H	R	ER	SO	BB	IBB	HBP	BLK	WP	HR	S	P	ERA	WHIP
34 Mike Pelfrey, R ERA: 6.39	(1, 1)	5.1	L	24	3	3	3	1	4	0	2	0	0	0	52	92	5.06	1.312
25 Pedro Feliciano, L ERA:	(6, 1)	0.2		4	2	0	0	1	0	0	0	0	0	0	9	16	0.00	3.000
Lino Urdaneta, R ERA:	(7, 1)	0.2		3	1	0	0	0	0	0	0	0	0	0	9	13	0.00	1.500
Scott Schoeneweis, L ERA: 1.42	(7, 1)	1.1		5	1	0	0	1	0	0	0	0	0	0	15	17	0.00	0.750

PITCHER	IP	WLS	BF	H	R	ER	SO	BB	IBB	HBP	BLK	WP	HR	S	P	ERA	WHIP

BOTTOM

New York Mets @ Arizona Diamondbacks

Chase Field, Phoenix, AZ

Sun May 06 2007, 1:40 PM MST
Att. 35,421 - Roof Closed - 74 F

livebaseballscorecards.com

AB	28
R	3
H	7
RBI	3
BB	4
SO	3
LOB	14

Batter	1	2	3	4	5	6	7	8	9	AB	R	H	RBI	BB	SO	LOB
7 José Reyes, S (1, 6) OBP: 0.425, SLG: 0.548	C X 0-1 ① G6-3		B X 1-0 ② P6		C D X 1-1 2-H 2B		B B B C B 4-1 18 WP BB	B X 1-0 ③ L8		4	0	1	1	1	0	3
5 David Wright, R (1, 5) OBP: 0.343, SLG: 0.352	B C B X 2-1 ② L6		C B B X 2-1 1-2 1B		C B F X 1-2 ③ G5-3		B X 1-0 ① F8		B X 1-0 18 G6-4-3 1B	5	0	2	0	0	0	2
15 Carlos Beltrán, S (1, 8) OBP: 0.392, SLG: 0.592	C B F F X 1-2 ③ L6		B F F B S 2-3 ③ K			C X 0-1 ① G6-3	S F D S 1-3 ② K		B C F S 1-3 ① K	5	0	0	0	0	3	4
18 Moises Alou, R (1, 7) OBP: 0.398, SLG: 0.469		B B S B B 4-1 BB		B B X 2-0 ① F9		B F F X 1-2 ② G5-3	B C C B F X 2-2 ③ 1-2 G6-3		B B X 2-0 ②③ 1-2f G6-4-3	4	0	0	0	1	0	2
21 Carlos Delgado, L (1, 3) OBP: 0.301, SLG: 0.291		B B X 2-0 ① P4		B B B C S C 3-3 ② K		B X 1-0 16 1B 20 2B 1B		C X 0-1 ① G6-3		4	1	1	0	0	1	1
16 Paul Lo Duca, R (1, 2) OBP: 0.324, SLG: 0.340	F F F X 0-2 ② L5			B B C F B X 3-2 ③ G5-3		F B B B C X 2-2 20 2B 3 WP 1-2 1B		C B F B F X 2-2 ② G6-3		4	1	1	0	0	0	1
20 Shawn Green, L (1, 9) OBP: 0.420, SLG: 0.542	B X 1-0 ③ G4-3		C B F F B S 2-3 ① K		C B X 1-1 3 WP 1-3 2-H 2B		C B X 2-3 3 1B 1B	C B C B X 2-2 1B		4	1	2	1	0	1	1
3 Damion Easley, R (1, 4) OBP: 0.326, SLG: 0.500		C C C 0-3 ① K			S F B X 1-2 46 SH2-3 7 2B 1B	C B S B S 2-3 K 2-3 3-H		C X 0-1 1B 1-2 1B		4	1	2	0	0	2	1
46 Oliver Pérez, L (1, 1) OBP: 0.385, SLG: 0.385 Lino Urdaneta, R (5, 1) Julio Franco, R (6, PH) OBP: 0.400, SLG: 0.429 Aaron Sele, R (6, 1) Ruben Gotay, S (8, PH) OBP: 0.182, SLG: 0.182 Aaron Heilman, R (8, 1)			X 0-0 5 1B 1B		1 SAFE B X 1-0 ② SH2-3 1-2	B B C X 2-1 ③ G6-3		C B B B C X 3-2 1-2 2-H 1B		1 0 1 0 0 0 0 0 0 0 0 0 0 0 1 0 0 0 0 0 2 0 0 0 0 0 0 0 1 0 1 1 0 0 0 0 0 0 0 0 0 0						
Inning Stats	R: 0 H: 0 E: 0 LOB: 0 K: 0 BB: 0 S: 8 P: 11	R: 0 H: 0 E: 0 LOB: 1 K: 0 BB: 1 S: 7 P: 14	R: 0 H: 2 E: 0 LOB: 2 K: 2 BB: 0 S: 10 P: 15	R: 0 H: 0 E: 0 LOB: 0 K: 1 BB: 0 S: 8 P: 16	R: 1 H: 2 E: 0 LOB: 1 K: 1 BB: 0 S: 13 P: 19	R: 2 H: 3 E: 0 LOB: 2 K: 1 BB: 0 S: 16 P: 25	R: 0 H: 0 E: 0 LOB: 1 K: 1 BB: 1 S: 9 P: 17	R: 1 H: 3 E: 0 LOB: 2 K: 0 BB: 0 S: 15 P: 23	R: 0 H: 1 E: 0 LOB: 0 K: 1 BB: 0 S: 5 P: 9	1B: 9 SF: 0 2B: 2 SAC: 1 3B: 0 DP: 1 HR: 0 HBP: 0						

TOP

New York Mets @ San Francisco Giants

AT&T Park, San Francisco, CA

Mon May 07 2007, 7:15 PM PDT

Att. 37,365 - Clear - 80 F

livebaseballscorecards.com

AB	37
R	4
H	11
RBI	3
BB	2
SO	7
LOB	17

PITCHER		IP	WLS	BF	H	R	ER	SO	BB	IBB	HBP	BLK	WP	HR	S	P	ERA	WHIP
75 Barry Zito, L ERA: 3.65	(1, 1)	6.0	W	27	7	3	3	5	1	0	0	0	1	0	62	100	4.50	1.333
31 Vinnie Chulk, R ERA: 4.3	(7, 1)	1.0		4	0	0	0	1	1	0	0	0	1	0	9	17	0.00	1.000
Steve Kline, L ERA: 3.24	(8, 1)	0.2		5	3	1	1	0	0	0	0	0	0	0	14	21	13.50	4.500
41 Brad Hennessey, R ERA: 2.57	(8, 1)	1.1		4	1	0	0	1	0	0	0	0	0	0	6	11	0.00	0.750

PITCHER	IP	WLS	BF	H	R	ER	SO	BB	IBB	HBP	BLK	WP	HR	S	P	ERA	WHIP

Batter	1	2	3	4	5	6	7	8	9	AB	R	H	RBI	BB	SO	LOB
2 Randy Winn, S (1, 9) OBP: 0.333, SLG: 0.432	C B X 1-1 ① P6			B C B B F X 3-2 1B	C X 0-1 E4 13 E 35 HR 1-2	B B B 4-0 13 FC4-6 BB		F B S F B X 2-2 ③ F7		4	1	1	0	1	0	1
13 Omar Vizquel, S (1, 6) OBP: 0.289, SLG: 0.298	C B F X 1-2 ② F7			F X 0-1 ① P3	C F F X 0-2 E9 35 HR 1-3 2-H	C 1 SAFE X 0-1 ③ FC4-6 1-2f				4	1	0	0	0	0	3
35 Rich Aurilia, R (1, 3) OBP: 0.333, SLG: 0.427	C S F F B X 1-2 ③ F9			C S B 1 SAFE D B 1 SAFE X 3-2 ② F9	C 1 SAFE B F X 1-2 1-H 3-H HR		B C X 1-1 G6-3 BB 1B			4	1	2	3	0	0	1
Barry Bonds, L (1, 7) OBP: 0.528, SLG: 0.784 19 Kevin Frandsen, R (7, PR) OBP: 0.300, SLG: 0.400 (8, 7)		X 0-0 ① L4		B S B S C 2-3 ③ K	B B B 4-0 1B 1 HR BB		C B F B F B B 4-2 G6-3 1-2 BB			2 0	1 0	0 0	0 0	2 0	1 0	1 0
Ray Durham, S (1, 4) OBP: 0.355, SLG: 0.417		B C B X 2-1 ② F9			C B B B 4-2 1 HR BB C B B X 2-2 1-2 1 HR 1B		C D X 1-1 ① ② G6-3 1-2f 2-3			3	2	1	0	1	0	2
1 Bengie Molina, R (1, 2) OBP: 0.365, SLG: 0.515		B F S X 1-2 ③ F9			X 0-0 1-H HR X 1-2 1-H 2-H HR		B B C B F F B 4-2 FC6-4 BB			3	2	2	5	1	0	0
Pedro Feliz, R (1, 5) OBP: 0.257, SLG: 0.443		B C F X 1-2 ① L6			B X 1-0 L8 B X 1-0 G5-3		X 0-0 ③ FC6-4 1-2f			4	0	0	0	0	0	2
Todd Linden, S (1, 8) OBP: 0.268, SLG: 0.216		C B S X 1-2 ② G5-3			B S B X 2-1 ② F8	B X 1-0 ① F9		C B S B X 2-2 ① F8		4	0	0	0	0	0	0
75 Barry Zito, L (1, 1) OBP: 0.067, SLG: 0.067 Mark Sweeney, L (6, PH) OBP: 0.316, SLG: 0.611 31 Vinnie Chulk, R (7, 1) Steve Kline, S (8, 1) 41 Brad Hennessey, R (8, 1)		B X 1-0 ③ G4-3			X 0-0 2 E 13 E 1B	B C B S X 2-2 ② F9		B X 1-0 ② G5-3		2 1 0 0 1	1 0 0 0 0	0 0 0 0 0	0 0 0 0 0	0 0 0 0 0	0 0 0 0 0	0 0 0 0 0
Inning Stats	R: 0 H: 0 E: 0 LOB: 0 K: 0 BB: 0 S: 10 P: 13	R: 0 H: 0 E: 0 LOB: 0 K: 0 BB: 0 S: 6 P: 9	R: 0 H: 0 E: 0 LOB: 0 K: 0 BB: 0 S: 7 P: 10	R: 0 H: 1 E: 0 LOB: 1 K: 1 BB: 0 S: 11 P: 19	R: 9 H: 5 E: 2 LOB: 0 K: 0 BB: 2 S: 21 P: 37	R: 0 H: 0 E: 0 LOB: 1 K: 0 BB: 1 S: 6 P: 13	R: 0 H: 1 E: 0 LOB: 2 K: 0 BB: 2 S: 11 P: 21	R: 0 H: 0 E: 0 LOB: 0 K: 0 BB: 0 S: 8 P: 13		1B: 4 SF: 0 2B: 0 SAC: 0 3B: 0 DP: 1 HR: 3 HBP: 0				WP: 0 PA: 37 PB: 0 SB: 0 CS: 0		

BOTTOM

New York Mets @ San Francisco Giants

AT&T Park, San Francisco, CA

Mon May 07 2007, 7:15 PM PDT

Att. 37,365 - Clear - 80 F

livebaseballscorecards.com

AB	32
R	9
H	7
RBI	8
BB	5
SO	1
LOB	10

PITCHER		IP	WLS	BF	H	R	ER	SO	BB	IBB	HBP	BLK	WP	HR	S	P	ERA	WHIP
46 Oliver Pérez, L ERA: 3.48	(1, 1)	4.2	L	23	5	8	3	1	2	0	0	0	0	2	53	84	5.79	1.500
Lino Urdaneta, R ERA: 9.0	(5, 1)	0.1		2	1	1	0	0	0	0	0	0	0	1	2	4	0.00	3.000
Aaron Sele, R ERA: 4.4	(6, 1)	2.0		9	1	0	0	0	3	0	0	0	0	0	17	34	0.00	2.000
Aaron Heilman, R ERA: 3.21	(8, 1)	1.0		3	0	0	0	0	0	0	0	0	0	0	8	13	0.00	0.000

PITCHER	IP	WLS	BF	H	R	ER	SO	BB	IBB	HBP	BLK	WP	HR	S	P	ERA	WHIP

New York Mets @ San Francisco Giants

AT&T Park, San Francisco, CA

Tue May 08 2007, 7:15 PM PDT

Att. 39,455 - Clear - 78 F

TOP

livebaseballscorecards.com

Batter	1	2	3	4	5	6	7	8	9	AB	R	H	RBI	BB	SO	LOB
7 José Reyes, S (1, 6) OBP: 0.424, SLG: 0.564	C F X 0-2 5 2B 2B	C F B F X 1-2 2-H 3B			C B F F S 1-3 ① K	C B B F X 2-2 ③ F8			C F B B S 2-3 ③ K	5	1	2	1	0	2	3
5 David Wright, R (1, 5) OBP: 0.347, SLG: 0.373	C B X 1-1 15 2B 2-H 2B	B B X 2-0 ③ F9			C X 0-1 15 WP 2B		B B C C S 2-3 ① K			4	1	2	1	0	1	1
15 Carlos Beltrán, S (1, 8) OBP: 0.388, SLG: 0.589	X 0-0 21 G3 18 SF7 2-H 2B		C C B S 1-3 ① K		B C S F X 1-2 ② G3 2-3		F B S B X 2-2 ② F9			4	1	1	1	0	1	1
21 Carlos Delgado, L (1, 3) OBP: 0.292, SLG: 0.281	X 0-0 ① G3 2-3		C F X 0-2 ② G4-3		F B C S 1-3 ③ K		B B C S X 2-2 ③ P2			4	0	0	0	0	1	2
18 Moises Alou, R (1, 7) OBP: 0.393, SLG: 0.465	X 0-0 ② SF7 3-H		F X 0-1 ③ F8			B S X 1-1 20 L6-3 1B		X 0-0 ① F8		3	0	1	1	0	0	0
20 Shawn Green, L (1, 9) OBP: 0.407, SLG: 0.525 10 Endy Chavez, L (8, 9) OBP: 0.351, SLG: 0.486	C B B F X 2-2 ③ G4-3			X 0-0 ① G3		B 1 B S F X SAFE 2-2 ① ② L6-3 1-1		B B T X 2-1 ② G3-1		4 0	0 0	0 0	0 0	0 0	0 0	1 0
16 Paul Lo Duca, R (1, 2) OBP: 0.339, SLG: 0.357		X 0-0 3 G3 7 3B 1B		B S B F X 2-2 1B		X 0-0 BB 3 1B 1B		C F B F X 1-2 ③ F8		4	1	3	0	0	0	0
3 Damion Easley, R (1, 4) OBP: 0.320, SLG: 0.477		C B X 1-1 ① G3 1-2		C C B X 1-2 ② F8		X 0-0 BB 1-2 1B			B F B F F X 2-2 ① F8	4	0	1	0	0	0	2
Tom Glavine, L (1, 1) OBP: 0.267, SLG: 0.214 25 Pedro Feliciano, L (8, 1) 17 David Newhan, L (9, PH) OBP: 0.292, SLG: 0.105 13 Billy Wagner, L (9, 1)		C B X 1-1 ② G6-3		B B C X 2-1 ③ G1-3		C B B C D B 4-2 1-2 2-3 BB			B C F F F X 1-2 ② G1-3	2 0 1 0	0 0 0 0	0 0 0 0	0 0 0 0	1 0 0 0	0 0 0 0	2 0 0 0

	AB	35
	R	4
	H	10
	RBI	4
	BB	1
	SO	5
	LOB	12

| Inning Stats | | |

BOTTOM

New York Mets @ San Francisco Giants

AT&T Park, San Francisco, CA

Tue May 08 2007, 7:15 PM PDT

Att. 39,455 - Clear - 78 F

livebaseballscorecards.com

Batter	1	2	3	4	5	6	7	8	9	AB	R	H	RBI	BB	SO	LOB
2 Randy Winn, S (1, 9) OBP: 0.331, SLG: 0.426	C B B F X 2-2 G4-3 ①		C X 0-1 13 FC6 1B			C B X 1-1 G6-3 ①	X 0-0 F9 ③			4	0	1	0	0	0	2
13 Omar Vizquel, S (1, 6) OBP: 0.296, SLG: 0.305	C B L F X 1-2 35 CS 1B		B B X 2-0 FC6 ③ 1-2f			C B X 1-1 BB 1B		C F S 0-3 K ①		4	0	2	0	0	1	1
35 Rich Aurilia, R (1, 3) OBP: 0.323, SLG: 0.412	C B S B B 1 S SAFE 3-3 K ② ③ 1-2			S B X 1-1 G4-3 ①		B X 1-0 F9 ②		B X 1-0 F8 ②		4	0	0	0	0	1	2
Barry Bonds, L (1, 7) OBP: 0.527, SLG: 0.805		C B B C F B F F F 3-2 G6-3 ①		X 0-0 HR		B B C B B 4-1 BB 1-2		B C B S F C 2-3 K ③		3	1	1	1	1	1	0
Ray Durham, S (1, 4) OBP: 0.352, SLG: 0.411		B X 1-0 FC6-4 1B		S X 0-1 G4-3 ②		C C C 0-3 K ③			B F B C F F S 2-3 K ①	4	0	1	0	0	2	2
1 Bengie Molina, R (1, 2) OBP: 0.352, SLG: 0.495		C F B F B F X 1-2 F9 ②		B B X 2-0 G5-3 ③			B B C X 2-1 G6-3 ①		F F X 0-2 F9 ②	4	0	0	0	0	0	1
Pedro Feliz, R (1, 5) OBP: 0.257, SLG: 0.436		B B C X 2-1 FC6-4 ③ 1-2f			X 0-0 G5-3 ①		B C B X 2-1 1B		B B F F B S 3-3 K ③	4	0	1	0	0	1	1
Todd Linden, S (1, 8) OBP: 0.254, SLG: 0.204			C B B B S F S 3-3 K ①		B S S B B S 3-3 K ②		B B C F C 2-3 K ②			3	0	0	0	0	3	1
18 Matt Cain, R (1, 1) Ryan Klesko, L (7, PH) OBP: 0.370, SLG: 0.420 32 Kevin Correia, R (8, 1) OBP: 1.000, SLG: 1.000			C B B S X 2-2 G4-3 ②		F B X 1-1 G4-3 ③		X 0-0 1-2 1B			2 1 0	0 0 0	0 1 0	0 0 0	0 0 0	0 0 0	0 0 0
Inning Stats	R: 0 H: 1 E: 0 LOB: 1 K: 1 BB: 0 S: 10 P: 16	R: 0 H: 1 E: 0 LOB: 1 K: 0 BB: 0 S: 15 P: 22	R: 0 H: 1 E: 0 LOB: 1 K: 1 BB: 0 S: 10 P: 17	R: 1 H: 1 E: 0 LOB: 0 K: 0 BB: 0 S: 6 P: 9	R: 0 H: 0 E: 0 LOB: 0 K: 1 BB: 0 S: 6 P: 10	R: 0 H: 1 E: 0 LOB: 2 K: 1 BB: 1 S: 9 P: 16	R: 0 H: 2 E: 0 LOB: 2 K: 1 BB: 0 S: 9 P: 15	R: 0 H: 0 E: 0 LOB: 0 K: 2 BB: 0 S: 8 P: 11	R: 0 H: 0 E: 0 LOB: 0 K: 2 BB: 0 S: 11 P: 16	1B: 6 SF: 0 2B: 1 SAC: 0 3B: 0 DP: 1 HR: 1 HBP: 0						WP: 0 PA: 34 PB: 0 SB: 0 CS: 1	

	AB	33
	R	1
	H	7
	RBI	1
	BB	1
	SO	9
	LOB	10

PITCHER		IP	WLS	BF	H	R	ER	SO	BB	IBB	HBP	BLK	WP	HR	S	P	ERA	WHIP
Tom Glavine, L ERA: 2.98	(1, 1)	7.0	W	28	7	1	1	5	1	0	0	0	0	1	65	105	1.29	1.143
25 Pedro Feliciano, L ERA:	(8, 1)	1.0	H	3	0	0	0	2	0	0	0	0	0	0	8	11	0.00	0.000
13 Billy Wagner, L ERA: 0.64	(9, 1)	1.0	S	3	0	0	0	2	0	0	0	0	0	0	11	16	0.00	0.000

PITCHER	IP	WLS	BF	H	R	ER	SO	BB	IBB	HBP	BLK	WP	HR	S	P	ERA	WHIP

New York Mets @ San Francisco Giants

AT&T Park, San Francisco, CA

Wed May 09 2007, 12:35 PM PDT

Att. 41,832 - Sunny - 64 F

livebaseballscorecards.com

Batter	1	2	3	4	5	6	7	8	9	AB	R	H	RBI	BB	SO	LOB
7 José Reyes, S (1, 6) OBP: 0.423, SLG: 0.559	C C B B X 2-2 5 FC5-4 1B		C L X 0-2 ② G5-3		C F C 0-3 ③ K		B B B C F X 3-2 ③ F8		B B X 2-0 5 2B 1-2 2-3 1B	5	0	2	0	0	1	2
5 David Wright, R (1, 5) OBP: 0.349, SLG: 0.377	C C X 0-2 ① FC5-4 15 1B 1-2f		C B X 1-1 ③ F9			B C B B B 4-1 BB		C S B F S 1-3 ① K	B B B C X 3-1 1-3 2-H 3-H 2B	4	0	1	2	1	1	1
15 Carlos Beltrán, S (1, 8) OBP: 0.388, SLG: 0.579	X 0-0 21 L3 1-2 1B			B S B X 2-1 ① F8		C S B X 1-2 ① P5		F F B B B B 4-2 21 2B BB	C F F S 0-3 ② K	4	1	1	0	1	1	3
21 Carlos Delgado, L (1, 3) OBP: 0.296, SLG: 0.317	X 0-0 ② ③ L3 1-2			B C F B F X 2-2 HR		F X 0-1 ② F7		T B F 1 B B X SAFE 3-2 1-H 2B	F F X 0-2 ③ P6	5	1	2	2	0	0	5
18 Moises Alou, R (1, 7) OBP: 0.388, SLG: 0.456		B X 1-0 ① G6-3		X 0-0 20 CI 1B		X 0-0 ③ F8		S B B F X 2-2 ② F7		4	0	1	0	0	0	2
20 Shawn Green, L (1, 9) OBP: 0.399, SLG: 0.512 Aaron Heilman, R (8, 1) 13 Billy Wagner, L (9, 1)		C B C X 1-2 ② G5-3		F B C B 1 F F SAFE 2-2 CI 16 G5-4-3 1-2			C F X 0-2 ① G4-3	B S F X 1-2 ③ G4-3		3 0 0	0 0 0	0 0 0	0 0 0	0 0 0	0 0 0	1 0 0
16 Paul Lo Duca, R (1, 2) OBP: 0.345, SLG: 0.363		C X 0-1 ③ G6-3		B C B X 2-1 ② ③ G5-4-3 1-2f			X 0-0 FC4-6 1B		B X 1-0 FC5-6 1B	4	0	2	0	0	0	2
Ruben Gotay, S (1, 4) OBP: 0.200, SLG: 0.400			B B X 2-0 HR		B C B C S 2-3 ① K		B S B C X 2-2 ② FC4-6 1-2f 1B		B B X 2-0 ① FC5-6 7 1B 10 BB 5 2B 1-2f	4	2	1	1	0	1	2
33 John Maine, R (1, 1) OBP: 0.188, SLG: 0.133 Julio Franco, R (7, PH) OBP: 0.429, SLG: 0.467 Scott Schoeneweis, L (7, 1) 10 Endy Chavez, L (8, 9) OBP: 0.368, SLG: 0.486			C C C 0-3 ① K		C B S B F S 2-3 ② K		B S B C F B X 3-2 1-2 1B		B S S B 1 F B T B SAFE 4-2 7 1B 5 2B 1-2 BB	2 1 0 0	0 0 0 1	0 1 0 0	0 0 0 1	0 0 0 0	2 0 0 0	0 0 0 0

Inning Stats									
	R: 0 H: 2 E: 0 LOB: 1 K: 0 BB: 0 S: 8 P: 10	R: 0 H: 0 E: 0 LOB: 0 K: 0 BB: 0 S: 6 P: 8	R: 1 H: 1 E: 0 LOB: 0 K: 1 BB: 0 S: 9 P: 12	R: 1 H: 2 E: 1 LOB: 1 K: 0 BB: 0 S: 13 P: 21	R: 0 H: 0 E: 0 LOB: 0 K: 3 BB: 0 S: 10 P: 14	R: 0 H: 0 E: 0 LOB: 1 K: 0 BB: 1 S: 7 P: 12	R: 0 H: 2 E: 0 LOB: 2 K: 0 BB: 0 S: 15 P: 23	R: 1 H: 1 E: 0 LOB: 1 K: 1 BB: 1 S: 15 P: 26	R: 2 H: 3 E: 0 LOB: 2 K: 1 BB: 1 S: 16 P: 28

1B: 7 SF: 0 WP: 0 PA: 40
2B: 3 SAC: 0 PB: 0
3B: 0 DP: 2 SB: 0
HR: 2 HBP: 0 CS: 0

PITCHER		IP	WLS	BF	H	R	ER	SO	BB	IBB	HBP	BLK	WP	HR	S	P	ERA	WHIP
Matt Morris, R ERA: 3.11	(1, 1)	7.0		28	7	2	2	4	1	0	0	0	0	2	68	100	2.57	1.143
41 Brad Hennessey, R ERA: 3.0	(8, 1)	1.0	B	5	1	1	1	1	1	0	0	0	0	0	15	26	9.00	2.000
Armando Benitez, R ERA: 3.27	(9, 1)	1.0	L	7	3	2	2	1	1	0	0	0	0	0	16	28	18.00	4.000

PITCHER	IP	WLS	BF	H	R	ER	SO	BB	IBB	HBP	BLK	WP	HR	S	P	ERA	WHIP

TOP	
AB	36
R	5
H	11
RBI	5
BB	3
SO	6
LOB	18

New York Mets @ San Francisco Giants

AT&T Park, San Francisco, CA

Wed May 09 2007, 12:35 PM PDT

Att. 41,832 - Sunny - 64 F

livebaseballscorecards.com

BOTTOM

Batter	1	2	3	4	5	6	7	8	9	AB	R	H	RBI	BB	SO	LOB
10 Dave Roberts, L (1, 8) OBP: 0.283, SLG: 0.371	BBBCB 4-1 13 CS BB		CCS 0-3 ③ K		BBBCFX 3-2 2-H HR		BBCX 2-1 ① L7		X 0-0 ③ G3	4	1	1	2	1	1	0
13 Omar Vizquel, S (1, 6) OBP: 0.295, SLG: 0.298	1 SAFE CBBBBCB 4-2 ① CS 1-2 BB			BFFLS 1-3 ① K	BCFX 1-2 ② L8		BBCX 2-1 ② G4-3			3	0	0	0	1	1	0
Ryan Klesko, L (1, 3) OBP: 0.379, SLG: 0.434	BX 1-0 ② F8			X 0-0 FC4-6 WP 2B	BBFFBBB 4-2 BB		BFBBSSX 3-2 ③ F7			3	1	1	0	1	0	1
Barry Bonds, L (1, 7) OBP: 0.526, SLG: 0.785 19 Kevin Frandsen, R (8, PR) OBP: 0.300, SLG: 0.400 (9, 7)	BSBCB 3-2 ③ CS 1-2	SBBFBX 3-2 ① P5		IIII 4-0 FC4-6 IBB	SCX 0-2 ③ G3			BBBB 4-0 BB		2 0	0 0	0 0	0 0	2 0	0 0	1 0
Ray Durham, S (1, 4) OBP: 0.341, SLG: 0.397		BBFX 2-1 ② F8		DBX 2-0 ② FC4-6 WP 1-2f 2-3		BSSBBBX 3-2 ① F9		1 SAFE BBX 1-0 ① F8		4	0	0	0	0	0	3
Pedro Feliz, R (1, 5) OBP: 0.275, SLG: 0.452		BX 1-0 1B		CBF1 SAFE BBD 4-2 1-2 3-H BB		X 0-0 G4-3 2B		FX 0-1 ② F9		3	0	2	0	1	0	1
Mark Sweeney, L (1, 9) OBP: 0.273, SLG: 0.524 Todd Linden, S (7, 9) OBP: 0.250, SLG: 0.200		FBFFFFX 1-2 ③ L8		X 0-0 ③ F7	CBSBX 2-2 ② G4-3 2-3			CBBSBFS 3-3 ③ K		3 1	0 0	0 0	0 0	0 0	0 1	4 1
50 Eliezer Alfonzo, R (1, 2) OBP: 0.296, SLG: 0.500			CFS 0-3 ① K		FFX 0-2 10 HR SH3-4 1B	IIII 4-0 IBB			CSBS 1-3 ① K	3	1	1	0	1	2	0
Matt Morris, R (1, 1) OBP: 0.200, SLG: 0.143 41 Brad Hennessey, R (8, 1) Armando Benitez, R (9, 1) 35 Rich Aurilia, R (9, PH) OBP: 0.320, SLG: 0.409			CSBFBS 2-3 ② K		BBX 2-0 ① SH3-4 1-2	X 0-0 ③ F8			BCCBBBC 3-3 ② K	2 0 0 1	0 0 0 0	0 0 0 0	0 0 0 0	0 0 0 0	1 0 0 1	2 0 0 0
Inning Stats	R: 0 E: 0 K: 0 S: 6 H: 0 LOB: 0 BB: 2 P: 18	R: 0 E: 0 K: 0 S: 11 H: 1 LOB: 1 BB: 0 P: 18	R: 0 E: 0 K: 3 S: 10 H: 0 LOB: 0 BB: 0 P: 12	R: 1 E: 0 K: 1 S: 8 H: 1 LOB: 2 BB: 2 P: 19	R: 2 E: 0 K: 0 S: 15 H: 2 LOB: 1 BB: 1 P: 25	R: 0 E: 0 K: 0 S: 8 H: 1 LOB: 2 BB: 1 P: 17	R: 0 E: 0 K: 0 S: 7 H: 0 LOB: 0 BB: 0 P: 14	R: 0 E: 0 K: 1 S: 7 H: 0 LOB: 1 BB: 1 P: 15	R: 0 E: 0 K: 2 S: 7 H: 0 LOB: 0 BB: 0 P: 11	1B: 2 2B: 2 3B: 0 HR: 1	SF: 0 SAC: 1 DP: 0 HBP: 0						

	AB	29
	R	3
	H	5
	RBI	2
	BB	7
	SO	7
	LOB	13

WP: 1 PB: 0 SB: 0 CS: 2 PA: 38

PITCHER		IP	WLS	BF	H	R	ER	SO	BB	IBB	HBP	BLK	WP	HR	S	P	ERA	WHIP
33 John Maine, R ERA: 1.79	(1, 1)	6.0		27	5	3	3	4	4	2	0	0	1	1	58	109	4.50	1.500
Scott Schoeneweis, L ERA: 1.29	(7, 1)	1.1		5	0	0	0	0	1	0	0	0	0	0	8	20	0.00	0.750
Aaron Heilman, R ERA: 3.07	(8, 1)	0.2	W	2	0	0	0	1	0	0	0	0	0	0	6	9	0.00	0.000
13 Billy Wagner, L ERA: 0.6	(9, 1)	1.0	S	3	0	0	0	2	0	0	0	0	0	0	7	11	0.00	0.000

PITCHER	IP	WLS	BF	H	R	ER	SO	BB	IBB	HBP	BLK	WP	HR	S	P	ERA	WHIP

Milwaukee Brewers @ New York Mets

Shea Stadium, Flushing, NY

Fri May 11 2007, 7:10 PM EDT

Att. 40,126 - Cloudy - 68 F

TOP

livebaseballscorecards.com

Batter	1	2	3	4	5	6	7	8	9	AB	R	H	RBI	BB	SO	LOB
23 Rickie Weeks Jr., R (1, 4) OBP: 0.347, SLG: 0.453	BBCBB 4-1 28 CS BB			CSS 0-3 ① K		CBBCX 2-2 ① L8		CCBX 1-2 7 HR 1B		3	1	1	0	1	1	0
7 J.J. Hardy, R (1, 6) OBP: 0.387, SLG: 0.622	1 SAFE CBCBB 1 SAFE X 2-2 ① F8			CX 0-1 1B		CFBC 1-3 ② K		C 1 SAFE BX 1-1 1-H HR		4	1	2	2	0	1	1
28 Prince Fielder, L (1, 3) OBP: 0.378, SLG: 0.588	B 1 SAFE FFC 1-3 ②③ K 1-2			FBFFX 1-2 ② P6		CFX 0-2 HR		BSFFFS 1-3 ① K		4	1	1	1	0	2	2
2 Bill Hall, R (1, 8) OBP: 0.333, SLG: 0.427		SBFBBFX 3-2 ① P4		BFFC 1-3 ③ K		SBBBFX 3-2 ③ P3		BX 1-0 ② G6-3		4	0	0	0	0	1	1
Johnny Estrada, S (1, 2) OBP: 0.327, SLG: 0.472		X 0-0 ② F8			BCFX 1-2 ① G4-3		X 0-0 ① F8	FBSFFFBX 2-2 ③ F8		4	0	0	0	0	0	0
Geoff Jenkins, L (1, 7) OBP: 0.392, SLG: 0.649		CBBBX 2-1 ③ G4-3			BSFX 1-2 HR		SBBBB 4-1 BB BB		CX 0-1 ① G3	3	1	1	1	1	0	0
Kevin Mench, R (1, 9) OBP: 0.299, SLG: 0.442			FSBX 1-2 ① L8		X 0-0 ② P4		X 0-0 ② P2		CBX 1-1 ② G4-3	4	0	0	0	0	0	1
Craig Counsell, L (1, 5) OBP: 0.316, SLG: 0.297 Damian Miller, R (9, PH) OBP: 0.279, SLG: 0.263			BFCFX 1-2 ② P6		CX 0-1 1B		CBBCBD 4-2 1-2 BB		X 0-0 ③ F8	2 1	0 0	1 0	0 0	1 0	0 0	0 0
37 Jeff Suppan, R (1, 1) OBP: 0.190, SLG: 0.105 18 Gabe Gross, L (7, PH) OBP: 0.341, SLG: 0.324 1 Corey Hart, R (7, PH) OBP: 0.316, SLG: 0.366 12 Carlos Villanueva, R (7, 1)			CBX 1-1 ③ G5-3		CBSFDX 2-2 ③ P4		BFBFS 2-3 ③ K			2 0 1 0	0 0 0 0	0 0 0 0	0 0 0 0	0 0 1 0	0 0 0 0	1 0 2 0
Inning Stats	R: 0 E: 0 K: 1 S: 7 H: 0 LOB: 1 BB: 1 P: 14	R: 0 E: 0 K: 0 S: 7 H: 0 LOB: 0 BB: 0 P: 12	R: 0 E: 0 K: 0 S: 9 H: 0 LOB: 0 BB: 0 P: 12	R: 0 E: 0 K: 2 S: 12 H: 1 LOB: 1 BB: 0 P: 14	R: 1 E: 0 K: 0 S: 13 H: 2 LOB: 1 BB: 0 P: 17	R: 1 E: 0 K: 1 S: 12 H: 1 LOB: 0 BB: 0 P: 18	R: 0 E: 0 K: 1 S: 8 H: 0 LOB: 2 BB: 2 P: 18	R: 2 E: 0 K: 1 S: 17 H: 2 LOB: 0 BB: 0 P: 23	R: 0 E: 0 K: 0 S: 5 H: 0 LOB: 0 BB: 0 P: 6	1B: 3 2B: 1 3B: 0 HR: 3	SF: 0 SAC: 0 DP: 1 HBP: 0			WP: 0 PB: 0 SB: 0 CS: 1	PA: 35		

	AB	32
	R	4
	H	6
	RBI	4
	BB	3
	SO	6
	LOB	8

PITCHER		IP	WLS	BF	H	R	ER	SO	BB	IBB	HBP	BLK	WP	HR	S	P	ERA	WHIP
29 Jorge Sosa, R ERA: 2.77	(1, 1)	6.2	W	26	4	2	2	4	3	0	0	0	0	2	65	100	2.70	1.050
25 Pedro Feliciano, L ERA:	(7, 1)	0.1	H	1	0	0	0	1	0	0	0	0	0	0	3	5	0.00	0.000
Aaron Heilman, R ERA: 4.02	(8, 1)	1.0	H	5	2	2	2	1	0	0	0	0	0	1	17	23	18.00	2.000
13 Billy Wagner, L ERA: 0.56	(9, 1)	1.0	S	3	0	0	0	0	0	0	0	0	0	0	5	6	0.00	0.000

PITCHER	IP	WLS	BF	H	R	ER	SO	BB	IBB	HBP	BLK	WP	HR	S	P	ERA	WHIP

Milwaukee Brewers @ New York Mets

Shea Stadium, Flushing, NY

Fri May 11 2007, 7:10 PM EDT

Att. 40,126 - Cloudy - 68 F

BOTTOM

livebaseballscorecards.com

Batter	1	2	3	4	5	6	7	8	9	AB	R	H	RBI	BB	SO	LOB
7 José Reyes, S (1, 6) OBP: 0.419, SLG: 0.547	B B B C B 4-1 15 S BB		B B C C B C 3-3 ③ K	F B X 1-1 ③ F7			C X 0-1 ② F7			3	0	0	0	1	1	2
5 David Wright, R (1, 5) OBP: 0.346, SLG: 0.396	X 0-0 ① F9			B C B X 2-1 HR	C C B B X 2-2 ① G6-3		C F B S 1-3 ③ K			4	1	1	1	0	1	1
15 Carlos Beltrán, S (1, 8) OBP: 0.391, SLG: 0.574	1 SAFE B C B X 2-1 ② P6 1-2			C X 0-1 21 HR 1B	B C X 1-1 ② G4-3			C B B B B 4-1 BB		3	1	1	0	1	0	1
21 Carlos Delgado, L (1, 3) OBP: 0.295, SLG: 0.338	B S B F X 2-2 ③ G3-1			B X 1-0 1-H HR	F B F B X 2-2 ③ F7			B S C X 1-2 ① F7		4	1	1	2	0	0	2
18 Moises Alou, R (1, 7) OBP: 0.383, SLG: 0.458		X 0-0 ① G4-3		B X 1-0 16 1B 2B		X 0-0 ① L5		1 SAFE X 0-0 ② P6		4	1	1	0	0	0	1
20 Shawn Green, L (1, 9) OBP: 0.387, SLG: 0.496 13 Billy Wagner, L (9, 1)		C F B B X 2-2 E8 16 G5-4-3		C X 0-1 ① L4		C X 0-1 ② G4-3		C 1 SAFE F B S 1-3 ③ K		4 0	0 0	0 0	0 0	0 0	1 0	2 0
16 Paul Lo Duca, R (1, 2) OBP: 0.345, SLG: 0.362	1 SAFE B B F X 2-1 ② ③ G5-4-3 1-2f			B X 1-0 3 1B 2-H 1B		B X 1-0 ③ F8				3	0	1	1	0	0	1
3 Damion Easley, R (1, 4) OBP: 0.340, SLG: 0.553		X 0-0 ① G6-3		B X 1-0 29 SH3-4 2-3 1B			B X 1-0 HR			3	1	2	1	0	0	0
29 Jorge Sosa, R (1, 1) OBP: 0.250, SLG: 0.250 25 Pedro Feliciano, L (7, 1) 17 David Newhan, L (7, PH) OBP: 0.280, SLG: 0.100 Aaron Heilman, R (8, 1) 10 Endy Chavez, L (9, 9) OBP: 0.368, SLG: 0.486		B X 1-0 ② F9		B B X 2-0 ② SH3-4 1-2			B S B B F X 3-2 ① F9			1 0 0 1 0 0	0 0 0 0 0 0	0 0 0 0 0 0	0 0 0 0 0 0	0 0 0 0 0 0	0 0 0 0 0 0	0 0 0 0 0 0
Inning Stats	R: 0 E: 0 K: 0 S: 7 H: 0 LOB: 1 BB: 1 P: 15	R: 0 E: 1 K: 0 S: 6 H: 0 LOB: 0 BB: 0 P: 10	R: 0 E: 0 K: 1 S: 5 H: 0 LOB: 0 BB: 0 P: 9	R: 4 E: 0 K: 0 S: 13 H: 6 LOB: 2 BB: 0 P: 22	R: 0 E: 0 K: 0 S: 8 H: 0 LOB: 0 BB: 0 P: 13	R: 0 E: 0 K: 0 S: 4 H: 0 LOB: 0 BB: 0 P: 5	R: 1 E: 0 K: 1 S: 9 H: 1 LOB: 0 BB: 0 P: 14	R: 0 E: 0 K: 1 S: 8 H: 0 LOB: 1 BB: 1 P: 14		1B: 3 2B: 1 3B: 0 HR: 3	SF: 0 SAC: 1 DP: 1 HBP: 0					

	AB	30
	R	5
	H	7
	RBI	5
	BB	2
	SO	3
	LOB	10

PITCHER		IP	WLS	BF	H	R	ER	SO	BB	IBB	HBP	BLK	WP	HR	S	P	ERA	WHIP
37 Jeff Suppan, R ERA: 3.0	(1, 1)	6.0	L	25	6	4	4	1	1	0	0	0	0	2	43	74	6.00	1.167
12 Carlos Villanueva, R ERA: 2.95	(7, 1)	2.0		8	1	1	1	2	1	0	0	0	0	1	17	28	4.50	1.000

PITCHER		IP	WLS	BF	H	R	ER	SO	BB	IBB	HBP	BLK	WP	HR	S	P	ERA	WHIP

Batter	1	2	3	4	5	6	7	8	9	AB	R	H	RBI	BB	SO	LOB
22 Tony Gwynn Jr., L (1, 9) OBP: 0.486, SLG: 0.500	B B C B C X 3-2 28 BB 2 1B 1B	C B B L B F B 4-2 7 S BB	F X 0-1 7 BB 28 SF4-2-6-3-6 2-3 1B	C X 0-1 ② G6-3 2-3	C B B S B F X 3-2 7 HR 1-2 2-3 3-H 1B	B S B C F S 2-3 ① K	5	3	3	1	1	1	2
7 J.J. Hardy, R (1, 6) OBP: 0.385, SLG: 0.633	C C B 1 SAFE T 1-2 ① K	1 SAFE P B B C B X 3-1 ③ G6-3 1-2	B 1 SAFE B B B 4-0 28 SF4-2-6-3-6 1-2 BB	B C X 1-1 ③ P4	X 0-0 7 HR 1-H 2-H 3-H HR	B B S X 2-1 ② SF7 3-H	4	1	1	5	1	1	3
28 Prince Fielder, L (1, 3) OBP: 0.383, SLG: 0.600	B B B B 4-0 2 1B 1B 1-2 BB	B X 1-0 2 G5-3 1B 2B	F B F X 1-2 ② ③ SF4-2-6-3-6 1-2 2-H 3-H	B X 1-0 G1-6-3 2B	C F C 0-3 ① K	B X 1-0 ③ G4-3	4	1	2	1	1	1	0
2 Bill Hall, R (1, 8) OBP: 0.350, SLG: 0.445	B X 1-0 1B 1-2 2-H 1B	B X 1-0 ① G5-3 2-3	F F B B B F X 3-2 FC4-6 1B	B B B B 4-0 G1-6-3 BB	C B B X 2-1 2B		4	0	3	1	1	0	1
Johnny Estrada, S (1, 2) OBP: 0.330, SLG: 0.468	X 0-0 9 FC6-4 1-2 2-3 1B	F X 0-1 9 FC6-4 3-H 1B	1 SAFE B X 1-0 ① F7	X 0-0 ① ② G1-6-3 1-2f 2-3	C X 0-1 ② F7		5	0	2	1	0	0	4
Geoff Jenkins, L (1, 7) OBP: 0.374, SLG: 0.616	C F S 0-3 ② K	B B F F X 2-2 ② L8	S B B X 2-1 ② FC4-6 1-2f	F S B S 1-3 ③ K	F F X 0-2 ③ F7		5	0	0	0	0	2	7
9 Tony Graffanino, R (1, 4) OBP: 0.307, SLG: 0.282	C X 0-1 ③ FC6-4 1-2f	C X 0-1 ③ FC6-4 1-2f	B X 1-0 ③ F8			C B B X 2-1 18 HBP 22 1B HBP 1B	X 0-0 1 3B 2B	5	2	2	0	0	0	5
Craig Counsell, L (1, 5) OBP: 0.346, SLG: 0.313		B B C X 2-2 ① F8	C B C F X 1-2 22 1B 15 SH3-4 28 SF4-2-6-3-6 1B	C X 0-1 22 G6-3 15 SH3-4 1B	B B H 3-0 22 1B 18 HBP 7 HR 1-2 HBP	B B F F B F B 4-2 1 3B BB	3	3	2	0	1	0	0
15 Ben Sheets, R (1, 1) OBP: 0.063, SLG: 0.063 Matt Wise, R (7, 1) Kevin Mench, R (8, PH) OBP: 0.299, SLG: 0.442 18 Gabe Gross, L (8, PH) OBP: 0.356, SLG: 0.324 50 Chris Spurling, R (8, 1) 1 Corey Hart, R (9, PH) OBP: 0.325, SLG: 0.403 45 Elmer Dessens, R (9, 1)		C L S 0-3 ② K	1 SAFE C 1 SAFE X 0-1 ① SH3-4 1-2	B X 1-0 ① SH3-4 1-2	H 1-0 22 1B 7 HR 1-2 2-3 HBP	S C B B F F X 1-2 1-H 2-H 7 SF7 3B	1 0 0 0 0 1 0 0 0 0 0 0 0 0 0 0 0 0 0 0 0 0 1 0 0 0 0 0 0 0 0 0 0 0 0 1 1 1 2 0 0 0 0 0 0 0 0 0 0							
Inning Stats	R: 1 E: 0 K: 2 S: 13 H: 3 LOB: 3 BB: 1 P: 22	R: 0 E: 0 K: 1 S: 12 H: 0 LOB: 1 BB: 1 P: 20	R: 1 E: 0 K: 0 S: 9 H: 2 LOB: 1 BB: 0 P: 13	R: 2 E: 0 K: 0 S: 11 H: 2 LOB: 0 BB: 1 P: 17	R: 0 E: 0 K: 0 S: 8 H: 1 LOB: 1 BB: 0 P: 15	R: 0 E: 0 K: 0 S: 7 H: 1 LOB: 1 BB: 0 P: 9	R: 0 E: 0 K: 1 S: 5 H: 1 LOB: 1 BB: 1 P: 11	R: 5 E: 0 K: 1 S: 17 H: 4 LOB: 1 BB: 0 P: 28	R: 3 E: 0 K: 1 S: 16 H: 2 LOB: 0 BB: 1 P: 26	1B: 10 2B: 5 3B: 1 HR: 1		SF: 2 SAC: 2 DP: 2 HBP: 2				

TOP

Milwaukee Brewers @ New York Mets

Shea Stadium, Flushing, NY

Sat May 12 2007, 1:10 PM EDT
Att. 50,193 - Cloudy - 73 F

livebaseballscorecards.com

AB	37
R	12
H	16
RBI	11
BB	5
SO	6
LOB	22

PITCHER		IP	WLS	BF	H	R	ER	SO	BB	IBB	HBP	BLK	WP	HR	S	P	ERA	WHIP
34 Mike Pelfrey, R ERA: 6.53	(1, 1)	5.0	L	25	8	4	4	3	3	0	0	0	0	0	53	87	7.20	2.200
Aaron Sele, R ERA: 4.11	(6, 1)	1.0		6	2	0	0	0	1	0	0	0	0	0	8	15	0.00	3.000
25 Pedro Feliciano, L ERA: 1.23	(7, 1)	1.0		4	1	2	2	1	0	0	1	0	0	0	6	12	18.00	1.000
35 Joe Smith, R ERA: 1.69	(8, 1)	0.2		6	3	3	3	1	0	0	1	0	0	1	12	18	40.50	4.500
Scott Schoeneweis, L ERA: 2.93	(8, 1)	1.1		7	2	3	3	1	1	0	0	0	0	0	19	29	20.25	2.250

PITCHER	IP	WLS	BF	H	R	ER	SO	BB	IBB	HBP	BLK	WP	HR	S	P	ERA	WHIP

WP: 0 PB: 0 SB: 1 CS: 0 PA: 48

Milwaukee Brewers @ New York Mets

Shea Stadium, Flushing, NY

Sat May 12 2007, 1:10 PM EDT

Att. 50,193 - Cloudy - 73 F

livebaseballscorecards.com

BOTTOM

Batter	1	2	3	4	5	6	7	8	9	AB	R	H	RBI	BB	SO	LOB
7 José Reyes, S (1, 6) OBP: 0.409, SLG: 0.533	F8			G3-1	K			G5-3		4	0	0	0	0	1	0
5 David Wright, R (1, 5) OBP: 0.350, SLG: 0.394	P4			1B		BB		G3		3	0	1	0	1	0	0
15 Carlos Beltrán, S (1, 8) OBP: 0.394, SLG: 0.571	F8			1B		K			20 G4-3 10 1B	4	0	2	0	0	1	1
21 Carlos Delgado, L (1, 3) OBP: 0.287, SLG: 0.328		K		G5-3		K			K	4	0	0	0	0	3	3
18 Moises Alou, R (1, 7) OBP: 0.374, SLG: 0.445 10 Endy Chavez, L (7, 7) OBP: 0.385, SLG: 0.500		G5-3			G6-3	G6-3			20 G4-3 1B	3 1	0 0	0 1	0 0	0 0	0 0	1 0
20 Shawn Green, L (1, 9) OBP: 0.384, SLG: 0.504		P5			WP 3B	F8			G4-3	4	1	1	0	0	0	2
16 Paul Lo Duca, R (1, 2) OBP: 0.342, SLG: 0.352			F8		G3 WP 17 HR	G4-3			G6-3	3	1	0	0	1	0	2
Ruben Gotay, S (1, 4) OBP: 0.167, SLG: 0.333 Scott Schoeneweis, L (8, 1)			L3		G3	K				3 0	0 0	0 0	0 0	0 0	1 0	1 0
34 Mike Pelfrey, R (1, 1) 17 David Newhan, L (5, PH) OBP: 0.308, SLG: 0.286 Aaron Sele, R (6, 1) 25 Pedro Feliciano, L (7, 1) 35 Joe Smith, R (8, 1) 3 Damion Easley, R (8, 4) OBP: 0.333, SLG: 0.542			K		HR			G6-3		1 1 0 0 0 1	0 1 0 0 0 0	0 1 0 0 0 0	0 2 0 0 0 0	0 0 0 0 0 0	1 0 0 0 0 0	0 0 0 0 0 0

Inning Stats	1	2	3	4	5	6	7	8	9
	R: 0 E: 0 K: 0 S: 7	H: 0 LOB: 0 BB: 0 P: 13	R: 0 E: 0 K: 1 S: 8	H: 0 LOB: 0 BB: 0 P: 15	R: 0 E: 0 K: 1 S: 6	H: 0 LOB: 0 BB: 0 P: 7	R: 0 E: 0 K: 0 S: 12	H: 2 LOB: 1 BB: 0 P: 19	R: 3 E: 0 K: 1 S: 17	H: 2 LOB: 0 BB: 1 P: 29	R: 0 E: 0 K: 2 S: 14	H: 0 LOB: 1 BB: 1 P: 23	R: 0 E: 0 K: 1 S: 8	H: 0 LOB: 0 BB: 0 P: 12	R: 0 E: 0 K: 0 S: 4	H: 0 LOB: 0 BB: 0 P: 7	R: 0 E: 0 K: 1 S: 12	H: 2 LOB: 2 BB: 0 P: 16

AB	32
R	3
H	6
RBI	2
BB	2
SO	7
LOB	10

1B: 4 SF: 0
2B: 0 SAC: 0
3B: 1 DP: 0
HR: 1 HBP: 0

WP: 1 PA: 34
PB: 0
SB: 1
CS: 0

PITCHER	IP	WLS	BF	H	R	ER	SO	BB	IBB	HBP	BLK	WP	HR	S	P	ERA	WHIP
15 Ben Sheets, R (1, 1) ERA: 4.1	6.0	W	23	4	3	3	5	2	0	0	0	1	1	64	106	4.50	1.000
Matt Wise, R (7, 1) ERA: 3.6	1.0	H	3	0	0	0	1	0	0	0	0	0	0	8	12	0.00	0.000
50 Chris Spurling, R (8, 1) ERA: 3.24	1.0		3	0	0	0	0	0	0	0	0	0	0	4	7	0.00	0.000
45 Elmer Dessens, R (9, 1) ERA: 4.5	1.0		5	2	0	0	1	0	0	0	0	0	0	12	16	0.00	2.000

PITCHER	IP	WLS	BF	H	R	ER	SO	BB	IBB	HBP	BLK	WP	HR	S	P	ERA	WHIP

Batter	1	2	3	4	5	6	7	8	9	AB	R	H	RBI	BB	SO	LOB
23 Rickie Weeks Jr., R (1, 4) OBP: 0.344, SLG: 0.443	BBCBCFFFB 4-2 BB		FDFS 1-3 ② K			BCX 1-1 ① G6-3		BBCX 2-1 ② P6		3	0	0	0	1	1	2
7 J.J. Hardy, R (1, 6) OBP: 0.376, SLG: 0.616	BBCX 2-1 ① F9		CX 0-1 ③ F8			BCBX 2-1 ② G5-3		BCFC 1-3 ③ K		4	0	0	0	0	1	3
28 Prince Fielder, L (1, 3) OBP: 0.373, SLG: 0.583	BX 1-0 ② L8			BCBFBX 3-2 ① F8		CBX 1-1 ③ F8			BX 1-0 ① F8	4	0	0	0	0	0	1
2 Bill Hall, R (1, 8) OBP: 0.347, SLG: 0.462	FF1 SAFE F1B T 1-2 ③ K			BX 1-0 ② L7			SBCBFS 2-3 ① K		SX 0-1 HR	4	1	1	1	0	2	1
Johnny Estrada, S (1, 2) OBP: 0.328, SLG: 0.461		CFX 0-2 ① F9		X 0-0 ③ L9			FBX 1-1 ② F8		FSBX 2-2 1B	4	0	1	0	0	0	0
Kevin Mench, R (1, 7) OBP: 0.287, SLG: 0.424		X 0-0 ② F7			BFX 1-1 ① P6		BX 1-0 E5 1 WP		X 0-0 ② P4	4	0	0	0	0	0	1
1 Corey Hart, R (1, 9) OBP: 0.310, SLG: 0.382		BX 1-0 ③ F9			X 0-0 E6		BBX 2-0 ③ P6 1-2		CBX 1-1 ③ G4-3	4	0	0	0	0	0	2
9 Tony Graffanino, R (1, 5) OBP: 0.297, SLG: 0.272			BBCFFC 2-3 ① K		X 0-0 ② P5			CFFFBX 1-2 ① F9		3	0	0	0	0	1	1
39 Chris Capuano, L (1, 1) OBP: 0.250, SLG: 0.200			SX 0-1 1B		BBCFBFFC 3-3 ③ K			CCBBBBB 4-2 BB		1	0	1	0	0	0	0
22 Tony Gwynn Jr., L (5, PH) OBP: 0.474, SLG: 0.485										1	0	0	0	0	1	1
12 Carlos Villanueva, R (5, 1)										0	0	0	0	0	0	0
Craig Counsell, L (8, PH) OBP: 0.354, SLG: 0.313										0	0	0	0	1	0	0
45 Elmer Dessens, R (8, 1)										0	0	0	0	0	0	0
Inning Stats	R: 0 E: 0 K: 1 S: 12 H: 0 LOB: 1 BB: 1 P: 20	R: 0 E: 0 K: 0 S: 5 H: 0 LOB: 0 BB: 0 P: 6	R: 0 E: 0 K: 2 S: 10 H: 1 LOB: 1 BB: 0 P: 13	R: 0 E: 0 K: 0 S: 5 H: 0 LOB: 0 BB: 0 P: 9	R: 0 E: 1 K: 1 S: 9 H: 0 LOB: 1 BB: 0 P: 13	R: 0 E: 0 K: 0 S: 6 H: 0 LOB: 0 BB: 0 P: 10	R: 0 E: 1 K: 1 S: 8 H: 0 LOB: 1 BB: 0 P: 14	R: 0 E: 0 K: 1 S: 12 H: 0 LOB: 1 BB: 1 P: 20	R: 1 E: 0 K: 0 S: 9 H: 2 LOB: 1 BB: 0 P: 13	1B: 2 2B: 0 3B: 0 HR: 1	SF: 0 SAC: 0 DP: 0 HBP: 0					

PITCHER		IP	WLS	BF	H	R	ER	SO	BB	IBB	HBP	BLK	WP	HR	S	P	ERA	WHIP
46 Oliver Pérez, L ERA: 3.0	(1, 1)	8.1	W	31	2	1	1	6	2	0	0	0	1	1	70	109	1.08	0.480
Aaron Heilman, R ERA: 3.86	(9, 1)	0.2		3	1	0	0	0	0	0	0	0	0	0	6	9	0.00	1.500

PITCHER		IP	WLS	BF	H	R	ER	SO	BB	IBB	HBP	BLK	WP	HR	S	P	ERA	WHIP

TOP

Milwaukee Brewers @ New York Mets

Shea Stadium, Flushing, NY

Sun May 13 2007, 1:10 PM EDT

Att. 51,427 - Sunny - 63 F

livebaseballscorecards.com

AB	32
R	1
H	3
RBI	1
BB	2
SO	6
LOB	12

Batter	1	2	3	4	5	6	7	8	9	AB	R	H	RBI	BB	SO	LOB
7 José Reyes, S (1, 6) OBP: 0.415, SLG: 0.545	C B B B B 4-1 3 HR BB	C X 0-1 ② G5-3		B B X 2-0 3 S 1B		C X 0-1 ③ L9		X 0-0 1-H 3 1B 3B		4	2	2	1	1	0	2
3 Damion Easley, R (1, 4) OBP: 0.356, SLG: 0.604	1 SAFE B 1 SAFE X 1-0 1-H HR	D S C T X 1-2 15 BB 3-H 1B		F 1 SAFE B B B C S 3-3 ③ K 1-2			C X 0-1 ① P5	B B X 2-0 15 HR 3-H 1B		5	2	3	4	0	1	1
15 Carlos Beltrán, S (1, 8) OBP: 0.394, SLG: 0.583	C B X 1-1 ① F8	B D S B B 4-1 5 FC5-4 1-2 BB			C B S B X 2-2 ① P2		B B B C X 3-1 ② P5	C B X 1-1 1-H HR		4	1	1	2	1	0	0
5 David Wright, R (1, 5) OBP: 0.358, SLG: 0.404	X 0-0 S 11 1B 1B	B X 1-0 ③ FC5-4 1-2f			B X 1-0 S 2B		C B B B S B 4-2 E S BB	C F S 0-3 ③ K		4	1	2	0	1	1	2
Julio Franco, R (1, 3) OBP: 0.360, SLG: 0.368	C 1 SAFE F 1 SAFE B B S 2-3 ② K 1-2		X 0-0 ① G6-3		B C F S 1-3 ② K 2-3		C 1 SAFE B S B S 2-3 ③ K 1-3			4	0	0	0	0	3	3
11 Ramon Castro, R (1, 2) OBP: 0.333, SLG: 0.500	B F B B X 3-1 2-H 1B		B X 1-0 10 G1-6-3 1B		C C T 0-2 ③ K			B B X 2-0 ① L7		4	0	2	1	0	1	1
10 Endy Chavez, L (1, 7) OBP: 0.372, SLG: 0.500	F B X 1-1 ③ G6-3	C B B B X 3-1 ② ③ G1-6-3 1-2f				F B X 1-1 2B		B B B C X 3-1 ② G5-3		4	0	1	0	0	0	2
27 Carlos Gómez, R (1, 9) OBP: 0.500, SLG: 0.750		F B X 1-1 46 G1-3 3 1B 2B		C B X 1-1 ① F8		C F S 0-3 ① K		S B X 1-1 46 S 46 1B 1B		4	2	2	0	0	1	1
46 Oliver Pérez, L (1, 1) OBP: 0.353, SLG: 0.353 Aaron Heilman, R (9, 1)		L L X 0-2 ① G1-3 2-3		X 0-0 ② B1-3		S F B S 1-3 ② K		F C X 0-2 1-H 7 3B 1B		4 0	1 0	1 0	1 0	0 0	1 0	2 0
Inning Stats	R: 3 E: 0 K: 1 S: 12 H: 3 LOB: 1 BB: 1 P: 24	R: 1 E: 0 K: 0 S: 13 H: 2 LOB: 2 BB: 1 P: 20	R: 0 E: 0 K: 0 S: 4 H: 1 LOB: 0 BB: 0 P: 8	R: 0 E: 0 K: 1 S: 7 H: 1 LOB: 1 BB: 0 P: 13	R: 0 E: 0 K: 2 S: 10 H: 1 LOB: 1 BB: 0 P: 14	R: 0 E: 0 K: 2 S: 10 H: 1 LOB: 1 BB: 0 P: 12	R: 0 E: 0 K: 1 S: 9 H: 0 LOB: 1 BB: 1 P: 18	R: 5 E: 0 K: 1 S: 16 H: 5 LOB: 0 BB: 0 P: 25		1B: 8 2B: 3 3B: 1 HR: 2	SF: 0 SAC: 0 DP: 1 HBP: 0					

PITCHER		IP	WLS	BF	H	R	ER	SO	BB	IBB	HBP	BLK	WP	HR	S	P	ERA	WHIP
39 Chris Capuano, L ERA: 2.93	(1, 1)	4.0	L	20	7	4	4	2	2	0	0	0	0	1	36	65	9.00	2.250
12 Carlos Villanueva, R ERA: 2.59	(5, 1)	3.0		12	2	0	0	5	1	0	0	0	0	0	29	44	0.00	1.000
45 Elmer Dessens, R ERA: 7.62	(8, 1)	1.0		8	5	5	5	1	0	0	0	0	0	1	16	25	45.00	5.000

PITCHER	IP	WLS	BF	H	R	ER	SO	BB	IBB	HBP	BLK	WP	HR	S	P	ERA	WHIP

BOTTOM

Milwaukee Brewers @ New York Mets

Shea Stadium, Flushing, NY

Sun May 13 2007, 1:10 PM EDT
Att. 51,427 - Sunny - 63 F

livebaseballscorecards.com

AB	37
R	9
H	14
RBI	9
BB	3
SO	8
LOB	14

WP: 0 PA: 40
PB: 0
SB: 5
CS: 0

Chicago Cubs @ New York Mets

Shea Stadium, Flushing, NY

Mon May 14 2007, 7:10 PM EDT

Att. 34,033 - Clear - 61 F

TOP

livebaseballscorecards.com

Batter	1	2	3	4	5	6	7	8	9	AB	R	H	RBI	BB	SO	LOB
2 Ryan Theriot, R (1, 4) OBP: 0.370, SLG: 0.376	G1-3	F9			G6-3	G5-3			2B	5	0	1	0	0	0	2
Cesar Izturis, S (1, 6) OBP: 0.341, SLG: 0.361	G5-3	1-H 2B			L9		12 G4-6-3 1B		G1-3	5	0	2	1	0	0	1
12 Alfonso Soriano, R (1, 7) OBP: 0.358, SLG: 0.516	16 1B 2B	F8			19 BB 16 S BB		1-2f G4-6-3			3	1	1	0	1	0	2
16 Aramis Ramirez, R (1, 5) OBP: 0.333, SLG: 0.500	2-H 1B		P3		1-2 19 BB BB		G6-3			3	0	1	1	1	0	0
19 Matt Murton, R (1, 9) OBP: 0.349, SLG: 0.395	F8		K		1-2 2-3 BB			G6-3		3	0	0	0	1	1	1
Mark DeRosa, R (1, 3) OBP: 0.350, SLG: 0.440		29 2B 1B BB	G4-3		F8			G5-3		2	1	0	0	1	0	3
32 Daryle Ward, L (8, PH) OBP: 0.500, SLG: 0.421 (8, 3)										1	0	0	0	0	0	0
24 Henry Blanco, R (1, 2) OBP: 0.269, SLG: 0.333		P2		K		G6-3		F7		4	0	0	0	0	1	1
29 Ángel Pagán, S (1, 8) OBP: 0.364, SLG: 0.727		1-3 1B 2B		P3		P4			G6-3	4	1	1	0	0	0	0
Jason Marquis, L (1, 1) OBP: 0.250, SLG: 0.304		2-H 3-H 2B 1B		G4-3		1B			G4-3	3	1	2	2	0	0	0
13 Will Ohman, L (6, 1)										0	0	0	0	0	0	0
57 Rocky Cherry, R (6, 1)										0	0	0	0	0	0	0
48 Neal Cotts, L (7, 1)										0	0	0	0	0	0	0
Michael Barrett, R (9, PH) OBP: 0.308, SLG: 0.413										1	0	0	0	0	0	0
43 Michael Wuertz, R (9, 1)										0	0	0	0	0	0	0
Inning Stats	R: 1 E: 0 K: 0 S: 11 H: 2 LOB: 1 BB: 0 P: 13	R: 3 E: 0 K: 0 S: 16 H: 3 LOB: 1 BB: 1 P: 30	R: 0 E: 0 K: 1 S: 7 H: 0 LOB: 0 BB: 0 P: 11	R: 0 E: 0 K: 1 S: 6 H: 0 LOB: 0 BB: 0 P: 12	R: 0 E: 0 K: 0 S: 12 H: 0 LOB: 3 BB: 3 P: 29	R: 0 E: 0 K: 0 S: 8 H: 1 LOB: 1 BB: 0 P: 11	R: 0 E: 0 K: 0 S: 6 H: 1 LOB: 0 BB: 0 P: 12	R: 0 E: 0 K: 0 S: 7 H: 0 LOB: 0 BB: 0 P: 12	R: 0 E: 0 K: 0 S: 6 H: 1 LOB: 1 BB: 0 P: 13	1B: 4 2B: 4 3B: 0 HR: 0	SF: 0 SAC: 0 DP: 1 HBP: 0					

AB	34
R	4
H	8
RBI	4
BB	4
SO	2
LOB	10

WP: 0 PB: 0 SB: 1 CS: 0 PA: 38

PITCHER		IP	WLS	BF	H	R	ER	SO	BB	IBB	HBP	BLK	WP	HR	S	P	ERA	WHIP
Tom Glavine, L ERA: 3.31	(1, 1)	6.0		28	6	4	4	2	4	0	0	0	0	0	60	106	6.00	1.667
35 Joe Smith, R ERA: 1.56	(7, 1)	1.1		4	1	0	0	0	0	0	0	0	0	0	9	15	0.00	0.750
25 Pedro Feliciano, L ERA: 1.13	(8, 1)	1.1		5	1	0	0	0	0	0	0	0	0	0	9	21	0.00	0.750
Aaron Heilman, R ERA: 3.78	(9, 1)	0.1	W	1	0	0	0	0	0	0	0	0	0	0	1	1	0.00	0.000

PITCHER	IP	WLS	BF	H	R	ER	SO	BB	IBB	HBP	BLK	WP	HR	S	P	ERA	WHIP

Batter	1	2	3	4	5	6	7	8	9	AB	R	H	RBI	BB	SO	LOB
7 José Reyes, S (1, 6) OBP: 0.414, SLG: 0.538	C B X 1-1 ① L4		B B B B 4-0 10 S BB		X 0-0 ② F7		B F X 1-1 ① F8		S B X 1-1 15 IBB 10 S 21 BB 1B	4	1	1	0	1	0	0
10 Endy Chavez, L (1, 7) OBP: 0.396, SLG: 0.500	C B B B X 3-1 ② G6-3		B C B X 2-1 ② F8 1-2		C B X 1-1 1B		B X 1-0 15 BB 1B		1 SAFE 1 SAFE B 1 SAFE P B B 4-0 21 BB 15 IBB 1-2 BB	4	0	2	0	1	0	1
15 Carlos Beltrán, S (1, 8) OBP: 0.394, SLG: 0.571	B C F X 1-2 ③ G4-3		D C F S 1-3 ③ K		C B X 1-1 ③ F9		D 1 SAFE D B B 4-0 21 G4-6-3 1-2 BB		B B B I 4-0 21 BB 1-2 2-3 IBB	3	0	0	0	2	1	2
21 Carlos Delgado, L (1, 3) OBP: 0.297, SLG: 0.328		X 0-0 ① F8	B S B B F B 4-2 5 HR BB		B S B S X 2-2 5 1B 16 2B 1B	B C X 1-1 ②③ G4-6-3 1-2f			B B C C F F B F F 4-2 B 1-2 2-3 3-H BB	3	2	1	1	2	0	2
5 David Wright, R (1, 5) OBP: 0.367, SLG: 0.434		C B B X 2-1 20 BB 1B	D B F B X 3-1 1-H HR		B C X 1-1 16 2B 3 SF8 1-2 1B			C C F B S 1-3 ① K		4	2	3	2	0	1	0
20 Shawn Green, L (1, 9) OBP: 0.380, SLG: 0.493		C B B B B 4-1 1-2 BB	B B B C X 3-1 ① G4-3		C C F F S 0-3 ① K			B B F F X 2-2 ② F7		3	0	0	0	1	1	2
16 Paul Lo Duca, R (1, 2) OBP: 0.339, SLG: 0.357	X 0-0 ② P3		C C B F B B X 3-2 ② G4-3		B F X 1-1 1-3 2-H 2B			B F F B X 2-2 ③ G6-3		4	0	1	1	0	0	2
3 Damion Easley, R (1, 4) OBP: 0.333, SLG: 0.571	D C X 1-1 ③ F9		X 0-0 ③ P4		C C D X 1-2 ② SF8 3-H				C X 0-1 ① G1-3	3	0	0	1	0	0	2
Tom Glavine, L (1, 1) OBP: 0.235, SLG: 0.188 17 David Newhan, L (6, PH) OBP: 0.296, SLG: 0.273 35 Joe Smith, R (7, 1) 25 Pedro Feliciano, L (8, 1) Aaron Heilman, R (9, 1) Julio Franco, R (9, PH) OBP: 0.346, SLG: 0.350			C C B X 1-2 ① G5-3		C F B F B B X 3-2 ① G1-3	C S S 0-3 ③ K			C B S S S 1-3 ② K	2 0 0 0 0 0 0 1 0 0 0 0 1 1 0 0 0 0 0 0 0 0 0 0 0 0 0 0 0 0 0 0 0 0 0 1 0 0 0 0 1 0						
Inning Stats	R: 0 E: 0 K: 0 S: 7 H: 0 LOB: 0 BB: 0 P: 12	R: 0 E: 0 K: 0 S: 7 H: 1 LOB: 2 BB: 1 P: 14	R: 0 E: 0 K: 1 S: 8 H: 0 LOB: 1 BB: 1 P: 16	R: 2 E: 0 K: 0 S: 11 H: 1 LOB: 0 BB: 1 P: 24	R: 0 E: 0 K: 0 S: 9 H: 1 LOB: 1 BB: 0 P: 14	R: 2 E: 0 K: 2 S: 18 H: 3 LOB: 1 BB: 0 P: 23	R: 0 E: 0 K: 0 S: 5 H: 1 LOB: 1 BB: 1 P: 12	R: 0 E: 0 K: 1 S: 10 H: 0 LOB: 0 BB: 0 P: 15	R: 1 E: 0 K: 1 S: 14 H: 1 LOB: 3 BB: 3 P: 27	1B: 6 2B: 1 3B: 0 HR: 1	SF: 1 SAC: 0 DP: 1 HBP: 0						

PITCHER	IP	WLS	BF	H	R	ER	SO	BB	IBB	HBP	BLK	WP	HR	S	P	ERA	WHIP
Jason Marquis, R (1, 1) ERA: 2.22	5.0		23	5	4	4	1	3	0	0	0	0	1	47	88	7.20	1.600
13 Will Ohman, L (6, 1) ERA: 5.23	0.1	H	1	0	0	0	1	0	0	0	0	0	0	5	5	0.00	0.000
57 Rocky Cherry, R (6, 1) ERA: 2.89	1.0	B	6	2	0	0	1	1	0	0	0	0	0	11	19	0.00	3.000
48 Neal Cotts, L (7, 1) ERA: 1.76	1.2		4	0	0	0	1	0	0	0	0	0	0	12	18	0.00	0.000
43 Michael Wuertz, R (9, 1) ERA: 2.08	0.2	L	6	1	1	1	1	2	1	0	0	0	0	14	27	13.50	4.500

PITCHER	IP	WLS	BF	H	R	ER	SO	BB	IBB	HBP	BLK	WP	HR	S	P	ERA	WHIP

BOTTOM

Chicago Cubs @ New York Mets

Shea Stadium, Flushing, NY

Mon May 14 2007, 7:10 PM EDT

Att. 34,033 - Clear - 61 F

livebaseballscorecards.com

AB	32
R	5
H	8
RBI	5
BB	7
SO	5
LOB	12

Batter	1	2	3	4	5	6	7	8	9	AB	R	H	RBI	BB	SO	LOB
2 Ryan Theriot, R (1, 4) OBP: 0.384, SLG: 0.375 (8, 5)	4-2 12 E 12 S 32 2B BB	0-3 K ②		0-1 L7 ①		4-0 15 1B 16 HR BB	3-2 1B		4-0 29 1B BB	3	2	1	0	3	1	2
15 Cliff Floyd, L (1, 9) OBP: 0.337, SLG: 0.410	1 SAFE 2-3 K ①	1-1 2-3 3-H 1B		2-2 1B		2-2 1-2 2-3 16 HR 1B	0-0 F7 ②		0-2 1-2 1B	5	1	3	1	0	1	2
29 Ángel Pagán, S (7, 8) OBP: 0.417, SLG: 0.750	1 SAFE									1	0	1	0	0	0	0
12 Alfonso Soriano, R (1, 7) OBP: 0.350, SLG: 0.496	1 SAFE 4-1 1-3 16 P2 32 2B BB	3-2 F9 ③		1-0 L7 ②		0-2 F7 ②	1-2 P4 ③		0-3 K ③	5	1	0	0	1	1	9
16 Aramis Ramirez, R (1, 5) OBP: 0.331, SLG: 0.515	2-1 1-2 P2 ②		1-2 L8 ①	1-3 K ③		1-0 1-H 2-H 3-H HR		1-0 32 WP SF7 2B		4	1	1	4	0	1	3
17 Mike Fontenot, L (8, PH) OBP: 1.000, SLG: 2.000 (8, 4)										1	1	1	0	0	0	0
32 Daryle Ward, L (1, 3) OBP: 0.516, SLG: 0.478	0-2 2-H 3-H 2B		0-0 2B 1B		3-2 F7 ①	4-2 2B BB		2-3 K ① 2-3		4	1	2	2	1	1	1
Michael Barrett, R (1, 2) OBP: 0.312, SLG: 0.432	1-2 G6-3 ③		0-0 1-3 2B		0-0 F8 ②	1-1 1-H 2B		1-1 3-H SF7 ②		4	1	2	2	0	0	1
Jacque Jones, L (1, 8) OBP: 0.328, SLG: 0.373 (7, 9)		1-0 38 SH5-4 15 1B 1B	2-2 G4-3 ②		1-1 G4-3 ③	0-0 2-H 2B		0-0 G4-3 ③		5	1	2	1	0	0	2
Cesar Izturis, S (1, 6) OBP: 0.344, SLG: 0.356	1 SAFE 1-2 15 1B 38 SH5-4 1B	4-0 IBB		G4-3		G5-3			2-1 P6 ①	4	0	1	0	1	0	1
38 Carlos Zambrano, S (1, 1) OBP: 0.250, SLG: 0.450	1-1 SH5-4 ① 1-2 2-3	3-3 K ③				0-0 15 1B 2 BB 16 HR 1B	0-0 F8 ①		0-3 K ②	4	1	1	0	0	2	3
47 Scott Eyre, L (9, 1)										0	0	0	0	0	0	0
Inning Stats	R: 2 E: 0 K: 1 S: 17 H: 1 LOB: 1 BB: 2 P: 30	R: 1 E: 0 K: 1 S: 15 H: 3 LOB: 2 BB: 0 P: 22	R: 0 E: 0 K: 1 S: 11 H: 2 LOB: 3 BB: 1 P: 21	R: 0 E: 0 K: 1 S: 9 H: 1 LOB: 1 BB: 0 P: 13	R: 0 E: 0 K: 0 S: 6 H: 0 LOB: 0 BB: 0 P: 10	R: 6 E: 0 K: 0 S: 20 H: 5 LOB: 1 BB: 2 P: 34	R: 0 E: 0 K: 0 S: 9 H: 1 LOB: 1 BB: 0 P: 13	R: 1 E: 0 K: 1 S: 8 H: 1 LOB: 0 BB: 0 P: 12	R: 0 E: 0 K: 2 S: 16 H: 1 LOB: 2 BB: 1 P: 22	1B: 9 2B: 5 3B: 0 HR: 1 SF: 1 SAC: 1 DP: 0 HBP: 0							

TOP

Chicago Cubs @ New York Mets

Shea Stadium, Flushing, NY

Tue May 15 2007, 7:10 PM EDT

Att. 37,487 - Cloudy - 81 F

livebaseballscorecards.com

AB	40
R	10
H	15
RBI	10
BB	6
SO	7
LOB	24

PITCHER		IP	WLS	BF	H	R	ER	SO	BB	IBB	HBP	BLK	WP	HR	S	P	ERA	WHIP
33 John Maine, R ERA: 2.15	(1, 1)	5.0	L	25	7	3	3	4	2	1	0	0	0	0	58	96	5.40	1.800
Scott Schoeneweis, L ERA: 5.63	(6, 1)	0.2		7	3	5	5	0	2	0	0	0	0	1	16	29	67.50	7.500
Aaron Sele, R ERA: 4.32	(6, 1)	1.1		7	3	1	1	0	0	0	0	0	0	0	13	18	6.75	2.250
40 Ambiorix Burgos, R ERA: 4.15	(8, 1)	2.0		9	2	1	1	3	1	0	0	0	1	0	24	34	4.50	1.500

PITCHER	IP	WLS	BF	H	R	ER	SO	BB	IBB	HBP	BLK	WP	HR	S	P	ERA	WHIP

WP: 1	PB: 0	SB: 1	CS: 0	PA: 48													

BOTTOM

Chicago Cubs @ New York Mets

Shea Stadium, Flushing, NY

Tue May 15 2007, 7:10 PM EDT

Att. 37,487 - Cloudy - 81 F

Batter	1	2	3	4	5	6	7	8	9	AB	R	H	RBI	BB	SO	LOB
7 José Reyes, S (1, 6) OBP: 0.411, SLG: 0.537	B X 1-0 F9 ①		B C C F B X 2-2 2B		C B 2 SAFE X 1-1 G5-3 ② 1-2 2-3			X 0-0 G4-3 ①		4	0	1	0	0	0	2
10 Endy Chavez, L (1, 7) OBP: 0.385, SLG: 0.468	C X 0-1 G4-3 ②		C X 0-1 G6-3 ③		F X 0-1 G6-3 ③			B B B B 4-0 15 BB BB		3	0	0	0	1	0	3
15 Carlos Beltrán, S (1, 8) OBP: 0.391, SLG: 0.560	B F X 1-1 G6-3 ③			F C F F X 0-2 G4-3 ①		C B C X 1-2 F9 ①		B F F B B B 4-2 G6-4-3 1-2 BB		3	0	0	0	1	0	0
21 Carlos Delgado, L (1, 3) OBP: 0.304, SLG: 0.331 Julio Franco, R (7, 3) OBP: 0.333, SLG: 0.333		B C C X 1-2 5 G6-4-3 1B		C B F B F B X 3-2 G4-3 ②		B H 2-0 HBP		F C X 0-2 G6-4-3 ② ③ 1-2f		2 1	0 0	1 0	0 0	0 0	0 0	0 2
5 David Wright, R (1, 5) OBP: 0.359, SLG: 0.423		C B X 1-1 G6-4-3 ① ② 1-2f		C S B C 1-3 K ③		F C S 0-3 K ②			S B B X 2-1 G4-3 ①	4	0	0	0	0	2	2
20 Shawn Green, L (1, 9) OBP: 0.386, SLG: 0.525 27 Carlos Gómez, R (9, PH) OBP: 0.400, SLG: 0.600		C F B B F F X 2-2 16 1B 2B			C B F B B X 3-2 HR	F X 0-1 F7 ③			C S S 0-3 K ②	3 1	1 0	2 0	1 0	0 1	0 0	1 0
16 Paul Lo Duca, R (1, 2) OBP: 0.336, SLG: 0.353		B F F B B F F D X 3-2 2-H 1B ③			B B C B X 3-1 G5-3 ①		B X 1-0 G6-3 ①		T F B B B B X 3-2 L4 ③	4	0	1	0	0	0	0
3 Damion Easley, R (1, 4) OBP: 0.333, SLG: 0.559			X 0-0 P4 ①		C F B X 1-2 7 G5-3 17 BB 1B		X 0-0 G6-3 ②			3	0	1	0	0	0	0
33 John Maine, R (1, 1) OBP: 0.176, SLG: 0.125 17 David Newhan, L (5, PH) OBP: 0.321, SLG: 0.273 Scott Schoeneweis, L (6, 1) Aaron Sele, R (6, 1) Ruben Gotay, S (7, PH) OBP: 0.158, SLG: 0.316 40 Ambiorix Burgos, R (8, 1)			C S B S 1-3 K ②		B B B B 4-0 7 G5-3 1-2 BB		C B S B F X 2-2 G3-1 ③			1 0 0 0 1 0	0 0 0 0 0 0	0 0 0 0 0 0	0 0 0 0 0 0	0 1 0 0 0 0	1 0 0 0 0 0	0 0 0 0 0 0
Inning Stats	R: 0 E: 0 K: 0 S: 5 H: 0 LOB: 0 BB: 0 P: 7	R: 0 E: 0 K: 0 S: 15 H: 3 LOB: 2 BB: 0 P: 22	R: 0 E: 0 K: 1 S: 10 H: 1 LOB: 1 BB: 0 P: 13	R: 0 E: 0 K: 1 S: 12 H: 0 LOB: 0 BB: 0 P: 16	R: 1 E: 0 K: 0 S: 12 H: 2 LOB: 2 BB: 1 P: 24	R: 0 E: 0 K: 1 S: 8 H: 0 LOB: 1 BB: 0 P: 11	R: 0 E: 0 K: 0 S: 6 H: 0 LOB: 0 BB: 0 P: 9	R: 0 E: 0 K: 0 S: 6 H: 0 LOB: 1 BB: 2 P: 14	R: 0 E: 0 K: 1 S: 8 H: 0 LOB: 0 BB: 0 P: 13	1B: 3 2B: 2 3B: 0 HR: 1	SF: 0 SAC: 0 DP: 2 HBP: 1					

PITCHER	IP	WLS	BF	H	R	ER	SO	BB	IBB	HBP	BLK	WP	HR	S	P	ERA	WHIP
38 Carlos Zambrano, R (1, 1) ERA: 5.13	8.0	W	31	6	1	1	3	3	0	1	0	0	1	74	116	1.12	1.125
47 Scott Eyre, L (9, 1) ERA: 8.1	1.0		3	0	0	0	1	0	0	0	0	0	0	8	13	0.00	0.000

PITCHER	IP	WLS	BF	H	R	ER	SO	BB	IBB	HBP	BLK	WP	HR	S	P	ERA	WHIP

AB	30
R	1
H	6
RBI	1
BB	3
SO	4
LOB	10

1B: 3	SF: 0	WP: 0	PA: 34
2B: 2	SAC: 0	PB: 0	
3B: 0	DP: 2	SB: 0	
HR: 1	HBP: 1	CS: 0	

livebaseballscorecards.com

Chicago Cubs @ New York Mets

Shea Stadium, Flushing, NY

Wed May 16 2007, 7:10 PM EDT

Att. 37,483 - Cloudy - 65 F

TOP

livebaseballscorecards.com

Batter	1	2	3	4	5	6	7	8	9	AB	R	H	RBI	BB	SO	LOB
2 Ryan Theriot, R (1, 4) OBP: 0.372, SLG: 0.362	B B C C S 2-3 K		B B B C F X 3-2 ② G6-3 2-3			C F B X 1-2 ① L7		C B C B D X 3-2 ② G6-3 2-3		4	0	0	0	0	1	2
15 Cliff Floyd, L (1, 9) OBP: 0.345, SLG: 0.407	C B B B B 4-1 BB		C B X 1-1 ③ G4-3			F C B F S 1-3 ② K		B S B F F X 2-2 3-H 1B		3	0	1	1	1	1	1
12 Alfonso Soriano, R (1, 7) OBP: 0.340, SLG: 0.482	C X 0-1 ② F7			X 0-0 ① G5-3		C F B X 1-2 ③ F9		S S F D F S 1-3 ③ K		4	0	0	0	0	1	2
16 Aramis Ramirez, R (1, 5) OBP: 0.323, SLG: 0.500	F 1 SAFE B B X 2-1 ③ P4			C B B F X 2-2 ② L8			X 0-0 ① F7		F B S X 1-2 ① G5-3	4	0	0	0	0	0	1
32 Daryle Ward, L (1, 3) OBP: 0.486, SLG: 0.423		C B X 1-1 ① G5-3		B C X 1-1 E4			C S F B B B 4-2 G5-3 BB		C B B B X 2-1 ② P6	3	0	0	0	1	0	0
Michael Barrett, R (1, 2) OBP: 0.303, SLG: 0.419		B F B X 2-1 ② F7		S X 0-1 ③ G4-3			C F F B X 1-2 ② G5-3 1-2		B C B X 2-1 ③ F8	4	0	0	0	0	0	2
Jacque Jones, L (1, 8) OBP: 0.321, SLG: 0.364		B C B X 2-1 ③ G3			C B F S 1-3 ① K		B S B F B S 3-3 ③ K			3	0	0	0	0	2	1
Cesar Izturis, S (1, 6) OBP: 0.354, SLG: 0.360			C B B X 2-1 2 53 G6-3 SH3-4 1B		C B B X 2-1 ② F8			C B B F B F F B 4-2 2 29 G6-3 G3 15 1B BB		2	1	1	0	1	0	0
53 Rich Hill, L (1, 1) OBP: 0.111, SLG: 0.118 48 Neal Cotts, L (7, 1) 29 Ángel Pagán, S (8, PH) OBP: 0.385, SLG: 0.692 Bob Howry, L (8, 1)			B X 1-0 ① SH3-4 1-2		C C S 0-3 ③ K			C B B X 2-1 ① G3 1-2		1 0 1 0	0 0 0 0	0 0 0 0	0 0 0 0	0 0 0 0	1 0 0 0	0 0 1 0
Inning Stats	R: 0 H: 0 E: 0 LOB: 1 K: 1 BB: 1 S: 8 P: 16	R: 0 H: 0 E: 0 LOB: 0 K: 0 BB: 0 S: 6 P: 11	R: 0 H: 1 E: 0 LOB: 1 K: 0 BB: 0 S: 8 P: 15	R: 0 H: 0 E: 1 LOB: 1 K: 0 BB: 0 S: 8 P: 11	R: 0 H: 0 E: 0 LOB: 0 K: 2 BB: 0 S: 8 P: 11	R: 0 H: 0 E: 0 LOB: 0 K: 1 BB: 0 S: 10 P: 13	R: 0 H: 0 E: 0 LOB: 1 K: 1 BB: 1 S: 11 P: 19	R: 1 H: 1 E: 0 LOB: 1 K: 1 BB: 1 S: 18 P: 30	R: 0 H: 0 E: 0 LOB: 0 K: 0 BB: 0 S: 7 P: 12	1B: 2 SF: 0 2B: 0 SAC: 1 3B: 0 DP: 0 HR: 0 HBP: 0						

	AB	29
	R	1
	H	2
	RBI	1
	BB	3
	SO	6
	LOB	10

WP: 0 PA: 33
PB: 0
SB: 0
CS: 0

PITCHER		IP	WLS	BF	H	R	ER	SO	BB	IBB	HBP	BLK	WP	HR	S	P	ERA	WHIP
29 Jorge Sosa, R ERA: 2.25	(1, 1)	7.0	W	26	1	1	1	5	3	0	0	0	0	0	63	104	1.29	0.571
35 Joe Smith, R ERA: 1.47	(8, 1)	1.0		4	1	0	0	1	0	0	0	0	0	0	14	22	0.00	1.000
13 Billy Wagner, L ERA: 0.53	(9, 1)	1.0		3	0	0	0	0	0	0	0	0	0	0	7	12	0.00	0.000

PITCHER		IP	WLS	BF	H	R	ER	SO	BB	IBB	HBP	BLK	WP	HR	S	P	ERA	WHIP

Chicago Cubs @ New York Mets

Shea Stadium, Flushing, NY

Wed May 16 2007, 7:10 PM EDT

Att. 37,483 - Cloudy - 65 F

BOTTOM

livebaseballscorecards.com

Batter	1	2	3	4	5	6	7	8	9	AB	R	H	RBI	BB	SO	LOB
7 José Reyes, S (1, 6) OBP: 0.411, SLG: 0.533 Ruben Gotay, S (8, PR) OBP: 0.158, SLG: 0.316 (9, 6)	C S B C 1-3 ① K		T B C X 1-2 ① G5-3	X 0-0 3 HR 1B		B B B C F F F X 3-2 ② F7		F C F B X 1-2 15 F7 3 1B 21 FC3-6 1B		5 1 2 0 0 1 1 0 1 0 0 0 0 0						
3 Damion Easley, R (1, 4) OBP: 0.352, SLG: 0.603	C C B B B F B F F C 3-3 ② K		B B B B 4-0 21 BB 15 1B 5 SF4 BB	D X 1-0 1-H HR		C B S B B S 3-3 ③ K		C F F X 0-2 21 FC3-6 1-2 1B		4 2 2 2 1 2 1						
15 Carlos Beltrán, S (1, 8) OBP: 0.391, SLG: 0.552	X 0-0 ③ P6		F X 0-1 16 S 21 BB 1-2 1B	C B B B X 3-1 ③ G5-3			B B F B D 4-1 21 1B 5 2B BB	C F X 0-2 ① F7 2-3		4 1 1 0 1 0 2						
21 Carlos Delgado, L (1, 3) OBP: 0.307, SLG: 0.329		B F F S 1-3 ① K	B B B C E B 4-2 16 S 1-2 2-3 BB		B F C X 1-2 ① F7		1 SAFE 1 SAFE B X 1-0 5 2B 16 SF8 1-2 1B	F F F B X 1-2 ② FC3-6 1-2f 3-H		4 1 1 1 1 1 1						
5 David Wright, R (1, 5) OBP: 0.360, SLG: 0.431		B X 1-0 ② G5-3	F X 0-1 ② SF4 3-H		B X 1-0 16 S 1B		B F F F F B F X 2-2 20 G4-3 27 2B 1-3 2-H 2B	C F B F S 1-3 ③ K		4 1 2 2 0 1 1						
16 Paul Lo Duca, R (1, 2) OBP: 0.341, SLG: 0.356		C X 0-1 20 1B 27 1B 1B	B I I I 4-0 1-2 2-3 IBB		C B F B X 2-2 ② F7 1-2		D X 1-0 ① SF8 3-H			2 1 1 1 1 0 1						
20 Shawn Green, L (1, 9) OBP: 0.382, SLG: 0.517		X 0-0 27 1B 1-2 1B	C X 0-1 ③ G3		B C B S C 2-3 ③ K		B F X 1-1 ② G4-3 2-3			4 0 1 0 0 1 5						
27 Carlos Gómez, R (1, 7) OBP: 0.444, SLG: 0.667		B X 1-0 1-3 2-H 1B		B F C F X 1-2 ① L5		C F B B X 2-2 ① P3	C S B X 1-2 3-H 2B			4 0 2 2 0 0 0						
29 Jorge Sosa, R (1, 1) OBP: 0.250, SLG: 0.143 35 Joe Smith, R (8, 1) 13 Billy Wagner, L (9, 1)		C S B S 1-3 ③ K		B F C B B X 3-2 ② G6-3		S B B S B B 4-2 BB	B X 1-0 ③ L8			3 0 0 0 1 1 3 0 0 0 0 0 0 0 0 0 0 0 0 0 0						
Inning Stats	R: 0 E: 0 K: 2 S: 10 H: 0 LOB: 0 BB: 0 P: 14	R: 1 E: 0 K: 2 S: 11 H: 3 LOB: 2 BB: 0 P: 15	R: 1 E: 0 K: 0 S: 11 H: 1 LOB: 3 BB: 3 P: 24	R: 2 E: 0 K: 0 S: 11 H: 2 LOB: 0 BB: 0 P: 19	R: 0 E: 0 K: 1 S: 10 H: 1 LOB: 1 BB: 0 P: 16	R: 0 E: 0 K: 1 S: 13 H: 0 LOB: 1 BB: 1 P: 25	R: 3 E: 0 K: 0 S: 14 H: 3 LOB: 1 BB: 1 P: 25	R: 1 E: 0 K: 1 S: 19 H: 2 LOB: 1 BB: 0 P: 22		1B: 9 2B: 2 3B: 0 HR: 1	SF: 2 SAC: 0 DP: 0 HBP: 0			WP: 0 PB: 0 SB: 3 CS: 0	PA: 41		

	AB	34
	R	8
	H	12
	RBI	8
	BB	5
	SO	7
	LOB	15

PITCHER		IP	WLS	BF	H	R	ER	SO	BB	IBB	HBP	BLK	WP	HR	S	P	ERA	WHIP
53 Rich Hill, L ERA: 2.91	(1, 1)	6.0	L	29	7	4	4	6	3	1	0	0	0	1	66	113	6.00	1.667
48 Neal Cotts, L ERA: 3.31	(7, 1)	1.0		7	3	3	3	0	1	0	0	0	0	0	14	25	27.00	4.000
Bob Howry, R ERA: 4.58	(8, 1)	1.0		5	2	1	1	1	0	0	0	0	0	0	19	22	9.00	2.000

PITCHER	IP	WLS	BF	H	R	ER	SO	BB	IBB	HBP	BLK	WP	HR	S	P	ERA	WHIP

Chicago Cubs @ New York Mets

Shea Stadium, Flushing, NY

Thu May 17 2007, 1:10 PM EDT

Att. 42,667 - Partly Cloudy - 66 F

livebaseballscorecards.com

Batter	1	2	3	4	5	6	7	8	9	AB	R	H	RBI	BB	SO	LOB
2 Ryan Theriot, R (1, 4) OBP: 0.368, SLG: 0.358	C X 0-1 ① G6-3			F C X 0-2 ① F9		X 0-0 29 HR 1B	X 0-0 ③ F8			4	1	1	0	0	0	1
29 Ángel Pagán, S (1, 8) OBP: 0.412, SLG: 0.824	X 0-0 ② B2			B X 1-0 12 S 16 1B 1B		1 SAFE C X 0-1 1-H HR		X 0-0 ① B5		4	2	2	2	0	0	0
12 Alfonso Soriano, R (1, 7) OBP: 0.338, SLG: 0.475	C F F B F X 1-2 ③ G6-3			S B S B 1 SAFE B X 3-2 ② F7 1-2		B X 1-0 16 HR 1B		C B F B T 2-2 ② K		4	1	1	0	0	1	1
16 Aramis Ramirez, R (1, 5) OBP: 0.327, SLG: 0.521		F B B X 2-1 ① F7		B C C F B B X 3-2 2-H 1B		B F 1 SAFE 1 SAFE X 1-1 1-H HR		C X 0-1 ③ G4-3		4	1	2	3	0	0	0
19 Matt Murton, R (1, 9) OBP: 0.333, SLG: 0.375		S X 0-1 ② F9		F F C 0-3 ③ K		B F F F B B X 3-2 ② F8			X 0-0 ① F9	4	0	0	0	0	1	1
Mark DeRosa, R (1, 3) OBP: 0.342, SLG: 0.427 43 Michael Wuertz, R (6, 1) 13 Will Ohman, L (7, 1) 17 Mike Fontenot, L (9, PH) OBP: 0.500, SLG: 1.000 46 Ryan Dempster, R (9, 1) 47 Scott Eyre, L (9, 1)		B X 1-0 ③ F8			B B C B F X 3-2 ① G5-3	B X 1-0 ③ F9			X 0-0 ② F8	3 0 0 0 1 0 0	0 0 0 0 0 0 0	0 0 0 0 0 0 0	0 0 0 0 0 0 0	0 0 0 0 0 0 0	0 0 0 0 0 0 0	0 0 0 0 0 0 0
24 Henry Blanco, R (1, 2) OBP: 0.233, SLG: 0.286		C X 0-1 ① F7			B B X 2-0 ② P4		B X 1-0 ① P3		B S F C 1-3 ③ K	4	0	0	0	0	1	0
Cesar Izturis, S (1, 6) OBP: 0.343, SLG: 0.348		B C B B F X 3-2 ② F9			X 0-0 ③ F8		B X 1-0 ② F7			3	0	0	0	0	0	0
37 Angel Guzman, R (1, 1) 32 Daryle Ward, L (6, 3) OBP: 0.472, SLG: 0.407		B C X 1-1 ③ G5-3				C F B C 1-3 ① K	B B C F X 2-2 E4			2 1	0 0	0 0	0 0	0 0	1 0	0 0
Inning Stats	R: 0 H: 0 E: 0 LOB: 0 K: 0 BB: 0 S: 8 P: 9	R: 0 H: 0 E: 0 LOB: 0 K: 0 BB: 0 S: 5 P: 8	R: 0 H: 0 E: 0 LOB: 0 K: 0 BB: 0 S: 7 P: 11	R: 1 H: 2 E: 0 LOB: 1 K: 1 BB: 0 S: 14 P: 21	R: 0 H: 0 E: 0 LOB: 0 K: 0 BB: 0 S: 5 P: 10	R: 4 H: 4 E: 0 LOB: 0 K: 1 BB: 0 S: 14 P: 21	R: 0 H: 0 E: 1 LOB: 1 K: 0 BB: 0 S: 6 P: 10	R: 0 H: 0 E: 0 LOB: 0 K: 1 BB: 0 S: 6 P: 8	R: 0 H: 0 E: 0 LOB: 0 K: 1 BB: 0 S: 5 P: 6	1B: 4 SF: 0 2B: 0 SAC: 0 3B: 0 DP: 0 HR: 2 HBP: 0						

TOP	
AB	34
R	5
H	6
RBI	5
BB	0
SO	4
LOB	3

PITCHER		IP	WLS	BF	H	R	ER	SO	BB	IBB	HBP	BLK	WP	HR	S	P	ERA	WHIP
43 Jason Vargas, L ERA: 6.43	(1, 1)	7.0		28	6	5	5	2	0	0	0	0	0	2	59	90	6.43	0.857
40 Ambiorix Burgos, R ERA: 3.72	(8, 1)	2.0	W	6	0	0	0	2	0	0	0	0	0	0	11	14	0.00	0.000

PITCHER	IP	WLS	BF	H	R	ER	SO	BB	IBB	HBP	BLK	WP	HR	S	P	ERA	WHIP

Chicago Cubs @ New York Mets

Shea Stadium, Flushing, NY

Thu May 17 2007, 1:10 PM EDT

Att. 42,667 - Partly Cloudy - 66 F

livebaseballscorecards.com

BOTTOM

Batter	1	2	3	4	5	6	7	8	9	AB	R	H	RBI	BB	SO	LOB
10 Endy Chavez, L (1, 8) OBP: 0.404, SLG: 0.471	G6-4-3 1B		G3 2-3		S 2B 1B		K		5 1B 1B 21 1B BB 1-2 2-3 3-H	4	2	2	1	1	1	1
Ruben Gotay, S (1, 6) OBP: 0.250, SLG: 0.391	G6-4-3 1-2f		BB		20 1B 1-H 2B		K		5 1B 21 1B 1B 1-2 2-3 3-H	4	1	2	2	1	1	1
20 Shawn Green, L (1, 9) OBP: 0.385, SLG: 0.517	1B		G4-3		21 G1-6-3 2-3 1B			G6-3	21 1B 1B 1-2 2-3 3-H	4	0	2	0	0	0	2
5 David Wright, R (9, PH) OBP: 0.364, SLG: 0.435										1	0	1	1	0	0	0
21 Carlos Delgado, L (1, 3) OBP: 0.304, SLG: 0.324	P5			K	G1-6-3 1-2f			K	1B 1-2 2-H 3-H	5	0	1	2	0	2	3
Julio Franco, R (1, 5) OBP: 0.290, SLG: 0.280		K		K		G6-3		K		4	0	0	0	0	3	0
17 David Newhan, L (1, 4) OBP: 0.375, SLG: 0.320		K		11 S 1B		BB			27 1B 10 BB 1B	3	1	2	0	1	1	0
11 Ramon Castro, R (1, 2) OBP: 0.326, SLG: 0.463		F7		27 FC5-4 1-2 BB		P6			L9	3	0	0	0	1	0	2
27 Carlos Gómez, R (1, 7) OBP: 0.462, SLG: 0.583			10 G3 43 SH1-3 HBP	FC5-4 1-2f		F7			10 BB 15 DI 1-3 1B	3	1	1	0	0	0	3
43 Jason Vargas, L (1, 1)			SH1-3 1-2		G4-3		G6-3		1B 10 BB 5 1B 1-2 BB	1	0	0	0	0	0	0
3 Damion Easley, R (7, PH) OBP: 0.347, SLG: 0.594										1	0	0	0	0	0	0
40 Ambiorix Burgos, R (8, 1)										0	0	0	0	0	0	0
15 Carlos Beltrán, S (9, PH) OBP: 0.394, SLG: 0.552										0	1	0	0	1	0	0

Inning Stats									
	R: 0 E: 0 K: 0 S: 8	H: 2 LOB: 1 BB: 0 P: 12	R: 0 E: 0 K: 2 S: 11	H: 0 LOB: 0 BB: 0 P: 16	R: 0 E: 0 K: 0 S: 7	H: 0 LOB: 2 BB: 1 P: 14	R: 0 E: 0 K: 2 S: 11	H: 1 LOB: 2 BB: 1 P: 17	R: 1 E: 0 K: 0 S: 13	H: 3 LOB: 1 BB: 0 P: 16
	R: 0 E: 0 K: 0 S: 6	H: 0 LOB: 1 BB: 1 P: 10	R: 0 E: 0 K: 2 S: 12	H: 0 LOB: 0 BB: 0 P: 14	R: 0 E: 0 K: 2 S: 9	H: 0 LOB: 0 BB: 0 P: 13	R: 5 E: 0 K: 0 S: 17	H: 5 LOB: 2 BB: 2 P: 29	1B: 10 2B: 1 3B: 0 HR: 0	SF: 0 SAC: 1 DP: 2 HBP: 1

	AB	33
	R	6
	H	11
	RBI	6
	BB	5
	SO	8
	LOB	12

PITCHER		IP	WLS	BF	H	R	ER	SO	BB	IBB	HBP	BLK	WP	HR	S	P	ERA	WHIP
37 Angel Guzman, R ERA: 3.18	(1, 1)	5.0		22	6	1	1	4	2	0	1	0	0	0	50	75	1.80	1.600
43 Michael Wuertz, R ERA: 1.93	(6, 1)	1.1		5	0	0	0	0	1	0	0	0	0	0	9	14	0.00	0.750
13 Will Ohman, L ERA: 4.5	(7, 1)	1.2		5	0	0	0	4	0	0	0	0	0	0	18	23	0.00	0.000
46 Ryan Dempster, R ERA: 4.66	(9, 1)	0.1	L	6	3	5	5	0	2	0	0	0	0	0	15	26	135.00	15.000
47 Scott Eyre, L ERA: 8.1	(9, 1)	0.0	B	2	2	0	0	0	0	0	0	0	0	0	2	3	∞	∞

PITCHER	IP	WLS	BF	H	R	ER	SO	BB	IBB	HBP	BLK	WP	HR	S	P	ERA	WHIP

WP: 0 PB: 0 SB: 2 CS: 0 PA: 40

Batter	1	2	3	4	5	6	7	8	9	AB	R	H	RBI	BB	SO	LOB
18 Johnny Damon, L (1, 8) OBP: 0.355, SLG: 0.355 Scott Proctor, R (8, 1)	C B X 1-1 ① 1B		B F C X 1-2 ② G6-3		B C C B B X 3-2 ③ L5			C C B F F B S 2-3 ② K		4	0	1	0	0	1	0
										0	0	0	0	0	0	0
2 Derek Jeter, R (1, 6) OBP: 0.445, SLG: 0.475	B C B B F B 4-2 20 S 13 G5-3 BB		F B F F B X 2-2 ③ G4-3			B B C B X 3-1 1B		C C B S F B F F C 3-3 ③ K		3	0	1	0	1	1	0
13 Alex Rodriguez, R (1, 5) OBP: 0.391, SLG: 0.658	B B X 2-0 ② G5-3 1-2			C B X 1-1 ① F7		B 1 SAFE C S S 1-3 ① K			X 0-0 ① G6-3	4	0	0	0	0	1	2
20 Jorge Posada, S (1, 2) OBP: 0.430, SLG: 0.575	B B C B B 4-1 2-3 BB			B B C X 2-1 55 HR 1B		1 SAFE B 1 SAFE X 1-0 ② L6			C C B B S 2-3 ② K	3	1	1	0	1	1	1
55 Hideki Matsui, L (1, 7) OBP: 0.389, SLG: 0.474	C C X 0-2 ③ L4			B B F B X 3-1 1-H HR		C B B X 2-1 ③ F8			B B S B X 3-1 1B	4	1	2	2	0	0	3
28 Melky Cabrera, S (1, 9) OBP: 0.279, SLG: 0.314 (8, 8) 25 Jason Giambi, L (9, PH)		C X 0-1 ① G6-3		C B C X 1-2 ② G4-3			F B F X 1-2 ① F8		C B F B B F F B F S 3-3 ③ K	3	0	0	0	0	0	0
OBP: 0.386, SLG: 0.434										1	0	0	0	0	1	1
24 Robinson Canó, L (1, 4) OBP: 0.277, SLG: 0.324		X 0-0 ② F7		B S C S 1-3 ③ K			C X 0-1 G5-4-3 1B			3	0	1	0	0	1	0
Josh Phelps, R (1, 3) OBP: 0.314, SLG: 0.391		B B F B X 3-1 ③ L7			X 0-0 ① F8		B X 1-0 ②③ G5-4-3 1-2f			3	0	0	0	0	0	1
46 Andy Pettitte, L (1, 1) Bobby Abreu, L (8, PH) OBP: 0.304, SLG: 0.302 (8, 9)			B C C C 1-3 ① K		C B C X 1-2 ② G4-1			B B C F C 2-3 ① K		2	0	0	0	0	1	0
										1	0	0	0	0	1	0
Inning Stats	R: 0 H: 1 E: 0 LOB: 2 K: 0 BB: 2 S: 9 P: 20	R: 0 H: 0 E: 0 LOB: 0 K: 0 BB: 0 S: 5 P: 8	R: 0 H: 0 E: 0 LOB: 0 K: 1 BB: 0 S: 10 P: 14	R: 2 H: 2 E: 0 LOB: 0 K: 1 BB: 0 S: 12 P: 20	R: 0 H: 0 E: 0 LOB: 0 K: 0 BB: 0 S: 7 P: 11	R: 0 H: 1 E: 0 LOB: 1 K: 1 BB: 0 S: 8 P: 15	R: 0 H: 1 E: 0 LOB: 0 K: 0 BB: 0 S: 6 P: 8	R: 0 H: 0 E: 0 LOB: 0 K: 3 BB: 0 S: 14 P: 21	R: 0 H: 1 E: 0 LOB: 1 K: 2 BB: 0 S: 12 P: 20	1B: 5 SF: 0 2B: 0 SAC: 0 3B: 0 DP: 1 HR: 1 HBP: 0						WP: 0 PA: 33 PB: 0 SB: 1 CS: 0

PITCHER		IP	WLS	BF	H	R	ER	SO	BB	IBB	HBP	BLK	WP	HR	S	P	ERA	WHIP
46 Oliver Pérez, L ERA: 2.9	(1, 1)	7.2	W	28	5	2	2	5	2	0	0	0	0	1	65	108	2.35	0.913
35 Joe Smith, R ERA: 1.45	(8, 1)	0.1	H	1	0	0	0	1	0	0	0	0	0	0	6	9	0.00	0.000
13 Billy Wagner, L ERA: 0.5	(9, 1)	1.0	S	4	1	0	0	2	0	0	0	0	0	0	12	20	0.00	1.000

PITCHER	IP	WLS	BF	H	R	ER	SO	BB	IBB	HBP	BLK	WP	HR	S	P	ERA	WHIP

TOP

New York Yankees @ New York Mets

Shea Stadium, Flushing, NY

Fri May 18 2007, 7:10 PM EDT

Att. 56,337 - Cloudy - 52 F

livebaseballscorecards.com

AB	31
R	2
H	6
RBI	2
BB	2
SO	8
LOB	8

Batter	1	2	3	4	5	6	7	8	9	AB	R	H	RBI	BB	SO	LOB
7 José Reyes, S (1, 6) OBP: 0.407, SLG: 0.526	B B C X 2-1 15 G1-3 3 BB 21 SF8 1B		B C X 1-1 F8 ①	C B B F X 2-2 G6-3 ③			C B F X 1-2 F7 ②		4	1	1	0	0	0	1
3 Damion Easley, R (1, 4) OBP: 0.342, SLG: 0.567	C B 1 SAFE 1 SAFE B B B 4-1 15 G1-3 1-2 BB		S X 0-1 G6-4-3 ② ③ 1-2f			B B B C X 3-1 G5-3 ①	B S C F B C 2-3 K		3	0	0	0	1	1	1
15 Carlos Beltrán, S (1, 8) OBP: 0.388, SLG: 0.541	B X 1-0 G1-3 ① 1-2 2-3			C C S 0-3 K ①		C B B F F T 2-2 K ②				3	0	0	0	0	2	2
21 Carlos Delgado, L (1, 3) OBP: 0.298, SLG: 0.320	X 0-0 SF8 ② 3-H			F S X 0-2 G3 ②		F S S 0-3 K ③				2	0	0	1	0	1	0
5 David Wright, R (1, 5) OBP: 0.358, SLG: 0.427	B 2 SAFE F B B X 3-1 F9 ③			F B S B B X 3-2 G4-3 ③			F B C X 1-2 L8 ①			3	0	0	0	0	0	1
16 Paul Lo Duca, R (1, 2) OBP: 0.348, SLG: 0.380		B X 1-0 L9 ①			X 0-0 10 HR 2B		C B B B X 3-1 10 G4-3 2B			3	1	2	0	0	0	0
10 Endy Chavez, L (1, 7) OBP: 0.400, SLG: 0.519		C B B X 2-1 G3 ②			B X 1-0 2-H HR		B F X 1-1 G4-3 ② 2-3			3	1	1	2	0	0	1
27 Carlos Gómez, R (1, 9) OBP: 0.375, SLG: 0.467		B X 1-0 F9 ③			B X 1-0 B1-3 ①		F X 0-1 F7 ③			3	0	0	0	0	0	1
46 Oliver Pérez, L (1, 1) OBP: 0.368, SLG: 0.368			X 0-0 3 G6-4-3 1B		C B S F F S 1-3 K ②			C F B S 1-3 K ①		2	0	1	0	0	1	0
35 Joe Smith, R (8, 1)										0	0	0	0	0	0	0
17 David Newhan, L (8, PH) OBP: 0.364, SLG: 0.308										1	0	0	0	0	1	0
13 Billy Wagner, L (9, 1)										0	0	0	0	0	0	0
Inning Stats	R: 1 E: 0 K: 0 S: 7 H: 1 LOB: 1 BB: 1 P: 17	R: 0 E: 0 K: 0 S: 4 H: 0 LOB: 0 BB: 0 P: 8	R: 0 E: 0 K: 0 S: 5 H: 1 LOB: 0 BB: 0 P: 6	R: 0 E: 0 K: 1 S: 9 H: 0 LOB: 0 BB: 0 P: 12	R: 2 E: 0 K: 1 S: 11 H: 2 LOB: 0 BB: 0 P: 16	R: 0 E: 0 K: 2 S: 9 H: 0 LOB: 0 BB: 0 P: 14	R: 0 E: 0 K: 0 S: 9 H: 1 LOB: 1 BB: 0 P: 14	R: 0 E: 0 K: 2 S: 10 H: 0 LOB: 0 BB: 0 P: 14		1B: 2 2B: 2 3B: 0 HR: 1	SF: 1 SAC: 0 DP: 1 HBP: 0					

BOTTOM

New York Yankees @ New York Mets

Shea Stadium, Flushing, NY

Fri May 18 2007, 7:10 PM EDT

Att. 56,337 - Cloudy - 52 F

livebaseballscorecards.com

AB	27
R	3
H	5
RBI	3
BB	1
SO	6
LOB	7

PITCHER		IP	WLS	BF	H	R	ER	SO	BB	IBB	HBP	BLK	WP	HR	S	P	ERA	WHIP
46 Andy Pettitte, L ERA: 2.83	(1, 1)	7.0	L	26	5	3	3	4	1	0	0	0	0	1	54	87	3.86	0.857
Scott Proctor, R ERA: 3.38	(8, 1)	1.0		3	0	0	0	2	0	0	0	0	0	0	10	14	0.00	0.000

PITCHER	IP	WLS	BF	H	R	ER	SO	BB	IBB	HBP	BLK	WP	HR	S	P	ERA	WHIP

Batter	1	2	3	4	5	6	7	8	9	AB	R	H	RBI	BB	SO	LOB
18 Johnny Damon, L (1, 8) OBP: 0.363, SLG: 0.355	BBCBB 4-1 13 BB 55 1B 20 FC6-4 BB	BBFBX 2-1 2 FC5-4 1-2 1B			CX 0-1 G1-3 ①		CBBX 2-1 G4-3 2-3 ②	BBCBB 4-1 BB		3	1	1	0	2	0	1
2 Derek Jeter, R (1, 6) OBP: 0.439, SLG: 0.466	FBBBCC 1 SAFE 1 SAFE 2-3 ① K	BCFFBX 2-2 FC5-4 1-2f 2-3 ②			FBX 1-1 G5-3 ②		BCBBX 3-1 3-H 1B	B 1 SAFE C 1 SAFE X 1-1 G5-3 ③		5	0	1	1	0	1	5
55 Hideki Matsui, L (1, 7) OBP: 0.381, SLG: 0.460	BCBX 2-1 20 FC6-4 13 BB 1-2 1B	BCBX 2-1 G3 ③			BBX 2-0 L6 ③		BX 1-0 L5 ③		X 0-0 F8 ①	5	0	1	0	0	0	3
13 Alex Rodriguez, R (1, 5) OBP: 0.397, SLG: 0.673	BBCBFB 4-2 20 FC6-4 1-2 2-3 BB	CCBX 1-2 G5-3 ①			CBCBX 2-2 P3 ①			BX 1-0 HR	BX 1-0 20 1B FC1 1B	4	2	2	1	1	0	0
20 Jorge Posada, S (1, 2) OBP: 0.442, SLG: 0.606	X 0-0 FC6-4 1-2f 2-3 3-H ②	CCBX 1-2 G6-4-3 1B			BX 1-0 1B 1B			BBFBX 3-1 HR	FCDBFX 2-2 E FC1 1-3 1B	5	1	4	2	0	0	2
Bobby Abreu, L (1, 9) OBP: 0.307, SLG: 0.301	BCCBFBX 3-2 F8 ③	BCBX 2-1 G6-4-3 1-2f ②③			CBX 1-1 24 G4-6-3 1-2 1B			BBCBB 4-1 24 G4-3 2B BB	X 0-0 FC1 1-3 3-H	4	1	1	1	1	0	4
24 Robinson Canó, L (1, 4) OBP: 0.280, SLG: 0.346	CX 0-1 HR	CBX 1-1 G6-4-3 1B			BX 1-0 G4-6-3 1-2f ②③			CB 1 SAFE X 1-1 G4-3 1-2 ①	BFBCS 2-3 K ②	5	1	2	1	0	1	5
Josh Phelps, R (1, 3) OBP: 0.339, SLG: 0.431	CBSBX 2-2 FC4 1B	BSBX 2-1 G6-4-3 1-2f ①②					BSBFBX 3-2 18 G4-3 11 G3 2 1B 1B	BX 1-0 25 G3 2-H 2B	CSS 0-3 K ③	5	1	3	1	0	1	3
27 Darrell Rasner, R (1, 1) Mike Myers, L (1, 1) Luis Vizcaino, R (3, 1) 47 Ron Villone, L (5, 1) 11 Doug Mientkiewicz, L (7, PH) OBP: 0.294, SLG: 0.391 33 Brian Bruney, R (7, 1) 25 Jason Giambi, L (8, PH) OBP: 0.384, SLG: 0.431 Kyle Farnsworth, R (8, 1)	CX 0-1 FC4 2 FC5-4 18 1B 1-2f ①	BFSBS 2-3 K ③					CX 0-1 G3 1-2 ①	BSX 1-1 G3 2-3 ②		0 1 1 0 1 0 0 1 0	0 0 0 0 0 0 0 0 0	0 0 0 0 0 0 0 0 0	0 0 0 0 0 0 0 0 0	0 0 1 0 0 0 0 0 0	0 1 0 0 1 0 0 1 0	0 1 0 0 0 0 0 1 0
Inning Stats	R: 1 E: 0 K: 1 S: 13 H: 1 LOB: 2 BB: 2 P: 28	R: 1 E: 0 K: 0 S: 15 H: 3 LOB: 2 BB: 0 P: 23	R: 0 E: 0 K: 0 S: 8 H: 1 LOB: 0 BB: 0 P: 12	R: 0 E: 0 K: 1 S: 7 H: 1 LOB: 0 BB: 0 P: 12	R: 0 E: 0 K: 0 S: 5 H: 0 LOB: 0 BB: 0 P: 8	R: 0 E: 0 K: 0 S: 7 H: 2 LOB: 1 BB: 0 P: 12	R: 1 E: 0 K: 0 S: 10 H: 2 LOB: 1 BB: 0 P: 19	R: 3 E: 0 K: 0 S: 12 H: 3 LOB: 2 BB: 2 P: 28	R: 1 E: 1 K: 2 S: 13 H: 2 LOB: 2 BB: 0 P: 18	1B: 11 2B: 1 3B: 0 HR: 3	SF: 0 SAC: 0 DP: 3 HBP: 0						

PITCHER		IP	WLS	BF	H	R	ER	SO	BB	IBB	HBP	BLK	WP	HR	S	P	ERA	WHIP
Tom Glavine, L ERA: 3.43	(1, 1)	6.0	W	26	9	3	3	2	2	0	0	0	0	1	58	101	4.50	1.833
Scott Schoeneweis, L ERA: 6.88	(7, 1)	1.0		7	3	3	3	0	1	0	0	0	0	2	11	25	27.00	4.000
25 Pedro Feliciano, L ERA: 1.08	(8, 1)	0.2	H	4	1	0	0	0	1	0	0	0	0	0	6	13	0.00	3.000
Aaron Heilman, R ERA: 3.71	(8, 1)	0.1	H	1	0	0	0	0	0	0	0	0	0	0	2	3	0.00	0.000
13 Billy Wagner, L ERA: 0.95	(9, 1)	1.0		6	2	1	1	2	0	0	0	0	0	0	13	18	9.00	2.000

PITCHER	IP	WLS	BF	H	R	ER	SO	BB	IBB	HBP	BLK	WP	HR	S	P	ERA	WHIP

TOP

New York Yankees @ New York Mets

Shea Stadium, Flushing, NY

Sat May 19 2007, 3:55 PM EDT

Att. 56,137 - Drizzle - 58 F

livebaseballscorecards.com

AB	40
R	7
H	15
RBI	7
BB	4
SO	4
LOB	26

1B: 11 SF: 0
2B: 1 SAC: 0
3B: 0 DP: 3
HR: 3 HBP: 0

WP: 0 PA: 44
PB: 0
SB: 0
CS: 0

BOTTOM

New York Yankees @ New York Mets

Shea Stadium, Flushing, NY

Sat May 19 2007, 3:55 PM EDT

Att. 56,137 - Drizzle - 58 F

livebaseballscorecards.com

Batter	1	2	3	4	5	6	7	8	9	AB	R	H	RBI	BB	SO	LOB
7 José Reyes, S (1, 6) OBP: 0.402, SLG: 0.517	C B S X 1-2 10 1B 10 S 15 SF8 1B	F F B X 1-2 E4 10 1B 10 S 2-3		S F F X 0-2 ① P3	S S S X 1-2 ③ G5-3		C F S 0-3 ③ K			5	1	1	0	0	1	2
10 Endy Chavez, L (1, 7) OBP: 0.431, SLG: 0.559	B B B C X 3-1 5 1-3 HR 1B	B B B C F X 3-2 15 CS 1-3 3-H 1B		C S B B X 2-2 15 1B 21 2B 1B		C F B B F F B F F 3-2 X 2B		C X 0-1 ① G1-3		5	2	4	1	0	0	0
15 Carlos Beltrán, S (1, 8) OBP: 0.388, SLG: 0.538	C 1 SAFE F D F F 1 B 1 SAFE 2-2 ① X SF8 3-H	F F B 1 SAFE B X 2-2 ②③ F7 1-2		X 0-0 21 2B 20 FC4-6 1-2 1B		B B B C X 3-1 ① P6		B B C B F F B 4-2 S 21 G4-1 1B BB		3	2	1	1	1	0	3
21 Carlos Delgado, L (1, 3) OBP: 0.301, SLG: 0.329	1 SAFE C B S 1 S SAFE 1-3 ② K		F X 0-1 5 HR 1B	X 0-0 20 FC4-6 1-3 2-H 2B		X 0-0 ② F8		1 SAFE 1 SAFE 1 SAFE X 0-0 ② G4-1 1-2		5	1	2	1	0	1	3
5 David Wright, R (1, 5) OBP: 0.375, SLG: 0.472	C 1 SAFE B 1 SAFE S B X 3-2 1-H HR	X 0-0 1-H HR	B B I I 4-0 20 FC4-6 IBB	I I I I 4-0 IBB		I I I I 4-0 S E IBB		2	3	2	4	3	0	0
20 Shawn Green, L (1, 9) OBP: 0.382, SLG: 0.507 Aaron Heilman, R (8, 1) Julio Franco, R (8, PH) OBP: 0.313, SLG: 0.308 13 Billy Wagner, L (9, 1)	B C X 1-1 E4 16 S	B F C B B F B 4-2 16 FC5-4 BB	S F X 0-2 ② FC4-6 16 FC6-4 1-2f 2-3 3-H	C X 0-1 ③ L3		B C B X 2-1 E4 1-H 2-H 1B		3 0 1	0 0 0	0 0 1	1 0 1	1 0 1	0 0 0	4 0 0
16 Paul Lo Duca, R (1, 2) OBP: 0.336, SLG: 0.365	1 SAFE B F X 1-1 ③ F9 1-2		C B B C F X 1-2 ① FC5-4 1-2f	X 0-0 ③ FC6-4 1-2f			X 0-0 ① F8	C S B F S 1-3 ③ K		5	0	0	0	0	1	5
3 Damion Easley, R (1, 4) OBP: 0.338, SLG: 0.549		C B B X 2-1 7 E SH5-3 10 1B 1B	B B X 2-0 ② F9		X 0-0 ① G4-3		B C B F S 2-3 ② K			4	1	1	0	0	1	1
Tom Glavine, L (1, 1) OBP: 0.211, SLG: 0.167 Scott Schoeneweis, L (7, 1) 27 Carlos Gómez, R (7, 9) OBP: 0.412, SLG: 0.467 25 Pedro Feliciano, L (8, 1)		L X 0-1 ① SH5-3 1-2	C B B F B X 3-2 ③ G1-3		B C C X 1-2 ② G6-3		B B S B B 4-1 BB			2 0 0 0	0 0 0 0	0 0 0 0	0 0 1 0	0 0 0 0	0 0 0 0	1 0 0 0
Inning Stats	R: 3 H: 3 E: 1 LOB: 1 K: 1 BB: 0 S: 20 P: 32	R: 1 H: 2 E: 1 LOB: 1 K: 0 BB: 0 S: 13 P: 21	R: 2 H: 2 E: 0 LOB: 1 K: 0 BB: 1 S: 14 P: 24	R: 2 H: 3 E: 0 LOB: 2 K: 0 BB: 1 S: 13 P: 19	R: 0 H: 0 E: 0 LOB: 0 K: 0 BB: 0 S: 7 P: 9	R: 0 H: 1 E: 0 LOB: 2 K: 0 BB: 1 S: 12 P: 22	R: 0 H: 0 E: 0 LOB: 1 K: 2 BB: 1 S: 8 P: 14	R: 2 H: 1 E: 1 LOB: 1 K: 1 BB: 2 S: 12 P: 23		1B: 8 SF: 1 2B: 2 SAC: 1 3B: 0 DP: 0 HR: 2 HBP: 0						

	AB	35
	R	10
	H	12
	RBI	9
	BB	6
	SO	4
	LOB	19

WP: 0 PA: 43
PB: 0
SB: 5
CS: 1

PITCHER		IP	WLS	BF	H	R	ER	SO	BB	IBB	HBP	BLK	WP	HR	S	P	ERA	WHIP
27 Darrell Rasner, R ERA: 4.01	(1, 1)	0.0	L	2	2	2	2	0	0	0	0	0	0	0	5	9	∞	∞
Mike Myers, L ERA: 3.48	(1, 1)	2.0		13	5	4	4	1	1	0	0	0	0	2	34	54	18.00	3.000
Luis Vizcaino, R ERA: 6.85	(3, 1)	2.0		10	3	2	2	0	0	1	0	0	0	0	21	33	9.00	1.500
47 Ron Villone, L ERA:	(5, 1)	2.0		8	1	0	0	0	0	1	0	0	0	0	19	31	0.00	0.500
33 Brian Bruney, R ERA: 1.77	(7, 1)	1.0		4	0	0	0	2	1	0	0	0	0	0	8	14	0.00	1.000

PITCHER		IP	WLS	BF	H	R	ER	SO	BB	IBB	HBP	BLK	WP	HR	S	P	ERA	WHIP
Kyle Farnsworth, R ERA: 4.67	(8, 1)	1.0		6	1	2	1	1	1	1	0	0	0	0	12	23	9.00	2.000

Batter	1	2	3	4	5	6	7	8	9	AB	R	H	RBI	BB	SO	LOB
18 Johnny Damon, L (1, 8) OBP: 0.358, SLG: 0.357	B B B C X 3-1 ① P5		B C B X 2-1 ① G4-3	C B C F F X 1-2 2 HR 2B 2-H 3-H		B C C F B B S 2-3 ② K		C B F B B X 3-2 ② P2		5	1	1	2	0	1	1
28 Melky Cabrera, S (9, 8) OBP: 0.279, SLG: 0.314										0	0	0	0	0	0	0
2 Derek Jeter, R (1, 6) OBP: 0.443, SLG: 0.491	F X 0-1 ② F9		S B F F B F B X 3-2 55 2B 2B	B C X 1-1 2-H HR		I I I 4-0 IBB		C S B B B X 3-2 ③ F8		4	1	2	2	1	0	0
55 Hideki Matsui, L (1, 7) OBP: 0.390, SLG: 0.486	C C X 0-2 2B		B T B F B F X 3-2 2-3 2B	C B X 2-1 ③ F7		B X 1-0 ③ F7			B S F X 1-2 BB 1B	5	0	3	0	0	0	2
13 Alex Rodriguez, R (1, 5) OBP: 0.392, SLG: 0.677	B B C C F C 2-3 ③ K		B F F S 1-3 ② K		B X 1-0 ① F8		B B C X 2-1 HR		X 0-0 ① P3	5	1	1	1	0	2	4
20 Jorge Posada, S (1, 2) OBP: 0.441, SLG: 0.618		B B C B B 4-1 24 FC3-6 1B BB	D X 1-0 ③ F7		B X 1-0 HR		B C X 1-1 ① L8		B C B X 2-1 ② F8	4	1	1	1	1	0	3
Bobby Abreu, L (1, 9) OBP: 0.320, SLG: 0.314		C X 0-1 1-2 24 FC3-6 1B		B B B B 4-0 19 SH1-4 18 2B 24 G5-3 BB	B C F X 1-2 ② F8		C B B F F X 2-2 24 G4-3 2B		B B S B C F B 4-2 1-2 BB	3	1	2	0	2	0	0
24 Robinson Canó, L (1, 4) OBP: 0.278, SLG: 0.342	C B B C T F F X 2-2 ① FC3-6 1-2f 2-3			1 SAFE C 1 SAFE F 1 SAFE X 0-2 ① G5-3 1-2	F B F F X 1-2 11 CS 1B		S S X 0-2 ② G4-3 2-3		B X 1-0 ③ G3	5	0	1	0	0	0	6
11 Doug Mientkiewicz, L (1, 3) OBP: 0.292, SLG: 0.379	C F B S 1-3 ② K			B B B 4-0 19 SH1-4 18 2B BB	1 SAFE B B 2-0 ③ CS 1-2	T F F S 0-3 ① K	C F B D B F X 3-2 ③ P2			3	1	0	0	1	2	3
19 Tyler Clippard, R (1, 1) OBP: 0.500, SLG: 1.000	S S F B C 1-3 ③ K			L X 0-1 ② SH1-4 1-2 2-3		C B S B B F F X 3-2 2B		C C C 0-3 ① K		2	0	1	0	0	1	2
Scott Proctor, R (7, 1)										1	0	0	0	0	1	0
42 Mariano Rivera, R (9, 1)										0	0	0	0	0	0	0
Inning Stats	R: 0 E: 0 K: 1 S: 12 H: 1 LOB: 1 BB: 0 P: 17	R: 0 E: 0 K: 2 S: 16 H: 1 LOB: 2 BB: 1 P: 24	R: 0 E: 0 K: 1 S: 15 H: 2 LOB: 2 BB: 0 P: 25	R: 4 E: 0 K: 0 S: 14 H: 2 LOB: 0 BB: 2 P: 26	R: 1 E: 0 K: 0 S: 9 H: 2 LOB: 0 BB: 0 P: 15	R: 0 E: 0 K: 2 S: 14 H: 1 LOB: 2 BB: 1 P: 24	R: 1 E: 0 K: 0 S: 16 H: 2 LOB: 1 BB: 0 P: 24	R: 0 E: 0 K: 1 S: 9 H: 0 LOB: 0 BB: 0 P: 15	R: 0 E: 0 K: 0 S: 10 H: 1 LOB: 2 BB: 1 P: 18	1B: 3 2B: 6 3B: 0 HR: 3	SF: 0 SAC: 1 DP: 0 HBP: 0						

TOP

New York Yankees @ New York Mets

Shea Stadium, Flushing, NY

Sun May 20 2007, 8:05 PM EDT

Att. 56,438 - Cloudy - 68 F

livebaseballscorecards.com

AB	37
R	6
H	12
RBI	6
BB	5
SO	7
LOB	21

WP: 0 PB: 0 SB: 0 CS: 1 PA: 44

PITCHER		IP	WLS	BF	H	R	ER	SO	BB	IBB	HBP	BLK	WP	HR	S	P	ERA	WHIP
33 John Maine, R ERA: 2.77	(1, 1)	5.0	L	25	8	5	5	4	3	0	0	0	0	2	66	107	9.00	2.200
Scott Schoeneweis, L ERA: 6.5	(6, 1)	1.0		5	1	0	0	2	0	1	0	0	0	0	14	24	0.00	1.000
40 Ambiorix Burgos, R ERA: 4.12	(7, 1)	0.1		3	2	1	1	0	0	0	0	0	0	1	9	14	27.00	6.000
25 Pedro Feliciano, L ERA: 1.04	(7, 1)	0.2		2	0	0	0	0	0	0	0	0	0	0	7	10	0.00	0.000
Aaron Heilman, R ERA: 3.32	(8, 1)	2.0		8	1	0	0	1	1	0	0	0	0	0	19	33	0.00	1.000

PITCHER	IP	WLS	BF	H	R	ER	SO	BB	IBB	HBP	BLK	WP	HR	S	P	ERA	WHIP

Batter	1	2	3	4	5	6	7	8	9	AB	R	H	RBI	BB	SO	LOB
7 José Reyes, S (1, 6) OBP: 0.394, SLG: 0.505	C C S 0-3 ① K	S B B B X 3-1 ③ F7			C B X 1-1 ② G4-3		C B S F C 1-3 ③ K			4	0	0	0	0	2	5
10 Endy Chavez, L (1, 7) OBP: 0.420, SLG: 0.532	C I B F B F F X 2-2 ② F7		B S B L B F B 4-2 15 FC4-6 BB		B C B X 2-1 ③ G4-3			B C F X 1-2 ① G4-3		3	0	0	0	1	0	0
15 Carlos Beltrán, S (1, 8) OBP: 0.385, SLG: 0.530	B C S X 1-2 ③ F8		C X 0-1 ① FC4-6 21 G4-3 1-2f			B X 1-0 ① F8		B X 1-0 21 G3 1B		4	0	1	0	0	0	1
21 Carlos Delgado, L (1, 3) OBP: 0.294, SLG: 0.321		C F B C 1-3 ① K	D 1 SAFE D F X 2-1 ② ③ G4-3 1-2f			B C S B C 2-3 ② K		S F X 0-2 ② G3 1-2		4	0	0	0	0	2	2
5 David Wright, R (1, 5) OBP: 0.372, SLG: 0.485		C B X 1-1 HR		C S C 0-3 ① K		B X 1-0 ③ F8		S F C 0-3 ③ K		4	1	1	1	0	2	1
20 Shawn Green, L (1, 9) OBP: 0.379, SLG: 0.506	B X 1-0 33 BB 2B			B B C F X 2-2 ② G4-3			C B X 1-1 ① P5		C F B F F X 1-2 ① G4-3	4	0	1	0	0	0	0
16 Paul Lo Duca, R (1, 2) OBP: 0.340, SLG: 0.369	C F B B S 2-3 ② K			B F B X 2-1 1B			C X 0-1 2B 1B		B F F B B X 3-2 ② F8	4	0	2	0	0	1	1
3 Damion Easley, R (1, 4) OBP: 0.345, SLG: 0.581	I I I I 4-0 33 BB IBB			S B B B C B S 3-3 ③ K			B 1 SAFE X 1-0 ② P5		C F F B F B F F B 3-2 X HR	3	1	1	1	1	1	2
33 John Maine, R (1, 1) OBP: 0.222, SLG: 0.125 17 David Newhan, L (5, PH) OBP: 0.333, SLG: 0.296 Scott Schoeneweis, L (6, 1) 40 Ambiorix Burgos, R (7, 1) 25 Pedro Feliciano, L (7, 1) Ruben Gotay, S (7, PH) OBP: 0.286, SLG: 0.458 Aaron Heilman, R (8, 1) Julio Franco, R (9, PH) OBP: 0.303, SLG: 0.296		F B B B F B B 4-2 1-2 2-3 BB			B F B X 2-1 ① G4-3		D C X 1-1 1-3 2B		B S B C S 2-3 ③ K	0 1 0 0 0 1 0 1	0 0 0 0 0 0 0 0	0 0 0 0 0 1 0 0	0 0 0 0 0 0 0 0	1 0 0 0 0 0 0 0	0 0 0 0 0 0 0 1	0 0 0 0 0 0 0 0
Inning Stats	R: 0 E: 0 K: 1 S: 12 H: 0 LOB: 0 BB: 0 P: 15	R: 1 E: 0 K: 2 S: 13 H: 2 LOB: 3 BB: 2 P: 29	R: 0 E: 0 K: 0 S: 7 H: 0 LOB: 0 BB: 1 P: 13	R: 0 E: 0 K: 2 S: 11 H: 1 LOB: 1 BB: 0 P: 18	R: 0 E: 0 K: 0 S: 6 H: 0 LOB: 0 BB: 0 P: 11	R: 0 E: 0 K: 1 S: 5 H: 0 LOB: 0 BB: 0 P: 9	R: 0 E: 0 K: 1 S: 11 H: 2 LOB: 2 BB: 0 P: 15	R: 0 E: 0 K: 1 S: 10 H: 1 LOB: 1 BB: 0 P: 12	R: 1 E: 0 K: 1 S: 18 H: 1 LOB: 0 BB: 0 P: 27	1B: 3 2B: 2 3B: 0 HR: 2	SF: 0 SAC: 0 DP: 1 HBP: 0						

PITCHER	IP	WLS	BF	H	R	ER	SO	BB	IBB	HBP	BLK	WP	HR	S	P	ERA	WHIP
19 Tyler Clippard, R (1, 1) ERA: 1.5	6.0	W	23	3	1	1	6	2	1	0	0	0	1	54	95	1.50	0.833
Scott Proctor, R (7, 1) ERA: 3.09	2.0		9	3	0	0	2	0	0	0	0	0	0	21	27	0.00	1.500
42 Mariano Rivera, R (9, 1) ERA: 6.75	1.0		4	1	1	1	1	0	0	0	0	0	1	18	27	9.00	1.000

PITCHER	IP	WLS	BF	H	R	ER	SO	BB	IBB	HBP	BLK	WP	HR	S	P	ERA	WHIP

BOTTOM

New York Yankees @ New York Mets

Shea Stadium, Flushing, NY

Sun May 20 2007, 8:05 PM EDT

Att. 56,438 - Cloudy - 68 F

livebaseballscorecards.com

AB	33
R	2
H	7
RBI	2
BB	3
SO	9
LOB	12

1B:	3
2B:	2
3B:	0
HR:	2
SF:	0
SAC:	0
DP:	1
HBP:	0
WP:	0
PB:	0
SB:	0
CS:	0
PA:	36

New York Mets @ Atlanta Braves

Turner Field, Atlanta, GA

Tue May 22 2007, 7:35 PM EDT

Att. 32,587 - Partly Cloudy - 84 F

livebaseballscorecards.com

Batter	1	2	3	4	5	6	7	8	9	AB	R	H	RBI	BB	SO	LOB
7 José Reyes, S (1, 6) OBP: 0.396, SLG: 0.500	B FA 92 B FA 91 B FA 91 C FA 92 C FA 92 B FA 94 4-2 15 1B 10 SH2-3 BB		B FA 92 X FA 91 1-0 ② L6		B CH 84 B CU 77 B FA 92 C FA 91 B FA 92 4-1 1-2 BB			F FA 88 S FA 91 B FA 93 X CU 77 1-2 ① F8		2	0	0	0	2	0	1
10 Endy Chavez, L (1, 7) OBP: 0.403, SLG: 0.508	C FA 91 1 SAFE X FA 90 0-1 ① SH2-3 1-2		C CU 77 F FA 92 B CH 83 F CH 82 S FA 93 1-3 ③ K		F FA 92 X CH 83 0-1 ③ F8			C FA 92 B CU 75 B CH 82 X FA 92 2-1 ② F7		3	0	0	0	0	1	3
15 Carlos Beltrán, S (1, 8) OBP: 0.388, SLG: 0.536	B B CH 81 C FA 93 X CH 81 2-1 21 G4-6-3 2-3 1B			B FA 90 F SL 84 C CH 81 B FA 93 F CU 77 B FA 94 X CH 81 3-2 ① F7		C FA 91 X CH 81 0-1 ① L4		B CU 77 C FA 91 B FA 92 C CH 81 X FA 93 2-2 2B		4	0	2	0	0	0	0
21 Carlos Delgado, L (1, 3) OBP: 0.288, SLG: 0.313	X FA 92 0-0 ② ③ G4-6-3 1-2f			B FA 92 C FA 91 B CU 76 F CH 81 X FA 94 2-2 ② G5-3		B CU 76 B FA 92 F FA 92 C FA 91 B FA 93 S CH 82 3-3 ② K		F FA 91 X FA 92 0-1 ③ F7		4	0	0	0	0	1	3
5 David Wright, R (1, 5) OBP: 0.365, SLG: 0.473		B FA 92 C SL 84 F SL 84 B SL 86 X CH 81 2-2 ① F9		B CU 77 C CU 77 C CU 77 B FA 94 S FA 94 2-3 ③ K		B SL 85 X SL 84 1-0 ③ L6			S FA 92 S FA 93 B FA 92 X CU 81 1-2 ① G6-3	4	0	0	0	0	1	0
20 Shawn Green, L (1, 9) OBP: 0.376, SLG: 0.500		B FA 92 S CH 81 F FA 92 B CH 82 X CU 79 2-2 ② G4-3			B FA 92 X FA 91 1-0 3 FC6-4 16 1B 17 FC4 1B		B CU 75 X FA 91 1-0 ① G4-3		C SL 79 F FA 91 B FA 92 T FA 92 1-2 ② K	4	1	1	0	0	1	0
16 Paul Lo Duca, R (1, 2) OBP: 0.351, SLG: 0.381		X FA 92 0-0 ③ F8			C FA 92 B SL 85 C CU 76 X FA 92 1-2 3 FC6-4 1-2 1B		B C X 1-1 3 G2-3 1B		B SL 85 B FA 91 B FA 88 C SL 90 X SL 88 3-1 3 1B 1B	4	0	3	0	0	0	0
3 Damion Easley, R (1, 4) OBP: 0.341, SLG: 0.564			B FA 91 C FA 91 X CU 76 1-1 ① G5-3		X SL 86 0-0 ① FC6-4 17 FC4 1-2f 2-3		C SL 84 C CU 75 F SL 86 F SL 86 D CU 78 X SL 88 1-2 ② G2-3 1-2		C SL 81 F SL 81 D SL 91 X SL 82 1-2 1-2 1B	4	0	1	0	0	0	3
29 Jorge Sosa, R (1, 1) OBP: 0.333, SLG: 0.250 17 David Newhan, L (5, PH) OBP: 0.343, SLG: 0.286 Aaron Sele, R (5, 1) Ruben Gotay, S (7, PH) OBP: 0.289, SLG: 0.440 40 Ambiorix Burgos, R (7, 1) Julio Franco, R (9, PH) OBP: 0.294, SLG: 0.286			B FA 93 X FA 93 1-0 1B		B FA 92 X CH 82 1-0 ② FC4 7 BB 1-2f 3-H		C CH 82 C CH 82 B FA 94 X FA 93 1-2 ③ G4-3		C FA 91 C SL 80 X SL 92 0-2 ③ G3-1	1 1 0 1 0 1 0 1	0 0 0 0 0 0 0 0	1 0 0 0 0 0 0 2	0 1 0 0 0 0 0 0	0 0 0 0 0 0 0 0	0 1 0 1 0 0 0 0	0 1 0 1 0 0 0 0

Inning Stats	1	2	3	4	5	6	7	8	9
	R: 0 E: 0 K: 0 S: 7	R: 0 E: 0 K: 0 S: 7	R: 0 E: 0 K: 1 S: 8	R: 0 E: 0 K: 1 S: 10	R: 1 E: 0 K: 0 S: 9	R: 0 E: 0 K: 1 S: 6	R: 0 E: 0 K: 0 S: 11	R: 0 E: 0 K: 0 S: 10	R: 0 E: 0 K: 1 S: 14
	H: 1 LOB: 1 BB: 1 P: 13	H: 0 LOB: 0 BB: 0 P: 11	H: 1 LOB: 1 BB: 0 P: 12	H: 0 LOB: 0 BB: 0 P: 17	H: 2 LOB: 2 BB: 1 P: 16	H: 0 LOB: 0 BB: 0 P: 10	H: 1 LOB: 1 BB: 0 P: 15	H: 1 LOB: 1 BB: 0 P: 15	H: 2 LOB: 2 BB: 0 P: 20

1B: 7	SF: 0	WP: 0	PA: 36
2B: 1	SAC: 1	PB: 0	
3B: 0	DP: 1	SB: 0	
HR: 0	HBP: 0	CS: 0	

	AB	33
	R	1
	H	8
	RBI	1
	BB	2
	SO	4
	LOB	14

PITCHER		IP	WLS	BF	H	R	ER	SO	BB	IBB	HBP	BLK	WP	HR	S	P	ERA	WHIP
26 Kyle Davies, R ERA: 4.47	(1, 1)	8.0	W	31	6	1	1	3	2	0	0	0	0	0	68	109	1.12	1.000
Bob Wickman, R ERA: 3.38	(9, 1)	1.0		5	2	0	0	1	0	0	0	0	0	0	14	20	0.00	2.000

PITCHER		IP	WLS	BF	H	R	ER	SO	BB	IBB	HBP	BLK	WP	HR	S	P	ERA	WHIP

BOTTOM

New York Mets @ Atlanta Braves

Turner Field, Atlanta, GA

Tue May 22 2007, 7:35 PM EDT
Att. 32,587 - Partly Cloudy - 84 F

livebaseballscorecards.com

Batter	1	2	3	4	5	6	7	8	9	AB	R	H	RBI	BB	SO	LOB
2 Kelly Johnson, L (1, 4) OBP: 0.390, SLG: 0.503	X SL 83 0-0 ① B5-3		C SL 86 B SL 88 S FA 95 F SL 88 F FA 93 B SL 85 F SL 86 F FA 94 F FA 93 2-2 X CH 85 16 1B 1-3 2B	B SL 87 X FA 92 1-0 ③ F7		C FA 89 B SL 87 C FA 88 B FA 88 F CU 74 F CU 74 B FA 89 X FA 82 3-2 3B		F F CH 85 X FA 96 0-2 ③ G5-3		5	1	2	0	0	0	0
11 Edgar Renteria, R (1, 6) OBP: 0.391, SLG: 0.497	C FA 92 B SL 86 S SL 85 S SL 86 1-3 ② K		B SL 88 B FA 87 B SL 86 F FA 94 B FA 95 4-1 7 BB 16 1B BB		C FA 89 F FA 88 B SL 86 S CU 74 1-3 ① K	B SL 86 B SL 84 B FA 86 B FA 89 4-0 BB				2	0	0	0	2	2	0
10 Chipper Jones, S (1, 5) OBP: 0.396, SLG: 0.635	C SL 87 S SL 87 B SL 86 B SL 86 B SL 86 C SL 84 3-3 ③ K		S SL 86 B CH 84 X SL 88 1-1 ① SF7 3-H		C C FA 88 B X 2-2 ② G4-3	X FA 85 0-0 ③ G3				3	0	0	1	0	1	2
16 Brian McCann, L (1, 2) OBP: 0.360, SLG: 0.470		B FA 91 B SL 83 C SL 83 B SL 84 F SL 85 X SL 85 3-2 7 2B 2B	B SL 86 X SL 86 1-0 7 BB 1-2 2-H 1B		S B B F C 2-3 ③ K		S FA 95 B FA 96 X FA 96 1-1 ① G3-1			4	1	2	1	0	1	0
7 Jeff Francoeur, R (1, 9) OBP: 0.363, SLG: 0.508		C SL 86 X SL 86 0-1 1B 2-H 2B	B FA 94 B SL 85 B SL 86 B FA 93 4-0 G6-4-3 1-2 2-3 BB			B FA 86 C CU 76 X FA 88 1-1 ① G3	S FA 96 X SL 88 0-1 ② G1-4-3			3	1	1	1	1	0	0
Andruw Jones, R (1, 8) OBP: 0.340, SLG: 0.409		X SL 86 0-0 G3-6 2-H 1B	F FA 94 X SL 86 0-1 ②③ G6-4-3 1-2f			B CU 76 B CU 75 B SL 86 S FA 88 F FC 87 B CU 76 4-2 1B 26 HR BB	B CH 89 B FA 95 F FA 96 X FA 95 2-1 2B			3	1	2	1	1	0	3
Scott Thorman, L (1, 3) OBP: 0.287, SLG: 0.466		C SL 86 C FA 93 1 SAFE B SL 85 S FA 93 1-3 ① K	F SL 83 B FA 92 C SL 84 F SL 86 F FA 93 X FA 93 1-2 HR			B SL 86 1 SAFE F FA 87 1 SAFE 1 SAFE T CU 73 F FA 88 B FA 90 F CU 74 2-3 ② F FA 88 1 SAFE C FA 88 K	F FA 96 B SL 85 S SL 85 X FA 96 1-2 ③ F8			4	1	1	1	0	2	3
Willie Harris, L (1, 7) OBP: 0.431, SLG: 0.448		X SL 86 0-0 ②③ G3-6 1-2f	B FA 93 X SL 84 1-0 ① F8			X FA 88 0-0 26 HR 1-2 1B		B S FA 96 X CH 84 1-1 ① P6		4	1	1	0	0	0	1
26 Kyle Davies, R (1, 1) OBP: 0.133, SLG: 0.286 4 Pete Orr, L (8, PH) OBP: 0.214, SLG: 0.222 Bob Wickman, R (9, 1)			B FA 92 F FA 91 B SL 85 B SL 85 F FA 92 B FA 92 4-2 2 2B 10 SF7 BB	C FA 91 F SL 85 F FA 93 C SL 86 0-3 ② K		B FA 89 C FA 89 D CU 74 B FA 88 X FA 88 3-1 1-H 2-H HR		S FA 96 S FA 97 S FA 97 0-3 ② K	2 1 0	2 0 0	1 0 0	3 0 0	1 1 0	1 0 0	0 0 0

Inning Stats																								
	R: 0	H: 0		R: 2	H: 3		R: 2	H: 2		R: 1	H: 1		R: 0	H: 0		R: 3	H: 3		R: 0	H: 1		R: 0	H: 0	
	E: 0	LOB: 0		E: 0	LOB: 0		E: 0	LOB: 2		E: 0	LOB: 0		E: 0	LOB: 0		E: 0	LOB: 2		E: 0	LOB: 1		E: 0	LOB: 0	
	K: 2	BB: 0		K: 1	BB: 0		K: 0	BB: 3		K: 1	BB: 0		K: 2	BB: 0		K: 1	BB: 2		K: 0	BB: 0		K: 1	BB: 0	
	S: 7	P: 11		S: 10	P: 14		S: 16	P: 32		S: 11	P: 14		S: 9	P: 14		S: 19	P: 36		S: 9	P: 13		S: 8	P: 9	

	AB	31
	R	8
	H	10
	RBI	8
	BB	5
	SO	8
	LOB	9

	1B: 3	SF: 1	WP: 0	PA: 37
	2B: 4	SAC: 0	PB: 0	
	3B: 1	DP: 2	SB: 0	
	HR: 2	HBP: 0	CS: 0	

PITCHER		IP	WLS	BF	H	R	ER	SO	BB	IBB	HBP	BLK	WP	HR	S	P	ERA	WHIP
29 Jorge Sosa, R ERA: 3.75	(1, 1)	4.0	L	19	6	5	5	4	3	0	0	0	0	1	44	71	11.25	2.250
Aaron Sele, R ERA: 5.3	(5, 1)	2.0		11	3	3	3	3	2	0	0	0	0	1	28	50	13.50	2.500
40 Ambiorix Burgos, R ERA: 3.74	(7, 1)	2.0		7	1	0	0	1	0	0	0	0	0	0	17	22	0.00	0.500

PITCHER	IP	WLS	BF	H	R	ER	SO	BB	IBB	HBP	BLK	WP	HR	S	P	ERA	WHIP

Batter	1	2	3	4	5	6	7	8	9	AB	R	H	RBI	BB	SO	LOB
7 José Reyes, S (1, 6) OBP: 0.396, SLG: 0.492	X FA 86 0-0 ① F7		B FA 87 C FA 87 B CH 78 B FA 88 B FA 88 4-1 15 S 20 1B 15 E BB	I IN 69 I IN 68 I IN 69 I 4-0 IBB		X FA 92 0-0 ③ B1-3		B CH 85 F FA 91 F CH 85 F CH 86 S CH 85 1-3 ③ K		3	1	0	0	2	1	3
20 Shawn Green, L (1, 9) OBP: 0.379, SLG: 0.497 35 Joe Smith, R (8, 1) 17 David Newhan, L (9, PH) OBP: 0.333, SLG: 0.276 13 Billy Wagner, L (9, 1)	B FA 88 B CH 77 B FA 87 B FA 86 4-0 BB		1 SAFE F FA 88 B CH 77 1 SAFE X CH 78 1-1 15 S 1-2 1B	X FA 86 0-0 ③ G3			B SI 91 C FA 90 B SI 92 X FA 90 2-1 ① G4-3		B FA 96 B FA 97 C FA 97 B FA 96 C FA 96 C FA 97 3-3 ① K	3 0 1 0	0 0 0 0	0 0 0 0	0 0 0 0	1 0 1 0	0 0 0 0	3 0 0 0
15 Carlos Beltrán, S (1, 8) OBP: 0.378, SLG: 0.520	X CH 78 0-0 ② F8		C FA 88 B FA 89 B FA 87 F CH 79 F CH 79 B FA 88 F CH 79 S CH 78 3-3 ② K 1-3 2-H		C FA 87 C FA 88 B CH 76 X CH 76 1-2 ① P2		B FA 93 X CH 85 1-0 ② G3		B FA 97 X FA 97 1-0 ② G4-3	5	0	0	0	0	1	2
5 David Wright, R (1, 5) OBP: 0.360, SLG: 0.483	1 SAFE B FA 88 B FA 87 X FA 88 2-0 ③ P4		X CH 78 0-0 ③ F8		C FA 87 X CH 78 0-1 HR		B FA 94 F FA 91 B CU 76 B SI 93 X FA 91 3-1 ③ L3		C FA 97 F FA 97 S FA 96 0-3 ③ K	5	1	1	1	0	1	2
16 Paul Lo Duca, R (1, 2) OBP: 0.362, SLG: 0.394		B FA 87 C FA 87 B CH 78 X FA 86 2-1 ① F7		B FA 88 X CH 78 1-0 3 1B 21 1B 27 SF8 1B	B CH 78 X FA 88 1-0 21 G3 2B			H FA 87 1-0 10 BB 3 HBP HBP		3	1	2	0	0	0	0
21 Carlos Delgado, L (1, 3) OBP: 0.293, SLG: 0.317		B FA 88 F FA 87 X FA 89 1-1 27 FC6-4 1B		C CH 77 C FA 88 F FA 90 B CH 76 B CH 75 B CH 75 X FA 88 3-2 46 3 1B SH5-4 1-2 1B	C CH 76 B FA 88 X CH 76 1-1 ② G3 2-3			F FA 90 B CH 83 X CH 85 1-1 ① L6		4	0	2	0	0	0	2
3 Damion Easley, R (1, 4) OBP: 0.348, SLG: 0.556		C CH 78 F CH 79 B CH 78 B FA 88 F FA 88 X CH 79 2-2 ② F8		C CH 77 C CH 76 F CH 77 F FA 89 X CH 77 0-2 46 SH5-4 1-2 2-3 1B	X SL 86 0-0 ③ F8			C FA 90 1 SAFE F FA 90 B SL 84 B SL 83 H FA 91 3-2 10 BB 1-2 HBP		3	0	1	0	0	0	2
27 Carlos Gómez, R (1, 7) OBP: 0.333, SLG: 0.389		X CH 79 0-0 ③ FC6-4 1-2f		S CH 76 F FA 89 F CH 77 X FA 90 0-2 ① SF8 3-H		X SI 92 0-0 ① G6-3		F FA 90 F SL 80 C 0-3 ② K		3	0	0	1	0	1	3
46 Oliver Pérez, L (1, 1) OBP: 0.333, SLG: 0.333 10 Endy Chavez, L (8, PH) OBP: 0.411, SLG: 0.508 (8, 9)			F FA 86 F CH 76 B CH 78 C FA 88 1-3 ① K	B FA 87 B FA 88 B FA 86 C FA 87 L FA 84 X FA 84 3-2 ② SH5-4 1-2 2-3		C FA 90 B FA 94 B FA 91 B FA 90 C FA 90 X FA 92 3-2 ② G6-3		B CH 84 S CH 83 B CH 83 B FA 92 F FA 90 B CH 82 4-2 1-2 2-3 BB		2 0	0 0	0 0	0 0	0 1	1 0	0 0
Inning Stats	R: 0 E: 0 K: 0 S: 3 H: 0 LOB: 1 BB: 1 P: 9	R: 0 E: 0 K: 0 S: 9 H: 1 LOB: 1 BB: 0 P: 14	R: 1 E: 0 K: 2 S: 12 H: 1 LOB: 1 BB: 1 P: 21	R: 1 E: 0 K: 0 S: 18 H: 3 LOB: 3 BB: 1 P: 29	R: 1 E: 0 K: 0 S: 9 H: 2 LOB: 1 BB: 0 P: 12	R: 0 E: 0 K: 0 S: 5 H: 0 LOB: 0 BB: 0 P: 8	R: 0 E: 0 K: 0 S: 5 H: 0 LOB: 0 BB: 0 P: 11	R: 0 E: 0 K: 2 S: 13 H: 0 LOB: 3 BB: 1 P: 23	R: 0 E: 0 K: 2 S: 7 H: 0 LOB: 0 BB: 0 P: 11	1B: 5 2B: 1 3B: 0 HR: 1 SF: 1 SAC: 1 DP: 0 HBP: 2						

TOP

New York Mets @ Atlanta Braves

Turner Field, Atlanta, GA

Wed May 23 2007, 7:35 PM EDT

Att. 30,489 - Partly Cloudy - 81 F

livebaseballscorecards.com

AB	32
R	3
H	7
RBI	2
BB	4
SO	6
LOB	17

PITCHER		IP	WLS	BF	H	R	ER	SO	BB	IBB	HBP	BLK	WP	HR	S	P	ERA	WHIP
36 Chuck James, L ERA: 4.13	(1, 1)	4.2	L	24	7	3	2	2	2	1	0	0	0	1	50	84	3.86	1.929
54 Chad Paronto, R ERA: 8.03	(5, 1)	0.1		1	0	0	0	0	0	0	0	0	0	0	1	1	0.00	0.000
58 Peter Moylan, R ERA: 1.69	(6, 1)	2.0		6	0	0	0	0	0	0	0	0	0	0	10	19	0.00	0.000
Oscar Villarreal, R ERA: 4.09	(8, 1)	1.0		6	0	0	0	2	1	0	2	0	0	0	13	23	0.00	1.000
Tyler Yates, R ERA: 3.32	(9, 1)	1.0		3	0	0	0	2	0	0	0	0	0	0	7	11	0.00	0.000

PITCHER	IP	WLS	BF	H	R	ER	SO	BB	IBB	HBP	BLK	WP	HR	S	P	ERA	WHIP

New York Mets @ Atlanta Braves

Turner Field, Atlanta, GA

Wed May 23 2007, 7:35 PM EDT

Att. 30,489 - Partly Cloudy - 81 F

BOTTOM

Batter	1	2	3	4	5	6	7	8	9	AB	R	H	RBI	BB	SO	LOB
24 Martín Prado, R (1, 4) OBP: 0.111, SLG: 0.111	P5		F9		P3		P3			4	0	0	0	0	0	3
11 Edgar Renteria, R (1, 6) OBP: 0.393, SLG: 0.494	1B		BB		G5-3			K		3	0	1	0	1	1	1
10 Chipper Jones, S (1, 5) OBP: 0.392, SLG: 0.625	1B		L3		G6-3			K		4	0	1	0	0	1	3
7 Jeff Francoeur, R (1, 9) OBP: 0.360, SLG: 0.500	F7		HBP			G5-3		G4-3		3	0	0	0	0	0	2
23 Matt Diaz, R (1, 7) OBP: 0.360, SLG: 0.463	G4-3		F9			G4-3			F9	4	0	0	0	0	0	5
Andruw Jones, R (1, 8) OBP: 0.338, SLG: 0.401		G4-3 HBP	K	K		F7			K	3	0	0	0	0	2	0
Jarrod Saltalamacchia, S (1, 2) OBP: 0.433, SLG: 0.360		G4-3 1-2f	K				1B		1B	4	0	2	0	0	1	1
Chris Woodward, R (1, 3) OBP: 0.230, SLG: 0.259		F8	K				K		K	4	0	0	0	0	3	2
36 Chuck James, L (1, 1) OBP: 0.200, SLG: 0.027			24 F9 24 WP 1B		BB					1	0	1	0	0	0	0
54 Chad Paronto, R (5, 1)										0	0	0	0	0	0	0
Willie Harris, L (5, PH) OBP: 0.439, SLG: 0.448										0	0	0	0	1	0	0
58 Peter Moylan, R (6, 1)										0	0	0	0	0	0	0
2 Kelly Johnson, L (7, PH) OBP: 0.388, SLG: 0.500										1	0	0	0	0	1	1
Oscar Villarreal, L (8, 1)										0	0	0	0	0	0	0
Tyler Yates, R (9, 1)										0	0	0	0	0	0	0
Inning Stats	R: 0 E: 0 K: 0 S: 10 H: 2 LOB: 2 BB: 0 P: 15	R: 0 E: 0 K: 0 S: 5 H: 0 LOB: 0 BB: 0 P: 8	R: 0 E: 0 K: 0 S: 17 H: 1 LOB: 3 BB: 1 P: 25	R: 0 E: 0 K: 3 S: 12 H: 0 LOB: 0 BB: 0 P: 16	R: 0 E: 0 K: 0 S: 14 H: 0 LOB: 1 BB: 1 P: 24	R: 0 E: 0 K: 0 S: 13 H: 0 LOB: 0 BB: 0 P: 19	R: 0 E: 0 K: 2 S: 10 H: 1 LOB: 1 BB: 0 P: 15	R: 0 E: 0 K: 2 S: 8 H: 0 LOB: 0 BB: 0 P: 13	R: 0 E: 0 K: 2 S: 12 H: 1 LOB: 1 BB: 0 P: 19	1B: 5 2B: 0 3B: 0 HR: 0	SF: 0 SAC: 0 DP: 1 HBP: 2	WP: 1 PB: 0 SB: 2 CS: 0	PA: 35				

livebaseballscorecards.com

	AB	31
	R	0
	H	5
	RBI	0
	BB	2
	SO	9
	LOB	18

PITCHER		IP	WLS	BF	H	R	ER	SO	BB	IBB	HBP	BLK	WP	HR	S	P	ERA	WHIP
46 Oliver Pérez, L ERA: 2.54	(1, 1)	7.0	W	28	4	0	0	5	2	0	2	0	1	0	81	122	0.00	0.857
35 Joe Smith, R ERA: 1.37	(8, 1)	1.0	H	3	0	0	0	2	0	0	0	0	0	0	8	13	0.00	0.000
13 Billy Wagner, L ERA: 0.9	(9, 1)	1.0	S	4	1	0	0	2	0	0	0	0	0	0	12	19	0.00	1.000

PITCHER	IP	WLS	BF	H	R	ER	SO	BB	IBB	HBP	BLK	WP	HR	S	P	ERA	WHIP

Batter	1	2	3	4	5	6	7	8	9	AB	R	H	RBI	BB	SO	LOB
7 José Reyes, S (1, 6) OBP: 0.392, SLG: 0.484	C FA 95 C FA 96 B FA 95 F FA 96 B FA 97 F FA 96 T SL 88 2-2 ① K		F FA 95 S FA 96 F SI 90 F FA 96 B FS 90 D SI 92 B FA 96 X FA 95 3-2 15 1B 1-2 1B		C FA 94 B CH 86 B CH 86 B FA 95 X FA 94 3-1 ② G4-3		B FA 94 F FA 94 F SL 87 F FA 95 X SL 88 1-2 ③ FC4-6 1-2f		C SL 83 B FA 92 X FA 91 1-1 ③ P6	5	0	1	0	0	1	4
10 Endy Chavez, L (1, 7) OBP: 0.390, SLG: 0.478	C FA 97 B FA 95 B FA 95 B SL 89 F FA 96 S SL 87 3-3 ② K		B FA 94 B FA 95 F FA 95 S SL 88 S SI 90 2-3 ② K		F FA 95 X FS 88 0-1 ③ F7			C FA 96 C FA 96 X FA 96 0-2 ① G5-3		4	0	0	0	0	2	2
15 Carlos Beltrán, S (1, 8) OBP: 0.385, SLG: 0.523	X FS 86 0-0 1B		C FA 96 F FA 96 B FS 90 X SI 90 1-2 1-2 2-3 1B			C SL 88 B FA 95 C FA 95 B FA 95 B FA 96 X FA 95 3-2 ① G6-3		B FA 96 B FA 95 B FA 94 B FA 95 4-0 BB		3	0	2	0	1	0	0
5 David Wright, R (1, 5) OBP: 0.353, SLG: 0.472	B SL 89 S SL 88 1 SAFE S FA 95 1 SAFE X SL 88 1-2 ③ G5-3		F SL 90 S SL 91 F SL 91 S SL 90 0-3 ③ K			C FA 96 S FA 95 S SL 89 0-3 ② K		B FA 95 1 SAFE B SL 83 S FA 96 T FA 97 F FA 96 F FA 96 C SL 83 2-3 ② K		4	0	0	0	0	3	5
16 Paul Lo Duca, R (1, 2) OBP: 0.359, SLG: 0.390		B FA 96 C FA 95 X CH 83 1-1 ① G5-3		C SL 89 X SL 89 0-1 20 G6-3 20 S 1B		X SL 91 0-0 ③ G6-3		C FA 96 F SL 84 X FA 96 0-2 ③ F8		4	0	1	0	0	0	1
21 Carlos Delgado, L (1, 3) OBP: 0.292, SLG: 0.316		C CH 86 X FA 95 0-1 ② G5-3		B FA 95 B CH 85 F FA 95 X FA 94 2-1 ① F8			X FA 95 0-0 ① F7		C FA 91 B FA 92 F FA 93 X FA 94 1-2 SH5-4 20 E G1-3 1B	4	1	1	0	0	0	1
20 Shawn Green, L (1, 9) OBP: 0.376, SLG: 0.491 27 Carlos Gómez, R (9, PR) OBP: 0.333, SLG: 0.389		C CH 85 B FA 95 X CH 85 1-1 ③ F8		F FA 94 B FA 95 F FA 95 X FS 89 1-2 ② G6-3 1-3			C FA 94 B FA 95 F FA 94 B FA 90 B FS 89 X FA 94 3-2 17 FC3-6 1B		S FA 92 F SL 86 X CU 80 0-2 E4 G1-3 SH5-4 1-2	4 0	0 0	1 0	0 0	0 0	0 0	2 0
Ruben Gotay, S (1, 4) OBP: 0.276, SLG: 0.429			C FA 94 S FS 89 X FS 89 0-2 ① G3-1	X SL 88 0-0 ③ G4-3			B SL 87 C FA 94 F CU 78 X CH 88 1-2 17 FC3-6 1-2 1B		B FA 92 C FA 90 X FA 90 1-1 ① SH5-4 1-2 2-3	3	0	1	0	0	0	1
Tom Glavine, L (1, 1) OBP: 0.238, SLG: 0.200 17 David Newhan, L (7, PH) OBP: 0.324, SLG: 0.267 Scott Schoeneweis, L (7, 1) Aaron Heilman, R (8, 1) Julio Franco, R (9, PH) OBP: 0.286, SLG: 0.276			C FA 94 X FA 96 0-1 15 1B 7 1B 1B	C FA 94 X FA 95 0-1 ① G6-3			B FA 94 C SL 85 X CH 88 1-1 ② FC3-6 7 FC4-6 1-2f 2-3		S SL 84 X FA 92 0-1 ② G1-3 2-3 3-H	2 1 0 0 1	0 0 0 0 0	1 0 0 0 1	0 0 0 0 0	0 0 0 0 0	0 0 0 0 0	0 2 0 0 2
Inning Stats	R: 0 E: 0 K: 2 S: 12 H: 1 LOB: 1 BB: 0 P: 18	R: 0 E: 0 K: 0 S: 6 H: 0 LOB: 0 BB: 0 P: 8	R: 0 E: 0 K: 2 S: 20 H: 3 LOB: 3 BB: 0 P: 26	R: 0 E: 0 K: 0 S: 8 H: 1 LOB: 1 BB: 0 P: 11	R: 0 E: 0 K: 0 S: 6 H: 0 LOB: 0 BB: 0 P: 9	R: 0 E: 0 K: 1 S: 7 H: 0 LOB: 0 BB: 0 P: 10	R: 0 E: 0 K: 0 S: 13 H: 2 LOB: 2 BB: 0 P: 19	R: 0 E: 0 K: 1 S: 11 H: 0 LOB: 1 BB: 1 P: 17	R: 1 E: 1 K: 0 S: 12 H: 1 LOB: 2 BB: 0 P: 15	1B: 8 2B: 0 3B: 0 HR: 0	SF: 0 SAC: 1 DP: 0 HBP: 0					WP: 0 PB: 0 SB: 1 CS: 0	PA: 37

PITCHER		IP	WLS	BF	H	R	ER	SO	BB	IBB	HBP	BLK	WP	HR	S	P	ERA	WHIP
29 John Smoltz, R ERA: 2.58	(1, 1)	7.0	W	28	7	0	0	5	0	0	0	0	0	0	72	101	0.00	1.000
39 Rafael Soriano, R ERA: 2.49	(8, 1)	1.0	H	4	0	0	0	1	1	0	0	0	0	0	11	17	0.00	1.000
Bob Wickman, R ERA: 3.14	(9, 1)	1.0	S	5	1	1	0	0	0	0	0	0	0	0	12	15	0.00	1.000

PITCHER	IP	WLS	BF	H	R	ER	SO	BB	IBB	HBP	BLK	WP	HR	S	P	ERA	WHIP

TOP

New York Mets @ Atlanta Braves

Turner Field, Atlanta, GA

Thu May 24 2007, 7:37 PM EDT
Att. 36,660 - Partly Cloudy - 79 F

livebaseballscorecards.com

AB	35
R	1
H	8
RBI	1
BB	1
SO	6
LOB	20

New York Mets @ Atlanta Braves

Turner Field, Atlanta, GA

Thu May 24 2007, 7:37 PM EDT
Att. 36,660 - Partly Cloudy - 79 F

livebaseballscorecards.com

BOTTOM

Batter	1	2	3	4	5	6	7	8	9	AB	R	H	RBI	BB	SO	LOB
2 Kelly Johnson, L (1, 4) OBP: 0.390, SLG: 0.497	C FA 87 X FA 86 0-1 24 1B 7 SF8 1B	C SL 81 X CU 70 0-1 P6 ③		F FA 88 B FA 81 S FA 81 X FA 88 1-2 G6-3 ③			B FA 92 B FA 92 B FA 92 C FA 90 B FA 91 4-1 24 S BB			3	1	1	0	1	0	1
24 Martín Prado, R (1, 5) OBP: 0.154, SLG: 0.154	1 SAFE B FA 86 B FA 80 F FA 88 1 SAFE C CH 80 B CH 80 X CH 79 3-2 7 SF8 11 G5-3 1-3 1B		C CH 79 C FA 85 B FA 85 X FA 87 1-2 F7 ①		B FA 87 B FA 86 B FA 86 C FA 86 X FA 87 3-1 G6-3 ①		C FA 92 F SL 84 B FA 93 X FA 92 1-2 G6-3 ③ 1-2			4	0	1	0	0	0	1
11 Edgar Renteria, R (1, 6) OBP: 0.390, SLG: 0.495	B FA 88 B FA 89 B FA 81 X FA 89 3-0 G5-3 ① 1-2		B FA 80 B CH 80 B FA 87 C FA 88 X FA 88 3-1 2B		C CH 80 X CH 80 0-1 F8 ②			X FA 94 0-0 G5-3 ①		4	0	1	0	0	0	2
7 Jeff Francoeur, R (1, 9) OBP: 0.353, SLG: 0.492	F FA 88 F FA 88 D FA 81 D FA 81 F FA 82 F FA 89 F FA 90 F FA 90 F FA 82 2-2 X FA 81 SF8 ② 2-3 3-H		B FA 82 F FA 88 F FA 88 B FA 88 B FA 82 X FA 88 3-2 F7 ②		F FA 87 B FA 87 B FA 86 B FA 87 F CH 80 X CH 79 3-2 G5-3 ③			X FA 93 0-0 P5 ②		3	0	0	1	0	0	1
Andruw Jones, R (1, 8) OBP: 0.342, SLG: 0.396	B FA 88 B FA 88 B FA 82 C FA 83 B FA 89 4-1 BB		B CH 77 B FA 82 B FA 82 C FA 82 B FA 81 4-1 BB			C FA 86 B FA 84 F CH 79 C CH 80 1-3 K ①		C FA 94 C FA 93 X FA 95 0-2 G6-3 ③		2	0	0	0	2	1	0
16 Brian McCann, L (1, 2) OBP: 0.353, SLG: 0.460	C FA 89 B FA 89 B FA 88 X FA 89 2-1 G5-3 ③		C FA 82 X FA 88 0-1 P1 ③			B CH 79 B CH 79 F FA 85 B FA 87 X CH 80 3-1 P4 ②				3	0	0	0	0	0	4
23 Matt Diaz, R (1, 7) OBP: 0.369, SLG: 0.510 Willie Harris, L (8, 7) OBP: 0.439, SLG: 0.448		B B X 2-0 HR		B SL 84 C FA 86 X CU 70 1-1 29 G4-3 2B		B CH 78 B FA 86 F FA 87 F FA 88 F FA 88 B FA 80 X FA 88 3-2 G5-3 ③				3 1 2 1 0 0 0 0 0 0 0 0 0 0						
Scott Thorman, L (1, 3) OBP: 0.280, SLG: 0.454		B FA 86 X FA 85 1-0 G1-3 ①		B FA 86 B FA 87 B CH 80 C FA 87 F CH 80 F CH 80 C FA 88 3-3 K ①			B FA 92 X FA 92 1-0 G4-3 ①			3	0	0	0	0	1	1
29 John Smoltz, R (1, 1) OBP: 0.053, SLG: 0.105 Chris Woodward, R (7, PH) OBP: 0.226, SLG: 0.254 39 Rafael Soriano, R (8, 1) Bob Wickman, R (9, 1)		S FA 86 B FA 85 X CH 79 1-1 G4-3 ②		D FA 80 B FA 88 F FA 88 2 SAFE X FA 81 2-1 G4-3 ② 2-3			F FA 92 C SL 83 B SL 84 F SL 86 B FA 92 B SL 82 X FA 92 3-2 G6-3 ②			2 0 0 0 0 0 1 1 0 0 0 0 0 0 0 0 0 0 0 0 0 0 0 0 0 0 0 0						
Inning Stats	R: 1 E: 0 K: 0 S: 17 H: 2 LOB: 2 BB: 1 P: 31	R: 1 E: 0 K: 0 S: 6 H: 1 LOB: 0 BB: 0 P: 10	R: 0 E: 0 K: 0 S: 11 H: 1 LOB: 2 BB: 1 P: 22	R: 0 E: 0 K: 1 S: 11 H: 1 LOB: 1 BB: 0 P: 18	R: 0 E: 0 K: 0 S: 7 H: 0 LOB: 0 BB: 0 P: 13	R: 0 E: 0 K: 1 S: 9 H: 0 LOB: 0 BB: 0 P: 16	R: 0 E: 0 K: 0 S: 9 H: 0 LOB: 1 BB: 1 P: 18	R: 0 E: 0 K: 0 S: 5 H: 0 LOB: 0 BB: 0 P: 5		1B: 2 2B: 2 3B: 0 HR: 1 SF: 1 SAC: 0 DP: 0 HBP: 0				WP: 0 PB: 0 SB: 1 CS: 0 PA: 32		

	AB	28
	R	2
	H	5
	RBI	2
	BB	3
	SO	2
	LOB	11

PITCHER		IP	WLS	BF	H	R	ER	SO	BB	IBB	HBP	BLK	WP	HR	S	P	ERA	WHIP
Tom Glavine, L ERA: 3.39	(1, 1)	6.0	L	25	5	2	2	2	2	0	0	0	0	1	61	110	3.00	1.167
Scott Schoeneweis, L ERA: 6.16	(7, 1)	1.0		4	0	0	0	0	1	0	0	0	0	0	9	18	0.00	1.000
Aaron Heilman, R ERA: 3.15	(8, 1)	1.0		3	0	0	0	0	0	0	0	0	0	0	5	5	0.00	0.000

PITCHER	IP	WLS	BF	H	R	ER	SO	BB	IBB	HBP	BLK	WP	HR	S	P	ERA	WHIP

New York Mets @ Florida Marlins

Dolphin Stadium, Miami, FL

Fri May 25 2007, 7:05 PM EDT

Att. 24,278 - Cloudy - 79 F

livebaseballscorecards.com

TOP

Batter	1	2	3	4	5	6	7	8	9	AB	R	H	RBI	BB	SO	LOB
7 José Reyes, S (1, 6) OBP: 0.392, SLG: 0.480	G4-3		K			K		FBBDBFSAFSAB 1-2 10 FC3-6 BB	FBBX 1-2 2-3 3-H 15 2B 10 1B 1B	4	1	1	1	1	2	0
10 Endy Chavez, L (1, 7) OBP: 0.378, SLG: 0.459	K		FFBS K			X B5-3		BFCBDFX 1-2f 2-3 FC3-6 15 E	CBX 1-2 2-3 3-H 15 2B 1B	5	0	1	1	0	2	2
15 Carlos Beltrán, S (1, 8) OBP: 0.381, SLG: 0.519	BBCSBX G5-3		BCCSS K			FCBT K		BSBFX 1-2 3-H E4	X 1-3 2-H 3-H 2B	5	0	1	2	0	2	1
5 David Wright, R (1, 5) OBP: 0.354, SLG: 0.467		FBX G5-3		X 1B			BFX G3	BFBSC K	SBSBDB BB	4	0	1	0	1	1	2
21 Carlos Delgado, L (1, 3) OBP: 0.301, SLG: 0.322 27 Carlos Gómez, R (9, PR) OBP: 0.318, SLG: 0.368 (9, 9)		CSX 16 1B 1B		1 SAFE SBX G6-3			BCBX 1B		16 1B 16 S 20 FC6 BB F3	3 1	0 1	2 0	0 0	1 0	0 0	1 3
16 Paul Lo Duca, R (1, 2) OBP: 0.373, SLG: 0.404		BSX 1-2 20 G4-6-3 1B			BBCBFX 20 1B 1B		CBX 1B		20 E 20 FC6 1-3 FC6-2 1B F8	5	0	4	0	0	0	3
20 Shawn Green, L (1, 9) OBP: 0.373, SLG: 0.485 13 Billy Wagner, L (9, 1)		B 2 SAFE X 1-2f G4-6-3			1 SAFE DFSDDF 1 SAFE X 1-3 3 FC6-4 1B		BBBCCS K		SBBSX 1-3 3-H FC6 FC6-2 3 BB 7 1B	4 0	1 0	1 0	1 0	0 0	1 0	4 0
3 Damion Easley, R (1, 4) OBP: 0.354, SLG: 0.548			CBFX F9		BX 1-2f FC6-4			CBCBBFFX 17 FC1-6 1B	BDSSSBB 1-2 7 1B 10 1B FC6-2 BB	3	1	1	0	1	0	1
26 Orlando Hernandez, R (1, 1) OBP: 0.267, SLG: 0.400 35 Joe Smith, R (7, 1) 17 David Newhan, L (8, PH) OBP: 0.316, SLG: 0.258 Aaron Heilman, R (8, 1) Julio Franco, R (9, PH) OBP: 0.276, SLG: 0.267 (9, 3)			BCSS K		BCSBFBFX G5-3			X FC1-6 10 FC3-6 7 BB 15 E 1-2f	X 1-2 2-3 3-Hf FC6-2 10 1B 7 1B 15 2B	2 0 1 0 1	0 0 1 0 1	0 0 0 0 0	0 0 0 0 0	1 0 0 0 0	1 0 1 0 3	1 0 1 0 3
Inning Stats	R: 0 E: 0 K: 1 S: 7 H: 0 LOB: 0 BB: 0 P: 11	R: 0 E: 0 K: 0 S: 8 H: 2 LOB: 1 BB: 0 P: 11	R: 0 E: 0 K: 2 S: 9 H: 0 LOB: 0 BB: 0 P: 13	R: 0 E: 0 K: 2 S: 9 H: 1 LOB: 1 BB: 0 P: 12	R: 0 E: 0 K: 0 S: 13 H: 2 LOB: 1 BB: 0 P: 23	R: 0 E: 0 K: 2 S: 8 H: 0 LOB: 0 BB: 0 P: 10	R: 0 E: 0 K: 1 S: 9 H: 2 LOB: 1 BB: 0 P: 16	R: 1 E: 1 K: 1 S: 18 H: 1 LOB: 2 BB: 1 P: 32	R: 5 E: 1 K: 0 S: 22 H: 4 LOB: 3 BB: 3 P: 44	1B: 11 2B: 1 3B: 0 HR: 0	SF: 0 SAC: 0 DP: 1 HBP: 0						

	AB	38
	R	6
	H	12
	RBI	5
	BB	4
	SO	9
	LOB	22

WP: 0 PB: 0 SB: 1 CS: 0 PA: 42

PITCHER		IP	WLS	BF	H	R	ER	SO	BB	IBB	HBP	BLK	WP	HR	S	P	ERA	WHIP
52 Sergio Mitre, R ERA: 1.89	(1, 1)	7.2		29	8	1	0	8	1	0	0	0	0	0	75	118	0.00	1.174
22 Matt Lindstrom, R ERA: 3.86	(8, 1)	0.1		2	0	0	0	1	0	0	0	0	0	0	6	10	0.00	0.000
37 Renyel Pinto, L ERA: 4.37	(9, 1)	0.0	L	4	1	4	4	0	2	0	0	0	0	0	9	22	∞	∞
32 Justin Miller, R ERA: 3.0	(9, 1)	0.1		5	3	1	1	0	1	0	0	0	0	0	8	15	27.00	12.000
Randy Messenger, R ERA: 3.38	(9, 1)	0.2		2	0	0	0	0	0	0	0	0	0	0	5	7	0.00	0.000

PITCHER		IP	WLS	BF	H	R	ER	SO	BB	IBB	HBP	BLK	WP	HR	S	P	ERA	WHIP

New York Mets @ Florida Marlins

Dolphin Stadium, Miami, FL

Fri May 25 2007, 7:05 PM EDT

Att. 24,278 - Cloudy - 79 F

livebaseballscorecards.com

BOTTOM

Batter	1	2	3	4	5	6	7	8	9	AB	R	H	RBI	BB	SO	LOB
4 Alfredo Amezaga, S (1, 8) OBP: 0.285, SLG: 0.325	B X 1-0 6 6 G4-3 S 1B		C B C X 1-2 ③ G4-3			C B B X 2-1 1B		B X 1-0 ② SF7 3-H		3	0	2	1	0	0	0
6 Dan Uggla, R (1, 4) OBP: 0.342, SLG: 0.508	1 SAFE 1 B C C X 1-2 ① G4-3 1-3			C C B B F X 2-2 ① P6		1 SAFE B 1 SAFE 1 SAFE S F F X 1-2 ③ F8		C S C 0-3 ③		4	0	0	0	0	1	4
2 Hanley Ramirez, R (1, 6) OBP: 0.412, SLG: 0.545	B F X 1-1 ② P4			B C B X 2-1 ② G4-3			S C B X 1-2 ① G5-3		C S T 0-2 ① K	4	0	0	0	0	1	1
Miguel Cabrera, R (1, 5) OBP: 0.396, SLG: 0.547	F B F F B F S 2-3 ③ K			C B B X 2-1 ③ G1-3			B B B C C S 3-3 ② K		S B B F F B F X 3-2 HR	4	1	1	1	0	2	1
14 Josh Willingham, R (1, 7) OBP: 0.387, SLG: 0.479		B B S F X 2-2 ① G4-3			C B B B X 3-1 ① F8		B X 1-0 ③ G5-3		B C B S B B 4-2 1B BB	3	0	0	0	1	0	0
27 Jeremy Hermida, L (1, 9) OBP: 0.362, SLG: 0.500 Jason Wood, R (9, PH) OBP: 0.256, SLG: 0.432		B C B B F F F F S 2-3 ② K			C B S X 1-2 ② G4-3			C B C B B C 3-3 ① K	S S T F B S 1-3 ② K	3 1	0 0	0 0	0 0	0 0	2 1	0 1
Miguel Olivo, R (1, 2) OBP: 0.257, SLG: 0.358		B C S S 1-3 ③ K			B X 1-0 ③ F9			C S B X 1-2 4 SF7 3B	S B S X 1-2 1-2 1B	4	1	2	0	0	1	0
8 Aaron Boone, R (1, 3) OBP: 0.376, SLG: 0.429			C X 0-1 ① G3			B C B X 2-1 ① F8		F H 1-1 BB HBP	C S B F X 1-2 ③ P3	3	0	0	0	0	0	2
52 Sergio Mitre, R (1, 1) OBP: 0.154, SLG: 0.231 22 Matt Lindstrom, R (8, 1) Todd Linden, S (8, PH) OBP: 0.279, SLG: 0.213 37 Renyel Pinto, L (9, 1) 32 Justin Miller, R (9, 1) Randy Messenger, R (9, 1)			B S B C S 2-3 ② K			B F C F X 1-2 ② G5-3		C B S B D B 4-2 1-2 BB		2 0 0 0 0 0 0	0 0 0 0 0 0 0	0 0 0 0 0 0 0	0 0 0 0 0 0 0	1 0 1 0 0 0 0	0 0 0 0 0 0 0	0 0 0 0 0 0 0
Inning Stats	R: 0 H: 1 E: 0 LOB: 1 K: 1 BB: 0 S: 11 P: 16	R: 0 H: 0 E: 0 LOB: 0 K: 2 BB: 0 S: 12 P: 17	R: 0 H: 0 E: 0 LOB: 0 K: 1 BB: 0 S: 8 P: 11	R: 0 H: 0 E: 0 LOB: 0 K: 0 BB: 0 S: 8 P: 14	R: 0 H: 0 E: 0 LOB: 0 K: 0 BB: 0 S: 6 P: 11	R: 0 H: 1 E: 0 LOB: 1 K: 0 BB: 0 S: 12 P: 18	R: 0 H: 0 E: 0 LOB: 0 K: 1 BB: 0 S: 7 P: 12	R: 1 H: 1 E: 0 LOB: 2 K: 2 BB: 1 S: 13 P: 23	R: 1 H: 2 E: 0 LOB: 2 K: 2 BB: 1 S: 22 P: 32	1B: 3 SF: 1 2B: 0 SAC: 0 3B: 1 DP: 0 HR: 1 HBP: 1						

	AB	31
	R	2
	H	5
	RBI	2
	BB	2
	SO	9
	LOB	9

WP: 0 PA: 35
PB: 0
SB: 1
CS: 0

PITCHER		IP	WLS	BF	H	R	ER	SO	BB	IBB	HBP	BLK	WP	HR	S	P	ERA	WHIP
26 Orlando Hernandez, R ERA: 2.13	(1, 1)	6.0		20	2	0	0	4	0	0	0	0	0	0	57	87	0.00	0.333
35 Joe Smith, R ERA: 1.31	(7, 1)	1.0		3	0	0	0	1	0	0	0	0	0	0	7	12	0.00	0.000
Aaron Heilman, R ERA: 3.43	(8, 1)	1.0	W	6	1	1	1	2	1	0	1	0	0	0	13	23	9.00	2.000
13 Billy Wagner, L ERA: 1.29	(9, 1)	1.0		6	2	1	1	2	1	0	0	0	0	1	22	32	9.00	3.000

PITCHER	IP	WLS	BF	H	R	ER	SO	BB	IBB	HBP	BLK	WP	HR	S	P	ERA	WHIP

New York Mets @ Florida Marlins

Dolphin Stadium, Miami, FL

Sat May 26 2007, 7:05 PM EDT
Att. 34,505 - Partly Cloudy - 79 F

TOP

livebaseballscorecards.com

Batter	1	2	3	4	5	6	7	8	9	AB	R	H	RBI	BB	SO	LOB
7 José Reyes, S (1, 6) OBP: 0.388, SLG: 0.473	F7	F9		G3 1-2	G5-3			5 BB 10 S 1B		5	0	1	0	0	0	5
10 Endy Chavez, L (1, 7) (2, 9) OBP: 0.391, SLG: 0.494	15 SF8 3B		G6-3	15 CS 2-3 1B		5 G4-3 5 S 1B		1 SAFE 1 SAFE K 1-2		5	1	3	0	0	1	1
15 Carlos Beltrán, S (1, 8) OBP: 0.381, SLG: 0.516	SF8 3-H		P6	CS 1-2	5 BB 21 HR 1B	F9		5 BB IBB		3	1	1	1	1	0	1
5 David Wright, R (1, 5) OBP: 0.360, SLG: 0.462	P3		21 HR BB		21 HR 1-2 BB	G4-3 1-3		1-2 2-3 BB		2	2	0	0	3	0	1
21 Carlos Delgado, L (1, 3) OBP: 0.308, SLG: 0.363		3 BB 16 1B 27 G6-3 1B	1-H HR		1-H 2-H HR	K		G4-3		5	3	3	5	0	1	4
16 Paul Lo Duca, R (1, 2) OBP: 0.376, SLG: 0.403 40 Ambiorix Burgos, R (7, 1) Ruben Gotay, S (9, PH) OBP: 0.267, SLG: 0.414 Aaron Sele, R (9, 1)	27 G6-3 3 BB 1-2 1B		3 S HBP		L9	L6			F8	3 0 1 0	0 0 0 0	1 0 0 0	0 0 0 0	0 0 0 0	0 0 0 0	0 0 0 0
3 Damion Easley, R (1, 4) OBP: 0.356, SLG: 0.534	27 G6-3 1-2 2-3 BB	F7 1-2			33 SH3-4 17 1B 1B	F9			F8	4	0	1	0	1	0	1
27 Carlos Gómez, R (1, 9) OBP: 0.304, SLG: 0.350 17 David Newhan, L (2, 7) OBP: 0.310, SLG: 0.257	G6-3 1-2 2-3 3-H			G3-1	33 SH3-4 1-2 1B	G3			G3	1 4	0 0	0 1	1 0	0 0	0 0	2 0
33 John Maine, R (1, 1) OBP: 0.250, SLG: 0.167 11 Ramon Castro, R (7, 2) OBP: 0.319, SLG: 0.452	K			10 1B 7 G3 1B SH3-4 1-2 2-3				P2		2 1	0 0	1 0	0 0	0 0	1 0	2 0
Inning Stats	R: 1 E: 0 K: 0 S: 8 H: 1 LOB: 0 BB: 0 P: 14	R: 1 E: 0 K: 1 S: 11 H: 2 LOB: 2 BB: 1 P: 21	R: 2 E: 0 K: 0 S: 10 H: 1 LOB: 1 BB: 1 P: 21	R: 0 E: 0 K: 0 S: 11 H: 2 LOB: 1 BB: 0 P: 21	R: 3 E: 0 K: 0 S: 16 H: 4 LOB: 2 BB: 1 P: 24	R: 0 E: 0 K: 1 S: 12 H: 1 LOB: 1 BB: 0 P: 17	R: 0 E: 0 K: 0 S: 6 H: 0 LOB: 0 BB: 0 P: 10	R: 0 E: 0 K: 1 S: 12 H: 1 LOB: 3 BB: 2 P: 24	R: 0 E: 0 K: 0 S: 7 H: 0 LOB: 0 BB: 0 P: 11	1B: 9 2B: 0 3B: 1 HR: 2 SF: 1 SAC: 1 DP: 0 HBP: 1						

	AB	36
	R	7
	H	12
	RBI	7
	BB	5
	SO	3
	LOB	17

	WP: 0	PA: 45
	PB: 0	
	SB: 3	
	CS: 1	

PITCHER		IP	WLS	BF	H	R	ER	SO	BB	IBB	HBP	BLK	WP	HR	S	P	ERA	WHIP
Wes Obermueller, R ERA: 5.28	(1, 1)	4.0	L	23	8	7	7	1	3	0	1	0	0	2	48	91	15.75	2.750
Randy Messenger, R ERA: 2.91	(5, 1)	3.0		12	3	0	0	1	0	0	0	0	0	0	26	37	0.00	1.000
48 Lee Gardner, R ERA: 3.76	(8, 1)	2.0		9	1	0	0	1	1	1	0	0	0	0	19	35	0.00	1.000

PITCHER	IP	WLS	BF	H	R	ER	SO	BB	IBB	HBP	BLK	WP	HR	S	P	ERA	WHIP

New York Mets @ Florida Marlins

Dolphin Stadium, Miami, FL

Sat May 26 2007, 7:05 PM EDT

Att. 34,505 - Partly Cloudy - 79 F

BOTTOM

Batter	1	2	3	4	5	6	7	8	9	AB	R	H	RBI	BB	SO	LOB
4 Alfredo Amezaga, S (1, 8) OBP: 0.289, SLG: 0.328	G6-3		1B		6 1B 2-H 1B		F7		G1-4-3 1-2	5	0	2	1	0	0	1
6 Dan Uggla, R (1, 4) OBP: 0.345, SLG: 0.505	P3		K		2 FC6-4 1-2 1B		BB			3	0	1	0	1	1	1
2 Hanley Ramirez, R (1, 6) OBP: 0.405, SLG: 0.534	P3		K		FC6-4 1-2f		F9			4	0	0	0	0	1	4
Miguel Cabrera, R (1, 5) OBP: 0.388, SLG: 0.534		K		K		G5-3		P3		4	0	0	0	0	2	0
14 Josh Willingham, R (1, 7) OBP: 0.389, SLG: 0.474		27 G3 1B BB		K		FC5-4 27 BB BB		L4		2	1	0	0	2	1	0
27 Jeremy Hermida, L (1, 9) OBP: 0.353, SLG: 0.465		G3 1-2		K		FC5-4 1-2 BB		G1-3		3	0	0	0	1	1	1
Miguel Olivo, R (1, 2) OBP: 0.263, SLG: 0.361		2-H 1B			P3	FC5-4 1-2f 2-3			4 DI 1B	4	0	2	1	0	0	2
8 Aaron Boone, R (1, 3) OBP: 0.372, SLG: 0.417		F9			SH3-4 4 1B BB	K			K	3	1	0	0	1	2	4
Wes Obermueller, R (1, 1) OBP: 0.111, SLG: 0.222			K		SH3-4 1-2		K		K	1	0	0	0	0	1	0
Randy Messenger, R (5, 1)										0	0	0	0	0	0	0
Todd Linden, S (7, PH) OBP: 0.275, SLG: 0.210										1	0	0	0	0	1	0
48 Lee Gardner, R (8, 1)										0	0	0	0	0	0	0
Joe Borchard, S (9, PH) OBP: 0.288, SLG: 0.338										1	0	0	0	0	1	1
Inning Stats	R: 0 E: 0 K: 0 S: 5 H: 0 LOB: 0 BB: 0 P: 7	R: 1 E: 0 K: 1 S: 9 H: 1 LOB: 1 BB: 1 P: 15	R: 0 E: 0 K: 3 S: 13 H: 1 LOB: 1 BB: 0 P: 18	R: 0 E: 0 K: 3 S: 13 H: 0 LOB: 0 BB: 0 P: 16	R: 1 E: 0 K: 0 S: 15 H: 2 LOB: 2 BB: 1 P: 23	R: 0 E: 0 K: 1 S: 14 H: 0 LOB: 2 BB: 2 P: 25	R: 0 E: 0 K: 1 S: 9 H: 0 LOB: 1 BB: 1 P: 17	R: 0 E: 0 K: 0 S: 7 H: 0 LOB: 0 BB: 0 P: 8	R: 0 E: 0 K: 2 S: 11 H: 1 LOB: 1 BB: 0 P: 16	1B: 5 2B: 0 3B: 0 HR: 0 SF: 0 SAC: 1 DP: 0 HBP: 0						

livebaseballscorecards.com

AB	31
R	2
H	5
RBI	2
BB	5
SO	11
LOB	14

WP: 0 PB: 0 SB: 0 CS: 0 PA: 37

PITCHER		IP	WLS	BF	H	R	ER	SO	BB	IBB	HBP	BLK	WP	HR	S	P	ERA	WHIP
33 John Maine, R ERA: 2.79	(1, 1)	6.0	W	26	4	2	2	8	4	0	0	0	0	0	69	104	3.00	1.333
40 Ambiorix Burgos, R ERA: 3.42	(7, 1)	2.0		7	0	0	0	1	1	0	0	0	0	0	16	25	0.00	0.500
Aaron Sele, R ERA: 5.03	(9, 1)	1.0		4	1	0	0	2	0	0	0	0	0	0	11	16	0.00	1.000

New York Mets @ Florida Marlins

Dolphin Stadium, Miami, FL

Sun May 27 2007, 1:05 PM EDT

Att. 23,622 - Partly Cloudy - 79 F

livebaseballscorecards.com

TOP

Batter	1	2	3	4	5	6	7	8	9	AB	R	H	RBI	BB	SO	LOB
7 José Reyes, S (1, 6) OBP: 0.392, SLG: 0.478	B F C F X 1-2 15 S 2B		S B B F X 2-2 ③ F9		B C F T 1-2 ① K		X 0-0 SH5-3 1-2 1B	B C C D B B 4-2 BB 1-2 BB		4	0	2	0	1	1	0
Ruben Gotay, S (1, 4) OBP: 0.265, SLG: 0.375	B C S X 1-2 ① P3			B B C F F B S 3-3 ① K	B F X 1-1 ② F7		X 0-0 ① SH5-3 1-2 2-3	B D B C B 4-1 BB 1-2 2-3		3	0	0	0	1	1	1
15 Carlos Beltrán, S (1, 8) OBP: 0.386, SLG: 0.511	C C B F X 1-2 ② G4-3 2-3			B B C B B 4-1 5 1B 21 1B BB	B B B 4-0 5 WP 5 2B BB		I I I I 4-0 IBB	C B F S 1-3 ③ K		2	2	0	0	3	1	4
5 David Wright, R (1, 5) OBP: 0.366, SLG: 0.468	X 0-0 ③ L5			S B B S D F X 3-2 3 S 21 1B 3 1B 1-2 1B	B B B X 3-0 21 PB 1-H 2B		C S F C 0-3 ② K	C B B B B 4-1 21 K BB		4	1	2	1	1	1	4
21 Carlos Delgado, L (1, 3) OBP: 0.306, SLG: 0.359		C S X 1-1 ① F9		S S F B X 1-2 3 S 3 E 1-2 2-H 1B	C B B B S F S 3-3 ③ K 2-3		C B B 1 SAFE F X 2-2 ③ G4-3		B S C B 1 SAFE S 2-3 ① ② K 1-2	5	1	1	1	0	2	5
3 Damion Easley, R (1, 7) OBP: 0.358, SLG: 0.527		C F B C 1-3 ② K		T B B C X 2-2 E4 11 WP 10 1B 1-H 2-H 1B		X 0-0 ① G6-3		X 0-0 11 CS 1B	C B F X 1-2 ③ P2	5	1	2	1	0	1	0
11 Ramon Castro, R (1, 2) OBP: 0.314, SLG: 0.422	B S S B F F X 2-2 ③ P4			C 1 SAFE F B F F B B S 3-3 ② K 1-2		X 0-0 ② G5-3		S 1 SAFE F D 1 B F F F B SAFE 4-2 B ① 10 G1-3 1-2 1B BB		3	1	0	0	1	1	1
10 Endy Chavez, L (1, 9) OBP: 0.385, SLG: 0.482			X 0-0 ① G6-3	C F X 0-2 2-H 1B		C B B B X 3-1 ③ F9		X 0-0 ② G1-3 1-2		4	0	1	1	0	0	1
29 Jorge Sosa, R (1, 1) OBP: 0.273, SLG: 0.200 25 Pedro Feliciano, L (6, 1) 17 David Newhan, L (7, PH) OBP: 0.326, SLG: 0.278 35 Joe Smith, R (7, 1) Julio Franco, R (8, PH) OBP: 0.297, SLG: 0.290 Aaron Heilman, R (8, 1) 13 Billy Wagner, L (9, 1)			B C B F T 2-2 ② K	F B 1 SAFE D S C 2-3 ③ K			B B X 2-0 SH5-3 7 1B 1B	C B X 1-1 BB 7 BB 2-H 1B		2 0 1 0 1 0 0	0 0 0 0 0 0 0	0 0 1 0 1 0 0	0 0 0 0 1 0 0	0 0 0 0 0 0 0	2 0 0 0 0 0 0	1 0 0 0 0 0 0

Inning Stats	1	2	3	4	5	6	7	8	9
	R: 0 E: 0 K: 0 S: 12	R: 0 E: 0 K: 1 S: 10	R: 0 E: 0 K: 1 S: 7	R: 4 E: 1 K: 3 S: 27	R: 1 E: 0 K: 2 S: 10	R: 0 E: 0 K: 0 S: 4	R: 0 E: 0 K: 1 S: 10	R: 1 E: 0 K: 1 S: 14	R: 0 E: 0 K: 1 S: 7
	H: 1 LOB: 1 BB: 0 P: 15	H: 0 LOB: 0 BB: 0 P: 14	H: 0 LOB: 0 BB: 0 P: 11	H: 4 LOB: 1 BB: 1 P: 45	H: 1 LOB: 1 BB: 1 P: 22	H: 0 LOB: 0 BB: 0 P: 7	H: 2 LOB: 3 BB: 1 P: 18	H: 2 LOB: 3 BB: 3 P: 28	H: 0 LOB: 0 BB: 1 P: 14

AB	34
R	6
H	10
RBI	5
BB	7
SO	10
LOB	17

		1B: 8	SF: 0	WP: 2	PA: 42
		2B: 2	SAC: 1	PB: 1	
		3B: 0	DP: 0	SB: 3	
		HR: 0	HBP: 0	CS: 1	

PITCHER		IP	WLS	BF	H	R	ER	SO	BB	IBB	HBP	BLK	WP	HR	S	P	ERA	WHIP
Scott Olsen, L ERA: 5.11	(1, 1)	5.0	L	23	6	5	5	7	2	0	0	0	2	0	66	107	9.00	1.600
32 Justin Miller, R ERA: 1.93	(6, 1)	1.2		8	2	0	0	1	0	1	0	0	0	0	11	20	0.00	1.200
57 Taylor Tankersley, L ERA: 5.17	(7, 1)	1.1		8	2	1	1	1	3	0	0	0	0	0	17	33	6.75	3.750
Kevin Gregg, R ERA: 2.1	(9, 1)	1.0		3	0	0	0	1	1	0	0	0	0	0	7	14	0.00	1.000

PITCHER	IP	WLS	BF	H	R	ER	SO	BB	IBB	HBP	BLK	WP	HR	S	P	ERA	WHIP

New York Mets @ Florida Marlins

Dolphin Stadium, Miami, FL

Sun May 27 2007, 1:05 PM EDT
Att. 23,622 - Partly Cloudy - 79 F

BOTTOM

Batter	1	2	3	4	5	6	7	8	9	AB	R	H	RBI	BB	SO	LOB
4 Alfredo Amezaga, S (1, 6) (7, 8) OBP: 0.288, SLG: 0.336	L4		SF9 (3-H)			2B		P4		3	0	1	1	0	0	1
6 Dan Uggla, R (1, 4) OBP: 0.343, SLG: 0.498	G5-3		P4			BB		FC5-4 (1-2f)		3	1	0	0	1	0	1
Miguel Cabrera, R (1, 5) OBP: 0.390, SLG: 0.539	1B			F8		L7		2B (1-H)		4	0	2	1	0	0	2
14 Josh Willingham, R (1, 7) OBP: 0.382, SLG: 0.463	K			G5-3		F7		P6		4	0	0	0	0	1	4
Kevin Gregg, R (9, 1)										0	0	0	0	0	0	0
27 Jeremy Hermida, L (1, 9) OBP: 0.340, SLG: 0.444		K		F9		G5-3			K	2	0	0	0	0	1	0
2 Hanley Ramirez, R (6, PH) OBP: 0.401, SLG: 0.528										2	0	0	0	0	1	2
(7, 6)																
8 Aaron Boone, R (1, 3) OBP: 0.368, SLG: 0.420		F9			1B 61 FC6-4 2B		G4-3		P4	4	1	1	0	0	0	0
Miguel Olivo, R (1, 2) OBP: 0.268, SLG: 0.382		P4			61 FC6-4 1B (2-3)		G5-3		HR	4	1	2	1	0	0	0
61 Reggie Abercrombie, R (1, 8) (7, 9) OBP: 0.235, SLG: 0.303			SH1-4 S 4 SF9 1B		FC6-4 G4-6-3 (1-2f, 3-H)		K		K	4	1	1	1	0	2	1
Scott Olsen, L (1, 1) OBP: 0.368, SLG: 0.389			SH1-4 (1-3)		G4-6-3 (1-2f)			6 FC5-4 BB		0	0	0	0	0	0	0
Joe Borchard, S (5, PH) OBP: 0.286, SLG: 0.336										1	0	0	0	0	0	1
32 Justin Miller, R (6, 1)										0	0	0	0	0	0	0
57 Taylor Tankersley, L (7, 1)										0	0	0	0	0	0	0
Todd Linden, S (8, PH) OBP: 0.286, SLG: 0.210										0	0	0	0	1	0	0
(9, 7)																
Inning Stats	R: 0 E: 0 K: 1 S: 13 H: 1 LOB: 1 BB: 0 P: 19	R: 0 E: 0 K: 1 S: 11 H: 0 LOB: 0 BB: 0 P: 17	R: 1 E: 0 K: 0 S: 9 H: 1 LOB: 0 BB: 0 P: 13	R: 0 E: 0 K: 0 S: 8 H: 0 LOB: 0 BB: 0 P: 11	R: 1 E: 0 K: 0 S: 6 H: 2 LOB: 0 BB: 0 P: 8	R: 0 E: 0 K: 0 S: 13 H: 1 LOB: 2 BB: 1 P: 25	R: 0 E: 0 K: 1 S: 8 H: 0 LOB: 0 BB: 0 P: 9	R: 1 E: 0 K: 0 S: 13 H: 1 LOB: 1 BB: 1 P: 20	R: 1 E: 0 K: 2 S: 16 H: 1 LOB: 0 BB: 0 P: 21	1B: 3 2B: 3 3B: 0 HR: 1	SF: 1 SAC: 1 DP: 1 HBP: 0						

livebaseballscorecards.com

AB	31
R	4
H	7
RBI	4
BB	2
SO	5
LOB	12

WP: 0 PB: 0 SB: 1 CS: 0 PA: 35

PITCHER		IP	WLS	BF	H	R	ER	SO	BB	IBB	HBP	BLK	WP	HR	S	P	ERA	WHIP
29 Jorge Sosa, R ERA: 3.64	(1, 1)	5.2	W	22	5	2	2	2	1	0	0	0	0	0	57	87	3.18	1.059
25 Pedro Feliciano, L ERA: 1.02	(6, 1)	0.1	H	1	0	0	0	0	0	0	0	0	0	0	3	6	0.00	0.000
35 Joe Smith, R ERA: 1.25	(7, 1)	1.0	H	3	0	0	0	1	0	0	0	0	0	0	8	9	0.00	0.000
Aaron Heilman, R ERA: 3.68	(8, 1)	1.0		5	1	1	1	0	1	0	0	0	0	0	13	20	9.00	2.000
13 Billy Wagner, L ERA: 1.64	(9, 1)	1.0	S	4	1	1	1	2	0	0	0	0	0	1	16	21	9.00	1.000

PITCHER	IP	WLS	BF	H	R	ER	SO	BB	IBB	HBP	BLK	WP	HR	S	P	ERA	WHIP

Batter	1	2	3	4	5	6	7	8	9	10	11	12	AB	R	H	RBI	BB	SO	LOB
2 Randy Winn, S (1, 8) OBP: 0.349, SLG: 0.467	C B B X 2-1 HR		B C S F X 1-2 ② F8			X 0-0 ② 19 G4-3 19 S 1B		B B X 2-0 ② G4-3		B 1 SAFE B X 2-0 ② F9		X 0-0 ② G3 1-2 3-H	6	1	2	2	0	0	2
19 Kevin Frandsen, R (1, 4) OBP: 0.320, SLG: 0.362	S B B B X 3-1 ① L7		B X 1-0 ③ F8			B B C C C X 2-2 ② G4-3 1-3		B B B B 4-0 35 FC5-4 BB		B X 1-0 1-3 2B		B B C B F S 3-3 ③ K	5	0	1	0	1	1	2
35 Rich Aurilia, R (1, 3) OBP: 0.272, SLG: 0.342	B B C X 2-1 ② F9			B X 1-0 ① F8		S X 0-1 ③ F9		1 SAFE C B 1 SAFE X 1-1 ③ FC5-4 1-2f			C X 0-1 ③ L4		5	0	0	0	0	0	4
1 Bengie Molina, R (1, 2) OBP: 0.335, SLG: 0.476	C S B F X 1-2 HR			C F F T 0-2 ② K			B C X 1-1 ① G6-3		B F C S 1-3 ① K		F B S F X 1-2 ① L5		5	1	1	1	0	2	0
Pedro Feliz, R (1, 5) OBP: 0.289, SLG: 0.427	B X 1-0 ③ F8			B X 1-0 ③ G5-3			B S B B T F F B S 3-3 ② K		C B B B B 4-1 BB		F B S F B B S 2-3 ② K		4	0	0	0	1	2	0
40 Daniel Ortmeier, S (1, 7) OBP: 0.375, SLG: 0.533		B B B C F X 3-2 ① G5-3			X 0-0 ① G5-3		B B X 2-0 HR		B F B B F C 3-3 ② K		F B B X 2-1 ③ P5		5	1	1	1	0	1	1
13 Omar Vizquel, S (1, 6) OBP: 0.277, SLG: 0.278		C B F F F B S 2-3 ② K			C B B B C T 3-2 ② K		B X 1-0 1B		B B X 2-0 ③ P3			L B B B C B 4-2 14 SH2-4 14 WP 2 G3 BB	4	1	1	0	1	2	1
14 Fred Lewis, L (1, 9) OBP: 0.329, SLG: 0.397	C F S 0-3 ③ K				B L X 1-1 ③ F9		C B 1 SAFE S B S 2-3 ③ K			C C X 0-2 ① G4-3		1 SAFE C 1 SAFE B X 1-1 ① SH2-4 1-3	4	0	0	0	0	2	1
55 Tim Lincecum, L (1, 1) 50 Eliezer Alfonzo, R (8, PH) OBP: 0.000, SLG: 0.421 41 Brad Hennessey, R (8, 1) 32 Kevin Correia, R (9, 1) Barry Bonds, L (10, PH) OBP: 1.000, SLG: 1.000 48 Russ Ortiz, R (10, 1) OBP: 0.467, SLG: 0.608 Mark Sweeney, L (12, PH) OBP: 0.182, SLG: 0.273 Armando Benitez, R (12, 1) OBP: 0.256, SLG: 0.371			C C S 0-3 ① K			S B F B C 2-3 ① K		B F C C 1-3 ① K		B F B B B 4-1 19 2B BB		C B B H 3-1 2 G3 HBP	2 1 0 0 0 0 0 0	0 0 0 0 0 0 0 0	0 0 0 0 0 0 0 0	0 0 0 0 1 0 0 0	0 0 0 0 0 0 0 0	2 1 0 0 0 0 0 0	0 0 0 0 0 0 0 0
Inning Stats	R: 2 E: 0 K: 0 S: 11 H: 2 LOB: 0 BB: 0 P: 20	R: 0 E: 0 K: 2 S: 12 H: 0 LOB: 0 BB: 0 P: 17	R: 0 E: 0 K: 1 S: 8 H: 0 LOB: 0 BB: 0 P: 10	R: 0 E: 0 K: 1 S: 6 H: 0 LOB: 0 BB: 0 P: 8	R: 0 E: 0 K: 1 S: 6 H: 0 LOB: 0 BB: 0 P: 10	R: 0 E: 0 K: 1 S: 9 H: 1 LOB: 1 BB: 0 P: 13	R: 1 E: 0 K: 2 S: 12 H: 2 LOB: 1 BB: 0 P: 21	R: 0 E: 0 K: 1 S: 6 H: 0 LOB: 1 BB: 1 P: 14	R: 0 E: 0 K: 2 S: 8 H: 0 LOB: 1 BB: 1 P: 18	R: 0 E: 0 K: 0 S: 8 H: 1 LOB: 2 BB: 1 P: 15	R: 0 E: 0 K: 1 S: 9 H: 0 LOB: 0 BB: 0 P: 14	R: 1 E: 0 K: 1 S: 9 H: 0 LOB: 1 BB: 1 P: 20	1B: 2 2B: 1 3B: 0 HR: 3 SF: 0 SAC: 1 DP: 0 HBP: 1						

PITCHER		IP	WLS	BF	H	R	ER	SO	BB	IBB	HBP	BLK	WP	HR	S	P	ERA	WHIP
46 Oliver Pérez, L ERA: 2.69	(1, 1)	7.0		26	5	3	3	8	0	0	0	0	0	3	64	99	3.86	0.714
25 Pedro Feliciano, L ERA: 0.96	(8, 1)	1.0		4	0	0	0	1	1	0	0	0	0	0	6	14	0.00	1.000
13 Billy Wagner, L ERA: 1.57	(9, 1)	1.0		4	0	0	0	2	1	0	0	0	0	0	8	18	0.00	1.000
Scott Schoeneweis, L ERA: 5.95	(10, 1)	0.2		4	1	0	0	0	1	0	0	0	0	0	6	13	0.00	3.000
Aaron Heilman, R ERA: 3.47	(10, 1)	1.1		4	0	0	0	1	0	0	0	0	0	0	11	16	0.00	0.000

PITCHER		IP	WLS	BF	H	R	ER	SO	BB	IBB	HBP	BLK	WP	HR	S	P	ERA	WHIP
35 Joe Smith, R ERA: 1.59	(12, 1)	1.0	W	5	0	1	1	1	1	0	1	0	1	0	9	20	9.00	1.000

TOP

San Francisco Giants @ New York Mets

Shea Stadium, Flushing, NY

Tue May 29 2007, 7:10 PM EDT

Att. 47,940 - Clear - 78 F

livebaseballscorecards.com

AB	41
R	4
H	6
RBI	4
BB	4
SO	13
LOB	11

WP: 1 PB: 0 SB: 1 CS: 0 PA: 47

Batter	1	2	3	4	5	6	7	8	9	10	11	12	AB	R	H	RBI	BB	SO	LOB
7 José Reyes, S (1, 6) OBP: 0.395, SLG: 0.474	B B C T F X 2-2 F7 ①			F X 0-1 G4-3 ①		C B B X 2-1 15 2B 1B		C B C B F F B X 3-2 F7 ①		B B B C B B 4-1 10 FC6-4 BB		B B B C F B 4-2 10 SH5-4 21 BLK 10 BLK BB	4	2	1	0	2	0	0
10 Endy Chavez, L (1, 7) OBP: 0.365, SLG: 0.455	C F F X 0-2 G5-3 ②			C B F X 1-2 G6-3 ②		L X 0-1 F7 ①		B F X 1-1 G6-3 ②		1 SAFE C S B 1 SAFE 1 SAFE 1 SAFE F F F 1-2 X FC6-4 21 HBP 15 BB 1-2f ②		B X 1-0 SH5-4 1-3 ①	5	0	0	0	0	0	2
15 Carlos Beltrán, S (1, 8) OBP: 0.389, SLG: 0.511	B C C B S 2-3 K ③			F B B B B 4-1 21 HR BB		C S X 0-2 1-H 2B		B B X 2-0 F7 ③		B 1 SAFE B B C S B 4-2 21 HBP 1-2 BB		F X 0-1 G4-3 ②	4	1	1	1	2	1	1
21 Carlos Delgado, L (1, 3) OBP: 0.316, SLG: 0.394		B F B F X 2-2 P6 ①		F F 1 SAFE 1 SAFE B X 1-2 1-H HR		B B I I 4-0 IBB			C B F X 1-2 G5-3 ①	C H 1-1 1-2 2-3 HBP		B B F F X 2-2 3-H HR	4	2	2	3	1	0	0
5 David Wright, R (1, 5) OBP: 0.362, SLG: 0.466		B C B B F S 3-3 K ②		B S B B F S 2-3 K ③		X 0-0 F7 ②			C S B F B F X 2-2 2B	B G B F X 2-2 L8 ③			5	0	1	0	0	2	5
16 Paul Lo Duca, R (1, 2) OBP: 0.376, SLG: 0.395		F B F B B B X 3-2 G4-3 ③		B B F F F F F F B F 4-2 F B BB		B X 1-0 F7 ③			I I I 4-0 FC6-4 IBB		C B B S F B S 3-3 K ①		3	0	0	0	2	1	2
3 Damion Easley, R (1, 4) OBP: 0.342, SLG: 0.500			B X 1-0 F7 ①	B C F S 1-3 K ①			B F X 1-1 F7 ①		C X 0-1 F3 ②		B G S X 1-2 G5-3 ②		5	0	0	0	0	1	3
27 Carlos Gómez, R (1, 9) OBP: 0.269, SLG: 0.304 Julio Franco, R (9, PH) OBP: 0.289, SLG: 0.281 Scott Schoeneweis, L (10, 1) Aaron Heilman, R (10, 1) Ruben Gotay, S (11, PH) OBP: 0.286, SLG: 0.394 35 Joe Smith, R (12, 1)			B X 1-0 G6-3 ②	C S S 0-3 K ②			S S S 0-3 K ②		S B X 1-1 FC6-4 1-2f ③		B C B B S F X 3-2 1B		3 1 0 0 1 0	0 0 0 0 0 0	0 0 0 0 1 0	0 0 0 0 0 0	2 0 0 0 0 0	1 2 0 0 0 0
46 Oliver Pérez, L (1, 1) OBP: 0.304, SLG: 0.304 17 David Newhan, L (7, PH) OBP: 0.318, SLG: 0.270 25 Pedro Feliciano, L (8, 1) 13 Billy Wagner, L (9, 1) 4 Ben Johnson, R (10, 9)			B F F B F F S 2-3 K ③	M F B B C 1-3 K ③			B B F B B X 3-1 G6-3 ③			C B X 1-1 F9 ①	B 1 SAFE F B F X 2-2 F9 ③		2 1 0 0 2	0 0 0 0 0	0 0 0 0 1	0 0 0 0 0	2 0 0 0 0	1 0 0 0 1
Inning Stats	R: 0 H: 0 E: 0 LOB: 0 K: 1 BB: 0 S: 11 P: 15	R: 0 H: 0 E: 0 LOB: 0 K: 1 BB: 0 S: 9 P: 17	R: 0 H: 0 E: 0 LOB: 0 K: 1 BB: 0 S: 7 P: 11	R: 2 H: 1 E: 0 LOB: 0 K: 1 BB: 1 S: 12 P: 20	R: 0 H: 0 E: 0 LOB: 0 K: 3 BB: 1 S: 16 P: 22	R: 1 H: 2 E: 0 LOB: 2 K: 0 BB: 1 S: 9 P: 16	R: 0 H: 0 E: 0 LOB: 0 K: 1 BB: 0 S: 8 P: 12	R: 0 H: 0 E: 0 LOB: 0 K: 0 BB: 0 S: 8 P: 14	R: 0 H: 1 E: 0 LOB: 2 K: 0 BB: 1 S: 12 P: 20	R: 0 H: 0 E: 0 LOB: 3 K: 0 BB: 2 S: 14 P: 27	R: 0 H: 1 E: 0 LOB: 0 K: 1 BB: 0 S: 15 P: 24	R: 2 H: 1 E: 0 LOB: 0 K: 0 BB: 1 S: 9 P: 16	1B: 2 2B: 2 3B: 0 HR: 2	SF: 0 SAC: 1 DP: 0 HBP: 1	WP: 0 PB: 0 SB: 0 CS: 0	PA: 49			

PITCHER		IP	WLS	BF	H	R	ER	SO	BB	IBB	HBP	BLK	WP	HR	S	P	ERA	WHIP
55 Tim Lincecum, R ERA: 3.24	(1, 1)	7.0		27	3	3	3	8	2	1	0	0	0	1	72	113	3.86	0.714
41 Brad Hennessey, R ERA: 2.95	(8, 1)	1.0		3	0	0	0	0	0	0	0	0	0	0	8	14	0.00	0.000
32 Kevin Correia, R ERA: 3.38	(9, 1)	1.0		5	1	0	0	0	0	1	0	0	0	0	12	20	0.00	1.000
48 Russ Ortiz, R ERA: 5.5	(10, 1)	2.0		10	1	0	0	1	2	0	1	0	0	0	29	51	0.00	1.500
Armando Benitez, R ERA: 4.67	(12, 1)	0.2	L	4	1	2	2	0	1	0	0	2	0	1	9	16	27.00	3.000

PITCHER	IP	WLS	BF	H	R	ER	SO	BB	IBB	HBP	BLK	WP	HR	S	P	ERA	WHIP

BOTTOM

San Francisco Giants @ New York Mets

Shea Stadium, Flushing, NY

Tue May 29 2007, 7:10 PM EDT

Att. 47,940 - Clear - 78 F

livebaseballscorecards.com

AB	40
R	5
H	6
RBI	4
BB	7
SO	9
LOB	18

San Francisco Giants @ New York Mets

Shea Stadium, Flushing, NY

Wed May 30 2007, 7:10 PM EDT

Att. 41,395 - Clear - 76 F

TOP

livebaseballscorecards.com

Batter	1	2	3	4	5	6	7	8	9	AB	R	H	RBI	BB	SO	LOB
2 Randy Winn, S (1, 8) OBP: 0.340, SLG: 0.455	F9	F7		K			L9		K	5	0	0	0	0	2	1
19 Kevin Frandsen, R (1, 4) OBP: 0.291, SLG: 0.327	P4	F9			G1-3		K		K	5	0	0	0	0	2	1
35 Rich Aurilia, R (1, 3) OBP: 0.288, SLG: 0.364	1 BB, 1B, 1B 1B		G3-5-3 1B		2B		1B			4	1	4	0	0	0	0
Barry Bonds, L (1, 7) OBP: 0.497, SLG: 0.602	1 BB 1-2 1B		G3-5-3 1-2f		IBB		G3			3	1	1	0	1	0	2
1 Bengie Molina, R (1, 2) OBP: 0.339, SLG: 0.473	1B 1-2 2-3 BB		3B 1B		F7			P2		3	1	1	0	1	0	2
Pedro Feliz, R (1, 5) OBP: 0.294, SLG: 0.440	40 FC3-6 1-2 2-H 3-H 1B		1-H 3B		G4-3			G6-3		4	0	2	3	0	0	2
40 Daniel Ortmeier, S (1, 9) OBP: 0.361, SLG: 0.500	FC3-6 1-2f		K			K 1B		1B		4	0	1	0	0	2	3
13 Omar Vizquel, S (1, 6) OBP: 0.271, SLG: 0.272		F8		L7		P5		F9		4	0	0	0	0	0	1
75 Barry Zito, L (1, 1) OBP: 0.136, SLG: 0.136						G4-3			G1-3	3	0	1	0	0	0	0
Jack Taschner, L (8, 1)		1B		G4-3						0	0	0	0	0	0	0
Mark Sweeney, L (9, PH) OBP: 0.250, SLG: 0.361										1	0	0	0	0	0	0
41 Brad Hennessey, R (9, 1)										0	0	0	0	0	0	0

Inning Stats	R: 2 E: 0 K: 0 S: 17	H: 3 LOB: 2 BB: 1 P: 30	R: 0 E: 0 K: 0 S: 7	H: 1 LOB: 1 BB: 0 P: 11	R: 1 E: 0 K: 1 S: 17	H: 3 LOB: 1 BB: 0 P: 27	R: 0 E: 0 K: 1 S: 8	H: 0 LOB: 0 BB: 0 P: 10	R: 0 E: 0 K: 0 S: 6	H: 1 LOB: 2 BB: 1 P: 14
	R: 0 E: 0 K: 1 S: 11	H: 0 LOB: 0 BB: 0 P: 13	R: 0 E: 0 K: 1 S: 11	H: 1 LOB: 1 BB: 0 P: 17	R: 0 E: 0 K: 0 S: 10	H: 1 LOB: 1 BB: 0 P: 14	R: 0 E: 0 K: 2 S: 7	H: 0 LOB: 0 BB: 0 P: 8	1B: 8 2B: 1 3B: 1 HR: 0	SF: 0 SAC: 0 DP: 1 HBP: 0	WP: 0 PB: 0 SB: 0 CS: 0	PA: 38

PITCHER	IP	WLS	BF	H	R	ER	SO	BB	IBB	HBP	BLK	WP	HR	S	P	ERA	WHIP
Tom Glavine, L (1, 1) ERA: 3.44	7.0	L	31	9	3	3	4	1	1	0	0	0	0	77	122	3.86	1.429
59 Guillermo Mota, R (8, 1) ERA:	2.0		7	1	0	0	2	0	0	0	0	0	0	17	22	0.00	0.500

PITCHER	IP	WLS	BF	H	R	ER	SO	BB	IBB	HBP	BLK	WP	HR	S	P	ERA	WHIP

AB	36
R	3
H	10
RBI	3
BB	2
SO	6
LOB	12

BOTTOM

Batter	1	2	3	4	5	6	7	8	9	AB	R	H	RBI	BB	SO	LOB
7 José Reyes, S (1, 6) OBP: 0.388, SLG: 0.465	C C B X 1-2 F7 ①		B X 1-0 P6 ①		C C B F X 1-2 FC3-6 ② 1-2f			F B X 1-1 P4 ①		4	0	0	0	0	0	1
10 Endy Chavez, L (1, 7) OBP: 0.360, SLG: 0.446	F B C B X 2-2 G6-3 ②		B S X 1-1 15 G6-4-3 1B		1 SAFE C X 0-1 G6-3 ③			C S B F X 1-2 L5 ②		4	0	1	0	0	0	1
15 Carlos Beltrán, S (1, 8) OBP: 0.387, SLG: 0.510	B C B X 2-1 2B		X 0-0 G6-4-3 ② ③ 1-2f			B C B B X 3-1 F8 ①		X 0-0 P4 ③		4	0	1	0	0	0	1
21 Carlos Delgado, L (1, 3) OBP: 0.315, SLG: 0.387	C B S B D S 3-3 K ③			B B B 4-0 BB		C B F S 1-3 K ②			B B F S S 2-3 K ①	3	0	0	0	1	3	1
5 David Wright, R (1, 5) OBP: 0.360, SLG: 0.462		B B B C F X 3-2 27 FC5 16 1B 1B		B B C F F C 2-3 K ①		F F B B F F F B F 3-2 X F9 ③			F X 0-1 G4-3 ②	4	0	1	0	0	1	1
16 Paul Lo Duca, R (1, 2) OBP: 0.379, SLG: 0.404		C B C B D F 1 SAFE F X 1-2 3-2 27 FC5 1B		F B C F C 1-3 K ②			B B X 2-0 2B		X 0-0 G1-3 ③	4	0	2	0	0	1	1
3 Damion Easley, R (1, 4) OBP: 0.333, SLG: 0.485		C F B C 1-3 K ①		B S C D F X 2-2 G6-3 ③			B X 1-0 G1-3 ①			3	0	0	0	0	1	4
27 Carlos Gómez, R (1, 9) OBP: 0.241, SLG: 0.269		B C F B X 2-2 FC5 ② 1-2 2-3f			B F B S C 2-3 K ①		B C F X 1-2 P6 ②			3	0	0	0	0	1	3
Tom Glavine, L (1, 1) OBP: 0.261, SLG: 0.227 Julio Franco, R (7, PH) OBP: 0.282, SLG: 0.273 59 Guillermo Mota, R (8, 1)		B B C X 2-1 F7 ③			C C F X 0-2 7 FC3-6 1B		C B S F C 1-3 K ③			2 1 0	0 0 0	1 0 0	0 0 0	0 0 0	0 1 0	2 1 0
Inning Stats	R: 0 E: 0 K: 1 S: 11 H: 1 LOB: 1 BB: 0 P: 19	R: 0 E: 0 K: 1 S: 16 H: 2 LOB: 2 BB: 0 P: 27	R: 0 E: 0 K: 0 S: 4 H: 1 LOB: 0 BB: 0 P: 6	R: 0 E: 0 K: 2 S: 12 H: 0 LOB: 1 BB: 1 P: 21	R: 0 E: 0 K: 1 S: 13 H: 1 LOB: 1 BB: 0 P: 16	R: 0 E: 0 K: 1 S: 12 H: 0 LOB: 0 BB: 0 P: 19	R: 0 E: 0 K: 1 S: 9 H: 1 LOB: 1 BB: 0 P: 14	R: 0 E: 0 K: 0 S: 7 H: 0 LOB: 0 BB: 0 P: 9	R: 0 E: 0 K: 1 S: 6 H: 0 LOB: 0 BB: 0 P: 8	1B: 4 2B: 2 3B: 0 HR: 0	SF: 0 SAC: 0 DP: 1 HBP: 0						

PITCHER	IP	WLS	BF	H	R	ER	SO	BB	IBB	HBP	BLK	WP	HR	S	P	ERA	WHIP
75 Barry Zito, L (1, 1) ERA: 4.21	7.0	W	27	6	0	0	7	1	0	0	0	0	0	77	122	0.00	1.000
Jack Taschner, L (8, 1) ERA: 4.3	1.0	H	3	0	0	0	0	0	0	0	0	0	0	7	9	0.00	0.000
41 Brad Hennessey, R (9, 1) ERA: 2.82	1.0	S	3	0	0	0	1	0	0	0	0	0	0	6	8	0.00	0.000

PITCHER	IP	WLS	BF	H	R	ER	SO	BB	IBB	HBP	BLK	WP	HR	S	P	ERA	WHIP

San Francisco Giants @ New York Mets

Shea Stadium, Flushing, NY

Wed May 30 2007, 7:10 PM EDT

Att. 41,395 - Clear - 76 F

livebaseballscorecards.com

AB	32
R	0
H	6
RBI	0
BB	1
SO	8
LOB	16

Batter	1	2	3	4	5	6	7	8	9	AB	R	H	RBI	BB	SO	LOB
2 Randy Winn, S (1, 8) OBP: 0.338, SLG: 0.450	1-0 13 S 13 3B 1B		1-2 ① L7			3-3 ② K			2-3 ① K	4	1	1	0	0	2	1
13 Omar Vizquel, S (1, 6) OBP: 0.270, SLG: 0.283	1 SAFE 1 SAFE SAFE SAFE 3-2 1-H 35 SF9 3B		3-2 ②③ G6-4-3 1-2f			2-1 ③ G6-3			1-0 ② P2	4	1	1	1	0	0	1
35 Rich Aurilia, R (1, 3) OBP: 0.282, SLG: 0.357	3-2 ① SF9 3-H			0-0 ① B1-3			2-2 ① G6-3		2-2 ③ K	3	0	0	1	0	1	0
Barry Bonds, L (1, 7) OBP: 0.489, SLG: 0.587	1-1 ② P5			2-0 ② G4-3			1-1 ② L9			3	0	0	0	0	0	0
1 Bengie Molina, R (1, 2) OBP: 0.333, SLG: 0.465	2-3 ③ K			1-2 ③ G6-3			0-1 ③ F9			3	0	0	0	0	1	0
14 Fred Lewis, L (1, 9) OBP: 0.329, SLG: 0.409		2-3 ① K			2-2 ① G4-3			1-1 19 G4-3 2B		3	0	1	0	0	1	0
Pedro Feliz, R (1, 5) OBP: 0.289, SLG: 0.433		2-2 ② P5			0-1 ② F7			1-1 ① G5-3		3	0	0	0	0	0	1
19 Kevin Frandsen, R (1, 4) OBP: 0.276, SLG: 0.309		1-0 ③ F9			0-0 ③ F8			0-2 ② G4-3 2-3		3	0	0	0	0	0	1
18 Matt Cain, R (1, 1) OBP: 0.095, SLG: 0.050 40 Daniel Ortmeier, S (8, PH) OBP: 0.351, SLG: 0.486 31 Vinnie Chulk, R (8, 1)			4-2 13 G6-4-3 BB			0-0 ① F9		1-3 ③ K		1 1 0	0 0 0	0 0 0	0 0 0	1 0 0	0 1 0	0 1 0
Inning Stats	R: 2 E: 0 K: 1 S: 15 H: 2 LOB: 0 BB: 0 P: 25	R: 0 E: 0 K: 1 S: 7 H: 0 LOB: 0 BB: 0 P: 12	R: 0 E: 0 K: 0 S: 10 H: 0 LOB: 0 BB: 1 P: 18	R: 0 E: 0 K: 0 S: 6 H: 0 LOB: 0 BB: 0 P: 9	R: 0 E: 0 K: 0 S: 8 H: 0 LOB: 0 BB: 0 P: 10	R: 0 E: 0 K: 1 S: 6 H: 0 LOB: 0 BB: 0 P: 11	R: 0 E: 0 K: 0 S: 7 H: 0 LOB: 0 BB: 0 P: 10	R: 0 E: 0 K: 1 S: 10 H: 1 LOB: 1 BB: 0 P: 13	R: 0 E: 0 K: 2 S: 8 H: 0 LOB: 0 BB: 0 P: 13	1B: 1 2B: 1 3B: 1 HR: 0 SF: 1 SAC: 0 DP: 1 HBP: 0						

PITCHER		IP	WLS	BF	H	R	ER	SO	BB	IBB	HBP	BLK	WP	HR	S	P	ERA	WHIP
26 Orlando Hernandez, R ERA: 2.2	(1, 1)	7.0	W	23	2	2	2	3	1	0	0	0	0	0	59	95	2.57	0.429
35 Joe Smith, R ERA: 1.52	(8, 1)	1.0	H	4	1	0	0	1	0	0	0	0	0	0	10	13	0.00	1.000
13 Billy Wagner, L ERA: 1.5	(9, 1)	1.0	S	3	0	0	0	2	0	0	0	0	0	0	8	13	0.00	0.000

PITCHER	IP	WLS	BF	H	R	ER	SO	BB	IBB	HBP	BLK	WP	HR	S	P	ERA	WHIP

TOP

San Francisco Giants @ New York Mets

Shea Stadium, Flushing, NY

Thu May 31 2007, 7:10 PM EDT
Att. 44,228 - Cloudy - 75 F

livebaseballscorecards.com

AB	28
R	2
H	3
RBI	2
BB	1
SO	6
LOB	5

BOTTOM

San Francisco Giants @ New York Mets

Shea Stadium, Flushing, NY

Thu May 31 2007, 7:10 PM EDT

Att. 44,228 - Cloudy - 75 F

livebaseballscorecards.com

Batter	1	2	3	4	5	6	7	8	9	AB	R	H	RBI	BB	SO	LOB
7 José Reyes, S (1, 6) OBP: 0.394, SLG: 0.468	BBCBFFFB 4-2 10 G4-3 10 S 15 1B BB	BDFFBX 3-2 10 CS 2-3 3-H 1B		B X 1-0 10 G4-6-3 2-3 1B			FFT 0-2 ① K			3	1	2	1	1	1	0
10 Endy Chavez, L (1, 9) OBP: 0.365, SLG: 0.448	B 1 SAFE BBCX 3-1 ① G4-3 1-3	CX 0-1 ② 1-2 3-H 1B		1 SAFE BSD 1 SAFE X 2-1 ②③ G4-6-3 1-2f			CX 0-1 1B			4	0	2	1	0	0	3
15 Carlos Beltrán, S (1, 8) OBP: 0.390, SLG: 0.513 27 Carlos Gómez, R (2, 8) OBP: 0.219, SLG: 0.241	BX 1-0 5 2B 3-H 1B	SFX 0-2 ③ G1-3	CLFFBS 1-3 ① K				1 SAFE CFS 1 SAFE 0-3 ② K			1 3	1 0	1 0	1 0	0 0	0 2	0 2
21 Carlos Delgado, L (1, 3) OBP: 0.309, SLG: 0.379	BBX 2-0 ② F8	CSBS 1-3 ① K	X 0-0 ② G5-3				BX 1-0 ③ F8			4	0	0	0	0	1	2
5 David Wright, R (1, 5) OBP: 0.362, SLG: 0.467	BX 1-0 1-H 2B	CCX 0-2 16 FC1-4-6 1B	BCBX 2-1 ③ G5-3					SCFFBBFFC 2-3 ① K		4	0	2	1	0	1	0
16 Paul Lo Duca, R (1, 2) OBP: 0.371, SLG: 0.394	BBCFFFX 2-2 ③ G5-3	1 SAFE FFFDFX 1-2 ② FC1-4-6 3 WP 1-2f				BBFX 2-1 ① P5		FFX 0-2 ② G4-3		4	0	0	0	0	0	2
3 Damion Easley, R (1, 4) OBP: 0.339, SLG: 0.495		BX 1-0 26 SH3-4 7 1B 2B	BBBCX 3-1 ③ G6-3 1-2				FSX 0-2 4 G5-3 1B	BSFBX 2-2 ③ P5		4	1	2	0	0	0	1
4 Ben Johnson, R (1, 7) OBP: 0.400, SLG: 0.250		FCBFBBB 4-2 7 1B 26 SH3-4 10 1B BB		B X 1-0 7 1B 26 SH1-4 1B			BBCX 2-1 ② G5-3 1-2			2	1	1	0	1	0	1
26 Orlando Hernandez, R (1, 1) OBP: 0.250, SLG: 0.375 35 Joe Smith, R (8, 1) 13 Billy Wagner, L (9, 1)		LLX 0-2 ① SH3-4 1-2 2-3		LX 0-1 ① SH1-4 1-2			CCS 0-3 ③ K			1 0 0	0 0 0	0 0 0	0 0 0	0 0 0	1 0 0	1 0 0
Inning Stats	R: 2 E: 0 K: 0 S: 14 H: 2 LOB: 1 BB: 1 P: 27	R: 2 E: 0 K: 0 S: 15 H: 3 LOB: 1 BB: 1 P: 23	R: 0 E: 0 K: 1 S: 12 H: 1 LOB: 1 BB: 0 P: 17	R: 0 E: 0 K: 0 S: 6 H: 2 LOB: 1 BB: 0 P: 10	R: 0 E: 0 K: 1 S: 8 H: 0 LOB: 0 BB: 0 P: 11	R: 0 E: 0 K: 1 S: 10 H: 1 LOB: 1 BB: 0 P: 14	R: 0 E: 0 K: 2 S: 9 H: 1 LOB: 1 BB: 0 P: 10	R: 0 E: 0 K: 1 S: 13 H: 0 LOB: 0 BB: 0 P: 17		1B: 8 2B: 2 3B: 0 HR: 0	SF: 0 SAC: 2 DP: 1 HBP: 0					

	AB	30
	R	4
	H	10
	RBI	4
	BB	2
	SO	6
	LOB	12

WP: 1 PB: 0 SB: 1 CS: 1 PA: 34

PITCHER		IP	WLS	BF	H	R	ER	SO	BB	IBB	HBP	BLK	WP	HR	S	P	ERA	WHIP
18 Matt Cain, R ERA: 3.42	(1, 1)	7.0	L	31	10	4	4	5	2	0	0	0	1	0	74	112	5.14	1.714
31 Vinnie Chulk, R ERA: 3.74	(8, 1)	1.0		3	0	0	0	1	0	0	0	0	0	0	13	17	0.00	0.000

PITCHER	IP	WLS	BF	H	R	ER	SO	BB	IBB	HBP	BLK	WP	HR	S	P	ERA	WHIP

Batter	1	2	3	4	5	6	7	8	9	AB	R	H	RBI	BB	SO	LOB
22 Eric Byrnes, R (1, 7) OBP: 0.364, SLG: 0.514	X 0-0 34 S 1B		B C F T 1-2 ③ K		C B B F B F X 3-2 ③ P3			C B X 1-1 ① F7		4	0	1	0	0	1	0
34 Conor Jackson, R (1, 3) OBP: 0.388, SLG: 0.420 Brandon Lyon, R (9, 1)	1 SAFE F 1 SAFE 1 B B B 1 SAFE C B 3-3 ① F F F Q K 1-2			B X 1-0 1 G4-3 2B		B B F X 2-1 1 G6-3 1B		B F B B C X 3-2 ② G5-3		4 0	0 0	2 0	0 0	0 0	1 0	1 0
1 Orlando Hudson, S (1, 4) OBP: 0.367, SLG: 0.471	B F X 1-1 ② F7			B X 1-0 ① G4-3 2-3		C 1 SAFE B 1 B B X 3-1 ① G6-3 1-2		B F B C X 2-2 27 1B 6 HR 1B		4	1	1	0	0	0	3
27 Mark Reynolds, R (1, 5) OBP: 0.470, SLG: 0.776	B B S B C F S 3-3 ③ K			F F X 0-2 ② P3		C S B B C 2-3 ② K		F S X 0-2 6 HR 1-2 1B		4	1	1	0	0	2	3
6 Stephen Drew, L (1, 6) OBP: 0.309, SLG: 0.345		C B X 1-1 ① F7		D X 1-0 ③ G4-3		C B F B F X 2-2 ③ F7		B X 1-0 1-H 2-H HR		4	1	1	3	0	0	2
24 Chris Young, R (1, 8) OBP: 0.307, SLG: 0.454		C B X 1-1 ② F8			B B C F T 2-2 ① K		C F C 0-3 ① K	C B S S 1-3 ③ K		4	0	0	0	0	3	0
7 Carlos Quentin, R (1, 9) OBP: 0.325, SLG: 0.388		F F B B B F E F F F S 2-3 ③ K			C B S S X 1-2 19 HR 2B		B B S X 2-1 1B		B S F X 1-2 ① G5-3	4	1	2	0	0	1	0
19 Chris Snyder, R (1, 2) OBP: 0.309, SLG: 0.367			C S B X 1-2 ① G6-3		C F B X 1-2 2-H HR		1 SAFE C B B F S 2-3 ② K		B B C X 2-1 ② F8	4	1	1	2	0	1	1
17 Brandon Webb, R (1, 1) OBP: 0.034, SLG: 0.034 Tony Clark, S (9, PH) OBP: 0.298, SLG: 0.547 (9, 3)			C B S F S 1-3 ② K		C B F B X 2-2 ② F9		B X 1-0 ③ P3		B C S B F S 2-3 ③ K	3 1	0 0	0 0	0 0	0 0	1 1	1 0
Inning Stats	R: 0 E: 0 K: 2 S: 13 H: 1 LOB: 1 BB: 0 P: 20	R: 0 E: 0 K: 1 S: 11 H: 0 LOB: 0 BB: 0 P: 15	R: 0 E: 0 K: 2 S: 10 H: 0 LOB: 0 BB: 0 P: 13	R: 0 E: 0 K: 0 S: 6 H: 1 LOB: 1 BB: 0 P: 9	R: 2 E: 0 K: 1 S: 17 H: 2 LOB: 0 BB: 0 P: 26	R: 0 E: 0 K: 1 S: 11 H: 1 LOB: 1 BB: 0 P: 20	R: 0 E: 0 K: 2 S: 9 H: 1 LOB: 1 BB: 0 P: 14	R: 3 E: 0 K: 1 S: 15 H: 3 LOB: 0 BB: 0 P: 23	R: 0 E: 0 K: 1 S: 9 H: 0 LOB: 0 BB: 0 P: 14	1B: 5 2B: 2 3B: 0 HR: 2		SF: 0 SAC: 0 DP: 0 HBP: 0		WP: 0 PB: 0 SB: 1 CS: 0		PA: 36

PITCHER		IP	WLS	BF	H	R	ER	SO	BB	IBB	HBP	BLK	WP	HR	S	P	ERA	WHIP
33 John Maine, R ERA: 2.81	(1, 1)	6.0	L	23	5	2	2	7	0	0	0	0	0	1	68	103	3.00	0.833
59 Guillermo Mota, R ERA: 6.75	(7, 1)	2.0		10	4	3	3	3	0	0	0	0	0	1	24	37	13.50	2.000
Aaron Heilman, R ERA: 3.33	(9, 1)	1.0		3	0	0	0	1	0	0	0	0	0	0	9	14	0.00	0.000

PITCHER	IP	WLS	BF	H	R	ER	SO	BB	IBB	HBP	BLK	WP	HR	S	P	ERA	WHIP

TOP

Arizona Diamondbacks @ New York Mets

Shea Stadium, Flushing, NY

Fri Jun 01 2007, 7:10 PM EDT

Att. 40,230 - Cloudy - 82 F

livebaseballscorecards.com

AB	36
R	5
H	9
RBI	5
BB	0
SO	11
LOB	11

BOTTOM

Batter	1	2	3	4	5	6	7	8	9	AB	R	H	RBI	BB	SO	LOB
7 José Reyes, S (1, 6) OBP: 0.396, SLG: 0.468	B X 1-0 F7 ①		C X 0-1 10 CS 1B			X 0-0 10 S 1B		F B B X 2-1 G3 ③ 1-2		4	0	2	0	0	0	1
10 Endy Chavez, L (1, 8) OBP: 0.361, SLG: 0.434	C C X 0-2 G4-3 ②		1 SAFE 1 SAFE B 1 SAFE P 2-0 CS ③ 1-2	X 0-0 L7 ①		1 SAFE M 1 SAFE D C B B S 3-3 K ③ 1-2			B B C B B 4-1 21 G4-3 BB	3	0	0	0	1	1	1
3 Damion Easley, R (1, 4) OBP: 0.328, SLG: 0.477	F B B B F F X 3-2 L6 ③			B F X 1-1 F8 ②			C F B F F B C 2-3 K ①		C B B X 2-1 P5 ①	4	0	0	0	0	1	1
21 Carlos Delgado, L (1, 3) OBP: 0.304, SLG: 0.372		B B C C B C 3-3 K ①		B C X 1-1 G3 ③			C B X 1-1 G4-3 ②		X 0-0 G4-3 ② 1-2	4	0	0	0	0	1	1
16 Paul Lo Duca, R (1, 2) OBP: 0.363, SLG: 0.384		B B C C F X 2-2 G4-3 ②			B C F B F X 2-2 G4-3 ①		C F B X 1-2 G6-3 ③		C F D F X 1-2 L9 ③	4	0	0	0	0	0	1
Julio Franco, R (1, 5) OBP: 0.286, SLG: 0.257	C B B F B B 4-2 17 S BB				C C B B X 2-2 G4-3 ②			B X 1-0 G6-3 ①		2	0	0	0	1	0	0
17 David Newhan, L (1, 7) OBP: 0.319, SLG: 0.275		C B B C B S 3-3 K ③ 1-2			C X 0-1 G3 ③			C B B X 2-1 E5 1B 1B		3	1	1	0	0	1	1
4 Ben Johnson, R (1, 9) OBP: 0.250, SLG: 0.143			B C X 1-1 P1 ①			F F C 0-3 K ①		L B F B F S 2-3 K ②		3	0	0	0	0	2	1
33 John Maine, R (1, 1) OBP: 0.238, SLG: 0.158			C B C B S 2-3 K ②			C C S 0-3 K2-3 ②		B C F B X 2-2 7 WP 2-H 1B		1	0	0	0	0	1	0
27 Carlos Gómez, R (6, PH) OBP: 0.212, SLG: 0.233										1	0	0	0	0	1	0
59 Guillermo Mota, R (7, 1)										0	0	0	0	0	0	0
Ruben Gotay, S (8, PH) OBP: 0.306, SLG: 0.412										1	0	1	1	0	0	0
Aaron Heilman, R (9, 1)										0	0	0	0	0	0	0
Inning Stats	R: 0 E: 0 K: 0 S: 8 H: 0 LOB: 0 BB: 0 P: 12	R: 0 E: 0 K: 2 S: 12 H: 0 LOB: 1 BB: 1 P: 24	R: 0 E: 0 K: 1 S: 8 H: 1 LOB: 0 BB: 0 P: 12	R: 0 E: 0 K: 0 S: 5 H: 0 LOB: 0 BB: 0 P: 7	R: 0 E: 0 K: 0 S: 9 H: 0 LOB: 0 BB: 0 P: 13	R: 0 E: 0 K: 3 S: 10 H: 1 LOB: 1 BB: 0 P: 13	R: 0 E: 0 K: 1 S: 10 H: 0 LOB: 0 BB: 0 P: 14	R: 1 E: 1 K: 1 S: 12 H: 2 LOB: 1 BB: 0 P: 21	R: 0 E: 0 K: 0 S: 8 H: 0 LOB: 1 BB: 1 P: 15	1B: 4 2B: 0 3B: 0 HR: 0	SF: 0 SAC: 0 DP: 0 HBP: 0						

PITCHER		IP	WLS	BF	H	R	ER	SO	BB	IBB	HBP	BLK	WP	HR	S	P	ERA	WHIP
17 Brandon Webb, R ERA: 3.39	(1, 1)	8.0	W	28	4	1	0	8	1	0	0	0	1	0	74	116	0.00	0.625
Brandon Lyon, R ERA: 2.59	(9, 1)	1.0		4	0	0	0	0	1	0	0	0	0	0	8	15	0.00	1.000

PITCHER	IP	WLS	BF	H	R	ER	SO	BB	IBB	HBP	BLK	WP	HR	S	P	ERA	WHIP

Arizona Diamondbacks @ New York Mets

Shea Stadium, Flushing, NY

Fri Jun 01 2007, 7:10 PM EDT

Att. 40,230 - Cloudy - 82 F

livebaseballscorecards.com

AB	30
R	1
H	4
RBI	1
BB	2
SO	8
LOB	7

WP: 1 PA: 33
PB: 0
SB: 2
CS: 1

Batter	1	2	3	4	5	6	7	8	9	AB	R	H	RBI	BB	SO	LOB
22 Eric Byrnes, R (1, 7) OBP: 0.366, SLG: 0.527	C B X 1-1 ① P5		X 0-0 HR		X 0-0 1B			C C B X 1-2 ① G6-3		4	1	2	1	0	0	0
24 Chris Young, R (1, 8) OBP: 0.306, SLG: 0.449	X 0-0 ② F8		B X 1-0 ② L8		B C F F B X 2-2 ③ F9			X 0-0 1 BB 1B		4	0	1	0	0	0	1
1 Orlando Hudson, S (1, 4) OBP: 0.373, SLG: 0.474	C B B B F F X 3-2 1B		B C X 1-1 1B			C F B B X 2-2 ① F8		B F F F B B B 1-2 4-2 BB		3	0	2	0	1	0	0
27 Mark Reynolds, R (1, 5) OBP: 0.443, SLG: 0.726	F B C T 1-2 ③ K		S F T 0-2 ③ K			F S B T 1-2 ② K		F B X 1-1 ② F7		4	0	0	0	0	3	4
Tony Clark, S (1, 3) OBP: 0.295, SLG: 0.532		C B B B C X 2-2 7 L9 6 G1-3 1B		C B B F B C 3-3 ① K		C F B B B X 2-2 L7		F S S 0-3 ③ K		4	0	1	0	0	2	2
6 Stephen Drew, L (1, 6) OBP: 0.303, SLG: 0.338		B X 1-0 ① G1-3 1-2		B S X 1-1 ② G4-3			X 0-0 ① F9		C X 0-1 ① G6-3	4	0	0	0	0	0	1
7 Carlos Quentin, R (1, 9) OBP: 0.316, SLG: 0.376		B S B X 2-1 ② L9 2-3		S B F B X 2-2 ③ L8			B B C F X 2-2 ② G5-3		C X 0-1 ② G5-3	4	0	0	0	0	0	1
26 Miguel Montero, L (1, 2) OBP: 0.278, SLG: 0.308 5 Robby Hammock, R (9, PH) OBP: 0.333, SLG: 0.286		S B B F B X 3-2 ③ F9			C B B X 2-1 ① P6		B B B B 4-0 BB		B X 1-0 ③ G6-3	2 1	0 0	0 0	0 0	1 0	0 0	1 0
Livan Hernandez, R (1, 1) OBP: 0.250, SLG: 0.258 Scott Hairston, R (7, PH) OBP: 0.330, SLG: 0.389 13 Alberto Callaspo, S (7, PH) OBP: 0.268, SLG: 0.265 45 Doug Slaten, L (7, 1) 37 Juan Cruz, R (7, 1)			X 0-0 ① P6		B F X 1-1 ② G6-3		C C B C 1-3 ③ K			2 0 1 0 0	0 0 0 0 0	0 0 0 0 0	0 0 0 0 0	0 0 1 0 0	0 0 1 0 0	0 0 1 0 0

Arizona Diamondbacks @ New York Mets

Shea Stadium, Flushing, NY

Sat Jun 02 2007, 1:10 PM EDT

Att. 45,219 - Sunny - 85 F

TOP

livebaseballscorecards.com

AB	33
R	1
H	6
RBI	1
BB	2
SO	6
LOB	11

Inning Stats	1	2	3	4	5	6	7	8	9
	R: 0 E: 0 K: 1 S: 11	R: 0 E: 0 K: 0 S: 9	R: 1 E: 0 K: 1 S: 8	R: 0 E: 0 K: 1 S: 8	R: 0 E: 0 K: 0 S: 9	R: 0 E: 0 K: 1 S: 9	R: 0 E: 0 K: 1 S: 7	R: 0 E: 0 K: 1 S: 12	R: 0 E: 0 K: 0 S: 5
	H: 1 LOB: 1 BB: 0 P: 16	H: 1 LOB: 1 BB: 0 P: 17	H: 2 LOB: 0 BB: 0 P: 10	H: 0 LOB: 0 BB: 0 P: 14	H: 1 LOB: 1 BB: 0 P: 14	H: 0 LOB: 0 BB: 0 P: 14	H: 0 LOB: 1 BB: 1 P: 14	H: 1 LOB: 2 BB: 1 P: 18	H: 0 LOB: 0 BB: 0 P: 6

1B: 5	SF: 0
2B: 0	SAC: 0
3B: 0	DP: 0
HR: 1	HBP: 0

WP: 0	PA: 35
PB: 0	
SB: 0	
CS: 0	

PITCHER		IP	WLS	BF	H	R	ER	SO	BB	IBB	HBP	BLK	WP	HR	S	P	ERA	WHIP
29 Jorge Sosa, R ERA: 3.22	(1, 1)	6.2	W	26	5	1	1	4	1	0	0	0	0	1	58	95	1.35	0.900
35 Joe Smith, R ERA: 1.46	(7, 1)	1.0	H	5	1	0	0	1	1	0	0	0	0	0	12	19	0.00	2.000
25 Pedro Feliciano, L ERA: 0.9	(8, 1)	1.1		4	0	0	0	1	0	0	0	0	0	0	8	9	0.00	0.000

PITCHER		IP	WLS	BF	H	R	ER	SO	BB	IBB	HBP	BLK	WP	HR	S	P	ERA	WHIP

BOTTOM

Arizona Diamondbacks @ New York Mets

Shea Stadium, Flushing, NY

Sat Jun 02 2007, 1:10 PM EDT

Att. 45,219 - Sunny - 85 F

livebaseballscorecards.com

Batter	1	2	3	4	5	6	7	8	9	AB	R	H	RBI	BB	SO	LOB
7 José Reyes, S (1, 6) OBP: 0.396, SLG: 0.476	F8		F9	1B		L9		3B		5	0	2	1	0	0	1
10 Endy Chavez, L (1, 8) OBP: 0.345, SLG: 0.413	G4-3		F7	F9			G4-3	K		5	0	0	0	0	1	3
5 David Wright, R (1, 5) OBP: 0.368, SLG: 0.465	1B		K		F8		HR BB	BB		3	1	1	0	2	1	0
21 Carlos Delgado, L (1, 3) OBP: 0.306, SLG: 0.392	F8			HR	G4-3		2B			5	2	2	1	0	0	3
11 Ramon Castro, R (1, 2) OBP: 0.327, SLG: 0.429		P6		1B	1B		K			4	1	2	0	0	1	2
Ruben Gotay, S (1, 4) OBP: 0.350, SLG: 0.526		G4-3		4 SF9	G5-3		HR			4	2	3	3	0	0	1
17 David Newhan, L (1, 7) OBP: 0.314, SLG: 0.273 25 Pedro Feliciano, L (8, 1)	G4-3			FC1-6		L3	G3			4 0	0 0	1 0	1 0	0 0	0 0	1 0
4 Ben Johnson, R (1, 9) OBP: 0.250, SLG: 0.111	BB			SF9		K		K		2	0	0	1	1	2	0
29 Jorge Sosa, R (1, 1) OBP: 0.286, SLG: 0.167 35 Joe Smith, R (7, 1) 27 Carlos Gómez, R (8, 7) OBP: 0.235, SLG: 0.258	P5			FC1-6			BB	1B		2 0 1	0 0 1	0 0 1	0 0 1	1 0 0	0 0 0	3 0 0
Inning Stats	R: 0 E: 0 K: 0 S: 12 H: 1 LOB: 1 BB: 0 P: 17	R: 0 E: 0 K: 0 S: 9 H: 1 LOB: 2 BB: 1 P: 19	R: 0 E: 0 K: 1 S: 11 H: 0 LOB: 0 BB: 0 P: 19	R: 3 E: 0 K: 0 S: 18 H: 5 LOB: 2 BB: 0 P: 28	R: 0 E: 0 K: 0 S: 11 H: 1 LOB: 1 BB: 0 P: 22	R: 0 E: 0 K: 1 S: 7 H: 0 LOB: 1 BB: 1 P: 15	R: 3 E: 0 K: 1 S: 13 H: 2 LOB: 0 BB: 1 P: 25	R: 1 E: 0 K: 2 S: 15 H: 2 LOB: 2 BB: 1 P: 29		1B: 8 2B: 1 3B: 1 HR: 2 SF: 1 SAC: 0 DP: 0 HBP: 0						

AB	35
R	7
H	12
RBI	7
BB	4
SO	5
LOB	14

PITCHER		IP	WLS	BF	H	R	ER	SO	BB	IBB	HBP	BLK	WP	HR	S	P	ERA	WHIP
Livan Hernandez, R ERA: 3.65	(1, 1)	6.0	L	28	8	3	3	2	2	0	0	0	0	1	68	120	4.50	1.667
45 Doug Slaten, L ERA: 3.29	(7, 1)	0.1		3	1	2	2	0	1	0	0	0	0	0	6	12	54.00	6.000
37 Juan Cruz, R ERA: 3.0	(7, 1)	1.2		9	3	2	2	3	1	0	0	0	0	1	22	42	10.80	2.400

PITCHER	IP	WLS	BF	H	R	ER	SO	BB	IBB	HBP	BLK	WP	HR	S	P	ERA	WHIP

Arizona Diamondbacks @ New York Mets

Shea Stadium, Flushing, NY

Sun Jun 03 2007, 1:10 PM EDT

Att. 53,012 - Cloudy - 80 F

TOP

livebaseballscorecards.com

Batter	1	2	3	4	5	6	7	8	9	AB	R	H	RBI	BB	SO	LOB
22 Eric Byrnes, R (1, 8) OBP: 0.372, SLG: 0.527	T C B S 1-3 K			B B B C F B 4-2 1 G5-4-3 BB		B B B C B 4-1 34 2B 1 SF8 BB		X 0-0 34 G5-3 27 E 1B		2	2	1	0	2	1	0
34 Conor Jackson, R (1, 3) OBP: 0.385, SLG: 0.422 Tony Clark, S (8, 3) OBP: 0.295, SLG: 0.532	B B C C X 2-2 F8			X 0-0 F8		C X 0-1 1-3 2B		1 SAFE X 0-0 G5-3 1-2		4 0	0 0	1 0	0 0	0 0	0 0	2 0
1 Orlando Hudson, S (1, 4) OBP: 0.367, SLG: 0.467	S C F B S 1-3 K			B B 1 SAFE X 2-0 G5-4-3 1-2f		D X 1-0 SF8 3-H		C F F X 0-2 G6-3		3	0	0	1	0	1	2
27 Mark Reynolds, R (1, 5) OBP: 0.446, SLG: 0.708		S X 0-1 F7			B B B B 4-0 7 2B 1B BB	S B B X 2-1 F7		D B S S X 2-2 E6 WP 2-H 1B		3	1	1	0	1	0	1
Scott Hairston, R (1, 7) OBP: 0.327, SLG: 0.384		C B C S 1-3 K			F F D 1 SAFE B B B X 3-2 7 2B 13 G6-4-3 1-2 1B	B X 1-0 P2		1 SAFE C B B C B X 3-2 G4-3 1-2		4	1	1	0	0	1	2
7 Carlos Quentin, R (1, 9) OBP: 0.314, SLG: 0.380		X 0-0 F7			B S X 1-1 13 G6-4-3 1-3 2-H 2B		C B S F B F F X 2-2 F7		B B F C F F B T 3-2 K	4	0	1	1	0	1	0
19 Chris Snyder, R (1, 2) OBP: 0.307, SLG: 0.357			F B C X 1-2 G6-3		B B H 3-0 13 G6-4-3 HBP	C F B B F B X 3-2 F7			X 0-0 F8	3	0	0	0	0	0	0
13 Alberto Callaspo, S (1, 6) OBP: 0.268, SLG: 0.265			X 0-0 F8		B C B X 2-1 G6-4-3 1-2f 2-3 3-H	X 0-0 1B			C X 0-1 F8	4	0	1	0	0	0	2
49 Doug Davis, R (1, 1) 56 Ramon Pena, R (8, 1) OBP: 0.333, SLG: 0.333 Jose Valverde, R (9, 1)			B C C E F S 1-3 K		C B B S F B F C 3-3 K	F X 0-1 G5-3				3 0 0	0 0 0	0 0 0	0 0 0	0 0 0	2 0 0	2 0 0

	AB	30
	R	4
	H	6
	RBI	2
	BB	3
	SO	6
	LOB	11

Inning Stats																																
	R: 0	H: 0		R: 0	H: 0		R: 0	H: 0		R: 0	H: 0		R: 2	H: 2		R: 1	H: 1		R: 0	H: 1		R: 1	H: 2		R: 0	H: 0		1B: 4	SF: 1		WP: 1	PA: 35	
	E: 0	LOB: 0		E: 0	LOB: 0		E: 0	LOB: 0		E: 0	LOB: 1		E: 0	LOB: 1		E: 0	LOB: 1		E: 0	LOB: 1		E: 1	LOB: 1		E: 0	LOB: 0		2B: 2	SAC: 0		PB: 0		
	K: 2	BB: 0		K: 1	BB: 0		K: 1	BB: 0		K: 0	BB: 1		K: 1	BB: 1		K: 0	BB: 1		K: 0	BB: 0		K: 0	BB: 0		K: 1	BB: 0		3B: 0	DP: 2		SB: 0		
	S: 10	P: 14		S: 6	P: 7		S: 9	P: 11		S: 4	P: 10		S: 12	P: 28		S: 7	P: 15		S: 13	P: 18		S: 12	P: 17		S: 8	P: 11		HR: 0	HBP: 1		CS: 0		

PITCHER		IP	WLS	BF	H	R	ER	SO	BB	IBB	HBP	BLK	WP	HR	S	P	ERA	WHIP
46 Oliver Pérez, L ERA: 2.8	(1, 1)	7.0	L	27	4	3	3	5	3	0	1	0	0	0	61	103	3.86	1.000
Aaron Heilman, R ERA: 3.42	(8, 1)	2.0		8	2	1	1	1	0	0	0	0	1	0	20	28	4.50	1.000

PITCHER		IP	WLS	BF	H	R	ER	SO	BB	IBB	HBP	BLK	WP	HR	S	P	ERA	WHIP

Batter	1	2	3	4	5	6	7	8	9	AB	R	H	RBI	BB	SO	LOB
7 José Reyes, S (1, 6) OBP: 0.398, SLG: 0.474	X 0-0 5 G6-3 10 SH1-3 1B		C X 0-1 ② F9		B B C F F X 2-2 ③ F8			B B B C C B 4-2 5 E 5 1B BB		3	0	1	0	1	0	1
10 Endy Chavez, L (1, 8) OBP: 0.345, SLG: 0.421	P L X 1-1 ① SH1-3 1-2		B C X 1-1 ③ G3			C B X 1-1 5 G6-3 21 G6-3 2B		B B C X 2-1 ① F8		3	1	1	0	0	0	1
5 David Wright, R (1, 5) OBP: 0.366, SLG: 0.461	C F X 0-2 ② G6-3 2-3			X 0-0 ① G5-3		F X 0-1 ① G6-3 2-3		B X 1-0 E5 16 BB 1-3 1B		4	0	1	0	0	0	2
21 Carlos Delgado, L (1, 3) OBP: 0.300, SLG: 0.385	C C C 0-3 ③ K			C B C C 1-3 ② K		X 0-0 ② G6-3 3-H		C S B S 1-3 ② K		4	0	0	1	0	3	3
16 Paul Lo Duca, R (1, 2) OBP: 0.366, SLG: 0.380		B C X 1-1 ① F7		B B B B 4-0 BB		B X 1-0 ③ G6-3		1 SAFE B B S F 1 D F F SAFE 4-2 F B 1-2 BB		2	0	0	0	2	0	0
3 Damion Easley, R (1, 4) OBP: 0.317, SLG: 0.460		C F C 0-3 ② K		C 1 SAFE D C F F F B D 3-2 X ③ F8			X 0-0 ① F7	B B F X 2-1 ③ G5-3		4	0	0	0	0	1	4
4 Ben Johnson, R (1, 7) OBP: 0.250, SLG: 0.154		B B C X 2-1 1B			B C B B C S 3-3 ① K		B B X 2-0 ② P3		C S S 0-3 ① K	4	0	1	0	0	2	0
27 Carlos Gómez, R (1, 9) OBP: 0.263, SLG: 0.286		1 SAFE 1 SAFE X 0-0 ③ F9			B X 1-0 46 SH2-3 1B		C B F X 1-2 1B		B S S F X 1-2 ② F9	4	0	2	0	0	0	1
46 Oliver Pérez, L (1, 1) OBP: 0.292, SLG: 0.292 Julio Franco, R (7, PH) OBP: 0.279, SLG: 0.250 Aaron Heilman, R (8, 1) 17 David Newhan, L (9, PH) OBP: 0.308, SLG: 0.267			F F B B X 2-2 ① G6-3		1 SAFE 1 SAFE 1 SAFE X 0-0 ② SH2-3 1-2		B F 1 SAFE D S 2-3 ③ K		C B S S S 1-3 ③ K	1 1 0 1	0 0 0 0	0 0 0 0	0 0 0 0	0 1 0 0	0 1 0 1	0 1 0 0
Inning Stats	R: 0 E: 0 K: 1 S: 10 H: 1 LOB: 1 BB: 0 P: 10	R: 0 E: 0 K: 1 S: 8 H: 1 LOB: 1 BB: 0 P: 11	R: 0 E: 0 K: 0 S: 7 H: 0 LOB: 0 BB: 0 P: 10	R: 0 E: 0 K: 1 S: 10 H: 0 LOB: 1 BB: 1 P: 18	R: 0 E: 0 K: 1 S: 10 H: 1 LOB: 1 BB: 0 P: 16	R: 1 E: 0 K: 0 S: 6 H: 1 LOB: 0 BB: 0 P: 8	R: 0 E: 0 K: 1 S: 8 H: 1 LOB: 1 BB: 0 P: 13	R: 0 E: 1 K: 1 S: 15 H: 1 LOB: 3 BB: 2 P: 29	R: 0 E: 0 K: 2 S: 9 H: 0 LOB: 0 BB: 0 P: 11	1B: 5 2B: 1 3B: 0 HR: 0	SF: 0 SAC: 2 DP: 0 HBP: 0						

PITCHER	IP	WLS	BF	H	R	ER	SO	BB	IBB	HBP	BLK	WP	HR	S	P	ERA	WHIP
49 Doug Davis, L (1, 1) ERA: 3.05	7.2	W	32	6	1	1	6	3	0	0	0	0	0	72	111	1.17	1.174
56 Ramon Pena, R (8, 1) ERA: 2.79	0.1	H	1	0	0	0	0	0	0	0	0	0	0	2	4	0.00	0.000
Jose Valverde, R (9, 1) ERA: 3.38	1.0	S	3	0	0	0	2	0	0	0	0	0	0	9	11	0.00	0.000

PITCHER	IP	WLS	BF	H	R	ER	SO	BB	IBB	HBP	BLK	WP	HR	S	P	ERA	WHIP

BOTTOM

Arizona Diamondbacks @ New York Mets

Shea Stadium, Flushing, NY

Sun Jun 03 2007, 1:10 PM EDT
Att. 53,012 - Cloudy - 80 F

livebaseballscorecards.com

AB	31
R	1
H	6
RBI	1
BB	3
SO	8
LOB	13

1B: 5	SF: 0	WP: 0	PA: 36			
2B: 1	SAC: 2	PB: 0				
3B: 0	DP: 0	SB: 0				
HR: 0	HBP: 0	CS: 0				

Batter	1	2	3	4	5	6	7	8	9	10	11	AB	R	H	RBI	BB	SO	LOB
11 Jimmy Rollins, S (1, 6) OBP: 0.318, SLG: 0.490	C B C X 1-2 G6-3 ①		B C C X 1-2 8 2B 26 1B 1B		C F X 0-2 F9 ②		C B X 1-1 8 CS 1B			F C F B B S 2-3 K ②		5	1	2	0	0	1	0
8 Shane Victorino, S (1, 9) OBP: 0.347, SLG: 0.386	B C X 1-1 F9 ②		C X 0-1 1-3 26 1B 2B		B C F F S 1-3 K ③		1 SAFE 0-0 CS ③ 1-2	B C B X 2-1 G6-3 ①		C X 0-1 L8 ③		5	1	1	0	0	1	0
26 Chase Utley, L (1, 4) OBP: 0.394, SLG: 0.575	C X 0-1 G3 ③		B X 1-0 6 1B 2-H 3-H 1B			B B F X 2-1 1B 2B		B B B B 4-0 6 G3-6 BB			B X 1-0 HR	4	1	3	3	1	0	0
6 Ryan Howard, L (1, 3) OBP: 0.387, SLG: 0.500 9 Michael Bourn, L (11, PR) OBP: 0.366, SLG: 0.314 (11, 7)		C B B X 2-1 1B	C B B X 2-1 1-2 1B			X 0-0 F8 ①		F X 0-1 1-2f G3-6 ② ③			B B X 2-0 1B S 1B 1B	5 0	0 1	3 0	0 0	0 0	0 0	2 0
Pat Burrell, R (1, 7) OBP: 0.387, SLG: 0.382 23 Adam Eaton, R (11, PR) OBP: 0.154, SLG: 0.192 Antonio Alfonseca, R (11, 1)		C X 0-1 F8 ①	B F D F S 2-3 K ③			B C B B B 4-1 1B BB			F B B B X 2-1 F7 ①		1 SAFE C X 0-1 1B HBP 1-3 51 G6-2-3 1B	4 0 0	0 0 0	1 0 0	0 0 0	1 0 0	1 0 0	3 0 0
Aaron Rowand, R (1, 8) OBP: 0.391, SLG: 0.505		S B B X 2-1 F9 ②		C F B B X 2-2 G4-3 ①		B 2 SAFE F B X 2-1 1-3 2-3 1B ②			X 0-0 2B		D B B B C F H 4-2 51 G6-2-3 1B 1-2 HBP	4	0	2	0	0	0	1
Abraham Nunez, S (1, 5) OBP: 0.322, SLG: 0.339		B X 1-0 F8 ③		B B C F C 2-3 K ②		B X 1-0 G3 ③			C S F T 0-2 K ②		D B C F B F F 3-2 X 51 G6-2-3 1B 1-2 2-3 3-H	5	0	1	1	0	2	4
51 Carlos Ruiz, R (1, 2) OBP: 0.314, SLG: 0.387			B C B F F B X 3-2 F9 ①	C B B X 2-1 G6-3 ③			B X 1-0 G1-3 ①		C X 0-1 F8 ③		X 0-0 G6-2-3 ① ② 1-2 2-3 3-Hf	5	0	0	0	0	0	4
Jamie Moyer, L (1, 1) OBP: 0.167, SLG: 0.200 63 Ryan Madson, L (8, 1) 19 Greg Dobbs, L (10, PH) OBP: 0.314, SLG: 0.510 Geoff Geary, R (10, 1) Wes Helms, R (11, PH) OBP: 0.303, SLG: 0.310 (11, 3)			C S C 0-3 K ②		C X 0-1 G4-3 ①		X 0-0 G4-3 ②			C S B X 1-2 G4-3 ①	F C X 0-2 G6-3 ③	3 0 1 0 1	0 0 0 0 0	0 0 0 0 0	0 0 0 0 0	0 0 0 0 0	1 0 0 0 0	0 0 0 0 3
Inning Stats	R: 0 E: 0 K: 0 S: 7 H: 0 LOB: 0 BB: 0 P: 9	R: 0 E: 0 K: 0 S: 7 H: 1 LOB: 1 BB: 0 P: 12	R: 2 E: 0 K: 2 S: 18 H: 4 LOB: 2 BB: 0 P: 27	R: 0 E: 0 K: 1 S: 8 H: 0 LOB: 0 BB: 0 P: 14	R: 0 E: 0 K: 1 S: 9 H: 0 LOB: 0 BB: 0 P: 10	R: 0 E: 0 K: 0 S: 7 H: 2 LOB: 2 BB: 1 P: 16	R: 0 E: 0 K: 0 S: 4 H: 1 LOB: 0 BB: 0 P: 6	R: 0 E: 0 K: 0 S: 4 H: 0 LOB: 0 BB: 1 P: 10	R: 0 E: 0 K: 1 S: 9 H: 1 LOB: 1 BB: 0 P: 11	R: 0 E: 0 K: 1 S: 9 H: 0 LOB: 0 BB: 0 P: 12	R: 2 E: 0 K: 0 S: 17 H: 4 LOB: 3 BB: 0 P: 27	1B: 9 2B: 3 3B: 0 HR: 1	SF: 0 SAC: 0 DP: 2 HBP: 1		WP: 0 PB: 0 SB: 1 CS: 1	PA: 46		

Philadelphia Phillies @ New York Mets

Shea Stadium, Flushing, NY

Tue Jun 05 2007, 7:10 PM EDT

Att. 43,078 - Partly Cloudy - 79 F

TOP

livebaseballscorecards.com

AB	42
R	4
H	13
RBI	4
BB	2
SO	6
LOB	17

PITCHER		IP	WLS	BF	H	R	ER	SO	BB	IBB	HBP	BLK	WP	HR	S	P	ERA	WHIP
Tom Glavine, L ERA: 3.36	(1, 1)	7.0		28	8	2	2	4	1	0	0	0	0	0	60	94	2.57	1.286
Scott Schoeneweis, L ERA: 5.66	(8, 1)	1.0		3	0	0	0	0	1	0	0	0	0	0	4	10	0.00	1.000
13 Billy Wagner, L ERA: 1.44	(9, 1)	1.0		4	1	0	0	1	0	0	0	0	0	0	9	11	0.00	1.000
59 Guillermo Mota, R ERA: 5.4	(10, 1)	1.0		3	0	0	0	1	0	0	0	0	0	0	9	12	0.00	0.000
25 Pedro Feliciano, L ERA: 1.8	(11, 1)	0.0	L	2	2	2	2	0	0	0	0	0	0	1	2	5	∞	∞

PITCHER		IP	WLS	BF	H	R	ER	SO	BB	IBB	HBP	BLK	WP	HR	S	P	ERA	WHIP
35 Joe Smith, R ERA: 1.4	(11, 1)	1.0		5	2	0	0	0	0	0	1	0	0	0	15	22	0.00	2.000

Batter	1	2	3	4	5	6	7	8	9	10	11	AB	R	H	RBI	BB	SO	LOB
7 José Reyes, S (1, 6) OBP: 0.398, SLG: 0.470	G6-3	FC5-4			SH2-3		3 CS 3 S 1B		3 FC6-4 IBB		G5-3	4	0	1	0	1	0	3
3 Damion Easley, R (1, 4) OBP: 0.328, SLG: 0.462	L5		15 FC6-4 1B		1B		15 CS 1-2 BB		FC6-4 1-2f			4	0	2	0	1	0	2
15 Carlos Beltrán, S (1, 8) OBP: 0.381, SLG: 0.500	G5-3		FC6-4 21 G4-3 21 WP 1-2f		P2		F7 1-2 2-3			P6		5	0	0	0	0	0	5
21 Carlos Delgado, L (1, 3) OBP: 0.298, SLG: 0.377		5 2B 16 1B BB	G4-3 1-3		F8			G6-3		P5		4	1	0	0	1	0	3
5 David Wright, R (1, 5) OBP: 0.366, SLG: 0.464		16 1B 1-3 2B	G2-3			L9		F9		16 S 1B		5	1	2	0	0	0	1
16 Paul Lo Duca, R (1, 2) OBP: 0.366, SLG: 0.380		1B 2-H 3-H 1B		L4		1B		L7		P6 1-2		5	0	2	2	0	0	1
4 Ben Johnson, R (1, 7) OBP: 0.211, SLG: 0.125 10 Endy Chavez, L (9, PH) OBP: 0.339, SLG: 0.413 (10, 7)	P3			F7		L7			K		G5-3	3 2	0 0	0 0	0 0	0 0	0 1	2 0
27 Carlos Gómez, R (1, 9) OBP: 0.233, SLG: 0.250	F8			G3		L7			K2-3		G3	5	0	0	0	0	1	2
Tom Glavine, L (1, 1) Ruben Gotay, S (7, PH) Scott Schoeneweis, L (8, 1) 13 Billy Wagner, L (9, 1) 17 David Newhan, L (9, PH) 59 Guillermo Mota, R (10, 1) 25 Pedro Feliciano, L (11, 1) 35 Joe Smith, R (11, 1) Julio Franco, R (11, PH)		7 FC5-4 2-3 1B			7 SH2-3 1B		K		E8			2 1 0 0 1 0 0 0 1	0 0 0 0 0 0 0 0 0	2 0 0 0 0 0 0 0 1	0 0 0 0 0 0 0 0 0	0 1 0 0 0 0 0 0 0	0 0 0 0 0 0 0 0 0	0 0 0 0 0 0 0 0 0
Inning Stats	R: 0 H: 0 E: 0 LOB: 0 K: 0 BB: 0 S: 4 P: 8	R: 2 H: 3 E: 0 LOB: 2 K: 0 BB: 1 S: 14 P: 24	R: 0 H: 1 E: 0 LOB: 1 K: 0 BB: 0 S: 11 P: 16	R: 0 H: 0 E: 0 LOB: 0 K: 0 BB: 0 S: 7 P: 11	R: 0 H: 2 E: 0 LOB: 2 K: 0 BB: 0 S: 8 P: 11	R: 0 H: 1 E: 0 LOB: 1 K: 0 BB: 0 S: 7 P: 12	R: 0 H: 1 E: 0 LOB: 1 K: 1 BB: 1 S: 10 P: 19	R: 0 H: 0 E: 0 LOB: 0 K: 0 BB: 0 S: 6 P: 8	R: 0 H: 0 E: 1 LOB: 2 K: 2 BB: 1 S: 10 P: 17	R: 0 H: 1 E: 0 LOB: 1 K: 0 BB: 0 S: 12 P: 18	R: 0 H: 1 E: 0 LOB: 1 K: 0 BB: 0 S: 10 P: 12	1B: 9 SF: 0 2B: 1 SAC: 1 3B: 0 DP: 0 HR: 0 HBP: 0						

PITCHER	IP	WLS	BF	H	R	ER	SO	BB	IBB	HBP	BLK	WP	HR	S	P	ERA	WHIP
Jamie Moyer, L (1, 1) ERA: 4.08	7.0		30	8	2	2	1	2	0	0	0	1	0	61	101	2.57	1.429
63 Ryan Madson, R (8, 1) ERA: 3.55	2.0		8	0	0	0	2	0	1	0	0	0	0	16	25	0.00	0.000
Geoff Geary, R (10, 1) ERA: 3.45	1.0	W	4	1	0	0	0	0	0	0	0	0	0	12	18	0.00	1.000
Antonio Alfonseca, R (11, 1) ERA: 4.07	1.0	S	4	1	0	0	0	0	0	0	0	0	0	10	12	0.00	1.000

PITCHER	IP	WLS	BF	H	R	ER	SO	BB	IBB	HBP	BLK	WP	HR	S	P	ERA	WHIP

BOTTOM

Philadelphia Phillies @ New York Mets

Shea Stadium, Flushing, NY

Tue Jun 05 2007, 7:10 PM EDT
Att. 43,078 - Partly Cloudy - 79 F

livebaseballscorecards.com

AB	42
R	2
H	10
RBI	2
BB	3
SO	3
LOB	19

WP: 1		PA:	46
PB: 0			
SB: 2			
CS: 2			

Batter	1	2	3	4	5	6	7	8	9	AB	R	H	RBI	BB	SO	LOB
11 Jimmy Rollins, S (1, 6) OBP: 0.326, SLG: 0.506	C X 0-1 26 G4-3 8 S 1B		C B X 1-1 ① L7		B C B F X 2-2 8 S 1-3 1B		C S B X 1-2 2-H 3-H HR		B B B B 4-0 8 FC4-6 1-2 BB	4	1	3	3	1	0	0
8 Shane Victorino, S (1, 9) OBP: 0.340, SLG: 0.377	1 SAFE B P B B C X 3-1 ① F7 1-2		B C C F B X 2-2 ② F8		B B C F B X 3-2 ③ G3 1-2		S X 0-1 ③ L8		C F B X 1-2 ② FC4-6 1-2f 2-3	5	0	0	0	0	0	5
26 Chase Utley, L (1, 4) OBP: 0.390, SLG: 0.567	B B X 2-0 ② G4-3 2-3		C F S 0-3 ③ K			C S B X 1-2 ① G1-3		C X 0-1 6 G3 1B 1B	F 1 SAFE C S 0-3 ③ K	5	1	1	0	0	2	3
6 Ryan Howard, L (1, 3) OBP: 0.395, SLG: 0.500	C B B B D 4-1 BB			C B B X 2-1 G5-4-3 1B		B B B F F B 4-2 19 G4-6-3 BB		T F 1 SAFE B B B X 3-2 ① G3 1-2		2	0	1	0	2	0	1
19 Greg Dobbs, L (1, 7) 28 Jayson Werth, R (8, PH) (8, 7) OBP: 0.342, SLG: 0.413 9 Michael Bourn, L (9, 7) OBP: 0.366, SLG: 0.314	B C B B F F X 3-2 ③ G3			C F X 0-2 ① P3		F B X 1-1 ②③ G4-6-3 1-2f		C F S 1-3 ② K		3 1 0	0 0 0	0 0 0	0 0 0	0 1 0	0 1 0	4 1 0
Aaron Rowand, R (1, 8) OBP: 0.397, SLG: 0.505		B B B C B 4-1 G4-6-3 BB		C X 0-1 ②③ G5-4-3 1-2f			F B S B F B B 4-2 2 SH1-4 11 HR 1B BB	C X 0-1 2-H 1B		2	1	1	1	2	0	1
Abraham Nunez, S (1, 5) OBP: 0.320, SLG: 0.336	1 SAFE B B C 1 X SAFE 2-1 ① G4-6-3 1-2				C B F F C 1-3 ① K		S B B X 2-1 2 SH1-4 11 HR 1-2 1B	B 1 D F X SAFE 2-1 ③ G1-3		4	1	1	0	0	1	2
2 Rod Barajas, R (1, 2) OBP: 0.376, SLG: 0.368	C C T 0-2 ② K				C F B B B B 4-2 11 1B BB		X 0-0 ① SH1-4 1-2 2-3		C T X 0-2 8 FC4-6 11 BB 1B	2	0	1	0	1	1	1
23 Adam Eaton, R (1, 1) OBP: 0.143, SLG: 0.179 Pat Burrell, R (7, PH) OBP: 0.385, SLG: 0.380 Geoff Geary, R (7, 1) 63 Ryan Madson, L (8, 1) Wes Helms, R (9, PH) OBP: 0.301, SLG: 0.308 Antonio Alfonseca, R (9, 1)		B F B B C X 3-2 ③ G6-3			L 1 B X SAFE 1-1 ② P2		S B F B S 2-3 ② K		S X 0-1 ① F8	2 1 0 0 1 0	0 0 0 0 0 0	0 0 0 0 0 0	0 0 0 0 0 0	0 1 0 0 0 0	0 2 0 0 1 0	2 2 0 0 1 0
Inning Stats	R: 0 H: 1 E: 0 LOB: 2 K: 0 BB: 1 S: 11 P: 22	R: 0 H: 0 E: 0 LOB: 1 K: 1 BB: 1 S: 9 P: 18	R: 0 H: 0 E: 0 LOB: 0 K: 1 BB: 0 S: 9 P: 12	R: 0 H: 1 E: 0 LOB: 0 K: 0 BB: 0 S: 7 P: 9	R: 0 H: 1 E: 0 LOB: 2 K: 1 BB: 1 S: 14 P: 25	R: 0 H: 0 E: 0 LOB: 0 K: 0 BB: 1 S: 7 P: 13	R: 3 H: 2 E: 0 LOB: 0 K: 1 BB: 1 S: 14 P: 23	R: 1 H: 2 E: 0 LOB: 1 K: 1 BB: 0 S: 12 P: 18	R: 0 H: 1 E: 0 LOB: 2 K: 1 BB: 1 S: 11 P: 16	1B: 7 SF: 0 2B: 0 SAC: 1 3B: 0 DP: 2 HR: 1 HBP: 0						WP: 0 PA: 39 PB: 0 SB: 2 CS: 0	

TOP

Philadelphia Phillies @ New York Mets

Shea Stadium, Flushing, NY

Wed Jun 06 2007, 7:10 PM EDT

Att. 42,696 - Partly Cloudy - 69 F

livebaseballscorecards.com

AB	32
R	4
H	8
RBI	4
BB	6
SO	6
LOB	23

PITCHER		IP	WLS	BF	H	R	ER	SO	BB	IBB	HBP	BLK	WP	HR	S	P	ERA	WHIP
26 Orlando Hernandez, R ERA: 1.94	(1, 1)	6.0		23	3	0	0	3	4	0	0	0	0	0	57	99	0.00	1.167
Aaron Heilman, R ERA: 4.28	(7, 1)	1.0	L	6	2	3	3	1	1	0	0	0	0	1	14	23	27.00	3.000
Scott Schoeneweis, L ERA: 6.0	(8, 1)	0.1		2	1	1	1	0	0	0	0	0	0	0	5	8	27.00	3.000
59 Guillermo Mota, R ERA: 4.26	(8, 1)	1.1		7	2	0	0	1	1	0	0	0	0	0	15	23	0.00	2.250
25 Pedro Feliciano, L ERA: 1.77	(9, 1)	0.1		1	0	0	0	1	0	0	0	0	0	0	3	3	0.00	0.000

PITCHER	IP	WLS	BF	H	R	ER	SO	BB	IBB	HBP	BLK	WP	HR	S	P	ERA	WHIP

BOTTOM

Philadelphia Phillies @ New York Mets

Shea Stadium, Flushing, NY

Wed Jun 06 2007, 7:10 PM EDT
Att. 42,696 - Partly Cloudy - 69 F

livebaseballscorecards.com

Batter	1	2	3	4	5	6	7	8	9	AB	R	H	RBI	BB	SO	LOB
7 José Reyes, S (1, 6) OBP: 0.403, SLG: 0.470	BBBBB 4-1 10 G4-6-3 BB		X 0-0 1-2 1B		CCX 0-2 ③ G4-3		IIII 4-0 10 G6-3 IBB			2	0	1	0	2	0	0
10 Endy Chavez, L (1, 9) OBP: 0.336, SLG: 0.407	C 1 SAFE 1-2 ①② G4-6-3 1-2f		FBX 1-1 ③ F7			FFX 0-2 15 G3-1 15 S 21 G4-3 1B	BCBFBFFX 3-2 ②③ G6-3 1-2f			4	1	1	0	0	0	6
Scott Schoeneweis, L (8, 1)	1 SAFE									0	0	0	0	0	0	0
59 Guillermo Mota, R (8, 1)	1 SAFE									0	0	0	0	0	0	0
25 Pedro Feliciano, L (9, 1)	PX									0	0	0	0	0	0	0
15 Carlos Beltrán, S (1, 8) OBP: 0.379, SLG: 0.510	CBFX 1-2 ③ F8			FX 0-1 HR		BB1 SAFE FBCX 3-2 ① G3-1 1-3		X 0-0 ① G3-1		4	1	1	1	0	0	1
21 Carlos Delgado, L (1, 3) OBP: 0.298, SLG: 0.380		BBFFS 2-3 ① K		SX 0-1 16 G1-3 F9-2 2B		FBBX 2-1 ② G4-3 3-H		BCX 1-1 ② F7		4	0	1	1	0	1	0
5 David Wright, R (1, 5) OBP: 0.368, SLG: 0.467		CBSC 1-3 ② K		FH 1-1 16 G1-3 HBP		CBBFFBFX 3-2 2B		FX 0-1 ③ G5-3		3	0	1	0	0	1	0
16 Paul Lo Duca, R (1, 2) OBP: 0.359, SLG: 0.371		BCFC 1-3 ③ K		FBBFBFX 3-2 ① G1-3 1-2 2-3		CX 0-1 ③ G5-3			BCX 1-1 ① G5-3	4	0	0	0	0	1	3
Ruben Gotay, S (1, 4) OBP: 0.333, SLG: 0.476			CFBFFFBBB 4-2 7 1B BB	FX 0-1 ②③ F9-2 3-H			BBCCX 2-2 E1 17 2B		BCSSX 1-2 ② F9	3	0	0	0	1	0	2
17 David Newhan, L (1, 7) OBP: 0.298, SLG: 0.280			BSFC 1-3 ① K		BX 1-0 ① F8		D 1 SAFE LBL 1 SAFE LX 2-2 1-3 2B		CBCX 1-2 ③ F7	4	0	1	0	0	1	1
26 Orlando Hernandez, R (1, 1) OBP: 0.222, SLG: 0.333			1 SAFE LL 1 SAFE 1 SAFE X 0-1 ② B3		BCX 1-1 ② G3-1		FBX 1-1 ① G3			2	0	0	0	0	0	1
Aaron Heilman, R (7, 1)										0	0	0	0	0	0	0
Julio Franco, R (7, PH) OBP: 0.289, SLG: 0.263										1	0	0	0	0	0	2
27 Carlos Gómez, R (8, 9) OBP: 0.233, SLG: 0.250										0	0	0	0	0	0	0
Inning Stats	R: 0 E: 0 K: 0 S: 8 H: 0 LOB: 0 BB: 1 P: 13	R: 0 E: 0 K: 3 S: 9 H: 0 LOB: 0 BB: 0 P: 13	R: 0 E: 0 K: 1 S: 13 H: 1 LOB: 2 BB: 1 P: 19	R: 1 E: 0 K: 0 S: 11 H: 2 LOB: 1 BB: 0 P: 15	R: 0 E: 0 K: 0 S: 6 H: 0 LOB: 0 BB: 0 P: 8	R: 1 E: 0 K: 0 S: 15 H: 2 LOB: 1 BB: 0 P: 23	R: 0 E: 1 K: 0 S: 13 H: 1 LOB: 2 BB: 1 P: 25	R: 0 E: 0 K: 0 S: 5 H: 0 LOB: 0 BB: 0 P: 6	R: 0 E: 0 K: 0 S: 8 H: 0 LOB: 0 BB: 0 P: 11							

	AB	31
	R	2
	H	6
	RBI	2
	BB	3
	SO	4
	LOB	16

1B: 2 SF: 0 WP: 0 PA: 35
2B: 4 SAC: 0 PB: 0
3B: 0 DP: 3 SB: 1
HR: 1 HBP: 1 CS: 0

PITCHER		IP	WLS	BF	H	R	ER	SO	BB	IBB	HBP	BLK	WP	HR	S	P	ERA	WHIP
23 Adam Eaton, R ERA: 5.99	(1, 1)	6.0	W	24	5	2	2	4	2	0	1	0	0	1	62	91	3.00	1.167
Geoff Geary, R ERA: 3.34	(7, 1)	1.0	H	5	1	0	0	0	0	1	0	0	0	0	13	25	0.00	1.000
63 Ryan Madson, R ERA: 3.42	(8, 1)	1.0	H	3	0	0	0	0	0	0	0	0	0	0	5	6	0.00	0.000
Antonio Alfonseca, R ERA: 3.91	(9, 1)	1.0	S	3	0	0	0	0	0	0	0	0	0	0	8	11	0.00	0.000

PITCHER	IP	WLS	BF	H	R	ER	SO	BB	IBB	HBP	BLK	WP	HR	S	P	ERA	WHIP

Batter	1	2	3	4	5	6	7	8	9	10	AB	R	H	RBI	BB	SO	LOB
11 Jimmy Rollins, S (1, 6) OBP: 0.327, SLG: 0.504	F7		1B			G6-3		G6-3		8 SH5-4 26 2B 1B	5	1	2	1	0	0	0
8 Shane Victorino, S (1, 9) OBP: 0.339, SLG: 0.375	F8		G6-3			G6-3 26 G6-3 6 1B; 26 S 1B		P4		SH5-4 1-2	4	1	1	0	0	0	1
26 Chase Utley, L (1, 4) OBP: 0.391, SLG: 0.565	F7			F8		G6-3 1-3		6 BB BB		1B 2-H 2B	4	1	1	1	1	0	1
6 Ryan Howard, L (1, 3) OBP: 0.401, SLG: 0.496		L8		G4-3		1B 3-H		1-2 BB		1B 2B IBB	3	1	1	1	2	0	0
Aaron Rowand, R (1, 8) OBP: 0.393, SLG: 0.498		K		G5-3		G5-3		K		2B 1-2 2-H 1B	5	0	1	1	0	2	3
Pat Burrell, R (1, 7) OBP: 0.385, SLG: 0.404		G6-3			L7		G1-3		HR	1-3 2-H 2B	5	1	2	2	0	0	0
9 Michael Bourn, L (10, PR) OBP: 0.366, SLG: 0.314 (10, 7)											0	0	0	0	0	0	0
Abraham Nunez, S (1, 5) OBP: 0.323, SLG: 0.333			35 G2-3 11 1B 51 S 1B		P5		L1-3		K	IBB	4	1	1	0	1	1	0
51 Carlos Ruiz, R (1, 2) OBP: 0.316, SLG: 0.388			G6-3 1-2			1B	1B		G6-3	K	5	0	2	0	0	1	4
35 Cole Hamels, L (1, 1) OBP: 0.206, SLG: 0.250			G2-3 2-3		G6-3		K		K	F8	3	0	0	0	0	1	3
44 Yoel Hernandez, R (8, 1)											0	0	0	0	0	0	0
Wes Helms, R (9, PH) OBP: 0.299, SLG: 0.306											1	0	0	0	0	1	0
59 Mike Zagurski, L (9, 1)											0	0	0	0	0	0	0
19 Greg Dobbs, L (10, PH) OBP: 0.303, SLG: 0.490											1	0	0	0	0	0	3
Antonio Alfonseca, R (10, 1)											0	0	0	0	0	0	0

TOP

Philadelphia Phillies @ New York Mets

Shea Stadium, Flushing, NY

Thu Jun 07 2007, 7:10 PM EDT

Att. 43,398 - Partly Cloudy - 70 F

livebaseballscorecards.com

AB	40
R	6
H	11
RBI	6
BB	4
SO	6
LOB	15

Inning Stats	1	2	3	4	5	6	7	8	9	10
	R: 0 E: 0 K: 0 S: 10	H: 0 LOB: 0 BB: 0 P: 15	R: 0 E: 0 K: 1 S: 9	H: 0 LOB: 0 BB: 0 P: 10	R: 1 E: 0 K: 0 S: 14	H: 2 LOB: 1 BB: 0 P: 23	R: 0 E: 0 K: 0 S: 3	H: 0 LOB: 0 BB: 0 P: 4	R: 0 E: 0 K: 0 S: 8	H: 1 LOB: 1 BB: 0 P: 12
	R: 1 E: 0 K: 0 S: 11	H: 2 LOB: 1 BB: 0 P: 19	R: 0 E: 0 K: 1 S: 12	H: 1 LOB: 1 BB: 0 P: 15	R: 0 E: 0 K: 1 S: 14	H: 0 LOB: 2 BB: 2 P: 26	R: 1 E: 0 K: 2 S: 11	H: 1 LOB: 0 BB: 0 P: 20	R: 3 E: 0 K: 1 S: 14	H: 4 LOB: 3 BB: 2 P: 29

1B:	8
2B:	2
3B:	0
HR:	1
SF:	0
SAC:	1
DP:	0
HBP:	0

WP:	0
PB:	0
SB:	2
CS:	0
PA:	45

PITCHER		IP	WLS	BF	H	R	ER	SO	BB	IBB	HBP	BLK	WP	HR	S	P	ERA	WHIP
33 John Maine, R ERA: 2.78	(1, 1)	7.0		27	6	2	2	2	0	0	0	0	0	0	67	98	2.57	0.857
25 Pedro Feliciano, L ERA: 1.71	(8, 1)	0.2	H	3	0	0	0	0	1	0	0	0	0	0	9	16	0.00	1.500
13 Billy Wagner, L ERA: 1.71	(8, 1)	1.1	B	6	1	1	1	3	1	0	0	0	0	1	16	30	6.75	1.500
Scott Schoeneweis, L ERA: 7.17	(10, 1)	0.1	L	4	2	3	3	0	0	1	0	0	0	0	5	9	81.00	6.000
35 Joe Smith, R ERA: 1.37	(10, 1)	0.2		5	2	0	0	1	0	1	0	0	0	0	9	20	0.00	3.000

PITCHER	IP	WLS	BF	H	R	ER	SO	BB	IBB	HBP	BLK	WP	HR	S	P	ERA	WHIP

Philadelphia Phillies @ New York Mets

Shea Stadium, Flushing, NY

Thu Jun 07 2007, 7:10 PM EDT
Att. 43,398 - Partly Cloudy - 70 F

livebaseballscorecards.com

Batter	1	2	3	4	5	6	7	8	9	10	AB	R	H	RBI	BB	SO	LOB
7 José Reyes, S (1, 6) OBP: 0.403, SLG: 0.466	F F F C 0-3 ① K		X 0-0 ① P5		B B B C X 3-1 ③ P6		B I I I 4-0 4 FC6-4 1-2 IBB		F B F X 1-2 1-2 1B		4	0	1	0	1	1	1
4 Ben Johnson, R (1, 7) OBP: 0.250, SLG: 0.190	X 0-0 21 2B 1B		C B F C 1-3 ② K			X 0-0 15 G6-4-3 1B	B S F X 1-2 ② FC6-4 15 FC5-4 1-2f 2-3		S B B C T 2-2 ③ K		5	0	2	0	0	2	4
15 Carlos Beltrán, S (1, 8) OBP: 0.371, SLG: 0.498	B B B C X 3-1 ② F8		C B F B B X 3-2 ③ G5-3			C B F B F X 2-2 ① ② G6-4-3 1-2f	B F X 1-1 ③ FC5-4 1-2f			B C F B X 2-2 ① G4-3	5	0	0	0	0	0	4
21 Carlos Delgado, L (1, 3) OBP: 0.304, SLG: 0.407	F X 0-1 1-3 2B			B X 1-0 ① F8		X 0-0 HR		C B F B X 2-2 ① F8		C B B X 2-1 5 G6-3 2B	5	1	3	1	0	0	0
5 David Wright, R (1, 5) OBP: 0.365, SLG: 0.475	B X 1-0 ③ P6			C S B F F S 1-3 ② K		B B F F F B X 3-2 HR		C B C B F F B S 3-3 ② K		C B F X 1-2 ② G6-3 2-3	5	1	1	1	0	2	3
16 Paul Lo Duca, R (1, 2) OBP: 0.360, SLG: 0.389		F X 0-1 ① 1B		C F F B B F F F X 2-2 ③ L9		X 0-0 HR		B C X 1-1 ③ G6-3		B C X 1-1 ③ G5-3	5	1	2	1	0	0	1
22 Jose Valentin, S (1, 4) OBP: 0.354, SLG: 0.458		B C X 1-1 ② P3			B C B X 2-1 33 FC1-6 1B	B X 1-0 ③ F8			C B B F X 2-2 ① P2		4	0	1	0	0	0	0
27 Carlos Gómez, R (1, 9) OBP: 0.255, SLG: 0.273		C S X 0-2 1B			F S B X 1-2 ① P3		C B X 1-1 4 FC6-4 7 S 1B		S B B C X 2-2 ② G4-3		4	0	2	0	0	0	1
33 John Maine, R (1, 1) OBP: 0.217, SLG: 0.143 3 Damion Easley, R (7, PH) OBP: 0.326, SLG: 0.458 25 Pedro Feliciano, L (8, 1) 13 Billy Wagner, L (8, 1) Julio Franco, R (9, PH) OBP: 0.304, SLG: 0.263 17 David Newhan, L (9, PR) OBP: 0.298, SLG: 0.280 Scott Schoeneweis, L (10, 1) 35 Joe Smith, R (10, 1)	B C S S 1-3 ③ K			X 0-0 ② FC1-6 1-2f			M 1 SAFE 1 SAFE L S 0-3 ① K		C B B B B 4-1 7 1B BB		2 1 0 0 0 0 0 0	0 0 0 0 0 0 0 0	0 0 0 0 0 1 0 0	0 0 0 0 0 1 0 0	1 0 0 0 0 0 0 0	2 1 0 0 0 0 0 0	2 1 0 0 0 0 0 0
Inning Stats	R: 0 H: 2 E: 0 LOB: 2 K: 1 BB: 0 S: 10 P: 14	R: 0 H: 2 E: 0 LOB: 1 K: 1 BB: 0 S: 10 P: 12	R: 0 H: 0 E: 0 LOB: 0 K: 1 BB: 0 S: 7 P: 11	R: 0 H: 0 E: 0 LOB: 0 K: 1 BB: 0 S: 12 P: 16	R: 0 H: 1 E: 0 LOB: 1 K: 0 BB: 0 S: 8 P: 14	R: 3 H: 4 E: 0 LOB: 0 K: 0 BB: 0 S: 12 P: 18	R: 0 H: 1 E: 0 LOB: 2 K: 1 BB: 1 S: 10 P: 17	R: 0 H: 0 E: 0 LOB: 0 K: 1 BB: 0 S: 10 P: 16	R: 0 H: 1 E: 0 LOB: 1 K: 1 BB: 1 S: 13 P: 24	R: 0 H: 1 E: 0 LOB: 1 K: 0 BB: 0 S: 10 P: 16							

PITCHER		IP	WLS	BF	H	R	ER	SO	BB	IBB	HBP	BLK	WP	HR	S	P	ERA	WHIP
35 Cole Hamels, L ERA: 3.57	(1, 1)	7.0		30	10	3	3	5	0	1	0	0	0	3	69	102	3.86	1.429
44 Yoel Hernandez, R ERA: 3.38	(8, 1)	1.0		3	0	0	0	1	0	0	0	0	0	0	10	16	0.00	0.000
59 Mike Zagurski, L ERA: 4.26	(9, 1)	1.0	W	5	1	0	0	1	1	0	0	0	0	0	13	24	0.00	2.000
Antonio Alfonseca, R ERA: 3.76	(10, 1)	1.0	S	4	1	0	0	0	0	0	0	0	0	0	10	16	0.00	1.000

PITCHER	IP	WLS	BF	H	R	ER	SO	BB	IBB	HBP	BLK	WP	HR	S	P	ERA	WHIP

BOTTOM

AB	40
R	3
H	12
RBI	3
BB	2
SO	7
LOB	17

1B: 7 SF: 0 WP: 0 PA: 42
2B: 2 SAC: 0 PB: 0
3B: 0 DP: 1 SB: 1
HR: 3 HBP: 0 CS: 0

Batter	1	2	3	4	5	6	7	8	9	AB	R	H	RBI	BB	SO	LOB
7 José Reyes, S (1, 6) OBP: 0.397, SLG: 0.459	X 0-0 ① G4-3		C X 0-1 ② F8			C F X 0-2 ① F8		X 0-0 ③ G3		4	0	0	0	0	0	0
27 Carlos Gómez, R (1, 9) OBP: 0.255, SLG: 0.271	B C S B F S 2-3 ② K2-3		X 0-0 ③ G6-3			X 0-0 ② P6			X 0-0 15 1B 21 SF8 1B	4	1	1	0	0	1	0
15 Carlos Beltrán, S (1, 8) OBP: 0.369, SLG: 0.493	X 0-0 ③ G3-1			C X 0-1 ① G6-3		C B F B C 2-3 ③ K			1 SAFE B 1 SAFE B X 2-0 1-3 16 1B 1B	4	0	1	0	0	1	0
21 Carlos Delgado, L (1, 3) OBP: 0.303, SLG: 0.420		B B S S X 2-2 ① G3		F X 0-1 ② F8			X 0-0 HR		B X 1-0 ① SF8 3-H	3	1	1	2	0	0	0
5 David Wright, R (1, 5) OBP: 0.367, SLG: 0.486		C S T 0-2 ② K		S X 0-1 HR			B B C B F F F B 4-2 16 F9-3 BB		1 SAFE B 1 SAFE B X 2-0 ② L4	3	1	1	1	1	1	1
16 Paul Lo Duca, R (1, 10) OBP: 0.363, SLG: 0.391		C B B F X 2-2 22 1B 1B		B X 1-0 ③ P4			1 SAFE 1 SAFE X 0-0 ① ② F9-3 1-1		X 0-0 1-2 1B	4	0	2	0	0	0	1
22 Jose Valentin, S (1, 4) OBP: 0.349, SLG: 0.447		C B X 1-1 1-2 1B			B F X 1-1 ① G4-3		B F F B B X 3-2 ③ G3		B X 1-0 ③ F7	4	0	1	0	0	0	2
11 Ramon Castro, R (1, 2) OBP: 0.310, SLG: 0.404		C B B B X 3-1 ③ P5			S X 0-1 ② F8			B X 1-0 ① F8		3	0	0	0	0	0	2
Ricky Ledee, L (1, 7)			C X 0-1 ① G4-3		C C B C 1-3 ③ K			X 0-0 ② F7		3	0	0	0	0	1	0
Inning Stats	R: 0 E: 0 K: 1 S: 6 H: 0 LOB: 0 BB: 0 P: 8	R: 0 E: 0 K: 1 S: 13 H: 2 LOB: 2 BB: 0 P: 21	R: 0 E: 0 K: 0 S: 5 H: 0 LOB: 0 BB: 0 P: 5	R: 1 E: 0 K: 0 S: 7 H: 1 LOB: 0 BB: 0 P: 8	R: 0 E: 0 K: 1 S: 7 H: 0 LOB: 0 BB: 0 P: 9	R: 0 E: 0 K: 1 S: 7 H: 0 LOB: 0 BB: 0 P: 9	R: 1 E: 0 K: 0 S: 9 H: 1 LOB: 0 BB: 1 P: 16	R: 0 E: 0 K: 0 S: 3 H: 0 LOB: 0 BB: 0 P: 4	R: 1 E: 0 K: 0 S: 6 H: 3 LOB: 2 BB: 0 P: 12	1B: 5 2B: 1 3B: 0 HR: 2	SF: 1 SAC: 0 DP: 1 HBP: 0						

TOP

New York Mets @ Detroit Tigers

Comerica Park, Detroit, MI

Fri Jun 08 2007, 7:05 PM EDT

Att. 42,007 - Clear - 72 F

livebaseballscorecards.com

AB	32
R	3
H	7
RBI	3
BB	1
SO	4
LOB	6

PITCHER		IP	WLS	BF	H	R	ER	SO	BB	IBB	HBP	BLK	WP	HR	S	P	ERA	WHIP
Chad Durbin, R ERA: 4.59	(1, 1)	8.0	L	30	6	3	3	4	1	0	0	0	0	2	59	84	3.38	0.875
34 Tim Byrdak, L ERA: 2.08	(9, 1)	0.1		1	0	0	0	0	0	0	0	0	0	0	1	2	0.00	0.000
Jason Grilli, R ERA: 5.59	(9, 1)	0.2		3	1	0	0	0	0	0	0	0	0	0	3	6	0.00	1.500

PITCHER	IP	WLS	BF	H	R	ER	SO	BB	IBB	HBP	BLK	WP	HR	S	P	ERA	WHIP

New York Mets @ Detroit Tigers

Comerica Park, Detroit, MI

Fri Jun 08 2007, 7:05 PM EDT

Att. 42,007 - Clear - 72 F

BOTTOM

Batter	1	2	3	4	5	6	7	8	9	AB	R	H	RBI	BB	SO	LOB
28 Curtis Granderson, L (1, 8) OBP: 0.345, SLG: 0.579	2-2 14 G5-3 1B		1-2 ① F9		2-2 ③ G4-3			0-2 ② F8		4	0	1	0	0	0	0
14 Placido Polanco, R (1, 4) OBP: 0.381, SLG: 0.421	1-0 ① G5-3 1-2		1-0 ② G4-3			2-1 ① F9		1-1 2B		4	0	1	0	0	0	1
3 Gary Sheffield, R (1, 10) OBP: 0.387, SLG: 0.523	0-1 ② G5-3		2-0 ③ P2			1-2 ② G6-3		0-1 ③ G6-3		4	0	0	0	0	0	2
30 Magglio Ordonez, R (1, 9) OBP: 0.432, SLG: 0.665	2-2 ③ G6-3			0-0 ① P4		1-2 E9 1B			1-3 ① K	4	0	1	0	0	1	1
9 Carlos Guillen, S (1, 6) OBP: 0.371, SLG: 0.510		3-3 ① K		4-2 S BB		1-3 ③ K			0-3 ② K	3	0	0	0	1	3	1
Ivan Rodriguez, R (1, 2) OBP: 0.294, SLG: 0.440		1-2 ② G6-3		2-2 ② L9			0-1 ① F9		1-2 ③ F9	4	0	0	0	0	0	1
Sean Casey, L (1, 3) OBP: 0.340, SLG: 0.355		2-2 BB 1B		2-2 ③ G3-1 1-2			0-1 ② F8			3	0	1	0	0	0	1
Craig Monroe, R (1, 7) OBP: 0.294, SLG: 0.453		4-1 1-2 BB			3-3 ① K		0-0 ③ F8			2	0	0	0	1	1	0
15 Brandon Inge, R (1, 5) OBP: 0.324, SLG: 0.415		1-3 ③ K			1-3 ② K			2-2 ① G5-3		3	0	0	0	0	2	2
Inning Stats	R: 0 H: 1 E: 0 LOB: 1 K: 0 BB: 0 S: 9 P: 14	R: 0 H: 1 E: 0 LOB: 2 K: 2 BB: 1 S: 14 P: 25	R: 0 H: 0 E: 0 LOB: 0 K: 0 BB: 0 S: 5 P: 9	R: 0 H: 0 E: 0 LOB: 1 K: 0 BB: 1 S: 11 P: 19	R: 0 H: 0 E: 0 LOB: 0 K: 2 BB: 0 S: 9 P: 15	R: 0 H: 1 E: 1 LOB: 1 K: 1 BB: 0 S: 11 P: 16	R: 0 H: 0 E: 0 LOB: 0 K: 0 BB: 0 S: 5 P: 5	R: 0 H: 1 E: 0 LOB: 1 K: 0 BB: 0 S: 10 P: 13	R: 0 H: 0 E: 0 LOB: 0 K: 2 BB: 0 S: 11 P: 13	1B: 3 SF: 0 2B: 1 SAC: 0 3B: 0 DP: 0 HR: 0 HBP: 0						

livebaseballscorecards.com

AB	31
R	0
H	4
RBI	0
BB	2
SO	7
LOB	9

WP: 0 PA: 33
PB: 0
SB: 1
CS: 0

PITCHER		IP	WLS	BF	H	R	ER	SO	BB	IBB	HBP	BLK	WP	HR	S	P	ERA	WHIP
29 Jorge Sosa, R ERA: 2.64	(1, 1)	8.0	W	30	4	0	0	5	2	0	0	0	0	0	74	116	0.00	0.750
13 Billy Wagner, L ERA: 1.65	(9, 1)	1.0	S	3	0	0	0	2	0	0	0	0	0	0	11	13	0.00	0.000

PITCHER	IP	WLS	BF	H	R	ER	SO	BB	IBB	HBP	BLK	WP	HR	S	P	ERA	WHIP

New York Mets @ Detroit Tigers

Comerica Park, Detroit, MI

Sat Jun 09 2007, 3:55 PM EDT

Att. 42,364 - Sunny - 77 F

livebaseballscorecards.com

Batter	1	2	3	4	5	6	7	8	9	AB	R	H	RBI	BB	SO	LOB
7 José Reyes, S (1, 6) OBP: 0.394, SLG: 0.453	G4-3		K		22 PO 2-H 3-H 1B		P4		K	5	0	1	2	0	2	1
22 Jose Valentin, S (1, 4) OBP: 0.341, SLG: 0.444	G3			F7	1 SAFE B 1 SAFE 1 SAFE PO 1-2	F7	1-3 2B		K	5	0	1	0	0	1	0
15 Carlos Beltrán, S (1, 8) OBP: 0.374, SLG: 0.493	21 S 21 E 1B			K		G6-3	BB		1B	4	1	2	0	1	1	0
21 Carlos Delgado, L (1, 3) OBP: 0.301, SLG: 0.419	SAFE P6 1-H			2B		F7	G4-3		G4-3	5	0	1	0	0	0	4
5 David Wright, R (1, 5) OBP: 0.369, SLG: 0.500		G5-3		F7			16 1B 2B 1B	HR		4	2	2	1	0	0	1
16 Paul Lo Duca, R (1, 10) OBP: 0.365, SLG: 0.394		G6-3			2B 7 1B 1B		2B 1-2 11 SF8 1B	K		4	2	2	0	0	1	0
Ricky Ledee, L (1, 7) OBP: 0.286, SLG: 0.571		K			7 1-3 1B 2B		11 SF8 1-3 2-H 1B 2B	P5		4	2	2	1	0	1	0
11 Ramon Castro, R (1, 2) OBP: 0.306, SLG: 0.389			K		P4		SF8 2-3 3-H	BB		2	0	0	1	1	1	2
27 Carlos Gómez, R (1, 9) OBP: 0.245, SLG: 0.260			G6-3		G5-3		22 2B 3-H 1B	K		2	0	0	0	0	0	2
Ruben Gotay, S (7, PH) OBP: 0.348, SLG: 0.488										1	0	1	1	0	0	0
4 Ben Johnson, R (7, 9) OBP: 0.240, SLG: 0.182										1	0	0	0	0	1	1

Inning Stats	1	2	3	4	5	6	7	8	9
R	1	0	0	0	2	0	3	1	0
H	1	0	0	1	3	0	5	1	1
E	0	0	0	0	0	0	0	0	0
LOB	0	0	0	1	0	0	3	1	1
K	0	1	2	1	0	0	0	2	2
BB	0	0	0	0	0	0	1	1	0
S	13	8	9	7	10	7	18	17	9
P	23	10	13	10	15	8	38	29	13

1B	7
2B	4
3B	0
HR	1
SF	1
SAC	0
DP	0
HBP	0

WP	0
PB	0
SB	1
CS	0
PA	41

AB	37
R	7
H	12
RBI	6
BB	2
SO	8
LOB	11

PITCHER		IP	WLS	BF	H	R	ER	SO	BB	IBB	HBP	BLK	WP	HR	S	P	ERA	WHIP
38 Jeremy Bonderman, R ERA: 3.63	(1, 1)	6.0	W	25	8	6	5	4	0	0	0	0	0	0	62	92	7.50	1.333
40 Yorman Bazardo, R ERA: 3.86	(7, 1)	0.1	H	2	1	0	0	0	0	0	0	0	0	0	4	10	0.00	3.000
Wilfredo Ledezma, L ERA: 4.45	(7, 1)	0.2	H	4	1	0	0	0	1	0	0	0	0	0	6	15	0.00	3.000
56 Fernando Rodney, R ERA: 5.09	(8, 1)	1.0	H	5	1	1	1	2	1	0	0	0	0	1	17	29	9.00	2.000
59 Todd Jones, R ERA: 5.55	(9, 1)	1.0	S	4	1	0	0	2	0	0	0	0	0	0	9	13	0.00	1.000

PITCHER		IP	WLS	BF	H	R	ER	SO	BB	IBB	HBP	BLK	WP	HR	S	P	ERA	WHIP

New York Mets @ Detroit Tigers

Comerica Park, Detroit, MI

Sat Jun 09 2007, 3:55 PM EDT
Att. 42,364 - Sunny - 77 F

Batter	1	2	3	4	5	6	7	8	9	AB	R	H	RBI	BB	SO	LOB
20 Omar Infante, R (1, 8) OBP: 0.329, SLG: 0.375	2-3 K	0-1 F9		1-2 FC4-3-6 14 1B 1-2f		0-1 14 E 3 1B 2B	2-3 K			3	0	0	0	0	1	2
28 Curtis Granderson, L (6, 8) OBP: 0.347, SLG: 0.583										2	1	1	0	0	1	0
14 Placido Polanco, R (1, 4) OBP: 0.389, SLG: 0.429	1-1 30 BB 9 HR 1B	2-3 K		2-1 1-3 1B		0-2 E5 3 1B 30 2B 2-3 1B	3-2 3 FC6-4 1B			5	2	4	0	0	1	1
3 Gary Sheffield, R (1, 10) OBP: 0.387, SLG: 0.518	2-0 P6		4-2 9 F9 30 BB BB	1-3 K		2-2 1-3 30 2B 3-H 1B	2-2 FC6-4 1-2f			4	1	1	1	1	1	4
30 Magglio Ordonez, R (1, 9) OBP: 0.439, SLG: 0.668	4-1 9 HR 1-2 BB		4-2 1-2 BB		4-1 9 2B 1B BB	2-1 1-H 3-H 2B		1-3 K		2	2	1	2	3	1	0
9 Carlos Guillen, S (1, 6) OBP: 0.372, SLG: 0.526	1-2 1-H 2-H HR		1-0 F9 2-3		0-1 1-3 1B 2B	1-1 P3		2-2 P4		5	2	2	3	0	0	3
Ivan Rodriguez, R (1, 2) OBP: 0.301, SLG: 0.446	0-2 2B		1-3 K		0-2 FC5-4 2-H 3-H 1B	4-1 BB		2-2 F9		4	0	2	2	1	1	2
Sean Casey, L (1, 3) OBP: 0.333, SLG: 0.348	1-1 P5		0-1 F8		0-0 FC5-4 1-2f	2-1 F4				4	0	0	0	0	0	6
Craig Monroe, R (1, 7) OBP: 0.289, SLG: 0.444		0-0 F7		1-0 G6-3	1-1 F8	1-3 K				4	0	0	0	0	1	3
15 Brandon Inge, R (1, 5) OBP: 0.327, SLG: 0.414		4-2 BB		2-2 20 FC4-3-6 1B	2-2 G4-3		3-2 G5-3			3	0	1	0	1	0	1

BOTTOM

AB	36
R	8
H	12
RBI	8
BB	6
SO	7
LOB	22

livebaseballscorecards.com

Inning Stats	1	2	3	4	5	6	7	8	9	
	R: 3 H: 3 E: 0 LOB: 1 K: 1 BB: 1 S: 15 P: 26	R: 0 H: 0 E: 0 LOB: 1 K: 1 BB: 1 S: 10 P: 16	R: 0 H: 0 E: 0 LOB: 2 K: 1 BB: 2 S: 13 P: 23	R: 0 H: 2 E: 0 LOB: 2 K: 1 BB: 0 S: 12 P: 19	R: 2 H: 2 E: 0 LOB: 1 K: 0 BB: 1 S: 14 P: 21	R: 3 H: 4 E: 1 LOB: 2 K: 1 BB: 1 S: 19 P: 31	R: 0 H: 1 E: 0 LOB: 1 K: 1 BB: 0 S: 15 P: 25	R: 0 H: 0 E: 0 LOB: 0 K: 1 BB: 0 S: 12 P: 17		1B: 7 SF: 0 2B: 4 SAC: 0 3B: 0 DP: 0 HR: 1 HBP: 0	WP: 0 PA: 42 PB: 0 SB: 0 CS: 0

PITCHER		IP	WLS	BF	H	R	ER	SO	BB	IBB	HBP	BLK	WP	HR	S	P	ERA	WHIP
46 Oliver Pérez, L ERA: 3.21	(1, 1)	5.0	L	27	7	5	5	4	5	0	0	0	0	1	64	105	9.00	2.400
59 Guillermo Mota, R ERA: 8.1	(6, 1)	0.1		6	4	3	3	0	1	0	0	0	0	0	14	23	81.00	15.000
Aaron Sele, R ERA: 4.87	(6, 1)	0.2		2	0	0	0	1	0	0	0	0	0	0	5	8	0.00	0.000
Aaron Heilman, R ERA: 3.99	(7, 1)	2.0		7	1	0	0	2	0	0	0	0	0	0	27	42	0.00	0.500

PITCHER	IP	WLS	BF	H	R	ER	SO	BB	IBB	HBP	BLK	WP	HR	S	P	ERA	WHIP

Batter	1	2	3	4	5	6	7	8	9	AB	R	H	RBI	BB	SO	LOB
7 José Reyes, S (1, 6) OBP: 0.396, SLG: 0.452	B X 1-0 15 1B 5 HR 1B		C B F X 1-2 ① F9	X 0-0 ③ G1-3		B B B C F X 3-2 3 HBP 1B		B B B C B 4-1 3 2B BB	X 0-0 ③ P4	5	2	2	0	1	0	2
3 Damion Easley, R (1, 4) OBP: 0.343, SLG: 0.471	C X 0-1 ① L7		B C F B B B 4-2 21 E 21 E BB		C B B C X 2-2 21 WP 21 BLK 1B	C H 1-1 1-2 HBP		C X 0-1 5 FC4-6 1-H 2B		3	0	2	1	1	0	1
15 Carlos Beltrán, S (1, 8) OBP: 0.371, SLG: 0.486	C S B X 1-2 5 S 5 HR 1-3 1B		1 SAFE C S B S B T 2-2 ② K	X 0-0 ① F7		C F F F S 0-3 ② K		C S B D B S 3-3 ① K		5	1	1	0	0	3	5
21 Carlos Delgado, L (1, 3) OBP: 0.299, SLG: 0.412	F S S 0-3 ② K		1 SAFE B X 1-0 E6 5 BB 1-3		1 SAFE B S F B S 2-3 ② K 1-3	B B C X 2-1 ③ F9		H 1-0 5 FC4-6 HBP		4	0	0	0	0	2	6
5 David Wright, R (1, 5) OBP: 0.374, SLG: 0.511	F B F B B X 3-2 1-H 3-H HR		B F B B C B B 4-2 1-2 BB		X 0-0 ③ P4		C B B F B B 4-2 1B BB	C X 1-1 ② FC4-6 1-2f 2-3		3	1	1	3	2	0	3
16 Paul Lo Duca, R (1, 2) OBP: 0.357, SLG: 0.383	B C B B F X 3-2 ③ G1-3		C F B B B X 2-2 ③ G4-3			F B B X 2-1 ① G5-3	X 0-0 ① F9	C B X 1-1 ③ F8		5	0	0	0	0	0	6
Julio Franco, R (1, 10) OBP: 0.333, SLG: 0.286		C B C F X 1-2 ① G6-3		B C F B B B 4-2 BB		B C B C X 2-2 4 2B 27 HR 1B	C S F B X 1-2 1-2 1B		B X 1-0 ① G1-3	4	1	2	0	1	0	0
4 Ben Johnson, R (1, 7) OBP: 0.233, SLG: 0.222		C S B F B X 2-2 ② G5-3		B 1 SAFE C F B S 2-3 ① K		X 0-0 1-3 27 HR 2B	C B F S 1-3 ② K		B X 1-0 E6	5	1	1	0	0	2	3
27 Carlos Gómez, R (1, 9) OBP: 0.241, SLG: 0.309		C C T 0-2 ③ K		F C X 0-2 ② F8		B F X 1-1 2-H 3-H HR	C B C S 1-3 ③ K		C B F F X 1-2 ② F7	5	1	1	3	0	2	4
Inning Stats	R: 3 H: 3 E: 0 LOB: 0 K: 1 BB: 0 S: 15 P: 23	R: 0 H: 0 E: 0 LOB: 0 K: 1 BB: 0 S: 11 P: 14	R: 0 H: 0 E: 2 LOB: 3 K: 1 BB: 2 S: 14 P: 28	R: 0 H: 0 E: 0 LOB: 1 K: 1 BB: 1 S: 9 P: 15	R: 0 H: 1 E: 0 LOB: 1 K: 1 BB: 0 S: 8 P: 12	R: 3 H: 4 E: 0 LOB: 2 K: 1 BB: 0 S: 20 P: 31	R: 0 H: 1 E: 0 LOB: 2 K: 2 BB: 1 S: 13 P: 20	R: 1 H: 1 E: 0 LOB: 2 K: 1 BB: 1 S: 10 P: 20	R: 0 H: 0 E: 1 LOB: 1 K: 0 BB: 0 S: 7 P: 10	1B: 6 SF: 0 2B: 2 SAC: 0 3B: 0 DP: 0 HR: 2 HBP: 2						

PITCHER	IP	WLS	BF	H	R	ER	SO	BB	IBB	HBP	BLK	WP	HR	S	P	ERA	WHIP
48 Andrew Miller, L (1, 1) ERA: 3.18	5.1	W	25	5	4	4	5	3	0	0	1	1	1	62	101	6.75	1.500
Jason Grilli, R (6, 1) ERA: 6.21	0.0		4	3	2	2	0	0	0	1	0	0	1	8	13	∞	∞
34 Tim Byrdak, L (6, 1) ERA: 1.84	1.2	H	7	1	0	0	3	1	0	0	0	0	0	20	29	0.00	1.200
56 Fernando Rodney, R (8, 1) ERA: 5.25	1.0		6	1	1	1	1	1	0	1	0	0	0	10	20	9.00	2.000
40 Yorman Bazardo, R (9, 1) ERA: 2.7	1.0		4	0	0	0	0	0	0	0	0	0	0	7	10	0.00	0.000

PITCHER IP WLS BF H R ER SO BB IBB HBP BLK WP HR S P ERA WHIP

TOP

New York Mets @ Detroit Tigers

Comerica Park, Detroit, MI

Sun Jun 10 2007, 1:05 PM EDT

Att. 40,914 - Sunny - 80 F

livebaseballscorecards.com

AB	39
R	7
H	10
RBI	7
BB	5
SO	9
LOB	30

WP: 1 PA: 46
PB: 0
SB: 1
CS: 0

New York Mets @ Detroit Tigers

Comerica Park, Detroit, MI

Sun Jun 10 2007, 1:05 PM EDT

Att. 40,914 - Sunny - 80 F

livebaseballscorecards.com

BOTTOM

Batter	1	2	3	4	5	6	7	8	9	AB	R	H	RBI	BB	SO	LOB
28 Curtis Granderson, L (1, 8) OBP: 0.342, SLG: 0.572	C B X 1-1 F8 ①	B B B C X 3-1 G4-3 ③		B B C B F S 3-3 K ③	C B B B X 3-2 F8 ③		C X 0-1 G3 ① 1-2 2-3	C F X 0-2 1B 1-2 3-H		6	0	1	1	0	1	4
14 Placido Polanco, R (1, 4) OBP: 0.392, SLG: 0.439 8 Neifi Perez, S (9, 4) OBP: 0.200, SLG: 0.271	C F B B X 2-2 G5-3 ②		B F B B X 2-1 3B 2B		F B C F F F B X 2-2 3 3B 1B	F F F B B F X 2-2 3 1B 20 1B 2B	C F F D F B X 2-2 L3-5 ②③ 3-3	C C X 0-2 G4-3 ③		6 0	3 0	3 0	0 0	0 0	0 0	4 0
3 Gary Sheffield, R (1, 10) OBP: 0.394, SLG: 0.545	B C X 1-1 HR		F X 0-1 P4 ①		B X 1-0 20 1B 1-H 3B	X 0-0 20 1B 2-3 1B		S B S X 1-2 33 CS 1B		5	2	4	2	0	0	1
33 Marcus Thames, R (1, 9) OBP: 0.298, SLG: 0.437	B X 1-0 F9 ③		B X 1-0 L9 ②		C F F B B X 2-2 F8 ①	X 0-0 P4 ①		C B C B B F X 3-2 G6-3 ①② 1-2		5	0	0	0	0	0	5
9 Carlos Guillen, S (1, 6) OBP: 0.374, SLG: 0.529 20 Omar Infante, R (3, PH) OBP: 0.360, SLG: 0.390 (4, 6)		F B B S X 2-2 FC5-4 1B	C O B B F F B 4-2 3B BB		B X 1-0 2B 1B 3-H 1B	C 1 SAFE 1 SAFE X 0-1 1-2 3-H 1B		B B F B B B 4-1 2B 1B BB		1 2	0 3	1 2	0 2	0 2	0 0	0 0
Ivan Rodriguez, R (1, 2) OBP: 0.308, SLG: 0.468		F B 1 SAFE 1 SAFE F X 1-2 FC5-4 ① BB 15 1B 1-2f	C B C B B X 3-2 1-H 2-H 3B		B B C B X 3-1 1B 1-3 2B	C B F F B X 2-2 F7 ②		B F B X 2-1 1B 15 1B 1-3 2B		5	3	3	2	0	0	3
Sean Casey, L (1, 3) OBP: 0.340, SLG: 0.347		B B C C F F B 1 SAFE 1 B 4-2 15 1B 1-2 BB	C S S 0-3 K ③		F X 0-1 15 HR 2-H 3-H 1B	F B F C 1-3 K ③		I I I I 4-0 1B 15 1B IBB		3	2	1	2	2	2	3
Craig Monroe, R (1, 7) OBP: 0.296, SLG: 0.448		X 0-0 L6 ②		C B X 1-1 15 G6-4-3 1B	F S B 1 SAFE X 1-2 P4 ②		X 0-0 28 G3 15 HBP 14 L3-5 1B	X 0-0 15 1B 28 1B 1-2 2-3 3-H 1B		5	1	3	1	0	0	3
15 Brandon Inge, R (1, 5) OBP: 0.338, SLG: 0.437		B B S X 2-1 1-2 2-H 1B		B 1 SAFE F F B X 2-2 G6-4-3 ①② 1-2f	S B X 1-1 1-H HR		B B F C H 3-2 28 G3 1-2 HBP	C B C B F F X 2-2 28 1B 1-3 2-H 3-H 1B		4	1	3	5	0	0	1
Inning Stats	R: 1 H: 1 E: 0 LOB: 0 K: 0 BB: 0 S: 8 P: 13	R: 1 H: 2 E: 0 LOB: 2 K: 0 BB: 1 S: 15 P: 27	R: 2 H: 2 E: 0 LOB: 1 K: 1 BB: 1 S: 14 P: 24	R: 0 H: 1 E: 0 LOB: 0 K: 1 BB: 0 S: 8 P: 14	R: 6 H: 6 E: 0 LOB: 0 K: 0 BB: 0 S: 23 P: 37	R: 1 H: 3 E: 0 LOB: 2 K: 1 BB: 0 S: 16 P: 21	R: 0 H: 1 E: 0 LOB: 1 K: 0 BB: 0 S: 10 P: 15	R: 4 H: 5 E: 0 LOB: 2 K: 0 BB: 2 S: 22 P: 38		1B: 13 SF: 0 2B: 5 SAC: 0 3B: 2 DP: 2 HR: 2 HBP: 1						

PITCHER		IP	WLS	BF	H	R	ER	SO	BB	IBB	HBP	BLK	WP	HR	S	P	ERA	WHIP	PITCHER	IP	WLS	BF	H	R	ER	SO	BB	IBB	HBP	BLK	WP	HR	S	P	ERA	WHIP
Tom Glavine, L ERA: 4.15	(1, 1)	4.1	L	25	11	9	9	2	2	0	0	0	0	1	60	102	18.69	3.000																	
Aaron Sele, R ERA: 5.09	(5, 1)	2.2		13	5	2	2	1	0	0	1	0	0	1	34	49	6.75	1.875																	
35 Joe Smith, R ERA: 2.63	(8, 1)	1.0		9	5	4	4	0	1	1	0	0	0	0	22	38	36.00	6.000																	

AB	42
R	15
H	21
RBI	15
BB	4
SO	3
LOB	24

New York Mets @ Los Angeles Dodgers

Dodger Stadium, Los Angeles, CA

Mon Jun 11 2007, 7:10 PM PDT

Att. 40,467 - Clear - 66 F

TOP

livebaseballscorecards.com

Batter	1	2	3	4	5	6	7	8	9	AB	R	H	RBI	BB	SO	LOB
7 José Reyes, S (1, 6) OBP: 0.394, SLG: 0.449	F B F B B X 3-2 PB 1B 1B	D F B B X 3-1 G5-3 ③ 2-3			F C X 0-2 P5 ①		C B B X 2-1 G6-3 ① 1-2			4	1	1	0	0	0	1
Shawn Green, L (1, 9) OBP: 0.376, SLG: 0.486	C B S D B X 3-2 15 E 15 S 5 1B 1-H 1B		C X 0-1 G3 ①		C T B B X 2-2 15 1B 1B		C B S X 1-2 F7 ②			4	1	2	1	0	0	0
15 Carlos Beltrán, S (1, 8) OBP: 0.369, SLG: 0.482	B C D X 2-1 L5 ① 1-3		B B C B X 3-1 G4-3 ②		1 SAFE 1 SAFE F S D F 1 SAFE X 1-2 1B		C B C X 1-2 G3-1 ③			4	0	1	0	0	0	1
5 David Wright, R (1, 5) OBP: 0.372, SLG: 0.506	C X 0-1 16 S 1B 3-H 1B		B F B B B C X 3-2 F9 ③		X 0-0 L7 ②			C FA 95 S SL 85 B S 1-3 K ①		4	0	1	1	0	1	2
21 Carlos Delgado, L (1, 3) OBP: 0.298, SLG: 0.414	1 SAFE F 1 SAFE B B X 2-1 P5 ②			C X 0-1 22 G6-3 27 1B 2B	B B C F F S 2-3 K ③			S X 0-1 F7 ②		4	1	1	0	0	1	3
16 Paul Lo Duca, R (1, 2) OBP: 0.355, SLG: 0.381	C F B X 1-2 G6-3 ③ 1-2			B C X 1-1 F9 ①		X 0-0 27 B1-3 1B		B C S S B FA 97 F FA 96 F FA 98 F FA 97 B F 3-3 C K ③		4	0	1	0	0	1	2
22 Jose Valentin, S (1, 4) OBP: 0.337, SLG: 0.435		F X 0-1 7 WP 26 SH1-4 1B		C D S X 1-2 G6-3 ② 2-3		X 0-0 F8 ①			X CU 74 0-0 G4-3 ①	4	0	1	0	0	0	2
27 Carlos Gómez, R (1, 7) OBP: 0.246, SLG: 0.310 Ruben Gotay, S (9, PH) OBP: 0.340, SLG: 0.477		C F E F B F X 1-2 F8 ①		C X 0-1 3-H 1B		B C X 1-1 B1-3 ② 1-2			C FA 92 C FA 90 C FA 92 0-3 K ②	3	0	1	1	0	0	2
										1	0	0	0	0	1	0
26 Orlando Hernandez, R (1, 1) OBP: 0.200, SLG: 0.300 Scott Schoeneweis, L (6, 1) 59 Guillermo Mota, R (7, 1) 25 Pedro Feliciano, L (7, 1) Ricky Ledee, L (9, PH) OBP: 0.250, SLG: 0.500		X 0-0 SH1-4 ② 1-2		S F S 0-3 K2-3 ③		C F C 0-3 K ③			C FA 92 B FA 91 B CU 78 F FA 92 F SL 83 S FA 90 2-3 K ③	2	0	0	0	0	2	2
										0	0	0	0	0	0	0
										0	0	0	0	0	0	0
										0	0	0	0	0	0	0
										1	0	0	0	0	1	0

	AB	35
	R	3
	H	9
	RBI	3
	BB	0
	SO	7
	LOB	15

Inning Stats	1	2	3	4	5	6	7	8	9
	R: 2 E: 0 K: 0 S: 15	H: 3 LOB: 1 BB: 0 P: 26	R: 0 E: 0 K: 0 S: 11	H: 1 LOB: 1 BB: 0 P: 15	R: 0 E: 0 K: 0 S: 7	H: 0 LOB: 0 BB: 0 P: 13	R: 1 E: 0 K: 1 S: 12	H: 2 LOB: 1 BB: 0 P: 14	R: 0 E: 0 K: 1 S: 15	H: 2 LOB: 2 BB: 0 P: 20
	R: 0 E: 0 K: 1 S: 7	H: 1 LOB: 1 BB: 0 P: 8	R: 0 E: 0 K: 0 S: 8	H: 0 LOB: 0 BB: 0 P: 12	R: 0 E: 0 K: 2 S: 12	H: 0 LOB: 0 BB: 0 P: 16	R: 0 E: 0 K: 2 S: 8	H: 0 LOB: 0 BB: 0 P: 10		

	1B: 8	SF: 0	WP: 1	PA: 36
	2B: 1	SAC: 1	PB: 1	
	3B: 0	DP: 0	SB: 2	
	HR: 0	HBP: 0	CS: 0	

PITCHER		IP	WLS	BF	H	R	ER	SO	BB	IBB	HBP	BLK	WP	HR	S	P	ERA	WHIP
52 Randy Wolf, L ERA: 4.06	(1, 1)	6.0	W	27	9	3	3	3	0	0	0	0	1	0	67	96	4.50	1.500
58 Chad Billingsley, R ERA: 3.27	(7, 1)	1.0	H	3	0	0	0	0	0	0	0	0	0	0	8	12	0.00	0.000
51 Jonathan Broxton, R ERA: 3.98	(8, 1)	1.0	H	3	0	0	0	2	0	0	0	0	0	0	12	16	0.00	0.000
44 Takashi Saito, R ERA: 1.73	(9, 1)	1.0	S	3	0	0	0	2	0	0	0	0	0	0	8	10	0.00	0.000

PITCHER	IP	WLS	BF	H	R	ER	SO	BB	IBB	HBP	BLK	WP	HR	S	P	ERA	WHIP

Batter	1	2	3	4	5	6	7	8	9	AB	R	H	RBI	BB	SO	LOB
15 Rafael Furcal, S (1, 6) OBP: 0.355, SLG: 0.356	C B C B X 2-2 ① F9		C B F X 1-2 ③ G3		F X 0-1 ① F9	F B B B X 3-1 ③ G4-3				4	0	0	0	0	0	2
9 Juan Pierre, L (1, 8) OBP: 0.305, SLG: 0.319	C B X 1-1 ② G4-3			C B B B C B 4-2 55 S 55 1B BB	B S B B C B 4-2 1-2 BB	B C B L F X 2-2 55 F8 1B				2	1	1	0	2	0	0
55 Russell Martin, R (1, 2) OBP: 0.366, SLG: 0.470	S B C F B F X 2-2 ③ F9			1 SAFE 1 SAFE B C F B B X 3-2 12 S 2B 1-H 1B	F B C B B S 3-3 ② K	C B 1 SAFE 1 SAFE C X 1-2 ① F8 1-2				4	1	1	1	0	1	3
12 Jeff Kent, R (1, 4) OBP: 0.341, SLG: 0.459		C B F B F B F B 4-2 BB		B F F X 1-2 ① P6 1-2	F X 0-1 ③ P2		C F X 0-2 ② G1-3			3	0	0	0	1	0	4
Luis Gonzalez, L (1, 7) OBP: 0.380, SLG: 0.488 27 Matt Kemp, R (8, 9) OBP: 0.391, SLG: 0.429		B F F F F S 1-3 ① K		B B F X 2-1 16 1B 2-H 2B		B X 1-0 7 E 2B	C SL 74 X FA 84 0-1 ③ G5-3			4 0	2 0	2 0	1 0	0 0	1 0	2 0
16 Andre Ethier, L (1, 9) OBP: 0.309, SLG: 0.404 (8, 7)		1 SAFE B B F F B F X 3-2 ② F7		F F B X 1-2 2-H 1B	F X 0-1 ① F8			C CU 68 B SL 74 F FA 85 C SL 72 1-3 ① K		4	0	1	1	0	1	2
7 James Loney, L (1, 3) OBP: 0.250, SLG: 0.375		C S B C 1-3 ③ K		1 SAFE B X 1-0 ② F9		C B F B X 2-2 E8 6 FC2 2-H 2B		C FA 86 C SL 74 X SL 72 0-2 ② F9		4	0	1	1	0	1	2
6 Tony Abreu, S (1, 5) OBP: 0.279, SLG: 0.400			C C X 0-2 ① G3-1	F X 0-1 ③ G4-3		B F X 1-1 ② FC2 1B 3-H		B FA 87 F FA 86 S CH 72 S CH 74 1-3 ③ K		4	1	0	0	0	1	2
52 Randy Wolf, L (1, 1) OBP: 0.241, SLG: 0.200 Wilson Betemit, S (6, PH) OBP: 0.352, SLG: 0.411 58 Chad Billingsley, R (7, 1) 51 Jonathan Broxton, R (8, 1) 44 Takashi Saito, L (9, 1)			B F S B S 2-3 ② K		X 0-0 9 BB 1B	B S B X 2-1 3-H 1B				2 1 0 0 0	0 0 0 0 0	1 1 0 0 0	0 1 0 0 0	0 0 0 0 0	1 0 0 0 0	0 0 0 0 0
Inning Stats	R: 0 E: 0 K: 0 S: 10 H: 0 LOB: 0 BB: 0 P: 15	R: 0 E: 0 K: 2 S: 16 H: 0 LOB: 1 BB: 1 P: 25	R: 0 E: 0 K: 1 S: 9 H: 0 LOB: 0 BB: 0 P: 12	R: 3 E: 0 K: 0 S: 16 H: 3 LOB: 1 BB: 1 P: 28	R: 0 E: 0 K: 1 S: 10 H: 1 LOB: 2 BB: 1 P: 17	R: 2 E: 2 K: 0 S: 12 H: 3 LOB: 1 BB: 0 P: 21	R: 0 E: 0 K: 0 S: 12 H: 1 LOB: 1 BB: 0 P: 15	R: 0 E: 0 K: 2 S: 9 H: 0 LOB: 0 BB: 0 P: 11		1B: 5 2B: 3 3B: 0 HR: 0	SF: 0 SAC: 0 DP: 0 HBP: 0					

PITCHER		IP	WLS	BF	H	R	ER	SO	BB	IBB	HBP	BLK	WP	HR	S	P	ERA	WHIP
26 Orlando Hernandez, R ERA: 2.38	(1, 1)	5.2	L	27	7	5	4	4	3	0	0	0	0	0	71	113	6.35	1.765
Scott Schoeneweis, L ERA: 7.06	(6, 1)	0.1		2	1	0	0	0	0	0	0	0	0	0	6	11	0.00	3.000
59 Guillermo Mota, R ERA: 7.36	(7, 1)	0.2		2	0	0	0	0	0	0	0	0	0	0	6	7	0.00	0.000
25 Pedro Feliciano, L ERA: 1.61	(7, 1)	1.1		4	0	0	0	2	0	0	0	0	0	0	11	13	0.00	0.000

PITCHER	IP	WLS	BF	H	R	ER	SO	BB	IBB	HBP	BLK	WP	HR	S	P	ERA	WHIP

BOTTOM

New York Mets @ Los Angeles Dodgers

Dodger Stadium, Los Angeles, CA

Mon Jun 11 2007, 7:10 PM PDT

Att. 40,467 - Clear - 66 F

livebaseballscorecards.com

AB	32
R	5
H	8
RBI	5
BB	3
SO	6
LOB	17

Batter	1	2	3	4	5	6	7	8	9	AB	R	H	RBI	BB	SO	LOB
7 José Reyes, S (1, 6) OBP: 0.392, SLG: 0.446	B FA 88 X FA 89 1-0 G6-3		B FA 90 C SL 82 C FA 90 X 1-2 1-2 1B		B FA 90 1 SAFE B SL 80 B FA 89 C FA 88 C FA 89 X CH 83 3-2 L6 1-2			S FA 96 F FA 96 F FA 96 S SL 86 0-3 K		4	0	1	0	0	1	1
Shawn Green, L (1, 9) OBP: 0.368, SLG: 0.475	C FA 89 F FA 90 F FA 90 B FA 91 S SL 81 1-3 K		B SL 83 B FA 90 F FA 90 X FA 89 2-1 F7			F FA 89 S SL 79 B FA 90 B FA 90 B FA 89 C FA 90 3-3 K		X FA 96 0-0 G6-3		4	0	0	0	0	2	2
15 Carlos Beltrán, S (1, 8) OBP: 0.363, SLG: 0.474	C FA 90 B FA 90 S FA 89 B FA 90 X SL 82 2-2 G6-3		C SL 82 X FA 90 0-1 F7			S FA 90 B SL 81 B SL 81 F FA 88 X SL 81 2-2 G5-3			C FA 90 C FA 90 T FA 91 0-2 K	4	0	0	0	0	1	2
5 David Wright, R (1, 5) OBP: 0.374, SLG: 0.506		X FA 89 0-0 21 S 21 1B 1B	B FA 89 F SL 80 S SL 82 B SL 82 F SL 81 X CH 79 2-2 F8			X CU 74 0-0 1B			C SL 80 C FA 92 F FA 91 B SL 81 B FA 91 S FA 91 2-3 K	4	1	2	0	0	1	0
21 Carlos Delgado, L (1, 3) OBP: 0.297, SLG: 0.411		B FA 88 1 SAFE B SL 82 D FA 90 C CH 87 X FA 90 3-1 16 G6-4-3 1-H 1B	C SL 81 B FA 90 S FA 90 X SL 76 1-2 P2			C FA 90 X FA 90 0-1 F8			B FA 92 X FA 92 1-0 F7	4	0	1	1	0	0	1
16 Paul Lo Duca, R (1, 2) OBP: 0.350, SLG: 0.375		C SL 81 B CH 79 S SL 82 X FA 89 1-2 G6-4-3 1-2f	C SL 81 X FA 90 0-1 F9				X CH 87 0-0 G6-3			3	0	0	0	0	0	1
22 Jose Valentin, S (1, 4) OBP: 0.327, SLG: 0.420		C FA 90 B CH 79 F CH 80 S SL 82 1-3 K			C SL 80 X FA 89 0-1 F8		C CH 88 F FA 88 B SL 80 B CH 88 X SL 79 2-2 P4			3	0	0	0	0	1	0
27 Carlos Gómez, R (1, 7) OBP: 0.250, SLG: 0.311			X SL 81 0-0 B1-3		X SL 80 0-0 7 S 1B		C CH 87 B FA 89 F SL 79 S FA 90 1-3 K			3	0	1	0	0	1	0
33 John Maine, R (1, 1) OBP: 0.240, SLG: 0.136 35 Joe Smith, R (6, 1) Scott Schoeneweis, L (7, 1) 3 Damion Easley, R (8, PH) OBP: 0.341, SLG: 0.467 Aaron Heilman, R (8, 1)			C FA 89 B SL 73 B FA 88 B FA 88 S CH 87 B FA 90 4-2 7 1B BB		X CH 87 0-0 B2			C FA 94 S FA 93 S FA 97 0-3 K		1 0 0 1 0	0 0 0 0 0	0 0 0 0 0	0 0 0 0 0	1 0 0 0 0	0 0 0 1 0

Inning Stats	1	2	3	4	5	6	7	8	9
	R: 0 E: 0 K: 1 S: 8	R: 1 E: 0 K: 1 S: 9	R: 0 E: 0 K: 0 S: 10	R: 0 E: 0 K: 0 S: 9	R: 0 E: 0 K: 0 S: 7	R: 0 E: 0 K: 1 S: 9	R: 0 E: 0 K: 1 S: 7	R: 0 E: 0 K: 2 S: 8	R: 0 E: 0 K: 2 S: 8
	H: 0 LOB: 0 BB: 0 P: 12	H: 2 LOB: 0 BB: 0 P: 14	H: 1 LOB: 2 BB: 1 P: 17	H: 0 LOB: 0 BB: 0 P: 12	H: 1 LOB: 1 BB: 0 P: 10	H: 1 LOB: 1 BB: 0 P: 14	H: 0 LOB: 0 BB: 0 P: 10	H: 0 LOB: 0 BB: 0 P: 8	H: 0 LOB: 0 BB: 0 P: 11

1B: 5 SF: 0
2B: 0 SAC: 0
3B: 0 DP: 1
HR: 0 HBP: 0

WP: 0 PA: 32
PB: 0
SB: 2
CS: 0

PITCHER		IP	WLS	BF	H	R	ER	SO	BB	IBB	HBP	BLK	WP	HR	S	P	ERA	WHIP
56 Hung-Chih Kuo, L ERA: 3.6	(1, 1)	7.0	W	26	5	1	1	4	1	0	0	0	0	0	59	89	1.29	0.857
51 Jonathan Broxton, R ERA: 3.86	(8, 1)	1.0	H	3	0	0	0	2	0	0	0	0	0	0	8	8	0.00	0.000
44 Takashi Saito, R ERA: 1.67	(9, 1)	1.0	S	3	0	0	0	2	0	0	0	0	0	0	8	11	0.00	0.000

PITCHER	IP	WLS	BF	H	R	ER	SO	BB	IBB	HBP	BLK	WP	HR	S	P	ERA	WHIP

TOP

New York Mets @ Los Angeles Dodgers

Dodger Stadium, Los Angeles, CA

Tue Jun 12 2007, 7:10 PM PDT

Att. 42,438 - Clear - 73 F

livebaseballscorecards.com

AB	31
R	1
H	5
RBI	1
BB	1
SO	8
LOB	8

BOTTOM

Batter	1	2	3	4	5	6	7	8	9	AB	R	H	RBI	BB	SO	LOB
15 Rafael Furcal, S (1, 6) OBP: 0.349, SLG: 0.350	B FA 88 B FA 90 B FA 90 C FA 89 F FA 89 F FA 90 X FA 90 3-2 F8 ①	C SL 81 B CH 84 C FF 91 X FA 90 1-2 L4 ②		B CH 85 T FA 90 B CH 83 X CH 84 2-1 G3-1 ③		C CH 76 B SL 77 C SL 76 B CH 76 B FA 84 S CH 76 3-3 K ③				4	0	0	0	0	1	3
9 Juan Pierre, L (1, 8) OBP: 0.308, SLG: 0.330	C FA 90 B FA 91 F CH 84 F FA 91 B SL 82 X FA 90 2-2 L8 ②	C FA 90 B SL 82 S FA 90 B SL 82 F FA 89 X CH 84 2-2 3B			C FA 88 B CH 82 B FA 89 B FA 88 C FA 88 X FA 89 3-2 F8 ①		C CH 83 B CH 83 F CH 75 F SL 77 B SL 76 X FA 84 2-2 E4 5 L9 1B			4	0	2	0	0	0	0
5 Nomar Garciaparra, R (1, 3) OBP: 0.316, SLG: 0.332 7 James Loney, L (8, 3) OBP: 0.250, SLG: 0.375	B FA 91 F FA 90 F FA 90 B SL 80 X SL 81 2-2 12 1B 1B	S FA 90 B SL 81 B FA 90 X FA 90 2-1 G5-3 ③			X SL 81 0-0 L8 ②		S FA 85 X FA 84 0-1 L9 ① 2-3			4 0	0 0	1 0	0 0	0 0	0 0	2 0
12 Jeff Kent, R (1, 4) OBP: 0.340, SLG: 0.455	C SL 82 C FA 90 1 SAFE X FA 91 0-2 1-2 1B		C FA 90 F FA 89 B SL 81 B SL 80 F SL 81 F FA 90 X SL 81 2-2 F7 ①		B SL 81 X SL 80 1-0 L7 ③		X CH 84 0-0 G1-3 ②			4	0	1	0	0	0	1
Luis Gonzalez, L (1, 7) OBP: 0.378, SLG: 0.481 51 Jonathan Broxton, R (8, 1) 44 Takashi Saito, L (9, 1)	B FF 91 F CH 84 F FA 90 C FA 92 1-3 K ③		C FA 91 B SL 81 X FA 90 1-1 L7 ②			B CH 79 B FA 89 C FF 89 B CH 82 F FA 89 F FA 89 F FA 88 B FA 89 4-2 1B 27 1B BB	C FA 89 B FA 89 B FA 88 S SL 81 S FA 90 2-3 K ③			3 0 0	1 0 0	0 0 0	0 0 0	1 0 0	2 0 0	3 0 0
55 Russell Martin, R (1, 2) OBP: 0.364, SLG: 0.466		B FA 89 C SL 81 B SL 81 F FA 88 X FA 90 2-2 G4-3 ①	S SL 82 B SL 80 B FA 90 B SL 80 X FA 89 3-1 F8 ③			B FA 89 F SL 80 B FA 89 1 SAFE F FA 90 X FA 90 2-2 P4 ①		S CH 78 X FA 89 0-1 WP 1B		4	0	1	0	0	0	1
Wilson Betemit, S (1, 5) OBP: 0.357, SLG: 0.444		C FA 91 X CH 84 0-1 HR		B SL 80 B FA 89 C FA 90 C FA 90 X FA 90 2-2 G4-3 ①		B FA 91 S FA 90 B FA 90 T FA 91 X FA 91 2-2 27 1B 1-3 1B		C CH 79 B CH 80 F CH 80 S FA 92 1-3 K ① 1-2		4	1	2	1	0	1	1
27 Matt Kemp, R (1, 9) OBP: 0.444, SLG: 0.583		X FA 90 0-0 HR		C SL 80 B SL 80 F SL 78 B FA 90 B SL 80 B SL 81 4-2 56 E 56 S BB		C SL 75 S FA 84 B SL 76 B SL 78 X CH 84 2-2 1-2 1B 3-H		L CH 80 F FA 90 F CH 79 S CH 80 0-3 K ②		3	1	2	2	1	1	1
56 Hung-Chih Kuo, L (1, 1) OBP: 0.200, SLG: 0.800 16 Andre Ethier, L (8, 7) OBP: 0.307, SLG: 0.402		X FA 90 0-0 HR		1 SAFE S CH 83 S FA 90 S CH 84 0-3 K ② 1-3		B CH 73 M SI 82 B CH 75 M CH 83 S CH 76 2-3 K ②		D CH 80 C FA 91 D CH 81 X CH 80 2-1 F9 ③		3 1	1 0	1 0	1 0	0 0	2 0	3 1
Inning Stats	R: 0 E: 0 K: 1 S: 17 H: 2 LOB: 2 BB: 0 P: 25	R: 3 E: 0 K: 0 S: 16 H: 4 LOB: 1 BB: 0 P: 23	R: 0 E: 0 K: 0 S: 9 H: 0 LOB: 0 BB: 0 P: 15	R: 0 E: 0 K: 1 S: 10 H: 0 LOB: 1 BB: 1 P: 18	R: 0 E: 0 K: 0 S: 5 H: 0 LOB: 0 BB: 0 P: 9	R: 1 E: 0 K: 2 S: 19 H: 2 LOB: 2 BB: 1 P: 34	R: 0 E: 1 K: 1 S: 10 H: 1 LOB: 1 BB: 0 P: 14	R: 0 E: 0 K: 2 S: 11 H: 1 LOB: 1 BB: 0 P: 14								

1B: 6 SF: 0 WP: 1 PA: 36
2B: 0 SAC: 0 PB: 0
3B: 1 DP: 0 SB: 1
HR: 3 HBP: 0 CS: 0

PITCHER		IP	WLS	BF	H	R	ER	SO	BB	IBB	HBP	BLK	WP	HR	S	P	ERA	WHIP
33 John Maine, R ERA: 3.05	(1, 1)	5.1	L	25	7	4	4	2	2	0	0	0	0	3	67	108	6.75	1.688
35 Joe Smith, R ERA: 2.51	(6, 1)	1.1		6	2	0	0	2	0	0	0	0	0	0	16	25	0.00	1.500
Scott Schoeneweis, L ERA: 6.95	(7, 1)	0.1		1	0	0	0	1	0	0	0	0	0	0	3	5	0.00	0.000
Aaron Heilman, R ERA: 3.86	(8, 1)	1.0		4	1	0	0	2	0	0	0	0	1	0	11	14	0.00	1.000

PITCHER	IP	WLS	BF	H	R	ER	SO	BB	IBB	HBP	BLK	WP	HR	S	P	ERA	WHIP

New York Mets @ Los Angeles Dodgers
Dodger Stadium, Los Angeles, CA
Tue Jun 12 2007, 7:10 PM PDT
Att. 42,438 - Clear - 73 F

livebaseballscorecards.com

AB	34
R	4
H	10
RBI	4
BB	2
SO	7
LOB	16

Batter	1	2	3	4	5	6	7	8	9	AB	R	H	RBI	BB	SO	LOB
7 José Reyes, S (1, 6) OBP: 0.393, SLG: 0.447	F FA 92 X CU 77 0-1 ① F7		B CU 78 X FA 88 1-0 S 1B			X FA 90 0-0 ① G1-4-3		S FA 86 B FA 87 X FA 90 1-1 1B		4	0	2	0	0	0	0
Shawn Green, L (1, 9) OBP: 0.365, SLG: 0.475	B FA 91 F FA 92 X FA 92 1-1 5 1B 2B		B FA 94 D FA 94 S CH 84 T FA 95 S FA 96 2-3 ③ K 1-2			B CU 77 X FA 92 1-0 ② G4-3		B FA 87 C FA 89 B FA 87 F FA 89 S FA 88 2-3 ② K		4	1	1	0	0	2	2
15 Carlos Beltrán, S (1, 8) OBP: 0.358, SLG: 0.466	C FA 93 S FA 93 B FA 94 F FA 94 X CH 86 1-2 ② G5-3			C FA 92 B FA 93 X FA 94 1-1 ① F8		B FA 93 X FA 93 1-0 ③ L8		C FA 90 D FA 88 X FA 88 1-1 ③ G5-3		4	0	0	0	0	0	2
5 David Wright, R (1, 5) OBP: 0.375, SLG: 0.506	B FA 94 D CU 79 X FA 94 2-0 ③ 2-H 1B			B CU 77 B FA 94 X FA 95 2-0 21 G4-6-3 1B			C FA 91 B CU 76 F FA 92 S CH 84 1-3 ① K		B FA 93 S FA 93 C FA 93 S FA 94 1-3 ① K	4	0	2	1	0	2	0
21 Carlos Delgado, L (1, 3) OBP: 0.293, SLG: 0.404		C FA 92 B FA 92 F FA 93 S CH 86 1-3 ① K		1 SAFE F FA 94 B FA 94 X FA 95 1-1 ②③ G4-6-3 1-2f			C FA 89 B FA 91 S CU 79 F FA 93 F FA 94 S CH 86 1-3 ② K		B FA 93 X FA 93 1-0 ② G4-3	4	0	0	0	0	2	1
16 Paul Lo Duca, R (1, 2) OBP: 0.348, SLG: 0.373		C FA 92 B SL 83 X FA 93 1-1 ② G1-3			C CU 75 B FA 91 F FA 94 B FA 94 D FS 87 X FA 95 3-2 ① F8		B CU 78 C FA 93 F FA 92 X FA 94 1-2 22 2B 1B		B FA 93 F FA 93 B SL 82 X FA 92 2-1 ③ L7	4	0	1	0	0	0	0
22 Jose Valentin, S (1, 4) OBP: 0.337, SLG: 0.451		C B C S FA 95 1-3 ③ K			X CU 79 0-0 2B		C FA 93 X SL 85 0-1 1-3 2B			3	0	2	0	0	1	0
Ricky Ledee, L (1, 7) OBP: 0.182, SLG: 0.364			C FA 93 B FA 95 B CU 78 X FA 95 2-1 ① G4-3		C FA 94 B FA 96 D FA 88 X FA 94 2-1 ② F8		S CU 78 C FA 94 F FA 96 B SL 86 B FA 95 X FA 95 2-2 ③ G4-3			3	0	0	0	0	0	3
29 Jorge Sosa, R (1, 1) OBP: 0.250, SLG: 0.143			B FA 94 C FA 94 F FA 95 B FA 95 C CH 80 2-3 ② K		B CU 76 C FA 95 F FA 96 S CH 84 1-3 ③ K			C FA 86 S FA 87 C FA 91 0-3 ① K		2	0	0	0	0	2	1
25 Pedro Feliciano, L (6, 1)										0	0	0	0	0	0	0
59 Guillermo Mota, R (7, 1)										0	0	0	0	0	0	0
3 Damion Easley, R (8, PH) OBP: 0.338, SLG: 0.463										1	0	0	0	0	1	0
13 Billy Wagner, L (8, 1)										0	0	0	0	0	0	0
Inning Stats	R: 1 E: 0 K: 0 S: 9 H: 2 LOB: 1 BB: 0 P: 13	R: 0 E: 0 K: 2 S: 8 H: 0 LOB: 0 BB: 0 P: 11	R: 0 E: 0 K: 2 S: 9 H: 1 LOB: 1 BB: 0 P: 16	R: 0 E: 0 K: 0 S: 5 H: 1 LOB: 0 BB: 0 P: 9	R: 0 E: 0 K: 1 S: 9 H: 1 LOB: 1 BB: 0 P: 15	R: 0 E: 0 K: 0 S: 3 H: 0 LOB: 0 BB: 0 P: 5	R: 0 E: 0 K: 2 S: 17 H: 2 LOB: 2 BB: 0 P: 22	R: 0 E: 0 K: 2 S: 10 H: 1 LOB: 1 BB: 0 P: 14	R: 0 E: 0 K: 1 S: 6 H: 0 LOB: 0 BB: 0 P: 10	1B: 5 2B: 3 3B: 0 HR: 0 SF: 0 SAC: 0 DP: 1 HBP: 0						

PITCHER		IP	WLS	BF	H	R	ER	SO	BB	IBB	HBP	BLK	WP	HR	S	P	ERA	WHIP
31 Brad Penny, R ERA: 2.18	(1, 1)	7.0	W	26	7	1	1	7	0	0	0	0	0	0	60	91	1.29	1.000
Joe Beimel, L ERA: 3.58	(8, 1)	1.0		4	1	0	0	2	0	0	0	0	0	0	10	14	0.00	1.000
Brett Tomko, R ERA: 5.43	(9, 1)	1.0		3	0	0	0	1	0	0	0	0	0	0	6	10	0.00	0.000

PITCHER	IP	WLS	BF	H	R	ER	SO	BB	IBB	HBP	BLK	WP	HR	S	P	ERA	WHIP

TOP

New York Mets @ Los Angeles Dodgers

Dodger Stadium, Los Angeles, CA

Wed Jun 13 2007, 7:10 PM PDT

Att. 46,894 - Clear - 76 F

livebaseballscorecards.com

AB	33
R	1
H	8
RBI	1
BB	0
SO	10
LOB	9

BOTTOM

New York Mets @ Los Angeles Dodgers

Dodger Stadium, Los Angeles, CA

Wed Jun 13 2007, 7:10 PM PDT

Att. 46,894 - Clear - 76 F

livebaseballscorecards.com

Batter	1	2	3	4	5	6	7	8	9	AB	R	H	RBI	BB	SO	LOB
15 Rafael Furcal, S (1, 6) OBP: 0.354, SLG: 0.370	C FA 87 F SL 81 B FA 88 F SL 82 X SL 83 1-2 ① G5-3		B SL 85 C SL 84 B SL 84 B FA 90 B SL 85 4-1 BB		X CH 82 0-0 9 1B 2-H 3B		X FA 84 0-0 E 3B	B SL 84 F FA 95 B FA 94 X FA 94 2-1 ② G5-3		4	2	2	1	1	0	0
9 Juan Pierre, L (1, 8) OBP: 0.310, SLG: 0.331	B FA 88 C SL 81 X SL 82 1-1 ② G6-3		C SL 84 C FA 92 B SL 85 F FA 92 X SL 82 1-2 ③ L5		C FA 89 X SL 84 0-1 ③ 3-H 1B		C FA 85 B FA 85 F FA 86 X SL 73 1-2 ① G5-3	X FA 94 0-0 16 BB 1B		5	0	2	1	0	0	3
5 Nomar Garciaparra, R (1, 3) OBP: 0.319, SLG: 0.332 16 Andre Ethier, L (8, 7) OBP: 0.311, SLG: 0.402	B SL 83 B SL 82 B SL 81 C FA 88 X SL 83 3-1 ③ G5-3			B FA 91 F FA 89 B SL 83 X SL 82 2-1 ① G6-3		X SL 80 0-0 55 S 1B 1B	I IN 56 I IN 56 I IN 56 I IN 56 4-0 55 FC5-4 E IBB	F FA 93 B SL 85 B SL 85 B FA 93 C FA 95 F FA 94 F FA 95 B FA 94 4-2 1-2 BB		3 0	1 0	1 0	0 0	1 1	0 0	0 0
Luis Gonzalez, L (1, 7) OBP: 0.371, SLG: 0.472 Joe Beimel, L (8, 1) Olmedo Saenz, R (8, PH) OBP: 0.354, SLG: 0.442 Brett Tomko, R (9, 1)		C FA 88 X FA 88 0-1 ① P5		F SL 83 F SL 85 B FA 91 F FA 92 X FA 93 1-2 ② P5		1 SAFE B SL 79 B CH 85 C SL 81 B FA 87 X FA 87 3-1 ① F9	X FA 85 0-0 E6 55 FC5-4 1-2 3-H	X FA 93 0-0 ③ F9		4 0 1 0	0 0 0 0	0 0 0 0	1 0 0 0	0 0 0 0	0 0 0 0	2 0 2 0
55 Russell Martin, R (1, 2) OBP: 0.358, SLG: 0.457 Mike Lieberthal, R (9, 2) OBP: 0.290, SLG: 0.250		S FA 89 S SL 83 X SL 83 0-2 ② G6-3		C SL 84 F SL 84 F SL 85 X FA 93 0-2 ③ G6-3		1 SAFE S SL 80 S SL 81 F SL 82 X SL 82 0-2 ② G1-3 1-2	B FA 93 B CH 84 F CH 84 C FA 93 D CH 85 F CH 83 F CH 84 X CH 84 3-2 ② FC5-4 1-2f 2-3			4 0	0 0	0 0	0 0	0 0	0 0	3 0
Wilson Betemit, S (1, 5) OBP: 0.362, SLG: 0.476		C SL 83 B SL 84 X FA 90 1-1 ③ G4-3			F SL 81 C SL 82 F FA 89 X SL 82 0-2 HR	S SL 80 F SL 82 B FA 89 X FA 90 1-2 27 1B 2-H 1B	S CH 84 X FA 92 0-1 ③ G3			4	2	2	2	0	0	2
27 Matt Kemp, R (1, 9) OBP: 0.484, SLG: 0.607			B SL 83 C SL 82 S SL 84 B SL 84 B SL 84 X SL 82 3-2 ① G1		B SL 83 S SL 82 B SL 83 X SL 83 2-1 31 SH1-4 15 3B 1B	B SL 85 S SL 82 F SL 82 X FA 88 1-2 6 2B 2-H 1B		C FA 94 S SL 84 F SL 85 X FA 93 0-2 7 HR 1B		4	3	3	1	0	0	0
6 Tony Abreu, S (1, 4) OBP: 0.292, SLG: 0.420			B FA 91 B SL 83 B FA 90 C FA 90 C FA 90 X FA 91 3-2 31 SH1-4 1B		1 SAFE B SL 82 F SL 82 F FA 88 B FA 89 F FA 90 F FA 89 F CH 82 1 SAFE 2-3 ① S SL 80 K	F FA 85 C SL 76 X CH 73 0-2 1-H 2B		C FA 94 S FA 94 F SL 86 F FA 96 X FA 94 0-2 ① F9		4	0	2	1	0	1	2
31 Brad Penny, R (1, 1) OBP: 0.250, SLG: 0.259 7 James Loney, L (8, 3) OBP: 0.333, SLG: 0.778			1 SAFE B SL 80 L SL 80 S FA 90 X SL 81 1-2 ② SH1-4 1-2		X SL 79 0-0 ② SH1-4 1-2	S CH 72 X SL 76 0-1 ③ L6		C FA 94 B SL 86 F FA 95 X FA 95 1-2 1-H HR		1 1	0 1	0 1	0 2	0 0	0 0	1 0
Inning Stats	R: 0 H: 0 E: 0 LOB: 0 K: 0 BB: 0 S: 8 P: 13	R: 0 H: 0 E: 0 LOB: 0 K: 0 BB: 0 S: 7 P: 8	R: 0 H: 1 E: 0 LOB: 2 K: 0 BB: 1 S: 14 P: 26	R: 0 H: 0 E: 0 LOB: 0 K: 0 BB: 0 S: 10 P: 13	R: 3 H: 4 E: 0 LOB: 1 K: 1 BB: 0 S: 16 P: 20	R: 3 H: 4 E: 0 LOB: 1 K: 0 BB: 0 S: 18 P: 23	R: 1 H: 1 E: 1 LOB: 2 K: 0 BB: 1 S: 12 P: 20	R: 2 H: 3 E: 0 LOB: 2 K: 0 BB: 1 S: 20 P: 27		1B: 8 SF: 0 2B: 1 SAC: 2 3B: 2 DP: 0 HR: 2 HBP: 0					WP: 0 PA: 40 PB: 0 SB: 1 CS: 0	

	AB	35
	R	9
	H	13
	RBI	9
	BB	3
	SO	1
	LOB	15

PITCHER		IP	WLS	BF	H	R	ER	SO	BB	IBB	HBP	BLK	WP	HR	S	P	ERA	WHIP
29 Jorge Sosa, R ERA: 3.42	(1, 1)	5.2	L	25	8	6	6	1	1	0	0	0	0	1	68	98	9.53	1.588
25 Pedro Feliciano, L ERA: 1.96	(6, 1)	0.2		6	2	1	1	0	0	1	0	0	0	0	10	15	13.50	3.000
59 Guillermo Mota, R ERA: 6.75	(7, 1)	0.2		2	0	0	0	0	0	0	0	0	0	0	7	10	0.00	0.000
13 Billy Wagner, L ERA: 2.22	(8, 1)	1.0		7	3	2	2	0	1	0	0	0	0	1	20	27	18.00	4.000

PITCHER	IP	WLS	BF	H	R	ER	SO	BB	IBB	HBP	BLK	WP	HR	S	P	ERA	WHIP

Batter	1	2	3	4	5	6	7	8	9	AB	R	H	RBI	BB	SO	LOB
7 José Reyes, S (1, 6) OBP: 0.401, SLG: 0.464	C B B F X 2-2 5 FC5 15 1B 1B		1 SAFE 1 SAFE B L L B X 2-2 5 S 15 S 1-H 1B		X 0-0 HR		B B 1 SAFE F B B 4-1 ② 15 S 1-2 BB			3	1	3	2	1	0	0
15 Carlos Beltrán, S (1, 8) OBP: 0.356, SLG: 0.462	1 SAFE X 0-0 5 FC5 1-2 1B		1 SAFE 1 SAFE 1 SAFE C P C C 1-3 ① K 1-2		F B F S 1-3 ② K		1 SAFE B B F C X 2-2 ③ G3-1 1-2			4	0	1	0	0	2	2
5 David Wright, R (1, 5) OBP: 0.377, SLG: 0.504	B S D 2 SAFE B X 3-1 ① FC5 1-2 2-3f		D B B C C B 4-1 16 FC6-4 2-3 BB		C S B B F X 2-2 21 S 1B			C X 0-1 ① F7		3	0	1	0	1	0	2
21 Carlos Delgado, L (1, 10) OBP: 0.289, SLG: 0.398	B S F B S 2-3 ② K		B C C F B S 2-3 ② K		S B B B S C 3-3 ③ K 1-2			B F B S S 2-3 ② K		4	0	0	0	0	4	5
16 Paul Lo Duca, R (1, 2) OBP: 0.342, SLG: 0.365	D B F B F X 3-2 ③ G6-3		D X 1-0 ③ FC6-4 1-2f			C X 1-1 ① F7		C B S F X 1-2 ③ G3		4	0	0	0	0	0	4
Shawn Green, L (1, 9) OBP: 0.358, SLG: 0.465		C B X 1-1 ① G3		B X 1-0 ① G4-3		B B C S F S 2-3 ② K			X 0-0 ① G1-3	4	0	0	0	0	1	0
22 Jose Valentin, S (1, 4) OBP: 0.324, SLG: 0.432		B S C T 1-2 ② K		B X 1-0 ② L9		B B F X 2-1 ③ G4-3			C X 0-1 ② P2	4	0	0	0	0	1	0
Julio Franco, R (1, 3) OBP: 0.327, SLG: 0.267		C C B B F B X 3-2 ③ F9		C F B C 1-3 ③ K			C C X 0-2 ① G4-3		B F F F B F B B 4-2 27 CS BB	3	0	0	0	1	1	0
27 Carlos Gómez, R (1, 7) OBP: 0.269, SLG: 0.328			C X 0-1 7 S 7 1B 1B		F F B F B X 2-2 ① G1-3		X 0-0 7 CS 1B		B S 1-1 ③ CS 1-2	3	1	2	0	0	0	0
Inning Stats	R: 0 E: 0 K: 1 S: 12 H: 2 LOB: 2 BB: 0 P: 22	R: 0 E: 0 K: 1 S: 9 H: 0 LOB: 0 BB: 0 P: 14	R: 1 E: 0 K: 2 S: 15 H: 2 LOB: 2 BB: 1 P: 24	R: 0 E: 0 K: 1 S: 5 H: 0 LOB: 0 BB: 0 P: 8	R: 1 E: 0 K: 2 S: 15 H: 2 LOB: 1 BB: 0 P: 23	R: 0 E: 0 K: 1 S: 8 H: 0 LOB: 0 BB: 0 P: 13	R: 0 E: 0 K: 0 S: 8 H: 1 LOB: 1 BB: 1 P: 14	R: 0 E: 0 K: 1 S: 9 H: 0 LOB: 0 BB: 0 P: 12	R: 0 E: 0 K: 0 S: 8 H: 0 LOB: 0 BB: 1 P: 13	1B: 6 2B: 0 3B: 0 HR: 1 SF: 0 SAC: 0 DP: 0 HBP: 0						

PITCHER		IP	WLS	BF	H	R	ER	SO	BB	IBB	HBP	BLK	WP	HR	S	P	ERA	WHIP
22 Roger Clemens, R ERA: 3.65	(1, 1)	6.1	L	27	7	2	2	8	1	0	0	0	0	1	68	108	2.84	1.263
Luis Vizcaino, R ERA: 6.39	(7, 1)	1.0		3	0	0	0	0	1	0	0	0	0	0	6	12	0.00	1.000
Mike Myers, L ERA: 2.54	(8, 1)	1.1		4	0	0	0	1	0	0	0	0	0	0	10	13	0.00	0.000
33 Brian Bruney, R ERA: 2.17	(9, 1)	0.1		1	0	0	0	0	1	0	0	0	0	0	5	10	0.00	3.000

PITCHER	IP	WLS	BF	H	R	ER	SO	BB	IBB	HBP	BLK	WP	HR	S	P	ERA	WHIP

TOP

New York Mets @ New York Yankees

Yankee Stadium, Bronx, NY

Fri Jun 15 2007, 7:05 PM EDT
Att. 55,159 - Partly Cloudy - 69 F

livebaseballscorecards.com

AB	32
R	2
H	7
RBI	2
BB	3
SO	9
LOB	13

WP: 0	PA: 36		
PB: 0			
SB: 5			
CS: 2			

New York Mets @ New York Yankees

Yankee Stadium, Bronx, NY

Fri Jun 15 2007, 7:05 PM EDT

Att. 55,159 - Partly Cloudy - 69 F

livebaseballscorecards.com

BOTTOM

Batter	1	2	3	4	5	6	7	8	9	AB	R	H	RBI	BB	SO	LOB
28 Melky Cabrera, S (1, 8) OBP: 0.314, SLG: 0.346	G6-3	K			F8			P4		4	0	0	0	0	1	3
2 Derek Jeter, R (1, 6) OBP: 0.414, SLG: 0.458	WP 1B		F7		G4-3			F8 2B		4	0	2	0	0	0	0
Bobby Abreu, L (1, 9) OBP: 0.362, SLG: 0.372	K 1-2		20 S BB		G4-3			F8 2-3		3	0	0	0	1	1	2
13 Alex Rodriguez, R (1, 5) OBP: 0.405, SLG: 0.669	K		F8			G6-3		G5-3		4	0	0	0	0	1	3
20 Jorge Posada, S (1, 2) OBP: 0.407, SLG: 0.558		55 FC1-6 1B	1-2			K			F8	4	0	1	0	0	2	1
55 Hideki Matsui, L (1, 7) OBP: 0.379, SLG: 0.482		FC1-6 1B 24 1B 1-2f		F7-4 24 BB BB		F8			K	3	0	0	0	1	1	1
24 Robinson Canó, L (1, 4) OBP: 0.309, SLG: 0.415		1B 1-2 1B		1-2 BB			P4		K	3	0	1	0	1	1	0
Josh Phelps, R (1, 10) OBP: 0.330, SLG: 0.363		K		F9			F9			3	0	0	0	0	1	4
Miguel Cairo, R (1, 3) OBP: 0.281, SLG: 0.269		1-2 2-3 1B		F7-4 2-2			G1-3			3	0	1	0	0	0	2

Inning Stats	1	2	3	4	5	6	7	8	9
	R: 0 H: 1 E: 0 LOB: 1 K: 2 BB: 0 S: 11 P: 18	R: 0 H: 3 E: 0 LOB: 3 K: 2 BB: 0 S: 14 P: 18	R: 0 H: 0 E: 0 LOB: 1 K: 1 BB: 1 S: 9 P: 17	R: 0 H: 0 E: 0 LOB: 1 K: 0 BB: 2 S: 7 P: 18	R: 0 H: 0 E: 0 LOB: 0 K: 0 BB: 0 S: 7 P: 11	R: 0 H: 0 E: 0 LOB: 0 K: 1 BB: 0 S: 9 P: 15	R: 0 H: 0 E: 0 LOB: 0 K: 0 BB: 0 S: 5 P: 11	R: 0 H: 1 E: 0 LOB: 1 K: 0 BB: 0 S: 10 P: 16	R: 0 H: 0 E: 0 LOB: 0 K: 2 BB: 0 S: 8 P: 11

	AB	31
	R	0
	H	5
	RBI	0
	BB	3
	SO	8
	LOB	16

	1B: 4	SF: 0	WP: 1	PA: 34
	2B: 2	SAC: 0	PB: 0	
	3B: 0	DP: 1	SB: 1	
	HR: 0	HBP: 0	CS: 0	

PITCHER		IP	WLS	BF	H	R	ER	SO	BB	IBB	HBP	BLK	WP	HR	S	P	ERA	WHIP
46 Oliver Pérez, L ERA: 2.93	(1, 1)	7.1	W	29	5	0	0	6	3	0	0	0	1	0	66	117	0.00	1.091
25 Pedro Feliciano, L ERA: 1.93	(8, 1)	0.1	H	1	0	0	0	0	0	0	0	0	0	0	3	4	0.00	0.000
35 Joe Smith, R ERA: 2.48	(8, 1)	0.1	H	1	0	0	0	0	0	0	0	0	0	0	3	3	0.00	0.000
13 Billy Wagner, L ERA: 2.15	(9, 1)	1.0	S	3	0	0	0	2	0	0	0	0	0	0	8	11	0.00	0.000

PITCHER	IP	WLS	BF	H	R	ER	SO	BB	IBB	HBP	BLK	WP	HR	S	P	ERA	WHIP

New York Mets @ New York Yankees

Yankee Stadium, Bronx, NY

Sat Jun 16 2007, 1:05 PM EDT

Att. 55,064 - Sunny - 78 F

TOP

livebaseballscorecards.com

Batter	1	2	3	4	5	6	7	8	9	AB	R	H	RBI	BB	SO	LOB
7 José Reyes, S (1, 6) OBP: 0.403, SLG: 0.463	BBBCB 4-1 5 S 5 1B BB		BSBBB 4-1 15 G4-3 15 S 21 BLK BB	B X 1-0 ② F7		FBSFFFBFF 2-2 ② X F8 2-3		1 SAFE X 0-0 ① SF8 3-H	BFSFBFFX 2-2 1-2 2-3 3-H 1B	3	2	1	2	2	0	3
15 Carlos Beltrán, S (1, 8) OBP: 0.349, SLG: 0.451	B 1 SAFE 1 SAFE X 1-0 ① P4		CSSBX 2-2 ① G4-3 1-3	C X 0-1 ③ P2		C X 0-1 ③ F7		1 SAFE S 1 SAFE 1 SAFE B F 1 SAFE S 1-3 ② K	X 0-0 ③ P2	6	0	0	0	0	1	9
5 David Wright, R (1, 5) OBP: 0.374, SLG: 0.498	1 SAFE BFFDBX 3-2 16 S 1-H 1B		CDX 1-2 ② F9		CFT 0-2 ① K		BBBCX 3-1 ① F9	B 1 SAFE BCSFBFS 3-3 ③ 1-2 K		5	0	1	1	0	2	2
21 Carlos Delgado, L (1, 3) OBP: 0.291, SLG: 0.398	X 0-0 ② F7		FSBBX 2-2 ③ P6 3-H		BBX 2-0 ② F8		X 0-0 16 1B 1B		BCFX 1-2 11 1B 16 1B 27 1B 1B	5	1	2	0	0	0	1
16 Paul Lo Duca, R (1, 10) OBP: 0.348, SLG: 0.376	CDSFBS 2-3 ③ K 1-2			X 0-0 ① F8	BBFBX 3-1 2B		X 0-0 1-2 1B		BFX 1-1 27 1B 11 1B 7 1B 1-2 1B	5	1	3	0	0	1	1
Shawn Green, L (1, 9) OBP: 0.359, SLG: 0.457		BBFBSFS 3-3 ① K		BBBCB 4-1 11 HR BB	I I I 4-0 IBB		BX 1-0 ② F8		FBX 1-1 ① F7	3	1	0	0	2	1	4
11 Ramon Castro, R (1, 2) OBP: 0.313, SLG: 0.441		BCCFBFFFX 2-2 ② F8		BBX 2-0 1-H HR	BCCBC 2-3 ③ K		CSS 0-3 ③ K		BCX 1-1 7 1B 27 1B 1-2 2-3 1B	5	1	2	2	0	2	4
Ruben Gotay, S (1, 4) OBP: 0.385, SLG: 0.553		BCBX 2-1 HR		CBSX 1-2 27 1B 1B		BBBCB 4-1 7 F8 27 S BB		BBBCB 4-1 27 1B 7 SF8 BB	CFC 0-3 ② K	3	2	2	1	2	1	3
27 Carlos Gómez, R (1, 7) OBP: 0.292, SLG: 0.348		CFX 0-2 ③ F9		C 1 SAFE X 0-1 1-2 1B		BBC 1 SAFE FS 2-3 ① 1-2 K		1 SAFE CX 0-1 5 S 1-3 1B	FSBFBBFX 3-2 7 1B 1-2 2-3 3-H 1B	5	0	3	1	0	1	1
Inning Stats	R: 1 H: 1 E: 0 LOB: 1 K: 1 BB: 1 S: 10 P: 20	R: 1 H: 1 E: 0 LOB: 0 K: 1 BB: 0 S: 16 P: 23	R: 1 H: 0 E: 0 LOB: 0 K: 0 BB: 1 S: 11 P: 19	R: 2 H: 3 E: 0 LOB: 2 K: 0 BB: 1 S: 11 P: 19	R: 0 H: 1 E: 0 LOB: 2 K: 2 BB: 1 S: 9 P: 20	R: 0 H: 0 E: 0 LOB: 1 K: 1 BB: 1 S: 14 P: 22	R: 0 H: 2 E: 0 LOB: 2 K: 1 BB: 0 S: 8 P: 12	R: 1 H: 1 E: 0 LOB: 1 K: 2 BB: 1 S: 12 P: 20	R: 2 H: 5 E: 0 LOB: 3 K: 1 BB: 0 S: 24 P: 33	1B: 11 SF: 1 2B: 1 SAC: 0 3B: 0 DP: 0 HR: 2 HBP: 0						

	AB	40
	R	8
	H	14
	RBI	7
	BB	6
	SO	9
	LOB	28

	WP: 0	PA: 47
	PB: 0	
	SB: 5	
	CS: 0	

PITCHER		IP	WLS	BF	H	R	ER	SO	BB	IBB	HBP	BLK	WP	HR	S	P	ERA	WHIP
19 Tyler Clippard, R ERA: 6.33	(1, 1)	3.1		18	5	5	5	2	3	0	0	1	0	2	45	77	13.50	2.400
Luis Vizcaino, R ERA: 6.06	(4, 1)	1.2	W	7	1	0	0	2	0	1	0	0	0	0	12	24	0.00	0.600
Scott Proctor, R ERA: 3.28	(6, 1)	2.0	H	9	2	0	0	2	1	0	0	0	0	0	22	34	0.00	1.500
Kyle Farnsworth, R ERA: 4.94	(8, 1)	1.0		5	1	1	1	2	1	0	0	0	0	0	12	20	9.00	2.000
42 Mariano Rivera, R ERA: 4.5	(9, 1)	1.0		8	5	2	2	1	0	0	0	0	0	0	24	33	18.00	5.000

PITCHER		IP	WLS	BF	H	R	ER	SO	BB	IBB	HBP	BLK	WP	HR	S	P	ERA	WHIP

Batter	1	2	3	4	5	6	7	8	9	AB	R	H	RBI	BB	SO	LOB
18 Johnny Damon, L (1, 10) OBP: 0.347, SLG: 0.347	B B C B C X 3-2 G6-3 ①	B C C B B X 3-2 3-H 1B		C C B X 1-2 FC5-4 ② 2 HR 1-2f	C 1 SAFE S 1 SAFE B S 1-3 K ③ 1-2		B B B C T B 4-2 2 1B BB			4	1	1	1	1	1	2
2 Derek Jeter, R (1, 6) OBP: 0.421, SLG: 0.479	B S B B X 3-1 13 FC5-4 2B	C B B F B F X 3-2 F9 ③		1 SAFE X 0-0 1-H HR		B X 1-0 13 S G1-3 55 1B 1B	B X 1-0 1-3 1B			5	2	4	2	0	0	1
Bobby Abreu, L (1, 9) OBP: 0.366, SLG: 0.372	B B C B C B 4-2 13 FC5-4 BB	M B X 1-1 13 HR 1B	B C C B B B 4-2 BB	X 0-0 ① G1-3 1-2	B C F B S 2-3 K ③					3	1	1	0	2	1	3
13 Alex Rodriguez, R (1, 5) OBP: 0.409, SLG: 0.679	B C X 1-1 FC5-4 ② 1-2f 2-3	B F B X 2-1 1-H HR	C B B B X 3-1 F7 ③			B B B C B 4-1 20 S 55 1B 2-3 BB		C B X 1-1 20 BB 24 2B 1B		4	3	2	2	1	0	3
20 Jorge Posada, S (1, 2) OBP: 0.407, SLG: 0.557	X 0-0 F8 ③	B X 1-0 F8 ①			B B X 2-0 24 E 2B	B C F B S 2-3 K ② 1-2		1 SAFE C C F B B B B 4-2 24 2B 1-2 BB		4	1	1	0	1	1	4
55 Hideki Matsui, L (1, 7) OBP: 0.380, SLG: 0.480		F X 0-1 28 SH1-4 24 BB G6-3 1B	B C B X 2-1 F8 ②		F C X 0-2 F9 ①	B C X 1-1 2-H 3-H 1B		F C B X 1-2 F8 ①		5	1	2	2	0	0	3
24 Robinson Canó, L (1, 4) OBP: 0.315, SLG: 0.421	B C B B B C B 4-2 G6-3 28 SH1-4 18 1B 1-2 BB	B X 1-0 G4-3 ③			X 0-0 E3 1B 2-H 1B	F B S X 1-2 G1-3 ③		B F X 1-1 1-3 2-H 2B		4	2	2	2	1	0	1
28 Melky Cabrera, S (1, 8) OBP: 0.308, SLG: 0.339	L X 0-1 SH1-4 ① 1-2 2-3			X 0-0 B1-3 ①	B S X 1-1 G6-3 ②		S X 0-1 G1-3 ①	F B F B B F F F X 3-2 L6 ②		4	0	0	0	0	0	3
Miguel Cairo, R (1, 3) OBP: 0.290, SLG: 0.281	X 0-0 G6-3 ② 2-3 3-H			B B C X 2-1 18 FC5-4 1B	T B F X 1-2 18 S 2-H 1B		C X 0-1 G4-3 ②	B D F F B X 3-2 P6 ③		5	0	2	2	0	0	3
Inning Stats	R: 0 E: 0 K: 0 S: 10 H: 1 LOB: 2 BB: 1 P: 21	R: 2 E: 0 K: 0 S: 14 H: 2 LOB: 1 BB: 1 P: 24	R: 2 E: 0 K: 0 S: 8 H: 2 LOB: 0 BB: 0 P: 15	R: 2 E: 0 K: 0 S: 11 H: 2 LOB: 1 BB: 1 P: 21	R: 2 E: 1 K: 1 S: 13 H: 3 LOB: 1 BB: 0 P: 18	R: 2 E: 0 K: 1 S: 11 H: 2 LOB: 1 BB: 1 P: 20	R: 0 E: 0 K: 1 S: 11 H: 1 LOB: 2 BB: 1 P: 18	R: 1 E: 0 K: 0 S: 18 H: 2 LOB: 2 BB: 1 P: 31		1B: 10 2B: 3 3B: 0 HR: 2		SF: 0 SAC: 1 DP: 0 HBP: 0				WP: 0 PB: 0 SB: 3 CS: 0	PA: 45

PITCHER		IP	WLS	BF	H	R	ER	SO	BB	IBB	HBP	BLK	WP	HR	S	P	ERA	WHIP
Tom Glavine, L ERA: 4.67	(1, 1)	4.0	L	23	8	7	7	0	3	0	0	0	0	2	44	84	15.75	2.750
Scott Schoeneweis, L ERA: 6.65	(5, 1)	1.0		5	2	1	0	1	0	0	0	0	0	0	12	15	0.00	2.000
59 Guillermo Mota, R ERA: 7.2	(6, 1)	2.0		11	3	2	2	2	2	0	0	0	0	0	22	38	9.00	2.500
Aaron Sele, R ERA: 5.25	(8, 1)	1.0		6	2	1	1	0	1	0	0	0	0	0	18	31	9.00	3.000

PITCHER	IP	WLS	BF	H	R	ER	SO	BB	IBB	HBP	BLK	WP	HR	S	P	ERA	WHIP

BOTTOM

New York Mets @ New York Yankees

Yankee Stadium, Bronx, NY

Sat Jun 16 2007, 1:05 PM EDT
Att. 55,064 - Sunny - 78 F

livebaseballscorecards.com

AB	38
R	11
H	15
RBI	11
BB	6
SO	3
LOB	23

Batter	1	2	3	4	5	6	7	8	9	AB	R	H	RBI	BB	SO	LOB
7 José Reyes, S (1, 6) OBP: 0.401, SLG: 0.460	B X 1-0 ① F7			C B S F B B F X 3-2 16 CS 1B		B C X 1-1 ②③ G3-6-3 1-2f		B B C S S B S 3-3 ③ K		4	0	1	0	0	1	2
16 Paul Lo Duca, R (1, 2) OBP: 0.349, SLG: 0.374 11 Ramon Castro, R (4, 2) OBP: 0.319, SLG: 0.459	H 1-0 15 G4-6-3 HBP			B C P C B X 3-2 ①② G6-3 1-2			S C B B C 2-3 ① K		B X 1-0 15 1B 2B	1 2	0 1	0 1	0 0	0 0	0 1	1 0
15 Carlos Beltrán, S (1, 8) OBP: 0.347, SLG: 0.448	C X 0-1 ②③ G4-6-3 1-2f			C S B S 1-3 ③ K			C X 0-1 ② G4-3		B F F D X 2-2 5 G5-4-3 2-H 1B	4	0	1	1	0	1	1
5 David Wright, R (1, 5) OBP: 0.369, SLG: 0.490		B F F X 1-2 ① G6-3			B C X 1-1 ① G6-3		B F F B S 2-3 K 21 2B		D X 1-0 ①② G5-4-3 1-2f	4	1	0	0	0	1	1
21 Carlos Delgado, L (1, 3) OBP: 0.290, SLG: 0.399		X 0-0 ② G5-3			S B S S 1-3 ② K		B C X 1-1 1-H 2B		C S C 0-3 ③ K	4	0	1	1	0	2	0
22 Jose Valentin, S (1, 10) OBP: 0.324, SLG: 0.439		B T C B C 2-3 ③ K			X 0-0 2B		B D F F X 2-2 ③ G4-3			3	0	1	0	0	1	1
Shawn Green, L (1, 9) OBP: 0.354, SLG: 0.450			C B B X 2-1 ① F7		X 0-0 ③ P5			B F F F S 1-3 ① K		3	0	0	0	0	1	1
Ruben Gotay, S (1, 4) OBP: 0.382, SLG: 0.540			C B F B X 2-2 ② G4-3			C F C 0-3 ① K		B X 1-0 1B		3	0	1	0	0	1	0
27 Carlos Gómez, R (1, 7) OBP: 0.293, SLG: 0.338			B S S S 1-3 ③ K			B B B B 4-0 7 G3-6-3 BB		B S F F F S 1-3 ② K		2	0	0	0	1	2	1
Inning Stats	R: 0 E: 0 K: 0 S: 3 H: 0 LOB: 0 BB: 0 P: 5	R: 0 E: 0 K: 1 S: 7 H: 0 LOB: 0 BB: 0 P: 10	R: 0 E: 0 K: 1 S: 8 H: 0 LOB: 0 BB: 0 P: 13	R: 0 E: 0 K: 1 S: 12 H: 1 LOB: 0 BB: 0 P: 18	R: 0 E: 0 K: 1 S: 7 H: 1 LOB: 1 BB: 0 P: 9	R: 0 E: 0 K: 1 S: 5 H: 0 LOB: 0 BB: 1 P: 10	R: 1 E: 0 K: 2 S: 13 H: 1 LOB: 1 BB: 0 P: 20	R: 0 E: 0 K: 3 S: 13 H: 1 LOB: 1 BB: 0 P: 19	R: 1 E: 0 K: 1 S: 8 H: 2 LOB: 0 BB: 0 P: 12	1B: 3 2B: 3 3B: 0 HR: 0 SF: 0 SAC: 0 DP: 3 HBP: 1						

PITCHER	IP	WLS	BF	H	R	ER	SO	BB	IBB	HBP	BLK	WP	HR	S	P	ERA	WHIP
40 Chien-Ming Wang, R (1, 1) ERA: 3.33	8.2	W	31	6	2	2	10	1	0	1	0	1	0	73	113	2.08	0.808
Mike Myers, L (9, 1) ERA: 2.51	0.1		1	0	0	0	1	0	0	0	0	0	0	3	3	0.00	0.000

PITCHER	IP	WLS	BF	H	R	ER	SO	BB	IBB	HBP	BLK	WP	HR	S	P	ERA	WHIP

TOP

New York Mets @ New York Yankees

Yankee Stadium, Bronx, NY

Sun Jun 17 2007, 8:05 PM EDT
Att. 55,280 - Partly Cloudy - 87 F

livebaseballscorecards.com

AB	30
R	2
H	6
RBI	2
BB	1
SO	11
LOB	8

WP: 1 PA: 32
PB: 0
SB: 0
CS: 1

New York Mets @ New York Yankees

Yankee Stadium, Bronx, NY

Sun Jun 17 2007, 8:05 PM EDT
Att. 55,280 - Partly Cloudy - 87 F

livebaseballscorecards.com

BOTTOM

Batter	1	2	3	4	5	6	7	8	9	AB	R	H	RBI	BB	SO	LOB
18 Johnny Damon, L (1, 10) OBP: 0.348, SLG: 0.362	C F C 0-3 ① K	F B F X 1-2 2-H 1B			C X 0-1 HR		B S S F X 1-2 ① G4-3	C C X 0-2 ③ P6		5	1	2	2	0	1	2
2 Derek Jeter, R (1, 6) OBP: 0.418, SLG: 0.476	C B B B X 3-1 13 HR 1B	C C B S 1-3 ③ K			B F S B F B F C 3-3 ① K		B F X 1-1 ② G5-3			4	1	1	0	0	2	1
Bobby Abreu, L (1, 9) OBP: 0.368, SLG: 0.379	1 SAFE L B 1 B F B X SAFE 3-2 ② F8		B C X 1-1 13 SF8 3B		B H 2-0 13 BB HBP		B C B B X 3-1 ③ G3			3	1	1	0	0	0	1
13 Alex Rodriguez, R (1, 5) OBP: 0.413, SLG: 0.697	B 1 SAFE 1 B X 2-0 1-H HR	S X 0-1 ① SF8 3-H			B 1 SAFE 1 B B B B 4-0 1-2 BB			B F B C F B X 3-2 20 HR 2B		2	2	2	3	1	0	0
20 Jorge Posada, S (1, 2) OBP: 0.404, SLG: 0.565	X 0-0 ③ G6-3		B C F B B T 3-2 ② K		C F B B S 2-3 ② K			C B S B X 2-2 2-H HR		4	1	1	2	0	2	2
55 Hideki Matsui, L (1, 7) OBP: 0.378, SLG: 0.475		B S B B X 3-1 24 G4-3 2B 1B	C X 0-1 ③ G3		T C S 0-3 ③ K			C B F X 1-2 ① L7		4	1	1	0	0	1	2
24 Robinson Canó, L (1, 4) OBP: 0.314, SLG: 0.418		B X 1-0 ① G4-3 1-2	F X 0-1 ① L8			X 0-0 G4-3 1B		C X 0-1 ② G4-3		4	0	1	0	0	0	1
28 Melky Cabrera, S (1, 8) OBP: 0.307, SLG: 0.337		B F B F B C 3-3 ② K	B X 1-0 ② F9			C S F F B F F X 1-2 ① F7		C X 0-1 HBP 1B		4	0	1	0	0	1	2
Miguel Cairo, R (1, 3) OBP: 0.303, SLG: 0.300		C C B B B F B X 3-2 18 1B 2-H 2B	C T B B B X 2-2 ③ G5-3			B C X 1-1 ② ③ G4-3 1-2f		B C B B B F F H 4-2 1-2 HBP		3	1	1	1	0	0	1
Inning Stats	R: 2 E: 0 K: 1 S: 10 H: 2 LOB: 0 BB: 0 P: 18	R: 2 E: 0 K: 2 S: 16 H: 3 LOB: 1 BB: 0 P: 28	R: 1 E: 0 K: 1 S: 9 H: 1 LOB: 0 BB: 0 P: 13		R: 1 E: 0 K: 3 S: 13 H: 1 LOB: 2 BB: 1 P: 24	R: 0 E: 0 K: 0 S: 10 H: 1 LOB: 0 BB: 0 P: 12	R: 0 E: 0 K: 0 S: 8 H: 0 LOB: 0 BB: 0 P: 13	R: 2 E: 0 K: 0 S: 20 H: 3 LOB: 2 BB: 0 P: 30		1B: 5 2B: 2 3B: 1 HR: 3	SF: 1 SAC: 0 DP: 1 HBP: 2				

	AB	33
	R	8
	H	11
	RBI	8
	BB	1
	SO	7
	LOB	12

WP: 0 PA: 37
PB: 0
SB: 0
CS: 0

PITCHER		IP	WLS	BF	H	R	ER	SO	BB	IBB	HBP	BLK	WP	HR	S	P	ERA	WHIP
26 Orlando Hernandez, R ERA: 3.08	(1, 1)	4.2	L	23	7	6	6	6	1	0	1	0	0	2	51	89	11.57	1.714
Scott Schoeneweis, L ERA: 6.29	(5, 1)	1.1		4	1	0	0	1	0	0	0	0	0	0	13	15	0.00	0.750
Aaron Heilman, R ERA: 4.31	(7, 1)	1.0		5	2	2	2	0	0	0	0	0	0	1	15	25	18.00	2.000
25 Pedro Feliciano, L ERA: 1.85	(8, 1)	1.0		5	1	0	0	0	0	0	1	0	0	0	13	18	0.00	1.000

PITCHER		IP	WLS	BF	H	R	ER	SO	BB	IBB	HBP	BLK	WP	HR	S	P	ERA	WHIP

Minnesota Twins @ New York Mets

Shea Stadium, Flushing, NY

Mon Jun 18 2007, 7:10 PM EDT

Att. 37,319 - Clear - 73 F

TOP

livebaseballscorecards.com

Batter	1	2	3	4	5	6	7	8	9	AB	R	H	RBI	BB	SO	LOB
Luis Castillo, S (1, 4) OBP: 0.356, SLG: 0.343	B F C B F F X 2-2 ① G6-3		C F X 0-2 ② G6-3		B C C X 1-2 ③ G4-3			B F S B 1 X SAFE 2-2 ① G4-3 1-2		4	0	0	0	0	0	2
7 Joe Mauer, L (1, 2) OBP: 0.398, SLG: 0.432	C F B X 1-2 ② F8		B B B B 4-0 BB			C X 0-1 ① F7		B C C B S 2-3 ② K		3	0	0	0	1	1	1
5 Michael Cuddyer, R (1, 9) OBP: 0.378, SLG: 0.475	F C X 0-2 1B		B B F F X 2-2 ③ G5-3			X 0-0 ② G5-3		C C B F X 1-2 2-H 2B		4	0	2	1	0	0	2
33 Justin Morneau, L (1, 3) OBP: 0.354, SLG: 0.562	C T 1 SAFE F B B B F X 2-2 ③ L8			F B B F B B B 4-2 BB		C B C B B F X 3-2 ③ F7		X 0-0 ③ G5-3		3	0	0	0	1	0	2
Torii Hunter, R (1, 8) OBP: 0.348, SLG: 0.551		B X 1-0 ① G5-3		F S B X 1-2 ① P2			C B X 1-1 ① G5-3		C X 0-1 ① L9	4	0	0	0	0	0	1
16 Jason Kubel, L (1, 7) OBP: 0.284, SLG: 0.380		C B B F S 2-3 ② K		B C B F S 2-3 ② K			C B C F X 1-2 1B		B F B S B F X 3-2 ② G1-3	4	0	1	0	0	2	1
8 Nick Punto, S (1, 5) OBP: 0.317, SLG: 0.293		C X 0-1 ③ G2-3		B C S F B X 2-2 ③ P5			C F B S 1-3 ② K		X 0-0 ③ L3	4	0	0	0	0	1	2
Jason Bartlett, R (1, 6) OBP: 0.329, SLG: 0.302			C X 0-1 SH1-4 1B		B C B C B S 3-3 ① K		B S F F X 1-2 ③ P3			3	0	1	0	0	1	1
Carlos Silva, R (1, 1)			C F B X 1-2 ① SH1-4 1-2		X 0-0 ② G1			C B X 1-1 5 2B G4-3 1B		1	0	0	0	0	0	0
37 Dennys Reyes, R (7, 1)										0	0	0	0	0	0	0
Jason Tyner, L (8, PH) OBP: 0.320, SLG: 0.327										1	1	1	0	0	0	0
Juan Rincon, R (8, 1)										0	0	0	0	0	0	0
17 Pat Neshek, S (8, 1)										0	0	0	0	0	0	0
Inning Stats	R: 0 E: 0 K: 0 S: 16 H: 1 LOB: 1 BB: 0 P: 21	R: 0 E: 0 K: 1 S: 6 H: 0 LOB: 0 BB: 0 P: 9	R: 0 E: 0 K: 0 S: 11 H: 1 LOB: 2 BB: 1 P: 18	R: 0 E: 0 K: 1 S: 12 H: 0 LOB: 1 BB: 1 P: 21	R: 0 E: 0 K: 1 S: 7 H: 0 LOB: 0 BB: 0 P: 11	R: 0 E: 0 K: 0 S: 7 H: 0 LOB: 0 BB: 0 P: 10	R: 0 E: 0 K: 1 S: 13 H: 1 LOB: 1 BB: 0 P: 17	R: 1 E: 0 K: 1 S: 13 H: 2 LOB: 1 BB: 0 P: 19	R: 0 E: 0 K: 0 S: 7 H: 0 LOB: 0 BB: 0 P: 10	1B: 4 2B: 1 3B: 0 HR: 0 SF: 0 SAC: 1 DP: 0 HBP: 0						

AB	31
R	1
H	5
RBI	1
BB	2
SO	5
LOB	12

WP: 0 PB: 0 SB: 0 CS: 0 PA: 34

PITCHER		IP	WLS	BF	H	R	ER	SO	BB	IBB	HBP	BLK	WP	HR	S	P	ERA	WHIP
33 John Maine, R ERA: 2.9	(1, 1)	7.1	W	28	4	1	1	4	2	0	0	0	0	0	77	115	1.23	0.818
25 Pedro Feliciano, L ERA: 1.8	(8, 1)	0.2		3	1	0	0	1	0	0	0	0	0	0	8	11	0.00	1.500
Aaron Heilman, R ERA: 4.18	(9, 1)	1.0		3	0	0	0	0	0	0	0	0	0	0	7	10	0.00	0.000

PITCHER		IP	WLS	BF	H	R	ER	SO	BB	IBB	HBP	BLK	WP	HR	S	P	ERA	WHIP

Minnesota Twins @ New York Mets

Shea Stadium, Flushing, NY

Mon Jun 18 2007, 7:10 PM EDT

Att. 37,319 - Clear - 73 F

BOTTOM

Batter	1	2	3	4	5	6	7	8	9	AB	R	H	RBI	BB	SO	LOB
7 José Reyes, S (1, 6) OBP: 0.404, SLG: 0.460	G3		16 G6-3 1B		F9	16 1B IBB		16 S 15 2B 1B		4	1	2	0	1	0	0
16 Paul Lo Duca, R (1, 2) OBP: 0.350, SLG: 0.374	G6-3		G6-3 1-2		15 FC4-6 1B	15 WP 1B 1-3 2-H 3-H		SAFE E6 15 2B 5 2B 1-2		5	1	2	2	0	0	2
15 Carlos Beltrán, S (1, 8) OBP: 0.345, SLG: 0.447	L6		G3		FC4-6 5 1B 1-2f	F8 1-2		5 2B 27 SF7 2B 1-3 2-H		5	1	1	1	0	0	4
5 David Wright, R (1, 5) OBP: 0.373, SLG: 0.500		G6-3	L8		1-2 1B		21 G4-3 2B	2-3 3-H 2B		5	0	3	1	0	0	0
21 Carlos Delgado, L (1, 3) OBP: 0.296, SLG: 0.412		HR	2B 22 FC6-2 1B		F7		SAFE G4-3 2-3	IBB		4	1	2	1	1	0	3
Shawn Green, L (1, 9) OBP: 0.357, SLG: 0.456 27 Carlos Gómez, R (8, 9) OBP: 0.289, SLG: 0.338	1B	22 FC6-2 1-3 1B 2B		K	G5-3	SF7 3-H				4 0	1 0	2 0	0 1	0 0	1 0	1 0
22 Jose Valentin, S (1, 4) OBP: 0.319, SLG: 0.427	P3		FC6-2 1B 2-3 3-H		33 SH3-4 16 1B BB 1B	F8		L3		5	1	1	0	0	0	6
Ricky Ledee, L (1, 7) OBP: 0.333, SLG: 0.643	G4-3				1-2 3-H 1B	33 SH3-4 16 1B 4-2 1-2 BB				3	2	2	2	1	0	1
33 John Maine, R (1, 1) OBP: 0.222, SLG: 0.125 25 Pedro Feliciano, L (8, 1) Ruben Gotay, S (8, PH) OBP: 0.375, SLG: 0.529 Aaron Heilman, R (9, 1)			G3	G4-3		SH3-4 1-2 2-3		K		2 0 1 0	0 0 0 0	0 0 0 0	0 0 0 0	0 0 1 0	0 0 0 0	2 0 0 0
Inning Stats	R: 0 H: 0 E: 0 LOB: 0 K: 0 BB: 0 S: 6 P: 11	R: 1 H: 2 E: 0 LOB: 1 K: 0 BB: 0 S: 9 P: 13	R: 0 H: 1 E: 0 LOB: 1 K: 0 BB: 0 S: 8 P: 10	R: 1 H: 3 E: 0 LOB: 2 K: 0 BB: 0 S: 12 P: 20	R: 0 H: 2 E: 0 LOB: 2 K: 0 BB: 0 S: 10 P: 14	R: 2 H: 2 E: 0 LOB: 2 K: 1 BB: 2 S: 18 P: 31	R: 0 H: 1 E: 0 LOB: 1 K: 0 BB: 0 S: 9 P: 13	R: 4 H: 4 E: 1 LOB: 2 K: 1 BB: 1 S: 19 P: 33		1B: 9 SF: 1 2B: 4 SAC: 1 3B: 0 DP: 0 HR: 2 HBP: 0						

livebaseballscorecards.com

AB	38
R	8
H	15
RBI	8
BB	3
SO	2
LOB	19

WP: 1 PA: 43
PB: 0
SB: 1
CS: 0

PITCHER		IP	WLS	BF	H	R	ER	SO	BB	IBB	HBP	BLK	WP	HR	S	P	ERA	WHIP
Carlos Silva, R ERA: 4.2	(1, 1)	6.0	L	30	10	4	4	1	1	1	0	0	1	1	63	99	6.00	1.833
37 Dennys Reyes, L ERA: 5.4	(7, 1)	1.0		4	1	0	0	0	0	0	0	0	0	0	9	13	0.00	1.000
Juan Rincon, R ERA: 4.5	(8, 1)	0.1		7	4	4	3	1	0	1	0	0	0	1	15	29	81.00	12.000
17 Pat Neshek, R ERA: 1.08	(8, 1)	0.2		2	0	0	0	0	0	0	0	0	0	0	4	4	0.00	0.000

PITCHER	IP	WLS	BF	H	R	ER	SO	BB	IBB	HBP	BLK	WP	HR	S	P	ERA	WHIP

Minnesota Twins @ New York Mets

Shea Stadium, Flushing, NY

Tue Jun 19 2007, 7:10 PM EDT

Att. 40,935 - Partly Cloudy - 76 F

TOP

livebaseballscorecards.com

Batter	1	2	3	4	5	6	7	8	9	AB	R	H	RBI	BB	SO	LOB
Luis Castillo, S (1, 4) OBP: 0.349, SLG: 0.336	E3	FC4-6 (7 2B; 5 SF9) 1-2f 2-3 3-H		G4-3	G4-3 2-3		L6			5	1	0	1	0	0	3
7 Joe Mauer, L (1, 2) OBP: 0.404, SLG: 0.441	F8	2B 1-3 3-H		5 E; 33 1B 1B	5 1B; 5 E BB		F7			4	2	2	1	1	0	1
5 Michael Cuddyer, R (1, 9) OBP: 0.375, SLG: 0.472	K	SF9 3-H		E5 (33 1B) 1-3 1B	E5 (33 1B) 1-H 3-H 1B			K		4	1	1	2	0	2	2
33 Justin Morneau, L (1, 3) OBP: 0.354, SLG: 0.558	L7	F8		1B 1-2 3-H 1B	F8 2-3 1B			G4-3		5	0	2	1	0	0	2
Torii Hunter, R (1, 8) OBP: 0.346, SLG: 0.544		E (1B) 1B	G6-3	F7	G5-3			G6-3		5	1	1	0	0	0	4
Jeff Cirillo, R (1, 5) OBP: 0.324, SLG: 0.352		E8 1-H 1B	G1-4-3	1-2 2-H 1B		F9			G4-3 2B	5	1	3	1	0	0	0
Jason Tyner, L (1, 7) OBP: 0.323, SLG: 0.325		1B; FC4-6 3-H 1B	1B BB	G1-3		F8			G4-3 2-3	4	1	1	1	1	0	3
Jason Bartlett, R (1, 6) OBP: 0.330, SLG: 0.304		FC4-6 (7 2B; BB) 1-3 1B	1-2 1B		F8	G5-3			P3	5	1	2	0	0	0	1
Johan Santana, L (1, 1) OBP: 0.400, SLG: 0.500		FC4-6 1-2 BB	G6-3		G4-3; 5 1B 2B		G4-3		G6-3	4	1	1	0	1	0	3

	AB	41
	R	9
	H	13
	RBI	7
	BB	3
	SO	2
	LOB	19

Inning Stats	1	2	3	4	5	6	7	8	9	1B: 10	SF: 1	WP: 0	PA: 45
R	0	5	0	2	2	0	0	0	0	2B: 3	SAC: 0	PB: 0	
E	1	1	0	1	1	0	0	0	1	3B: 0	DP: 0	SB: 0	
K	1	0	0	0	0	0	0	1	0	HR: 0	HBP: 0	CS: 0	
S	10	14	8	17	18	8	8	8	14				
H	0	5	1	3	3	0	0	0	1				
LOB	1	1	2	2	2	0	0	0	1				
BB	0	1	1	0	1	0	0	0	0				
P	15	25	17	29	27	11	10	14	17				

PITCHER		IP	WLS	BF	H	R	ER	SO	BB	IBB	HBP	BLK	WP	HR	S	P	ERA	WHIP
29 Jorge Sosa, R ERA: 4.05	(1, 1)	3.1	L	22	8	7	5	1	2	0	0	0	0	0	43	76	13.50	3.000
Aaron Sele, R ERA: 5.26	(4, 1)	1.2		10	4	2	1	0	1	0	0	0	0	0	24	37	5.40	3.000
59 Guillermo Mota, R ERA: 6.0	(6, 1)	2.0		6	0	0	0	0	0	0	0	0	0	0	16	21	0.00	0.000
35 Joe Smith, R ERA: 2.4	(8, 1)	1.0		3	0	0	0	1	0	0	0	0	0	0	8	14	0.00	0.000
Scott Schoeneweis, L ERA: 6.04	(9, 1)	1.0		4	1	0	0	0	0	0	0	0	0	0	14	17	0.00	1.000

PITCHER	IP	WLS	BF	H	R	ER	SO	BB	IBB	HBP	BLK	WP	HR	S	P	ERA	WHIP

BOTTOM

Minnesota Twins @ New York Mets

Shea Stadium, Flushing, NY

Tue Jun 19 2007, 7:10 PM EDT
Att. 40,935 - Partly Cloudy - 76 F

livebaseballscorecards.com

Batter	1	2	3	4	5	6	7	8	9	AB	R	H	RBI	BB	SO	LOB
7 José Reyes, S (1, 6) OBP: 0.402, SLG: 0.457	F8		G3-1			G1-3			15 G1-3 1B	4	0	1	0	0	0	1
16 Paul Lo Duca, R (1, 2) OBP: 0.344, SLG: 0.368	G6-3			F7		F8			K	4	0	0	0	0	1	1
15 Carlos Beltrán, S (1, 8) OBP: 0.340, SLG: 0.440	F8			F8		F7			G1-3 1-2	4	0	0	0	0	0	1
5 David Wright, R (1, 5) OBP: 0.371, SLG: 0.496		L3		1B			F8		F9	4	0	1	0	0	0	1
21 Carlos Delgado, L (1, 3) OBP: 0.293, SLG: 0.408		F7		G4-3			L6			3	0	0	0	0	0	1
3 Damion Easley, R (1, 4) OBP: 0.338, SLG: 0.460		F7			G6-3 1B		L7			3	0	1	0	0	0	0
Shawn Green, L (1, 9) OBP: 0.352, SLG: 0.449			L6		G6-3 1-2			G4-3		3	0	0	0	0	0	1
27 Carlos Gómez, R (1, 7) OBP: 0.291, SLG: 0.338			29 SH3-4 1B		P1			L6		3	0	1	0	0	0	1
29 Jorge Sosa, R (1, 1) OBP: 0.250, SLG: 0.143			SH3-4 1-2		G5-3			F8		0	0	0	0	0	0	0
Aaron Sele, R (4, 1)										0	0	0	0	0	0	0
22 Jose Valentin, S (5, PH) OBP: 0.316, SLG: 0.423										1	0	0	0	0	0	1
59 Guillermo Mota, R (6, 1)										0	0	0	0	0	0	0
35 Joe Smith, R (8, 1)										0	0	0	0	0	0	0
Julio Franco, R (8, PH) OBP: 0.321, SLG: 0.261										1	0	0	0	0	0	0
Scott Schoeneweis, L (9, 1)										0	0	0	0	0	0	0
Inning Stats	R: 0 E: 0 K: 0 S: 5 H: 0 LOB: 0 BB: 0 P: 10	R: 0 E: 0 K: 0 S: 5 H: 0 LOB: 0 BB: 0 P: 7	R: 0 E: 0 K: 0 S: 6 H: 1 LOB: 1 BB: 0 P: 10	R: 0 E: 0 K: 0 S: 5 H: 1 LOB: 1 BB: 0 P: 9	R: 0 E: 0 K: 0 S: 9 H: 1 LOB: 1 BB: 0 P: 14	R: 0 E: 0 K: 0 S: 4 H: 0 LOB: 0 BB: 0 P: 9	R: 0 E: 0 K: 0 S: 5 H: 0 LOB: 0 BB: 0 P: 8	R: 0 E: 0 K: 0 S: 9 H: 0 LOB: 0 BB: 0 P: 14	R: 0 E: 0 K: 1 S: 9 H: 1 LOB: 1 BB: 0 P: 11	1B: 4 2B: 0 3B: 0 HR: 0 SF: 0 SAC: 1 DP: 0 HBP: 0						

AB	30
R	0
H	4
RBI	0
BB	0
SO	1
LOB	8

WP: 0 PA: 31
PB: 0
SB: 0
CS: 0

PITCHER		IP	WLS	BF	H	R	ER	SO	BB	IBB	HBP	BLK	WP	HR	S	P	ERA	WHIP
Johan Santana, L ERA: 2.91	(1, 1)	9.0	W	31	4	0	0	1	0	0	0	0	0	0	57	92	0.00	0.444

PITCHER		IP	WLS	BF	H	R	ER	SO	BB	IBB	HBP	BLK	WP	HR	S	P	ERA	WHIP

Batter	1	2	3	4	5	6	7	8	9	AB	R	H	RBI	BB	SO	LOB
Luis Castillo, S (1, 4) OBP: 0.350, SLG: 0.339	C S X 0-2 33 FC3-6 2B		B B C S B X 3-2 ① F9	B X 1-0 ③ F8		1 SAFE P F B B B 4-1 1-2 7 2B BB		C F S 0-3 ③ K		4	1	1	0	1	1	2
7 Joe Mauer, L (1, 2) OBP: 0.404, SLG: 0.442	B C X 1-1 ① F7		C B C C 1-3 ② K		B C B B B 4-1 33 G4-3 5 S HR BB	X 0-0 5 F7 1-H 2-H 2B			C B B F S 2-3 ① K	4	1	1	2	1	2	1
5 Michael Cuddyer, R (1, 9) OBP: 0.375, SLG: 0.466	C S F F F B D B B 4-2 33 FC3-6 BB		B F C B F B B 4-2 33 3B BB		C B C C 1-3 ① K 1-2	F C X 0-2 ② F7 2-3			S B X 1-1 ② G1-3	3	1	0	0	2	1	3
33 Justin Morneau, L (1, 3) OBP: 0.352, SLG: 0.559	X 0-0 ② FC3-6 1-2f 2-3		C X 0-1 1-H 3B		S F F X 0-2 ② G4-3 2-3	B X 1-0 ③ G4-3			X 0-0 ③ G3	5	0	1	1	0	0	5
Torii Hunter, R (1, 8) OBP: 0.344, SLG: 0.551	C F F S 0-3 ③ K		B S B B X 3-1 ③ G5-3		F B F X 1-2 3-H HR		B F B X 2-1 ① G1-3			4	1	1	2	0	1	3
Jeff Cirillo, R (1, 5) OBP: 0.321, SLG: 0.347		X 0-0 ① P4		C B X 1-1 30 FC1-5 20 BB 1B	B F B B C F F X 3-2 ③ F7		X 0-0 ② G6-3			4	0	1	0	0	0	0
20 Lew Ford, R (1, 7) OBP: 0.315, SLG: 0.358		B C B F F B F B 4-2 30 S 8 G4-3 BB		B 1 SAFE F D B B B 4-1 1-2 30 FC1-5 BB		B B B C F F X 3-2 8 F9 55 1B 2B	C S B B X 3-2 ③ G1-3			2	1	1	0	2	0	0
8 Nick Punto, S (1, 6) OBP: 0.313, SLG: 0.288		B F X 1-1 ② G4-3 1-2		X 0-0 ① L7		B B F B X 3-1 ① F9 2-3		X 0-0 ① F8		4	0	0	0	0	0	4
30 Scott Baker, R (1, 1) 55 Mike Redmond, R (6, PH) OBP: 0.346, SLG: 0.373 Jason Tyner, L (6, PR) OBP: 0.323, SLG: 0.325 37 Dennys Reyes, R (6, 1) 54 Matt Guerrier, R (6, 1) 38 Luis Antonio Rodriguez, S (8, PH) OBP: 0.268, SLG: 0.257 17 Pat Neshek, S (8, 1) 36 Joe Nathan, R (9, 1)		B C C B X 2-2 ③ P3 2-3		X 0-0 ② FC1-5 1-2 2-3f		B F F B X 2-2 S 7 2B 1B 3-H		B C X 1-1 ② G5-3		2 1 0 0 0 1 0 0 0	0 0 1 0 0 0 0 0 0	0 1 0 0 0 0 0 0 0	0 1 0 0 0 0 0 0 0	0 1 0 0 0 0 0 0 0	0 0 0 0 0 0 0 0 0	3 0 0 0 0 0 0 0 0
Inning Stats	R: 0 H: 1 E: 0 LOB: 2 K: 1 BB: 1 S: 15 P: 20	R: 0 H: 0 E: 0 LOB: 1 K: 0 BB: 1 S: 10 P: 17	R: 1 H: 1 E: 0 LOB: 1 K: 1 BB: 1 S: 13 P: 24	R: 0 H: 1 E: 0 LOB: 2 K: 0 BB: 1 S: 6 P: 12	R: 2 H: 1 E: 0 LOB: 0 K: 1 BB: 1 S: 16 P: 25	R: 3 H: 3 E: 0 LOB: 2 K: 0 BB: 1 S: 16 P: 28	R: 0 H: 0 E: 0 LOB: 0 K: 0 BB: 0 S: 6 P: 11	R: 0 H: 0 E: 0 LOB: 0 K: 1 BB: 0 S: 6 P: 7	R: 0 H: 0 E: 0 LOB: 0 K: 1 BB: 0 S: 6 P: 9	1B: 2 SF: 0 2B: 3 SAC: 0 3B: 1 DP: 0 HR: 1 HBP: 0						WP: 0 PA: 40 PB: 0 SB: 3 CS: 0

PITCHER		IP	WLS	BF	H	R	ER	SO	BB	IBB	HBP	BLK	WP	HR	S	P	ERA	WHIP
46 Oliver Pérez, L ERA: 3.16	(1, 1)	5.1	L	26	5	4	4	3	5	0	0	0	0	1	66	110	6.75	1.875
35 Joe Smith, R ERA: 3.0	(6, 1)	0.0		2	1	0	0	0	1	0	0	0	0	0	5	10	∞	∞
Scott Schoeneweis, L ERA: 5.88	(6, 1)	0.2		3	1	2	2	0	0	0	0	0	0	0	5	6	27.00	1.500
59 Guillermo Mota, R ERA: 5.54	(7, 1)	1.0		3	0	0	0	0	0	0	0	0	0	0	6	11	0.00	0.000
25 Pedro Feliciano, L ERA: 1.73	(8, 1)	1.0		3	0	0	0	1	0	0	0	0	0	0	6	7	0.00	0.000

PITCHER		IP	WLS	BF	H	R	ER	SO	BB	IBB	HBP	BLK	WP	HR	S	P	ERA	WHIP
13 Billy Wagner, L ERA: 2.08	(9, 1)	1.0		3	0	0	0	1	0	0	0	0	0	0	6	9	0.00	0.000

TOP

Minnesota Twins @ New York Mets

Shea Stadium, Flushing, NY

Wed Jun 20 2007, 7:10 PM EDT

Att. 44,517 - Cloudy - 79 F

livebaseballscorecards.com

AB	34
R	6
H	7
RBI	6
BB	6
SO	5
LOB	21

BOTTOM

Minnesota Twins @ New York Mets

Shea Stadium, Flushing, NY

Wed Jun 20 2007, 7:10 PM EDT

Att. 44,517 - Cloudy - 79 F

livebaseballscorecards.com

Batter	1	2	3	4	5	6	7	8	9	AB	R	H	RBI	BB	SO	LOB
7 José Reyes, S (1, 6) OBP: 0.399, SLG: 0.453	C F B F X 1-2 F8 ①		B S L X 1-2 16 FC5-4 1B		C B B S F S 2-3 K ①		B B C C F X 2-2 G3-1 ②		B C C B F B F F X 3-2 F8 ③	5	0	1	0	0	1	0
16 Paul Lo Duca, R (1, 2) OBP: 0.343, SLG: 0.370	C B X 1-1 15 1B 2B		B X 1-0 FC5-4 15 1B 5 1B 1-2f ②		F X 0-1 L7 ②		C F B F B C 2-3 K ③			4	2	1	0	0	1	1
15 Carlos Beltrán, S (1, 8) OBP: 0.346, SLG: 0.444	C B X 1-1 2-H 1B		F S B F X 1-2 5 1B 1-2 1B		C B X 1-1 1B			C B C X 1-2 P4 ①		4	0	3	1	0	0	0
5 David Wright, R (1, 5) OBP: 0.373, SLG: 0.494	B C X 1-1 F9 ②		B C S F B B X 3-2 1-3 2-H 1B		1 SAFE 1 SAFE X 0-0 F8 ③			B B B B 4-0 1B BB		3	0	1	1	1	0	2
21 Carlos Delgado, L (1, 3) OBP: 0.289, SLG: 0.401	C B X 1-1 F7 ③		C B X 1-1 P4 ③			B X 1-0 G6-3 ①		B S B F F F X 2-2 F7 ②		4	0	0	0	0	0	4
Shawn Green, L (1, 9) OBP: 0.350, SLG: 0.446		C B B S B X 3-2 P1 ①		B B F X 2-1 F7 ①		S B C S 1-3 K ②		C B C B F B X 3-2 1-3 1B		4	0	1	0	0	1	0
22 Jose Valentin, S (1, 4) OBP: 0.322, SLG: 0.426		C B C S 1-3 K ②		F B B F X 2-2 46 FC5-4 1B		B C X 1-1 1B		X 0-0 L3 ③		4	0	2	0	0	1	2
Ricky Ledee, L (1, 7) OBP: 0.294, SLG: 0.563 27 Carlos Gómez, R (6, PH) OBP: 0.284, SLG: 0.329 (7, 7)	B X 1-0 G4-3 ③			C F F F B X 1-2 L4 ②		F F C 0-3 K ③			B C B F F X 2-2 G5-3 ①	2 2	0 0	0 0	0 0	0 0	0 1	1 1
46 Oliver Pérez, L (1, 1) OBP: 0.269, SLG: 0.269 35 Joe Smith, R (6, 1) Scott Schoeneweis, L (6, 1) 59 Guillermo Mota, R (7, 1) Ruben Gotay, S (7, PH) OBP: 0.368, SLG: 0.519 25 Pedro Feliciano, L (8, 1) 13 Billy Wagner, L (9, 1) 3 Damion Easley, R (9, PH) OBP: 0.336, SLG: 0.457			F S B B F S 2-3 K ①	S X 0-1 FC5-4 1-2f ③			B C B X 2-1 G4-3 ①		C S B S 1-3 K2-3 ②	2 0 0 0 1 0 0 1	0 0 0 0 0 0 0 0	0 0 0 0 0 0 0 0	0 0 0 0 0 0 0 0	0 0 0 0 0 0 0 0	1 0 0 0 0 0 0 1	1 0 0 0 0 0 0 0
Inning Stats	R: 1 E: 0 K: 0 S: 12 H: 2 LOB: 1 BB: 0 P: 17	R: 0 E: 0 K: 1 S: 7 H: 0 LOB: 0 BB: 0 P: 12	R: 1 E: 0 K: 1 S: 18 H: 3 LOB: 2 BB: 0 P: 27	R: 0 E: 0 K: 0 S: 11 H: 1 LOB: 1 BB: 0 P: 16	R: 0 E: 0 K: 1 S: 9 H: 1 LOB: 1 BB: 0 P: 12	R: 0 E: 0 K: 2 S: 9 H: 1 LOB: 1 BB: 0 P: 12	R: 0 E: 0 K: 1 S: 10 H: 0 LOB: 0 BB: 0 P: 16	R: 0 E: 0 K: 0 S: 13 H: 1 LOB: 2 BB: 1 P: 23	R: 0 E: 0 K: 1 S: 13 H: 0 LOB: 0 BB: 0 P: 19	1B: 8 2B: 1 3B: 0 HR: 0	SF: 0 SAC: 0 DP: 0 HBP: 0				WP: 0 PB: 0 SB: 0 CS: 0	PA: 37	

	AB	36
	R	2
	H	9
	RBI	2
	BB	1
	SO	7
	LOB	12

PITCHER		IP	WLS	BF	H	R	ER	SO	BB	IBB	HBP	BLK	WP	HR	S	P	ERA	WHIP
30 Scott Baker, R ERA: 6.75	(1, 1)	5.0	W	22	7	2	2	3	0	0	0	0	0	0	57	84	3.60	1.400
37 Dennys Reyes, L ERA: 5.17	(6, 1)	0.2		3	1	0	0	1	0	0	0	0	0	0	6	9	0.00	1.500
54 Matt Guerrier, R ERA: 1.48	(6, 1)	1.1		4	0	0	0	2	0	0	0	0	0	0	13	19	0.00	0.000
17 Pat Neshek, R ERA: 1.05	(8, 1)	1.0		5	1	0	0	0	1	0	0	0	0	0	13	23	0.00	2.000
36 Joe Nathan, R ERA: 2.37	(9, 1)	1.0		3	0	0	0	1	0	0	0	0	0	0	13	19	0.00	0.000

PITCHER	IP	WLS	BF	H	R	ER	SO	BB	IBB	HBP	BLK	WP	HR	S	P	ERA	WHIP

Oakland Athletics @ New York Mets

Shea Stadium, Flushing, NY

Fri Jun 22 2007, 7:10 PM EDT

Att. 43,029 - Partly Cloudy - 74 F

livebaseballscorecards.com

TOP

Batter	1	2	3	4	5	6	7	8	9	AB	R	H	RBI	BB	SO	LOB
6 Travis Buck, L (1, 9) OBP: 0.381, SLG: 0.491	G3-1		E4		21 FC4-6 1B			FC6-4 BB		3	0	1	0	1	0	0
21 Mark Kotsay, L (1, 8) OBP: 0.321, SLG: 0.378	G4-3		F8		FC4-6 1-2f			L4		4	0	0	0	0	0	3
Nick Swisher, S (1, 3) OBP: 0.420, SLG: 0.481	3 1B BB		1 SAFE K			P3		FC6-4 1-2f		3	0	0	0	1	1	2
3 Eric Chavez, L (1, 5) OBP: 0.310, SLG: 0.458	1-3 1B			1B		G3-1			1B	4	0	3	0	0	0	0
14 Mark Ellis, R (1, 4) OBP: 0.342, SLG: 0.414		K		K		L9			L8	4	0	0	0	0	2	2
Shannon Stewart, R (1, 7) OBP: 0.356, SLG: 0.365		HR		7 G6-4-3 1-2 1B			G1-3		1-2 1B	4	1	3	1	0	0	0
7 Bobby Crosby, R (1, 6) OBP: 0.285, SLG: 0.349		G6-3		G6-4-3 1-2f			L1		F3	4	0	0	0	0	0	4
Jason Kendall, R (1, 2) OBP: 0.255, SLG: 0.260		F9			F8		L8		G6-3	4	0	0	0	0	0	2
25 Lenny DiNardo, L (1, 1) OBP: 0.250, SLG: 0.250			G4-3		K			K		2	0	0	0	0	1	0
Colby Lewis, R (6, 1)										0	0	0	0	0	0	0
47 Ron Flores, L (7, 1)										0	0	0	0	0	0	0
Marco Scutaro, R (8, PH) OBP: 0.289, SLG: 0.377										1	0	0	0	0	1	0
40 Rich Harden, L (8, 1)										0	0	0	0	0	0	0
Inning Stats	R: 0 E: 0 K: 0 S: 9 H: 1 LOB: 2 BB: 1 P: 18	R: 1 E: 0 K: 1 S: 9 H: 1 LOB: 0 BB: 0 P: 13	R: 0 E: 1 K: 1 S: 8 H: 0 LOB: 1 BB: 0 P: 14	R: 0 E: 0 K: 1 S: 11 H: 2 LOB: 1 BB: 0 P: 18	R: 0 E: 0 K: 1 S: 9 H: 1 LOB: 1 BB: 0 P: 13	R: 0 E: 0 K: 0 S: 5 H: 0 LOB: 0 BB: 0 P: 11	R: 0 E: 0 K: 0 S: 6 H: 0 LOB: 0 BB: 0 P: 8	R: 0 E: 0 K: 1 S: 9 H: 0 LOB: 1 BB: 1 P: 15	R: 0 E: 0 K: 0 S: 8 H: 2 LOB: 2 BB: 0 P: 12	1B: 6 2B: 0 3B: 0 HR: 1 SF: 0 SAC: 0 DP: 1 HBP: 0						

	AB	33
	R	1
	H	7
	RBI	1
	BB	2
	SO	5
	LOB	13

WP: 0 PB: 0 SB: 0 CS: 0 PA: 35

PITCHER	IP	WLS	BF	H	R	ER	SO	BB	IBB	HBP	BLK	WP	HR	S	P	ERA	WHIP
Tom Glavine, L (1, 1) ERA: 4.38	8.0	W	31	6	1	1	5	2	0	0	0	0	1	67	111	1.12	1.000
Aaron Heilman, R (9, 1) ERA: 4.05	1.0		4	1	0	0	0	0	0	0	0	0	0	7	11	0.00	1.000

PITCHER	IP	WLS	BF	H	R	ER	SO	BB	IBB	HBP	BLK	WP	HR	S	P	ERA	WHIP

Batter	1	2	3	4	5	6	7	8	9	AB	R	H	RBI	BB	SO	LOB
7 José Reyes, S (1, 6) OBP: 0.402, SLG: 0.459	E5 (15 1B) 1B		SH5-3 2-3		L6	1-H 2B				3	1	2	0	0	0	0
16 Paul Lo Duca, R (1, 2) OBP: 0.337, SLG: 0.365	L9		SF8 3-H			G6-3	F7			3	0	0	1	0	0	1
15 Carlos Beltrán, S (1, 8) OBP: 0.348, SLG: 0.457	2-H 1B		G5-3			E6 (5 1B, 21 1B)	HR			4	2	2	2	0	0	0
5 David Wright, R (1, 5) OBP: 0.371, SLG: 0.491	P3			G5-3		21 1B; 1-2 2B 1B	K			4	1	1	0	0	1	1
21 Carlos Delgado, L (1, 3) OBP: 0.291, SLG: 0.403	P6			3 G6-4-3 1B		1-2 2-H 2B 1B	K			4	1	2	1	0	1	1
3 Damion Easley, R (1, 4) OBP: 0.333, SLG: 0.446		G4-6-3 BB		G6-4-3 1-2f		F8		K		3	0	0	0	1	1	3
Shawn Green, L (1, 9) OBP: 0.353, SLG: 0.466		G4-6-3 1-2f			HR	BLK 1-H 2-H 2B		G4-3		4	2	2	3	0	0	1
27 Carlos Gómez, R (1, 7) OBP: 0.282, SLG: 0.316		G5-3			B2	BLK 1B IBB		K		3	1	0	0	1	1	0
Tom Glavine, L (1, 1) OBP: 0.357, SLG: 0.370 Aaron Heilman, R (9, 1)			7 SH5-3 16 SF8 2B		G1-3	1-H 2-H 7 2B 1B				3 0	1 0	2 0	2 0	0 0	0 0	0 0
Inning Stats	R: 1 E: 1 K: 0 S: 9 H: 2 LOB: 1 BB: 0 P: 11	R: 0 E: 0 K: 0 S: 8 H: 0 LOB: 0 BB: 1 P: 14	R: 1 E: 0 K: 0 S: 8 H: 1 LOB: 0 BB: 0 P: 10	R: 0 E: 0 K: 0 S: 6 H: 1 LOB: 0 BB: 0 P: 9	R: 1 E: 0 K: 0 S: 8 H: 1 LOB: 0 BB: 0 P: 12	R: 5 E: 1 K: 0 S: 17 H: 5 LOB: 2 BB: 1 P: 28	R: 1 E: 0 K: 2 S: 12 H: 1 LOB: 0 BB: 0 P: 17	R: 0 E: 0 K: 2 S: 10 H: 0 LOB: 0 BB: 0 P: 15		1B: 6 2B: 3 3B: 0 HR: 2	SF: 1 SAC: 1 DP: 2 HBP: 0			WP: 0 PB: 0 SB: 0 CS: 0	PA: 35		

PITCHER	IP	WLS	BF	H	R	ER	SO	BB	IBB	HBP	BLK	WP	HR	S	P	ERA	WHIP
25 Lenny DiNardo, L (1, 1) ERA: 2.35	5.1	L	23	7	6	4	0	1	0	0	0	0	1	47	68	6.75	1.500
Colby Lewis, R (6, 1) ERA: 9.77	0.2		5	3	2	0	0	0	1	0	1	0	0	9	16	0.00	4.500
47 Ron Flores, L (7, 1) ERA: 1.29	1.0		4	1	1	1	2	0	0	0	0	0	1	12	17	9.00	1.000
40 Rich Harden, R (8, 1) ERA: 1.35	1.0		3	0	0	0	2	0	0	0	0	0	0	10	15	0.00	0.000

BOTTOM

Oakland Athletics @ New York Mets

Shea Stadium, Flushing, NY

Fri Jun 22 2007, 7:10 PM EDT

Att. 43,029 - Partly Cloudy - 74 F

livebaseballscorecards.com

AB	31
R	9
H	11
RBI	9
BB	2
SO	4
LOB	7

Oakland Athletics @ New York Mets

Shea Stadium, Flushing, NY

Sat Jun 23 2007, 7:10 PM EDT

Att. 52,920 - Clear - 74 F

livebaseballscorecards.com

Batter	1	2	3	4	5	6	7	8	9	AB	R	H	RBI	BB	SO	LOB
6 Travis Buck, L (1, 7) (8, 9) OBP: 0.382, SLG: 0.486	C B F X 1-2 21 G4-3 1B		C X 0-1 ② G1-3		C X 0-1 ② F7 2-3		B 1 SAFE B F B B 4-1 1-2 BB		C F B B F S 2-3 ③ K	4	0	1	0	1	1	2
21 Mark Kotsay, L (1, 8) OBP: 0.306, SLG: 0.359	S B B X 2-1 ① G4-3 1-2		B X 1-0 ③ G4-3		B B X 2-0 ③ G4-3		B B C B F F S 3-3 ③ K			4	0	0	0	0	1	4
Nick Swisher, S (1, 9) (8, 3) OBP: 0.418, SLG: 0.477	C B F B X 2-2 ② F7			B B B C F X 3-2 14 1B		F B B B X 3-1 ① F8		C B C B C 2-3 ① K		4	0	1	0	0	1	1
3 Eric Chavez, L (1, 5) OBP: 0.305, SLG: 0.451	B C B F B X 3-2 ③ G3-1			S F S 0-3 ① K		B C S B B F F S 3-3 ② K		F C X 0-2 E3 14 FC6-4		4	0	0	0	0	2	2
29 Dan Johnson, L (1, 3) OBP: 0.362, SLG: 0.413		B B C F X 2-2 ① G6-3		B C F B X 2-2 ② F7		C X 1-1 E4		1 SAFE C B B S S 2-3 ② K		3	0	0	0	0	0	1
Shannon Stewart, R (8, PH) (8, 7) OBP: 0.355, SLG: 0.363										1	0	0	0	0	1	1
14 Mark Ellis, R (1, 4) OBP: 0.344, SLG: 0.415		C B F X 1-2 1B		B 1 SAFE C 1 SAFE S F X 1-3 1B		B C 1 SAFE F C 1-3 ③ K		F X 0-1 ③ FC6-4 1-2f		4	0	2	0	0	1	2
7 Bobby Crosby, R (1, 6) OBP: 0.288, SLG: 0.351		C C C 0-3 ② K		B C 1 SAFE C B X 2-2 ③ G4-3			C X 0-1 6 S 1B		X 0-0 SH1-4 1B	4	0	2	0	0	1	3
Jason Kendall, R (1, 2) OBP: 0.256, SLG: 0.261		X 0-0 ③ F8			B C C X 1-2 6 F7 SH3-4 1B		1 SAFE C F B F X 1-2 ① F8		1 SAFE X 0-0 ① SH1-4 1-2	3	0	1	0	0	0	2
Joe Blanton, R (1, 1)			C F B F F S 1-3 ① K		X 0-0 ① SH3-4 1-2		L L L 0-3 ② K		B X 1-0 ② F9	2	0	0	0	0	2	1
Marco Scutaro, R (9, PH) OBP: 0.287, SLG: 0.374										1	0	0	0	0	0	1
44 Santiago Casilla, R (9, 1)										0	0	0	0	0	0	0

Inning Stats										
	R: 0 E: 0 K: 0 S: 11	H: 1 LOB: 1 BB: 0 P: 19	R: 0 E: 0 K: 1 S: 10	H: 1 LOB: 1 BB: 0 P: 13	R: 0 E: 0 K: 1 S: 8	H: 0 LOB: 0 BB: 0 P: 10	R: 0 E: 0 K: 1 S: 16	H: 2 LOB: 2 BB: 0 P: 24	R: 0 E: 0 K: 0 S: 7	H: 1 LOB: 1 BB: 0 P: 10
	R: 0 E: 1 K: 2 S: 12	H: 0 LOB: 1 BB: 0 P: 20	R: 0 E: 0 K: 2 S: 15	H: 1 LOB: 2 BB: 1 P: 23	R: 0 E: 1 K: 2 S: 11	H: 0 LOB: 1 BB: 0 P: 15	R: 0 E: 0 K: 1 S: 7	H: 1 LOB: 1 BB: 0 P: 10	1B: 7 2B: 0 3B: 0 HR: 0	SF: 0 SAC: 2 DP: 0 HBP: 0

TOP	
AB	34
R	0
H	7
RBI	0
BB	1
SO	10
LOB	20

WP: 0 PB: 0 SB: 1 CS: 0 PA: 37

PITCHER		IP	WLS	BF	H	R	ER	SO	BB	IBB	HBP	BLK	WP	HR	S	P	ERA	WHIP
26 Orlando Hernandez, R ERA: 2.77	(1, 1)	7.0		29	6	0	0	7	1	0	0	0	0	0	79	119	0.00	1.000
25 Pedro Feliciano, L ERA: 1.71	(8, 1)	0.1		2	0	0	0	1	0	0	0	0	0	0	6	8	0.00	0.000
Aaron Heilman, R ERA: 3.97	(8, 1)	0.2		2	0	0	0	1	0	0	0	0	0	0	5	7	0.00	0.000
13 Billy Wagner, L ERA: 2.01	(9, 1)	1.0	W	4	1	0	0	1	0	0	0	0	0	0	7	10	0.00	1.000

PITCHER	IP	WLS	BF	H	R	ER	SO	BB	IBB	HBP	BLK	WP	HR	S	P	ERA	WHIP

Oakland Athletics @ New York Mets

Shea Stadium, Flushing, NY

Sat Jun 23 2007, 7:10 PM EDT

Att. 52,920 - Clear - 74 F

livebaseballscorecards.com

BOTTOM

Batter	1	2	3	4	5	6	7	8	9	AB	R	H	RBI	BB	SO	LOB
7 José Reyes, S (1, 6) OBP: 0.400, SLG: 0.454	C B B B X 3-1 F7 ①			B F X 1-1 B2-3 ①		D B C F B D 4-2 15 1B BB		X 0-0 G4-3 ③		3	0	0	0	1	0	1
16 Paul Lo Duca, R (1, 2) OBP: 0.333, SLG: 0.361 11 Ramon Castro, R (6, PH) OBP: 0.329, SLG: 0.484 (7, 2)	F F B F B B X 3-2 G5-3 ②			C C F B B C 2-3 K ②		C S S 0-3 K ②			C S X 0-2 5 2B 2B	2 2	0 1	0 1	0 1	0 0	1 1	0 2
15 Carlos Beltrán, S (1, 8) OBP: 0.353, SLG: 0.459	C B X 1-1 F8 ③			C X 0-1 1B		B B B X 3-0 1-2 2-H 1B ③			I I I I 4-0 5 2B IBB	3	0	2	0	1	0	0
5 David Wright, R (1, 5) OBP: 0.373, SLG: 0.495		C B X 1-1 21 L3 1B		C 1 SAFE B C 1 SAFE 1 SAFE X 1-2 F8 ③			C C C 0-3 K ①		C B X 1-1 1-3 2-H 2B	4	0	2	1	0	1	1
21 Carlos Delgado, L (1, 3) OBP: 0.289, SLG: 0.399		1 SAFE X 0-0 L3 ① ② 1-1			C B B F X 2-2 G4-3 ①		B B F C F X 2-2 P5 ②			3	0	0	0	0	0	1
Shawn Green, L (1, 9) OBP: 0.348, SLG: 0.459		B B X 2-0 G4-3 ③			B C F F B X 2-2 G3-1 ②		B F B X 2-1 P6 ③			3	0	0	0	0	0	0
22 Jose Valentin, S (1, 4) OBP: 0.322, SLG: 0.423			B S X 1-1 G4-3 ①		B B B C X 3-1 G4-3 ③			C X 0-1 1B		3	0	1	0	0	0	0
Ricky Ledee, L (1, 7) OBP: 0.300, SLG: 0.579			B B X 2-0 F7 ②			S B B B F X 2-2 15 1B 2B		L B 1 C D C SAFE 2-3 K ①		3	0	1	0	0	1	1
26 Orlando Hernandez, R (1, 1) OBP: 0.182, SLG: 0.273 25 Pedro Feliciano, L (8, 1) Aaron Heilman, R (8, 1) Ruben Gotay, S (8, PH) OBP: 0.362, SLG: 0.509 13 Billy Wagner, L (9, 1)			C F F X 0-2 G5-3 ③			L M L 0-3 K ①		B F 1 S S SAFE 1-3 K ②		2 0 0 1 0	0 0 0 0 0	0 0 0 0 0	0 0 0 0 0	0 0 0 0 0	1 0 0 1 0	1 0 0 1 0

Inning Stats																									
	R: 0	H: 0		R: 0	H: 1		R: 0	H: 0		R: 0	H: 1		R: 0	H: 0		R: 0	H: 2		R: 0	H: 0		R: 0	H: 1		R: 1	H: 2	
	E: 0	LOB: 0		E: 0	LOB: 0		E: 0	LOB: 0		E: 0	LOB: 1		E: 0	LOB: 0		E: 0	LOB: 2		E: 0	LOB: 0		E: 0	LOB: 1		E: 0	LOB: 2	
	K: 0	BB: 0		K: 0	BB: 0		K: 0	BB: 0		K: 1	BB: 0		K: 0	BB: 0		K: 2	BB: 1		K: 1	BB: 0		K: 2	BB: 0		K: 0	BB: 1	
	S: 8	P: 15		S: 4	P: 7		S: 7	P: 10		S: 11	P: 15		S: 9	P: 16		S: 12	P: 21		S: 9	P: 13		S: 9	P: 12		S: 5	P: 10	

	AB	29
	R	1
	H	7
	RBI	1
	BB	2
	SO	6
	LOB	8

1B: 4 SF: 0 WP: 0 PA: 31
2B: 4 SAC: 0 PB: 0
3B: 0 DP: 1 SB: 0
HR: 0 HBP: 0 CS: 0

PITCHER		IP	WLS	BF	H	R	ER	SO	BB	IBB	HBP	BLK	WP	HR	S	P	ERA	WHIP
Joe Blanton, R ERA: 3.19	(1, 1)	8.0		28	5	0	0	6	1	0	0	0	0	0	69	109	0.00	0.750
44 Santiago Casilla, R ERA: 0.73	(9, 1)	0.0	L	3	2	1	1	0	0	1	0	0	0	0	5	10	∞	∞

PITCHER	IP	WLS	BF	H	R	ER	SO	BB	IBB	HBP	BLK	WP	HR	S	P	ERA	WHIP

Oakland Athletics @ New York Mets

Shea Stadium, Flushing, NY

Sun Jun 24 2007, 1:10 PM EDT

Att. 50,143 - Partly Cloudy - 77 F

livebaseballscorecards.com

Batter	1	2	3	4	5	6	7	8	9	AB	R	H	RBI	BB	SO	LOB
Shannon Stewart, R (1, 7) OBP: 0.350, SLG: 0.357	C F B X 1-2 G6-3 ①		B X 1-0 F9 ③			F S B F S 1-3 K ①		C B B S S 2-3 K ①		4	0	0	0	0	2	1
21 Mark Kotsay, L (1, 8) OBP: 0.303, SLG: 0.366	B B C B F X 3-2 F7 ②			C B X 1-1 G4-3 ①		B S B X 2-1 F9 3 1B 2B		X 0-0 F7 ②		4	1	1	0	0	0	1
Nick Swisher, S (1, 3) OBP: 0.412, SLG: 0.469	F B F B B F F X 2-2 G4-3 ③			C C B X 1-2 F9 ②		B C X 1-1 F9 2-3 ②		B C B F B S 3-3 K ③		4	0	0	0	0	1	2
3 Eric Chavez, L (1, 5) OBP: 0.305, SLG: 0.449		B S S B F F C 2-3 K ①		B S T S 1-3 K ③		X 0-0 14 S 3-H 1B			B C X 1-1 G1-3 ①	4	0	1	1	0	2	0
14 Mark Ellis, R (1, 4) OBP: 0.343, SLG: 0.412		X 0-0 32 FC4-6 1B			B X 1-0 P2 ①	B S C S 1-3 K 1-2 ③			C S B X 1-2 F8 ②	4	0	1	0	0	1	1
32 Jack Cust, L (1, 9) OBP: 0.411, SLG: 0.591		X 0-0 FC4-6 7 FC6 1-2f ②			C B C F X 1-2 HR		C B C B C 2-3 K ①		B B B C F S 3-3 K ③	4	1	1	1	0	2	1
7 Bobby Crosby, R (1, 6) OBP: 0.289, SLG: 0.355		B C B S F X 2-2 FC6 1-2f ③			B S X 1-1 2B		C F B F F B B F S 3-3 K ②			3	0	1	0	0	1	1
Jason Kendall, R (1, 2) OBP: 0.253, SLG: 0.257			C B B X 2-1 F8 ①		B C B X 2-1 F7 ②		B C F B X 2-2 P4 ③			3	0	0	0	0	0	1
Joe Kennedy, R (1, 1) OBP: 0.333, SLG: 0.667 29 Dan Johnson, L (5, PH) OBP: 0.360, SLG: 0.411 Colby Lewis, R (5, 1) Jay Marshall, L (7, 1) 13 Kevin Melillo, L (8, PH) 47 Ron Flores, L (8, 1)			S B F B F B X 3-2 G5-3 ②		S X 0-1 L8 ③			B S B F B B F F B 4-2 BB		1 1 0 0 0 0	0 0 0 0 0 0	0 0 0 0 1 0	0 0 0 0 0 0	0 0 0 0 0 0	0 1 0 0 0 0	0 1 0 0 0 0
Inning Stats	R: 0 E: 0 K: 0 S: 11 H: 0 LOB: 0 BB: 0 P: 17	R: 0 E: 0 K: 1 S: 11 H: 1 LOB: 1 BB: 0 P: 15	R: 0 E: 0 K: 0 S: 7 H: 0 LOB: 0 BB: 0 P: 13	R: 0 E: 0 K: 1 S: 8 H: 0 LOB: 0 BB: 0 P: 11	R: 1 E: 0 K: 0 S: 11 H: 2 LOB: 1 BB: 0 P: 16	R: 1 E: 0 K: 2 S: 12 H: 2 LOB: 1 BB: 0 P: 17	R: 0 E: 0 K: 2 S: 12 H: 0 LOB: 0 BB: 0 P: 19	R: 0 E: 0 K: 2 S: 11 H: 0 LOB: 1 BB: 1 P: 20	R: 0 E: 0 K: 1 S: 8 H: 0 LOB: 0 BB: 0 P: 13	1B: 2 2B: 2 3B: 0 HR: 1	SF: 0 SAC: 0 DP: 0 HBP: 0						

TOP

AB	32
R	2
H	5
RBI	2
BB	1
SO	9
LOB	9

WP: 0 PB: 0 SB: 1 CS: 0 PA: 33

PITCHER		IP	WLS	BF	H	R	ER	SO	BB	IBB	HBP	BLK	WP	HR	S	P	ERA	WHIP
33 John Maine, R ERA: 2.87	(1, 1)	7.0	W	26	5	2	2	6	0	0	0	0	0	1	72	108	2.57	0.714
59 Guillermo Mota, R ERA: 5.14	(8, 1)	1.0		4	0	0	0	2	1	0	0	0	0	0	11	20	0.00	1.000
Scott Schoeneweis, L ERA: 5.67	(9, 1)	1.0		3	0	0	0	1	0	0	0	0	0	0	8	13	0.00	0.000

PITCHER		IP	WLS	BF	H	R	ER	SO	BB	IBB	HBP	BLK	WP	HR	S	P	ERA	WHIP

BOTTOM

Oakland Athletics @ New York Mets

Shea Stadium, Flushing, NY

Sun Jun 24 2007, 1:10 PM EDT
Att. 50,143 - Partly Cloudy - 77 F

livebaseballscorecards.com

Batter	1	2	3	4	5	6	7	8	9	AB	R	H	RBI	BB	SO	LOB
7 José Reyes, S (1, 6) OBP: 0.406, SLG: 0.461	B F C B X 2-2 E9 2B	B B C B C X 3-2 ③ G6-3 2-3		B X 1-0 15 CS 2-H 1B		I I I I 4-0 16 FC5-4 IBB		B B C X 2-1 11 G4-3 1-2 15 1B		4	2	3	1	1	0	1
16 Paul Lo Duca, R (1, 2) OBP: 0.332, SLG: 0.359 11 Ramon Castro, R (8, PH) OBP: 0.324, SLG: 0.476 (9, 2)	F B F B F B C 2-3 ① K	B S B F B X 3-2 3 WP 5 BB 3 2B 1B	X 0-0 ② F8	B C D X 2-1 ③ FC5-4 1-2f	B F B F X 2-2 ① G4-3 1-2 2-3					4 1	1 0	1 0	0 0	0 0	1 0	4 2
15 Carlos Beltrán, S (1, 8) OBP: 0.354, SLG: 0.456	X 0-0 ② G6-3	B X 1-0 ① F8	B 1-0 ③ CS 1-2	B C B C X 2-1 ① F8		B B B C B 4-1 1B S 22 HR BB	C X 0-1 2-H 3-H 1B			4	1	1	2	1	0	1
5 David Wright, R (1, 5) OBP: 0.373, SLG: 0.491	C B F B B X 3-2 1B	D F B C B B 4-2 3 WP 3 2B 1-2 BB		C B C B B F X 3-2 ② P4		B F F F 1 S 1-3 SAFE ① K	B C B F X 2-2 ② F9			4	1	1	0	1	1	2
3 Damion Easley, R (1, 9) OBP: 0.329, SLG: 0.444	1 B B F F 1 B S 3-3 ③ K SAFE	B B B X 3-0 WP 1-H 2-H 2B		X 0-0 ③ G4-3		X 0-0 ② F8	B C X 1-1 ③ P5			5	0	1	2	0	1	3
Shawn Green, L (1, 3) OBP: 0.346, SLG: 0.455	C B F B F X 2-2 ① G3	B X 1-0 ② G3 2-3				B X 1-0 ① F7	1 B F X 1-1 SAFE 22 HR 1-3 1B			4	1	1	0	0	0	1
22 Jose Valentin, S (1, 4) OBP: 0.336, SLG: 0.461	F B B X 2-1 27 2B 33 SF8 1B	B S B S F X 2-2 ③ F8				B S B F B X 3-2 33 SH1-4 27 1B 1B	C F X 0-2 1-H 3-H HR			4	2	3	3	0	0	1
27 Carlos Gómez, R (1, 7) OBP: 0.303, SLG: 0.349	X 0-0 7 S 1-3 2B		B F X 1-1 33 SH2-3 7 1B 1B			B B B B C X 3-1 33 SH1-4 1-2 1B	X 0-0 ③ F8			4	1	3	0	0	0	0
33 John Maine, R (1, 1) OBP: 0.214, SLG: 0.125 59 Guillermo Mota, R (8, 1) Julio Franco, R (8, PH) OBP: 0.333, SLG: 0.261 Scott Schoeneweis, L (9, 1)	B F C B X 2-2 ② SF8 3-H		X 0-0 ① SH2-3 1-2			X 0-0 ② SH1-4 1-2 2-3		B B B B 4-0 11 G4-3 7 1B 15 1B BB		0 0 0 0	0 0 1 0	0 0 0 0	1 0 0 0	0 0 1 0	0 0 0 0	0 0 0 0

Inning Stats	1	2	3	4	5	6	7	8	9
	R: 1 H: 2 E: 1 LOB: 1 K: 2 BB: 0 S: 14 P: 24	R: 1 H: 2 E: 0 LOB: 1 K: 0 BB: 0 S: 13 P: 22	R: 2 H: 2 E: 0 LOB: 1 K: 0 BB: 1 S: 12 P: 26	R: 1 H: 2 E: 0 LOB: 0 K: 0 BB: 0 S: 5 P: 8	R: 0 H: 0 E: 0 LOB: 0 K: 0 BB: 0 S: 7 P: 12	R: 0 H: 2 E: 0 LOB: 3 K: 0 BB: 1 S: 9 P: 22	R: 3 H: 2 E: 0 LOB: 0 K: 1 BB: 1 S: 12 P: 18	R: 2 H: 2 E: 0 LOB: 1 K: 0 BB: 1 S: 12 P: 23	

AB	34
R	10
H	14
RBI	9
BB	4
SO	3
LOB	15

1B: 10	SF: 1
2B: 3	SAC: 2
3B: 0	DP: 0
HR: 1	HBP: 0

WP: 2 PA: 42
PB: 0
SB: 2
CS: 1

PITCHER		IP	WLS	BF	H	R	ER	SO	BB	IBB	HBP	BLK	WP	HR	S	P	ERA	WHIP
Joe Kennedy, L ERA: 3.98	(1, 1)	4.0	L	20	8	5	5	2	1	0	0	0	2	0	44	80	11.25	2.250
Colby Lewis, R ERA: 8.84	(5, 1)	2.2		12	2	1	1	1	1	1	0	0	0	0	22	45	3.38	1.125
Jay Marshall, L ERA: 5.74	(7, 1)	0.1		3	2	2	2	0	0	0	0	0	0	1	6	7	54.00	6.000
47 Ron Flores, L ERA: 2.4	(8, 1)	1.0		6	2	2	2	0	1	0	0	0	0	0	12	23	18.00	3.000

PITCHER	IP	WLS	BF	H	R	ER	SO	BB	IBB	HBP	BLK	WP	HR	S	P	ERA	WHIP

Batter	1	2	3	4	5	6	7	8	9	10	11	AB	R	H	RBI	BB	SO	LOB
So Taguchi, R (1, 8) OBP: 0.355, SLG: 0.400	CFFFBBC 3-3 ① K		CFX 0-2 2B		BBX 2-0 ② G4-3 2-3 3-H		BSCX 1-2 ① G4-3 1-2 2-3		SCFBFS 1-3 ③ K			5	0	1	1	0	2	3
Aaron Miles, S (1, 6) OBP: 0.337, SLG: 0.358	X 0-0 5 G6-4-3 1B		BCBFFX 2-2 ③ F7		CBBX 2-1 ③ G3		BCFS 1-3 ② K			X 0-0 ① F7		5	0	1	0	0	1	4
5 Albert Pujols, R (1, 3) OBP: 0.399, SLG: 0.530	BCX 1-1 ②③ G6-4-3 1-2f			CBCX 1-2 1B		CBX 1-1 ① L9	I 4-0 IBBB			BCFBBS 3-3 ② K		4	0	1	0	1	1	1
26 Scott Spiezio, S (1, 5) OBP: 0.359, SLG: 0.409		BFSC 1-3 ① K		DSBCC 2-3 ① K		FBBBB 4-1 16 1B BB	BBCX 2-1 ③ G1-3			SBSBFX 2-2 ③ P2		4	0	0	0	1	2	4
16 Chris Duncan, L (1, 7) OBP: 0.350, SLG: 0.531 31 Ryan Franklin, R (8, 1) 55 Skip Schumaker, L (11, PH) OBP: 0.273, SLG: 0.260 36 Russ Springer, R (11, 1)		BBBCB 4-1 BB		C1 SAFE BBBSS 3-3 ② K		CFBBX 2-2 1-2 1B		CCBS 1-3 ① K			FX 0-1 ① G4-3	3 0 1 0	0 0 0 0	1 0 0 0	0 0 0 0	1 0 0 0	2 0 0 0	1 0 0 0
43 Juan Encarnacion, R (1, 9) OBP: 0.299, SLG: 0.449		BBX 2-0 ② F8		BSFX 1-2 ③ P3		FFBX 1-2 ② F8		BX 1-0 ② G1-3			X 0-0 1B	5	0	1	0	0	0	4
7 Adam Kennedy, L (1, 4) OBP: 0.272, SLG: 0.254		BSFBFX 2-2 ③ F8		SSX 0-2 46 SH5-4 1B G4-3 1B		BCBFBX 3-2 ③ F8		CX 0-1 ③ F9			B 1 SAFE C 1 SAFE SS 1-3 ② K	5	1	1	0	0	1	4
Gary Bennett, R (1, 2) OBP: 0.265, SLG: 0.309			FX 0-1 ① G6-3		X 0-0 G4-3 46 SH5-4 1-2 1B		BBCBFB 4-2 S 46 1B BB		CBBBX 2-2 ① G6-3		B 1 SAFE BSSSBS 3-3 ③ K	4	0	1	0	1	1	1
46 Mike Maroth, L (1, 1) OBP: 0.333, SLG: 0.500 47 Ryan Ludwick, R (8, 7) OBP: 0.267, SLG: 0.437			BCSSS 1-3 ② K		BLX 1-1 ① SH5-4 1-2 2-3		CBLX 1-2 S 1-2 1B		BBBCFS 3-3 ② K			2 1	0 0	1 0	0 0	0 0	1 1	0 0
Inning Stats	R: 0 H: 1 E: 0 LOB: 0 K: 1 BB: 0 S: 8 P: 12	R: 0 H: 0 E: 0 LOB: 1 K: 1 BB: 1 S: 9 P: 18	R: 0 H: 1 E: 0 LOB: 1 K: 1 BB: 0 S: 12 P: 15	R: 0 H: 1 E: 0 LOB: 1 K: 2 BB: 0 S: 12 P: 19	R: 1 H: 2 E: 0 LOB: 1 K: 0 BB: 0 S: 9 P: 14	R: 0 H: 1 E: 0 LOB: 2 K: 0 BB: 1 S: 12 P: 23	R: 0 H: 1 E: 0 LOB: 3 K: 1 BB: 2 S: 13 P: 26	R: 0 H: 0 E: 0 LOB: 0 K: 1 BB: 0 S: 6 P: 8	R: 0 H: 0 E: 0 LOB: 0 K: 2 BB: 0 S: 11 P: 17	R: 0 H: 0 E: 0 LOB: 0 K: 1 BB: 0 S: 8 P: 13	R: 0 H: 1 E: 0 LOB: 1 K: 2 BB: 0 S: 9 P: 13	1B: 7 SF: 0 2B: 1 SAC: 1 3B: 0 DP: 1 HR: 0 HBP: 0						WP: 0 PA: 44 PB: 0 SB: 2 CS: 0

PITCHER	IP	WLS	BF	H	R	ER	SO	BB	IBB	HBP	BLK	WP	HR	S	P	ERA	WHIP
29 Jorge Sosa, R (1, 1) ERA: 3.79	6.0		25	6	1	1	5	2	0	0	0	0	0	62	101	1.50	1.333
35 Joe Smith, R (7, 1) ERA: 2.93	0.2		5	1	0	0	1	1	1	0	0	0	0	11	22	0.00	3.000
25 Pedro Feliciano, L (7, 1) ERA: 1.63	1.1		4	0	0	0	1	0	0	0	0	0	0	8	12	0.00	0.000
13 Billy Wagner, L (9, 1) ERA: 1.89	2.0		6	0	0	0	3	0	0	0	0	0	0	19	30	0.00	0.000
Aaron Heilman, R (11, 1) ERA: 3.86	1.0	W	4	1	0	0	2	0	0	0	0	0	0	9	13	0.00	1.000

PITCHER	IP	WLS	BF	H	R	ER	SO	BB	IBB	HBP	BLK	WP	HR	S	P	ERA	WHIP

St. Louis Cardinals @ New York Mets

Shea Stadium, Flushing, NY

Mon Jun 25 2007, 7:10 PM EDT

Att. 40,075 - Partly Cloudy - 77 F

TOP

livebaseballscorecards.com

AB	39
R	1
H	8
RBI	1
BB	4
SO	12
LOB	22

Batter	1	2	3	4	5	6	7	8	9	10	11	AB	R	H	RBI	BB	SO	LOB
7 José Reyes, S (1, 6) OBP: 0.401, SLG: 0.455	F F X 0-2 P6 ①		C B X 1-1 G5-3 ②			C B S B F X 2-2 P3 ①			B X 1-0 G6-3 ①			4	0	0	0	0	0	0
22 Jose Valentin, S (1, 4) OBP: 0.333, SLG: 0.449	C B B B C B 4-2 15 CS BB		B X 1-0 F8 ③			C B C B S 2-3 K ②			C B B X 2-1 G4-3 ②			3	0	0	0	1	1	0
15 Carlos Beltrán, S (1, 8) OBP: 0.349, SLG: 0.449	F D F 1 SAFE F F 1 SAFE 1 SAFE X 1-2 P4 ②③ 1-2			B B X 2-0 G5-3 ①		B C X 1-1 G6-3 ③			C B X 1-1 G3 ③			4	0	0	0	0	0	1
5 David Wright, R (1, 5) OBP: 0.372, SLG: 0.486		C X 0-1 P3 ①		B B B 4-0 16 G5-3 21 E BB			B B X 2-0 E3 CS			B X 1-0 G6-3 ①		3	0	0	0	1	0	0
21 Carlos Delgado, L (1, 3) OBP: 0.288, SLG: 0.396		B F B X 2-1 16 FC5-4 1B		F 1 SAFE 1 SAFE X 0-1 FC3 1-2			1 SAFE C S B S 1-3 K ①			F B X 1-1 P5 ②		4	0	1	0	0	1	2
16 Paul Lo Duca, R (1, 2) OBP: 0.327, SLG: 0.353		B C D F X 2-2 FC5-4 ② 1-2f		X 0-0 G5-3 ②③ 2-3f			C B F F X 1-2 L7 ②			C S B F B X 2-2 G3 ③		4	0	0	0	0	0	4
Shawn Green, L (1, 9) OBP: 0.345, SLG: 0.465		C B S D X 2-2 G4-3 ③			C B B F S 2-3 K ①		B 1 SAFE 1 SAFE 1-0 CS ③ 1-2	B C B B X 3-1 F7 ①			B B C F B X 3-2 HR	4	1	1	1	0	1	1
27 Carlos Gómez, R (1, 7) OBP: 0.304, SLG: 0.384			S B F F B X 2-2 HR		C X 0-1 G4-3 ②			B B C B T S 3-3 K ②				3	1	1	1	0	1	0
29 Jorge Sosa, R (1, 1) OBP: 0.222, SLG: 0.125			B B X 2-0 G6-3 ①		B C B F S 2-3 K ③			C T B X 1-2 G4-3 ③				2	0	0	0	0	1	0
35 Joe Smith, R (7, 1)												0	0	0	0	0	0	0
25 Pedro Feliciano, L (7, 1)												0	0	0	0	0	0	0
Ricky Ledee, L (8, PH) OBP: 0.286, SLG: 0.550												1	0	0	0	0	0	0
13 Billy Wagner, L (9, 1)												0	0	0	0	0	0	0
Aaron Heilman, R (11, 1)												0	0	0	0	0	0	0
Inning Stats	R: 0 E: 0 K: 0 S: 10 H: 0 LOB: 0 BB: 1 P: 15	R: 0 E: 0 K: 0 S: 10 H: 1 LOB: 1 BB: 0 P: 16	R: 1 E: 0 K: 0 S: 8 H: 1 LOB: 0 BB: 0 P: 14	R: 0 E: 1 K: 0 S: 4 H: 0 LOB: 1 BB: 1 P: 10	R: 0 E: 0 K: 2 S: 8 H: 0 LOB: 0 BB: 0 P: 12	R: 0 E: 0 K: 1 S: 9 H: 0 LOB: 0 BB: 0 P: 14	R: 0 E: 1 K: 1 S: 8 H: 0 LOB: 0 BB: 0 P: 13	R: 0 E: 0 K: 1 S: 8 H: 0 LOB: 0 BB: 0 P: 15	R: 0 E: 0 K: 0 S: 5 H: 0 LOB: 0 BB: 0 P: 9	R: 0 E: 0 K: 0 S: 7 H: 0 LOB: 0 BB: 0 P: 11	R: 1 E: 0 K: 0 S: 3 H: 1 LOB: 0 BB: 0 P: 6	1B: 1 2B: 0 3B: 0 HR: 2	SF: 0 SAC: 0 DP: 1 HBP: 0			WP: 0 PB: 0 SB: 0 CS: 2	PA: 35	

PITCHER		IP	WLS	BF	H	R	ER	SO	BB	IBB	HBP	BLK	WP	HR	S	P	ERA	WHIP
46 Mike Maroth, L ERA: 4.73	(1, 1)	7.1		25	2	1	1	4	2	0	0	0	0	1	59	99	1.23	0.545
31 Ryan Franklin, R ERA: 1.43	(8, 1)	2.2		8	0	0	0	1	0	0	0	0	0	0	18	30	0.00	0.000
36 Russ Springer, R ERA: 2.96	(11, 1)	0.0	L	1	1	1	1	0	0	0	0	0	0	1	3	6	∞	∞

PITCHER	IP	WLS	BF	H	R	ER	SO	BB	IBB	HBP	BLK	WP	HR	S	P	ERA	WHIP

BOTTOM

St. Louis Cardinals @ New York Mets

Shea Stadium, Flushing, NY

Mon Jun 25 2007, 7:10 PM EDT
Att. 40,075 - Partly Cloudy - 77 F

livebaseballscorecards.com

AB	32
R	2
H	3
RBI	2
BB	2
SO	5
LOB	8

Batter	1	2	3	4	5	6	7	8	9	10	11	AB	R	H	RBI	BB	SO	LOB
So Taguchi, R (1, 8) OBP: 0.351, SLG: 0.394	F7		B 1-0 F9		C 0-1 F8		X 0-0 F9 2-3		C B X 1-1 1B		1 SAFE C C C X 0-2 SH1-4 1-3	5	0	1	0	0	0	2
26 Scott Spiezio, S (1, 5) OBP: 0.358, SLG: 0.412	F C B X 1-2 5 F8 43 2B 2B		C B X 1-1 P3			B B B X 2-1 G5-3	B C C X 2-1 5 FC6-4 1-2 3-H 1B		C B X 1-1 F8		B F X 1-1 L5	6	1	2	1	0	0	2
5 Albert Pujols, R (1, 3) OBP: 0.401, SLG: 0.529	C S F F B B X 2-2 F8 2-3		C B B C B F F X 3-2 2B			B B B B 4-0 47 1B BB	B X 1-0 FC6-4 1-2f		B C T S 1-3 K		I I I 4-0 43 E IBB	4	0	1	0	2	1	4
43 Juan Encarnacion, R (1, 9) OBP: 0.301, SLG: 0.451	X 0-0 3-H 2B		S C X 0-2 F9			C F F F B B X 1-2 F7		C B X 1-1 1B 13 1B 1B	C X 0-1 G1-3		B X 1-0 E4 1-2 3-H	6	1	2	1	0	0	4
47 Ryan Ludwick, R (1, 7) OBP: 0.260, SLG: 0.419	F B S B F S 2-3 K			F F B B C 2-3 K		X 0-0 1-2 1B		F S F 1 SAFE F B F B 1 SAFE 2-3 S K		C T C 0-3 K	F B F X 1-2 G5-3	6	0	1	0	0	4	4
Aaron Miles, S (1, 6) OBP: 0.333, SLG: 0.354 48 Brad Thompson, R (10, 1) OBP: 0.100, SLG: 0.100 34 Randy Flores, L (11, 1)		B C S F X 1-2 F8		B F B B B C S 3-3 K		D X 1-0 G6-3		B F B B C B F X 3-2 13 1B 1-3 1B		C B X 1-1 G6-3		5 0 0	0 0 0	1 0 0	0 0 0	0 0 0	1 0 0	2 0 0
Kelly Stinnett, R (1, 2) OBP: 0.182, SLG: 0.295	C F C 0-3 K			X 0-0 F8			F B X 1-1 G6-3	S C L B F X 1-2 P3		S B X 1-1 F8		5	0	0	0	0	1	2
13 Brendan Ryan, R (1, 4) (10, 6) OBP: 0.320, SLG: 0.391	B B C B B 4-1 BB				C C F F X 0-2 G4-3		C B B B B X 3-1 F9 16 BB 26 1B 1B	X 0-0 1-3 3-H 1B			C B C B F F B X 3-2 HR	4	2	3	2	1	0	0
37 Todd Wellemeyer, R (1, 1) OBP: 0.111, SLG: 0.111 16 Chris Duncan, L (7, PH) OBP: 0.353, SLG: 0.531 61 Troy Cate, L (7, 1) 55 Skip Schumaker, L (8, PH) OBP: 0.268, SLG: 0.256 36 Russ Springer, R (8, 1) 44 Jason Isringhausen, R (8, 1) 7 Adam Kennedy, L (10, 4) OBP: 0.275, SLG: 0.258	C C F F F C 0-3 K			F C B S 2-3 K			B B 1 SAFE B C F B 4-2 26 1B 1-2 BB	X 0-0 G1-3			S X 0-1 SH1-4 S 43 E 1B	2 0 0 1 0 0 1	0 0 0 0 0 0 1	0 0 0 0 0 0 1	0 1 0 0 0 0 0	0 0 0 0 0 0 0	2 0 0 0 0 0 0	1 0 0 2 0 0 0
Inning Stats	R: 1 E: 0 K: 1 S: 16 H: 2 LOB: 1 BB: 0 P: 23	R: 0 E: 0 K: 2 S: 14 H: 0 LOB: 1 BB: 1 P: 19	R: 0 E: 0 K: 0 S: 11 H: 1 LOB: 1 BB: 0 P: 16	R: 0 E: 0 K: 2 S: 7 H: 0 LOB: 0 BB: 0 P: 12	R: 0 E: 0 K: 1 S: 10 H: 0 LOB: 0 BB: 0 P: 12	R: 0 E: 0 K: 0 S: 9 H: 1 LOB: 2 BB: 1 P: 17	R: 1 E: 0 K: 0 S: 10 H: 2 LOB: 2 BB: 1 P: 21	R: 1 E: 0 K: 1 S: 19 H: 3 LOB: 2 BB: 0 P: 26	R: 0 E: 0 K: 1 S: 9 H: 1 LOB: 1 BB: 0 P: 12	R: 0 E: 0 K: 1 S: 7 H: 0 LOB: 0 BB: 0 P: 9	R: 2 E: 1 K: 0 S: 16 H: 2 LOB: 2 BB: 1 P: 26	1B: 8 2B: 3 3B: 0 HR: 1	SF: 0 SAC: 1 DP: 0 HBP: 0					

PITCHER		IP	WLS	BF	H	R	ER	SO	BB	IBB	HBP	BLK	WP	HR	S	P	ERA	WHIP
46 Oliver Pérez, L ERA: 3.14	(1, 1)	6.1		27	5	2	2	6	3	0	0	0	0	0	73	113	2.84	1.263
Aaron Heilman, R ERA: 3.96	(7, 1)	1.1		8	4	1	1	1	0	0	0	0	0	0	22	32	6.75	3.000
25 Pedro Feliciano, L ERA: 1.61	(8, 1)	0.1		1	0	0	0	0	0	0	0	0	0	0	1	1	0.00	0.000
59 Guillermo Mota, R ERA: 4.8	(9, 1)	1.0		4	1	0	0	1	0	0	0	0	0	0	9	12	0.00	1.000
13 Billy Wagner, L ERA: 1.83	(10, 1)	1.0		3	0	0	0	1	0	0	0	0	0	0	7	9	0.00	0.000

PITCHER		IP	WLS	BF	H	R	ER	SO	BB	IBB	HBP	BLK	WP	HR	S	P	ERA	WHIP
Scott Schoeneweis, L ERA: 5.86	(11, 1)	0.2	L	5	2	2	1	0	0	1	0	0	0	1	12	20	13.50	3.000
35 Joe Smith, R ERA: 2.9	(11, 1)	0.1		2	0	0	0	0	0	0	0	0	0	0	4	6	0.00	0.000

TOP

St. Louis Cardinals @ New York Mets

Shea Stadium, Flushing, NY

Tue Jun 26 2007, 7:10 PM EDT

Att. 40,053 - Partly Cloudy - 86 F

livebaseballscorecards.com

AB	45
R	5
H	12
RBI	4
BB	4
SO	9
LOB	23

WP: 0	PB: 0	SB: 1	CS: 0
PA: 50			

Batter	1	2	3	4	5	6	7	8	9	10	11	AB	R	H	RBI	BB	SO	LOB
7 José Reyes, S (1, 6) OBP: 0.398, SLG: 0.451	C F B X 1-2 16 G1-3 15 2B 1B		X 0-0 ① F7			C F B F B X 2-2 ① P6		C F S 0-3 ② K		C B B X 2-1 ① G4-3		5	1	1	0	0	1	0
16 Paul Lo Duca, R (1, 2) OBP: 0.325, SLG: 0.362	C B 1 B X SAFE 2-1 ① G1-3 1-2		B F B F B X 3-2 ② G4-3			C F B X 1-2 ② F9		C B B X 2-1 HR		C B X 1-1 ② L6		5	1	1	1	0	0	1
15 Carlos Beltrán, S (1, 8) OBP: 0.350, SLG: 0.450	X 0-0 5 F9 2-H 2B		C C F F B F B F 2-3 F S ③ K			B S B F B B 4-2 5 S BB		C B X 1-1 ③ G3-1		B C X 1-1 ③ G3		4	0	1	1	1	1	0
5 David Wright, R (1, 5) OBP: 0.372, SLG: 0.482	C B B X 2-1 ② F9 2-3			F B B C X 2-2 G4-6-3 1B		C 1 SAFE D B B B S B 4-2 1-3 BB			C C B C 1-3 ① K		B B X 2-0 ① G6-3	4	0	1	0	1	1	1
21 Carlos Delgado, L (1, 3) OBP: 0.287, SLG: 0.396	C X 0-1 ③ F9			S S S 0-3 ① K		B C F B X 2-2 ③ G4-3			B X 1-0 ② F7		C B X 1-1 2B	5	0	1	0	0	1	4
Shawn Green, L (1, 9) OBP: 0.342, SLG: 0.457		C F B S 1-3 ① K		C X 0-1 ② ③ G4-6-3 1-2f			X 0-0 ① G3-1		C S B B B B F B 4-2 22 E BB		C B B C X 2-2 ② P4	4	1	0	0	1	1	2
22 Jose Valentin, S (1, 4) OBP: 0.328, SLG: 0.447		C B F X 1-2 ② P6			B S X 1-1 ① F8		B B C C B X 3-2 ② L4		B B F 1 SAFE X 2-1 E2 1-H 2B		C B X 1-1 ③ F9	5	0	1	1	0	0	1
27 Carlos Gómez, R (1, 7) OBP: 0.305, SLG: 0.375 Ricky Ledee, L (9, PH) OBP: 0.318, SLG: 0.550 (10, 7)		B B B B 4-0 BB			B S L T 1-2 ② K		B C F S 1-3 ③ K		S B C B B 4-2 DI BB			2 0	0 0	0 0	0 0	1 0	2 0	0 0
46 Oliver Pérez, L (1, 1) Aaron Heilman, R (7, 1) 25 Pedro Feliciano, L (8, 1) Ruben Gotay, S (8, PH) 59 Guillermo Mota, R (9, 1) Julio Franco, R (9, PH) 13 Billy Wagner, L (10, 1) Scott Schoeneweis, L (11, 1) 35 Joe Smith, R (11, 1)		B B C S S 2-3 ③ K			F X 0-1 ③ F7			B C F B F T 2-2 ① K	B B C S F B X 3-2 ③ G4-3 1-2			2 0 0 1 0 1 0 0 0	0 0 0 0 0 0 0 0 0	0 0 0 0 0 0 0 0 0	0 0 0 1 0 0 1 0 0	0 0 0 0 0 0 0 0 0	1 0 0 0 0 0 0 0 0	1 0 0 0 0 2 0 0 0
Inning Stats	R: 1 H: 2 E: 0 LOB: 1 K: 0 BB: 0 S: 10 P: 15	R: 0 H: 0 E: 0 LOB: 1 K: 2 BB: 1 S: 10 P: 18	R: 0 H: 0 E: 0 LOB: 0 K: 1 BB: 0 S: 13 P: 18	R: 0 H: 1 E: 0 LOB: 0 K: 1 BB: 0 S: 8 P: 10	R: 0 H: 0 E: 0 LOB: 0 K: 1 BB: 0 S: 7 P: 9	R: 0 H: 0 E: 0 LOB: 2 K: 0 BB: 2 S: 14 P: 27	R: 0 H: 0 E: 0 LOB: 0 K: 1 BB: 0 S: 7 P: 11	R: 1 H: 1 E: 0 LOB: 0 K: 2 BB: 0 S: 13 P: 18	R: 1 H: 1 E: 1 LOB: 2 K: 1 BB: 2 S: 16 P: 31	R: 0 H: 0 E: 0 LOB: 0 K: 0 BB: 0 S: 6 P: 10	R: 0 H: 1 E: 0 LOB: 1 K: 0 BB: 0 S: 8 P: 14	1B: 2 SF: 0 2B: 3 SAC: 0 3B: 0 DP: 1 HR: 1 HBP: 0						

PITCHER		IP	WLS	BF	H	R	ER	SO	BB	IBB	HBP	BLK	WP	HR	S	P	ERA	WHIP
37 Todd Wellemeyer, R ERA: 6.04	(1, 1)	6.0		23	3	1	1	5	3	0	0	0	0	0	62	97	1.50	1.000
61 Troy Cate, L ERA: 1.13	(7, 1)	1.0	H	3	0	0	0	1	0	0	0	0	0	0	7	11	0.00	0.000
36 Russ Springer, R ERA: 3.21	(8, 1)	0.2	H	3	1	1	1	2	0	0	0	0	0	1	11	15	13.50	1.500
44 Jason Isringhausen, R ERA: 1.72	(8, 1)	1.1	B	7	1	1	1	1	2	0	0	0	0	0	18	34	6.75	2.250
48 Brad Thompson, R ERA: 5.04	(10, 1)	1.1	W	5	1	0	0	0	0	0	0	0	0	0	9	16	0.00	0.750

PITCHER		IP	WLS	BF	H	R	ER	SO	BB	IBB	HBP	BLK	WP	HR	S	P	ERA	WHIP
34 Randy Flores, L ERA: 5.08	(11, 1)	0.2	S	2	0	0	0	0	0	0	0	0	0	0	5	8	0.00	0.000

BOTTOM

St. Louis Cardinals @ New York Mets

Shea Stadium, Flushing, NY

Tue Jun 26 2007, 7:10 PM EDT
Att. 40,053 - Partly Cloudy - 86 F

livebaseballscorecards.com

AB	38
R	3
H	6
RBI	3
BB	5
SO	9
LOB	12

WP: 0	PB: 0	SB: 2	CS: 0
PA: 43			

Batter	1	2	3	4	5	6	7	8	9	AB	R	H	RBI	BB	SO	LOB
So Taguchi, R (1, 8) OBP: 0.345, SLG: 0.387	C B B B X 3-1 ① G4-3		B C C B X 2-2 ② G4-3			B X 1-0 ② G4-3				3	0	0	0	0	0	0
47 Ryan Ludwick, R (1, 7) OBP: 0.253, SLG: 0.406	B B F X 2-1 ② L8		B B X 2-0 ③ P4			S B X 1-1 ③ F9				3	0	0	0	0	0	0
5 Albert Pujols, R (1, 3) OBP: 0.401, SLG: 0.527	F B C B B B 4-2 43 CS BB			B X 1-0 ① F9						1	0	0	0	1	0	0
43 Juan Encarnacion, R (1, 9) OBP: 0.297, SLG: 0.444	S 1 SAFE B 1-1 ③ CS 1-2	B C S X 1-2 ① G5-3		B C X 1-1 ② F7						2	0	0	0	0	0	0
27 Scott Rolen, R (1, 5) OBP: 0.344, SLG: 0.386		C B B F X 2-2 BB 1B		F B C F B B X 3-2 ③ F7						2	0	1	0	0	0	0
Gary Bennett, R (1, 2) OBP: 0.260, SLG: 0.302		B 1 SAFE 1 SAFE X 1-0 ② F7			X 0-0 ① F9					2	0	0	0	0	0	1
Aaron Miles, S (1, 6) OBP: 0.335, SLG: 0.352		B B C B B 4-1 1-2 BB			C B C F X 1-2 ② F7					1	0	0	0	1	0	0
13 Brendan Ryan, R (1, 4) OBP: 0.296, SLG: 0.360		C B F B X 2-2 ③ G6-3			L B B X 2-1 ③ F8					2	0	0	0	0	0	2
23 Anthony Reyes, R (1, 1)			S B F B B F S 3-3 ① K			X 0-0 ① F9				2	0	0	0	0	1	0
Inning Stats	R: 0 E: 0 K: 0 S: 7 H: 0 LOB: 0 BB: 1 P: 17	R: 0 E: 0 K: 0 S: 11 H: 1 LOB: 2 BB: 1 P: 21	R: 0 E: 0 K: 1 S: 8 H: 0 LOB: 0 BB: 0 P: 15	R: 0 E: 0 K: 0 S: 7 H: 0 LOB: 0 BB: 0 P: 12	R: 0 E: 0 K: 0 S: 7 H: 0 LOB: 0 BB: 0 P: 10	R: 0 E: 0 K: 0 S: 4 H: 0 LOB: 0 BB: 0 P: 6				1B: 1 2B: 0 3B: 0 HR: 0 SF: 0 SAC: 0 DP: 0 HBP: 0						

PITCHER	IP	WLS	BF	H	R	ER	SO	BB	IBB	HBP	BLK	WP	HR	S	P	ERA	WHIP
Tom Glavine, L (1, 1) ERA: 4.12	6.0	W	20	1	0	0	1	2	0	0	0	0	0	44	81	0.00	0.500

PITCHER	IP	WLS	BF	H	R	ER	SO	BB	IBB	HBP	BLK	WP	HR	S	P	ERA	WHIP

TOP

St. Louis Cardinals @ New York Mets

Shea Stadium, Flushing, NY

Wed Jun 27 2007, 7:10 PM EDT
Att. 40,948 - Overcast - 81 F

livebaseballscorecards.com

AB	18
R	0
H	1
RBI	0
BB	2
SO	1
LOB	3

WP: 0 PA: 21
PB: 0
SB: 0
CS: 1

Batter	1	2	3	4	5	6	7	8	9	AB	R	H	RBI	BB	SO	LOB
7 José Reyes, S (1, 6) OBP: 0.395, SLG: 0.447	C C S 0-3 ① K		F X 0-1 ② F8		B S S B S 2-3 ② K					3	0	0	0	0	2	2
16 Paul Lo Duca, R (1, 2) OBP: 0.325, SLG: 0.361	F X 0-1 5 HR 1B		C S B F F X 1-2 ③ G5-3		B 2 SAFE X 1-0 ③ G4-3					3	1	1	0	0	0	2
15 Carlos Beltrán, S (1, 8) OBP: 0.348, SLG: 0.447	B F X 1-1 ② F9			C B X 1-1 ① L8						2	0	0	0	0	0	1
5 David Wright, R (1, 5) OBP: 0.376, SLG: 0.495	B X 1-0 1-H HR			B B F B B 4-1 BB						1	1	1	2	1	0	0
21 Carlos Delgado, L (1, 3) OBP: 0.285, SLG: 0.394	S B X 1-1 ③ L4			F 1 SAFE X 0-1 ② F7						2	0	0	0	0	0	1
Shawn Green, L (1, 9) OBP: 0.339, SLG: 0.453		C B C B X 2-2 ① G3-1		1 SAFE C X 0-1 ③ G4-3						2	0	0	0	0	0	1
3 Damion Easley, R (1, 4) OBP: 0.331, SLG: 0.441		B C B F F X 2-2 ② G6-3			B C B C F H 3-2 SH1-4 27 BB HBP					1	0	0	0	0	0	0
27 Carlos Gómez, R (1, 7) OBP: 0.309, SLG: 0.371		C B X 1-1 ③ G5-3			D S D B B 4-1 1-2 SH1-4 BB					1	0	0	0	1	0	0
Tom Glavine, L (1, 1) OBP: 0.345, SLG: 0.357			C F F S 0-3 ① K		C X 0-1 ① SH1-4 1-2 2-3					1	0	0	0	0	1	0
Inning Stats	R: 2 E: 0 K: 1 S: 10 H: 2 LOB: 0 BB: 0 P: 13	R: 0 E: 0 K: 0 S: 9 H: 0 LOB: 0 BB: 0 P: 14	R: 0 E: 0 K: 1 S: 11 H: 0 LOB: 0 BB: 0 P: 12	R: 0 E: 0 K: 0 S: 7 H: 0 LOB: 1 BB: 1 P: 12	R: 0 E: 0 K: 1 S: 10 H: 0 LOB: 2 BB: 1 P: 20					1B: 1 2B: 0 3B: 0 HR: 1	SF: 0 SAC: 1 DP: 0 HBP: 1					

BOTTOM

St. Louis Cardinals @ New York Mets

Shea Stadium, Flushing, NY

Wed Jun 27 2007, 7:10 PM EDT
Att. 40,948 - Overcast - 81 F

livebaseballscorecards.com

AB	16
R	2
H	2
RBI	2
BB	2
SO	3
LOB	7

WP: 0 PB: 0 SB: 0 CS: 0 PA: 20

PITCHER	IP	WLS	BF	H	R	ER	SO	BB	IBB	HBP	BLK	WP	HR	S	P	ERA	WHIP
23 Anthony Reyes, R (1, 1) ERA: 6.4	5.0	L	20	2	2	2	3	2	0	1	0	0	1	47	71	3.60	0.800

PITCHER	IP	WLS	BF	H	R	ER	SO	BB	IBB	HBP	BLK	WP	HR	S	P	ERA	WHIP

New York Mets @ Philadelphia Phillies

Citizens Bank Park, Philadelphia, PA

Fri Jun 29 2007, 1:35 PM EDT

Att. 35,849 - Drizzle - 73 F

TOP

livebaseballscorecards.com

Batter	1	2	3	4	5	6	7	8	9	AB	R	H	RBI	BB	SO	LOB
7 José Reyes, S (1, 6) OBP: 0.396, SLG: 0.457	C S C 0-3 ① K		B B X 2-0 HR	B F B B F X 3-2 ③ F8 3-H			C B B C X 2-2 22 CS 1B			4	1	2	1	0	1	1
22 Jose Valentin, S (1, 4) OBP: 0.326, SLG: 0.441	B S C B B S 3-3 ② K		B B X 2-0 F9		C B S X 1-2 15 G3-6-3 1B		1 SAFE 1 SAFE P 1 SAFE P C F S 2-3 ① ② K 1-2			4	0	1	0	0	2	1
15 Carlos Beltrán, S (1, 8) OBP: 0.344, SLG: 0.441	C F B B C 2-3 ③ K		B B F F B X 3-2 ③ P2		C C X 0-2 ① ② G3-6-3 1-2f		X 0-0 ③ G3			4	0	0	0	0	1	1
5 David Wright, R (1, 5)		B B B C S F F X 3-2 21 HR 2B		B C C B C 2-3 ① K	B B B C B 4-1 21 1B 21 S BB			B B F F X 2-2 ① L6		3	1	1	0	1	1	0
21 Carlos Delgado, L (1, 3) OBP: 0.291, SLG: 0.412		C X 0-1 2-H HR		X 0-0 11 2B 2B	1 SAFE 1 SAFE B C 1 C B B X SAFE 3-2 FC5-4 1-3 1B			S B B F F S 2-3 ② K		4	2	3	2	0	1	0
Shawn Green, L (1, 9) OBP: 0.333, SLG: 0.445 27 Carlos Gómez, R (8, 9) OBP: 0.309, SLG: 0.371		B X 1-0 ① F9		B B C X 2-1 ② P5	B X 1-0 ③ FC5-4 1-2f			F B B X 2-1 ③ G6-3		4 0	0 0	0 0	0 0	0 0	0 0	3 0
11 Ramon Castro, R (1, 2) OBP: 0.320, SLG: 0.478		F C B B S 2-3 ② K		B C C F F F B X 2-2 26 1B 2B 2-H		B C B S F C 2-3 ① K			B B B C S X 3-2 ① F8	4	1	1	1	0	2	0
Ricky Ledee, L (1, 7) OBP: 0.308, SLG: 0.478		C B B B C X 3-2 ③ G4-3		I I I 4-0 26 1B 7 WP IBB		X 0-0 ② F9			F F S 0-3 ② K	3	1	0	0	1	1	0
26 Orlando Hernandez, R (1, 1) OBP: 0.200, SLG: 0.280 59 Guillermo Mota, R (7, 1) 25 Pedro Feliciano, L (8, 1) Aaron Heilman, R (8, 1) Ruben Gotay, S (9, PH) OBP: 0.350, SLG: 0.491 13 Billy Wagner, L (9, 1)			C F X 0-2 ① G6-3	C X 0-1 1-3 2-H 1B		B F T S 1-3 ③ K			X 0-0 ③ F9	3 0 0 0 1 0	0 0 0 0 0 0	1 0 0 0 0 0	1 0 0 0 0 0	0 0 0 0 0 0	1 0 0 0 0 0	0 0 0 0 0 0

	AB	34
	R	6
	H	9
	RBI	5
	BB	2
	SO	10
	LOB	6

Inning Stats									
	R: 0 E: 0 K: 3 S: 9	H: 0 LOB: 0 BB: 0 P: 14	R: 2 E: 0 K: 1 S: 14	H: 2 LOB: 0 BB: 0 P: 23	R: 1 E: 0 K: 0 S: 8	H: 1 LOB: 0 BB: 0 P: 15	R: 3 E: 0 K: 1 S: 17	H: 3 LOB: 1 BB: 1 P: 30	R: 0 E: 0 K: 0 S: 11	H: 2 LOB: 2 BB: 1 P: 20
	R: 0 E: 0 K: 2 S: 8	H: 0 LOB: 0 BB: 0 P: 11	R: 0 E: 0 K: 1 S: 9	H: 1 LOB: 0 BB: 0 P: 11	R: 0 E: 0 K: 1 S: 10	H: 0 LOB: 0 BB: 0 P: 16	R: 0 E: 0 K: 1 S: 7	H: 0 LOB: 0 BB: 0 P: 10	1B: 4 2B: 3 3B: 0 HR: 2	SF: 0 SAC: 0 DP: 1 HBP: 0

WP: 1 PA: 36
PB: 0
SB: 1
CS: 1

PITCHER		IP	WLS	BF	H	R	ER	SO	BB	IBB	HBP	BLK	WP	HR	S	P	ERA	WHIP
58 J.D. Durbin, R ERA: 21.94	(1, 1)	4.2	L	23	8	6	6	5	1	1	0	0	1	2	58	100	11.57	1.929
48 Brian Sanches, R ERA: 2.7	(5, 1)	1.1		4	0	0	0	2	0	0	0	0	0	0	9	13	0.00	0.000
Clay Condrey, R ERA: 7.36	(7, 1)	1.1		4	1	0	0	1	0	0	0	0	0	0	12	16	0.00	0.750
59 Mike Zagurski, L ERA: 4.5	(8, 1)	0.2		2	0	0	0	1	0	0	0	0	0	0	7	11	0.00	0.000
Jose Mesa, R ERA: 8.41	(9, 1)	1.0		3	0	0	0	1	0	0	0	0	0	0	7	10	0.00	0.000

PITCHER	IP	WLS	BF	H	R	ER	SO	BB	IBB	HBP	BLK	WP	HR	S	P	ERA	WHIP

BOTTOM

New York Mets @ Philadelphia Phillies

Citizens Bank Park, Philadelphia, PA

Fri Jun 29 2007, 1:35 PM EDT

Att. 35,849 - Drizzle - 73 F

Batter	1	2	3	4	5	6	7	8	9	AB	R	H	RBI	BB	SO	LOB
11 Jimmy Rollins, S (1, 6) OBP: 0.331, SLG: 0.512	C B B C X 2-2 F8 ①		C B B S X 2-2 F7 ②			C B F B S 2-3 K ①	B B B C X 3-1 F9 ③			4	0	0	0	0	1	0
9 Michael Bourn, L (1, 9) (7, 8) OBP: 0.385, SLG: 0.357	C X 0-1 1B		B C B B X 3-1 G3 ③			X 0-0 G4-3 ②		B B C B B 4-1 S 1B BB		3	1	1	0	1	0	0
26 Chase Utley, L (1, 4) OBP: 0.411, SLG: 0.580	1 SAFE 1B 1 SAFE C B C F F 2-3 S K ②			B F X 1-1 G4-3 ①		B C F B B B 4-2 6 BB BB		F C B F F X 1-2 F9 ①		3	0	0	0	1	1	2
6 Ryan Howard, L (1, 3) OBP: 0.381, SLG: 0.548	B C 1 SAFE S C 2-3 K ③			B B S F B S 3-3 K ②		B C B B C B 4-2 1-2 BB		C S X 0-2 F7 ②		3	0	0	0	1	2	2
Aaron Rowand, R (1, 8) OBP: 0.395, SLG: 0.490 Clay Condrey, R (7, 1) 59 Mike Zagurski, L (8, 1) Pat Burrell, R (8, PH) OBP: 0.372, SLG: 0.375 23 Adam Eaton, R (8, PR) OBP: 0.194, SLG: 0.222 Jose Mesa, R (9, 1)		B C X 1-1 HR		C B B B F C 3-3 K ③		D C F B S 2-3 K ③		C 1 SAFE S F B B X 2-2 1-H 1B		3 0 0 1 0 0	1 0 0 0 0 0	1 0 0 1 0 0	1 0 0 0 0 0	0 0 0 1 0 0	2 0 0 0 0 0	2 0 0 0 0 0
19 Greg Dobbs, L (1, 7) OBP: 0.331, SLG: 0.550		C X 0-1 G1-3 ①	C X 0-1 F8 ①				S B X 1-1 HR 1B	B F X 1-1 F8 ③		4	1	1	0	0	0	1
Wes Helms, R (1, 5) OBP: 0.297, SLG: 0.326		B X 1-0 G5-3 ②	C C B B B S 3-3 K ②				C X 0-1 1-H HR		B F B S F S 2-3 K ①	4	1	1	2	0	2	0
2 Rod Barajas, R (1, 2) OBP: 0.347, SLG: 0.390		B C F X 1-2 F9 ③	X 0-0 P3 ③				C B F F C 1-3 K ①		B F F S 1-3 K ②	4	0	0	0	0	2	0
58 J.D. Durbin, R (1, 1) 48 Brian Sanches, R (5, 1) 27 Chris Coste, R (6, PH) OBP: 0.500, SLG: 0.857 8 Shane Victorino, S (7, 9) OBP: 0.332, SLG: 0.397			C F B B X 2-2 F8 ①			B B C B X 3-1 HR	S C B X 1-2 G4-3 ②		S S B C 1-3 K ③	1 0 1 2	0 0 1 0	0 0 1 0	0 0 1 0	0 0 0 1	0 0 0 0	0 0 0 0
Inning Stats	R: 0 E: 0 K: 2 S: 13 H: 1 LOB: 1 BB: 0 P: 19	R: 1 E: 0 K: 0 S: 8 H: 1 LOB: 0 BB: 0 P: 11	R: 0 E: 0 K: 0 S: 8 H: 0 LOB: 0 BB: 0 P: 15	R: 0 E: 0 K: 2 S: 8 H: 0 LOB: 0 BB: 0 P: 15	R: 0 E: 0 K: 1 S: 6 H: 0 LOB: 0 BB: 0 P: 9	R: 1 E: 0 K: 2 S: 13 H: 1 LOB: 2 BB: 2 P: 28	R: 2 E: 0 K: 1 S: 13 H: 2 LOB: 0 BB: 0 P: 19	R: 1 E: 0 K: 0 S: 15 H: 1 LOB: 1 BB: 1 P: 23	R: 0 E: 0 K: 3 S: 10 H: 0 LOB: 0 BB: 0 P: 14	1B: 3 2B: 0 3B: 0 HR: 3 SF: 0 SAC: 0 DP: 0 HBP: 0							WP: 0 PB: 0 SB: 1 CS: 0 PA: 36

livebaseballscorecards.com

PITCHER		IP	WLS	BF	H	R	ER	SO	BB	IBB	HBP	BLK	WP	HR	S	P	ERA	WHIP
26 Orlando Hernandez, R ERA: 2.78	(1, 1)	6.0	W	23	3	2	2	7	2	0	0	0	0	2	56	97	3.00	0.833
59 Guillermo Mota, R ERA: 5.63	(7, 1)	1.0		5	2	2	2	1	0	0	0	0	0	1	13	19	18.00	2.000
25 Pedro Feliciano, L ERA: 1.88	(8, 1)	0.2	H	3	0	1	1	0	1	0	0	0	0	0	9	14	13.50	1.500
Aaron Heilman, R ERA: 3.93	(8, 1)	0.1	H	2	1	0	0	0	0	0	0	0	0	0	6	9	0.00	3.000
13 Billy Wagner, L ERA: 1.78	(9, 1)	1.0	S	3	0	0	0	3	0	0	0	0	0	0	10	14	0.00	0.000

PITCHER	IP	WLS	BF	H	R	ER	SO	BB	IBB	HBP	BLK	WP	HR	S	P	ERA	WHIP

New York Mets @ Philadelphia Phillies

Citizens Bank Park, Philadelphia, PA

Fri Jun 29 2007, 7:05 PM EDT

Att. 45,165 - Overcast - 73 F

TOP

livebaseballscorecards.com

Batter	1	2	3	4	5	6	7	8	9	AB	R	H	RBI	BB	SO	LOB
7 José Reyes, S (1, 6) OBP: 0.401, SLG: 0.457	0-2 5 BB 16 BB 1B	4-0 16 S 3-H BB		1-3 K ③		0-2 16 FC6-4 1-2 1B		1-3 K2-3 ①	4-0 1-2 IBB	4	0	2	0	2	2	0
16 Paul Lo Duca, R (1, 2) OBP: 0.326, SLG: 0.364	4-2 5 BB 1-2 BB	1-1 G4-3 ③ 1-2			1-0 G5-3 ①	0-2 FC6-4 ② 1-2f 2-3		0-2 21 BB 2B	1-0 2-3 CS ③	4	0	1	0	1	0	3
15 Carlos Beltrán, S (1, 8) OBP: 0.344, SLG: 0.460	0-0 F7 ①		1-0 HR		0-0 HR	1-0 F9 ③		2-3 K ②		5	2	2	2	0	1	5
5 David Wright, R (1, 5) OBP: 0.381, SLG: 0.498	4-2 1-2 2-3 BB		2-3 K ①		0-3 K ②		0-0 3 HR 2B	4-0 21 BB IBB		3	1	1	0	2	2	0
21 Carlos Delgado, L (1, 3) OBP: 0.292, SLG: 0.408	1-3 K ②		2-2 F7 ②		4-2 FC5 3 1B BB		0-1 P2 ①	4-2 1-2 2-3 BB		3	0	0	0	2	1	4
3 Damion Easley, R (1, 4) OBP: 0.340, SLG: 0.464	0-3 K ③		4-1 BB		2-1 FC5 1-2 1B		2-1 2-H HR	1-1 F8 ③		4	1	2	2	1	1	6
Shawn Green, L (1, 9) OBP: 0.331, SLG: 0.440		2-0 27 G4-3 7 WP 27 S 1B	3-1 F7 ③		0-1 FC5 ③ 1-2 2-3f		0-1 F7 ②		0-0 F8 ①	5	1	1	0	0	0	3
27 Carlos Gómez, R (1, 7) OBP: 0.314, SLG: 0.366	1 SAFE 1-2 G4-3 ① 1-3			3-2 P3 ①		2-0 G6-3 ①	1-2 1B		4-0 16 CS 7 S BB	4	0	1	0	1	0	1
33 John Maine, R (1, 1) OBP: 0.212, SLG: 0.107 13 Billy Wagner, L (9, 1)	0-2 G4-3 ②			2-2 F9 ②		2-1 16 FC6-4 7 1B HBP	1-3 K ③		1 SAFE 0-3 K ② 1 SAFE	4 0	0 0	0 0	0 0	0 0	2 0	3 0
Inning Stats	R: 0 E: 0 K: 2 S: 20 H: 1 LOB: 3 BB: 2 P: 29	R: 1 E: 0 K: 0 S: 10 H: 1 LOB: 1 BB: 1 P: 18	R: 1 E: 0 K: 1 S: 16 H: 1 LOB: 1 BB: 1 P: 28	R: 0 E: 0 K: 1 S: 11 H: 0 LOB: 0 BB: 0 P: 17	R: 1 E: 0 K: 1 S: 11 H: 2 LOB: 2 BB: 1 P: 18	R: 0 E: 0 K: 0 S: 11 H: 1 LOB: 2 BB: 0 P: 16	R: 2 E: 0 K: 1 S: 14 H: 3 LOB: 1 BB: 0 P: 17	R: 0 E: 0 K: 2 S: 13 H: 1 LOB: 3 BB: 2 P: 25	R: 0 E: 0 K: 1 S: 4 H: 0 LOB: 1 BB: 2 P: 13	1B: 5 2B: 2 3B: 0 HR: 3		SF: 0 SAC: 0 DP: 0 HBP: 1				

	AB	36
	R	5
	H	10
	RBI	4
	BB	9
	SO	9
	LOB	25

WP: 1 PB: 0 SB: 3 CS: 1 PA: 47

PITCHER		IP	WLS	BF	H	R	ER	SO	BB	IBB	HBP	BLK	WP	HR	S	P	ERA	WHIP
35 Cole Hamels, L ERA: 3.87	(1, 1)	5.0	L	25	5	3	3	5	5	0	0	0	1	2	68	110	5.40	2.000
Geoff Geary, R ERA: 5.31	(6, 1)	2.0		11	4	2	2	1	0	0	1	0	0	1	25	33	9.00	2.000
16 J.C. Romero, L ERA: 3.0	(8, 1)	1.0		6	1	0	0	2	1	1	0	0	0	0	13	25	0.00	2.000
48 Brian Sanches, R ERA: 2.35	(9, 1)	1.0		4	0	0	0	1	1	1	0	0	0	0	4	13	0.00	1.000

PITCHER	IP	WLS	BF	H	R	ER	SO	BB	IBB	HBP	BLK	WP	HR	S	P	ERA	WHIP

BOTTOM

Batter	1	2	3	4	5	6	7	8	9	AB	R	H	RBI	BB	SO	LOB
11 Jimmy Rollins, S (1, 6) OBP: 0.330, SLG: 0.511	C B B B F S 3-3 ① K		B C C F B B X 3-2 ③ G3			C X 0-1 ② G3			C B X 1-1 26 1B 2B	4	1	1	0	0	1	0
9 Michael Bourn, L (1, 9) OBP: 0.382, SLG: 0.356 27 Chris Coste, R (9, PH) OBP: 0.444, SLG: 0.750	B S B X 2-1 ② G4-3			C F B B F B X 3-2 26 E 26 S 26 SF7 1B		B B C C B X 3-2 ③ G4-3			B C C B X 2-2 ① P4	3 1	1 0	1 0	0 0	0 0	0 0	0 1
26 Chase Utley, L (1, 4) OBP: 0.412, SLG: 0.584	B C F B B X 3-2 2B			1 SAFE 1 SAFE C C 1 SAFE 1 SAFE B B B F 2-2 X ① SF7 1-H			B F X 1-1 ① L8		C F X 0-2 6 BB 2-H 1B	3	0	2	2	0	0	0
6 Ryan Howard, L (1, 3) OBP: 0.379, SLG: 0.541	B B F C S 2-3 ③ K			X 0-0 ② G4-3			B B X 2-0 ② F7		C B B F B F B 4-2 1-2 BB	3	0	0	0	1	1	1
Aaron Rowand, R (1, 8) OBP: 0.390, SLG: 0.483		X 0-0 ① G1-3		C S S 0-3 ③ K			B F B X 2-1 ③ L6		S B F S 1-3 ② K	4	0	0	0	0	2	2
Pat Burrell, R (1, 7) OBP: 0.367, SLG: 0.368		C S B B C 2-3 ② K			C B X 1-1 ① F8			X 0-0 ① F7	F C B S 1-3 ③ K	4	0	0	0	0	2	2
Abraham Nunez, S (1, 5) OBP: 0.322, SLG: 0.329 Geoff Geary, R (6, 1) 16 J.C. Romero, S (8, 1) 8 Shane Victorino, S (8, PH) OBP: 0.334, SLG: 0.399 48 Brian Sanches, R (9, 1)		X 0-0 ③ G5-3			C B X 1-1 ② G4-3			C X 0-1 51 S 1B		2 0 0 1 0	0 0 0 0 0	0 0 0 1 0	0 0 0 0 0	0 0 0 0 0	0 0 0 0 0	0 0 0 0 0
51 Carlos Ruiz, R (1, 2) OBP: 0.333, SLG: 0.410			B X 1-0 ① F9		B B X 2-0 ③ P3			B B C X 2-1 1-2 ② F9		3	0	0	0	0	0	1
35 Cole Hamels, L (1, 1) OBP: 0.205, SLG: 0.243 19 Greg Dobbs, L (6, 5) OBP: 0.327, SLG: 0.543			B C B S S 2-3 ② K			F S S 0-3 ① K		X 0-0 ③ P4		1 2	0 0	0 0	0 0	0 0	1 1	0 1
Inning Stats	R: 0 E: 0 K: 2 S: 12 H: 1 LOB: 1 BB: 0 P: 22	R: 0 E: 0 K: 1 S: 5 H: 0 LOB: 0 BB: 0 P: 7	R: 0 E: 0 K: 1 S: 8 H: 0 LOB: 0 BB: 0 P: 14	R: 1 E: 0 K: 1 S: 12 H: 1 LOB: 0 BB: 0 P: 17	R: 0 E: 0 K: 0 S: 5 H: 0 LOB: 0 BB: 0 P: 9	R: 0 E: 0 K: 1 S: 8 H: 0 LOB: 0 BB: 0 P: 11	R: 0 E: 0 K: 0 S: 5 H: 0 LOB: 0 BB: 0 P: 10	R: 0 E: 0 K: 0 S: 6 H: 1 LOB: 1 BB: 0 P: 8	R: 1 E: 0 K: 2 S: 17 H: 2 LOB: 2 BB: 1 P: 26	1B: 3 2B: 2 3B: 0 HR: 0	SF: 1 SAC: 0 DP: 0 HBP: 0						

PITCHER	IP	WLS	BF	H	R	ER	SO	BB	IBB	HBP	BLK	WP	HR	S	P	ERA	WHIP
33 John Maine, R (1, 1) ERA: 2.74	8.0	W	28	4	2	1	6	0	0	0	0	0	0	63	101	1.12	0.500
13 Billy Wagner, L (9, 1) ERA: 1.73	1.0		5	1	0	0	2	1	0	0	0	0	0	15	23	0.00	2.000

PITCHER	IP	WLS	BF	H	R	ER	SO	BB	IBB	HBP	BLK	WP	HR	S	P	ERA	WHIP

New York Mets @ Philadelphia Phillies

Citizens Bank Park, Philadelphia, PA

Fri Jun 29 2007, 7:05 PM EDT
Att. 45,165 - Overcast - 73 F

livebaseballscorecards.com

AB	31
R	2
H	5
RBI	2
BB	1
SO	8
LOB	8

1B: 3	SF: 1	WP: 0	PA: 33
2B: 2	SAC: 0	PB: 0	
3B: 0	DP: 0	SB: 2	
HR: 0	HBP: 0	CS: 0	

Batter	1	2	3	4	5	6	7	8	9	AB	R	H	RBI	BB	SO	LOB
7 José Reyes, S (1, 6) OBP: 0.398, SLG: 0.453	C B L F B F X 2-2 16 HR 1B	C B B X 2-1 ② F9		C B F D F F B S 3-3 ③ K		C B S B S 2-3 ③ K 1-2			B B X 2-0 ① F7	5	1	1	0	0	2	3
16 Paul Lo Duca, R (1, 2) OBP: 0.331, SLG: 0.377	X 0-0 1-H HR	C B B F B X 3-2 ③ L5			B C B B T B 4-2 15 HR BB		X 0-0 ① B5		B B F B X 3-1 15 15 1B E 1B	4	3	2	2	1	0	0
15 Carlos Beltrán, S (1, 8) OBP: 0.351, SLG: 0.486	B B C C B S 3-3 ① K		B F X 1-1 5 G6-4-3 1B		C D F F X 1-2 1-H HR		B B C X 2-1 HR		B F X 1-1 E4 5 PB 5 SF9 1-H 1B	5	3	4	3	0	1	0
5 David Wright, R (1, 5) OBP: 0.378, SLG: 0.505	C X 0-1 HR		X 0-0 ① ② G6-4-3 1-2f		B F F F B X 2-2 ① G4-3		B X 1-0 ② G3		B B C X 2-1 ② SF9 2-H	4	1	1	2	0	0	1
21 Carlos Delgado, L (1, 3) OBP: 0.291, SLG: 0.408	B B X 2-0 3 1B 2B		B C X 1-1 ③ F7		F X 0-1 ② F9		C B F F S 1-3 ③ K		X 0-0 ③ F8	5	0	1	0	0	1	0
3 Damion Easley, R (1, 4) OBP: 0.337, SLG: 0.458	C B F X 1-2 2-3 1B			C B B X 2-1 ① F7	C S S 0-3 ③ K			X 0-0 ① F8		4	0	1	0	0	1	0
Shawn Green, L (1, 9) OBP: 0.333, SLG: 0.438	F B B F C 2-3 ② K			B B C F F B B 4-2 29 E BB		B C F B X 2-2 29 FC1-6 1B		B X 1-0 ② G4-3		3	0	1	0	1	1	2
27 Carlos Gómez, R (1, 7) OBP: 0.311, SLG: 0.354	F C F F S 0-3 ③ K			C B 1 SAFE 1 SAFE 1 SAFE F D B F 3-2 F X ② F8		X 0-0 ① F9		H 1-0 HBP		3	0	0	0	0	1	4
29 Jorge Sosa, R (1, 1) OBP: 0.190, SLG: 0.105 33 John Maine, R (6, PR) OBP: 0.212, SLG: 0.107 Scott Schoeneweis, L (6, 1) Aaron Heilman, R (7, 1) Ricky Ledee, L (8, PH) OBP: 0.296, SLG: 0.458 25 Pedro Feliciano, L (8, 1)		B F B C C 2-3 ① K		X 0-0 E6 1-2		1 SAFE L B 1 SAFE X 1-1 ② FC1-6 7 WP 1-2f		B F F F O B S 3-3 ③ K		3 0 0 0 1 0	0 0 0 0 0 0	0 0 0 0 0 0	0 0 0 0 1 0	0 0 0 0 0 0	1 0 0 0 1 0	2 0 0 0 1 0
Inning Stats	R: 3 H: 5 E: 0 LOB: 2 K: 3 BB: 0 S: 23 P: 33	R: 0 H: 0 E: 0 LOB: 0 K: 1 BB: 0 S: 8 P: 15	R: 0 H: 1 E: 0 LOB: 0 K: 0 BB: 0 S: 5 P: 7	R: 0 H: 0 E: 1 LOB: 2 K: 1 BB: 1 S: 16 P: 28	R: 2 H: 1 E: 0 LOB: 0 K: 1 BB: 1 S: 15 P: 22	R: 0 H: 1 E: 0 LOB: 1 K: 1 BB: 0 S: 9 P: 14	R: 1 H: 1 E: 0 LOB: 0 K: 1 BB: 0 S: 8 P: 12	R: 0 H: 0 E: 0 LOB: 1 K: 1 BB: 0 S: 5 P: 10	R: 2 H: 2 E: 1 LOB: 0 K: 0 BB: 0 S: 8 P: 16	1B: 6 SF: 1 2B: 1 SAC: 0 3B: 0 DP: 1 HR: 4 HBP: 1						

PITCHER		IP	WLS	BF	H	R	ER	SO	BB	IBB	HBP	BLK	WP	HR	S	P	ERA	WHIP
66 J.A. Happ, L ERA: 11.25	(1, 1)	4.0	L	21	7	5	5	5	2	0	0	0	0	3	58	94	11.25	2.250
63 Ryan Madson, R ERA: 3.92	(5, 1)	2.2		10	2	1	1	2	0	0	0	0	1	1	22	32	3.38	0.750
16 J.C. Romero, L ERA: 2.95	(7, 1)	0.1		1	0	0	0	1	0	0	0	0	0	0	4	5	0.00	0.000
Jose Mesa, R ERA: 8.06	(8, 1)	2.0		9	2	2	1	1	0	0	1	0	0	0	13	26	4.50	1.000

PITCHER	IP	WLS	BF	H	R	ER	SO	BB	IBB	HBP	BLK	WP	HR	S	P	ERA	WHIP

TOP

New York Mets @ Philadelphia Phillies

Citizens Bank Park, Philadelphia, PA

Sat Jun 30 2007, 3:55 PM EDT
Att. 45,003 - Cloudy - 80 F

livebaseballscorecards.com

AB	37
R	8
H	11
RBI	7
BB	2
SO	9
LOB	13

WP: 1 PA: 41
PB: 1
SB: 0
CS: 0

New York Mets @ Philadelphia Phillies

Citizens Bank Park, Philadelphia, PA

Sat Jun 30 2007, 3:55 PM EDT

Att. 45,003 - Cloudy - 80 F

BOTTOM

Batter	1	2	3	4	5	6	7	8	9	AB	R	H	RBI	BB	SO	LOB
11 Jimmy Rollins, S (1, 6) OBP: 0.329, SLG: 0.507	G4-3		F8		F9 2-3		BB			3	0	0	0	1	0	1
9 Michael Bourn, L (1, 7) OBP: 0.375, SLG: 0.339	K		K		BB		1 SAFE SAFE K			3	0	0	0	1	3	1
26 Chase Utley, L (1, 4) OBP: 0.408, SLG: 0.577	F8		F8		G4-3			K		4	0	0	0	0	1	2
6 Ryan Howard, L (1, 3) OBP: 0.380, SLG: 0.554		8 BB BB 19 G5-4-3 1B		HR		F8		F8		4	2	2	1	0	0	0
Aaron Rowand, R (1, 8) OBP: 0.391, SLG: 0.481		19 G5-4-3 8 BB 51 1B 1-2 BB		P4		1B		K		3	1	1	0	1	1	0
8 Shane Victorino, S (1, 9) OBP: 0.333, SLG: 0.395		19 G5-4-3 1-2 2-3 BB		K		K			G5-3	3	0	0	0	1	2	1
19 Greg Dobbs, L (1, 5) Wes Helms, R (9, PH) OBP: 0.321, SLG: 0.532 OBP: 0.301, SLG: 0.330	G5-4-3 1-2f 2-3 3-H		F7			K			51 G6-4-3 1B	3 1	0 0	0 1	0 0	0 0	1 0	3 0
51 Carlos Ruiz, R (1, 2) OBP: 0.337, SLG: 0.411	1B 3-H			11 F9 63 SH3 1B			G6-3		G6-4-3 1-2f	4	0	2	1	0	0	1
66 J.A. Happ, L (1, 1) 63 Ryan Madson, L (5, 1) 16 J.C. Romero, S (7, 1) Abraham Nunez, S (7, PH) OBP: 0.320, SLG: 0.327 Jose Mesa, R (8, 1)	K				SH3 1-2		P5			1 0 0 1 0	0 0 0 0 0	0 0 0 0 0	0 0 0 0 0	0 0 0 0 0	1 0 0 0 0	1 0 0 0 0
Inning Stats	R: 0 E: 0 K: 1 S: 7 H: 0 LOB: 0 BB: 0 P: 13	R: 2 E: 0 K: 1 S: 11 H: 2 LOB: 1 BB: 2 P: 21	R: 0 E: 0 K: 1 S: 7 H: 0 LOB: 0 BB: 0 P: 10	R: 1 E: 0 K: 1 S: 11 H: 1 LOB: 0 BB: 0 P: 14	R: 0 E: 0 K: 0 S: 13 H: 1 LOB: 2 BB: 1 P: 22	R: 0 E: 0 K: 2 S: 10 H: 1 LOB: 1 BB: 0 P: 12	R: 0 E: 0 K: 1 S: 12 H: 0 LOB: 1 BB: 1 P: 21	R: 0 E: 0 K: 2 S: 8 H: 0 LOB: 0 BB: 0 P: 9	R: 0 E: 0 K: 0 S: 5 H: 1 LOB: 0 BB: 0 P: 9	1B: 5 2B: 0 3B: 0 HR: 1 SF: 0 SAC: 1 DP: 2 HBP: 0						

livebaseballscorecards.com

AB	30
R	3
H	6
RBI	2
BB	4
SO	9
LOB	10

WP: 0 PB: 0 SB: 0 CS: 0 PA: 35

PITCHER		IP	WLS	BF	H	R	ER	SO	BB	IBB	HBP	BLK	WP	HR	S	P	ERA	WHIP
29 Jorge Sosa, R ERA: 3.92	(1, 1)	5.0	W	21	4	3	3	4	3	0	0	0	0	1	49	80	5.40	1.400
Scott Schoeneweis, L ERA: 5.65	(6, 1)	1.0	H	4	1	0	0	2	0	0	0	0	0	0	10	12	0.00	1.000
Aaron Heilman, R ERA: 3.82	(7, 1)	1.0	H	4	0	0	0	1	1	0	0	0	0	0	12	21	0.00	1.000
25 Pedro Feliciano, L ERA: 1.76	(8, 1)	2.0	S	6	1	0	0	2	0	0	0	0	0	0	13	18	0.00	0.500

PITCHER	IP	WLS	BF	H	R	ER	SO	BB	IBB	HBP	BLK	WP	HR	S	P	ERA	WHIP

New York Mets @ Philadelphia Phillies

Citizens Bank Park, Philadelphia, PA

Sun Jul 01 2007, 1:35 PM EDT

Att. 45,289 - Sunny - 73 F

TOP

livebaseballscorecards.com

Batter	1	2	3	4	5	6	7	8	9	AB	R	H	RBI	BB	SO	LOB
7 José Reyes, S (1, 6) OBP: 0.399, SLG: 0.452	C B B B F X 3-2 16 S 16 1B 1B		B B B 4-0 16 G1-6-3 BB		B B C B X 3-1 ① ② G4-6-3 1-2f			C X 0-1 ① F9		3	1	1	0	1	0	1
16 Paul Lo Duca, R (1, 2) OBP: 0.333, SLG: 0.377	B 1 SAFE 1 SAFE 1 SAFE B 1 SAFE F 1 SAFE B 3-2 F X 15 G3-6-3 1-H 1B		1 SAFE 1 SAFE S X 0-1 ① ② G1-6-3 1-2f		C X 0-1 ③ G6-3			F C B B B F B 4-2 5 FC5-4 BB		3	0	1	1	1	0	1
15 Carlos Beltrán, S (1, 8) OBP: 0.350, SLG: 0.482	B B X 2-0 ① ② G3-6-3 1-2f		B C B B B 4-1 5 S BB			B X 1-0 ① G4-3		C B C B X 2-2 ② P5		3	0	0	0	1	0	2
5 David Wright, R (1, 5) OBP: 0.377, SLG: 0.502	C B C X 1-2 ③ F9		C S 1 SAFE B X 1-2 ③ G4-3 1-2			C B B X 2-1 21 FC4-5 1B		B S F B F X 2-2 ③ FC5-4 1-2f		4	0	1	0	0	0	2
21 Carlos Delgado, L (1, 3) OBP: 0.296, SLG: 0.424		C B S X 1-2 22 G1-3 2B		X 0-0 HR		X 0-0 ② FC4-5 1-2f			B B B C S B 4-2 G3 1B BB	3	2	2	1	1	0	1
22 Jose Valentin, S (1, 4) OBP: 0.317, SLG: 0.427	B X 1-0 ① G1-3 2-3			B C F B B F F X 3-2 ① G3-1		B B B C F X 3-2 ③ F8			B C B F S 2-3 ① K	4	0	0	0	0	1	3
Shawn Green, L (1, 9) OBP: 0.328, SLG: 0.431	B X 1-0 ② L5			F B B X 2-1 ② G4-3			F X 0-1 ① P2		C X 0-1 ② G3 1-2	4	0	0	0	0	0	2
27 Carlos Gómez, R (1, 7) OBP: 0.312, SLG: 0.347 Ruben Gotay, S (9, PH) OBP: 0.361, SLG: 0.500	I I I I 4-0 34 FC6-4 IBB			C F X 0-2 ③ P6			L X 0-1 ② P4		C B F X 1-2 2-H 1B	2 1	0 0	0 1	0 1	1 0	0 0	0 0
34 Mike Pelfrey, R (1, 1) OBP: 0.100, SLG: 0.100 59 Guillermo Mota, R (6, 1) Ricky Ledee, L (7, PH) OBP: 0.296, SLG: 0.458 3 Damion Easley, R (7, PH) OBP: 0.335, SLG: 0.455 Aaron Heilman, R (7, 1) Scott Schoeneweis, L (8, 1) Julio Franco, R (9, PH) OBP: 0.322, SLG: 0.250		X 0-0 ③ FC6-4 1-2f			B X 1-0 7 G4-6-3 1B		X 0-0 ③ G5-3		X 0-0 ③ G4-3	2 0 0 1 0 0 0 1	0 0 0 0 0 0 0 0	1 0 0 0 0 0 0 0	0 0 0 0 0 0 0 0	0 0 0 0 0 0 0 0	0 0 0 0 0 0 0 0	2 0 0 0 0 0 0 1
Inning Stats	R: 1 E: 0 K: 0 S: 10 H: 2 LOB: 0 BB: 0 P: 19	R: 0 E: 0 K: 0 S: 6 H: 1 LOB: 2 BB: 1 P: 13	R: 0 E: 0 K: 0 S: 6 H: 0 LOB: 1 BB: 2 P: 15	R: 1 E: 0 K: 0 S: 11 H: 1 LOB: 0 BB: 0 P: 16	R: 0 E: 0 K: 0 S: 5 H: 1 LOB: 0 BB: 0 P: 9	R: 0 E: 0 K: 0 S: 7 H: 1 LOB: 1 BB: 0 P: 13	R: 0 E: 0 K: 0 S: 5 H: 0 LOB: 0 BB: 0 P: 5	R: 0 E: 0 K: 0 S: 12 H: 0 LOB: 1 BB: 1 P: 20	R: 1 E: 0 K: 1 S: 11 H: 1 LOB: 1 BB: 1 P: 18	1B: 5 2B: 1 3B: 0 HR: 1	SF: 0 SAC: 0 DP: 3 HBP: 0					

		AB	31
		R	3
		H	7
		RBI	3
		BB	5
		SO	1
		LOB	15

		WP: 0	PA: 36
		PB: 0	
		SB: 2	
		CS: 0	

PITCHER		IP	WLS	BF	H	R	ER	SO	BB	IBB	HBP	BLK	WP	HR	S	P	ERA	WHIP
38 Kyle Kendrick, R ERA: 4.38	(1, 1)	6.2	W	26	6	2	2	0	2	1	0	0	0	1	49	89	2.70	1.200
16 J.C. Romero, L ERA: 2.91	(7, 1)	0.1	H	1	0	0	0	0	0	0	0	0	0	0	1	1	0.00	0.000
48 Brian Sanches, R ERA: 2.08	(8, 1)	1.0	H	4	0	0	0	0	1	0	0	0	0	0	12	20	0.00	1.000
59 Mike Zagurski, L ERA: 4.97	(9, 1)	0.2	H	3	0	1	1	1	1	0	0	0	0	0	7	13	13.50	1.500
Antonio Alfonseca, R ERA: 3.58	(9, 1)	0.1	S	2	1	0	0	0	0	0	0	0	0	0	4	5	0.00	3.000

PITCHER		IP	WLS	BF	H	R	ER	SO	BB	IBB	HBP	BLK	WP	HR	S	P	ERA	WHIP

New York Mets @ Philadelphia Phillies

Citizens Bank Park, Philadelphia, PA

Sun Jul 01 2007, 1:35 PM EDT
Att. 45,289 - Sunny - 73 F

livebaseballscorecards.com

BOTTOM

Batter	1	2	3	4	5	6	7	8	9	AB	R	H	RBI	BB	SO	LOB
11 Jimmy Rolls, S (1, 6) OBP: 0.328, SLG: 0.513	G4-3		HR 2-H	L4			K			4	1	1	2	0	1	0
8 Shane Victorino, S (1, 9) OBP: 0.338, SLG: 0.410	K		FC6-4 6 S 1B		6 S 1B		HR			4	1	3	1	0	1	0
26 Chase Utley, L (1, 4) OBP: 0.406, SLG: 0.579	L9		F8		L7		1B 3B			4	1	1	0	0	0	2
6 Ryan Howard, L (1, 3) OBP: 0.382, SLG: 0.549		K	FC6-4 BB 1-2		F7 1-2		1B IBB			2	0	0	0	2	1	1
Aaron Rowand, R (1, 8) OBP: 0.390, SLG: 0.478		G6-3	FC6-4 BB 1-2f 2-3		F8		1-2 3-H 1B			4	0	1	1	0	0	3
Pat Burrell, R (1, 7) OBP: 0.369, SLG: 0.364 48 Brian Sanches, R (8, 1) 59 Mike Zagurski, L (9, 1) Antonio Alfonseca, R (9, 1)		19 2B BB	1-2 BB			F9	K			2 0 0 0	1 0 0 0	0 0 0 0	0 0 0 0	2 0 0 0	1 0 0 0	2 0 0 0
19 Greg Dobbs, L (1, 5) OBP: 0.321, SLG: 0.535 Abraham Nunez, S (8, 5) OBP: 0.324, SLG: 0.331	1-H 2B		L8			K		51 G6-3 1B		3 1	0 0	1 1	1 0	0 0	1 0	3 0
51 Carlos Ruiz, R (1, 2) OBP: 0.330, SLG: 0.403	K			G6-3		F8		1-2f	G6-3	4	0	0	0	0	1	2
38 Kyle Kendrick, R (1, 1) OBP: 0.250, SLG: 0.143 16 J.C. Romero, S (7, 1) 9 Michael Bourn, L (7, PH) OBP: 0.365, SLG: 0.328 (8, 7)			E5 11 HR	G4-3			K		G6-3	2 0 2	1 0 0	0 0 0	0 0 0	0 0 0	0 0 1	0 0 0
Inning Stats	R: 0 E: 0 K: 1 S: 8 H: 0 LOB: 0 BB: 0 P: 14	R: 1 E: 0 K: 2 S: 13 H: 1 LOB: 1 BB: 1 P: 24	R: 2 E: 1 K: 0 S: 16 H: 2 LOB: 3 BB: 2 P: 34	R: 0 E: 0 K: 0 S: 10 H: 0 LOB: 0 BB: 0 P: 13	R: 0 E: 0 K: 0 S: 10 H: 1 LOB: 1 BB: 0 P: 18	R: 0 E: 0 K: 1 S: 9 H: 0 LOB: 0 BB: 0 P: 13	R: 2 E: 0 K: 3 S: 17 H: 3 LOB: 2 BB: 1 P: 29	R: 0 E: 0 K: 0 S: 7 H: 1 LOB: 0 BB: 0 P: 11		1B: 4 2B: 1 3B: 1 HR: 2	SF: 0 SAC: 0 DP: 1 HBP: 0					

PITCHER		IP	WLS	BF	H	R	ER	SO	BB	IBB	HBP	BLK	WP	HR	S	P	ERA	WHIP
34 Mike Pelfrey, R ERA: 6.11	(1, 1)	5.0	L	23	4	3	2	3	3	0	0	0	0	1	57	103	3.60	1.400
59 Guillermo Mota, R ERA: 5.29	(6, 1)	1.0		3	0	0	0	1	0	0	0	0	0	0	9	13	0.00	0.000
Aaron Heilman, R ERA: 4.19	(7, 1)	1.0		7	3	2	2	3	0	1	0	0	0	1	17	29	18.00	3.000
Scott Schoeneweis, L ERA: 5.46	(8, 1)	1.0		3	1	0	0	0	0	0	0	0	0	0	7	11	0.00	1.000

PITCHER	IP	WLS	BF	H	R	ER	SO	BB	IBB	HBP	BLK	WP	HR	S	P	ERA	WHIP

AB	32
R	5
H	8
RBI	5
BB	4
SO	7
LOB	13

WP: 0 PA: 36
PB: 0
SB: 2
CS: 0

Batter	1	2	3	4	5	6	7	8	9	AB	R	H	RBI	BB	SO	LOB
7 José Reyes, S (1, 6) OBP: 0.397, SLG: 0.453	C S B X 1-2 G4-3 ①		B F F X 1-2 F9 ③		X 0-0 F7 ③			X 0-0 16 WP 15 G5-3 1-3 2B		4	1	1	0	0	0	3
16 Paul Lo Duca, R (1, 2) OBP: 0.329, SLG: 0.371	B C C B X 2-2 F8 ②			X 0-0 G6-3 ①		C S X 0-2 L3 ①		B C D X 2-1 F9 ① 2-3 3-H		4	0	0	0	0	0	1
15 Carlos Beltrán, S (1, 8) OBP: 0.346, SLG: 0.475	C X 0-1 G3 ③			B X 1-0 G6-3 ②		B B C S T 2-2 K		D B F X 2-1 G5-3 ② 3-H		4	0	0	1	0	1	0
5 David Wright, R (1, 5) OBP: 0.378, SLG: 0.505		B C X 1-1 F8 ①		C X 0-1 2B		F X 0-1 L5 ③		C X 0-1 21 S 1B		4	0	2	0	0	0	0
21 Carlos Delgado, L (1, 3) OBP: 0.293, SLG: 0.418		X 0-0 F8 ②		B C X 1-1 P6 ③			B X 1-0 G1-3 ①	F D S B X 2-2 G4-3 ③ 1-2		4	0	0	0	0	0	2
Shawn Green, L (1, 9) OBP: 0.331, SLG: 0.436		B B S X 2-1 G4-3 ③			C S F X 0-2 BB 1B		B C B F X 2-2 G3-1 ②		C B X 1-1 F9 2B	4	0	2	0	0	0	0
22 Jose Valentin, S (1, 4) OBP: 0.310, SLG: 0.418 35 Joe Smith, R (7, 1) Ricky Ledee, L (9, PH) OBP: 0.286, SLG: 0.440			C F S 0-3 K ①		F X 0-1 F8 ①		B B F X 2-1 E5		S B F X 1-2 F9 ① 2-3	3 0 1	0 0 0	0 0 0	0 0 0	0 0 0	1 0 0	1 0 1
27 Carlos Gómez, R (1, 7) OBP: 0.310, SLG: 0.343			X 0-0 G4-3 1B		C C X 0-2 L7 ②		F S X 0-2 F7 ③		B C F S 1-3 K ②	4	0	1	0	0	1	3
Tom Glavine, L (1, 1) OBP: 0.355, SLG: 0.345 Ruben Gotay, S (7, 4) OBP: 0.365, SLG: 0.500			B 1 SAFE X 1-0 G4-3 ② 1-2		D B C B B 4-1 1-2 BB			B B C B C T F F 3-2 X 7 2B 16 WP 1B	C B F X 1-2 G6-3 ③	1 2	0 1	0 1	0 0	1 0	0 0	1 1
Inning Stats	R: 0 E: 0 K: 0 S: 8 H: 0 LOB: 0 BB: 0 P: 11	R: 0 E: 0 K: 0 S: 5 H: 0 LOB: 0 BB: 0 P: 8	R: 0 E: 0 K: 1 S: 8 H: 1 LOB: 1 BB: 0 P: 10	R: 0 E: 0 K: 0 S: 6 H: 1 LOB: 1 BB: 0 P: 8	R: 0 E: 0 K: 0 S: 11 H: 1 LOB: 2 BB: 1 P: 15	R: 0 E: 0 K: 1 S: 8 H: 0 LOB: 0 BB: 0 P: 10	R: 0 E: 1 K: 0 S: 9 H: 0 LOB: 1 BB: 0 P: 14	R: 2 E: 0 K: 0 S: 17 H: 3 LOB: 1 BB: 0 P: 26	R: 0 E: 0 K: 1 S: 11 H: 1 LOB: 1 BB: 0 P: 15	1B: 4 2B: 3 3B: 0 HR: 0	SF: 0 SAC: 0 DP: 0 HBP: 0						

PITCHER		IP	WLS	BF	H	R	ER	SO	BB	IBB	HBP	BLK	WP	HR	S	P	ERA	WHIP
48 Jason Hirsh, R ERA: 4.9	(1, 1)	6.0	W	22	3	0	0	2	1	0	0	0	0	0	46	62	0.00	0.667
Jeremy Affeldt, L ERA: 2.65	(7, 1)	1.0		4	0	0	0	0	0	0	0	0	0	0	9	14	0.00	0.000
50 Jorge Julio, R ERA: 6.31	(8, 1)	1.0		6	3	2	2	0	0	0	0	0	1	0	17	26	18.00	3.000
60 Manny Corpas, R ERA: 2.63	(9, 1)	1.0		4	1	0	0	1	0	0	0	0	0	0	11	15	0.00	1.000

PITCHER	IP	WLS	BF	H	R	ER	SO	BB	IBB	HBP	BLK	WP	HR	S	P	ERA	WHIP

TOP

New York Mets @ Colorado Rockies

Coors Field, Denver, CO

Mon Jul 02 2007, 7:05 PM MDT

Att. 27,252 - Clear - 95 F

livebaseballscorecards.com

AB	35
R	2
H	7
RBI	1
BB	1
SO	3
LOB	13

1B: 4	SF: 0	WP: 1	PA: 36
2B: 3	SAC: 0	PB: 0	
3B: 0	DP: 0	SB: 1	
HR: 0	HBP: 0	CS: 0	

Batter	1	2	3	4	5	6	7	8	9	AB	R	H	RBI	BB	SO	LOB
3 Willy Taveras, R (1, 8) OBP: 0.362, SLG: 0.374	C B F X 1-2 17 BB 1B		B X 1-0 1B 5 HR 1B 2-2 P4			S X 0-1 SH2-3 1-2		C X 0-1 G1-3		4	1	2	0	0	0	2
60 Manny Corpas, R (9, 1)										0	0	0	0	0	0	0
Jamey Carroll, R (1, 4) OBP: 0.324, SLG: 0.276	1 SAFE C X 0-1 L9		B 1 SAFE 1 SAFE X 1-0 5 HR 1-3 1B	C B X 1-1 G6-3		B X 1-0 17 BB 2-3 1B		B F B B B 4-1 5 FC6-4 BB		4	1	2	0	1	0	1
5 Matt Holliday, R (1, 7) OBP: 0.394, SLG: 0.582	X 0-0 F9		C F B B B X 3-2 1-H 3-H HR	F B X 1-1 G6-3		B X 1-0 L7		C F X 0-2 FC6-4 1-2f		5	1	1	3	0	0	4
17 Todd Helton, L (1, 3) OBP: 0.438, SLG: 0.459	B 1 SAFE B B B 4-0 1-2 BB		C B B X 2-1 L3	B B B C B 4-1 BB		C B B 3 SAFE B F B 4-2 1-2 BB				1	0	0	0	3	0	0
27 Garrett Atkins, R (1, 5) OBP: 0.323, SLG: 0.421	C B B X 2-1 F8		B C X 1-1 2 BB 11 1B 1B	X 0-0 F8		D B X 2-0 L7				4	1	1	0	0	0	6
2 Troy Tulowitzki, R (1, 6) OBP: 0.355, SLG: 0.423		B B C X 2-1 G1-3	C B F B D F B 4-2 11 1B 48 1B 1-2 BB		B X 1-0 G5-3		X 0-0 G1-3			3	1	0	0	1	0	0
11 Brad Hawpe, L (1, 9) OBP: 0.380, SLG: 0.519		B S F B F F S 2-3 K	X 0-0 48 1B 1-3 2-H 1B		B B S X 2-1 F7		C C B X 1-2 P5			4	1	1	1	0	1	0
20 Chris Iannetta, R (1, 2) OBP: 0.327, SLG: 0.331		B C C S 1-3 K	I I I I 4-0 48 1B IBB		C B F B X 2-2 G6-3		B X 1-0 L9			3	0	0	0	1	1	0
48 Jason Hirsh, R (1, 1) OBP: 0.103, SLG: 0.103			C B 1-3 K			F B T X 1-2 1B 3 SH2-3 1B		F B B F B F X 3-2 G3 1		3	0	2	2	0	1	0
26 Jeff Francis, L (6, PR) OBP: 0.172, SLG: 0.148										0	0	0	0	0	0	0
Jeremy Affeldt, L (7, 1)										0	0	0	0	0	0	0
50 Jorge Julio, R (8, 1)										0	0	0	0	0	0	0
18 Cory Sullivan, L (8, PH) OBP: 0.417, SLG: 0.417			2-1 K 2-H 3-H 1B							1	0	0	0	0	0	0
(9, 8)																
Inning Stats	R: 0 E: 0 K: 0 S: 8 H: 1 LOB: 2 BB: 1 P: 15	R: 0 E: 0 K: 2 S: 10 H: 0 LOB: 0 BB: 0 P: 15	R: 6 E: 0 K: 1 S: 21 H: 6 LOB: 2 BB: 2 P: 40	R: 0 E: 0 K: 0 S: 6 H: 0 LOB: 1 BB: 1 P: 12	R: 0 E: 0 K: 0 S: 6 H: 0 LOB: 0 BB: 0 P: 11	R: 0 E: 0 K: 0 S: 10 H: 2 LOB: 3 BB: 1 P: 19	R: 0 E: 0 K: 0 S: 5 H: 0 LOB: 0 BB: 0 P: 7	R: 0 E: 0 K: 0 S: 10 H: 0 LOB: 1 BB: 1 P: 17		1B: 8 2B: 0 3B: 0 HR: 1	SF: 0 SAC: 1 DP: 0 HBP: 0					

PITCHER		IP	WLS	BF	H	R	ER	SO	BB	IBB	HBP	BLK	WP	HR	S	P	ERA	WHIP
Tom Glavine, L	(1, 1)	6.0	L	32	9	6	6	3	4	1	0	0	0	1	61	112	9.00	2.167
ERA: 4.39																		
35 Joe Smith, R	(7, 1)	2.0		7	0	0	0	0	1	0	0	0	0	0	15	24	0.00	0.500
ERA: 2.73																		

PITCHER	IP	WLS	BF	H	R	ER	SO	BB	IBB	HBP	BLK	WP	HR	S	P	ERA	WHIP

BOTTOM

New York Mets @ Colorado Rockies

Coors Field, Denver, CO

Mon Jul 02 2007, 7:05 PM MDT

Att. 27,252 - Clear - 95 F

livebaseballscorecards.com

AB	32
R	6
H	9
RBI	6
BB	6
SO	3
LOB	13

1B: 8	SF: 0	WP: 0	PA: 39
2B: 0	SAC: 1	PB: 0	
3B: 0	DP: 0	SB: 0	
HR: 1	HBP: 0	CS: 0	

Batter	1	2	3	4	5	6	7	8	9	AB	R	H	RBI	BB	SO	LOB
7 José Reyes, S (1, 6) OBP: 0.396, SLG: 0.450 Scott Schoeneweis, L (8, 1)	X 0-0 S E 1B	C F B X 1-2 ③ G3			F F X 0-2 ② P6			S B C X 1-2 ① G1-3		4 0	1 0	1 0	0 0	0 0	0 0	1 0
Ruben Gotay, S (1, 4) OBP: 0.358, SLG: 0.500 (8, 6)	1 SAFE B 1 SAFE 1 B C L X 2-2 FC1 15 G3 5 1B 1-H	B C B X 2-1 ① G6-3			B C B X 2-1 2B			B C F B F F X 2-2 ② G3		4	1	1	0	0	0	0
15 Carlos Beltrán, S (1, 8) OBP: 0.342, SLG: 0.469	S B B B X 3-1 ① G3 2-3	C B X 1-1 ② G4-3			B B C F D X 3-2 ③ G4-3			C B X 1-1 ③ G4-3		4	0	0	0	0	0	2
5 David Wright, R (1, 5) OBP: 0.377, SLG: 0.502	F X 0-1 21 1B 3-H 1B	B F C E B X 2-2 ③ L5				C B F B B X 3-2 ① G6-3			B F F X 1-2 ① G1-3	4	0	1	1	0	0	0
21 Carlos Delgado, L (1, 3) OBP: 0.295, SLG: 0.419	1 SAFE B B B C B F X 3-2 G6-4-3 1-3 1B			F X 0-1 G4-6-3 1B		B B X 2-0 ② G6-3			S B S F S 1-3 ② K	4	0	2	0	0	1	0
Shawn Green, L (1, 9) OBP: 0.326, SLG: 0.429	X 0-0 ② ③ G6-4-3 1-2f			C X 0-1 ① ② G4-6-3 1-2f		C B B B B F X 3-2 ③ G1			C S F B C 1-3 ③ K	4	0	0	0	0	1	3
11 Ramon Castro, R (1, 2) OBP: 0.333, SLG: 0.529		C X 0-1 43 G4-3 27 G1-3 1B		B X 1-0 HR			C B C X 1-2 ① G6-3			3	1	2	1	0	0	0
27 Carlos Gómez, R (1, 7) OBP: 0.302, SLG: 0.333		X 0-0 ① G1-3 1-2		X 0-0 ③ B1-3			C C S 0-3 ② K			3	0	0	0	0	1	1
43 Jason Vargas, L (1, 1) 35 Joe Smith, R (4, 1) Ricky Ledee, L (5, PH) OBP: 0.276, SLG: 0.423 Aaron Sele, R (5, 1) 22 Jose Valentin, S (7, PH) OBP: 0.308, SLG: 0.415 59 Guillermo Mota, R (7, 1) 3 Damion Easley, R (8, 4) OBP: 0.335, SLG: 0.455		B F X 1-1 ② G4-3 2-3			B B C X 2-1 ① G4-3		B B X 2-0 ③ L8			1 0 1 0 1 0 0	0 0 0 0 0 0 0	0 0 0 0 0 0 0	0 0 0 0 0 0 0	0 0 0 0 0 0 0	0 0 0 0 0 0 0	1 0 0 0 0 0 0

New York Mets @ Colorado Rockies

Coors Field, Denver, CO

Tue Jul 03 2007, 6:05 PM MDT

Att. 48,040 - Overcast - 83 F

TOP

livebaseballscorecards.com

	AB	R	H	RBI	BB	SO	LOB
	33	3	7	2	0	3	8

Inning Stats	1	2	3	4	5	6	7	8	9
	R: 2 E: 1 K: 0 S: 12	R: 0 E: 0 K: 0 S: 8	R: 0 E: 0 K: 0 S: 8	R: 1 E: 0 K: 0 S: 6	R: 0 E: 0 K: 0 S: 10	R: 0 E: 0 K: 0 S: 7	R: 0 E: 0 K: 1 S: 7	R: 0 E: 0 K: 0 S: 10	R: 0 E: 0 K: 2 S: 11
	H: 3 LOB: 1 BB: 0 P: 20	H: 1 LOB: 1 BB: 0 P: 10	H: 0 LOB: 0 BB: 0 P: 13	H: 2 LOB: 0 BB: 0 P: 7	H: 1 LOB: 1 BB: 0 P: 17	H: 0 LOB: 0 BB: 0 P: 15	H: 0 LOB: 0 BB: 0 P: 10	H: 0 LOB: 0 BB: 0 P: 14	H: 0 LOB: 0 BB: 0 P: 14

1B: 5 SF: 0
2B: 1 SAC: 0
3B: 0 DP: 2
HR: 1 HBP: 0

WP: 0 PA: 33
PB: 0
SB: 1
CS: 0

PITCHER		IP	WLS	BF	H	R	ER	SO	BB	IBB	HBP	BLK	WP	HR	S	P	ERA	WHIP
28 Aaron Cook, R ERA: 4.54	(1, 1)	8.0	W	30	7	3	2	1	0	0	0	0	0	1	68	106	2.25	0.875
40 Brian Fuentes, L ERA: 4.06	(9, 1)	1.0		3	0	0	0	2	0	0	0	0	0	0	11	14	0.00	0.000

PITCHER		IP	WLS	BF	H	R	ER	SO	BB	IBB	HBP	BLK	WP	HR	S	P	ERA	WHIP

BOTTOM

New York Mets @ Colorado Rockies

Coors Field, Denver, CO

Tue Jul 03 2007, 6:05 PM MDT

Att. 48,040 - Overcast - 83 F

livebaseballscorecards.com

Batter	1	2	3	4	5	6	7	8	9	AB	R	H	RBI	BB	SO	LOB
3 Willy Taveras, R (1, 8) OBP: 0.367, SLG: 0.380	B B C F B F F X 3-2 E 5 1B 1B	C F B B X 2-2 1B 17 BB 1B	C B 1 SAFE X 1-1 ③ G6-3 1-2		B X 1-0 5 FC3-6 1B 27 SF9 1B		S F B F B X 2-2 ① F8	F X 0-1 ③ G3		4	3	3	0	0	0	1
18 Cory Sullivan, L (7, PH) OBP: 0.357, SLG: 0.357 (8, 8)										2	0	0	0	0	0	2
Kazuo Matsui, S (1, 4) OBP: 0.353, SLG: 0.466	C X 0-1 E7 5 1B 1-3 1B	B C F X 1-2 17 BB 5 WP 1-3 1B		F X 0-1 27 1B 5 1B 19 HR 1B	F S B F X 1-2 5 FC3-6 1-2 1B		X 0-0 17 1B 1B			5	2	5	0	0	0	0
5 Matt Holliday, R (1, 7) OBP: 0.397, SLG: 0.581	B X 1-0 17 S 27 HR 2-H 3-H 1B	D I I I 4-0 17 BB 1-2 IBB		X 0-0 27 1B 19 HR 1-2 1B	B F B X 2-1 ① FC3-6 17 BB 1-2f 2-3		B B B C X 3-1 ② F8			4	2	2	2	1	0	3
17 Todd Helton, L (1, 3) OBP: 0.440, SLG: 0.458 40 Brian Fuentes, L (9, 1)	F B B C F X 2-2 ① G5-3 1-2	C B B B T B 4-2 1-2 2-3 3-H BB		F X 0-1 ① F7	C C B B F F F F B 4-2 F B 1-2 BB		B C C B X 2-2 1-2 1B			3	0	1	1	2	0	3
										0	0	0	0	0	0	0
27 Garrett Atkins, R (1, 5) OBP: 0.324, SLG: 0.432	B B X 2-0 2-H HR	B X 1-0 ② F3		C B B X 2-1 19 HR 1-2 2-3 1B	C F B X 1-2 ② SF9 3-H		C S S 0-3 ③ K			4	2	2	3	0	1	5
19 Ryan Spilborghs, R (1, 9) OBP: 0.337, SLG: 0.506	X 0-0 ② P3	C F S 0-3 ③ K		B X 1-0 1-H 2-H 3-H HR	C B B B X 3-1 ③ P3			C S F B F F B F F 2-2 T ① K		5	1	1	4	0	2	5
2 Troy Tulowitzki, R (1, 6) OBP: 0.355, SLG: 0.422	B F B B F X 3-2 ③ P2		F B B X 2-1 ① P4	B B X 2-0 8 BB 1B		X 0-0 ① G6-3		B X 1-0 8 E 8 FC4 1B		5	0	2	0	0	0	0
8 Yorvit Torrealba, R (1, 2) OBP: 0.308, SLG: 0.343		B F S X 1-2 HR	C C B B X 2-2 3 BLK 1B	B B C B B 4-2 28 G6-4-3 1-2 BB		C X 0-1 ② G6-3		D C X 1-1 FC4 1-3		4	1	2	1	1	0	1
28 Aaron Cook, R (1, 1) OBP: 0.273, SLG: 0.323 10 Jeff Baker, R (8, PH) OBP: 0.295, SLG: 0.354 (9, 3)		F B S B X 2-2 ① P4	C F F L 0-3 ② K	B F F D D F X 3-2 ② ③ G6-4-3 1-2f		C C B B S 2-3 ③ K		B B F S F F F C 2-3 ② K		4	0	0	0	0	2	3
										1	0	0	0	0	1	2
Inning Stats	R: 4 E: 1 K: 0 S: 18 H: 4 LOB: 0 BB: 0 P: 29	R: 2 E: 0 K: 1 S: 18 H: 3 LOB: 3 BB: 2 P: 33	R: 0 E: 0 K: 1 S: 11 H: 1 LOB: 1 BB: 0 P: 16	R: 4 E: 0 K: 0 S: 15 H: 5 LOB: 1 BB: 1 P: 27	R: 1 E: 0 K: 0 S: 19 H: 2 LOB: 2 BB: 1 P: 31	R: 0 E: 0 K: 1 S: 6 H: 0 LOB: 0 BB: 0 P: 8	R: 0 E: 0 K: 1 S: 13 H: 2 LOB: 2 BB: 0 P: 20	R: 0 E: 1 K: 2 S: 19 H: 1 LOB: 2 BB: 0 P: 25		1B: 15 2B: 0 3B: 0 HR: 3		SF: 1 SAC: 0 DP: 1 HBP: 0		WP: 1 PB: 0 SB: 1 CS: 0		PA: 46

	AB	41
	R	11
	H	18
	RBI	11
	BB	4
	SO	6
	LOB	25

PITCHER		IP	WLS	BF	H	R	ER	SO	BB	IBB	HBP	BLK	WP	HR	S	P	ERA	WHIP
43 Jason Vargas, L ERA: 12.19	(1, 1)	3.1	L	23	11	9	9	2	1	1	0	1	1	2	54	87	24.30	3.600
35 Joe Smith, R ERA: 2.94	(4, 1)	0.2		4	2	1	1	0	1	0	0	0	0	1	8	18	13.50	4.500
Aaron Sele, R ERA: 5.2	(5, 1)	2.0		9	2	1	1	1	1	0	0	0	0	0	25	39	4.50	1.500
59 Guillermo Mota, R ERA: 5.0	(7, 1)	1.0		5	2	0	0	1	0	0	0	0	0	0	13	20	0.00	2.000
Scott Schoeneweis, L ERA: 5.28	(8, 1)	1.0		5	1	0	0	2	0	0	0	0	0	0	19	25	0.00	1.000

PITCHER	IP	WLS	BF	H	R	ER	SO	BB	IBB	HBP	BLK	WP	HR	S	P	ERA	WHIP

Batter	1	2	3	4	5	6	7	8	9	AB	R	H	RBI	BB	SO	LOB
7 José Reyes, S (1, 6) OBP: 0.391, SLG: 0.444	E2 (5 HR, 16 S)	F8 (2-3)			L8	FC6-4 (1-2f)		G1-3		5	1	0	0	0	0	4
16 Paul Lo Duca, R (1, 2) OBP: 0.330, SLG: 0.383	G6-3 (1-2)	G6-3			15 SF7 3B		15 G4-3 5 1B 2B		G5-3	5	2	2	0	0	0	2
15 Carlos Beltrán, S (1, 8) OBP: 0.343, SLG: 0.471	5 HR BB		K		SF7 (3-H)		G4-3 (2-3)		1B 21 SF9 2B	3	2	1	1	1	1	1
5 David Wright, R (1, 5) OBP: 0.381, SLG: 0.514 Scott Schoeneweis, L (7, 1) Aaron Heilman, R (8, 1) Ruben Gotay, S (9, PH) OBP: 0.368, SLG: 0.508	HR (1-H 2-H)		K		1B		21 G4-6-3 1B (3-H)		2-3 1B	4 0 0 1	1 0 0 0	3 0 0 1	4 0 0 0	0 0 0 0	1 0 0 0	0 0 0 0
21 Carlos Delgado, L (1, 3) OBP: 0.294, SLG: 0.420	2B	G4-3		G4-3		G4-6-3 (1-2f)			SF9 (3-H)	4	0	1	1	0	0	2
22 Jose Valentin, S (1, 4) OBP: 0.305, SLG: 0.414	P6	F7		1B SF7 2B				L3	F7	5	1	1	0	0	0	2
Shawn Green, L (1, 9) OBP: 0.328, SLG: 0.434	G3	2B		7 FC6-4 1B (2-3)				G4-3		4	0	2	0	0	0	1
27 Carlos Gómez, R (1, 7) OBP: 0.303, SLG: 0.333 25 Pedro Feliciano, L (6, 1) 3 Damion Easley, R (7, 5) OBP: 0.339, SLG: 0.459	7 F8 26 SH2-3 1B	F8			K			BB 1B		3 0 1	0 0 0	1 0 1	0 0 0	0 0 0	1 0 0	3 0 0
26 Orlando Hernandez, R (1, 1) OBP: 0.192, SLG: 0.269 59 Guillermo Mota, R (5, 1) Aaron Sele, R (5, 1) Ricky Ledee, L (6, PH) OBP: 0.290, SLG: 0.423 (6, 7)	SH2-3 (1-2)	G1-3			SF7 (3-H)			BB (1-2)		1 0 0 0	0 0 0 0	0 0 0 0	0 0 0 1	0 0 0 1	0 0 0 0	1 0 0 0
Inning Stats	R: 3 E: 1 K: 0 S: 15 H: 2 LOB: 1 BB: 1 P: 24	R: 0 E: 0 K: 0 S: 8 H: 1 LOB: 1 BB: 0 P: 12	R: 0 E: 0 K: 2 S: 9 H: 0 LOB: 0 BB: 0 P: 14	R: 0 E: 0 K: 0 S: 8 H: 1 LOB: 1 BB: 0 P: 12	R: 1 E: 0 K: 0 S: 11 H: 2 LOB: 1 BB: 0 P: 14	R: 1 E: 0 K: 1 S: 10 H: 2 LOB: 1 BB: 0 P: 14	R: 1 E: 0 K: 0 S: 8 H: 2 LOB: 0 BB: 0 P: 12	R: 0 E: 0 K: 0 S: 10 H: 1 LOB: 2 BB: 1 P: 19	R: 1 E: 0 K: 0 S: 18 H: 2 LOB: 1 BB: 0 P: 23	1B: 6 2B: 5 3B: 1 HR: 1	SF: 3 SAC: 1 DP: 1 HBP: 0						

TOP

New York Mets @ Colorado Rockies

Coors Field, Denver, CO

Wed Jul 04 2007, 6:05 PM MDT

Att. 48,123 - Partly Cloudy - 87 F

livebaseballscorecards.com

AB	36
R	7
H	13
RBI	7
BB	2
SO	3
LOB	16

PITCHER		IP	WLS	BF	H	R	ER	SO	BB	IBB	HBP	BLK	WP	HR	S	P	ERA	WHIP
Josh Fogg, R ERA: 5.36	(1, 1)	6.0	W	28	8	5	4	3	1	0	0	0	0	1	61	90	6.00	1.500
35 Taylor Buchholz, R ERA: 4.73	(7, 1)	1.0		4	2	1	1	0	0	0	0	0	0	0	8	12	9.00	2.000
LaTroy Hawkins, R ERA: 4.43	(8, 1)	1.0		5	1	0	0	0	1	0	0	0	0	0	10	19	0.00	2.000
34 Matt Herges, R ERA: 9.0	(9, 1)	1.0		5	2	1	1	0	0	0	0	0	0	0	18	23	9.00	2.000

PITCHER	IP	WLS	BF	H	R	ER	SO	BB	IBB	HBP	BLK	WP	HR	S	P	ERA	WHIP

WP: 0	PA: 42
PB: 0	
SB: 1	
CS: 0	

Batter	1	2	3	4	5	6	7	8	9	AB	R	H	RBI	BB	SO	LOB
18 Cory Sullivan, L (1, 8) OBP: 0.450, SLG: 0.421	G1-3		5 WP, S, 17 SF9, 1B	17 BB, G3, 27 1B, BB	G3	17 BB, G3, 27 2B, 1B	FC4-6, 1B			5	3	3	0	1	0	1
Kazuo Matsui, S (1, 4) OBP: 0.347, SLG: 0.456	G3-1		K	G3	5 1B, 5 S, 17 2B, 1B	G3	FC4-6, 5 FC5-4			6	1	1	2	0	1	7
5 Matt Holliday, R (1, 7) OBP: 0.404, SLG: 0.584 LaTroy Hawkins, R (8, 1) 34 Matt Herges, L (9, 1)	17 WP, 2B		11 BB, 27 BB, BB	27 1B, 17 BB, 27 E, BB	17 2B, 1B	17 BB, 27 2B, IBB	FC5-4, 19 1B			3 0 0	3 0 0	2 0 0	1 0 0	3 0 0	0 0 0	1 0 0
17 Todd Helton, L (1, 3) OBP: 0.442, SLG: 0.462 35 Taylor Buchholz, R (7, 1) OBP: 0.222, SLG: 0.125 19 Ryan Spilborghs, R (7, PH) OBP: 0.344, SLG: 0.512 (8, 7)	F7		SF9	27 E, BB	27 HR, 2B	27 2B, BB	1B			2 0 1	1 0 0	1 0 1	5 0 0	2 0 0	0 0 0	1 0 0
27 Garrett Atkins, R (1, 5) OBP: 0.332, SLG: 0.451		11 HR, 1B	11 BB, BB	E6, 1B	HR	2B	L7			5	2	4	5	1	0	2
11 Brad Hawpe, L (1, 9) OBP: 0.383, SLG: 0.526		HR	BB	L4	2 1B, BB	K		K		4	1	1	2	2	2	4
2 Troy Tulowitzki, R (1, 6) OBP: 0.358, SLG: 0.437		G6-3	G4-3		HR; 1B	P5		8 G5-3, 2B		6	1	3	1	0	0	5
8 Yorvit Torrealba, R (1, 2) OBP: 0.314, SLG: 0.353		K		SH1-4, 17 BB, 2B	18 G3, 1B; F7		18 1B, 10 BB, FC4-6, 1B	G5-3		6	3	3	0	0	1	3
Josh Fogg, R (1, 1) OBP: 0.148, SLG: 0.148 10 Jeff Baker, R (7, 3) OBP: 0.299, SLG: 0.351		G3		SH1-4	K	G3, 17 BB, 18 1B, 1B	FC4-6, 18 1B, 5 FC5-4, BB	F8		3 1	1 1	1 0	0 0	0 1	1 0	1 1
Inning Stats	R: 0 E: 0 K: 0 S: 9 H: 1 LOB: 1 BB: 0 P: 15	R: 2 E: 0 K: 1 S: 13 H: 2 LOB: 0 BB: 0 P: 20	R: 1 E: 0 K: 1 S: 20 H: 1 LOB: 3 BB: 3 P: 39	R: 3 E: 1 K: 0 S: 17 H: 2 LOB: 2 BB: 3 P: 33	R: 6 E: 0 K: 1 S: 40 H: 7 LOB: 2 BB: 1 P: 59	R: 3 E: 0 K: 1 S: 17 H: 3 LOB: 2 BB: 2 P: 31	R: 2 E: 0 K: 0 S: 15 H: 3 LOB: 2 BB: 1 P: 26	R: 0 E: 0 K: 1 S: 8 H: 1 LOB: 1 BB: 0 P: 10		1B: 12 2B: 5 3B: 0 HR: 3 SF: 1 SAC: 1 DP: 0 HBP: 0						

PITCHER		IP	WLS	BF	H	R	ER	SO	BB	IBB	HBP	BLK	WP	HR	S	P	ERA	WHIP
26 Orlando Hernandez, R ERA: 3.22	(1, 1)	4.0	L	24	6	6	5	2	6	0	0	0	2	1	59	107	11.25	3.000
59 Guillermo Mota, R ERA: 7.71	(5, 1)	0.2		8	6	6	6	1	0	0	0	0	0	2	31	43	81.00	9.000
Aaron Sele, R ERA: 5.14	(5, 1)	0.1		3	1	0	0	0	1	0	0	0	0	0	9	16	0.00	6.000
25 Pedro Feliciano, L ERA: 2.56	(6, 1)	1.0		8	3	3	3	1	1	1	0	0	0	0	17	31	27.00	4.000
Scott Schoeneweis, L ERA: 5.68	(7, 1)	1.0		7	3	2	2	0	1	0	0	0	0	0	15	26	18.00	4.000

PITCHER		IP	WLS	BF	H	R	ER	SO	BB	IBB	HBP	BLK	WP	HR	S	P	ERA	WHIP
Aaron Heilman, R ERA: 4.08	(8, 1)	1.0		4	1	0	0	1	0	0	0	0	0	0	8	10	0.00	1.000

BOTTOM

New York Mets @ Colorado Rockies

Coors Field, Denver, CO

Wed Jul 04 2007, 6:05 PM MDT
Att. 48,123 - Partly Cloudy - 87 F

livebaseballscorecards.com

AB	42
R	17
H	20
RBI	16
BB	10
SO	5
LOB	26

COLORADO ROCKIES

Batter	1	2	3	4	5	6	7	8	9	AB	R	H	RBI	BB	SO	LOB
7 José Reyes, S (1, 6) OBP: 0.391, SLG: 0.447	B X 1-0 1B 3B	B B C B B 4-1 S BB		B X 1-0 G4-3 ①		B C B X 2-1 P6 ②		F F X 0-2 G3 ③		4	1	1	0	1	0	2
Ricky Ledee, L (1, 7) OBP: 0.333, SLG: 0.433	S S D X 1-2 5 G3 21 1B 1B 3-H	B B B B 4-0 1-2 BB		X 0-0 G5-3 ②		X 0-0 15 S 1B 2-H			C C B S 1-3 K ①	4	1	2	2	1	1	0
15 Carlos Beltrán, S (1, 8) OBP: 0.341, SLG: 0.476	F S S 0-3 K ①	C F S 0-3 K ③		C F F B B C 2-3 K ③		B C D X 2-1 G4-3 ③ 1-2			B X 1-0 HR	5	1	1	1	0	3	5
5 David Wright, R (1, 5) OBP: 0.376, SLG: 0.506	B X 1-0 G3 ② 1-2		B X 1-0 G6-3 ①		C S F X 0-2 F9 ①		S B C B S 2-3 K ①		C B C B S 2-3 K ②	5	0	0	0	0	2	1
21 Carlos Delgado, L (1, 3) OBP: 0.304, SLG: 0.431	C F F X 0-2 2-H 1B		C X 0-1 11 2B 2B		S X 0-1 FC4-6 1B		B B C B B 4-1 22 G4-6-3 BB		C F B F F F F F X 1-2 1B	4	1	4	1	1	0	0
22 Jose Valentin, S (1, 4) OBP: 0.301, SLG: 0.403	B B B C X 3-1 G4-3 ③		B B B B 4-0 11 2B BB		B X 1-0 F9 ②		1 SAFE X 0-0 G4-6-3 ②③ 1-2f		F F F S 0-3 K ③	4	1	0	0	1	1	4
Shawn Green, L (1, 9) OBP: 0.331, SLG: 0.439		B C F B X 3-2 11 G6-3 2B	B C F F X 1-2 F7 ②	F X 0-1 FC4-6 ③ 1-2f				B C X 1-1 33 B3-6 11 1B 1B		4	0	2	0	0	0	3
11 Ramon Castro, R (1, 2) OBP: 0.354, SLG: 0.554		C C D X 1-2 G6-3 ① 2-3	C X 0-1 1-H 2-H 2B			B X 1-0 33 SH2-3 1B 1B		B C B X 2-1 1-2 1B		4	1	3	2	0	0	1
33 John Maine, R (1, 1) OBP: 0.194, SLG: 0.097 35 Joe Smith, R (8, 1) 25 Pedro Feliciano, L (8, 1) 13 Billy Wagner, L (9, 1)		C S S 0-3 K ②	B C F B X 2-2 G6-3 ③			C L B X 1-2 SH2-3 ① 1-2		L X 0-1 B3-6 ①② 2-2f		3 0 0 0	0 0 0 0	0 0 0 0	0 0 0 0	1 0 0 0	4 0 0 0	
Inning Stats	R: 2 E: 0 K: 1 S: 14 H: 3 LOB: 1 BB: 0 P: 20	R: 0 E: 0 K: 2 S: 13 H: 1 LOB: 3 BB: 2 P: 25	R: 2 E: 0 K: 0 S: 13 H: 2 LOB: 1 BB: 1 P: 21	R: 0 E: 0 K: 1 S: 6 H: 0 LOB: 0 BB: 0 P: 9	R: 0 E: 0 K: 0 S: 9 H: 1 LOB: 1 BB: 0 P: 10	R: 1 E: 0 K: 0 S: 9 H: 2 LOB: 1 BB: 0 P: 15	R: 0 E: 0 K: 1 S: 5 H: 0 LOB: 0 BB: 1 P: 11	R: 0 E: 0 K: 0 S: 9 H: 2 LOB: 1 BB: 0 P: 12	R: 1 E: 0 K: 3 S: 19 H: 2 LOB: 1 BB: 0 P: 24	1B: 8 2B: 4 3B: 1 HR: 1	SF: 0 SAC: 1 DP: 2 HBP: 0					

New York Mets @ Houston Astros

Minute Maid Park, Houston, TX

Thu Jul 05 2007, 7:05 PM CDT

Att. 35,430 - Roof Closed - 73 F

TOP

livebaseballscorecards.com

AB	37
R	6
H	13
RBI	6
BB	4
SO	8
LOB	20

PITCHER		IP	WLS	BF	H	R	ER	SO	BB	IBB	HBP	BLK	WP	HR	S	P	ERA	WHIP
23 Jason Jennings, R ERA: 4.07	(1, 1)	6.0	L	30	9	5	5	4	3	0	0	0	0	0	64	100	7.50	2.000
Matt Albers, R ERA: 6.0	(7, 1)	1.0		3	0	0	0	1	1	0	0	0	0	0	5	11	0.00	1.000
Dave Borkowski, R ERA: 4.62	(8, 1)	2.0		9	4	1	1	3	0	0	0	0	0	1	28	36	4.50	2.000

PITCHER	IP	WLS	BF	H	R	ER	SO	BB	IBB	HBP	BLK	WP	HR	S	P	ERA	WHIP

WP: 0 PB: 0 SB: 2 CS: 0 PA: 42

New York Mets @ Houston Astros

Minute Maid Park, Houston, TX

Thu Jul 05 2007, 7:05 PM CDT
Att. 35,430 - Roof Closed - 73 F

livebaseballscorecards.com

BOTTOM

Batter	1	2	3	4	5	6	7	8	9	AB	R	H	RBI	BB	SO	LOB
Craig Biggio, R (1, 4) OBP: 0.302, SLG: 0.405	F S F S 0-3 K ①		C X 0-1 P6 ②			F S B B X 2-2 9 1B 1B		C X 0-1 45 2B 2B	B F B C S 2-3 1-2 K ③	5	1	2	0	0	2	2
9 Hunter Pence, R (1, 8) OBP: 0.372, SLG: 0.593	C B F B S 2-3 K ②		C B F F S 1-3 K ③			B F X 1-1 1-2 1B		C X 0-1 G6-3 ①		4	0	1	0	0	2	2
17 Lance Berkman, S (1, 3) OBP: 0.388, SLG: 0.440	C F B B B S 3-3 K ③			X 0-0 L4 ①		B S S S 1-3 K ①		X 0-0 F7 ②		4	0	0	0	0	2	3
45 Carlos Lee, R (1, 7) OBP: 0.348, SLG: 0.515		F B S B X 2-2 P6 ①		B C B C B X 3-2 1B		S B C S 1-3 K ②		B F B S F B X 3-2 2-H 1B 2B		4	1	2	1	0	1	2
Mark Loretta, R (1, 6) OBP: 0.407, SLG: 0.434		B F X 1-1 1B		B F B B B X 3-1 F7 ②		B B C B X 2-1 P4 ③		F C B X 1-2 2-H 1B		4	0	2	1	0	0	3
Mike Lamb, L (1, 5) OBP: 0.375, SLG: 0.475 Morgan Ensberg, R (8, PH) OBP: 0.305, SLG: 0.359 (9, 5)		C B C B S 2-3 K ②		C S B F B F X 2-2 F7 ③			X 0-0 F7 ①	B C C B C 2-3 K ③		3 1	0 0	0 0	0 0	0 0	1 1	2 1
Luke Scott, L (1, 9) OBP: 0.328, SLG: 0.458 Chris Burke, R (9, PH) OBP: 0.301, SLG: 0.317		F F B S 1-3 K ③			B S X 1-1 G4-3 ①		C B B B B 4-1 BB		C S S B S 1-3 K2-3 ①	2 1	0 0	0 0	0 0	1 0	1 1	1 0
Eric Munson, L (1, 2) OBP: 0.322, SLG: 0.412 Brad Ausmus, R (9, PH) OBP: 0.336, SLG: 0.354			B B B B C F B 4-2 BB		B C B S F X 2-2 G3-1 ②		F C F X 0-2 P5 ②		C C C X 0-2 G4-3 ②	2 1	0 0	0 0	0 0	1 0	0 0	1 0
23 Jason Jennings, L (1, 1) OBP: 0.286, SLG: 0.091 Matt Albers, L (7, 1) OBP: 0.222, SLG: 0.222 Orlando Palmeiro, L (7, PH) OBP: 0.372, SLG: 0.313 Dave Borkowski, R (8, 1) Eric Bruntlett, R (9, PH) OBP: 0.439, SLG: 0.303			L L B C 1-3 K ①		X 0-0 G6-3 ③		X 0-0 F7 ③		C C B B B B B 4-2 DI BB	2 0 1 0 0	0 0 0 0 0	0 0 0 0 0	0 0 0 0 0	0 0 0 0 1	1 0 0 0 0	1 0 1 0 0
Inning Stats	R: 0 H: 0 E: 0 LOB: 0 K: 3 BB: 0 S: 10 P: 15	R: 0 H: 1 E: 0 LOB: 1 K: 2 BB: 0 S: 11 P: 17	R: 0 H: 0 E: 0 LOB: 1 K: 2 BB: 1 S: 11 P: 17	R: 0 H: 1 E: 0 LOB: 1 K: 0 BB: 0 S: 11 P: 19	R: 0 H: 0 E: 0 LOB: 0 K: 0 BB: 0 S: 7 P: 10	R: 0 H: 2 E: 0 LOB: 2 K: 2 BB: 0 S: 13 P: 20	R: 0 H: 0 E: 0 LOB: 1 K: 0 BB: 1 S: 7 P: 11	R: 2 H: 3 E: 0 LOB: 1 K: 1 BB: 0 S: 15 P: 21	R: 0 H: 0 E: 0 LOB: 1 K: 2 BB: 1 S: 11 P: 18							

AB	34
R	2
H	7
RBI	2
BB	3
SO	12
LOB	19

1B: 5 SF: 0
2B: 2 SAC: 0
3B: 0 DP: 0
HR: 0 HBP: 0

WP: 0 PA: 37
PB: 0
SB: 0
CS: 0

PITCHER		IP	WLS	BF	H	R	ER	SO	BB	IBB	HBP	BLK	WP	HR	S	P	ERA	WHIP
33 John Maine, R ERA: 2.71	(1, 1)	7.2	W	31	6	2	2	9	2	0	0	0	0	0	79	121	2.35	1.043
35 Joe Smith, R ERA: 2.94	(8, 1)	0.0		1	1	0	0	0	0	0	0	0	0	0	3	4	∞	∞
25 Pedro Feliciano, L ERA: 2.53	(8, 1)	0.1	H	1	0	0	0	1	0	0	0	0	0	0	3	5	0.00	0.000
13 Billy Wagner, L ERA: 1.69	(9, 1)	1.0		4	0	0	0	2	1	0	0	0	0	0	11	18	0.00	1.000

PITCHER	IP	WLS	BF	H	R	ER	SO	BB	IBB	HBP	BLK	WP	HR	S	P	ERA	WHIP

Batter	1	2	3	4	5	6	7	8	9	AB	R	H	RBI	BB	SO	LOB
7 José Reyes, S (1, 6) OBP: 0.387, SLG: 0.442	B S C X 1-2 G6-3 ①		C C B X 1-2 F8 ②			B C S X 1-2 G6-3 ①		C B X 1-1 G5-3 ③		4	0	0	0	0	0	1
Aaron Heilman, R (8, 1)										0	0	0	0	0	0	0
22 Jose Valentin, S (1, 4) OBP: 0.306, SLG: 0.401	B X 1-0 P6 ②		B C B B X 3-1 F9 ③			C B X 1-1 1B			B B B B 4-0 5 FC5-4 BB	3	0	1	0	1	0	1
15 Carlos Beltrán, S (1, 8) OBP: 0.340, SLG: 0.476	X 0-0 2B			X 0-0 F9 ①		B C D C B S 3-3 K ②			B X 1-0 F9 ①	4	0	1	0	0	1	2
5 David Wright, R (1, 5) OBP: 0.372, SLG: 0.500	C B X 1-1 L3 ③			B B F X 2-1 G5-3 ②		1 SAFE 1 SAFE 1 SAFE F F C 0-3 K ③			B F X 1-1 FC5-4 21 2-6 1-2f ②	4	0	0	0	0	1	3
21 Carlos Delgado, L (1, 3) OBP: 0.301, SLG: 0.427		C C C 0-3 K ①		S S X 0-2 F9 ③			S C B S 1-3 K ①		B 1-0 2-6 1-2 ③	3	0	0	0	0	2	0
3 Damion Easley, R (1, 7) OBP: 0.339, SLG: 0.456		B C B S B X 3-2 L8 ②			C X 0-1 11 FC6-4 1B		C B C X 1-2 G5-3 ②			3	0	1	0	0	0	0
Shawn Green, L (1, 9) OBP: 0.327, SLG: 0.434		X 0-0 G4-3 ③			C 1 SAFE C B 1 SAFE 1 SAFE B C 2-3 K ①		X 0-0 P2 ③			3	0	0	0	0	1	1
11 Ramon Castro, R (1, 2) OBP: 0.353, SLG: 0.545			B C X 1-1 1B		B B B 1 SAFE C F X 3-2 FC6-4 1-2f ②			B C B F C 2-3 K ①		3	0	1	0	0	1	1
34 Mike Pelfrey, R (1, 1) OBP: 0.083, SLG: 0.083			C D L M 1-3 K ①		B F C S 1-3 K ③			X 0-0 F9 ②		2	0	0	0	0	2	2
59 Guillermo Mota, R (7, 1)										0	0	0	0	0	0	0
Julio Franco, R (8, PH) OBP: 0.317, SLG: 0.245										1	0	0	0	0	0	0
Ruben Gotay, S (8, 6) OBP: 0.368, SLG: 0.508										0	0	0	0	0	0	0
Inning Stats	R: 0 E: 0 K: 0 S: 7 H: 1 LOB: 1 BB: 0 P: 10	R: 0 E: 0 K: 1 S: 7 H: 0 LOB: 0 BB: 0 P: 10	R: 0 E: 0 K: 1 S: 10 H: 1 LOB: 1 BB: 0 P: 16	R: 0 E: 0 K: 0 S: 6 H: 0 LOB: 0 BB: 0 P: 8	R: 0 E: 0 K: 2 S: 11 H: 1 LOB: 1 BB: 0 P: 17	R: 0 E: 0 K: 2 S: 11 H: 1 LOB: 1 BB: 0 P: 16	R: 0 E: 0 K: 1 S: 7 H: 0 LOB: 0 BB: 0 P: 9	R: 0 E: 0 K: 1 S: 6 H: 0 LOB: 0 BB: 0 P: 9	R: 0 E: 0 K: 0 S: 3 H: 0 LOB: 1 BB: 1 P: 10	1B: 3 2B: 1 3B: 0 HR: 0	SF: 0 SAC: 0 DP: 0 HBP: 0					

TOP

New York Mets @ Houston Astros
Minute Maid Park, Houston, TX
Fri Jul 06 2007, 7:05 PM CDT
Att. 38,812 - Roof Closed - 73 F

livebaseballscorecards.com

AB	30
R	0
H	4
RBI	0
BB	1
SO	8
LOB	11

PITCHER	IP	WLS	BF	H	R	ER	SO	BB	IBB	HBP	BLK	WP	HR	S	P	ERA	WHIP
51 Wandy Rodriguez, L (1, 1) ERA: 3.87	9.0	W	32	4	0	0	8	1	0	0	0	0	0	68	105	0.00	0.556

PITCHER	IP	WLS	BF	H	R	ER	SO	BB	IBB	HBP	BLK	WP	HR	S	P	ERA	WHIP

WP: 0 PB: 0 SB: 0 CS: 0 PA: 31

BOTTOM

Batter	1	2	3	4	5	6	7	8	9	AB	R	H	RBI	BB	SO	LOB
Craig Biggio, R (1, 4) OBP: 0.301, SLG: 0.403	B S S F C 1-3 ① K		B S C X 1-2 9 1B 2-H 1B		F F B B F B F C 3-3 ② K		C C B B X 2-2 G5-3			4	0	1	1	0	2	1
Eric Bruntlett, R (9, 6) OBP: 0.439, SLG: 0.303										0	0	0	0	0	0	0
9 Hunter Pence, R (1, 8) OBP: 0.374, SLG: 0.595	C F C 0-3 ② K		X 0-0 1-2 1B		X 0-0 17 HR 2-H 2B		B S X 1-1 ② F9			4	1	2	1	0	1	0
17 Lance Berkman, S (1, 3) OBP: 0.390, SLG: 0.449	B B B F C B 4-2 BB		B C F B B S 3-3 ② K		B F B B S S X 3-2 2-H HR		S B B B S S S 3-3 ③ K			3	1	1	2	1	2	2
45 Carlos Lee, R (1, 7) OBP: 0.347, SLG: 0.515	B X 1-0 ③ F9		C B X 1-1 ③ P6		X 0-0 2B			B X 1-0 ① G5-3		4	0	1	0	0	0	3
Mark Loretta, R (1, 6) (9, 4) OBP: 0.401, SLG: 0.427		F B C F C 1-3 ① K		B C B X 2-1 ① L4	X 0-0 ③ L3			F S B B X 2-2 ② L5		4	0	0	0	0	1	1
Mike Lamb, L (1, 5) OBP: 0.373, SLG: 0.470		B B F B X 3-1 ② G5-3		F F B B X 2-2 ② G4-3		B B X 2-0 F8 WP 1B		B C F B S 2-3 ③ K		4	0	1	0	0	1	0
Luke Scott, L (1, 9) OBP: 0.324, SLG: 0.451		B X 1-0 ③ P6		B F X 1-1 ③ F8		B B X 2-0 ① F8 1-3				3	0	0	0	0	0	1
Brad Ausmus, R (1, 2) OBP: 0.340, SLG: 0.355			B B F C X 2-2 51 SH3-4 S 1B 1B		B B B C B S B 4-2 51 SH1-4 9 2B BB		B F P X 2-1 ② G6-3			2	2	1	0	1	0	1
51 Wandy Rodriguez, S (1, 1) OBP: 0.179, SLG: 0.185			1 SAFE 1 SAFE X 0-0 ① SH3-4 1-2		1 SAFE L X 0-1 ① SH1-4 1-2	X 0-0 ③ G1-3				1	0	0	0	0	0	1
Inning Stats	R: 0 H: 0 E: 0 LOB: 1 K: 2 BB: 1 S: 10 P: 16	R: 0 H: 0 E: 0 LOB: 0 K: 1 BB: 0 S: 7 P: 12	R: 1 H: 3 E: 0 LOB: 2 K: 1 BB: 0 S: 13 P: 20	R: 0 H: 0 E: 0 LOB: 0 K: 0 BB: 0 S: 7 P: 12	R: 3 H: 3 E: 0 LOB: 1 K: 1 BB: 1 S: 15 P: 25	R: 0 H: 1 E: 0 LOB: 1 K: 0 BB: 0 S: 6 P: 11	R: 0 H: 0 E: 0 LOB: 0 K: 1 BB: 0 S: 8 P: 14	R: 0 H: 0 E: 0 LOB: 0 K: 1 BB: 0 S: 7 P: 12		1B: 4 SF: 0 2B: 2 SAC: 2 3B: 0 DP: 0 HR: 1 HBP: 0						

PITCHER		IP	WLS	BF	H	R	ER	SO	BB	IBB	HBP	BLK	WP	HR	S	P	ERA	WHIP
34 Mike Pelfrey, R ERA: 6.1	(1, 1)	6.0	L	27	7	4	4	5	2	0	0	0	1	1	58	96	6.00	1.500
59 Guillermo Mota, R ERA: 7.32	(7, 1)	1.0		3	0	0	0	1	0	0	0	0	0	0	8	14	0.00	0.000
Aaron Heilman, R ERA: 3.98	(8, 1)	1.0		3	0	0	0	1	0	0	0	0	0	0	7	12	0.00	0.000

PITCHER	IP	WLS	BF	H	R	ER	SO	BB	IBB	HBP	BLK	WP	HR	S	P	ERA	WHIP

New York Mets @ Houston Astros

Minute Maid Park, Houston, TX

Fri Jul 06 2007, 7:05 PM CDT

Att. 38,812 - Roof Closed - 73 F

livebaseballscorecards.com

AB	29
R	4
H	7
RBI	4
BB	2
SO	7
LOB	10

1B: 4 SF: 0
2B: 2 SAC: 2
3B: 0 DP: 0
HR: 1 HBP: 0

WP: 1 PA: 33
PB: 0
SB: 1
CS: 0

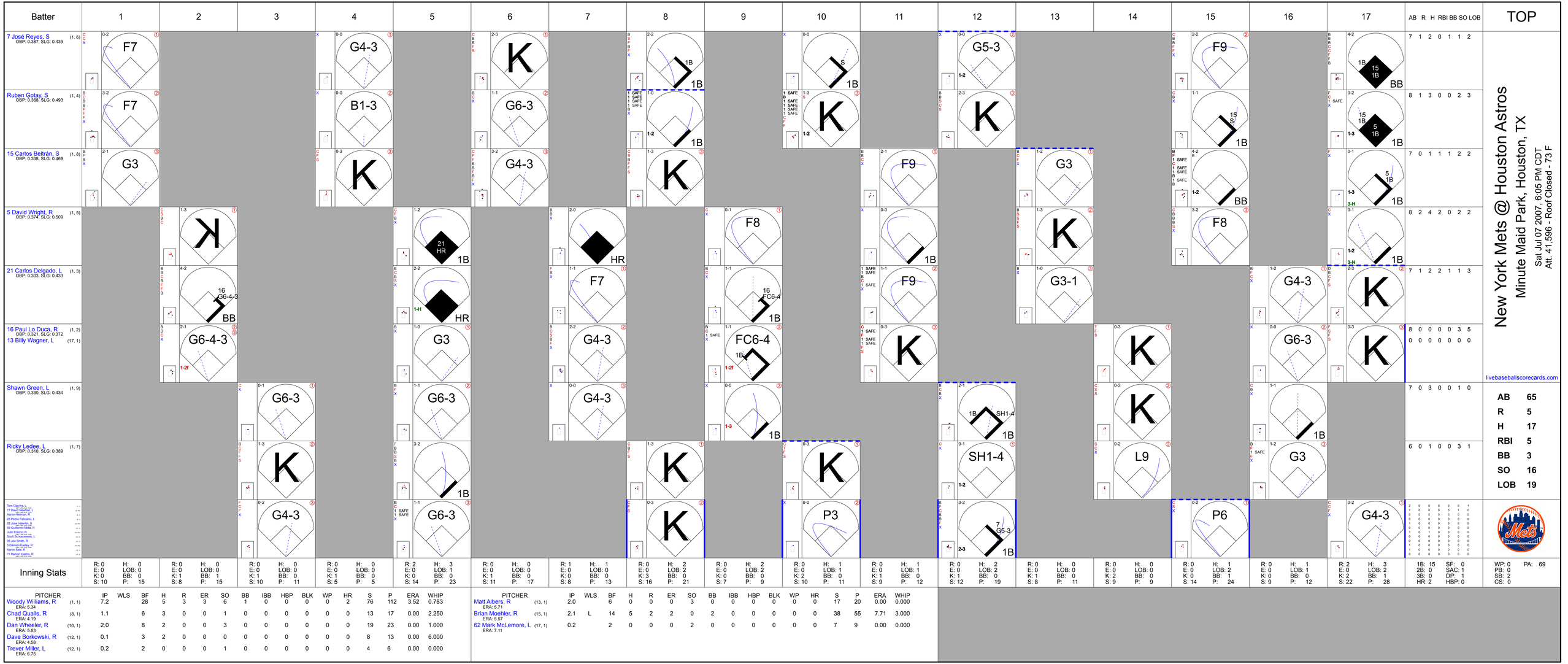
Batter
1
2
3
4
5
6
7
8
9
10
11
12
13
14
15
16
17
AB R H RBI BB SO LOB
TOP
7 José Reyes, S (1, 6) OBP: 0.387, SLG: 0.439
Ruben Gotay, S (1, 4) OBP: 0.368, SLG: 0.493
15 Carlos Beltrán, S (1, 8) OBP: 0.338, SLG: 0.469
5 David Wright, R (1, 5) OBP: 0.374, SLG: 0.509
21 Carlos Delgado, L (1, 3) OBP: 0.303, SLG: 0.433
16 Paul Lo Duca, R (1, 2) OBP: 0.321, SLG: 0.372
13 Billy Wagner, L (17, 1)
Shawn Green, L (1, 9) OBP: 0.330, SLG: 0.434
Ricky Ledee, L (1, 7) OBP: 0.310, SLG: 0.389
Tom Glavine, L
17 David Newhan, L
Aaron Heilman, R
29 Pedro Feliciano, L
22 Jose Valentin, S
59 Duaner Sanchez, R
Jules Franco, R
Scott Schoeneweis, L
39 Joe Smith, R
3 Damion Easley, R
Aaron Sele, R
11 Ramon Castro, R
New York Mets @ Houston Astros
Minute Maid Park, Houston, TX
Sat Jul 07 2007, 6:05 PM CDT
Att. 41,596 - Roof Closed - 73 F
livebaseballscorecards.com
AB 65
R 5
H 17
RBI 5
BB 3
SO 16
LOB 19
Inning Stats
PITCHER IP WLS BF H R ER SO BB IBB HBP BLK WP HR S P ERA WHIP
Woody Williams, R (1, 1) ERA: 5.34 7.2 28 5 3 3 6 1 0 0 0 0 0 2 76 112 3.52 0.783
Chad Qualls, R (8, 1) ERA: 4.19 1.1 6 3 0 0 1 0 0 0 0 0 0 0 13 17 0.00 2.250
Dan Wheeler, R (10, 1) ERA: 5.83 2.0 8 2 0 0 3 0 0 0 0 0 0 0 19 23 0.00 1.000
Dave Borkowski, R (12, 1) ERA: 4.58 0.1 3 2 0 0 0 0 0 0 0 0 0 0 8 13 0.00 6.000
Trever Miller, L (12, 1) ERA: 6.75 0.2 2 0 0 0 1 0 0 0 0 0 0 0 4 6 0.00 0.000
PITCHER IP WLS BF H R ER SO BB IBB HBP BLK WP HR S P ERA WHIP
Matt Albers, R (13, 1) ERA: 5.71 2.0 6 0 0 0 3 0 0 0 0 0 0 0 17 20 0.00 0.000
Brian Moehler, R (15, 1) ERA: 5.57 2.1 L 14 5 2 2 0 2 0 0 0 0 0 0 38 55 7.71 3.000
62 Mark McLemore, L (17, 1) ERA: 7.11 0.2 2 0 0 0 2 0 0 0 0 0 0 0 7 9 0.00 0.000
1B: 15 SF: 0
2B: 0 SAC: 1
3B: 0 DP: 1
HR: 2 HBP: 0
WP: 0 PA: 69
PB: 0
SB: 2
CS: 0

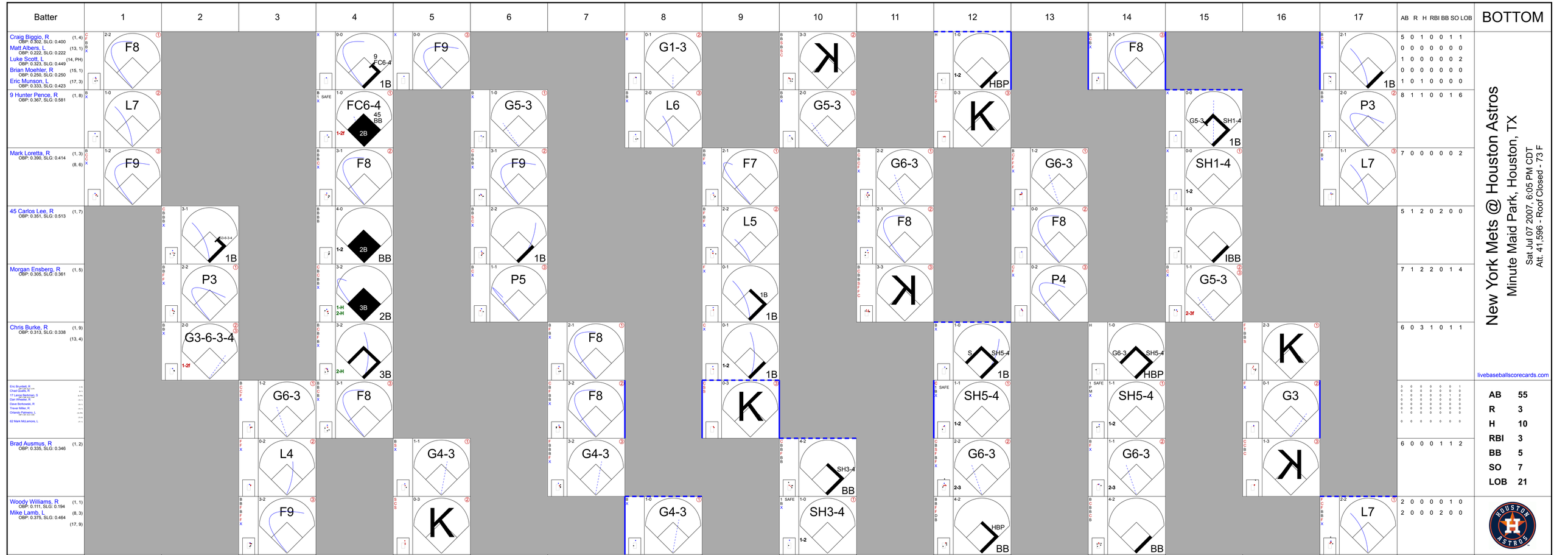

New York Mets @ Houston Astros

Minute Maid Park, Houston, TX

Sat Jul 07 2007, 6:05 PM CDT
Att. 41,596 - Roof Closed - 73 F

livebaseballscorecards.com

Batter	1	2	3	4	5	6	7	8	9	10	11	12	13	14	15	16	17	AB	R	H	RBI	BB	SO	LOB
Craig Biggio, R (1, 4) OBP: 0.302, SLG: 0.400	F8			9 FC6-4 1B	F9			G1-3		K		HBP		F8			1B	5	0	1	0	0	1	1
Matt Albers, L (13, 1) OBP: 0.222, SLG: 0.222																		0	0	0	0	0	0	0
Luke Scott, L (14, PH) OBP: 0.323, SLG: 0.449																		1	0	0	0	0	0	2
Brian Moehler, R (15, 1) OBP: 0.250, SLG: 0.250																		0	0	0	0	0	0	0
Eric Munson, L (17, 3) OBP: 0.333, SLG: 0.423																		1	0	1	0	0	0	0
9 Hunter Pence, R (1, 8) OBP: 0.367, SLG: 0.581	L7			FC6-4 45 BB 2B		G5-3		L6		G5-3		K			G5-3 SH1-4 1B		P3	8	1	1	0	0	1	6
Mark Loretta, R (1, 3) OBP: 0.390, SLG: 0.414 (8, 6)	F9			F8		F9			F7		G6-3		G6-3		SH1-4		L7	7	0	0	0	0	0	2
45 Carlos Lee, R (1, 7) OBP: 0.351, SLG: 0.513		3-6-3-4 1B		2B BB		1B			L5		F8		F8		IBB			5	1	2	0	2	0	0
Morgan Ensberg, R (1, 5) OBP: 0.305, SLG: 0.361		P3		3B 2B		P5			1B		K		P4		G5-3			7	1	2	2	0	1	4
Chris Burke, R (1, 9) OBP: 0.313, SLG: 0.338 (13, 4)		G3-6-3-4		3B			F8		1B			S SH5-4 1B		G6-3 SH5-4 HBP		K		6	0	3	1	0	1	1
Eric Bruntlett, R; Chad Qualls, R; 17 Lance Berkman, S; Dan Wheeler, R; Dave Borkowski, R; Trevor Miller, R; Orlando Palmeiro, L; 62 Mark McLemore, L			G6-3	F8			F8		K			SH5-4		SH5-4		G3		3	0	0	0	0	0	1
Brad Ausmus, R (1, 2) OBP: 0.335, SLG: 0.346			L4		G4-3		G4-3			SH3-4 BB		G6-3		G6-3		K		6	0	0	0	1	1	2
Woody Williams, R (1, 1) OBP: 0.111, SLG: 0.194			F9		K			G4-3		SH3-4		HBP BB		BB			L7	2	0	0	0	0	1	0
Mike Lamb, L (8, 3) OBP: 0.375, SLG: 0.464 (17, 9)																		2	0	0	0	2	0	0

Inning Stats	1	2	3	4	5	6	7	8	9	10	11	12	13	14	15	16	17	1B: 8	SF: 0	WP: 0	PA: 66
	R: 0 E: 0 K: 0 S: 7	H: 0 LOB: 0 BB: 0 P: 11	R: 0 E: 0 K: 0 S: 6	H: 1 LOB: 0 BB: 0 P: 13	R: 0 E: 0 K: 0 S: 11	H: 0 LOB: 0 BB: 0 P: 15	R: 3 E: 0 K: 0 S: 12	H: 3 LOB: 1 BB: 1 P: 29	R: 0 E: 0 K: 1 S: 6	H: 0 LOB: 0 BB: 0 P: 7	R: 0 E: 0 K: 0 S: 8	H: 1 LOB: 1 BB: 0 P: 15	R: 0 E: 0 K: 0 S: 8	H: 0 LOB: 0 BB: 0 P: 16	R: 0 E: 0 K: 0 S: 4	H: 0 LOB: 0 BB: 0 P: 7	R: 0 E: 0 K: 1 S: 12	H: 2 LOB: 2 BB: 0 P: 16	R: 0 E: 0 K: 1 S: 7	H: 0 LOB: 1 BB: 1 P: 17	R: 0 E: 0 K: 1 S: 11	H: 0 LOB: 0 BB: 0 P: 18	R: 0 E: 0 K: 0 S: 13	H: 1 LOB: 3 BB: 1 P: 22	R: 0 E: 0 K: 0 S: 9	H: 0 LOB: 0 BB: 0 P: 10	R: 0 E: 0 K: 0 S: 9	H: 0 LOB: 2 BB: 1 P: 17	R: 0 E: 0 K: 0 S: 4	H: 1 LOB: 1 BB: 1 P: 9	R: 0 E: 0 K: 2 S: 8	H: 0 LOB: 0 BB: 0 P: 11	R: 0 E: 0 K: 0 S: 10	H: 1 LOB: 1 BB: 0 P: 17	2B: 1 3B: 1 HR: 0	SAC: 4 DP: 2 HBP: 2	PB: 0 SB: 1 CS: 0

PITCHER		IP	WLS	BF	H	R	ER	SO	BB	IBB	HBP	BLK	WP	HR	S	P	ERA	WHIP
Tom Glavine, L ERA: 4.36	(1, 1)	7.0		26	5	3	3	1	1	0	0	0	0	0	58	106	3.86	0.857
Aaron Heilman, R ERA: 3.83	(8, 1)	1.2		7	2	0	0	0	0	0	0	0	0	0	13	20	0.00	1.200
25 Pedro Feliciano, L ERA: 2.51	(9, 1)	0.1		1	0	0	0	1	0	0	0	0	0	0	3	3	0.00	0.000
59 Guillermo Mota, R ERA: 6.65	(10, 1)	2.0		7	0	0	0	2	1	0	0	0	0	0	18	35	0.00	0.500
Scott Schoeneweis, L ERA: 5.57	(12, 1)	0.2		4	1	0	0	0	1	0	0	0	0	0	10	18	0.00	3.000

PITCHER		IP	WLS	BF	H	R	ER	SO	BB	IBB	HBP	BLK	WP	HR	S	P	ERA	WHIP
35 Joe Smith, R ERA: 2.75	(12, 1)	2.1		10	0	0	0	1	1	0	2	0	0	0	21	31	0.00	0.429
Aaron Sele, R ERA: 4.8	(15, 1)	2.0	W	7	1	0	0	2	0	1	0	0	0	0	12	20	0.00	0.500
13 Billy Wagner, L ERA: 1.64	(17, 1)	1.0	S	4	1	0	0	0	0	0	0	0	0	0	10	17	0.00	1.000

AB	55
R	3
H	10
RBI	3
BB	5
SO	7
LOB	21

Batter	1	2	3	4	5	6	7	8	9	AB	R	H	RBI	BB	SO	LOB
7 José Reyes, S (1, 6) OBP: 0.387, SLG: 0.439	F S F F B F X 1-2 17 1B 17 S 1B		B C C X 1-2 ① G4-3			F B B X 2-1 ① G6-3	X 0-0 17 S 3-H 1B		B C F S 1-3 ③ K	5	0	2	1	0	1	1
17 David Newhan, L (1, 7) OBP: 0.306, SLG: 0.291	B C X 1-1 21 BB 1-3 1B		C C B B X 1-2 ② F8			F B X 1-1 15 HR 1B	C 1 SAFE B F C 1-3 ③ K 1-2			4	1	2	0	0	1	1
15 Carlos Beltrán, S (1, 8) OBP: 0.340, SLG: 0.477	S S B 1 SAFE B C 2-3 ① K		F C B X 1-2 ③ G3			C X 0-1 1-H HR		C B C B B B 4-2 21 F8 5 1B BB		3	1	1	2	1	1	2
5 David Wright, R (1, 5) OBP: 0.373, SLG: 0.506	1 SAFE X 0-0 ② F8			C F X 0-2 ① G5-3		C S B B B F X 2-2 ② G6-3		1 SAFE S C 1 SAFE X 0-2 22 G4-6-3 1-2 1B		4	0	1	0	0	0	2
21 Carlos Delgado, L (1, 3) OBP: 0.305, SLG: 0.435	B B B B C B 4-1 1-2 BB			C X 0-1 ② G3		C X 0-1 2B		X 0-0 ① F8 2-3		3	0	1	0	1	0	2
22 Jose Valentin, S (1, 4) OBP: 0.297, SLG: 0.388	S T D S 1-3 ③ K			B C S F B S 2-3 ③ K		B B C B X 3-1 ③ G6-3		F X 0-1 ② ③ G4-6-3 1-2f		4	0	0	0	0	2	6
Shawn Green, L (1, 9) OBP: 0.325, SLG: 0.428		B X 1-0 ① L7			C T F B X 1-2 ① G6-3		S B B X 2-1 ① F8		C B T X 1-2 ① P3	4	0	0	0	0	0	0
Sandy Alomar Jr., R (1, 2) OBP: 0.250, SLG: 0.500		C X 0-1 ② G4-3			S B F X 1-2 ② F8		X 0-0 11 G3 7 1B 2B		B B C C F S 2-3 ② K	4	1	1	0	0	1	0
Dave Williams, L (1, 1) Aaron Sele, R (4, 1) 11 Ramon Castro, R (7, PH) OBP: 0.349, SLG: 0.538 Scott Schoeneweis, L (7, 1) Ruben Gotay, S (9, PH) OBP: 0.377, SLG: 0.514		B B C C C 2-3 ③ K			B X 1-0 ③ G3-1		C S F X 0-2 ② G3 2-3		B F F B X 2-2 2B	1 1 1 0 1	0 0 0 0 0	0 0 0 0 1	0 0 0 0 0	0 0 0 0 0	1 0 0 0 0	0 0 1 0 0
Inning Stats	R: 0 E: 0 K: 2 S: 16 H: 2 LOB: 3 BB: 1 P: 25	R: 0 E: 0 K: 1 S: 6 H: 0 LOB: 0 BB: 0 P: 9	R: 0 E: 0 K: 0 S: 9 H: 0 LOB: 0 BB: 0 P: 12	R: 0 E: 0 K: 1 S: 10 H: 0 LOB: 0 BB: 0 P: 12	R: 0 E: 0 K: 0 S: 8 H: 0 LOB: 0 BB: 0 P: 11	R: 2 E: 0 K: 0 S: 14 H: 3 LOB: 1 BB: 0 P: 22	R: 1 E: 0 K: 1 S: 11 H: 2 LOB: 1 BB: 0 P: 14	R: 0 E: 0 K: 0 S: 8 H: 1 LOB: 1 BB: 1 P: 12	R: 0 E: 0 K: 2 S: 13 H: 1 LOB: 1 BB: 0 P: 19	1B: 5 2B: 3 3B: 0 HR: 1 SF: 0 SAC: 0 DP: 1 HBP: 0						

TOP

New York Mets @ Houston Astros

Minute Maid Park, Houston, TX

Sun Jul 08 2007, 1:05 PM CDT

Att. 40,708 - Roof Closed - 74 F

livebaseballscorecards.com

AB	35
R	3
H	9
RBI	3
BB	2
SO	7
LOB	15

WP: 0 PB: 0 SB: 2 CS: 0 PA: 37

PITCHER		IP	WLS	BF	H	R	ER	SO	BB	IBB	HBP	BLK	WP	HR	S	P	ERA	WHIP
44 Roy Oswalt, R ERA: 3.53	(1, 1)	7.0	W	29	7	3	3	5	1	0	0	0	0	1	74	105	3.86	1.143
Chad Qualls, R ERA: 4.09	(8, 1)	1.0		4	1	0	0	0	1	0	0	0	0	0	8	12	0.00	2.000
Dan Wheeler, R ERA: 5.7	(9, 1)	1.0		4	1	0	0	2	0	0	0	0	0	0	13	19	0.00	1.000

PITCHER	IP	WLS	BF	H	R	ER	SO	BB	IBB	HBP	BLK	WP	HR	S	P	ERA	WHIP

BOTTOM

New York Mets @ Houston Astros

Minute Maid Park, Houston, TX

Sun Jul 08 2007, 1:05 PM CDT

Att. 40,708 - Roof Closed - 74 F

livebaseballscorecards.com

Batter	1	2	3	4	5	6	7	8	9	AB	R	H	RBI	BB	SO	LOB
Chris Burke, R (1, 4) OBP: 0.321, SLG: 0.362	4-2 BB 1B 17 G1-4-3	1-2 1B 9 3B		1-2 HR 1-H	0-1 E6			X 0-0 ① F8		4	3	2	2	1	0	0
9 Hunter Pence, R (1, 8) OBP: 0.367, SLG: 0.589	1 SAFE 1-3 ① K	1 SAFE 0-1 3B 17 SF7 1-H		0-2 ① G1-3	3-2 ③ L7			X 0-0 2B 45 WP		5	1	2	1	0	1	2
17 Lance Berkman, S (1, 9) OBP: 0.389, SLG: 0.450	2-1 ② G1-4-3 1-2	0-1 ② SF7 3-H		X 0-0 2B 45 2B		4-0 BB		C 1-3 ② K F B F S		3	1	1	1	1	1	2
45 Carlos Lee, R (1, 7) OBP: 0.354, SLG: 0.515	4-0 BB 1B IBB	1-1 ③ F8		3-2 2B 1B 2-H		B 1 SAFE 1-3 ① K C		I 4-0 I 2-3 IBB I		3	1	1	1	2	1	1
Mark Loretta, R (1, 3) OBP: 0.394, SLG: 0.416	4-2 BB 1B 1B 1-2 2-3	C 1-1 1B 1B		0-1 1B 2-3		X 0-0 ② P6		B 1-0 ③ F7 X		4	1	2	0	1	0	3
Morgan Ensberg, R (1, 5) OBP: 0.304, SLG: 0.359	2-2 1B 1-3 2-H 3-H 1B	F 0-1 ① P4 X		X 0-0 ② F7		3-2 ③ F8				4	0	1	2	0	0	4
Eric Bruntlett, R (1, 6) OBP: 0.417, SLG: 0.300	1-2 1-2 3-H 1B	C 1-1 G4-6-3 1-2 1B		X 0-0 ③ G4-3			B 3-2 ① F7 F			4	0	2	1	0	0	2
Brad Ausmus, R (1, 2) OBP: 0.329, SLG: 0.339	2-2 ③ P6	C 1-1 ② ③ G4-6-3 1-2f			B 3-2 ① F9 F		F 1-3 ② K F			4	0	0	0	0	1	4
44 Roy Oswalt, R (1, 1) OBP: 0.154, SLG: 0.158 Luke Scott, L (7, PH) OBP: 0.321, SLG: 0.447 Chad Qualls, R (8, 1) Dan Wheeler, R (9, 1)		B 3-3 ① K C		B 4-2 HR C BB S	C 2-2 ② G4-3 C		C 0-3 ③ K S			2 1 0 0	1 0 0 0	0 0 0 0	0 0 0 0	1 0 0 0	1 1 0 0	0 0 0 0
Inning Stats	R: 3 H: 2 E: 0 LOB: 2 K: 1 BB: 3 S: 23 P: 43	R: 2 H: 2 E: 0 LOB: 0 K: 1 BB: 0 S: 12 P: 17	R: 0 H: 2 E: 0 LOB: 1 K: 0 BB: 0 S: 8 P: 11	R: 3 H: 4 E: 0 LOB: 2 K: 0 BB: 1 S: 21 P: 29	R: 0 H: 0 E: 1 LOB: 1 K: 0 BB: 0 S: 11 P: 19	R: 0 H: 0 E: 0 LOB: 1 K: 1 BB: 1 S: 9 P: 17	R: 0 H: 0 E: 0 LOB: 0 K: 2 BB: 0 S: 12 P: 16	R: 0 H: 1 E: 0 LOB: 2 K: 1 BB: 1 S: 8 P: 14		1B: 6 SF: 1 2B: 3 SAC: 0 3B: 1 DP: 1 HR: 1 HBP: 0						WP: 1 PA: 41 PB: 0 SB: 0 CS: 0

	AB	34
	R	8
	H	11
	RBI	8
	BB	6
	SO	6
	LOB	18

PITCHER		IP	WLS	BF	H	R	ER	SO	BB	IBB	HBP	BLK	WP	HR	S	P	ERA	WHIP
Dave Williams, L ERA: 21.6	(1, 1)	3.1	L	23	10	8	8	2	3	1	0	0	0	1	62	98	21.60	3.900
Aaron Sele, R ERA: 4.41	(4, 1)	2.2		10	0	0	0	1	1	0	0	0	0	0	22	38	0.00	0.375
Scott Schoeneweis, L ERA: 5.24	(7, 1)	2.0		8	1	0	0	3	0	1	0	0	1	0	20	30	0.00	0.500

PITCHER		IP	WLS	BF	H	R	ER	SO	BB	IBB	HBP	BLK	WP	HR	S	P	ERA	WHIP

Batter	1	2	3	4	5	6	7	8	9	AB	R	H	RBI	BB	SO	LOB
Scott Hatteberg, L (1, 3) OBP: 0.407, SLG: 0.489	F7	1B 1-3 2-H 3-H			F7			G1-3		4	0	1	2	0	0	0
6 Ryan Freel, R (1, 8) OBP: 0.307, SLG: 0.361	P6	P5			G5-3			G6-3		4	0	0	0	0	0	2
Ken Griffey Jr., L (1, 9) OBP: 0.391, SLG: 0.566	1B		BB 4 S		F9			F9		3	0	1	0	1	0	0
4 Brandon Phillips, R (1, 4) OBP: 0.322, SLG: 0.478	F8		K 1-2			G1-3			G4-3 28 FC6-5-4 1B	4	0	1	0	0	1	2
Adam Dunn, L (1, 7) OBP: 0.355, SLG: 0.544		BB 61 BB 2 1B 1B	K			K			G4-3 1-2	3	1	0	0	1	2	2
28 Edwin Encarnación, R (1, 5) OBP: 0.348, SLG: 0.385		K	P5			F8			FC6-5-4 S 2-3	4	0	0	0	0	1	3
2 Alex Gonzalez, R (1, 6) OBP: 0.295, SLG: 0.442 Jeff Conine, R (9, PH) OBP: 0.326, SLG: 0.412		1B 61 BB 1-2	G6-3				K		G5-3 1-2	3 1	1 0	1 0	0 0	0 0	1 0	0 1
26 David Ross, R (1, 2) OBP: 0.248, SLG: 0.401		K	K				F7			3	0	0	0	0	2	2
61 Bronson Arroyo, R (1, 1) OBP: 0.122, SLG: 0.154 Mike Stanton, L (8, 1) 51 Jared Burton, R (8, 1)		BB 1B 1-2 2-3					G6-3			2 0 0	0 0 0	0 0 0	0 0 0	1 0 0	1 0 0	0 0 0

Inning Stats										
	R: 0 E: 0 K: 0 S: 8	H: 1 LOB: 1 BB: 0 P: 14	R: 2 E: 0 K: 2 S: 18	H: 2 LOB: 2 BB: 2 P: 33	R: 0 E: 0 K: 2 S: 10	H: 0 LOB: 1 BB: 1 P: 19	R: 0 E: 0 K: 2 S: 11	H: 0 LOB: 0 BB: 0 P: 15	R: 0 E: 0 K: 0 S: 9	H: 0 LOB: 0 BB: 0 P: 14
	R: 0 E: 0 K: 1 S: 8	H: 0 LOB: 0 BB: 0 P: 11	R: 0 E: 0 K: 1 S: 8	H: 0 LOB: 0 BB: 0 P: 12	R: 0 E: 0 K: 0 S: 5	H: 0 LOB: 0 BB: 0 P: 7	R: 0 E: 0 K: 0 S: 12	H: 1 LOB: 1 BB: 0 P: 17	1B: 4 2B: 0 3B: 0 HR: 0	SF: 0 SAC: 0 DP: 0 HBP: 0

PITCHER		IP	WLS	BF	H	R	ER	SO	BB	IBB	HBP	BLK	WP	HR	S	P	ERA	WHIP
26 Orlando Hernandez, R ERA: 3.2	(1, 1)	6.0	W	24	3	2	2	7	3	0	0	0	0	0	64	106	3.00	1.000
35 Joe Smith, R ERA: 2.68	(7, 1)	1.0	H	3	0	0	0	1	0	0	0	0	0	0	8	12	0.00	0.000
25 Pedro Feliciano, L ERA: 2.43	(8, 1)	1.0	H	3	0	0	0	0	0	0	0	0	0	0	5	7	0.00	0.000
13 Billy Wagner, L ERA: 1.6	(9, 1)	1.0	S	4	1	0	0	0	0	0	0	0	0	0	12	17	0.00	1.000

PITCHER	IP	WLS	BF	H	R	ER	SO	BB	IBB	HBP	BLK	WP	HR	S	P	ERA	WHIP

TOP

Cincinnati Reds @ New York Mets

Shea Stadium, Flushing, NY

Thu Jul 12 2007, 7:10 PM EDT

Att. 48,282 - Partly Cloudy - 81 F

livebaseballscorecards.com

AB	31
R	2
H	4
RBI	2
BB	3
SO	8
LOB	12

Cincinnati Reds @ New York Mets

Shea Stadium, Flushing, NY

Thu Jul 12 2007, 7:10 PM EDT

Att. 48,282 - Partly Cloudy - 81 F

livebaseballscorecards.com

BOTTOM

Batter	1	2	3	4	5	6	7	8	9	AB	R	H	RBI	BB	SO	LOB
7 José Reyes, S (1, 6) OBP: 0.390, SLG: 0.452	HR	BB			L7		2B			3	1	2	1	1	0	1
Ruben Gotay, S (1, 4) OBP: 0.383, SLG: 0.553	HR	PO	G3		1B		P4			4	1	2	2	0	0	1
15 Carlos Beltrán, S (1, 8) OBP: 0.339, SLG: 0.473	K	K			P6			BB		3	0	0	0	1	2	1
5 David Wright, R (1, 5) OBP: 0.374, SLG: 0.504	P4	F8				1B		BB		3	0	1	0	1	0	0
21 Carlos Delgado, L (1, 3) OBP: 0.307, SLG: 0.434	1B		G4-3			HBP		BB		3	0	1	0	0	0	2
16 Paul Lo Duca, R (1, 2) OBP: 0.317, SLG: 0.367	L5		F8			L4-6		G5-3		4	0	0	0	0	0	5
Shawn Green, L (1, 9) OBP: 0.324, SLG: 0.423		G4-3	G4-3			FC4-6		IBB		3	0	0	0	1	0	1
Lastings Milledge, R (1, 7) OBP: 0.143, SLG: 0.143		L5			1B		G1-3	FC5		4	1	1	0	0	0	3
26 Orlando Hernandez, R (1, 1) OBP: 0.214, SLG: 0.286										2	0	1	0	0	1	1
35 Joe Smith, R (7, 1)										0	0	0	0	0	0	0
17 David Newhan, L (7, PH) OBP: 0.302, SLG: 0.286										1	0	0	0	0	0	0
25 Pedro Feliciano, L (8, 1)										0	0	0	0	0	0	0
13 Billy Wagner, L (9, 1)		WP 1B			K		G1-3			0	0	0	0	0	0	0
Inning Stats	R: 2 E: 0 K: 1 S: 11 H: 3 LOB: 1 BB: 0 P: 17	R: 0 E: 0 K: 0 S: 7 H: 1 LOB: 1 BB: 1 P: 13	R: 0 E: 0 K: 1 S: 7 H: 0 LOB: 0 BB: 0 P: 7	R: 0 E: 0 K: 0 S: 6 H: 0 LOB: 0 BB: 0 P: 8	R: 1 E: 0 K: 1 S: 13 H: 2 LOB: 1 BB: 0 P: 16	R: 0 E: 0 K: 0 S: 8 H: 1 LOB: 1 BB: 0 P: 12	R: 0 E: 0 K: 0 S: 13 H: 1 LOB: 1 BB: 0 P: 21	R: 0 E: 0 K: 0 S: 10 H: 0 LOB: 3 BB: 3 P: 28		1B: 5 2B: 2 3B: 0 HR: 2	SF: 0 SAC: 0 DP: 1 HBP: 1						

AB	30
R	3
H	8
RBI	3
BB	4
SO	3
LOB	15

WP: 1 PB: 0 SB: 3 CS: 0 PA: 36

PITCHER		IP	WLS	BF	H	R	ER	SO	BB	IBB	HBP	BLK	WP	HR	S	P	ERA	WHIP
61 Bronson Arroyo, R ERA: 4.78	(1, 1)	7.0	L	29	8	3	3	3	1	0	1	0	1	2	65	94	3.86	1.286
Mike Stanton, L ERA: 3.99	(8, 1)	0.1		3	0	0	0	0	2	0	0	0	0	0	6	17	0.00	6.000
51 Jared Burton, R ERA: 4.82	(8, 1)	0.2		3	0	0	0	0	0	1	0	0	0	0	4	11	0.00	0.000

PITCHER	IP	WLS	BF	H	R	ER	SO	BB	IBB	HBP	BLK	WP	HR	S	P	ERA	WHIP

Cincinnati Reds @ New York Mets

Shea Stadium, Flushing, NY

Fri Jul 13 2007, 7:10 PM EDT

Att. 51,305 - Cloudy - 79 F

TOP

livebaseballscorecards.com

Batter	1	2	3	4	5	6	7	8	9	AB	R	H	RBI	BB	SO	LOB
6 Ryan Freel, R (1, 5) (8, 8) OBP: 0.309, SLG: 0.364	1-1 30 1B 4 HR 2B	0-1 G3			0-2 E4 F7 30 E 4 2B	1-1 30 1B 4 1B HBP	0-2 G4-3			4	3	1	0	0	0	1
30 Norris Hopper, R (1, 8) (8, 7) OBP: 0.326, SLG: 0.342	1-0 BB 4 HR 2-3 1B	1-2 G6-3			1-1 FC4 4 2B 2 1B 1-2	2-0 BB 4 1B 1-2 1B		1-1 G4-3		5	2	2	0	0	0	1
Ken Griffey Jr., L (1, 9) OBP: 0.389, SLG: 0.558	4-2 4 HR 1-2 BB		0-2 G5-3		3-2 F7 2-3	0-0 L4		2-2 G4-3		4	1	0	0	1	0	4
4 Brandon Phillips, R (1, 4) OBP: 0.326, SLG: 0.490	0-0 1-H 2-H 3-H HR		1-1 G5-3		0-0 2 1B 1-3 3-H 2B	0-0 BB 1-2 2-H 1B		1-3 K		5	2	3	6	0	1	0
Adam Dunn, L (1, 7) OBP: 0.362, SLG: 0.545	3-2 1B		4-2 BB		4-1 2 1B BB	4-0 FC6-4 1-2 2-3 BB			1-1 G6-3	1	0	1	0	3	0	0
28 Edwin Encarnación, R (8, 5) OBP: 0.347, SLG: 0.383										1	0	0	0	0	0	0
Scott Hatteberg, L (1, 3) OBP: 0.403, SLG: 0.481	2-1 P6		0-1 F8		1-0 F6	2-1 FC6-4 1-2f			4-2 2 G5-3 BB	4	0	0	0	1	0	8
2 Alex Gonzalez, R (1, 6) OBP: 0.297, SLG: 0.444	3-2 F7		2-3 K		1-0 1-2 2-H 3-H 1B	1-2 F8 2B			0-1 G5-3 1-2	5	0	2	2	0	1	2
26 David Ross, R (1, 2) OBP: 0.243, SLG: 0.392	1-0 F8		2-2 K		0-3 K	2-2 G6-3			2-2 G4-3	5	0	0	0	0	2	5
39 Aaron Harang, R (1, 1) OBP: 0.116, SLG: 0.098		1-1 G6-3		1-3 K		0-1 G5-3	0-0 F8 2-3			3	0	0	0	0	1	0
Javier Valentin, S (7, PH) OBP: 0.302, SLG: 0.360										1	0	0	0	0	0	1
40 Jon Coutlangus, L (7, 1)										0	0	0	0	0	0	0
Mike Stanton, L (7, 1)										0	0	0	0	0	0	0
25 David Weathers, R (9, 1)										0	0	0	0	0	0	0

	AB	38
	R	8
	H	9
	RBI	8
	BB	5
	SO	5
	LOB	22

Inning Stats	1	2	3	4	5	6	7	8	9
	R: 4 E: 0 K: 0 S: 18	H: 4 LOB: 1 BB: 1 P: 33	R: 0 E: 0 K: 0 S: 8	H: 0 LOB: 0 BB: 0 P: 10	R: 0 E: 0 K: 0 S: 9	H: 0 LOB: 1 BB: 1 P: 14	R: 0 E: 0 K: 3 S: 9	H: 0 LOB: 0 BB: 0 P: 14	R: 3 E: 2 K: 1 S: 16	H: 2 LOB: 2 BB: 1 P: 26
	R: 1 E: 0 K: 0 S: 8	H: 2 LOB: 3 BB: 1 P: 17	R: 0 E: 0 K: 0 S: 14	H: 1 LOB: 1 BB: 0 P: 17	R: 0 E: 0 K: 1 S: 9	H: 0 LOB: 0 BB: 0 P: 13	R: 0 E: 0 K: 0 S: 9	H: 0 LOB: 1 BB: 1 P: 16		

	1B: 5	SF: 0	WP: 0	PA: 44
	2B: 3	SAC: 0	PB: 0	
	3B: 0	DP: 0	SB: 0	
	HR: 1	HBP: 1	CS: 0	

PITCHER		IP	WLS	BF	H	R	ER	SO	BB	IBB	HBP	BLK	WP	HR	S	P	ERA	WHIP
33 John Maine, R ERA: 2.91	(1, 1)	4.2	L	25	6	7	4	3	3	0	0	0	0	1	57	94	7.71	1.929
34 Mike Pelfrey, R ERA: 6.12	(5, 1)	1.1		8	2	1	1	1	1	0	1	0	0	0	11	20	6.75	2.250
59 Guillermo Mota, R ERA: 6.35	(7, 1)	1.0		4	1	0	0	0	0	0	0	0	0	0	14	17	0.00	1.000
Scott Schoeneweis, L ERA: 5.09	(8, 1)	1.0		3	0	0	0	1	0	0	0	0	0	0	9	13	0.00	0.000
Aaron Heilman, R ERA: 3.74	(9, 1)	1.0		4	0	0	0	0	1	0	0	0	0	0	9	16	0.00	1.000

PITCHER	IP	WLS	BF	H	R	ER	SO	BB	IBB	HBP	BLK	WP	HR	S	P	ERA	WHIP

Cincinnati Reds @ New York Mets

Shea Stadium, Flushing, NY

Fri Jul 13 2007, 7:10 PM EDT

Att. 51,305 - Cloudy - 79 F

BOTTOM

livebaseballscorecards.com

Batter	1	2	3	4	5	6	7	8	9	AB	R	H	RBI	BB	SO	LOB
7 José Reyes, S (1, 6) OBP: 0.388, SLG: 0.447	C X 0-1 ① F8		B B C B F B 4-2 2B BB		C B B C C 2-3 ① K		B F B X 2-1 ① P3		C B X 1-1 E6 G5-4-3	4	1	0	0	1	1	0
Ruben Gotay, S (1, 4) OBP: 0.384, SLG: 0.556	C B B X 2-1 15 G4-3 1B		B F B X 2-1 21 1B 1-H 2B		B B B C C X 3-2 G6-3 ②		B B C S X 2-2 G1-3 ②		B C B X 2-1 ①② G5-4-3 1-2f	5	0	2	1	0	0	1
15 Carlos Beltrán, S (1, 8) OBP: 0.339, SLG: 0.469	B C F B B X 3-2 ② G4-3 1-2		B B B B 4-0 21 1B BB		X 0-0 ③ F9		C B B F B B 4-2 5 BB BB		C B X 1-1 ③ G4-3	3	0	0	0	2	0	1
5 David Wright, R (1, 5) OBP: 0.376, SLG: 0.506	C S B S 1-3 ③ K		F T C 0-3 ① K			B C B F F B F X 3-2 21 2B 2B	C B B F B B 4-2 1-2 BB			3	1	1	0	1	2	3
21 Carlos Delgado, L (1, 3)		B C S H 2-2 1B HBP	T X 0-1 16 G6-4-3 1-2 2-3 1B			X 0-0 1B G5-3 2-H 2B	F S X 0-2 ③ P3			3	1	2	1	0	0	2
16 Paul Lo Duca, R (1, 2) OBP: 0.313, SLG: 0.361	C F F F D S 1-3 ① K	F X 0-1 ②③ G6-4-3 1-2f				C F X 0-2 ① G5-3		C X 0-1 ① L5		4	0	0	0	0	1	5
Shawn Green, L (1, 9) OBP: 0.327, SLG: 0.424		B B T X 2-1 G1-3 1-3 1B	B B C F S 2-3 ① K			C X 0-1 S 2-3 1B		B F X 1-1 ② G4-3		4	0	2	0	0	1	0
Lastings Milledge, R (1, 7) OBP: 0.182, SLG: 0.455		B S F X 1-2 ② G1-3 1-2	B C B S B C 3-3 ② K			S T D B X 1-2 ② G5-3 1-2 3-H		B X 1-0 HR		4	1	1	2	0	1	3
33 John Maine, R (1, 1) OBP: 0.184, SLG: 0.091 34 Mike Pelfrey, R (5, 1) OBP: 0.093, SLG: 0.093 22 Jose Valentin, S (6, PH) OBP: 0.295, SLG: 0.386 59 Guillermo Mota, R (7, 1) Scott Schoeneweis, L (8, 1) 3 Damion Easley, R (8, PH) OBP: 0.335, SLG: 0.450 Aaron Heilman, R (9, 1)		B C C B S 2-3 ③ K	F F F C 0-3 ③ K			C X 0-1 ③ F8		B C X 1-1 ③ L9		2 0 1 0 0 1 0	0 0 0 0 0 0 0	0 0 0 0 0 0 0	0 0 0 0 0 0 0	0 0 0 0 0 0 0	2 0 0 0 0 0 0	2 0 1 0 0 0 0
Inning Stats	R: 0 H: 1 E: 0 LOB: 1 K: 1 BB: 0 S: 10 P: 16	R: 0 H: 1 E: 0 LOB: 2 K: 2 BB: 0 S: 15 P: 23	R: 1 H: 2 E: 0 LOB: 2 K: 1 BB: 2 S: 11 P: 21	R: 0 H: 0 E: 0 LOB: 0 K: 3 BB: 0 S: 10 P: 15	R: 0 H: 0 E: 0 LOB: 0 K: 1 BB: 0 S: 7 P: 12	R: 2 H: 3 E: 0 LOB: 1 K: 0 BB: 0 S: 16 P: 20	R: 0 H: 0 E: 0 LOB: 2 K: 0 BB: 2 S: 13 P: 25	R: 1 H: 1 E: 0 LOB: 0 K: 0 BB: 0 S: 7 P: 10	R: 0 H: 0 E: 1 LOB: 0 K: 0 BB: 0 S: 6 P: 10	1B: 4 2B: 3 3B: 0 HR: 1	SF: 0 SAC: 0 DP: 2 HBP: 1			WP: 0 PB: 0 SB: 1 CS: 0	PA: 39		

	AB	34
	R	4
	H	8
	RBI	4
	BB	4
	SO	8
	LOB	18

PITCHER		IP	WLS	BF	H	R	ER	SO	BB	IBB	HBP	BLK	WP	HR	S	P	ERA	WHIP
39 Aaron Harang, R ERA: 3.7	(1, 1)	6.0	W	27	7	3	3	8	2	0	1	0	0	0	69	107	4.50	1.500
40 Jon Coutlangus, L ERA: 4.11	(7, 1)	0.2		4	0	0	0	0	2	0	0	0	0	0	10	22	0.00	3.000
Mike Stanton, L ERA: 4.11	(7, 1)	1.1		5	1	1	1	0	0	0	0	0	0	1	10	13	6.75	0.750
25 David Weathers, R ERA: 3.2	(9, 1)	1.0		3	0	0	0	0	0	0	0	0	0	0	6	10	0.00	0.000

PITCHER	IP	WLS	BF	H	R	ER	SO	BB	IBB	HBP	BLK	WP	HR	S	P	ERA	WHIP

Batter	1	2	3	4	5	6	7	8	9	AB	R	H	RBI	BB	SO	LOB
6 Ryan Freel, R (1, 5) OBP: 0.304, SLG: 0.357	X 0-0 ① L8		C F B B X 2-2 ③ G4-3			X 0-0 ③ G6-3			B S B F B X 3-2 ③ P3	4	0	0	0	0	0	0
30 Norris Hopper, R (1, 8) OBP: 0.318, SLG: 0.333	C F F B B X 2-2 ② G6-3			B S B B B C F X 3-2 ① G6-3			B X 1-0 ① G6-3			3	0	0	0	0	0	0
Ken Griffey Jr., L (1, 9) OBP: 0.388, SLG: 0.556	C B X 1-1 ③ G4-3			B B B B C X 3-1 ② L7			B B B F X 3-1 4 FC5-4 1B			3	0	1	0	0	0	0
4 Brandon Phillips, R (1, 4) OBP: 0.326, SLG: 0.497		S B B F X 2-2 HR		B B S X 2-1 ③ L6			X 0-0 ② FC5-4 CS 1-2f			3	1	1	1	0	0	1
Adam Dunn, L (1, 7) OBP: 0.359, SLG: 0.540		C C B B S 2-3 ① K			C B B C X 2-2 ① G3		B C 1-1 ③ CS 1-2	B F B C B F F F F 3-2 X L7		3	0	0	0	0	1	0
Jeff Conine, R (1, 3) OBP: 0.320, SLG: 0.404		C B C C C 1-3 ② K			C B S B B S 3-3 ② K			X 0-0 ② G1-3		3	0	0	0	0	2	0
58 Pedro Lopez, R (1, 6)		X 0-0 ③ F9			B C B X 2-1 ③ L7			B S F B F S 2-3 ③ K		3	0	0	0	0	1	0
Javier Valentin, S (1, 2) OBP: 0.296, SLG: 0.352			B X 1-0 ① G5-3			C X 0-1 ① F9			B C B S S 2-3 ① K	2	0	0	0	0	0	0
26 David Ross, R (7, 2) OBP: 0.242, SLG: 0.390										1	0	0	0	0	1	0
31 Matt Belisle, R (1, 1) OBP: 0.172, SLG: 0.148			B F S B S 2-3 ② K			C B S F F X 1-2 ② P4			C F F X 0-2 ② G5-3	2	0	0	0	0	1	0
Mike Stanton, L (8, 1)										0	0	0	0	0	0	0
Kirk Saarloos, R (8, 1)										0	0	0	0	0	0	0
27 Jeff Keppinger, R (9, PH) OBP: 0.364, SLG: 0.222										1	0	0	0	0	0	0
Inning Stats	R: 0 E: 0 K: 0 S: 7 H: 0 LOB: 0 BB: 0 P: 10	R: 1 E: 0 K: 2 S: 10 H: 1 LOB: 0 BB: 0 P: 15	R: 0 E: 0 K: 1 S: 7 H: 0 LOB: 0 BB: 0 P: 12	R: 0 E: 0 K: 0 S: 8 H: 0 LOB: 0 BB: 0 P: 16	R: 0 E: 0 K: 1 S: 8 H: 0 LOB: 0 BB: 0 P: 15	R: 0 E: 0 K: 0 S: 8 H: 0 LOB: 0 BB: 0 P: 9	R: 0 E: 0 K: 0 S: 5 H: 1 LOB: 0 BB: 0 P: 10	R: 0 E: 0 K: 1 S: 12 H: 0 LOB: 0 BB: 0 P: 17	R: 0 E: 0 K: 1 S: 10 H: 0 LOB: 0 BB: 0 P: 15	1B: 1 2B: 0 3B: 0 HR: 1	SF: 0 SAC: 0 DP: 0 HBP: 0						

PITCHER	IP	WLS	BF	H	R	ER	SO	BB	IBB	HBP	BLK	WP	HR	S	P	ERA	WHIP
Tom Glavine, L (1, 1) ERA: 4.15	8.0	W	25	2	1	1	5	0	0	0	0	0	1	65	104	1.12	0.250
13 Billy Wagner, L (9, 1) ERA: 1.56	1.0	S	3	0	0	0	1	0	0	0	0	0	0	10	15	0.00	0.000

PITCHER IP WLS BF H R ER SO BB IBB HBP BLK WP HR S P ERA WHIP

TOP

Cincinnati Reds @ New York Mets

Shea Stadium, Flushing, NY

Sat Jul 14 2007, 7:30 PM EDT

Att. 51,742 - Cloudy - 78 F

livebaseballscorecards.com

AB	28
R	1
H	2
RBI	1
BB	0
SO	6
LOB	1

WP: 0 PB: 0 SB: 0 CS: 1 PA: 29

1B: 1 2B: 0 3B: 0 HR: 1 SF: 0 SAC: 0 DP: 0 HBP: 0

Batter	1	2	3	4	5	6	7	8	9	AB	R	H	RBI	BB	SO	LOB
7 José Reyes, S (1, 6) OBP: 0.386, SLG: 0.443	G4-3		CS 1B		K		F8	G1-3		5	0	1	0	0	1	3
Ruben Gotay, S (1, 4) OBP: 0.389, SLG: 0.553	15 BB 1B		K 1-2		F8		1-2 1B			4	0	2	0	0	1	1
15 Carlos Beltrán, S (1, 8) OBP: 0.341, SLG: 0.467	SAFE 1 SAFE 1-2 BB		5 1B 1B		F7		K			3	0	1	0	1	1	2
5 David Wright, R (1, 5) OBP: 0.377, SLG: 0.506	K		1-2 1B			16 G4-3 16 S 1B 1B	K			4	1	2	0	0	2	4
21 Carlos Delgado, L (1, 3) OBP: 0.309, SLG: 0.434	F8		F7			F7		P6		4	0	0	0	0	0	5
16 Paul Lo Duca, R (1, 2) OBP: 0.315, SLG: 0.363		FC6 1B		1B		G4-3 1-3		L5		4	0	2	0	0	0	1
Shawn Green, L (1, 9) OBP: 0.329, SLG: 0.429		L7		P6		3-H 1B		1B 2B		4	1	2	1	0	0	2
Lastings Milledge, R (1, 7) OBP: 0.200, SLG: 0.400		F8		K		1 SAFE F 1 SAFE X L7		2-H 1B		4	0	1	1	0	1	3
Tom Glavine, L (1, 1) OBP: 0.333, SLG: 0.303		1-2f FC6		G3			1B BB	H HBP		2	0	0	0	1	0	2
3 Damion Easley, R (8, PH) OBP: 0.339, SLG: 0.450										0	0	0	0	0	0	0
13 Billy Wagner, L (9, 1)										0	0	0	0	0	0	0
Inning Stats	R: 0 E: 0 K: 1 S: 16 H: 1 LOB: 2 BB: 1 P: 26	R: 0 E: 0 K: 0 S: 12 H: 1 LOB: 1 BB: 0 P: 17	R: 0 E: 0 K: 1 S: 10 H: 3 LOB: 2 BB: 0 P: 17	R: 0 E: 0 K: 1 S: 8 H: 1 LOB: 1 BB: 0 P: 9	R: 0 E: 0 K: 1 S: 6 H: 0 LOB: 0 BB: 0 P: 8	R: 1 E: 0 K: 0 S: 8 H: 2 LOB: 1 BB: 0 P: 10	R: 0 E: 0 K: 2 S: 9 H: 1 LOB: 2 BB: 1 P: 14	R: 1 E: 0 K: 0 S: 10 H: 2 LOB: 2 BB: 0 P: 15		1B: 10 2B: 1 3B: 0 HR: 0	SF: 0 SAC: 0 DP: 0 HBP: 1					

PITCHER		IP	WLS	BF	H	R	ER	SO	BB	IBB	HBP	BLK	WP	HR	S	P	ERA	WHIP
31 Matt Belisle, R ERA: 5.02	(1, 1)	7.0		31	9	1	1	6	2	0	0	0	0	0	69	101	1.29	1.571
Mike Stanton, L ERA: 4.31	(8, 1)	0.2	L	4	2	1	1	0	0	0	0	0	0	0	7	9	13.50	3.000
Kirk Saarloos, R ERA: 6.75	(8, 1)	0.1		2	0	0	0	0	0	0	1	0	0	0	3	6	0.00	0.000

PITCHER	IP	WLS	BF	H	R	ER	SO	BB	IBB	HBP	BLK	WP	HR	S	P	ERA	WHIP

BOTTOM

Cincinnati Reds @ New York Mets

Shea Stadium, Flushing, NY

Sat Jul 14 2007, 7:30 PM EDT
Att. 51,742 - Cloudy - 78 F

livebaseballscorecards.com

AB	34
R	2
H	11
RBI	2
BB	2
SO	6
LOB	23

Batter	1	2	3	4	5	6	7	8	9	AB	R	H	RBI	BB	SO	LOB
6 Ryan Freel, R (1, 8) OBP: 0.299, SLG: 0.350	B B C X 2-1 ① P6		B F S C 1-3 ② K		B X 1-0 ③ FC6-4 1-2f		B C B X 2-1 ③ F8			4	0	0	0	0	1	1
30 Norris Hopper, R (1, 9) OBP: 0.324, SLG: 0.333	C F B B B F F B 4-2 4 CS BB		B F B S B X 3-2 F9			B S X 1-1 4 1B 1B		C B S F S 1-3 ① K		3	1	1	0	1	1	0
Jeff Conine, R (1, 3) OBP: 0.324, SLG: 0.403	B F 1 SAFE F 1 SAFE 1 SAFE X 1-2 ② L9			B C B F B F B 4-2 4 G5-4-3 BB		B B F X 2-1 4 1B 1-2 1B		B C X 1-1 ② G6-3		3	0	1	0	1	0	1
4 Brandon Phillips, R (1, 4) OBP: 0.327, SLG: 0.497	B S 1 SAFE 1-1 ③ CS 1-2	X 0-0 E6 26 S 1B		X 0-0 ① ② G5-4-3 1-2f		C S X 0-2 1-2 2-H 1B		S B B C C 2-3 ③ K		4	0	2	1	0	1	1
Adam Dunn, L (1, 7) OBP: 0.358, SLG: 0.546		C F B B S 2-3 ① K		B X 1-0 HR		C C X 0-2 ① L8			B C X 1-1 ① G3	4	1	1	1	0	1	3
28 Edwin Encarnación, R (1, 5) OBP: 0.346, SLG: 0.379		B B S B B 4-1 26 S BB		C F X 0-2 ③ P2		C F B X 1-2 ② F3			C X 0-1 ② F7	3	0	0	0	1	0	2
58 Pedro Lopez, R (1, 6) OBP: 0.143, SLG: 0.143		C B S X 1-2 ② P3			C X 0-1 6 FC6-4 1B	X 0-0 ③ P6			B B C X 2-1 ③ L8	4	0	1	0	0	0	4
26 David Ross, R (1, 2) OBP: 0.243, SLG: 0.389		S T F B B B S 3-3 ③ K 1-2 2-3			B F F S 1-3 ① K	X 0-0 G5-4-3 1B				3	0	1	0	0	2	3
Kyle Lohse, R (1, 1) OBP: 0.182, SLG: 0.161			C F S 0-3 ① K		L L 0-3 ② K	X 0-0 ① ② G5-4-3 1-2f				2	0	0	0	0	2	1
Mike Gosling, L (5, 1)										0	0	0	0	0	0	0
56 Todd Coffey, R (6, 1)										0	0	0	0	0	0	0
Chad Moeller, R (7, PH) OBP: 0.167, SLG: 0.250										1	0	0	0	0	0	1
51 Jared Burton, R (7, 1)										0	0	0	0	0	0	0
40 Jon Coutlangus, L (8, 1)										0	0	0	0	0	0	0
Inning Stats	R: 0 E: 0 K: 0 S: 10 H: 0 LOB: 0 BB: 1 P: 18	R: 0 E: 1 K: 2 S: 12 H: 1 LOB: 2 BB: 1 P: 22	R: 0 E: 0 K: 2 S: 9 H: 0 LOB: 0 BB: 0 P: 13	R: 1 E: 0 K: 0 S: 8 H: 1 LOB: 0 BB: 1 P: 13	R: 0 E: 0 K: 2 S: 9 H: 1 LOB: 1 BB: 0 P: 11	R: 1 E: 0 K: 0 S: 14 H: 3 LOB: 2 BB: 0 P: 18	R: 0 E: 0 K: 0 S: 4 H: 1 LOB: 0 BB: 0 P: 6	R: 0 E: 0 K: 2 S: 9 H: 0 LOB: 0 BB: 0 P: 13	R: 0 E: 0 K: 0 S: 6 H: 0 LOB: 0 BB: 0 P: 9	1B: 6 2B: 0 3B: 0 HR: 1 SF: 0 SAC: 0 DP: 2 HBP: 0						

TOP

Cincinnati Reds @ New York Mets

Shea Stadium, Flushing, NY

Sun Jul 15 2007, 1:10 PM EDT
Att. 52,186 - Partly Cloudy - 87 F

livebaseballscorecards.com

AB	31
R	2
H	7
RBI	2
BB	3
SO	8
LOB	17

PITCHER		IP	WLS	BF	H	R	ER	SO	BB	IBB	HBP	BLK	WP	HR	S	P	ERA	WHIP
Oliver Pérez, L ERA: 3.13	(1, 1)	6.0	W	25	6	2	2	6	3	0	0	0	0	1	62	95	3.00	1.500
25 Pedro Feliciano, L ERA: 2.36	(7, 1)	1.0	H	3	1	0	0	0	0	0	0	0	0	0	4	6	0.00	1.000
Aaron Heilman, R ERA: 3.65	(8, 1)	1.0	H	3	0	0	0	2	0	0	0	0	0	0	9	13	0.00	0.000
13 Billy Wagner, L ERA: 1.52	(9, 1)	1.0	S	3	0	0	0	0	0	0	0	0	0	0	6	9	0.00	0.000

PITCHER	IP	WLS	BF	H	R	ER	SO	BB	IBB	HBP	BLK	WP	HR	S	P	ERA	WHIP

WP: 0 PB: 0 SB: 2 CS: 1 PA: 35

Cincinnati Reds @ New York Mets

Shea Stadium, Flushing, NY

Sun Jul 15 2007, 1:10 PM EDT

Att. 52,186 - Partly Cloudy - 87 F

BOTTOM

livebaseballscorecards.com

Batter	1	2	3	4	5	6	7	8	9	AB	R	H	RBI	BB	SO	LOB
7 José Reyes, S (1, 6) OBP: 0.389, SLG: 0.453	CSBBX 2-2 15 CS 1B	FFBBFX 2-2 ③ G6-3			BBC1BSFFX 3-2 SAFE 1-H HR		BBBB 4-0 15 G4-3 G4-3 BB			3	1	2	2	1	0	1
Ruben Gotay, S (1, 4) OBP: 0.372, SLG: 0.528	BCC1SAFC 1-3 ① K	BCFX 1-2 ① G6-3			BBX 2-0 ① P6		BC1SAFBFFFBF 3-2 X ① G4-3 1-2			4	0	0	0	0	1	2
15 Carlos Beltrán, S (1, 8) OBP: 0.340, SLG: 0.463	BCBSFS 2-3 ② ③ K 1-2	X 0-0 ② G3-1			CFBFBFBB 4-2 BB		X 0-0 ② G4-3 2-3			3	0	0	0	1	1	2
5 David Wright, R (1, 5) OBP: 0.376, SLG: 0.503		BCX 1-1 21 BB 11 2B 1B	BBFCS 2-3 ③ K		1SAFBBF1FX 2-2 SAFE ② F9		CFBS 1-3 ③ K			4	1	1	0	0	2	2
21 Carlos Delgado, L (1, 3) OBP: 0.313, SLG: 0.434		BBBBB 4-0 11 2B 1-2 2B BB		BBBB 4-0 BB	1CFBX 1-2 SAFE ③ G3			BFBX 2-1 17 WP 11 1B 1B		2	1	1	0	2	0	1
11 Ramon Castro, R (1, 2) OBP: 0.367, SLG: 0.556	CBBSFFX 2-2 1-3 2-H 2B 2B			BTSFFFBX 2-2 ① F9		BCBBB 4-1 17 FC3-6 BB		X 0-0 17 WP 1-2 1B		3	1	2	1	1	0	1
17 David Newhan, L (1, 7) OBP: 0.284, SLG: 0.267	X 0-0 ① L4			BBCBX 3-1 ② F8		BFBBBC1SAFX 3-2 ① FC3-6 1-2f		LBBFFFX 2-2 ① G6-3 1-2 2-3		4	0	0	0	0	0	6
Lastings Milledge, R (1, 9) OBP: 0.263, SLG: 0.444	X 0-0 2-H 3-H 2B			SSX 0-2 ③ F9		BX 1-0 ② F8		IIII 4-0 22 G6-4-3 IBB		3	0	1	2	1	0	2
Oliver Pérez, L (1, 1) OBP: 0.267, SLG: 0.267 3 Damion Easley, R (6, PH) OBP: 0.337, SLG: 0.447 25 Pedro Feliciano, L (7, 1) Aaron Heilman, R (8, 1) 22 Jose Valentin, S (8, PH) OBP: 0.293, SLG: 0.383 13 Billy Wagner, L (9, 1)	SX 0-1 ② L7				BSFX 1-2 7 HR 1B	BFBX 2-1 ③ F9		CSBX 1-2 ② ③ G6-4-3 1-2f		2 1 0 0 1 0	1 0 0 0 0 0	1 0 0 0 0 0	0 0 0 0 0 0	0 0 0 0 0 0	0 0 0 0 0 0	1 1 0 0 3 0
Inning Stats	R: 0 E: 0 K: 2 S: 11 H: 1 LOB: 0 BB: 0 P: 16	R: 3 E: 0 K: 0 S: 15 H: 3 LOB: 1 BB: 1 P: 24	R: 0 E: 0 K: 1 S: 8 H: 0 LOB: 0 BB: 0 P: 11	R: 0 E: 0 K: 0 S: 11 H: 0 LOB: 1 BB: 1 P: 20	R: 2 E: 0 K: 0 S: 20 H: 2 LOB: 1 BB: 1 P: 33	R: 0 E: 0 K: 0 S: 7 H: 0 LOB: 1 BB: 1 P: 17	R: 0 E: 0 K: 1 S: 10 H: 0 LOB: 1 BB: 1 P: 18	R: 0 E: 0 K: 0 S: 11 H: 2 LOB: 2 BB: 1 P: 20		1B: 5 2B: 2 3B: 0 HR: 1	SF: 0 SAC: 0 DP: 1 HBP: 0			WP: 1 PB: 0 SB: 0 CS: 1	PA: 36	

	AB	30
	R	5
	H	8
	RBI	5
	BB	6
	SO	4
	LOB	22

PITCHER	IP	WLS	BF	H	R	ER	SO	BB	IBB	HBP	BLK	WP	HR	S	P	ERA	WHIP
Kyle Lohse, R (1, 1) ERA: 4.68	4.2	L	22	6	5	5	3	3	0	0	0	0	1	62	100	9.64	1.929
Mike Gosling, L (5, 1) ERA: 4.91	1.0		4	0	0	0	0	1	0	0	0	0	0	8	17	0.00	1.000
56 Todd Coffey, R (6, 1) ERA: 4.79	0.1		1	0	0	0	0	0	0	0	0	0	0	2	4	0.00	0.000
51 Jared Burton, R (7, 1) ERA: 4.22	1.1		8	2	0	0	1	1	1	0	0	1	0	18	34	0.00	2.250
40 Jon Coutlangus, L (8, 1) ERA: 4.02	0.2		1	0	0	0	0	0	0	0	0	0	0	3	4	0.00	0.000

PITCHER	IP	WLS	BF	H	R	ER	SO	BB	IBB	HBP	BLK	WP	HR	S	P	ERA	WHIP

Batter	1	2	3	4	5	6	7	8	9	AB	R	H	RBI	BB	SO	LOB
7 José Reyes, S (1, 6) OBP: 0.390, SLG: 0.454	F CH 72 S CH 73 X 0-2 ① F8		B CU 71 F FC 83 C CU 70 X FA 87 1-2 2-3 1B		C X 0-1 1-2 G6-3 1B		1 SAFE B FA 95 B FA 96 B CU 83 C FA 95 C FA 96 3-2 ③ CS 1-2	C FA 92 B CH 81 F FA 93 F CH 80 S 1-3 ① K		4	0	2	0	0	1	0
Lastings Milledge, R (1, 7) OBP: 0.217, SLG: 0.364	C F FC 84 B SL 73 F CH 77 F S 1-3 ② K		C FA 87 B FA 87 X CU 71 1-1 ③ G5-3		C SL 84 B CU 70 F FA 88 F FA 88 X FA 89 1-2 ② G6-3 1-2 2-3			B CU 78 C CU 80 C FA 95 B FA 93 X CH 81 2-2 ② L5		4	0	0	0	0	1	4
15 Carlos Beltrán, S (1, 8) OBP: 0.337, SLG: 0.458	B F FC 83 C FC 82 F SL 74 F FC 83 F CH 72 B F F 3-2 ③ G6-3			B X FA 87 1-0 ① F8	C FA 88 S CU 73 X FA 88 0-2 ③ G4-3			B FA 93 C FA 92 B FA 92 F FA 92 B FA 93 X FA 91 3-2 ③ L7		4	0	0	0	0	0	2
5 David Wright, R (1, 5) OBP: 0.379, SLG: 0.506		F FA 88 F SL 83 B FA 87 X CU 70 1-2 ① G5-3		X FA 88 0-0 21 1B 16 1B 1B		B CH 79 C CU 70 X SL 80 1-1 21 CS 1B			C FA 89 X FA 87 0-1 21 G1-6-3 1B	4	1	3	0	0	0	0
21 Carlos Delgado, L (1, 3) OBP: 0.313, SLG: 0.432		B FA 88 S FC 82 F SL 82 X SL 83 1-2 ② G4-3		S FC 85 X SL 82 0-1 16 1B 1-2 1B		1 SAFE B CU 70 C FA 85 X SL 80 1-1 ①② G3 1-2			C FA 88 F FA 87 X CU 78 0-2 ①② G1-6-3 1-2f	4	0	1	0	0	0	2
16 Paul Lo Duca, R (1, 2) OBP: 0.314, SLG: 0.362		B FA 88 B FA 88 F FA 89 B FA 88 X FA 87 3-1 ③ G5-3		B FA 87 2 SAFE F CU 72 C CU 70 B FC 83 X CU 71 2-2 G6-4-3 1-2 2-H 1B		B FA 86 F CU 69 F FA 86 X CH 73 1-2 ③ L4			B FA 88 B FA 86 C FA 88 X FA 87 2-1 ③ G4-3	4	0	1	1	0	0	0
Shawn Green, L (1, 9) OBP: 0.326, SLG: 0.424			C FA 87 B FA 87 S SL 82 B SL 83 S FA 87 2-3 ① K	B SL 83 X FA 87 1-0 ②③ G6-4-3 1-2f			B FA 97 F FA 96 B FA 96 B FA 96 X FA 96 3-1 ① G5-3			3	0	0	0	0	1	2
22 Jose Valentin, S (1, 4) OBP: 0.288, SLG: 0.376			B FA 88 F SL 83 X CU 71 1-1 ② P6		B FA 88 C CH 78 X FC 85 1-1 ① G5-3		C CU 84 B FA 97 F CU 84 C FA 97 1-3 ② K			3	0	0	0	0	1	0
Jorge Sosa, R (1, 1) OBP: 0.261, SLG: 0.200 Ruben Gotay, S (7, PH) OBP: 0.379, SLG: 0.533 35 Joe Smith, R (7, 1) 25 Pedro Feliciano, L (7, 1) Aaron Heilman, R (8, 1) Scott Schoeneweis, L (8, 1)			C FA 88 B CU 69 C FA 88 F CU 70 B FA 88 X FC 84 2-2 7 1B 2B		C CU 70 B CU 70 B SL 81 B FA 88 B FA 88 4-1 G6-3 7 1B BB		B CU 85 C FA 96 S FA 96 X SL 86 1-2 7 CS 1B			1 0 1 0 1 0 0 1 0 1 0 0 0 0 0 0 0 0 0 0 0 0 0 0 0 0 0 0 0 0 0 0 0 0 0 0 0 0 0 0 0 0						
Inning Stats	R: 0 E: 0 K: 1 S: 17 H: 0 LOB: 0 BB: 0 P: 21	R: 0 E: 0 K: 0 S: 8 H: 0 LOB: 0 BB: 0 P: 13	R: 0 E: 0 K: 1 S: 14 H: 2 LOB: 2 BB: 0 P: 21	R: 1 E: 0 K: 0 S: 8 H: 3 LOB: 1 BB: 0 P: 12	R: 0 E: 0 K: 0 S: 12 H: 1 LOB: 2 BB: 1 P: 18	R: 0 E: 0 K: 0 S: 7 H: 1 LOB: 0 BB: 0 P: 10	R: 0 E: 0 K: 1 S: 10 H: 1 LOB: 0 BB: 0 P: 18	R: 0 E: 0 K: 1 S: 10 H: 0 LOB: 0 BB: 0 P: 16	R: 0 E: 0 K: 0 S: 7 H: 1 LOB: 0 BB: 0 P: 9	1B: 8 2B: 1 3B: 0 HR: 0	SF: 0 SAC: 0 DP: 2 HBP: 0					

PITCHER		IP	WLS	BF	H	R	ER	SO	BB	IBB	HBP	BLK	WP	HR	S	P	ERA	WHIP
David Wells, L ERA: 4.15	(1, 1)	6.0	W	24	7	1	1	2	1	0	0	0	0	0	66	95	1.50	1.333
21 Heath Bell, R ERA: 2.22	(7, 1)	1.0	H	3	1	0	0	1	0	0	0	0	0	0	10	18	0.00	1.000
Scott Linebrink, R ERA: 2.55	(8, 1)	1.0	H	3	0	0	0	1	0	0	0	0	0	0	10	16	0.00	0.000
43 Cla Meredith, R ERA: 3.8	(9, 1)	1.0		3	1	0	0	0	0	0	0	0	0	0	7	9	0.00	1.000

PITCHER	IP	WLS	BF	H	R	ER	SO	BB	IBB	HBP	BLK	WP	HR	S	P	ERA	WHIP

TOP

New York Mets @ San Diego Padres

PETCO Park, San Diego, CA

Mon Jul 16 2007, 10:05 PM EDT

Att. 35,802 - Partly Cloudy - 69 F

livebaseballscorecards.com

AB	32
R	1
H	9
RBI	1
BB	1
SO	4
LOB	10

WP: 0 PB: 0 SB: 0 CS: 2 PA: 34

New York Mets @ San Diego Padres

PETCO Park, San Diego, CA

Mon Jul 16 2007, 10:05 PM EDT

Att. 35,802 - Partly Cloudy - 69 F

livebaseballscorecards.com

BOTTOM

Batter	1	2	3	4	5	6	7	8	9	AB	R	H	RBI	BB	SO	LOB
24 Brian Giles, L (1, 9) OBP: 0.384, SLG: 0.375	B X 1-0 ① F8	C FA 89 B FA 95 C FA 96 B FA 96 F FA 87 X SL 88 2-2 ③ G4-3			B FA 92 C SL 84 C FA 86 B FA 95 B FA 94 F SL 86 F FA 87 X FA 87 3-2 22 CS 1B		B FA 88 B FA 89 X FA 89 2-0 ① FC1-6-2 22 G6-3 1-2 2-3 3-Hf			4	0	1	0	0	0	5
22 Marcus Giles, R (1, 4) OBP: 0.312, SLG: 0.333	B FF 92 X CH 85 1-0 ② G5-3		F FA 92 B FA 94 B SL 86 B CH 85 C FA 86 B SL 87 4-2 F7 23 1B BB		C FA 86 B FA 94 S SL 85 X FA 95 1-2 ①② F8 1-2		B CH 74 X FA 89 1-0 ② G6-3 1-2 2-3 3-H			3	0	0	1	1	0	3
23 Adrián González, L (1, 3) OBP: 0.335, SLG: 0.459	C FA 91 B FA 87 B FA 88 S FA 89 F FA 88 F FA 89 B X 3-2 ③ G4-3		1 SAFE F FA 86 B FA 94 1 SAFE B FA 86 X FA 88 2-1 F7 1-2 1B		B FA 95 X FA 87 1-0 ③ G4-3		F FA 90 S FA 90 B FA 91 B SL 79 B SL 78 F FA 90 S FA 91 3-3 ③ K			4	0	1	0	0	1	2
Mike Cameron, R (1, 8) OBP: 0.324, SLG: 0.445		X FA 93 0-0 ① L7	B FA 88 S FA 87 X FA 88 1-1 ① F7 1-2 2-3			F CH 83 S SL 86 S SL 86 0-3 ① K		B FA 96 B CH 86 F FA 96 B FA 95 F FA 96 X FA 97 3-2 HR		4	1	1	1	0	1	2
Milton Bradley, S (1, 7) OBP: 0.396, SLG: 0.434		B FA 94 C FA 87 B FA 88 B FA 95 B FA 96 4-1 3 2B 4 1B BB	B FA 96 C CH 85 F FA 97 C SL 87 1-3 ② K			B FA 87 B FA 94 C CH 85 F FA 94 F FA 87 B FA 87 F SL 87 X FA 94 3-2 ② F7		X FA 96 0-0 3 E 3 S 4 1B 1B		3	2	1	0	1	1	2
3 Khalil Greene, R (1, 6) OBP: 0.277, SLG: 0.471		B FA 86 F FA 89 B FA 96 1 SAFE X SL 86 2-1 4 1B 1-3 2B	C FA 89 F SL 88 B FA 95 X FA 88 1-2 ③ G5-3			C FA 87 B SL 87 X SL 87 1-1 ③ G5-3		B FA 94 1 SAFE S CH 84 D CH 85 B FA 95 F FA 95 F CH 86 S FA 97 3-3 ① K 1-3		4	1	1	0	0	1	3
4 Michael Barrett, R (1, 2) OBP: 0.306, SLG: 0.410		X FA 87 0-0 1B 2-H 3-H 1B		S SL 86 F CH 86 B FA 92 B SL 87 F FA 88 S SL 89 2-3 ① K2-3			B FA 88 B FA 88 C FA 88 F FA 88 X SL 80 2-2 E 5 1B 24 FC1-6-2 1B	X FA 96 0-0 5 G4-3 3-H 1B		4	0	3	3	0	1	0
5 Kevin Kouzmanoff, R (1, 5) OBP: 0.299, SLG: 0.424		C FA 94 B SL 88 X FA 87 1-1 ② F8		B FA 93 B FA 86 F FA 87 B SL 89 X FA 87 3-1 ② P3			C FA 88 X FA 88 0-1 24 FC1-6-2 E 22 G6-3 1-2 1B	C FA 96 S CH 85 X FA 95 0-2 ② G4-3 1-2		4	1	1	0	0	0	2
David Wells, L (1, 1) OBP: 0.094, SLG: 0.094 21 Heath Bell, R (7, 1) José Cruz Jr., S (7, PH) OBP: 0.324, SLG: 0.392 Scott Linebrink, R (8, 1) Russell Branyan, L (8, PH) OBP: 0.336, SLG: 0.451 43 Cla Meredith, R (9, 1)		B FA 94 F FA 94 X FA 87 1-1 2-3 1B		C FA 95 F FA 96 S SL 88 0-3 ③ K			M CH 75 X FA 89 0-1 FC1 22 G6-3 24 FC1-6-2 1-2 2-3	F FA 92 B FA 85 S SL 84 X FA 86 1-2 ③ F8		2 0 1 0 1 0	0 0 0 0 0 0	1 0 0 0 0 0	0 0 0 0 0 0	1 0 0 0 0 0	0 0 2 0 1 0	0 0 0 0 1 0
Inning Stats	R: 0 E: 0 K: 0 S: 7 H: 0 LOB: 0 BB: 0 P: 12	R: 2 E: 0 K: 0 S: 13 H: 3 LOB: 2 BB: 1 P: 23	R: 0 E: 0 K: 1 S: 12 H: 1 LOB: 2 BB: 1 P: 21	R: 0 E: 0 K: 2 S: 9 H: 0 LOB: 0 BB: 0 P: 14	R: 0 E: 0 K: 0 S: 9 H: 1 LOB: 0 BB: 0 P: 14	R: 0 E: 0 K: 1 S: 10 H: 0 LOB: 0 BB: 0 P: 14	R: 1 E: 1 K: 1 S: 13 H: 2 LOB: 2 BB: 0 P: 21	R: 2 E: 1 K: 1 S: 15 H: 3 LOB: 1 BB: 0 P: 22		1B: 8 2B: 1 3B: 0 HR: 1	SF: 0 SAC: 0 DP: 0 HBP: 0		WP: 0 PB: 0 SB: 1 CS: 1	PA: 36		

	AB	R	H	RBI	BB	SO	LOB
AB	34						
R	5						
H	10						
RBI	5						
BB	2						
SO	6						
LOB	22						

PITCHER		IP	WLS	BF	H	R	ER	SO	BB	IBB	HBP	BLK	WP	HR	S	P	ERA	WHIP
Jorge Sosa, R ERA: 3.84	(1, 1)	6.0	L	24	5	2	2	4	2	0	0	0	0	0	60	98	3.00	1.167
35 Joe Smith, R ERA: 2.68	(7, 1)	0.0		2	2	1	0	0	0	0	0	0	0	0	5	7	∞	∞
25 Pedro Feliciano, L ERA: 2.29	(7, 1)	1.0		4	0	0	0	1	0	0	0	0	0	0	8	14	0.00	0.000
Aaron Heilman, R ERA: 4.0	(8, 1)	0.2		5	3	2	2	1	0	0	0	0	0	1	12	18	27.00	4.500
Scott Schoeneweis, L ERA: 5.05	(8, 1)	0.1		1	0	0	0	0	0	0	0	0	0	0	3	4	0.00	0.000

PITCHER		IP	WLS	BF	H	R	ER	SO	BB	IBB	HBP	BLK	WP	HR	S	P	ERA	WHIP

New York Mets @ San Diego Padres

PETCO Park, San Diego, CA

Tue Jul 17 2007, 10:05 PM EDT

Att. 31,660 - Clear - 68 F

livebaseballscorecards.com

TOP

Batter	1	2	3	4	5	6	7	8	9	AB	R	H	RBI	BB	SO	LOB
7 José Reyes, S (1, 6) OBP: 0.386, SLG: 0.448	C FA 92 F FF 94 B FA 97 F FA 87 X CH 87 1-2 ① F8		B FA 93 X FA 90 1-0 ② P4		L FA 94 B FA 94 L FA 95 F FA 95 B FA 88 X FA 95 2-2 ① F7 1-2		B FA 93 C SL 81 B FA 93 X FA 91 2-1 ② G3-1		X CU 73 0-0 E5 22 S 22 PB 21 1B	5	1	0	0	0	0	1
22 Jose Valentin, S (1, 4) OBP: 0.297, SLG: 0.375	S FA 96 F FC 90 B FA 97 B CH 87 F FA 97 X FA 97 2-2 ② F8		B CH 85 B FC 89 F FA 96 B FC 90 X FA 96 3-1 ③ F8		B FA 88 C FA 89 X FA 94 1-1 15 WP 15 2B 2-H 1B		B SL 80 B FA 92 C FA 91 B FA 91 B FA 93 4-1 15 S BB		1 SAFE L CU 74 1 SAFE B CU 71 D CU 72 B FA 92 B FA 91 4-1 15 G6-3 21 1B 1-3 BB	3	2	1	1	2	0	0
15 Carlos Beltrán, S (1, 8) OBP: 0.340, SLG: 0.464	X FA 91 0-0 2B			B FA 94 B FF 95 B FA 95 C FF 95 B FA 94 4-1 21 BB 16 1B BB	C FA 95 F FA 94 D SL 83 F FC 89 B FA 95 X SL 89 2-2 1-H 2B		B FA 92 F FA 91 B FC 91 1 SAFE B FA 91 F FA 92 S FA 92 3-3 ③ K 1-2		C CU 74 B FA 92 X FA 91 1-1 ① G6-3 1-2	4	1	2	1	1	1	3
5 David Wright, R (1, 5) OBP: 0.380, SLG: 0.501	X FA 97 0-0 ③ F9			**1 SAFE** **1 SAFE** **F FA 97** **1 SAFE** **F FA 90** **B FF 97** 1 SAFE S SL 85 1-3 ① K	B SL 89 B SL 88 S FC 89 2 SAFE S FC 88 S SL 88 2-3 ② K			F FA 91 B SL 79 B SL 81 B FA 93 B FC 92 4-1 21 1B SH3 SF9 BB	I IN 77 I IN 82 I IN 82 I IN 82 4-0 21 1B BB 16 G4-3 IBB	3	2	0	0	2	2	3
21 Carlos Delgado, L (1, 3) OBP: 0.316, SLG: 0.433		B FA 94 C FC 89 S FC 90 T FA 96 1-2 ① K		F FA 90 B FA 96 B FA 95 B FA 97 B FC 91 4-1 16 1B 1-2 BB	B FA 88 X FA 88 1-0 ③ G3			F FA 92 1 SAFE X FA 92 0-1 SH3 1-2 1B	X CU 74 0-0 16 G4-3 BB 1-2 2-H 3-H 1B	4	0	2	2	1	1	1
Shawn Green, L (1, 9) OBP: 0.328, SLG: 0.423		B FA 96 F FF 95 C FF 96 F SL 89 X FA 96 1-2 16 FC4-6 1B		B FA 96 F FA 96 F FA 96 F FA 92 F FA 95 B FF 96 F SL 88 B FA 96 X FA 89 3-2 ② F7		F FC 88 B FA 92 F SL 88 X FA 94 1-2 ① G4-1		B SL 84 X FA 91 1-0 ① SH3 1-2 2-3	B SL 72 B FA 92 B FA 91 C FA 91 B FA 92 4-1 16 G4-3 1-2 2-3 BB	3	0	1	0	1	0	2
16 Paul Lo Duca, R (1, 2) OBP: 0.316, SLG: 0.360		X FF 96 0-0 ② FC4-6 1-2f		C FC 90 F SL 84 D SL 84 X FA 97 1-2 1-2 2-H 1B		B FA 95 B FF 94 B FA 94 C FA 92 X FF 93 3-1 ② G1-3		B SL 83 B SL 83 I IN 82 I IN 83 4-0 IBB	B CU 72 X FA 91 1-0 ② G4-3 1-2 2-3 3-H	4	0	1	2	1	0	3
Lastings Milledge, R (1, 7) OBP: 0.179, SLG: 0.308		S FC 90 B FA 96 F FA 90 F SL 83 1 SAFE S SL 84 1-3 ③ K		S FC 89 S FC 90 S FC 86 0-3 ③ K		C SL 82 X FA 88 0-1 ③ P2		B FA 94 X FA 93 1-0 ② SF9 3-H	C FA 92 B FA 93 B CU 72 X FA 92 2-1 ③ G4-3	4	0	0	1	0	2	5
26 Orlando Hernandez, R (1, 1) OBP: 0.226, SLG: 0.290 Ruben Gotay, S (8, PH) OBP: 0.375, SLG: 0.527 25 Pedro Feliciano, L (8, 1) 59 Guillermo Mota, R (9, 1)			C FF 94 X FA 89 0-1 ① B3		B FA 93 C FA 92 F FA 94 X SL 80 1-2 7 S 22 1B 1B		S FA 92 X FA 94 0-1 ① G3	F FA 92 B FA 94 X FA 94 1-1 ③ L5		3 1 0 0	1 0 0 0	1 0 0 0	0 0 0 0	0 0 0 0	0 2 0 0	0 0 0 0

Inning Stats	1	2	3	4	5	6	7	8	9	1B: 6	SF: 1	WP: 1	PA: 44
R:	0	0	0	1	2	0	0	1	3	2B: 2	SAC: 1	PB: 1	
E:	0	0	0	0	0	0	0	0	1	3B: 0	DP: 0	SB: 3	
K:	0	2	0	2	1	0	1	2	0	HR: 0	HBP: 0	CS: 0	
S:	10	12	5	17	17	7	8	7	9				
H:	1	1	0	1	3	0	0	1	1				
LOB:	1	1	0	2	1	0	1	2	2				
BB:	0	0	0	2	0	0	1	2	3				
P:	13	15	9	30	26	11	17	18	25				

PITCHER		IP	WLS	BF	H	R	ER	SO	BB	IBB	HBP	BLK	WP	HR	S	P	ERA	WHIP
44 Jake Peavy, R ERA: 2.3	(1, 1)	6.0	L	26	6	3	3	5	2	0	0	0	1	0	68	104	4.50	1.333
41 Kevin Cameron, R ERA: 0.57	(7, 1)	2.0		10	1	1	1	1	2	1	0	0	0	0	15	35	4.50	1.500
40 Royce Ring, L ERA: 2.92	(9, 1)	1.0		8	1	3	1	0	2	1	0	0	0	0	9	25	9.00	3.000

AB	34
R	7
H	8
RBI	7
BB	8
SO	6
LOB	20

BOTTOM

New York Mets @ San Diego Padres

PETCO Park, San Diego, CA

Tue Jul 17 2007, 10:05 PM EDT

Att. 31,660 - Clear - 68 F

livebaseballscorecards.com

Batter	1	2	3	4	5	6	7	8	9	AB	R	H	RBI	BB	SO	LOB
24 Brian Giles, L (1, 9) OBP: 0.378, SLG: 0.368	B FA 84 F FA 86 B CU 70 X FA 87 2-1 F7 ①		B CU 70 C CH 84 B CH 85 B CU 74 F FA 90 F FF 91 X SL 76 3-2 G3-1 ③		C SL 75 B SL 78 B FA 91 C FA 90 B SL 78 X SL 78 3-2 F9 ③			C FA 89 B SL 78 X FA 89 1-1 G3 ② 1-2		4	0	0	0	0	0	2
22 Marcus Giles, R (1, 4) OBP: 0.309, SLG: 0.329	C CU 68 B SL 73 B SI 88 X SI 88 2-1 F8 ②			C CU 72 X SL 76 0-1 G6-3 ①		C SI 88 F FA 90 S SL 78 0-3 K ①		S CH 74 B SL 78 S FA 90 B SL 79 C SL 77 2-3 K ③		4	0	0	0	0	2	1
23 Adrián González, L (1, 3) OBP: 0.337, SLG: 0.465	B CU 68 B CU 71 X FA 88 2-0 2B			B FA 86 X CU 66 1-0 2B		B SL 74 B FF 89 C CU 72 B SL 76 X FA 88 3-1 G4-3 ②			X CH 87 0-0 F8 ①	4	0	2	0	0	0	0
Milton Bradley, S (1, 7) OBP: 0.390, SLG: 0.419	C CU 67 F FF 88 X CU 74 0-2 L3 ③			B CH 82 B SL 75 B FA 90 I IN 80 4-0 IBB		C CU 74 B FA 89 C FA 89 B SL 76 X FA 90 2-2 G4-3 ③			F FA 97 B FA 97 S FA 89 S FA 89 1-3 K2-3 ②	3	0	0	0	1	1	1
3 Khalil Greene, R (1, 6) OBP: 0.274, SLG: 0.465		B FF 87 C CU 73 C FF 90 F FF 90 S FA 90 1-3 K ①		B SL 78 S SL 77 B SL 78 C FA 91 F SL 78 B SL 79 F FF 90 X FF 90 3-2 P5 ②			B FA 86 F FA 86 X FA 88 1-1 F8 ①		B FA 97 B FA 97 B FA 97 C FA 97 F FA 97 F FA 97 X FA 97 3-2 G5-3 ③	4	0	0	0	0	1	2
4 Michael Barrett, R (1, 2) OBP: 0.302, SLG: 0.406		X FA 89 0-0 G4-3 ②		F SL 78 B SL 78 B FA 91 B SL 79 X FA 89 3-1 P4 ③			X SI 87 0-0 P3 ②			3	0	0	0	0	0	2
5 Kevin Kouzmanoff, R (1, 5) OBP: 0.296, SLG: 0.419		B SL 75 X SL 75 1-0 G1-3 ③			C SL 74 X SL 75 0-1 F7 ①		C SL 74 X SL 76 0-1 P2 ③			3	0	0	0	0	0	0
Hiram Bocachica, R (1, 8) OBP: 0.261, SLG: 0.325 José Cruz Jr., S (8, PH) OBP: 0.322, SLG: 0.390 (9, 8)			C FF 89 S SL 76 S FF 92 0-3 K ①		B CU 66 C SL 74 B FA 90 B FA 89 F FF 88 S SL 73 3-3 K ②			C FA 89 S CH 75 F CH 77 S SL 79 0-3 K ①		2 1	0 0	0 0	0 0	0 0	2 1	0 0
44 Jake Peavy, R (1, 1) OBP: 0.205, SLG: 0.316 41 Kevin Cameron, R (7, 1) 28 Josh Bard, S (8, PH) OBP: 0.333, SLG: 0.373 40 Royce Ring, L (9, 1)			C CU 73 X SL 78 0-1 G1-3 ②		S SL 75 F FA 90 B FA 90 F SL 78 B FA 91 B SL 77 B FA 89 4-2 BB			S FA 90 B FA 90 B SL 79 X FA 90 2-1 24 G3 1B		1 0 1 0	0 0 0 0	0 0 1 0	0 0 0 0	1 0 0 0	0 0 0 0	0 0 0 0
Inning Stats	R: 0 H: 1 E: 0 LOB: 1 K: 0 BB: 0 S: 8 P: 14	R: 0 H: 0 E: 0 LOB: 0 K: 1 BB: 0 S: 6 P: 8	R: 0 H: 0 E: 0 LOB: 0 K: 1 BB: 0 S: 9 P: 12	R: 0 H: 1 E: 0 LOB: 2 K: 0 BB: 1 S: 10 P: 21	R: 0 H: 0 E: 0 LOB: 1 K: 1 BB: 1 S: 11 P: 21	R: 0 H: 0 E: 0 LOB: 0 K: 1 BB: 0 S: 8 P: 13	R: 0 H: 0 E: 0 LOB: 0 K: 0 BB: 0 S: 5 P: 6	R: 0 H: 1 E: 0 LOB: 1 K: 2 BB: 0 S: 11 P: 16	R: 0 H: 0 E: 0 LOB: 0 K: 1 BB: 0 S: 8 P: 12	1B: 1 SF: 0 2B: 2 SAC: 0 3B: 0 DP: 0 HR: 0 HBP: 0						

	AB	30
	R	0
	H	3
	RBI	0
	BB	2
	SO	7
	LOB	8

WP: 0 PA: 32
PB: 0
SB: 0
CS: 0

PITCHER		IP	WLS	BF	H	R	ER	SO	BB	IBB	HBP	BLK	WP	HR	S	P	ERA	WHIP
26 Orlando Hernandez, R ERA: 2.96	(1, 1)	7.0	W	25	2	0	0	4	1	1	0	0	0	0	57	95	0.00	0.429
25 Pedro Feliciano, L ERA: 2.23	(8, 1)	1.0		4	1	0	0	2	0	0	0	0	0	0	11	16	0.00	1.000
59 Guillermo Mota, R ERA: 6.08	(9, 1)	1.0		3	0	0	0	1	0	0	0	0	0	0	8	12	0.00	0.000

PITCHER	IP	WLS	BF	H	R	ER	SO	BB	IBB	HBP	BLK	WP	HR	S	P	ERA	WHIP

New York Mets @ San Diego Padres

PETCO Park, San Diego, CA

Wed Jul 18 2007, 10:05 PM EDT

Att. 32,524 - Clear - 69 F

TOP

livebaseballscorecards.com

Batter	1	2	3	4	5	6	7	8	9	AB	R	H	RBI	BB	SO	LOB
7 José Reyes, S (1, 6) OBP: 0.382, SLG: 0.443	C FA 86 L FC 86 B FA 87 S CH 81 1-3 K ①		S SI 87 B SL 81 S SL 82 B FA 88 B FA 88 S CH 82 3-3 K ③		S SI 87 B FA 88 F FA 88 X CH 83 1-2 F7 ③			B CH 82 F CH 81 B FA 95 S CH 82 X CH 81 2-2 F8 ②		4	0	0	0	0	2	2
22 Jose Valentin, S (1, 4) OBP: 0.302, SLG: 0.374	C FA 86 C FC 87 B FA 86 C FA 87 1-3 K ②			F CH 80 B FA 87 B CH 82 X CH 81 2-1 5 S 1B		C FA 86 X CH 78 0-1 G4-3 ①		B FA 93 B FA 93 B FA 92 C FA 92 B FA 93 4-1 15 WP 5 HR BB		3	1	1	0	1	1	0
15 Carlos Beltrán, S (1, 8) OBP: 0.339, SLG: 0.460	C FA 87 C FC 87 C FA 87 0-3 K ③			C FA 86 S FC 87 S FC 82 0-3 K ①		X FA 88 0-0 G5-3 ②		D CH 82 B FA 94 B FA 93 B FA 92 4-0 1-2 5 HR BB		3	1	0	0	1	2	1
5 David Wright, R (1, 5) OBP: 0.378, SLG: 0.507		C SI 87 B SI 87 C SI 86 X SL 85 1-2 G6-3 ①		1 SAFE C FA 86 C SI 88 F FF 88 X FA 88 0-2 G1-3 ② 1-2		C FA 88 B SL 81 S SL 81 S SL 80 1-3 K ③		X FA 93 0-0 1-H 2-H HR		4	1	1	3	0	1	1
21 Carlos Delgado, L (1, 3) OBP: 0.318, SLG: 0.442		C SI 86 B FA 87 X FC 86 1-1 G3 1B		B FC 86 B SL 81 T FC 87 F FC 86 C FA 88 2-3 K ③			B FA 90 B FA 89 X FA 90 2-0 HR	C CH 84 X CH 83 0-1 P5 ③		4	1	2	1	0	1	1
Shawn Green, L (1, 9) OBP: 0.327, SLG: 0.421		B FC 86 F FA 86 X CH 82 1-1 G3 ② 1-2			C FC 86 X CU 73 0-1 33 SH2-4 16 1B 1B		S CU 72 B SL 72 C FA 91 S SL 73 1-3 K ①		L FA 86 B FA 87 C FA 86 S CH 75 1-3 K ①	4	0	1	0	0	2	1
16 Paul Lo Duca, R (1, 2) OBP: 0.315, SLG: 0.359		C FA 88 F FA 88 F FA 88 X FA 89 0-2 G1 ③			X FA 81 0-0 33 SH2-4 1B 1-2		B CU 84 B FA 96 X FA 97 2-0 L4 ②		X FA 88 0-0 F7 ②	4	0	1	0	0	0	1
Lastings Milledge, R (1, 7) OBP: 0.156, SLG: 0.267			B FA 86 F FA 86 F CH 81 X FA 87 1-2 G3 ①		B FA 88 X FA 87 1-0 L1 ①		B SL 86 C CU 83 S SL 87 X SL 89 1-2 G5-3 ③		B SL 84 X SL 84 1-0 F7 ③	4	0	0	0	0	0	2
33 John Maine, R (1, 1) OBP: 0.179, SLG: 0.088 Scott Schoeneweis, L (7, 1) Ruben Gotay, S (8, PH) OBP: 0.371, SLG: 0.522 35 Joe Smith, R (8, 1) 25 Pedro Feliciano, L (8, 1)			C FA 87 C FA 86 B SI 86 X FA 86 1-2 G1-3 ②		X FA 86 0-0 SH2-4 ② 1-2 2-3			B FA 94 C FA 93 F CH 82 F FA 95 F FA 94 B CU 81 X CH 81 2-2 F7 ①		1 0 1 0 0	0 0 0 0 0	0 0 0 0 0	0 0 0 0 0	0 0 0 0 0	0 0 0 0 0	0 0 0 0 0
Inning Stats	R: 0 E: 0 K: 3 S: 9 H: 0 LOB: 0 BB: 0 P: 11	R: 0 E: 0 K: 0 S: 11 H: 1 LOB: 1 BB: 0 P: 14	R: 0 E: 0 K: 1 S: 9 H: 0 LOB: 0 BB: 0 P: 14	R: 0 E: 0 K: 2 S: 12 H: 1 LOB: 1 BB: 0 P: 16	R: 0 E: 0 K: 0 S: 8 H: 2 LOB: 2 BB: 0 P: 10	R: 0 E: 0 K: 1 S: 6 H: 0 LOB: 0 BB: 0 P: 7	R: 1 E: 0 K: 1 S: 8 H: 1 LOB: 0 BB: 0 P: 14	R: 3 E: 0 K: 0 S: 12 H: 1 LOB: 0 BB: 2 P: 24	R: 0 E: 0 K: 1 S: 5 H: 0 LOB: 0 BB: 0 P: 7	1B: 4 2B: 0 3B: 0 HR: 2 SF: 0 SAC: 1 DP: 0 HBP: 0						

	AB	32
	R	4
	H	6
	RBI	4
	BB	2
	SO	9
	LOB	9

WP: 1 PA: 35
PB: 0
SB: 1
CS: 0

PITCHER		IP	WLS	BF	H	R	ER	SO	BB	IBB	HBP	BLK	WP	HR	S	P	ERA	WHIP
Greg Maddux, R ERA: 4.25	(1, 1)	5.0		19	4	0	0	6	0	0	0	0	0	0	49	65	0.00	0.800
43 Cla Meredith, R ERA: 3.72	(6, 1)	1.0		3	0	0	0	1	0	0	0	0	0	0	6	7	0.00	0.000
40 Royce Ring, L ERA: 3.55	(7, 1)	0.1		2	1	1	1	1	0	0	0	0	0	1	4	7	27.00	3.000
21 Heath Bell, R ERA: 2.19	(7, 1)	0.2	H	2	0	0	0	0	0	0	0	0	0	0	4	7	0.00	0.000
Scott Linebrink, R ERA: 3.12	(8, 1)	1.0	W	6	1	3	3	0	2	0	0	0	1	1	12	24	27.00	3.000

PITCHER		IP	WLS	BF	H	R	ER	SO	BB	IBB	HBP	BLK	WP	HR	S	P	ERA	WHIP
Trevor Hoffman, R ERA: 1.85	(9, 1)	1.0	S	3	0	0	0	1	0	0	0	0	0	0	5	7	0.00	0.000

BOTTOM

New York Mets @ San Diego Padres

PETCO Park, San Diego, CA

Wed Jul 18 2007, 10:05 PM EDT

Att. 32,524 - Clear - 69 F

livebaseballscorecards.com

Batter	1	2	3	4	5	6	7	8	9	AB	R	H	RBI	BB	SO	LOB
24 Brian Giles, L (1, 9) OBP: 0.376, SLG: 0.363	C FA 92 B FA 92 B FA 87 B FA 92 B FA 93 4-1 23 2B BB	C FA 93 B CH 86 C FF 93 C FF 95 1-3 K ③			F FA 92 X SL 84 0-1 F8 ①		C FA 92 F FA 93 S SL 85 0-3 K ①			3	1	0	0	1	2	0
Milton Bradley, S (1, 7) OBP: 0.385, SLG: 0.444	L FA 94 B FA 88 S FA 94 B FA 94 F FA 94 F FA 88 1 SAFE X FA 95 2-2 F8 ①		X FA 91 0-0 HR		B SL 85 B CH 85 S FF 93 F CH 86 B FA 94 X FA 94 3-2 G6-3 ②		F FA 93 F SL 84 B FA 93 S SL 86 1-3 K ②			4	1	1	1	0	1	1
23 Adrián González, L (1, 3) OBP: 0.338, SLG: 0.477	F FA 94 X SL 88 0-1 3 1B 1-H 2B		B SL 85 F CH 85 F FA 93 B FA 94 S SL 86 2-3 K ①		X SL 86 0-0 HR		B FA 93 X FA 92 1-0 G4-3 ③			4	2	2	2	0	1	0
Mike Cameron, R (1, 8) OBP: 0.320, SLG: 0.440	B FA 87 C FA 94 C FA 94 B CH 88 F FF 94 F FA 95 F SL 88 S SL 87 2-3 K ②		S SL 85 F FA 94 B SL 86 F FA 94 C FF 94 1-3 K ②		B FA 94 C FF 94 X FA 93 1-1 F9 ③			C SL 80 B FA 89 B FA 88 C FA 88 F FA 89 X FA 88 2-2 G5-3 ①		4	0	0	0	0	2	1
3 Khalil Greene, R (1, 6) OBP: 0.276, SLG: 0.464	F FA 87 B FF 94 S FF 95 X FF 95 1-2 28 1B 2-H 1B		X FF 94 0-0 G5-3 ③			C FF 92 B SL 84 S SL 84 F FF 94 B FF 94 F FF 94 X CH 84 2-2 F7 ①		B SL 80 B FA 88 B FA 87 B FA 86 4-0 5 1B 1B BB		3	1	1	1	1	0	0
28 Josh Bard, S (1, 2) OBP: 0.332, SLG: 0.370	1 SAFE C FA 87 T FA 95 1 SAFE X FA 94 0-2 1-2 1B			B CH 82 C FF 92 X CH 84 1-1 L7 ①		F FF 93 X SL 83 0-1 F7 ②		S CH 80 D SL 82 B CH 79 F FA 89 C SL 80 2-3 K ②		4	0	1	0	0	1	1
5 Kevin Kouzmanoff, R (1, 5) OBP: 0.299, SLG: 0.420	S FF 94 B FA 95 B FF 94 F FA 86 B FF 94 F FF 94 X FF 94 3-2 F9 ③			B SL 83 X FA 92 1-0 P4 ②		S SL 84 B FF 94 F FA 93 X FF 94 1-2 BB 1B		B FA 88 B FA 87 F FA 87 X FA 88 2-1 1B 1-2 1B		4	0	2	0	0	0	2
Geoff Blum, S (1, 4) OBP: 0.293, SLG: 0.327		C FF 91 F FF 92 B CH 83 X CH 85 1-2 G3 ①		B SL 85 X CH 85 1-0 2B		B SL 85 C FA 94 F FA 94 B FA 87 F FA 94 F SL 86 D CH 86 B CH 86 4-2 1-2 BB		B CH 78 T SL 79 D SL 81 B CH 78 X CH 80 3-1 1-3 2-H 1B		3	0	2	1	1	0	0
Greg Maddux, R (1, 1) OBP: 0.088, SLG: 0.061 43 Cla Meredith, R (6, 1) 8 Terrmel Sledge, L (6, PH) OBP: 0.319, SLG: 0.389 40 Royce Ring, L (7, 1) 21 Heath Bell, R (7, 1) Scott Linebrink, R (8, 1) José Cruz Jr., S (8, PH) OBP: 0.321, SLG: 0.389 Trevor Hoffman, R (9, 1)		C FF 92 S FA 88 B FA 94 X FF 93 1-2 G5-3 ②		X SL 83 0-0 G3 ③		S CH 84 B CH 85 B FF 93 S FA 94 S FA 94 2-3 K ③		B SL 76 F FA 88 X FA 90 1-1 G1-3 ③		2 0 1 0 0 1 0	0 0 0 0 0 0 0	0 0 0 0 0 0 0	0 0 1 0 0 0 0	0 0 0 0 0 0 0	1 0 2 0 0 0 2	0 0 2 0 0 0 0
Inning Stats	R: 2 E: 0 K: 1 S: 24 H: 3 LOB: 2 BB: 1 P: 36	R: 0 E: 0 K: 1 S: 9 H: 0 LOB: 0 BB: 0 P: 12	R: 1 E: 0 K: 2 S: 9 H: 1 LOB: 0 BB: 0 P: 12	R: 0 E: 0 K: 0 S: 5 H: 1 LOB: 1 BB: 0 P: 8	R: 1 E: 0 K: 0 S: 8 H: 1 LOB: 0 BB: 0 P: 12	R: 0 E: 0 K: 2 S: 17 H: 1 LOB: 2 BB: 1 P: 26	R: 0 E: 0 K: 2 S: 7 H: 0 LOB: 0 BB: 0 P: 9	R: 1 E: 0 K: 1 S: 13 H: 2 LOB: 2 BB: 1 P: 27		1B: 5 2B: 2 3B: 0 HR: 2 SF: 0 SAC: 0 DP: 0 HBP: 0		WP: 0 PB: 0 SB: 0 CS: 0 PA: 36		

	AB	R	H	RBI	BB	SO	LOB
AB	33						
R	5						
H	9						
RBI	5						
BB	3						
SO	8						
LOB	10						

PITCHER		IP	WLS	BF	H	R	ER	SO	BB	IBB	HBP	BLK	WP	HR	S	P	ERA	WHIP
33 John Maine, R ERA: 3.07	(1, 1)	6.0		27	7	4	4	5	2	0	0	0	0	2	72	106	6.00	1.500
Scott Schoeneweis, L ERA: 4.91	(7, 1)	1.0		3	0	0	0	2	0	0	0	0	0	0	7	9	0.00	0.000
35 Joe Smith, R ERA: 2.87	(8, 1)	0.2	L	5	2	1	1	1	1	0	0	0	0	0	11	24	13.50	4.500
25 Pedro Feliciano, L ERA: 2.21	(8, 1)	0.1		1	0	0	0	0	0	0	0	0	0	0	2	3	0.00	0.000

PITCHER	IP	WLS	BF	H	R	ER	SO	BB	IBB	HBP	BLK	WP	HR	S	P	ERA	WHIP

Batter	1	2	3	4	5	6	7	8	9	AB	R	H	RBI	BB	SO	LOB
7 José Reyes, S (1, 6) OBP: 0.384, SLG: 0.442	X FA 90 0-0 5 2B 23 1B 1B F SL 82 B SL 82 B CH 85 B SL 82 4-1 BB	X FA 90 0-0 G3 ② 1-2 2-3 3-H	B CU 76 F FA 90 S CH 82 B CH 78 F CH 81 B FA 88 X CH 80 3-2 1-2 2-H 1B			B FA 92 C SL 84 B FS 86 X SL 83 2-1 L3 ②			C FA 87 B FA 88 X FA 88 1-1 L3 ③	5	1	2	2	1	0	3
23 Marlon Anderson, L (1, 7) OBP: 0.324, SLG: 0.258	C FA 90 F SAFE P PO 80 X FA 88 1-1 5 2B 1-2 1B F FA 90 F SL 83 X SL 82 0-2 F9 ③	X 0-0 2-H 3-H 1B	C FA 90 S CU 76 D CU 73 F FA 90 F CH 82 X FA 90 1-2 F9 ② 2-3				C FA 92 X CH 85 0-1 G3-1 ③			5	1	2	2	0	0	4
15 Carlos Beltrán, S (1, 8) OBP: 0.340, SLG: 0.468	C FA 90 S FA 90 X FA 90 0-2 F7 ①	C FA 88 S CH 83 B CH 84 F CH 84 B FA 89 B CH 84 X FA 90 3-2 5 G5-4-3 1B	B CH 84 C SL 82 F CH 84 F CH 85 B FA 90 F FA 90 B FA 90 F FA 90 X CH 85 3-2 G4-3 ③		B CH 79 X FA 88 1-0 L9 ③			C FA 87 B FA 88 F CH 81 X FA 87 1-2 HR		5	1	2	1	0	0	5
5 David Wright, R (1, 5) OBP: 0.376, SLG: 0.506	F FA 90 X FA 90 0-1 11 1B 1-H 2-H 2B	C FA 89 F FA 88 F CH 81 B FA 90 X CH 84 1-2 G5-4-3 ① ② 1-2f		B FA 90 C FA 90 S SL 82 B FA 89 C CU 74 2-3 K ①		X 0-0 F8 ①		B FA 87 F CH 82 F FA 85 F CH 82 F FA 86 B FA 86 F CU 74 F FA 87 X CH 83 2-2 F9 ①		5	1	1	2	0	1	1
21 Carlos Delgado, L (1, 3) OBP: 0.319, SLG: 0.448	T SL 83 B FA 90 B FA 91 B SL 83 F FA 91 F FA 91 B SL 82 4-2 1B 11 1B E BB	X CH 85 0-0 G3-1 ③		B FA 89 S CU 74 F FA 89 F CU 74 X CH 81 1-2 G4-3 ②		B X FA 87 X CH 86 2-0 HR		F FA 86 B FA 86 T FA 87 S FA 86 1-3 K ②		4	2	1	1	1	1	0
11 Ramon Castro, R (1, 2) OBP: 0.368, SLG: 0.581 59 Guillermo Mota, R (8, 1)	C FA 90 B FA 90 X FA 90 1-1 E E 1-2 2-H 1B		B SL 80 B FA 90 X FA 89 2-0 G6-3 ①	C FA 91 B SL 84 F SL 83 S FA 90 1-3 K ③		C SL 83 B FA 93 X SL 84 1-1 HR		B FA 88 C FA 87 B CH 82 B FA 88 F FA 88 X FA 87 3-2 F8 ③		5	2	2	2	0	1	0
										0	0	0	0	0	0	0
Shawn Green, L (1, 9) OBP: 0.328, SLG: 0.424	C SL 82 B FA 90 F FA 90 F CH 84 B FA 90 F FA 90 X FA 90 2-2 E9 1-H 2-H 1B 1B		B FA 90 F SL 82 S CH 85 B F SL 82 X FA 90 2-2 1B 7 G3 2B		C CU 72 X FA 88 0-1 F7 ①	B FA 92 X FA 92 1-0 F9 ②			C C FA 86 X CU 74 0-2 G4-3 ①	5	2	2	0	0	0	0
Ruben Gotay, S (1, 4) OBP: 0.386, SLG: 0.531 Aaron Heilman, R (6, 1) Sandy Alomar Jr., R (8, 2) OBP: 0.400, SLG: 0.600	B SL 82 B FA 90 B FA 90 X FA 90 3-0 SH1-4 3-H 1B		C CH 84 X SL 83 0-1 7 G3 23 1B BB 2-3 1B		C FA 88 S CH 81 B FA 87 X CU 73 1-2 7 1B BB 1B	C CH 83 B FA 93 F CH 88 S SL 83 1-3 K ③			F FA 86 X CH 81 0-1 1B	4	2	3	1	0	1	0
										0	0	0	0	0	0	0
										1	0	1	0	0	0	0
Tom Glavine, L (1, 1) OBP: 0.351, SLG: 0.303 Aaron Sele, R (3, 1) 22 Jose Valentin, S (6, 4) OBP: 0.298, SLG: 0.370	B FA 90 M FA 90 X FA 90 1-1 SH1-4 ② 1-2		C SL 82 B FA 90 B SL 82 B CH 86 B FA 89 4-1 7 G3 23 1B 1-2 BB		B FA 88 B FA 88 B FA 88 C FA 90 B FA 88 4-1 23 F9 7 1B 1-2 BB		C FA 91 B SL 85 X FA 91 1-1 L9 ①		F FA 86 X FA 88 0-1 P3 ②	0	1	0	0	1	0	0
										0	0	0	0	1	0	0
										2	0	0	0	0	0	1

Inning Stats	1	2	3	4	5	6	7	8	9
	R: 6 E: 1 K: 0 S: 26	H: 6 LOB: 2 BB: 2 P: 41	R: 0 E: 0 K: 0 S: 9	H: 1 LOB: 0 BB: 0 P: 13	R: 3 E: 0 K: 0 S: 16	H: 3 LOB: 1 BB: 1 P: 27	R: 0 E: 0 K: 2 S: 10	H: 0 LOB: 0 BB: 0 P: 14	R: 1 E: 0 K: 0 S: 16	H: 2 LOB: 2 BB: 1 P: 26	R: 2 E: 0 K: 1 S: 8	H: 2 LOB: 0 BB: 0 P: 13	R: 0 E: 0 K: 0 S: 6	H: 0 LOB: 0 BB: 0 P: 9	R: 1 E: 0 K: 1 S: 16	H: 1 LOB: 0 BB: 0 P: 23	R: 0 E: 0 K: 0 S: 9	H: 1 LOB: 1 BB: 0 P: 10

1B: 11	SF: 0
2B: 2	SAC: 1
3B: 0	DP: 1
HR: 3	HBP: 0

WP: 0	PA: 46
PB: 0	
SB: 0	
CS: 0	

TOP

New York Mets @ Los Angeles Dodgers

Dodger Stadium, Los Angeles, CA

Thu Jul 19 2007, 7:10 PM PDT

Att. 51,651 - Clear - 73 F

livebaseballscorecards.com

AB	41
R	13
H	16
RBI	11
BB	4
SO	4
LOB	14

PITCHER		IP	WLS	BF	H	R	ER	SO	BB	IBB	HBP	BLK	WP	HR	S	P	ERA	WHIP
Derek Lowe, R ERA: 3.51	(1, 1)	3.0	L	21	10	9	8	0	3	0	0	0	0	0	51	81	24.00	4.333
54 D.J. Houlton, R ERA: 4.22	(4, 1)	2.0		9	2	1	1	2	1	0	0	0	0	0	26	40	4.50	1.500
Rudy Seanez, R ERA: 3.57	(6, 1)	1.0		5	2	2	2	1	0	0	0	0	0	2	8	13	18.00	2.000
Roberto Hernandez, R ERA: 6.0	(7, 1)	1.0		3	0	0	0	0	0	0	0	0	0	0	6	9	0.00	0.000
Mark Hendrickson, L ERA: 4.54	(8, 1)	2.0		8	2	1	1	1	0	0	0	0	0	1	25	33	4.50	1.000

PITCHER	IP	WLS	BF	H	R	ER	SO	BB	IBB	HBP	BLK	WP	HR	S	P	ERA	WHIP

Batter	1	2	3	4	5	6	7	8	9	AB	R	H	RBI	BB	SO	LOB
15 Rafael Furcal, S (1, 6) OBP: 0.343, SLG: 0.366	C FA 84 X FA 83 0-1 55 F8 9 1B 1B 1B	C CU 71 B CH 78 X CH 79 1-1 9 G3 1B		B B SL 81 C FA 85 B FA 85 X FA 85 3-1 ① F8	D CU 72 B FA 86 C FA 88 X FA 86 2-1 ③ F7		C CH 83 F FA 94 B FA 94 F FA 94 B FA 94 B CH 84 X CH 83 3-2 1-H 2B		B FA 96 C FA 95 X FA 96 1-1 ① F7	6	1	3	1	0	0	2
9 Juan Pierre, L (1, 8) OBP: 0.317, SLG: 0.342 Mark Hendrickson, L (8, 1) Mike Lieberthal, R (9, PH) OBP: 0.321, SLG: 0.300	C FA 85 B FA 85 D SL 80 X FA 86 2-1 12 BB 1-2 1B 1B	C FA 86 B SL 81 B SL 79 B FA 86 C FA 87 F CH 77 X CH 78 3-2 ② G3 1-2		C FA 86 B FA 87 B FA 87 F FA 86 X CU 72 2-2 55 G5-3 2B		C FA 94 F FA 94 X FA 95 0-2 ① G4-3	F FA 93 X FA 94 0-1 ③ F8		C SL 86 X CH 84 0-1 1-2 1B	5 0 1	1 0 0	2 0 1	0 0 0	0 0 0	0 0 0	2 0 0
55 Russell Martin, R (1, 2) OBP: 0.384, SLG: 0.486	C CH 79 B CH 78 X FA 87 1-1 ① F8 2-3	C CH 79 B SL 83 C CH 79 B FA 86 B CH 79 X CH 78 3-2 ③ G5-3		C FC 84 C FA 88 F FA 86 B SL 83 D CU 72 X FA 88 2-2 ② G5-3 2-3		B FA 94 X FA 95 1-0 12 E 1B		B FA 97 C FA 96 X CH 87 1-1 ① G4-3	S SL 86 B FA 96 X CH 86 1-1 ② F9	6	0	1	0	0	0	6
12 Jeff Kent, R (1, 4) OBP: 0.365, SLG: 0.476	B FA 86 B CH 80 B FA 86 B FA 86 4-0 1B 1-2 BB	X FA 84 0-0 HR	B FC 84 B SL 84 B FC 84 C FC 85 B FA 87 4-1 BB		D CH 83 C FA 94 X FA 94 1-1 E9 5 FC5-4 1-2			S CH 86 B FA 89 C CH 86 F FA 96 B FA 97 X FA 96 2-2 ② L4	B SL 87 B FA 96 F FA 96 F FA 97 X CH 86 2-2 ③ F7	4	1	1	1	2	0	3
Luis Gonzalez, L (1, 7) OBP: 0.377, SLG: 0.465	B CH 80 C FA 81 X FA 87 1-1 ② 1-3 2-H 3-H 1B		B FA 85 F CH 78 B SL 81 X CH 79 2-1 7 1B 5 1B SF8-3-5 1B	C FA 87 1 SAFE F FA 87 C FA 88 0-3 K		B FA 94 X FA 94 1-0 ② L8		B FA 96 X FA 96 1-0 5 1B 7 1B 1B		5	2	3	2	0	1	4
5 Nomar Garciaparra, R (1, 5) OBP: 0.323, SLG: 0.334	C CH 80 B CH 78 F FA 87 B CH 79 F FA 87 B CH 78 X CH 79 3-2 ③ G5-3		C FA 86 B CH 78 F FA 86 B FA 85 X CH 78 2-2 7 1B SF8-3-5 1-2 1B		B FA 85 B FA 86 F FA 85 B FA 87 C FA 87 F FC 85 B FA 88 4-2 7 G4-6-3 BB	F FA 94 F CH 83 X FA 94 0-2 ③ FC5-4 1-2f		F FA 96 X CH 87 0-1 7 1B 1-2 1B		4	0	2	0	1	0	3
7 James Loney, L (1, 3) OBP: 0.429, SLG: 0.551		B FA 84 B CH 77 B FA 86 C FA 85 X FA 86 3-1 27 HR 1B	C CH 80 C CH 78 X FA 86 0-2 1-2 2-3 1B		C FA 87 B FA 87 C FA 87 F FA 87 B CU 73 F CU 73 X FA 87 2-2 ①② G4-6-3 1-2f		B FA 92 C FA 93 B CH 84 F FA 92 B FA 93 F FA 94 F FA 94 F CH 84 S CH 84 3-3 ① K2-3	C FA 96 B FA 96 C FA 96 B FA 96 B FA 95 X FA 96 3-2 1-3 2-H 1B		5	1	3	1	0	1	1
27 Matt Kemp, R (1, 9) OBP: 0.417, SLG: 0.589		B CH 80 B CH 79 F FA 86 B CH 78 S CH 78 X FA 86 3-2 1-H HR	C FA 82 S CU 71 B FA 87 D CU 71 X SL 83 2-2 ① F9		X FA 86 0-0 E5 1B		B CH 84 X FA 94 1-0 15 2B 1B	B SL 87 C SL 86 F FA 96 X CH 86 1-2 ③ G5-3		5	3	2	2	0	0	5
Derek Lowe, R (1, 1) OBP: 0.262, SLG: 0.167 Olmedo Saenz, R (3, PH) OBP: 0.337, SLG: 0.394 54 D.J. Houlton, R (4, 1) Wilson Betemit, S (5, PH) OBP: 0.358, SLG: 0.497 Rudy Seanez, R (6, 1) Roberto Hernandez, R (7, 1) 16 Andre Ethier, L (7, PH) OBP: 0.366, SLG: 0.455 (8, 9)	B FA 84 C FA 84 F FA 83 B CH 77 X CH 78 2-2 ① F9	C SL 83 B SL 83 B CU 72 F FC 84 B FA 87 X FC 85 3-2 ②③ SF8-3-5 2-3 3-H		C SL 81 B FA 85 X SL 83 1-1 2-H 1B		B FA 93 F FA 93 F FA 94 B CH 84 B CH 84 S FA 95 3-3 ② K		X FA 96 0-0 E1 1B	1 0 0 1 0 0 2	0 0 0 0 0 0 0	0 0 0 1 0 0 1	0 0 0 1 0 0 1	0 0 0 0 0 0 0	0 0 0 0 0 0 0	0 0 0 0 0 0 1
Inning Stats	R: 2 E: 0 K: 0 S: 12 H: 3 LOB: 1 BB: 1 P: 23	R: 2 E: 0 K: 0 S: 17 H: 3 LOB: 1 BB: 0 P: 32	R: 2 E: 0 K: 0 S: 15 H: 4 LOB: 1 BB: 0 P: 24	R: 0 E: 0 K: 1 S: 13 H: 1 LOB: 2 BB: 1 P: 24	R: 1 E: 1 K: 0 S: 13 H: 1 LOB: 1 BB: 1 P: 22	R: 0 E: 1 K: 0 S: 10 H: 1 LOB: 2 BB: 0 P: 13	R: 1 E: 0 K: 2 S: 16 H: 2 LOB: 1 BB: 0 P: 26	R: 1 E: 0 K: 0 S: 15 H: 3 LOB: 2 BB: 0 P: 23	R: 0 E: 1 K: 0 S: 10 H: 1 LOB: 2 BB: 0 P: 14	1B: 15 2B: 3 3B: 0 HR: 2 SF: 1 SAC: 0 DP: 2 HBP: 0						

PITCHER		IP	WLS	BF	H	R	ER	SO	BB	IBB	HBP	BLK	WP	HR	S	P	ERA	WHIP
Tom Glavine, L ERA: 4.51	(1, 1)	2.0		16	10	6	6	0	1	0	0	0	0	2	38	68	27.00	5.500
Aaron Sele, R ERA: 4.04	(3, 1)	3.0	W	12	2	1	0	1	2	0	0	0	0	0	32	57	0.00	1.333
Aaron Heilman, R ERA: 4.02	(6, 1)	2.0		10	3	1	1	2	0	0	0	0	0	0	26	39	4.50	1.500
59 Guillermo Mota, R ERA: 5.96	(8, 1)	2.0		11	4	1	1	0	0	0	0	0	0	0	25	37	4.50	2.000

PITCHER	IP	WLS	BF	H	R	ER	SO	BB	IBB	HBP	BLK	WP	HR	S	P	ERA	WHIP

BOTTOM

New York Mets @ Los Angeles Dodgers

Dodger Stadium, Los Angeles, CA

Thu Jul 19 2007, 7:10 PM PDT

Att. 51,651 - Clear - 73 F

livebaseballscorecards.com

AB	45
R	9
H	19
RBI	9
BB	3
SO	3
LOB	27

WP: 0 PA: 49
PB: 0
SB: 0
CS: 0

New York Mets @ Los Angeles Dodgers

Dodger Stadium, Los Angeles, CA

Fri Jul 20 2007, 7:40 PM PDT

Att. 52,102 - Clear - 73 F

TOP

livebaseballscorecards.com

Batter	1	2	3	4	5	6	7	8	9	AB	R	H	RBI	BB	SO	LOB
7 José Reyes, S (1, 6) OBP: 0.383, SLG: 0.443	B FA 94 B FA 94 C FA 94 B CH 90 C FA 94 X FA 92 3-2 G1-3		C SL 86 F CU 82 X SL 86 0-2 F8		X SL 84 0-0 G3		1 SAFE 0-0 CS 1-2	B FA 92 C FA 92 B CH 86 X FA 92 2-1 23 SH 2B		4	1	1	0	0	0	0
23 Marlon Anderson, L (1, 7) OBP: 0.324, SLG: 0.265	B FA 94 F FA 90 B FA 90 F FA 90 X CU 78 2-2 E8 5 1B		C FA 94 B CH 84 B FA 95 X SL 88 2-1 P5		B CU 74 X FA 93 1-0 15 S 1B			X FA 93 0-0 SH 15 HR 2-H		3	2	1	0	0	0	0
15 Carlos Beltrán, S (1, 8) OBP: 0.341, SLG: 0.479	B FA 94 C FA 95 S SL 88 F SL 87 S FA 95 1-3 K		B SL 87 X SL 86 1-0 2B		B CU 73 B SL 81 C SL 86 B CH 83 X SL 87 3-1 G3-1 1-2			X 0-0 1-H HR		4	1	2	2	0	1	2
5 David Wright, R (1, 5) OBP: 0.377, SLG: 0.504	C FA 94 X SL 88 0-1 21 S 2-H 1B		B FA 93 B FA 92 B FA 94 B SL 87 4-0 BB			S CU 76 B FA 93 X CU 81 1-1 G5-3		B SL 86 X FA 92 1-0 F9		3	0	1	1	1	0	0
21 Carlos Delgado, L (1, 3) OBP: 0.319, SLG: 0.446	B SL 88 B FA 90 C SL 89 B FA 94 S FA 89 C SL 89 3-3 K 1-2		C FA 94 S SL 82 S SL 87 0-3 K			B FA 93 X FA 88 1-0 16 G6-4-3 1B		B SL 85 X FA 91 1-0 F7		4	0	1	0	0	2	3
16 Paul Lo Duca, R (1, 2) OBP: 0.311, SLG: 0.354		B FA 93 X FA 93 1-0 G4-3		C FA 92 X SL 81 0-1 G4-3		B FA 91 B FA 92 X SL 85 2-0 G6-4-3 1-2f		F FA 93 X CH 86 0-1 F9		4	0	0	0	0	0	1
Shawn Green, L (1, 9) OBP: 0.324, SLG: 0.418		B FA 92 C FA 93 B FA 89 F CU 80 F SL 87 X SL 86 2-2 G3		C FA 93 X SL 82 0-1 G4-3			S FA 87 B FA 86 B FA 86 X FA 88 2-1 P6		B CU 72 B FA 88 X FA 88 2-0 G3-1	4	0	0	0	0	0	0
22 Jose Valentin, S (1, 4) OBP: 0.302, SLG: 0.373 Ruben Gotay, S (4, PH) OBP: 0.385, SLG: 0.525 (4, 4)		B FA 93 F FA 93 B SL 88 X SL 86 2-1 1B		B SL 86 C FA 94 B SL 83 F SL 87 X CH 84 2-2 G4-3			C FA 87 B FA 86 F FA 86 B CH 81 X FA 87 2-2 FC1-6 1B		B CH 81 F FA 89 B CU 74 X FA 88 2-1 F7	1 3	0 0	1 1	0 0	0 0	0 0	0 0
Oliver Pérez, L (1, 1) OBP: 0.242, SLG: 0.242 35 Joe Smith, R (8, 1) 25 Pedro Feliciano, L (8, 1) Chip Ambres, R (9, PH) 13 Billy Wagner, L (9, 1)		F SL 87 M CU 77 B SL 87 B SL 89 1 SAFE X FA 89 2-2 P5			F FA 91 F CH 81 X SL 82 0-2 G6-3		1 SAFE 1 SAFE X FA 88 0-0 FC1-6 7 CS 1-2f		C FA 91 C CU 74 B CU 69 S FA 88 1-3 K	3 0 0 1 0	0 0 0 0 0	0 0 0 0 0	0 0 0 0 0	0 0 0 1 0	0 0 0 0 0	2 0 0 0 0
Inning Stats	R: 1 E: 1 K: 2 S: 15 H: 1 LOB: 1 BB: 0 P: 24	R: 0 E: 0 K: 0 S: 10 H: 1 LOB: 1 BB: 0 P: 17	R: 0 E: 0 K: 1 S: 9 H: 1 LOB: 2 BB: 1 P: 16	R: 0 E: 0 K: 0 S: 7 H: 0 LOB: 0 BB: 0 P: 9	R: 0 E: 0 K: 0 S: 7 H: 1 LOB: 1 BB: 0 P: 11	R: 0 E: 0 K: 0 S: 4 H: 1 LOB: 0 BB: 0 P: 8	R: 0 E: 0 K: 0 S: 6 H: 1 LOB: 0 BB: 0 P: 10	R: 3 E: 1 K: 0 S: 8 H: 2 LOB: 0 BB: 0 P: 12	R: 0 E: 0 K: 1 S: 6 H: 0 LOB: 0 BB: 0 P: 11	1B: 5 2B: 2 3B: 0 HR: 1 SF: 0 SAC: 1 DP: 1 HBP: 0						

AB	34
R	4
H	8
RBI	3
BB	1
SO	4
LOB	8

WP: 0 PA: 37
PB: 0
SB: 2
CS: 1

PITCHER		IP	WLS	BF	H	R	ER	SO	BB	IBB	HBP	BLK	WP	HR	S	P	ERA	WHIP
Brett Tomko, R ERA: 5.42	(1, 1)	6.0		24	5	1	0	3	1	0	0	0	0	0	52	85	0.00	1.000
Joe Beimel, L ERA: 3.64	(7, 1)	1.0		3	1	0	0	0	0	0	0	0	0	0	6	10	0.00	1.000
Roberto Hernandez, R ERA: 6.43	(8, 1)	1.0	L	6	2	3	2	0	0	0	0	0	0	1	8	12	18.00	2.000
54 D.J. Houlton, R ERA: 3.86	(9, 1)	1.0		3	0	0	0	1	0	0	0	0	0	0	6	11	0.00	0.000

PITCHER		IP	WLS	BF	H	R	ER	SO	BB	IBB	HBP	BLK	WP	HR	S	P	ERA	WHIP

BOTTOM

New York Mets @ Los Angeles Dodgers

Dodger Stadium, Los Angeles, CA

Fri Jul 20 2007, 7:40 PM PDT

Att. 52,102 - Clear - 73 F

livebaseballscorecards.com

Batter	1	2	3	4	5	6	7	8	9	AB	R	H	RBI	BB	SO	LOB
15 Rafael Furcal, S (1, 6) OBP: 0.342, SLG: 0.365	B FA 90 F FA 90 F SL 79 F FA 92 F FA 94 B FA 93 F SL 80 F FA 94 C SL 81 2-3 ① K	B SL 78 X FA 91 1-0 ③ G6-3			C SL 75 B FA 92 B SL 78 F FA 93 X FA 94 2-2 9 FC4-6 1B		C FA 94 B FA 95 B CH 85 C CU 75 C SL 82 2-3 ③ K			4	0	1	0	0	2	1
9 Juan Pierre, L (1, 8) OBP: 0.316, SLG: 0.342	C FA 92 S SL 80 X SL 82 0-2 12 S 55 S 1B	C FA 91 X SL 79 0-1 ① B3			1 SAFE 1 SAFE B SL 79 F FA 91 X FA 93 1-1 ① FC4-6 55 G6-3 1-2f			B FA 91 B FA 89 C FA 90 X FA 93 2-1 ① G6-3		4	0	1	0	0	0	1
55 Russell Martin, R (1, 2) OBP: 0.382, SLG: 0.484	C CU 75 B FA 92 S SL 80 X FA 93 1-2 ② P3 1-2	B SL 80 B CU 74 C FA 93 X FA 93 2-1 ② G5-3			B SL 81 1 SAFE 1 SAFE X SL 78 1-0 ②③ G6-3 1-2f			B FA 91 C FA 93 B FA 92 B FA 94 X FA 92 3-1 FC1-6 12 1B 1B		4	0	1	0	0	0	2
12 Jeff Kent, R (1, 4) OBP: 0.369, SLG: 0.481	B FA 93 B FA 92 B FA 92 B FA 92 4-0 2-3 BB	C SL 80 F FA 94 F FA 94 F SL 84 X SL 82 0-2 ③ F8				B SL 80 B FA 91 B FA 91 X FA 93 3-0 2B		C FA 88 X FA 88 0-1 1-2 FC1-6 1B		3	0	2	0	1	0	0
Luis Gonzalez, L (1, 7) OBP: 0.373, SLG: 0.460	C SL 79 B FA 93 B FA 94 F SL 79 C FA 94 2-3 ③ K			X SL 76 0-0 ① P3		B FA 91 B FA 92 S SL 78 B FA 93 X FA 92 3-1 ① P5		B FA 86 C FA 87 B FA 88 S FA 87 X FA 89 2-2 ② FC1-6 1-2f 2-3		4	0	0	0	0	1	5
5 Nomar Garciaparra, R (1, 5) OBP: 0.322, SLG: 0.342		X FA 90 0-0 HR		X CU 73 0-0 ② G5-3		C SL 76 F SL 82 B FA 94 S SL 83 1-3 ② K		F CH 74 X SL 78 0-1 ③ F8		4	1	1	1	0	1	3
7 James Loney, L (1, 3) OBP: 0.423, SLG: 0.541		C FA 92 B SL 80 B FA 93 C FA 92 C SL 81 2-3 ① K		B FA 91 X FA 93 1-0 27 BB 1B		X FA 93 0-0 ③ F8			F FA 95 B SL 87 C SL 85 B SL 88 S FA 96 2-3 ① K	4	0	1	0	0	2	1
27 Matt Kemp, R (1, 9) OBP: 0.420, SLG: 0.578		B SL 77 C CU 71 S SL 82 D SL 82 F SL 81 B FA 94 D SL 82 4-2 BB		B CH 70 D SL 84 B SL 79 C FA 91 B FA 94 4-1 1-2 BB			C SL 80 F FA 92 C FA 94 0-3 ① K		B FA 95 B FA 95 F FA 95 X FA 96 2-1 ② F8	2	0	0	0	2	1	0
Brett Tomko, R (1, 1) Joe Beimel, L (7, 1) Olmedo Saenz, R (7, PH) OBP: 0.333, SLG: 0.389 Roberto Hernandez, R (8, 1) 54 D.J. Houlton, R (9, 1) Ramon Martinez, R (9, PH) OBP: 0.225, SLG: 0.181		1 SAFE L FA 90 L FA 92 L FA 92 0-3 ② K		C SL 75 F FA 92 B FA 94 S SL 81 1-3 ③ K			C CU 74 B SL 81 S SL 83 B SL 83 X CH 86 2-2 ② G5-3		C FA 97 X FA 97 0-1 ③ G1-3	2 0 1 0 0 1	0 0 0 0 0 0	0 0 0 0 0 0	0 0 0 0 0 0	0 0 0 0 0 0	2 0 0 0 0 0	3 0 0 0 0 0
Inning Stats	R: 0 H: 1 E: 0 LOB: 2 K: 2 BB: 1 S: 16 P: 25	R: 1 H: 1 E: 0 LOB: 1 K: 2 BB: 1 S: 11 P: 18	R: 0 H: 0 E: 0 LOB: 0 K: 0 BB: 0 S: 9 P: 11	R: 0 H: 1 E: 0 LOB: 2 K: 1 BB: 1 S: 7 P: 13	R: 0 H: 1 E: 0 LOB: 0 K: 0 BB: 0 S: 6 P: 10	R: 0 H: 1 E: 0 LOB: 1 K: 1 BB: 0 S: 7 P: 14	R: 0 H: 0 E: 0 LOB: 0 K: 2 BB: 0 S: 9 P: 13	R: 0 H: 2 E: 0 LOB: 2 K: 0 BB: 0 S: 11 P: 18	R: 0 H: 0 E: 0 LOB: 0 K: 1 BB: 0 S: 7 P: 11	1B: 5 2B: 1 3B: 0 HR: 1	SF: 0 SAC: 0 DP: 1 HBP: 0			WP: 0 PB: 0 SB: 2 CS: 0	PA: 36		

PITCHER	IP	WLS	BF	H	R	ER	SO	BB	IBB	HBP	BLK	WP	HR	S	P	ERA	WHIP
Oliver Pérez, L (1, 1) ERA: 3.0	7.1	W	30	6	1	1	8	3	0	0	0	0	1	69	113	1.23	1.227
35 Joe Smith, R (8, 1) ERA: 2.87	0.0		1	1	0	0	0	0	0	0	0	0	0	2	2	∞	∞
25 Pedro Feliciano, L (8, 1) ERA: 2.17	0.2	H	2	0	0	0	0	0	0	0	0	0	0	5	7	0.00	0.000
13 Billy Wagner, L (9, 1) ERA: 1.49	1.0	S	3	0	0	0	1	0	0	0	0	0	0	7	11	0.00	0.000

PITCHER	IP	WLS	BF	H	R	ER	SO	BB	IBB	HBP	BLK	WP	HR	S	P	ERA	WHIP

AB	33
R	1
H	7
RBI	1
BB	3
SO	9
LOB	16

New York Mets @ Los Angeles Dodgers

Dodger Stadium, Los Angeles, CA

Sat Jul 21 2007, 12:55 PM PDT

Att. 49,124 - Sunny - 80 F

TOP

livebaseballscorecards.com

Batter	1	2	3	4	5	6	7	8	9	AB	R	H	RBI	BB	SO	LOB
7 José Reyes, S (1, 6) OBP: 0.379, SLG: 0.439	X FA 92 0-0 ① F8		C FA 91 C FA 92 B CH 82 B CH 85 F CH 84 X FA 95 2-2 ① G6-3		C FA 92 B CU 74 F FA 94 X FA 95 1-2 ② P6			C FA 87 X FA 90 0-1 ① B1-3		4	0	0	0	0	0	0
Ruben Gotay, S (1, 4) OBP: 0.380, SLG: 0.515	C FA 91 F FA 92 F CH 85 B FA 94 F CH 84 B CH 84 S CH 85 2-3 ② K		C FA 93 B CH 85 C FA 95 B CH 87 B FS 86 X FA 95 3-2 ② G3		C CU 76 F FA 94 B FA 93 B CH 83 C CU 80 2-3 ③ K			B FA 86 C FA 87 X CH 80 1-1 15 HR 1B		4	1	1	0	0	2	0
15 Carlos Beltrán, S (1, 8) OBP: 0.343, SLG: 0.488	B CU 75 X FA 94 1-0 ③ F8		C FA 94 F FA 94 F FA 96 B FA 88 X FA 96 1-2 5 HR 1B			S CU 75 X FA 94 0-1 ① F8		B FA 88 1 SAFE B FA 88 1 SAFE C FA 88 X FA 90 2-1 1-H HR		4	2	2	2	0	0	0
5 David Wright, R (1, 5) OBP: 0.379, SLG: 0.511		C FA 91 B CH 84 B FA 92 B FA 94 B FA 94 4-1 21 E 11 SF7 BB	S CH 85 S FA 95 X CH 87 0-2 1-H HR			B FA 94 C FA 94 F FA 94 B FA 96 F CU 76 S FA 94 2-3 ② K		S SL 87 B FA 98 S SL 84 S SL 87 1-3 ② K		3	2	1	2	1	2	0
21 Carlos Delgado, L (1, 3) OBP: 0.318, SLG: 0.444		X FA 93 0-0 ③ E7 23 G4-3 1-3 1B 1B	X FA 94 0-0 ③ F7			F FA 95 S FA 95 F FA 96 B CU 78 F FA 96 B CH 86 F FA 96 F CU 80 X FA 96 2-2 ③ G4-3		S SL 86 B SL 87 C FA 97 B FA 96 B SL 88 S SL 88 3-3 ③ K		4	1	1	0	0	1	0
11 Ramon Castro, R (1, 2) OBP: 0.364, SLG: 0.573		B CU 78 C FA 94 B FA 95 B FA 95 F FA 96 F FA 96 X 3-2 ① SF7 3-H		C FA 92 B FA 93 F FA 94 C FA 94 1-3 ① K			C FA 92 F FA 91 B FA 94 B FA 93 X FA 95 2-2 1B WP 1B		B SL 86 C FA 96 X FA 98 1-1 ① G6-3	3	0	1	1	0	1	0
23 Marlon Anderson, L (1, 7) OBP: 0.317, SLG: 0.243		X CU 79 0-0 ② G4-3 2-3		B FA 94 C FA 94 B FA 95 F FA 95 B FS 85 B CH 84 4-2 G4-6-3 BB			L CU 76 S CU 78 F FA 95 F FA 95 B CH 84 F CU 79 B FA 96 F CH 81 S CU 79 2-3 ① K		C FA 96 X SL 87 0-1 ② B1	3	0	0	0	1	1	2
Lastings Milledge, R (1, 9) OBP: 0.194, SLG: 0.294		C FA 94 B CH 84 D CU 80 B FS 85 X FA 96 3-1 3-H 1B	C FA 95 X FA 94 0-1 ② ③ G4-6-3 1-2f				B CU 79 X FA 93 1-0 16 G6-3 1-3 1B		C SL 88 C FA 98 S SL 90 0-3 ③ K	4	0	2	1	0	1	1
Jorge Sosa, R (1, 1) OBP: 0.250, SLG: 0.190 Chip Ambres, R (5, PH) Scott Schoeneweis, L (5, 1) 35 Joe Smith, R (6, 1) 16 Paul Lo Duca, R (7, PH) OBP: 0.310, SLG: 0.353 59 Guillermo Mota, R (7, 1)		C CU 78 B FA 95 B FA 94 S FA 95 1 SAFE X CU 78 2-2 ③ F9			B FA 92 X FA 94 1-0 ① F9		C FA 88 F FA 89 1 SAFE B FA 89 B FA 90 B FA 90 F FA 90 F FA 91 F FA 90 3-2 ② ③ F FA 90 X FA 88 G6-3 1-2f			1	0	0	0	0	0	1
										1	0	0	0	0	0	0
										0	0	0	0	0	0	0
										0	0	0	0	0	0	0
										1	0	0	0	0	0	2
										0	0	0	0	0	0	0
Inning Stats	R: 0 E: 0 K: 1 S: 7 H: 0 LOB: 0 BB: 0 P: 10	R: 2 E: 1 K: 0 S: 12 H: 2 LOB: 1 BB: 1 P: 24	R: 2 E: 0 K: 0 S: 15 H: 2 LOB: 0 BB: 0 P: 21	R: 0 E: 0 K: 1 S: 7 H: 0 LOB: 0 BB: 1 P: 12	R: 0 E: 0 K: 1 S: 7 H: 0 LOB: 0 BB: 0 P: 11	R: 0 E: 0 K: 1 S: 13 H: 0 LOB: 0 BB: 0 P: 17	R: 0 E: 0 K: 1 S: 18 H: 2 LOB: 1 BB: 0 P: 26	R: 2 E: 0 K: 2 S: 12 H: 2 LOB: 0 BB: 0 P: 19	R: 0 E: 0 K: 1 S: 7 H: 0 LOB: 0 BB: 0 P: 8	1B: 6 2B: 0 3B: 0 HR: 2 SF: 1 SAC: 0 DP: 2 HBP: 0						

	AB	32
	R	6
	H	8
	RBI	6
	BB	2
	SO	8
	LOB	6

PITCHER		IP	WLS	BF	H	R	ER	SO	BB	IBB	HBP	BLK	WP	HR	S	P	ERA	WHIP
31 Brad Penny, R ERA: 2.42	(1, 1)	6.1	W	26	6	4	3	5	2	0	0	0	1	1	72	111	4.26	1.263
Joe Beimel, L ERA: 3.98	(7, 1)	1.0	H	4	2	2	2	0	0	0	0	0	0	1	13	19	18.00	2.000
51 Jonathan Broxton, R ERA: 2.49	(8, 1)	1.2	S	5	0	0	0	3	0	0	0	0	0	0	13	18	0.00	0.000

PITCHER		IP	WLS	BF	H	R	ER	SO	BB	IBB	HBP	BLK	WP	HR	S	P	ERA	WHIP

WP: 1 PA: 35
PB: 0
SB: 0
CS: 0

BOTTOM

New York Mets @ Los Angeles Dodgers

Dodger Stadium, Los Angeles, CA

Sat Jul 21 2007, 12:55 PM PDT

Att. 49,124 - Sunny - 80 F

livebaseballscorecards.com

Batter	1	2	3	4	5	6	7	8	9	AB	R	H	RBI	BB	SO	LOB
15 Rafael Furcal, S (1, 6) OBP: 0.343, SLG: 0.368	B FA 86 B CH 86 C FA 86 F FA 88 X SL 81 2-2 ① F7		F FA 87 B CH 83 X CH 82 1-1 ② G4-3 2-3	C FF 90 B SL 82 B SL 83 C SL 82 X FA 90 2-2 9 2B 2B		X FA 91 0-0 9 HBP 55 E 2-3 1B		B FA 95 C CH 85 B CH 86 F FA 94 F CH 86 S CH 86 2-3 ② K		5	2	2	0	0	1	1
9 Juan Pierre, L (1, 8) OBP: 0.319, SLG: 0.345	C FA 88 X FA 89 0-1 ② F7		B FF 90 F FA 90 B SL 81 B CH 82 X FA 90 3-1 3-H 1B	X CH 81 0-0 2-H 2B		B FA 90 1 SAFE 1 SAFE S FA 90 1 SAFE H FA 92 2-1 55 FC5-4 1-2 HBP		X FA 94 0-0 ③ F9		4	0	2	2	0	0	0
55 Russell Martin, R (1, 2) OBP: 0.378, SLG: 0.478	X FA 89 0-0 ③ L7		1 SAFE C SL 81 B SL 84 X SL 81 1-1 ③ F8	B CH 82 B CH 84 C CH 81 X FA 88 2-1 ③ L7		C FA 87 B FA 88 X FA 88 1-1 ② FC5-4 12 1B 1-2f 2-H 3-H				4	0	0	1	0	0	3
12 Jeff Kent, R (1, 4) OBP: 0.368, SLG: 0.478 Joe Beimel, L (7, 1) 5 Nomar Garciaparra, R (8, 5) OBP: 0.322, SLG: 0.342		C FA 87 X 0-1 ① F8		B SL 81 C CH 80 X FA 88 1-1 ① F9	X 0-0 ① L9	B SL 79 S FA 88 C SL 78 B SL 80 F SL 81 X FA 90 2-2 2-3 1B				4 0 0	0 0 0	1 0 0	0 0 0	0 0 0	0 0 0	0 0 0
7 James Loney, L (1, 3) OBP: 0.417, SLG: 0.530		C FA 88 B CH 81 X CH 82 1-1 ② F7		C CH 83 B FA 90 X FA 90 1-1 1B 16 1B 1B	C FA 91 S FA 92 F SL 84 X FA 92 0-2 ② F8	B FA 91 X FA 90 1-0 ③ F8				4	1	1	0	0	0	2
Wilson Betemit, S (1, 5) OBP: 0.366, SLG: 0.497 51 Jonathan Broxton, R (8, 1)		B CH 82 B FA 88 F CH 83 B CH 83 B FA 88 4-1 BB		B CH 82 C CH 84 B FA 90 B CH 83 X FA 89 3-1 16 1B 27 HR 1-3 1B	C FA 91 B SL 84 S SL 84 B FA 93 B SL 83 B SL 83 4-2 BB		B FA 95 X CH 86 1-0 ① F8			2 0	1 0	1 0	0 0	2 0	0 0	0 0
16 Andre Ethier, L (1, 7) OBP: 0.365, SLG: 0.452		B FA 89 F CH 81 B FA 90 S CH 83 F SL 83 X FA 91 2-2 ③ F7		F CH 82 C FA 89 B SL 82 X SL 82 1-2 27 HR 1-2 3-H 1B	F FA 92 S SL 83 S SL 84 0-3 ③ K		C FA 95 C SL 86 F CH 86 B FA 96 F FA 96 X CH 85 1-2 ② G6-3			4	1	1	1	0	1	2
27 Matt Kemp, R (1, 9) OBP: 0.423, SLG: 0.602			C SL 80 B CH 82 S FA 87 C SL 82 1-3 ① K	X CH 83 0-0 1-H 2-H HR		B SL 81 B FA 91 C FA 91 B FA 91 F FA 91 F SL 84 X FA 91 3-2 15 1B 31 SH3 55 FC5-4 1B	C SL 86 S SL 85 F CH 85 B FA 94 S CH 85 1-3 ③ K			4	2	2	3	0	2	0
31 Brad Penny, R (1, 1) OBP: 0.300, SLG: 0.368 Ramon Martinez, R (7, 4) OBP: 0.222, SLG: 0.178			S SL 80 S CH 81 B SL 80 X CH 82 1-2 15 G4-3 9 1B 2B	S FA 90 C SL 84 F FA 91 B SL 83 X 1-2 ② L7		C FA 91 X FA 91 0-1 ① SH3 1-2		C FA 94 X SL 85 0-1 ① P6		2 1	1 0	1 0	0 0	0 0	0 0	0 0
Inning Stats	R: 0 E: 0 K: 0 S: 6 H: 0 LOB: 0 BB: 0 P: 8	R: 0 E: 0 K: 0 S: 9 H: 0 LOB: 1 BB: 1 P: 16	R: 1 E: 0 K: 1 S: 12 H: 2 LOB: 1 BB: 0 P: 19	R: 5 E: 0 K: 0 S: 20 H: 6 LOB: 1 BB: 0 P: 31	R: 0 E: 0 K: 1 S: 10 H: 0 LOB: 1 BB: 1 P: 14	R: 2 E: 1 K: 0 S: 15 H: 3 LOB: 2 BB: 0 P: 24	R: 0 E: 0 K: 1 S: 10 H: 0 LOB: 0 BB: 0 P: 13	R: 0 E: 0 K: 1 S: 7 H: 0 LOB: 0 BB: 0 P: 9		1B: 7 2B: 3 3B: 0 HR: 1 SF: 0 SAC: 1 DP: 0 HBP: 1			WP: 0 PB: 0 SB: 0 CS: 0 PA: 38	

	AB	34
	R	8
	H	11
	RBI	7
	BB	2
	SO	4
	LOB	8

PITCHER		IP	WLS	BF	H	R	ER	SO	BB	IBB	HBP	BLK	WP	HR	S	P	ERA	WHIP
Jorge Sosa, R ERA: 4.36	(1, 1)	4.0	L	21	8	6	6	1	1	0	0	0	0	1	47	74	13.50	2.250
Scott Schoeneweis, L ERA: 5.21	(5, 1)	1.1		8	2	2	2	1	1	0	1	0	0	0	18	27	13.50	2.250
35 Joe Smith, R ERA: 2.82	(6, 1)	0.2		3	1	0	0	0	0	0	0	0	0	0	7	11	0.00	1.500
59 Guillermo Mota, R ERA: 5.53	(7, 1)	2.0		6	0	0	0	2	0	0	0	0	0	0	17	22	0.00	0.000

PITCHER	IP	WLS	BF	H	R	ER	SO	BB	IBB	HBP	BLK	WP	HR	S	P	ERA	WHIP

TOP

New York Mets @ Los Angeles Dodgers

Dodger Stadium, Los Angeles, CA

Sun Jul 22 2007, 1:10 PM PDT

Att. 49,092 - Sunny - 82 F

livebaseballscorecards.com

Batter	1	2	3	4	5	6	7	8	9	10	AB	R	H	RBI	BB	SO	LOB
7 José Reyes, S (1, 6) OBP: 0.382, SLG: 0.448	C FA 89 C CU 79 B FA 88 B CH 84 X CH 81 2-2 5 1B 1B	B SL 84 X FA 92 1-0 ② B5-3	C FA 91 X FA 91 1-1 2B 3B	C FA 92 B CH 86 X SL 86 1-1 G1-3 15 SF9 2B	C FA 88 B CU 76 F FA 89 B CU 76 F FA 89 X CU 75 2-2 ① G3-1	5	2	3	0	0	0	0
Lastings Milledge, R (1, 7) OBP: 0.220, SLG: 0.333	X CH 79 0-0 ① B2	F SL 84 B CU 78 S CH 80 F CH 82 B FA 91 F FA 92 X CU 77 2-2 ③ G1-3	B CU 72 B CH 81 S CH 81 X CH 82 2-1 15 G4-3 5 1B 3-H 2B	C FA 93 F FA 93 F SL 88 B SL 86 X FA 92 1-2 ① G1-3 2-3	S CU 76 X FA 91 0-1 5 FC5-4 15 1B 1B	5	2	2	1	0	0	2
15 Carlos Beltrán, S (1, 8) OBP: 0.341, SLG: 0.485	1 SAFE 1 SAFE C CU 78 F FA 91 D CH 84 B CU 76 1 SAFE X CH 82 2-2 ② F8	C CU 72 B FA 90 F CU 76 B FA 92 X CU 78 2-2 ① G5-3	C CH 84 B FA 92 D SL 84 B FA 92 X CH 86 3-1 ② G4-3 2-3	S CH 86 B FS 84 X FA 92 1-1 ② SF9 3-H	C CU 74 F FA 89 F FA 90 F CU 75 X CU 72 0-2 5 FC5-4 1-2 1B	4	0	1	1	0	0	2
5 David Wright, R (1, 5) OBP: 0.379, SLG: 0.509	B SL 85 D CU 76 1 SAFE B SL 86 C FA 90 F FA 86 X CH 82 3-2 1-3 1B	B FA 90 B CH 84 C FA 90 X FA 85 2-1 ② F8	C SL 84 B FA 92 X SL 85 1-1 21 S 3-H 1B	B SL 87 X FA 92 1-0 ③ G5-3	D CU 77 C B FA 89 S FA 89 B FA 89 F CU 76 X FA 91 3-2 ② FC5-4 1B 1-2f 2-3	5	0	2	1	0	0	2
21 Carlos Delgado, L (1, 3) OBP: 0.320, SLG: 0.443 1 Anderson Hernandez, S (9, PR) Chip Ambres, R (9, 9) OBP: 0.333, SLG: 0.333	C CU 77 C FA 91 F CU 81 S CU 80 0-3 ③ K	S FA 91 F FA 91 F FA 91 X CU 78 0-2 ③ G6-3	C FA 93 B FA 90 B FA 92 4-1 1-2 IBB	C FA 95 F SL 87 F FA 98 X SL 88 0-2 16 G6-3 16 WP E 1B	B FA 91 X FA 91 1-0 1-2 3-H 1B	3	0	1	0	1	1	2
						0	1	0	0	0	0	0
						1	0	1	1	0	0	0
16 Paul Lo Duca, R (1, 2) OBP: 0.310, SLG: 0.352 25 Pedro Feliciano, L (9, 1) Sandy Alomar Jr., R (10, PH) OBP: 0.333, SLG: 0.500 13 Billy Wagner, L (10, 1)	X FA 88 0-0 ① G5-3	B SL 82 B FA 90 B FA 87 C FA 87 X FA 90 3-1 G4-6-3 1B	C FA 92 S SL 84 F SL 83 F FA 94 X CH 84 0-2 ③ G1-3	B FA 96 B FA 97 B FA 98 C FA 97 F FA 99 X SL 86 3-2 ① G6-3 1-3	B CU 78 X FA 90 1-0 ③ G6-3	4	0	1	0	0	0	3
						0	0	0	0	0	0	0
						1	0	0	0	0	0	2
						0	0	0	0	0	0	0
Shawn Green, L (1, 9) OBP: 0.320, SLG: 0.413 (9, 3)	B FA 90 F FA 90 X CU 78 1-1 ② G5-3	B CU 71 X FA 90 1-0 ①② G4-6-3 1-2f	C FA 90 B CH 81 F FA 89 S CH 87 1-3 ① K	F SL 87 F FA 99 X FA 98 0-2 E9 WP 3-H	4	0	0	0	0	1	2
Ruben Gotay, S (1, 4) OBP: 0.366, SLG: 0.495	B FA 90 C FA 90 S FA 86 C CU 79 1-3 ③ K	B CH 80 B FA 90 B SL 84 C FA 88 F FA 90 S CH 81 3-3 ③ K	B FA 90 B FA 92 C FA 90 X FA 90 2-1 ② G1-3	C SL 87 2 SAFE B FA 96 F SL 88 F SL 86 B FA 98 S CH 88 2-3 ② K 2-3	4	0	0	0	0	3	2
26 Orlando Hernandez, R (1, 1) OBP: 0.212, SLG: 0.273 23 Marlon Anderson, L (7, PH) OBP: 0.310, SLG: 0.237 Aaron Heilman, R (7, 1) 11 Ramon Castro, R (9, PH) OBP: 0.360, SLG: 0.567 (9, 2)	F FA 89 C CU 73 S CH 82 0-3 ① K	B FA 88 B FA 88 B FA 86 C FA 87 C FA 89 S FA 90 3-3 ① K	B FA 90 X FA 90 1-0 ③ G4-3	C SL 88 C FA 98 S FA 98 0-3 ③ K	2	0	0	0	0	2	0
					1	0	0	0	0	0	0
					0	0	0	0	0	0	0
					1	0	0	0	0	1	2
Inning Stats	R: 0 E: 0 K: 1 S: 14 H: 2 LOB: 2 BB: 0 P: 21	R: 0 E: 0 K: 1 S: 6 H: 0 LOB: 0 BB: 0 P: 8	R: 0 E: 0 K: 1 S: 9 H: 0 LOB: 0 BB: 0 P: 12	R: 0 E: 0 K: 0 S: 9 H: 0 LOB: 0 BB: 0 P: 13	R: 0 E: 0 K: 1 S: 6 H: 1 LOB: 0 BB: 0 P: 13	R: 2 E: 0 K: 1 S: 17 H: 3 LOB: 2 BB: 1 P: 31	R: 0 E: 0 K: 1 S: 6 H: 0 LOB: 0 BB: 0 P: 10	R: 1 E: 0 K: 0 S: 9 H: 1 LOB: 0 BB: 0 P: 13	R: 1 E: 1 K: 2 S: 17 H: 1 LOB: 2 BB: 0 P: 22	R: 1 E: 0 K: 0 S: 17 H: 3 LOB: 2 BB: 0 P: 24	1B: 8 2B: 2 3B: 1 HR: 0	SF: 1 SAC: 0 DP: 1 HBP: 0	WP: 2 PB: 0 SB: 1 CS: 0	PA: 42			

PITCHER		IP	WLS	BF	H	R	ER	SO	BB	IBB	HBP	BLK	WP	HR	S	P	ERA	WHIP
50 Eric Stults, L ERA: 4.5	(1, 1)	5.1		20	5	2	2	5	0	0	0	0	0	0	51	80	3.38	0.938
Rudy Seanez, R ERA: 3.52	(6, 1)	0.2	B	4	1	0	0	0	0	1	0	0	0	0	10	18	0.00	1.500
Derek Lowe, R ERA: 3.48	(7, 1)	1.0	H	3	0	0	0	1	0	0	0	0	0	0	6	10	0.00	0.000
Roberto Hernandez, R ERA: 6.52	(8, 1)	1.0	H	4	1	1	1	0	0	0	0	0	0	0	9	13	9.00	1.000
51 Jonathan Broxton, R ERA: 2.44	(9, 1)	1.0	B	5	1	1	0	2	0	0	0	0	2	0	17	22	0.00	1.000

PITCHER		IP	WLS	BF	H	R	ER	SO	BB	IBB	HBP	BLK	WP	HR	S	P	ERA	WHIP
54 D.J. Houlton, R ERA: 4.26	(10, 1)	1.0	L	6	3	1	1	0	0	0	0	0	0	0	17	24	9.00	3.000

AB	40
R	5
H	11
RBI	4
BB	1
SO	8
LOB	19

Batter	1	2	3	4	5	6	7	8	9	10	AB	R	H	RBI	BB	SO	LOB
15 Rafael Furcal, S (1, 6) OBP: 0.344, SLG: 0.376	F FA 87 B FA 88 X FA 88 1-1 HR		C FA 88 B CH 83 X CH 84 1-1 ① G3		C CU 67 S CH 84 B FA 89 F CH 84 B CH 84 X FA 89 2-2 9 CS 1B	B CH 83 X CH 82 1-0 ③ L6			C CH 73 B FA 88 C SL 76 C SL 77 1-3 ③ K		5	1	2	1	0	1	2
9 Juan Pierre, L (1, 8) OBP: 0.318, SLG: 0.342	C X CU 73 0-1 ① F9		C CU 68 F FA 89 B FA 89 X FA 90 1-2 ② F7		1 SAFE 1 SAFE C FA 87 B CH 82 B CH 82 F CH 83 X FA 90 2-2 ①② F7 1-2		C FA 94 X CH 86 0-1 ① F8			B FA 96 B FA 96 C FA 96 F FA 96 F FA 96 B SL 87 B FA 97 4-2 5 WP 55 S BB	4	0	0	0	1	0	1
55 Russell Martin, R (1, 2) OBP: 0.373, SLG: 0.471	B SL 75 B FA 87 C FA 89 C FA 90 T SL 76 2-2 ② K		B CU 73 B CU 75 B FA 90 C FA 89 C FA 89 S CU 76 3-3 ③ K		B FA 90 B CH 74 X CU 75 2-0 ③ G5-3		B CH 84 F FA 94 S FA 95 F FA 95 F FA 96 B CH 85 F CH 84 B FA 96 X FA 95 3-2 ② G5-3			1 SAFE F FA 97 B FA 94 F FA 96 1 SAFE F FA 96 F SL 86 F FA 96 S FA 97 1-3 ① K 1-2	5	0	0	0	0	3	1
12 Jeff Kent, R (1, 4) OBP: 0.368, SLG: 0.476	F SL 76 S FA 89 B FA 90 B SL 77 F FA 91 B FA 89 X SL 76 3-2 1B			C CU 74 B SL 76 F CU 76 S FA 91 1-3 ① K		B SL 75 X CU 72 1-0 ① G4-3	C CH 85 X FA 95 0-1 ③ G6-3			I IN 80 I IN 84 I IN 83 I IN 85 4-0 5 WP IBB	4	0	1	0	1	1	0
Luis Gonzalez, L (1, 7) OBP: 0.375, SLG: 0.460 27 Matt Kemp, R (7, 9) OBP: 0.416, SLG: 0.591	B CU 68 F FA 89 F FA 89 B CH 83 F CH 84 B FA 90 X FA 90 3-2 ③ G3-1			B CH 84 B FA 89 B FA 90 C FA 88 X FA 89 3-1 5 G3 7 2B 1B		B CU 67 B FA 89 B CH 82 B FA 88 4-0 5 HR BB		X CH 84 0-0 ① F8		B SL 86 S FA 97 B FA 97 F FA 98 S SL 86 2-3 ② K	2 2	2 0	1 0	0 0	1 0	0 1	1 2
5 Nomar Garciaparra, R (1, 5) OBP: 0.323, SLG: 0.352		B CU 73 X SL 74 1-0 1B		X SL 77 0-0 ② G3 1-2		X SL 74 0-0 1-H HR		S FA 93 X FA 94 0-1 ② G6-3		B FA 98 F FA 96 B FA 98 C FA 97 F FA 97 B FA 97 C SL 87 3-3 ③ K 1-2 2-3	5	1	2	2	0	1	3
7 James Loney, L (1, 3) OBP: 0.412, SLG: 0.529		B CU 68 F FA 89 X FA 89 1-1 ① F8		C FA 90 F FA 90 B CH 82 B CH 84 F FA 90 B SL 76 X SL 76 3-2 2-H 2B		F FA 90 X FA 90 0-1 E3 BB		C CH 85 F FA 95 X FA 94 0-2 ③ G6-3			4	0	1	1	0	0	1
16 Andre Ethier, L (1, 9) OBP: 0.363, SLG: 0.447 (7, 7)		C CH 82 B FA 88 S FA 89 F FA 90 F FA 90 S CH 83 1-3 ② K		I IN 80 I IN 81 I IN 81 I IN 82 4-0 IBB		B FA 90 B CH 83 C FA 89 1 SAFE F CH 82 X FA 90 2-2 ② F8			X FA 88 0-0 ① F7		3	0	0	0	1	1	2
50 Eric Stults, L (1, 1) OBP: 0.200, SLG: 0.200 Rudy Seanez, R (6, 1) Wilson Betemit, S (6, PH) OBP: 0.370, SLG: 0.497 Derek Lowe, R (7, 1) OBP: 0.262, SLG: 0.167 Roberto Hernandez, R (8, 1) 51 Jonathan Broxton, R (9, 1) Olmedo Saenz, R (9, PH) OBP: 0.330, SLG: 0.384 54 D.J. Houlton, R (10, 1)		B CU 68 F FA 89 F CH 82 S FA 88 1-3 ③ K		C CU 69 X CH 83 0-1 ③ F9		B CU 67 B FA 89 B FA 89 B FA 88 4-0 1-2 BB			C SL 77 X CH 74 0-1 ② F8		2 0 0 0 0 0 0 1 0	0 0 0 0 0 0 0 0 0	0 0 0 0 0 0 0 0 0	0 0 0 0 1 0 0 0 0	1 0 0 0 0 0 0 0 0	3 0 0 0 0 0 0 0 0	
Inning Stats	R: 1 E: 0 K: 1 S: 15 H: 2 LOB: 1 BB: 0 P: 24	R: 0 E: 0 K: 2 S: 11 H: 1 LOB: 1 BB: 0 P: 15	R: 0 E: 0 K: 1 S: 8 H: 0 LOB: 0 BB: 0 P: 13	R: 1 E: 0 K: 1 S: 12 H: 2 LOB: 2 BB: 1 P: 23	R: 0 E: 0 K: 0 S: 8 H: 1 LOB: 0 BB: 0 P: 14	R: 2 E: 1 K: 0 S: 8 H: 1 LOB: 2 BB: 2 P: 20	R: 0 E: 0 K: 0 S: 10 H: 0 LOB: 0 BB: 0 P: 13	R: 0 E: 0 K: 0 S: 6 H: 0 LOB: 0 BB: 0 P: 6	R: 0 E: 0 K: 1 S: 6 H: 0 LOB: 0 BB: 0 P: 7	R: 0 E: 0 K: 3 S: 16 H: 0 LOB: 2 BB: 2 P: 30	1B: 4 2B: 1 3B: 0 HR: 2	SF: 0 SAC: 0 DP: 0 HBP: 0	WP: 1 PB: 0 SB: 1 CS: 1	PA: 42			

PITCHER		IP	WLS	BF	H	R	ER	SO	BB	IBB	HBP	BLK	WP	HR	S	P	ERA	WHIP
26 Orlando Hernandez, R ERA: 3.14	(1, 1)	6.0		28	7	4	4	5	2	1	0	0	0	2	62	109	6.00	1.500
Aaron Heilman, R ERA: 3.86	(7, 1)	2.0		6	0	0	0	0	0	0	0	0	0	0	16	19	0.00	0.000
25 Pedro Feliciano, L ERA: 2.11	(9, 1)	1.0	W	3	0	0	0	1	0	0	0	0	0	0	6	7	0.00	0.000
13 Billy Wagner, L ERA: 1.45	(10, 1)	1.0	S	5	0	0	0	3	1	1	0	0	1	0	16	30	0.00	1.000

PITCHER	IP	WLS	BF	H	R	ER	SO	BB	IBB	HBP	BLK	WP	HR	S	P	ERA	WHIP

BOTTOM

New York Mets @ Los Angeles Dodgers

Dodger Stadium, Los Angeles, CA

Sun Jul 22 2007, 1:10 PM PDT

Att. 49,092 - Sunny - 82 F

livebaseballscorecards.com

AB	37
R	4
H	7
RBI	4
BB	5
SO	9
LOB	16

Batter	1	2	3	4	5	6	7	8	9	AB	R	H	RBI	BB	SO	LOB
Matt Kata, S (1, 5) OBP: 0.255, SLG: 0.326	C F B B S 2-3 ① K		C F B F B B X 2-2 ① G4-3		F F F B B T 2-2 ② K			C X 0-1 ① G6-3		4	0	0	0	0	2	0
12 Freddy Sanchez, R (1, 4) OBP: 0.325, SLG: 0.408	C X 0-1 ② G5-3		X 0-0 1B		B C X 1-1 ③ G6-3			C C B S 1-3 ② K		4	0	1	0	0	1	0
25 Adam LaRoche, L (1, 3) OBP: 0.325, SLG: 0.436	X 0-0 2B 1B		B S B S B X 3-2 ② F7			B B B C F X 3-2 ① G4-3		B B X 2-0 ③ G3-1		4	1	1	0	0	0	1
Xavier Nady, R (1, 8) OBP: 0.336, SLG: 0.486	C X 0-1 1-H 2B		B B F B C X 3-2 ③ G6-3			C B S C 1-3 ② K			C X 0-1 41 G4-3 HR 2B	4	1	2	1	0	1	1
41 Ryan Doumit, S (1, 9) OBP: 0.355, SLG: 0.482	B C B F B F X 3-2 ③ F8			X 0-0 ① G3		B B S F X 2-2 ③ P4			B D C X 2-1 ① G4-3 2-3	4	0	0	0	0	0	2
Jason Bay, R (1, 7) OBP: 0.327, SLG: 0.432		B C C X 1-2 1B		B B C X 2-1 HR			X 0-0 ① F8		F D B B X 3-1 3-H HR	4	2	3	3	0	0	0
26 Ronny Paulino, R (1, 2) OBP: 0.284, SLG: 0.355		B B F 1 SAFE 1 F C 2-3 ① K		C X 0-1 ② F8			B S B B B 4-1 BB		B S X 1-1 ② G1-3	3	0	0	0	1	1	1
2 Jack Wilson, R (1, 6) OBP: 0.302, SLG: 0.342		1 SAFE C F F C 0-3 ② K		F F B X 1-2 ③ F8			B F B X 2-1 ② F9		B X 1-0 ③ G4-3	4	0	0	0	0	1	2
45 Ian Snell, R (1, 1) OBP: 0.200, SLG: 0.125 Rajai Davis, R (5, PH) OBP: 0.352, SLG: 0.326 Tony Armas, R (5, 1) OBP: 0.250, SLG: 0.250 13 Nate McLouth, L (7, PH) OBP: 0.301, SLG: 0.374 34 John Grabow, L (7, 1) Masumi Kuwata, R (8, 1)		C C S 0-3 ③ K			B C S B S 2-3 ① K		X 0-0 ③ F9			1 0 0 0 0 1 1 1 0 0 0 0 1 0 0 0 0 0 0 0 0 1 0 0 0 0 0 1 0 0 0 0 0 0 0 0 0 0 0 0 0 0							
Inning Stats	R: 1 E: 0 K: 1 S: 12 H: 2 LOB: 1 BB: 0 P: 17	R: 0 E: 0 K: 3 S: 13 H: 1 LOB: 1 BB: 0 P: 16	R: 0 E: 0 K: 0 S: 11 H: 1 LOB: 1 BB: 0 P: 19	R: 1 E: 0 K: 0 S: 8 H: 1 LOB: 0 BB: 0 P: 11	R: 0 E: 0 K: 2 S: 9 H: 0 LOB: 0 BB: 0 P: 14	R: 0 E: 0 K: 1 S: 9 H: 0 LOB: 0 BB: 0 P: 15	R: 0 E: 0 K: 0 S: 5 H: 0 LOB: 1 BB: 1 P: 11	R: 0 E: 0 K: 1 S: 6 H: 0 LOB: 0 BB: 0 P: 9	R: 2 E: 0 K: 0 S: 9 H: 2 LOB: 0 BB: 0 P: 16	1B: 3 2B: 2 3B: 0 HR: 2 SF: 0 SAC: 0 DP: 0 HBP: 0						

TOP

Pittsburgh Pirates @ New York Mets

Shea Stadium, Flushing, NY

Tue Jul 24 2007, 7:10 PM EDT

Att. 49,122 - Partly Cloudy - 76 F

livebaseballscorecards.com

AB	34
R	4
H	7
RBI	4
BB	1
SO	8
LOB	9

WP: 0 PB: 0 SB: 0 CS: 0 PA: 35

PITCHER		IP	WLS	BF	H	R	ER	SO	BB	IBB	HBP	BLK	WP	HR	S	P	ERA	WHIP
33 John Maine, R ERA: 3.04	(1, 1)	7.0	W	27	5	2	2	7	1	0	0	0	0	1	67	103	2.57	0.857
Aaron Heilman, R ERA: 3.78	(8, 1)	1.0		3	0	0	0	1	0	0	0	0	0	0	6	9	0.00	0.000
59 Guillermo Mota, R ERA: 5.97	(9, 1)	1.0		5	2	2	2	0	0	0	0	0	0	1	9	16	18.00	2.000

PITCHER	IP	WLS	BF	H	R	ER	SO	BB	IBB	HBP	BLK	WP	HR	S	P	ERA	WHIP

Batter	1	2	3	4	5	6	7	8	9	AB	R	H	RBI	BB	SO	LOB
7 José Reyes, S (1, 6) OBP: 0.382, SLG: 0.450	F B B X 2-1 2B 2B	X 0-0 ③ 2-3 1B		F X 0-1 ② G5-3		B C S F F X 1-2 ② F7		C B S X 1-2 ③ G5-3		5	1	2	0	0	0	1
Ruben Gotay, S (1, 4) OBP: 0.371, SLG: 0.505	L X 0-1 15 1B 5 SF8 2-H 2B		C B X 1-1 ① G6-3	C C F X 0-2 1B		C S F T 0-2 ③ K				4	1	2	1	0	1	1
15 Carlos Beltrán, S (1, 8) OBP: 0.340, SLG: 0.483	X 0-0 21 S 2-3 1B		C B S B C 2-3 ② K	B S F F S 1-3 ③ K			C C F S 0-3 ① K			4	0	1	0	0	3	1
5 David Wright, R (1, 5) OBP: 0.375, SLG: 0.505	F X 0-1 ① SF8 3-H		F C S 0-3 ③ K		B F F B X 2-2 ① F8		B B C X 2-1 ② P4			3	0	0	1	0	1	0
21 Carlos Delgado, L (1, 3) OBP: 0.319, SLG: 0.441	S B F C 1-3 ② K 1-2			X 0-0 ① F7	B X 1-0 16 FC5-4 1B		S X 0-1 ③ F8			4	0	1	0	0	1	1
16 Paul Lo Duca, R (1, 2) OBP: 0.312, SLG: 0.357	C F F F B X 1-2 ③ G6-3			B B X 2-0 1B 2B	F X 0-1 ② FC5-4 1-2f			B X 1-0 HR 1B		4	2	2	0	0	0	2
Shawn Green, L (1, 9) OBP: 0.319, SLG: 0.410		C S S 0-3 ① K		X 0-0 WP 1B 2-H 1B	B B B C S X 3-2 ③ F7			F S F B X 1-2 ① F7		4	1	1	1	0	1	2
Lastings Milledge, R (1, 7) OBP: 0.289, SLG: 0.452		C F X 0-2 7 1B 33 SH2-4 1B		B C B B S X 3-2 33 HR 1-H 1B		B H 2-0 33 SH1-4 HBP		B X 1-0 1-H HR		3	2	3	3	0	0	0
33 John Maine, R (1, 1) OBP: 0.200, SLG: 0.200		C X 0-1 ② SH2-4 1-2		B X 1-0 2-H HR		L 1 X SAFE 0-1 ① SH1-4 1-2		C F B F B X 2-2 ② G3-1		1	1	1	2	0	0	0
Aaron Heilman, R (8, 1)										0	0	0	0	0	0	0
23 Marlon Anderson, L (8, PH) OBP: 0.302, SLG: 0.231										1	0	0	0	0	0	0
59 Guillermo Mota, R (9, 1)										0	0	0	0	0	0	0
Inning Stats	R: 2 E: 0 K: 1 S: 15 H: 3 LOB: 1 BB: 0 P: 19	R: 0 E: 0 K: 1 S: 9 H: 2 LOB: 2 BB: 0 P: 9	R: 0 E: 0 K: 2 S: 8 H: 0 LOB: 0 BB: 0 P: 11	R: 4 E: 0 K: 1 S: 17 H: 5 LOB: 1 BB: 0 P: 24	R: 0 E: 0 K: 0 S: 9 H: 1 LOB: 1 BB: 0 P: 15	R: 0 E: 0 K: 1 S: 11 H: 0 LOB: 1 BB: 0 P: 14	R: 0 E: 0 K: 1 S: 8 H: 0 LOB: 0 BB: 0 P: 10	R: 2 E: 0 K: 0 S: 13 H: 2 LOB: 0 BB: 0 P: 19		1B: 8 2B: 3 3B: 0 HR: 2 SF: 1 SAC: 2 DP: 0 HBP: 1						

PITCHER		IP	WLS	BF	H	R	ER	SO	BB	IBB	HBP	BLK	WP	HR	S	P	ERA	WHIP
45 Ian Snell, R ERA: 3.62	(1, 1)	4.0	L	21	10	6	6	5	0	0	0	0	1	1	49	63	13.50	2.500
Tony Armas, R ERA: 7.24	(5, 1)	2.0		8	1	0	0	1	0	0	1	0	0	0	20	29	0.00	0.500
34 John Grabow, L ERA: 5.27	(7, 1)	1.0		3	0	0	0	1	0	0	0	0	0	0	8	10	0.00	0.000
Masumi Kuwata, R ERA: 7.31	(8, 1)	1.0		5	2	2	2	0	0	0	0	0	0	1	13	19	18.00	2.000

PITCHER	IP	WLS	BF	H	R	ER	SO	BB	IBB	HBP	BLK	WP	HR	S	P	ERA	WHIP

BOTTOM

Pittsburgh Pirates @ New York Mets

Shea Stadium, Flushing, NY

Tue Jul 24 2007, 7:10 PM EDT
Att. 49,122 - Partly Cloudy - 76 F

livebaseballscorecards.com

AB	33
R	8
H	13
RBI	8
BB	0
SO	7
LOB	8

WP: 1 PA: 37
PB: 0
SB: 1
CS: 0

Batter	1	2	3	4	5	6	7	8	9	AB	R	H	RBI	BB	SO	LOB
13 Nate McLouth, L (1, 8) OBP: 0.304, SLG: 0.371	C B B C C 2-3 ① K		B C B X 2-1 ① F7		C X 0-1 12 2B 25 G4-3 1B	D X 1-0 ③ L9			S B H 2-1 HBP	4	1	1	0	0	1	1
12 Freddy Sanchez, R (1, 4) OBP: 0.328, SLG: 0.411	F B B F F B B 4-2 BB 25 BB BB		B S B B B X 3-1 1B		F F X 0-2 25 G4-3 1-3 HR 2B		C B S X 1-2 ① G5-3		C C B X 1-2 ③ F8	4	1	2	0	1	0	1
25 Adam LaRoche, L (1, 3) OBP: 0.324, SLG: 0.433	B B C C B B 4-2 BB 1-2 BB		C F B X 1-2 ② P6		B C B X 2-1 ② G4-3 2-3 3-H		B B T F S 2-3 ② K			3	0	0	1	1	1	2
Jason Bay, R (1, 7) OBP: 0.329, SLG: 0.440	S B B F B D 4-2 G6-4-3 1-2 2-3 BB		B C F B X 2-2 ③ F8		X 0-0 3-H HR		S B F F X 1-2 ③ P2			3	1	1	2	1	0	1
Xavier Nady, R (1, 9) OBP: 0.335, SLG: 0.486	C B C B X 2-2 ② ③ G6-4-3 1-2f			B F B X 2-1 ① L6	X 0-0 2B			F X 0-1 ① P4		4	0	1	0	0	0	3
41 Ryan Doumit, S (1, 2) OBP: 0.348, SLG: 0.472		B C B B X 3-1 ① G4-3		C B F F S 1-3 ② K	B B C X 2-1 ③ G1			C B F B S 2-3 ② K		4	0	0	0	0	2	1
Jose Castillo, R (1, 5) OBP: 0.271, SLG: 0.325 Shawn Chacon, R (8, 1) OBP: 0.273, SLG: 0.273		S X 0-1 ② F8		B F B C X 2-2 1B		F B C B B X 3-2 ① G6-3		B X 1-0 ③ G6-3		4 0	0 0	1 0	0 0	0 0	0 0	0 0
2 Jack Wilson, R (1, 6) OBP: 0.301, SLG: 0.341		L X 0-1 1B		C X 0-1 ③ G6-3		B F B S F F B F X 3-2 ② L7			C B X 1-1 ① F8	4	0	1	0	0	0	1
24 Tom Gorzelanny, R (1, 1) OBP: 0.122, SLG: 0.077 Tony Armas, R (3, 1) OBP: 0.250, SLG: 0.250 Matt Kata, S (5, PH) OBP: 0.253, SLG: 0.323 Masumi Kuwata, R (5, 1) Rajai Davis, R (6, PH) OBP: 0.364, SLG: 0.362 34 John Grabow, L (6, 1) 16 Salomon Torres, R (6, 1) Cesar Izturis, S (8, 5) OBP: 0.297, SLG: 0.303		C B B X 2-1 ③ G6-3			X 0-0 ① F9	F B X 1-1 2B			B F B X 2-1 ② L3	1 0 1 0 1 0 0 0 1	0 0 0 0 0 0 0 0 0	0 0 0 0 1 0 0 0 0	0 0 0 0 0 0 0 0 0	0 0 0 0 0 0 0 0 0	0 0 0 0 0 0 0 0 0	1 0 0 0 0 0 0 0 0
Inning Stats	R: 0 H: 0 E: 0 LOB: 2 K: 1 BB: 3 S: 13 P: 29	R: 0 H: 1 E: 0 LOB: 1 K: 0 BB: 0 S: 8 P: 13	R: 0 H: 1 E: 0 LOB: 1 K: 0 BB: 0 S: 10 P: 18	R: 0 H: 1 E: 0 LOB: 1 K: 1 BB: 0 S: 11 P: 16	R: 3 H: 4 E: 0 LOB: 1 K: 0 BB: 0 S: 12 P: 16	R: 0 H: 1 E: 0 LOB: 1 K: 0 BB: 0 S: 12 P: 20	R: 0 H: 0 E: 0 LOB: 0 K: 1 BB: 0 S: 10 P: 14	R: 0 H: 0 E: 0 LOB: 0 K: 1 BB: 0 S: 6 P: 9	R: 0 H: 0 E: 0 LOB: 1 K: 0 BB: 0 S: 8 P: 14	1B: 4 SF: 0 2B: 3 SAC: 0 3B: 0 DP: 1 HR: 1 HBP: 1						

TOP

Pittsburgh Pirates @ New York Mets

Shea Stadium, Flushing, NY

Wed Jul 25 2007, 7:10 PM EDT

Att. 49,906 - Partly Cloudy - 81 F

livebaseballscorecards.com

AB	34
R	3
H	8
RBI	3
BB	3
SO	4
LOB	11

WP: 0 PA: 38
PB: 0
SB: 0
CS: 0

PITCHER		IP	WLS	BF	H	R	ER	SO	BB	IBB	HBP	BLK	WP	HR	S	P	ERA	WHIP
Tom Glavine, L ERA: 4.51	(1, 1)	6.0	W	28	8	3	3	2	3	0	0	0	0	1	66	112	4.50	1.833
Aaron Heilman, R ERA: 3.63	(7, 1)	2.0	H	6	0	0	0	2	0	0	0	0	0	0	16	23	0.00	0.000
13 Billy Wagner, L ERA: 1.42	(9, 1)	1.0	S	4	0	0	0	0	0	0	1	0	0	0	8	14	0.00	0.000

PITCHER	IP	WLS	BF	H	R	ER	SO	BB	IBB	HBP	BLK	WP	HR	S	P	ERA	WHIP

Pittsburgh Pirates @ New York Mets

Shea Stadium, Flushing, NY

Wed Jul 25 2007, 7:10 PM EDT

Att. 49,906 - Partly Cloudy - 81 F

livebaseballscorecards.com

BOTTOM

Batter	1	2	3	4	5	6	7	8	9	AB	R	H	RBI	BB	SO	LOB
7 José Reyes, S (1, 6) OBP: 0.380, SLG: 0.446	F X 0-1 ① G5-3	B B X 2-0 ③ F8		C B B F F X 2-2 ① P5		X 0-0 ② P4		I I I 4-0 IBB		4	0	0	0	1	0	1
Lastings Milledge, R (1, 8) OBP: 0.320, SLG: 0.478	B C X 1-1 21 BB 16 2B 2B		C B B C B X 3-2 ① 1B	B B F X 2-1 ② P3		B B B H 4-0 HBP		B B C C X 2-1 ③ P3		4	1	2	0	0	0	2
5 David Wright, R (1, 5) OBP: 0.376, SLG: 0.507	B B C B B 4-1 21 BB 16 2B BB		B C B B X 3-1 16 2B 2B	B C B F F B X 3-2 ③ F9		C X 0-1 ③ F7				3	2	1	0	1	0	2
21 Carlos Delgado, L (1, 3) OBP: 0.321, SLG: 0.439	D B C B F F B 4-2 16 2B 23 SF7 1-2 2-3 BB		B B F B B 4-1 16 2B BB		B C F X 1-2 ① G6-3		B B C X 2-1 ① F7			2	2	0	0	2	0	0
16 Paul Lo Duca, R (1, 2) OBP: 0.314, SLG: 0.365	B F X 1-1 1-3 2-H 3-H 2B		X 0-0 23 1B 3 1B 1-H 2-H 2B		B X 1-0 ② G5-3		C B B X 2-1 ② G5-3			4	1	2	4	0	0	0
23 Marlon Anderson, L (1, 7) OBP: 0.319, SLG: 0.244	C X 0-1 ② SF7 3-H		X 0-0 FC7-4 3 1B 2-3 1B		B B B C C B 4-2 3 S BB		S C F F B X 1-2 ③ G4-3			2	0	1	1	1	0	0
3 Damion Easley, R (1, 4) OBP: 0.335, SLG: 0.442	B B F B X 3-1 ③ G5-3		D X 1-0 FC7-4 1-2 3-H 1B		B B X 2-0 ③ F8 1-2			B B B C F S 3-3 ① K		4	0	1	1	0	1	2
Shawn Green, L (1, 9) OBP: 0.321, SLG: 0.415		C F B S 1-3 ① K	X 0-0 ② FC7-4 1-2f 2-3			C C X 0-2 1 E 1 S 1B		X 0-0 2B		4	0	2	0	0	1	2
Tom Glavine, L (1, 1) OBP: 0.333, SLG: 0.286 1 Anderson Hernandez, S (6, PH) Aaron Heilman, R (7, 1) Ruben Gotay, S (8, PH) OBP: 0.368, SLG: 0.500 13 Billy Wagner, L (9, 1)		B C S B X 2-2 ② G3	F B B B S 3-3 ③ K			1 SAFE B B S B C C 2-3 ① K 1-3		X 0-0 ② F7		2 1 0 1 0	0 0 0 0 0	0 0 0 0 0	0 0 0 0 0	0 0 0 0 0	1 1 0 0 0	2 1 0 1 0
Inning Stats	R: 3 E: 0 K: 0 S: 14 H: 2 LOB: 1 BB: 2 P: 27	R: 0 E: 0 K: 1 S: 7 H: 0 LOB: 0 BB: 0 P: 12	R: 3 E: 0 K: 1 S: 13 H: 5 LOB: 2 BB: 1 P: 27	R: 0 E: 0 K: 0 S: 10 H: 0 LOB: 0 BB: 0 P: 17	R: 0 E: 0 K: 0 S: 7 H: 0 LOB: 1 BB: 0 P: 15	R: 0 E: 0 K: 1 S: 9 H: 1 LOB: 2 BB: 0 P: 15	R: 0 E: 0 K: 0 S: 9 H: 0 LOB: 0 BB: 0 P: 14	R: 0 E: 0 K: 1 S: 7 H: 1 LOB: 2 BB: 1 P: 16		1B: 4 2B: 5 3B: 0 HR: 0	SF: 1 SAC: 0 DP: 0 HBP: 1					

	AB	31
	R	6
	H	9
	RBI	6
	BB	5
	SO	4
	LOB	13

WP: 0 PB: 0 SB: 2 CS: 0 PA: 38

PITCHER		IP	WLS	BF	H	R	ER	SO	BB	IBB	HBP	BLK	WP	HR	S	P	ERA	WHIP
24 Tom Gorzelanny, L ERA: 3.55	(1, 1)	2.1	L	16	7	6	6	1	3	0	0	0	0	0	30	59	23.14	4.286
Tony Armas, R ERA: 6.99	(3, 1)	1.2		5	0	0	0	1	0	0	0	0	0	0	14	24	0.00	0.000
Masumi Kuwata, R ERA: 6.88	(5, 1)	1.0		4	0	0	0	0	1	0	0	0	0	0	7	15	0.00	1.000
34 John Grabow, L ERA: 5.14	(6, 1)	0.2		3	1	0	0	1	0	0	0	0	0	0	7	9	0.00	1.500
16 Salomon Torres, R ERA: 4.91	(6, 1)	1.1		5	0	0	0	0	0	0	1	0	0	0	11	20	0.00	0.000

PITCHER		IP	WLS	BF	H	R	ER	SO	BB	IBB	HBP	BLK	WP	HR	S	P	ERA	WHIP
Shawn Chacon, R ERA: 3.44	(8, 1)	1.0		5	1	0	0	1	0	1	0	0	0	0	7	16	0.00	1.000

Batter	1	2	3	4	5	6	7	8	9	AB	R	H	RBI	BB	SO	LOB
Cesar Izturis, S (1, 6) OBP: 0.296, SLG: 0.302	B B C X 2-1 ① L7		C X 0-1 ③ G4-3			X 0-0 SH 1B 1-3 2-H	F S F B F X 1-2 12 E 12 1B 1B 1B		F X 0-1 ① G4-3	4	2	1	0	0	0	0
12 Freddy Sanchez, R (1, 4) OBP: 0.327, SLG: 0.409	B F C S 1-3 ② K			B X 1-0 F9 ①		F X 0-1 ① P3	B B F F B X 3-2 E5 1B 1B 1-3 1B 1B		B X 1-0 ② P3	5	1	1	0	0	1	2
Jason Bay, R (1, 7) OBP: 0.327, SLG: 0.436	B C B C C F B S 3-3 ③ K			S F B C 1-3 ② K		B X 1-0 ② P4	B X 1-0 1B 2B 1-2 3-H 1B		B B B C C S 3-3 ③ K	5	1	1	1	0	3	2
Xavier Nady, R (1, 9) OBP: 0.337, SLG: 0.486		B F B C X 2-2 ① F9		B B S F F C 2-3 ③ K		B S F B X 2-2 HR 1B 2-H 3-H	B B X 2-0 2B 1-2 2-H 1B			4	1	2	3	0	1	0
Josh Phelps, R (1, 3) OBP: 0.360, SLG: 0.404		B B B B C X 3-1 1B			B F C B F T 2-2 ① K	B S 1 SAFE F F F B 1 SAFE X 2-2 1-H HR	B C X 1-1 1-3 2-H 2B			4	1	3	3	0	1	0
Jose Castillo, R (1, 5) OBP: 0.270, SLG: 0.318		B C B B B F F F F S 3-3 ② K			B F B F C 2-3 ② K	B C F B B B F B 4-2 BB	B X 1-0 ③ G1-3			3	0	0	0	1	2	3
26 Ronny Paulino, R (1, 2) OBP: 0.280, SLG: 0.349		X 0-0 ③ F8			S B C B F F X 2-2 ③ F9	C B F 1 SAFE S 1-3 ③ K		C B B C F C 2-3 ① K		4	0	0	0	0	2	2
13 Nate McLouth, L (1, 8) OBP: 0.309, SLG: 0.374			C B F X 1-2 ① F7			B B C B C X 3-2 28 1B SH 1B	S F B F S 1-3 ① K	B B F F B X 3-2 G3-6-3 1B		4	1	2	0	0	1	0
28 Paul Maholm, L (1, 1) Damaso Marte, L (7, 1) Matt Kata, S (8, PH) OBP: 0.250, SLG: 0.319 Shawn Chacon, R (8, 1) OBP: 0.273, SLG: 0.273 55 Matt Capps, R (9, 1) OBP: 1.000, SLG: 1.000			S B C S 1-3 ② K			1 SAFE C M X 0-2 SH 1B 1-2 1B	B C B S F F S 2-3 ② K	B F B 1 SAFE X 2-1 ② ③ G3-6-3 1-2f		3 0 1 0 0	1 0 0 0 0	1 0 0 0 0	0 0 0 0 0	0 0 0 0 0	2 0 0 0 0	0 0 1 0 0
Inning Stats	R: 0 E: 0 K: 2 S: 9 H: 0 LOB: 0 BB: 0 P: 15	R: 0 E: 0 K: 1 S: 12 H: 1 LOB: 1 BB: 0 P: 20	R: 0 E: 0 K: 1 S: 8 H: 0 LOB: 0 BB: 0 P: 10	R: 0 E: 0 K: 2 S: 8 H: 0 LOB: 0 BB: 0 P: 12	R: 0 E: 0 K: 2 S: 12 H: 0 LOB: 0 BB: 0 P: 18	R: 5 E: 1 K: 1 S: 23 H: 4 LOB: 1 BB: 1 P: 36	R: 3 E: 1 K: 2 S: 22 H: 5 LOB: 2 BB: 0 P: 34	R: 0 E: 0 K: 1 S: 9 H: 1 LOB: 0 BB: 0 P: 16	R: 0 E: 0 K: 1 S: 6 H: 0 LOB: 0 BB: 0 P: 10	1B: 9 2B: 1 3B: 0 HR: 1	SF: 0 SAC: 1 DP: 1 HBP: 0					

PITCHER		IP	WLS	BF	H	R	ER	SO	BB	IBB	HBP	BLK	WP	HR	S	P	ERA	WHIP
Oliver Pérez, L ERA: 2.84	(1, 1)	6.0	L	25	5	5	0	9	1	0	0	0	0	1	72	111	0.00	1.000
Scott Schoeneweis, L ERA: 5.59	(7, 1)	0.2		4	2	2	2	2	0	0	0	0	0	0	17	24	27.00	3.000
35 Joe Smith, R ERA: 3.03	(7, 1)	0.1		4	3	1	1	0	0	0	0	0	0	0	5	10	27.00	9.000
59 Guillermo Mota, R ERA: 5.58	(8, 1)	2.0		6	1	0	0	2	0	0	0	0	0	0	15	26	0.00	0.500

PITCHER	IP	WLS	BF	H	R	ER	SO	BB	IBB	HBP	BLK	WP	HR	S	P	ERA	WHIP

TOP

Pittsburgh Pirates @ New York Mets

Shea Stadium, Flushing, NY

Thu Jul 26 2007, 12:10 PM EDT

Att. 52,150 - Partly Cloudy - 84 F

livebaseballscorecards.com

AB	37
R	8
H	11
RBI	7
BB	1
SO	13
LOB	10

WP: 0 PB: 0 SB: 0 CS: 0 PA: 39

BOTTOM

Pittsburgh Pirates @ New York Mets

Shea Stadium, Flushing, NY

Thu Jul 26 2007, 12:10 PM EDT

Att. 52,150 - Partly Cloudy - 84 F

livebaseballscorecards.com

Batter	1	2	3	4	5	6	7	8	9	AB	R	H	RBI	BB	SO	LOB
7 José Reyes, S (1, 6) OBP: 0.381, SLG: 0.453	3-2 G5-3 5 SF7 S 1B		1-0 B1-3 ②			2-2 G4-3 ①		1-1 HR		4	2	2	1	0	0	0
Lastings Milledge, R (1, 8) OBP: 0.315, SLG: 0.520	3-2 G5-3 ① 1-3		1-1 L6 ③			2-1 HR		1-2 P3 ①		4	1	1	1	0	0	1
5 David Wright, R (1, 5) OBP: 0.373, SLG: 0.503	2-2 SF7 ② 3-H			2-2 F8 ①		1-0 F8 ②		1-2 G6-3 ②		3	0	0	1	0	0	0
21 Carlos Delgado, L (1, 3) OBP: 0.320, SLG: 0.435	4-2 BB			2-1 G6-3 ②		0-1 G3-1 ③		0-0 L7 ③		3	0	0	0	1	0	0
3 Damion Easley, R (1, 7) OBP: 0.339, SLG: 0.444	2-1 L9 ③			1-1 1B			2-1 G3 11 1B SF9 1B		0-1 F7 ①	4	1	2	0	0	0	1
11 Ramon Castro, R (1, 2) OBP: 0.365, SLG: 0.564		0-1 1B ①		1 SAFE 1-2 G4-3 ③			0-0 G3 1-2 1B		2-3 K ②	4	0	2	0	0	1	1
Shawn Green, L (1, 9) OBP: 0.318, SLG: 0.410		1-3 K ②			1-0 F8 ①		1-0 G3 ① 1-2 2-3		2-3 K ③	4	0	0	0	0	2	2
Ruben Gotay, S (1, 4) OBP: 0.358, SLG: 0.491		2-3 K ③			1-2 P6 ②		2-2 SF9 ② 3-H			2	0	0	1	0	1	0
Oliver Pérez, L (1, 1) OBP: 0.229, SLG: 0.229			0-0 G4-3 ①		0-3 K ③		0-2 G5-3 ③			2	0	0	0	0	1	0
Scott Schoeneweis, L (7, 1)										0	0	0	0	0	0	0
35 Joe Smith, R (7, 1)										0	0	0	0	0	0	0
16 Paul Lo Duca, R (7, PH) OBP: 0.313, SLG: 0.364										1	0	0	0	0	0	1
59 Guillermo Mota, R (8, 1)										0	0	0	0	0	0	0

	AB	31
	R	4
	H	7
	RBI	4
	BB	1
	SO	5
	LOB	6

Inning Stats	1	2	3	4	5	6	7	8	9	1B: 5	SF: 2	WP: 0	PA: 34
	R: 1 H: 1 E: 0 LOB: 1 K: 0 BB: 1 S: 14 P: 28	R: 0 H: 1 E: 0 LOB: 0 K: 2 BB: 0 S: 9 P: 12	R: 0 H: 0 E: 0 LOB: 0 K: 0 BB: 0 S: 4 P: 6	R: 0 H: 1 E: 0 LOB: 1 K: 0 BB: 0 S: 10 P: 16	R: 0 H: 0 E: 0 LOB: 0 K: 1 BB: 0 S: 8 P: 10	R: 1 H: 1 E: 0 LOB: 0 K: 0 BB: 0 S: 8 P: 13	R: 1 H: 2 E: 0 LOB: 1 K: 0 BB: 0 S: 10 P: 15	R: 1 H: 1 E: 0 LOB: 0 K: 0 BB: 0 S: 11 P: 14	R: 0 H: 0 E: 0 LOB: 0 K: 2 BB: 0 S: 9 P: 13	2B: 0 3B: 0 HR: 2	SAC: 0 DP: 0 HBP: 0	PB: 0 SB: 1 CS: 0	

PITCHER		IP	WLS	BF	H	R	ER	SO	BB	IBB	HBP	BLK	WP	HR	S	P	ERA	WHIP
28 Paul Maholm, L ERA: 4.57	(1, 1)	6.0	W	24	6	3	3	3	1	0	0	0	0	1	56	90	4.50	1.167
Damaso Marte, L ERA: 1.48	(7, 1)	1.0		3	0	0	0	0	0	0	0	0	0	0	7	10	0.00	0.000
Shawn Chacon, R ERA: 3.51	(8, 1)	1.0		4	1	1	1	0	0	0	0	0	0	1	11	14	9.00	1.000
55 Matt Capps, R ERA: 2.19	(9, 1)	1.0		3	0	0	0	2	0	0	0	0	0	0	9	13	0.00	0.000

PITCHER	IP	WLS	BF	H	R	ER	SO	BB	IBB	HBP	BLK	WP	HR	S	P	ERA	WHIP

Batter	1	2	3	4	5	6	7	8	9	AB	R	H	RBI	BB	SO	LOB
Felipe Lopez, S (1, 6) OBP: 0.299, SLG: 0.339	BBBB 4-0 10 G6-3 BB	CCFBBS 2-3 ② K		BBCBX 3-1 ③ G6-3			BBCX 1-1 ① L5		X 0-0 ① P4	4	0	0	0	1	1	3
10 Ronnie Belliard, R (1, 4) OBP: 0.341, SLG: 0.422	CX 1 SAFE 0-1 ①② G6-3 1-2f	SBBFFBX 3-2 ③ G5-3			X 0-0 ① F9		CBBX 2-1 ② F9		CX 0-1 ② G5-3	5	0	0	0	0	0	3
11 Ryan Zimmerman, R (1, 5) OBP: 0.313, SLG: 0.433	BCX 1-1 ③ P3		CFBX 1-2 21 G3-6-3 1B		CBBCBB 4-2 21 1B BB		CX 0-1 ③ G5-3		BCTBFFFX 2-2 1B	4	0	2	0	1	0	0
21 Dmitri Young, S (1, 3) OBP: 0.388, SLG: 0.509 Robert Fick, L (8, 3) OBP: 0.278, SLG: 0.235		BBFFFBX 3-2 2B 2B	FFBX 1-2 ①② G3-6-3 1-2f		FX 0-1 ② 1-3 1B			FBX 1-1 ① G6-3	1 SAFE FFF1S SAFE 0-3 ③ K	4 1	1 0	2 0	0 0	0 0	0 1	1 1
Ryan Church, L (1, 7) OBP: 0.341, SLG: 0.425 Ryan Langerhans, L (8, 7) OBP: 0.267, SLG: 0.289	TX 0-1 2B 2-H 2B	X 0-0 HR			BBCX 2-1 ③ F7			CX 0-1 ② G1		4 0	2 0	2 0	2 0	0 0	0 0	1 0
25 Austin Kearns, R (1, 9) OBP: 0.335, SLG: 0.376	BX 1-0 ① G4-3	FFBC 1-3 ③ K				X 0-0 HR		BBCBB 4-1 S 1B BB		3	2	1	1	1	1	1
Brian Schneider, L (1, 2) OBP: 0.311, SLG: 0.320	BX 1-0 2B 2-H 2B			CX 0-1 ① F8		FX 0-1 ① L9		BCFBFX 2-2 BB 1-H 1B		4	1	2	2	0	0	0
Nook Logan, S (1, 8) OBP: 0.291, SLG: 0.329	X 0-0 2-H 2B			CX 0-1 ② F8		CBTFBS 2-3 ② K		BBBCB 4-1 1-2 BB		3	0	1	1	1	1	0
Mike Bacsik, L (1, 1) OBP: 0.158, SLG: 0.111 Tony Batista, R (8, PH) OBP: 0.302, SLG: 0.241 Luis Ayala, R (8, 1)		BBCBCFFB 4-2 BB		CBFFFFX 1-2 1B		CCBBX 2-2 ③ F7		CBSBBFX 3-2 ③ G6-3		2 1 0	0 0 0	1 0 0	0 0 0	1 0 0	0 0 0	0 2 0
Inning Stats	R: 0 E: 0 K: 0 S: 4 H: 0 LOB: 0 BB: 1 P: 9	R: 3 E: 0 K: 1 S: 20 H: 4 LOB: 2 BB: 1 P: 34	R: 1 E: 0 K: 1 S: 10 H: 2 LOB: 0 BB: 0 P: 13	R: 0 E: 0 K: 0 S: 12 H: 1 LOB: 1 BB: 0 P: 16	R: 0 E: 0 K: 0 S: 7 H: 1 LOB: 1 BB: 1 P: 13	R: 1 E: 0 K: 1 S: 10 H: 1 LOB: 0 BB: 0 P: 14	R: 0 E: 0 K: 0 S: 6 H: 0 LOB: 0 BB: 0 P: 9	R: 1 E: 0 K: 0 S: 14 H: 1 LOB: 2 BB: 2 P: 28	R: 0 E: 0 K: 1 S: 12 H: 1 LOB: 1 BB: 0 P: 14	1B: 5 2B: 4 3B: 0 HR: 2 SF: 0 SAC: 0 DP: 2 HBP: 0						

PITCHER	IP	WLS	BF	H	R	ER	SO	BB	IBB	HBP	BLK	WP	HR	S	P	ERA	WHIP
Jorge Sosa, R (1, 1) ERA: 4.59	6.0	L	27	9	5	5	3	3	0	0	0	0	2	63	99	7.50	2.000
Jon Adkins, R (7, 1) ERA:	1.0		3	0	0	0	0	0	0	0	0	0	0	6	9	0.00	0.000
25 Pedro Feliciano, L (8, 1) ERA: 2.29	1.0		6	1	1	1	0	2	0	0	0	0	0	14	28	9.00	3.000
Aaron Heilman, R (9, 1) ERA: 3.57	1.0		4	1	0	0	1	0	0	0	0	0	0	12	14	0.00	1.000

PITCHER	IP	WLS	BF	H	R	ER	SO	BB	IBB	HBP	BLK	WP	HR	S	P	ERA	WHIP

TOP

Washington Nationals @ New York Mets

Shea Stadium, Flushing, NY

Fri Jul 27 2007, 7:10 PM EDT

Att. 51,179 - Partly Cloudy - 78 F

livebaseballscorecards.com

AB	35
R	6
H	11
RBI	6
BB	5
SO	4
LOB	12

WP: 0 PB: 0 SB: 1 CS: 0 PA: 40

BOTTOM

Washington Nationals @ New York Mets

Shea Stadium, Flushing, NY

Fri Jul 27 2007, 7:10 PM EDT

Att. 51,179 - Partly Cloudy - 78 F

livebaseballscorecards.com

Batter	1	2	3	4	5	6	7	8	9	AB	R	H	RBI	BB	SO	LOB
7 José Reyes, S (1, 6) OBP: 0.378, SLG: 0.449	2-2 G6-3 ①		2-1 G6-3 ②		0-0 L5 ②		1-1 F8 ③			4	0	0	0	0	0	3
3 Damion Easley, R (1, 4) OBP: 0.337, SLG: 0.439	0-1 G6-3 ②		0-1 L4 ③		0-0 1-2 3-H 1B			1-1 B1-3 ①		4	0	1	1	0	0	0
5 David Wright, R (1, 5) OBP: 0.372, SLG: 0.499	4-1 BB			0-0 F9 ①	1-1 G3-1 ③			3-3 K ②		3	0	0	0	1	1	2
21 Carlos Delgado, L (1, 3) OBP: 0.322, SLG: 0.436	0-1 G3 ③			1-2 1B		2-1 16 G5-4-3 1B		0-0 G6-3 ③		4	0	2	0	0	0	1
18 Moises Alou, R (1, 7) OBP: 0.370, SLG: 0.447		1-0 16 1B G6-4-3 2B		0-0 L7 ②		0-1 F9 ①			0-0 P6 ①	4	1	1	0	0	0	2
16 Paul Lo Duca, R (1, 2) OBP: 0.312, SLG: 0.362		2-1 G6-4-3 2-3 1B		1 SAFE 0-0 F8 ③		2-2 G5-4-3 ②③ 1-2f			0-1 L8 ②	4	0	1	0	0	0	2
Lastings Milledge, R (1, 8) OBP: 0.310, SLG: 0.500		2-0 G6-4-3 ①② 1-2f 3-H			0-0 F8 ①		2-1 1B		1-3 K ③	4	0	1	0	0	1	1
Shawn Green, L (1, 9) OBP: 0.318, SLG: 0.412		1-2 L3 ③			2-1 1B 3 1B 2B		0-1 L9 ①			3	1	1	0	0	0	1
Jorge Sosa, R (1, 1) OBP: 0.269, SLG: 0.217			0-1 G5-3 ①		0-1 3 1B 2-3 1B		3-1 F7 ②			2	0	1	0	0	0	0
Jon Adkins, L (7, 1)										0	0	0	0	0	0	0
Ruben Gotay, S (7, PH) OBP: 0.355, SLG: 0.487										1	0	0	0	0	0	1
25 Pedro Feliciano, L (8, 1)										0	0	0	0	0	0	0
Aaron Heilman, R (9, 1)										0	0	0	0	0	0	0
Inning Stats	R: 0 E: 0 K: 0 S: 9 H: 0 LOB: 1 BB: 1 P: 15	R: 1 E: 0 K: 0 S: 8 H: 2 LOB: 0 BB: 0 P: 14	R: 0 E: 0 K: 0 S: 6 H: 0 LOB: 0 BB: 0 P: 8	R: 0 E: 0 K: 0 S: 6 H: 1 LOB: 1 BB: 0 P: 7	R: 1 E: 0 K: 0 S: 9 H: 3 LOB: 2 BB: 0 P: 12	R: 0 E: 0 K: 0 S: 9 H: 1 LOB: 0 BB: 0 P: 13	R: 0 E: 0 K: 0 S: 8 H: 1 LOB: 1 BB: 0 P: 14	R: 0 E: 0 K: 1 S: 6 H: 0 LOB: 0 BB: 0 P: 10	R: 0 E: 0 K: 1 S: 8 H: 0 LOB: 0 BB: 0 P: 9	1B: 6 2B: 2 3B: 0 HR: 0	SF: 0 SAC: 0 DP: 2 HBP: 0						

	AB	33
	R	2
	H	8
	RBI	1
	BB	1
	SO	2
	LOB	13

PITCHER		IP	WLS	BF	H	R	ER	SO	BB	IBB	HBP	BLK	WP	HR	S	P	ERA	WHIP
Mike Bacsik, L ERA: 4.22	(1, 1)	7.0	W	28	8	2	2	0	1	0	0	0	0	0	55	83	2.57	1.286
Luis Ayala, R ERA: 3.07	(8, 1)	2.0		6	0	0	0	2	0	0	0	0	0	0	14	19	0.00	0.000

PITCHER	IP	WLS	BF	H	R	ER	SO	BB	IBB	HBP	BLK	WP	HR	S	P	ERA	WHIP

Batter	1	2	3	4	5	6	7	8	9	AB	R	H	RBI	BB	SO	LOB
Felipe Lopez, S (1, 6) OBP: 0.298, SLG: 0.346	C X 0-1 ① F7		C B X 1-1 ③ F9			B C X 1-1 HR		B C X 1-1 ③ G4-3		4	1	1	1	0	0	0
D'Angelo Jimenez, S (1, 4) OBP: 0.256, SLG: 0.147	C B B F X 2-2 1B			C B F B B F B 4-2 11 G6-4-3 BB		C F X 0-2 1B			C C B F B B X 3-2 ① G6-3	3	0	2	0	1	0	0
11 Ryan Zimmerman, R (1, 5) OBP: 0.310, SLG: 0.429	B F C S 1-3 ② K			B F F B F X 2-2 ① ② G6-4-3 1-2f		B 1 SAFE 1 SAFE X 1-0 ② P6			S C B B X 2-2 E6 21 FC6-4	4	0	0	0	0	1	3
21 Dmitri Young, S (1, 3) OBP: 0.384, SLG: 0.503	B X 1-0 ③ F8			C B F X 1-2 ③ G4-3		X 0-0 ③ F7			F B S B F X 2-2 ② FC6-4 25 FC6-4 1-2f	4	0	0	0	0	0	3
25 Austin Kearns, R (1, 9) OBP: 0.334, SLG: 0.373		B B X 2-0 ① G3-1			B B B B 4-0 BB		B B S S B F X 3-2 ① F9		F B D X 2-1 ③ FC6-4 1-2f	3	0	0	0	1	0	1
Ryan Church, L (1, 7) OBP: 0.339, SLG: 0.421		C F F B B X 2-2 ② P6			B B F F C 2-3 ① K		S B S B S 2-3 ② K			3	0	0	0	0	2	1
3 Jesus Flores, R (1, 2) OBP: 0.327, SLG: 0.372		B X 1-0 ③ F8			C S B B F C 2-3 ② K		B S S F B S 2-3 ③ K			3	0	0	0	0	2	1
Nook Logan, S (1, 8) OBP: 0.286, SLG: 0.322			B X 1-0 ① F9		C 1 SAFE S 0-3 ③ K			C M B S 1-3 ① K		3	0	0	0	0	2	1
Tim Redding, R (1, 1) OBP: 0.125, SLG: 0.125			B C C F S 1-3 ② K			C S B S 1-3 ① K		X 0-0 ② F8		2	0	0	0	0	2	0
52 Saul Rivera, S (7, 1)										0	0	0	0	0	0	0
Ryan Langerhans, L (8, PH) OBP: 0.265, SLG: 0.287										1	0	0	0	0	0	0
49 Chris Schroder, R (8, 1)										0	0	0	0	0	0	0
Inning Stats	R: 0 E: 0 K: 1 S: 9 H: 1 LOB: 1 BB: 0 P: 13	R: 0 E: 0 K: 0 S: 6 H: 0 LOB: 0 BB: 0 P: 11	R: 0 E: 0 K: 1 S: 7 H: 0 LOB: 0 BB: 0 P: 10	R: 0 E: 0 K: 0 S: 10 H: 0 LOB: 0 BB: 1 P: 17	R: 0 E: 0 K: 3 S: 10 H: 0 LOB: 1 BB: 1 P: 18	R: 1 E: 0 K: 1 S: 10 H: 2 LOB: 1 BB: 0 P: 13	R: 0 E: 0 K: 2 S: 10 H: 0 LOB: 0 BB: 0 P: 17	R: 0 E: 0 K: 1 S: 6 H: 0 LOB: 0 BB: 0 P: 8	R: 0 E: 1 K: 0 S: 13 H: 0 LOB: 1 BB: 0 P: 22	1B: 2 2B: 0 3B: 0 HR: 1	SF: 0 SAC: 0 DP: 1 HBP: 0					

TOP

Washington Nationals @ New York Mets

Shea Stadium, Flushing, NY

Sat Jul 28 2007, 12:10 PM EDT

Att. 51,947 - Overcast - 81 F

livebaseballscorecards.com

AB	30
R	1
H	3
RBI	1
BB	2
SO	9
LOB	10

PITCHER		IP	WLS	BF	H	R	ER	SO	BB	IBB	HBP	BLK	WP	HR	S	P	ERA	WHIP
26 Orlando Hernandez, R ERA: 3.02	(1, 1)	7.0	W	25	3	1	1	8	2	0	0	0	0	1	62	99	1.29	0.714
Aaron Heilman, R ERA: 3.5	(8, 1)	1.0	H	3	0	0	0	1	0	0	0	0	0	0	6	8	0.00	0.000
13 Billy Wagner, L ERA: 1.39	(9, 1)	1.0	S	4	0	0	0	0	0	0	0	0	0	0	13	22	0.00	0.000

PITCHER	IP	WLS	BF	H	R	ER	SO	BB	IBB	HBP	BLK	WP	HR	S	P	ERA	WHIP

WP: 0 PB: 0 SB: 0 CS: 0 PA: 32

BOTTOM

Washington Nationals @ New York Mets

Shea Stadium, Flushing, NY

Sat Jul 28 2007, 12:10 PM EDT

Att. 51,947 - Overcast - 81 F

livebaseballscorecards.com

Batter	1	2	3	4	5	6	7	8	9	AB	R	H	RBI	BB	SO	LOB
7 José Reyes, S (1, 6) OBP: 0.378, SLG: 0.451	F7		F8		CS 1B		1B 2B	F8		5	1	2	0	0	0	2
Ruben Gotay, S (1, 4) OBP: 0.360, SLG: 0.496	K		FC6-4 1-2f		1-2 2B		2-H 5 BB 21 1B 1B			4	1	2	1	0	1	1
5 David Wright, R (1, 5) OBP: 0.375, SLG: 0.497	BB			G6-3	BB		1-2 21 1B 11 FC6-5 BB			1	0	0	0	3	0	0
21 Carlos Delgado, L (1, 3) OBP: 0.323, SLG: 0.435	K			11 1B 2B BB	K		1-3 2-H 1B			3	1	1	1	1	2	3
11 Ramon Castro, R (1, 2) OBP: 0.361, SLG: 0.551		K		2-0 2B 1-3 1B	F7		3-3 FC6-5			4	0	1	0	0	1	4
23 Marlon Anderson, L (1, 7) OBP: 0.294, SLG: 0.222		K		F9		B2	G1-3			4	0	0	0	0	1	4
Lastings Milledge, R (1, 8) OBP: 0.323, SLG: 0.509		G6-3		1-3 3-H 2B		K		CS HBP		3	0	1	1	0	1	0
Shawn Green, L (1, 9) OBP: 0.320, SLG: 0.411			FC6-4 1B	IBB		K		G4-3 1-2		3	0	1	0	1	1	1
26 Orlando Hernandez, R (1, 1) OBP: 0.200, SLG: 0.257 3 Damion Easley, R (7, PH) OBP: 0.335, SLG: 0.436 Aaron Heilman, R (8, 1) 1 Anderson Hernandez, S (8, PH) OBP: 0.500, SLG: 0.500 13 Billy Wagner, L (9, 1)			K	G1-3			F8	1B		2 1 0 1 0	0 0 0 0 0	0 0 0 1 0	0 0 0 0 0	0 0 0 0 0	1 0 0 0 0	4 0 0 0 0
Inning Stats	R: 0 E: 0 K: 2 S: 10 H: 0 LOB: 1 BB: 1 P: 17	R: 0 E: 0 K: 2 S: 7 H: 0 LOB: 0 BB: 0 P: 11	R: 0 E: 0 K: 1 S: 10 H: 1 LOB: 1 BB: 0 P: 15	R: 1 E: 0 K: 0 S: 15 H: 2 LOB: 3 BB: 2 P: 29	R: 0 E: 0 K: 1 S: 12 H: 2 LOB: 2 BB: 1 P: 20	R: 0 E: 0 K: 2 S: 10 H: 0 LOB: 0 BB: 0 P: 14	R: 2 E: 0 K: 0 S: 18 H: 3 LOB: 2 BB: 1 P: 28	R: 0 E: 0 K: 0 S: 7 H: 1 LOB: 1 BB: 0 P: 12		1B: 6 2B: 3 3B: 0 HR: 0	SF: 0 SAC: 0 DP: 0 HBP: 1					

AB	31
R	3
H	9
RBI	3
BB	5
SO	8
LOB	19

WP: 0 PB: 0 SB: 0 CS: 2 PA: 37

PITCHER		IP	WLS	BF	H	R	ER	SO	BB	IBB	HBP	BLK	WP	HR	S	P	ERA	WHIP
Tim Redding, R ERA: 2.64	(1, 1)	6.0		26	5	1	1	8	3	1	0	0	0	0	64	106	1.50	1.333
52 Saul Rivera, R ERA: 3.48	(7, 1)	1.0	L	7	3	2	2	0	1	0	0	0	0	0	18	28	18.00	4.000
49 Chris Schroder, R ERA: 1.37	(8, 1)	1.0		4	1	0	0	0	0	0	1	0	0	0	7	12	0.00	1.000

PITCHER	IP	WLS	BF	H	R	ER	SO	BB	IBB	HBP	BLK	WP	HR	S	P	ERA	WHIP

Washington Nationals @ New York Mets

Shea Stadium, Flushing, NY

Sat Jul 28 2007, 7:10 PM EDT

Att. 46,265 - Partly Cloudy - 82 F

TOP

livebaseballscorecards.com

Batter	1	2	3	4	5	6	7	8	9	AB	R	H	RBI	BB	SO	LOB
D'Angelo Jimenez, S (1, 4) OBP: 0.295, SLG: 0.211 Nook Logan, S (8, 8) OBP: 0.286, SLG: 0.322	B B C X 2-1 G3		B C B X 2-1 11 1B 3-H 2B		B C X 1-1 10 1B 1B		B C F B F X 2-2 G5-3	B C F F B B B 4-2 10 2B 1-2 2-3 BB		4 0	1 0	2 0	1 0	1 0	0 0	0 0
10 Ronnie Belliard, R (1, 6) OBP: 0.342, SLG: 0.425 (8, 4)	B C F C 1-3 K		B F B C B F C 3-3 K		1 SAFE C F B X 1-2 1-3 1B		B B C S F F B S 3-3 K	C X 0-1 1-H 2-H 3-H 2B		5	0	2	2	0	3	1
11 Ryan Zimmerman, R (1, 5) OBP: 0.313, SLG: 0.429	X 0-0 1B		B B C F X 2-2 21 1B 2-H 1B		B X 1-0 F7		B S F B B B 4-2 BB		C B F X 1-2 G5-3	4	1	2	1	1	0	1
21 Dmitri Young, S (1, 3) OBP: 0.382, SLG: 0.500 Felipe Lopez, S (8, 6) OBP: 0.297, SLG: 0.345	C B B B F X 3-2 F7		B X 1-0 25 1B 2-H 1B		F B 1 SAFE F 1 SAFE S 1-3 K		S 1 SAFE B X 1-1 F8		X 0-0 F8	4 1	0 0	1 0	1 0	0 0	1 0	3 0
25 Austin Kearns, R (1, 9) OBP: 0.335, SLG: 0.373		B C X 1-1 G5-3	X 0-0 1-2 1B			C B B F X 2-2 G4-3		B X 1-0 G1-3 WP 1B 1B	B X 2-0 G5-3	5	1	2	0	0	0	0
Brian Schneider, L (1, 2) OBP: 0.307, SLG: 0.316		C B B S B S 3-3 K	B B X 2-0 F8			C B F B B X 3-2 G6-3		1 SAFE B B F X 2-1 1-3 G1-3		4	0	0	0	0	1	3
Robert Fick, L (1, 7) OBP: 0.279, SLG: 0.231 Tony Batista, R (8, PH) OBP: 0.313, SLG: 0.241 (8, 3)		B C B X 2-1 G6-3		F X 0-1 G6-3		B B C B F B 4-2 HBP BB		I N I 4-0 BB 10 2B 1B IBB		2 0	0 1	0 0	0 0	1 1	0 0	0 0
Ryan Langerhans, L (1, 8) OBP: 0.270, SLG: 0.288 (8, 7)			B C X 1-1 G6-3	X 0-0 F8		B C H 2-1 1-2 HBP		1 SAFE B C 1 SAFE B X 2-1 10 2B 1-2 3-H BB 1B		3	1	1	1	0	0	0
38 Joel Hanrahan, R (1, 1) OBP: 0.333, SLG: 1.000 34 Ray King, L (7, 1) Jon Rauch, R (7, 1) 32 Chad Cordero, R (9, 1)			B B C B C B X 3-2 2B 3B	C F B B F S 2-3 K		F D X 1-1 G6-3		L L F S 0-3 K		3 0 1 0	1 0 0 0	1 0 0 0	0 0 0 0	0 0 0 0	1 0 1 0	2 0 2 0

	AB	36
	R	6
	H	11
	RBI	6
	BB	4
	SO	7
	LOB	12

Inning Stats	1	2	3	4	5	6	7	8	9
	R: 0 H: 1 E: 0 LOB: 1 K: 1 BB: 0 S: 9 P: 15	R: 0 H: 0 E: 0 LOB: 0 K: 1 BB: 0 S: 7 P: 13	R: 3 H: 5 E: 0 LOB: 2 K: 1 BB: 0 S: 17 P: 31	R: 0 H: 0 E: 0 LOB: 0 K: 1 BB: 0 S: 7 P: 9	R: 0 H: 2 E: 0 LOB: 1 K: 1 BB: 0 S: 9 P: 13	R: 0 H: 0 E: 0 LOB: 2 K: 0 BB: 1 S: 11 P: 23	R: 0 H: 0 E: 0 LOB: 1 K: 1 BB: 1 S: 13 P: 23	R: 3 H: 3 E: 0 LOB: 2 K: 1 BB: 2 S: 14 P: 27	R: 0 H: 0 E: 0 LOB: 0 K: 0 BB: 0 S: 5 P: 8

	1B: 8	SF: 0	WP: 1	PA: 41
	2B: 2	SAC: 0	PB: 0	
	3B: 1	DP: 0	SB: 0	
	HR: 0	HBP: 1	CS: 0	

PITCHER		IP	WLS	BF	H	R	ER	SO	BB	IBB	HBP	BLK	WP	HR	S	P	ERA	WHIP
34 Mike Pelfrey, R ERA: 5.92	(1, 1)	6.0		27	8	3	3	5	1	0	1	0	0	0	60	104	4.50	1.500
59 Guillermo Mota, R ERA: 5.4	(7, 1)	1.0		4	0	0	0	1	1	0	0	0	0	0	13	23	0.00	1.000
25 Pedro Feliciano, L ERA: 2.93	(8, 1)	0.2	L	6	2	3	3	1	1	1	0	0	1	0	12	25	40.50	4.500
Aaron Heilman, R ERA: 3.42	(8, 1)	1.1		4	1	0	0	0	0	0	0	0	0	0	7	10	0.00	0.750

PITCHER		IP	WLS	BF	H	R	ER	SO	BB	IBB	HBP	BLK	WP	HR	S	P	ERA	WHIP

Batter	1	2	3	4	5	6	7	8	9	AB	R	H	RBI	BB	SO	LOB
7 José Reyes, S (1, 6) OBP: 0.374, SLG: 0.445	K		F8			K	P6		G6-3	5	0	0	0	0	2	2
Ruben Gotay, S (1, 4) OBP: 0.372, SLG: 0.500	BB			P6		5 3 1B		5 21 1B		3	2	2	0	1	0	0
5 David Wright, R (1, 5) OBP: 0.379, SLG: 0.503	F8			1B		21 HR 2B 1-H		21 1B 18 G6-4-3 1-2		4	2	3	1	0	0	1
21 Carlos Delgado, L (1, 3) OBP: 0.325, SLG: 0.444	G6-3			K		HR 2-H		18 G6-4-3 1B 1-3 2-H		4	1	2	3	0	1	2
18 Moises Alou, R (1, 7) OBP: 0.359, SLG: 0.432		P4		P2		K		G6-4-3 1-2f 3-H		4	0	0	0	0	1	2
Shawn Green, L (1, 9) OBP: 0.319, SLG: 0.409		G3-1			G4-3		K	11 E 11 S 1B		4	0	1	0	0	1	0
16 Paul Lo Duca, R (1, 2) OBP: 0.313, SLG: 0.362 26 Orlando Hernandez, R (7, PR) OBP: 0.200, SLG: 0.257 11 Ramon Castro, R (8, 2) OBP: 0.358, SLG: 0.545		F8			G5-3		1B	G6-3 1-3		3 0 1	0 0 0	1 0 0	0 0 0	0 0 0	0 0 0	0 0 1
Lastings Milledge, R (1, 8) OBP: 0.318, SLG: 0.492			K		F8		1B 1-2		G5-3	4	0	1	0	0	1	0
34 Mike Pelfrey, R (1, 1) OBP: 0.077, SLG: 0.077 3 Damion Easley, R (6, PH) OBP: 0.333, SLG: 0.434 59 Guillermo Mota, R (7, 1) 23 Marlon Anderson, L (7, PH) OBP: 0.288, SLG: 0.217 25 Pedro Feliciano, L (8, 1) Aaron Heilman, R (8, 1) Tom Glavine, L (9, PH) OBP: 0.325, SLG: 0.278			K			K	F7		G6-3	1 1 0 1 0 0 0	0 0 0 0 0 0 0	0 0 0 0 0 0 0	0 0 0 0 0 0 0	1 1 0 0 0 0 0	0 0 0 0 0 0 0	0 0 0 2 0 0 0
Inning Stats	R: 0 E: 0 K: 1 S: 12 H: 0 LOB: 1 BB: 1 P: 23	R: 0 E: 0 K: 0 S: 7 H: 0 LOB: 0 BB: 0 P: 9	R: 0 E: 0 K: 2 S: 8 H: 0 LOB: 0 BB: 0 P: 14	R: 0 E: 0 K: 1 S: 10 H: 1 LOB: 1 BB: 0 P: 15	R: 0 E: 0 K: 0 S: 5 H: 0 LOB: 0 BB: 0 P: 7	R: 3 E: 0 K: 3 S: 14 H: 3 LOB: 0 BB: 0 P: 18	R: 0 E: 0 K: 1 S: 11 H: 2 LOB: 2 BB: 0 P: 17	R: 2 E: 0 K: 0 S: 14 H: 4 LOB: 1 BB: 0 P: 21	R: 0 E: 0 K: 0 S: 8 H: 0 LOB: 0 BB: 0 P: 14	1B: 8 2B: 1 3B: 0 HR: 1	SF: 0 SAC: 0 DP: 1 HBP: 0			WP: 0 PB: 0 SB: 1 CS: 0		PA: 37	

PITCHER		IP	WLS	BF	H	R	ER	SO	BB	IBB	HBP	BLK	WP	HR	S	P	ERA	WHIP
38 Joel Hanrahan, R ERA: 4.5	(1, 1)	6.0		23	4	3	3	7	1	0	0	0	0	1	56	86	4.50	0.833
34 Ray King, L ERA: 4.78	(7, 1)	0.2		4	2	0	0	1	0	0	0	0	0	0	9	14	0.00	3.000
Jon Rauch, R ERA: 3.79	(7, 1)	1.1	W	7	4	2	2	0	0	0	0	0	0	0	16	24	13.50	3.000
32 Chad Cordero, R ERA: 2.65	(9, 1)	1.0	S	3	0	0	0	0	0	0	0	0	0	0	8	14	0.00	0.000

PITCHER	IP	WLS	BF	H	R	ER	SO	BB	IBB	HBP	BLK	WP	HR	S	P	ERA	WHIP

BOTTOM

Washington Nationals @ New York Mets

Shea Stadium, Flushing, NY

Sat Jul 28 2007, 7:10 PM EDT

Att. 46,265 - Partly Cloudy - 82 F

livebaseballscorecards.com

AB	36
R	5
H	10
RBI	4
BB	1
SO	8
LOB	10

Batter	1	2	3	4	5	6	7	8	9	AB	R	H	RBI	BB	SO	LOB
Felipe Lopez, S (1, 6) OBP: 0.296, SLG: 0.343	C B S B S 2-3 ① K		B B C F C 2-3 ③ K							2	0	0	0	0	2	0
10 Ronnie Belliard, R (1, 4) OBP: 0.343, SLG: 0.425	X 0-0 11 G1-3 1B			B C X 1-1 ① P6						2	0	1	0	0	0	0
11 Ryan Zimmerman, R (1, 5) OBP: 0.312, SLG: 0.427	B T C C X SAFE 1-2 ② G1-3 1-2			C F B X 1-2 ② P1						2	0	0	0	0	0	1
Ryan Church, L (1, 7) OBP: 0.337, SLG: 0.418	B C X 1-1 ③ F8			F X 0-1 ③ G4-3						2	0	0	0	0	0	1
Tony Batista, R (1, 3) OBP: 0.303, SLG: 0.232		C F B B S 2-3 ① K			B F F F F X 1-2 ① P3					2	0	0	0	0	1	0
Brian Schneider, L (1, 2) OBP: 0.305, SLG: 0.314		B F X 1-1 ② F8			C C X 0-2 ② P5					2	0	0	0	0	0	0
Nook Logan, S (1, 8) OBP: 0.282, SLG: 0.317		B B C S B X 3-2 ③ L8			M F B S 1-3 ③ K					2	0	0	0	0	1	0
Ryan Langerhans, L (1, 9) OBP: 0.269, SLG: 0.286			C S B S 1-3 ① K							1	0	0	0	0	1	0
40 Billy Traber, L (1, 1) 49 Chris Schroder, R (4, 1)			B C C X 1-2 ② G6-3							1 0	0 0	0 0	0 0	0 0	0 0	0 0
Inning Stats	R: 0 E: 0 K: 1 S: 9 H: 1 LOB: 1 BB: 0 P: 13	R: 0 E: 0 K: 1 S: 8 H: 0 LOB: 0 BB: 0 P: 14	R: 0 E: 0 K: 2 S: 9 H: 0 LOB: 0 BB: 0 P: 13	R: 0 E: 0 K: 0 S: 7 H: 0 LOB: 0 BB: 0 P: 9	R: 0 E: 0 K: 1 S: 11 H: 0 LOB: 0 BB: 0 P: 13					1B: 1 2B: 0 3B: 0 HR: 0		SF: 0 SAC: 0 DP: 0 HBP: 0		WP: 0 PB: 0 SB: 0 CS: 0		PA: 16

PITCHER	IP	WLS	BF	H	R	ER	SO	BB	IBB	HBP	BLK	WP	HR	S	P	ERA	WHIP
33 John Maine, R (1, 1) ERA: 2.92	5.0	W	16	1	0	0	5	0	0	0	0	0	0	44	62	0.00	0.200

PITCHER	IP	WLS	BF	H	R	ER	SO	BB	IBB	HBP	BLK	WP	HR	S	P	ERA	WHIP

TOP

Washington Nationals @ New York Mets

Shea Stadium, Flushing, NY

Sun Jul 29 2007, 1:10 PM EDT

Att. 47,264 - Rain - 82 F

livebaseballscorecards.com

AB	16
R	0
H	1
RBI	0
BB	0
SO	5
LOB	2

Batter	1	2	3	4	5	6	7	8	9	AB	R	H	RBI	BB	SO	LOB
7 José Reyes, S (1, 6) OBP: 0.376, SLG: 0.452	C X 0-1 1B 2B		B F C B X 2-2 5 S 5 1B 2B	C B B X 2-1 ② G5-3						3	2	2	0	0	0	1
Lastings Milledge, R (1, 8) OBP: 0.333, SLG: 0.492	S I B X 1-2 21 CS 2-H 1B		B B X 2-0 ① F9	B B D C F F B 4-2 5 1B BB						2	0	1	1	1	0	1
5 David Wright, R (1, 5) OBP: 0.381, SLG: 0.504	B C B B C F F S 3-3 ① K		B C B X 2-1 21 G6-3 21 S 2-H 1B	B B F B F X 3-2 1-3 2-H 1B						3	0	2	2	0	1	1
21 Carlos Delgado, L (1, 3) OBP: 0.323, SLG: 0.440	F B C X 1-2 ② ③ P6 1-2		B X 1-0 ② G6-3 1-3	S X 0-1 ③ F9						3	0	0	0	0	0	4
18 Moises Alou, R (1, 7) OBP: 0.351, SLG: 0.421		X 0-0 ① L9	S C B S 1-3 ③ K2-3		B X 1-0 ① P4					3	0	0	0	0	1	1
3 Damion Easley, R (1, 9) OBP: 0.339, SLG: 0.438		B C B F B X 3-2 ② G6-3		B C B F F F X 2-2 11 HR 1B	B X 1-0 1B					3	1	2	0	0	0	0
11 Ramon Castro, R (1, 2) OBP: 0.369, SLG: 0.594	C F B B X	2-2 2B		D B C X 2-1 1-H HR	C B 1-1					3	1	2	2	0	0	1
Ruben Gotay, S (1, 4) OBP: 0.382, SLG: 0.504	I I I I	4-0 IBB		X 0-0 33 SH1-4 5 1B 1B						1	1	1	0	1	0	0
33 John Maine, R (1, 1) OBP: 0.195, SLG: 0.194		B B C F F F S 2-3 ③ K		X 0-0 ① SH1-4 1-2						1	0	0	0	0	1	2
Inning Stats	R: 1 H: 2 E: 0 LOB: 0 K: 1 BB: 0 S: 13 P: 18	R: 0 H: 1 E: 0 LOB: 2 K: 1 BB: 1 S: 12 P: 23	R: 1 H: 2 E: 0 LOB: 1 K: 1 BB: 0 S: 10 P: 18	R: 3 H: 4 E: 0 LOB: 2 K: 0 BB: 1 S: 19 P: 32	R: 0 H: 1 E: 0 LOB: 1 K: 0 BB: 0 S: 3 P: 6					1B: 6 SF: 0 2B: 3 SAC: 1 3B: 0 DP: 0 HR: 1 HBP: 0						

PITCHER		IP	WLS	BF	H	R	ER	SO	BB	IBB	HBP	BLK	WP	HR	S	P	ERA	WHIP
40 Billy Traber, L ERA: 4.91	(1, 1)	3.2	L	20	8	5	5	3	1	1	0	0	0	1	49	83	12.27	2.455
49 Chris Schroder, R ERA: 1.33	(4, 1)	0.2		5	2	0	0	0	0	0	0	0	0	0	8	14	0.00	3.000

PITCHER	IP	WLS	BF	H	R	ER	SO	BB	IBB	HBP	BLK	WP	HR	S	P	ERA	WHIP

BOTTOM

Washington Nationals @ New York Mets

Shea Stadium, Flushing, NY

Sun Jul 29 2007, 1:10 PM EDT

Att. 47,264 - Rain - 82 F

livebaseballscorecards.com

AB	22
R	5
H	10
RBI	5
BB	2
SO	3
LOB	11

WP: 0 PA: 25
PB: 0
SB: 2
CS: 1

New York Mets @ Milwaukee Brewers

Miller Park, Milwaukee, WI

Tue Jul 31 2007, 7:05 PM CDT

Att. 41,790 - Clear - 86 F

TOP

livebaseballscorecards.com

Batter	1	2	3	4	5	6	7	8	9	10	11	12	13	AB	R	H	RBI	BB	SO	LOB
7 José Reyes, S (1, 6) OBP: 0.377, SLG: 0.453	G6-3		G4-3											5	1	2	0	1	0	1
1 Luis Castillo, S (1, 4) OBP: 0.354, SLG: 0.350	F7			P2		SH2-3	F7							5	0	1	0	0	0	4
5 David Wright, R (1, 5) OBP: 0.384, SLG: 0.504	21 S 1B			18 E BB		21 1B 18 SF9 1B 3-H	FC6-4		L7					4	1	2	1	2	0	4
21 Carlos Delgado, L (1, 3) OBP: 0.323, SLG: 0.437	G6-3			F8		2B 1B		K		18 G6-4-3 BB		G4-6-3		5	0	1	0	1	1	3
18 Moises Alou, R (1, 7) OBP: 0.357, SLG: 0.419		F9				SF9 3-H		BB		G6-4-3			3 S 1B	3	0	1	1	2	0	2
Shawn Green, L (1, 9) OBP: 0.318, SLG: 0.410 3 Damion Easley, R (10, PH) OBP: 0.335, SLG: 0.433 (10, 9)		G1		G3		1-H		P6		K			K	4 2	0 0	1 0	0 0	0 0	3 2	2 2
11 Ramon Castro, R (1, 2) OBP: 0.359, SLG: 0.566	G6-3				G5-3		HBP	P4			G4-3		G5-3	5	0	0	0	0	0	2
Lastings Milledge, R (1, 8) OBP: 0.307, SLG: 0.449		L9			G4-3		G5-3 1-2		P4		K		G6-3	6	0	0	0	0	1	2
Tom Glavine, L (1, 1) OBP: 0.302, SLG: 0.256 Aaron Heilman, R (7, 1) 25 Pedro Feliciano, L (8, 1) 59 Guillermo Mota, R (8, 1) 23 Marlon Anderson, L (9, PH) OBP: 0.283, SLG: 0.213 Jorge Sosa, R (9, 1) OBP: 0.299, SLG: 0.217 17 David Newhan, L (11, PH) OBP: 0.294, SLG: 0.279 Aaron Sele, R (11, 1)	G6-3		G5-3				E5 7 1B		K					3 0 0 0 0 0 0 1 0	0 0 0 0 0 0 0 0 0	0 0 0 0 0 0 0 1 0	0 0 0 0 0 0 0 0 0	0 0 0 0 0 0 0 0 0	0 0 0 0 0 0 0 0 0	1 0 0 0 0 0 0 0 0
Inning Stats	R: 0 E: 0 K: 0 S: 10 H: 1 LOB: 1 BB: 0 P: 15	R: 0 E: 0 K: 0 S: 8 H: 0 LOB: 0 BB: 0 P: 14	R: 0 E: 0 K: 0 S: 8 H: 0 LOB: 0 BB: 0 P: 13	R: 0 E: 1 K: 0 S: 8 H: 0 LOB: 2 BB: 2 P: 17	R: 0 E: 0 K: 0 S: 6 H: 0 LOB: 0 BB: 0 P: 7	R: 2 E: 0 K: 0 S: 14 H: 4 LOB: 2 BB: 0 P: 20	R: 0 E: 1 K: 0 S: 15 H: 1 LOB: 3 BB: 0 P: 25	R: 0 E: 0 K: 1 S: 7 H: 0 LOB: 1 BB: 1 P: 15	R: 0 E: 0 K: 1 S: 10 H: 0 LOB: 1 BB: 1 P: 18	R: 0 E: 0 K: 1 S: 5 H: 0 LOB: 1 BB: 2 P: 19	R: 0 E: 0 K: 1 S: 8 H: 1 LOB: 1 BB: 0 P: 8	R: 0 E: 0 K: 0 S: 3 H: 1 LOB: 0 BB: 0 P: 4	R: 0 E: 0 K: 1 S: 7 H: 1 LOB: 1 BB: 0 P: 13	1B: 7 2B: 2 3B: 0 HR: 0 SF: 1 SAC: 1 DP: 2 HBP: 1	WP: 0 PB: 0 SB: 3 CS: 0 PA: 53					

PITCHER		IP	WLS	BF	H	R	ER	SO	BB	IBB	HBP	BLK	WP	HR	S	P	ERA	WHIP
37 Jeff Suppan, R ERA: 4.97	(1, 1)	6.1		28	6	2	2	0	2	0	1	0	0	0	62	100	2.84	1.263
12 Carlos Villanueva, R ERA: 3.79	(7, 1)	0.2		2	0	0	0	0	0	0	0	0	0	0	7	11	0.00	0.000
Derrick Turnbow, R ERA: 4.21	(8, 1)	1.0		4	0	0	0	1	1	0	0	0	0	0	7	15	0.00	1.000
Francisco Cordero, R ERA: 3.3	(9, 1)	1.0		4	0	0	0	1	1	0	0	0	0	0	10	18	0.00	1.000
Matt Wise, R ERA: 3.22	(10, 1)	0.0		2	0	0	0	0	2	0	0	0	0	0	0	8	∞	∞

PITCHER		IP	WLS	BF	H	R	ER	SO	BB	IBB	HBP	BLK	WP	HR	S	P	ERA	WHIP
Brian Shouse, L ERA: 2.05	(10, 1)	0.2		1	0	0	0	0	0	0	0	0	0	0	2	5	0.00	0.000
Chris Spurling, R ERA: 3.82	(10, 1)	2.1		8	2	0	0	2	0	0	0	0	0	0	14	18	0.00	0.857
31 Dave Bush, R ERA: 4.87	(13, 1)	1.0	W	4	1	0	0	1	0	0	0	0	0	0	7	13	0.00	1.000

AB	44
R	2
H	9
RBI	2
BB	6
SO	5
LOB	24

New York Mets @ Milwaukee Brewers

Miller Park, Milwaukee, WI

Tue Jul 31 2007, 7:05 PM CDT

Att. 41,790 - Clear - 86 F

livebaseballscorecards.com

BOTTOM

Batter	1	2	3	4	5	6	7	8	9	10	11	12	13	AB	R	H	RBI	BB	SO	LOB
1 Corey Hart, R (1, 9) (10, 8) OBP: 0.348, SLG: 0.505	B FA 84 B CH 77 C CH 77 X FA 84 2-1 G6-3 ①		B CH 77 X CH 78 1-0 FC5-4 ③ 1-2f		C CH 78 B SL 81 B CH 77 S CH 75 F CH 76 S CH 78 2-3 K ③		C FA 94 1 SAFE C FA 95 1 SAFE F FA 94 B CH 83 1 SAFE X FA 95 1-2 G6-3 ③		1 SAFE L SL 84 X FA 93 0-1 SH 7 SH1-4 1-2		L FA 84 M FA 84 X FA 84 0-2 7 FC3-5 1B 1-2			5	0	1	0	0	1	2
7 J.J. Hardy, R (1, 6) OBP: 0.329, SLG: 0.459	S CH 77 X CH 76 0-1 G5-3 ②			B CH 77 C CH 77 B FA 81 B CH 77 B CH 77 4-1 8 2B 28 G4-3 BB		B SL 82 X CH 77 1-0 G6-3 ①		B CH 82 B CH 83 C FA 94 S FA 95 B FA 96 X FA 94 3-2 28 HBP 2 2B 1B	B FA 94 X FA 92 1-0 SH1-4 ① 1-2 2-3		L SL 82 X FA 87 0-1 FC3-5 8 G4-6-3 ① 1-2 2-3f			4	2	1	0	1	0	2
8 Ryan Braun, R (1, 5) OBP: 0.394, SLG: 0.657	B SL 82 B CH 77 C CH 77 B FA 84 S CH 77 X CH 78 3-2 F9 ③			D CH 78 X CH 79 1-0 28 G4-3 1-3 2B		B CU 70 C FA 84 B FC 79 B CH 76 B CH 76 4-1 S 28 WP BB		C FA 94 B FA 95 F CH 84 B FA 94 X CH 83 2-2 F7 ①	B SL 87 C SL 86 B FA 94 C SL 85 S SL 86 2-3 K ②		B SL 84 B FA 84 F FA 88 F FA 88 F CU 74 X FA 87 2-2 G4-6-3 ②③ 1-2f			5	0	1	0	1	1	5
28 Prince Fielder, L (1, 3) OBP: 0.374, SLG: 0.588		B FA 84 B CH 77 C CH 77 F FA 84 B FA 85 X CH 77 3-2 P6 ①		S FA 86 X FA 86 0-1 G4-3 ① 2-3 3-H		C CH 77 B FA 86 F CH 78 F FA 85 B CH 77 F FA 86 X CH 79 2-2 F7 ② 1-2		B FA 88 B FA 88 F CH 78 H SL 88 3-1 2 2B HBP 1-2	I IN 77 I IN 78 I IN 78 I IN 78 4-0 IBB			B F FA 83 F X 1-2 23 SH1-4 1B		4	0	1	1	1	0	2
2 Bill Hall, R (1, 8) OBP: 0.338, SLG: 0.443 Matt Wise, R (10, 1) OBP: 0.000, SLG: 1.000 Brian Shouse, L (10, 1) Chris Spurling, R (10, 1) 23 Rickie Weeks Jr., R (12, PH) OBP: 0.330, SLG: 0.363 31 Dave Bush, R (13, 1) OBP: 0.171, SLG: 0.206		X SL 81 0-0 G5-3 ②		B CH 78 B CH 78 B FA 86 X CH 78 3-0 P3 ②		B CH 77 B CH 78 F CH 78 B CH 79 D CH 79 4-1 BB		X CH 86 0-0 1-3 2-H 2B	S SL 88 F FA 87 B SL 87 F SL 88 B FA 94 F FA 94 X 3-2 F8 ③			1 SAFE X FA 83 0-0 SH1-4 ① 1-2		4	0	1	1	0	4
Kevin Mench, R (1, 7) (10, 9) OBP: 0.302, SLG: 0.439		C CH 77 B CH 77 B SL 81 X CH 77 2-1 G6-3 ③		B CH 78 B CH 78 B CH 78 C CH 79 B CH 78 4-1 BB		B CH 79 X CH 80 1-0 F9 ③ 2-3		I IN 81 I IN 85 I IN 86 I IN 84 4-0 IBB		X SL 85 0-0 F8 ①		B FA 85 X FA 83 1-0 F8 ②		4	0	0	0	2	0	3
Damian Miller, R (1, 2) OBP: 0.319, SLG: 0.377			X FA 84 0-0 G5-3 ① B CH 79 S CH 78 B CH 79 B FA 86 S CH 78 X CH 78 3-2 F9 ③		S CH 78 B CH 77 B CH 77 S CH 76 X CH 77 2-2 9 G3-6-3 1B	B SL 86 C FA 96 B FA 96 T FA 96 T CH 87 2-2 K ②			B FA 92 F CH 86 X SL 87 1-1 P4 ②		B FA 83 B CU 74 X FA 85 2-0 F8 ③		6	0	1	0	0	1	6
9 Tony Graffanino, R (1, 4) OBP: 0.314, SLG: 0.400			B FA 83 B CH 77 B CH 76 B FA 84 4-0 1 FC5-4 BB		X FA 85 0-0 G4-3 ①		1 SAFE X FA 93 0-0 G3-6-3 ①② 1-2f	B FA 96 X FA 95 1-0 F7 ③		B FA 86 X FA 94 1-0 F7 ③			B FA 84 B SL 84 X FA 85 2-0 HR 2B	5	1	1	0	1	0	4
37 Jeff Suppan, R (1, 1) OBP: 0.143, SLG: 0.100 12 Carlos Villanueva, R (7, 1) OBP: 0.200, SLG: 0.200 Craig Counsell, L (7, PH) OBP: 0.250, SLG: 0.341 Derrick Turnbow, R (8, 1) Francisco Cordero, R (9, 1) Geoff Jenkins, L (9, PH) OBP: 0.340, SLG: 0.484 (10, 7)			1 SAFE L FA 84 L CH 76 1 SAFE L CH 76 0-3 K ②		B FA 83 B CH 75 C FA 84 C FA 84 X CH 75 2-2 G6-3 ②		X FA 95 0-0 1B		B FA 95 B FA 94 B FA 94 B FA 94 4-0 7 SH1-4 1 SH BB		B CU 71 S FA 86 S CU 72 B FA 87 X FA 85 2-2 7 FC3-5 1 1B 1B		B SL 83 F FA 85 F FA 85 X FA 87 1-2 2-H HR	2	0	0	0	1	1
														0	0	0	0	0	0	0
														1	0	1	0	0	0	0
														0	0	0	0	0	0	0
														0	0	0	0	0	0	0
														2	1	2	2	1	0	0
Inning Stats	R: 0 E: 0 K: 0 S: 7 H: 0 LOB: 0 BB: 0 P: 12	R: 0 E: 0 K: 0 S: 6 H: 0 LOB: 0 BB: 0 P: 11	R: 0 E: 0 K: 1 S: 5 H: 0 LOB: 1 BB: 1 P: 10	R: 1 E: 0 K: 0 S: 9 H: 1 LOB: 2 BB: 2 P: 24	R: 0 E: 0 K: 1 S: 8 H: 0 LOB: 0 BB: 0 P: 12	R: 0 E: 0 K: 0 S: 9 H: 0 LOB: 2 BB: 2 P: 21	R: 0 E: 0 K: 0 S: 9 H: 2 LOB: 1 BB: 0 P: 12	R: 1 E: 0 K: 1 S: 12 H: 2 LOB: 3 BB: 1 P: 27	R: 0 E: 1 K: 1 S: 11 H: 0 LOB: 3 BB: 2 P: 25	R: 0 E: 0 K: 0 S: 4 H: 0 LOB: 0 BB: 0 P: 6	R: 0 E: 0 K: 0 S: 12 H: 2 LOB: 1 BB: 0 P: 16	R: 0 E: 0 K: 0 S: 6 H: 1 LOB: 1 BB: 0 P: 10	R: 2 E: 0 K: 0 S: 4 H: 2 LOB: 0 BB: 0 P: 7	1B: 6 2B: 3 3B: 0 HR: 1 SF: 0 SAC: 3 DP: 2 HBP: 1	WP: 1 PB: 0 SB: 1 CS: 0 PA: 54						

PITCHER		IP	WLS	BF	H	R	ER	SO	BB	IBB	HBP	BLK	WP	HR	S	P	ERA	WHIP
Tom Glavine, L ERA: 4.38	(1, 1)	6.0		25	2	1	1	2	5	0	0	0	1	0	47	95	1.50	1.167
Aaron Heilman, R ERA: 3.49	(7, 1)	1.1	H	5	2	1	1	0	0	0	0	0	0	0	12	18	6.75	1.500
25 Pedro Feliciano, L ERA: 2.93	(8, 1)	0.0		1	0	0	0	0	0	0	1	0	0	0	1	4	∞	∞
59 Guillermo Mota, R ERA: 5.29	(8, 1)	0.2	B	4	1	0	0	1	0	1	0	0	0	0	5	12	0.00	1.500
Jorge Sosa, R ERA: 4.48	(9, 1)	2.0		9	0	0	0	1	1	1	0	0	0	0	15	31	0.00	0.500

PITCHER		IP	WLS	BF	H	R	ER	SO	BB	IBB	HBP	BLK	WP	HR	S	P	ERA	WHIP
Aaron Sele, R ERA: 4.3	(11, 1)	2.0	L	10	5	2	2	0	0	0	0	0	0	1	22	33	9.00	2.500

AB	42
R	4
H	10
RBI	4
BB	8
SO	4
LOB	29

Batter	1	2	3	4	5	6	7	8	9	AB	R	H	RBI	BB	SO	LOB
7 José Reyes, S (1, 6) OBP: 0.378, SLG: 0.453	C FA 90 X FA 88 0-1 F8	B CH 79 F FA 89 B X 2-1 L4		B FA 94 X FA 93 1-0 1 E 1B		B CU 73 F S CH 82 T 1-2 K			X CU 74 0-0 1 G4-6-3 1-2 1B	5	0	2	0	0	1	0
1 Luis Castillo, S (1, 4) OBP: 0.352, SLG: 0.348	C FA 90 B FA 89 B FA 89 F FA 89 F FA 90 C FA 91 2-3 K		C FA 89 B CH 79 F X FA 89 1-2 18 G5-3 5 BB 23 HR 1B	1 SAFE C FA 91 B FA 93 B SL 81 1 SAFE X FA 92 2-1 E6 1-3			B FA 89 C FA 91 X 1-1 G5-3		B FA 89 C FA 89 X CU 74 1-1 G4-6-3 1-2f 2-3	5	1	1	0	0	1	3
5 David Wright, R (1, 5) OBP: 0.384, SLG: 0.500	C SL 80 S SL 83 B SL 82 X FA 91 1-2 F9		B FA 88 C FA 89 D 1 SAFE D SL 82 B SL 86 4-1 18 G5-3 23 HR 1-2 BB	B FA 92 C X FA 91 1-1 L8			B CU 76 C FA 92 B CH 81 B CH 82 F FA 93 F CU 81 C CU 82 3-3 K		B CU 75 B CU 74 B CU 75 C FA 92 B 4-1 BB	3	1	0	0	2	1	2
21 Carlos Delgado, L (1, 3) OBP: 0.322, SLG: 0.433		B CH 79 B FA 88 B FA 88 B FA 91 4-0 18 1B 23 1B BB	B CH 82 S S FA 91 F FA 91 B CH 80 S FA 91 2-3 K		C CU 75 C CU 76 B FA 94 X FA 94 1-2 G5-3		C C FA 94 S SL 83 0-3 K		D FA 92 B FA 92 X FA 93 2-0 L9	4	1	0	0	1	2	4
18 Moises Alou, R (1, 7) OBP: 0.361, SLG: 0.417		B FA 90 C SL 81 B SL 81 X 2-1 23 1B 11 HR 1-2 1B	X FA 91 0-0 G5-3 1-2 2-3		X FA 94 0-0 G5-3			H FA 91 1-0 11 WP HBP		3	1	1	0	0	0	2
23 Marlon Anderson, L (1, 8) OBP: 0.298, SLG: 0.294		B FA 89 X FA 90 1-0 11 HR 1-2 2-H 1B	S CH 81 B CH 82 X FA 89 1-1 2-H 3-H HR		B S B FA 94 B FA 94 S FA 92 S FA 93 3-3 K			L X CU 73 0-1 P3		4	2	2	4	0	1	1
11 Ramon Castro, R (1, 2) OBP: 0.355, SLG: 0.582		D SL 83 C SL 82 C SL 82 F FA 92 X SL 81 1-2 1-H 2-H HR	B FA 91 B FA 91 C FA 92 C S 2-3 K			C CU 75 B CH 81 X FA 91 1-1 F9		C S CU 73 B FA 92 B CH 82 S CU 76 2-3 K 1-2		4	1	1	3	0	2	1
Shawn Green, L (1, 9) OBP: 0.317, SLG: 0.417		B FA 91 B FA 89 F FA 90 F CH 82 B FA 89 X 3-2 G4-3		B FA 90 C C FA 93 S 1-3 K		B FA 91 B X FA 92 2-0 HR		C CU 76 S CU 76 D CU 75 X CU 75 1-2 F8		4	1	1	1	0	1	1
Oliver Pérez, L (1, 1) OBP: 0.211, SLG: 0.211 59 Guillermo Mota, R (7, 1) 3 Damion Easley, R (9, PH) OBP: 0.339, SLG: 0.436 13 Billy Wagner, L (9, 1)		X 0-0 G5-3		B FA 91 C FA 91 F CU 76 B CU 78 S FA 93 2-3 K		B FA 90 S F X 1-2 G4-3			B X 1-0 1 7 G4-6-3 1B 1B	3 0 1 0	0 0 0 0	0 0 1 0	0 0 0 0	0 0 0 0	1 0 0 0	0 0 0 0
Inning Stats	R: 0 E: 0 K: 1 S: 9 H: 0 LOB: 0 BB: 0 P: 12	R: 4 E: 0 K: 0 S: 13 H: 3 LOB: 0 BB: 1 P: 26	R: 3 E: 0 K: 2 S: 14 H: 2 LOB: 0 BB: 1 P: 24	R: 0 E: 1 K: 2 S: 11 H: 1 LOB: 2 BB: 0 P: 18	R: 0 E: 0 K: 1 S: 7 H: 0 LOB: 0 BB: 0 P: 11	R: 1 E: 0 K: 1 S: 9 H: 1 LOB: 0 BB: 0 P: 14	R: 0 E: 0 K: 2 S: 9 H: 0 LOB: 0 BB: 0 P: 13	R: 0 E: 0 K: 1 S: 8 H: 0 LOB: 1 BB: 0 P: 12	R: 0 E: 0 K: 0 S: 6 H: 2 LOB: 2 BB: 1 P: 14	1B: 6 2B: 0 3B: 0 HR: 3	SF: 0 SAC: 0 DP: 1 HBP: 1					

PITCHER	IP	WLS	BF	H	R	ER	SO	BB	IBB	HBP	BLK	WP	HR	S	P	ERA	WHIP
46 Claudio Vargas, R (1, 1) ERA: 4.78	2.2	L	15	5	7	7	2	2	0	0	0	0	2	33	57	23.62	2.625
43 Manny Parra, L (3, 1) ERA: 1.84	6.1		25	4	1	1	8	1	0	1	0	1	1	53	87	1.42	0.789

PITCHER	IP	WLS	BF	H	R	ER	SO	BB	IBB	HBP	BLK	WP	HR	S	P	ERA	WHIP

TOP

New York Mets @ Milwaukee Brewers

Miller Park, Milwaukee, WI

Wed Aug 01 2007, 7:05 PM CDT
Att. 42,058 - Partly Cloudy - 86 F

livebaseballscorecards.com

AB	36
R	8
H	9
RBI	8
BB	3
SO	10
LOB	14

Batter	1	2	3	4	5	6	7	8	9	AB	R	H	RBI	BB	SO	LOB
1 Corey Hart, R (1, 9) OBP: 0.346, SLG: 0.500	B FA 89 F FA 90 B CU 68 F FA 91 S CU 78 2-3 K ① S B FA 91 X FA 92 1-1 7 2B 2-H 1B	C FA 92 B SL 82 S B SL 83 S SL 80 2-3 K ③	B F X SL 85 1-1 G5-3 ①	S SL 86 B SL 87 X FA 95 1-1 F8 ②	5	1	1	1	0	2	2
7 J.J. Hardy, R (1, 6) OBP: 0.329, SLG: 0.459	C FA 90 B SL 82 B CU 72 B FA 92 B FA 91 4-1 8 E 8 FC1 28 HR BB ② C FA 93 1 SAFE X FA 92 0-1 1-H 2B	B CU 71 B X FA 90 2-0 G5-3 ①	C X SL 86 0-1 G1-3 ②	B C SL 86 F SL 87 B FA 96 B F FA 94 X FA 96 3-2 P3 ③	4	1	1	1	1	0	2
8 Ryan Braun, R (1, 5) OBP: 0.388, SLG: 0.646	X FA 90 0-0 FC1 28 HR 1-3 ② C CU 76 B CU 75 S FA 91 F SL 80 B SL 81 C CU 78 2-3 K ③	X CU 72 0-0 F9 ②	C SL 85 C FA 95 B FA 95 F FA 95 F FA 95 B FA 96 S CH 85 2-3 K ③	4	1	0	0	0	2	2
28 Prince Fielder, L (1, 3) OBP: 0.375, SLG: 0.593	B FA 91 X 1-0 1-H 3-H HR	C SL 79 S B FA 92 S SL 79 1-3 K ① C S FA 93 F B CU 79 F CU 78 B B FA 93 B CU 79 4-2 BB	C FA 95 F CH 86 B FA 93 B FA 93 S CH 83 2-3 K ①	3	1	1	3	1	2	0
2 Bill Hall, R (1, 8) OBP: 0.334, SLG: 0.438	B CU 74 B CU 74 B FA 90 C FA 90 S FA 91 F FA 92 S FA 92 3-3 K ②	C FA 91 B SL 84 C FA 92 F B SL 82 S FA 93 2-3 K ② B FA 91 C S S 1-3 K ③	B FA 94 C FA 94 B SL 87 B X FA 94 3-1 F8 ②	4	0	0	0	0	3	1
Kevin Mench, R (1, 7) OBP: 0.301, SLG: 0.436	C FA 90 B CU 69 B X 2-1 F8 ③	B CU 74 X FA 92 1-0 1B B FA 90 C FA 92 X CU 71 1-1 G1-3 ①	B S B SL 85 F F CH 83 B SL 85 F FA 95 F X FA 96 3-2 F9 ③	4	0	1	0	0	0	0
Johnny Estrada, S (1, 2) OBP: 0.300, SLG: 0.419	C CU 74 B FA 90 T CU 69 S CU 80 1-3 K ① F B CU 76 F FA 92 F SL 79 X SL 81 1-2 G5-3 ③	F CU 73 B FA 91 X CU 79 1-1 G6-3 ②	B SL 84 B FA 95 C F FA 95 F FA 96 X SL 85 2-2 27 1B 1B	4	0	1	0	0	1	1
9 Tony Graffanino, R (1, 4) OBP: 0.317, SLG: 0.399	C FA 91 F CU 62 F FA 93 F SL 80 B FA 91 F FA 92 B CU 80 B SL 81 F FA 93 4-2 B 46 SH1-4 1 1B BB	C CU 72 F F FA 93 S SL 80 0-3 K ①	C FA 90 B CH 80 F SL 79 F FA 92 B FA 92 X CU 79 2-2 1B	B F FA 95 F FA 95 C FA 96 1-3 K ①	3	1	1	0	1	2	1
46 Claudio Vargas, R (1, 1) OBP: 0.129, SLG: 0.161 43 Manny Parra, L (3, 1) OBP: 0.250, SLG: 0.500 27 Joe Dillon, R (9, PH) OBP: 1.000, SLG: 1.000	B FA 89 C FA 89 L X FA 90 1-2 SH1-4 1-2 ②	S FA 91 B CU 72 F S SL 79 1-3 K ②	C FA 90 C B SL 77 S SL 79 1-3 K ③	C SL 87 B SL 84 S X FA 93 1-2 1-2 1B	0 2 1	0 0 0	0 0 1	0 0 0	0 2 0	0 1 0	0 1 0
Inning Stats	R: 3 H: 1 E: 1 LOB: 0 K: 2 BB: 1 S: 12 P: 24	R: 2 H: 2 E: 0 LOB: 1 K: 2 BB: 1 S: 20 P: 29	R: 0 H: 1 E: 0 LOB: 1 K: 2 BB: 0 S: 12 P: 17	R: 0 H: 0 E: 0 LOB: 0 K: 3 BB: 0 S: 10 P: 13	R: 0 H: 0 E: 0 LOB: 1 K: 1 BB: 1 S: 9 P: 16	R: 0 H: 1 E: 0 LOB: 1 K: 1 BB: 0 S: 11 P: 16	R: 0 H: 0 E: 0 LOB: 0 K: 1 BB: 0 S: 9 P: 12	R: 0 H: 0 E: 0 LOB: 0 K: 1 BB: 0 S: 11 P: 19	R: 0 H: 2 E: 0 LOB: 2 K: 1 BB: 0 S: 16 P: 24	1B: 5 2B: 1 3B: 0 HR: 1	SF: 0 SAC: 1 DP: 0 HBP: 0	WP: 0 PB: 0 SB: 0 CS: 0	PA: 38			

PITCHER		IP	WLS	BF	H	R	ER	SO	BB	IBB	HBP	BLK	WP	HR	S	P	ERA	WHIP
Oliver Pérez, L ERA: 3.0	(1, 1)	6.0	W	27	5	5	4	11	3	0	0	0	0	1	74	115	6.00	1.333
59 Guillermo Mota, R ERA: 4.98	(7, 1)	2.0	H	6	0	0	0	2	0	0	0	0	0	0	20	31	0.00	0.000
13 Billy Wagner, L ERA: 1.36	(9, 1)	1.0	S	5	2	0	0	1	0	0	0	0	0	0	16	24	0.00	2.000

PITCHER	IP	WLS	BF	H	R	ER	SO	BB	IBB	HBP	BLK	WP	HR	S	P	ERA	WHIP

BOTTOM

New York Mets @ Milwaukee Brewers

Miller Park, Milwaukee, WI

Wed Aug 01 2007, 7:05 PM CDT
Att. 42,058 - Partly Cloudy - 86 F

livebaseballscorecards.com

AB	34
R	5
H	7
RBI	5
BB	3
SO	14
LOB	10

New York Mets @ Milwaukee Brewers

Miller Park, Milwaukee, WI

Thu Aug 02 2007, 1:05 PM CDT

Att. 41,704 - Partly Cloudy - 89 F

TOP

livebaseballscorecards.com

Batter	1	2	3	4	5	6	7	8	9	AB	R	H	RBI	BB	SO	LOB
7 José Reyes, S (1, 6) OBP: 0.377, SLG: 0.458	B CH 84 F CH 85 C T CH 76 1-2 ① K	C CU 72 F CH 73 S CH 74 0-3 ③ K			X FA 86 0-0 ① F9	B CH 76 C CH 74 B FA 88 F FA 86 B CH 77 1 SAFE X FA 87 3-2 1-3 1 S 1B	B C CU 80 B CU 75 S CU 81 F CU 82 X CU 81 2-2 ③ G5-3		C FA 90 F SL 82 B FA 91 X FA 89 1-2 2-H HR	6	1	2	2	0	2	2
1 Luis Castillo, S (1, 4) OBP: 0.347, SLG: 0.342	C B FA 87 X 1-1 ② F8		C CH 83 X CH 73 0-1 ① P4		C CH 84 B CH 75 X FA 86 1-1 ② F9	C FA 88 D CH 77 X FA 89 1-1 ③ P3 1-2		B CU 81 C CU 80 C CU 81 X SL 72 1-2 ① P6	C FA 91 X FA 90 0-1 ③ G6-3	6	0	0	0	0	0	2
5 David Wright, R (1, 5) OBP: 0.389, SLG: 0.514	X FA 87 0-0 21 2B 2B		X CH 73 0-0 18 BB 1B		C CH 74 F FA 87 B FA 90 B CH 75 X CH 75 2-2 HR		C FA 86 T SL 81 X SL 82 0-2 3 1B 21 HBP 1B 1B	C CU 82 B CU 82 F CU 82 X CU 73 1-2 ② P5		5	3	4	1	0	0	0
21 Carlos Delgado, L (1, 3) OBP: 0.322, SLG: 0.433	B FA 87 X SL 78 1-0 18 1B 2-H 2B		1 SAFE 1 SAFE C CH 85 S CH 74 D CH 76 S FA 87 1-3 ② K		S CU 77 F FA 88 S CH 77 0-3 ③ K		C CU 73 1 SAFE S CH 82 H FA 89 1-2 3 1B 1B HBP	S CU 83 S CU 83 S SL 73 0-3 ③ K		4	2	1	1	0	3	1
18 Moises Alou, R (1, 7) OBP: 0.369, SLG: 0.427 Aaron Sele, R (9, 1)	C FA 86 B CH 76 B CH 75 S CH 74 X FA 88 2-2 3 1B 2-H 1B		1 SAFE B CU 77 C CH 73 1 SAFE B CH 74 B FA 87 S CH 74 F CH 74 1 SAFE 4-2 1-2 BB			B CH 85 B FA 86 B CH 84 C CH 83 X CH 84 3-1 3 IHR 2B	S CH 81 B SL 82 X CH 82 1-1 ① F8		X FA 90 0-0 ① G5-3	4 0	1 0	2 0	1 0	1 0	0 0	2 0
3 Damion Easley, R (1, 9) OBP: 0.345, SLG: 0.458	B FA 86 S CH 74 X CH 74 1-1 1-2 1B		B CU 75 B FA 86 X CH 74 2-0 ③ F8			X CH 72 0-0 2-H IHR	X SL 80 0-0 1-2 2-3 1B 2B 1B		B FA 90 F FA 90 F SL 85 S SL 84 1-3 ② K	5	2	3	2	0	1	2
11 Ramon Castro, R (1, 2) OBP: 0.349, SLG: 0.565	C CH 74 B FA 87 S CH 76 B FA 88 S CH 76 2-3 ③ K			F CH 85 S FA 87 B CH 75 C FA 89 1-3 ① K		B FA 87 B FA 86 X CH 85 2-0 ① G5-3	B FA 89 F CH 81 F FA 88 S SL 83 1-3 ② K		X FA 91 0-0 2B 23 2B 1B	5	1	1	0	0	3	5
Lastings Milledge, R (1, 8) OBP: 0.325, SLG: 0.473		X CH 84 0-0 ① P3		S CH 75 F CH 75 B FA 89 X CH 74 1-2 ② G4-3		C FA 87 X CH 75 0-1 7 1B 1B	B CH 81 F SL 82 B FA 90 B FA 89 X CH 83 3-1 2B 1-2 1B 2-H 3-H		C SL 85 F SL 83 B FA 90 F SL 87 X SL 85 1-2 1-3 23 2B 2B	5	1	3	2	0	0	0
54 Brian Lawrence, R (1, 1) Ruben Gotay, S (6, PH) OBP: 0.379, SLG: 0.500 Scott Schoeneweis, L (6, 1) Jorge Sosa, R (6, 1) OBP: 0.296, SLG: 0.292 23 Marlon Anderson, L (9, PH) OBP: 0.310, SLG: 0.327 (9, 7)		B CH 84 C CH 83 S CH 72 S CH 74 1-3 ② K		S FA 86 S CH 74 S FA 89 0-3 ③ K		D CH 74 B CH 85 C CH 74 1 SAFE C FA 88 X CH 76 2-2 ② L9	X FA 89 0-0 1-3 2-H 2B		C FA 92 S FA 92 F FA 93 B FA 92 F FA 92 F SL 85 X FA 92 1-2 2-H 3-H 7 HR 2B	2 1 0 1 1	0 0 0 0 1	0 0 0 1 1	0 0 0 1 2	2 0 0 0 0	0 1 0 0 0	0 0 0 0 0
Inning Stats	R: 2 E: 0 K: 2 S: 15 H: 4 LOB: 2 BB: 0 P: 23	R: 0 E: 0 K: 2 S: 7 H: 0 LOB: 0 BB: 0 P: 8	R: 0 E: 0 K: 1 S: 10 H: 1 LOB: 2 BB: 1 P: 17	R: 0 E: 0 K: 2 S: 9 H: 0 LOB: 0 BB: 0 P: 11	R: 1 E: 0 K: 1 S: 9 H: 1 LOB: 0 BB: 0 P: 12	R: 2 E: 0 K: 0 S: 14 H: 4 LOB: 2 BB: 0 P: 25	R: 3 E: 0 K: 1 S: 18 H: 4 LOB: 2 BB: 0 P: 26	R: 0 E: 0 K: 1 S: 9 H: 0 LOB: 0 BB: 0 P: 11	R: 4 E: 0 K: 1 S: 20 H: 4 LOB: 0 BB: 0 P: 24	1B: 9 2B: 6 3B: 0 HR: 3 SF: 0 SAC: 0 DP: 0 HBP: 1						

	AB	45
	R	12
	H	18
	RBI	12
	BB	1
	SO	11
	LOB	15

WP: 0 PB: 0 SB: 1 CS: 0 PA: 47

PITCHER		IP	WLS	BF	H	R	ER	SO	BB	IBB	HBP	BLK	WP	HR	S	P	ERA	WHIP
39 Chris Capuano, L ERA: 4.86	(1, 1)	6.0	L	29	10	5	5	8	1	0	0	0	0	1	64	96	7.50	1.833
12 Carlos Villanueva, R ERA: 4.13	(7, 1)	0.2		7	4	3	3	1	0	0	1	0	0	0	14	20	40.50	6.000
Brian Shouse, L ERA: 1.97	(7, 1)	1.1		4	0	0	0	1	0	0	0	0	0	0	13	17	0.00	0.000
Chris Spurling, R ERA: 4.71	(9, 1)	1.0		7	4	4	4	1	0	0	0	0	0	1	20	24	36.00	4.000

PITCHER	IP	WLS	BF	H	R	ER	SO	BB	IBB	HBP	BLK	WP	HR	S	P	ERA	WHIP

Batter	1	2	3	4	5	6	7	8	9	AB	R	H	RBI	BB	SO	LOB
1 Corey Hart, R (1, 9) OBP: 0.350, SLG: 0.520	C FA 78 B FA 79 B SL 80 X FA 82 2-1 ① F9	B FA 82 S FA 82 S FA 83 B SL 78 F CU 78 F FA 82 X SL 81 2-2 1-2 3-H 1B			B CH 75 S FA 80 F FA 80 X FA 77 1-2 HR	B SL 85 F SL 85 F FA 95 X CH 85 1-2 ③ P3			B FA 85 B FA 84 B FA 86 C CH 84 C FA 84 X FA 86 3-2 HR	5	2	3	3	0	0	3
7 J.J. Hardy, R (1, 6) OBP: 0.328, SLG: 0.456	C FA 81 X FA 78 0-1 ② G6-3	C FA 78 C SL 81 F FA 84 S CU 79 0-3 ③ K			B FA 81 X CU 78 1-1 ① F9		B FA 91 F FA 92 X SL 85 1-1 ① G5-3		X FA 85 0-0 8 G6-3 1B	5	0	1	0	0	1	2
8 Ryan Braun, R (1, 5) OBP: 0.388, SLG: 0.645	C FA 76 X FA 81 0-1 2B		B FA 81 C FA 81 F CH 76 X CU 78 1-2 ① G3		B FA 81 C FA 82 X SL 78 1-1 2 CS 1B		C SL 83 F SL 84 B FA 94 X SL 84 1-2 ② G6-3		C FA 83 S FA 83 B FA 84 X CU 72 1-2 ①② G6-3 1-2f	5	0	2	0	0	0	1
28 Prince Fielder, L (1, 3) OBP: 0.376, SLG: 0.594	C FA 80 B FA 82 B FA 81 C CU 77 C SL 76 2-3 ③ K		B FA 80 F FA 78 X CU 77 1-1 1B		X SL 80 0-0 ② F8		S CH 86 C SL 87 X FA 94 0-2 2B		B FA 86 B CH 77 F SI 86 B FA 83 F FA 87 F CU 72 X FA 86 3-2 ③ F7	5	0	2	0	0	1	2
2 Bill Hall, R (1, 8) OBP: 0.331, SLG: 0.432		F SL 61 X SL 67 0-1 ① G5-3	B FA 80 B FA 82 X FA 81 2-0 ② P4		1 SAFE B SL 80 1-0 ③ CS 1-2	C FA 89 B SL 81 F SL 81 B FA 92 B FA 91 F FA 91 X FA 91 3-2 ① F8	B CH 86 X CH 85 1-0 ③ P4			4	0	0	0	0	0	2
Geoff Jenkins, L (1, 7) OBP: 0.339, SLG: 0.478		C FA 83 B SL 81 S FA 82 S SL 82 1-3 ② K	B FA 81 F FA 81 B FA 82 X FA 84 2-1 ③ G6-3			B FA 91 H FA 91 2-0 9 F9 1B HBP		X CH 84 0-0 ① G4-3		3	0	0	0	0	1	1
Johnny Estrada, S (1, 2) OBP: 0.306, SLG: 0.429		X FA 76 0-0 9 1B 2B		C C X CU 77 0-2 ① F8		X FA 90 0-0 BB 1-2 1B		C CH 84 B CH 86 B SL 85 S FA 92 X CH 86 2-2 9 G6-3 2B		4	1	3	0	0	0	0
9 Tony Graffanino, R (1, 4) OBP: 0.316, SLG: 0.396		B SL 80 C FA 80 D CU 75 S FA 81 X FA 81 2-2 39 1B 1 1B 2-H 1B		F FA 81 B FA 77 S CU 77 B CU 78 B CU 76 X CU 78 3-2 ② F7		B FA 91 X FA 92 1-0 ② F9 2-3		C SL 84 F SL 85 X SL 83 0-2 ② G6-3 2-3		4	1	1	1	0	0	3
39 Chris Capuano, L (1, 1) OBP: 0.273, SLG: 0.344 Kevin Mench, R (6, PH) OBP: 0.304, SLG: 0.436 12 Carlos Villanueva, R (7, 1) OBP: 0.200, SLG: 0.200 Brian Shouse, L (7, 1) Craig Counsell, L (8, PH) OBP: 0.351, SLG: 0.340 Chris Spurling, R (9, 1)		D CH 77 B FA 82 C FA 82 B FA 83 S FA 82 F FA 82 X FA 82 3-2 1 1B 1-3 1B		S CH 78 S FA 78 B CU 77 F FA 83 F SL 82 B CH 78 F CU 78 F FA 84 B CU 78 3-2 ③ P5		B B SL 87 B SL 87 C FA 93 B CH 86 4-1 1-2 BB		C CH 86 F FA 94 B FA 94 X SL 84 1-2 ③ P6		2 0 0 0 1 0	0 0 0 0 0 0	1 0 0 0 0 0	0 0 0 0 0 0	0 1 0 0 0 0	0 0 0 0 0 1	0 0 0 0 0 0
Inning Stats	R: 0 E: 0 K: 1 S: 9 H: 1 LOB: 1 BB: 0 P: 13	R: 2 E: 0 K: 2 S: 22 H: 4 LOB: 2 BB: 0 P: 30	R: 0 E: 0 K: 0 S: 8 H: 1 LOB: 1 BB: 0 P: 14	R: 0 E: 0 K: 0 S: 15 H: 0 LOB: 0 BB: 0 P: 21	R: 1 E: 0 K: 0 S: 8 H: 2 LOB: 0 BB: 0 P: 12	R: 0 E: 0 K: 0 S: 10 H: 1 LOB: 3 BB: 1 P: 21	R: 0 E: 0 K: 0 S: 9 H: 1 LOB: 1 BB: 0 P: 12	R: 0 E: 0 K: 0 S: 10 H: 1 LOB: 1 BB: 0 P: 13	R: 1 E: 0 K: 0 S: 11 H: 2 LOB: 0 BB: 0 P: 18	1B: 7 2B: 4 3B: 0 HR: 2 SF: 0 SAC: 0 DP: 1 HBP: 1						

BOTTOM

New York Mets @ Milwaukee Brewers

Miller Park, Milwaukee, WI

Thu Aug 02 2007, 1:05 PM CDT
Att. 41,704 - Partly Cloudy - 89 F

livebaseballscorecards.com

AB	38
R	4
H	13
RBI	4
BB	1
SO	3
LOB	15

WP: 0 PB: 0 SB: 0 CS: 1 PA: 41

PITCHER		IP	WLS	BF	H	R	ER	SO	BB	IBB	HBP	BLK	WP	HR	S	P	ERA	WHIP
54 Brian Lawrence, R ERA: 5.4	(1, 1)	5.0	W	22	8	3	3	3	0	0	0	0	0	1	62	90	5.40	1.600
Scott Schoeneweis, L ERA: 5.49	(6, 1)	0.2	H	4	1	0	0	0	0	0	1	0	0	0	6	12	0.00	1.500
Jorge Sosa, R ERA: 4.36	(6, 1)	2.1	H	10	2	0	0	0	1	0	0	0	0	0	23	34	0.00	1.286
Aaron Sele, R ERA: 4.42	(9, 1)	1.0		4	2	1	1	0	0	0	0	0	0	1	11	18	9.00	2.000

PITCHER	IP	WLS	BF	H	R	ER	SO	BB	IBB	HBP	BLK	WP	HR	S	P	ERA	WHIP

Batter	1	2	3	4	5	6	7	8	9	AB	R	H	RBI	BB	SO	LOB
7 José Reyes, S (1, 6) OBP: 0.376, SLG: 0.455	C FA 90 B FA 92 X FA 90 1-1 ① L9		C S B X 1-2 ① G4-3		C CH 86 X FA 90 0-1 ② G3-1		X FA 95 0-0 ① F8	I IN 63 I I I 4-0 17 S IBB	X FA 90 0-0 1-2 3-H 1B	5	0	1	1	1	0	0
17 David Newhan, L (1, 7) OBP: 0.297, SLG: 0.262	C FA 91 S FA 93 B FA 93 B CH 87 X CH 83 2-2 ② G4-3		F FA 89 S CH 85 S 0-3 ② K		B FA 93 B FA 92 B FA 91 C FA 88 B FA 90 4-1 21 BB 5 1B BB		B SL 82 B FA 94 B SL 80 B FA 94 4-0 5 23 S 1B BB	F B FA 93 F FA 92 S 1-3 ③ K 1-2	S SL 84 S SL 85 X SL 84 0-2 ③ F8	4	1	0	0	2	2	4
5 David Wright, R (1, 5) OBP: 0.391, SLG: 0.512	B FA 92 B FA 93 B FA 94 B FA 92 4-0 21 BB BB		C SL 82 B FA 89 F FA 91 B FA 96 B SI 88 X FA 95 3-2 ③ G6-3		X FA 90 0-0 1-2 21 BB 1B		1 SAFE C SL 83 B CU 79 B SL 83 T FA 94 B CU 80 F FA 94 F CU 81 S FA 95 3-3 ② 1-2 K		B FA 92 C FA 91 B SL 85 F SL 85 B FA 93 B SL 86 4-2 21 2B BB	3	1	1	0	2	1	1
21 Carlos Delgado, L (1, 3) OBP: 0.330, SLG: 0.437	F FA 91 B CH 84 1 SAFE B FA 92 B FA 91 B FA 93 4-1 1-2 BB			B CH 80 B CH 80 B FA 92 B FA 88 4-0 11 G6-3 23 G2-3 BB	S FA 91 B CH 83 B CH 83 B FA 95 S FA 91 B FA 90 4-2 1-2 2-3 BB		I IN 68 I IN 72 I IN 73 I 4-0 23 1B IBB		X FA 92 0-0 1-H 2B	1	1	1	1	4	0	0
23 Marlon Anderson, L (1, 8) OBP: 0.302, SLG: 0.316	B FA 93 C FA 95 S SI 87 C FA 93 1-3 ③ K			C FA 90 X FA 89 0-1 ① G2-3 1-2	F FA 92 B CH 82 C FA 93 S FA 95 1-3 ③ K		F F FA 94 B SL 82 X CU 78 1-2 1-3 2-H 1B		B SL 85 B FA 93 S SL 85 X CH 84 2-1 ① P4	5	0	1	1	0	2	7
11 Ramon Castro, R (1, 2) OBP: 0.344, SLG: 0.575		X FA 88 0-0 ① P5		B FA 90 C FA 91 X FA 93 1-1 ② G6-3 2-3		C CH 83 B CH 85 X FA 88 1-1 HR	B FA 95 C SL 80 F FA 93 C CU 80 1-3 ③ K		C FA 92 B FA 92 C SL 85 S SL 86 1-3 ② K	5	1	1	1	0	2	4
Shawn Green, L (1, 9) OBP: 0.319, SLG: 0.418		C FA 89 B CH 82 T CH 87 B FA 90 B FA 94 S FA 93 3-3 ② K		B FA 90 B FA 91 B CH 82 B FA 91 4-0 BB	B CH 82 C CH 84 B CU 80 S SL 81 B FA 95 X FA 93 3-2 ① G4-3			F FA 93 F FA 92 B FA 93 B FA 93 F FA 94 F CH 85 F FA 93 F FA 94 F FA 94 2-2 X CH 85 ① G4-3	B FA 92 S CH 82 B CH 84 X SL 86 2-1 3-H 1B 2B	4	1	1	1	1	1	0
Ruben Gotay, S (1, 4) OBP: 0.387, SLG: 0.508 1 Luis Castillo, S (9, 4) OBP: 0.347, SLG: 0.342		C FA 90 B FA 89 B SI 91 B FA 92 S FA 94 F FA 93 B FA 94 4-2 BB		C CH 83 B FA 90 C CH 81 C FA 90 1-3 ③ K		F FA 95 C CU 81 C CU 80 0-3 ② K		F FA 92 F FA 94 B FA 93 F FA 94 B CH 87 F FA 93 F FA 92 F FA 93 F CH 85 2-2 X FA 93 3 G6-3 2B	C FA 92 X CH 83 0-1 2-H 18 1B 7 1B 1B	4 0	1 0	2 0	1 0	1 0	2 0	2 0
26 Orlando Hernandez, R (1, 1) OBP: 0.184, SLG: 0.237 25 Pedro Feliciano, L (7, 1) 3 Damion Easley, R (8, PH) OBP: 0.343, SLG: 0.455 59 Guillermo Mota, R (8, 1) 18 Moises Alou, R (9, PH) OBP: 0.373, SLG: 0.432 13 Billy Wagner, L (9, 1)		F FA 90 F FA 89 X FA 92 0-2 ③ L9			F CH 87 X CH 85 0-1 ① B1-3	C FA 94 F FA 93 C SL 80 0-3 ③ K		F FA 94 X FA 93 0-1 ② 2-3 G6-3	X FA 90 0-0 1-3 7 1B 1B	3 0 1 0 1 0	0 0 0 0 0 0	0 0 0 0 1 0	0 0 0 0 0 0	1 0 0 0 0 0	1 0 1 0 0 0	0 0 0 0 0 0
Inning Stats	R: 0 E: 0 K: 1 S: 9 H: 0 LOB: 2 BB: 2 P: 21	R: 0 E: 0 K: 1 S: 10 H: 0 LOB: 1 BB: 1 P: 17	R: 0 E: 0 K: 1 S: 9 H: 0 LOB: 0 BB: 0 P: 13	R: 0 E: 0 K: 1 S: 7 H: 0 LOB: 2 BB: 2 P: 17	R: 0 E: 0 K: 1 S: 11 H: 1 LOB: 3 BB: 2 P: 20	R: 1 E: 0 K: 2 S: 11 H: 1 LOB: 0 BB: 0 P: 15	R: 1 E: 0 K: 2 S: 12 H: 1 LOB: 2 BB: 2 P: 25	R: 0 E: 0 K: 1 S: 21 H: 1 LOB: 2 BB: 1 P: 30	R: 4 E: 0 K: 1 S: 17 H: 5 LOB: 2 BB: 1 P: 26	1B: 5 2B: 3 3B: 0 HR: 1 SF: 0 SAC: 0 DP: 0 HBP: 0						WP: 0 PB: 0 SB: 2 CS: 0 PA: 47

PITCHER		IP	WLS	BF	H	R	ER	SO	BB	IBB	HBP	BLK	WP	HR	S	P	ERA	WHIP
38 Carlos Zambrano, R ERA: 3.42	(1, 1)	5.0		24	2	1	1	5	7	0	0	0	0	1	48	91	1.80	1.800
49 Carlos Marmol, R ERA: 1.73	(6, 1)	2.0		9	1	1	1	4	1	1	0	0	0	0	21	37	4.50	1.000
Bob Howry, R ERA: 4.02	(8, 1)	1.0		5	1	0	0	1	0	1	0	0	0	0	21	30	0.00	1.000
46 Ryan Dempster, R ERA: 3.76	(9, 1)	1.0	L	9	5	4	4	1	1	0	0	0	0	0	17	26	36.00	6.000

PITCHER	IP	WLS	BF	H	R	ER	SO	BB	IBB	HBP	BLK	WP	HR	S	P	ERA	WHIP

TOP

New York Mets @ Chicago Cubs

Wrigley Field, Chicago, IL

Fri Aug 03 2007, 1:20 PM CDT

Att. 41,512 - Sunny - 77 F

livebaseballscorecards.com

AB	36
R	6
H	9
RBI	6
BB	11
SO	11
LOB	20

Batter	1	2	3	4	5	6	7	8	9	AB	R	H	RBI	BB	SO	LOB
12 Alfonso Soriano, R (1, 7) OBP: 0.338, SLG: 0.516	B CU 70 F FA 86 S CU 68 B SL 74 X CU 68 2-2 ① P6		S SL 76 B SL 77 B SL 75 S FA 89 B SL 76 F CU 72 X FA 89 3-2 ③ F9			B S C B S 2-3 ① K		C SL 84 B SL 86 F SL 85 X FA 95 1-2 ① F9		4	0	0	0	0	1	1
2 Ryan Theriot, R (1, 6) OBP: 0.350, SLG: 0.366	C CU 67 X FA 87 0-1 ② F9			L CU 68 B CH 74 B FA 87 B FA 86 C FA 86 F FA 86 X FA 87 3-2 ① P6		X 0-0 ② G3		B FA 94 X FA 94 1-0 ② F7		4	0	0	0	0	0	0
25 Derrek Lee, R (1, 3) OBP: 0.417, SLG: 0.520	B FA 87 C FA 87 C FA 88 B FA 88 B SL 75 S FA 88 3-3 ③ K			C FA 88 X FA 88 0-1 ② G3-1		B FA 88 S CH 75 X FA 88 1-1 HR		B SL 87 C SL 85 S CH 87 B SL 85 B CH 86 X CH 84 3-2 16 E 16 S 1B		4	1	2	1	0	1	0
16 Aramis Ramirez, R (1, 5) OBP: 0.360, SLG: 0.547		S CU 66 B FA 87 B FA 87 S FA 88 B FA 89 X FA 88 3-2 ① F8		C FA 88 F SL 76 B FA 89 X FA 90 1-2 2B		F FA 90 B SL 77 F SL 77 B CH 76 F FA 91 T FA 90 2-2 ③ K		B SL 86 1 SAFE B FA 95 C CH 86 X CH 85 2-1 ③ F8 1-3		4	0	1	0	0	1	1
15 Cliff Floyd, L (1, 9) OBP: 0.360, SLG: 0.392		B FA 87 X CU 66 1-0 ② P4		B FA 88 B FA 89 C C SL 73 S CU 76 2-3 ③ K			B F CU 71 F FA 88 B CU 75 T CU 76 2-2 ① K		B FA 94 X FA 94 1-0 G6-3 1B 1B	4	0	1	0	0	2	1
Mark DeRosa, R (1, 4) OBP: 0.369, SLG: 0.432		X FA 87 0-0 ③ F9			B CU 70 C CU 73 C FA 86 T FA 88 1-2 ① K		C SL 75 S SL 76 B FA 88 B SL 76 B FA 90 F CU 74 X FA 88 3-2 2B 1B		B FA 94 X FA 95 1-0 G6-3 1-2 1B	4	1	2	0	0	1	0
Jacque Jones, L (1, 8) OBP: 0.309, SLG: 0.342			C CU 66 X FA 87 0-1 2B		X CH 79 0-0 ② G3-1		B SL 74 B SL 74 1 SAFE B SL 73 C FA 86 S FA 87 T FA 88 3-2 ② K		B SL 83 X FA 96 1-0 ① ② G6-3 1-2f 2-3	4	0	1	0	0	1	3
Jason Kendall, R (1, 2) OBP: 0.271, SLG: 0.285			B CH 71 B FA 86 F FA 86 F CH 71 S SL 74 2-3 ① K		B FA 87 B FA 86 B FA 87 B FA 85 4-0 BB		B SL 76 C CH 74 B SL 77 F FA 88 F FA 89 X SL 75 2-2 1-H 2B		C FA 96 B FA 95 C SL 86 F FA 96 F SL 85 B SL 84 F FA 96 X FA 96 2-2 ③ G1-3	3	0	1	1	1	1	2
38 Carlos Zambrano, S (1, 1) OBP: 0.281, SLG: 0.404 49 Carlos Marmol, R (6, 1) 17 Mike Fontenot, L (7, PH) OBP: 0.360, SLG: 0.462 19 Matt Murton, R (7, PH) OBP: 0.338, SLG: 0.341 Bob Howry, L (8, 1) 46 Ryan Dempster, R (9, 1)			B CU 67 F FA 88 B FA 88 C CU 73 F FA 88 C FA 89 2-3 ② K		X CU 68 0-0 ③ P6		B CU 75 C CU 76 C CU 76 B FA 89 S CU 77 2-3 ③ K			2 0 0 1 0 0	0 0 0 0 0 0	0 0 0 0 0 0	0 0 0 0 0 0	0 0 0 0 0 0	1 0 0 1 0 0	2 0 0 1 0 0
Inning Stats	R: 0 E: 0 K: 1 S: 8 H: 0 LOB: 0 BB: 0 P: 13	R: 0 E: 0 K: 0 S: 5 H: 0 LOB: 0 BB: 0 P: 9	R: 0 E: 0 K: 2 S: 13 H: 1 LOB: 1 BB: 0 P: 20	R: 0 E: 0 K: 1 S: 12 H: 1 LOB: 1 BB: 0 P: 18	R: 0 E: 0 K: 1 S: 5 H: 0 LOB: 1 BB: 1 P: 10	R: 1 E: 0 K: 2 S: 10 H: 1 LOB: 0 BB: 0 P: 15	R: 1 E: 0 K: 3 S: 17 H: 2 LOB: 1 BB: 0 P: 29	R: 0 E: 0 K: 0 S: 9 H: 1 LOB: 1 BB: 0 P: 16	R: 0 E: 0 K: 0 S: 9 H: 2 LOB: 1 BB: 0 P: 14	1B: 4 2B: 3 3B: 0 HR: 1 SF: 0 SAC: 0 DP: 1 HBP: 0						WP: 0 PB: 0 SB: 1 CS: 0 PA: 35	

PITCHER		IP	WLS	BF	H	R	ER	SO	BB	IBB	HBP	BLK	WP	HR	S	P	ERA	WHIP
26 Orlando Hernandez, R ERA: 3.0	(1, 1)	6.2		26	5	2	2	9	1	0	0	0	0	1	67	109	2.70	0.900
25 Pedro Feliciano, L ERA: 2.9	(7, 1)	0.1		1	0	0	0	1	0	0	0	0	0	0	3	5	0.00	0.000
59 Guillermo Mota, R ERA: 4.84	(8, 1)	1.0	W	4	1	0	0	0	0	0	0	0	0	0	9	16	0.00	1.000
13 Billy Wagner, L ERA: 1.33	(9, 1)	1.0		4	2	0	0	0	0	0	0	0	0	0	9	14	0.00	2.000

PITCHER	IP	WLS	BF	H	R	ER	SO	BB	IBB	HBP	BLK	WP	HR	S	P	ERA	WHIP

BOTTOM

New York Mets @ Chicago Cubs

Wrigley Field, Chicago, IL

Fri Aug 03 2007, 1:20 PM CDT

Att. 41,512 - Sunny - 77 F

livebaseballscorecards.com

AB	34
R	2
H	8
RBI	2
BB	1
SO	10
LOB	11

Batter	1	2	3	4	5	6	7	8	9	AB	R	H	RBI	BB	SO	LOB
7 José Reyes, S (1, 6) OBP: 0.374, SLG: 0.451	F FA 86 L FA 87 X FA 89 0-2 ① F9		B FA 88 C FC 83 B FA 89 F FA 89 X FA 88 2-2 ② F9		B FA 90 F FC 82 X FA 90 1-1 ② P4		C FC 84 B FC 83 S FC 83 F FC 84 B FA 91 F FA 90 X FA 90 2-2 ③ P3			4	0	0	0	0	0	1
1 Luis Castillo, S (1, 4) OBP: 0.348, SLG: 0.347	C FA 87 B CH 78 C FC 85 X FA 89 1-2 ② G6-3		C FA 89 X FA 89 0-1 2B		X FA 91 0-0 1-2 1B			B CH 83 C FA 85 B FA 85 B FC 82 C FA 85 X FC 82 3-2 ① F7		4	0	2	0	0	0	0
5 David Wright, R (1, 5) OBP: 0.392, SLG: 0.511	B FA 89 F FA 89 C CU 72 B FA 90 X FC 82 2-2 18 S 21 1B 1B		B FA 89 B FA 89 B FA 89 X FA 89 3-0 ③ P4		C FA 90 D CU 74 F FA 91 X FA 91 1-2 ③ G3			F FA 88 B CU 73 B FA 90 F FC 85 B FA 90 B FA 88 4-2 18 BB BB		3	0	1	0	1	0	3
21 Carlos Delgado, L (1, 3) OBP: 0.329, SLG: 0.436	X FA 90 0-0 1-2 18 S 1B			C FA 88 B FC 86 F FC 82 C FA 90 1-3 ① K		X FA 89 0-0 ① F9		X FA 89 0-0 ② L6		4	0	1	0	0	1	1
18 Moises Alou, R (1, 7) OBP: 0.383, SLG: 0.481	C FA 90 D CU 73 B CH 81 F FA 91 C CU 73 2-3 ③ K 1-2 2-3			B CH 83 X FA 89 1-0 HR		B CH 82 S CH 80 X CH 80 1-1 HR		C SL 80 D CU 80 1 SAFE B CU 79 B SL 81 B FA 93 4-1 1-2 BB		3	2	2	2	1	1	2
3 Damion Easley, R (1, 9) OBP: 0.337, SLG: 0.445		C FA 85 X CU 68 0-1 ① G1-3		B FA 88 C FC 83 C FA 89 F FA 90 X CU 71 1-2 ② F8		B FC 83 B FC 82 B FC 82 C FA 85 F FA 87 X FC 82 3-2 ② G6-3		C FA 93 C SL 81 S SL 80 0-3 ③ K		4	0	0	0	0	1	2
11 Ramon Castro, R (1, 2) OBP: 0.333, SLG: 0.556		B CH 82 X FA 88 1-0 ② F9		C FA 88 B FA 88 B CH 80 F FC 83 T FA 90 2-2 ③ K		B FA 90 X FA 88 1-0 ③ F9			C FA 94 B SL 83 X FA 94 1-1 ① F8	4	0	0	0	0	1	0
Lastings Milledge, R (1, 8) OBP: 0.321, SLG: 0.462		B FA 86 C CH 78 B FA 88 S FA 85 S FA 90 2-3 ③ K			C FA 87 S CH 79 X CH 78 0-2 1 1B 1B		B FA 88 F FA 86 S FA 88 C FA 90 1-3 ① K		B FA 94 C FA 93 S SL 82 C FA 94 1-3 ② K	4	0	1	0	0	3	0
33 John Maine, R (1, 1) OBP: 0.190, SLG: 0.189 Aaron Sele, R (3, 1) Ruben Gotay, S (7, PH) OBP: 0.384, SLG: 0.504 Jorge Sosa, R (7, 1) OBP: 0.296, SLG: 0.292 Scott Schoeneweis, L (8, 1) 23 Marlon Anderson, L (9, PH) OBP: 0.297, SLG: 0.310			C FA 86 B FA 86 S FA 88 S FA 89 1-3 ① K		B CH 84 1 SAFE 1 SAFE L FA 85 L FA 88 1 SAFE 1 SAFE L FA 90 1-3 ① K		C FC 83 S FC 84 F FA 90 C FA 90 0-3 ② K		F FA 93 B FA 94 X CH 86 1-1 ③ G3	1 1 1 0 0 1	0 0 0 0 0 0	0 0 0 0 0 0	0 0 0 0 0 0	1 1 1 0 0 0	0 1 0 0 0 0	0 1 0 0 0 0
Inning Stats	R: 0 E: 0 K: 1 S: 13 H: 2 LOB: 2 BB: 0 P: 18	R: 0 E: 0 K: 1 S: 6 H: 0 LOB: 0 BB: 0 P: 9	R: 0 E: 0 K: 1 S: 9 H: 1 LOB: 1 BB: 0 P: 15	R: 1 E: 0 K: 2 S: 11 H: 1 LOB: 0 BB: 0 P: 16	R: 0 E: 0 K: 1 S: 12 H: 2 LOB: 2 BB: 0 P: 15	R: 1 E: 0 K: 0 S: 7 H: 1 LOB: 0 BB: 0 P: 12	R: 0 E: 0 K: 2 S: 12 H: 0 LOB: 0 BB: 0 P: 15	R: 0 E: 0 K: 1 S: 10 H: 0 LOB: 2 BB: 2 P: 21	R: 0 E: 0 K: 1 S: 7 H: 0 LOB: 0 BB: 0 P: 10	1B: 4 2B: 1 3B: 0 HR: 2 SF: 0 SAC: 0 DP: 0 HBP: 0						

PITCHER		IP	WLS	BF	H	R	ER	SO	BB	IBB	HBP	BLK	WP	HR	S	P	ERA	WHIP
30 Ted Lilly, L ERA: 3.53	(1, 1)	7.2	W	31	7	2	2	8	1	0	0	0	0	2	76	113	2.35	1.043
49 Carlos Marmol, R ERA: 1.71	(8, 1)	0.1		2	0	0	0	1	1	0	0	0	0	0	4	8	0.00	3.000
Bob Howry, R ERA: 3.95	(9, 1)	1.0		3	0	0	0	1	0	0	0	0	0	0	7	10	0.00	0.000

PITCHER	IP	WLS	BF	H	R	ER	SO	BB	IBB	HBP	BLK	WP	HR	S	P	ERA	WHIP

TOP

New York Mets @ Chicago Cubs

Wrigley Field, Chicago, IL

Sat Aug 04 2007, 2:55 PM CDT

Att. 41,412 - Cloudy - 74 F

livebaseballscorecards.com

AB	34
R	2
H	7
RBI	2
BB	2
SO	10
LOB	10

New York Mets @ Chicago Cubs

Wrigley Field, Chicago, IL

Sat Aug 04 2007, 2:55 PM CDT

Att. 41,412 - Cloudy - 74 F

livebaseballscorecards.com

BOTTOM

Batter	1	2	3	4	5	6	7	8	9	AB	R	H	RBI	BB	SO	LOB
12 Alfonso Soriano, R (1, 7) OBP: 0.335, SLG: 0.511	X SL 84 0-0 ① G1-3		B SL 86 B FA 93 X FA 94 2-0 ② G1-3 1-2 2-3	B CU 73 X FA 86 1-0 ② G5-3		D CU 75 B FA 87 B FA 87 X FA 86 3-0 ③ G5-3				4	0	0	0	0	0	3
2 Ryan Theriot, R (1, 6) OBP: 0.349, SLG: 0.364	B FA 91 C FA 91 X FA 92 1-1 ② G1-3		F FA 94 C FA 94 B FA 94 F FA 94 F FA 94 X SL 86 1-2 16 BB 25 BB 15 HBP 2-3 3-H 1B	C FA 84 X FA 83 0-1 ③ G6-3			B FA 92 C SL 83 B FA 91 C FA 92 X SL 83 2-2 ① G6-3			4	1	1	1	0	0	0
25 Derrek Lee, R (1, 3) OBP: 0.415, SLG: 0.516	B SL 84 X FA 92 1-0 ③ G6-3		B FA 94 B FA 93 1 SAFE B FA 95 B FA 86 4-0 15 HBP 16 BB 1-2 1B BB		C FA 82 F CU 71 X CU 71 0-2 ① P4		B FA 93 C SL 82 X FA 92 1-1 E8			3	1	0	0	1	0	0
16 Aramis Ramirez, R (1, 5) OBP: 0.361, SLG: 0.548		B SL 85 B SL 83 X FA 91 2-0 ① F9	C SL 84 B FA 93 F FA 94 B FA 94 F SL 85 B FA 92 B SL 84 4-2 15 HBP 1-2 2-3 3-H 1B BB		B FA 85 C FA 82 B FA 85 B CU 73 C FA 83 F FA 87 F FA 87 X CU 74 3-2 2B		B SL 82 C SL 83 C SL 83 B FA 93 B FA 94 F SL 82 C SL 83 3-3 ② K			3	1	1	1	1	1	1
15 Cliff Floyd, L (1, 9) OBP: 0.358, SLG: 0.386 29 Ángel Pagán, S (8, 9) OBP: 0.318, SLG: 0.453		C CH 82 S FA 93 X FA 93 0-2 ② F9	B FA 93 B FA 92 F FA 93 F FA 93 F FA 94 H FA 94 3-2 1B 1-2 2-3 3-H 1B HBP		C FA 86 C FA 86 B FA 86 C SL 81 1-3 ② K		B SL 84 B SL 82 S CH 85 F FA 93 B SL 84 S CH 84 3-3 ③ K			3 0	1 0	0 0	1 0	0 0	2 0	2 0
Mark DeRosa, R (1, 4) OBP: 0.368, SLG: 0.430		C FA 93 B CH 85 S FA 93 B FA 94 S SL 86 2-3 ③ K	B CH 83 F FA 93 B FA 92 X FA 92 2-1 1B 1-2 2-H 3-H 1B		B FA 84 B SL 82 F FA 87 S FA 86 T FA 87 2-2 ③ K			C FA 90 X CH 82 0-1 ① F7		4	0	1	2	0	2	1
Jacque Jones, L (1, 8) OBP: 0.315, SLG: 0.351			B CH 83 B FA 92 F FA 92 F FA 92 X SL 83 2-1 30 FC3-5 2B B CH 83 F FA 92 F FA 92 X SL 83 1-2 1-2 2-H 1B			B CH 83 X SL 83 1-0 1B 1B		C FA 90 X CU 82 0-1 ② G3		4	0	3	1	0	0	0
Jason Kendall, R (1, 2) OBP: 0.274, SLG: 0.285			B FA 93 F FA 92 B FA 92 B FA 92 B FA 93 4-1 12 G1-3 30 FC3-S 2 1B BB B FA 93 C FA 93 B FA 85 X FA 84 2-1 F8			1 SAFE X FA 86 0-0 30 G1-6-3 1-3 1B		B FA 90 C FA 90 F FA 90 X FA 83 1-2 ③ G4-3		3	1	1	0	1	0	2
30 Ted Lilly, L (1, 1) OBP: 0.154, SLG: 0.154 49 Carlos Marmol, R (8, 1) Bob Howry, L (9, 1)			X FA 92 0-0 ① FC3-5 2 1B 12 G1-3 16 BB 1-2 2-3f	B CH 83 F CH 83 M FA 84 S CU 70 1-3 ① K		F FA 86 B FA 86 X FA 86 1-1 ①② G1-6-3 1-2f				3 0 0	1 0 0	0 0 0	0 0 0	0 0 0	1 0 0	4 0 0
Inning Stats	R: 0 E: 0 K: 0 S: 4 H: 0 LOB: 0 BB: 0 P: 6	R: 0 E: 0 K: 1 S: 7 H: 0 LOB: 0 BB: 0 P: 11	R: 6 E: 0 K: 0 S: 23 H: 4 LOB: 2 BB: 3 P: 48	R: 0 E: 0 K: 1 S: 6 H: 0 LOB: 0 BB: 0 P: 8	R: 0 E: 0 K: 2 S: 14 H: 1 LOB: 1 BB: 0 P: 20	R: 0 E: 0 K: 0 S: 5 H: 2 LOB: 1 BB: 0 P: 10	R: 0 E: 1 K: 2 S: 12 H: 0 LOB: 1 BB: 0 P: 21	R: 0 E: 0 K: 0 S: 7 H: 0 LOB: 0 BB: 0 P: 8		1B: 5 2B: 2 3B: 0 HR: 0 SF: 0 SAC: 0 DP: 1 HBP: 1						

	AB	31
	R	6
	H	7
	RBI	6
	BB	3
	SO	6
	LOB	13

WP: 0 PB: 0 SB: 0 CS: 0 PA: 35

PITCHER		IP	WLS	BF	H	R	ER	SO	BB	IBB	HBP	BLK	WP	HR	S	P	ERA	WHIP
33 John Maine, R ERA: 3.27	(1, 1)	2.2	L	16	4	6	6	1	3	0	1	0	0	0	32	61	20.25	2.625
Aaron Sele, R ERA: 4.07	(3, 1)	3.1		12	3	0	0	3	0	0	0	0	0	0	27	42	0.00	0.900
Jorge Sosa, R ERA: 4.31	(7, 1)	1.0		4	0	0	0	2	0	0	0	0	0	0	12	21	0.00	0.000
Scott Schoeneweis, L ERA: 5.36	(8, 1)	1.0		3	0	0	0	0	0	0	0	0	0	0	7	8	0.00	0.000

PITCHER	IP	WLS	BF	H	R	ER	SO	BB	IBB	HBP	BLK	WP	HR	S	P	ERA	WHIP

Batter	1	2	3	4	5	6	7	8	9	AB	R	H	RBI	BB	SO	LOB
7 José Reyes, S (1, 6) OBP: 0.375, SLG: 0.456	B FA 90 X FA 91 1-0 ① F8	X FA 87 0-0 1-2 1B		B CH 82 B FA 90 X FA 91 2-0 ③ G4-3		X SL 85 0-0 5 S 1 1B 21 G4-3 3-H 1B	C CU 75 B CU 76 B FA 93 B FA 92 F FA 91 S SL 82 3-3 ③ K		X FA 91 0-0 21 SF9 3B	6	2	3	1	0	1	3
1 Luis Castillo, S (1, 4) OBP: 0.354, SLG: 0.356 Ruben Gotay, S (8, 4) OBP: 0.381, SLG: 0.500	B FA 90 L FA 90 X FA 90 1-1 5 F9 2B	D CH 83 B FA 88 B FA 90 C FA 90 C FA 90 X FA 90 3-2 ③ G6-3			B FA 89 L FA 88 B FA 90 B FA 89 C FA 86 X FA 88 3-2 5 F8 21 2B 1B	1 SAFE C FA 88 B FA 89 F FA 88 1 SAFE X CU 78 1-2 21 G4-3 5 S 1-2 1B		L FA 89 B FA 88 B FA 89 X FA 90 2-1 21 S 5 1B 21 2B 1B	B FA 91 B FA 91 C FA 92 X CH 81 2-1 ① G1-3	5 1	2 0	4 0	0 0	0 0	0 0	2 1
5 David Wright, R (1, 5) OBP: 0.393, SLG: 0.508	C FA 90 X FA 89 0-1 ② F9 2-3		B FA 91 X FA 90 1-0 ① F9		B FA 90 F FA 89 B FA 89 X SL 82 2-1 ① F8 1-2	B FA 89 B FA 88 I IN 71 I IN 70 4-0 21 G4-3 1-2 IBB		B FA 89 B SL 83 S FA 90 X FA 90 2-1 21 2B 16 1B 1-2 1B	B SL 85 B FA 92 B CH 82 B FA 92 4-0 BB	4	1	1	0	2	0	2
21 Carlos Delgado, L (1, 3) OBP: 0.331, SLG: 0.441	B SL 86 S SL 85 B CH 83 F SI 87 B SI 87 F SL 87 B SL 86 4-2 BB		B FA 87 B SL 87 X 2-0 ② G4-3		F CH 84 X SL 83 0-1 WP 2B 2-H 2B	B CU 79 S CU 82 B FA 90 B CH 83 F FA 90 X FA 91 3-2 ② G4-3 1-2 2-3 3-H		C CU 81 T CH 83 X CH 83 0-2 16 1B 1-3 2B 2-H	S SL 86 X FA 92 0-1 ② SF9 3-H	4	1	2	4	1	0	2
18 Moises Alou, R (1, 7) OBP: 0.381, SLG: 0.468	F SL 88 B SL 88 C FA 93 B SL 87 S SL 88 2-3 ③ K		C FA 91 F SL 87 X FA 91 0-2 ③ F8		S SL 82 X CH 85 0-1 ② G5-3	I IN 70 I IN 72 I IN 73 I IN 71 4-0 IBB		I I I I 4-0 16 1B IBB	S SL 85 F SL 85 T CH 83 0-2 ③ K	4	0	0	0	2	2	4
Shawn Green, L (1, 9) OBP: 0.317, SLG: 0.418		B FA 86 F FA 90 F SI 86 F FA 91 X FA 85 1-2 ① G3-1		F FA 90 B FA 87 B FA 91 S SL 86 F FA 86 X CH 83 2-2 ① G3-1	B CH 80 B CH 82 C CH 82 C FA 87 X CH 83 2-2 2-H 2B	B CH 82 B FA 90 X FA 90 2-0 ③ G6-3		S FA 89 C CU 80 B SL 82 F FA 90 S CU 82 1-3 ① K		5	0	1	1	0	1	6
16 Paul Lo Duca, R (1, 2) OBP: 0.311, SLG: 0.360		C FA 90 C FA 91 X FA 91 0-2 ② G4-3		C SL 87 B FA 92 X FA 91 1-1 ② G6-3	X CH 84 0-0 ③ G6-3		X FA 92 0-0 ① G5-3	B FA 86 X SL 83 1-0 1-2 2-3 3-H 1B		5	0	1	1	0	0	1
Lastings Milledge, R (1, 8) OBP: 0.348, SLG: 0.488		B FA 86 B SL 87 S FA 91 B FA 91 B FA 92 4-1 S 1B BB		C FA 91 B FA 90 F SL 87 F FA 91 X FA 86 1-2 BB 1B		X FA 87 0-0 G3 7 1B 2B	C FA 93 B CU 76 B SL 84 B FA 93 F FA 92 X FA 93 3-2 SH2-4 1B	B SL 86 X FA 91 1-0 ② F3		4	2	3	0	1	0	3
Tom Glavine, L (1, 1) OBP: 0.326, SLG: 0.268 59 Guillermo Mota, R (7, 1) 25 Pedro Feliciano, L (7, 1) Aaron Heilman, R (7, 1) 23 Marlon Anderson, L (8, PH) OBP: 0.282, SLG: 0.305 Jorge Sosa, R (8, 1) OBP: 0.296, SLG: 0.292 13 Billy Wagner, L (9, 1)		B FA 90 X FA 85 1-0 7 1B 1-H 1B		C FA 91 B FA 90 F FA 90 B FA 86 1 SAFE B FA 91 F FA 90 B FA 90 4-2 1-2 BB		L CH 85 L CH 85 X SL 83 0-2 ① G3 2-3	X FA 92 0-0 ② SH2-4 1-2	F SL 86 X SL 86 0-1 ③ F8		2 0 0 0 1 0 0	0 0 0 0 0 0 0	1 0 0 0 0 0 0	1 0 0 0 0 0 0	1 0 0 0 0 0 0	0 0 0 0 3 0 0	1 0 0 0 0 0 0
Inning Stats	R: 0 E: 0 K: 1 S: 11 H: 1 LOB: 2 BB: 1 P: 19	R: 1 E: 0 K: 0 S: 13 H: 2 LOB: 2 BB: 1 P: 22	R: 0 E: 0 K: 0 S: 5 H: 0 LOB: 0 BB: 0 P: 8	R: 0 E: 0 K: 0 S: 14 H: 1 LOB: 2 BB: 1 P: 24	R: 2 E: 0 K: 0 S: 13 H: 3 LOB: 1 BB: 0 P: 20	R: 2 E: 0 K: 0 S: 12 H: 3 LOB: 3 BB: 2 P: 26	R: 0 E: 0 K: 1 S: 8 H: 1 LOB: 1 BB: 0 P: 14	R: 2 E: 0 K: 1 S: 15 H: 4 LOB: 3 BB: 1 P: 26	R: 1 E: 0 K: 1 S: 8 H: 1 LOB: 1 BB: 1 P: 14	1B: 10 2B: 5 3B: 1 HR: 0 SF: 1 SAC: 1 DP: 0 HBP: 0						

PITCHER		IP	WLS	BF	H	R	ER	SO	BB	IBB	HBP	BLK	WP	HR	S	P	ERA	WHIP
Jason Marquis, R ERA: 4.39	(1, 1)	5.1	L	28	9	5	5	1	3	0	0	0	1	0	61	98	8.44	2.250
47 Scott Eyre, L ERA: 5.45	(6, 1)	0.2		5	1	0	0	0	0	2	0	0	0	0	7	21	0.00	1.500
34 Kerry Wood, R ERA:	(7, 1)	1.0		4	1	0	0	1	0	0	0	0	0	0	8	14	0.00	1.000
13 Will Ohman, L ERA: 5.06	(8, 1)	0.1		5	3	2	2	1	0	1	0	0	0	0	11	20	54.00	9.000
43 Michael Wuertz, R ERA: 3.33	(8, 1)	0.2		3	1	0	0	0	0	0	0	0	0	0	4	6	0.00	1.500

PITCHER		IP	WLS	BF	H	R	ER	SO	BB	IBB	HBP	BLK	WP	HR	S	P	ERA	WHIP
46 Ryan Dempster, R ERA: 3.89	(9, 1)	1.0		5	1	1	1	1	1	0	0	0	0	0	8	14	9.00	2.000

New York Mets @ Chicago Cubs

Wrigley Field, Chicago, IL

Sun Aug 05 2007, 7:05 PM CDT

Att. 41,599 - Clear - 83 F

TOP

livebaseballscorecards.com

AB	41
R	8
H	16
RBI	8
BB	7
SO	4
LOB	28

1B: 10	SF: 1	WP: 1	PA: 50
2B: 5	SAC: 1	PB: 0	
3B: 1	DP: 0	SB: 4	
HR: 0	HBP: 0	CS: 0	

New York Mets @ Chicago Cubs

Wrigley Field, Chicago, IL

Sun Aug 05 2007, 7:05 PM CDT

Att. 41,599 - Clear - 83 F

livebaseballscorecards.com

BOTTOM

Batter	1	2	3	4	5	6	7	8	9	AB	R	H	RBI	BB	SO	LOB
12 Alfonso Soriano, R (1, 7) OBP: 0.336, SLG: 0.511 17 Mike Fontenot, L (4, 4) OBP: 0.360, SLG: 0.465	F CH 77 B FA 83 X FA 84 1-1 ① F8		C FA 84 B FA 84 F FA 84 X CH 77 1-2 2 1B 1B			C FA 83 C CH 76 B CH 75 B CH 76 X FA 84 2-2 ① L3	C CU 76 B FA 88 B FA 87 X FA 87 2-1 2-H 2B		T FA 96 S SL 85 F SL 85 B SL 85 B FA 95 X SL 86 2-2 ③ G4-3	2 3	0 0	1 1	0 1	0 0	0 0	0 1
2 Ryan Theriot, R (1, 6) OBP: 0.348, SLG: 0.363	C FA 85 B FA 84 B FA 84 X CH 78 2-1 ② F8		B CH 78 X CH 78 1-0 ③ 1-3 1B			C CU 73 B FA 84 X FA 83 1-1 ② G6-3	F FA 94 F FA 95 X CH 84 0-2 ③ F8			4	0	1	0	0	0	1
25 Derrek Lee, R (1, 3) OBP: 0.414, SLG: 0.516	C FA 85 B FA 84 B FA 84 B FA 85 F CH 79 F FA 86 X CH 78 3-2 ③ F7			C FA 84 C FA 82 B FA 83 X CH 76 1-2 ① G6-3		B CH 73 F FA 83 B FA 84 C CH 76 B FA 84 X CH 75 3-2 16 2B 2B		X FA 93 0-0 ① G6-3		4	1	1	0	0	0	0
16 Aramis Ramirez, R (1, 5) OBP: 0.360, SLG: 0.548		B FA 84 B FA 84 S CH 77 B CH 77 X CH 78 3-1 ① P4		X FA 84 0-0 ② P4		B CH 77 B FA 84 C FA 85 X FA 85 2-1 2-H 2B		C FA 93 X SL 86 0-1 ② G6-3		4	0	1	1	0	0	0
15 Cliff Floyd, L (1, 9) OBP: 0.365, SLG: 0.388 (4, 7)		B FA 85 F CU 78 B FA 84 B CH 78 B CH 79 4-1 BB		X FA 84 0-0 1B		B FA 84 B CH 77 C CH 77 F FA 84 S CU 69 2-3 ③ K		B CH 85 F CH 85 B FA 92 B CH 85 B FA 91 4-1 BB		2	0	1	0	2	1	1
Mark DeRosa, R (1, 4) OBP: 0.364, SLG: 0.425 (4, 9) 46 Ryan Dempster, R (9, 1)		B CH 80 B FA 85 F CH 79 C FA 86 B CH 79 F CH 79 X 3-2 ② F8		X FA 84 0-0 ③ F9			B FA 83 X CH 76 1-0 ① G5-3	B SL 82 B SL 83 F FA 92 B SL 83 X SL 83 3-1 ③ F8		4 0	0 0	0 0	0 0	0 0	0 0	3 0
29 Ángel Pagán, S (1, 8) OBP: 0.316, SLG: 0.455		B CH 78 B FA 85 S CH 78 F FA 85 X CH 78 2-2 ③ G4-3			B FA 82 C CH 77 B CH 76 F CH 77 B FA 84 X FA 84 3-2 ① G4-3		B CH 76 X CH 75 1-0 1B G4-3 2B		C FA 94 X FA 94 0-1 ① L9	4	1	1	0	0	0	1
Jason Kendall, R (1, 2) OBP: 0.276, SLG: 0.291			C FA 84 B FA 83 B FA 84 X FA 84 2-1 ① G5-3		B FA 84 C FA 84 B FA 85 X CH 76 2-1 ② L5		B FA 95 C FA 95 X FA 95 1-1 17 2B G4-3 2-3 1B		C FA 94 B FA 95 F FA 95 X SL 86 1-2 2B	4	1	2	0	0	0	0
Jason Marquis, L (1, 1) OBP: 0.176, SLG: 0.260 47 Scott Eyre, L (6, 1) 34 Kerry Wood, R (7, 1) Jacque Jones, L (7, PH) OBP: 0.314, SLG: 0.350 13 Will Ohman, L (8, 1) 43 Michael Wuertz, R (8, 1) 19 Matt Murton, R (9, 9) OBP: 0.336, SLG: 0.338			C FA 84 B CH 78 C FA 84 F CH 76 F FA 84 F CU 68 B FA 84 B FA 84 F FA 84 3-2 X FA 85 ② F7		B FA 85 X FA 83 1-0 ③ G6-3		B FA 87 C FA 86 X CU 78 1-1 ② G4-3 1-2 3-H		F FA 96 B FA 97 F FA 97 F FA 97 C SL 85 1-3 ② K	2 0 0 1 0 0 1	0 0 0 0 0 0 0	0 0 0 0 0 0 0	0 0 0 1 0 0 0	0 0 0 0 0 0 0	0 0 0 0 0 0 1	0 0 0 1 0 0 1
Inning Stats	R: 0 E: 0 K: 0 S: 8 H: 0 LOB: 0 BB: 0 P: 14	R: 0 E: 0 K: 0 S: 10 H: 0 LOB: 1 BB: 1 P: 22	R: 0 E: 0 K: 0 S: 13 H: 2 LOB: 1 BB: 0 P: 20	R: 0 E: 0 K: 0 S: 6 H: 1 LOB: 1 BB: 0 P: 7	R: 0 E: 0 K: 0 S: 6 H: 0 LOB: 0 BB: 0 P: 12	R: 1 E: 0 K: 1 S: 13 H: 2 LOB: 1 BB: 0 P: 23	R: 2 E: 0 K: 0 S: 11 H: 3 LOB: 1 BB: 0 P: 17	R: 0 E: 0 K: 0 S: 6 H: 0 LOB: 1 BB: 1 P: 13	R: 0 E: 0 K: 1 S: 13 H: 1 LOB: 1 BB: 0 P: 17	1B: 4 2B: 5 3B: 0 HR: 0 SF: 0 SAC: 0 DP: 0 HBP: 0						

	AB	35
	R	3
	H	9
	RBI	3
	BB	2
	SO	2
	LOB	9

PITCHER		IP	WLS	BF	H	R	ER	SO	BB	IBB	HBP	BLK	WP	HR	S	P	ERA	WHIP
Tom Glavine, L ERA: 4.31	(1, 1)	6.1	W	25	6	2	2	1	1	0	0	0	0	0	58	102	2.84	1.105
59 Guillermo Mota, R ERA: 5.09	(7, 1)	0.0		1	1	0	0	0	0	0	0	0	0	0	2	3	∞	∞
25 Pedro Feliciano, L ERA: 2.88	(7, 1)	0.1	H	2	1	1	1	0	0	0	0	0	0	0	4	7	27.00	3.000
Aaron Heilman, R ERA: 3.47	(7, 1)	0.1	H	1	0	0	0	0	0	0	0	0	0	0	3	3	0.00	0.000
Jorge Sosa, R ERA: 4.26	(8, 1)	1.0		4	0	0	0	0	1	0	0	0	0	0	6	13	0.00	1.000

PITCHER		IP	WLS	BF	H	R	ER	SO	BB	IBB	HBP	BLK	WP	HR	S	P	ERA	WHIP
13 Billy Wagner, L ERA: 1.3	(9, 1)	1.0		4	1	0	0	1	0	0	0	0	0	0	13	17	0.00	1.000

Atlanta Braves @ New York Mets

Shea Stadium, Flushing, NY

Tue Aug 07 2007, 7:10 PM EDT

Att. 52,177 - Cloudy - 82 F

TOP

livebaseballscorecards.com

Batter	1	2	3	4	5	6	7	8	9	AB	R	H	RBI	BB	SO	LOB
19 Yunel Escobar, R (1, 6) OBP: 0.374, SLG: 0.420	C F B F F F B X 2-2 G6-3	X 0-0 1-3 2-H 2B		B B C B X 3-1 1B		B C F B D X 3-2 F9 ②		C B C B B S 3-3 K ②		5	0	2	1	0	1	2
23 Matt Diaz, R (1, 7) OBP: 0.373, SLG: 0.496 39 Rafael Soriano, R (8, 1) 58 Peter Moylan, R (9, 1)	X 0-0 HR	B S B C B F F X 3-2 F9 ③		F B F F S 1-3 K ②		C X 0-1 G1-3 ③		B F S T 1-2 K ③		5 0 0	1 0 0	1 0 0	1 0 0	0 0 0	2 0 0	5 0 0
10 Chipper Jones, S (1, 5) OBP: 0.431, SLG: 0.591	S B C B S 2-3 K ②	X 0-0 7 HR 1B	S S F C 0-3 K ③				X 0-0 SF7 3B		C B B X 2-1 BB 7 FC4-2 2B	5	2	3	0	0	2	1
Mark Teixeira, S (1, 3) OBP: 0.392, SLG: 0.535	C C X 0-2 F9 ③	F B C X 1-2 F8 ①		C C B B X 2-2 F8 ①			B B S X 2-1 SF7 3-H ①		H 1-0 7 FC4-2 BB HBP	3	0	0	1	0	0	1
Andruw Jones, R (1, 8) OBP: 0.317, SLG: 0.424		C S B F X 1-2 F7 ①	B X 1-0 7 HR 1-2 1B		S F B F X 1-2 F9 ②		F B B F B F S 3-3 K ②		B D F D S F B 4-2 7 FC4-2 1-2 2-3 BB	4	1	1	0	1	1	0
7 Jeff Francoeur, R (1, 9) OBP: 0.354, SLG: 0.465		B C F F B F X 2-2 16 1B 2B	B T X 1-1 1-H 2-H HR		X 0-0 1B		B B B B C F X 3-2 2B		X 0-0 FC4-2 1-2 2-3 3-Hf ①	5	2	4	3	0	0	3
16 Brian McCann, L (1, 2) OBP: 0.317, SLG: 0.452		B C F X 1-2 38 19 2B 1B 2-H	B C X 1-1 L7 ②		B C F B F F F X 2-2 L4 ③		X 0-0 G3-1 ③		B X 1-0 F6 ②	5	1	1	1	0	0	5
2 Kelly Johnson, L (1, 4) OBP: 0.393, SLG: 0.491		F B B F S 2-3 K ②	C B F B X 2-2 F7 ③			X 0-0 G4-3 ①		B S X 1-1 G4-3 ①	C B C B C 2-3 ③	5	0	0	0	0	2	4
38 Buddy Carlyle, L (1, 1) OBP: 0.148, SLG: 0.148 Scott Thorman, L (6, PH) OBP: 0.261, SLG: 0.402 Ron Mahay, L (6, 1) 26 Octavio Dotel, R (7, 1) 1 Martin Prado, R (8, PH) OBP: 0.258, SLG: 0.241 Willie Harris, L (8, 7) OBP: 0.397, SLG: 0.447		B B C F F X 2-2 19 2B 1-2 1B		C B C F S 1-3 K ①		F B B B X 3-1 2B		F B X 1-1 2B		2 1 0 0 1 0	0 0 0 0 0 0	1 1 0 0 1 0	0 0 0 0 0 0	0 0 0 0 0 0	1 0 0 0 0 0	0 0 0 0 0 0
Inning Stats	R: 1 H: 1 E: 0 LOB: 0 K: 1 BB: 0 S: 13 P: 17	R: 2 H: 4 E: 0 LOB: 2 K: 1 BB: 0 S: 25 P: 36	R: 3 H: 3 E: 0 LOB: 0 K: 0 BB: 0 S: 12 P: 18	R: 0 H: 1 E: 0 LOB: 1 K: 3 BB: 0 S: 14 P: 19	R: 0 H: 1 E: 0 LOB: 1 K: 0 BB: 0 S: 14 P: 19	R: 0 H: 1 E: 0 LOB: 1 K: 0 BB: 0 S: 8 P: 14	R: 1 H: 2 E: 0 LOB: 1 K: 1 BB: 0 S: 11 P: 19	R: 0 H: 1 E: 0 LOB: 1 K: 2 BB: 0 S: 10 P: 16	R: 0 H: 1 E: 0 LOB: 3 K: 1 BB: 1 S: 10 P: 20	1B: 6 SF: 1 2B: 6 SAC: 0 3B: 1 DP: 0 HR: 2 HBP: 1						

AB	41
R	7
H	15
RBI	7
BB	1
SO	9
LOB	21

WP: 0 PA: 44
PB: 0
SB: 0
CS: 0

PITCHER		IP	WLS	BF	H	R	ER	SO	BB	IBB	HBP	BLK	WP	HR	S	P	ERA	WHIP
Oliver Pérez, L ERA: 3.31	(1, 1)	5.0	L	25	10	6	6	5	0	0	0	0	0	2	78	109	10.80	2.000
Aaron Sele, R ERA: 4.12	(6, 1)	1.2		8	3	1	1	1	0	0	0	0	0	0	18	32	5.40	1.800
Scott Schoeneweis, L ERA: 5.31	(7, 1)	0.1		1	0	0	0	0	0	0	0	0	0	0	1	1	0.00	0.000
59 Guillermo Mota, R ERA: 4.91	(8, 1)	1.1		8	2	0	0	2	1	0	1	0	0	0	16	29	0.00	2.250
25 Pedro Feliciano, L ERA: 2.83	(9, 1)	0.2		2	0	0	0	1	0	0	0	0	0	0	4	7	0.00	0.000

PITCHER		IP	WLS	BF	H	R	ER	SO	BB	IBB	HBP	BLK	WP	HR	S	P	ERA	WHIP

Atlanta Braves @ New York Mets

Shea Stadium, Flushing, NY

Tue Aug 07 2007, 7:10 PM EDT

Att. 52,177 - Cloudy - 82 F

BOTTOM

Batter	1	2	3	4	5	6	7	8	9	AB	R	H	RBI	BB	SO	LOB
7 José Reyes, S (1, 6) OBP: 0.374, SLG: 0.454	P5		1 FC6-4 1B		G4-3 3-H			P6		4	0	1	1	0	0	0
1 Luis Castillo, S (1, 4) OBP: 0.353, SLG: 0.354	1B		FC6-4 1-2f		L5			E4 5 G6-4-3		4	0	1	0	0	0	1
5 David Wright, R (1, 5) OBP: 0.392, SLG: 0.505	F9			21 1B 18 G5-4-3 BB	G6-3			G6-4-3 1-2f		3	1	0	0	1	0	2
21 Carlos Delgado, L (1, 3) OBP: 0.333, SLG: 0.440	F8			18 G5-4-3 1-3 1B		18 G5-4-3 BB			K	3	0	1	0	1	1	1
18 Moises Alou, R (1, 7) OBP: 0.372, SLG: 0.455		F9		G5-4-3 1-2f 3-H		G5-4-3 1-2f			G5-3	4	0	0	0	0	0	2
Shawn Green, L (1, 9) OBP: 0.316, SLG: 0.416		F8		1B		G1-3			G3	4	0	1	0	0	0	0
16 Paul Lo Duca, R (1, 2) OBP: 0.308, SLG: 0.356		P3		P6			L7			3	0	0	0	0	0	1
Lastings Milledge, R (1, 8) OBP: 0.348, SLG: 0.494			K	2B 17 3B			K			3	1	1	0	0	2	0
Oliver Pérez, L (1, 1) OBP: 0.205, SLG: 0.205			B1-3		3B 7 G4-3 2-H		F8			1	0	0	0	0	0	0
17 David Newhan, L (5, PH) OBP: 0.307, SLG: 0.303										1	1	1	1	0	0	0
Aaron Sele, R (6, 1)										0	0	0	0	0	0	0
Scott Schoeneweis, L (7, 1)										0	0	0	0	0	0	0
Ruben Gotay, S (7, PH) OBP: 0.379, SLG: 0.496										1	0	0	0	0	0	0
59 Guillermo Mota, R (8, 1)										0	0	0	0	0	0	0
25 Pedro Feliciano, L (9, 1)										0	0	0	0	0	0	0
Inning Stats	R: 0 E: 0 K: 0 S: 10 H: 1 LOB: 1 BB: 0 P: 14	R: 0 E: 0 K: 0 S: 8 H: 0 LOB: 0 BB: 0 P: 11	R: 0 E: 0 K: 1 S: 11 H: 1 LOB: 1 BB: 0 P: 17	R: 1 E: 0 K: 0 S: 13 H: 2 LOB: 1 BB: 1 P: 23	R: 2 E: 0 K: 0 S: 9 H: 2 LOB: 0 BB: 0 P: 14	R: 0 E: 0 K: 0 S: 9 H: 0 LOB: 0 BB: 1 P: 14	R: 0 E: 0 K: 1 S: 7 H: 0 LOB: 0 BB: 0 P: 7	R: 0 E: 1 K: 0 S: 10 H: 0 LOB: 0 BB: 0 P: 14	R: 0 E: 0 K: 1 S: 7 H: 0 LOB: 0 BB: 0 P: 9	1B: 4 2B: 1 3B: 1 HR: 0	SF: 0 SAC: 0 DP: 3 HBP: 0						

livebaseballscorecards.com

AB	31
R	3
H	6
RBI	2
BB	2
SO	3
LOB	7

WP: 0	PA: 33
PB: 0	
SB: 0	
CS: 0	

PITCHER		IP	WLS	BF	H	R	ER	SO	BB	IBB	HBP	BLK	WP	HR	S	P	ERA	WHIP
38 Buddy Carlyle, R ERA: 4.28	(1, 1)	5.0	W	21	6	3	3	1	1	0	0	0	0	0	51	79	5.40	1.400
Ron Mahay, L ERA: 2.66	(6, 1)	1.0	H	3	0	0	0	0	1	0	0	0	0	0	9	14	0.00	1.000
26 Octavio Dotel, R ERA: 4.61	(7, 1)	1.0		3	0	0	0	1	0	0	0	0	0	0	7	7	0.00	0.000
39 Rafael Soriano, R ERA: 3.73	(8, 1)	1.0		3	0	0	0	0	0	0	0	0	0	0	10	14	0.00	0.000
58 Peter Moylan, R ERA: 1.91	(9, 1)	1.0		3	0	0	0	1	0	0	0	0	0	0	7	9	0.00	0.000

PITCHER	IP	WLS	BF	H	R	ER	SO	BB	IBB	HBP	BLK	WP	HR	S	P	ERA	WHIP

Batter	1	2	3	4	5	6	7	8	9	AB	R	H	RBI	BB	SO	LOB
Willie Harris, L (1, 7) OBP: 0.398, SLG: 0.445	C B S B F S 2-3 K ①		B C B C C 2-3 K ③			C B F B B F F B 4-2 2 1B 10 2B BB		B S B F X 2-2 2 CS 1B		3	1	1	0	1	2	1
2 Kelly Johnson, L (1, 4) OBP: 0.391, SLG: 0.488	B C F S 1-3 K ②			C B B F B F F X 3-2 P5 ①		1 SAFE 1 SAFE C 1 SAFE X 0-1 10 2B 1-2 1B		1 SAFE C B 1 SAFE B 1 SAFE S B F 3-3 S K ② ③ 1-2		4	1	1	0	0	2	1
10 Chipper Jones, S (1, 5) OBP: 0.432, SLG: 0.593	S X 0-1 G6-3 ③			X 0-0 F8 ②		B B X 2-0 1B 1-H 2-H 2B			B B X 2-0 BB 1B 7 FC5-2 1B	4	1	2	2	0	0	0
Mark Teixeira, S (1, 3) OBP: 0.394, SLG: 0.535		C F B B S 2-3 K ①		B S B X 2-1 F8 ③		X 0-0 2-H 1B			X 0-0 7 FC5-2 BB 1-2 1B	4	0	2	1	0	1	0
16 Brian McCann, L (1, 2) OBP: 0.317, SLG: 0.451 Chris Woodward, R (9, PH) OBP: 0.252, SLG: 0.304		X 0-0 G6-3 ②			S X 0-1 G6-4-3 1B	B F B B X 2-1 F9 ③			D B B C B 4-1 7 FC5-2 1-2 2-3 BB	3 0	0 0	1 0	0 0	0 1	0 0	1 0
7 Jeff Francoeur, R (1, 9) OBP: 0.351, SLG: 0.461		B B B C T X 3-2 F7 ③			D C F B F C 2-3 K ①		F S X 0-2 G3-1 ①		B F X 1-1 FC5-2 G4-6-3 1-2 2-3 3-Hf ①	4	0	0	0	0	1	4
Andruw Jones, R (1, 8) OBP: 0.314, SLG: 0.420			C X 0-1 G5-3 ①		C F X 0-2 G6-4-3 1-2f ② ③		B S X 1-1 F9 ②		C B X 1-1 G4-6-3 1-2f ② ③	4	0	0	0	0	0	4
19 Yunel Escobar, R (1, 6) OBP: 0.367, SLG: 0.412			B X 1-0 G6-3 ②			C F B S 1-3 K ①	S B B B X 3-1 F9 ③			3	0	0	0	0	1	0
29 John Smoltz, R (1, 1) OBP: 0.135, SLG: 0.139 Ron Mahay, L (7, 1) 58 Peter Moylan, R (7, 1) Scott Thorman, L (8, PH) OBP: 0.260, SLG: 0.400 39 Rafael Soriano, R (8, 1)			B B B B 4-0 BB			F B C B C 2-3 K ②		F B B F T F F X 3-2 F8 ①		1 0 0 1 0	0 0 0 0 0	0 0 0 0 0	0 0 0 0 0	1 0 0 0 0	1 0 0 0 0	0 0 0 0 0
Inning Stats	R: 0 E: 0 K: 2 S: 10 H: 0 LOB: 0 BB: 0 P: 13	R: 0 E: 0 K: 1 S: 7 H: 0 LOB: 0 BB: 0 P: 12	R: 0 E: 0 K: 1 S: 6 H: 0 LOB: 1 BB: 1 P: 13	R: 0 E: 0 K: 0 S: 8 H: 0 LOB: 0 BB: 0 P: 13	R: 0 E: 0 K: 1 S: 9 H: 1 LOB: 0 BB: 0 P: 11	R: 3 E: 0 K: 2 S: 17 H: 3 LOB: 1 BB: 1 P: 28	R: 0 E: 0 K: 0 S: 7 H: 0 LOB: 0 BB: 0 P: 11	R: 0 E: 0 K: 1 S: 12 H: 1 LOB: 0 BB: 0 P: 20	R: 0 E: 0 K: 0 S: 7 H: 2 LOB: 2 BB: 1 P: 15	1B: 6 2B: 1 3B: 0 HR: 0		SF: 0 SAC: 0 DP: 2 HBP: 0			WP: 0 PB: 0 SB: 0 CS: 1	PA: 34	

PITCHER	IP	WLS	BF	H	R	ER	SO	BB	IBB	HBP	BLK	WP	HR	S	P	ERA	WHIP
26 Orlando Hernandez, R (1, 1) ERA: 3.05	7.0		26	4	3	3	7	2	0	0	0	0	0	64	101	3.86	0.857
Aaron Heilman, R (8, 1) ERA: 3.41	1.0	W	3	1	0	0	1	0	0	0	0	0	0	12	20	0.00	1.000
13 Billy Wagner, L (9, 1) ERA: 1.28	1.0	S	5	2	0	0	0	1	0	0	0	0	0	7	15	0.00	3.000

PITCHER	IP	WLS	BF	H	R	ER	SO	BB	IBB	HBP	BLK	WP	HR	S	P	ERA	WHIP

Atlanta Braves @ New York Mets

Shea Stadium, Flushing, NY

Wed Aug 08 2007, 7:10 PM EDT

Att. 51,749 - Cloudy - 93 F

TOP

livebaseballscorecards.com

AB	31
R	3
H	7
RBI	3
BB	3
SO	8
LOB	11

Batter	1	2	3	4	5	6	7	8	9	AB	R	H	RBI	BB	SO	LOB
7 José Reyes, S (1, 6) OBP: 0.377, SLG: 0.456	B C F F F F X 1-2 1 SH5-4 1 E 5 SF7 1B		B B C F X 2-2 1 G3 1 S 1B		B C B B B 4-1 1 CS BB		F F B X 1-2 ② F9			3	1	2	0	1	0	3
1 Luis Castillo, S (1, 4) OBP: 0.355, SLG: 0.357	1 SAFE C 1 SAFE 1 SAFE B X 1-1 ① SH5-4 1-3		C B 1 SAFE C X 1-2 ① G3 1-3		1 SAFE C P 1 SAFE C 1-2 ③ CS 1-2	C S B B X 2-2 21 FC3-6 1B	X 0-0 1-2 2-H 3-H 1B			3	0	2	2	0	0	1
5 David Wright, R (1, 5) OBP: 0.389, SLG: 0.501	X 0-0 ② SF7 3-H		B B S S B S 3-3 ② K			B B S S S S 2-3 ① K	B C X 1-1 ③ G1-3			3	0	0	1	0	2	4
21 Carlos Delgado, L (1, 3) OBP: 0.330, SLG: 0.436	C B F F X 1-2 ③ G3		S B S S X 1-2 ③ P4			B B X 2-0 ② FC3-6 1-2f		F S F F X 0-2 ① F8		4	0	0	0	0	0	2
18 Moises Alou, R (1, 7) OBP: 0.369, SLG: 0.469		B S S B X 2-1 ① F7		S X 0-1 ① G5-3		C X 0-1 ③ F7		F F X 0-2 HR		4	1	1	1	0	0	1
Shawn Green, L (1, 9) OBP: 0.324, SLG: 0.423		B X 1-0 16 1B 1B		S X 0-1 16 G5-4-3 1B			B C S B X 2-2 3 BB 1B 1 1B 1B	X 0-0 16 G5-3 1B		4	1	4	0	0	0	0
16 Paul Lo Duca, R (1, 2) OBP: 0.308, SLG: 0.355	1 SAFE B S 1 SAFE B F F B X 3-2 1-2 1B			X 0-0 ② ③ G5-4-3 1-2f			C S F X 0-2 ① F9	1 SAFE B B S X 2-1 ② G5-3 1-2		4	0	1	0	0	0	3
Lastings Milledge, R (1, 8) OBP: 0.344, SLG: 0.483		S C F S 0-3 ② K			C F B F S 1-3 ① K		B X 1-0 3 BB 1-2 1 1B 1B	B B S F X 2-2 ③ L9		4	1	1	0	0	2	3
26 Orlando Hernandez, R (1, 1) OBP: 0.175, SLG: 0.225 Ruben Gotay, S (7, PH) OBP: 0.379, SLG: 0.496 3 Damion Easley, R (7, PH) OBP: 0.340, SLG: 0.445 Aaron Heilman, R (8, 1) 13 Billy Wagner, L (9, 1)		C B X 1-1 ③ F9			X 0-0 ② P3		B F B B B 4-1 1 1B 1-2 2-3 BB			2 0 0 0 0	0 0 0 0 0	0 0 0 0 0	0 0 1 0 0	0 0 0 0 0	0 0 0 0 0	2 0 0 0 0
Inning Stats	R: 1 H: 1 E: 1 LOB: 0 K: 0 BB: 0 S: 14 P: 17	R: 0 H: 2 E: 0 LOB: 2 K: 1 BB: 0 S: 13 P: 20	R: 0 H: 1 E: 0 LOB: 1 K: 1 BB: 0 S: 12 P: 19	R: 0 H: 1 E: 0 LOB: 0 K: 0 BB: 0 S: 5 P: 5	R: 0 H: 0 E: 0 LOB: 0 K: 1 BB: 1 S: 9 P: 14	R: 0 H: 1 E: 0 LOB: 1 K: 1 BB: 0 S: 9 P: 15	R: 2 H: 3 E: 0 LOB: 2 K: 0 BB: 1 S: 16 P: 25	R: 1 H: 2 E: 0 LOB: 1 K: 0 BB: 0 S: 14 P: 18		1B: 10 SF: 1 2B: 0 SAC: 1 3B: 0 DP: 1 HR: 1 HBP: 0				WP: 0 PA: 36 PB: 0 SB: 1 CS: 1		

PITCHER		IP	WLS	BF	H	R	ER	SO	BB	IBB	HBP	BLK	WP	HR	S	P	ERA	WHIP
29 John Smoltz, R ERA: 3.03	(1, 1)	6.1		26	8	3	2	4	1	0	0	0	0	0	70	101	2.84	1.421
Ron Mahay, L ERA: 2.64	(7, 1)	0.1	B	3	1	0	0	0	1	0	0	0	0	0	6	11	0.00	6.000
58 Peter Moylan, R ERA: 1.9	(7, 1)	0.1		1	0	0	0	0	0	0	0	0	0	0	2	3	0.00	0.000
39 Rafael Soriano, R ERA: 3.83	(8, 1)	1.0	L	5	2	1	1	0	0	0	0	0	0	1	14	18	9.00	2.000

PITCHER	IP	WLS	BF	H	R	ER	SO	BB	IBB	HBP	BLK	WP	HR	S	P	ERA	WHIP

BOTTOM

Atlanta Braves @ New York Mets

Shea Stadium, Flushing, NY

Wed Aug 08 2007, 7:10 PM EDT
Att. 51,749 - Cloudy - 93 F

livebaseballscorecards.com

AB	31
R	4
H	11
RBI	4
BB	2
SO	4
LOB	19

Atlanta Braves @ New York Mets

Shea Stadium, Flushing, NY

Thu Aug 09 2007, 12:10 PM EDT

Att. 52,425 - Sunny - 80 F

TOP

livebaseballscorecards.com

Batter	1	2	3	4	5	6	7	8	9	AB	R	H	RBI	BB	SO	LOB
Willie Harris, L (1, 7) OBP: 0.402, SLG: 0.444	C S T 0-2 ① K		C C X 0-2 ② G4-3		B B B 4-0 2 FC6-4 1-2 BB	C B H 2-1 10 WP 1-2 HBP		B F B X 2-1 2 1B		3	0	1	0	1	1	0
2 Kelly Johnson, L (1, 4) OBP: 0.391, SLG: 0.492	B C X 1-1 ② F7		B X 1-0 3B		B C F X 1-2 ① FC6-4 10 HR 1-2f 2-3	X 0-0 ② F8		B C F X 1-2 1B		5	1	2	0	0	0	4
10 Chipper Jones, S (1, 5) OBP: 0.432, SLG: 0.598	F F B F B B B 4-2 BB		B C X 1-1 ③ F7		D X 1-0 1-H 3-H HR	C B B B X 3-2 ③ P4 1-2 2-3		C S F F B B F S 2-3 ② K		4	1	1	3	1	1	5
Mark Teixeira, S (1, 3) OBP: 0.394, SLG: 0.542	C B S X 1-2 ③ P5			S C C 0-3 ① K	C C B X 1-2 HR		C F X 0-2 16 1B 7 G6-4-3 1B	B X 1-0 ③ G6-3		5	2	2	1	0	1	3
16 Brian McCann, L (1, 2) OBP: 0.321, SLG: 0.451		B B B C B 4-1 G5-3 BB		B S S B F X 3-2 7 1B SF7 1B	C F B S 2-3 ② K		F X 0-1 7 G6-4-3 1-3 1B		B B F S F F B F X 3-2 ① L8	4	1	2	0	1	1	0
7 Jeff Francoeur, R (1, 9) OBP: 0.349, SLG: 0.459		B F F F F B S 2-3 ① K		T X 0-1 1-3 1B	X 0-0 ③ G5-3		X 0-0 ① ② G6-4-3 1-2f 3-H		B B F F F F F F B 3-2 X ② G6-3	5	0	1	0	0	1	2
Andruw Jones, R (1, 8) OBP: 0.313, SLG: 0.419		B S F X 1-2 ② G5-3 1-2	B C X 1-1 ② SF7 3-H		C B T B X 2-2 ① F7	F B C X 1-2 1B		B C F B B S 3-3 ③ K		4	0	1	1	0	1	1
19 Yunel Escobar, R (1, 6) OBP: 0.365, SLG: 0.408		F B B C F B X 3-2 ③ L4		1 SAFE C X 0-1 ③ G6-3		B X 1-0 15 E 15 S 15 SH 1B	C F B X 1-2 ③ F8			4	1	1	0	0	0	3
15 Tim Hudson, R (1, 1) OBP: 0.241, SLG: 0.250			C B F X 1-2 ① L8		F X 0-1 2 FC6-4 10 HR BB 1B	1 SAFE L B P S S X 2-2 SH 10 WP HBP 1-H		B X 1-0 ① G4-3		2	1	1	1	0	0	0
Ron Mahay, L (7, 1)										0	0	0	0	0	0	0
Scott Thorman, L (8, PH) OBP: 0.260, SLG: 0.400										0	0	0	0	0	0	0
1 Martin Prado, R (8, PH) OBP: 0.250, SLG: 0.233										1	0	0	0	0	0	0
58 Peter Moylan, R (8, 1)										0	0	0	0	0	0	0
Tyler Yates, R (9, 1)										0	0	0	0	0	0	0
Oscar Villarreal, L (9, 1) OBP: 0.250, SLG: 0.250										0	0	0	0	0	0	0
Inning Stats	R: 0 E: 0 K: 1 S: 11 H: 0 LOB: 1 BB: 1 P: 17	R: 0 E: 0 K: 1 S: 13 H: 0 LOB: 1 BB: 1 P: 23	R: 0 E: 0 K: 0 S: 9 H: 1 LOB: 1 BB: 0 P: 12	R: 1 E: 0 K: 1 S: 12 H: 2 LOB: 1 BB: 0 P: 16	R: 4 E: 0 K: 1 S: 13 H: 3 LOB: 0 BB: 1 P: 22	R: 1 E: 0 K: 0 S: 13 H: 1 LOB: 2 BB: 0 P: 22	R: 1 E: 0 K: 0 S: 12 H: 3 LOB: 1 BB: 0 P: 14	R: 0 E: 0 K: 1 S: 14 H: 2 LOB: 2 BB: 0 P: 21	R: 0 E: 0 K: 1 S: 16 H: 0 LOB: 0 BB: 0 P: 25	1B: 9 2B: 0 3B: 1 HR: 2 SF: 1 SAC: 1 DP: 1 HBP: 1						

AB	37
R	7
H	12
RBI	6
BB	3
SO	6
LOB	18

WP: 1 PA: 43
PB: 0
SB: 1
CS: 0

PITCHER		IP	WLS	BF	H	R	ER	SO	BB	IBB	HBP	BLK	WP	HR	S	P	ERA	WHIP
33 John Maine, R ERA: 3.53	(1, 1)	5.1	L	27	7	6	6	4	3	0	0	0	0	2	66	102	10.12	1.875
Scott Schoeneweis, L ERA: 5.23	(6, 1)	0.2		3	0	0	0	0	0	0	1	0	1	0	5	10	0.00	0.000
Jorge Sosa, R ERA: 4.31	(7, 1)	1.0		5	3	1	1	0	0	0	0	0	0	0	12	14	9.00	3.000
25 Pedro Feliciano, L ERA: 2.76	(8, 1)	1.0		5	2	0	0	1	0	0	0	0	0	0	14	21	0.00	2.000
59 Guillermo Mota, R ERA: 4.78	(9, 1)	1.0		3	0	0	0	1	0	0	0	0	0	0	16	25	0.00	0.000

PITCHER	IP	WLS	BF	H	R	ER	SO	BB	IBB	HBP	BLK	WP	HR	S	P	ERA	WHIP

Atlanta Braves @ New York Mets

Shea Stadium, Flushing, NY

Thu Aug 09 2007, 12:10 PM EDT

Att. 52,425 - Sunny - 80 F

BOTTOM

Batter	1	2	3	4	5	6	7	8	9	AB	R	H	RBI	BB	SO	LOB
7 José Reyes, S (1, 6) OBP: 0.379, SLG: 0.459	2-2 1 SH2-3 5 1B 1B		1-1 ① B2-3		3-1 1 G3 21 1B 1B	1-1 ③ F9			2-2 1 G4-3 5 HR 1-3 2B	5	3	3	0	0	0	0
1 Luis Castillo, S (1, 4) OBP: 0.357, SLG: 0.357	1 SAFE 0-0 ① SH2-3 1-2		2-2 5 18 1B 1B		1-2 ① G3 1-2		4-1 BB		2-1 ① G4-3 2-3 3-H	3	1	1	1	1	0	2
5 David Wright, R (1, 5) OBP: 0.391, SLG: 0.509	1-1 21 BB 2-H 1B		1 SAFE 0-2 18 1B 1-2 1B		2-2 ② G4-3		0-2 ① K		0-1 HR 3-H	5	1	3	3	0	1	2
21 Carlos Delgado, L (1, 3) OBP: 0.331, SLG: 0.434	1 SAFE 4-2 FC6 1-2 BB		0-2 ② F7		0-0 18 1B 2-H 1B		0-1 ② P3		1-0 ② F7	4	0	1	1	1	0	3
18 Moises Alou, R (1, 7) OBP: 0.370, SLG: 0.467	0-0 ② F7		3-1 1-2 2-H 1B		1-0 HBP 1-3 1B		0-2 ③ G5-3		2-0 ③ G6-3	5	0	2	1	0	0	3
Shawn Green, L (1, 9) OBP: 0.323, SLG: 0.419	2-2 ③ FC6 1-2f		0-3 ③ K		3-2 1-2 HBP			0-1 ① G3		3	0	0	0	0	1	4
11 Ramon Castro, R (1, 2) OBP: 0.324, SLG: 0.539		3-3 ① K		1-2 ① G4-3	2-1 ③ P6			1-0 ② G6-3		4	0	0	0	0	1	3
23 Marlon Anderson, L (1, 8) OBP: 0.303, SLG: 0.317 Lastings Milledge, R (4, PH) (5, 8) OBP: 0.333, SLG: 0.467		0-0 33 CS 1B		3-1 ② G4-3		1-2 ① G5-3		0-0 ③ G5-3		1 3	0 0	1 0	0 0	0 0	0 0	0 0
33 John Maine, R (1, 1) OBP: 0.182, SLG: 0.179 Scott Schoeneweis, L (6, 1) 17 David Newhan, L (6, PH) OBP: 0.303, SLG: 0.299 Jorge Sosa, R (7, 1) OBP: 0.296, SLG: 0.292 25 Pedro Feliciano, L (8, 1) 59 Guillermo Mota, R (9, 1) Ruben Gotay, S (9, PH) OBP: 0.383, SLG: 0.500		1-3 ②③ K 1-2		2-2 ③ G1-3		2-1 ② G3			2-1 7 2B 1 G4-3 1B	2 0 1 0 0 0 0 1	0 0 0 0 0 0 0 1	0 0 0 0 0 0 0 1	0 0 0 0 0 0 0 1	1 0 0 0 0 0 0 0	1 0 0 0 0 0 0 0	1 0 0 0 0 0 0 0

livebaseballscorecards.com

AB	37
R	6
H	12
RBI	6
BB	2
SO	4
LOB	18

Inning Stats	1	2	3	4	5	6	7	8	9
	R: 1 E: 0 K: 0 S: 12	H: 2 LOB: 2 BB: 1 P: 21	R: 0 E: 0 K: 2 S: 8	H: 1 LOB: 1 BB: 0 P: 12	R: 1 E: 0 K: 1 S: 18	H: 3 LOB: 2 BB: 0 P: 24	R: 0 E: 0 K: 0 S: 8	H: 0 LOB: 0 BB: 0 P: 14	R: 1 E: 0 K: 0 S: 14	H: 3 LOB: 3 BB: 0 P: 26	R: 0 E: 0 K: 0 S: 7	H: 0 LOB: 0 BB: 0 P: 11	R: 0 E: 0 K: 1 S: 9	H: 0 LOB: 1 BB: 1 P: 13	R: 0 E: 0 K: 0 S: 4	H: 0 LOB: 0 BB: 0 P: 5	R: 3 E: 0 K: 0 S: 12	H: 3 LOB: 0 BB: 0 P: 21

| | | |

Batter	1	2	3	4	5	6	7	8	9	AB	R	H	RBI	BB	SO	LOB
2 Hanley Ramirez, R (1, 6) OBP: 0.395, SLG: 0.574	B F B S X 2-2 14 S 7 S 14 1B 1B	B F D S 1 SAFE B B 4-2 7 1B 1-2 BB	C B F F B B X 3-2 ③ L5	C F X 0-2 ① G6-3			F F B X 1-2 7 S 1-H 2-H 2B	4	1	2	2	1	0	0
7 Alejandro De Aza, L (1, 8) OBP: 0.327, SLG: 0.468	C I F 1 SAFE F 1 B 1 SAFE 1 P 2-3 ① S K 1-2	D X 1-0 1-2 2-3 1B	B X 1-0 G6-4-3 1B	C T F F X 0-2 ② F8		S B L C 1-3 ② K 2-3	5	0	2	0	0	2	2
Miguel Cabrera, R (1, 5) OBP: 0.407, SLG: 0.610	B X 1-0 ② P6	C X 0-1 ③ G1		F X 0-1 ① ② G6-4-3 1-2f		S B S X 1-2 ③ P4	I I I I 4-0 IBB	4	0	0	0	1	0	5
14 Josh Willingham, R (1, 7) OBP: 0.376, SLG: 0.482 Kevin Gregg, R (9, 1)	B B C C X 2-2 2-H 1B	B B C B B 4-1 BB	F X 0-1 ③ G5-3		B X 1-0 ① F7	B F C B X 2-2 ③ L1-3	4 0	0 0	1 0	1 0	1 0	0 0	2 0
6 Dan Uggla, R (1, 4) OBP: 0.323, SLG: 0.492	B C F B C 2-3 ③ K	B S 1 SAFE X 1-1 ① F7		B L X 1-1 ① F8	S C B B B C 3-3 ② K		4	0	0	0	0	2	2
Mike Jacobs, L (1, 3) OBP: 0.300, SLG: 0.398 4 Alfredo Amezaga, S (9, 7) OBP: 0.324, SLG: 0.373	X 0-0 1B WP 27 1B 1B	B F F B X 2-2 ② P5		B B B B 4-0 27 1B BB	B X 1-0 ③ G6-3		3 0	1 0	1 0	0 0	1 0	0 0	1 0
Miguel Olivo, R (1, 2) OBP: 0.257, SLG: 0.383	B X 1-0 38 K 27 1B 1-3 1B	C S D S 1-3 ③ K		X 0-0 ② F7		X 0-0 BB 2 2B 1B	4	1	2	0	0	1	2
27 Jeremy Hermida, L (1, 9) OBP: 0.359, SLG: 0.449 12 Cody Ross, R (9, PH) OBP: 0.386, SLG: 0.558 (9, 9)	B B C C X 2-2 7 1B 2 BB 1-2 3-H 1B	C S F S 0-3 ① K		F B B X 2-1 1-2 1B		F B 1 SAFE S B F S 2-3 ① K	3 1	0 0	2 0	1 0	0 0	1 1	0 1
38 Daniel Barone, R (1, 1) 51 Ross Wolf, R (5, 1) Todd Linden, S (6, PH) OBP: 0.308, SLG: 0.308 48 Lee Gardner, R (6, 1) 22 Matt Lindstrom, R (8, 1) Jason Wood, R (9, PH) OBP: 0.330, SLG: 0.449 (9, 3)	L M M 0-3 ① ② K 2-3	C B B S B S 3-3 ② K		C C X 0-2 ③ P4		B F B C F B B 4-2 2 2B 1-2 BB	2 0 1 0 0 0	0 0 0 0 0 1	0 0 0 0 0 0	0 0 0 0 0 0	2 0 1 0 0 1	2 0 0 0 0 0	2 0 2 0 0 0
Inning Stats	R: 1 H: 2 E: 0 LOB: 1 K: 2 BB: 0 S: 16 P: 24	R: 1 H: 4 E: 0 LOB: 3 K: 1 BB: 1 S: 13 P: 21	R: 0 H: 0 E: 0 LOB: 1 K: 1 BB: 1 S: 9 P: 17	R: 0 H: 0 E: 0 LOB: 0 K: 2 BB: 0 S: 12 P: 18	R: 0 H: 1 E: 0 LOB: 0 K: 0 BB: 0 S: 5 P: 6	R: 0 H: 1 E: 0 LOB: 2 K: 0 BB: 1 S: 8 P: 15	R: 0 H: 0 E: 0 LOB: 0 K: 0 BB: 0 S: 11 P: 12	R: 0 H: 0 E: 0 LOB: 0 K: 1 BB: 0 S: 5 P: 10	R: 2 H: 2 E: 0 LOB: 2 K: 2 BB: 2 S: 17 P: 31	1B: 9 SF: 0 2B: 1 SAC: 0 3B: 0 DP: 1 HR: 0 HBP: 0						

PITCHER		IP	WLS	BF	H	R	ER	SO	BB	IBB	HBP	BLK	WP	HR	S	P	ERA	WHIP
54 Brian Lawrence, R ERA: 4.09	(1, 1)	6.0		27	8	2	2	6	3	0	0	0	1	0	63	101	3.00	1.833
Jorge Sosa, R ERA: 4.22	(7, 1)	2.0	H	6	0	0	0	1	0	0	0	0	0	0	16	22	0.00	0.000
13 Billy Wagner, L ERA: 1.61	(9, 1)	1.0	L	7	2	2	2	2	1	1	0	0	0	0	17	31	18.00	3.000

PITCHER	IP	WLS	BF	H	R	ER	SO	BB	IBB	HBP	BLK	WP	HR	S	P	ERA	WHIP

Florida Marlins @ New York Mets

Shea Stadium, Flushing, NY

Fri Aug 10 2007, 7:10 PM EDT
Att. 48,516 - Cloudy - 61 F

TOP

livebaseballscorecards.com

AB	35
R	4
H	10
RBI	4
BB	5
SO	9
LOB	19

1B: 9	SF: 0	WP: 1	PA: 40
2B: 1	SAC: 0	PB: 0	
3B: 0	DP: 1	SB: 3	
HR: 0	HBP: 0	CS: 0	

Florida Marlins @ New York Mets

Shea Stadium, Flushing, NY

Fri Aug 10 2007, 7:10 PM EDT

Att. 48,516 - Cloudy - 61 F

BOTTOM

Batter	1	2	3	4	5	6	7	8	9	AB	R	H	RBI	BB	SO	LOB
7 José Reyes, S (1, 6) OBP: 0.375, SLG: 0.454	C B B C C 2-3 K ①		S B F F B X 2-2 F7 ①		B C B X 2-1 E4 1 1B 15 HR	L C X 0-2 P2 ③		F X 0-1 FC4-6 ③ 1-2f		5	1	0	0	0	1	2
1 Luis Castillo, S (1, 4) OBP: 0.357, SLG: 0.356	C C B B X 2-2 G6-3 ②		B B B B 4-0 BB		B X 1-0 15 HR 1-2 1B		C B X 1-1 G6-3 ①		B C X 1-1 F7 ①	4	1	1	0	1	0	0
15 Carlos Beltrán, S (1, 8) OBP: 0.341, SLG: 0.488	S B B B B 4-1 5 BB BB		C 1 SAFE C F 1 SAFE 1 SAFE S 0-3 K ②		B S 2 SAFE D X 2-1 1-H 2-H HR		C B F B F S 2-3 K ②		C S C 0-3 K ②	4	1	1	3	1	3	1
5 David Wright, R (1, 5) OBP: 0.391, SLG: 0.507	B B C 1 SAFE 1 SAFE 1 B B 4-1 1-2 BB		C B 1 SAFE F X 1-2 G4-3 ③		B B X 2-0 L5 ①		X 0-0 1B		C B X 1-1 G4-3 ③	4	0	1	0	1	0	1
21 Carlos Delgado, L (1, 3) OBP: 0.328, SLG: 0.430	C B X 1-1 G3 ③			B C X 1-1 F8 ①	B F F F C 2-3 K ②		1 SAFE B B B C 1 SAFE T X 2-2 G3 ③			4	0	0	0	0	1	3
18 Moises Alou, R (1, 7) OBP: 0.367, SLG: 0.462		B C C B B F X 3-2 F7 ①		B B F B X 3-1 F8 ②	B X 1-0 1B			B X 1-0 G6-3 ①		4	0	1	0	0	0	0
Shawn Green, L (1, 9) OBP: 0.325, SLG: 0.419		C B B X 2-1 G3 ②		C X 0-1 16 BB 1B	B 1 SAFE F X 2-1 F8 ③			F H 1-1 16 1B HBP		3	0	1	0	0	0	1
16 Paul Lo Duca, R (1, 2) OBP: 0.313, SLG: 0.358		C C F B B X 2-2 1B		D B B C B 4-1 1-2 BB		C B F F S 1-3 K ①		1 SAFE 1 SAFE X 0-0 7 FC4-6 1-3 1B		3	0	2	0	1	1	0
54 Brian Lawrence, R (1, 1) 17 David Newhan, L (6, PH) OBP: 0.299, SLG: 0.294 Jorge Sosa, R (7, 1) OBP: 0.296, SLG: 0.292 Ruben Gotay, S (8, PH) OBP: 0.380, SLG: 0.496 13 Billy Wagner, L (9, 1)		C X 0-1 F9 ③		F B B S F F D S 3-3 K ③		F X 0-1 F9 ②		F F S 0-3 K ②		2 1 0 1 0	0 0 0 0 0	0 0 0 0 0	0 0 0 0 0	0 0 0 0 0	1 0 0 1 0	3 0 0 2 0
Inning Stats	R: 0 E: 0 K: 1 S: 10 H: 0 LOB: 2 BB: 2 P: 23	R: 0 E: 0 K: 0 S: 12 H: 1 LOB: 1 BB: 0 P: 19	R: 0 E: 0 K: 1 S: 12 H: 0 LOB: 1 BB: 1 P: 19	R: 0 E: 0 K: 1 S: 12 H: 1 LOB: 2 BB: 1 P: 23	R: 3 E: 1 K: 1 S: 12 H: 3 LOB: 1 BB: 0 P: 24	R: 0 E: 0 K: 1 S: 9 H: 0 LOB: 0 BB: 0 P: 10	R: 0 E: 0 K: 1 S: 10 H: 1 LOB: 1 BB: 0 P: 15	R: 0 E: 0 K: 1 S: 8 H: 1 LOB: 2 BB: 0 P: 10	R: 0 E: 0 K: 1 S: 7 H: 0 LOB: 0 BB: 0 P: 9	1B: 6 2B: 0 3B: 0 HR: 1	SF: 0 SAC: 0 DP: 0 HBP: 1			WP: 0 PB: 0 SB: 0 CS: 0	PA: 40		

livebaseballscorecards.com

	AB	35
	R	3
	H	7
	RBI	3
	BB	4
	SO	8
	LOB	13

PITCHER	IP	WLS	BF	H	R	ER	SO	BB	IBB	HBP	BLK	WP	HR	S	P	ERA	WHIP
38 Daniel Barone, R (1, 1) ERA: 3.86	4.2		24	5	3	2	4	4	0	0	0	0	1	56	104	3.86	1.929
51 Ross Wolf, R (5, 1) ERA:	0.1		1	0	0	0	0	0	0	0	0	0	0	2	4	0.00	0.000
48 Lee Gardner, R (6, 1) ERA: 2.4	2.0		7	1	0	0	2	0	0	0	0	0	0	19	25	0.00	0.500
22 Matt Lindstrom, R (8, 1) ERA: 3.88	1.0	W	5	1	0	0	1	0	0	1	0	0	0	8	10	0.00	1.000
Kevin Gregg, R (9, 1) ERA: 3.09	1.0	S	3	0	0	0	1	0	0	0	0	0	0	7	9	0.00	0.000

PITCHER	IP	WLS	BF	H	R	ER	SO	BB	IBB	HBP	BLK	WP	HR	S	P	ERA	WHIP

Florida Marlins @ New York Mets

Shea Stadium, Flushing, NY

Sat Aug 11 2007, 7:10 PM EDT

Att. 50,773 - Partly Cloudy - 79 F

TOP

livebaseballscorecards.com

Batter	1	2	3	4	5	6	7	8	9	AB	R	H	RBI	BB	SO	LOB
2 Hanley Ramirez, R (1, 6) OBP: 0.395, SLG: 0.572	C S B B X 2-2 F9 7 SH1-3 1B		B X 1-0 ③ G6-3		B C F B B S 3-3 ③ K		X 0-0 7 S 14 HR 1-3 1B	C B C B F X 2-2 ② FC3-6 7 BB 1-2f 2-3 1B		5	2	2	0	0	1	2
7 Alejandro De Aza, L (1, 8) OBP: 0.358, SLG: 0.480	B F X 1-1 ① SH1-3 1-2			B X 1-0 14 1B BB 6 FC3-2 1B		X 0-0 2B 14 1B 1B	1 SAFE S B D B B S S 3-3 ② K 1-2	B B C B B 4-1 1B 1-2 BB		3	1	2	0	1	1	2
Miguel Cabrera, R (1, 5) OBP: 0.412, SLG: 0.613	F B X 1-1 ② F9 2-3			S B B B S F D 4-2 6 FC3-2 14 1B 1-2 FC3-2 BB		B T X 1-1 14 1B 6 FC1-2 1-3 2B	I I I I 4-0 14 HR IBB	C S B X 1-2 14 S 1-3 2-H 3-H 1B		3	1	2	2	2	0	1
14 Josh Willingham, R (1, 7) OBP: 0.378, SLG: 0.491	C B B S S S 2-3 ③ K			X 0-0 FC3-2 6 FC3-2 1-2 2-3 1B		X 0-0 6 FC1-2 2-3 3-H 1B	B D X 2-0 1-H 2-H 3-H HR	S S B B F X 2-2 ③ F8 1-2		5	1	3	5	0	1	3
6 Dan Uggla, R (1, 4) OBP: 0.322, SLG: 0.489		B F B X 2-1 ① F8	B X 1-0 ① FC3-2 FC3-2 1-2 2-3 3-Hf		B S C F B B X 3-2 ① FC1-2 1-2 3-H	X 0-0 E5 1B		B C C B C 2-3 ① K	5	0	1	0	0	1	5
Mike Jacobs, L (1, 3) OBP: 0.296, SLG: 0.392 Jason Wood, R (9, PH) OBP: 0.327, SLG: 0.444 (9, 3)		F B X 1-1 ② G4-3	B S B X 2-1 FC3-2 1-2 2-3 3-Hf		B B F F S 2-3 ② K	S X 0-1 ③ F8		F X 0-1 ② G5-3	4 1	0 0	0 0	0 0	0 0	1 0	6 0
Miguel Olivo, R (1, 2) OBP: 0.254, SLG: 0.378		C S B X 1-2 ③ F7	S F B D B X 3-2 ③ G6-3		B F B B X 3-1 ③ P4		B C S F B B F B F F 3-2 X ① P4	C F B S 1-3 ③ K	5	0	0	0	0	1	5
12 Cody Ross, R (1, 9) OBP: 0.390, SLG: 0.551			C X 0-1 ① G6-3		B C C X 1-2 ① G5-3		B F B X 2-1 2 1B 14 HR 1B	B F B S B F F B 4-2 2 FC3-6 27 HBP 1B BB	3	2	1	0	1	0	0
Scott Olsen, L (1, 1) OBP: 0.220, SLG: 0.250 Todd Linden, S (7, PH) OBP: 0.306, SLG: 0.305 32 Justin Miller, R (7, 1) 27 Jeremy Hermida, L (8, PH) OBP: 0.361, SLG: 0.449 57 Taylor Tankersley, L (8, 1) Kevin Gregg, R (9, 1)			C S B F B S 2-3 ② K		C C S 0-3 ② K		B F B F B X 3-2 ① F7	C H 1-1 2 FC3-6 1-2 HBP		2 1 0 0 0 0	0 0 0 0 0 0	0 0 0 0 0 0	0 0 0 0 0 0	2 0 0 0 0 0	0 1 0 0 0 0	0 1 0 0 0 0

Inning Stats	1	2	3	4	5	6	7	8	9
	R: 0 H: 1 E: 0 LOB: 1 K: 1 BB: 0 S: 10 P: 16	R: 0 H: 0 E: 0 LOB: 0 K: 0 BB: 0 S: 7 P: 11	R: 0 H: 0 E: 0 LOB: 0 K: 1 BB: 0 S: 7 P: 10	R: 0 H: 2 E: 0 LOB: 3 K: 0 BB: 1 S: 11 P: 22	R: 0 H: 0 E: 0 LOB: 0 K: 2 BB: 0 S: 9 P: 13	R: 1 H: 3 E: 0 LOB: 2 K: 1 BB: 0 S: 13 P: 22	R: 4 H: 4 E: 1 LOB: 1 K: 1 BB: 1 S: 13 P: 27	R: 2 H: 1 E: 0 LOB: 2 K: 0 BB: 2 S: 24 P: 41	R: 0 H: 0 E: 0 LOB: 0 K: 2 BB: 0 S: 8 P: 11

1B: 9	SF: 0
2B: 1	SAC: 1
3B: 0	DP: 0
HR: 1	HBP: 1

WP: 0	PA: 43
PB: 0	
SB: 2	
CS: 0	

AB	37
R	7
H	11
RBI	7
BB	4
SO	8
LOB	25

PITCHER		IP	WLS	BF	H	R	ER	SO	BB	IBB	HBP	BLK	WP	HR	S	P	ERA	WHIP
Tom Glavine, L ERA: 4.25	(1, 1)	6.1		27	7	2	2	5	1	0	0	0	0	0	62	104	2.84	1.263
59 Guillermo Mota, R ERA: 5.4	(7, 1)	0.2	B	6	3	3	3	1	0	1	0	0	0	1	8	17	40.50	4.500
Aaron Heilman, R ERA: 3.66	(8, 1)	1.0	L	7	1	2	2	0	2	0	1	0	0	0	24	41	18.00	3.000
Scott Schoeneweis, L ERA: 5.1	(9, 1)	1.0		3	0	0	0	2	0	0	0	0	0	0	8	11	0.00	0.000

PITCHER	IP	WLS	BF	H	R	ER	SO	BB	IBB	HBP	BLK	WP	HR	S	P	ERA	WHIP

Florida Marlins @ New York Mets

Shea Stadium, Flushing, NY

Sat Aug 11 2007, 7:10 PM EDT
Att. 50,773 - Partly Cloudy - 79 F

livebaseballscorecards.com

BOTTOM

Batter	1	2	3	4	5	6	7	8	9	AB	R	H	RBI	BB	SO	LOB
7 José Reyes, S (1, 6) OBP: 0.378, SLG: 0.455	2-2 1 G5-4-3 1B		3-2 ③ F9		0-0 ② G5-3		0-0 E2 1 G4-3 1 S 5 F9-2 1B 1-3 2-H		4-2 BB	4	0	2	0	1	0	1
1 Luis Castillo, S (1, 4) OBP: 0.356, SLG: 0.353 15 Carlos Beltrán, S (9, PH) OBP: 0.340, SLG: 0.487	1-1 ① ② G5-4-3 1-2f			4-1 5 HR BB	2-0 ③ G6-3		1 SAFE 1 SAFE 2-2 ① G4-3 1-3 3-H		1-3 ③ K	3 1	1 0	0 0	1 0	1 0	0 1	3 1
5 David Wright, R (1, 5) OBP: 0.394, SLG: 0.523	3-2 1B			1-1 1-H HR		0-0 HR	1-0 ② ③ F9-2 3-H			4	2	3	3	0	0	1
21 Carlos Delgado, L (1, 3) OBP: 0.327, SLG: 0.429	0-1 ③ F7			1-0 1B		2-2 ① G3-1		1-1 ① L6		4	0	1	0	0	0	1
18 Moises Alou, R (1, 7) OBP: 0.365, SLG: 0.456		1-1 ① F8		0-0 ① F8		1-1 ② G6-3		1-1 1B		4	0	1	0	0	0	1
3 Damion Easley, R (1, 9) OBP: 0.338, SLG: 0.441		1-3 ② K		3-1 ② P6		0-1 16 FC4 1B		0-3 ② K		4	0	1	0	0	2	2
16 Paul Lo Duca, R (1, 2) OBP: 0.310, SLG: 0.355 59 Guillermo Mota, R (7, 1) Aaron Heilman, R (8, 1) Ruben Gotay, S (8, PH) OBP: 0.378, SLG: 0.493 Scott Schoeneweis, L (9, 1)	1-1 ③ G5-3			0-1 ③ G1		2-0 ③ FC4 1-2f		2-3 ③ K		3 0 0 1 0	0 0 0 0 0	0 0 0 0 0	0 0 0 0 0	0 0 0 1 0	0 0 0 1 0	2 0 0 1 0
Lastings Milledge, R (1, 8) OBP: 0.340, SLG: 0.469			3-3 ① K		0-0 SH5-3 1B		0-2 7 1B 11 1B 7 E 1B		0-1 ① F9	4	1	2	0	0	1	0
Tom Glavine, L (1, 1) OBP: 0.319, SLG: 0.262 11 Ramon Castro, R (7, 2) OBP: 0.326, SLG: 0.538			0-1 ② G6-3		1-1 ① SH5-3 1-2		2-0 7 E 1 G4-3 1B 1-2		3-2 ② F8	1 2	0 1	0 1	0 0	0 0	0 0	0 0
Inning Stats	R: 0 H: 2 E: 0 LOB: 1 K: 0 BB: 0 S: 10 P: 16	R: 0 H: 0 E: 0 LOB: 0 K: 1 BB: 0 S: 7 P: 10	R: 0 H: 0 E: 0 LOB: 0 K: 1 BB: 0 S: 8 P: 14	R: 2 H: 2 E: 0 LOB: 1 K: 0 BB: 1 S: 9 P: 18	R: 0 H: 1 E: 0 LOB: 1 K: 0 BB: 0 S: 5 P: 8	R: 1 H: 2 E: 0 LOB: 1 K: 0 BB: 0 S: 9 P: 14	R: 2 H: 3 E: 1 LOB: 0 K: 0 BB: 0 S: 10 P: 14	R: 0 H: 1 E: 0 LOB: 1 K: 2 BB: 0 S: 11 P: 15	R: 0 H: 0 E: 0 LOB: 1 K: 1 BB: 1 S: 11 P: 19	1B: 9 SF: 0 2B: 1 SAC: 1 3B: 0 DP: 2 HR: 2 HBP: 0						WP: 0 PA: 38 PB: 0 SB: 1 CS: 0

	AB	35
	R	5
	H	11
	RBI	4
	BB	2
	SO	5
	LOB	13

PITCHER		IP	WLS	BF	H	R	ER	SO	BB	IBB	HBP	BLK	WP	HR	S	P	ERA	WHIP
Scott Olsen, L ERA: 5.39	(1, 1)	6.0		25	7	3	3	2	1	0	0	0	0	2	48	80	4.50	1.333
32 Justin Miller, R ERA: 2.83	(7, 1)	1.0	W	5	3	2	1	0	0	0	0	0	0	0	10	14	9.00	3.000
57 Taylor Tankersley, L ERA: 4.59	(8, 1)	1.0	H	4	1	0	0	2	0	0	0	0	0	0	11	15	0.00	1.000
Kevin Gregg, R ERA: 3.05	(9, 1)	1.0	S	4	0	0	0	1	1	0	0	0	0	0	11	19	0.00	1.000

PITCHER	IP	WLS	BF	H	R	ER	SO	BB	IBB	HBP	BLK	WP	HR	S	P	ERA	WHIP

Batter	1	2	3	4	5	6	7	8	9	AB	R	H	RBI	BB	SO	LOB
2 Hanley Ramirez, R (1, 6) OBP: 0.393, SLG: 0.574	B F X 1-1 HR	F X 0-1 F9 ③		C B B B C X 3-2 F7 ①		F X 0-1 F7 ②			B C B X 2-1 F9 ①	5	1	1	1	0	0	3
7 Alejandro De Aza, L (1, 8) OBP: 0.351, SLG: 0.463 Todd Linden, S (9, PH) OBP: 0.303, SLG: 0.303	C F B X 1-2 G1-3 ①		B F X 1-1 14 F8 WP 12 1B 1B	C B B F F X 2-2 P5 ②		B F B S F F B S 3-3 K ③			B C B B B F C 3-3 K ②	4 1	1 0	1 0	0 0	0 0	1 1	2 0
Miguel Cabrera, R (1, 5) OBP: 0.413, SLG: 0.611	B C B B C B 4-2 12 2B BB		B C B B B B 4-1 WP 12 1B 1-2 1B BB	C F S 0-3 K ③			S X 0-1 1B		B B C F F F X 2-2 F9 ③	3	1	1	0	2	1	0
14 Josh Willingham, R (1, 7) OBP: 0.377, SLG: 0.488	C F B S 1-3 K ②		B S F B X 2-2 F8 ① 2-3		B B B C B 4-1 12 FC5-4 BB		B B C X 2-1 F9 ①			3	0	0	0	1	1	4
12 Cody Ross, R (1, 9) OBP: 0.394, SLG: 0.559	B B X 2-0 1-3 2B		C X 0-1 WP 1-2 3-H 1B		F X 0-1 FC5-4 E E 20 PO 1-2f		B S 1 SAFE B B C S 3-3 K ②			4	1	2	1	0	1	2
Jason Wood, R (1, 3) OBP: 0.324, SLG: 0.436 57 Taylor Tankersley, L (7, 1) 51 Ross Wolf, R (8, 1)	C X 0-1 F8 ③		B X 1-0 20 1B 1-H 2-H 1B		B 1 SAFE S F F S 1-3 K ② 1-3		F X 0-1 F9 ③			4 0 0	0 0 0	1 0 0	2 0 0	0 0 0	1 0 0	4 0 0
20 Matt Treanor, R (1, 2) OBP: 0.373, SLG: 0.417		B C S S S 1-3 K ① 1 SAFE F X 0-1 1-2 1B		B C 3 SAFE 1-1 PO ③ 3-H		L F B B F X 2-2 F8 ① B X 1-0 1B 1B		X 0-0 P4 ① B C B X 2-1 G6-3 ②		4 4	0 0	1 1	0 0	0 0	1 0	0 2
4 Alfredo Amezaga, S (1, 4) OBP: 0.323, SLG: 0.371 (7, 3)		C X 0-1 F8 ② B B B C F F X 3-2 F7 ②								4	0	1	0	0	0	2
56 Rick Van Den Hurk, R (1, 1) OBP: 0.133, SLG: 0.071 Mike Jacobs, L (6, PH) OBP: 0.298, SLG: 0.395 48 Lee Gardner, R (6, 1) 6 Dan Uggla, R (7, 4) OBP: 0.321, SLG: 0.488		B C B S F F B B 4-2 BB	C F B X 1-2 L7 ③			X 0-0 1-3 1B		C F B B C 2-3 K ③		1 1 0 1	0 0 0 0	0 1 0 0	0 0 0 0	1 0 0 0	0 0 0 1	2 0 0 0
Inning Stats	R: 1 H: 2 E: 0 LOB: 2 K: 1 BB: 1 S: 13 P: 22	R: 0 H: 0 E: 0 LOB: 1 K: 1 BB: 1 S: 11 P: 16	R: 3 H: 4 E: 0 LOB: 2 K: 0 BB: 1 S: 18 P: 30	R: 0 H: 0 E: 0 LOB: 0 K: 1 BB: 0 S: 10 P: 15	R: 0 H: 0 E: 1 LOB: 0 K: 1 BB: 1 S: 8 P: 14	R: 0 H: 2 E: 0 LOB: 2 K: 1 BB: 0 S: 13 P: 19	R: 0 H: 1 E: 0 LOB: 1 K: 1 BB: 0 S: 9 P: 14	R: 0 H: 0 E: 0 LOB: 0 K: 1 BB: 0 S: 6 P: 10	R: 0 H: 0 E: 0 LOB: 0 K: 1 BB: 0 S: 10 P: 17	1B: 7 SF: 0 2B: 1 SAC: 0 3B: 0 DP: 0 HR: 1 HBP: 0						

PITCHER		IP	WLS	BF	H	R	ER	SO	BB	IBB	HBP	BLK	WP	HR	S	P	ERA	WHIP
Oliver Pérez, L ERA: 3.46	(1, 1)	5.0		24	6	4	4	4	4	0	0	0	2	1	60	97	7.20	2.000
Jorge Sosa, R ERA: 4.12	(6, 1)	2.0	W	9	3	0	0	2	0	0	0	0	0	0	22	33	0.00	1.500
Aaron Heilman, R ERA: 3.6	(8, 1)	1.0	H	3	0	0	0	1	0	0	0	0	0	0	6	10	0.00	0.000
13 Billy Wagner, L ERA: 1.58	(9, 1)	1.0		3	0	0	0	1	0	0	0	0	0	0	10	17	0.00	0.000

PITCHER	IP	WLS	BF	H	R	ER	SO	BB	IBB	HBP	BLK	WP	HR	S	P	ERA	WHIP

TOP

Florida Marlins @ New York Mets

Shea Stadium, Flushing, NY

Sun Aug 12 2007, 1:10 PM EDT
Att. 51,023 - Sunny - 84 F

livebaseballscorecards.com

AB	35
R	4
H	9
RBI	4
BB	4
SO	8
LOB	19

WP: 2	PA: 40		
PB: 0			
SB: 0			
CS: 0			

BOTTOM

Florida Marlins @ New York Mets

Shea Stadium, Flushing, NY

Sun Aug 12 2007, 1:10 PM EDT
Att. 51,023 - Sunny - 84 F

livebaseballscorecards.com

Batter	1	2	3	4	5	6	7	8	9	AB	R	H	RBI	BB	SO	LOB
7 José Reyes, S (1, 6) OBP: 0.378, SLG: 0.459	C X 0-1 P6 ①		B X 1-0 HR		B B C B B 4-1 S BB		C B F B F 1 SAFE X 2-2 F8 ②	S X 0-1 FC3-6 ② 1-2f 2-3		4	2	1	1	1	0	3
Ruben Gotay, S (1, 4) OBP: 0.381, SLG: 0.489 Aaron Heilman, R (8, 1) Lastings Milledge, R (8, PH) OBP: 0.346, SLG: 0.474 13 Billy Wagner, L (9, 1)	C X 0-1 F8 ②		B B B B 4-0 5 S BB		B B B B C X 3-1 L9 ② 1-2		S F 1 SAFE X 0-2 1B 1-2	D F 1 SAFE 1 SAFE B 1 S F 1 SAFE 2-2 1B 1-H 3-H		3 0 1 0	0 0 0 0	1 0 1 0	0 0 2 0	1 0 0 0	0 0 0 0	1 0 0 0
15 Carlos Beltrán, S (1, 8) OBP: 0.336, SLG: 0.480	X 0-0 F7 ③		C F 1 SAFE S 1-3 K ①		T F F B S 1-3 K ③		B X 1-0 F7 ③	B X 1-0 F7 ③		5	0	0	0	0	2	5
5 David Wright, R (1, 5) OBP: 0.395, SLG: 0.521		F C B B F B B B 4-2 21 1B 21 BLK 18 HR BB	B F B F 1 SAFE T F B F S 3-3 K ② 1-2			B C S S 1-3 K ①		F B F B F B F B 4-2 21 HR BB		2	2	0	0	2	2	1
21 Carlos Delgado, L (1, 3) OBP: 0.329, SLG: 0.436		B 1 SAFE 1 SAFE B T B F F X 3-2 18 HR 1-3 1B	X 0-0 L4 ③			F B F X 1-2 G4-3 ②		X 0-0 1-H HR		4	2	2	2	0	0	1
18 Moises Alou, R (1, 7) OBP: 0.373, SLG: 0.500	X 0-0 1-H 3-H HR		B S F B C 2-3 K ①			B C B X 2-1 HR		C X 0-1 1B 1 1B 1B		4	3	3	4	0	1	0
Shawn Green, L (1, 9) OBP: 0.321, SLG: 0.414	B B X 2-0 G4-3 ①		B S F X 1-2 F8 ②			C F B C 1-3 K ③		C 1 SAFE 1 SAFE D B F S 2-3 K ①		4	0	0	0	0	2	1
11 Ramon Castro, R (1, 2) OBP: 0.324, SLG: 0.534 Mike DiFelice, R (4, 2) OBP: 0.333, SLG: 0.333	C B C S 1-3 K ②		F B F B B F S 3-3 K ③				S F B C 1-3 K ①	C B X 1-1 7 FC3-6 1 1B 1-3 1B		1 3	0 1	0 1	0 0	0 0	1 2	0 0
Oliver Pérez, L (1, 1) OBP: 0.200, SLG: 0.200 17 David Newhan, L (5, PH) OBP: 0.295, SLG: 0.290 Jorge Sosa, R (6, 1) OBP: 0.296, SLG: 0.292 3 Damion Easley, R (7, PH) OBP: 0.341, SLG: 0.441 1 Luis Castillo, S (8, 4) OBP: 0.358, SLG: 0.355		F F X 0-2 G3 ③			B C S T F F X 1-2 L5 ①		B B B B 4-0 1B BB	B F B X 2-1 7 FC3-6 1-2 3-H 1B		1 1 0 0 1	0 0 0 0 0	0 0 0 0 1	0 0 0 0 1	0 0 0 1 0	0 0 0 0 0	0 0 0 0 0
Inning Stats	R: 0 E: 0 K: 0 S: 5 H: 0 LOB: 0 BB: 0 P: 5	R: 3 E: 0 K: 1 S: 15 H: 2 LOB: 0 BB: 1 P: 25	R: 1 E: 0 K: 2 S: 10 H: 1 LOB: 1 BB: 1 P: 19	R: 0 E: 0 K: 2 S: 10 H: 0 LOB: 0 BB: 0 P: 16	R: 0 E: 0 K: 1 S: 12 H: 0 LOB: 1 BB: 1 P: 21	R: 1 E: 0 K: 2 S: 11 H: 1 LOB: 0 BB: 0 P: 16	R: 0 E: 0 K: 1 S: 11 H: 1 LOB: 2 BB: 1 P: 19	R: 5 E: 0 K: 1 S: 21 H: 5 LOB: 1 BB: 1 P: 33		1B: 6 2B: 0 3B: 0 HR: 4	SF: 0 SAC: 0 DP: 0 HBP: 0					

AB	34
R	10
H	10
RBI	10
BB	5
SO	10
LOB	12

WP: 0 PB: 0 SB: 2 CS: 0 PA: 39

PITCHER		IP	WLS	BF	H	R	ER	SO	BB	IBB	HBP	BLK	WP	HR	S	P	ERA	WHIP
56 Rick Van Den Hurk, R ERA: 7.46	(1, 1)	5.0		21	3	4	4	6	3	0	0	1	0	2	52	86	7.20	1.200
48 Lee Gardner, R ERA: 2.52	(6, 1)	1.1	L	6	1	1	1	3	1	0	0	0	0	1	14	24	6.75	1.500
57 Taylor Tankersley, L ERA: 5.24	(7, 1)	1.0		7	3	3	3	1	1	0	0	0	0	1	18	27	27.00	4.000
51 Ross Wolf, R ERA: 18.0	(8, 1)	0.2		5	3	2	2	0	0	0	0	0	0	0	11	17	27.00	4.500

PITCHER	IP	WLS	BF	H	R	ER	SO	BB	IBB	HBP	BLK	WP	HR	S	P	ERA	WHIP

Batter	1	2	3	4	5	6	7	8	9	AB	R	H	RBI	BB	SO	LOB
7 José Reyes, S (1, 6) OBP: 0.374, SLG: 0.455	C B S B D S 3-3 ① K		F B F B F X 2-2 ② G3			C B X 1-1 ① F8	F X 0-1 ② G6-3		X 0-0 ② B1-3	5	0	0	0	0	1	3
1 Luis Castillo, S (1, 4) OBP: 0.356, SLG: 0.353	B C X 1-1 ② G6-3		B B B C C S 3-3 ③ K			B X 1-0 5 1B 15 FC4-6 1B	D C X 1-1 ③ G2		C C X 0-2 ③ L5	5	1	1	0	0	1	3
5 David Wright, R (1, 5) OBP: 0.396, SLG: 0.520	C B F X 1-2 ③ G4-3			B X 1-0 ① F9		B B X 2-0 15 FC4-6 1-3 1B		B B X 2-0 15 2B 18 1B 1B		4	1	2	0	0	0	0
15 Carlos Beltrán, S (1, 8) OBP: 0.338, SLG: 0.491		B B C F C 2-3 ① K		C B F F B B X 3-2 HR		D X 1-0 ② FC4-6 21 1B 1-2f 3-H		1 SAFE X 0-0 18 1B 1-3 2B		4	2	2	2	0	1	1
21 Carlos Delgado, L (1, 3) OBP: 0.330, SLG: 0.435		B C B F S 2-3 ② K		B C F F F F B S 2-3 ② K		B X 1-0 1-3 1B		S S B B B F B 4-2 FC6-4 18 1B BB		3	0	1	0	1	2	0
18 Moises Alou, R (1, 7) OBP: 0.370, SLG: 0.494		B X 1-0 ③ G5-3		F F B B F B X 3-2 ③ F7		F F B F S 1-3 ③ K		X 0-0 FC6-4 1-2 2-H 3-H 1B		4	0	1	2	0	1	2
Lastings Milledge, R (1, 9) OBP: 0.343, SLG: 0.475			B C F X 1-2 2B 2B		C F B F F C 1-3 ① K		C X 0-1 ① F7	F S B F D X 2-2 ① FC6-4 G6-4-3 1-2f 2-3		4	1	1	0	0	1	2
Mike DiFelice, R (1, 2) OBP: 0.429, SLG: 0.571			B F C X 1-2 26 SH1-4 2-H 2B		F B S X 1-2 ② L1		S B C X 1-2 2B 1B	1 SAFE F F X 0-2 ② ③ G6-4-3 1-2f		4	0	2	1	0	0	2
26 Orlando Hernandez, R (1, 1) OBP: 0.171, SLG: 0.220 Ruben Gotay, S (7, PH) OBP: 0.385, SLG: 0.500 Jorge Sosa, R (7, 1) OBP: 0.296, SLG: 0.292 Scott Schoeneweis, L (8, 1) 9 Marlon Anderson, L (9, PH) OBP: 0.286, SLG: 0.311 13 Billy Wagner, L (9, 1)			X 0-0 ① SH1-4 2-3		X 0-0 ③ G6-3	C X 0-1 1-3 2B			F X 0-1 ① P5	1 1 0 0 1 0	0 0 0 0 0 0	0 1 0 0 0 0	0 0 0 0 0 0	0 0 0 0 0 0	0 0 0 0 0 0	0 0 0 0 0 0

TOP

New York Mets @ Pittsburgh Pirates

PNC Park, Pittsburgh, PA

Tue Aug 14 2007, 7:05 PM EDT

Att. 25,277 - Clear - 78 F

livebaseballscorecards.com

AB	36
R	5
H	11
RBI	5
BB	1
SO	7
LOB	13

Inning Stats	1	2	3	4	5	6	7	8	9	1B: 6	SF: 0	WP: 0	PA: 38
	R: 0 E: 0 K: 1 S: 8	R: 0 E: 0 K: 2 S: 7	R: 1 E: 0 K: 1 S: 14	R: 1 E: 0 K: 1 S: 15	R: 0 E: 0 K: 1 S: 9	R: 1 E: 0 K: 1 S: 10	R: 0 E: 0 K: 0 S: 11	R: 2 E: 0 K: 0 S: 13	R: 0 E: 0 K: 0 S: 6	2B: 4 3B: 0 HR: 1	SAC: 1 DP: 1 HBP: 0	PB: 0 SB: 0 CS: 0	
	H: 0 LOB: 0 BB: 0 P: 13	H: 0 LOB: 0 BB: 0 P: 12	H: 2 LOB: 1 BB: 0 P: 21	H: 1 LOB: 0 BB: 0 P: 24	H: 0 LOB: 0 BB: 0 P: 11	H: 3 LOB: 2 BB: 0 P: 17	H: 2 LOB: 2 BB: 0 P: 13	H: 3 LOB: 1 BB: 1 P: 21	H: 0 LOB: 0 BB: 0 P: 6				

PITCHER		IP	WLS	BF	H	R	ER	SO	BB	IBB	HBP	BLK	WP	HR	S	P	ERA	WHIP
45 Ian Snell, R ERA: 3.87	(1, 1)	7.0		29	8	3	3	7	0	0	0	0	0	1	74	111	3.86	1.143
16 Salomon Torres, R ERA: 5.53	(8, 1)	0.0	L	2	2	2	2	0	0	0	0	0	0	0	2	4	∞	∞
Damaso Marte, L ERA: 1.47	(8, 1)	0.0		1	0	0	0	0	1	0	0	0	0	0	3	7	∞	∞
Shawn Chacon, R ERA: 3.89	(8, 1)	1.0		3	1	0	0	0	0	0	0	0	0	0	8	10	0.00	1.000
55 Matt Capps, R ERA: 2.44	(9, 1)	1.0		3	0	0	0	0	0	0	0	0	0	0	6	6	0.00	0.000

PITCHER	IP	WLS	BF	H	R	ER	SO	BB	IBB	HBP	BLK	WP	HR	S	P	ERA	WHIP

BOTTOM

New York Mets @ Pittsburgh Pirates

PNC Park, Pittsburgh, PA

Tue Aug 14 2007, 7:05 PM EDT

Att. 25,277 - Clear - 78 F

livebaseballscorecards.com

Batter	1	2	3	4	5	6	7	8	9	AB	R	H	RBI	BB	SO	LOB
13 Nate McLouth, L (1, 8) OBP: 0.313, SLG: 0.411 Josh Phelps, R (8, PH) OBP: 0.366, SLG: 0.461 55 Matt Capps, R (9, 1) OBP: 1.000, SLG: 1.000	BBBB 4-0 12 2B 25 1B BB	CBBBFC 3-3 ③ K		BBX 2-0 HR		CBBBB 4-1 BB		X 0-0 F9 ③		2 2 1 1 2 1 0 1 0 0 0 0 0 1 0 0 0 0 0 0 0						
12 Freddy Sanchez, R (1, 4) OBP: 0.347, SLG: 0.429	BBCX 2-1 25 1B 1-3 2B		BBCCBX 2-2 19 HBP 25 BB 1B	BBBCFB 4-2 25 BB BB		F 1 SAFE 1 SAFE C 1 SAFE BS 1-3 ③ K			BBX 2-0 F8 ①	4 1 2 0 1 1 1						
25 Adam LaRoche, L (1, 3) OBP: 0.329, SLG: 0.438	BX 1-0 2B 2-3 3-H 1B		BDFBC 1 SAFE FB 1-2 4-2 19 HBP BB	1 SAFE BBCCBB 1-2 4-2 BB			BX 1-0 ① F8		FSS 0-3 ② K	3 0 1 1 2 1 0						
Jason Bay, R (1, 7) OBP: 0.325, SLG: 0.423	DCFBB 1 SAFE FS 3-3 ① K		BFFS 1-3 ① K	BFX 1-1 ③ F7			BSFX 1-2 ② F8		BFBCFBX 3-2 ③ F8	5 0 0 0 0 2 6						
19 José Bautista, R (1, 9) OBP: 0.346, SLG: 0.406 (9, 8)	SFS 0-3 ② K		BBBH 3-1 1-2 2-3 HBP		CBBCC 2-3 ① K		CCBBS 2-3 ③ K			3 0 0 0 0 3 2						
Jose Castillo, R (1, 5) OBP: 0.297, SLG: 0.367	BCFFFX 1-2 1-3 3-H 2B		CFS 0-3 ② K		CBBX 2-1 ② G5-3			X 0-0 2 SH2-4 26 1B G4-3 1B		4 1 2 1 0 1 3						
26 Ronny Paulino, R (1, 2) OBP: 0.287, SLG: 0.367	BCBSBX 3-2 ③ G3-1		CBBBFFX 2-2 ③ P6		X 0-0 ③ F8			FX 0-1 G4-3 2 SH2-4 1-2 1B		4 0 1 0 0 0 5						
2 Jack Wilson, R (1, 6) OBP: 0.320, SLG: 0.375		BBX 2-0 ① F7		CBBBFX 3-2 ① L8		BBBCCFFX 3-2 ① F9		X 0-0 ① SH2-4 1-2 2-3		3 0 0 0 0 0 0						
45 Ian Snell, R (1, 1) OBP: 0.167, SLG: 0.103 16 Salomon Torres, R (8, 1) Damaso Marte, L (8, 1) Shawn Chacon, R (8, 1) OBP: 0.273, SLG: 0.273 Xavier Nady, R (8, PH) OBP: 0.337, SLG: 0.493 Matt Kata, S (9, 9) OBP: 0.240, SLG: 0.306		BCBX 2-1 ② F8		X 0-0 ② G6-3		BSFC 1-3 ② K		SX 0-1 ② G4-3 2-3 3-H		3 0 0 0 0 1 0 0 0 0 0 0 0 0 0 0 0 0 0 0 0 0 0 0 0 0 0 0 1 0 0 1 0 0 1 0 0 0 0 0 0 0						
Inning Stats	R: 2 E: 0 K: 2 S: 18 H: 3 LOB: 2 BB: 1 P: 32	R: 0 E: 0 K: 1 S: 6 H: 0 LOB: 0 BB: 0 P: 13	R: 0 E: 0 K: 2 S: 17 H: 1 LOB: 3 BB: 1 P: 29	R: 1 E: 0 K: 0 S: 11 H: 1 LOB: 2 BB: 2 P: 25	R: 0 E: 0 K: 1 S: 6 H: 0 LOB: 0 BB: 0 P: 10	R: 0 E: 0 K: 2 S: 12 H: 0 LOB: 1 BB: 1 P: 21	R: 0 E: 0 K: 1 S: 7 H: 0 LOB: 0 BB: 0 P: 11	R: 1 E: 0 K: 0 S: 7 H: 2 LOB: 1 BB: 0 P: 7	R: 0 E: 0 K: 1 S: 8 H: 0 LOB: 0 BB: 0 P: 13	1B: 4 2B: 2 3B: 0 HR: 1 SF: 0 SAC: 1 DP: 0 HBP: 1							

PITCHER	IP	WLS	BF	H	R	ER	SO	BB	IBB	HBP	BLK	WP	HR	S	P	ERA	WHIP
26 Orlando Hernandez, R (1, 1) ERA: 3.12	6.0		29	5	3	3	8	5	0	1	0	0	1	70	130	4.50	1.667
Jorge Sosa, R (7, 1) ERA: 4.15	1.2	W	7	2	1	1	1	0	0	0	0	0	0	13	17	5.40	1.200
Scott Schoeneweis, L (8, 1) ERA: 5.06	0.1	H	1	0	0	0	0	0	0	0	0	0	0	1	1	0.00	0.000
13 Billy Wagner, L (9, 1) ERA: 1.55	1.0	S	3	0	0	0	1	0	0	0	0	0	0	8	13	0.00	0.000

PITCHER	IP	WLS	BF	H	R	ER	SO	BB	IBB	HBP	BLK	WP	HR	S	P	ERA	WHIP

AB	33
R	4
H	7
RBI	4
BB	5
SO	10
LOB	19

WP: 0 PB: 0 SB: 0 CS: 0 PA: 40

New York Mets @ Pittsburgh Pirates

PNC Park, Pittsburgh, PA

Wed Aug 15 2007, 7:05 PM EDT

Att. 18,241 - Cloudy - 79 F

livebaseballscorecards.com

TOP

Batter	1	2	3	4	5	6	7	8	9	AB	R	H	RBI	BB	SO	LOB
7 José Reyes, S (1, 6) OBP: 0.373, SLG: 0.453	L B F B X 2-2 5 S, 1 S 5 2B 1B	C B B X 2-1 ① G3		C B X 1-1 ① G3		C S F X 0-2 ② P2			X 0-0 ① SH2-3 1-2	4	1	1	0	0	0	0
1 Luis Castillo, S (1, 4) OBP: 0.359, SLG: 0.353	1 SAFE 1 SAFE B B B B C B 4-1 5 S 5 2B 1-2 BB	B B B C C B 4-2 BB		C X 0-1 ② G4-3		C B L F X 1-2 ③ G4-3			C F X 0-2 E1 5 1B 15 2B 2-H 1B	3	2	1	0	2	0	0
5 David Wright, R (1, 5) OBP: 0.398, SLG: 0.523	B B C X 2-1 15 G4-3 21 2B 1-H 2-H 2B	B B X 2-0 ② F9		C C B H 2-2 HBP			B B C C X 2-2 ① G6-3		1 SAFE 1 SAFE 1 SAFE X 0-0 15 2B 1-3 1B	4	2	2	2	0	0	1
15 Carlos Beltrán, S (1, 8) OBP: 0.336, SLG: 0.490	C X 0-1 ① G4-3 2-3	X 0-0 ③ G6-3		1 SAFE X 0-0 ③ P5			C F S 0-3 ② K		B B F F X 2-2 3 2B 1-H 3-H 2B	5	1	1	2	0	1	3
21 Carlos Delgado, L (1, 3) OBP: 0.331, SLG: 0.438 Aaron Heilman, R (8, 1) 3 Damion Easley, R (9, PH) OBP: 0.344, SLG: 0.449 Aaron Sele, R (9, 1) 13 Billy Wagner, L (9, 1)	F B X 1-1 18 HR 3-H 2B		B B B C F S 3-3 ① K	X 0-0 1B			S C X 0-2 ③ G6-3		C X 0-1 18 1B 2-H 2B	4 0 1 0 0	1 0 1 0 0	2 0 1 0 0	1 0 1 0 0	0 0 0 0 0	1 0 0 0 0	0 0 0 0 0
18 Moises Alou, R (1, 7) OBP: 0.376, SLG: 0.514	X 0-0 2-H HR		B C X 1-1 S 1B	B B X 2-0 ① L7				C B X 1-1 ① G6-3	C F X 0-2 ② 2-H 1B	5	1	3	3	0	0	1
Shawn Green, L (1, 9) (8, 3) OBP: 0.320, SLG: 0.409	C C F B B B S 3-3 ② K	B B B C F F S 3-3 ② K 1-2		X 0-0 ② L6				X 0-0 ② G1-3	H 1-0 HBP	4	0	0	0	0	2	2
Mike DiFelice, R (1, 2) OBP: 0.417, SLG: 0.455	S S X 0-2 1B	H 1-0 HBP		C F X 0-2 ③ F7				X 0-0 ③ G5-3	B F C S 1-3 ③ K	4	0	1	0	0	1	2
33 John Maine, R (1, 1) OBP: 0.174, SLG: 0.171 Ruben Gotay, S (6, PH) OBP: 0.383, SLG: 0.496 59 Guillermo Mota, R (6, 1) Jorge Sosa, R (7, 1) OBP: 0.296, SLG: 0.292 Lastings Milledge, R (8, 9) OBP: 0.349, SLG: 0.480	B C C S 1-3 ③ K	X 0-0 ③ G4-3				B X 1-0 ① G4-3			F X 0-1 1 S, 7 SH2-3 1 E 1B	2 1 0 0 1	0 0 0 0 1	0 0 0 0 1	0 0 0 0 1	1 0 0 0 0	3 0 0 0 0	3 0 0 0 0

Inning Stats	1	2	3	4	5	6	7	8	9
	R: 5 E: 0 K: 2 S: 21	H: 5 LOB: 1 BB: 1 P: 34	R: 0 E: 0 K: 0 S: 6	H: 0 LOB: 1 BB: 1 P: 14	R: 0 E: 0 K: 2 S: 10	H: 1 LOB: 2 BB: 0 P: 18	R: 0 E: 0 K: 0 S: 7	H: 0 LOB: 1 BB: 0 P: 10	R: 0 E: 0 K: 0 S: 6	H: 1 LOB: 1 BB: 0 P: 8
	R: 0 E: 0 K: 0 S: 9	H: 0 LOB: 0 BB: 0 P: 11	R: 0 E: 0 K: 1 S: 9	H: 0 LOB: 0 BB: 0 P: 11	R: 0 E: 0 K: 0 S: 4	H: 0 LOB: 0 BB: 0 P: 5	R: 5 E: 1 K: 1 S: 18	H: 6 LOB: 1 BB: 0 P: 22	1B: 8 2B: 4 3B: 0 HR: 1	SF: 0 SAC: 1 DP: 0 HBP: 3

	AB	38
	R	10
	H	13
	RBI	9
	BB	2
	SO	6
	LOB	12

WP: 0 PB: 0 SB: 5 CS: 0 PA: 44

PITCHER		IP	WLS	BF	H	R	ER	SO	BB	IBB	HBP	BLK	WP	HR	S	P	ERA	WHIP
Matt Morris, R ERA: 4.65	(1, 1)	6.0	L	29	7	5	5	4	2	0	2	0	0	1	59	95	7.50	1.500
34 John Grabow, L ERA: 3.99	(7, 1)	2.0		6	0	0	0	1	0	0	0	0	0	0	13	16	0.00	0.000
Shawn Chacon, R ERA: 4.2	(9, 1)	0.1		4	3	3	3	0	0	0	0	0	0	0	7	7	81.00	9.000
Damaso Marte, L ERA: 1.93	(9, 1)	0.2		5	3	2	2	1	0	0	1	0	0	0	11	15	27.00	4.500

PITCHER	IP	WLS	BF	H	R	ER	SO	BB	IBB	HBP	BLK	WP	HR	S	P	ERA	WHIP

New York Mets @ Pittsburgh Pirates

PNC Park, Pittsburgh, PA

Wed Aug 15 2007, 7:05 PM EDT

Att. 18,241 - Cloudy - 79 F

BOTTOM

livebaseballscorecards.com

Batter	1	2	3	4	5	6	7	8	9	AB	R	H	RBI	BB	SO	LOB
13 Nate McLouth, L (1, 8) OBP: 0.319, SLG: 0.427	BBBCCFS 3-3 ① K	CFH 1-2 HBP		BBFBX 3-1 HR		BDCCS 2-3 ③ K			CBX 1-1 25 FC3-6 12 HBP 1-3 2B 1B	4	2	2	1	0	2	1
12 Freddy Sanchez, R (1, 4) OBP: 0.345, SLG: 0.425	SFFFS 0-3 ② K	CFX 0-2 ③ F9		FBFFFS 1-3 ③ K2-3			BBCX 2-1 ① G6-3		F1SH SAFE 1-2 25 FC3-6 1-2 HBP	4	0	0	0	0	2	2
25 Adam LaRoche, L (1, 3) OBP: 0.330, SLG: 0.436	BBFBB 4-1 BB		BBFSTX 2-2 G6-3 19 BB 1B		X 0-0 ① G6-3		SBFFBC 2-3 ② K		BCX 1-1 ① FC3-6 1-2f 2-3 3-H 2B	4	1	1	1	1	1	2
Jason Bay, R (1, 7) OBP: 0.324, SLG: 0.423	FBDBFS 3-3 ③ K	CSBC 1-3 ① K			FSBBFFS 2-3 ② K		CX 0-1 ③ L8		BFX 1-1 1-H 3-H 1B 2B	5	1	1	2	0	3	2
19 José Bautista, R (1, 9) OBP: 0.347, SLG: 0.412		CCBBBFFX 3-2 HR	BCBS1BBB SAFE 4-2 1-2 G6-3 BB		CBFBBC 3-3 ③ K			BBCX 2-1 ① F7	X 0-0 ② F8	4	1	1	1	1	1	1
Jose Castillo, R (1, 5) OBP: 0.294, SLG: 0.363		CBFFBBX 3-2 ① L8	FBCFFX 1-2 ② G6-3 1-2 2-3			BFBFS 2-3 ① K		FX 0-1 ② G1-3	FFFFBX 1-2 2-H 1B	5	0	1	1	0	1	2
26 Ronny Paulino, R (1, 2) Xavier Nady, R (9, PH) OBP: 0.287, SLG: 0.364 OBP: 0.336, SLG: 0.491		CCBBBC 2-3 ② K	X 0-0 ③ P6			X 0-0 ② G3		BBCBFB 4-2 BB	FSS 0-3 ③ K	3 1	0 0	0 0	0 0	1 0	1 1	2 1
2 Jack Wilson, R (1, 6) OBP: 0.324, SLG: 0.375		FBSFFBTFFB 4-2 B 2B BB		BCBFX 2-2 B3-4 1B		CCFFBBH 3-2 2B HBP		FBX 1-1 ③ L9		2	2	1	0	1	0	1
Matt Morris, R (1, 1) OBP: 0.244, SLG: 0.341 Matt Kata, S (6, PH) OBP: 0.248, SLG: 0.323 34 John Grabow, L (7, 1) Shawn Chacon, R (9, 1) OBP: 0.273, SLG: 0.273 Damaso Marte, L (9, 1) Cesar Izturis, S (9, PH) OBP: 0.300, SLG: 0.308		CX 0-1 1-H 2B		BX 1-0 ① ② B3-4 1-1f		BCFBFX 2-2 1-H 2B			CBX 1-1 13 1B 25 FC3-6 1B	2 1 0 0 0 1	0 0 0 0 0 1	1 1 0 0 0 1	1 0 0 0 0 0	0 0 0 0 0 0	0 0 0 0 0 0	1 0 0 0 0 0
Inning Stats	R: 0 E: 0 K: 3 S: 13 H: 0 LOB: 1 BB: 1 P: 23	R: 2 E: 0 K: 1 S: 26 H: 2 LOB: 2 BB: 1 P: 39	R: 0 E: 0 K: 1 S: 15 H: 1 LOB: 2 BB: 1 P: 23	R: 1 E: 0 K: 1 S: 11 H: 2 LOB: 0 BB: 0 P: 18	R: 0 E: 0 K: 2 S: 9 H: 0 LOB: 0 BB: 0 P: 14	R: 1 E: 0 K: 2 S: 15 H: 1 LOB: 1 BB: 0 P: 24	R: 0 E: 0 K: 1 S: 8 H: 0 LOB: 0 BB: 0 P: 12	R: 0 E: 0 K: 0 S: 8 H: 0 LOB: 1 BB: 1 P: 15	R: 4 E: 0 K: 1 S: 19 H: 4 LOB: 1 BB: 0 P: 25	1B: 5 2B: 4 3B: 0 HR: 2	SF: 0 SAC: 0 DP: 1 HBP: 3						

	AB	36
	R	8
	H	10
	RBI	8
	BB	4
	SO	12
	LOB	15

WP: 0 PB: 0 SB: 0 CS: 0 PA: 43

PITCHER		IP	WLS	BF	H	R	ER	SO	BB	IBB	HBP	BLK	WP	HR	S	P	ERA	WHIP
33 John Maine, R ERA: 3.59	(1, 1)	5.0	W	23	5	3	3	8	3	0	1	0	0	2	74	117	5.40	1.600
59 Guillermo Mota, R ERA: 5.49	(6, 1)	1.0	H	5	1	1	1	2	0	0	1	0	0	0	15	24	9.00	1.000
Jorge Sosa, R ERA: 4.1	(7, 1)	1.0	H	3	0	0	0	1	0	0	0	0	0	0	8	12	0.00	0.000
Aaron Heilman, R ERA: 3.54	(8, 1)	1.0	H	4	0	0	0	0	1	0	0	0	0	0	8	15	0.00	1.000
Aaron Sele, R ERA: 4.91	(9, 1)	0.1		5	3	4	4	0	0	0	1	0	0	0	10	15	108.00	9.000

PITCHER		IP	WLS	BF	H	R	ER	SO	BB	IBB	HBP	BLK	WP	HR	S	P	ERA	WHIP
13 Billy Wagner, L ERA: 1.53	(9, 1)	0.2	S	3	1	0	0	1	0	0	0	0	0	0	9	10	0.00	1.500

New York Mets @ Pittsburgh Pirates

PNC Park, Pittsburgh, PA

Thu Aug 16 2007, 7:05 PM EDT

Att. 36,447 - Cloudy - 82 F

livebaseballscorecards.com

Batter	1	2	3	4	5	6	7	8	9	AB	R	H	RBI	BB	SO	LOB
7 José Reyes, S (1, 6) OBP: 0.377, SLG: 0.453	4-0 G6-3 1 1 S 15 HR BB	1-1 1 S 1 1B 1B	4-2 1-2 2-3 3-H BB		0-2 1 1B 2-3 1B		2-1 L4 ①		2-2 F7 ②	4	2	2	1	2	0	1
1 Luis Castillo, S (1, 4) OBP: 0.358, SLG: 0.352	3-2 G6-3 ① 1-3	2-2 1-H 1B	0-1 G4-3 ③		0-0 5 FC6-4 1-2 3-H 1B		2-1 G4-3 ②		0-1 G6-3 ③	6	0	2	2	0	0	5
5 David Wright, R (1, 5) OBP: 0.398, SLG: 0.521	0-3 K ②	0-2 L8 ③		0-0 15 G3-6 1B	0-0 FC6-4 ③ 1-2f		0-1 1B			5	0	2	0	0	1	4
15 Carlos Beltrán, S (1, 8) OBP: 0.339, SLG: 0.501	2-1 3-H HR		3-1 BB 18 1B 9 FC4-2 1B	0-1 G3-6 ① ② 1-2f		0-0 18 S 2B	1 SAFE 0-0 L4 ③			5	1	3	2	0	0	2
18 Moises Alou, R (1, 7) OBP: 0.377, SLG: 0.508	4-1 BB BB		0-1 9 FC4-2 54 1B BB 1-2 1B	0-2 F7 ③		2-2 L5 ① 2-3		2-1 G6-3 ①		4	1	1	0	1	0	1
Shawn Green, L (1, 3) OBP: 0.326, SLG: 0.410	4-2 1-2 BB		4-1 54 1B 9 FC4-2 7 BB 1-2 2-3 BB		2-2 9 F8 54 E 1B	0-0 G3 ②		4-0 9 G6-3 BB		2	2	1	0	3	0	1
9 Marlon Anderson, L (1, 9) OBP: 0.292, SLG: 0.292	1-3 K ③		1-1 FC4-2 ① 7 BB 54 1B 1-2 2-3 3-Hf		2-0 F8 ① 1-2	4-0 HBP IBB		0-2 G6-3 ② ③ 1 SAFE 1-2f		4	0	0	0	1	1	7
Mike DiFelice, R (1, 2) OBP: 0.353, SLG: 0.333		0-1 G5-3 ①	2-0 F6 ②		0-1 G1-3 ②	3-2 1-2 HBP			1-3 K ①	4	0	0	0	0	1	4
54 Brian Lawrence, R (1, 1) OBP: 0.286, SLG: 0.286 Ruben Gotay, S (6, PH) OBP: 0.380, SLG: 0.493 59 Guillermo Mota, R (6, 1) 25 Pedro Feliciano, L (7, 1) Aaron Heilman, R (7, 1) 3 Damion Easley, R (9, PH) OBP: 0.348, SLG: 0.449		1-0 P6 ②	0-0 7 BB 1-2 2-3 3-H 1B		0-0 E7 7 1B 1 1B 2-H 1B	2-1 G4-3 ③			4-2 BB	3 1 0 0 0 0	1 0 0 0 0 0	2 0 0 0 0 0	2 0 0 0 0 0	0 0 0 0 0 1	0 0 0 0 0 0	0 3 0 0 0 0
Inning Stats	R: 2 E: 0 K: 2 S: 17 H: 1 LOB: 2 BB: 3 P: 34	R: 1 E: 0 K: 0 S: 11 H: 2 LOB: 1 BB: 0 P: 15	R: 2 E: 0 K: 0 S: 13 H: 3 LOB: 3 BB: 2 P: 27	R: 0 E: 0 K: 0 S: 7 H: 1 LOB: 0 BB: 0 P: 7	R: 2 E: 1 K: 0 S: 13 H: 4 LOB: 2 BB: 0 P: 17	R: 0 E: 0 K: 0 S: 10 H: 1 LOB: 3 BB: 1 P: 21	R: 0 E: 0 K: 0 S: 7 H: 1 LOB: 1 BB: 0 P: 11	R: 0 E: 0 K: 0 S: 6 H: 0 LOB: 0 BB: 1 P: 12	R: 0 E: 0 K: 1 S: 13 H: 0 LOB: 1 BB: 1 P: 20	1B: 11 2B: 1 3B: 0 HR: 1	SF: 0 SAC: 0 DP: 2 HBP: 1					

TOP	
AB	38
R	7
H	13
RBI	7
BB	8
SO	3
LOB	28

PITCHER		IP	WLS	BF	H	R	ER	SO	BB	IBB	HBP	BLK	WP	HR	S	P	ERA	WHIP
Tony Armas, R ERA: 6.58	(1, 1)	2.2		19	6	5	5	2	5	0	0	0	0	1	39	74	16.88	4.125
52 Franquelis Osoria, R ERA: 4.26	(3, 1)	3.1		17	6	2	2	0	0	1	1	0	0	0	32	47	5.40	1.800
16 Salomon Torres, R ERA: 5.4	(7, 1)	1.0		4	1	0	0	0	0	0	0	0	0	0	7	11	0.00	1.000
Damaso Marte, L ERA: 1.88	(8, 1)	1.0	W	3	0	0	0	0	1	0	0	0	0	0	6	12	0.00	1.000
55 Matt Capps, R ERA: 2.4	(9, 1)	1.0	S	4	0	0	0	1	1	0	0	0	0	0	13	20	0.00	1.000

PITCHER	IP	WLS	BF	H	R	ER	SO	BB	IBB	HBP	BLK	WP	HR	S	P	ERA	WHIP

Batter	1	2	3	4	5	6	7	8	9	AB	R	H	RBI	BB	SO	LOB
13 Nate McLouth, L (1, 8) OBP: 0.321, SLG: 0.428	B C B X 2-1 ① F9		B X 1-0 ② F8		B C B C F B B 4-2 1B S 1B BB	B X 1-0 2-H 2B		C B F B S 2-3 ① K		4	1	1	1	1	1	1
Cesar Izturis, S (1, 5) (6, 6) OBP: 0.302, SLG: 0.307	B C B T F T F B F B 4-2 12 FC4-6 BB		C X 0-1 ③ L4		B S F B X 2-2 12 FC9-6 1-3 1B	C F B B F F X 2-2 ③ P6		C B C F X 1-2 ② G5-3		4	0	1	0	1	0	2
12 Freddy Sanchez, R (1, 4) OBP: 0.346, SLG: 0.422	C S D F X 1-2 ② FC4-6 1-2f			B B B S C F B 4-2 25 HR BB	F X 0-1 ① FC9-6 1B 1-2f		S B B F B B 4-2 25 1B 1B BB	B F B X 2-1 E5 25 E		3	3	0	0	2	0	3
25 Adam LaRoche, L (1, 3) OBP: 0.333, SLG: 0.445	B B X 2-0 ③ G4-3			B X 1-0 1-H HR	B X 1-0 ② F7		C C B X 1-2 19 1B 1B 1-2 1B 1B	X 0-0 2-H E2 1B 1B		5	3	3	2	0	0	3
Jason Bay, R (1, 7) OBP: 0.329, SLG: 0.426		F C S 0-3 ① K2-3		H 1-0 2 FC6-4 HBP	S X 0-1 1-2 3-H 1B		B F S B F B X 3-2 1B 19 1B 1-2 2-H 1B	B F B B F B X 3-2 2-H 19 1B 1B		4	1	3	3	0	1	0
19 José Bautista, R (1, 9) OBP: 0.347, SLG: 0.412		B X 1-0 ② F9		C B B F F S 2-3 ① K	X 0-0 ③ P1		X 0-0 1B 1-2 2-3 1B	B B F C D X 3-2 2-H 1B		5	0	2	1	0	1	3
2 Jack Wilson, R (1, 6) OBP: 0.322, SLG: 0.373 Jose Castillo, R (6, 5) OBP: 0.295, SLG: 0.362		C B B F B F F S 2-3 ③ K		S S F X 0-2 ② FC6-4 26 2B 1-2f		X 0-0 ① G4-3 X	F 1 F S SAFE 0-0 G4-3 1-2 2-3 3-H 1B	0-3 ③ K		2 3	1 0	0 1	0 1	0 0	1 1	1 1
26 Ronny Paulino, R (1, 2) OBP: 0.292, SLG: 0.373			C B B S B F B 4-2 52 SH5-4 BB	F B X 1-1 1-H 2B		B F X 1-1 13 2B	S C B S 1-3 ① K			3	1	2	1	1	1	3
Tony Armas, R (1, 1) OBP: 0.214, SLG: 0.286 52 Franquelis Osoria, R (3, 1) Josh Phelps, R (6, PH) OBP: 0.364, SLG: 0.457 16 Salomon Torres, R (7, 1) Xavier Nady, R (7, PH) OBP: 0.335, SLG: 0.490 Damaso Marte, L (8, 1) 55 Matt Capps, R (9, 1) OBP: 1.000, SLG: 1.000			X 0-0 ① SH5-4 1-2	C X 0-1 ③ G1-3		B X 1-0 ② L3 X	0-0 ②③ G4-3 1-2f			0 1 1 0 1 0 0 0	0 0 0 0 0 0 0 0	0 0 0 0 0 0 0 0	0 0 0 0 0 0 0 0	0 0 0 0 0 0 0 0	0 0 0 0 0 0 0 0	0 1 1 0 3 0 0
Inning Stats	R: 0 E: 0 K: 0 S: 12 H: 0 LOB: 1 BB: 1 P: 21	R: 0 E: 0 K: 2 S: 9 H: 0 LOB: 0 BB: 0 P: 12	R: 0 E: 0 K: 0 S: 7 H: 0 LOB: 1 BB: 1 P: 12	R: 3 E: 0 K: 1 S: 15 H: 2 LOB: 1 BB: 1 P: 24	R: 1 E: 0 K: 0 S: 12 H: 2 LOB: 2 BB: 1 P: 19	R: 1 E: 0 K: 0 S: 10 H: 2 LOB: 1 BB: 0 P: 15	R: 2 E: 0 K: 1 S: 15 H: 4 LOB: 2 BB: 1 P: 24	R: 3 E: 2 K: 2 S: 19 H: 3 LOB: 1 BB: 0 P: 30		1B: 9 2B: 3 3B: 0 HR: 1	SF: 0 SAC: 1 DP: 1 HBP: 1					

PITCHER		IP	WLS	BF	H	R	ER	SO	BB	IBB	HBP	BLK	WP	HR	S	P	ERA	WHIP
54 Brian Lawrence, R ERA: 5.06	(1, 1)	5.0		24	4	4	4	3	4	0	1	0	0	1	55	88	7.20	1.600
59 Guillermo Mota, R ERA: 5.8	(6, 1)	1.0	H	6	2	2	2	0	1	0	0	0	0	0	12	21	18.00	3.000
25 Pedro Feliciano, L ERA: 2.98	(7, 1)	0.0		1	1	0	0	0	0	0	0	0	0	0	3	4	∞	∞
Aaron Heilman, R ERA: 3.43	(7, 1)	2.0	L	12	6	4	1	3	0	0	0	0	0	0	29	44	4.50	3.000

PITCHER	IP	WLS	BF	H	R	ER	SO	BB	IBB	HBP	BLK	WP	HR	S	P	ERA	WHIP

BOTTOM

New York Mets @ Pittsburgh Pirates

PNC Park, Pittsburgh, PA

Thu Aug 16 2007, 7:05 PM EDT
Att. 36,447 - Cloudy - 82 F

livebaseballscorecards.com

AB	36
R	10
H	13
RBI	9
BB	5
SO	6
LOB	22

WP: 0 PA: 43
PB: 0
SB: 1
CS: 0

New York Mets @ Washington Nationals

Robert F. Kennedy Memorial Stadium, Washington, DC

Fri Aug 17 2007, 7:05 PM EDT

Att. 23,636 - Partly Cloudy - 90 F

livebaseballscorecards.com

TOP

Batter	1	2	3	4	5	6	7	8	9	AB	R	H	RBI	BB	SO	LOB
7 José Reyes, S (1, 6) OBP: 0.377, SLG: 0.451	C X 0-1 ① P4		B B B C B 4-1 5 E 5 S 5 1B BB		B B B B 4-0 15 FC5-4 1 S BB		B F L B X 2-2 ① G3 1-2	S B B X 2-1 ③ F8		3	1	0	0	2	0	3
1 Luis Castillo, S (1, 4) OBP: 0.359, SLG: 0.353	B C B F X 2-2 15 BB 1B		C B X 1-1 ① P3		1 SAFE C D 1 SAFE 1 SAFE 1 SAFE F 1 SAFE F 3-2 ① G5-3 1-2		X 0-0 ② F7		C F X 0-2 15 1B 1B	5	0	2	0	0	0	3
5 David Wright, R (1, 5) OBP: 0.398, SLG: 0.519	C F F B 1 SAFE B X 2-2 ② F9		1 SAFE C X 0-1 15 CS 1-H 1B		B 2 SAFE 2 SAFE C F B B F B 4-2 15 FC5-4 BB		B B C C B S 3-3 ③ K		F F B B B X 2-2 ① F8	4	0	1	1	1	1	3
15 Carlos Beltrán, S (1, 8) OBP: 0.342, SLG: 0.500	B B F B C B 4-2 18 FC5-4 1-2 BB		1 SAFE F B F 1 SAFE 1 SAFE B F C 2-3 ② ③ K 1-2		C X 0-1 ② FC5-4 1-2f 2-3			B S B B C F B 4-2 BB 3B BB	X 0-0 1-2 1B	3	1	1	0	2	1	3
18 Moises Alou, R (1, 7) OBP: 0.373, SLG: 0.516	X 0-0 ③ FC5-4 1-2f			X 0-0 HR	B S S S 1-3 ③ K			B F 1 SAFE F B F 1 SAFE X 2-2 ① F7	B X 1-0 ② F7	5	1	1	1	0	1	7
3 Damion Easley, R (1, 3) OBP: 0.349, SLG: 0.461		B C B X 2-1 HR		C B C B F B B 4-2 1B SF7 BB		C C F X 0-2 ① G4-3		P X 1-0 ② L6	X 0-0 ③ G3	4	2	1	1	1	0	3
Shawn Green, L (1, 9) OBP: 0.328, SLG: 0.409		B B B C F S 3-3 ① K		F F 1 SAFE X 0-2 ① 1-3 1B		B C B S X 2-2 ② F7		1 SAFE B F B 1 SAFE F B F B 4-2 1-2 3B BB		3	1	1	0	1	1	0
Mike DiFelice, R (1, 2) OBP: 0.333, SLG: 0.444		B B B C C X 3-2 ② G6-3		B X 1-0 ② SF7 3-H		X 0-0 ③ G6-3		F X 0-1 1-H 2-H 3B		3	0	1	3	0	0	0
Tom Glavine, L (1, 1) OBP: 0.320, SLG: 0.250 Ruben Gotay, S (8, PH) OBP: 0.384, SLG: 0.493 Jorge Sosa, R (8, 1) OBP: 0.296, SLG: 0.292 25 Pedro Feliciano, L (8, 1)		B C B B B C X 3-2 ③ G6-3		X 0-0 ③ L8			B C B B B C B 4-2 7 G3 BB	B B C F F B B 4-2 BB		2 0 0 0	0 0 0 0	0 0 0 0	0 0 0 0	1 1 0 0	0 0 0 0	0 0 0 0
Inning Stats	R: 0 E: 0 K: 0 S: 12 H: 1 LOB: 2 BB: 1 P: 20	R: 1 E: 0 K: 1 S: 11 H: 1 LOB: 0 BB: 0 P: 22	R: 1 E: 0 K: 1 S: 9 H: 1 LOB: 0 BB: 1 P: 16	R: 2 E: 0 K: 0 S: 9 H: 2 LOB: 0 BB: 1 P: 14	R: 0 E: 0 K: 1 S: 12 H: 0 LOB: 2 BB: 2 P: 24	R: 0 E: 0 K: 0 S: 8 H: 0 LOB: 0 BB: 0 P: 10	R: 0 E: 0 K: 1 S: 9 H: 0 LOB: 1 BB: 1 P: 18	R: 2 E: 0 K: 0 S: 19 H: 1 LOB: 2 BB: 3 P: 35	R: 0 E: 0 K: 0 S: 9 H: 2 LOB: 2 BB: 0 P: 12	1B: 5 2B: 0 3B: 1 HR: 2	SF: 1 SAC: 0 DP: 0 HBP: 0				WP: 0 PB: 0 SB: 2 CS: 1	PA: 42	

	AB	32
	R	6
	H	8
	RBI	6
	BB	9
	SO	4
	LOB	22

PITCHER		IP	WLS	BF	H	R	ER	SO	BB	IBB	HBP	BLK	WP	HR	S	P	ERA	WHIP
47 Matt Chico, L ERA: 4.96	(1, 1)	4.1	L	21	5	4	4	2	5	0	0	0	0	2	48	90	8.31	2.308
Mike Bacsik, L ERA: 4.61	(5, 1)	2.1		8	0	0	0	1	1	0	0	0	0	0	19	28	0.00	0.429
49 Chris Schroder, R ERA: 1.8	(7, 1)	1.0		4	0	1	1	1	1	0	0	0	0	0	12	21	9.00	1.000
34 Ray King, L ERA: 5.16	(8, 1)	0.1		4	1	1	1	0	2	0	0	0	0	0	10	20	27.00	9.000
Luis Ayala, R ERA: 2.59	(9, 1)	1.0		5	2	0	0	0	0	0	0	0	0	0	9	12	0.00	2.000

PITCHER	IP	WLS	BF	H	R	ER	SO	BB	IBB	HBP	BLK	WP	HR	S	P	ERA	WHIP

BOTTOM

New York Mets @ Washington Nationals

Robert F. Kennedy Memorial Stadium, Washington, DC

Fri Aug 17 2007, 7:05 PM EDT

Att. 23,636 - Partly Cloudy - 90 F

livebaseballscorecards.com

Batter	1	2	3	4	5	6	7	8	9	AB	R	H	RBI	BB	SO	LOB
Felipe Lopez, S (1, 6) OBP: 0.313, SLG: 0.367	G6-3		G6-3		11 G6-4-3 1B		P6		L7	5	0	1	0	0	0	1
10 Ronnie Belliard, R (1, 4) OBP: 0.325, SLG: 0.402	G6-3		F9		F8		K			4	0	0	0	0	1	1
11 Ryan Zimmerman, R (1, 5) OBP: 0.320, SLG: 0.454	21 1B 1B		21 2B 1B		G6-4-3 1-2f			21 G6-3 25 1B 2B		4	2	3	0	0	0	1
21 Dmitri Young, S (1, 3) OBP: 0.380, SLG: 0.509	1-2 1B		1-H 2B			K		G6-3 2-3		4	0	2	1	0	1	1
25 Austin Kearns, R (1, 9) OBP: 0.335, SLG: 0.383	G6-3		BB			G1-3 1B		G6-3 3-H 1B		3	0	2	1	1	0	2
Ryan Church, L (1, 7) OBP: 0.342, SLG: 0.434		K	K			1-2 G1-3 1B		1-2f G6-3		4	0	1	0	0	2	3
Brian Schneider, L (1, 2) OBP: 0.321, SLG: 0.334	1B			G3	G1-3 1-2 2-3				G3	4	0	1	0	0	0	2
Nook Logan, S (1, 8) OBP: 0.320, SLG: 0.353	F8			B2-3		L3			K	3	0	0	0	0	0	3
49 Chris Schroder, R (7, 1)										0	0	0	0	0	0	0
34 Ray King, L (8, 1)										0	0	0	0	0	0	0
Luis Ayala, R (9, 1)										0	0	0	0	0	0	0
D'Angelo Jimenez, S (9, PH) OBP: 0.333, SLG: 0.208										1	0	0	0	0	1	0
47 Matt Chico, L (1, 1) OBP: 0.162, SLG: 0.162	G4-3			K			K		BB	2	0	0	0	0	1	1
Mike Bacsik, L (5, 1) OBP: 0.167, SLG: 0.174										0	0	0	0	0	0	0
Ryan Langerhans, L (7, 8) OBP: 0.260, SLG: 0.276										1	0	0	0	0	1	0
3 Jesus Flores, R (9, PH) OBP: 0.310, SLG: 0.353										0	0	0	0	1	0	0

Inning Stats	1	2	3	4	5	6	7	8	9
	R: 0 E: 0 K: 0 S: 13	H: 2 LOB: 2 BB: 0 P: 20	R: 0 E: 0 K: 1 S: 11	H: 1 LOB: 1 BB: 0 P: 18	R: 1 E: 0 K: 1 S: 15	H: 2 LOB: 2 BB: 1 P: 30	R: 0 E: 0 K: 1 S: 7	H: 0 LOB: 0 BB: 0 P: 10	R: 0 E: 0 K: 0 S: 7	H: 1 LOB: 0 BB: 0 P: 13
	R: 0 E: 0 K: 1 S: 7	H: 2 LOB: 2 BB: 0 P: 12	R: 0 E: 0 K: 2 S: 10	H: 0 LOB: 0 BB: 0 P: 13	R: 1 E: 0 K: 0 S: 6	H: 2 LOB: 0 BB: 0 P: 12	R: 0 E: 0 K: 1 S: 7	H: 0 LOB: 1 BB: 1 P: 13		

	AB	35
	R	2
	H	10
	RBI	2
	BB	2
	SO	7
	LOB	15

| | | | | | | | | | |

New York Mets @ Washington Nationals

Robert F. Kennedy Memorial Stadium, Washington, DC

Sat Aug 18 2007, 7:05 PM EDT
Att. 35,157 - Partly Cloudy - 79 F

livebaseballscorecards.com

TOP

Batter	1	2	3	4	5	6	7	8	9	AB	R	H	RBI	BB	SO	LOB
7 José Reyes, S (1, 6) OBP: 0.377, SLG: 0.452	F8		1 S, 1 E, 2B		5 2B, 1B	L7, 2-3		G1-3, 1-2		5	2	2	0	0	0	2
1 Luis Castillo, S (1, 4) OBP: 0.359, SLG: 0.361	HR		E6, 5 E, 2-H		5 2B, 1-2, 1B		B2-3	F8		5	2	2	2	0	0	1
5 David Wright, R (1, 5) OBP: 0.398, SLG: 0.522	G6-3		E5, 18 FC5-4, 1-2		SAFE, 1-H, 2-H, 2B		18 2B, 2B		P4	5	1	2	2	0	0	1
15 Carlos Beltrán, S (1, 8) OBP: 0.341, SLG: 0.495	G5-3		F4		P6		18 2B, IBB		L7	4	0	0	0	1	0	3
18 Moises Alou, R (1, 7) OBP: 0.373, SLG: 0.519		L6	FC5-4, 1-2f		P4		1-3, 2-H, 2B		1B, 1B	5	1	2	1	0	0	3
3 Damion Easley, R (1, 3) OBP: 0.358, SLG: 0.466 Shawn Green, L (6, PR) OBP: 0.331, SLG: 0.411 (6, 3)		FC5-4, BB		G5-4-3, 1B		PB, 2B, 1B	G4-3, BB		1-2, 1B	2 1	0 1	2 1	0 1	1 0	0 1	0 0
Lastings Milledge, R (1, 9) OBP: 0.342, SLG: 0.467	SAFE, 1-2f, FC5-4		K		G6-3, 1-2, 2-3		G4-3, 1-2f		1-2, 2-H, 1B	5	0	1	1	0	1	6
Mike DiFelice, R (1, 2) OBP: 0.308, SLG: 0.435	FC5-4, 1-2f		G5-4-3, 1-2f		7 WP, 3-H, 2B		G6-3	K		5	0	1	1	0	1	4
Oliver Pérez, L (1, 1) OBP: 0.186, SLG: 0.186 59 Guillermo Mota, R (6, 1) Jorge Sosa, R (7, 1) OBP: 0.296, SLG: 0.292 9 Marlon Anderson, L (8, PH) OBP: 0.301, SLG: 0.303 Aaron Heilman, R (8, 1) 13 Billy Wagner, L (9, 1)			K		K	F9		7 G1-3, 1B		3 0 0 1 0 0	0 0 0 0 0 0	0 0 0 1 0 0	0 0 0 0 0 0	0 0 0 0 0 0	2 0 0 0 0 0	1 0 0 0 0 0

	AB	R	H	RBI	BB	SO	LOB
	41	7	14	7	3	4	21

Inning Stats	1	2	3	4	5	6	7	8	9
	R: 1 E: 0 K: 0 S: 6	R: 0 E: 0 K: 0 S: 6	R: 1 E: 2 K: 1 S: 13	R: 0 E: 0 K: 1 S: 11	R: 2 E: 0 K: 1 S: 15	R: 1 E: 0 K: 0 S: 16	R: 1 E: 0 K: 0 S: 11	R: 0 E: 0 K: 0 S: 16	R: 1 E: 0 K: 1 S: 12
	H: 1 LOB: 0 BB: 0 P: 11	H: 0 LOB: 1 BB: 1 P: 13	H: 1 LOB: 2 BB: 0 P: 20	H: 1 LOB: 0 BB: 0 P: 18	H: 3 LOB: 1 BB: 0 P: 21	H: 2 LOB: 2 BB: 0 P: 23	H: 2 LOB: 2 BB: 2 P: 23	H: 1 LOB: 1 BB: 0 P: 23	H: 3 LOB: 2 BB: 0 P: 16

1B: 8 SF: 0 WP: 2 PA: 44
2B: 5 SAC: 0 PB: 1
3B: 0 DP: 2 SB: 1
HR: 1 HBP: 0 CS: 0

PITCHER		IP	WLS	BF	H	R	ER	SO	BB	IBB	HBP	BLK	WP	HR	S	P	ERA	WHIP
26 John Lannan, L ERA: 3.94	(1, 1)	5.2	L	27	8	5	5	3	1	0	0	0	1	1	63	100	7.94	1.588
Luis Ayala, R ERA: 2.55	(6, 1)	0.1		1	0	0	0	0	0	0	0	0	1	0	4	6	0.00	0.000
52 Saul Rivera, R ERA: 3.84	(7, 1)	1.0		6	2	1	1	0	1	1	0	0	0	0	11	23	9.00	3.000
Jon Rauch, R ERA: 3.74	(8, 1)	1.0		4	1	0	0	0	0	0	0	0	0	0	16	23	0.00	1.000
32 Chad Cordero, R ERA: 2.55	(9, 1)	1.0		6	3	1	1	1	0	0	0	0	0	0	12	16	9.00	3.000

PITCHER	IP	WLS	BF	H	R	ER	SO	BB	IBB	HBP	BLK	WP	HR	S	P	ERA	WHIP

BOTTOM

New York Mets @ Washington Nationals

Robert F. Kennedy Memorial Stadium, Washington, DC

Sat Aug 18 2007, 7:05 PM EDT

Att. 35,157 - Partly Cloudy - 79 F

livebaseballscorecards.com

Batter	1	2	3	4	5	6	7	8	9	AB	R	H	RBI	BB	SO	LOB
Felipe Lopez, S (1, 6) OBP: 0.309, SLG: 0.363	L4	F9			B5-3	G1-3		K		5	0	0	0	0	1	5
10 Ronnie Belliard, R (1, 4) OBP: 0.323, SLG: 0.399	F9		P6		F8		11 2B 1B	K		5	1	1	0	0	1	1
11 Ryan Zimmerman, R (1, 5) OBP: 0.322, SLG: 0.458	2B		G5-3		G6-3		3 FC5 1-H 2B		BB	4	0	2	1	1	0	0
21 Dmitri Young, S (1, 3) OBP: 0.378, SLG: 0.504	G6-3		25 2B BB			F8	F7		K	4	0	0	0	1	1	3
25 Austin Kearns, R (1, 9) OBP: 0.337, SLG: 0.386		3 G5-6-3 26 WP SF7 1B	1-3 2B			K	3 FC5 BB		F7	4	1	2	0	1	1	1
26 Wily Mo Peña, R (1, 7) OBP: 0.294, SLG: 0.388		3 G5-6-3 26 1B 1-2 BB	G5-3			3 1B 2B	L8		G1-3	4	2	1	0	1	0	5
3 Jesus Flores, R (1, 2) OBP: 0.308, SLG: 0.350	G5-6-3 1-2 2-3			G5-3		2B 2-H 1B	FC5 1-2 2-3f			4	0	1	1	0	0	4
Nook Logan, S (1, 8) OBP: 0.323, SLG: 0.359	SF7 3-H			K		1-3 2B		10 S BB		2	0	1	1	1	1	0
26 John Lannan, L (1, 1) OBP: 0.091, SLG: 0.091	2-H 1B			K		BB		P6		2	0	1	1	0	1	0
Luis Ayala, R (6, 1)										0	0	0	0	0	0	0
Tony Batista, R (6, PH) OBP: 0.366, SLG: 0.304										0	0	0	0	1	0	0
52 Saul Rivera, S (7, 1)										0	0	0	0	0	0	0
Jon Rauch, R (8, 1)										0	0	0	0	0	0	0
Ryan Church, L (8, PH) OBP: 0.342, SLG: 0.433										1	0	0	0	0	0	1
32 Chad Cordero, R (9, 1)										0	0	0	0	0	0	0
Inning Stats	R: 0 E: 0 K: 0 S: 10 H: 1 LOB: 1 BB: 0 P: 16	R: 2 E: 0 K: 0 S: 11 H: 2 LOB: 1 BB: 1 P: 23	R: 0 E: 0 K: 0 S: 7 H: 1 LOB: 2 BB: 1 P: 18	R: 0 E: 0 K: 2 S: 8 H: 0 LOB: 0 BB: 0 P: 11	R: 0 E: 0 K: 0 S: 8 H: 0 LOB: 0 BB: 0 P: 10	R: 1 E: 0 K: 1 S: 15 H: 3 LOB: 3 BB: 1 P: 25	R: 1 E: 0 K: 0 S: 14 H: 2 LOB: 2 BB: 1 P: 24	R: 0 E: 0 K: 2 S: 14 H: 0 LOB: 1 BB: 1 P: 22	R: 0 E: 0 K: 1 S: 12 H: 0 LOB: 1 BB: 1 P: 19	1B: 4 2B: 5 3B: 0 HR: 0	SF: 1 SAC: 0 DP: 0 HBP: 0					

AB	35
R	4
H	9
RBI	4
BB	6
SO	6
LOB	20

WP: 1 PB: 0 SB: 1 CS: 0 PA: 42

PITCHER		IP	WLS	BF	H	R	ER	SO	BB	IBB	HBP	BLK	WP	HR	S	P	ERA	WHIP
Oliver Pérez, L ERA: 3.52	(1, 1)	5.2	W	27	7	3	3	3	3	0	0	0	1	0	57	101	4.76	1.765
59 Guillermo Mota, R ERA: 5.93	(6, 1)	0.2	H	5	2	1	1	0	1	0	0	0	0	0	12	21	13.50	4.500
Jorge Sosa, R ERA: 4.15	(7, 1)	0.2	H	2	0	0	0	0	0	0	0	0	0	0	4	5	0.00	0.000
Aaron Heilman, R ERA: 3.38	(8, 1)	1.0	H	4	0	0	0	2	1	0	0	0	0	0	14	22	0.00	1.000
13 Billy Wagner, L ERA: 1.5	(9, 1)	1.0	S	4	0	0	0	1	1	0	0	0	0	0	12	19	0.00	1.000

PITCHER	IP	WLS	BF	H	R	ER	SO	BB	IBB	HBP	BLK	WP	HR	S	P	ERA	WHIP

New York Mets @ Washington Nationals

Robert F. Kennedy Memorial Stadium, Washington, DC

Sun Aug 19 2007, 1:35 PM EDT
Att. 29,092 - Overcast - 73 F

livebaseballscorecards.com

TOP

Batter	1	2	3	4	5	6	7	8	9	AB	R	H	RBI	BB	SO	LOB
7 José Reyes, S (1, 6) OBP: 0.375, SLG: 0.449	F9		G3-6-1 1-2f		BB		F8		P6	4	0	0	0	1	0	1
1 Luis Castillo, S (1, 4) OBP: 0.360, SLG: 0.360	5 1B 15 SF7 BB		G6-3		G6-3			5 2B 1B 1B	G6-3	4	2	1	0	1	0	2
5 David Wright, R (1, 5) OBP: 0.400, SLG: 0.524	15 SF7 1-3 1B			G4-3		G1-4-3		1-3 1B 2B	15 HR BB	4	2	2	0	1	0	0
15 Carlos Beltrán, S (1, 8) OBP: 0.343, SLG: 0.511	SF7 1-2 3-H			F7		HR		1B 9 2B IBB	1-H HR	3	3	2	4	1	0	0
Shawn Green, L (1, 3) OBP: 0.332, SLG: 0.411	F7			1B		K		9 2B 1-2 2-H 3-H 1B		5	1	2	2	0	2	1
Lastings Milledge, R (1, 9) OBP: 0.339, SLG: 0.459		K		L9		1B		K		4	0	1	0	0	2	3
9 Marlon Anderson, L (1, 7) OBP: 0.325, SLG: 0.357		P4-6 S 1B				2B	G3	1-H 2-H 2B		4	0	3	2	0	0	1
Sandy Alomar Jr., R (1, 2) OBP: 0.200, SLG: 0.300		P4-6 1-2f			G1-3		G6-3	P4		4	0	0	0	0	0	3
26 Orlando Hernandez, R (1, 1) OBP: 0.182, SLG: 0.227			7 G3-6-1 1B		G6-3		G1-3	K		3	0	1	0	0	0	1
Ruben Gotay, S (8, PH) OBP: 0.382, SLG: 0.489										1	0	0	0	0	1	1
Jorge Sosa, R (8, 1) OBP: 0.296, SLG: 0.292										0	0	0	0	0	0	0
25 Pedro Feliciano, L (9, 1)										0	0	0	0	0	0	0
Inning Stats	R: 1 E: 0 K: 0 S: 8 H: 1 LOB: 1 BB: 1 P: 16	R: 0 E: 0 K: 1 S: 7 H: 1 LOB: 0 BB: 0 P: 9	R: 0 E: 0 K: 0 S: 6 H: 1 LOB: 0 BB: 0 P: 11	R: 0 E: 0 K: 0 S: 6 H: 1 LOB: 1 BB: 0 P: 12	R: 0 E: 0 K: 0 S: 10 H: 1 LOB: 2 BB: 1 P: 14	R: 1 E: 0 K: 1 S: 13 H: 2 LOB: 1 BB: 0 P: 18	R: 0 E: 0 K: 0 S: 8 H: 0 LOB: 0 BB: 0 P: 8	R: 4 E: 0 K: 2 S: 16 H: 4 LOB: 1 BB: 1 P: 28	R: 2 E: 0 K: 1 S: 8 H: 1 LOB: 0 BB: 1 P: 15	1B: 7 2B: 4 3B: 0 HR: 2 SF: 1 SAC: 0 DP: 2 HBP: 0						

	AB	36
	R	8
	H	12
	RBI	8
	BB	4
	SO	5
	LOB	13

WP: 0 PB: 0 SB: 1 CS: 0 PA: 41

PITCHER		IP	WLS	BF	H	R	ER	SO	BB	IBB	HBP	BLK	WP	HR	S	P	ERA	WHIP
41 Shawn Hill, R ERA: 2.43	(1, 1)	7.0		28	7	2	2	2	2	0	0	0	0	1	58	88	2.57	1.286
Jon Rauch, R ERA: 4.26	(8, 1)	0.1	L	6	4	4	4	1	0	1	0	0	0	0	10	21	108.00	12.000
49 Chris Schroder, R ERA: 2.27	(8, 1)	1.2		7	1	2	2	2	1	0	0	0	0	1	14	22	10.80	1.200

PITCHER	IP	WLS	BF	H	R	ER	SO	BB	IBB	HBP	BLK	WP	HR	S	P	ERA	WHIP

Batter	1	2	3	4	5	6	7	8	9	AB	R	H	RBI	BB	SO	LOB
Felipe Lopez, S (1, 6) OBP: 0.307, SLG: 0.360	C B B X 1-2 G3-1 ①		B C B B F X 3-2 F7 ②		C B B X 2-1 E5 CS		C S B X 1-2 G4-3 ③			4	0	0	0	0	0	3
D'Angelo Jimenez, S (1, 4) OBP: 0.344, SLG: 0.200	B B C B B B 4-1 BB		B B C B B B 4-1 11 1B BB		B 1 SAFE S F B X 2-2 P2 ② ③ 1-2			C B X 1-1 G3 ①		2	0	0	0	2	0	1
11 Ryan Zimmerman, R (1, 5) OBP: 0.322, SLG: 0.456	C B C B S 2-3 K ②		B X 1-0 1-3 2-H 1B			C X 0-1 G5-3 ①		B F C B B X 3-2 P3 ②		4	0	1	1	0	1	1
25 Austin Kearns, R (1, 8) OBP: 0.335, SLG: 0.383	B C F 1 SAFE X 1-2 G1-3 ③		B S X 1-1 P3 ③			X 0-0 G5-3 ②		C X 0-1 P4 ③		4	0	0	0	0	0	3
Ryan Church, L (1, 7) OBP: 0.339, SLG: 0.429		B C B X 2-1 G6-3 ①		B C F F B B F F S 3-3 K ①		C X 0-1 F9 ③			C B C S 1-3 K2-3 ①	4	0	0	0	0	2	0
26 Wily Mo Peña, R (1, 9) OBP: 0.298, SLG: 0.405		S B S S B S 2-3 K ②		B F X 1-1 HR			B C S S B B F B 4-2 SH1-4 BB		C B S C 1-3 K ②	3	1	1	1	1	2	0
Brian Schneider, L (1, 2) OBP: 0.319, SLG: 0.332 3 Jesus Flores, R (9, PH) OBP: 0.306, SLG: 0.347		B C B X 2-1 P3 ③		B X 1-0 P2 ②			B 1 SAFE X 1-0 SH1-4 ① 1-2		B X 1-0 E1 BB	2 1	0 0	0 0	0 0	0 0	0 0	0 0
Robert Fick, L (1, 3) OBP: 0.280, SLG: 0.255 Tony Batista, R (9, PH) OBP: 0.373, SLG: 0.304			B B B C X 3-1 41 SH1-4 11 1B 1B	F B X 1-1 G4-3 ③			X 0-0 L8 ②		B C B F B B 4-2 1-2 BB	3 0	1 0	1 0	0 0	0 1	0 0	1 0
41 Shawn Hill, R (1, 1) OBP: 0.263, SLG: 0.125 21 Dmitri Young, S (7, PH) OBP: 0.380, SLG: 0.504 Jon Rauch, R (8, 1) 49 Chris Schroder, R (8, 1) 10 Ronnie Belliard, R (9, PH) OBP: 0.322, SLG: 0.398			B X 1-0 SH1-4 ① 1-2		B B B C C L 3-3 K ①		I I I 4-0 IBB		C X 0-1 G1-3 ③	1 0 0 0 1	0 0 0 0 0	0 0 0 0 0	0 0 0 0 0	0 1 0 0 0	1 0 0 0 0	0 0 0 0 2
Inning Stats	R: 0 E: 0 K: 1 S: 10 H: 0 LOB: 1 BB: 1 P: 18	R: 0 E: 0 K: 1 S: 7 H: 0 LOB: 0 BB: 0 P: 13	R: 1 E: 0 K: 0 S: 10 H: 2 LOB: 2 BB: 1 P: 23	R: 1 E: 0 K: 1 S: 11 H: 1 LOB: 0 BB: 0 P: 17	R: 0 E: 1 K: 1 S: 8 H: 0 LOB: 0 BB: 0 P: 15	R: 0 E: 0 K: 0 S: 5 H: 0 LOB: 0 BB: 0 P: 5	R: 0 E: 0 K: 0 S: 8 H: 0 LOB: 2 BB: 2 P: 18	R: 0 E: 0 K: 0 S: 7 H: 0 LOB: 0 BB: 0 P: 11	R: 0 E: 1 K: 2 S: 11 H: 0 LOB: 2 BB: 1 P: 18	1B: 2 2B: 0 3B: 0 HR: 1	SF: 0 SAC: 2 DP: 0 HBP: 0						

PITCHER	IP	WLS	BF	H	R	ER	SO	BB	IBB	HBP	BLK	WP	HR	S	P	ERA	WHIP
26 Orlando Hernandez, R (1, 1) ERA: 3.09	7.0	W	28	3	2	2	4	3	1	0	0	0	1	59	109	2.57	0.857
Jorge Sosa, R (8, 1) ERA: 4.11	1.0		3	0	0	0	0	0	0	0	0	0	0	7	11	0.00	0.000
25 Pedro Feliciano, L (9, 1) ERA: 2.8	1.0		5	0	0	0	2	1	0	0	0	0	0	11	18	0.00	1.000

PITCHER	IP	WLS	BF	H	R	ER	SO	BB	IBB	HBP	BLK	WP	HR	S	P	ERA	WHIP

BOTTOM

New York Mets @ Washington Nationals

Robert F. Kennedy Memorial Stadium, Washington, DC

Sun Aug 19 2007, 1:35 PM EDT
Att. 29,092 - Overcast - 73 F

livebaseballscorecards.com

AB	29
R	2
H	3
RBI	2
BB	5
SO	6
LOB	11

WP: 0 PA: 36
PB: 0
SB: 0
CS: 1

Batter	1	2	3	4	5	6	7	8	9	AB	R	H	RBI	BB	SO	LOB
24 Brian Giles, L (1, 9) OBP: 0.388, SLG: 0.436	B C B B F C 3-3 ① K		B B B C B 4-1 FC6-4 1-2 BB		B B C X 2-1 ① G4-3	C S C 0-3 ③ K		B B S X 2-1 ① L3		4	0	0	0	1	2	3
Geoff Blum, S (1, 4) OBP: 0.329, SLG: 0.349	B B C F F F B X 3-2 ② F9		B C X 1-1 ① FC6-4 BB 1B 1-2f 2-3		X 0-0 ② F8		C B X 1-1 ① G5-3	B B D C S X 3-2 ②③ G3 1-2		5	0	0	0	0	0	4
Milton Bradley, S (1, 7) OBP: 0.429, SLG: 0.542	C B B B B B 4-2 BB		C X 0-1 BB 1-2 3-H 1B		B C B B B 4-1 BB		F B X 2-1 ② G6-3		B C B X 2-1 3 HBP 5 SF9 BB 1B	3	1	2	1	2	0	0
23 Adrián González, L (1, 3) OBP: 0.339, SLG: 0.476	C B 1 SAFE S 1 F S 1-3 ③ K		C C F X 0-2 ② F7		B D T F F X 2-2 ③ F8		C S X 0-2 E9 2B 1B		F B B F F S 2-3 ① K	5	1	1	0	0	2	5
Mike Cameron, R (1, 8) OBP: 0.329, SLG: 0.443		B X 1-0 ① F8	B B S S S B F B 4-2 3 FC6-4 1-2 2-3 BB			B C B F X 2-2 HR	B B C X 2-1 3 1B 2-H 2B		B B 1 SAFE B B 4-0 5 SF9 3 HBP 1-2 BB	3	2	2	2	2	0	0
3 Khalil Greene, R (1, 6) OBP: 0.277, SLG: 0.445		F B S F F X 1-2 1B	S F X 0-2 ③ FC6-4 1-2f			B S S S 1-3 ① K	C S X 0-2 2-H 1B		D S H 2-1 1-2 2-3 HBP	4	0	2	1	0	1	3
5 Kevin Kouzmanoff, R (1, 5) OBP: 0.289, SLG: 0.407		S C X 0-2 ② F8		X 0-0 ① F9		B X 1-0 ② G3	F F T 0-2 ③ K		X 0-0 ② SF9 2-3 3-H	4	0	0	1	0	1	2
28 Josh Bard, S (1, 2) OBP: 0.346, SLG: 0.377	1 SAFE B X 1-0 ③ G4-3			B B T C F B T 3-2 ② K		B T C B B B X 3-2 22 3B 2B		X 0-0 1B 2B	S T S 0-3 ③ K	5	1	2	0	0	2	3
32 Chris Young, R (1, 1) OBP: 0.220, SLG: 0.086			B C C X 1-2 FC6-4 24 BB 1B 1B	C B S X 1-2 ③ G4-3		B B B C S X 3-2 2-H 3B		X 0-0 2-3 CS 1B		2	1	1	0	0	0	0
22 Marcus Giles, R (6, PH) OBP: 0.294, SLG: 0.314										1	0	1	1	0	0	0
45 Justin Hampson, L (6, 1)										0	0	0	0	0	0	0
43 Cla Meredith, R (6, 1)										0	0	0	0	0	0	0
Terrmel Sledge, L (8, PH) OBP: 0.311, SLG: 0.367										1	0	1	0	0	0	0
21 Heath Bell, R (8, 1)										0	0	0	0	0	0	0
Trevor Hoffman, R (9, 1)										0	0	0	0	0	0	0

TOP

San Diego Padres @ New York Mets

Shea Stadium, Flushing, NY

Tue Aug 21 2007, 7:10 PM EDT
Att. 48,592 - Cloudy - 61 F

livebaseballscorecards.com

AB	37
R	6
H	12
RBI	6
BB	5
SO	8
LOB	20

Inning Stats	1	2	3	4	5	6	7	8	9
	R: 0 E: 0 K: 2 S: 15	R: 0 E: 0 K: 0 S: 10	R: 1 E: 0 K: 0 S: 18	R: 0 E: 0 K: 1 S: 8	R: 0 E: 0 K: 0 S: 8	R: 2 E: 0 K: 2 S: 16	R: 2 E: 1 K: 1 S: 15	R: 0 E: 0 K: 0 S: 7	R: 1 E: 0 K: 2 S: 11
	H: 0 LOB: 1 BB: 1 P: 26	H: 1 LOB: 1 BB: 0 P: 13	H: 2 LOB: 3 BB: 2 P: 28	H: 0 LOB: 0 BB: 0 P: 12	H: 0 LOB: 1 BB: 1 P: 16	H: 3 LOB: 1 BB: 0 P: 26	H: 3 LOB: 1 BB: 0 P: 20	H: 2 LOB: 1 BB: 0 P: 12	H: 1 LOB: 2 BB: 1 P: 21

	1B	2B	3B	HR	SF	SAC	DP	HBP
	7	3	1	1	1	0	0	1

	WP	PB	SB	CS	PA
	0	0	0	1	44

PITCHER		IP	WLS	BF	H	R	ER	SO	BB	IBB	HBP	BLK	WP	HR	S	P	ERA	WHIP
33 John Maine, R ERA: 3.64	(1, 1)	5.2		27	6	3	3	4	4	0	0	0	0	1	72	118	4.76	1.765
Scott Schoeneweis, L ERA: 5.15	(6, 1)	1.0	H	4	1	1	1	1	0	0	0	0	0	0	10	13	9.00	1.000
Jorge Sosa, R ERA: 4.19	(7, 1)	0.1	B	3	2	1	1	1	0	0	0	0	0	0	8	10	27.00	6.000
Aaron Heilman, R ERA: 3.32	(8, 1)	1.0		4	2	0	0	0	0	0	0	0	0	0	7	12	0.00	2.000
13 Billy Wagner, L ERA: 1.64	(9, 1)	1.0	W	6	1	1	1	2	1	0	1	0	0	0	11	21	9.00	2.000

Batter	1	2	3	4	5	6	7	8	9	AB	R	H	RBI	BB	SO	LOB
7 José Reyes, S (1, 6) OBP: 0.376, SLG: 0.448	B C X 1-1 ① F8		B F B X 2-1 ① P6		C F S 0-3 ① K			C B F F F X 1-2 1 G5-3 15 1B 1 S 1B	1 SAFE C S F X 0-2 1 1B 1-2 1B	5	1	2	0	0	1	1
1 Luis Castillo, S (1, 4) OBP: 0.362, SLG: 0.359	B B C B B 4-1 15 BLK 5 WP 15 HR BB		B B B B 4-0 15 2B 1-2 BB		X 0-0 ② P6			1 SAFE C L F 1 SAFE B X 1-2 ① G5-3 1-3	X 0-0 1-2 2-H 1B	3	2	1	1	2	0	1
5 David Wright, R (1, 5) OBP: 0.399, SLG: 0.520	B C 1 SAFE 1 SAFE F 1 SAFE 1 B C 2-3 ② K 1-2		X 0-0 ② F3		C F B X 1-2 ③ F9			C B D B B 4-1 15 1B BB		3	0	0	0	1	1	3
15 Carlos Beltrán, S (1, 8) OBP: 0.349, SLG: 0.524	B X 1-0 2-H HR		F F X 0-2 1-H 2-H 2B			B F B B B 4-1 21 FC4-6 BB		S B C F X 1-2 3-H 1B		3	1	3	5	1	0	0
21 Carlos Delgado, L (1, 3) OBP: 0.329, SLG: 0.434	X 0-0 ③ P2		B B X 2-0 ③ P5			X 0-0 ① FC4-6 18 G6-4-3 1-2f		B S C S 1-3 ② K		4	0	0	0	0	1	4
18 Moises Alou, R (1, 7) OBP: 0.376, SLG: 0.518		C X 0-1 G4-6-3 1B		X 0-0 1B		X 0-0 ② ③ G6-4-3 1-2f		C X 0-1 ③ G6-3		4	0	2	0	0	0	3
Lastings Milledge, R (1, 9) OBP: 0.336, SLG: 0.452		L B S 1 SAFE X 1-2 ① ② G4-6-3 1-2f	X 0-0 ① L7				C B X 1-1 ① G1-6-3		B S X 1-1 9 SH5-4 1B	4	1	1	0	0	0	2
Mike DiFelice, R (1, 2) OBP: 0.276, SLG: 0.385		C F F S 0-3 ③ K	B C B S 2-3 ② K				F B B X 2-1 ② L8		X 0-0 ① SH5-4 1-2	3	0	0	0	0	2	1
33 John Maine, R (1, 1) OBP: 0.188, SLG: 0.186 Scott Schoeneweis, L (6, 1) Jorge Sosa, R (7, 1) OBP: 0.296, SLG: 0.292 Ruben Gotay, S (7, PH) OBP: 0.379, SLG: 0.486 Aaron Heilman, R (8, 1) 13 Billy Wagner, L (9, 1) 9 Marlon Anderson, L (9, PH) OBP: 0.333, SLG: 0.366		C C X 0-2 1 BB 15 2B 1B	B B C S S 2-3 ③ K				B B C X 2-1 ③ G3		S X 0-1 7 1B 1 1B 2-H 1B	2 0 0 1 0 0 0 1	1 0 0 0 0 0 0 1	1 0 0 0 0 0 0 1	0 0 0 0 0 0 0 1	0 0 0 0 0 0 0 1	1 0 0 0 0 0 0 1	1 0 0 0 0 0 0 0
Inning Stats	R: 2 E: 0 K: 1 S: 8 — H: 1 LOB: 0 BB: 1 P: 16	R: 0 E: 0 K: 1 S: 9 — H: 1 LOB: 0 BB: 0 P: 10	R: 2 E: 0 K: 0 S: 10 — H: 2 LOB: 1 BB: 1 P: 18	R: 0 E: 0 K: 2 S: 8 — H: 1 LOB: 1 BB: 0 P: 12	R: 0 E: 0 K: 1 S: 7 — H: 0 LOB: 0 BB: 0 P: 8	R: 0 E: 0 K: 0 S: 3 — H: 0 LOB: 0 BB: 1 P: 7	R: 0 E: 0 K: 0 S: 6 — H: 0 LOB: 0 BB: 0 P: 11	R: 1 E: 0 K: 1 S: 19 — H: 2 LOB: 2 BB: 1 P: 27	R: 2 E: 0 K: 0 S: 10 — H: 4 LOB: 2 BB: 0 P: 11	1B: 9 2B: 1 3B: 0 HR: 1	SF: 0 SAC: 1 DP: 2 HBP: 0						

PITCHER		IP	WLS	BF	H	R	ER	SO	BB	IBB	HBP	BLK	WP	HR	S	P	ERA	WHIP
32 Chris Young, R ERA: 2.12	(1, 1)	5.0		21	5	4	4	5	2	0	0	1	1	1	42	64	7.20	1.400
45 Justin Hampson, L ERA: 3.58	(6, 1)	0.1		2	0	0	0	0	1	0	0	0	0	0	2	6	0.00	3.000
43 Cla Meredith, R ERA: 3.25	(6, 1)	1.2		4	0	0	0	0	0	0	0	0	0	0	7	12	0.00	0.000
21 Heath Bell, R ERA: 2.52	(8, 1)	1.0	B	6	2	1	1	1	1	0	0	0	0	0	19	27	9.00	3.000
Trevor Hoffman, R ERA: 2.49	(9, 1)	0.1	L	5	4	2	2	0	0	0	0	0	0	0	10	11	54.00	12.000

PITCHER	IP	WLS	BF	H	R	ER	SO	BB	IBB	HBP	BLK	WP	HR	S	P	ERA	WHIP

BOTTOM

San Diego Padres @ New York Mets

Shea Stadium, Flushing, NY

Tue Aug 21 2007, 7:10 PM EDT

Att. 48,592 - Cloudy - 61 F

livebaseballscorecards.com

AB	33
R	7
H	11
RBI	7
BB	4
SO	6
LOB	16

WP: 1 PB: 0 SB: 1 CS: 0 — PA: 38

San Diego Padres @ New York Mets

Shea Stadium, Flushing, NY

Wed Aug 22 2007, 7:10 PM EDT

Att. 50,060 - Cloudy - 67 F

livebaseballscorecards.com

Batter	1	2	3	4	5	6	7	8	9	AB	R	H	RBI	BB	SO	LOB
24 Brian Giles, L (1, 9) OBP: 0.391, SLG: 0.435	C FA 81 B FA 82 C FA 78 X FA 84 1-2 FC4-6 1B		B FA 83 B FA 83 B FA 82 C FA 82 B FA 81 4-1 G4-6-3 BB		C FA 80 B SL 76 B FA 81 B FA 82 S FA 81 F FA 82 F FA 82 B CU 77 4-2 1B 23 E BB	B FA 95 X CH 85 1-0 ③ G3-1		C FA 89 B FA 89 F FA 90 B SL 82 X FA 90 2-2 ② P5		3	1	1	0	2	0	0
Geoff Blum, S (1, 4) OBP: 0.326, SLG: 0.346	L FA 83 B FA 80 B FA 82 1 SAFE F FA 82 X FA 83 2-2 ① FC4-6 1-2f		1 SAFE B CH 77 C FA 81 X FA 82 1-1 ②③ G4-6-3 1-2f		1 SAFE C FA 81 F FA 80 F FA 83 D CH 77 X CH 76 1-2 ① F8		X FA 94 0-0 ① F8	B FA 90 X FA 90 1-0 1B		5	0	1	0	0	0	3
Milton Bradley, S (1, 7) OBP: 0.423, SLG: 0.530	F FA 81 B CH 77 X FA 83 1-1 ② F7			F FA 80 B FA 81 X FA 82 1-1 ① G4-3	B CH 77 B FA 83 X CH 78 2-0 23 E 1B 1-3 1B		B FA 94 S FA 94 B FA 94 C FA 94 F CH 84 B FA 95 F FA 96 S FA 94 3-3 ② K	C FA 90 D SL 83 F FA 90 X SL 81 1-2 ③ F7		5	1	1	0	0	1	2
23 Adrián González, L (1, 3) OBP: 0.342, SLG: 0.477	X FA 83 0-0 ③ F8			B CH 77 B CH 78 X 2-0 1B 5 2B 1B	B FA 82 X FA 83 1-0 E3 3 FC6-4 1B 1-2 3-H		S CH 85 C FA 95 B CH 86 B FA 95 X CH 85 2-2 3 WP BB 3 1B 1B		X CU 71 0-0 G6-3 1B	5	2	3	1	0	0	2
Mike Cameron, R (1, 8) OBP: 0.333, SLG: 0.444		B FA 80 SL 80 C SL 77 S FA 83 B SL 79 B SL 76 4-2 3 S 3 1B BB		B FA 81 B FA 82 C FA 83 X FA 81 2-1 5 2B 1B 1-2	B FA 83 X SL 77 1-0 3 FC6-4 1-2 2-H 1B		B FA 95 D CH 87 C FA 95 B FA 94 B CH 85 4-1 3 WP 3 1B 1-2 BB		C FA 86 B FA 86 F SL 83 B SI 86 X 2-2 ①② G6-3 1-2f	3	2	2	1	2	0	1
3 Khalil Greene, R (1, 6) OBP: 0.280, SLG: 0.449		D FA 82 2 SAFE C FA 80 X FA 82 1-1 28 G5-4-3 1-H 1B		F FA 83 B FA 80 X SL 77 1-1 ② F7	C FA 81 S FA 80 X FA 81 0-2 ② FC6-4 1-2f 2-3		S CH 86 S CH 85 F FA 96 B SL 87 X CH 86 1-2 5 S 5 2B 1-H 2-H 1B		C FA 86 B FA 88 B FC 86 X FA 88 2-1 2B	5	1	3	3	0	0	4
5 Kevin Kouzmanoff, R (1, 5) OBP: 0.290, SLG: 0.413		C FA 81 B SL 78 F FA 84 S SL 78 1-3 ① K		F SL 78 X FA 80 0-1 1-3 2-H 2B	T SL 78 B FA 81 C FA 83 S SL 78 1-3 ③ K		B FA 96 S CH 86 S CH 86 B FA 95 F FA 96 X CH 85 2-2 1-H 2B		B FC 85 F SI 87 X FA 84 1-1 ③ G5-3	5	0	2	2	0	2	4
28 Josh Bard, S (1, 2) OBP: 0.345, SLG: 0.373		B FA 82 C FA 82 B CH 78 X FA 82 2-1 ②③ G5-4-3 1-2f		I IN 57 I IN 57 I IN 56 I IN 57 4-0 IBB		B FA 94 C CH 86 S FA 96 S CH 86 1-3 ① K	B CH 86 B FA 95 F FA 94 X FA 94 2-1 ③ G4-3			3	0	0	0	1	1	2
44 Jake Peavy, R (1, 1) OBP: 0.196, SLG: 0.296 Doug Brocail, L (7, 1) OBP: 0.500, SLG: 0.500 22 Marcus Giles, R (8, PH) OBP: 0.294, SLG: 0.313 41 Kevin Cameron, R (8, 1) Trevor Hoffman, R (9, 1)			B FA 81 S CH 76 B FA 82 X FA 84 2-1 ① G1-3	C FA 81 X SL 78 0-1 ③ F9		X FA 95 0-0 ② P6		C FA 88 B FA 89 X FA 89 1-1 ① F9		3 0 1 0 0	0 0 0 0 0	0 0 0 0 0	0 0 0 0 0	0 0 0 0 0	0 0 0 0 0	3 0 0 0 0
Inning Stats	R: 0 E: 0 K: 0 S: 9 H: 1 LOB: 1 BB: 0 P: 13	R: 1 E: 0 K: 1 S: 9 H: 1 LOB: 0 BB: 1 P: 17	R: 0 E: 0 K: 0 S: 5 H: 0 LOB: 0 BB: 1 P: 12	R: 1 E: 0 K: 0 S: 11 H: 3 LOB: 3 BB: 1 P: 21	R: 2 E: 1 K: 1 S: 17 H: 2 LOB: 2 BB: 1 P: 27	R: 0 E: 0 K: 1 S: 5 H: 0 LOB: 0 BB: 0 P: 7	R: 3 E: 0 K: 1 S: 20 H: 3 LOB: 1 BB: 1 P: 34	R: 0 E: 0 K: 0 S: 9 H: 1 LOB: 1 BB: 0 P: 14	R: 0 E: 0 K: 0 S: 8 H: 2 LOB: 1 BB: 0 P: 13	1B: 10 2B: 3 3B: 0 HR: 0 SF: 0 SAC: 0 DP: 3 HBP: 0						

PITCHER		IP	WLS	BF	H	R	ER	SO	BB	IBB	HBP	BLK	WP	HR	S	P	ERA	WHIP
54 Brian Lawrence, R ERA: 5.57	(1, 1)	5.0	L	25	7	4	4	2	3	1	0	0	0	0	51	90	7.20	2.000
59 Guillermo Mota, R ERA: 6.28	(6, 1)	2.0		10	3	3	3	2	1	0	0	0	1	0	25	41	13.50	2.000
Scott Schoeneweis, L ERA: 5.04	(8, 1)	1.0		4	1	0	0	0	0	0	0	0	0	0	9	14	0.00	1.000
Aaron Sele, R ERA: 4.8	(9, 1)	1.0		4	2	0	0	0	0	0	0	0	0	0	8	13	0.00	2.000

PITCHER	IP	WLS	BF	H	R	ER	SO	BB	IBB	HBP	BLK	WP	HR	S	P	ERA	WHIP

AB	38
R	7
H	13
RBI	7
BB	5
SO	4
LOB	21

WP: 1 PA: 43
PB: 0
SB: 2
CS: 0

Batter	1	2	3	4	5	6	7	8	9	AB	R	H	RBI	BB	SO	LOB
7 José Reyes, S (1, 6) OBP: 0.374, SLG: 0.446	B FA 89 B FA 90 C FA 91 X FA 91 2-1 P6 ①		C FA 92 B FA 93 C FA 92 S SL 81 1-3 K 1 S		F FA 92 F FA 92 B SL 80 F SL 80 X FA 93 1-2 15 S 1 G3-1 15 2B 1B		X 0-0 P6 ②		C FC 88 F FC 88 F SL 81 X SL 80 0-2 G4-3 ① 1-2	5	1	1	0	0	1	1
1 Luis Castillo, S (1, 4) OBP: 0.361, SLG: 0.356	C FA 92 B FA 93 F FC 87 F FA 93 C FA 88 1-3 K ②		B FA 92 1 SAFE B FA 92 B SL 86 B FF 93 4-1 5 S 1-3 BB		B FA 92 F FA 92 B SL 85 F SL 85 X SL 85 2-2 G3-1 ② 1-2		B FA 91 B FA 91 C FA 90 X FA 92 2-1 E5		X FA 87 0-0 E1 5 FC4-6 2-3	4	0	0	0	1	1	2
5 David Wright, R (1, 5) OBP: 0.402, SLG: 0.519	C FA 94 B FA 92 B SL 83 C FF 94 B FC 88 B SL 87 4-2 15 BB BB		B FA 92 D FA 93 F SL 85 B B 4-1 1-2 BB		S SL 82 B SL 82 B SL 86 B SL 87 B FA 93 4-1 15 S 15 2B BB		C FA 92 F FF 90 F FA 92 F FA 93 B FA 91 B FA 93 B FA 93 F FA 93 B FA 92 4-2 BB		C SL 80 X FA 85 0-1 FC4-6 15 DI ② 1-2f 3-H 15 1B	1	2	0	1	4	0	1
15 Carlos Beltrán, S (1, 8) OBP: 0.352, SLG: 0.527	C FA 94 B FA 94 B FC 89 B FA 94 B FC 88 4-1 1-2 BB		F FA 93 F FC 88 F FA 93 C SL 82 0-3 K ②		C FA 94 S SL 88 X FA 95 0-2 1-H 2-H 2B		C CU 75 B CU 80 S CH 88 S FA 90 1-3 K ③		C FA 86 B CH 74 S CH 74 X CH 74 1-2 21 DI 1-H 1B	4	0	2	3	1	2	5
21 Carlos Delgado, L (1, 3) OBP: 0.326, SLG: 0.430	F FF 94 B FA 94 B FA 94 S FA 95 T FA 94 2-2 K ③		S FA 94 F FA 93 X FA 94 0-2 F7 ③		C FC 87 F SL 87 B SL 86 X FA 92 1-2 P5 ③			C FA 90 B FA 90 F FC 90 B FA 93 B FA 91 S FC 90 3-3 K ①	C FA 84 S CH 73 S CH 74 0-3 K ③ 1-2	5	0	0	0	0	3	7
18 Moises Alou, R (1, 7) OBP: 0.369, SLG: 0.508		C FA 92 X SL 87 0-1 G5-3 ①		X FA 91 0-0 F7 ①		F SL 86 F SL 85 X SL 79 0-2 F7 ①		B SL 79 X FA 90 1-0 G5-3 ②		4	0	0	0	0	0	0
Lastings Milledge, R (1, 9) OBP: 0.325, SLG: 0.437		C FA 92 S FA 93 B SL 82 S SL 86 1-3 K ②		F FC 87 S SL 85 S SL 86 0-3 K ②		C SL 85 B SL 85 F SL 87 C SL 80 1-3 K ②		B FC 91 S FC 90 S FA 91 B SL 85 B FA 92 F FA 90 F FA 90 F FC 90 S FA 89 3-3 K ③		4	0	0	0	0	4	0
Mike DiFelice, R (1, 2) OBP: 0.250, SLG: 0.345 9 Marlon Anderson, L (9, PH) OBP: 0.342, SLG: 0.389		S FC 87 S FA 93 S FA 94 0-3 K ③		C FF 93 S SL 86 S SL 82 0-3 K ③		B FA 92 C SL 84 S FA 93 S FA 93 1-3 K ③			C FC 89 B FA 90 F FC 88 X FC 90 1-2 1B 2B	3 1	0 1	0 1	0 0	0 0	3 0	0 0
54 Brian Lawrence, R (1, 1) OBP: 0.250, SLG: 0.250 Shawn Green, L (5, PH) OBP: 0.331, SLG: 0.410 59 Guillermo Mota, R (6, 1) Ruben Gotay, S (7, PH) OBP: 0.377, SLG: 0.483 Scott Schoeneweis, L (8, 1) Aaron Sele, R (9, 1) Jeff Conine, R (9, PH) OBP: 0.322, SLG: 0.412			C FA 91 C FF 92 S SL 83 0-3 K ①		C FA 90 S FA 92 X FA 92 0-2 F7 ①		C FA 89 B CU 77 F FA 89 X CU 79 1-2 G1-4-3 ①		C FC 88 B SL 79 X FC 89 1-1 1 E 7 G4-3 5 FC4-6 2-H 1B	1 1 0 1 0 0 1	0 0 0 0 0 0 1	0 0 0 0 0 0 1	0 0 0 0 0 0 1	1 0 0 0 0 0 1	0 0 0 0 0 0 0	0 0 0 0 0 0 0
Inning Stats	R: 0 E: 0 K: 2 S: 12 H: 0 LOB: 2 BB: 2 P: 25	R: 0 E: 0 K: 2 S: 8 H: 0 LOB: 0 BB: 0 P: 9	R: 0 E: 0 K: 3 S: 15 H: 0 LOB: 3 BB: 2 P: 24	R: 0 E: 0 K: 2 S: 7 H: 0 LOB: 0 BB: 0 P: 7	R: 2 E: 0 K: 0 S: 17 H: 2 LOB: 1 BB: 1 P: 25	R: 0 E: 0 K: 2 S: 9 H: 0 LOB: 0 BB: 0 P: 11	R: 0 E: 1 K: 1 S: 14 H: 0 LOB: 2 BB: 1 P: 22	R: 0 E: 0 K: 2 S: 10 H: 0 LOB: 0 BB: 0 P: 17	R: 3 E: 1 K: 1 S: 18 H: 3 LOB: 1 BB: 0 P: 21	1B: 3 2B: 2 3B: 0 HR: 0 SF: 0 SAC: 0 DP: 0 HBP: 0						

PITCHER		IP	WLS	BF	H	R	ER	SO	BB	IBB	HBP	BLK	WP	HR	S	P	ERA	WHIP
44 Jake Peavy, R ERA: 2.21	(1, 1)	6.0	W	26	2	2	2	11	5	0	0	0	1	0	68	101	3.00	1.167
Doug Brocail, R ERA: 3.83	(7, 1)	1.0		5	0	0	0	1	1	0	0	0	0	0	14	22	0.00	1.000
41 Kevin Cameron, R ERA: 1.48	(8, 1)	1.1		7	2	3	1	2	0	0	0	0	0	0	20	29	6.75	1.500
Trevor Hoffman, R ERA: 2.45	(9, 1)	0.2	S	3	1	0	0	1	0	0	0	0	0	0	8	9	0.00	1.500

PITCHER	IP	WLS	BF	H	R	ER	SO	BB	IBB	HBP	BLK	WP	HR	S	P	ERA	WHIP

BOTTOM

San Diego Padres @ New York Mets

Shea Stadium, Flushing, NY

Wed Aug 22 2007, 7:10 PM EDT
Att. 50,060 - Cloudy - 67 F

livebaseballscorecards.com

AB	35
R	5
H	5
RBI	5
BB	6
SO	15
LOB	16

WP: 1 PA: 41
PB: 0
SB: 5
CS: 0

Batter	1	2	3	4	5	6	7	8	9	10	AB	R	H	RBI	BB	SO	LOB
24 Brian Giles, L (1, 9) OBP: 0.388, SLG: 0.430	C FA 81 B FA 82 X CH 73 1-1 F9 G6-3 1B	B SL 81 X CH 76 1-0 ③ G6-3		D CH 79 C FA 85 X CH 77 1-1 ② G4-3	X CH 76 0-0 ③ G3		C FA 87 B FA 87 B FA 87 X FA 87 2-1 ②③ G6-4-3 1-2f		C FA 96 S SL 87 T SL 88 0-2 ② K		6	0	1	0	0	1	8
Mike Cameron, R (1, 8) OBP: 0.331, SLG: 0.439	X FA 83 0-0 ① G6-3 1-2		B FA 83 B FA 83 F FA 83 S CH 76 B CH 76 S CH 77 3-3 ① K	B CH 78 B FA 85 B CH 78 B FA 86 4-0 1B BB		B FA 89 X FA 89 1-0 E5 23 G3		C FA 87 C CH 76 B CH 76 X SL 79 1-2 ① L5	S FA 95 F FA 96 X SL 86 0-2 ③ F8		5	0	0	0	1	1	3
Milton Bradley, S (1, 7) OBP: 0.420, SLG: 0.523	X CH 75 0-0 ② F9 2-3		C FA 84 X FA 84 0-1 23 2B 1B	C FA 85 B FA 86 X CH 77 1-1 1-3 2-H 3-H 1B		F FA 89 B FA 90 F FA 89 1 SAFE F FA 90 S SL 82 1-3 ① K		C FA 87 B SL 76 B SL 78 X FA 87 2-1 ② G4-3		X FA 94 0-0 ① B1-3	6	0	2	2	0	1	2
23 Adrián González, L (1, 3) OBP: 0.344, SLG: 0.485	B CH 76 C CH 76 B CH 75 B CH 76 S CH 75 B CH 77 4-2 BB		F FA 85 X FA 85 0-1 ② 3 1-H 1B 2B	1 SAFE B SL 80 S CH 76 B CH 75 B SL 80 1 SAFE F FA 85 X CH 77 3-2 ③ G4-3		C FA 90 X FA 90 0-1 ② G3 1-2		S FA 88 F FA 88 S FA 88 0-3 ③ K		S CH 85 S FA 95 B FA 95 B FA 96 B FA 96 F CH 85 X FA 96 3-2 HR	5	2	2	1	1	1	3
3 Khalil Greene, R (1, 6) OBP: 0.285, SLG: 0.455	B CH 77 B FA 85 X CH 77 2-0 ③ F8		C CH 78 B CH 78 B CH 78 B FA 86 X CH 79 3-1 2-H 1B		C CH 74 B FA 82 B CH 74 X FA 83 2-1 5 F9 28 1B 2B	B FA 90 F SA 90 B FA 90 T SL 83 B FA 91 B SL 83 4-2 BB			C FA 94 S SL 86 B SL 88 X SL 86 1-2 2B 2B	B FA 95 S CH 85 S CH 85 B CH 85 F CH 85 X FA 94 2-2 ② G3	5	2	3	1	1	0	2
5 Kevin Kouzmanoff, R (1, 5) OBP: 0.290, SLG: 0.411 45 Justin Hampson, L (7, 1) Terrmel Sledge, L (9, PH) OBP: 0.315, SLG: 0.376 Trevor Hoffman, R (9, 1) Rob Mackowiak, L (10, PH) OBP: 0.331, SLG: 0.386 21 Heath Bell, R (10, 1)		B CH 75 C FA 83 B CH 75 B FA 84 X FA 84 3-1 28 2B 22 G6-3 1B	1 SAFE C FA 85 B CH 77 X FA 86 1-1 ③ F8		B CH 75 B FA 84 C FA 84 X CH 77 2-1 ① F9 2-3	B FA 91 X FA 90 1-0 ③ G4-3			B FA 95 C FA 95 L SL 87 X FA 97 1-2 2-H 28 1B 2B	C CH 85 S CH 85 S CH 84 0-3 ③ K	4 0 1 0 1 0 1 0	1 0 1 0 0 0 0 0	1 0 1 0 0 0 0 0	0 0 1 0 0 0 1 0	0 0 0 0 0 0 0 0	0 0 0 0 0 0 0 0	4 0 0 0 0 0 0 0
28 Josh Bard, S (1, 2) OBP: 0.352, SLG: 0.382		B SL 80 F FA 85 B CH 76 X CH 76 2-1 1-3 2B		B FA 84 B FA 83 B FA 84 B FA 83 4-0 SH2-4 22 1B 1B BB	B CH 76 B CH 75 X FA 84 2-0 22 3B 3-H 1B		B FA 87 B FA 87 B FA 87 C FA 86 X FA 87 3-1 ① G4-3		F FA 96 C SL 85 X FA 95 0-2 22 BB 2-H 1B		4	2	3	2	1	0	0
22 Marcus Giles, R (1, 4) OBP: 0.299, SLG: 0.321		F CH 77 D CH 77 B FA 85 X FA 84 2-1 ① G6-3 3-H		B FA 85 B CH 78 C FA 86 F FA 86 D CH 79 F FA 86 X FA 86 3-2 SH2-4 1-2 1B 1B	B FA 83 X CH 77 1-0 1-H 3B		B CH 74 C FA 88 F FA 88 B SL 79 B SL 78 B FA 88 4-2 E FC5 BB		L FA 96 B SL 86 B SL 86 B FA 95 B FA 96 4-1 1-2 BB		3	1	2	2	2	0	1
Justin Germano, R (1, 1) OBP: 0.214, SLG: 0.222 43 Cla Meredith, R (6, 1) Geoff Blum, S (6, 5) OBP: 0.324, SLG: 0.343		F FA 84 C FA 85 B FA 84 B CH 77 X FA 85 2-2 ② F8		B FA 84 X FA 84 1-0 ① SH2-4 1-2 2-3	M CH 77 0-1 ② G2		X FA 87 0-0 FC5 24 G6-4-3 1-3		L FA 95 C FA 94 B FA 96 B SL 88 C FA 96 2-3 ① K		2 0 2	0 0 0	0 0 0	0 0 0	0 0 1	0 0 3	2 0 3
Inning Stats	R: 0 H: 1 E: 0 LOB: 2 K: 0 BB: 1 S: 7 P: 14	R: 1 H: 2 E: 0 LOB: 1 K: 0 BB: 0 S: 10 P: 20	R: 1 H: 3 E: 0 LOB: 1 K: 1 BB: 0 S: 11 P: 18	R: 2 H: 2 E: 0 LOB: 2 K: 0 BB: 2 S: 12 P: 29	R: 2 H: 3 E: 0 LOB: 1 K: 0 BB: 0 S: 8 P: 15	R: 0 H: 0 E: 1 LOB: 2 K: 1 BB: 1 S: 10 P: 17	R: 0 H: 0 E: 1 LOB: 1 K: 0 BB: 1 S: 7 P: 16	R: 0 H: 0 E: 0 LOB: 0 K: 1 BB: 0 S: 8 P: 11	R: 2 H: 3 E: 0 LOB: 2 K: 2 BB: 1 S: 19 P: 27	R: 1 H: 1 E: 0 LOB: 0 K: 1 BB: 0 S: 12 P: 17	1B: 8 2B: 5 3B: 1 HR: 1	SF: 0 SAC: 1 DP: 1 HBP: 0	WP: 0 PB: 0 SB: 0 CS: 0	PA: 51				

PITCHER		IP	WLS	BF	H	R	ER	SO	BB	IBB	HBP	BLK	WP	HR	S	P	ERA	WHIP
Tom Glavine, L ERA: 4.32	(1, 1)	5.0		28	11	6	6	1	3	0	0	0	0	0	48	96	10.80	2.800
Scott Schoeneweis, L ERA: 4.93	(6, 1)	1.0		5	0	0	0	1	1	0	0	0	0	0	10	17	0.00	1.000
25 Pedro Feliciano, L ERA: 2.68	(7, 1)	2.0	H	7	0	0	0	1	1	0	0	0	0	0	15	27	0.00	0.500
13 Billy Wagner, L ERA: 1.93	(9, 1)	1.0	B	7	3	2	2	2	1	0	0	0	0	0	19	27	18.00	4.000
Aaron Heilman, R ERA: 3.41	(10, 1)	1.0	L	4	1	1	1	1	0	0	0	0	0	1	12	17	9.00	1.000

PITCHER	IP	WLS	BF	H	R	ER	SO	BB	IBB	HBP	BLK	WP	HR	S	P	ERA	WHIP

TOP

San Diego Padres @ New York Mets

Shea Stadium, Flushing, NY

Thu Aug 23 2007, 7:10 PM EDT

Att. 50,078 - Cloudy - 76 F

livebaseballscorecards.com

AB	44
R	9
H	15
RBI	9
BB	6
SO	6
LOB	28

San Diego Padres @ New York Mets

Shea Stadium, Flushing, NY

Thu Aug 23 2007, 7:10 PM EDT

Att. 50,078 - Cloudy - 76 F

livebaseballscorecards.com

BOTTOM

Batter	1	2	3	4	5	6	7	8	9	10	AB	R	H	RBI	BB	SO	LOB
7 José Reyes, S (1, 6) OBP: 0.374, SLG: 0.444	M CH 80 L CH 85 X CU 66 0-2 P6 ①		B CH 86 C CU 67 X CH 78 1-1 G3-1 ②		S CH 78 S FA 88 D CU 71 B CH 79 B FA 89 X FA 88 3-2 G4-3 ③	C CH 74 F CU 72 B FA 86 X CH 74 1-2 G3 ③			B FA 84 C FA 84 C FA 85 X CH 74 1-2 5 S 1 1B 5 SF8 1B	B FA 96 F FA 95 X FA 98 1-1 1 FC4-6 1-2 1B	6	1	2	0	0	0	0
1 Luis Castillo, S (1, 4) OBP: 0.362, SLG: 0.358	C CH 84 C CH 85 B CH 85 F FA 88 C CU 67 1-3 K ②		C CH 85 X FA 89 0-1 5 1B 1B			C CU 64 X CH 76 0-1 15 BB 5 E 18 BB 1B	B FA 87 C FA 86 B FA 86 B FA 86 C FA 86 X FA 85 3-2 G2-3 ①		C FA 84 F FA 84 X FA 86 0-2 5 SF8 5 S 1-2 1B	C FA 96 X CU 83 0-1 FC4-6 1-2f ③	6	1	3	0	0	1	2
5 David Wright, R (1, 5) OBP: 0.404, SLG: 0.520	B FA 86 B CH 86 C CH 85 B CH 84 C FA 87 F FA 88 B FA 88 4-2 15 S 15 2B BB		1 SAFE X CH 84 0-0 1-2 1B			B CH 85 B CH 84 C CH 83 X CH 83 2-1 FC5 18 BB 15 BB 1-2 1B	C FA 86 X FA 86 0-1 21 S 1B		F FA 87 D CH 75 B FA 87 X FA 88 2-1 SF8 1-3 2-H ②		3	2	2	1	1	0	1
15 Carlos Beltrán, S (1, 8) OBP: 0.354, SLG: 0.528	1 SAFE B CU 66 C CU 67 F CU 67 B FA 90 B FA 86 X CU 67 3-2 21 S 1-H 2B		S CU 69 S CU 69 B FA 87 D CU 70 C FA 88 2-3 K ③			B CH 76 C CH 84 D CU 70 B CH 85 B FA 86 4-1 18 BB 1-2 2-3 1B BB	X FA 86 0-0 F8 ②		I IN 67 I IN 65 I IN 68 I IN 68 4-0 21 DI IBB		3	1	1	1	2	1	3
21 Carlos Delgado, L (1, 3) OBP: 0.324, SLG: 0.426	S CH 85 B CH 86 B FA 87 C CU 68 B FA 88 X FA 87 3-2 G1-3 ③ 2-3			C CU 65 F CH 86 B FA 88 F FA 86 F CU 69 X FA 90 1-2 G6-3 ①		C CU 72 X FA 85 0-1 F6 ①	C SL 84 F SL 84 D SL 84 X CU 76 1-2 G3 1-2 ③		B FA 86 B FA 86 B FA 86 C FA 86 B FA 85 4-1 1-2 BB		4	0	0	0	1	0	5
18 Moises Alou, R (1, 7) OBP: 0.369, SLG: 0.503 Aaron Heilman, R (10, 1)		F CU 64 C CH 85 B CH 77 B CU 66 X FA 87 2-2 G3-6-3 1B		F CU 67 B CH 78 X FA 87 1-1 F9 ②		B SL 79 F FA 86 B SL 78 B FA 86 B FA 86 4-1 9 HR 1B 1-2 2-3 3-H BB		S CH 79 X CH 79 0-1 G6-3 ①	B SL 82 C SL 82 C CH 74 D CH 75 X FA 86 2-2 G4-3 ③		4 0	1 0	1 0	1 0	1 0	0 0	3 0
Shawn Green, L (1, 9) OBP: 0.331, SLG: 0.409 Lastings Milledge, R (8, PH) OBP: 0.320, SLG: 0.430 (9, 9)	B CU 66 S CH 85 X CH 77 1-1 G3-6-3 ① ② 1-2f			C CH 86 X CH 79 0-1 G3 ③		X FA 87 0-0 9 HR 1B 1-2 2-H 3-H 1B		C CH 80 F FA 87 B FA 85 S SL 84 1-3 K ②		B FA 93 C FA 94 C CU 81 S CH 84 1-3 K ① 1-2	3 2	1 0	1 0	2 0	0 2	0 0	1 0
Sandy Alomar Jr., R (1, 2) OBP: 0.200, SLG: 0.267		C CH 86 F CU 68 B CH 78 X FA 89 1-2 G1-3 ③			C CU 66 B CU 66 F CH 85 X CU 69 1-2 F8 ①	L SL 80 X FA 87 0-1 L4 ②		X CH 80 0-0 P4 ③		C CU 83 B FA 96 X CU 86 1-1 7 1B 1B	5	0	1	0	0	0	2
Tom Glavine, L (1, 1) OBP: 0.214, SLG: 0.244 Ruben Gotay, S (5, PH) OBP: 0.374, SLG: 0.479 Scott Schoeneweis, L (6, 1) 9 Marlon Anderson, L (6, PH) OBP: 0.350, SLG: 0.438 25 Pedro Feliciano, L (7, 1) 13 Billy Wagner, L (9, 1) Jeff Conine, R (9, PH) OBP: 0.320, SLG: 0.408 (10, 7)			B CH 80 C CH 81 S CH 80 F CH 84 X FA 88 1-2 G4-3 ①		C CU 67 F CH 78 B FA 88 X FA 87 1-2 G5-3 ②	S FA 87 X FA 86 0-1 HR 1-H 2-H			X FA 85 0-0 F9 ①	B SL 87 B FA 96 B FA 96 C FA 95 X FA 96 3-1 L9 ②	1 1 0 1 0 0 2	0 0 0 1 0 0 0	0 0 0 1 0 0 0	0 0 0 3 0 0 0	0 0 0 0 0 0 0	0 0 0 0 0 0 0	0 0 0 0 0 0 1
Inning Stats	R: 1 E: 0 K: 1 S: 16 H: 1 LOB: 1 BB: 1 P: 27	R: 0 E: 0 K: 0 S: 8 H: 1 LOB: 0 BB: 0 P: 12	R: 0 E: 0 K: 1 S: 12 H: 2 LOB: 2 BB: 0 P: 16	R: 0 E: 0 K: 0 S: 9 H: 0 LOB: 0 BB: 0 P: 11	R: 0 E: 0 K: 0 S: 9 H: 0 LOB: 0 BB: 0 P: 14	R: 6 E: 1 K: 0 S: 16 H: 3 LOB: 0 BB: 2 P: 27	R: 0 E: 0 K: 0 S: 9 H: 1 LOB: 1 BB: 0 P: 13	R: 0 E: 0 K: 1 S: 6 H: 0 LOB: 0 BB: 0 P: 7	R: 1 E: 0 K: 0 S: 13 H: 2 LOB: 3 BB: 2 P: 26	R: 0 E: 0 K: 1 S: 11 H: 2 LOB: 2 BB: 0 P: 17	1B: 10 2B: 1 3B: 0 HR: 1 SF: 1 SAC: 0 DP: 1 HBP: 0	WP: 0 PB: 0 SB: 5 CS: 0 PA: 47					

PITCHER		IP	WLS	BF	H	R	ER	SO	BB	IBB	HBP	BLK	WP	HR	S	P	ERA	WHIP
Justin Germano, R ERA: 4.24	(1, 1)	5.0		22	5	4	4	2	2	0	0	0	0	0	59	91	7.20	1.400
43 Cla Meredith, R ERA: 3.61	(6, 1)	1.1	B	8	3	3	2	0	1	0	0	0	0	1	16	24	13.50	3.000
45 Justin Hampson, L ERA: 3.43	(7, 1)	1.2		5	0	0	0	1	0	0	0	0	0	0	10	12	0.00	0.000
Trevor Hoffman, R ERA: 2.6	(9, 1)	1.0	W	7	2	1	1	0	1	1	0	0	0	0	13	26	9.00	3.000
21 Heath Bell, R ERA: 2.49	(10, 1)	1.0	S	5	2	0	0	1	0	0	0	0	0	0	11	17	0.00	2.000

PITCHER	IP	WLS	BF	H	R	ER	SO	BB	IBB	HBP	BLK	WP	HR	S	P	ERA	WHIP

Batter	1	2	3	4	5	6	7	8	9	AB	R	H	RBI	BB	SO	LOB
15 Rafael Furcal, S (1, 6) OBP: 0.344, SLG: 0.368	BBBCB 4-1 12 BB 9 1B BB	CX 0-1 G1-3 ③			FFBS 1-3 K ①		BX 1-0 FC3-6 ② 1-2f		BX 1-0 27 1B 9 FC5 12 SF8 1-2 1B	4	1	1	0	1	1	2
9 Juan Pierre, L (1, 8) OBP: 0.324, SLG: 0.344	CX 0-1 12 BB 1-2 1B		CBTX 1-2 F8 ①		CBX 1-1 F9 ②		BBCX 2-1 L9 ③		X 0-0 FC5 12 SF8 27 1B ① 1-2 2-3f	5	0	1	0	0	0	3
27 Matt Kemp, R (1, 9) OBP: 0.371, SLG: 0.527	CSSS 1-3 K ①		FBSBBX 3-2 12 PB 2B		BSBX 2-1 P4 ③			BCBBX 3-1 G6-3 ①	BX 1-0 1-2 2-3 1B	5	0	2	0	0	1	2
12 Jeff Kent, R (1, 4) OBP: 0.365, SLG: 0.489	BSBBB 4-1 1-2 2-3 BB		BSBFFB 4-2 16 G3-6-3 2-3 BB			BBBCFX 3-2 G5-3 ①		X 0-0 16 2B G3 1B	BFX 1-1 SF8 ② 2-3 3-H	2	1	1	1	2	0	0
16 Andre Ethier, L (1, 7) OBP: 0.366, SLG: 0.473	SBSFC 1-3 K ②		FX 0-1 G3-6-3 ② ③ 1-2f			BCFX 1-2 G1-5-3 ②		FBBBCFX 3-2 G3 1-3 2B	FSDC 1-3 K ③	5	0	1	0	0	2	7
55 Russell Martin, R (1, 2) OBP: 0.372, SLG: 0.463	BX 1-0 L9 ③			BBCX 2-1 1B		BBBB 4-0 BB		BBFBB 4-1 G3 BB		2	0	1	0	2	0	3
7 James Loney, L (1, 3) OBP: 0.358, SLG: 0.467 Ramon Martinez, R (8, PH) OBP: 0.246, SLG: 0.216 (8, 5)		FBFFFBX 2-2 P5 ①		CFS 0-3 K ①		X 0-0 G5-3 ③		CFBX 1-2 G3 ② 1-2 2-3 3-H		3 1	0 0	0 0	0 1	0 0	1 0	2 2
Shea Hillenbrand, R (1, 5) OBP: 0.273, SLG: 0.319 (8, 3)		BFFBBFX 3-2 G5-3 ②		SX 0-1 F8 ②			BCX 1-1 F7 ①	BSBFX 2-2 L5 ③		4	0	0	0	0	0	3
31 Brad Penny, R (1, 1) OBP: 0.278, SLG: 0.327 Olmedo Saenz, R (7, PH) OBP: 0.303, SLG: 0.320 Joe Beimel, L (7, 1) 45 Scott Proctor, R (8, 1) Luis Gonzalez, L (9, PH) OBP: 0.355, SLG: 0.424		FFS 0-3 K		SBCFFBFFS 2-3 K ③			BBBCB 4-1 15 FC3-6 BB		CSBX 1-2 9 FC5 15 1B 1B	2 0 0 0 1	0 0 0 0 0	0 0 0 0 1	0 0 0 0 0	2 0 0 0 0	1 0 0 0 0	1 0 0 0 0
Inning Stats	R: 0 E: 0 K: 2 S: 12 H: 1 LOB: 3 BB: 2 P: 23	R: 0 E: 0 K: 1 S: 14 H: 0 LOB: 1 BB: 0 P: 19	R: 0 E: 0 K: 0 S: 11 H: 1 LOB: 1 BB: 1 P: 19	R: 0 E: 0 K: 2 S: 14 H: 1 LOB: 1 BB: 0 P: 18	R: 0 E: 0 K: 1 S: 7 H: 0 LOB: 0 BB: 0 P: 11	R: 0 E: 0 K: 0 S: 7 H: 0 LOB: 1 BB: 1 P: 15	R: 0 E: 0 K: 0 S: 6 H: 0 LOB: 1 BB: 1 P: 14	R: 1 E: 0 K: 0 S: 14 H: 2 LOB: 2 BB: 1 P: 27	R: 1 E: 0 K: 1 S: 11 H: 3 LOB: 2 BB: 0 P: 16	1B: 6 2B: 2 3B: 0 HR: 0	SF: 1 SAC: 0 DP: 1 HBP: 0						

PITCHER		IP	WLS	BF	H	R	ER	SO	BB	IBB	HBP	BLK	WP	HR	S	P	ERA	WHIP
Oliver Pérez, L ERA: 3.34	(1, 1)	7.0	W	29	3	0	0	6	5	0	0	0	0	0	71	119	0.00	1.143
Jorge Sosa, R ERA: 4.27	(8, 1)	0.1	H	4	2	1	1	0	1	0	0	0	0	0	8	18	27.00	9.000
25 Pedro Feliciano, L ERA: 2.64	(8, 1)	0.2	H	2	0	0	0	0	0	0	0	0	0	0	6	9	0.00	0.000
13 Billy Wagner, L ERA: 2.05	(9, 1)	1.0		6	3	1	1	1	0	0	0	0	0	0	11	16	9.00	3.000

PITCHER	IP	WLS	BF	H	R	ER	SO	BB	IBB	HBP	BLK	WP	HR	S	P	ERA	WHIP

TOP

Los Angeles Dodgers @ New York Mets

Shea Stadium, Flushing, NY

Fri Aug 24 2007, 7:10 PM EDT

Att. 53,250 - Clear - 79 F

livebaseballscorecards.com

AB	34
R	2
H	8
RBI	2
BB	6
SO	7
LOB	25



BOTTOM

Los Angeles Dodgers @ New York Mets

Shea Stadium, Flushing, NY

Fri Aug 24 2007, 7:10 PM EDT

Att. 53,250 - Clear - 79 F

livebaseballscorecards.com

Batter	1	2	3	4	5	6	7	8	9	AB	R	H	RBI	BB	SO	LOB
7 José Reyes, S (1, 6) OBP: 0.374, SLG: 0.445	BBBB 4-0 S 2B BB		X 0-0 SH2-3 5 1B 2B	X 0-0 ③ L7			CSBX 1-2 ① F7	BBFBFFFS 3-3 ③ K 1-2 2-3		4	2	1	0	1	1	4
Ruben Gotay, S (1, 4) OBP: 0.380, SLG: 0.490	BBFX 2-1 18 CS 1-H 2B		X 0-0 ① SH2-3 2-3		CFBS 1-3 ① K		CFBX 1-2 5 G6-4-3 1B			3	0	2	1	0	1	0
5 David Wright, R (1, 5) OBP: 0.406, SLG: 0.528	CBBFFFBFB 4-2 18 CS BB		X 0-0 15 G3 3-H 1B		CCBBBX 3-2 HR		D B 1 SAFE X 2-0 ②③ G6-4-3 1-2f			3	1	2	2	1	0	1
15 Carlos Beltrán, S (1, 8) OBP: 0.353, SLG: 0.524	MSBFFFFDX 2-2 ① L6		D X 1-0 ② G3 1-2		BCCX 1-2 ② F8			BFBBB 4-1 18 1B 1B BB		3	1	0	0	1	0	3
18 Moises Alou, R (1, 7) OBP: 0.367, SLG: 0.498	BCBCX 2-2 ②③ F8 1-2 2-3		F X 0-1 ③ G4-3		B X 1-0 ③ G6-3			1 SAFE C X 0-1 1B 1B 9 SF8 1-2 1B		4	1	1	0	0	0	3
21 Carlos Delgado, L (1, 3) OBP: 0.324, SLG: 0.423		BFFFFFBFFF 3-2 ① X G4-3		BSSBFBBB 4-2 SH1-4 BB BB		X 0-0 ① G3		CFS 0-3 ① K		3	0	0	0	1	1	2
Lastings Milledge, R (1, 9) OBP: 0.326, SLG: 0.427		CBFT 1-2 ② K		BBBB 4-0 SH1-4 1-2 BB		BBX 2-0 ② G4-3		CBX 1-1 7 BLK 1B 1-2 2-H 1B		3	0	1	1	1	1	0
Mike DiFelice, R (1, 2) OBP: 0.314, SLG: 0.406		BFSX 1-2 1B		LX 0-1 ① SH1-4 1-2 2-3		BX 1-0 1B		CX 0-1 7 BLK 1-2 2-3 1B		3	0	3	0	0	0	0
Oliver Pérez, L (1, 1) OBP: 0.174, SLG: 0.174 Jorge Sosa, R (8, 1) OBP: 0.296, SLG: 0.292 25 Pedro Feliciano, L (8, 1) 9 Marlon Anderson, L (8, PH) OBP: 0.346, SLG: 0.438 13 Billy Wagner, L (9, 1)		BX 1-0 ③ B2-3		BSBX 2-1 ② G5-3		FSX 0-2 ③ P6		DBFX 2-1 ② SF8 3-H		3 0 0 0 0	0 0 0 0 0	0 0 0 0 0	0 0 0 1 0	0 0 0 0 0	0 0 0 0 0	4 0 0 0 0
Inning Stats	R: 1 H: 1 E: 0 LOB: 1 K: 0 BB: 2 S: 15 P: 29	R: 0 H: 1 E: 0 LOB: 1 K: 1 BB: 0 S: 14 P: 20	R: 1 H: 2 E: 0 LOB: 1 K: 0 BB: 0 S: 6 P: 7	R: 0 H: 0 E: 0 LOB: 2 K: 0 BB: 2 S: 8 P: 18	R: 1 H: 1 E: 0 LOB: 0 K: 1 BB: 0 S: 10 P: 16	R: 0 H: 1 E: 0 LOB: 1 K: 0 BB: 0 S: 6 P: 9	R: 0 H: 1 E: 0 LOB: 0 K: 0 BB: 0 S: 7 P: 11	R: 2 H: 3 E: 0 LOB: 2 K: 2 BB: 1 S: 17 P: 27		1B: 7 SF: 1 2B: 2 SAC: 2 3B: 0 DP: 1 HR: 1 HBP: 0						WP: 0 PA: 37 PB: 0 SB: 1 CS: 2

	AB	29
	R	5
	H	10
	RBI	5
	BB	5
	SO	4
	LOB	17

PITCHER		IP	WLS	BF	H	R	ER	SO	BB	IBB	HBP	BLK	WP	HR	S	P	ERA	WHIP
31 Brad Penny, R ERA: 2.65	(1, 1)	6.0	L	27	6	3	3	2	4	0	0	0	0	1	59	99	4.50	1.667
Joe Beimel, L ERA: 4.07	(7, 1)	1.0		3	1	0	0	0	0	0	0	0	0	0	7	11	0.00	1.000
45 Scott Proctor, R ERA: 4.13	(8, 1)	1.0		7	3	2	2	2	1	0	0	1	0	0	17	27	18.00	4.000

PITCHER	IP	WLS	BF	H	R	ER	SO	BB	IBB	HBP	BLK	WP	HR	S	P	ERA	WHIP

Batter	1	2	3	4	5	6	7	8	9	AB	R	H	RBI	BB	SO	LOB
15 Rafael Furcal, S (1, 6) OBP: 0.345, SLG: 0.369	F F B B X 2-2 ① F8		C X 0-1 ③ F8			C B B X 2-1 1B		B B C C B X 3-2 9 G4-6-3 1B		4	0	2	0	0	0	0
9 Juan Pierre, L (1, 8) OBP: 0.323, SLG: 0.343	C X 0-1 16 CS 1B			C B B L X 2-2 ① G3		C B C B 1 F F S SAFE 2-3 ③ K		B B C C X 2-1 ②③ G4-6-3 1-2f		4	0	1	0	0	1	2
16 Andre Ethier, L (1, 9) OBP: 0.362, SLG: 0.468	1 SAFE B C X 1-1 ②③ G6-3 1-2			B B F X 2-1 ② F8			C C B B T 2-2 ① K		C B T B X 2-2 ① F8	4	0	0	0	0	1	1
12 Jeff Kent, R (1, 4) OBP: 0.364, SLG: 0.486		C S B B S 2-3 ① K		C S B B S 2-3 ③ K			B X 1-0 ② P6		B C F F X 1-2 G1-6-3 1B	4	0	1	0	0	2	0
Luis Gonzalez, L (1, 7) OBP: 0.357, SLG: 0.431		B B B B 4-0 55 CS BB			C B F B F F E D F S 3-3 ① K		C B B X 2-1 HR		B B B C X 3-1 ②③ G1-6-3 1-2f	3	1	1	1	1	1	1
55 Russell Martin, R (1, 2) OBP: 0.374, SLG: 0.470		L B 1 SAFE S B B B 4-2 ② 1-2 BB			B X 1-0 ② P6		C F B B X 2-2 HR			2	1	1	1	1	0	0
7 James Loney, L (1, 3) OBP: 0.355, SLG: 0.463 Rudy Seanez, R (5, 1) 27 Matt Kemp, R (7, PH) OBP: 0.369, SLG: 0.525 Roberto Hernandez, R (7, 1) Joe Beimel, L (7, 1) 51 Jonathan Broxton, R (8, 1)		B X 1-0 ③ F8			B C X 1-1 ③ P5		B B C C C 2-3 ③ K			2 0 1 0 0 0 0	0 0 0 0 0 0 0	0 0 0 0 0 0 0	0 0 0 0 0 0 0	0 0 0 0 0 0 0	0 0 1 0 0 0 0	1 0 0 0 0 0 0
Shea Hillenbrand, R (1, 5) OBP: 0.274, SLG: 0.328			B B X 2-0 ① P3		B C F S 1-3 ① K			C B X 1-1 G3 3B		3	1	1	0	0	1	0
50 Eric Stults, L (1, 1) OBP: 0.250, SLG: 0.375 Mark Sweeney, L (5, 3) OBP: 0.347, SLG: 0.381			C F B B X 2-2 ② F8		B F C B X 2-2 ② P2			C B X 1-1 ① G3 3-H		1 2	0 0	0 0	0 1	0 0	0 0	0 0
Inning Stats	R: 0 E: 0 K: 0 S: 7 H: 1 LOB: 0 BB: 0 P: 10	R: 0 E: 0 K: 1 S: 6 H: 0 LOB: 1 BB: 2 P: 17	R: 0 E: 0 K: 0 S: 6 H: 0 LOB: 0 BB: 0 P: 10	R: 0 E: 0 K: 1 S: 8 H: 0 LOB: 0 BB: 0 P: 14	R: 0 E: 0 K: 1 S: 9 H: 0 LOB: 0 BB: 0 P: 14	R: 0 E: 0 K: 2 S: 13 H: 1 LOB: 1 BB: 0 P: 20	R: 2 E: 0 K: 2 S: 12 H: 2 LOB: 0 BB: 0 P: 21	R: 1 E: 0 K: 0 S: 9 H: 2 LOB: 0 BB: 0 P: 16	R: 0 E: 0 K: 0 S: 9 H: 1 LOB: 0 BB: 0 P: 15	1B: 4 2B: 0 3B: 1 HR: 2 SF: 0 SAC: 0 DP: 2 HBP: 0						

TOP

Los Angeles Dodgers @ New York Mets

Shea Stadium, Flushing, NY

Sat Aug 25 2007, 3:55 PM EDT

Att. 52,655 - Sunny - 87 F

livebaseballscorecards.com

AB	30
R	3
H	7
RBI	3
BB	2
SO	7
LOB	5

PITCHER		IP	WLS	BF	H	R	ER	SO	BB	IBB	HBP	BLK	WP	HR	S	P	ERA	WHIP
26 Orlando Hernandez, R ERA: 3.07	(1, 1)	7.0	W	25	4	2	2	7	2	0	0	0	0	2	61	106	2.57	0.857
25 Pedro Feliciano, L ERA: 2.77	(8, 1)	1.0	H	4	2	1	1	0	0	0	0	0	0	0	9	16	9.00	2.000
Aaron Heilman, R ERA: 3.36	(9, 1)	1.0	S	3	1	0	0	0	0	0	0	0	0	0	9	15	0.00	1.000

PITCHER	IP	WLS	BF	H	R	ER	SO	BB	IBB	HBP	BLK	WP	HR	S	P	ERA	WHIP

WP: 0 PB: 0 SB: 0 CS: 2 PA: 32

Batter	1	2	3	4	5	6	7	8	9	AB	R	H	RBI	BB	SO	LOB
7 José Reyes, S (1, 6) OBP: 0.373, SLG: 0.443	B X 1-0 ① F7		L B B B C X 3-2 G5-3 5 1B S 1B		C B X 1-1 ① B1-3	F B X 1-1 ③ F7				4	1	1	0	0	0	0
Lastings Milledge, R (1, 9) OBP: 0.324, SLG: 0.417	B B S B B 4-1 BB 5 BB BB		C B B X 2-1 ① G5-3 1-3		C B X 1-1 ② G6-3		B X 1-0 ① G5-3			3	0	0	0	1	0	1
5 David Wright, R (1, 5) OBP: 0.411, SLG: 0.530	D 1 SAFE 1 SAFE B B C S F D 4-2 BB 1-2 BB		D C X 1-1 15 1B 3-H 1B		B B C C F F B B 4-2 15 1B 21 1B BB		B F B X 2-1 2B 1B			2	2	2	1	2	0	0
15 Carlos Beltrán, S (1, 8) OBP: 0.355, SLG: 0.524	C B X 1-1 ② F7		1 SAFE 1 SAFE B C X 1-1 1-2 1B		1 SAFE X 0-0 S 21 1B 1-3 1B		B C F F S 1-3 ② K			4	1	2	0	0	1	3
Jeff Conine, R (1, 7) OBP: 0.327, SLG: 0.414	C B B B B 4-1 1-2 2-3 BB		C T D B 1 SAFE F F F F 2-2 T ② K		B B I I 4-0 21 1B 1-2 IBB		P B X 2-0 1-H 2B			2	0	1	1	2	1	2
21 Carlos Delgado, L (1, 3) OBP: 0.323, SLG: 0.422	C S D X 1-2 ③ G5-3		X 0-0 ③ P4		X 0-0 1-2 2-H 3-H 1B		X 0-0 ③ F9			4	0	1	2	0	0	6
Sandy Alomar Jr., R (1, 2) OBP: 0.158, SLG: 0.211		C F F X 0-2 ① G6-3		B X 1-0 ① F8	C T S 0-3 ③ K			S T X 0-2 ① G1-3		4	0	0	0	0	1	2
Ruben Gotay, S (1, 4) OBP: 0.370, SLG: 0.477		F B F S 1-3 ② K		F B B B S F X 3-2 ② G6-3		B C B F S 2-3 ① K		S X 0-1 ② G3		4	0	0	0	0	2	0
26 Orlando Hernandez, R (1, 1) OBP: 0.170, SLG: 0.213 25 Pedro Feliciano, L (8, 1) 9 Marlon Anderson, L (8, PH) OBP: 0.341, SLG: 0.432 Aaron Heilman, R (9, 1)		C B F F S 1-3 ③ K		B F F C 1-3 ③ K		B F F X 1-2 ② P5		B B X 2-0 ③ G1-3		3 0 1 0	0 0 0 0	0 0 0 0	0 0 0 0	0 0 0 0	2 0 0 0	0 0 0 0
Inning Stats	R: 0 E: 0 K: 0 S: 11 H: 0 LOB: 3 BB: 3 P: 26	R: 0 E: 0 K: 2 S: 11 H: 0 LOB: 0 BB: 0 P: 13	R: 1 E: 0 K: 1 S: 17 H: 3 LOB: 2 BB: 0 P: 26	R: 0 E: 0 K: 1 S: 8 H: 0 LOB: 0 BB: 0 P: 13	R: 2 E: 0 K: 1 S: 13 H: 2 LOB: 2 BB: 2 P: 23	R: 0 E: 0 K: 1 S: 8 H: 0 LOB: 0 BB: 0 P: 12	R: 1 E: 0 K: 1 S: 10 H: 2 LOB: 1 BB: 0 P: 15	R: 0 E: 0 K: 0 S: 6 H: 0 LOB: 0 BB: 0 P: 8		1B: 6 2B: 1 3B: 0 HR: 0	SF: 0 SAC: 0 DP: 0 HBP: 0			WP: 0 PB: 0 SB: 2 CS: 0	PA: 36	

PITCHER		IP	WLS	BF	H	R	ER	SO	BB	IBB	HBP	BLK	WP	HR	S	P	ERA	WHIP
50 Eric Stults, L ERA: 4.23	(1, 1)	4.2	L	24	5	3	3	4	4	1	0	0	0	0	57	98	5.79	1.929
Rudy Seanez, R ERA: 3.43	(5, 1)	1.1		4	0	0	0	2	0	0	0	0	0	0	11	15	0.00	0.000
Roberto Hernandez, R ERA: 6.2	(7, 1)	0.2		4	2	1	1	1	0	0	0	0	0	0	9	14	13.50	3.000
Joe Beimel, L ERA: 4.04	(7, 1)	0.1		1	0	0	0	0	0	0	0	0	0	0	1	1	0.00	0.000
51 Jonathan Broxton, R ERA: 2.31	(8, 1)	1.0		3	0	0	0	0	0	0	0	0	0	0	6	8	0.00	0.000

PITCHER	IP	WLS	BF	H	R	ER	SO	BB	IBB	HBP	BLK	WP	HR	S	P	ERA	WHIP

BOTTOM

Los Angeles Dodgers @ New York Mets

Shea Stadium, Flushing, NY

Sat Aug 25 2007, 3:55 PM EDT
Att. 52,655 - Sunny - 87 F

livebaseballscorecards.com

AB	31
R	4
H	7
RBI	4
BB	5
SO	7
LOB	14

Batter	1	2	3	4	5	6	7	8	9	AB	R	H	RBI	BB	SO	LOB
15 Rafael Furcal, S (1, 6) OBP: 0.349, SLG: 0.375	C B B X 2-1 9 G4-3 2B		B C B B B 4-1 9 3B BB		B B F C D X 3-2 9 FC4-6 1-2 1B	X 0-0 9 1B 27 1B 1-2 1B		X 0-0 ① L7		4	2	3	0	1	0	0
9 Juan Pierre, L (1, 8) OBP: 0.324, SLG: 0.348	B L L F F X 1-2 ① G4-3 2-3		1 SAFE X 0-0 1-H 3B		S X 0-1 ① FC4-6 27 1B 2B 1-2f 2-3	C B X 1-1 S 27 1B 1-3 2-H 1B		B X 1-0 ② F7		5	1	2	2	0	0	3
27 Matt Kemp, R (1, 9) OBP: 0.369, SLG: 0.521	B S C B C 2-3 ② K		F B X 1-1 ③ G6-3		1 SAFE 1 SAFE S X 0-1 2B 16 F8 1-3 3-H 1B	1 SAFE B X 1-0 S 1-2 3-H 1B		C B X 1-1 ③ F8		5	0	2	2	0	1	2
12 Jeff Kent, R (1, 4) OBP: 0.365, SLG: 0.485 Ramon Martinez, R (4, PR) OBP: 0.248, SLG: 0.227 (4, 4)	F X 0-1 ③ P4			F H 1-1 16 1B HBP	F B F B X 2-2 1-3 3-H 2B	B C B F X 2-2 ③ G6-3 1-2 2-3			B C B X 2-1 ① G4-3	1 3	0 0	0 1	0 1	0 0	0 0	1 2
16 Andre Ethier, L (1, 7) OBP: 0.360, SLG: 0.464		S S S B B S 3-3 ① K		B B C B C F F F 1 SAFE F 3-2 X 1-3 1B	F D 3 SAFE X 1-1 ②③ F8 3-H		X 0-0 ① G3		S B F X 1-2 ② G3	5	0	1	0	0	1	2
Shea Hillenbrand, R (1, 5) OBP: 0.269, SLG: 0.321		C S B X 1-2 ② L8		B F F X 1-2 ① L4		F B X 1-1 ① G5-3	C B X 1-1 ② G6-3		S B S S 1-3 ③ K	5	0	0	0	0	1	2
7 James Loney, L (1, 3) OBP: 0.353, SLG: 0.459		B B B X 3-0 ③ F7		C F B F S 1-3 ② K		F X 0-1 E3 1B 1B	X 0-0 1B 1B			4	1	1	0	0	1	2
Mike Lieberthal, R (1, 2) OBP: 0.279, SLG: 0.262			B X 1-0 ① G6-3	S S B S S 1-3 ③ K		C B F S 1-3 ② K	T B B C B X 3-2 1-2 1B			4	0	1	0	0	2	3
David Wells, L (1, 1) OBP: 0.125, SLG: 0.125 Luis Gonzalez, L (6, PH) OBP: 0.358, SLG: 0.432 Rudy Seanez, R (6, 1) Olmedo Saenz, R (7, PH) OBP: 0.300, SLG: 0.316 Joe Beimel, L (7, 1) 51 Jonathan Broxton, R (7, 1) 44 Takashi Saito, L (9, 1)			C F B S 1-3 ② K		B X 1-0 9 15 FC4-6 27 1B 1B	T B F F B F B F F 3-2 F X 15 1-H 9 1B 1B	F B X 1-1 ③ F7			2 1 0 1 0 0 0	1 1 0 0 0 0 0	1 1 0 0 0 0 0	0 1 0 0 0 0 0	1 0 0 0 0 0 0	0 0 0 2 0 0 0
Inning Stats	R: 0 E: 0 K: 1 S: 12 H: 1 LOB: 1 BB: 0 P: 17	R: 0 E: 0 K: 1 S: 7 H: 0 LOB: 0 BB: 0 P: 14	R: 1 E: 0 K: 1 S: 8 H: 1 LOB: 1 BB: 1 P: 15	R: 0 E: 0 K: 2 S: 17 H: 1 LOB: 2 BB: 0 P: 24	R: 2 E: 0 K: 0 S: 13 H: 4 LOB: 1 BB: 0 P: 20	R: 3 E: 1 K: 1 S: 22 H: 4 LOB: 2 BB: 0 P: 31	R: 0 E: 0 K: 0 S: 9 H: 2 LOB: 2 BB: 0 P: 14	R: 0 E: 0 K: 0 S: 4 H: 0 LOB: 0 BB: 0 P: 6	R: 0 E: 0 K: 1 S: 8 H: 0 LOB: 0 BB: 0 P: 12	1B: 10 2B: 2 3B: 1 HR: 0	SF: 0 SAC: 0 DP: 0 HBP: 1					

TOP

Los Angeles Dodgers @ New York Mets

Shea Stadium, Flushing, NY

Sun Aug 26 2007, 8:05 PM EDT
Att. 49,234 - Cloudy - 80 F

livebaseballscorecards.com

AB	40
R	6
H	13
RBI	6
BB	1
SO	7
LOB	19

WP: 0 PB: 0 SB: 2 CS: 0 PA: 42

PITCHER		IP	WLS	BF	H	R	ER	SO	BB	IBB	HBP	BLK	WP	HR	S	P	ERA	WHIP
33 John Maine, R ERA: 3.68	(1, 1)	5.2	L	28	9	6	3	6	1	0	1	0	0	0	73	111	4.76	1.765
Scott Schoeneweis, L ERA: 4.79	(6, 1)	1.1		8	4	0	0	0	0	0	0	0	0	0	15	24	0.00	3.000
59 Guillermo Mota, R ERA: 6.0	(8, 1)	2.0		6	0	0	0	1	0	0	0	0	0	0	12	18	0.00	0.000

Batter	1	2	3	4	5	6	7	8	9	AB	R	H	RBI	BB	SO	LOB
7 José Reyes, S (1, 6) OBP: 0.373, SLG: 0.443	G5-3		1-2 5 2B 1B		G6-3		E5 S 1B		K	5	1	2	0	0	1	0
Lastings Milledge, R (1, 9) OBP: 0.333, SLG: 0.420	5 2B 1B		K		15 BB 5 BB 1B		5 S 2-3 BB		K	4	0	2	0	1	2	2
5 David Wright, R (1, 5) OBP: 0.413, SLG: 0.535	1-H 2B		15 CS 1-H 2-H 2B		15 BB 1-2 BB		K 1-2			3	0	2	2	1	1	2
15 Carlos Beltrán, S (1, 8) OBP: 0.356, SLG: 0.521	18 FC6-4 BB		F8 2-3		1-2 2-3 BB		G4-3			2	0	0	0	2	0	3
18 Moises Alou, R (1, 7) OBP: 0.365, SLG: 0.493	FC6-4 1-2f			1B	K			L4		4	0	1	0	0	1	5
Jeff Conine, R (1, 3) OBP: 0.325, SLG: 0.411		G6-3	F9			G6-3		1B		4	0	1	0	0	0	1
Ruben Gotay, S (1, 4) OBP: 0.361, SLG: 0.465		G6-3	L7			G3		P6		4	0	0	0	0	0	2
Mike DiFelice, R (1, 2) OBP: 0.282, SLG: 0.361		F8	F8			F7		K		4	0	0	0	0	1	2
33 John Maine, R (1, 1) OBP: 0.200, SLG: 0.200			7 1B 5 2B 1B		G3-1		K		P6	2	1	1	0	0	0	0
Scott Schoeneweis, L (6, 1)										0	0	0	0	0	0	0
Shawn Green, L (7, PH) OBP: 0.330, SLG: 0.408										1	0	0	0	0	1	0
59 Guillermo Mota, R (8, 1)										0	0	0	0	0	0	0
9 Marlon Anderson, L (9, PH) OBP: 0.337, SLG: 0.427										1	0	0	0	0	0	0
Inning Stats	R: 0 E: 0 K: 0 S: 6 H: 2 LOB: 2 BB: 1 P: 12	R: 0 E: 0 K: 0 S: 8 H: 0 LOB: 0 BB: 0 P: 10	R: 2 E: 0 K: 1 S: 12 H: 3 LOB: 0 BB: 0 P: 15	R: 0 E: 0 K: 0 S: 8 H: 1 LOB: 1 BB: 0 P: 11	R: 0 E: 0 K: 1 S: 14 H: 1 LOB: 3 BB: 2 P: 25	R: 0 E: 0 K: 0 S: 4 H: 0 LOB: 0 BB: 0 P: 8	R: 0 E: 1 K: 2 S: 12 H: 1 LOB: 2 BB: 1 P: 22	R: 0 E: 0 K: 1 S: 12 H: 1 LOB: 1 BB: 0 P: 14	R: 0 E: 0 K: 2 S: 11 H: 0 LOB: 0 BB: 0 P: 17	1B: 7 2B: 2 3B: 0 HR: 0	SF: 0 SAC: 0 DP: 0 HBP: 0						

PITCHER	IP	WLS	BF	H	R	ER	SO	BB	IBB	HBP	BLK	WP	HR	S	P	ERA	WHIP
David Wells, L (1, 1) ERA: 5.46	5.0	W	23	7	2	2	2	3	0	0	0	0	0	48	73	3.60	2.000
Rudy Seanez, R (6, 1) ERA: 3.38	1.0		3	0	0	0	0	0	0	0	0	0	0	4	8	0.00	0.000
Joe Beimel, L (7, 1) ERA: 4.02	0.1		3	1	0	0	1	1	0	0	0	0	0	7	14	0.00	6.000
51 Jonathan Broxton, R (7, 1) ERA: 2.25	1.2	H	6	1	0	0	2	0	0	0	0	0	0	17	22	0.00	0.600
44 Takashi Saito, R (9, 1) ERA: 1.41	1.0		3	0	0	0	2	0	0	0	0	0	0	11	17	0.00	0.000

PITCHER	IP	WLS	BF	H	R	ER	SO	BB	IBB	HBP	BLK	WP	HR	S	P	ERA	WHIP

BOTTOM

Los Angeles Dodgers @ New York Mets

Shea Stadium, Flushing, NY

Sun Aug 26 2007, 8:05 PM EDT
Att. 49,234 - Cloudy - 80 F

livebaseballscorecards.com

AB	34
R	2
H	9
RBI	2
BB	4
SO	7
LOB	17

1B: 7	SF: 0	WP: 0	PA: 38
2B: 2	SAC: 0	PB: 0	
3B: 0	DP: 0	SB: 2	
HR: 0	HBP: 0	CS: 1	

Batter	1	2	3	4	5	6	7	8	9	AB	R	H	RBI	BB	SO	LOB
7 José Reyes, S (1, 6) OBP: 0.371, SLG: 0.440	C FF 91 X FF 93 0-1 ① G4-3			B SL 84 C CH 84 B CH 82 C FF 93 X SL 86 2-2 ① G4-3	F CU 79 S CH 83 X FF 92 0-2 ③ FC4 1-2f			F FF 93 B SL 88 F FF 93 F FF 94 X SL 84 1-2 ① F8		4	0	0	0	0	0	2
1 Luis Castillo, S (1, 4) OBP: 0.361, SLG: 0.357	B FF 93 B FF 93 C FF 93 X FF 91 2-1 ② F8			C CU 81 M FF 92 B CU 81 X FF 92 1-2 ② G1-3		B FF 90 C FF 90 B CU 81 C FF 91 X SL 84 2-2 5 G6-3 1B		C FF 94 C FF 93 F FF 93 F FF 94 X SL 85 0-2 ② G3-1		4	0	1	0	0	0	0
5 David Wright, R (1, 5) OBP: 0.410, SLG: 0.530	B FF 91 B SL 87 C SL 86 C FF 92 B SL 85 C SL 85 3-3 ③ K			C FF 92 B SL 86 B FF 93 S CH 85 C FF 93 2-3 ③ K		X SL 85 0-0 ①② 1-2f G6-3		C FF 93 B FF 93 C SL 87 C SL 85 1-3 ③ K		4	0	0	0	0	3	1
15 Carlos Beltrán, S (1, 8) OBP: 0.355, SLG: 0.521		C SL 86 B CU 79 F FF 92 B FF 93 S CU 81 2-3 ① K			B CH 83 X CH 83 1-0 18 G4-3 1B 2B	C FF 92 X SL 84 0-1 ③ L9			C FF 90 B SL 87 F FF 91 F CH 79 X SL 88 1-2 ① P6	4	1	1	0	0	1	0
18 Moises Alou, R (1, 7) OBP: 0.363, SLG: 0.488		C SL 84 B CU 79 B FF 92 B SL 84 X FF 93 3-1 ② L8			F SL 85 B CU 75 S SL 87 X FF 92 1-2 ① G4-3 2-3		B SL 84 X SL 84 1-0 ① G5-3		B SL 88 X SL 87 1-0 1B	4	0	1	0	0	0	1
21 Carlos Delgado, L (1, 3) OBP: 0.323, SLG: 0.420		C FF 92 T FF 92 F FF 93 B CH 84 F FF 93 F CU 79 S SL 86 1-3 ③ K			D SL 86 F SL 86 F FF 92 S CU 80 1-3 ② K		X FF 91 0-0 1B 1B		F FF 91 S FC 88 F SL 88 B CH 83 F SL 88 C FF 92 1-3 ② K	4	0	1	0	0	3	2
Paul Lo Duca, R (1, 2) OBP: 0.312, SLG: 0.356			B SL 85 X FF 92 1-0 ① G1-3		B SL 85 B SL 86 C CH 86 X FF 93 2-1 1B 54 1B 1B 3-H		B SI 90 B SI 89 C SI 90 F FF 88 X SI 89 2-2 1-2 1B		F FF 91 B SL 88 X FC 87 1-1 ③ F9	4	1	2	1	0	0	1
Shawn Green, L (1, 9) OBP: 0.331, SLG: 0.408 Jeff Conine, R (7, PH) OBP: 0.324, SLG: 0.409 (7, 9)			C FF 93 C SL 85 B FF 93 F CU 80 B FF 94 S SL 85 2-3 ② K		B CU 80 C CH 83 C FF 92 B CU 79 X FF 92 2-2 54 1B 1-3 1B		C CU 79 F SL 81 F FF 92 X SL 82 0-2 ② F9			2 1	0 0	1 0	0 0	0 0	1 0	0 2
54 Brian Lawrence, R (1, 1) OBP: 0.300, SLG: 0.300 Jorge Sosa, R (5, 1) OBP: 0.296, SLG: 0.292 Lastings Milledge, R (7, PH) OBP: 0.331, SLG: 0.417 Scott Schoeneweis, L (7, 1) Aaron Sele, R (8, 1)			B FF 93 C FF 93 B SL 84 B FF 92 X FF 93 3-1 ③ G1-3		B SL 86 F SL 85 X SL 85 1-1 7 FC4 1-2 3-H		S SI 79 B CU 81 S SL 82 S SL 82 1-3 ③ K			2 0 1 0 0	0 0 0 0 0	1 0 0 0 0	1 0 0 0 0	0 0 1 0 0	0 0 2 0 0	0 0 0 0 0
Inning Stats	R: 0 E: 0 K: 1 S: 7 H: 0 LOB: 0 BB: 0 P: 12	R: 0 E: 0 K: 2 S: 11 H: 0 LOB: 0 BB: 0 P: 17	R: 0 E: 0 K: 1 S: 7 H: 0 LOB: 0 BB: 0 P: 13	R: 0 E: 0 K: 1 S: 9 H: 0 LOB: 0 BB: 0 P: 14	R: 2 E: 0 K: 1 S: 17 H: 4 LOB: 2 BB: 0 P: 25	R: 0 E: 0 K: 0 S: 6 H: 1 LOB: 0 BB: 0 P: 8	R: 0 E: 0 K: 1 S: 12 H: 2 LOB: 2 BB: 0 P: 16	R: 0 E: 0 K: 1 S: 12 H: 0 LOB: 0 BB: 0 P: 14	R: 0 E: 0 K: 1 S: 12 H: 1 LOB: 1 BB: 0 P: 16	1B: 7 2B: 1 3B: 0 HR: 0	SF: 0 SAC: 0 DP: 1 HBP: 0			WP: 0 PB: 0 SB: 0 CS: 0	PA: 34		

PITCHER		IP	WLS	BF	H	R	ER	SO	BB	IBB	HBP	BLK	WP	HR	S	P	ERA	WHIP
58 J.D. Durbin, R ERA: 5.14	(1, 1)	6.1	W	24	6	2	2	6	0	0	0	0	0	0	59	92	2.84	0.947
Antonio Alfonseca, R ERA: 4.06	(7, 1)	0.0		1	1	0	0	0	0	0	0	0	0	0	3	5	∞	∞
16 J.C. Romero, L ERA: 2.58	(7, 1)	0.2	H	2	0	0	0	1	0	0	0	0	0	0	7	8	0.00	0.000
45 Tom Gordon, R ERA: 5.73	(8, 1)	1.0		3	0	0	0	1	0	0	0	0	0	0	12	14	0.00	0.000
55 Clay Condrey, R ERA: 5.8	(9, 1)	1.0		4	1	0	0	1	0	0	0	0	0	0	12	16	0.00	1.000

PITCHER	IP	WLS	BF	H	R	ER	SO	BB	IBB	HBP	BLK	WP	HR	S	P	ERA	WHIP

TOP

New York Mets @ Philadelphia Phillies

Citizens Bank Park, Philadelphia, PA

Mon Aug 27 2007, 7:05 PM EDT
Att. 38,165 - Partly Cloudy - 80 F

livebaseballscorecards.com

AB	34
R	2
H	8
RBI	2
BB	0
SO	9
LOB	11

BOTTOM

New York Mets @ Philadelphia Phillies

Citizens Bank Park, Philadelphia, PA

Mon Aug 27 2007, 7:05 PM EDT
Att. 38,165 - Partly Cloudy - 80 F

livebaseballscorecards.com

Batter	1	2	3	4	5	6	7	8	9	AB	R	H	RBI	BB	SO	LOB
11 Jimmy Rollins, S (1, 6) OBP: 0.339, SLG: 0.513	C FA 80 S FA 82 X CU 77 0-2 ① G4-3		F FA 81 X FA 82 0-1 26 S HR 1B		C FA 81 B CH 78 X SL 76 1-1 ① F9	C FF 93 C FF 94 B SL 84 F FF 94 X SL 86 1-2 26 2B 1B	B FF 88 B FF 89 F FF 89 X FF 89 2-1 ② F8			5	2	2	0	0	0	0
26 Chase Utley, L (1, 4) OBP: 0.416, SLG: 0.592	B CH 80 X FA 81 1-0 ② F7		C SL 76 B SL 75 1 SAFE 1 SAFE B SL 74 X FA 80 2-1 ① G3 1-2		B FA 82 X FA 82 1-0 HR	B SL 86 X FF 94 1-0 1-H 2B	S FF 89 S SL 81 X SL 82 0-2 8 1B 1B			5	1	3	2	0	0	1
Pat Burrell, R (1, 7) OBP: 0.412, SLG: 0.501 8 Shane Victorino, S (7, 9) OBP: 0.352, SLG: 0.431	C FA 82 C FA 83 B SL 79 B CH 79 X SL 78 2-2 1B		C CH 76 C FA 82 X FA 82 0-2 2-H HR		B FA 81 B FA 81 F FA 83 B FA 83 X FA 82 3-1 ② P2	B SL 86 F SL 84 X FF 93 1-1 ② L8	X SI 89 0-0 1-2 1B			4 1	1 0	2 1	2 0	0 0	0 0	1 0
6 Ryan Howard, L (1, 3) OBP: 0.388, SLG: 0.566	B SL 76 C SL 76 B FA 83 F SL 77 X FA 82 2-2 ③ L6		X SL 77 0-0 L4-3 1B		B CH 79 C SL 78 X FA 82 1-1 19 1B 2B	I IN 79 I IN 79 I IN 80 I IN 77 4-0 IBB	C FF 90 B FF 90 B FF 90 B FF 90 X FF 90 3-1 ③ G4-3			4	1	2	0	1	0	3
Aaron Rowand, R (1, 8) OBP: 0.380, SLG: 0.516		S CU 76 B FA 82 X FA 82 1-1 ① G4-3	D CU 77 F FA 82 X FA 82 1-1 ②③ L4-3 1-1		F SL 83 S SL 78 B FA 83 B FA 84 B SL 84 B SL 78 4-2 19 1B BB	F SL 86 B FF 93 S FF 92 B FF 94 X SL 84 2-2 ③ G5-3		B FC 84 C CU 72 B FF 86 C FA 86 B FF 87 X SL 85 3-2 ① G3		4	0	0	0	1	0	3
19 Greg Dobbs, L (1, 5) OBP: 0.324, SLG: 0.471 Abraham Nunez, S (7, PH) OBP: 0.317, SLG: 0.295 (8, 5)		C FA 82 X FA 83 0-1 28 2B 1B		B FA 80 C FA 80 F CH 80 B FA 83 X FA 82 2-2 ① F9	B SL 77 F FA 82 X CH 78 1-1 28 BB 1-3 2-H 1B		B FF 89 F FF 89 B FF 90 F FF 90 X FF 90 2-2 ① G5-3	B FA 87 S CH 82 B CU 72 B FF 87 C FA 86 X FA 85 3-2 ② L9		3 2	1 0	2 0	1 0	0 0	0 0	0 0
28 Jayson Werth, R (1, 9) OBP: 0.408, SLG: 0.484 (7, 7)		B FA 82 C CH 77 B FA 83 B FA 82 1 SAFE X FA 83 3-1 1-H 2B		C FA 82 C SL 82 X FA 82 0-2 27 G6-3 2B	B CH 83 B CH 83 C SL 83 F SL 84 B SL 86 F SL 84 D SL 85 4-2 1-2 BB		B FF 90 F FF 89 F SL 82 X FF 91 1-2 27 WP 27 2B 1B	B FF 87 X FF 87 1-0 1B		4	1	4	1	1	0	0
27 Chris Coste, R (1, 2) OBP: 0.354, SLG: 0.484		C SL 78 F FA 82 B SL 78 B FA 84 X FA 83 2-2 ② G6-3		C FA 82 F FA 81 X CH 78 0-2 ② G6-3 2-3	B SL 86 B FF 93 S SL 84 S SL 86 S SL 86 2-3 ③ K		B SL 81 F FF 90 F FF 89 F SL 81 F SL 82 B FF 91 X FF 90 2-2 1-H HR 2B	B SL 84 C FF 86 B CH 83 X CU 75 2-1 ③ L8		5	1	1	1	0	1	6
58 J.D. Durbin, R (1, 1) OBP: 0.235, SLG: 0.294 Antonio Alfonseca, R (7, 1) 16 J.C. Romero, S (7, 1) Tadahito Iguchi, R (7, PH) OBP: 0.346, SLG: 0.401 45 Tom Gordon, R (8, 1) 55 Clay Condrey, R (9, 1)		C CH 78 B SL 78 S FA 83 F FA 84 B SL 78 S CU 77 2-3 ③ K		C FA 81 B FA 82 B SL 77 C FA 84 B FA 82 X CU 76 3-2 ③ G6-3		C FF 91 C SL 82 S SL 84 0-3 ① K	S SL 80 X SL 79 0-1 2-H HR			3 0 0 0 1 0 0	0 0 0 0 1 0 0	0 0 0 0 1 0 0	0 0 0 0 2 0 0	0 0 0 0 0 0 0	2 0 0 0 0 0 0	2 0 0 0 0 0 0
Inning Stats	R: 0 E: 0 K: 0 S: 10 H: 1 LOB: 1 BB: 0 P: 15	R: 1 E: 0 K: 1 S: 13 H: 2 LOB: 1 BB: 0 P: 21	R: 2 E: 0 K: 0 S: 10 H: 3 LOB: 0 BB: 0 P: 13	R: 0 E: 0 K: 0 S: 12 H: 1 LOB: 1 BB: 0 P: 17	R: 2 E: 0 K: 1 S: 17 H: 3 LOB: 3 BB: 2 P: 34	R: 1 E: 0 K: 1 S: 13 H: 2 LOB: 2 BB: 1 P: 22	R: 3 E: 0 K: 0 S: 21 H: 5 LOB: 2 BB: 0 P: 31	R: 0 E: 0 K: 0 S: 9 H: 1 LOB: 1 BB: 0 P: 18		1B: 10 2B: 6 3B: 0 HR: 3 SF: 0 SAC: 0 DP: 1 HBP: 0						

	AB	41
	R	9
	H	18
	RBI	9
	BB	3
	SO	3
	LOB	16

PITCHER		IP	WLS	BF	H	R	ER	SO	BB	IBB	HBP	BLK	WP	HR	S	P	ERA	WHIP
54 Brian Lawrence, R ERA: 6.31	(1, 1)	4.2	L	24	10	5	5	1	1	0	0	0	0	2	56	88	9.64	2.357
Jorge Sosa, R ERA: 4.3	(5, 1)	1.1		8	2	1	1	2	1	1	0	0	0	0	19	34	6.75	2.250
Scott Schoeneweis, L ERA: 5.25	(7, 1)	1.0		8	5	3	3	0	0	0	0	0	1	1	21	31	27.00	5.000
Aaron Sele, R ERA: 4.7	(8, 1)	1.0		4	1	0	0	0	0	0	0	0	0	0	9	18	0.00	1.000

PITCHER	IP	WLS	BF	H	R	ER	SO	BB	IBB	HBP	BLK	WP	HR	S	P	ERA	WHIP

Batter	1	2	3	4	5	6	7	8	9	10	AB	R	H	RBI	BB	SO	LOB
7 José Reyes, S (1, 6) OBP: 0.368, SLG: 0.436	X FA 90 0-0 ① P4		B CU 73 C CU 74 F CH 80 X FA 91 1-2 ① F8		X FA 89 0-0 ② L9		X CU 78 0-0 ②③ G6-3 1-2f			B CH 84 C CU 76 S CH 85 F CH 87 B CH 85 X CU 79 2-2 ① G3-1	5	0	0	0	0	0	2
1 Luis Castillo, S (1, 4) OBP: 0.358, SLG: 0.353	C FA 90 C FA 90 B FA 92 X FA 91 1-2 ② P6		C CU 76 B CH 81 X FA 88 1-1 ② F8		C CU 75 B CH 82 B FA 90 F FA 90 F FA 91 X FA 91 2-2 ③ P6			B FA 91 B FA 91 C FA 91 B FA 91 C FA 92 S CH 81 3-3 ① K		C FA 92 B CU 78 B CU 76 F CU 78 X CH 86 2-2 ② G1-3	5	0	0	0	0	1	1
5 David Wright, R (1, 5) OBP: 0.408, SLG: 0.526	B FA 92 C FA 90 B FA 90 B FA 90 F FA 92 B FA 91 4-2 15 S BB		C FA 89 B SL 82 F FA 90 B FA 90 F FA 91 B FA 89 X FA 92 3-2 ③ L9			C FA 85 S FA 88 X FA 89 0-2 ① G6-3		B FA 91 B CU 81 F CH 81 B CU 83 F CH 80 C FA 91 3-3 ② K		C CU 79 B FA 93 B CU 79 X CU 78 2-1 ③ G4-3	4	0	0	0	1	1	0
15 Carlos Beltrán, S (1, 8) OBP: 0.356, SLG: 0.519	B FA 91 F FA 91 1 SAFE 1 SAFE F FA 91 B FA 88 C FA 92 2-3 ③ K 1-2			B FA 87 C CU 75 B FA 91 X FA 89 2-1 ① G3		F CU 77 H FA 91 1-1 21 F9 18 BB HBP		B CU 81 B FA 92 B FA 92 B CH 81 4-0 18 WP BB			2	0	0	0	1	1	1
18 Moises Alou, R (1, 7) OBP: 0.374, SLG: 0.493		B FA 85 X FA 90 1-0 21 HR 1B		B FA 90 B CH 81 X 2-0 21 1B 1B		1 SAFE 1 SAFE B FA 90 B FA 88 1 SAFE B FA 87 C FA 91 B FA 91 4-1 FC6-4 1-2 BB		B CH 82 I IN 63 I I 4-0 1-2 IBB			2	1	2	0	2	0	0
21 Carlos Delgado, L (1, 3) OBP: 0.324, SLG: 0.427		F FA 91 F FA 91 B FA 92 1 SAFE B FA 92 B CH 85 F FA 92 X FA 92 3-2 1-H HR		C FA 91 B FA 91 X FA 91 1-1 G6-4-3 1-2 1B		B FA 91 B FC 88 B FA 91 S FA 91 F FA 91 F FA 92 X FA 90 3-2 ② F9 2-3		S CU 80 B FA 93 F CU 82 S FA 94 1-3 ③ K			4	1	2	2	0	1	4
Paul Lo Duca, R (1, 2) OBP: 0.309, SLG: 0.352		C FA 91 X CU 75 0-1 ① P6		B FA 89 B FA 91 X FA 92 2-0 ②③ G6-4-3 1-2f		B FA 91 C FA 90 F FA 91 B FA 91 X CU 80 2-2 ③ FC6-4 1-2f			F CU 77 F CU 78 B FA 94 S FA 87 1-3 ① K		4	0	0	0	0	1	4
Endy Chavez, L (1, 9) OBP: 0.325, SLG: 0.393		B CU 76 B FA 88 X FA 92 2-0 ② G4-3			B CU 74 X CH 82 1-0 ① G4-3		C CU 77 F CU 77 X FA 89 0-2 ① L6		C CU 78 B FA 88 X CU 78 1-1 ② G4-3		4	0	0	0	0	0	0
Tom Glavine, L (1, 1) OBP: 0.333, SLG: 0.271 25 Pedro Feliciano, L (8, 1) Aaron Heilman, R (8, 1) 9 Marlon Anderson, L (9, PH) OBP: 0.333, SLG: 0.421 59 Guillermo Mota, R (9, 1)		B FA 89 X FA 89 1-0 ③ F8			C FA 89 X FA 86 0-1 1B		B FA 89 C FA 89 X FA 89 1-1 7 G6-3 1B		B CH 87 F FA 86 B FA 94 S CU 78 X CU 79 2-2 ③ G1-3		3 0 0 1	0 0 0 0	2 0 0 0	0 0 0 0	0 0 0 0	0 0 0 0	0 0 0 0
Inning Stats	R: 0 H: 0 E: 0 LOB: 1 K: 1 BB: 1 S: 9 P: 16	R: 2 H: 2 E: 0 LOB: 0 K: 0 BB: 0 S: 9 P: 16	R: 0 H: 0 E: 0 LOB: 0 K: 0 BB: 0 S: 9 P: 14	R: 0 H: 2 E: 0 LOB: 1 K: 0 BB: 0 S: 6 P: 13	R: 0 H: 1 E: 0 LOB: 1 K: 0 BB: 0 S: 8 P: 11	R: 0 H: 0 E: 0 LOB: 2 K: 0 BB: 1 S: 12 P: 22	R: 0 H: 1 E: 0 LOB: 0 K: 0 BB: 0 S: 6 P: 7	R: 0 H: 0 E: 0 LOB: 2 K: 3 BB: 2 S: 9 P: 24	R: 0 H: 0 E: 0 LOB: 0 K: 1 BB: 0 S: 8 P: 12	R: 0 H: 0 E: 0 LOB: 0 K: 0 BB: 0 S: 9 P: 15	1B: 5 2B: 0 3B: 0 HR: 1	SF: 0 SAC: 0 DP: 2 HBP: 1						

PITCHER		IP	WLS	BF	H	R	ER	SO	BB	IBB	HBP	BLK	WP	HR	S	P	ERA	WHIP
23 Adam Eaton, R ERA: 6.23	(1, 1)	5.2		24	5	2	2	1	2	0	1	0	0	1	50	87	3.18	1.235
56 Geoff Geary, R ERA: 4.78	(6, 1)	1.1		4	1	0	0	0	0	0	0	0	0	0	9	12	0.00	0.750
16 J.C. Romero, L ERA: 2.52	(8, 1)	1.0		5	0	0	0	3	1	1	0	0	1	0	9	24	0.00	1.000
39 Brett Myers, R ERA: 4.89	(9, 1)	2.0	W	6	0	0	0	1	0	0	0	0	0	0	17	27	0.00	0.000

PITCHER	IP	WLS	BF	H	R	ER	SO	BB	IBB	HBP	BLK	WP	HR	S	P	ERA	WHIP

TOP

New York Mets @ Philadelphia Phillies

Citizens Bank Park, Philadelphia, PA

Tue Aug 28 2007, 7:05 PM EDT
Att. 40,508 - Partly Cloudy - 82 F

livebaseballscorecards.com

AB	34
R	2
H	6
RBI	2
BB	4
SO	5
LOB	12

WP: 1	PA: 39		
PB: 0			
SB: 1			
CS: 0			

New York Mets @ Philadelphia Phillies

Citizens Bank Park, Philadelphia, PA

Tue Aug 28 2007, 7:05 PM EDT
Att. 40,508 - Partly Cloudy - 82 F

livebaseballscorecards.com

Batter	1	2	3	4	5	6	7	8	9	10	AB	R	H	RBI	BB	SO	LOB
11 Jimmy Rollins, S (1, 6) OBP: 0.339, SLG: 0.517	F FA 84 B CH 78 F FA 84 B CH 77 X FA 85 2-2 F8 S 1B		B FA 85 B FA 84 C FA 84 X FA 83 2-1 ② F8		C FA 87 B FA 86 X FA 85 1-1 ③ F9			B FA 88 B FA 87 C FA 86 X FA 87 2-1 HR	B FA 96 B FA 96 C C F B X 3-2 ② P5		5	1	2	1	0	0	2
26 Chase Utley, L (1, 4) OBP: 0.414, SLG: 0.587	B FA 85 F CH 78 X FA 85 1-1 ① L9		B FA 85 C CH 78 B CU 70 X CH 78 2-1 ③ F8			B FA 83 B CH 76 C FA 84 F CH 77 F CH 77 X FA 86 2-2 6 1B 1B		C FA 87 X FA 87 0-1 ① G4-3	F FA 88 B CH 87 F CH 86 F FA 88 B FA 96 X FA 96 2-2 ③ F7		5	0	1	0	0	0	1
Pat Burrell, R (1, 7) OBP: 0.410, SLG: 0.497 8 Shane Victorino, S (8, PR) OBP: 0.353, SLG: 0.432 (9, 9)	C CH 78 B FA 85 F CH 77 B CH 79 B CH 80 F FA 87 X CH 79 3-2 ② F8 1-3			F FA 83 B FA 83 F FA 85 B CH 79 X CU 69 2-2 ① G6-3		X CH 78 0-0 ① P3		B CU 77 B CH 72 B FA 87 B CH 74 4-0 E S 1B BB		B CH 87 C FA 95 F FA 95 B CH 88 X CH 87 2-2 6 HR 1B	3 1	0 2	0 1	0 0	1 0	0 0	2 0
6 Ryan Howard, L (1, 3) OBP: 0.390, SLG: 0.573	B CH 78 C CH 79 C FA 86 B CH 78 B CH 79 X FA 87 3-2 ③ L6			B CH 78 X CH 77 1-0 G5-4-3 1B		F CH 77 X FA 84 0-1 1-3 1B		X FA 87 0-0 ② F7		B CH 86 S CH 84 1 SAFE S CH 86 X CH 86 1-2 1-H HR	5	1	3	2	0	0	2
Aaron Rowand, R (1, 8) OBP: 0.381, SLG: 0.516		B CH 76 S FA 84 F CH 77 X FA 85 1-2 1B 1B		B CH 78 X CH 78 1-0 ② G5-4-3 ③ 1-2f		B CH 78 F CH 79 F CH 78 B FA 87 B FA 87 X CH 79 3-2 ② F9		1 SAFE 1 SAFE B FA 92 B FA 94 C CH 83 X FA 94 2-1 19 BB 28 1B 1-H 1B			4	0	2	1	0	0	3
28 Jayson Werth, R (1, 9) OBP: 0.404, SLG: 0.478 (9, 7)		C FA 85 B CH 77 B FA 86 1 SAFE F CH 78 C FA 86 2-3 ① K			B FA 84 X CH 77 1-0 ① F7	D CH 79 C CH 78 C FA 86 B CH 79 F CH 79 X CH 79 2-2 ③ G5-3		C FA 94 X FA 94 0-1 19 BB 1-2 1B			4	0	1	0	0	1	3
Wes Helms, R (1, 5) OBP: 0.301, SLG: 0.375 19 Greg Dobbs, L (8, PH) OBP: 0.326, SLG: 0.471 39 Brett Myers, R (9, 1)		D CH 79 F CH 78 B FA 86 X FA 84 2-1 27 G5-4-3 1-2 1B			B CH 77 S CH 77 X FA 84 1-1 23 1B 1B		X CH 78 0-0 ① G6-3	B CH 83 B CH 83 B CH 84 B FA 96 4-0 1-2 2-3 BB			3 0 0	0 0 0	2 0 0	0 0 0	0 1 0	0 0 0	0 0 0
27 Chris Coste, R (1, 2) OBP: 0.340, SLG: 0.465		D CH 79 B FA 86 X CH 78 2-0 ② ③ G5-4-3 1-2f			B FA 86 1 SAFE X CH 78 1-0 ② L6		C CH 77 S CH 76 B CH 77 B FA 85 X CH 77 2-2 ② P5	X FA 94 0-0 ③ G1-3			4	0	0	0	0	0	6
23 Adam Eaton, R (1, 1) OBP: 0.259, SLG: 0.250 56 Geoff Geary, R (6, 1) Tadahito Iguchi, R (7, PH) OBP: 0.345, SLG: 0.400 16 J.C. Romero, S (8, 1) Abraham Nunez, S (9, 5) OBP: 0.316, SLG: 0.294			X FA 84 0-0 ① L8		B CH 78 B FA 84 X FA 85 2-0 1-2 1B		B FA 84 C FA 83 T CH 76 B CH 77 F CH 77 B CH 78 X CH 76 3-2 ③ G6-3		B F X 1-1 ① G1-3		2 0 1 0 1	0 0 0 0 0	1 0 0 0 0	0 0 0 0 0	0 0 0 0 0	0 0 0 0 0	0 0 0 0 0
Inning Stats	R: 0 E: 0 K: 0 S: 12 H: 1 LOB: 1 BB: 0 P: 21	R: 0 E: 0 K: 1 S: 9 H: 2 LOB: 1 BB: 0 P: 16	R: 0 E: 0 K: 0 S: 5 H: 0 LOB: 0 BB: 0 P: 9	R: 0 E: 0 K: 0 S: 5 H: 1 LOB: 0 BB: 0 P: 9	R: 0 E: 0 K: 0 S: 7 H: 2 LOB: 2 BB: 0 P: 13	R: 0 E: 0 K: 0 S: 14 H: 2 LOB: 2 BB: 0 P: 21	R: 0 E: 0 K: 0 S: 8 H: 0 LOB: 0 BB: 0 P: 13	R: 2 E: 0 K: 0 S: 10 H: 3 LOB: 3 BB: 2 P: 22	R: 0 E: 0 K: 0 S: 10 H: 0 LOB: 0 BB: 0 P: 16	R: 2 E: 0 K: 0 S: 6 H: 2 LOB: 0 BB: 0 P: 9	1B: 11 2B: 0 3B: 0 HR: 2 SF: 0 SAC: 0 DP: 2 HBP: 0						

BOTTOM

AB	38
R	4
H	13
RBI	4
BB	2
SO	1
LOB	19

WP: 0 PA: 40
PB: 0
SB: 2
CS: 0

PITCHER		IP	WLS	BF	H	R	ER	SO	BB	IBB	HBP	BLK	WP	HR	S	P	ERA	WHIP
Tom Glavine, L ERA: 4.15	(1, 1)	7.0		27	8	0	0	1	0	0	0	0	0	0	60	102	0.00	1.143
25 Pedro Feliciano, L ERA: 3.1	(8, 1)	0.2	H	4	1	2	2	0	1	0	0	0	0	1	5	11	27.00	3.000
Aaron Heilman, R ERA: 3.34	(8, 1)	0.1	B	4	2	0	0	0	1	0	0	0	0	0	5	11	0.00	9.000
59 Guillermo Mota, R ERA: 6.26	(9, 1)	1.0	L	5	2	2	2	0	0	0	0	0	0	1	16	25	18.00	2.000

PITCHER	IP	WLS	BF	H	R	ER	SO	BB	IBB	HBP	BLK	WP	HR	S	P	ERA	WHIP

Batter	1	2	3	4	5	6	7	8	9	AB	R	H	RBI	BB	SO	LOB
7 José Reyes, S (1, 6) OBP: 0.369, SLG: 0.435	B CH 76 B FA 83 S CH 76 X FA 82 2-1 1 CS 1B		B CH 75 B FA 82 C FA 82 C FA 81 B CH 76 F CH 75 X CH 76 3-2 ① F8		B FA 83 F FA 81 B CU 68 X FC 78 2-1 ① G5-3		B FA 90 F FA 91 B FA 92 B CH 82 B FA 92 4-1 1 CS BB			3	0	1	0	1	0	0
1 Luis Castillo, S (1, 4) OBP: 0.355, SLG: 0.350	C FA 83 1 SAFE 1 SAFE C CU 71 F SL 82 X CH 76 0-2 ① ② P4 1-2		C CH 76 B FA 83 C FC 80 X FA 82 1-2 ② G5-3		B FC 80 C CH 75 X CU 70 1-1 ② G5-3		F CH 81 1 SAFE C FA 91 1 SAFE 1 SAFE 1 SAFE B CU 82 X FA 91 1-2 ② ③ G5-3 1-2			4	0	0	0	0	0	2
5 David Wright, R (1, 5) OBP: 0.411, SLG: 0.533	B FA 83 B FA 83 B FA 83 C FA 83 F FC 82 X CH 75 3-2 HR		F FA 83 B FC 81 F CU 70 B FA 82 C FC 81 2-3 ③ K		X FC 80 0-0 1B			B FA 92 B FA 93 B SL 88 B FA 92 4-0 18 G5-4-3 BB		3	1	2	1	1	1	0
15 Carlos Beltrán, S (1, 8) OBP: 0.357, SLG: 0.521	C FC 81 B FC 82 X CU 71 1-1 18 1B 1B			B B C B FA 83 X FC 82 3-1 18 G5-3 21 1B 2B	C CH 76 X FA 82 0-1 ③ F9			1 SAFE 1 SAFE C SL 81 X FA 92 0-1 ① F9		4	1	2	0	0	0	2
18 Moises Alou, R (1, 7) OBP: 0.372, SLG: 0.488	B FA 82 B FC 81 X CH 75 2-0 1-3 1B			B FC 80 B FA 80 B FA 79 C FA 80 X FA 82 3-1 ① G5-3 2-3		B FC 78 F CH 74 B FA 82 C FA 80 X FA 82 2-2 ① G5-3		1 SAFE C FA 93 X FA 93 0-1 ② ③ G5-4-3 1-2f		4	0	1	0	0	0	2
21 Carlos Delgado, L (1, 3) OBP: 0.325, SLG: 0.428	X FA 83 0-0 ③ P4			X FC 80 0-0 BB 3-H 1B		C FA 83 X FA 82 0-1 1B			C FA 93 S CH 87 F CH 87 F FA 87 B FA 94 F FA 88 B FA 95 S CU 82 2-3 ① K	4	0	2	1	0	1	2
Paul Lo Duca, R (1, 2) OBP: 0.311, SLG: 0.352 Endy Chavez, L (9, PR) OBP: 0.325, SLG: 0.393		B FA 81 B FA 80 B FA 80 B FA 82 4-0 L3 BB		C FA 80 B CH 74 1 SAFE X FA 82 1-1 ② F8		B FA 82 F FA 80 C FC 81 C FC 80 1-3 ② K			B CU 79 B CU 78 B FA 92 C FA 92 X 3-1 9 1B 1B	3 0	0 0	1 0	0 0	1 0	1 0	2 0
Lastings Milledge, R (1, 9) OBP: 0.331, SLG: 0.410 9 Marlon Anderson, L (9, PH) OBP: 0.341, SLG: 0.429		C CH 75 B FA 83 S CH 76 B FA 81 S CH 75 2-3 ① K		D CU 71 B FC 81 F CH 74 D CH 74 B CH 75 4-1 1-2 BB		C FA 82 C FA 80 S CH 72 0-3 K			F CU 78 B CH 86 1 SAFE B CU 78 X CU 78 2-1 G6-4-3 1-3 1B	2 1	0 0	0 1	0 0	1 0	2 0	2 0
Oliver Pérez, L (1, 1) OBP: 0.167, SLG: 0.167 Jeff Conine, R (7, PH) OBP: 0.323, SLG: 0.407 Jorge Sosa, R (7, 1) OBP: 0.296, SLG: 0.292 Shawn Green, L (9, PH) OBP: 0.330, SLG: 0.407		L FA 81 B FA 81 1 SAFE L FC 80 F FC 80 B FA 82 F FC 81 B FC 80 F CH 75 3-2 ② ③ X FC 80 L3 1-1		X FA 82 0-0 ③ L4			C CH 79 B FA 90 B CU 81 X CH 80 2-1 ① F8		F CU 80 S CU 82 B CU 80 B FA 93 X CU 79 2-2 ② ③ G6-4-3 1-2f	2 1 0 1	0 0 0 0	0 0 0 0	0 0 0 0	0 0 0 0	0 0 0 0	3 0 0 2
Inning Stats	R: 1 E: 0 K: 0 S: 13 H: 4 LOB: 2 BB: 0 P: 21	R: 0 E: 0 K: 1 S: 9 H: 0 LOB: 0 BB: 1 P: 18	R: 0 E: 0 K: 1 S: 10 H: 0 LOB: 0 BB: 0 P: 16	R: 1 E: 0 K: 0 S: 9 H: 2 LOB: 2 BB: 1 P: 20	R: 0 E: 0 K: 0 S: 7 H: 1 LOB: 1 BB: 0 P: 10	R: 0 E: 0 K: 2 S: 11 H: 1 LOB: 1 BB: 0 P: 14	R: 0 E: 0 K: 0 S: 6 H: 0 LOB: 0 BB: 1 P: 13	R: 0 E: 0 K: 0 S: 4 H: 0 LOB: 0 BB: 1 P: 8	R: 0 E: 0 K: 1 S: 13 H: 2 LOB: 2 BB: 0 P: 22	1B: 8 2B: 3 3B: 0 HR: 1	SF: 0 SAC: 0 DP: 3 HBP: 0					WP: 0 PB: 0 SB: 0 CS: 2	PA: 36

PITCHER	IP	WLS	BF	H	R	ER	SO	BB	IBB	HBP	BLK	WP	HR	S	P	ERA	WHIP
Jamie Moyer, L (1, 1) ERA: 5.08	6.0	W	26	8	2	2	4	2	0	0	0	0	1	59	99	3.00	1.667
16 J.C. Romero, L (7, 1) ERA: 2.45	1.0	H	3	0	0	0	0	1	0	0	0	0	0	6	13	0.00	1.000
45 Tom Gordon, R (8, 1) ERA: 5.48	1.0	H	3	0	0	0	0	1	0	0	0	0	0	4	8	0.00	1.000
39 Brett Myers, R (9, 1) ERA: 4.8	1.0	S	4	2	0	0	1	0	0	0	0	0	0	13	22	0.00	2.000

PITCHER	IP	WLS	BF	H	R	ER	SO	BB	IBB	HBP	BLK	WP	HR	S	P	ERA	WHIP

TOP

New York Mets @ Philadelphia Phillies

Citizens Bank Park, Philadelphia, PA

Wed Aug 29 2007, 7:05 PM EDT

Att. 43,150 - Clear - 82 F

livebaseballscorecards.com

AB	32
R	2
H	10
RBI	2
BB	4
SO	5
LOB	17

Batter	1	2	3	4	5	6	7	8	9	AB	R	H	RBI	BB	SO	LOB
11 Jimmy Rollins, S (1, 6) OBP: 0.340, SLG: 0.523	B FA 90 X FA 90 1-0 HR	F FA 93 D CU 79 X CU 75 1-1 ③ F9			C CU 66 X CU 79 0-1 1-2 1B 1B		B SL 86 C FA 93 F FA 93 F FA 94 F FA 94 B FA 94 B FA 87 X SL 85 3-2 ① F9			4	1	2	1	0	0	2
Tadahito Iguchi, R (1, 4) OBP: 0.346, SLG: 0.400	B FA 90 B CU 73 C FA 91 X FA 92 2-1 ① F9		B FA 90 B FA 90 C FA 90 B CU 71 B CU 77 4-1 CS BB		C FA 91 B FA 92 S CU 76 F FA 93 X FA 94 1-2 1-2 2-3 1B		C FA 93 T FA 86 B SL 88 X CH 86 1-2 ② G6-3			3	0	1	0	1	0	0
Pat Burrell, R (1, 7) OBP: 0.409, SLG: 0.504 45 Tom Gordon, R (8, 1) 39 Brett Myers, R (9, 1)	C CU 69 F FA 92 X CH 82 0-2 HR		B FA 91 C FA 90 C CU 78 S CU 81 1-3 ① K		D CU 80 F CU 70 S FA 95 B FA 95 B FA 94 X CU 80 3-2 ① SF7 3-H		C FA 87 X FA 94 0-1 ③ G4-3			3 0 0	1 0 0	1 0 0	2 0 0	0 0 0	1 0 0	1 0 0
6 Ryan Howard, L (1, 3) OBP: 0.389, SLG: 0.573	S CU 77 S CH 81 B FA 90 C FA 93 1-3 ② K		F CU 68 B FA 92 B FA 94 S CU 78 S CU 78 2-3 ② K		C FA 80 B FA 94 B FA 93 F CU 79 B CU 77 C FA 94 3-3 ② K			C FA 87 B FA 94 B FA 93 F CH 85 B FA 94 X SL 86 3-2 2B		4	0	1	0	0	3	3
Aaron Rowand, R (1, 8) OBP: 0.378, SLG: 0.511	C CU 71 F FA 93 F FA 92 C FA 94 0-3 ③ K		C CU 64 B FA 94 S CU 80 1 SAFE 1 SAFE 1-2 ③ CS 1-2	C CU 77 B FA 92 T FA 92 S CU 79 1-3 ① K	F FA 95 S FA 94 S FA 95 0-3 ③ K			C FA 87 S CH 85 S FA 93 0-3 ① K		4	0	0	0	0	4	3
28 Jayson Werth, R (1, 9) OBP: 0.406, SLG: 0.476 (8, 7)		B FA 91 B FA 92 B FA 92 B FA 91 4-0 BB BB		B FA 92 B FA 93 X FA 92 2-0 ② F9		B FA 90 B CH 76 S FA 91 C FA 93 X FA 93 2-2 51 SH5-4 1B		B FA 95 X SL 86 1-0 ② G6-3		3	0	1	0	1	0	1
51 Carlos Ruiz, R (1, 2) OBP: 0.330, SLG: 0.395		C FA 90 C FA 91 B CU 75 1 SAFE X FA 92 1-2 ① F8		B FA 92 C CU 68 B CU 79 B FA 93 B FA 93 4-1 BB		1 SAFE X CU 70 0-0 ① SH5-4 1-2		B FA 87 C FA 94 B FA 94 X FA 87 2-1 ③ F8		2	0	0	0	1	0	2
Abraham Nunez, S (1, 5) OBP: 0.316, SLG: 0.291		B FA 89 B FA 91 B FA 92 B FA 90 4-0 1-2 BB		B FA 92 X FA 92 1-0 ③ F8		S CU 71 F FA 92 F FA 93 C CU 79 0-3 ② K				2	0	0	0	1	1	2
Jamie Moyer, L (1, 1) OBP: 0.161, SLG: 0.180 Wes Helms, R (6, PH) OBP: 0.300, SLG: 0.373 16 J.C. Romero, S (7, 1) 8 Shane Victorino, S (8, 9) OBP: 0.353, SLG: 0.432		C CU 73 L L 0-3 ② K			B FA 89 C FA 89 B CU 73 B FA 90 C FA 90 B FA 93 4-2 1B 11 1B SF7 BB	D CU 80 F CU 67 B FA 93 F CU 78 F FA 94 C CU 78 2-3 ③ K				1 1 0 0	1 0 0 0	0 0 0 0	0 0 0 0	1 0 0 0	1 1 0 0	2 1 0 0
Inning Stats	R: 2 E: 0 K: 2 S: 13 H: 2 LOB: 0 BB: 0 P: 17	R: 0 E: 0 K: 1 S: 8 H: 0 LOB: 2 BB: 2 P: 18	R: 0 E: 0 K: 2 S: 9 H: 0 LOB: 0 BB: 1 P: 17	R: 0 E: 0 K: 1 S: 6 H: 0 LOB: 1 BB: 1 P: 14	R: 1 E: 0 K: 2 S: 17 H: 2 LOB: 2 BB: 1 P: 28	R: 0 E: 0 K: 2 S: 12 H: 1 LOB: 1 BB: 0 P: 16	R: 0 E: 0 K: 0 S: 10 H: 0 LOB: 0 BB: 0 P: 14	R: 0 E: 0 K: 1 S: 9 H: 1 LOB: 1 BB: 0 P: 15		1B: 3 2B: 1 3B: 0 HR: 2 SF: 1 SAC: 1 DP: 0 HBP: 0				WP: 0 PB: 0 SB: 0 CS: 1 PA: 35		

PITCHER		IP	WLS	BF	H	R	ER	SO	BB	IBB	HBP	BLK	WP	HR	S	P	ERA	WHIP
Oliver Pérez, L	(1, 1)	6.0	L	27	5	3	3	10	5	0	0	0	0	2	65	110	4.50	1.667
ERA: 3.39																		
Jorge Sosa, R	(7, 1)	2.0		7	1	0	0	1	0	0	0	0	0	0	19	29	0.00	0.500
ERA: 4.22																		

PITCHER	IP	WLS	BF	H	R	ER	SO	BB	IBB	HBP	BLK	WP	HR	S	P	ERA	WHIP

BOTTOM

New York Mets @ Philadelphia Phillies

Citizens Bank Park, Philadelphia, PA

Wed Aug 29 2007, 7:05 PM EDT
Att. 43,150 - Clear - 82 F

livebaseballscorecards.com

AB	27
R	3
H	6
RBI	3
BB	5
SO	11
LOB	17

Batter	1	2	3	4	5	6	7	8	9	AB	R	H	RBI	BB	SO	LOB
7 José Reyes, S (1, 6) OBP: 0.369, SLG: 0.433	B FA 91 C FA 91 C FA 92 B SL 86 B CH 82 F FA 92 F FA 92 X FA 92 3-2 G4-3		F FA 92 X SL 85 0-1 G5-3 2-3	B FA 91 B FA 90 S SL 82 X CH 83 2-1 G3		B FA 90 B FA 91 B FA 91 B FA 90 4-0 BB		I I I I 4-0 5 S 5 E 1B IBB		3	1	0	0	2	0	3
Endy Chavez, L (1, 7) (8, 9) OBP: 0.328, SLG: 0.402	C SL 86 X CU 77 0-1 F7		C SL 87 B SL 86 B FA 92 F SL 85 S CH 82 2-3 K		B CU 77 X FA 90 1-0 5 1B 15 1B 2B	C CH 81 B SL 88 S CH 82 B CH 80 F CH 82 X CH 79 2-2 F7		C CH 75 B CH 77 B FA 93 X FA 93 2-1 15 BB 5 S 21 G6-3 1-2 2-H 3-H 1B		5	2	2	2	0	1	2
5 David Wright, R (1, 5) OBP: 0.414, SLG: 0.537	C SL 86 B SL 85 X FA 92 1-1 15 S 1B			C FA 91 F FA 91 X CH 83 0-2 2B 2B	F FA 90 F FA 91 F FA 91 B FA 90 B SL 83 X FA 92 2-2 21 F8 15 1B SF9 2-3 1B		B FA 90 X FA 89 1-0 G4-3	C FA 94 B FA 92 B FA 93 B FA 91 B FA 90 4-1 21 G6-3 15 BB 1-2 2-H BB		4	2	3	0	1	0	0
15 Carlos Beltrán, S (1, 8) OBP: 0.358, SLG: 0.518	C CH 83 1 SAFE B SL 86 1 SAFE P PO 84 S FA 90 F FA 91 F SL 85 B FA 92 3-2 X CU 77 G3 1-2			F SL 86 S CH 82 B FA 92 S CH 83 1-3 K	X SL 84 0-0 1-2 3-H 1B		B SL 86 C FA 90 X SL 87 1-1 F9	B FA 92 B CH 82 B FA 92 B FA 93 4-0 21 G6-3 1-2 2-3 BB		4	0	1	1	1	1	2
21 Carlos Delgado, L (1, 3) OBP: 0.326, SLG: 0.426		B SL 85 F FA 91 C CU 76 X SL 85 1-2 PO 1B		C H 1-1 2B G3 HBP	X FA 91 0-0 F8 2-3		C FA 90 B CH 82 X FA 90 1-1 P6	S CU 78 B FA 95 X SL 89 1-1 G6-3 1-2 2-3 3-H		4	1	1	1	0	0	4
Shawn Green, L (1, 9) OBP: 0.329, SLG: 0.408 13 Billy Wagner, L (8, 1)		B FA 91 S CH 83 F SL 85 X FA 92 1-2 P5		D B B C S F X 3-2 G3 1-3 2-H 1B 2B	B FA 92 B FA 92 F SL 85 S SL 83 1 SAFE X SL 83 2-2 SF9 3-H			G5-3 F9		4 0	1 0	1 0	2 0	0 0	0 0	3 0
Ruben Gotay, S (1, 4) OBP: 0.357, SLG: 0.453		C CU 76 B FA 92 B CH 82 F FA 92 X SL 86 2-2 P2		B F B S B X 3-2 G3 2-3 3-H	1 SAFE X FA 91 0-0 F8			B CH 78 C FA 91 B CH 82 B FA 91 B FA 91 4-1 18 BB 9 2B BB	C FA 93 X SL 90 0-1 F7	4	1	0	1	1	0	3
Mike DiFelice, R (1, 2) OBP: 0.310, SLG: 0.351 18 Moises Alou, R (8, PH) OBP: 0.374, SLG: 0.488 Paul Lo Duca, R (8, 2) OBP: 0.310, SLG: 0.351		C SL 86 C FA 92 F SL 84 F SL 83 B FA 92 F FA 92 B FA 93 1 SAFE 2-2 PO 1-2	B FA 91 F FA 90 B FA 91 B SL 85 B FA 90 4-1 7 G5-3 26 SH3-4 BB	B B C B C B 4-2 1B BB	B FA 90 B FA 90 B FA 90 C FA 90 C FA 90 X FA 92 3-2 G5-3		B FA 89 B FA 89 B FA 90 C FA 89 B FA 89 4-1 9 2B 1-2 1B BB	C FA 94 F FA 93 B FA 92 F SL 84 X SL 86 1-2 F7	1 0 1	0 1 0	0 0 0	0 1 0	2 0 0	0 0 0	0 0 0
26 Orlando Hernandez, R (1, 1) OBP: 0.170, SLG: 0.213 Lastings Milledge, R (4, PH) OBP: 0.336, SLG: 0.415 Aaron Sele, R (4, 1) Scott Schoeneweis, L (5, 1) Jeff Conine, R (6, PH) OBP: 0.322, SLG: 0.405 25 Pedro Feliciano, L (6, 1) 9 Marlon Anderson, L (8, PH) OBP: 0.345, SLG: 0.443 (8, 7)			X SL 83 0-0 SH3-4 1-2	C B F CU 77 X 2-2 1-2 3-H 1B	B SL 83 C FA 90 C SL 82 B FA 91 B FA 91 X FA 92 3-2 F8		X FA 92 0-0 1-3 2-H 1B 2B	F FA 93 B FA 93 B SL 90 X SL 90 2-1 F8	0 1 0 0 1 0 2	0 0 1 0 0 0 1	0 1 0 0 0 0 1	0 0 0 0 0 0 0	0 0 0 0 0 0 0	0 0 0 0 0 0 0	0 0 0 0 0 0 0

New York Mets @ Philadelphia Phillies

Citizens Bank Park, Philadelphia, PA

Thu Aug 30 2007, 1:05 PM EDT

Att. 42,546 - Sunny - 84 F

TOP

livebaseballscorecards.com

AB	34
R	10
H	10
RBI	9
BB	8
SO	2
LOB	17

Inning Stats	1	2	3	4	5	6	7	8	9
	R: 0 E: 0 K: 0 S: 15	H: 1 LOB: 1 BB: 0 P: 21	R: 0 E: 0 K: 0 S: 14	H: 1 LOB: 0 BB: 0 P: 20	R: 0 E: 0 K: 1 S: 7	H: 0 LOB: 1 BB: 1 P: 13	R: 3 E: 0 K: 1 S: 21	H: 3 LOB: 2 BB: 1 P: 37	R: 2 E: 0 K: 0 S: 11	H: 3 LOB: 1 BB: 0 P: 16
	R: 0 E: 0 K: 0 S: 10	H: 0 LOB: 1 BB: 1 P: 22	R: 0 E: 0 K: 0 S: 5	H: 0 LOB: 0 BB: 0 P: 8	R: 5 E: 0 K: 0 S: 13	H: 2 LOB: 2 BB: 5 P: 39	R: 0 E: 0 K: 0 S: 8	H: 0 LOB: 0 BB: 0 P: 11	1B: 6 2B: 4 3B: 0 HR: 0	SF: 1 SAC: 1 DP: 0 HBP: 1	WP: 0 PB: 0 SB: 3 CS: 0	PA: 46

PITCHER		IP	WLS	BF	H	R	ER	SO	BB	IBB	HBP	BLK	WP	HR	S	P	ERA	WHIP
Kyle Lohse, R ERA: 4.54	(1, 1)	3.2		18	5	3	3	2	2	0	1	0	0	0	55	87	7.36	1.909
56 Geoff Geary, R ERA: 5.01	(4, 1)	1.1		7	3	2	2	0	0	0	0	0	0	0	13	20	13.50	2.250
55 Clay Condrey, R ERA: 5.5	(6, 1)	2.0	H	7	0	0	0	0	1	0	0	0	0	0	15	30	0.00	0.500
16 J.C. Romero, L ERA: 2.66	(8, 1)	0.1	H	2	0	1	1	0	1	0	0	0	0	0	3	9	27.00	3.000
Antonio Alfonseca, R ERA: 4.87	(8, 1)	0.0	B	5	2	3	3	0	2	1	0	0	0	0	5	19	∞	∞

PITCHER		IP	WLS	BF	H	R	ER	SO	BB	IBB	HBP	BLK	WP	HR	S	P	ERA	WHIP
Jose Mesa, R ERA: 7.46	(8, 1)	0.2		3	0	1	1	0	1	0	0	0	0	0	5	11	13.50	1.500
45 Tom Gordon, R ERA: 5.25	(9, 1)	1.0	W	3	0	0	0	0	0	0	0	0	0	0	8	11	0.00	0.000

BOTTOM

Batter	1	2	3	4	5	6	7	8	9	AB	R	H	RBI	BB	SO	LOB
11 Jimmy Rollins, S (1, 6) OBP: 0.343, SLG: 0.525	B FA 85 C FA 86 X CU 70 1-1 6 HR 2B		B CU 67 B CU 66 C FA 86 F FA 88 X CH 83 2-2 ① F8	B FA 87 C FA 84 X FA 88 1-1 26 BB 1B	C FA 85 B FA 84 X FA 86 1-1 1-3 3-H 1B		C FA 87 X FA 88 0-1 ③ P4		1 SAFE B FA 96 B SL 84 I IN 71 I IN 77 4-0 1-2 26 1B IBB	5	1	3	1	1	0	1
26 Chase Utley, L (1, 4) OBP: 0.415, SLG: 0.585	B CU 68 B FA 87 F FA 87 X CU 72 2-1 ① F9		C CU 67 F FA 89 B FA 89 B FA 89 F CU 75 X FA 89 2-2 HR 1B	B FA 86 1 SAFE 1 SAFE B FA 84 C FA 85 1 SAFE B FA 86 1 SAFE F FA 86 4-2 F FA 84 B CU 75 1-2 FC6-4 BB	C FA 90 1 SAFE F FA 90 S SL 81 0-3 ③ K			B FA 94 C FA 95 T FA 95 B SL 87 C FA 95 2-3 ① K	B SL 85 B FA 96 C FA 94 B FA 96 S FA 95 F FA 96 X FA 95 3-2 1-2 2-H 1B	5	1	2	1	1	2	3
Pat Burrell, R (1, 7) OBP: 0.409, SLG: 0.519	B FA 88 B FA 87 B SL 74 C CU 72 X SL 74 3-1 ② P2		F FA 87 B FA 87 B SL 75 S FA 88 F FA 89 B FA 90 X FA 88 3-2 1-H HR	C FA 84 X SL 84 0-1 ③ FC6-4 1-2f		B FA 87 B CH 74 X FA 87 2-0 ① G5-3		B FA 96 C SL 85 B SL 88 X FA 96 2-1 HR		5	2	2	3	0	0	3
6 Ryan Howard, L (1, 3) OBP: 0.391, SLG: 0.580	B CU 70 S CU 70 B FA 88 X CU 73 2-1 2-H HR		C CU 65 F FA 89 S FA 89 0-3 ② K		C FA 87 S FA 84 B FA 87 X FA 86 1-2 FC5-4 1B	C CU 76 B FA 88 X FA 87 1-1 1B		C CH 86 B SL 86 B SL 86 S SL 85 S SL 86 2-3 ② K		5	1	3	2	0	2	0
Aaron Rowand, R (1, 8) OBP: 0.379, SLG: 0.515	B FA 88 F FA 87 B FA 88 X FA 88 2-1 ③ P6		B CU 75 F FA 89 B FA 89 X 2-1 HR		B FA 86 F FA 88 C CU 74 X CU 74 1-2 ① FC5-4 28 BB 51 1B 1-2f	B FA 87 X FA 87 1-0 ② L9		B SL 86 B SL 84 B FA 95 C FA 95 B SL 85 4-1 BB		4	2	1	1	1	0	2
19 Greg Dobbs, L (1, 5) OBP: 0.325, SLG: 0.466 16 J.C. Romero, S (8, 1) Antonio Alfonseca, R (8, 1) Jose Mesa, R (8, 1) Wes Helms, R (8, PH) OBP: 0.299, SLG: 0.372 45 Tom Gordon, R (9, 1)		B B C X 2-1 ① P1	B FA 88 B FA 87 B FA 88 B FA 87 4-0 BB		X FA 84 0-0 ② F8	C FA 88 S CU 77 S CU 78 0-3 ③ K		1 SAFE 1 SAFE B SL 85 B SL 85 X FA 96 2-0 ③ F9		3 0 0 0 0 1 0	0 0 0 0 0 0 0	0 0 0 0 0 0 0	0 0 0 0 0 0 0	1 0 0 0 0 0 0	1 0 0 0 0 0 0	2 0 0 0 1 0 0
28 Jayson Werth, R (1, 9) OBP: 0.411, SLG: 0.476		C FA 89 C FA 88 B FA 89 B SL 76 X SL 76 2-2 FC6-4 1B	C CU 74 F SL 74 B FA 89 B FA 88 F FA 89 S FA 89 2-3 ③ K		C FA 87 B FA 85 B FA 88 B FA 87 B FA 85 4-1 51 1B 8 1B 1-2 BB		B FA 87 C FA 86 X CH 75 1-1 ① G5-3		S FA 95 S FA 96 B FA 96 X FA 97 1-2 S 1B 1B	4	2	2	0	1	1	1
51 Carlos Ruiz, R (1, 2) OBP: 0.331, SLG: 0.402		1 SAFE 1 SAFE B SL 72 X SL 73 1-0 ② F7		C FA 85 X CU 73 0-1 ① G4-3	C FA 85 B FA 86 B FA 87 B SL 84 X FA 86 3-1 8 1B 11 1B 1-3 2-H 1B		B FA 87 C FA 87 B CU 73 X FA 87 2-1 3B		L FA 95 1 SAFE X FA 96 0-1 ① F8	5	1	2	1	0	0	2
Kyle Lohse, R (1, 1) OBP: 0.152, SLG: 0.136 56 Geoff Geary, R (4, 1) 8 Shane Victorino, S (5, PH) OBP: 0.355, SLG: 0.433 55 Clay Condrey, R (6, 1) Abraham Nunez, S (7, PH) OBP: 0.315, SLG: 0.290 (8, 5) Tadahito Iguchi, R (9, PH) OBP: 0.348, SLG: 0.401		X FA 87 0-0 ③ FC6-4 1-2f		B FA 86 C FA 86 F FA 87 C CU 73 1-3 ② K	C CU 73 X CU 73 0-1 11 1B 1-3 3-H 1B		F FA 87 X FA 88 0-1 ② G5-3		C FA 96 S FA 96 B FA 95 D SL 86 F FA 95 X CH 86 2-2 11 S 26 1B 1-H 1B	1 1 1 0 1 1	0 0 0 0 0 1	0 0 1 0 0 0	0 0 1 0 0 0	0 0 0 0 0 0	0 0 0 0 0 0	1 0 0 0 1 0
Inning Stats	R: 2 E: 0 K: 0 S: 10 H: 2 LOB: 0 BB: 0 P: 20	R: 0 E: 0 K: 0 S: 7 H: 1 LOB: 1 BB: 0 P: 12	R: 3 E: 0 K: 2 S: 20 H: 3 LOB: 1 BB: 1 P: 35	R: 0 E: 0 K: 1 S: 12 H: 1 LOB: 2 BB: 1 P: 18	R: 3 E: 0 K: 1 S: 17 H: 4 LOB: 2 BB: 1 P: 27	R: 0 E: 0 K: 1 S: 7 H: 1 LOB: 1 BB: 0 P: 11	R: 0 E: 0 K: 0 S: 8 H: 1 LOB: 1 BB: 0 P: 11	R: 1 E: 0 K: 2 S: 10 H: 1 LOB: 1 BB: 1 P: 22	R: 2 E: 0 K: 0 S: 13 H: 3 LOB: 2 BB: 1 P: 23	1B: 11 2B: 1 3B: 1 HR: 4 SF: 0 SAC: 0 DP: 0 HBP: 0						

PITCHER		IP	WLS	BF	H	R	ER	SO	BB	IBB	HBP	BLK	WP	HR	S	P	ERA	WHIP
26 Orlando Hernandez, R ERA: 3.32	(1, 1)	3.0		16	6	5	5	2	1	0	0	0	0	0	37	67	15.00	2.333
Aaron Sele, R ERA: 5.1	(4, 1)	1.2		12	5	3	3	1	2	0	0	0	0	0	26	42	16.20	4.200
Scott Schoeneweis, L ERA: 5.21	(5, 1)	0.1		1	0	0	0	1	0	0	0	0	0	0	3	3	0.00	0.000
25 Pedro Feliciano, L ERA: 2.98	(6, 1)	2.0		8	2	0	0	1	0	0	0	0	0	0	15	22	0.00	1.000
13 Billy Wagner, L ERA: 2.47	(8, 1)	1.1	L	10	4	3	3	2	1	1	0	0	0	1	23	45	20.25	3.750

PITCHER	IP	WLS	BF	H	R	ER	SO	BB	IBB	HBP	BLK	WP	HR	S	P	ERA	WHIP

New York Mets @ Philadelphia Phillies

Citizens Bank Park, Philadelphia, PA

Thu Aug 30 2007, 1:05 PM EDT

Att. 42,546 - Sunny - 84 F

livebaseballscorecards.com

AB	42
R	11
H	17
RBI	11
BB	5
SO	7
LOB	17

1B: 11 SF: 0
2B: 1 SAC: 0
3B: 1 DP: 0
HR: 4 HBP: 0

WP: 0 PA: 47
PB: 0
SB: 3
CS: 0

New York Mets @ Atlanta Braves

Turner Field, Atlanta, GA

Fri Aug 31 2007, 7:35 PM EDT
Att. 45,245 - Cloudy - 79 F

TOP

livebaseballscorecards.com

Batter	1	2	3	4	5	6	7	8	9	AB	R	H	RBI	BB	SO	LOB
7 José Reyes, S (1, 6) OBP: 0.369, SLG: 0.440	B FA 93 C FA 92 C FA 92 B FA 93 X FA 94 2-2 ① G3		B FA 91 X FA 92 1-0 ③ F7		C FA 90 S CH 84 B CH 85 B CH 85 B FA 92 X FA 92 3-2 HR			B FA 97 X FA 96 1-0 1 S 2B	T FA 97 F CH 88 F FA 95 B CH 86 X CH 86 1-2 ③ F9	5	1	2	1	0	0	1
1 Luis Castillo, S (1, 4) OBP: 0.352, SLG: 0.347	C FA 91 B CU 76 B FA 92 X SI 93 2-1 ② G6-3			X FA 91 0-0 ① B2-3	C FA 92 B CH 84 X FA 92 1-1 ③ G6-3			C SL 89 B FA 95 C FA 96 B SL 87 D SL 89 F FA 96 X FA 95 3-2 ② G1-3 2-3		4	0	0	0	0	0	1
5 David Wright, R (1, 5) OBP: 0.413, SLG: 0.534	C SL 87 B FA 92 X FA 92 1-1 ③ G6-3			B FA 92 B SL 88 B FA 93 C FA 92 F FA 92 F FA 93 C FA 94 3-3 ② K		X SL 84 0-0 15 G4-6-3 1B		C FA 96 B FA 96 B SL 88 X SL 88 2-1 ③ G4-3		4	0	1	0	0	1	1
15 Carlos Beltrán, S (1, 8) OBP: 0.359, SLG: 0.518		B FA 90 X FA 92 1-0 21 G3 1B		X FA 94 0-0 18 1B 21 HR 1B		X CH 84 0-0 ① ② G4-6-3 1-2f			B FA 93 F CU 83 X CH 86 1-1 ① G1-3	4	1	2	0	0	0	1
18 Moises Alou, R (1, 7) OBP: 0.372, SLG: 0.484 Scott Schoeneweis, L (9, 1)		C FA 91 D SL 86 X SL 86 1-1 ① F9		1 SAFE 1 SAFE S SL 87 1 SAFE F FA 93 P PO 83 1 SAFE X SL 88 1-2 21 HR 1B		B FA 90 B SL 85 X FA 90 2-0 ③ F7			B CU 79 X FA 96 1-0 ② F8	4 0	1 0	1 0	0 0	0 0	0 0	1 0
21 Carlos Delgado, L (1, 3) OBP: 0.327, SLG: 0.435		C FA 92 1 SAFE 1 SAFE B FA 91 1 SAFE X FA 90 1-1 ② G3 1-2		B SL 86 X SL 88 1-0 1-H 2-H HR			F FA 90 X SL 83 0-1 ① F8		X CH 86 0-0 BB 9 2B 2B	4	2	2	3	0	0	1
Paul Lo Duca, R (1, 2) OBP: 0.312, SLG: 0.351		C FA 93 B FA 92 B FA 93 F SL 88 X FA 94 2-2 ③ G3-1		B FA 93 X FA 93 1-0 ③ G6-3			B FA 90 B FA 90 X FA 91 2-0 G4-6-3 1B		I IN 82 I IN 83 I IN 81 I IN 81 4-0 BB 9 2B IBB	3	1	1	0	1	0	1
Endy Chavez, L (1, 9) OBP: 0.326, SLG: 0.392			B FA 91 X FA 91 1-0 ① G1-3		X FA 90 0-0 ① B2-3		C SL 81 B SL 81 X SL 82 1-1 ② ③ G4-6-3 1-2f		B CH 87 B FA 95 C FA 94 C CH 85 F FA 96 B FA 96 B CH 86 4-2 9 2B 1-2 2-3 BB	3	1	0	0	1	0	1
33 John Maine, R (1, 1) OBP: 0.192, SLG: 0.191 Ruben Gotay, S (8, PH) OBP: 0.355, SLG: 0.450 Aaron Heilman, R (8, 1) 9 Marlon Anderson, L (9, PH) OBP: 0.352, SLG: 0.463 (9, 7)			C FA 91 B SL 85 X FA 91 1-1 ② G5-3		C FA 91 X FA 91 0-1 ② F9			F FA 96 C FA 96 X FA 97 0-2 ① G6-3	X FA 95 0-0 1-H 2-H 3-H 2B	2 1 0 1	0 0 0 0	0 0 0 1	0 0 0 3	0 0 0 0	0 0 0 0	0 0 0 0
Inning Stats	R: 0 E: 0 K: 0 S: 7 H: 0 LOB: 0 BB: 0 P: 12	R: 0 E: 0 K: 0 S: 8 H: 1 LOB: 1 BB: 0 P: 13	R: 0 E: 0 K: 0 S: 4 H: 0 LOB: 0 BB: 0 P: 7	R: 3 E: 0 K: 1 S: 12 H: 3 LOB: 0 BB: 0 P: 17	R: 1 E: 0 K: 0 S: 8 H: 1 LOB: 0 BB: 0 P: 12	R: 0 E: 0 K: 0 S: 3 H: 1 LOB: 0 BB: 0 P: 5	R: 0 E: 0 K: 0 S: 5 H: 1 LOB: 0 BB: 0 P: 8	R: 0 E: 0 K: 0 S: 10 H: 1 LOB: 1 BB: 0 P: 16	R: 3 E: 0 K: 0 S: 12 H: 2 LOB: 1 BB: 2 P: 23	1B: 5 2B: 3 3B: 0 HR: 2 SF: 0 SAC: 0 DP: 2 HBP: 0						

	AB	35
	R	7
	H	10
	RBI	7
	BB	2
	SO	1
	LOB	8

WP: 0 PB: 0 SB: 1 CS: 0 PA: 37

PITCHER		IP	WLS	BF	H	R	ER	SO	BB	IBB	HBP	BLK	WP	HR	S	P	ERA	WHIP
15 Tim Hudson, R ERA: 3.32	(1, 1)	6.0	L	23	6	4	4	1	0	0	0	0	0	2	42	66	6.00	1.000
Ron Mahay, L ERA: 2.43	(7, 1)	1.0		3	1	0	0	0	0	0	0	0	0	0	5	8	0.00	1.000
Tyler Yates, R ERA: 4.81	(8, 1)	1.0		4	1	0	0	0	0	0	0	0	0	0	10	16	0.00	1.000
Jose Ascanio, R ERA: 4.0	(9, 1)	1.0		7	2	3	3	0	1	1	0	0	0	0	12	23	27.00	3.000

PITCHER		IP	WLS	BF	H	R	ER	SO	BB	IBB	HBP	BLK	WP	HR	S	P	ERA	WHIP

New York Mets @ Atlanta Braves

Turner Field, Atlanta, GA

Fri Aug 31 2007, 7:35 PM EDT
Att. 45,245 - Cloudy - 79 F

BOTTOM

Batter	1	2	3	4	5	6	7	8	9	AB	R	H	RBI	BB	SO	LOB
2 Kelly Johnson, L (1, 4) OBP: 0.390, SLG: 0.489	C FA 90 F FA 91 B CH 85 F FA 93 B FA 93 X CH 84 2-2 23 CS 1B	X CH 83 0-0 ② G5-3 1-2	B FA 91 D FA 93 B FA 93 C FA 92 B FA 92 4-1 WP 23 BB 1-2 BB	C FA 94 B FA 94 C FA 94 B CH 86 F FA 94 X CH 84 2-2 ② P6		3	0	1	0	1	0	1
23 Matt Diaz, R (1, 7) OBP: 0.378, SLG: 0.540	1 SAFE S SL 83 B FA 94 1 SAFE S FA 92 B SL 85 S SL 86 2-3 ①② K 1-2	F SL 86 S SL 84 B SL 83 T SL 82 1-2 ③ K	B SL 83 B FA 92 S SL 83 B FA 92 B FA 93 4-1 WP 1-2 2-3 BB	C FA 94 B FA 94 X FA 94 1-1 ③ G6-3		3	0	0	0	1	2	2
10 Chipper Jones, S (1, 5) OBP: 0.416, SLG: 0.586	B CH 86 C FA 94 F FA 94 S CH 85 1-3 ③ K	B CH 82 B FA 91 B FA 92 B FA 91 4-0 16 G1-6-3 BB	C CH 86 X FA 94 0-1 ① F5	T FA 92 B FA 92 C SL 82 S FA 91 1-3 ① K		3	0	0	0	1	2	3
Mark Teixeira, S (1, 3) OBP: 0.399, SLG: 0.557	B FA 91 F FA 90 B FA 92 X CH 83 2-1 ① G3	F FA 93 X FA 93 0-1 ① F8	B CH 86 B CH 87 X FA 93 2-0 ② P3 1-2 2-3 3-H	C FA 91 X FA 92 0-1 ② L5		4	0	0	0	0	0	3
16 Brian McCann, L (1, 2) OBP: 0.322, SLG: 0.473	C SL 81 B FA 92 S FA 93 B FA 93 B FA 93 X CH 85 3-2 ② P2	B CH 84 D FA 93 F FA 92 F FA 92 X CH 85 2-2 ②③ G1-6-3 1-2f	B FA 94 B FA 94 B CH 86 C FA 94 S FA 94 C FA 94 3-3 ③ K	C FA 90 B FA 91 F FA 92 X SL 83 1-2 1B		4	0	1	0	0	1	3
7 Jeff Francoeur, R (1, 9) OBP: 0.336, SLG: 0.446	C SL 84 B SL 85 S SL 85 B SL 84 B FA 92 X SL 85 3-2 1B	X SL 82 0-0 ① P6	C SL 84 B SL 82 S SL 83 B SL 84 S SL 82 2-3 ① K	S FA 92 C FA 91 B SL 82 X FA 91 1-2 ③ F8		4	0	1	0	0	1	1
Andruw Jones, R (1, 8) OBP: 0.317, SLG: 0.431	B SL 85 F FA 94 1 SAFE C SL 82 B SL 84 1 SAFE B SL 84 F FA 93 F SL 86 3-3 ③ K	S SL 84	B SL 83 B FA 92 S SL 86 C FA 92 F FA 93 X FA 94 2-2 ② G5-3	B FA 93 C SL 85 X SL 83 1-1 ② P6		3	0	0	0	0	1	1
19 Yunel Escobar, R (1, 6) OBP: 0.378, SLG: 0.437	B SL 81 C SL 82 B FA 91 F FA 92 H FA 92 3-2 2 G5-3 HBP	B SL 84 X SL 83 1-0 ③ G6-3	B SL 85 S SL 83 B FA 91 C SL 84 F FA 93 F FA 91 B SL 84 S SL 84 3-3 ③ K			2	0	0	0	0	1	0
15 Tim Hudson, R (1, 1) OBP: 0.269, SLG: 0.277 Pete Orr, L (6, PH) OBP: 0.220, SLG: 0.211 Ron Mahay, L (7, 1) Tyler Yates, R (8, 1) Willie Harris, L (8, PH) OBP: 0.372, SLG: 0.418 Jose Ascanio, R (9, 1)	L SL 83 1 SAFE L SL 83 B FA 91 L 1-3 ① K	B FA 90 X CH 83 1-0 23 BB 2 BB WP 1B	B FA 92 C FA 92 F FA 93 F FA 93 B CH 85 F CH 84 B CH 85 F FA 93 X FA 94 3-2 ① F9			1 1 0 0 1 0	0 1 0 0 0 0	0 1 0 0 0 0	0 0 0 0 0 0	1 0 0 0 0 0	1 0 0 0 0 0
Inning Stats	R: 0 E: 0 K: 2 S: 10 H: 1 LOB: 0 BB: 0 P: 15	R: 0 E: 0 K: 1 S: 13 H: 1 LOB: 1 BB: 0 P: 24	R: 0 E: 0 K: 2 S: 9 H: 0 LOB: 1 BB: 0 P: 14	R: 0 E: 0 K: 0 S: 5 H: 0 LOB: 0 BB: 1 P: 11	R: 0 E: 0 K: 0 S: 6 H: 0 LOB: 0 BB: 0 P: 9	R: 1 E: 0 K: 1 S: 9 H: 1 LOB: 2 BB: 2 P: 23	R: 0 E: 0 K: 2 S: 10 H: 0 LOB: 0 BB: 0 P: 16	R: 0 E: 0 K: 0 S: 12 H: 0 LOB: 0 BB: 0 P: 18	R: 0 E: 0 K: 1 S: 11 H: 1 LOB: 1 BB: 0 P: 14	1B: 4 2B: 0 3B: 0 HR: 0	SF: 0 SAC: 0 DP: 1 HBP: 1		WP: 1 PB: 0 SB: 0 CS: 1	PA: 33			

livebaseballscorecards.com

	AB	29
	R	1
	H	4
	RBI	0
	BB	3
	SO	9
	LOB	15

PITCHER		IP	WLS	BF	H	R	ER	SO	BB	IBB	HBP	BLK	WP	HR	S	P	ERA	WHIP
33 John Maine, R ERA: 3.57	(1, 1)	7.0	W	26	3	1	1	8	3	0	1	0	1	0	62	112	1.29	0.857
Aaron Heilman, R ERA: 3.29	(8, 1)	1.0	H	3	0	0	0	0	0	0	0	0	0	0	12	18	0.00	0.000
Scott Schoeneweis, L ERA: 5.11	(9, 1)	1.0		4	1	0	0	1	0	0	0	0	0	0	11	14	0.00	1.000

PITCHER	IP	WLS	BF	H	R	ER	SO	BB	IBB	HBP	BLK	WP	HR	S	P	ERA	WHIP

New York Mets @ Atlanta Braves

Turner Field, Atlanta, GA

Sat Sep 01 2007, 3:55 PM EDT

Att. 45,611 - Cloudy - 86 F

livebaseballscorecards.com

TOP

Batter	1	2	3	4	5	6	7	8	9	AB	R	H	RBI	BB	SO	LOB
7 José Reyes, S (1, 6) OBP: 0.370, SLG: 0.439	B FA 87 X FA 86 1-0 F7		B FA 89 B FA 88 C FA 88 B CH 78 X FA 92 3-1 P4			B FA 92 B FA 91 C FA 92 B FA 91 F FA 93 X FA 95 3-2 G1-3 5 5 S 1B		1 SAFE C SI 91 S SL 77 1 SAFE B SI 93 H SL 79 2-2 1 BB 1-2 HBP		3	0	1	0	0	0	0
1 Luis Castillo, S (1, 4) OBP: 0.351, SLG: 0.344	B FA 87 B FA 86 C FA 88 C X 2-2 G4-3			B FA 85 C FA 86 X FA 87 1-1 P3		1 SAFE 1 SAFE C FA 93 1 SAFE C FA 93 C FA 94 0-3 K		C SI 92 B SI 94 B SI 92 B SI 93 2 SAFE B SI 92 4-1 1-2 2-3 BB		3	0	0	0	1	1	1
5 David Wright, R (1, 5) OBP: 0.410, SLG: 0.530	B CH 77 T FA 86 C FA 88 S FA 90 1-3 K			B CH 78 B FA 86 X FA 88 2-0 F9		1 SAFE B FA 95 1 SAFE B CU 78 C FA 96 2 SAFE C FA 96 B SL 84 X FA 96 3-2 G1-3 1-3		F FA 93 F SI 93 C SL 77 0-3 K		4	0	0	0	0	2	3
15 Carlos Beltrán, S (1, 8) OBP: 0.362, SLG: 0.531		B FA 86 C CH 77 C FA 86 X CH 78 1-2 18 1B 21 G4-6-3 1B		B FA 88 C FA 87 B FA 88 T FA 88 X FA 88 2-2 P4			B FA 94 X FA 94 1-0 HR		C FA 97 B FA 96 X FA 96 1-1 21 SF7 3B	4	3	3	1	0	0	0
18 Moises Alou, R (1, 7) OBP: 0.371, SLG: 0.480 Endy Chavez, L (9, 7) OBP: 0.326, SLG: 0.392		F FA 86 F CH 78 B FA 91 F FA 88 X FA 89 1-2 21 G4-6-3 1-3 1B			B CH 75 F CH 76 S CH 77 B FA 89 X CH 76 2-2 P4		B FA 97 B SL 80 X FA 96 2-0 F7		B SL 89 F SL 88 F SL 87 S FA 96 1-3 K	4 0	0 0	1 0	0 0	0 0	1 0	1 0
21 Carlos Delgado, L (1, 3) OBP: 0.327, SLG: 0.441		B FA 86 S FA 87 B FA 88 X CH 78 2-1 G4-6-3 1-2f 3-H			B CH 77 B CH 78 B FA 86 C FA 86 C FA 87 F FA 88 X FA 86 3-2 HR		C SL 79 B SL 82 F CH 86 X FA 95 1-2 G6-3		B FA 88 C FA 90 S CU 72 X CU 72 1-2 SF7 3-H	3	1	1	2	0	0	1
Paul Lo Duca, R (1, 2) OBP: 0.311, SLG: 0.350		B FA 87 C FA 88 F CH 78 B FA 90 X FA 87 2-2 F9			X 0-0 1B		B FA 95 S FA 96 B CH 86 X FA 97 2-1 G6-3		X FA 89 0-0 F9	4	0	1	0	0	0	0
Lastings Milledge, R (1, 9) OBP: 0.336, SLG: 0.435			X 0-0 F9		B CH 78 B CH 77 X FA 88 2-0 HR			C FA 93 B FA 94 F SI 93 F SL 78 S SL 80 1-3 K		3	1	1	1	0	1	0
34 Mike Pelfrey, R (1, 1) OBP: 0.067, SLG: 0.067 59 Guillermo Mota, R (7, 1) Ruben Gotay, S (8, PH) OBP: 0.358, SLG: 0.453 25 Pedro Feliciano, L (8, 1)			C FA 87 S FA 87 X FA 88 0-2 G6-3		X FA 88 0-0 P3			C SI 95 B SI 95 B SI 94 B SI 94 X SI 94 3-1 1 BB 7 HBP 1B		2 0 1 0	0 0 0 0	0 0 1 0	0 0 0 0	0 0 0 0	0 0 0 0	0 0 0 0
Inning Stats	R: 0 E: 0 K: 1 S: 7 H: 0 LOB: 0 BB: 0 P: 11	R: 1 E: 0 K: 0 S: 12 H: 2 LOB: 0 BB: 0 P: 18	R: 0 E: 0 K: 0 S: 6 H: 0 LOB: 0 BB: 0 P: 9	R: 0 E: 0 K: 0 S: 6 H: 0 LOB: 0 BB: 0 P: 11	R: 2 E: 0 K: 0 S: 10 H: 3 LOB: 0 BB: 0 P: 17	R: 0 E: 0 K: 1 S: 9 H: 1 LOB: 0 BB: 0 P: 15	R: 1 E: 0 K: 0 S: 7 H: 1 LOB: 0 BB: 0 P: 13	R: 0 E: 0 K: 2 S: 12 H: 1 LOB: 2 BB: 1 P: 22	R: 1 E: 0 K: 1 S: 9 H: 1 LOB: 0 BB: 0 P: 12	1B: 5 2B: 0 3B: 1 HR: 3 SF: 1 SAC: 0 DP: 1 HBP: 1						

	AB	31
	R	5
	H	9
	RBI	4
	BB	1
	SO	5
	LOB	6

WP: 0 PB: 0 SB: 1 CS: 0 PA: 34

PITCHER		IP	WLS	BF	H	R	ER	SO	BB	IBB	HBP	BLK	WP	HR	S	P	ERA	WHIP
36 Chuck James, L ERA: 4.27	(1, 1)	5.0	L	18	5	3	3	1	0	0	0	0	0	2	41	66	5.40	1.000
46 Manny Acosta, R ERA: 0.84	(6, 1)	2.0		7	2	1	1	1	0	0	0	0	0	1	16	28	4.50	1.000
58 Peter Moylan, R ERA: 1.9	(8, 1)	1.0		5	1	0	0	2	1	0	1	0	0	0	12	22	0.00	2.000
Tyler Yates, R ERA: 4.94	(9, 1)	0.1		2	1	1	1	1	0	0	0	0	0	0	5	7	27.00	3.000
Royce Ring, L ERA: 3.45	(9, 1)	0.2		2	0	0	0	0	0	0	0	0	0	0	4	5	0.00	0.000

PITCHER	IP	WLS	BF	H	R	ER	SO	BB	IBB	HBP	BLK	WP	HR	S	P	ERA	WHIP

Batter	1	2	3	4	5	6	7	8	9	AB	R	H	RBI	BB	SO	LOB
Willie Harris, L (1, 7) OBP: 0.369, SLG: 0.415	B FA 93 C FA 94 B CH 85 X FA 95 2-1 G4-3			S FA 94 B FA 94 S FA 94 F SL 84 B FA 95 B FA 95 S FA 95 3-3 K	X FA 96 0-0 SF8 3-H			C CU 76 B CU 76 F CH 74 C FA 89 1-3 K		2	0	0	1	0	1	0
23 Matt Diaz, R (8, PH) OBP: 0.377, SLG: 0.538 (9, 7)										1	0	0	0	0	1	0
2 Kelly Johnson, L (1, 4) OBP: 0.387, SLG: 0.484	B FA 96 B FA 94 B FA 94 C FA 92 X FA 94 3-1 G1-3			C CH 85 B FA 94 B FA 95 F FA 95 S SL 84 2-3 K	C CH 84 B FA 94 F SL 83 B FA 96 F FA 96 F FA 94 B FA 96 S SL 82 3-3 K			C FA 88 C FA 89 B SL 79 F SL 77 C CU 78 1-3 K		4	0	0	0	0	3	2
10 Chipper Jones, S (1, 5) OBP: 0.415, SLG: 0.582	C CH 85 B FA 96 B FA 94 B CH 84 F FA 95 X FA 94 3-2 F8			C CH 86 B FA 96 B FA 93 B F CH 83 B FA 96 4-2 1B BB		B FA 94 F FA 92 C FA 91 B SL 84 B SL 84 S FA 94 3-3 K			C SL 77 B CH 75 B CU 77 B FA 87 F FA 87 C FA 88 3-3 K	3	0	0	0	1	2	0
Mark Teixeira, S (1, 3) OBP: 0.397, SLG: 0.554		C FA 96 T FA 93 B FA 95 B CH 86 B FA 95 X FA 96 3-2 G6-3		B FA 94 X FA 94 1-0 1-3 1B		C FA 95 S CH 84 B FA 96 S FA 94 1-3 K			C FA 88 C CU 78 S CH 77 0-3 K	4	0	1	0	0	2	0
16 Brian McCann, L (1, 2) OBP: 0.319, SLG: 0.468		B CH 84 X FA 95 1-0 G3-1		C FA 95 C FA 94 B FA 94 B FA 96 B FA 95 S SL 82 3-3 K		B CH 84 B FA 96 F FA 94 B FA 96 F FA 93 X FA 95 3-2 F9			C FA 88 C FA 90 S SL 79 0-3 K	4	0	0	0	0	2	2
7 Jeff Francoeur, R (1, 9) OBP: 0.338, SLG: 0.446		X FA 96 0-0 G5-3			H FA 93 1-0 BB BB SF8 HBP		C FA 95 C FA 96 B CH 86 B CH 86 X FA 97 2-2 G5-4-3 1B			2	1	1	0	0	0	0
Andruw Jones, R (1, 8) OBP: 0.317, SLG: 0.429			X FA 95 0-0 G5-3		1 SAFE B FA 93 B SL 82 B FA 93 C B FA 93 4-1 BB 1-2 BB		B FA 96 F CH 86 S FA 97 C CH 86 1-3 K			2	0	0	0	1	1	1
Chris Woodward, R (1, 6) OBP: 0.248, SLG: 0.269			B FA 94 C FA 93 X SL 83 1-1 G6-3		B FA 93 B FA 92 B C FA 92 X FA 91 3-1 B5		C FA 97 B CH 86 X CH 86 1-1 G5-4-3 1-2f			3	0	0	0	0	0	3
36 Chuck James, L (1, 1) OBP: 0.174, SLG: 0.159 Scott Thorman, L (5, PH) OBP: 0.257, SLG: 0.391 46 Manny Acosta, R (6, 1) 58 Peter Moylan, R (8, 1) Julio Franco, R (8, PH) OBP: 0.320, SLG: 0.287 Tyler Yates, R (9, 1) Royce Ring, L (9, 1)			C FA 95 F FA 95 S SL 84 0-3 K		S CH 82 B CH 83 B CH 85 B FA 94 C FA 93 B FA 94 4-2 1-2 2-3 BB			C FA 87 X CH 74 0-1 F7		1 0 0 0 1 0 0	0 0 0 0 0 0 0	0 0 0 0 0 0 0	0 1 0 0 0 0 0	0 0 0 0 0 0 0	1 0 0 0 0 0 0	0 0 0 0 0 0 0
Inning Stats	R: 0 E: 0 K: 0 S: 7 H: 0 LOB: 0 BB: 0 P: 15	R: 0 E: 0 K: 0 S: 5 H: 0 LOB: 0 BB: 0 P: 9	R: 0 E: 0 K: 1 S: 6 H: 0 LOB: 0 BB: 0 P: 7	R: 0 E: 0 K: 3 S: 13 H: 1 LOB: 2 BB: 1 P: 26	R: 1 E: 0 K: 1 S: 11 H: 0 LOB: 2 BB: 2 P: 26	R: 0 E: 0 K: 2 S: 9 H: 0 LOB: 0 BB: 0 P: 16	R: 0 E: 0 K: 1 S: 8 H: 1 LOB: 0 BB: 0 P: 12	R: 0 E: 0 K: 2 S: 9 H: 0 LOB: 0 BB: 0 P: 11	R: 0 E: 0 K: 3 S: 9 H: 0 LOB: 0 BB: 0 P: 12	1B: 2 2B: 0 3B: 0 HR: 0	SF: 1 SAC: 0 DP: 1 HBP: 1			WP: 0 PB: 0 SB: 0 CS: 0	PA: 32		

PITCHER		IP	WLS	BF	H	R	ER	SO	BB	IBB	HBP	BLK	WP	HR	S	P	ERA	WHIP
34 Mike Pelfrey, R ERA: 5.43	(1, 1)	6.0	W	23	1	1	1	7	3	0	1	0	0	0	51	99	1.50	0.667
59 Guillermo Mota, R ERA: 6.13	(7, 1)	1.0	H	3	1	0	0	1	0	0	0	0	0	0	8	12	0.00	1.000
25 Pedro Feliciano, L ERA: 2.87	(8, 1)	2.0	S	6	0	0	0	5	0	0	0	0	0	0	18	23	0.00	0.000

PITCHER	IP	WLS	BF	H	R	ER	SO	BB	IBB	HBP	BLK	WP	HR	S	P	ERA	WHIP

BOTTOM

New York Mets @ Atlanta Braves

Turner Field, Atlanta, GA

Sat Sep 01 2007, 3:55 PM EDT

Att. 45,611 - Cloudy - 86 F

livebaseballscorecards.com

AB	27
R	1
H	2
RBI	1
BB	3
SO	13
LOB	8

Batter	1	2	3	4	5	6	7	8	9	AB	R	H	RBI	BB	SO	LOB
7 José Reyes, S (1, 6) OBP: 0.369, SLG: 0.437	C FA 93 B FA 91 C FA 93 X FA 94 1-2 ① G3	B FA 92 C FA 92 F SL 89 B FA 93 C FA 93 2-3 ③ K			X FA 91 0-0 1 SH2-3 5 HR 1B		B CU 77 X FA 89 1-0 ① F7		B FA 93 C FA 93 X FA 94 1-1 ③ G4-3	5	1	1	0	0	1	2
1 Luis Castillo, S (1, 4) OBP: 0.351, SLG: 0.344	X FA 93 0-0 5 CS 1B		B FA 93 F FA 93 X CH 86 1-1 ① F8		1 SAFE 1 SAFE X FA 92 0-0 ② SH2-3 1-2		B FA 89 C FA 90 X CH 84 1-1 ② G1-3			3	0	1	0	0	0	0
5 David Wright, R (1, 5) OBP: 0.411, SLG: 0.536	F FA 94 1 SAFE 1 SAFE B SL 88 C SL 87 B FA 92 F SL 89 X FA 92 2-2 ② 1-2 1B		B CU 78 F SL 88 F FA 94 X SL 88 1-2 ② G1-3		X SL 89 0-0 2-H HR		B FA 89 X FA 91 1-0 ③ L6			4	1	2	2	0	0	0
15 Carlos Beltrán, S (1, 8) OBP: 0.363, SLG: 0.532	B SL 90 S CH 85 1 SAFE B FA 92 1 SAFE F FA 92 F SL 90 X CH 86 2-2 ③ F7		B CU 78 B FA 92 F FA 92 B SL 86 X FA 92 3-1 ③ G4-3		X CH 83 0-0 2B			B B CH 81 B FA 90 C FA 89 F FA 90 B CH 83 4-2 18 S BB		3	0	1	0	1	0	1
21 Carlos Delgado, L (1, 3) OBP: 0.326, SLG: 0.438		S FA 93 F FA 91 F FA 92 S FC 91 0-3 ① K		B CH 86 B CH 86 B FA 92 C FA 92 B FA 91 4-1 FC3-6 18 BB BB	S SL 87 F SL 88 B FA 91 B FA 91 F SL 87 S SL 88 2-3 ③ K			C FA 91 1 SAFE B FA 90 C FA 91 F SL 83 1 SAFE S CH 83 1-3 ① K		3	0	0	0	1	3	2
18 Moises Alou, R (1, 7) OBP: 0.376, SLG: 0.482 Aaron Heilman, R (8, 1) 13 Billy Wagner, L (9, 1)		C SL 89 X FA 91 0-1 1B 1B SF8 1B		C SL 88 B SL 88 B SL 87 B SL 86 B FA 94 4-1 FC3-6 1-2 BB		B S FA 93 X FA 93 1-1 FC6-4 1B		C FA 90 C FA 90 B FA 90 1 SAFE S CH 83 1-3 ② K 1-2		3 0 0	1 0 0	2 0 0	0 0 0	1 0 0	1 0 0	1 0 0
Shawn Green, L (1, 9) OBP: 0.328, SLG: 0.407	C FA 92 X 0-1 1B 1-2 1B		B CH 85 S SL 88 B SL 87 C FA 92 B SL 87 F SL 86 F FA 91 X SL 87 3-2 ① FC3-6 G6-3 1-2f 2-3		C FA 91 B FA 92 B SL 87 B X FA 91 3-1 ① F7			B CH 83 F SL 83 B FA 91 C SL 83 B FA 90 F FA 90 X CH 82 3-2 ③ G5-3		4	0	1	0	0	0	4
Paul Lo Duca, R (1, 2) OBP: 0.311, SLG: 0.349	C FA 93 X FA 94 0-1 1-2 2-3 1B		B SL 90 C FA 92 F SL 88 X SL 88 1-2 ② ③ G6-3 1-2f			1 SAFE F FA 91 1 SAFE F FA 92 X SL 86 0-2 ② L6			X SI 92 0-0 ① G1-3	4	0	1	0	0	0	3
Tom Glavine, L (1, 1) OBP: 0.316, SLG: 0.260 Jorge Sosa, R (7, 1) OBP: 0.296, SLG: 0.292 Endy Chavez, L (8, 7) OBP: 0.324, SLG: 0.389		B FA 94 X FA 93 1-0 ② SF8 3-H			B FA 91 B FA 92 C FA 91 F FA 91 S SL 84 2-3 ① K		B FA 89 X FA 90 1-0 ③ FC6-4 1-2f		C FA 93 B FA 94 X FA 94 1-1 ② G1-3	2 0 1	0 0 0	0 0 0	1 0 0	0 0 0	1 0 0	1 0 0
Inning Stats	R: 0 E: 0 K: 0 S: 13 H: 2 LOB: 1 BB: 0 P: 18	R: 1 E: 0 K: 2 S: 14 H: 3 LOB: 2 BB: 0 P: 17	R: 0 E: 0 K: 0 S: 7 H: 0 LOB: 0 BB: 0 P: 12	R: 0 E: 0 K: 0 S: 10 H: 0 LOB: 1 BB: 2 P: 22	R: 2 E: 0 K: 2 S: 11 H: 3 LOB: 1 BB: 0 P: 15	R: 0 E: 0 K: 0 S: 8 H: 1 LOB: 1 BB: 0 P: 13	R: 0 E: 0 K: 0 S: 4 H: 0 LOB: 0 BB: 0 P: 7	R: 0 E: 0 K: 2 S: 13 H: 0 LOB: 1 BB: 1 P: 22	R: 0 E: 0 K: 0 S: 5 H: 0 LOB: 0 BB: 0 P: 7	1B: 7 2B: 1 3B: 0 HR: 1	SF: 1 SAC: 1 DP: 1 HBP: 0			WP: 0 PB: 0 SB: 1 CS: 1	PA: 37		

TOP

New York Mets @ Atlanta Braves

Turner Field, Atlanta, GA

Sun Sep 02 2007, 1:05 PM EDT

Att. 46,242 - Cloudy - 80 F

livebaseballscorecards.com

AB	32
R	3
H	9
RBI	3
BB	3
SO	6
LOB	14

PITCHER		IP	WLS	BF	H	R	ER	SO	BB	IBB	HBP	BLK	WP	HR	S	P	ERA	WHIP
29 John Smoltz, R ERA: 3.09	(1, 1)	7.0	L	30	9	3	3	4	2	0	0	0	0	1	67	104	3.86	1.571
Ron Mahay, L ERA: 2.38	(8, 1)	1.0		4	0	0	0	2	1	0	0	0	0	0	13	22	0.00	1.000
58 Peter Moylan, R ERA: 1.88	(9, 1)	1.0		3	0	0	0	0	0	0	0	0	0	0	5	7	0.00	0.000

PITCHER	IP	WLS	BF	H	R	ER	SO	BB	IBB	HBP	BLK	WP	HR	S	P	ERA	WHIP

New York Mets @ Atlanta Braves

Turner Field, Atlanta, GA

Sun Sep 02 2007, 1:05 PM EDT

Att. 46,242 - Cloudy - 80 F

livebaseballscorecards.com

Batter	1	2	3	4	5	6	7	8	9	AB	R	H	RBI	BB	SO	LOB
19 Yunel Escobar, R (1, 6) OBP: 0.379, SLG: 0.434	C FA 83 B FA 83 X FA 84 1-1 10 F8 23 1B 7 G5-3 1B	C FA 86 B FA 82 B FA 85 B CH 77 S CH 78 F FA 87 F CH 77 X CH 77 3-2 ③ G6-3			C FA 84 F FA 84 B CH 76 B CH 76 F FA 84 F CH 78 B CH 76 B 4-2 23 1B BB		C FA 94 F FA 94 S FA 95 0-3 ② K		1 SAFE C SL 87 1 SAFE 1 SAFE F FA 96 1 SAFE B FA 96 1 SAFE F FA 96 1-2 F SL 85 1 SAFE 1 SAFE X FA 97 ② G3 1-2	4	1	1	0	1	1	3
23 Matt Diaz, R (1, 7) OBP: 0.377, SLG: 0.535	C FA 84 1 SAFE X CH 77 0-1 7 G5-3 BB 1-2 1B		C CH 76 B FA 84 C FA 84 B CH 79 B FA 86 X FA 86 3-2 ① F9		X CH 77 0-0 1-2 1B		X SL 87 0-0 ③ FC6-4 1-2f		C FA 97 F FA 96 X FA 97 0-2 ③ G4-3	5	0	2	0	0	0	2
10 Chipper Jones, S (1, 5) OBP: 0.414, SLG: 0.579	C FA 85 X CH 77 0-1 ① F8 2-3		B CH 79 C FA 85 B FA 82 X CH 78 2-1 ② G6-3		B CH 78 X CH 79 1-0 ③ F9			B CH 83 X FA 92 1-0 7 FC5-4 1B		4	0	1	0	0	0	4
Mark Teixeira, S (1, 3) OBP: 0.398, SLG: 0.552	B CH 78 B FA 86 S CH 78 B FA 86 B CH 78 4-1 7 G5-3 1-2 BB		B CH 77 S CH 77 F FA 85 C CH 78 1-3 ③ K			B CH 76 X FA 83 1-0 ① 1B		C FA 93 B CH 82 B FA 93 F FA 95 B CH 84 S CH 85 3-3 ① K		3	0	1	0	1	2	1
7 Jeff Francoeur, R (1, 9) OBP: 0.336, SLG: 0.443	D CH 79 S FA 86 B CH 78 X CH 77 2-1 ② G5-3 1-2 2-3 3-H			F FA 84 F FA 81 F CH 77 B CH 78 C CH 77 1-3 ① K		X CH 76 0-0 ② F8		B FA 92 X FA 94 1-0 ② FC5-4 FC5-4 1-2f		4	0	0	1	0	1	3
Andruw Jones, R (1, 8) OBP: 0.316, SLG: 0.426	B FA 86 T FA 86 B CH 77 B CH 79 F CH 78 B FA 88 4-2 BB			C CH 76 B CH 70 B CH 78 F FA 84 B CU 66 X CH 76 3-2 ② P6		C FA 83 C FA 83 B CU 69 B CH 76 F CH 77 X CH 77 2-2 E5		X FA 93 0-0 ③ FC5-4 1-2f		3	0	0	0	1	0	1
16 Brian McCann, L (1, 2) OBP: 0.318, SLG: 0.469 Chris Woodward, R (9, PR) OBP: 0.248, SLG: 0.269	B CH 79 B FA 86 F CH 79 X FA 86 2-1 ③ G3			B SL 78 C FA 84 B CH 71 F FA 84 F FA 85 X CH 78 2-2 ③ P4		X FA 84 0-0 ③ F7			B FA 95 X FA 95 1-0 2 1B 2B	4 0	0 1	1 0	0 0	0 0	0 0	4 0
2 Kelly Johnson, L (1, 4) OBP: 0.388, SLG: 0.485		C FA 85 X CH 80 0-1 ① G4-3			B CH 77 B FA 83 X FA 83 2-0 ① F7		S CH 76 B CH 78 X FA 83 1-1 23 FC6-4 1B		B SL 85 C FA 96 C SL 85 D SL 86 F FA 96 X SL 85 2-2 FC3-6 2-H 1B	4	0	2	1	0	0	0
29 John Smoltz, R (1, 1) OBP: 0.109, SLG: 0.111 Julio Franco, R (7, PH) OBP: 0.317, SLG: 0.284 Ron Mahay, L (8, 1) 58 Peter Moylan, R (9, 1) Pete Orr, L (9, PH) OBP: 0.217, SLG: 0.207		C FA 84 B FA 83 S FA 83 X CH 76 1-2 ② G4-3			B FA 82 X CH 76 1-0 ② G5-3		B SL 84 C FA 93 B SL 83 C SL 84 S SL 86 2-3 ① K		1 SAFE X FA 96 0-0 ① FC3-6 19 G3 1-2f	2 1 0 0 1	0 0 0 0 0	0 0 0 0 0	0 0 0 0 0	0 1 0 0 0	0 1 0 0 0	0 1 0 0 2
Inning Stats	R: 1 H: 2 E: 0 LOB: 3 K: 0 BB: 2 S: 13 P: 26	R: 0 H: 0 E: 0 LOB: 0 K: 0 BB: 0 S: 10 P: 14	R: 0 H: 0 E: 0 LOB: 0 K: 1 BB: 0 S: 8 P: 14	R: 0 H: 0 E: 0 LOB: 0 K: 1 BB: 0 S: 11 P: 17	R: 0 H: 1 E: 0 LOB: 2 K: 0 BB: 1 S: 8 P: 16	R: 0 H: 1 E: 1 LOB: 1 K: 0 BB: 0 S: 7 P: 10	R: 0 H: 1 E: 0 LOB: 1 K: 2 BB: 0 S: 9 P: 12	R: 0 H: 1 E: 0 LOB: 1 K: 1 BB: 0 S: 6 P: 11	R: 1 H: 2 E: 0 LOB: 1 K: 0 BB: 0 S: 14 P: 18	1B: 7 SF: 0 2B: 1 SAC: 0 3B: 0 DP: 0 HR: 0 HBP: 0						

	AB	R	H	RBI	BB	SO	LOB
BOTTOM	35	2	8	2	3	5	21

PITCHER		IP	WLS	BF	H	R	ER	SO	BB	IBB	HBP	BLK	WP	HR	S	P	ERA	WHIP
Tom Glavine, L ERA: 4.06	(1, 1)	6.0	W	26	5	1	1	2	3	0	0	0	0	0	59	100	1.50	1.333
Jorge Sosa, R ERA: 4.17	(7, 1)	1.0	H	3	0	0	0	2	0	0	0	0	0	0	7	9	0.00	0.000
Aaron Heilman, R ERA: 3.25	(8, 1)	1.0	H	4	1	0	0	1	0	0	0	0	0	0	6	11	0.00	1.000
13 Billy Wagner, L ERA: 2.58	(9, 1)	1.0	S	5	2	1	1	0	0	0	0	0	0	0	14	18	9.00	2.000

PITCHER	IP	WLS	BF	H	R	ER	SO	BB	IBB	HBP	BLK	WP	HR	S	P	ERA	WHIP

TOP

New York Mets @ Cincinnati Reds

Great American Ball Park, Cincinnati, OH

Mon Sep 03 2007, 1:15 PM EDT

Att. 29,290 - Sunny - 88 F

livebaseballscorecards.com

Batter	1	2	3	4	5	6	7	8	9	AB	R	H	RBI	BB	SO	LOB
7 José Reyes, S (1, 6) OBP: 0.367, SLG: 0.435	L FA 87 X FA 88 0-1 F7		C FA 89 B CU 71 F FA 89 X SL 82 1-2 P5		B CU 73 X FA 89 1-0 F8	1 SAFE C FA 90 B FA 92 X FA 91 1-1 F8		C FA 89 B FA 90 C CU 72 B SL 83 B CU 73 X FA 90 3-2 1 2B 1B		5	1	1	0	0	0	1
1 Luis Castillo, S (1, 4) OBP: 0.355, SLG: 0.352	B FA 88 B FA 89 C FA 88 B FA 90 X FA 90 3-1 5 1B 1B		B FA 88 B FA 89 C FA 88 F FA 89 B FA 89 B 4-2 5 HR BB		C FA 89 C FA 90 B FA 92 F FA 89 X FA 91 1-2 G5-3		B FA 86 C FA 86 X SL 86 1-1 5 G5-3 15 1B 2B	B FA 88 1 SAFE X FA 87 1-0 1-H 2B		4	2	3	1	1	0	0
5 David Wright, R (1, 5) OBP: 0.412, SLG: 0.542	C FA 89 C FA 90 F SL 83 B FA 92 X SL 82 1-2 1-2 1B		X FA 90 0-0 1-H HR		C SL 82 X SL 82 0-1 1B		B FA 88 S FA 87 B CU 75 F SL 86 X CU 77 2-2 G5-3 2-3	F SL 84 B FA 90 C SL 85 F SL 83 B CH 81 F CH 81 B CH 80 X SL 84 3-2 L5		5	1	3	2	0	0	2
15 Carlos Beltrán, S (1, 8) OBP: 0.363, SLG: 0.531 Aaron Sele, R (9, 1)	C FA 90 B FA 90 F FA 89 B SL 82 F FA 91 S CU 74 2-3 K		B FA 92 X CH 84 1-0 21 G3-6-1 1B		B FA 90 B FA 89 C FA 91 F FA 91 T SL 83 2-2 K		B SL 87 F FA 87 S CU 77 X CU 78 1-2 18 S 21 1B G4-3 3-H 1B	X CU 72 0-0 F8		5 0	1 0	2 0	1 0	0 0	2 0	4 0
21 Carlos Delgado, L (1, 3) OBP: 0.327, SLG: 0.444	S FA 90 C FA 90 S FA 90 0-3 K		B FA 90 X FA 88 1-0 G3-6-1 1-2f			C CU 73 B FA 88 B FA 89 C CU 74 B FA 91 F SL 84 F FA 90 S SL 84 3-3 K	1 SAFE B FA 87 F FA 88 X SL 82 1-1 G4-3 18 S 1-2 1B		S FA 87 C FA 88 B FA 87 B FA 87 X FA 88 2-2 HR	5	1	2	1	0	2	3
18 Moises Alou, R (1, 7) OBP: 0.386, SLG: 0.511 25 Pedro Feliciano, L (7, 1) 59 Guillermo Mota, R (8, 1) 9 Marlon Anderson, L (9, PH) OBP: 0.348, SLG: 0.457 (9, 7)		X FA 86 0-0 HR		B CU 77 X SL 78 1-0 G3-1 SF7 2B		C SL 81 B SL 82 C CU 72 B SL 85 B SL 82 X CU 75 3-2 2B 2B	B CH 73 C CU 75 B CH 74 C CU 75 D CU 76 F CU 74 B CH 75 4-2 G4-3 1-2 2-3 BB		C SL 87 B FA 88 B FA 87 F SL 85 X 2-2 G4-3	3 0 0 1	3 0 0 0	3 0 0 0	1 0 0 0	1 0 0 0	0 0 0 0	0 0 0 0
Shawn Green, L (1, 9) OBP: 0.326, SLG: 0.407		B FA 87 X CH 80 1-0 P5	B FA 87 X FA 88 1-0 G3-1 2-3			D SL 82 C CU 73 F SL 84 B FA 91 B FA 89 F SL 84 X CU 74 3-2 G6-3 1B 2-H 2B	D CH 79 C SL 83 X FA 89 1-1 G4-3 1-2 2-3 3-H		C SL 88 B CH 85 B SL 85 X FA 88 2-1 G4-3	5	1	1	2	0	0	3
Paul Lo Duca, R (1, 2) OBP: 0.309, SLG: 0.346		B FA 87 C FA 88 S SL 81 B SL 83 F FA 89 F SL 82 B SL 82 X SL 83 3-2 L5	B SL 80 C FA 88 X SL 83 1-1 SF7 3-H			F FA 88 F FA 91 X SL 83 0-2 G6-3 2-3	B FA 89 C CH 80 B FA 88 S SL 84 F FA 89 C CU 71 2-3		H FA 87 1-0 FC6-4 HBP	3	0	0	1	0	1	3
45 Pedro Martinez, R (1, 1) Ruben Gotay, S (6, PH) OBP: 0.362, SLG: 0.457 Scott Schoeneweis, L (6, 1) Endy Chavez, L (7, 7) OBP: 0.319, SLG: 0.383 (9, 8)		C CH 86 S FA 88 C FA 88 0-3 K	C FA 85 C FA 85 B CH 87 S FA 88 1-3 K			C CU 73 X SL 83 0-1 3-H 1B	B FA 87 F FA 88 B X 2-1 G5-3		C FA 87 X FA 89 0-1 FC6-4 1-2f	2 1 0 2	0 0 0 0	0 1 0 0	0 1 0 0	0 0 0 0	2 0 0 0	0 0 0 1
Inning Stats	R: 0 E: 0 K: 2 S: 15 H: 2 LOB: 2 BB: 0 P: 21	R: 1 E: 0 K: 1 S: 10 H: 1 LOB: 0 BB: 0 P: 14	R: 2 E: 0 K: 0 S: 8 H: 2 LOB: 0 BB: 1 P: 15	R: 1 E: 0 K: 1 S: 7 H: 1 LOB: 0 BB: 0 P: 11	R: 0 E: 0 K: 1 S: 10 H: 1 LOB: 1 BB: 0 P: 14	R: 2 E: 0 K: 1 S: 19 H: 3 LOB: 1 BB: 0 P: 29	R: 2 E: 0 K: 1 S: 19 H: 3 LOB: 2 BB: 1 P: 31	R: 1 E: 0 K: 0 S: 12 H: 2 LOB: 1 BB: 0 P: 21	R: 1 E: 0 K: 0 S: 10 H: 1 LOB: 1 BB: 0 P: 17	1B: 8 2B: 5 3B: 0 HR: 3 SF: 1 SAC: 0 DP: 1 HBP: 1						

	AB	41
	R	10
	H	16
	RBI	10
	BB	2
	SO	7
	LOB	17

WP: 0 PB: 0 SB: 2 CS: 0 PA: 45

PITCHER		IP	WLS	BF	H	R	ER	SO	BB	IBB	HBP	BLK	WP	HR	S	P	ERA	WHIP
39 Aaron Harang, R ERA: 3.68	(1, 1)	5.2	L	27	10	6	6	6	1	0	0	0	0	2	67	101	9.53	1.941
38 Gary Majewski, R ERA: 9.0	(6, 1)	0.1		1	0	0	0	0	0	0	0	0	0	0	2	3	0.00	0.000
40 Jon Coutlangus, L ERA: 4.15	(7, 1)	0.1		4	3	2	2	0	0	0	0	0	0	0	10	15	54.00	9.000
58 Marcus McBeth, R ERA: 7.36	(7, 1)	0.0		1	0	0	0	0	1	0	0	0	0	0	3	7	∞	∞
Mike Stanton, L ERA: 6.14	(7, 1)	1.2		7	2	1	1	1	0	0	0	0	0	0	18	30	5.40	1.200

PITCHER		IP	WLS	BF	H	R	ER	SO	BB	IBB	HBP	BLK	WP	HR	S	P	ERA	WHIP
25 David Weathers, R ERA: 3.41	(9, 1)	1.0		5	1	1	1	0	0	0	1	0	0	1	10	17	9.00	1.000

New York Mets @ Cincinnati Reds

Great American Ball Park, Cincinnati, OH

Mon Sep 03 2007, 1:15 PM EDT

Att. 29,290 - Sunny - 88 F

BOTTOM

Batter	1	2	3	4	5	6	7	8	9	AB	R	H	RBI	BB	SO	LOB
Josh Hamilton, L (1, 8) OBP: 0.364, SLG: 0.543 30 Norris Hopper, R (7, PH) OBP: 0.362, SLG: 0.386 (8, 8)	B CH 82 X CH 82 1-0 2 2B SF8 1B	B SL 77 B CU 76 X CH 83 2-0 ① G3	X CH 77 0-0 4 F9 BB 1B	C FA 87 X FA 88 0-1 ① G6-3	X FA 86 0-0 1B 1-3 1B	3	1	2	0	0	0	0
						2	0	1	0	0	0	0
2 Alex Gonzalez, R (1, 6) OBP: 0.324, SLG: 0.476	C FA 83 B CU 69 X FA 85 1-1 SF8 4 1B 1-3 2B	C SL 79 X FA 86 0-1 ② F8	B FA 84 C SL 80 1 SAFE F SL 80 T FA 86 1-2 ① K	F FA 88 B FA 88 B FA 88 X FA 88 2-1 4 1B 1B	X SL 84 0-0 ① SF8 3-H	4	1	2	1	0	1	1
Ken Griffey Jr., L (1, 9) OBP: 0.390, SLG: 0.522	C SL 81 X FA 86 0-1 ① SF8 2-3 3-H	B SL 79 B SL 80 X FA 84 2-0 ③ F9	B CH 75 B SL 80 C SL 82 B CH 84 B CH 84 4-1 1-2 BB	X FA 88 0-0 ② F8	S SL 84 D CU 73 C FA 87 B FA 89 X FA 85 2-2 4 G4-6-3 1-2 1B	3	0	1	1	1	0	1
4 Brandon Phillips, R (1, 4) OBP: 0.328, SLG: 0.487	S CU 71 X CU 69 0-1 G3 S 3-H 1B	S CH 78 X SL 78 0-1 ① F7	B SL 81 B FA 87 T SL 82 F FA 88 F FA 90 F CH 75 X FA 89 2-2 ② F9 2-3	C FA 88 F CH 74 F SL 80 X SL 80 0-2 1-3 1B	X CU 75 0-0 ②③ G4-6-3 1-2f	5	0	2	1	0	0	4
Adam Dunn, L (1, 7) OBP: 0.379, SLG: 0.551	B SL 82 X CH 77 1-0 ② G3 1-3	B SL 78 B CH 75 C CH 84 B CH 84 B CH 85 4-1 1B E BB	X SL 82 0-0 ③ G4-3	B SL 79 F FA 88 X FA 89 1-1 ③ G6-3	3	1	0	0	1	0	5
Javier Valentin, S (1, 2) OBP: 0.330, SLG: 0.395	B CH 77 C FA 88 C FA 88 F FA 89 X CH 76 1-2 ③ F9	X CH 84 0-0 ② L7	B FA 91 B FA 91 B FA 92 B FA 90 4-0 G3-6-1 BB	X FA 96 0-0 ① F8	3	0	0	0	1	0	2
Scott Hatteberg, L (1, 3) OBP: 0.394, SLG: 0.474	C CH 84 B SL 90 T CH 76 F FA 87 B SL 80 F FC 88 F FA 88 T SL 82 2-2 ① K	B CH 86 B C CH 84 C SL 82 B CU 71 X SL 80 3-2 E8 1-H 1B	C FA 92 X FA 92 0-1 ①② G3-6-1 1-2f	C FA 96 B CH 88 F CH 88 X FA 96 1-2 ② F7	4	0	1	0	0	1	1
28 Edwin Encarnación, R (1, 5) OBP: 0.347, SLG: 0.409	X CU 70 0-0 ② F7	I IN 70 I IN 70 I IN 73 I IN 70 4-0 IBB	B FA 91 X FA 92 1-0 2B	B FA 97 B FA 96 X FA 97 2-0 ③ G6-3	3	0	1	0	1	0	0
39 Aaron Harang, R (1, 1) OBP: 0.138, SLG: 0.129 38 Gary Majewski, R (6, 1) Jason Ellison, R (6, PH) OBP: 0.239, SLG: 0.231 40 Jon Coutlangus, L (7, 1) 58 Marcus McBeth, R (7, 1) Mike Stanton, L (7, 1) 25 David Weathers, R (9, 1) Jorge Cantu, R (9, PH) OBP: 0.341, SLG: 0.333	S SL 80 B FC 87 S FA 88 S FA 87 1-3 ③ K	F SL 81 F SL 83 S FA 88 0-3 ③ K	B FA 91 B FA 92 X FA 92 2-0 ③ G1-3	C FA 87 S CU 73 F CU 71 X SL 83 0-2 30 1B 2 SF8 1B	2	0	0	0	0	2	2
					0	0	0	0	0	0	0
					1	0	0	0	0	0	1
					0	0	0	0	0	0	0
					0	0	0	0	0	0	0
					0	0	0	0	0	0	0
					0	0	0	0	0	0	0
					1	1	1	0	0	0	0
Inning Stats	R: 2 E: 0 K: 0 S: 12 H: 3 LOB: 1 BB: 0 P: 16	R: 0 E: 0 K: 2 S: 10 H: 0 LOB: 0 BB: 0 P: 13	R: 0 E: 0 K: 0 S: 4 H: 0 LOB: 0 BB: 0 P: 8	R: 1 E: 1 K: 1 S: 10 H: 1 LOB: 2 BB: 2 P: 21	R: 0 E: 0 K: 1 S: 11 H: 1 LOB: 2 BB: 1 P: 18	R: 0 E: 0 K: 0 S: 4 H: 1 LOB: 1 BB: 1 P: 11	R: 0 E: 0 K: 0 S: 11 H: 2 LOB: 2 BB: 0 P: 14	R: 0 E: 0 K: 0 S: 5 H: 0 LOB: 0 BB: 0 P: 8	R: 1 E: 0 K: 0 S: 10 H: 3 LOB: 1 BB: 0 P: 12	1B: 9 2B: 2 3B: 0 HR: 0	SF: 2 SAC: 0 DP: 2 HBP: 0					

livebaseballscorecards.com

AB	34
R	4
H	11
RBI	3
BB	4
SO	4
LOB	17

PITCHER		IP	WLS	BF	H	R	ER	SO	BB	IBB	HBP	BLK	WP	HR	S	P	ERA	WHIP
45 Pedro Martinez, R ERA: 3.6	(1, 1)	5.0	W	23	5	3	2	4	2	1	0	0	0	0	47	76	3.60	1.400
Scott Schoeneweis, L ERA: 5.01	(6, 1)	1.0	H	4	1	0	0	0	1	0	0	0	0	0	4	11	0.00	2.000
25 Pedro Feliciano, L ERA: 2.82	(7, 1)	1.0		5	2	0	0	0	0	0	0	0	0	0	11	14	0.00	2.000
59 Guillermo Mota, R ERA: 6.0	(8, 1)	1.0		3	0	0	0	0	0	0	0	0	0	0	5	8	0.00	0.000
Aaron Sele, R ERA: 5.18	(9, 1)	1.0		5	3	1	1	0	0	0	0	0	0	0	10	12	9.00	3.000

PITCHER	IP	WLS	BF	H	R	ER	SO	BB	IBB	HBP	BLK	WP	HR	S	P	ERA	WHIP

Batter	1	2	3	4	5	6	7	8	9	AB	R	H	RBI	BB	SO	LOB
7 José Reyes, S (1, 6) OBP: 0.365, SLG: 0.431	C FA 90 B FA 91 X FA 91 1-1 L8 ①	B CU 72 F SL 85 B CU 73 F FA 92 F SL 87 F CU 75 X FA 92 2-2 E5 CS			B FA 90 F FA 92 B FA 92 B F F F X 3-2 G3 ③	C CU 76 D CU 77 B FA 93 F FA 94 X SL 84 2-2 P6 ③		X FA 92 0-0 P5 ①		5	0	0	0	0	0	2
Ruben Gotay, S (1, 4) OBP: 0.374, SLG: 0.457	B FA 91 B FA 91 B FA 92 B FA 91 4-0 BB	1 SAFE B SL 83 B FA 90 2-0 CS ③ 1-2	C SL 82 F CU 71 B FA 92 X FA 93 1-2 G5-3 ①			C FA 90 X SL 83 0-1 15 WP 15 HR 1B	B FA 87 C FA 87 B FA 87 C FA 88 B FA 87 F FA 88 B FA 87 4-2 BB	B FA 91 B FA 93 C FA 92 B FA 92 F FA 93 F FA 92 F FA 92 F FA 93 F FA 92 4-2 15 BB 1-2 BB		2	1	1	0	3	0	0
5 David Wright, R (1, 5) OBP: 0.409, SLG: 0.537	B FA 91 F FA 92 1 SAFE B CU 74 F FA 92 X CU 75 2-2 F8 ②	F SL 85 S FA 93 X CU 78 0-2 G6-3 ②				B CH 89 X SL 84 1-0 L9 ①	X CH 79 0-0 F8 ①	B SL 84 X FA 93 1-0 F8 ②		5	0	0	0	0	0	5
15 Carlos Beltrán, S (1, 8) OBP: 0.363, SLG: 0.535	B FA 92 X FA 92 1-0 L7 ③	B CU 74 F FA 93 B SL 84 B FA 93 C FA 93 F FA 94 X FA 93 3-2 F8 ③				B FA 90 B FA 91 S CU 72 X FA 92 2-1 1-H HR	B FA 88 C FA 88 X FA 88 1-1 P2 ②	B FA 94 B FA 94 S FA 93 D CU 77 B FA 93 4-1 1-2 2-3 BB		4	1	1	2	1	0	2
21 Carlos Delgado, L (1, 3) OBP: 0.329, SLG: 0.445 Aaron Heilman, R (8, 1) Scott Schoeneweis, L (9, 1)		B FA 91 X FA 92 1-0 1B HR 1B		B FA 89 F FA 92 F SL 86 B CU 72 X FA 91 3-1 G4-6-3 1B		B FA 94 C FA 93 C SL 86 F SL 87 X FA 94 1-2 18 1B 2B 1B	X FA 89 0-0 G4-3 ③	S FA 94 S FA 93 B FA 92 B FA 92 F FA 93 S FA 93 2-3 K ③		5 0 0	2 0 0	3 0 0	0 0 0	0 0 0	1 0 0	4 0 0
18 Moises Alou, R (1, 7) OBP: 0.388, SLG: 0.511 Endy Chavez, L (8, PR) OBP: 0.317, SLG: 0.380 (8, 9)		C SL 84 B CU 76 F CU 74 D SL 87 X CU 75 2-2 L6 ①		B FA 92 B SL 86 C CU 83 X SL 87 2-1 P4 ①		X FA 95 0-0 2B 1-2 1B		F FA 95 S SL 83 F SL 82 F SL 83 X FA 95 0-2 1B HR 1B	C FA 93 S FA 94 F FA 95 B SL 89 S SL 89 1-3 K ①	4 1	1 1	2 0	0 0	0 1	0 0	2 0
Shawn Green, L (1, 9) OBP: 0.329, SLG: 0.411 (8, 3)		B FA 92 B CH 84 F FA 91 F FA 93 1 SAFE F CU 75 F CU 74 B FA 93 X FA 92 3-2 1-2 HR 1B		B SL 87 1 SAFE C FA 91 F CU 72 B SL 88 B SL 85 F FA 93 X FA 91 3-2 G4-6-3 ②③ 1-2f		B SL 87 B SL 86 F FA 93 X FA 93 2-1 1-H 2-H 1B 2B		B FA 94 C FA 95 B FA 94 1 SAFE X FA 94 2-1 1-3 HR S 1B	F FA 95 B SL 89 B FA 96 F FA 95 F FA 95 X FA 93 2-2 F8 ②	5	3	3	2	0	0	1
Paul Lo Duca, R (1, 2) OBP: 0.313, SLG: 0.365		X FA 91 0-0 1-H 2-H HR	F B F X 1-2 P6 ①			B SL 84 C FA 93 B FA 92 C FA 93 F FA 93 F FA 93 X SL 85 2-2 FC5-4-6 2-H 1B		B FA 94 B FA 96 X FA 94 2-0 1-H 3-H HR	C FA 95 B SL 88 F CH 89 X FA 95 1-2 G4-3 ③	5	2	3	7	0	0	0
Oliver Pérez, L (1, 1) OBP: 0.160, SLG: 0.160 Lastings Milledge, R (6, PH) OBP: 0.333, SLG: 0.432 59 Guillermo Mota, R (6, 1) 25 Pedro Feliciano, L (7, 1) 9 Marlon Anderson, L (8, PH) OBP: 0.356, SLG: 0.457 (8, 7)		S FA 90 B SL 86 F FA 91 F FA 91 X SL 84 1-2 G6-3 ②	C X 0-1 P6 ②			C FA 92 X CU 74 0-1 FC5-4-6 ② 2-3		B FA 94 B FA 94 B FA 93 C FA 91 S FA 92 F FA 93 B FA 92 4-2 15 BB PB BB		2 1 0 0 0	0 0 0 0 0	0 0 0 0 0	0 0 0 0 1	0 0 0 0 0	0 0 0 0 0	0 1 0 0 0
Inning Stats	R: 0 E: 0 K: 0 S: 6 H: 0 LOB: 1 BB: 1 P: 14	R: 3 E: 1 K: 0 S: 19 H: 3 LOB: 0 BB: 0 P: 30	R: 0 E: 0 K: 0 S: 10 H: 0 LOB: 0 BB: 0 P: 14	R: 0 E: 0 K: 0 S: 8 H: 1 LOB: 0 BB: 0 P: 16	R: 0 E: 0 K: 0 S: 11 H: 0 LOB: 0 BB: 0 P: 15	R: 5 E: 0 K: 0 S: 22 H: 6 LOB: 1 BB: 0 P: 32	R: 0 E: 0 K: 0 S: 7 H: 0 LOB: 1 BB: 1 P: 12	R: 3 E: 0 K: 1 S: 24 H: 3 LOB: 3 BB: 3 P: 43	R: 0 E: 0 K: 1 S: 11 H: 0 LOB: 0 BB: 0 P: 15	1B: 9 2B: 1 3B: 0 HR: 3	SF: 0 SAC: 0 DP: 1 HBP: 0			WP: 1 PB: 1 SB: 1 CS: 1	PA: 45		

PITCHER		IP	WLS	BF	H	R	ER	SO	BB	IBB	HBP	BLK	WP	HR	S	P	ERA	WHIP
31 Matt Belisle, R ERA: 5.44	(1, 1)	5.1		22	6	5	5	0	1	0	0	0	1	2	59	97	8.44	1.312
45 Bill Bray, L ERA: 4.82	(6, 1)	0.0	L	3	3	2	2	0	0	0	0	0	0	0	7	10	∞	∞
38 Gary Majewski, R ERA: 8.68	(6, 1)	0.2		3	1	1	1	0	0	0	0	0	0	0	10	14	13.50	1.500
Eddie Guardado, L ERA: 12.91	(7, 1)	1.0		4	0	0	0	0	1	0	0	0	0	0	7	12	0.00	1.000
56 Todd Coffey, R ERA: 6.65	(8, 1)	0.0		4	3	3	3	0	1	0	0	0	0	1	11	19	∞	∞

PITCHER		IP	WLS	BF	H	R	ER	SO	BB	IBB	HBP	BLK	WP	HR	S	P	ERA	WHIP
Brad Salmon, R ERA: 3.74	(8, 1)	1.0		5	0	0	0	1	2	0	0	0	0	0	13	24	0.00	2.000
51 Jared Burton, R ERA: 2.65	(9, 1)	1.0		3	0	0	0	1	0	0	0	0	0	0	11	15	0.00	0.000

TOP

New York Mets @ Cincinnati Reds

Great American Ball Park, Cincinnati, OH

Tue Sep 04 2007, 7:10 PM EDT

Att. 20,655 - Clear - 93 F

livebaseballscorecards.com

AB	39
R	11
H	13
RBI	11
BB	5
SO	2
LOB	17

BOTTOM

Batter	1	2	3	4	5	6	7	8	9	AB	R	H	RBI	BB	SO	LOB
30 Norris Hopper, R (1, 8) OBP: 0.363, SLG: 0.391	C FA 88 B CU 70 B FA 88 X FA 90 2-1 B2 ①		X CU 68 0-0 2B 2-H		C FA 89 B CH 83 F FA 89 S CH 82 1-3 K 27 2B ②	C FA 98 B FA 97 B FA 95 F FA 97 X CH 88 2-2 27 S 1B		C FA 95 F FA 95 B FA 95 F FA 95 F CH 84 X FA 94 1-2 L4 ②		5	1	2	1	0	1	0
27 Jeff Keppinger, R (1, 5) OBP: 0.421, SLG: 0.531	C FA 90 X FA 90 0-1 P4 ②		C FA 90 B FA 92 X FA 92 1-1 F8 ③		B FA 90 1 SAFE C CU 76 X CH 83 1-1 SF9 2B 1-H	B FA 97 B FA 96 X FA 97 2-0 F8 ③ 1-2		C FA 94 F FA 95 C CH 85 0-3 K ③		5	1	1	1	0	1	2
Ken Griffey Jr., L (1, 9) OBP: 0.390, SLG: 0.521	C CU 66 B FA 90 B FA 91 X FA 91 2-1 G4-3 ③			C CU 76 C SL 79 B SL 81 B CU 75 F FA 93 B FA 93 B SL 78 4-2 4 1B 1B BB	C FA 92 X FA 91 0-1 SF9 ② 3-H		C FA 89 C FA 89 F SL 78 B SL 79 B SL 78 B FA 90 F FA 88 X FA 90 3-2 4 1B 1B 1B		X SL 80 0-0 G3 ①	3	2	1	1	1	0	0
4 Brandon Phillips, R (1, 4) OBP: 0.332, SLG: 0.494		B F X FA 88 1-1 F9 ①		B FA 91 B FA 92 X FA 90 2-0 1B SF7 1B 1-2	B FA 89 B FA 91 B FA 90 C FA 90 F FA 92 B SL 80 4-2 BB S BB		C CH 76 X FA 90 0-1 G5-3 1B 1B 1-2		B FA 91 B FA 91 F FA 90 X FA 91 2-1 HR	4	2	3	1	1	0	0
Adam Dunn, L (1, 7) OBP: 0.381, SLG: 0.551		C FA 90 B CU 77 F CU 64 S SL 79 1-3 K ②		S SL 79 D SL 82 B FA 94 F SL 78 X FA 90 2-2 1B 1-3 2-H	B CU 78 B CU 79 1 SAFE S SL 81 B FA 92 B FA 93 4-1 BB 1-2		C FA 90 X FA 89 0-1 G5-3 1B 1-2 2-H		C FA 91 B SL 82 X FA 90 1-1 G3-1 ②	4	0	2	2	1	1	0
Jorge Cantu, R (1, 3) OBP: 0.333, SLG: 0.321		X FA 89 0-0 F9 ③		B SL 79 B CU 70 X FA 92 2-0 SF7 ① 3-H	B SL 81 F FA 92 B CU 79 B SL 81 F FA 92 B CU 79 4-2 BB 1-2 2-3		C SL 80 X CH 76 0-1 G5-3 ① ② 1-2 2-3f		B FA 91 X FA 90 1-0 G5-3 ③	3	0	0	1	1	0	2
2 Alex Gonzalez, R (1, 6) OBP: 0.326, SLG: 0.473			C FA 89 B FA 89 B CU 76 B FA 91 S FA 91 B FA 92 4-2 31 SH1-4 30 2B BB	C CU 68 F FA 91 F FA 91 B SL 78 F CU 78 F CH 82 1 SAFE X SL 81 1-2 F9 ②	C CU 70 B FA 93 X CU 79 1-1 G1-3 ③		B SL 77 B SL 77 B FA 89 B FA 87 4-0 BB			2	1	0	0	2	0	4
26 David Ross, R (1, 2) OBP: 0.260, SLG: 0.389 Javier Valentin, S (7, PH) OBP: 0.329, SLG: 0.393 (8, 2)			X FA 90 0-0 F9 ① X FA 91 0-0 P6 ③			C FA 97 X FA 97 0-1 G5-3 ①	B CH 76 C FA 90 C SL 80 B SL 80 F FA 90 B SL 78 X FA 89 3-2 G4-3 ③			3 1	0 0	0 0	0 0	0 0	0 0	2 2
31 Matt Belisle, R (7, 1) 45 Bill Bray, L (8, 1) 38 Gary Majewski, R (8, 1) 19 Joey Votto, L (8, PH) Eddie Guardado, R (7, 1) 56 Todd Coffey, R (8, 1) Brad Salmon, L (8, 1) Buck Coats, L (8, PH) 51 Jared Burton, R (8, 1)			L FA 88 X CU 69 0-1 SH1-4 ② 1-2		B FA 88 C FA 89 F FA 90 X CU 77 1-2 G6-3 ①	B CH 88 S CH 88 C CH 86 S CH 86 1-3 K ②		B FA 94 S FA 93 B CH 84 S FA 94 S CH 85 2-3 K ①		1 0 0 1 0 0 0 1 0	0 0 0 0 0 0 0 0 0	0 0 0 0 0 0 0 0 0	0 0 0 0 0 0 0 0 0	0 0 0 0 1 0 0 0 1	0 0 0 0 0 0 0 0 0	0 0 0 0 0 0 0 0 0
Inning Stats	R: 0 E: 0 K: 0 S: 6 H: 0 LOB: 0 BB: 0 P: 10	R: 0 E: 0 K: 1 S: 6 H: 0 LOB: 0 BB: 0 P: 8	R: 1 E: 0 K: 0 S: 8 H: 1 LOB: 1 BB: 1 P: 13	R: 2 E: 0 K: 0 S: 15 H: 2 LOB: 1 BB: 1 P: 26	R: 2 E: 1 K: 1 S: 17 H: 1 LOB: 3 BB: 3 P: 33	R: 0 E: 0 K: 1 S: 9 H: 1 LOB: 1 BB: 0 P: 14	R: 1 E: 0 K: 0 S: 15 H: 3 LOB: 2 BB: 1 P: 25	R: 0 E: 0 K: 2 S: 11 H: 0 LOB: 0 BB: 0 P: 14	R: 1 E: 0 K: 0 S: 6 H: 1 LOB: 0 BB: 0 P: 10	1B: 6 2B: 2 3B: 0 HR: 1	SF: 2 SAC: 1 DP: 1 HBP: 0			WP: 0 PB: 0 SB: 2 CS: 0	PA: 42		

PITCHER		IP	WLS	BF	H	R	ER	SO	BB	IBB	HBP	BLK	WP	HR	S	P	ERA	WHIP
Oliver Pérez, L ERA: 3.46	(1, 1)	5.0	W	25	4	5	3	2	5	0	0	0	0	0	52	90	5.40	1.800
59 Guillermo Mota, R ERA: 5.88	(6, 1)	1.0	H	4	1	0	0	1	0	0	0	0	0	0	9	14	0.00	1.000
25 Pedro Feliciano, L ERA: 2.93	(7, 1)	1.0	H	6	3	1	1	0	1	0	0	0	0	0	15	25	9.00	4.000
Aaron Heilman, R ERA: 3.2	(8, 1)	1.0		3	0	0	0	2	0	0	0	0	0	0	11	14	0.00	0.000
Scott Schoeneweis, L ERA: 5.08	(9, 1)	1.0		4	1	1	1	0	0	0	0	0	0	1	6	10	9.00	1.000

PITCHER	IP	WLS	BF	H	R	ER	SO	BB	IBB	HBP	BLK	WP	HR	S	P	ERA	WHIP

New York Mets @ Cincinnati Reds

Great American Ball Park, Cincinnati, OH

Tue Sep 04 2007, 7:10 PM EDT

Att. 20,655 - Clear - 93 F

livebaseballscorecards.com

AB	33
R	7
H	9
RBI	7
BB	6
SO	5
LOB	12

Batter	1	2	3	4	5	6	7	8	9	AB	R	H	RBI	BB	SO	LOB
Endy Chavez, L (1, 7) OBP: 0.308, SLG: 0.368	C C B X 1-2 G5-3		B FA 86 X FA 89 1-0 ③ F8		F FA 88 B CU 70 X FA 87 1-1 ③ G1-3			B FA 92 X FA 92 1-0 ① F8		4	0	0	0	0	0	1
1 Luis Castillo, S (1, 4) OBP: 0.354, SLG: 0.351	C T B X 1-2 ② G6-3			B FC 86 B FA 87 B FC 88 C FA 86 X FA 88 3-1 E5 1B		C FA 86 F FC 88 B FC 87 S CU 70 1-3 ① K		C FA 93 X FA 93 0-1 ② G1-3		4	0	1	0	0	1	0
5 David Wright, R (1, 5) OBP: 0.410, SLG: 0.535	C C B X 1-2 ③ G6-3			B SL 79 B SL 80 T FC 87 F FC 87 B SL 87 B SL 86 4-2 BB		B FA 89 B CH 80 B FC 88 C FA 89 X FA 87 3-1 ② F8		S FA 94 B FA 95 C FA 94 B FC 88 B CH 88 B FA 94 4-2 BB		2	0	0	0	2	0	0
15 Carlos Beltrán, S (1, 8)		B C FA 86 B FC 87 F CU 67 B CH 80 F CU 68 B FA 88 4-2 G6-3-5 BB		L CH 80 F CU 68 2 SAFE S CU 68 0-3 ① K		B FA 87 B FA 88 B FA 89 C FA 88 F FA 88 X FA 88 3-2 FC4-6 1B		F FA 94 C FA 92 B FA 92 X FA 89 1-2 ③ L6		3	0	1	0	1	1	3
Jeff Conine, R (1, 3) OBP: 0.317, SLG: 0.398		C FC 86 B FC 86 B SL 78 X SL 87 2-1 ① ② G6-3-5 1-3f		F CU 68 C SL 78 B SL 78 X CU 68 1-2 ② F8		B FA 88 F FA 87 1 SAFE C FA 87 X FA 86 1-2 ③ FC4-6 1-2f			F FA 88 F FA 88 F FA 89 F SL 82 S CH 80 0-3 ① K	4	0	0	0	0	1	4
Ruben Gotay, S (1, 6) OBP: 0.372, SLG: 0.449		B FA 88 C FA 88 B CH 79 B FA 87 S FA 88 B FA 88 4-2 BB		C CH 80 C CU 68 D CU 70 X CU 68 1-2 ③ L3			C FA 90 B CH 78 S CH 78 B FA 91 X FA 91 2-2 ① F8		B FA 88 C FA 88 B CU 72 F FA 88 B CU 71 F FA 88 F FA 89 F FA 90 X FA 90 3-2 ② F7	3	0	0	0	1	0	2
Lastings Milledge, R (1, 9) OBP: 0.331, SLG: 0.423		B FC 87 S FA 86 B SL 78 X FA 82 2-1 ③ P3			B FC 87 C FC 87 F FA 87 B CU 69 X SL 81 2-2 ① F8		S FA 92 F FA 91 B CH 80 B SL 80 B FA 91 B FA 91 4-2 BB		B CU 71 F FA 89 X CH 80 1-1 ③ G1-3	3	0	0	0	1	0	1
Mike DiFelice, R (1, 2) OBP: 0.311, SLG: 0.350			B FC 87 F FC 87 X FC 87 1-1 ① G4-3		F FC 87 X SL 82 0-1 33 SH5-4 1B		F FA 91 C SL 78 F SL 79 F FA 92 S SL 79 0-3 ② K			3	0	1	0	0	1	1
33 John Maine, R (1, 1) OBP: 0.189, SLG: 0.188 36 Willie Collazo, L (5, 1) Shawn Green, L (7, PH) OBP: 0.329, SLG: 0.410 Philip Humber, R (7, 1)			B FC 87 C FC 88 F FA 87 S SL 80 1-3 ② K		L FC 86 X FA 87 0-1 ② SH5-4 1-2		C FA 92 T CH 80 X FA 91 0-2 ③ G1-3			1 0 0 0 0 1 0 0 0 0 0 0 0 0 1 0 0 0 0 0 1 0 0 0 0 0 0 0						
Inning Stats	R: 0 E: 0 K: 0 S: 9 H: 0 LOB: 0 BB: 0 P: 12	R: 0 E: 0 K: 0 S: 9 H: 0 LOB: 1 BB: 2 P: 21	R: 0 E: 0 K: 1 S: 6 H: 0 LOB: 0 BB: 0 P: 9	R: 0 E: 1 K: 1 S: 13 H: 1 LOB: 2 BB: 1 P: 22	R: 0 E: 0 K: 0 S: 9 H: 1 LOB: 1 BB: 0 P: 12	R: 0 E: 0 K: 1 S: 11 H: 1 LOB: 1 BB: 0 P: 19	R: 0 E: 0 K: 1 S: 13 H: 0 LOB: 1 BB: 1 P: 19	R: 0 E: 0 K: 0 S: 8 H: 0 LOB: 1 BB: 1 P: 14	R: 0 E: 0 K: 1 S: 13 H: 0 LOB: 0 BB: 0 P: 17	1B: 3 2B: 1 3B: 0 HR: 0 SF: 0 SAC: 1 DP: 1 HBP: 0						

TOP

New York Mets @ Cincinnati Reds

Great American Ball Park, Cincinnati, OH

Wed Sep 05 2007, 12:35 PM EDT

Att. 15,704 - Sunny - 87 F

livebaseballscorecards.com

AB	28
R	0
H	3
RBI	0
BB	5
SO	5
LOB	13

PITCHER		IP	WLS	BF	H	R	ER	SO	BB	IBB	HBP	BLK	WP	HR	S	P	ERA	WHIP
Tom Shearn, R ERA: 3.12	(1, 1)	6.0	W	23	3	0	0	3	3	0	0	0	0	0	57	95	0.00	1.000
58 Marcus McBeth, R ERA: 6.75	(7, 1)	1.0		4	0	0	0	1	1	0	0	0	0	0	13	19	0.00	1.000
51 Jared Burton, R ERA: 2.57	(8, 1)	1.0		4	0	0	0	0	1	0	0	0	0	0	8	14	0.00	1.000
Mike Stanton, L ERA: 6.02	(9, 1)	1.0		3	0	0	0	1	0	0	0	0	0	0	13	17	0.00	0.000

PITCHER	IP	WLS	BF	H	R	ER	SO	BB	IBB	HBP	BLK	WP	HR	S	P	ERA	WHIP

WP: 0 PB: 0 SB: 0 CS: 0 PA: 34

BOTTOM

New York Mets @ Cincinnati Reds

Great American Ball Park, Cincinnati, OH

Wed Sep 05 2007, 12:35 PM EDT

Att. 15,704 - Sunny - 87 F

livebaseballscorecards.com

Batter	1	2	3	4	5	6	7	8	9	AB	R	H	RBI	BB	SO	LOB
Josh Hamilton, L (1, 8) OBP: 0.367, SLG: 0.547 30 Norris Hopper, R (6, PH) (7, 8) OBP: 0.364, SLG: 0.391	B X 1-0 ① F8		C FA 91 C FA 91 B FA 92 B CH 83 X FA 91 2-2 ① 2B	F FA 93 X FA 93 0-1 2-H 3-H 1B		X FA 84 0-0 2 BB 1B	C CU 76 F FA 91 C CU 79 0-3 ③ K			3 2	0 0	2 1	2 0	0 0	0 1	0 2
2 Alex Gonzalez, R (1, 6) OBP: 0.327, SLG: 0.471	C F X 0-2 4 HR 1B		F SL 83 X FA 92 0-1 ② F9	B FA 91 B SL 85 B FA 92 C FA 91 X FA 92 3-1 ② F7		1 SAFE 1 SAFE B FA 85 S CH 72 B FA 86 1 SAFE B FA 86 S CH 75 B FA 86 4-2 4 G5-4-3 1-2 BB		C CH 83 X FA 90 0-1 ① G5-3		4	1	1	0	1	0	1
Ken Griffey Jr., L (1, 9) OBP: 0.389, SLG: 0.520	B B C S S 2-3 ② K		X CH 83 0-0 BB 2B	C FA 93 C FA 92 B FA 94 B SL 85 F FA 93 B FA 94 F FA 94 X CH 84 2-2 ③ G6-3		C FA 86 F FA 86 B CU 76 F FA 85 X CU 75 1-2 ① P3		C FA 91 B CU 77 F FA 91 C CU 79 1-3 ② K		5	0	1	0	0	2	4
4 Brandon Phillips, R (1, 4) OBP: 0.333, SLG: 0.497	B SL 85 1 SAFE S FA 94 1 SAFE X 1-1 1-H HR		H FA 92 1-0 BB HBP		B FA 89 X SL 81 1-0 ① F9	B FA 86 S CH 75 F FA 86 X CH 75 1-2 ②③ G5-4-3 1-2f		C CU 78 S CU 77 F CU 79 F CU 79 B FA 92 F FA 92 X FA 92 1-2 ③ G4-3		4	1	1	2	0	0	2
Adam Dunn, L (1, 7) OBP: 0.384, SLG: 0.553 Jason Ellison, R (8, 7) OBP: 0.239, SLG: 0.231	S S FA 94 F FA 94 B CH 84 T CH 84 1-2 ③ K		B FA 92 B FA 92 B FA 93 B FA 93 4-0 1-2 2-3 BB		B FA 91 F FA 91 B SL 82 B SL 81 B FA 92 4-1 1B 28 1B BB		B FA 92 B FA 91 F FA 89 X FA 92 2-1 28 2B 2B			2 0	2 0	1 0	0 0	2 0	1 0	0 0
Javier Valentin, S (1, 2) OBP: 0.327, SLG: 0.390		X FA 90 0-0 ① G5-3	B CH 84 B FA 92 C FA 92 X FA 92 2-1 ③ G4-3		X FA 92 0-0 19 1B 28 1B 1-3 1B		B CH 84 X FA 91 1-0 ① P6			4	0	1	0	0	0	4
28 Edwin Encarnación, R (1, 5) OBP: 0.350, SLG: 0.416		C FA 91 X FA 92 0-1 ② P6		X FA 90 0-0 SH5-4 1B 2B	C SL 84 B SL 83 B SL 84 F SL 84 B SL 83 X SL 82 3-2 19 1B 1-2 3-H 1B		C FA 91 B CU 77 B CU 77 F FA 91 B FA 84 X CU 78 3-2 19 1B 2-H 2B			4	1	3	2	0	0	0
19 Joey Votto, L (1, 3) OBP: 0.800, SLG: 1.500		C FA 92 B CH 83 X CH 84 1-1 HR		C FA 90 B FA 92 B FA 92 C FA 92 B FA 93 B FA 92 4-2 SH5-4 1B BB	B CU 73 C FA 84 S FA 85 X FA 86 1-2 G4-6-3 1-2 2-3 1B		B CU 78 F FA 91 C CU 77 B CU 78 X FA 91 2-2 2-3 1B			3	2	3	1	1	0	0
Tom Shearn, R (1, 1) 58 Marcus McBeth, R (7, 1) Buck Coats, L (7, PH) 51 Jared Burton, R (8, 1) Mike Stanton, L (9, 1)		B FA 91 B FA 90 B FA 90 C FA 90 C FA 90 F FA 90 X FA 90 3-2 ③ G5-3		X FA 91 0-0 ① SH5-4 1-2 2-3	X FA 84 0-0 ②③ G4-6-3 1-2f		F FA 91 X FA 91 0-1 ② F7			2 0 1 0 0	0 0 0 0 0	0 0 0 0 0	0 0 0 0 0	0 0 0 0 0	0 0 2 0 0	3 0 0 0 0
Inning Stats	R: 2 E: 0 K: 2 S: 13 H: 2 LOB: 0 BB: 0 P: 18	R: 1 E: 0 K: 0 S: 9 H: 1 LOB: 0 BB: 0 P: 13	R: 0 E: 0 K: 0 S: 8 H: 2 LOB: 3 BB: 1 P: 17	R: 2 E: 0 K: 0 S: 15 H: 2 LOB: 1 BB: 1 P: 24	R: 1 E: 0 K: 0 S: 10 H: 3 LOB: 2 BB: 1 P: 19	R: 0 E: 0 K: 0 S: 10 H: 1 LOB: 1 BB: 1 P: 16	R: 1 E: 0 K: 1 S: 14 H: 3 LOB: 2 BB: 0 P: 22	R: 0 E: 0 K: 1 S: 11 H: 0 LOB: 0 BB: 0 P: 13		1B: 7 2B: 5 3B: 0 HR: 2 SF: 0 SAC: 1 DP: 2 HBP: 1						

	AB	34
	R	7
	H	14
	RBI	7
	BB	4
	SO	4
	LOB	18

WP: 0 PB: 0 SB: 0 CS: 0 PA: 40

PITCHER		IP	WLS	BF	H	R	ER	SO	BB	IBB	HBP	BLK	WP	HR	S	P	ERA	WHIP
33 John Maine, R ERA: 3.8	(1, 1)	4.1	L	25	9	6	6	2	3	0	1	0	0	2	51	86	12.46	2.769
36 Willie Collazo, L ERA:	(5, 1)	1.2		6	2	0	0	0	1	0	0	0	0	0	14	21	0.00	1.800
Philip Humber, R ERA: 4.5	(7, 1)	2.0		9	3	1	1	2	0	0	0	0	0	0	25	35	4.50	1.500

PITCHER	IP	WLS	BF	H	R	ER	SO	BB	IBB	HBP	BLK	WP	HR	S	P	ERA	WHIP

Batter	1	2	3	4	5	6	7	8	9	AB	R	H	RBI	BB	SO	LOB
9 Hunter Pence, R (1, 8) OBP: 0.368, SLG: 0.558	F S B B B S 3-3 ① K		B B F S B X 3-2 ① G6-3	B B C F X 2-2 FC6-4 1B		F X 0-1 1-2 2-3 1B		B S S B F S 2-3 ② K		5	0	2	0	0	2	0
Craig Biggio, R (1, 4) OBP: 0.285, SLG: 0.392 Josh Anderson, L (7, 7)	B B C F S 2-3 ② K		B F F B S 2-3 ② K	1 SAFE X 0-0 ③ FC6-4 1-2f		S F B B F B X 3-2 ② L9		C X 0-1 ③ L7		4 1	0 0	0 0	0 0	0 0	2 0	4 0
17 Lance Berkman, S (1, 3) OBP: 0.388, SLG: 0.506 Chris Burke, R (7, 6) OBP: 0.315, SLG: 0.358	X 0-0 HR		F B X 1-1 45 1B 1B		X 0-0 ① F8	C B F B B S 3-3 ③ K			B C X 1-1 FC5-4 1B	4 1	2 0	2 1	1 0	0 0	1 0	3 0
45 Carlos Lee, R (1, 7) OBP: 0.354, SLG: 0.522 Cody Ransom, R (7, 4)	C X 0-1 ③ G5-3		C B F X 1-2 1B 1-2 1B		B F C X 1-2 ② F9		C S F X 0-2 ① L7		S B X 1-1 ① FC5-4 1-2f	4 1	0 0	1 0	0 0	0 0	0 1	0 1
Mark Loretta, R (1, 6) OBP: 0.341, SLG: 0.350 Eric Munson, L (7, 3) OBP: 0.307, SLG: 0.368		B B C X 2-1 ① G4-3	B F F F D X 2-2 1-3 2-H 1B		B B C B F X 3-2 1B		C X 0-1 ② P4		S X 0-1 ② F9	4 1	0 0	2 0	1 0	0 0	0 1	0 1
Luke Scott, L (1, 9) OBP: 0.358, SLG: 0.510		B B X 2-0 HBP 21 S 1B	B F B F B B 4-2 BB		X 0-0 ③ P6		C B X 1-1 21 2B 1B		C B X 1-1 ③ G1-3	4	1	2	0	1	0	2
21 Ty Wigginton, R (1, 5) OBP: 0.340, SLG: 0.454		F B 1 B B S B SAFE 4-2 HBP 1-2 BB	X 0-0 ③ G4-3			B X 1-0 FC6-4 1B	C F B X 1-2 1-H 2B			3	0	2	1	1	0	3
Humberto Quintero, R (1, 2) OBP: 0.283, SLG: 0.238		F H 1-1 51 G4-3 1-2 2-3 HBP		X 0-0 ① G6-3		B F F F F B F X 2-2 ① FC6-4 9 1B 1B 1-2f	C B X 1-1 ③ F9			3	0	0	0	0	0	2
51 Wandy Rodriguez, S (1, 1) OBP: 0.156, SLG: 0.140 43 Chris Sampson, R (5, 1) OBP: 0.154, SLG: 0.154 Orlando Palmeiro, L (6, PH) OBP: 0.339, SLG: 0.274 Dave Borkowski, R (6, 1) Juan Gutierrez, R (6, 1) Jason Lane, R (8, PH) OBP: 0.255, SLG: 0.349 Troy Patton, S (8, 1) OBP: 0.333, SLG: 0.333		C X 0-1 ② ③ G4-3 1-2f	C X 0-1 ② L7			B B C X 2-1 9 1B 1-2 1B		B X 1-0 ① G5-3		2 0 1 0 0 1 0	0 0 0 0 0 0 0	0 0 1 0 0 0 0	0 0 0 0 0 0 0	0 0 0 0 0 0 0	0 0 0 0 0 0 0	3 0 0 0 0 0 0
Inning Stats	R: 1 H: 1 E: 0 LOB: 0 K: 2 BB: 0 S: 9 P: 14	R: 0 H: 1 E: 0 LOB: 2 K: 0 BB: 1 S: 8 P: 17	R: 1 H: 3 E: 0 LOB: 3 K: 1 BB: 1 S: 18 P: 31	R: 0 H: 1 E: 0 LOB: 1 K: 0 BB: 0 S: 7 P: 9	R: 0 H: 1 E: 0 LOB: 1 K: 0 BB: 0 S: 8 P: 12	R: 0 H: 3 E: 0 LOB: 3 K: 1 BB: 0 S: 19 P: 30	R: 1 H: 2 E: 0 LOB: 1 K: 0 BB: 0 S: 13 P: 16	R: 0 H: 0 E: 0 LOB: 0 K: 1 BB: 0 S: 7 P: 10	R: 0 H: 1 E: 0 LOB: 1 K: 0 BB: 0 S: 8 P: 11	1B: 11 SF: 0 2B: 1 SAC: 0 3B: 0 DP: 1 HR: 1 HBP: 1						

PITCHER		IP	WLS	BF	H	R	ER	SO	BB	IBB	HBP	BLK	WP	HR	S	P	ERA	WHIP
34 Mike Pelfrey, R ERA: 5.25	(1, 1)	5.1	W	28	10	2	2	3	2	0	1	0	0	1	61	99	3.38	2.250
Jorge Sosa, R ERA: 4.19	(6, 1)	1.2	H	7	2	1	1	1	0	0	0	0	0	0	21	30	5.40	1.200
59 Guillermo Mota, R ERA: 5.76	(8, 1)	1.0		3	0	0	0	1	0	0	0	0	0	0	7	10	0.00	0.000
36 Willie Collazo, L ERA:	(9, 1)	1.0		4	1	0	0	0	0	0	0	0	0	0	8	11	0.00	1.000

PITCHER	IP	WLS	BF	H	R	ER	SO	BB	IBB	HBP	BLK	WP	HR	S	P	ERA	WHIP

TOP

Houston Astros @ New York Mets

Shea Stadium, Flushing, NY

Fri Sep 07 2007, 7:10 PM EDT

Att. 51,113 - Clear - 78 F

livebaseballscorecards.com

AB	39
R	3
H	13
RBI	3
BB	2
SO	5
LOB	19

WP: 0 PA: 42
PB: 0
SB: 1
CS: 0

Houston Astros @ New York Mets

Shea Stadium, Flushing, NY

Fri Sep 07 2007, 7:10 PM EDT

Att. 51,113 - Clear - 78 F

BOTTOM

Batter	1	2	3	4	5	6	7	8	9	AB	R	H	RBI	BB	SO	LOB
7 José Reyes, S (1, 6) OBP: 0.363, SLG: 0.433	K		K	G5-3		3B	G4-3			5	1	1	0	0	2	3
1 Luis Castillo, S (1, 4) OBP: 0.357, SLG: 0.351	BB		BB	K		1B	L7			3	2	1	1	2	1	2
5 David Wright, R (1, 5) OBP: 0.409, SLG: 0.535	K		E8	L8		BB	G6-3			4	2	1	1	1	1	1
59 Guillermo Mota, R (8, 1)										0	0	0	0	0	0	0
36 Willie Collazo, L (9, 1)										0	0	0	0	0	0	0
15 Carlos Beltrán, S (1, 8) OBP: 0.365, SLG: 0.540	G6-3		1B	HR		K		FC6-4		4	1	2	2	0	1	3
Ruben Gotay, S (8, 5) OBP: 0.375, SLG: 0.458								2B		1	0	1	0	0	0	0
18 Moises Alou, R (1, 7) OBP: 0.390, SLG: 0.519		G6-3	F7		2B	HR		P5		4	2	2	1	0	0	1
Endy Chavez, L (7, 7) OBP: 0.306, SLG: 0.366						2B				1	0	0	0	0	0	1
Jeff Conine, R (1, 3) OBP: 0.322, SLG: 0.397		G5-3	L5		FC5-4	IBB		BB		3	1	1	1	2	0	1
Paul Lo Duca, R (1, 2) OBP: 0.315, SLG: 0.366		BB		FC3-5	FC5-4	SF9		FC6-4		2	0	1	1	1	0	1
Carlos Gómez, R (8, 8) OBP: 0.300, SLG: 0.330					BB					1	0	0	0	0	0	2
Lastings Milledge, R (1, 9) OBP: 0.340, SLG: 0.445		F8		G5-3 FC3-5	BB	HR		K		4	1	2	3	1	1	3
34 Mike Pelfrey, R (1, 1) OBP: 0.111, SLG: 0.059			BB	FC3-5	G5-3	K				2	1	0	0	1	0	4
Jorge Sosa, R (6, 1) OBP: 0.286, SLG: 0.280										1	0	0	0	0	1	0
Mike DiFelice, R (8, 2) OBP: 0.311, SLG: 0.350										0	0	0	0	0	0	0
Inning Stats	R: 0 E: 0 K: 2 S: 10 H: 0 LOB: 1 BB: 1 P: 20	R: 0 E: 0 K: 0 S: 5 H: 0 LOB: 1 BB: 1 P: 12	R: 3 E: 1 K: 1 S: 13 H: 2 LOB: 2 BB: 2 P: 31	R: 0 E: 0 K: 1 S: 15 H: 2 LOB: 2 BB: 0 P: 19	R: 2 E: 0 K: 0 S: 9 H: 3 LOB: 2 BB: 1 P: 17	R: 6 E: 0 K: 2 S: 16 H: 4 LOB: 0 BB: 2 P: 28	R: 0 E: 0 K: 0 S: 4 H: 0 LOB: 0 BB: 0 P: 6	R: 0 E: 0 K: 1 S: 17 H: 1 LOB: 2 BB: 1 P: 25							

livebaseballscorecards.com

AB	35
R	11
H	12
RBI	10
BB	8
SO	7
LOB	22

1B: 5 SF: 1
2B: 4 SAC: 0
3B: 1 DP: 0
HR: 2 HBP: 0

WP: 0 PA: 44
PB: 0
SB: 0
CS: 0

PITCHER	IP	WLS	BF	H	R	ER	SO	BB	IBB	HBP	BLK	WP	HR	S	P	ERA	WHIP
51 Wandy Rodriguez, L (1, 1) ERA: 4.65	4.1	L	23	6	5	5	4	4	0	0	0	0	1	47	89	10.38	2.308
43 Chris Sampson, R (5, 1) ERA: 4.62	0.2		4	1	0	0	0	1	0	0	0	0	0	5	10	0.00	3.000
Dave Borkowski, R (6, 1) ERA: 5.86	0.2		8	4	6	6	1	1	1	0	0	0	1	13	25	81.00	7.500
Juan Gutierrez, R (6, 1) ERA: 7.56	1.1		4	0	0	0	1	0	0	0	0	0	0	7	9	0.00	0.000
Troy Patton, L (8, 1) ERA: 3.55	1.0		5	1	0	0	1	1	0	0	0	0	0	17	25	0.00	2.000

PITCHER	IP	WLS	BF	H	R	ER	SO	BB	IBB	HBP	BLK	WP	HR	S	P	ERA	WHIP

Houston Astros @ New York Mets

Shea Stadium, Flushing, NY

Sat Sep 08 2007, 1:10 PM EDT

Att. 53,061 - Sunny - 86 F

TOP

livebaseballscorecards.com

Batter	1	2	3	4	5	6	7	8	9	AB	R	H	RBI	BB	SO	LOB
9 Hunter Pence, R (1, 8) OBP: 0.364, SLG: 0.552	G6-3			K			F9		G4-3	4	0	0	0	0	1	0
Chris Burke, R (1, 9) (8, 4) OBP: 0.311, SLG: 0.353	L7			P3			G5-3		K	4	0	0	0	0	1	0
17 Lance Berkman, S (1, 3) OBP: 0.385, SLG: 0.502	G5-3			K			F9		G4-3	4	0	0	0	0	1	0
45 Carlos Lee, R (1, 7) OBP: 0.354, SLG: 0.521		F9			G4-3			1B		3	1	1	0	0	0	0
Mark Loretta, R (1, 4) (8, 6) OBP: 0.341, SLG: 0.350		K			G6-3			1-2 1B		3	0	1	0	0	1	0
21 Ty Wigginton, R (1, 5) OBP: 0.340, SLG: 0.453		G5-3			G5-3			1-2 2-H 1B		3	0	1	1	0	0	0
Cody Ransom, R (1, 6) OBP: 0.125, SLG: 0.125			G6-3			G4-6-3 1B		K		2	0	1	0	0	0	0
Luke Scott, L (8, PH) (8, 9) OBP: 0.357, SLG: 0.509										1	0	0	0	0	1	2
Eric Munson, L (1, 2) OBP: 0.301, SLG: 0.359			K			G4-6-3 1-2f		K		3	0	0	0	0	2	3
Woody Williams, R (1, 1) OBP: 0.088, SLG: 0.140			G5-3			L6		K		2	0	0	0	0	0	0
Chad Qualls, R (7, 1)										0	0	0	0	0	0	0
Mike Lamb, L (8, PH) OBP: 0.368, SLG: 0.452										1	0	0	0	0	1	2
Brad Lidge, R (8, 1)										0	0	0	0	0	0	0
Inning Stats	R: 0 E: 0 K: 0 S: 7 H: 0 LOB: 0 BB: 0 P: 13	R: 0 E: 0 K: 1 S: 7 H: 0 LOB: 0 BB: 0 P: 12	R: 0 E: 0 K: 1 S: 7 H: 0 LOB: 0 BB: 0 P: 11	R: 0 E: 0 K: 2 S: 12 H: 0 LOB: 0 BB: 0 P: 17	R: 0 E: 0 K: 0 S: 7 H: 0 LOB: 0 BB: 0 P: 12	R: 0 E: 0 K: 0 S: 4 H: 1 LOB: 0 BB: 0 P: 4	R: 0 E: 0 K: 0 S: 6 H: 0 LOB: 0 BB: 0 P: 9	R: 1 E: 0 K: 3 S: 17 H: 3 LOB: 2 BB: 0 P: 29	R: 0 E: 0 K: 1 S: 8 H: 0 LOB: 0 BB: 0 P: 13	1B: 4 2B: 0 3B: 0 HR: 0	SF: 0 SAC: 0 DP: 1 HBP: 0						

	AB	30
	R	1
	H	4
	RBI	1
	BB	0
	SO	8
	LOB	7

WP: 0 PB: 0 SB: 0 CS: 0 PA: 30

PITCHER		IP	WLS	BF	H	R	ER	SO	BB	IBB	HBP	BLK	WP	HR	S	P	ERA	WHIP
Tom Glavine, L ERA: 3.95	(1, 1)	7.0	W	23	3	1	1	4	0	0	0	0	0	0	54	86	1.29	0.429
Aaron Heilman, R ERA: 3.15	(8, 1)	1.0	H	4	1	0	0	3	0	0	0	0	0	0	13	21	0.00	1.000
13 Billy Wagner, L ERA: 2.54	(9, 1)	1.0	S	3	0	0	0	1	0	0	0	0	0	0	8	13	0.00	0.000

PITCHER	IP	WLS	BF	H	R	ER	SO	BB	IBB	HBP	BLK	WP	HR	S	P	ERA	WHIP

BOTTOM

Houston Astros @ New York Mets

Shea Stadium, Flushing, NY

Sat Sep 08 2007, 1:10 PM EDT

Att. 53,061 - Sunny - 86 F

livebaseballscorecards.com

Batter	1	2	3	4	5	6	7	8	9	AB	R	H	RBI	BB	SO	LOB
7 José Reyes, S (1, 6) OBP: 0.361, SLG: 0.430	F8		B1-3	K			G5-3			4	0	0	0	0	1	2
1 Luis Castillo, S (1, 4) OBP: 0.356, SLG: 0.349	E3 15 F9 5 BB		G3-1		5 G5-3 5 S 15 WP BB		K			3	1	0	0	1	1	0
5 David Wright, R (1, 5) OBP: 0.410, SLG: 0.539	1 SAFE 1 SAFE SAFE 18 FC5-4 1-2 BB		HR		G5-3 1-3		G5-3			3	1	1	1	1	0	1
15 Carlos Beltrán, S (1, 8) OBP: 0.363, SLG: 0.535	F9 2-3		G4-3		F8 3-H			G6-3		4	0	0	0	0	0	2
18 Moises Alou, R (1, 7) OBP: 0.387, SLG: 0.514 13 Billy Wagner, L (9, 1)	FC5-4 1-2f			K	1B			K		4 0	0 0	1 0	0 0	0 0	2 0	2 0
Shawn Green, L (1, 3) OBP: 0.328, SLG: 0.411		G6-3		2B	F8			G6-3		4	1	1	0	0	0	1
Paul Lo Duca, R (1, 2) OBP: 0.315, SLG: 0.368		G6-3		SH1-4 2-H 2B		L9				3	0	1	1	0	0	0
Lastings Milledge, R (1, 9) OBP: 0.346, SLG: 0.446		1B		SH1-4 BB		G5-3				2	0	1	0	1	0	0
Tom Glavine, L (1, 1) OBP: 0.305, SLG: 0.250 Aaron Heilman, R (8, 1) Endy Chavez, L (9, 7) OBP: 0.306, SLG: 0.366		G4-3		SH1-4 1-2 2-3		K				2 0 0	0 0 0	0 0 0	0 0 0	0 0 0	1 0 0	1 0 0
Inning Stats	R: 0 E: 1 K: 0 S: 14 H: 0 LOB: 2 BB: 1 P: 22	R: 0 E: 0 K: 0 S: 6 H: 1 LOB: 1 BB: 0 P: 10	R: 1 E: 0 K: 0 S: 11 H: 1 LOB: 0 BB: 0 P: 18	R: 1 E: 0 K: 2 S: 14 H: 2 LOB: 2 BB: 1 P: 24	R: 1 E: 0 K: 0 S: 8 H: 1 LOB: 1 BB: 1 P: 20	R: 0 E: 0 K: 1 S: 9 H: 0 LOB: 0 BB: 0 P: 11	R: 0 E: 0 K: 1 S: 7 H: 0 LOB: 0 BB: 0 P: 9	R: 0 E: 0 K: 1 S: 8 H: 0 LOB: 0 BB: 0 P: 16		1B: 2 2B: 2 3B: 0 HR: 1	SF: 0 SAC: 1 DP: 0 HBP: 0		WP: 1 PB: 0 SB: 1 CS: 0	PA: 33		

	AB	29
	R	3
	H	5
	RBI	2
	BB	3
	SO	5
	LOB	9

PITCHER		IP	WLS	BF	H	R	ER	SO	BB	IBB	HBP	BLK	WP	HR	S	P	ERA	WHIP
Woody Williams, R ERA: 4.93	(1, 1)	6.0	L	27	5	3	3	3	3	0	0	0	1	1	62	105	4.50	1.333
Chad Qualls, R ERA: 3.07	(7, 1)	1.0		3	0	0	0	1	0	0	0	0	0	0	7	9	0.00	0.000
Brad Lidge, R ERA: 2.91	(8, 1)	1.0		3	0	0	0	1	0	0	0	0	0	0	8	16	0.00	0.000

PITCHER	IP	WLS	BF	H	R	ER	SO	BB	IBB	HBP	BLK	WP	HR	S	P	ERA	WHIP

Batter	1	2	3	4	5	6	7	8	9	AB	R	H	RBI	BB	SO	LOB
9 Hunter Pence, R (1, 8) OBP: 0.359, SLG: 0.545	B C S B B F X 3-2 ① G4-3	S X 0-1 ③ G6-3			X 0-0 ① F8	B F B S S B S 3-3 ① K		C B X 1-1 ① G6-3 1-2		5	0	0	0	0	1	6
Craig Biggio, R (1, 4) OBP: 0.284, SLG: 0.390 Trever Miller, R (8, 1)	C S X 0-2 ② F9		F F B S 1-3 K 1B		C F X 0-2 17 2B 1B	F S B T 1-2 ② K		C F X 0-2 ② G5-3		5 0	0 0	1 0	0 0	0 0	2 0	3 0
17 Lance Berkman, S (1, 3) OBP: 0.387, SLG: 0.504	B F C F F B X 2-2 1B		1 SAFE C B C B S 2-3 ① K		B B F F X 2-2 1-3 2B	B B F B B 4-1 45 FC6-4 1-2 2-3 BB		B B B C X 3-1 ③ G5-3		4	0	2	0	1	1	2
45 Carlos Lee, R (1, 7) OBP: 0.353, SLG: 0.518	B F F F X 1-2 ③ F9		C C S 0-3 ② K		X 0-0 ② P3	B D S X 2-1 ③ FC6-4 1-2f			B X 1-0 G5-3 1B	5	0	1	0	0	1	7
Mark Loretta, R (1, 6) OBP: 0.343, SLG: 0.352 (7, 5)		L B B F X 2-2 ① P4	C 1 SAFE C F F F X 0-2 1-2 1B		B D B B 4-0 BB		C X 0-1 FC6-4 1B		C X 0-1 ① G5-3 1-2	4	0	2	0	1	0	1
Mike Lamb, L (1, 5) OBP: 0.367, SLG: 0.451 Chris Burke, R (7, PH) OBP: 0.309, SLG: 0.350 (7, 6) (8, 4)		B S C X 1-2 2B 1B	B X 1-0 ③ F8		C B X 1-1 ③ F8	B C B F F F X 2-2 ① L8			B C X 1-1 ② F8	3 2	0 0	1 0	0 0	0 0	0 0	5 2
Luke Scott, L (1, 9) OBP: 0.355, SLG: 0.513		B S F T 1-2 ② K		F F X 0-2 ① G6-3		X 0-0 HR X 0-0 ② P3			B S S F S 1-3 ③ K	5	1	1	1	0	2	3
Brad Ausmus, R (1, 2) OBP: 0.319, SLG: 0.327		C S B B X 2-2 1-3 2B		B X 1-0 ② F7		F B B X 2-1 17 BB 44 SH 1B C B X 1-1 ③ FC6-4 1-2f				4	0	2	0	0	0	1
44 Roy Oswalt, R (1, 1) OBP: 0.190, SLG: 0.153 Orlando Palmeiro, L (8, PH) OBP: 0.345, SLG: 0.274 Eric Bruntlett, R (8, 6) OBP: 0.338, SLG: 0.279		C B F B H 3-2 HBP		C C X 0-2 ③ G3		X 0-0 SH 17 BB 1-2		B B B B 4-0 9 G6-3 BB		1 0 0	0 0 0	0 0 0	0 0 0	0 1 0	0 0 0	0 0 0
Inning Stats	R: 0 H: 1 E: 0 LOB: 1 K: 0 BB: 0 S: 16 P: 22	R: 0 H: 2 E: 0 LOB: 3 K: 1 BB: 0 S: 16 P: 25	R: 0 H: 1 E: 0 LOB: 2 K: 3 BB: 0 S: 16 P: 20	R: 0 H: 0 E: 0 LOB: 0 K: 0 BB: 0 S: 7 P: 8	R: 0 H: 2 E: 0 LOB: 3 K: 0 BB: 1 S: 10 P: 17	R: 1 H: 2 E: 0 LOB: 3 K: 2 BB: 1 S: 13 P: 25	R: 0 H: 1 E: 0 LOB: 1 K: 0 BB: 0 S: 10 P: 13	R: 0 H: 0 E: 0 LOB: 1 K: 0 BB: 1 S: 7 P: 15	R: 0 H: 1 E: 0 LOB: 1 K: 1 BB: 0 S: 9 P: 12	1B: 7 SF: 0 2B: 2 SAC: 1 3B: 0 DP: 0 HR: 1 HBP: 1						

TOP

Houston Astros @ New York Mets

Shea Stadium, Flushing, NY

Sun Sep 09 2007, 1:10 PM EDT

Att. 51,847 - Partly Cloudy - 84 F

livebaseballscorecards.com

AB	38
R	1
H	10
RBI	1
BB	3
SO	7
LOB	30

WP: 1 PA: 43
PB: 0
SB: 0
CS: 0

PITCHER		IP	WLS	BF	H	R	ER	SO	BB	IBB	HBP	BLK	WP	HR	S	P	ERA	WHIP
45 Pedro Martinez, R ERA: 1.8	(1, 1)	5.0	W	24	6	0	0	4	1	0	1	0	1	0	65	92	0.00	1.400
59 Guillermo Mota, R ERA: 5.82	(6, 1)	1.0		7	2	1	1	2	1	0	0	0	0	1	13	25	9.00	3.000
25 Pedro Feliciano, L ERA: 2.88	(7, 1)	1.0	H	4	1	0	0	0	0	0	0	0	0	0	10	13	0.00	1.000
Aaron Heilman, R ERA: 3.11	(8, 1)	1.0	H	4	0	0	0	0	1	0	0	0	0	0	7	15	0.00	1.000
13 Billy Wagner, L ERA: 2.49	(9, 1)	1.0	S	4	1	0	0	1	0	0	0	0	0	0	9	12	0.00	1.000

Batter	1	2	3	4	5	6	7	8	9	AB	R	H	RBI	BB	SO	LOB
7 José Reyes, S (1, 6) OBP: 0.360, SLG: 0.428	B X 1-0 ① P6		X 0-0 ① SH1-3 2-3	X 0-0 ③ FC6-4 1-2f		B C B F 1 SAFE S 2-3 ② K				3	0	0	0	0	1	4
1 Luis Castillo, S (1, 4) OBP: 0.357, SLG: 0.351	B C X 1-1 15 1B 2B		B B F B B 4-1 15 SF7 BB		B B C F X 2-2 ① G5-3	1 SAFE F 1 SAFE X 0-1 ③ FC6-4 1-2f				3	1	1	0	1	0	1
15 Carlos Beltrán, S (1, 8) OBP: 0.364, SLG: 0.538	X 0-0 2-H 1B		B B F X 2-1 ② SF7 1-2 3-H		B F C F B F F B F 3-2 X 18 HR 2B		C B B F X 2-2 ① F9			3	1	2	2	0	0	0
18 Moises Alou, R (1, 7) OBP: 0.385, SLG: 0.522 Carlos Gómez, R (8, 7) OBP: 0.300, SLG: 0.330	X 0-0 ② F9		C B F F F F F S 1-3 ③ K		X 0-0 2-H HR		B F X 1-1 ② F8			4 0	1 0	1 0	2 0	0 0	1 0	2 0
Shawn Green, L (1, 3) OBP: 0.330, SLG: 0.415	S X 0-1 ③ P6			C B F B X 2-2 45 E 1B 1B	B X 1-0 ② G3-1		C C X 0-2 2B			4	0	2	0	0	0	1
Paul Lo Duca, R (1, 2) OBP: 0.314, SLG: 0.367		C S B S 1-3 ① K		1 SAFE B 1 SAFE F F X 1-2 ① P3	X 0-0 1B		X 0-0 ③ G5-3			4	0	1	0	0	1	2
Ruben Gotay, S (1, 5) OBP: 0.367, SLG: 0.448		L S X 0-2 ② G3		C X 0-1 ② P6	B B F F S 2-3 ③ K			C B C B X 2-2 ① G4-3		4	0	0	0	0	1	2
Endy Chavez, L (1, 9) OBP: 0.304, SLG: 0.362		X 0-0 ③ F8		1 SAFE 1 SAFE B C 1 SAFE B C B X 3-2 45 E 1B 1-2		C F X 0-2 ① G4-3		C B F F F B X 2-2 ② F7		4	0	1	0	0	0	0
45 Pedro Martinez, R (1, 1) OBP: 0.250, SLG: 0.500 59 Guillermo Mota, R (6, 1) Lastings Milledge, R (6, PH) OBP: 0.350, SLG: 0.446 25 Pedro Feliciano, L (7, 1) Aaron Heilman, R (8, 1) Jeff Conine, R (8, PH) OBP: 0.321, SLG: 0.396 13 Billy Wagner, L (9, 1)			C B X 1-1 7 SH1-3 15 SF7 2B	C X 0-1 E6 7 FC6-4 1-2 2-3		C H 1-1 1 FC6-4 HBP		B X 1-0 ③ G6-3		2 0 0 0 0 0 1 0	1 0 0 0 0 0 0 0	1 0 0 0 0 0 0 0	0 0 0 0 0 0 0 0	0 0 0 0 0 0 0 0	0 0 0 0 0 0 0 0	2 0 0 0 0 0 0 0
Inning Stats	R: 1 E: 0 K: 0 S: 7 H: 2 LOB: 1 BB: 0 P: 9	R: 0 E: 0 K: 1 S: 7 H: 0 LOB: 0 BB: 0 P: 8	R: 1 E: 0 K: 1 S: 13 H: 1 LOB: 1 BB: 1 P: 21	R: 0 E: 1 K: 0 S: 14 H: 2 LOB: 3 BB: 0 P: 20	R: 2 E: 0 K: 1 S: 16 H: 3 LOB: 1 BB: 0 P: 24	R: 0 E: 0 K: 1 S: 9 H: 0 LOB: 1 BB: 0 P: 12	R: 0 E: 0 K: 0 S: 9 H: 1 LOB: 1 BB: 0 P: 12	R: 0 E: 0 K: 0 S: 10 H: 0 LOB: 0 BB: 0 P: 15		1B: 4 2B: 4 3B: 0 HR: 1	SF: 1 SAC: 1 DP: 0 HBP: 1		WP: 0 PB: 0 SB: 0 CS: 0	PA: 36	

PITCHER		IP	WLS	BF	H	R	ER	SO	BB	IBB	HBP	BLK	WP	HR	S	P	ERA	WHIP
44 Roy Oswalt, R ERA: 3.41	(1, 1)	7.0	L	33	9	4	4	4	1	0	1	0	0	1	75	106	5.14	1.429
Trever Miller, L ERA: 4.78	(8, 1)	1.0		3	0	0	0	0	0	0	0	0	0	0	10	15	0.00	0.000

PITCHER	IP	WLS	BF	H	R	ER	SO	BB	IBB	HBP	BLK	WP	HR	S	P	ERA	WHIP

BOTTOM

Houston Astros @ New York Mets

Shea Stadium, Flushing, NY

Sun Sep 09 2007, 1:10 PM EDT
Att. 51,847 - Partly Cloudy - 84 F

livebaseballscorecards.com

AB	32
R	4
H	9
RBI	4
BB	1
SO	4
LOB	14

Batter	1	2	3	4	5	6	7	8	9	AB	R	H	RBI	BB	SO	LOB
19 Yunel Escobar, R (1, 5) OBP: 0.381, SLG: 0.433	B B C F F T 2-2 ① K		C B B B B 4-1 CS BB			B C B B S B 4-2 1-2 BB		C X 0-1 ② G6-3		2	0	0	0	2	1	0
Edgar Renteria, R (1, 6) OBP: 0.388, SLG: 0.479	F B C F F F X 1-2 ② F9		C 1 SAFE B 1-1 ③ CS 1-2	F F F F B S 1-3 ① K		F B F B F F X 2-2 ① L5		C B C F F X 1-2 ③ G6-3		4	0	0	0	0	1	2
23 Matt Diaz, R (1, 7) OBP: 0.369, SLG: 0.518	B X 1-0 ③ L7			X 0-0 ② G6-3		B B F 2 SAFE F F F F C 2-3 ②③ K 2-3			S C B B B S 3-3 ① K	4	0	0	0	0	2	2
Mark Teixeira, S (1, 3) OBP: 0.397, SLG: 0.547		C F B X 1-2 ① P4		F B B X 2-1 7 FC5-4 1B			X 0-0 ① G6-3		X 0-0 ② F9	4	0	1	0	0	0	0
7 Jeff Francoeur, R (1, 9) OBP: 0.338, SLG: 0.443		X 0-0 1B		F C F F X 0-2 ③ FC5-4 1-2f			C B S X 1-2 16 HR 1B		B F X 1-1 ③ F8	4	1	2	0	0	0	1
14 Martín Prado, R (1, 4) OBP: 0.320, SLG: 0.354		C F B 1 SAFE B C 2-3 ② K			B F F B X 2-2 ① G5-3		F B B S X 2-2 ② P3			3	0	0	0	0	1	2
16 Brian McCann, L (1, 2) OBP: 0.321, SLG: 0.474		C F X 0-2 ③ F8			F X 0-1 ② P6		B B F B C X 3-2 1-H HR			3	1	1	2	0	0	1
Willie Harris, L (1, 8) OBP: 0.361, SLG: 0.411		B F X 1-1 ① F7			F B B F B S 3-3 ③ K		C S B S 1-3 ③ K			3	0	0	0	0	2	0
15 Tim Hudson, R (1, 1) OBP: 0.271, SLG: 0.279 2 Kelly Johnson, L (8, PH) OBP: 0.384, SLG: 0.477 46 Manny Acosta, R (8, 1)			C C S 0-3 ② K			S B S F T X 1-2 23 19 BB 1B		F F B F T S 1-3 ① K		2 1 0	0 0 0	1 0 0	0 0 0	1 1 0	0 0 0	0 0 0
Inning Stats	R: 0 H: 0 E: 0 LOB: 0 K: 1 BB: 0 S: 11 P: 15	R: 0 H: 1 E: 0 LOB: 1 K: 1 BB: 0 S: 10 P: 13	R: 0 H: 0 E: 0 LOB: 0 K: 1 BB: 1 S: 7 P: 13	R: 0 H: 1 E: 0 LOB: 1 K: 1 BB: 0 S: 13 P: 16	R: 0 H: 0 E: 0 LOB: 0 K: 1 BB: 0 S: 8 P: 13	R: 0 H: 1 E: 0 LOB: 1 K: 1 BB: 1 S: 17 P: 26	R: 2 H: 2 E: 0 LOB: 0 K: 1 BB: 0 S: 13 P: 20	R: 0 H: 0 E: 0 LOB: 0 K: 1 BB: 0 S: 11 P: 13	R: 0 H: 0 E: 0 LOB: 0 K: 1 BB: 0 S: 6 P: 10	1B: 4 SF: 0 2B: 0 SAC: 0 3B: 0 DP: 0 HR: 1 HBP: 0						WP: 0 PA: 33 PB: 0 SB: 0 CS: 1	

PITCHER		IP	WLS	BF	H	R	ER	SO	BB	IBB	HBP	BLK	WP	HR	S	P	ERA	WHIP
Oliver Pérez, L ERA: 3.42	(1, 1)	7.0	W	26	5	2	2	7	2	0	0	0	0	1	79	116	2.57	1.000
Aaron Heilman, R ERA: 3.07	(8, 1)	1.0	H	3	0	0	0	1	0	0	0	0	0	0	11	13	0.00	0.000
13 Billy Wagner, L ERA: 2.45	(9, 1)	1.0	S	3	0	0	0	1	0	0	0	0	0	0	6	10	0.00	0.000

PITCHER	IP	WLS	BF	H	R	ER	SO	BB	IBB	HBP	BLK	WP	HR	S	P	ERA	WHIP

Atlanta Braves @ New York Mets

Shea Stadium, Flushing, NY

Mon Sep 10 2007, 7:10 PM EDT

Att. 48,557 - Cloudy - 73 F

TOP

livebaseballscorecards.com

AB	30
R	2
H	5
RBI	2
BB	2
SO	9
LOB	8

BOTTOM

Atlanta Braves @ New York Mets

Shea Stadium, Flushing, NY

Mon Sep 10 2007, 7:10 PM EDT

Att. 48,557 - Cloudy - 73 F

Batter	1	2	3	4	5	6	7	8	9	AB	R	H	RBI	BB	SO	LOB
7 José Reyes, S (1, 6) OBP: 0.360, SLG: 0.427	C X 0-1 5 FC5-4 1 15 FC4-6 1B		B X 1-0 ② G4-3			B B C B B 4-1 1 SH1-4 1 S 5 HR BB	B F F 1 SAFE X 1-2 ②③ G4-3-6-4-5 1-2f			3	2	1	0	1	0	1
1 Luis Castillo, S (1, 4) OBP: 0.357, SLG: 0.351	1 SAFE C B 1 SAFE 1 SAFE 1 X 1-1 5 FC5-4 1-2 1B		L B X 1-1 ③ G4-3			B 1 SAFE 1 SAFE B L X 2-1 ① SH1-4 1-3		C X 0-1 ① G3		3	0	1	0	0	0	0
5 David Wright, R (1, 5) OBP: 0.411, SLG: 0.544	C C 2 SAFE X 0-2 ① FC5-4 15 FC4-6 1-2f 2-3			C C B X 1-2 ① G4-3		B B F F X 2-2 3-H HR		B C B B B 4-1 15 S BB		3	1	1	2	1	0	2
15 Carlos Beltrán, S (1, 8) OBP: 0.361, SLG: 0.533	B X 1-0 ② FC4-6 18 FC5-4 1-2f 3-H			B B C F X 2-2 ② G4-3		S X 0-1 ② G3		1 SAFE B S 1 B F S 2-3 ② K 1-2		4	0	0	1	0	1	2
18 Moises Alou, R (1, 7) OBP: 0.384, SLG: 0.526 Endy Chavez, L (9, 7) OBP: 0.304, SLG: 0.362	T 1 SAFE X 0-1 ③ FC5-4 1-2f			X 0-0 ③ G4-3		B S B B X 3-1 3B		S B F C 1-3 ③ K		4 0	0 0	1 0	0 0	0 0	1 0	2 0
Shawn Green, L (1, 3) OBP: 0.330, SLG: 0.413		C B C X 1-2 ① G6-3			B B F B X 3-1 ① G3	B B C F F B B 4-2 BB				2	0	0	0	1	0	0
Paul Lo Duca, R (1, 2) OBP: 0.314, SLG: 0.367		B C S F X 1-2 ② G3-1			B C C X 1-2 1B	C 1 SAFE C F X 0-2 ③ G4-3				3	0	1	0	0	0	2
Lastings Milledge, R (1, 9) OBP: 0.343, SLG: 0.437		B C T B X 2-2 ③ G4-3			C T B T 1-2 ② K		X 0-0 ① L9			3	0	0	0	0	1	1
Oliver Pérez, L (1, 1) OBP: 0.154, SLG: 0.154 Ruben Gotay, S (7, PH) OBP: 0.370, SLG: 0.448 Aaron Heilman, R (8, 1) 13 Billy Wagner, L (9, 1)			B C X 1-1 ① G4-3		F X 0-1 ③ F7		B C F H 2-2 7 1-3-4-5 HBP			2 0 0 0	0 0 0 0	0 0 0 0	0 0 0 0	0 0 0 0	0 0 0 0	1 0 0 0
Inning Stats	R: 1 H: 2 E: 0 LOB: 1 K: 0 BB: 0 S: 10 P: 12	R: 0 H: 0 E: 0 LOB: 0 K: 0 BB: 0 S: 10 P: 14	R: 0 H: 0 E: 0 LOB: 0 K: 0 BB: 0 S: 5 P: 8	R: 0 H: 0 E: 0 LOB: 0 K: 0 BB: 0 S: 7 P: 10	R: 0 H: 1 E: 0 LOB: 1 K: 1 BB: 0 S: 10 P: 15	R: 2 H: 2 E: 0 LOB: 2 K: 0 BB: 2 S: 17 P: 32	R: 0 H: 0 E: 0 LOB: 0 K: 0 BB: 0 S: 6 P: 9	R: 0 H: 0 E: 0 LOB: 1 K: 2 BB: 1 S: 9 P: 16		1B: 3 SF: 0 2B: 0 SAC: 1 3B: 1 DP: 1 HR: 1 HBP: 1				WP: 0 PA: 32 PB: 0 SB: 2 CS: 0		

	AB	27
	R	3
	H	5
	RBI	3
	BB	3
	SO	3
	LOB	11

livebaseballscorecards.com

PITCHER		IP	WLS	BF	H	R	ER	SO	BB	IBB	HBP	BLK	WP	HR	S	P	ERA	WHIP
15 Tim Hudson, R ERA: 3.48	(1, 1)	7.0	L	28	5	3	3	1	2	0	1	0	0	1	65	100	3.86	1.000
46 Manny Acosta, R ERA: 1.23	(8, 1)	1.0		4	0	0	0	2	1	0	0	0	0	0	9	16	0.00	1.000

PITCHER		IP	WLS	BF	H	R	ER	SO	BB	IBB	HBP	BLK	WP	HR	S	P	ERA	WHIP

Atlanta Braves @ New York Mets

Shea Stadium, Flushing, NY

Tue Sep 11 2007, 7:10 PM EDT

Att. 48,732 - Cloudy - 74 F

TOP

livebaseballscorecards.com

Batter	1	2	3	4	5	6	7	8	9	AB	R	H	RBI	BB	SO	LOB
2 Kelly Johnson, L (1, 4) OBP: 0.385, SLG: 0.475	F7		19 HR BB	19 FC6-4 1B 1-2 2-H 3-H	19 1B BB		F7		G4-3	4	1	1	2	2	0	0
19 Yunel Escobar, R (1, 5) (8, 6) OBP: 0.380, SLG: 0.442	F9		1-H HR	FC6-4 FC5-2 HR 1-2f 2-3	1-2 2-3 1B			G5-3	L8	6	2	2	2	0	0	2
Edgar Renteria, R (1, 6) OBP: 0.386, SLG: 0.476 14 Martin Prado, R (8, 5) OBP: 0.314, SLG: 0.347	G5-3		K	FC5-2 HR 1-2 3-H	F7			16 BB 7 2B 1B 1B	G6-3	5 1	2 0	1 0	0 0	0 0	1 0	5 0
Mark Teixeira, S (1, 3) OBP: 0.399, SLG: 0.554		16 2B BB 1B	F9	1-H 2-H HR		G3		16 BB 7 2B 1-2 1B		5	3	3	3	0	0	0
16 Brian McCann, L (1, 2) OBP: 0.324, SLG: 0.478		BB 38 F8-2 1-3 2B	G6-3	G1-3		2B		7 2B G4-3 1-2 2-3 BB		4	1	2	0	1	0	0
7 Jeff Francoeur, R (1, 9) OBP: 0.341, SLG: 0.446		BB BB		BB 38 HBP 1B	G5-3 1B BB	P4		G4-3 1-3 2-H 3-H 2B		3	2	2	2	2	0	1
Andruw Jones, R (1, 8) OBP: 0.315, SLG: 0.416	K			38 1B BB 2 1B 1-2 HBP	G5-3 1-2	K		G4-3 IBB		3	1	0	0	1	2	5
Willie Harris, L (1, 7) OBP: 0.364, SLG: 0.410		BB 1-2 2-3 3-H		38 1B 2 1B 1-2 2-3 BB	19 1B 38 SH2-3 2-H 1B		F8	G4-3 1-2 2-3 3-H		3	1	1	3	2	0	2
38 Buddy Carlyle, L (1, 1) OBP: 0.143, SLG: 0.143 58 Peter Moylan, R (5, 1) Chris Woodward, R (7, PH) OBP: 0.246, SLG: 0.267 Tyler Yates, R (7, 1) 5 Brayan Peña, S (8, PH) OBP: 0.231, SLG: 0.346 Jose Ascanio, R (8, 1) 39 Rafael Soriano, R (9, 1)		F8-2 3-H		19 FC6-4 2 1B FC5-2 1-2 2-3 3-H 1B	SH2-3 1-2		G5-3	F9		2 0 1 0 1 0 0	0 0 0 0 0 0 0	1 0 0 0 0 0 0	1 0 0 0 0 0 0	0 0 0 0 0 0 0	0 0 0 0 2 0 0	3 0 0 0 0 0 0

Inning Stats	1	2	3	4	5	6	7	8	9
	R: 0 E: 0 K: 0 S: 7	H: 0 LOB: 0 BB: 0 P: 10	R: 1 E: 0 K: 1 S: 14	H: 2 LOB: 2 BB: 2 P: 24	R: 2 E: 0 K: 1 S: 9	H: 1 LOB: 0 BB: 1 P: 15	R: 6 E: 0 K: 0 S: 19	H: 4 LOB: 0 BB: 1 P: 37	R: 1 E: 0 K: 0 S: 15	H: 2 LOB: 3 BB: 2 P: 32	R: 0 E: 0 K: 1 S: 7	H: 1 LOB: 1 BB: 0 P: 8	R: 0 E: 0 K: 0 S: 5	H: 0 LOB: 0 BB: 0 P: 7	R: 3 E: 0 K: 0 S: 12	H: 3 LOB: 2 BB: 2 P: 28	R: 0 E: 0 K: 0 S: 6	H: 0 LOB: 0 BB: 0 P: 10

	AB	38
	R	13
	H	13
	RBI	13
	BB	8
	SO	3
	LOB	20

	1B: 8	SF: 0	WP: 0	PA: 48
	2B: 4	SAC: 1	PB: 0	
	3B: 0	DP: 1	SB: 0	
	HR: 2	HBP: 1	CS: 0	

PITCHER		IP	WLS	BF	H	R	ER	SO	BB	IBB	HBP	BLK	WP	HR	S	P	ERA	WHIP
26 Orlando Hernandez, R ERA: 3.75	(1, 1)	3.0	L	19	6	8	8	2	4	0	1	0	0	1	42	74	24.00	3.333
Aaron Sele, R ERA: 5.26	(4, 1)	1.0		4	1	1	1	0	0	0	0	0	0	1	7	12	9.00	1.000
34 Mike Pelfrey, R ERA: 5.23	(5, 1)	2.0		11	3	1	1	1	2	0	0	0	0	0	22	40	4.50	2.500
36 Willie Collazo, L ERA: 5.79	(7, 1)	2.0		11	3	3	3	0	1	1	0	0	0	0	17	35	13.50	2.000
Philip Humber, R ERA: 3.0	(9, 1)	1.0		3	0	0	0	0	0	0	0	0	0	0	6	10	0.00	0.000

Atlanta Braves @ New York Mets

Shea Stadium, Flushing, NY

Tue Sep 11 2007, 7:10 PM EDT

Att. 48,732 - Cloudy - 74 F

BOTTOM

Batter	1	2	3	4	5	6	7	8	9	AB	R	H	RBI	BB	SO	LOB
7 José Reyes, S (1, 6) OBP: 0.362, SLG: 0.434	1-2 SH 1, FC1-5 5, 2B		0-3 K ①		0-0 2B		1-1 5, 2B 2B		3-2 P6 ②	5	1	3	0	0	1	0
1 Luis Castillo, S (1, 4) OBP: 0.354, SLG: 0.348	1-1 SH, FC1-5 5 2-3		2-2 G4-3 ②		2-1 F7 ①		3-3 K ②		0-0 G4-3 ③	4	0	0	0	0	1	2
5 David Wright, R (1, 5) OBP: 0.411, SLG: 0.544	0-2 FC1-5 ① 1-2 3-3		0-1 L6 ③		4-1 BB		0-0 2B 2-H			3	0	1	1	1	0	2
15 Carlos Beltrán, S (1, 8) OBP: 0.360, SLG: 0.533 Carlos Gómez, R (9, 8) OBP: 0.300, SLG: 0.330	3-3 K ②			2-2 18, 1B SF9 2B	1-3 K ②		2-0 P6 ③			4 0	1 0	1 0	0 0	0 0	2 0	5 0
18 Moises Alou, R (1, 7) OBP: 0.385, SLG: 0.537 Endy Chavez, L (9, 7) OBP: 0.304, SLG: 0.362	2-2 F9 ③			0-0 HR 2-3 1B	2-2 G5-3 ③			0-0 HR		4 0	2 0	2 0	1 0	0 0	0 0	4 0
Jeff Conine, R (1, 3) OBP: 0.316, SLG: 0.391		3-1 L5 ①		2-2 SF9 ① 3-H		1-1 G5-3 ①		1-2 L7 ①		3	0	0	1	0	0	0
Paul Lo Duca, R (1, 2) OBP: 0.314, SLG: 0.374 36 Willie Collazo, L (7, 1) 9 Marlon Anderson, L (8, PH) OBP: 0.352, SLG: 0.451 Philip Humber, R (9, 1)		0-3 K ②		0-0 HR 1-H		0-2 F7 ②		0-3 K ②		3 0 1 0	1 0 0 0	1 0 0 0	2 0 0 0	0 0 1 0	1 0 0 0	0 0 0 0
Lastings Milledge, R (1, 9) OBP: 0.341, SLG: 0.432		2-0 1B		0-0 G1-3 ②		2-1 G4-3 ③		1-3 K ③		4	0	1	0	0	1	0
26 Orlando Hernandez, R (1, 1) OBP: 0.167, SLG: 0.208 Aaron Sele, R (4, 1) Shawn Green, L (4, PH) OBP: 0.329, SLG: 0.412 34 Mike Pelfrey, R (5, 1) OBP: 0.111, SLG: 0.059 Sandy Alomar Jr., R (7, 2) OBP: 0.143, SLG: 0.190	1-2 L1 ③			1-1 G6-3 ③			0-0 G6-3 ①		2-3 K ①	1 0 1 0 2	0 0 0 0 0	0 0 0 0 0	0 0 0 0 0	0 0 0 0 0	1 0 0 0 1	1 0 0 0 0
Inning Stats	R: 0 E: 1 K: 1 S: 15 H: 1 LOB: 2 BB: 0 P: 22	R: 0 E: 0 K: 1 S: 10 H: 1 LOB: 1 BB: 0 P: 16	R: 0 E: 0 K: 1 S: 10 H: 0 LOB: 0 BB: 0 P: 12	R: 3 E: 0 K: 0 S: 14 H: 3 LOB: 0 BB: 0 P: 19	R: 0 E: 0 K: 1 S: 11 H: 1 LOB: 2 BB: 1 P: 20	R: 0 E: 0 K: 0 S: 7 H: 0 LOB: 0 BB: 0 P: 10	R: 1 E: 0 K: 1 S: 8 H: 2 LOB: 1 BB: 0 P: 14	R: 1 E: 0 K: 2 S: 12 H: 1 LOB: 0 BB: 0 P: 14	R: 0 E: 0 K: 1 S: 9 H: 0 LOB: 0 BB: 0 P: 14	1B: 2 2B: 5 3B: 0 HR: 2	SF: 1 SAC: 1 DP: 0 HBP: 0			WP: 0 PB: 0 SB: 0 CS: 0	PA: 38		

livebaseballscorecards.com

AB	35
R	5
H	9
RBI	5
BB	1
SO	8
LOB	14

PITCHER		IP	WLS	BF	H	R	ER	SO	BB	IBB	HBP	BLK	WP	HR	S	P	ERA	WHIP
38 Buddy Carlyle, R ERA: 5.26	(1, 1)	4.1		21	6	3	3	3	1	0	0	0	0	1	53	79	6.23	1.615
58 Peter Moylan, R ERA: 1.88	(5, 1)	1.2	W	5	0	0	0	1	0	0	0	0	0	0	14	20	0.00	0.000
Tyler Yates, R ERA: 4.76	(7, 1)	1.0		5	2	1	1	1	0	0	0	0	0	0	8	14	9.00	2.000
Jose Ascanio, R ERA: 4.38	(8, 1)	1.0		4	1	1	1	2	0	0	0	0	0	1	12	14	9.00	1.000
39 Rafael Soriano, R ERA: 3.29	(9, 1)	1.0		3	0	0	0	1	0	0	0	0	0	0	9	14	0.00	0.000

PITCHER	IP	WLS	BF	H	R	ER	SO	BB	IBB	HBP	BLK	WP	HR	S	P	ERA	WHIP

Batter	1	2	3	4	5	6	7	8	9	AB	R	H	RBI	BB	SO	LOB
2 Kelly Johnson, L (1, 4) OBP: 0.382, SLG: 0.470	C F B B X 2-2 ① G3		B C B S F B X 3-2 ③ F8		C B X 1-1 ② P4			B F X 1-1 ① F9	C B C X 1-2 ③ G1	5	0	0	0	0	0	1
19 Yunel Escobar, R (1, 5) OBP: 0.375, SLG: 0.436	X 0-0 ② G4-3			C C B B S 2-3 ① K	C F B B X 2-2 ③ G6-3			X 0-0 ② G4-3		4	0	0	0	0	1	0
Edgar Renteria, R (1, 6) OBP: 0.387, SLG: 0.475	B S S S B F S 2-3 ③ K			S F F B B F S 2-3 ② K		C F B X 1-2 1B		B B B B 4-0 1B 7 1B BB		3	1	1	0	1	2	0
Mark Teixeira, S (1, 3) OBP: 0.400, SLG: 0.554		F X 0-1 ① G4-3		C B B X 2-1 7 BB 16 BB BB 1B		S 1 SAFE F B S 1-3 ① K		C B B F X 2-2 16 BB 7 1B 1-3 1B		4	2	2	0	0	1	1
16 Brian McCann, L (1, 2) OBP: 0.325, SLG: 0.476 Pete Orr, L (8, PR) OBP: 0.210, SLG: 0.200 18 Clint Sammons, R (8, 2)		C B B F X 2-2 ② F8		F B B F B F B 4-2 BB 7 BB 1-2 BB		C X 0-1 ② F7		B F B B B 4-1 7 E 7 1B 1-2 BB		2 0 0	0 0 0	0 0 0	0 0 0	2 0 0	0 0 0	1 0 0
7 Jeff Francoeur, R (1, 9) OBP: 0.342, SLG: 0.446		B C B F S 2-3 ③ K		C B B B F B 4-2 BB 1-2 2-3 BB		X 0-0 ③ G1-3		B S F F F D X 2-2 E7 1-3 2-H 3-H 1B		3	0	1	2	1	1	1
Andruw Jones, R (1, 8) OBP: 0.315, SLG: 0.414			B F S X 1-2 ① L4	B B B C B 4-1 23 FC6-4 1-2 2-3 3-H BB			X 0-0 ① G6-3	1 SAFE C B C 1 S 1-3 ③ K		3	0	0	1	1	1	2
23 Matt Diaz, R (1, 7) OBP: 0.368, SLG: 0.514			C B C X 1-2 29 SH1-4 1B	B X 1-0 ③ FC6-4 1-2f				C C B B X 2-2 ② F9	C S B X 1-2 ① F9	4	0	1	0	0	0	3
29 John Smoltz, R (1, 1) OBP: 0.100, SLG: 0.102 Scott Thorman, L (7, PH) OBP: 0.260, SLG: 0.392 Ron Mahay, L (7, 1) 46 Manny Acosta, R (8, 1) 14 Martín Prado, R (9, PH) OBP: 0.308, SLG: 0.340			X 0-0 ② SH1-4 1-2		C F B B F F X 2-2 ① L9			C B S X 1-2 ③ G3	C B B B C C X 3-2 ② G4-3	1 1 0 0 1	0 0 0 0 0	0 0 0 0 0	0 0 0 0 0	0 0 0 0 0	0 0 0 0 0	0 0 0 0 0
Inning Stats	R: 0 E: 0 K: 1 S: 8 H: 0 LOB: 0 BB: 0 P: 12	R: 0 E: 0 K: 1 S: 8 H: 0 LOB: 0 BB: 0 P: 12	R: 0 E: 0 K: 0 S: 11 H: 1 LOB: 1 BB: 0 P: 16	R: 1 E: 0 K: 2 S: 17 H: 1 LOB: 3 BB: 3 P: 36	R: 0 E: 0 K: 0 S: 10 H: 0 LOB: 0 BB: 0 P: 15	R: 0 E: 0 K: 1 S: 9 H: 1 LOB: 1 BB: 0 P: 11	R: 0 E: 0 K: 0 S: 7 H: 0 LOB: 0 BB: 0 P: 10	R: 2 E: 1 K: 1 S: 15 H: 2 LOB: 2 BB: 2 P: 29	R: 0 E: 0 K: 0 S: 9 H: 0 LOB: 0 BB: 0 P: 14	1B: 5 2B: 0 3B: 0 HR: 0 SF: 0 SAC: 1 DP: 0 HBP: 0						

PITCHER		IP	WLS	BF	H	R	ER	SO	BB	IBB	HBP	BLK	WP	HR	S	P	ERA	WHIP
33 John Maine, R ERA: 3.72	(1, 1)	6.0		24	3	1	1	5	3	0	0	0	0	0	63	102	1.50	1.000
Jorge Sosa, R ERA: 4.15	(7, 1)	1.0	H	3	0	0	0	0	0	0	0	0	0	0	7	10	0.00	0.000
Aaron Heilman, R ERA: 3.28	(8, 1)	0.2	H	4	1	2	2	0	1	0	0	0	0	0	6	13	27.00	3.000
25 Pedro Feliciano, L ERA: 2.88	(8, 1)	0.0		1	0	0	0	0	1	0	0	0	0	0	1	5	∞	∞
59 Guillermo Mota, R ERA: 5.79	(8, 1)	0.1	W	2	1	0	0	1	0	0	0	0	0	0	8	11	0.00	3.000

PITCHER		IP	WLS	BF	H	R	ER	SO	BB	IBB	HBP	BLK	WP	HR	S	P	ERA	WHIP
13 Billy Wagner, L ERA: 2.42	(9, 1)	1.0	S	3	0	0	0	0	0	0	0	0	0	0	9	14	0.00	0.000

Atlanta Braves @ New York Mets

Shea Stadium, Flushing, NY

Wed Sep 12 2007, 7:10 PM EDT

Att. 51,648 - Partly Cloudy - 73 F

TOP

livebaseballscorecards.com

AB	31
R	3
H	5
RBI	3
BB	5
SO	6
LOB	9

PA: 37

WP: 0 PB: 0 SB: 0 CS: 0

BOTTOM

Atlanta Braves @ New York Mets

Shea Stadium, Flushing, NY

Wed Sep 12 2007, 7:10 PM EDT

Att. 51,648 - Partly Cloudy - 73 F

Batter	1	2	3	4	5	6	7	8	9	AB	R	H	RBI	BB	SO	LOB
7 José Reyes, S (1, 6) OBP: 0.363, SLG: 0.434	F7		WP; 5; 9 S; 15 SF9; 1B	F7			9 G4-6-3; 1B; 3-H			4	1	2	1	0	0	2
9 Marlon Anderson, L (1, 3) OBP: 0.347, SLG: 0.477	F8		1 SAFE; 1 SAFE; K; 1-2		HR		1 SAFE; G4-6-3; 1-2f			4	1	1	1	0	1	2
Aaron Heilman, R (8, 1)										0	0	0	0	0	0	0
25 Pedro Feliciano, L (8, 1)										0	0	0	0	0	0	0
59 Guillermo Mota, R (8, 1)										0	0	0	0	0	0	0
Carlos Gómez, R (9, 7) OBP: 0.300, SLG: 0.330										0	0	0	0	0	0	0
5 David Wright, R (1, 5) OBP: 0.412, SLG: 0.542	BB		BB		K		F9			2	0	0	0	2	1	0
15 Carlos Beltrán, S (1, 8) OBP: 0.360, SLG: 0.532	1 SAFE; G6-3		SF9; 3-H		F8			18 G5-3; 18 S; 1B; 1B		3	1	1	1	0	0	1
18 Moises Alou, R (1, 7) OBP: 0.383, SLG: 0.533		1B; 1B	L6		F7			1 SAFE; G5-3; 1-3		4	0	1	0	0	0	2
13 Billy Wagner, L (9, 1)										0	0	0	0	0	0	0
Shawn Green, L (1, 9) OBP: 0.333, SLG: 0.415	G1-3; 1-3; 1B			1B; 1B		K		G6-4-3; 3-H; 1B		4	0	3	1	0	1	0
(8, 3)																
Paul Lo Duca, R (1, 2) OBP: 0.314, SLG: 0.373	G1-3; 1-2			1 SAFE; 1 SAFE; 1-2; 1B	K			1 SAFE; 1 SAFE; G6-4-3; 1-2f		4	0	1	0	0	1	3
Ruben Gotay, S (1, 4) OBP: 0.365, SLG: 0.440	K			K	F9					3	0	0	0	0	2	4
33 John Maine, R (1, 1) OBP: 0.182, SLG: 0.180	K			K		7; 1B; 3B				2	0	0	0	0	2	4
Jorge Sosa, R (7, 1) OBP: 0.286, SLG: 0.280										0	0	0	0	0	0	0
Lastings Milledge, R (7, PH) OBP: 0.345, SLG: 0.449										1	1	1	0	0	0	0
Endy Chavez, L (8, 9) OBP: 0.304, SLG: 0.362										0	0	0	0	0	0	0
Inning Stats	R: 0 E: 0 K: 0 S: 7 H: 0 LOB: 1 BB: 1 P: 14	R: 0 E: 0 K: 2 S: 14 H: 2 LOB: 2 BB: 0 P: 21	R: 1 E: 0 K: 1 S: 10 H: 1 LOB: 1 BB: 1 P: 16	R: 0 E: 0 K: 2 S: 15 H: 2 LOB: 2 BB: 0 P: 24	R: 1 E: 0 K: 1 S: 13 H: 1 LOB: 0 BB: 0 P: 17	R: 0 E: 0 K: 2 S: 11 H: 0 LOB: 0 BB: 0 P: 18	R: 1 E: 0 K: 0 S: 13 H: 2 LOB: 0 BB: 0 P: 20	R: 1 E: 0 K: 0 S: 7 H: 2 LOB: 0 BB: 0 P: 12		1B: 8 2B: 0 3B: 1 HR: 1 SF: 1 SAC: 0 DP: 2 HBP: 0						

livebaseballscorecards.com

AB	31
R	4
H	10
RBI	4
BB	2
SO	8
LOB	18

WP: 1 PA: 34
PB: 0
SB: 2
CS: 0

PITCHER		IP	WLS	BF	H	R	ER	SO	BB	IBB	HBP	BLK	WP	HR	S	P	ERA	WHIP
29 John Smoltz, R ERA: 3.02	(1, 1)	6.0		26	6	2	2	8	2	0	0	0	1	1	70	110	3.00	1.333
Ron Mahay, L ERA: 2.58	(7, 1)	1.0		4	2	1	1	0	0	0	0	0	0	0	13	20	9.00	2.000
46 Manny Acosta, R ERA: 1.72	(8, 1)	1.0	L	4	2	1	1	0	0	0	0	0	0	0	7	12	9.00	2.000

PITCHER	IP	WLS	BF	H	R	ER	SO	BB	IBB	HBP	BLK	WP	HR	S	P	ERA	WHIP

Batter	1	2	3	4	5	6	7	8	9	10	AB	R	H	RBI	BB	SO	LOB
11 Jimmy Rollins, S (1, 6) OBP: 0.346, SLG: 0.528	G5-3		F7			F7		26 S 1B		L4	5	0	1	0	0	0	2
26 Chase Utley, L (1, 4) OBP: 0.417, SLG: 0.571	F8			L8		HR		SAFE G6-3			4	1	1	2	0	0	1
Pat Burrell, R (1, 7) OBP: 0.409, SLG: 0.521 Michael Bourn, L (9, 7) OBP: 0.355, SLG: 0.387	P4			G3-1		BB			K		3 0	0 0	0 0	0 0	1 0	1 0	0 0
6 Ryan Howard, L (1, 3) OBP: 0.377, SLG: 0.550		F9		F9		G4-3			K		4	0	0	0	0	1	1
Aaron Rowand, R (1, 8) OBP: 0.376, SLG: 0.512		2B			G5-3		G6-3		K		4	0	1	0	0	1	0
28 Jayson Werth, R (1, 9) OBP: 0.427, SLG: 0.471		51 G6-4-3 1B			F7		G5-3			1B	4	1	2	0	0	0	0
51 Carlos Ruiz, R (1, 2) OBP: 0.332, SLG: 0.403		G6-4-3			G6-3		G5-3			SH	3	0	0	0	0	0	2
Abraham Nunez, S (1, 5) OBP: 0.318, SLG: 0.291			P4			SH2-4 26 HR BB		B5-4 1B		SH5-4	2	1	1	0	1	0	0
Jamie Moyer, L (1, 1) OBP: 0.159, SLG: 0.164 16 J.C. Romero, S (8, 1) 45 Tom Gordon, R (8, 1) 19 Greg Dobbs, L (10, PH) OBP: 0.336, SLG: 0.472 39 Brett Myers, R (10, 1)			G4-3			SH2-4		B5-4		SF8	2 0 0 0 0	0 0 0 0 0	0 0 0 0 0	0 0 0 1 0	0 0 0 0 0	0 0 0 0 0	1 0 0 0 0
Inning Stats	R: 0 E: 0 K: 0 S: 6 H: 0 LOB: 0 BB: 0 P: 8	R: 0 E: 0 K: 0 S: 7 H: 2 LOB: 1 BB: 0 P: 12	R: 0 E: 0 K: 0 S: 14 H: 0 LOB: 0 P: 20	R: 0 E: 0 K: 0 S: 8 H: 0 LOB: 0 BB: 0 P: 13	R: 0 E: 0 K: 0 S: 6 H: 0 LOB: 0 BB: 0 P: 8	R: 2 E: 0 K: 0 S: 10 H: 1 LOB: 1 BB: 2 P: 23	R: 0 E: 0 K: 0 S: 8 H: 0 LOB: 0 BB: 0 P: 12	R: 0 E: 0 K: 0 S: 13 H: 2 LOB: 1 BB: 0 P: 16	R: 0 E: 0 K: 3 S: 9 H: 0 LOB: 0 BB: 0 P: 12	R: 1 E: 0 K: 0 S: 12 H: 1 LOB: 1 BB: 0 P: 16	1B: 4 2B: 2 3B: 0 HR: 1 SF: 1 SAC: 3 DP: 2 HBP: 0						

PITCHER	IP	WLS	BF	H	R	ER	SO	BB	IBB	HBP	BLK	WP	HR	S	P	ERA	WHIP
Tom Glavine, L (1, 1) ERA: 3.88	7.2		28	5	2	2	0	2	0	0	0	0	1	68	107	2.35	0.913
25 Pedro Feliciano, L (8, 1) ERA: 2.86	0.1		1	0	0	0	0	0	0	0	0	0	0	4	5	0.00	0.000
13 Billy Wagner, L (9, 1) ERA: 2.38	1.0		3	0	0	0	3	0	0	0	0	0	0	9	12	0.00	0.000
Aaron Heilman, R (10, 1) ERA: 3.24	1.0	L	5	1	1	0	0	0	0	0	0	0	0	12	16	0.00	1.000

PITCHER	IP	WLS	BF	H	R	ER	SO	BB	IBB	HBP	BLK	WP	HR	S	P	ERA	WHIP

TOP

Philadelphia Phillies @ New York Mets

Shea Stadium, Flushing, NY

Fri Sep 14 2007, 7:10 PM EDT
Att. 53,730 - Cloudy - 72 F

livebaseballscorecards.com

AB	31
R	3
H	6
RBI	3
BB	2
SO	3
LOB	7

WP: 0 PA: 37
PB: 0
SB: 1
CS: 0

Batter	1	2	3	4	5	6	7	8	9	10	AB	R	H	RBI	BB	SO	LOB
7 José Reyes, S (1, 6) OBP: 0.362, SLG: 0.432	C F X 0-2 F7 ①		B B B C C C 3-3 K ③		C X 0-1 P3 ③			B C B F X 2-2 5 HBP 1-3 1B		C F T 0-2 K ③	5	0	1	0	0	2	1
1 Luis Castillo, S (1, 4) OBP: 0.355, SLG: 0.348	C X 0-1 G6-3 ②			B B C C B B 4-2 15 S 18 1B BB		B F X 1-1 5 G6-4-3 1B		C F S 0-3 K ②			3	1	1	0	1	1	2
5 David Wright, R (1, 5) OBP: 0.412, SLG: 0.547	X 0-0 HR			C X 0-1 L8 ①		B X 1-0 G6-4-3 ① ② 1-2f		H 1-0 1-2 HBP			3	1	1	1	0	0	2
15 Carlos Beltrán, S (1, 8) OBP: 0.359, SLG: 0.529	B X 1-0 F7 ③			B D 1 SAFE 1 SAFE 1 SAFE C 1 SAFE S B 4-2 F F F B 18 1B 1-3 BB		C B X 1-1 F9 ③		B F F F B S 2-3 K ③			3	0	0	0	1	1	3
18 Moises Alou, R (1, 7) OBP: 0.381, SLG: 0.529		X 0-0 F9 ①		F X 0-1 G4-3 1-2 3-H 1B			B B B B C F X 3-2 G3-1 ①		X 0-0 G6-3 ①		4	0	1	1	0	0	0
Jeff Conine, R (1, 3) OBP: 0.311, SLG: 0.384 Mike DiFelice, R (10, 2) OBP: 0.311, SLG: 0.350		C B C C 1-3 K ②		F X 0-1 G4-3 ② ③ 1-2f			B X 1-0 P6 ②		C F B C 1-3 K ②		4 0	0 0	0 0	0 0	0 0	2 0	2 0
Paul Lo Duca, R (1, 2) OBP: 0.311, SLG: 0.369 Aaron Heilman, R (10, 1)		C F X 0-2 L9 ③			C X 0-1 G6-3 ①		C X 0-1 G4-3 ③		B C F C 1-3 K ③		4 0	0 0	0 0	0 0	0 0	1 0	0 0
Lastings Milledge, R (1, 9) OBP: 0.349, SLG: 0.453			C X 0-1 L5 ①		B C X 1-1 G3 2B			H 1-0 FC2-6 HBP		C F X 0-2 G6-3 ①	3	0	1	0	0	0	0
Tom Glavine, L (1, 1) OBP: 0.295, SLG: 0.241 25 Pedro Feliciano, L (8, 1) Carlos Gómez, R (8, PH) OBP: 0.298, SLG: 0.327 13 Billy Wagner, L (9, 1) Shawn Green, L (10, 3) OBP: 0.332, SLG: 0.414			C B F B X 2-2 G4-1 ②		X 0-0 G3 ② 2-3			L 1 SAFE L X 0-2 FC2-6 7 1B 7 S 1-2f ①		B B F S F B S 3-3 K ②	2 0 1 0 1	0 0 0 0 0	0 0 0 0 0	0 0 0 0 0	0 0 0 0 0	0 0 0 0 1	1 0 1 0 0
Inning Stats	R: 1 H: 1 E: 0 LOB: 0 K: 0 BB: 0 S: 7 P: 8	R: 0 H: 0 E: 0 LOB: 0 K: 1 BB: 0 S: 7 P: 8	R: 0 H: 0 E: 0 LOB: 0 K: 1 BB: 0 S: 8 P: 13	R: 1 H: 1 E: 0 LOB: 1 K: 0 BB: 2 S: 13 P: 21	R: 0 H: 1 E: 0 LOB: 1 K: 0 BB: 0 S: 7 P: 8	R: 0 H: 1 E: 0 LOB: 0 K: 0 BB: 0 S: 5 P: 8	R: 0 H: 0 E: 0 LOB: 0 K: 0 BB: 0 S: 6 P: 10	R: 0 H: 1 E: 0 LOB: 3 K: 2 BB: 0 S: 13 P: 19	R: 0 H: 0 E: 0 LOB: 0 K: 2 BB: 0 S: 7 P: 9	R: 0 H: 0 E: 0 LOB: 0 K: 2 BB: 0 S: 10 P: 13	1B: 3 2B: 1 3B: 0 HR: 1	SF: 0 SAC: 0 DP: 2 HBP: 2	WP: 0 PB: 0 SB: 3 CS: 0	PA: 37			

PITCHER	IP	WLS	BF	H	R	ER	SO	BB	IBB	HBP	BLK	WP	HR	S	P	ERA	WHIP
Jamie Moyer, L (1, 1) ERA: 5.12	7.0		25	4	2	2	2	2	0	0	0	0	1	53	76	2.57	0.857
16 J.C. Romero, L (8, 1) ERA: 2.31	0.2		4	1	0	0	1	0	0	1	0	0	0	9	12	0.00	1.500
45 Tom Gordon, R (8, 1) ERA: 5.76	1.1	W	5	0	0	0	3	0	0	1	0	0	0	11	16	0.00	0.000
39 Brett Myers, R (10, 1) ERA: 4.74	1.0	S	3	0	0	0	2	0	0	0	0	0	0	10	13	0.00	0.000

PITCHER	IP	WLS	BF	H	R	ER	SO	BB	IBB	HBP	BLK	WP	HR	S	P	ERA	WHIP

BOTTOM

Philadelphia Phillies @ New York Mets

Shea Stadium, Flushing, NY

Fri Sep 14 2007, 7:10 PM EDT
Att. 53,730 - Cloudy - 72 F

livebaseballscorecards.com

AB	33
R	2
H	5
RBI	2
BB	2
SO	8
LOB	12

Batter	1	2	3	4	5	6	7	8	9	AB	R	H	RBI	BB	SO	LOB
11 Jimmy Rollins, S (1, 6) OBP: 0.346, SLG: 0.530	B B C F S 2-3 ① K	C B S B B X 3-2 26 S 1-3 1B		C D X 1-1 ③ G3-1			F X 0-1 E3 26 S 2-H	C X 0-1 1-H 2-H 3B		5	0	2	2	0	1	2
26 Chase Utley, L (1, 4) OBP: 0.415, SLG: 0.567	B C X 1-1 6 1B 1B 1B	C T B T 1-2 ③ K 1-2			X 0-0 ① G4-3		1 SAFE 1 SAFE B C F S 1-3 ① K 1-2	F S 0-3 ③ K		5	1	1	0	0	3	5
Pat Burrell, R (1, 7) OBP: 0.406, SLG: 0.516 Michael Bourn, L (8, 7) OBP: 0.352, SLG: 0.384	B F S C 1-3 ② K	B B S C X 2-2 ① F7			C B B F F X 2-2 ② G5-3		B F B F S 2-3 ② K		B T C B S 2-3 ① K	4 1	0 0	0 0	0 0	0 0	2 1	2 0
6 Ryan Howard, L (1, 3) OBP: 0.377, SLG: 0.551	X 0-0 1B 1-3 1B	S B S F X 1-2 ② F8			B B X 2-0 ③ F7		B C C B S 2-3 ③ K		C S X 0-2 WP 2B	5	0	2	0	0	1	1
Aaron Rowand, R (1, 8) OBP: 0.378, SLG: 0.520	B B F X 2-1 1-3 3-H 1B	B B S F S 2-3 ③ K				F X 0-1 2B		C X 0-1 HR	B S B X 2-1 ② G5-3	5	1	3	2	0	1	1
19 Greg Dobbs, L (1, 5) OBP: 0.333, SLG: 0.467 Wes Helms, R (8, PH) OBP: 0.302, SLG: 0.374 29 Chris Roberson, S (8, PR) OBP: 0.321, SLG: 0.296 Abraham Nunez, S (8, 5) OBP: 0.321, SLG: 0.291	B S F B F S 3-3 ③ K	C F B S 1-3 ① K			C B X 1-1 ① P6			C B F B F B F F B 4-2 28 SH3 11 3B BB	F F F B B F B B B 4-2 28 FC6-4 2-3 BB	3 0 0 0	0 0 1 0	0 0 0 0	0 1 0 0	0 0 0 0	2 0 0 1	3 0 0 0
28 Jayson Werth, R (1, 9) OBP: 0.421, SLG: 0.463		C C C 0-3 ① K	B B C B S F F S 3-3 ② K		C F T 0-2 ② K			1 SAFE X 0-0 ① SH3 1-2	C C 1 SAFE X 0-2 ③ FC6-4 1-2f	4	0	0	0	0	3	3
27 Chris Coste, R (1, 2) OBP: 0.331, SLG: 0.454		C X 0-1 ② G6-3	C X 0-1 HBP 1B			X 0-0 ③ G6-3		B B S X 2-1 ② F7		4	0	1	0	0	0	3
Kyle Lohse, R (1, 1) OBP: 0.160, SLG: 0.149 48 Kane Davis, R (6, 1) Tadahito Iguchi, R (7, PH) OBP: 0.350, SLG: 0.403 Antonio Alfonseca, R (7, 1) 4 Pete Laforest, L (8, PH) OBP: 0.444, SLG: 0.467 16 J.C. Romero, S (8, 1) 45 Tom Gordon, R (8, 1) 39 Brett Myers, R (9, 1)		B C S X 1-2 11 1B 1B	S H 1-1 1-2 HBP				C S B B X 2-2 11 E 2B	C B F B B B 4-2 11 3B BB		1 0 1 0 0 0 0 0	0 0 1 0 1 0 0 0	1 0 1 0 0 0 0 0	0 0 0 0 1 0 0 0	0 0 0 0 0 0 0 0	0 0 0 0 0 0 0 0	0 0 0 0 0 0 0 0

Philadelphia Phillies @ New York Mets

Shea Stadium, Flushing, NY

Sat Sep 15 2007, 1:10 PM EDT

Att. 55,477 - Partly Cloudy - 67 F

TOP

livebaseballscorecards.com

AB	38
R	5
H	11
RBI	4
BB	3
SO	14
LOB	20

Inning Stats	1	2	3	4	5	6	7	8	9
	R: 1 E: 0 K: 3 S: 16	R: 0 E: 0 K: 2 S: 15	R: 0 E: 0 K: 1 S: 10	R: 0 E: 0 K: 2 S: 13	R: 0 E: 0 K: 0 S: 6	R: 0 E: 0 K: 1 S: 8	R: 1 E: 1 K: 3 S: 14	R: 3 E: 0 K: 1 S: 17	R: 0 E: 0 K: 1 S: 15
	H: 3 LOB: 2 BB: 0 P: 25	H: 2 LOB: 2 BB: 0 P: 20	H: 0 LOB: 0 BB: 0 P: 15	H: 1 LOB: 2 BB: 0 P: 19	H: 0 LOB: 0 BB: 0 P: 10	H: 1 LOB: 1 BB: 0 P: 9	H: 1 LOB: 1 BB: 0 P: 21	H: 2 LOB: 2 BB: 2 P: 27	H: 1 LOB: 2 BB: 1 P: 23

1B: 6	SF: 0	WP: 1	PA: 43
2B: 3	SAC: 1	PB: 0	
3B: 1	DP: 0	SB: 2	
HR: 1	HBP: 1	CS: 0	

PITCHER		IP	WLS	BF	H	R	ER	SO	BB	IBB	HBP	BLK	WP	HR	S	P	ERA	WHIP
45 Pedro Martinez, R ERA: 1.69	(1, 1)	6.0		26	7	1	1	9	0	0	1	0	0	0	68	98	1.50	1.167
25 Pedro Feliciano, L ERA: 2.97	(7, 1)	1.0	B	6	2	2	1	3	0	0	0	0	0	1	16	23	9.00	2.000
Jorge Sosa, R ERA: 4.3	(8, 1)	0.2	L	5	1	2	2	0	2	0	0	0	0	0	12	22	27.00	4.500
Scott Schoeneweis, L ERA: 5.02	(8, 1)	0.2		3	1	0	0	2	0	0	0	0	0	0	9	11	0.00	1.500
59 Guillermo Mota, R ERA: 5.71	(9, 1)	0.2		3	0	0	0	0	1	0	0	0	1	0	9	15	0.00	1.500

PITCHER	IP	WLS	BF	H	R	ER	SO	BB	IBB	HBP	BLK	WP	HR	S	P	ERA	WHIP

Batter	1	2	3	4	5	6	7	8	9	AB	R	H	RBI	BB	SO	LOB
7 José Reyes, S (1, 6) OBP: 0.364, SLG: 0.432	B C S X 1-2 P5 ①	X 0-0 P6 ③		C C B B X 2-2 1 CS 1B		B 1 SAFE B C L B B 4-2 5 CS 1 S 1-2 BB ②			B B B B 4-0 1 S BB	3	0	1	0	2	0	3
1 Luis Castillo, S (1, 4) OBP: 0.360, SLG: 0.350	B C F B B B 4-2 5 L7-4 5 PB BB		C C B X 1-2 5 S 15 1B 1B	B 1 SAFE 1 SAFE 1 SAFE P B C C F 3-2 X F7 ②③ 1-2		1 SAFE 1 SAFE 1 SAFE P 1 SAFE C B P B 4-1 1-2 BB			C C X 0-2 1-2 1B	3	1	2	0	2	0	1
5 David Wright, R (1, 5) OBP: 0.411, SLG: 0.544	B B B C X 3-1 L7-4 ②③ 1-2		1 SAFE 1 SAFE C B F B F S 2-3 K ① 1-2		B S S F B F X 2-2 FC5 15 G3-1 1B	C 0-1 CS ③ 2-3	F B B X 2-1 G5-3 ①		C C F B T 1-2 K ②	5	0	1	0	0	2	4
15 Carlos Beltrán, S (1, 8) OBP: 0.359, SLG: 0.529		B X 1-0 18 1B FC4-2 2B	C B C F X 1-2 S 18 S 2-H 1B 1B		1 SAFE C B C F F F 1 SAFE F 3-2 B B X G3-1 ① 1-2		B B C F X 3-2 F7 ②		B B C X 2-1 F9 ③	5	1	2	1	0	0	3
18 Moises Alou, R (1, 7) OBP: 0.380, SLG: 0.524		S D X 1-1 FC4-2 BB HBP 2-3 1B	1 SAFE 1 SAFE P B B X 3-0 P4 ② 1-2		X 0-0 P3 ②		B F B B X 3-1 G5-3 ③			4	1	1	0	0	0	2
Shawn Green, L (1, 3) OBP: 0.336, SLG: 0.414 Carlos Gómez, R (8, PH) OBP: 0.295, SLG: 0.324 Jeff Conine, R (9, 3) OBP: 0.311, SLG: 0.384		B B 1 SAFE D C B 4-1 HBP FC4-2 1-2 BB	B B B C B 4-1 1B S 2-3 BB		I I I 4-0 FC5 IBB			B B C F B X 3-2 G6-3 ①		0 1 0	0 0 0	0 0 0	0 0 0	3 0 0	0 0 0	0 0 0
Paul Lo Duca, R (1, 2) OBP: 0.310, SLG: 0.368		X 0-0 FC4-2 ① HBP 1-2 2-3 3-Hf	B B C X 2-1 1-3 3-H 1B		C F B D X 2-2 FC5 ③ 1-2 2-3f			X 0-0 L9 ②		4	0	1	1	0	0	5
Lastings Milledge, R (1, 9) OBP: 0.346, SLG: 0.444		F B H 2-1 1-2 2-3 3-H HBP	B C C X 1-2 F9 ③			C X 0-1 G4-3 ①		S F F B B B S 3-3 K ③		3	0	0	1	0	1	2
45 Pedro Martinez, R (1, 1) OBP: 0.167, SLG: 0.333 Ruben Gotay, S (6, PH) OBP: 0.368, SLG: 0.440 25 Pedro Feliciano, L (7, 1) Jorge Sosa, R (8, 1) OBP: 0.286, SLG: 0.280 Scott Schoeneweis, L (8, 1) 59 Guillermo Mota, R (9, 1) 9 Marlon Anderson, L (9, PH) OBP: 0.344, SLG: 0.471		C M S 0-3 K ②	C B S F F B S 2-3 K ①		B B C B S F F F F 4-2 B 7 CS BB				C B F B B F C 3-3 K ①	2 0 0 0 0 0 1	0 0 0 0 0 0 0	0 0 0 0 0 0 0	0 1 0 0 0 0 0	0 0 0 0 0 0 0	2 0 0 0 0 0 1	3 0 0 0 0 0 0
Inning Stats	R: 0 E: 0 K: 0 S: 7 H: 0 LOB: 0 BB: 1 P: 15	R: 1 E: 0 K: 1 S: 10 H: 2 LOB: 3 BB: 1 P: 18	R: 2 E: 0 K: 1 S: 19 H: 3 LOB: 2 BB: 1 P: 32	R: 0 E: 0 K: 1 S: 13 H: 1 LOB: 0 BB: 0 P: 19	R: 0 E: 0 K: 0 S: 17 H: 1 LOB: 2 BB: 1 P: 28	R: 0 E: 0 K: 0 S: 14 H: 0 LOB: 1 BB: 3 P: 24	R: 0 E: 0 K: 0 S: 7 H: 0 LOB: 0 BB: 0 P: 15	R: 0 E: 0 K: 1 S: 9 H: 0 LOB: 0 BB: 0 P: 15	R: 0 E: 0 K: 2 S: 14 H: 1 LOB: 2 BB: 1 P: 24	1B: 7 2B: 2 3B: 0 HR: 0 SF: 0 SAC: 0 DP: 1 HBP: 1						

PITCHER		IP	WLS	BF	H	R	ER	SO	BB	IBB	HBP	BLK	WP	HR	S	P	ERA	WHIP
Kyle Lohse, R ERA: 4.49	(1, 1)	5.0		25	7	3	3	3	3	1	1	0	0	0	66	112	5.40	2.000
48 Kane Davis, R ERA: 5.63	(6, 1)	1.0		4	0	0	0	0	3	0	0	0	0	0	14	24	0.00	3.000
Antonio Alfonseca, R ERA: 4.96	(7, 1)	1.0	W	3	0	0	0	0	0	0	0	0	0	0	7	15	0.00	0.000
16 J.C. Romero, L ERA: 2.3	(8, 1)	0.1	H	1	0	0	0	0	0	0	0	0	0	0	3	6	0.00	0.000
45 Tom Gordon, R ERA: 5.64	(8, 1)	0.2	H	2	0	0	0	1	0	0	0	0	0	0	6	9	0.00	0.000

PITCHER		IP	WLS	BF	H	R	ER	SO	BB	IBB	HBP	BLK	WP	HR	S	P	ERA	WHIP
39 Brett Myers, R ERA: 4.66	(9, 1)	1.0	S	5	1	0	0	2	1	0	0	0	0	0	14	24	0.00	2.000

BOTTOM

Philadelphia Phillies @ New York Mets

Shea Stadium, Flushing, NY

Sat Sep 15 2007, 1:10 PM EDT
Att. 55,477 - Partly Cloudy - 67 F

livebaseballscorecards.com

AB	31
R	3
H	8
RBI	3
BB	8
SO	6
LOB	23

WP: 0 PA: 41
PB: 1
SB: 6
CS: 3

Philadelphia Phillies @ New York Mets

Shea Stadium, Flushing, NY

Sun Sep 16 2007, 1:10 PM EDT

Att. 52,779 - Partly Cloudy - 64 F

livebaseballscorecards.com

Batter	1	2	3	4	5	6	7	8	9	AB	R	H	RBI	BB	SO	LOB
11 Jimmy Rollins, S (1, 6) OBP: 0.346, SLG: 0.529	B C B F B B 4-2 E S BB	X 0-0 FC6 1-2 2-H 3-H		C B B B X 3-1 E7 26 2B	C B S F B X 2-2 1-3 3-H 2B	B X 1-0 ③ F8		B C B B F S 3-3 ③ K		5	1	1	1	1	1	1
26 Chase Utley, L (1, 4) OBP: 0.414, SLG: 0.565	1 SAFE F B 1 SAFE C S 1-3 ① K	B D C S B X 3-2 ③ F7		S X 0-1 G4-3 3-H 2B	C B F X 1-2 ③ G3		C B B B C B 4-2 HBP 6 BB BB		B C B B X 3-1 ① F8	5	0	1	1	1	1	5
Pat Burrell, R (1, 7) OBP: 0.406, SLG: 0.514 Michael Bourn, L (7, 7) OBP: 0.349, SLG: 0.381	F 1 SAFE 1 SAFE B C S 1-3 ② K		C B B B X 3-1 28 BB 6 BB SF8 1B	C X 0-1 ① G4-3 2-3		B B B C B 4-1 BB 28 BB 6 E BB	B S X 1-1 ① F9		X 0-0 ② L5	4 1	2 0	1 0	0 0	1 0	1 0	3 0
6 Ryan Howard, L (1, 3) OBP: 0.376, SLG: 0.546	B S B C S 2-3 ③ K		B B B F B 4-1 SF8 28 BB 1-2 BB	B D C F C 2-3 ② K		S B B X 2-1 FC4 28 BB 19 HR BB 1-2	1 SAFE C 1 SAFE B B F B 1 SAFE F 4-2 F F B HBP 1-2 BB		B C X 1-1 E3	4	1	0	0	2	2	3
Aaron Rowand, R (1, 8) OBP: 0.379, SLG: 0.518		C X 0-1 23 BB 51 1B 11 FC6 1B	C C X 0-2 ① F9	B X 1-0 ③ F8		B B S B F B 4-2 28 BB 19 HR 1-2 2-3 BB	H 1-0 1-2 2-3 HBP		B X 1-0 ③ G4-3	4	2	1	0	1	0	4
28 Jayson Werth, R (1, 9) OBP: 0.424, SLG: 0.458		C F X 0-2 ① F8	B F B B B 4-1 SF8 1-2 2-3 BB		B B F F F B F B 4-2 51 F9 1B 11 2B BB	C B F B B B 4-2 19 HR 1-2 2-3 3-H BB	C B S B F C 2-3 ② K			2	2	0	1	3	1	4
Wes Helms, R (1, 5) OBP: 0.302, SLG: 0.375 19 Greg Dobbs, L (6, PH) OBP: 0.335, SLG: 0.479 Abraham Nunez, S (6, 5) OBP: 0.320, SLG: 0.290		S B C B F C 2-3 ② K	B X 1-0 ② SF8 1-2 2-3 3-H		1 SAFE F 1 SAFE 1 SAFE B B S F 1 SAFE 1 SAFE 3-2 1 SAFE 11 2B 1-2 1B	B F S X 1-2 1-H 2-H 3-H HR	X 0-0 ③ G4-3			2 1 1	0 1 0	1 1 0	1 4 0	0 0 0	1 0 0	1 0 3
51 Carlos Ruiz, R (1, 2) OBP: 0.333, SLG: 0.401	B C 1 SAFE B X 2-1 23 BB 11 E 1-2 1B	I I I I 4-0 IBB		B 2 SAFE X 1-0 ① F9 2-3	X 0-0 ① F8		C B F F C 1-3 ① K			4	1	1	0	1	1	2
23 Adam Eaton, R (1, 1) OBP: 0.258, SLG: 0.288 56 Geoff Geary, R (5, 1) 16 J.C. Romero, S (7, 1) Tadahito Iguchi, R (8, PH) OBP: 0.349, SLG: 0.403 45 Tom Gordon, R (8, 1) 39 Brett Myers, R (9, 1)	B B B B 4-0 11 E 1-2 2-3 BB	B C B X 2-1 ③ P4		C F B 1 SAFE B S 2-3 ② K	B C S F S 1-3 ② K		C B B X 2-1 ② F9			2 1 0 1 0 0	0 0 0 0 0 0	0 0 0 0 0 0	0 0 0 0 0 0	1 1 0 0 0 0	1 0 0 0 0 0	5 0 0 0 0 0

TOP	
AB	37
R	10
H	7
RBI	8
BB	11
SO	10
LOB	31

Inning Stats	1	2	3	4	5	6	7	8	9
	R: 0 E: 0 K: 3 S: 11	H: 0 LOB: 1 BB: 1 P: 19	R: 2 E: 1 K: 1 S: 15	H: 2 LOB: 2 BB: 1 P: 26	R: 1 E: 0 K: 0 S: 10	H: 1 LOB: 3 BB: 3 P: 28	R: 1 E: 1 K: 1 S: 10	H: 1 LOB: 1 BB: 0 P: 16	R: 1 E: 0 K: 1 S: 20	H: 2 LOB: 2 BB: 1 P: 33	R: 5 E: 1 K: 1 S: 16	H: 1 LOB: 0 BB: 3 P: 33	R: 0 E: 0 K: 1 S: 14	H: 0 LOB: 3 BB: 2 P: 26	R: 0 E: 0 K: 2 S: 10	H: 0 LOB: 0 BB: 0 P: 16	R: 0 E: 1 K: 0 S: 6	H: 0 LOB: 1 BB: 0 P: 11

| | | |

Philadelphia Phillies @ New York Mets

Shea Stadium, Flushing, NY

Sun Sep 16 2007, 1:10 PM EDT
Att. 52,779 - Partly Cloudy - 64 F

BOTTOM

livebaseballscorecards.com

Batter	1	2	3	4	5	6	7	8	9	AB	R	H	RBI	BB	SO	LOB
7 José Reyes, S (1, 6) OBP: 0.364, SLG: 0.430	G3		1 FC6-4 BB 1-2 2-3		1 1B 15 HR 1B	G6-3			P2	4	1	1	0	1	0	1
1 Luis Castillo, S (1, 4) OBP: 0.358, SLG: 0.348	P2		FC6-4 1-2f 2-3 3-H		15 HR 1B 1-2		G5-3		F8	5	1	1	1	0	0	2
5 David Wright, R (1, 5) OBP: 0.411, SLG: 0.547	15 CS BB		F8		F7		HR		G4-3	4	1	1	1	1	0	4
15 Carlos Beltrán, S (1, 8) OBP: 0.360, SLG: 0.535	CS 1-2	G4-3		18 1B SF9 1B 0-2	HR 1-H 2-H		K			4	2	2	3	0	1	0
18 Moises Alou, R (1, 7) OBP: 0.385, SLG: 0.528		G5-3		1B 1-3	FC4-6 1B		1B			4	0	3	0	0	0	0
Shawn Green, L (1, 3) OBP: 0.334, SLG: 0.411 36 Willie Collazo, L (7, 1) Joe Smith, R (7, 1) Ruben Gotay, S (7, PH) OBP: 0.356, SLG: 0.438 25 Pedro Feliciano, L (8, 1) Aaron Heilman, R (9, 1)		G3-1		P2	FC4-6 1-2f		G4-3			3 0 0 1 0 0	0 0 0 0 0 0	0 0 0 0 0 0	0 0 0 0 0 0	0 0 0 0 0 0	0 0 0 0 0 0	3 0 0 1 0 0
Paul Lo Duca, R (1, 2) OBP: 0.308, SLG: 0.365			F7	SF9 3-H		P4		G5-3		3	0	0	1	0	0	0
Endy Chavez, L (1, 9) OBP: 0.303, SLG: 0.359			7 BB SH 1 FC6-4 1B	G4-3		E6		K		4	1	1	0	0	1	1
Oliver Pérez, L (1, 1) OBP: 0.154, SLG: 0.154 Scott Schoeneweis, L (5, 1) David Newhan, L (5, PH) OBP: 0.291, SLG: 0.286 59 Guillermo Mota, R (6, 1) Jorge Sosa, R (6, 1) OBP: 0.286, SLG: 0.280 Jeff Conine, R (6, 3) OBP: 0.309, SLG: 0.381			SH 1 FC6-4 7 BB 1-2		K2-3	F9		G6-3		0 0 1 0 0 2	0 0 0 0 0 0	0 0 0 0 0 0	0 0 0 0 0 0	0 0 1 0 0 0	0 0 0 0 0 0	0 0 0 0 0 1
Inning Stats	R: 0 H: 0 E: 0 LOB: 0 K: 0 BB: 1 S: 7 P: 14	R: 0 H: 0 E: 0 LOB: 0 K: 0 BB: 0 S: 7 P: 12	R: 1 H: 1 E: 1 LOB: 2 K: 0 BB: 1 S: 10 P: 15	R: 1 H: 2 E: 0 LOB: 1 K: 0 BB: 0 S: 13 P: 20	R: 3 H: 4 E: 0 LOB: 1 K: 1 BB: 0 S: 22 P: 30	R: 0 H: 0 E: 1 LOB: 1 K: 0 BB: 0 S: 15 P: 19	R: 1 H: 2 E: 0 LOB: 1 K: 1 BB: 0 S: 18 P: 24	R: 0 H: 0 E: 0 LOB: 0 K: 1 BB: 0 S: 9 P: 16	R: 0 H: 0 E: 0 LOB: 0 K: 0 BB: 0 S: 11 P: 17	1B: 7 SF: 1 2B: 0 SAC: 1 3B: 0 DP: 0 HR: 2 HBP: 0						

AB	35
R	6
H	9
RBI	6
BB	2
SO	3
LOB	13

WP: 0 PA: 40
PB: 0
SB: 0
CS: 1

PITCHER		IP	WLS	BF	H	R	ER	SO	BB	IBB	HBP	BLK	WP	HR	S	P	ERA	WHIP
23 Adam Eaton, R ERA: 6.36	(1, 1)	4.2		23	7	5	4	1	2	0	0	0	0	1	56	87	7.71	1.929
56 Geoff Geary, R ERA: 4.5	(5, 1)	2.0	W	9	2	1	1	1	0	0	0	0	0	1	33	43	4.50	1.000
16 J.C. Romero, L ERA: 2.28	(7, 1)	0.1		1	0	0	0	0	0	0	0	0	0	0	3	4	0.00	0.000
45 Tom Gordon, R ERA: 5.46	(8, 1)	1.0		3	0	0	0	1	0	0	0	0	0	0	9	16	0.00	0.000
39 Brett Myers, R ERA: 4.58	(9, 1)	1.0		3	0	0	0	0	0	0	0	0	0	0	11	17	0.00	0.000

PITCHER	IP	WLS	BF	H	R	ER	SO	BB	IBB	HBP	BLK	WP	HR	S	P	ERA	WHIP

Batter	1	2	3	4	5	6	7	8	9	AB	R	H	RBI	BB	SO	LOB
7 José Reyes, S (1, 6) OBP: 0.363, SLG: 0.428	C B B B B 4-1 1 E 1 SF8 BB	B F X 1-1 ③ F8			C C B B X 2-2 ① P5		B F B X 2-1 ② G4-3 1-2		F B X 1-1 ② L8	4	1	0	0	1	0	2
1 Luis Castillo, S (1, 4) OBP: 0.357, SLG: 0.347	C F B F 1 SAFE 1 B F F 3-2 ① SF8 1-H		C X 0-1 ① G6-3		C B C C 1-3 ② K		X 0-0 2-3 1B		B F B C X 2-2 ③ G1-3	4	0	1	1	0	1	0
5 David Wright, R (1, 5) OBP: 0.410, SLG: 0.545	X 0-0 15 HR 1B		B C B F X 2-2 ② G4-3		B X 1-0 ③ G6-3		C X 0-1 ③ G1-3			4	1	1	0	0	0	2
15 Carlos Beltrán, S (1, 8) OBP: 0.359, SLG: 0.539	F S X 0-2 1-H HR		B B B C F S 3-3 ③ K			C B X 1-1 ① G4-3		X 0-0 ① P2		4	1	1	2	0	1	0
18 Moises Alou, R (1, 7) OBP: 0.386, SLG: 0.527	C F B B X 2-2 G4-6-3 1B			B B S X 2-1 ① F9		S X 0-1 L5-4 BB 1B		B B X 2-0 ② P3		4	0	2	0	0	0	0
Shawn Green, L (1, 3) OBP: 0.338, SLG: 0.420	C B X 1-1 ② ③ G4-6-3 1-2f			X 0-0 HR		B B B C C B 4-2 1-2 BB		B C B X 2-1 11 BB 1B		3	1	2	1	1	0	1
Paul Lo Duca, R (1, 2) OBP: 0.310, SLG: 0.370 Jorge Sosa, R (6, 1) OBP: 0.286, SLG: 0.280 11 Ramon Castro, R (7, 2) OBP: 0.329, SLG: 0.534		B C X 1-1 FC6-5-4-6 2B		B F X 1-1 1B		X 0-0 ② ③ L5-4 2-2		B B B C S F B 4-2 1-2 BB		3 0 2 0 0 0 2 0 0 0 0 0 0 0 0 0 0 0 1 0 0						
Lastings Milledge, R (1, 9) OBP: 0.344, SLG: 0.440		B F X 1-1 ① FC6-5-4-6 2-3		C B F F S 1-3 ② K			C X 0-1 1 1B 7 G4-3 1B	D C C F C 1-3 ③ K		4	0	1	0	0	2	4
Brian Lawrence, R (1, 1) OBP: 0.250, SLG: 0.250 Aaron Sele, R (4, 1) Scott Schoeneweis, L (5, 1) Mike DiFelice, R (6, 2) OBP: 0.311, SLG: 0.350 Ruben Gotay, S (7, PH) OBP: 0.284, SLG: 0.435 36 Willie Collazo, L (7, 1) Joe Smith, R (7, 1) 9 Marlon Anderson, L (9, PH) OBP: 0.340, SLG: 0.486		C C X 0-2 ② P4		X 0-0 ③ F7			B C C B F F C 2-3 ① K		C B B S T 2-2 ① K	2 0 0 0 0 0 2 0 0 0 0 0 0 0 0 0 0 0 0 0 0 0 0 0 0 0 0 0 1 0 0 0 0 1 1 0 0 0 0 0 0 0 0 0 0 0 0 0 0 1 0 0 0 0 1 0							
Inning Stats	R: 3 E: 1 K: 0 S: 17 H: 3 LOB: 0 BB: 1 P: 27	R: 0 E: 0 K: 0 S: 9 H: 1 LOB: 1 BB: 0 P: 12	R: 0 E: 0 K: 1 S: 9 H: 0 LOB: 0 BB: 0 P: 14	R: 1 E: 0 K: 1 S: 10 H: 2 LOB: 1 BB: 0 P: 14	R: 0 E: 0 K: 1 S: 7 H: 0 LOB: 0 BB: 0 P: 11	R: 0 E: 0 K: 0 S: 7 H: 1 LOB: 1 BB: 1 P: 12	R: 0 E: 0 K: 1 S: 12 H: 2 LOB: 2 BB: 0 P: 16	R: 0 E: 0 K: 1 S: 11 H: 1 LOB: 2 BB: 1 P: 20	R: 0 E: 0 K: 1 S: 8 H: 0 LOB: 0 BB: 0 P: 13	1B: 7 2B: 2 3B: 0 HR: 2 SF: 1 SAC: 0 DP: 2 HBP: 0						

PITCHER		IP	WLS	BF	H	R	ER	SO	BB	IBB	HBP	BLK	WP	HR	S	P	ERA	WHIP
Tim Redding, R ERA: 3.73	(1, 1)	4.0		18	6	4	4	2	1	0	0	0	0	2	45	67	9.00	1.750
Jonathan Albaladejo, R ERA: 2.35	(5, 1)	1.1	W	6	1	0	0	1	1	0	0	0	0	0	13	22	0.00	1.500
52 Saul Rivera, R ERA: 3.83	(6, 1)	0.2	H	1	0	0	0	0	0	0	0	0	0	0	1	1	0.00	0.000
Luis Ayala, R ERA: 3.11	(7, 1)	1.0		5	2	0	0	1	0	0	0	0	0	0	12	16	0.00	2.000
Arnie Munoz, L ERA:	(8, 1)	1.0		5	1	0	0	1	1	0	0	0	0	0	11	20	0.00	2.000

PITCHER		IP	WLS	BF	H	R	ER	SO	BB	IBB	HBP	BLK	WP	HR	S	P	ERA	WHIP
Jesus Colome, R ERA: 3.53	(9, 1)	1.0		3	0	0	0	1	0	0	0	0	0	0	8	13	0.00	0.000

TOP

New York Mets @ Washington Nationals

Robert F. Kennedy Memorial Stadium, Washington, DC

Mon Sep 17 2007, 7:05 PM EDT

Att. 18,678 - Clear - 69 F

livebaseballscorecards.com

AB	34
R	4
H	10
RBI	4
BB	3
SO	6
LOB	14

WP: 0 PB: 0 SB: 0 CS: 0 PA: 38

Batter	1	2	3	4	5	6	7	8	9	AB	R	H	RBI	BB	SO	LOB
Nook Logan, S (1, 8) OBP: 0.312, SLG: 0.349	B B C S X 2-2 F9 ①		C S X 0-2 G6-3 ③		C B X 2-1 11 G4-3 26 1B 2B	X 0-0 E1 26 FC1 1-H 2-H 1B	C X 0-1 E S HR 2-H 1B			5	3	3	1	0	0	0
D'Angelo Jimenez, S (1, 6) OBP: 0.359, SLG: 0.318 Luis Ayala, R (7, 1) Ryan Church, L (7, PH) OBP: 0.342, SLG: 0.450 Arnie Munoz, L (8, 1) Jesus Colome, R (9, 1)	C X 0-1 1B			B B C B C T 3-2 K ①	B F X 1-1 G1-3 ①	T X 0-1 P3 ①	B C X 1-1 1-H HR			4 0 1 0	0 0 1 0	1 0 1 0	0 0 2 0	0 0 0 0	1 0 0 0	2 0 0 0
11 Ryan Zimmerman, R (1, 5) OBP: 0.327, SLG: 0.466	B C F F S 1-3 K ②			S B X 1-1 25 BB 26 1B 10 1B 1B	C F X 0-2 G4-3 2-3 ②	B B B C F B 4-2 25 BB 26 FC1 10 FC6-4 BB	C C S 0-3 K ②			4	2	1	0	1	2	2
26 Wily Mo Peña, R (1, 7) OBP: 0.309, SLG: 0.455	S S 1 SAFE D 1 SAFE X 1-2 P3 ③			X 0-0 10 1B 25 BB 1B 1-2 1B	S F F B B B X 3-2 25 2B 3-H 1B	B S S F X 1-2 FC1 10 FC6-4 25 BB 1-2 3-H	F X 0-1 G5-3 ③			5	1	2	2	0	0	2
25 Austin Kearns, R (1, 9) OBP: 0.350, SLG: 0.404		C B F B B C 3-3 K ①		F B S B F B F B 4-2 1B 10 1B 2B 1-2 2-3 BB	B 1 SAFE X 1-0 1-3 2B	F B B F B F B B 4-2 10 FC6-4 1-2 2-3 BB		C F B B F B X 3-2 E6 PB		3	1	1	0	2	1	0
10 Ronnie Belliard, R (1, 4) OBP: 0.328, SLG: 0.417		C X 0-1 L7 ②		B X 1-0 1B 2B 1-2 2-3 3-H 1B	B D C C B B 4-2 BB	B F D F X 2-2 FC6-4 FC6-4 1-2f 2-3 3-H ②		B X 1-0 F9 ①		4	1	1	2	1	0	3
Robert Fick, L (1, 3) OBP: 0.300, SLG: 0.302 Tony Batista, R (5, PH) OBP: 0.350, SLG: 0.326 (6, 3)	B B B C C X 3-2 F9 ③			B S S S F B X 2-2 2B G3-1 1-2 2-3 3-H 1B	F F S 0-3 K ③	B D X 2-0 FC6-4 1-2f ③		B F F S 1-3 K ②		2 3	0 0	1 0	1 0	0 0	0 2	0 6
Brian Schneider, L (1, 2) OBP: 0.322, SLG: 0.332			C X 0-1 P6 ①	B X 1-0 1-3 2-H 3-H 2B		C B B B F B 4-2 1B E E BB	C C B F X 1-2 G6-3 ①	B S X 1-1 F7 1-2 ③		4	1	1	2	1	0	1
Tim Redding, R (1, 1) OBP: 0.083, SLG: 0.125 Ryan Langerhans, L (4, PH) OBP: 0.266, SLG: 0.288 Jonathan Albaladejo, R (5, 1) 52 Saul Rivera, S (6, 1) Felipe Lopez, S (6, PH) OBP: 0.304, SLG: 0.349 (7, 6)			C X 0-1 G1-3 ②	D 3 SAFE F X 1-1 G3-1 3-H ② ③		F B B F F D X 3-2 E5 E E 1-2	X 0-0 1B 2B			1 1 0 0 2	0 0 0 0 2	0 0 0 0 1	0 0 0 0 0	0 0 0 0 0	0 2 0 0 1	0 0 0 0 1
Inning Stats	R: 0 H: 1 E: 0 LOB: 1 K: 1 BB: 0 S: 12 P: 16	R: 0 H: 0 E: 0 LOB: 0 K: 1 BB: 0 S: 8 P: 14	R: 0 H: 0 E: 0 LOB: 0 K: 0 BB: 0 S: 7 P: 7	R: 4 H: 5 E: 0 LOB: 1 K: 1 BB: 1 S: 18 P: 31	R: 1 H: 3 E: 0 LOB: 3 K: 1 BB: 1 S: 17 P: 28	R: 4 H: 1 E: 2 LOB: 2 K: 0 BB: 3 S: 21 P: 41	R: 3 H: 3 E: 0 LOB: 0 K: 1 BB: 0 S: 14 P: 16	R: 0 H: 0 E: 1 LOB: 1 K: 1 BB: 0 S: 10 P: 16		1B: 8 2B: 4 3B: 0 HR: 1	SF: 0 SAC: 0 DP: 0 HBP: 0					

PITCHER		IP	WLS	BF	H	R	ER	SO	BB	IBB	HBP	BLK	WP	HR	S	P	ERA	WHIP
Brian Lawrence, R ERA: 6.83	(1, 1)	3.1		17	6	4	4	3	1	0	0	0	0	0	43	65	10.80	2.100
Aaron Sele, R ERA: 5.29	(4, 1)	1.1	L	7	3	1	1	0	1	0	0	0	0	0	16	28	6.75	3.000
Scott Schoeneweis, L ERA: 5.26	(5, 1)	0.2		5	1	3	2	1	1	0	0	0	0	0	12	19	27.00	3.000
Jorge Sosa, R ERA: 4.49	(6, 1)	0.2		5	0	1	1	0	2	0	0	0	0	0	12	25	13.50	3.000
36 Willie Collazo, L ERA: 6.75	(7, 1)	0.1		2	1	1	1	0	0	0	0	0	0	0	5	6	27.00	3.000

PITCHER		IP	WLS	BF	H	R	ER	SO	BB	IBB	HBP	BLK	WP	HR	S	P	ERA	WHIP
Joe Smith, R ERA: 3.29	(7, 1)	1.2		8	2	2	2	2	0	0	0	0	0	1	19	26	10.80	1.200

BOTTOM

New York Mets @ Washington Nationals

Robert F. Kennedy Memorial Stadium, Washington, DC

Mon Sep 17 2007, 7:05 PM EDT

Att. 18,678 - Clear - 69 F

livebaseballscorecards.com

AB	39
R	12
H	13
RBI	10
BB	5
SO	6
LOB	19

WP: 0 PA: 44
PB: 1
SB: 1
CS: 0

Batter	1	2	3	4	5	6	7	8	9	AB	R	H	RBI	BB	SO	LOB
7 José Reyes, S (1, 6) OBP: 0.361, SLG: 0.425	B B B C B 4-1 1 FC3-6 BB	B C B X 2-1 ① L5		B X 1-0 ① G6-3	F C F X 0-2 ③ P6			X 0-0 ① B1-3		4	0	0	0	1	0	1
1 Luis Castillo, S (1, 4) OBP: 0.357, SLG: 0.347	B F 1 SAFE X 1-1 ① FC3-6 1-2f 5 2B	C B B F X 2-2 1B		B C C B X 2-2 ② G3-1		B C B X 2-1 ① G4-3		B B C B B 4-1 5 G4-6-3 BB		4	1	1	0	1	0	1
5 David Wright, R (1, 5) OBP: 0.410, SLG: 0.547	B F D B F X 3-2 1-H 15 1B 2B	S 1 SAFE B X 1-1 ② F9		B C X 1-1 2B		F B F X 1-2 ② L9		S D B F X 2-2 ②③ G4-6-3 1-2f		5	1	2	1	0	0	2
15 Carlos Beltrán, S (1, 8) OBP: 0.358, SLG: 0.536	C X 0-1 BB 18 1B 2-H SF7 1B	X 0-0 ③ G2-3		B F C S 1-3 ③ K		B B B C F S 3-3 ③ K			B C C F B F B S 3-3 ① K	5	1	1	1	0	3	2
18 Moises Alou, R (1, 7) OBP: 0.389, SLG: 0.529 Lastings Milledge, R (5, PR) (5, 9) (7, 7) OBP: 0.341, SLG: 0.435	X 0-0 BB 1-2 1B 1B		X 0-0 ① G6-3		B S S X 1-2 G6-3 2B 1B		C B B F X 2-2 ① G4-3		C S B B F F X 1-2 ② L7	3	1	2	0	0	0	0
										2	1	0	0	0	0	0
Shawn Green, L (1, 3) (7, 9) OBP: 0.343, SLG: 0.430	B B B B 4-0 1B 1-2 2-3 BB		B C B X 2-1 HR		S B C X 1-2 ① G6-3 1-2		B B C F X 2-2 1B 1B		C B B X 2-1 1B 1B	4	2	3	1	1	0	1
Paul Lo Duca, R (1, 2) OBP: 0.311, SLG: 0.374 Carlos Gómez, R (9, PR) OBP: 0.295, SLG: 0.324	D X 1-0 ② SF7 3-H		B B F F F F F X 2-2 ② G5-3		B C X 1-1 1B 2-H 2B		B C X 1-1 ② L9		S F X 0-2 1B 1-2 1B	4	1	2	2	0	0	1
										0	0	0	0	0	0	0
Endy Chavez, L (1, 9) (5, 7) OBP: 0.316, SLG: 0.372 Jeff Conine, R (7, PH) (7, 3) OBP: 0.314, SLG: 0.386	S X 0-1 1-2 2-H 1B		B C F B F X 2-2 1B		C B B X 2-1 33 SH1-4 2-H 1B		1 SAFE 1 SAFE D C B F B F X 3-2 1-2 1B		X 0-0 1-3 2-H 1B	3	0	3	2	0	0	0
										2	0	2	1	0	0	0
33 John Maine, R (1, 1) OBP: 0.175, SLG: 0.173 Scott Schoeneweis, L (5, 1) 59 Guillermo Mota, R (6, 1) 11 Ramon Castro, R (7, PH) OBP: 0.329, SLG: 0.534 9 Marlon Anderson, L (7, PH) OBP: 0.337, SLG: 0.461 Aaron Heilman, R (7, 1) 25 Pedro Feliciano, L (8, 1) Ruben Gotay, S (9, PH) OBP: 0.362, SLG: 0.433	C D C X 1-2 ③ F9	C B B B C F B S 3-3 ③ K		L 1 SAFE P X 1-1 ② SH1-4 1-2		F B S S 1-3 ③ K			B B B C F B S 3-3 ③ K	2	0	0	0	0	1	3
										0	0	0	0	0	0	0
										0	0	0	0	0	0	0
										0	0	0	0	0	0	0
										1	0	0	0	0	1	2
										0	0	0	0	0	0	0
										0	0	0	0	0	0	0
										1	0	0	0	0	1	2
Inning Stats	R: 4 E: 0 K: 0 S: 15 H: 4 LOB: 2 BB: 2 P: 29	R: 0 E: 0 K: 0 S: 8 H: 1 LOB: 1 BB: 0 P: 13	R: 1 E: 0 K: 1 S: 16 H: 2 LOB: 1 BB: 0 P: 25	R: 0 E: 0 K: 1 S: 9 H: 1 LOB: 1 BB: 0 P: 14	R: 2 E: 0 K: 0 S: 17 H: 3 LOB: 1 BB: 0 P: 22	R: 0 E: 0 K: 1 S: 8 H: 0 LOB: 0 BB: 0 P: 14	R: 0 E: 0 K: 1 S: 15 H: 2 LOB: 2 BB: 0 P: 24	R: 0 E: 0 K: 0 S: 5 H: 0 LOB: 0 BB: 1 P: 11	R: 1 E: 0 K: 2 S: 21 H: 3 LOB: 2 BB: 0 P: 30	1B: 12 2B: 3 3B: 0 HR: 1 SF: 1 SAC: 1 DP: 1 HBP: 0						

PITCHER		IP	WLS	BF	H	R	ER	SO	BB	IBB	HBP	BLK	WP	HR	S	P	ERA	WHIP
38 Joel Hanrahan, R ERA: 6.45	(1, 1)	3.0		18	7	5	5	1	2	0	0	0	0	1	39	67	15.00	3.000
Mike Bacsik, L ERA: 4.82	(4, 1)	1.0		4	1	0	0	1	0	0	0	0	0	0	9	14	0.00	1.000
Winston Abreu, R ERA: 6.14	(5, 1)	1.0		6	3	2	2	0	0	0	0	0	0	0	17	22	18.00	3.000
Jesus Colome, R ERA: 3.47	(6, 1)	1.0	W	3	0	0	0	1	0	0	0	0	0	0	8	14	0.00	0.000
52 Saul Rivera, R ERA: 3.8	(7, 1)	0.2	H	3	1	0	0	0	0	0	0	0	0	0	8	13	0.00	1.500

PITCHER		IP	WLS	BF	H	R	ER	SO	BB	IBB	HBP	BLK	WP	HR	S	P	ERA	WHIP
Arnie Munoz, L ERA:	(7, 1)	0.0		1	1	0	0	0	0	0	0	0	0	0	4	7	∞	∞
49 Chris Schroder, R ERA: 2.53	(7, 1)	0.1	H	1	0	0	0	1	0	0	0	0	0	0	3	4	0.00	0.000
Jon Rauch, R ERA: 3.76	(8, 1)	1.0	H	3	0	0	0	0	1	0	0	0	0	0	5	11	0.00	1.000
32 Chad Cordero, R ERA: 3.13	(9, 1)	1.0	S	6	3	1	1	2	0	0	0	0	0	0	21	30	9.00	3.000

TOP

New York Mets @ Washington Nationals

Robert F. Kennedy Memorial Stadium, Washington, DC

Tue Sep 18 2007, 7:05 PM EDT
Att. 19,966 - Clear - 71 F

livebaseballscorecards.com

AB	40
R	8
H	16
RBI	8
BB	3
SO	6
LOB	15

1B: 12	SF: 1
2B: 3	SAC: 1
3B: 0	DP: 1
HR: 1	HBP: 0

WP: 0	PA: 45
PB: 0	
SB: 0	
CS: 0	

Batter	1	2	3	4	5	6	7	8	9	AB	R	H	RBI	BB	SO	LOB
Nook Logan, S (1, 8) OBP: 0.313, SLG: 0.356	B C S X 1-2 G5-3 ①		F B C B X 2-2 SF7 3B		C B X 1-1 BB 26 1B 1B	B B F F X 2-2 F7 ①		C B C X 1-2 G1-3 ③		5	2	2	0	0	0	1
Felipe Lopez, S (1, 6) OBP: 0.304, SLG: 0.348	B C C S 1-3 K ②		X 0-0 SF7 ② 3-H		1 SAFE B B B B 4-0 26 1B 25 1B BB 1-2	B B B C X 3-1 F9 ②				2	1	0	1	1	1	0
11 Ryan Zimmerman, R (1, 5) OBP: 0.327, SLG: 0.466	X 0-0 2B		B X 1-0 L8 ③		F F B C 1-3 K ①	B C B X 2-1 G5-3 ③				4	0	1	0	0	1	2
26 Wily Mo Peña, R (1, 7) OBP: 0.309, SLG: 0.452	S B X 1-1 G6-3 ③			X 0-0 G5-3 ①	F X 0-1 25 1B 10 HR 1B 1-2 2-H		S S B B F X 2-2 L4 ①			4	1	1	1	0	0	1
25 Austin Kearns, R (1, 9) OBP: 0.351, SLG: 0.410		B C B X 2-1 HR		B F B S B F S 3-3 K ②	B C B B F X 3-2 10 HR 1B 1-3 2-H		X 0-0 G3-1 ②			4	2	2	2	0	1	0
10 Ronnie Belliard, R (1, 4) OBP: 0.331, SLG: 0.427		B S B B F F X 2-2 K 1B		X 0-0 BB 1B 1B	X 0-0 1-H 3-H HR		C F B B X 2-2 G5-3 ③			4	2	3	3	0	0	0
Robert Fick, L (1, 3) OBP: 0.309, SLG: 0.308		C B 1 SAFE B S S S 2-3 K ①		B B B C B 4-1 1B 1-2 BB	X 0-0 G4-3 1B			B X 1-0 SH5-3 1B		3	0	2	0	1	1	1
Brian Schneider, L (1, 2) OBP: 0.322, SLG: 0.332		C 1 SAFE S T B F S 1-3 K ② ③ 1-2		S B B B X 3-1 1-2 2-H 1B	1 SAFE C X 0-1 G4-3 ② ③ 1-2f			X 0-0 SH5-3 ① 1-2		3	0	1	1	0	1	2
38 Joel Hanrahan, R (1, 1) Ryan Langerhans, L (3, PH) Mike Bacsik, L (4, 1) 30 Justin Maxwell, R (4, PH) Winston Abreu, R (5, 1) Jesus Colome, R (6, 1) D'Angelo Jimenez, S (6, PH) 52 Saul Rivera, S (7, 1) Arnie Munoz, L (7, 1) 49 Chris Schroder, R (7, 1) Jon Rauch, R (8, 1) Tony Batista, R (8, PH)			C C B S 1-3 K ①	B C X 1-1 F7 ③		C B B F B F X 3-2 HR		C F X 0-2 F8 ②		0 0 0 0 0 0 0 1 0 0 0 0 1 0 0 0 0 0 0 0 0 1 0 0 0 0 0 2 0 0 0 0 0 0 0 0 0 0 0 0 0 0 1 1 1 1 0 0 0 0 0 0 0 0 0 0 0 0 0 0 0 0 0 0 0 0 0 0 0 0 1 0 0 0 0 0 1						
Inning Stats	R: 0 E: 0 K: 1 S: 9 H: 1 LOB: 1 BB: 0 P: 12	R: 1 E: 0 K: 2 S: 14 H: 2 LOB: 0 BB: 0 P: 21	R: 1 E: 0 K: 1 S: 8 H: 1 LOB: 0 BB: 0 P: 12	R: 1 E: 0 K: 1 S: 11 H: 2 LOB: 2 BB: 1 P: 22	R: 5 E: 0 K: 1 S: 14 H: 5 LOB: 0 BB: 1 P: 23	R: 1 E: 0 K: 0 S: 11 H: 1 LOB: 0 BB: 0 P: 21	R: 0 E: 0 K: 0 S: 8 H: 0 LOB: 0 BB: 0 P: 12	R: 0 E: 0 K: 0 S: 8 H: 1 LOB: 1 BB: 0 P: 10		1B: 8 2B: 1 3B: 1 HR: 3 SF: 1 SAC: 1 DP: 1 HBP: 0				WP: 0 PB: 0 SB: 0 CS: 0		PA: 37

PITCHER		IP	WLS	BF	H	R	ER	SO	BB	IBB	HBP	BLK	WP	HR	S	P	ERA	WHIP
33 John Maine, R ERA: 4.04	(1, 1)	4.1	L	25	11	8	8	6	2	0	0	0	0	2	54	88	16.61	3.000
Scott Schoeneweis, L ERA: 5.3	(5, 1)	1.1		4	1	1	1	0	0	0	0	0	0	1	11	19	6.75	0.750
59 Guillermo Mota, R ERA: 6.02	(6, 1)	0.1		1	0	0	0	0	0	0	0	0	0	0	2	4	0.00	0.000
Aaron Heilman, R ERA: 3.16	(7, 1)	1.0		3	0	0	0	0	0	0	0	0	0	0	8	12	0.00	0.000
25 Pedro Feliciano, L ERA: 2.87	(8, 1)	1.0		4	1	0	0	0	0	0	0	0	0	0	8	10	0.00	1.000

PITCHER	IP	WLS	BF	H	R	ER	SO	BB	IBB	HBP	BLK	WP	HR	S	P	ERA	WHIP

BOTTOM

New York Mets @ Washington Nationals

Robert F. Kennedy Memorial Stadium, Washington, DC

Tue Sep 18 2007, 7:05 PM EDT

Att. 19,966 - Clear - 71 F

livebaseballscorecards.com

AB	33
R	9
H	13
RBI	9
BB	2
SO	6
LOB	10

Batter	1	2	3	4	5	6	7	8	9	AB	R	H	RBI	BB	SO	LOB
7 José Reyes, S (1, 6) OBP: 0.362, SLG: 0.427	C C B B F F X 2-2 ① G3		L X 0-1 5 1B 2B		C C B B X 2-2 1 3B 1B		X 0-0 ① SH3 1-2	X 0-0 ③ F9		4	2	2	0	0	0	1
1 Luis Castillo, S (1, 4) OBP: 0.356, SLG: 0.349	C X 0-1 ② G5-3		B C F F B B F X 3-2 ① G6-3		1 SAFE C X 0-1 1-H 5 SF8 3B		C B F X 1-2 E3 5 2B 2-H		X 0-0 ① F7	5	2	1	1	0	0	1
5 David Wright, R (1, 5) OBP: 0.409, SLG: 0.549	B S X 1-1 ③ G3		D 2 SAFE C F F X 1-2 15 G6-3 2-H 1B		X 0-0 ② SF8 3-H		B C F F B F X 2-2 15 G3-1 18 1B 2-H 2B		C B S B S 2-3 ② K	4	1	2	3	0	1	0
15 Carlos Beltrán, S (1, 8) OBP: 0.355, SLG: 0.530		C F B B C 2-3 ① K	X 0-0 ② G6-3 1-2		B B C B X 3-1 ③ F9		X 0-0 ② G3-1 2-3		B B C S F B F F X 3-2 ③ F9	5	0	0	0	0	1	2
18 Moises Alou, R (1, 7) OBP: 0.394, SLG: 0.535 Endy Chavez, L (7, PR) (7, 7) OBP: 0.316, SLG: 0.372		B X 1-0 2B SF7 1B	B C X 1-1 ③ P3			X 0-0 SH5-3 SF8 2B	B X 1-0 3-H 1B			4 0	2 0	3 0	1 0	0 0	0 0	1 0
Jeff Conine, R (1, 3) OBP: 0.314, SLG: 0.390		C B F D F B X 3-2 1-3 2B		B B B C C S 3-3 ① K		B X 1-0 ① SH5-3 2-3	C B F P F F X 2-2 F9			3	0	1	0	0	1	1
Paul Lo Duca, R (1, 2) OBP: 0.308, SLG: 0.372 Mike DiFelice, R (8, 2) OBP: 0.311, SLG: 0.350		X 0-0 ② SF7 3-H		B C B X 2-1 ② F9		X 0-0 ② SF8 3-H		B C C F S 1-3 ① K		2 0	0 0	0 0	2 0	0 0	1 0	0 0
Lastings Milledge, R (1, 9) OBP: 0.340, SLG: 0.429 Aaron Heilman, R (8, 1) 13 Billy Wagner, L (9, 1)		I I I I 4-0 IBB		F B F B F B X 3-2 ③ G4-3		B B F X 2-1 ③ G5-3		C B F B F F X 3-2 ② P5		2 0 0	0 0 0	0 0 0	0 0 0	1 0 0	0 0 0	0 0 0
34 Mike Pelfrey, R (1, 1) OBP: 0.100, SLG: 0.053 Jorge Sosa, R (6, 1) OBP: 0.286, SLG: 0.280 Shawn Green, L (6, 9) OBP: 0.345, SLG: 0.433 9 Marlon Anderson, L (8, PH) OBP: 0.333, SLG: 0.456 Carlos Gómez, R (8, 9) OBP: 0.295, SLG: 0.324		B C S F X 1-2 ③ G6-3			C S S 0-3 ① K		B C F E B F B X 3-2 7 SH3 1 E 1B	X 0-0 1B		2 0 2 1 0	0 0 1 0 0	0 0 2 0 0	0 0 0 0 0	0 0 0 0 0	1 0 0 0 0	2 0 0 0 0
Inning Stats	R: 0 H: 0 E: 0 LOB: 0 K: 0 BB: 0 S: 9 P: 12	R: 1 H: 2 E: 0 LOB: 2 K: 1 BB: 1 S: 13 P: 24	R: 1 H: 2 E: 0 LOB: 1 K: 0 BB: 0 S: 14 P: 19	R: 0 H: 0 E: 0 LOB: 0 K: 1 BB: 0 S: 9 P: 17	R: 2 H: 2 E: 0 LOB: 0 K: 1 BB: 0 S: 11 P: 16	R: 1 H: 1 E: 0 LOB: 0 K: 0 BB: 0 S: 5 P: 8	R: 3 H: 3 E: 1 LOB: 1 K: 0 BB: 0 S: 23 P: 31	R: 0 H: 1 E: 0 LOB: 1 K: 1 BB: 0 S: 12 P: 16	R: 0 H: 0 E: 0 LOB: 0 K: 1 BB: 0 S: 10 P: 15	1B: 6 2B: 4 3B: 1 HR: 0	SF: 3 SAC: 2 DP: 0 HBP: 0			WP: 0 PB: 0 SB: 0 CS: 0	PA: 40		

PITCHER		IP	WLS	BF	H	R	ER	SO	BB	IBB	HBP	BLK	WP	HR	S	P	ERA	WHIP
47 Matt Chico, L ERA: 4.74	(1, 1)	5.1	L	24	7	5	5	3	0	1	0	0	0	0	58	91	8.44	1.312
Jonathan Albaladejo, R ERA: 2.16	(6, 1)	0.2		2	0	0	0	0	0	0	0	0	0	0	3	5	0.00	0.000
49 Chris Schroder, R ERA: 2.68	(7, 1)	1.0		7	3	3	1	0	0	0	0	0	0	0	23	31	9.00	3.000
Jesus Colome, R ERA: 3.41	(8, 1)	1.0		4	1	0	0	1	0	0	0	0	0	0	12	16	0.00	1.000
Winston Abreu, R ERA: 5.93	(9, 1)	1.0		3	0	0	0	1	0	0	0	0	0	0	10	15	0.00	0.000

PITCHER	IP	WLS	BF	H	R	ER	SO	BB	IBB	HBP	BLK	WP	HR	S	P	ERA	WHIP

TOP

New York Mets @ Washington Nationals

Robert F. Kennedy Memorial Stadium, Washington, DC

Wed Sep 19 2007, 7:05 PM EDT

Att. 20,558 - Cloudy - 74 F

livebaseballscorecards.com

AB	34
R	8
H	11
RBI	7
BB	1
SO	5
LOB	8

New York Mets @ Washington Nationals

Robert F. Kennedy Memorial Stadium, Washington, DC

Wed Sep 19 2007, 7:05 PM EDT

Att. 20,558 - Cloudy - 74 F

livebaseballscorecards.com

BOTTOM

Batter	1	2	3	4	5	6	7	8	9	AB	R	H	RBI	BB	SO	LOB
Nook Logan, S (1, 8) OBP: 0.308, SLG: 0.350	C S S 0-3 K ①	B B C C C 2-3 K ③		S S F C 0-3 K ③		X 0-0 G6-3 ②③ 1-2f			C T X 0-2 P4 ①	5	0	0	0	0	3	5
Felipe Lopez, S (1, 6) OBP: 0.306, SLG: 0.350	C B X 1-1 G6-3 ②		B M B B F B X 3-2 11 P5 1B		F F B B F X 2-2 11 G6-3 11 WP 25 FC5-4 1B		B C C X 1-2 1B		B C B C X 2-2 G1-3 ② 2-3	5	1	3	0	0	0	1
11 Ryan Zimmerman, R (1, 5) OBP: 0.327, SLG: 0.466	C F X 0-2 E6 1B		1 SAFE B C 1 SAFE 1 SAFE F F 1 SAFE B 3-2 B F F X P5 ①② 1-2		C F B X 1-2 G6-3 ① 1-3		B S S B F F S 2-3 K ①		B B C X 2-1 3-H 1B	5	0	2	1	0	1	3
26 Wily Mo Peña, R (1, 7) OBP: 0.310, SLG: 0.449	B B X 2-0 G5-3 ③		S X 0-1 25 BB 1B		D D B B 4-0 25 FC5-4 BB		X 0-0 F9 ②		C F S 0-3 K ③	4	0	1	0	1	1	3
25 Austin Kearns, R (1, 9) OBP: 0.350, SLG: 0.408		B B F X 2-1 G5-3 ①	B B B B 4-0 1-2 BB		B X 1-0 FC5-4 ② 1-2f 3-H		F B X 1-1 F8 ③			3	0	0	1	1	0	2
10 Ronnie Belliard, R (1, 4) OBP: 0.331, SLG: 0.427		X 0-0 1B 3 G5-3 2B	C F B B B X 3-2 P5 ③		C 1 SAFE C 1 SAFE C 0-3 K ③			B C B B X 3-1 P6 ①		4	1	1	0	0	1	3
Robert Fick, L (1, 3) OBP: 0.318, SLG: 0.314		B X 1-0 3 G5-3 47 1B 2-3 1B		X 0-0 3 FC6-4 1B		B B B B 4-0 3 E 3 1B BB		C F B S 1-3 K ②		3	1	2	0	1	1	0
3 Jesus Flores, R (1, 2) OBP: 0.314, SLG: 0.376		C S B X 1-2 G5-3 ② 1-2 3-H		B X 1-0 FC6-4 47 SH1-4 ① 1-2f		C X 0-1 E8 G6-3 1-3 1B		B C X 1-1 G5-3 ③		4	0	1	1	0	0	2
47 Matt Chico, L (1, 1) OBP: 0.163, SLG: 0.163 Jonathan Albaladejo, R (6, 1) D'Angelo Jimenez, S (6, PH) OBP: 0.362, SLG: 0.358 49 Chris Schroder, R (7, 1) Jesus Colome, R (8, 1) Winston Abreu, R (9, 1) 30 Justin Maxwell, R (9, PH) OBP: 0.375, SLG: 0.750	C B X 1-1 2-H 1B			B X 1-0 SH1-4 ② 1-2		C C C 0-3 K ①			C F B B F T X 2-2 E5 G1-3 11 1B 1B	1 0 1 0 0 0 1	0 0 0 0 0 0 1	1 0 0 0 0 0 1	1 0 0 0 0 0 1	0 0 0 0 0 0 0	0 0 1 0 0 0 0	0 0 2 0 0 0 0
Inning Stats	R: 0 E: 1 K: 1 S: 9 H: 1 LOB: 1 BB: 0 P: 12	R: 2 E: 0 K: 1 S: 12 H: 3 LOB: 1 BB: 0 P: 19	R: 0 E: 0 K: 0 S: 14 H: 2 LOB: 2 BB: 1 P: 27	R: 0 E: 0 K: 1 S: 7 H: 1 LOB: 1 BB: 0 P: 9	R: 1 E: 0 K: 1 S: 11 H: 1 LOB: 1 BB: 1 P: 19	R: 0 E: 1 K: 1 S: 6 H: 1 LOB: 1 BB: 1 P: 10	R: 0 E: 0 K: 1 S: 11 H: 1 LOB: 1 BB: 0 P: 15	R: 0 E: 0 K: 1 S: 7 H: 0 LOB: 0 BB: 0 P: 12	R: 1 E: 1 K: 1 S: 15 H: 2 LOB: 1 BB: 0 P: 21	1B: 11 2B: 1 3B: 0 HR: 0	SF: 0 SAC: 1 DP: 1 HBP: 0						

	AB	36
	R	4
	H	12
	RBI	4
	BB	3
	SO	8
	LOB	21

	WP: 1	PA: 40
	PB: 0	
	SB: 0	
	CS: 0	

PITCHER		IP	WLS	BF	H	R	ER	SO	BB	IBB	HBP	BLK	WP	HR	S	P	ERA	WHIP
34 Mike Pelfrey, R ERA: 5.24	(1, 1)	5.0	W	26	9	3	3	4	3	0	0	0	1	0	55	92	5.40	2.400
Jorge Sosa, R ERA: 4.4	(6, 1)	2.0	H	6	1	0	0	2	0	0	0	0	0	0	15	19	0.00	0.500
Aaron Heilman, R ERA: 3.12	(8, 1)	1.0		3	0	0	0	1	0	0	0	0	0	0	7	12	0.00	0.000
13 Billy Wagner, L ERA: 2.34	(9, 1)	1.0		5	2	1	0	1	0	0	0	0	0	0	15	21	0.00	2.000

PITCHER	IP	WLS	BF	H	R	ER	SO	BB	IBB	HBP	BLK	WP	HR	S	P	ERA	WHIP

Batter	1	2	3	4	5	6	7	8	9	10	AB	R	H	RBI	BB	SO	LOB
7 José Reyes, S (1, 6) OBP: 0.361, SLG: 0.427	K		FBLX 1-2 SH3 5 2B 2B		X 0-0 P6		LFBT 1-2 K		TSFBDS 2-3 K		5	1	1	0	0	3	3
Lastings Milledge, R (1, 9) OBP: 0.340, SLG: 0.424	H 1-0 15 FC6-4 5 HBP 18 2B HBP		BFX 1-1 SH3 2-3		FBBBFFFX 3-2 G5-3		CX 0-1 P6		BBSTBX 3-2 15 1B 2B 1-H 2-H 3-H		2	1	0	0	0	0	0
59 Guillermo Mota, R (7, 1)											0	0	0	0	0	0	0
Aaron Heilman, R (8, 1)											0	0	0	0	0	0	0
9 Marlon Anderson, L (9, PH) OBP: 0.340, SLG: 0.473											1	1	1	3	0	0	0
11 Ramon Castro, R (9, 2) OBP: 0.329, SLG: 0.534											0	0	0	0	0	0	0
5 David Wright, R (1, 5) OBP: 0.412, SLG: 0.554	1 SAFE BH 2-0 15 FC6-4 1-2 HBP		BBX 2-0 3-H 2B		BSBBBFX 3-2 2B			X 0-0 1B	BSFFBBX 3-2 G6-3		4	0	3	1	0	0	2
15 Carlos Beltrán, S (1, 8) OBP: 0.354, SLG: 0.527	CBDFX 2-2 FC6-4 18 2B 1-2f 2-3		X 0-0 L8		CBFBS 2-3 K			SBSBB 1 SAFE 1 SAFE S 2-3 K	X 0-0 3-H 1B		5	1	1	1	0	2	5
18 Moises Alou, R (1, 7) OBP: 0.394, SLG: 0.535	PSBX 2-1 1-H 3-H 2B		III 4-0 IBB			BCX 1-1 G4-3		1 SAFE F 1 SAFE X 0-1 L7	1 SAFE BBX 2-0 G5-3		4	0	1	2	1	0	3
25 Pedro Feliciano, L (9, 1)											0	0	0	0	0	0	0
Jorge Sosa, R (9, 1) OBP: 0.286, SLG: 0.280											0	0	0	0	0	0	0
Jeff Conine, R (1, 3) OBP: 0.316, SLG: 0.387	BCDFBS 3-3 K		BCBCFS 2-3 K			FCX 0-2 1B		C 1 SAFE S 1 SAFE S 0-3 K		BSBBFB 4-2 FC1-6 BB	4	0	1	0	1	3	4
Paul Lo Duca, R (1, 2) OBP: 0.308, SLG: 0.373		BX 1-0 F8	BCFX 1-2 F7			BBX 2-0 F9			CX 0-1 FC6 9 2B 2B	1 SAFE CX 0-1 1-2f FC1-6	4	0	1	0	0	0	1
Carlos Gómez, R (9, PR) OBP: 0.293, SLG: 0.321											1	1	0	0	0	0	1
(9, 9)																	
Ruben Gotay, S (1, 4) OBP: 0.353, SLG: 0.421		BCBTC 2-3 K	BFBX 2-1 L5			BCCFBFBFF 3-3 K			BLBLX 2-2 FC6 9 2B BB 2-3	1 SAFE BCFDS 2-3 K	5	1	0	0	0	3	3
Tom Glavine, L (1, 1) OBP: 0.286, SLG: 0.232		CX 0-1 G6-3	BCBCBFX 3-2 G5-3				CBBFFBX 3-2 G6-3		BBBB 4-0 9 2B BB 1-2	BCCX 1-2 G5-3	2	0	0	0	0	0	0
Joe Smith, R (6, 1)											0	0	0	0	0	0	0
Scott Schoeneweis, L (6, 1)											0	0	0	0	0	0	0
Shawn Green, L (7, PH) OBP: 0.346, SLG: 0.432											1	1	0	0	1	0	0
(7, 9)																	
Endy Chavez, L (9, 7) OBP: 0.314, SLG: 0.370											1	0	0	0	0	0	1
Inning Stats	R: 2 E: 0 K: 2 S: 12 H: 1 LOB: 1 BB: 0 P: 22	R: 0 E: 0 K: 1 S: 6 H: 0 LOB: 0 BB: 0 P: 9	R: 1 E: 0 K: 1 S: 11 H: 2 LOB: 2 BB: 1 P: 21	R: 0 E: 0 K: 0 S: 9 H: 0 LOB: 0 BB: 0 P: 15	R: 0 E: 0 K: 1 S: 12 H: 1 LOB: 1 BB: 0 P: 20	R: 0 E: 0 K: 1 S: 15 H: 1 LOB: 1 BB: 0 P: 21	R: 0 E: 0 K: 1 S: 9 H: 0 LOB: 0 BB: 0 P: 13	R: 0 E: 0 K: 2 S: 9 H: 1 LOB: 1 BB: 0 P: 11	R: 4 E: 0 K: 1 S: 18 H: 3 LOB: 2 BB: 1 P: 34	R: 0 E: 0 K: 1 S: 10 H: 0 LOB: 1 BB: 1 P: 17	1B: 3 2B: 6 3B: 0 HR: 0 SF: 0 SAC: 1 DP: 0 HBP: 2						

PITCHER		IP	WLS	BF	H	R	ER	SO	BB	IBB	HBP	BLK	WP	HR	S	P	ERA	WHIP
Dontrelle Willis, L (1, 1) ERA: 5.32		6.0		26	5	3	3	6	0	1	2	0	0	0	65	108	4.50	0.833
48 Lee Gardner, R (7, 1) ERA: 2.1		1.0	H	3	0	0	0	1	0	0	0	0	0	0	9	13	0.00	0.000
32 Justin Miller, R (8, 1) ERA: 3.26		1.0	H	4	1	0	0	2	0	0	0	0	0	0	9	11	0.00	1.000
Kevin Gregg, R (9, 1) ERA: 3.67		0.2	B	7	3	4	4	1	1	0	0	0	0	0	17	31	54.00	6.000
22 Matt Lindstrom, R (9, 1) ERA: 3.34		0.1		1	0	0	0	0	0	0	0	0	0	0	1	3	0.00	0.000

PITCHER		IP	WLS	BF	H	R	ER	SO	BB	IBB	HBP	BLK	WP	HR	S	P	ERA	WHIP
57 Taylor Tankersley, L (10, 1) ERA: 4.14		1.0	W	4	0	0	0	1	1	0	0	0	0	0	10	17	0.00	1.000

TOP

New York Mets @ Florida Marlins

Dolphin Stadium, Miami, FL

Thu Sep 20 2007, 7:05 PM EDT

Att. 15,132 - Partly Cloudy - 87 F

livebaseballscorecards.com

AB	39
R	7
H	9
RBI	7
BB	3
SO	11
LOB	23

PA: 45

WP: 0
PB: 0
SB: 0
CS: 0

New York Mets @ Florida Marlins

Dolphin Stadium, Miami, FL

Thu Sep 20 2007, 7:05 PM EDT

Att. 15,132 - Partly Cloudy - 87 F

livebaseballscorecards.com

Batter	1	2	3	4	5	6	7	8	9	10	AB	R	H	RBI	BB	SO	LOB
2 Hanley Ramirez, R (1, 6) OBP: 0.390, SLG: 0.566	C B C X 1-2 G5-3 ①		C X 0-1 P4 ①		C B X 1-1 6 CS 2-H 2B	B X 1-0 6 1B 1B		X 0-0 L6 ②		S X 0-1 6 2B 1B	6	1	3	1	0	0	2
6 Dan Uggla, R (1, 4) OBP: 0.322, SLG: 0.482	S B B X 2-1 27 G4-3 2B		C B F B T 2-2 K ②		C B S B B X 3-2 27 1B HR 2-3 1B ①	1 SAFE 1 SAFE 1 SAFE B X 1-0 1-2 1B		C X 0-1 G1-4-3 ③		F B B F F X 2-2 1-H 2B	6	1	4	1	0	1	2
27 Jeremy Hermida, L (1, 9) OBP: 0.366, SLG: 0.492	B F B F F B X 3-2 G4-3 2-3 ②		C B B X 2-1 BB 1-2 1B		C B B X 2-1 HR 1-2 1B	F B X 1-1 G3 ③			B B C X 2-1 2B 4 G6-3 1B		5	2	3	0	0	0	3
Miguel Cabrera, R (1, 5) OBP: 0.400, SLG: 0.569	B F X 1-1 P4 ③		B B B C C B 4-2 1-2 2-3 BB		F B B F X 2-2 1-H 2-H HR		B X 1-0 G5-3 ①		B C X 1-1 4 G6-3 1-3 1B 2B		4	2	2	3	1	0	1
14 Josh Willingham, R (1, 7) OBP: 0.364, SLG: 0.464 4 Alfredo Amezaga, S (7, PR) OBP: 0.325, SLG: 0.362 (8, 8)		B B S X 2-1 G4-6-3 1B	C B B F S 2-3 K ③		F B F S 1-3 K ②		B B B C X 3-1 12 S 1B		B C X 1-1 G6-3 ① 2-3 3-H		4 1	0 0	2 0	0 1	0 0	2 0	3 1
Mike Jacobs, L (1, 3) OBP: 0.329, SLG: 0.477 Reggie Abercrombie, R (9, PR) OBP: 0.247, SLG: 0.329 57 Taylor Tankersley, L (10, 1)		C B S X 1-2 G4-6-3 ① ② 1-2f		B F B B B C X 3-2 G1-6-3 ①	B B X 2-0 3B		1 SAFE B X 1-0 F8 ②		S F X 0-2 12 1B 20 G6-3 3-H 1B		5 0 0	0 1 0	2 0 0	1 0 0	0 0 0	0 0 0	2 0 0
12 Cody Ross, R (1, 8) OBP: 0.413, SLG: 0.667 (8, 7)		C F X 0-2 1B		X 0-0 F7 ②	B F X 1-1 L9 ③		S 1 SAFE P 1 SAFE S X 1-2 F8 ③ 1-2		F B B B F X 3-2 20 G6-3 1-3 1B		5	0	2	0	0	0	2
20 Matt Treanor, R (1, 2) OBP: 0.367, SLG: 0.396		S B 1 SAFE B X 2-1 P4 ③		B C F B X 2-2 F8 ③		F B F B B B T 3-2 K ①		F C X 0-2 L9 ①	F X 0-1 G6-3 ② 2-3 3-H		5	0	0	1	0	1	3
Dontrelle Willis, L (1, 1) ORP: 0.000, SLG: 0.000 7 Alejandro De Aza, L (9, PR) OBP: 0.000, SLG: 0.000 48 Lee Gardner, R (7, 1) 32 Justin Miller, R (8, 1) Todd Linden, S (8, PR) OBP: 0.000, SLG: 0.000 Kevin Gregg, R (9, 1) 22 Matt Lindstrom, R (9, 1) Jason Wood, R (9, PR) OBP: 0.000, SLG: 0.000 (10, 3)			C B X 1-1 BB 27 1B 1B		B F F F F B B F X 3-2 2 2B 2B	C X 0-1 F7 ②		B B B C S X 3-2 2B	C B F X 1-2 P3 ③		2 1 0 0 1 0 1	1 0 0 0 0 0 0	2 0 0 0 0 0 0	0 0 0 0 0 0 0	0 0 0 0 0 0 0	0 0 0 0 0 0 0	0 0 0 0 0 0 2
Inning Stats	R: 0 E: 0 K: 0 S: 11 H: 1 LOB: 1 BB: 0 P: 18	R: 0 E: 0 K: 0 S: 10 H: 2 LOB: 1 BB: 0 P: 15	R: 0 E: 0 K: 2 S: 14 H: 2 LOB: 3 BB: 1 P: 25	R: 0 E: 0 K: 0 S: 7 H: 0 LOB: 0 BB: 0 P: 12	R: 4 E: 0 K: 1 S: 22 H: 6 LOB: 1 BB: 0 P: 37	R: 0 E: 0 K: 1 S: 9 H: 2 LOB: 2 BB: 0 P: 15	R: 0 E: 0 K: 0 S: 8 H: 1 LOB: 2 BB: 0 P: 13	R: 0 E: 0 K: 0 S: 9 H: 1 LOB: 1 BB: 0 P: 12	R: 3 E: 0 K: 0 S: 17 H: 4 LOB: 2 BB: 0 P: 25	R: 1 E: 0 K: 0 S: 6 H: 2 LOB: 1 BB: 0 P: 8	1B: 13 2B: 6 3B: 1 HR: 1	SF: 0 SAC: 0 DP: 1 HBP: 0					

BOTTOM

AB	46
R	8
H	21
RBI	8
BB	1
SO	4
LOB	21

WP: 0 PB: 0 SB: 1 CS: 1 PA: 47

PITCHER		IP	WLS	BF	H	R	ER	SO	BB	IBB	HBP	BLK	WP	HR	S	P	ERA	WHIP
Tom Glavine, L ERA: 3.97	(1, 1)	5.0		25	11	4	4	3	1	0	0	0	0	1	64	107	7.20	2.400
Joe Smith, R ERA: 3.24	(6, 1)	0.2		4	2	0	0	1	0	0	0	0	0	0	7	12	0.00	3.000
Scott Schoeneweis, L ERA: 5.27	(6, 1)	0.1		1	0	0	0	0	0	0	0	0	0	0	2	3	0.00	0.000
59 Guillermo Mota, R ERA: 5.91	(7, 1)	1.0		4	1	0	0	0	0	0	0	0	0	0	8	13	0.00	1.000
Aaron Heilman, R ERA: 3.08	(8, 1)	1.0		4	1	0	0	0	0	0	0	0	0	0	9	12	0.00	1.000

PITCHER		IP	WLS	BF	H	R	ER	SO	BB	IBB	HBP	BLK	WP	HR	S	P	ERA	WHIP
25 Pedro Feliciano, L ERA: 3.02	(9, 1)	0.0		1	1	1	1	0	0	0	0	0	0	0	2	4	∞	∞
Jorge Sosa, R ERA: 4.61	(9, 1)	1.0	L	8	5	3	3	0	0	0	0	0	0	0	21	29	27.00	5.000

Batter	1	2	3	4	5	6	7	8	9	AB	R	H	RBI	BB	SO	LOB
7 José Reyes, S (1, 6) OBP: 0.364, SLG: 0.427	C B F X 1-2 L6 ①		C B F B X 2-2 1 FC3-6 1B	B B D B 4-0 1 1B 15 1B BB	C B F B X 2-2 2-H 3-H 1B ③		F C 2 SAFE X 0-2 F8 2-3 ③		1 SAFE B D B B 4-0 1-3 BB ③	4	1	2	2	2	0	1
1 Luis Castillo, S (1, 4) OBP: 0.354, SLG: 0.348	C X 0-1 G6-3 ②		B 1 SAFE C X 1-1 FC3-6 5 E 15 PB 1-2f ②	B X 1-0 5 BB 15 1B 1-3 2-H 1B		X 0-0 B2-3 ①		C C B B X 2-2 F7 ①		5	2	1	1	0	0	1
5 David Wright, R (1, 5) OBP: 0.412, SLG: 0.551	B X 1-0 F9 ③		X 0-0 E3 15 PB 15 E 1-3	B F D B B 4-1 15 1B 1-2 BB		B C F B F X 2-2 G6-3 ②		B C B F B F F X 3-2 1B 1B		4	1	1	0	1	0	1
15 Carlos Beltrán, S (1, 8) OBP: 0.354, SLG: 0.526 Endy Chavez, L (5, 8) OBP: 0.323, SLG: 0.378		C S B X 1-2 G5-3 ①	B B B C X 3-1 E5 18 1B 1-H 3-H	B X 1-0 18 FC5-4 1-3 2-H 3-H 1B		F X 0-1 18 E 1B		1 SAFE C X 0-1 1-2 1B		3 2	1 0	1 2	2 0	0 0	0 0	0 0
18 Moises Alou, R (1, 7) OBP: 0.394, SLG: 0.531 25 Pedro Feliciano, L (8, 1) Joe Smith, R (8, 1) Scott Schoeneweis, L (8, 1)		B B B B 4-0 21 FC4-6 BB	B S F X 1-2 2-H 1B	X 0-0 FC5-4 ③ 1-2f		B F 1 SAFE B 1 SAFE X 2-1 F9 ③ 1-3		C X 0-1 F8 ②		4 0 0 0	0 0 0 0	1 0 0 0	1 0 0 0	1 0 0 0	0 0 0 0	5 0 0 0
21 Carlos Delgado, L (1, 3) OBP: 0.328, SLG: 0.449	C B F X 1-2 FC4-6 1B 1-2f ②	X 0-0 G3 ③			B F X 1-1 P5 ①		B F B F F F X 2-2 HR	B B C X 2-1 F8 ③		5	1	1	1	0	0	4
Paul Lo Duca, R (1, 2) OBP: 0.313, SLG: 0.381	F B X 1-1 1-2 1B		S B F X 1-2 F9 ①		C B B B X 3-1 E 7 1B 2B		B B F B X 2-1 7 E 59 WP 1B		B B X 2-0 G4-6-3 1B	5	1	4	0	0	0	0
Lastings Milledge, R (1, 9) OBP: 0.332, SLG: 0.412	X 0-0 F8 ③		B F B B X 3-1 E5 45 SH1-4 1 1B	B X 1-0 E3 45 SH1-4 7 1B 2-3			L B F B B S 2-3 K ①		C B X 1-1 1-2f G4-6-3 ① ②	5	2	0	0	0	1	5
45 Pedro Martinez, R (1, 1) OBP: 0.143, SLG: 0.286 59 Guillermo Mota, R (6, 1) Carlos Gómez, R (8, 7) OBP: 0.298, SLG: 0.321			B B C B C C 3-3 K ① 1 SAFE B C 1 SAFE X 1-1 SH1-4 ② 1-2		L 1 SAFE X 0-1 SH1-4 ② 1-2		B B L B S X 3-2 L8 ② 1-2		H 1-0 7 CS 7 S HBP	1 1 0	0 0 0	0 0 0	0 0 0	0 0 0	1 0 0	0 1 0
Inning Stats	R: 0 E: 0 K: 0 S: 6 H: 0 LOB: 0 BB: 0 P: 8	R: 0 E: 0 K: 0 S: 9 H: 1 LOB: 2 BB: 1 P: 16	R: 3 E: 2 K: 1 S: 16 H: 2 LOB: 2 BB: 2 P: 26	R: 3 E: 1 K: 0 S: 11 H: 2 LOB: 2 BB: 2 P: 26	R: 2 E: 1 K: 0 S: 10 H: 2 LOB: 1 BB: 0 P: 17	R: 0 E: 1 K: 0 S: 9 H: 1 LOB: 1 BB: 0 P: 13	R: 1 E: 1 K: 1 S: 16 H: 2 LOB: 1 BB: 0 P: 25	R: 0 E: 0 K: 0 S: 14 H: 2 LOB: 2 BB: 0 P: 21	R: 0 E: 0 K: 0 S: 3 H: 1 LOB: 1 BB: 1 P: 11	1B: 11 2B: 1 3B: 0 HR: 1 SF: 0 SAC: 2 DP: 1 HBP: 1							

TOP

New York Mets @ Florida Marlins

Dolphin Stadium, Miami, FL

Fri Sep 21 2007, 7:05 PM EDT

Att. 25,666 - Cloudy - 85 F

livebaseballscorecards.com

AB	39
R	9
H	13
RBI	7
BB	4
SO	2
LOB	18

PITCHER		IP	WLS	BF	H	R	ER	SO	BB	IBB	HBP	BLK	WP	HR	S	P	ERA	WHIP
Scott Olsen, L ERA: 5.88	(1, 1)	5.0	L	28	7	8	0	1	3	0	0	0	0	0	52	93	0.00	2.000
29 Ross Wolf, R ERA: 10.45	(6, 1)	0.1		1	0	0	0	0	0	0	0	0	0	0	1	1	0.00	0.000
Harvey Garcia, R ERA: 2.7	(6, 1)	1.2		8	3	1	1	1	0	0	0	0	1	1	24	37	5.40	1.800
Mauro Zarate, R ERA: 13.5	(8, 1)	1.0		5	2	0	0	0	0	0	0	0	0	0	14	21	0.00	2.000
37 Renyel Pinto, L ERA: 3.88	(9, 1)	1.0		4	1	0	0	0	1	0	1	0	0	0	3	11	0.00	2.000

PITCHER	IP	WLS	BF	H	R	ER	SO	BB	IBB	HBP	BLK	WP	HR	S	P	ERA	WHIP

BOTTOM

New York Mets @ Florida Marlins

Dolphin Stadium, Miami, FL

Fri Sep 21 2007, 7:05 PM EDT

Att. 25,666 - Cloudy - 85 F

livebaseballscorecards.com

Batter	1	2	3	4	5	6	7	8	9	AB	R	H	RBI	BB	SO	LOB
2 Hanley Ramirez, R (1, 6) OBP: 0.390, SLG: 0.567	P2	SF9		F9		1B		2B		4	0	2	3	0	0	0
6 Dan Uggla, R (1, 4) OBP: 0.322, SLG: 0.479	2B BB	K		K		K		BB		3	1	0	0	2	3	2
27 Jeremy Hermida, L (1, 9) OBP: 0.364, SLG: 0.491	SAFE K		G6-3		1B 2B		K	K		5	1	1	0	0	3	3
Miguel Cabrera, R (1, 5) OBP: 0.402, SLG: 0.574 Mauro Zarate, R (8, 1) 37 Renyel Pinto, L (9, 1) Jason Wood, R (9, PH) OBP: 0.292, SLG: 0.378	2B		1B 2B		14 G6-4-3 1B		F8		K	4 0 0 1	0 0 0 0	3 0 0 0	2 0 0 0	0 0 0 0	0 0 0 1	0 0 0 0
14 Josh Willingham, R (1, 7) OBP: 0.364, SLG: 0.463 Harvey Garcia, R (6, 1) 7 Alejandro De Aza, L (7, PH) OBP: 0.246, SLG: 0.294 (8, 8) Reggie Abercrombie, R (9, PH) OBP: 0.244, SLG: 0.324	K		1B BB		G6-4-3		G1-3		K	2 0 1 1	0 0 0 0	0 0 0 0	0 0 0 0	1 0 0 0	1 0 0 1	2 0 0 0
Mike Jacobs, L (1, 3) OBP: 0.332, SLG: 0.484		12 F9 1B 2B	1-2 2-3 1B		2B			K	G3-1	5	1	3	0	0	1	0
12 Cody Ross, R (1, 8) OBP: 0.409, SLG: 0.659 4 Alfredo Amezaga, S (5, PH) OBP: 0.326, SLG: 0.361 (6, 8) (8, 5)	F9	K		K				BB 2 2B BB		2 1	0 1	0 0	0 0	0 1	1 1	4 1
Miguel Olivo, R (1, 2) OBP: 0.262, SLG: 0.405	E SH 2 SF9 1B	K				G6-3		1-2 2 2B BB		3	2	1	1	1	1	3
Scott Olsen, L (1, 1) OBP: 0.196, SLG: 0.240 29 Ross Wolf, R (6, 1) Todd Linden, S (6, 7) OBP: 0.306, SLG: 0.290	SH			P4		F8		K		1 0 2	0 0 0	0 0 0	0 0 0	0 0 0	0 0 1	0 0 2
Inning Stats	R: 1 H: 1 E: 0 LOB: 1 K: 2 BB: 1 S: 9 P: 19	R: 2 H: 2 E: 1 LOB: 1 K: 1 BB: 0 S: 10 P: 13	R: 0 H: 2 E: 0 LOB: 3 K: 2 BB: 1 S: 14 P: 24	R: 0 H: 0 E: 0 LOB: 0 K: 1 BB: 0 S: 8 P: 16	R: 1 H: 3 E: 0 LOB: 1 K: 1 BB: 0 S: 13 P: 18	R: 0 H: 1 E: 0 LOB: 1 K: 1 BB: 0 S: 9 P: 16	R: 0 H: 0 E: 0 LOB: 0 K: 1 BB: 0 S: 8 P: 14	R: 2 H: 1 E: 0 LOB: 2 K: 3 BB: 3 S: 14 P: 31	R: 0 H: 0 E: 0 LOB: 0 K: 2 BB: 0 S: 8 P: 9	1B: 4 SF: 1 2B: 6 SAC: 1 3B: 0 DP: 1 HR: 0 HBP: 0						

	AB	35
	R	6
	H	10
	RBI	6
	BB	5
	SO	14
	LOB	17

PITCHER		IP	WLS	BF	H	R	ER	SO	BB	IBB	HBP	BLK	WP	HR	S	P	ERA	WHIP
45 Pedro Martinez, R ERA: 2.57	(1, 1)	5.0	W	25	8	4	3	7	2	0	0	0	0	0	54	90	5.40	2.000
59 Guillermo Mota, R ERA: 5.69	(6, 1)	2.0		7	1	0	0	2	0	0	0	0	0	0	17	30	0.00	0.500
25 Pedro Feliciano, L ERA: 3.28	(8, 1)	0.2		5	1	2	2	2	2	0	0	0	0	0	10	21	27.00	4.500
Joe Smith, R ERA: 3.24	(8, 1)	0.0		1	0	0	0	0	1	0	0	0	0	0	1	5	∞	∞
Scott Schoeneweis, L ERA: 5.14	(8, 1)	1.1	S	4	0	0	0	3	0	0	0	0	0	0	11	14	0.00	0.000

PITCHER	IP	WLS	BF	H	R	ER	SO	BB	IBB	HBP	BLK	WP	HR	S	P	ERA	WHIP

Batter	1	2	3	4	5	6	7	8	9	AB	R	H	RBI	BB	SO	LOB
7 José Reyes, S (1, 6) OBP: 0.363, SLG: 0.427	C B X 1-1 1 SH5-3 5 1B 2B		X 0-0 ① B1	B B F B C X 2-2 ① F7	B B C B C X 3-2 ① F8	X 0-0 ② G4-3 2-3		5	1	1	0	0	0	1
1 Luis Castillo, S (1, 4) OBP: 0.355, SLG: 0.348	L B X 1-1 ① SH5-3 2-3		C B B C B B 4-2 15 CS BB	F B B B F S 2-3 ② K	B F F B X 2-2 ② G3-1	B C C F F F B X 2-2 5 1B 3-H 1B		3	0	1	1	1	1	0
5 David Wright, R (1, 5) OBP: 0.414, SLG: 0.552	B B X 2-0 15 S 18 E 3-H 1B		B C X 1-1 ② F9	B B B C C S 3-3 ③ K	B B F X 2-1 18 HBP 15 S 21 BB 1B	B F X 1-1 1-2 1B		5	2	3	1	0	1	1
15 Carlos Beltrán, S (1, 8) OBP: 0.356, SLG: 0.525 Endy Chavez, L (8, 8) OBP: 0.323, SLG: 0.378	C B C F C 1-3 ② K 1-2		S 0-1 ③ CS 1-2	B B B C C B 4-2 HBP 11 HR BB	X 0-0 11 BB 1B 1B	B B I 4-0 21 BB 18 HBP 1-2 IBB	B D C B T C 3-3 ③ K	3 0	1 0	1 0	0 0	2 0	2 0	3 0
18 Moises Alou, R (1, 7) OBP: 0.394, SLG: 0.527 Carlos Gómez, R (9, PR) OBP: 0.298, SLG: 0.321 (9, 7)	C S S B B F X 3-2 E6 2-H			X 0-0 ① F8	X 0-0 ① F9	S H 1-1 21 BB 1-2 2-3 HBP		X 0-0 11 F9 21 S 1B	4 0	0 0	1 0	0 0	0 0	0 0	2 0
21 Carlos Delgado, L (1, 3) OBP: 0.327, SLG: 0.445	F B B C B F X 3-2 ③ F7			1 SAFE S 1 SAFE 1 SAFE F B 1 SAFE B 2-3 ② K	B 1 SAFE F C F B 1 SAFE X 2-2 ② F8	B B F S D B 4-2 1-2 2-3 3-H BB		B F F 1 SAFE B 1 SAFE 1 SAFE B F 3-2 F X 1-2 P6	4	0	0	1	1	1	4
Shawn Green, L (1, 9) OBP: 0.349, SLG: 0.431		C B B S 2-3 ① K	S H 1-1 11 HR 1-2 HBP	1 SAFE X 1-0 11 BB 1-2 1B	B F D B F X 3-2 ③ F8		B C B D C B 4-2 9 FC6-4 BB	3	1	1	0	1	1	3
11 Ramon Castro, R (1, 2) OBP: 0.338, SLG: 0.556		C B X 1-1 ② F8	C B S F X 1-2 1-H 2-H HR	B B B 4-0 1-2 2-3 BB		B C B B X 3-1 7 G4-3 SH1-4 1 1B 1B	X 0-0 ② F9 2-3	4	2	2	3	1	0	2
Oliver Pérez, L (1, 1) OBP: 0.145, SLG: 0.145 9 Marlon Anderson, L (9, PH) OBP: 0.337, SLG: 0.467 Aaron Heilman, R (9, 1)		B B C F X 2-2 ③ G6-3	X 0-0 ③ P6		C F B S 1-3 ③ K	B X 1-0 ① SH1-4 1-2	B S F X 1-2 ③ FC6-4 1-2f	3 1 0	0 0 0	0 0 0	0 0 0	1 0 0	3 2 0	3 0 0
Inning Stats	R: 2 E: 1 K: 1 S: 17 H: 2 LOB: 1 BB: 0 P: 28	R: 0 E: 0 K: 1 S: 8 H: 0 LOB: 0 BB: 0 P: 13	R: 0 E: 0 K: 0 S: 6 H: 0 LOB: 0 BB: 1 P: 11	R: 3 E: 0 K: 1 S: 14 H: 1 LOB: 0 BB: 1 P: 22	R: 0 E: 0 K: 2 S: 9 H: 0 LOB: 0 BB: 0 P: 16	R: 0 E: 0 K: 1 S: 10 H: 2 LOB: 3 BB: 1 P: 18	R: 1 E: 0 K: 0 S: 14 H: 1 LOB: 3 BB: 2 P: 33	R: 1 E: 0 K: 1 S: 15 H: 3 LOB: 2 BB: 0 P: 25	R: 0 E: 0 K: 0 S: 12 H: 1 LOB: 2 BB: 1 P: 20	1B: 8 2B: 1 3B: 0 HR: 1 SF: 0 SAC: 2 DP: 0 HBP: 2						

TOP

New York Mets @ Florida Marlins

Dolphin Stadium, Miami, FL

Sat Sep 22 2007, 3:55 PM EDT

Att. 22,517 - Partly Cloudy - 89 F

livebaseballscorecards.com

AB	35
R	7
H	10
RBI	6
BB	6
SO	7
LOB	21

PITCHER		IP	WLS	BF	H	R	ER	SO	BB	IBB	HBP	BLK	WP	HR	S	P	ERA	WHIP
Byung-Hyun Kim, R ERA: 6.11	(1, 1)	5.0	L	21	3	5	4	5	2	0	1	0	0	1	54	90	7.20	1.000
19 Logan Kensing, R ERA: 1.8	(6, 1)	1.2		11	3	1	1	1	1	1	1	0	0	0	19	39	5.40	2.400
57 Taylor Tankersley, L ERA: 4.11	(7, 1)	0.1		2	0	0	0	0	1	0	0	0	0	0	5	12	0.00	3.000
29 Ross Wolf, R ERA: 10.32	(8, 1)	1.0		6	3	1	1	1	0	0	0	0	0	0	15	25	9.00	3.000
50 Marcos Carvajal, R ERA: 9.0	(9, 1)	1.0		5	1	0	0	0	1	0	0	0	0	0	12	20	0.00	2.000

PITCHER	IP	WLS	BF	H	R	ER	SO	BB	IBB	HBP	BLK	WP	HR	S	P	ERA	WHIP

New York Mets @ Florida Marlins

Dolphin Stadium, Miami, FL

Sat Sep 22 2007, 3:55 PM EDT
Att. 22,517 - Partly Cloudy - 89 F

BOTTOM

Batter	1	2	3	4	5	6	7	8	9	AB	R	H	RBI	BB	SO	LOB
2 Hanley Ramirez, R (1, 6) OBP: 0.390, SLG: 0.565	F9		P3			1B		G6-3		4	0	1	0	0	0	1
6 Dan Uggla, R (1, 4) OBP: 0.323, SLG: 0.481	G6-3			2B		F8		E7 2-H		4	1	2	0	0	0	1
27 Jeremy Hermida, L (1, 9) OBP: 0.361, SLG: 0.486	K			F7 2-3		P5		F9		4	0	0	0	0	1	3
Miguel Cabrera, R (1, 5) OBP: 0.400, SLG: 0.571		K		SF9 3-H		G5-3			F8	3	0	0	1	0	1	1
Mike Jacobs, L (1, 3) OBP: 0.331, SLG: 0.484		F8		P6			K2-3		2B	4	0	1	0	0	1	0
Todd Linden, S (1, 7) OBP: 0.310, SLG: 0.295		1B			20 G5-4-3 1B		K		K	4	0	2	0	0	2	1
20 Matt Treanor, R (1, 2) OBP: 0.359, SLG: 0.386		K		G5-4-3 1-2f			F9		G1-3	4	0	0	0	0	1	3
25 Brett Carroll, R (1, 8) OBP: 0.262, SLG: 0.231			K	E5				6 E 2B		3	1	1	0	0	1	0
Byung-Hyun Kim, R (1, 1) OBP: 0.094, SLG: 0.067 Reggie Abercrombie, R (5, PH) OBP: 0.241, SLG: 0.328 19 Logan Kensing, R (6, 1) 57 Taylor Tankersley, L (7, 1) 29 Ross Wolf, R (8, 1) 11 Robert Andino, R (8, PH) OBP: 0.444, SLG: 0.556 50 Marcos Carvajal, R (9, 1)			K	K	K			F8		1 1 0 0 0 0 1 0	0 0 0 0 0 0 0 0	0 0 0 0 0 0 0 0	0 0 0 0 0 0 0 0	0 1 0 0 0 0 0 0	1 1 0 0 0 0 1 0	0 1 0 0 0 0 0 0
Inning Stats	R: 0 E: 0 K: 1 S: 8 H: 0 LOB: 0 BB: 0 P: 13	R: 0 E: 0 K: 2 S: 10 H: 1 LOB: 1 BB: 0 P: 14	R: 0 E: 0 K: 2 S: 12 H: 0 LOB: 0 BB: 0 P: 18	R: 1 E: 0 K: 0 S: 9 H: 1 LOB: 0 BB: 0 P: 12	R: 0 E: 1 K: 1 S: 9 H: 1 LOB: 1 BB: 0 P: 11	R: 0 E: 0 K: 0 S: 7 H: 1 LOB: 1 BB: 0 P: 12	R: 0 E: 0 K: 2 S: 9 H: 0 LOB: 0 BB: 0 P: 14	R: 1 E: 1 K: 0 S: 6 H: 2 LOB: 1 BB: 0 P: 8	R: 0 E: 0 K: 1 S: 14 H: 1 LOB: 1 BB: 0 P: 24	1B: 4 2B: 3 3B: 0 HR: 0 SF: 1 SAC: 0 DP: 1 HBP: 0						

livebaseballscorecards.com

AB	33
R	2
H	7
RBI	1
BB	0
SO	9
LOB	12

PITCHER		IP	WLS	BF	H	R	ER	SO	BB	IBB	HBP	BLK	WP	HR	S	P	ERA	WHIP
Oliver Pérez, L ERA: 3.32	(1, 1)	8.0	W	30	6	2	1	8	0	0	0	0	0	0	70	102	1.12	0.750
Aaron Heilman, R ERA: 3.04	(9, 1)	1.0		4	1	0	0	1	0	0	0	0	0	0	14	24	0.00	1.000

PITCHER	IP	WLS	BF	H	R	ER	SO	BB	IBB	HBP	BLK	WP	HR	S	P	ERA	WHIP

New York Mets @ Florida Marlins

Dolphin Stadium, Miami, FL

Sun Sep 23 2007, 1:05 PM EDT

Att. 17,130 - Cloudy - 85 F

livebaseballscorecards.com

TOP

Batter	1	2	3	4	5	6	7	8	9	10	11	AB	R	H	RBI	BB	SO	LOB
7 José Reyes, S (1, 6) OBP: 0.361, SLG: 0.424	G5-3		B2		B2-3		F8 1-3	F8 1-2			1 1B 5 1B BB	5	1	0	0	1	0	3
1 Luis Castillo, S (1, 4) OBP: 0.355, SLG: 0.346	L4		FC6-4 5 FC6-4 1-2f		BB		G4-3		B2-3		5 1B 18 L5 1-2 1B	5	0	1	0	1	0	3
5 David Wright, R (1, 5) OBP: 0.414, SLG: 0.551	1B		FC6-4 1-2f		F9			9 1B 18 1B BB	G6-3		S 1-3 2-H 1B	5	1	2	1	1	0	2
15 Carlos Beltrán, S (1, 8) OBP: 0.384, SLG: 0.534 59 Guillermo Mota, R (7, 1) 9 Marlon Anderson, L (8, PH) OBP: 0.342, SLG: 0.417 Aaron Heilman, R (8, 1) Shawn Green, L (8, PH) OBP: 0.284, SLG: 0.426 13 Billy Wagner, L (9, 1) Joe Smith, R (10, 1) David Newhan, L (10, PH) OBP: 0.306, SLG: 0.390 Aaron Sele, R (11, 1) Scott Schoeneweis, L (11, 1)	F7			18 F8 HR 1B	P3				G4-3		K 1-2	3 0 1 0 0 1 0 0 0 0	1 0 1 0 0 0 0 0 0 0	1 0 1 0 0 0 0 0 0 0	0 0 0 0 0 0 0 0 1 0	0 0 0 0 0 0 0 0 0 0	0 0 0 0 0 0 0 0 1 0	2 0 0 0 0 0 0 0 2 0
18 Moises Alou, R (1, 7) OBP: 0.393, SLG: 0.523		G5-3		F8 1-2		G6-3		21 HR 1-2 3-H 1B		SH2-4 21 1B	L5 3-3	6	1	2	1	0	0	3
21 Carlos Delgado, L (1, 3) OBP: 0.328, SLG: 0.450		F7		K		F8		HR 1-H 2-H		SH2-4 1-2 1B		5	1	2	3	0	1	1
Paul Lo Duca, R (1, 2) OBP: 0.313, SLG: 0.386		E6 FC6-4		HR 2-H	G3-1			G4-3		SH2-4 1-2 2-3		4	1	1	2	0	0	0
Carlos Gómez, R (1, 9) OBP: 0.287, SLG: 0.308		FC6-4 1-2f		E4	B5-3			G6-3		F9		5	0	0	0	0	0	3
33 John Maine, R (1, 1) OBP: 0.186, SLG: 0.170 25 Pedro Feliciano, L (6, 1) Jorge Sosa, R (6, 1) OBP: 0.286, SLG: 0.280 Ruben Gotay, S (7, PH) OBP: 0.353, SLG: 0.421 Jeff Conine, R (7, PH) OBP: 0.318, SLG: 0.387 Endy Chavez, L (7, PR) OBP: 0.325, SLG: 0.380 (7, 8)			1 FC6-4 BB	K				7 F8 7 WP BB		F8	7 WP 1B	1 0 0 0 0 0 0 0 2	0 0 0 0 0 0 0 0 0	0 0 0 0 0 0 0 1 0	1 0 0 0 0 1 0 0 0	1 0 0 0 0 1 0 0 0	1 0 0 0 0 0 0 0 2	0 0 0 0 0 0 0 0 0
Inning Stats	R: 0 E: 0 K: 0 S: 8 H: 1 LOB: 1 BB: 0 P: 13	R: 0 E: 1 K: 0 S: 9 H: 0 LOB: 1 BB: 0 P: 11	R: 0 E: 0 K: 0 S: 5 H: 0 LOB: 1 BB: 1 P: 12	R: 2 E: 1 K: 2 S: 16 H: 2 LOB: 1 BB: 0 P: 23	R: 0 E: 0 K: 0 S: 8 H: 0 LOB: 1 BB: 1 P: 16	R: 0 E: 0 K: 0 S: 8 H: 0 LOB: 0 BB: 0 P: 11	R: 0 E: 0 K: 0 S: 11 H: 0 LOB: 2 BB: 1 P: 18	R: 4 E: 0 K: 0 S: 19 H: 4 LOB: 1 BB: 1 P: 32	R: 0 E: 0 K: 0 S: 10 H: 0 LOB: 0 BB: 0 P: 15	R: 0 E: 0 K: 0 S: 5 H: 2 LOB: 2 BB: 0 P: 7	R: 1 E: 0 K: 1 S: 11 H: 2 LOB: 1 BB: 1 P: 19						

Chris Seddon, L (1, 1) ERA: 6.89	5.0		22	3	2	2	2	2	0	0	0	0	1	46	75	3.60	1.000
22 Matt Lindstrom, R (6, 1) ERA: 3.27	1.1		4	0	0	0	0	0	0	0	0	0	0	9	12	0.00	0.000
37 Renyel Pinto, L (7, 1) ERA: 3.83	0.2	H	3	0	0	0	0	1	0	0	0	1	0	10	17	0.00	1.500
32 Justin Miller, R (8, 1) ERA: 3.81	1.0	B	8	4	4	4	0	1	0	0	0	1	1	19	32	36.00	5.000
48 Lee Gardner, R (9, 1) ERA: 2.04	2.0		8	2	0	0	0	0	0	0	0	0	0	15	22	0.00	1.000

PITCHER		IP	WLS	BF	H	R	ER	SO	BB	IBB	HBP	BLK	WP	HR	S	P	ERA	WHIP
Harvey Garcia, R ERA: 3.48	(11, 1)	0.1	L	4	2	1	1	1	1	0	0	0	0	0	10	17	27.00	9.000
38 Daniel Barone, R ERA: 5.3	(11, 1)	0.2		1	0	0	0	0	0	0	0	0	0	0	1	2	0.00	0.000

AB	44					
R	7					
H	11					
RBI	7					
BB	5					
SO	3					
LOB	22					

1B: 9	SF: 0	WP: 2	PA: 50
2B: 1	SAC: 1	PB: 0	
3B: 0	DP: 1	SB: 1	
HR: 2	HBP: 0	CS: 0	

Batter	1	2	3	4	5	6	7	8	9	10	11	AB	R	H	RBI	BB	SO	LOB
2 Hanley Ramirez, R (1, 6) OBP: 0.389, SLG: 0.563	B X 1-0 G6-3 ①		B B C X 2-1 6 2B 27 E 1B		F S B B B X 3-2 1B ②		B B C X 2-1 F9 ②	C F B B X 3-2 L5 ③			X 0-0 G6-3 ①	6	1	2	0	0	0	2
6 Dan Uggla, R (1, 4) OBP: 0.325, SLG: 0.488	C C B S 1-3 K ②		1 SAFE 1 SAFE B X 1-0 1-3 27 E 2B		B C C F X 1-2 P5 ③		S X 0-1 1B		B T B S X 2-2 HR		C X 0-1 L8 ②	6	2	3	1	0	1	0
27 Jeremy Hermida, L (1, 9) OBP: 0.362, SLG: 0.486	F B F B X 2-2 1B		F X 0-1 E8 2-H 3-H 1B			B B C F B F X 3-2 BB 1B 1B	B C S X 1-2 G3 ③		B B C C F S 2-3 K2-3 ①		B X 1-0 G3 ③	6	1	3	2	0	1	1
Miguel Cabrera, R (1, 5) OBP: 0.400, SLG: 0.568	F B F T 1-2 K ③		S X 0-1 L7 ②			B B B B 4-0 1-2 1B BB		F B F B B F B 4-2 BB 2B BB	C B X 1-1 G6-3 ②			3	1	0	0	2	1	2
Mike Jacobs, L (1, 3) OBP: 0.330, SLG: 0.479		S B X 1-1 F8 ①	S B S S 1-3 K ③			S B S S 1-3 K ①		F B F B B B 4-2 2B 1-2 1B BB	B F F B B S 3-3 K			4	1	0	0	1	3	3
Todd Linden, S (1, 7) OBP: 0.317, SLG: 0.306		F C F B B B B F F B 4-2 7 S BB		C F B T 1-2 K ①		B B X 2-0 1-2 2-H 1B		X 0-0 1-3 2-H 1B 2B	B B B C F X 3-2 F9 ③			4	0	2	2	1	1	1
Miguel Olivo, R (1, 2) OBP: 0.259, SLG: 0.401		B 1 SAFE S S S 1-3 K ②		S B B F B F F F 3-3 S K ②		X 0-0 F6 ②		B B X 2-0 G5-3 ①		B F S B S 2-3 K ①		5	0	0	0	0	3	5
7 Alejandro De Aza, L (1, 8) 37 Renyel Pinto, L (7, 1) 32 Justin Miller, R (8, 1) Jason Wood, R (8, PH) HR in AA, AAA in 09 Reggie Abercrombie, R (8, PH) 48 Lee Gardner, R (8, 1) 20 Matt Treanor, R (10, PH) 1 HR in AA in 07, 3 in 08 Harvey Garcia, R (11, 1) 38 Daniel Barone, R (11, 1) HR in AA in 08, 1 in 09		C T 1 SAFE B B X 2-2 L7 ③ 1-2		C S B B F S 2-3 K ③		C F X 0-2 F8 ③		X 0-0 2-H 3-H 1B ②		F F B B B X 2-2 G6-3 ②		3 0 0 1 0 0 0 1 0	0 0 0 0 0 0 0 0 0	0 0 0 1 0 0 0 0 0	0 0 0 1 0 0 0 0 0	1 0 0 0 0 0 0 0 0	3 0 0 0 0 0 0 0 0	
Chris Seddon, L (1, 1) 11 Robert Andino, R (5, PH) OBP: 0.400, SLG: 0.500 22 Matt Lindstrom, R (6, 1) 4 Alfredo Amezaga, S (7, 8) OBP: 0.326, SLG: 0.359			C F B S 1-3 K ①		C S B B B S 3-3 K ①		C S S B X 2-2 P2 ①	F B D H 3-1 HBP		B X 1-0 B1-3 ③		1 1 0 2	0 0 0 0	0 0 0 0	0 0 0 0	0 0 0 0	1 1 0 0	0 0 0 0
Inning Stats	R: 0 H: 1 E: 0 LOB: 1 K: 2 BB: 0 S: 10 P: 15	R: 0 H: 0 E: 0 LOB: 1 K: 1 BB: 1 S: 13 P: 21	R: 2 H: 3 E: 1 LOB: 1 K: 2 BB: 0 S: 13 P: 18	R: 0 H: 0 E: 0 LOB: 0 K: 3 BB: 0 S: 14 P: 20	R: 0 H: 1 E: 0 LOB: 0 K: 1 BB: 0 S: 10 P: 17	R: 1 H: 2 E: 0 LOB: 2 K: 1 BB: 1 S: 12 P: 22	R: 0 H: 1 E: 0 LOB: 1 K: 0 BB: 0 S: 10 P: 15	R: 2 H: 2 E: 0 LOB: 2 K: 0 BB: 2 S: 12 P: 28	R: 1 H: 1 E: 0 LOB: 1 K: 2 BB: 0 S: 16 P: 27	R: 0 H: 0 E: 0 LOB: 0 K: 1 BB: 0 S: 7 P: 12	R: 0 H: 0 E: 0 LOB: 0 K: 0 BB: 0 S: 4 P: 5	1B: 8 2B: 2 3B: 0 HR: 1	SF: 0 SAC: 0 DP: 0 HBP: 1					

PITCHER		IP	WLS	BF	H	R	ER	SO	BB	IBB	HBP	BLK	WP	HR	S	P	ERA	WHIP
33 John Maine, R ERA: 4.07	(1, 1)	5.0		22	6	3	3	9	2	0	0	0	0	0	64	102	5.40	1.600
25 Pedro Feliciano, L ERA: 3.26	(6, 1)	0.1		2	1	0	0	1	0	0	0	0	0	0	4	7	0.00	3.000
Jorge Sosa, R ERA: 4.58	(6, 1)	0.2		2	0	0	0	0	0	0	0	0	0	0	4	4	0.00	0.000
59 Guillermo Mota, R ERA: 5.59	(7, 1)	1.0		4	1	0	0	0	0	0	0	0	0	0	10	15	0.00	1.000
Aaron Heilman, R ERA: 3.22	(8, 1)	1.0	H	7	2	2	2	0	2	0	1	0	0	0	12	28	18.00	4.000

PITCHER		IP	WLS	BF	H	R	ER	SO	BB	IBB	HBP	BLK	WP	HR	S	P	ERA	WHIP
13 Billy Wagner, L ERA: 2.44	(9, 1)	1.0	B	5	1	1	1	2	0	0	0	0	1	1	16	27	9.00	1.000
Joe Smith, R ERA: 3.16	(10, 1)	1.0	W	3	0	0	0	1	0	0	0	0	0	0	7	12	0.00	0.000
Aaron Sele, R ERA: 5.23	(11, 1)	0.2	H	2	0	0	0	0	0	0	0	0	0	0	3	3	0.00	0.000
Scott Schoeneweis, L ERA: 5.11	(11, 1)	0.1	S	1	0	0	0	0	0	0	0	0	0	0	1	2	0.00	0.000

BOTTOM

New York Mets @ Florida Marlins

Dolphin Stadium, Miami, FL

Sun Sep 23 2007, 1:05 PM EDT

Att. 17,130 - Cloudy - 85 F

livebaseballscorecards.com

AB	43
R	6
H	11
RBI	6
BB	4
SO	13
LOB	17

WP: 1 PA: 48
PB: 0
SB: 1
CS: 0

Washington Nationals @ New York Mets

Shea Stadium, Flushing, NY

Mon Sep 24 2007, 7:10 PM EDT

Att. 49,164 - Clear - 74 F

TOP

livebaseballscorecards.com

Batter	1	2	3	4	5	6	7	8	9	AB	R	H	RBI	BB	SO	LOB
D'Angelo Jimenez, S (1, 6) OBP: 0.385, SLG: 0.368 Ryan Langerhans, L (8, 7) OBP: 0.266, SLG: 0.301	C X 0-1 ① P6		X 0-0 ② P3		C B X 1-1 ① G3	B S C B B B 4-2 10 2B BB		C T F X 0-2 ② 1-H 10 2B 1B	X 0-0 1-H 2-H HR	4 1	2 1	1 1	0 3	1 0	0 0	1 0
10 Ronnie Belliard, R (1, 4) OBP: 0.333, SLG: 0.429	B C B F C 2-3 ② K		B F X 1-1 ③ L3		X 0-0 ② G6-3	C X 0-1 1-H 2-H 2B		B F F F F X 1-2 2-H 2B 2B	C X 0-1 ③ G4-3	6	1	2	3	0	1	1
11 Ryan Zimmerman, R (1, 5) OBP: 0.326, SLG: 0.461 Tony Batista, R (9, 5) OBP: 0.346, SLG: 0.308	C X 0-1 ③ G5-3			B B B C F F F F F 3-2 X 25 1B 1B 1B	B B C B B B 4-1 25 HR PB BB	B C C X 2-2 ③ G5-3		C B B B B B 4-1 2B BB		3 0	3 0	1 0	0 0	2 0	0 0	1 0
Ryan Church, L (1, 7) OBP: 0.349, SLG: 0.458 Luis Ayala, R (8, 1) Jesus Colome, R (9, 1)		C X 0-1 2B		C B X 1-1 ① F7	B B B B 4-0 1-2 25 HR BB		B B C F S 2-3 ① K	B B S B F X 3-2 1-H 2-H 2B		4 0 0	1 0 0	2 0 0	2 0 0	1 0 0	1 0 0	1 0 0
25 Austin Kearns, R (1, 9) OBP: 0.353, SLG: 0.410		B C D X 2-1 ① G5-3		1 SAFE S B B B X 3-1 1B E 1-3 1B	C B B X 2-1 1-H 2-H HR		B B B B 4-0 BB	C F B B S 2-3 ③ K		4	2	2	3	1	1	2
Robert Fick, L (1, 3) OBP: 0.318, SLG: 0.314		B F F S 1-3 ② K	X 0-0 E7 1-H 3-H 1B	X 0-0 ③ F9			C B B C 1-3 ② K		B C X 1-1 ① G1-3	5	0	1	1	0	2	2
30 Justin Maxwell, R (1, 8) OBP: 0.313, SLG: 0.467		X 0-0 ③ P2	F B F S 1-3 ② K		B C B F B F F B 4-2 47 SH1-4 10 2B BB	S B X 1-1 ③ F8			X 0-0 WP HR 1B	4	2	1	0	1	1	3
Brian Schneider, L (1, 2) OBP: 0.324, SLG: 0.336			C H 1-1 HBP	I I I I 4-0 IBB	B 1 C B B C X SAFE 2-2 ① F9			B C B B B 4-1 FC6 BB	B B X 2-0 ② P4	2	0	0	0	2	0	2
47 Matt Chico, L (1, 1) OBP: 0.156, SLG: 0.156 52 Saul Rivera, S (6, 1) Felipe Lopez, S (8, PH) OBP: 0.306, SLG: 0.345 (8, 6)			L X 0-1 ① B2	B B C X 2-1 ③ G4-3	X 0-0 ② SH1-4 1-2			F B B F X 2-2 ① FC6 S 1B 1-2f	F B B B B 4-1 1-2 HR BB	2 0 1	0 0 1	0 0 0	0 0 0	0 0 1	0 0 0	3 0 1
Inning Stats	R: 0 H: 0 E: 0 LOB: 0 K: 1 BB: 0 S: 7 P: 9	R: 0 H: 1 E: 0 LOB: 1 K: 1 BB: 0 S: 8 P: 11	R: 0 H: 0 E: 0 LOB: 1 K: 0 BB: 0 S: 6 P: 8	R: 2 H: 3 E: 1 LOB: 2 K: 1 BB: 1 S: 17 P: 31	R: 3 H: 1 E: 0 LOB: 0 K: 0 BB: 2 S: 7 P: 18	R: 2 H: 1 E: 0 LOB: 1 K: 0 BB: 2 S: 15 P: 27	R: 0 H: 0 E: 0 LOB: 1 K: 2 BB: 1 S: 8 P: 16	R: 3 H: 3 E: 0 LOB: 1 K: 1 BB: 2 S: 20 P: 36	R: 3 H: 2 E: 0 LOB: 0 K: 0 BB: 1 S: 8 P: 15	1B: 5 2B: 4 3B: 0 HR: 2	SF: 0 SAC: 1 DP: 0 HBP: 1					

	AB	36
	R	13
	H	11
	RBI	12
	BB	9
	SO	6
	LOB	17

WP: 1 PB: 1 SB: 1 CS: 0 PA: 47

PITCHER		IP	WLS	BF	H	R	ER	SO	BB	IBB	HBP	BLK	WP	HR	S	P	ERA	WHIP
34 Mike Pelfrey, R ERA: 5.57	(1, 1)	5.2	L	28	5	7	6	3	4	1	1	0	0	1	55	97	9.53	1.588
Joe Smith, R ERA: 3.14	(6, 1)	0.1		2	1	0	0	0	0	0	0	0	0	0	5	7	0.00	3.000
25 Pedro Feliciano, L ERA: 3.21	(7, 1)	1.0		5	0	1	1	2	2	0	0	0	0	0	9	21	9.00	2.000
59 Guillermo Mota, R ERA: 5.97	(8, 1)	1.0		6	3	2	2	1	1	0	0	0	0	0	19	31	18.00	4.000
Dave Williams, L ERA: 22.85	(9, 1)	1.0		6	2	3	3	0	1	0	0	0	1	1	8	15	27.00	3.000

PITCHER	IP	WLS	BF	H	R	ER	SO	BB	IBB	HBP	BLK	WP	HR	S	P	ERA	WHIP

BOTTOM

Washington Nationals @ New York Mets

Shea Stadium, Flushing, NY

Mon Sep 24 2007, 7:10 PM EDT

Att. 49,164 - Clear - 74 F

livebaseballscorecards.com

Batter	1	2	3	4	5	6	7	8	9	AB	R	H	RBI	BB	SO	LOB
7 José Reyes, S (1, 6) OBP: 0.360, SLG: 0.421	B B C B B 4-1 1 CS BB	F X 0-1 ③ G6-3			C X 0-1 ① L9	D C S X 1-2 ② G6-3 1-2 2-3 3-H		B X 1-0 ③ G3		4	0	0	1	1	0	4
1 Luis Castillo, S (1, 4) OBP: 0.355, SLG: 0.347	B C 1 SAFE 1 SAFE B B C X 3-2 ① ② G5-3 1-2	C B F B X 2-2 5 WP 1B			C X 0-1 ② L5	B C B C F B F F X 3-2 ③ G4-3			C F B F F X 1-2 5 1B 15 SF9 1B	5	1	2	0	0	0	3
5 David Wright, R (1, 5) OBP: 0.416, SLG: 0.553	B B C X 2-1 15 BB 1B	B C B B X 3-1 ① L6 1-2			B S X 1-1 2B		C F B X 1-2 ① G4-3		X 0-0 1-3 1B	5	0	3	0	0	0	1
15 Carlos Beltrán, S (1, 8) OBP: 0.356, SLG: 0.523	1 SAFE B B B B C F B 4-2 18 FC5-4 1-2 BB	X 0-0 ② P4			X 0-0 ③ F8		B B X 2-0 1B		C F X 0-2 ① SF9 3-H	3	0	1	1	1	0	2
18 Moises Alou, R (1, 7) OBP: 0.390, SLG: 0.521	B F X 1-1 ③ FC5-4 1-2f	C B X 1-1 ③ F9				X 0-0 21 G4-3 1B 2B	S B T F X 1-2 ② F8		X 0-0 ② P3	5	1	1	0	0	0	5
21 Carlos Delgado, L (1, 3) OBP: 0.328, SLG: 0.452	C B X 1-1 G4-3 SF8 2B		B B X 2-0 L1-3 1B			X 0-0 ① G4-3 2-3	F B S B S 2-3 ③ K		C X 0-1 ③ F7	5	1	2	0	0	1	3
Paul Lo Duca, R (1, 2) OBP: 0.312, SLG: 0.385	C X 0-1 ① G4-3 2-3	F B X 1-1 ① F8				B B S X 2-1 BB 7 G6-3 1B 3-H 1B		C F B F X 1-2 E6		4	1	1	1	0	0	2
Carlos Gómez, R (1, 9) OBP: 0.286, SLG: 0.308	F X 0-1 ② SF8 3-H	C F X 0-2 ② L1-3 1-2				B C X 1-1 7 G6-3 BB 1-2 1B		B B C B F S 3-3 ① K		3	0	1	1	0	1	2
34 Mike Pelfrey, R (1, 1) OBP: 0.136, SLG: 0.143 Joe Smith, R (6, 1) Jeff Conine, R (6, PH) OBP: 0.318, SLG: 0.387 Shawn Green, L (6, PH) OBP: 0.349, SLG: 0.430 25 Pedro Feliciano, L (7, 1) 59 Guillermo Mota, R (8, 1) Ruben Gotay, S (8, PH) OBP: 0.351, SLG: 0.418 Dave Williams, L (9, 1)	B F F X 1-2 2B	F B X 1-1 ③ G6-3			C B B B B 4-1 7 G6-3 1-2 2-3 BB	C B F F F B X 2-2 ② P4			2 0 1 0 0 0 1 0 0 0 0 0 0 0 0 0 0 0 0 0 0 0 0 0 0 1 0 0 0 0 0 0 0 0 0 0 0 0 0 0 0 0 1 0 0 0 0 0 1 0 0 0 0 0 0 0							
Inning Stats	R: 0 E: 0 K: 0 S: 10 H: 1 LOB: 2 BB: 2 P: 24	R: 1 E: 0 K: 0 S: 11 H: 2 LOB: 1 BB: 0 P: 13	R: 0 E: 0 K: 0 S: 8 H: 1 LOB: 1 BB: 0 P: 14	R: 0 E: 0 K: 0 S: 8 H: 1 LOB: 1 BB: 0 P: 12	R: 0 E: 0 K: 0 S: 7 H: 1 LOB: 1 BB: 0 P: 8	R: 2 E: 0 K: 0 S: 16 H: 3 LOB: 2 BB: 1 P: 27	R: 0 E: 0 K: 1 S: 11 H: 1 LOB: 1 BB: 0 P: 17	R: 0 E: 1 K: 1 S: 13 H: 0 LOB: 1 BB: 0 P: 20	R: 1 E: 0 K: 0 S: 12 H: 2 LOB: 1 BB: 0 P: 13	1B: 8 2B: 4 3B: 0 HR: 0 SF: 2 SAC: 0 DP: 0 HBP: 0							

	AB	37
	R	4
	H	12
	RBI	4
	BB	3
	SO	2
	LOB	24

WP: 1 PB: 0 SB: 0 CS: 1 PA: 42

PITCHER		IP	WLS	BF	H	R	ER	SO	BB	IBB	HBP	BLK	WP	HR	S	P	ERA	WHIP
47 Matt Chico, L ERA: 4.75	(1, 1)	5.1	W	26	9	3	3	0	2	0	0	0	1	0	50	80	5.06	2.062
52 Saul Rivera, R ERA: 3.59	(6, 1)	1.2		7	1	0	0	1	1	0	0	0	0	0	21	35	0.00	1.200
Luis Ayala, R ERA: 3.32	(8, 1)	1.0		4	0	0	0	1	0	0	0	0	0	0	13	20	0.00	0.000
Jesus Colome, R ERA: 3.48	(9, 1)	1.0		5	2	1	1	0	0	0	0	0	0	0	12	13	9.00	2.000

PITCHER	IP	WLS	BF	H	R	ER	SO	BB	IBB	HBP	BLK	WP	HR	S	P	ERA	WHIP

Washington Nationals @ New York Mets

Shea Stadium, Flushing, NY

Tue Sep 25 2007, 7:10 PM EDT

Att. 49,244 - Clear - 82 F

TOP

livebaseballscorecards.com

Batter	1	2	3	4	5	6	7	8	9	AB	R	H	RBI	BB	SO	LOB
Felipe Lopez, S (1, 6) OBP: 0.307, SLG: 0.346	2-2 B B C S X 10 S 25 HR 1B	0-0 X F8 ②		1-1 C B X G1-6-3 ① ② 1-2f		2-3 C F D F B S K ③		1-0 B 1 SAFE X 10 G6-4-3 1-3 1B		5	1	2	0	0	1	2
10 Ronnie Belliard, R (1, 4) OBP: 0.331, SLG: 0.425	3-3 B 1 SAFE C B 1 F B C K ① 1-2	0-1 C X G6-3 ③		1-1 B F X F7 ③			4-2 C B B F F B B 26 FC5 11 S BB	1-2 C F B 1 F X SAFE G6-4-3 ① ② 1-2f 3-H		4	0	0	0	1	1	2
11 Ryan Zimmerman, R (1, 5) OBP: 0.328, SLG: 0.462	4-1 D B B C B 25 HR BB		3-2 C B C B B F X 26 1B 2B		1-2 C C B X P6 ①		4-2 C B 1 S F B B B SAFE 1B 26 FC5 1-2 1B BB	1-3 S F B C K ③		3	3	1	0	2	1	0
25 Austin Kearns, R (1, 9) OBP: 0.352, SLG: 0.414	3-2 C B 2 B C F B X SAFE 1-H 2-H HR		3-3 F B F B B C K ①		3-2 B C B F B F X F8 ②		1-2 C C B F F X L9 ①		2-3 C C B B S K ①	5	1	1	3	0	2	3
26 Wily Mo Peña, R (1, 7) OBP: 0.319, SLG: 0.445 Ryan Langerhans, L (9, 7) OBP: 0.266, SLG: 0.301	0-3 C C S K ②		0-1 F X 2-H 1B		1-2 C F B F X FC6-4 1B		0-0 X FC5 ② 1B 1-2 2-3f 1B		1-2 S F B X G3-1 ②	5 0	1 0	2 0	1 0	0 0	1 0	2 0
Tony Batista, R (1, 3) OBP: 0.357, SLG: 0.365	1-1 B S X HR		0-1 C X P4 ②		2-1 C B B X FC6-4 ③ 1-2f		1-1 C B X 1B 1-2 2-3 1B		3-2 C C B B F B X 1B 2B	5	2	3	1	0	0	2
Brian Schneider, L (1, 2) OBP: 0.327, SLG: 0.339	2-2 C B C B X 30 FC6-4 1B		2-0 B B X G4-3 ③			2-2 C F B B F X G3 ①	1-0 B X 1-2 2-H 3-H 1B		2-2 F B D F X 2-H 1B	5	0	3	3	0	0	1
30 Justin Maxwell, R (1, 8) OBP: 0.286, SLG: 0.550	0-2 C S X FC6-4 ③ 1-2f			1-1 S B X HR		1-2 C B C X L5 ②	1-3 S B C S K ③		0-2 S F X P4 ③	5	1	1	1	0	1	4
57 Jason Bergmann, R (1, 1) OBP: 0.162, SLG: 0.139 Arnie Munoz, L (6, 1) Jonathan Albaladejo, R (7, 1) D'Angelo Jimenez, S (8, PH) OBP: 0.390, SLG: 0.375 Jesus Colome, R (8, 1) 32 Chad Cordero, R (9, 1) Jon Rauch, R (9, 1)		B B C F S 2-3 ① K		C C X 0-2 G1-6-3 1B		B C B S X 2-2 1B		B F C B X 2-2 1B 10 G6-4-3 1B		3 0 0 1 0 0 0	0 0 0 1 0 0 0	2 0 0 1 0 0 0	0 0 0 0 0 0 0	0 0 0 0 0 0 0	1 0 0 0 0 0 0	0 0 0 0 0 0 0
Inning Stats	R: 4 H: 4 E: 0 LOB: 1 K: 2 BB: 1 S: 22 P: 37	R: 0 H: 0 E: 0 LOB: 0 K: 1 BB: 0 S: 6 P: 8	R: 1 H: 2 E: 0 LOB: 1 K: 1 BB: 0 S: 12 P: 20	R: 1 H: 2 E: 0 LOB: 0 K: 0 BB: 0 S: 9 P: 12	R: 0 H: 1 E: 0 LOB: 1 K: 0 BB: 0 S: 13 P: 20	R: 0 H: 1 E: 0 LOB: 2 K: 1 BB: 0 S: 14 P: 21	R: 2 H: 2 E: 0 LOB: 2 K: 1 BB: 2 S: 18 P: 30	R: 1 H: 2 E: 0 LOB: 0 K: 1 BB: 0 S: 11 P: 16	R: 1 H: 2 E: 0 LOB: 1 K: 1 BB: 0 S: 16 P: 24	1B: 11 SF: 0 2B: 2 SAC: 0 3B: 0 DP: 2 HR: 3 HBP: 0						

	AB	41
	R	10
	H	16
	RBI	9
	BB	3
	SO	8
	LOB	16

WP: 0 PA: 44
PB: 0
SB: 2
CS: 0

PITCHER		IP	WLS	BF	H	R	ER	SO	BB	IBB	HBP	BLK	WP	HR	S	P	ERA	WHIP
Tom Glavine, L ERA: 4.14	(1, 1)	5.0	L	24	9	6	6	4	1	0	0	0	0	3	62	97	10.80	2.000
32 Carlos Muniz, R ERA: 13.5	(6, 1)	1.1		7	1	2	2	1	2	0	0	0	0	0	25	41	13.50	2.250
Jorge Sosa, R ERA: 4.55	(7, 1)	0.2		4	2	0	0	1	0	0	0	0	0	0	7	10	0.00	3.000
Aaron Sele, R ERA: 5.37	(8, 1)	2.0		9	4	2	2	2	0	0	0	0	0	0	27	40	9.00	2.000

PITCHER	IP	WLS	BF	H	R	ER	SO	BB	IBB	HBP	BLK	WP	HR	S	P	ERA	WHIP

Batter	1	2	3	4	5	6	7	8	9	AB	R	H	RBI	BB	SO	LOB
7 José Reyes, S (1, 6) OBP: 0.361, SLG: 0.432	HR	F7			F8		1 BB 1B		1-H 2-H HR	5	2	3	4	0	0	3
1 Luis Castillo, S (1, 4) OBP: 0.358, SLG: 0.348	G6-3	B5-3			5 G5-4-3 1B		B 1 SAFE 4-1 5 G6-3 BB		15 BB 5 1B 18 2B 1B	4	1	2	0	1	0	0
5 David Wright, R (1, 5) OBP: 0.414, SLG: 0.550	G4-3	P4			G5-4-3		G6-3		15 BB 18 2B	5	1	1	0	0	0	4
15 Carlos Beltrán, S (1, 8) OBP: 0.355, SLG: 0.519	G4-3	P6				F8		K	18 2B BB	4	1	0	0	1	1	0
18 Moises Alou, R (1, 7) OBP: 0.396, SLG: 0.529 Endy Chavez, L (9, PR) OBP: 0.325, SLG: 0.380		BB 1B 1B		G1-6-3 1B		K		21 G4-5-3 1B	21 S 2B	5 0	1 0	4 0	3 0	0 0	1 0	0 0
21 Carlos Delgado, L (1, 3) OBP: 0.327, SLG: 0.448	K			K		FC6-5 BB	G4-5-3	K	4	0	0	0	1	3	4	
Paul Lo Duca, R (1, 2) OBP: 0.315, SLG: 0.385	SH5-4 1B BB			G1-6-3		FC6-5 BB			HR 1B	3	1	1	0	2	0	3
Shawn Green, L (1, 9) OBP: 0.351, SLG: 0.432 Jorge Sosa, R (7, 1) OBP: 0.286, SLG: 0.280 Aaron Sele, R (8, 1) David Newhan, L (9, PH) OBP: 0.284, SLG: 0.278		SH5-4 1B			2B 1B	FC6-5			K	3 0 0 1	1 0 0 0	2 0 0 0	1 0 0 0	0 0 0 0	0 0 0 1	2 0 0 1
Tom Glavine, L (1, 1) OBP: 0.286, SLG: 0.232 Ruben Gotay, S (5, PH) OBP: 0.355, SLG: 0.427 32 Carlos Muniz, R (6, 1) Carlos Gómez, R (7, 9) OBP: 0.289, SLG: 0.306		SH5-4			1 1B 2B		G5-3		7 HR BB	0 1 0 1	0 0 0 1	0 1 0 1	0 1 0 0	0 0 0 1	0 0 0 0	0 0 0 0
Inning Stats	R: 1 H: 1 E: 0 LOB: 0 K: 0 BB: 0 S: 8 P: 13	R: 1 H: 2 E: 0 LOB: 2 K: 1 BB: 1 S: 18 P: 29	R: 0 H: 0 E: 0 LOB: 0 K: 0 BB: 0 S: 8 P: 13	R: 0 H: 1 E: 0 LOB: 0 K: 1 BB: 0 S: 7 P: 9	R: 1 H: 3 E: 0 LOB: 1 K: 0 BB: 0 S: 12 P: 20	R: 0 H: 0 E: 0 LOB: 2 K: 1 BB: 2 S: 16 P: 30	R: 0 H: 1 E: 0 LOB: 1 K: 0 BB: 1 S: 10 P: 18	R: 0 H: 1 E: 0 LOB: 0 K: 1 BB: 0 S: 8 P: 11	R: 6 H: 5 E: 0 LOB: 2 K: 2 BB: 2 S: 24 P: 43	1B: 10 SF: 0 2B: 2 SAC: 1 3B: 0 DP: 4 HR: 2 HBP: 0						

PITCHER		IP	WLS	BF	H	R	ER	SO	BB	IBB	HBP	BLK	WP	HR	S	P	ERA	WHIP
57 Jason Bergmann, R ERA: 4.33	(1, 1)	5.2	W	25	7	3	3	3	3	0	0	0	0	1	67	111	4.76	1.765
Arnie Munoz, L ERA: 3.6	(6, 1)	0.2	H	4	1	0	0	0	1	0	0	0	0	0	9	16	0.00	3.000
Jonathan Albaladejo, R ERA: 2.38	(7, 1)	0.2		1	0	0	0	0	0	0	0	0	0	0	3	5	0.00	0.000
Jesus Colome, R ERA: 3.98	(8, 1)	1.1		8	4	4	4	2	1	0	0	0	0	1	20	35	27.00	3.750
32 Chad Cordero, R ERA: 3.41	(9, 1)	0.0		3	2	2	2	0	1	0	0	0	0	0	6	12	∞	∞

PITCHER		IP	WLS	BF	H	R	ER	SO	BB	IBB	HBP	BLK	WP	HR	S	P	ERA	WHIP
Jon Rauch, R ERA: 3.61	(9, 1)	0.2	S	2	0	0	0	1	0	0	0	0	0	0	6	7	0.00	0.000

BOTTOM

Washington Nationals @ New York Mets

Shea Stadium, Flushing, NY

Tue Sep 25 2007, 7:10 PM EDT

Att. 49,244 - Clear - 82 F

livebaseballscorecards.com

AB	36
R	9
H	14
RBI	9
BB	6
SO	6
LOB	17

WP: 0 PA: 43
PB: 0
SB: 1
CS: 0

Washington Nationals @ New York Mets

Shea Stadium, Flushing, NY

Wed Sep 26 2007, 7:10 PM EDT

Att. 51,940 - Clear - 78 F

TOP

livebaseballscorecards.com

Batter	1	2	3	4	5	6	7	8	9	AB	R	H	RBI	BB	SO	LOB
Felipe Lopez, S (1, 6) OBP: 0.307, SLG: 0.350	C B B F X 2-2 F8 ①		B B B C X 3-1 3B		B X 1-0 10 2B 11 1B 1-2 1B	C F B F S 1-3 K ③		1 SAFE 1 SAFE P X 1-0 G3-1 ③ 1-2		5	1	2	0	0	1	1
10 Ronnie Belliard, R (1, 4) OBP: 0.332, SLG: 0.427	C X 0-1 F9 ②	D C S S X 1-2 G5-3 ②			C B S B D X 3-2 11 1B 25 1B 1-3 2-H 2B		F S B F F B X 2-2 F8 ①		B B C X 2-1 25 BB 2B 1B	5	2	2	1	0	0	1
11 Ryan Zimmerman, R (1, 5) OBP: 0.329, SLG: 0.460	C C X 0-2 G6-3 ③	B C B F F F X 2-2 G6-3 ③			C F B D D F F X 2-2 25 1B 26 2B 2-3 3-H 1B		C B B C B B 4-2 25 BB BB		C 1 SAFE F X 0-2 F9 ①	4	1	1	1	1	0	2
25 Austin Kearns, R (1, 9) OBP: 0.356, SLG: 0.414		B C B F X 2-2 F9 ①		B B B B 4-0 HR BB	C F X 0-2 26 2B 1-3 3-H 1B		1 SAFE B F 1 B B B 4-1 1-2 BB		B B B B 4-0 2B 1-2 BB	2	3	1	1	3	0	0
Ryan Church, L (1, 8) OBP: 0.352, SLG: 0.468 (7, 7)		B B F X 2-1 26 1B 1B		B C B X 2-1 1-H HR HR	C F C 0-3 K ①		B C S B F S 2-3 K ②		B X 1-0 1-H 2-H 2B	5	1	3	4	0	2	4
26 Wily Mo Peña, R (1, 7) OBP: 0.321, SLG: 0.450 52 Saul Rivera, S (7, 1) Jon Rauch, R (8, 1) Tony Batista, R (9, PH) OBP: 0.363, SLG: 0.365 Luis Ayala, R (9, 1)	B B X 2-0 1-2 1B			B C C X 1-2 P4 ①	F B X 1-1 1-H 3-H 2B ②		B S F B S 2-3 K ③			4 0 0 0 0	0 0 0 0 0	2 0 0 0 0	2 0 0 0 0	0 0 0 1 0	1 0 0 0 0	2 0 0 0 0
Robert Fick, L (1, 3) OBP: 0.311, SLG: 0.306	B F B F X 2-2 F4 ②			C F B B X 2-2 F9 ②	F C S 0-3 K ③			B F F X 1-2 G4-3 ① C S X 0-2 G5-4-3 ② ③ 1-2f		5	0	0	0	0	1	4
Brian Schneider, L (1, 2) OBP: 0.324, SLG: 0.336	B C B F B F X 3-2 F9 ③			B F F X 2-2 F8 ③		C F B X 1-2 G4-3 ①		B X 1-0 G5-3 ②		4	0	0	0	0	0	2
Mike Bacsik, L (1, 1) OBP: 0.133, SLG: 0.138 38 Joel Hanrahan, R (3, 1) OBP: 0.286, SLG: 0.571 Ryan Langerhans, L (5, PH) OBP: 0.269, SLG: 0.301 49 Chris Schroder, R (5, 1) D'Angelo Jimenez, S (6, PH) OBP: 0.387, SLG: 0.371 Jonathan Albaladejo, R (6, 1) Nook Logan, S (7, 8) OBP: 0.303, SLG: 0.344			B C X 1-1 F7 ①		S B C F B B B 4-2 1B 10 2B BB	C B F B X 2-2 G6-3 ②		C S X 0-2 S 1B		1 0 0 0 1 0 1	0 0 1 0 0 0 0	0 0 0 0 0 0 0	0 0 0 0 0 0 0	0 0 1 0 0 0 0	0 0 0 0 0 0 0	0 0 0 0 0 0 0

Inning Stats	1	2	3	4	5	6	7	8	9
	R: 0 E: 0 K: 0 S: 9	H: 0 LOB: 0 BB: 0 P: 11	R: 0 E: 0 K: 0 S: 13	H: 2 LOB: 2 BB: 0 P: 24	R: 0 E: 0 K: 0 S: 12	H: 1 LOB: 1 BB: 0 P: 19	R: 2 E: 0 K: 0 S: 11	H: 1 LOB: 0 BB: 1 P: 22	R: 5 E: 0 K: 2 S: 23	H: 5 LOB: 0 BB: 1 P: 34	R: 0 E: 0 K: 1 S: 10	H: 0 LOB: 0 BB: 0 P: 14	R: 0 E: 0 K: 2 S: 15	H: 0 LOB: 2 BB: 2 P: 29	R: 0 E: 0 K: 0 S: 9	H: 1 LOB: 1 BB: 0 P: 11	R: 2 E: 0 K: 0 S: 9	H: 2 LOB: 1 BB: 2 P: 20

	AB	37
	R	9
	H	12
	RBI	9
	BB	6
	SO	5
	LOB	16

1B: 7	SF: 0	WP: 0	PA: 43
2B: 3	SAC: 0	PB: 0	
3B: 1	DP: 1	SB: 1	
HR: 1	HBP: 0	CS: 0	

PITCHER		IP	WLS	BF	H	R	ER	SO	BB	IBB	HBP	BLK	WP	HR	S	P	ERA	WHIP
Philip Humber, R ERA: 7.71	(1, 1)	4.0		20	6	5	5	0	2	0	0	0	0	1	52	91	11.25	2.000
Joe Smith, R ERA: 3.56	(5, 1)	0.0	L	2	2	0	0	0	0	0	0	0	0	0	8	10	∞	∞
25 Pedro Feliciano, L ERA: 3.16	(5, 1)	1.0	B	3	1	2	2	2	0	0	0	0	0	0	8	9	18.00	1.000
Scott Schoeneweis, L ERA: 5.02	(6, 1)	1.0		3	0	0	0	1	0	0	0	0	0	0	10	14	0.00	0.000
26 Orlando Hernandez, R ERA: 3.72	(7, 1)	1.0		5	0	0	0	2	2	0	0	0	0	0	15	29	0.00	2.000

PITCHER		IP	WLS	BF	H	R	ER	SO	BB	IBB	HBP	BLK	WP	HR	S	P	ERA	WHIP
Aaron Heilman, R ERA: 3.18	(8, 1)	1.0		4	1	0	0	0	0	0	0	0	0	0	9	11	0.00	1.000
13 Billy Wagner, L ERA: 2.67	(9, 1)	1.0		6	2	2	2	0	1	1	0	0	0	0	9	20	18.00	3.000

BOTTOM

Washington Nationals @ New York Mets

Shea Stadium, Flushing, NY

Wed Sep 26 2007, 7:10 PM EDT

Att. 51,940 - Clear - 78 F

livebaseballscorecards.com

Batter	1	2	3	4	5	6	7	8	9	AB	R	H	RBI	BB	SO	LOB
7 José Reyes, S (1, 6) OBP: 0.360, SLG: 0.429	G6-3	1 1B BB		F7		G4-3		G3		4	0	0	0	1	0	0
1 Luis Castillo, S (1, 4) OBP: 0.358, SLG: 0.348	K	1-3 2-H 1B		K		5 G6-4-3 1B			K	5	0	2	1	0	3	0
5 David Wright, R (1, 5) OBP: 0.414, SLG: 0.548	15 HR 1B	P2		15 BB 18 1B BB		G6-4-3 1-2f			G5-3	4	2	1	0	1	0	3
15 Carlos Beltrán, S (1, 8) OBP: 0.357, SLG: 0.530	1-H HR	HR		21 WP 18 1B 1-2 BB			K		P5	4	2	2	3	1	1	0
18 Moises Alou, R (1, 7) OBP: 0.397, SLG: 0.538	HR	F8		21 WP 1-2 2-H 1B			L8			4	1	2	2	0	0	0
21 Carlos Delgado, L (1, 3) OBP: 0.328, SLG: 0.448	F8	1B HBP		K 1-2 2-3			1B			3	0	1	0	0	1	2
Paul Lo Duca, R (1, 2) OBP: 0.314, SLG: 0.384		G5-3	1-2 1B		P6		F8			4	0	1	0	0	0	1
Carlos Gómez, R (1, 9) OBP: 0.290, SLG: 0.306 9 Marlon Anderson, L (8, PH) OBP: 0.340, SLG: 0.468 Endy Chavez, L (9, 9) OBP: 0.325, SLG: 0.380		1 1B SH3-4 1B	F8		G6-3			P5		3 1 0	1 0 0	1 0 0	0 0 0	0 0 0	0 0 0	2 0 0
Philip Humber, R (1, 1) Joe Smith, R (6, 1) 25 Pedro Feliciano, L (6, 1) Ruben Gotay, S (8, PH) OBP: 0.357, SLG: 0.429 Scott Schoeneweis, L (8, 1) 26 Orlando Hernandez, R (7, 1) OBP: 0.167, SLG: 0.208 Aaron Heilman, R (8, 1) Shawn Green, L (8, PH) OBP: 0.400, SLG: 0.421 13 Billy Wagner, L (9, 1)	SH3-4	G3		F9			G5-3			1 0 0 1 0 0 0 0 0 1 0	0 0 0 0 0 0 0 0 0 0 0	0 0 0 0 0 0 0 0 0 0 0	0 0 0 0 0 0 0 0 0 0 0	0 0 0 0 0 0 0 0 0 0 0	0 0 0 0 0 0 0 0 0 0 0	2 0 0 0 0 0 0 0 0 0 0
Inning Stats	R: 3 H: 3 E: 0 LOB: 0 K: 1 BB: 0 S: 16 P: 22	R: 1 H: 2 E: 0 LOB: 2 K: 0 BB: 1 S: 15 P: 27	R: 1 H: 2 E: 0 LOB: 2 K: 0 BB: 0 S: 13 P: 22	R: 1 H: 1 E: 0 LOB: 2 K: 2 BB: 2 S: 11 P: 23	R: 0 H: 0 E: 0 LOB: 0 K: 0 BB: 0 S: 5 P: 9	R: 0 H: 1 E: 0 LOB: 0 K: 0 BB: 0 S: 9 P: 13	R: 0 H: 1 E: 0 LOB: 1 K: 1 BB: 0 S: 11 P: 15	R: 0 H: 0 E: 0 LOB: 0 K: 1 BB: 0 S: 5 P: 6	R: 0 H: 0 E: 0 LOB: 0 K: 1 BB: 0 S: 10 P: 11	1B: 7 SF: 0 2B: 0 SAC: 1 3B: 0 DP: 1 HR: 3 HBP: 1						

AB	35
R	6
H	10
RBI	6
BB	3
SO	5
LOB	10

WP: 1 PA: 40
PB: 0
SB: 0
CS: 0

PITCHER		IP	WLS	BF	H	R	ER	SO	BB	IBB	HBP	BLK	WP	HR	S	P	ERA	WHIP
Mike Bacsik, L ERA: 5.05	(1, 1)	2.1		16	7	5	5	1	1	0	1	0	0	3	38	60	19.29	3.429
38 Joel Hanrahan, R ERA: 6.0	(3, 1)	1.2	W	8	1	1	1	2	2	0	0	0	1	0	17	34	5.40	1.800
49 Chris Schroder, R ERA: 3.22	(5, 1)	1.0	H	3	0	0	0	0	0	0	0	0	0	0	5	9	0.00	0.000
Jonathan Albaladejo, R ERA: 2.19	(6, 1)	1.0	H	3	1	0	0	0	0	0	0	0	0	0	9	13	0.00	1.000
52 Saul Rivera, R ERA: 3.55	(7, 1)	1.0	H	4	1	0	0	1	0	0	0	0	0	0	11	15	0.00	1.000
Jon Rauch, R ERA: 3.57	(8, 1)	1.0	H	3	0	0	0	0	0	0	0	0	0	0	5	6	0.00	0.000
Luis Ayala, R ERA: 3.24	(9, 1)	1.0	S	3	0	0	0	1	0	0	0	0	0	0	10	11	0.00	0.000

Batter	1	2	3	4	5	6	7	8	9	AB	R	H	RBI	BB	SO	LOB
David Eckstein, R (1, 6) OBP: 0.356, SLG: 0.382	C X 0-1 5 E 55 1B 1B		B F X 1-1 ① G6-3		B C X 1-1 ① F8		C X 0-2 2B		B C C F S 1-3 ③ K	5	1	2	0	0	1	0
24 Rick Ankiel, L (1, 8) OBP: 0.324, SLG: 0.528	B B X 2-0 ① P4		S S B X 1-2 5 2B 1B		S C X 0-2 ② L7		B D B B 4-0 BB			3	1	1	0	1	0	1
5 Albert Pujols, R (1, 3) OBP: 0.429, SLG: 0.570	C B F B X 2-2 FC4 55 1B 1-2		B F X 1-1 47 1B 1-H 2B		B B C F F X 2-2 2B		C X 0-1 ③ F7			4	1	2	1	0	0	3
47 Ryan Ludwick, R (1, 9) OBP: 0.341, SLG: 0.490	F B B S S 2-3 ② K		S B C 2 X SAFE 1-2 55 S 2-H 1B		F F S 0-3 ③ K			S B S B F B B 4-2 FC5-4-3 55 G4-3 BB		3	0	1	1	1	2	3
55 Skip Schumaker, L (1, 7) OBP: 0.344, SLG: 0.435	B F S X 1-2 1-2 2-H 1B		F D S B S 2-3 ② K 1-2			C B F S 1-3 ① K		1 SAFE F B X 1-1 ① G4-3 1-2		4	0	1	1	0	2	2
Miguel Cairo, R (1, 5) OBP: 0.304, SLG: 0.329	B B F F S 2-3 ③ K		B X 1-0 ③ F9			B F C B X 2-2 ② F7		B F X 1-1 ② FC5-4-5 2-3		4	0	0	0	0	1	4
Kelly Stinnett, R (1, 2) OBP: 0.217, SLG: 0.244		B C X 1-1 ① G5-3		B B B C X 3-1 ① F7		B S S X 1-2 ③ F7		S B B F 1 F S SAFE 2-3 ③ K		4	0	0	0	0	1	1
35 Joel Pineiro, R (1, 1) OBP: 0.150, SLG: 0.056 So Taguchi, R (9, PH) OBP: 0.349, SLG: 0.366 44 Jason Isringhausen, R (9, 1)		C C C 0-3 ② K		F S C 0-3 ② K			S S S 0-3 ① K		C B F X 1-2 ① F7	3 1 0	0 0 0	0 0 0	0 0 0	0 0 0	3 0 0	0 0 0
Aaron Miles, S (1, 4) OBP: 0.330, SLG: 0.354		X 0-0 ③ F7		C B X 1-1 ③ L8			L X 0-1 ② G4-3		X 0-0 ② L7	4	0	0	0	0	0	0
Inning Stats	R: 1 H: 2 E: 1 LOB: 2 K: 2 BB: 0 S: 15 P: 24	R: 0 H: 0 E: 0 LOB: 0 K: 1 BB: 0 S: 6 P: 7	R: 2 H: 3 E: 0 LOB: 1 K: 1 BB: 0 S: 14 P: 21	R: 0 H: 0 E: 0 LOB: 0 K: 1 BB: 0 S: 7 P: 11	R: 0 H: 1 E: 0 LOB: 1 K: 1 BB: 0 S: 12 P: 15	R: 0 H: 0 E: 0 LOB: 0 K: 1 BB: 0 S: 9 P: 13	R: 0 H: 1 E: 0 LOB: 2 K: 1 BB: 1 S: 10 P: 14	R: 0 H: 0 E: 0 LOB: 1 K: 1 BB: 1 S: 11 P: 19	R: 0 H: 0 E: 0 LOB: 0 K: 1 BB: 0 S: 8 P: 10	1B: 4 SF: 0 2B: 3 SAC: 0 3B: 0 DP: 0 HR: 0 HBP: 0						WP: 0 PA: 37 PB: 0 SB: 1 CS: 0	

PITCHER		IP	WLS	BF	H	R	ER	SO	BB	IBB	HBP	BLK	WP	HR	S	P	ERA	WHIP
45 Pedro Martinez, R ERA: 2.57	(1, 1)	7.0	L	30	7	3	2	8	1	0	0	0	0	0	73	105	2.57	1.143
Aaron Heilman, R ERA: 3.14	(8, 1)	1.0		4	0	0	0	1	1	0	0	0	0	0	11	19	0.00	1.000
25 Pedro Feliciano, L ERA: 3.11	(9, 1)	1.0		3	0	0	0	1	0	0	0	0	0	0	8	10	0.00	0.000

PITCHER	IP	WLS	BF	H	R	ER	SO	BB	IBB	HBP	BLK	WP	HR	S	P	ERA	WHIP

TOP

St. Louis Cardinals @ New York Mets

Shea Stadium, Flushing, NY

Thu Sep 27 2007, 7:10 PM EDT

Att. 48,900 - Overcast - 76 F

livebaseballscorecards.com

AB	35
R	3
H	7
RBI	3
BB	2
SO	10
LOB	14

Batter	1	2	3	4	5	6	7	8	9	AB	R	H	RBI	BB	SO	LOB
7 José Reyes, S (1, 6) OBP: 0.358, SLG: 0.426	C F B S 1-3 ① K		X 0-0 ③ G3			C S C 0-3 ① K			C F X 0-2 ① G4-3	4	0	0	0	0	2	0
1 Luis Castillo, S (1, 4) OBP: 0.355, SLG: 0.346	B X 1-0 ② G6-3			B B C C X 2-2 ① G1-3		C B X 1-1 ② G6-3			C B X 1-1 ② G4-3	4	0	0	0	0	0	0
5 David Wright, R (1, 5) OBP: 0.415, SLG: 0.548	C X 0-1 2B			C B B B B 4-1 18 FC5-4 BB		B C S B X 2-2 ③ G4-3			B C B X 2-1 ③ F9	3	0	1	0	1	0	0
15 Carlos Beltrán, S (1, 8) OBP: 0.355, SLG: 0.527	B X 1-0 ③ G4-3			C S F F S 0-3 ② K			F B S F B X 2-2 ① G1			3	0	0	0	0	1	2
18 Moises Alou, R (1, 7) OBP: 0.394, SLG: 0.533		B X 1-0 ① G1-3		X 0-0 ③ FC5-4 1-2f			B X 1-0 ② F9			3	0	0	0	0	0	1
21 Carlos Delgado, L (1, 3) OBP: 0.328, SLG: 0.447		B F X 1-1 ② F7			B X 1-0 G5-4-3 1B		C B B S B S 3-3 ③ K			3	0	1	0	0	1	0
Paul Lo Duca, R (1, 2) OBP: 0.313, SLG: 0.381		B C B X 2-1 ③ F9			X 0-0 ① ② G5-4-3 1-2f			B C F B X 2-2 ① G5-3		3	0	0	0	0	0	1
Shawn Green, L (1, 9) OBP: 0.351, SLG: 0.430			C B X 1-1 ① G6-3		C B B B S X 3-2 1B			X 0-0 ② G6-3		3	0	1	0	0	0	0
45 Pedro Martinez, R (1, 1) OBP: 0.111, SLG: 0.222			B C F C 1-3 ② K		B F S F X 1-2 ③ G6-3			B C B C S 2-3 ③ K		2	0	0	0	0	1	1
Aaron Heilman, R (8, 1)										0	0	0	0	0	0	0
Ruben Gotay, S (8, PH) OBP: 0.351, SLG: 0.422										1	0	0	0	0	1	0
25 Pedro Feliciano, L (9, 1)										0	0	0	0	0	0	0
Inning Stats	R: 0 E: 0 K: 1 S: 7 H: 1 LOB: 1 BB: 0 P: 10	R: 0 E: 0 K: 0 S: 5 H: 0 LOB: 0 BB: 0 P: 9	R: 0 E: 0 K: 1 S: 6 H: 0 LOB: 0 BB: 0 P: 8	R: 0 E: 0 K: 1 S: 10 H: 0 LOB: 1 BB: 1 P: 16	R: 0 E: 0 K: 0 S: 9 H: 2 LOB: 1 BB: 0 P: 14	R: 0 E: 0 K: 1 S: 8 H: 0 LOB: 0 BB: 0 P: 11	R: 0 E: 0 K: 1 S: 8 H: 0 LOB: 0 BB: 0 P: 14	R: 0 E: 0 K: 1 S: 7 H: 0 LOB: 0 BB: 0 P: 11	R: 0 E: 0 K: 0 S: 7 H: 0 LOB: 0 BB: 0 P: 10	1B: 2 2B: 1 3B: 0 HR: 0	SF: 0 SAC: 0 DP: 1 HBP: 0					

PITCHER	IP	WLS	BF	H	R	ER	SO	BB	IBB	HBP	BLK	WP	HR	S	P	ERA	WHIP
35 Joel Pineiro, R (1, 1) ERA: 4.33	8.0	W	27	3	0	0	6	1	0	0	0	0	0	60	93	0.00	0.500
44 Jason Isringhausen, R (9, 1) ERA: 2.39	1.0	S	3	0	0	0	0	0	0	0	0	0	0	7	10	0.00	0.000

PITCHER	IP	WLS	BF	H	R	ER	SO	BB	IBB	HBP	BLK	WP	HR	S	P	ERA	WHIP

BOTTOM

St. Louis Cardinals @ New York Mets

Shea Stadium, Flushing, NY

Thu Sep 27 2007, 7:10 PM EDT
Att. 48,900 - Overcast - 76 F

livebaseballscorecards.com

AB	29
R	0
H	3
RBI	0
BB	1
SO	6
LOB	5

PA: 30
WP: 0
PB: 0
SB: 0
CS: 0

Florida Marlins @ New York Mets

Shea Stadium, Flushing, NY

Fri Sep 28 2007, 7:10 PM EDT

Att. 55,302 - Cloudy - 69 F

TOP

livebaseballscorecards.com

Batter	1	2	3	4	5	6	7	8	9	AB	R	H	RBI	BB	SO	LOB
2 Hanley Ramirez, R (1, 6) OBP: 0.388, SLG: 0.567	F8		27 FC5-2 12 HBP 2B	6 1B 1B		12 BB 2B	K			5	2	3	0	0	1	1
6 Dan Uggla, R (1, 4) OBP: 0.325, SLG: 0.481	27 HR BB		12 HBP 27 FC5-2 HBP HBP	1B 1B		P5		K		3	3	1	0	1	1	1
27 Jeremy Hermida, L (1, 9) OBP: 0.368, SLG: 0.501	1-H HR		FC5-2 HBP 12 HBP	1B BB		L6		K		4	1	1	2	1	1	4
Miguel Cabrera, R (1, 5) OBP: 0.402, SLG: 0.569	F8		K	1B		12 BB IBB		G6-3		4	0	1	2	1	1	3
12 Cody Ross, R (1, 7) OBP: 0.411, SLG: 0.655	F9		HBP HBP	G5-3		1-2 2-3 BB			F8	3	0	0	1	1	0	2
Mike Jacobs, L (1, 3) OBP: 0.320, SLG: 0.463 Jason Wood, R (9, PH) (9, 3)	K		1-2 2-3 3-H HBP		F9	G4-3			P5	3 1	0 0	0 0	1 0	0 0	1 0	3 0
20 Matt Treanor, R (1, 2) OBP: 0.356, SLG: 0.399	P4	K			HR		G3		F8	5	1	1	1	0	1	3
25 Brett Carroll, R (1, 8) OBP: 0.240, SLG: 0.213	G4-3			F9	K		G5-3			4	0	0	0	0	1	0
Byung-Hyun Kim, R (1, 1) OBP: 0.114, SLG: 0.091 57 Taylor Tankersley, L (6, 1) 7 Alejandro De Aza, L (7, PH) OBP: 0.260, SLG: 0.307 22 Matt Lindstrom, R (7, 1) 48 Lee Gardner, R (8, 1) Kevin Gregg, R (9, 1)			2 2B 27 FC5-2 1B	K	K		2 S 1B			3 0 0 1 0 0 0	0 0 0 0 0 0 0	1 0 1 0 0 0 0	0 0 0 0 0 0 0	0 0 0 0 0 0 0	2 0 0 0 0 0 0	0 0 0 0 0 0 0
Inning Stats	R: 2 E: 0 K: 0 S: 9 H: 1 LOB: 0 BB: 1 P: 17	R: 0 E: 0 K: 1 S: 8 H: 0 LOB: 0 BB: 0 P: 8	R: 2 E: 0 K: 2 S: 17 H: 2 LOB: 3 BB: 0 P: 26	R: 2 E: 0 K: 1 S: 15 H: 3 LOB: 2 BB: 1 P: 29	R: 1 E: 0 K: 2 S: 13 H: 1 LOB: 0 BB: 0 P: 17	R: 0 E: 0 K: 0 S: 11 H: 1 LOB: 3 BB: 2 P: 24	R: 0 E: 0 K: 1 S: 10 H: 1 LOB: 1 BB: 0 P: 15	R: 0 E: 0 K: 2 S: 8 H: 0 LOB: 0 BB: 0 P: 11	R: 0 E: 0 K: 0 S: 7 H: 0 LOB: 0 BB: 0 P: 12	1B: 5 2B: 2 3B: 0 HR: 2	SF: 0 SAC: 0 DP: 0 HBP: 3					

AB	36
R	7
H	9
RBI	7
BB	4
SO	9
LOB	17

		WP: 0	PB: 0	SB: 1	CS: 0	PA: 43

PITCHER		IP	WLS	BF	H	R	ER	SO	BB	IBB	HBP	BLK	WP	HR	S	P	ERA	WHIP
Oliver Pérez, L ERA: 3.56	(1, 1)	3.2	L	22	6	6	6	4	2	0	3	0	0	1	48	78	14.73	2.182
Jorge Sosa, R ERA: 4.54	(4, 1)	0.1		1	0	0	0	0	0	0	0	0	0	0	1	2	0.00	0.000
26 Orlando Hernandez, R ERA: 3.74	(5, 1)	1.2		9	2	1	1	2	1	1	0	0	0	1	22	39	5.40	1.800
Scott Schoeneweis, L ERA: 4.99	(6, 1)	0.1		1	0	0	0	0	0	0	0	0	0	0	2	2	0.00	0.000
Aaron Heilman, R ERA: 3.07	(7, 1)	2.0		7	1	0	0	3	0	0	0	0	0	0	18	26	0.00	0.500

PITCHER		IP	WLS	BF	H	R	ER	SO	BB	IBB	HBP	BLK	WP	HR	S	P	ERA	WHIP
13 Billy Wagner, L ERA: 2.63	(9, 1)	1.0		3	0	0	0	0	0	0	0	0	0	0	7	12	0.00	0.000

BOTTOM

Florida Marlins @ New York Mets

Shea Stadium, Flushing, NY

Fri Sep 28 2007, 7:10 PM EDT

Att. 55,302 - Cloudy - 69 F

livebaseballscorecards.com

Batter	1	2	3	4	5	6	7	8	9	AB	R	H	RBI	BB	SO	LOB
7 José Reyes, S (1, 6) OBP: 0.357, SLG: 0.425	B B C B C C 3-3 K ① S B X 1-1 F9 ③			B B C B X 3-1 G6-3 ③			C F F B F S 1-3 K ① B B B C C F X 3-2 1 FC6-4 1B			5	0	1	0	0	2	2
1 Luis Castillo, S (1, 4) OBP: 0.358, SLG: 0.352	C C X 0-2 F7 ②		B C X 1-1 5 S 15 HR 1B		B B C L B F X 3-2 5 G6-3 3B		B B C B C X 3-2 5 1B 1B		L B X 1-1 FC6-4 5 G1-3 ① 1-2f	5	2	3	0	0	0	1
5 David Wright, R (1, 5) OBP: 0.415, SLG: 0.547	B B X 2-0 1B		B C 1 SAFE B B F C 3-3 K ① 1-2		X 0-0 G6-3 ① 3-H		X 0-0 ① 1-3 1B		C F B D X 2-2 G1-3 ② 1-2	5	0	2	1	0	1	2
15 Carlos Beltrán, S (1, 8) OBP: 0.354, SLG: 0.529	X 0-0 G6-3 ③		X 0-0 2-H HR		B C F B X 2-2 F7 ②		S F S 0-3 K ②		D C F X 1-2 P4 ③	5	1	1	2	0	1	4
18 Moises Alou, R (1, 7) OBP: 0.389, SLG: 0.526		B B X 2-0 F9 ① F B B X 2-1 F9 ②			F F B B F B X 3-2 G5-3 ③		B F B F 1 SAFE F S 2-3 K ③			4	0	0	0	0	1	2
21 Carlos Delgado, L (1, 3) OBP: 0.331, SLG: 0.448		B B S H 3-1 1B 1B E HBP C C F X 0-2 1B				B B X 2-0 G6-3 ①		B C F X 1-2 1B		3	1	2	0	0	0	0
Paul Lo Duca, R (1, 2) OBP: 0.312, SLG: 0.378 11 Ramon Castro, R (9, 2) OBP: 0.338, SLG: 0.556	C F X 0-2 F9 ② C 1 SAFE F B X 1-2 L7 ③					B B B B 4-0 WP BB		B B C F X 2-2 F8 ①		3 0 0 0 1 0 3 0 0 0 0 0 0 0						
Shawn Green, L (1, 9) OBP: 0.352, SLG: 0.430	C C X 0-2 E 1-2 1B			C X 0-1 G6-3 1B		B C S D B X 3-2 G1-3 ② 1-2		B B X 2-0 F7 ②		4	0	2	0	0	0	2
Oliver Pérez, L (1, 1) OBP: 0.167, SLG: 0.167 Jorge Sosa, R (4, 1) OBP: 0.000, SLG: 0.000 David Newhan (4, PH) OBP: 0.250, SLG: 0.214 26 Orlando Hernandez, R (5, 1) OBP: 0.167, SLG: 0.238 Scott Schoeneweis, L (6, 1) Jeff Conine, R (6, PH) OBP: 0.000, SLG: 0.000 Aaron Heilman, R (7, 1) Ruben Gotay, S (8, PH) OBP: 0.000, SLG: 0.429 13 Billy Wagner, L (9, 1)	X 0-0 E7 1-2 2-H 1B			L X 0-1 ① 1-2f G6-3 ②		C B B C 2-1 F7 ③		B C C C X 1-2 P5 ③		1 0 1 0 0 0 0 0 0 0 0 0 0 0 1 0 0 0 0 0 1 0 0 0 0 0 0 0 0 0 0 0 0 0 0 1 0 0 0 0 0 1 0 0 0 0 0 0 0 1 0 0 0 0 0 1 0 0 0 0 0 0 0						
Inning Stats	R: 0 H: 1 E: 0 LOB: 1 K: 1 BB: 0 S: 8 P: 13	R: 1 H: 2 E: 1 LOB: 2 K: 0 BB: 0 S: 11 P: 17	R: 2 H: 3 E: 0 LOB: 1 K: 1 BB: 0 S: 15 P: 22	R: 0 H: 1 E: 0 LOB: 0 K: 0 BB: 0 S: 6 P: 9	R: 1 H: 1 E: 0 LOB: 0 K: 0 BB: 0 S: 12 P: 20	R: 0 H: 0 E: 0 LOB: 1 K: 0 BB: 1 S: 6 P: 17	R: 0 H: 2 E: 0 LOB: 2 K: 3 BB: 0 S: 16 P: 22	R: 0 H: 1 E: 0 LOB: 1 K: 0 BB: 0 S: 10 P: 16	R: 0 H: 1 E: 0 LOB: 1 K: 0 BB: 0 S: 12 P: 19	1B: 10 SF: 0 2B: 0 SAC: 0 3B: 1 DP: 1 HR: 1 HBP: 1						

AB	38
R	4
H	12
RBI	3
BB	1
SO	5
LOB	19

WP: 1 PA: 40
PB: 0
SB: 1
CS: 0

PITCHER		IP	WLS	BF	H	R	ER	SO	BB	IBB	HBP	BLK	WP	HR	S	P	ERA	WHIP
Byung-Hyun Kim, R ERA: 6.08	(1, 1)	5.0	W	23	8	4	3	2	0	0	1	0	0	1	52	81	5.40	1.600
57 Taylor Tankersley, L ERA: 3.99	(6, 1)	1.0	H	4	0	0	0	0	1	0	0	0	1	0	6	17	0.00	1.000
22 Matt Lindstrom, R ERA: 3.14	(7, 1)	1.0	H	5	2	0	0	3	0	0	0	0	0	0	16	22	0.00	2.000
48 Lee Gardner, R ERA: 1.94	(8, 1)	1.0	H	4	1	0	0	0	0	0	0	0	0	0	10	16	0.00	1.000
Kevin Gregg, R ERA: 3.58	(9, 1)	1.0	S	4	1	0	0	0	0	0	0	0	0	0	12	19	0.00	1.000

PITCHER	IP	WLS	BF	H	R	ER	SO	BB	IBB	HBP	BLK	WP	HR	S	P	ERA	WHIP

Batter	1	2	3	4	5	6	7	8	9	AB	R	H	RBI	BB	SO	LOB
2 Hanley Ramirez, R (1, 6) OBP: 0.387, SLG: 0.565	C X 0-1 ① P6			B C F F S 1-3 ① K			B B X 2-0 ① G5-6-3		B B F F X 2-2 ② F8	2	0	0	0	0	1	0
11 Robert Andino, R (4, 6) OBP: 0.385, SLG: 0.462										2	0	0	0	0	0	0
6 Dan Uggla, R (1, 4) OBP: 0.327, SLG: 0.480	B C B B B 4-1 27 CS BB			S C B B S 2-3 ② K			B F B C B B 4-2 BB		B S S S S 1-3 ③ K	1	0	0	0	2	1	0
50 Marcos Carvajal, R (7, 1)										0	0	0	0	0	0	0
Reggie Abercrombie, R (9, PH) OBP: 0.238, SLG: 0.316										1	0	0	0	0	1	0
27 Jeremy Hermida, L (1, 9) OBP: 0.366, SLG: 0.498	B T C B C B S SAFE 3-3 ② ③ K 1-2			B X 1-0 ③ F7			B B B C F S 3-3 ② K			3	0	0	0	0	2	2
Miguel Cabrera, R (1, 5) OBP: 0.401, SLG: 0.567		X 0-0 ① F8			F F X 0-2 ① P2		X 0-0 ③ P5			2	0	0	0	0	0	0
4 Alfredo Amezaga, S (6, 5) OBP: 0.325, SLG: 0.358										1	0	0	0	0	0	1
(7, 4)																
Mike Jacobs, L (1, 3) OBP: 0.318, SLG: 0.460		B B B C F S 3-3 ② K			B B B C S S 3-3 ② K			B B B C S S 3-3 ① K		3	0	0	0	0	3	0
Todd Linden, S (1, 7) OBP: 0.320, SLG: 0.317		B B C C C B C 3-3 ③ K			B C C C F B C 2-3 ③ K			C B X 1-1 ② L7		2	0	0	0	0	2	0
Mauro Zarate, R (5, 1)										0	0	0	0	0	0	0
Jason Wood, R (7, 5) OBP: 0.288, SLG: 0.371										1	0	0	0	0	0	0
Miguel Olivo, R (1, 2) OBP: 0.262, SLG: 0.405			C B C S 1-3 ① K			B C C T 1-2 ① K		S B C X 1-2 1B		1	0	0	0	0	1	0
Paul Hoover, R (5, 2) OBP: 0.375, SLG: 0.375										2	0	1	0	0	1	0
7 Alejandro De Aza, L (1, 8) OBP: 0.255, SLG: 0.300			B B C B C F S 3-3 ② K			B S S T F S 1-3 ② K		C X 0-1 ③ F8		3	0	0	0	0	2	1
Chris Seddon, L (1, 1)			C F B B C 2-3 ③ K			C C B B F F B X 3-2 ③ L7			F B S X 1-2 ① F8	0	0	0	0	0	0	0
29 Ross Wolf, R (2, 1)										1	0	0	0	0	1	0
Harvey Garcia, R (3, 1)										0	0	0	0	0	0	0
25 Brett Carroll, R (5, 7) OBP: 0.231, SLG: 0.204										2	0	0	0	0	0	0
Inning Stats	R: 0 E: 0 K: 1 S: 6 H: 0 LOB: 1 BB: 1 P: 13	R: 0 E: 0 K: 2 S: 7 H: 0 LOB: 0 BB: 0 P: 13	R: 0 E: 0 K: 3 S: 10 H: 0 LOB: 0 BB: 0 P: 16	R: 0 E: 0 K: 2 S: 8 H: 0 LOB: 0 BB: 0 P: 12	R: 0 E: 0 K: 2 S: 10 H: 0 LOB: 0 BB: 0 P: 15	R: 0 E: 0 K: 2 S: 12 H: 0 LOB: 0 BB: 0 P: 17	R: 0 E: 0 K: 1 S: 7 H: 0 LOB: 1 BB: 1 P: 16	R: 0 E: 0 K: 1 S: 10 H: 1 LOB: 1 BB: 0 P: 15	R: 0 E: 0 K: 1 S: 9 H: 0 LOB: 0 BB: 0 P: 13	1B: 1 2B: 1 3B: 0 HR: 0	SF: 0 SAC: 0 DP: 1 HBP: 0			WP: 0 PB: 0 SB: 0 CS: 1	PA: 29		

PITCHER		IP	WLS	BF	H	R	ER	SO	BB	IBB	HBP	BLK	WP	HR	S	P	ERA	WHIP
33 John Maine, R ERA: 3.91	(1, 1)	7.2	W	25	1	0	0	14	2	0	0	0	0	0	68	115	0.00	0.391
36 Willie Collazo, L ERA: 6.35	(8, 1)	0.1		1	0	0	0	0	0	0	0	0	0	0	2	2	0.00	0.000
32 Carlos Muniz, R ERA: 7.71	(9, 1)	1.0		3	0	0	0	1	0	0	0	0	0	0	9	13	0.00	0.000

PITCHER	IP	WLS	BF	H	R	ER	SO	BB	IBB	HBP	BLK	WP	HR	S	P	ERA	WHIP

Florida Marlins @ New York Mets

Shea Stadium, Flushing, NY

Sat Sep 29 2007, 1:10 PM EDT

Att. 54,661 - Sunny - 73 F

TOP

livebaseballscorecards.com

AB	27
R	0
H	1
RBI	0
BB	2
SO	15
LOB	4

BOTTOM

Florida Marlins @ New York Mets

Shea Stadium, Flushing, NY

Sat Sep 29 2007, 1:10 PM EDT
Att. 54,661 - Sunny - 73 F

livebaseballscorecards.com

Batter	1	2	3	4	5	6	7	8	9	AB	R	H	RBI	BB	SO	LOB
7 José Reyes, S (1, 6) OBP: 0.356, SLG: 0.425 4 Anderson Hernandez, S (8, PH) OBP: 0.333, SLG: 0.333 (9, 6)	F9	G4-3 2-3	G2-3 1-2		1 WP 5 1B 2B	P6		F7		5 1	1 0	1 0	0 0	0 0	0 0	3 1
1 Luis Castillo, S (1, 4) OBP: 0.361, SLG: 0.358 Ruben Gotay, S (8, PH) OBP: 0.353, SLG: 0.423 (9, 4)	5 18 1B 2B	5 BB 15 1B 3-H 1B	2-H 2B		4-0 5 1B 2-3 BB		G4-3 1-2 1B	1B 1-2 1B		4 1	2 0	3 1	2 0	1 0	0 0	0 0
5 David Wright, R (1, 5) OBP: 0.417, SLG: 0.548 David Newhan, L (8, PH) OBP: 0.289, SLG: 0.284 (9, 5)	18 1B 21 1B 2-3 1B	15 1B 18 1B 1-2 BB	G6-3		1-2 3-H 1B		E 21 1B 1B	1-3 2-H 1B		4 1	3 0	3 1	1 1	1 0	0 0	1 0
15 Carlos Beltrán, S (1, 8) OBP: 0.352, SLG: 0.525 32 Carlos Muniz, R (9, 1)	L5	18 1B 1-3 2-H 1B	F8		K		K	G3-1		6 0	0 0	1 0	1 0	0 0	2 0	8 0
18 Moises Alou, R (1, 7) OBP: 0.390, SLG: 0.526 Carlos Gómez, R (7, PH) OBP: 0.288, SLG: 0.304 (8, 7) (9, 8)	21 1B 1-3 3-H 1B	1-3 3-H 1B		K	F7		E1 21 1B 1-2			4 1	0 0	2 0	2 0	0 0	1 0	2 1
21 Carlos Delgado, L (1, 3) OBP: 0.332, SLG: 0.448 Shawn Green, L (8, 3) OBP: 0.352, SLG: 0.430	1-2 3-H 1B	P5		F7	L5		11 FC6-4 1-3 2-H 1B			5 0	0 0	2 0	2 0	0 0	0 0	2 0
11 Ramon Castro, R (1, 2) OBP: 0.340, SLG: 0.571	P5		HR 1B	K	HR		FC6-4 1-2f			5	2	2	1	0	1	4
Lastings Milledge, R (1, 9) OBP: 0.338, SLG: 0.451		7 G4-3 33 SH2-4 1 1B 1B	1-H HR		HR	E1		F8		5	3	3	3	0	0	0
33 John Maine, R (1, 1) OBP: 0.194, SLG: 0.164 36 Willie Collazo, L (8, 1) 9 Marlon Anderson, L (8, PH) OBP: 0.346, SLG: 0.468 (9, 7)	1 SAFE	SH2-4 1-2	7 G2-3 1 2B BB		K	P3		1B 1B BB		2 0 0	1 0 1	0 0 0	0 0 0	1 0 1	1 0 0	1 0 0
Inning Stats	R: 2 E: 0 K: 0 S: 14 H: 4 LOB: 2 BB: 0 P: 20	R: 3 E: 0 K: 0 S: 16 H: 4 LOB: 2 BB: 1 P: 31	R: 3 E: 0 K: 0 S: 16 H: 3 LOB: 1 BB: 1 P: 26	R: 0 E: 0 K: 2 S: 10 H: 0 LOB: 0 BB: 0 P: 14	R: 2 E: 0 K: 2 S: 12 H: 3 LOB: 2 BB: 1 P: 22	R: 1 E: 1 K: 0 S: 11 H: 1 LOB: 1 BB: 0 P: 16	R: 1 E: 1 K: 1 S: 12 H: 2 LOB: 2 BB: 0 P: 15	R: 1 E: 0 K: 0 S: 13 H: 2 LOB: 2 BB: 1 P: 22		1B: 13 2B: 3 3B: 0 HR: 3 SF: 0 SAC: 1 DP: 0 HBP: 0						

AB	44
R	13
H	19
RBI	13
BB	4
SO	5
LOB	23

WP: 1 PA: 49
PB: 0
SB: 0
CS: 0

PITCHER		IP	WLS	BF	H	R	ER	SO	BB	IBB	HBP	BLK	WP	HR	S	P	ERA	WHIP
Chris Seddon, L ERA: 8.83	(1, 1)	1.2	L	13	7	5	5	0	1	0	0	0	0	0	25	42	27.00	4.800
29 Ross Wolf, R ERA: 11.68	(2, 1)	0.2		7	4	3	3	0	1	0	0	0	0	1	15	26	40.50	7.500
Harvey Garcia, R ERA: 4.38	(3, 1)	2.0		9	2	2	2	3	1	0	0	0	1	1	23	37	9.00	1.500
Mauro Zarate, R ERA: 10.8	(5, 1)	1.2		8	2	1	1	1	0	0	0	0	0	1	16	24	5.40	1.200
50 Marcos Carvajal, R ERA: 6.75	(7, 1)	2.0		12	4	2	1	1	1	0	0	0	0	0	25	37	4.50	2.500

PITCHER	IP	WLS	BF	H	R	ER	SO	BB	IBB	HBP	BLK	WP	HR	S	P	ERA	WHIP

Batter	1	2	3	4	5	6	7	8	9	AB	R	H	RBI	BB	SO	LOB
2 Hanley Ramirez, R (1, 6) OBP: 0.386, SLG: 0.562	6 FC4-6 BB K	P2	K	G6-3						4	0	0	0	1	2	6
6 Dan Uggla, R (1, 4) OBP: 0.326, SLG: 0.479	FC4-6 1B 2B	G5-3	K	G5-3						5	1	1	2	0	1	1
27 Jeremy Hermida, L (1, 9) OBP: 0.369, SLG: 0.501	12 E 1B G3	K	2B	1B						5	1	3	0	0	1	2
Miguel Cabrera, R (1, 5) OBP: 0.401, SLG: 0.565	12 E 1B K	L9	IBB	F9						4	1	1	1	1	1	1
12 Cody Ross, R (1, 7) OBP: 0.411, SLG: 0.653	E1 2B K	K	20 BB 7 2B 1B	K	G4-3					5	2	2	2	0	2	2
Mike Jacobs, L (1, 3) 37 Renyel Pinto, L (6, 1) 22 Matt Lindstrom, R (8, 1) 4 Alfredo Amezaga, S (9, PH) OBP: 0.324, SLG: 0.358 Kevin Gregg, R (9, 1)	7 1B 20 BB HBP 1B K	K	K	K	K	K			K	4 0 0 1 0	1 0 0 0 0	1 0 0 0 0	0 0 0 0 0	0 0 0 0 0	3 0 0 1 0	3 0 0 0 0
20 Matt Treanor, R (1, 2) OBP: 0.357, SLG: 0.392	HBP 7 1B 6 2B BB BB	F8	7 2B BB	P6					G5-3	3	1	0	0	2	0	0
7 Alejandro De Aza, L (1, 8) OBP: 0.261, SLG: 0.313	HBP 6 2B 1B HBP	L9	2B	K2-3						4	1	2	1	0	1	0
Dontrelle Willis, L (1, 1) OBP: 0.348, SLG: 0.508 19 Logan Kensing, R (3, 1) Todd Linden, S (5, PH) OBP: 0.319, SLG: 0.315 32 Justin Miller, R (5, 1) Jason Wood, R (6, 3) OBP: 0.286, SLG: 0.368	6 2B HBP 3B	K	G5-3							1 0 1 0 1	0 0 0 0 0	1 0 0 0 0	1 0 0 0 0	0 0 0 0 0	0 0 1 0 0	0 0 2 0 0

TOP

Florida Marlins @ New York Mets

Shea Stadium, Flushing, NY

Sun Sep 30 2007, 1:10 PM EDT

Att. 54,457 - Partly Cloudy - 71 F

livebaseballscorecards.com

AB	38
R	8
H	11
RBI	7
BB	4
SO	13
LOB	17

Inning Stats	1	2	3	4	5	6	7	8	9
	R: 7 E: 1 K: 1 S: 27	H: 6 LOB: 2 BB: 2 P: 52	R: 0 E: 0 K: 3 S: 10	H: 0 LOB: 0 BB: 0 P: 16	R: 0 E: 0 K: 0 S: 6	H: 1 LOB: 1 BB: 0 P: 9	R: 0 E: 0 K: 1 S: 6	H: 0 LOB: 0 BB: 0 P: 11	R: 1 E: 0 K: 3 S: 15	H: 2 LOB: 2 BB: 1 P: 27	R: 0 E: 0 K: 3 S: 14	H: 1 LOB: 2 BB: 1 P: 28	R: 0 E: 0 K: 1 S: 8	H: 0 LOB: 0 BB: 0 P: 11	R: 0 E: 0 K: 0 S: 8	H: 1 LOB: 1 BB: 0 P: 13	R: 0 E: 0 K: 1 S: 6	H: 0 LOB: 0 BB: 0 P: 9

| | | | | | | |

BOTTOM

Batter	1	2	3	4	5	6	7	8	9	AB	R	H	RBI	BB	SO	LOB
7 José Reyes, S (1, 6) OBP: 0.354, SLG: 0.421	C B B B C X 3-2 F9 ①	C B X 1-1 F8 ②		C B F X 1-2 P5 ①		B B C C F B X 3-2 P3 ③			C X 0-1 G4-3 ②	5	0	0	0	0	0	1
1 Luis Castillo, S (1, 4) OBP: 0.362, SLG: 0.359	B I B X 2-1 5 F9 18 WP 2B	C B B B B 4-1 1-2 BB		B X 1-0 B2-3 ②			B C X 1-1 G5-3 ①		C C B B S 2-3 K ③	4	1	1	0	1	1	0
5 David Wright, R (1, 5) OBP: 0.416, SLG: 0.546	B B X 2-0 F9 ② 2-3	B C F B S 2-3 K ③		B B X 2-0 1B			B X 1-0 F8 ②			4	0	1	0	0	1	3
15 Carlos Beltrán, S (1, 8) OBP: 0.353, SLG: 0.525	B B X 2-0 18 1B 18 WP 1B		C C B B X 2-2 L7 ①	X 0-0 L6 ③			X 0-0 1B			4	0	2	0	0	0	1
18 Moises Alou, R (1, 7) OBP: 0.392, SLG: 0.524	B X 1-0 21 HBP 1-3 3-H 1B		F B B B B F F B 4-2 BB BB BB		B B C F S 2-3 K ①		C X 0-1 F7 ③			3	0	1	0	1	1	1
21 Carlos Delgado, L (1, 3) OBP: 0.333, SLG: 0.448 Jeff Conine, R (2, 3)	B S H 2-1 1-2 HBP		B B B B 4-0 BB 1-2 BB		B C B F B F F F X 3-2 P3 ②			S S F B F B B X 3-2 F8 ①		0	0	0	0	0	0	0
OBP: 0.317, SLG: 0.383										2	0	0	0	1	0	0
11 Ramon Castro, R (1, 2) OBP: 0.331, SLG: 0.556	B B X 2-0 F7 ③		C F B S 1-3 K ②		C B S B B S 3-3 K ③			C F F B B X 2-2 P4 ②		4	0	0	0	0	2	5
Lastings Milledge, R (1, 9) OBP: 0.341, SLG: 0.446		B B C F F F B B 4-2 1 BB BB	B B D B 4-0 1-2 2-3 BB			C C B B X 2-2 G6-3 ①		C S B B F D X 3-2 P4 ③		2	0	0	0	2	0	0
Tom Glavine, L (1, 1) OBP: 0.286, SLG: 0.232 Jorge Sosa, R (1, 1) OBP: 0.000, SLG: 0.000 Sandy Alomar Jr., R (2, PH) OBP: 0.750, SLG: 0.750 26 Orlando Hernandez, R (3, 1) OBP: 0.167, SLG: 0.208 Paul Lo Duca, R (3, PH) OBP: 0.333, SLG: 0.333 Scott Schoeneweis, L (4, 1) Joe Smith, R (5, 1) 25 Pedro Feliciano, L (6, 1) Ruben Gotay, S (6, PH) OBP: 0.000, SLG: 0.421 59 Guillermo Mota, R (7, 1) Aaron Heilman, R (8, 1) 9 Marlon Anderson, L (8, PH) OBP: 0.343, SLG: 0.462		B F B F F F X 2-2 F7 ①	B B C B B X 3-2 G1-3 ③			C C F B B X 2-2 F7 ②		C B B B B B X 3-1 P6 ①	0 0 0 0 0 0 0 0 0 0 0 0 0 0 1 0 0 0 0 0 1 0 0 0 0 0 0 0 1 0 0 0 0 0 3 0 0 0 0 0 0 0 0 0 0 0 0 0 0 0 0 0 0 0 0 0 1 0 0 0 0 0 0 0 0 0 0 0 0 0 1 0 0 0 0 0 0							
Inning Stats	R: 1 E: 0 K: 0 S: 10 H: 3 LOB: 3 BB: 0 P: 24	R: 0 E: 0 K: 1 S: 15 H: 0 LOB: 2 BB: 2 P: 28	R: 0 E: 0 K: 1 S: 12 H: 0 LOB: 3 BB: 3 P: 30	R: 0 E: 0 K: 0 S: 6 H: 1 LOB: 1 BB: 0 P: 10	R: 0 E: 0 K: 2 S: 12 H: 0 LOB: 0 BB: 0 P: 20	R: 0 E: 0 K: 0 S: 11 H: 0 LOB: 0 BB: 0 P: 18	R: 0 E: 0 K: 0 S: 6 H: 1 LOB: 1 BB: 0 P: 8	R: 0 E: 0 K: 0 S: 13 H: 0 LOB: 0 BB: 0 P: 21	R: 0 E: 0 K: 1 S: 7 H: 0 LOB: 0 BB: 0 P: 12	1B: 4 2B: 1 3B: 0 HR: 0		SF: 0 SAC: 0 DP: 0 HBP: 1		WP: 1 PB: 0 SB: 0 CS: 0	PA: 38	

PITCHER		IP	WLS	BF	H	R	ER	SO	BB	IBB	HBP	BLK	WP	HR	S	P	ERA	WHIP
Dontrelle Willis, L ERA: 5.17	(1, 1)	2.2		17	3	1	1	2	5	0	1	0	1	0	34	76	3.38	3.000
19 Logan Kensing, R ERA: 1.35	(3, 1)	1.1	W	5	1	0	0	0	0	0	0	0	0	0	9	16	0.00	0.750
32 Justin Miller, R ERA: 3.65	(5, 1)	1.1		4	0	0	0	2	0	0	0	0	0	0	15	25	0.00	0.000
37 Renyel Pinto, L ERA: 3.68	(6, 1)	1.2		6	1	0	0	0	0	0	0	0	0	0	14	21	0.00	0.600
22 Matt Lindstrom, R ERA: 3.09	(8, 1)	1.0		3	0	0	0	0	0	0	0	0	0	0	13	21	0.00	0.000

PITCHER		IP	WLS	BF	H	R	ER	SO	BB	IBB	HBP	BLK	WP	HR	S	P	ERA	WHIP
Kevin Gregg, R ERA: 3.54	(9, 1)	1.0		3	0	0	0	1	0	0	0	0	0	0	7	12	0.00	0.000

Florida Marlins @ New York Mets

Shea Stadium, Flushing, NY

Sun Sep 30 2007, 1:10 PM EDT

Att. 54,457 - Partly Cloudy - 71 F

livebaseballscorecards.com

AB	32
R	1
H	5
RBI	0
BB	5
SO	5
LOB	15