

# New York Mets - 2007

Batter	1	2	3	4	5	6	7	8	9	AB	R	H	RBI	BB	SO	LOB	TOP		
28 Curtis Granderson, L (1, 10) OBP: 0.400, SLG: 0.250	G6-3								F8	4	0	1	1	1	1	0			
8 Neifi Perez, S (1, 4) 19 Kevin Hooper, R (7, 4)		1B			BB				F8	3	1	0	0	1	2	2			
20 Omar Infante, R (1, 6) 39 Ramon Santiago, S (7, 6)									F7	4	1	2	1	0	0	1			
33 Marcus Thames, R (1, 7) 74 Timo Perez, L (6, 7)									F8	3	1	2	0	0	0	0			
Sean Casey, L (1, 3) 45 Kody Kirkland, R (5, 5)	SF9								F8	2	0	1	1	0	0	1			
13 Vance Wilson, R (1, 2) Mike Rabelo, S (5, 2)	F8								F8	3	0	1	1	0	0	2			
68 Ryan Raburn, R (1, 9) 66 Cameron Maybin, R (7, 8)									F8	3	1	1	1	0	0	2			
67 Mike Hessman, R (1, 5) (5, 3)									K	4	1	1	0	0	2	0			
73 Brandon Watson, L (1, 8) (7, 9)									B3	4	0	0	0	0	0	1			
<b>Inning Stats</b>	R: 2 E: 0 K: 0 S: 5	H: 2 LOB: 1 BB: 1 P: 9	R: 2 E: 0 K: 1 S: 8	H: 3 LOB: 1 BB: 0 P: 8	R: 0 E: 0 K: 0 S: 4	H: 1 LOB: 1 BB: 0 P: 5	R: 0 E: 0 K: 1 S: 5	H: 0 LOB: 1 BB: 1 P: 9	R: 1 E: 0 K: 0 S: 5	H: 2 LOB: 1 BB: 0 P: 5	R: 0 E: 0 K: 0 S: 4	H: 1 LOB: 0 BB: 0 P: 4	R: 0 E: 0 K: 1 S: 5	H: 1 LOB: 1 BB: 0 P: 6	R: 0 E: 0 K: 1 S: 5	H: 0 LOB: 0 BB: 0 P: 5	1B: 5 2B: 4 HR: 1	SF: 1 SAC: 0 HBP: 0	WP: 1 PA: 37
<b>PITCHER</b>	IP WLS BF H R ER SO BB IBB HBP BLK WP HR S P ERA WHIP																		
46 Oliver Pérez, L (1, 1) ERA: 18.0	2.0 L 12 5 4 4 1 1 0 0 0 0 0 1 13 17 18.00 3.000																		
Ajay Soler, R (3, 1) ERA	2.0 8 1 0 0 1 1 0 0 0 0 1 0 9 14 0.00 1.000																		
13 Billy Wagner, L (5, 1) ERA: 9.0	1.0 5 2 1 1 0 0 0 0 0 0 0 0 5 5 9.00 2.000																		
68 Lino Urdaneta, R (6, 1) ERA	1.0 3 0 0 0 1 0 0 0 0 0 0 0 5 5 0.00 0.000																		
71 Willie Collazo, L (7, 1) ERA	1.0 3 1 0 0 0 0 0 0 0 0 0 0 4 4 0.00 1.000																		

**Detroit Tigers @ New York Mets**  
 Tradition Field, Port St. Lucie, FL  
 Wed Feb 28 2007, 1:10 PM EST  
 Att: 5,023 - Sunny - 83 F

AB	34
R	5
H	10
RBI	5
BB	2
SO	5
LOB	11



Batter	1	2	3	4	5	6	7	8	9	AB	R	H	RBI	BB	SO	LOB	BOTTOM		
7 José Reyes, S (1, 6) 64 Mike Carp, L (6, 3) 61 Carlos Gómez, R (9, PH)	G4-3								G4-3	2	0	0	0	1	0	0			
15 Carlos Beltrán, S (1, 8) 30 Mike DiFelice, R (6, 2) Ruben Sierra, S (9, PH) 62 Fernando Martínez, L (9, PR)	F8								G4-3	3	0	0	0	0	2	3			
18 Moises Alou, R (1, 7) 4 Ben Johnson, R (5, 7) OBP: 0.667, SLG: 1.000									G4-6-3	1	0	0	0	0	0	2			
21 Carlos Delgado, L (1, 3) 65 Michel Abreu, R (5, 3) 10 Endy Chavez, L (6, 8)	L4								G4-6-3	2	0	1	0	0	0	1			
16 Paul Lo Duca, R (1, 2) 44 Lastings Milledge, R (6, 9) OBP: 1.000, SLG: 1.000									G4-6-3	3	2	2	0	0	0	1			
5 David Wright, R (1, 5) 17 David Newhan, L (5, 5)									G3	2	0	0	0	0	0	1			
20 Shawn Green, L (1, 9) 1 Anderson Hernandez, S (6, 6)									G1-3	2	0	0	0	0	0	4			
Julio Franco, R (1, 10) OBP: 0.250, SLG: 0.250									L9	4	0	1	2	0	2	2			
3 Damon Easley, R (1, 4) 6 Ruben Gotay, S (6, 4)									FC4-6	2	0	1	0	0	0	0			
<b>Inning Stats</b>	R: 0 E: 0 K: 0 S: 3	H: 0 LOB: 0 BB: 0 P: 4	R: 0 E: 0 K: 0 S: 3	H: 0 LOB: 0 BB: 0 P: 3	R: 0 E: 0 K: 2 S: 8	H: 1 LOB: 2 BB: 1 P: 12	R: 0 E: 0 K: 2 S: 8	H: 1 LOB: 1 BB: 0 P: 8	R: 0 E: 1 K: 0 S: 5	H: 0 LOB: 1 BB: 0 P: 6	R: 0 E: 0 K: 1 S: 5	H: 0 LOB: 0 BB: 0 P: 5	R: 3 E: 0 K: 0 S: 6	H: 3 LOB: 1 BB: 1 P: 10	R: 0 E: 0 K: 0 S: 2	H: 0 LOB: 1 BB: 1 P: 6	1B: 4 2B: 2 HR: 0	SF: 1 SAC: 0 HBP: 2	WP: 0 PA: 39
<b>PITCHER</b>	IP WLS BF H R ER SO BB IBB HBP BLK WP HR S P ERA WHIP																		
Chad Durbin, R (1, 1) ERA	2.0 W 7 0 0 0 0 0 0 0 0 0 0 0 6 7 0.00 0.000																		
50 Andrew Miller, L (3, 1) ERA	2.0 9 2 0 0 4 1 0 0 0 0 0 0 16 20 0.00 1.500																		
31 Zach Miner, R (5, 1) ERA	2.0 10 1 1 0 2 0 0 0 1 0 0 0 13 14 0.00 0.500																		
Felix Heredia, L (7, 1) ERA	1.0 3 0 0 0 0 1 0 0 0 0 0 0 5 5 0.00 0.000																		
60 Preston Larrison, R (8, 1) ERA: 27.0	1.0 7 3 3 3 0 1 0 0 0 0 0 0 6 10 27.00 4.000																		

**Detroit Tigers @ New York Mets**  
 Tradition Field, Port St. Lucie, FL  
 Wed Feb 28 2007, 1:10 PM EST  
 Att: 5,023 - Sunny - 83 F

AB	33
R	4
H	6
RBI	4
BB	3
SO	7
LOB	20









Batter	1	2	3	4	5	6	7	8	9	AB	R	H	RBI	BB	SO	LOB	TOP										
17 Jason Repko, R OBP: 0.571, SLG: 0.800 Damian Jackson, R OBP: 0.333, SLG: 0.200	G6-3					F8		K	F8	3	0	1	0	0	0	1											
55 Russell Martin, R 66 Sandy Martinez, L	G4-3				F8			K	G1	2	0	0	0	0	0	1											
7 James Loney, L OBP: 0.333, SLG: 0.375	F9				K				F8	4	1	1	0	0	1	1											
Olmedo Saenz, R OBP: 0.250, SLG: 0.250 Fernando Tatis, R OBP: 0.333, SLG: 0.500		G5-3							F8	2	0	0	0	0	1	1											
28 Andy LaRoche, R OBP: 0.500, SLG: 0.429									F8	2	2	2	0	0	0	0											
27 Matt Kemp, R OBP: 0.200, SLG: 0.400 13 Choo Freeman, R OBP: 0.571, SLG: 0.400									F8	3	1	2	0	1	0	0											
49 Delwyn Young, S 57 Larry Bigbie, L OBP: 0.833, SLG: 2.000									F8	2	0	0	0	0	0	1											
18 Ramon Martinez, R OBP: 0.250, SLG: 0.250 72 Chin-Lung Hu, R OBP: 0.250, SLG: 0.500									F9	2	0	0	0	0	0	0											
65 Tony Abreu, S OBP: 0.333, SLG: 0.333 13 Wilson Valdez, R OBP: 0.571, SLG: 0.714									F7	2	0	0	1	0	0	5											
									G5-3	2	0	1	0	0	0	0											
									F8	2	0	1	1	0	0	0											
<b>Inning Stats</b>	R: 0 E: 0 K: 0 S: 3	H: 0 LOB: 0 BB: 0 P: 3	R: 0 E: 0 K: 0 S: 3	H: 1 LOB: 0 BB: 0 P: 3	R: 0 E: 0 K: 0 S: 3	H: 0 LOB: 0 BB: 0 P: 3	R: 0 E: 0 K: 2 S: 8	H: 1 LOB: 1 BB: 0 P: 8	R: 0 E: 0 K: 1 S: 5	H: 0 LOB: 0 BB: 0 P: 5	R: 0 E: 0 K: 1 S: 6	H: 1 LOB: 1 BB: 0 P: 6	R: 1 E: 0 K: 0 S: 5	H: 3 LOB: 2 BB: 1 P: 9	R: 0 E: 0 K: 2 S: 7	H: 0 LOB: 0 BB: 0 P: 7	R: 4 E: 0 K: 0 S: 8	H: 4 LOB: 2 BB: 1 P: 12	1B: 8 2B: 2 3B: 0 HR: 0	SF: 0 SAC: 0 DP: 2 HBP: 0	WP: 0 PB: 0 SB: 0 CS: 0	PA: 38					
<b>PITCHER</b>	IP	WLS	BF	H	R	ER	SO	BB	IBB	HBP	BLK	WP	HR	S	P	ERA	WHIP										
34 Mike Pelfrey, R ERA: 4.5	2.0		6	1	0	0	0	0	0	0	0	0	0	6	6	0.00	0.500										
43 Jason Vargas, L ERA: 4.5	2.0		7	1	0	0	2	0	0	0	0	0	0	11	11	0.00	0.500										
13 Billy Wagner, L ERA: 3.0	1.0		3	0	0	0	1	0	0	0	0	0	0	5	5	0.00	0.000										
Aaron Heilman, R ERA: 12.0	2.0	L	12	4	4	4	2	1	0	0	0	0	0	15	19	18.00	2.500										
39 Jon Adkins, R ERA: 12.0	2.0	L	12	4	4	4	2	1	0	0	0	0	0	15	19	18.00	2.500										

Los Angeles Dodgers @ New York Mets  
 Tradition Field, Port St. Lucie, FL  
 Sat Mar 03 2007, 1:10 PM EST  
 Att: 6,117 - Overcast - 77 F

AB	36
R	5
H	10
RBI	5
BB	2
SO	6
LOB	17



Batter	1	2	3	4	5	6	7	8	9	AB	R	H	RBI	BB	SO	LOB	BOTTOM										
7 José Reyes, S OBP: 0.400, SLG: 1.000 1 Anderson Hernandez, S OBP: 0.200, SLG: 0.111		FC4-6							G3	3	1	1	1	1	0	4											
16 Paul Lo Duca, R 75 Drew Butera, R OBP: 1.000, SLG: 1.000									G3	4	0	0	0	0	0	1											
15 Carlos Beltrán, S OBP: 0.400, SLG: 0.667 Ruben Sierra, S (9, PH)									G3	1	0	0	0	0	0	1											
21 Carlos Delgado, L OBP: 0.625, SLG: 0.750 Julio Franco, R OBP: 0.556, SLG: 0.333									G3	0	0	0	0	2	0	0											
5 David Wright, R OBP: 0.333, SLG: 0.444 62 Fernando Martinez, L (8, 8)									G3	1	0	0	0	0	0	1											
18 Moises Alou, R 17 David Newhan, L OBP: 0.222, SLG: 0.571									G3	4	0	1	0	0	0	6											
20 Shawn Green, L 92 Daniel Murphy, L (8, 5)									G3	1	0	0	0	0	0	1											
22 Jose Valentin, S 6 Ruben Gotay, S OBP: 0.500, SLG: 0.571									G3	4	0	0	0	0	0	1											
10 Endy Chavez, L OBP: 0.556, SLG: 0.750 44 Lastings Milledge, R OBP: 0.500, SLG: 0.333									G3	2	0	2	0	0	0	0											
									G3	2	0	0	0	0	0	1											
<b>Inning Stats</b>	R: 0 E: 0 K: 0 S: 2	H: 0 LOB: 2 BB: 2 P: 11	R: 0 E: 0 K: 1 S: 6	H: 1 LOB: 1 BB: 1 P: 10	R: 0 E: 1 K: 0 S: 3	H: 0 LOB: 1 BB: 1 P: 8	R: 0 E: 0 K: 0 S: 4	H: 1 LOB: 2 BB: 1 P: 8	R: 0 E: 0 K: 0 S: 7	H: 1 LOB: 3 BB: 1 P: 11	R: 1 E: 0 K: 0 S: 4	H: 1 LOB: 0 BB: 0 P: 4	R: 1 E: 0 K: 1 S: 6	H: 1 LOB: 1 BB: 1 P: 10	R: 0 E: 0 K: 0 S: 2	H: 0 LOB: 0 BB: 1 P: 6	R: 0 E: 0 K: 0 S: 4	H: 1 LOB: 1 BB: 0 P: 4	1B: 4 2B: 2 3B: 0 HR: 1	SF: 1 SAC: 0 DP: 2 HBP: 1	WP: 0 PB: 0 SB: 0 CS: 0	PA: 41					
<b>PITCHER</b>	IP	WLS	BF	H	R	ER	SO	BB	IBB	HBP	BLK	WP	HR	S	P	ERA	WHIP										
31 Brad Penny, R ERA: 0.00	2.0		10	1	0	0	0	3	0	0	0	0	0	7	16	0.00	1.500										
56 Hung-Chih Kuo, L ERA: 4.5	2.0		9	1	0	0	0	2	0	0	0	0	0	7	16	0.00	1.500										
50 Eric Stults, L ERA: 4.5	2.0		10	2	1	1	1	1	0	0	0	0	1	11	15	4.50	1.500										
64 Dario Veras, R ERA: 9.0	1.0		5	1	1	1	1	1	0	0	0	0	0	6	10	9.00	2.000										
60 Jon Meloan, R ERA: 9.0	1.0	W	3	0	0	0	0	1	0	0	0	0	0	2	6	0.00	1.000										

Los Angeles Dodgers @ New York Mets  
 Tradition Field, Port St. Lucie, FL  
 Sat Mar 03 2007, 1:10 PM EST  
 Att: 6,117 - Overcast - 77 F

AB	31
R	2
H	6
RBI	2
BB	8
SO	3
LOB	23





Batter	1	2	3	4	5	6	7	8	9	AB	R	H	RBI	BB	SO	LOB	TOP					
17 David Newhan, L (1,5) OBP: 0.286, SLG: 0.455	4-0 3 E6 10 SH5-3 BB		0-0 10 G6-3 10 BLK SF8 1B		0-3 K		0-0 F9	0-0 F8		4	1	1	0	1	1	1						
10 Endy Chavez, L (1,8) OBP: 0.500, SLG: 0.636 61 Carlos Gómez, R (7,8)	0-0 SH5-3		0-0 G6-3		0-0 G4-3		0-0 2B 3 1B		4-0 BB	3	1	1	0	0	0	1						
3 Damon Easley, R (1,4) OBP: 0.333, SLG: 0.250 6 Ruben Gotay, S (7,4)	1-0 E6 1B 2-3						0-0 P4		0-3 K	3	1	1	0	0	0	1						
Ruben Sierra, S (1,10) OBP: 0.250, SLG: 0.300 63 Victor Mendez, S (9,PH)	0-0 1-3 1B		0-0 SF8				0-0 F8		0-3 K	3	0	2	3	0	0	0						
11 Ramon Castro, R (1,2) OBP: 0.500, SLG: 0.500 62 Fernando Martínez, L (7,PR) 77 Jose Reyes, S (7,2)	0-0 P6		0-0 3-H K				0-0 2B		0-0 L5	3	0	1	0	1	1	3						
64 Mike Carp, L (1,3) OBP: 0.375, SLG: 0.167		0-0 G6-3		0-0 G6-3			4-0 2B			3	0	0	0	1	1	2						
44 Lastings Milledge, R (1,9) OBP: 0.500, SLG: 0.714		0-0 3B		0-0 4 1B			0-0 F7		0-0 G6-3	4	0	2	0	0	0	2						
4 Ben Johnson, R (1,7) OBP: 0.545, SLG: 0.556		0-0 G5-3		0-0 1 1B G6-4-3			0-0 L8		0-3 K	4	0	1	0	0	1	3						
1 Anderson Hernández, S (1,6) OBP: 0.214, SLG: 0.083		0-0 G5-3		0-0 1-2 G6-4-3					0-0 P6	3	0	0	0	1	0	3						
<b>Inning Stats</b>	R: 0 E: 1 K: 0 S: 4	H: 1 LOB: 2 BB: 1 P: 9	R: 0 E: 0 K: 0 S: 4	H: 1 LOB: 1 BB: 0 P: 4	R: 1 E: 0 K: 1 S: 6	H: 1 LOB: 1 BB: 0 P: 7	R: 0 E: 0 K: 0 S: 4	H: 2 LOB: 1 BB: 0 P: 4	R: 0 E: 0 K: 1 S: 5	H: 0 LOB: 0 BB: 0 P: 5	R: 0 E: 0 K: 0 S: 4	H: 1 LOB: 2 BB: 1 P: 8	R: 2 E: 0 K: 1 S: 8	H: 3 LOB: 2 BB: 1 P: 12	R: 0 E: 0 K: 1 S: 5	H: 0 LOB: 1 BB: 1 P: 9	R: 0 E: 0 K: 2 S: 7	H: 0 LOB: 1 BB: 1 P: 11	1B: 6 2B: 2 3B: 1 HR: 0	SF: 1 SAC: 1 DP: 1 HBP: 1	WP: 0 PB: 0 SB: 0 CS: 0	PA: 41
<b>PITCHER</b>	IP WLS BF H R ER SO BB IBB HBP BLK WP HR S P ERA WHIP																					
27 Jaret Wright, R (1,1) ERA: 4.5	1.0 5 1 0 0 0 1 0 0 0 0 0 0 4 11 0.00 2.000																					
75 Garrett Olson, L (2,1) ERA: 4.5	2.0 W 9 2 1 1 1 0 0 0 1 1 0 0 10 11 4.50 1.000																					
83 Chris Waters, L (4,1) ERA: 9.0	2.0 7 2 0 0 1 0 0 0 0 0 0 0 9 9 0.00 1.000																					
74 Radhames Liz, R (6,1) ERA: 9.0	2.0 12 4 2 2 1 2 0 0 0 0 0 0 12 20 9.00 3.000																					
86 Jon Leicester, R (8,1) ERA: 9.0	1.0 H 4 0 0 0 1 1 0 0 0 0 0 0 5 9 0.00 1.000																					
<b>PITCHER</b>	IP WLS BF H R ER SO BB IBB HBP BLK WP HR S P ERA WHIP																					
25 Kurt Birkins, L (9,1) ERA: 9.0	1.0 S 4 0 0 0 2 1 0 0 0 0 0 0 7 11 0.00 1.000																					

Batter	1	2	3	4	5	6	7	8	9	AB	R	H	RBI	BB	SO	LOB	BOTTOM					
1 Brian Roberts, S (1,4) OBP: 0.444, SLG: 0.500 58 Eider Torres, S (7,4) OBP: 0.500, SLG: 0.333	0-0 G1-3		4-0 6 E 1-2 2-3 BB	0-0 6 2B			0-0 G4-3			2	2	1	0	1	0	0						
6 Melvin Mora, R (1,5) OBP: 0.444, SLG: 0.857 73 Mike Cervenak, R (7,5) OBP: 0.333, SLG: 0.333	0-0 L4		0-0 10 G6-3 1-H 2-H 3-H 2B	0-0 2H 2B			0-0 G4-3			3	1	2	4	0	0	0						
31 Jay Gibbons, L (1,7) OBP: 0.375, SLG: 0.429 68 Jon Knott, R (6,7)	0-0 F7		4-0 55 WP 10 G6-3 BB	0-0 P5			0-0 F8			2	0	0	0	1	0	1						
10 Miguel Tejada, R (1,6) OBP: 0.333, SLG: 0.333 66 Luis Hernández, S (6,6)		0-0 55 G4-6-3 1B	0-0 G6-3	0-0 F7			0-0 G3			3	0	1	1	0	0	1						
55 Ramon Hernández, R (1,2) OBP: 0.400, SLG: 0.500 77 Elijú Whiteside, R (6,2) OBP: 0.250, SLG: 0.250		0-0 G4-6-3	0-0 2-0 HBP	0-3 K			0-0 F8			2	0	0	0	0	1	1						
Kevin Millar, R (1,3) 60 J.R. House, R (6,3)		0-0 P2	0-0 P3	0-0 P6			0-0 G5-3			3	0	0	0	0	0	2						
17 Corey Patterson, L (1,8) OBP: 0.371, SLG: 0.714 3 Freddie Bynum, L (7,8)			0-0 FC5 1B	0-0 P4			0-0 F8			3	1	1	0	0	0	2						
Chris Gomez, R (1,10) OBP: 0.500, SLG: 1.200			0-0 FC5 1B 63 1B	0-0 P5			0-0 F9			3	1	0	0	0	0	1						
63 Val Majewski, L (1,9) OBP: 0.200, SLG: 0.200 67 Luis Montañez, R (7,9) OBP: 0.333, SLG: 0.333			0-0 1 1B 1-2 2-H	0-0 F7			0-3 K			3	1	1	1	0	1	0						
<b>Inning Stats</b>	R: 0 E: 0 K: 0 S: 3	H: 0 LOB: 0 BB: 0 P: 3	R: 0 E: 0 K: 0 S: 3	H: 1 LOB: 0 BB: 0 P: 3	R: 5 E: 1 K: 0 S: 7	H: 3 LOB: 2 BB: 2 P: 17	R: 1 E: 0 K: 0 S: 5	H: 2 LOB: 1 BB: 0 P: 5	R: 0 E: 0 K: 1 S: 5	H: 0 LOB: 0 BB: 0 P: 5	R: 0 E: 0 K: 1 S: 5	H: 0 LOB: 0 BB: 0 P: 5	R: 0 E: 0 K: 1 S: 4	H: 1 LOB: 1 BB: 0 P: 4	R: 0 E: 0 K: 1 S: 5	H: 0 LOB: 0 BB: 0 P: 5	R: 0 E: 0 K: 2 S: 7	H: 0 LOB: 1 BB: 1 P: 11	1B: 4 2B: 3 3B: 0 HR: 0	SF: 0 SAC: 0 DP: 1 HBP: 1	WP: 1 PB: 0 SB: 0 CS: 0	PA: 34
<b>PITCHER</b>	IP WLS BF H R ER SO BB IBB HBP BLK WP HR S P ERA WHIP																					
33 John Maine, R (1,1) ERA: 45.0	2.0 L 10 3 5 5 0 2 0 0 0 0 1 0 7 17 45.00 5.000																					
49 Philip Humber, R (3,1) ERA: 3.0	1.0 3 5 5 0 2 0 0 1 0 0 0 0 7 17 4.50 1.000																					
38 Steve Schmolz, R (4,1) ERA: 3.0	2.0 8 2 1 1 1 0 0 0 0 0 0 0 10 10 4.50 1.000																					
40 Ambiorix Burgos, R (6,1) ERA: 9.0	2.0 7 1 0 0 1 0 0 0 0 0 0 0 9 9 0.00 0.500																					
25 Pedro Feliciano, L (8,1) ERA: 9.0	1.0 3 0 0 0 1 0 0 0 0 0 0 0 5 5 0.00 0.000																					

New York Mets @ Baltimore Orioles  
Fort Lauderdale Stadium, Ft. Lauderdale, FL  
Sun Mar 04 2007, 1:05 PM EST  
Att: 8,067 - Partly Cloudy - 74 F

AB	33
R	3
H	9
RBI	3
BB	5
SO	6
LOB	19



New York Mets @ Baltimore Orioles  
Fort Lauderdale Stadium, Ft. Lauderdale, FL  
Sun Mar 04 2007, 1:05 PM EST  
Att: 8,067 - Partly Cloudy - 74 F

AB	31
R	6
H	7
RBI	6
BB	2
SO	3
LOB	10





Batter	1	2	3	4	5	6	7	8	9	AB	R	H	RBI	BB	SO	LOB	TOP					
62 Trevor Crowe, S OBP: 0.444, SLG: 0.286	(1, 8) K		(2) F8		(1-0) 1B			(4-0) BB		3	0	1	0	1	1	0	<b>Cleveland Indians @ New York Mets</b> Tradition Field, Port St. Lucie, FL Mon Mar 05 2007, 1:10 PM EST Att: 4,906 - Sunny - 68 F					
29 Josh Barfield, R OBP: 0.200, SLG: 0.200	(1, 4) G6-3		(3) G6-3		(0-1) G4-6-3			(0-0) G3		3	0	0	0	0	2							
7 Joe Inglett, L OBP: 0.333, SLG: 0.200	(6, 4) G6-3				(1-2) 1B			(1-2) G3		1	0	0	0	0	1							
Jason Michaels, R OBP: 0.400, SLG: 0.500	(1, 9) K				(2-2) 1B			(0-0) F9		3	1	1	0	0	1							
38 Franklin Gutierrez, R OBP: 0.333, SLG: 0.556	(6, 9) K				(1-1) 1B			(1-1) G4-6-3		1	0	0	0	0	1							
25 Ryan Garko, R OBP: 0.400, SLG: 0.500		(0-1) 1B			(1-1) G6-3			(0-0) G6-3		3	1	1	0	0	0							
68 Michael Aubrey, L (6, 3)					(3-2) 1B			(0-0) G6-3		1	0	0	0	0	0							
2 Jhonny Peralta, R OBP: 0.500, SLG: 0.556	(1, 6) 1B				(1-H) 1B			(0-0) F8		3	0	2	2	0	0							
15 Mike Rouse, L OBP: 0.250, SLG: 0.250	(6, 6) 2B				(1-0) FC4-6			(0-0) G4-3		1	0	0	0	0	0							
17 Shin-Soo Choo, L OBP: 0.311, SLG: 0.111	(1, 7) F8				(1-2) FC6-4			(2-2) G4-3		3	0	0	0	0	2							
75 Brad Snyder, L (7, 7)					(1-2) 1B			(0-0) G4-3		1	0	0	0	0	0							
30 Andy Marte, R (1, 5)		(2-2) F8			(1-1) FC6-4			(0-1) P4		3	0	0	0	0	2							
10 Kelly Shoppach, R OBP: 0.600, SLG: 1.200	(1, 2) F8				(1-1) 1B			(0-0) G5-3		3	0	1	0	0	1							
77 Javi Herrera, R (8, 2)										0	0	0	0	0	0							
23 Mike Rose, S OBP: 0.556, SLG: 1.000	(1, 10) K		(1) F7					(0-0) G4-3		2	0	0	0	0	1							
73 Max Ramirez, R OBP: 0.400, SLG: 0.400	(8, 10) K									1	0	0	0	0	0							
<b>Inning Stats</b>	R: 0 E: 0 K: 2 S: 8	H: 0 LOB: 0 BB: 0 P: 11	R: 1 E: 0 K: 0 S: 11	H: 2 LOB: 1 BB: 0 P: 15	R: 0 E: 0 K: 1 S: 5	H: 0 LOB: 0 BB: 0 P: 5	R: 1 E: 0 K: 0 S: 12	H: 2 LOB: 1 BB: 0 P: 20	R: 0 E: 0 K: 0 S: 10	H: 2 LOB: 1 BB: 0 P: 15	R: 0 E: 0 K: 0 S: 4	H: 0 LOB: 0 BB: 0 P: 6	R: 0 E: 0 K: 0 S: 6	H: 0 LOB: 1 BB: 0 P: 8	R: 0 E: 0 K: 0 S: 3	H: 0 LOB: 1 BB: 0 P: 7	R: 0 E: 0 K: 0 S: 3	H: 0 LOB: 0 BB: 0 P: 3	1B: 5 2B: 1 3B: 0 HR: 0	SF: 0 SAC: 0 DP: 1 HBP: 0	WP: 1 PB: 0 SB: 1 CS: 0	PA: 33
<b>PITCHER</b>	IP WLS BF H R ER SO BB IBB HBP BLK WP HR S P ERA WHIP																					
46 Oliver Pérez, L ERA: 9.0	(1, 1) 3.0 L 12 2 1 1 3 0 0 0 0 0 0 0 0 24 31 3.00 0.667																					
Ajay Soler, R ERA: 1.8	(4, 1) 3.0 12 4 1 1 0 0 0 0 0 0 1 0 26 41 3.00 1.333																					
Scott Schoeneweis, L ERA:	(7, 1) 1.0 3 0 0 0 0 0 0 0 0 0 0 0 6 8 0.00 0.000																					
70 Joe Smith, R ERA:	(8, 1) 2.0 7 0 0 0 0 1 0 0 0 0 0 0 6 10 0.00 0.500																					

Batter	1	2	3	4	5	6	7	8	9	AB	R	H	RBI	BB	SO	LOB	BOTTOM					
7 José Reyes, S OBP: 0.429, SLG: 0.833	(1, 6) G4-3		(0-0) 1B		(2-2) G4-3		(1-2) F8			4	0	2	0	0	0	2	<b>Cleveland Indians @ New York Mets</b> Tradition Field, Port St. Lucie, FL Mon Mar 05 2007, 1:10 PM EST Att: 4,906 - Sunny - 68 F					
1 Anderson Hernandez, S OBP: 0.214, SLG: 0.053	(8, 6) 1B		(4-1) 1B		(2-3) SF9		(3-2) G6-3			2	0	0	1	1	0							
5 David Wright, R OBP: 0.305, SLG: 0.364	(1, 5) G3		(1-2) BB		(3-H) K		(0-0) G4-3			0	0	0	0	0	0							
93 Andy Tracy, L (8, 5)										3	0	0	0	0	1							
15 Carlos Beltrán, S OBP: 0.500, SLG: 0.500	(1, 8) G4-3		(1-0) P6		(0-0) K		(0-0) G4-3			1	0	0	0	0	3							
62 Fernando Martinez, L (6, 8)										0	0	0	0	0	0							
21 Carlos Delgado, L OBP: 0.455, SLG: 0.429	(1, 3) G6-3		(0-0) FC6		(0-0) G1-3		(0-3) K			3	0	0	0	0	3							
44 Lestings Milledge, R OBP: 0.444, SLG: 0.825	(7, 7) G6-3		(1-2) 1B		(0-0) G1-3		(0-3) K			1	0	0	0	0	1							
18 Moises Alou, R (1, 7)										3	0	0	0	0	0							
74 Mike Nickeas, R (7, 2)										1	0	0	0	0	0							
16 Paul Lo Duca, R OBP: 0.333, SLG: 0.286	(1, 2) HBP									1	0	1	0	1	0							
4 Ben Johnson, R OBP: 0.500, SLG: 0.500	(7, 9) 2B									1	0	0	0	0	0							
20 Shawn Green, L (1, 9)										3	0	0	0	0	1							
64 Mike Carp, L OBP: 0.333, SLG: 0.143	(7, 3) F7									1	0	0	0	0	0							
Julio Franco, R OBP: 0.500, SLG: 0.333	(1, 10) K2-3									3	0	1	0	0	2							
Ruben Sierra, S OBP: 0.231, SLG: 0.273	(9, PH) K									1	0	0	0	0	0							
22 Jose Valentin, S (1, 4)										3	1	0	0	0	0							
6 Ruben Gotay, S OBP: 0.444, SLG: 0.500	(8, 4) F8				(2-2) E8		(0-0) L8			0	0	0	0	0	0							
<b>Inning Stats</b>	R: 0 E: 0 K: 0 S: 7	H: 1 LOB: 1 BB: 0 P: 11	R: 0 E: 0 K: 1 S: 5	H: 0 LOB: 1 BB: 0 P: 6	R: 0 E: 0 K: 0 S: 5	H: 1 LOB: 2 BB: 1 P: 10	R: 0 E: 0 K: 1 S: 10	H: 1 LOB: 1 BB: 0 P: 14	R: 1 E: 1 K: 1 S: 14	H: 0 LOB: 0 BB: 0 P: 19	R: 0 E: 0 K: 1 S: 7	H: 0 LOB: 1 BB: 1 P: 11	R: 0 E: 0 K: 0 S: 9	H: 1 LOB: 1 BB: 0 P: 13	R: 0 E: 0 K: 1 S: 5	H: 0 LOB: 0 BB: 0 P: 5	R: 0 E: 0 K: 0 S: 3	H: 0 LOB: 0 BB: 0 P: 3	1B: 3 2B: 1 3B: 0 HR: 0	SF: 1 SAC: 0 DP: 0 HBP: 1	WP: 1 PB: 0 SB: 1 CS: 0	PA: 35
<b>PITCHER</b>	IP WLS BF H R ER SO BB IBB HBP BLK WP HR S P ERA WHIP																					
37 Jake Westbrook, R ERA: 2.25	(1, 1) 2.0 W 8 1 0 0 0 1 0 0 0 0 1 0 15 24 0.00 1.500																					
Paul Byrd, R ERA:	(3, 1) 2.0 H 9 2 0 0 1 1 0 0 0 0 1 0 15 24 0.00 1.500																					
63 Rafael Betancourt, R ERA: 13.5	(5, 1) 1.0 H 4 0 1 0 1 0 0 0 0 0 0 0 14 19 0.00 0.000																					
46 Aaron Fultz, L ERA:	(6, 1) 1.0 H 4 0 0 0 1 1 0 0 0 0 0 0 7 11 0.00 1.000																					
Jason Davis, R ERA:	(7, 1) 1.0 H 4 1 0 0 0 0 0 0 0 0 0 0 9 13 0.00 1.000																					
53 Rafael Perez, L ERA:	(8, 1) 1.0 S 3 0 0 0 0 0 0 0 0 0 0 0 3 5 0.00 0.000																					
49 Edward Mujica, R ERA:	(9, 1) 1.0 S 3 0 0 0 0 0 0 0 0 0 0 0 3 3 0.00 0.000																					



Batter	1	2	3	4	5	6	7	8	9	AB	R	H	RBI	BB	SO	LOB	TOP			
3 Damon Easley, R OBP: 0.286, SLG: 0.231	(1,4) (7,5) F7		(3) F7						(1) P4	5	0	1	0	0	0	1				
16 Paul Lo Duca, R OBP: 0.308, SLG: 0.273	(1,10) (9,10) G6-4-3 1B								(2) P4	4	0	1	0	0	0	1				
61 Carlos Gómez, R OBP: 0.500, SLG: 2.000	(9,10) 1B								HR	1	1	1	1	0	0	0				
15 Carlos Beltrán, S OBP: 0.313, SLG: 0.429	(1,8) (6,7) G6-4-3								(2) P5	2	1	0	0	1	0	2				
17 David Newhan, L OBP: 0.250, SLG: 0.385	(6,7) 1-2								(2) P5	2	0	0	0	0	1	0				
18 Moises Alou, R OBP: 0.143, SLG: 0.191	(1,7) (6,9) G5-3								(1) K	3	1	1	1	0	1	1				
44 Lastings Milledge, R OBP: 0.355, SLG: 0.556	(6,9) 1B								(1) K	1	0	0	0	0	1	0				
20 Shawn Green, L OBP: 0.429, SLG: 0.538	(1,9) (6,8) G3								(2) K2-3	3	0	0	0	0	0	1				
10 Endy Chavez, L OBP: 0.429, SLG: 0.538	(6,8) F9								(3) FC6-4	2	0	0	0	0	1	1				
Julio Franco, R OBP: 0.533, SLG: 0.417	(1,5) (7,4) F9									3	1	2	0	0	0	0				
6 Ruben Gotay, S OBP: 0.500, SLG: 0.667	(7,4) 1B									1	1	1	0	0	0	0				
19 Sandy Alomar Jr., R OBP: 0.571, SLG: 0.500	(1,2) (6,2) K									2	1	0	0	1	1	1				
11 Ramon Castro, R OBP: 0.571, SLG: 0.500	(6,2) 1B									0	1	0	0	1	0	0				
64 Mike Carp, L OBP: 0.385, SLG: 0.455	(1,3) F8									4	0	2	5	0	0	2				
1 Anderson Hernandez, S OBP: 0.222, SLG: 0.125	(1,6) 1B									4	0	1	0	0	1	4				
<b>Inning Stats</b>	R: 0 E: 0 K: 0 S: 3	H: 1 LOB: 0 BB: 0 P: 3	R: 0 E: 0 K: 0 S: 3	H: 0 LOB: 0 BB: 0 P: 3	R: 0 E: 0 K: 1 S: 6	H: 1 LOB: 1 BB: 0 P: 6	R: 4 E: 0 K: 0 S: 6	H: 3 LOB: 1 BB: 2 P: 14	R: 0 E: 0 K: 1 S: 6	H: 1 LOB: 2 BB: 0 P: 6	R: 0 E: 0 K: 1 S: 5	H: 0 LOB: 0 BB: 0 P: 5	R: 2 E: 0 K: 2 S: 9	H: 2 LOB: 1 BB: 1 P: 13	R: 1 E: 0 K: 0 S: 4	H: 1 LOB: 1 BB: 0 P: 5	1B: 5 2B: 4 3B: 0 HR: 1	SF: 0 SAC: 0 DP: 1 HBP: 1	WP: 0 PB: 0 SB: 0 CS: 0	PA: 41
<b>PITCHER</b>	IP WLS BF H R ER SO BB IBB HBP BLK WP HR S P ERA WHIP	3.0 12 10 2 0 0 1 0 0 0 0 0 0 12 20 0.00 0.667	2.0 L 12 4 4 4 1 2 0 0 0 0 0 7 7 18.00 3.000	1.0 5 1 1 0 0 1 0 0 0 0 0 0 5 5 0.00 1.000	1.0 3 0 0 0 1 0 0 0 0 0 0 0 5 5 0.00 0.000	1.0 6 2 2 2 2 1 0 0 0 0 0 0 9 13 18.00 3.000	<b>PITCHER</b>	IP WLS BF H R ER SO BB IBB HBP BLK WP HR S P ERA WHIP	1.0 5 1 1 1 0 0 0 0 1 0 0 0 4 5 9.00 1.000	63 Stephen Randolph, L ERA: 3.86	3.0 12 10 2 0 0 1 0 0 0 0 0 0 12 20 0.00 0.667	2.0 L 12 4 4 4 1 2 0 0 0 0 0 7 7 18.00 3.000	1.0 5 1 1 0 0 1 0 0 0 0 0 0 5 5 0.00 1.000	1.0 6 2 2 2 2 1 0 0 0 0 0 0 9 13 18.00 3.000	1.0 5 1 1 1 0 0 0 0 1 0 0 0 4 5 9.00 1.000	9.00 1.000	WP: 0 PB: 0 SB: 0 CS: 0	PA: 41		

New York Mets @ Houston Astros  
Osceola County Stadium, Kissimmee, FL  
Tue Mar 06 2007, 1:05 PM EST  
Att.: 4,810 - Sunny - 66 F

AB 37  
R 7  
H 10  
RBI 7  
BB 3  
SO 6  
LOB 14




Batter	1	2	3	4	5	6	7	8	9	AB	R	H	RBI	BB	SO	LOB	BOTTOM			
Craig Biggio, R OBP: 0.333, SLG: 0.273	(1,4) (6,4) G5-3		(2) G5-4-3						(1) P4	3	0	0	0	0	0	1				
4 Eric Bruntlett, R OBP: 0.429, SLG: 0.200	(6,4) 1B								(2) P4	2	0	1	0	0	0	0				
65 Hunter Pence, R OBP: 0.786, SLG: 1.417	(1,7) (6,7) 45 1B								(1) P4	2	0	2	0	1	0	0				
16 Jason Lane, R OBP: 0.389, SLG: 0.750	(6,7) 1B								(2) P4	2	0	0	0	0	0	1				
17 Lance Berkman, S OBP: 0.333, SLG: 0.200	(1,3) (6,3) P6								(3) F8	2	0	0	0	1	1	2				
Mike Lamb, L OBP: 0.286, SLG: 0.357	(6,3) (7,5) 1B									2	1	1	0	0	0	1				
45 Carlos Lee, R OBP: 0.556, SLG: 0.556	(1,10) (8,PH) Oriando Palmeiro, L OBP: 0.800, SLG: 0.750									3	0	1	0	0	0	2				
13 Eric Munson, L OBP: 0.333, SLG: 0.273	(7,3) K									0	1	0	0	1	0	0				
Luke Scott, L OBP: 0.400, SLG: 0.250	(1,9) Richard Hidalgo, R OBP: 0.211, SLG: 0.235									2	0	0	0	0	0	1				
2 Chris Burke, R OBP: 0.211, SLG: 0.235	(7,8) P3									3	0	0	0	0	0	2				
20 Josh Anderson, L OBP: 0.200, SLG: 0.200	(7,8) P3									1	0	0	0	0	0	1				
28 Adam Everett, R OBP: 0.250, SLG: 0.100	(1,6) 10 Cody Ransom, R OBP: 0.444, SLG: 0.571									3	0	0	0	0	1	1				
10 Cody Ransom, R OBP: 0.444, SLG: 0.571	(8,6) K									1	0	0	0	0	0	2				
Brad Ausmus, R OBP: 0.500, SLG: 0.500	(1,2) 55 Humberto Quintero, R OBP: 0.500, SLG: 0.500									2	0	1	0	0	0	0				
55 Humberto Quintero, R OBP: 0.500, SLG: 0.500	(6,2) G5-4-3 1B									2	0	0	0	0	0	0				
<b>Inning Stats</b>	R: 0 E: 0 K: 1 S: 7	H: 2 LOB: 2 BB: 0 P: 7	R: 0 E: 0 K: 1 S: 5	H: 0 LOB: 0 BB: 0 P: 5	R: 0 E: 0 K: 0 S: 4	H: 2 LOB: 1 BB: 1 P: 8	R: 0 E: 0 K: 0 S: 4	H: 1 LOB: 1 BB: 0 P: 4	R: 0 E: 0 K: 1 S: 5	H: 0 LOB: 1 BB: 1 P: 9	R: 0 E: 0 K: 0 S: 3	H: 0 LOB: 0 BB: 0 P: 3	R: 2 E: 1 K: 1 S: 8	H: 2 LOB: 2 BB: 1 P: 12	R: 0 E: 0 K: 0 S: 4	H: 1 LOB: 1 BB: 0 P: 4	1B: 6 2B: 1 3B: 1 HR: 0	SF: 0 SAC: 0 DP: 1 HBP: 0	WP: 0 PB: 0 SB: 0 CS: 0	PA: 39
<b>PITCHER</b>	IP WLS BF H R ER SO BB IBB HBP BLK WP HR S P ERA WHIP	3.0 13 13 4 0 0 2 1 0 0 0 0 0 9 13 0.00 1.667	2.0 8 1 0 0 1 1 0 0 0 0 0 0 9 13 0.00 1.000	1.0 4 0 0 0 0 1 0 0 0 0 0 0 3 7 0.00 1.000	1.0 3 0 0 0 0 0 0 0 0 0 0 0 3 3 0.00 0.000	1.0 7 2 2 0 1 1 0 0 1 0 0 0 8 12 0.00 3.000	<b>PITCHER</b>	IP WLS BF H R ER SO BB IBB HBP BLK WP HR S P ERA WHIP	1.0 4 1 1 1 0 0 0 0 0 0 0 0 4 4 0.00 1.000	71 Willie Collazo, L ERA: 9.00	3.0 13 13 4 0 0 2 1 0 0 0 0 0 9 13 0.00 1.667	2.0 8 1 0 0 1 1 0 0 0 0 0 0 9 13 0.00 1.000	1.0 4 0 0 0 0 0 0 0 0 0 0 0 3 7 0.00 1.000	1.0 3 0 0 0 0 0 0 0 0 0 0 0 3 3 0.00 0.000	1.0 7 2 2 0 1 1 0 0 1 0 0 0 8 12 0.00 3.000	1.0 4 1 1 1 0 0 0 0 0 0 0 0 4 4 0.00 1.000	9.00 1.000	WP: 0 PB: 0 SB: 0 CS: 0	PA: 39	


New York Mets @ Houston Astros  
Osceola County Stadium, Kissimmee, FL  
Tue Mar 06 2007, 1:05 PM EST  
Att.: 4,810 - Sunny - 66 F

AB 35  
R 2  
H 8  
RBI 0  
BB 4  
SO 4  
LOB 20





Batter	1	2	3	4	5	6	7	8	9	AB	R	H	RBI	BB	SO	LOB	TOP										
7 José Reyes, S OBP: 0.444, SLG: 0.733 93 Andy Tracy, L	P6						FC4-6 17 1B 5 1B			3	1	1	0	1	0	2	<p><b>New York Mets @ Boston Red Sox</b> City of Palms Park, Ft. Myers, FL</p> <p>Wed Mar 07 2007, 1:05 PM EST Att: 8,204 - Sunny - 78 F</p> <p>livebaseballscorecards.com</p> <p>AB 35 R 5 H 9 RBI 5 BB 5 SO 8 LOB 18</p> 										
17 David Newhan, L OBP: 0.238, SLG: 0.333	G3	P5			K		G1-3 3 HR 5 1B	L8		5	1	1	1	0	1	5											
5 David Wright, R OBP: 0.355, SLG: 0.490 30 Mike DiFelice, R	1B			K			G1-3 3 HR 1B		F7	4	1	2	1	0	1	1											
Ruben Sierra, S OBP: 0.235, SLG: 0.267 89 Chip Ambres, R	1B			K			G1-3		G6-3	4	0	1	0	0	1	2											
22 Jose Valentin, S OBP: 0.333, SLG: 0.286 3 Damon Easley, R OBP: 0.313, SLG: 0.467	1B			G3					G4-3	2	0	1	0	1	0	0											
44 Lastings Milledge, R OBP: 0.333, SLG: 0.365	K									4	0	0	0	0	2	4											
64 Mike Carp, L OBP: 0.412, SLG: 0.533				K						4	0	2	0	0	2	1											
11 Ramon Castro, R OBP: 0.500, SLG: 0.333 1 Anderson Hernandez, S OBP: 0.222, SLG: 0.125				K						2	1	0	0	1	1	1											
4 Ben Johnson, R OBP: 0.438, SLG: 0.385	P4									3	0	0	0	1	0	2											
<b>Inning Stats</b>	R: 0 E: 0 K: 1 S: 13	H: 2 LOB: 3 BB: 1 P: 21	R: 0 E: 0 K: 0 S: 5	H: 2 LOB: 2 BB: 0 P: 7	R: 0 E: 0 K: 2 S: 7	H: 0 LOB: 0 BB: 0 P: 7	R: 0 E: 0 K: 2 S: 10	H: 0 LOB: 0 BB: 0 P: 15	R: 0 E: 0 K: 1 S: 10	H: 1 LOB: 1 BB: 1 P: 6	R: 5 E: 0 K: 1 S: 8	H: 3 LOB: 0 BB: 2 P: 16	R: 0 E: 0 K: 0 S: 4	H: 1 LOB: 2 BB: 1 P: 8	R: 0 E: 0 K: 0 S: 3	H: 0 LOB: 0 BB: 0 P: 3		1B: 6 2B: 2 3B: 0 HR: 1	SF: 0 SAC: 1 DP: 0 HBP: 0	WP: 0 PB: 0 SB: 1 CS: 0	PA: 41						
<b>PITCHER</b>	IP	WLS	BF	H	R	ER	SO	BB	IBB	HBP	BLK	WP	HR	S	P	ERA	WHIP										
49 Tim Wakefield, R ERA: 1.8	3.0	3	14	4	0	0	3	1	0	0	0	0	0	25	35	0.00	1.667										
58 Jonathan Papelbon, R ERA: 12.27	0.2	0	6	2	4	4	0	2	0	0	0	0	0	4	12	54.00	6.000										
37 Hideki Okajima, L ERA: 2.7	1.1	0	7	2	1	1	1	1	0	0	0	0	1	8	12	6.75	2.250										
48 Javier López, L ERA: 0.000	1.0	0	3	0	0	0	0	0	0	0	0	0	0	3	3	0.00	0.000										

Batter	1	2	3	4	5	6	7	8	9	AB	R	H	RBI	BB	SO	LOB	BOTTOM											
23 Julio Lugo, R OBP: 0.438, SLG: 0.357 77 Ed Rogers, R OBP: 0.462, SLG: 0.636	BB									2	2	1	0	1	0	0	<p><b>New York Mets @ Boston Red Sox</b> City of Palms Park, Ft. Myers, FL</p> <p>Wed Mar 07 2007, 1:05 PM EST Att: 8,204 - Sunny - 78 F</p> <p>livebaseballscorecards.com</p> <p>AB 32 R 9 H 10 RBI 7 BB 3 SO 6 LOB 9</p> 											
20 Kevin Youkilis, R OBP: 0.438, SLG: 0.500 70 Luis Jimenez, L OBP: 0.333, SLG: 0.364	K									3	0	2	0	0	1	1												
34 David Ortiz, L OBP: 0.214, SLG: 0.214 82 Jacoby Ellsbury, L OBP: 0.273, SLG: 0.455	1B									3	0	1	0	0	1	3												
Manny Ramirez, R OBP: 0.500, SLG: 0.143 76 Bobby Scases, S OBP: 0.400, SLG: 0.375	BB									1	1	1	1	1	0	0												
7 J.D. Drew, L OBP: 0.333, SLG: 0.375 75 Brandon Moss, L OBP: 0.429, SLG: 0.667	FC6-4-5									3	1	1	0	0	0	3												
25 Mike Lowell, R OBP: 0.214, SLG: 0.385 81 Chad Spann, R OBP: 0.412, SLG: 0.333	F8									3	0	0	1	0	0	1												
Coco Crisp, S OBP: 0.154, SLG: 0.091 60 David Murphy, L OBP: 0.385, SLG: 0.333	F7									2	0	0	1	0	0	0												
28 Doug Mirabeli, R OBP: 0.250, SLG: 0.143 78 Kevin Cash, R OBP: 0.200, SLG: 0.200	F9									3	0	0	0	0	0	0												
13 Alex Cora, L OBP: 0.333, SLG: 0.294 11 Joe McEwing, R OBP: 0.417, SLG: 0.222	F7									3	1	1	0	0	0	0												
<b>Inning Stats</b>	R: 1 E: 0 K: 1 S: 14	H: 1 LOB: 2 BB: 2 P: 30	R: 0 E: 0 K: 0 S: 3	H: 0 LOB: 0 BB: 0 P: 3	R: 0 E: 0 K: 0 S: 4	H: 1 LOB: 1 BB: 0 P: 4	R: 2 E: 0 K: 0 S: 7	H: 2 LOB: 0 BB: 0 P: 8	R: 2 E: 1 K: 1 S: 9	H: 3 LOB: 1 BB: 0 P: 11	R: 0 E: 0 K: 0 S: 3	H: 0 LOB: 0 BB: 0 P: 3	R: 0 E: 0 K: 2 S: 7	H: 0 LOB: 0 BB: 0 P: 7	R: 0 E: 0 K: 2 S: 7	H: 0 LOB: 0 BB: 0 P: 7		R: 4 E: 0 K: 0 S: 4	H: 3 LOB: 0 BB: 1 P: 8	1B: 8 2B: 1 3B: 0 HR: 1	SF: 2 SAC: 0 DP: 1 HBP: 0	WP: 0 PB: 0 SB: 0 CS: 0	PA: 37					
<b>PITCHER</b>	IP	WLS	BF	H	R	ER	SO	BB	IBB	HBP	BLK	WP	HR	S	P	ERA	WHIP											
61 Chan Ho Park, R ERA: 3.0	3.0	0	12	2	1	1	1	2	0	0	0	0	0	16	19	18.00	2.500											
35 Aaron Sele, R ERA: 11.25	2.0	0	11	5	4	4	1	0	0	0	0	0	0	3	3	0.00	0.000											
38 Steve Schmolz, R ERA: 2.25	1.0	0	3	0	0	0	0	0	0	0	0	0	0	7	7	0.00	0.000											
25 Pedro Feliciano, L ERA: 0.000	1.0	0	3	0	0	0	2	0	0	0	0	0	0	1	11	15	27.00	3.000										
40 Ambiorix Burgos, R ERA: 8.31	1.1	0	8	3	4	4	2	1	0	0	0	0	1	11	15	27.00	3.000											



Batter	1	2	3	4	5	6	7	8	9	AB	R	H	RBI	BB	SO	LOB	TOP					
71 Ruddy Yan, S OBP: 0.428, SLG: 0.385	G4-3	1B		G6-3				G5-3		5	1	2	0	0	0	0	<p><b>Baltimore Orioles @ New York Mets</b> Tradition Field, Port St. Lucie, FL Thu Mar 08 2007, 1:10 PM EST Att: 4,556 - Sunny - 78 F</p>					
Chris Gomez, R OBP: 0.400, SLG: 0.583	K	1B		G6-3				P3		3	0	1	1	1	1	0						
38 Terry Tiffee, S OBP: 0.214, SLG: 0.154		1B								1	0	0	0	0	0	0						
21 Nick Markakis, L OBP: 0.550, SLG: 0.632	L5	1B								4	1	1	0	0	0	1						
Roger Cedeno, S OBP: 0.250, SLG: 0.250		1B			E4 17 1B					1	0	0	0	0	0	0						
17 Aubrey Huff, L OBP: 0.500, SLG: 0.643										3	1	1	0	0	0	2						
60 J.R. House, R OBP: 0.200, SLG: 0.300										2	0	1	0	0	1	0						
16 Jay Payton, R OBP: 0.500, SLG: 0.733										3	1	2	1	0	0	0						
70 Jason Dubois, R OBP: 0.750, SLG: 0.714										1	1	1	0	0	0	0						
63 Val Majewski, L OBP: 0.286, SLG: 0.429										1	0	1	0	0	0	0						
68 Jon Knott, R OBP: 0.333, SLG: 0.250										3	0	0	0	1	0	2						
39 Jeff Fiorentino, L OBP: 0.333, SLG: 0.250										1	0	0	0	0	0	1						
58 Eider Torres, S OBP: 0.400, SLG: 0.333										4	1	1	0	0	0	3						
3 Freddie Bynum, L OBP: 0.100, SLG: 0.100										0	0	0	0	0	0	0						
12 Brandon Fahey, L OBP: 0.182, SLG: 0.100										4	1	1	1	0	1	3						
66 Luis Hernandez, S OBP: 0.333, SLG: 0.333										0	0	0	0	0	0	0						
Adam Donachie, R OBP: 0.444, SLG: 0.750										3	1	1	3	0	1	0						
77 Eli Whiteside, R OBP: 0.333, SLG: 0.333										1	0	0	0	0	0	0						
<b>Inning Stats</b>	R: 0 E: 0 K: 1 S: 5	H: 0 LOB: 0 BB: 0 P: 5	R: 5 E: 0 K: 0 S: 9	H: 6 LOB: 2 BB: 1 P: 14	R: 0 E: 0 K: 0 S: 4	H: 1 LOB: 1 BB: 0 P: 4	R: 0 E: 0 K: 0 S: 3	H: 0 LOB: 0 BB: 0 P: 3	R: 2 E: 2 K: 1 S: 6	H: 2 LOB: 1 BB: 0 P: 6	R: 0 E: 0 K: 1 S: 5	H: 1 LOB: 1 BB: 1 P: 9	R: 1 E: 1 K: 1 S: 7	H: 2 LOB: 1 BB: 0 P: 7	R: 0 E: 0 K: 0 S: 3	H: 0 LOB: 0 BB: 0 P: 3	R: 0 E: 0 K: 1 S: 6	H: 1 LOB: 1 BB: 0 P: 6	1B: 8 2B: 4 3B: 0 HR: 1	SF: 0 SAC: 0 DP: 0 HBP: 0	WP: 0 PB: 0 SB: 1 CS: 1	PA: 42
<b>PITCHER</b>	IP WLS BF H R ER SO BB IBB HBP BLK WP HR S P ERA WHIP																					
26 Orlando Hernandez, R ERA: 22.5	2.0 L 13 6 5 5 1 0 0 0 0 0 0 1 14 19 22.50 3.500																					
34 Mike Pelfrey, R ERA:	3.0 13 3 2 0 0 0 0 0 0 0 0 0 13 13 0.00 1.000																					
43 Jason Vargas, L ERA:	2.0 9 3 1 0 2 1 0 0 0 0 0 0 12 16 0.00 2.000																					
Scott Schoeneweis, L ERA:	1.0 3 0 0 0 0 0 0 0 0 0 0 0 3 3 0.00 0.000																					
70 Joe Smith, R ERA:	1.0 4 1 0 0 1 0 0 0 0 0 0 0 6 6 0.00 1.000																					

AB 40  
R 8  
H 13  
RBI 6  
BB 2  
SO 4  
LOB 12



Batter	1	2	3	4	5	6	7	8	9	AB	R	H	RBI	BB	SO	LOB	BOTTOM					
7 José Reyes, S OBP: 0.476, SLG: 0.765	G4-3									2	0	1	1	1	0	0	<p><b>Baltimore Orioles @ New York Mets</b> Tradition Field, Port St. Lucie, FL Thu Mar 08 2007, 1:10 PM EST Att: 4,556 - Sunny - 78 F</p>					
10 Endy Chavez, L OBP: 0.375, SLG: 0.467										2	0	0	1	0	0	4						
16 Paul Lo Duca, R OBP: 0.313, SLG: 0.231	F8									2	0	0	1	0	0	2						
4 Ben Johnson, R OBP: 0.444, SLG: 0.600										2	1	1	2	0	1	0						
15 Carlos Beltrán, S OBP: 0.316, SLG: 0.412										3	0	1	1	0	1	2						
1 Anderson Hernandez, S OBP: 0.200, SLG: 0.111										2	0	0	0	0	0	0						
18 Moises Alou, R OBP: 0.176, SLG: 0.188										3	0	1	0	0	0	4						
77 Jose Reyes, S OBP: 0.333, SLG: 0.333										1	0	1	0	0	0	0						
17 David Newhan, L OBP: 0.227, SLG: 0.316										1	0	0	0	0	1	0						
5 David Wright, R OBP: 0.350, SLG: 0.353										2	0	0	0	1	1	3						
3 Damon Easley, R OBP: 0.278, SLG: 0.412										2	0	0	0	0	1	1						
20 Shawn Green, L OBP: 0.105, SLG: 0.056										5	0	1	0	0	2	0						
Julio Franco, R OBP: 0.500, SLG: 0.400										3	1	1	0	0	1	2						
6 Ruben Gotay, S OBP: 0.545, SLG: 0.667										0	1	0	0	1	0	0						
22 Jose Valentin, S OBP: 0.333, SLG: 0.400										3	1	1	0	0	2	2						
64 Mike Carp, L OBP: 0.444, SLG: 0.533										0	1	0	0	1	0	0						
44 Lastings Milledge, R OBP: 0.421, SLG: 0.367										2	2	1	1	1	1	0						
<b>Inning Stats</b>	R: 0 E: 0 K: 1 S: 5	H: 0 LOB: 0 BB: 0 P: 5	R: 0 E: 0 K: 1 S: 5	H: 1 LOB: 0 BB: 0 P: 5	R: 0 E: 0 K: 2 S: 7	H: 0 LOB: 0 BB: 0 P: 7	R: 0 E: 0 K: 1 S: 6	H: 1 LOB: 2 BB: 0 P: 8	R: 3 E: 0 K: 1 S: 8	H: 3 LOB: 2 BB: 1 P: 13	R: 0 E: 0 K: 2 S: 8	H: 1 LOB: 3 BB: 2 P: 16	R: 0 E: 0 K: 1 S: 6	H: 1 LOB: 1 BB: 0 P: 6	R: 4 E: 0 K: 0 S: 5	H: 2 LOB: 2 BB: 2 P: 13	R: 0 E: 0 K: 2 S: 7	H: 0 LOB: 0 BB: 0 P: 7	1B: 5 2B: 3 3B: 0 HR: 1	SF: 0 SAC: 0 DP: 1 HBP: 2	WP: 0 PB: 0 SB: 2 CS: 0	PA: 42
<b>PITCHER</b>	IP WLS BF H R ER SO BB IBB HBP BLK WP HR S P ERA WHIP																					
40 Daniel Cabrera, R ERA:	3.0 W 9 1 0 0 0 4 0 0 0 0 0 0 17 17 0.00 0.333																					
86 Jon Lejeune, R ERA: 10.13	1.2 12 4 3 3 2 1 0 2 0 0 0 0 13 20 16.20 3.000																					
25 Kurt Birkins, L ERA:	1.1 7 1 0 0 2 2 0 0 0 0 0 0 9 17 0.00 2.250																					
82 Steve Green, R ERA:	1.0 4 1 0 0 1 0 0 0 0 0 0 0 6 6 0.00 1.000																					
83 Chris Waters, L ERA: 12.0	1.0 7 2 4 4 0 2 0 0 1 0 1 5 13 36.00 4.000																					
47 Jim Hoey, R ERA: 5.4	1.0 S 3 1 0 0 2 0 0 0 0 0 0 7 7 0.00 0.000																					

AB 35  
R 7  
H 9  
RBI 7  
BB 5  
SO 11  
LOB 20









Batter	1	2	3	4	5	6	7	8	9	10	AB	R	H	RBI	BB	SO	LOB	TOP								
10 Endy Chavez, L OBP: 0.348, SLG: 0.429 (1, 8)	G6-3	SF9		G4-3		G4-3												4 0 1 1 0 0 0								
22 Jose Valentin, S OBP: 0.438, SLG: 0.769 (1, 4)																		3 1 2 1 1 1 0								
6 Ruben Gotay, S OBP: 0.500, SLG: 0.583 (7, 4)																		1 0 1 0 0 0 0								
20 Shawn Green, L OBP: 0.192, SLG: 0.246 (1, 9)																		3 0 1 1 0 0 0 1								
44 Lastings Milledge, R OBP: 0.440, SLG: 0.860 (6, 9)																		1 1 1 1 1 0 0 0								
64 Mike Carp, L OBP: 0.348, SLG: 0.400 (1, 3)																		5 0 0 0 0 0 1 5								
4 Ben Johnson, R OBP: 0.500, SLG: 0.727 (1, 7)																		4 1 3 1 1 0 0 0								
17 David Newhan, L OBP: 0.333, SLG: 0.609 (7, PH)																		3 1 3 1 0 0 0 0								
Ruben Sierra, S OBP: 0.250, SLG: 0.235 (7, 10)																		1 0 0 0 1 0 1 1								
3 Damon Easley, R OBP: 0.280, SLG: 0.375 (8, 5)																		4 1 1 0 0 0 0 2								
92 Daniel Murphy, L (8, 5)																		0 0 0 0 0 0 0 0								
1 Anderson Hernandez, S OBP: 0.231, SLG: 0.130 (1, 6)																		4 1 0 0 0 1 0 3								
77 Jose Reyes, S OBP: 0.167, SLG: 0.167 (7, 2)																		3 0 0 0 0 0 1 2								
30 Mike DiFelice, R (7, 2)																		2 0 0 0 0 0 1 2								
<b>Inning Stats</b>	R: 0 E: 0 K: 0 S: 4	H: 1 LOB: 1 BB: 0 P: 4	R: 4 E: 1 K: 0 S: 7	H: 4 LOB: 2 BB: 2 P: 15	R: 0 E: 0 K: 0 S: 4	H: 1 LOB: 1 BB: 0 P: 4	R: 1 E: 0 K: 1 S: 6	H: 1 LOB: 0 BB: 0 P: 6	R: 0 E: 0 K: 1 S: 6	H: 2 LOB: 1 BB: 0 P: 6	R: 0 E: 0 K: 0 S: 3	H: 0 LOB: 0 BB: 0 P: 3	R: 1 E: 0 K: 1 S: 7	H: 2 LOB: 1 BB: 0 P: 7	R: 0 E: 0 K: 0 S: 3	H: 0 LOB: 0 BB: 0 P: 3	R: 0 E: 0 K: 0 S: 4	H: 2 LOB: 1 BB: 1 P: 8	R: 0 E: 0 K: 1 S: 5	H: 0 LOB: 2 BB: 2 P: 13	1B: 5 2B: 4 3B: 0 HR: 4	SF: 1 DP: 1 HBP: 0	WP: 0 PB: 0 SB: 0 CS: 1	PA: 45		
<b>PITCHER</b>	IP WLS BF H R ER SO BB IBB HBP BLK WP HR S P ERA WHIP	IP WLS BF H R ER SO BB IBB HBP BLK WP HR S P ERA WHIP	IP WLS BF H R ER SO BB IBB HBP BLK WP HR S P ERA WHIP	IP WLS BF H R ER SO BB IBB HBP BLK WP HR S P ERA WHIP	IP WLS BF H R ER SO BB IBB HBP BLK WP HR S P ERA WHIP	IP WLS BF H R ER SO BB IBB HBP BLK WP HR S P ERA WHIP	IP WLS BF H R ER SO BB IBB HBP BLK WP HR S P ERA WHIP	IP WLS BF H R ER SO BB IBB HBP BLK WP HR S P ERA WHIP	IP WLS BF H R ER SO BB IBB HBP BLK WP HR S P ERA WHIP	IP WLS BF H R ER SO BB IBB HBP BLK WP HR S P ERA WHIP	IP WLS BF H R ER SO BB IBB HBP BLK WP HR S P ERA WHIP	IP WLS BF H R ER SO BB IBB HBP BLK WP HR S P ERA WHIP	IP WLS BF H R ER SO BB IBB HBP BLK WP HR S P ERA WHIP	IP WLS BF H R ER SO BB IBB HBP BLK WP HR S P ERA WHIP	IP WLS BF H R ER SO BB IBB HBP BLK WP HR S P ERA WHIP	IP WLS BF H R ER SO BB IBB HBP BLK WP HR S P ERA WHIP	IP WLS BF H R ER SO BB IBB HBP BLK WP HR S P ERA WHIP	IP WLS BF H R ER SO BB IBB HBP BLK WP HR S P ERA WHIP	IP WLS BF H R ER SO BB IBB HBP BLK WP HR S P ERA WHIP	IP WLS BF H R ER SO BB IBB HBP BLK WP HR S P ERA WHIP	IP WLS BF H R ER SO BB IBB HBP BLK WP HR S P ERA WHIP	IP WLS BF H R ER SO BB IBB HBP BLK WP HR S P ERA WHIP	IP WLS BF H R ER SO BB IBB HBP BLK WP HR S P ERA WHIP	IP WLS BF H R ER SO BB IBB HBP BLK WP HR S P ERA WHIP	IP WLS BF H R ER SO BB IBB HBP BLK WP HR S P ERA WHIP	IP WLS BF H R ER SO BB IBB HBP BLK WP HR S P ERA WHIP

New York Mets @ Washington Nationals  
Space Coast Stadium, Viera, FL  
Sat Mar 10 2007, 1:05 PM EST  
Att: 6,464 - Partly Cloudy - 75 F

AB	38
R	6
H	13
RBI	6
BB	5
SO	4
LOB	16



Batter	1	2	3	4	5	6	7	8	9	10	AB	R	H	RBI	BB	SO	LOB	BOTTOM									
Felipe Lopez, S OBP: 0.190, SLG: 0.150 (6, 4)	P4																	3 0 0 0 0 0 2									
Bernie Castro, S OBP: 0.657, SLG: 0.625 (8, 10)																		2 1 1 1 0 0 2									
15 Cristian Guzman, S OBP: 0.400, SLG: 0.471 (7, PH)																		3 0 0 0 0 0 1 1									
29 Michael Restovich, R (8, 10)																		0 0 0 0 0 0 0 0									
Joe Thurston, L OBP: 0.273, SLG: 0.200 (9, PR)																		0 0 0 0 0 0 0 0									
11 Ryan Zimmerman, R OBP: 0.429, SLG: 0.526 (7, 5)																		3 0 0 0 0 0 0 0									
Jose Macias, S (7, 5)																		1 0 0 0 0 0 0 3									
25 Austin Kearns, R OBP: 0.400, SLG: 0.500 (8, 9)																		2 1 0 0 1 0 0 0									
77 Abraham Nunez, S OBP: 0.400, SLG: 0.500 (8, 9)																		0 1 0 0 2 0 0 0									
Brian Schneider, L OBP: 0.600, SLG: 0.846 (7, 2)																		3 0 1 1 0 0 0 0									
3 Jesus Flores, R OBP: 0.400, SLG: 0.556 (9, PH)																		1 1 1 0 0 0 0 0									
Ryan Church, S OBP: 0.293, SLG: 0.188 (9, PH)																		0 0 0 0 0 0 0 0									
10 Ronnie Belliard, R OBP: 0.200, SLG: 0.214 (10, 2)																		1 0 0 1 0 0 2 0									
10 Brandon Harper, R OBP: 0.500, SLG: 0.353 (1, 7)																		0 0 0 0 0 0 0 0									
Chris Shelton, L OBP: 0.412, SLG: 0.385 (8, 7)																		1 1 0 0 2 0 0 0									
81 Darnell McDonald, R OBP: 0.182, SLG: 0.400 (1, 3)																		2 1 1 3 0 0 2 0									
Travis Lee, L OBP: 0.333, SLG: 0.286 (8, 3)																		3 0 0 0 0 0 0 3									
13 Robert Flick, L OBP: 0.286, SLG: 0.462 (1, 6)																		2 1 1 0 0 0 0 0									
Josh Wilson, R OBP: 0.600, SLG: 0.533 (9, 6)																		3 0 2 0 1 0 0 0									
4 D'Angelo Jimenez, S OBP: 0.471, SLG: 0.467 (1, 8)																		0 0 0 0 0 0 0 0									
7 Nook Logan, S OBP: 0.280, SLG: 0.182 (1, 8)																		4 0 1 1 1 0 0 2									
<b>Inning Stats</b>	R: 0 E: 0 K: 0 S: 3	H: 0 LOB: 0 BB: 0 P: 3	R: 0 E: 0 K: 0 S: 3	H: 0 LOB: 0 BB: 0 P: 3	R: 0 E: 0 K: 0 S: 4	H: 1 LOB: 1 BB: 0 P: 4	R: 1 E: 0 K: 0 S: 4	H: 1 LOB: 2 BB: 2 P: 12	R: 0 E: 0 K: 1 S: 6	H: 0 LOB: 1 BB: 1 P: 6	R: 0 E: 0 K: 0 S: 3	H: 0 LOB: 0 BB: 0 P: 3	R: 1 E: 0 K: 0 S: 3	H: 0 LOB: 3 BB: 3 P: 16	R: 3 E: 0 K: 0 S: 5	H: 2 LOB: 0 BB: 1 P: 9	R: 1 E: 1 K: 0 S: 4	H: 2 LOB: 1 BB: 1 P: 9	R: 1 E: 0 K: 0 S: 3	H: 2 LOB: 1 BB: 0 P: 3	1B: 5 2B: 2 3B: 0 HR: 1	SF: 0 SAC: 2 DP: 0 HBP: 2	WP: 0 PB: 0 SB: 0 CS: 0	PA: 45			
<b>PITCHER</b>	IP WLS BF H R ER SO BB IBB HBP BLK WP HR S P ERA WHIP	IP WLS BF H R ER SO BB IBB HBP BLK WP HR S P ERA WHIP	IP WLS BF H R ER SO BB IBB HBP BLK WP HR S P ERA WHIP	IP WLS BF H R ER SO BB IBB HBP BLK WP HR S P ERA WHIP	IP WLS BF H R ER SO BB IBB HBP BLK WP HR S P ERA WHIP	IP WLS BF H R ER SO BB IBB HBP BLK WP HR S P ERA WHIP	IP WLS BF H R ER SO BB IBB HBP BLK WP HR S P ERA WHIP	IP WLS BF H R ER SO BB IBB HBP BLK WP HR S P ERA WHIP	IP WLS BF H R ER SO BB IBB HBP BLK WP HR S P ERA WHIP	IP WLS BF H R ER SO BB IBB HBP BLK WP HR S P ERA WHIP	IP WLS BF H R ER SO BB IBB HBP BLK WP HR S P ERA WHIP	IP WLS BF H R ER SO BB IBB HBP BLK WP HR S P ERA WHIP	IP WLS BF H R ER SO BB IBB HBP BLK WP HR S P ERA WHIP	IP WLS BF H R ER SO BB IBB HBP BLK WP HR S P ERA WHIP	IP WLS BF H R ER SO BB IBB HBP BLK WP HR S P ERA WHIP	IP WLS BF H R ER SO BB IBB HBP BLK WP HR S P ERA WHIP	IP WLS BF H R ER SO BB IBB HBP BLK WP HR S P ERA WHIP	IP WLS BF H R ER SO BB IBB HBP BLK WP HR S P ERA WHIP	IP WLS BF H R ER SO BB IBB HBP BLK WP HR S P ERA WHIP	IP WLS BF H R ER SO BB IBB HBP BLK WP HR S P ERA WHIP	IP WLS BF H R ER SO BB IBB HBP BLK WP HR S P ERA WHIP	IP WLS BF H R ER SO BB IBB HBP BLK WP HR S P ERA WHIP	IP WLS BF H R ER SO BB IBB HBP BLK WP HR S P ERA WHIP	IP WLS BF H R ER SO BB IBB HBP BLK WP HR S P ERA WHIP	IP WLS BF H R ER SO BB IBB HBP BLK WP HR S P ERA WHIP	IP WLS BF H R ER SO BB IBB HBP BLK WP HR S P ERA WHIP	IP WLS BF H R ER SO BB IBB HBP BLK WP HR S P ERA WHIP

New York Mets @ Washington Nationals  
Space Coast Stadium, Viera, FL  
Sat Mar 10 2007, 1:05 PM EST  
Att: 6,464 - Partly Cloudy - 75 F

AB	34
R	7
H	8
RBI	7
BB	7
SO	1
LOB	17





Batter	1	2	3	4	5	6	7	8	9	10	11	AB	R	H	RBI	BB	SO	LOB	TOP				
2 Hanley Ramirez, R OBP: 0.267, SLG: 0.333 7 Alejandro De Azavedo, L OBP: 0.389, SLG: 0.471	(1,10) X 0-0 P6		(1,0) X 0-0 FC4 1B 8 HBP 14 SF9	(1,0) X 0-0 F8			(1,0) X 0-0 G4-3 2B	(1,0) X 0-0 FC4			(1,0) X 0-0 CS S BB	4	1	1	0	0	0	1					
8 Aaron Boone, R OBP: 0.243, SLG: 0.107 Jason Stokes, R OBP: 0.083, SLG: 0.182	(1,3) X 0-0 F9		(1,0) H 1-0 14 SF9 1B 1-2 SF8 HBP		(1,0) X 0-0 F9		(1,0) X 0-0 G4-3 2-3	(1,0) X 0-0 L4			(1,0) X 0-0 K	3	1	0	0	0	0	1					
Miguel Cabrera, R OBP: 0.464, SLG: 0.520 29 Scott Seabolt, R OBP: 0.150, SLG: 0.105	(1,5) X 0-0 G5-3		(1,0) X 0-0 27 E SF8 1B 1-2 2-3 3-H		(1,0) X 0-0 14 G6-4-3 1B		(1,0) X 0-0 BB		(1,0) X 0-3 K2-3		(1,0) X 0-0 G5-3	3	0	2	1	1	0	0					
14 Josh Willingham, R OBP: 0.296, SLG: 0.227 31 John Gall, R OBP: 0.150, SLG: 0.200	(1,7) X 0-0 G3		(1,0) X 0-0 SF9		(1,0) X 0-0 G6-4-3 1-2		(1,0) X 0-0 K		(1,0) X 0-0 P3		(1,0) X 0-0 G5-3	3	0	0	1	0	1	3					
Miguel Olivo, R OBP: 0.240, SLG: 0.409 62 Nick Trzemesniak, R OBP: 0.375, SLG: 0.187	(1,2) X 0-0 G4-3		(1,0) X 0-0 SF8			(1,0) X 0-3 K		(1,0) X 0-0 G4-3		(1,0) X 0-3 K		3	0	0	1	0	1	2					
27 Jeremy Hermida, L OBP: 0.241, SLG: 0.325	(1,9) X 0-0 28 1B 2B		(1,0) X 0-0 E5			(1,0) X 0-3 K		(1,0) X 0-0 G4-3		(1,0) X 0-0 1 G3 92 SH2-4 BB		4	1	1	0	1	1	1					
28 Jason Wood, R OBP: 0.476, SLG: 0.842 92 Josh Labandeira, R (8, PR)	(1,4) X 0-0 2H 1B		(1,0) X 0-0 G4-3			(1,0) X 0-0 1B BB		(1,0) X 0-0 1 FC5-4 1B		(1,0) X 0-0 SH2-4		3	0	2	1	1	0	2					
1 Eric Reed, L OBP: 0.350, SLG: 0.316	(1,8) X 0-3 K			(1,0) X 0-0 P5		(1,0) X 0-0 1B		(1,0) X 0-0 FC5-4 7 FC4 3 S 7 E 1-2		(1,0) X 0-0 G3		5	1	1	0	0	1	3					
3 Zach Sorensen, S OBP: 0.190, SLG: 0.150	(1,6) X 0-0 8 HBP 1B		(1,0) X 0-0 2 E 1B		(1,0) X 0-0 G6-3		(1,0) X 0-0 G4-3		(1,0) X 0-0 7 E BB		(1,0) X 0-0 G1-3	4	1	1	0	1	0	3					
<b>Inning Stats</b>	R: 0 E: 0 K: 0 S: 3	H: 0 LOB: 0 BB: 0 P: 3	R: 1 E: 0 K: 1 S: 7	H: 2 LOB: 1 BB: 0 P: 7	R: 3 E: 2 K: 1 S: 7	H: 2 LOB: 2 BB: 0 P: 8	R: 0 E: 0 K: 0 S: 3	H: 0 LOB: 0 BB: 0 P: 3	R: 0 E: 0 K: 0 S: 8	H: 1 LOB: 2 BB: 1 P: 12	R: 0 E: 1 K: 0 S: 5	H: 1 LOB: 2 BB: 1 P: 9	R: 0 E: 0 K: 2 S: 7	H: 0 LOB: 0 BB: 0 P: 7	R: 0 E: 0 K: 0 S: 3	H: 0 LOB: 1 BB: 1 P: 7	R: 0 E: 0 K: 1 S: 4	H: 0 LOB: 0 BB: 1 P: 8	1B: 6 2B: 3 3B: 0 HR: 0	SF: 2 SAC: 1 DP: 2 HBP: 1	WP: 0 PB: 0 SB: 2 CS: 1	PA: 48	
<b>PITCHER</b>	Tom Glavine, L ERA: 2.0	IP: 4.0 WLS: 19 BF: 4	WLS: 3 BF: 1	H: 0 R: 4 ER: 2 SO: 2	BB: 0 IBB: 0 HBP: 0 BLK: 0	WP: 0 HR: 0 S: 20 P: 21	ERA: 4.50 WHIP: 1.000	Robert Paulk, R ERA: 10.1	IP: 1.0 WLS: 3 BF: 0	H: 0 R: 0 ER: 0 SO: 1	BB: 1 IBB: 0 HBP: 0 BLK: 0	WP: 0 HR: 0 S: 4 P: 8	ERA: 0.00 WHIP: 1.000	Brandon Nall, R ERA: 11.1	IP: 1.0 WLS: 3 BF: 0	H: 0 R: 0 ER: 0 SO: 1	BB: 1 IBB: 0 HBP: 0 BLK: 0	WP: 0 HR: 0 S: 4 P: 8	ERA: 0.00 WHIP: 1.000				
68 Lino Urdaneta, R ERA: 6.1	1.0	3	1	0	0	0	0	0	0	3	0	0	0	0	0	0	0	0	0	0	0	0	0
28 Juan Padilla, R ERA: 6.1	1.0	5	1	0	0	2	1	0	0	0	0	0	0	0	0	0	0	0	0	0	0	0	0
Scott Schoeneweis, L ERA: 7.1	1.2	B	9	2	1	0	1	2	0	0	0	0	0	0	0	0	0	0	0	0	0	0	0
70 Joe Smith, R ERA: 8.1	1.1	5	0	0	0	2	0	0	0	0	0	0	0	0	0	0	0	0	0	0	0	0	0

Florida Marlins @ New York Mets  
Tradition Field, Port St. Lucie, FL  
Sun Mar 11 2007, 1:10 PM EDT  
Att: 6,477 - Partly Cloudy - 79 F

livebaseballscorecards.com

AB 39  
R 5  
H 8  
RBI 4  
BB 5  
SO 7  
LOB 20



Batter	1	2	3	4	5	6	7	8	9	10	11	AB	R	H	RBI	BB	SO	LOB	BOTTOM				
7 José Reyes, S OBP: 0.429, SLG: 0.625 86 Jose Castro, S OBP: 1.000, SLG: 1.000	(1,6) X 0-3 K		(1,0) X 0-0 P4		(1,0) X 0-0 G3		(1,0) X 0-0 5 E 15 G6-3 1B		(1,0) X 0-0 S 1B			4	1	1	0	0	1	1					
5 David Wright, R OBP: 0.397, SLG: 0.435 Mark Kiger, R	(1,5) X 4-0 BB FC1-6		(1,0) X 0-0 F7		(1,0) X 0-0 HR		(1,0) X 0-0 15 G6-3 BB		(1,0) X 0-1 P5			2	1	1	1	2	0	1					
15 Carlos Beltrán, S OBP: 0.308, SLG: 0.625 Luis Nieves, S	(1,8) X 0-3 K		(1,0) X 0-0 HR		(1,0) X 0-0 G3-1		(1,0) X 0-0 G6-3 1-2 3-H			(1,0) X 0-0 G6-3		4	1	1	2	0	1	2					
21 Carlos Delgado, L OBP: 0.429, SLG: 0.400 93 Andy Tracy, L	(1,3) X 0-0 FC1-6 1-2		(1,0) X 0-0 18 1B		(1,0) X 0-0 G4-3		(1,0) X 0-0 K			(1,0) X 0-0 G6-3		3	0	1	0	0	0	1					
18 Moises Alou, R OBP: 0.417, SLG: 0.273 17 David Newhan, L OBP: 0.310, SLG: 0.560	(1,7) X 0-0 F8		(1,0) X 0-0 1B		(1,0) X 0-0 F9		(1,0) X 0-3 K		(1,0) X 0-0 F9			3	0	1	0	0	0	0					
20 Shawn Green, L OBP: 0.172, SLG: 0.214 63 Victor Mendez, S	(1,9) X 0-0 E3 22 1B		(1,0) X 0-0 K		(1,0) X 0-0 E7 22 WP 1B		(1,0) X 0-0 F7		(1,0) X 0-0 F7		(1,0) X 0-3 K	3	1	0	0	0	1	2					
22 Jose Valentin, S OBP: 0.421, SLG: 0.688 10 Endy Chavez, L OBP: 0.360, SLG: 0.409	(1,4) X 0-0 14-3 1B			(1,0) X 0-0 G3		(1,0) X 0-3 K		(1,0) X 0-0 F7			(1,0) X 0-0 30 DI S BB	3	0	1	0	0	1	1					
Ruben Sierra, S OBP: 0.240, SLG: 0.227	(1,10) X 0-0 L4-3 1-1			(1,0) X 0-3 K		(1,0) X 0-0 1B			(1,0) X 0-0 G3		(1,0) X 0-1 F9	5	0	1	1	0	1	3					
11 Ramon Castro, R OBP: 0.447, SLG: 0.545 30 Mike DiFelice, R	(1,2) X 0-0 15 HR 2B		(1,0) X 0-0 F7		(1,0) X 0-0 G1-3				(1,0) X 0-0 G4-3		(1,0) X 0-3 K	3	1	1	0	0	0	1					
<b>Inning Stats</b>	R: 0 E: 0 K: 2 S: 7	H: 0 LOB: 1 BB: 1 P: 11	R: 0 E: 1 K: 0 S: 4	H: 1 LOB: 1 BB: 0 P: 4	R: 2 E: 1 K: 1 S: 9	H: 4 LOB: 2 BB: 0 P: 9	R: 0 E: 0 K: 1 S: 5	H: 0 LOB: 0 BB: 0 P: 5	R: 1 E: 1 K: 1 S: 7	H: 1 LOB: 1 BB: 0 P: 7	R: 1 E: 0 K: 1 S: 5	H: 1 LOB: 0 BB: 1 P: 9	R: 0 E: 0 K: 1 S: 5	H: 0 LOB: 0 BB: 0 P: 5	R: 0 E: 0 K: 0 S: 3	H: 0 LOB: 0 BB: 0 P: 3	R: 0 E: 0 K: 2 S: 8	H: 0 LOB: 1 BB: 1 P: 12	1B: 6 2B: 2 3B: 0 HR: 2	SF: 0 SAC: 0 DP: 2 HBP: 0	WP: 1 PB: 0 SB: 2 CS: 0	PA: 45	
<b>PITCHER</b>	52 Sergio Mitre, R ERA: 3.1	IP: 2.0 WLS: 8 BF: 8	WLS: 5 BF: 3	H: 3 R: 3 ER: 3 SO: 2	BB: 1 IBB: 0 HBP: 0 BLK: 0	WP: 0 HR: 0 S: 11 P: 15	ERA: 0.00 WHIP: 1.000	58 Harvey Garcia, R ERA: 1.5	IP: 1.0 WLS: 3 BF: 0	H: 0 R: 0 ER: 0 SO: 2	BB: 1 IBB: 0 HBP: 0 BLK: 0	WP: 0 HR: 0 S: 3 P: 8	ERA: 0.00 WHIP: 0.000	65 Scott Tyler, R ERA: 21.0	IP: 1.0 WLS: 4 BF: 0	H: 0 R: 0 ER: 0 SO: 2	BB: 1 IBB: 0 HBP: 0 BLK: 0	WP: 0 HR: 0 S: 8 P: 12	ERA: 0.00 WHIP: 1.000				
Yusmeiro Pettit, R ERA: 7.0	3.1	2.2	13	5	3	3	2	0	0	0	0	0	0	0	0	0	0	0	0	0	0	0	0
37 Renyel Pinto, L ERA: 10.38	5.1	1.1	B	6	1	1	0	1	0	0	0	0	0	0	0	0	0	0	0	0	0	0	0
Felix Rodriguez, R ERA: 3.18	7.1	1.0	4	1	1	0	1	1	0	0	0	0	0	0	0	0	0	0	0	0	0	0	0
77 Henry Owens, R ERA: 8.1	8.1	2.0	7	1	0	0	1	0	0	0	0	0	0	0	0	0	0	0	0	0	0	0	0

Florida Marlins @ New York Mets  
Tradition Field, Port St. Lucie, FL  
Sun Mar 11 2007, 1:10 PM EDT  
Att: 6,477 - Partly Cloudy - 79 F

livebaseballscorecards.com

AB 42  
R 5  
H 9  
RBI 4  
BB 3  
SO 9  
LOB 14





Batter	1	2	3	4	5	6	7	8	9	AB	R	H	RBI	BB	SO	LOB	TOP			
44 Lastings Milledge, R OBP: 0.400, SLG: 0.520										5	1	1	0	0	1	1				
6 Ruben Gotay, S OBP: 0.444, SLG: 0.563										4	1	1	1	0	0	1				
61 Carlos Gómez, R OBP: 0.250, SLG: 0.667										4	0	0	0	0	2	1				
64 Mike Carp, L OBP: 0.444, SLG: 0.478										3	1	3	0	1	0	0				
4 Ben Johnson, R OBP: 0.467, SLG: 0.654										4	1	1	1	0	1	3				
62 Fernando Martínez, L OBP: 0.667, SLG: 0.800										3	0	3	0	1	0	0				
19 Sandy Alomar Jr., R 77 Jose Reyes, S OBP: 0.143, SLG: 0.143										3	0	0	2	0	0	3				
3 Damon Easley, R OBP: 0.276, SLG: 0.357										4	0	1	0	0	0	1				
1 Anderson Hernández, S Jose Coronado, S										3	0	0	0	0	0	1				
<b>Inning Stats</b>	R: 3 E: 0 K: 0 S: 6	H: 4 LOB: 1 BB: 1 P: 10	R: 0 E: 0 K: 0 S: 4	H: 1 LOB: 1 BB: 0 P: 4	R: 0 E: 0 K: 1 S: 6	H: 2 LOB: 0 BB: 0 P: 6	R: 0 E: 0 K: 0 S: 3	H: 0 LOB: 0 BB: 0 P: 3	R: 0 E: 0 K: 1 S: 5	H: 0 LOB: 1 BB: 0 P: 5	R: 0 E: 0 K: 0 S: 3	H: 0 LOB: 0 BB: 0 P: 3	R: 0 E: 0 K: 2 S: 8	H: 1 LOB: 2 BB: 1 P: 12	R: 0 E: 0 K: 0 S: 3	H: 0 LOB: 0 BB: 0 P: 3	1B: 8 2B: 3 3B: 0 HR: 0	SF: 0 SAC: 0 DP: 1 HBP: 0	WP: 0 PB: 0 SB: 0 CS: 0	PA: 38
<b>PITCHER</b>	IP WLS BF H R ER SO BB IBB HBP BLK WP HR S P ERA WHIP																			
Mike Maroth, L ERA: 3.0	(1, 1) 4.0 L 18 7 3 3 1 1 0 0 0 0 0 0 19 23 6.75 2.000																			
31 Zach Miner, R ERA: 4.5	(5, 1) 1.0 0 0 0 0 0 0 0 0 0 0 0 0 5 5 0.00 0.000																			
Wilfredo Ledezma, L ERA: 7.2	(6, 1) 1.0 5 2 1 1 0 0 0 0 0 0 0 0 5 5 9.00 2.000																			
53 Jordan Tata, R ERA: 13.5	(7, 1) 1.0 3 0 0 0 0 0 0 0 0 0 0 0 3 3 0.00 0.000																			
54 Joel Zumaya, R ERA:	(8, 1) 1.0 5 1 0 0 2 1 0 0 0 0 0 0 8 12 0.00 2.000																			

New York Mets @ Detroit Tigers  
Joker Marchant Stadium, Lakeland, FL  
Sun Mar 11 2007, 1:05 PM EDT  
Att: 6,345 - Sunny - 81 F

AB	35
R	4
H	10
RBI	4
BB	2
SO	4
LOB	13



Batter	1	2	3	4	5	6	7	8	9	AB	R	H	RBI	BB	SO	LOB	BOTTOM					
Ivan Rodríguez, R OBP: 0.429, SLG: 0.680										3	0	1	0	0	0	0						
Justin Justice, L										1	0	0	0	0	1	1						
14 Placido Polanco, R OBP: 0.630, SLG: 0.833										3	0	1	0	0	0	1						
Scott Sizemore, R										1	0	0	0	0	1	1						
9 Carlos Guillen, S 39 Ramon Santiago, S OBP: 0.250, SLG: 0.625										3	0	1	0	0	0	1						
Sean Casey, L OBP: 0.250, SLG: 0.318										3	0	0	0	0	2							
Jeff Larish, L										1	0	0	0	0	1	0						
20 Omar Infante, R OBP: 0.250, SLG: 0.417										4	0	0	0	0	2							
74 Timo Perez, L OBP: 0.450, SLG: 0.611										3	2	2	1	1	0	0						
13 Vance Wilson, R OBP: 0.450, SLG: 0.667										3	0	1	0	0	1	1						
70 Dane Sardinha, R										1	0	0	0	0	0	0						
45 Kody Kirkland, R OBP: 0.200, SLG: 0.286										4	0	1	1	0	0	1						
73 Brandon Watson, L OBP: 0.273, SLG: 0.238										3	0	0	0	0	1	3						
<b>Inning Stats</b>	R: 0 E: 0 K: 0 S: 5	H: 2 LOB: 2 BB: 0 P: 5	R: 0 E: 0 K: 1 S: 5	H: 0 LOB: 1 BB: 1 P: 9	R: 0 E: 0 K: 0 S: 3	H: 0 LOB: 0 BB: 0 P: 3	R: 1 E: 0 K: 0 S: 6	H: 3 LOB: 2 BB: 0 P: 6	R: 0 E: 0 K: 0 S: 3	H: 1 LOB: 1 BB: 0 P: 4	R: 1 E: 0 K: 1 S: 6	H: 1 LOB: 0 BB: 0 P: 6	R: 0 E: 1 K: 2 S: 8	H: 0 LOB: 1 BB: 0 P: 8	R: 0 E: 0 K: 1 S: 5	H: 0 LOB: 0 BB: 0 P: 5	R: 0 E: 0 K: 0 S: 3	H: 0 LOB: 0 BB: 0 P: 3	1B: 5 2B: 1 3B: 0 HR: 1	SF: 0 SAC: 0 DP: 0 HBP: 0	WP: 0 PB: 0 SB: 0 CS: 1	PA: 36
<b>PITCHER</b>	IP WLS BF H R ER SO BB IBB HBP BLK WP HR S P ERA WHIP																					
35 Aaron Sele, R ERA: 7.04	(1, 1) 3.2 W 17 5 1 1 1 1 0 0 0 0 0 0 18 22 2.46 1.636																					
92 Ivan Maldonado, R ERA:	(4, 1) 0.1 H 1 0 0 0 0 0 0 0 0 0 0 1 1 0.00 0.000																					
29 Jorge Sosa, R ERA: 3.38	(5, 1) 4.0 H 14 2 1 1 4 0 0 0 0 0 0 1 22 23 2.25 0.500																					
71 Willie Collazo, L ERA:	(9, 1) 1.0 S 3 0 0 0 0 0 0 0 0 0 0 3 3 0.00 0.000																					

New York Mets @ Detroit Tigers  
Joker Marchant Stadium, Lakeland, FL  
Sun Mar 11 2007, 1:05 PM EDT  
Att: 6,345 - Sunny - 81 F

AB	34
R	2
H	7
RBI	2
BB	1
SO	5
LOB	13





Batter	1	2	3	4	5	6	7	8	9	AB	R	H	RBI	BB	SO	LOB	TOP																
7 José Reyes, S (1.6) OBP: 0.438, SLG: 0.679 77 Jose Reyes, S (7.2) OBP: 0.125, SLG: 0.125										4	1	2	2	0	0	0	<b>New York Mets @ Washington Nationals</b> Space Coast Stadium, Viera, FL Mon Mar 12 2007, 1:05 PM EDT Att. 4,924 - Partly Cloudy - 76 F																
16 Paul Lo Duca, R (1.2) OBP: 0.250, SLG: 0.176 25 Pedro Feliciano, L (7.1) 39 Jon Adkins, L (8.1) 61 Carlos Gómez, R (9. PH) OBP: 0.333, SLG: 0.714										4	0	0	1	0	0	2																	
15 Carlos Beltrán, S (1.8) OBP: 0.276, SLG: 0.556 10 Endy Chavez, L (7.8)										3	0	0	0	0	2	0																	
21 Carlos Delgado, L (1.3) OBP: 0.471, SLG: 0.417 64 Mike Carp, L (7.3) OBP: 0.429, SLG: 0.458										2	1	1	0	1	0	0																	
5 David Wright, R (1.5) OBP: 0.419, SLG: 0.500 4 Ben Johnson, R (7.7) OBP: 0.484, SLG: 0.667										3	1	3	0	0	0	0																	
18 Moises Alou, R (1.7) OBP: 0.192, SLG: 0.240 17 David Newhan, L (7.5)										3	0	0	0	0	5	0																	
44 Lastings Milledge, R (1.9) OBP: 0.441, SLG: 0.552										4	1	3	2	0	0	0																	
1 Anderson Hernandez, S (1.4) OBP: 0.242, SLG: 0.138										3	0	1	0	1	0	2																	
61 Chan Ho Park, R (1.1) Alay Soler, R (4.1) 13 Billy Wagner, L (6.1) Ruben Sierra, S (7. PH) OBP: 0.231, SLG: 0.217 6 Ruben Gotay, S (7.4) OBP: 0.421, SLG: 0.529										1	0	0	0	0	0	0																	
<b>Inning Stats</b>	R: 1 E: 0 K: 1 S: 6	H: 1 LOB: 0 BB: 0 P: 6	R: 0 E: 0 K: 0 S: 4	H: 2 LOB: 1 BB: 0 P: 4	R: 0 E: 0 K: 0 S: 3	H: 0 LOB: 0 BB: 0 P: 3	R: 0 E: 0 K: 0 S: 4	H: 2 LOB: 1 BB: 0 P: 4	R: 0 E: 0 K: 0 S: 2	H: 0 LOB: 0 BB: 1 P: 6	R: 0 E: 0 K: 1 S: 5	H: 0 LOB: 0 BB: 0 P: 5	R: 3 E: 0 K: 1 S: 9	H: 4 LOB: 2 BB: 1 P: 13	R: 2 E: 0 K: 0 S: 5	H: 3 LOB: 1 BB: 1 P: 10		R: 0 E: 0 K: 1 S: 6	H: 1 LOB: 1 BB: 0 P: 6	1B: 11 2B: 2 3B: 1 HR: 0	SF: 0 SAC: 0 DP: 4 HBP: 0	WP: 1 PB: 0 SB: 0 CS: 0	PA: 39										
<b>PITCHER</b>	IP WLS BF H R ER SO BB IBB HBP BLK WP HR S P ERA WHIP																																
41 Shawn Hill, R (1.1) ERA: 2.0	4.0	15	5	1	1	1	1	0	0	0	0	0	0	17	17	2.25	1.250																
36 Joel Hanrahan, R (5.1) ERA: 27.0	2.1	11	3	3	3	1	2	0	0	0	0	0	0	11	19	11.57	2.143																
34 Ray King, L (7.1) ERA: 10.8	1.1	7	3	2	2	1	1	0	0	0	1	0	8	13	13.50	3.000																	
Jon Rauch, R (8.1) ERA:	0.1	2	1	0	0	0	0	0	0	0	0	0	2	2	0.00	3.000																	
32 Chad Cordero, R (9.1) ERA:	1.0	4	1	0	0	1	0	0	0	0	0	0	6	6	0.00	1.000																	
<b>Batter</b>	<b>1</b>	<b>2</b>	<b>3</b>	<b>4</b>	<b>5</b>	<b>6</b>	<b>7</b>	<b>8</b>	<b>9</b>	<b>AB</b>	<b>R</b>	<b>H</b>	<b>RBI</b>	<b>BB</b>	<b>SO</b>	<b>LOB</b>	<b>BOTTOM</b>																
Felipe Lopez, S (1.4) OBP: 0.167, SLG: 0.130 Joe Thurston, L (6.4) OBP: 0.308, SLG: 0.250										3	0	0	0	0	1	2	<b>New York Mets @ Washington Nationals</b> Space Coast Stadium, Viera, FL Mon Mar 12 2007, 1:05 PM EDT Att. 4,924 - Partly Cloudy - 76 F																
Chris Snelling, L (1.7) OBP: 0.405, SLG: 0.529										4	2	1	3	0	1	1																	
11 Ryan Zimmerman, R (1.5) OBP: 0.500, SLG: 0.818 5 Kory Casto, L (6.5) OBP: 0.529, SLG: 0.500										3	1	3	2	0	0	0																	
25 Austin Kearns, R (1.9) OBP: 0.462, SLG: 0.476 77 Abraham Nunez, S (6. PR) OBP: 0.421, SLG: 0.688										2	0	1	0	1	0	1																	
13 Robert Fick, L (1.3) OBP: 0.294, SLG: 0.438 33 Larry Broadway, L (6.3) OBP: 0.333, SLG: 0.316										3	1	1	0	0	2	2																	
61 Juan Brito, R (1.2) OBP: 0.384, SLG: 0.556 Danny Ardoin, R (7. PH) OBP: 0.125, SLG: 0.125										2	1	0	0	1	1	2																	
Josh Wilson, R (1.6) OBP: 0.500, SLG: 0.450										3	1	1	1	0	2	0																	
7 Nook Logan, S (1.8) OBP: 0.323, SLG: 0.296										3	1	1	0	0	1	1																	
41 Shawn Hill, R (1.1) 15 Cristian Guzman, S (4. PH) 36 Joel Hanrahan, R (5.1) 34 Ray King, L (7.1) Jon Rauch, R (8.1) Ryan Church, L (8. PH) Bernie Castro, S (8. PH) 32 Chad Cordero, R (9.1)										1	0	0	0	0	1	1																	
<b>Inning Stats</b>	R: 0 E: 0 K: 1 S: 6	H: 1 LOB: 1 BB: 0 P: 6	R: 0 E: 0 K: 2 S: 7	H: 0 LOB: 0 BB: 0 P: 7	R: 2 E: 0 K: 3 S: 11	H: 2 LOB: 2 BB: 1 P: 16	R: 2 E: 0 K: 0 S: 5	H: 2 LOB: 1 BB: 1 P: 10	R: 2 E: 0 K: 1 S: 8	H: 3 LOB: 1 BB: 0 P: 8	R: 0 E: 0 K: 0 S: 3	H: 0 LOB: 0 BB: 0 P: 3	R: 0 E: 0 K: 2 S: 8	H: 1 LOB: 2 BB: 1 P: 12	R: 3 E: 0 K: 0 S: 6	H: 3 LOB: 1 BB: 1 P: 10		R: 0 E: 0 K: 1 S: 6	H: 1 LOB: 1 BB: 0 P: 6	1B: 7 2B: 2 3B: 1 HR: 2	SF: 0 SAC: 1 DP: 0 HBP: 1	WP: 1 PB: 1 SB: 0 CS: 0	PA: 41										
<b>PITCHER</b>	IP WLS BF H R ER SO BB IBB HBP BLK WP HR S P ERA WHIP																																
61 Chan Ho Park, R (1.1) ERA: 7.11	3.1	18	5	4	4	6	2	0	1	0	0	0	1	10	11	10.80	2.100																
Alay Soler, R (4.1) ERA: 8.22	1.2	8	3	2	2	1	0	0	0	0	0	0	3	3	0.00	0.000																	
13 Billy Wagner, L (6.1) ERA: 1.8	1.0	3	0	0	0	0	0	0	0	0	0	0	3	3	0.00	0.000																	
25 Pedro Feliciano, L (7.1) ERA:	1.0	5	1	0	0	2	1	0	0	0	0	0	8	12	0.00	2.000																	
39 Jon Adkins, R (8.1) ERA: 11.57	1.0	7	3	3	3	0	1	0	0	0	0	1	6	10	27.00	4.000																	



Batter	1	2	3	4	5	6	7	8	9	AB	R	H	RBI	BB	SO	LOB	TOP										
7 José Reyes, S OBP: 0.444, SLG: 0.750 1 Anderson Hernandez, S OBP: 0.235, SLG: 0.133										4	1	2	2	0	0	1											
3 Damion Eastley, R OBP: 0.281, SLG: 0.333 17 David Newhan, L OBP: 0.313, SLG: 0.571										2	0	0	0	1	1	1											
21 Carlos Delgado, L OBP: 0.429, SLG: 0.333 61 Carlos Gómez, R OBP: 0.300, SLG: 0.625										3	0	0	0	1	0	2											
16 Paul Lo Duca, R OBP: 0.261, SLG: 0.200 11 Ramon Castro, R OBP: 0.471, SLG: 0.538										3	0	1	1	0	0	1											
20 Shawn Green, L OBP: 0.182, SLG: 0.313 64 Mike Carp, L OBP: 0.414, SLG: 0.440										4	1	1	1	0	0	3											
44 Lastinos Millardos, R OBP: 0.459, SLG: 0.548 Ruben Sierra, S OBP: 0.222, SLG: 0.208										2	1	1	0	1	0	2											
4 Ben Johnson, R OBP: 0.429, SLG: 0.581										4	0	0	0	0	1	2											
6 Ruben Gotay, S OBP: 0.391, SLG: 0.571										4	1	1	0	0	2	1											
10 Endy Chavez, L OBP: 0.419, SLG: 0.444										4	1	3	2	0	1	0											
<b>Inning Stats</b>	R: 0 E: 0 K: 1 S: 6	H: 1 LOB: 1 P: 7	R: 4 E: 1 K: 1 S: 11	H: 4 LOB: 1 BB: 0 P: 11	R: 0 E: 0 K: 2 S: 3	H: 0 LOB: 0 BB: 1 P: 7	R: 0 E: 0 K: 2 S: 7	H: 0 LOB: 0 BB: 0 P: 7	R: 1 E: 0 K: 0 S: 3	H: 1 LOB: 2 BB: 0 P: 11	R: 0 E: 0 K: 0 S: 4	H: 1 LOB: 1 BB: 0 P: 4	R: 0 E: 0 K: 0 S: 4	H: 1 LOB: 0 BB: 0 P: 4	R: 1 E: 0 K: 1 S: 7	H: 2 LOB: 1 BB: 0 P: 7	R: 0 E: 1 K: 1 S: 6	H: 0 LOB: 0 BB: 0 P: 7	1B: 7 2B: 0 3B: 1 HR: 2	SF: 0 SAC: 0 DP: 1 HBP: 0	WP: 0 PB: 0 SB: 4 CS: 0	PA: 41					
<b>PITCHER</b>	IP	WLS	BF	H	R	ER	SO	BB	IBB	HBP	BLK	WP	HR	S	P	ERA	WHIP										
CC Sabathia, L ERA: 5.0	4.0	L	19	5	4	4	4	1	0	0	0	0	2	27	32	9.00	1.500										
54 Brian Stocum, R ERA: 3.0	2.0		9	2	1	1	0	2	0	0	0	0	0	7	15	4.50	2.000										
46 Aaron Fultz, L ERA: 4.05	1.0		4	1	0	0	0	0	0	0	0	0	0	4	4	0.00	1.000										
63 Rafael Betancourt, R ERA: 9.0	1.0		5	2	1	1	1	0	0	0	0	0	0	7	7	9.00	2.000										
40 Tom Mastny, R ERA:	1.0		4	0	0	0	1	0	0	0	0	0	0	6	7	0.00	0.000										

New York Mets @ Cleveland Indians  
Chain of Lakes Park, Winter Haven, FL  
Tue Mar 13 2007, 1:05 PM EDT  
Att.: 5,666 - Sunny - 78 F

AB 38  
R 6  
H 10  
RBI 6  
BB 3  
SO 6  
LOB 16



Batter	1	2	3	4	5	6	7	8	9	AB	R	H	RBI	BB	SO	LOB	BOTTOM										
29 Josh Barfield, R OBP: 0.333, SLG: 0.348 11 Luis Rivas, R OBP: 0.308, SLG: 0.435										3	0	0	0	0	2	1											
Jason Michaels, R OBP: 0.385, SLG: 0.480										5	2	3	0	0	0	0											
48 Travis Hafner, L OBP: 0.520, SLG: 0.518 15 Mike Rouse, L OBP: 0.269, SLG: 0.480										3	1	1	0	0	0	1											
41 Victor Martinez, S OBP: 0.524, SLG: 0.947 73 Max Ramirez, R OBP: 0.335, SLG: 0.250										2	0	1	1	1	1	0											
2 Johnny Peralta, R OBP: 0.375, SLG: 0.435 64 Asdrúbal Cabrera, S OBP: 0.273, SLG: 0.250										3	0	1	1	0	1	1											
65 Ben Francisco, R OBP: 0.429, SLG: 0.840										4	1	1	1	0	0	2											
68 Michael Aubrey, L OBP: 0.438, SLG: 0.585										3	0	1	0	0	2	0											
27 Hector Luna, R OBP: 0.381, SLG: 0.389										3	0	0	0	1	1	1											
62 Trevor Crowe, S OBP: 0.381, SLG: 0.333										3	0	2	0	1	0	2											
<b>Inning Stats</b>	R: 0 E: 0 K: 0 S: 3	H: 0 LOB: 0 BB: 0 P: 3	R: 1 E: 0 K: 1 S: 6	H: 1 LOB: 2 BB: 1 P: 11	R: 1 E: 0 K: 1 S: 7	H: 2 LOB: 2 BB: 1 P: 11	R: 0 E: 0 K: 2 S: 7	H: 0 LOB: 1 BB: 1 P: 12	R: 0 E: 0 K: 0 S: 5	H: 2 LOB: 1 BB: 0 P: 6	R: 0 E: 0 K: 0 S: 4	H: 2 LOB: 0 BB: 0 P: 4	R: 0 E: 0 K: 2 S: 7	H: 0 LOB: 0 BB: 0 P: 7	R: 2 E: 1 K: 0 S: 7	H: 2 LOB: 0 BB: 0 P: 9	1B: 5 2B: 4 3B: 0 HR: 1	SF: 1 SAC: 0 DP: 1 HBP: 1	WP: 3 PB: 0 SB: 1 CS: 0	PA: 40							
<b>PITCHER</b>	IP	WLS	BF	H	R	ER	SO	BB	IBB	HBP	BLK	WP	HR	S	P	ERA	WHIP										
43 Jason Vargas, L ERA: 2.57	3.0	W	15	3	2	2	2	2	0	0	0	0	1	16	25	6.00	1.667										
40 Ambrósio Burgos, R ERA: 4.91	2.0	H	8	2	0	0	3	1	0	0	0	0	0	13	18	0.00	1.500										
49 Philip Humber, R ERA: 16.2	2.0	H	9	3	1	1	0	0	0	0	0	0	0	9	9	4.50	1.500										
68 Lino Urdaneta, R ERA: 3.6	2.0	S	8	2	2	2	2	0	0	0	0	2	0	14	16	9.00	1.000										

New York Mets @ Cleveland Indians  
Chain of Lakes Park, Winter Haven, FL  
Tue Mar 13 2007, 1:05 PM EDT  
Att.: 5,666 - Sunny - 78 F

AB 35  
R 5  
H 10  
RBI 3  
BB 3  
SO 7  
LOB 13





Batter	1	2	3	4	5	6	7	8	9	AB	R	H	RBI	BB	SO	LOB	TOP										
4 Ben Johnson, R OBP: 0.385, SLG: 0.514	G6-3		G5-3			K			F9	4	0	0	0	0	1	0											
6 Ruben Gotay, S OBP: 0.333, SLG: 0.480	F8			P2		F9			F9	4	0	0	0	0	0	0											
15 Carlos Beltrán, S OBP: 0.281, SLG: 0.567				G5-3					G6-3	3	0	1	0	0	0	0											
61 Carlos Gómez, R OBP: 0.273, SLG: 0.556									G6-3	1	0	0	0	0	0	0											
5 David Wright, R OBP: 0.412, SLG: 0.483				F7						3	0	1	0	0	0	0											
17 David Newhan, L OBP: 0.313, SLG: 0.571	G5-3									0	0	0	0	0	0	0											
18 Moises Alou, R OBP: 0.267, SLG: 0.250										3	0	1	0	0	0	0											
44 Lastings Milledge, R OBP: 0.459, SLG: 0.546										0	0	0	0	0	0	0											
20 Shawn Green, L OBP: 0.167, SLG: 0.286										3	0	0	0	0	0	0											
30 Mike DiFelice, R OBP: 0.200, SLG: 0.200										3	0	2	0	0	0	0											
64 Mike Carp, L OBP: 0.375, SLG: 0.393										3	0	0	0	0	0	1											
1 Anderson Hernandez, S OBP: 0.216, SLG: 0.121										3	0	0	0	0	0	0											
<b>Inning Stats</b>	R: 0 E: 0 K: 0 S: 4	H: 1 LOB: 1 BB: 0 P: 4	R: 0 E: 0 K: 0 S: 3	H: 1 LOB: 0 BB: 0 P: 3	R: 0 E: 0 K: 0 S: 3	H: 0 LOB: 0 BB: 0 P: 3	R: 0 E: 0 K: 0 S: 3	H: 0 LOB: 0 BB: 0 P: 3	R: 0 E: 0 K: 0 S: 4	H: 1 LOB: 1 BB: 0 P: 4	R: 0 E: 0 K: 0 S: 5	H: 0 LOB: 0 BB: 0 P: 5	R: 0 E: 0 K: 0 S: 4	H: 1 LOB: 0 BB: 0 P: 4	R: 0 E: 0 K: 1 S: 6	H: 1 LOB: 1 BB: 0 P: 6	R: 0 E: 0 K: 0 S: 3	H: 0 LOB: 0 BB: 0 P: 3	1B: 4 2B: 1 3B: 0 HR: 0	SF: 0 SAC: 0 DP: 0 HBP: 0	WP: 0 PB: 0 SB: 0 CS: 2	PA: 30					
<b>PITCHER</b>	IP	WLS	BF	H	R	ER	SO	BB	IBB	HBP	BLK	WP	HR	S	P	ERA	WHIP										
37 Kenny Rogers, L ERA: 2.45	(1, 1)	5.0	W 17	3	0	0	0	0	0	0	0	0	0	0	17	0.00	0.600										
54 Joel Zumaya, R ERA:	(6, 1)	1.0	H 3	0	0	0	1	0	0	0	0	0	0	5	5	0.00	0.000										
56 Fernando Rodney, R ERA: 1.69	(7, 1)	1.0	H 3	1	0	0	0	0	0	0	0	0	0	4	4	0.00	1.000										
Wilfredo Ledezma, L ERA: 6.0	(8, 1)	1.0	H 4	1	0	0	1	0	0	0	0	0	0	6	6	0.00	1.000										
59 Todd Jones, R ERA:	(9, 1)	1.0	S 3	0	0	0	0	0	0	0	0	0	0	3	3	0.00	0.000										

**New York Mets @ Detroit Tigers**  
 Joker Marchant Stadium, Lakeland, FL  
 Wed Mar 14 2007, 1:05 PM EDT  
 Att: 8,561 - Sunny - 77 F

AB	30
R	0
H	5
RBI	0
BB	0
SO	2
LOB	7



Batter	1	2	3	4	5	6	7	8	9	AB	R	H	RBI	BB	SO	LOB	BOTTOM										
28 Curtis Granderson, L OBP: 0.343, SLG: 0.469										4	1	4	1	0	0	0											
66 Cameron Maybin, R OBP: 0.471, SLG: 0.650										0	0	0	0	0	0	0											
Ivan Rodriguez, R OBP: 0.441, SLG: 0.742										3	0	1	0	0	0	1											
72 Steve Torrealba, R ERA:	(6, 2)									0	0	0	0	0	0	0											
9 Carlos Guillen, S OBP: 0.278, SLG: 0.258										3	0	0	0	0	1	1											
63 Brent Dlugach, R OBP: 0.357, SLG: 0.538										0	0	0	0	0	0	0											
30 Magglio Ordonez, R OBP: 0.367, SLG: 0.348										2	0	0	0	0	1	1											
74 Timo Perez, L OBP: 0.435, SLG: 0.550										1	0	0	0	0	0	3											
Sean Casey, L OBP: 0.200, SLG: 0.250										3	0	0	0	0	0	0											
31 Chris Shelton, R OBP: 0.440, SLG: 0.591										0	0	0	0	0	0	0											
Craig Monroe, R OBP: 0.384, SLG: 0.500										4	0	1	0	0	0	0											
33 Marcus Thames, R OBP: 0.400, SLG: 0.760										4	1	2	1	0	1	0											
24 Brent Clevlen, R OBP: 0.381, SLG: 0.500										0	0	0	0	0	0	0											
15 Brandon Inge, R OBP: 0.257, SLG: 0.138										3	0	0	0	0	0	0											
45 Kody Kirkland, R OBP: 0.188, SLG: 0.267										1	0	0	0	0	1	0											
39 Ramon Santiago, S OBP: 0.300, SLG: 0.600										3	0	1	0	0	1	0											
<b>Inning Stats</b>	R: 1 E: 0 K: 1 S: 7	H: 2 LOB: 1 BB: 0 P: 8	R: 0 E: 0 K: 0 S: 3	H: 0 LOB: 0 BB: 0 P: 3	R: 0 E: 0 K: 2 S: 8	H: 1 LOB: 2 BB: 1 P: 12	R: 0 E: 0 K: 1 S: 5	H: 0 LOB: 0 BB: 0 P: 5	R: 0 E: 0 K: 0 S: 5	H: 1 LOB: 2 BB: 0 P: 5	R: 0 E: 0 K: 0 S: 4	H: 2 LOB: 2 BB: 1 P: 8	R: 0 E: 0 K: 1 S: 7	H: 2 LOB: 3 BB: 0 P: 7	R: 1 E: 0 K: 1 S: 5	H: 1 LOB: 0 BB: 0 P: 6	R: 0 E: 0 K: 0 S: 3	H: 0 LOB: 0 BB: 0 P: 3	1B: 6 2B: 1 3B: 0 HR: 2	SF: 0 SAC: 1 DP: 1 HBP: 1	WP: 0 PB: 1 SB: 1 CS: 0	PA: 35					
<b>PITCHER</b>	IP	WLS	BF	H	R	ER	SO	BB	IBB	HBP	BLK	WP	HR	S	P	ERA	WHIP										
33 John Maine, R ERA: 1.0	(1, 1)	4.0	L 16	3	1	1	4	1	0	0	0	0	1	23	28	2.25	1.000										
34 Mike Pelfrey, R ERA: 1.0	(5, 1)	4.0	19	6	1	1	2	1	0	1	0	0	1	21	26	2.25	1.750										

**New York Mets @ Detroit Tigers**  
 Joker Marchant Stadium, Lakeland, FL  
 Wed Mar 14 2007, 1:05 PM EDT  
 Att: 8,561 - Sunny - 77 F

AB	31
R	2
H	9
RBI	2
BB	2
SO	6
LOB	19





Batter	1	2	3	4	5	6	7	8	9	AB	R	H	RBI	BB	SO	LOB	TOP			
23 Julio Lugo, R OBP: 0.306, SLG: 0.303 77 Ed Rogers, R OBP: 0.455, SLG: 0.600	G6-3		G5-3 13 S 1B			G5-3		K	P6	3	0	1	0	0	0	0	<b>Boston Red Sox @ New York Mets</b> Tradition Field, Port St. Lucie, FL Thu Mar 15 2007, 7:10 PM EDT Att: 7,325 - Partly Cloudy - 81 F <a href="http://livebaseballscorecards.com">livebaseballscorecards.com</a>			
13 Alex Cora, L OBP: 0.353, SLG: 0.344 11 Joe McEwing, R OBP: 0.357, SLG: 0.292	1B		G4-3 1-2			F9		71 BB 1B		3	0	1	0	0	0	1				
34 David Ortiz, L OBP: 0.242, SLG: 0.333 71 Jeff Bailey, R OBP: 0.316, SLG: 0.267	K			K		K		3 FC6-4 1-2 2-3 BB		3	0	0	0	0	3	1				
Manny Ramirez, R OBP: 0.471, SLG: 0.227 3 Alex Ochoa, R OBP: 0.206, SLG: 0.227	K			K			F7	FC6-4 1-2		3	0	0	0	0	2	1				
25 Mike Lowell, R OBP: 0.281, SLG: 0.433 76 Bobby Scales, S OBP: 0.294, SLG: 0.333		K		F9					L1	2	0	0	0	1	1	0				
75 Brandon Moss, L OBP: 0.433, SLG: 0.500		F8				28 G6-3 2B			28 WP 1B BB	3	1	1	0	1	1	1				
28 Doug Mirabeli, R OBP: 0.316, SLG: 0.316		K		G6-3 2-3					1B BB	3	0	0	0	1	2	2				
60 David Murphy, L OBP: 0.333, SLG: 0.280 Jay Johnson, R OBP: 1.000, SLG: 1.000			F9			K		71 BB 11 BB BB	1-2 2-H 1B	2	0	0	0	0	1	1				
19 Josh Beckett, R 48 Javier López, L Alberto Castillo, R OBP: 0.232, SLG: 0.667 56 Craig Hansen, R 92 Scott White, R OBP: 0.333, SLG: 0.667			K			K		K	P2	2	0	0	0	0	2	1				
<b>Inning Stats</b>	R: 0 E: 0 K: 2 S: 8	H: 1 LOB: 1 BB: 0 P: 8	R: 0 E: 0 K: 2 S: 7	H: 0 LOB: 0 BB: 0 P: 7	R: 0 E: 0 K: 1 S: 7	H: 1 LOB: 1 BB: 0 P: 7	R: 0 E: 0 K: 2 S: 7	H: 0 LOB: 0 BB: 0 P: 7	R: 0 E: 0 K: 1 S: 5	H: 1 LOB: 1 BB: 1 P: 5	R: 0 E: 0 K: 2 S: 7	H: 0 LOB: 1 BB: 1 P: 11	R: 0 E: 0 K: 2 S: 8	H: 1 LOB: 3 BB: 2 P: 16	R: 1 E: 0 K: 0 S: 4	H: 1 LOB: 2 BB: 2 P: 12		1B: 4 2B: 1 3B: 0 HR: 0	SF: 0 SAC: 0 DP: 0 HBP: 0	WP: 1 PB: 0 SB: 1 CS: 0
<b>PITCHER</b>	IP WLS BF H R ER SO BB IBB HBP BLK WP HR S P ERA WHIP																			
46 Oliver Pérez, L ERA: 3.86 25 Pedro Feliciano, L ERA: 70 Joe Smith, R ERA: Scott Schoeneweis, L ERA: 13 Billy Wagner, L ERA: 3.6	5.0 1.0 1.0 1.0 1.0	WLS H H H H	BF 18 3 4 6 6	H 3 0 1 1	R 0 0 0 1	ER 0 0 0 0	SO 9 1 2 2 0	BB 0 0 2 2	IBB 0 0 0 0	HBP 0 0 0 0	BLK 0 0 0 0	WP 0 0 0 1	HR 0 0 0 0	S 37 5 7 8 4	P 37 5 11 16 12	ERA 0.00 0.00 0.00 0.00 9.00	WHIP 0.600 1.000 1.000 3.000 3.000			

Batter	1	2	3	4	5	6	7	8	9	AB	R	H	RBI	BB	SO	LOB	BOTTOM			
7 José Reyes, S OBP: 0.425, SLG: 0.694 1 Anderson Hernandez, S OBP: 0.216, SLG: 0.121	G6-3	K						G6-3		4	0	1	0	0	1	1	<b>Boston Red Sox @ New York Mets</b> Tradition Field, Port St. Lucie, FL Thu Mar 15 2007, 7:10 PM EDT Att: 7,325 - Partly Cloudy - 81 F <a href="http://livebaseballscorecards.com">livebaseballscorecards.com</a>			
16 Paul Lo Duca, R OBP: 0.289, SLG: 0.217 86 Jose Castro, S OBP: 1.000, SLG: 2.500	1B		K		G1-3 1-2			HR		3	0	1	0	0	1	1				
15 Carlos Beltrán, S OBP: 0.409, SLG: 0.529 Carlos Gómez, R OBP: 0.273, SLG: 0.556	G1-3		P5					G6-3		4	0	1	0	0	0	1				
21 Carlos Delgado, L OBP: 0.375, SLG: 0.278 64 Mike Carp, L OBP: 0.394, SLG: 0.379	K		K			G1-6-3 1-2		F9		3	0	0	0	0	2	2				
5 David Wright, R OBP: 0.376, SLG: 0.438 70 Joe Smith, R Scott Schoeneweis, L 13 Billy Wagner, L		G5-3				K				3	0	0	0	0	2	0				
20 Shawn Green, L OBP: 0.211, SLG: 0.405 44 Lastings Milledge, R OBP: 0.474, SLG: 0.563		E4 22 1B				HR		4 S 22 G4-3 1B		2	2	2	1	0	0	0				
22 Jose Valentin, S OBP: 0.406, SLG: 0.632 6 Ruben Gotay, S OBP: 0.333, SLG: 0.480		17 1B E				K		G4-3 1-2		3	1	1	1	0	1	1				
17 David Newhan, L OBP: 0.324, SLG: 0.567 4 Ben Johnson, R OBP: 0.375, SLG: 0.500		E4 1-H				G4-3		K		2	0	1	0	0	0	0				
46 Oliver Pérez, L 10 Endy Chavez, L OBP: 0.406, SLG: 0.429 25 Pedro Feliciano, L Julio Franco, R OBP: 0.474, SLG: 0.375		F7				G1		F9		1	0	0	0	0	0	1				
<b>Inning Stats</b>	R: 0 E: 0 K: 1 S: 6	H: 3 LOB: 1 BB: 0 P: 8	R: 2 E: 2 K: 1 S: 8	H: 3 LOB: 1 BB: 0 P: 8	R: 0 E: 0 K: 2 S: 7	H: 0 LOB: 0 BB: 0 P: 7	R: 1 E: 0 K: 2 S: 8	H: 1 LOB: 0 BB: 0 P: 8	R: 0 E: 0 K: 0 S: 3	H: 1 LOB: 0 BB: 0 P: 4	R: 0 E: 0 K: 1 S: 5	H: 1 LOB: 0 BB: 0 P: 5	R: 0 E: 0 K: 1 S: 6	H: 1 LOB: 1 BB: 0 P: 6	R: 1 E: 0 K: 0 S: 4	H: 1 LOB: 0 BB: 0 P: 4		1B: 7 2B: 0 3B: 0 HR: 2	SF: 0 SAC: 0 DP: 1 HBP: 0	WP: 0 PB: 0 SB: 1 CS: 1
<b>PITCHER</b>	IP WLS BF H R ER SO BB IBB HBP BLK WP HR S P ERA WHIP																			
19 Josh Beckett, R ERA: 3.09 48 Javier López, L ERA: 1.17 56 Craig Hansen, R ERA: 9.0	5.0 2.0 1.0	WLS L L	BF 20 7 4	H 6 2 1	R 3 0 1	ER 2 0 1	SO 6 2 1	BB 0 0 0	IBB 0 0 0	HBP 0 0 0	BLK 0 0 0	WP 0 0 0	HR 1 0 1	S 32 11 4	P 33 11 4	ERA 3.60 0.00 9.00	WHIP 1.200 1.000 1.000			





Batter	1	2	3	4	5	6	7	8	9	AB	R	H	RBI	BB	SO	LOB	TOP					
7 José Reyes, S OBP: 0.432, SLG: 0.675 62 Fernando Martínez, L OBP: 0.714, SLG: 0.800										4	2	2	0	0	0	0	<b>New York Mets @ Florida Marlins</b> Roger Dean Stadium, Jupiter, FL Fri Mar 16 2007, 7:05 PM EDT Att. 7,454 - Overcast - 75 F					
10 Endy Chavez, L OBP: 0.351, SLG: 0.375 1 Anderson Hernandez, S OBP: 0.211, SLG: 0.118										4	0	0	0	0	0	2						
5 David Wright, R OBP: 0.395, SLG: 0.429 40 Ambiorix Burgos, R 68 Lino Urdaneta, R										3	0	1	1	1	1	0						
21 Carlos Delgado, L OBP: 0.370, SLG: 0.286 Julio Franco, R OBP: 0.450, SLG: 0.353										3	0	1	1	0	0	2						
20 Shawn Green, L OBP: 0.220, SLG: 0.385 4 Ben Johnson, R OBP: 0.366, SLG: 0.486										2	1	0	0	0	1	2						
22 Joss Valentin, S OBP: 0.400, SLG: 0.727 6 Ruben Gotay, S OBP: 0.321, SLG: 0.462										3	1	1	2	0	1	5						
44 Lastings Milledge, R OBP: 0.452, SLG: 0.535										4	0	1	0	0	1	3						
11 Ramon Castro, R OBP: 0.400, SLG: 0.438 19 Sandy Alomar Jr., R										3	0	0	0	0	1	0						
Tom Glavine, L 64 Mike Carp, L OBP: 0.353, SLG: 0.367 Aaron Heilman, R 17 David Newhan, L OBP: 0.343, SLG: 0.581										2	0	0	0	0	1	0						
<b>Inning Stats</b>	R: 1 E: 1 K: 1 S: 8	H: 2 LOB: 2 BB: 0 P: 8	R: 0 E: 0 K: 2 S: 7	H: 0 LOB: 0 BB: 0 P: 7	R: 1 E: 0 K: 2 S: 9	H: 2 LOB: 3 BB: 1 P: 14	R: 0 E: 0 K: 0 S: 3	H: 0 LOB: 0 BB: 0 P: 3	R: 0 E: 0 K: 0 S: 3	H: 0 LOB: 0 BB: 0 P: 3	R: 2 E: 1 K: 1 S: 7	H: 1 LOB: 0 BB: 0 P: 7	R: 0 E: 0 K: 1 S: 5	H: 0 LOB: 0 BB: 0 P: 5	R: 0 E: 0 K: 3 S: 9	H: 0 LOB: 0 BB: 0 P: 9		R: 0 E: 0 K: 0 S: 4	H: 2 LOB: 2 BB: 1 P: 9	1B: 6 2B: 0 3B: 0 HR: 1	SF: 0 SAC: 0 DP: 0 HBP: 1	WP: 0 PB: 0 SB: 1 CS: 1
<b>PITCHER</b>	IP WLS BF H R ER SO BB IBB HBP BLK WP HR S P ERA WHIP																					
52 Sergio Mitre, R ERA: 1.29	2.0 9 2 1 0 3 0 0 0 0 0 0 15 15 0.00 1.000																					
Yusmeiro Petit, R ERA: 6.17	4.0 18 3 3 2 3 1 0 0 1 0 0 1 22 27 4.50 1.000																					
22 Matt Lindstrom, R ERA: 1.42	1.0 3 0 0 0 1 0 0 0 0 0 0 5 5 0.00 0.000																					
37 Renyel Pinto, L ERA: 7.11	1.0 W 3 0 0 0 3 0 0 0 0 0 0 9 9 0.00 0.000																					
Felix Rodriguez, R ERA: 2.35	1.0 S 5 2 0 0 0 1 0 0 0 0 0 4 9 0.00 3.000																					
<b>Batter</b>	<b>1</b>	<b>2</b>	<b>3</b>	<b>4</b>	<b>5</b>	<b>6</b>	<b>7</b>	<b>8</b>	<b>9</b>	<b>AB</b>	<b>R</b>	<b>H</b>	<b>RBI</b>	<b>BB</b>	<b>SO</b>	<b>LOB</b>	<b>BOTTOM</b>					
2 Hanley Ramirez, R OBP: 0.289, SLG: 0.537										4	1	2	2	0	0	1	<b>New York Mets @ Florida Marlins</b> Roger Dean Stadium, Jupiter, FL Fri Mar 16 2007, 7:05 PM EDT Att. 7,454 - Overcast - 75 F					
6 Dan Uggla, R OBP: 0.220, SLG: 0.194 4 Alfredo Amezaga, S OBP: 0.192, SLG: 0.160										4	0	0	0	0	1	2						
Miguel Cabrera, R OBP: 0.450, SLG: 0.583 9 Joe Dillon, R OBP: 0.333, SLG: 0.231										3	0	1	0	1	1	1						
14 Josh Willingham, R OBP: 0.325, SLG: 0.167 7 Alejandro De Azza, L OBP: 0.375, SLG: 0.545										2	0	0	0	1	0	1						
17 Mike Jacobs, L OBP: 0.308, SLG: 0.353 3 Zach Sorensen, S OBP: 0.217, SLG: 0.182										4	0	1	2	0	1	1						
27 Jeremy Hermida, L OBP: 0.250, SLG: 0.094										3	0	0	0	1	1	1						
20 Matt Treanor, R OBP: 0.300, SLG: 0.294										3	0	1	1	0	1	0						
1 Eric Reed, L OBP: 0.407, SLG: 0.462										4	1	2	0	0	1	5						
52 Sergio Mitre, R Yusmeiro Petit, R 22 Matt Lindstrom, R 21 Joe Borchard, S 37 Renyel Pinto, L Alex Sanchez, L Felix Rodriguez, R										0	0	0	0	0	0	0						
<b>Inning Stats</b>	R: 0 E: 0 K: 0 S: 4	H: 1 LOB: 1 BB: 0 P: 4	R: 0 E: 0 K: 0 S: 3	H: 0 LOB: 0 BB: 0 P: 3	R: 0 E: 1 K: 1 S: 7	H: 1 LOB: 1 BB: 0 P: 7	R: 0 E: 0 K: 1 S: 5	H: 0 LOB: 2 BB: 2 P: 14	R: 0 E: 0 K: 2 S: 7	H: 0 LOB: 0 BB: 0 P: 7	R: 2 E: 0 K: 2 S: 9	H: 2 LOB: 0 BB: 0 P: 9	R: 3 E: 0 K: 1 S: 7	H: 2 LOB: 2 BB: 1 P: 17	1B: 4 2B: 2 3B: 0 HR: 1	SF: 0 SAC: 0 DP: 0 HBP: 2		WP: 2 PB: 0 SB: 1 CS: 1	PA: 36			
<b>PITCHER</b>	IP WLS BF H R ER SO BB IBB HBP BLK WP HR S P ERA WHIP																					
Tom Glavine, L ERA: 1.29	5.0 21 3 0 0 2 2 0 0 0 0 0 0 23 32 0.00 1.000																					
Aaron Heilman, R ERA: 7.5	1.0 3 0 0 0 2 0 0 0 0 0 0 7 7 0.00 0.000																					
40 Ambiorix Burgos, R ERA: 9.72	1.0 L 8 3 5 5 2 1 0 1 0 1 1 10 17 45.00 4.000																					
68 Lino Urdaneta, R ERA: 3.0	1.0 4 1 0 0 1 0 0 0 0 0 1 0 6 9 0.00 1.000																					



Batter	1	2	3	4	5	6	7	8	9	AB	R	H	RBI	BB	SO	LOB	TOP				
44 Lastings Milledge, R OBP: 0.457, SLG: 0.550										4	0	2	0	0	1	0	<b>New York Mets @ Baltimore Orioles</b> <b>Fort Lauderdale Stadium, Ft. Lauderdale, FL</b> Sat Mar 17 2007, 1:05 PM EDT Att: 6,544 - Sunny - 70 F				
1 Anderson Hernandez, S OBP: 0.214, SLG: 0.132										4	0	1	0	0	2	1					
21 Carlos Delgado, L OBP: 0.379, SLG: 0.273										1	0	0	0	1	0	1 0 0 0 1 0 0 2 0 1 0 0 0 1					
92 Daniel Murphy, L OBP: 0.250, SLG: 0.250										3	0	0	0	0	2			3			
4 Ben Johnson, R OBP: 0.341, SLG: 0.450										1	0	0	0	0	0	0		3 0 0 0 0 2 3 1 0 0 0 0 0 0			
Nic Jackson, L OBP: 0.214, SLG: 0.132										4	0	0	0	0	2	3					
62 Fernando Martinez, L OBP: 0.455, SLG: 0.444										4	0	0	0	0	2	3					
6 Ruben Gotay, S OBP: 0.323, SLG: 0.429										2	0	0	0	1	0	0		2 0 0 0 1 0 0 1 0 0 0 0 1 0			
Bobby Malek, L OBP: 0.214, SLG: 0.132										3	0	0	0	0	1	4					
17 David Newhan, L OBP: 0.316, SLG: 0.529										2	0	0	0	0	1	0		3 0 0 0 0 1 4 0 0 0 0 0 0 0			
86 Jose Castro, S OBP: 1.000, SLG: 2.500										0	0	0	0	0	0	0					
30 Mike DiFelice, R OBP: 0.167, SLG: 0.167										2	0	0	0	0	1	0		2 0 0 0 0 1 0 1 0 0 0 0 0 0 0 0 0 0 0 0 0			
Rafael Arroyo, R OBP: 0.167, SLG: 0.167										3	0	0	0	0	2	0					
77 Jose Reyes, S OBP: 0.125, SLG: 0.125										3	0	0	0	0	2	0	3 0 0 0 0 2 0				
64 Mike Carp, L OBP: 0.324, SLG: 0.333										3	0	0	0	0	2	0					
<b>Inning Stats</b>	R: 0 E: 0 K: 0 S: 3	H: 1 LOB: 0 BB: 0 P: 3	R: 0 E: 1 K: 1 S: 6	H: 0 LOB: 1 BB: 0 P: 6	R: 0 E: 0 K: 1 S: 5	H: 0 LOB: 0 BB: 0 P: 5	R: 0 E: 0 K: 2 S: 8	H: 1 LOB: 3 BB: 2 P: 16	R: 0 E: 0 K: 1 S: 5	H: 1 LOB: 1 BB: 0 P: 8	R: 0 E: 0 K: 1 S: 5	H: 0 LOB: 0 BB: 0 P: 5	R: 0 E: 0 K: 1 S: 10	H: 0 LOB: 1 BB: 0 P: 10	R: 0 E: 0 K: 1 S: 5	H: 0 LOB: 0 BB: 0 P: 5	1B: 3 2B: 1 3B: 0 HR: 0	SF: 0 SAC: 0 DP: 1 HBP: 0	WP: 1 PB: 0 SB: 0 CS: 0	PA: 33	
<b>PITCHER</b>	IP	WLS	BF	H	R	ER	SO	BB	IBB	HBP	BLK	WP	HR	S	P	ERA	WHIP				
45 Erik Bedard, L ERA: 0.64	(1, 1)	5.0	W	20	3	0	6	2	0	0	0	0	0	30	38	0.00	1.000				
51 Scott Williamson, R ERA: 2.08	(6, 1)	1.0		3	1	0	0	1	0	0	0	0	0	5	5	0.00	1.000				
56 Brian Burres, L ERA: 2.25	(7, 1)	1.0		3	0	0	0	1	0	0	0	0	0	5	5	0.00	0.000				
John Parrish, L ERA: 2.7	(8, 1)	1.0		4	0	0	0	3	0	0	0	1	0	10	10	0.00	0.000				
37 Chris Ray, R ERA:	(9, 1)	1.0		3	0	0	0	1	0	0	0	0	0	5	5	0.00	0.000				

Batter	1	2	3	4	5	6	7	8	9	AB	R	H	RBI	BB	SO	LOB	BOTTOM				
1 Brian Roberts, S OBP: 0.389, SLG: 0.387										3	2	2	1	0	1	0	<b>New York Mets @ Baltimore Orioles</b> <b>Fort Lauderdale Stadium, Ft. Lauderdale, FL</b> Sat Mar 17 2007, 1:05 PM EDT Att: 6,544 - Sunny - 70 F				
3 Freddie Bynum, L OBP: 0.240, SLG: 0.227										1	0	0	0	0	0	0					
17 Corey Patterson, L OBP: 0.250, SLG: 0.214										3	1	1	0	0	0	2		0 0 0 0 1 0 0 4 1 2 2 0 0 0 1 0 1 0 0 0 0			
40 Adam Stern, L OBP: 0.364, SLG: 0.300										4	1	2	1	0	0	2					
21 Nick Markakis, L OBP: 0.436, SLG: 0.486										4	1	2	2	0	0	0		1 0 1 0 0 0 0 4 1 2 1 0 0 2 1 0 0 0 0 0 2			
Cory Keylor, L OBP: 0.500, SLG: 0.500										4	1	2	1	0	1	1					
10 Miguel Tejada, R OBP: 0.273, SLG: 0.281										4	1	2	1	0	0	2		1 0 0 0 0 0 2 4 1 2 1 0 1 1 1 1 0 0 0 0 2			
12 Brandon Fahey, L OBP: 0.105, SLG: 0.056										1	0	0	0	0	0	2					
17 Aubrey Huff, L OBP: 0.412, SLG: 0.548										4	1	2	1	0	1	1		3 1 1 0 0 0 1 1 0 0 0 0 0 1			
61 Dustin Yount, L OBP: 0.296, SLG: 0.375										4	1	2	2	0	1	2					
55 Ramon Hernandez, R OBP: 0.321, SLG: 0.370										3	1	1	0	0	0	1		4 1 2 2 0 1 2 4 0 1 2 0 0 2			
Adam Donachie, R OBP: 0.294, SLG: 0.438										1	0	0	0	0	0	1					
31 Jay Gibbons, L OBP: 0.296, SLG: 0.375										4	1	2	2	0	1	2	AB 38 R 9 H 14 RBI 9 BB 1 SO 3 LOB 20				
38 Terry Tifee, S OBP: 0.222, SLG: 0.192										4	0	1	2	0	0	2					
39 Jeff Fiorentino, L OBP: 0.211, SLG: 0.167										4	0	0	0	0	0	5	1B: 13 2B: 0 3B: 0 HR: 1				
										SF: 1 SAC: 0 DP: 1 HBP: 1	WP: 0 PB: 1 SB: 0 CS: 0	PA: 41									
<b>Inning Stats</b>	R: 6 E: 1 K: 0 S: 11	H: 7 LOB: 2 BB: 0 P: 11	R: 0 E: 0 K: 1 S: 5	H: 0 LOB: 0 BB: 0 P: 5	R: 0 E: 0 K: 0 S: 5	H: 0 LOB: 0 BB: 0 P: 5	R: 0 E: 0 K: 1 S: 5	H: 0 LOB: 0 BB: 0 P: 5	R: 0 E: 0 K: 0 S: 6	H: 3 LOB: 2 BB: 0 P: 7	R: 1 E: 1 K: 1 S: 7	H: 2 LOB: 2 BB: 0 P: 7	R: 0 E: 0 K: 0 S: 4	H: 1 LOB: 2 BB: 1 P: 8	1B: 13 2B: 0 3B: 0 HR: 1	SF: 1 SAC: 0 DP: 1 HBP: 1	WP: 0 PB: 1 SB: 0 CS: 0	PA: 41			
<b>PITCHER</b>	IP	WLS	BF	H	R	ER	SO	BB	IBB	HBP	BLK	WP	HR	S	P	ERA	WHIP				
35 Aaron Sele, R ERA: 7.82	(1, 1)	5.0	L	24	8	6	5	2	0	0	0	0	1	13	14	9.00	1.600				
70 Joe Smith, R ERA: 2.16	(6, 1)	2.0		12	5	3	2	1	0	0	1	0	0	4	8	0.00	2.000				
39 Jon Adkins, R ERA: 10.13	(8, 1)	1.0		5	1	0	0	0	1	0	0	0	0	4	8	0.00	2.000				











Batter	1	2	3	4	5	6	7	8	9	AB	R	H	RBI	BB	SO	LOB	TOP					
1 Brian Roberts, S (1,4) 12 Brandon Fahey, L (7,4) OBP: 0.391, SLG: 0.405 OBP: 0.095, SLG: 0.050										3	1	2	0	0	0	1						
6 Melvin Mora, R (1,5) 38 Terry Tifee, S (7,5) OBP: 0.341, SLG: 0.405 OBP: 0.214, SLG: 0.185										3	0	2	0	0	0	1						
21 Nick Markakis, L (1,9) 78 Rob Bell, R (5,1) Adam Donachie, R (6,2) OBP: 0.422, SLG: 0.488 OBP: 0.278, SLG: 0.412										3	0	1	1	0	0	3						
10 Miguel Tejada, R (1,6) Chris Gomez, R (6,6) OBP: 0.256, SLG: 0.289 OBP: 0.323, SLG: 0.346										3	0	0	0	0	0	1						
17 Aubrey Huff, L (1,3) Kevin Millar, R (6,3) OBP: 0.400, SLG: 0.514 OBP: 0.105, SLG: 0.111										3	0	1	0	0	0	1						
55 Ramon Hernandez, R (8,2) 51 Scott Williamson, R (8,1) John Parrish, L (7,1) 37 Chris Ray, R (8,1) 56 Brian Burres, L (8,1) 70 Jason Dubois, R (8,PH) OBP: 0.329, SLG: 0.333 OBP: 0.293, SLG: 0.535 OBP: 0.233, SLG: 0.154										3	0	0	0	0	0	1						
17 Corey Patterson, L (1,8) 71 Ruddy Yan, S (7,8) OBP: 0.211, SLG: 0.176 OBP: 0.360, SLG: 0.333										3	0	0	0	0	1	1						
16 Jay Payton, R (1,7) 31 Jay Gibbons, L (6,7) OBP: 0.353, SLG: 0.455 OBP: 0.310, SLG: 0.360										2	0	0	0	0	0	0						
27 Jaret Wright, R (1,1) 68 Jon Knott, R (5,PH) OBP: 0.259, SLG: 0.320										1	0	0	0	0	1	0						
<b>Inning Stats</b>	R: 1 E: 0 K: 0 S: 5	H: 2 LOB: 1 BB: 0 P: 5	R: 0 E: 0 K: 0 S: 3	H: 0 LOB: 0 BB: 0 P: 3	R: 0 E: 0 K: 1 S: 6	H: 2 LOB: 1 BB: 0 P: 6	R: 0 E: 0 K: 0 S: 4	H: 1 LOB: 1 BB: 0 P: 4	R: 0 E: 0 K: 0 S: 5	H: 2 LOB: 2 BB: 0 P: 5	R: 0 E: 0 K: 0 S: 3	H: 0 LOB: 0 BB: 0 P: 3	R: 0 E: 0 K: 3 S: 9	H: 0 LOB: 0 BB: 0 P: 9	R: 0 E: 0 K: 1 S: 5	H: 0 LOB: 0 BB: 0 P: 5	R: 0 E: 0 K: 1 S: 5	H: 0 LOB: 0 BB: 0 P: 5	1B: 5 2B: 2 3B: 0 HR: 0	SF: 0 SAC: 0 DP: 0 HBP: 0	WP: 0 PB: 0 SB: 0 CS: 0	PA: 33
<b>PITCHER</b>	IP WLS BF H R ER SO BB IBB HBP BLK WP HR S P ERA WHIP																	ERA WHIP				
34 Mike Pelfrey, R (1,1) ERA: 1.29	5.0	W	21	7	1	1	1	0	0	0	0	0	0	0	23	23	1.80	1.400				
39 Jon Adkins, R (6,1) ERA: 9.0	1.0	H	3	0	0	0	0	0	0	0	0	0	0	0	3	3	0.00	0.000				
25 Pedro Feliciano, L (7,1) ERA: 9.0	1.0	H	3	0	0	0	3	0	0	0	0	0	0	9	9	0.00	0.000					
70 Joe Smith, R (8,1) ERA: 1.93	1.0	H	3	0	0	0	1	0	0	0	0	0	0	5	5	0.00	0.000					
Scott Schoeneweis, L (9,1) ERA: 1.93	1.0		3	0	0	0	1	0	0	0	0	0	0	5	5	0.00	0.000					

Baltimore Orioles @ New York Mets  
Tradition Field, Port St. Lucie, FL  
Tue Mar 20 2007, 7:10 PM EDT  
Att: 5,722 - Partly Cloudy - 73 F

AB 33  
R 1  
H 7  
RBI 1  
BB 0  
SO 6  
LOB 9



Batter	1	2	3	4	5	6	7	8	9	AB	R	H	RBI	BB	SO	LOB	BOTTOM					
7 José Reyes, S (1,6) 17 David Newhan, L (8,5) OBP: 0.400, SLG: 0.680 OBP: 0.333, SLG: 0.529										3	1	1	0	1	0	0						
5 David Wright, R (1,5) 1 Anderson Hernandez, S (8,6) OBP: 0.452, SLG: 0.419 OBP: 0.233, SLG: 0.154										3	0	1	0	1	2	1						
15 Carlos Beltrán, S (1,8) 30 Mike DiFelice, R (8,2) OBP: 0.154, SLG: 0.154										3	1	1	2	1	2	3						
21 Carlos Delgado, L (1,3) 70 Joe Smith, R (8,1) Scott Schoeneweis, L (9,1) OBP: 0.333, SLG: 0.231 OBP: 0.196, SLG: 0.327 OBP: 0.429, SLG: 0.690										4	0	0	0	0	1	5						
18 Moises Alou, R (1,7) 4 Ben Johnson, R (7,7) OBP: 0.237, SLG: 0.229 OBP: 0.326, SLG: 0.429										2	1	0	0	1	0	0						
16 Paul Lo Duca, R (1,2) 10 Endy Chavez, L (8,8) OBP: 0.290, SLG: 0.273 OBP: 0.405, SLG: 0.432										3	1	2	0	0	0	0						
20 Shawn Green, L (1,9) 25 Pedro Feliciano, L (7,1) Julio Franco, R (8,3) OBP: 0.196, SLG: 0.327 OBP: 0.440, SLG: 0.333										3	0	0	1	0	1	2						
22 Jose Valentin, S (1,4) OBP: 0.429, SLG: 0.690										2	0	1	1	2	1	1						
34 Mike Pelfrey, R (1,1) 39 Jon Adkins, L (6,1) 44 Lastings Milledge, R (6,PH) OBP: 0.489, SLG: 0.548										1	0	0	0	0	1	1						
<b>Inning Stats</b>	R: 0 E: 0 K: 2 S: 7	H: 2 LOB: 1 BB: 0 P: 7	R: 2 E: 0 K: 1 S: 7	H: 2 LOB: 1 BB: 1 P: 11	R: 0 E: 0 K: 0 S: 2	H: 0 LOB: 1 BB: 2 P: 10	R: 0 E: 0 K: 0 S: 3	H: 0 LOB: 0 BB: 0 P: 3	R: 0 E: 0 K: 1 S: 6	H: 1 LOB: 3 BB: 2 P: 14	R: 0 E: 0 K: 1 S: 6	H: 1 LOB: 2 BB: 1 P: 10	R: 2 E: 0 K: 2 S: 9	H: 2 LOB: 0 BB: 0 P: 9	R: 2 E: 0 K: 2 S: 10	H: 3 LOB: 2 BB: 0 P: 11	1B: 4 2B: 2 3B: 2 HR: 1	SF: 0 SAC: 1 DP: 1 HBP: 1	WP: 0 PB: 0 SB: 0 CS: 0	PA: 39		
<b>PITCHER</b>	IP WLS BF H R ER SO BB IBB HBP BLK WP HR S P ERA WHIP																	ERA WHIP				
27 Jaret Wright, R (1,1) ERA: 4.5	4.0	L	16	2	2	2	3	3	0	0	0	0	0	0	19	31	4.50	1.250				
78 Rob Bell, R (5,1) ERA: 1.69	1.0		6	1	0	0	1	2	0	0	0	0	0	6	14	0.00	3.000					
51 Scott Williamson, R (6,1) ERA: 1.69	1.0		5	1	0	0	1	1	0	0	0	0	0	6	10	0.00	2.000					
John Parrish, L (7,1) ERA: 4.7	1.0		5	2	2	2	2	0	0	0	0	0	0	1	9	9	18.00	2.000				
37 Chris Ray, R (8,1) ERA: 3.18	0.2		6	3	2	2	1	0	0	0	1	0	0	7	8	27.00	4.500					

Baltimore Orioles @ New York Mets  
Tradition Field, Port St. Lucie, FL  
Tue Mar 20 2007, 7:10 PM EDT  
Att: 5,722 - Partly Cloudy - 73 F

AB 31  
R 6  
H 9  
RBI 6  
BB 6  
SO 9  
LOB 17









Batter	1	2	3	4	5	6	7	8	9	AB	R	H	RBI	BB	SO	LOB	TOP																					
7 José Reyes, S OBP: 0.444, SLG: 0.702 1 Anderson Hernandez, S OBP: 0.227, SLG: 0.150	P5		G5-3		F7		G4-3			4	0	2	0	0	0	0	New York Mets @ Atlanta Braves Ballpark at Disney's Wide World of Sports, Lake Buena Vista, Thu Mar 22 2007, 1:05 PM EDT Att: 11,591 - Partly Cloudy - 78 F																					
5 David Wright, R OBP: 0.417, SLG: 0.431 13 Billy Wagner, L 19 Sandy Alomar Jr., R	K		G5-3		G4-3		G4-3			4	0	1	0	0	1	2																						
16 Paul Lo Duca, R OBP: 0.290, SLG: 0.270 44 Lastings Milledge, R OBP: 0.263, SLG: 0.543	1B		G5-3		G6-3		G4-3			4	0	1	0	0	0	1																						
18 Moises Alou, R OBP: 0.238, SLG: 0.256 17 David Newhan, L OBP: 0.325, SLG: 0.514	K		2B		G5-3		K			4	1	1	0	0	2	1																						
20 Shawn Green, L OBP: 0.200, SLG: 0.308 70 Joe Smith, R	G1		2B		K		G3-1			3	0	0	0	1	1	1																						
Julio Franco, R OBP: 0.448, SLG: 0.360 6 Ruben Gotay, S OBP: 0.303, SLG: 0.400	G6-3		1B		FC4-6		G3-6			4	0	2	0	0	0	1																						
22 Jose Valentin, S OBP: 0.436, SLG: 0.697	2B		1B		FC4-6		FC3-6			4	0	2	1	0	1	2																						
10 Endy Chavez, L OBP: 0.362, SLG: 0.381	G4-3		FC4-6		G1-3		F7			4	0	0	0	0	0	4																						
35 Aaron Sele, R Scott Schoeneweis, L 3 Damion Easley, R OBP: 0.263, SLG: 0.286	G5-3		K		L7		F9			2	0	0	0	0	1	0																						
Inning Stats	R: 0 E: 0 K: 2 S: 10	H: 1 LOB: 1 BB: 0 P: 16	R: 0 E: 0 K: 0 S: 9	H: 1 LOB: 1 BB: 0 P: 12	R: 0 E: 0 K: 1 S: 8	H: 1 LOB: 0 BB: 0 P: 12	R: 1 E: 0 K: 1 S: 8	H: 3 LOB: 2 BB: 0 P: 8	R: 0 E: 0 K: 0 S: 9	H: 0 LOB: 1 BB: 1 P: 16	R: 0 E: 0 K: 0 S: 4	H: 1 LOB: 1 BB: 0 P: 4	R: 0 E: 0 K: 1 S: 7	H: 0 LOB: 0 BB: 0 P: 9	R: 0 E: 0 K: 0 S: 13	H: 1 LOB: 1 BB: 0 P: 17		1B: 5 2B: 4 3B: 0 HR: 0	SF: 0 SAC: 0 DP: 0 HBP: 0	WP: 0 PB: 0 CS: 0	PA: 36																	
PITCHER	IP	WLS	BF	H	R	ER	SO	BB	IBB	HBP	BLK	WP	HR	S	P	ERA		WHIP	PITCHER		IP	WLS	BF	H	R	ER	SO	BB	IBB	HBP	BLK	WP	HR	S	P	ERA	WHIP	
29 John Smoltz, R ERA: 1.8	6.0	W	25	7	1	1	5	1	0	0	0	0	0	0	53	76		1.50	1.333	29 John Smoltz, R ERA: 1.8		6.0	W	25	7	1	1	5	1	0	0	0	0	0	0	53	76	1.50
51 Michael Gonzalez, L ERA: 7.88	1.0	H	4	1	0	0	0	0	0	0	0	0	0	4	4	0.00	1.000	51 Michael Gonzalez, L ERA: 7.88		1.0	H	4	1	0	0	0	0	0	0	0	0	0	4	4	0.00	1.000		
58 Peter Moylan, R ERA: 3.95	1.0		3	0	0	0	0	0	0	0	0	0	0	7	9	0.00	0.000	58 Peter Moylan, R ERA: 3.95		1.0		3	0	0	0	0	0	0	0	0	0	7	9	0.00	0.000			
Oscar Villarreal, R ERA: 7.88	1.0		4	1	0	0	0	0	0	0	0	0	0	13	17	0.00	1.000	Oscar Villarreal, R ERA: 7.88		1.0		4	1	0	0	0	0	0	0	0	13	17	0.00	1.000				

Batter	1	2	3	4	5	6	7	8	9	AB	R	H	RBI	BB	SO	LOB	BOTTOM																				
2 Kelly Johnson, L OBP: 0.294, SLG: 0.447 24 Martin Prado, R OBP: 0.474, SLG: 0.559	F7		1B		K		HR			3	0	1	0	0	1	1	New York Mets @ Atlanta Braves Ballpark at Disney's Wide World of Sports, Lake Buena Vista, Thu Mar 22 2007, 1:05 PM EDT Att: 11,591 - Partly Cloudy - 78 F																				
Chris Woodward, R OBP: 0.250, SLG: 0.333 72 Yunel Escobar, R OBP: 0.436, SLG: 0.500	L7		F7		FC4		FC4			3	0	1	0	0	1	1																					
10 Chipper Jones, S OBP: 0.375, SLG: 0.464 Tony Pena Jr., R OBP: 0.342, SLG: 0.500	F8		G4-3		2B		HR			3	0	1	1	0	0	0																					
Andrew Jones, R OBP: 0.442, SLG: 0.485 27 T.J. Bohn, R OBP: 0.324, SLG: 0.250	16 1B		F7		L9		L9			2	1	0	0	1	1	1																					
16 Brian McCann, L OBP: 0.325, SLG: 0.553 63 Corky Miller, R OBP: 0.278, SLG: 0.375	64 FC4-6		L8		F9		F9			3	0	1	0	0	1	1																					
7 Jeff Francoeur, R OBP: 0.360, SLG: 0.596 51 Michael Gonzalez, R 58 Peter Moylan, R 71 Carlos Mendez, R OBP: 0.400, SLG: 0.600	F8		G1-3		G1-3		G6-3			3	0	0	0	0	0	3																					
Craig Wilson, R Oscar Villarreal, L	E5		F9		K		K			4	0	0	1	0	2	1																					
64 Doug Clark, L OBP: 0.611, SLG: 0.647	FC4-6		29 SH1-4		91 1B		K			3	1	1	0	1	1	2																					
29 John Smoltz, R 91 Bill McCarthy, R OBP: 0.400, SLG: 0.500	G4-3		SH1-4		72 FC4		72 FC4			1	0	0	0	0	0	2																					
Inning Stats	R: 0 E: 0 K: 0 S: 5	H: 0 LOB: 0 BB: 0 P: 7	R: 1 E: 1 K: 0 S: 8	H: 1 LOB: 2 BB: 1 P: 17	R: 0 E: 0 K: 0 S: 3	H: 0 LOB: 0 BB: 0 P: 4	R: 0 E: 0 K: 1 S: 11	H: 0 LOB: 1 BB: 1 P: 19	R: 1 E: 0 K: 2 S: 11	H: 2 LOB: 1 BB: 0 P: 19	R: 5 E: 0 K: 1 S: 10	H: 4 LOB: 0 BB: 0 P: 10	R: 0 E: 0 K: 2 S: 7	H: 0 LOB: 0 BB: 0 P: 7	1B: 4 2B: 3 3B: 0 HR: 1	SF: 0 SAC: 1 DP: 0 HBP: 0		WP: 0 PB: 0 CS: 1	PA: 35																		
PITCHER	IP	WLS	BF	H	R	ER	SO	BB	IBB	HBP	BLK	WP	HR	S	P	ERA		WHIP	PITCHER		IP	WLS	BF	H	R	ER	SO	BB	IBB	HBP	BLK	WP	HR	S	P	ERA	WHIP
35 Aaron Sele, R ERA: 6.11	5.0		19	2	1	1	1	2	0	0	0	0	0	35	59	1.80		0.800	35 Aaron Sele, R ERA: 6.11		5.0		19	2	1	1	1	2	0	0	0	0	35	59	1.80	0.800	
13 Billy Wagner, L ERA: 7.88	1.0	L	5	2	1	1	2	0	0	0	0	0	1	10	10	45.00	4.000	13 Billy Wagner, L ERA: 7.88		1.0	L	5	2	1	1	2	0	0	0	0	1	10	10	45.00	4.000		
70 Joe Smith, R ERA: 1.74	1.0		3	0	0	0	2	0	0	0	0	0	0	7	7	0.00	0.000	70 Joe Smith, R ERA: 1.74		1.0		3	0	0	0	2	0	0	0	0	7	7	0.00	0.000			






Batter	1	2	3	4	5	6	7	8	9	AB	R	H	RBI	BB	SO	LOB	TOP										
22 David Eckstein, R OBP: 0.321, SLG: 0.320	E5 FC1-6		K		F9					4	0	1	0	0	1	0	<b>St. Louis Cardinals @ New York Mets</b> Tradition Field, Port St. Lucie, FL Fri Mar 23 2007, 1:10 PM EDT Att: 6,793 - Partly Cloudy - 79 F										
7 Adam Kennedy, L 44 Jason Isringhausen, R 36 Russ Springer, R 72 Dennis Dove, R Reid Gorecki, R	FC1-6 26 2B				F8		G3			2	1	0	0	1	0	1											
27 Scott Rolen, R 31 Ryan Franklin, R	P6		F8			70 BB BB		P4		3	0	0	0	1	0	2											
26 Scott Spiezio, S So Taguchi, R					P4		K	G3		3	0	1	1	0	1	1											
53 John Rodriguez, L 19 Jolbert Cabrera, R							K	G6-3		2	0	0	0	0	2	2											
70 Taq Bozied, R		L7			P4					3	0	0	0	1	0	1											
55 Skip Schumaker, L								F7		4	0	2	0	0	0	2											
81 Brian Esposito, R 68 Edgar Gonzalez, R										3	0	0	0	0	2	3											
Matt Ginter, R Aaron Miles, S										1	0	0	0	0	0	1											
<b>Inning Stats</b>	R: 1 E: 1 K: 1 S: 7	H: 1 LOB: 1 BB: 0 P: 7	R: 0 E: 0 K: 1 S: 6	H: 1 LOB: 1 BB: 0 P: 6	R: 0 E: 0 K: 1 S: 5	H: 0 LOB: 0 BB: 1 P: 11	R: 0 E: 0 K: 0 S: 5	H: 1 LOB: 2 BB: 0 P: 6	R: 0 E: 0 K: 0 S: 3	H: 0 LOB: 0 BB: 2 P: 16	R: 0 E: 0 K: 1 S: 6	H: 1 LOB: 1 BB: 0 P: 6	R: 0 E: 0 K: 0 S: 3	H: 0 LOB: 1 BB: 0 P: 4	R: 0 E: 1 K: 0 S: 4	H: 0 LOB: 1 BB: 0 P: 4		1B: 3 2B: 1 3B: 0 HR: 0	SF: 0 SAC: 0 DP: 0 HBP: 1	WP: 0 PB: 0 SB: 0 CS: 1	PA: 36						
<b>PITCHER</b>	IP	WLS	BF	H	R	ER	SO	BB	IBB	HBP	BLK	WP	HR	S	P	ERA	WHIP										
26 Orlando Hernandez, R 39 Jon Adkins, R 25 Pedro Feliciano, L Aaron Heilman, R	6.0 1.0 1.0 1.0	25 4 W S	3 1 3 4	1 0 0 0	1 0 0 0	0 0 0 0	5 1 0 0	3 0 0 0	0 0 0 0	1 0 0 0	0 0 0 0	0 0 0 0	0 0 0 4	33 6 3 4	49 6 3 4	0.00 0.00 0.00 0.00	1.000 1.000 0.000 0.000										

Batter	1	2	3	4	5	6	7	8	9	AB	R	H	RBI	BB	SO	LOB	BOTTOM										
17 David Newhan, L Aaron Heilman, R			F7			SF7		G4-3		3	0	1	1	0	0	2	<b>St. Louis Cardinals @ New York Mets</b> Tradition Field, Port St. Lucie, FL Fri Mar 23 2007, 1:10 PM EDT Att: 6,793 - Partly Cloudy - 79 F										
3 Damon Easley, R					F7		G5-3			4	0	1	1	0	0	3											
15 Carlos Beltrán, S 44 Lastings Milledge, R					F7			F8		2	0	1	0	1	0	0											
18 Moises Alou, R 39 Jon Adkins, L					L8		P4			3	0	0	0	0	1	3											
64 Mike Carp, L										0	0	0	0	0	0	0											
20 Shawn Green, L 4 Ben Johnson, R						G4-3		G3		3	0	0	0	0	0	0											
Julio Franco, R 25 Pedro Feliciano, L 30 Mike DiFelice, R						G6-3		G6-3		3	0	0	0	0	1	0											
22 Jose Valentin, S 6 Ruben Gotay, S										2	0	0	0	0	1	0											
19 Sandy Alomar Jr., R 1 Anderson Hernandez, S										3	1	1	0	0	0	0											
26 Orlando Hernandez, R 10 Endy Chavez, L										1	0	0	0	1	1	0											
<b>Inning Stats</b>	R: 0 E: 0 K: 1 S: 5	H: 1 LOB: 1 BB: 0 P: 9	R: 0 E: 0 K: 1 S: 5	H: 0 LOB: 0 BB: 0 P: 5	R: 0 E: 0 K: 1 S: 5	H: 0 LOB: 0 BB: 0 P: 5	R: 0 E: 0 K: 0 S: 3	H: 0 LOB: 0 BB: 0 P: 3	R: 0 E: 0 K: 0 S: 3	H: 1 LOB: 1 BB: 0 P: 3	R: 1 E: 0 K: 0 S: 5	H: 2 LOB: 2 BB: 1 P: 11	R: 0 E: 0 K: 0 S: 3	H: 1 LOB: 1 BB: 0 P: 3	R: 1 E: 1 K: 0 S: 5	H: 1 LOB: 2 BB: 0 P: 5	1B: 4 2B: 1 3B: 0 HR: 0	SF: 1 SAC: 1 DP: 1 HBP: 0	WP: 1 PB: 0 SB: 1 CS: 0	PA: 30							
<b>PITCHER</b>	IP	WLS	BF	H	R	ER	SO	BB	IBB	HBP	BLK	WP	HR	S	P	ERA	WHIP										
Matt Ginter, R 44 Jason Isringhausen, R 36 Russ Springer, R 72 Dennis Dove, R 31 Ryan Franklin, R	4.0 1.0 1.0 1.0 1.0	13 H B 3 L	13 3 2 6 5	0 0 2 1 1	0 1 1 0 0	0 0 0 0 0	0 1 0 0 0	0 0 0 0 0	0 1 0 0 0	0 0 0 0 0	0 0 0 0 0	0 0 0 0 0	0 0 0 0 5	5 5 7 11 5	22 5 3 3 5	0.00 0.00 9.00 3.00 0.00	0.500 0.000 1.000 1.000 1.000										

AB	32
R	1
H	4
RBI	1
BB	3
SO	6
LOB	15



AB	26
R	2
H	5
RBI	2
BB	2
SO	4
LOB	10





Batter	1	2	3	4	5	6	7	8	9	AB	R	H	RBI	BB	SO	LOB	TOP																		
40 Adam Stern, L (1,9) OBP: 0.412, SLG: 0.286										3	0	1	0	1	1	0	<b>Baltimore Orioles @ New York Mets</b> Tradition Field, Port St. Lucie, FL Sat Mar 24 2007, 1:10 PM EDT Att: 5,105 - Sunny - 81 F																		
Chris Gomez, R (1,6) OBP: 0.302, SLG: 0.297 Pedro Florimón, S (8, PR) (8, 6)										4	0	0	0	0	0	2																			
21 Nick Markakis, L (1,8) OBP: 0.414, SLG: 0.607 89 Arturo Rivas, R (8, PR) (8, 8)										4	0	1	0	0	1	2																			
17 Aubrey Huff, L (1,3) OBP: 0.380, SLG: 0.489 73 Mike Cervenak, R (4,3) OBP: 0.250, SLG: 0.450										2	0	0	0	0	1	1																			
68 Jon Knott, R (1,7) OBP: 0.250, SLG: 0.400 86 Jon Leicester, R (8,1)										4	1	1	1	0	0	2																			
38 Terry Tiffes, S (1,5) OBP: 0.235, SLG: 0.242										4	0	1	0	0	0	0																			
Paul Bako, L (1,2) OBP: 0.316, SLG: 0.316 77 Eli Whiteside, R (5,2) OBP: 0.182, SLG: 0.182										2	0	0	0	0	0	0																			
12 Brandon Fahey, L (1,4) OBP: 0.172, SLG: 0.115 78 Rob Bell, R (7,1) Kennard Jones, L (8,7) OBP: 1.000, SLG: 2.000										2	0	0	0	1	0	1																			
49 Hayden Penn, R (1,1) 72 Ryan Hubele, R (5, PH) OBP: 0.250, SLG: 0.250 25 Kurt Birkins, L (5,1) Paco Figueroa, R (7,4)										1	0	0	0	0	1	0																			
<b>Inning Stats</b>	R: 0 E: 0 K: 1 S: 5	H: 0 LOB: 0 BB: 0 P: 5	R: 0 E: 0 K: 0 S: 3	H: 0 LOB: 0 BB: 0 P: 3	R: 0 E: 0 K: 1 S: 5	H: 0 LOB: 0 BB: 0 P: 5	R: 0 E: 0 K: 2 S: 8	H: 1 LOB: 1 BB: 0 P: 9	R: 1 E: 0 K: 0 S: 4	H: 1 LOB: 1 BB: 1 P: 8	R: 0 E: 0 K: 1 S: 5	H: 0 LOB: 1 BB: 0 P: 10	R: 0 E: 0 K: 0 S: 4	H: 1 LOB: 1 BB: 0 P: 4	R: 1 E: 1 K: 0 S: 6	H: 2 LOB: 2 BB: 0 P: 6		R: 0 E: 0 K: 0 S: 4	H: 1 LOB: 1 BB: 0 P: 4	1B: 4 2B: 1 3B: 0 HR: 1	SF: 0 SAC: 0 DP: 0 HBP: 0	WP: 0 PB: 0 SB: 2 CS: 0	PA: 36												
<b>PITCHER</b>	IP	WLS	BF	H	R	ER	SO	BB	IBB	HBP	BLK	WP	HR	S	P	ERA	WHIP	<b>PITCHER</b>	IP	WLS	BF	H	R	ER	SO	BB	IBB	HBP	BLK	WP	HR	S	P	ERA	WHIP
61 Chan Ho Park, R (1,1) ERA: 6.57	3.0		9	0	0	0	2	0	0	0	0	0	0	13	13	0.00	0.000	29 Jorge Sosa, R (8,1) ERA: 4.5	1.0		6	2	1	0	0	0	0	0	0	0	6	6	0.00	2.000	
70 Joe Smith, R (4,1) ERA: 1.59	1.0		4	1	0	0	2	0	0	0	0	0	0	8	9	0.00	1.000	13 Billy Wagner, L (9,1) ERA: 7.0	1.0		4	1	0	0	0	0	0	0	0	4	4	0.00	1.000		
25 Pedro Feliciano, L (5,1) ERA: 0.92	1.0	L	5	1	1	1	0	1	0	0	0	0	1	4	8	9.00	2.000																		
40 Ambiorix Burgos, R (6,1) ERA: 8.76	1.0		4	0	0	0	1	1	0	0	0	0	0	5	10	0.00	1.000																		
Scott Schoeneweis, L (7,1) ERA: 0.93	1.0		4	1	0	0	0	0	0	0	0	0	0	4	4	0.00	1.000																		

Batter	1	2	3	4	5	6	7	8	9	AB	R	H	RBI	BB	SO	LOB	BOTTOM																			
7 José Reyes, S (1,6) OBP: 0.433, SLG: 0.667 86 Jose Castro, S (9,6) OBP: 1.000, SLG: 2.500										3	0	0	0	1	1	0	<b>Baltimore Orioles @ New York Mets</b> Tradition Field, Port St. Lucie, FL Sat Mar 24 2007, 1:10 PM EDT Att: 5,105 - Sunny - 81 F																			
5 David Wright, R (1,5) OBP: 0.438, SLG: 0.434 Luis Rivera, R (9,5)										2	1	1	0	2	1	0																				
15 Carlos Beltrán, S (1,8) OBP: 0.339, SLG: 0.540 Jésus Feliciano, L (7,7) OBP: 0.500, SLG: 0.500										2	0	0	0	1	0	4																				
18 Moises Alou, R (1,7) OBP: 0.298, SLG: 0.222 Scott Schoeneweis, L (7,1) 3 Damion Easley, R (8,4) OBP: 0.256, SLG: 0.275										3	0	0	0	0	0	1																				
16 Paul Lo Duca, R (1,2) OBP: 0.256, SLG: 0.275 30 Mike DiFelice, R (8,2) OBP: 0.267, SLG: 0.267										3	0	1	0	0	1	0																				
20 Shawn Green, L (1,9) OBP: 0.183, SLG: 0.281 25 Pedro Feliciano, L (5,1) 40 Ambiorix Burgos, R (6,1) 10 Endy Chavez, L (7,8) OBP: 0.367, SLG: 0.372										2	0	0	0	0	0	1																				
Julio Franco, R (1,3) OBP: 0.389, SLG: 0.290										3	0	0	0	1	1	1																				
22 Jose Valentin, S (1,4) OBP: 0.409, SLG: 0.622 29 Jorge Sosa, R (8,1) 13 Billy Wagner, L (9,1) 19 Sandy Alomar Jr., R (9, PH) OBP: 0.235, SLG: 0.133										2	0	0	0	1	1	1																				
61 Chan Ho Park, R (1,1) 95 Emmanuel Garcia, L (3, PH) 70 Joe Smith, R (4,1) Dustin Martin, L (5,9)										0	0	0	0	0	0	0																				
<b>Inning Stats</b>	R: 0 E: 0 K: 0 S: 2	H: 0 LOB: 0 BB: 1 P: 6	R: 0 E: 0 K: 0 S: 3	H: 0 LOB: 0 BB: 0 P: 3	R: 0 E: 0 K: 0 S: 4	H: 0 LOB: 3 BB: 3 P: 16	R: 0 E: 0 K: 0 S: 3	H: 1 LOB: 0 BB: 0 P: 3	R: 0 E: 0 K: 2 S: 7	H: 0 LOB: 0 BB: 0 P: 7	R: 0 E: 0 K: 1 S: 5	H: 0 LOB: 1 BB: 1 P: 9	R: 0 E: 0 K: 2 S: 7	H: 0 LOB: 2 BB: 2 P: 15	R: 1 E: 1 K: 1 S: 8	H: 3 LOB: 2 BB: 0 P: 8		R: 0 E: 0 K: 1 S: 5	H: 1 LOB: 0 BB: 0 P: 5	1B: 5 2B: 0 3B: 0 HR: 0	SF: 0 SAC: 0 DP: 3 HBP: 0	WP: 0 PB: 1 SB: 0 CS: 0	PA: 36													
<b>PITCHER</b>	IP	WLS	BF	H	R	ER	SO	BB	IBB	HBP	BLK	WP	HR	S	P	ERA	WHIP	<b>PITCHER</b>	IP	WLS	BF	H	R	ER	SO	BB	IBB	HBP	BLK	WP	HR	S	P	ERA	WHIP	
49 Hayden Penn, R (1,1) ERA: 1.8	4.0	W	15	1	0	0	0	4	0	0	0	0	0	12	28	0.00	1.250																			
25 Kurt Birkins, L (5,1) ERA: 1.42	2.0	H	7	0	0	0	3	1	0	0	0	0	0	12	16	0.00	0.500																			
78 Rob Bell, R (7,1) ERA: 0.82	1.0	H	5	0	0	0	2	2	0	0	0	0	0	7	15	0.00	2.000																			
86 Jon Leicester, R (8,1) ERA: 4.15	2.0	S	9	4	1	1	2	0	0	0	0	0	0	13	13	4.50	2.000																			





Batter	1	2	3	4	5	6	7	8	9	AB	R	H	RBI	BB	SO	LOB	TOP										
44 Lastings Milledge, R OBP: 0.458, SLG: 0.549										4	1	2	1	0	0	4											
17 David Newhan, L OBP: 0.282, SLG: 0.452 68 Lino Urdaneta, R (7, 1)										4	0	0	0	0	1	3											
4 Ben Johnson, R OBP: 0.315, SLG: 0.388										4	1	1	1	0	1	1											
11 Ramon Castro, R OBP: 0.379, SLG: 0.520										4	0	2	1	0	0	1											
64 Mike Carp, L OBP: 0.310, SLG: 0.297										3	0	0	0	1	0	2											
89 Chip Ambres, R (1, 7)										2	2	0	0	2	1	1											
6 Ruben Gotay, S OBP: 0.342, SLG: 0.424										2	0	0	0	2	1	1											
1 Anderson Hernandez, S OBP: 0.255, SLG: 0.186										3	1	2	1	0	0	0											
33 John Maine, R Tim McNab, R (6, 1) 92 Daniel Murphy, L OBP: 0.167, SLG: 0.167 (7, 5)										2	0	0	0	0	2	3											
										2	0	0	0	0	0	0											
										2	0	0	0	0	0	1											
<b>Inning Stats</b>	R: 0 E: 0 K: 1 S: 6	H: 1 LOB: 1 BB: 0 P: 6	R: 1 E: 1 K: 1 S: 6	H: 1 LOB: 2 BB: 2 P: 14	R: 0 E: 0 K: 0 S: 3	H: 0 LOB: 0 BB: 0 P: 3	R: 0 E: 0 K: 0 S: 2	H: 0 LOB: 0 BB: 1 P: 6	R: 3 E: 0 K: 2 S: 11	H: 4 LOB: 1 BB: 0 P: 13	R: 0 E: 0 K: 2 S: 7	H: 0 LOB: 0 BB: 0 P: 7	R: 0 E: 0 K: 0 S: 2	H: 0 LOB: 0 BB: 0 P: 3	R: 0 E: 0 K: 0 S: 3	H: 1 LOB: 0 BB: 0 P: 3	R: 1 E: 1 K: 0 S: 3	H: 0 LOB: 1 BB: 2 P: 11	1B: 6 2B: 1 3B: 0 HR: 0	SF: 0 SAC: 1 DP: 4 HBP: 1	WP: 0 PB: 0 CS: 0	PA: 37					
<b>PITCHER</b>	IP	WLS	BF	H	R	ER	SO	BB	IBB	HBP	BLK	WP	HR	S	P	ERA	WHIP										
Scott Olsen, L ERA: 4.63	5.1		24	6	4	4	5	3	0	0	0	0	0	31	45	6.75	1.688										
Mike Koplove, R ERA: 6.14	0.2		2	0	0	0	1	0	0	0	0	0	0	4	4	0.00	0.000										
Felix Rodriguez, R ERA: 1.8	1.0	W	3	0	0	0	0	0	0	1	0	0	0	2	3	0.00	0.000										
40 Nate Field, R ERA: 3.72	1.0	H	3	1	0	0	0	0	0	0	0	0	0	3	3	0.00	1.000										
22 Matt Lindstrom, R ERA: 0.87	1.0	S	5	0	1	0	0	2	0	0	0	0	0	3	11	0.00	2.000										

New York Mets @ Florida Marlins  
Roger Dean Stadium, Jupiter, FL  
Sat Mar 24 2007, 1:05 PM EDT  
Att: 7,081 - Sunny - 79 F

AB 30  
R 5  
H 7  
RBI 4  
BB 5  
SO 6  
LOB 17



Batter	1	2	3	4	5	6	7	8	9	AB	R	H	RBI	BB	SO	LOB	BOTTOM										
2 Hanley Ramirez, R OBP: 0.311, SLG: 0.536 4 Alfredo Amezaga, S OBP: 0.162, SLG: 0.139										4	2	3	0	0	1	0											
28 Jason Wood, R OBP: 0.450, SLG: 0.703										5	1	2	0	0	2	2											
Miguel Cabrera, R OBP: 0.375, SLG: 0.525 3 Zach Sorensen, S OBP: 0.208, SLG: 0.174										4	0	2	0	0	2	2											
										0	0	0	0	0	0	0											
Miguel Olivo, R OBP: 0.255, SLG: 0.326 13 Paul Hoover, R OBP: 0.214, SLG: 0.154										4	1	2	1	0	0	4											
										0	0	0	0	0	0	0											
21 Joe Borchard, S OBP: 0.383, SLG: 0.385										2	2	1	1	1	0	0											
										4	0	3	3	0	0	0											
8 Aaron Boone, R OBP: 0.255, SLG: 0.240										4	0	1	0	0	0	6											
										4	0	2	1	0	0	0											
31 John Gall, R OBP: 0.342, SLG: 0.371										4	0	1	0	0	0	6											
										4	0	2	1	0	0	0											
1 Eric Reed, L OBP: 0.400, SLG: 0.441										2	0	0	0	0	0	1											
										0	0	0	0	0	0	0											
										1	0	0	0	0	1	2											
										0	0	0	0	0	0	0											
										1	0	0	0	0	0	0											
										0	0	0	0	0	0	0											
										1	0	1	0	0	0	0											
										0	0	0	0	0	0	0											
<b>Inning Stats</b>	R: 0 E: 0 K: 3 S: 9	H: 0 LOB: 0 BB: 0 P: 9	R: 2 E: 0 K: 0 S: 5	H: 3 LOB: 0 BB: 0 P: 5	R: 1 E: 0 K: 1 S: 7	H: 3 LOB: 2 BB: 0 P: 7	R: 1 E: 0 K: 0 S: 4	H: 2 LOB: 1 BB: 1 P: 8	R: 0 E: 0 K: 1 S: 6	H: 2 LOB: 1 BB: 0 P: 6	R: 0 E: 0 K: 1 S: 7	H: 2 LOB: 2 BB: 0 P: 7	R: 2 E: 1 K: 0 S: 7	H: 4 LOB: 3 BB: 0 P: 7	R: 0 E: 0 K: 1 S: 6	H: 1 LOB: 1 BB: 0 P: 6	1B: 14 2B: 3 3B: 0 HR: 0	SF: 1 SAC: 0 DP: 1 HBP: 0	WP: 0 PB: 0 CS: 1	PA: 38							
<b>PITCHER</b>	IP	WLS	BF	H	R	ER	SO	BB	IBB	HBP	BLK	WP	HR	S	P	ERA	WHIP										
33 John Maine, R ERA: 3.07	5.2		26	12	4	4	5	1	0	0	0	0	0	35	39	6.35	2.294										
Tim McNab, R ERA: 3.6	0.1		1	0	0	0	1	0	0	0	0	0	0	3	3	0.00	0.000										
68 Lino Urdaneta, R ERA: 3.6	2.0	L	11	5	2	2	1	0	0	0	0	0	0	13	13	9.00	2.500										

New York Mets @ Florida Marlins  
Roger Dean Stadium, Jupiter, FL  
Sat Mar 24 2007, 1:05 PM EDT  
Att: 7,081 - Sunny - 79 F

AB 36  
R 6  
H 17  
RBI 6  
BB 1  
SO 7  
LOB 18









Batter	1	2	3	4	5	6	7	8	9	AB	R	H	RBI	BB	SO	LOB	TOP							
65 Tony Abreu, S OBP: 0.349, SLG: 0.643	G6-3		F8					FC6-4 27 WP		4	1	1	1	0	0	2	<b>Los Angeles Dodgers @ New York Mets</b> Tradition Field, Port St. Lucie, FL Mon Mar 26 2007, 7:10 PM EDT Att. 6,543 - Clear - 75 F							
55 Russell Martin, R OBP: 0.313, SLG: 0.333 27 Matt Kemp, R OBP: 0.291, SLG: 0.392	K			F9			L4	HR		3	0	0	0	0	1	0								
5 Nomar Garciaparra, R OBP: 0.289, SLG: 0.552 21 Marlon Anderson, L OBP: 0.291, SLG: 0.392 41 Chin-hui Tsao, R OBP: 0.291, SLG: 0.392	K			K			F9	G4-3		3	0	0	0	0	2	0								
Luis Gonzalez, L OBP: 0.366, SLG: 0.412 7 James Loney, L OBP: 0.508, SLG: 0.545		G1-3		K			G3-1		88 F9 28 HBP	3	0	0	0	0	1	0								
Wilson Betemit, S OBP: 0.296, SLG: 0.286 28 Andy LaRoche, R OBP: 0.250, SLG: 0.229		F7				K			81 FC6-4	3	0	0	0	0	2	0								
16 Andre Ethier, L OBP: 0.360, SLG: 0.348 88 Larry Barnes, L OBP: 0.222, SLG: 0.222		G4-3							HBP	3	1	2	0	0	0	0								
57 Larry Bigbie, L OBP: 0.418, SLG: 0.588 44 Takashi Saito, L OBP: 0.267, SLG: 0.214 Mark Hendrickson, L OBP: 0.267, SLG: 0.214 Ryan Rogowski, L OBP: 0.267, SLG: 0.214			K						F9	3	1	2	0	0	0	0								
13 Wilson Valdez, R OBP: 0.397, SLG: 0.607 18 Ramon Martinez, R OBP: 0.267, SLG: 0.214 81 Ivan De Jesus Jr., R OBP: 0.375, SLG: 0.357			G4-3							2	1	1	1	0	0	0								
31 Brad Penny, R OBP: 1.000, SLG: 1.000 Omedo Saenz, R OBP: 0.343, SLG: 0.441 58 Chad Billingsley, R OBP: 0.280, SLG: 0.238 Mike Lieberthal, R OBP: 0.280, SLG: 0.238										1	0	1	0	0	0	0								
<b>Inning Stats</b>	R: 0 E: 0 K: 2 S: 7	H: 0 LOB: 0 BB: 0 P: 7	R: 0 E: 0 K: 0 S: 3	H: 0 LOB: 0 BB: 0 P: 3	R: 0 E: 0 K: 1 S: 6	H: 1 LOB: 1 BB: 0 P: 6	R: 0 E: 0 K: 2 S: 7	H: 0 LOB: 0 BB: 0 P: 7	R: 3 E: 0 K: 2 S: 10	H: 4 LOB: 1 BB: 0 P: 10	R: 0 E: 0 K: 0 S: 3	H: 0 LOB: 0 BB: 0 P: 3	R: 0 E: 0 K: 1 S: 5	H: 1 LOB: 1 BB: 0 P: 5	R: 2 E: 0 K: 1 S: 6	H: 1 LOB: 2 BB: 0 P: 11		R: 0 E: 0 K: 1 S: 6	H: 1 LOB: 2 BB: 0 P: 7	1B: 4 2B: 3 3B: 0 HR: 1	SF: 0 SAC: 0 DP: 1 HBP: 1	WP: 1 PB: 0 SB: 0 CS: 0	PA: 35	
<b>PITCHER</b>	IP WLS BF H R ER SO BB IBB HBP BLK WP HR S P ERA WHIP																							
Tom Glavine, L ERA: 2.25	6.0	22	5	3	3	7	0	0	0	0	0	0	0	0	36	36	4.50	0.833						
40 Ambiorix Burgos, R ERA: 8.1	1.0	3	1	0	0	1	0	0	0	0	0	0	0	5	5	0.00	1.000							
61 Chan Ho Park, R ERA: 7.43	1.0	5	1	2	2	1	1	0	0	0	1	1	6	11	18.00	2.000								
70 Joe Smith, R ERA: 1.46	1.0	5	1	0	0	1	0	0	1	0	0	0	6	7	0.00	1.000								

Batter	1	2	3	4	5	6	7	8	9	AB	R	H	RBI	BB	SO	LOB	BOTTOM							
7 José Reyes, S OBP: 0.413, SLG: 0.612 17 David Newhan, L OBP: 0.300, SLG: 0.442	G6-3			G6-3				FC6-4		3	0	0	0	1	0	3	<b>Los Angeles Dodgers @ New York Mets</b> Tradition Field, Port St. Lucie, FL Mon Mar 26 2007, 7:10 PM EDT Att. 6,543 - Clear - 75 F							
5 David Wright, R OBP: 0.403, SLG: 0.383 4 Ben Johnson, R OBP: 0.339, SLG: 0.385		BB					F8			3	0	0	0	1	1	2								
15 Carlos Beltrán, S OBP: 0.442, SLG: 0.509 6 Ruben Gotay, S OBP: 0.325, SLG: 0.400				G1-3						3	1	0	0	1	1	1								
18 Moises Alou, R OBP: 0.218, SLG: 0.269 64 Mike Carp, L OBP: 0.295, SLG: 0.282				G6-3						4	1	1	0	0	1	2								
16 Paul Lo Duca, R OBP: 0.286, SLG: 0.273 19 Sandy Alomar Jr., R OBP: 0.271, SLG: 0.118				G6-3						2	1	1	1	1	0	0								
20 Shawn Green, L OBP: 0.197, SLG: 0.274				G5-3						3	1	1	0	1	1	2								
Julio Franco, R ERA: 10.84 1 Anderson Hernandez, S OBP: 0.271, SLG: 0.186										2	1	1	2	1	0	0								
22 Jose Valentin, S OBP: 0.431, SLG: 0.659 61 Chan Ho Park, R ERA: 5.6 70 Joe Smith, R ERA: 2.78										4	0	3	2	0	0	3								
Tom Glavine, L ERA: 1.46 40 Ambiorix Burgos, R ERA: 8.1 3 Damion Easley, R OBP: 0.267, SLG: 0.268										2	0	0	0	1	2	3								
<b>Inning Stats</b>	R: 0 E: 0 K: 1 S: 5	H: 0 LOB: 1 BB: 1 P: 9	R: 2 E: 0 K: 1 S: 6	H: 2 LOB: 2 BB: 3 P: 18	R: 0 E: 0 K: 0 S: 3	H: 0 LOB: 0 BB: 0 P: 3	R: 1 E: 0 K: 1 S: 6	H: 2 LOB: 1 BB: 1 P: 10	R: 1 E: 0 K: 2 S: 9	H: 2 LOB: 1 BB: 0 P: 9	R: 0 E: 0 K: 1 S: 6	H: 1 LOB: 1 BB: 0 P: 6	R: 1 E: 1 K: 1 S: 6	H: 0 LOB: 3 BB: 2 P: 15	R: 1 E: 0 K: 0 S: 4	H: 1 LOB: 2 BB: 2 P: 12		1B: 6 2B: 2 3B: 0 HR: 0	SF: 0 SAC: 0 DP: 1 HBP: 1	WP: 0 PB: 0 SB: 0 CS: 0	PA: 41			
<b>PITCHER</b>	IP WLS BF H R ER SO BB IBB HBP BLK WP HR S P ERA WHIP																							
31 Brad Penny, R ERA: 10.84 58 Chad Billingsley, R ERA: 1.46 44 Takashi Saito, R ERA: 1.38 Mark Hendrickson, L ERA: 5.6 41 Chin-hui Tsao, R ERA: 2.78	4.0	19	4	3	3	3	5	0	0	0	0	0	0	0	15	15	4.50	1.500						
58 Chad Billingsley, R ERA: 1.46	2.0	9	3	1	1	3	0	0	0	0	0	0	0	5	9	0.00	1.500							
44 Takashi Saito, R ERA: 1.38	0.2	4	0	1	0	1	1	0	0	0	0	0	0	4	17	9.00	4.000							
Mark Hendrickson, L ERA: 5.6	1.0	8	1	1	1	0	3	0	1	0	0	0	4	17	9.00	4.000								
41 Chin-hui Tsao, R ERA: 2.78	0.1	1	0	0	0	0	0	0	0	0	0	0	1	1	0.00	0.000								









Batter	1	2	3	4	5	6	7	8	9	AB	R	H	RBI	BB	SO	LOB	TOP			
2 Kelly Johnson, L (1,4) OBP: 0.343, SLG: 0.429 24 Martin Prado, R (4,4) OBP: 0.408, SLG: 0.500	G4-3	G6-4-3 BB		G3-1			G4-3		K	2	0	0	0	1	0	1				
11 Edgar Renteria, R (1,6) OBP: 0.386, SLG: 0.479 72 Yonel Escobar, R (5,6) OBP: 0.392, SLG: 0.458	8 1B	G6-4-3					K		8 1B	3	1	1	0	0	1	1				
8 Brayan Peña, S (1,2) OBP: 0.333, SLG: 0.429	HBP 7 HR 2H			G4-3			F7		22 WP 64 SF8	4	2	2	2	0	0	0				
Andruw Jones, R (1,8) OBP: 0.424, SLG: 0.511 22 Willie Harris, L (5,8) OBP: 0.354, SLG: 0.333	7 HR HBP BB			K			K		K	2	1	0	0	1	2	0				
Ryan Langerhans, L (1,7) OBP: 0.453, SLG: 0.565 64 Doug Clark, L (1,7) OBP: 0.424, SLG: 0.484	7 HR HBP			G3			G6-3		SF8	0	1	0	0	0	0	0				
7 Jeff Francoeur, R (1,9) OBP: 0.313, SLG: 0.541 23 Matt Diaz, R (4,7) OBP: 0.310, SLG: 0.386	HR 1H 2H 3H			P4			F9		L4	2	1	1	4	0	0	0				
Craig Wilson, R (1,3) OBP: 0.254, SLG: 0.375	K			K			K			3	0	0	0	1	3	0				
20 Scott Thorman, L (1,10) OBP: 0.304, SLG: 0.400	G4-3						L9		F8	4	1	1	0	0	0	1				
4 Pete Orr, L (1,5) OBP: 0.422, SLG: 0.425 Chris Woodward, R (4,5) OBP: 0.222, SLG: 0.296							G5-3		P3	2	0	2	1	0	0	0				
<b>Inning Stats</b>	R: 5 E: 0 K: 1 S: 8	H: 3 LOB: 0 BB: 1 P: 13	R: 0 E: 0 K: 0 S: 2	H: 1 LOB: 0 BB: 1 P: 5	R: 0 E: 0 K: 1 S: 5	H: 0 LOB: 0 BB: 0 P: 5	R: 1 E: 0 K: 1 S: 7	H: 2 LOB: 1 BB: 0 P: 7	R: 0 E: 0 K: 2 S: 7	H: 0 LOB: 0 BB: 0 P: 5	R: 0 E: 0 K: 0 S: 3	H: 0 LOB: 0 BB: 0 P: 3	R: 0 E: 0 K: 1 S: 7	H: 2 LOB: 1 BB: 1 P: 9	R: 0 E: 0 K: 1 S: 5	H: 0 LOB: 1 BB: 1 P: 9	1B: 5 2B: 2 3B: 0 HR: 1	SF: 1 SAC: 0 DP: 1 HBP: 1	WP: 2 PB: 0 CS: 1	PA: 37
<b>PITCHER</b>	IP	WLS	BF	H	R	ER	SO	BB	IBB	HBP	BLK	WP	HR	S	P	ERA	WHIP			
39 Jon Adkins, R (1,1) ERA: 10.38	2.0	L	11	4	5	5	1	2	0	1	0	0	1	10	18	22.50	3.000			
61 Chan Ho Park, R (3,1) ERA: 7.04	2.0		8	2	1	1	2	0	0	0	0	0	0	12	12	4.50	1.000			
40 Ambiorix Burgos, R (5,1) ERA: 7.04	2.0		6	0	0	0	3	0	0	0	0	0	0	12	12	0.00	0.000			
25 Pedro Feliciano, L (7,1) ERA: 0.75	1.0		3	0	0	0	0	0	0	0	0	0	0	3	3	0.00	0.000			
Aaron Heilman, R (8,1) ERA: 7.0	1.0		5	2	2	2	1	0	0	0	0	2	0	7	9	18.00	2.000			

Atlanta Braves @ New York Mets  
Tradition Field, Port St. Lucie, FL  
Wed Mar 28 2007, 1:10 PM EDT  
Att: 5,848 - Partly Cloudy - 75 F

AB 32  
R 8  
H 8  
RBI 8  
BB 3  
SO 8  
LOB 6



Batter	1	2	3	4	5	6	7	8	9	AB	R	H	RBI	BB	SO	LOB	BOTTOM			
7 José Reyes, S (1,6) OBP: 0.462, SLG: 0.575 1 Anderson Hernandez, S (8,6) OBP: 0.290, SLG: 0.172	15 BB 18 G6-4-3 5 S	5 S 1B					F9			3	1	1	1	1	1	1				
5 David Wright, R (1,5) OBP: 0.392, SLG: 0.364 3 Damon Easley, R (9,5) OBP: 0.265, SLG: 0.250	18 BB 16 G6-4-3 1B	1B					F9		G6-3	3	1	0	0	1	1	1				
15 Carlos Beltrán, S (1,8) OBP: 0.358, SLG: 0.509 4 Ben Johnson, R (9,8) OBP: 0.328, SLG: 0.370	18 G6-4-3 BB						F9		G6-3	3	0	1	0	1	0	0				
18 Moises Alou, R (1,7) OBP: 0.200, SLG: 0.246 17 David Newhan, L (4,7) OBP: 0.296, SLG: 0.426	G6-4-3			G6-3			16 CS 1B		P4	2	0	0	0	0	0	3				
16 Paul Lo Duca, R (1,2) OBP: 0.283, SLG: 0.271	1B			G6-3			P3		K	4	0	1	1	0	1	2				
20 Shawn Green, L (1,10) OBP: 0.203, SLG: 0.261	G1			P5			K		G1-3	4	0	0	0	0	1	2				
Julio Franco, R (1,3) OBP: 0.408, SLG: 0.366 64 Mike Carp, L (8,3) OBP: 0.304, SLG: 0.366				K			G4-3		K	3	0	0	0	0	2	0				
10 Endy Chavez, L (1,9) OBP: 0.389, SLG: 0.396							L8		F8	3	1	1	0	0	0	0				
6 Ruben Gotay, S (1,4) OBP: 0.341, SLG: 0.395				L6			L5		HBP	2	0	0	0	0	0	1				
<b>Inning Stats</b>	R: 2 E: 0 K: 0 S: 3	H: 1 LOB: 1 BB: 3 P: 15	R: 1 E: 0 K: 2 S: 9	H: 2 LOB: 0 BB: 0 P: 11	R: 0 E: 0 K: 0 S: 4	H: 1 LOB: 0 BB: 0 P: 4	R: 0 E: 0 K: 1 S: 5	H: 0 LOB: 0 BB: 0 P: 5	R: 0 E: 0 K: 1 S: 5	H: 1 LOB: 0 BB: 0 P: 5	R: 0 E: 0 K: 0 S: 3	H: 0 LOB: 0 BB: 0 P: 3	R: 0 E: 0 K: 2 S: 7	H: 0 LOB: 0 BB: 0 P: 7	R: 0 E: 0 K: 2 S: 7	H: 0 LOB: 0 BB: 0 P: 7	1B: 4 2B: 1 3B: 0 HR: 0	SF: 0 SAC: 0 DP: 1 HBP: 1	WP: 0 PB: 0 CS: 1	PA: 34
<b>PITCHER</b>	IP	WLS	BF	H	R	ER	SO	BB	IBB	HBP	BLK	WP	HR	S	P	ERA	WHIP			
26 Kyle Davies, R (1,1) ERA: 2.84	5.0	W	21	4	3	3	4	3	0	0	0	0	0	5	5	0.00	1.400			
37 Steve Colyer, L (6,1) ERA: 3.27	1.0	H	3	1	0	0	1	0	0	0	0	0	0	5	5	0.00	1.000			
Tyler Yates, R (7,1) ERA: 4.5	1.0	H	4	0	0	0	0	0	0	1	0	0	0	3	4	0.00	0.000			
49 Macay McBride, L (8,1) ERA: 3.85	1.0		3	0	0	0	0	0	0	0	0	0	0	3	3	0.00	0.000			
58 Peter Moylan, R (9,1) ERA: 3.27	1.0		3	0	0	0	2	0	0	0	0	0	0	7	7	0.00	0.000			

Atlanta Braves @ New York Mets  
Tradition Field, Port St. Lucie, FL  
Wed Mar 28 2007, 1:10 PM EDT  
Att: 5,848 - Partly Cloudy - 75 F

AB 30  
R 3  
H 5  
RBI 2  
BB 3  
SO 7  
LOB 10























Batter	1	2	3	4	5	6	7	8	9	AB R H RBI BB SO LOB	TOP													
7 José Reyes, S OBP: 0.400, SLG: 0.250	4-2 SH1-3 16 15 SF8 16 E BB		0-1 FC4-6 1-2f		1-2 16 S E 1B		1-2 G6-3		2-2 FC4-6 1-2f	4 2 1 0 1 0 2	<p><b>New York Mets @ St. Louis Cardinals</b>            Busch Stadium, St. Louis, MO            Tue Apr 03 2007, 7:10 PM CDT            Att: 45,440 - Overcast - 61 F</p> <p>livebaseballscorecards.com</p> <p>AB 31 R 4 H 7 RBI 3 BB 5 SO 8 LOB 17</p> 													
16 Paul Lo Duca, R OBP: 0.222, SLG: 0.222	1-0 SH1-3 1-3		0-2 G4-3		1-1 E9 1-H		0-0 F8		1-3 K	4 0 0 0 0 1 2														
15 Carlos Beltrán, S OBP: 0.333, SLG: 0.286	2-2 SF8			1-1 18 FC5 2 S 1B	2-3 K		1-2 G3			3 0 1 1 0 1 1														
21 Carlos Delgado, L OBP: 0.333, SLG: 0.375	2-2 G3			3-2 P3 1-2		4-2 20 WP 26 2B BB		1-2 18 L8-4 5 BB 1B		3 1 1 0 1 0 1														
5 David Wright, R OBP: 0.500, SLG: 0.333		2-3 K		4-1 18 FC5 BB		3-1 20 WP 26 2B 1B		4-1 20 FC4-6 BB		2 1 1 0 2 1 0														
18 Moises Alou, R OBP: 0.125, SLG: 0.125	1-1 G6-3		1-1 FC5 1-2 2-3f		1-2 F7		1-2 L8-4 2-2			4 0 0 0 0 0 6														
20 Shawn Green, L OBP: 0.250, SLG: 0.250 Scott Schoeneweis, L Aaron Heilman, R 13 Billy Wagner, L	1-3 K		1-1 P6		3-3 K		0-0 FC4-6 1-2f			4 0 0 0 0 2 5 0														
22 Jose Valentin, S OBP: 0.250, SLG: 0.143			1-3 K		1-3 K	4-0 26 2B IBB		1-0 F9		3 0 0 0 1 2 0														
26 Orlando Hernandez, R OBP: 0.667, SLG: 1.000 10 Endy Chavez, L OBP: 1.000, SLG: 1.000			0-0 7 FC4-6 1B		0-3 K	0-0 1-H 2-H 3-H 2B		1-2 7 FC4-6 1B		3 0 2 2 0 1 0 1 0 1 0 0 0 0														
<b>Inning Stats</b>	R: 1 E: 1 K: 0 S: 10	H: 0 LOB: 0 BB: 1 P: 19	R: 0 E: 0 K: 2 S: 9	H: 0 LOB: 0 BB: 0 P: 13	R: 0 E: 0 K: 1 S: 9	H: 1 LOB: 1 BB: 0 P: 10	R: 0 E: 0 K: 0 S: 10	H: 1 LOB: 2 BB: 1 P: 20	R: 1 E: 1 K: 3 S: 14	H: 1 LOB: 1 BB: 0 P: 19		R: 2 E: 0 K: 1 S: 12	H: 2 LOB: 2 BB: 2 P: 27	R: 0 E: 0 K: 0 S: 9	H: 0 LOB: 0 BB: 0 P: 11	R: 0 E: 0 K: 0 S: 9	H: 1 LOB: 1 BB: 1 P: 15	R: 0 E: 0 K: 1 S: 11	H: 1 LOB: 1 BB: 0 P: 16	1B: 6 2B: 2 3B: 0 HR: 0	SF: 1 SAC: 1 DP: 1 HBP: 0	WP: 1 PB: 0 SB: 2 CS: 0	PA: 38	
<b>PITCHER</b>	IP WLS BF H R ER SO BB IBB HBP BLK WP HR S P ERA WHIP											<b>PITCHER</b>	IP WLS BF H R ER SO BB IBB HBP BLK WP HR S P ERA WHIP											
Kip Wells, R ERA: 3.0	(1, 1) 6.0 L 27 5 4 2 7 3 1 0 0 0 1 0 64 108 3.00 1.333											36 Russ Springer, R ERA:	(9, 1) 0.1	1 0 0 0 1 0 0 0 0 0 0 0 4 5 0.00 0.000										
31 Ryan Franklin, R ERA:	(7, 1) 1.0 3 0 0 0 0 0 0 0 0 0 0 9 11 0.00 0.000																							
Tyler Johnson, L ERA:	(8, 1) 0.0 1 1 0 0 0 0 0 0 0 0 0 0 11 0.00 0.000																							
48 Brad Thompson, R ERA: 4.5	(8, 1) 1.0 3 0 0 0 0 1 0 0 0 0 0 5 10 0.00 1.000																							
34 Randy Flores, L ERA:	(9, 1) 0.2 3 1 0 0 0 0 0 0 0 0 0 7 11 0.00 1.500																							

Batter	1	2	3	4	5	6	7	8	9	AB R H RBI BB SO LOB	BOTTOM												
22 David Eckstein, R OBP: 0.750, SLG: 0.800	3-1 16 G1-6-3 HBP		4-1 16 S BB			0-2 G4-6-3 1-2f		4-0 16 1B BB		1 0 0 0 2 0 1	<p><b>New York Mets @ St. Louis Cardinals</b>            Busch Stadium, St. Louis, MO            Tue Apr 03 2007, 7:10 PM CDT            Att: 45,440 - Overcast - 61 F</p> <p>livebaseballscorecards.com</p> <p>AB 29 R 1 H 6 RBI 1 BB 3 SO 0 LOB 9</p> 												
16 Chris Duncan, L OBP: 0.500, SLG: 0.500	1-2 G1-6-3 1-2f		2-2 F7 1-2			3-2 1B		3-2 1B		4 0 2 0 0 0 2													
5 Albert Pujols, R OBP: 0.375, SLG: 0.333	3-2 2B		0-1 F7			3-2 P3		3-2 F8		4 0 1 0 0 0 3													
27 Scott Rolen, R OBP: 0.375, SLG: 0.667	0-0 G4-3		4-0 7 CS BB			1-1 HR		1-2 P3		3 1 1 1 1 0 1													
15 Jim Edmonds, L OBP: 0.333, SLG: 0.333 3 Preston Wilson, R OBP: 0.200, SLG: 0.200		3-2 7 G1-6-3 1B		2-2 F8		1-0 G4-3		0-1 F9		3 0 1 0 0 0 1 1 0 0 0 0 0 0													
7 Adam Kennedy, L OBP: 0.000, SLG: 0.500 Tyler Johnson, S 48 Brad Thompson, R 34 Randy Flores, L 36 Russ Springer, R Gary Bennett, R		0-1 G1-6-3		0-1 CS		0-1 F9		3-2 F8		3 0 0 0 0 0 0 1 0 1 0 0 0 0 0 0													
4 Yadier Molina, R OBP: 0.286, SLG: 0.286	1-0 F9		0-1 P4			1-2 L8		1-0 F8		3 0 0 0 0 0 0													
55 Skip Schumaker, L OBP: 0.333, SLG: 0.333 So Taguchi, R OBP: 0.200, SLG: 0.200			0-1 G1-3			2-2 G3		1-1 G6-3		2 0 0 0 0 0 0 1 0 0 0 0 0 0													
Kip Wells, R 26 Scott Spiezio, S OBP: 0.500, SLG: 0.500 31 Ryan Franklin, R Aaron Miles, S			0-1 G4-3			3-2 22 G4-6-3 1B		0-1 P3		1 0 0 0 0 0 0 1 0 1 0 0 0 0 0 0 0 0 0 0 0 1 0 0 0 0 0 0													
<b>Inning Stats</b>	R: 0 E: 0 K: 0 S: 11	H: 1 LOB: 1 BB: 0 P: 18	R: 0 E: 0 K: 0 S: 6	H: 1 LOB: 0 BB: 0 P: 10	R: 0 E: 0 K: 0 S: 8	H: 0 LOB: 1 BB: 1 P: 14	R: 0 E: 0 K: 0 S: 6	H: 0 LOB: 0 BB: 1 P: 12	R: 0 E: 0 K: 0 S: 8	H: 0 LOB: 0 BB: 0 P: 12		R: 0 E: 0 K: 0 S: 12	H: 2 LOB: 1 BB: 0 P: 21	R: 1 E: 0 K: 0 S: 11	H: 1 LOB: 0 BB: 0 P: 17	R: 0 E: 0 K: 0 S: 11	H: 1 LOB: 2 BB: 1 P: 22	R: 0 E: 0 K: 0 S: 6	H: 0 LOB: 0 BB: 0 P: 8	1B: 4 2B: 1 3B: 0 HR: 1	SF: 0 SAC: 0 DP: 3 HBP: 1	WP: 0 PB: 0 SB: 1 CS: 1	PA: 34
<b>PITCHER</b>	IP WLS BF H R ER SO BB IBB HBP BLK WP HR S P ERA WHIP											<b>PITCHER</b>	IP WLS BF H R ER SO BB IBB HBP BLK WP HR S P ERA WHIP										
26 Orlando Hernandez, R ERA: 1.29	(1, 1) 7.0 W 25 5 1 1 0 2 0 1 0 0 0 0 62 104 1.29 1.000																						
Scott Schoeneweis, L ERA:	(8, 1) 0.2 H 4 1 0 0 0 1 0 0 0 0 0 0 8 16 0.00 3.000																						
Aaron Heilman, R ERA:	(8, 1) 0.1 H 1 0 0 0 0 0 0 0 0 0 0 3 6 0.00 0.000																						
13 Billy Wagner, L ERA:	(9, 1) 1.0 S 3 0 0 0 0 0 0 0 0 0 0 6 8 0.00 0.000																						











Batter	1	2	3	4	5	6	7	8	9	AB	R	H	RBI	BB	SO	LOB	TOP					
7 José Reyes, S OBP: 0.423, SLG: 0.682	G4-3		FC1-5-6-1		G4-3			K		3	1	0	0	2	1	1	<b>New York Mets @ Atlanta Braves</b> Turner Field, Atlanta, GA Sat Apr 07 2007, 3:55 PM EDT Att: 43,156 - Sunny - 45 F					
16 Paul Lo Duca, R OBP: 0.440, SLG: 0.545	HR				G4-3			G5-3		4	1	1	1	1	1	3						
15 Carlos Beltrán, S OBP: 0.400, SLG: 0.650	E5		G4-3							5	0	1	1	0	1	2						
21 Carlos Delgado, L OBP: 0.280, SLG: 0.261	P2-3				F7					4	1	2	0	1	0	1						
5 David Wright, R OBP: 0.391, SLG: 0.400	K									5	0	1	0	0	3	3						
18 Moises Alou, R OBP: 0.409, SLG: 0.368	F8									4	0	1	0	1	0	4						
20 Shawn Green, L OBP: 0.478, SLG: 0.450	G5-3									5	0	3	1	0	0	2						
22 Jose Valentin, S OBP: 0.238, SLG: 0.211										3	0	1	0	1	0	3						
Tom Glavine, L OBP: 0.333, SLG: 0.333										1	0	0	0	0	0	3						
25 Pedro Feliciano, L ERA: 3.75										0	0	0	0	0	0	0						
35 Joe Smith, R ERA: 6.0										0	0	0	0	0	0	0						
17 David Newhan, L OBP: 0.500, SLG: 0.500										1	0	0	0	0	0	0						
Scott Schoeneweis, L ERA: 2.38										0	0	0	0	0	0	0						
<b>Inning Stats</b>	R: 1 E: 1 K: 0 S: 11	H: 1 LOB: 0 BB: 0 P: 18	R: 0 E: 0 K: 1 S: 9	H: 0 LOB: 0 BB: 0 P: 16	R: 0 E: 0 K: 0 S: 9	H: 1 LOB: 2 BB: 1 P: 18	R: 0 E: 0 K: 1 S: 11	H: 2 LOB: 3 BB: 1 P: 23	R: 1 E: 0 K: 1 S: 14	H: 2 LOB: 2 BB: 1 P: 25	R: 0 E: 0 K: 1 S: 9	H: 1 LOB: 0 BB: 0 P: 18	R: 1 E: 0 K: 0 S: 14	H: 2 LOB: 2 BB: 1 P: 24	R: 0 E: 0 K: 1 S: 11	H: 0 LOB: 0 BB: 0 P: 14	R: 0 E: 0 K: 1 S: 11	H: 1 LOB: 2 BB: 1 P: 22	1B: 8 2B: 2 3B: 0 HR: 1	SF: 0 SAC: 2 DP: 1 HBP: 0	WP: 1 PB: 0 SB: 2 CS: 0	PA: 43
<b>PITCHER</b>	IP WLS BF H R ER SO BB IBB HBP BLK WP HR S P ERA WHIP																					
29 John Smoltz, R ERA: 3.75	6.0 W 29 7 2 2 4 3 1 0 0 0 1 63 118 3.00 1.667																					
51 Michael Gonzalez, L ERA: 6.0	1.0 H 6 2 1 1 0 1 0 0 0 0 0 14 24 9.00 3.000																					
39 Rafael Soriano, R ERA: 6.0	1.0 H 3 0 0 0 1 0 0 0 0 0 0 11 14 0.00 0.000																					
28 Bob Wickman, R ERA: 2.38	1.0 S 5 1 0 0 1 1 0 0 0 0 1 0 11 22 0.00 2.000																					

Batter	1	2	3	4	5	6	7	8	9	AB	R	H	RBI	BB	SO	LOB	BOTTOM			
2 Kelly Johnson, L OBP: 0.250, SLG: 0.294	E3				G4-3					3	1	1	0	1	0	0	<b>New York Mets @ Atlanta Braves</b> Turner Field, Atlanta, GA Sat Apr 07 2007, 3:55 PM EDT Att: 43,156 - Sunny - 45 F			
11 Edgar Renteria, R OBP: 0.409, SLG: 0.667					F9					3	0	1	1	1	0	1				
10 Chipper Jones, S OBP: 0.391, SLG: 0.222	F4				F7					4	0	0	0	0	0	5				
Andrew Jones, R OBP: 0.273, SLG: 0.263					G6-3					2	1	1	0	2	0	0				
7 Jeff Francoeur, R OBP: 0.250, SLG: 0.450	G6-3				G1-3					4	1	1	1	0	0	3				
16 Brian McCann, L OBP: 0.400, SLG: 0.737	G4-3				L4					4	0	0	0	0	0	4				
Craig Wilson, R OBP: 0.250, SLG: 0.100	K									2	1	1	0	1	1	0				
23 Matt Diaz, R OBP: 0.273, SLG: 0.600					F8					2	1	1	2	0	0	1				
Ryan Langerhans, L OBP: 0.273, SLG: 0.111	HR									1	0	0	0	0	0	1				
29 John Smoltz, R ERA: 3.75										2	0	0	0	0	1	1				
Chris Woodward, R OBP: 0.177, SLG: 0.200										0	0	0	1	0	0	0				
51 Michael Gonzalez, R ERA: 6.0										0	0	0	0	0	0	0				
39 Rafael Soriano, R ERA: 6.0										1	0	0	0	0	0	1				
Scott Thorman, L ERA: 2.38										0	0	0	0	0	0	0				
28 Bob Wickman, R ERA: 2.38										0	0	0	0	0	0	0				
<b>Inning Stats</b>	R: 1 E: 1 K: 0 S: 14	H: 0 LOB: 2 BB: 2 P: 30	R: 1 E: 0 K: 1 S: 12	H: 2 LOB: 1 BB: 0 P: 21	R: 0 E: 0 K: 0 S: 6	H: 0 LOB: 0 BB: 0 P: 10	R: 0 E: 0 K: 1 S: 9	H: 0 LOB: 1 BB: 0 P: 19	R: 0 E: 0 K: 0 S: 5	H: 0 LOB: 0 BB: 0 P: 12	R: 3 E: 1 K: 0 S: 20	H: 3 LOB: 3 BB: 2 P: 40	R: 0 E: 0 K: 0 S: 4	H: 0 LOB: 0 BB: 1 P: 12	R: 0 E: 0 K: 0 S: 9	H: 1 LOB: 0 BB: 0 P: 13	1B: 4 2B: 1 3B: 0 HR: 1	SF: 2 SAC: 0 DP: 1 HBP: 1	WP: 0 PB: 0 SB: 1 CS: 1	PA: 36
<b>PITCHER</b>	IP WLS BF H R ER SO BB IBB HBP BLK WP HR S P ERA WHIP																			
Tom Glavine, L ERA: 2.38	5.1 L 26 4 5 2 2 3 0 1 0 0 0 56 113 3.38 1.312																			
25 Pedro Feliciano, L ERA: 3.75	0.1 2 0 0 0 0 1 0 0 0 0 0 5 11 0.00 3.000																			
35 Joe Smith, R ERA: 6.0	1.1 5 1 0 0 0 1 0 0 0 0 0 9 20 0.00 1.500																			
Scott Schoeneweis, L ERA: 2.38	1.0 3 1 0 0 0 0 0 0 0 0 0 9 13 0.00 1.000																			










Batter	1	2	3	4	5	6	7	8	9	AB	R	H	RBI	BB	SO	LOB	TOP					
11 Jimmy Rollins, S (1.6)	G5-3		26 SF9 8 SH BB	G4-6-3		8 1B 6 HR HBP		G4-3		3	1	0	0	1	0	3	Philadelphia Phillies @ New York Mets Shea Stadium, Flushing, NY Mon Apr 09 2007, 1:10 PM EDT Att: 56,227 - Sunny - 44 F					
8 Shane Victorino, S (1.9)	F7		SH 26 SF9		K	26 S 6 HR 1B		K2-3		4	1	1	0	0	2	0						
26 Chase Utley, L (1.4)	K		SF9		K	K		G4-3		4	1	1	2	0	2	2						
6 Ryan Howard, L (1.3)		F8	K		BB 1B	HR		K		4	1	1	3	1	2	2						
Pat Burrell, R (1.7)		BB 1B	P2		BB 1B	HR		K		5	0	2	0	0	2	2						
51 Carlos Ruiz, R (1.2)	K			BB FC3-2 1B	F8			K		4	0	1	0	0	2	3						
Aaron Rowand, R (1.8)				FC3-2 BB 1B				G5-3		1	0	0	0	3	0	0						
Abraham Nunez, S (1.5)				BB				G4-3		3	0	0	0	1	0	5						
35 Cole Hamels, L (1.1)										3	1	1	0	0	0	3						
40 Matt Smith, L (7.1)										0	0	0	0	0	0	0						
Geoff Geary, R (7.1)										1	0	0	0	0	0	0						
21 Jon Lieber, L (8.1)				8 SH 11 BB 26 SF9 1B	FC3-2 11 G4-6-3			G6-3		0	0	0	0	0	0	0						
<b>Inning Stats</b>	R: 0 E: 0 K: 1 S: 10	H: 0 LOB: 0 BB: 0 P: 13	R: 0 E: 0 K: 1 S: 11	H: 1 LOB: 2 BB: 1 P: 19	R: 1 E: 0 K: 1 S: 10	H: 1 LOB: 2 BB: 1 P: 20	R: 0 E: 0 K: 0 S: 15	H: 1 LOB: 2 BB: 2 P: 26	R: 1 E: 0 K: 1 S: 16	H: 2 LOB: 3 BB: 2 P: 28	R: 3 E: 0 K: 2 S: 21	H: 2 LOB: 0 BB: 0 P: 35	R: 0 E: 0 K: 1 S: 8	H: 0 LOB: 0 BB: 0 P: 12	R: 0 E: 0 K: 1 S: 11	H: 0 LOB: 0 BB: 0 P: 17	R: 0 E: 0 K: 2 S: 9	H: 0 LOB: 0 BB: 0 P: 14	1B: 5 2B: 0 3B: 0 HR: 2	SF: 1 SAC: 1 DP: 1 HBP: 1	WP: 0 PB: 0 SB: 1 CS: 0	PA: 41
<b>PITCHER</b>	IP WLS BF H R ER SO BB IBB HBP BLK WP HR S P ERA WHIP																					
33 John Maine, R (1.1)	4.2	25	5	2	2	4	6	0	0	0	0	0	0	1	60	104	3.86	2.357				
40 Ambiorix Burgos, R (5.1)	1.1	7	2	3	3	2	0	0	1	0	0	0	1	23	37	20.25	1.500					
35 Joe Smith, R (7.1)	1.0	3	0	0	0	1	0	0	0	0	0	0	0	8	12	0.00	0.000					
25 Pedro Feliciano, L (8.1)	1.0	W	3	0	0	0	1	0	0	0	0	0	0	11	17	0.00	0.000					
13 Billy Wagner, L (9.1)	1.0	3	0	0	0	2	0	0	0	0	0	0	0	9	14	0.00	0.000					

Batter	1	2	3	4	5	6	7	8	9	AB	R	H	RBI	BB	SO	LOB	BOTTOM				
7 José Reyes, S (1.6)	K		16 FC6-4 1B		E3 16 G4-3 21 SF8		G5-3	E6 21 BB 5 2B 16 WP		5	2	1	1	0	1	2	Philadelphia Phillies @ New York Mets Shea Stadium, Flushing, NY Mon Apr 09 2007, 1:10 PM EDT Att: 56,227 - Sunny - 44 F				
16 Paul Lo Duca, R (1.2)	G5-3		FC6-4		G4-3		15 BB 21 1B	21 BB 5 2B BB		4	2	1	0	1	0	3					
15 Carlos Beltrán, S (1.8)	K			21 1B 22 1B 1B		5 CS BB	21 1B BB	SF8		2	1	1	1	2	1	0					
21 Carlos Delgado, L (1.3)				5 G6-4-3 1B		20 BB 22 1B 1B	SF8	5 2B 18 1B BB		3	2	3	2	1	0	0					
5 David Wright, R (1.5)		G6-4-3		K		CS	F9	L9		5	1	1	2	0	1	5					
18 Moises Alou, R (1.7)		P1		K						4	0	2	2	1	1	2					
20 Shawn Green, L (1.9)										3	0	1	0	1	1	1					
10 Endy Chavez, L (6. PR) (9.9)										1	1	0	0	0	0	1					
22 Jose Valentin, S (1.4)										4	1	1	2	0	1	3					
33 John Maine, R (1.1)	6.0	26	6	3	2	7	3	0	0	0	0	0	0	0	0	0					
40 Matt Smith, L (7.1)	0.2	H	5	2	1	1	0	1	0	0	0	0	0	0	0	0					
Geoff Geary, R (7.1)	0.2	L	7	2	5	4	0	2	0	0	0	0	0	0	0	0					
21 Jon Lieber, R (8.1)	0.2	5	2	2	0	0	0	1	0	0	0	0	0	0	0	0					
<b>Inning Stats</b>	R: 0 E: 0 K: 2 S: 8	H: 0 LOB: 0 BB: 0 P: 13	R: 0 E: 0 K: 0 S: 6	H: 1 LOB: 0 BB: 0 P: 10	R: 0 E: 0 K: 1 S: 13	H: 2 LOB: 2 BB: 0 P: 17	R: 2 E: 0 K: 3 S: 18	H: 3 LOB: 1 BB: 1 P: 31	R: 1 E: 0 K: 0 S: 7	H: 0 LOB: 0 BB: 1 P: 11	R: 0 E: 0 K: 1 S: 8	H: 0 LOB: 1 BB: 1 P: 15	R: 1 E: 0 K: 0 S: 16	H: 2 LOB: 2 BB: 1 P: 27	R: 7 E: 1 K: 0 S: 16	H: 4 LOB: 3 BB: 3 P: 33	1B: 11 2B: 1 3B: 0 HR: 0	SF: 2 SAC: 0 DP: 1 HBP: 0	WP: 1 PB: 0 SB: 0 CS: 1	PA: 44	
<b>PITCHER</b>	IP WLS BF H R ER SO BB IBB HBP BLK WP HR S P ERA WHIP																				
35 Cole Hamels, L (1.1)	0.2	H	5	2	1	1	0	1	0	0	0	0	0	14	25	13.50	4.500				
40 Matt Smith, L (7.1)	0.2	L	7	2	5	4	0	2	0	0	0	0	0	8	19	54.00	6.000				
Julio Franco, R (8. PR)	0.2	5	2	2	0	0	0	0	0	0	0	0	0	10	16	0.00	4.500				


livebaseballscorecards.com

AB 32  
R 5  
H 7  
RBI 5  
BB 6  
SO 10  
LOB 20



livebaseballscorecards.com

AB 34  
R 11  
H 12  
RBI 10  
BB 7  
SO 7  
LOB 19





Batter	1	2	3	4	5	6	7	8	9	AB R H RBI BB SO LOB	TOP											
11 Jimmy Rollins, S OBP: 0.415, SLG: 0.656	1-3 K		1-2 F7	2-1 F9		2-2 8 SF7 3B		3-2 E5 9 BB 26 BLK	0-3 K	6 1 1 0 0 2 1	<b>Philadelphia Phillies @ New York Mets</b> Shea Stadium, Flushing, NY Wed Apr 11 2007, 7:10 PM EDT Att: 41,927 - Cloudy - 44 F											
8 Shane Victorino, S OBP: 0.375, SLG: 0.360	2-2 L5		1-1 G6-3	2-2 G6-3		2-0 SF7		3-2 F9		4 0 0 1 0 0 1												
26 Chase Utley, L OBP: 0.325, SLG: 0.457	0-1 P5		3-1 BB 6 BB 1B	0-1 G6-3		3-H 1-0 F9		1-2 9 BB HBP		4 1 1 0 0 0 0												
6 Ryan Howard, L OBP: 0.400, SLG: 0.333		1-0 G3	4-1 BB BB BB		2-0 F8		4-2 G5-3 2B BB	3-3 K		3 2 0 0 2 1 2												
Pat Burrell, R OBP: 0.486, SLG: 0.536		4-0 2 BB BB	4-2 BB 2 HBP BB		2-3 K		3-2 G5-3	4-2 BB		2 1 0 0 2 1 1												
9 Michael Bourn, L OBP: 0.333, SLG: 0.200		4-1 2 BB BB	4-0 2 HBP BB BB		0-1 1B		2-2 G6-3	0-1 G4-3		0 0 0 0 1 0 0												
Wes Helms, R OBP: 0.370, SLG: 0.333		4-1 2 BB BB	4-0 2 HBP BB BB		0-1 1B		2-2 G6-3	0-1 G4-3		3 0 1 1 2 0 4												
Antonio Alfonseca, R		0-3 K	1-2 2-3 3-H BB		0-0 1B		0-1 2-H 2B	4-2 2 FC1-4 BB		0 0 0 0 0 0 0												
45 Tom Gordon, R		4-1 23 FC6-4 BB	1-2 2-3 3-H HBP		0-0 F8		4-0 IBB	0-1 FC1-4		0 0 0 0 0 0 0												
Aaron Rowand, R OBP: 0.429, SLG: 0.333		0-3 K	1-2 2-3 3-H BB		1-2 1B		0-1 2-H 2B	4-2 2 FC1-4 BB		3 0 2 2 2 1 2												
2 Rod Barajas, R		4-1 23 FC6-4 BB	1-2 2-3 3-H HBP		0-0 F8		4-0 IBB	0-1 FC1-4		2 0 0 1 2 0 3												
23 Adam Eaton, R		1-2 FC6-4	1-2 2-3 3-H K		0-1 G6-3		0-0 P4	0-0 L9		4 0 0 0 0 1 8												
Abraham Nunez, S OBP: 0.286, SLG: 0.167		1-2 K	1-2 2-3 3-H K		0-1 G6-3		0-0 P4	0-0 L9		1 0 0 0 0 0 1												
<b>Inning Stats</b>	R: 0 E: 0 K: 1 S: 9	H: 0 LOB: 0 BB: 0 P: 12	R: 0 E: 0 K: 1 S: 9	H: 0 LOB: 3 BB: 3 P: 23	R: 3 E: 0 K: 1 S: 17	H: 1 LOB: 3 BB: 4 P: 42	R: 0 E: 0 K: 0 S: 7	H: 0 LOB: 0 BB: 0 P: 11	R: 0 E: 0 K: 1 S: 8	H: 2 LOB: 2 BB: 0 P: 12	R: 1 E: 0 K: 0 S: 7	H: 1 LOB: 0 BB: 0 P: 12	R: 1 E: 0 K: 0 S: 14	H: 1 LOB: 2 BB: 2 P: 27	R: 0 E: 1 K: 1 S: 22	H: 0 LOB: 3 BB: 1 P: 36	R: 0 E: 0 K: 1 S: 8	H: 0 LOB: 1 BB: 1 P: 12	1B: 3 2B: 1 3B: 1 HR: 0	SF: 1 SAC: 0 DP: 0 HBP: 2	WP: 0 PB: 0 SB: 0 CS: 0	PA: 46
<b>PITCHER</b>	IP WLS BF H R ER SO BB IBB HBP BLK WP HR S P ERA WHIP																					
46 Oliver Pérez, L ERA: 3.72	2.2 L 17 1 3 3 2 7 0 1 0 0 0 0 32 73 10.12 3.000																					
Aaron Sele, R ERA: 3.39	4.1 19 4 2 2 2 1 1 0 0 0 0 39 66 4.15 1.154																					
25 Pedro Feliciano, L ERA:	0.2 5 0 0 0 1 1 0 1 1 0 0 20 34 0.00 1.500																					
35 Joe Smith, R ERA:	1.1 5 0 0 0 1 1 0 0 0 0 0 10 14 0.00 0.750																					

Batter	1	2	3	4	5	6	7	8	9	AB R H RBI BB SO LOB	BOTTOM											
7 José Reyes, S OBP: 0.436, SLG: 0.636	0-1 15 WP 16 S 1B		4-0 BB		2-1 16 CS 1B			2-1 F8		3 0 2 1 1 0 0	<b>Philadelphia Phillies @ New York Mets</b> Shea Stadium, Flushing, NY Wed Apr 11 2007, 7:10 PM EDT Att: 41,927 - Cloudy - 44 F											
16 Paul Lo Duca, R OBP: 0.382, SLG: 0.433	2-1 G5-3		0-1 G6-3		2-1 F8			0-2 G5-3		4 0 0 0 0 0 3												
15 Carlos Beltrán, S OBP: 0.421, SLG: 0.586	3-3 K		0-0 5 HBP 18 G4-6-3 2B		1-3 K			0-0 G4-3		4 1 1 0 0 2 1												
21 Carlos Delgado, L OBP: 0.316, SLG: 0.273	3-3 K		4-2 18 G4-6-3 5 HBP BB		0-1 F8			1-3 K		3 0 0 0 1 2 1												
5 David Wright, R OBP: 0.361, SLG: 0.375		0-0 F8	1-2 18 G4-6-3 HBP		3-3 K			1-2 1B		3 0 1 0 0 1 0												
18 Moises Alou, R OBP: 0.371, SLG: 0.323		2-2 G1-3	0-0 G4-6-3		0-2 F8			1-3 K		4 0 0 0 0 1 3												
20 Shawn Green, L OBP: 0.400, SLG: 0.452		1-1 G6-3	1-2 2-3 3-H F7		2-1 F7			0-0 G3		4 0 0 0 0 0 2												
22 Jose Valentin, S OBP: 0.250, SLG: 0.207			3-3 K		2-2 7 SH3-4 1B			4-0 BB		2 1 1 0 1 1 0												
46 Oliver Pérez, L OBP: 0.250, SLG: 0.250			2-1 F9		0-1 SH3-4			2-2 G4-3		0 0 0 0 0 0 0												
Aaron Sele, R										1 0 0 0 0 0 0												
17 David Newhan, L OBP: 0.250, SLG: 0.250										1 0 0 0 0 0 1												
25 Pedro Feliciano, L										0 0 0 0 0 0 0												
35 Joe Smith, R										0 0 0 0 0 0 0												
<b>Inning Stats</b>	R: 0 E: 0 K: 2 S: 13	H: 1 LOB: 1 BB: 0 P: 21	R: 0 E: 0 K: 0 S: 6	H: 0 LOB: 0 BB: 0 P: 9	R: 0 E: 0 K: 1 S: 8	H: 0 LOB: 1 BB: 1 P: 17	R: 1 E: 0 K: 0 S: 10	H: 1 LOB: 1 BB: 1 P: 17	R: 1 E: 0 K: 0 S: 10	H: 2 LOB: 0 BB: 0 P: 15	R: 0 E: 0 K: 2 S: 9	H: 0 LOB: 0 BB: 0 P: 13	R: 0 E: 0 K: 0 S: 8	H: 0 LOB: 1 BB: 1 P: 16	R: 0 E: 0 K: 0 S: 7	H: 0 LOB: 0 BB: 0 P: 9	R: 0 E: 0 K: 2 S: 12	H: 1 LOB: 1 BB: 0 P: 15	1B: 4 2B: 1 3B: 0 HR: 0	SF: 0 SAC: 1 DP: 1 HBP: 1	WP: 1 PB: 0 SB: 1 CS: 1	PA: 34
<b>PITCHER</b>	IP WLS BF H R ER SO BB IBB HBP BLK WP HR S P ERA WHIP																					
23 Adam Eaton, R ERA: 6.84	7.0 W 27 4 2 2 5 3 0 1 0 0 0 0 64 108 0.00 1.000																					
Antonio Alfonseca, R ERA: 2.08	1.0 H 3 0 0 0 0 0 0 0 0 0 0 0 7 9 0.00 0.000																					
45 Tom Gordon, R ERA: 6.0	1.0 S 4 1 0 0 2 0 0 0 0 0 0 0 12 15 0.00 1.000																					

AB	32
R	5
H	5
RBI	5
BB	11
SO	6
LOB	23



AB	29
R	2
H	5
RBI	1
BB	3
SO	7
LOB	11

WP	1	PA	34
PB	0		
SB	1		
CS	1		



Batter	1	2	3	4	5	6	7	8	9	AB	R	H	RBI	BB	SO	LOB	TOP			
11 Jimmy Rollins, S OBP: 0.422, SLG: 0.806	3-1 HR	3-2 HR			1-1 G6-3			0-1 P4		4	2	2	3	0	0	1	<b>Philadelphia Phillies @ New York Mets</b> Shea Stadium, Flushing, NY Thu Apr 12 2007, 7:10 PM EDT Att: 33,355 - Cloudy - 44 F			
8 Shane Victorino, S OBP: 0.381, SLG: 0.321	4-0 CS BB	1-2 G5-3			3-2 P5			0-1 G6-3		3	0	0	0	1	0	1				
26 Chase Utley, L OBP: 0.295, SLG: 0.410	0-0 F9			2-0 P4			3-2 F9		0-0 L7	4	0	0	0	0	0	1				
6 Ryan Howard, L OBP: 0.409, SLG: 0.364	4-2 SAFE BB 1-2 BB			3-3 K			2-3 K		1-2 WP 2B	3	0	1	0	1	2	0				
Pat Burrell, R OBP: 0.462, SLG: 0.484	4-1 BB			1-1 F8			3-1 F7		0-0 F7	3	0	0	0	1	0	1				
Wes Helms, R OBP: 0.387, SLG: 0.360	3-2 K			0-2 51 G6-4-3 1B			0-1 51 G4-6-3 1B		3-1 G5-3	4	0	2	0	0	1	3				
Aaron Rowand, R OBP: 0.421, SLG: 0.333		1-1 51 HR 1B		2-1 P4			1-3 SAFE SAFE K			3	1	1	0	0	1	2				
51 Carlos Ruiz, R OBP: 0.280, SLG: 0.440		0-2 SAFE G5-3		1-0 G6-4-3			0-0 G4-6-3			3	0	0	0	0	0	3				
Jamie Moyer, L Clay Condrey, R	0-3 K				0-1 G4-3			4-1 BB G6-3		2	0	0	0	0	1	1				
9 Michael Bourn, L OBP: 0.333, SLG: 0.200										0	0	0	0	0	0	0				
2B Jayson Werth, R OBP: 0.417, SLG: 0.400										0	0	0	0	1	0	0				
63 Ryan Madson, L										0	0	0	0	0	0	0				
<b>Inning Stats</b>	R: 1 E: 0 K: 1 S: 12	H: 1 LOB: 2 BB: 3 P: 30	R: 2 E: 0 K: 1 S: 14	H: 2 LOB: 0 BB: 0 P: 19	R: 0 E: 0 K: 1 S: 6	H: 0 LOB: 0 BB: 0 P: 12	R: 0 E: 0 K: 0 S: 6	H: 1 LOB: 0 BB: 0 P: 9	R: 0 E: 0 K: 1 S: 11	H: 0 LOB: 0 BB: 0 P: 19	R: 0 E: 0 K: 1 S: 6	H: 1 LOB: 0 BB: 0 P: 7	R: 0 E: 0 K: 0 S: 5	H: 0 LOB: 0 BB: 1 P: 9	R: 0 E: 0 K: 0 S: 7	H: 1 LOB: 1 BB: 0 P: 11	1B: 3 2B: 1 3B: 0 HR: 2	SF: 0 SAC: 0 DP: 3 HBP: 0	WP: 1 PB: 0 SB: 0 CS: 1	PA: 33
<b>PITCHER</b>	IP WLS BF H R ER SO BB IBB HBP BLK WP HR S P ERA WHIP	IP WLS BF H R ER SO BB IBB HBP BLK WP HR S P ERA WHIP	IP WLS BF H R ER SO BB IBB HBP BLK WP HR S P ERA WHIP	IP WLS BF H R ER SO BB IBB HBP BLK WP HR S P ERA WHIP	IP WLS BF H R ER SO BB IBB HBP BLK WP HR S P ERA WHIP	IP WLS BF H R ER SO BB IBB HBP BLK WP HR S P ERA WHIP	IP WLS BF H R ER SO BB IBB HBP BLK WP HR S P ERA WHIP	IP WLS BF H R ER SO BB IBB HBP BLK WP HR S P ERA WHIP	IP WLS BF H R ER SO BB IBB HBP BLK WP HR S P ERA WHIP	IP WLS BF H R ER SO BB IBB HBP BLK WP HR S P ERA WHIP	IP WLS BF H R ER SO BB IBB HBP BLK WP HR S P ERA WHIP	IP WLS BF H R ER SO BB IBB HBP BLK WP HR S P ERA WHIP	IP WLS BF H R ER SO BB IBB HBP BLK WP HR S P ERA WHIP	IP WLS BF H R ER SO BB IBB HBP BLK WP HR S P ERA WHIP	IP WLS BF H R ER SO BB IBB HBP BLK WP HR S P ERA WHIP	IP WLS BF H R ER SO BB IBB HBP BLK WP HR S P ERA WHIP	IP WLS BF H R ER SO BB IBB HBP BLK WP HR S P ERA WHIP			

AB 29  
R 3  
H 6  
RBI 3  
BB 4  
SO 5  
LOB 13



Batter	1	2	3	4	5	6	7	8	9	AB	R	H	RBI	BB	SO	LOB	BOTTOM			
7 José Reyes, S OBP: 0.455, SLG: 0.622	1-1 16 1B	2-2 F8		2-1 2H 3H 1B		4-0 16 S IBB		0-0 F8		4	1	2	2	1	0	2	<b>Philadelphia Phillies @ New York Mets</b> Shea Stadium, Flushing, NY Thu Apr 12 2007, 7:10 PM EDT Att: 33,355 - Cloudy - 44 F			
16 Paul Lo Duca, R OBP: 0.385, SLG: 0.412	2-0 SAFE 15 1B	1-3 K		0-2 SAFE P6		2-1 1-2 HBP		0-0 L8		4	0	1	0	0	1	3				
15 Carlos Beltrán, S OBP: 0.405, SLG: 0.545	3-1 SAFE 5 G5-4-3 1B			1-0 P5		1-3 K		3-2 K		4	0	1	1	0	2	3				
21 Carlos Delgado, L OBP: 0.286, SLG: 0.243	2-3 K			2-2 K		0-0 G1-3		3-1 G4-3		4	0	0	0	0	2	2				
5 David Wright, R OBP: 0.375, SLG: 0.429	0-1 G5-4-3			3-2 F8		3-2 18 S HBP		3-2 18 1B 3B		3	1	1	0	0	0	2				
18 Moises Alou, R OBP: 0.410, SLG: 0.400		0-0 20 HBP 1B		1-0 SH2-4 7 1B		1-2 K		1-0 20 G3-1 1B		4	2	3	1	0	1	1				
20 Shawn Green, L OBP: 0.410, SLG: 0.471		1-0 SH HBP		1-2 P6		1-2 3 G3 2B		1-2 G3-1		3	0	1	0	0	0	2				
10 Endy Chavez, L OBP: 0.500, SLG: 0.500		1-2 HBP								0	0	0	0	0	0	0				
3 Damon Easley, R		1-2 F9		4-2 SH2-4 7 1B BB		3-2 G3		1-2 F9		3	1	0	0	1	0	4				
Tom Glavine, L OBP: 0.333, SLG: 0.333		0-0 SH		1-1 SH2-4		0-0 P3		2-2 G4-3		0	0	0	0	0	0	0				
44 Lastings Milledge, R OBP: 0.225		1-3 2H		1-2 2-3						1	0	0	0	0	0	0				
35 Joe Smith, R Scott Schoeneweis, L 17 David Newhan, L 13 Billy Wagner, L										0	0	0	0	0	0	0				
<b>Inning Stats</b>	R: 1 E: 0 K: 1 S: 10	H: 3 LOB: 1 BB: 0 P: 18	R: 1 E: 1 K: 1 S: 14	H: 1 LOB: 2 BB: 0 P: 19	R: 0 E: 0 K: 1 S: 8	H: 0 LOB: 0 BB: 0 P: 14	R: 2 E: 0 K: 0 S: 13	H: 2 LOB: 1 BB: 1 P: 22	R: 0 E: 0 K: 2 S: 10	H: 0 LOB: 1 BB: 0 P: 16	R: 0 E: 0 K: 1 S: 12	H: 1 LOB: 3 BB: 1 P: 25	R: 1 E: 0 K: 0 S: 13	H: 2 LOB: 1 BB: 0 P: 22	R: 0 E: 0 K: 0 S: 5	H: 0 LOB: 0 BB: 0 P: 7	1B: 6 2B: 2 3B: 1 HR: 0	SF: 0 SAC: 2 DP: 1 HBP: 3	WP: 0 PB: 0 SB: 2 CS: 0	PA: 38
<b>PITCHER</b>	IP WLS BF H R ER SO BB IBB HBP BLK WP HR S P ERA WHIP	IP WLS BF H R ER SO BB IBB HBP BLK WP HR S P ERA WHIP	IP WLS BF H R ER SO BB IBB HBP BLK WP HR S P ERA WHIP	IP WLS BF H R ER SO BB IBB HBP BLK WP HR S P ERA WHIP	IP WLS BF H R ER SO BB IBB HBP BLK WP HR S P ERA WHIP	IP WLS BF H R ER SO BB IBB HBP BLK WP HR S P ERA WHIP	IP WLS BF H R ER SO BB IBB HBP BLK WP HR S P ERA WHIP	IP WLS BF H R ER SO BB IBB HBP BLK WP HR S P ERA WHIP	IP WLS BF H R ER SO BB IBB HBP BLK WP HR S P ERA WHIP	IP WLS BF H R ER SO BB IBB HBP BLK WP HR S P ERA WHIP	IP WLS BF H R ER SO BB IBB HBP BLK WP HR S P ERA WHIP	IP WLS BF H R ER SO BB IBB HBP BLK WP HR S P ERA WHIP	IP WLS BF H R ER SO BB IBB HBP BLK WP HR S P ERA WHIP	IP WLS BF H R ER SO BB IBB HBP BLK WP HR S P ERA WHIP	IP WLS BF H R ER SO BB IBB HBP BLK WP HR S P ERA WHIP	IP WLS BF H R ER SO BB IBB HBP BLK WP HR S P ERA WHIP	IP WLS BF H R ER SO BB IBB HBP BLK WP HR S P ERA WHIP			

AB 31  
R 5  
H 9  
RBI 4  
BB 2  
SO 6  
LOB 20





Batter	1	2	3	4	5	6	7	8	9	AB	R	H	RBI	BB	SO	LOB	TOP										
Felipe Lopez, S OBP: 0.320, SLG: 0.289	G5-3		F7				G4-3			3	0	0	0	1	0	0	<b>Washington Nationals @ New York Mets</b> Shea Stadium, Flushing, NY Fri Apr 13 2007, 7:10 PM EDT Att: 47,311 - Cloudy - 46 F										
10 Ronnie Belliard, R OBP: 0.389, SLG: 0.444	G6-3		L8				G6-3			4	0	1	0	0	0	3											
11 Ryan Zimmerman, R (1,5)	L4		P4				P3			4	0	0	0	0	0	1											
21 Dmitri Young, S OBP: 0.386, SLG: 0.444		G4-6-3				G4-3				2	1	0	0	2	0	0											
25 Austin Kearns, R (1,9)		G4-6-3				1B				4	1	2	0	0	1	1											
Ryan Church, L OBP: 0.418, SLG: 0.632		G4-6-3				G6-4-3				3	0	1	0	1	0	1											
Brian Schneider, L (1,2)		G4-6-3				1B				3	0	1	0	1	0	2											
Chris Snelling, L OBP: 0.429, SLG: 0.313 Josh Wilson, R (9,PH)		G4-6-3				G1-3				3	0	2	1	0	0	3											
22 John Patterson, R 59 Mich Bowle, L D'Angelo Jimenez, S 35 Ryan Wagner, R 43 Jesus Colome, R 3 Jesus Flores, R		FC6-4				K				2	0	0	0	0	1	3											
<b>Inning Stats</b>	R: 0 E: 0 K: 0 S: 7	H: 0 LOB: 0 BB: 0 P: 10	R: 2 E: 0 K: 0 S: 11	H: 2 LOB: 1 BB: 2 P: 20	R: 0 E: 0 K: 0 S: 6	H: 0 LOB: 0 BB: 0 P: 9	R: 0 E: 0 K: 1 S: 7	H: 2 LOB: 2 BB: 1 P: 14	R: 0 E: 0 K: 0 S: 12	H: 2 LOB: 3 BB: 1 P: 23	R: 0 E: 0 K: 0 S: 15	H: 1 LOB: 1 BB: 0 P: 24	R: 0 E: 0 K: 0 S: 5	H: 0 LOB: 0 BB: 0 P: 8	R: 0 E: 0 K: 0 S: 7	H: 0 LOB: 0 BB: 0 P: 13		1B: 7 2B: 0 3B: 0 HR: 0	SF: 0 SAC: 0 DP: 3 HBP: 0	WP: 0 PB: 0 CS: 0	PA: 36						
<b>PITCHER</b>	IP	WLS	BF	H	R	ER	SO	BB	IBB	HBP	BLK	WP	HR	S	P	ERA	WHIP										
34 Mike Pelfrey, R ERA: 3.18	5.2		24	6	2	2	2	4	0	0	0	0	0	57	97	3.18	1.765										
25 Pedro Feliciano, L ERA: 6.75	1.0	W	5	1	0	0	0	1	0	0	0	0	0	13	26	0.00	2.000										
Aaron Heilman, R ERA: 6.75	0.1		1	0	0	0	0	0	0	0	0	0	0	5	7	0.00	0.000										
Scott Schoeneweis, L ERA: 6.75	1.0	H	3	0	0	0	0	0	0	0	0	0	0	5	8	0.00	0.000										
13 Billy Wagner, L ERA: 6.75	1.0	S	3	0	0	0	0	0	0	0	0	0	0	7	13	0.00	0.000										

Washington Nationals @ New York Mets  
Shea Stadium, Flushing, NY  
Fri Apr 13 2007, 7:10 PM EDT  
Att: 47,311 - Cloudy - 46 F

AB	31
R	2
H	7
RBI	1
BB	5
SO	2
LOB	14



Batter	1	2	3	4	5	6	7	8	9	AB	R	H	RBI	BB	SO	LOB	BOTTOM										
7 José Reyes, S OBP: 0.458, SLG: 0.600	G5-3		L8				K			3	2	1	0	1	1	2	<b>Washington Nationals @ New York Mets</b> Shea Stadium, Flushing, NY Fri Apr 13 2007, 7:10 PM EDT Att: 47,311 - Cloudy - 46 F										
16 Paul Lo Duca, R OBP: 0.349, SLG: 0.368	G5-3					F7				4	0	0	0	0	2												
15 Carlos Beltrán, S OBP: 0.370, SLG: 0.486	G3					L4				4	0	0	1	0	1												
21 Carlos Delgado, L OBP: 0.283, SLG: 0.244	F7					F8				4	0	1	1	0	0												
5 David Wright, R OBP: 0.395, SLG: 0.447		G4-6-3				G5-3				3	1	2	0	0	0												
18 Moises Alou, R OBP: 0.381, SLG: 0.368		G4-6-3				P4				3	0	0	0	0	2												
20 Shawn Green, L OBP: 0.405, SLG: 0.444 10 Endy Chavez, L OBP: 0.500, SLG: 0.500		F7				F7				2	0	0	0	1	1												
22 Jose Valentin, S OBP: 0.286, SLG: 0.200						K				1	0	0	0	2	1												
34 Mike Pelfrey, R 25 Pedro Feliciano, L Aaron Heilman, R Julio Franco, R 13 Billy Wagner, L						K				2	0	0	0	0	2												
<b>Inning Stats</b>	R: 1 E: 0 K: 0 S: 11	H: 1 LOB: 0 BB: 0 P: 16	R: 0 E: 0 K: 0 S: 7	H: 1 LOB: 0 BB: 0 P: 10	R: 0 E: 0 K: 2 S: 8	H: 0 LOB: 0 BB: 0 P: 10	R: 0 E: 0 K: 0 S: 6	H: 0 LOB: 0 BB: 0 P: 10	R: 0 E: 0 K: 1 S: 13	H: 0 LOB: 2 BB: 2 P: 23	R: 1 E: 0 K: 1 S: 7	H: 1 LOB: 1 BB: 1 P: 13	R: 1 E: 0 K: 1 S: 11	H: 2 LOB: 2 BB: 1 P: 24	R: 0 E: 0 K: 0 S: 6	H: 0 LOB: 0 BB: 0 P: 12		1B: 5 2B: 0 3B: 0 HR: 0	SF: 0 SAC: 0 DP: 1 HBP: 0	WP: 1 PB: 0 CS: 0	PA: 31						
<b>PITCHER</b>	IP	WLS	BF	H	R	ER	SO	BB	IBB	HBP	BLK	WP	HR	S	P	ERA	WHIP										
22 John Patterson, R ERA: 7.07	5.1		20	2	2	2	3	3	0	0	0	0	0	4	6	0.00	1.500										
59 Mich Bowle, L ERA: 2.94	0.2	B	2	1	0	0	1	0	0	0	0	0	0	4	6	0.00	1.500										
35 Ryan Wagner, R ERA: 6.14	1.0	L	6	2	1	1	1	1	0	0	0	0	0	11	24	9.00	3.000										
43 Jesus Colome, R ERA: 3.0	1.0		3	0	0	0	0	0	0	0	0	0	0	6	12	0.00	0.000										

Washington Nationals @ New York Mets  
Shea Stadium, Flushing, NY  
Fri Apr 13 2007, 7:10 PM EDT  
Att: 47,311 - Cloudy - 46 F

AB	27
R	3
H	5
RBI	3
BB	4
SO	5
LOB	10





Batter	1	2	3	4	5	6	7	8	9	AB	R	H	RBI	BB	SO	LOB	TOP								
<b>Felipe Lopez, S</b> (1.6) OBP: 0.309, SLG: 0.280	G4-3		10 E 10 S 1B	FC5		K		K		5	0	1	1	0	2	3									
<b>10 Ronnie Belliard, R</b> (1.4) OBP: 0.366, SLG: 0.400	F9		K			P3		K		4	0	0	0	1	2	1									
<b>11 Ryan Zimmerman, R</b> (1.5) OBP: 0.226, SLG: 0.260	F7		G5-3			K		L4-6		5	0	0	0	0	1	3									
<b>21 Dmitri Young, S</b> (1.3)		HR						P5		3	1	1	1	2	1	0									
<b>25 Austin Kearns, R</b> (1.9) OBP: 0.314, SLG: 0.383	L7		F9			G5-3		F8		4	0	0	0	0	0	3									
<b>Ryan Church, L</b> (1.8) OBP: 0.426, SLG: 0.714	1B G4-1 2B					K		HR		4	2	2	1	0	1	0									
<b>Brian Schneider, L</b> (1.2) OBP: 0.295, SLG: 0.222	G4-1 1B		SH5-4 FC5 1B			HR		G3-1		4	2	3	0	0	0	0									
<b>Chris Snelling, L</b> (1.7) OBP: 0.440, SLG: 0.474	G4-1		FC5 SH5-4 BB			HR		G3		3	1	1	3	1	0	1									
<b>41 Shawn Hill, R</b> (1.1)			SH5-4			HR				1	0	0	0	0	1	1									
<b>3 Jesus Flores, R</b> (8, PH)						11 L4-6 10 BB HBP				0	0	0	0	0	1	0									
<b>59 Micah Bowie, L</b> (8.1)										0	0	0	0	0	0	0									
<b>Jon Rauch, R</b> (8.1)										0	0	0	0	0	0	0									
<b>32 Chad Cordero, R</b> (9.1)										0	0	0	0	0	0	0									
<b>Inning Stats</b>	R: 0 E: 0 K: 0 S: 7	H: 0 LOB: 0 BB: 0 P: 10	R: 2 E: 0 K: 1 S: 13	H: 3 LOB: 1 BB: 0 P: 24	R: 0 E: 1 K: 1 S: 8	H: 1 LOB: 2 BB: 1 P: 16	R: 1 E: 0 K: 1 S: 11	H: 1 LOB: 2 BB: 1 P: 21	R: 0 E: 0 K: 1 S: 8	H: 0 LOB: 1 BB: 1 P: 15	R: 3 E: 0 K: 1 S: 15	H: 3 LOB: 1 BB: 1 P: 26	R: 0 E: 0 K: 0 S: 5	H: 0 LOB: 0 BB: 0 P: 9	R: 0 E: 0 K: 1 S: 9	H: 0 LOB: 1 BB: 1 P: 18	R: 0 E: 0 K: 2 S: 9	H: 0 LOB: 0 BB: 0 P: 15	1B: 4 2B: 2 3B: 0 HR: 3	SF: 0 SAC: 1 DP: 1 HBP: 1	WP: 0 PB: 0 SB: 0 CS: 1	PA: 40			
<b>PITCHER</b>	IP	WLS	BF	H	R	ER	SO	BB	IBB	HBP	BLK	WP	HR	S	P	ERA	WHIP								
<b>26 Orlando Hernandez, R</b> (1.1) ERA: 4.0	5.0	L	27	8	6	6	4	3	0	1	0	0	3	54	98	10.80	2.200								
<b>40 Ambiorix Burgos, R</b> (8.1) ERA: 5.06	2.0		6	0	0	0	1	1	0	0	0	0	0	13	23	0.00	0.500								
<b>Scott Schoeneweis, L</b> (8.1) ERA:	1.0		4	0	0	0	1	1	0	0	0	0	0	9	18	0.00	1.000								
<b>35 Joe Smith, R</b> (9.1) ERA:	1.0		3	0	0	0	2	0	0	0	0	0	0	9	15	0.00	0.000								

Washington Nationals @ New York Mets  
Shea Stadium, Flushing, NY  
Sat Apr 14 2007, 1:10 PM EDT  
Att: 53,560 - Partly Cloudy - 50 F

AB	33
R	6
H	8
RBI	6
BB	5
SO	8
LOB	12



Batter	1	2	3	4	5	6	7	8	9	AB	R	H	RBI	BB	SO	LOB	BOTTOM								
<b>7 José Reyes, S</b> (1.6) OBP: 0.415, SLG: 0.533	F8		G6-3			G4-3		F8		5	0	0	0	0	1	4									
<b>10 Endy Chavez, L</b> (1.7) OBP: 0.428, SLG: 0.857	G5-3							F7		5	0	2	0	0	0	2									
<b>15 Carlos Beltrán, S</b> (1.8) OBP: 0.380, SLG: 0.488	21 WP 1B		K			K		5 FB 21 1B		4	0	2	0	0	2	2									
<b>21 Carlos Delgado, L</b> (1.3) OBP: 0.300, SLG: 0.267			G1-3			G6-3		20 G4-6-3 1B		4	0	2	0	0	0	1									
<b>5 David Wright, R</b> (1.5) OBP: 0.404, SLG: 0.452			G1-3			E6 20 2B 1B		F8		4	1	2	0	0	0	3									
<b>20 Shawn Green, L</b> (1.9) OBP: 0.391, SLG: 0.450	FC1-6 11 BB 22 2B 1-2f					G4-3		G4-6-3		4	1	1	1	0	0	3									
<b>11 Ramon Castro, R</b> (1.2) OBP: 0.250, SLG: 0.571			22 2B BB			K		G4-3		3	0	0	0	1	2	1									
<b>22 Jose Valentin, S</b> (1.4) OBP: 0.308, SLG: 0.294						G3		K		4	0	2	1	0	1	1									
<b>26 Orlando Hernandez, R</b> (1.1) OBP: 0.288, SLG: 0.492										2	0	0	0	0	1	2									
<b>40 Ambiorix Burgos, R</b> (8.1) ERA: 2.89										0	0	0	0	0	0	0									
<b>17 David Newhan, L</b> (7, PH) ERA: 2.84										1	0	0	0	0	0	0									
<b>Scott Schoeneweis, L</b> (8.1) ERA: 5.4										0	0	0	0	0	0	0									
<b>35 Joe Smith, R</b> (9.1) ERA: 5.4										0	0	0	0	0	0	0									
<b>3 Damion Easley, R</b> (9, PH)										0	0	0	0	1	0	0									
<b>Inning Stats</b>	R: 0 E: 0 K: 0 S: 8	H: 2 LOB: 2 BB: 0 P: 10	R: 1 E: 0 K: 0 S: 11	H: 2 LOB: 2 BB: 1 P: 23	R: 0 E: 0 K: 1 S: 9	H: 1 LOB: 0 BB: 0 P: 14	R: 0 E: 0 K: 1 S: 6	H: 0 LOB: 0 BB: 0 P: 11	R: 0 E: 0 K: 2 S: 10	H: 1 LOB: 1 BB: 0 P: 15	R: 1 E: 1 K: 1 S: 10	H: 2 LOB: 1 BB: 0 P: 14	R: 0 E: 0 K: 0 S: 6	H: 0 LOB: 0 BB: 0 P: 10	R: 0 E: 0 K: 0 S: 6	H: 2 LOB: 1 BB: 0 P: 10	R: 0 E: 0 K: 2 S: 14	H: 1 LOB: 2 BB: 1 P: 26	1B: 6 2B: 4 3B: 1 HR: 0	SF: 0 SAC: 0 DP: 1 HBP: 0	WP: 2 PB: 0 SB: 0 CS: 0	PA: 38			
<b>PITCHER</b>	IP	WLS	BF	H	R	ER	SO	BB	IBB	HBP	BLK	WP	HR	S	P	ERA	WHIP								
<b>41 Shawn Hill, R</b> (1.1) ERA: 2.89	7.0	W	29	8	2	2	5	1	0	0	0	0	0	60	97	2.57	1.286								
<b>59 Micah Bowie, L</b> (8.1) ERA: 2.84	0.0		2	2	0	0	0	0	0	0	0	0	0	2	3	∞	∞								
<b>Jon Rauch, R</b> (8.1) ERA: 5.4	1.0	H	2	0	0	0	0	0	0	0	0	0	0	4	7	0.00	0.000								
<b>32 Chad Cordero, R</b> (9.1) ERA: 5.4	1.0		5	1	0	0	2	1	0	0	0	1	0	14	26	0.00	2.000								

Washington Nationals @ New York Mets  
Shea Stadium, Flushing, NY  
Sat Apr 14 2007, 1:10 PM EDT  
Att: 53,560 - Partly Cloudy - 50 F

AB	36
R	2
H	11
RBI	2
BB	2
SO	7
LOB	19









Batter	1	2	3	4	5	6	7	8	9	AB	R	H	RBI	BB	SO	LOB	TOP					
7 José Reyes, S OBP: 0.453, SLG: 0.582										6	2	4	1	0	0	4	<b>New York Mets @ Florida Marlins</b> Dolphin Stadium, Miami, FL Wed Apr 18 2007, 7:05 PM EDT Att: 17,219 - Clear - 80 F					
16 Paul Lo Duca, R OBP: 0.333, SLG: 0.318										5	2	0	0	0	0	3						
15 Carlos Beltrán, S OBP: 0.393, SLG: 0.549										5	2	2	3	1	1	1						
21 Carlos Delgado, L OBP: 0.283, SLG: 0.259										5	1	1	1	0	1	1						
5 David Wright, R OBP: 0.386, SLG: 0.423										5	0	2	1	0	1	1						
18 Moises Alou, R OBP: 0.420, SLG: 0.533										4	0	2	1	0	1	3						
17 David Newhan, L OBP: 0.286, SLG: 0.286 Aaron Sele, R Aaron Heilman, R										1	1	1	0	0	0	0						
20 Shawn Green, L OBP: 0.400, SLG: 0.458										5	0	2	0	0	2	3						
22 Jose Valentin, S OBP: 0.354, SLG: 0.395										5	1	3	1	0	0	4						
33 John Maine, R OBP: 0.250, SLG: 0.143										2	0	0	0	1	2	1						
10 Endy Chavez, L OBP: 0.333, SLG: 0.667										1	0	0	0	0	0	2						
<b>Inning Stats</b>	R: 4 E: 2 K: 1 S: 22	H: 4 LOB: 3 BB: 1 P: 34	R: 0 E: 0 K: 0 S: 16	H: 1 LOB: 2 BB: 1 P: 24	R: 0 E: 0 K: 0 S: 6	H: 1 LOB: 1 BB: 0 P: 8	R: 2 E: 0 K: 2 S: 14	H: 2 LOB: 1 BB: 0 P: 20	R: 2 E: 0 K: 1 S: 11	H: 2 LOB: 0 BB: 0 P: 16	R: 0 E: 0 K: 1 S: 13	H: 2 LOB: 2 BB: 0 P: 18	R: 0 E: 0 K: 2 S: 10	H: 1 LOB: 1 BB: 0 P: 15	R: 1 E: 0 K: 1 S: 11	H: 3 LOB: 2 BB: 0 P: 12	R: 0 E: 0 K: 0 S: 7	H: 1 LOB: 0 BB: 0 P: 13	1B: 13 2B: 3 3B: 0 HR: 1	SF: 0 SAC: 1 DP: 1 HBP: 1	WP: 0 PB: 1 SB: 0 CS: 0	PA: 48
<b>PITCHER</b>	IP WLS BF H R ER SO BB IBB HBP BLK WP HR S P ERA WHIP																					
Dontrelle Willis, L ERA: 4.88	(1, 1) 5.0 L 30 10 8 6 4 2 0 0 0 0 0 1 69 102 10.80 2.400																					
22 Matt Lindstrom, R ERA: 3.0	(6, 1) 1.0 5 2 0 0 1 0 0 0 0 0 0 0 13 18 0.00 2.000																					
48 Lee Gardner, R ERA: 2.25	(7, 1) 2.0 10 4 1 1 3 0 0 0 0 0 0 0 21 27 4.50 2.000																					
Randy Messenger, R ERA:	(9, 1) 1.0 3 1 0 0 0 0 0 0 0 0 0 0 7 13 0.00 1.000																					

Batter	1	2	3	4	5	6	7	8	9	AB	R	H	RBI	BB	SO	LOB	BOTTOM								
2 Hanley Ramirez, R OBP: 0.449, SLG: 0.674										4	0	1	0	0	1	2	<b>New York Mets @ Florida Marlins</b> Dolphin Stadium, Miami, FL Wed Apr 18 2007, 7:05 PM EDT Att: 17,219 - Clear - 80 F								
6 Dan Uggla, R OBP: 0.308, SLG: 0.375										4	0	0	0	0	2	2									
Miguel Cabrera, R OBP: 0.435, SLG: 0.647										3	0	1	0	0	0	0									
8 Aaron Boone, R OBP: 0.267, SLG: 0.250										1	0	0	0	0	0	0									
17 Mike Jacobs, L OBP: 0.400, SLG: 0.542										3	0	0	0	1	2	1									
14 Josh Willingham, R OBP: 0.321, SLG: 0.431										4	1	0	0	0	1	2									
Joe Borchard, S OBP: 0.387, SLG: 0.419										2	1	1	2	1	1	0									
4 Alfredo Amezaga, S OBP: 0.313, SLG: 0.433										3	0	0	0	0	0	1									
20 Matt Treanor, R OBP: 0.333, SLG: 0.400										2	0	0	0	1	0	1									
Dontrelle Willis, L 22 Matt Lindstrom, R 1 Eric Reed, L 48 Lee Gardner, R Jason Wood, R Randy Messenger, R	(1, 1) 7.0 W 25 10 8 6 4 2 0 0 0 0 0 1 69 102 10.80 2.400	(6, 1) 1.0 5 2 0 0 1 0 0 0 0 0 0 0 13 18 0.00 2.000	(7, 1) 2.0 10 4 1 1 3 0 0 0 0 0 0 0 21 27 4.50 2.000	(9, 1) 1.0 3 1 0 0 0 0 0 0 0 0 0 0 7 13 0.00 1.000	(1, 1) 1.0 4 1 0 0 0 0 0 0 0 0 0 0 10 15 0.00 1.000	(8, 1) 1.0 3 0 0 0 0 0 0 0 0 0 0 0 3 4 0.00 0.000	(9, 1) 1.0 3 1 0 0 0 0 0 0 0 0 0 0 7 13 0.00 1.000	(1, 1) 5.0 L 30 10 8 6 4 2 0 0 0 0 0 1 69 102 10.80 2.400	(6, 1) 1.0 5 2 0 0 1 0 0 0 0 0 0 0 13 18 0.00 2.000	(7, 1) 2.0 10 4 1 1 3 0 0 0 0 0 0 0 21 27 4.50 2.000	(9, 1) 1.0 3 1 0 0 0 0 0 0 0 0 0 0 7 13 0.00 1.000	(1, 1) 1.0 4 1 0 0 0 0 0 0 0 0 0 0 10 15 0.00 1.000	(8, 1) 1.0 3 0 0 0 0 0 0 0 0 0 0 0 3 4 0.00 0.000	(9, 1) 1.0 3 1 0 0 0 0 0 0 0 0 0 0 7 13 0.00 1.000	(1, 1) 5.0 L 30 10 8 6 4 2 0 0 0 0 0 1 69 102 10.80 2.400	(6, 1) 1.0 5 2 0 0 1 0 0 0 0 0 0 0 13 18 0.00 2.000		(7, 1) 2.0 10 4 1 1 3 0 0 0 0 0 0 0 21 27 4.50 2.000	(9, 1) 1.0 3 1 0 0 0 0 0 0 0 0 0 0 7 13 0.00 1.000	(1, 1) 1.0 4 1 0 0 0 0 0 0 0 0 0 0 10 15 0.00 1.000	(8, 1) 1.0 3 0 0 0 0 0 0 0 0 0 0 0 3 4 0.00 0.000	(9, 1) 1.0 3 1 0 0 0 0 0 0 0 0 0 0 7 13 0.00 1.000	1B: 1 2B: 1 3B: 0 HR: 1	SF: 0 SAC: 1 DP: 2 HBP: 0	WP: 0 PB: 0 SB: 0 CS: 0
<b>PITCHER</b>	IP WLS BF H R ER SO BB IBB HBP BLK WP HR S P ERA WHIP																								
33 John Maine, R ERA: 1.93	(1, 1) 7.0 W 25 10 8 6 4 2 0 0 0 0 0 1 69 102 10.80 2.400																								
Aaron Sele, R ERA: 2.64	(8, 1) 1.0 3 0 0 0 0 0 0 0 0 0 0 0 3 4 0.00 0.000																								
Aaron Heilman, R ERA: 4.91	(9, 1) 1.0 3 1 0 0 0 0 0 0 0 0 0 0 7 13 0.00 1.000																								





Batter	1	2	3	4	5	6	7	8	9	AB	R	H	RBI	BB	SO	LOB	TOP					
7 José Reyes, S OBP: 0.457, SLG: 0.593										4	2	1	0	2	2	3	<b>New York Mets @ Florida Marlins</b> Dolphin Stadium, Miami, FL Thu Apr 19 2007, 7:05 PM EDT Att: 18,115 - Clear - 79 F					
15 Carlos Beltrán, S OBP: 0.418, SLG: 0.649										6	2	4	2	0	1	3						
18 Moises Alou, R OBP: 0.436, SLG: 0.531 3 Damion Easley, R										4	1	2	1	1	1	2						
21 Carlos Delgado, L OBP: 0.277, SLG: 0.271										5	1	1	2	0	2	3						
5 David Wright, R OBP: 0.403, SLG: 0.418 40 Ambiorix Burgos, R 13 Billy Wagner, L										3	1	1	0	2	2	1						
20 Shawn Green, L OBP: 0.400, SLG: 0.491										5	2	2	2	0	0	3						
11 Ramon Castro, R OBP: 0.438, SLG: 0.788										5	1	2	3	0	1	1						
22 Jose Valentin, S OBP: 0.377, SLG: 0.468										4	1	2	1	1	1	0						
26 Orlando Hernandez, R OBP: 0.273, SLG: 0.364 10 Endy Chavez, L OBP: 0.300, SLG: 0.600										4	0	1	0	0	1	1						
<b>Inning Stats</b>	R: 1 E: 0 K: 3 S: 15	H: 2 LOB: 1 BB: 0 P: 21	R: 0 E: 0 K: 0 S: 8	H: 0 LOB: 0 BB: 0 P: 11	R: 6 E: 0 K: 2 S: 25	H: 4 LOB: 2 BB: 2 P: 44	R: 1 E: 0 K: 1 S: 11	H: 1 LOB: 0 BB: 0 P: 16	R: 0 E: 0 K: 2 S: 9	H: 1 LOB: 1 BB: 0 P: 16	R: 0 E: 0 K: 1 S: 11	H: 1 LOB: 2 BB: 1 P: 18	R: 1 E: 0 K: 1 S: 18	H: 3 LOB: 3 BB: 1 P: 27	R: 0 E: 0 K: 0 S: 8	H: 2 LOB: 2 BB: 1 P: 15		R: 2 E: 0 K: 2 S: 13	H: 2 LOB: 1 BB: 1 P: 25	1B: 7 2B: 6 3B: 1 HR: 3	SF: 0 SAC: 0 DP: 1 HBP: 0	WP: 0 PB: 0 SB: 0 CS: 0
<b>PITCHER</b>	IP WLS BF H R ER SO BB IBB HBP BLK WP HR S P ERA WHIP																					
56 Rick Van Den Hurk, R ERA: 9.0	4.0 L 21 7 8 8 6 2 0 0 0 0 0 2 59 92 18.00 2.250																					
37 Remyel Pinto, L ERA: 2.08	2.0 9 2 0 0 3 1 0 0 0 0 0 0 20 34 0.00 1.500																					
48 Lee Gardner, R ERA: 3.0	1.0 7 3 1 1 1 1 0 0 0 0 0 0 18 27 9.00 4.000																					
57 Taylor Tankersley, L ERA: 3.0	1.0 5 2 0 0 0 1 0 0 0 0 0 0 8 15 0.00 3.000																					
77 Henry Owens, R ERA: 2.0	1.0 6 2 2 2 2 1 0 0 0 0 0 1 13 25 18.00 3.000																					

Batter	1	2	3	4	5	6	7	8	9	AB	R	H	RBI	BB	SO	LOB	BOTTOM					
2 Hanley Ramirez, R OBP: 0.434, SLG: 0.638										4	1	1	0	0	3	0	<b>New York Mets @ Florida Marlins</b> Dolphin Stadium, Miami, FL Thu Apr 19 2007, 7:05 PM EDT Att: 18,115 - Clear - 79 F					
6 Dan Uggla, R OBP: 0.318, SLG: 0.373 77 Henry Owens, R										3	1	1	0	0	1	0						
Miguel Cabrera, R OBP: 0.435, SLG: 0.647 8 Aaron Boone, R OBP: 0.278, SLG: 0.333										0	0	0	0	0	0	0						
17 Mike Jacobs, L OBP: 0.397, SLG: 0.520 Jason Wood, R OBP: 0.111, SLG: 0.222										2	0	0	1	1	0	1						
14 Josh Willingham, R OBP: 0.333, SLG: 0.415										1	1	0	0	0	0	0						
Joe Borchard, S OBP: 0.340, SLG: 0.383										4	0	0	0	0	3	4						
Miguel Olivo, R OBP: 0.260, SLG: 0.313										4	0	1	1	0	1	1						
4 Alfredo Amezaga, S OBP: 0.278, SLG: 0.382										4	0	0	0	0	1	2						
56 Rick Van Den Hurk, R ERA: 9.0 37 Remyel Pinto, L ERA: 2.08 48 Lee Gardner, R ERA: 3.0 57 Taylor Tankersley, L ERA: 3.0 1 Eric Reed, L ERA: 9.0										1	0	0	0	0	1	0						
<b>Inning Stats</b>	R: 2 E: 1 K: 0 S: 9	H: 2 LOB: 1 BB: 1 P: 20	R: 0 E: 0 K: 1 S: 8	H: 0 LOB: 0 BB: 0 P: 11	R: 0 E: 0 K: 3 S: 9	H: 0 LOB: 0 BB: 0 P: 14	R: 0 E: 0 K: 2 S: 13	H: 0 LOB: 1 BB: 1 P: 21	R: 0 E: 0 K: 2 S: 9	H: 0 LOB: 0 BB: 0 P: 12	R: 0 E: 0 K: 1 S: 8	H: 1 LOB: 1 BB: 0 P: 14	R: 0 E: 0 K: 1 S: 7	H: 0 LOB: 0 BB: 0 P: 11	R: 0 E: 0 K: 2 S: 10	H: 0 LOB: 1 BB: 0 P: 18		R: 1 E: 1 K: 3 S: 17	H: 1 LOB: 2 BB: 1 P: 23	1B: 3 2B: 1 3B: 0 HR: 0	SF: 0 SAC: 1 DP: 0 HBP: 1	WP: 0 PB: 0 SB: 2 CS: 0
<b>PITCHER</b>	IP WLS BF H R ER SO BB IBB HBP BLK WP HR S P ERA WHIP																					
26 Orlando Hernandez, R ERA: 3.24	7.0 W 26 3 2 1 10 2 0 0 0 0 0 63 103 1.29 0.714																					
40 Ambiorix Burgos, R ERA: 3.68	1.0 4 0 0 0 2 0 0 1 0 0 0 0 10 18 0.00 0.000																					
13 Billy Wagner, L ERA: 3.68	1.0 6 1 1 0 3 1 0 0 0 0 0 0 17 23 0.00 2.000																					







Batter	1	2	3	4	5	6	7	8	9	AB	R	H	RBI	BB	SO	LOB	TOP					
2 Kelly Johnson, L (1,4) OBP: 0.397, SLG: 0.433										4	0	0	0	1	4	1	<p>Atlanta Braves @ New York Mets Shea Stadium, Flushing, NY Sat Apr 21 2007, 1:10 PM EDT Att: 55,143 - Cloudy - 72 F</p>					
11 Edgar Renteria, R (1,6) OBP: 0.373, SLG: 0.448										5	1	2	0	0	1	1						
10 Chipper Jones, S (1,5) OBP: 0.429, SLG: 0.587										3	0	2	0	1	0	0						
Andrew Jones, R (1,8) OBP: 0.351, SLG: 0.433										4	0	2	1	0	1	4						
7 Jeff Francoeur, R (1,9) OBP: 0.319, SLG: 0.444										4	0	0	0	0	2	3						
16 Brian McCann, L (1,2) OBP: 0.406, SLG: 0.569										4	0	2	0	0	0	2						
23 Matt Diaz, R (1,7) OBP: 0.282, SLG: 0.378										4	0	0	0	0	0	2						
Craig Wilson, R (1,3) OBP: 0.324, SLG: 0.200										4	1	1	0	0	2	2						
36 Chuck James, L (1,1) Tyler Yates, R (6,1) Chris Woodward, R (7, PH) 58 Peter Moylan, R (7,1)										2	0	0	0	0	1	1						
8 Brayan Peña, S (9, PH) OBP: 0.200, SLG: 0.500										1	0	0	0	0	0	0						
<b>Inning Stats</b>	R: 0 E: 0 K: 2 S: 12	H: 1 LOB: 1 BB: 0 P: 16	R: 0 E: 0 K: 1 S: 7	H: 0 LOB: 0 BB: 0 P: 7	R: 0 E: 0 K: 2 S: 7	H: 0 LOB: 0 BB: 0 P: 9	R: 0 E: 0 K: 1 S: 9	H: 1 LOB: 1 BB: 0 P: 11	R: 0 E: 0 K: 1 S: 15	H: 1 LOB: 1 BB: 0 P: 22	R: 1 E: 0 K: 1 S: 14	H: 3 LOB: 2 BB: 1 P: 20	R: 1 E: 0 K: 2 S: 14	H: 3 LOB: 3 BB: 1 P: 24	R: 0 E: 0 K: 1 S: 15	H: 1 LOB: 0 BB: 0 P: 20	R: 0 E: 0 K: 0 S: 7	H: 0 LOB: 0 BB: 1 P: 13	1B: 4 2B: 6 3B: 0 HR: 0	SF: 0 SAC: 0 DP: 1 HBP: 0	WP: 0 PB: 0 SB: 0 CS: 0	PA: 38
<b>PITCHER</b>	IP WLS BF H R ER SO BB IBB HBP BLK WP HR S P ERA WHIP																					
46 Oliver Pérez, L (1,1) ERA: 3.31	6.2 W 29 9 2 2 9 0 0 0 0 0 0 0 72 98 2.70 1.350																					
Scott Schoeneweis, L (7,1) ERA:	0.0 1 0 0 0 0 1 0 0 0 0 0 0 3 7 ∞ ∞																					
35 Joe Smith, R (7,1) ERA:	0.1 H 1 0 0 0 1 0 0 0 0 0 0 3 4 0.00 0.000																					
Aaron Heilman, R (8,1) ERA: 3.86	1.0 4 1 0 0 1 0 0 0 0 0 0 0 15 20 0.00 1.000																					
13 Billy Wagner, L (9,1) ERA:	1.0 3 0 0 0 0 1 0 0 0 0 0 0 7 13 0.00 1.000																					

Batter	1	2	3	4	5	6	7	8	9	AB	R	H	RBI	BB	SO	LOB	BOTTOM			
7 José Reyes, S (1,6) OBP: 0.456, SLG: 0.632										5	2	3	1	0	0	2	<p>Atlanta Braves @ New York Mets Shea Stadium, Flushing, NY Sat Apr 21 2007, 1:10 PM EDT Att: 55,143 - Cloudy - 72 F</p>			
5 David Wright, R (1,5) OBP: 0.380, SLG: 0.371									4	1	0	0	1	2	3					
15 Carlos Beltrán, S (1,8) OBP: 0.447, SLG: 0.723									5	2	4	2	0	0	0					
10 Endy Chavez, L (9,8) OBP: 0.364, SLG: 0.636									0	0	0	0	0	0	0					
21 Carlos Delgado, L (1,3) OBP: 0.270, SLG: 0.269									4	0	1	0	1	0	2					
18 Moises Alou, R (1,7) OBP: 0.429, SLG: 0.509									2	0	0	1	1	0	3					
11 Ramon Castro, R (1,2) OBP: 0.450, SLG: 0.882									3	1	1	2	1	0	5					
20 Shawn Green, L (1,9) OBP: 0.382, SLG: 0.508										4	0	0	0	0	1	4				
3 Damon Easley, R (1,4) OBP: 0.250, SLG: 0.400										4	1	1	1	0	0	0				
46 Oliver Pérez, L (1,1) ERA: 3.28 Scott Schoeneweis, L (7,1) 35 Joe Smith, R (7,1) 17 David Newhan, L (7, PH) Aaron Heilman, R (8,1) 13 Billy Wagner, L (9,1)										3	0	1	0	0	1	0				
<b>Inning Stats</b>	R: 1 E: 1 K: 0 S: 14	H: 3 LOB: 3 BB: 1 P: 25	R: 0 E: 0 K: 1 S: 8	H: 1 LOB: 1 BB: 0 P: 14	R: 1 E: 0 K: 0 S: 10	H: 1 LOB: 1 BB: 1 P: 17	R: 0 E: 0 K: 1 S: 9	H: 1 LOB: 0 BB: 0 P: 12	R: 2 E: 0 K: 0 S: 11	H: 2 LOB: 0 BB: 0 P: 18	R: 3 E: 0 K: 1 S: 15	H: 3 LOB: 2 BB: 2 P: 34	R: 0 E: 0 K: 1 S: 10	H: 0 LOB: 1 BB: 1 P: 19	R: 0 E: 0 K: 0 S: 4	H: 0 LOB: 0 BB: 0 P: 6	1B: 4 2B: 3 3B: 1 HR: 3	SF: 1 SAC: 0 DP: 0 HBP: 0	WP: 0 PB: 0 SB: 1 CS: 0	PA: 40
<b>PITCHER</b>	IP WLS BF H R ER SO BB IBB HBP BLK WP HR S P ERA WHIP																			
36 Chuck James, L (1,1) Tyler Yates, R (6,1) 58 Peter Moylan, R (7,1)	5.1 L 28 10 6 6 3 1 1 0 0 0 0 0 10 24 13.50 3.000																			
58 Peter Moylan, R (7,1) ERA: 9.0	2.0 7 0 0 0 1 1 0 0 0 0 0 0 14 25 0.00 0.500																			







Batter	1	2	3	4	5	6	7	8	9	AB	R	H	RBI	BB	SO	LOB	TOP					
Jamey Carroll, R (1,4) OBP: 0.321, SLG: 0.265	G6-3		P6		F9		F8		BB	4	0	0	0	1	0	1						
Steve Finley, L (1,8) OBP: 0.200, SLG: 0.270	P4		F8			5 1B 2B		G5-3	BB	4	1	1	0	1	0	0						
27 Garrett Atkins, R (1,5) OBP: 0.365, SLG: 0.458	F8			G1-3		K		K	P3	5	0	0	0	0	2	4						
17 Todd Helton, L (1,3) OBP: 0.476, SLG: 0.462		F8		5 G1-3 1B		11 FC4-6 5 1B BB		5 1B		3	0	2	0	1	0	0						
5 Matt Holliday, R (1,7) OBP: 0.448, SLG: 0.575		11 S 1B		G1-3		11 FC4-6 1B		1B		4	0	3	1	0	0	1						
11 Brad Hawpe, L (1,9) OBP: 0.382, SLG: 0.339		BB		F8		FC4-6		P4		3	0	0	0	1	0	5						
8 Yorvit Torrealba, R (1,2) OBP: 0.289, SLG: 0.262		F8		G6-3		P4			BB BB	3	0	0	0	1	0	4						
21 Clint Barmes, R (1,6) OBP: 0.214, SLG: 0.231				K		K		K		4	0	0	0	0	4	3						
35 Taylor Buchholz, R (1,1) OBP: 0.500, SLG: 0.333			G4-3					P4		2	0	1	0	0	0	0						
46 Zach McClellan, R (6,1) John Mabry, L (7, PH) OBP: 0.200, SLG: 0.214 Bob Keppel, R (7,1)									P4	0	0	0	0	0	0	0						
10 Jeff Baker, R (9, PH) OBP: 0.296, SLG: 0.500										1	0	0	0	0	0	1						
<b>Inning Stats</b>	R: 0 E: 0 K: 0 S: 8	H: 0 LOB: 0 BB: 0 P: 13	R: 0 E: 0 K: 1 S: 11	H: 1 LOB: 2 BB: 1 P: 18	R: 0 E: 0 K: 0 S: 7	H: 0 LOB: 0 BB: 0 P: 10	R: 0 E: 0 K: 0 S: 6	H: 1 LOB: 1 BB: 0 P: 10	R: 0 E: 0 K: 1 S: 11	H: 1 LOB: 2 BB: 1 P: 14	R: 1 E: 0 K: 1 S: 15	H: 2 LOB: 2 BB: 1 P: 23	R: 0 E: 0 K: 1 S: 5	H: 0 LOB: 0 BB: 0 P: 6	R: 0 E: 0 K: 1 S: 11	H: 2 LOB: 2 BB: 3 P: 15	R: 0 E: 0 K: 1 S: 17	H: 0 LOB: 3 BB: 3 P: 32	1B: 6 2B: 1 3B: 0 HR: 0	SF: 0 SAC: 0 DP: 0 HBP: 0	WP: 0 PB: 0 SB: 1 CS: 0	PA: 39
<b>PITCHER</b>	IP WLS BF H R ER SO BB IBB HBP BLK WP HR S P ERA WHIP																					
33 John Maine, R (1,1) ERA: 1.71	7.2 W 32 7 1 1 5 2 0 0 0 0 0 0 73 108 1.17 1.174																					
25 Pedro Feliciano, L (8,1) ERA:	0.1 1 0 0 0 0 0 0 0 0 0 0 0 1 1 0.00 0.000																					
40 Ambiorix Burgos, R (9,1) ERA: 3.86	1.0 6 0 0 0 1 3 0 0 0 0 0 0 17 32 0.00 3.000																					

Colorado Rockies @ New York Mets  
Shea Stadium, Flushing, NY  
Mon Apr 23 2007, 7:10 PM EDT  
Att: 32,154 - Cloudy - 76 F

AB 34  
R 1  
H 7  
RBI 1  
BB 5  
SO 6  
LOB 19



Batter	1	2	3	4	5	6	7	8	9	AB	R	H	RBI	BB	SO	LOB	BOTTOM			
7 José Reyes, S (1,6) OBP: 0.438, SLG: 0.610	16 F9 16 S BB	FC4-6			G3	G3		F7		4	0	0	0	1	0	3				
16 Paul Lo Duca, R (1,2) OBP: 0.308, SLG: 0.310	F9	F8			21 HBP 1B		G6-3	G4-3		5	0	1	0	0	0	2				
15 Carlos Beltrán, S (1,8) OBP: 0.412, SLG: 0.662	G4-3				F8		21 HR 2B			4	1	1	0	0	1	2				
21 Carlos Delgado, L (1,3) OBP: 0.289, SLG: 0.311	P4			G4-3		HBP	2H	HR		3	1	1	2	0	0	1				
5 David Wright, R (1,5) OBP: 0.363, SLG: 0.333		K		K		F9		20 F9 18 1B BB		3	0	0	0	1	2	2				
18 Moises Alou, R (1,7) OBP: 0.458, SLG: 0.556		20 1B 22 HR BB		20 G1-3 22 SF8 2B		20 G4-3 2B		1B		3	2	3	0	1	0	0				
20 Shawn Green, L (1,9) OBP: 0.403, SLG: 0.551		22 HR 1B		G1-3		G4-3		F9		4	1	1	0	0	0	4				
22 Jose Valentin, S (1,4) OBP: 0.354, SLG: 0.474		HR		SF8		G4-3		G4-3		2	1	1	4	1	0	2				
33 John Maine, R (1,1) OBP: 0.273, SLG: 0.200		HR		G6-3						3	0	1	0	0	1	2				
25 Pedro Feliciano, L (8,1) ERA: 2.25										0	0	0	0	0	0	0				
17 David Newhan, L (6, PH) OBP: 0.455, SLG: 0.250										1	0	0	0	0	0	0				
40 Ambiorix Burgos, R (9,1) OBP: 0.296, SLG: 0.500										0	0	0	0	0	0	0				
<b>Inning Stats</b>	R: 0 E: 0 K: 0 S: 6	H: 0 LOB: 1 BB: 1 P: 12	R: 3 E: 0 K: 1 S: 17	H: 3 LOB: 1 BB: 1 P: 25	R: 0 E: 0 K: 2 S: 8	H: 0 LOB: 0 BB: 0 P: 11	R: 1 E: 0 K: 0 S: 6	H: 1 LOB: 0 BB: 0 P: 10	R: 0 E: 0 K: 0 S: 7	H: 1 LOB: 2 BB: 0 P: 12	R: 0 E: 0 K: 1 S: 8	H: 1 LOB: 2 BB: 1 P: 17	R: 2 E: 0 K: 0 S: 13	H: 3 LOB: 2 BB: 1 P: 26	R: 0 E: 0 K: 0 S: 6	H: 0 LOB: 0 BB: 0 P: 12	1B: 4 2B: 3 3B: 0 HR: 2	SF: 1 SAC: 0 DP: 0 HBP: 1	WP: 0 PB: 0 SB: 2 CS: 0	PA: 38
<b>PITCHER</b>	IP WLS BF H R ER SO BB IBB HBP BLK WP HR S P ERA WHIP																			
35 Taylor Buchholz, R (1,1) ERA: 6.35	5.0 L 23 5 4 4 3 2 0 1 0 0 0 0 44 70 7.20 1.400																			
46 Zach McClellan, R (6,1) ERA: 2.25	1.0 5 1 0 0 1 0 1 0 0 0 0 0 8 17 0.00 1.000																			
Bob Keppel, R (7,1) ERA: 6.0	2.0 10 3 2 2 0 1 0 0 0 0 0 1 19 38 9.00 2.000																			

Colorado Rockies @ New York Mets  
Shea Stadium, Flushing, NY  
Mon Apr 23 2007, 7:10 PM EDT  
Att: 32,154 - Cloudy - 76 F

AB 32  
R 6  
H 9  
RBI 6  
BB 4  
SO 4  
LOB 18

























Batter	1	2	3	4	5	6	7	8	9	AB	R	H	RBI	BB	SO	LOB	TOP					
2 Hanley Ramirez, R OBP: 0.462, SLG: 0.625	P4		6 BB 1B	HR		G3		G6-4-3 1B		4	2	2	1	1	0	2	<b>Florida Marlins @ New York Mets</b> Shea Stadium, Flushing, NY Mon Apr 30 2007, 7:10 PM EDT Att: 39,383 - Partly Cloudy - 71 F					
6 Dan Uggla, R OBP: 0.294, SLG: 0.429	L3		17 BB 2B	G5-3		G6-3		G6-4-3 1B		4	1	0	0	1	0	4						
Miguel Cabrera, R OBP: 0.429, SLG: 0.663	K		17 BB 14 BB 1B		G5-3		K		14 BB 1B	5	1	2	2	0	2	0						
17 Mike Jacobs, L OBP: 0.395, SLG: 0.549		F9	14 BB 1B	2B	G4-3		F9		K	5	1	1	1	0	1	1						
14 Josh Willingham, R OBP: 0.394, SLG: 0.500	F9		WP 1B		F8			FC6-4 BB		4	0	2	2	1	0	0						
Joe Borcherd, S OBP: 0.344, SLG: 0.366	K		F8			F8		K	F9	5	0	0	0	0	2	4						
Miguel Olivo, R OBP: 0.255, SLG: 0.322			K	K				K2-3	FC6-4 1B	5	1	1	0	0	3	2						
4 Alfredo Amezaga, S OBP: 0.324, SLG: 0.448			G3	HR		SH 1B			2B 1B	4	2	3	1	0	0	0						
Scott Olsen, L OBP: 0.545, SLG: 0.636				G3-1		SH				2	1	1	0	0	0	0						
Randy Messenger, R			6 BB 2 BB 1B			1-3 2-H				0	0	0	0	0	0	0						
Jason Wood, R OBP: 0.300, SLG: 0.556										1	0	1	1	0	0	0						
37 Renyel Pinto, L										0	0	0	0	0	0	0						
77 Henry Owens, R										0	0	0	0	0	0	0						
<b>Inning Stats</b>	R: 0 E: 0 K: 1 S: 7	H: 0 LOB: 0 BB: 0 P: 10	R: 0 E: 0 K: 1 S: 7	H: 0 LOB: 0 BB: 0 P: 11	R: 5 E: 0 K: 1 S: 15	H: 4 LOB: 1 BB: 2 P: 36	R: 2 E: 0 K: 1 S: 10	H: 2 LOB: 0 BB: 0 P: 16	R: 0 E: 0 K: 0 S: 8	H: 0 LOB: 0 BB: 0 P: 13	R: 1 E: 0 K: 0 S: 12	H: 2 LOB: 2 BB: 0 P: 20	R: 0 E: 0 K: 2 S: 11	H: 1 LOB: 1 BB: 0 P: 15	R: 1 E: 0 K: 1 S: 13	H: 3 LOB: 1 BB: 0 P: 17	R: 0 E: 0 K: 1 S: 10	H: 1 LOB: 2 BB: 1 P: 17	1B: 8 2B: 3 3B: 0 HR: 2	SF: 0 SAC: 1 DP: 1 HBP: 0	WP: 1 PB: 0 SB: 0 CS: 0	PA: 43
<b>PITCHER</b>	IP WLS BF H R ER SO BB IBB HBP BLK WP HR S P ERA WHIP	IP WLS BF H R ER SO BB IBB HBP BLK WP HR S P ERA WHIP	IP WLS BF H R ER SO BB IBB HBP BLK WP HR S P ERA WHIP	IP WLS BF H R ER SO BB IBB HBP BLK WP HR S P ERA WHIP	IP WLS BF H R ER SO BB IBB HBP BLK WP HR S P ERA WHIP	IP WLS BF H R ER SO BB IBB HBP BLK WP HR S P ERA WHIP	IP WLS BF H R ER SO BB IBB HBP BLK WP HR S P ERA WHIP	IP WLS BF H R ER SO BB IBB HBP BLK WP HR S P ERA WHIP	IP WLS BF H R ER SO BB IBB HBP BLK WP HR S P ERA WHIP	IP WLS BF H R ER SO BB IBB HBP BLK WP HR S P ERA WHIP	IP WLS BF H R ER SO BB IBB HBP BLK WP HR S P ERA WHIP	IP WLS BF H R ER SO BB IBB HBP BLK WP HR S P ERA WHIP	IP WLS BF H R ER SO BB IBB HBP BLK WP HR S P ERA WHIP	IP WLS BF H R ER SO BB IBB HBP BLK WP HR S P ERA WHIP	IP WLS BF H R ER SO BB IBB HBP BLK WP HR S P ERA WHIP	IP WLS BF H R ER SO BB IBB HBP BLK WP HR S P ERA WHIP	IP WLS BF H R ER SO BB IBB HBP BLK WP HR S P ERA WHIP					
61 Chan Ho Park, R ERA: 15.75	4.0	L	20	6	7	7	4	2	0	0	0	0	1	2	39	73	15.75	2.000				
40 Ambiorix Burgos, R ERA: 3.38	2.0		9	2	1	0	0	0	0	0	0	0	0	0	20	33	0.00	1.000				
Aaron Sele, R ERA: 5.11	2.0		9	4	1	1	3	0	0	0	0	0	0	24	32	4.50	2.000					
Scott Schoeneweis, L ERA: 1.86	1.0		5	1	0	0	1	1	0	0	0	0	0	10	17	0.00	2.000					

Batter	1	2	3	4	5	6	7	8	9	AB	R	H	RBI	BB	SO	LOB	BOTTOM					
7 José Reyes, S OBP: 0.442, SLG: 0.596	G4-3		5 S 15 BB 1B		G5-3	2H 2B		16 BB 1B 2B		5	1	3	2	0	0	0	<b>Florida Marlins @ New York Mets</b> Shea Stadium, Flushing, NY Mon Apr 30 2007, 7:10 PM EDT Att: 39,383 - Partly Cloudy - 71 F					
16 Paul Lo Duca, R OBP: 0.294, SLG: 0.289	21 F8 15 BB 1B		F7		K	L8		2H 1B		5	0	2	1	0	1	2						
15 Carlos Beltrán, S OBP: 0.412, SLG: 0.663	21 F8 1B		1 SAFE 1 SAFE			HR		21 BB 1B		5	1	4	1	0	1	1						
21 Carlos Delgado, L OBP: 0.262, SLG: 0.260	F8		K		G4-3			18 BB G5-4-3 1B		5	0	1	0	0	1	4						
5 David Wright, R OBP: 0.370, SLG: 0.311	P4		F9			E5 18 BB 20 BB 1B		K		5	1	0	0	0	1	6						
18 Moises Alou, R OBP: 0.406, SLG: 0.488					G5-3					3	1	1	0	1	0	2						
Scott Schoeneweis, L ERA: 1.86						20 BB 1B 2B		G5-4-3		0	0	0	0	0	0	0						
17 David Newhan, L OBP: 0.313, SLG: 0.154						1-2 2-3				1	0	0	0	0	1	0						
20 Shawn Green, L OBP: 0.412, SLG: 0.538					G6-3					4	1	1	2	0	2	1						
3 Damon Easley, R OBP: 0.360, SLG: 0.636						2H 3H				3	1	1	0	1	1	2						
61 Chan Ho Park, R Ruben Gotay, S 40 Ambiorix Burgos, R Julio Franco, R Aaron Sele, R 10 Endy Chavez, L OBP: 0.306, SLG: 0.379					G5-3					1	0	0	0	0	1	1						
61 Chan Ho Park, R Ruben Gotay, S 40 Ambiorix Burgos, R Julio Franco, R Aaron Sele, R 10 Endy Chavez, L OBP: 0.306, SLG: 0.379						7 BB G5-3 1B				1	0	0	0	0	0	1						
61 Chan Ho Park, R Ruben Gotay, S 40 Ambiorix Burgos, R Julio Franco, R Aaron Sele, R 10 Endy Chavez, L OBP: 0.306, SLG: 0.379						7 BB G2-3 1B				1	0	0	0	0	0	1						
61 Chan Ho Park, R Ruben Gotay, S 40 Ambiorix Burgos, R Julio Franco, R Aaron Sele, R 10 Endy Chavez, L OBP: 0.306, SLG: 0.379										1	0	0	0	0	0	1						
61 Chan Ho Park, R Ruben Gotay, S 40 Ambiorix Burgos, R Julio Franco, R Aaron Sele, R 10 Endy Chavez, L OBP: 0.306, SLG: 0.379										1	0	0	0	0	0	1						
61 Chan Ho Park, R Ruben Gotay, S 40 Ambiorix Burgos, R Julio Franco, R Aaron Sele, R 10 Endy Chavez, L OBP: 0.306, SLG: 0.379										1	0	0	0	0	0	1						
<b>Inning Stats</b>	R: 0 E: 0 K: 0 S: 8	H: 2 LOB: 2 BB: 0 P: 12	R: 0 E: 0 K: 2 S: 7	H: 0 LOB: 1 BB: 1 P: 13	R: 0 E: 0 K: 1 S: 12	H: 2 LOB: 0 BB: 0 P: 16	R: 0 E: 0 K: 0 S: 8	H: 0 LOB: 1 BB: 1 P: 13	R: 1 E: 0 K: 1 S: 7	H: 1 LOB: 0 BB: 0 P: 10	R: 3 E: 1 K: 1 S: 16	H: 3 LOB: 1 BB: 0 P: 23	R: 0 E: 0 K: 1 S: 11	H: 2 LOB: 1 BB: 0 P: 15	R: 2 E: 0 K: 2 S: 18	H: 3 LOB: 1 BB: 0 P: 25	R: 0 E: 0 K: 1 S: 10	H: 0 LOB: 0 BB: 0 P: 16	1B: 9 2B: 3 3B: 0 HR: 1	SF: 0 SAC: 0 DP: 1 HBP: 0	WP: 0 PB: 0 SB: 2 CS: 0	PA: 42
<b>PITCHER</b>	IP WLS BF H R ER SO BB IBB HBP BLK WP HR S P ERA WHIP	IP WLS BF H R ER SO BB IBB HBP BLK WP HR S P ERA WHIP	IP WLS BF H R ER SO BB IBB HBP BLK WP HR S P ERA WHIP	IP WLS BF H R ER SO BB IBB HBP BLK WP HR S P ERA WHIP	IP WLS BF H R ER SO BB IBB HBP BLK WP HR S P ERA WHIP	IP WLS BF H R ER SO BB IBB HBP BLK WP HR S P ERA WHIP	IP WLS BF H R ER SO BB IBB HBP BLK WP HR S P ERA WHIP	IP WLS BF H R ER SO BB IBB HBP BLK WP HR S P ERA WHIP	IP WLS BF H R ER SO BB IBB HBP BLK WP HR S P ERA WHIP	IP WLS BF H R ER SO BB IBB HBP BLK WP HR S P ERA WHIP	IP WLS BF H R ER SO BB IBB HBP BLK WP HR S P ERA WHIP	IP WLS BF H R ER SO BB IBB HBP BLK WP HR S P ERA WHIP	IP WLS BF H R ER SO BB IBB HBP BLK WP HR S P ERA WHIP	IP WLS BF H R ER SO BB IBB HBP BLK WP HR S P ERA WHIP	IP WLS BF H R ER SO BB IBB HBP BLK WP HR S P ERA WHIP	IP WLS BF H R ER SO BB IBB HBP BLK WP HR S P ERA WHIP	IP WLS BF H R ER SO BB IBB HBP BLK WP HR S P ERA WHIP					
Scott Olsen, L ERA: 5.63	1.0	H	2	0	0	0	1	0	0	0	0	5	6	0.00	0.000							
Randy Messenger, R ERA: 3.46	1.0		6	3	2	2	2	0	0	0	0	18	25	18.00	3.000							
37 Renyel Pinto, L ERA: 2.4	1.0	S	3	0	0	0	1	0	0	0	0	10	16	0.00	0.000							
77 Henry Owens, R ERA: 2.45	1.0		3	0	0	0	1	0	0	0	0	10	16	0.00	0.000							





Batter	1	2	3	4	5	6	7	8	9	AB	R	H	RBI	BB	SO	LOB	TOP					
2 Hanley Ramirez, R OBP: 0.440, SLG: 0.591	3-2 F9	1-1 G1-3			1-0 F7		3-3 K		1-3 K	5	0	0	0	0	2	2						
6 Dan Uggla, R OBP: 0.301, SLG: 0.426	3-1 17 BB 14 3B HBP		2-1 G4-3		1-0 G5-4-3 1B		0-0 G4-3			3	1	1	0	0	0	2						
Miguel Cabrera, R OBP: 0.431, SLG: 0.652	4-1 17 BB 14 3B BB		0-0		0-1 G5-4-3			2-2 G6-3		3	1	1	0	1	0	1						
17 Mike Jacobs, L OBP: 0.400, SLG: 0.541	4-2 14 3B BB		2-0		2-1 G4-3			0-1		3	1	1	0	1	0	1						
8 Aaron Boone, R OBP: 0.373, SLG: 0.489	1-2 14 3B BB				F7				14 HR 1B	0	1	0	0	0	0	0						
14 Josh Willingham, R OBP: 0.398, SLG: 0.553	0-0 1-H 2-H 3-H 3B		3-0 F8		2-2 F8			3-1 1-H HR		4	1	2	5	0	0	1						
Joe Borcherd, S OBP: 0.340, SLG: 0.360	3-3 K				1-3 K			0-0 G3		4	0	1	0	0	2	2						
Miguel Olivo, R OBP: 0.245, SLG: 0.309	1-1 P4				2-3 K			0-1 G1-3		4	0	0	0	0	1	3						
4 Alfredo Amezaga, S OBP: 0.320, SLG: 0.429		1-0 G3			3-2 G5-3			4-1 1B BB		3	0	0	0	1	0	1						
47 Ricky Nolasco, R 48 Lee Gardner, R 1 Eric Reed, L Kevin Gregg, R 57 Taylor Tankersley, L Jason Wood, R 77 Henry Owens, R		1-1 G5-3			2-2 G6-3			0-0 1B		2	0	0	0	0	0	1						
<b>Inning Stats</b>	R: 3 E: 0 K: 1 S: 16	H: 1 LOB: 1 BB: 2 P: 34	R: 0 E: 0 K: 0 S: 5	H: 0 LOB: 0 BB: 0 P: 8	R: 0 E: 0 K: 0 S: 5	H: 1 LOB: 1 BB: 0 P: 12	R: 0 E: 0 K: 1 S: 15	H: 1 LOB: 0 BB: 0 P: 24	R: 0 E: 0 K: 0 S: 4	H: 0 LOB: 0 BB: 0 P: 6	R: 0 E: 0 K: 1 S: 8	H: 1 LOB: 2 BB: 1 P: 16	R: 2 E: 0 K: 0 S: 10	H: 2 LOB: 1 BB: 0 P: 15	R: 0 E: 0 K: 2 S: 10	H: 0 LOB: 0 BB: 0 P: 13	1B: 5 2B: 0 3B: 1 HR: 1	SF: 0 SAC: 0 DP: 1 HBP: 1	WP: 0 PB: 0 SB: 1 CS: 0	PA: 37		
<b>PITCHER</b>	IP WLS BF H R ER SO BB IBB HBP BLK WP HR S P ERA WHIP	IP WLS BF H R ER SO BB IBB HBP BLK WP HR S P ERA WHIP	IP WLS BF H R ER SO BB IBB HBP BLK WP HR S P ERA WHIP	IP WLS BF H R ER SO BB IBB HBP BLK WP HR S P ERA WHIP	IP WLS BF H R ER SO BB IBB HBP BLK WP HR S P ERA WHIP	IP WLS BF H R ER SO BB IBB HBP BLK WP HR S P ERA WHIP	IP WLS BF H R ER SO BB IBB HBP BLK WP HR S P ERA WHIP	IP WLS BF H R ER SO BB IBB HBP BLK WP HR S P ERA WHIP	IP WLS BF H R ER SO BB IBB HBP BLK WP HR S P ERA WHIP	IP WLS BF H R ER SO BB IBB HBP BLK WP HR S P ERA WHIP	IP WLS BF H R ER SO BB IBB HBP BLK WP HR S P ERA WHIP	IP WLS BF H R ER SO BB IBB HBP BLK WP HR S P ERA WHIP	IP WLS BF H R ER SO BB IBB HBP BLK WP HR S P ERA WHIP	IP WLS BF H R ER SO BB IBB HBP BLK WP HR S P ERA WHIP	IP WLS BF H R ER SO BB IBB HBP BLK WP HR S P ERA WHIP	IP WLS BF H R ER SO BB IBB HBP BLK WP HR S P ERA WHIP	IP WLS BF H R ER SO BB IBB HBP BLK WP HR S P ERA WHIP	IP WLS BF H R ER SO BB IBB HBP BLK WP HR S P ERA WHIP	IP WLS BF H R ER SO BB IBB HBP BLK WP HR S P ERA WHIP	IP WLS BF H R ER SO BB IBB HBP BLK WP HR S P ERA WHIP	IP WLS BF H R ER SO BB IBB HBP BLK WP HR S P ERA WHIP	IP WLS BF H R ER SO BB IBB HBP BLK WP HR S P ERA WHIP

Florida Marlins @ New York Mets  
Shea Stadium, Flushing, NY  
Tue May 01 2007, 7:10 PM EDT  
Att: 48,458 - Cloudy - 63 F

AB 33  
R 5  
H 7  
RBI 5  
BB 3  
SO 6  
LOB 14



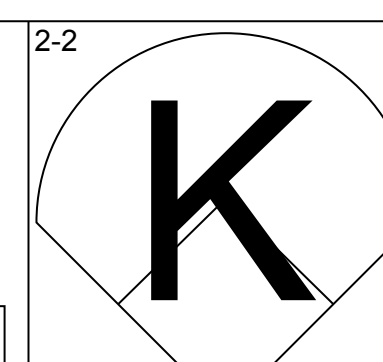
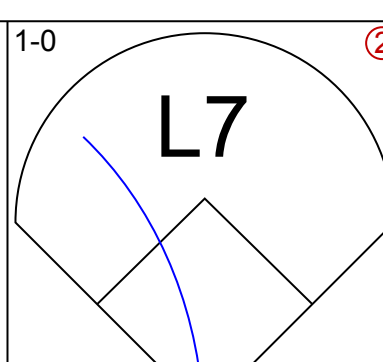
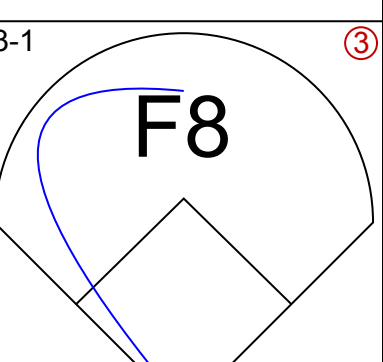
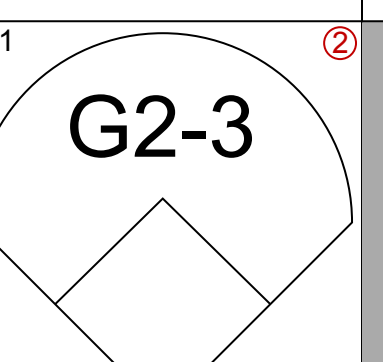
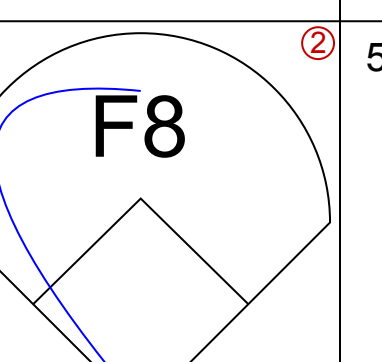
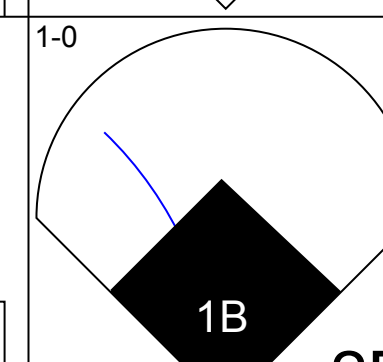
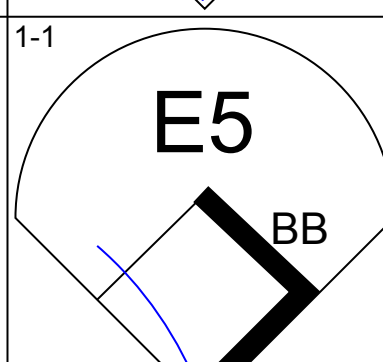

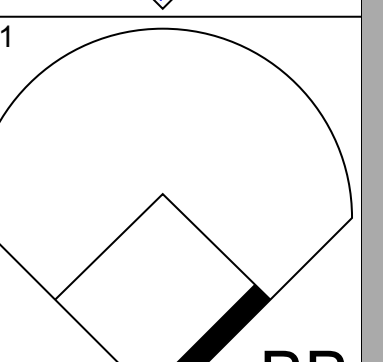
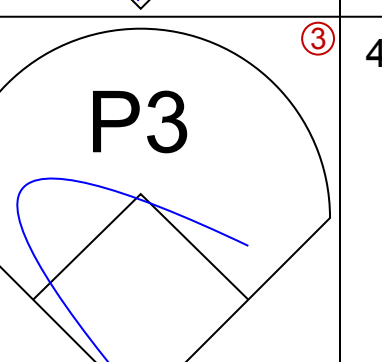
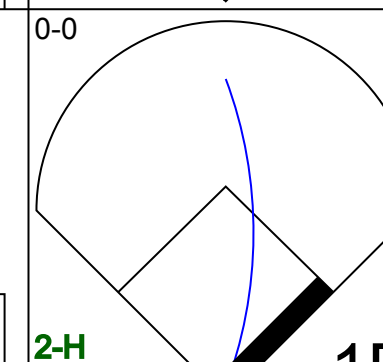
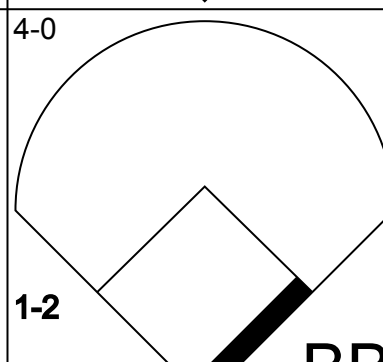

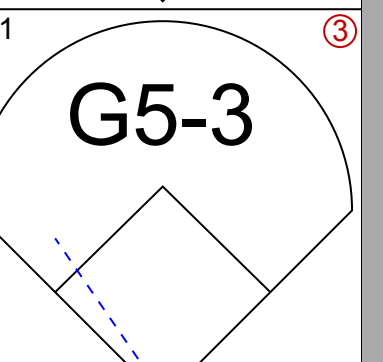
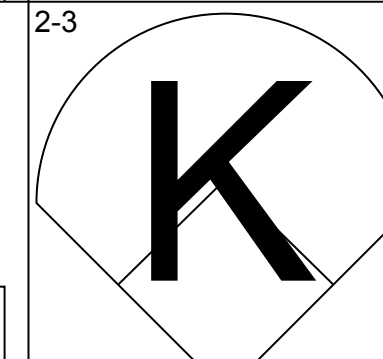
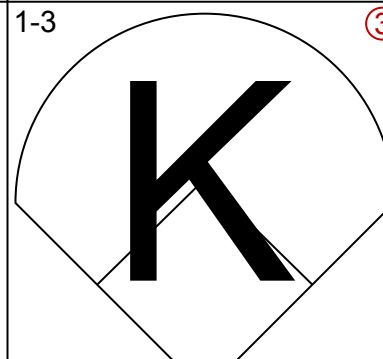


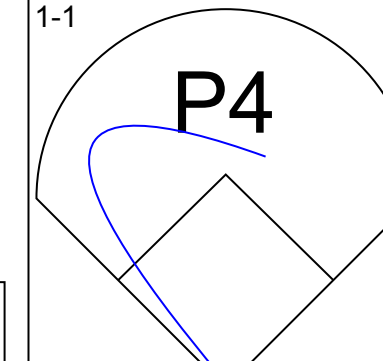
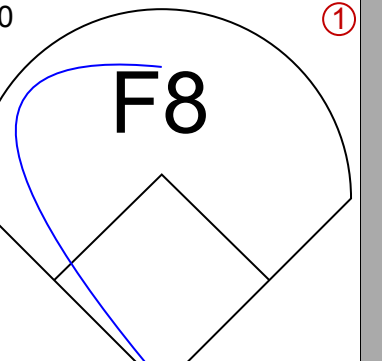


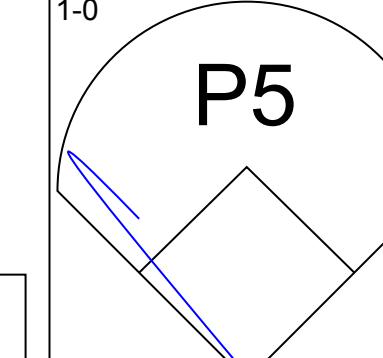
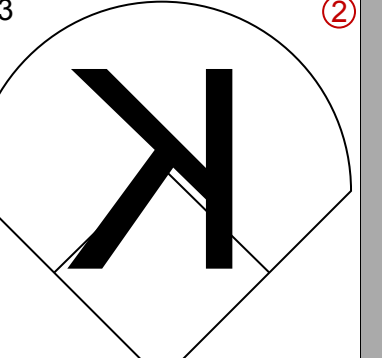


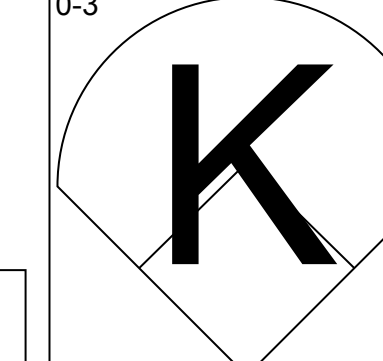



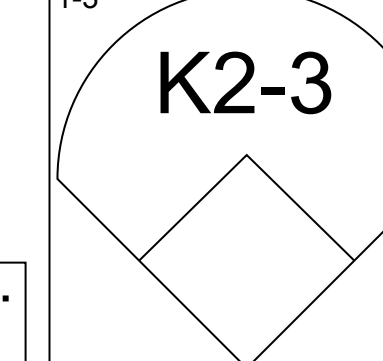
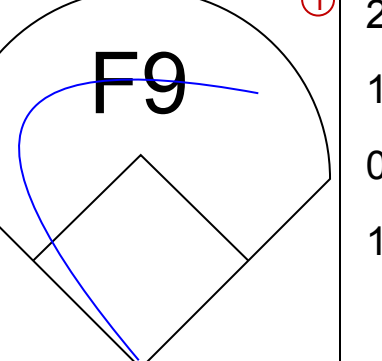

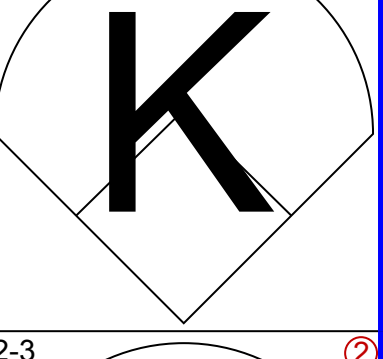
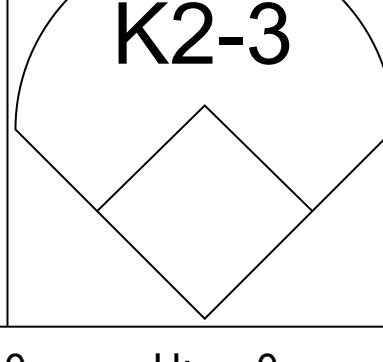
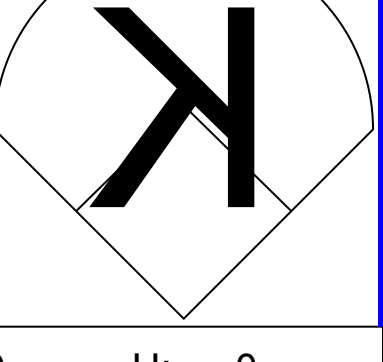
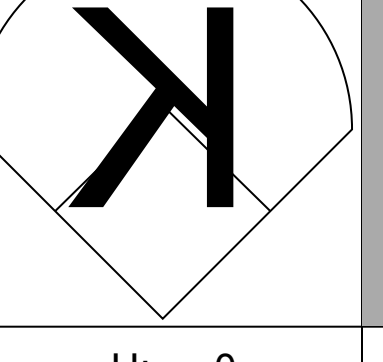
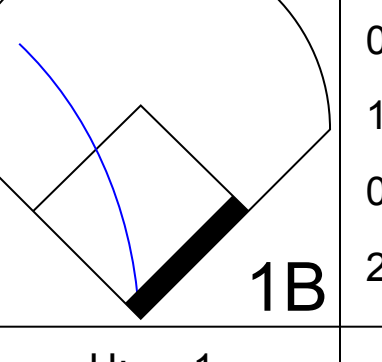
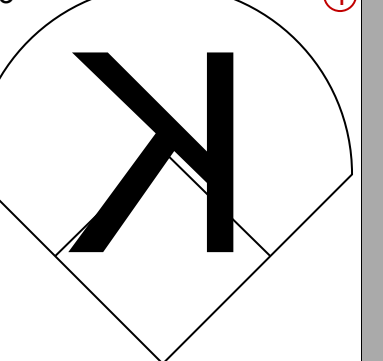
Batter	1	2	3	4	5	6	7	8	9	AB	R	H	RBI	BB	SO	LOB	BOTTOM						
7 José Reyes, S OBP: 0.432, SLG: 0.578	2-1 5 1B 21 CS 1B		0-3 K		0-3 K		1-3 K		1-0 F8	5	0	1	0	0	3	3							
5 David Wright, R OBP: 0.384, SLG: 0.372	1-0 1B			2-0 HR		0-1 15 G4-3 21 1B 2B		0-1 G6-3		4	2	3	1	0	0	0							
15 Carlos Beltrán, S OBP: 0.407, SLG: 0.648	0-3 K			2-2 F8		0-0 G4-3		0-0		4	0	1	0	0	1	3							
21 Carlos Delgado, L OBP: 0.270, SLG: 0.270	1-3 K			1-2 20 1B 16 1B 1B		0-0 18 FC5-4 20 FC4-6 1B		2-2 F7		4	0	2	1	0	1	3							
18 Moises Alou, R OBP: 0.390, SLG: 0.467		0-1 F7		2-0 F8		1-1 FC5-4 FC4-6 1B		0-0 G5-3		4	0	0	0	0	0	3							
20 Shawn Green, L OBP: 0.406, SLG: 0.526	1-1 F7			3-2 16 1B 1B		0-0 FC4-6				4	0	1	0	0	0	1							
16 Paul Lo Duca, R OBP: 0.303, SLG: 0.300	2-1 P2			0-0 1-2 2-H 1B				1-0 P6		4	0	2	0	0	0	0							
3 Damon Easley, R OBP: 0.345, SLG: 0.560			2-2 F8		3-2 F7			1-1 17 G4-3 HBP		3	0	0	0	0	0	1							
34 Mike Pelfrey, R 35 Joe Smith, R			1-1 G4-3		1-3 K2-3			2-2 G4-3		2	0	0	0	0	1	0							
17 David Newhan, L OBP: 0.294, SLG: 0.143										1	0	0	0	0	0	1							
Aaron Heilman, R 10 Endy Chavez, L OBP: 0.400, SLG: 0.600										0	0	0	0	0	0	0							
<b>Inning Stats</b>	R: 0 E: 0 K: 2 S: 9	H: 2 LOB: 2 BB: 0 P: 13	R: 0 E: 0 K: 0 S: 6	H: 0 LOB: 0 BB: 0 P: 9	R: 0 E: 0 K: 1 S: 9	H: 0 LOB: 0 BB: 0 P: 12	R: 1 E: 0 K: 0 S: 12	H: 4 LOB: 2 BB: 0 P: 22	R: 0 E: 0 K: 2 S: 10	H: 0 LOB: 0 BB: 0 P: 14	R: 1 E: 0 K: 0 S: 7	H: 2 LOB: 1 BB: 0 P: 8	R: 0 E: 0 K: 1 S: 8	H: 0 LOB: 1 BB: 0 P: 13	R: 0 E: 0 K: 0 S: 7	H: 1 LOB: 0 BB: 0 P: 9	R: 0 E: 0 K: 0 S: 12	H: 2 LOB: 2 BB: 0 P: 19	1B: 9 2B: 2 3B: 0 HR: 1	SF: 0 SAC: 0 DP: 1 HBP: 1	WP: 0 PB: 0 SB: 0 CS: 1	PA: 37	
<b>PITCHER</b>	IP WLS BF H R ER SO BB IBB HBP BLK WP HR S P ERA WHIP	IP WLS BF H R ER SO BB IBB HBP BLK WP HR S P ERA WHIP	IP WLS BF H R ER SO BB IBB HBP BLK WP HR S P ERA WHIP	IP WLS BF H R ER SO BB IBB HBP BLK WP HR S P ERA WHIP	IP WLS BF H R ER SO BB IBB HBP BLK WP HR S P ERA WHIP	IP WLS BF H R ER SO BB IBB HBP BLK WP HR S P ERA WHIP	IP WLS BF H R ER SO BB IBB HBP BLK WP HR S P ERA WHIP	IP WLS BF H R ER SO BB IBB HBP BLK WP HR S P ERA WHIP	IP WLS BF H R ER SO BB IBB HBP BLK WP HR S P ERA WHIP	IP WLS BF H R ER SO BB IBB HBP BLK WP HR S P ERA WHIP	IP WLS BF H R ER SO BB IBB HBP BLK WP HR S P ERA WHIP	IP WLS BF H R ER SO BB IBB HBP BLK WP HR S P ERA WHIP	IP WLS BF H R ER SO BB IBB HBP BLK WP HR S P ERA WHIP	IP WLS BF H R ER SO BB IBB HBP BLK WP HR S P ERA WHIP	IP WLS BF H R ER SO BB IBB HBP BLK WP HR S P ERA WHIP	IP WLS BF H R ER SO BB IBB HBP BLK WP HR S P ERA WHIP	IP WLS BF H R ER SO BB IBB HBP BLK WP HR S P ERA WHIP	IP WLS BF H R ER SO BB IBB HBP BLK WP HR S P ERA WHIP	IP WLS BF H R ER SO BB IBB HBP BLK WP HR S P ERA WHIP	IP WLS BF H R ER SO BB IBB HBP BLK WP HR S P ERA WHIP	IP WLS BF H R ER SO BB IBB HBP BLK WP HR S P ERA WHIP	IP WLS BF H R ER SO BB IBB HBP BLK WP HR S P ERA WHIP	IP WLS BF H R ER SO BB IBB HBP BLK WP HR S P ERA WHIP

Florida Marlins @ New York Mets  
Shea Stadium, Flushing, NY  
Tue May 01 2007, 7:10 PM EDT  
Att: 48,458 - Cloudy - 63 F

AB 36  
R 2  
H 11  
RBI 2  
BB 0  
SO 6  
LOB 15



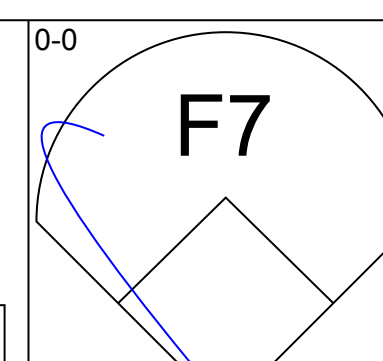
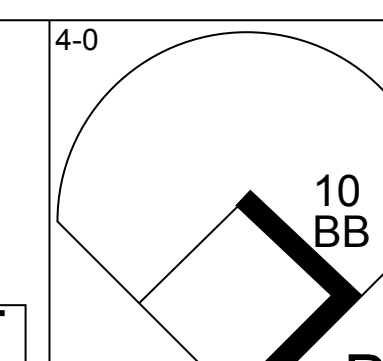
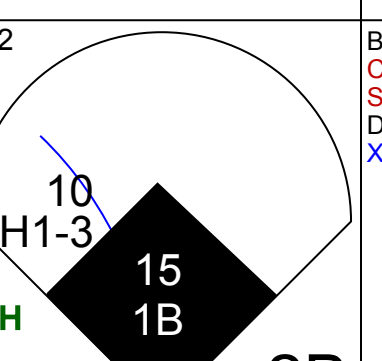
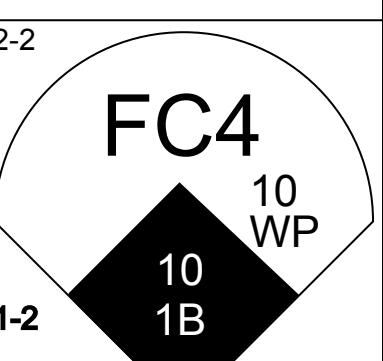
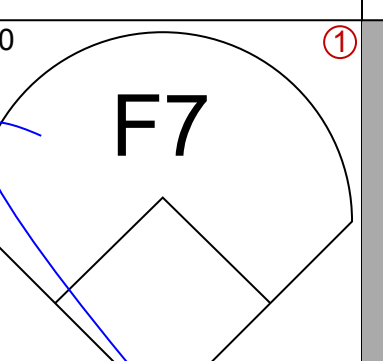
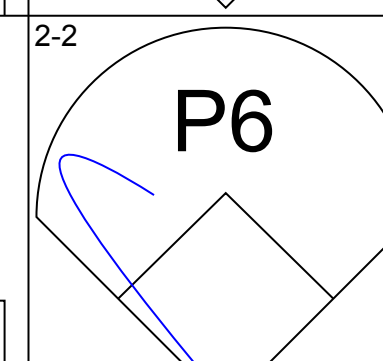
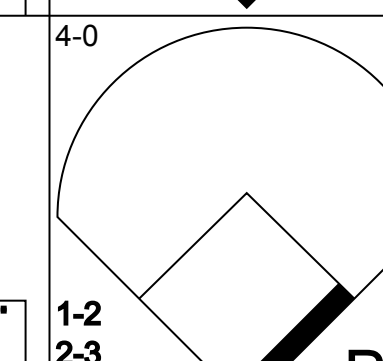
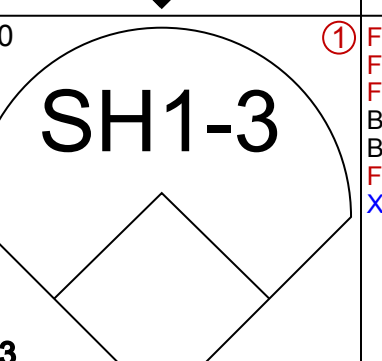
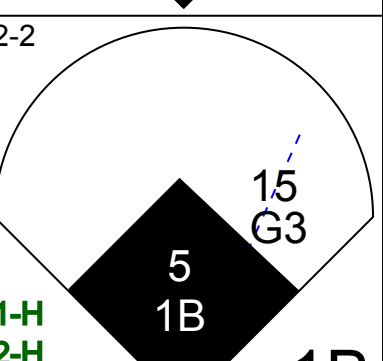
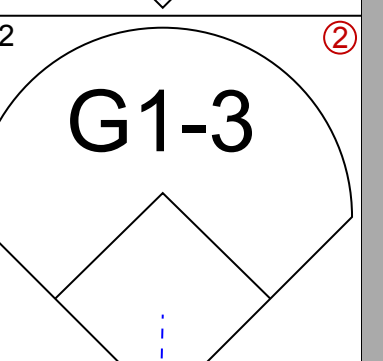
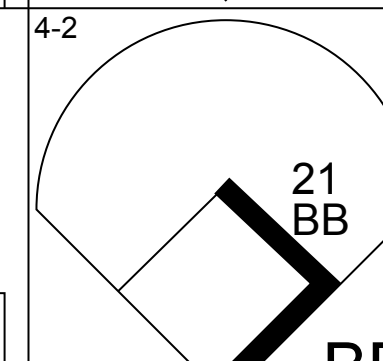
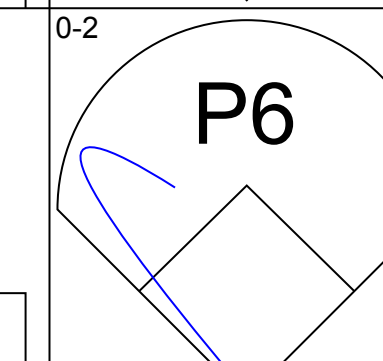
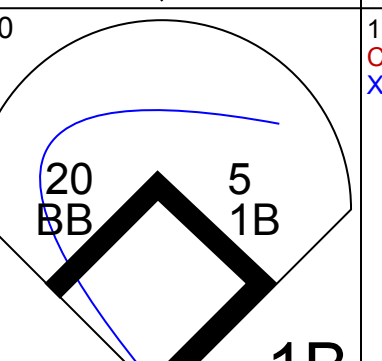
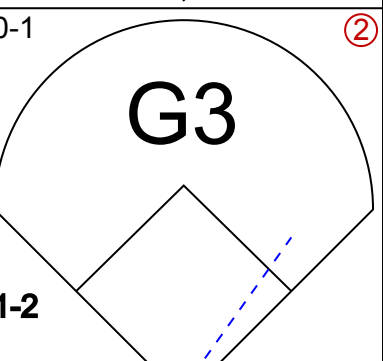
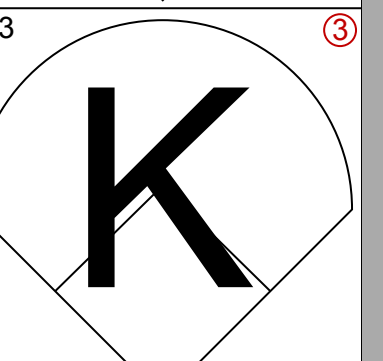
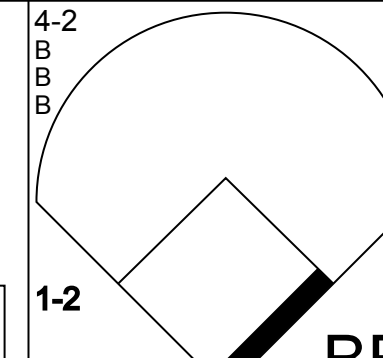
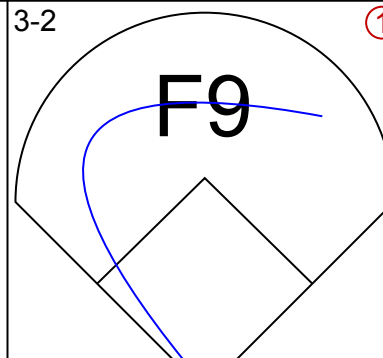
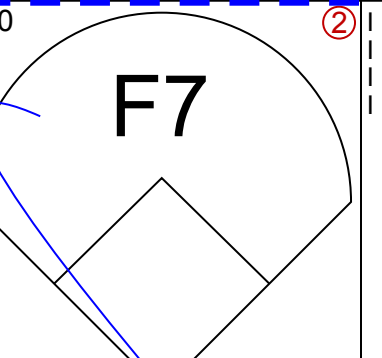
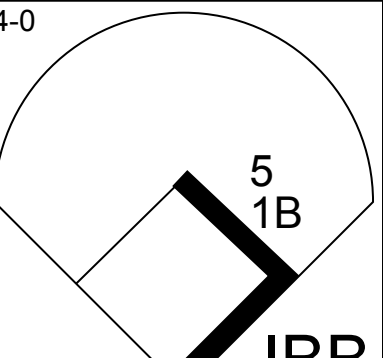

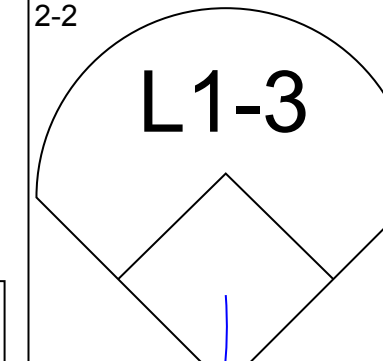
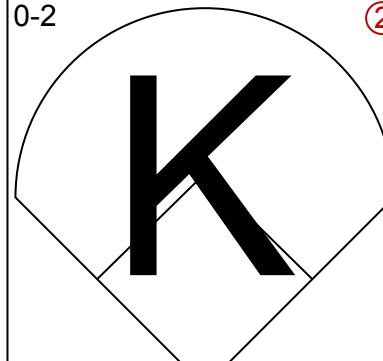
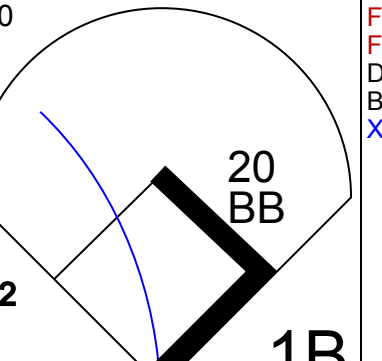
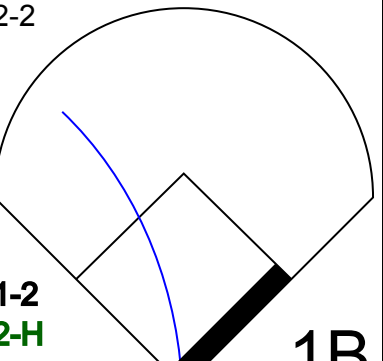

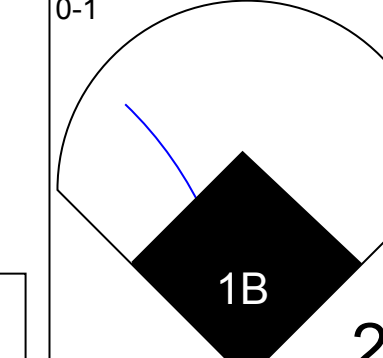
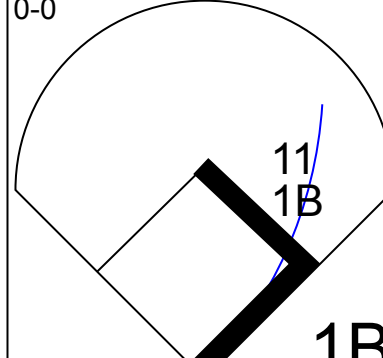
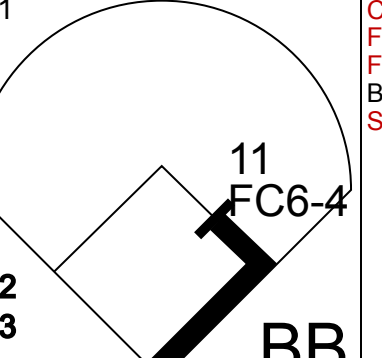
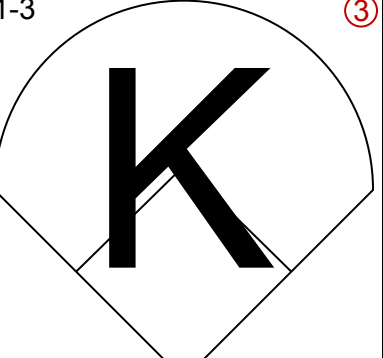

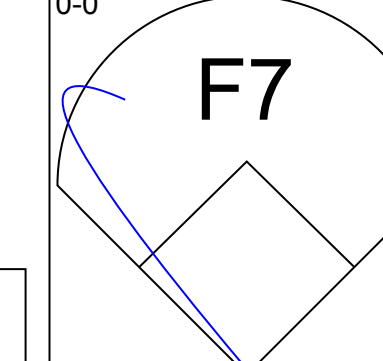
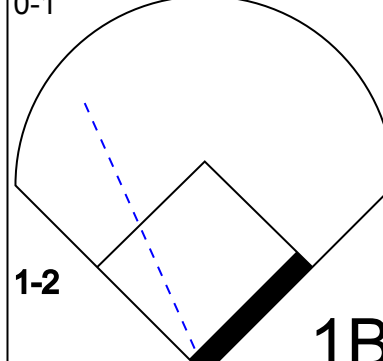
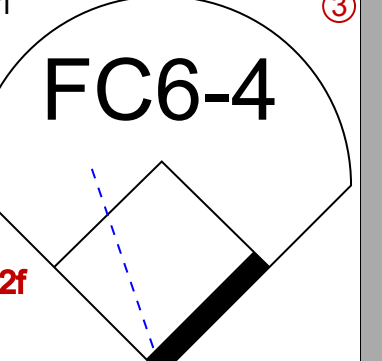


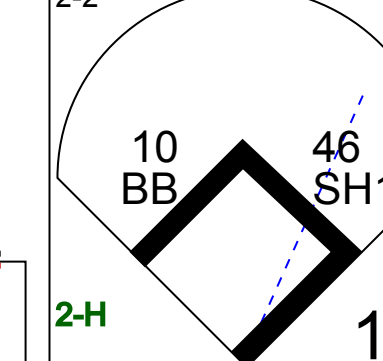
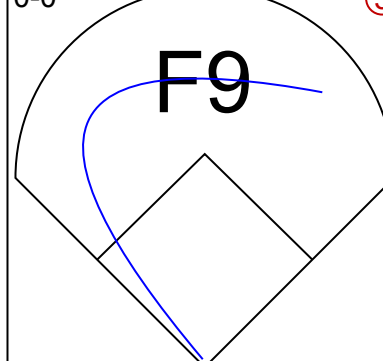
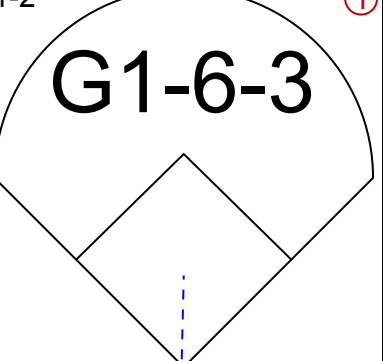
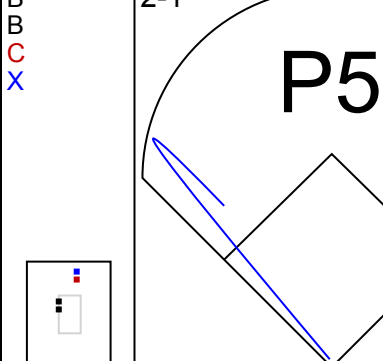
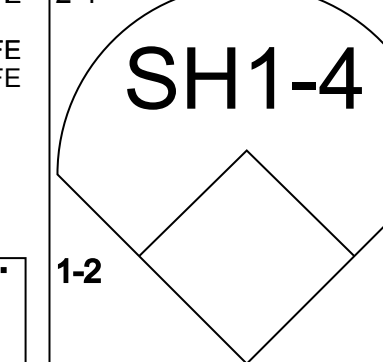
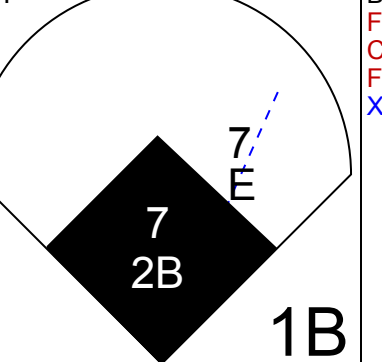
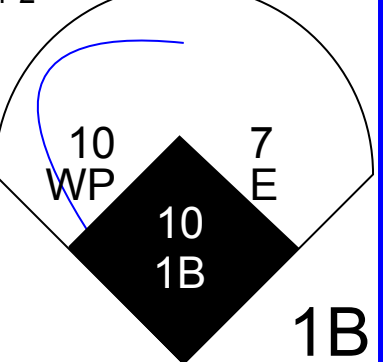
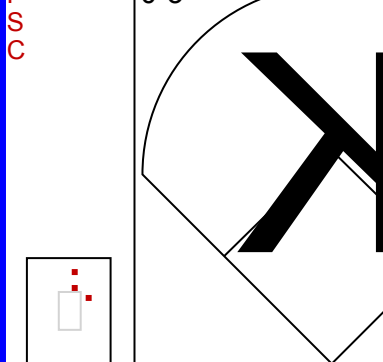


Batter	1	2	3	4	5	6	7	8	9	AB	R	H	RBI	BB	SO	LOB	TOP								
2 Hanley Ramirez, R OBP: 0.421, SLG: 0.561										5	0	0	0	0	1	1									
6 Dan Uggla, R OBP: 0.305, SLG: 0.429										4	1	1	0	1	0	1									
Miguel Cabrera, R OBP: 0.434, SLG: 0.641										3	0	1	1	1	0	1									
14 Josh Willingham, R OBP: 0.393, SLG: 0.536										3	1	0	0	1	2	3									
8 Aaron Boone, R OBP: 0.382, SLG: 0.479										3	1	1	0	0	0	1									
12 Cody Ross, R OBP: 0.362, SLG: 0.577										2	0	0	0	2	1	0									
Joe Borchard, S OBP: 0.327, SLG: 0.344										4	0	0	0	0	2	3									
20 Matt Treanor, R OBP: 0.235, SLG: 0.267										2	0	0	0	0	2	0									
17 Mike Jacobs, L OBP: 0.395, SLG: 0.533										1	0	0	0	0	1	2									
Wes Obermueller, R OBP: 0.200, SLG: 0.400										0	0	0	0	0	0	0									
4 Alfredo Amezaga, S OBP: 0.316, SLG: 0.423										1	0	0	0	0	0	0									
36 Anibal Sánchez, R OBP: 0.231, SLG: 0.091										1	0	0	0	0	1	0									
48 Lee Gardner, R										0	0	0	0	0	0	0									
1 Eric Reed, L OBP: 0.222, SLG: 0.125										1	0	0	0	0	1	0									
22 Matt Lindstrom, R										0	0	0	0	0	0	0									
Miguel Olivo, R OBP: 0.250, SLG: 0.313										2	0	1	0	1	1	0									
<b>Inning Stats</b>	R: 1 E: 0 K: 2 S: 11	H: 2 LOB: 1 BB: 0 P: 17	R: 0 E: 0 K: 2 S: 7	H: 0 LOB: 0 BB: 0 P: 9	R: 0 E: 1 K: 2 S: 9	H: 0 LOB: 2 BB: 1 P: 16	R: 0 E: 0 K: 2 S: 8	H: 0 LOB: 0 BB: 0 P: 13	R: 0 E: 0 K: 2 S: 9	H: 0 LOB: 0 BB: 0 P: 15	R: 2 E: 1 K: 1 S: 17	H: 1 LOB: 2 BB: 2 P: 33	R: 0 E: 0 K: 1 S: 8	H: 0 LOB: 1 BB: 1 P: 17	R: 0 E: 0 K: 0 S: 9	H: 0 LOB: 1 BB: 1 P: 17	R: 0 E: 0 K: 0 S: 9	H: 1 LOB: 1 BB: 0 P: 11	1B: 3 2B: 2 3B: 0 HR: 0	SF: 0 SAC: 0 DP: 1 HBP: 1	WP: 0 PB: 0 SB: 0 CS: 0	PA: 38			
<b>PITCHER</b>	IP	WLS	BF	H	R	ER	SO	BB	IBB	HBP	BLK	WP	HR	S	P	ERA	WHIP								
46 Oliver Pérez, L ERA: 3.41	(1, 1)	5.2	W	25	3	3	1	10	3	0	0	0	0	58	98	1.59	1.059								
35 Joe Smith, R ERA:	(6, 1)	1.2	H	8	0	0	0	2	2	0	1	0	0	19	37	0.00	1.200								
Scott Schoeneweis, L ERA: 1.74	(8, 1)	0.2	H	1	0	0	0	0	0	0	0	0	0	1	2	0.00	0.000								
13 Billy Wagner, L ERA: 0.75	(9, 1)	1.0	S	4	1	0	0	0	0	0	0	0	0	9	11	0.00	1.000								

Florida Marlins @ New York Mets  
Shea Stadium, Flushing, NY  
Wed May 02 2007, 1:10 PM EDT  
Att: 25,236 - Cloudy - 56 F

AB 32  
R 3  
H 4  
RBI 1  
BB 5  
SO 12  
LOB 12



Batter	1	2	3	4	5	6	7	8	9	AB	R	H	RBI	BB	SO	LOB	BOTTOM								
7 José Reyes, S OBP: 0.431, SLG: 0.575										4	2	1	1	1	0	1									
10 Endy Chavez, L OBP: 0.417, SLG: 0.565										3	1	1	2	1	0	0									
15 Carlos Beltrán, S OBP: 0.407, SLG: 0.633										4	0	1	1	1	1	4									
21 Carlos Delgado, L OBP: 0.284, SLG: 0.265										2	0	0	0	3	0	1									
5 David Wright, R OBP: 0.385, SLG: 0.374										5	0	2	1	0	1	3									
20 Shawn Green, L OBP: 0.414, SLG: 0.535										4	1	2	0	1	2	3									
11 Ramon Castro, R OBP: 0.324, SLG: 0.533										5	0	1	0	0	0	5									
Ruben Gotay, S OBP: 0.200, SLG: 0.200										4	0	1	1	0	0	2									
46 Oliver Pérez, L OBP: 0.333, SLG: 0.333										2	2	2	0	0	0	0									
35 Joe Smith, R ERA: 2.87	(6, 1)									1	0	0	0	0	1	0									
Scott Schoeneweis, L ERA: 1.74	(8, 1)									0	0	0	0	0	0	0									
13 Billy Wagner, L ERA: 0.75	(9, 1)									0	0	0	0	0	0	0									
<b>Inning Stats</b>	R: 0 E: 0 K: 0 S: 13	H: 0 LOB: 2 BB: 2 P: 25	R: 1 E: 0 K: 0 S: 13	H: 2 LOB: 3 BB: 2 P: 25	R: 0 E: 0 K: 1 S: 11	H: 2 LOB: 2 BB: 0 P: 14	R: 2 E: 1 K: 0 S: 12	H: 4 LOB: 3 BB: 1 P: 23	R: 3 E: 1 K: 1 S: 24	H: 3 LOB: 2 BB: 1 P: 37	R: 0 E: 0 K: 1 S: 6	H: 0 LOB: 0 BB: 0 P: 9	R: 0 E: 0 K: 1 S: 8	H: 0 LOB: 0 BB: 0 P: 12	R: 0 E: 0 K: 1 S: 10	H: 0 LOB: 1 BB: 1 P: 17	R: 0 E: 0 K: 0 S: 10	H: 0 LOB: 1 BB: 1 P: 17	1B: 9 2B: 2 3B: 0 HR: 0	SF: 0 SAC: 2 DP: 0 HBP: 0	WP: 1 PB: 0 SB: 0 CS: 0	PA: 43			
<b>PITCHER</b>	IP	WLS	BF	H	R	ER	SO	BB	IBB	HBP	BLK	WP	HR	S	P	ERA	WHIP								
36 Anibal Sánchez, R ERA: 4.8	(1, 1)	3.1	L	21	7	3	3	1	4	0	0	0	0	44	75	8.10	3.300								
48 Lee Gardner, R ERA: 2.87	(4, 1)	0.2		4	1	0	0	0	1	0	0	0	0	5	12	0.00	3.000								
22 Matt Lindstrom, R ERA: 3.0	(5, 1)	1.0		8	3	3	1	1	0	1	0	0	1	24	37	9.00	3.000								
Wes Obermueller, R ERA: 3.07	(6, 1)	3.0		10	0	0	0	3	1	0	0	0	0	24	38	0.00	0.333								

Florida Marlins @ New York Mets  
Shea Stadium, Flushing, NY  
Wed May 02 2007, 1:10 PM EDT  
Att: 25,236 - Cloudy - 56 F

AB 34  
R 6  
H 11  
RBI 6  
BB 7  
SO 5  
LOB 19





Batter	1	2	3	4	5	6	7	8	9	AB	R	H	RBI	BB	SO	LOB	TOP							
7 José Reyes, S OBP: 0.430, SLG: 0.568	G6-3		F8		FC6-4		PO		5 HR	5	1	2	0	0	0	1								
5 David Wright, R OBP: 0.377, SLG: 0.394	P3			G3	G6-3		PO	G4-3	HR	5	1	1	3	0	0	1								
15 Carlos Beltrán, S OBP: 0.414, SLG: 0.652					BB			K	F7	3	2	1	1	2	1	0								
21 Carlos Delgado, L OBP: 0.281, SLG: 0.262	K			P4				F9		5	0	1	0	0	2	2								
18 Moises Alou, R OBP: 0.408, SLG: 0.489																								
10 Endy Chavez, L OBP: 0.385, SLG: 0.520																								
20 Shawn Green, L OBP: 0.409, SLG: 0.519																								
16 Paul Lo Duca, R OBP: 0.312, SLG: 0.301																								
3 Damon Easley, R OBP: 0.333, SLG: 0.621																								
Tom Glavine, L OBP: 0.226, SLG: 0.290																								
17 David Newhall, L OBP: 0.278, SLG: 0.131																								
25 Pedro Feliciano, L ERA: 3.75																								
Aaron Heilman, R ERA: 3.75																								
Julio Franco, R OBP: 0.402, SLG: 0.200																								
Scott Schoeneweis, L ERA: 1.59																								
<b>Inning Stats</b>	R: 0 E: 0 K: 1 S: 10	H: 0 LOB: 1 BB: 1 P: 17	R: 0 E: 0 K: 1 S: 7	H: 0 LOB: 0 BB: 1 P: 13	R: 0 E: 0 K: 1 S: 10	H: 0 LOB: 0 BB: 0 P: 17	R: 2 E: 0 K: 0 S: 15	H: 2 LOB: 2 BB: 2 P: 25	R: 0 E: 0 K: 1 S: 10	H: 1 LOB: 1 BB: 0 P: 13	R: 1 E: 0 K: 1 S: 10	H: 2 LOB: 2 BB: 0 P: 18	R: 0 E: 0 K: 1 S: 8	H: 1 LOB: 0 BB: 0 P: 10	R: 0 E: 0 K: 1 S: 9	H: 0 LOB: 0 BB: 0 P: 16	R: 6 E: 1 K: 2 S: 25	H: 4 LOB: 1 BB: 2 P: 48	1B: 6 2B: 1 3B: 0 HR: 3	SF: 0 SAC: 0 DP: 1 HBP: 0	WP: 1 PB: 0 SB: 0 CS: 0	PA: 42		
<b>PITCHER</b>	IP WLS BF H R ER SO BB IBB HBP BLK WP HR S P ERA WHIP	IP WLS BF H R ER SO BB IBB HBP BLK WP HR S P ERA WHIP	IP WLS BF H R ER SO BB IBB HBP BLK WP HR S P ERA WHIP	IP WLS BF H R ER SO BB IBB HBP BLK WP HR S P ERA WHIP	IP WLS BF H R ER SO BB IBB HBP BLK WP HR S P ERA WHIP	IP WLS BF H R ER SO BB IBB HBP BLK WP HR S P ERA WHIP	IP WLS BF H R ER SO BB IBB HBP BLK WP HR S P ERA WHIP	IP WLS BF H R ER SO BB IBB HBP BLK WP HR S P ERA WHIP	IP WLS BF H R ER SO BB IBB HBP BLK WP HR S P ERA WHIP	IP WLS BF H R ER SO BB IBB HBP BLK WP HR S P ERA WHIP	IP WLS BF H R ER SO BB IBB HBP BLK WP HR S P ERA WHIP	IP WLS BF H R ER SO BB IBB HBP BLK WP HR S P ERA WHIP	IP WLS BF H R ER SO BB IBB HBP BLK WP HR S P ERA WHIP	IP WLS BF H R ER SO BB IBB HBP BLK WP HR S P ERA WHIP	IP WLS BF H R ER SO BB IBB HBP BLK WP HR S P ERA WHIP	IP WLS BF H R ER SO BB IBB HBP BLK WP HR S P ERA WHIP	IP WLS BF H R ER SO BB IBB HBP BLK WP HR S P ERA WHIP	IP WLS BF H R ER SO BB IBB HBP BLK WP HR S P ERA WHIP	IP WLS BF H R ER SO BB IBB HBP BLK WP HR S P ERA WHIP	IP WLS BF H R ER SO BB IBB HBP BLK WP HR S P ERA WHIP	IP WLS BF H R ER SO BB IBB HBP BLK WP HR S P ERA WHIP	IP WLS BF H R ER SO BB IBB HBP BLK WP HR S P ERA WHIP	IP WLS BF H R ER SO BB IBB HBP BLK WP HR S P ERA WHIP	IP WLS BF H R ER SO BB IBB HBP BLK WP HR S P ERA WHIP
44 Micah Owings, R ERA: 3.38	6.0	25	5	3	3	5	4	0	0	0	0	0	0	0	0	0	1	1	62	103	4.50	1.500		
56 Ramon Pena, R ERA: 1.59	1.0	3	1	0	0	1	0	0	0	0	0	0	0	0	0	0	0	0	8	10	0.00	1.000		
Brandon Lyon, R ERA: 1.38	1.0	3	0	0	0	1	0	0	0	0	0	0	0	0	0	0	0	0	9	16	0.00	0.000		
Jose Valverde, R ERA: 4.76	0.1	6	2	5	4	1	2	0	0	0	0	1	14	28	108.00	12.000								
57 Dustin Nippert, R ERA: 3.49	0.2	4	2	1	1	1	0	0	0	0	0	1	11	20	13.50	3.000								
<b>Batter</b>	1	2	3	4	5	6	7	8	9	AB	R	H	RBI	BB	SO	LOB	BOTTOM							
24 Chris Young, R OBP: 0.255, SLG: 0.383	G3		F9		F7			G5-3		4	0	0	0	0	0	0								
34 Conor Jackson, R OBP: 0.337, SLG: 0.250	F9		G1-6-3				P3	F8		4	0	0	0	0	0	0								
57 Dustin Nippert, R										0	0	0	0	0	0	0								
1 Orlando Hudson, S OBP: 0.407, SLG: 0.517	K			G6-3					G5-3	4	1	1	1	0	1	0								
22 Eric Byrnes, R OBP: 0.362, SLG: 0.461																								
7 Carlos Quentin, R OBP: 0.339, SLG: 0.327																								
6 Stephen Drew, L OBP: 0.333, SLG: 0.346																								
19 Chris Snyder, R OBP: 0.373, SLG: 0.396																								
13 Alberto Callaspo, S OBP: 0.253, SLG: 0.233																								
44 Micah Owings, R OBP: 0.143, SLG: 0.167																								
56 Ramon Pena, R																								
Brandon Lyon, R																								
Scott Hairston, R OBP: 0.309, SLG: 0.367																								
Tony Clark, S OBP: 0.291, SLG: 0.500																								
<b>Inning Stats</b>	R: 0 E: 0 K: 1 S: 8	H: 0 LOB: 0 BB: 0 P: 13	R: 1 E: 0 K: 0 S: 15	H: 2 LOB: 1 BB: 0 P: 27	R: 0 E: 0 K: 1 S: 6	H: 0 LOB: 0 BB: 0 P: 8	R: 0 E: 0 K: 0 S: 3	H: 0 LOB: 0 BB: 0 P: 6	R: 2 E: 0 K: 1 S: 11	H: 2 LOB: 0 BB: 0 P: 15	R: 1 E: 0 K: 1 S: 10	H: 1 LOB: 0 BB: 0 P: 19	R: 0 E: 0 K: 0 S: 5	H: 0 LOB: 0 BB: 0 P: 7	R: 0 E: 0 K: 0 S: 10	H: 0 LOB: 0 BB: 0 P: 13	R: 0 E: 0 K: 0 S: 14	H: 1 LOB: 2 BB: 1 P: 24	1B: 3 2B: 0 3B: 1 HR: 2	SF: 0 SAC: 0 DP: 0 HBP: 0	WP: 1 PB: 0 SB: 0 CS: 0	PA: 34		
<b>PITCHER</b>	IP WLS BF H R ER SO BB IBB HBP BLK WP HR S P ERA WHIP	IP WLS BF H R ER SO BB IBB HBP BLK WP HR S P ERA WHIP	IP WLS BF H R ER SO BB IBB HBP BLK WP HR S P ERA WHIP	IP WLS BF H R ER SO BB IBB HBP BLK WP HR S P ERA WHIP	IP WLS BF H R ER SO BB IBB HBP BLK WP HR S P ERA WHIP	IP WLS BF H R ER SO BB IBB HBP BLK WP HR S P ERA WHIP	IP WLS BF H R ER SO BB IBB HBP BLK WP HR S P ERA WHIP	IP WLS BF H R ER SO BB IBB HBP BLK WP HR S P ERA WHIP	IP WLS BF H R ER SO BB IBB HBP BLK WP HR S P ERA WHIP	IP WLS BF H R ER SO BB IBB HBP BLK WP HR S P ERA WHIP	IP WLS BF H R ER SO BB IBB HBP BLK WP HR S P ERA WHIP	IP WLS BF H R ER SO BB IBB HBP BLK WP HR S P ERA WHIP	IP WLS BF H R ER SO BB IBB HBP BLK WP HR S P ERA WHIP	IP WLS BF H R ER SO BB IBB HBP BLK WP HR S P ERA WHIP	IP WLS BF H R ER SO BB IBB HBP BLK WP HR S P ERA WHIP	IP WLS BF H R ER SO BB IBB HBP BLK WP HR S P ERA WHIP	IP WLS BF H R ER SO BB IBB HBP BLK WP HR S P ERA WHIP	IP WLS BF H R ER SO BB IBB HBP BLK WP HR S P ERA WHIP	IP WLS BF H R ER SO BB IBB HBP BLK WP HR S P ERA WHIP	IP WLS BF H R ER SO BB IBB HBP BLK WP HR S P ERA WHIP	IP WLS BF H R ER SO BB IBB HBP BLK WP HR S P ERA WHIP	IP WLS BF H R ER SO BB IBB HBP BLK WP HR S P ERA WHIP	IP WLS BF H R ER SO BB IBB HBP BLK WP HR S P ERA WHIP	IP WLS BF H R ER SO BB IBB HBP BLK WP HR S P ERA WHIP
Tom Glavine, L ERA: 3.27	6.0	23	5	4	4	4	0	0	0	0	0	0	0	0	0	0	1	2	53	88	6.00	0.833		
25 Pedro Feliciano, L ERA: 3.75	1.0	3	0	0	0	0	0	0	0	0	0	0	5	7	0.00	0.000								
Aaron Heilman, R ERA: 3.75	1.0	3	0	0	0	0	0	0	0	0	0	0	10	13	0.00	0.000								
Scott Schoeneweis, L ERA: 1.59	1.0	5	1	0	0	0	1	0	0	0	0	0	14	24	0.00	2.000								

New York Mets @ Arizona Diamondbacks  
Chase Field, Phoenix, AZ  
Thu May 03 2007, 6:40 PM MST  
Att: 19,626 - Clear - 84 F

AB 35  
R 9  
H 10  
RBI 9  
BB 6  
SO 9  
LOB 8



New York Mets @ Arizona Diamondbacks  
Chase Field, Phoenix, AZ  
Thu May 03 2007, 6:40 PM MST  
Att: 19,626 - Clear - 84 F

AB 33  
R 4  
H 6  
RBI 4  
BB 1  
SO 4  
LOB 6













Batter	1	2	3	4	5	6	7	8	9	AB	R	H	RBI	BB	SO	LOB	TOP					
7 José Reyes, S OBP: 0.426, SLG: 0.550	F8		G6-3				F7			4	0	1	0	0	0	1						
10 Endy Chavez, L OBP: 0.351, SLG: 0.486	1B						G3-1			4	1	2	0	0	1	2						
5 David Wright, R OBP: 0.341, SLG: 0.350	F9									4	0	0	0	0	1	2						
21 Carlos Delgado, L OBP: 0.302, SLG: 0.292	P6									4	0	1	0	0	0	2						
20 Shawn Green, L OBP: 0.417, SLG: 0.535										2	0	1	0	2	0	0						
11 Ramon Castro, R OBP: 0.316, SLG: 0.500	G6-4-3									4	0	1	1	0	2	3						
17 David Newhan, L OBP: 0.304, SLG: 0.111	L7									3	0	0	0	1	0	4						
Ruben Gotay, S OBP: 0.100, SLG: 0.100										4	0	0	0	0	0	1						
34 Mike Pelfrey, R 25 Pedro Feliciano, L 3 Damion Easley, R Lino Urdaneta, R Scott Schoeneweis, L 15 Carlos Beltrán, S										2	0	0	0	0	1	0						
<b>Inning Stats</b>	R: 0 E: 0 K: 0 S: 9	H: 1 LOB: 1 BB: 0 P: 10	R: 0 E: 0 K: 0 S: 7	H: 1 LOB: 0 BB: 0 P: 10	R: 0 E: 0 K: 1 S: 7	H: 0 LOB: 0 BB: 0 P: 12	R: 1 E: 0 K: 0 S: 10	H: 2 LOB: 2 BB: 1 P: 19	R: 0 E: 0 K: 1 S: 13	H: 1 LOB: 1 BB: 0 P: 20	R: 0 E: 0 K: 1 S: 15	H: 1 LOB: 2 BB: 1 P: 24	R: 0 E: 0 K: 0 S: 5	H: 0 LOB: 0 BB: 1 P: 10	R: 0 E: 0 K: 1 S: 7	H: 0 LOB: 0 BB: 0 P: 13	R: 0 E: 0 K: 1 S: 14	H: 0 LOB: 1 BB: 1 P: 23	1B: 4 2B: 2 3B: 0 HR: 0	SF: 0 SAC: 0 DP: 1 HBP: 0	WP: 0 PB: 0 SB: 1 CS: 0	PA: 36
<b>PITCHER</b>	IP	WLS	BF	H	R	ER	SO	BB	IBB	HBP	BLK	WP	HR	S	P	ERA	WHIP					
Livan Hernandez, R ERA: 3.2	7.0	W	29	6	1	1	3	3	0	0	0	0	0	66	105	1.29	1.286					
Brandon Lyon, R ERA: 1.29	1.0	H	3	0	0	0	1	0	0	0	0	0	0	7	13	0.00	0.000					
Jose Valverde, R ERA: 4.05	1.0	S	4	0	0	0	1	1	0	0	0	0	0	14	23	0.00	1.000					

New York Mets @ Arizona Diamondbacks  
Chase Field, Phoenix, AZ  
Sun May 06 2007, 1:40 PM MST  
Att: 35,421 - Roof Closed - 74 F

AB 32  
R 1  
H 6  
RBI 1  
BB 4  
SO 5  
LOB 16



Batter	1	2	3	4	5	6	7	8	9	AB	R	H	RBI	BB	SO	LOB	BOTTOM				
24 Chris Young, R OBP: 0.254, SLG: 0.362	P6		P4							4	0	0	0	0	1	3					
34 Conor Jackson, R OBP: 0.352, SLG: 0.280	2B									3	1	1	0	1	0	0					
1 Orlando Hudson, S OBP: 0.408, SLG: 0.524	BB									3	0	0	0	1	1	1					
22 Eric Byrnes, R OBP: 0.366, SLG: 0.456	BB									2	2	2	0	1	0	0					
6 Stephen Drew, L OBP: 0.326, SLG: 0.336	SF7									3	0	0	1	0	0	3					
7 Carlos Quentin, R OBP: 0.329, SLG: 0.322	P3									3	0	1	1	0	0	2					
26 Miguel Montero, L OBP: 0.308, SLG: 0.400										2	0	0	1	1	0	1					
13 Alberto Callaspo, S OBP: 0.256, SLG: 0.250	F7									4	0	2	0	0	0	2					
Livan Hernandez, R OBP: 0.235, SLG: 0.250										3	0	1	0	0	0	1					
Brandon Lyon, R ERA: 1.29										0	0	0	0	0	0	0					
Scott Hairston, R OBP: 0.297, SLG: 0.364										1	0	0	0	0	1	1					
Jose Valverde, R ERA: 4.05										0	0	0	0	0	0	0					
<b>Inning Stats</b>	R: 1 E: 0 K: 0 S: 14	H: 1 LOB: 2 BB: 2 P: 29	R: 0 E: 0 K: 0 S: 4	H: 0 LOB: 0 BB: 1 P: 8	R: 0 E: 0 K: 0 S: 8	H: 0 LOB: 0 BB: 0 P: 13	R: 1 E: 0 K: 0 S: 11	H: 2 LOB: 1 BB: 0 P: 15	R: 0 E: 0 K: 1 S: 9	H: 0 LOB: 1 BB: 1 P: 16	R: 1 E: 0 K: 1 S: 15	H: 2 LOB: 3 BB: 0 P: 27	R: 0 E: 0 K: 0 S: 11	H: 1 LOB: 1 BB: 0 P: 15	R: 0 E: 0 K: 1 S: 13	H: 1 LOB: 1 BB: 0 P: 15	1B: 3 2B: 4 3B: 0 HR: 0	SF: 2 SAC: 0 DP: 1 HBP: 2	WP: 0 PB: 0 SB: 1 CS: 0	PA: 36	
<b>PITCHER</b>	IP	WLS	BF	H	R	ER	SO	BB	IBB	HBP	BLK	WP	HR	S	P	ERA	WHIP				
34 Mike Pelfrey, R ERA: 6.39	5.1	L	24	3	3	3	1	4	0	2	0	0	0	9	16	0.00	3.000				
25 Pedro Feliciano, L ERA: 6.39	0.2		4	2	0	0	1	0	0	0	0	0	0	9	13	0.00	1.500				
Lino Urdaneta, R ERA: 6.39	0.2		3	1	0	0	0	0	0	0	0	0	0	9	13	0.00	1.500				
Scott Schoeneweis, L ERA: 1.42	1.1		5	1	0	0	1	0	0	0	0	0	0	15	17	0.00	0.750				

New York Mets @ Arizona Diamondbacks  
Chase Field, Phoenix, AZ  
Sun May 06 2007, 1:40 PM MST  
Att: 35,421 - Roof Closed - 74 F

AB 28  
R 3  
H 7  
RBI 3  
BB 4  
SO 3  
LOB 14










Batter	1	2	3	4	5	6	7	8	9	AB	R	H	RBI	BB	SO	LOB	TOP								
7 José Reyes, S OBP: 0.424, SLG: 0.564	0-2 5 2B	1-2 3B			1-3 K	2-2 F8			2-3 K	5	1	2	1	0	2	3									
5 David Wright, R OBP: 0.347, SLG: 0.373	1-1 15 2B	2-0 F9			0-1 15 WP 2B				2-3 K	4	1	2	1	0	1	1									
15 Carlos Beltrán, S OBP: 0.388, SLG: 0.589	0-0 21 G3 18 SF7 2B		1-3 K		1-2 G3				2-2 F9	4	1	1	1	0	1	1									
21 Carlos Delgado, L OBP: 0.292, SLG: 0.281	0-0 G3		0-2 G4-3		1-3 K				2-2 P2	4	0	0	0	0	1	2									
18 Moises Alou, R OBP: 0.393, SLG: 0.465	0-0 SF7		0-1 F8			1-1 20 L6-3 1B			0-0 F8	3	0	1	1	0	0	0									
20 Shawn Green, L OBP: 0.407, SLG: 0.525	2-2 G4-3			0-0 G3		2-2 L6-3			2-1 G3-1	4	0	0	0	0	0	1									
10 Endy Chavez, L OBP: 0.351, SLG: 0.486						1-1 1B				0	0	0	0	0	0	0									
16 Paul Lo Duca, R OBP: 0.339, SLG: 0.357		0-0 3 G3 7 3B 1B		2-2 1B		0-0 3 BB 1B 1B			1-2 F8	4	1	3	0	0	0	0									
3 Damon Easley, R OBP: 0.320, SLG: 0.477		1-1 G3		1-2 F8		0-0 BB 1B			2-2 F8	4	0	1	0	0	0	2									
Tom Glavine, L OBP: 0.267, SLG: 0.214		1-1 G6-3		2-1 G1-3		4-2 BB			1-2 G1-3	2	0	0	0	1	0	2									
25 Pedro Feliciano, L OBP: 0.292, SLG: 0.105						1-2 BB				0	0	0	0	0	0	0									
17 David Newhan, L OBP: 0.292, SLG: 0.105						1-2 BB				1	0	0	0	0	0	0									
13 Billy Wagner, L										0	0	0	0	0	0	0									
<b>Inning Stats</b>	R: 3 E: 0 K: 0 S: 11	H: 3 LOB: 0 BB: 0 P: 14	R: 1 E: 0 K: 0 S: 10	H: 2 LOB: 1 BB: 0 P: 15	R: 0 E: 0 K: 1 S: 8	H: 0 LOB: 0 BB: 0 P: 9	R: 0 E: 0 K: 0 S: 9	H: 1 LOB: 1 BB: 0 P: 14	R: 0 E: 0 K: 2 S: 13	H: 1 LOB: 1 BB: 0 P: 16	R: 0 E: 0 K: 0 S: 12	H: 3 LOB: 3 BB: 1 P: 21	R: 0 E: 0 K: 1 S: 9	H: 0 LOB: 0 BB: 0 P: 15	R: 0 E: 0 K: 0 S: 7	H: 0 LOB: 0 BB: 0 P: 10	R: 0 E: 0 K: 1 S: 11	H: 0 LOB: 0 BB: 0 P: 16	1B: 5 2B: 5 3B: 1 HR: 0	SF: 1 SAC: 0 DP: 1 HBP: 0	WP: 1 PB: 0 SB: 0 CS: 0	PA: 37			
<b>PITCHER</b>	IP WLS BF H R ER SO BB IBB HBP BLK WP HR S P ERA WHIP	7.0 L 31 10 4 4 4 1 0 0 0 1 0 0 18 104 5.14 1.571	2.0 6 0 0 0 1 0 0 0 0 0 0 0 0 18 26 0.00 0.000																						

New York Mets @ San Francisco Giants  
 AT&T Park, San Francisco, CA  
 Tue May 08 2007, 7:15 PM PDT  
 Att: 39,455 - Clear - 78 F


AB 35  
 R 4  
 H 10  
 RBI 4  
 BB 1  
 SO 5  
 LOB 12



Batter	1	2	3	4	5	6	7	8	9	AB	R	H	RBI	BB	SO	LOB	BOTTOM							
2 Randy Winn, S OBP: 0.331, SLG: 0.426	2-2 G4-3		0-1 13 FC6 1B			1-1 G6-3	0-0 F9			4	0	1	0	0	0	2								
13 Omar Vizquel, S OBP: 0.296, SLG: 0.305	1-2 35 CS 1B		2-0 FC6			1-1 BB 1B			0-3 K	4	0	2	0	0	1	1								
35 Rich Aurilia, R OBP: 0.323, SLG: 0.412	3-3 K		1-1 G4-3			1-0 F9			1-0 F8	4	0	0	0	0	1	2								
Barry Bonds, L OBP: 0.527, SLG: 0.805		3-2 G6-3		0-0 HR		4-1 BB			2-3 K	3	1	1	1	1	1	0								
Ray Durham, S OBP: 0.352, SLG: 0.411		1-0 FC6-4 1B		0-1 G4-3		0-3 K			2-3 K	4	0	1	0	0	2	2								
1 Bengie Molina, R OBP: 0.352, SLG: 0.495		1-2 F9		2-0 G5-3			2-1 G6-3		0-2 F9	4	0	0	0	0	0	1								
Pedro Feliz, R OBP: 0.257, SLG: 0.436		2-1 FC6-4			0-0 G5-3		2-1 1B 1B		3-3 K	4	0	1	0	0	1	1								
Todd Linden, S OBP: 0.254, SLG: 0.204			3-3 K				2-3 K			3	0	0	0	0	3	1								
18 Matt Cain, R										2	0	0	0	0	0	0								
Ryan Klesko, L OBP: 0.370, SLG: 0.420										1	0	1	0	0	0	0								
32 Kevin Correia, R OBP: 1.000, SLG: 1.000										0	0	0	0	0	0	0								
<b>Inning Stats</b>	R: 0 E: 0 K: 1 S: 10	H: 1 LOB: 1 BB: 0 P: 16	R: 0 E: 0 K: 0 S: 15	H: 1 LOB: 1 BB: 0 P: 22	R: 0 E: 0 K: 1 S: 10	H: 1 LOB: 1 BB: 0 P: 17	R: 0 E: 0 K: 0 S: 6	H: 1 LOB: 0 BB: 0 P: 9	R: 0 E: 0 K: 1 S: 6	H: 0 LOB: 0 BB: 0 P: 10	R: 0 E: 0 K: 1 S: 9	H: 1 LOB: 2 BB: 1 P: 16	R: 0 E: 0 K: 2 S: 8	H: 0 LOB: 0 BB: 0 P: 11	R: 0 E: 0 K: 2 S: 11	H: 0 LOB: 0 BB: 0 P: 16	R: 0 E: 0 K: 2 S: 11	H: 0 LOB: 0 BB: 0 P: 16	1B: 6 2B: 1 3B: 0 HR: 1	SF: 0 SAC: 0 DP: 1 HBP: 0	WP: 0 PB: 0 SB: 0 CS: 1	PA: 34		
<b>PITCHER</b>	IP WLS BF H R ER SO BB IBB HBP BLK WP HR S P ERA WHIP	7.0 W 28 7 1 1 5 1 0 0 0 0 0 0 8 105 1.29 1.143	1.0 H 3 0 0 0 2 0 0 0 0 0 0 0 8 11 0.00 0.000	1.0 S 3 0 0 0 2 0 0 0 0 0 0 0 11 16 0.00 0.000																				

New York Mets @ San Francisco Giants  
 AT&T Park, San Francisco, CA  
 Tue May 08 2007, 7:15 PM PDT  
 Att: 39,455 - Clear - 78 F

AB 33  
 R 1  
 H 7  
 RBI 1  
 BB 1  
 SO 9  
 LOB 10






Batter	1	2	3	4	5	6	7	8	9	AB	R	H	RBI	BB	SO	LOB	TOP																				
7 José Reyes, S OBP: 0.423, SLG: 0.559	2-2 FC5-4 1B		0-2 G5-3		0-3 K		3-2 F8		2-0 5 2B 1B	5	0	2	0	0	1	2																					
5 David Wright, R OBP: 0.345, SLG: 0.377	0-2 FC5-4 1B		1-1 F9			4-1 BB			1-3 1B 2B	4	0	1	2	1	1	1																					
15 Carlos Beltrán, S OBP: 0.388, SLG: 0.579	0-0 2 1-3 1B			2-1 F8		1-2 P5		4-2 21 2B BB	0-3 K	4	1	1	0	1	1	3																					
21 Carlos Delgado, L OBP: 0.296, SLG: 0.317	0-0 L3			2-2 HR		0-1 F7		3-2 1-H 2B	0-2 P6	5	1	2	2	0	0	5																					
18 Moises Alou, R OBP: 0.388, SLG: 0.456		1-0 G6-3		0-0 20 CI 1B		0-0 F8		2-2 F7		4	0	1	0	0	0	2																					
20 Shawn Green, L OBP: 0.399, SLG: 0.512		1-2 G5-3		2-2 CI 16 G5-4-3			0-2 G4-3	1-2 G4-3		3	0	0	0	0	0	1																					
Aaron Heilman, R 13 Billy Wagner, L				1-2 16 G5-4-3						0	0	0	0	0	0	0																					
16 Paul Lo Duca, R OBP: 0.345, SLG: 0.363		0-1 G6-3		2-1 G5-4-3			0-0 FC4-6 1B		1-0 FC5-6 1B	4	0	2	0	0	0	2																					
Ruben Gotay, S OBP: 0.200, SLG: 0.400				2-0 HR		2-3 K		2-2 FC4-6 1B	2-0 FC5-6 7 1B 5 2B BB	4	2	1	1	0	1	2																					
33 John Maine, R OBP: 0.188, SLG: 0.133				0-3 K		2-3 K		3-2 1B	4-2 SAFE 7 1B BB	2	0	0	0	0	0	2																					
Julio Franco, R OBP: 0.459, SLG: 0.467										1	0	1	0	0	0	0																					
Scott Schoeneweis, L										0	0	0	0	0	0	0																					
10 Endy Chavez, L OBP: 0.368, SLG: 0.486										0	1	0	0	1	0	0																					
<b>Inning Stats</b>	R: 0 E: 0 K: 0 S: 8	H: 2 LOB: 1 BB: 0 P: 10	R: 0 E: 0 K: 0 S: 6	H: 0 LOB: 0 BB: 0 P: 8	R: 1 E: 0 K: 1 S: 9	H: 1 LOB: 0 BB: 0 P: 12	R: 1 E: 1 K: 0 S: 13	H: 2 LOB: 1 BB: 0 P: 21	R: 0 E: 0 K: 3 S: 10	H: 0 LOB: 0 BB: 0 P: 14	R: 0 E: 0 K: 0 S: 7	H: 0 LOB: 1 BB: 1 P: 12	R: 0 E: 0 K: 0 S: 15	H: 2 LOB: 2 BB: 0 P: 23	R: 1 E: 0 K: 1 S: 15	H: 1 LOB: 1 BB: 1 P: 26	R: 2 E: 0 K: 1 S: 16	H: 3 LOB: 2 BB: 1 P: 28	1B: 7 2B: 3 3B: 0 HR: 2	SF: 0 SAC: 0 DP: 2 HBP: 0	WP: 0 PB: 0 SB: 0 CS: 0	PA: 40															
<b>PITCHER</b>	IP WLS BF H R ER SO BB IBB HBP BLK WP HR S P ERA WHIP																																				
Matt Morris, R ERA: 3.11	7.0		28	7	2	2	4	1	0	0	0	0	0	2	68	100	2.57	1.143																			
41 Brad Hennessey, R ERA: 3.0	1.0	B	5	1	1	1	1	1	0	0	0	0	0	0	15	26	9.00	2.000																			
Armando Benitez, R ERA: 3.27	1.0	L	7	3	2	2	1	1	0	0	0	0	0	0	16	28	18.00	4.000																			

New York Mets @ San Francisco Giants  
AT&T Park, San Francisco, CA  
Wed May 09 2007, 12:35 PM PDT  
Att: 41,832 - Sunny - 64 F


AB 36  
R 5  
H 11  
RBI 5  
BB 3  
SO 6  
LOB 18



Batter	1	2	3	4	5	6	7	8	9	AB	R	H	RBI	BB	SO	LOB	BOTTOM																				
10 Dave Roberts, L OBP: 0.283, SLG: 0.371	4-1 13 CS BB		0-3 K		3-2 2H HR		2-1 L7		0-0 G3	4	1	1	2	1	1	0																					
13 Omar Vizquel, S OBP: 0.295, SLG: 0.298	SAFE 4-2 CS BB			1-3 K	1-2 L8		2-1 G4-3			3	0	0	0	1	1	0																					
Ryan Klesko, L OBP: 0.379, SLG: 0.434	1-0 F8			0-0 FC4-6 WP 2B	4-2 BB		3-2 F7			3	1	1	0	1	0	1																					
Barry Bonds, L OBP: 0.526, SLG: 0.785	3-2 CS	3-2 P5		4-0 FC4-6 IBB	0-2 G3			4-0 BB		2	0	0	0	2	0	1																					
19 Kevin Frandsen, R OBP: 0.300, SLG: 0.400	1-2 CS									0	0	0	0	0	0	0																					
Ray Durham, S OBP: 0.341, SLG: 0.397				2-0 FC4-6 WP		3-2 F9		SAFE 1-0 F8		4	0	0	0	0	0	3																					
Pedro Feliz, R OBP: 0.275, SLG: 0.452				4-2 SAFE 1B		0-0 G4-3 2B		0-1 F9		3	0	2	0	1	0	1																					
Mark Sweeney, L OBP: 0.273, SLG: 0.524				1-2 3H BB		2-2 G4-3 2B		3-3 K		3	0	0	0	0	0	4																					
Todd Linden, S OBP: 0.250, SLG: 0.200										1	0	0	0	0	1	1																					
50 Eliezer Alfonzo, R OBP: 0.296, SLG: 0.500				0-3 K		0-2 10 HR SH3-4 1B			1-3 K	3	1	1	0	1	2	0																					
Matt Morris, R OBP: 0.200, SLG: 0.143				2-3 K		2-0 SH3-4			3-3 K	2	0	0	0	0	1	2																					
41 Brad Hennessey, R Armando Benitez, R										0	0	0	0	0	0	0																					
35 Rich Aurilia, R OBP: 0.320, SLG: 0.409										1	0	0	0	0	1	0																					
<b>Inning Stats</b>	R: 0 E: 0 K: 0 S: 6	H: 0 LOB: 0 BB: 2 P: 18	R: 0 E: 0 K: 0 S: 11	H: 1 LOB: 1 BB: 0 P: 18	R: 0 E: 0 K: 3 S: 10	H: 0 LOB: 0 BB: 0 P: 12	R: 1 E: 0 K: 1 S: 8	H: 1 LOB: 2 BB: 2 P: 19	R: 2 E: 0 K: 0 S: 15	H: 2 LOB: 1 BB: 1 P: 25	R: 0 E: 0 K: 0 S: 8	H: 1 LOB: 0 BB: 1 P: 17	R: 0 E: 0 K: 0 S: 7	H: 0 LOB: 0 BB: 0 P: 14	R: 0 E: 0 K: 1 S: 7	H: 0 LOB: 1 BB: 1 P: 15	R: 0 E: 0 K: 2 S: 7	H: 0 LOB: 0 BB: 0 P: 11	1B: 2 2B: 2 3B: 0 HR: 1	SF: 0 SAC: 1 DP: 0 HBP: 0	WP: 1 PB: 0 SB: 0 CS: 2	PA: 38															
<b>PITCHER</b>	IP WLS BF H R ER SO BB IBB HBP BLK WP HR S P ERA WHIP																																				
33 John Maine, R ERA: 1.78	6.0		27	5	3	3	4	4	2	0	0	0	0	0	8	20	0.00	0.750																			
Scott Schoeneweis, L ERA: 1.29	1.1		5	0	0	0	0	1	0	0	0	0	0	0	6	9	0.00	0.000																			
Aaron Heilman, R ERA: 3.07	0.2	W	2	0	0	0	1	0	0	0	0	0	0	0	6	9	0.00	0.000																			
13 Billy Wagner, L ERA: 0.6	1.0	S	3	0	0	0	2	0	0	0	0	0	0	0	7	11	0.00	0.000																			

New York Mets @ San Francisco Giants  
AT&T Park, San Francisco, CA  
Wed May 09 2007, 12:35 PM PDT  
Att: 41,832 - Sunny - 64 F

AB 29  
R 3  
H 5  
RBI 2  
BB 7  
SO 7  
LOB 13









Batter	1	2	3	4	5	6	7	8	9	AB	R	H	RBI	BB	SO	LOB	TOP			
22 Tony Gwynn Jr., L OBP: 0.486, SLG: 0.500										5	3	3	1	1	1	2				
7 J.J. Hardy, R OBP: 0.395, SLG: 0.633										4	1	1	5	1	1	3				
28 Prince Fielder, L OBP: 0.383, SLG: 0.600										4	1	2	1	1	1	0				
2 Bill Hall, R OBP: 0.350, SLG: 0.445										4	0	3	1	1	0	1				
Johnny Estrada, S OBP: 0.330, SLG: 0.468										5	0	2	1	0	0	4				
Geoff Jenkins, L OBP: 0.374, SLG: 0.616										5	0	0	0	0	2	7				
9 Tony Graffanino, R OBP: 0.307, SLG: 0.282										5	2	2	0	0	0	5				
Craig Counsell, L OBP: 0.346, SLG: 0.313										3	3	2	0	1	0	0				
15 Ben Sheets, R Matt Wise, R Kevin Mench, R 18 Gabe Gross, R 50 Chris Spurling, R 1 Corey Hart, R 45 Elmer Dessens, R										1	0	0	0	0	0	0				
<b>Inning Stats</b>	R: 1 E: 0 K: 2 S: 13	H: 3 LOB: 3 BB: 1 P: 22	R: 0 E: 0 K: 1 S: 12	H: 0 LOB: 1 BB: 1 P: 20	R: 1 E: 0 K: 0 S: 9	H: 2 LOB: 1 BB: 0 P: 13	R: 2 E: 0 K: 0 S: 11	H: 2 LOB: 0 BB: 1 P: 17	R: 0 E: 0 K: 0 S: 8	H: 1 LOB: 1 BB: 0 P: 15	R: 0 E: 0 K: 1 S: 7	H: 1 LOB: 1 BB: 1 P: 11	R: 5 E: 0 K: 1 S: 17	H: 4 LOB: 1 BB: 0 P: 28	R: 3 E: 0 K: 1 S: 16	H: 2 LOB: 0 BB: 1 P: 26	1B: 10 2B: 5 3B: 1 HR: 1	SF: 2 SAC: 2 DP: 2 HBP: 2	WP: 0 PA: 48 PB: 0 SB: 1 CS: 0	
<b>PITCHER</b>	IP WLS BF H R ER SO BB IBB HBP BLK WP HR S P ERA WHIP	34 Mike Pelfrey, R ERA: 6.53	5.0 L 25 8 4 4 3 3 0 0 0 0 0 0 53 87 7.20 2.200	Aaron Sele, R ERA: 4.11	1.0 6 2 0 0 0 1 0 0 0 0 0 0 6 15 0.00 3.000	25 Pedro Feliciano, L ERA: 1.22	1.0 4 1 2 2 1 0 0 0 1 0 0 0 6 12 18.00 1.000	35 Joe Smith, R ERA: 1.69	0.2 6 3 3 3 1 0 0 0 1 0 0 1 12 18 40.50 4.500	Scott Schoeneweis, L ERA: 2.93	1.1 7 2 3 3 1 1 0 0 0 0 0 0 19 29 20.25 2.250									
<b>Batter</b>	<b>1</b>	<b>2</b>	<b>3</b>	<b>4</b>	<b>5</b>	<b>6</b>	<b>7</b>	<b>8</b>	<b>9</b>	<b>AB</b>	<b>R</b>	<b>H</b>	<b>RBI</b>	<b>BB</b>	<b>SO</b>	<b>LOB</b>	<b>BOTTOM</b>			
7 José Reyes, S OBP: 0.409, SLG: 0.533										4	0	0	0	0	1	0				
5 David Wright, R OBP: 0.350, SLG: 0.394										3	0	1	0	1	0	0				
15 Carlos Beltrán, S OBP: 0.394, SLG: 0.571										4	0	2	0	0	1	1				
21 Carlos Delgado, L OBP: 0.287, SLG: 0.328										4	0	0	0	0	3	3				
18 Moises Alou, R OBP: 0.374, SLG: 0.445										3	0	0	0	0	0	1				
10 Endy Chavez, L OBP: 0.385, SLG: 0.500										1	0	1	0	0	0	0				
20 Shawn Green, L OBP: 0.384, SLG: 0.504										4	1	1	0	0	0	2				
16 Paul Lo Duca, R OBP: 0.342, SLG: 0.352										3	1	0	0	1	0	2				
Ruben Gotay, S OBP: 0.167, SLG: 0.333 Scott Schoeneweis, L										3	0	0	0	0	1	1				
34 Mike Pelfrey, R 17 David Newhan, L Aaron Sele, R 25 Pedro Feliciano, L 35 Joe Smith, R 3 Damion Easley, R										1	0	0	0	0	1	0				
<b>Inning Stats</b>	R: 0 E: 0 K: 0 S: 7	H: 0 LOB: 0 BB: 0 P: 13	R: 0 E: 0 K: 1 S: 8	H: 0 LOB: 0 BB: 0 P: 15	R: 0 E: 0 K: 1 S: 6	H: 0 LOB: 0 BB: 0 P: 7	R: 0 E: 0 K: 0 S: 12	H: 2 LOB: 1 BB: 0 P: 19	R: 3 E: 0 K: 1 S: 17	H: 2 LOB: 0 BB: 1 P: 29	R: 0 E: 0 K: 2 S: 14	H: 0 LOB: 1 BB: 1 P: 23	R: 0 E: 0 K: 1 S: 8	H: 0 LOB: 0 BB: 0 P: 12	R: 0 E: 0 K: 0 S: 4	H: 0 LOB: 0 BB: 0 P: 7	R: 0 E: 0 K: 1 S: 12	H: 2 LOB: 2 3B: 1 HR: 1	SF: 0 SAC: 0 DP: 0 HBP: 0	WP: 1 PA: 34 PB: 0 SB: 1 CS: 0
<b>PITCHER</b>	IP WLS BF H R ER SO BB IBB HBP BLK WP HR S P ERA WHIP	15 Ben Sheets, R ERA: 4.1	6.0 W 23 4 3 3 5 2 0 0 0 0 0 0 8 64 4.50 1.000	Matt Wise, R ERA: 3.6	1.0 H 3 0 0 0 1 0 0 0 0 0 0 0 8 12 0.00 0.000	50 Chris Spurling, R ERA: 3.24	1.0 3 0 0 0 0 0 0 0 0 0 0 0 4 7 0.00 0.000	45 Elmer Dessens, R ERA: 4.5	1.0 5 2 0 0 1 0 0 0 0 0 0 0 12 16 0.00 2.000											

Milwaukee Brewers @ New York Mets  
Shea Stadium, Flushing, NY  
Sat May 12 2007, 1:10 PM EDT  
Att: 50,193 - Cloudy - 73 F

AB 37  
R 12  
H 16  
RBI 11  
BB 5  
SO 6  
LOB 22



Milwaukee Brewers @ New York Mets  
Shea Stadium, Flushing, NY  
Sat May 12 2007, 1:10 PM EDT  
Att: 50,193 - Cloudy - 73 F

AB 32  
R 3  
H 6  
RBI 2  
BB 2  
SO 7  
LOB 10





Batter	1	2	3	4	5	6	7	8	9	AB	R	H	RBI	BB	SO	LOB	TOP								
23 Rickie Weeks Jr. R (1.4) OBP: 0.344, SLG: 0.443	4-2 BB		1-3 K			1-1 G6-3		2-1 P6		3	0	0	0	1	1	2									
7 J.J. Hardy R (1.6) OBP: 0.376, SLG: 0.616	2-1 F9		0-1 F8			2-1 G5-3		1-3 K		4	0	0	0	0	1	3									
28 Prince Fielder L (1.3) OBP: 0.373, SLG: 0.583	1-0 L8			3-2 F8		1-1 F8			1-0 F8	4	0	0	0	0	0	1									
2 Bill Hall R (1.8) OBP: 0.347, SLG: 0.462	1-2 K			1-0 L7			2-3 K		0-1 HR	4	1	1	1	0	2	1									
Johnny Estrada S (1.2) OBP: 0.328, SLG: 0.461		0-2 F9		0-0 L9			1-1 F8		2-2 HR	4	0	1	0	0	0	0									
Kevin Mench R (1.7) OBP: 0.287, SLG: 0.424		0-0 F7			1-1 P6		1-0 E5 1 WP		0-0 P4	4	0	0	0	0	0	1									
1 Corey Hart R (1.9) OBP: 0.310, SLG: 0.382		1-0 F9			0-0 E6		2-0 P6		1-1 G4-3	4	0	0	0	0	0	2									
9 Tony Graffanino R (1.5) OBP: 0.297, SLG: 0.272			2-3 K		0-0 P5			1-2 F9		3	0	0	0	0	1	1									
39 Chris Capuano L (1.1) OBP: 0.250, SLG: 0.200			0-1 K		3-3 K			4-2 BB		1	0	1	0	0	0	0									
22 Tony Gwynn Jr. L (5. PH) OBP: 0.474, SLG: 0.445										1	0	0	0	0	1	1									
12 Carlos Villanueva R (5.1) OBP: 0.354, SLG: 0.313										0	0	0	0	0	0	0									
Craig Counsell L (8. PH) OBP: 0.354, SLG: 0.313										0	0	0	0	1	0	0									
45 Elmer Dessens R (8.1)										0	0	0	0	0	0	0									
<b>Inning Stats</b>	R: 0 E: 0 K: 1 S: 12	H: 0 LOB: 1 BB: 1 P: 20	R: 0 E: 0 K: 0 S: 5	H: 0 LOB: 0 BB: 0 P: 6	R: 0 E: 0 K: 2 S: 10	H: 1 LOB: 1 BB: 0 P: 13	R: 0 E: 0 K: 0 S: 5	H: 0 LOB: 0 BB: 0 P: 9	R: 0 E: 1 K: 1 S: 9	H: 0 LOB: 1 BB: 0 P: 13	R: 0 E: 0 K: 0 S: 6	H: 0 LOB: 0 BB: 0 P: 10	R: 0 E: 0 K: 1 S: 8	H: 0 LOB: 1 BB: 0 P: 14	R: 0 E: 0 K: 1 S: 12	H: 0 LOB: 1 BB: 0 P: 20	R: 1 E: 0 K: 0 S: 9	H: 2 LOB: 1 BB: 0 P: 13	1B: 2 2B: 0 3B: 0 HR: 1	SF: 0 SAC: 0 DP: 0 HBP: 0	WP: 1 PB: 0 SB: 0 CS: 0	PA: 34			
<b>PITCHER</b>	IP	WLS	BF	H	R	ER	SO	BB	IBB	HBP	BLK	WP	HR	S	P	ERA	WHIP								
46 Oliver Pérez, L (1.1) ERA: 3.0	8.1	W	31	2	1	1	6	2	0	0	0	1	1	70	109	1.08	0.480								
Aaron Heilman, R (9.1) ERA: 3.86	0.2		3	1	0	0	0	0	0	0	0	0	0	6	9	0.00	1.500								

Milwaukee Brewers @ New York Mets  
Shea Stadium, Flushing, NY  
Sun May 13 2007, 1:10 PM EDT  
Att: 51,427 - Sunny - 63 F

AB 32  
R 1  
H 3  
RBI 1  
BB 2  
SO 6  
LOB 12



Batter	1	2	3	4	5	6	7	8	9	AB	R	H	RBI	BB	SO	LOB	BOTTOM								
7 José Reyes S (1.6) OBP: 0.415, SLG: 0.545	4-1 3 HR BB	0-1 G5-3		2-0 3 S 1B		0-1 L9		0-0 3 HR 1B		4	2	2	1	1	0	2									
3 Damon Easley R (1.4) OBP: 0.356, SLG: 0.604	1-0 HR 1B	1-2 15 BB 1B		3-3 K 1-2			0-1 P5	2-0 15 HR 1B		5	2	3	4	0	1	1									
15 Carlos Beltrán S (1.8) OBP: 0.394, SLG: 0.583	1-1 F8	4-1 5 FC5-4 BB			2-2 P2		3-1 P5	1-1 HR		4	1	1	2	1	0	0									
5 David Wright R (1.5) OBP: 0.358, SLG: 0.404	0-0 11 S 1B	1-0 FC5-4			1-0 S 2B		4-2 E S BB	0-3 K		4	1	2	0	1	1	2									
Julio Franco R (1.3) OBP: 0.360, SLG: 0.368	2-3 K		0-0 G6-3		1-3 K		2-3 K		2-3 K	4	0	0	0	0	3	3									
11 Ramon Castro R (1.2) OBP: 0.333, SLG: 0.500	3-1 2H 1B		1-0 10 G1-6-3 1B		0-2 K			2-0 L7		4	0	2	1	0	1	1									
10 Endy Chavez L (1.7) OBP: 0.372, SLG: 0.500	1-1 G6-3		3-1 G1-6-3			1-1 2B		3-1 G5-3		4	0	1	0	0	0	2									
27 Carlos Gómez R (1.9) OBP: 0.500, SLG: 0.750		1-1 46 G1-3 3 1B		1-1 F8		0-3 K		1-1 46 S 1B		4	2	2	0	0	1	1									
46 Oliver Pérez, L (1.1) Aaron Heilman, R (9.1)	0-2 G1-3		0-0 B1-3		1-3 K			0-2 7 3B 1B		4	1	1	1	0	1	2									
<b>Inning Stats</b>	R: 3 E: 0 K: 1 S: 12	H: 3 LOB: 1 BB: 1 P: 24	R: 1 E: 0 K: 0 S: 13	H: 2 LOB: 2 BB: 1 P: 20	R: 0 E: 0 K: 0 S: 4	H: 1 LOB: 0 BB: 0 P: 8	R: 0 E: 0 K: 1 S: 7	H: 1 LOB: 1 BB: 0 P: 13	R: 0 E: 0 K: 2 S: 10	H: 1 LOB: 1 BB: 0 P: 14	R: 0 E: 0 K: 2 S: 10	H: 1 LOB: 1 BB: 0 P: 12	R: 0 E: 0 K: 1 S: 9	H: 0 LOB: 1 BB: 1 P: 18	R: 5 E: 0 K: 1 S: 16	H: 5 LOB: 0 BB: 0 P: 25	R: 1 E: 0 K: 0 S: 9	H: 2 LOB: 1 BB: 0 P: 13	1B: 8 2B: 3 3B: 1 HR: 2	SF: 0 SAC: 0 DP: 1 HBP: 0	WP: 0 PB: 0 SB: 5 CS: 0	PA: 40			
<b>PITCHER</b>	IP	WLS	BF	H	R	ER	SO	BB	IBB	HBP	BLK	WP	HR	S	P	ERA	WHIP								
39 Chris Capuano, L (1.1) ERA: 2.93	4.0	L	20	7	4	4	2	2	0	0	0	0	1	36	65	9.00	2.250								
12 Carlos Villanueva R (5.1) ERA: 2.59	3.0		12	2	0	0	5	1	0	0	0	0	0	29	44	0.00	1.000								
45 Elmer Dessens R (8.1) ERA: 7.62	1.0		8	5	5	5	1	0	0	0	0	0	1	16	25	45.00	5.000								

Milwaukee Brewers @ New York Mets  
Shea Stadium, Flushing, NY  
Sun May 13 2007, 1:10 PM EDT  
Att: 51,427 - Sunny - 63 F

AB 37  
R 9  
H 14  
RBI 9  
BB 3  
SO 8  
LOB 14





Batter	1	2	3	4	5	6	7	8	9	AB	R	H	RBI	BB	SO	LOB	TOP																	
2 Ryan Theriot, R OBP: 0.370, SLG: 0.376	G1-3	F9			G6-3	G5-3			2B	5	0	1	0	0	0	2	<b>Chicago Cubs @ New York Mets</b> Shea Stadium, Flushing, NY Mon May 14 2007, 7:10 PM EDT Att: 34,033 - Clear - 61 F																	
Cesar Izturis, S OBP: 0.341, SLG: 0.361	G5-3	2B			L9		12 G4-6-3 1B		G1-3	5	0	2	1	0	0	1																		
12 Alfonso Soriano, R OBP: 0.358, SLG: 0.516	16 1B	F8			19 BB 16 S		1-2		G4-6-3	3	1	1	0	1	0	2																		
16 Aramis Ramirez, R OBP: 0.333, SLG: 0.500	2H	1B			19 BB		1-2		G6-3	3	0	1	1	1	0	0																		
19 Matt Murton, R OBP: 0.349, SLG: 0.395	F8				BB		1-2 2-3		G6-3	3	0	0	0	1	1	1																		
Mark DeRosa, R OBP: 0.350, SLG: 0.440					F8				G5-3	2	1	0	0	1	0	3																		
32 Daryle Ward, L OBP: 0.500, SLG: 0.421		29 2B 1B			G4-3				G5-3	1	0	0	0	0	0	0																		
24 Henry Blanco, R OBP: 0.269, SLG: 0.333		P2			K				F7	4	0	0	0	0	1	1																		
29 Angel Pagán, S OBP: 0.364, SLG: 0.727		1B			P3				G6-3	4	1	1	0	0	0	0																		
Jason Marquis, L OBP: 0.226, SLG: 0.304		2B			G4-3				G4-3	3	1	2	2	0	0	0																		
13 Will Ohman, L OBP: 0.226, SLG: 0.273		1B								0	0	0	0	0	0	0																		
57 Rocky Cherry, R ERA: 2.89		2B								0	0	0	0	0	0	0																		
48 Neal Cotts, L ERA: 1.76		1B								0	0	0	0	0	0	0																		
Michael Barrett, R OBP: 0.339, SLG: 0.423		2B								1	0	0	0	0	0	0																		
43 Michael Wuerztz, R ERA: 2.08		1B								0	0	0	0	0	0	0																		
<b>Inning Stats</b>	R: 1 E: 0 K: 0 S: 11	H: 2 LOB: 1 BB: 0 P: 13	R: 3 E: 0 K: 0 S: 16	H: 3 LOB: 1 BB: 1 P: 30	R: 0 E: 0 K: 1 S: 7	H: 0 LOB: 0 BB: 0 P: 11	R: 0 E: 0 K: 1 S: 6	H: 0 LOB: 0 BB: 0 P: 12	R: 0 E: 0 K: 0 S: 12	H: 1 LOB: 1 BB: 0 P: 11	R: 0 E: 0 K: 0 S: 6	H: 1 LOB: 0 BB: 0 P: 12	R: 0 E: 0 K: 0 S: 7	H: 0 LOB: 0 BB: 0 P: 12	R: 0 E: 0 K: 0 S: 6	H: 1 LOB: 1 BB: 0 P: 13	1B: 4 2B: 4 3B: 0 HR: 0	SF: 0 SAC: 0 DP: 1 HBP: 0	WP: 0 PB: 0 SB: 1 CS: 0	PA: 38														
<b>PITCHER</b>	IP WLS BF H R ER SO BB IBB HBP BLK WP HR S P ERA WHIP																																	
Tom Glavine, L ERA: 3.31	6.0	28	6	4	4	2	4	0	0	0	0	0	0	0	60	106	6.00	1.667																
35 Joe Smith, R ERA: 1.56	7.1	4	1	0	0	0	0	0	0	0	0	0	0	9	15	0.00	0.750																	
25 Pedro Feliciano, L ERA: 1.13	8.1	5	1	0	0	0	0	0	0	0	0	0	0	9	21	0.00	0.750																	
Aaron Heilman, R ERA: 3.78	9.1	W 1	0	0	0	0	0	0	0	0	0	0	0	1	1	0.00	0.000																	

**Chicago Cubs @ New York Mets**  
 Shea Stadium, Flushing, NY  
 Mon May 14 2007, 7:10 PM EDT  
 Att: 34,033 - Clear - 61 F

AB 34  
 R 4  
 H 8  
 RBI 4  
 BB 4  
 SO 2  
 LOB 10



Batter	1	2	3	4	5	6	7	8	9	AB	R	H	RBI	BB	SO	LOB	BOTTOM																
7 José Reyes, S OBP: 0.414, SLG: 0.538	L4				F7		F8		15 IBB 21 BB 10 S	4	1	1	0	1	0	0	<b>Chicago Cubs @ New York Mets</b> Shea Stadium, Flushing, NY Mon May 14 2007, 7:10 PM EDT Att: 34,033 - Clear - 61 F																
10 Endy Chavez, L OBP: 0.396, SLG: 0.500	G6-3				F8		15 BB		21 BB 15 IBB	4	0	2	0	1	0	1																	
15 Carlos Beltrán, S OBP: 0.394, SLG: 0.571	G4-3				K		1B		21 BB G4-6-3 BB	3	0	0	0	2	1	2																	
21 Carlos Delgado, L OBP: 0.297, SLG: 0.328	F8				5 HR		16 2B 1B		21 IBB BB	3	2	1	1	2	0	2																	
5 David Wright, R OBP: 0.367, SLG: 0.434	20 BB				1B		16 2B 3 SF8 1B		K	4	2	3	2	0	1	0																	
20 Shawn Green, L OBP: 0.380, SLG: 0.493	4-1				G4-3		K		F7	3	0	0	0	1	1	2																	
16 Paul Lo Duca, R OBP: 0.339, SLG: 0.357	0-0				P3		1-3		G6-3	4	0	1	1	0	0	2																	
3 Damon Easley, R OBP: 0.333, SLG: 0.571	1-1				F9		SF8		G1-3	3	0	0	1	0	0	2																	
Tom Glavine, L OBP: 0.226, SLG: 0.188					G5-3		3-H		K	2	0	0	0	0	0	0																	
17 David Newhall, L OBP: 0.226, SLG: 0.273										1	0	0	0	0	1	1																	
35 Joe Smith, R ERA: 1.56										0	0	0	0	0	0	0																	
25 Pedro Feliciano, L ERA: 1.13										0	0	0	0	0	0	0																	
Aaron Heilman, R ERA: 3.78										0	0	0	0	0	0	0																	
Julio Franco, R OBP: 0.346, SLG: 0.350										1	0	0	0	0	1	0																	
<b>Inning Stats</b>	R: 0 E: 0 K: 0 S: 7	H: 0 LOB: 0 BB: 0 P: 12	R: 0 E: 0 K: 0 S: 7	H: 1 LOB: 2 BB: 1 P: 14	R: 0 E: 0 K: 1 S: 8	H: 0 LOB: 1 BB: 1 P: 16	R: 2 E: 0 K: 0 S: 11	H: 1 LOB: 0 BB: 1 P: 24	R: 0 E: 0 K: 2 S: 18	H: 3 LOB: 1 BB: 0 P: 23	R: 0 E: 0 K: 0 S: 5	H: 1 LOB: 1 BB: 1 P: 12	R: 0 E: 0 K: 1 S: 10	H: 0 LOB: 0 BB: 0 P: 15	R: 1 E: 0 K: 1 S: 14	H: 1 LOB: 3 BB: 3 P: 27	1B: 6 2B: 1 3B: 0 HR: 1	SF: 1 SAC: 0 DP: 1 HBP: 0	WP: 0 PB: 0 SB: 2 CS: 0	PA: 40													
<b>PITCHER</b>	IP WLS BF H R ER SO BB IBB HBP BLK WP HR S P ERA WHIP																																
Jason Marquis, R ERA: 2.22	5.0	23	5	4	4	1	3	0	0	0	0	0	0	5	5	0.00	0.000																
13 Will Ohman, L ERA: 5.23	0.1	H 1	0	0	0	1	0	0	0	0	0	5	5	0.00	0.000																		
57 Rocky Cherry, R ERA: 2.89	1.0	B 6	2	0	0	1	1	0	0	0	0	11	19	0.00	3.000																		
48 Neal Cotts, L ERA: 1.76	1.2	4	0	0	0	1	0	0	0	0	0	12	18	0.00	0.000																		
43 Michael Wuerztz, R ERA: 2.08	0.2	L 6	1	1	1	1	2	1	0	0	0	14	27	13.50	4.500																		

**Chicago Cubs @ New York Mets**  
 Shea Stadium, Flushing, NY  
 Mon May 14 2007, 7:10 PM EDT  
 Att: 34,033 - Clear - 61 F

AB 32  
 R 5  
 H 8  
 RBI 5  
 BB 7  
 SO 5  
 LOB 12









Batter	1	2	3	4	5	6	7	8	9	AB	R	H	RBI	BB	SO	LOB	TOP											
2 Ryan Theriot, R OBP: 0.372, SLG: 0.362			G6-3			L7		G6-3		4	0	0	0	0	1	2	<p>Chicago Cubs @ New York Mets Shea Stadium, Flushing, NY Wed May 16 2007, 7:10 PM EDT Att: 37,483 - Cloudy - 65 F</p> <p>livebaseballscorecards.com</p> <p>AB 29 R 1 H 2 RBI 1 BB 3 SO 6 LOB 10</p>											
15 Cliff Floyd, L OBP: 0.345, SLG: 0.407			G4-3			K		1B		3	0	1	1	1	1													
12 Alfonso Soriano, R OBP: 0.340, SLG: 0.482	F7			G5-3		F9		K		4	0	0	0	0	1													
16 Aramis Ramirez, R OBP: 0.323, SLG: 0.500	P4			L8		F7		G5-3		4	0	0	0	0	1													
32 Daryle Ward, L OBP: 0.486, SLG: 0.423		G5-3		E4		G5-3		P6		3	0	0	0	1	0													
Michael Barrett, R OBP: 0.303, SLG: 0.419	F7			G4-3		G5-3		F8		4	0	0	0	0	2													
Jacque Jones, L OBP: 0.321, SLG: 0.364						K				3	0	0	0	0	2	1												
Cesar Izturis, S OBP: 0.354, SLG: 0.360			G6-3		F8			BB		2	1	1	0	1	0	0												
53 Rich Hill, L OBP: 0.111, SLG: 0.118			SH3-4					G3		1	0	0	0	0	1	0												
48 Neal Cotts, L										0	0	0	0	0	0	0												
29 Ángel Pagán, S OBP: 0.385, SLG: 0.692										1	0	0	0	0	1	0												
Bob Howry, L										0	0	0	0	0	0	0												
<b>Inning Stats</b>	R: 0 E: 0 K: 1 S: 8	H: 0 LOB: 1 BB: 1 P: 16	R: 0 E: 0 K: 0 S: 6	H: 0 LOB: 0 BB: 0 P: 11	R: 0 E: 0 K: 0 S: 8	H: 1 LOB: 1 BB: 0 P: 15	R: 0 E: 1 K: 0 S: 8	H: 0 LOB: 1 BB: 0 P: 11	R: 0 E: 0 K: 2 S: 10	H: 0 LOB: 0 BB: 0 P: 13	R: 0 E: 0 K: 1 S: 11	H: 0 LOB: 1 BB: 1 P: 19	R: 1 E: 0 K: 1 S: 18	H: 1 LOB: 1 BB: 1 P: 30	R: 0 E: 0 K: 0 S: 7	H: 0 LOB: 0 BB: 0 P: 12	1B: 2 2B: 0 3B: 0 HR: 0	SF: 0 SAC: 1 DP: 0 HBP: 0	WP: 0 PB: 0 SB: 0 CS: 0	PA: 33								
<b>PITCHER</b>	IP	WLS	BF	H	R	ER	SO	BB	IBB	HBP	BLK	WP	HR	S	P	ERA	WHIP											
29 Jorge Sosa, R ERA: 2.25	(1, 1)	7.0	W	26	1	1	1	5	3	0	0	0	0	0	63	104	1.29	0.571										
35 Joe Smith, R ERA: 1.47	(8, 1)	1.0		4	1	0	0	1	0	0	0	0	0	14	22	0.00	1.000											
13 Billy Wagner, L ERA: 0.53	(9, 1)	1.0		3	0	0	0	0	0	0	0	0	0	7	12	0.00	0.000											

Batter	1	2	3	4	5	6	7	8	9	AB	R	H	RBI	BB	SO	LOB	BOTTOM											
7 José Reyes, S OBP: 0.411, SLG: 0.533			G5-3			F7		1B		5	1	2	0	0	1	1	<p>Chicago Cubs @ New York Mets Shea Stadium, Flushing, NY Wed May 16 2007, 7:10 PM EDT Att: 37,483 - Cloudy - 65 F</p> <p>livebaseballscorecards.com</p> <p>AB 34 R 8 H 12 RBI 8 BB 5 SO 7 LOB 15</p>											
Ruben Gotay, S OBP: 0.158, SLG: 0.316								1B		0	1	0	0	0	0	0												
3 Damion Easley, R OBP: 0.352, SLG: 0.603			21 BB 15 1B 5 SF4			K		1B		4	2	2	2	1	2	1												
15 Carlos Beltrán, S OBP: 0.391, SLG: 0.552	P6		16 S 21 BB		G5-3			F7		4	1	1	0	1	0	2												
21 Carlos Delgado, L OBP: 0.307, SLG: 0.329		K				F7		FC3-6		4	1	1	1	1	1	1												
5 David Wright, R OBP: 0.360, SLG: 0.431	G5-3		SF4			16 S		K		4	1	2	2	0	1	1												
16 Paul Lo Duca, R OBP: 0.341, SLG: 0.356		20 1B				F7		SF8		2	1	1	1	1	0	1												
20 Shawn Green, L OBP: 0.382, SLG: 0.517		27 1B				K		G4-3		4	0	1	0	0	1	5												
27 Carlos Gómez, R OBP: 0.444, SLG: 0.667						L5		2B		4	0	2	2	0	0	0												
29 Jorge Sosa, R OBP: 0.250, SLG: 0.143						G6-3		L8		3	0	0	0	1	1	3												
35 Joe Smith, R										0	0	0	0	0	0	0												
13 Billy Wagner, L										0	0	0	0	0	0	0												
<b>Inning Stats</b>	R: 0 E: 0 K: 2 S: 10	H: 0 LOB: 0 BB: 0 P: 14	R: 1 E: 0 K: 2 S: 11	H: 3 LOB: 2 BB: 0 P: 15	R: 1 E: 0 K: 0 S: 11	H: 1 LOB: 3 BB: 3 P: 24	R: 2 E: 0 K: 0 S: 11	H: 2 LOB: 0 BB: 0 P: 19	R: 0 E: 0 K: 1 S: 10	H: 1 LOB: 1 BB: 0 P: 16	R: 0 E: 0 K: 1 S: 13	H: 0 LOB: 1 BB: 1 P: 25	R: 3 E: 0 K: 0 S: 14	H: 3 LOB: 1 BB: 1 P: 25	R: 1 E: 0 K: 1 S: 19	H: 2 LOB: 1 BB: 0 P: 22	1B: 9 2B: 2 3B: 0 HR: 1	SF: 2 SAC: 0 DP: 0 HBP: 0	WP: 0 PB: 0 SB: 3 CS: 0	PA: 41								
<b>PITCHER</b>	IP	WLS	BF	H	R	ER	SO	BB	IBB	HBP	BLK	WP	HR	S	P	ERA	WHIP											
53 Rich Hill, L ERA: 2.91	(1, 1)	6.0	L	29	7	4	4	6	3	1	0	0	0	0	66	113	6.00	1.667										
48 Neal Cotts, L ERA: 3.31	(7, 1)	1.0		7	3	3	3	0	1	0	0	0	0	14	25	27.00	4.000											
Bob Howry, R ERA: 4.58	(8, 1)	1.0		5	2	1	1	1	0	0	0	0	0	19	22	9.00	2.000											



Batter	1	2	3	4	5	6	7	8	9	AB	R	H	RBI	BB	SO	LOB	TOP					
2 Ryan Theriot, R (1,4) OBP: 0.368, SLG: 0.358	G6-3			F9		29 HR 1B	F8			4	1	1	0	0	0	1	<b>Chicago Cubs @ New York Mets</b> Shea Stadium, Flushing, NY Thu May 17 2007, 1:10 PM EDT Att: 42,667 - Partly Cloudy - 66 F					
29 Angel Pagan, S (1,8) OBP: 0.412, SLG: 0.824	B2			12 S 16 1B 1B		1 SAFE 1B	HR	B5		4	2	2	2	0	0	0						
12 Alfonso Soriano, R (1,7) OBP: 0.338, SLG: 0.475	G6-3			F7		16 HR 1B		K		4	1	1	0	0	1	1						
16 Aramis Ramirez, R (1,5) OBP: 0.327, SLG: 0.521		F7		F7		16 HR 1B		G4-3		4	1	2	3	0	0	0						
19 Matt Murton, R (1,9) OBP: 0.333, SLG: 0.375		F9		K		HR		F9		4	0	0	0	0	1	1						
Mark DeRosa, R (1,3) OBP: 0.305, SLG: 0.427 43 Michael Wuerz, R (8,1) 13 Will Ohman, L (7,1) 17 Mike Fontenot, L (8,PH) 46 Ryan Dempster, R (8,1) 47 Scott Eyre, L (8,1)		F8						F8		3	0	0	0	0	0	0						
24 Henry Blanco, R (1,2) OBP: 0.233, SLG: 0.286				F7						4	0	0	0	0	1	0						
Cesar Izturis, S (1,6) OBP: 0.343, SLG: 0.348				F9						3	0	0	0	0	0	0						
37 Angel Guzman, R (1,1)										2	0	0	0	0	1	0						
32 Daryle Ward, L (6,3) OBP: 0.472, SLG: 0.407				G5-3				E4		1	0	0	0	0	0	0						
<b>Inning Stats</b>	R: 0 E: 0 K: 0 S: 8	H: 0 LOB: 0 BB: 0 P: 9	R: 0 E: 0 K: 0 S: 5	H: 0 LOB: 0 BB: 0 P: 8	R: 0 E: 0 K: 0 S: 7	H: 0 LOB: 0 BB: 0 P: 11	R: 1 E: 0 K: 1 S: 14	H: 2 LOB: 1 BB: 0 P: 21	R: 0 E: 0 K: 0 S: 5	H: 0 LOB: 0 BB: 0 P: 10	R: 4 E: 0 K: 1 S: 14	H: 4 LOB: 1 BB: 0 P: 21	R: 0 E: 0 K: 0 S: 6	H: 0 LOB: 0 BB: 0 P: 10	R: 0 E: 0 K: 1 S: 5	H: 0 LOB: 0 BB: 0 P: 6		1B: 4 2B: 0 3B: 0 HR: 2	SF: 0 SAC: 0 DP: 0 HBP: 0	WP: 0 PB: 0 SB: 1 CS: 0	PA: 34	
<b>PITCHER</b>	IP	WLS	BF	H	R	ER	SO	BB	IBB	HBP	BLK	WP	HR	S	P	ERA		WHIP				
43 Jason Vargas, L (1,1) ERA: 6.43	7.0		28	6	5	5	2	0	0	0	0	0	2	59	90	6.43		0.857				
40 Ambiorix Burgos, R (8,1) ERA: 3.72	2.0	W	6	0	0	0	2	0	0	0	0	0	0	11	14	0.00	0.000					

AB	34
R	5
H	6
RBI	5
BB	0
SO	4
LOB	3



Batter	1	2	3	4	5	6	7	8	9	AB	R	H	RBI	BB	SO	LOB	BOTTOM					
10 Endy Chavez, L (1,8) OBP: 0.404, SLG: 0.471	G6-4-3 1B		G3							4	2	1	1	1	1	1	<b>Chicago Cubs @ New York Mets</b> Shea Stadium, Flushing, NY Thu May 17 2007, 1:10 PM EDT Att: 42,667 - Partly Cloudy - 66 F					
Ruben Gelay, S (1,6) OBP: 0.250, SLG: 0.391	G6-4-3 1-2 1B		2-3 4-0 BB							4	1	2	2	1	1	1						
20 Shawn Green, L (1,9) OBP: 0.385, SLG: 0.517 5 David Wright, R (8,PH) OBP: 0.364, SLG: 0.435	2-1 1B		1-1 G4-3							4	0	2	0	0	0	2						
21 Carlos Delgado, L (1,3) OBP: 0.304, SLG: 0.324	1-1 P5									5	0	1	2	0	2	3						
Julio Franco, R (1,5) OBP: 0.290, SLG: 0.280										4	0	0	0	0	3	0						
17 David Newhan, L (1,4) OBP: 0.375, SLG: 0.320										3	1	2	0	1	1	0						
11 Ramon Castro, R (1,2) OBP: 0.326, SLG: 0.463										3	0	0	0	1	0	2						
27 Carlos Gómez, R (1,7) OBP: 0.462, SLG: 0.583										3	1	1	0	0	0	3						
43 Jason Vargas, L (1,1)										1	0	0	0	0	0	0						
3 Damon Easley, R (7,PH) OBP: 0.347, SLG: 0.594 40 Ambiorix Burgos, R (8,1) 15 Carlos Beltrán, S (8,PH) OBP: 0.394, SLG: 0.552										1	0	0	0	0	0	0						
										0	0	0	0	0	0	0						
										0	1	0	0	1	0	0						
<b>Inning Stats</b>	R: 0 E: 0 K: 0 S: 8	H: 2 LOB: 1 BB: 0 P: 12	R: 0 E: 0 K: 2 S: 11	H: 0 LOB: 0 BB: 0 P: 16	R: 0 E: 0 K: 0 S: 7	H: 0 LOB: 2 BB: 1 P: 14	R: 0 E: 0 K: 2 S: 11	H: 1 LOB: 2 BB: 1 P: 17	R: 1 E: 0 K: 0 S: 13	H: 3 LOB: 1 BB: 0 P: 16	R: 0 E: 0 K: 0 S: 6	H: 0 LOB: 0 BB: 1 P: 10	R: 0 E: 0 K: 2 S: 12	H: 0 LOB: 0 BB: 0 P: 14	R: 0 E: 0 K: 2 S: 9	H: 0 LOB: 0 BB: 0 P: 13		R: 5 E: 0 K: 0 S: 17	H: 5 LOB: 2 BB: 2 P: 29	1B: 10 2B: 1 3B: 0 HR: 0	SF: 0 SAC: 1 DP: 2 HBP: 1	WP: 0 PB: 0 SB: 2 CS: 0
<b>PITCHER</b>	IP	WLS	BF	H	R	ER	SO	BB	IBB	HBP	BLK	WP	HR	S	P	ERA	WHIP					
37 Angel Guzman, R (1,1) ERA: 3.18	5.0		22	6	1	1	4	2	0	1	0	0	0	9	14	0.00	0.750					
43 Michael Wuerz, R (6,1) ERA: 1.93	1.1		5	0	0	0	0	1	0	0	0	0	0	18	23	0.00	0.000					
13 Will Ohman, L (7,1) ERA: 4.5	1.2		5	0	0	0	4	0	0	0	0	0	0	15	26	135.00	15.000					
46 Ryan Dempster, R (8,1) ERA: 4.66	0.1	L	6	3	5	5	0	2	0	0	0	0	0	2	3	∞	∞					
47 Scott Eyre, L (8,1) ERA: 8.1	0.0	B	2	2	0	0	0	0	0	0	0	0	0	2	3	∞	∞					

AB	33
R	6
H	11
RBI	6
BB	5
SO	8
LOB	12









Batter	1	2	3	4	5	6	7	8	9	AB	R	H	RBI	BB	SO	LOB	TOP			
18 Johnny Damon, L (1.8) OBP: 0.363, SLG: 0.355	4-1 13 BB 20 FC6-4 55 1B	2-1 2 FC5-4 1B			0-1 G1-3		2-1 G4-3	4-1 BB		3	1	1	0	2	0	1				
2 Derek Jeter, R (1.6) OBP: 0.439, SLG: 0.466	2-3 SAFE K	2-2 FC5-4			1-1 G5-3		3-1 BB	1-1 SAFE G5-3		5	0	1	1	0	1	5				
55 Hideki Matsui, L (1.7) OBP: 0.381, SLG: 0.460	2-1 20 FC6-4 13 BB 1B	2-1 G3			2-0 L6		3-H 1-0 L5		0-0 F8	5	0	1	0	0	0	3				
13 Alex Rodriguez, R (1.5) OBP: 0.397, SLG: 0.673	4-2 20 FC6-4 1B		1-2 G5-3			2-2 P3		1-0 HR	1-0 20 1B FC1	4	2	2	1	1	0	0				
20 Jorge Posada, S (1.2) OBP: 0.442, SLG: 0.606	0-0 FC6-4		1-2 G6-4-3 1B			1-0 1B		3-1 HR	2-2 E FC1 1B	5	1	4	2	0	0	2				
Bobby Abreu, L (1.9) OBP: 0.307, SLG: 0.301	3-2 F8		2-1 G6-4-3			1-1 24 G4-6-3 1B		4-1 2B BB	0-0 FC1	4	1	1	1	1	0	4				
24 Robinson Canó, L (1.4) OBP: 0.280, SLG: 0.346		0-1 HR		1-1 G6-4-3 1B		1-0 G4-6-3		1-1 G4-3	2-3 K	5	1	2	1	0	1	5				
Josh Phelps, R (1.3) OBP: 0.339, SLG: 0.431		2-2 FC4 1B		2-1 G6-4-3			3-2 18 G4-3 2 1B G3	1-0 25 G3 2B	0-3 K	5	1	3	1	0	1	3				
27 Darrell Rasner, R (1.1) Mike Myers, L (1.1) Luis Vizcaino, R (3.1) 47 Ron Villone, L (5.1) 11 Doug Mientkiewicz, L (7. PH) 33 Brian Bruney, R (7.1) 25 Jason Giambi, L (8. PH) Kyle Farnsworth, R (8.1)		0-1 FC4 2 18 FC5-4 1B		2-3 K			0-1 G3	1-1 G3		0	0	0	0	0	0	0				
<b>Inning Stats</b>	R: 1 E: 0 K: 1 S: 13	H: 1 LOB: 2 BB: 2 P: 28	R: 1 E: 0 K: 0 S: 15	H: 3 LOB: 2 BB: 0 P: 23	R: 0 E: 0 K: 0 S: 8	H: 1 LOB: 0 BB: 0 P: 12	R: 0 E: 0 K: 1 S: 7	H: 1 LOB: 1 BB: 0 P: 12	R: 0 E: 0 K: 0 S: 5	H: 2 LOB: 1 BB: 0 P: 12	R: 1 E: 0 K: 0 S: 10	H: 2 LOB: 1 BB: 0 P: 19	R: 3 E: 0 K: 0 S: 12	H: 3 LOB: 2 BB: 2 P: 28	R: 1 E: 1 K: 2 S: 13	H: 2 LOB: 2 BB: 0 P: 18	1B: 11 2B: 1 3B: 0 HR: 3	SF: 0 SAC: 0 DP: 3 HBP: 0	WP: 0 PA: 44	
<b>PITCHER</b>	IP WLS BF H R ER SO BB IBB HBP BLK WP HR S P ERA WHIP	IP WLS BF H R ER SO BB IBB HBP BLK WP HR S P ERA WHIP	IP WLS BF H R ER SO BB IBB HBP BLK WP HR S P ERA WHIP	IP WLS BF H R ER SO BB IBB HBP BLK WP HR S P ERA WHIP	IP WLS BF H R ER SO BB IBB HBP BLK WP HR S P ERA WHIP	IP WLS BF H R ER SO BB IBB HBP BLK WP HR S P ERA WHIP	IP WLS BF H R ER SO BB IBB HBP BLK WP HR S P ERA WHIP	IP WLS BF H R ER SO BB IBB HBP BLK WP HR S P ERA WHIP	IP WLS BF H R ER SO BB IBB HBP BLK WP HR S P ERA WHIP	IP WLS BF H R ER SO BB IBB HBP BLK WP HR S P ERA WHIP	IP WLS BF H R ER SO BB IBB HBP BLK WP HR S P ERA WHIP	IP WLS BF H R ER SO BB IBB HBP BLK WP HR S P ERA WHIP	IP WLS BF H R ER SO BB IBB HBP BLK WP HR S P ERA WHIP	IP WLS BF H R ER SO BB IBB HBP BLK WP HR S P ERA WHIP	IP WLS BF H R ER SO BB IBB HBP BLK WP HR S P ERA WHIP	IP WLS BF H R ER SO BB IBB HBP BLK WP HR S P ERA WHIP	IP WLS BF H R ER SO BB IBB HBP BLK WP HR S P ERA WHIP	IP WLS BF H R ER SO BB IBB HBP BLK WP HR S P ERA WHIP	IP WLS BF H R ER SO BB IBB HBP BLK WP HR S P ERA WHIP	
Tom Glavine, L (1.1) ERA: 3.43	6.0 W 26 9 3 3 2 2 0 0 0 0 1 58 101 4.50 1.833	1.0 L 7 3 3 3 0 1 0 0 0 0 2 11 25 27.00 4.000	0.2 H 4 1 0 0 0 1 0 0 0 0 0 6 13 0.00 3.000	0.1 H 1 0 0 0 0 0 0 0 0 0 0 2 3 0.00 0.000	1.0 L 6 2 1 1 2 0 0 0 0 0 0 0 13 18 9.00 2.000															
Scott Schoeneweis, L (7.1) ERA: 6.88																				
25 Pedro Feliciano, L (8.1) ERA: 1.08																				
Aaron Heilman, R (8.1) ERA: 3.71																				
13 Billy Wagner, L (9.1) ERA: 0.98																				
<b>Batter</b>	<b>1</b>	<b>2</b>	<b>3</b>	<b>4</b>	<b>5</b>	<b>6</b>	<b>7</b>	<b>8</b>	<b>9</b>	<b>AB</b>	<b>R</b>	<b>H</b>	<b>RBI</b>	<b>BB</b>	<b>SO</b>	<b>LOB</b>	<b>BOTTOM</b>			
7 José Reyes, S (1.6) OBP: 0.402, SLG: 0.517	1-2 10 1B 15 SF8 10 S 1B	1-2 E4 10 1B 10 S 1B		0-2 P3	1-2 G5-3				0-3 K	5	1	1	0	0	1	2				
10 Endy Chavez, L (1.7) OBP: 0.431, SLG: 0.559	3-1 5 HR 1B	3-2 15 CS 1B		2-2 15 1B 21 2B 1B		3-2 2B		0-1 G1-3		5	2	4	1	0	0	0				
15 Carlos Beltrán, S (1.8) OBP: 0.388, SLG: 0.538	2-2 SAFE SF8	2-2 SAFE F7		0-0 21 2B 20 FC4-6 1B		3-1 P6		4-2 S 21 G4-1 1B BB		3	2	1	1	1	0	3				
21 Carlos Delgado, L (1.3) OBP: 0.301, SLG: 0.329	1-3 K		0-1 5 HR 1B	0-0 20 FC4-6 2B		0-0 F8		0-0 G4-1		5	1	2	1	0	1	3				
5 David Wright, R (1.5) OBP: 0.375, SLG: 0.472	3-2 1-H HR		0-0 HR	4-0 20 FC4-6 IBB		4-0 IBB		4-0 S IBB		2	3	2	4	3	0	0				
20 Shawn Green, L (1.9) OBP: 0.382, SLG: 0.507	1-1 E4 16 S 1B		4-2 16 FC5-4 BB	0-2 FC4-6 16 FC6-4		0-1 L3		2-1 E4 1B		3	0	0	1	1	0	4				
Aaron Heilman, R (8.1) Julio Franco, R (8. PH) 13 Billy Wagner, L (9.1)																				
16 Paul Lo Duca, R (1.2) OBP: 0.336, SLG: 0.365	1-1 F9		1-2 FC5-4	1-2 FC6-4			0-0 F8	1-3 K		5	0	0	0	0	1	5				
3 Damon Easley, R (1.4) OBP: 0.338, SLG: 0.549		2-1 7 E 10 1B SH5-3 1B	2-0 F9		0-0 G4-3		2-3 K			4	1	1	0	0	1	1				
Tom Glavine, L (1.1) OBP: 0.211, SLG: 0.167		0-1 SH5-3																		
Scott Schoeneweis, L (7.1) ERA: 3.49																				
27 Carlos Gómez, R (7.9) OBP: 0.313, SLG: 0.308																				
25 Pedro Feliciano, L (8.1) ERA: 1.77																				
<b>Inning Stats</b>	R: 3 E: 1 K: 1 S: 20	H: 3 LOB: 1 BB: 0 P: 32	R: 1 E: 1 K: 0 S: 13	H: 2 LOB: 1 BB: 0 P: 21	R: 2 E: 0 K: 0 S: 14	H: 2 LOB: 1 BB: 1 P: 24	R: 2 E: 0 K: 0 S: 13	H: 3 LOB: 2 BB: 1 P: 19	R: 0 E: 0 K: 0 S: 7	H: 1 LOB: 2 BB: 1 P: 22	R: 0 E: 0 K: 2 S: 8	H: 0 LOB: 1 BB: 1 P: 14	R: 2 E: 1 K: 1 S: 12	H: 1 LOB: 1 BB: 2 P: 23	R: 2 E: 1 K: 1 S: 12	H: 1 LOB: 1 BB: 2 P: 23	1B: 8 2B: 2 3B: 0 HR: 2	SF: 1 SAC: 1 DP: 0 HBP: 0	WP: 0 PA: 43	
<b>PITCHER</b>	IP WLS BF H R ER SO BB IBB HBP BLK WP HR S P ERA WHIP	IP WLS BF H R ER SO BB IBB HBP BLK WP HR S P ERA WHIP	IP WLS BF H R ER SO BB IBB HBP BLK WP HR S P ERA WHIP	IP WLS BF H R ER SO BB IBB HBP BLK WP HR S P ERA WHIP	IP WLS BF H R ER SO BB IBB HBP BLK WP HR S P ERA WHIP	IP WLS BF H R ER SO BB IBB HBP BLK WP HR S P ERA WHIP	IP WLS BF H R ER SO BB IBB HBP BLK WP HR S P ERA WHIP	IP WLS BF H R ER SO BB IBB HBP BLK WP HR S P ERA WHIP	IP WLS BF H R ER SO BB IBB HBP BLK WP HR S P ERA WHIP	IP WLS BF H R ER SO BB IBB HBP BLK WP HR S P ERA WHIP	IP WLS BF H R ER SO BB IBB HBP BLK WP HR S P ERA WHIP	IP WLS BF H R ER SO BB IBB HBP BLK WP HR S P ERA WHIP	IP WLS BF H R ER SO BB IBB HBP BLK WP HR S P ERA WHIP	IP WLS BF H R ER SO BB IBB HBP BLK WP HR S P ERA WHIP	IP WLS BF H R ER SO BB IBB HBP BLK WP HR S P ERA WHIP	IP WLS BF H R ER SO BB IBB HBP BLK WP HR S P ERA WHIP	IP WLS BF H R ER SO BB IBB HBP BLK WP HR S P ERA WHIP	IP WLS BF H R ER SO BB IBB HBP BLK WP HR S P ERA WHIP	IP WLS BF H R ER SO BB IBB HBP BLK WP HR S P ERA WHIP	
27 Darrell Rasner, R (1.1) ERA: 4.01	0.0 L 13 5 4 4 1 1 0 0 0 0 2 34 54 18.00 3.000	2.0 L 10 3 2 2 0 0 1 0 0 0 0 21 33 9.00 1.500	2.0 L 8 1 0 0 0 0 1 0 0 0 0 19 31 0.00 0.500	1.0 L 4 0 0 0 2 1 0 0 0 0 0 8 14 0.00 1.000																
Mike Myers, L (1.1) ERA: 3.49																				
Luis Vizcaino, R (3.1) ERA: 6.85																				
47 Ron Villone, L (5.1) ERA: 1.77																				
33 Brian Bruney, R (7.1) ERA: 1.77																				

New York Yankees @ New York Mets  
Shea Stadium, Flushing, NY  
Sat May 19 2007, 3:55 PM EDT  
Att: 56,137 - Drizzlie - 58 F

AB 40  
R 7  
H 15  
RBI 7  
BB 4  
SO 4  
LOB 26



WP: 0 PA: 44  
PB: 0  
SB: 0  
CS: 0

New York Yankees @ New York Mets  
Shea Stadium, Flushing, NY  
Sat May 19 2007, 3:55 PM EDT  
Att: 56,137 - Drizzlie - 58 F

AB 35  
R 10  
H 12  
RBI 9  
BB 6  
SO 4  
LOB 19



WP: 0 PA: 43  
PB: 0  
SB: 5  
CS: 1







Batter	1	2	3	4	5	6	7	8	9	AB	R	H	RBI	BB	SO	LOB	TOP					
7 José Reyes, S OBP: 0.396, SLG: 0.500										2	0	0	0	2	0	1	<b>New York Mets @ Atlanta Braves</b> Turner Field, Atlanta, GA Tue May 22 2007, 7:35 PM EDT Att: 32,587 - Partly Cloudy - 84 F					
10 Endy Chavez, L OBP: 0.403, SLG: 0.508										3	0	0	0	0	1	3						
15 Carlos Beltrán, S OBP: 0.388, SLG: 0.536										4	0	2	0	0	0	0						
21 Carlos Delgado, L OBP: 0.288, SLG: 0.313										4	0	0	0	0	1	3						
5 David Wright, R OBP: 0.365, SLG: 0.473										4	0	0	0	0	1	0						
20 Shawn Green, L OBP: 0.376, SLG: 0.500										4	1	1	0	0	1	0						
16 Paul Lo Duca, R OBP: 0.351, SLG: 0.381										4	0	3	0	0	0	0						
3 Damon Easley, R OBP: 0.341, SLG: 0.564										4	0	1	0	0	0	3						
29 Jorge Sosa, R OBP: 0.333, SLG: 0.390										1	0	1	0	0	0	0						
17 David Newsham, L OBP: 0.241, SLG: 0.286										1	0	0	0	0	0	1						
Ruben Gotay, S OBP: 0.269, SLG: 0.449										0	0	0	0	0	0	0						
40 Ambiorix Burgos, R OBP: 0.294, SLG: 0.296										0	0	0	0	0	0	1						
Julio Franco, R OBP: 0.294, SLG: 0.296										0	0	0	0	0	0	2						
<b>Inning Stats</b>	R: 0 E: 0 K: 0 S: 7	H: 1 LOB: 1 BB: 1 P: 13	R: 0 E: 0 K: 0 S: 7	H: 0 LOB: 0 BB: 0 P: 11	R: 0 E: 0 K: 1 S: 8	H: 1 LOB: 1 BB: 0 P: 12	R: 0 E: 0 K: 1 S: 10	H: 0 LOB: 0 BB: 0 P: 17	R: 1 E: 0 K: 0 S: 9	H: 2 LOB: 2 BB: 1 P: 16	R: 0 E: 0 K: 1 S: 6	H: 0 LOB: 0 BB: 0 P: 10	R: 0 E: 0 K: 0 S: 11	H: 1 LOB: 1 BB: 0 P: 15	R: 0 E: 0 K: 0 S: 10	H: 1 LOB: 1 BB: 0 P: 15	R: 0 E: 0 K: 1 S: 14	H: 2 LOB: 2 BB: 0 P: 20	1B: 7 2B: 1 3B: 0 HR: 0	SF: 0 SAC: 1 DP: 1 HBP: 0	WP: 0 PB: 0 SB: 0 CS: 0	PA: 36
<b>PITCHER</b>	IP WLS BF H R ER SO BB IBB HBP BLK WP HR S P ERA WHIP	8.0 W 31 6 1 1 3 2 0 0 0 0 0 68 109 1.12 1.000	1.0 5 2 0 0 1 0 0 0 0 0 0 14 20 0.00 2.000																			

AB	33
R	1
H	8
RBI	1
BB	2
SO	4
LOB	14



Batter	1	2	3	4	5	6	7	8	9	AB	R	H	RBI	BB	SO	LOB	BOTTOM				
2 Kelly Johnson, L OBP: 0.390, SLG: 0.503										5	1	2	0	0	0	0	<b>New York Mets @ Atlanta Braves</b> Turner Field, Atlanta, GA Tue May 22 2007, 7:35 PM EDT Att: 32,587 - Partly Cloudy - 84 F				
11 Edgar Renteria, R OBP: 0.391, SLG: 0.497										2	0	0	0	2	2	0					
10 Chipper Jones, S OBP: 0.396, SLG: 0.635										3	0	0	1	0	1	2					
16 Brian McCann, L OBP: 0.360, SLG: 0.470										4	1	2	1	0	1	0					
7 Jeff Francoeur, R OBP: 0.363, SLG: 0.508										3	1	1	1	1	0	0					
Andruw Jones, R OBP: 0.340, SLG: 0.409										3	1	2	1	1	0	3					
Scott Thorman, L OBP: 0.287, SLG: 0.466										4	1	1	1	0	2	3					
Willie Harris, L OBP: 0.431, SLG: 0.448										4	1	1	0	0	0	1					
26 Kyle Davies, R OBP: 0.133, SLG: 0.286										2	2	1	3	1	1	0					
4 Pete Orr, L OBP: 0.214, SLG: 0.222										1	0	0	0	0	1	0					
Bob Wickman, R ERA: 3.74										0	0	0	0	0	0	0					
<b>Inning Stats</b>	R: 0 E: 0 K: 2 S: 7	H: 0 LOB: 0 BB: 0 P: 11	R: 2 E: 0 K: 1 S: 10	H: 3 LOB: 0 BB: 0 P: 14	R: 2 E: 0 K: 0 S: 16	H: 2 LOB: 2 BB: 3 P: 32	R: 1 E: 0 K: 1 S: 11	H: 1 LOB: 0 BB: 0 P: 14	R: 0 E: 0 K: 2 S: 9	H: 0 LOB: 0 BB: 0 P: 14	R: 3 E: 0 K: 1 S: 19	H: 3 LOB: 2 BB: 2 P: 36	R: 0 E: 0 K: 0 S: 9	H: 1 LOB: 1 BB: 0 P: 13	R: 0 E: 0 K: 1 S: 8	H: 0 LOB: 0 BB: 0 P: 9	1B: 3 2B: 4 3B: 1 HR: 2	SF: 1 SAC: 0 DP: 2 HBP: 0	WP: 0 PB: 0 SB: 0 CS: 0	PA: 37	
<b>PITCHER</b>	IP WLS BF H R ER SO BB IBB HBP BLK WP HR S P ERA WHIP	4.0 L 19 3 3 3 3 2 0 0 0 0 0 1 28 50 13.50 2.250	2.0 11 3 3 3 3 2 0 0 0 0 0 1 28 50 13.50 2.500	2.0 7 1 0 0 1 0 0 0 0 0 0 0 17 22 0.00 0.500																	









Batter	1	2	3	4	5	6	7	8	9	AB	R	H	RBI	BB	SO	LOB	TOP										
7 José Reyes, S OBP: 0.392, SLG: 0.484										5	0	1	0	0	1	4	<b>New York Mets @ Atlanta Braves</b> Turner Field, Atlanta, GA Thu May 24 2007, 7:37 PM EDT Att: 36,660 - Partly Cloudy - 79 F										
10 Endy Chavez, L OBP: 0.390, SLG: 0.478										4	0	0	0	0	2	2											
15 Carlos Beltrán, S OBP: 0.385, SLG: 0.523										3	0	2	0	1	0	0											
5 David Wright, R OBP: 0.353, SLG: 0.472										4	0	0	0	0	3	5											
16 Paul Lo Duca, R OBP: 0.359, SLG: 0.390										4	0	1	0	0	0	1											
21 Carlos Delgado, L OBP: 0.292, SLG: 0.316										4	1	1	0	0	0	1											
20 Shawn Green, L 27 Carlos Gómez, R OBP: 0.334, SLG: 0.389										4	0	1	0	0	0	2											
Ruben Gotay, S OBP: 0.276, SLG: 0.429										3	0	1	0	0	0	1											
Tom Glavine, L 17 David Newhan, L Scott Schoeneweis, L Aaron Heilman, R Julio Franco, R OBP: 0.298, SLG: 0.276										2	0	1	0	0	0	0											
<b>Inning Stats</b>	R: 0 E: 0 K: 2 S: 12	H: 1 LOB: 1 BB: 0 P: 18	R: 0 E: 0 K: 0 S: 6	H: 0 LOB: 0 BB: 0 P: 8	R: 0 E: 0 K: 2 S: 20	H: 3 LOB: 3 BB: 0 P: 26	R: 0 E: 0 K: 0 S: 8	H: 1 LOB: 1 BB: 0 P: 11	R: 0 E: 0 K: 1 S: 7	H: 0 LOB: 0 BB: 0 P: 9	R: 0 E: 0 K: 1 S: 13	H: 2 LOB: 2 BB: 0 P: 19	R: 0 E: 0 K: 1 S: 11	H: 0 LOB: 1 BB: 1 P: 17	R: 1 E: 1 K: 0 S: 12	H: 1 LOB: 2 BB: 0 P: 15		1B: 8 2B: 0 3B: 0 HR: 0	SF: 0 SAC: 1 DP: 0 HBP: 0	WP: 0 PB: 0 SB: 1 CS: 0	PA: 37						
<b>PITCHER</b>	IP	WLS	BF	H	R	ER	SO	BB	IBB	HBP	BLK	WP	HR	S	P	ERA	WHIP										
29 John Smoltz, R ERA: 2.88	7.0	W	28	7	0	0	5	0	0	0	0	0	0	72	101	0.00	1.000										
39 Rafael Soriano, R ERA: 2.49	1.0	H	4	0	0	0	1	1	0	0	0	0	0	11	17	0.00	1.000										
Bob Wickman, R ERA: 3.14	1.0	S	5	1	1	0	0	0	0	0	0	0	0	12	15	0.00	1.000										

AB	35
R	1
H	8
RBI	1
BB	1
SO	6
LOB	20



Batter	1	2	3	4	5	6	7	8	9	AB	R	H	RBI	BB	SO	LOB	BOTTOM										
2 Kelly Johnson, L OBP: 0.390, SLG: 0.497										3	1	1	0	1	0	1	<b>New York Mets @ Atlanta Braves</b> Turner Field, Atlanta, GA Thu May 24 2007, 7:37 PM EDT Att: 36,660 - Partly Cloudy - 79 F										
24 Martín Prado, R OBP: 0.154, SLG: 0.154										4	0	1	0	0	0	1											
11 Edgar Rentería, R OBP: 0.390, SLG: 0.495										4	0	1	0	0	0	2											
7 Jeff Francoeur, R OBP: 0.353, SLG: 0.492										3	0	0	1	0	0	1											
Andrew Jones, R OBP: 0.342, SLG: 0.396										2	0	0	0	2	1	0											
16 Brian McCann, L OBP: 0.353, SLG: 0.460										3	0	0	0	0	0	4											
23 Matt Diaz, R Willie Harris, L OBP: 0.369, SLG: 0.510										3	1	2	1	0	0	0											
Scott Thorman, L OBP: 0.280, SLG: 0.454										3	0	0	0	0	1	1											
29 John Smoltz, R Chris Woodward, R 39 Rafael Soriano, R Bob Wickman, R										2	0	0	0	0	0	1											
<b>Inning Stats</b>	R: 1 E: 0 K: 0 S: 17	H: 2 LOB: 2 BB: 1 P: 31	R: 1 E: 0 K: 0 S: 6	H: 1 LOB: 0 BB: 0 P: 10	R: 0 E: 0 K: 0 S: 11	H: 1 LOB: 2 BB: 1 P: 22	R: 0 E: 0 K: 1 S: 11	H: 1 LOB: 1 BB: 0 P: 18	R: 0 E: 0 K: 1 S: 7	H: 0 LOB: 0 BB: 0 P: 13	R: 0 E: 0 K: 1 S: 9	H: 0 LOB: 1 BB: 1 P: 16	R: 0 E: 0 K: 0 S: 9	H: 0 LOB: 1 BB: 1 P: 18	R: 0 E: 0 K: 0 S: 5	H: 0 LOB: 0 BB: 0 P: 5		1B: 2 2B: 2 3B: 0 HR: 1	SF: 1 SAC: 0 DP: 0 HBP: 0	WP: 0 PB: 0 SB: 1 CS: 0	PA: 32						
<b>PITCHER</b>	IP	WLS	BF	H	R	ER	SO	BB	IBB	HBP	BLK	WP	HR	S	P	ERA	WHIP										
Tom Glavine, L ERA: 3.39	6.0	L	25	5	2	2	2	2	0	0	0	0	0	61	110	3.00	1.167										
Scott Schoeneweis, L ERA: 6.16	1.0		4	0	0	0	0	1	0	0	0	0	0	9	18	0.00	1.000										
Aaron Heilman, R ERA: 3.15	1.0		3	0	0	0	0	0	0	0	0	0	0	5	5	0.00	0.000										

AB	28
R	2
H	5
RBI	2
BB	3
SO	2
LOB	11





Batter	1	2	3	4	5	6	7	8	9	AB	R	H	RBI	BB	SO	LOB	TOP								
7 José Reyes, S OBP: 0.392, SLG: 0.480	G4-3		K			K		FC3-6 BB	1B	4	1	1	1	1	2	0									
10 Endy Chavez, L OBP: 0.378, SLG: 0.459	K			K		B5-3		FC3-6 15 E	1B	5	0	1	1	0	2	2									
15 Carlos Beltrán, S OBP: 0.381, SLG: 0.519	G5-3			K		K		E4	2B	5	0	1	2	0	2	1									
5 David Wright, R OBP: 0.354, SLG: 0.467		G5-3			1B		G3	K	BB	4	0	1	0	1	1	2									
21 Carlos Delgado, L OBP: 0.301, SLG: 0.322																									
27 Carlos Gómez, R OBP: 0.318, SLG: 0.368		1B			G6-3					3	0	2	0	1	0	1									
16 Paul Lo Duca, R OBP: 0.373, SLG: 0.404		1B					1B			5	0	4	0	0	0	3									
20 Shawn Green, L OBP: 0.279, SLG: 0.258							1B																		
13 Billy Wagner, L OBP: 0.276, SLG: 0.297	G4-6-3									4	1	1	1	0	1	4									
3 Damon Easley, R OBP: 0.354, SLG: 0.548			F9			FC6-4				3	1	1	0	1	0	1									
26 Orlando Hernandez, R OBP: 0.287, SLG: 0.400										2	0	0	0	0	1	1									
35 Jose Smith, R OBP: 0.279, SLG: 0.258										0	0	0	0	0	0	0									
17 David Newhan, L OBP: 0.279, SLG: 0.258										0	0	0	0	0	0	1									
Aaron Heilman, R OBP: 0.279, SLG: 0.258										0	0	0	0	0	0	0									
Julio Franco, R OBP: 0.276, SLG: 0.297										1	1	0	0	0	0	3									
<b>Inning Stats</b>	R: 0 E: 0 K: 1 S: 7	H: 0 LOB: 0 BB: 0 P: 11	R: 0 E: 0 K: 0 S: 8	H: 2 LOB: 1 BB: 0 P: 11	R: 0 E: 0 K: 2 S: 9	H: 0 LOB: 0 BB: 0 P: 13	R: 0 E: 0 K: 2 S: 9	H: 1 LOB: 1 BB: 0 P: 12	R: 0 E: 0 K: 0 S: 13	H: 2 LOB: 1 BB: 0 P: 23	R: 0 E: 0 K: 2 S: 8	H: 0 LOB: 0 BB: 0 P: 10	R: 0 E: 0 K: 1 S: 9	H: 2 LOB: 1 BB: 0 P: 16	R: 1 E: 1 K: 1 S: 18	H: 1 LOB: 2 BB: 3 P: 32	R: 5 E: 1 K: 0 S: 22	H: 4 LOB: 3 BB: 3 P: 44	1B: 11 2B: 1 3B: 0 HR: 0	SF: 0 2B: 1 3B: 0 DP: 1 HBP: 0	WP: 0 PB: 0 SB: 1 CS: 0	PA: 42			
<b>PITCHER</b>	IP	WLS	BF	H	R	ER	SO	BB	IBB	HBP	BLK	WP	HR	S	P	ERA	WHIP								
52 Sergio Mitre, R ERA: 1.89	7.2		29	8	1	0	8	1	0	0	0	0	0	75	118	0.00	1.174								
22 Matt Lindstrom, R ERA: 3.99	0.1		2	0	0	0	1	0	0	0	0	0	0	6	10	0.00	0.000								
37 Rencyel Pinto, L ERA: 4.37	0.0	L	4	1	4	4	0	2	0	0	0	0	0	9	22	∞	∞								
32 Justin Miller, R ERA: 3.0	0.1		5	3	1	1	0	1	0	0	0	0	0	8	15	27.00	12.000								
Randy Messenger, R ERA: 3.99	0.2		2	0	0	0	0	0	0	0	0	0	0	5	7	0.00	0.000								

New York Mets @ Florida Marlins  
Dolphin Stadium, Miami, FL  
Fri May 25 2007, 7:05 PM EDT  
Att: 24,278 - Cloudy - 79 F

AB	38
R	6
H	12
RBI	5
BB	4
SO	9
LOB	22



Batter	1	2	3	4	5	6	7	8	9	AB	R	H	RBI	BB	SO	LOB	BOTTOM								
4 Alfredo Amezaga, S OBP: 0.285, SLG: 0.325	G4-3 6 S		G4-3			1B		SF7		3	0	2	1	0	0	0									
6 Dan Uggla, R OBP: 0.342, SLG: 0.508	G4-3			P6			F8			4	0	0	0	0	1	4									
2 Hanley Ramirez, R OBP: 0.412, SLG: 0.545	P4			G4-3						4	0	0	0	0	1	1									
Miguel Cabrera, R OBP: 0.396, SLG: 0.547	K			G1-3						4	1	1	1	0	2	1									
14 Josh Willingham, R OBP: 0.387, SLG: 0.479		G4-3				F8				3	0	0	0	1	0	0									
27 Jeremy Hermida, L OBP: 0.362, SLG: 0.500																									
Jason Wood, R OBP: 0.256, SLG: 0.432			K			G4-3				3	0	0	0	0	2	0									
Miguel Olivo, R OBP: 0.257, SLG: 0.358			K							4	1	2	0	0	1	0									
8 Aaron Boone, R OBP: 0.376, SLG: 0.429					G3					3	0	0	0	0	0	2									
52 Sergio Mitre, R ERA: 1.89										2	0	0	0	0	1	0									
22 Matt Lindstrom, R ERA: 3.99										0	0	0	0	0	0	0									
Todd Linden, S ERA: 2.13										0	0	0	0	0	1	0									
37 Rencyel Pinto, L ERA: 4.37										0	0	0	0	0	0	0									
32 Justin Miller, R ERA: 3.0										0	0	0	0	0	0	0									
Randy Messenger, R ERA: 3.99										0	0	0	0	0	0	0									
<b>Inning Stats</b>	R: 0 E: 0 K: 1 S: 11	H: 1 LOB: 1 BB: 0 P: 16	R: 0 E: 0 K: 2 S: 12	H: 0 LOB: 0 BB: 0 P: 17	R: 0 E: 0 K: 1 S: 8	H: 0 LOB: 0 BB: 0 P: 11	R: 0 E: 0 K: 0 S: 8	H: 0 LOB: 0 BB: 0 P: 14	R: 0 E: 0 K: 0 S: 6	H: 0 LOB: 0 BB: 0 P: 11	R: 0 E: 0 K: 0 S: 12	H: 1 LOB: 1 BB: 0 P: 18	R: 0 E: 0 K: 1 S: 7	H: 0 LOB: 0 BB: 0 P: 12	R: 1 E: 0 K: 2 S: 13	H: 1 LOB: 2 BB: 1 P: 23	R: 1 E: 0 K: 2 S: 22	H: 2 LOB: 2 BB: 1 P: 32	1B: 3 2B: 0 3B: 1 HR: 1	SF: 1 2B: 0 3B: 0 DP: 0 HBP: 1	WP: 0 PB: 0 SB: 1 CS: 0	PA: 35			
<b>PITCHER</b>	IP	WLS	BF	H	R	ER	SO	BB	IBB	HBP	BLK	WP	HR	S	P	ERA	WHIP								
26 Orlando Hernandez, R ERA: 2.13	6.0		20	2	0	0	4	0	0	0	0	0	0	7	12	0.00	0.333								
35 Jose Smith, R ERA: 1.31	1.0		3	0	0	0	1	0	0	0	0	0	0	7	12	0.00	0.000								
Aaron Heilman, R ERA: 3.43	1.0	W	6	1	1	1	2	1	0	1	0	0	0	13	23	9.00	2.000								
13 Billy Wagner, L ERA: 1.29	1.0		6	2	1	1	2	1	0	0	0	0	1	22	32	9.00	3.000								

New York Mets @ Florida Marlins  
Dolphin Stadium, Miami, FL  
Fri May 25 2007, 7:05 PM EDT  
Att: 24,278 - Cloudy - 79 F

AB	31
R	2
H	5
RBI	2
BB	2
SO	9
LOB	9









Batter	1	2	3	4	5	6	7	8	9	AB	R	H	RBI	BB	SO	LOB	TOP					
7 José Reyes, S OBP: 0.392, SLG: 0.478										4	0	2	0	1	1	0	<b>New York Mets @ Florida Marlins</b> Dolphin Stadium, Miami, FL Sun May 27 2007, 1:05 PM EDT Att: 23,622 - Partly Cloudy - 79 F					
Ruben Gotay, S OBP: 0.265, SLG: 0.375										3	0	0	0	1	1	1						
15 Carlos Beltrán, S OBP: 0.386, SLG: 0.511										2	2	0	0	3	1	4						
5 David Wright, R OBP: 0.366, SLG: 0.468										4	1	2	1	1	1	4						
21 Carlos Delgado, L OBP: 0.306, SLG: 0.359										5	1	1	1	0	2	5						
3 Damon Easley, R OBP: 0.358, SLG: 0.527										5	1	2	1	0	1	0						
11 Ramon Castro, R OBP: 0.314, SLG: 0.422										3	1	0	0	1	1	1						
10 Endy Chavez, L OBP: 0.385, SLG: 0.482										4	0	1	1	0	0	1						
29 Jorge Sosa, R OBP: 0.273, SLG: 0.297										2	0	0	0	0	2	1						
25 Pedro Feliciano, L OBP: 0.265, SLG: 0.278										0	0	0	0	0	0	0						
17 David Newhan, L OBP: 0.265, SLG: 0.278										1	0	1	0	0	0	0						
35 Joe Smith, R OBP: 0.265, SLG: 0.278										0	0	0	0	0	0	0						
Julio Franco, R OBP: 0.265, SLG: 0.278										1	0	1	0	0	0	0						
Aaron Heilman, R OBP: 0.265, SLG: 0.278										0	0	0	0	0	0	0						
13 Billy Wagner, L OBP: 0.265, SLG: 0.278										0	0	0	0	0	0	0						
<b>Inning Stats</b>	R: 0 E: 0 K: 0 S: 12	H: 1 LOB: 1 BB: 0 P: 15	R: 0 E: 0 K: 1 S: 10	H: 0 LOB: 0 BB: 0 P: 14	R: 0 E: 0 K: 1 S: 7	H: 0 LOB: 0 BB: 0 P: 11	R: 4 E: 1 K: 3 S: 27	H: 4 LOB: 1 BB: 1 P: 45	R: 1 E: 0 K: 2 S: 10	H: 1 LOB: 1 BB: 1 P: 22	R: 0 E: 0 K: 0 S: 4	H: 0 LOB: 0 BB: 0 P: 7	R: 0 E: 0 K: 1 S: 10	H: 2 LOB: 3 BB: 1 P: 18	R: 1 E: 0 K: 1 S: 14	H: 2 LOB: 3 BB: 3 P: 28	R: 0 E: 0 K: 1 S: 7	H: 0 LOB: 0 BB: 1 P: 14	1B: 8 2B: 2 3B: 0 HR: 0	SF: 0 SAC: 1 DP: 0 HBP: 0	WP: 2 PB: 1 CS: 3	PA: 42
<b>PITCHER</b>	IP WLS BF H R ER SO BB IBB HBP BLK WP HR S P ERA WHIP																					
Scott Olsen, L ERA: 5.11	(1, 1) 5.0 L 23 6 5 5 7 2 0 0 0 0 2 0 66 107 9.00 1.600																					
32 Justin Miller, R ERA: 1.93	(6, 1) 1.2 8 2 0 0 1 0 1 0 0 0 0 0 11 20 0.00 1.200																					
57 Taylor Tankersley, L ERA: 5.17	(7, 1) 1.1 8 2 1 1 1 3 0 0 0 0 0 0 0 17 33 6.75 3.750																					
Kevin Gregg, R ERA: 2.1	(9, 1) 1.0 3 0 0 0 1 1 0 0 0 0 0 0 0 7 14 0.00 1.000																					

Batter	1	2	3	4	5	6	7	8	9	AB	R	H	RBI	BB	SO	LOB	BOTTOM					
4 Alfredo Amezaga, S OBP: 0.288, SLG: 0.336										3	0	1	1	0	0	1	<b>New York Mets @ Florida Marlins</b> Dolphin Stadium, Miami, FL Sun May 27 2007, 1:05 PM EDT Att: 23,622 - Partly Cloudy - 79 F					
6 Dan Uggla, R OBP: 0.343, SLG: 0.498										3	1	0	0	1	0	1						
Miguel Cabrera, R OBP: 0.390, SLG: 0.539										4	0	2	1	0	0	2						
14 Josh Willingham, R OBP: 0.382, SLG: 0.463										4	0	0	0	0	1	4						
Kevin Gregg, R ERA: 2.1										0	0	0	0	0	0	0						
27 Jeremy Hermida, L OBP: 0.340, SLG: 0.444										2	0	0	0	0	1	0						
2 Hanley Ramirez, R OBP: 0.401, SLG: 0.528										2	0	0	0	0	1	2						
8 Aaron Boone, R OBP: 0.388, SLG: 0.420										4	1	1	0	0	0	0						
Miguel Olivo, R OBP: 0.288, SLG: 0.382										4	1	2	1	0	0	0						
61 Reggie Abercrombie, R OBP: 0.235, SLG: 0.303										4	1	1	1	0	2	1						
Scott Olsen, L ERA: 5.11	(1, 1) 5.0 L 23 6 5 5 7 2 0 0 0 0 2 0 66 107 9.00 1.600																					
Joe Borland, S ERA: 3.64	(5, PH) 0.1 H 1 0 0 0 0 0 0 0 0 0 0 0 3 6 0.00 0.000																					
32 Justin Miller, R ERA: 1.93	(6, 1) 1.2 8 2 0 0 1 0 1 0 0 0 0 0 11 20 0.00 1.200																					
57 Taylor Tankersley, L ERA: 5.17	(7, 1) 1.1 8 2 1 1 1 3 0 0 0 0 0 0 0 17 33 6.75 3.750																					
Todd Linden, S OBP: 0.265, SLG: 0.278	(8, PH) 1.0 S 4 1 1 1 2 0 0 0 0 0 0 0 0 16 21 9.00 1.000																					
13 Billy Wagner, L ERA: 1.64	(9, 1) 1.0 S 4 1 1 1 2 0 0 0 0 0 0 0 0 16 21 9.00 1.000																					
<b>Inning Stats</b>	R: 0 E: 0 K: 1 S: 13	H: 1 LOB: 1 BB: 0 P: 19	R: 0 E: 0 K: 1 S: 11	H: 0 LOB: 0 BB: 0 P: 17	R: 1 E: 0 K: 0 S: 9	H: 1 LOB: 0 BB: 0 P: 13	R: 0 E: 0 K: 0 S: 8	H: 0 LOB: 0 BB: 0 P: 11	R: 1 E: 0 K: 0 S: 6	H: 2 LOB: 2 BB: 0 P: 8	R: 0 E: 0 K: 0 S: 13	H: 1 LOB: 1 BB: 1 P: 25	R: 0 E: 0 K: 1 S: 8	H: 0 LOB: 0 BB: 0 P: 9	R: 1 E: 0 K: 0 S: 13	H: 1 LOB: 1 BB: 1 P: 20	R: 1 E: 0 K: 2 S: 16	H: 1 LOB: 0 BB: 0 P: 21	1B: 3 2B: 3 3B: 0 HR: 1	SF: 1 SAC: 1 DP: 1 HBP: 0	WP: 0 PB: 0 CS: 0	PA: 35
<b>PITCHER</b>	IP WLS BF H R ER SO BB IBB HBP BLK WP HR S P ERA WHIP																					
29 Jorge Sosa, R ERA: 3.64	(1, 1) 0.1 H 1 0 0 0 0 0 0 0 0 0 0 0 3 6 0.00 0.000																					
25 Pedro Feliciano, L ERA: 1.02	(6, 1) 1.0 H 3 0 0 0 1 0 0 0 0 0 0 0 8 9 0.00 0.000																					
35 Joe Smith, R ERA: 1.25	(7, 1) 1.0 S 5 1 1 1 0 1 0 0 0 0 0 0 0 13 20 9.00 2.000																					
Aaron Heilman, R ERA: 3.68	(8, 1) 1.0 S 4 1 1 1 2 0 0 0 0 0 0 0 0 16 21 9.00 1.000																					
13 Billy Wagner, L ERA: 1.64	(9, 1) 1.0 S 4 1 1 1 2 0 0 0 0 0 0 0 0 16 21 9.00 1.000																					



Batter	1	2	3	4	5	6	7	8	9	10	11	12	AB	R	H	RBI	BB	SO	LOB	TOP
2 Randy Winn, S OBP: 0.349, SLG: 0.467													6	1	2	2	0	0	2	
19 Kevin Frandsen, R OBP: 0.320, SLG: 0.362													5	0	1	0	1	1	2	
35 Rich Aurilio, R OBP: 0.272, SLG: 0.342													5	0	0	0	0	0	4	
1 Bengie Molina, R OBP: 0.335, SLG: 0.476													5	1	1	1	0	2	0	
Pedro Feliz, R OBP: 0.289, SLG: 0.427													4	0	0	0	1	2	0	
40 Daniel Ortmeier, S OBP: 0.376, SLG: 0.533													5	1	1	1	0	1	1	
13 Omar Vizquel, S OBP: 0.277, SLG: 0.278													4	1	1	0	1	2	1	
14 Fred Lewis, L OBP: 0.329, SLG: 0.397													4	0	0	0	0	2	1	
55 Tim Lincecum, L ERA: 3.59													2	0	0	0	0	2	0	
<b>Inning Stats</b>	R: 2 E: 0 K: 11	H: 2 LOB: 0 BB: 20	R: 0 E: 0 K: 12	H: 0 LOB: 0 BB: 17	R: 0 E: 0 K: 8	H: 0 LOB: 0 BB: 10	R: 0 E: 0 K: 1	H: 1 LOB: 1 BB: 13	R: 1 E: 0 K: 12	H: 2 LOB: 1 BB: 21	R: 0 E: 0 K: 8	H: 0 LOB: 1 BB: 18	R: 0 E: 0 K: 9	H: 0 LOB: 0 BB: 14	R: 1 E: 0 K: 9	H: 0 LOB: 1 BB: 20	1B: 2 2B: 1 3B: 0 HR: 3	SF: 0 SAC: 1 DP: 0 HBP: 1	WP: 1 PB: 0 SB: 0 CS: 0	PA: 47
<b>PITCHER</b>	IP WLS BF H R ER SO BB IBB HBP BLK WP HR S P ERA WHIP	35 Joe Smith, R ERA: 1.59																		

San Francisco Giants @ New York Mets  
Shea Stadium, Flushing, NY  
Tue May 29 2007, 7:10 PM EDT  
Att: 47,940 - Clear - 78 F

AB 41  
R 4  
H 6  
RBI 4  
BB 4  
SO 13  
LOB 11



Batter	1	2	3	4	5	6	7	8	9	10	11	12	AB	R	H	RBI	BB	SO	LOB	BOTTOM				
7 José Reyes, S OBP: 0.395, SLG: 0.474													4	2	1	0	2	0	0					
10 Endy Chavez, L OBP: 0.365, SLG: 0.455													5	0	0	0	0	0	2					
15 Carlos Beltrán, S OBP: 0.389, SLG: 0.511													4	1	1	1	2	1	1					
21 Carlos Delgado, L OBP: 0.316, SLG: 0.394													4	2	2	3	1	0	0					
5 David Wright, R OBP: 0.362, SLG: 0.466													5	0	1	0	0	2	5					
16 Paul Lo Duca, R OBP: 0.376, SLG: 0.395													3	0	0	0	2	1	2					
3 Damion Easley, R OBP: 0.342, SLG: 0.500													5	0	0	0	0	1	3					
27 Carlos Gómez, R ERA: 3.24													3	0	0	0	0	2	1					
41 Brad Hennessey, R ERA: 2.95													2	0	0	0	0	2	1					
32 Kevin Correia, R ERA: 3.38													2	0	0	0	0	0	0					
48 Russ Ortiz, R ERA: 5.5													2	0	0	0	0	0	0					
Armando Benítez, R ERA: 4.57													2	0	0	0	0	0	1					
<b>Inning Stats</b>	R: 0 E: 0 K: 11	H: 0 LOB: 0 BB: 15	R: 0 E: 0 K: 9	H: 0 LOB: 0 BB: 17	R: 0 E: 0 K: 1	H: 0 LOB: 0 BB: 11	R: 2 E: 0 K: 12	H: 1 LOB: 1 BB: 20	R: 0 E: 0 K: 16	H: 0 LOB: 1 BB: 22	R: 1 E: 0 K: 8	H: 2 LOB: 2 BB: 14	R: 0 E: 0 K: 12	H: 0 LOB: 2 BB: 20	R: 0 E: 0 K: 14	H: 0 LOB: 1 BB: 27	R: 0 E: 0 K: 15	H: 1 LOB: 1 BB: 24	R: 2 E: 0 K: 9	H: 1 LOB: 0 BB: 16	1B: 2 2B: 2 3B: 0 HR: 2	SF: 0 SAC: 1 DP: 0 HBP: 1	WP: 0 PB: 0 SB: 0 CS: 0	PA: 49
<b>PITCHER</b>	IP WLS BF H R ER SO BB IBB HBP BLK WP HR S P ERA WHIP	55 Tim Lincecum, R ERA: 3.24																						

San Francisco Giants @ New York Mets  
Shea Stadium, Flushing, NY  
Tue May 29 2007, 7:10 PM EDT  
Att: 47,940 - Clear - 78 F

AB 40  
R 5  
H 6  
RBI 4  
BB 7  
SO 9  
LOB 18





Batter	1	2	3	4	5	6	7	8	9	AB	R	H	RBI	BB	SO	LOB	TOP			
2 Randy Winn, S (1, 8) OBP: 0.340, SLG: 0.455	F9	F7		K			L9		K	5	0	0	0	0	2	1				
19 Kevin Frandsen, R (1, 4) OBP: 0.291, SLG: 0.327	P4	F9			G1-3		K		K	5	0	0	0	0	2	1				
35 Rich Aurilia, R (1, 3) OBP: 0.288, SLG: 0.364	1 BB 1B									4	1	4	0	0	0	0				
Barry Bonds, L (1, 7) OBP: 0.497, SLG: 0.602	1 BB 1B									3	1	1	0	1	0	2				
1 Bengie Molina, R (1, 2) OBP: 0.339, SLG: 0.473	1B									3	1	1	0	1	0	2				
Pedro Feliz, R (1, 5) OBP: 0.294, SLG: 0.440	40 FC3-6									4	0	2	3	0	0	2				
40 Daniel Ortmeier, S (1, 9) OBP: 0.361, SLG: 0.500	FC3-6									4	0	1	0	0	2	3				
13 Omar Vizquel, S (1, 6)										4	0	0	0	0	0	1				
75 Barry Zito, L (1, 1) OBP: 0.136, SLG: 0.136										3	0	1	0	0	0	0				
Jack Taschner, L (8, 1)										0	0	0	0	0	0	0				
Mark Sweeney, L (9, PH) OBP: 0.250, SLG: 0.361										1	0	0	0	0	0	0				
41 Brad Hennessey, R (9, 1)										0	0	0	0	0	0	0				
<b>Inning Stats</b>	R: 2 H: 3 E: 0 K: 0 S: 17	H: 3 LOB: 2 BB: 1 P: 30	R: 0 H: 1 E: 0 K: 0 S: 7	H: 1 LOB: 1 BB: 0 P: 11	R: 1 H: 3 E: 0 K: 1 S: 17	H: 3 LOB: 1 BB: 0 P: 27	R: 0 H: 0 E: 0 K: 1 S: 8	H: 0 LOB: 0 BB: 0 P: 10	R: 0 H: 1 E: 0 K: 0 S: 6	H: 1 LOB: 2 BB: 1 P: 14	R: 0 H: 0 E: 0 K: 1 S: 11	H: 0 LOB: 0 BB: 0 P: 13	R: 0 H: 1 E: 0 K: 0 S: 10	H: 1 LOB: 1 BB: 0 P: 14	R: 0 H: 0 E: 0 K: 2 S: 7	H: 0 LOB: 0 BB: 0 P: 8	1B: 8 2B: 1 3B: 1 HR: 0	SF: 0 SAC: 0 DP: 1 HBP: 0	WP: 0 PB: 0 SB: 0 CS: 0	PA: 38
<b>PITCHER</b>	IP WLS BF H R ER SO BB IBB HBP BLK WP HR S P ERA WHIP																			
Tom Glavine, L (1, 1) ERA: 3.44	7.0 L 31 9 3 3 4 1 1 0 0 0 0 0 77 122 3.86 1.429																			
59 Guillermo Mota, R (8, 1) ERA:	2.0 7 1 0 0 2 0 0 0 0 0 0 0 17 22 0.00 0.500																			

San Francisco Giants @ New York Mets  
Shea Stadium, Flushing, NY  
Wed May 30 2007, 7:10 PM EDT  
Att. 41,395 - Clear - 76 F

AB	36
R	3
H	10
RBI	3
BB	2
SO	6
LOB	12



Batter	1	2	3	4	5	6	7	8	9	AB	R	H	RBI	BB	SO	LOB	BOTTOM	
7 José Reyes, S (1, 6) OBP: 0.388, SLG: 0.465	F7									4	0	0	0	0	0	1		
10 Endy Chavez, L (1, 7) OBP: 0.360, SLG: 0.446	G6-3									4	0	1	0	0	0	1		
15 Carlos Beltrán, S (1, 8) OBP: 0.387, SLG: 0.510										4	0	1	0	0	0	1		
21 Carlos Delgado, L (1, 3) OBP: 0.315, SLG: 0.387	K									3	0	0	0	1	3	1		
5 David Wright, R (1, 5) OBP: 0.360, SLG: 0.462										4	0	1	0	0	1	1		
16 Paul Lo Duca, R (1, 2) OBP: 0.379, SLG: 0.404										4	0	2	0	0	1	1		
3 Damon Easley, R (1, 4) OBP: 0.333, SLG: 0.485										3	0	0	0	0	1	4		
27 Carlos Gómez, R (1, 9) OBP: 0.241, SLG: 0.269										3	0	0	0	0	1	3		
Tom Glavine, L (1, 1) ERA: 3.44										2	0	1	0	0	0	2		
Julio Franco, R (7, PH) ERA: 4.3										1	0	0	0	0	1	1		
59 Guillermo Mota, R (8, 1) ERA:										0	0	0	0	0	0	0		
<b>Inning Stats</b>	R: 0 H: 1 E: 0 K: 1 S: 11	H: 2 LOB: 2 BB: 0 P: 19	R: 0 H: 1 E: 0 K: 0 S: 4	H: 1 LOB: 0 BB: 0 P: 6	R: 0 H: 0 E: 0 K: 2 S: 12	H: 0 LOB: 1 BB: 1 P: 21	R: 0 H: 1 E: 0 K: 1 S: 13	H: 1 LOB: 1 BB: 0 P: 16	R: 0 H: 0 E: 0 K: 1 S: 9	H: 1 LOB: 1 BB: 0 P: 14	R: 0 H: 0 E: 0 K: 0 S: 7	H: 0 LOB: 0 BB: 0 P: 9	R: 0 H: 0 E: 0 K: 1 S: 6	H: 0 LOB: 0 BB: 0 P: 8	1B: 4 2B: 2 3B: 0 HR: 0	SF: 0 SAC: 0 DP: 1 HBP: 0	WP: 0 PB: 0 SB: 0 CS: 0	PA: 33
<b>PITCHER</b>	IP WLS BF H R ER SO BB IBB HBP BLK WP HR S P ERA WHIP																	
75 Barry Zito, L (1, 1) ERA: 4.21	1.0 H 3 0 0 0 0 0 0 0 0 0 0 7 9 0.00 0.000																	
Jack Taschner, L (8, 1) ERA: 4.3	1.0 S 3 0 0 0 1 0 0 0 0 0 0 6 8 0.00 0.000																	
41 Brad Hennessey, R (9, 1) ERA: 2.82																		

San Francisco Giants @ New York Mets  
Shea Stadium, Flushing, NY  
Wed May 30 2007, 7:10 PM EDT  
Att. 41,395 - Clear - 76 F

AB	32
R	0
H	6
RBI	0
BB	1
SO	8
LOB	16





Batter	1	2	3	4	5	6	7	8	9	AB R H RBI BB SO LOB	TOP											
2 Randy Winn, S OBP: 0.338, SLG: 0.450	1-0 13 S 3B		1-2 L7			3-3 K			2-3 K	4 1 1 0 0 2 1	<b>San Francisco Giants @ New York Mets</b> Shea Stadium, Flushing, NY Thu May 31 2007, 7:10 PM EDT Att: 44,228 - Cloudy - 75 F											
13 Omar Vizquel, S OBP: 0.270, SLG: 0.283	3-2 35 SF9 3B		3-2 G6-4-3			2-1 G6-3			1-0 P2	4 1 1 1 0 0 1												
35 Rich Aurilia, R OBP: 0.282, SLG: 0.357	3-2 SF9			0-0 B1-3				2-2 G6-3	2-2 K	3 0 0 1 0 1 0												
Barry Bonds, L OBP: 0.489, SLG: 0.587	1-1 P5			2-0 G4-3				1-1 L9		3 0 0 0 0 0 0												
1 Bengie Molina, R OBP: 0.333, SLG: 0.465	2-3 K			1-2 G6-3				0-1 F9		3 0 0 0 0 1 0												
14 Fred Lewis, L OBP: 0.329, SLG: 0.409		2-3 K			2-2 G4-3			1-1 19 G4-3 2B		3 0 1 0 0 1 0												
Pedro Feliz, R OBP: 0.289, SLG: 0.433		2-2 P5			0-1 F7			1-1 G5-3		3 0 0 0 0 0 1												
19 Kevin Frandsen, R OBP: 0.276, SLG: 0.309		1-0 F9			0-0 F8			0-2 G4-3		3 0 0 0 0 0 1												
18 Matt Cain, R OBP: 0.095, SLG: 0.050			4-2 13 G6-4-3 BB			0-0 F9			1-3 K	1 0 0 0 1 0 0												
40 Daniel Ortmeier, S (8, PH) OBP: 0.351, SLG: 0.486										1 0 0 0 0 1 1												
31 Vinnie Chulk, R OBP: 0.276, SLG: 0.309										0 0 0 0 0 0 0												
<b>Inning Stats</b>	R: 2 E: 0 K: 1 S: 15	H: 2 LOB: 0 BB: 0 P: 25	R: 0 E: 0 K: 1 S: 7	H: 0 LOB: 0 BB: 0 P: 12	R: 0 E: 0 K: 0 S: 10	H: 0 LOB: 0 BB: 1 P: 18	R: 0 E: 0 K: 0 S: 6	H: 0 LOB: 0 BB: 0 P: 9	R: 0 E: 0 K: 0 S: 8	H: 0 LOB: 0 BB: 0 P: 10	R: 0 E: 0 K: 1 S: 6	H: 0 LOB: 0 BB: 0 P: 11	R: 0 E: 0 K: 0 S: 7	H: 0 LOB: 0 BB: 0 P: 10	R: 0 E: 0 K: 1 S: 10	H: 1 LOB: 1 BB: 0 P: 13	R: 0 E: 0 K: 2 S: 8	H: 0 LOB: 0 BB: 0 P: 13	1B: 1 2B: 1 3B: 1 HR: 0	SF: 1 SAC: 0 DP: 1 HBP: 0	WP: 0 PB: 0 SB: 1 CS: 0	PA: 30
<b>PITCHER</b>	IP WLS BF H R ER SO BB IBB HBP BLK WP HR S P ERA WHIP																					
26 Orlando Hernandez, R ERA: 2.2	7.0 W 23 2 2 2 3 1 0 0 0 0 0 0 59 95 2.57 0.429																					
35 Joe Smith, R ERA: 1.52	1.0 H 4 1 0 0 1 0 0 0 0 0 0 0 10 13 0.00 1.000																					
13 Billy Wagner, L ERA: 1.5	1.0 S 3 0 0 0 2 0 0 0 0 0 0 0 8 13 0.00 0.000																					

Batter	1	2	3	4	5	6	7	8	9	AB R H RBI BB SO LOB	BOTTOM									
7 José Reyes, S OBP: 0.394, SLG: 0.468	4-2 10 G4-3 15 1B	3-2 10 CS 1B		1-0 10 G4-6-3 1B			0-2 K			3 1 2 1 1 1 0	<b>San Francisco Giants @ New York Mets</b> Shea Stadium, Flushing, NY Thu May 31 2007, 7:10 PM EDT Att: 44,228 - Cloudy - 75 F									
10 Endy Chavez, L OBP: 0.365, SLG: 0.448	3-1 G4-3	2-3 1B		2-3 G4-6-3			0-1 1B			4 0 2 1 0 0 3										
15 Carlos Beltrán, S OBP: 0.390, SLG: 0.513	1-0 5 2B				1-3 K		0-3 K			1 1 1 1 0 0 0										
27 Carlos Gómez, R OBP: 0.219, SLG: 0.241	3-1 G1-3				0-0 G5-3		2-1 G5-3			3 0 0 0 0 2 2										
21 Carlos Delgado, L OBP: 0.309, SLG: 0.379	2-0 F8				1-3 K		1-0 F8			4 0 0 0 0 1 2										
5 David Wright, R OBP: 0.362, SLG: 0.467	1-0 2B			0-2 16 1B			2-1 G5-3			4 0 2 1 0 1 0										
16 Paul Lo Duca, R OBP: 0.371, SLG: 0.394	2-2 G5-3			1-2 FC1-4-6 3 WP 1B			2-1 P5			4 0 0 0 0 0 2										
3 Damon Easley, R OBP: 0.339, SLG: 0.495		1-0 26 SH3-4 7 1B		3-1 G6-3			0-2 4 G5-3 1B			4 1 2 0 0 0 1										
4 Ben Johnson, R OBP: 0.400, SLG: 0.250		4-2 7 1B 10 1B 26 SH3-4 BB		1-0 7 1B 26 SH1-4 1B			2-1 G5-3			2 1 1 0 1 0 1										
26 Orlando Hernandez, R OBP: 0.250, SLG: 0.375		0-2 SH3-4		0-1 SH1-4			0-3 K			1 0 0 0 0 1 1										
35 Joe Smith, R ERA: 1.52		1-2 2-3								0 0 0 0 0 0 0										
13 Billy Wagner, L ERA: 1.5										0 0 0 0 0 0 0										
<b>Inning Stats</b>	R: 2 E: 0 K: 0 S: 14	H: 2 LOB: 1 BB: 1 P: 27	R: 2 E: 0 K: 0 S: 15	H: 3 LOB: 1 BB: 1 P: 23	R: 0 E: 0 K: 1 S: 12	H: 1 LOB: 1 BB: 0 P: 17	R: 0 E: 0 K: 0 S: 6	H: 2 LOB: 1 BB: 0 P: 10	R: 0 E: 0 K: 1 S: 8	H: 0 LOB: 0 BB: 0 P: 11	R: 0 E: 0 K: 1 S: 10	H: 1 LOB: 0 BB: 0 P: 14	R: 0 E: 0 K: 2 S: 9	H: 1 LOB: 1 BB: 0 P: 10	R: 0 E: 0 K: 1 S: 13	H: 0 LOB: 0 BB: 0 P: 17	1B: 8 2B: 2 3B: 0 HR: 0	SF: 0 SAC: 2 DP: 1 HBP: 0	WP: 1 PB: 0 SB: 1 CS: 1	PA: 34
<b>PITCHER</b>	IP WLS BF H R ER SO BB IBB HBP BLK WP HR S P ERA WHIP																			
18 Matt Cain, R ERA: 3.42	7.0 L 31 10 4 4 4 5 2 0 0 0 0 0 74 112 5.14 1.714																			
31 Vinnie Chulk, R ERA: 3.74	1.0 3 0 0 0 1 0 0 0 0 0 0 0 13 17 0.00 0.000																			

AB	28
R	2
H	3
RBI	2
BB	1
SO	6
LOB	5





Batter	1	2	3	4	5	6	7	8	9	AB	R	H	RBI	BB	SO	LOB	TOP					
22 Eric Byrnes, R OBP: 0.364, SLG: 0.514										4	0	1	0	0	1	0						
34 Conor Jackson, R OBP: 0.388, SLG: 0.420 Brandon Lyon, R										4	0	2	0	0	1	1						
1 Orlando Hudson, S OBP: 0.367, SLG: 0.471										4	1	1	0	0	0	3						
27 Mark Reynolds, R OBP: 0.470, SLG: 0.776										4	1	1	0	0	2	3						
6 Stephen Drew, L OBP: 0.309, SLG: 0.345										4	1	1	3	0	0	2						
24 Chris Young, R OBP: 0.307, SLG: 0.454										4	0	0	0	0	3	0						
7 Carlos Quentin, R OBP: 0.325, SLG: 0.388										4	1	2	0	0	1	0						
19 Chris Snyder, R OBP: 0.309, SLG: 0.367										4	1	1	2	0	1	1						
17 Brandon Webb, R OBP: 0.034, SLG: 0.034 Tony Clark, S OBP: 0.298, SLG: 0.547										3	0	0	0	0	1	1						
<b>Inning Stats</b>	R: 0 H: 1 E: 0 K: 2 S: 13	H: 1 LOB: 1 BB: 0 P: 20	R: 0 H: 0 E: 0 K: 1 S: 11	H: 0 LOB: 0 BB: 0 P: 15	R: 0 H: 0 E: 0 K: 2 S: 10	H: 0 LOB: 0 BB: 0 P: 13	R: 0 H: 1 E: 0 K: 0 S: 6	H: 1 LOB: 1 BB: 0 P: 9	R: 2 H: 2 E: 0 K: 1 S: 17	H: 2 LOB: 0 BB: 0 P: 26	R: 0 H: 1 E: 0 K: 2 S: 11	H: 1 LOB: 1 BB: 0 P: 20	R: 0 H: 1 E: 0 K: 2 S: 9	H: 1 LOB: 1 BB: 0 P: 14	R: 3 H: 3 E: 0 K: 1 S: 15	H: 3 LOB: 0 BB: 0 P: 23	R: 0 H: 0 E: 0 K: 1 S: 9	H: 0 LOB: 0 BB: 0 P: 14	1B: 5 2B: 2 3B: 0 HR: 2	SF: 0 SAC: 0 DP: 0 HBP: 0	WP: 0 PB: 0 SB: 1 CS: 1	PA: 36
<b>PITCHER</b>	IP WLS BF H R ER SO BB IBB HBP BLK WP HR S P ERA WHIP																					
33 John Maine, R ERA: 2.81	6.0 L 23 5 2 2 7 0 0 0 0 0 0 1 68 103 3.00 0.833																					
59 Guillermo Mota, R ERA: 8.75	2.0 10 4 3 3 3 0 0 0 0 0 0 1 24 37 13.50 2.000																					
Aaron Heilman, R ERA: 3.33	1.0 3 0 0 0 1 0 0 0 0 0 0 0 9 14 0.00 0.000																					

Arizona Diamondbacks @ New York Mets  
Shea Stadium, Flushing, NY  
Fri Jun 01 2007, 7:10 PM EDT  
Att: 40,230 - Cloudy - 82 F

livebaseballscores.com

AB 36  
R 5  
H 9  
RBI 5  
BB 0  
SO 11  
LOB 11

Batter	1	2	3	4	5	6	7	8	9	AB	R	H	RBI	BB	SO	LOB	BOTTOM			
7 José Reyes, S OBP: 0.396, SLG: 0.468										4	0	2	0	0	0	1				
10 Endy Chavez, L OBP: 0.361, SLG: 0.434										3	0	0	0	1	1	1				
3 Damon Easley, R OBP: 0.328, SLG: 0.477										4	0	0	0	0	1	1				
21 Carlos Delgado, L OBP: 0.304, SLG: 0.372										4	0	0	0	0	1	1				
16 Paul Lo Duca, R OBP: 0.363, SLG: 0.384										4	0	0	0	0	0	1				
Julio Franco, R OBP: 0.286, SLG: 0.257										2	0	0	0	1	0	0				
17 David Newhan, L OBP: 0.319, SLG: 0.275										3	1	1	0	0	1	1				
4 Ben Johnson, R OBP: 0.250, SLG: 0.143										3	0	0	0	0	2	1				
33 John Maine, R OBP: 0.238, SLG: 0.158 27 Carlos Gómez, R OBP: 0.212, SLG: 0.233 59 Guillermo Mota, R										1	0	0	0	0	1	0				
Ruben Gotay, S OBP: 0.306, SLG: 0.412 Aaron Heilman, R										1	0	1	1	0	0	0				
<b>Inning Stats</b>	R: 0 H: 0 E: 0 K: 0 S: 8	H: 0 LOB: 0 BB: 0 P: 12	R: 0 H: 0 E: 0 K: 2 S: 12	H: 0 LOB: 1 BB: 1 P: 24	R: 0 H: 1 E: 0 K: 1 S: 8	H: 0 LOB: 0 BB: 0 P: 12	R: 0 H: 0 E: 0 K: 0 S: 5	H: 0 LOB: 0 BB: 0 P: 7	R: 0 H: 1 E: 0 K: 3 S: 10	H: 1 LOB: 1 BB: 0 P: 13	R: 0 H: 0 E: 0 K: 1 S: 10	H: 0 LOB: 0 BB: 0 P: 14	R: 1 H: 2 E: 1 K: 1 S: 12	H: 2 LOB: 1 BB: 0 P: 21	R: 0 H: 0 E: 0 K: 0 S: 8	H: 0 LOB: 1 BB: 1 P: 15	1B: 4 2B: 0 3B: 0 HR: 0	SF: 0 SAC: 0 DP: 0 HBP: 0	WP: 1 PB: 0 SB: 2 CS: 1	PA: 33
<b>PITCHER</b>	IP WLS BF H R ER SO BB IBB HBP BLK WP HR S P ERA WHIP																			
17 Brandon Webb, R ERA: 3.39	8.0 W 28 4 1 0 8 1 0 0 0 0 0 0 74 116 0.00 0.625																			
Brandon Lyon, R ERA: 2.59	1.0 4 0 0 0 0 1 0 0 0 0 0 0 8 15 0.00 1.000																			

Arizona Diamondbacks @ New York Mets  
Shea Stadium, Flushing, NY  
Fri Jun 01 2007, 7:10 PM EDT  
Att: 40,230 - Cloudy - 82 F

livebaseballscores.com

AB 30  
R 1  
H 4  
RBI 1  
BB 2  
SO 8  
LOB 7

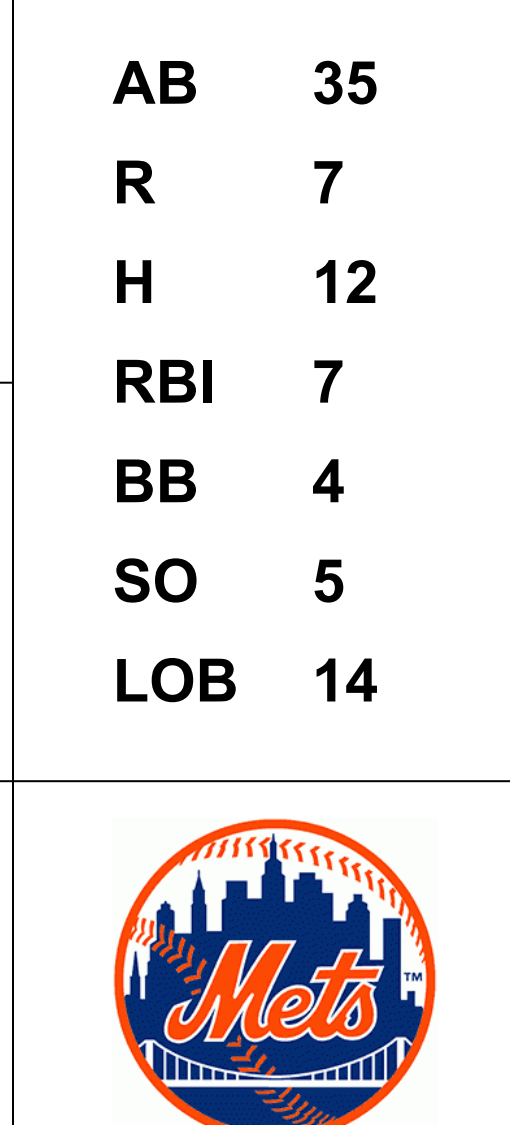


Batter	1	2	3	4	5	6	7	8	9	AB	R	H	RBI	BB	SO	LOB	TOP			
22 Eric Byrnes, R (1, 7) OBP: 0.366, SLG: 0.527	1-1 P5		0-0 HR		0-0 1B			1-2 G6-3		4	1	2	1	0	0	0	<b>Arizona Diamondbacks @ New York Mets</b> Shea Stadium, Flushing, NY Sat Jun 02 2007, 1:10 PM EDT Att: 45,219 - Sunny - 85 F			
24 Chris Young, R (1, 8) OBP: 0.306, SLG: 0.449	0-0 F8		1-0 L8		2-2 F9			0-0 1B		4	0	1	0	0	0	1				
1 Orlando Hudson, S (1, 4) OBP: 0.373, SLG: 0.474	3-2 1B		1-1 1B			2-2 F8		4-2 BB		3	0	2	0	1	0	0				
27 Mark Reynolds, R (1, 5) OBP: 0.443, SLG: 0.726	1-2 K		0-2 K			1-2 K		1-1 F7		4	0	0	0	0	3	4				
Tony Clark, S (1, 3) OBP: 0.295, SLG: 0.532		2-2 7 L9, 6 G1-3, 1B		3-3 K		2-2 L7		0-3 K		4	0	1	0	0	2	2				
6 Stephen Drew, L (1, 6) OBP: 0.303, SLG: 0.338		1-0 G1-3		1-1 G4-3			0-0 F9		0-1 G6-3		4	0	0	0	0	1				
7 Carlos Quentin, R (1, 9) OBP: 0.316, SLG: 0.376		2-1 L9		2-2 L8			2-2 G5-3		0-1 G5-3		4	0	0	0	0	1				
26 Miguel Montero, L (1, 2) OBP: 0.278, SLG: 0.308		3-2 F9			2-1 P6				1-0 G6-3		2	0	0	0	1	1				
5 Robby Hammock, R (9, PH) OBP: 0.333, SLG: 0.285										1	0	0	0	0	0	0				
Livan Hernandez, R (1, 1) OBP: 0.250, SLG: 0.258			0-0 P6							2	0	0	0	0	0	0				
Scott Hairston, R (7, PH) OBP: 0.330, SLG: 0.389										0	0	0	0	0	0	0				
13 Alberto Callaspo, S (7, PH) OBP: 0.283, SLG: 0.285										1	0	0	0	0	1	1				
45 Doug Slaten, L (7, 1)										0	0	0	0	0	0	0				
37 Juan Cruz, R (7, 1)										0	0	0	0	0	0	0				
<b>Inning Stats</b>	R: 0 E: 0 K: 1 S: 11	H: 1 LOB: 1 BB: 0 P: 16	R: 0 E: 0 K: 0 S: 9	H: 1 LOB: 1 BB: 0 P: 17	R: 1 E: 0 K: 1 S: 8	H: 2 LOB: 1 BB: 0 P: 10	R: 0 E: 0 K: 1 S: 8	H: 0 LOB: 0 BB: 0 P: 14	R: 0 E: 0 K: 1 S: 9	H: 1 LOB: 1 BB: 0 P: 14	R: 0 E: 0 K: 1 S: 7	H: 0 LOB: 1 BB: 1 P: 14	R: 0 E: 0 K: 1 S: 12	H: 1 LOB: 2 BB: 1 P: 18	R: 0 E: 0 K: 0 S: 5	H: 0 LOB: 0 BB: 0 P: 6	1B: 5 2B: 0 3B: 0 HR: 1	SF: 0 SAC: 0 DP: 0 HBP: 0	WP: 0 PB: 0 SB: 0 CS: 0	PA: 35
<b>PITCHER</b>	IP WLS BF H R ER SO BB IBB HBP BLK WP HR S P ERA WHIP																			
29 Jorge Sosa, R (1, 1) ERA: 3.22	6.2 W 26 5 1 1 4 1 0 0 0 0 1 58 95 1.35 0.900																			
35 Joe Smith, R (7, 1) ERA: 1.46	1.0 H 5 1 0 0 1 1 0 0 0 0 0 12 19 0.00 2.000																			
25 Pedro Feliciano, L (8, 1) ERA: 0.9	1.1 4 0 0 0 1 0 0 0 0 0 0 8 9 0.00 0.000																			

AB	33
R	1
H	6
RBI	1
BB	2
SO	6
LOB	11



Batter	1	2	3	4	5	6	7	8	9	AB	R	H	RBI	BB	SO	LOB	BOTTOM			
7 José Reyes, S (1, 6) OBP: 0.396, SLG: 0.476	3-2 F8		3-2 F9	1-0 1B		0-0 L9		1-2 3B		5	0	2	1	0	0	1	<b>Arizona Diamondbacks @ New York Mets</b> Shea Stadium, Flushing, NY Sat Jun 02 2007, 1:10 PM EDT Att: 45,219 - Sunny - 85 F			
10 Endy Chavez, L (1, 8) OBP: 0.345, SLG: 0.413	0-1 G4-3		3-2 F7	1-0 F9			1-1 G4-3	2-3 K		5	0	0	0	0	1	3				
5 David Wright, R (1, 5) OBP: 0.368, SLG: 0.465	1-0 1B		2-3 K		2-2 F8		4-1 2B HR	4-0 BB		3	1	1	0	2	1	0				
21 Carlos Delgado, L (1, 3) OBP: 0.306, SLG: 0.392	1-2 F8			3-2 HR	3-2 G4-3		1-2 2B HR	3-1 F7		5	2	2	1	0	0	3				
11 Ramon Castro, R (1, 2) OBP: 0.327, SLG: 0.429		0-0 P6		1-0 1B 17 1B	3-1 1B		3-3 K			4	1	2	0	0	1	2				
Ruben Gelay, S (1, 4) OBP: 0.350, SLG: 0.526		2-1 17 G4-3, 1B		1-2 17 1B, 4 SF9, 1B	3-1 G5-3		2-1 HR			4	2	3	3	0	0	1				
17 David Newhan, L (1, 7) OBP: 0.314, SLG: 0.273		1-0 G4-3		2-0 29 FC1-6, 1B		1-0 L3		1-0 G3		4	0	1	1	0	0	1				
25 Pedro Feliciano, L (8, 1)				1-3 3-H, 1B						0	0	0	0	0	0	0				
4 Ben Johnson, R (1, 9) OBP: 0.250, SLG: 0.111		4-2 BB		1-2 SF9		3-3 K		3-3 K		2	0	0	1	1	2	0				
29 Jorge Sosa, R (1, 1) OBP: 0.286, SLG: 0.167		3-2 P5		3-H FC1-6, 7 1B		4-2 BB		1-2 7 S, 3B, 1B		2	0	0	0	1	0	3				
35 Joe Smith, R (7, 1)				1-2 1B						0	0	0	0	0	0	0				
27 Carlos Gómez, R (8, 7) OBP: 0.235, SLG: 0.258										1	1	1	0	0	0	0				
<b>Inning Stats</b>	R: 0 E: 0 K: 0 S: 12	H: 1 LOB: 1 BB: 0 P: 17	R: 0 E: 0 K: 0 S: 9	H: 1 LOB: 2 BB: 1 P: 19	R: 0 E: 0 K: 1 S: 11	H: 0 LOB: 0 BB: 0 P: 19	R: 3 E: 0 K: 0 S: 18	H: 5 LOB: 2 BB: 0 P: 28	R: 0 E: 0 K: 1 S: 11	H: 1 LOB: 1 BB: 0 P: 22	R: 0 E: 0 K: 1 S: 7	H: 0 LOB: 1 BB: 1 P: 15	R: 3 E: 0 K: 1 S: 13	H: 2 LOB: 0 BB: 1 P: 25	R: 1 E: 0 K: 2 S: 15	H: 2 LOB: 2 BB: 1 P: 29	1B: 8 2B: 1 3B: 1 HR: 2	SF: 1 SAC: 0 DP: 0 HBP: 0	WP: 0 PB: 0 SB: 2 CS: 0	PA: 40
<b>PITCHER</b>	IP WLS BF H R ER SO BB IBB HBP BLK WP HR S P ERA WHIP																			
Livan Hernandez, R (1, 1) ERA: 3.85	6.0 L 28 8 3 3 2 2 0 0 0 0 0 68 120 4.50 1.667																			
45 Doug Slaten, L (7, 1) ERA: 3.29	0.1 3 1 2 2 0 1 0 0 0 0 0 6 12 54.00 6.000																			
37 Juan Cruz, R (7, 1) ERA: 3.0	1.2 9 3 2 2 3 1 0 0 0 0 1 22 42 10.80 2.400																			





Batter	1	2	3	4	5	6	7	8	9	AB	R	H	RBI	BB	SO	LOB	TOP				
22 Eric Byrnes, R OBP: 0.372, SLG: 0.527	1-3 K			4-2 G5-4-3 BB		4-1 34 2B 1 SF8 BB		0-0 34 27 E 1B		2	2	1	0	2	1	0					
34 Conor Jackson, R OBP: 0.385, SLG: 0.422 Tony Clark, S OBP: 0.295, SLG: 0.532	2-2 F8			0-0 F8		0-1 2B		0-0 G5-3		4	0	1	0	0	0	2					
1 Orlando Hudson, S OBP: 0.367, SLG: 0.467	1-3 K			2-0 G5-4-3		1-0 SF8		0-2 G6-3		3	0	0	1	0	1	2					
27 Mark Reynolds, R OBP: 0.446, SLG: 0.708		0-1 F7			4-0 7 1B 2B BB		2-1 F7	2-2 E6 WP 1B		3	1	1	0	1	0	1					
Scott Hairston, R OBP: 0.327, SLG: 0.384	1-3 K			3-2 7 2B 13 G6-4-3 1B		1-0 P2		3-2 G4-3		4	1	1	0	0	1	2					
7 Carlos Quentin, R OBP: 0.314, SLG: 0.380	0-0 F7			1-1 13 G6-4-3 2B		2-2 F7			3-2 K	4	0	1	1	0	1	0					
19 Chris Snyder, R OBP: 0.307, SLG: 0.357			1-2 G6-3		3-0 13 G6-4-3 HBP		3-2 F7		0-0 F8	3	0	0	0	0	0	0					
13 Alberto Callaspo, S OBP: 0.268, SLG: 0.265	0-0 F8			2-1 G6-4-3		0-0 1B		0-1 F8		4	0	1	0	0	0	2					
49 Doug Davis, R OBP: 0.333, SLG: 0.333 Jose Valverde, R OBP: 0.314, SLG: 0.380	1-3 K			3-3 K		0-1 G5-3				3	0	0	0	0	2	2					
<b>Inning Stats</b>	R: 0 E: 0 K: 2 S: 10	H: 0 LOB: 0 BB: 0 P: 14	R: 0 E: 0 K: 1 S: 6	H: 0 LOB: 0 BB: 0 P: 7	R: 0 E: 0 K: 1 S: 9	H: 0 LOB: 0 BB: 0 P: 11	R: 0 E: 0 K: 0 S: 4	H: 0 LOB: 0 BB: 1 P: 10	R: 2 E: 0 K: 1 S: 12	H: 2 LOB: 1 BB: 1 P: 28	R: 1 E: 0 K: 0 S: 7	H: 1 LOB: 1 BB: 0 P: 15	R: 0 E: 0 K: 0 S: 13	H: 1 LOB: 1 BB: 0 P: 18	R: 1 E: 1 K: 0 S: 12	H: 2 LOB: 1 BB: 0 P: 17	R: 0 E: 0 K: 1 S: 8	H: 0 LOB: 0 BB: 0 P: 11	1B: 4 2B: 2 3B: 0 HR: 0	SF: 1 SAC: 0 DP: 2 HBP: 1	WP: 1 PA: 35 PB: 0 SB: 0 CS: 0
<b>PITCHER</b>	IP WLS BF H R ER SO BB IBB HBP BLK WP HR S P ERA WHIP	IP WLS BF H R ER SO BB IBB HBP BLK WP HR S P ERA WHIP	IP WLS BF H R ER SO BB IBB HBP BLK WP HR S P ERA WHIP	IP WLS BF H R ER SO BB IBB HBP BLK WP HR S P ERA WHIP	IP WLS BF H R ER SO BB IBB HBP BLK WP HR S P ERA WHIP	IP WLS BF H R ER SO BB IBB HBP BLK WP HR S P ERA WHIP	IP WLS BF H R ER SO BB IBB HBP BLK WP HR S P ERA WHIP	IP WLS BF H R ER SO BB IBB HBP BLK WP HR S P ERA WHIP	IP WLS BF H R ER SO BB IBB HBP BLK WP HR S P ERA WHIP	IP WLS BF H R ER SO BB IBB HBP BLK WP HR S P ERA WHIP	IP WLS BF H R ER SO BB IBB HBP BLK WP HR S P ERA WHIP	IP WLS BF H R ER SO BB IBB HBP BLK WP HR S P ERA WHIP	IP WLS BF H R ER SO BB IBB HBP BLK WP HR S P ERA WHIP	IP WLS BF H R ER SO BB IBB HBP BLK WP HR S P ERA WHIP	IP WLS BF H R ER SO BB IBB HBP BLK WP HR S P ERA WHIP	IP WLS BF H R ER SO BB IBB HBP BLK WP HR S P ERA WHIP	IP WLS BF H R ER SO BB IBB HBP BLK WP HR S P ERA WHIP	IP WLS BF H R ER SO BB IBB HBP BLK WP HR S P ERA WHIP	IP WLS BF H R ER SO BB IBB HBP BLK WP HR S P ERA WHIP	IP WLS BF H R ER SO BB IBB HBP BLK WP HR S P ERA WHIP	IP WLS BF H R ER SO BB IBB HBP BLK WP HR S P ERA WHIP

Arizona Diamondbacks @ New York Mets  
Shea Stadium, Flushing, NY  
Sun Jun 03 2007, 1:10 PM EDT  
Att: 53,012 - Cloudy - 80 F

livebaseballscorecards.com

AB 30  
R 4  
H 6  
RBI 2  
BB 3  
SO 6  
LOB 11



Batter	1	2	3	4	5	6	7	8	9	AB	R	H	RBI	BB	SO	LOB	BOTTOM				
7 José Reyes, S OBP: 0.398, SLG: 0.474	0-0 5 G6-3 10 SH1-3 1B		0-1 F9		2-2 F8			4-2 5 E 5 1B BB		3	0	1	0	1	0	1					
10 Endy Chavez, L OBP: 0.345, SLG: 0.421	1-1 SH1-3		1-1 G3			1-1 5 G6-3 21 G6-3 2B		2-1 F8		3	1	1	0	0	0	1					
5 David Wright, R OBP: 0.366, SLG: 0.461	0-2 G6-3			0-0 G5-3		0-1 G6-3		1-0 E5 16 BB 1B		4	0	1	0	0	0	2					
21 Carlos Delgado, L OBP: 0.300, SLG: 0.385	0-3 K			1-3 K		0-0 G6-3		1-3 K		4	0	0	1	0	3	3					
16 Paul Lo Duca, R OBP: 0.366, SLG: 0.380		1-1 F7		4-0 BB		1-0 G6-3		4-2 BB 1-2 BB		2	0	0	0	2	0	0					
3 Damion Easley, R OBP: 0.317, SLG: 0.460		0-3 K		3-2 F8		0-0 F7		2-1 G5-3		4	0	0	0	0	1	4					
4 Ben Johnson, R OBP: 0.250, SLG: 0.154	2-1 1B			3-3 K		2-0 P3		0-3 K		4	0	1	0	0	2	0					
27 Carlos Gómez, R OBP: 0.263, SLG: 0.286	0-0 F9			1-0 46 SH2-3 1B		1-2 1B		1-2 F9		4	0	2	0	0	0	1					
46 Oliver Pérez, L OBP: 0.292, SLG: 0.292 Julio Franco, R OBP: 0.279, SLG: 0.250 Aaron Heilman, R OBP: 0.308, SLG: 0.267	2-2 G6-3			0-0 SH2-3		0-0 K		1-3 K		1	0	0	0	0	0	0					
<b>Inning Stats</b>	R: 0 E: 0 K: 1 S: 10	H: 1 LOB: 1 BB: 0 P: 10	R: 0 E: 0 K: 1 S: 8	H: 1 LOB: 1 BB: 0 P: 11	R: 0 E: 0 K: 0 S: 7	H: 0 LOB: 0 BB: 0 P: 10	R: 0 E: 0 K: 1 S: 10	H: 0 LOB: 1 BB: 1 P: 18	R: 0 E: 0 K: 0 S: 6	H: 1 LOB: 1 BB: 0 P: 8	R: 0 E: 0 K: 1 S: 8	H: 1 LOB: 1 BB: 0 P: 13	R: 0 E: 1 K: 1 S: 15	H: 1 LOB: 3 BB: 2 P: 29	R: 0 E: 0 K: 2 S: 9	H: 0 LOB: 0 BB: 0 P: 11	1B: 5 2B: 1 3B: 0 HR: 0	SF: 0 SAC: 2 DP: 0 HBP: 0	WP: 0 PA: 36 PB: 0 SB: 0 CS: 0		
<b>PITCHER</b>	IP WLS BF H R ER SO BB IBB HBP BLK WP HR S P ERA WHIP	IP WLS BF H R ER SO BB IBB HBP BLK WP HR S P ERA WHIP	IP WLS BF H R ER SO BB IBB HBP BLK WP HR S P ERA WHIP	IP WLS BF H R ER SO BB IBB HBP BLK WP HR S P ERA WHIP	IP WLS BF H R ER SO BB IBB HBP BLK WP HR S P ERA WHIP	IP WLS BF H R ER SO BB IBB HBP BLK WP HR S P ERA WHIP	IP WLS BF H R ER SO BB IBB HBP BLK WP HR S P ERA WHIP	IP WLS BF H R ER SO BB IBB HBP BLK WP HR S P ERA WHIP	IP WLS BF H R ER SO BB IBB HBP BLK WP HR S P ERA WHIP	IP WLS BF H R ER SO BB IBB HBP BLK WP HR S P ERA WHIP	IP WLS BF H R ER SO BB IBB HBP BLK WP HR S P ERA WHIP	IP WLS BF H R ER SO BB IBB HBP BLK WP HR S P ERA WHIP	IP WLS BF H R ER SO BB IBB HBP BLK WP HR S P ERA WHIP	IP WLS BF H R ER SO BB IBB HBP BLK WP HR S P ERA WHIP	IP WLS BF H R ER SO BB IBB HBP BLK WP HR S P ERA WHIP	IP WLS BF H R ER SO BB IBB HBP BLK WP HR S P ERA WHIP	IP WLS BF H R ER SO BB IBB HBP BLK WP HR S P ERA WHIP	IP WLS BF H R ER SO BB IBB HBP BLK WP HR S P ERA WHIP	IP WLS BF H R ER SO BB IBB HBP BLK WP HR S P ERA WHIP	IP WLS BF H R ER SO BB IBB HBP BLK WP HR S P ERA WHIP	IP WLS BF H R ER SO BB IBB HBP BLK WP HR S P ERA WHIP

Arizona Diamondbacks @ New York Mets  
Shea Stadium, Flushing, NY  
Sun Jun 03 2007, 1:10 PM EDT  
Att: 53,012 - Cloudy - 80 F

livebaseballscorecards.com

AB 31  
R 1  
H 6  
RBI 1  
BB 3  
SO 8  
LOB 13





Batter	1	2	3	4	5	6	7	8	9	10	11	AB	R	H	RBI	BB	SO	LOB	TOP	
11 Jimmy Rollins, S OBP: 0.318, SLG: 0.490	G6-3		1B		F9		1B			K		5	1	2	0	0	1	0		
8 Shane Victorino, S OBP: 0.347, SLG: 0.586	F9		2B		K		CS	G6-3		L8		5	1	1	0	0	1	0		
26 Chase Utley, L OBP: 0.394, SLG: 0.575	G3		1B			2B		BB			HR	4	1	3	3	1	0	0		
6 Ryan Howard, L OBP: 0.387, SLG: 0.500		1B				F8					1B	5	0	3	0	0	0	2		
9 Michael Bourn, L OBP: 0.369, SLG: 0.314		1B				1B					1B	0	1	0	0	0	0	0		
Pat Burrell, R OBP: 0.387, SLG: 0.382		F8				K					1B	4	0	1	0	1	1	3		
23 Adam Eaton, R OBP: 0.154, SLG: 0.192						BB					1B	0	0	0	0	0	0	0		
Antonio Alfonseca, R											1B	0	0	0	0	0	0	0		
Aaron Rowand, R OBP: 0.391, SLG: 0.505	F9			G4-3							1B	4	0	2	0	0	0	1		
Abraham Nunez, S OBP: 0.322, SLG: 0.339	F8			K							1B	5	0	1	1	0	2	4		
51 Carlos Ruiz, R OBP: 0.314, SLG: 0.387			F9		G6-3						G6-2-3	5	0	0	0	0	0	4		
Jamie Moyer, L OBP: 0.200			K								G6-2-3	3	0	0	0	0	0	1		
63 Ryan Madson, L OBP: 0.214, SLG: 0.510											G6-3	0	0	0	0	0	0	0		
Geoff Geary, R OBP: 0.303, SLG: 0.316											G6-3	1	0	0	0	0	0	3		
<b>Inning Stats</b>	R: 0 E: 0 K: 0 S: 7	H: 0 LOB: 0 BB: 0 P: 9	R: 0 E: 0 K: 0 S: 7	H: 1 LOB: 1 BB: 0 P: 12	R: 2 E: 0 K: 2 S: 18	H: 4 LOB: 2 BB: 0 P: 27	R: 0 E: 0 K: 1 S: 8	H: 0 LOB: 0 BB: 0 P: 14	R: 0 E: 0 K: 1 S: 9	H: 0 LOB: 2 BB: 0 P: 10	R: 0 E: 0 K: 0 S: 4	H: 1 LOB: 1 BB: 0 P: 11	R: 0 E: 0 K: 1 S: 9	H: 0 LOB: 0 BB: 0 P: 12	R: 2 E: 0 K: 0 S: 17	H: 4 LOB: 3 BB: 0 P: 27	1B: 9 2B: 3 3B: 0 HR: 1	SF: 0 SAC: 0 DP: 2 HBP: 1	WP: 0 PB: 0 SB: 1 CS: 1	PA: 46
<b>PITCHER</b>	Tom Glavine, L ERA: 3.36	IP: 7.0 WLS: 2 BF: 28 H: 8 R: 2 ER: 2 SO: 4 BB: 1 IBB: 0 HBP: 0 BLK: 0 WP: 0 HR: 0 S: 60 P: 94 ERA: 2.57 WHIP: 1.286	Scott Schoeneweis, L ERA: 3.66	IP: 1.0 WLS: 0 BF: 3 H: 0 R: 0 ER: 0 SO: 0 BB: 0 IBB: 0 HBP: 0 BLK: 0 WP: 0 HR: 0 S: 4 P: 10 ERA: 0.00 WHIP: 1.000	13 Billy Wagner, L ERA: 1.44	IP: 1.0 WLS: 0 BF: 3 H: 0 R: 0 ER: 0 SO: 1 BB: 0 IBB: 0 HBP: 0 BLK: 0 WP: 0 HR: 0 S: 9 P: 11 ERA: 0.00 WHIP: 1.000	59 Guillermo Mota, R ERA: 5.4	IP: 1.0 WLS: 0 BF: 2 H: 2 R: 2 ER: 2 SO: 0 BB: 0 IBB: 0 HBP: 0 BLK: 0 WP: 0 HR: 1 S: 2 P: 5 ERA: = WHIP: =	25 Pedro Feliciano, L ERA: 1.8	IP: 1.0 WLS: 0 BF: 2 H: 0 R: 0 ER: 0 SO: 0 BB: 0 IBB: 0 HBP: 0 BLK: 0 WP: 0 HR: 0 S: 6 P: 6 ERA: 1.4 WHIP: 2.000	35 Joe Smith, R ERA: 1.4	IP: 1.0 WLS: 0 BF: 5 H: 2 R: 0 ER: 0 SO: 0 BB: 0 IBB: 0 HBP: 0 BLK: 0 WP: 0 HR: 0 S: 15 P: 22 ERA: 0.00 WHIP: 2.000								

Philadelphia Phillies @ New York Mets  
Shea Stadium, Flushing, NY  
Tue Jun 05 2007, 7:10 PM EDT  
Att. 43,078 - Partly Cloudy - 79 F

livebaseballscores.com

AB 42  
R 4  
H 13  
RBI 4  
BB 2  
SO 6  
LOB 17



Batter	1	2	3	4	5	6	7	8	9	10	11	AB	R	H	RBI	BB	SO	LOB	BOTTOM			
7 José Reyes, S OBP: 0.398, SLG: 0.470	G6-3	FC5-4			SH2-3		1B				G5-3	4	0	1	0	1	0	3				
3 Damion Easley, R OBP: 0.329, SLG: 0.462	L5				1B		1B			FC6-4		4	0	2	0	1	0	2				
15 Carlos Beltrán, S OBP: 0.381, SLG: 0.500	G5-3				FC6-4		P2			F7		5	0	0	0	0	0	5				
21 Carlos Delgado, L OBP: 0.298, SLG: 0.377		BB			G4-3		F8			G6-3		4	1	0	0	1	0	3				
5 David Wright, R OBP: 0.366, SLG: 0.464		2B			G2-3		L9			F9		5	1	2	0	0	0	1				
16 Paul Lo Duca, R OBP: 0.366, SLG: 0.380		1B			L4		1B			L7		5	0	2	2	0	0	1				
4 Ben Johnson, R OBP: 0.211, SLG: 0.125		1B			P3		F7			L7		3	0	0	0	0	2					
10 Endy Chávez, L OBP: 0.339, SLG: 0.413					F7		L7			K		2	0	0	0	0	1	0				
27 Carlos Gómez, R OBP: 0.233, SLG: 0.250					F8		G3			L7		5	0	0	0	0	1	2				
Ben Glavin, L ERA: 3.36					FC5-4		1B			E8		2	0	0	0	0	0	0				
Ryan Madson, L ERA: 3.55					SH2-3		1B			K		1	0	0	0	0	0	0				
Scott Schoeneweis, L ERA: 3.66												2	0	0	0	0	0	0				
Billy Wagner, L ERA: 1.44												0	0	0	0	0	0	0				
Guillermo Mota, R ERA: 5.4												0	0	0	0	0	0	0				
Pedro Feliciano, L ERA: 1.8												0	0	0	0	0	0	0				
<b>Inning Stats</b>	R: 0 E: 0 K: 0 S: 4	H: 0 LOB: 0 BB: 0 P: 8	R: 2 E: 0 K: 0 S: 14	H: 3 LOB: 2 BB: 1 P: 24	R: 0 E: 0 K: 0 S: 11	H: 1 LOB: 1 BB: 0 P: 16	R: 0 E: 0 K: 0 S: 7	H: 0 LOB: 0 BB: 0 P: 11	R: 0 E: 0 K: 0 S: 7	H: 1 LOB: 1 BB: 0 P: 12	R: 0 E: 0 K: 1 S: 10	H: 1 LOB: 1 BB: 0 P: 19	R: 0 E: 0 K: 0 S: 6	H: 0 LOB: 0 BB: 0 P: 8	R: 0 E: 0 K: 0 S: 12	H: 1 LOB: 1 BB: 0 P: 18	R: 0 E: 0 K: 0 S: 10	H: 1 LOB: 1 BB: 0 P: 12	1B: 9 2B: 1 3B: 0 HR: 0	SF: 0 SAC: 1 DP: 0 HBP: 0	WP: 1 PB: 0 SB: 2 CS: 2	PA: 46
<b>PITCHER</b>	Jamie Moyer, L ERA: 4.08	IP: 7.0 WLS: 2 BF: 30 H: 8 R: 2 ER: 2 SO: 2 BB: 2 IBB: 0 HBP: 0 BLK: 0 WP: 1 HR: 0 S: 61 P: 101 ERA: 2.57 WHIP: 1.429	63 Ryan Madson, R ERA: 3.55	IP: 2.0 WLS: 0 BF: 8 H: 0 R: 0 ER: 0 SO: 1 BB: 0 IBB: 0 HBP: 0 BLK: 0 WP: 0 HR: 0 S: 16 P: 25 ERA: 0.00 WHIP: 0.000	Geoff Geary, R ERA: 3.45	IP: 1.0 WLS: 0 BF: 4 H: 1 R: 0 ER: 0 SO: 0 BB: 0 IBB: 0 HBP: 0 BLK: 0 WP: 0 HR: 0 S: 12 P: 18 ERA: 0.00 WHIP: 1.000	Antonio Alfonseca, R ERA: 4.07	IP: 1.0 WLS: 0 BF: 4 H: 1 R: 0 ER: 0 SO: 0 BB: 0 IBB: 0 HBP: 0 BLK: 0 WP: 0 HR: 0 S: 10 P: 12 ERA: 0.00 WHIP: 1.000	35 Joe Smith, R ERA: 1.4	IP: 1.0 WLS: 0 BF: 5 H: 2 R: 0 ER: 0 SO: 0 BB: 0 IBB: 0 HBP: 0 BLK: 0 WP: 0 HR: 0 S: 15 P: 22 ERA: 0.00 WHIP: 2.000	35 Joe Smith, R ERA: 1.4	IP: 1.0 WLS: 0 BF: 5 H: 2 R: 0 ER: 0 SO: 0 BB: 0 IBB: 0 HBP: 0 BLK: 0 WP: 0 HR: 0 S: 15 P: 22 ERA: 0.00 WHIP: 2.000										

Philadelphia Phillies @ New York Mets  
Shea Stadium, Flushing, NY  
Tue Jun 05 2007, 7:10 PM EDT  
Att. 43,078 - Partly Cloudy - 79 F

livebaseballscores.com

AB 42  
R 2  
H 10  
RBI 2  
BB 3  
SO 3  
LOB 19













Batter	1	2	3	4	5	6	7	8	9	AB	R	H	RBI	BB	SO	LOB	TOP			
7 José Reyes, S OBP: 0.397, SLG: 0.459	G4-3		F8			F8		G3		4	0	0	0	0	0	0				
27 Carlos Gómez, R OBP: 0.255, SLG: 0.271	K2-3		G6-3			P6			15 1B 21 SF8	4	1	1	0	0	1	0				
15 Carlos Beltrán, S OBP: 0.369, SLG: 0.493	G3-1			G6-3		K			16 1B	4	0	1	0	0	1	0				
21 Carlos Delgado, L OBP: 0.303, SLG: 0.420		G3		F8			HR		SF8	3	1	1	2	0	0	0				
5 David Wright, R OBP: 0.367, SLG: 0.486	K				HR		16 F9-3		L4	3	1	1	1	1	1	1				
16 Paul Lo Duca, R OBP: 0.363, SLG: 0.391					P4		F9-3			4	0	2	0	0	0	1				
22 Jose Valentin, S OBP: 0.349, SLG: 0.447																				
11 Ramon Castro, R OBP: 0.310, SLG: 0.404																				
Ricky Ledee, L			G4-3			K				3	0	0	0	0	1	0				
<b>Inning Stats</b>	R: 0 E: 0 K: 1 S: 6	H: 0 LOB: 0 BB: 0 P: 8	R: 0 E: 0 K: 1 S: 13	H: 2 LOB: 2 BB: 0 P: 21	R: 0 E: 0 K: 0 S: 5	H: 0 LOB: 0 BB: 0 P: 5	R: 1 E: 0 K: 0 S: 7	H: 1 LOB: 0 BB: 0 P: 8	R: 0 E: 0 K: 1 S: 7	H: 0 LOB: 0 BB: 0 P: 9	R: 1 E: 0 K: 0 S: 9	H: 1 LOB: 0 BB: 1 P: 16	R: 0 E: 0 K: 0 S: 3	H: 0 LOB: 0 BB: 0 P: 4	R: 1 E: 0 K: 0 S: 6	H: 3 LOB: 2 BB: 0 P: 12	1B: 5 2B: 1 3B: 0 HR: 2	SF: 1 SAC: 0 DP: 1 HBP: 0	WP: 0 PB: 0 SB: 0 CS: 0	PA: 34
<b>PITCHER</b>	IP	WLS	BF	H	R	ER	SO	BB	IBB	HBP	BLK	WP	HR	S	P	ERA	WHIP			
Chad Durbin, R ERA: 4.59	8.0	L	30	6	3	3	4	1	0	0	0	0	2	59	84	3.38	0.875			
34 Tim Byrdak, L ERA: 2.98	0.1		1	0	0	0	0	0	0	0	0	0	0	1	2	0.00	0.000			
Jason Grilli, R ERA: 5.59	0.2		3	1	0	0	0	0	0	0	0	0	0	3	6	0.00	1.500			

New York Mets @ Detroit Tigers  
Comerica Park, Detroit, MI  
Fri Jun 08 2007, 7:05 PM EDT  
Att. 42,007 - Clear - 72 F

AB 32  
R 3  
H 7  
RBI 3  
BB 1  
SO 4  
LOB 6



Batter	1	2	3	4	5	6	7	8	9	AB	R	H	RBI	BB	SO	LOB	BOTTOM					
28 Curtis Granderson, L OBP: 0.345, SLG: 0.579	G5-3		F9		G4-3			F8		4	0	1	0	0	0	0						
14 Placido Polanco, R OBP: 0.381, SLG: 0.421	G5-3		G4-3			F9				4	0	1	0	0	0	1						
3 Gary Sheffield, R OBP: 0.387, SLG: 0.523	G5-3		P2			G6-3		G6-3		4	0	0	0	0	0	2						
30 Magglio Ordonez, R OBP: 0.432, SLG: 0.665	G6-3			P4		E9				4	0	1	0	0	1	1						
9 Carlos Guillen, S OBP: 0.371, SLG: 0.510																						
Ivan Rodriguez, R OBP: 0.294, SLG: 0.440		G6-3			L9					4	0	0	0	0	0	1						
Sean Casey, L OBP: 0.340, SLG: 0.355					G3-1					3	0	1	0	0	0	1						
Craig Monroe, R OBP: 0.294, SLG: 0.453																						
15 Brandon Inge, R OBP: 0.324, SLG: 0.415										3	0	0	0	0	2	2						
<b>Inning Stats</b>	R: 0 E: 0 K: 0 S: 9	H: 1 LOB: 1 BB: 0 P: 14	R: 0 E: 0 K: 2 S: 14	H: 1 LOB: 2 BB: 1 P: 25	R: 0 E: 0 K: 0 S: 5	H: 0 LOB: 0 BB: 0 P: 9	R: 0 E: 0 K: 0 S: 11	H: 0 LOB: 1 BB: 1 P: 19	R: 0 E: 0 K: 2 S: 9	H: 0 LOB: 0 BB: 0 P: 15	R: 0 E: 1 K: 1 S: 11	H: 1 LOB: 1 BB: 0 P: 16	R: 0 E: 0 K: 0 S: 5	H: 0 LOB: 0 BB: 0 P: 5	R: 0 E: 0 K: 0 S: 10	H: 1 LOB: 1 BB: 0 P: 13	R: 0 E: 0 K: 2 S: 11	H: 0 LOB: 0 BB: 0 P: 13	1B: 3 2B: 1 3B: 0 HR: 0	SF: 0 SAC: 0 DP: 0 HBP: 0	WP: 0 PB: 0 SB: 1 CS: 0	PA: 33
<b>PITCHER</b>	IP	WLS	BF	H	R	ER	SO	BB	IBB	HBP	BLK	WP	HR	S	P	ERA	WHIP					
29 Jorge Sosa, R ERA: 2.64	8.0	W	30	4	0	0	5	2	0	0	0	0	0	74	116	0.00	0.750					
13 Billy Wagner, L ERA: 1.65	1.0	S	3	0	0	0	2	0	0	0	0	0	0	11	13	0.00	0.000					

New York Mets @ Detroit Tigers  
Comerica Park, Detroit, MI  
Fri Jun 08 2007, 7:05 PM EDT  
Att. 42,007 - Clear - 72 F

AB 31  
R 0  
H 4  
RBI 0  
BB 2  
SO 7  
LOB 9





Batter	1	2	3	4	5	6	7	8	9	AB R H RBI BB SO LOB	TOP												
7 José Reyes, S (1, 6) OBP: 0.394, SLG: 0.453	G4-3		K				P4		K	5 0 1 2 0 2 1	<b>New York Mets @ Detroit Tigers</b> Comerica Park, Detroit, MI Sat Jun 09 2007, 3:55 PM EDT Att: 42,364 - Sunny - 77 F												
22 Jose Valentin, S (1, 4) OBP: 0.341, SLG: 0.444	G3			F7	PO	F7			K	5 0 1 0 0 1 0													
15 Carlos Beltrán, S (1, 8) OBP: 0.374, SLG: 0.493	21 S 21 E 1B			K		G6-3				4 1 2 0 1 1 0													
21 Carlos Delgado, L (1, 3) OBP: 0.301, SLG: 0.419	P6					F7	G4-3		G4-3	5 0 1 0 0 0 4													
5 David Wright, R (1, 5) OBP: 0.369, SLG: 0.500		G5-3								4 2 2 1 0 0 1													
16 Paul Lo Duca, R (1, 10) OBP: 0.365, SLG: 0.394		G6-3				2B 7 1B			K	4 2 2 0 0 1 0													
Ricky Ledee, L (1, 7) OBP: 0.286, SLG: 0.571										4 2 2 1 0 1 0													
11 Ramon Castro, R (1, 2) OBP: 0.306, SLG: 0.389										2 0 0 1 1 1 2													
27 Carlos Gómez, R (1, 9) OBP: 0.245, SLG: 0.260										2 0 0 0 0 0 2													
Ruben Colay, S (7, PH) OBP: 0.348, SLG: 0.488										1 0 1 1 0 0 0													
4 Ben Johnson, R (7, 9) OBP: 0.240, SLG: 0.182										1 0 0 0 0 1 1													
<b>Inning Stats</b>	R: 1 E: 0 K: 0 S: 13	H: 1 LOB: 0 BB: 0 P: 23	R: 0 E: 0 K: 1 S: 8	H: 0 LOB: 0 BB: 0 P: 10	R: 0 E: 0 K: 2 S: 9	H: 0 LOB: 0 BB: 0 P: 13	R: 0 E: 0 K: 1 S: 7	H: 1 LOB: 1 BB: 0 P: 10	R: 2 E: 0 K: 0 S: 10	H: 3 LOB: 0 BB: 0 P: 15	R: 0 E: 0 K: 0 S: 7	H: 0 LOB: 0 BB: 0 P: 8	R: 3 E: 0 K: 0 S: 18	H: 5 LOB: 3 BB: 1 P: 38	R: 1 E: 0 K: 2 S: 17	H: 1 LOB: 1 BB: 1 P: 29	R: 0 E: 0 K: 2 S: 9	H: 1 LOB: 1 BB: 0 P: 13	1B: 7 2B: 4 3B: 0 HR: 1	SF: 1 SAC: 0 DP: 0 HBP: 0	WP: 0 PB: 0 SB: 1 CS: 0	PA: 41	
<b>PITCHER</b>	IP WLS BF H R ER SO BB IBB HBP BLK WP HR S P ERA WHIP											<b>PITCHER</b>	IP WLS BF H R ER SO BB IBB HBP BLK WP HR S P ERA WHIP										
38 Jeremy Bonderman, R (1, 1) ERA: 3.63	6.0 W 25 8 6 5 4 0 0 0 0 0 0 0 62 92 7.50 1.333																						
40 Yorman Bazardo, R (7, 1) ERA: 3.86	0.1 H 2 1 0 0 0 0 0 0 0 0 0 0 4 10 0.00 3.000																						
Wilfredo Ledezma, L (7, 1) ERA: 4.45	0.2 H 4 1 0 0 0 0 1 0 0 0 0 0 6 15 0.00 3.000																						
56 Fernando Rodney, R (8, 1) ERA: 5.09	1.0 H 5 1 1 1 2 1 0 0 0 0 1 17 29 9.00 2.000																						
59 Todd Jones, R (9, 1) ERA: 5.55	1.0 S 4 1 0 0 2 0 0 0 0 0 0 0 9 13 0.00 1.000																						

Batter	1	2	3	4	5	6	7	8	9	AB R H RBI BB SO LOB	BOTTOM												
20 Omar Infante, R (1, 8) OBP: 0.329, SLG: 0.375	K									3 0 0 0 0 1 2	<b>New York Mets @ Detroit Tigers</b> Comerica Park, Detroit, MI Sat Jun 09 2007, 3:55 PM EDT Att: 42,364 - Sunny - 77 F												
28 Curtis Granderson, L (6, 8) OBP: 0.347, SLG: 0.553		F9		FC4-3-6 14 1B						2 1 1 0 0 1 0													
14 Placido Polanco, R (1, 4) OBP: 0.385, SLG: 0.429	30 BB 9 HR									5 2 4 0 0 1 1													
3 Gary Sheffield, R (1, 10) OBP: 0.387, SLG: 0.518	P6									4 1 1 1 1 1 4													
30 Magglio Ordonez, R (1, 9) OBP: 0.439, SLG: 0.668	9 HR									2 2 1 2 3 1 0													
9 Carlos Guillen, S (1, 6) OBP: 0.372, SLG: 0.526										5 2 2 3 0 0 3													
Ivan Rodriguez, R (1, 2) OBP: 0.301, SLG: 0.446										4 0 2 2 1 1 2													
Sean Casey, L (1, 3) OBP: 0.333, SLG: 0.348	P5									4 0 0 0 0 0 6													
Craig Monroe, R (1, 7) OBP: 0.289, SLG: 0.444										4 0 0 0 0 1 3													
15 Brandon Inge, R (1, 5) OBP: 0.327, SLG: 0.414										3 0 1 0 1 0 1													
<b>Inning Stats</b>	R: 3 E: 0 K: 1 S: 15	H: 3 LOB: 1 BB: 1 P: 26	R: 0 E: 0 K: 1 S: 10	H: 0 LOB: 1 BB: 1 P: 16	R: 0 E: 0 K: 1 S: 13	H: 0 LOB: 2 BB: 2 P: 23	R: 0 E: 0 K: 1 S: 12	H: 2 LOB: 2 BB: 0 P: 19	R: 2 E: 1 K: 1 S: 14	H: 4 LOB: 1 BB: 1 P: 21	R: 3 E: 0 K: 1 S: 19	H: 4 LOB: 2 BB: 1 P: 31	R: 0 E: 0 K: 1 S: 15	H: 1 LOB: 1 BB: 0 P: 25	R: 0 E: 0 K: 1 S: 12	H: 0 LOB: 0 BB: 0 P: 17	1B: 7 2B: 4 3B: 0 HR: 1	SF: 0 SAC: 0 DP: 0 HBP: 0	WP: 0 PB: 0 SB: 0 CS: 0	PA: 42			
<b>PITCHER</b>	IP WLS BF H R ER SO BB IBB HBP BLK WP HR S P ERA WHIP											<b>PITCHER</b>	IP WLS BF H R ER SO BB IBB HBP BLK WP HR S P ERA WHIP										
46 Oliver Pérez, L (1, 1) ERA: 3.21	5.0 L 27 7 5 5 4 0 0 0 0 0 0 14 23 9.00 2.400																						
59 Guillermo Mota, R (6, 1) ERA: 8.1	0.1 6 4 3 3 0 1 0 0 0 0 0 0 5 8 81.00 15.000																						
Aaron Sele, R (6, 1) ERA: 4.87	0.2 2 0 0 0 1 0 0 0 0 0 0 0 5 8 0.00 0.000																						
Aaron Heilman, R (7, 1) ERA: 3.99	2.0 7 1 0 0 2 0 0 0 0 0 0 0 27 42 0.00 0.500																						

AB	37
R	7
H	12
RBI	6
SO	8
LOB	11



AB	36
R	8
H	12
RBI	8
SO	7
LOB	22





Batter	1	2	3	4	5	6	7	8	9	AB	R	H	RBI	BB	SO	LOB	TOP					
7 José Reyes, S OBP: 0.396, SLG: 0.452										5	2	0	1	0	2							
3 Damon Easley, R OBP: 0.343, SLG: 0.471										3	0	2	1	1	0	1						
15 Carlos Beltrán, S OBP: 0.371, SLG: 0.486										5	1	1	0	0	3	5						
21 Carlos Delgado, L OBP: 0.299, SLG: 0.412										4	0	0	0	0	2	6						
5 David Wright, R OBP: 0.374, SLG: 0.511										3	1	1	3	2	0	3						
16 Paul Lo Duca, R OBP: 0.357, SLG: 0.383										5	0	0	0	0	0	6						
Julio Franco, R OBP: 0.333, SLG: 0.286										4	1	2	0	1	0	0						
4 Ben Johnson, R OBP: 0.233, SLG: 0.222										5	1	1	0	0	2	3						
27 Carlos Gómez, R OBP: 0.241, SLG: 0.309										5	1	1	3	0	2	4						
<b>Inning Stats</b>	R: 3 E: 0 K: 1 S: 15	H: 3 LOB: 0 BB: 0 P: 23	R: 0 E: 0 K: 1 S: 11	H: 0 LOB: 0 BB: 0 P: 14	R: 0 E: 2 K: 1 S: 14	H: 0 LOB: 3 BB: 2 P: 28	R: 0 E: 0 K: 1 S: 9	H: 0 LOB: 1 BB: 1 P: 15	R: 0 E: 0 K: 1 S: 8	H: 1 LOB: 0 BB: 0 P: 12	R: 3 E: 0 K: 1 S: 20	H: 4 LOB: 2 BB: 0 P: 31	R: 0 E: 0 K: 2 S: 13	H: 1 LOB: 2 BB: 1 P: 20	R: 1 E: 0 K: 1 S: 10	H: 1 LOB: 2 BB: 0 P: 20	R: 0 E: 1 K: 0 S: 7	H: 0 LOB: 1 BB: 0 P: 10	1B: 6 2B: 2 3B: 0 HR: 2	SF: 0 SAC: 0 DP: 0 HBP: 2	WP: 1 PB: 0 SB: 1 CS: 0	PA: 46
<b>PITCHER</b>	IP WLS BF H R ER SO BB IBB HBP BLK WP HR S P ERA WHIP																					
48 Andrew Miller, L ERA: 3.18	5.1 W 25 5 4 4 5 3 0 0 1 1 1 62 101 6.75 1.500																					
Jason Grilli, R ERA: 6.21	0.0 4 3 2 2 0 0 0 1 0 0 1 8 13 ∞ ∞																					
34 Tim Lincecum, L ERA: 1.84	1.2 H 7 1 0 0 3 1 0 0 0 0 0 10 20 0.00 1.200																					
56 Fernando Rodney, R ERA: 5.25	1.0 6 1 1 1 1 1 0 1 0 0 0 10 20 9.00 2.000																					
40 Yorman Bazardo, R ERA: 2.7	1.0 4 0 0 0 0 0 0 0 0 0 0 7 10 0.00 0.000																					

New York Mets @ Detroit Tigers  
Comerica Park, Detroit, MI  
Sun Jun 10 2007, 1:05 PM EDT  
Att: 40,914 - Sunny - 80 F

AB 39  
R 7  
H 10  
RBI 7  
BB 5  
SO 9  
LOB 30



Batter	1	2	3	4	5	6	7	8	9	AB	R	H	RBI	BB	SO	LOB	BOTTOM					
28 Curtis Granderson, L OBP: 0.342, SLG: 0.572										6	0	1	1	0	1	4						
14 Placido Polanco, R OBP: 0.392, SLG: 0.439										6	3	3	0	0	0	4						
8 Neftali Pérez, S OBP: 0.200, SLG: 0.271										0	0	0	0	0	0	0						
3 Gary Sheffield, R OBP: 0.394, SLG: 0.545										5	2	4	2	0	0	1						
33 Marcus Thames, R OBP: 0.298, SLG: 0.437										5	0	0	0	0	0	5						
9 Carlos Guillen, S OBP: 0.374, SLG: 0.529										1	0	1	0	0	0	0						
20 Omar Infante, R OBP: 0.360, SLG: 0.390										2	3	2	2	2	0	0						
Ivan Rodríguez, R OBP: 0.306, SLG: 0.468										5	3	3	2	0	0	3						
Sean Casey, L OBP: 0.340, SLG: 0.347										3	2	1	2	2	2	3						
Craig Monroe, R OBP: 0.296, SLG: 0.448										5	1	3	1	0	0	3						
15 Brandon Inge, R OBP: 0.338, SLG: 0.437										4	1	3	5	0	0	1						
<b>Inning Stats</b>	R: 1 E: 0 K: 0 S: 8	H: 1 LOB: 0 BB: 0 P: 13	R: 1 E: 0 K: 0 S: 15	H: 2 LOB: 2 BB: 1 P: 27	R: 2 E: 0 K: 1 S: 14	H: 2 LOB: 1 BB: 1 P: 24	R: 0 E: 0 K: 1 S: 8	H: 1 LOB: 0 BB: 0 P: 14	R: 6 E: 0 K: 0 S: 23	H: 6 LOB: 0 BB: 0 P: 37	R: 1 E: 0 K: 0 S: 16	H: 3 LOB: 2 BB: 0 P: 21	R: 0 E: 0 K: 0 S: 10	H: 1 LOB: 1 BB: 0 P: 15	R: 4 E: 0 K: 0 S: 22	H: 5 LOB: 2 BB: 2 P: 38	R: 0 E: 0 K: 0 S: 7	H: 0 LOB: 1 BB: 0 P: 10	1B: 13 2B: 5 3B: 2 HR: 2	SF: 0 SAC: 0 DP: 2 HBP: 1	WP: 0 PB: 0 SB: 0 CS: 1	PA: 47
<b>PITCHER</b>	IP WLS BF H R ER SO BB IBB HBP BLK WP HR S P ERA WHIP																					
Tom Glavine, L ERA: 4.15	4.1 L 25 11 9 9 2 2 0 0 0 0 0 1 60 102 18.69 3.000																					
Aaron Sele, R ERA: 5.09	2.2 13 5 2 2 1 0 0 1 0 0 1 34 49 6.75 1.875																					
35 Joe Smith, R ERA: 2.63	1.0 9 5 4 4 0 1 1 0 0 0 0 22 38 36.00 6.000																					

New York Mets @ Detroit Tigers  
Comerica Park, Detroit, MI  
Sun Jun 10 2007, 1:05 PM EDT  
Att: 40,914 - Sunny - 80 F

AB 42  
R 15  
H 21  
RBI 15  
BB 4  
SO 3  
LOB 24





Batter	1	2	3	4	5	6	7	8	9	AB	R	H	RBI	BB	SO	LOB	TOP			
7 José Reyes, S OBP: 0.394, SLG: 0.449										4	1	1	0	0	0	1				
Shawn Green, L OBP: 0.376, SLG: 0.486										4	1	2	1	0	0	0				
15 Carlos Beltrán, S OBP: 0.369, SLG: 0.482										4	0	1	0	0	0	1				
5 David Wright, R OBP: 0.372, SLG: 0.506										4	0	1	1	0	1	2				
21 Carlos Delgado, L OBP: 0.298, SLG: 0.414										4	1	1	0	0	1	3				
16 Paul Lo Duca, R OBP: 0.355, SLG: 0.381										4	0	1	0	0	1	2				
22 Jose Valentin, S OBP: 0.337, SLG: 0.435										4	0	1	0	0	0	2				
27 Carlos Gómez, R OBP: 0.246, SLG: 0.310										3	0	1	1	0	0	2				
Ruben Gotay, S OBP: 0.340, SLG: 0.477										1	0	0	0	0	1	0				
26 Orlando Hernandez, R OBP: 0.200, SLG: 0.300										2	0	0	0	0	2	2				
Scott Schoeneweis, L (6, 1)										0	0	0	0	0	0	0				
59 Guillermo Mota, R (7, 1)										0	0	0	0	0	0	0				
25 Pedro Feliciano, L (7, 1)										0	0	0	0	0	0	0				
Ricky Ledes, L OBP: 0.250, SLG: 0.500										1	0	0	0	0	1	0				
<b>Inning Stats</b>	R: 2 E: 0 K: 0 S: 15	H: 3 LOB: 1 BB: 0 P: 26	R: 0 E: 0 K: 0 S: 11	H: 1 LOB: 1 BB: 0 P: 15	R: 0 E: 0 K: 0 S: 7	H: 0 LOB: 0 BB: 0 P: 13	R: 1 E: 0 K: 1 S: 12	H: 2 LOB: 1 BB: 0 P: 14	R: 0 E: 0 K: 1 S: 15	H: 1 LOB: 2 BB: 0 P: 20	R: 0 E: 0 K: 0 S: 8	H: 0 LOB: 0 BB: 0 P: 12	R: 0 E: 0 K: 2 S: 12	H: 0 LOB: 0 BB: 0 P: 16	R: 0 E: 0 K: 2 S: 8	H: 0 LOB: 0 BB: 0 P: 10	1B: 8 2B: 1 3B: 0 HR: 0	SF: 0 SAC: 1 DP: 0 HBP: 0	WP: 1 PB: 1 SB: 2 CS: 0	PA: 36
<b>PITCHER</b>	IP WLS BF H R ER SO BB IBB HBP BLK WP HR S P ERA WHIP	IP WLS BF H R ER SO BB IBB HBP BLK WP HR S P ERA WHIP																		
52 Randy Wolf, L ERA: 4.06	6.0 W 27 9 3 3 3 0 0 0 0 0 1 0 67 96 4.50 1.500																			
58 Chad Billingsley, R ERA: 3.27	1.0 H 3 0 0 0 0 0 0 0 0 0 0 0 8 12 0.00 0.000																			
51 Jonathan Broxton, R ERA: 3.98	1.0 H 3 0 0 0 2 0 0 0 0 0 0 0 12 16 0.00 0.000																			
44 Takashi Saito, R ERA: 1.73	1.0 S 3 0 0 0 2 0 0 0 0 0 0 0 8 10 0.00 0.000																			

**New York Mets @ Los Angeles Dodgers**  
 Dodger Stadium, Los Angeles, CA  
 Mon Jun 11 2007, 7:10 PM PDT  
 Att: 40,467 - Clear - 66 F

AB	35
R	3
H	9
RBI	3
BB	0
SO	7
LOB	15



Batter	1	2	3	4	5	6	7	8	9	AB	R	H	RBI	BB	SO	LOB	BOTTOM			
15 Rafael Furcal, S OBP: 0.355, SLG: 0.356										4	0	0	0	0	0	2				
9 Juan Pierre, L OBP: 0.305, SLG: 0.319										2	1	1	0	2	0	0				
55 Russell Martin, R OBP: 0.366, SLG: 0.470										4	1	1	1	0	1	3				
12 Jeff Kent, R OBP: 0.341, SLG: 0.459										3	0	0	0	1	0	4				
Luis Gonzalez, L OBP: 0.380, SLG: 0.488										4	2	2	1	0	1	2				
27 Matt Kemp, R OBP: 0.391, SLG: 0.429										4	0	1	1	0	1	2				
16 Andre Ethier, L OBP: 0.309, SLG: 0.404										4	0	1	1	0	1	2				
7 James Loney, L OBP: 0.250, SLG: 0.375										4	0	1	1	0	1	2				
6 Tony Abreu, S OBP: 0.279, SLG: 0.400										4	1	0	0	0	1	2				
52 Randy Wolf, L OBP: 0.241, SLG: 0.200										2	0	1	0	0	1	0				
Wilson Betemit, S OBP: 0.332, SLG: 0.411										1	0	1	1	0	0	0				
58 Chad Billingsley, R ERA: 7.06										0	0	0	0	0	0	0				
59 Guillermo Mota, R ERA: 7.36										0	0	0	0	0	0	0				
51 Jonathan Broxton, R ERA: 1.61										0	0	0	0	0	0	0				
44 Takashi Saito, L ERA: 1.61										0	0	0	0	0	0	0				
<b>Inning Stats</b>	R: 0 E: 0 K: 0 S: 10	H: 0 LOB: 0 BB: 0 P: 15	R: 0 E: 0 K: 2 S: 16	H: 0 LOB: 1 BB: 1 P: 25	R: 0 E: 0 K: 1 S: 9	H: 0 LOB: 0 BB: 0 P: 12	R: 3 E: 0 K: 0 S: 16	H: 3 LOB: 1 BB: 1 P: 28	R: 0 E: 0 K: 1 S: 10	H: 1 LOB: 2 BB: 1 P: 17	R: 2 E: 2 K: 0 S: 12	H: 3 LOB: 1 BB: 0 P: 21	R: 0 E: 0 K: 0 S: 12	H: 1 LOB: 1 BB: 0 P: 15	R: 0 E: 0 K: 2 S: 9	H: 0 LOB: 0 BB: 0 P: 11	1B: 5 2B: 3 3B: 0 HR: 0	SF: 0 SAC: 0 DP: 0 HBP: 0	WP: 0 PB: 0 SB: 2 CS: 0	PA: 35
<b>PITCHER</b>	IP WLS BF H R ER SO BB IBB HBP BLK WP HR S P ERA WHIP	IP WLS BF H R ER SO BB IBB HBP BLK WP HR S P ERA WHIP																		
26 Orlando Hernandez, R ERA: 2.38	0.1 L 2 1 0 0 0 0 0 0 0 0 0 0 6 11 0.00 3.000																			
59 Guillermo Mota, R ERA: 7.36	0.2 2 0 0 0 0 0 0 0 0 0 0 0 6 7 0.00 0.000																			
25 Pedro Feliciano, L ERA: 1.61	1.1 4 0 0 0 2 0 0 0 0 0 0 0 11 13 0.00 0.000																			

**New York Mets @ Los Angeles Dodgers**  
 Dodger Stadium, Los Angeles, CA  
 Mon Jun 11 2007, 7:10 PM PDT  
 Att: 40,467 - Clear - 66 F

AB	32
R	5
H	8
RBI	5
BB	3
SO	6
LOB	17





Batter	1	2	3	4	5	6	7	8	9	AB	R	H	RBI	BB	SO	LOB	TOP			
<b>7 José Reyes, S</b> OBP: 0.392, SLG: 0.446										4	0	1	0	0	1	1	<b>New York Mets @ Los Angeles Dodgers</b> Dodger Stadium, Los Angeles, CA Tue Jun 12 2007, 7:10 PM PDT Att. 42,438 - Clear - 73 F			
<b>Shawn Green, L</b> OBP: 0.368, SLG: 0.475										4	0	0	0	0	2	2				
<b>15 Carlos Beltrán, S</b> OBP: 0.363, SLG: 0.474										4	0	0	0	0	1	2				
<b>5 David Wright, R</b> OBP: 0.374, SLG: 0.506										4	1	2	0	0	1	0				
<b>21 Carlos Delgado, L</b> OBP: 0.297, SLG: 0.411										4	0	1	1	0	0	1				
<b>16 Paul Lo Duca, R</b> OBP: 0.360, SLG: 0.375										3	0	0	0	0	0	1				
<b>22 Jose Valentin, S</b> OBP: 0.327, SLG: 0.420										3	0	0	0	0	1	0				
<b>27 Carlos Gómez, R</b> OBP: 0.250, SLG: 0.311										3	0	1	0	0	1	0				
<b>33 John Maine, R</b> OBP: 0.240, SLG: 0.136										1	0	0	0	1	0	1				
<b>35 Joe Smith, R</b> OBP: 0.240, SLG: 0.136										0	0	0	0	0	0	0				
<b>Scott Schoeneweis, L</b> OBP: 0.240, SLG: 0.136										0	0	0	0	0	0	0				
<b>3 Damon Easley, R</b> OBP: 0.341, SLG: 0.467										1	0	0	0	0	1	0				
<b>Aaron Heilman, R</b> OBP: 0.240, SLG: 0.136										0	0	0	0	0	0	0				
<b>Inning Stats</b>	R: 0 E: 0 K: 1 S: 8	H: 0 LOB: 0 BB: 0 P: 12	R: 1 E: 0 K: 1 S: 9	H: 2 LOB: 0 BB: 0 P: 14	R: 0 E: 0 K: 0 S: 10	H: 1 LOB: 2 BB: 1 P: 17	R: 0 E: 0 K: 0 S: 9	H: 0 LOB: 0 BB: 0 P: 12	R: 0 E: 0 K: 1 S: 7	H: 1 LOB: 1 BB: 0 P: 10	R: 0 E: 0 K: 1 S: 9	H: 0 LOB: 0 BB: 0 P: 10	R: 0 E: 0 K: 2 S: 8	H: 0 LOB: 0 BB: 0 P: 8	R: 0 E: 0 K: 2 S: 8	H: 0 LOB: 0 BB: 0 P: 11	1B: 5 2B: 0 3B: 0 HR: 0	SF: 0 SAC: 0 DP: 1 HBP: 0	WP: 0 PB: 0 SB: 2 CS: 0	PA: 32
<b>PITCHER</b>	IP WLS BF H R ER SO BB IBB HBP BLK WP HR S P ERA WHIP	IP WLS BF H R ER SO BB IBB HBP BLK WP HR S P ERA WHIP	IP WLS BF H R ER SO BB IBB HBP BLK WP HR S P ERA WHIP	IP WLS BF H R ER SO BB IBB HBP BLK WP HR S P ERA WHIP	IP WLS BF H R ER SO BB IBB HBP BLK WP HR S P ERA WHIP	IP WLS BF H R ER SO BB IBB HBP BLK WP HR S P ERA WHIP	IP WLS BF H R ER SO BB IBB HBP BLK WP HR S P ERA WHIP	IP WLS BF H R ER SO BB IBB HBP BLK WP HR S P ERA WHIP	IP WLS BF H R ER SO BB IBB HBP BLK WP HR S P ERA WHIP	IP WLS BF H R ER SO BB IBB HBP BLK WP HR S P ERA WHIP	IP WLS BF H R ER SO BB IBB HBP BLK WP HR S P ERA WHIP	IP WLS BF H R ER SO BB IBB HBP BLK WP HR S P ERA WHIP	IP WLS BF H R ER SO BB IBB HBP BLK WP HR S P ERA WHIP	IP WLS BF H R ER SO BB IBB HBP BLK WP HR S P ERA WHIP	IP WLS BF H R ER SO BB IBB HBP BLK WP HR S P ERA WHIP	IP WLS BF H R ER SO BB IBB HBP BLK WP HR S P ERA WHIP	IP WLS BF H R ER SO BB IBB HBP BLK WP HR S P ERA WHIP			

AB	31
R	1
H	5
RBI	1
BB	1
SO	8
LOB	8



Batter	1	2	3	4	5	6	7	8	9	AB	R	H	RBI	BB	SO	LOB	BOTTOM			
<b>15 Rafael Furcal, S</b> OBP: 0.349, SLG: 0.350										4	0	0	0	0	1	3	<b>New York Mets @ Los Angeles Dodgers</b> Dodger Stadium, Los Angeles, CA Tue Jun 12 2007, 7:10 PM PDT Att. 42,438 - Clear - 73 F			
<b>9 Juan Pierre, L</b> OBP: 0.308, SLG: 0.330										4	0	2	0	0	0	0				
<b>5 Nomar Garciaparra, R</b> OBP: 0.378, SLG: 0.481										4	0	1	0	0	0	2				
<b>7 James Loney, L</b> OBP: 0.250, SLG: 0.375										4	0	1	0	0	0	1				
<b>12 Jeff Kent, R</b> OBP: 0.340, SLG: 0.455										4	0	1	0	0	0	1				
<b>Luis Gonzalez, L</b> OBP: 0.378, SLG: 0.481										3	1	0	0	0	1	3				
<b>51 Jonathan Broxton, R</b> ERA: 3.86										0	0	0	0	0	0	0				
<b>44 Takashi Saito, L</b> ERA: 1.67										0	0	0	0	0	0	0				
<b>55 Russell Martin, R</b> OBP: 0.364, SLG: 0.466										4	0	1	0	0	0	1				
<b>Wilson Betemit, S</b> OBP: 0.357, SLG: 0.444										4	1	2	1	0	1	1				
<b>27 Matt Kemp, R</b> OBP: 0.444, SLG: 0.583										3	1	2	2	1	1	1				
<b>56 Hung-Chih Kuo, L</b> OBP: 0.200, SLG: 0.800										3	1	1	1	0	2	3				
<b>16 Andre Ethier, L</b> OBP: 0.307, SLG: 0.402										1	0	0	0	0	0	1				
<b>Inning Stats</b>	R: 0 E: 0 K: 1 S: 17	H: 2 LOB: 2 BB: 0 P: 25	R: 3 E: 0 K: 0 S: 16	H: 4 LOB: 1 BB: 0 P: 23	R: 0 E: 0 K: 0 S: 9	H: 0 LOB: 0 BB: 0 P: 15	R: 0 E: 0 K: 1 S: 10	H: 0 LOB: 1 BB: 1 P: 18	R: 0 E: 0 K: 0 S: 5	H: 0 LOB: 0 BB: 0 P: 9	R: 1 E: 0 K: 2 S: 19	H: 2 LOB: 2 BB: 1 P: 34	R: 0 E: 1 K: 1 S: 10	H: 1 LOB: 1 BB: 0 P: 14	R: 0 E: 0 K: 2 S: 11	H: 1 LOB: 1 BB: 0 P: 14	1B: 6 2B: 0 3B: 1 HR: 3	SF: 0 SAC: 0 DP: 0 HBP: 0	WP: 1 PB: 0 SB: 1 CS: 0	PA: 36
<b>PITCHER</b>	IP WLS BF H R ER SO BB IBB HBP BLK WP HR S P ERA WHIP	IP WLS BF H R ER SO BB IBB HBP BLK WP HR S P ERA WHIP	IP WLS BF H R ER SO BB IBB HBP BLK WP HR S P ERA WHIP	IP WLS BF H R ER SO BB IBB HBP BLK WP HR S P ERA WHIP	IP WLS BF H R ER SO BB IBB HBP BLK WP HR S P ERA WHIP	IP WLS BF H R ER SO BB IBB HBP BLK WP HR S P ERA WHIP	IP WLS BF H R ER SO BB IBB HBP BLK WP HR S P ERA WHIP	IP WLS BF H R ER SO BB IBB HBP BLK WP HR S P ERA WHIP	IP WLS BF H R ER SO BB IBB HBP BLK WP HR S P ERA WHIP	IP WLS BF H R ER SO BB IBB HBP BLK WP HR S P ERA WHIP	IP WLS BF H R ER SO BB IBB HBP BLK WP HR S P ERA WHIP	IP WLS BF H R ER SO BB IBB HBP BLK WP HR S P ERA WHIP	IP WLS BF H R ER SO BB IBB HBP BLK WP HR S P ERA WHIP	IP WLS BF H R ER SO BB IBB HBP BLK WP HR S P ERA WHIP	IP WLS BF H R ER SO BB IBB HBP BLK WP HR S P ERA WHIP	IP WLS BF H R ER SO BB IBB HBP BLK WP HR S P ERA WHIP	IP WLS BF H R ER SO BB IBB HBP BLK WP HR S P ERA WHIP			

AB	34
R	4
H	10
RBI	4
BB	2
SO	7
LOB	16





Batter	1	2	3	4	5	6	7	8	9	AB	R	H	RBI	BB	SO	LOB	TOP					
7 José Reyes, S OBP: 0.393, SLG: 0.447	F7 0-1		1B 1-0			G1-4-3 0-0		1B 1-1		4	0	2	0	0	0	0	<b>New York Mets @ Los Angeles Dodgers</b> Dodger Stadium, Los Angeles, CA Wed Jun 13 2007, 7:10 PM PDT Att: 46,894 - Clear - 76 F					
Shawn Green, L OBP: 0.365, SLG: 0.475	5 1-1		K 2-3			G4-3 1-0		K 2-3		4	1	1	0	0	2	2						
15 Carlos Beltrán, S OBP: 0.358, SLG: 0.466	G5-3 1-2					L8 1-0		G5-3 1-1		4	0	0	0	0	0	2						
5 David Wright, R OBP: 0.375, SLG: 0.506	2H 2-0		21 G4-6-3 1B			K 1-3		K 1-3		4	0	2	1	0	2	0						
21 Carlos Delgado, L OBP: 0.293, SLG: 0.404	K 1-3		G4-6-3 1-2			K 1-3		G4-3 1-0		4	0	0	0	0	2	1						
16 Paul Lo Duca, R OBP: 0.348, SLG: 0.373	G1-3 1-1					F8 3-2		22 2B 1B		4	0	1	0	0	0	0						
22 Jose Valentin, S OBP: 0.337, SLG: 0.451	K 1-3					X CU 79 0-0		1-3 2B		3	0	2	0	0	1	0						
Ricky Ledee, L OBP: 0.182, SLG: 0.364			G4-3 2-1			F8 2-1		G4-3 2-2		3	0	0	0	0	0	3						
29 Jorge Sosa, R OBP: 0.250, SLG: 0.143			K 2-3			K 1-3				2	0	0	0	0	2	1						
25 Pedro Feliciano, L OBP: 0.338, SLG: 0.463								K 0-3		0	0	0	0	0	0	0						
59 Guillermo Mota, R OBP: 0.338, SLG: 0.463										0	0	0	0	0	0	0						
3 Damon Easley, R OBP: 0.338, SLG: 0.463										1	0	0	0	0	1	0						
13 Billy Wagner, L OBP: 0.338, SLG: 0.463										0	0	0	0	0	0	0						
<b>Inning Stats</b>	R: 1 E: 0 K: 0 S: 9	H: 2 LOB: 1 BB: 0 P: 13	R: 0 E: 0 K: 2 S: 8	H: 0 LOB: 0 BB: 0 P: 11	R: 0 E: 0 K: 2 S: 9	H: 1 LOB: 1 BB: 0 P: 16	R: 0 E: 0 K: 1 S: 5	H: 1 LOB: 1 BB: 0 P: 15	R: 0 E: 0 K: 0 S: 3	H: 0 LOB: 0 BB: 0 P: 5	R: 0 E: 0 K: 2 S: 17	H: 2 LOB: 2 BB: 0 P: 22	R: 0 E: 0 K: 1 S: 10	H: 1 LOB: 1 BB: 0 P: 14	R: 0 E: 0 K: 1 S: 6	H: 0 LOB: 0 BB: 0 P: 10	1B: 5 2B: 3 3B: 0 HR: 0	SF: 0 SAC: 0 DP: 1 HBP: 0	WP: 0 PB: 0 SB: 1 CS: 0	PA: 33		
<b>PITCHER</b>	IP WLS BF H R ER SO BB IBB HBP BLK WP HR S P ERA WHIP	7.0 W 26 7 1 1 7 0 0 0 0 0 0 60 91 1.29 1.000	1.0 4 1 0 0 2 0 0 0 0 0 0 10 14 0.00 1.000	1.0 3 0 0 0 1 0 0 0 0 0 0 6 10 0.00 0.000																		

Batter	1	2	3	4	5	6	7	8	9	AB	R	H	RBI	BB	SO	LOB	BOTTOM					
15 Rafael Furcal, S OBP: 0.354, SLG: 0.370	G5-3 1-2		BB 4-1			9 1B 3B		E 3B		4	2	2	1	1	0	0	<b>New York Mets @ Los Angeles Dodgers</b> Dodger Stadium, Los Angeles, CA Wed Jun 13 2007, 7:10 PM PDT Att: 46,894 - Clear - 76 F					
9 Juan Pierre, L OBP: 0.310, SLG: 0.331	G6-3 1-1		L5 1-2			3H 1B		16 BB 1B		5	0	2	1	0	0	3						
5 Nomar Garciaparra, R OBP: 0.319, SLG: 0.332	G5-3 3-1									3	1	1	0	1	0	0						
16 Andre Ethier, L OBP: 0.311, SLG: 0.402										0	0	0	0	1	0	0						
Luis Gonzalez, L OBP: 0.371, SLG: 0.472	P5 0-1									4	0	0	1	0	0	2						
Joe Beimel, L OBP: 0.354, SLG: 0.442										0	0	0	0	0	0	0						
Olmedo Saenz, R OBP: 0.354, SLG: 0.442										1	0	0	0	0	0	2						
Brett Tomko, R ERA: 5.43										0	0	0	0	0	0	0						
55 Russell Martin, R OBP: 0.358, SLG: 0.457	G6-3 0-2									4	0	0	0	0	0	3						
Mike Lieberthal, R OBP: 0.290, SLG: 0.250	G6-3 0-2									0	0	0	0	0	0	0						
Wilson Betemit, S OBP: 0.362, SLG: 0.476	G4-3 1-1									4	2	2	2	0	0	2						
27 Matt Kemp, R OBP: 0.484, SLG: 0.607	G1 3-2									4	3	3	1	0	0	0						
6 Tony Abreu, S OBP: 0.292, SLG: 0.420	31 SH1-4 1B									4	0	2	1	0	1	2						
31 Brad Penny, R OBP: 0.250, SLG: 0.259	SH1-4 1-2									1	0	0	0	0	0	1						
7 James Loney, L OBP: 0.333, SLG: 0.778										1	1	1	2	0	0	0						
<b>Inning Stats</b>	R: 0 E: 0 K: 0 S: 8	H: 0 LOB: 0 BB: 0 P: 13	R: 0 E: 0 K: 0 S: 7	H: 0 LOB: 0 BB: 0 P: 8	R: 0 E: 0 K: 0 S: 14	H: 1 LOB: 2 BB: 1 P: 26	R: 0 E: 0 K: 1 S: 16	H: 4 LOB: 1 BB: 0 P: 20	R: 3 E: 0 K: 0 S: 18	H: 4 LOB: 1 BB: 0 P: 23	R: 1 E: 1 K: 0 S: 12	H: 1 LOB: 2 BB: 1 P: 20	R: 2 E: 0 K: 0 S: 20	H: 3 LOB: 2 BB: 1 P: 27	1B: 8 2B: 1 3B: 2 HR: 2	SF: 0 SAC: 2 DP: 0 HBP: 0	WP: 0 PB: 0 SB: 1 CS: 0	PA: 40				
<b>PITCHER</b>	IP WLS BF H R ER SO BB IBB HBP BLK WP HR S P ERA WHIP	5.2 L 25 8 6 6 1 0 0 0 0 0 10 15 13.50 3.000	0.2 6 2 1 1 0 0 1 0 0 0 0 7 10 0.00 0.000	0.2 2 0 0 0 0 0 0 0 0 0 0 1 20 18.00 4.000																		





Batter	1	2	3	4	5	6	7	8	9	AB R H RBI BB SO LOB	TOP									
7 José Reyes, S OBP: 0.401, SLG: 0.464	2-2 FC5 1B		2-2 5 S 1B		0-0 HR		4-1 15 S BB			3 1 3 2 1 0 0	<b>New York Mets @ New York Yankees</b> Yankee Stadium, Bronx, NY Fri Jun 15 2007, 7:05 PM EDT Att: 55,159 - Partly Cloudy - 69 F									
15 Carlos Beltrán, S OBP: 0.356, SLG: 0.462	0-0 5 FC5 1B		1-3 1B		1-3 K		2-2 G3-1			4 0 1 0 0 2 2										
5 David Wright, R OBP: 0.377, SLG: 0.504	3-1 FC5		4-1 16 FC6-4 BB		2-2 21 S 1B			0-1 F7		3 0 1 0 1 0 2										
21 Carlos Delgado, L OBP: 0.289, SLG: 0.398	2-3 K		2-3 K		3-3 K			2-3 K		4 0 0 0 0 4 5										
16 Paul Lo Duca, R OBP: 0.342, SLG: 0.365	3-2 G6-3		1-0 FC6-4			1-1 F7		1-2 G3		4 0 0 0 0 0 4										
Shawn Green, L OBP: 0.358, SLG: 0.465		1-1 G3		1-0 G4-3		2-3 K		0-0 G1-3		4 0 0 0 0 1 0										
22 Jose Valentin, S OBP: 0.324, SLG: 0.432		1-2 K		1-0 L9		2-1 G4-3		0-1 P2		4 0 0 0 0 1 0										
Julio Franco, R OBP: 0.327, SLG: 0.267		3-2 F9		1-3 K			0-2 G4-3	4-2 27 CS BB		3 0 0 0 1 1 0										
27 Carlos Gómez, R OBP: 0.269, SLG: 0.328			0-1 7 S 1B		2-2 G1-3		0-0 7 CS 1B	1-1 CS		3 1 2 0 0 0 0										
<b>Inning Stats</b>	R: 0 E: 0 K: 1 S: 12	H: 2 LOB: 2 BB: 0 P: 22	R: 0 E: 0 K: 1 S: 9	H: 0 LOB: 0 BB: 14 P: 14	R: 1 E: 0 K: 2 S: 15	H: 2 LOB: 2 BB: 1 P: 24	R: 0 E: 0 K: 1 S: 5	H: 0 LOB: 0 BB: 0 P: 8	R: 1 E: 0 K: 2 S: 15	H: 2 LOB: 1 BB: 0 P: 23	R: 0 E: 0 K: 1 S: 8	H: 1 LOB: 1 BB: 1 P: 14	R: 0 E: 0 K: 1 S: 9	H: 0 LOB: 0 BB: 0 P: 12	R: 0 E: 0 K: 0 S: 8	H: 0 LOB: 0 BB: 1 P: 13	1B: 6 2B: 0 3B: 0 HR: 1	SF: 0 SAC: 0 DP: 0 HBP: 0	WP: 0 PB: 0 SB: 5 CS: 2	PA: 36
<b>PITCHER</b>	IP WLS BF H R ER SO BB IBB HBP BLK WP HR S P ERA WHIP											<b>PITCHER</b>	IP WLS BF H R ER SO BB IBB HBP BLK WP HR S P ERA WHIP							
22 Roger Clemens, R ERA: 3.65	6.1 L 27 7 2 2 8 1 0 0 0 0 0 1 68 108 2.84 1.263																			
Luis Vizcaino, R ERA: 6.39	7.1 3 0 0 0 0 1 0 0 0 0 0 0 6 12 0.00 1.000																			
Mike Myers, L ERA: 2.54	8.1 4 0 0 0 1 0 0 0 0 0 0 0 10 13 0.00 0.000																			
33 Brian Bruney, R ERA: 2.17	9.1 1 0 0 0 0 1 0 0 0 0 0 0 5 10 0.00 3.000																			

Batter	1	2	3	4	5	6	7	8	9	AB R H RBI BB SO LOB	BOTTOM											
28 Melky Cabrera, S OBP: 0.314, SLG: 0.346	3-2 G6-3		0-3 K		2-2 F8			2-1 P4		4 0 0 0 0 1 3	<b>New York Mets @ New York Yankees</b> Yankee Stadium, Bronx, NY Fri Jun 15 2007, 7:05 PM EDT Att: 55,159 - Partly Cloudy - 69 F											
2 Derek Jeter, R OBP: 0.414, SLG: 0.458	2-0 WP 1B		1-2 F7		1-1 G4-3		3-1 F8 2B			4 0 2 0 0 0 0												
Bobby Abreu, L OBP: 0.362, SLG: 0.372	1-3 K		4-1 20 S BB		1-1 G4-3		1-2 F8			3 0 0 0 1 1 2												
13 Alex Rodriguez, R OBP: 0.405, SLG: 0.669	1-2 K		0-1 F8			2-1 G6-3		0-2 G5-3		4 0 0 0 0 1 3												
20 Jorge Posada, S OBP: 0.407, SLG: 0.558		1-0 55 FC1-6 1B	3-3 K		3-3 K			1-1 F8		4 0 1 0 0 2 1												
55 Hideki Matsui, L OBP: 0.379, SLG: 0.482	0-2 FC1-6 1B		4-2 F7-4 24 BB BB		1-2 F8			0-3 K		3 0 0 0 1 1 1												
24 Robinson Canó, L OBP: 0.309, SLG: 0.415	1-0 1B		4-0 1B		1-2 BB		3-1 P4			3 0 1 0 1 1 0												
Josh Phelps, R OBP: 0.330, SLG: 0.363	2-3 K		3-2 F9			1-0 F9				3 0 0 0 0 1 4												
Miguel Cairo, R OBP: 0.281, SLG: 0.269	0-1 1B		0-1 F7-4			2-1 G1-3				3 0 1 0 0 0 2												
<b>Inning Stats</b>	R: 0 E: 0 K: 2 S: 11	H: 1 LOB: 1 BB: 0 P: 18	R: 0 E: 0 K: 2 S: 14	H: 3 LOB: 3 BB: 0 P: 18	R: 0 E: 0 K: 1 S: 9	H: 0 LOB: 1 BB: 1 P: 17	R: 0 E: 0 K: 0 S: 7	H: 0 LOB: 2 BB: 2 P: 18	R: 0 E: 0 K: 0 S: 7	H: 0 LOB: 0 BB: 0 P: 11	R: 0 E: 0 K: 1 S: 9	H: 0 LOB: 0 BB: 0 P: 15	R: 0 E: 0 K: 0 S: 5	H: 0 LOB: 0 BB: 0 P: 11	R: 0 E: 0 K: 0 S: 10	H: 1 LOB: 1 BB: 0 P: 16	R: 0 E: 0 K: 2 S: 8	H: 0 LOB: 0 BB: 0 P: 11	1B: 4 2B: 2 3B: 0 HR: 0	SF: 0 SAC: 0 DP: 1 HBP: 0	WP: 1 PB: 0 SB: 1 CS: 0	PA: 34
<b>PITCHER</b>	IP WLS BF H R ER SO BB IBB HBP BLK WP HR S P ERA WHIP											<b>PITCHER</b>	IP WLS BF H R ER SO BB IBB HBP BLK WP HR S P ERA WHIP									
46 Oliver Pérez, L ERA: 2.93	7.1 W 29 5 0 0 6 3 0 0 0 0 0 0 3 4 0.00 1.091																					
25 Pedro Feliciano, L ERA: 1.93	0.1 H 1 0 0 0 0 0 0 0 0 0 0 0 3 4 0.00 0.000																					
35 Joe Smith, R ERA: 2.48	0.1 H 1 0 0 0 0 0 0 0 0 0 0 0 3 3 0.00 0.000																					
13 Billy Wagner, L ERA: 2.15	1.0 S 3 0 0 0 2 0 0 0 0 0 0 0 8 11 0.00 0.000																					



Batter	1	2	3	4	5	6	7	8	9	AB	R	H	RBI	BB	SO	LOB	TOP					
7 José Reyes, S OBP: 0.403, SLG: 0.463	4-1 5 S 1B BB		4-1 15 G4-3 21 BLK BB	1-0 F7		2-2 F8		1 SAFE 0-0 SF8	2-2 1B	3	2	1	2	2	0	3						
15 Carlos Beltrán, S OBP: 0.349, SLG: 0.451	1-0 P4		2-2 G4-3	0-1 P2		0-1 F7		1 SAFE 1-3 K	0-0 P2	6	0	0	0	0	1	9						
5 David Wright, R OBP: 0.374, SLG: 0.498	3-2 16 S 1B		1-2 F9		0-2 K		3-1 F9	1 SAFE 3-3 K		5	0	1	1	0	2	2						
21 Carlos Delgado, L OBP: 0.291, SLG: 0.398	0-0 F7		2-2 P6		2-0 F8		0-0 16 1B		1-2 11 1B 16 1B 1B	5	1	2	0	0	0	1						
16 Paul Lo Duca, R OBP: 0.348, SLG: 0.376	2-3 K		3-H		0-0 F8		3-1 2B		1-1 27 1B 11 1B 1B	5	1	3	0	0	1	1						
Shawn Green, L OBP: 0.359, SLG: 0.457		3-3 K		4-1 11 HR BB		4-0 IBB			1-1 F7	3	1	0	0	2	1	4						
11 Ramon Castro, R OBP: 0.313, SLG: 0.441		2-2 F8		2-0 HR		2-3 K			1-1 7 1B 27 1B 1B	5	1	2	2	0	2	4						
Ruben Gotay, S OBP: 0.385, SLG: 0.553		2-1 HR		1-2 27 1B 1B					0-3 K	3	2	2	1	2	1	3						
27 Carlos Gómez, R OBP: 0.292, SLG: 0.348		0-2 F9		0-1 1B		1-2 1B			3-2 7 1B 1B	5	0	3	1	0	1	1						
<b>Inning Stats</b>	R: 1 E: 0 K: 1 S: 10	H: 1 LOB: 1 BB: 1 P: 20	R: 1 E: 0 K: 1 S: 16	H: 1 LOB: 0 BB: 0 P: 23	R: 1 E: 0 K: 0 S: 11	H: 0 LOB: 0 BB: 1 P: 19	R: 2 E: 0 K: 0 S: 11	H: 3 LOB: 2 BB: 1 P: 19	R: 0 E: 0 K: 2 S: 14	H: 1 LOB: 2 BB: 1 P: 20	R: 0 E: 0 K: 1 S: 8	H: 2 LOB: 2 BB: 0 P: 12	R: 1 E: 0 K: 2 S: 12	H: 1 LOB: 1 BB: 1 P: 20	R: 2 E: 0 K: 1 S: 24	H: 5 LOB: 3 BB: 0 P: 33	1B: 11 2B: 1 3B: 0 HR: 2	SF: 1 SAC: 0 DP: 0 HBP: 0	WP: 0 PB: 0 SB: 5 CS: 0	PA: 47		
<b>PITCHER</b>	IP WLS BF H R ER SO BB IBB HBP BLK WP HR S P ERA WHIP	IP WLS BF H R ER SO BB IBB HBP BLK WP HR S P ERA WHIP	IP WLS BF H R ER SO BB IBB HBP BLK WP HR S P ERA WHIP	IP WLS BF H R ER SO BB IBB HBP BLK WP HR S P ERA WHIP	IP WLS BF H R ER SO BB IBB HBP BLK WP HR S P ERA WHIP	IP WLS BF H R ER SO BB IBB HBP BLK WP HR S P ERA WHIP	IP WLS BF H R ER SO BB IBB HBP BLK WP HR S P ERA WHIP	IP WLS BF H R ER SO BB IBB HBP BLK WP HR S P ERA WHIP	IP WLS BF H R ER SO BB IBB HBP BLK WP HR S P ERA WHIP	IP WLS BF H R ER SO BB IBB HBP BLK WP HR S P ERA WHIP	IP WLS BF H R ER SO BB IBB HBP BLK WP HR S P ERA WHIP	IP WLS BF H R ER SO BB IBB HBP BLK WP HR S P ERA WHIP	IP WLS BF H R ER SO BB IBB HBP BLK WP HR S P ERA WHIP	IP WLS BF H R ER SO BB IBB HBP BLK WP HR S P ERA WHIP	IP WLS BF H R ER SO BB IBB HBP BLK WP HR S P ERA WHIP	IP WLS BF H R ER SO BB IBB HBP BLK WP HR S P ERA WHIP	IP WLS BF H R ER SO BB IBB HBP BLK WP HR S P ERA WHIP	IP WLS BF H R ER SO BB IBB HBP BLK WP HR S P ERA WHIP	IP WLS BF H R ER SO BB IBB HBP BLK WP HR S P ERA WHIP	IP WLS BF H R ER SO BB IBB HBP BLK WP HR S P ERA WHIP	IP WLS BF H R ER SO BB IBB HBP BLK WP HR S P ERA WHIP	IP WLS BF H R ER SO BB IBB HBP BLK WP HR S P ERA WHIP

New York Mets @ New York Yankees  
Yankee Stadium, Bronx, NY  
Sat Jun 16 2007, 1:05 PM EDT  
Att: 55,064 - Sunny - 78 F

AB 40  
R 8  
H 14  
RBI 7  
BB 6  
SO 9  
LOB 28



Batter	1	2	3	4	5	6	7	8	9	AB	R	H	RBI	BB	SO	LOB	BOTTOM					
18 Johnny Damon, L OBP: 0.347, SLG: 0.347	3-2 G6-3			1-2 FC5-4 2 HR		1-3 K			4-2 2 1B BB	4	1	1	1	1	1	2						
2 Derek Jeter, R OBP: 0.421, SLG: 0.479	3-1 FC5-4 2B			0-0 HR		1-0 13 S 55 1B G1-3 1B			1-0 1B	5	2	4	2	0	0	1						
Bobby Abreu, L OBP: 0.366, SLG: 0.372	4-2 FC5-4 BB			1-1 13 HR 1B		0-0 G1-3			2-3 K	3	1	1	0	2	1	3						
13 Alex Rodriguez, R OBP: 0.409, SLG: 0.679	1-1 FC5-4			2-1 HR		3-1 F7			4-1 20 S 55 1B BB 1B	4	3	2	2	1	0	3						
20 Jorge Posada, S OBP: 0.407, SLG: 0.557	0-0 F8			1-0 F8		2-0 24 E 2B			2-3 K	4	1	1	0	1	1	4						
55 Hideki Matsui, L OBP: 0.380, SLG: 0.480		0-1 28 SH1-4 24 BB 1B		2-1 F8		0-2 F9			1-1 F8	5	1	2	2	0	0	3						
24 Robinson Canó, L OBP: 0.315, SLG: 0.421		4-2 G6-3 18 SH1-4 1B BB		1-0 G4-3		0-0 E3 1B			1-1 G1-3	4	2	2	2	1	0	1						
28 Melky Cabrera, S OBP: 0.308, SLG: 0.339		0-1 SH1-4			0-0 B1-3				1-1 G6-3	4	0	0	0	0	0	3						
Miguel Cairo, R OBP: 0.290, SLG: 0.281		0-0 G6-3			2-1 18 FC5-4 1B				1-2 G4-3	5	0	2	2	0	0	3						
<b>Inning Stats</b>	R: 0 E: 0 K: 0 S: 10	H: 2 LOB: 1 BB: 1 P: 21	R: 2 E: 0 K: 0 S: 14	H: 2 LOB: 0 BB: 0 P: 24	R: 2 E: 0 K: 0 S: 8	H: 2 LOB: 0 BB: 1 P: 15	R: 2 E: 0 K: 0 S: 11	H: 2 LOB: 1 BB: 1 P: 21	R: 2 E: 1 K: 1 S: 13	H: 3 LOB: 1 BB: 0 P: 18	R: 2 E: 0 K: 1 S: 11	H: 2 LOB: 2 BB: 1 P: 20	R: 0 E: 0 K: 1 S: 11	H: 1 LOB: 2 BB: 1 P: 18	R: 1 E: 0 K: 0 S: 18	H: 2 LOB: 2 BB: 1 P: 31	1B: 10 2B: 3 3B: 0 HR: 2	SF: 0 SAC: 1 DP: 0 HBP: 0	WP: 0 PB: 0 SB: 3 CS: 0	PA: 45		
<b>PITCHER</b>	IP WLS BF H R ER SO BB IBB HBP BLK WP HR S P ERA WHIP	IP WLS BF H R ER SO BB IBB HBP BLK WP HR S P ERA WHIP	IP WLS BF H R ER SO BB IBB HBP BLK WP HR S P ERA WHIP	IP WLS BF H R ER SO BB IBB HBP BLK WP HR S P ERA WHIP	IP WLS BF H R ER SO BB IBB HBP BLK WP HR S P ERA WHIP	IP WLS BF H R ER SO BB IBB HBP BLK WP HR S P ERA WHIP	IP WLS BF H R ER SO BB IBB HBP BLK WP HR S P ERA WHIP	IP WLS BF H R ER SO BB IBB HBP BLK WP HR S P ERA WHIP	IP WLS BF H R ER SO BB IBB HBP BLK WP HR S P ERA WHIP	IP WLS BF H R ER SO BB IBB HBP BLK WP HR S P ERA WHIP	IP WLS BF H R ER SO BB IBB HBP BLK WP HR S P ERA WHIP	IP WLS BF H R ER SO BB IBB HBP BLK WP HR S P ERA WHIP	IP WLS BF H R ER SO BB IBB HBP BLK WP HR S P ERA WHIP	IP WLS BF H R ER SO BB IBB HBP BLK WP HR S P ERA WHIP	IP WLS BF H R ER SO BB IBB HBP BLK WP HR S P ERA WHIP	IP WLS BF H R ER SO BB IBB HBP BLK WP HR S P ERA WHIP	IP WLS BF H R ER SO BB IBB HBP BLK WP HR S P ERA WHIP	IP WLS BF H R ER SO BB IBB HBP BLK WP HR S P ERA WHIP	IP WLS BF H R ER SO BB IBB HBP BLK WP HR S P ERA WHIP	IP WLS BF H R ER SO BB IBB HBP BLK WP HR S P ERA WHIP	IP WLS BF H R ER SO BB IBB HBP BLK WP HR S P ERA WHIP	IP WLS BF H R ER SO BB IBB HBP BLK WP HR S P ERA WHIP

New York Mets @ New York Yankees  
Yankee Stadium, Bronx, NY  
Sat Jun 16 2007, 1:05 PM EDT  
Att: 55,064 - Sunny - 78 F

AB 38  
R 11  
H 15  
RBI 11  
BB 6  
SO 3  
LOB 23





Batter	1	2	3	4	5	6	7	8	9	AB	R	H	RBI	BB	SO	LOB	TOP					
7 José Reyes, S OBP: 0.401, SLG: 0.460	F7			16 CS 1B		G3-6-3		K		4	0	1	0	0	1	2						
16 Paul Lo Duca, R OBP: 0.348, SLG: 0.374 11 Ramon Castro, R OBP: 0.319, SLG: 0.459	HBP			G6-3			K		15 1B	1	0	0	0	0	0	1						
15 Carlos Beltrán, S OBP: 0.347, SLG: 0.448	G4-6-3			K			G4-3		5 G5-4-3 1B	4	0	1	1	0	1	1						
5 David Wright, R OBP: 0.369, SLG: 0.490		G6-3			G6-3		K	21 2B	5 G5-4-3 1B	4	1	0	0	0	1	1						
21 Carlos Delgado, L OBP: 0.290, SLG: 0.399		G5-3			K					4	0	1	1	0	2	0						
22 Jose Valentin, S OBP: 0.324, SLG: 0.439							G4-3			3	0	1	0	0	1	1						
Shawn Green, L OBP: 0.354, SLG: 0.450				F7		P5				3	0	0	0	0	1	1						
Ruben Gotay, S OBP: 0.382, SLG: 0.540				G4-3						3	0	1	0	0	1	0						
27 Carlos Gómez, R OBP: 0.293, SLG: 0.338				K						2	0	0	0	1	2	1						
<b>Inning Stats</b>	R: 0 E: 0 K: 0 S: 3	H: 0 LOB: 0 BB: 0 P: 5	R: 0 E: 0 K: 1 S: 7	H: 0 LOB: 0 BB: 0 P: 10	R: 0 E: 0 K: 1 S: 8	H: 0 LOB: 0 BB: 0 P: 13	R: 0 E: 0 K: 1 S: 12	H: 1 LOB: 0 BB: 0 P: 18	R: 0 E: 0 K: 1 S: 7	H: 1 LOB: 1 BB: 0 P: 9	R: 0 E: 0 K: 1 S: 5	H: 0 LOB: 0 BB: 1 P: 10	R: 1 E: 0 K: 2 S: 13	H: 1 LOB: 1 BB: 0 P: 20	R: 0 E: 0 K: 3 S: 13	H: 1 LOB: 1 BB: 0 P: 19	R: 1 E: 0 K: 1 S: 8	H: 2 LOB: 0 BB: 0 P: 12	1B: 3 2B: 3 3B: 0 HR: 0	SF: 0 SAC: 0 DP: 3 HBP: 1	WP: 1 PB: 0 SB: 0 CS: 1	PA: 32
<b>PITCHER</b>	IP	WLS	BF	H	R	ER	SO	BB	IBB	HBP	BLK	WP	HR	S	P	ERA	WHIP					
40 Chien-Ming Wang, R ERA: 3.33 Mike Myers, L ERA: 2.51	8.2	W	31	6	2	2	10	1	0	1	0	1	0	0	3	3	2.08	0.808				

New York Mets @ New York Yankees  
Yankee Stadium, Bronx, NY  
Sun Jun 17 2007, 8:05 PM EDT  
Att: 55,280 - Partly Cloudy - 87 F

AB 30  
R 2  
H 6  
RBI 2  
BB 1  
SO 11  
LOB 8



Batter	1	2	3	4	5	6	7	8	9	AB	R	H	RBI	BB	SO	LOB	BOTTOM					
18 Johnny Damon, L OBP: 0.348, SLG: 0.362	K						G4-3	P6		5	1	2	2	0	1	2						
2 Derek Jeter, R OBP: 0.418, SLG: 0.476	13 HR						G5-3			4	1	1	0	0	2	1						
Bobby Abreu, L OBP: 0.368, SLG: 0.379	F8				13 SF8		G3			3	1	1	0	0	0	1						
13 Alex Rodriguez, R OBP: 0.413, SLG: 0.697	HR				SF8					2	2	2	3	1	0	0						
20 Jorge Posada, S OBP: 0.404, SLG: 0.565	G6-3									4	1	1	2	0	2	2						
55 Hideki Matsui, L OBP: 0.378, SLG: 0.475										4	1	1	0	0	1	2						
24 Robinson Canó, L OBP: 0.314, SLG: 0.418	G4-3				L8			G4-3		4	0	1	0	0	0	1						
28 Melky Cabrera, S OBP: 0.307, SLG: 0.337					F9		F7			4	0	1	0	0	1	2						
Miguel Cairo, R OBP: 0.303, SLG: 0.300					G5-3		G4-3			3	1	1	1	0	0	1						
<b>Inning Stats</b>	R: 2 E: 0 K: 1 S: 10	H: 2 LOB: 0 BB: 0 P: 18	R: 2 E: 0 K: 2 S: 16	H: 3 LOB: 1 BB: 0 P: 28	R: 1 E: 0 K: 1 S: 9	H: 1 LOB: 0 BB: 0 P: 13	R: 0 E: 0 K: 0 S: 6	H: 0 LOB: 0 BB: 0 P: 9	R: 1 E: 0 K: 3 S: 13	H: 1 LOB: 2 BB: 1 P: 24	R: 0 E: 0 K: 0 S: 10	H: 1 LOB: 0 BB: 0 P: 12	R: 0 E: 0 K: 0 S: 8	H: 0 LOB: 0 BB: 0 P: 13	R: 2 E: 0 K: 0 S: 20	H: 3 LOB: 2 BB: 0 P: 30	R: 2 E: 0 K: 0 S: 10	H: 3 LOB: 0 BB: 0 P: 30	1B: 5 2B: 2 3B: 1 HR: 3	SF: 1 SAC: 0 DP: 1 HBP: 2	WP: 0 PB: 0 SB: 0 CS: 0	PA: 37
<b>PITCHER</b>	IP	WLS	BF	H	R	ER	SO	BB	IBB	HBP	BLK	WP	HR	S	P	ERA	WHIP					
26 Orlando Hernandez, R ERA: 3.08 Scott Schoeneweis, L ERA: 6.29 Aaron Heilman, R ERA: 4.31 25 Pedro Feliciano, L ERA: 1.85	4.2	L	23	7	6	6	6	1	0	1	0	0	0	1	0	0	11.57	1.714				

New York Mets @ New York Yankees  
Yankee Stadium, Bronx, NY  
Sun Jun 17 2007, 8:05 PM EDT  
Att: 55,280 - Partly Cloudy - 87 F

AB 33  
R 8  
H 11  
RBI 8  
BB 1  
SO 7  
LOB 12





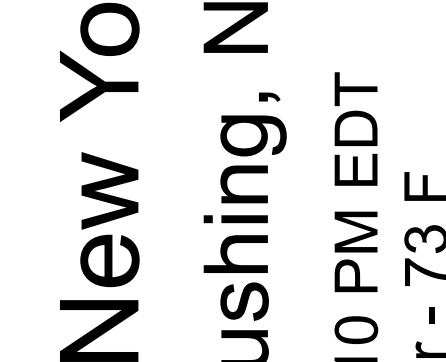
Batter	1	2	3	4	5	6	7	8	9	AB	R	H	RBI	BB	SO	LOB	TOP			
Luis Castillo, S (1,4) OBP: 0.356, SLG: 0.343	G6-3		G6-3		G4-3			G4-3		4	0	0	0	0	0	2	<b>Minnesota Twins @ New York Mets</b> Shea Stadium, Flushing, NY Mon Jun 18 2007, 7:10 PM EDT Att: 37,319 - Clear - 73 F			
7 Joe Mauer, L (1,2) OBP: 0.398, SLG: 0.432	F8			BB		F7		K		3	0	0	0	1	1					
5 Michael Cuddyer, R (1,9) OBP: 0.378, SLG: 0.475			G5-3			G5-3				4	0	2	1	0	2					
33 Justin Morneau, L (1,3) OBP: 0.354, SLG: 0.562	L8			BB		F7		G5-3		3	0	0	0	1	2					
Tori Hunter, R (1,8) OBP: 0.348, SLG: 0.551		G5-3		P2			G5-3			4	0	0	0	0	1					
16 Jason Kubel, L (1,7) OBP: 0.284, SLG: 0.380	K		K					G1-3		4	0	1	0	0	2					
8 Nick Punto, S (1,5) OBP: 0.317, SLG: 0.293	G2-3		P5				K			4	0	0	0	0	1					
Jason Bartlett, R (1,6) OBP: 0.329, SLG: 0.302			SH1-4		K					3	0	1	0	0	1					
Carlos Silva, R (1,1) 37 Denny Reyes, R (7,1) Jason Tyner, L (8, PH) Juan Rincon, R (8,1) 17 Pat Neshek, S (8,1)		SH1-4		G1				G4-3		1	0	0	0	0	0					
<b>Inning Stats</b>	R: 0 E: 0 K: 0 S: 16	H: 1 LOB: 1 BB: 0 P: 21	R: 0 E: 0 K: 1 S: 6	H: 0 LOB: 0 BB: 0 P: 9	R: 0 E: 0 K: 0 S: 11	H: 1 LOB: 2 BB: 1 P: 18	R: 0 E: 0 K: 1 S: 12	H: 0 LOB: 1 BB: 1 P: 21	R: 0 E: 0 K: 1 S: 7	H: 0 LOB: 0 BB: 0 P: 10	R: 0 E: 0 K: 1 S: 13	H: 1 LOB: 1 BB: 0 P: 17	R: 1 E: 0 K: 1 S: 13	H: 2 LOB: 1 BB: 0 P: 19	R: 0 E: 0 K: 0 S: 7	H: 0 LOB: 0 BB: 0 P: 10		1B: 4 2B: 1 3B: 0 HR: 0	SF: 0 SAC: 1 DP: 0 HBP: 0	WP: 0 PB: 0 SB: 0 CS: 0
<b>PITCHER</b>	IP WLS BF H R ER SO BB IBB HBP BLK WP HR S P ERA WHIP																			
33 John Maine, R (1,1) ERA: 2.9	7.1 W 28 4 1 1 4 2 0 0 0 0 0 0 77 115 1.23 0.818																			
25 Pedro Feliciano, L (8,1) ERA: 1.8	0.2 3 1 0 0 1 0 0 0 0 0 0 0 8 11 0.00 1.500																			
Aaron Heilman, R (9,1) ERA: 4.18	1.0 3 0 0 0 0 0 0 0 0 0 0 0 7 10 0.00 0.000																			

Batter	1	2	3	4	5	6	7	8	9	AB	R	H	RBI	BB	SO	LOB	BOTTOM			
7 José Reyes, S (1,6) OBP: 0.404, SLG: 0.460	G3		G6-3		F9	16 1B		15 2B		4	1	2	0	1	0	0	<b>Minnesota Twins @ New York Mets</b> Shea Stadium, Flushing, NY Mon Jun 18 2007, 7:10 PM EDT Att: 37,319 - Clear - 73 F			
16 Paul Lo Duca, R (1,2) OBP: 0.350, SLG: 0.374	G6-3		G6-3		15 FC4-6	15 WP		15 2B		5	1	2	2	0	2					
15 Carlos Beltrán, S (1,8) OBP: 0.345, SLG: 0.447	L6		G3		FC4-6	5 1B		5 2B		5	1	1	1	0	4					
5 David Wright, R (1,5) OBP: 0.373, SLG: 0.500	G6-3		L8		L8			21 2B		5	0	3	1	0	0					
21 Carlos Delgado, L (1,3) OBP: 0.296, SLG: 0.412	HR		2B		F7			G4-3		4	1	2	1	1	0					
Shawn Green, L (1,9) OBP: 0.357, SLG: 0.456 27 Carlos Gómez, R (8,9) OBP: 0.289, SLG: 0.338			1B		22 FC6-2	1B		2B		4	1	2	0	0	1					
22 Jose Valentin, S (1,4) OBP: 0.319, SLG: 0.427	P3		FC6-2		1B			L3		5	1	1	0	0	6					
Ricky Ledee, L (1,7) OBP: 0.333, SLG: 0.643	G4-3		G4-3		1B			HR		3	2	2	2	1	0					
33 John Maine, R (1,1) OBP: 0.222, SLG: 0.125 25 Pedro Feliciano, L (8,1) Ruben Gotay, S (8, PH) Aaron Heilman, R (9,1)			G3		G4-3			K		2	0	0	0	0	2					
<b>Inning Stats</b>	R: 0 E: 0 K: 0 S: 6	H: 0 LOB: 0 BB: 0 P: 11	R: 1 E: 0 K: 0 S: 9	H: 2 LOB: 1 BB: 0 P: 13	R: 0 E: 0 K: 0 S: 8	H: 1 LOB: 1 BB: 0 P: 10	R: 1 E: 0 K: 0 S: 12	H: 3 LOB: 2 BB: 0 P: 20	R: 0 E: 0 K: 1 S: 10	H: 2 LOB: 2 BB: 0 P: 14	R: 2 E: 0 K: 1 S: 18	H: 2 LOB: 2 BB: 2 P: 31	R: 0 E: 0 K: 0 S: 9	H: 1 LOB: 1 BB: 0 P: 13	R: 4 E: 1 K: 1 S: 19	H: 4 LOB: 2 BB: 1 P: 33		1B: 9 2B: 4 3B: 0 HR: 2	SF: 1 SAC: 1 DP: 0 HBP: 0	WP: 1 PB: 0 SB: 1 CS: 0
<b>PITCHER</b>	IP WLS BF H R ER SO BB IBB HBP BLK WP HR S P ERA WHIP																			
Carlos Silva, R (1,1) ERA: 4.2	6.0 L 30 10 4 4 4 1 1 0 0 0 0 0 9 63 6.00 1.833																			
37 Denny Reyes, L (7,1) ERA: 5.4	1.0 4 1 0 0 0 0 0 0 0 0 0 0 9 13 0.00 1.000																			
Juan Rincon, R (8,1) ERA: 4.5	0.1 7 4 4 3 1 0 1 0 0 0 0 1 15 29 81.00 12.000																			
17 Pat Neshek, R (8,1) ERA: 1.08	0.2 2 0 0 0 0 0 0 0 0 0 0 0 4 4 0.00 0.000																			

AB	31
R	1
H	5
RBI	1
BB	2
SO	5
LOB	12



AB	38
R	8
H	15
RBI	8
BB	3
SO	2
LOB	19





Batter	1	2	3	4	5	6	7	8	9	AB	R	H	RBI	BB	SO	LOB	TOP										
<b>Luis Castillo, S</b> (1,4) OBP: 0.349, SLG: 0.336	E3	FC4-6 7 2B 5 SF9		G4-3	G4-3		L6			5	1	0	1	0	0	3	<b>Minnesota Twins @ New York Mets</b> Shea Stadium, Flushing, NY Tue Jun 19 2007, 7:10 PM EDT Att: 40,935 - Partly Cloudy - 76 F										
<b>7 Joe Mauer, L</b> (1,2) OBP: 0.404, SLG: 0.441	F8			3-1 5 F 33 1B	4-2 5 E 1B		F7			4	2	2	1	1	0	1											
<b>5 Michael Cuddyer, R</b> (1,9) OBP: 0.375, SLG: 0.472	K	SF9		E5 33 1B	E5 33 1B			3-3 K		4	1	1	2	0	2	2											
<b>33 Justin Morneau, L</b> (1,3) OBP: 0.354, SLG: 0.558	L7	F8		1-2 1B	2-3 1B			0-0 G4-3		5	0	2	1	0	0	2											
<b>Tori Hunter, R</b> (1,8)		1B E 1B	G6-3	F7	G5-3			3-2 G6-3		5	1	1	0	0	0	4											
<b>Jeff Cirillo, R</b> (1,5) OBP: 0.324, SLG: 0.352		E8 1B	G1-4-3	1-2 2H 1B		1-2 F9		1-2 G4-3 2B		5	1	3	1	0	0	0											
<b>Jason Tyner, L</b> (1,7) OBP: 0.323, SLG: 0.325		1B FC4-6 1B	4-0 1B	G1-3		0-1 F8		0-0 G4-3		4	1	1	1	1	0	3											
<b>Jason Bartlett, R</b> (1,6) OBP: 0.330, SLG: 0.304		FC4-6 7 2B 1B	1-1 1B			0-0 F8	2-2 G5-3	1-2 P3		5	1	2	0	0	0	1											
<b>Johan Santana, L</b> (1,1) OBP: 0.400, SLG: 0.500		4-1 1-2 FC4-6 BB	2-2 G6-3		2-2 G4-3 5 1B		0-2 G4-3	1-2 G6-3		4	1	1	0	1	0	3											
<b>Inning Stats</b>	R: 0 E: 1 K: 1 S: 10	H: 0 LOB: 1 BB: 0 P: 15	R: 5 E: 1 K: 0 S: 14	H: 5 LOB: 1 BB: 1 P: 25	R: 0 E: 0 K: 0 S: 8	H: 1 LOB: 2 BB: 1 P: 17	R: 2 E: 1 K: 0 S: 17	H: 3 LOB: 2 BB: 0 P: 29	R: 2 E: 1 K: 0 S: 18	H: 3 LOB: 2 BB: 1 P: 27	R: 0 E: 0 K: 0 S: 8	H: 0 LOB: 0 BB: 0 P: 11	R: 0 E: 0 K: 0 S: 8	H: 0 LOB: 0 BB: 0 P: 10	R: 0 E: 0 K: 1 S: 14	H: 1 LOB: 1 BB: 0 P: 17	1B: 10 2B: 3 3B: 0 HR: 0	SF: 1 SAC: 0 DP: 0 HBP: 0	WP: 0 PB: 0 SB: 0 CS: 0	PA: 45							
<b>PITCHER</b>	IP	WLS	BF	H	R	ER	SO	BB	IBB	HBP	BLK	WP	HR	S	P	ERA	WHIP										
<b>29 Jorge Sosa, R</b> (1,1) ERA: 4.05	3.1	L	22	8	7	5	1	2	0	0	0	0	0	43	76	13.50	3.000										
<b>Aaron Sele, R</b> (4,1) ERA: 5.26	1.2		10	4	2	1	0	1	0	0	0	0	0	24	37	5.40	3.000										
<b>59 Guillermo Mota, R</b> (6,1) ERA: 6.0	2.0		6	0	0	0	0	0	0	0	0	0	0	16	21	0.00	0.000										
<b>35 Joe Smith, R</b> (8,1) ERA: 2.4	1.0		3	0	0	0	1	0	0	0	0	0	0	8	14	0.00	0.000										
<b>Scott Schoeneweis, L</b> (9,1) ERA: 6.94	1.0		4	1	0	0	0	0	0	0	0	0	0	14	17	0.00	1.000										

AB	41
R	9
H	13
RBI	7
BB	3
SO	2
LOB	19



Batter	1	2	3	4	5	6	7	8	9	AB	R	H	RBI	BB	SO	LOB	BOTTOM										
<b>7 José Reyes, S</b> (1,6) OBP: 0.402, SLG: 0.457	F8		G3-1			G1-3			0-0 15 G1-3 1B	4	0	1	0	0	0	1	<b>Minnesota Twins @ New York Mets</b> Shea Stadium, Flushing, NY Tue Jun 19 2007, 7:10 PM EDT Att: 40,935 - Partly Cloudy - 76 F										
<b>16 Paul Lo Duca, R</b> (1,2) OBP: 0.344, SLG: 0.368	G6-3				F7	F8			0-3 K	4	0	0	0	0	1	1											
<b>15 Carlos Beltrán, S</b> (1,8) OBP: 0.340, SLG: 0.440	F8				F8	F7			1-2 G1-3	4	0	0	0	0	0	1											
<b>5 David Wright, R</b> (1,5) OBP: 0.371, SLG: 0.496		L3			1B				1-0 F9	4	0	1	0	0	0	1											
<b>21 Carlos Delgado, L</b> (1,3) OBP: 0.293, SLG: 0.408		F7			G4-3	L6			3-0 0	3	0	0	0	0	0	1											
<b>3 Damon Easley, R</b> (1,4) OBP: 0.338, SLG: 0.460		F7			G6-3 1B	L7			3-0 1	3	0	1	0	0	0	0											
<b>Shawn Green, L</b> (1,9) OBP: 0.352, SLG: 0.449			L6		G6-3				2-2 G4-3	3	0	0	0	0	0	1											
<b>27 Carlos Gómez, R</b> (1,7) OBP: 0.291, SLG: 0.338			29 SH3-4 1B		P1	L6			1-1 L6	3	0	1	0	0	0	1											
<b>29 Jorge Sosa, R</b> (1,1) OBP: 0.299, SLG: 0.143									2-2 F8	0	0	0	0	0	0	0											
<b>Aaron Sele, R</b> (4,1) ERA: 5.26										0	0	0	0	0	0	0											
<b>22 Jose Valentin, S</b> (5, PH) OBP: 0.116, SLG: 0.429										1	0	0	0	0	0	1											
<b>59 Guillermo Mota, R</b> (6,1) ERA: 6.0										0	0	0	0	0	0	0											
<b>35 Joe Smith, R</b> (8,1) ERA: 2.4										0	0	0	0	0	0	0											
<b>Julio Franco, R</b> (8, PH) OBP: 0.301, SLG: 0.261										1	0	0	0	0	0	0											
<b>Scott Schoeneweis, L</b> (9,1) ERA: 6.94										0	0	0	0	0	0	0											
<b>Inning Stats</b>	R: 0 E: 0 K: 0 S: 5	H: 0 LOB: 0 BB: 0 P: 10	R: 0 E: 0 K: 0 S: 5	H: 0 LOB: 0 BB: 0 P: 7	R: 0 E: 0 K: 0 S: 6	H: 1 LOB: 1 BB: 0 P: 10	R: 0 E: 0 K: 0 S: 5	H: 1 LOB: 1 BB: 0 P: 9	R: 0 E: 0 K: 0 S: 9	H: 1 LOB: 1 BB: 0 P: 14	R: 0 E: 0 K: 0 S: 4	H: 0 LOB: 0 BB: 0 P: 9	R: 0 E: 0 K: 0 S: 5	H: 0 LOB: 0 BB: 0 P: 8	R: 0 E: 0 K: 1 S: 9	H: 1 LOB: 1 BB: 0 P: 11	1B: 4 2B: 0 3B: 0 HR: 0	SF: 0 SAC: 1 DP: 0 HBP: 0	WP: 0 PB: 0 SB: 0 CS: 0	PA: 31							
<b>PITCHER</b>	IP	WLS	BF	H	R	ER	SO	BB	IBB	HBP	BLK	WP	HR	S	P	ERA	WHIP										
<b>Johan Santana, L</b> (1,1) ERA: 2.91	9.0	W	31	4	0	0	1	0	0	0	0	0	0	57	92	0.00	0.444										

AB	30
R	0
H	4
RBI	0
BB	0
SO	1
LOB	8









Batter	1	2	3	4	5	6	7	8	9	AB	R	H	RBI	BB	SO	LOB	TOP				
6 Travis Buck, L (1,9) OBP: 0.381, SLG: 0.491	1-1 G3-1		1-1 E4		1-1 FC4-6 1B			4-2 FC6-4 BB		3	0	1	0	1	0	0					
21 Mark Kotsay, L (1,8) OBP: 0.321, SLG: 0.378	2-2 G4-3		0-0 F8		1-1 FC4-6 1-2			0-1 L4		4	0	0	0	0	0	3					
Nick Swisher, S (1,3) OBP: 0.420, SLG: 0.481	4-1 3 1B BB		3-3 K				1-0 P3	1-1 FC6-4 1-2		3	0	0	0	1	1	2					
3 Eric Chavez, L (1,5) OBP: 0.310, SLG: 0.458	2-1 1B				2-0 1B		2-1 G3-1		0-0 1B	4	0	3	0	0	0	0					
14 Mark Ellis, R (1,4) OBP: 0.342, SLG: 0.414		1-3 K		2-3 K			3-1 L9		2-1 1B L8	4	0	0	0	0	2	2					
Shannon Stewart, R (1,7) OBP: 0.356, SLG: 0.365		1-2 HR		1-2 7 G6-4-3 1B				1-2 1B		4	1	3	1	0	0	0					
7 Bobby Crosby, R (1,6) OBP: 0.285, SLG: 0.349		1-0 G6-3		2-2 G6-4-3 1-2			1-0 L1		0-0 F3	4	0	0	0	0	0	4					
Jason Kendall, R (1,2) OBP: 0.255, SLG: 0.260		1-1 F9			1-1 F8		0-1 L8		2-2 G6-3	4	0	0	0	0	0	2					
25 Lenny DiNardo, L (1,1) OBP: 0.250, SLG: 0.250			2-1 G4-3			1-3 K				2	0	0	0	0	1	0					
Colby Lewis, R (6,1)										0	0	0	0	0	0	0					
47 Ron Flores, L (7,1)										0	0	0	0	0	0	0					
Marco Scutaro, R (8,PH)										1	0	0	0	0	1	0					
40 Rich Harden, L (8,1)										0	0	0	0	0	0	0					
<b>Inning Stats</b>	R: 0 E: 0 K: 0 S: 9	H: 1 LOB: 2 BB: 1 P: 18	R: 1 E: 0 K: 1 S: 9	H: 1 LOB: 0 BB: 0 P: 13	R: 0 E: 1 K: 1 S: 8	H: 0 LOB: 1 BB: 0 P: 14	R: 0 E: 0 K: 1 S: 11	H: 2 LOB: 1 BB: 0 P: 18	R: 0 E: 0 K: 0 S: 5	H: 0 LOB: 0 BB: 0 P: 11	R: 0 E: 0 K: 0 S: 6	H: 0 LOB: 0 BB: 0 P: 8	R: 0 E: 0 K: 1 S: 9	H: 0 LOB: 1 BB: 1 P: 15	R: 0 E: 0 K: 0 S: 8	H: 2 LOB: 2 BB: 0 P: 12	1B: 6 2B: 0 3B: 0 HR: 1	SF: 0 SAC: 0 DP: 1 HBP: 0	WP: 0 PB: 0 SB: 0 CS: 0	PA: 35	
<b>PITCHER</b>	IP WLS BF ERA WHIP	H R ER SO	BB IBB HBP BLK	WP HR S P	ERA WHIP	<b>PITCHER</b>														IP WLS BF ERA WHIP	
Tom Glavine, L (1,1) ERA: 4.38	8.0 W 31	6 1 1 5	2 0 0 0	0 0 0 0	0 1 67 111	1.12 1.000															
Aaron Heilman, R (9,1) ERA: 4.05	1.0 4	1 0 0 0	0 0 0 0	0 0 0 0	0 0 7 11	0.00 1.000															

Oakland Athletics @ New York Mets  
Shea Stadium, Flushing, NY  
Fri Jun 22 2007, 7:10 PM EDT  
Att: 43,029 - Partly Cloudy - 74 F


AB	33
R	1
H	7
RBI	1
BB	2
SO	5
LOB	13




Batter	1	2	3	4	5	6	7	8	9	AB	R	H	RBI	BB	SO	LOB	BOTTOM				
7 José Reyes, S (1,6) OBP: 0.402, SLG: 0.459	0-0 E5 15 1B		0-0 SH5-3		1-1 L6	0-1 2B				3	1	2	0	0	0	0					
16 Paul Lo Duca, R (1,2) OBP: 0.337, SLG: 0.365	0-2 L9		0-2 SF8			1-2 G6-3	0-0 F7			3	0	0	1	0	0	1					
15 Carlos Beltrán, S (1,8) OBP: 0.348, SLG: 0.457	1-0 2H 1B		3H 1-0 G5-3			2-2 E6 21 1B	1-1 HR			4	2	2	2	0	0	0					
5 David Wright, R (1,5) OBP: 0.371, SLG: 0.491	1-0 P3			2-2 G5-3		1-0 21 1B	2-3 K			4	1	1	0	0	1	1					
21 Carlos Delgado, L (1,3) OBP: 0.291, SLG: 0.403	0-2 P6			0-0 3 G6-4-3 1B		1-2 2B 1B	2-3 K			4	1	2	1	0	1	1					
3 Damion Easley, R (1,4) OBP: 0.333, SLG: 0.446		4-1 G4-6-3 BB		1-0 G6-4-3 1-2		1-2 F8		1-3 K		3	0	0	0	1	1	3					
Shawn Green, L (1,9) OBP: 0.353, SLG: 0.466		1-2 G4-6-3 1-2			2-1 HR	1-2 BLK 1B 2B		2-2 G4-3		4	2	2	3	0	0	1					
27 Carlos Gómez, R (1,7) OBP: 0.282, SLG: 0.316		1-2 G5-3			0-1 B2	4-0 BLK 1B IBB		2-3 K		3	1	0	0	1	1	0					
Tom Glavine, L (1,1) OBP: 0.357, SLG: 0.370			1-1 7 SH5-3 16 SF8 2B		1-1 G1-3	1-0 1H 2H 2B 1B				3	1	2	2	0	0	0					
Aaron Heilman, R (9,1) ERA: 1.35										0	0	0	0	0	0	0					
<b>Inning Stats</b>	R: 1 E: 1 K: 0 S: 9	H: 2 LOB: 1 BB: 0 P: 11	R: 0 E: 0 K: 0 S: 8	H: 0 LOB: 0 BB: 1 P: 14	R: 1 E: 0 K: 0 S: 8	H: 1 LOB: 0 BB: 0 P: 10	R: 0 E: 0 K: 0 S: 6	H: 1 LOB: 0 BB: 0 P: 9	R: 1 E: 1 K: 0 S: 17	H: 5 LOB: 2 BB: 1 P: 28	R: 1 E: 0 K: 2 S: 12	H: 1 LOB: 0 BB: 0 P: 17	R: 0 E: 0 K: 2 S: 10	H: 0 LOB: 0 BB: 0 P: 15	R: 0 E: 0 K: 0 S: 8	H: 0 LOB: 0 BB: 0 P: 12	1B: 6 2B: 3 3B: 0 HR: 2	SF: 1 SAC: 1 DP: 2 HBP: 0	WP: 0 PB: 0 SB: 0 CS: 0	PA: 35	
<b>PITCHER</b>	IP WLS BF ERA WHIP	H R ER SO	BB IBB HBP BLK	WP HR S P	ERA WHIP	<b>PITCHER</b>														IP WLS BF ERA WHIP	
25 Lenny DiNardo, L (1,1) ERA: 2.35	5.1 L 23	7 6 4 0	1 0 0 0	0 1 0 0	0 0 9 68	6.75 1.500															
Colby Lewis, R (6,1) ERA: 9.77	0.2 5	3 2 0 0	0 1 0 0	0 0 0 0	0 0 9 16	0.00 4.500															
47 Ron Flores, L (7,1) ERA: 1.29	1.0 4	1 1 1 2	0 0 0 0	0 0 0 0	0 1 12 17	9.00 1.000															
40 Rich Harden, R (8,1) ERA: 1.35	1.0 3	0 0 0 0	0 0 0 0	0 0 0 0	0 0 10 15	0.00 0.000															


Oakland Athletics @ New York Mets  
Shea Stadium, Flushing, NY  
Fri Jun 22 2007, 7:10 PM EDT  
Att: 43,029 - Partly Cloudy - 74 F

AB	31
R	9
H	11
RBI	9
BB	2
SO	4
LOB	7





Batter	1	2	3	4	5	6	7	8	9	AB R H RBI BB SO LOB	TOP											
6 Travis Buck, L OBP: 0.382, SLG: 0.486 (1, 7)	1-2 G4-3 1B		0-1 G1-3		0-1 F7		4-1 BB		2-3 K	4 0 1 0 1 1 2	<p>Oakland Athletics @ New York Mets Shea Stadium, Flushing, NY Sat Jun 23 2007, 7:10 PM EDT Att: 52,920 - Clear - 74 F</p> <p>livebaseballscores.com</p> <p>AB 34 R 0 H 7 RBI 0 BB 1 SO 10 LOB 20</p> 											
21 Mark Kotsay, L OBP: 0.306, SLG: 0.359 (1, 8)	2-1 G4-3		1-0 G4-3		2-0 G4-3		3-3 K			4 0 0 0 0 1 4												
Nick Swisher, S OBP: 0.418, SLG: 0.477 (1, 9)	2-2 F7			3-2 1B		3-1 F8		2-3 K		4 0 1 0 0 1 1												
3 Eric Chavez, L OBP: 0.305, SLG: 0.451 (1, 5)	3-2 G3-1			0-3 K		3-3 K		0-2 E3		4 0 0 0 0 2 2												
29 Dan Johnson, L OBP: 0.362, SLG: 0.413 Shannon Stewart, R (8, PH) OBP: 0.355, SLG: 0.363 (8, 7)	2-2 G6-3			2-2 F7		1-1 E4		2-3 K		3 0 0 0 0 0 1 1 0 0 0 0 1 1												
14 Mark Ellis, R OBP: 0.344, SLG: 0.415 (1, 4)	1-2 1B			1-2 1B		1-3 K		0-1 FC6-4		4 0 2 0 0 1 2												
7 Bobby Crosby, R OBP: 0.288, SLG: 0.351 (1, 6)	0-3 K			2-2 G4-3		0-1 1B		0-0 SH1-4		4 0 2 0 0 1 3												
Jason Kendall, R OBP: 0.256, SLG: 0.261 (1, 2)	0-0 F8			1-2 1B		1-2 F8		0-0 SH1-4		3 0 1 0 0 0 2												
Joe Blanton, R Marco Scutaro, R (9, PH) 44 Santiago Casilla, R (9, 1)			1-3 K		0-0 SH3-4		0-3 K	1-0 F9		2 0 0 0 0 2 1 1 0 0 0 0 0 1 0 0 0 0 0 0 0												
<b>Inning Stats</b>	R: 0 E: 0 K: 0 S: 11	H: 1 LOB: 1 BB: 0 P: 19	R: 0 E: 0 K: 1 S: 10	H: 1 LOB: 1 BB: 0 P: 13	R: 0 E: 0 K: 1 S: 8	H: 0 LOB: 0 BB: 0 P: 10	R: 0 E: 0 K: 1 S: 16	H: 2 LOB: 2 BB: 0 P: 24	R: 0 E: 0 K: 0 S: 7	H: 1 LOB: 1 BB: 0 P: 10	R: 0 E: 1 K: 2 S: 12	H: 0 LOB: 1 BB: 1 P: 20	R: 0 E: 0 K: 1 S: 15	H: 1 LOB: 2 BB: 1 P: 23	R: 0 E: 1 K: 2 S: 11	H: 0 LOB: 1 BB: 0 P: 15	R: 0 E: 0 K: 1 S: 7	H: 1 LOB: 1 BB: 0 P: 10	1B: 7 2B: 0 3B: 0 HR: 0	SF: 0 SAC: 2 DP: 0 HBP: 0	WP: 0 PB: 0 SB: 1 CS: 0	PA: 37
<b>PITCHER</b>	IP WLS BF H R ER SO BB IBB HBP BLK WP HR S P ERA WHIP											IP WLS BF H R ER SO BB IBB HBP BLK WP HR S P ERA WHIP										
26 Orlando Hernandez, R ERA: 2.77	(1, 1) 7.0 29 6 0 0 7 1 0 0 0 0 0 0 79 119 0.00 1.000																					
25 Pedro Feliciano, L ERA: 1.71	(8, 1) 0.1 2 0 0 0 1 0 0 0 0 0 0 0 6 8 0.00 0.000																					
Aaron Heilman, R ERA: 3.97	(8, 1) 0.2 2 0 0 0 1 0 0 0 0 0 0 0 5 7 0.00 0.000																					
13 Billy Wagner, L ERA: 2.01	(9, 1) 1.0 W 4 1 0 0 1 0 0 0 0 0 0 0 7 10 0.00 1.000																					

Batter	1	2	3	4	5	6	7	8	9	AB R H RBI BB SO LOB	BOTTOM											
7 José Reyes, S OBP: 0.400, SLG: 0.454 (1, 6)	3-1 F7			1-1 B2-3		4-2 BB		0-0 G4-3		3 0 0 0 1 0 1	<p>Oakland Athletics @ New York Mets Shea Stadium, Flushing, NY Sat Jun 23 2007, 7:10 PM EDT Att: 52,920 - Clear - 74 F</p> <p>livebaseballscores.com</p> <p>AB 29 R 1 H 7 RBI 1 BB 2 SO 6 LOB 8</p> 											
16 Paul Lo Duca, R OBP: 0.333, SLG: 0.361 11 Ramon Castro, R (6, PH) OBP: 0.329, SLG: 0.484 (7, 2)	3-2 G5-3			2-3 K		0-3 K		0-2 2B		2 0 0 0 0 1 0 2 1 1 0 0 1 2												
15 Carlos Beltrán, S OBP: 0.353, SLG: 0.459 (1, 8)	1-1 F8			0-1 1B		3-0 1B		4-0 IBB		3 0 2 0 1 0 0												
5 David Wright, R OBP: 0.373, SLG: 0.495 (1, 5)	1-1 1B			1-2 F8		0-3 K		1-1 2B		4 0 2 1 0 1 1												
21 Carlos Delgado, L OBP: 0.289, SLG: 0.399 (1, 3)	0-0 L3			2-2 G4-3		2-2 P5		1-1 2B		3 0 0 0 0 0 1												
Shawn Green, L OBP: 0.348, SLG: 0.459 (1, 9)	2-0 G4-3			2-2 G3-1		2-1 P6				3 0 0 0 0 0 0												
22 Jose Valentin, S OBP: 0.322, SLG: 0.423 (1, 4)			1-1 G4-3		3-1 G4-3		0-1 1B			3 0 1 0 0 0 0												
Ricky Ledee, L OBP: 0.300, SLG: 0.579 (1, 7)			2-0 F7		2-2 2B		2-3 K			3 0 1 0 0 1 1												
26 Orlando Hernandez, R OBP: 0.182, SLG: 0.273 25 Pedro Feliciano, L Aaron Heilman, R Ruben Gotay, S (8, PH) 13 Billy Wagner, L (9, 1)	0-2 G5-3			0-2 G5-3		0-3 K		1-3 K		2 0 0 0 0 1 1 0 0 0 0 0 0 0 0 0 0 0 0 0 0 1 0 0 0 0 1 1 0 0 0 0 0 0 0												
<b>Inning Stats</b>	R: 0 E: 0 K: 0 S: 8	H: 0 LOB: 0 BB: 0 P: 15	R: 0 E: 0 K: 0 S: 4	H: 1 LOB: 0 BB: 0 P: 7	R: 0 E: 0 K: 0 S: 7	H: 0 LOB: 0 BB: 0 P: 10	R: 0 E: 0 K: 1 S: 11	H: 1 LOB: 1 BB: 0 P: 15	R: 0 E: 0 K: 0 S: 9	H: 0 LOB: 0 BB: 0 P: 13	R: 0 E: 0 K: 2 S: 12	H: 2 LOB: 2 BB: 1 P: 21	R: 0 E: 0 K: 1 S: 9	H: 0 LOB: 0 BB: 0 P: 13	R: 0 E: 0 K: 2 S: 9	H: 1 LOB: 1 BB: 0 P: 12	R: 1 E: 0 K: 0 S: 5	H: 2 LOB: 2 BB: 1 P: 10	1B: 4 2B: 4 3B: 0 HR: 0	SF: 0 SAC: 0 DP: 1 HBP: 0	WP: 0 PB: 0 SB: 0 CS: 0	PA: 31
<b>PITCHER</b>	IP WLS BF H R ER SO BB IBB HBP BLK WP HR S P ERA WHIP											IP WLS BF H R ER SO BB IBB HBP BLK WP HR S P ERA WHIP										
Joe Blanton, R ERA: 3.19	(1, 1) 8.0 28 5 0 0 6 1 0 0 0 0 0 0 69 109 0.00 0.750																					
44 Santiago Casilla, R ERA: 0.73	(9, 1) 0.0 L 3 2 1 1 0 0 0 1 0 0 0 0 5 10 * *																					



Batter	1	2	3	4	5	6	7	8	9	AB	R	H	RBI	BB	SO	LOB	TOP										
Shannon Stewart, R (1.7) OBP: 0.350, SLG: 0.357	G6-3		F9			K		K		4	0	0	0	0	2	1											
21 Mark Kotsay, L (1.8) OBP: 0.303, SLG: 0.366	F7			G4-3		F9		F7		4	1	1	0	0	0	1											
Nick Swisher, S (1.3) OBP: 0.412, SLG: 0.469	G4-3			F9		F9		K		4	0	0	0	0	1	2											
3 Eric Chavez, L (1.5) OBP: 0.305, SLG: 0.449		K			K				G1-3	4	0	1	1	0	2	0											
14 Mark Ellis, R (1.4) OBP: 0.343, SLG: 0.412		FC4-6				P2		K		4	0	1	0	0	1	1											
32 Jack Cust, L (1.9) OBP: 0.411, SLG: 0.591		FC4-6				HR			K	4	1	1	1	0	2	1											
7 Bobby Crosby, R (1.6) OBP: 0.289, SLG: 0.355		FC6							K	3	0	1	0	0	1	1											
Jason Kendall, R (1.2) OBP: 0.253, SLG: 0.257				F8		F7		P4		3	0	0	0	0	0	1											
Joe Kennedy, R (1.1) 29 Dan Johnson, L (5. PH) Colby Lewis, R (5.1) Jay Marshall, L (7.1) 13 Kevin Mellillo, L (8. PH) 47 Ron Flores, L (8.1)			G5-3			L8			BB	1	0	0	0	0	0	0											
<b>Inning Stats</b>	R: 0 E: 0 K: 0 S: 11	H: 0 LOB: 0 BB: 0 P: 17	R: 0 E: 0 K: 1 S: 11	H: 1 LOB: 1 BB: 0 P: 15	R: 0 E: 0 K: 0 S: 7	H: 0 LOB: 0 BB: 0 P: 13	R: 0 E: 0 K: 1 S: 8	H: 0 LOB: 0 BB: 0 P: 11	R: 1 E: 0 K: 0 S: 11	H: 2 LOB: 1 BB: 0 P: 16	R: 1 E: 0 K: 2 S: 12	H: 2 LOB: 1 BB: 0 P: 17	R: 0 E: 0 K: 2 S: 12	H: 0 LOB: 0 BB: 0 P: 19	R: 0 E: 0 K: 2 S: 11	H: 0 LOB: 1 BB: 1 P: 20	R: 0 E: 0 K: 1 S: 8	H: 0 LOB: 0 BB: 0 P: 13	1B: 2 2B: 2 3B: 0 HR: 1	SF: 0 SAC: 0 DP: 0 HBP: 0	WP: 0 PB: 0 SB: 1 CS: 0	PA: 33					
<b>PITCHER</b>	IP	WLS	BF	H	R	ER	SO	BB	IBB	HBP	BLK	WP	HR	S	P	ERA	WHIP										
33 John Maine, R (1.1) ERA: 2.87	7.0	W	26	5	2	2	6	0	0	0	0	0	1	72	108	2.57	0.714										
59 Guillermo Mota, R (8.1) ERA: 5.14	1.0		4	0	0	0	2	1	0	0	0	0	0	11	20	0.00	1.000										
Scott Schoeneweis, L (9.1) ERA: 5.67	1.0		3	0	0	0	1	0	0	0	0	0	0	8	13	0.00	0.000										

Oakland Athletics @ New York Mets  
Shea Stadium, Flushing, NY  
Sun Jun 24 2007, 1:10 PM EDT  
Att: 50,143 - Partly Cloudy - 77 F

livebaseballscorecards.com



AB 32  
R 2  
H 5  
RBI 2  
BB 1  
SO 9  
LOB 9

Batter	1	2	3	4	5	6	7	8	9	AB	R	H	RBI	BB	SO	LOB	BOTTOM										
7 José Reyes, S (1.6) OBP: 0.406, SLG: 0.461	E9	G6-3		CS		FC5-4		G4-3		4	2	3	1	1	0	1											
16 Paul Lo Duca, R (1.2) OBP: 0.332, SLG: 0.359				F8		IBB		1B		4	1	1	0	0	1	4											
11 Ramon Castro, R (8. PH) OBP: 0.324, SLG: 0.476			WP							1	0	0	0	0	0	2											
15 Carlos Beltrán, S (1.8) OBP: 0.354, SLG: 0.456	G6-3		F8	CS		F8				4	1	1	2	1	0	1											
5 David Wright, R (1.5) OBP: 0.373, SLG: 0.491			WP			P4		F9		4	1	1	0	1	1	2											
3 Damon Easley, R (1.9) OBP: 0.329, SLG: 0.444			WP			G4-3		P5		5	0	1	2	0	1	3											
Shawn Green, L (1.3) OBP: 0.346, SLG: 0.455		G3	G3			F7				4	1	1	0	0	0	1											
22 Jose Valentin, S (1.4) OBP: 0.336, SLG: 0.461			F8			SH1-4		HR		4	2	3	3	0	0	1											
27 Carlos Gómez, R (1.7) OBP: 0.303, SLG: 0.349						SH1-4		F8		4	1	3	0	0	0	0											
33 John Maine, R (1.1) OBP: 0.214, SLG: 0.125		SF8				SH1-4				0	0	0	1	0	0	0											
59 Guillermo Mota, R (8.1) ERA: 8.84										0	0	0	0	0	0	0											
Julio Franco, R (8. PH) OBP: 0.333, SLG: 0.281										0	1	0	0	1	0	0											
Scott Schoeneweis, L (9.1) ERA: 5.67										0	0	0	0	0	0	0											
<b>Inning Stats</b>	R: 1 E: 1 K: 2 S: 14	H: 2 LOB: 1 BB: 0 P: 24	R: 1 E: 0 K: 0 S: 13	H: 2 LOB: 1 BB: 0 P: 22	R: 2 E: 0 K: 0 S: 12	H: 2 LOB: 1 BB: 1 P: 26	R: 1 E: 0 K: 0 S: 5	H: 2 LOB: 0 BB: 0 P: 8	R: 0 E: 0 K: 0 S: 7	H: 0 LOB: 0 BB: 0 P: 12	R: 0 E: 0 K: 0 S: 9	H: 2 LOB: 3 BB: 1 P: 22	R: 3 E: 0 K: 1 S: 12	H: 2 LOB: 0 BB: 1 P: 18	R: 2 E: 0 K: 0 S: 12	H: 2 LOB: 1 BB: 1 P: 23	1B: 10 2B: 3 3B: 0 HR: 1	SF: 1 SAC: 2 DP: 0 HBP: 0	WP: 2 PB: 0 SB: 2 CS: 1	PA: 42							
<b>PITCHER</b>	IP	WLS	BF	H	R	ER	SO	BB	IBB	HBP	BLK	WP	HR	S	P	ERA	WHIP										
Joe Kennedy, L (1.1) ERA: 3.98	4.0	L	20	8	5	5	2	1	0	0	0	0	0	44	80	11.25	2.250										
Colby Lewis, R (5.1) ERA: 8.84	2.2		12	2	1	1	1	1	1	0	0	0	0	22	45	3.38	1.125										
Jay Marshall, L (7.1) ERA: 5.74	0.1		3	2	2	2	0	0	0	0	0	0	1	6	7	54.00	6.000										
47 Ron Flores, L (8.1) ERA: 2.4	1.0		6	2	2	2	0	1	0	0	0	0	0	12	23	18.00	3.000										

Oakland Athletics @ New York Mets  
Shea Stadium, Flushing, NY  
Sun Jun 24 2007, 1:10 PM EDT  
Att: 50,143 - Partly Cloudy - 77 F

livebaseballscorecards.com



AB 34  
R 10  
H 14  
RBI 9  
BB 4  
SO 3  
LOB 15



Batter	1	2	3	4	5	6	7	8	9	10	11	AB	R	H	RBI	BB	SO	LOB	TOP								
So Taguchi, R OBP: 0.355, SLG: 0.400 (1, 8)												5	0	1	1	0	2	3									
Aaron Miles, S OBP: 0.337, SLG: 0.358 (1, 6)												5	0	1	0	0	1	4									
5 Albert Pujols, R OBP: 0.399, SLG: 0.530 (1, 3)												4	0	1	0	1	1	1									
26 Scott Spiezio, S OBP: 0.359, SLG: 0.409 (1, 5)												4	0	0	0	1	2	4									
16 Chris Duncan, L OBP: 0.330, SLG: 0.531 31 Ryan Franklin, R OBP: 0.273, SLG: 0.260 55 Skip Schumaker, L (11, PH) 36 Russ Springer, R OBP: 0.299, SLG: 0.449 (8, 1)												3	0	1	0	1	2	1									
43 Juan Encarnacion, R OBP: 0.296, SLG: 0.449 (1, 9)												0	0	0	0	0	0	0									
7 Adam Kennedy, L OBP: 0.272, SLG: 0.254 (1, 4)												5	0	1	0	0	0	4									
Gary Bennett, R OBP: 0.265, SLG: 0.309 (1, 2)												5	1	1	0	0	1	4									
46 Mike Maroth, L OBP: 0.333, SLG: 0.500 47 Ryan Ludwick, R OBP: 0.267, SLG: 0.437 (8, 7)												4	0	1	0	1	1	1									
Inning Stats	R: 0 E: 0 K: 1 S: 8	H: 1 LOB: 0 BB: 0 P: 12	R: 0 E: 0 K: 1 S: 9	H: 0 LOB: 1 BB: 1 P: 18	R: 0 E: 0 K: 1 S: 12	H: 1 LOB: 0 BB: 0 P: 15	R: 0 E: 0 K: 2 S: 12	H: 1 LOB: 1 BB: 1 P: 19	R: 1 E: 0 K: 0 S: 9	H: 2 LOB: 1 BB: 0 P: 14	R: 0 E: 0 K: 0 S: 12	H: 1 LOB: 2 BB: 1 P: 23	R: 0 E: 0 K: 1 S: 13	H: 1 LOB: 3 BB: 2 P: 26	R: 0 E: 0 K: 1 S: 6	H: 0 LOB: 0 BB: 0 P: 8	R: 0 E: 0 K: 2 S: 11	H: 0 LOB: 0 BB: 0 P: 17	R: 0 E: 0 K: 1 S: 8	H: 0 LOB: 0 BB: 0 P: 13	R: 0 E: 0 K: 2 S: 9	H: 1 LOB: 1 BB: 0 P: 13	1B: 7 2B: 1 3B: 0 HR: 0	SF: 0 SAC: 1 DP: 1 HBP: 0	WP: 0 PB: 0 SB: 2 CS: 0	PA: 44	
29 Jorge Sosa, R ERA: 3.79 35 Joe Smith, R ERA: 2.93 25 Pedro Feliciano, L ERA: 1.63 13 Billy Wagner, L ERA: 1.89 Aaron Heilman, R ERA: 3.86 (1, 1)	IP	WLS	BF	H	R	ER	SO	BB	IBB	HBP	BLK	WP	HR	S	P	ERA	WHIP										
PITCHER	IP	WLS	BF	H	R	ER	SO	BB	IBB	HBP	BLK	WP	HR	S	P	ERA	WHIP										
	6.0	25	5	1	0	0	1	1	1	0	0	0	0	11	22	0.00	3.000										
	7.1	0.2	5	1	0	0	1	1	1	0	0	0	0	11	22	0.00	3.000										
	7.1	1.1	4	0	0	0	1	0	0	0	0	0	0	8	12	0.00	0.000										
	9.1	2.0	6	0	0	0	3	0	0	0	0	0	0	19	30	0.00	0.000										
	11.1	1.0	W	4	1	0	2	0	0	0	0	0	0	9	13	0.00	1.000										

St. Louis Cardinals @ New York Mets  
Shea Stadium, Flushing, NY  
Mon Jun 25 2007, 7:10 PM EDT  
Att. 40,075 - Party Cloudy - 77 F

AB 39  
R 1  
H 8  
RBI 1  
BB 4  
SO 12  
LOB 22



Batter	1	2	3	4	5	6	7	8	9	10	11	AB	R	H	RBI	BB	SO	LOB	BOTTOM								
7 José Reyes, S OBP: 0.401, SLG: 0.455 (1, 6)												4	0	0	0	0	0	0									
22 Jose Valentin, S OBP: 0.333, SLG: 0.449 (1, 4)												3	0	0	0	1	1	0									
15 Carlos Beltrán, S OBP: 0.349, SLG: 0.449 (1, 8)												4	0	0	0	0	0	1									
5 David Wright, R OBP: 0.372, SLG: 0.486 (1, 5)												3	0	0	0	1	0	0									
21 Carlos Delgado, L OBP: 0.288, SLG: 0.396 (1, 3)												4	0	1	0	0	1	2									
16 Paul Lo Duca, R OBP: 0.327, SLG: 0.353 (1, 2)												4	0	0	0	0	0	4									
Shawn Green, L OBP: 0.345, SLG: 0.465 (1, 9)												4	1	1	1	0	1	1									
27 Carlos Gómez, R OBP: 0.304, SLG: 0.384 (1, 7)												3	1	1	1	0	1	0									
29 Jorge Sosa, R ERA: 4.73 35 Joe Smith, R ERA: 1.43 Ricky Ledee, L OBP: 0.259, SLG: 0.359 13 Billy Wagner, L Aron Heilman, R ERA: 2.96 (1, 1)	IP	WLS	BF	H	R	ER	SO	BB	IBB	HBP	BLK	WP	HR	S	P	ERA	WHIP										
PITCHER	IP	WLS	BF	H	R	ER	SO	BB	IBB	HBP	BLK	WP	HR	S	P	ERA	WHIP										
	7.1	8	2	0	0	0	4	0	0	0	0	0	0	18	30	0.00	0.000										
	0.0	L	1	1	1	1	0	0	0	0	0	0	1	3	6	∞	∞										
Inning Stats	R: 0 E: 0 K: 0 S: 10	H: 0 LOB: 0 BB: 1 P: 15	R: 0 E: 0 K: 0 S: 10	H: 1 LOB: 1 BB: 0 P: 16	R: 1 E: 0 K: 0 S: 8	H: 1 LOB: 0 BB: 0 P: 14	R: 0 E: 0 K: 0 S: 4	H: 0 LOB: 1 BB: 1 P: 10	R: 0 E: 0 K: 2 S: 8	H: 0 LOB: 0 BB: 0 P: 14	R: 0 E: 1 K: 1 S: 8	H: 0 LOB: 0 BB: 0 P: 13	R: 0 E: 0 K: 1 S: 8	H: 0 LOB: 0 BB: 0 P: 15	R: 0 E: 0 K: 0 S: 7	H: 0 LOB: 0 BB: 0 P: 11	R: 1 E: 0 K: 0 S: 3	H: 1 LOB: 0 BB: 0 P: 6	1B: 1 2B: 0 3B: 0 HR: 2	SF: 0 SAC: 0 DP: 1 HBP: 0	WP: 0 PB: 0 SB: 0 CS: 2	PA: 35					

St. Louis Cardinals @ New York Mets  
Shea Stadium, Flushing, NY  
Mon Jun 25 2007, 7:10 PM EDT  
Att. 40,075 - Party Cloudy - 77 F

AB 32  
R 2  
H 3  
RBI 2  
BB 2  
SO 5  
LOB 8





Batter	1	2	3	4	5	6	7	8	9	10	11	AB	R	H	RBI	BB	SO	LOB	TOP								
So Taguchi, R OBP: 0.394, SLG: 0.394 (1, 8)	F7		F9		F8		F9		1B		SH1-4	5	0	1	0	0	0	2									
26 Scott Spiezo, S OBP: 0.359, SLG: 0.412 (1, 5)	F8 43 2B		P3			G5-3		F8		F8	L5	6	1	2	1	0	0	2									
5 Albert Pujols, R OBP: 0.401, SLG: 0.529 (1, 3)	F8		F8			47 1B		FC6-4		K	43 E	4	0	1	0	2	1	4									
43 Juan Encarnacion, R OBP: 0.301, SLG: 0.451 (1, 9)	2B		F9			F7		1B		G1-3	E4	6	1	2	1	0	0	4									
47 Ryan Ludwick, R OBP: 0.280, SLG: 0.419 (1, 7)	K					K		K		K	G5-3	6	0	1	0	0	4	4									
Aaron Miles, S OBP: 0.333, SLG: 0.354 (1, 6)		F8										5	0	1	0	0	1	2									
48 Brad Thompson, R OBP: 0.100, SLG: 0.100 (10, 1)						K				G6-3		0	0	0	0	0	0	0									
34 Randy Flores, L (11, 1)										13 1B		0	0	0	0	0	0	0									
Kelly Stinnett, R OBP: 0.182, SLG: 0.295 (1, 2)		K				F8		G6-3		P3	F8	5	0	0	0	0	1	2									
13 Brendan Ryan, R OBP: 0.320, SLG: 0.391 (1, 4)												4	2	3	2	1	0	0									
37 Todd Wellemeyer, R ERA: 6.04 (7, PH)												2	0	0	0	0	2	1									
16 Chris Duncan, L ERA: 1.13 (7, 1)												0	0	0	0	1	0	0									
55 Skip Schumaker, L ERA: 3.21 (8, PH)												0	0	0	0	0	0	2									
36 Russ Springer, R ERA: 1.72 (8, 1)												0	0	0	0	0	0	0									
44 Jason Isringhausen, R ERA: 1.72 (8, 1)												0	0	0	0	0	0	0									
7 Adam Kennedy, L ERA: 5.04 (10, 4)												1	1	1	0	0	0	0									
<b>Inning Stats</b>	R: 1 E: 0 K: 1 S: 16	H: 2 LOB: 1 BB: 0 P: 23	R: 0 E: 0 K: 2 S: 14	H: 0 LOB: 1 BB: 1 P: 19	R: 0 E: 0 K: 1 S: 11	H: 1 LOB: 0 BB: 0 P: 16	R: 0 E: 0 K: 2 S: 7	H: 0 LOB: 0 BB: 0 P: 12	R: 0 E: 0 K: 1 S: 10	H: 0 LOB: 0 BB: 0 P: 12	R: 1 E: 0 K: 0 S: 9	H: 2 LOB: 2 BB: 1 P: 17	R: 1 E: 0 K: 0 S: 10	H: 2 LOB: 2 BB: 1 P: 21	R: 1 E: 0 K: 1 S: 19	H: 3 LOB: 2 BB: 0 P: 26	R: 0 E: 0 K: 1 S: 9	H: 1 LOB: 1 BB: 0 P: 12	R: 0 E: 0 K: 1 S: 7	H: 0 LOB: 0 BB: 0 P: 9	R: 2 E: 1 K: 0 S: 16	H: 2 LOB: 2 BB: 1 P: 26	1B: 8 2B: 3 3B: 0 HR: 1	SF: 0 SAC: 1 DP: 0 HBP: 0	WP: 0 PB: 0 SB: 1 CS: 0	PA: 50	
<b>PITCHER</b>	46 Oliver Pérez, L ERA: 3.14 (1, 1)	IP: 6.1 WLS: 2 BF: 27	H: 5 R: 2 ER: 2 SO: 6	BB: 3 IBB: 0 HBP: 0 BLK: 0	WP: 0 HR: 0 S: 73 P: 113	ERA: 2.84 WHIP: 1.263		<b>PITCHER</b>	Scott Schoeneweis, L ERA: 5.88 (11, 1)	IP: 0.2 WLS: 0 BF: 5	H: 2 R: 2 ER: 1 SO: 0	BB: 0 IBB: 0 HBP: 0 BLK: 0	WP: 0 HR: 0 S: 12 P: 20	ERA: 13.50 WHIP: 3.000		35 Joe Smith, R ERA: 2.9 (11, 1)	IP: 0.1 WLS: 0 BF: 2	H: 0 R: 0 ER: 0 SO: 0	BB: 0 IBB: 0 HBP: 0 BLK: 0	WP: 0 HR: 0 S: 4 P: 6	ERA: 0.00 WHIP: 0.000						
Aaron Heilman, R ERA: 3.96 (7, 1)	1.1	8	4	1	1	1	0	0	0	0	0	0	0	22	32	6.75	3.000										
25 Pedro Feliciano, L ERA: 1.61 (8, 1)	0.1	1	0	0	0	0	0	0	0	0	0	0	0	1	1	0.00	0.000										
59 Guillermo Mota, R ERA: 4.8 (9, 1)	1.0	4	1	0	0	1	0	0	0	0	0	0	0	9	12	0.00	1.000										
13 Billy Wagner, L ERA: 1.83 (10, 1)	1.0	3	0	0	0	1	0	0	0	0	0	0	0	7	9	0.00	0.000										

St. Louis Cardinals @ New York Mets  
Shea Stadium, Flushing, NY  
Tue Jun 26 2007, 7:10 PM EDT  
Att. 40,063 - Partly Cloudy - 86 F

AB 45  
R 5  
H 12  
RBI 4  
BB 4  
SO 9  
LOB 23



Batter	1	2	3	4	5	6	7	8	9	10	11	AB	R	H	RBI	BB	SO	LOB	BOTTOM							
7 José Reyes, S OBP: 0.398, SLG: 0.451 (1, 6)	16 15 2B		F7			P6		K		G4-3		5	1	1	0	0	1	0								
16 Paul Lo Duca, R OBP: 0.325, SLG: 0.362 (1, 2)	G1-3		G4-3			F9		HR		L6		5	1	1	1	0	0	1								
15 Carlos Beltrán, S OBP: 0.350, SLG: 0.450 (1, 8)	5 F9		K			5 S		G3-1		G3		4	0	1	1	1	1	0								
5 David Wright, R OBP: 0.372, SLG: 0.482 (1, 5)	F9					G4-6-3		BB		K		4	0	1	0	1	1	1								
21 Carlos Delgado, L OBP: 0.287, SLG: 0.396 (1, 3)	F9					K		G4-3		F7		5	0	1	0	0	1	4								
Shawn Green, L OBP: 0.362, SLG: 0.457 (1, 9)			K			G4-6-3		G3-1		22 E		4	1	0	0	1	1	2								
22 Jose Valentin, S OBP: 0.328, SLG: 0.447 (1, 4)			P6					L4		E2		5	0	1	1	0	0	1								
27 Carlos Gómez, R OBP: 0.305, SLG: 0.375 (1, 7)								K				2	0	0	0	1	2	0								
Ricky Ledee, L OBP: 0.318, SLG: 0.550 (9, PH)												0	0	0	0	1	0	0								
46 Oliver Pérez, L ERA: 3.14 (1, 1)												2	0	0	0	0	1	1								
Aaron Heilman, R ERA: 3.96 (7, 1)												0	0	0	0	0	0	0								
25 Pedro Feliciano, L ERA: 1.61 (8, 1)												0	0	0	0	0	0	0								
59 Guillermo Mota, R ERA: 4.8 (9, 1)												0	0	0	0	0	0	0								
13 Billy Wagner, L ERA: 1.83 (10, 1)												0	0	0	0	0	0	0								
<b>PITCHER</b>	37 Todd Wellemeyer, R ERA: 6.04 (7, 1)	IP: 6.0 WLS: 0 BF: 23	H: 3 R: 0 ER: 1 SO: 5	BB: 3 IBB: 0 HBP: 0 BLK: 0	WP: 0 HR: 0 S: 62 P: 97	ERA: 1.50 WHIP: 1.000		<b>PITCHER</b>	34 Randy Flores, L ERA: 5.08 (11, 1)	IP: 0.2 WLS: 0 BF: 2	H: 0 R: 0 ER: 0 SO: 0	BB: 0 IBB: 0 HBP: 0 BLK: 0	WP: 0 HR: 0 S: 5 P: 8	ERA: 0.00 WHIP: 0.000												
61 Troy Cate, L ERA: 1.13 (8, 1)	1.0	H: 3	3	0	0	1	0	0	0	0	0	0	0	7	11	0.00	0.000									
36 Russ Springer, R ERA: 3.21 (8, 1)	0.2	H: 3	1	1	1	2	0	0	0	0	0	0	0	1	11	13.50	1.500									
44 Jason Isringhausen, R ERA: 1.72 (8, 1)	1.1	B: 7	1	1	1	1	2	0	0	0	0	0	0	18	34	6.75	2.250									
48 Brad Thompson, R ERA: 5.04 (10, 1)	1.1	W: 5	1	0	0	0	0	0	0	0	0	0	0	9	16	0.00	0.750									
<b>Inning Stats</b>	R: 1 E: 0 K: 0 S: 10	H: 2 LOB: 1 BB: 0 P: 15	R: 0 E: 0 K: 2 S: 10	H: 0 LOB: 1 BB: 1 P: 18	R: 0 E: 0 K: 1 S: 13	H: 0 LOB: 0 BB: 0 P: 18	R: 0 E: 0 K: 1 S: 8	H: 1 LOB: 0 BB: 0 P: 10	R: 0 E: 0 K: 1 S: 7	H: 0 LOB: 0 BB: 0 P: 9	R: 0 E: 0 K: 2 S: 14	H: 0 LOB: 2 BB: 2 P: 27	R: 0 E: 0 K: 1 S: 7	H: 0 LOB: 0 BB: 0 P: 11	R: 1 E: 0 K: 2 S: 13	H: 1 LOB: 1 BB: 0 P: 18	R: 1 E: 1 K: 1 S: 16	H: 1 LOB: 2 BB: 2 P: 31	R: 0 E: 0 K: 0 S: 6	H: 0 LOB: 0 BB: 0 P: 10	R: 0 E: 0 K: 0 S: 8	H: 1 LOB: 1 BB: 0 P: 14	1B: 2 2B: 3 3B: 0 HR: 1	SF: 0 SAC: 0 DP: 1 HBP: 0	WP: 0 PB: 0 SB: 2 CS: 0	PA: 43

St. Louis Cardinals @ New York Mets  
Shea Stadium, Flushing, NY  
Tue Jun 26 2007, 7:10 PM EDT  
Att. 40,063 - Partly Cloudy - 86 F

AB 38  
R 3  
H 6  
RBI 3  
BB 5  
SO 9  
LOB 12





Batter	1	2	3	4	5	6	7	8	9	AB	R	H	RBI	BB	SO	LOB	TOP
So Taguchi, R (1,8) OBP: 0.345, SLG: 0.387	3-1 G4-3		2-2 G4-3			1-0 G4-3				3	0	0	0	0	0	0	<b>St. Louis Cardinals @ New York Mets</b> Shea Stadium, Flushing, NY Wed Jun 27 2007, 7:10 PM EDT Att. 40,948 - Overcast - 81 F  <a href="http://livebaseballscorecards.com">livebaseballscorecards.com</a>
47 Ryan Ludwick, R (1,7) OBP: 0.283, SLG: 0.406	2-1 L8		2-0 P4			1-1 F9				3	0	0	0	0	0	0	
5 Albert Pujols, R (1,3) OBP: 0.401, SLG: 0.527	4-2 CS BB					1-0 F9				1	0	0	0	1	0	0	
43 Juan Encarnacion, R (1,9) OBP: 0.297, SLG: 0.444	1-1 CS	1-2 G5-3				1-1 F7				2	0	0	0	0	0	0	
27 Scott Rolen, R (1,5)						3-2 F7				2	0	1	0	0	0	0	
Gary Bennett, R (1,2) OBP: 0.280, SLG: 0.302						1-0 F7				2	0	0	0	0	0	1	
Aaron Miles, S (1,6) OBP: 0.335, SLG: 0.352						1-2 F7				1	0	0	0	1	0	0	
13 Brendan Ryan, R (1,4) OBP: 0.296, SLG: 0.360						2-1 F8				2	0	0	0	0	0	2	
23 Anthony Reyes, R (1,1)						3-3 K				2	0	0	0	0	1	0	
						0-0 F9											
<b>Inning Stats</b>	R: 0 E: 0 K: 0 S: 7	H: 0 LOB: 0 BB: 1 P: 17	R: 0 E: 0 K: 0 S: 11	H: 1 LOB: 2 BB: 1 P: 21	R: 0 E: 0 K: 1 S: 8	H: 0 LOB: 0 BB: 0 P: 15	R: 0 E: 0 K: 0 S: 7	H: 0 LOB: 0 BB: 0 P: 12	R: 0 E: 0 K: 0 S: 7	H: 0 LOB: 0 BB: 0 P: 10	R: 0 E: 0 K: 0 S: 4	H: 0 LOB: 0 BB: 0 P: 6					
<b>PITCHER</b> Tom Glavine, L (1,1) ERA: 4.12	IP: 6.0 WLS: W BF: 20 H: 1 R: 0 ER: 0 SO: 1 BB: 2 IBB: 0 HBP: 0 BLK: 0 WP: 0 HR: 0 S: 44 P: 81 ERA: 0.00 WHIP: 0.500																

AB 18  
R 0  
H 1  
RBI 0  
BB 2  
SO 1  
LOB 3



WP: 0 PA: 21  
PB: 0  
SB: 0  
CS: 1

Batter	1	2	3	4	5	6	7	8	9	AB	R	H	RBI	BB	SO	LOB	BOTTOM
7 José Reyes, S (1,6) OBP: 0.395, SLG: 0.447	0-3 K		0-1 F8			2-3 K				3	0	0	0	0	2	2	<b>St. Louis Cardinals @ New York Mets</b> Shea Stadium, Flushing, NY Wed Jun 27 2007, 7:10 PM EDT Att. 40,948 - Overcast - 81 F  <a href="http://livebaseballscorecards.com">livebaseballscorecards.com</a>
16 Paul Lo Duca, R (1,2) OBP: 0.325, SLG: 0.361	0-1 5 HR		1-2 G5-3			1-0 G4-3				3	1	1	0	0	0	2	
15 Carlos Beltrán, S (1,8) OBP: 0.348, SLG: 0.447	1-1 F9					1-1 L8				2	0	0	0	0	0	1	
5 David Wright, R (1,5) OBP: 0.376, SLG: 0.495	1-0 1-H HR					4-1 BB				1	1	1	2	1	0	0	
21 Carlos Delgado, L (1,3) OBP: 0.285, SLG: 0.394	1-1 L4					0-1 F7				2	0	0	0	0	0	1	
Shawn Green, L (1,9) OBP: 0.339, SLG: 0.453						1-1 SAFE G4-3				2	0	0	0	0	0	1	
3 Damon Easley, R (1,4) OBP: 0.331, SLG: 0.441						3-2 SH1-4 27 BB HBP				1	0	0	0	0	0	0	
27 Carlos Gómez, R (1,7) OBP: 0.309, SLG: 0.371						4-1 SH1-4 BB				1	0	0	0	1	0	0	
Tom Glavine, L (1,1) OBP: 0.345, SLG: 0.357						0-1 K				1	0	0	0	0	1	0	
						1-2 2-3 SH1-4											
<b>Inning Stats</b>	R: 2 E: 0 K: 1 S: 10	H: 2 LOB: 0 BB: 0 P: 13	R: 0 E: 0 K: 0 S: 9	H: 0 LOB: 0 BB: 0 P: 14	R: 0 E: 0 K: 1 S: 11	H: 0 LOB: 0 BB: 0 P: 12	R: 0 E: 0 K: 0 S: 7	H: 0 LOB: 1 BB: 1 P: 12	R: 0 E: 0 K: 1 S: 10	H: 0 LOB: 2 BB: 1 P: 20	R: 0 E: 0 K: 0 S: 1	H: 0 LOB: 0 BB: 0 P: 1					
<b>PITCHER</b> 23 Anthony Reyes, R (1,1) ERA: 6.4	IP: 5.0 WLS: L BF: 20 H: 2 R: 2 ER: 2 SO: 3 BB: 2 IBB: 0 HBP: 1 BLK: 0 WP: 0 HR: 1 S: 47 P: 71 ERA: 3.60 WHIP: 0.800																

AB 16  
R 2  
H 2  
RBI 2  
BB 2  
SO 3  
LOB 7



WP: 0 PA: 20  
PB: 0  
SB: 0  
CS: 0



Batter	1	2	3	4	5	6	7	8	9	AB	R	H	RBI	BB	SO	LOB	TOP				
7 José Reyes, S OBP: 0.396, SLG: 0.457										4	1	2	1	0	1	1	<b>New York Mets @ Philadelphia Phillies</b> Citizens Bank Park, Philadelphia, PA Fri Jun 29 2007, 1:35 PM EDT Att: 35,849 - Drizzlie - 73 F				
22 José Valentín, S OBP: 0.326, SLG: 0.441										4	0	1	0	0	2	1					
15 Carlos Beltrán, S OBP: 0.344, SLG: 0.441										4	0	0	0	0	1	1					
5 David Wright, R OBP: 0.378, SLG: 0.497										3	1	1	0	1	1	0					
21 Carlos Delgado, L OBP: 0.291, SLG: 0.412										4	2	3	2	0	1	0					
Shawn Green, L OBP: 0.333, SLG: 0.445										4	0	0	0	0	0	3					
27 Carlos Gómez, R OBP: 0.309, SLG: 0.371										0	0	0	0	0	0	0					
11 Ramon Castro, R OBP: 0.320, SLG: 0.478										4	1	1	1	0	2	0					
Ricky Ledee, L OBP: 0.308, SLG: 0.478										3	1	0	0	1	1	0					
26 Orlando Hernández, R OBP: 0.286, SLG: 0.296										3	0	1	1	0	1	0					
59 Guillermo Mota, R ERA: 2.7										0	0	0	0	0	0	0					
25 Pedro Feliciano, L ERA: 1.88										0	0	0	0	0	0	0					
Aaron Heilman, R ERA: 3.93										1	0	1	1	0	0	0					
Ruben Gotay, S OBP: 0.295, SLG: 0.493										0	0	0	0	0	0	0					
13 Billy Wagner, L ERA: 1.78										0	0	0	0	0	0	0					
<b>Inning Stats</b>	R: 0 E: 0 K: 3 S: 9	H: 0 LOB: 0 BB: 0 P: 14	R: 2 E: 0 K: 1 S: 14	H: 2 LOB: 0 BB: 0 P: 23	R: 1 E: 0 K: 0 S: 8	H: 1 LOB: 0 BB: 0 P: 15	R: 3 E: 0 K: 1 S: 17	H: 3 LOB: 1 BB: 1 P: 30	R: 0 E: 0 K: 0 S: 11	H: 0 LOB: 2 BB: 1 P: 20	R: 0 E: 0 K: 2 S: 8	H: 1 LOB: 0 BB: 0 P: 11	R: 0 E: 0 K: 1 S: 9	H: 0 LOB: 0 BB: 0 P: 16	R: 0 E: 0 K: 1 S: 7	H: 0 LOB: 0 BB: 0 P: 10	1B: 4 2B: 3 3B: 0 HR: 2	SF: 0 SAC: 0 DP: 1 HBP: 0	WP: 1 PB: 0 SB: 1 CS: 1	PA: 36	
<b>PITCHER</b>	IP	WLS	BF	H	R	ER	SO	BB	IBB	HBP	BLK	WP	HR	S	P	ERA	WHIP				
58 J.D. Durbin, R ERA: 21.94	4.2	L	23	8	6	6	5	1	1	0	0	1	2	58	100	11.57	1.929				
48 Brian Sanches, R ERA: 2.7	1.1		4	0	0	0	2	0	0	0	0	0	0	9	13	0.00	0.000				
Clay Condrey, R ERA: 7.36	1.1		4	1	0	0	1	0	0	0	0	0	0	12	16	0.00	0.750				
59 Mike Zagurski, L ERA: 4.5	0.2		2	0	0	0	1	0	0	0	0	0	0	7	11	0.00	0.000				
Jose Mesa, R ERA: 8.41	1.0		3	0	0	0	1	0	0	0	0	0	0	7	10	0.00	0.000				

Batter	1	2	3	4	5	6	7	8	9	AB	R	H	RBI	BB	SO	LOB	BOTTOM					
11 Jimmy Rollins, S OBP: 0.331, SLG: 0.512										4	0	0	0	0	1	0	<b>New York Mets @ Philadelphia Phillies</b> Citizens Bank Park, Philadelphia, PA Fri Jun 29 2007, 1:35 PM EDT Att: 35,849 - Drizzlie - 73 F					
9 Michael Bourn, L OBP: 0.385, SLG: 0.357										3	1	1	0	1	0	0						
26 Chase Utley, L OBP: 0.411, SLG: 0.580										3	0	0	0	1	1	2						
6 Ryan Howard, L OBP: 0.381, SLG: 0.548										3	0	0	0	1	2	2						
Aaron Rowand, R OBP: 0.326, SLG: 0.490										3	1	1	1	0	2	2						
Clay Condrey, R ERA: 2.7										0	0	0	0	0	0	0						
59 Mike Zagurski, L ERA: 4.5										0	0	0	0	0	0	0						
Pat Burrell, R OBP: 0.325, SLG: 0.375										1	0	1	1	0	0	0						
23 Adam Eaton, R OBP: 0.285, SLG: 0.222										0	0	0	0	0	0	0						
Jose Mesa, R ERA: 8.41										0	0	0	0	0	0	0						
19 Greg Dobbs, L OBP: 0.331, SLG: 0.550										4	1	1	0	0	0	1						
Wes Helms, R OBP: 0.297, SLG: 0.326										4	1	1	2	0	2	0						
2 Rod Barajas, R OBP: 0.347, SLG: 0.390										4	0	0	0	0	2	0						
58 J.D. Durbin, R ERA: 21.94										1	0	0	0	0	0	0						
48 Brian Sanches, R ERA: 2.7										0	0	0	0	0	0	0						
27 Chris Coste, R OBP: 0.500, SLG: 0.857										1	1	1	1	0	0	0						
8 Shane Victorino, S OBP: 0.332, SLG: 0.397										2	0	0	0	0	1	0						
<b>Inning Stats</b>	R: 0 E: 0 K: 2 S: 13	H: 1 LOB: 1 BB: 0 P: 19	R: 1 E: 0 K: 0 S: 8	H: 1 LOB: 0 BB: 0 P: 11	R: 0 E: 0 K: 0 S: 8	H: 0 LOB: 0 BB: 0 P: 15	R: 0 E: 0 K: 2 S: 8	H: 0 LOB: 0 BB: 0 P: 15	R: 0 E: 0 K: 1 S: 6	H: 0 LOB: 0 BB: 0 P: 9	R: 1 E: 0 K: 2 S: 13	H: 1 LOB: 2 BB: 2 P: 28	R: 2 E: 0 K: 1 S: 13	H: 2 LOB: 0 BB: 0 P: 19	R: 1 E: 0 K: 0 S: 15	H: 1 LOB: 1 BB: 1 P: 23	R: 0 E: 0 K: 3 S: 10	H: 0 LOB: 0 BB: 0 P: 14	1B: 3 2B: 0 3B: 0 HR: 3	SF: 0 SAC: 0 DP: 0 HBP: 0	WP: 0 PB: 0 SB: 1 CS: 0	PA: 36
<b>PITCHER</b>	IP	WLS	BF	H	R	ER	SO	BB	IBB	HBP	BLK	WP	HR	S	P	ERA	WHIP					
26 Orlando Hernández, R ERA: 2.78	6.0	W	23	3	2	2	7	2	0	0	0	0	2	56	97	3.00	0.833					
59 Guillermo Mota, R ERA: 5.63	1.0		5	2	2	2	1	0	0	0	0	0	1	13	19	18.00	2.000					
25 Pedro Feliciano, L ERA: 1.88	0.2	H	3	0	1	1	0	1	0	0	0	0	0	9	14	13.50	1.500					
Aaron Heilman, R ERA: 3.93	0.1	H	2	1	0	0	0	0	0	0	0	0	0	6	9	0.00	3.000					
13 Billy Wagner, L ERA: 1.78	1.0	S	3	0	0	0	3	0	0	0	0	0	0	10	14	0.00	0.000					

AB 34  
R 6  
H 9  
RBI 5  
BB 2  
SO 10  
LOB 6



AB 33  
R 5  
H 6  
RBI 5  
BB 3  
SO 11  
LOB 7





Batter	1	2	3	4	5	6	7	8	9	AB R H RBI BB SO LOB	TOP														
7 José Reyes, S OBP: 0.401, SLG: 0.457	0-2 5 BB 16 BB 1B	4-0 16 S BB		1-3 K		0-2 16 FC6-4 1B		1-3 K2-3	4-0 1B	4 0 2 0 2 2 0	<b>New York Mets @ Philadelphia Phillies</b> Citizens Bank Park, Philadelphia, PA Fri Jun 29 2007, 7:05 PM EDT Att: 45,165 - Overcast - 73 F														
16 Paul Lo Duca, R OBP: 0.326, SLG: 0.364	4-2 5 BB 1B	1-1 G4-3			1-0 G5-3	0-2 FC6-4 1B		0-2 21 BB 2B	1-0 CS	4 0 1 0 1 0 3															
15 Carlos Beltrán, S OBP: 0.344, SLG: 0.460	0-0 F7		1-0 HR		0-0 HR	1-0 F9		2-3 K		5 2 2 2 0 1 5															
5 David Wright, R OBP: 0.381, SLG: 0.498	4-2 1-2 2-3 BB		2-3 K		0-3 K		0-0 3 HR 2B	4-0 21 BB IBB		3 1 1 0 2 2 0															
21 Carlos Delgado, L OBP: 0.292, SLG: 0.408	1-3 K		2-2 F7		4-2 FC5 3 1B BB		0-1 P2	4-2 1-2 2-3 BB		3 0 0 0 2 1 4															
3 Damon Easley, R OBP: 0.340, SLG: 0.464	0-3 K		4-1 BB		2-1 FC5 1B		2-1 2-H HR	1-1 F8		4 1 2 2 1 1 6															
Shawn Green, L OBP: 0.331, SLG: 0.440		2-0 27 G4-3 7 WP 27 S 1B	3-1 F7		0-1 FC5		0-1 F7		0-0 F8	5 1 1 0 0 0 3															
27 Carlos Gómez, R OBP: 0.314, SLG: 0.366		1-2 G4-3		3-2 P3		2-0 G6-3	1-2 1B	4-0 16 CS 7 S BB		4 0 1 0 1 0 1															
33 John Maine, R OBP: 0.212, SLG: 0.107 13 Billy Wagner, L (9, 1)		0-2 G4-3		2-2 F9		2-1 16 FC6-4 7 1B HBP	1-3 K	1 SAFE 0-3 K		4 0 0 0 0 2 3 0 0 0 0 0 0 0															
<b>Inning Stats</b>	R: 0 E: 0 K: 2 S: 20	H: 1 LOB: 3 BB: 2 P: 29	R: 1 E: 0 K: 0 S: 10	H: 1 LOB: 1 BB: 1 P: 18	R: 1 E: 0 K: 1 S: 16	H: 1 LOB: 1 BB: 1 P: 28	R: 0 E: 0 K: 1 S: 11	H: 0 LOB: 0 BB: 0 P: 17	R: 1 E: 0 K: 1 S: 11	H: 2 LOB: 2 BB: 1 P: 18	R: 0 E: 0 K: 0 S: 11	H: 1 LOB: 2 BB: 0 P: 16	R: 2 E: 0 K: 1 S: 14	H: 3 LOB: 1 BB: 0 P: 17	R: 0 E: 0 K: 2 S: 13	H: 1 LOB: 3 BB: 2 P: 25	R: 0 E: 0 K: 1 S: 4	H: 0 LOB: 1 BB: 2 P: 13	1B: 5 2B: 2 3B: 0 HR: 3	SF: 0 SAC: 0 DP: 0 HBP: 1	WP: 1 PB: 0 CS: 3	PA: 47			
<b>PITCHER</b>	IP WLS BF H R ER SO BB IBB HBP BLK WP HR S P ERA WHIP	5.0 L 25 5 3 3 5 5 0 0 0 1 2 68 110 5.40 2.000	2.0 11 4 2 2 1 0 0 1 0 0 1 25 33 9.00 2.000	1.0 6 1 0 0 2 1 1 0 0 0 0 13 25 0.00 2.000	1.0 4 0 0 0 1 1 1 0 0 0 0 4 13 0.00 1.000																				

AB	36
R	5
H	10
RBI	4
BB	9
SO	9
LOB	25





Batter	1	2	3	4	5	6	7	8	9	AB R H RBI BB SO LOB	BOTTOM													
11 Jimmy Rollins, S OBP: 0.330, SLG: 0.511	3-3 K		3-2 G3			0-1 G3			1-1 26 1B 2B	4 1 1 0 0 1 0	<b>New York Mets @ Philadelphia Phillies</b> Citizens Bank Park, Philadelphia, PA Fri Jun 29 2007, 7:05 PM EDT Att: 45,165 - Overcast - 73 F													
9 Michael Bourn, L OBP: 0.382, SLG: 0.356 27 Chris Coste, R OBP: 0.444, SLG: 0.750	2-1 G4-3		3-2 26 E 26 S 1B			3-2 G4-3		2-2 P4	3 1 1 0 0 0 0 1 0 0 0 0 0 1															
26 Chase Utley, L OBP: 0.412, SLG: 0.584	3-2 2B		1 SAFE 2-2 SF7			1-1 L8		0-2 6 BB 1B	3 0 2 2 0 0 0															
6 Ryan Howard, L OBP: 0.379, SLG: 0.541	2-3 K		0-0 G4-3			2-0 F7		4-2 1-2 BB	3 0 0 0 1 1 1															
Aaron Rowand, R OBP: 0.390, SLG: 0.483		0-0 G1-3		0-3 K		2-1 L6		1-3 K	4 0 0 0 0 2 2															
Pat Burrell, R OBP: 0.397, SLG: 0.368		2-3 K		1-1 F8		0-0 F7		1-3 K	4 0 0 0 0 2 2															
Abraham Nunez, S OBP: 0.322, SLG: 0.329 Geoff Geary, R (6, 1)		0-0 G5-3		1-1 G4-3				0-1 5 1 1B	2 0 0 0 0 0 0 0 0 0 0 0 0 0 1 0 1 0 0 0 0 0 0 0 0 0 0 0															
16 J.C. Romero, S OBP: 0.334, SLG: 0.399 48 Brian Sanches, R (9, 1)			1-0 F9		2-0 P3			2-1 F9	3 0 0 0 0 0 1															
51 Carlos Ruiz, R OBP: 0.333, SLG: 0.410						0-3 K		0-0 P4	1 0 0 0 0 1 0 2 0 0 0 0 1 1															
<b>Inning Stats</b>	R: 0 E: 0 K: 2 S: 12	H: 1 LOB: 1 BB: 0 P: 22	R: 0 E: 0 K: 1 S: 5	H: 0 LOB: 0 BB: 0 P: 7	R: 0 E: 0 K: 1 S: 8	H: 0 LOB: 0 BB: 0 P: 14	R: 1 E: 0 K: 1 S: 12	H: 1 LOB: 0 BB: 0 P: 17	R: 0 E: 0 K: 0 S: 5	H: 0 LOB: 0 BB: 0 P: 9	R: 0 E: 0 K: 1 S: 8	H: 0 LOB: 0 BB: 0 P: 11	R: 0 E: 0 K: 0 S: 5	H: 0 LOB: 0 BB: 0 P: 10	R: 0 E: 0 K: 0 S: 6	H: 1 LOB: 1 BB: 0 P: 8	R: 1 E: 0 K: 2 S: 17	H: 2 LOB: 2 BB: 1 P: 26	1B: 3 2B: 2 3B: 0 HR: 0	SF: 1 SAC: 0 DP: 0 HBP: 0	WP: 0 PB: 0 CS: 0	PA: 33		
<b>PITCHER</b>	IP WLS BF H R ER SO BB IBB HBP BLK WP HR S P ERA WHIP	8.0 W 28 4 2 1 6 4 0 0 0 0 0 63 101 1.12 0.500	1.0 5 1 0 0 2 1 0 0 0 0 0 0 15 23 0.00 2.000																					

AB	31
R	2
H	5
RBI	2
BB	1
SO	8
LOB	8







Batter	1	2	3	4	5	6	7	8	9	AB	R	H	RBI	BB	SO	LOB	TOP			
7 José Reyes, S OBP: 0.398, SLG: 0.453	2-2 16 HR	2-1 F9		3-3 K		2-3 K			2-0 F7	5	1	1	0	0	2	3	<p><b>New York Mets @ Philadelphia Phillies</b> Citizens Bank Park, Philadelphia, PA Sat Jun 30 2007, 3:55 PM EDT Att: 45,003 - Cloudy - 80 F</p> <p>livebaseballscorecards.com</p> <p>AB 37 R 8 H 11 RBI 7 BB 2 SO 9 LOB 13</p> 			
16 Paul Lo Duca, R OBP: 0.331, SLG: 0.377	0-0 HR	3-2 L5			4-2 15 HR		0-0 B5		3-1 15 1B	4	3	2	2	1	0	0				
15 Carlos Beltrán, S OBP: 0.351, SLG: 0.486			1-1 5 G6-4-3		1-2 HR		2-1 HR		1-1 E4 5 SF9	5	3	4	3	0	1	0				
5 David Wright, R OBP: 0.378, SLG: 0.505	0-1 HR		0-0 G6-4-3		2-2 G4-3		1-0 G3		2-1 SF9	4	1	1	2	0	0	1				
21 Carlos Delgado, L OBP: 0.291, SLG: 0.408	2-0 3 1B		1-1 F7		0-1 F9		1-3 K		0-0 F8	5	0	1	0	0	1	0				
3 Damon Easley, R OBP: 0.337, SLG: 0.458	1-2 1B			2-1 F7		0-3 K		0-0 F8		4	0	1	0	0	1	0				
Shawn Green, L OBP: 0.333, SLG: 0.438	2-3 K			4-2 29 E		2-2 29 FC1-6		1-0 G4-3		3	0	1	0	1	1	2				
27 Carlos Gómez, R OBP: 0.311, SLG: 0.354	0-3 K			3-2 F8		0-0 F9		1-0 K		3	0	0	0	0	1	4				
29 Jorge Sosa, R OBP: 0.190, SLG: 0.105 33 John Mauer, R OBP: 0.272, SLG: 0.490 Scott Schoeneweis, L ERA: 3.92 Aaron Heilman, R ERA: 2.95 Ricky Ledee, L OBP: 0.306, SLG: 0.458 25 Pedro Feliciano, L ERA: 8.1		2-3 K		0-0 E6		1-1 FC1-6 7 WP		3-3 K		3	0	0	0	0	1	2				
<b>Inning Stats</b>	R: 3 E: 0 K: 3 S: 23	H: 5 LOB: 2 BB: 0 P: 33	R: 0 E: 0 K: 1 S: 8	H: 0 LOB: 0 BB: 0 P: 15	R: 0 E: 0 K: 0 S: 5	H: 1 LOB: 0 BB: 0 P: 7	R: 0 E: 1 K: 1 S: 16	H: 0 LOB: 2 BB: 1 P: 28	R: 2 E: 0 K: 1 S: 15	H: 1 LOB: 0 BB: 1 P: 22	R: 1 E: 0 K: 1 S: 8	H: 1 LOB: 0 BB: 0 P: 12	R: 0 E: 0 K: 1 S: 5	H: 0 LOB: 1 BB: 0 P: 10	R: 2 E: 1 K: 0 S: 8	H: 2 LOB: 0 BB: 0 P: 16	1B: 6 2B: 1 3B: 0 HR: 4	SF: 1 SAC: 0 DP: 1 HBP: 1	WP: 1 PB: 1 SB: 0 CS: 0	PA: 41
<b>PITCHER</b>	IP WLS BF H R ER SO BB IBB HBP BLK WP HR S P ERA WHIP																			
66 J.A. Happ, L ERA: 11.25	(1, 1) 4.0 L 21 7 5 5 5 2 0 0 0 0 0 3 58 94 11.25 2.250																			
63 Ryan Madson, R ERA: 3.92	(5, 1) 2.2 10 2 1 1 2 0 0 0 0 0 1 1 22 32 3.38 0.750																			
16 J.C. Romero, L ERA: 2.95	(7, 1) 0.1 1 0 0 0 1 0 0 0 0 0 0 0 4 5 0.00 0.000																			
Jose Mesa, R ERA: 8.06	(8, 1) 2.0 9 2 2 1 1 0 0 1 0 0 0 0 13 26 4.50 1.000																			

Batter	1	2	3	4	5	6	7	8	9	AB	R	H	RBI	BB	SO	LOB	BOTTOM						
11 Jimmy Rollins, S OBP: 0.329, SLG: 0.507	2-1 G4-3		0-1 F8		1-2 F9		4-2 BB			3	0	0	0	1	0	1	<p><b>New York Mets @ Philadelphia Phillies</b> Citizens Bank Park, Philadelphia, PA Sat Jun 30 2007, 3:55 PM EDT Att: 45,003 - Cloudy - 80 F</p> <p>livebaseballscorecards.com</p> <p>AB 30 R 3 H 6 RBI 2 BB 4 SO 9 LOB 10</p> 						
9 Michael Bourn, L OBP: 0.375, SLG: 0.339	3-3 K		2-3 K		4-2 BB		1-3 K			3	0	0	0	1	3	1							
26 Chase Utley, L OBP: 0.408, SLG: 0.577	1-1 F8		1-1 F8		3-2 G4-3			0-3 K		4	0	0	0	0	1	2							
6 Ryan Howard, L OBP: 0.380, SLG: 0.554		1-0 8 BB 19 G5-4-3		1-2 HR		1-2 F8		1-1 F8		4	2	2	1	0	0	0							
Aaron Rowand, R OBP: 0.391, SLG: 0.481		4-1 19 G5-4-3 51 BB		0-1 P4		0-0 1B		0-3 K		3	1	1	0	1	1	0							
8 Shane Victorino, S OBP: 0.333, SLG: 0.395		4-2 19 G5-4-3		2-3 K		1-3 K		0-1 G5-3		3	0	0	0	1	2	1							
19 Greg Dobbs, L OBP: 0.321, SLG: 0.532 Wes Helms, R OBP: 0.301, SLG: 0.330		0-1 G5-4-3		0-0 F7		0-3 K		3-1 51 G6-4-3		3	0	0	0	0	1	3							
51 Carlos Ruiz, R OBP: 0.337, SLG: 0.411		1-0 3-H			0-1 11 F9 63 SH3		1-1 G6-3		1-0 G6-4-3	4	0	2	1	0	0	1							
66 J.A. Happ, L 63 Ryan Madson, L 16 J.C. Romero, S Abraham Nunez, S Jose Mesa, R	(1, 1) (5, 1) (7, 1) (7, PH) (8, 1)	R: 0 E: 0 K: 1 S: 7	H: 0 LOB: 0 BB: 0 P: 13	R: 2 E: 0 K: 1 S: 11	H: 2 LOB: 1 BB: 2 P: 21	R: 0 E: 0 K: 1 S: 7	H: 0 LOB: 0 BB: 0 P: 10	R: 1 E: 0 K: 1 S: 11	H: 1 LOB: 0 BB: 0 P: 14	R: 0 E: 0 K: 0 S: 13	H: 1 LOB: 2 BB: 1 P: 22	R: 0 E: 0 K: 2 S: 10	H: 1 LOB: 1 BB: 0 P: 12	R: 0 E: 0 K: 1 S: 12	H: 0 LOB: 0 BB: 1 P: 21	R: 0 E: 0 K: 2 S: 8	H: 0 LOB: 0 BB: 0 P: 9	R: 0 E: 0 K: 0 S: 5	H: 1 LOB: 0 BB: 0 P: 9	1B: 5 2B: 0 3B: 0 HR: 1	SF: 0 SAC: 1 DP: 2 HBP: 0	WP: 0 PB: 0 SB: 0 CS: 0	PA: 35
<b>PITCHER</b>	IP WLS BF H R ER SO BB IBB HBP BLK WP HR S P ERA WHIP																						
29 Jorge Sosa, R ERA: 3.92	(1, 1) 5.0 W 21 4 3 3 4 3 0 0 0 0 0 0 49 80 5.40 1.400																						
Scott Schoeneweis, L ERA: 5.65	(6, 1) 1.0 H 4 1 0 0 2 0 0 0 0 0 0 0 10 12 0.00 1.000																						
Aaron Heilman, R ERA: 3.92	(7, 1) 1.0 H 4 0 0 0 1 1 0 0 0 0 0 0 12 21 0.00 1.000																						
25 Pedro Feliciano, L ERA: 1.76	(8, 1) 2.0 S 6 1 0 0 2 0 0 0 0 0 0 0 13 18 0.00 0.500																						



Batter	1	2	3	4	5	6	7	8	9	AB	R	H	RBI	BB	SO	LOB	TOP					
7 José Reyes, S OBP: 0.399, SLG: 0.452	3-2 16 S 1B		4-0 16 G1-6-3 BB		3-1 G4-6-3 1-2			0-1 F9		3	1	1	0	1	0	1	<b>New York Mets @ Philadelphia Phillies</b> Citizens Bank Park, Philadelphia, PA Sun Jul 01 2007, 1:35 PM EDT Att: 45,289 - Sunny - 73 F  livebaseballscores.com  <b>AB 31</b> <b>R 3</b> <b>H 7</b> <b>RBI 3</b> <b>BB 5</b> <b>SO 1</b> <b>LOB 15</b> 					
16 Paul Lo Duca, R OBP: 0.333, SLG: 0.377	3-2 15 G3-6-3 1B		0-1 G1-6-3 1-2		0-1 G6-3			4-2 5 FC5-4 BB		3	0	1	1	1	0	1						
15 Carlos Beltrán, S OBP: 0.350, SLG: 0.482	2-0 G3-6-3 1-2		4-1 BB		1-0 G4-3			2-2 P5		3	0	0	0	1	0	2						
5 David Wright, R OBP: 0.377, SLG: 0.502	1-2 F9		1-2 G4-3		2-1 21 FC4-5 1B			2-2 FC5-4 1-2		4	0	1	0	0	0	2						
21 Carlos Delgado, L OBP: 0.296, SLG: 0.424		1-2 22 G1-3 2B		0-0 HR				4-2 G3 1B		3	2	2	1	1	0	1						
22 Jose Valentin, S OBP: 0.317, SLG: 0.427		1-0 G1-3		3-2 G3-1				2-3 K		4	0	0	0	0	1	3						
Shawn Green, L OBP: 0.328, SLG: 0.431		1-0 L5		2-1 G4-3				0-1 G3		4	0	0	0	0	0	2						
27 Carlos Gómez, R OBP: 0.312, SLG: 0.347		4-0 34 FC6-4 IBB		0-2 P6				1-2 1B		2	0	0	0	1	0	0						
34 Mike Pelfrey, R OBP: 0.100, SLG: 0.100		0-0 FC6-4		1-0 7 G4-6-3 1B				0-0 G5-3		2	0	1	0	0	0	2						
59 Guillermo Mota, R ERA: 2.91										1	0	0	0	0	0	1						
Ricky Ledee, L ERA: 2.08										0	0	0	0	0	0	0						
3 Danjon Easley, R ERA: 3.50										0	0	0	0	0	0	0						
Aaron Heilman, R ERA: 4.19										0	0	0	0	0	0	0						
Scott Schoeneweis, L ERA: 5.46										0	0	0	0	0	0	0						
Julio Franco, R ERA: 3.58										1	0	0	0	0	0	1						
<b>Inning Stats</b>	R: 1 E: 0 K: 0 S: 10	H: 2 LOB: 0 BB: 0 P: 19	R: 0 E: 0 K: 0 S: 6	H: 1 LOB: 2 BB: 1 P: 13	R: 0 E: 0 K: 0 S: 6	H: 0 LOB: 1 BB: 2 P: 15	R: 1 E: 0 K: 0 S: 11	H: 1 LOB: 0 BB: 0 P: 16	R: 0 E: 0 K: 0 S: 5	H: 1 LOB: 1 BB: 0 P: 9	R: 0 E: 0 K: 0 S: 7	H: 0 LOB: 0 BB: 0 P: 13	R: 0 E: 0 K: 0 S: 5	H: 0 LOB: 1 BB: 1 P: 5	R: 0 E: 0 K: 0 S: 12	H: 0 LOB: 1 BB: 1 P: 20	R: 1 E: 0 K: 1 S: 11	H: 1 LOB: 1 BB: 1 P: 18	1B: 5 2B: 1 3B: 0 HR: 1	SF: 0 SAC: 0 DP: 3 HBP: 0	WP: 0 PB: 0 CS: 0	PA: 36
<b>PITCHER</b>	IP WLS BF H R ER SO BB IBB HBP BLK WP HR S P ERA WHIP																					
38 Kyle Kendrick, R ERA: 4.38	(1, 1) 6.2 W 26 6 2 2 0 2 2 1 0 0 0 0 1 49 89 2.70 1.200																					
16 J.C. Romero, L ERA: 2.91	(7, 1) 0.1 H 1 0 0 0 0 0 0 0 0 0 0 0 0 1 1 0.00 0.000																					
48 Brian Sanches, R ERA: 2.08	(8, 1) 1.0 H 4 0 0 0 0 1 0 0 0 0 0 0 0 12 20 0.00 1.000																					
59 Mike Zagurski, L ERA: 4.97	(9, 1) 0.2 H 3 0 1 1 1 1 0 0 0 0 0 0 0 7 13 13.50 1.500																					
Antonio Alfonseca, R ERA: 3.58	(9, 1) 0.1 S 2 1 0 0 0 0 0 0 0 0 0 0 0 4 5 0.00 3.000																					

Batter	1	2	3	4	5	6	7	8	9	AB	R	H	RBI	BB	SO	LOB	BOTTOM	
11 Jimmy Rollins, S OBP: 0.328, SLG: 0.513	2-1 G4-3		2-0 HR	2-2 L4				3-3 K		4	1	1	2	0	1	0	<b>New York Mets @ Philadelphia Phillies</b> Citizens Bank Park, Philadelphia, PA Sun Jul 01 2007, 1:35 PM EDT Att: 45,289 - Sunny - 73 F  livebaseballscores.com  <b>AB 32</b> <b>R 5</b> <b>H 8</b> <b>RBI 5</b> <b>BB 4</b> <b>SO 7</b> <b>LOB 13</b> 	
8 Shane Victorino, S OBP: 0.338, SLG: 0.410	2-3 K		1-1 6 S 1B		1-1 6 S 1B			2-2 HR		4	1	3	1	0	1	0		
26 Chase Utley, L OBP: 0.406, SLG: 0.579	2-2 L9		3-2 F8		2-2 L7			0-1 1B 3B		4	1	1	0	0	0	2		
6 Ryan Howard, L OBP: 0.382, SLG: 0.549		2-3 K	4-2 FC6-4 BB		3-2 F7			4-0 1B IBB		2	0	0	0	2	1	1		
Aaron Rowand, R OBP: 0.390, SLG: 0.478		0-1 G6-3	1-0 FC6-4 BB		2-1 F8			2-2 1B		4	0	1	1	0	0	3		
Pat Burrell, R OBP: 0.389, SLG: 0.364		4-0 K	4-2 BB		1-0 F9			1-3 K		2	1	0	0	2	1	2		
48 Brian Sanches, R ERA: 2.08										0	0	0	0	0	0	0		
59 Mike Zagurski, L ERA: 4.97										0	0	0	0	0	0	0		
Antonio Alfonseca, R ERA: 3.58										0	0	0	0	0	0	0		
19 Greg Dobbs, L OBP: 0.321, SLG: 0.535		3-2 2B	2-0 L8		3-3 K			1-1 51 G6-3 1B		3	0	1	1	0	1	3		
Abraham Nunez, S OBP: 0.324, SLG: 0.331		1-1 2B								1	0	1	0	0	0	0		
51 Carlos Ruiz, R OBP: 0.330, SLG: 0.403		2-3 K			0-1 G6-3			2-1 G6-3		4	0	0	0	0	1	2		
38 Kyle Kendrick, R OBP: 0.250, SLG: 0.143			1-1 E5 11 HR		1-1 G4-3			1-2 G6-3		2	1	0	0	0	0	0		
16 J.C. Romero, S ERA: 2.91										0	0	0	0	0	0	0		
9 Michael Bourn, L OBP: 0.365, SLG: 0.328										2	0	0	0	0	1	0		
<b>Inning Stats</b>	R: 0 E: 0 K: 1 S: 8	H: 0 LOB: 0 BB: 0 P: 14	R: 1 E: 0 K: 2 S: 13	H: 1 LOB: 1 BB: 1 P: 24	R: 2 E: 1 K: 0 S: 16	H: 2 LOB: 3 BB: 2 P: 34	R: 0 E: 0 K: 0 S: 10	H: 0 LOB: 0 BB: 0 P: 13	R: 0 E: 0 K: 1 S: 9	H: 0 LOB: 1 BB: 0 P: 13	R: 2 E: 0 K: 3 S: 17	H: 3 LOB: 2 BB: 1 P: 29	R: 0 E: 0 K: 0 S: 7	H: 1 LOB: 0 BB: 0 P: 11	1B: 4 2B: 1 3B: 1 HR: 2	SF: 0 SAC: 0 DP: 1 HBP: 0	WP: 0 PB: 0 CS: 0	PA: 36
<b>PITCHER</b>	IP WLS BF H R ER SO BB IBB HBP BLK WP HR S P ERA WHIP																	
34 Mike Pelfrey, R ERA: 5.11	(1, 1) 5.0 L 23 4 3 2 3 3 0 0 0 0 0 0 0 9 13 0.00 0.000																	
59 Guillermo Mota, R ERA: 5.29	(6, 1) 1.0 3 0 0 0 1 0 0 0 0 0 0 0 1 17 29 18.00 3.000																	
Aaron Heilman, R ERA: 4.19	(7, 1) 1.0 7 3 2 2 3 0 1 0 0 0 0 1 17 29 18.00 3.000																	
Scott Schoeneweis, L ERA: 5.46	(8, 1) 1.0 3 1 0 0 0 0 0 0 0 0 0 0 7 11 0.00 1.000																	



Batter	1	2	3	4	5	6	7	8	9	AB	R	H	RBI	BB	SO	LOB	TOP				
7 José Reyes, S OBP: 0.397, SLG: 0.453	G4-3		F9		F7			16 WP 15 G6-3 2B		4	1	1	0	0	0	3	<b>New York Mets @ Colorado Rockies</b> Coors Field, Denver, CO Mon Jul 02 2007, 7:05 PM MDT Att: 27,252 - Clear - 95 F				
16 Paul Lo Duca, R OBP: 0.329, SLG: 0.371	F8			G6-3		L3		F9		4	0	0	0	0	0	1					
15 Carlos Beltrán, S OBP: 0.346, SLG: 0.475	G3			G6-3		K		G5-3		4	0	0	1	0	1	0					
5 David Wright, R OBP: 0.378, SLG: 0.505		F8				L5		21 S 1B		4	0	2	0	0	0	0					
21 Carlos Delgado, L OBP: 0.293, SLG: 0.418	F8			P6			G1-3	G4-3		4	0	0	0	0	0	2					
Shawn Green, L OBP: 0.331, SLG: 0.436	G4-3					BB 1B	G3-1		F9 2B	4	0	2	0	0	0	0					
22 Jose Valentin, S 35 Joe Smith, R Ricky Ledee, L OBP: 0.286, SLG: 0.440			K		F8		E5		F9	3	0	0	0	0	0	1					
27 Carlos Gómez, R OBP: 0.310, SLG: 0.343					L7		F7		K	0	0	0	0	0	0	1					
Tom Glavine, L Ruben Colay, S OBP: 0.365, SLG: 0.500	G4-3							16 WP 2B 1B	G6-3	1	0	0	0	1	0	1					
										2	1	1	0	0	0	1					
<b>Inning Stats</b>	R: 0 E: 0 K: 0 S: 8	H: 0 LOB: 0 BB: 0 P: 11	R: 0 E: 0 K: 0 S: 5	H: 0 LOB: 0 BB: 0 P: 8	R: 0 E: 0 K: 1 S: 8	H: 1 LOB: 1 BB: 0 P: 10	R: 0 E: 0 K: 0 S: 6	H: 1 LOB: 1 BB: 0 P: 8	R: 0 E: 0 K: 0 S: 11	H: 0 LOB: 2 BB: 1 P: 15	R: 0 E: 1 K: 0 S: 9	H: 0 LOB: 1 BB: 0 P: 14	R: 2 E: 0 K: 0 S: 17	H: 3 LOB: 1 BB: 0 P: 26	R: 0 E: 0 K: 1 S: 11	H: 1 LOB: 1 BB: 0 P: 15	1B: 4 2B: 3 3B: 0 HR: 0	SF: 0 SAC: 0 DP: 0 HBP: 0	WP: 1 PB: 0 SB: 1 CS: 0	PA: 36	
<b>PITCHER</b>	IP	WLS	BF	H	R	ER	SO	BB	IBB	HBP	BLK	WP	HR	S	P	ERA	WHIP				
48 Jason Hirsh, R ERA: 4.9	6.0	W	22	3	0	0	2	1	0	0	0	0	0	46	62	0.00	0.667				
Jeremy Affeldt, L ERA: 2.55	1.0		4	0	0	0	0	0	0	0	0	0	0	9	14	0.00	0.000				
50 Jorge Julio, R ERA: 6.31	1.0		6	3	2	2	0	0	0	0	0	1	0	17	26	18.00	3.000				
60 Manny Corpas, R ERA: 2.63	1.0		4	1	0	0	1	0	0	0	0	0	0	11	15	0.00	1.000				

Batter	1	2	3	4	5	6	7	8	9	AB	R	H	RBI	BB	SO	LOB	BOTTOM				
3 Willy Taveras, R 60 Manny Corpas, R OBP: 0.362, SLG: 0.374			17 BB 1B			SH2-3		G1-3		4	1	2	0	0	0	2	<b>New York Mets @ Colorado Rockies</b> Coors Field, Denver, CO Mon Jul 02 2007, 7:05 PM MDT Att: 27,252 - Clear - 95 F				
Jamey Carroll, R OBP: 0.324, SLG: 0.276	L9		5 HR 1B	G6-3		17 BB 1B		5 FC6-4 BB		4	1	2	0	1	0	1					
5 Matt Holliday, R OBP: 0.394, SLG: 0.582	F9		3-2 1-H 3-H HR	G6-3		L7		FC6-4		5	1	1	3	0	0	4					
17 Todd Helton, L OBP: 0.438, SLG: 0.459			L3							1	0	0	0	3	0	0					
27 Garrett Atkins, R OBP: 0.323, SLG: 0.421	F8		11 BB 1B	F8		L7				4	1	1	0	0	0	6					
2 Troy Tulowitzki, R OBP: 0.355, SLG: 0.423		G1-3	11 BB 48 BB 1B		G5-3		G1-3			3	1	0	0	1	0	0					
11 Brad Hawpe, L OBP: 0.380, SLG: 0.519		K			F7		P5			4	1	1	1	0	1	0					
20 Chris Iannetta, R OBP: 0.327, SLG: 0.331		K			G6-3		L9			3	0	0	0	1	1	0					
48 Jason Hirsh, R 26 Jeff Francis, L Jeremy Affeldt, L 50 Jorge Julio, R 18 Cory Sullivan, L OBP: 0.417, SLG: 0.647			K			1B 3 SH2-3 1B		G3		3	0	2	2	0	1	0					
										0	0	0	0	0	0	0					
										0	0	0	0	0	0	0					
										0	0	0	0	0	0	0					
										1	0	0	0	0	0	0					
<b>Inning Stats</b>	R: 0 E: 0 K: 0 S: 8	H: 1 LOB: 2 BB: 1 P: 15	R: 0 E: 0 K: 2 S: 10	H: 0 LOB: 0 BB: 0 P: 15	R: 6 E: 0 K: 1 S: 21	H: 6 LOB: 2 BB: 2 P: 40	R: 0 E: 0 K: 0 S: 6	H: 0 LOB: 1 BB: 1 P: 12	R: 0 E: 0 K: 0 S: 10	H: 0 LOB: 3 BB: 1 P: 19	R: 0 E: 0 K: 0 S: 5	H: 0 LOB: 0 BB: 0 P: 7	R: 0 E: 0 K: 0 S: 10	H: 0 LOB: 1 BB: 1 P: 17	1B: 8 2B: 0 3B: 0 HR: 1	SF: 0 SAC: 1 DP: 0 HBP: 0	WP: 0 PB: 0 SB: 0 CS: 0	PA: 39			
<b>PITCHER</b>	IP	WLS	BF	H	R	ER	SO	BB	IBB	HBP	BLK	WP	HR	S	P	ERA	WHIP				
Tom Glavine, L ERA: 4.39	6.0	L	32	9	6	6	3	4	1	0	0	0	0	61	112	9.00	2.167				
35 Joe Smith, R ERA: 2.73	2.0		7	0	0	0	0	1	0	0	0	0	0	15	24	0.00	0.500				



Batter	1	2	3	4	5	6	7	8	9	AB	R	H	RBI	BB	SO	LOB	TOP		
7 José Reyes, S OBP: 0.386, SLG: 0.450 Scott Schoeneweis, L	0-0 S E 1B	1-2 G3			0-2 P6			1-2 G1-3		4	1	1	0	0	0	1			
Ruben Gotay, S OBP: 0.358, SLG: 0.500	1 SAFE 1 SAFE 1 SAFE FC1 15 G3 5 1B		2-1 G6-3		2-1 2B			2-2 G3		4	1	1	0	0	0	0			
15 Carlos Beltrán, S OBP: 0.342, SLG: 0.469	3-1 G3		1-1 G4-3		3-2 G4-3			1-1 G4-3		4	0	0	0	0	0	2			
5 David Wright, R OBP: 0.377, SLG: 0.502	0-1 21 1B 3-H 1B		2-2 L5		3-2 G6-3			1-2 G1-3		4	0	1	1	0	0	0			
21 Carlos Delgado, L OBP: 0.295, SLG: 0.419	1 SAFE 3-2 G6-4-3 1B		0-1 G4-6-3 1B		2-0 G6-3			1-3 K		4	0	2	0	0	1	0			
Shawn Green, L OBP: 0.326, SLG: 0.429	0-0 G6-4-3 1-2 1B		0-1 G4-6-3 1-2 1B		3-2 G1			1-3 K		4	0	0	0	0	1	3			
11 Ramon Castro, R OBP: 0.333, SLG: 0.529		0-1 43 G4-3 27 G1-3 1B		1-0 HR				1-2 G6-3		3	1	2	1	0	0	0			
27 Carlos Gómez, R OBP: 0.302, SLG: 0.333	0-0 G1-3 1-2		0-0 B1-3					0-3 K		3	0	0	0	0	1	1			
43 Jason Vargas, L 35 Joe Smith, R Ricky Ledee, L Aaron Sele, R 22 Jose Valentin, S 59 Guillermo Mota, R 3 Damion Easley, R	1-1 4-1 5-1 5-1 7-1 7-1 8-1	1-1 G4-3			2-1 G4-3			2-0 L8		1	0	0	0	0	0	0			
<b>Inning Stats</b>	R: 2 E: 1 K: 0 S: 12	H: 3 LOB: 1 BB: 0 P: 20	R: 0 E: 0 K: 0 S: 8	H: 1 LOB: 0 BB: 0 P: 10	R: 0 E: 0 K: 0 S: 8	H: 0 LOB: 0 BB: 0 P: 13	R: 1 E: 0 K: 0 S: 6	H: 2 LOB: 0 BB: 0 P: 7	R: 0 E: 0 K: 0 S: 10	H: 0 LOB: 0 BB: 0 P: 15	R: 0 E: 0 K: 1 S: 7	H: 0 LOB: 0 BB: 0 P: 10	R: 0 E: 0 K: 0 S: 10	H: 0 LOB: 0 BB: 0 P: 14	R: 0 E: 0 K: 2 S: 11	H: 0 LOB: 0 BB: 0 P: 14	1B: 5 2B: 1 3B: 0 HR: 1	SF: 0 SAC: 0 DP: 2 HBP: 0	WP: 0 PA: 33 PB: 0 SB: 1 CS: 0
<b>PITCHER</b>	IP WLS BF H R ER SO BB IBB HBP BLK WP HR S P ERA WHIP	8.0 W 30 7 3 2 1 0 0 0 0 0 0 1 68 106 2.25 0.875	1.0 3 0 0 0 0 2 0 0 0 0 0 0 0 11 14 0.00 0.000																

New York Mets @ Colorado Rockies  
Coors Field, Denver, CO  
Tue Jul 03 2007, 6:05 PM MDT  
Att. 48,040 - Overcast - 83 F

AB	33
R	3
H	7
RBI	2
BB	0
SO	3
LOB	8



Batter	1	2	3	4	5	6	7	8	9	AB	R	H	RBI	BB	SO	LOB	BOTTOM		
3 Willy Taveras, R OBP: 0.367, SLG: 0.380 18 Cory Sullivan, L OBP: 0.357, SLG: 0.357	3-2 E 5 1B 1B	2-2 1B 17 BB 1B	1-1 G6-3 1-2		1-0 FC3-6 5 1B 27 SF9 1B		2-2 F8	0-1 G3		4	3	3	0	0	0	1			
Kazuo Matsui, S OBP: 0.353, SLG: 0.466	0-1 E7 5 1B 1B	1-2 17 BB 5 WP 1B		0-1 27 1B 5 1B 19 HR 1B	1-2 5 FC3-6 1B		0-0 17 1B 1B			5	2	5	0	0	0	0			
5 Matt Holliday, R OBP: 0.397, SLG: 0.581	1-0 27 HR 1B	4-0 17 BB 1B		0-0 27 1B 19 HR 1B	2-1 FC3-6 17 BB 1B		3-1 F8			4	2	2	2	1	0	3			
17 Todd Helton, L OBP: 0.440, SLG: 0.458 40 Brian Fuentes, L	2-2 G5-3 1-2	4-2 1B 1B		0-1 F7 1B	4-2 1B BB		2-2 1B			3	0	1	1	2	0	3			
27 Garrett Atkins, R OBP: 0.324, SLG: 0.432	2-0 HR 1B	1-0 F3 1B		2-1 19 HR 1B	1-2 SF9 1B		0-3 K			4	2	2	3	0	1	5			
19 Ryan Spillborghs, R OBP: 0.337, SLG: 0.506	0-0 P3 1B	0-3 K		1-2 19 HR 1B	3-1 P3 1B			2-2 K		5	1	1	4	0	2	5			
2 Troy Tulowitzki, R OBP: 0.355, SLG: 0.422	3-2 P2 1B		2-1 P4 1B					1-0 8 BB FC4 1B		5	0	2	0	0	0	0			
8 Yorvit Torrealba, R OBP: 0.308, SLG: 0.343		1-2 HR 1B	2-2 3 BLK 1B	4-2 28 G6-4-3 BB 1B				1-1 FC4 1B		4	1	2	1	1	0	1			
2B Aaron Cook, R OBP: 0.273, SLG: 0.323 10 Jeff Baker, R OBP: 0.295, SLG: 0.354	2-2 P4 1B	0-3 K		3-2 G6-4-3 1B				2-3 K		4	0	0	0	0	2	3			
<b>Inning Stats</b>	R: 4 E: 1 K: 0 S: 18	H: 4 LOB: 0 BB: 0 P: 29	R: 2 E: 0 K: 1 S: 18	H: 3 LOB: 2 BB: 2 P: 33	R: 0 E: 0 K: 1 S: 11	H: 1 LOB: 1 BB: 0 P: 16	R: 4 E: 0 K: 0 S: 15	H: 5 LOB: 1 BB: 1 P: 27	R: 1 E: 0 K: 0 S: 19	H: 2 LOB: 2 BB: 1 P: 31	R: 0 E: 0 K: 1 S: 6	H: 0 LOB: 0 BB: 0 P: 8	R: 0 E: 0 K: 1 S: 13	H: 2 LOB: 2 BB: 0 P: 20	R: 0 E: 1 K: 2 S: 19	H: 1 LOB: 2 BB: 0 P: 25	1B: 15 2B: 0 3B: 0 HR: 3	SF: 1 SAC: 0 DP: 1 HBP: 0	WP: 1 PA: 46 PB: 0 SB: 1 CS: 0
<b>PITCHER</b>	IP WLS BF H R ER SO BB IBB HBP BLK WP HR S P ERA WHIP	1.1 L 4 2 1 1 0 1 0 0 0 0 0 1 8 18 13.50 4.500	0.2 2 1 1 0 1 0 0 0 0 0 0 0 0 25 39 4.50 1.500	2.0 9 2 1 1 1 0 0 0 0 0 0 0 0 13 20 0.00 2.000	1.0 5 2 0 0 1 0 0 0 0 0 0 0 0 19 25 0.00 1.000														

New York Mets @ Colorado Rockies  
Coors Field, Denver, CO  
Tue Jul 03 2007, 6:05 PM MDT  
Att. 48,040 - Overcast - 83 F

AB	41
R	11
H	18
RBI	11
BB	4
SO	6
LOB	25





Batter	1	2	3	4	5	6	7	8	9	AB	R	H	RBI	BB	SO	LOB	TOP			
7 José Reyes, S OBP: 0.391, SLG: 0.444	E2 16 S 5 HR	F8			L8	FC6-4		G1-3		5	1	0	0	0	0	4				
16 Paul Lo Duca, R OBP: 0.330, SLG: 0.383	G6-3	G6-3							G5-3	5	2	2	0	0	0	2				
15 Carlos Beltrán, S OBP: 0.343, SLG: 0.471										3	2	1	1	1	1	1				
5 David Wright, R OBP: 0.387, SLG: 0.514 Scott Schoeneweis, L										4	1	3	4	0	1	0				
Aaron Heilman, R Ruben Gotay, S OBP: 0.368, SLG: 0.508										0	0	0	0	0	0	0				
21 Carlos Delgado, L OBP: 0.294, SLG: 0.420										4	0	1	1	0	0	2				
22 Jose Valentin, S OBP: 0.395, SLG: 0.414										5	1	1	0	0	0	2				
Shawn Green, L OBP: 0.328, SLG: 0.434										4	0	2	0	0	0	1				
27 Carlos Gómez, R OBP: 0.303, SLG: 0.333										3	0	1	0	0	1	3				
25 Pedro Feliciano, L										0	0	0	0	0	0	0				
3 Damon Easley, R OBP: 0.339, SLG: 0.459										1	0	1	0	0	0	0				
26 Orlando Hernandez, R OBP: 0.192, SLG: 0.269										1	0	0	0	0	0	1				
59 Guillermo Mota, R										0	0	0	0	0	0	0				
Aaron Sele, R										0	0	0	0	0	0	0				
Ricky Ledee, L OBP: 0.290, SLG: 0.423										0	0	0	1	1	0	0				
<b>Inning Stats</b>	R: 3 E: 1 K: 0 S: 15	H: 2 LOB: 1 BB: 1 P: 24	R: 0 E: 0 K: 0 S: 8	H: 1 LOB: 1 BB: 0 P: 12	R: 0 E: 0 K: 2 S: 9	H: 0 LOB: 0 BB: 0 P: 14	R: 0 E: 0 K: 0 S: 8	H: 1 LOB: 1 BB: 0 P: 12	R: 1 E: 0 K: 1 S: 10	H: 2 LOB: 1 BB: 0 P: 14	R: 1 E: 0 K: 0 S: 8	H: 2 LOB: 0 BB: 0 P: 12	R: 0 E: 0 K: 0 S: 10	H: 1 LOB: 2 BB: 1 P: 19	R: 1 E: 0 K: 0 S: 18	H: 2 LOB: 1 BB: 0 P: 23	1B: 6 2B: 5 3B: 1 HR: 1	SF: 3 SAC: 1 DP: 1 HBP: 0	WP: 0 PB: 0 SB: 1 CS: 0	PA: 42
<b>PITCHER</b>	IP WLS BF H R ER SO BB IBB HBP BLK WP HR S P ERA WHIP																			
Josh Fogg, R ERA: 5.36	6.0 W 28 8 5 4 3 1 0 0 0 0 0 1 61 90 6.00 1.500																			
35 Taylor Buchholz, R ERA: 4.73	1.0 4 2 1 1 0 0 0 0 0 0 0 0 8 12 9.00 2.000																			
LaTroy Hawkins, R ERA: 4.43	1.0 5 1 0 0 0 1 0 0 0 0 0 0 10 19 0.00 2.000																			
34 Matt Herges, R ERA: 9.0	1.0 5 2 1 1 0 0 0 0 0 0 0 0 18 23 9.00 2.000																			

**New York Mets @ Colorado Rockies**  
Coors Field, Denver, CO  
Wed Jul 04 2007, 6:05 PM MDT  
Att: 48,123 - Partly Cloudy - 87 F

AB	36
R	7
H	13
RBI	7
BB	2
SO	3
LOB	16



Batter	1	2	3	4	5	6	7	8	9	AB	R	H	RBI	BB	SO	LOB	BOTTOM			
18 Cory Sullivan, L OBP: 0.450, SLG: 0.421	G1-3									5	3	3	0	1	0	1				
Kazuo Matsui, S OBP: 0.347, SLG: 0.456	G3-1									6	1	1	2	0	1	7				
5 Matt Holliday, R OBP: 0.404, SLG: 0.584 LaTroy Hawkins, R										3	3	2	1	3	0	1				
34 Matt Herges, L										0	0	0	0	0	0	0				
17 Todd Helton, L OBP: 0.442, SLG: 0.462										2	1	1	5	2	0	1				
35 Taylor Buchholz, R OBP: 0.222, SLG: 0.125										0	0	0	0	0	0	0				
19 Ryan Spilborghs, R (7, PH) OBP: 0.344, SLG: 0.512										1	0	1	0	0	0	0				
27 Garrett Atkins, R OBP: 0.332, SLG: 0.451										5	2	4	5	1	0	2				
11 Brad Hawpe, L OBP: 0.383, SLG: 0.526										4	1	1	2	2	2	4				
2 Troy Tulowitzki, R OBP: 0.358, SLG: 0.437										6	1	3	1	0	0	5				
8 Yorvit Torrealba, R OBP: 0.314, SLG: 0.353										6	3	3	0	0	1	3				
Josh Fogg, R OBP: 0.148, SLG: 0.148										3	1	1	0	0	1	1				
10 Jeff Baker, R OBP: 0.299, SLG: 0.351										1	1	0	0	1	0	1				
<b>Inning Stats</b>	R: 0 E: 0 K: 0 S: 9	H: 1 LOB: 1 BB: 0 P: 15	R: 2 E: 0 K: 1 S: 13	H: 2 LOB: 0 BB: 0 P: 20	R: 1 E: 0 K: 1 S: 20	H: 1 LOB: 3 BB: 3 P: 39	R: 3 E: 1 K: 0 S: 17	H: 2 LOB: 2 BB: 3 P: 33	R: 6 E: 0 K: 1 S: 40	H: 7 LOB: 2 BB: 1 P: 59	R: 3 E: 0 K: 1 S: 17	H: 3 LOB: 2 BB: 1 P: 31	R: 2 E: 0 K: 0 S: 15	H: 3 LOB: 2 BB: 1 P: 26	R: 0 E: 0 K: 1 S: 8	H: 1 LOB: 1 BB: 0 P: 10	1B: 12 2B: 5 3B: 0 HR: 3	SF: 1 SAC: 1 DP: 0 HBP: 0	WP: 2 PB: 0 SB: 2 CS: 0	PA: 54
<b>PITCHER</b>	IP WLS BF H R ER SO BB IBB HBP BLK WP HR S P ERA WHIP																			
26 Orlando Hernandez, R ERA: 3.22	4.0 L 24 6 6 6 5 2 6 0 0 0 0 0 2 59 107 11.25 3.000																			
59 Guillermo Mota, R ERA: 7.71	0.2 8 6 6 6 6 1 0 0 0 0 0 0 2 31 43 81.00 9.000																			
Aaron Sele, R ERA: 5.14	0.1 3 1 0 0 0 0 1 0 0 0 0 0 0 9 16 0.00 6.000																			
25 Pedro Feliciano, L ERA: 2.56	1.0 8 3 3 3 1 1 1 1 0 0 0 0 0 17 31 27.00 4.000																			
Scott Schoeneweis, L ERA: 5.66	1.0 7 3 2 2 0 1 0 0 0 0 0 0 0 15 26 18.00 4.000																			

**New York Mets @ Colorado Rockies**  
Coors Field, Denver, CO  
Wed Jul 04 2007, 6:05 PM MDT  
Att: 48,123 - Partly Cloudy - 87 F

AB	42
R	17
H	20
RBI	16
BB	10
SO	5
LOB	26





Batter	1	2	3	4	5	6	7	8	9	AB	R	H	RBI	BB	SO	LOB	TOP								
<b>7 José Reyes, S</b> OBP: 0.391, SLG: 0.447										4	1	1	0	1	0	2									
<b>Ricky Ledes, L</b> OBP: 0.333, SLG: 0.433										4	1	2	2	1	1	0									
<b>15 Carlos Beltrán, S</b> OBP: 0.341, SLG: 0.476										5	1	1	1	0	3	5									
<b>5 David Wright, R</b> OBP: 0.376, SLG: 0.506										5	0	0	0	0	2	1									
<b>21 Carlos Delgado, L</b> OBP: 0.304, SLG: 0.431										4	1	4	1	1	0	0									
<b>22 Jose Valentin, S</b> OBP: 0.301, SLG: 0.403										4	1	0	0	1	1	4									
<b>Shawn Green, L</b> OBP: 0.331, SLG: 0.439										4	0	2	0	0	0	3									
<b>11 Ramon Castro, R</b> OBP: 0.354, SLG: 0.554										4	1	3	2	0	0	1									
<b>33 John Maine, R</b> OBP: 0.194, SLG: 0.097										3	0	0	0	0	1	4									
<b>35 Joe Smith, R</b> OBP: 0.301, SLG: 0.403										0	0	0	0	0	0	0									
<b>25 Pedro Feliciano, L</b> OBP: 0.301, SLG: 0.403										0	0	0	0	0	0	0									
<b>13 Billy Wagner, L</b> OBP: 0.301, SLG: 0.403										0	0	0	0	0	0	0									
<b>Inning Stats</b>	R: 2 E: 0 K: 1 S: 14	H: 3 LOB: 1 BB: 0 P: 20	R: 0 E: 0 K: 2 S: 13	H: 1 LOB: 3 BB: 2 P: 25	R: 2 E: 0 K: 0 S: 13	H: 2 LOB: 1 BB: 1 P: 21	R: 0 E: 0 K: 1 S: 6	H: 0 LOB: 0 BB: 0 P: 9	R: 0 E: 0 K: 0 S: 9	H: 1 LOB: 1 BB: 0 P: 10	R: 1 E: 0 K: 0 S: 9	H: 2 LOB: 1 BB: 0 P: 15	R: 0 E: 0 K: 1 S: 5	H: 0 LOB: 0 BB: 1 P: 11	R: 0 E: 0 K: 0 S: 9	H: 2 LOB: 1 BB: 0 P: 12	R: 1 E: 0 K: 3 S: 19	H: 2 LOB: 1 BB: 0 P: 24	1B: 8 2B: 4 3B: 1 HR: 1	SF: 0 SAC: 1 DP: 2 HBP: 0	WP: 0 PB: 0 SB: 2 CS: 0	PA: 42			
<b>PITCHER</b>	IP	WLS	BF	H	R	ER	SO	BB	IBB	HBP	BLK	WP	HR	S	P	ERA	WHIP								
<b>23 Jason Jennings, R</b> ERA: 4.07	6.0	L	30	9	5	5	4	3	0	0	0	0	0	64	100	7.50	2.000								
<b>Matt Albers, R</b> ERA: 6.0	1.0		3	0	0	0	1	1	0	0	0	0	0	5	11	0.00	1.000								
<b>Dave Borkowski, R</b> ERA: 4.62	2.0		9	4	1	1	3	0	0	0	0	0	1	28	36	4.50	2.000								

**New York Mets @ Houston Astros**  
Minute Maid Park, Houston, TX  
Thu Jul 05 2007, 7:05 PM CDT  
Att: 35,430 - Roof Closed - 73 F

AB 37  
R 6  
H 13  
RBI 6  
BB 4  
SO 8  
LOB 20



Batter	1	2	3	4	5	6	7	8	9	AB	R	H	RBI	BB	SO	LOB	BOTTOM								
<b>Craig Biggio, R</b> OBP: 0.302, SLG: 0.405										5	1	2	0	0	2	2									
<b>9 Hunter Pence, R</b> OBP: 0.372, SLG: 0.593										4	0	1	0	0	2	2									
<b>17 Lance Berkman, S</b> OBP: 0.388, SLG: 0.440										4	0	0	0	0	2	3									
<b>45 Carlos Lee, R</b> OBP: 0.348, SLG: 0.515										4	1	2	1	0	1	2									
<b>Mark Loretta, R</b> OBP: 0.407, SLG: 0.434										4	0	2	1	0	0	3									
<b>Mike Lamb, L</b> OBP: 0.375, SLG: 0.475										3	0	0	0	0	1	2									
<b>Morgan Ensberg, R</b> OBP: 0.305, SLG: 0.359										1	0	0	0	0	1	1									
<b>Luke Scott, L</b> OBP: 0.322, SLG: 0.412										2	0	0	0	1	1	1									
<b>Chris Burke, R</b> OBP: 0.301, SLG: 0.317										1	0	0	0	0	1	0									
<b>Eric Munson, L</b> OBP: 0.322, SLG: 0.412										2	0	0	0	1	0	1									
<b>Brad Ausmus, R</b> OBP: 0.336, SLG: 0.354										1	0	0	0	0	0	0									
<b>23 Jason Jennings, L</b> OBP: 0.286, SLG: 0.091										2	0	0	0	0	1	1									
<b>Matt Albers, L</b> OBP: 0.222, SLG: 0.222										0	0	0	0	0	0	0									
<b>Orlando Palmeiro, L</b> OBP: 0.372, SLG: 0.933										1	0	0	0	0	0	1									
<b>Dave Borkowski, R</b> OBP: 0.301, SLG: 0.317										0	0	0	0	0	0	0									
<b>Eric Bruntlett, R</b> OBP: 0.439, SLG: 0.303										0	0	0	1	0	0	0									
<b>Inning Stats</b>	R: 0 E: 0 K: 3 S: 10	H: 0 LOB: 0 BB: 0 P: 15	R: 0 E: 0 K: 2 S: 11	H: 1 LOB: 1 BB: 0 P: 17	R: 0 E: 0 K: 2 S: 11	H: 0 LOB: 1 BB: 1 P: 17	R: 0 E: 0 K: 0 S: 11	H: 1 LOB: 1 BB: 0 P: 19	R: 0 E: 0 K: 2 S: 13	H: 2 LOB: 2 BB: 0 P: 20	R: 0 E: 0 K: 0 S: 7	H: 0 LOB: 1 BB: 1 P: 11	R: 2 E: 0 K: 1 S: 15	H: 3 LOB: 1 BB: 0 P: 21	R: 0 E: 0 K: 2 S: 11	H: 0 LOB: 1 BB: 1 P: 18	1B: 5 2B: 2 3B: 0 HR: 0	SF: 0 SAC: 0 DP: 0 HBP: 0	WP: 0 PB: 0 SB: 0 CS: 0	PA: 37					
<b>PITCHER</b>	IP	WLS	BF	H	R	ER	SO	BB	IBB	HBP	BLK	WP	HR	S	P	ERA	WHIP								
<b>33 John Maine, R</b> ERA: 2.71	7.2	W	31	6	2	2	9	2	0	0	0	0	0	3	4	2.35	1.043								
<b>35 Joe Smith, R</b> ERA: 2.94	0.0		1	1	0	0	0	0	0	0	0	0	0	3	4	∞	∞								
<b>25 Pedro Feliciano, L</b> ERA: 2.53	0.1	H	1	0	0	0	1	0	0	0	0	0	0	3	5	0.00	0.000								
<b>13 Billy Wagner, L</b> ERA: 1.69	1.0		4	0	0	0	2	1	0	0	0	0	0	11	18	0.00	1.000								

**New York Mets @ Houston Astros**  
Minute Maid Park, Houston, TX  
Thu Jul 05 2007, 7:05 PM CDT  
Att: 35,430 - Roof Closed - 73 F

AB 34  
R 2  
H 7  
RBI 2  
BB 3  
SO 12  
LOB 19









Batter	1	2	3	4	5	6	7	8	9	10	11	12	13	14	15	16	17	AB	R	H	RBI	BB	SO	LOB	TOP													
7 José Reyes, S OBP: 0.387, SLG: 0.439	F7			G4-3		K		1B		K		G5-3			F9		1B	7	1	2	0	1	1	2														
Ruben Colay, S OBP: 0.368, SLG: 0.493	F7			B1-3		G6-3		1B		K		K			1B		BB	8	1	3	0	0	2	3														
15 Carlos Beltrán, S OBP: 0.338, SLG: 0.489	G3			K		G4-3		1B				F9			G3		1B	7	0	1	1	1	2	2														
5 David Wright, R OBP: 0.374, SLG: 0.509																																						
21 Carlos Delgado, L OBP: 0.308, SLG: 0.433																																						
16 Paul Lo Duca, R OBP: 0.321, SLG: 0.372																																						
13 Billy Wagner, L OBP: 0.310, SLG: 0.389																																						
Shawn Green, L OBP: 0.310, SLG: 0.434																																						
Ricky Ledee, L OBP: 0.310, SLG: 0.389																																						
Shane Bieber, L OBP: 0.310, SLG: 0.389																																						
<b>Inning Stats</b>	R:0 E:0 K:0 S:10	H:0 LOB:0 BB:0 P:15	R:0 E:0 K:1 S:8	H:0 LOB:0 BB:1 P:15	R:0 E:0 K:1 S:10	H:0 LOB:0 BB:0 P:11	R:0 E:0 K:1 S:5	H:0 LOB:0 BB:0 P:5	R:2 E:0 K:0 S:14	H:3 LOB:1 BB:0 P:23	R:0 E:0 K:1 S:11	H:0 LOB:0 BB:0 P:17	R:0 E:0 K:0 S:8	H:1 LOB:0 BB:0 P:13	R:0 E:0 K:0 S:16	H:2 LOB:2 BB:0 P:21	R:0 E:0 K:0 S:7	H:2 LOB:2 BB:0 P:9	R:0 E:0 K:2 S:10	H:1 LOB:1 BB:0 P:11	R:0 E:0 K:1 S:9	H:1 LOB:1 BB:0 P:12	R:0 E:0 K:1 S:12	H:2 LOB:2 BB:0 P:19	R:0 E:0 K:1 S:8	H:0 LOB:0 BB:0 P:11	R:0 E:0 K:2 S:9	H:0 LOB:0 BB:0 P:9	R:0 E:0 K:0 S:14	H:1 LOB:2 BB:1 P:24	R:0 E:0 K:0 S:9	H:1 LOB:1 BB:0 P:12	R:0 E:0 K:2 S:22	H:3 LOB:2 BB:1 P:28	1B:15 2B:0 3B:0 HR:2	SF:0 SAC:1 DP:1 HBP:0	WP:0 PB:0 SB:2 CS:0	PA:69
<b>PITCHER</b>	IP 7.2	WLS 28	BF 5	H 3	R 3	ER 3	SO 6	BB 0	IBB 0	HBP 0	BLK 0	WP 0	HR 0	S 76	P 112	ERA 3.52	WHIP 0.783																					
Woody Williams, R ERA: 5.34											35 Joe Smith, R ERA: 2.75																											
Chad Qualls, R ERA: 4.19											Brian Moehler, R ERA: 5.57																											
Dan Wheeler, R ERA: 5.83											62 Mark McLemore, L ERA: 7.11																											
Dave Borkowski, R ERA: 4.59																																						
Trever Miller, L ERA: 6.75																																						

New York Mets @ Houston Astros  
Minute Maid Park, Houston, TX  
Sat Jul 07 2007 6:05 PM CDT  
Alt. 41,596 - Roof Closed - 73 F

AB 65  
R 5  
H 17  
RBI 5  
BB 3  
SO 16  
LOB 19




Batter	1	2	3	4	5	6	7	8	9	10	11	12	13	14	15	16	17	AB	R	H	RBI	BB	SO	LOB	BOTTOM							
Craig Biggio, R OBP: 0.362, SLG: 0.400	F8																															
Matt Albers, R OBP: 0.222, SLG: 0.222																																
Luke Scott, L OBP: 0.263, SLG: 0.449																																
Brian Moehler, R OBP: 0.260, SLG: 0.290																																
Eric Munson, L OBP: 0.333, SLG: 0.423																																
9 Hunter Pence, R OBP: 0.387, SLG: 0.581																																
Mark Loretta, R OBP: 0.380, SLG: 0.414																																
45 Carlos Lee, R OBP: 0.351, SLG: 0.513																																
Morgan Ensberg, R OBP: 0.305, SLG: 0.351																																
Chris Burke, R OBP: 0.313, SLG: 0.338																																
Brad Ausmus, R OBP: 0.335, SLG: 0.346																																
Woody Williams, R OBP: 0.111, SLG: 0.194																																
Mike Lamb, L OBP: 0.375, SLG: 0.484																																
<b>Inning Stats</b>	R:0 E:0 K:0 S:7	H:0 LOB:0 BB:0 P:11	R:0 E:0 K:0 S:6	H:1 LOB:0 BB:0 P:13	R:0 E:0 K:0 S:11	H:0 LOB:0 BB:0 P:15	R:3 E:0 K:0 S:12	H:3 LOB:1 BB:0 P:29	R:0 E:0 K:1 S:8	H:0 LOB:0 BB:0 P:7	R:0 E:0 K:0 S:4	H:0 LOB:0 BB:0 P:7	R:0 E:0 K:0 S:12	H:2 LOB:2 BB:0 P:16	R:0 E:0 K:1 S:7	H:0 LOB:1 BB:0 P:17	R:0 E:0 K:0 S:11	H:0 LOB:3 BB:0 P:18	R:0 E:0 K:1 S:13	H:1 LOB:1 BB:0 P:22	R:0 E:0 K:0 S:9	H:0 LOB:0 BB:0 P:10	R:0 E:0 K:0 S:4	H:0 LOB:2 BB:1 P:17	R:0 E:0 K:2 S:8	H:0 LOB:0 BB:0 P:11	R:0 E:0 K:0 S:10	H:1 LOB:1 BB:0 P:17	1B:8 2B:1 3B:1 HR:0	SF:0 SAC:4 DP:2 HBP:2	WP:0 PB:0 SB:1 CS:0	PA:66
<b>PITCHER</b>	IP 7.0	WLS 28	BF 5	H 3	R 3	ER 3	SO 6	BB 0	IBB 0	HBP 0	BLK 0	WP 0	HR 0	S 106	P 120	ERA 3.86	WHIP 0.857															
35 Joe Smith, R ERA: 2.75											35 Joe Smith, R ERA: 2.75																					
Aaron Heilman, R ERA: 3.8											Aaron Sele, R ERA: 4.9																					
25 Pedro Feliciano, L ERA: 4.9											13 Billy Wagner, L ERA: 1.84																					
59 Guillermo Mota, R ERA: 6.62																																
Scott Scheneweis, L ERA: 5.57																																


New York Mets @ Houston Astros  
Minute Maid Park, Houston, TX  
Sat Jul 07 2007 6:05 PM CDT  
Alt. 41,596 - Roof Closed - 73 F

AB 55  
R 3  
H 10  
RBI 3  
BB 5  
SO 7  
LOB 21





Batter	1	2	3	4	5	6	7	8	9	AB R H RBI BB SO LOB	TOP											
7 José Reyes, S (1, 6) OBP: 0.387, SLG: 0.439	1-2 17 1B 17 S		1-2 G4-3			2-1 G6-3	0-0 17 S 1B		1-3 K	5 0 2 1 0 1 1	<b>New York Mets @ Houston Astros</b> Minute Maid Park, Houston, TX Sun Jul 08 2007, 1:05 PM CDT Att. 40,708 - Roof Closed - 74 F  <b>AB 35</b> <b>R 3</b> <b>H 9</b> <b>RBI 3</b> <b>BB 2</b> <b>SO 7</b> <b>LOB 15</b> 											
17 David Newhan, L (1, 7) OBP: 0.306, SLG: 0.291	1-1 21 BB 1B		1-2 F8			1-1 15 HR 1B	3-H 1-3 K			4 1 2 0 0 1 1												
15 Carlos Beltrán, S (1, 8) OBP: 0.340, SLG: 0.477	2-3 K		1-2 G3			0-1 HR	4-2 21 F8 5 1B BB			3 1 1 2 1 1 2												
5 David Wright, R (1, 5) OBP: 0.373, SLG: 0.506	0-0 F8			0-2 G5-3		2-2 G6-3	1 SAFE 0-2 22 G4-6-3 1B			4 0 1 0 0 0 2												
21 Carlos Delgado, L (1, 3) OBP: 0.305, SLG: 0.435	4-1 BB		0-1 G3			0-1 2B	0-0 F8			3 0 1 0 1 0 2												
22 Jose Valentin, S (1, 4) OBP: 0.297, SLG: 0.388	1-3 K		2-3 K			3-1 G6-3	0-1 G4-6-3			4 0 0 0 0 2 6												
Shawn Green, L (1, 9) OBP: 0.325, SLG: 0.428		1-0 L7			1-2 G6-3		2-1 F8		1-2 P3	4 0 0 0 0 0 0												
Sandy Alomar Jr., R (1, 2) OBP: 0.250, SLG: 0.500		0-1 G4-3			1-2 F8		0-0 11 G3 7 1B 2B		2-3 K	4 1 1 0 0 1 0												
Dave Williams, L (1, 1) Aaron Sele, R (4, 1) 11 Ramon Castro, R (7, PH) Scott Schoeneweis, L (7, 1) Ruben Gotay, S (9, PH)		2-3 K			1-0 G3-1		0-2 G3		2-2 2B	1 0 0 0 0 1 0 1 0 0 0 0 0 0 1 0 0 0 0 0 1 0 0 0 0 0 0 0 1 0 1 0 0 0 0												
<b>Inning Stats</b>	R: 0 E: 0 K: 2 S: 16	H: 2 LOB: 3 BB: 1 P: 25	R: 0 E: 0 K: 1 S: 6	H: 0 LOB: 0 BB: 0 P: 9	R: 0 E: 0 K: 0 S: 9	H: 0 LOB: 0 BB: 0 P: 12	R: 0 E: 0 K: 1 S: 10	H: 0 LOB: 0 BB: 0 P: 12	R: 0 E: 0 K: 0 S: 8	H: 0 LOB: 0 BB: 0 P: 11		R: 2 E: 0 K: 0 S: 14	H: 3 LOB: 1 BB: 0 P: 22	R: 1 E: 0 K: 1 S: 11	H: 2 LOB: 1 BB: 0 P: 14	R: 0 E: 0 K: 0 S: 8	H: 1 LOB: 1 BB: 1 P: 12	R: 0 E: 0 K: 2 S: 13	H: 1 LOB: 1 BB: 0 P: 19	1B: 5 2B: 3 3B: 0 HR: 1	SF: 0 SAC: 0 DP: 1 HBP: 0	WP: 0 PB: 0 SB: 2 CS: 0
<b>PITCHER</b>	IP WLS BF H R ER SO BB IBB HBP BLK WP HR S P ERA WHIP											IP WLS BF H R ER SO BB IBB HBP BLK WP HR S P ERA WHIP										
44 Roy Oswalt, R (1, 1) ERA: 3.53	7.0 W 29 7 3 3 5 1 0 0 0 0 1 74 105 3.86 1.143																					
Chad Qualls, R (8, 1) ERA: 4.09	1.0 4 1 0 0 0 1 0 0 0 0 0 8 12 0.00 2.000																					
Dan Wheeler, R (9, 1) ERA: 5.7	1.0 4 1 0 0 2 0 0 0 0 0 0 13 19 0.00 1.000																					

Batter	1	2	3	4	5	6	7	8	9	AB R H RBI BB SO LOB	BOTTOM							
Chris Burke, R (1, 4) OBP: 0.321, SLG: 0.362	4-2 BB 17 G1-4-3 1B	1-2 9 3B 1B		1-2 HR	0-1 E6			0-0 F8		4 3 2 2 1 0 0	<b>New York Mets @ Houston Astros</b> Minute Maid Park, Houston, TX Sun Jul 08 2007, 1:05 PM CDT Att. 40,708 - Roof Closed - 74 F  <b>AB 34</b> <b>R 8</b> <b>H 11</b> <b>RBI 8</b> <b>BB 6</b> <b>SO 6</b> <b>LOB 18</b> 							
9 Hunter Pence, R (1, 8) OBP: 0.397, SLG: 0.589	1 SAFE K	1 SAFE 17 SF7 3B		0-2 G1-3	3-2 L7		0-0 45 WP 2B			5 1 2 1 0 1 2								
17 Lance Berkman, S (1, 9) OBP: 0.389, SLG: 0.450	2-1 G1-4-3	0-1 SF7		0-0 45 2B 2B		4-0 BB	1-3 K			3 1 1 1 1 1 2								
45 Carlos Lee, R (1, 7) OBP: 0.354, SLG: 0.515	4-0 BB 1B	3-H F8		3-2 1B 2B		1-3 K	4-0 IBB			3 1 1 1 2 1 1								
Mark Loretta, R (1, 3) OBP: 0.394, SLG: 0.416	4-2 1B BB		1-1 1B	0-1 1B		0-0 P6	1-0 F7			4 1 2 0 1 0 3								
Morgan Ensberg, R (1, 5) OBP: 0.304, SLG: 0.359	2-2 1B		0-1 P4	0-0 F7		3-2 F8				4 0 1 2 0 0 4								
Eric Bruntlett, R (1, 6) OBP: 0.417, SLG: 0.300	1-2 1B		1-1 G4-6-3 1B	0-0 G4-3		3-2 F7				4 0 2 1 0 0 2								
Brad Ausmus, R (1, 2) OBP: 0.329, SLG: 0.339	2-2 P6		1-1 G4-6-3		3-2 F9		1-3 K			4 0 0 0 0 1 4								
44 Roy Oswalt, R (1, 1) ERA: 21.6 Aaron Sele, R (4, 1) Scott Schoeneweis, L (7, PH) Chad Qualls, R (8, 1) Dan Wheeler, R (9, 1)		3-3 K		4-2 HR BB		0-3 K				2 1 0 0 1 1 0 1 0 0 0 0 1 0 0 0 0 0 0 0 0 0 0 0 0 0 0 0								
<b>Inning Stats</b>	R: 3 E: 0 K: 1 S: 23	H: 2 LOB: 2 BB: 3 P: 43	R: 2 E: 0 K: 1 S: 12	H: 2 LOB: 0 BB: 0 P: 17	R: 0 E: 0 K: 0 S: 8	H: 2 LOB: 1 BB: 0 P: 11	R: 3 E: 0 K: 0 S: 21	H: 4 LOB: 2 BB: 1 P: 29	R: 0 E: 0 K: 1 S: 9	H: 0 LOB: 1 BB: 1 P: 17		R: 0 E: 0 K: 2 S: 12	H: 0 LOB: 0 BB: 0 P: 16	R: 0 E: 0 K: 1 S: 8	H: 1 LOB: 2 BB: 1 P: 14	1B: 6 2B: 3 3B: 1 HR: 1	SF: 1 SAC: 0 DP: 1 HBP: 0	WP: 1 PB: 0 SB: 0 CS: 0
<b>PITCHER</b>	IP WLS BF H R ER SO BB IBB HBP BLK WP HR S P ERA WHIP											IP WLS BF H R ER SO BB IBB HBP BLK WP HR S P ERA WHIP						
Dave Williams, L (1, 1) ERA: 21.6	3.1 L 23 10 8 8 2 3 1 0 0 0 0 0 22 38 0.00 0.375																	
Aaron Sele, R (4, 1) ERA: 4.41	2.2 10 0 0 0 1 1 0 0 0 0 0 0 22 38 0.00 0.375																	
Scott Schoeneweis, L (7, 1) ERA: 5.24	2.0 8 1 0 0 3 0 1 0 0 1 0 20 30 0.00 0.500																	



Batter	1	2	3	4	5	6	7	8	9	AB	R	H	RBI	BB	SO	LOB	TOP			
Scott Hatteberg, L (1,3) OBP: 0.407, SLG: 0.489	F7				F7			G1-3		4	0	1	2	0	0	0	<b>Cincinnati Reds @ New York Mets</b> Shea Stadium, Flushing, NY Thu Jul 12 2007, 7:10 PM EDT Att: 48,282 - Partly Cloudy - 81 F			
6 Ryan Freel, R (1,8) OBP: 0.307, SLG: 0.361	P6	P5			G5-3			G6-3		4	0	0	0	0	0	2				
Ken Griffey Jr., L (1,9) OBP: 0.391, SLG: 0.566					F9			F9		3	0	1	0	1	0	0				
4 Brandon Phillips, R (1,4) OBP: 0.322, SLG: 0.478	F8				K			G1-3		4	0	1	0	0	1	2				
Adam Dunn, L (1,7)					K			G4-3		3	1	0	0	1	2	2				
28 Edwin Encarnación, R (1,5) OBP: 0.346, SLG: 0.385					P5			FC6-5-4		4	0	0	0	0	1	3				
2 Alex Gonzalez, R (1,6) OBP: 0.295, SLG: 0.442					G6-3			G5-3		3	1	1	0	0	1	0				
Jeff Conine, R (9, PH) OBP: 0.326, SLG: 0.412								K		1	0	0	0	0	0	1				
26 David Ross, R (1,2) OBP: 0.248, SLG: 0.401					K			F7		3	0	0	0	0	2	2				
61 Bronson Arroyo, R (1,1) OBP: 0.122, SLG: 0.154					K			G6-3		2	0	0	0	1	1	0				
Mike Stanton, L (8,1)										0	0	0	0	0	0	0				
51 Jared Burton, R (8,1)										0	0	0	0	0	0	0				
<b>Inning Stats</b>	R: 0 E: 0 K: 0 S: 8	H: 1 LOB: 0 BB: 0 P: 14	R: 2 E: 0 K: 2 S: 18	H: 2 LOB: 2 BB: 2 P: 33	R: 0 E: 0 K: 2 S: 10	H: 0 LOB: 0 BB: 1 P: 19	R: 0 E: 0 K: 2 S: 11	H: 0 LOB: 0 BB: 0 P: 15	R: 0 E: 0 K: 1 S: 9	H: 0 LOB: 0 BB: 0 P: 14	R: 0 E: 0 K: 1 S: 8	H: 0 LOB: 0 BB: 0 P: 12	R: 0 E: 0 K: 0 S: 5	H: 0 LOB: 0 BB: 0 P: 7	R: 0 E: 0 K: 0 S: 12	H: 1 LOB: 1 BB: 0 P: 17	1B: 4 2B: 0 3B: 0 HR: 0	SF: 0 SAC: 0 DP: 0 HBP: 0	WP: 0 PB: 0 SB: 2 CS: 0	PA: 34
<b>PITCHER</b>	IP WLS BF H R ER SO BB IBB HBP BLK WP HR S P ERA WHIP	IP WLS BF H R ER SO BB IBB HBP BLK WP HR S P ERA WHIP	IP WLS BF H R ER SO BB IBB HBP BLK WP HR S P ERA WHIP	IP WLS BF H R ER SO BB IBB HBP BLK WP HR S P ERA WHIP	IP WLS BF H R ER SO BB IBB HBP BLK WP HR S P ERA WHIP	IP WLS BF H R ER SO BB IBB HBP BLK WP HR S P ERA WHIP	IP WLS BF H R ER SO BB IBB HBP BLK WP HR S P ERA WHIP	IP WLS BF H R ER SO BB IBB HBP BLK WP HR S P ERA WHIP	IP WLS BF H R ER SO BB IBB HBP BLK WP HR S P ERA WHIP	IP WLS BF H R ER SO BB IBB HBP BLK WP HR S P ERA WHIP	IP WLS BF H R ER SO BB IBB HBP BLK WP HR S P ERA WHIP	IP WLS BF H R ER SO BB IBB HBP BLK WP HR S P ERA WHIP	IP WLS BF H R ER SO BB IBB HBP BLK WP HR S P ERA WHIP	IP WLS BF H R ER SO BB IBB HBP BLK WP HR S P ERA WHIP	IP WLS BF H R ER SO BB IBB HBP BLK WP HR S P ERA WHIP	IP WLS BF H R ER SO BB IBB HBP BLK WP HR S P ERA WHIP	IP WLS BF H R ER SO BB IBB HBP BLK WP HR S P ERA WHIP			

AB 31  
R 2  
H 4  
RBI 2  
BB 3  
SO 8  
LOB 12



Batter	1	2	3	4	5	6	7	8	9	AB	R	H	RBI	BB	SO	LOB	BOTTOM			
7 José Reyes, S (1,6) OBP: 0.390, SLG: 0.452	HR				L7					3	1	2	1	1	0	1	<b>Cincinnati Reds @ New York Mets</b> Shea Stadium, Flushing, NY Thu Jul 12 2007, 7:10 PM EDT Att: 48,282 - Partly Cloudy - 81 F			
Ruben Gelay, S (1,4) OBP: 0.383, SLG: 0.553	HR	PO	G3					P4		4	1	2	2	0	0	1				
15 Carlos Beltrán, S (1,8) OBP: 0.339, SLG: 0.473	K				P6					3	0	0	0	1	2	1				
5 David Wright, R (1,5) OBP: 0.374, SLG: 0.504	P4				F8					3	0	1	0	1	0	0				
21 Carlos Delgado, L (1,3) OBP: 0.307, SLG: 0.434					G4-3					3	0	1	0	0	0	2				
16 Paul Lo Duca, R (1,2) OBP: 0.317, SLG: 0.367	L5				F8					4	0	0	0	0	0	5				
Shawn Green, L (1,9) OBP: 0.324, SLG: 0.423					G4-3					3	0	0	0	1	0	1				
Lastings Milledge, R (1,7) OBP: 0.143, SLG: 0.143					L5					4	1	1	0	0	0	3				
26 Orlando Hernandez, R (1,1) OBP: 0.214, SLG: 0.286										2	0	1	0	0	1	1				
35 Joe Smith, R (7,1)										0	0	0	0	0	0	0				
17 David Newhan, L (7, PH) OBP: 0.302, SLG: 0.286										1	0	0	0	0	0	0				
25 Pedro Feliciano, L (8,1)										0	0	0	0	0	0	0				
13 Billy Wagner, L (9,1)										0	0	0	0	0	0	0				
<b>Inning Stats</b>	R: 2 E: 0 K: 1 S: 11	H: 3 LOB: 1 BB: 0 P: 17	R: 0 E: 0 K: 0 S: 7	H: 1 LOB: 1 BB: 1 P: 13	R: 0 E: 0 K: 1 S: 7	H: 0 LOB: 0 BB: 0 P: 7	R: 0 E: 0 K: 0 S: 6	H: 0 LOB: 0 BB: 0 P: 8	R: 1 E: 0 K: 1 S: 13	H: 2 LOB: 1 BB: 0 P: 16	R: 0 E: 0 K: 0 S: 8	H: 1 LOB: 1 BB: 0 P: 12	R: 0 E: 0 K: 0 S: 13	H: 1 LOB: 1 BB: 0 P: 21	R: 0 E: 0 K: 0 S: 10	H: 0 LOB: 3 BB: 3 P: 28	1B: 5 2B: 2 3B: 0 HR: 2	SF: 0 SAC: 0 DP: 1 HBP: 1	WP: 1 PB: 0 SB: 3 CS: 0	PA: 36
<b>PITCHER</b>	IP WLS BF H R ER SO BB IBB HBP BLK WP HR S P ERA WHIP	IP WLS BF H R ER SO BB IBB HBP BLK WP HR S P ERA WHIP	IP WLS BF H R ER SO BB IBB HBP BLK WP HR S P ERA WHIP	IP WLS BF H R ER SO BB IBB HBP BLK WP HR S P ERA WHIP	IP WLS BF H R ER SO BB IBB HBP BLK WP HR S P ERA WHIP	IP WLS BF H R ER SO BB IBB HBP BLK WP HR S P ERA WHIP	IP WLS BF H R ER SO BB IBB HBP BLK WP HR S P ERA WHIP	IP WLS BF H R ER SO BB IBB HBP BLK WP HR S P ERA WHIP	IP WLS BF H R ER SO BB IBB HBP BLK WP HR S P ERA WHIP	IP WLS BF H R ER SO BB IBB HBP BLK WP HR S P ERA WHIP	IP WLS BF H R ER SO BB IBB HBP BLK WP HR S P ERA WHIP	IP WLS BF H R ER SO BB IBB HBP BLK WP HR S P ERA WHIP	IP WLS BF H R ER SO BB IBB HBP BLK WP HR S P ERA WHIP	IP WLS BF H R ER SO BB IBB HBP BLK WP HR S P ERA WHIP	IP WLS BF H R ER SO BB IBB HBP BLK WP HR S P ERA WHIP	IP WLS BF H R ER SO BB IBB HBP BLK WP HR S P ERA WHIP	IP WLS BF H R ER SO BB IBB HBP BLK WP HR S P ERA WHIP			

AB 30  
R 3  
H 8  
RBI 3  
BB 4  
SO 3  
LOB 15





Batter	1	2	3	4	5	6	7	8	9	AB	R	H	RBI	BB	SO	LOB	TOP								
6 Ryan Freel, R OBP: 0.309, SLG: 0.364	1-1 30 1B 4 HR 2B	0-1 G3			0-2 E4 F7 4 2B E	1-1 30 1B 4 HR HBP	0-2 G4-3			4	3	1	0	0	0	1									
30 Norris Hopper, R OBP: 0.326, SLG: 0.342	1-0 4 HR BB 2-3 1B	1-2 G6-3			1-1 FC4 4 2B 2 1B	2-0 BB 4 1B 1B		1-1 G4-3		5	2	2	0	0	0	1									
Ken Griffey Jr., L OBP: 0.389, SLG: 0.558	4-2 4 HR BB 1-2		0-2 G5-3		3-2 F7	0-0 L4		2-2 G4-3		4	1	0	0	1	0	4									
4 Brandon Phillips, R OBP: 0.326, SLG: 0.490	0-0 HR		1-1 G5-3		0-0 2 1B 2B	0-0 BB 1B		1-3 K		5	2	3	6	0	1	0									
Adam Dunn, L OBP: 0.362, SLG: 0.545	3-2 1B		4-2 BB		4-1 2 1B BB	4-0 FC6-4 BB		1-1 G6-3		1	0	1	0	3	0	0									
28 Edwin Encarnación, R OBP: 0.347, SLG: 0.353									4-2 2 G5-3 BB	1	0	0	0	0	0	0									
Scott Hatteberg, L OBP: 0.403, SLG: 0.481	2-1 P6		0-1 F8		1-0 F6	2-1 FC6-4				4	0	0	0	1	0	8									
2 Alex Gonzalez, R OBP: 0.297, SLG: 0.444	3-2 F7			2-3 K	1-0 1-2 2H 1B		1-2 F8 2B		0-1 G5-3	5	0	2	2	0	1	2									
26 David Ross, R OBP: 0.243, SLG: 0.392	1-0 F8			2-2 K	0-3 K		2-2 G6-3		2-2 G4-3	5	0	0	0	0	2	5									
39 Aaron Harang, R OBP: 0.116, SLG: 0.098		1-1 G6-3		1-3 K		0-1 G5-3				3	0	0	0	0	1	0									
Javier Valentín, S OBP: 0.302, SLG: 0.360										1	0	0	0	0	0	1									
40 Jon Coutangus, L Mike Stanton, L 25 David Weathers, R										0	0	0	0	0	0	0									
<b>Inning Stats</b>	R: 4 E: 0 K: 0 S: 18	H: 4 LOB: 1 BB: 1 P: 33	R: 0 E: 0 K: 0 S: 8	H: 0 LOB: 0 BB: 0 P: 10	R: 0 E: 0 K: 0 S: 9	H: 0 LOB: 1 BB: 1 P: 14	R: 0 E: 0 K: 3 S: 9	H: 0 LOB: 0 BB: 0 P: 14	R: 3 E: 2 K: 1 S: 16	H: 2 LOB: 2 BB: 1 P: 26	R: 1 E: 0 K: 0 S: 8	H: 2 LOB: 3 BB: 1 P: 17	R: 0 E: 0 K: 0 S: 14	H: 1 LOB: 1 BB: 0 P: 17	R: 0 E: 0 K: 1 S: 9	H: 0 LOB: 0 BB: 0 P: 13	R: 0 E: 0 K: 0 S: 9	H: 0 LOB: 1 BB: 1 P: 16	1B: 5 2B: 3 3B: 0 HR: 1	SF: 0 SAC: 0 DP: 0 HBP: 1	WP: 0 PB: 0 SB: 0 CS: 0	PA: 44			
<b>PITCHER</b>	IP WLS BF H R ER SO BB IBB HBP BLK WP HR S P ERA WHIP	IP WLS BF H R ER SO BB IBB HBP BLK WP HR S P ERA WHIP	IP WLS BF H R ER SO BB IBB HBP BLK WP HR S P ERA WHIP	IP WLS BF H R ER SO BB IBB HBP BLK WP HR S P ERA WHIP	IP WLS BF H R ER SO BB IBB HBP BLK WP HR S P ERA WHIP	IP WLS BF H R ER SO BB IBB HBP BLK WP HR S P ERA WHIP	IP WLS BF H R ER SO BB IBB HBP BLK WP HR S P ERA WHIP	IP WLS BF H R ER SO BB IBB HBP BLK WP HR S P ERA WHIP	IP WLS BF H R ER SO BB IBB HBP BLK WP HR S P ERA WHIP	IP WLS BF H R ER SO BB IBB HBP BLK WP HR S P ERA WHIP	IP WLS BF H R ER SO BB IBB HBP BLK WP HR S P ERA WHIP	IP WLS BF H R ER SO BB IBB HBP BLK WP HR S P ERA WHIP	IP WLS BF H R ER SO BB IBB HBP BLK WP HR S P ERA WHIP	IP WLS BF H R ER SO BB IBB HBP BLK WP HR S P ERA WHIP	IP WLS BF H R ER SO BB IBB HBP BLK WP HR S P ERA WHIP	IP WLS BF H R ER SO BB IBB HBP BLK WP HR S P ERA WHIP	IP WLS BF H R ER SO BB IBB HBP BLK WP HR S P ERA WHIP	IP WLS BF H R ER SO BB IBB HBP BLK WP HR S P ERA WHIP	IP WLS BF H R ER SO BB IBB HBP BLK WP HR S P ERA WHIP	IP WLS BF H R ER SO BB IBB HBP BLK WP HR S P ERA WHIP	IP WLS BF H R ER SO BB IBB HBP BLK WP HR S P ERA WHIP	IP WLS BF H R ER SO BB IBB HBP BLK WP HR S P ERA WHIP	IP WLS BF H R ER SO BB IBB HBP BLK WP HR S P ERA WHIP	IP WLS BF H R ER SO BB IBB HBP BLK WP HR S P ERA WHIP	IP WLS BF H R ER SO BB IBB HBP BLK WP HR S P ERA WHIP

Cincinnati Reds @ New York Mets  
Shea Stadium, Flushing, NY  
Fri Jul 13, 2007, 7:10 PM EDT  
Att: 51,305 - Cloudy - 79 F

AB 38  
R 8  
H 9  
RBI 8  
BB 5  
SO 5  
LOB 22



Batter	1	2	3	4	5	6	7	8	9	AB	R	H	RBI	BB	SO	LOB	BOTTOM								
7 José Reyes, S OBP: 0.388, SLG: 0.447	0-1 F8		4-2 2B BB		2-3 K		2-1 P3		1-1 E6 G5-4-3	4	1	0	0	1	1	0									
Ruben Gelay, S OBP: 0.384, SLG: 0.556	2-1 15 G4-3 1B		2-1 21 1B 1-1 2B		3-2 G6-3		2-2 G1-3		2-1 G5-4-3 1-2	5	0	2	1	0	0	1									
15 Carlos Beltrán, S OBP: 0.339, SLG: 0.469	3-2 G4-3		4-0 21 1B BB		0-0 F9		4-2 5 BB BB		1-1 G4-3	3	0	0	0	2	0	1									
5 David Wright, R OBP: 0.376, SLG: 0.506	1-2 K		0-3 K			3-2 21 2B 2B	4-2 BB			3	1	1	0	1	2	3									
21 Carlos Delgado, L OBP: 0.312, SLG: 0.439		2-2 1B HBP	0-1 16 G6-4-3 1B		0-0 G6-3 2B		0-2 P3			3	1	2	1	0	0	2									
16 Paul Lo Duca, R OBP: 0.313, SLG: 0.361		1-3 K	0-1 G6-4-3		0-2 G5-3		0-1 L5			4	0	0	0	0	1	5									
Shawn Green, L OBP: 0.327, SLG: 0.424		2-1 G1-3 1B		2-3 K		0-1 S 1B		1-1 G4-3		4	0	2	0	0	1	0									
Lastings Milledge, R OBP: 0.182, SLG: 0.455		1-2 G1-3		3-3 K		1-2 G5-3		1-0 HR		4	1	1	2	0	1	3									
33 John Maine, R OBP: 0.154, SLG: 0.299		2-3 K		0-3 K		0-1 F8		1-1 L9		2	0	0	0	0	2	2									
34 Mike Pelfrey, R ERA: 4.11										0	0	0	0	0	0	0									
22 Jon Coutangus, L Mike Stanton, L 25 David Weathers, R										0	0	0	0	0	0	0									
<b>Inning Stats</b>	R: 0 E: 0 K: 1 S: 10	H: 1 LOB: 0 BB: 0 P: 16	R: 0 E: 0 K: 2 S: 15	H: 1 LOB: 0 BB: 0 P: 23	R: 1 E: 0 K: 1 S: 11	H: 2 LOB: 2 BB: 2 P: 21	R: 0 E: 0 K: 3 S: 10	H: 0 LOB: 0 BB: 0 P: 15	R: 0 E: 0 K: 1 S: 7	H: 0 LOB: 0 BB: 0 P: 12	R: 2 E: 0 K: 0 S: 16	H: 3 LOB: 1 BB: 0 P: 20	R: 0 E: 0 K: 0 S: 13	H: 0 LOB: 2 BB: 2 P: 25	R: 1 E: 0 K: 0 S: 7	H: 1 LOB: 0 BB: 0 P: 10	R: 0 E: 1 K: 0 S: 6	H: 0 LOB: 0 BB: 0 P: 10	1B: 4 2B: 3 3B: 0 HR: 1	SF: 0 SAC: 0 DP: 2 HBP: 1	WP: 0 PB: 0 SB: 1 CS: 0	PA: 39			
<b>PITCHER</b>	IP WLS BF H R ER SO BB IBB HBP BLK WP HR S P ERA WHIP	IP WLS BF H R ER SO BB IBB HBP BLK WP HR S P ERA WHIP	IP WLS BF H R ER SO BB IBB HBP BLK WP HR S P ERA WHIP	IP WLS BF H R ER SO BB IBB HBP BLK WP HR S P ERA WHIP	IP WLS BF H R ER SO BB IBB HBP BLK WP HR S P ERA WHIP	IP WLS BF H R ER SO BB IBB HBP BLK WP HR S P ERA WHIP	IP WLS BF H R ER SO BB IBB HBP BLK WP HR S P ERA WHIP	IP WLS BF H R ER SO BB IBB HBP BLK WP HR S P ERA WHIP	IP WLS BF H R ER SO BB IBB HBP BLK WP HR S P ERA WHIP	IP WLS BF H R ER SO BB IBB HBP BLK WP HR S P ERA WHIP	IP WLS BF H R ER SO BB IBB HBP BLK WP HR S P ERA WHIP	IP WLS BF H R ER SO BB IBB HBP BLK WP HR S P ERA WHIP	IP WLS BF H R ER SO BB IBB HBP BLK WP HR S P ERA WHIP	IP WLS BF H R ER SO BB IBB HBP BLK WP HR S P ERA WHIP	IP WLS BF H R ER SO BB IBB HBP BLK WP HR S P ERA WHIP	IP WLS BF H R ER SO BB IBB HBP BLK WP HR S P ERA WHIP	IP WLS BF H R ER SO BB IBB HBP BLK WP HR S P ERA WHIP	IP WLS BF H R ER SO BB IBB HBP BLK WP HR S P ERA WHIP	IP WLS BF H R ER SO BB IBB HBP BLK WP HR S P ERA WHIP	IP WLS BF H R ER SO BB IBB HBP BLK WP HR S P ERA WHIP	IP WLS BF H R ER SO BB IBB HBP BLK WP HR S P ERA WHIP	IP WLS BF H R ER SO BB IBB HBP BLK WP HR S P ERA WHIP	IP WLS BF H R ER SO BB IBB HBP BLK WP HR S P ERA WHIP	IP WLS BF H R ER SO BB IBB HBP BLK WP HR S P ERA WHIP	IP WLS BF H R ER SO BB IBB HBP BLK WP HR S P ERA WHIP

Cincinnati Reds @ New York Mets  
Shea Stadium, Flushing, NY  
Fri Jul 13, 2007, 7:10 PM EDT  
Att: 51,305 - Cloudy - 79 F

AB 34  
R 4  
H 8  
RBI 4  
BB 4  
SO 8  
LOB 18





Batter	1	2	3	4	5	6	7	8	9	AB	R	H	RBI	BB	SO	LOB	TOP								
6 Ryan Freel, R OBP: 0.304, SLG: 0.357	L8		G4-3			G6-3			P3	4	0	0	0	0	0	0									
30 Norris Hopper, R OBP: 0.316, SLG: 0.333	G6-3					G6-3				3	0	0	0	0	0	0									
Ken Griffey Jr., L OBP: 0.388, SLG: 0.556	G4-3					L7			FC5-4 1B	3	0	1	0	0	0	0									
4 Brandon Phillips, R OBP: 0.326, SLG: 0.497		HR				L6			FC5-4 CS	3	1	1	1	0	0	1									
Adam Dunn, L OBP: 0.359, SLG: 0.540	K					G3			CS	3	0	0	0	0	1	0									
Jeff Conine, R OBP: 0.320, SLG: 0.404	K					K			G1-3	3	0	0	0	0	2	0									
58 Pedro Lopez, R (1, 6)	F9					L7			K	3	0	0	0	0	1	0									
Javier Valentin, S OBP: 0.296, SLG: 0.352						G5-3			K	2	0	0	0	0	0	0									
26 David Ross, R OBP: 0.242, SLG: 0.350										1	0	0	0	0	1	0									
31 Matt Belisle, R OBP: 0.172, SLG: 0.148						K			G5-3	2	0	0	0	0	1	0									
Mike Stanton, L (8, 1)										0	0	0	0	0	0	0									
Kirk Saarloos, R (8, 1)										0	0	0	0	0	0	0									
27 Jeff Keppinger, R OBP: 0.364, SLG: 0.222										1	0	0	0	0	0	0									
<b>Inning Stats</b>	R: 0 E: 0 K: 0 S: 7	H: 0 LOB: 0 BB: 0 P: 10	R: 1 E: 0 K: 2 S: 10	H: 1 LOB: 0 BB: 0 P: 15	R: 0 E: 0 K: 1 S: 7	H: 0 LOB: 0 BB: 0 P: 12	R: 0 E: 0 K: 0 S: 8	H: 0 LOB: 0 BB: 0 P: 16	R: 0 E: 0 K: 1 S: 8	H: 0 LOB: 0 BB: 0 P: 15	R: 0 E: 0 K: 0 S: 8	H: 0 LOB: 0 BB: 0 P: 9	R: 0 E: 0 K: 0 S: 5	H: 1 LOB: 0 BB: 0 P: 10	R: 0 E: 0 K: 1 S: 12	H: 0 LOB: 0 BB: 0 P: 17	R: 0 E: 0 K: 1 S: 10	H: 0 LOB: 0 BB: 0 P: 15	1B: 1 2B: 0 3B: 0 HR: 1	SF: 0 SAC: 0 DP: 0 HBP: 0	WP: 0 PB: 0 SB: 0 CS: 1	PA: 29			
<b>PITCHER</b>	IP	WLS	BF	H	R	ER	SO	BB	IBB	HBP	BLK	WP	HR	S	P	ERA	WHIP								
Tom Glavine, L ERA: 4.15	8.0	W	25	2	1	1	5	0	0	0	0	0	1	65	104	1.12	0.250								
13 Billy Wagner, L ERA: 1.96	1.0	S	3	0	0	0	1	0	0	0	0	0	0	10	15	0.00	0.000								

Cincinnati Reds @ New York Mets  
Shea Stadium, Flushing, NY  
Sat Jul 14 2007, 7:30 PM EDT  
Att: 51,742 - Cloudy - 78 F

AB	28
R	1
H	2
RBI	1
BB	0
SO	6
LOB	1



Batter	1	2	3	4	5	6	7	8	9	AB	R	H	RBI	BB	SO	LOB	BOTTOM								
7 José Reyes, S OBP: 0.386, SLG: 0.443	G4-3		CS 1B			K		F8	G1-3	5	0	1	0	0	1	3									
Ruben Gelay, S OBP: 0.389, SLG: 0.553	15 BB 1B		K			F8				4	0	2	0	0	1	1									
15 Carlos Beltrán, S OBP: 0.341, SLG: 0.467	SAFE SAFE 1B		5 BB 1B			F7				3	0	1	0	1	1	2									
5 David Wright, R OBP: 0.377, SLG: 0.506	BB K		1B							4	1	2	0	0	2	4									
21 Carlos Delgado, L OBP: 0.309, SLG: 0.434	F8		F7			16 G4-3 16 S 1B				4	0	0	0	0	0	5									
16 Paul Lo Duca, R OBP: 0.315, SLG: 0.363			FC6 1B			G4-3			P6	4	0	2	0	0	0	1									
Shawn Green, L OBP: 0.329, SLG: 0.429	L7					P6			1B 2B	4	1	2	1	0	0	2									
Lastings Milledge, R OBP: 0.200, SLG: 0.400	F8					K			1B 2B	4	0	1	1	0	1	3									
Tom Glavine, L OBP: 0.333, SLG: 0.303			F7			L7			1B	2	0	0	0	1	0	2									
3 Damon Easley, R OBP: 0.339, SLG: 0.450			FC6			G3				0	0	0	0	0	0	0									
13 Billy Wagner, L ERA: 6.75										0	0	0	0	0	0	0									
<b>Inning Stats</b>	R: 0 E: 0 K: 1 S: 16	H: 1 LOB: 2 BB: 1 P: 26	R: 0 E: 0 K: 0 S: 12	H: 1 LOB: 0 BB: 0 P: 17	R: 0 E: 0 K: 1 S: 10	H: 3 LOB: 2 BB: 0 P: 17	R: 0 E: 0 K: 1 S: 8	H: 1 LOB: 0 BB: 0 P: 9	R: 0 E: 0 K: 0 S: 6	H: 0 LOB: 0 BB: 0 P: 8	R: 1 E: 0 K: 0 S: 8	H: 2 LOB: 1 BB: 1 P: 10	R: 0 E: 0 K: 2 S: 9	H: 1 LOB: 2 BB: 1 P: 14	R: 0 E: 0 K: 0 S: 10	H: 2 LOB: 2 BB: 0 P: 15	1B: 10 2B: 1 3B: 0 HR: 0	SF: 0 SAC: 0 DP: 0 HBP: 1	WP: 0 PB: 0 SB: 1 CS: 1	PA: 37					
<b>PITCHER</b>	IP	WLS	BF	H	R	ER	SO	BB	IBB	HBP	BLK	WP	HR	S	P	ERA	WHIP								
31 Matt Belisle, R ERA: 5.02	7.0	L	4	2	1	1	0	0	0	0	0	0	0	7	9	13.50	3.000								
Mike Stanton, L ERA: 4.31	0.2													3	6	0.00	0.000								
Kirk Saarloos, R ERA: 6.75	0.1																								

Cincinnati Reds @ New York Mets  
Shea Stadium, Flushing, NY  
Sat Jul 14 2007, 7:30 PM EDT  
Att: 51,742 - Cloudy - 78 F

AB	34
R	2
H	11
RBI	2
BB	2
SO	6
LOB	23





Batter	1	2	3	4	5	6	7	8	9	AB	R	H	RBI	BB	SO	LOB	TOP										
6 Ryan Freel, R OBP: 0.299, SLG: 0.350	P6		K		FC6-4		F8			4	0	0	0	0	1	1	Cincinnati Reds @ New York Mets Shea Stadium, Flushing, NY Sun Jul 15 2007, 1:10 PM EDT Att: 52,186 - Partly Cloudy - 87 F										
30 Norris Hopper, R OBP: 0.324, SLG: 0.333	BB		F9			1B		K	3	1	1	0	1	1	0												
Jeff Conine, R OBP: 0.324, SLG: 0.403	L9			BB		1B		G6-3	3	0	1	0	1	0	1												
4 Brandon Phillips, R OBP: 0.327, SLG: 0.497	CS	E6		G5-4-3		1B		K	4	0	2	1	0	1	1												
Adam Dunn, L OBP: 0.358, SLG: 0.546		K		HR		L8		G3	4	1	1	1	0	1	3												
28 Edwin Encarnación, R OBP: 0.346, SLG: 0.379	BB	BB		P2		F3		F7	3	0	0	0	1	0	2												
58 Pedro Lopez, R OBP: 0.143, SLG: 0.143	P3					P6		L8	4	0	1	0	0	0	4												
26 David Ross, R OBP: 0.243, SLG: 0.389	K					K		G5-4-3	3	0	1	0	0	2	3												
Kyle Lohse, R ERA: 3.13			K			K		G5-4-3	2	0	0	0	0	2	1												
Mike Cossing, L ERA: 4.91									0	0	0	0	0	0	0												
56 Todd Coffey, R ERA: 4.79									0	0	0	0	0	0	0												
51 Jared Burton, R ERA: 4.22									0	0	0	0	0	0	1												
40 Jon Coutangus, L ERA: 4.02									0	0	0	0	0	0	0												
<b>Inning Stats</b>	R: 0 E: 0 K: 0 S: 10	H: 0 LOB: 0 BB: 1 P: 18	R: 0 E: 1 K: 2 S: 12	H: 1 LOB: 2 BB: 1 P: 22	R: 0 E: 0 K: 2 S: 9	H: 0 LOB: 0 BB: 0 P: 13	R: 1 E: 0 K: 0 S: 8	H: 1 LOB: 0 BB: 1 P: 13	R: 0 E: 0 K: 2 S: 9	H: 1 LOB: 1 BB: 1 P: 11	R: 1 E: 0 K: 0 S: 14	H: 3 LOB: 2 BB: 0 P: 18	R: 0 E: 0 K: 0 S: 4	H: 1 LOB: 0 BB: 0 P: 6	R: 0 E: 0 K: 0 S: 9	H: 0 LOB: 0 BB: 0 P: 13	R: 0 E: 0 K: 0 S: 6	H: 0 LOB: 0 BB: 0 P: 9	1B: 6 2B: 0 3B: 0 HR: 1	SF: 0 SAC: 0 DP: 2 HBP: 0	WP: 0 PB: 0 SB: 2 CS: 1	PA: 35					
<b>PITCHER</b>	IP	WLS	BF	H	R	ER	SO	BB	IBB	HBP	BLK	WP	HR	S	P	ERA	WHIP										
Oliver Pérez, L ERA: 3.13	6.0	W	25	6	2	2	6	3	0	0	0	0	1	62	95	3.00	1.500										
25 Pedro Feliciano, L ERA: 2.39	1.0	H	3	1	0	0	0	0	0	0	0	0	0	4	6	0.00	1.000										
Aaron Heilman, R ERA: 3.65	1.0	H	3	0	0	0	2	0	0	0	0	0	0	9	13	0.00	0.000										
13 Billy Wagner, L ERA: 1.52	1.0	S	3	0	0	0	0	0	0	0	0	0	0	6	9	0.00	0.000										

AB	31
R	2
H	7
RBI	2
BB	3
SO	8
LOB	17



Batter	1	2	3	4	5	6	7	8	9	AB	R	H	RBI	BB	SO	LOB	BOTTOM										
7 José Reyes, S OBP: 0.389, SLG: 0.453	BB	G6-3					15 CS			3	1	2	2	1	0	1	Cincinnati Reds @ New York Mets Shea Stadium, Flushing, NY Sun Jul 15 2007, 1:10 PM EDT Att: 52,186 - Partly Cloudy - 87 F										
Ruben Gelay, S OBP: 0.372, SLG: 0.528	K		G6-3		P6		G4-3		4	0	0	0	0	1	2												
15 Carlos Beltrán, S OBP: 0.340, SLG: 0.463	K		G3-1				G4-3		3	0	0	0	1	1	2												
5 David Wright, R OBP: 0.376, SLG: 0.503		BB	K		F9		K		4	1	1	0	0	2	2												
21 Carlos Delgado, L OBP: 0.313, SLG: 0.434		BB			G3				2	1	1	0	2	0	1												
11 Ramon Castro, R OBP: 0.367, SLG: 0.556		BB					17 WP		3	1	2	1	1	0	1												
17 David Newhan, L OBP: 0.284, SLG: 0.267		L4			F8		FC3-6		4	0	0	0	0	0	6												
Lastings Milledge, R OBP: 0.263, SLG: 0.444					F9		F8		3	0	1	2	1	0	2												
Oliver Pérez, L ERA: 3.13									2	1	1	0	0	0	1												
3 Danthony Eusebio, R ERA: 4.88									1	0	0	0	0	0	1												
25 Pedro Feliciano, L ERA: 2.39									0	0	0	0	0	0	0												
Aaron Heilman, R ERA: 3.65									0	0	0	0	0	0	0												
22 Jose Valentin, S ERA: 2.99									0	0	0	0	0	0	3												
13 Billy Wagner, L ERA: 1.52									0	0	0	0	0	0	0												
<b>Inning Stats</b>	R: 0 E: 0 K: 2 S: 11	H: 1 LOB: 0 BB: 0 P: 16	R: 3 E: 0 K: 0 S: 15	H: 3 LOB: 1 BB: 1 P: 24	R: 0 E: 0 K: 1 S: 8	H: 0 LOB: 0 BB: 0 P: 11	R: 0 E: 0 K: 0 S: 11	H: 0 LOB: 1 BB: 1 P: 20	R: 2 E: 0 K: 0 S: 20	H: 2 LOB: 1 BB: 1 P: 33	R: 0 E: 0 K: 0 S: 7	H: 0 LOB: 1 BB: 1 P: 17	R: 0 E: 0 K: 1 S: 10	H: 0 LOB: 1 BB: 1 P: 18	R: 0 E: 0 K: 0 S: 11	H: 2 LOB: 2 BB: 1 P: 20	1B: 5 2B: 2 3B: 0 HR: 1	SF: 0 SAC: 0 DP: 1 HBP: 0	WP: 1 PB: 0 SB: 0 CS: 1	PA: 36							
<b>PITCHER</b>	IP	WLS	BF	H	R	ER	SO	BB	IBB	HBP	BLK	WP	HR	S	P	ERA	WHIP										
Kyle Lohse, R ERA: 4.68	4.2	L	22	6	5	5	3	3	0	0	0	0	1	62	100	9.64	1.929										
Mike Cossing, L ERA: 4.91	1.0		4	0	0	0	0	1	0	0	0	0	0	8	17	0.00	1.000										
56 Todd Coffey, R ERA: 4.79	0.1		1	0	0	0	0	0	0	0	0	0	0	2	4	0.00	0.000										
51 Jared Burton, R ERA: 4.22	1.1		8	2	0	0	1	1	1	0	0	1	0	18	34	0.00	2.250										
40 Jon Coutangus, L ERA: 4.02	0.2		1	0	0	0	0	0	0	0	0	0	0	3	4	0.00	0.000										

AB	30
R	5
H	8
RBI	5
BB	6
SO	4
LOB	22





Batter	1	2	3	4	5	6	7	8	9	AB	R	H	RBI	BB	SO	LOB	TOP					
<b>7 José Reyes, S</b> OBP: 0.390, SLG: 0.454										4	0	2	0	0	1	0						
<b>Lastings Milledge, R</b> OBP: 0.217, SLG: 0.364										4	0	0	0	0	1	4						
<b>15 Carlos Beltrán, S</b> OBP: 0.337, SLG: 0.458										4	0	0	0	0	0	2						
<b>5 David Wright, R</b> OBP: 0.379, SLG: 0.506										4	1	3	0	0	0	0						
<b>21 Carlos Delgado, L</b> OBP: 0.313, SLG: 0.432										4	0	1	0	0	0	2						
<b>16 Paul Lo Duca, R</b> OBP: 0.314, SLG: 0.362										4	0	1	1	0	0	0						
<b>Shawn Green, L</b> OBP: 0.326, SLG: 0.424										3	0	0	0	0	1	2	AB 32					
<b>22 Jose Valentin, S</b> OBP: 0.288, SLG: 0.376										3	0	0	0	0	1	0	R 1					
<b>Jorge Sosa, R</b> OBP: 0.261, SLG: 0.200										1	0	1	0	1	0	0	H 9					
<b>Rubén Castro, S</b> OBP: 0.379, SLG: 0.533										0	0	0	0	0	0	0	RBI 1					
<b>35 Jose Smith, R</b> OBP: 0.255, SLG: 0.352										0	0	0	0	0	0	0	BB 1					
<b>25 Pedro Feliciano, L</b> OBP: 0.225, SLG: 0.322										0	0	0	0	0	0	0	SO 4					
<b>Aaron Heilman, R</b> OBP: 0.236, SLG: 0.165										0	0	0	0	0	0	0	LOB 10					
<b>Scott Schoeneweis, L</b> OBP: 0.288, SLG: 0.376										0	0	0	0	0	0	0						
<b>Inning Stats</b>	R: 0 E: 0 K: 1 S: 17	H: 0 LOB: 0 BB: 0 P: 21	R: 0 E: 0 K: 0 S: 8	H: 0 LOB: 0 BB: 0 P: 13	R: 0 E: 0 K: 1 S: 14	H: 2 LOB: 2 BB: 0 P: 21	R: 1 E: 0 K: 0 S: 8	H: 3 LOB: 1 BB: 0 P: 12	R: 0 E: 0 K: 0 S: 12	H: 1 LOB: 2 BB: 1 P: 18	R: 0 E: 0 K: 0 S: 7	H: 1 LOB: 0 BB: 0 P: 10	R: 0 E: 0 K: 1 S: 10	H: 1 LOB: 0 BB: 0 P: 18	R: 0 E: 0 K: 1 S: 10	H: 0 LOB: 0 BB: 0 P: 16	R: 0 E: 0 K: 0 S: 7	H: 1 LOB: 0 BB: 0 P: 9	1B: 8 2B: 1 3B: 0 HR: 0	SF: 0 SAC: 0 DP: 2 HBP: 0	WP: 0 PB: 0 SB: 0 CS: 2	PA: 34
<b>PITCHER</b>	IP	WLS	BF	H	R	ER	SO	BB	IBB	HBP	BLK	WP	HR	S	P	ERA	WHIP					
<b>David Wells, L</b> ERA: 4.15	6.0	W	24	7	1	1	2	1	0	0	0	0	0	66	95	1.50	1.333					
<b>21 Heath Bell, R</b> ERA: 2.22	1.0	H	3	1	0	0	1	0	0	0	0	0	0	10	18	0.00	1.000					
<b>Scott Linebrink, R</b> ERA: 2.55	1.0	H	3	0	0	0	1	0	0	0	0	0	0	10	16	0.00	0.000					
<b>43 Cla Meredith, R</b> ERA: 3.8	1.0		3	1	0	0	0	0	0	0	0	0	0	7	9	0.00	1.000					

**New York Mets @ San Diego Padres**  
PETCO Park, San Diego, CA  
Mon Jul 16 2007, 10:05 PM EDT  
Att: 35,802 - Partly Cloudy - 69 F

AB	32
R	1
H	9
RBI	1
BB	1
SO	4
LOB	10



Batter	1	2	3	4	5	6	7	8	9	AB	R	H	RBI	BB	SO	LOB	BOTTOM				
<b>24 Brian Giles, L</b> OBP: 0.394, SLG: 0.375										4	0	1	0	0	0	5					
<b>22 Marcus Giles, R</b> OBP: 0.312, SLG: 0.333										3	0	0	1	1	0	3					
<b>23 Adrián González, L</b> OBP: 0.335, SLG: 0.459										4	0	1	0	0	1	2					
<b>Mike Cameron, R</b> OBP: 0.324, SLG: 0.445										4	1	1	1	0	1	2					
<b>Milton Bradley, S</b> OBP: 0.396, SLG: 0.434										3	2	1	0	1	1	2					
<b>3 Khalil Greene, R</b> OBP: 0.277, SLG: 0.471										4	1	1	0	0	1	3					
<b>4 Michael Barrett, R</b> OBP: 0.306, SLG: 0.410										4	0	3	3	0	1	0	AB 34				
<b>5 Kevin Kouzmanoff, R</b> OBP: 0.299, SLG: 0.424										4	1	1	0	0	0	2	R 5				
<b>David Wells, L</b> ERA: 3.84	6.0	L	24	5	2	2	4	2	0	0	0	0	0	5	7	-	H 10				
<b>35 Jose Smith, R</b> ERA: 2.68	0.0		2	2	1	0	0	0	0	0	0	0	0	5	7	-	RBI 5				
<b>25 Pedro Feliciano, L</b> ERA: 2.25	1.0		4	0	0	0	1	0	0	0	0	0	0	8	14	0.00	0.000				
<b>Aaron Heilman, R</b> ERA: 4.0	0.2		5	3	2	2	1	0	0	0	0	1	12	18	27.00	4.500	BB 2				
<b>Scott Schoeneweis, L</b> ERA: 5.05	0.1		1	0	0	0	0	0	0	0	0	0	3	4	0.00	0.000	SO 6				
<b>Inning Stats</b>	R: 0 E: 0 K: 0 S: 7	H: 0 LOB: 0 BB: 0 P: 12	R: 2 E: 0 K: 0 S: 13	H: 3 LOB: 2 BB: 1 P: 23	R: 0 E: 0 K: 1 S: 12	H: 1 LOB: 2 BB: 1 P: 21	R: 0 E: 0 K: 2 S: 9	H: 0 LOB: 0 BB: 0 P: 14	R: 0 E: 0 K: 0 S: 9	H: 1 LOB: 0 BB: 0 P: 14	R: 0 E: 0 K: 1 S: 10	H: 0 LOB: 0 BB: 0 P: 14	R: 1 E: 1 K: 1 S: 13	H: 2 LOB: 2 BB: 0 P: 21	R: 2 E: 1 K: 1 S: 15	H: 3 LOB: 1 BB: 0 P: 22	1B: 8 2B: 1 3B: 0 HR: 1	SF: 0 SAC: 0 DP: 0 HBP: 0	WP: 0 PB: 0 SB: 1 CS: 1	PA: 36	
<b>PITCHER</b>	IP	WLS	BF	H	R	ER	SO	BB	IBB	HBP	BLK	WP	HR	S	P	ERA	WHIP				
<b>Jorge Sosa, R</b> ERA: 3.84	6.0	L	24	5	2	2	4	2	0	0	0	0	0	5	7	-	1.167				
<b>35 Jose Smith, R</b> ERA: 2.68	0.0		2	2	1	0	0	0	0	0	0	0	0	5	7	-	-				
<b>25 Pedro Feliciano, L</b> ERA: 2.25	1.0		4	0	0	0	1	0	0	0	0	0	0	8	14	0.00	0.000				
<b>Aaron Heilman, R</b> ERA: 4.0	0.2		5	3	2	2	1	0	0	0	0	1	12	18	27.00	4.500	LOB 22				
<b>Scott Schoeneweis, L</b> ERA: 5.05	0.1		1	0	0	0	0	0	0	0	0	0	3	4	0.00	0.000					

**New York Mets @ San Diego Padres**  
PETCO Park, San Diego, CA  
Mon Jul 16 2007, 10:05 PM EDT  
Att: 35,802 - Partly Cloudy - 69 F

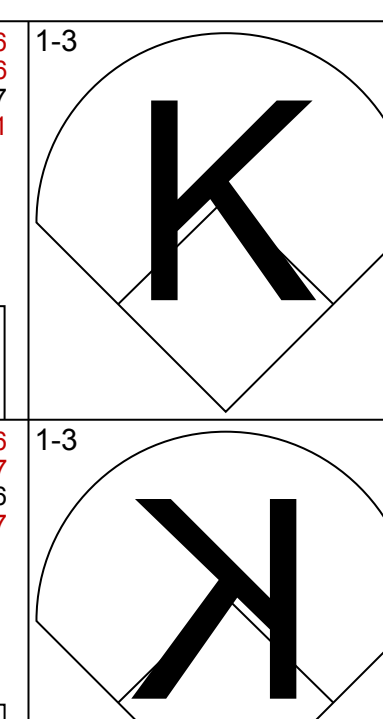
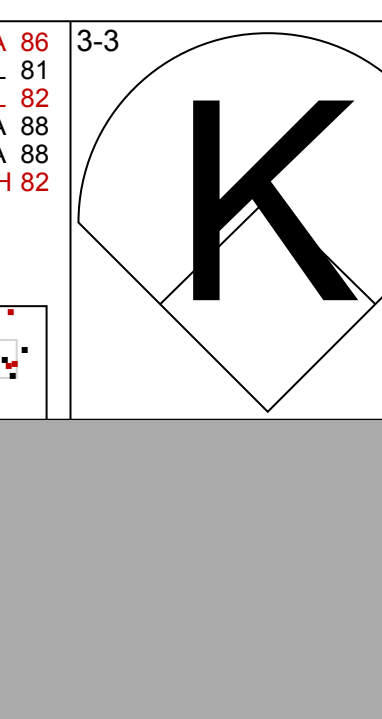
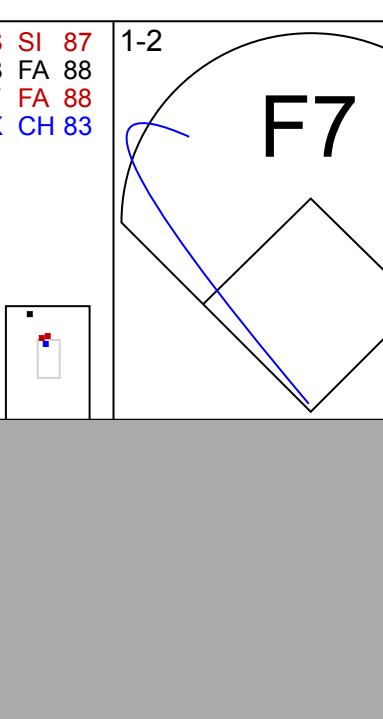
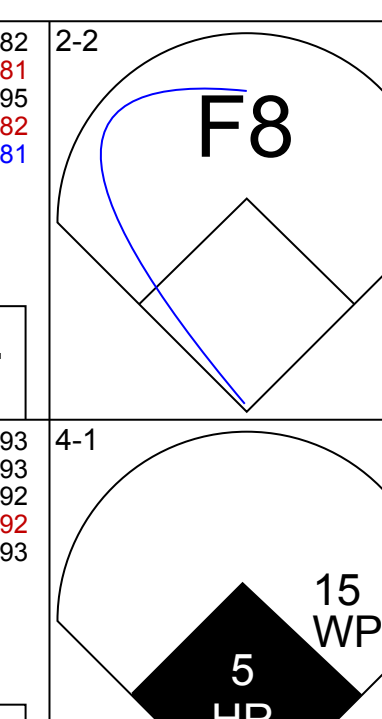

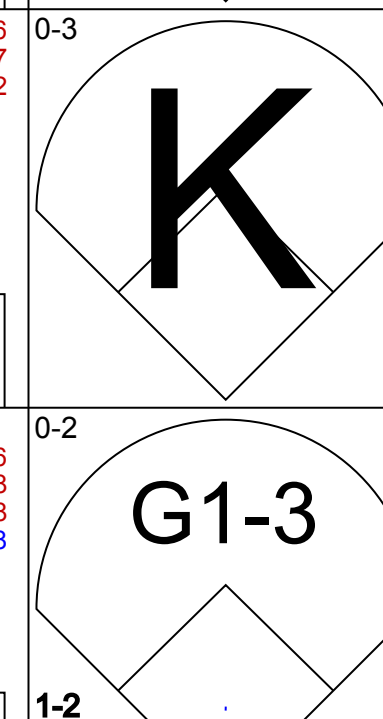
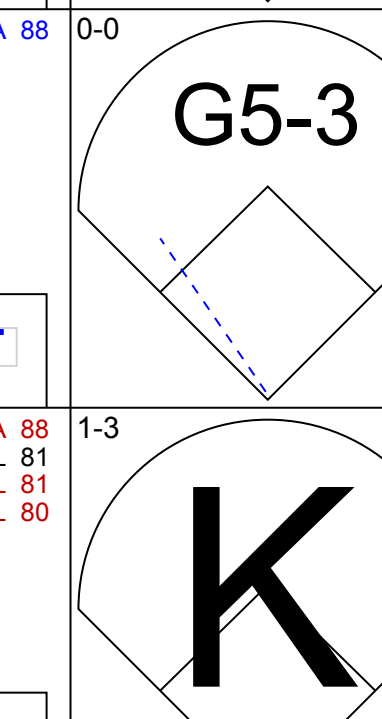
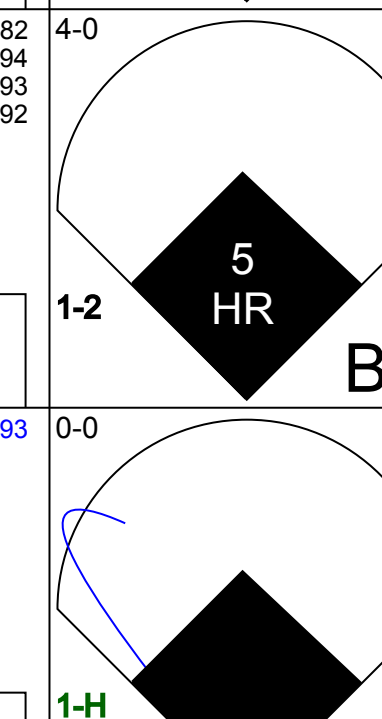

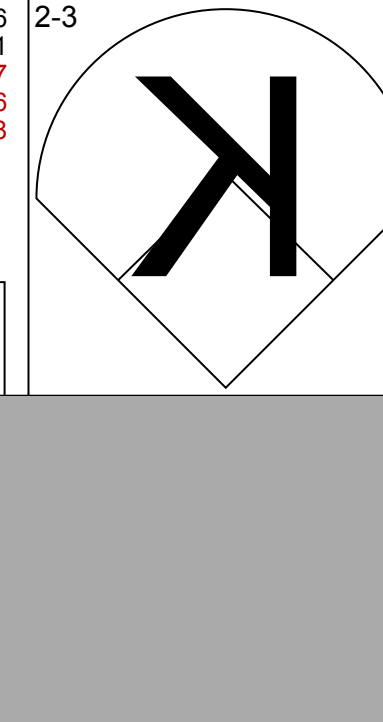

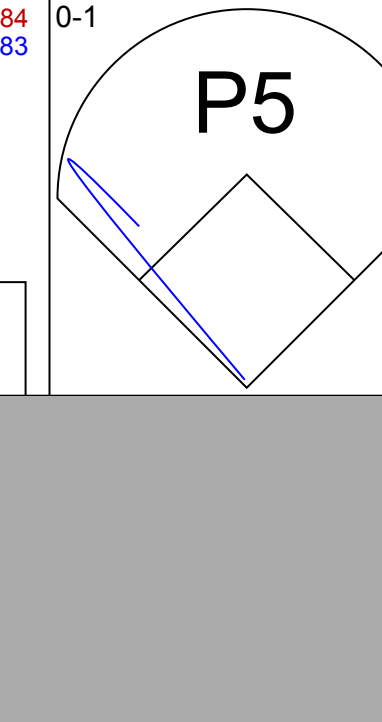
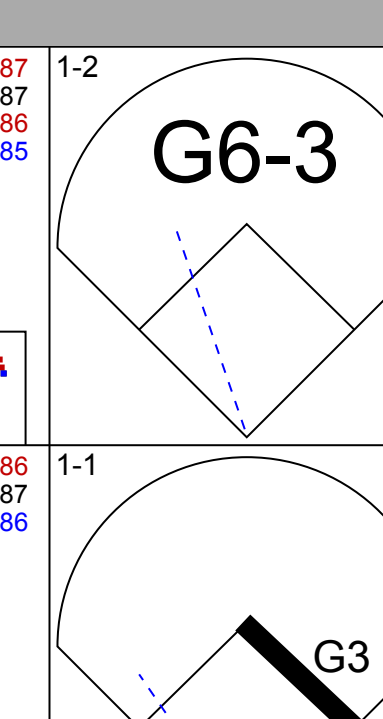
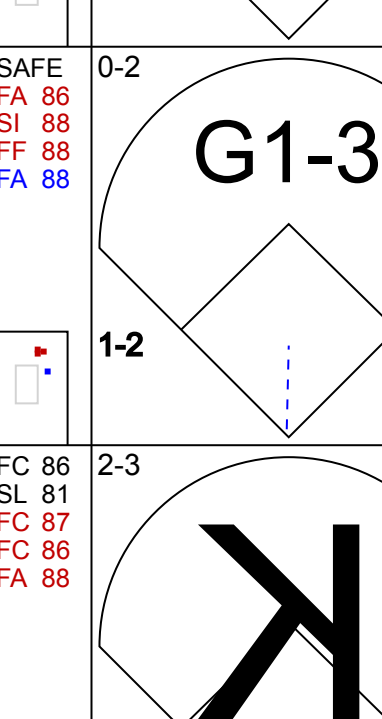
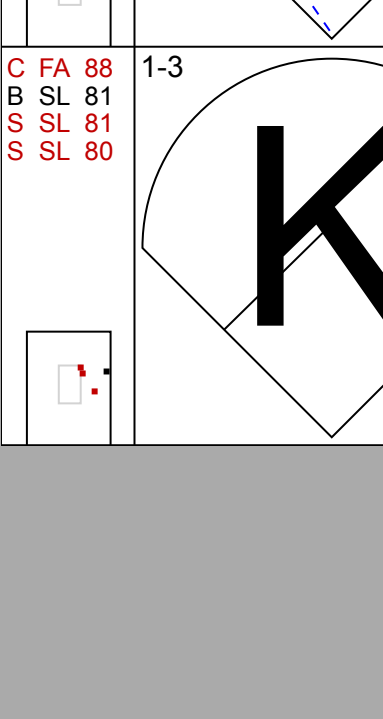
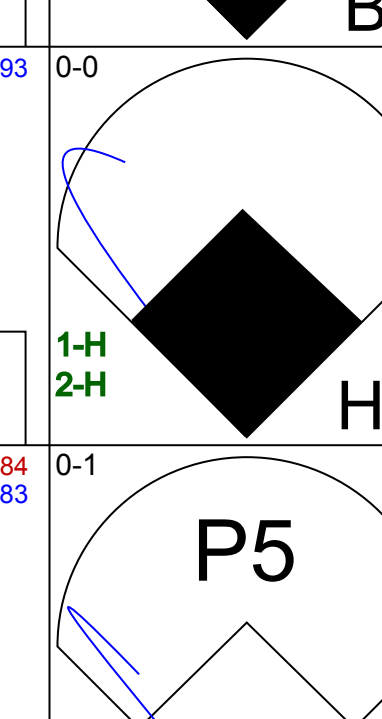
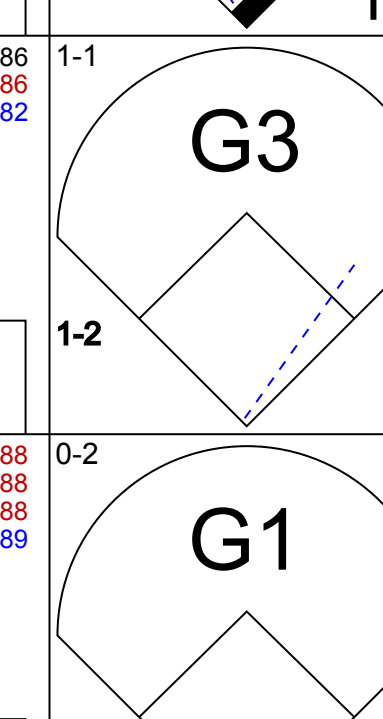

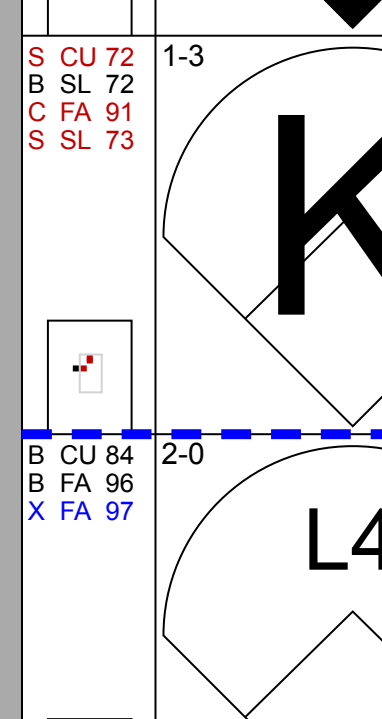

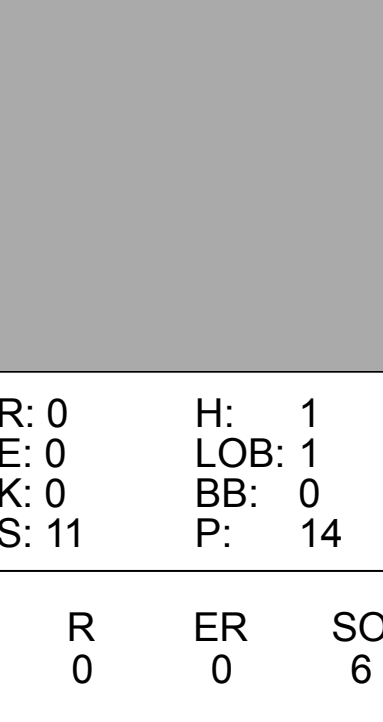
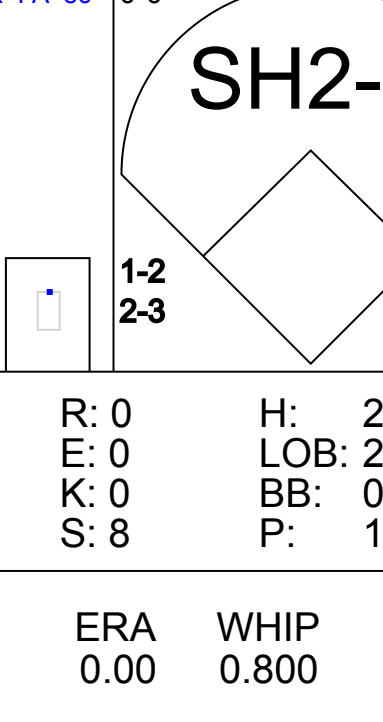

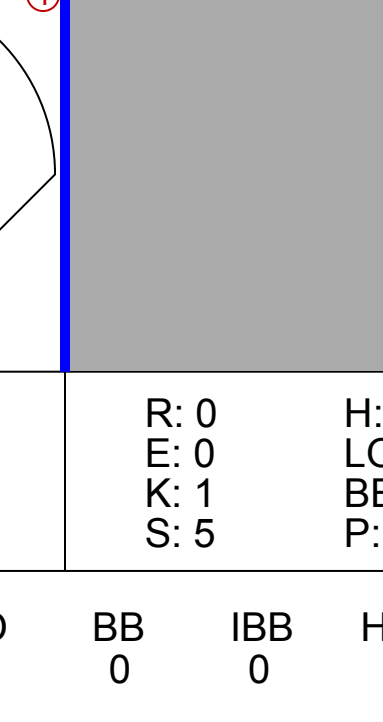
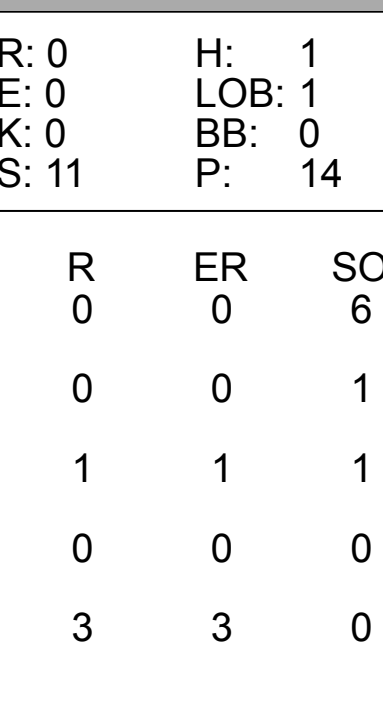
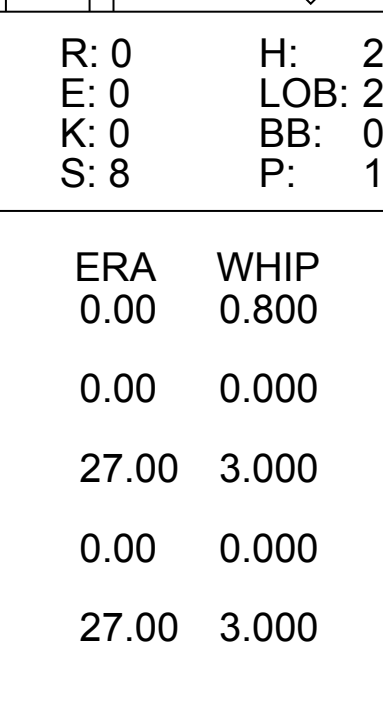
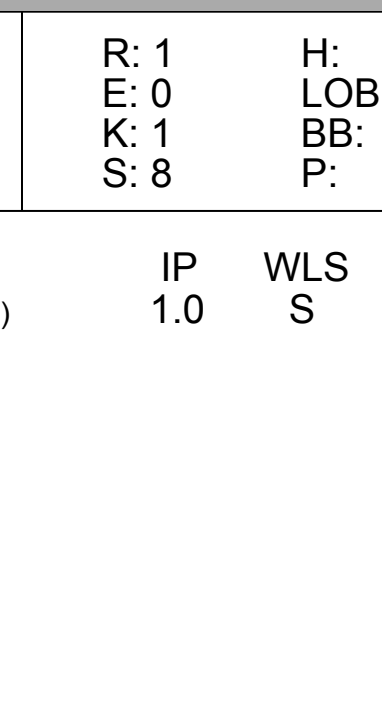
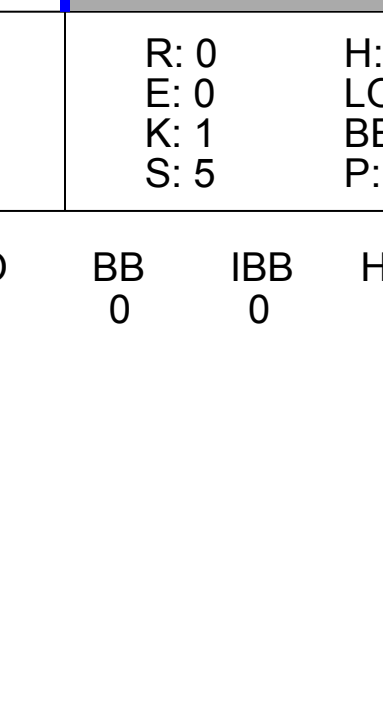
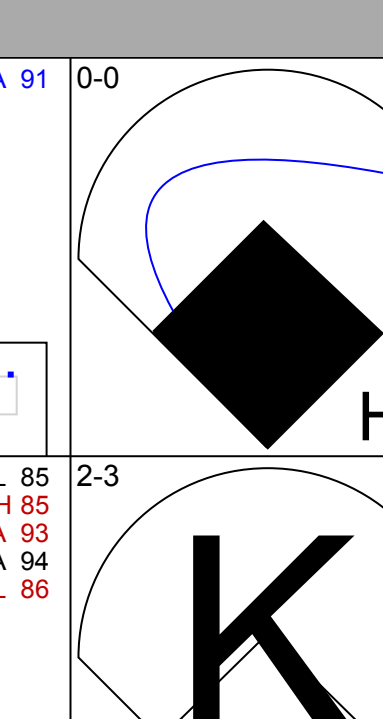
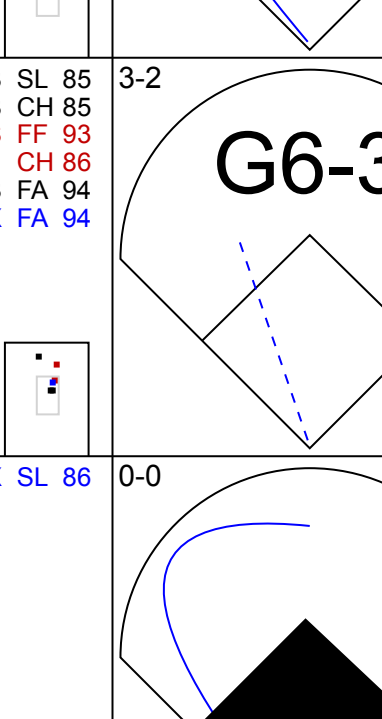
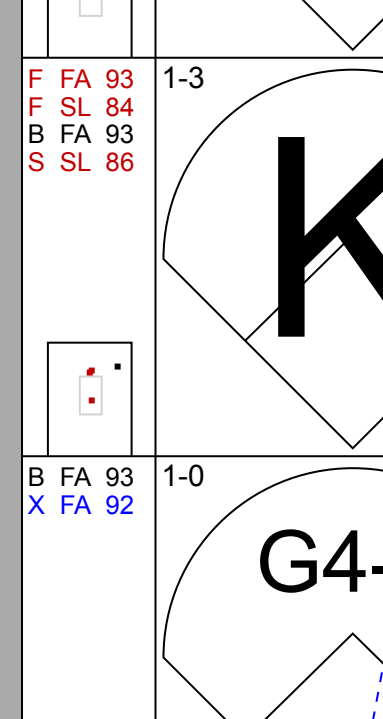

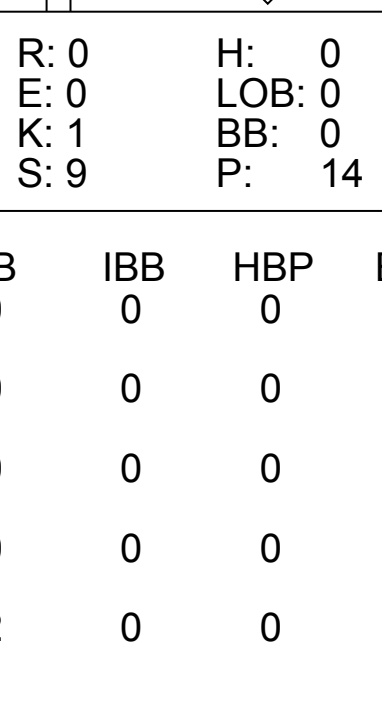
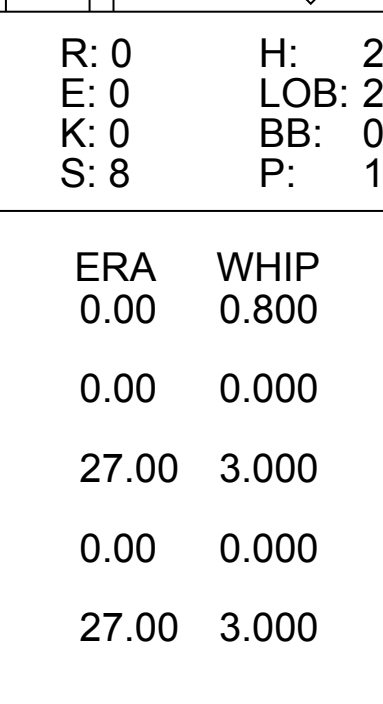
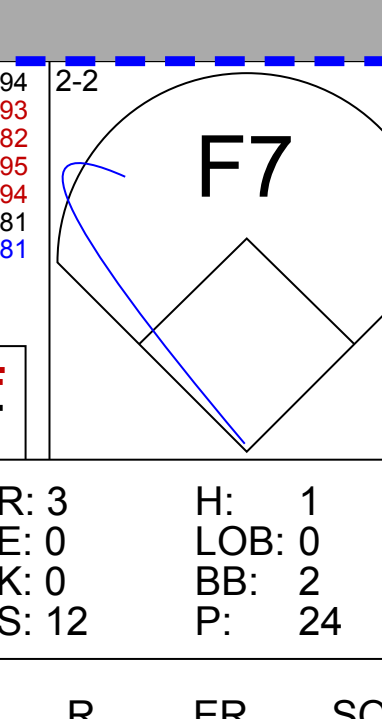
AB	34
R	5
H	10
RBI	5
BB	2
SO	6
LOB	22







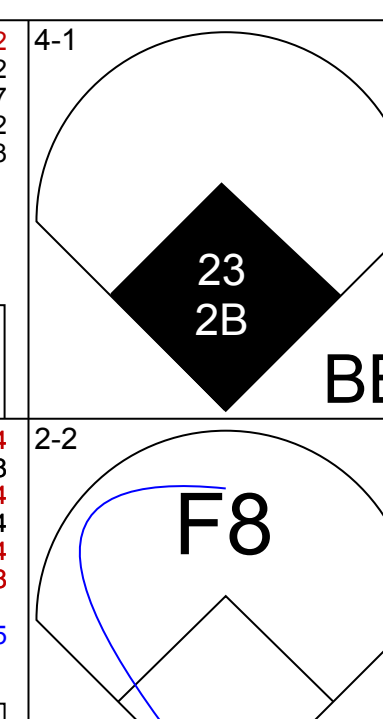
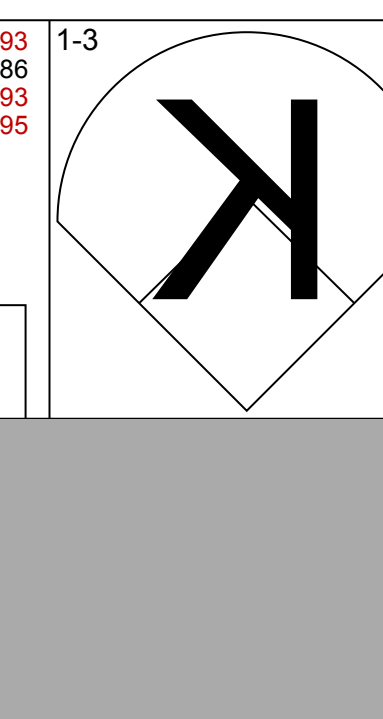
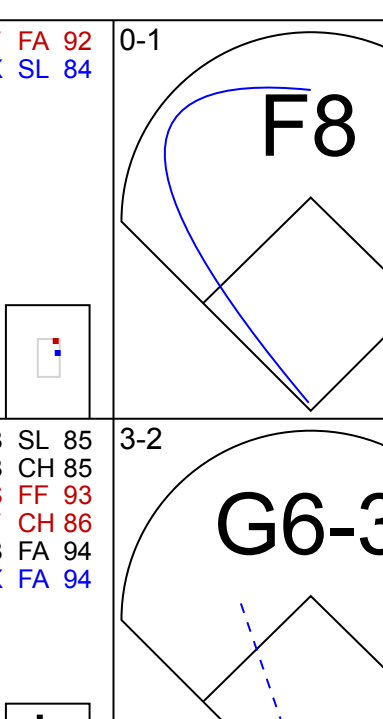
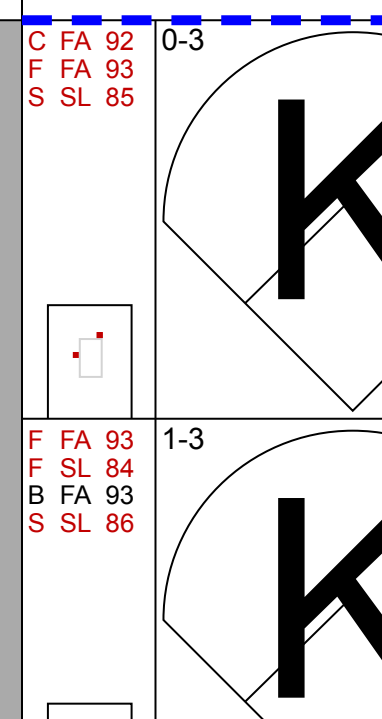
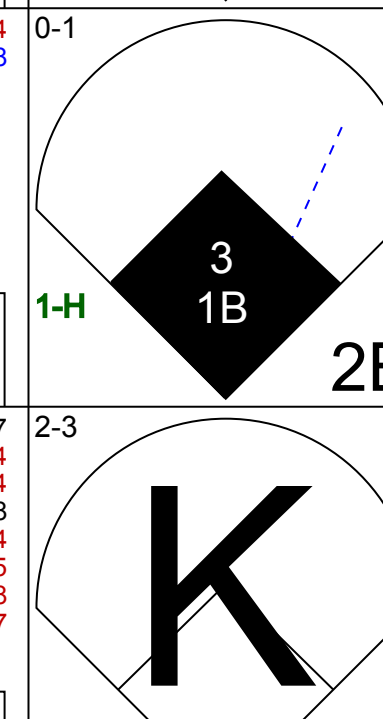
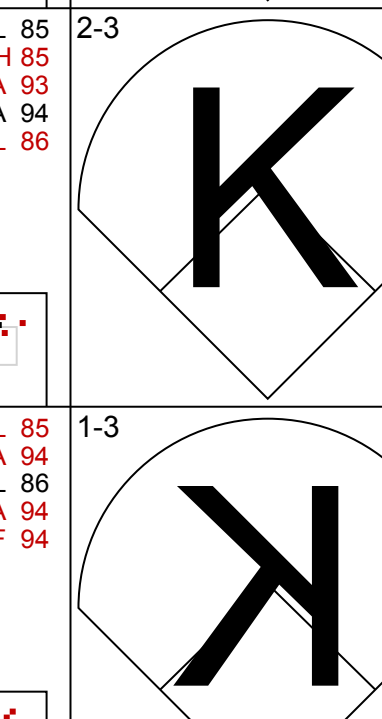
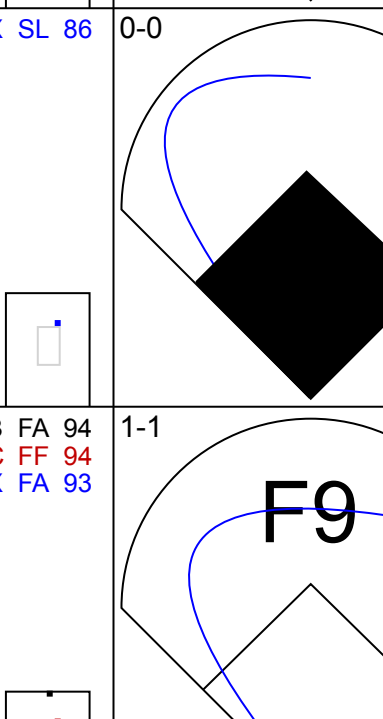
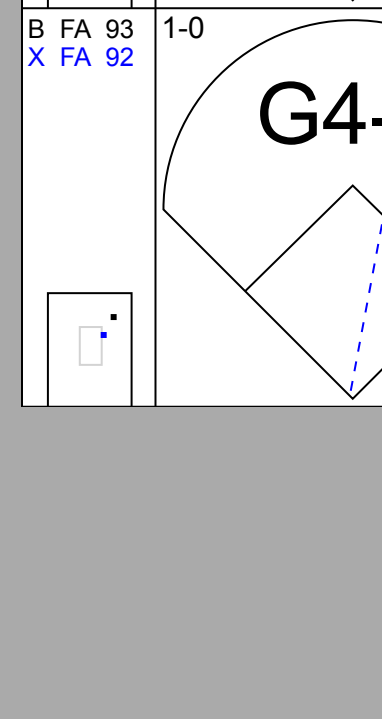
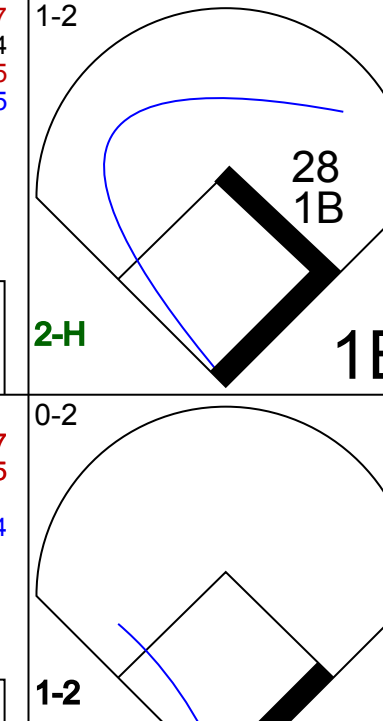
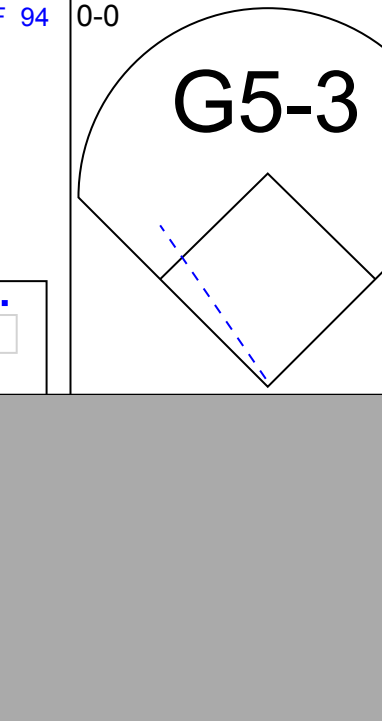


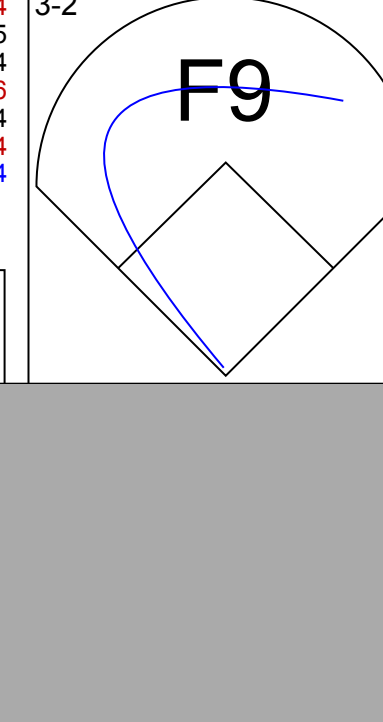


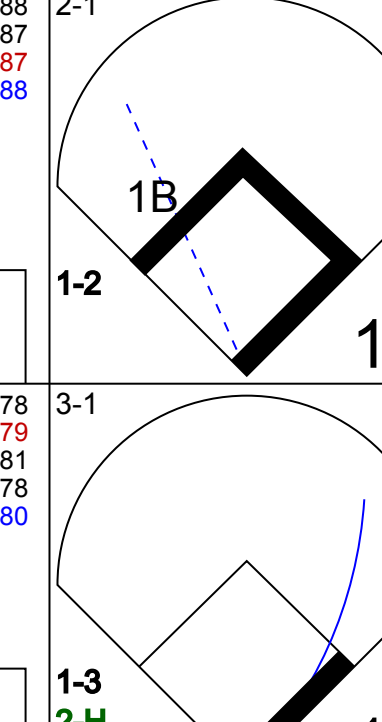

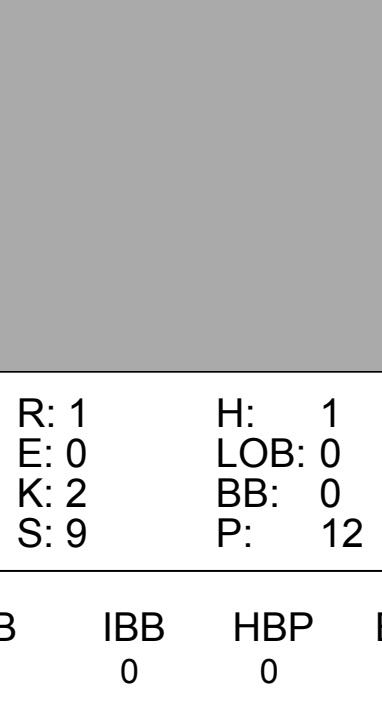
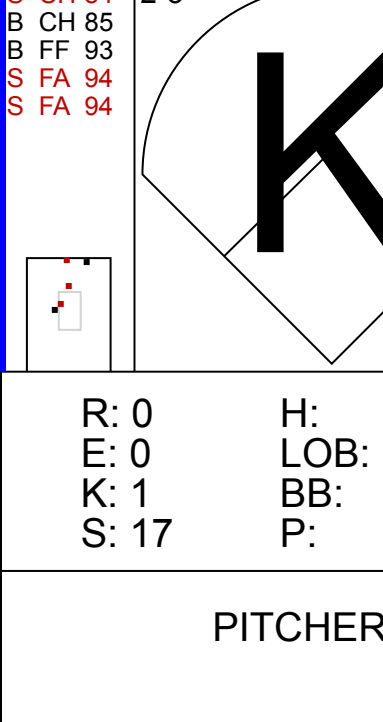
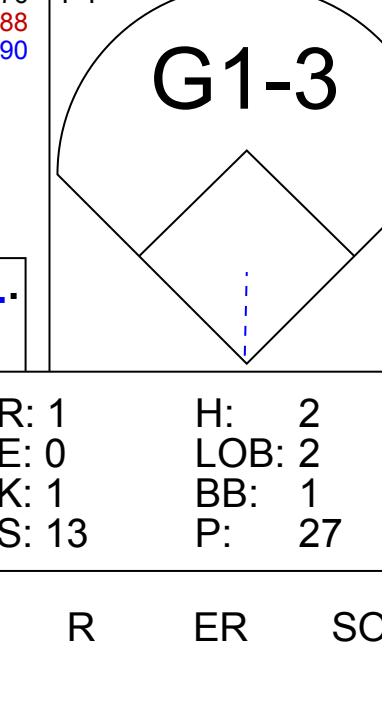






Batter	1	2	3	4	5	6	7	8	9	AB	R	H	RBI	BB	SO	LOB	TOP					
7 José Reyes, S OBP: 0.382, SLG: 0.443										4	0	0	0	0	2	2						
22 Jose Valentin, S OBP: 0.302, SLG: 0.374										3	1	1	0	1	1	0						
15 Carlos Beltrán, S OBP: 0.339, SLG: 0.460										3	1	0	0	1	2	1						
5 David Wright, R OBP: 0.378, SLG: 0.507										4	1	1	3	0	1	1						
21 Carlos Delgado, L OBP: 0.318, SLG: 0.442										4	1	2	1	0	1	1						
Shawn Green, L OBP: 0.327, SLG: 0.421										4	0	1	0	0	2	1						
16 Paul Lo Duca, R OBP: 0.315, SLG: 0.359										4	0	1	0	0	0	1						
Lastings Milledge, R OBP: 0.156, SLG: 0.267										4	0	0	0	0	0	2						
33 John Maine, R OBP: 0.179, SLG: 0.088										1	0	0	0	0	0	0						
Scott Schoeneweis, L OBP: 0.371, SLG: 0.522										0	0	0	0	0	0	0						
Ruben Gotay, S OBP: 0.371, SLG: 0.522										0	0	0	0	0	0	0						
35 Joe Smith, R OBP: 0.371, SLG: 0.522										0	0	0	0	0	0	0						
25 Pedro Feliciano, L OBP: 0.371, SLG: 0.522										0	0	0	0	0	0	0						
<b>Inning Stats</b>	R: 0 E: 0 K: 3 S: 9	H: 0 LOB: 0 BB: 0 P: 11	R: 0 E: 0 K: 0 S: 11	H: 1 LOB: 1 BB: 0 P: 14	R: 0 E: 0 K: 1 S: 9	H: 0 LOB: 0 BB: 0 P: 14	R: 0 E: 0 K: 2 S: 12	H: 1 LOB: 1 BB: 0 P: 16	R: 0 E: 0 K: 0 S: 8	H: 2 LOB: 2 BB: 0 P: 10	R: 0 E: 0 K: 1 S: 6	H: 0 LOB: 0 BB: 0 P: 7	R: 1 E: 0 K: 1 S: 8	H: 1 LOB: 0 BB: 0 P: 14	R: 3 E: 0 K: 0 S: 12	H: 1 LOB: 0 BB: 2 P: 24	R: 0 E: 0 K: 1 S: 5	H: 0 LOB: 0 BB: 0 P: 7	1B: 4 2B: 0 3B: 0 HR: 2	SF: 0 SAC: 1 DP: 0 HBP: 0	WP: 1 PB: 0 SB: 1 CS: 0	PA: 35
<b>PITCHER</b>	IP	WLS	BF	H	R	ER	SO	BB	IBB	HBP	BLK	WP	HR	S	P	ERA	WHIP					
Greg Maddux, R ERA: 4.25	5.0		19	4	0	0	6	0	0	0	0	0	0	49	65	0.00	0.800					
43 Cia Meredith, R ERA: 3.72	1.0		3	0	0	0	1	0	0	0	0	0	0	6	7	0.00	0.000					
40 Royce Ring, L ERA: 3.55	0.1		2	1	1	1	1	0	0	0	0	0	1	4	7	27.00	3.000					
21 Heath Bell, R ERA: 2.19	0.2	H	2	0	0	0	0	0	0	0	0	0	0	4	7	0.00	0.000					
Scott Linebrink, R ERA: 3.12	1.0	W	6	1	3	3	0	2	0	0	0	1	1	12	24	27.00	3.000					

New York Mets @ San Diego Padres  
PETCO Park, San Diego, CA  
Wed Jul 18 2007, 10:05 PM EDT  
Att: 32,524 - Clear - 69 F

AB 32  
R 4  
H 6  
RBI 4  
BB 2  
SO 9  
LOB 9



Batter	1	2	3	4	5	6	7	8	9	AB	R	H	RBI	BB	SO	LOB	BOTTOM				
24 Brian Giles, L OBP: 0.376, SLG: 0.363										3	1	0	0	1	2	0					
Milton Bradley, S OBP: 0.385, SLG: 0.444										4	1	1	1	0	1	1					
23 Adrián González, L OBP: 0.338, SLG: 0.477										4	2	2	2	0	1	0					
Mike Cameron, R OBP: 0.320, SLG: 0.440										4	0	0	0	0	2	1					
3 Khalil Greene, R OBP: 0.276, SLG: 0.464										3	1	1	1	1	0	0					
28 Josh Bard, S OBP: 0.332, SLG: 0.370										4	0	1	0	0	1	1					
5 Kevin Kouzmanoff, R OBP: 0.299, SLG: 0.420										4	0	2	0	0	0	2					
Geoff Blum, S OBP: 0.293, SLG: 0.327										3	0	2	1	1	0	0					
Greg Maddux, R ERA: 3.07	6.0		27	7	4	4	5	2	0	0	0	0	0	72	106	6.00	1.500				
8 Termel Sledge, L OBP: 0.389, SLG: 0.389	0.1		1	0	0	0	0	0	0	0	0	0	0	0	0	0					
40 Royce Ring, L ERA: 3.55	0.2	L	5	2	1	1	1	1	0	0	0	0	0	11	24	13.50	4.500				
21 Heath Bell, R ERA: 2.19	0.1		1	0	0	0	0	0	0	0	0	0	0	2	3	0.00	0.000				
35 Joe Smith, R ERA: 2.21	0.1		1	0	0	0	0	0	0	0	0	0	0	2	3	0.00	0.000				
<b>Inning Stats</b>	R: 2 E: 0 K: 1 S: 24	H: 3 LOB: 2 BB: 1 P: 36	R: 0 E: 0 K: 1 S: 9	H: 0 LOB: 0 BB: 0 P: 12	R: 1 E: 0 K: 2 S: 9	H: 1 LOB: 0 BB: 0 P: 12	R: 0 E: 0 K: 0 S: 5	H: 1 LOB: 1 BB: 0 P: 8	R: 1 E: 0 K: 0 S: 8	H: 1 LOB: 0 BB: 0 P: 12	R: 0 E: 0 K: 1 S: 17	H: 1 LOB: 2 BB: 1 P: 26	R: 0 E: 0 K: 2 S: 7	H: 0 LOB: 0 BB: 0 P: 9	R: 1 E: 0 K: 1 S: 13	H: 2 LOB: 1 BB: 1 P: 27	1B: 5 2B: 2 3B: 0 HR: 2	SF: 0 SAC: 0 DP: 0 HBP: 0	WP: 0 PB: 0 SB: 0 CS: 0	PA: 36	
<b>PITCHER</b>	IP	WLS	BF	H	R	ER	SO	BB	IBB	HBP	BLK	WP	HR	S	P	ERA	WHIP				
33 John Maine, R ERA: 3.07	6.0		27	7	4	4	5	2	0	0	0	0	0	72	106	6.00	1.500				
Scott Schoeneweis, L ERA: 4.91	1.0		3	0	0	0	2	0	0	0	0	0	0	7	9	0.00	0.000				
35 Joe Smith, R ERA: 2.21	0.2	L	5	2	1	1	1	1	0	0	0	0	0	11	24	13.50	4.500				
25 Pedro Feliciano, L ERA: 2.21	0.1		1	0	0	0	0	0	0	0	0	0	0	2	3	0.00	0.000				

New York Mets @ San Diego Padres  
PETCO Park, San Diego, CA  
Wed Jul 18 2007, 10:05 PM EDT  
Att: 32,524 - Clear - 69 F

AB 33  
R 5  
H 9  
RBI 5  
BB 3  
SO 8  
LOB 10









Batter	1	2	3	4	5	6	7	8	9	AB	R	H	RBI	BB	SO	LOB	TOP			
7 José Reyes, S OBP: 0.383, SLG: 0.443	G1-3		F8		G3		CS	23 SH		4	1	1	0	0	0	0				
23 Marlon Anderson, L OBP: 0.324, SLG: 0.265	E8		P5					SH		3	2	1	0	0	0	0				
15 Carlos Beltrán, S OBP: 0.341, SLG: 0.479	K				G3-1			HR		4	1	2	2	0	1	2				
5 David Wright, R OBP: 0.377, SLG: 0.504								F9		3	0	1	1	1	0	0				
21 Carlos Delgado, L OBP: 0.319, SLG: 0.446	K							F7		4	0	1	0	0	2	3				
16 Paul Lo Duca, R OBP: 0.311, SLG: 0.354		G4-3		G4-3		G6-4-3		F9		4	0	0	0	0	0	1				
Shawn Green, L OBP: 0.324, SLG: 0.418		G3		G4-3			P6		G3-1	4	0	0	0	0	0	0	AB 34			
22 Jose Valentin, S OBP: 0.302, SLG: 0.373				G4-3				F7		1	0	1	0	0	0	0	R 4			
Ruben Goyas, S OBP: 0.365, SLG: 0.525							FC1-6		F7	3	0	1	0	0	0	0	H 8			
Oliver Pérez, L OBP: 0.242, SLG: 0.242					G6-3				K	3	0	0	0	0	0	2	RBI 3			
35 Joe Smith, R							FC1-6			0	0	0	0	0	0	0	BB 1			
25 Pedro Feliciano, L										0	0	0	0	0	0	0	SO 4			
Chip Ambres, R										1	0	0	0	0	1	0	LOB 8			
13 Billy Wagner, L										0	0	0	0	0	0	0				
<b>Inning Stats</b>	R: 1 H: 1 E: 1 K: 2 S: 15	H: 1 LOB: 1 BB: 0 P: 24	R: 0 H: 1 E: 0 K: 0 S: 10	H: 1 LOB: 1 BB: 1 P: 17	R: 0 H: 1 E: 0 K: 1 S: 9	H: 0 LOB: 0 BB: 1 P: 16	R: 0 H: 1 E: 0 K: 0 S: 7	H: 1 LOB: 0 BB: 0 P: 11	R: 0 H: 1 E: 0 K: 0 S: 4	H: 1 LOB: 0 BB: 0 P: 8	R: 0 H: 1 E: 0 K: 0 S: 6	H: 1 LOB: 0 BB: 0 P: 10	R: 3 H: 2 E: 1 K: 0 S: 8	H: 0 LOB: 0 BB: 0 P: 12	R: 0 H: 0 E: 0 K: 1 S: 6	H: 0 LOB: 0 BB: 0 P: 11	1B: 5 2B: 2 3B: 0 HR: 1	SF: 0 SAC: 1 DP: 1 HBP: 0	WP: 0 PB: 0 SB: 2 CS: 1	PA: 37
<b>PITCHER</b>	IP WLS BF H R ER SO BB IBB HBP BLK WP HR S P ERA WHIP																			
Brett Tomko, R ERA: 5.42	(1, 1) 6.0 24 5 1 0 3 1 0 0 0 0 0 0 52 85 0.00 1.000																			
Joe Beigel, L ERA: 3.64	(7, 1) 1.0 3 1 0 0 0 0 0 0 0 0 0 0 6 10 0.00 1.000																			
Roberto Hernandez, R ERA: 6.43	(8, 1) 1.0 L 6 2 3 2 0 0 0 0 0 0 0 1 8 12 18.00 2.000																			
54 D.J. Houlton, R ERA: 3.86	(9, 1) 1.0 3 0 0 0 0 1 0 0 0 0 0 0 6 11 0.00 0.000																			

New York Mets @ Los Angeles Dodgers  
Dodger Stadium, Los Angeles, CA

AB 34  
R 4  
H 8  
RBI 3  
BB 1  
SO 4  
LOB 8



WP: 0  
PB: 0  
SB: 2  
CS: 1

PA: 37

Batter	1	2	3	4	5	6	7	8	9	AB	R	H	RBI	BB	SO	LOB	BOTTOM					
15 Rafael Furcal, S OBP: 0.342, SLG: 0.365	K	G6-3			FC4-6		K			4	0	1	0	0	2	1						
9 Juan Pierre, L OBP: 0.316, SLG: 0.342			B3		FC4-6			G6-3		4	0	1	0	0	0	1						
55 Russell Martin, R OBP: 0.382, SLG: 0.484	P3		G5-3		G6-3			FC1-6		4	0	1	0	0	0	2						
12 Jeff Kent, R OBP: 0.369, SLG: 0.481			F8					FC1-6		3	0	2	0	1	0	0						
Luis Gonzalez, L OBP: 0.373, SLG: 0.460				P3		P5		FC1-6		4	0	0	0	0	1	5						
5 Nomar Garciaparra, R OBP: 0.322, SLG: 0.342			HR		G5-3		K		F8	4	1	1	1	0	1	3						
7 James Loney, L OBP: 0.423, SLG: 0.541			K				F8			4	0	1	0	0	2	1	AB 33					
27 Matt Kemp, R OBP: 0.420, SLG: 0.578									K	2	0	0	0	2	1	0	R 1					
Brett Tomko, R ERA: 3.0	(1, 1) 7.1 W 30 6 1 1 8 3 0 0 0 0 0 0 2 2 1.23 1.227																					
35 Joe Smith, R ERA: 2.87	(8, 1) 0.0 1 1 0 0 0 0 0 0 0 0 0 0 2 2 0.00 0.000																					
25 Pedro Feliciano, L ERA: 2.17	(8, 1) 0.2 H 2 0 0 0 0 0 0 0 0 0 0 0 5 7 0.00 0.000																					
13 Billy Wagner, L ERA: 1.49	(9, 1) 1.0 S 3 0 0 0 1 0 0 0 0 0 0 0 7 11 0.00 0.000																					
<b>Inning Stats</b>	R: 0 H: 1 E: 0 K: 2 S: 16	H: 1 LOB: 2 BB: 1 P: 25	R: 1 H: 1 E: 0 K: 2 S: 11	H: 1 LOB: 1 BB: 1 P: 18	R: 0 H: 0 E: 0 K: 0 S: 9	H: 0 LOB: 0 BB: 0 P: 11	R: 0 H: 1 E: 0 K: 1 S: 7	H: 1 LOB: 2 BB: 1 P: 13	R: 0 H: 1 E: 0 K: 0 S: 6	H: 1 LOB: 0 BB: 0 P: 10	R: 0 H: 1 E: 0 K: 1 S: 7	H: 1 LOB: 1 BB: 0 P: 14	R: 0 H: 0 E: 0 K: 2 S: 9	H: 0 LOB: 0 BB: 0 P: 13	R: 0 H: 2 E: 0 K: 0 S: 11	H: 2 LOB: 2 BB: 0 P: 18	R: 0 H: 0 E: 0 K: 1 S: 7	H: 0 LOB: 0 BB: 0 P: 11	1B: 5 2B: 1 3B: 0 HR: 1	SF: 0 SAC: 0 DP: 1 HBP: 0	WP: 0 PB: 0 SB: 2 CS: 0	PA: 36
<b>PITCHER</b>	IP WLS BF H R ER SO BB IBB HBP BLK WP HR S P ERA WHIP																					
Oliver Pérez, L ERA: 3.0	(1, 1) 7.1 W 30 6 1 1 8 3 0 0 0 0 0 0 2 2 1.23 1.227																					
35 Joe Smith, R ERA: 2.87	(8, 1) 0.0 1 1 0 0 0 0 0 0 0 0 0 0 2 2 0.00 0.000																					
25 Pedro Feliciano, L ERA: 2.17	(8, 1) 0.2 H 2 0 0 0 0 0 0 0 0 0 0 0 5 7 0.00 0.000																					
13 Billy Wagner, L ERA: 1.49	(9, 1) 1.0 S 3 0 0 0 1 0 0 0 0 0 0 0 7 11 0.00 0.000																					

New York Mets @ Los Angeles Dodgers  
Dodger Stadium, Los Angeles, CA

AB 33  
R 1  
H 7  
RBI 1  
BB 3  
SO 9  
LOB 16



WP: 0  
PB: 0  
SB: 2  
CS: 0

PA: 36



Batter	1	2	3	4	5	6	7	8	9	AB	R	H	RBI	BB	SO	LOB	TOP		
7 José Reyes, S OBP: 0.379, SLG: 0.439	F8		G6-3		P6			B1-3		4	0	0	0	0	0	0			
Ruben Gelay, S OBP: 0.380, SLG: 0.515	K		G3		K			15 HR		4	1	1	0	0	2	0			
15 Carlos Beltrán, S OBP: 0.343, SLG: 0.488	F8		5 HR		F8			HR		4	2	2	2	0	0	0			
5 David Wright, R OBP: 0.379, SLG: 0.511		21 SF7	11 HR		K			K		3	2	1	2	1	2	0			
21 Carlos Delgado, L OBP: 0.318, SLG: 0.444	E7	23 G4-3	F7		G4-3			K		4	1	1	0	0	1	0			
11 Ramon Castro, R OBP: 0.364, SLG: 0.573	SF7				K			G6-3		3	0	1	1	0	1	0			
23 Marion Anderson, L OBP: 0.317, SLG: 0.243	G4-3				G4-6-3			B1		3	0	0	0	1	1	2			
Lastings Milledge, R OBP: 0.194, SLG: 0.294	G4-6-3				G4-6-3			K		4	0	2	1	0	1	1			
Jorge Sosa, R Chip Anderson, R Scott Schoeneweis, L 35 Joe Smith, R 16 Paul Lo Duca, R 59 Guillermo Mota, R	F9				F9			G6-3		1	0	0	0	0	0	1			
<b>Inning Stats</b>	R: 0 E: 0 K: 1 S: 7	H: 0 LOB: 0 BB: 0 P: 10	R: 2 E: 1 K: 0 S: 12	H: 2 LOB: 1 BB: 1 P: 24	R: 2 E: 0 K: 0 S: 15	H: 2 LOB: 0 BB: 0 P: 21	R: 0 E: 0 K: 1 S: 7	H: 0 LOB: 0 BB: 0 P: 12	R: 0 E: 0 K: 1 S: 13	H: 0 LOB: 0 BB: 0 P: 17	R: 0 E: 0 K: 1 S: 18	H: 2 LOB: 1 BB: 0 P: 26	R: 2 E: 0 K: 2 S: 12	H: 2 LOB: 0 BB: 0 P: 19	R: 0 E: 0 K: 1 S: 7	H: 0 LOB: 0 BB: 0 P: 8	1B: 6 2B: 0 3B: 0 HR: 2	SF: 1 SAC: 0 DP: 2 HBP: 0	WP: 1 PA: 35 CS: 0
<b>PITCHER</b>	IP WLS BF H R ER SO BB IBB HBP BLK WP HR S P ERA WHIP	IP WLS BF H R ER SO BB IBB HBP BLK WP HR S P ERA WHIP	IP WLS BF H R ER SO BB IBB HBP BLK WP HR S P ERA WHIP	IP WLS BF H R ER SO BB IBB HBP BLK WP HR S P ERA WHIP	IP WLS BF H R ER SO BB IBB HBP BLK WP HR S P ERA WHIP	IP WLS BF H R ER SO BB IBB HBP BLK WP HR S P ERA WHIP	IP WLS BF H R ER SO BB IBB HBP BLK WP HR S P ERA WHIP	IP WLS BF H R ER SO BB IBB HBP BLK WP HR S P ERA WHIP	IP WLS BF H R ER SO BB IBB HBP BLK WP HR S P ERA WHIP	IP WLS BF H R ER SO BB IBB HBP BLK WP HR S P ERA WHIP	IP WLS BF H R ER SO BB IBB HBP BLK WP HR S P ERA WHIP	IP WLS BF H R ER SO BB IBB HBP BLK WP HR S P ERA WHIP	IP WLS BF H R ER SO BB IBB HBP BLK WP HR S P ERA WHIP	IP WLS BF H R ER SO BB IBB HBP BLK WP HR S P ERA WHIP	IP WLS BF H R ER SO BB IBB HBP BLK WP HR S P ERA WHIP	IP WLS BF H R ER SO BB IBB HBP BLK WP HR S P ERA WHIP	IP WLS BF H R ER SO BB IBB HBP BLK WP HR S P ERA WHIP	IP WLS BF H R ER SO BB IBB HBP BLK WP HR S P ERA WHIP	IP WLS BF H R ER SO BB IBB HBP BLK WP HR S P ERA WHIP

New York Mets @ Los Angeles Dodgers  
Dodger Stadium, Los Angeles, CA

AB 32  
R 6  
H 8  
RBI 6  
BB 2  
SO 8  
LOB 6



Sat Jul 21 2007, 12:55 PM PDT  
Att: 49,124 - Sunny - 80 F

Batter	1	2	3	4	5	6	7	8	9	AB	R	H	RBI	BB	SO	LOB	BOTTOM		
15 Rafael Furcal, S OBP: 0.343, SLG: 0.368	F7		G4-3		9 2B			K		5	2	2	0	0	1	1			
9 Juan Pierre, L OBP: 0.319, SLG: 0.345	F7							F9		4	0	2	2	0	0	0			
55 Russell Martin, R OBP: 0.378, SLG: 0.478	L7		F8		L7			FC5-4		4	0	0	1	0	0	3			
12 Jeff Kent, R Joe Beimer, L	F8				F9			L9		4	0	1	0	0	0	0			
5 Nomar Garciaparra, R OBP: 0.322, SLG: 0.342	F8				L9					0	0	0	0	0	0	0			
7 James Loney, L OBP: 0.417, SLG: 0.530	F7				F8			F8		4	1	1	0	0	0	2			
Wilson Betemit, S 51 Jonathan Broxton, R								F8		2	1	1	0	2	0	0			
16 Andre Ethier, L OBP: 0.365, SLG: 0.452	F7							G6-3		4	1	1	1	0	1	2			
27 Matt Kemp, R OBP: 0.423, SLG: 0.602								K		4	2	2	3	0	2	0			
31 Brad Penny, R Ramon Martinez, R								SH3		2	1	1	0	0	0	0			
<b>Inning Stats</b>	R: 0 E: 0 K: 0 S: 6	H: 0 LOB: 0 BB: 0 P: 8	R: 0 E: 0 K: 0 S: 9	H: 0 LOB: 1 BB: 1 P: 16	R: 1 E: 0 K: 1 S: 12	H: 2 LOB: 1 BB: 0 P: 19	R: 5 E: 0 K: 0 S: 20	H: 6 LOB: 1 BB: 0 P: 31	R: 0 E: 0 K: 1 S: 10	H: 0 LOB: 0 BB: 0 P: 14	R: 2 E: 1 K: 0 S: 15	H: 3 LOB: 2 BB: 0 P: 24	R: 0 E: 0 K: 1 S: 10	H: 0 LOB: 0 BB: 0 P: 13	R: 0 E: 0 K: 1 S: 7	H: 0 LOB: 0 BB: 0 P: 9	1B: 7 2B: 3 3B: 0 HR: 1	SF: 0 SAC: 1 DP: 0 HBP: 1	WP: 0 PA: 38 CS: 0
<b>PITCHER</b>	IP WLS BF H R ER SO BB IBB HBP BLK WP HR S P ERA WHIP	IP WLS BF H R ER SO BB IBB HBP BLK WP HR S P ERA WHIP	IP WLS BF H R ER SO BB IBB HBP BLK WP HR S P ERA WHIP	IP WLS BF H R ER SO BB IBB HBP BLK WP HR S P ERA WHIP	IP WLS BF H R ER SO BB IBB HBP BLK WP HR S P ERA WHIP	IP WLS BF H R ER SO BB IBB HBP BLK WP HR S P ERA WHIP	IP WLS BF H R ER SO BB IBB HBP BLK WP HR S P ERA WHIP	IP WLS BF H R ER SO BB IBB HBP BLK WP HR S P ERA WHIP	IP WLS BF H R ER SO BB IBB HBP BLK WP HR S P ERA WHIP	IP WLS BF H R ER SO BB IBB HBP BLK WP HR S P ERA WHIP	IP WLS BF H R ER SO BB IBB HBP BLK WP HR S P ERA WHIP	IP WLS BF H R ER SO BB IBB HBP BLK WP HR S P ERA WHIP	IP WLS BF H R ER SO BB IBB HBP BLK WP HR S P ERA WHIP	IP WLS BF H R ER SO BB IBB HBP BLK WP HR S P ERA WHIP	IP WLS BF H R ER SO BB IBB HBP BLK WP HR S P ERA WHIP	IP WLS BF H R ER SO BB IBB HBP BLK WP HR S P ERA WHIP	IP WLS BF H R ER SO BB IBB HBP BLK WP HR S P ERA WHIP	IP WLS BF H R ER SO BB IBB HBP BLK WP HR S P ERA WHIP	IP WLS BF H R ER SO BB IBB HBP BLK WP HR S P ERA WHIP

New York Mets @ Los Angeles Dodgers  
Dodger Stadium, Los Angeles, CA

AB 34  
R 8  
H 11  
RBI 7  
BB 2  
SO 4  
LOB 8



Sat Jul 21 2007, 12:55 PM PDT  
Att: 49,124 - Sunny - 80 F



Batter	1	2	3	4	5	6	7	8	9	10	AB	R	H	RBI	BB	SO	LOB	TOP			
7 José Reyes, S OBP: 0.382, SLG: 0.448	(1,6) C FA 89 B FA 88 X CH 81	2-2	B SL 84 X FA 92	1-0	B SL 84 X FA 92	1-1	C FA 91 B FA 90 X CH 81	1-1	C FA 92 B CH 86 X SL 86	1-1	C FA 88 B FA 88 F CU 76 F FA 89 X CU 75	5	2	3	0	0	0	0			
Lastings Milledge, R OBP: 0.220, SLG: 0.333	(1,7) X CH 79	0-0	B SL 84 F CU 78 S CH 80 B FA 91 F FA 92 X CU 77	2-2	B SL 84 F CU 78 S CH 80 B FA 91 F FA 92 X CU 77	2-1	B CU 72 B FA 91 S CH 81 X CH 82	2-1	C FA 93 F FA 93 B SL 86 X FA 92	1-2	C FA 88 B FA 88 F CU 76 F FA 89 X CU 75	5	2	2	1	0	0	2			
15 Carlos Beltrán, S OBP: 0.341, SLG: 0.485	(1,8) 1 SAFE SAFE C CU 78 F FA 91 D CH 84 B FA 90 1 SAFE X CH 82	2-2	B SL 84 B FA 90 D CH 84 B FA 90 X CU 78	2-2	B SL 84 B FA 90 D CH 84 B FA 90 X CU 78	3-1	C FA 88 B FA 88 D SL 84 B FA 90 X CH 86	2-2	C FA 88 B FA 88 F FS 84 X FA 92	1-1	C FA 88 B FA 88 F FS 84 X FA 92	4	0	1	1	0	0	2			
5 David Wright, R OBP: 0.379, SLG: 0.509	(1,5) B SL 86 D CH 84 1 SAFE C FA 90 F FA 90 X CH 82	3-2	B SL 86 D CH 84 1 SAFE C FA 90 F FA 90 X CH 82	1-3	B SL 86 D CH 84 1 SAFE C FA 90 F FA 90 X CH 82	2-1	B FA 90 B FA 84 C FA 90 X FA 90	1-1	C SL 84 B FA 90 X SL 85	1-1	B SL 87 X FA 92	5	0	2	1	0	0	2			
21 Carlos Delgado, L OBP: 0.320, SLG: 0.443	(1,3) C CU 77 F FA 91 S CH 81 C CU 80	0-3	C CU 77 F FA 91 S CH 81 C CU 80	0-2	C CU 77 F FA 91 S CH 81 C CU 80	0-2	C FA 91 B FA 90 F FA 90 X CH 80	4-1	C FA 90 B FA 90 F FA 90 X CH 84	1-2	C FA 90 B FA 90 F FA 90 X CH 84	3	0	1	0	1	1	2			
1 Anderson Hernandez, S (9, PR)	(9, PR)																				
Chip Ambres, R OBP: 0.333, SLG: 0.333	(9, 9)																				
16 Paul Lo Duca, R OBP: 0.310, SLG: 0.352	(1,2) X FA 89	0-0	X FA 89	0-0	X FA 89	3-1	B SL 82 B FA 90 B FA 87 X FA 90	0-2	C FA 92 S SL 84 B FA 90 X CH 84	0-2	B FA 96 B FA 97 B FA 96 C FA 97 X SL 86	4	0	1	0	0	0	3			
25 Pedro Feliciano, L OBP: 0.333, SLG: 0.500	(9, 1)																				
Sandy Alomar Jr., R OBP: 0.333, SLG: 0.500	(10, PH)																				
13 Billy Wagner, L OBP: 0.333, SLG: 0.500	(10, 1)																				
Shawn Green, L OBP: 0.320, SLG: 0.413	(1, 9)																				
Ruben Gotay, S OBP: 0.366, SLG: 0.495	(1, 4)																				
26 Orlando Hernandez, R OBP: 0.212, SLG: 0.273	(1, 1)																				
23 Marlon Anderson, L OBP: 0.310, SLG: 0.231	(7, PH)																				
Aaron Heilman, R OBP: 0.360, SLG: 0.567	(7, 1)																				
11 Ramon Castro, R OBP: 0.360, SLG: 0.567	(9, PH)																				
Inning Stats	R: 0 E: 0 K: 1 S: 14	H: 2 LOB: 2 BB: 0 P: 21	R: 0 E: 0 K: 1 S: 6	H: 0 LOB: 0 BB: 0 P: 8	R: 0 E: 0 K: 1 S: 9	H: 0 LOB: 0 BB: 0 P: 12	R: 0 E: 0 K: 1 S: 9	H: 1 LOB: 0 BB: 0 P: 13	R: 2 E: 0 K: 1 S: 17	H: 3 LOB: 2 BB: 1 P: 31	R: 0 E: 0 K: 1 S: 6	H: 0 LOB: 0 BB: 0 P: 10	R: 1 E: 0 K: 2 S: 9	H: 1 LOB: 0 BB: 0 P: 13	R: 1 E: 1 K: 2 S: 17	H: 3 LOB: 2 BB: 0 P: 24	1B: 8 2B: 2 3B: 1 HR: 0	SF: 1 SAC: 0 DP: 1 HBP: 0	WP: 2 PB: 0 SB: 1 CS: 0	PA: 42	
PITCHER	IP 5.1	WLS 2	BF 20	H 5	R 2	ER 2	SO 5	BB 0	IBB 0	HBP 0	BLK 0	WP 0	HR 0	S 51	P 80	ERA 3.38	WHIP 0.938				
50 Eric Stults, L ERA: 4.5	(1, 1)																				
Rudy Seanez, R ERA: 3.52	(6, 1)																				
Derek Lowe, R ERA: 3.48	(7, 1)																				
Roberto Hernandez, R ERA: 6.52	(8, 1)																				
51 Jonathan Broxton, R ERA: 2.44	(9, 1)																				

New York Mets @ Los Angeles Dodgers  
Dodger Stadium, Los Angeles, CA  
Sun Jul 22 2007, 1:10 PM PDT  
Att. 49,092 - Sunny - 82 F

AB 40  
R 5  
H 11  
RBI 4  
BB 1  
SO 8  
LOB 19



Batter	1	2	3	4	5	6	7	8	9	10	AB	R	H	RBI	BB	SO	LOB	BOTTOM				
15 Rafael Furcal, S OBP: 0.344, SLG: 0.376	(1,6) F FA 87 B FA 88 X CH 81	1-1	C FA 88 B CH 83 X CH 84	1-1	C CU 67 B SL 78 B FA 89 F CH 84 B CH 84 X FA 89	2-2	B CH 83 X CH 82	1-0	C CH 73 B FA 88 C SL 76 C SL 77	1-3	5	1	2	1	0	1	2					
9 Juan Pierre, L OBP: 0.318, SLG: 0.342	(1,8) C CU 73	0-1	C CU 68 B FA 89 X FA 90	1-2	1 SAFE SAFE C FA 87 B CH 82 F CH 83 X FA 90	2-2	1 SAFE SAFE C FA 87 B CH 82 F CH 83 X FA 90	2-2	C FA 94 X CH 86	0-1	B FA 96 B FA 96 F FA 96 F FA 96 B SL 97	4	0	0	0	1	0	1				
55 Russell Martin, R OBP: 0.373, SLG: 0.471	(1,2) B SL 75 B FA 87 C FA 90 C SL 76	2-2	B SL 75 B FA 87 C FA 90 C SL 76	3-3	B CU 73 B CU 75 B FA 90 C FA 89 S CU 76	3-3	B FA 90 B CH 74 X CU 75	2-0	B CH 84 B FA 94 F FA 95 B CH 85 B FA 95 X FA 95	3-2	1 SAFE SAFE F FA 97 B FA 94 1 SAFE SAFE F FA 96 B FA 96 B SL 97	5	0	0	0	0	3	1				
12 Jeff Kent, R OBP: 0.368, SLG: 0.476	(1,4) F SL 76 B FA 89 B SL 77 F FA 91 B FA 89 X SL 76	3-2	F SL 76 B FA 89 B SL 77 F FA 91 B FA 89 X SL 76	1-3	C CU 74 B SL 76 S FA 91	1-3	B SL 75 X CU 72	1-0	C CH 85 X FA 95	0-1	IN 80 IN 84 IN 83 IN 85	4	0	1	0	1	1	0				
Luis Gonzalez, L OBP: 0.375, SLG: 0.460	(1,7) B CU 68 B FA 89 F CH 84 B FA 90 X FA 90	3-2	B CU 68 B FA 89 F CH 84 B FA 90 X FA 90	1-3	B CH 84 B FA 89 C FA 88 X FA 89	3-1	B SL 75 X CU 72	4-0	B SL 74 X FA 95	0-0	B SL 86 B FA 96 C FA 97 F FA 96 S SL 88	2	2	1	0	1	0	1				
27 Matt Kemp, R OBP: 0.416, SLG: 0.591	(7,9) B CH 83 F CH 84 B FA 90 X FA 90	3-2	B CH 83 F CH 84 B FA 90 X FA 90	3-2	B CH 83 F CH 84 B FA 90 X FA 90	3-2	B CH 83 F CH 84 B FA 90 X FA 90	3-2	B CH 83 F CH 84 B FA 90 X FA 90	3-2	B SL 86 B FA 96 C FA 97 F FA 96 S SL 88	2	0	0	0	0	1	2				
5 Nomar Garciaparra, R OBP: 0.323, SLG: 0.352	(1,5) B CU 73 X SL 74	1-0	B CU 73 X SL 74	1-0	X SL 77	0-0	X SL 74	0-0	S FA 93 X FA 94	0-1	B FA 98 B FA 98 C FA 97 B FA 97 C SL 87	5	1	2	2	0	1	3				
7 James Loney, L OBP: 0.412, SLG: 0.529	(1,3) B CU 68 F FA 89 X FA 89	1-1	B CU 68 F FA 89 X FA 89	1-1	C FA 90 B CH 84 B FA 90 B SL 78 X SL 78	3-2	F FA 90 0-1	0-1	C CH 85 X FA 94	0-2	B FA 98 B FA 98 C FA 97 B FA 97 C SL 87	4	0	1	1	0	0	1				
16 Andre Ethier, L OBP: 0.363, SLG: 0.447	(1,9) C CH 82 B FA 89 S FA 89 S CH 83	1-3	C CH 82 B FA 89 S FA 89 S CH 83	1-3	IN 80 IN 81 IN 81 IN 82	4-0	IN 80 IN 81 IN 81 IN 82	4-0	B FA 90 B CH 83 1 SAFE SAFE C FA 90 X FA 90	2-2	X FA 88 0-0	3	0	0	0	1	2					
50 Eric Stults, L OBP: 0.200, SLG: 0.200	(1,1)																					
Rudy Seanez, R ERA: 3.52	(6, 1)																					
Wilson Betemit, S OBP: 0.315, SLG: 0.487	(6, PH)																					
Derek Lowe, R ERA: 3.48	(7, 1)																					
Roberto Hernandez, R ERA: 6.52	(8, 1)																					
51 Jonathan Broxton, R ERA: 2.44	(9, 1)																					
Inning Stats	R: 1 E: 0 K: 1 S: 15	H: 2 LOB: 1 BB: 0 P: 24	R: 0 E: 0 K: 2 S: 11	H: 1 LOB: 1 BB: 0 P: 15	R: 0 E: 0 K: 1 S: 8	H: 0 LOB: 0 BB: 0 P: 13	R: 1 E: 0 K: 1 S: 12	H: 2 LOB: 2 BB: 1 P: 23	R: 0 E: 0 K: 0 S: 8	H: 1 LOB: 0 BB: 0 P: 14	R: 2 E: 1 K: 0 S: 8	H: 1 LOB: 1 BB: 2 P: 20	R: 0 E: 0 K: 0 S: 10	H: 0 LOB: 0 BB: 0 P: 13	R: 0 E: 0 K: 1 S: 6	H: 0 LOB: 0 BB: 0 P: 7	R: 0 E: 0 K: 3 S: 16	H: 0 LOB: 2 BB: 2 P: 30	1B: 4 2B: 1 3B: 0 HR: 2	SF: 0 SAC: 0 DP: 0 HBP: 0	WP: 1 PB: 0 SB: 1 CS: 1	PA: 42
PITCHER	IP 6.0	WLS 2	BF 28	H 7	R 4	ER 4	SO 5	BB 2	IBB 1	HBP 0	BLK 0	WP 0	HR 2	S 62	P 109	ERA 6.00	WHIP 1.500					
26 Orlando Hernandez, R ERA: 3.14	(1, 1)																					
Aaron Heilman, R ERA: 3.86	(7, 1)																					
25 Pedro Feliciano, L ERA: 3.11	(9, 1)																					
13 Billy Wagner, L ERA: 1.45	(10, 1)																					

New York Mets @ Los Angeles Dodgers  
Dodger Stadium, Los Angeles, CA  
Sun Jul 22 2007, 1:10 PM PDT  
Att. 49,092 - Sunny - 82 F

AB 37  
R 4  
H 7  
RBI 4  
BB 5  
SO 9  
LOB 16









Batter	1	2	3	4	5	6	7	8	9	AB	R	H	RBI	BB	SO	LOB	TOP										
13 Nate McLouth, L OBP: 0.304, SLG: 0.371										4	1	1	0	0	1	1											
12 Freddy Sanchez, R OBP: 0.328, SLG: 0.411										4	1	2	0	1	0	1											
25 Adam LaRoche, L OBP: 0.324, SLG: 0.433										3	0	0	1	1	1	2											
Jason Bay, R OBP: 0.329, SLG: 0.440										3	1	1	2	1	0	1											
Xavier Nady, R OBP: 0.335, SLG: 0.486										4	0	1	0	0	0	3											
41 Ryan Doumit, S OBP: 0.348, SLG: 0.472										4	0	0	0	0	2	1											
Jose Castillo, R Shawn Chacon, R OBP: 0.273, SLG: 0.273										4	0	1	0	0	0	0											
2 Jack Wilson, R OBP: 0.301, SLG: 0.341										4	0	1	0	0	0	1											
24 Tom Gorzelanny, R Tony Armas, R Masumi Kuwata, R Rajai Davis, R 34 John Grabow, L 16 Salomon Torres, R Cesar Izturis, S										1	0	0	0	0	0	1											
<b>Inning Stats</b>	R: 0 E: 0 K: 1 S: 13	H: 0 LOB: 2 BB: 3 P: 29	R: 0 E: 0 K: 0 S: 8	H: 1 LOB: 1 BB: 0 P: 13	R: 0 E: 0 K: 1 S: 10	H: 1 LOB: 1 BB: 0 P: 18	R: 0 E: 0 K: 1 S: 11	H: 1 LOB: 1 BB: 0 P: 16	R: 3 E: 0 K: 0 S: 12	H: 4 LOB: 1 BB: 0 P: 20	R: 0 E: 0 K: 1 S: 10	H: 0 LOB: 0 BB: 0 P: 14	R: 0 E: 0 K: 1 S: 6	H: 0 LOB: 0 BB: 0 P: 9	R: 0 E: 0 K: 0 S: 8	H: 0 LOB: 1 BB: 0 P: 14	1B: 4 2B: 3 3B: 0 HR: 1	SF: 0 SAC: 0 DP: 1 HBP: 1	WP: 0 PB: 0 SB: 0 CS: 0	PA: 38							
<b>PITCHER</b>	IP	WLS	BF	H	R	ER	SO	BB	IBB	HBP	BLK	WP	HR	S	P	ERA	WHIP										
Tom Glavine, L ERA: 4.51	6.0	W	28	8	3	3	2	3	0	0	0	0	1	66	112	4.50	1.833										
Aaron Heilman, R ERA: 3.53	2.0	H	6	0	0	0	2	0	0	0	0	0	0	16	23	0.00	0.000										
13 Billy Wagner, L ERA: 1.42	1.0	S	4	0	0	0	0	0	0	1	0	0	0	8	14	0.00	0.000										

Pittsburgh Pirates @ New York Mets  
Shea Stadium, Flushing, NY  
Wed Jul 25 2007, 7:10 PM EDT  
Att: 49,906 - Partly Cloudy - 81 F


AB 34  
R 3  
H 8  
RBI 3  
BB 3  
SO 4  
LOB 11



Batter	1	2	3	4	5	6	7	8	9	AB	R	H	RBI	BB	SO	LOB	BOTTOM										
7 José Reyes, S OBP: 0.380, SLG: 0.446										4	0	0	0	1	0	1											
Lastings Milledge, R OBP: 0.320, SLG: 0.478										4	1	2	0	0	0	2											
5 David Wright, R OBP: 0.376, SLG: 0.507										3	2	1	0	1	0	2											
21 Carlos Delgado, L OBP: 0.321, SLG: 0.439										2	2	0	0	2	0	0											
16 Paul Lo Duca, R OBP: 0.314, SLG: 0.365										4	1	2	4	0	0	0											
23 Marlon Anderson, L OBP: 0.319, SLG: 0.244										2	0	1	1	1	0	0											
3 Damon Easley, R OBP: 0.336, SLG: 0.442										4	0	1	1	0	1	2											
Shawn Green, L OBP: 0.321, SLG: 0.415										4	0	2	0	0	1	2											
Tom Glavine, L ERA: 3.55	2.1	L	16	6	6	1	0	3	0	0	0	0	0	30	59	23.14	4.286										
1 Anderson Hernandez, S ERA: 6.99	1.2		5	0	0	0	1	0	0	0	0	0	0	14	24	0.00	0.000										
Aaron Heilman, R ERA: 6.88	1.0		4	0	0	0	0	1	0	0	0	0	0	7	15	0.00	1.000										
34 John Grabow, L ERA: 5.14	0.2		3	1	0	0	1	0	0	0	0	0	0	7	9	0.00	1.500										
16 Salomon Torres, R ERA: 4.91	1.1		5	0	0	0	0	0	0	0	1	0	0	11	20	0.00	0.000										
<b>Inning Stats</b>	R: 3 E: 0 K: 0 S: 14	H: 2 LOB: 1 BB: 2 P: 27	R: 0 E: 0 K: 1 S: 7	H: 0 LOB: 0 BB: 0 P: 12	R: 3 E: 0 K: 1 S: 13	H: 5 LOB: 1 BB: 1 P: 27	R: 0 E: 0 K: 0 S: 10	H: 0 LOB: 0 BB: 0 P: 17	R: 0 E: 0 K: 0 S: 7	H: 0 LOB: 2 BB: 1 P: 15	R: 0 E: 0 K: 1 S: 9	H: 1 LOB: 0 BB: 0 P: 15	R: 0 E: 0 K: 0 S: 9	H: 0 LOB: 0 BB: 0 P: 14	R: 0 E: 0 K: 1 S: 7	H: 1 LOB: 2 BB: 1 P: 16	1B: 4 2B: 5 3B: 0 HR: 0	SF: 1 SAC: 0 DP: 0 HBP: 1	WP: 0 PB: 0 SB: 2 CS: 0	PA: 38							
<b>PITCHER</b>	IP	WLS	BF	H	R	ER	SO	BB	IBB	HBP	BLK	WP	HR	S	P	ERA	WHIP										
Shawn Chacon, R ERA: 3.44	1.0		5	0	0	0	1	0	0	0	0	0	0	7	16	0.00	1.000										
24 Tom Gorzelanny, L ERA: 3.55	1.2		5	0	0	0	1	0	0	0	0	0	0	14	24	0.00	0.000										
Masumi Kuwata, R ERA: 6.88	1.0		4	0	0	0	0	1	0	0	0	0	0	7	15	0.00	1.000										
34 John Grabow, L ERA: 5.14	0.2		3	1	0	0	1	0	0	0	0	0	0	7	9	0.00	1.500										
16 Salomon Torres, R ERA: 4.91	1.1		5	0	0	0	0	0	0	0	1	0	0	11	20	0.00	0.000										

Pittsburgh Pirates @ New York Mets  
Shea Stadium, Flushing, NY  
Wed Jul 25 2007, 7:10 PM EDT  
Att: 49,906 - Partly Cloudy - 81 F

AB 31  
R 6  
H 9  
RBI 6  
BB 5  
SO 4  
LOB 13





Batter	1	2	3	4	5	6	7	8	9	AB	R	H	RBI	BB	SO	LOB	TOP								
<b>Cesar Izturis, S</b> (1, 6) OBP: 0.296, SLG: 0.302	L7		G4-3			SH 1B	12 E 1B		G4-3	4	2	1	0	0	0	0	<b>Pittsburgh Pirates @ New York Mets</b> Shea Stadium, Flushing, NY Thu Jul 26 2007, 12:10 PM EDT Att: 52,150 - Partly Cloudy - 84 F								
<b>12 Freddy Sanchez, R</b> (1, 4) OBP: 0.327, SLG: 0.409	K			F9		P3	E5 1B		P3	5	1	1	0	0	1	2									
<b>Jason Bay, R</b> (1, 7) OBP: 0.327, SLG: 0.436	K			K		P4	1-2 2B		K	5	1	1	1	0	3	2									
<b>Xavier Nady, R</b> (1, 9) OBP: 0.337, SLG: 0.486		F9		K		HR	2B			4	1	2	3	0	1	0									
<b>Josh Phelps, R</b> (1, 3) OBP: 0.360, SLG: 0.404		1B			K	HR	1-1			4	1	3	3	0	1	0									
<b>Jose Castillo, R</b> (1, 5) OBP: 0.270, SLG: 0.318	K			K			G1-3			3	0	0	0	1	2	3									
<b>26 Ronny Paulino, R</b> (1, 2) OBP: 0.290, SLG: 0.349	F8				F9				K	4	0	0	0	0	2	2									
<b>13 Nate McLouth, L</b> (1, 8) OBP: 0.309, SLG: 0.374			F7			SH 2B 1B	K			4	1	2	0	0	1	0									
<b>28 Paul Maholm, L</b> (1, 1) OBP: 0.195, SLG: 0.175			K			SH 1B	K			3	1	1	0	0	2	0									
<b>Damaso Marte, L</b> (7, 1)						SH 1B	K		G3-6-3	0	0	0	0	0	0	0									
<b>Matt Kata, S</b> (8, PH) OBP: 0.250, SLG: 0.319										1	0	0	0	0	0	1									
<b>Shawn Chacon, R</b> (8, 1) OBP: 0.273, SLG: 0.273										0	0	0	0	0	0	0									
<b>55 Matt Capps, R</b> (9, 1) OBP: 1.000, SLG: 1.000										0	0	0	0	0	0	0									
<b>Inning Stats</b>	R: 0 E: 0 K: 2 S: 9	H: 0 LOB: 0 BB: 0 P: 15	R: 0 E: 0 K: 1 S: 12	H: 1 LOB: 1 BB: 0 P: 20	R: 0 E: 0 K: 1 S: 8	H: 0 LOB: 0 BB: 0 P: 10	R: 0 E: 0 K: 2 S: 8	H: 0 LOB: 0 BB: 0 P: 12	R: 0 E: 0 K: 1 S: 12	H: 0 LOB: 0 BB: 0 P: 18	R: 5 E: 1 K: 1 S: 23	H: 4 LOB: 1 BB: 1 P: 36	R: 3 E: 1 K: 2 S: 22	H: 5 LOB: 2 BB: 0 P: 34	R: 0 E: 0 K: 1 S: 9	H: 1 LOB: 0 BB: 0 P: 16	R: 0 E: 0 K: 1 S: 6	H: 0 LOB: 0 BB: 0 P: 10	1B: 9 2B: 1 3B: 0 HR: 1	SF: 0 SAC: 1 DP: 1 HBP: 0	WP: 0 PB: 0 SB: 0 CS: 0	PA: 39			
<b>PITCHER</b>	IP	WLS	BF	H	R	ER	SO	BB	IBB	HBP	BLK	WP	HR	S	P	ERA	WHIP								
<b>Oliver Pérez, L</b> (1, 1) ERA: 2.84	6.0	L	25	5	5	0	9	1	0	0	0	0	1	72	111	0.00	1.000								
<b>Scott Schoeneweis, L</b> (7, 1) ERA: 5.59	0.2		4	2	2	2	2	0	0	0	0	0	0	17	24	27.00	3.000								
<b>35 Joe Smith, R</b> (7, 1) ERA: 3.03	0.1		4	3	1	1	0	0	0	0	0	0	0	5	10	27.00	9.000								
<b>59 Guillermo Mota, R</b> (8, 1) ERA: 5.58	2.0		6	1	0	0	2	0	0	0	0	0	0	15	26	0.00	0.500								

Batter	1	2	3	4	5	6	7	8	9	AB	R	H	RBI	BB	SO	LOB	BOTTOM								
<b>7 José Reyes, S</b> (1, 6) OBP: 0.381, SLG: 0.453	G5-3 5 SF7 1B		B1-3			G4-3			HR	4	2	2	1	0	0	0	<b>Pittsburgh Pirates @ New York Mets</b> Shea Stadium, Flushing, NY Thu Jul 26 2007, 12:10 PM EDT Att: 52,150 - Partly Cloudy - 84 F								
<b>Lastings Millidge, R</b> (1, 8) OBP: 0.315, SLG: 0.520	G5-3		L6			HR			P3	4	1	1	1	0	0	1									
<b>5 David Wright, R</b> (1, 5) OBP: 0.373, SLG: 0.503	SF7			F8		F8			G6-3	3	0	0	1	0	0	0									
<b>21 Carlos Delgado, L</b> (1, 3) OBP: 0.320, SLG: 0.435				G6-3		G3-1			L7	3	0	0	0	1	0	0									
<b>3 Damon Easley, R</b> (1, 7) OBP: 0.339, SLG: 0.444	L9									4	1	2	0	0	0	1									
<b>11 Ramon Castro, R</b> (1, 2) OBP: 0.365, SLG: 0.564				G4-3						4	0	2	0	0	1	1									
<b>Shawn Green, L</b> (1, 9) OBP: 0.318, SLG: 0.410					F8					4	0	0	0	0	2	2									
<b>Ruben Gotay, S</b> (1, 4) OBP: 0.358, SLG: 0.491					P6					2	0	0	1	0	1	0									
<b>Oliver Pérez, L</b> (1, 1) OBP: 0.229, SLG: 0.229										2	0	0	0	0	1	0									
<b>Scott Schoeneweis, L</b> (7, 1) ERA: 1.49										0	0	0	0	0	0	0									
<b>35 Joe Smith, R</b> (7, 1) ERA: 3.51										0	0	0	0	0	0	1									
<b>16 Paul Lo Duca, R</b> (7, PH) OBP: 0.313, SLG: 0.364										0	0	0	0	0	0	0									
<b>59 Guillermo Mota, R</b> (8, 1) ERA: 2.19										0	0	0	0	0	0	0									
<b>Inning Stats</b>	R: 1 E: 0 K: 0 S: 14	H: 1 LOB: 1 BB: 1 P: 28	R: 0 E: 0 K: 2 S: 9	H: 1 LOB: 0 BB: 0 P: 12	R: 0 E: 0 K: 0 S: 4	H: 0 LOB: 0 BB: 0 P: 6	R: 0 E: 0 K: 0 S: 10	H: 1 LOB: 1 BB: 0 P: 16	R: 0 E: 0 K: 1 S: 8	H: 0 LOB: 0 BB: 0 P: 10	R: 1 E: 0 K: 0 S: 8	H: 1 LOB: 0 BB: 0 P: 13	R: 1 E: 0 K: 0 S: 10	H: 2 LOB: 1 BB: 0 P: 15	R: 1 E: 0 K: 0 S: 11	H: 1 LOB: 0 BB: 0 P: 14	R: 0 E: 0 K: 2 S: 9	H: 0 LOB: 0 BB: 0 P: 13	1B: 5 2B: 0 3B: 0 HR: 2	SF: 2 SAC: 0 DP: 0 HBP: 0	WP: 0 PB: 0 SB: 1 CS: 0	PA: 34			
<b>PITCHER</b>	IP	WLS	BF	H	R	ER	SO	BB	IBB	HBP	BLK	WP	HR	S	P	ERA	WHIP								
<b>28 Paul Maholm, L</b> (1, 1) ERA: 4.57	6.0	W	24	6	3	3	3	1	0	0	0	0	1	56	90	4.50	1.167								
<b>Damaso Marte, L</b> (7, 1) ERA: 1.49	1.0		3	0	0	0	0	0	0	0	0	0	0	7	10	0.00	0.000								
<b>Shawn Chacon, R</b> (8, 1) ERA: 3.51	1.0		4	1	1	1	0	0	0	0	0	0	1	11	14	9.00	1.000								
<b>55 Matt Capps, R</b> (9, 1) ERA: 2.19	1.0		3	0	0	0	2	0	0	0	0	0	0	9	13	0.00	0.000								





Batter	1	2	3	4	5	6	7	8	9	AB	R	H	RBI	BB	SO	LOB	TOP								
<b>Felipe Lopez, S</b> (1, 6) OBP: 0.299, SLG: 0.339	4-0 G6-3 BB	2-3 K		3-1 G6-3			1-1 L5		0-0 P4	4	0	0	0	1	1	3									
<b>10 Ronnie Belliard, R</b> (1, 4) OBP: 0.341, SLG: 0.422	0-1 G6-3	3-2 G5-3			0-0 F9		2-1 F9		0-1 G5-3	5	0	0	0	0	0	3									
<b>11 Ryan Zimmerman, R</b> (1, 5) OBP: 0.313, SLG: 0.433	1-1 P3			1-2 G3-6-3 1B		4-2 21 1B BB		0-1 G5-3		2-2 1B	4	0	2	0	1	0									
<b>21 Dmitri Young, S</b> (1, 3) OBP: 0.388, SLG: 0.509 <b>Robert Fick, L</b> (8, 3) OBP: 0.276, SLG: 0.235		3-2 2B 2B		1-2 G3-6-3 1-2 1B		0-1 1-3 1B		1-1 G6-3	1 SAFE 0-3 SAFE	0-3 K	4	1	2	0	0	0	1								
<b>Ryan Church, L</b> (1, 7) OBP: 0.341, SLG: 0.425 <b>Ryan Langerhans, L</b> (8, 7) OBP: 0.267, SLG: 0.289		0-1 2B 2B		0-0 HR		2-1 F7		0-1 G1			4	2	2	2	0	0	1								
<b>25 Austin Kearns, R</b> (1, 9) OBP: 0.335, SLG: 0.376	1-0 G4-3			1-3 K		0-0 HR		4-1 S 1B BB			3	2	1	1	1	1									
<b>Brian Schneider, L</b> (1, 2) OBP: 0.311, SLG: 0.320	1-0 2B			0-1 F8		0-1 L9		2-2 1B			4	1	2	2	0	0									
<b>Nook Logan, S</b> (1, 8) OBP: 0.291, SLG: 0.329	0-0 2B			0-1 F8		2-3 K		4-1 1-2 BB			3	0	1	1	1	1	0								
<b>Mike Bacsik, L</b> (1, 1) OBP: 0.158, SLG: 0.111 <b>Tony Batista, R</b> (8, PH) OBP: 0.302, SLG: 0.241 <b>Luis Ayala, R</b> (8, 1)	4-2 BB			1-2 1B		2-2 F7		3-2 G6-3			2	0	1	0	1	0	0								
<b>Inning Stats</b>	R: 0 E: 0 K: 0 S: 4	H: 0 LOB: 0 BB: 1 P: 9	R: 3 E: 0 K: 1 S: 20	H: 4 LOB: 2 BB: 1 P: 34	R: 1 E: 0 K: 1 S: 10	H: 2 LOB: 0 BB: 0 P: 13	R: 0 E: 0 K: 0 S: 12	H: 1 LOB: 1 BB: 0 P: 16	R: 0 E: 0 K: 0 S: 7	H: 1 LOB: 0 BB: 1 P: 13	R: 1 E: 0 K: 1 S: 10	H: 1 LOB: 0 BB: 0 P: 14	R: 0 E: 0 K: 0 S: 6	H: 0 LOB: 0 BB: 0 P: 9	R: 1 E: 0 K: 0 S: 14	H: 1 LOB: 2 BB: 2 P: 28	R: 0 E: 0 K: 1 S: 12	H: 1 LOB: 1 BB: 0 P: 14	1B: 5 2B: 4 3B: 0 HR: 2	SF: 0 SAC: 0 DP: 2 HBP: 0	WP: 0 PB: 0 SB: 1 CS: 0	PA: 40			
<b>PITCHER</b>	IP	WLS	BF	H	R	ER	SO	BB	IBB	HBP	BLK	WP	HR	S	P	ERA	WHIP								
<b>Jorge Sosa, R</b> (1, 1) ERA: 4.59	6.0	L	27	9	5	5	3	3	0	0	0	0	2	63	99	7.50	2.000								
<b>Jon Adkins, R</b> (7, 1) ERA:	1.0		3	0	0	0	0	0	0	0	0	0	0	6	9	0.00	0.000								
<b>25 Pedro Feliciano, L</b> (8, 1) ERA: 2.29	1.0		6	1	1	1	0	2	0	0	0	0	0	14	28	9.00	3.000								
<b>Aaron Heilman, R</b> (9, 1) ERA: 3.57	1.0		4	1	0	0	1	0	0	0	0	0	0	12	14	0.00	1.000								

Washington Nationals @ New York Mets  
Shea Stadium, Flushing, NY  
Fri Jul 27 2007, 7:10 PM EDT  
Att: 51,179 - Partly Cloudy - 78 F

AB	35
R	6
H	11
RBI	6
BB	5
SO	4
LOB	12



Batter	1	2	3	4	5	6	7	8	9	AB	R	H	RBI	BB	SO	LOB	BOTTOM								
<b>7 José Reyes, S</b> (1, 6) OBP: 0.378, SLG: 0.449	2-2 G6-3		2-1 G6-3		0-0 L5		1-1 F8			4	0	0	0	0	0	3									
<b>3 Damion Easley, R</b> (1, 4) OBP: 0.337, SLG: 0.439	0-1 G6-3		0-1 L4		0-0 1-2 1B		3-3 K		1-1 B1-3	4	0	1	1	0	0	0									
<b>5 David Wright, R</b> (1, 5) OBP: 0.372, SLG: 0.499	4-1 BB			0-0 F9		1-1 G3-1		3-3 K		3	0	0	0	1	1	2									
<b>21 Carlos Delgado, L</b> (1, 3) OBP: 0.322, SLG: 0.436	0-1 G3			1-2 1B		2-1 16 G5-4-3 1B		0-0 G6-3		4	0	2	0	0	0	1									
<b>18 Moises Alou, R</b> (1, 7) OBP: 0.370, SLG: 0.447		1-0 16 1B G6-4-3 2B		0-0 L7		0-1 F9		0-0 P6		4	1	1	0	0	0	2									
<b>16 Paul Lo Duca, R</b> (1, 2) OBP: 0.312, SLG: 0.362		2-1 G6-4-3 1B		0-0 F8		2-2 G5-4-3 1-2		0-1 L8		4	0	1	0	0	0	2									
<b>Lastings Milledge, R</b> (1, 8) OBP: 0.310, SLG: 0.500		2-0 G6-4-3 1-2		0-0 F8		0-0 F8		1-3 K		4	0	1	0	0	1	1									
<b>Shawn Green, L</b> (1, 9) OBP: 0.318, SLG: 0.412		1-2 L3		2-1 1B 3 1B 2B		0-1 L9				3	1	1	0	0	0	1									
<b>Jorge Sosa, R</b> (1, 1) OBP: 0.269, SLG: 0.217 <b>Jon Adkins, L</b> (7, 1)			0-1 G5-3		0-1 3 1B 2B		3-1 F7			2	0	1	0	0	0	0									
<b>Ruben Gotay, S</b> (7, PH) OBP: 0.355, SLG: 0.487 <b>25 Pedro Feliciano, L</b> (8, 1) <b>Aaron Heilman, R</b> (9, 1)										2	0	1	0	0	0	0									
<b>Inning Stats</b>	R: 0 E: 0 K: 0 S: 9	H: 0 LOB: 1 BB: 1 P: 15	R: 1 E: 0 K: 0 S: 8	H: 2 LOB: 0 BB: 0 P: 14	R: 0 E: 0 K: 0 S: 6	H: 0 LOB: 0 BB: 0 P: 8	R: 0 E: 0 K: 0 S: 6	H: 1 LOB: 1 BB: 0 P: 7	R: 1 E: 0 K: 0 S: 9	H: 3 LOB: 2 BB: 0 P: 12	R: 0 E: 0 K: 0 S: 9	H: 1 LOB: 0 BB: 0 P: 13	R: 0 E: 0 K: 0 S: 8	H: 1 LOB: 1 BB: 0 P: 14	R: 0 E: 0 K: 1 S: 6	H: 0 LOB: 0 BB: 0 P: 10	R: 0 E: 0 K: 1 S: 8	H: 0 LOB: 0 BB: 0 P: 9	1B: 6 2B: 2 3B: 0 HR: 0	SF: 0 SAC: 0 DP: 2 HBP: 0	WP: 0 PB: 0 SB: 0 CS: 0	PA: 34			
<b>PITCHER</b>	IP	WLS	BF	H	R	ER	SO	BB	IBB	HBP	BLK	WP	HR	S	P	ERA	WHIP								
<b>Mike Bacsik, L</b> (1, 1) ERA: 4.22	7.0	W	28	8	2	2	0	1	0	0	0	0	0	55	83	2.57	1.286								
<b>Luis Ayala, R</b> (8, 1) ERA: 3.07	2.0		6	0	0	0	2	0	0	0	0	0	0	14	19	0.00	0.000								

Washington Nationals @ New York Mets  
Shea Stadium, Flushing, NY  
Fri Jul 27 2007, 7:10 PM EDT  
Att: 51,179 - Partly Cloudy - 78 F

AB	33
R	2
H	8
RBI	1
BB	1
SO	2
LOB	13





Batter	1	2	3	4	5	6	7	8	9	AB	R	H	RBI	BB	SO	LOB	TOP										
<b>Felipe Lopez, S</b> (1, 6) OBP: 0.298, SLG: 0.346										4	1	1	1	0	0	0	<b>Washington Nationals @ New York Mets</b> Shea Stadium, Flushing, NY Sat Jul 28 2007, 12:10 PM EDT Att: 51,947 - Overcast - 81 F										
<b>D'Angelo Jimenez, S</b> (1, 4) OBP: 0.256, SLG: 0.147										3	0	2	0	1	0	0											
<b>11 Ryan Zimmerman, R</b> (1, 5) OBP: 0.310, SLG: 0.429										4	0	0	0	0	1	3											
<b>21 Dmitri Young, S</b> (1, 3) OBP: 0.384, SLG: 0.503										4	0	0	0	0	0	3											
<b>25 Austin Kearns, R</b> (1, 9) OBP: 0.334, SLG: 0.373											3	0	0	0	1	0											
<b>Ryan Church, L</b> (1, 7) OBP: 0.338, SLG: 0.421										3	0	0	0	0	2	1											
<b>3 Jesus Flores, R</b> (1, 2) OBP: 0.327, SLG: 0.372										3	0	0	0	0	2	1											
<b>Nook Logan, S</b> (1, 8) OBP: 0.286, SLG: 0.322										3	0	0	0	0	2	1											
<b>Tim Redding, R</b> (1, 1) OBP: 0.125, SLG: 0.125										2	0	0	0	0	2	0											
<b>52 Saul Rivera, S</b> (7, 1) OBP: 0.285, SLG: 0.287										0	0	0	0	0	0	0											
<b>49 Chris Schroder, R</b> (8, 1) OBP: 0.285, SLG: 0.287										0	0	0	0	0	0	0											
<b>Inning Stats</b>	R: 0 E: 0 K: 1 S: 9	H: 1 LOB: 1 BB: 0 P: 13	R: 0 E: 0 K: 0 S: 6	H: 0 LOB: 0 BB: 0 P: 11	R: 0 E: 0 K: 1 S: 7	H: 0 LOB: 0 BB: 0 P: 10	R: 0 E: 0 K: 0 S: 10	H: 0 LOB: 0 BB: 1 P: 17	R: 0 E: 0 K: 3 S: 10	H: 0 LOB: 0 BB: 1 P: 18	R: 1 E: 0 K: 1 S: 10	H: 2 LOB: 1 BB: 0 P: 13	R: 0 E: 0 K: 2 S: 10	H: 0 LOB: 0 BB: 0 P: 17	R: 0 E: 0 K: 1 S: 6	H: 0 LOB: 0 BB: 0 P: 8	R: 0 E: 1 K: 0 S: 13	H: 0 LOB: 1 BB: 0 P: 22	1B: 2 2B: 0 3B: 0 HR: 1	SF: 0 SAC: 0 DP: 1 HBP: 0	WP: 0 PB: 0 SB: 0 CS: 0	PA: 32					
<b>PITCHER</b>	IP	WLS	BF	H	R	ER	SO	BB	IBB	HBP	BLK	WP	HR	S	P	ERA	WHIP										
<b>26 Orlando Hernandez, R</b> (1, 1) ERA: 3.02	7.0	W	25	3	1	1	8	2	0	0	0	0	1	62	99	1.29	0.714										
<b>Aaron Heilman, R</b> (8, 1) ERA: 3.5	1.0	H	3	0	0	0	1	0	0	0	0	0	0	6	8	0.00	0.000										
<b>13 Billy Wagner, L</b> (9, 1) ERA: 1.38	1.0	S	4	0	0	0	0	0	0	0	0	0	0	13	22	0.00	0.000										

AB	30
R	1
H	3
RBI	1
BB	2
SO	9
LOB	10



Batter	1	2	3	4	5	6	7	8	9	AB	R	H	RBI	BB	SO	LOB	BOTTOM										
<b>7 José Reyes, S</b> (1, 6) OBP: 0.378, SLG: 0.451										5	1	2	0	0	0	2	<b>Washington Nationals @ New York Mets</b> Shea Stadium, Flushing, NY Sat Jul 28 2007, 12:10 PM EDT Att: 51,947 - Overcast - 81 F										
<b>Ruben Gelay, S</b> (1, 4) OBP: 0.360, SLG: 0.496										4	1	2	1	0	1	1											
<b>5 David Wright, R</b> (1, 5) OBP: 0.375, SLG: 0.497										1	0	0	0	3	0	0											
<b>21 Carlos Delgado, L</b> (1, 3) OBP: 0.323, SLG: 0.435										3	1	1	1	1	2	3											
<b>11 Ramon Castro, R</b> (1, 2) OBP: 0.361, SLG: 0.551										4	0	1	0	0	1	4											
<b>23 Marlon Anderson, L</b> (1, 7) OBP: 0.294, SLG: 0.222										4	0	0	0	0	1	4											
<b>Lastings Milledge, R</b> (1, 8) OBP: 0.323, SLG: 0.599										3	0	1	1	0	1	0											
<b>Shawn Green, L</b> (1, 9) OBP: 0.320, SLG: 0.411										3	0	1	0	1	1	1											
<b>26 Orlando Hernandez, R</b> (1, 1) OBP: 0.290, SLG: 0.257										2	0	0	0	0	1	4											
<b>3 Damon Easley, R</b> (7, PH) OBP: 0.335, SLG: 0.436										1	0	0	0	0	0	0											
<b>Aaron Heilman, R</b> (8, 1) ERA: 3.5										0	0	0	0	0	0	0											
<b>1 Anderson Hernandez, S</b> (8, PH) OBP: 0.500, SLG: 0.500										1	0	1	0	0	0	0											
<b>13 Billy Wagner, L</b> (9, 1) ERA: 1.37										0	0	0	0	0	0	0											
<b>Inning Stats</b>	R: 0 E: 0 K: 2 S: 10	H: 0 LOB: 1 BB: 1 P: 17	R: 0 E: 0 K: 2 S: 7	H: 0 LOB: 0 BB: 0 P: 11	R: 0 E: 0 K: 1 S: 10	H: 1 LOB: 1 BB: 0 P: 15	R: 1 E: 0 K: 0 S: 15	H: 2 LOB: 3 BB: 2 P: 29	R: 0 E: 0 K: 1 S: 12	H: 2 LOB: 2 BB: 1 P: 20	R: 0 E: 0 K: 2 S: 10	H: 0 LOB: 0 BB: 0 P: 14	R: 2 E: 0 K: 0 S: 18	H: 3 LOB: 2 BB: 1 P: 28	R: 0 E: 0 K: 0 S: 7	H: 1 LOB: 1 BB: 0 P: 12	1B: 6 2B: 3 3B: 0 HR: 0	SF: 0 SAC: 0 DP: 0 HBP: 1	WP: 0 PB: 0 SB: 0 CS: 2	PA: 37							
<b>PITCHER</b>	IP	WLS	BF	H	R	ER	SO	BB	IBB	HBP	BLK	WP	HR	S	P	ERA	WHIP										
<b>Tim Redding, R</b> (1, 1) ERA: 2.64	6.0	L	26	5	1	1	8	3	1	0	0	0	0	64	106	1.50	1.333										
<b>52 Saul Rivera, R</b> (7, 1) ERA: 3.89	1.0	L	7	3	2	2	0	1	0	0	0	0	0	18	28	18.00	4.000										
<b>49 Chris Schroder, R</b> (8, 1) ERA: 1.37	1.0		4	1	0	0	0	0	0	1	0	0	0	7	12	0.00	1.000										

AB	31
R	3
H	9
RBI	3
BB	5
SO	8
LOB	19






Batter	1	2	3	4	5	6	7	8	9	AB	R	H	RBI	BB	SO	LOB	TOP				
D'Angelo Jimenez, S OBP: 0.295, SLG: 0.211 Nook Logan, S OBP: 0.266, SLG: 0.322	2-1 G3		2-1 11 1B 2B		1-1 10 1B 1B		2-2 G5-3	4-2 10 2B BB		4	1	2	1	1	0	0					
10 Ronnie Belliard, R OBP: 0.342, SLG: 0.425	1-3 K		3-3 K		1-2 1B		3-3 K	0-1 2B		5	0	2	2	0	3	1					
11 Ryan Zimmerman, R OBP: 0.313, SLG: 0.429	0-0 1B		2-2 21 1B 1B		1-0 F7		4-2 BB		1-2 G5-3	4	1	2	1	1	0	1					
21 Dmitri Young, S OBP: 0.382, SLG: 0.500 Felipe Lopez, S OBP: 0.327, SLG: 0.345	3-2 F7		1-0 25 1B 1B		1-3 K		1-1 F8		0-0 F8	4	0	1	1	0	1	3					
25 Austin Kearns, R OBP: 0.335, SLG: 0.373		1-1 G5-3	0-0 1B			2-2 G4-3		1-0 G1-3 WP 1B	2-0 G5-3	5	1	2	0	0	0	0					
Brian Schneider, L OBP: 0.307, SLG: 0.316		3-3 K	2-0 F8			3-2 G6-3		1 SAFE G1-3		4	0	0	0	0	1	3					
Robert Fick, L Tony Batista, R OBP: 0.313, SLG: 0.241	2-1 G6-3			0-1 G6-3		4-2 HBP BB		4-0 BB 10 2B IBB		2	0	0	0	1	0	0	AB 36				
Ryan Langerhans, L OBP: 0.270, SLG: 0.288			1-1 G6-3	0-0 F8		2-1 1B		1 SAFE 2-1 BB 10 2B 1B		3	1	1	1	0	0	0	R 6				
3B Joel Hanrahan, R OBP: 0.333, SLG: 1.000 34 Ray King, L Jon Rauch, R 32 Chad Cordero, R	3-2 K		3-2 2B 3B	2-3 K		1-1 G6-3		0-3 K		3	1	1	0	0	1	2	H 11				
	R: 0 E: 0 K: 1 S: 9	H: 1 LOB: 1 BB: 0 P: 15	R: 0 E: 0 K: 1 S: 7	H: 0 LOB: 0 BB: 0 P: 13	R: 3 E: 0 K: 1 S: 17	H: 5 LOB: 2 BB: 0 P: 31	R: 0 E: 0 K: 1 S: 7	H: 0 LOB: 0 BB: 0 P: 9	R: 0 E: 0 K: 1 S: 9	H: 2 LOB: 1 BB: 0 P: 13	R: 0 E: 0 K: 1 S: 11	H: 0 LOB: 2 BB: 1 P: 23	R: 0 E: 0 K: 1 S: 13	H: 0 LOB: 1 BB: 1 P: 23	R: 3 E: 0 K: 1 S: 14	H: 3 LOB: 2 BB: 2 P: 27	R: 0 E: 0 K: 0 S: 5	H: 0 LOB: 0 BB: 0 P: 8	1B: 8 2B: 2 3B: 1 HR: 0	SF: 0 SAC: 0 DP: 0 HBP: 1	WP: 1 PA: 41 CS: 0
PITCHER	IP	WLS	BF	H	R	ER	SO	BB	IBB	HBP	BLK	WP	HR	S	P	ERA	WHIP				
34 Mike Pelfrey, R ERA: 5.92	6.0		27	8	3	3	5	1	0	1	0	0	0	60	104	4.50	1.500				
59 Guillermo Mota, R ERA: 5.4	1.0		4	0	0	0	1	1	0	0	0	0	0	13	23	0.00	1.000				
25 Pedro Feliciano, L ERA: 2.93	0.2	L	6	2	3	3	1	1	1	0	0	1	0	12	25	40.50	4.500				
Aaron Heilman, R ERA: 3.42	1.1		4	1	0	0	0	0	0	0	0	0	0	7	10	0.00	0.750				

Washington Nationals @ New York Mets  
Shea Stadium, Flushing, NY  
Sat Jul 28 2007, 7:10 PM EDT  
Att: 46,265 - Partly Cloudy - 82 F

livebaseballscorecards.com

AB 36  
R 6  
H 11  
RBI 6  
BB 4  
SO 7  
LOB 12




Batter	1	2	3	4	5	6	7	8	9	AB	R	H	RBI	BB	SO	LOB	BOTTOM				
7 José Reyes, S OBP: 0.374, SLG: 0.445	2-3 K		1-0 F8			2-3 K	1-1 P6		3-1 G6-3	5	0	0	0	0	2	2					
Ruben Gelay, S OBP: 0.372, SLG: 0.500	4-0 BB			1-1 P6		1-1 5 2B 1B		0-2 21 1B 1B		3	2	2	0	1	0	0					
5 David Wright, R OBP: 0.379, SLG: 0.503	2-2 F8			2-1 1B		0-1 21 HR 2B		2-1 21 1B 18 G6-4-3 1B		4	2	3	1	0	0	1					
21 Carlos Delgado, L OBP: 0.325, SLG: 0.444	3-2 G6-3			1 SAFE 2-3 K		1-0 2H HR		0-0 18 G6-4-3 1B	1-3 2H 1B	4	1	2	3	0	1	2					
18 Moises Alou, R OBP: 0.359, SLG: 0.432		0-0 P4		0-1 P2		0-3 K		0-0 G6-4-3	1-2 3H 1B	4	0	0	0	0	1	2					
Shawn Green, L OBP: 0.319, SLG: 0.409		2-2 G3-1			0-0 G4-3		1-2 K	2-2 11 E 11 S 1B		4	0	1	0	0	1	0					
16 Paul Lo Duca, R OBP: 0.277, SLG: 0.362 26 Orlando Hernandez, R OBP: 0.333, SLG: 0.494 11 Ramon Castro, R OBP: 0.358, SLG: 0.545		0-1 F8			1-1 G5-3		2-2 1B	3-2 G6-3		3	0	1	0	0	0	0	AB 36				
Lastings Milledge, R OBP: 0.318, SLG: 0.492			3-3 K		1-1 F8		1-0 1B	3-2 G5-3		4	0	1	0	0	1	0	R 5				
34 Mike Pelfrey, R ERA: 5.92 34 Ray King, L ERA: 4.78 Jon Rauch, R ERA: 3.79 32 Chad Cordero, R ERA: 2.85			2-2 K		0-3 K		1-1 F7		0-2 G6-3	1	0	0	0	0	1	0	H 10				
	R: 0 E: 0 K: 1 S: 12	H: 0 LOB: 1 BB: 1 P: 23	R: 0 E: 0 K: 0 S: 7	H: 0 LOB: 0 BB: 0 P: 9	R: 0 E: 0 K: 2 S: 8	H: 0 LOB: 0 BB: 0 P: 14	R: 0 E: 0 K: 1 S: 10	H: 1 LOB: 1 BB: 0 P: 15	R: 0 E: 0 K: 0 S: 5	H: 0 LOB: 0 BB: 0 P: 7	R: 3 E: 0 K: 3 S: 14	H: 3 LOB: 0 BB: 0 P: 18	R: 0 E: 0 K: 1 S: 11	H: 2 LOB: 2 BB: 0 P: 17	R: 2 E: 0 K: 0 S: 14	H: 4 LOB: 1 BB: 0 P: 21	R: 0 E: 0 K: 0 S: 8	H: 0 LOB: 0 BB: 0 P: 14	1B: 8 2B: 1 3B: 0 HR: 1	SF: 0 SAC: 0 DP: 1 HBP: 0	WP: 0 PA: 37 CS: 0
PITCHER	IP	WLS	BF	H	R	ER	SO	BB	IBB	HBP	BLK	WP	HR	S	P	ERA	WHIP				
38 Joel Hanrahan, R ERA: 4.5	6.0		23	4	3	3	7	1	0	0	0	0	0	9	86	4.50	0.833				
34 Ray King, L ERA: 4.78	0.2		4	2	0	0	1	0	0	0	0	0	0	16	24	13.50	3.000				
Jon Rauch, R ERA: 3.79	1.1	W	7	4	2	2	0	0	0	0	0	0	0	8	14	0.00	0.000				
32 Chad Cordero, R ERA: 2.85	1.0	S	3	0	0	0	0	0	0	0	0	0	0	8	14	0.00	0.000				

Washington Nationals @ New York Mets  
Shea Stadium, Flushing, NY  
Sat Jul 28 2007, 7:10 PM EDT  
Att: 46,265 - Partly Cloudy - 82 F

livebaseballscorecards.com

AB 36  
R 5  
H 10  
RBI 4  
BB 1  
SO 8  
LOB 10





Batter	1	2	3	4	5	6	7	8	9	AB	R	H	RBI	BB	SO	LOB	TOP	
Felipe Lopez, S OBP: 0.296, SLG: 0.343										2	0	0	0	0	2	0		
10 Ronnie Belliard, R OBP: 0.343, SLG: 0.425										2	0	1	0	0	0	0		
11 Ryan Zimmerman, R OBP: 0.312, SLG: 0.427										2	0	0	0	0	0	1		
Ryan Church, L OBP: 0.337, SLG: 0.418										2	0	0	0	0	0	1		
Tony Batista, R OBP: 0.303, SLG: 0.232										2	0	0	0	0	1	0		
Brian Schneider, L OBP: 0.305, SLG: 0.314										2	0	0	0	0	0	0		
Nook Logan, S OBP: 0.282, SLG: 0.317										2	0	0	0	0	1	0		
Ryan Langerhans, L OBP: 0.269, SLG: 0.286										1	0	0	0	0	1	0		
40 Billy Traber, L 49 Chris Schroder, R										1	0	0	0	0	0	0		
										0	0	0	0	0	0	0		
<b>Inning Stats</b>	R: 0 H: 1 E: 0 K: 1 S: 9	H: 1 LOB: 1 BB: 0 P: 13	R: 0 H: 0 E: 0 K: 1 S: 8	H: 0 LOB: 0 BB: 0 P: 14	R: 0 H: 0 E: 0 K: 2 S: 9	H: 0 LOB: 0 BB: 0 P: 13	R: 0 H: 0 E: 0 K: 0 S: 7	H: 0 LOB: 0 BB: 0 P: 9	R: 0 H: 0 E: 0 K: 1 S: 11	H: 0 LOB: 0 BB: 0 P: 13								
<b>PITCHER</b> 33 John Maine, R ERA: 2.92	IP: 5.0 WLS: W BF: 16 H: 1 R: 0 ER: 0 SO: 5 BB: 0 IBB: 0 HBP: 0 BLK: 0 WP: 0 HR: 0 S: 44 P: 62 ERA: 0.00 WHIP: 0.200																	

Washington Nationals @ New York Mets  
Shea Stadium, Flushing, NY  
Sun Jul 29 2007, 1:10 PM EDT  
Att. 47,264 - Rain - 82 F

livebaseballscores.com

AB 16  
R 0  
H 1  
RBI 0  
BB 0  
SO 5  
LOB 2

WP: 0 PA: 16  
IBB: 0  
HBP: 0  
CS: 0

Batter	1	2	3	4	5	6	7	8	9	AB	R	H	RBI	BB	SO	LOB	BOTTOM	
7 José Reyes, S OBP: 0.376, SLG: 0.452										3	2	2	0	0	0	1		
Lastings Milledge, R OBP: 0.333, SLG: 0.492										2	0	1	1	1	0	1		
5 David Wright, R OBP: 0.381, SLG: 0.504										3	0	2	2	0	1	1		
21 Carlos Delgado, L OBP: 0.323, SLG: 0.440										3	0	0	0	0	0	4		
18 Moises Alou, R OBP: 0.351, SLG: 0.421										3	0	0	0	0	1	1		
3 Damion Easley, R OBP: 0.339, SLG: 0.438										3	1	2	0	0	0	0		
11 Ramon Castro, R OBP: 0.369, SLG: 0.594										3	1	2	2	0	0	1		
Ruben Gotay, S OBP: 0.382, SLG: 0.504										1	1	1	0	1	0	0		
33 John Maine, R OBP: 0.195, SLG: 0.194										1	0	0	0	0	1	2		
<b>Inning Stats</b>	R: 1 H: 2 E: 0 K: 1 S: 13	H: 2 LOB: 0 BB: 0 P: 18	R: 0 H: 1 E: 0 K: 1 S: 12	H: 1 LOB: 2 BB: 1 P: 23	R: 1 H: 2 E: 0 K: 1 S: 10	H: 2 LOB: 1 BB: 0 P: 18	R: 3 H: 4 E: 0 K: 0 S: 19	H: 4 LOB: 2 BB: 1 P: 32	R: 0 H: 1 E: 0 K: 0 S: 3	H: 1 LOB: 1 BB: 0 P: 6								
<b>PITCHER</b> 40 Billy Traber, L ERA: 4.91 49 Chris Schroder, R ERA: 1.33	IP: 3.2 WLS: L BF: 20 H: 8 R: 5 ER: 5 SO: 3 BB: 1 IBB: 1 HBP: 0 BLK: 0 WP: 0 HR: 1 S: 49 P: 83 ERA: 12.27 WHIP: 2.455																	

Washington Nationals @ New York Mets  
Shea Stadium, Flushing, NY  
Sun Jul 29 2007, 1:10 PM EDT  
Att. 47,264 - Rain - 82 F

livebaseballscores.com


AB 22  
R 5  
H 10  
RBI 5  
BB 2  
SO 3  
LOB 11


WP: 0 PA: 25  
IBB: 0  
HBP: 0  
CS: 1



Batter	1	2	3	4	5	6	7	8	9	10	11	12	13	AB	R	H	RBI	BB	SO	LOB	TOP		
7 José Reyes, S OBP: 0.377, SLG: 0.453	G6-3		G4-3			SH2-3 1B	FC6-4 1B				F9			5	1	2	0	1	0	1			
1 Luis Castillo, S OBP: 0.354, SLG: 0.350	F7			P2		SH2-3 2B	F7		L7					5	0	1	0	0	0	4			
5 David Wright, R OBP: 0.384, SLG: 0.504				BB		FC6-4 1B								4	1	2	1	2	0	4			
21 Carlos Delgado, L OBP: 0.323, SLG: 0.437	G6-3			F8		SH2-3 1B								5	0	1	0	1	1	3			
18 Moises Alou, R OBP: 0.357, SLG: 0.419		F9		BB		SF9								3	0	1	1	2	0	2			
Shawn Green, L OBP: 0.318, SLG: 0.410																							
3 Damon Easley, R OBP: 0.335, SLG: 0.433	G1			G3										4	0	1	0	0	0	3			
11 Ramon Castro, R OBP: 0.359, SLG: 0.566	G6-3													5	0	0	0	0	0	2			
Lastings Milledge, R OBP: 0.307, SLG: 0.449			L9											6	0	0	0	0	1	2			
Tom Glavine, L ERA: 4.52, SLG: 0.255			G6-3											3	0	0	0	0	0	1			
Aaron Heilman, R ERA: 4.21														0	0	0	0	0	0	0			
25 Pedro Feliciano, L ERA: 5.29														0	0	0	0	0	0	0			
59 Guillermo Mota, R ERA: 5.29														0	0	0	0	0	0	0			
17 David Newhan, L ERA: 4.29														1	0	1	0	0	0	0			
Aaron Sele, R ERA: 4.48														0	0	0	0	0	0	0			
<b>Inning Stats</b>	R: 0 E: 0 K: 0 S: 10	H: 1 LOB: 0 BB: 0 P: 15	R: 0 E: 0 K: 0 S: 8	H: 0 LOB: 0 BB: 0 P: 14	R: 0 E: 1 K: 0 S: 8	H: 0 LOB: 2 BB: 2 P: 17	R: 0 E: 0 K: 0 S: 6	H: 4 LOB: 3 BB: 0 P: 20	R: 0 E: 1 K: 0 S: 15	H: 1 LOB: 3 BB: 0 P: 25	R: 0 E: 0 K: 1 S: 10	H: 0 LOB: 1 BB: 1 P: 18	R: 0 E: 0 K: 1 S: 8	H: 1 LOB: 1 BB: 0 P: 8	R: 0 E: 0 K: 0 S: 3	H: 1 LOB: 0 BB: 0 P: 4	R: 0 E: 0 K: 1 S: 7	H: 1 LOB: 1 BB: 1 P: 13	1B: 7 2B: 2 3B: 0 HR: 0	SF: 1 SAC: 1 DP: 2 HBP: 1	W/P: 0 PB: 0 SB: 3 CS: 0	PA: 53	
<b>PITCHER</b>	IP WLS BF H R ER SO	6.1 2 28 6 2 2 0	6.0 2 20 0 0 0 0	6.0 2 20 0 0 0 0	6.0 2 20 0 0 0 0	6.0 2 20 0 0 0 0	6.0 2 20 0 0 0 0	6.0 2 20 0 0 0 0	6.0 2 20 0 0 0 0	6.0 2 20 0 0 0 0	6.0 2 20 0 0 0 0	6.0 2 20 0 0 0 0	6.0 2 20 0 0 0 0	6.0 2 20 0 0 0 0	6.0 2 20 0 0 0 0	6.0 2 20 0 0 0 0	6.0 2 20 0 0 0 0	6.0 2 20 0 0 0 0	6.0 2 20 0 0 0 0	6.0 2 20 0 0 0 0	6.0 2 20 0 0 0 0	6.0 2 20 0 0 0 0	
37 Jeff Suppan, R ERA: 4.97	12 Carlos Villanueva, R ERA: 3.79	Derrick Turnbow, R ERA: 4.21	Francisco Cordero, R ERA: 3.32	Matt Wise, R ERA: 3.22	Brian Shouse, L ERA: 2.05	Chris Spurling, R ERA: 3.82	31 Dave Bush, R ERA: 4.87																
<b>Batter</b>	1	2	3	4	5	6	7	8	9	10	11	12	13	AB	R	H	RBI	BB	SO	LOB	BOTTOM		
1 Corey Hart, R OBP: 0.345, SLG: 0.505	G6-3		FC5-4			K								5	0	1	0	0	1	2			
7 J.J. Hardy, S OBP: 0.328, SLG: 0.459	G5-3			BB		G6-3								4	2	1	0	1	0	2			
8 Ryan Braun, R OBP: 0.394, SLG: 0.657	F9			BB		G6-3								5	0	1	0	1	1	5			
28 Prince Fielder, L OBP: 0.374, SLG: 0.588														4	0	1	1	1	0	2			
2 Bill Hall, R OBP: 0.283, SLG: 0.443														4	0	1	1	1	0	4			
Matt Wise, R ERA: 3.22														0	0	0	0	0	0	0			
Brian Shouse, L ERA: 2.05														0	0	0	0	0	0	0			
Chris Spurling, R ERA: 3.82														0	0	0	0	0	0	0			
23 Rickey Weeks, Jr., R OBP: 0.175, SLG: 0.238														0	0	0	0	0	0	0			
31 Dave Bush, R ERA: 4.87														0	0	0	0	0	0	0			
Kevin Mench, R OBP: 0.302, SLG: 0.439														4	0	0	0	2	0	3			
Damon Easley, R OBP: 0.335, SLG: 0.433														4	0	1	1	1	0	2			
Damon Easley, R OBP: 0.335, SLG: 0.433														4	0	1	1	1	0	2			
Damon Easley, R OBP: 0.335, SLG: 0.433														4	0	0	0	2	0	3			
Damon Easley, R OBP: 0.335, SLG: 0.433														4	0	0	0	2	0	3			
Damon Easley, R OBP: 0.335, SLG: 0.433														4	0	0	0	2	0	3			
Damon Easley, R OBP: 0.335, SLG: 0.433														4	0	0	0	2	0	3			
Damon Easley, R OBP: 0.335, SLG: 0.433														4	0	0	0	2	0	3			
Damon Easley, R OBP: 0.335, SLG: 0.433														4	0	0	0	2	0	3			
Damon Easley, R OBP: 0.335, SLG: 0.433														4	0	0	0	2	0	3			
Damon Easley, R OBP: 0.335, SLG: 0.433														4	0	0	0	2	0	3			
Damon Easley, R OBP: 0.335, SLG: 0.433														4	0	0	0	2	0	3			
Damon Easley, R OBP: 0.335, SLG: 0.433														4	0	0	0	2	0	3			
Damon Easley, R OBP: 0.335, SLG: 0.433														4	0	0	0	2	0	3			
Damon Easley, R OBP: 0.335, SLG: 0.433														4	0	0	0	2	0	3			
Damon Easley, R OBP: 0.335, SLG: 0.433														4	0	0	0	2	0	3			
Damon Easley, R OBP: 0.335, SLG: 0.433														4	0	0	0	2	0	3			
Damon Easley, R OBP: 0.335, SLG: 0.433														4	0	0	0	2	0	3			
Damon Easley, R OBP: 0.335, SLG: 0.433														4	0	0	0	2	0	3			
Damon Easley, R OBP: 0.335, SLG: 0.433														4	0	0	0	2	0	3			
Damon Easley, R OBP: 0.335, SLG: 0.433														4	0	0	0	2	0	3			
Damon Easley, R OBP: 0.335, SLG: 0.433														4	0	0	0	2	0	3			
Damon Easley, R OBP: 0.335, SLG: 0.433														4	0	0	0	2	0	3			
Damon Easley, R OBP: 0.335, SLG: 0.433														4	0	0	0	2	0	3			
Damon Easley, R OBP: 0.335, SLG: 0.433														4	0	0	0	2	0	3			
Damon Easley, R OBP: 0.335, SLG: 0.433														4	0	0	0	2	0	3			
Damon Easley, R OBP: 0.335, SLG: 0.433														4	0	0	0	2	0	3			
Damon Easley, R OBP: 0.335, SLG: 0.433														4	0	0	0	2	0	3			
Damon Easley, R OBP: 0.335, SLG: 0.433														4	0	0	0	2	0	3			
Damon Easley, R OBP: 0.335, SLG: 0.433														4	0	0	0	2	0	3			
Damon Easley, R OBP: 0.335, SLG: 0.433														4	0	0	0	2	0	3			
Damon Easley, R OBP: 0.335, SLG: 0.433														4	0	0	0	2	0	3			
Damon Easley, R OBP: 0.335, SLG: 0.433														4	0	0	0	2	0	3			
Damon Easley, R OBP: 0.335, SLG: 0.433														4	0	0	0	2	0	3			
Damon Easley, R OBP: 0.335, SLG: 0.433														4	0	0	0	2	0	3			
Damon Easley, R OBP: 0.335, SLG: 0.433														4	0	0	0	2	0	3			
Damon Easley, R OBP: 0.335, SLG: 0.433														4	0	0	0	2	0	3			
Damon Easley, R OBP: 0.335, SLG: 0.433														4	0	0	0	2	0	3			
Damon Easley, R OBP: 0.335, SLG: 0.433														4	0	0	0	2	0	3			
Damon Easley, R OBP: 0.335, SLG: 0.433														4	0	0	0	2	0	3			
Damon Easley, R OBP: 0.335, SLG: 0.433														4	0	0	0	2	0	3			
Damon Easley, R OBP: 0.335, SLG: 0.433																							



Batter	1	2	3	4	5	6	7	8	9	AB	R	H	RBI	BB	SO	LOB	TOP					
7 José Reyes, S OBP: 0.378, SLG: 0.453	F8	L4		1B		K			1B	5	0	2	0	0	1	0	<b>New York Mets @ Milwaukee Brewers</b> Miller Park, Milwaukee, WI Wed Aug 01 2007, 7:05 PM CDT Att: 42,058 - Partly Cloudy - 86 F  livebaseballscorecards.com  AB 36 R 8 H 9 RBI 8 BB 3 SO 10 LOB 14  					
1 Luis Castillo, S OBP: 0.352, SLG: 0.348	K		1B	E6			G5-3		G4-6-3	5	1	1	0	0	1	3						
5 David Wright, R OBP: 0.384, SLG: 0.500	F9		1B	L8			K		BB	3	1	0	0	2	1	2						
21 Carlos Delgado, L OBP: 0.322, SLG: 0.433		1B	K			G5-3			L9	4	1	0	0	1	2	4						
18 Moises Alou, R OBP: 0.361, SLG: 0.417		1B	G5-3			G5-3			11 WP	3	1	1	0	0	0	2						
23 Marlon Anderson, L OBP: 0.298, SLG: 0.294		1B	HR			K			P3	4	2	2	4	0	1	1						
11 Ramon Castro, R OBP: 0.355, SLG: 0.582	HR		K			F9			K	4	1	1	3	0	2	1						
Shawn Green, L OBP: 0.317, SLG: 0.417	G4-3			K		HR			F8	4	1	1	1	0	1	1						
Oliver Pérez, L OBP: 0.211, SLG: 0.211	G5-3			K		G4-3				3	0	0	0	0	1	0						
59 Guillermo Mota, R OBP: 0.339, SLG: 0.436				K		G4-3			1B	0	0	0	0	0	0	0						
3 Damon Easley, R OBP: 0.339, SLG: 0.436				K						1	0	1	0	0	0	0						
13 Billy Wagner, L										0	0	0	0	0	0	0						
<b>Inning Stats</b>	R: 0 E: 0 K: 1 S: 9	H: 0 LOB: 0 BB: 0 P: 12	R: 4 E: 0 K: 0 S: 13	H: 3 LOB: 0 BB: 1 P: 26	R: 3 E: 0 K: 2 S: 14	H: 2 LOB: 0 BB: 1 P: 24	R: 0 E: 1 K: 2 S: 11	H: 1 LOB: 2 BB: 0 P: 18	R: 0 E: 0 K: 1 S: 7	H: 0 LOB: 0 BB: 0 P: 11	R: 1 E: 0 K: 1 S: 9	H: 1 LOB: 0 BB: 0 P: 14	R: 0 E: 0 K: 2 S: 9	H: 0 LOB: 1 BB: 0 P: 13	R: 0 E: 0 K: 1 S: 8	H: 0 LOB: 1 BB: 0 P: 12	R: 0 E: 0 K: 0 S: 6	H: 2 LOB: 2 BB: 1 P: 14	1B: 6 2B: 0 3B: 0 HR: 3	SF: 0 SAC: 0 DP: 1 HBP: 1	WP: 1 PB: 0 SB: 0 CS: 0	PA: 40
<b>PITCHER</b>	IP WLS BF H R ER SO BB IBB HBP BLK WP HR S P ERA WHIP																					
46 Claudio Vargas, R ERA: 4.78	2.2 L 15 5 7 7 2 2 0 0 0 0 2 33 57 23.62 2.625																					
43 Manny Parra, L ERA: 1.94	6.1 25 4 1 1 8 1 0 1 0 1 1 53 87 1.42 0.789																					

Batter	1	2	3	4	5	6	7	8	9	AB	R	H	RBI	BB	SO	LOB	BOTTOM					
1 Corey Hart, R OBP: 0.346, SLG: 0.500	K	1B		K			G5-3		F8	5	1	1	1	0	2	2	<b>New York Mets @ Milwaukee Brewers</b> Miller Park, Milwaukee, WI Wed Aug 01 2007, 7:05 PM CDT Att: 42,058 - Partly Cloudy - 86 F  livebaseballscorecards.com  AB 34 R 5 H 7 RBI 5 BB 3 SO 14 LOB 10  					
7 J.J. Hardy, R OBP: 0.325, SLG: 0.459	FC1	2B				G5-3			P3	4	1	1	1	1	0	2						
8 Ryan Braun, R OBP: 0.388, SLG: 0.646	FC1	K				F9			K	4	1	0	0	0	2	2						
28 Prince Fielder, L OBP: 0.375, SLG: 0.593	HR			K					K	3	1	1	3	1	2	0						
2 Bill Hall, R OBP: 0.334, SLG: 0.438	K			K					F8	4	0	0	0	0	3	1						
Kevin Mench, R OBP: 0.301, SLG: 0.436	F8								F9	4	0	1	0	0	0	0						
Johnny Estrada, S OBP: 0.300, SLG: 0.419		K		G5-3			G6-3		1B	4	0	1	0	0	1	1						
9 Tony Graffanino, R OBP: 0.317, SLG: 0.399		1B		K					K	3	1	1	0	1	2	1						
46 Claudio Vargas, R OBP: 0.129, SLG: 0.161		SH1-4								0	0	0	0	0	0	0						
43 Manny Parra, L OBP: 0.250, SLG: 0.500				K						2	0	0	0	0	2	1						
27 Joe Dillon, R OBP: 1.000, SLG: 1.000										1	0	1	0	0	0	0						
<b>Inning Stats</b>	R: 3 E: 1 K: 2 S: 12	H: 1 LOB: 0 BB: 1 P: 24	R: 2 E: 0 K: 2 S: 20	H: 2 LOB: 1 BB: 1 P: 29	R: 0 E: 0 K: 2 S: 12	H: 1 LOB: 1 BB: 0 P: 17	R: 0 E: 0 K: 3 S: 10	H: 0 LOB: 0 BB: 0 P: 13	R: 0 E: 0 K: 1 S: 9	H: 0 LOB: 1 BB: 1 P: 16	R: 0 E: 0 K: 1 S: 11	H: 1 LOB: 1 BB: 0 P: 16	R: 0 E: 0 K: 1 S: 9	H: 0 LOB: 0 BB: 0 P: 12	R: 0 E: 0 K: 1 S: 11	H: 0 LOB: 0 BB: 0 P: 19	R: 0 E: 0 K: 1 S: 16	H: 2 LOB: 2 BB: 0 P: 24	1B: 5 2B: 1 3B: 0 HR: 1	SF: 0 SAC: 1 DP: 0 HBP: 0	WP: 0 PB: 0 SB: 0 CS: 0	PA: 38
<b>PITCHER</b>	IP WLS BF H R ER SO BB IBB HBP BLK WP HR S P ERA WHIP																					
Oliver Pérez, L ERA: 3.0	6.0 W 27 5 5 4 10 3 0 0 0 0 0 0 115 6.00 1.333																					
59 Guillermo Mota, R ERA: 4.98	2.0 H 6 0 0 0 2 0 0 0 0 0 0 0 20 31 0.00 0.000																					
13 Billy Wagner, L ERA: 1.36	1.0 S 5 2 0 0 1 0 0 0 0 0 0 0 16 24 0.00 2.000																					



Batter	1	2	3	4	5	6	7	8	9	AB	R	H	RBI	BB	SO	LOB	TOP				
7 José Reyes, S OBP: 0.377, SLG: 0.458										6	1	2	2	0	2	2					
1 Luis Castillo, S OBP: 0.347, SLG: 0.342										6	0	0	0	0	0	2					
5 David Wright, R OBP: 0.389, SLG: 0.514										5	3	4	1	0	0	0					
21 Carlos Delgado, L OBP: 0.322, SLG: 0.433										4	2	1	1	0	3	1					
18 Moises Alou, R Aron Sele, R										4	1	2	1	1	0	2					
3 Damon Easley, R OBP: 0.345, SLG: 0.458										5	2	3	2	0	1	2					
11 Ramon Castro, R OBP: 0.349, SLG: 0.565										5	1	1	0	0	3	5					
Lastings Milledge, R OBP: 0.325, SLG: 0.473										5	1	3	2	0	0	0					
54 Brian Lawrence, R Ruben Gotay, S Scott Schoeneweis, L Jorge Sosa, R 23 Marlon Anderson, L										2	0	0	0	0	2	0					
<b>Inning Stats</b>	R: 2 H: 4 E: 0 K: 2 S: 15	H: 4 R: 0 ER: 0 LOB: 2 BB: 0 P: 23	R: 0 H: 0 E: 0 K: 2 S: 7	H: 0 R: 0 ER: 0 LOB: 0 BB: 0 P: 8	R: 0 H: 1 E: 0 K: 1 S: 10	H: 1 R: 0 ER: 0 LOB: 2 BB: 1 P: 17	R: 0 H: 0 E: 0 K: 2 S: 9	H: 0 R: 0 ER: 0 LOB: 0 BB: 0 P: 11	R: 1 H: 1 E: 0 K: 1 S: 9	H: 1 R: 0 ER: 0 LOB: 0 BB: 0 P: 12	R: 2 H: 4 E: 0 K: 0 S: 14	H: 4 R: 0 ER: 0 LOB: 2 BB: 0 P: 25	R: 3 H: 4 E: 0 K: 1 S: 18	H: 4 R: 0 ER: 0 LOB: 0 BB: 0 P: 26	R: 0 H: 0 E: 0 K: 1 S: 9	H: 0 R: 0 ER: 0 LOB: 0 BB: 0 P: 11	R: 4 H: 4 E: 0 K: 1 S: 20	H: 4 R: 0 ER: 0 LOB: 0 BB: 0 P: 24	1B: 9 2B: 6 3B: 0 HR: 3	SF: 0 SAC: 0 DP: 0 HBP: 1	WP: 0 PA: 47 PB: 0 SB: 1 CS: 0
<b>PITCHER</b>	IP WLS BF H R ER SO BB IBB HBP BLK WP HR S P ERA WHIP																				
39 Chris Capuano, L ERA: 4.89	6.0 L 29 10 5 5 8 1 0 0 0 0 1 64 96 7.50 1.833																				
12 Carlos Villanueva, R ERA: 4.13	0.2 7 4 3 3 1 0 0 0 1 0 0 0 14 20 40.50 6.000																				
Brian Shouse, L ERA: 1.97	1.1 4 0 0 0 1 0 0 0 0 0 0 0 13 17 0.00 0.000																				
Chris Spurling, R ERA: 4.71	1.0 7 4 4 4 1 0 0 0 0 0 1 20 24 36.00 4.000																				

**New York Mets @ Milwaukee Brewers**  
Miller Park, Milwaukee, WI  
Thu Aug 02 2007, 1:05 PM CDT  
Att: 41,704 - Partly Cloudy - 89 F

AB 45  
R 12  
H 18  
RBI 12  
BB 1  
SO 11  
LOB 15

Batter	1	2	3	4	5	6	7	8	9	AB	R	H	RBI	BB	SO	LOB	BOTTOM		
1 Corey Hart, R OBP: 0.350, SLG: 0.520										5	2	3	3	0	0	3			
7 J.J. Hardy, R OBP: 0.326, SLG: 0.456										5	0	1	0	0	1	2			
8 Ryan Braun, R OBP: 0.388, SLG: 0.645										5	0	2	0	0	0	1			
28 Prince Fielder, L OBP: 0.376, SLG: 0.594										5	0	2	0	0	1	2			
2 Bill Hall, R OBP: 0.331, SLG: 0.432										4	0	0	0	0	0	2			
Geoff Jenkins, L OBP: 0.339, SLG: 0.478										3	0	0	0	0	1	1			
Johnny Estrada, S OBP: 0.306, SLG: 0.429										4	1	3	0	0	0	0			
9 Tony Graffanino, R OBP: 0.316, SLG: 0.396										4	1	1	1	0	0	3			
39 Chris Capuano, L Kevin Metcher, R 12 Carlos Villanueva, R Brian Shouse, L Craig Counsell, L Chris Spurling, R										2	0	1	0	0	0	0			
<b>Inning Stats</b>	R: 0 H: 1 E: 0 K: 1 S: 9	H: 4 R: 2 ER: 0 LOB: 2 BB: 0 P: 30	R: 0 H: 1 E: 0 K: 0 S: 8	H: 1 R: 0 ER: 0 LOB: 1 BB: 0 P: 14	R: 0 H: 0 E: 0 K: 0 S: 15	H: 0 R: 0 ER: 0 LOB: 0 BB: 0 P: 21	R: 1 H: 2 E: 0 K: 0 S: 8	H: 2 R: 0 ER: 0 LOB: 0 BB: 0 P: 12	R: 0 H: 1 E: 0 K: 0 S: 10	H: 1 R: 0 ER: 0 LOB: 1 BB: 1 P: 21	R: 0 H: 1 E: 0 K: 0 S: 9	H: 1 R: 0 ER: 0 LOB: 1 BB: 0 P: 12	R: 0 H: 1 E: 0 K: 0 S: 10	H: 1 R: 0 ER: 0 LOB: 0 BB: 0 P: 13	R: 1 H: 2 E: 0 K: 0 S: 11	H: 2 R: 0 ER: 0 LOB: 0 BB: 0 P: 18	1B: 7 2B: 4 3B: 0 HR: 2	SF: 0 SAC: 0 DP: 1 HBP: 1	WP: 0 PA: 41 PB: 0 SB: 0 CS: 1
<b>PITCHER</b>	IP WLS BF H R ER SO BB IBB HBP BLK WP HR S P ERA WHIP																		
54 Brian Lawrence, R ERA: 5.4	5.0 W 22 8 3 3 3 0 0 0 0 0 0 62 90 5.40 1.600																		
Scott Schoeneweis, L ERA: 5.49	0.2 H 4 1 0 0 0 0 0 0 1 0 0 0 6 12 0.00 1.500																		
Jorge Sosa, R ERA: 4.36	2.1 H 10 2 0 0 0 1 0 0 0 0 0 0 23 34 0.00 1.286																		
Aaron Sele, R ERA: 4.42	1.0 4 2 1 1 0 0 0 0 0 0 1 11 18 9.00 2.000																		

**New York Mets @ Milwaukee Brewers**  
Miller Park, Milwaukee, WI  
Thu Aug 02 2007, 1:05 PM CDT  
Att: 41,704 - Partly Cloudy - 89 F

AB 38  
R 4  
H 13  
RBI 4  
BB 1  
SO 3  
LOB 15







Batter	1	2	3	4	5	6	7	8	9	AB	R	H	RBI	BB	SO	LOB	TOP					
7 José Reyes, S OBP: 0.374, SLG: 0.451	F9		F9		P4		P3			4	0	0	0	0	0	1						
1 Luis Castillo, S OBP: 0.348, SLG: 0.347	G6-3							F7		4	0	2	0	0	0	0						
5 David Wright, R OBP: 0.392, SLG: 0.511				P4				18 BB		3	0	1	0	1	0	3						
21 Carlos Delgado, L OBP: 0.329, SLG: 0.436						F9		L6		4	0	1	0	0	1	1						
18 Moises Alou, R OBP: 0.383, SLG: 0.481				HR						3	2	2	2	1	1	2						
3 Damon Easley, R OBP: 0.337, SLG: 0.445		G1-3		F8		G6-3				4	0	0	0	0	1	2						
11 Ramon Castro, R OBP: 0.333, SLG: 0.556							F9			4	0	0	0	0	1	0						
Lastings Milledge, R OBP: 0.321, SLG: 0.462										4	0	1	0	0	3	0						
33 John Maine, R Aaron Sele, R Ruben Gotay, S Jorge Sosa, R Scott Schoeneweis, L 23 Marlon Anderson, L										1	0	0	0	0	1	0						
<b>Inning Stats</b>	R: 0 E: 0 K: 1 S: 13	H: 2 LOB: 2 BB: 0 P: 18	R: 0 E: 0 K: 1 S: 6	H: 0 LOB: 0 BB: 0 P: 9	R: 0 E: 0 K: 1 S: 9	H: 1 LOB: 1 BB: 0 P: 15	R: 1 E: 0 K: 2 S: 11	H: 1 LOB: 0 BB: 0 P: 16	R: 0 E: 0 K: 1 S: 12	H: 2 LOB: 2 BB: 0 P: 15	R: 1 E: 0 K: 0 S: 7	H: 1 LOB: 0 BB: 0 P: 12	R: 0 E: 0 K: 2 S: 12	H: 0 LOB: 0 BB: 0 P: 15	R: 0 E: 0 K: 1 S: 10	H: 0 LOB: 2 BB: 2 P: 21	R: 0 E: 0 K: 1 S: 7	H: 0 LOB: 0 BB: 0 P: 10	1B: 4 2B: 1 3B: 0 HR: 2	SF: 0 SAC: 0 DP: 0 HBP: 0	WP: 0 PB: 0 SB: 2 CS: 0	PA: 36
<b>PITCHER</b>	IP WLS BF H R ER SO BB IBB HBP BLK WP HR S P ERA WHIP																					
30 Ted Lilly, L ERA: 3.53	7.2 W 31 7 2 2 8 1 0 0 0 0 2 76 113 2.35 1.043																					
49 Carlos Marmol, R ERA: 1.71	0.1 2 0 0 0 1 1 0 0 0 0 0 4 8 0.00 3.000																					
Bob Howry, R ERA: 3.95	1.0 3 0 0 0 1 0 0 0 0 0 0 7 10 0.00 0.000																					

New York Mets @ Chicago Cubs  
Wrigley Field, Chicago, IL  
Sat Aug 04 2007, 2:55 PM CDT  
Att: 41,412 - Cloudy - 74 F

AB 34  
R 2  
H 7  
RBI 2  
BB 2  
SO 10  
LOB 10



Batter	1	2	3	4	5	6	7	8	9	AB	R	H	RBI	BB	SO	LOB	BOTTOM			
12 Alfonso Soriano, R OBP: 0.335, SLG: 0.511	G1-3		G1-3	G5-3		G5-3				4	0	0	0	0	0	3				
2 Ryan Theriot, R OBP: 0.349, SLG: 0.364	G1-3						G6-3			4	1	1	1	0	0	0				
25 Derrek Lee, R OBP: 0.415, SLG: 0.516	G6-3									3	1	0	0	1	0	0				
16 Aramis Ramirez, R OBP: 0.361, SLG: 0.548										3	1	1	1	1	1	1				
15 Cliff Floyd, L OBP: 0.356, SLG: 0.386										3	1	0	1	0	2	2				
29 Ángel Pagán, S OBP: 0.318, SLG: 0.453										0	0	0	0	0	0	0				
Mark DeRosa, R OBP: 0.368, SLG: 0.430										4	0	1	2	0	2	1				
Jacque Jones, L OBP: 0.315, SLG: 0.351										4	0	3	1	0	0	0				
Jason Kendall, R OBP: 0.274, SLG: 0.285										3	1	1	0	1	0	2				
30 Ted Lilly, L OBP: 0.154, SLG: 0.154										3	1	0	0	0	1	4				
49 Carlos Marmol, R ERA: 4.31										0	0	0	0	0	0	0				
Bob Howry, L ERA: 5.36										0	0	0	0	0	0	0				
<b>Inning Stats</b>	R: 0 E: 0 K: 0 S: 4	H: 0 LOB: 0 BB: 0 P: 6	R: 0 E: 0 K: 1 S: 7	H: 0 LOB: 0 BB: 0 P: 11	R: 6 E: 0 K: 0 S: 23	H: 4 LOB: 2 BB: 3 P: 48	R: 0 E: 0 K: 1 S: 6	H: 0 LOB: 0 BB: 0 P: 8	R: 0 E: 0 K: 2 S: 14	H: 1 LOB: 1 BB: 0 P: 20	R: 0 E: 0 K: 0 S: 5	H: 2 LOB: 1 BB: 0 P: 10	R: 0 E: 1 K: 2 S: 12	H: 0 LOB: 1 BB: 0 P: 21	R: 0 E: 0 K: 0 S: 7	H: 0 LOB: 0 BB: 0 P: 8	1B: 5 2B: 2 3B: 0 HR: 0	SF: 0 SAC: 0 DP: 1 HBP: 1	WP: 0 PB: 0 SB: 0 CS: 0	PA: 35
<b>PITCHER</b>	IP WLS BF H R ER SO BB IBB HBP BLK WP HR S P ERA WHIP																			
33 John Maine, R ERA: 3.27	2.2 L 16 4 6 6 1 3 0 0 0 0 0 0 27 42 0.00 0.900																			
Aaron Sele, R ERA: 4.07	3.1 12 3 0 0 3 0 0 0 0 0 0 0 27 42 0.00 0.900																			
Jorge Sosa, R ERA: 4.31	1.0 4 0 0 0 2 0 0 0 0 0 0 0 12 21 0.00 0.000																			
Scott Schoeneweis, L ERA: 5.36	1.0 3 0 0 0 0 0 0 0 0 0 0 0 7 8 0.00 0.000																			

New York Mets @ Chicago Cubs  
Wrigley Field, Chicago, IL  
Sat Aug 04 2007, 2:55 PM CDT  
Att: 41,412 - Cloudy - 74 F

AB 31  
R 6  
H 7  
RBI 6  
BB 3  
SO 6  
LOB 13





Batter	1	2	3	4	5	6	7	8	9	AB	R	H	RBI	BB	SO	LOB	TOP					
7 José Reyes, S OBP: 0.375, SLG: 0.456	F8			G4-3			K			6	2	3	1	0	1	3						
1 Luis Castillo, S OBP: 0.354, SLG: 0.356 Ruben Gotay, S OBP: 0.381, SLG: 0.500	F9	G6-3							G1-3	5	2	4	0	0	0	2						
5 David Wright, R OBP: 0.393, SLG: 0.508	F9			F9						4	1	1	0	2	0	2						
21 Carlos Delgado, L OBP: 0.331, SLG: 0.441			G4-3							4	1	2	4	1	0	2						
18 Moises Alou, R OBP: 0.381, SLG: 0.468	K			F8						4	0	0	0	2	2	4						
Shawn Green, L OBP: 0.317, SLG: 0.418	G3-1			G3-1						5	0	1	1	0	1	6						
16 Paul Lo Duca, R OBP: 0.311, SLG: 0.360	G4-3			G6-3						5	0	1	1	0	0	1						
Lastings Milledge, R OBP: 0.348, SLG: 0.488										4	2	3	0	1	0	3						
Tom Glavine, L OBP: 0.326, SLG: 0.299 59 Guillermo Mota, R OBP: 0.292, SLG: 0.325 25 Pedro Feliciano, L ERA: 2.88 Aaron Heilman, R ERA: 3.47 23 Marlon Anderson, L OBP: 0.292, SLG: 0.292 Jorge Sosa, R OBP: 0.336, SLG: 0.336 13 Billy Wagner, L ERA: 4.28										2	0	1	1	1	0	1						
<b>Inning Stats</b>	R: 0 E: 0 K: 1 S: 11	H: 1 LOB: 2 BB: 1 P: 19	R: 1 E: 0 K: 0 S: 13	H: 2 LOB: 2 BB: 1 P: 22	R: 0 E: 0 K: 0 S: 5	H: 0 LOB: 0 BB: 0 P: 8	R: 0 E: 0 K: 0 S: 14	H: 1 LOB: 2 BB: 1 P: 24	R: 2 E: 0 K: 0 S: 13	H: 3 LOB: 1 BB: 0 P: 20	R: 2 E: 0 K: 0 S: 12	H: 3 LOB: 3 BB: 2 P: 26	R: 0 E: 0 K: 1 S: 8	H: 1 LOB: 0 BB: 0 P: 14	R: 2 E: 0 K: 1 S: 15	H: 4 LOB: 3 BB: 1 P: 26	R: 1 E: 0 K: 1 S: 8	H: 1 LOB: 1 BB: 1 P: 14	1B: 10 2B: 5 3B: 1 HR: 0	SF: 1 SAC: 1 DP: 0 HBP: 0	WP: 1 PB: 0 SB: 4 CS: 0	PA: 50
<b>PITCHER</b>	IP	WLS	BF	H	R	ER	SO	BB	IBB	HBP	BLK	WP	HR	S	P	ERA	WHIP					
Jason Marquis, R ERA: 4.39	5.1	L	28	9	5	5	1	3	0	0	0	1	0	61	98	8.44	2.250					
47 Scott Eyre, L ERA: 5.45	0.2		5	1	0	0	0	0	2	0	0	0	0	7	21	0.00	1.500					
34 Kerry Wood, R ERA: 5.06	1.0		4	1	0	0	1	0	0	0	0	0	0	8	14	0.00	1.000					
13 Will Ohman, L ERA: 5.06	0.1		5	3	2	2	1	0	1	0	0	0	0	11	20	54.00	9.000					
43 Michael Wuerzt, R ERA: 3.33	0.2		3	1	0	0	0	0	0	0	0	0	0	4	6	0.00	1.500					

New York Mets @ Chicago Cubs  
Wrigley Field, Chicago, IL  
Sun Aug 05 2007, 7:05 PM CDT  
Att. 41,599 - Clear - 83 F

AB 41  
R 8  
H 16  
RBI 8  
BB 7  
SO 4  
LOB 28



Batter	1	2	3	4	5	6	7	8	9	AB	R	H	RBI	BB	SO	LOB	BOTTOM					
12 Alfonso Soriano, R OBP: 0.336, SLG: 0.511 17 Mike Fontenot, L OBP: 0.360, SLG: 0.465	F8					L3			G4-3	2	0	1	0	0	0	0						
2 Ryan Theriot, R OBP: 0.348, SLG: 0.363	F8					G6-3				4	0	1	0	0	0	1						
25 Derrek Lee, R OBP: 0.414, SLG: 0.516	F7									4	1	1	0	0	0	0						
16 Aramis Ramirez, R OBP: 0.360, SLG: 0.548										4	0	1	1	0	0	0						
15 Cliff Floyd, L OBP: 0.365, SLG: 0.388										2	0	1	0	2	1	1						
Mark DeRosa, R OBP: 0.384, SLG: 0.425										4	0	0	0	0	0	3						
46 Ryan Dempster, R ERA: 3.89										0	0	0	0	0	0	0						
29 Ángel Pagán, S OBP: 0.316, SLG: 0.455										4	1	1	0	0	0	1						
Jason Kendall, R OBP: 0.276, SLG: 0.291										4	1	2	0	0	0	0						
Jason Marquis, L ERA: 4.31 59 Guillermo Mota, R ERA: 5.09 25 Pedro Feliciano, L ERA: 2.88 Aaron Heilman, R ERA: 3.47 Jorge Sosa, R ERA: 4.28										2	0	0	0	0	0	0						
<b>Inning Stats</b>	R: 0 E: 0 K: 0 S: 8	H: 0 LOB: 0 BB: 0 P: 14	R: 0 E: 0 K: 0 S: 10	H: 0 LOB: 1 BB: 1 P: 22	R: 0 E: 0 K: 0 S: 13	H: 2 LOB: 1 BB: 0 P: 20	R: 0 E: 0 K: 0 S: 6	H: 1 LOB: 1 BB: 0 P: 7	R: 0 E: 0 K: 0 S: 6	H: 0 LOB: 0 BB: 0 P: 12	R: 1 E: 0 K: 1 S: 13	H: 2 LOB: 1 BB: 0 P: 23	R: 2 E: 0 K: 0 S: 11	H: 3 LOB: 1 BB: 0 P: 17	R: 0 E: 0 K: 0 S: 6	H: 0 LOB: 1 BB: 1 P: 13	R: 0 E: 0 K: 1 S: 13	H: 1 LOB: 1 BB: 0 P: 17	1B: 4 2B: 5 3B: 0 HR: 0	SF: 0 SAC: 0 DP: 0 HBP: 0	WP: 0 PB: 0 SB: 0 CS: 0	PA: 37
<b>PITCHER</b>	IP	WLS	BF	H	R	ER	SO	BB	IBB	HBP	BLK	WP	HR	S	P	ERA	WHIP					
Tom Glavine, L ERA: 4.31	6.1	W	25	6	2	2	2	1	0	0	0	0	0	58	102	2.84	1.105					
13 Billy Wagner, L ERA: 1.3	1.0		4	1	0	0	1	0	0	0	0	0	0	4	7	27.00	3.000					
47 Scott Eyre, L ERA: 5.45	0.0		1	1	0	0	0	0	0	0	0	0	0	2	3							
34 Kerry Wood, R ERA: 5.06	0.1	H	2	1	1	1	0	0	0	0	0	0	0	4	7	27.00	3.000					
Aaron Heilman, R ERA: 3.47	0.1	H	1	0	0	0	0	0	0	0	0	0	0	3	3	0.00	0.000					
Jorge Sosa, R ERA: 4.28	1.0		4	0	0	0	0	1	0	0	0	0	0	6	13	0.00	1.000					

New York Mets @ Chicago Cubs  
Wrigley Field, Chicago, IL  
Sun Aug 05 2007, 7:05 PM CDT  
Att. 41,599 - Clear - 83 F

AB 35  
R 3  
H 9  
RBI 3  
BB 2  
SO 2  
LOB 9





Batter	1	2	3	4	5	6	7	8	9	AB	R	H	RBI	BB	SO	LOB	TOP			
19 Yunel Escobar, R OBP: 0.374, SLG: 0.420	G6-3	0-0		3-1		3-2		3-3		5	0	2	1	0	1	2	Atlanta Braves @ New York Mets Shea Stadium, Flushing, NY Tue Aug 07 2007, 7:10 PM EDT Att: 52,177 - Cloudy - 82 F			
23 Matt Diaz, R OBP: 0.373, SLG: 0.496		1-3		1-3		0-1		1-2		5	1	1	1	0	2	5				
39 Rafael Soriano, R		F9		K		G1-3		K		0	0	0	0	0	0	0				
58 Peter Moylan, R	HR			K				K		0	0	0	0	0	0	0				
10 Chipper Jones, S OBP: 0.431, SLG: 0.591	K			7 1B HR		K				5	2	3	0	0	2	1				
Mark Teixeira, S OBP: 0.392, SLG: 0.535	F9			F8		F8		SF7		3	0	0	1	0	0	1				
Andrew Jones, R OBP: 0.317, SLG: 0.424		F7		7 HR 1B		F9		K		4	1	1	0	1	1	0				
7 Jeff Francoeur, R OBP: 0.354, SLG: 0.465		16 1B 2B		1-H 2-H HR		1B		2B		5	2	4	3	0	0	3				
16 Brian McCann, L OBP: 0.317, SLG: 0.452		19 2B 3B 1B		L7		L4		G3-1		5	1	1	1	0	0	5				
2 Kelly Johnson, L OBP: 0.393, SLG: 0.491		K		F7		G4-3		G4-3		5	0	0	0	0	2	4				
38 Buddy Carlyle, L OBP: 0.148, SLG: 0.148		19 2B 1B		K		K				2	0	1	0	0	1	0				
1 Martin Prado, R OBP: 0.359, SLG: 0.241										1	0	1	0	0	0	0				
Willie Harris, L OBP: 0.397, SLG: 0.447										0	0	1	0	0	0	0				
<b>Inning Stats</b>	R: 1 E: 0 K: 1 S: 13	H: 1 LOB: 0 BB: 0 P: 17	R: 2 E: 0 K: 1 S: 25	H: 4 LOB: 2 BB: 0 P: 36	R: 3 E: 0 K: 0 S: 12	H: 3 LOB: 0 BB: 0 P: 18	R: 0 E: 0 K: 3 S: 14	H: 1 LOB: 1 BB: 0 P: 19	R: 0 E: 0 K: 0 S: 8	H: 1 LOB: 1 BB: 0 P: 14	R: 1 E: 0 K: 1 S: 11	H: 2 LOB: 1 BB: 0 P: 19	R: 0 E: 0 K: 2 S: 10	H: 1 LOB: 3 BB: 1 P: 16	R: 0 E: 0 K: 1 S: 10	H: 1 LOB: 3 BB: 1 P: 20	1B: 6 2B: 6 3B: 1 HR: 2	SF: 1 SAC: 0 DP: 0 HBP: 1	WP: 0 PB: 0 SB: 0 CS: 0	PA: 44
<b>PITCHER</b>	IP WLS BF H R ER SO BB IBB HBP BLK WP HR S P ERA WHIP																			
Oliver Pérez, L ERA: 3.31	5.0 L 25 10 6 6 5 0 0 0 0 0 0 2 78 109 10.80 2.000																			
Aaron Sele, R ERA: 4.12	1.2 8 3 1 1 1 0 0 0 0 0 0 0 18 32 5.40 1.800																			
Scott Schoeneweis, L ERA: 5.31	0.1 1 0 0 0 0 0 0 0 0 0 0 0 1 1 0.00 0.000																			
59 Guillermo Mota, R ERA: 4.91	1.1 8 2 0 0 2 1 0 1 0 0 0 0 16 29 0.00 2.250																			
25 Pedro Feliciano, L ERA: 2.83	0.2 2 0 0 0 1 0 0 0 0 0 0 0 4 7 0.00 0.000																			

Atlanta Braves @ New York Mets  
Shea Stadium, Flushing, NY  
Tue Aug 07 2007, 7:10 PM EDT  
Att: 52,177 - Cloudy - 82 F

AB 41  
R 7  
H 15  
RBI 7  
BB 1  
SO 9  
LOB 21



Batter	1	2	3	4	5	6	7	8	9	AB	R	H	RBI	BB	SO	LOB	BOTTOM			
7 José Reyes, S OBP: 0.374, SLG: 0.454	P5		2-1		0-0			P6		4	0	1	1	0	0	0	Atlanta Braves @ New York Mets Shea Stadium, Flushing, NY Tue Aug 07 2007, 7:10 PM EDT Att: 52,177 - Cloudy - 82 F			
1 Luis Castillo, S OBP: 0.353, SLG: 0.354			1 SAFE 1 SAFE	1-2	3-H 2-2			E4		4	0	1	0	0	0	1				
5 David Wright, R OBP: 0.392, SLG: 0.505	1B		1-2		0-0			G6-4-3		3	1	0	0	1	0	2				
21 Carlos Delgado, L OBP: 0.333, SLG: 0.440	F9		4-2	21 1B 18 G5-4-3	BB			G6-4-3		3	0	1	0	1	1	1				
18 Moises Alou, R OBP: 0.372, SLG: 0.455	F8		0-1	18 G5-4-3	1B			K		3	0	1	0	1	1	1				
Shawn Green, L OBP: 0.316, SLG: 0.416	F9		1-3	2-0	G5-4-3			G5-3		4	0	0	0	0	0	2				
16 Paul Lo Duca, R OBP: 0.308, SLG: 0.356	F8		1-2	1-2	1B			G3		4	0	1	0	0	0	0				
16 Paul Lo Duca, R OBP: 0.308, SLG: 0.356	P3		1-0	3-2	P6			L7		3	0	0	0	0	0	1				
Lastings Milledge, R OBP: 0.348, SLG: 0.494			3-3		0-0			K		3	1	1	0	0	2	0				
Oliver Pérez, L ERA: 3.31			0-0		3-1			F8		1	0	0	0	0	0	0				
17 David Newhall, L ERA: 2.66			0-0		2-H					1	1	1	0	0	0	0				
Aaron Sele, R ERA: 4.12			0-0							0	0	0	0	0	0	0				
Scott Schoeneweis, L ERA: 5.31			0-0							0	0	0	0	0	0	0				
Ruben Gotay, S OBP: 0.370, SLG: 0.498			0-0							1	0	0	0	0	0	0				
59 Guillermo Mota, R ERA: 4.91			0-0							0	0	0	0	0	0	0				
25 Pedro Feliciano, L ERA: 2.83			0-0							0	0	0	0	0	0	0				
<b>Inning Stats</b>	R: 0 E: 0 K: 0 S: 10	H: 1 LOB: 1 BB: 0 P: 14	R: 0 E: 0 K: 0 S: 8	H: 0 LOB: 0 BB: 0 P: 11	R: 0 E: 0 K: 1 S: 11	H: 1 LOB: 1 BB: 0 P: 17	R: 1 E: 0 K: 0 S: 13	H: 2 LOB: 1 BB: 1 P: 23	R: 2 E: 0 K: 0 S: 9	H: 2 LOB: 0 BB: 0 P: 14	R: 0 E: 0 K: 1 S: 7	H: 0 LOB: 0 BB: 0 P: 7	R: 0 E: 1 K: 0 S: 10	H: 0 LOB: 0 BB: 0 P: 14	R: 0 E: 0 K: 1 S: 7	H: 0 LOB: 0 BB: 0 P: 9	1B: 4 2B: 1 3B: 1 HR: 0	SF: 0 SAC: 0 DP: 3 HBP: 0	WP: 0 PB: 0 SB: 0 CS: 0	PA: 33
<b>PITCHER</b>	IP WLS BF H R ER SO BB IBB HBP BLK WP HR S P ERA WHIP																			
38 Buddy Carlyle, R ERA: 4.28	5.0 W 21 6 3 3 1 1 0 0 0 0 0 0 9 14 0.00 1.000																			
Ron Mahay, L ERA: 2.66	1.0 H 3 0 0 0 0 1 0 0 0 0 0 0 9 14 0.00 1.000																			
26 Octavio Dotel, R ERA: 4.61	1.0 3 0 0 0 1 0 0 0 0 0 0 0 7 7 0.00 0.000																			
39 Rafael Soriano, R ERA: 3.73	1.0 3 0 0 0 0 0 0 0 0 0 0 0 10 14 0.00 0.000																			
58 Peter Moylan, R ERA: 1.91	1.0 3 0 0 0 1 0 0 0 0 0 0 0 7 9 0.00 0.000																			

Atlanta Braves @ New York Mets  
Shea Stadium, Flushing, NY  
Tue Aug 07 2007, 7:10 PM EDT  
Att: 52,177 - Cloudy - 82 F

AB 31  
R 3  
H 6  
RBI 2  
BB 2  
SO 3  
LOB 7

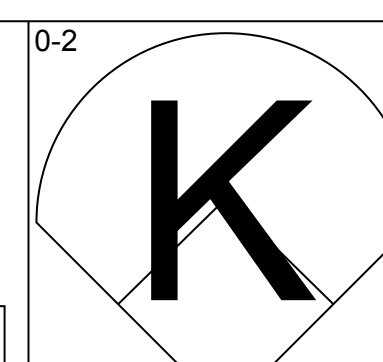
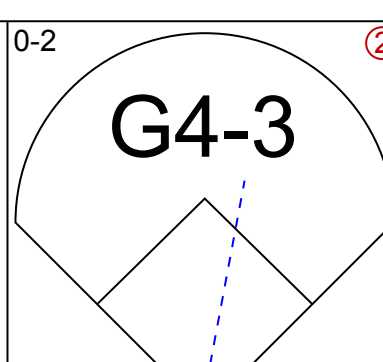
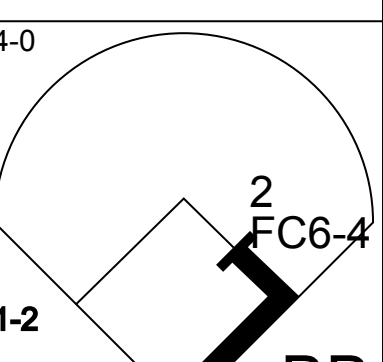
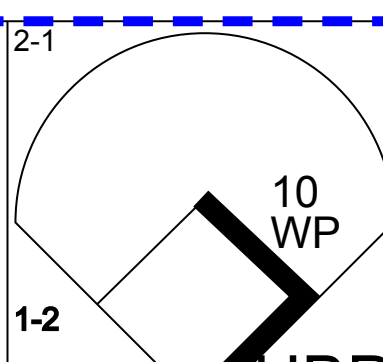
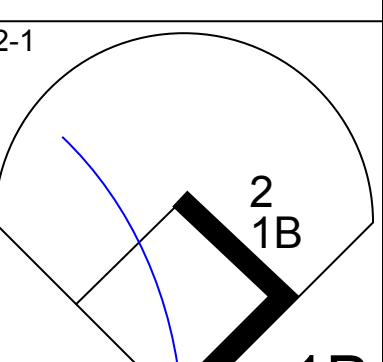
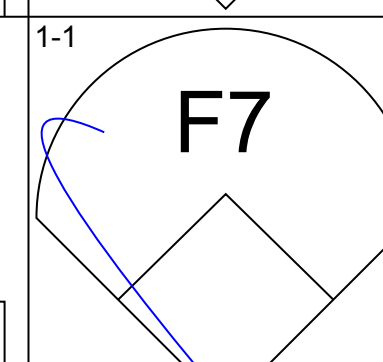
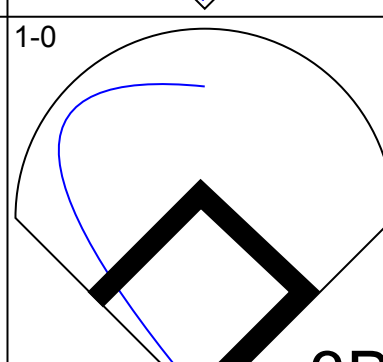
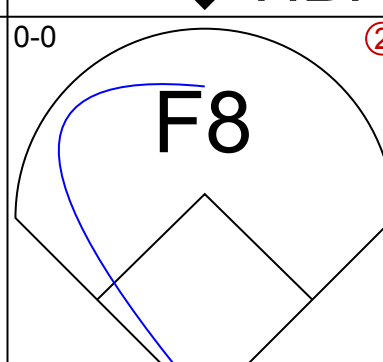
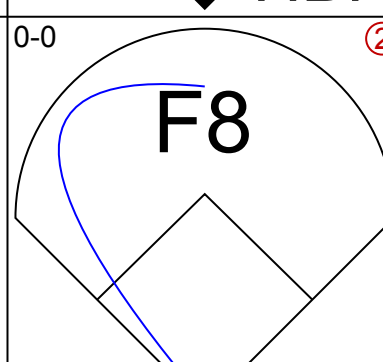
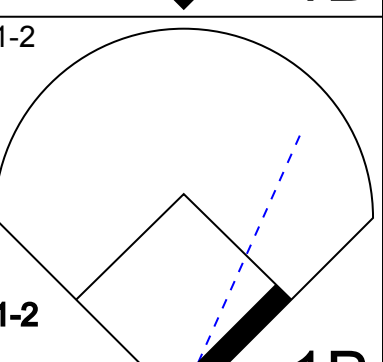
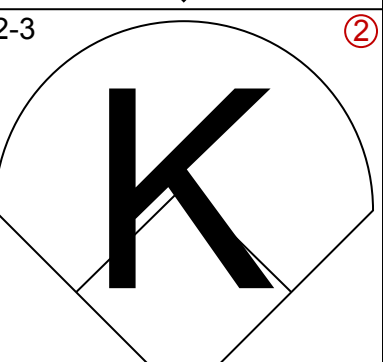
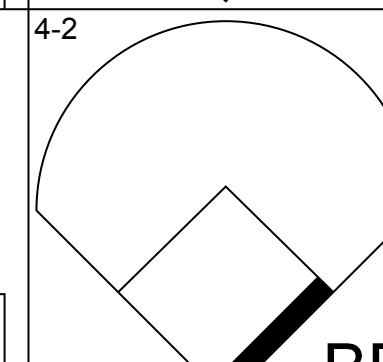
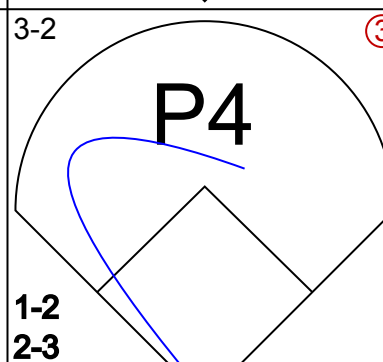
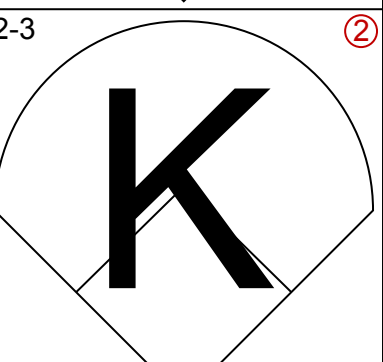
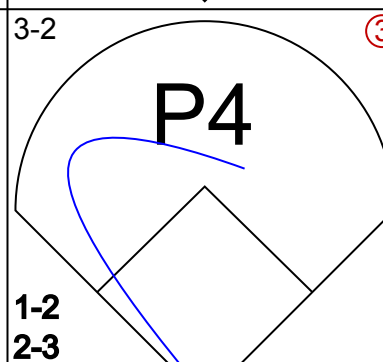
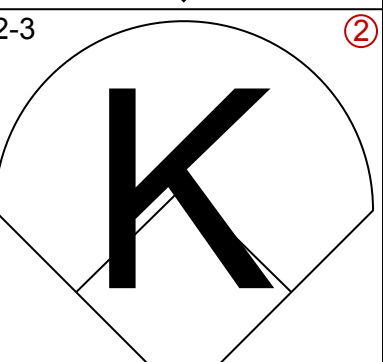
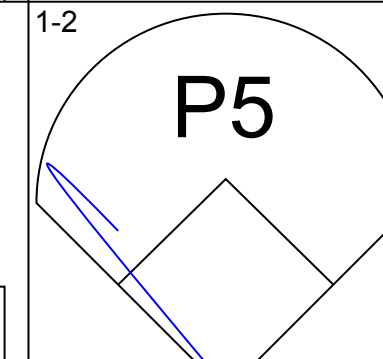
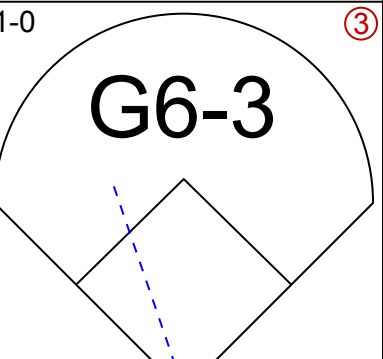
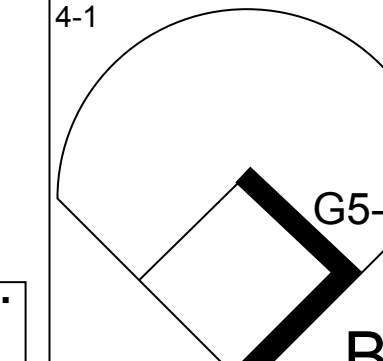
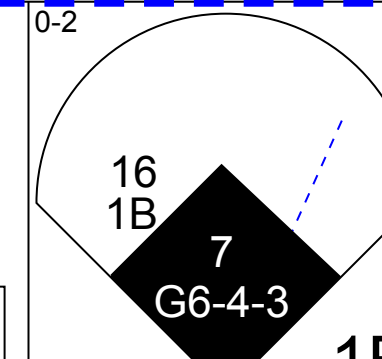
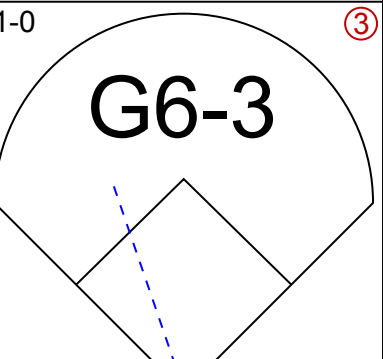
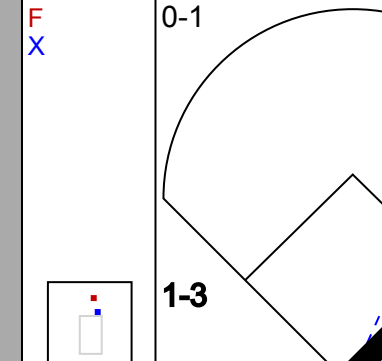
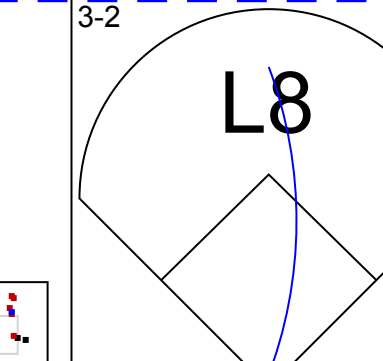
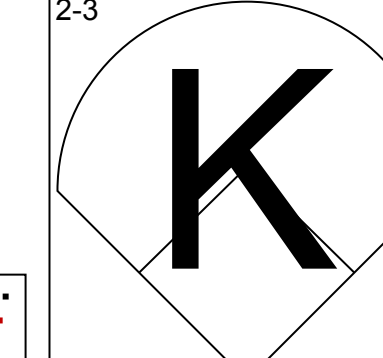
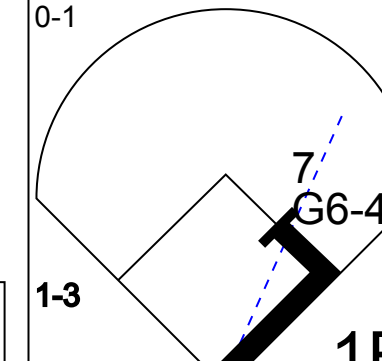

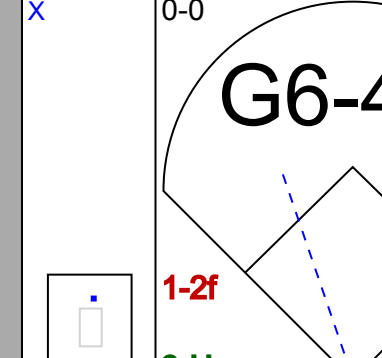
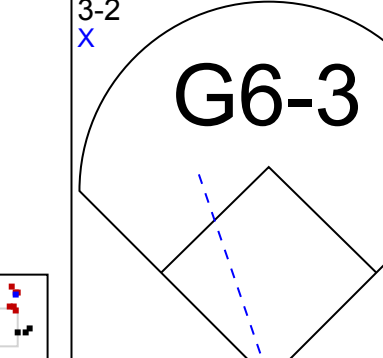
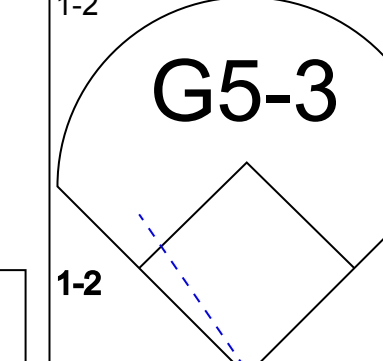
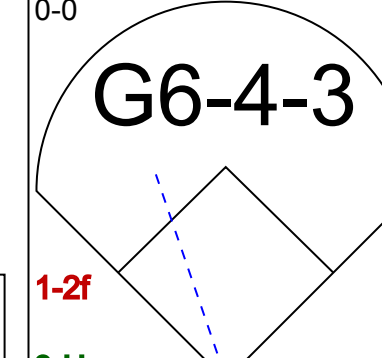
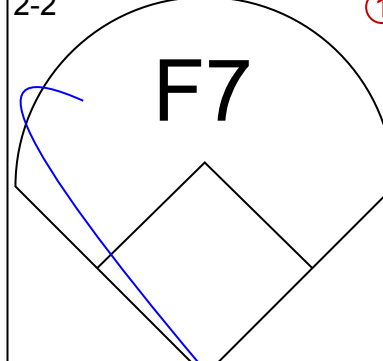

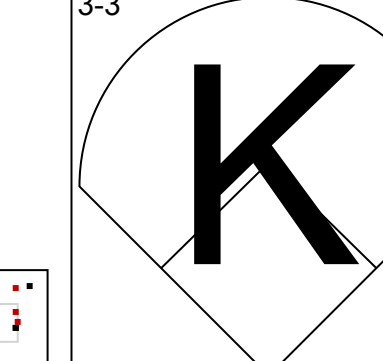
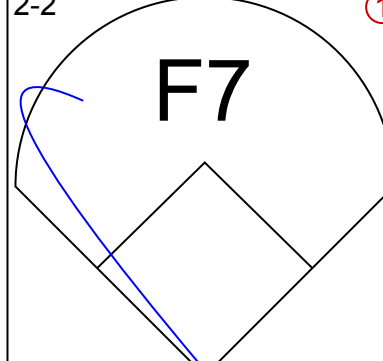

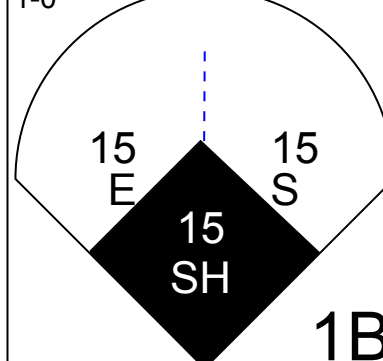

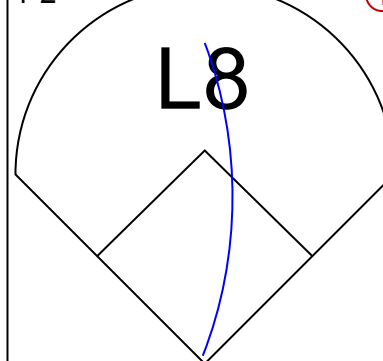
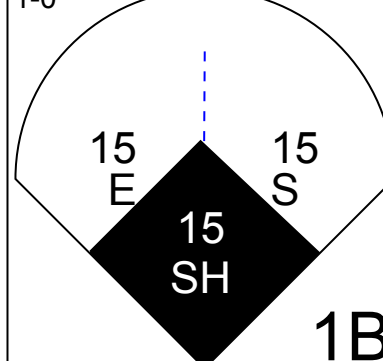
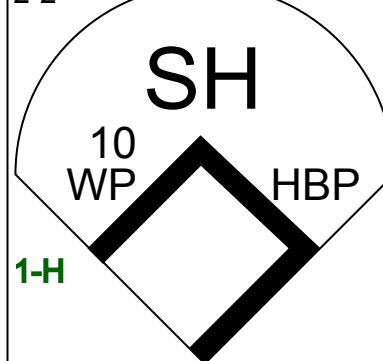

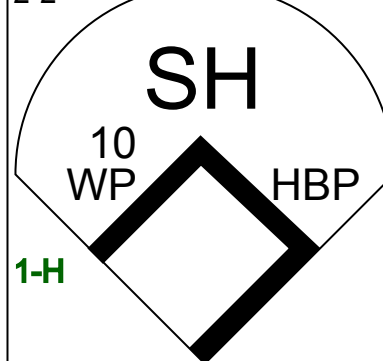
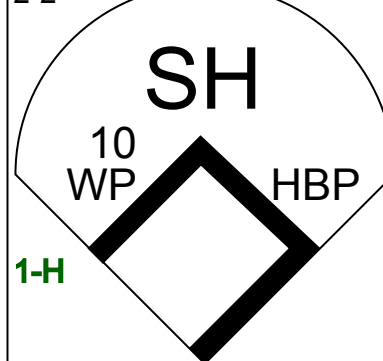
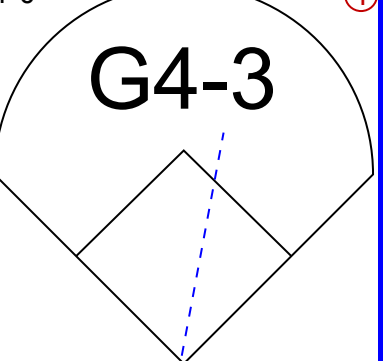


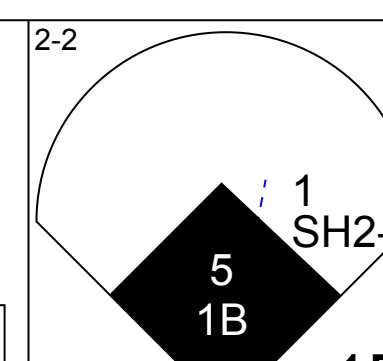
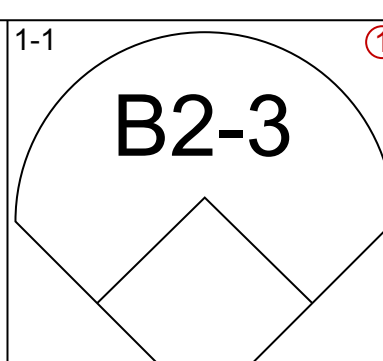
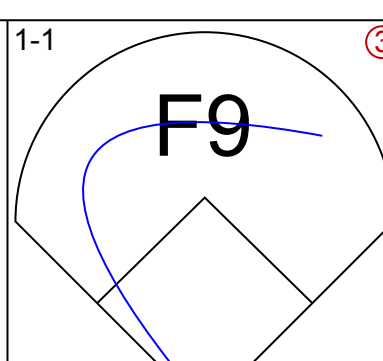
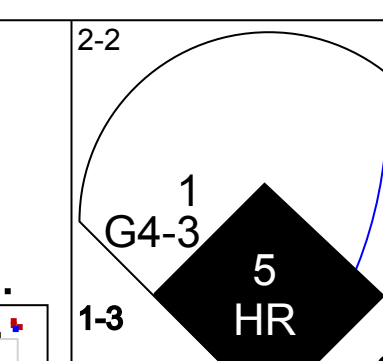
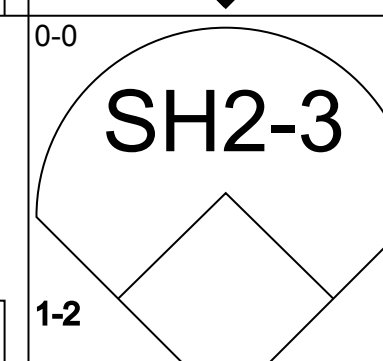
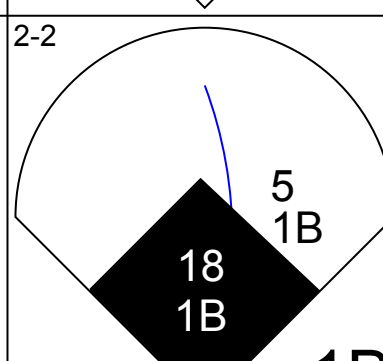
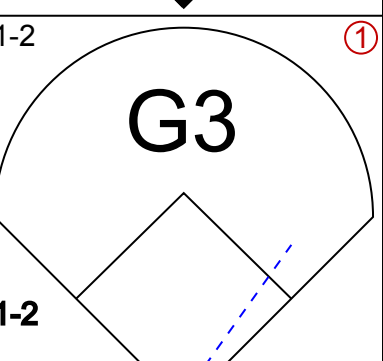

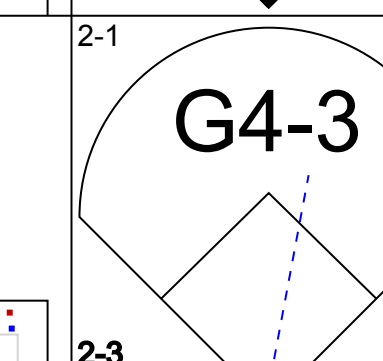
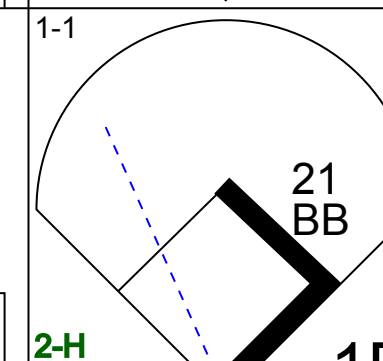
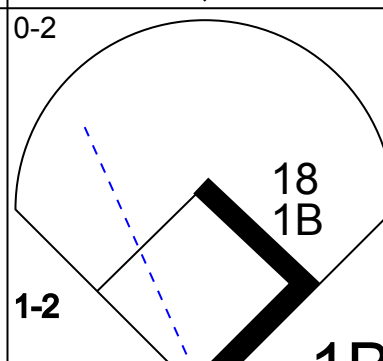
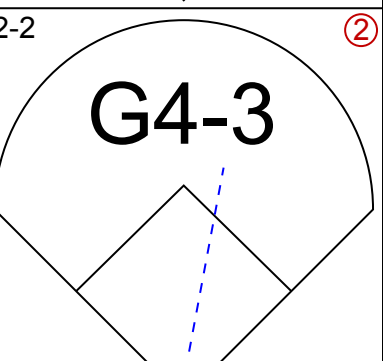

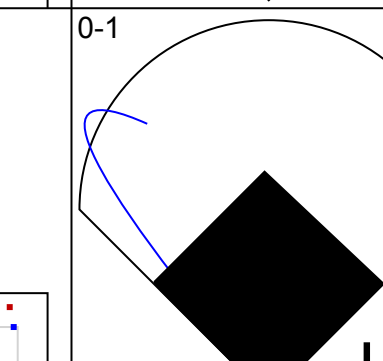
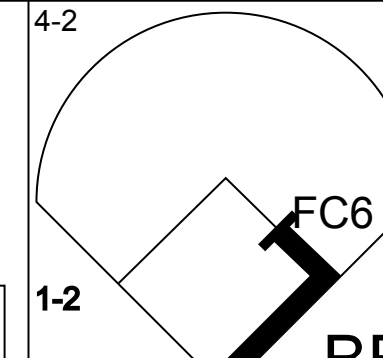
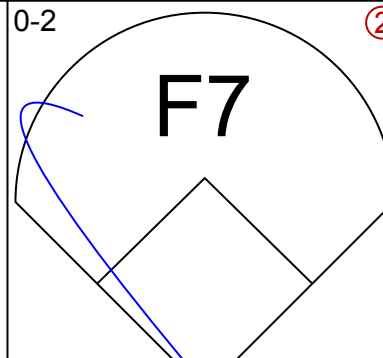
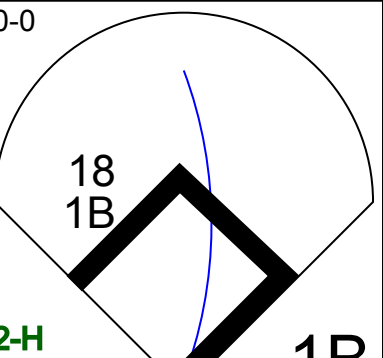

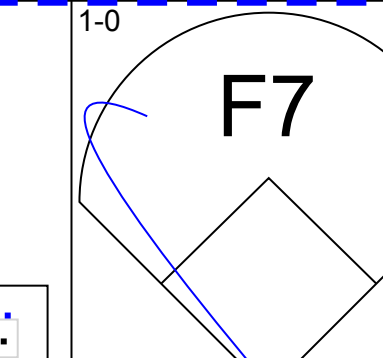
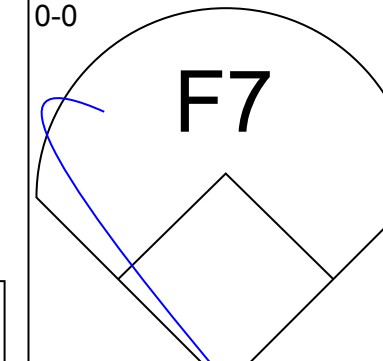
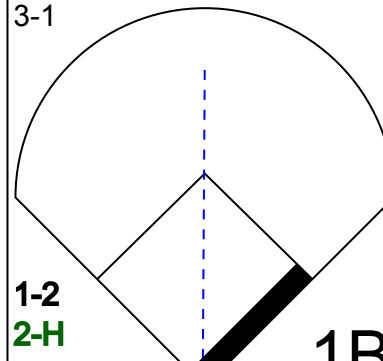
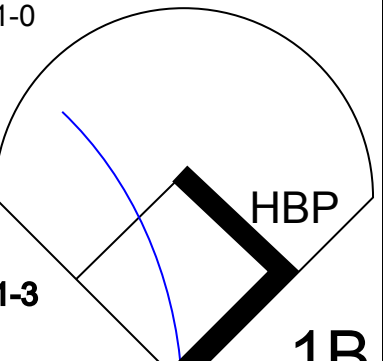

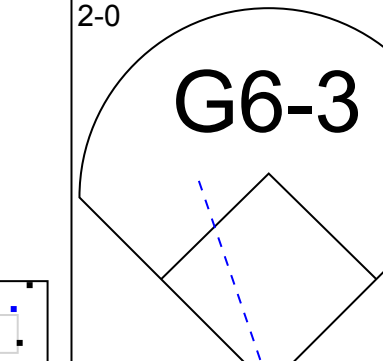
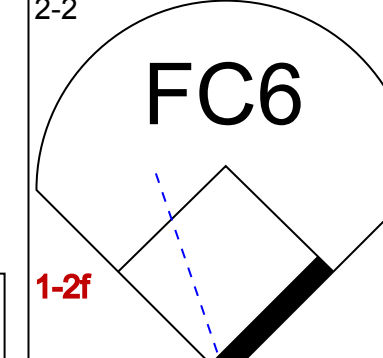
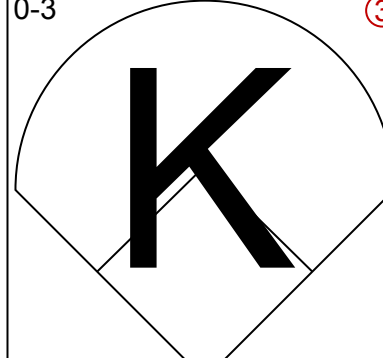
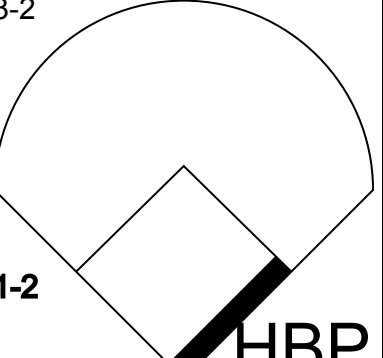
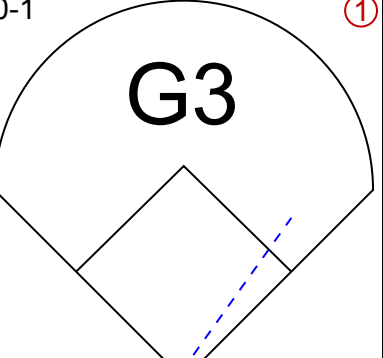
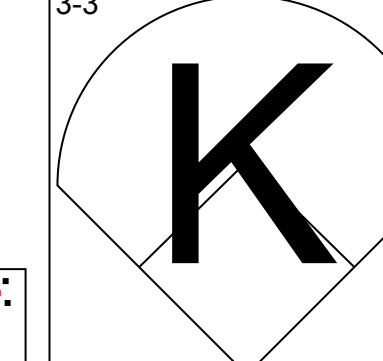
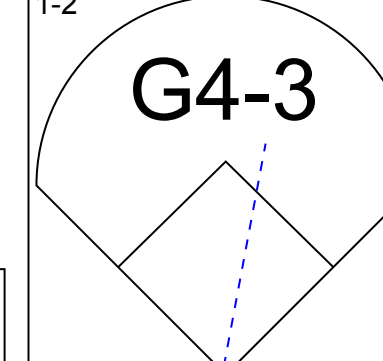

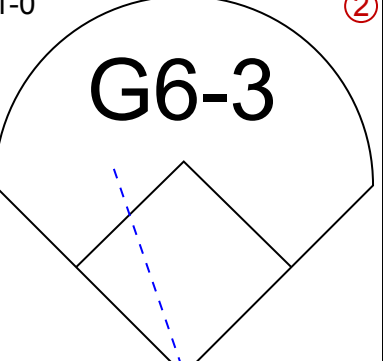
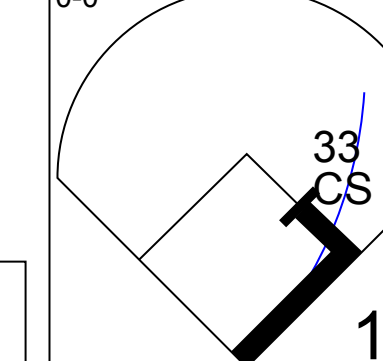
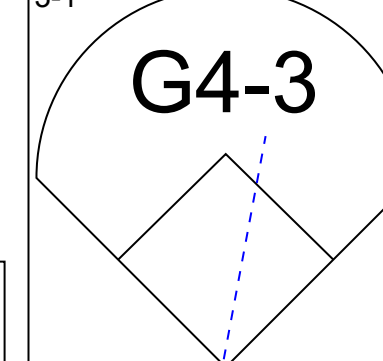

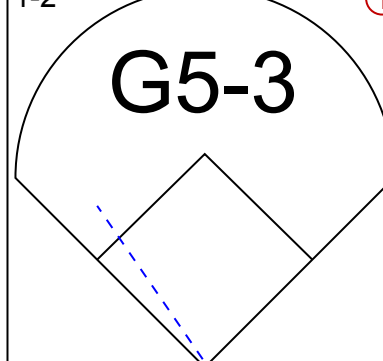
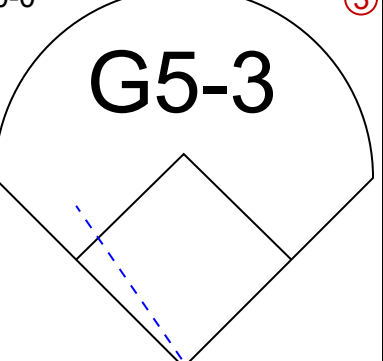

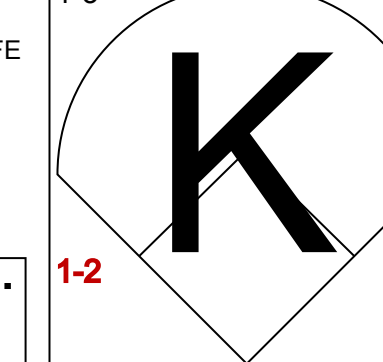
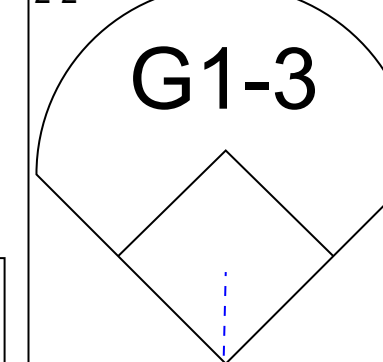
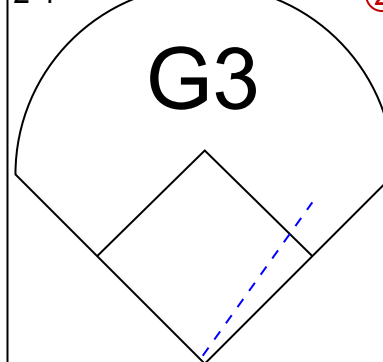



Batter	1	2	3	4	5	6	7	8	9	AB	R	H	RBI	BB	SO	LOB	TOP																
Willie Harris, L (1, 7) OBP: 0.398, SLG: 0.445										3	1	1	0	1	2	1	<p>Atlanta Braves @ New York Mets Shea Stadium, Flushing, NY Wed Aug 08 2007, 7:10 PM EDT Att: 51,749 - Cloudy - 93 F</p> <p>AB 31 R 3 H 7 RBI 3 BB 3 SO 8 LOB 11</p>																
2 Kelly Johnson, L (1, 4) OBP: 0.391, SLG: 0.488										4	1	1	0	0	2	1																	
10 Chipper Jones, S (1, 5) OBP: 0.432, SLG: 0.593										4	1	2	2	0	0	0																	
Mark Teixeira, S (1, 3) OBP: 0.394, SLG: 0.535										4	0	2	1	0	1	0																	
16 Brian McCann, L (1, 2) OBP: 0.317, SLG: 0.451 Chris Woodward, R (9, PH) OBP: 0.252, SLG: 0.304										3	0	1	0	0	0	1																	
7 Jeff Francoeur, R (1, 9) OBP: 0.351, SLG: 0.461										0	0	0	0	1	0	0																	
Andruw Jones, R (1, 8) OBP: 0.314, SLG: 0.420										4	0	0	0	0	0	4																	
19 Yunel Escobar, R (1, 6) OBP: 0.367, SLG: 0.412										3	0	0	0	0	1	0																	
29 John Smoltz, R (1, 1) OBP: 0.135, SLG: 0.139 Ron Mahay, L (7, 1) 58 Peter Moylan, R (7, 1) Scott Thorman, L (8, PH) 39 Rafael Soriano, R (8, 1)										1	0	0	0	1	1	0																	
<b>Inning Stats</b>	R: 0 E: 0 K: 2 S: 10	H: 0 LOB: 0 BB: 0 P: 13	R: 0 E: 0 K: 1 S: 7	H: 0 LOB: 0 BB: 0 P: 12	R: 0 E: 0 K: 1 S: 6	H: 0 LOB: 1 BB: 1 P: 13	R: 0 E: 0 K: 0 S: 8	H: 0 LOB: 0 BB: 0 P: 13	R: 0 E: 0 K: 1 S: 9	H: 1 LOB: 0 BB: 0 P: 11	R: 3 E: 0 K: 2 S: 17	H: 3 LOB: 1 BB: 1 P: 28	R: 0 E: 0 K: 0 S: 7	H: 0 LOB: 0 BB: 0 P: 11	R: 0 E: 0 K: 1 S: 12	H: 1 LOB: 0 BB: 0 P: 20		R: 0 E: 0 K: 0 S: 7	H: 2 LOB: 2 BB: 1 P: 15	1B: 6 2B: 1 3B: 0 HR: 0	SF: 0 SAC: 0 DP: 2 HBP: 0	WP: 0 PB: 0 CS: 1	PA: 34										
<b>PITCHER</b>	IP WLS BF H R ER SO BB IBB HBP BLK WP HR S P ERA WHIP																																
26 Orlando Hernandez, R (1, 1) ERA: 3.05	7.0	26	4	3	3	7	2	0	0	0	0	0	0	64	101	3.86	0.857																
Aaron Heilman, R (8, 1) ERA: 3.41	1.0	W	3	1	0	0	1	0	0	0	0	0	0	12	20	0.00	1.000																
13 Billy Wagner, L (9, 1) ERA: 1.28	1.0	S	5	2	0	0	0	1	0	0	0	0	0	7	15	0.00	3.000																

Batter	1	2	3	4	5	6	7	8	9	AB	R	H	RBI	BB	SO	LOB	BOTTOM																
7 José Reyes, S (1, 6) OBP: 0.377, SLG: 0.456										3	1	2	0	1	0	3	<p>Atlanta Braves @ New York Mets Shea Stadium, Flushing, NY Wed Aug 08 2007, 7:10 PM EDT Att: 51,749 - Cloudy - 93 F</p> <p>AB 31 R 4 H 11 RBI 4 BB 2 SO 4 LOB 19</p>																
1 Luis Castillo, S (1, 4) OBP: 0.355, SLG: 0.357										3	0	2	2	0	0	1																	
5 David Wright, R (1, 5) OBP: 0.389, SLG: 0.501										3	0	0	1	0	2	4																	
21 Carlos Delgado, L (1, 3) OBP: 0.330, SLG: 0.436										4	0	0	0	0	0	2																	
18 Moises Alou, R (1, 7) OBP: 0.369, SLG: 0.469										4	1	1	1	0	0	1																	
Shawn Green, L (1, 9) OBP: 0.324, SLG: 0.423										4	1	4	0	0	0	0																	
16 Paul Lo Duca, R (1, 2) OBP: 0.308, SLG: 0.355										4	0	1	0	0	0	3																	
Lastings Milledge, R (1, 8) OBP: 0.344, SLG: 0.483										4	1	1	0	0	2	3																	
26 Orlando Hernandez, R (1, 1) OBP: 0.175, SLG: 0.225 Ruben Gotay, S (7, PH) OBP: 0.379, SLG: 0.496 3 Damion Easley, R (7, PH) OBP: 0.340, SLG: 0.445 Aaron Heilman, R (8, 1) 13 Billy Wagner, L (9, 1)										2	0	0	0	0	0	2																	
<b>Inning Stats</b>	R: 1 E: 1 K: 0 S: 14	H: 1 LOB: 0 BB: 0 P: 17	R: 0 E: 0 K: 1 S: 13	H: 2 LOB: 2 BB: 0 P: 20	R: 0 E: 0 K: 1 S: 12	H: 1 LOB: 1 BB: 0 P: 19	R: 0 E: 0 K: 0 S: 5	H: 1 LOB: 0 BB: 0 P: 5	R: 0 E: 0 K: 1 S: 9	H: 0 LOB: 0 BB: 1 P: 14	R: 0 E: 0 K: 1 S: 9	H: 1 LOB: 1 BB: 0 P: 15	R: 2 E: 0 K: 0 S: 16	H: 3 LOB: 2 BB: 1 P: 25	R: 1 E: 0 K: 0 S: 14	H: 2 LOB: 1 BB: 0 P: 18		1B: 10 2B: 0 3B: 0 HR: 1	SF: 1 SAC: 1 DP: 1 HBP: 0	WP: 0 PB: 0 CS: 1	PA: 36												
<b>PITCHER</b>	IP WLS BF H R ER SO BB IBB HBP BLK WP HR S P ERA WHIP																																
29 John Smoltz, R (1, 1) ERA: 3.03	6.1	26	8	3	2	4	1	0	0	0	0	0	0	70	101	2.84	1.421																
Ron Mahay, L (7, 1) ERA: 2.64	0.1	B	3	1	0	0	0	0	0	0	0	0	0	6	11	0.00	6.000																
58 Peter Moylan, R (7, 1) ERA: 1.9	0.1		1	0	0	0	0	0	0	0	0	0	0	2	3	0.00	0.000																
39 Rafael Soriano, R (8, 1) ERA: 3.83	1.0	L	5	2	1	1	0	0	0	0	0	0	0	14	18	9.00	2.000																



Batter	1	2	3	4	5	6	7	8	9	AB	R	H	RBI	BB	SO	LOB	TOP																		
Willie Harris, L OBP: 0.402, SLG: 0.444 (1, 7)										3	0	1	0	1	1	0	<p>Atlanta Braves @ New York Mets Shea Stadium, Flushing, NY Thu Aug 09 2007, 12:10 PM EDT Att: 52,425 - Sunny - 80 F</p>																		
2 Kelly Johnson, L OBP: 0.391, SLG: 0.492 (1, 4)										5	1	2	0	0	0	4																			
10 Chipper Jones, S OBP: 0.432, SLG: 0.598 (1, 5)										4	1	1	3	1	1	5																			
Mark Teixeira, S OBP: 0.394, SLG: 0.542 (1, 3)										5	2	2	1	0	1	3																			
16 Brian McCann, L OBP: 0.321, SLG: 0.451 (1, 2)										4	1	2	0	1	1	0																			
7 Jeff Francoeur, R OBP: 0.348, SLG: 0.459 (1, 9)										5	0	1	0	0	1	2																			
Andruw Jones, R OBP: 0.313, SLG: 0.419 (1, 8)										4	0	1	1	0	1	1																			
19 Yunel Escobar, R OBP: 0.365, SLG: 0.408 (1, 6)										4	1	1	0	0	0	3																			
15 Tim Hudson, R Ron Mahay, L Scott Thorman, L 1 Marlin Prado, R 58 Peter Moylan, R Tyler Yates, R Oscar Villareal, R (1, 1) (7, 1) (6, PH) (6, PH) (6, PH) (9, 1) (9, 1) (9, 1)										2	1	1	1	0	0	0		<p>AB 37 R 7 H 12 RBI 6 BB 3 SO 6 LOB 18</p> 																	
<b>Inning Stats</b>	R: 0 E: 0 K: 1 S: 11	H: 0 LOB: 1 BB: 1 P: 17	R: 0 E: 0 K: 1 S: 13	H: 0 LOB: 1 BB: 1 P: 23	R: 0 E: 0 K: 0 S: 9	H: 1 LOB: 1 BB: 0 P: 12	R: 1 E: 0 K: 1 S: 12	H: 2 LOB: 1 BB: 0 P: 16	R: 4 E: 0 K: 1 S: 13	H: 3 LOB: 0 BB: 1 P: 22	R: 1 E: 0 K: 0 S: 13	H: 1 LOB: 2 BB: 0 P: 22	R: 1 E: 0 K: 0 S: 12	H: 3 LOB: 0 BB: 0 P: 14	R: 0 E: 0 K: 1 S: 14	H: 2 LOB: 2 BB: 0 P: 21		R: 0 E: 0 K: 0 S: 16	H: 0 LOB: 0 BB: 0 P: 25	1B: 9 2B: 0 3B: 1 HR: 2	SF: 1 SAC: 1 DP: 1 HBP: 1	WP: 1 PB: 0 SB: 1 CS: 0	PA: 43												
<b>PITCHER</b>	IP WLS BF H R ER SO BB IBB HBP BLK WP HR S P ERA WHIP																																		
33 John Maine, R ERA: 3.53	(1, 1)	5.1	L	27	7	6	6	4	3	0	0	0	0	0	2	66	102	10.12	1.875																
Scott Schoeneweis, L ERA: 5.23	(6, 1)	0.2		3	0	0	0	0	0	0	1	0	0	1	0	5	10	0.00	0.000																
Jorge Sosa, R ERA: 4.31	(7, 1)	1.0		5	3	1	1	0	0	0	0	0	0	0	0	12	14	9.00	3.000																
25 Pedro Feliciano, L ERA: 2.76	(8, 1)	1.0		5	2	0	0	1	0	0	0	0	0	0	0	14	21	0.00	2.000																
59 Guillermo Mota, R ERA: 4.78	(9, 1)	1.0		3	0	0	0	1	0	0	0	0	0	0	0	16	25	0.00	0.000																

Batter	1	2	3	4	5	6	7	8	9	AB	R	H	RBI	BB	SO	LOB	BOTTOM																		
7 José Reyes, S OBP: 0.379, SLG: 0.459 (1, 6)										5	3	3	0	0	0	0	<p>Atlanta Braves @ New York Mets Shea Stadium, Flushing, NY Thu Aug 09 2007, 12:10 PM EDT Att: 52,425 - Sunny - 80 F</p>																		
1 Luis Castillo, S OBP: 0.357, SLG: 0.357 (1, 4)										3	1	1	1	1	0	2																			
5 David Wright, R OBP: 0.391, SLG: 0.509 (1, 5)										5	1	3	3	0	1	2																			
21 Carlos Delgado, L OBP: 0.331, SLG: 0.434 (1, 3)										4	0	1	1	1	0	3																			
18 Moises Alou, R OBP: 0.370, SLG: 0.467 (1, 7)										5	0	2	1	0	0	3																			
Shawn Green, L OBP: 0.323, SLG: 0.419 (1, 9)										3	0	0	0	0	1	4																			
11 Ramon Castro, R OBP: 0.324, SLG: 0.539 (1, 2)										4	0	0	0	0	1	3																			
23 Marlon Anderson, L Lastings Milledge, R OBP: 0.303, SLG: 0.317 OBP: 0.333, SLG: 0.467 (1, 8) (4, PH) (5, 8)										1	0	1	0	0	0	0		<p>AB 37 R 6 H 12 RBI 6 BB 2 SO 4 LOB 18</p> 																	
33 John Maine, R Scott Schoeneweis, L 17 David Newhan, L Jorge Sosa, R 25 Pedro Feliciano, L 59 Guillermo Mota, R Ruben Gotay, S (1, 1) (6, PH) (6, PH) (7, 1) (9, 1) (9, 1) (9, PH)										2	0	0	0	0	1	1																			
<b>Inning Stats</b>	R: 1 E: 0 K: 0 S: 12	H: 2 LOB: 2 BB: 1 P: 21	R: 0 E: 0 K: 2 S: 8	H: 1 LOB: 0 BB: 0 P: 12	R: 1 E: 0 K: 1 S: 18	H: 3 LOB: 0 BB: 0 P: 24	R: 0 E: 0 K: 0 S: 8	H: 0 LOB: 0 BB: 0 P: 14	R: 1 E: 0 K: 0 S: 14	H: 3 LOB: 3 BB: 0 P: 26	R: 0 E: 0 K: 0 S: 7	H: 0 LOB: 0 BB: 0 P: 11	R: 0 E: 0 K: 1 S: 9	H: 0 LOB: 1 BB: 1 P: 13	R: 0 E: 0 K: 0 S: 4	H: 0 LOB: 0 BB: 0 P: 5		R: 3 E: 0 K: 0 S: 12	H: 3 LOB: 0 BB: 0 P: 21	1B: 10 2B: 2 3B: 0 HR: 1	SF: 0 SAC: 1 DP: 1 HBP: 1	WP: 0 PB: 0 SB: 0 CS: 1	PA: 41												
<b>PITCHER</b>	IP WLS BF H R ER SO BB IBB HBP BLK WP HR S P ERA WHIP																																		
15 Tim Hudson, R Ron Mahay, L 58 Peter Moylan, R Tyler Yates, R Oscar Villareal, R (1, 1) (7, 1) (8, 1) (9, 1) (9, 1)	(1, 1)	6.0	W	28	9	3	3	3	0	1	0	0	0	0	0	9	13	0.00	1.000																
58 Peter Moylan, R ERA: 2.56	(8, 1)	1.0		3	0	0	0	0	0	0	0	0	0	0	0	4	5	0.00	0.000																
Tyler Yates, R ERA: 1.87	(9, 1)	0.1		4	3	3	3	0	0	0	0	0	0	0	1	10	16	81.00	9.000																
Oscar Villareal, R ERA: 3.66	(9, 1)	0.2	S	2	0	0	0	0	0	0	0	0	0	0	2	5	0.00	0.000																	



Batter	1	2	3	4	5	6	7	8	9	AB	R	H	RBI	BB	SO	LOB	TOP																
2 Hanley Ramirez, R OBP: 0.395, SLG: 0.574	2-2 14 S 7 S 1B	4-2 7 1B BB		3-2 L5			0-2 G6-3		1-2 7 S 1-H 2-H 2B	4	1	2	2	1	0	0																	
7 Alejandro De Aza, L OBP: 0.357, SLG: 0.469	2-3 SAFE K	1-0 SAFE BB			1-0 G6-4-3 1B		0-2 F8		1-3 SAFE K	5	0	2	0	0	2	2																	
Miguel Cabrera, R OBP: 0.407, SLG: 0.610	1-0 P6	0-1 G1			0-1 G6-4-3 1-2		1-2 P4		4-0 IBB	4	0	0	0	1	0	5																	
14 Josh Willingham, R OBP: 0.376, SLG: 0.482 Kevin Gregg, R	2-2 2-H 1B			4-1 BB		0-1 G5-3		1-0 F7	2-2 L1-3	4	0	1	1	1	0	2																	
6 Dan Uggla, R OBP: 0.323, SLG: 0.492	2-3 K			1-1 F7				3-3 K		4	0	0	0	0	2	2																	
Mike Jacobs, L OBP: 0.300, SLG: 0.398 4 Alfredo Amezaga, S OBP: 0.324, SLG: 0.373		0-0 1B WP 27 1B 1B		2-2 P5		4-0 27 1B BB		1-0 G6-3		3	1	1	0	1	0	1																	
Miguel Olivo, R OBP: 0.257, SLG: 0.383		1-0 38 K 27 1B 1B		1-3 K		0-0 F7		0-0 BB 2 2B 1B		4	1	2	0	0	1	2																	
27 Jeremy Hermida, L OBP: 0.359, SLG: 0.449 12 Cody Ross, R OBP: 0.396, SLG: 0.558		2-2 7 1B 2 BB 1B		0-3 K		2-1 K		2-3 SAFE K		3	0	2	1	0	1	0																	
38 Daniel Barone, R 51 Ross Wolf, R Todd Linden, S 48 Lee Gardner, R 22 Matt Lindstrom, R Jason Wood, R		0-3 K		3-3 K		0-2 P4		4-2 2 2B BB		2	0	0	0	0	2	2																	
<b>Inning Stats</b>	R: 1 E: 0 K: 2 S: 16	H: 2 LOB: 1 BB: 0 P: 24	R: 1 E: 0 K: 1 S: 13	H: 4 LOB: 3 BB: 1 P: 21	R: 0 E: 0 K: 1 S: 9	H: 0 LOB: 1 BB: 1 P: 17	R: 0 E: 0 K: 2 S: 12	H: 0 LOB: 0 BB: 0 P: 18	R: 0 E: 0 K: 0 S: 5	H: 1 LOB: 2 BB: 1 P: 6	R: 0 E: 0 K: 0 S: 11	H: 0 LOB: 0 BB: 0 P: 12	R: 0 E: 0 K: 1 S: 5	H: 0 LOB: 0 BB: 0 P: 10	R: 2 E: 0 K: 2 S: 17	H: 2 LOB: 2 BB: 2 P: 31	1B: 9 2B: 1 3B: 0 HR: 0	SF: 0 SAC: 0 DP: 1 HBP: 0	WP: 1 PB: 0 SB: 3 CS: 0	PA: 40													
<b>PITCHER</b>	IP WLS BF H R ER SO BB IBB HBP BLK WP HR S P ERA WHIP	IP WLS BF H R ER SO BB IBB HBP BLK WP HR S P ERA WHIP																															
54 Brian Lawrence, R ERA: 4.09	6.0	27	8	2	2	6	3	0	0	0	0	1	0	63	101	3.00	1.833																
Jorge Sosa, R ERA: 4.22	2.0	6	0	0	0	1	0	0	0	0	0	0	0	16	22	0.00	0.000																
13 Billy Wagner, L ERA: 1.81	1.0	7	2	2	2	2	1	1	0	0	0	0	0	17	31	18.00	3.000																

Florida Marlins @ New York Mets  
Shea Stadium, Flushing, NY  
Fri Aug 10 2007, 7:10 PM EDT  
Att: 48,516 - Cloudy - 61 F

AB 35  
R 4  
H 10  
RBI 4  
BB 5  
SO 9  
LOB 19



Batter	1	2	3	4	5	6	7	8	9	AB	R	H	RBI	BB	SO	LOB	BOTTOM														
7 José Reyes, S OBP: 0.375, SLG: 0.454	2-3 K		2-2 F7		2-1 E4 15 HR 1B	0-2 P2		0-1 FC4-6		5	1	0	0	0	1	2															
1 Luis Castillo, S OBP: 0.357, SLG: 0.356	2-2 G6-3		4-0 BB		1-0 15 HR 1B		1-1 G6-3		1-1 F7	4	1	1	0	1	0	0															
15 Carlos Beltrán, S OBP: 0.341, SLG: 0.488	4-1 5 BB BB		0-3 K		2-1 1-H 2-H HR		2-3 K		0-3 K	4	1	1	3	1	3	1															
5 David Wright, R OBP: 0.391, SLG: 0.507	4-1 SAFE BB		1-2 G4-3		2-0 L5		0-0 1B		1-1 G4-3	4	0	1	0	1	0	1															
21 Carlos Delgado, L OBP: 0.328, SLG: 0.430	1-1 G3				1-1 F8		2-2 G3			4	0	0	0	0	1	3															
18 Moises Alou, R OBP: 0.367, SLG: 0.462		3-2 F7		3-1 F8		1-0 1B		1-0 G6-3		4	0	1	0	0	0	0															
Shawn Green, L OBP: 0.325, SLG: 0.419		2-1 G3		0-1 16 BB 1B		2-1 F8		1-1 16 1B HBP		3	0	1	0	0	0	1															
16 Paul Lo Duca, R OBP: 0.313, SLG: 0.358		2-2 1B		4-1 1B		1-2 BB		0-0 7 FC4-6 1B		3	0	2	0	1	1	0															
54 Brian Lawrence, R			0-1 F9		3-3 K		0-1 F9		0-3 K	2	0	0	0	0	1	3															
17 David Newhan, L OBP: 0.299, SLG: 0.294 Jorge Sosa, R OBP: 0.296, SLG: 0.292 Ruben Gotay, S OBP: 0.380, SLG: 0.496 13 Billy Wagner, L										1	0	0	0	0	0	0															
<b>Inning Stats</b>	R: 0 E: 0 K: 1 S: 10	H: 0 LOB: 2 BB: 2 P: 23	R: 0 E: 0 K: 0 S: 12	H: 1 LOB: 1 BB: 0 P: 19	R: 0 E: 0 K: 1 S: 12	H: 0 LOB: 1 BB: 1 P: 19	R: 0 E: 0 K: 1 S: 12	H: 1 LOB: 2 BB: 1 P: 23	R: 3 E: 0 K: 1 S: 9	H: 3 LOB: 1 BB: 0 P: 24	R: 0 E: 0 K: 1 S: 10	H: 0 LOB: 0 BB: 0 P: 15	R: 0 E: 0 K: 1 S: 8	H: 1 LOB: 1 BB: 0 P: 10	R: 0 E: 0 K: 1 S: 7	H: 0 LOB: 2 BB: 0 P: 9	1B: 6 2B: 0 3B: 0 HR: 1	SF: 0 SAC: 0 DP: 0 HBP: 1	WP: 0 PB: 0 SB: 0 CS: 0	PA: 40											
<b>PITCHER</b>	IP WLS BF H R ER SO BB IBB HBP BLK WP HR S P ERA WHIP	IP WLS BF H R ER SO BB IBB HBP BLK WP HR S P ERA WHIP																													
38 Daniel Barone, R ERA: 3.86	0.1	1	0	0	0	0	0	0	0	0	0	2	4	0.00	0.000																
48 Lee Gardner, R ERA: 2.4	2.0	7	1	0	0	2	0	0	0	0	0	19	25	0.00	0.500																
22 Matt Lindstrom, R ERA: 3.88	1.0	W	5	1	0	0	1	0	0	0	0	8	10	0.00	1.000																
Kevin Gregg, R ERA: 3.09	1.0	S	3	0	0	0	1	0	0	0	0	7	9	0.00	0.000																

Florida Marlins @ New York Mets  
Shea Stadium, Flushing, NY  
Fri Aug 10 2007, 7:10 PM EDT  
Att: 48,516 - Cloudy - 61 F

AB 35  
R 3  
H 7  
RBI 3  
BB 4  
SO 8  
LOB 13





Batter	1	2	3	4	5	6	7	8	9	AB	R	H	RBI	BB	SO	LOB	TOP							
2 Hanley Ramirez, R OBP: 0.395, SLG: 0.572										5	2	2	0	0	1	2								
7 Alejandro De Aza, L OBP: 0.356, SLG: 0.455										3	1	2	0	1	1	2								
Miguel Cabrera, R OBP: 0.412, SLG: 0.613										3	1	2	2	2	0	1								
14 Josh Willingham, R OBP: 0.378, SLG: 0.491										5	1	3	5	0	1	3								
6 Dan Uggla, R OBP: 0.322, SLG: 0.489										5	0	1	0	0	1	5								
Mike Jacobs, L OBP: 0.296, SLG: 0.392										4	0	0	0	0	1	6								
Jason Wood, R OBP: 0.327, SLG: 0.444										1	0	0	0	0	0									
Miguel Olivo, R OBP: 0.254, SLG: 0.378										5	0	0	0	0	1	5								
12 Cody Ross, R OBP: 0.390, SLG: 0.551										3	2	1	0	1	0	0								
Scott Olsen, L OBP: 0.228, SLG: 0.250										2	0	0	0	0	2	0								
Todd Lintner, S OBP: 0.206, SLG: 0.306										1	0	0	0	0	1									
32 Justin Miller, R ERA: 2.83										0	0	0	0	0	0									
27 Jeremy Hermida, L OBP: 0.329, SLG: 0.444										0	0	0	0	0	0									
57 Taylor Tankersley, L ERA: 4.56										0	0	0	0	0	0									
Kevin Gregg, R ERA: 3.05										0	0	0	0	0	0									
<b>Inning Stats</b>	R: 0 E: 0 K: 1 S: 10	H: 1 LOB: 1 BB: 0 P: 16	R: 0 E: 0 K: 0 S: 7	H: 0 LOB: 0 BB: 0 P: 11	R: 0 E: 0 K: 1 S: 7	H: 0 LOB: 0 BB: 0 P: 10	R: 0 E: 0 K: 0 S: 11	H: 2 LOB: 3 BB: 1 P: 22	R: 0 E: 0 K: 2 S: 9	H: 0 LOB: 0 BB: 0 P: 13	R: 1 E: 0 K: 1 S: 13	H: 3 LOB: 2 BB: 0 P: 22	R: 4 E: 1 K: 1 S: 13	H: 4 LOB: 1 BB: 1 P: 27	R: 2 E: 0 K: 0 S: 24	H: 1 LOB: 2 BB: 0 P: 41	R: 0 E: 0 K: 2 S: 8	H: 0 LOB: 0 BB: 0 P: 11	1B: 9 2B: 1 3B: 0 HR: 1	SF: 0 SAC: 1 DP: 0 HBP: 1	WP: 0 PB: 0 SB: 2 CS: 0	PA: 43		
<b>PITCHER</b>	IP WLS BF H R ER SO BB IBB HBP BLK WP HR S P ERA WHIP	IP WLS BF H R ER SO BB IBB HBP BLK WP HR S P ERA WHIP	IP WLS BF H R ER SO BB IBB HBP BLK WP HR S P ERA WHIP	IP WLS BF H R ER SO BB IBB HBP BLK WP HR S P ERA WHIP	IP WLS BF H R ER SO BB IBB HBP BLK WP HR S P ERA WHIP	IP WLS BF H R ER SO BB IBB HBP BLK WP HR S P ERA WHIP	IP WLS BF H R ER SO BB IBB HBP BLK WP HR S P ERA WHIP	IP WLS BF H R ER SO BB IBB HBP BLK WP HR S P ERA WHIP	IP WLS BF H R ER SO BB IBB HBP BLK WP HR S P ERA WHIP	IP WLS BF H R ER SO BB IBB HBP BLK WP HR S P ERA WHIP	IP WLS BF H R ER SO BB IBB HBP BLK WP HR S P ERA WHIP	IP WLS BF H R ER SO BB IBB HBP BLK WP HR S P ERA WHIP	IP WLS BF H R ER SO BB IBB HBP BLK WP HR S P ERA WHIP	IP WLS BF H R ER SO BB IBB HBP BLK WP HR S P ERA WHIP	IP WLS BF H R ER SO BB IBB HBP BLK WP HR S P ERA WHIP	IP WLS BF H R ER SO BB IBB HBP BLK WP HR S P ERA WHIP	IP WLS BF H R ER SO BB IBB HBP BLK WP HR S P ERA WHIP	IP WLS BF H R ER SO BB IBB HBP BLK WP HR S P ERA WHIP	IP WLS BF H R ER SO BB IBB HBP BLK WP HR S P ERA WHIP	IP WLS BF H R ER SO BB IBB HBP BLK WP HR S P ERA WHIP	IP WLS BF H R ER SO BB IBB HBP BLK WP HR S P ERA WHIP	IP WLS BF H R ER SO BB IBB HBP BLK WP HR S P ERA WHIP	IP WLS BF H R ER SO BB IBB HBP BLK WP HR S P ERA WHIP	IP WLS BF H R ER SO BB IBB HBP BLK WP HR S P ERA WHIP

Florida Marlins @ New York Mets  
Shea Stadium, Flushing, NY  
Sat Aug 11 2007, 7:10 PM EDT  
Att: 50,773 - Partly Cloudy - 79 F

AB 37  
R 7  
H 11  
RBI 7  
BB 4  
SO 8  
LOB 25



Batter	1	2	3	4	5	6	7	8	9	AB	R	H	RBI	BB	SO	LOB	BOTTOM								
7 José Reyes, S OBP: 0.378, SLG: 0.455										4	0	2	0	1	0	1									
1 Luis Castillo, S OBP: 0.356, SLG: 0.353										3	1	0	1	1	0	3									
15 Carlos Beltrán, S OBP: 0.340, SLG: 0.487										4	2	3	3	0	0	1									
5 David Wright, R OBP: 0.394, SLG: 0.523										4	0	1	0	0	0	1									
21 Carlos Delgado, L OBP: 0.327, SLG: 0.429										4	0	1	0	0	0	1									
18 Moises Alou, R OBP: 0.365, SLG: 0.456										4	0	1	0	0	2	2									
3 Damon Easley, R OBP: 0.338, SLG: 0.441										3	0	0	0	0	0	2									
16 Paul Lo Duca, R OBP: 0.310, SLG: 0.355										4	1	2	0	0	1	0									
59 Guillermo Mota, R ERA: 5.4										1	0	0	0	0	0	0									
Aaron Heilman, R ERA: 3.66										2	1	1	0	0	0	0									
Scott Schoeneweis, L ERA: 5.1										0	0	0	0	0	0										
<b>Inning Stats</b>	R: 0 E: 0 K: 0 S: 10	H: 2 LOB: 1 BB: 0 P: 16	R: 0 E: 0 K: 1 S: 7	H: 0 LOB: 0 BB: 0 P: 10	R: 0 E: 0 K: 1 S: 8	H: 0 LOB: 0 BB: 0 P: 14	R: 2 E: 0 K: 0 S: 9	H: 2 LOB: 1 BB: 1 P: 18	R: 0 E: 0 K: 0 S: 5	H: 1 LOB: 0 BB: 0 P: 8	R: 1 E: 0 K: 0 S: 9	H: 2 LOB: 1 BB: 0 P: 14	R: 2 E: 1 K: 0 S: 10	H: 3 LOB: 0 BB: 0 P: 14	R: 0 E: 0 K: 2 S: 11	H: 1 LOB: 1 BB: 0 P: 15	R: 0 E: 0 K: 1 S: 11	H: 0 LOB: 1 BB: 1 P: 19	1B: 9 2B: 1 3B: 0 HR: 2	SF: 0 SAC: 1 DP: 2 HBP: 0	WP: 0 PB: 0 SB: 1 CS: 0	PA: 38			
<b>PITCHER</b>	IP WLS BF H R ER SO BB IBB HBP BLK WP HR S P ERA WHIP	IP WLS BF H R ER SO BB IBB HBP BLK WP HR S P ERA WHIP	IP WLS BF H R ER SO BB IBB HBP BLK WP HR S P ERA WHIP	IP WLS BF H R ER SO BB IBB HBP BLK WP HR S P ERA WHIP	IP WLS BF H R ER SO BB IBB HBP BLK WP HR S P ERA WHIP	IP WLS BF H R ER SO BB IBB HBP BLK WP HR S P ERA WHIP	IP WLS BF H R ER SO BB IBB HBP BLK WP HR S P ERA WHIP	IP WLS BF H R ER SO BB IBB HBP BLK WP HR S P ERA WHIP	IP WLS BF H R ER SO BB IBB HBP BLK WP HR S P ERA WHIP	IP WLS BF H R ER SO BB IBB HBP BLK WP HR S P ERA WHIP	IP WLS BF H R ER SO BB IBB HBP BLK WP HR S P ERA WHIP	IP WLS BF H R ER SO BB IBB HBP BLK WP HR S P ERA WHIP	IP WLS BF H R ER SO BB IBB HBP BLK WP HR S P ERA WHIP	IP WLS BF H R ER SO BB IBB HBP BLK WP HR S P ERA WHIP	IP WLS BF H R ER SO BB IBB HBP BLK WP HR S P ERA WHIP	IP WLS BF H R ER SO BB IBB HBP BLK WP HR S P ERA WHIP	IP WLS BF H R ER SO BB IBB HBP BLK WP HR S P ERA WHIP	IP WLS BF H R ER SO BB IBB HBP BLK WP HR S P ERA WHIP	IP WLS BF H R ER SO BB IBB HBP BLK WP HR S P ERA WHIP	IP WLS BF H R ER SO BB IBB HBP BLK WP HR S P ERA WHIP	IP WLS BF H R ER SO BB IBB HBP BLK WP HR S P ERA WHIP	IP WLS BF H R ER SO BB IBB HBP BLK WP HR S P ERA WHIP	IP WLS BF H R ER SO BB IBB HBP BLK WP HR S P ERA WHIP	IP WLS BF H R ER SO BB IBB HBP BLK WP HR S P ERA WHIP	IP WLS BF H R ER SO BB IBB HBP BLK WP HR S P ERA WHIP

Florida Marlins @ New York Mets  
Shea Stadium, Flushing, NY  
Sat Aug 11 2007, 7:10 PM EDT  
Att: 50,773 - Partly Cloudy - 79 F

AB 35  
R 5  
H 11  
RBI 4  
BB 2  
SO 5  
LOB 13





Batter	1	2	3	4	5	6	7	8	9	AB	R	H	RBI	BB	SO	LOB	TOP			
2 Hanley Ramirez, R OBP: 0.393, SLG: 0.574	1-1 HR	0-1 F9		3-2 F7		0-1 F7		2-1 F9	5 1 1 1 0 0 3											
7 Alejandro De Azu, L OBP: 0.351, SLG: 0.463 Todd Linden, S OBP: 0.303, SLG: 0.303	1-2 G1-3		1-1 14 F8 12 WP 1B	2-2 P5		3-3 K		3-3 K	4 1 1 0 0 1 2 1 0 0 0 0 1 0											
Miguel Cabrera, R OBP: 0.413, SLG: 0.611	4-2 12 2B BB		4-1 WP 12 1B BB	0-3 K			0-1 1B	2-2 F9	3 1 1 0 2 1 0											
14 Josh Willingham, R OBP: 0.377, SLG: 0.488	1-3 K		2-2 F8		4-1 12 FC5-4 BB		2-1 F9		3 0 0 0 1 1 4											
12 Cody Ross, R OBP: 0.394, SLG: 0.559	2-0 2B		0-1 WP 1B		0-1 FC5-4 E 20 PO K		3-3 K		4 1 2 1 0 1 2											
Jason Wood, R OBP: 0.324, SLG: 0.436 57 Taylor Tankersley, L OBP: 0.377, SLG: 0.488 51 Ross Wolf, R OBP: 0.321, SLG: 0.488	0-1 F8		1-0 20 1B 1B		1-3 1-3 K		0-1 F9		4 0 1 2 0 1 4 0 0 0 0 0 0 0 0 0 0 0 0 0 0											
20 Matt Treanor, R OBP: 0.373, SLG: 0.417		1-3 K	0-1 1B		1-1 PO		2-2 F8	0-0 P4	4 0 1 0 0 1 0								AB 35 R 4 H 9 RBI 4 BB 4 SO 8 LOB 19			
4 Alfredo Amezaga, S OBP: 0.323, SLG: 0.371		0-1 F8	3-2 F7		1-0 1B		2-1 G6-3		4 0 1 0 0 0 2											
56 Rick Van Den Hurk, R OBP: 0.133, SLG: 0.071 Mike Jacobs, L OBP: 0.296, SLG: 0.395 48 Lee Gardner, R OBP: 0.346, SLG: 0.474 6 Dan Uggla, R OBP: 0.321, SLG: 0.488		4-2 BB	1-2 L7		0-0 1B		2-3 K		1 0 0 0 1 0 2 1 0 1 0 0 0 0 0 0 0 0 0 0 0 1 0 0 0 0 1 0											
<b>Inning Stats</b>	R: 1 E: 0 K: 1 S: 13	H: 2 LOB: 2 BB: 1 P: 22	R: 0 E: 0 K: 1 S: 11	H: 0 LOB: 1 BB: 1 P: 16	R: 3 E: 0 K: 0 S: 18	H: 4 LOB: 2 BB: 1 P: 30	R: 0 E: 0 K: 1 S: 10	H: 0 LOB: 0 BB: 0 P: 15	R: 0 E: 1 K: 1 S: 8	H: 2 LOB: 2 BB: 0 P: 14	R: 0 E: 0 K: 1 S: 9	H: 1 LOB: 1 BB: 0 P: 14	R: 0 E: 0 K: 1 S: 6	H: 0 LOB: 0 BB: 0 P: 10	R: 0 E: 0 K: 1 S: 10	H: 0 LOB: 0 BB: 0 P: 17	1B: 7 2B: 1 3B: 0 HR: 1	SF: 0 SAC: 0 DP: 0 HBP: 0	WP: 2 PB: 0 SB: 0 CS: 0	PA: 40
<b>PITCHER</b>	IP WLS BF H R ER SO BB IBB HBP BLK WP HR S P ERA WHIP	IP WLS BF H R ER SO BB IBB HBP BLK WP HR S P ERA WHIP	IP WLS BF H R ER SO BB IBB HBP BLK WP HR S P ERA WHIP	IP WLS BF H R ER SO BB IBB HBP BLK WP HR S P ERA WHIP	IP WLS BF H R ER SO BB IBB HBP BLK WP HR S P ERA WHIP	IP WLS BF H R ER SO BB IBB HBP BLK WP HR S P ERA WHIP	IP WLS BF H R ER SO BB IBB HBP BLK WP HR S P ERA WHIP	IP WLS BF H R ER SO BB IBB HBP BLK WP HR S P ERA WHIP	IP WLS BF H R ER SO BB IBB HBP BLK WP HR S P ERA WHIP	IP WLS BF H R ER SO BB IBB HBP BLK WP HR S P ERA WHIP	IP WLS BF H R ER SO BB IBB HBP BLK WP HR S P ERA WHIP	IP WLS BF H R ER SO BB IBB HBP BLK WP HR S P ERA WHIP	IP WLS BF H R ER SO BB IBB HBP BLK WP HR S P ERA WHIP	IP WLS BF H R ER SO BB IBB HBP BLK WP HR S P ERA WHIP	IP WLS BF H R ER SO BB IBB HBP BLK WP HR S P ERA WHIP	IP WLS BF H R ER SO BB IBB HBP BLK WP HR S P ERA WHIP	IP WLS BF H R ER SO BB IBB HBP BLK WP HR S P ERA WHIP			
Oliver Pérez, L ERA: 3.46	5.0	24	6	4	4	4	4	0	0	0	0	2	1	60	97	7.20	2.000			
Jorge Sosa, R ERA: 4.12	2.0	9	3	0	0	2	0	0	0	0	0	0	0	22	33	0.00	1.500			
Aaron Heilman, R ERA: 3.6	1.0	3	0	0	0	1	0	0	0	0	0	0	0	6	10	0.00	0.000			
Billy Wagner, L ERA: 1.58	1.0	3	0	0	0	1	0	0	0	0	0	0	0	10	17	0.00	0.000			

Florida Marlins @ New York Mets  
Shea Stadium, Flushing, NY  
Sun Aug 12 2007, 1:10 PM EDT  
Att: 51,023 - Sunny - 84 F

AB 35  
R 4  
H 9  
RBI 4  
BB 4  
SO 8  
LOB 19



Batter	1	2	3	4	5	6	7	8	9	AB	R	H	RBI	BB	SO	LOB	BOTTOM			
7 José Reyes, S OBP: 0.378, SLG: 0.459	0-1 P6		1-0 HR		4-1 S BB		2-2 F8	0-1 FC3-6 1B	4 2 1 1 1 0 3											
Ruben Goyas, S OBP: 0.381, SLG: 0.489 Aaron Heilman, R OBP: 0.346, SLG: 0.474 Lastings Milledge, R OBP: 0.346, SLG: 0.474 Billy Wagner, L OBP: 0.321, SLG: 0.488	0-1 F8		4-0 5 SO BB		3-1 L9		0-2 1B	2-2 1B	3 0 1 0 1 0 1 0 0 0 0 0 0 0 1 0 1 2 0 0 0 0 0 0 0 0 0 0											
15 Carlos Beltrán, S OBP: 0.336, SLG: 0.480	0-0 F7		1-3 K		1-3 K		1-0 F7	1-0 F7	5 0 0 0 0 2 5											
5 David Wright, R OBP: 0.395, SLG: 0.521		4-2 21 1B 18 HR BB	3-3 K		1-3 K			4-2 21 HR BB	2 2 0 0 2 2 1											
21 Carlos Delgado, L OBP: 0.329, SLG: 0.436		3-2 18 HR 1B	0-0 L4		1-2 G4-3			0-0 HR	4 2 2 2 0 0 1											
18 Moises Alou, R OBP: 0.373, SLG: 0.500		0-0 HR			2-3 K		2-1 HR	0-1 1B 1B	4 3 3 4 0 1 0											
Shawn Green, L OBP: 0.321, SLG: 0.414		1-H 3-H 2-0 G4-3			1-2 F8		1-3 K	2-3 K	4 0 0 0 0 2 1											
11 Ramon Castro, R OBP: 0.324, SLG: 0.534 Mike DiFelice, R OBP: 0.333, SLG: 0.333		1-3 K			3-3 K			1-1 FC3-6 1B 1B	1 0 0 0 0 1 0 3 1 1 0 0 2 0											
Oliver Pérez, L OBP: 0.200, SLG: 0.200 17 David Newhan, L OBP: 0.299, SLG: 0.290 Jorge Sosa, R OBP: 0.296, SLG: 0.292 3 Damion Easley, R OBP: 0.341, SLG: 0.441 1 Luis Castillo, S OBP: 0.358, SLG: 0.355		0-2 G3			1-2 L5			2-1 FC3-6 1B	1 0 0 0 0 0 0 1 0 0 0 0 0 0 0 0 0 0 0 0 0 0 0 0 0 1 0 0 1 0 1 1 0 0 0											
<b>Inning Stats</b>	R: 0 E: 0 K: 0 S: 5	H: 0 LOB: 0 BB: 0 P: 5	R: 3 E: 0 K: 1 S: 15	H: 2 LOB: 0 BB: 1 P: 25	R: 1 E: 0 K: 2 S: 10	H: 1 LOB: 1 BB: 1 P: 19	R: 0 E: 0 K: 2 S: 10	H: 0 LOB: 0 BB: 0 P: 16	R: 0 E: 0 K: 1 S: 12	H: 0 LOB: 1 BB: 1 P: 21	R: 1 E: 0 K: 2 S: 11	H: 1 LOB: 2 BB: 1 P: 19	R: 0 E: 0 K: 1 S: 11	H: 1 LOB: 2 BB: 1 P: 19	R: 5 E: 0 K: 1 S: 21	H: 5 LOB: 1 BB: 1 P: 33	1B: 6 2B: 0 3B: 0 HR: 4	SF: 0 SAC: 0 DP: 0 HBP: 0	WP: 0 PB: 0 SB: 2 CS: 0	PA: 39
<b>PITCHER</b>	IP WLS BF H R ER SO BB IBB HBP BLK WP HR S P ERA WHIP	IP WLS BF H R ER SO BB IBB HBP BLK WP HR S P ERA WHIP	IP WLS BF H R ER SO BB IBB HBP BLK WP HR S P ERA WHIP	IP WLS BF H R ER SO BB IBB HBP BLK WP HR S P ERA WHIP	IP WLS BF H R ER SO BB IBB HBP BLK WP HR S P ERA WHIP	IP WLS BF H R ER SO BB IBB HBP BLK WP HR S P ERA WHIP	IP WLS BF H R ER SO BB IBB HBP BLK WP HR S P ERA WHIP	IP WLS BF H R ER SO BB IBB HBP BLK WP HR S P ERA WHIP	IP WLS BF H R ER SO BB IBB HBP BLK WP HR S P ERA WHIP	IP WLS BF H R ER SO BB IBB HBP BLK WP HR S P ERA WHIP	IP WLS BF H R ER SO BB IBB HBP BLK WP HR S P ERA WHIP	IP WLS BF H R ER SO BB IBB HBP BLK WP HR S P ERA WHIP	IP WLS BF H R ER SO BB IBB HBP BLK WP HR S P ERA WHIP	IP WLS BF H R ER SO BB IBB HBP BLK WP HR S P ERA WHIP	IP WLS BF H R ER SO BB IBB HBP BLK WP HR S P ERA WHIP	IP WLS BF H R ER SO BB IBB HBP BLK WP HR S P ERA WHIP				
56 Rick Van Den Hurk, R ERA: 7.46	5.0	21	3	4	4	6	3	0	0	1	14	24	6.75	1.500						
48 Lee Gardner, R ERA: 2.52	1.1	6	1	1	1	3	1	0	0	0	1	18	27.00	4.000						
57 Taylor Tankersley, L ERA: 5.24	1.0	7	3	3	3	1	1	0	0	0	1	18	27.00	4.500						
51 Ross Wolf, R ERA: 18.0	0.2	5	3	2	2	0	0	0	0	0	0	11	17	27.00						

Florida Marlins @ New York Mets  
Shea Stadium, Flushing, NY  
Sun Aug 12 2007, 1:10 PM EDT  
Att: 51,023 - Sunny - 84 F

AB 34  
R 10  
H 10  
RBI 10  
BB 5  
SO 10  
LOB 12





Batter	1	2	3	4	5	6	7	8	9	AB	R	H	RBI	BB	SO	LOB	TOP										
7 José Reyes, S OBP: 0.374, SLG: 0.455	3-3 K		2-2 G3			1-1 F8	0-1 G6-3		0-0 B1-3	5	0	0	0	0	1	3											
1 Luis Castillo, S OBP: 0.356, SLG: 0.353	1-1 G6-3		3-3 K			1-0 5 1B 15 FC4-6 1B	1-1 G2		0-2 L5	5	1	1	0	0	1	3											
5 David Wright, R OBP: 0.396, SLG: 0.520	1-2 G4-3			1-0 F9		2-0 15 FC4-6 1B		2-0 15 2B 18 1B 1B		4	1	2	0	0	0	0											
15 Carlos Beltrán, S OBP: 0.338, SLG: 0.491		2-3 K		3-2 HR		1-0 FC4-6 21 1B 1-2 3-H		0-0 18 1B 2B		4	2	2	2	0	1	1											
21 Carlos Delgado, L OBP: 0.330, SLG: 0.435		2-3 K		2-3 K		1-0 1B		4-2 FC6-4 18 1B BB		3	0	1	0	1	2	0											
18 Moises Alou, R OBP: 0.370, SLG: 0.494	1-0 G5-3			3-2 F7		1-3 K		0-0 FC6-4 1B		4	0	1	2	0	1	2											
Lastings Milledge, R OBP: 0.343, SLG: 0.475			1-2 2B		1-3 K		0-1 F7	1-2 2-H 3-H 2-2 FC6-4 G6-4-3		4	1	1	0	0	1	2											
Mike DiFelice, R OBP: 0.429, SLG: 0.571			1-2 26 SH1-4 2-H 2B		1-2 L1		1-2 2B	0-2 G6-4-3		4	0	2	1	0	0	2											
26 Orlando Hernandez, R Ruben Colorado, S Jorge Sosa, R Scott Schoeneweis, L 9 Marlon Anderson, L 13 Billy Wagner, L	0-0 SH1-4				0-0 G6-3		0-1 2B	0-1 P5		1	0	0	0	0	0	0											
<b>Inning Stats</b>	R: 0 E: 0 K: 1 S: 8	H: 0 LOB: 0 BB: 0 P: 13	R: 0 E: 0 K: 2 S: 7	H: 0 LOB: 0 BB: 0 P: 12	R: 1 E: 0 K: 1 S: 14	H: 2 LOB: 1 BB: 0 P: 21	R: 1 E: 0 K: 1 S: 15	H: 1 LOB: 0 BB: 0 P: 24	R: 0 E: 0 K: 1 S: 9	H: 0 LOB: 0 BB: 0 P: 11	R: 1 E: 0 K: 1 S: 10	H: 3 LOB: 2 BB: 0 P: 17	R: 0 E: 0 K: 0 S: 11	H: 2 LOB: 2 BB: 0 P: 13	R: 2 E: 0 K: 0 S: 13	H: 3 LOB: 1 BB: 1 P: 21	R: 0 E: 0 K: 0 S: 6	H: 0 LOB: 0 BB: 0 P: 6	1B: 6 2B: 4 3B: 0 HR: 1	SF: 0 SAC: 1 DP: 1 HBP: 0	WP: 0 PB: 0 SB: 0 CS: 0	PA: 38					
<b>PITCHER</b>	IP	WLS	BF	H	R	ER	SO	BB	IBB	HBP	BLK	WP	HR	S	P	ERA	WHIP										
45 Ian Snell, R ERA: 3.87	7.0		29	8	3	3	7	0	0	0	0	0	1	74	111	3.86	1.143										
16 Salomon Torres, R ERA: 5.53	0.0	L	2	2	2	2	0	0	0	0	0	0	0	2	4	∞	∞										
Damaso Marte, L ERA: 1.47	0.0		1	0	0	0	0	1	0	0	0	0	0	3	7	∞	∞										
Shawn Chacon, R ERA: 3.89	1.0		3	1	0	0	0	0	0	0	0	0	0	8	10	0.00	1.000										
55 Matt Capps, R ERA: 2.44	1.0		3	0	0	0	0	0	0	0	0	0	0	6	6	0.00	0.000										

New York Mets @ Pittsburgh Pirates  
PNC Park, Pittsburgh, PA  
Tue Aug 14 2007, 7:05 PM EDT  
Att: 25,277 - Clear - 78 F

AB 36  
R 5  
H 11  
RBI 5  
BB 1  
SO 7  
LOB 13



Batter	1	2	3	4	5	6	7	8	9	AB	R	H	RBI	BB	SO	LOB	BOTTOM										
13 Nate McLouth, L OBP: 0.313, SLG: 0.411	4-0 12 2B 25 1B BB			2-0 HR		4-1 BB		0-0 F9		2	2	1	1	2	1	0											
Josh Phelps, R OBP: 0.366, SLG: 0.461										1	0	0	0	0	0	1											
55 Matt Capps, R OBP: 1.000, SLG: 1.000										0	0	0	0	0	0	0											
12 Freddy Sanchez, R OBP: 0.347, SLG: 0.429	2-1 25 1B 2B		2-2 19 HBP 25 BB 1B	4-2 25 BB BB		1-3 SAFE SAFE K		2-0 F8		4	1	2	0	1	1	1											
25 Adam LaRoche, L OBP: 0.329, SLG: 0.438	1-0 2B 1B		4-2 SAFE 19 HBP BB	4-2 BB BB		1-0 F8		0-3 K		3	0	1	1	2	1	0											
Jason Bay, R OBP: 0.325, SLG: 0.423	3-3 K		1-3 K	1-1 F7		1-2 F8		1-2 F8		5	0	0	0	0	2	6											
19 José Bautista, R OBP: 0.346, SLG: 0.406	0-3 K		3-1 HBP		2-3 K		2-3 K			3	0	0	0	0	3	2											
Jose Castillo, R OBP: 0.297, SLG: 0.367	1-2 K		0-3 K		2-1 G5-3		0-0 2 SH2-4 26 1B G4-3 1B			4	1	2	1	0	1	3											
26 Ronny Paulino, R OBP: 0.287, SLG: 0.367	3-2 G3-1		2-2 P6		0-0 F8		0-1 G4-3 2 SH2-4 1B			4	0	1	0	0	0	5											
2 Jack Wilson, R OBP: 0.320, SLG: 0.375		2-0 F7		3-2 L8		3-2 F9		0-0 SH2-4		3	0	0	0	0	0	0											
45 Ian Snell, R 16 Salomon Torres, R Damaso Marte, L Shawn Chacon, R Xavier Nady, R Matt Kalta, S	2-1 F8		0-0 G6-3		1-3 K		0-1 G4-3			3	0	0	0	0	1	0											
<b>Inning Stats</b>	R: 2 E: 0 K: 2 S: 18	H: 3 LOB: 2 BB: 1 P: 32	R: 0 E: 0 K: 1 S: 6	H: 0 LOB: 0 BB: 0 P: 13	R: 0 E: 0 K: 2 S: 17	H: 1 LOB: 3 BB: 1 P: 29	R: 1 E: 0 K: 0 S: 11	H: 1 LOB: 2 BB: 2 P: 25	R: 0 E: 0 K: 1 S: 6	H: 0 LOB: 0 BB: 0 P: 10	R: 0 E: 0 K: 2 S: 12	H: 0 LOB: 1 BB: 1 P: 21	R: 0 E: 0 K: 1 S: 7	H: 0 LOB: 0 BB: 0 P: 11	R: 0 E: 0 K: 0 S: 7	H: 2 LOB: 1 BB: 0 P: 7	R: 0 E: 0 K: 1 S: 8	H: 0 LOB: 0 BB: 0 P: 13	1B: 4 2B: 2 3B: 0 HR: 1	SF: 0 SAC: 1 DP: 0 HBP: 1	WP: 0 PB: 0 SB: 0 CS: 0	PA: 40					
<b>PITCHER</b>	IP	WLS	BF	H	R	ER	SO	BB	IBB	HBP	BLK	WP	HR	S	P	ERA	WHIP										
26 Orlando Hernandez, R ERA: 3.12	6.0		29	5	3	3	8	5	0	1	0	0	1	70	130	4.50	1.667										
Jorge Sosa, R ERA: 4.15	1.2	W	7	2	1	1	1	0	0	0	0	0	0	13	17	5.40	1.200										
Scott Schoeneweis, L ERA: 5.06	0.1	H	1	0	0	0	0	0	0	0	0	0	0	1	1	0.00	0.000										
13 Billy Wagner, L ERA: 1.55	1.0	S	3	0	0	0	1	0	0	0	0	0	0	8	13	0.00	0.000										

New York Mets @ Pittsburgh Pirates  
PNC Park, Pittsburgh, PA  
Tue Aug 14 2007, 7:05 PM EDT  
Att: 25,277 - Clear - 78 F

AB 33  
R 4  
H 7  
RBI 4  
BB 5  
SO 10  
LOB 19





















Batter	1	2	3	4	5	6	7	8	9	AB	R	H	RBI	BB	SO	LOB	TOP																	
7 José Reyes, S OBP: 0.375, SLG: 0.449	F9		G3-6-1				F8		P6	4	0	0	0	1	0	1	<b>New York Mets @ Washington Nationals</b> Robert F. Kennedy Memorial Stadium, Washington, DC Sun Aug 19 2007, 1:35 PM EDT Att: 29,092 - Overcast - 73 F																	
1 Luis Castillo, S OBP: 0.360, SLG: 0.360	5 1B 15 SF7 BB		G6-3					5 2B 1B	G6-3	4	2	1	0	1	0	2																		
5 David Wright, R OBP: 0.400, SLG: 0.524	15 SF7 1B			G4-3				1B 2B	15 HR BB	4	2	2	0	1	0	0																		
15 Carlos Beltrán, S OBP: 0.343, SLG: 0.511	SF7			F7				9 1B 2B	1B HR	3	3	2	4	1	0	0																		
Shawn Green, L OBP: 0.332, SLG: 0.411	F7			1B			K	9 2B 1B	K	5	1	2	2	0	2	1																		
Lastings Milledge, R OBP: 0.339, SLG: 0.459				L9				1B	K	4	0	1	0	0	2	3																		
9 Marlon Anderson, L OBP: 0.325, SLG: 0.357										4	0	3	2	0	0	1																		
Sandy Alomar Jr., R OBP: 0.200, SLG: 0.300										4	0	0	0	0	0	3																		
26 Orlando Hernandez, R OBP: 0.182, SLG: 0.227										3	0	1	0	0	0	1																		
Ruben Gotay, S OBP: 0.352, SLG: 0.489										1	0	0	0	0	1	1																		
Jorge Sosa, R OBP: 0.298, SLG: 0.292										0	0	0	0	0	0	0																		
25 Pedro Feliciano, L OBP: 0.292, SLG: 0.292										0	0	0	0	0	0	0																		
25 Pedro Feliciano, L OBP: 0.292, SLG: 0.292										0	0	0	0	0	0	0																		
<b>Inning Stats</b>	R: 1 E: 0 K: 0 S: 8	H: 1 LOB: 1 BB: 1 P: 16	R: 0 E: 0 K: 1 S: 7	H: 1 LOB: 0 BB: 0 P: 9	R: 0 E: 0 K: 0 S: 6	H: 1 LOB: 0 BB: 0 P: 11	R: 0 E: 0 K: 0 S: 6	H: 1 LOB: 1 BB: 0 P: 12	R: 0 E: 0 K: 1 S: 10	H: 2 LOB: 1 BB: 0 P: 18	R: 0 E: 0 K: 0 S: 8	H: 0 LOB: 0 BB: 0 P: 8	R: 4 E: 0 K: 2 S: 16	H: 4 LOB: 1 BB: 1 P: 28	R: 2 E: 0 K: 1 S: 8	H: 1 LOB: 0 BB: 1 P: 15	1B: 7 2B: 4 3B: 0 HR: 2	SF: 1 SAC: 0 DP: 2 HBP: 0	WP: 0 PB: 0 SB: 1 CS: 1	PA: 41														
<b>PITCHER</b>	IP WLS BF H R ER SO BB IBB HBP BLK WP HR S P ERA WHIP																																	
41 Shawn Hill, R ERA: 2.43	7.0	28	7	2	2	2	2	2	0	0	0	0	0	1	58	88	2.57	1.286																
Jon Rauch, R ERA: 4.29	0.1	6	4	4	4	1	0	1	0	0	0	0	0	0	10	21	108.00	12.000																
49 Chris Schroder, R ERA: 2.27	1.2	7	1	2	2	2	1	0	0	0	0	0	1	14	22	10.80	1.200																	

Batter	1	2	3	4	5	6	7	8	9	AB	R	H	RBI	BB	SO	LOB	BOTTOM																	
Felipe Lopez, S OBP: 0.307, SLG: 0.360	G3-1		F7				G4-3			4	0	0	0	0	0	3	<b>New York Mets @ Washington Nationals</b> Robert F. Kennedy Memorial Stadium, Washington, DC Sun Aug 19 2007, 1:35 PM EDT Att: 29,092 - Overcast - 73 F																	
D'Angelo Jimenez, S OBP: 0.344, SLG: 0.200										2	0	0	0	2	0	1																		
11 Ryan Zimmerman, R OBP: 0.322, SLG: 0.456										4	0	1	1	0	1	1																		
25 Austin Kearns, R OBP: 0.335, SLG: 0.383										4	0	0	0	0	0	3																		
Ryan Church, L OBP: 0.339, SLG: 0.429										4	0	0	0	0	2	0																		
26 Willy Mo Peña, R OBP: 0.298, SLG: 0.405										3	1	1	1	1	2	0																		
Brian Schneider, L ERA: 3.08										2	0	0	0	0	0	0																		
3 Jesus Flores, R OBP: 0.306, SLG: 0.347										1	0	0	0	0	0	0																		
Robert Fick, L OBP: 0.280, SLG: 0.255										3	1	1	0	0	0	1																		
Tony Batista, R OBP: 0.373, SLG: 0.304										0	0	0	0	1	0	0																		
41 Shawn Hill, R OBP: 0.263, SLG: 0.125										1	0	0	0	0	1	0																		
21 Dmitri Young, S OBP: 0.380, SLG: 0.504										0	0	0	0	1	0	0																		
Jon Rauch, R ERA: 4.11										0	0	0	0	0	0	0																		
49 Chris Schroder, R ERA: 2.8										0	0	0	0	0	0	0																		
10 Ronnie Belliard, R OBP: 0.322, SLG: 0.398										1	0	0	0	0	2																			
<b>Inning Stats</b>	R: 0 E: 0 K: 1 S: 10	H: 0 LOB: 1 BB: 1 P: 18	R: 0 E: 0 K: 1 S: 7	H: 0 LOB: 0 BB: 0 P: 13	R: 1 E: 0 K: 0 S: 10	H: 2 LOB: 2 BB: 1 P: 23	R: 1 E: 0 K: 1 S: 11	H: 1 LOB: 0 BB: 0 P: 17	R: 0 E: 0 K: 1 S: 8	H: 0 LOB: 0 BB: 0 P: 15	R: 0 E: 0 K: 0 S: 5	H: 0 LOB: 2 BB: 2 P: 18	R: 0 E: 0 K: 0 S: 7	H: 0 LOB: 0 BB: 0 P: 11	R: 0 E: 1 K: 2 S: 11	H: 0 LOB: 2 BB: 1 P: 18	1B: 2 2B: 0 3B: 0 HR: 1	SF: 0 SAC: 2 DP: 0 HBP: 0	WP: 0 PB: 0 SB: 0 CS: 1	PA: 36														
<b>PITCHER</b>	IP WLS BF H R ER SO BB IBB HBP BLK WP HR S P ERA WHIP																																	
26 Orlando Hernandez, R ERA: 3.08	7.0	28	3	2	2	4	3	1	0	0	0	0	0	0	7	11	0.00	0.000																
Jorge Sosa, R ERA: 4.11	1.0	3	0	0	0	0	0	0	0	0	0	0	0	7	11	0.00	0.000																	
25 Pedro Feliciano, L ERA: 2.8	1.0	5	0	0	0	2	1	0	0	0	0	0	0	11	18	0.00	1.000																	





Batter	1	2	3	4	5	6	7	8	9	AB	R	H	RBI	BB	SO	LOB	TOP																
24 Brian Giles, L OBP: 0.388, SLG: 0.436										4	0	0	0	1	2	3	<p>San Diego Padres @ New York Mets Shea Stadium, Flushing, NY Tue Aug 21 2007, 7:10 PM EDT Att: 48,592 - Cloudy - 61 F</p> <p>livebaseballscorecards.com</p>																
Geoff Blum, S OBP: 0.329, SLG: 0.349										5	0	0	0	0	0	4																	
Milton Bradley, S OBP: 0.429, SLG: 0.542										3	1	2	1	2	0	0																	
23 Adrián González, L OBP: 0.339, SLG: 0.476										5	1	1	0	0	2	5																	
Mike Cameron, R OBP: 0.329, SLG: 0.443										3	2	2	2	2	0	0																	
3 Khalil Greene, R OBP: 0.277, SLG: 0.445										4	0	2	1	0	1	3																	
5 Kevin Kouzmanoff, R OBP: 0.289, SLG: 0.407										4	0	0	1	0	1	2																	
28 Josh Bard, S OBP: 0.346, SLG: 0.377										5	1	2	0	0	2	3																	
32 Chris Young, R 22 Marcus Giles, R 45 Justin Hampson, L 43 Cla Meredith, R Terrel Sledge, L 21 Heath Bell, R Trevor Hoffman, R										2	1	1	0	0	0	0																	
<b>Inning Stats</b>	R: 0 E: 0 K: 2 S: 15	H: 0 LOB: 1 BB: 1 P: 26	R: 0 E: 0 K: 0 S: 10	H: 1 LOB: 1 BB: 0 P: 13	R: 1 E: 0 K: 0 S: 18	H: 2 LOB: 3 BB: 2 P: 28	R: 0 E: 0 K: 1 S: 8	H: 0 LOB: 0 BB: 1 P: 12	R: 0 E: 0 K: 0 S: 8	H: 0 LOB: 1 BB: 0 P: 16	R: 2 E: 0 K: 2 S: 16	H: 3 LOB: 1 BB: 0 P: 26	R: 2 E: 1 K: 1 S: 15	H: 3 LOB: 1 BB: 0 P: 20	R: 0 E: 0 K: 0 S: 7	H: 2 LOB: 1 BB: 1 P: 12		R: 1 E: 0 K: 2 S: 11	H: 1 LOB: 2 BB: 1 P: 21	1B: 7 2B: 3 3B: 1 HR: 1	SF: 1 SAC: 0 DP: 0 HBP: 1	WP: 0 PB: 0 SB: 0 CS: 1	PA: 44										
<b>PITCHER</b>	IP WLS BF H R ER SO BB IBB HBP BLK WP HR S P ERA WHIP																																
33 John Maine, R ERA: 3.84	5.2	27	6	3	3	4	4	0	0	0	0	0	1	72	118	4.76	1.765																
Scott Schoeneweis, L ERA: 5.15	1.0	H	4	1	1	1	1	0	0	0	0	0	0	10	13	9.00	1.000																
Jorge Sosa, R ERA: 4.19	0.1	B	3	2	1	1	1	0	0	0	0	0	0	8	10	27.00	6.000																
Aaron Heilman, R ERA: 3.32	1.0		4	2	0	0	0	0	0	0	0	0	0	7	12	0.00	2.000																
13 Billy Wagner, L ERA: 1.84	1.0	W	6	1	1	1	2	1	0	1	0	0	0	11	21	9.00	2.000																

Batter	1	2	3	4	5	6	7	8	9	AB	R	H	RBI	BB	SO	LOB	BOTTOM														
7 José Reyes, S OBP: 0.376, SLG: 0.448										5	1	2	0	0	1	1	<p>San Diego Padres @ New York Mets Shea Stadium, Flushing, NY Tue Aug 21 2007, 7:10 PM EDT Att: 48,592 - Cloudy - 61 F</p> <p>livebaseballscorecards.com</p>														
1 Luis Castillo, S OBP: 0.362, SLG: 0.359										3	2	1	1	2	0	1															
5 David Wright, R OBP: 0.399, SLG: 0.520										3	0	0	0	1	1	3															
15 Carlos Beltrán, S OBP: 0.349, SLG: 0.524										3	1	3	5	1	0	0															
21 Carlos Delgado, L OBP: 0.329, SLG: 0.434										4	0	0	0	0	1	4															
18 Moises Alou, R OBP: 0.376, SLG: 0.518										4	0	2	0	0	0	3															
Lastings Milledge, R OBP: 0.336, SLG: 0.452										4	1	1	0	0	0	2															
Mike DiFelice, R OBP: 0.276, SLG: 0.385										3	0	0	0	0	2	1															
33 John Maine, R Scott Schoeneweis, L Jorge Sosa, R Ruben Colayco, S Aaron Heilman, R 13 Billy Wagner, L 9 Marlon Anderson, L										2	1	1	0	0	1	1															
<b>Inning Stats</b>	R: 2 E: 0 K: 1 S: 8	H: 1 LOB: 0 BB: 1 P: 16	R: 0 E: 0 K: 1 S: 9	H: 1 LOB: 0 BB: 0 P: 10	R: 2 E: 0 K: 0 S: 10	H: 2 LOB: 1 BB: 1 P: 18	R: 0 E: 0 K: 2 S: 8	H: 1 LOB: 1 BB: 0 P: 12	R: 0 E: 0 K: 1 S: 7	H: 0 LOB: 0 BB: 1 P: 8	R: 0 E: 0 K: 0 S: 3	H: 0 LOB: 0 BB: 1 P: 7	R: 0 E: 0 K: 0 S: 6	H: 0 LOB: 0 BB: 0 P: 11	R: 1 E: 0 K: 1 S: 19	H: 2 LOB: 2 BB: 1 P: 27		R: 2 E: 0 K: 0 S: 10	H: 4 LOB: 2 BB: 0 P: 11	1B: 9 2B: 1 3B: 0 HR: 1	SF: 0 SAC: 1 DP: 2 HBP: 0	WP: 1 PB: 0 SB: 1 CS: 0	PA: 38								
<b>PITCHER</b>	IP WLS BF H R ER SO BB IBB HBP BLK WP HR S P ERA WHIP																														
32 Chris Young, R ERA: 2.12	5.0	21	5	4	4	5	2	0	0	1	1	42	64	7.20	1.400																
45 Justin Hampson, L ERA: 3.59	0.1		0	0	0	0	1	0	0	0	0	2	6	0.00	3.000																
43 Cla Meredith, R ERA: 3.25	1.2		0	0	0	0	0	0	0	0	0	7	12	0.00	0.000																
21 Heath Bell, R ERA: 2.52	1.0	B	6	2	1	1	1	1	0	0	0	19	27	9.00	3.000																
Trevor Hoffman, R ERA: 2.49	0.1	L	5	4	2	2	0	0	0	0	0	10	11	54.00	12.000																











Batter	1	2	3	4	5	6	7	8	9	AB	R	H	RBI	BB	SO	LOB	TOP				
15 Rafael Furcal, S OBP: 0.344, SLG: 0.368	4-1 BB 9 1B	0-1 G1-3			1-3 K		1-0 FC3-6		1-0 27 1B 12 FC5 9 SF8 1B	4	1	1	0	1	1	2	<b>Los Angeles Dodgers @ New York Mets</b> Shea Stadium, Flushing, NY Fri Aug 24 2007, 7:10 PM EDT Att: 53,250 - Clear - 79 F				
9 Juan Pierre, L OBP: 0.324, SLG: 0.344	0-1 BB 12		1-2 F8		1-1 F9		2-1 L9		0-0 FC5 12 SF8 27 1B	5	0	1	0	0	0	3					
27 Matt Kemp, R OBP: 0.371, SLG: 0.527	1-3 K		3-2 12 PB 2B		2-1 P4			3-1 G6-3	1-0 1B	5	0	2	0	0	1	2					
12 Jeff Kent, R OBP: 0.365, SLG: 0.489	4-1 BB 1-2 2-3		4-2 16 G3-6-3 BB			3-2 G5-3		0-0 16 2B G3	1-1 SF8	2	1	1	1	2	0	0					
16 Andre Ethier, L OBP: 0.366, SLG: 0.473	1-3 K		0-1 G3-6-3			1-2 G1-5-3		3-2 G3	1-3 K	5	0	1	0	0	2	7					
55 Russell Martin, R OBP: 0.372, SLG: 0.463	1-0 L9			2-1 1B		4-0 BB		4-1 G3 BB		2	0	1	0	2	0	3					
7 James Loney, L OBP: 0.358, SLG: 0.467 Ramon Martinez, R OBP: 0.246, SLG: 0.216		2-2 P5		0-3 K		0-0 G5-3		1-2 G3		3	0	0	0	0	1	2					
Shea Hillenbrand, R OBP: 0.273, SLG: 0.319		3-2 G5-3		0-1 F8			1-1 F7	1-2 2-3 3-H 2-2		4	0	0	0	0	0	3					
31 Brad Penny, R OBP: 0.278, SLG: 0.327 Olmedo Saenz, R OBP: 0.303, SLG: 0.320 Joe Beimel, L		0-3 K		2-3 K			4-1 15 FC3-6 BB		1-2 9 FC5 15 1B	2	0	0	0	0	2	1					
Luis Gonzalez, L OBP: 0.355, SLG: 0.424										1	0	1	0	0	0	0					
<b>Inning Stats</b>	R: 0 E: 0 K: 2 S: 12	H: 1 LOB: 3 BB: 2 P: 23	R: 0 E: 0 K: 1 S: 14	H: 0 LOB: 1 BB: 0 P: 19	R: 0 E: 0 K: 0 S: 11	H: 1 LOB: 1 BB: 1 P: 19	R: 0 E: 0 K: 2 S: 14	H: 1 LOB: 1 BB: 0 P: 18	R: 0 E: 0 K: 1 S: 7	H: 0 LOB: 1 BB: 1 P: 15	R: 0 E: 0 K: 0 S: 6	H: 0 LOB: 1 BB: 1 P: 14	R: 1 E: 0 K: 0 S: 14	H: 2 LOB: 2 BB: 1 P: 27	R: 1 E: 0 K: 1 S: 11	H: 3 LOB: 2 BB: 0 P: 16	1B: 6 2B: 2 3B: 0 HR: 0	SF: 1 SAC: 0 DP: 1 HBP: 0	WP: 0 PB: 2 SB: 0 CS: 0	PA: 41	
<b>PITCHER</b>	IP WLS BF H R ER SO BB IBB HBP BLK WP HR S P ERA WHIP	7.0 W 29 3 0 0 6 5 0 0 0 0 0 0 71 119 0.00 1.143	0.1 H 4 2 1 1 0 1 0 0 0 0 0 0 8 18 27.00 9.000	0.2 H 2 0 0 0 0 0 0 0 0 0 0 0 6 9 0.00 0.000	1.0 6 3 1 1 1 0 0 0 0 0 0 0 0 11 16 9.00 3.000																

AB	34
R	2
H	8
RBI	2
BB	6
SO	7
LOB	25



Batter	1	2	3	4	5	6	7	8	9	AB	R	H	RBI	BB	SO	LOB	BOTTOM				
7 José Reyes, S OBP: 0.374, SLG: 0.445	4-0 S 2B BB		0-0 SH2-3 5 1B 2B	0-0 L7			1-2 F7	3-3 K		4	2	1	0	1	1	4	<b>Los Angeles Dodgers @ New York Mets</b> Shea Stadium, Flushing, NY Fri Aug 24 2007, 7:10 PM EDT Att: 53,250 - Clear - 79 F				
Ruben Gelay, S OBP: 0.380, SLG: 0.490	2-1 18 CS 1-H 2B		0-0 SH2-3 2-3		1-3 K		1-2 5 G6-4-3 1B			3	0	2	1	0	1	0					
5 David Wright, R OBP: 0.406, SLG: 0.528	4-2 18 CS BB		0-0 15 G3 3-H 1B		3-2 HR		2-0 G6-4-3			3	1	2	2	1	0	1					
15 Carlos Beltrán, S OBP: 0.353, SLG: 0.524	2-2 L6		1-0 G3		1-2 F8			4-1 18 1B 1B		3	1	0	0	1	0	3					
18 Moises Alou, R OBP: 0.367, SLG: 0.498	2-2 F8		0-1 G4-3		1-0 G6-3			0-1 1B 9 SF8 1B		4	1	1	0	0	0	3					
21 Carlos Delgado, L OBP: 0.324, SLG: 0.423		3-2 G4-3		4-2 SH1-4 BB BB		0-0 G3		0-3 K		3	0	0	0	1	1	2					
Lastings Milledge, R OBP: 0.329, SLG: 0.427		1-2 K		4-0 SH1-4 BB		2-0 G4-3		1-1 BLK 1B		3	0	1	1	1	0	0					
Mike DiFelice, R OBP: 0.314, SLG: 0.406		1-2 1B		0-1 SH1-4		1-0 1B		0-1 7 BLK 1B		3	0	3	0	0	0	0					
Oliver Pérez, L OBP: 0.174, SLG: 0.174 Jorge Sosa, R OBP: 0.296, SLG: 0.292 25 Pedro Feliciano, L		1-0 B2-3		2-1 G5-3		0-2 P6		2-1 SF8		3	0	0	0	0	0	4					
9 Marlon Anderson, L OBP: 0.346, SLG: 0.438 13 Billy Wagner, L										0	0	0	0	1	0	0					
<b>Inning Stats</b>	R: 1 E: 0 K: 0 S: 15	H: 1 LOB: 1 BB: 2 P: 29	R: 0 E: 0 K: 1 S: 14	H: 1 LOB: 0 BB: 0 P: 20	R: 1 E: 0 K: 0 S: 6	H: 2 LOB: 1 BB: 0 P: 7	R: 0 E: 0 K: 0 S: 8	H: 0 LOB: 2 BB: 2 P: 18	R: 1 E: 0 K: 1 S: 10	H: 1 LOB: 0 BB: 0 P: 16	R: 0 E: 0 K: 0 S: 6	H: 1 LOB: 1 BB: 0 P: 9	R: 0 E: 0 K: 0 S: 7	H: 1 LOB: 0 BB: 0 P: 11	R: 2 E: 0 K: 2 S: 17	H: 3 LOB: 2 BB: 1 P: 27	1B: 7 2B: 2 3B: 0 HR: 1	SF: 1 SAC: 2 DP: 1 HBP: 0	WP: 0 PB: 0 SB: 1 CS: 2	PA: 37	
<b>PITCHER</b>	IP WLS BF H R ER SO BB IBB HBP BLK WP HR S P ERA WHIP	6.0 L 27 6 3 3 2 4 0 0 0 0 0 0 59 99 4.50 1.667	1.0 3 1 0 0 0 0 0 0 0 0 0 0 0 7 11 0.00 1.000	1.0 7 3 2 2 2 1 0 0 1 0 0 0 0 17 27 18.00 4.000																	

AB	29
R	5
H	10
RBI	5
BB	5
SO	4
LOB	17





Batter	1	2	3	4	5	6	7	8	9	AB	R	H	RBI	BB	SO	LOB	TOP					
15 Rafael Furcal, S OBP: 0.345, SLG: 0.369	F8		F8			1B		1B		4	0	2	0	0	0	0	<b>Los Angeles Dodgers @ New York Mets</b> Shea Stadium, Flushing, NY Sat Aug 25 2007, 3:55 PM EDT Att. 52,655 - Sunny - 87 F					
9 Juan Pierre, L OBP: 0.323, SLG: 0.343	1B			G3		K		G4-6-3		4	0	1	0	0	1	2						
16 Andre Ethier, L OBP: 0.362, SLG: 0.468	G6-3			F8		K		F8		4	0	0	0	0	1	1						
12 Jeff Kent, R OBP: 0.364, SLG: 0.486		K		K		P6		1B		4	0	1	0	0	2	0						
Luis Gonzalez, L OBP: 0.357, SLG: 0.431		BB		K		HR		G1-6-3		3	1	1	1	1	1	1						
55 Russell Martin, R OBP: 0.374, SLG: 0.470		BB		P6		HR				2	1	1	1	1	0	0						
7 James Loney, L Rudy Seanez, R				P5		HR				2	0	0	0	0	0	1						
27 Matt Kemp, R Roberto Hernandez, R Joe Beimel, L 51 Jonathan Broxton, R				F8		K				0	0	0	0	0	0	0						
Shea Hillenbrand, R OBP: 0.274, SLG: 0.328			P3					G3		3	1	1	0	0	1	0						
50 Eric Stults, L Mark Sweeney, L OBP: 0.347, SLG: 0.381			F8			P2		G3		1	0	0	0	0	0	0						
<b>Inning Stats</b>	R: 0 E: 0 K: 0 S: 7	H: 1 LOB: 0 BB: 10	R: 0 E: 0 K: 1 S: 6	H: 0 LOB: 1 BB: 17	R: 0 E: 0 K: 1 S: 6	H: 0 LOB: 0 BB: 10	R: 0 E: 0 K: 1 S: 8	H: 0 LOB: 0 BB: 14	R: 0 E: 0 K: 1 S: 9	H: 0 LOB: 0 BB: 0	R: 0 E: 0 K: 2 S: 13	H: 1 LOB: 1 BB: 20	R: 2 E: 0 K: 2 S: 12	H: 2 LOB: 0 BB: 21	R: 1 E: 0 K: 0 S: 9	H: 2 LOB: 0 BB: 16	R: 0 E: 0 K: 0 S: 9	H: 1 LOB: 0 BB: 15	1B: 4 2B: 0 3B: 1 HR: 2	SF: 0 SAC: 0 DP: 2 HBP: 0	WP: 0 PB: 0 SB: 0 CS: 2	PA: 32
<b>PITCHER</b>	IP WLS BF H R ER SO BB IBB HBP BLK WP HR S P ERA WHIP																					
26 Orlando Hernandez, R ERA: 3.07	7.0 W 25 4 2 2 7 2 0 0 0 0 2 61 106 2.57 0.857																					
25 Pedro Feliciano, L ERA: 2.77	1.0 H 4 2 1 1 0 0 0 0 0 0 0 9 16 9.00 2.000																					
Aaron Heilman, R ERA: 3.36	1.0 S 3 1 0 0 0 0 0 0 0 0 0 9 15 0.00 1.000																					

Batter	1	2	3	4	5	6	7	8	9	AB	R	H	RBI	BB	SO	LOB	BOTTOM					
7 José Reyes, S OBP: 0.373, SLG: 0.443	F7		G5-3		B1-3	F7				4	1	1	0	0	0	0	<b>Los Angeles Dodgers @ New York Mets</b> Shea Stadium, Flushing, NY Sat Aug 25 2007, 3:55 PM EDT Att. 52,655 - Sunny - 87 F					
Lastings Millodge, R OBP: 0.324, SLG: 0.417	BB		G5-3		G6-3		G5-3			3	0	0	0	1	0	1						
5 David Wright, R OBP: 0.411, SLG: 0.530	BB		1B		15 1B	21 1B	2B	1B		2	2	2	1	2	0	0						
15 Carlos Beltrán, S OBP: 0.355, SLG: 0.524	F7		1B		21 1B	K				4	1	2	0	0	1	3						
Jeff Conine, R OBP: 0.327, SLG: 0.414	BB		1B		21 1B	1B		2B		2	0	1	1	2	1	2						
21 Carlos Delgado, L OBP: 0.323, SLG: 0.422	G5-3		P4		1B		F9			4	0	1	2	0	0	6						
Sandy Alomar Jr., R OBP: 0.198, SLG: 0.211	G6-3			F8		K		G1-3		4	0	0	0	0	1	2						
Ruben Gotay, S OBP: 0.370, SLG: 0.477		K		G6-3		K		G3		4	0	0	0	0	2	0						
26 Orlando Hernandez, R 25 Pedro Feliciano, L 9 Marlon Anderson, L Aaron Heilman, R		K		K		P5		G1-3		3	0	0	0	0	2	0						
<b>Inning Stats</b>	R: 0 E: 0 K: 0 S: 11	H: 0 LOB: 3 BB: 3	R: 0 E: 0 K: 2 S: 11	H: 0 LOB: 0 BB: 0	R: 1 E: 0 K: 1 S: 17	H: 3 LOB: 2 BB: 0	R: 0 E: 0 K: 1 S: 8	H: 0 LOB: 0 BB: 0	R: 2 E: 0 K: 1 S: 13	H: 2 LOB: 2 BB: 2	R: 0 E: 0 K: 1 S: 8	H: 0 LOB: 0 BB: 0	R: 1 E: 0 K: 1 S: 10	H: 2 LOB: 1 BB: 15	R: 0 E: 0 K: 0 S: 6	H: 0 LOB: 0 BB: 8		R: 0 E: 0 K: 0 S: 6	H: 0 LOB: 0 BB: 0	1B: 6 2B: 1 3B: 0 HR: 0	SF: 0 SAC: 0 DP: 0 HBP: 0	WP: 0 PB: 0 SB: 2 CS: 0
<b>PITCHER</b>	IP WLS BF H R ER SO BB IBB HBP BLK WP HR S P ERA WHIP																					
50 Eric Stults, L ERA: 4.23	4.2 L 24 5 3 3 4 4 1 0 0 0 0 0 57 98 5.79 1.929																					
Rudy Seanez, R ERA: 3.43	1.1 4 0 0 0 2 0 0 0 0 0 0 0 11 15 0.00 0.000																					
Roberto Hernandez, R ERA: 6.2	0.2 4 2 1 1 1 0 0 0 0 0 0 9 14 13.50 3.000																					
Joe Beimel, L ERA: 4.04	0.1 1 0 0 0 0 0 0 0 0 0 0 1 1 0.00 0.000																					
51 Jonathan Broxton, R ERA: 2.31	1.0 3 0 0 0 0 0 0 0 0 0 0 6 8 0.00 0.000																					

AB	30
R	3
H	7
RBI	3
BB	2
SO	7
LOB	5



AB	31
R	4
H	7
RBI	4
BB	5
SO	7
LOB	14





Batter	1	2	3	4	5	6	7	8	9	AB R H RBI BB SO LOB	TOP									
15 Rafael Furcal, S OBP: 0.348, SLG: 0.375	2-1 G4-3 2B		4-1 9 3B BB		3-2 9 FC4-6 1B	0-0 9 1B 27 1B 1B		0-0 L7		4 2 3 0 1 0 0	<b>Los Angeles Dodgers @ New York Mets</b> Shea Stadium, Flushing, NY Sun Aug 26 2007, 8:05 PM EDT Att: 49,234 - Cloudy - 80 F									
9 Juan Pierre, L OBP: 0.324, SLG: 0.348	1-2 G4-3 2-3		0-0 1-H 3B		0-1 FC4-6 27 1B 2B	1-1 27 1B S		1-0 F7		5 1 2 2 0 0 3										
27 Matt Kemp, R OBP: 0.369, SLG: 0.521	2-3 K		1-1 G6-3		0-1 2B 16 F8 1B	1-0 S		1-1 F8		5 0 2 2 0 1 2										
12 Jeff Kent, R OBP: 0.365, SLG: 0.485 Ramon Martinez, R OBP: 0.246, SLG: 0.227	0-1 P4			1-1 16 1B HBP	1-1 1-3 3-H 2-2 2B	1-1 G6-3		2-1 G4-3		1 0 0 0 0 0 1 3 0 1 1 0 0 2										
16 Andre Ethier, L OBP: 0.360, SLG: 0.464		3-3 K		3-2 1-3 1B	1-1 F8			1-2 G3		5 0 1 0 0 1 2										
Shea Hillenbrand, R OBP: 0.269, SLG: 0.321	1-2 L8			1-2 L4		1-1 G5-3		1-3 G6-3		5 0 0 0 0 1 2										
7 James Loney, L OBP: 0.353, SLG: 0.459	3-0 F7			1-3 K		0-1 E3 1B		0-0 1B		4 1 1 0 0 1 2										
Mike Lieberthal, R OBP: 0.279, SLG: 0.262			1-0 G6-3		1-3 K		3-2 K			4 0 1 0 0 2 3										
David Wells, L Luis Gonzalez, L Rudy Seanez, R Ormedo Saenz, R Joe Beimel, L 51 Jonathan Broxton, R 44 Takashi Saito, L	1-3 K				1-0 FC4-6 27 1B 1B	3-2 15 1B		1-1 F7		2 1 1 0 0 1 0 1 1 1 1 0 0 0 0 0 0 0 0 0 0 1 0 0 0 0 0 2 0										
<b>Inning Stats</b>	R: 0 E: 0 K: 1 S: 12	H: 1 LOB: 1 BB: 0 P: 17	R: 0 E: 0 K: 1 S: 7	H: 0 LOB: 0 BB: 0 P: 14	R: 1 E: 0 K: 1 S: 8	H: 1 LOB: 1 BB: 1 P: 15	R: 0 E: 0 K: 2 S: 17	H: 1 LOB: 2 BB: 0 P: 24	R: 2 E: 0 K: 0 S: 13	H: 4 LOB: 1 BB: 0 P: 20		R: 3 E: 1 K: 1 S: 22	H: 4 LOB: 2 BB: 0 P: 31	R: 0 E: 0 K: 0 S: 4	H: 0 LOB: 0 BB: 0 P: 6	R: 0 E: 0 K: 1 S: 8	H: 0 LOB: 0 BB: 0 P: 12	1B: 10 2B: 2 3B: 1 HR: 0	SF: 0 SAC: 0 DP: 0 HBP: 1	WP: 0 PB: 0 SB: 2 CS: 0
<b>PITCHER</b>	IP WLS BF H R ER SO BB IBB HBP BLK WP HR S P ERA WHIP											IP WLS BF H R ER SO BB IBB HBP BLK WP HR S P ERA WHIP								
33 John Maine, R ERA: 3.68	(1, 1) 5.2 L 28 9 6 3 6 1 0 1 0 0 0 0 73 111 4.76 1.765																			
Scott Schoeneweis, L ERA: 4.79	(6, 1) 1.1 8 4 0 0 0 0 0 0 0 0 0 15 24 0.00 3.000																			
59 Guillermo Mota, R ERA: 6.0	(8, 1) 2.0 6 0 0 0 1 0 0 0 0 0 0 0 12 18 0.00 0.000																			

AB 40  
R 6  
H 13  
RBI 6  
BB 1  
SO 7  
LOB 19



Batter	1	2	3	4	5	6	7	8	9	AB R H RBI BB SO LOB	BOTTOM											
7 José Reyes, S OBP: 0.373, SLG: 0.443	0-0 G5-3		1-1 5 2B 1B		1-0 G6-3		1-2 E5 S 1B		3-3 K		5 1 2 0 0 1 0											
Lastings Millodge, R OBP: 0.333, SLG: 0.420	2-1 5 2B 1B		0-3 K		0-2 15 BB 5 BB 1B		4-0 5 S BB		3-3 K		4 0 2 0 1 2 2											
5 David Wright, R OBP: 0.413, SLG: 0.535	0-1 1-H 2B		0-1 15 CS 1-H 2-H 2B		4-1 15 BB BB		3-3 K		2-3 K		3 0 2 2 1 1 2											
15 Carlos Beltrán, S OBP: 0.356, SLG: 0.521	4-0 18 FC6-4 BB		2-2 F8		4-1 1-2 2-3 BB		0-1 G4-3				2 0 0 0 2 0 3											
18 Moises Alou, R OBP: 0.365, SLG: 0.493	0-0 FC6-4			0-0 1B	0-3 K			0-0 L4		4 0 1 0 0 1 5												
Jeff Conine, R OBP: 0.325, SLG: 0.411		0-1 G6-3		1-2 F9		1-0 G6-3		1-1 1B		4 0 1 0 0 0 1												
Ruben Gotay, S OBP: 0.361, SLG: 0.465		0-2 G6-3		2-2 L7		2-1 G3		1-2 P6		4 0 0 0 0 0 2												
Mike DiFelice, R OBP: 0.282, SLG: 0.361		2-1 F8		0-0 F8		1-0 F7		0-3 K		4 0 0 0 0 1 2												
33 John Maine, R Scott Schoeneweis, L Shawn Green, L 59 Guillermo Mota, R 9 Marlon Anderson, L	0-1 G3-1		0-1 7 1B 5 2B 1B		2-2 G3-1		2-3 K		0-2 P6		2 1 1 0 0 0 0 0 0 0 0 0 0 0 1 0 0 0 0 1 0 0 0 0 0 0 0 0 1 0 0 0 0 0 0											
<b>Inning Stats</b>	R: 0 E: 0 K: 0 S: 6	H: 2 LOB: 2 BB: 1 P: 12	R: 0 E: 0 K: 0 S: 8	H: 0 LOB: 0 BB: 0 P: 10	R: 2 E: 0 K: 1 S: 12	H: 3 LOB: 0 BB: 0 P: 15	R: 0 E: 0 K: 0 S: 8	H: 1 LOB: 1 BB: 0 P: 11	R: 0 E: 0 K: 1 S: 14	H: 1 LOB: 3 BB: 2 P: 25	R: 0 E: 1 K: 2 S: 12	H: 0 LOB: 0 BB: 0 P: 8	R: 0 E: 1 K: 2 S: 12	H: 1 LOB: 2 BB: 1 P: 22	R: 0 E: 0 K: 1 S: 12	H: 1 LOB: 1 BB: 0 P: 14	R: 0 E: 0 K: 2 S: 11	H: 0 LOB: 0 BB: 0 P: 17	1B: 7 2B: 2 3B: 0 HR: 0	SF: 0 SAC: 0 DP: 0 HBP: 0	WP: 0 PB: 0 SB: 2 CS: 1	PA: 38
<b>PITCHER</b>	IP WLS BF H R ER SO BB IBB HBP BLK WP HR S P ERA WHIP											IP WLS BF H R ER SO BB IBB HBP BLK WP HR S P ERA WHIP										
David Wells, L ERA: 5.46	(1, 1) 5.0 W 23 7 2 2 2 2 3 0 0 0 0 0 0 48 73 3.60 2.000																					
Rudy Seanez, R ERA: 3.38	(6, 1) 1.0 3 0 0 0 0 0 0 0 0 0 0 0 4 8 0.00 0.000																					
Joe Beimel, L ERA: 4.02	(7, 1) 0.1 3 1 0 0 1 1 0 0 0 0 0 0 7 14 0.00 6.000																					
51 Jonathan Broxton, R ERA: 2.25	(7, 1) 1.2 H 6 1 0 0 2 0 0 0 0 0 0 0 17 22 0.00 0.600																					
44 Takashi Saito, R ERA: 1.41	(9, 1) 1.0 3 0 0 0 2 0 0 0 0 0 0 0 11 17 0.00 0.000																					

AB 34  
R 2  
H 9  
RBI 2  
BB 4  
SO 7  
LOB 17





Batter	1	2	3	4	5	6	7	8	9	AB	R	H	RBI	BB	SO	LOB	TOP					
7 José Reyes, S OBP: 0.371, SLG: 0.440	G4-3			G4-3	FC4			F8		4	0	0	0	0	0	2	<b>New York Mets @ Philadelphia Phillies</b> Citizens Bank Park, Philadelphia, PA Mon Aug 27 2007, 7:05 PM EDT Att: 38,165 - Partly Cloudy - 80 F					
1 Luis Castillo, S OBP: 0.361, SLG: 0.357	F8			G1-3				G3-1		4	0	1	0	0	0	0						
5 David Wright, R OBP: 0.416, SLG: 0.530	K			K				K		4	0	0	0	0	3	1						
15 Carlos Beltrán, S OBP: 0.355, SLG: 0.521		K				L9			P6	4	1	1	0	0	1	0						
18 Moises Alou, R OBP: 0.363, SLG: 0.488		L8			G4-3					4	0	1	0	0	0	1						
21 Carlos Delgado, L OBP: 0.323, SLG: 0.420			K							4	0	1	0	0	3	2						
Paul Lo Duca, R OBP: 0.312, SLG: 0.356				G1-3						4	1	2	1	0	0	1						
Shawn Green, L OBP: 0.331, SLG: 0.408			K							2	0	1	0	0	1	0						
Jeff Conine, R OBP: 0.324, SLG: 0.409								F9		1	0	0	0	0	0	2						
54 Brian Lawrence, R OBP: 0.300, SLG: 0.300				G1-3						2	0	1	1	0	0	0						
Jorge Sosa, R OBP: 0.256, SLG: 0.292										0	0	0	0	0	0	0						
Lastings Milledge, R OBP: 0.331, SLG: 0.417										1	0	0	0	0	1	2						
Scott Schoeneweis, L OBP: 0.324, SLG: 0.409										0	0	0	0	0	0	0						
Aaron Sele, R OBP: 0.324, SLG: 0.409										0	0	0	0	0	0	0						
<b>Inning Stats</b>	R: 0 E: 0 K: 1 S: 7	H: 0 LOB: 0 BB: 0 P: 12	R: 0 E: 0 K: 2 S: 11	H: 0 LOB: 0 BB: 0 P: 17	R: 0 E: 0 K: 1 S: 7	H: 0 LOB: 0 BB: 0 P: 13	R: 0 E: 0 K: 1 S: 9	H: 0 LOB: 0 BB: 0 P: 14	R: 2 E: 0 K: 1 S: 17	H: 4 LOB: 2 BB: 0 P: 25	R: 0 E: 0 K: 0 S: 6	H: 1 LOB: 0 BB: 0 P: 8	R: 0 E: 0 K: 1 S: 12	H: 2 LOB: 0 BB: 0 P: 16	R: 0 E: 0 K: 1 S: 12	H: 0 LOB: 0 BB: 0 P: 14	R: 0 E: 0 K: 1 S: 12	H: 1 LOB: 1 BB: 0 P: 16	1B: 7 2B: 1 3B: 0 HR: 0	SF: 0 SAC: 0 DP: 1 HBP: 0	WP: 0 PB: 0 SB: 0 CS: 0	PA: 34
<b>PITCHER</b>	IP WLS BF H R ER SO BB IBB HBP BLK WP HR S P ERA WHIP																					
58 J.D. Durbin, R ERA: 5.14	6.1 W 24 6 2 2 6 0 0 0 0 0 0 59 92 2.84 0.947																					
Antonio Alfonseca, R ERA: 4.06	0.0 1 1 0 0 0 0 0 0 0 0 0 0 7 8 0.00 0.000																					
16 J.C. Romero, L ERA: 2.95	0.2 H 2 0 0 0 1 0 0 0 0 0 0 7 8 0.00 0.000																					
45 Tom Gordon, R ERA: 5.73	1.0 3 0 0 0 1 0 0 0 0 0 0 12 14 0.00 0.000																					
55 Clay Condrey, R ERA: 5.8	1.0 4 1 0 0 1 0 0 0 0 0 0 12 16 0.00 1.000																					
<b>Batter</b>	<b>1</b>	<b>2</b>	<b>3</b>	<b>4</b>	<b>5</b>	<b>6</b>	<b>7</b>	<b>8</b>	<b>9</b>	<b>AB</b>	<b>R</b>	<b>H</b>	<b>RBI</b>	<b>BB</b>	<b>SO</b>	<b>LOB</b>	<b>BOTTOM</b>					
11 Jimmy Rollins, S OBP: 0.339, SLG: 0.513	G4-3		HR		F9			F8		5	2	2	0	0	0	0	<b>New York Mets @ Philadelphia Phillies</b> Citizens Bank Park, Philadelphia, PA Mon Aug 27 2007, 7:05 PM EDT Att: 38,165 - Partly Cloudy - 80 F					
26 Chase Utley, L OBP: 0.416, SLG: 0.592	F7		G3							5	1	3	2	0	0	1						
Pat Burrell, R OBP: 0.412, SLG: 0.501										4	1	2	2	0	0	1						
8 Shane Victorino, S OBP: 0.352, SLG: 0.431			HR		P2		L8			1	0	1	0	0	0	0						
6 Ryan Howard, L OBP: 0.388, SLG: 0.566	L6									4	1	2	0	1	0	3						
Aaron Rowand, R OBP: 0.380, SLG: 0.516		G4-3	L4-3							4	0	0	0	1	0	3						
19 Greg Dobbs, L OBP: 0.324, SLG: 0.471					F9					3	1	2	1	0	0	0						
Abraham Nunez, S OBP: 0.317, SLG: 0.295			2B							2	0	0	0	0	0	0						
28 Jayson Werth, R OBP: 0.408, SLG: 0.484										4	1	4	1	1	0	0						
27 Chris Coste, R OBP: 0.354, SLG: 0.484		G6-3								5	1	1	1	0	1	6						
58 J.D. Durbin, R ERA: 5.14										3	0	0	0	0	2	2						
Antonio Alfonseca, R ERA: 4.06										0	0	0	0	0	0	0						
16 J.C. Romero, S ERA: 2.95										1	1	2	0	0	0	0						
Tadahito Iguchi, R OBP: 0.363, SLG: 0.488										0	0	0	0	0	0	0						
45 Tom Gordon, R ERA: 5.73										0	0	0	0	0	0	0						
55 Clay Condrey, R ERA: 5.8										0	0	0	0	0	0	0						
<b>Inning Stats</b>	R: 0 E: 0 K: 0 S: 10	H: 1 LOB: 1 BB: 0 P: 15	R: 1 E: 0 K: 1 S: 13	H: 2 LOB: 1 BB: 0 P: 21	R: 2 E: 0 K: 0 S: 10	H: 3 LOB: 0 BB: 0 P: 13	R: 0 E: 0 K: 0 S: 12	H: 1 LOB: 1 BB: 0 P: 17	R: 2 E: 0 K: 1 S: 17	H: 3 LOB: 3 BB: 2 P: 34	R: 1 E: 0 K: 1 S: 13	H: 2 LOB: 2 BB: 1 P: 22	R: 3 E: 0 K: 0 S: 21	H: 5 LOB: 2 BB: 0 P: 31	R: 0 E: 0 K: 0 S: 9	H: 1 LOB: 1 BB: 0 P: 18	1B: 10 2B: 6 3B: 0 HR: 3	SF: 0 SAC: 0 DP: 1 HBP: 0	WP: 1 PB: 0 SB: 1 CS: 0	PA: 44		
<b>PITCHER</b>	IP WLS BF H R ER SO BB IBB HBP BLK WP HR S P ERA WHIP																					
54 Brian Lawrence, R ERA: 6.31	4.2 L 24 10 5 5 1 1 0 0 0 0 0 2 56 88 9.64 2.357																					
Jorge Sosa, R ERA: 4.3	1.1 8 2 1 1 2 1 1 0 0 0 0 19 34 6.75 2.250																					
Scott Schoeneweis, L ERA: 5.25	1.0 8 5 3 3 0 0 0 0 0 0 1 21 31 27.00 5.000																					
Aaron Sele, R ERA: 4.7	1.0 4 1 0 0 0 0 0 0 0 0 0 9 18 0.00 1.000																					



Batter	1	2	3	4	5	6	7	8	9	10	AB	R	H	RBI	BB	SO	LOB	TOP				
7 José Reyes, S OBP: 0.368, SLG: 0.436	P4		F8		L9		G6-3			G3-1	5	0	0	0	0	0	2	<b>New York Mets @ Philadelphia Phillies</b> Citizens Bank Park, Philadelphia, PA Tue Aug 28 2007, 7:05 PM EDT Att. 40,508 - Partly Cloudy - 82 F				
1 Luis Castillo, S OBP: 0.358, SLG: 0.353	P6		F8		P6					G1-3	5	0	0	0	0	1	1					
5 David Wright, R OBP: 0.408, SLG: 0.526			L9				G6-3			G4-3	4	0	0	0	1	1	0					
15 Carlos Beltrán, S OBP: 0.356, SLG: 0.519					G3						2	0	0	0	1	1	1					
18 Moisés Alou, R OBP: 0.374, SLG: 0.493											2	1	2	0	2	0	0					
21 Carlos Delgado, L OBP: 0.324, SLG: 0.427											4	1	2	2	0	1	4					
Paul Lo Duca, R OBP: 0.309, SLG: 0.352											4	0	0	0	0	1	4					
Endy Chavez, L OBP: 0.325, SLG: 0.393											4	0	0	0	0	0	0					
Tom Glavine, L OBP: 0.333, SLG: 0.271											3	0	2	0	0	0	0					
25 Pedro Feliciano, L Aaron Heilman, R 9 Marlon Anderson, L 59 Guillermo Mota, R											0	0	0	0	0	0	0					
<b>Inning Stats</b>	R: 0 E: 0 K: 1 S: 9	H: 0 LOB: 1 BB: 1 P: 16	R: 2 E: 0 K: 0 S: 9	H: 2 LOB: 0 BB: 0 P: 16	R: 0 E: 0 K: 0 S: 9	H: 0 LOB: 0 BB: 0 P: 14	R: 0 E: 0 K: 0 S: 6	H: 2 LOB: 1 BB: 0 P: 13	R: 0 E: 0 K: 0 S: 8	H: 1 LOB: 1 BB: 0 P: 11	R: 0 E: 0 K: 0 S: 12	H: 0 LOB: 2 BB: 1 P: 22	R: 0 E: 0 K: 3 S: 9	H: 0 LOB: 2 BB: 2 P: 24	R: 0 E: 0 K: 1 S: 8	H: 0 LOB: 0 BB: 0 P: 12	R: 0 E: 0 K: 0 S: 9	H: 0 LOB: 0 BB: 0 P: 15	1B: 5 2B: 0 3B: 0 HR: 1	SF: 0 SAC: 0 DP: 2 HBP: 1	WP: 1 PB: 0 SB: 1 CS: 0	PA: 39
<b>PITCHER</b>	IP WLS BF H R ER SO BB IBB HBP BLK WP HR S P ERA WHIP	23 Adam Eaton, R ERA: 6.23	56 Geoff Geary, R ERA: 4.78	16 J.C. Romero, L ERA: 2.52	39 Brett Myers, R ERA: 4.89	<b>PITCHER</b>										IP WLS BF H R ER SO BB IBB HBP BLK WP HR S P ERA WHIP						

AB	34
R	2
H	6
RBI	2
BB	4
SO	5
LOB	12



Batter	1	2	3	4	5	6	7	8	9	10	AB	R	H	RBI	BB	SO	LOB	BOTTOM						
11 Jimmy Rollins, S OBP: 0.339, SLG: 0.517	F8		F8		F9						5	1	2	1	0	0	2	<b>New York Mets @ Philadelphia Phillies</b> Citizens Bank Park, Philadelphia, PA Tue Aug 28 2007, 7:05 PM EDT Att. 40,508 - Partly Cloudy - 82 F						
26 Chase Utley, L OBP: 0.414, SLG: 0.587	L9		F8								5	0	1	0	0	0	1							
Pat Burrell, R 8 Shane Victorino, S	F8										3	0	0	0	1	0	2							
6 Ryan Howard, L Aaron Rowand, R	L6										1	2	1	0	0	0	0							
28 Jayson Werth, R											3	0	0	0	1	0	2							
Wes Helms, R 19 Greg Dobbs, L 39 Brett Myers, R											5	1	3	2	0	0	2							
27 Chris Coste, R											4	0	2	1	0	0	3							
23 Adam Eaton, R 56 Geoff Geary, R											4	0	1	0	0	1	3							
Tadahito Iguchi, R 16 J.C. Romero, S Abraham Nunez, S											4	0	1	0	0	1	3							
<b>Inning Stats</b>	R: 0 E: 0 K: 0 S: 12	H: 1 LOB: 1 BB: 0 P: 21	R: 0 E: 0 K: 1 S: 9	H: 2 LOB: 1 BB: 0 P: 16	R: 0 E: 0 K: 0 S: 5	H: 0 LOB: 0 BB: 0 P: 9	R: 0 E: 0 K: 0 S: 5	H: 1 LOB: 0 BB: 0 P: 9	R: 0 E: 0 K: 0 S: 7	H: 2 LOB: 2 BB: 0 P: 13	R: 0 E: 0 K: 0 S: 14	H: 2 LOB: 2 BB: 0 P: 21	R: 0 E: 0 K: 0 S: 8	H: 0 LOB: 0 BB: 0 P: 13	R: 2 E: 0 K: 0 S: 10	H: 3 LOB: 3 BB: 2 P: 22	R: 0 E: 0 K: 0 S: 10		H: 0 LOB: 0 BB: 0 P: 16	R: 2 E: 0 K: 0 S: 6	H: 2 LOB: 0 BB: 0 P: 9	1B: 11 2B: 0 3B: 0 HR: 2	SF: 0 SAC: 0 DP: 2 HBP: 0	WP: 0 PB: 0 SB: 2 CS: 0
<b>PITCHER</b>	IP WLS BF H R ER SO BB IBB HBP BLK WP HR S P ERA WHIP	Tom Glavine, L ERA: 4.15	25 Pedro Feliciano, L ERA: 3.1	Aaron Heilman, R ERA: 3.34	59 Guillermo Mota, R ERA: 6.26	<b>PITCHER</b>										IP WLS BF H R ER SO BB IBB HBP BLK WP HR S P ERA WHIP								

AB	38
R	4
H	13
RBI	4
BB	2
SO	1
LOB	19





Batter	1	2	3	4	5	6	7	8	9	AB	R	H	RBI	BB	SO	LOB	TOP			
<b>7 José Reyes, S</b> OBP: 0.369, SLG: 0.435										3	0	1	0	1	0	0	<b>New York Mets @ Philadelphia Phillies</b> Citizens Bank Park, Philadelphia, PA Wed Aug 29 2007, 7:05 PM EDT Att: 43,150 - Clear - 82 F			
<b>1 Luis Castillo, S</b> OBP: 0.355, SLG: 0.350										4	0	0	0	0	0	2				
<b>5 David Wright, R</b> OBP: 0.411, SLG: 0.533										3	1	2	1	1	1	0				
<b>15 Carlos Beltrán, S</b> OBP: 0.357, SLG: 0.521										4	1	2	0	0	0	2				
<b>18 Moises Alou, R</b> OBP: 0.372, SLG: 0.488										4	0	1	0	0	0	2				
<b>21 Carlos Delgado, L</b> OBP: 0.325, SLG: 0.428										4	0	2	1	0	1	2				
<b>Paul Lo Duca, R</b> OBP: 0.311, SLG: 0.352										3	0	1	0	1	1	2				
<b>Endy Chavez, L</b> OBP: 0.325, SLG: 0.393										0	0	0	0	0	0	0				
<b>Lastings Milledge, R</b> OBP: 0.331, SLG: 0.410										2	0	0	0	1	2	2				
<b>9 Marlon Anderson, L</b> OBP: 0.341, SLG: 0.429										1	0	1	0	0	0	0				
<b>Oliver Pérez, L</b> OBP: 0.167, SLG: 0.167										2	0	0	0	0	0	3				
<b>Jeff Conine, R</b> OBP: 0.323, SLG: 0.407										1	0	0	0	0	0	0				
<b>Jorge Sosa, R</b> OBP: 0.296, SLG: 0.292										0	0	0	0	0	0	0				
<b>Shawn Green, L</b> OBP: 0.330, SLG: 0.407										1	0	0	0	0	0	2				
<b>Inning Stats</b>	R: 1 E: 0 K: 0 S: 13	H: 4 LOB: 2 BB: 0 P: 21	R: 0 E: 0 K: 1 S: 9	H: 0 LOB: 0 BB: 1 P: 18	R: 0 E: 0 K: 1 S: 10	H: 0 LOB: 2 BB: 0 P: 16	R: 1 E: 0 K: 0 S: 9	H: 2 LOB: 2 BB: 1 P: 20	R: 0 E: 0 K: 2 S: 11	H: 1 LOB: 1 BB: 0 P: 14	R: 0 E: 0 K: 0 S: 6	H: 0 LOB: 0 BB: 1 P: 13	R: 0 E: 0 K: 0 S: 4	H: 0 LOB: 0 BB: 1 P: 8	R: 0 E: 0 K: 1 S: 13	H: 2 LOB: 2 BB: 0 P: 22	1B: 8 2B: 3 3B: 0 HR: 1	SF: 0 SAC: 0 DP: 3 HBP: 0	WP: 0 PB: 0 SB: 0 CS: 2	PA: 36
<b>PITCHER</b>	IP	WLS	BF	H	R	ER	SO	BB	IBB	HBP	BLK	WP	HR	S	P	ERA	WHIP			
<b>Jamie Moyer, L</b> ERA: 5.08	6.0	W	26	8	2	2	4	2	0	0	0	0	1	59	99	3.00	1.667			
<b>16 J.C. Romero, L</b> ERA: 2.45	1.0	H	3	0	0	0	0	1	0	0	0	0	0	6	13	0.00	1.000			
<b>45 Tom Gordon, R</b> ERA: 5.48	1.0	H	3	0	0	0	0	1	0	0	0	0	0	4	8	0.00	1.000			
<b>39 Brett Myers, R</b> ERA: 4.8	1.0	S	4	2	0	0	1	0	0	0	0	0	0	13	22	0.00	2.000			

Batter	1	2	3	4	5	6	7	8	9	AB	R	H	RBI	BB	SO	LOB	BOTTOM			
<b>11 Jimmy Rollins, S</b> OBP: 0.340, SLG: 0.523										4	1	2	1	0	0	2	<b>New York Mets @ Philadelphia Phillies</b> Citizens Bank Park, Philadelphia, PA Wed Aug 29 2007, 7:05 PM EDT Att: 43,150 - Clear - 82 F			
<b>Tadahito Iguchi, R</b> OBP: 0.346, SLG: 0.400										3	0	1	0	1	0	0				
<b>Pat Burrell, R</b> OBP: 0.469, SLG: 0.504										3	1	1	2	0	1	1				
<b>45 Tom Gordon, R</b> ERA: 5.48										0	0	0	0	0	0	0				
<b>39 Brett Myers, R</b> ERA: 4.8										0	0	0	0	0	0	0				
<b>6 Ryan Howard, L</b> OBP: 0.389, SLG: 0.573										4	0	1	0	0	3	3				
<b>Aaron Rowand, R</b> OBP: 0.378, SLG: 0.511										4	0	0	0	0	4	3				
<b>28 Jayson Werth, R</b> OBP: 0.406, SLG: 0.476										3	0	1	0	1	0	1				
<b>51 Carlos Ruiz, R</b> OBP: 0.330, SLG: 0.395										2	0	0	0	1	0	2				
<b>Abraham Nunez, S</b> OBP: 0.316, SLG: 0.291										2	0	0	0	1	1	2				
<b>Jamie Moyer, L</b> OBP: 0.161, SLG: 0.160										1	1	0	0	1	1	2				
<b>Wes Helms, R</b> OBP: 0.300, SLG: 0.373										1	0	0	0	0	1	1				
<b>16 J.C. Romero, S</b> ERA: 2.45										0	0	0	0	0	0	0				
<b>8 Shane Victorino, S</b> OBP: 0.353, SLG: 0.432										0	0	0	0	0	0	0				
<b>Inning Stats</b>	R: 2 E: 0 K: 2 S: 13	H: 2 LOB: 0 BB: 0 P: 17	R: 0 E: 0 K: 1 S: 8	H: 0 LOB: 2 BB: 2 P: 18	R: 0 E: 0 K: 2 S: 9	H: 0 LOB: 0 BB: 1 P: 17	R: 0 E: 0 K: 1 S: 6	H: 0 LOB: 1 BB: 1 P: 14	R: 1 E: 0 K: 2 S: 17	H: 2 LOB: 2 BB: 1 P: 28	R: 0 E: 0 K: 2 S: 12	H: 1 LOB: 1 BB: 0 P: 16	R: 0 E: 0 K: 0 S: 10	H: 0 LOB: 0 BB: 0 P: 14	R: 0 E: 0 K: 1 S: 9	H: 1 LOB: 1 BB: 0 P: 15	1B: 3 2B: 1 3B: 0 HR: 2	SF: 1 SAC: 1 DP: 0 HBP: 0	WP: 0 PB: 0 SB: 0 CS: 1	PA: 35
<b>PITCHER</b>	IP	WLS	BF	H	R	ER	SO	BB	IBB	HBP	BLK	WP	HR	S	P	ERA	WHIP			
<b>Oliver Pérez, L</b> ERA: 3.39	6.0	L	27	5	3	3	10	5	0	0	0	0	0	65	110	4.50	1.667			
<b>Jorge Sosa, R</b> ERA: 4.22	2.0	7	1	0	0	0	1	0	0	0	0	0	0	19	29	0.00	0.500			

AB	32
R	2
H	10
RBI	2
BB	4
SO	5
LOB	17



AB	27
R	3
H	6
RBI	3
BB	5
SO	11
LOB	17










Batter	1	2	3	4	5	6	7	8	9	AB	R	H	RBI	BB	SO	LOB	TOP				
7 José Reyes, S OBP: 0.369, SLG: 0.440	G3		F7		HR			2B	F9	5	1	2	1	0	0	1					
1 Luis Castillo, S OBP: 0.352, SLG: 0.347	G6-3			B2-3	G6-3			G1-3		4	0	0	0	0	0	1					
5 David Wright, R OBP: 0.413, SLG: 0.534	G6-3			K				G4-3		4	0	1	0	0	1	1					
15 Carlos Beltrán, S OBP: 0.359, SLG: 0.518								G1-3		4	1	2	0	0	0	1					
18 Moises Alou, R OBP: 0.372, SLG: 0.484 Scott Schoeneweis, L	F9				HR			F8		4	1	1	0	0	0	1					
21 Carlos Delgado, L OBP: 0.327, SLG: 0.435	G3				HR			BB		4	2	2	3	0	0	1					
Paul Lo Duca, R OBP: 0.312, SLG: 0.351	G3-1				G6-3			BB		3	1	1	0	1	0	1					
Endy Chavez, L OBP: 0.326, SLG: 0.392								BB		3	1	0	0	1	0	1					
33 John Maine, R OBP: 0.192, SLG: 0.191 Ruben Colay, S OBP: 0.335, SLG: 0.450 Aaron Heilman, R	G5-3									2	0	0	0	0	0	0					
9 Marlon Anderson, L OBP: 0.352, SLG: 0.463										1	0	1	3	0	0	0					
<b>Inning Stats</b>	R: 0 E: 0 K: 0 S: 7	H: 0 LOB: 0 BB: 0 P: 12	R: 0 E: 0 K: 0 S: 8	H: 1 LOB: 1 BB: 0 P: 13	R: 0 E: 0 K: 0 S: 4	H: 0 LOB: 0 BB: 0 P: 7	R: 3 E: 0 K: 1 S: 12	H: 3 LOB: 0 BB: 0 P: 17	R: 1 E: 0 K: 0 S: 8	H: 1 LOB: 0 BB: 0 P: 12	R: 0 E: 0 K: 0 S: 3	H: 1 LOB: 0 BB: 0 P: 5	R: 0 E: 0 K: 0 S: 5	H: 1 LOB: 0 BB: 0 P: 8	R: 0 E: 0 K: 0 S: 10	H: 1 LOB: 1 BB: 2 P: 16	R: 3 E: 0 K: 0 S: 12	H: 2 LOB: 1 BB: 2 P: 23	1B: 5 2B: 3 3B: 0 HR: 2	SF: 0 SAC: 0 DP: 2 HBP: 0	WP: 0 PA: 37 CS: 1
<b>PITCHER</b>	IP WLS BF H R ER SO BB IBB HBP BLK WP HR S P ERA WHIP																				
15 Tim Hudson, R ERA: 3.32	6.0 L 23 6 4 4 1 0 0 0 0 0 0 2 42 66 6.00 1.000																				
Ron Mahay, L ERA: 2.43	1.0 3 1 0 0 0 0 0 0 0 0 0 0 5 8 0.00 1.000																				
Tyler Yates, R ERA: 4.81	1.0 4 1 0 0 0 0 0 0 0 0 0 0 10 16 0.00 1.000																				
Jose Ascanio, R ERA: 4.0	1.0 7 2 3 3 0 1 1 0 0 0 0 0 12 23 27.00 3.000																				
<b>Batter</b>	<b>1</b>	<b>2</b>	<b>3</b>	<b>4</b>	<b>5</b>	<b>6</b>	<b>7</b>	<b>8</b>	<b>9</b>	<b>AB</b>	<b>R</b>	<b>H</b>	<b>RBI</b>	<b>BB</b>	<b>SO</b>	<b>LOB</b>	<b>BOTTOM</b>				
2 Kelly Johnson, L OBP: 0.390, SLG: 0.489	G5-3							P6		3	0	1	0	1	0	1					
23 Matt Diaz, R OBP: 0.378, SLG: 0.540	K							G6-3		3	0	0	0	1	2	2					
10 Chipper Jones, S OBP: 0.416, SLG: 0.586	K							K		3	0	0	0	1	2	3					
Mark Teixeira, S OBP: 0.399, SLG: 0.557	G3							L5		4	0	0	0	0	0	3					
16 Brian McCann, L OBP: 0.322, SLG: 0.473	P2							BB		4	0	1	0	0	1	3					
7 Jeff Francoeur, R OBP: 0.336, SLG: 0.446	1B							BB		4	0	1	0	0	1	1					
Andruw Jones, R OBP: 0.317, SLG: 0.431	K							P6		3	0	0	0	0	1	1					
19 Yunel Escobar, R OBP: 0.378, SLG: 0.437								K		2	0	0	0	0	1	0					
15 Tim Hudson, R ERA: 3.32 Ron Mahay, L ERA: 2.43 Tyler Yates, R ERA: 4.81 Willie Harris, L OBP: 0.372, SLG: 0.418 Jose Ascanio, R ERA: 4.0	K							F9		1	0	0	0	0	1	1					
<b>Inning Stats</b>	R: 0 E: 0 K: 2 S: 10	H: 1 LOB: 0 BB: 0 P: 15	R: 0 E: 0 K: 1 S: 13	H: 1 LOB: 1 BB: 0 P: 24	R: 0 E: 0 K: 2 S: 9	H: 0 LOB: 0 BB: 0 P: 14	R: 0 E: 0 K: 0 S: 5	H: 0 LOB: 0 BB: 1 P: 11	R: 1 E: 0 K: 1 S: 9	H: 1 LOB: 2 BB: 2 P: 23	R: 0 E: 0 K: 2 S: 10	H: 0 LOB: 0 BB: 0 P: 16	R: 0 E: 0 K: 0 S: 12	H: 0 LOB: 0 BB: 0 P: 18	R: 0 E: 0 K: 1 S: 11	H: 1 LOB: 1 BB: 0 P: 14	1B: 4 2B: 0 3B: 0 HR: 0	SF: 0 SAC: 0 DP: 1 HBP: 1	WP: 1 PA: 33 CS: 1		
<b>PITCHER</b>	IP WLS BF H R ER SO BB IBB HBP BLK WP HR S P ERA WHIP																				
33 John Maine, R ERA: 3.97	7.0 W 26 3 0 0 0 3 0 0 0 0 0 0 12 112 1.29 0.857																				
Aaron Heilman, R ERA: 3.29	1.0 H 3 0 0 0 0 0 0 0 0 0 0 0 12 18 0.00 0.000																				
Scott Schoeneweis, L ERA: 5.11	1.0 4 1 0 0 1 0 0 0 0 0 0 0 11 14 0.00 1.000																				


New York Mets @ Atlanta Braves  
Turner Field, Atlanta, GA  
Fri Aug 31 2007, 7:35 PM EDT  
Att: 45,245 - Cloudy - 79 F

AB 35  
R 7  
H 10  
RBI 7  
BB 2  
SO 1  
LOB 8



New York Mets @ Atlanta Braves  
Turner Field, Atlanta, GA  
Fri Aug 31 2007, 7:35 PM EDT  
Att: 45,245 - Cloudy - 79 F

AB 29  
R 1  
H 4  
RBI 0  
BB 3  
SO 9  
LOB 15









Batter	1	2	3	4	5	6	7	8	9	AB	R	H	RBI	BB	SO	LOB	TOP							
7 José Reyes, S OBP: 0.369, SLG: 0.437	G3	K			SH2-3 1 HR		F7		G4-3	5	1	1	0	0	1	2								
1 Luis Castillo, S OBP: 0.351, SLG: 0.344			F8		SH2-3		G1-3			3	0	1	0	0	0	0								
5 David Wright, R OBP: 0.411, SLG: 0.536			G1-3				L6			4	1	2	2	0	0	0								
15 Carlos Beltrán, S OBP: 0.363, SLG: 0.532	F7		G4-3							3	0	1	0	1	0	1								
21 Carlos Delgado, L OBP: 0.326, SLG: 0.438		K		FC3-6 18 BB					K	3	0	0	0	1	3	2								
18 Moises Alou, R OBP: 0.376, SLG: 0.482		1B SF8								3	1	2	0	1	1	1								
Aaron Helman, R										0	0	0	0	0	0	0								
13 Billy Wagner, L										0	0	0	0	0	0	0								
Shawn Green, L OBP: 0.328, SLG: 0.407		1B		FC3-6			F7		G5-3	4	0	1	0	0	0	4								
Paul Lo Duca, R OBP: 0.311, SLG: 0.349		1B					L6		G1-3	4	0	1	0	0	0	3								
Tom Glavine, L OBP: 0.316, SLG: 0.260									G1-3	2	0	0	1	0	1	1								
Jorge Sosa, R OBP: 0.296, SLG: 0.292		SF8					FC6-4			0	0	0	0	0	0	0								
Endy Chavez, L OBP: 0.324, SLG: 0.389										1	0	0	0	0	0	0								
<b>Inning Stats</b>	R: 0 E: 0 K: 0 S: 13	H: 2 LOB: 1 BB: 0 P: 18	R: 1 E: 0 K: 2 S: 14	H: 3 LOB: 2 BB: 0 P: 17	R: 0 E: 0 K: 0 S: 7	H: 0 LOB: 0 BB: 0 P: 12	R: 0 E: 0 K: 0 S: 10	H: 0 LOB: 1 BB: 2 P: 22	R: 2 E: 0 K: 2 S: 11	H: 3 LOB: 1 BB: 0 P: 15	R: 0 E: 0 K: 0 S: 8	H: 1 LOB: 1 BB: 0 P: 13	R: 0 E: 0 K: 0 S: 4	H: 0 LOB: 0 BB: 0 P: 7	R: 0 E: 0 K: 2 S: 13	H: 0 LOB: 1 BB: 2 P: 22	R: 0 E: 0 K: 0 S: 5	H: 0 LOB: 0 BB: 0 P: 7	1B: 7 2B: 1 3B: 0 HR: 1	SF: 1 SAC: 1 DP: 1 HBP: 0	WP: 0 PB: 0 SB: 1 CS: 1	PA: 37		
<b>PITCHER</b>	IP WLS BF H R ER SO BB IBB HBP BLK WP HR S P ERA WHIP	IP WLS BF H R ER SO BB IBB HBP BLK WP HR S P ERA WHIP	IP WLS BF H R ER SO BB IBB HBP BLK WP HR S P ERA WHIP	IP WLS BF H R ER SO BB IBB HBP BLK WP HR S P ERA WHIP	IP WLS BF H R ER SO BB IBB HBP BLK WP HR S P ERA WHIP	IP WLS BF H R ER SO BB IBB HBP BLK WP HR S P ERA WHIP	IP WLS BF H R ER SO BB IBB HBP BLK WP HR S P ERA WHIP	IP WLS BF H R ER SO BB IBB HBP BLK WP HR S P ERA WHIP	IP WLS BF H R ER SO BB IBB HBP BLK WP HR S P ERA WHIP	IP WLS BF H R ER SO BB IBB HBP BLK WP HR S P ERA WHIP	IP WLS BF H R ER SO BB IBB HBP BLK WP HR S P ERA WHIP	IP WLS BF H R ER SO BB IBB HBP BLK WP HR S P ERA WHIP	IP WLS BF H R ER SO BB IBB HBP BLK WP HR S P ERA WHIP	IP WLS BF H R ER SO BB IBB HBP BLK WP HR S P ERA WHIP	IP WLS BF H R ER SO BB IBB HBP BLK WP HR S P ERA WHIP	IP WLS BF H R ER SO BB IBB HBP BLK WP HR S P ERA WHIP	IP WLS BF H R ER SO BB IBB HBP BLK WP HR S P ERA WHIP	IP WLS BF H R ER SO BB IBB HBP BLK WP HR S P ERA WHIP	IP WLS BF H R ER SO BB IBB HBP BLK WP HR S P ERA WHIP	IP WLS BF H R ER SO BB IBB HBP BLK WP HR S P ERA WHIP	IP WLS BF H R ER SO BB IBB HBP BLK WP HR S P ERA WHIP	IP WLS BF H R ER SO BB IBB HBP BLK WP HR S P ERA WHIP	IP WLS BF H R ER SO BB IBB HBP BLK WP HR S P ERA WHIP	IP WLS BF H R ER SO BB IBB HBP BLK WP HR S P ERA WHIP

New York Mets @ Atlanta Braves  
Turner Field, Atlanta, GA  
Sun Sep.02 2007, 1:05 PM EDT  
Att: 46,242 - Cloudy - 80 F

AB 32  
R 3  
H 9  
RBI 3  
BB 3  
SO 6  
LOB 14



Batter	1	2	3	4	5	6	7	8	9	AB	R	H	RBI	BB	SO	LOB	BOTTOM								
19 Yunel Escobar, R OBP: 0.379, SLG: 0.434	G6-3						K		G3	4	1	1	0	1	1	3									
23 Matt Diaz, R OBP: 0.377, SLG: 0.535			F9				FC6-4		G4-3	5	0	2	0	0	0	2									
10 Chipper Jones, S OBP: 0.414, SLG: 0.579			G6-3				F9			4	0	1	0	0	0	4									
Mark Teixeira, S OBP: 0.398, SLG: 0.552										3	0	1	0	1	2	1									
7 Jeff Francoeur, R OBP: 0.336, SLG: 0.443							F8		FC5-4	4	0	0	1	0	1	3									
Andruw Jones, R OBP: 0.316, SLG: 0.426				P6			E5		FC5-4	3	0	0	0	1	0	1									
16 Brian McCann, L OBP: 0.316, SLG: 0.469				P4			F7			4	0	1	0	0	0	4									
Chris Woodward, R OBP: 0.248, SLG: 0.269										0	1	0	0	0	0	0									
2 Kelly Johnson, L OBP: 0.388, SLG: 0.485	G4-3									4	0	2	1	0	0	0									
29 John Smoltz, R OBP: 0.109, SLG: 0.111										2	0	0	0	0	0	0									
Julio Franco, R OBP: 0.317, SLG: 0.284										1	0	0	0	0	1	1									
Ron Mahay, L										0	0	0	0	0	0	0									
58 Peter Moylan, R										0	0	0	0	0	0	0									
Pete Orr, L OBP: 0.217, SLG: 0.207										1	0	0	0	0	0	2									
<b>Inning Stats</b>	R: 1 E: 0 K: 0 S: 13	H: 2 LOB: 3 BB: 2 P: 26	R: 0 E: 0 K: 0 S: 10	H: 0 LOB: 0 BB: 0 P: 14	R: 0 E: 0 K: 1 S: 8	H: 0 LOB: 0 BB: 0 P: 14	R: 0 E: 0 K: 1 S: 11	H: 0 LOB: 0 BB: 0 P: 17	R: 0 E: 0 K: 0 S: 8	H: 1 LOB: 2 BB: 1 P: 16	R: 0 E: 0 K: 0 S: 7	H: 1 LOB: 1 BB: 0 P: 10	R: 0 E: 0 K: 2 S: 9	H: 1 LOB: 1 BB: 0 P: 12	R: 0 E: 0 K: 1 S: 6	H: 1 LOB: 1 BB: 0 P: 11	R: 1 E: 0 K: 0 S: 14	H: 2 LOB: 1 BB: 0 P: 18	1B: 7 2B: 1 3B: 0 HR: 0	SF: 0 SAC: 0 DP: 0 HBP: 0	WP: 0 PB: 0 SB: 0 CS: 0	PA: 38			
<b>PITCHER</b>	IP WLS BF H R ER SO BB IBB HBP BLK WP HR S P ERA WHIP	IP WLS BF H R ER SO BB IBB HBP BLK WP HR S P ERA WHIP	IP WLS BF H R ER SO BB IBB HBP BLK WP HR S P ERA WHIP	IP WLS BF H R ER SO BB IBB HBP BLK WP HR S P ERA WHIP	IP WLS BF H R ER SO BB IBB HBP BLK WP HR S P ERA WHIP	IP WLS BF H R ER SO BB IBB HBP BLK WP HR S P ERA WHIP	IP WLS BF H R ER SO BB IBB HBP BLK WP HR S P ERA WHIP	IP WLS BF H R ER SO BB IBB HBP BLK WP HR S P ERA WHIP	IP WLS BF H R ER SO BB IBB HBP BLK WP HR S P ERA WHIP	IP WLS BF H R ER SO BB IBB HBP BLK WP HR S P ERA WHIP	IP WLS BF H R ER SO BB IBB HBP BLK WP HR S P ERA WHIP	IP WLS BF H R ER SO BB IBB HBP BLK WP HR S P ERA WHIP	IP WLS BF H R ER SO BB IBB HBP BLK WP HR S P ERA WHIP	IP WLS BF H R ER SO BB IBB HBP BLK WP HR S P ERA WHIP	IP WLS BF H R ER SO BB IBB HBP BLK WP HR S P ERA WHIP	IP WLS BF H R ER SO BB IBB HBP BLK WP HR S P ERA WHIP	IP WLS BF H R ER SO BB IBB HBP BLK WP HR S P ERA WHIP	IP WLS BF H R ER SO BB IBB HBP BLK WP HR S P ERA WHIP	IP WLS BF H R ER SO BB IBB HBP BLK WP HR S P ERA WHIP	IP WLS BF H R ER SO BB IBB HBP BLK WP HR S P ERA WHIP	IP WLS BF H R ER SO BB IBB HBP BLK WP HR S P ERA WHIP	IP WLS BF H R ER SO BB IBB HBP BLK WP HR S P ERA WHIP	IP WLS BF H R ER SO BB IBB HBP BLK WP HR S P ERA WHIP	IP WLS BF H R ER SO BB IBB HBP BLK WP HR S P ERA WHIP	IP WLS BF H R ER SO BB IBB HBP BLK WP HR S P ERA WHIP

New York Mets @ Atlanta Braves  
Turner Field, Atlanta, GA  
Sun Sep.02 2007, 1:05 PM EDT  
Att: 46,242 - Cloudy - 80 F

AB 35  
R 2  
H 8  
RBI 2  
BB 3  
SO 5  
LOB 21













Batter	1	2	3	4	5	6	7	8	9	AB	R	H	RBI	BB	SO	LOB	TOP				
<b>Endy Chavez, L</b> (1, 7) OBP: 0.308, SLG: 0.368	G5-3		F8		G1-3			F8		4	0	0	0	0	0	1					
<b>1 Luis Castillo, S</b> (1, 4) OBP: 0.354, SLG: 0.351	G6-3			E5		K		G1-3		4	0	1	0	0	1	0					
<b>5 David Wright, R</b> (1, 5) OBP: 0.416, SLG: 0.535	G6-3			1B		F8			BB	2	0	0	0	2	0	0					
<b>15 Carlos Beltrán, S</b> (1, 8) OBP: 0.364, SLG: 0.533		G6-3-5		K		FC4-6		L6		3	0	1	0	1	1	3					
<b>Jeff Conine, R</b> (1, 3) OBP: 0.317, SLG: 0.398	G6-3-5		F8		FC4-6			K		4	0	0	0	0	1	4					
<b>Ruben Gelay, S</b> (1, 6) OBP: 0.372, SLG: 0.449			L3			F8		F7		3	0	0	0	1	0	2					
<b>Lastings Milledge, R</b> (1, 9) OBP: 0.331, SLG: 0.423		P3		F8			BB	G1-3		3	0	0	0	1	0	1					
<b>Mike DiFelice, R</b> (1, 2) OBP: 0.311, SLG: 0.350			G4-3		SH5-4		K			3	0	1	0	0	1	1					
<b>33 John Maine, R</b> (1, 1) OBP: 0.189, SLG: 0.188					SH5-4			G1-3		1	0	0	0	0	1	0					
<b>36 Willie Collazo, L</b> (5, 1) OBP: 0.329, SLG: 0.410			K							0	0	0	0	0	0	0					
<b>Shawn Green, L</b> (7, PH) OBP: 0.329, SLG: 0.410										1	0	0	0	0	0	1					
<b>Philip Humber, R</b> (7, 1)										0	0	0	0	0	0	0					
<b>Inning Stats</b>	R: 0 E: 0 K: 0 S: 9	H: 0 LOB: 0 BB: 0 P: 12	R: 0 E: 0 K: 0 S: 9	H: 0 LOB: 1 BB: 2 P: 21	R: 0 E: 0 K: 1 S: 6	H: 0 LOB: 0 BB: 0 P: 9	R: 0 E: 0 K: 1 S: 13	H: 1 LOB: 2 BB: 1 P: 22	R: 0 E: 0 K: 1 S: 11	H: 1 LOB: 1 BB: 0 P: 19	R: 0 E: 0 K: 1 S: 13	H: 0 LOB: 1 BB: 1 P: 19	R: 0 E: 0 K: 0 S: 8	H: 0 LOB: 0 BB: 0 P: 14	R: 0 E: 0 K: 1 S: 13	H: 0 LOB: 0 BB: 0 P: 17	1B: 3 2B: 1 3B: 0 HR: 0	SF: 0 SAC: 1 DP: 1 HBP: 0	WP: 0 PB: 0 SB: 0 CS: 0	PA: 34	
<b>PITCHER</b>	IP	WLS	BF	H	R	ER	SO	BB	IBB	HBP	BLK	WP	HR	S	P	ERA	WHIP				
<b>Tom Shearn, R</b> (1, 1) ERA: 3.12	6.0	W	23	3	0	0	3	3	0	0	0	0	0	57	95	0.00	1.000				
<b>58 Marcus McBeth, R</b> (7, 1) ERA: 6.75	1.0		4	0	0	0	1	1	0	0	0	0	0	13	19	0.00	1.000				
<b>51 Jared Burton, R</b> (8, 1) ERA: 2.57	1.0		4	0	0	0	1	0	0	0	0	0	0	8	14	0.00	1.000				
<b>Mike Stanton, L</b> (9, 1) ERA: 6.02	1.0		3	0	0	0	1	0	0	0	0	0	0	13	17	0.00	0.000				

**New York Mets @ Cincinnati Reds**  
Great American Ball Park, Cincinnati, OH  
Wed Sep 05 2007, 12:35 PM EDT  
Att: 15,704 - Sunny - 87 F

AB 28  
R 0  
H 3  
RBI 0  
BB 5  
SO 5  
LOB 13



Batter	1	2	3	4	5	6	7	8	9	AB	R	H	RBI	BB	SO	LOB	BOTTOM				
<b>Josh Hamilton, L</b> (1, 8) OBP: 0.367, SLG: 0.547	F8									3	0	2	2	0	0	0					
<b>30 Norris Hopper, R</b> (6, PH) OBP: 0.364, SLG: 0.391										2	0	1	0	0	1	2					
<b>2 Alex Gonzalez, R</b> (1, 6) OBP: 0.327, SLG: 0.471	4 HR		F9		F7			G5-3		4	1	1	0	1	0	1					
<b>Ken Griffey Jr., L</b> (1, 9) OBP: 0.389, SLG: 0.520	K			G6-3				K		5	0	1	0	0	2	4					
<b>4 Brandon Phillips, R</b> (1, 4) OBP: 0.333, SLG: 0.497	HR			BB		F9		G4-3		4	1	1	2	0	0	2					
<b>Adam Dunn, L</b> (1, 7) OBP: 0.384, SLG: 0.553										2	2	1	0	2	1	0					
<b>Jason Ellison, R</b> (8, 7) OBP: 0.239, SLG: 0.231	K									0	0	0	0	0	0	0					
<b>Javier Valentin, S</b> (1, 2) OBP: 0.327, SLG: 0.390		G5-3		G4-3				P6		4	0	1	0	0	0	4					
<b>28 Edwin Encarnación, R</b> (1, 5) OBP: 0.350, SLG: 0.416		P6								4	1	3	2	0	0	0					
<b>19 Joey Votto, L</b> (1, 3) OBP: 0.800, SLG: 1.500										3	2	3	1	1	0	0					
<b>Tom Shearn, R</b> (1, 1) ERA: 3.8		G5-3								2	0	0	0	0	0	3					
<b>58 Marcus McBeth, R</b> (7, 1) ERA: 6.75										0	0	0	0	0	0	0					
<b>Buck Coats, L</b> (7, PH) ERA: 4.5										1	0	0	0	0	0	2					
<b>51 Jared Burton, R</b> (8, 1) ERA: 2.57										0	0	0	0	0	0	0					
<b>Mike Stanton, L</b> (9, 1) ERA: 6.02										0	0	0	0	0	0	0					
<b>Inning Stats</b>	R: 2 E: 0 K: 2 S: 13	H: 2 LOB: 0 BB: 0 P: 18	R: 1 E: 0 K: 0 S: 9	H: 1 LOB: 0 BB: 0 P: 13	R: 0 E: 0 K: 0 S: 8	H: 2 LOB: 3 BB: 1 P: 17	R: 2 E: 0 K: 0 S: 15	H: 2 LOB: 1 BB: 1 P: 24	R: 1 E: 0 K: 0 S: 10	H: 3 LOB: 2 BB: 1 P: 19	R: 0 E: 0 K: 0 S: 10	H: 1 LOB: 1 BB: 1 P: 16	R: 1 E: 0 K: 1 S: 14	H: 3 LOB: 2 BB: 0 P: 22	R: 0 E: 0 K: 1 S: 11	H: 0 LOB: 0 BB: 0 P: 13	1B: 7 2B: 5 3B: 0 HR: 2	SF: 0 SAC: 1 DP: 2 HBP: 1	WP: 0 PB: 0 SB: 0 CS: 0	PA: 40	
<b>PITCHER</b>	IP	WLS	BF	H	R	ER	SO	BB	IBB	HBP	BLK	WP	HR	S	P	ERA	WHIP				
<b>33 John Maine, R</b> (1, 1) ERA: 3.8	4.1	L	25	9	6	6	2	3	0	1	0	0	0	14	21	0.00	1.800				
<b>36 Willie Collazo, L</b> (5, 1) ERA: 6.75	1.2		6	2	0	0	0	1	0	0	0	0	0	25	35	4.50	1.500				
<b>Philip Humber, R</b> (7, 1) ERA: 4.5	2.0		9	3	1	1	2	0	0	0	0	0	0	25	35	4.50	1.500				

**New York Mets @ Cincinnati Reds**  
Great American Ball Park, Cincinnati, OH  
Wed Sep 05 2007, 12:35 PM EDT  
Att: 15,704 - Sunny - 87 F

AB 34  
R 7  
H 14  
RBI 7  
BB 4  
SO 4  
LOB 18





Batter	1	2	3	4	5	6	7	8	9	AB	R	H	RBI	BB	SO	LOB	TOP				
9 Hunter Pence, R OBP: 0.368, SLG: 0.558			G6-3							5	0	2	0	0	2	0	Houston Astros @ New York Mets Shea Stadium, Flushing, NY Fri Sep 07 2007, 7:10 PM EDT Att: 51,113 - Clear - 78 F				
Craig Biggio, R OBP: 0.285, SLG: 0.392 Josh Anderson, L										4	0	0	0	0	2	4					
17 Lance Berkman, S OBP: 0.368, SLG: 0.506 Chris Burke, R										4	2	2	1	0	1	3					
45 Carlos Lee, R OBP: 0.354, SLG: 0.522 Cody Ransom, R										4	0	1	0	0	0	0					
Mark Loretta, R OBP: 0.341, SLG: 0.350 Eric Munson, L										4	0	2	1	0	0	0					
Luke Scott, L OBP: 0.358, SLG: 0.510										4	1	2	0	1	0	2					
21 Ty Wigginton, R OBP: 0.340, SLG: 0.454										3	0	2	1	1	0	3					
Humberto Quintero, R OBP: 0.283, SLG: 0.238										3	0	0	0	0	0	2					
51 Wandy Rodriguez, S OBP: 0.196, SLG: 0.142 43 Chris Sampson, R OBP: 0.194, SLG: 0.174 Oribe Pantoja, R OBP: 0.230, SLG: 0.274 Dave Borkowski, R OBP: 0.230, SLG: 0.274 Juan Gutierrez, R OBP: 0.226, SLG: 0.349 Jason Lang, R OBP: 0.226, SLG: 0.349 Troy Patton, L OBP: 0.233, SLG: 0.333										2	0	0	0	0	0	3					
<b>Inning Stats</b>	R: 1 E: 0 K: 2 S: 9	H: 1 LOB: 0 BB: 0 P: 14	R: 0 E: 0 K: 0 S: 8	H: 1 LOB: 2 BB: 1 P: 17	R: 1 E: 0 K: 1 S: 18	H: 3 LOB: 3 BB: 1 P: 31	R: 0 E: 0 K: 0 S: 7	H: 1 LOB: 1 BB: 0 P: 9	R: 0 E: 0 K: 0 S: 8	H: 3 LOB: 3 BB: 0 P: 30	R: 0 E: 0 K: 0 S: 13	H: 2 LOB: 1 BB: 0 P: 16	R: 0 E: 0 K: 1 S: 7	H: 0 LOB: 0 BB: 0 P: 10	R: 0 E: 0 K: 0 S: 8	H: 1 LOB: 1 BB: 0 P: 11		1B: 11 2B: 1 3B: 0 HR: 1	SF: 0 SAC: 0 DP: 1 HBP: 1	WP: 0 PB: 0 SB: 1 CS: 0	PA: 42
<b>PITCHER</b>	IP WLS BF H R ER SO BB IBB HBP BLK WP HR S P ERA WHIP	5.1 W 28 10 2 2 3 2 0 1 0 0 1 21 99 3.38 2.250	1.2 H 7 2 1 1 1 0 0 0 0 0 0 0 7 10 5.40 1.200	1.0 3 0 0 0 1 0 0 0 0 0 0 0 7 10 0.00 0.000	1.0 4 1 0 0 0 0 0 0 0 0 0 8 11 0.00 1.000																

Batter	1	2	3	4	5	6	7	8	9	AB	R	H	RBI	BB	SO	LOB	BOTTOM					
7 José Reyes, S OBP: 0.363, SLG: 0.433										5	1	1	0	0	2	3	Houston Astros @ New York Mets Shea Stadium, Flushing, NY Fri Sep 07 2007, 7:10 PM EDT Att: 51,113 - Clear - 78 F					
1 Luis Castillo, S OBP: 0.357, SLG: 0.351										3	2	1	1	2	1	2						
5 David Wright, R OBP: 0.409, SLG: 0.535 59 Guillermo Mota, R ERA: 4.19 36 Willie Collazo, L										4	2	1	1	1	1	1						
15 Carlos Beltrán, S OBP: 0.365, SLG: 0.540 Ruben Gotay, S										4	1	2	2	0	1	3						
18 Moises Alou, R OBP: 0.390, SLG: 0.519 Endy Chavez, L										4	2	2	1	0	0	1						
Jeff Conine, R OBP: 0.322, SLG: 0.397										3	1	1	1	2	0	1						
Paul Lo Duca, R OBP: 0.366 Carlos Gómez, R OBP: 0.300, SLG: 0.330										2	0	1	1	1	0	1						
Lastings Milledge, R OBP: 0.340, SLG: 0.445										4	1	2	3	1	1	3						
34 Mike Pelfrey, R OBP: 0.111, SLG: 0.059 Jorge Sosa, R OBP: 0.286, SLG: 0.280 Mike DiFelice, R OBP: 0.311, SLG: 0.350										2	1	0	0	1	0	4						
<b>Inning Stats</b>	R: 0 E: 0 K: 2 S: 10	H: 0 LOB: 1 BB: 1 P: 20	R: 0 E: 0 K: 0 S: 5	H: 0 LOB: 1 BB: 1 P: 12	R: 3 E: 1 K: 1 S: 13	H: 2 LOB: 1 BB: 2 P: 31	R: 0 E: 0 K: 1 S: 15	H: 2 LOB: 2 BB: 0 P: 19	R: 2 E: 0 K: 0 S: 9	H: 3 LOB: 2 BB: 1 P: 17	R: 6 E: 0 K: 2 S: 16	H: 4 LOB: 0 BB: 2 P: 28	R: 0 E: 0 K: 0 S: 4	H: 0 LOB: 0 BB: 0 P: 6	R: 0 E: 0 K: 1 S: 17	H: 1 LOB: 2 BB: 1 P: 25		1B: 5 2B: 4 3B: 1 HR: 2	SF: 1 SAC: 0 DP: 0 HBP: 0	WP: 0 PB: 0 SB: 0 CS: 0	PA: 44	
<b>PITCHER</b>	IP WLS BF H R ER SO BB IBB HBP BLK WP HR S P ERA WHIP	4.1 L 23 4 1 0 0 0 4 0 0 0 0 0 5 10 0.00 3.000	0.2 4 1 0 0 0 0 1 1 0 0 0 1 13 25 81.00 7.500	0.2 8 4 6 6 1 1 0 0 0 0 0 7 9 0.00 0.000	1.1 4 0 0 0 1 0 0 0 0 0 0 7 9 0.00 0.000	1.0 5 1 0 0 1 1 0 0 0 0 0 0 17 25 0.00 2.000																

AB	39
R	3
H	13
RBI	3
BB	2
SO	5
LOB	19



AB	35
R	11
H	12
RBI	10
BB	8
SO	7
LOB	22









Batter	1	2	3	4	5	6	7	8	9	AB	R	H	RBI	BB	SO	LOB	TOP					
9 Hunter Pence, R OBP: 0.359, SLG: 0.545	G4-3	G6-3			F8	K		G6-3		5	0	0	0	0	1	6	<b>Houston Astros @ New York Mets</b> Shea Stadium, Flushing, NY Sun Sep 09 2007, 1:10 PM EDT Att: 51,847 - Partly Cloudy - 84 F					
Craig Biggio, R OBP: 0.284, SLG: 0.390 Trever Miller, R (8.1)	F9		K		17 2B	K		G5-3		5	0	1	0	0	2	3						
17 Lance Berkman, S OBP: 0.387, SLG: 0.504		1B	K		2B			G5-3		4	0	2	0	1	1	2						
45 Carlos Lee, R OBP: 0.353, SLG: 0.518	F9		K		P3	FC6-4			G5-3	5	0	1	0	0	1	7						
Mark Loretta, R OBP: 0.343, SLG: 0.352		P4						G5-3		4	0	2	0	1	0	1						
Mike Lamb, L OBP: 0.367, SLG: 0.451 Chris Burke, R OBP: 0.309, SLG: 0.350		2B	F8		F8		L8	F8		3	0	1	0	0	0	5						
Luke Scott, L OBP: 0.355, SLG: 0.513		1B								2	0	0	0	0	0	2						
Brad Ausmus, R OBP: 0.319, SLG: 0.327										5	1	1	1	0	2	3						
44 Roy Oswalt, R OBP: 0.190, SLG: 0.153 Orlando Palmeiro, L OBP: 0.345, SLG: 0.274 Eric Bruntlett, R OBP: 0.338, SLG: 0.279										4	0	2	0	0	0	1						
		HBP								1	0	0	0	0	0	0						
										0	0	0	0	1	0	0						
										0	0	0	0	0	0	0						
<b>Inning Stats</b>	R: 0 E: 0 K: 0 S: 16	H: 1 LOB: 1 BB: 0 P: 22	R: 0 E: 0 K: 1 S: 16	H: 2 LOB: 3 BB: 0 P: 25	R: 0 E: 0 K: 3 S: 16	H: 1 LOB: 0 BB: 0 P: 20	R: 0 E: 0 K: 0 S: 7	H: 0 LOB: 0 BB: 0 P: 8	R: 0 E: 0 K: 0 S: 10	H: 2 LOB: 3 BB: 1 P: 17	R: 1 E: 0 K: 2 S: 13	H: 2 LOB: 3 BB: 1 P: 25	R: 0 E: 0 K: 0 S: 10	H: 1 LOB: 1 BB: 0 P: 13	R: 0 E: 0 K: 0 S: 7	H: 0 LOB: 1 BB: 1 P: 15	R: 0 E: 0 K: 1 S: 9	H: 1 LOB: 1 BB: 0 P: 12	1B: 7 2B: 2 3B: 0 HR: 1	SF: 0 SAC: 1 DP: 0 HBP: 1	WP: 1 PB: 0 SB: 0 CS: 0	PA: 43
<b>PITCHER</b>	IP WLS BF H R ER SO BB IBB HBP BLK WP HR S P ERA WHIP																					
45 Pedro Martinez, R ERA: 1.8	5.0 W 24 6 0 0 4 1 0 1 0 1 0 0 65 92 0.00 1.400																					
59 Guillermo Mota, R ERA: 5.82	1.0 7 2 1 1 2 1 0 0 0 0 0 1 13 25 9.00 3.000																					
25 Pedro Feliciano, L ERA: 2.88	1.0 H 4 1 0 0 0 0 0 0 0 0 0 0 10 15 0.00 1.000																					
Aaron Heilman, R ERA: 3.11	1.0 H 4 0 0 0 0 1 0 0 0 0 0 0 7 15 0.00 1.000																					
13 Billy Wagner, L ERA: 2.49	1.0 S 4 1 0 0 1 0 0 0 0 0 0 0 9 12 0.00 1.000																					

AB 38  
R 1  
H 10  
RBI 1  
BB 3  
SO 7  
LOB 30



Batter	1	2	3	4	5	6	7	8	9	AB	R	H	RBI	BB	SO	LOB	BOTTOM					
7 José Reyes, S OBP: 0.360, SLG: 0.428	P6		SH1-3	FC6-4		K				3	0	0	0	0	1	4	<b>Houston Astros @ New York Mets</b> Shea Stadium, Flushing, NY Sun Sep 09 2007, 1:10 PM EDT Att: 51,847 - Partly Cloudy - 84 F					
1 Luis Castillo, S OBP: 0.357, SLG: 0.351		15 1B			G5-3	FC6-4				3	1	1	0	1	0	1						
15 Carlos Beltrán, S OBP: 0.364, SLG: 0.538		2B								3	1	2	2	0	0	0						
18 Moises Alou, R OBP: 0.385, SLG: 0.522 Carlos Gómez, R OBP: 0.300, SLG: 0.330		1B								4	1	1	2	0	1	2						
										0	0	0	0	0	0	0						
Shawn Green, L OBP: 0.330, SLG: 0.415	P6									4	0	2	0	0	0	1						
Paul Lo Duca, R OBP: 0.314, SLG: 0.367										4	0	1	0	0	1	2						
Ruben Gotay, S OBP: 0.367, SLG: 0.448										4	0	0	0	0	1	2						
Endy Chavez, L OBP: 0.304, SLG: 0.362										4	0	1	0	0	0	0						
45 Pedro Martinez, R OBP: 0.286, SLG: 0.692 59 Guillermo Mota, R Lastings Milledge, R OBP: 0.355, SLG: 0.448 25 Pedro Feliciano, L Aaron Heilman, R Jeff Collins, R OBP: 0.301, SLG: 0.396 13 Billy Wagner, L										2	1	1	0	0	0	2						
										0	0	0	0	0	0	0						
										0	0	0	0	0	0	0						
										0	0	0	0	0	0	0						
										0	0	0	0	0	0	0						
										0	0	0	0	0	0	0						
										0	0	0	0	0	0	0						
<b>Inning Stats</b>	R: 1 E: 0 K: 0 S: 7	H: 2 LOB: 1 BB: 0 P: 9	R: 0 E: 0 K: 1 S: 7	H: 0 LOB: 0 BB: 0 P: 8	R: 1 E: 0 K: 1 S: 13	H: 1 LOB: 1 BB: 1 P: 21	R: 0 E: 1 K: 0 S: 14	H: 2 LOB: 3 BB: 0 P: 20	R: 2 E: 0 K: 1 S: 16	H: 3 LOB: 1 BB: 0 P: 24	R: 0 E: 0 K: 1 S: 9	H: 0 LOB: 1 BB: 0 P: 12	R: 0 E: 0 K: 0 S: 9	H: 1 LOB: 1 BB: 0 P: 12	R: 0 E: 0 K: 0 S: 10	H: 0 LOB: 0 BB: 0 P: 15	R: 0 E: 0 K: 0 S: 10	H: 0 LOB: 0 BB: 0 P: 15	1B: 4 2B: 4 3B: 0 HR: 1	SF: 1 SAC: 1 DP: 0 HBP: 1	WP: 0 PB: 0 SB: 0 CS: 0	PA: 36
<b>PITCHER</b>	IP WLS BF H R ER SO BB IBB HBP BLK WP HR S P ERA WHIP																					
44 Roy Oswalt, R ERA: 3.41	7.0 L 33 9 4 0 4 1 0 1 0 0 0 0 75 106 5.14 1.429																					
Trever Miller, L ERA: 4.78	1.0 3 0 0 0 0 0 0 0 0 0 0 0 10 15 0.00 0.000																					

AB 32  
R 4  
H 9  
RBI 4  
BB 1  
SO 4  
LOB 14









Batter	1	2	3	4	5	6	7	8	9	AB	R	H	RBI	BB	SO	LOB	TOP					
2 Kelly Johnson, L (1,4) OBP: 0.385, SLG: 0.475	F7		19 HR	19 FC6-4	19 1B		F7		G4-3	4	1	1	2	2	0	0						
19 Yunel Escobar, R (1,5) OBP: 0.380, SLG: 0.442	F9		HR	FC6-4	1B			G5-3	L8	6	2	2	2	0	0	2						
Edgar Renteria, R (1,6) OBP: 0.386, SLG: 0.476	G5-3		K	FC5-2	F7				G6-3	5	2	1	0	0	1	5						
14 Martin Prado, R (8,5) OBP: 0.314, SLG: 0.347				HR				16 BB		1	0	0	0	0	0	0						
Mark Teixeira, S (1,3) OBP: 0.399, SLG: 0.554		16 2B	F9	HR				7 2B		5	3	3	3	0	0	0						
16 Brian McCann, L (1,2) OBP: 0.324, SLG: 0.478	BB	38 F8-2	G6-3	G1-3				7 2B	G4-3	4	1	2	0	1	0	0						
7 Jeff Francoeur, R (1,9) OBP: 0.341, SLG: 0.446										3	2	2	2	2	0	1						
Andruw Jones, R (1,8) OBP: 0.315, SLG: 0.416										3	1	0	0	1	2	5						
Willie Harris, L (1,7) OBP: 0.364, SLG: 0.410										3	1	1	3	2	0	2						
38 Buddy Carlyle, L (1,1) OBP: 0.443, SLG: 0.420										2	0	1	1	0	0	3						
58 Peter Moylan, R (5,1) OBP: 0.246, SLG: 0.287										0	0	0	0	0	0	0						
Chris Woodward, R (7,PH) OBP: 0.246, SLG: 0.287										0	0	0	0	0	0	0						
Tyler Yates, R (7,1) OBP: 0.246, SLG: 0.287										0	0	0	0	0	0	0						
5 Brayan Peña, S (8,PH) OBP: 0.257, SLG: 0.346										0	0	0	0	0	0	2						
Jose Ascanio, R (8,1) OBP: 0.257, SLG: 0.346										0	0	0	0	0	0	0						
39 Rafael Soriano, R (9,1) OBP: 0.257, SLG: 0.346										0	0	0	0	0	0	0						
<b>Inning Stats</b>	R: 0 E: 0 K: 0 S: 7	H: 0 LOB: 0 BB: 0 P: 10	R: 1 E: 0 K: 1 S: 14	H: 2 LOB: 2 BB: 2 P: 24	R: 2 E: 0 K: 1 S: 9	H: 1 LOB: 0 BB: 1 P: 15	R: 6 E: 0 K: 0 S: 19	H: 4 LOB: 0 BB: 1 P: 37	R: 1 E: 0 K: 0 S: 15	H: 2 LOB: 3 BB: 2 P: 32	R: 0 E: 0 K: 1 S: 7	H: 1 LOB: 1 BB: 0 P: 8	R: 0 E: 0 K: 0 S: 5	H: 0 LOB: 0 BB: 0 P: 7	R: 3 E: 0 K: 0 S: 12	H: 3 LOB: 2 BB: 2 P: 28	R: 0 E: 0 K: 0 S: 6	H: 0 LOB: 0 BB: 0 P: 10	1B: 8 2B: 4 3B: 0 HR: 2	SF: 0 SAC: 1 DP: 1 HBP: 1	WP: 0 PB: 0 SB: 0 CS: 0	PA: 48
<b>PITCHER</b>	IP WLS BF H R ER SO BB IBB HBP BLK WP HR S P ERA WHIP																					
26 Orlando Hernandez, R (1,1) ERA: 3.75	3.0 L 19 6 8 8 2 4 0 0 1 0 0 1 42 74 24.00 3.333																					
Aaron Sele, R (4,1) ERA: 5.26	1.0 4 1 1 1 0 0 0 0 0 0 0 0 1 7 12 9.00 1.000																					
34 Mike Pelfrey, R (5,1) ERA: 5.23	2.0 11 3 1 1 1 2 0 0 0 0 0 0 22 40 4.50 2.500																					
36 Willie Collazo, L (7,1) ERA: 5.79	2.0 11 3 3 3 0 1 1 0 0 0 0 0 17 35 13.50 2.000																					
Philip Humber, R (9,1) ERA: 3.0	1.0 3 0 0 0 0 0 0 0 0 0 0 0 6 10 0.00 0.000																					

Atlanta Braves @ New York Mets  
Shea Stadium, Flushing, NY  
Tue Sep 11 2007, 7:10 PM EDT  
Att: 48,732 - Cloudy - 74 F

AB 38  
R 13  
H 13  
RBI 13  
BB 8  
SO 3  
LOB 20



Batter	1	2	3	4	5	6	7	8	9	AB	R	H	RBI	BB	SO	LOB	BOTTOM					
7 José Reyes, S (1,6) OBP: 0.362, SLG: 0.434	SH		K						P6	5	1	3	0	0	1	0						
1 Luis Castillo, S (1,4) OBP: 0.354, SLG: 0.348	SH		G4-3		F7				G4-3	4	0	0	0	0	1	2						
5 David Wright, R (1,5) OBP: 0.411, SLG: 0.544	FC1-5		L6							3	0	1	1	1	0	2						
15 Carlos Beltrán, S (1,8) OBP: 0.360, SLG: 0.533										4	1	1	0	0	2	5						
Carlos Gómez, R (9,8) OBP: 0.300, SLG: 0.330	K			18 1B					P6	0	0	0	0	0	0	0						
18 Moises Alou, R (1,7) OBP: 0.385, SLG: 0.537	F9									4	2	2	1	0	0	4						
Endy Chavez, L (9,7) OBP: 0.304, SLG: 0.362										0	0	0	0	0	0	0						
Jeff Conine, R (1,3) OBP: 0.316, SLG: 0.391			L5		SF9				L7	3	0	0	1	0	0	0						
Paul Lo Duca, R (1,2) OBP: 0.314, SLG: 0.374										3	1	1	2	0	1	0						
36 Willie Collazo, L (7,1) OBP: 0.352, SLG: 0.451										0	0	0	0	0	0	0						
9 Marlon Anderson, L (8,PH) OBP: 0.352, SLG: 0.451										0	0	0	0	0	0	0						
Philip Humber, R (9,1) OBP: 0.352, SLG: 0.451										0	0	0	0	0	0	0						
Lastings Milledge, R (1,9) OBP: 0.341, SLG: 0.432										4	0	1	0	0	1	0						
26 Orlando Hernandez, R (1,1) OBP: 0.167, SLG: 0.208										1	0	0	0	0	0	1						
Aaron Sele, R (4,1) ERA: 5.26										0	0	0	0	0	0	0						
Shawn Green, L (4,PH) OBP: 0.339, SLG: 0.412										1	0	0	0	0	0	0						
34 Mike Pelfrey, R (5,1) OBP: 0.111, SLG: 0.059										0	0	0	0	0	0	0						
Sandy Alomar Jr., R (7,2) OBP: 0.133, SLG: 0.190										2	0	0	0	0	1	0						
<b>Inning Stats</b>	R: 0 E: 1 K: 1 S: 15	H: 1 LOB: 2 BB: 0 P: 22	R: 0 E: 0 K: 1 S: 10	H: 1 LOB: 1 BB: 0 P: 16	R: 0 E: 0 K: 1 S: 10	H: 0 LOB: 0 BB: 0 P: 12	R: 3 E: 0 K: 0 S: 14	H: 3 LOB: 0 BB: 0 P: 19	R: 0 E: 0 K: 1 S: 11	H: 1 LOB: 2 BB: 1 P: 20	R: 0 E: 0 K: 0 S: 7	H: 0 LOB: 0 BB: 0 P: 10	R: 1 E: 0 K: 1 S: 8	H: 2 LOB: 1 BB: 0 P: 14	R: 1 E: 0 K: 2 S: 12	H: 1 LOB: 0 BB: 0 P: 14	R: 0 E: 0 K: 1 S: 9	H: 0 LOB: 0 BB: 0 P: 14	1B: 2 2B: 5 3B: 0 HR: 2	SF: 1 SAC: 1 DP: 0 HBP: 0	WP: 0 PB: 0 SB: 0 CS: 0	PA: 38
<b>PITCHER</b>	IP WLS BF H R ER SO BB IBB HBP BLK WP HR S P ERA WHIP																					
38 Buddy Carlyle, R (1,1) ERA: 5.26	4.1 W 21 6 3 3 3 1 0 0 0 0 0 0 14 20 0.00 0.000																					
58 Peter Moylan, R (5,1) ERA: 1.89	1.2 5 0 0 0 1 0 0 0 0 0 0 0 8 14 9.00 2.000																					
Tyler Yates, R (7,1) ERA: 4.76	1.0 5 2 1 1 1 0 0 0 0 0 0 1 12 14 9.00 1.000																					
Jose Ascanio, R (8,1) ERA: 4.38	1.0 4 1 1 1 2 0 0 0 0 0 0 1 12 14 9.00 1.000																					
39 Rafael Soriano, R (9,1) ERA: 3.29	1.0 3 0 0 0 1 0 0 0 0 0 0 0 9 14 0.00 0.000																					

Atlanta Braves @ New York Mets  
Shea Stadium, Flushing, NY  
Tue Sep 11 2007, 7:10 PM EDT  
Att: 48,732 - Cloudy - 74 F

AB 35  
R 5  
H 9  
RBI 5  
BB 1  
SO 8  
LOB 14





Batter	1	2	3	4	5	6	7	8	9	AB	R	H	RBI	BB	SO	LOB	TOP			
2 Kelly Johnson, L (1,4) OBP: 0.382, SLG: 0.470	G3		F8		P4			F9	G1	5	0	0	0	0	0	1				
19 Yunel Escobar, R (1,5) OBP: 0.375, SLG: 0.436	G4-3			K	G6-3			G4-3		4	0	0	0	0	1	0				
Edgar Renteria, R (1,6) OBP: 0.387, SLG: 0.475	K			K				1B	BB	3	1	1	0	1	2	0				
Mark Teixeira, S (1,3)		G4-3		BB	BB			BB	BB	4	2	2	0	0	1	1				
16 Brian McCann, L (1,2) Pete Orr, L (8, PR) 18 Clint Sammons, R (8,2)	F8			BB	BB			F7	BB	2	0	0	0	2	0	1				
7 Jeff Francoeur, R (1,9) OBP: 0.342, SLG: 0.446	K			BB	BB			G1-3	E7	3	0	1	2	1	1	1				
Andrew Jones, R (1,8) OBP: 0.315, SLG: 0.414			L4	BB	BB			G6-3	K	3	0	0	1	1	2		AB 31			
23 Matt Diaz, R (1,7) OBP: 0.366, SLG: 0.514			BB	BB	BB			F9	F9	4	0	1	0	0	0	3				
29 John Smoltz, R (1,1) Scott Thorman, L (7, PH) Ron Mahay, L (7,1)	SH1-4				L9			G3	G4-3	1	0	0	0	0	0	0				
46 Manny Acosta, R (8,1)										1	0	0	0	0	0	0				
14 Martin Prado, R (9, PH) OBP: 0.308, SLG: 0.340										1	0	0	0	0	0	0				
<b>Inning Stats</b>	R: 0 E: 0 K: 1 S: 8	H: 0 LOB: 0 BB: 0 P: 12	R: 0 E: 0 K: 1 S: 8	H: 0 LOB: 0 BB: 0 P: 12	R: 0 E: 0 K: 0 S: 11	H: 1 LOB: 1 BB: 0 P: 16	R: 1 E: 0 K: 2 S: 17	H: 1 LOB: 3 BB: 0 P: 36	R: 0 E: 0 K: 0 S: 10	H: 0 LOB: 1 BB: 0 P: 15	R: 0 E: 0 K: 1 S: 9	H: 0 LOB: 0 BB: 0 P: 10	R: 2 E: 1 K: 1 S: 15	H: 2 LOB: 2 BB: 2 P: 29	R: 0 E: 0 K: 0 S: 9	H: 0 LOB: 0 BB: 0 P: 14	1B: 5 2B: 0 3B: 0 HR: 0	SF: 0 SAC: 1 DP: 0 HBP: 0	WP: 0 PB: 0 SB: 0 CS: 0	PA: 37
<b>PITCHER</b>	IP WLS BF H R ER SO BB IBB HBP BLK WP HR S P ERA WHIP																			
33 John Maine, R (1,1) ERA: 3.72	6.0		24	3	1	1	5	3	0	0	0	0	0	0	0	63	102	1.50	1.000	
Jorge Sosa, R (7,1) ERA: 4.15	1.0	H	3	0	0	0	0	0	0	0	0	0	0	0	7	10	0.00	0.000		
Aaron Heilman, R (8,1) ERA: 3.28	0.2	H	4	1	2	2	0	1	0	0	0	0	0	6	13	27.00	3.000			
25 Pedro Feliciano, L (8,1) ERA: 2.88	0.0		1	0	0	0	0	1	0	0	0	0	0	1	5	∞	∞			
59 Guillermo Mota, R (8,1) ERA: 5.79	0.1	W	2	1	0	0	1	0	0	0	0	0	0	8	11	0.00	3.000			

Atlanta Braves @ New York Mets  
Shea Stadium, Flushing, NY  
Wed Sep 12 2007, 7:10 PM EDT  
Att: 51,648 - Partly Cloudy - 73 F

AB 31  
R 3  
H 5  
RBI 3  
BB 5  
SO 6  
LOB 9



Batter	1	2	3	4	5	6	7	8	9	AB	R	H	RBI	BB	SO	LOB	BOTTOM			
7 José Reyes, S (1,6) OBP: 0.363, SLG: 0.434	F7		BB	F7				G4-6-3		4	1	2	1	0	0	2				
9 Marlon Anderson, L (1,3) Aron Heilman, R (8,1)	F8		K					G4-6-3		4	1	1	1	0	1	2				
25 Pedro Feliciano, L (8,1)										0	0	0	0	0	0	0				
59 Guillermo Mota, R (8,1)										0	0	0	0	0	0	0				
Carlos Gómez, R (9,7) OBP: 0.300, SLG: 0.330										0	0	0	0	0	0	0				
5 David Wright, R (1,5) OBP: 0.412, SLG: 0.542	BB		BB					F9		2	0	0	0	2	1	0				
15 Carlos Beltrán, S (1,8) OBP: 0.360, SLG: 0.532	G6-3		SF9		F8			BB	BB	3	1	1	1	0	0	1				
18 Moises Alou, R (1,7) 13 Billy Wagner, L (9,1)	BB		L6		F7			G5-3		4	0	1	0	0	0	2				
Shawn Green, L (1,9) OBP: 0.333, SLG: 0.415	G1-3				BB			G6-4-3		4	0	3	1	0	1	0				
Paul Lo Duca, R (1,2) OBP: 0.314, SLG: 0.373	G1-3				BB			G6-4-3		4	0	1	0	0	1	3				
Ruben Gotay, S (1,4) OBP: 0.365, SLG: 0.440	K				K			F9		3	0	0	0	0	2	4				
33 John Maine, R (1,1) Jorge Sosa, R (7,1) Lastings Milledge, R (7, PH) Andy Chavez, L (8,9)	K				K			BB		2	0	0	0	0	2	4				
<b>Inning Stats</b>	R: 0 E: 0 K: 0 S: 7	H: 2 LOB: 2 BB: 1 P: 14	R: 0 E: 0 K: 2 S: 14	H: 2 LOB: 0 BB: 0 P: 21	R: 1 E: 0 K: 1 S: 10	H: 1 LOB: 1 BB: 1 P: 16	R: 0 E: 0 K: 2 S: 15	H: 2 LOB: 2 BB: 0 P: 24	R: 1 E: 0 K: 0 S: 13	H: 1 LOB: 0 BB: 0 P: 17	R: 0 E: 0 K: 2 S: 11	H: 0 LOB: 0 BB: 0 P: 18	R: 1 E: 0 K: 0 S: 13	H: 2 LOB: 0 BB: 0 P: 20	R: 1 E: 0 K: 0 S: 7	H: 2 LOB: 2 BB: 0 P: 12	1B: 8 2B: 0 3B: 1 HR: 1	SF: 1 SAC: 0 DP: 2 HBP: 0	WP: 1 PB: 0 SB: 2 CS: 0	PA: 34
<b>PITCHER</b>	IP WLS BF H R ER SO BB IBB HBP BLK WP HR S P ERA WHIP																			
29 John Smoltz, R (1,1) ERA: 3.02	6.0		26	6	2	2	8	2	0	0	0	0	0	0	70	110	3.00	1.333		
Ron Mahay, L (7,1) ERA: 2.58	1.0		4	2	1	1	0	0	0	0	0	0	0	13	20	9.00	2.000			
46 Manny Acosta, R (8,1) ERA: 1.72	1.0	L	4	2	1	1	0	0	0	0	0	0	0	7	12	9.00	2.000			

Atlanta Braves @ New York Mets  
Shea Stadium, Flushing, NY  
Wed Sep 12 2007, 7:10 PM EDT  
Att: 51,648 - Partly Cloudy - 73 F

AB 31  
R 4  
H 10  
RBI 4  
BB 2  
SO 8  
LOB 18





Batter	1	2	3	4	5	6	7	8	9	10	AB	R	H	RBI	BB	SO	LOB	TOP									
11 Jimmy Rollins, S OBP: 0.346, SLG: 0.528	G5-3		F7			F7		1B		L4	5	0	1	0	0	0	2										
26 Chase Utley, L OBP: 0.417, SLG: 0.571	F8			L8			HR	G6-3			4	1	1	2	0	0	1										
Pat Burrell, R OBP: 0.469, SLG: 0.521 Michael Bourn, L OBP: 0.355, SLG: 0.387	P4			G3-1			BB				3	0	0	0	1	1	0										
6 Ryan Howard, L OBP: 0.377, SLG: 0.550		F9		F9		G4-3					4	0	0	0	0	1	1										
Aaron Rowand, R OBP: 0.376, SLG: 0.512		2B			G5-3			G6-3			4	0	1	0	0	1	0										
28 Jayson Werth, R OBP: 0.427, SLG: 0.471			F7					G5-3			4	1	2	0	0	0	0										
51 Carlos Ruiz, R OBP: 0.332, SLG: 0.403			G6-4-3					G5-3			3	0	0	0	0	0	2										
Abraham Nunez, S OBP: 0.318, SLG: 0.291				P4							2	1	1	0	1	0	0										
Jamie Moyer, L OBP: 0.159, SLG: 0.184 16 J.C. Romero, S 45 Tom Gordon, R 19 Greg Dobbs, L 39 Brett Myers, R			G4-3			SH2-4		B5-4			2	0	0	0	0	0	1										
<b>Inning Stats</b>	R: 0 E: 0 K: 0 S: 6	H: 0 LOB: 0 BB: 0 P: 8	R: 0 E: 0 K: 0 S: 7	H: 2 LOB: 1 BB: 0 P: 12	R: 0 E: 0 K: 0 S: 14	H: 0 LOB: 0 BB: 0 P: 20	R: 0 E: 0 K: 0 S: 8	H: 0 LOB: 0 BB: 0 P: 13	R: 0 E: 0 K: 0 S: 6	H: 0 LOB: 0 BB: 0 P: 8	R: 2 E: 0 K: 0 S: 10	H: 1 LOB: 1 BB: 2 P: 23	R: 0 E: 0 K: 0 S: 8	H: 0 LOB: 0 BB: 0 P: 12	R: 0 E: 0 K: 3 S: 9	H: 2 LOB: 1 BB: 0 P: 16	R: 0 E: 0 K: 3 S: 9	H: 0 LOB: 0 BB: 0 P: 12	R: 1 E: 0 K: 0 S: 12	H: 1 LOB: 1 BB: 0 P: 16	1B: 4 2B: 2 3B: 0 HR: 1	SF: 1 SAC: 3 DP: 2 HBP: 0	WP: 0 PA: 37				
<b>PITCHER</b>	IP	WLS	BF	H	R	ER	SO	BB	IBB	HBP	BLK	WP	HR	S	P	ERA	WHIP										
Tom Glavine, L ERA: 3.88	7.2		28	5	2	2	0	2	0	0	0	0	1	68	107	2.35	0.913										
25 Pedro Feliciano, L ERA: 2.86	0.1		1	0	0	0	0	0	0	0	0	0	0	4	5	0.00	0.000										
13 Billy Wagner, L ERA: 2.38	1.0		3	0	0	0	3	0	0	0	0	0	0	9	12	0.00	0.000										
Aaron Heilman, R ERA: 3.24	1.0	L	5	1	1	0	0	0	0	0	0	0	0	12	16	0.00	1.000										

Philadelphia Phillies @ New York Mets  
Shea Stadium, Flushing, NY  
Fri Sep 14 2007, 7:10 PM EDT  
Att: 53,730 - Cloudy - 72 F

AB	31
R	3
H	6
RBI	3
BB	2
SO	3
LOB	7



Batter	1	2	3	4	5	6	7	8	9	10	AB	R	H	RBI	BB	SO	LOB	BOTTOM									
7 José Reyes, S OBP: 0.362, SLG: 0.432	F7										5	0	1	0	0	2	1										
1 Luis Castillo, S OBP: 0.355, SLG: 0.348	G6-3										3	1	1	0	1	1	2										
5 David Wright, R OBP: 0.412, SLG: 0.547	HR										3	1	1	1	0	0	2										
15 Carlos Beltrán, S OBP: 0.359, SLG: 0.529	F7										3	0	0	0	1	1	3										
18 Moises Alou, R OBP: 0.351, SLG: 0.529		F9									4	0	1	1	0	0	0										
Jeff Conine, R OBP: 0.311, SLG: 0.384 Mike DiFelice, R OBP: 0.311, SLG: 0.350											4	0	0	0	0	2	2										
Paul Lo Duca, R OBP: 0.311, SLG: 0.369 Aaron Heilman, R											4	0	0	0	0	1	0										
Lastings Milledge, R OBP: 0.349, SLG: 0.453			L5								3	0	1	0	0	0	0										
Tom Glavine, L OBP: 0.295, SLG: 0.241 25 Pedro Feliciano, L ERA: 2.31 Carlos Gómez, R OBP: 0.298, SLG: 0.327 13 Billy Wagner, L Shawn Green, L OBP: 0.332, SLG: 0.414			G4-1								2	0	0	0	0	0	1										
<b>Inning Stats</b>	R: 1 E: 0 K: 0 S: 7	H: 1 LOB: 0 BB: 0 P: 8	R: 0 E: 0 K: 1 S: 7	H: 0 LOB: 0 BB: 0 P: 8	R: 0 E: 0 K: 1 S: 8	H: 0 LOB: 0 BB: 0 P: 13	R: 1 E: 0 K: 0 S: 13	H: 1 LOB: 1 BB: 2 P: 21	R: 0 E: 0 K: 0 S: 7	H: 1 LOB: 1 BB: 0 P: 8	R: 0 E: 0 K: 0 S: 5	H: 0 LOB: 0 BB: 0 P: 8	R: 0 E: 0 K: 2 S: 6	H: 0 LOB: 3 BB: 0 P: 19	R: 0 E: 0 K: 2 S: 7	H: 0 LOB: 0 BB: 0 P: 9	R: 0 E: 0 K: 2 S: 10	H: 0 LOB: 0 BB: 0 P: 13	1B: 3 2B: 1 3B: 0 HR: 1	SF: 0 SAC: 0 DP: 2 HBP: 2	WP: 0 PA: 37						
<b>PITCHER</b>	IP	WLS	BF	H	R	ER	SO	BB	IBB	HBP	BLK	WP	HR	S	P	ERA	WHIP										
Jamie Moyer, L ERA: 5.12	7.0		25	4	2	2	2	2	0	0	0	0	0	53	76	2.57	0.857										
16 J.C. Romero, L ERA: 2.31	0.2		4	1	0	0	1	0	0	0	0	0	0	9	12	0.00	1.500										
45 Tom Gordon, R ERA: 5.76	1.1	W	5	0	0	0	3	0	0	1	0	0	0	11	16	0.00	0.000										
39 Brett Myers, R ERA: 4.74	1.0	S	3	0	0	0	2	0	0	0	0	0	0	10	13	0.00	0.000										

Philadelphia Phillies @ New York Mets  
Shea Stadium, Flushing, NY  
Fri Sep 14 2007, 7:10 PM EDT  
Att: 53,730 - Cloudy - 72 F

AB	33
R	2
H	5
RBI	2
BB	2
SO	8
LOB	12





Batter	1	2	3	4	5	6	7	8	9	AB	R	H	RBI	BB	SO	LOB	TOP																	
11 Jimmy Rollins, S OBP: 0.346, SLG: 0.530										5	0	2	2	0	1	2																		
26 Chase Utley, L OBP: 0.415, SLG: 0.567										5	1	1	0	0	3	5																		
Pat Burrell, R OBP: 0.406, SLG: 0.516										4	0	0	0	0	2	2																		
Michael Bourn, L OBP: 0.352, SLG: 0.384										1	0	0	0	0	1	0																		
6 Ryan Howard, L OBP: 0.377, SLG: 0.551										5	0	2	0	0	1	1																		
Aaron Rowand, R OBP: 0.378, SLG: 0.520										5	1	3	2	0	1	1																		
19 Greg Dobbs, L OBP: 0.333, SLG: 0.467										3	0	0	0	0	2	3																		
Wes Helms, R OBP: 0.302, SLG: 0.374										0	0	0	0	1	0	0																		
29 Chris Roberson, S OBP: 0.321, SLG: 0.296										0	1	0	0	0	0	0																		
Abraham Nunez, S OBP: 0.321, SLG: 0.291										0	0	0	0	1	0	0																		
28 Jayson Werth, R OBP: 0.421, SLG: 0.463										4	0	0	0	0	3	3																		
27 Chris Coste, R OBP: 0.331, SLG: 0.454										4	0	1	0	0	0	3																		
Kyle Lohse, R OBP: 0.380, SLG: 0.449										1	0	1	0	0	0	0																		
48 Kane Davis, R OBP: 0.325, SLG: 0.444										0	1	1	0	0	0	0																		
Tadahito Iguchi, R OBP: 0.325, SLG: 0.444										0	0	0	0	0	0	0																		
Antonio Alfonseca, R OBP: 0.295, SLG: 0.324										0	0	0	0	0	0	0																		
4 Pete Laforest, L OBP: 0.148, SLG: 0.027										0	0	0	0	0	0	0																		
16 J.C. Romero, S OBP: 0.311, SLG: 0.384										0	0	0	0	0	0	0																		
45 Tom Gordon, R OBP: 0.346, SLG: 0.444										0	0	0	0	0	0	0																		
39 Brett Myers, R OBP: 0.346, SLG: 0.444										0	0	0	0	0	0	0																		
<b>Inning Stats</b>	R: 1 E: 0 K: 3 S: 16	H: 3 LOB: 2 BB: 0 P: 25	R: 0 E: 0 K: 2 S: 15	H: 2 LOB: 2 BB: 0 P: 20	R: 0 E: 0 K: 1 S: 10	H: 0 LOB: 0 BB: 0 P: 15	R: 0 E: 0 K: 2 S: 13	H: 1 LOB: 1 BB: 0 P: 19	R: 0 E: 0 K: 1 S: 8	H: 1 LOB: 1 BB: 0 P: 9	R: 1 E: 1 K: 3 S: 14	H: 1 LOB: 1 BB: 0 P: 21	R: 3 E: 0 K: 1 S: 17	H: 2 LOB: 2 BB: 2 P: 27	R: 0 E: 0 K: 1 S: 15	H: 1 LOB: 2 BB: 1 P: 23	1B: 6 2B: 3 3B: 1 HR: 1	SF: 0 SAC: 1 DP: 0 HBP: 1	WP: 1 PB: 0 SB: 2 CS: 0	PA: 43														
<b>PITCHER</b>	IP WLS BF H R ER SO BB IBB HBP BLK WP HR S P ERA WHIP																																	
45 Pedro Martinez, R ERA: 1.69	6.0	26	7	1	1	9	0	0	1	0	0	0	0	68	98	1.50	1.167																	
25 Pedro Feliciano, L ERA: 2.97	1.0	6	2	2	1	3	0	0	0	0	0	1	16	23	9.00	2.000																		
Jorge Sosa, R ERA: 4.3	0.2	5	1	2	2	0	2	0	0	0	0	0	12	22	27.00	4.500																		
Scott Schoeneweis, L ERA: 5.02	0.2	3	1	0	0	2	0	0	0	0	0	0	9	11	0.00	1.500																		
59 Guillermo Mota, R ERA: 5.71	0.2	3	0	0	0	0	1	0	0	0	1	0	9	15	0.00	1.500																		

Philadelphia Phillies @ New York Mets  
Shea Stadium, Flushing, NY  
Sat Sep 15 2007, 1:10 PM EDT  
Att: 55,477 - Partly Cloudy - 67 F

AB 38  
R 5  
H 11  
RBI 4  
BB 3  
SO 14  
LOB 20



Batter	1	2	3	4	5	6	7	8	9	AB	R	H	RBI	BB	SO	LOB	BOTTOM																
7 José Reyes, S OBP: 0.364, SLG: 0.432										3	0	1	0	2	0	3																	
1 Luis Castillo, S OBP: 0.360, SLG: 0.350										3	1	2	0	2	0	1																	
5 David Wright, R OBP: 0.411, SLG: 0.544										5	0	1	0	0	2	4																	
15 Carlos Beltrán, S OBP: 0.359, SLG: 0.529										5	1	2	1	0	0	3																	
18 Moises Alou, R OBP: 0.380, SLG: 0.524										4	1	1	0	0	0	2																	
Shawn Green, L OBP: 0.336, SLG: 0.414									0	0	0	0	3	0	0																		
Carlos Gómez, R OBP: 0.295, SLG: 0.324									1	0	0	0	0	0	0	0																	
Jeff Conine, R OBP: 0.311, SLG: 0.384									0	0	0	0	0	0	0	0																	
Paul Lo Duca, R OBP: 0.310, SLG: 0.368									4	0	1	1	0	0	5																		
Lastings Milledge, R OBP: 0.346, SLG: 0.444									3	0	0	1	0	1	2																		
45 Pedro Martinez, R ERA: 1.69	5.0	25	7	3	3	3	3	1	0	0	0	0	66	112	5.40	2.000																	
Rubén Colorado, S ERA: 4.48	1.0	4	0	0	0	0	3	0	0	0	0	0	14	24	0.00	3.000																	
25 Pedro Feliciano, L ERA: 2.97	1.0	6	2	2	1	3	0	0	0	0	0	0	16	23	9.00	2.000																	
Jorge Sosa, R ERA: 4.3	0.1	1	0	0	0	0	0	0	0	0	0	0	3	6	0.00	0.000																	
Scott Schoeneweis, L ERA: 5.02	0.1	1	0	0	0	0	0	0	0	0	0	0	3	6	0.00	0.000																	
59 Guillermo Mota, R ERA: 5.71	0.2	3	0	0	0	0	1	0	0	0	0	0	9	15	0.00	1.500																	
9 Marlon Anderson, L OBP: 0.346, SLG: 0.444																																	
<b>Inning Stats</b>	R: 0 E: 0 K: 0 S: 7	H: 0 LOB: 1 BB: 1 P: 15	R: 1 E: 0 K: 1 S: 10	H: 2 LOB: 3 BB: 1 P: 18	R: 2 E: 0 K: 1 S: 19	H: 3 LOB: 2 BB: 1 P: 32	R: 0 E: 0 K: 1 S: 13	H: 1 LOB: 0 BB: 0 P: 19	R: 0 E: 0 K: 0 S: 17	H: 1 LOB: 2 BB: 1 P: 28	R: 0 E: 0 K: 0 S: 14	H: 0 LOB: 1 BB: 3 P: 24	R: 0 E: 0 K: 1 S: 9	H: 0 LOB: 0 BB: 0 P: 15	R: 0 E: 0 K: 2 S: 14	H: 1 LOB: 2 BB: 1 P: 24	1B: 7 2B: 2 3B: 0 HR: 0	SF: 0 SAC: 0 DP: 1 HBP: 1	WP: 0 PB: 1 SB: 6 CS: 3	PA: 41													
<b>PITCHER</b>	IP WLS BF H R ER SO BB IBB HBP BLK WP HR S P ERA WHIP																																
39 Brett Myers, R ERA: 4.66	1.0	5	1	0	0	2	1	0	0	0	0	0	14	24	0.00	2.000																	

Philadelphia Phillies @ New York Mets  
Shea Stadium, Flushing, NY  
Sat Sep 15 2007, 1:10 PM EDT  
Att: 55,477 - Partly Cloudy - 67 F

AB 31  
R 3  
H 8  
RBI 3  
BB 8  
SO 6  
LOB 23





Batter	1	2	3	4	5	6	7	8	9	AB	R	H	RBI	BB	SO	LOB	TOP				
11 Jimmy Rollins, S OBP: 0.346, SLG: 0.529										5	1	1	1	1	1	1					
26 Chase Utley, L OBP: 0.414, SLG: 0.565										5	0	1	1	1	1	5					
Pat Burrell, R OBP: 0.406, SLG: 0.514 Michael Bourn, L OBP: 0.349, SLG: 0.381										4	2	1	0	1	1	3					
6 Ryan Howard, L OBP: 0.376, SLG: 0.546										4	1	0	0	2	2	3					
Aaron Rowand, R OBP: 0.379, SLG: 0.518										4	2	1	0	1	0	4					
28 Jayson Werth, R OBP: 0.424, SLG: 0.458										2	2	0	1	3	1	4					
Wes Helms, R OBP: 0.302, SLG: 0.375 19 Greg Dobbs, L OBP: 0.335, SLG: 0.479 Abraham Nunez, S OBP: 0.320, SLG: 0.290										2	0	1	1	0	1	1					
51 Carlos Ruiz, R OBP: 0.333, SLG: 0.401										4	1	1	0	1	1	2					
23 Adam Eaton, R OBP: 0.288, SLG: 0.389 56 Geoff Geary, R OBP: 0.291, SLG: 0.398 16 J.C. Romero, S OBP: 0.291, SLG: 0.398 Tadahito Iguchi, R OBP: 0.288, SLG: 0.389 45 Tom Gordon, R OBP: 0.288, SLG: 0.389 39 Brett Myers, R OBP: 0.288, SLG: 0.389										2	0	0	0	1	1	5					
<b>Inning Stats</b>	R: 0 E: 0 K: 3 S: 11	H: 0 LOB: 1 BB: 1 P: 19	R: 2 E: 1 K: 1 S: 15	H: 2 LOB: 2 BB: 1 P: 26	R: 1 E: 0 K: 0 S: 10	H: 1 LOB: 3 BB: 3 P: 28	R: 1 E: 1 K: 1 S: 10	H: 1 LOB: 1 BB: 0 P: 16	R: 1 E: 0 K: 1 S: 20	H: 2 LOB: 2 BB: 1 P: 33	R: 5 E: 1 K: 1 S: 16	H: 1 LOB: 0 BB: 3 P: 33	R: 0 E: 0 K: 1 S: 14	H: 0 LOB: 2 BB: 2 P: 26	R: 0 E: 0 K: 2 S: 10	H: 0 LOB: 0 BB: 0 P: 11	1B: 4 2B: 2 3B: 0 HR: 1	SF: 1 SAC: 0 DP: 0 HBP: 1	WP: 0 PB: 0 SB: 1 CS: 0	PA: 50	
<b>PITCHER</b>	IP WLS BF H R ER SO BB IBB HBP BLK WP HR S P ERA WHIP	IP WLS BF H R ER SO BB IBB HBP BLK WP HR S P ERA WHIP	IP WLS BF H R ER SO BB IBB HBP BLK WP HR S P ERA WHIP	IP WLS BF H R ER SO BB IBB HBP BLK WP HR S P ERA WHIP	IP WLS BF H R ER SO BB IBB HBP BLK WP HR S P ERA WHIP	IP WLS BF H R ER SO BB IBB HBP BLK WP HR S P ERA WHIP	IP WLS BF H R ER SO BB IBB HBP BLK WP HR S P ERA WHIP	IP WLS BF H R ER SO BB IBB HBP BLK WP HR S P ERA WHIP	IP WLS BF H R ER SO BB IBB HBP BLK WP HR S P ERA WHIP	IP WLS BF H R ER SO BB IBB HBP BLK WP HR S P ERA WHIP	IP WLS BF H R ER SO BB IBB HBP BLK WP HR S P ERA WHIP	IP WLS BF H R ER SO BB IBB HBP BLK WP HR S P ERA WHIP	IP WLS BF H R ER SO BB IBB HBP BLK WP HR S P ERA WHIP	IP WLS BF H R ER SO BB IBB HBP BLK WP HR S P ERA WHIP	IP WLS BF H R ER SO BB IBB HBP BLK WP HR S P ERA WHIP	IP WLS BF H R ER SO BB IBB HBP BLK WP HR S P ERA WHIP	IP WLS BF H R ER SO BB IBB HBP BLK WP HR S P ERA WHIP	IP WLS BF H R ER SO BB IBB HBP BLK WP HR S P ERA WHIP	IP WLS BF H R ER SO BB IBB HBP BLK WP HR S P ERA WHIP	IP WLS BF H R ER SO BB IBB HBP BLK WP HR S P ERA WHIP	IP WLS BF H R ER SO BB IBB HBP BLK WP HR S P ERA WHIP

Philadelphia Phillies @ New York Mets  
Shea Stadium, Flushing, NY  
Sun Sep 16 2007, 1:10 PM EDT  
Att: 52,779 - Partly Cloudy - 64 F

AB 37  
R 10  
H 7  
RBI 8  
BB 11  
SO 10  
LOB 31




Batter	1	2	3	4	5	6	7	8	9	AB	R	H	RBI	BB	SO	LOB	BOTTOM					
7 José Reyes, S OBP: 0.364, SLG: 0.430										4	1	1	0	1	0	1						
1 Luis Castillo, S OBP: 0.358, SLG: 0.348										5	1	1	1	0	0	2						
5 David Wright, R OBP: 0.411, SLG: 0.547										4	1	1	1	1	0	4						
15 Carlos Beltrán, S OBP: 0.360, SLG: 0.535										4	2	2	3	0	1	0						
18 Moises Alou, R OBP: 0.385, SLG: 0.528										4	0	3	0	0	0	0						
Shawn Green, L OBP: 0.288, SLG: 0.411 36 Willie Collazo, L OBP: 0.291, SLG: 0.398 Joe Smith, R OBP: 0.291, SLG: 0.398 Ruben Gotay, S OBP: 0.291, SLG: 0.398 25 Pedro Feliciano, L OBP: 0.288, SLG: 0.389 Aaron Heilman, R OBP: 0.288, SLG: 0.389										3	0	0	0	0	0	3						
Paul Lo Duca, R OBP: 0.308, SLG: 0.365										3	0	0	1	0	0	0						
Endy Chavez, L OBP: 0.303, SLG: 0.359										4	1	1	0	0	1	1						
Oliver Pérez, L OBP: 0.288, SLG: 0.411 Scott Schoeneweis, L OBP: 0.291, SLG: 0.398 David Newhan, L OBP: 0.291, SLG: 0.398 59 Guillermo Mota, R OBP: 0.288, SLG: 0.389 Jorge Sosa, R OBP: 0.288, SLG: 0.389 Jeff Collins, R OBP: 0.288, SLG: 0.389										0	0	0	0	0	0	0						
<b>Inning Stats</b>	R: 0 E: 0 K: 0 S: 7	H: 0 LOB: 0 BB: 0 P: 14	R: 0 E: 0 K: 0 S: 7	H: 0 LOB: 0 BB: 0 P: 12	R: 1 E: 1 K: 0 S: 10	H: 1 LOB: 1 BB: 1 P: 15	R: 1 E: 0 K: 0 S: 13	H: 2 LOB: 1 BB: 0 P: 20	R: 3 E: 0 K: 1 S: 22	H: 4 LOB: 1 BB: 0 P: 30	R: 0 E: 0 K: 0 S: 15	H: 0 LOB: 1 BB: 0 P: 19	R: 1 E: 0 K: 1 S: 18	H: 2 LOB: 1 BB: 0 P: 24	R: 0 E: 0 K: 1 S: 9	H: 0 LOB: 0 BB: 0 P: 16	R: 0 E: 0 K: 0 S: 11	H: 0 LOB: 0 BB: 0 P: 17	1B: 7 2B: 0 3B: 0 HR: 2	SF: 1 SAC: 1 DP: 0 HBP: 0	WP: 0 PB: 0 SB: 0 CS: 1	PA: 40
<b>PITCHER</b>	IP WLS BF H R ER SO BB IBB HBP BLK WP HR S P ERA WHIP	IP WLS BF H R ER SO BB IBB HBP BLK WP HR S P ERA WHIP	IP WLS BF H R ER SO BB IBB HBP BLK WP HR S P ERA WHIP	IP WLS BF H R ER SO BB IBB HBP BLK WP HR S P ERA WHIP	IP WLS BF H R ER SO BB IBB HBP BLK WP HR S P ERA WHIP	IP WLS BF H R ER SO BB IBB HBP BLK WP HR S P ERA WHIP	IP WLS BF H R ER SO BB IBB HBP BLK WP HR S P ERA WHIP	IP WLS BF H R ER SO BB IBB HBP BLK WP HR S P ERA WHIP	IP WLS BF H R ER SO BB IBB HBP BLK WP HR S P ERA WHIP	IP WLS BF H R ER SO BB IBB HBP BLK WP HR S P ERA WHIP	IP WLS BF H R ER SO BB IBB HBP BLK WP HR S P ERA WHIP	IP WLS BF H R ER SO BB IBB HBP BLK WP HR S P ERA WHIP	IP WLS BF H R ER SO BB IBB HBP BLK WP HR S P ERA WHIP	IP WLS BF H R ER SO BB IBB HBP BLK WP HR S P ERA WHIP	IP WLS BF H R ER SO BB IBB HBP BLK WP HR S P ERA WHIP	IP WLS BF H R ER SO BB IBB HBP BLK WP HR S P ERA WHIP	IP WLS BF H R ER SO BB IBB HBP BLK WP HR S P ERA WHIP	IP WLS BF H R ER SO BB IBB HBP BLK WP HR S P ERA WHIP	IP WLS BF H R ER SO BB IBB HBP BLK WP HR S P ERA WHIP	IP WLS BF H R ER SO BB IBB HBP BLK WP HR S P ERA WHIP	IP WLS BF H R ER SO BB IBB HBP BLK WP HR S P ERA WHIP	


Philadelphia Phillies @ New York Mets  
Shea Stadium, Flushing, NY  
Sun Sep 16 2007, 1:10 PM EDT  
Att: 52,779 - Partly Cloudy - 64 F

AB 35  
R 6  
H 9  
RBI 6  
BB 2  
SO 3  
LOB 13





Batter	1	2	3	4	5	6	7	8	9	AB	R	H	RBI	BB	SO	LOB	TOP			
7 José Reyes, S OBP: 0.363, SLG: 0.428	4-1 1 SF8 BB	1-1 F8			2-2 P5		2-1 G4-3		1-1 L8	4	1	0	0	1	0	2	<p>New York Mets @ Washington Nationals Robert F. Kennedy Memorial Stadium, Washington, DC</p> <p>Mon Sep 17 2007, 7:05 PM EDT Att: 18,678 - Clear - 69 F</p> <p>livebaseballscorecards.com</p> <p>AB 34 R 4 H 10 RBI 4 BB 3 SO 6 LOB 14</p> 			
1 Luis Castillo, S OBP: 0.357, SLG: 0.347	3-2 SF8 1-H		0-1 G6-3		1-3 K		1-2 1B		2-2 G1-3	4	0	1	1	0	1	0				
5 David Wright, R OBP: 0.416, SLG: 0.545	0-0 15 HR 1B		2-2 G4-3		1-0 G6-3		0-1 G1-3			4	1	1	0	0	0	2				
15 Carlos Beltrán, S OBP: 0.359, SLG: 0.539	0-2 1-H HR		3-3 K		1-1 G4-3		0-0 P2			4	1	1	2	0	1	0				
18 Moises Alou, R OBP: 0.386, SLG: 0.527	2-2 G4-6-3 1B			2-1 F9		0-1 L5-4 1B	2-0 P3			4	0	2	0	0	0	0				
Shawn Green, L OBP: 0.338, SLG: 0.420	1-1 G4-6-3 1-2			0-0 HR		4-2 BB	2-1 11 BB 1B			3	1	2	1	1	0	1				
Paul Lo Duca, R OBP: 0.226, SLG: 0.370		1-1 FC6-5-4-6 2B		1-1 1B		0-0 L5-4 2-2	4-2 BB			3	0	2	0	0	0	2				
11 Ramon Castro, R OBP: 0.329, SLG: 0.534		1-1 FC6-5-4-6 2-3		1-3 K			1-2 BB			0	0	0	0	0	0	0				
Lastings Milledge, R OBP: 0.344, SLG: 0.440		1-1 FC6-5-4-6 2-3		1-3 K			1-2 BB			4	0	1	0	0	2	4				
Brian Lawrence, R OBP: 0.226, SLG: 0.370		0-2 P4		0-0 F7			2-3 K		2-2 K	2	0	0	0	0	0	2				
Aaron Sele, R OBP: 0.286, SLG: 0.280										0	0	0	0	0	0	0				
Mike DiFelice, R OBP: 0.286, SLG: 0.280										0	0	0	0	0	0	0				
Ruben Colay, S OBP: 0.286, SLG: 0.280										0	0	0	0	0	0	0				
36 Willie Collazo, L OBP: 0.286, SLG: 0.280										0	0	0	0	0	0	0				
Joe Smith, R OBP: 0.286, SLG: 0.280										0	0	0	0	0	0	0				
9 Marlon Anderson, L OBP: 0.286, SLG: 0.280										1	0	0	0	0	0	0				
<b>Inning Stats</b>	R: 3 E: 1 K: 0 S: 17	H: 3 LOB: 0 BB: 1 P: 27	R: 0 E: 0 K: 0 S: 9	H: 1 LOB: 1 BB: 0 P: 12	R: 0 E: 0 K: 1 S: 9	H: 0 LOB: 0 BB: 0 P: 14	R: 1 E: 0 K: 1 S: 10	H: 2 LOB: 1 BB: 0 P: 14	R: 0 E: 0 K: 0 S: 7	H: 1 LOB: 1 BB: 0 P: 11	R: 0 E: 0 K: 1 S: 12	H: 2 LOB: 2 BB: 0 P: 16	R: 0 E: 0 K: 1 S: 11	H: 1 LOB: 2 BB: 1 P: 20	R: 0 E: 0 K: 1 S: 8	H: 0 LOB: 0 BB: 0 P: 13	1B: 7 2B: 2 3B: 0 HR: 2	SF: 1 SAC: 0 DP: 2 HBP: 0	WP: 0 PB: 0 SB: 0 CS: 0	PA: 38
<b>PITCHER</b>	IP WLS BF H R ER SO BB IBB HBP BLK WP HR S P ERA WHIP	IP WLS BF H R ER SO BB IBB HBP BLK WP HR S P ERA WHIP																		
Tim Redding, R ERA: 3.73	(1, 1) 4.0 18 6 4 4 2 1 0 0 0 0 0 2 45 67 9.00 1.750																			
Jonathan Albaladejo, R ERA: 2.35	(5, 1) 1.1 W 6 1 0 0 1 1 0 0 0 0 0 0 13 22 0.00 1.500																			
52 Saul Rivera, R ERA: 3.63	(6, 1) 0.2 H 1 0 0 0 0 0 0 0 0 0 0 0 1 1 0.00 0.000																			
Luis Ayala, R ERA: 3.11	(7, 1) 1.0 5 2 0 0 1 0 0 0 0 0 0 0 12 16 0.00 2.000																			
Amie Munoz, L ERA:	(8, 1) 1.0 5 1 0 0 1 1 0 0 0 0 0 0 11 20 0.00 2.000																			
<b>PITCHER</b>	IP WLS BF H R ER SO BB IBB HBP BLK WP HR S P ERA WHIP	IP WLS BF H R ER SO BB IBB HBP BLK WP HR S P ERA WHIP																		
Jesus Colome, R ERA: 3.53	(9, 1) 1.0 3 0 0 0 1 0 0 0 0 0 0 0 13 22 0.00 1.500																			

Batter	1	2	3	4	5	6	7	8	9	AB	R	H	RBI	BB	SO	LOB	BOTTOM			
Nook Logan, S OBP: 0.312, SLG: 0.349	2-2 F9		0-2 G6-3		2-1 11 G4-3 26 1B	0-0 E1 26 FC1 1B	0-1 E S HR 1B			5	3	3	1	0	0	0	<p>New York Mets @ Washington Nationals Robert F. Kennedy Memorial Stadium, Washington, DC</p> <p>Mon Sep 17 2007, 7:05 PM EDT Att: 18,678 - Clear - 69 F</p> <p>livebaseballscorecards.com</p> <p>AB 39 R 12 H 13 RBI 10 BB 5 SO 6 LOB 19</p> 			
D'Angelo Jimenez, S OBP: 0.309, SLG: 0.318	0-1 Luis Ayala, R			3-2 K	1-1 G1-3	0-1 P3	1-1 HR 1B			4	0	1	0	0	1	2				
Ryan Church, L OBP: 0.342, SLG: 0.450										1	1	1	2	0	0	0				
Amie Munoz, L OBP: 0.342, SLG: 0.450										0	0	0	0	0	0	0				
Jesus Colome, R OBP: 0.327, SLG: 0.466	1-3 1B			1-1 K	0-2 G4-3	4-2 25 BB 26 FC1 10 FC6-4 BB	0-3 K			4	2	1	0	1	2	2				
26 Wily Mo Peña, R OBP: 0.309, SLG: 0.455	1-2 P3			0-0 10 1B 25 BB 1B	3-2 25 2B 1B	1-2 FC1 10 FC6-4 25 BB BB	0-1 G5-3			5	1	2	2	0	0	2				
25 Austin Kearns, R OBP: 0.350, SLG: 0.404				4-2 1B 10 1B 2B BB	1-0 2B	4-2 10 FC6-4 BB		3-2 E6 PB		3	1	1	0	2	1	0				
10 Ronnie Belliard, R OBP: 0.328, SLG: 0.417	0-1 L7			1-0 1B	4-2 2B	2-2 FC6-4 FC6-4		1-0 F9		4	1	1	2	1	0	3				
Robert Fick, L OBP: 0.300, SLG: 0.302	3-2 F9			1-2 2B 1B	2-2 K	1-2 FC6-4 FC6-4		1-3 K		2	0	1	1	0	0	0				
Tony Batista, R OBP: 0.350, SLG: 0.326				1-2 2B 1B	0-3 K	1-2 FC6-4				3	0	0	0	0	2	6				
Brian Schneider, L OBP: 0.322, SLG: 0.332				0-1 P6	1-0 2B	4-2 1B E BB	1-2 G6-3	1-1 F7		4	1	1	2	1	0	1				
Tim Redding, R ERA: 6.83	(1, 1) 3.1 17 6 4 4 3 1 0 0 0 0 0 0 43 65 10.80 2.100																			
Ryan Latorre, L ERA: 5.29	(4, PH) 1.1 L 7 3 1 1 0 1 0 0 0 0 0 0 16 28 6.75 3.000																			
Jonathan Albaladejo, R ERA: 5.29	(5, 1) 0.2 5 1 3 2 1 1 0 0 0 0 0 0 12 19 27.00 3.000																			
52 Saul Rivera, S OBP: 0.300, SLG: 0.340	(6, 1) 0.2 5 0 1 1 1 0 2 0 0 0 0 0 12 25 13.50 3.000																			
Felipe Lopez, S OBP: 0.304, SLG: 0.340	(7, 6) 0.1 2 1 1 1 0 0 0 0 0 0 0 0 5 6 27.00 3.000																			
<b>Inning Stats</b>	R: 0 E: 0 K: 1 S: 12	H: 1 LOB: 1 BB: 0 P: 16	R: 0 E: 0 K: 1 S: 8	H: 0 LOB: 0 BB: 0 P: 14	R: 0 E: 0 K: 0 S: 7	H: 0 LOB: 0 BB: 0 P: 7	R: 4 E: 0 K: 1 S: 18	H: 5 LOB: 1 BB: 1 P: 31	R: 1 E: 0 K: 0 S: 17	H: 3 LOB: 3 BB: 1 P: 28	R: 4 E: 2 K: 0 S: 21	H: 1 LOB: 2 BB: 3 P: 41	R: 3 E: 0 K: 1 S: 14	H: 3 LOB: 0 BB: 0 P: 16	R: 0 E: 1 K: 1 S: 10	H: 0 LOB: 1 BB: 0 P: 16	1B: 8 2B: 4 3B: 0 HR: 1	SF: 0 SAC: 0 DP: 0 HBP: 0	WP: 0 PB: 1 SB: 1 CS: 0	PA: 44
<b>PITCHER</b>	IP WLS BF H R ER SO BB IBB HBP BLK WP HR S P ERA WHIP	IP WLS BF H R ER SO BB IBB HBP BLK WP HR S P ERA WHIP																		
Brian Lawrence, R ERA: 6.83	(1, 1) 3.1 17 6 4 4 3 1 0 0 0 0 0 0 43 65 10.80 2.100																			
Aaron Sele, R ERA: 5.29	(4, 1) 1.1 L 7 3 1 1 0 1 0 0 0 0 0 0 16 28 6.75 3.000																			
Scott Schoeneweis, L ERA: 5.29	(5, 1) 0.2 5 1 3 2 1 1 0 0 0 0 0 0 12 19 27.00 3.000																			
Jorge Sosa, R ERA: 4.49	(6, 1) 0.2 5 0 1 1 1 0 2 0 0 0 0 0 12 25 13.50 3.000																			
36 Willie Collazo, L ERA: 6.75	(7, 1) 0.1 2 1 1 1 0 0 0 0 0 0 0 0 5 6 27.00 3.000																			



Batter	1	2	3	4	5	6	7	8	9	AB	R	H	RBI	BB	SO	LOB	TOP						
7 José Reyes, S OBP: 0.361, SLG: 0.425	4-1 FC3-6 BB	2-1 L5		1-0 G6-3	0-2 P6			0-0 B1-3		4	0	0	0	1	0	1							
1 Luis Castillo, S OBP: 0.357, SLG: 0.347	1-1 FC3-6 2B	2-2 1B		2-2 G3-1				4-1 G4-3 BB		4	1	1	0	1	0	1							
5 David Wright, R OBP: 0.416, SLG: 0.547	3-2 15 1B	1-1 F9		1-1 2B				2-2 G4-6-3		5	1	2	1	0	0	2							
15 Carlos Beltrán, S OBP: 0.358, SLG: 0.536	0-1 BB SF7 1B	0-0 G2-3		1-3 K						5	1	1	1	0	3	2							
18 Moises Alou, R Lastings Milledge, R OBP: 0.311, SLG: 0.529 OBP: 0.341, SLG: 0.435	0-0 BB 1B			0-0 G6-3	1-2 G6-3 2B			2-2 G4-3		3	1	2	0	0	0	0							
Shawn Green, L OBP: 0.343, SLG: 0.430	4-0 1B			2-1 HR	1-2 G6-3			2-2 1B		4	2	3	1	1	0	1							
Paul Lo Duca, R Carlos Gómez, R OBP: 0.311, SLG: 0.374 OBP: 0.295, SLG: 0.324	1-0 SF7			2-2 G5-3	1-1 1B			0-2 L9		4	1	2	2	0	0	1							
Endy Chavez, L Jeff Conine, R OBP: 0.316, SLG: 0.372 OBP: 0.314, SLG: 0.386	0-1 1B			2-2 1B	2-1 33 SH1-4 1B			3-2 1B		3	0	3	2	0	0	0							
33 John Maine, R Scott Schoeneweis, L 59 Guillermo Mota, R 11 Ramon Castro, R 9 Marlon Anderson, L Aaron Heilman, R 25 Pedro Feliciano, L Ruben Gotay, S OBP: 0.176, SLG: 0.173 ERA: 5.3 OBP: 0.295, SLG: 0.433	1-2 F9			3-3 K	1-1 SH1-4			1-3 K		2	0	0	0	0	1	3							
<b>Inning Stats</b>	R: 4 E: 0 K: 0 S: 15	H: 4 LOB: 2 BB: 2 P: 29	R: 0 E: 0 K: 0 S: 8	H: 1 LOB: 1 BB: 0 P: 13	R: 1 E: 0 K: 1 S: 16	H: 2 LOB: 1 BB: 0 P: 25	R: 0 E: 0 K: 1 S: 9	H: 1 LOB: 1 BB: 0 P: 14	R: 2 E: 0 K: 1 S: 17	H: 3 LOB: 1 BB: 0 P: 22	R: 0 E: 0 K: 1 S: 8	H: 0 LOB: 0 BB: 0 P: 14	R: 0 E: 0 K: 1 S: 15	H: 2 LOB: 2 BB: 0 P: 24	R: 0 E: 0 K: 0 S: 5	H: 0 LOB: 0 BB: 1 P: 11	R: 1 E: 0 K: 2 S: 21	H: 3 LOB: 2 BB: 0 P: 30	1B: 12 2B: 3 3B: 0 HR: 1	SF: 1 SAC: 1 DP: 1 HBP: 0	WP: 0 PB: 0 CS: 0	PA: 45	
<b>PITCHER</b>	IP WLS BF H R ER SO BB IBB HBP BLK WP HR S P ERA WHIP	3.0 18 7 5 5 1 2 0 0 0 0 0 1 39 67 15.00 3.000	3.0 4 1 0 0 1 0 0 0 0 0 0 0 9 14 0.00 1.000	3.0 6 3 2 2 0 0 0 0 0 0 0 0 17 22 18.00 3.000	3.0 W 3 0 0 0 1 0 0 0 0 0 0 8 14 0.00 0.000	0.2 H 3 1 0 0 0 0 0 0 0 0 0 8 13 0.00 1.500	0.0 1 1 0 0 0 0 0 0 0 0 0 0 0 0 0 0.00 3.000	0.1 H 1 0 0 0 1 0 0 0 0 0 0 0 3 14 0.00 1.000	1.0 H 3 0 0 0 0 1 0 0 0 0 0 0 5 11 0.00 1.000	1.0 S 6 3 1 1 2 0 0 0 0 0 0 21 30 9.00 3.000													
Batter	1	2	3	4	5	6	7	8	9	AB	R	H	RBI	BB	SO	LOB	BOTTOM						
Nook Logan, S OBP: 0.313, SLG: 0.356	1-2 G5-3							1-2 G1-3		5	2	2	0	0	0	1							
Felipe Lopez, S OBP: 0.504, SLG: 0.348	1-3 K									2	1	0	1	1	1	0							
11 Ryan Zimmerman, R OBP: 0.327, SLG: 0.466	0-0 2B									4	0	1	0	0	1	2							
26 Wily Mo Peña, R OBP: 0.309, SLG: 0.452	1-1 G6-3									4	1	1	1	0	0	1							
25 Austin Kearns, R OBP: 0.351, SLG: 0.410										4	2	2	2	0	1	0							
10 Ronnie Belliard, R OBP: 0.331, SLG: 0.427										4	2	3	3	0	0	0							
Robert Fick, L OBP: 0.309, SLG: 0.308										3	0	2	0	1	1	1							
Brian Schneider, L OBP: 0.322, SLG: 0.332										3	0	1	1	0	1	2							
38 Joel Hanrahan, R Ryan Lugo, R Scott Schoeneweis, L 59 Guillermo Mota, R Aron Heilman, R Jesus Colome, R D'Angelo Jimenez, S 25 Pedro Feliciano, L Arnie Hernandez, L 49 Chris Schroder, R Jon Rauch, R 32 Chad Cordero, R ERA: 4.08 ERA: 5.3 ERA: 3.16 ERA: 2.87										0	0	0	0	0	0	0							
<b>Inning Stats</b>	R: 0 E: 0 K: 1 S: 9	H: 1 LOB: 1 BB: 0 P: 12	R: 1 E: 0 K: 2 S: 14	H: 2 LOB: 0 BB: 0 P: 21	R: 1 E: 0 K: 1 S: 8	H: 1 LOB: 0 BB: 0 P: 12	R: 1 E: 0 K: 1 S: 11	H: 2 LOB: 2 BB: 1 P: 22	R: 5 E: 0 K: 0 S: 14	H: 5 LOB: 0 BB: 1 P: 23	R: 1 E: 0 K: 0 S: 11	H: 1 LOB: 0 BB: 0 P: 21	R: 0 E: 0 K: 0 S: 8	H: 0 LOB: 0 BB: 0 P: 12	R: 0 E: 0 K: 0 S: 8	H: 1 LOB: 1 BB: 0 P: 10	1B: 8 2B: 1 3B: 1 HR: 3	SF: 1 SAC: 1 DP: 1 HBP: 0	WP: 0 PB: 0 CS: 0	PA: 37			
<b>PITCHER</b>	IP WLS BF H R ER SO BB IBB HBP BLK WP HR S P ERA WHIP	4.1 L 25 11 8 8 6 2 0 0 0 0 2 54 88 6.75 3.000	1.1 4 1 1 1 0 0 0 0 0 0 0 1 11 19 6.75 0.750	0.1 0 0 0 0 0 0 0 0 0 0 0 0 2 4 0.00 0.000	1.0 3 0 0 0 0 0 0 0 0 0 0 0 8 12 0.00 0.000	1.0 4 1 0 0 0 0 0 0 0 0 0 0 8 10 0.00 1.000																	

New York Mets @ Washington Nationals  
Robert F. Kennedy Memorial Stadium, Washington, DC  
Tue Sep 18 2007, 7:05 PM EDT  
Att: 19,966 - Clear - 71 F

AB	40
R	8
H	16
RBI	8
BB	3
SO	6
LOB	15



New York Mets @ Washington Nationals  
Robert F. Kennedy Memorial Stadium, Washington, DC  
Tue Sep 18 2007, 7:05 PM EDT  
Att: 19,966 - Clear - 71 F

AB	33
R	9
H	13
RBI	9
BB	2
SO	6
LOB	10





Batter	1	2	3	4	5	6	7	8	9	AB	R	H	RBI	BB	SO	LOB	TOP					
7 José Reyes, S OBP: 0.362, SLG: 0.427	G3		5 1B 2B		1 3B 1B		SH3	F9		4	2	2	0	0	0	1						
1 Luis Castillo, S OBP: 0.356, SLG: 0.349	G5-3		G6-3		5 SF8 3B		E3		F7	5	2	1	1	0	0	1						
5 David Wright, R OBP: 0.409, SLG: 0.549	G3		15 G6-3 1B		SF8		15 G3-1 18 1B 2B		K	4	1	2	3	0	1	0						
15 Carlos Beltrán, S OBP: 0.355, SLG: 0.530		K	G6-3		F9		G3-1		F9	5	0	0	0	0	1	2						
18 Moises Alou, R OBP: 0.394, SLG: 0.535		2B SF7 1B	P3		SH5-3 SF8 2B					4	2	3	1	0	0	1						
Endy Chavez, L OBP: 0.316, SLG: 0.372										0	0	0	0	0	0	0						
Jeff Conine, R OBP: 0.314, SLG: 0.390				K		SH5-3 2B		F9		3	0	1	0	0	1	1						
Paul Lo Duca, R OBP: 0.372		SF7		F9					K	2	0	0	2	0	1	0						
Mike DiFelice, R OBP: 0.311, SLG: 0.350				F9						0	0	0	0	0	0	0						
Lastings Milledge, R OBP: 0.340, SLG: 0.429				G4-3		G5-3			P5	2	0	0	0	0	1	0	0					
Aaron Heilman, R										0	0	0	0	0	0	0						
13 Billy Wagner, L										0	0	0	0	0	0	0						
34 Mike Pelfrey, R OBP: 0.100, SLG: 0.053										2	0	0	0	0	1	2						
Jorge Sosa, R OBP: 0.286, SLG: 0.280		G6-3								0	0	0	0	0	0	0						
Shawn Green, L OBP: 0.345, SLG: 0.433										2	1	2	0	0	0	0						
9 Marlon Anderson, L OBP: 0.333, SLG: 0.456										1	0	0	0	0	0	0						
Carlos Gómez, R OBP: 0.295, SLG: 0.324										0	0	0	0	0	0	0						
<b>Inning Stats</b>	R: 0 E: 0 K: 0 S: 9	H: 0 LOB: 0 BB: 0 P: 12	R: 1 E: 0 K: 1 S: 13	H: 2 LOB: 2 BB: 1 P: 24	R: 1 E: 0 K: 0 S: 14	H: 2 LOB: 1 BB: 0 P: 19	R: 0 E: 0 K: 1 S: 9	H: 0 LOB: 0 BB: 0 P: 17	R: 2 E: 0 K: 1 S: 11	H: 2 LOB: 0 BB: 0 P: 16	R: 1 E: 0 K: 0 S: 5	H: 1 LOB: 0 BB: 0 P: 8	R: 3 E: 1 K: 0 S: 23	H: 3 LOB: 1 BB: 0 P: 31	R: 0 E: 0 K: 1 S: 12	H: 1 LOB: 1 BB: 0 P: 16	R: 0 E: 0 K: 1 S: 10	H: 0 LOB: 0 BB: 0 P: 15	1B: 6 2B: 4 3B: 1 HR: 0	SF: 3 SAC: 2 DP: 0 HBP: 0	WP: 0 PB: 0 SB: 0 CS: 0	PA: 40
<b>PITCHER</b>	IP WLS BF H R ER SO BB IBB HBP BLK WP HR S P ERA WHIP																					
47 Matt Chico, L ERA: 4.74	5.1 L 24 7 5 5 3 0 1 0 0 0 0 0 58 91 8.44 1.312																					
Jonathan Albaladejo, R ERA: 2.16	0.2 2 0 0 0 0 0 0 0 0 0 0 0 3 5 0.00 0.000																					
49 Chris Schroder, R ERA: 2.68	1.0 7 3 3 1 0 0 0 0 0 0 0 23 31 9.00 3.000																					
Jesus Colome, R ERA: 3.41	1.0 4 1 0 0 1 0 0 0 0 0 0 12 16 0.00 1.000																					
Winston Abreu, R ERA: 5.93	1.0 3 0 0 0 1 0 0 0 0 0 0 10 15 0.00 0.000																					

**New York Mets @ Washington Nationals**  
 Robert F. Kennedy Memorial Stadium, Washington, DC  
 Wed Sep 19 2007, 7:05 PM EDT  
 Att: 20,558 - Cloudy - 74 F

livebaseballscores.com

AB 34  
 R 8  
 H 11  
 RBI 7  
 BB 1  
 SO 5  
 LOB 8




Batter	1	2	3	4	5	6	7	8	9	AB	R	H	RBI	BB	SO	LOB	BOTTOM			
Nook Logan, S OBP: 0.308, SLG: 0.350	K			K		G6-3			P4	5	0	0	0	0	3	5				
Felipe Lopez, S OBP: 0.306, SLG: 0.350	G6-3		11 P5 1B		11 G6-3 25 FC5-4 1B				G1-3	5	1	3	0	0	0	1				
11 Ryan Zimmerman, R OBP: 0.327, SLG: 0.466	E6 1B		P5		G6-3				K	5	0	2	1	0	1	3				
26 Wily Mo Peña, R OBP: 0.310, SLG: 0.449	G5-3		25 BB 1B		25 FC5-4 BB				F9	4	0	1	0	1	1	3				
25 Austin Kearns, R OBP: 0.350, SLG: 0.408		G5-3			FC5-4				F8	3	0	0	1	1	0	2				
10 Ronnie Belliard, R OBP: 0.331, SLG: 0.427			1B 3 G5-3 2B		1-2 K				P6	4	1	1	0	0	1	3				
Robert Fick, L OBP: 0.318, SLG: 0.314			3 G5-3 47 1B 1B		3 FC6-4 1B				K	3	1	2	0	1	1	0				
3 Jesus Flores, R OBP: 0.314, SLG: 0.376		G5-3			FC6-4 47 SH1-4 1B				E8	4	0	1	1	0	0	2				
47 Matt Chico, L ERA: 4.74										1	0	1	1	0	0	0				
Jonathan Albaladejo, R ERA: 2.16										0	0	0	0	0	0	0				
D'Angelo Jimenez, S ERA: 4.4										1	0	0	0	0	0	1				
49 Chris Schroder, R ERA: 2.68										0	0	0	0	0	0	0				
Jesus Colome, R ERA: 3.41										0	0	0	0	0	0	0				
Winston Abreu, R ERA: 5.93										1	1	1	0	0	0	0				
30 Justin Maxwell, R ERA: 2.34										0	0	0	0	0	0	0				
<b>Inning Stats</b>	R: 0 E: 1 K: 1 S: 9	H: 1 LOB: 1 BB: 0 P: 12	R: 2 E: 0 K: 1 S: 12	H: 3 LOB: 1 BB: 0 P: 19	R: 0 E: 0 K: 1 S: 7	H: 2 LOB: 2 BB: 1 P: 27	R: 0 E: 0 K: 1 S: 11	H: 1 LOB: 1 BB: 0 P: 9	R: 1 E: 0 K: 1 S: 6	H: 1 LOB: 1 BB: 1 P: 10	R: 0 E: 0 K: 1 S: 11	H: 1 LOB: 1 BB: 0 P: 15	R: 0 E: 0 K: 1 S: 7	H: 0 LOB: 0 BB: 0 P: 12	R: 1 E: 1 K: 1 S: 15	H: 2 LOB: 1 BB: 0 P: 21	1B: 11 2B: 1 3B: 0 HR: 0	SF: 0 SAC: 1 DP: 1 HBP: 0	WP: 1 PB: 0 SB: 0 CS: 0	PA: 40
<b>PITCHER</b>	IP WLS BF H R ER SO BB IBB HBP BLK WP HR S P ERA WHIP																			
34 Mike Pelfrey, R ERA: 5.24	5.0 W 26 9 3 3 4 3 0 0 0 0 0 1 55 92 5.40 2.400																			
Jorge Sosa, R ERA: 4.4	2.0 H 6 1 0 0 2 0 0 0 0 0 0 15 19 0.00 0.500																			
Aaron Heilman, R ERA: 3.12	1.0 3 0 0 0 1 0 0 0 0 0 0 7 12 0.00 0.000																			
13 Billy Wagner, L ERA: 2.34	1.0 5 2 1 0 1 0 0 0 0 0 0 15 21 0.00 2.000																			

**New York Mets @ Washington Nationals**  
 Robert F. Kennedy Memorial Stadium, Washington, DC  
 Wed Sep 19 2007, 7:05 PM EDT  
 Att: 20,558 - Cloudy - 74 F

livebaseballscores.com

AB 36  
 R 4  
 H 12  
 RBI 4  
 BB 3  
 SO 8  
 LOB 21









Batter	1	2	3	4	5	6	7	8	9	AB	R	H	RBI	BB	SO	LOB	TOP										
7 José Reyes, S OBP: 0.364, SLG: 0.427	L6		FC3-6 1B	1B 15 1B	1B		F8		BB	4	1	2	2	2	0	1											
1 Luis Castillo, S OBP: 0.354, SLG: 0.348	G6-3		FC3-6 5 E	1B 15 1B		B2-3		F7		5	2	1	1	0	0	1											
5 David Wright, R OBP: 0.412, SLG: 0.551	F9		E3 15 E	BB 15 1B		G6-3		1B		4	1	1	0	1	0	1											
15 Carlos Beltrán, S OBP: 0.354, SLG: 0.526 Endy Chavez, L OBP: 0.323, SLG: 0.378		G5-3	E5 18 1B	1B 18 FC5-4		1B		1B		3	1	1	2	0	0	0											
18 Moises Alou, R OBP: 0.394, SLG: 0.531 25 Pedro Feliciano, L OBP: 0.328, SLG: 0.449 Joe Smith, R OBP: 0.328, SLG: 0.449 Scott Schoeneweis, L OBP: 0.328, SLG: 0.449			1B 21 FC4-6	1B 18 FC5-4		F9		F8		4	0	1	1	1	0	5											
21 Carlos Delgado, L OBP: 0.328, SLG: 0.449	FC4-6 1B		G3		P5		HR	F8		5	1	1	1	0	0	4											
Paul Lo Duca, R OBP: 0.313, SLG: 0.381	1B		F9		E 7 1B		7 E 59 WP	G4-6-3 1B		5	1	4	0	0	0	0											
Lastings Milledge, R OBP: 0.332, SLG: 0.412	F8		E5 45 SH1-4	E3 45 SH1-4		K		G4-6-3 1B		5	2	0	0	0	1	5											
45 Pedro Martínez, R OBP: 0.143, SLG: 0.286 59 Guillermo Mota, R OBP: 0.298, SLG: 0.321 Carlos Gómez, R OBP: 0.298, SLG: 0.321			K	SH1-4	SH1-4		L8		HBP 7 CS 7 S	1	0	0	0	0	1	0											
<b>Inning Stats</b>	R: 0 E: 0 K: 0 S: 6	H: 0 LOB: 0 BB: 0 P: 8	R: 0 E: 0 K: 0 S: 9	H: 1 LOB: 2 BB: 1 P: 16	R: 3 E: 2 K: 1 S: 16	H: 2 LOB: 1 BB: 0 P: 26	R: 3 E: 1 K: 0 S: 11	H: 2 LOB: 1 BB: 0 P: 26	R: 2 E: 1 K: 0 S: 10	H: 2 LOB: 1 BB: 0 P: 17	R: 0 E: 0 K: 0 S: 9	H: 1 LOB: 1 BB: 0 P: 13	R: 1 E: 1 K: 1 S: 16	H: 2 LOB: 1 BB: 0 P: 25	R: 0 E: 0 K: 0 S: 14	H: 2 LOB: 2 BB: 1 P: 21	R: 0 E: 0 K: 0 S: 3	H: 1 LOB: 1 BB: 1 P: 11	1B: 11 2B: 1 3B: 0 HR: 1	SF: 0 SAC: 2 DP: 1 HBP: 1	WP: 1 PB: 1 CS: 1	PA: 46					
<b>PITCHER</b>	IP	WLS	BF	H	R	ER	SO	BB	IBB	HBP	BLK	WP	HR	S	P	ERA	WHIP										
Scott Olsen, L ERA: 5.88	5.0	L	28	7	8	0	1	3	0	0	0	0	0	52	93	0.00	2.000										
29 Ross Wolf, R ERA: 10.45	0.1		1	0	0	0	0	0	0	0	0	0	0	1	1	0.00	0.000										
Harvey Garcia, R ERA: 2.7	1.2		8	3	1	1	1	0	0	0	0	1	1	24	37	5.40	1.800										
Mauro Zarate, R ERA: 13.5	1.0		5	2	0	0	0	0	0	0	0	0	0	14	21	0.00	2.000										
37 Rencyel Pinto, L ERA: 3.88	1.0		4	1	0	0	0	1	0	1	0	0	0	3	11	0.00	2.000										

New York Mets @ Florida Marlins  
Dolphin Stadium, Miami, FL  
Fri Sep 21 2007, 7:05 PM EDT  
Att: 25,666 - Cloudy - 85 F

AB 39  
R 9  
H 13  
RBI 7  
BB 4  
SO 2  
LOB 18



Batter	1	2	3	4	5	6	7	8	9	AB	R	H	RBI	BB	SO	LOB	BOTTOM										
2 Hanley Ramirez, R OBP: 0.390, SLG: 0.567	P2	SF9		F9						4	0	2	3	0	0	0											
6 Dan Uggla, R OBP: 0.322, SLG: 0.479	2B	K		K						3	1	0	0	2	3	2											
27 Jeremy Hermida, L OBP: 0.364, SLG: 0.491	K		G6-3		1B					5	1	1	0	0	3	3											
Miguel Cabrera, R OBP: 0.402, SLG: 0.574 Mauro Zarate, R OBP: 0.292, SLG: 0.378 Jason Wood, R OBP: 0.292, SLG: 0.378	2B		1B	2B	14 G6-4-3 1B		F8		K	4	0	3	2	0	0	0											
14 Josh Willingham, R OBP: 0.364, SLG: 0.463 Harvey Garcia, R OBP: 0.246, SLG: 0.294 7 Alejandro De Aza, L OBP: 0.246, SLG: 0.294 Reggie Abercrombie, R OBP: 0.244, SLG: 0.354	K		1B	1B	G6-4-3		G1-3		K	2	0	0	0	1	1	2											
Mike Jacobs, L OBP: 0.332, SLG: 0.484										5	1	3	0	0	1	0											
12 Cody Ross, R OBP: 0.409, SLG: 0.659 4 Alfredo Amezaga, S OBP: 0.326, SLG: 0.361		F9		K						2	0	0	0	0	1	4											
Miguel Olivo, R OBP: 0.262, SLG: 0.405										3	2	1	1	1	1	3											
Scott Olsen, L OBP: 0.196, SLG: 0.240 29 Ross Wolf, R OBP: 0.306, SLG: 0.290	SH									1	0	0	0	0	0	0											
<b>Inning Stats</b>	R: 1 E: 0 K: 2 S: 9	H: 1 LOB: 1 BB: 1 P: 19	R: 2 E: 1 K: 1 S: 10	H: 2 LOB: 0 BB: 0 P: 13	R: 0 E: 0 K: 2 S: 14	H: 2 LOB: 3 BB: 1 P: 24	R: 0 E: 0 K: 1 S: 8	H: 0 LOB: 0 BB: 0 P: 16	R: 1 E: 0 K: 0 S: 13	H: 3 LOB: 1 BB: 0 P: 18	R: 0 E: 0 K: 1 S: 9	H: 1 LOB: 1 BB: 0 P: 16	R: 0 E: 0 K: 1 S: 8	H: 0 LOB: 0 BB: 0 P: 14	R: 2 E: 0 K: 3 S: 14	H: 1 LOB: 2 BB: 3 P: 31	R: 0 E: 0 K: 2 S: 8	H: 0 LOB: 0 BB: 0 P: 9	1B: 4 2B: 6 3B: 0 HR: 0	SF: 1 SAC: 1 DP: 1 HBP: 0	WP: 0 PB: 0 CS: 0	PA: 42					
<b>PITCHER</b>	IP	WLS	BF	H	R	ER	SO	BB	IBB	HBP	BLK	WP	HR	S	P	ERA	WHIP										
45 Pedro Martínez, R ERA: 2.97	5.0	W	25	8	4	3	7	2	0	0	0	0	0	54	90	5.40	2.000										
59 Guillermo Mota, R ERA: 5.69	2.0		7	1	0	0	2	0	0	0	0	0	0	17	30	0.00	0.500										
25 Pedro Feliciano, L ERA: 3.28	0.2		1	2	2	2	2	2	0	0	0	0	0	10	21	27.00	4.500										
Joe Smith, R ERA: 3.24	0.0		1	0	0	0	0	1	0	0	0	0	0	1	5	=	=										
Scott Schoeneweis, L ERA: 5.14	1.1	S	4	0	0	0	3	0	0	0	0	0	0	11	14	0.00	0.000										

New York Mets @ Florida Marlins  
Dolphin Stadium, Miami, FL  
Fri Sep 21 2007, 7:05 PM EDT  
Att: 25,666 - Cloudy - 85 F

AB 35  
R 6  
H 10  
RBI 6  
BB 5  
SO 14  
LOB 17









Batter	1	2	3	4	5	6	7	8	9	10	11	AB	R	H	RBI	BB	SO	LOB	TOP					
7 José Reyes, S OBP: 0.361, SLG: 0.424	G5-3		B2		B2-3		F8	F8			5 1B 5 1B BB	5	1	0	0	1	0	3						
1 Luis Castillo, S OBP: 0.355, SLG: 0.346	L4		FC6-4				G4-3			B2-3	5 1B 18 L5 1B	5	0	1	0	1	0	3						
5 David Wright, R OBP: 0.414, SLG: 0.551			FC6-4							G6-3	9 1B 18 1B BB	5	1	2	1	1	0	2						
15 Carlos Betts, S OBP: 0.360, SLG: 0.170 59 Guillermo Mota, R OBP: 0.326, SLG: 0.450 Rubén Guebara, R OBP: 0.288, SLG: 0.280 13 Ray Nadeau, L OBP: 0.282, SLG: 0.421 Joe Smith, R OBP: 0.181, SLG: 0.387 Aron Heilman, R OBP: 0.325, SLG: 0.380	F7				P3					G4-3	21 1B 18 HR 1B	3	0	1	0	0	0	0						
18 Moises Alou, R OBP: 0.393, SLG: 0.523										G4-3	21 1B 21 HR 1B	6	1	2	1	0	0	3						
21 Carlos Delgado, L OBP: 0.328, SLG: 0.450											L5	5	1	2	3	0	1	1						
Paul Lo Duca, R OBP: 0.313, SLG: 0.386												4	1	1	2	0	0	0						
Carlos Gómez, R OBP: 0.287, SLG: 0.308												5	0	0	0	0	0	3						
33 John Maine, R OBP: 0.288, SLG: 0.170 25 Pedro Feliciano, L OBP: 0.288, SLG: 0.421 Jorge Sosa, R OBP: 0.181, SLG: 0.387 Andy Chavez, S OBP: 0.325, SLG: 0.380												1	0	0	0	1	1	1						
<b>Inning Stats</b>	R: 0 E: 0 K: 2 S: 8	H: 1 LOB: 1 BB: 0 P: 13	R: 0 E: 1 K: 0 S: 9	H: 0 LOB: 1 BB: 0 P: 11	R: 0 E: 0 K: 0 S: 5	H: 0 LOB: 1 BB: 1 P: 12	R: 2 E: 1 K: 2 S: 16	H: 2 LOB: 1 BB: 0 P: 23	R: 0 E: 0 K: 0 S: 8	H: 0 LOB: 0 BB: 0 P: 11	R: 0 E: 0 K: 0 S: 11	H: 0 LOB: 2 BB: 1 P: 18	R: 4 E: 0 K: 0 S: 19	H: 4 LOB: 1 BB: 1 P: 32	R: 0 E: 0 K: 0 S: 10	H: 0 LOB: 0 BB: 0 P: 15	R: 0 E: 0 K: 0 S: 5	H: 2 LOB: 2 BB: 0 P: 7	R: 1 E: 0 K: 1 S: 11	H: 2 LOB: 1 BB: 1 P: 19	1B: 9 2B: 1 3B: 0 HR: 2	SF: 0 SAC: 1 DP: 1 HBP: 0	WP: 2 PB: 0 SB: 1 CS: 0	PA: 50
<b>PITCHER</b>	Chris Seddon, L ERA: 6.89	IP: 5.0 WLS: 22 BF: 22	H: 3 R: 2 ER: 2 SO: 2	BB: 2 IBB: 0 HBP: 0 BLK: 0	WP: 0 HR: 1 S: 46 P: 75	ERA: 3.60 WHIP: 1.000	<b>PITCHER</b>	Harvey Garcia, R ERA: 3.48	IP: 0.1 WLS: 4 BF: 0	H: 2 R: 1 ER: 1 SO: 0	BB: 1 IBB: 0 HBP: 0 BLK: 0	WP: 0 HR: 0 S: 10 P: 17	ERA: 27.00 WHIP: 9.000	<b>PITCHER</b>	38 Daniel Barone, R ERA: 5.3	IP: 0.2 WLS: 1 BF: 0	H: 0 R: 0 ER: 0 SO: 0	BB: 0 IBB: 0 HBP: 0 BLK: 0	WP: 0 HR: 0 S: 1 P: 2	ERA: 0.00 WHIP: 0.000				

New York Mets @ Florida Marlins  
Dolphin Stadium, Miami, FL  
Sun Sep 23 2007, 1:05 PM EDT  
Att: 17,130 - Cloudy - 85 F

AB	44
R	7
H	11
RBI	7
BB	5
SO	3
LOB	22



Batter	1	2	3	4	5	6	7	8	9	10	11	AB	R	H	RBI	BB	SO	LOB	BOTTOM															
2 Hanley Ramirez, R OBP: 0.389, SLG: 0.563	G6-3		6 2B 27 E 1B								G6-3	6	1	2	0	0	0	2																
6 Dan Uggla, R OBP: 0.325, SLG: 0.488	K		27 E 2B								L8	6	2	3	1	0	1	0																
27 Jeremy Hermida, L OBP: 0.362, SLG: 0.486			E8								G3	6	1	3	2	0	1	1																
Miguel Cabrera, R OBP: 0.400, SLG: 0.568			2H 3H 1B								K2-3	3	1	0	0	2	1	2																
Mike Jacobs, L OBP: 0.330, SLG: 0.479			L7								G6-3	4	1	0	0	1	3	3																
Todd Linden, S OBP: 0.317, SLG: 0.306			F8								K	4	1	0	0	1	3	3																
Miguel Olivo, R OBP: 0.289, SLG: 0.401			K								G3	4	0	2	2	1	1	1																
7 Alejandro De Aza, L OBP: 0.288, SLG: 0.421 37 Raynel Pinto, L OBP: 0.282, SLG: 0.421 Rubén Guebara, R OBP: 0.288, SLG: 0.280 13 Ray Nadeau, L OBP: 0.282, SLG: 0.421 Joe Smith, R OBP: 0.181, SLG: 0.387 Aron Heilman, R OBP: 0.325, SLG: 0.380			L7								G6-3	5	0	0	0	0	3	5																
Chris Seddon, L ERA: 4.07												3	0	0	0	0	1	3																
11 Robert Andino, R OBP: 0.400, SLG: 0.500												1	0	0	0	0	1	0																
22 Matt Lindstrom, R ERA: 3.27												1	0	0	0	0	0	0																
4 Alfredo Amezaga, S OBP: 0.326, SLG: 0.359												2	0	0	0	0	0	0																
<b>Inning Stats</b>	R: 0 E: 0 K: 2 S: 10	H: 1 LOB: 1 BB: 0 P: 15	R: 0 E: 0 K: 1 S: 13	H: 0 LOB: 1 BB: 1 P: 21	R: 2 E: 1 K: 2 S: 13	H: 3 LOB: 1 BB: 0 P: 18	R: 0 E: 0 K: 3 S: 14	H: 0 LOB: 0 BB: 0 P: 20	R: 0 E: 0 K: 1 S: 10	H: 1 LOB: 1 BB: 0 P: 15	R: 2 E: 0 K: 0 S: 12	H: 2 LOB: 2 BB: 2 P: 28	R: 1 E: 0 K: 2 S: 16	H: 1 LOB: 1 BB: 0 P: 27	R: 0 E: 0 K: 1 S: 7	H: 0 LOB: 0 BB: 0 P: 12	R: 0 E: 0 K: 0 S: 4	H: 0 LOB: 0 BB: 0 P: 5	1B: 8 2B: 2 3B: 0 HR: 1	SF: 0 SAC: 0 DP: 0 HBP: 1	WP: 1 PB: 0 SB: 0 CS: 0	PA: 48												
<b>PITCHER</b>	33 John Maine, R ERA: 4.07	IP: 5.0 WLS: 22 BF: 22	H: 6 R: 3 ER: 3 SO: 9	BB: 2 IBB: 0 HBP: 0 BLK: 0	WP: 0 HR: 0 S: 64 P: 102	ERA: 5.40 WHIP: 1.600	<b>PITCHER</b>	13 Billy Wagner, L ERA: 2.44	IP: 1.0 WLS: 5 BF: 5	H: 1 R: 1 ER: 1 SO: 2	BB: 0 IBB: 0 HBP: 0 BLK: 0	WP: 0 HR: 1 S: 16 P: 27	ERA: 9.00 WHIP: 1.000	<b>PITCHER</b>	Joe Smith, R ERA: 3.10	IP: 1.0 WLS: 3 BF: 3	H: 0 R: 0 ER: 0 SO: 1	BB: 0 IBB: 0 HBP: 0 BLK: 0	WP: 0 HR: 0 S: 7 P: 12	ERA: 0.00 WHIP: 0.000	<b>PITCHER</b>	Aaron Sele, R ERA: 5.23	IP: 0.2 WLS: 2 BF: 0	H: 0 R: 0 ER: 0 SO: 0	BB: 0 IBB: 0 HBP: 0 BLK: 0	WP: 0 HR: 0 S: 3 P: 3	ERA: 0.00 WHIP: 0.000	<b>PITCHER</b>	Scott Schoeneweis, L ERA: 5.11	IP: 0.1 WLS: 1 BF: 0	H: 0 R: 0 ER: 0 SO: 0	BB: 0 IBB: 0 HBP: 0 BLK: 0	WP: 0 HR: 0 S: 1 P: 2	ERA: 0.00 WHIP: 0.000

New York Mets @ Florida Marlins  
Dolphin Stadium, Miami, FL  
Sun Sep 23 2007, 1:05 PM EDT  
Att: 17,130 - Cloudy - 85 F

AB	43
R	6
H	11
RBI	6
BB	4
SO	13
LOB	17






Batter	1	2	3	4	5	6	7	8	9	AB	R	H	RBI	BB	SO	LOB	TOP			
D'Angelo Jimenez, S OBP: 0.385, SLG: 0.368 Ryan Langerhans, L OBP: 0.299, SLG: 0.301	0-1 P6		0-0 P3		1-1 G3	4-2 10 2B BB		0-2 10 2B 1B	0-0 1-H HR	4 2 1 0 1 0 1 1 1 1 3 0 0 0										
10 Ronnie Belliard, R OBP: 0.333, SLG: 0.429	2-3 K		1-1 L3		0-0 G6-3	0-1 1-H 2-H 2B		1-2 2B 2B	0-1 G4-3	6 1 2 3 0 1 1										
11 Ryan Zimmerman, R OBP: 0.326, SLG: 0.461 Tony Batista, R OBP: 0.346, SLG: 0.308	0-1 G5-3			3-2 25 1B 1B	4-1 25 HR BB	2-2 G5-3		4-1 2B BB		3 3 1 0 2 0 1 0 0 0 0 0 0 0										
Ryan Church, L OBP: 0.349, SLG: 0.458 Luis Ayala, R Jesus Colome, R		0-1 2B		1-1 F7	4-0 25 HR BB		2-3 K	3-2 1-H 2-H 2B		4 1 2 2 1 1 1 0 0 0 0 0 0 0 0 0 0 0 0 0 0										
25 Austin Kearns, R OBP: 0.353, SLG: 0.410	2-1 G5-3		3-1 1B 1B	3-1 1B 1B	2-1 1-H 2-H HR		4-0 BB	2-3 K		4 2 2 3 1 1 2										
Robert Fick, L OBP: 0.318, SLG: 0.314	1-3 K		0-0 E7 1B	0-0 E7 1B	0-0 F9		1-3 BB		1-1 G1-3	5 0 1 1 0 2 2										
30 Justin Maxwell, R OBP: 0.313, SLG: 0.467	0-0 P2		1-3 K		4-2 47 SH1-4 10 2B BB		1-1 F8		0-0 WP HR 1B	4 2 1 0 1 1 3										
Brian Schneider, L OBP: 0.324, SLG: 0.336			1-1 HBP	4-0 IBB	2-2 F9		4-1 FC6 BB	2-0 P4		2 0 0 0 2 0 2										
47 Matt Chico, L OBP: 0.156, SLG: 0.156 52 Saul Rivera, S Felipe Lopez, S OBP: 0.306, SLG: 0.345			0-1 B2	2-1 G4-3	0-0 SH1-4		2-2 FC6 1B	4-1 HR BB		2 0 0 0 0 0 3 0 0 0 0 0 0 0 1 1 0 0 1 0 1										
<b>Inning Stats</b>	R: 0 E: 0 K: 1 S: 7	H: 0 LOB: 0 BB: 0 P: 9	R: 0 E: 0 K: 1 S: 8	H: 1 LOB: 1 BB: 0 P: 11	R: 0 E: 0 K: 0 S: 6	H: 0 LOB: 1 BB: 0 P: 8	R: 2 E: 1 K: 1 S: 17	H: 3 LOB: 2 BB: 1 P: 31	R: 3 E: 0 K: 0 S: 15	H: 1 LOB: 1 BB: 2 P: 18	R: 0 E: 0 K: 2 S: 8	H: 0 LOB: 1 BB: 1 P: 16	R: 3 E: 0 K: 1 S: 20	H: 3 LOB: 1 BB: 2 P: 36	R: 3 E: 0 K: 0 S: 8	H: 2 LOB: 0 BB: 1 P: 15	1B: 5 2B: 4 3B: 0 HR: 2	SF: 0 SAC: 1 DP: 0 HBP: 1	WP: 1 PB: 1 CS: 0	PA: 47
<b>PITCHER</b>	IP WLS BF H R ER SO BB IBB HBP BLK WP HR S P ERA WHIP																			
34 Mike Pelfrey, R ERA: 5.57	5.2 L 28 5 7 6 3 4 1 1 0 0 1 55 97 9.53 1.588																			
Joe Smith, R ERA: 3.14	0.1 2 1 0 0 0 0 0 0 0 0 0 5 7 0.00 3.000																			
25 Pedro Feliciano, L ERA: 3.21	1.0 5 0 1 1 2 2 0 0 0 0 0 9 21 9.00 2.000																			
59 Guillermo Mota, R ERA: 5.97	1.0 6 3 2 2 1 1 0 0 0 0 0 19 31 18.00 4.000																			
Dave Williams, L ERA: 22.85	1.0 6 2 3 3 0 1 0 0 0 1 1 8 15 27.00 3.000																			

Washington Nationals @ New York Mets  
Shea Stadium, Flushing, NY  
Mon Sep 24 2007, 7:10 PM EDT  
Att. 49,164 - Clear - 74 F


AB 36  
R 13  
H 11  
RBI 12  
BB 9  
SO 6  
LOB 17



Batter	1	2	3	4	5	6	7	8	9	AB	R	H	RBI	BB	SO	LOB	BOTTOM					
7 José Reyes, S OBP: 0.360, SLG: 0.421	4-1 1 CS BB		0-1 G6-3		0-1 L9	1-2 G6-3		1-0 G3		4 0 0 1 1 0 4												
1 Luis Castillo, S OBP: 0.355, SLG: 0.347	3-2 G5-3		2-2 5 WP 1B		0-1 L5	3-2 G4-3			1-2 5 1B 15 SF9 1B	5 1 2 0 0 0 3												
5 David Wright, R OBP: 0.416, SLG: 0.553	2-1 15 BB 1B		3-1 L6		1-1 L6		1-2 G4-3		0-0 1B	5 0 3 0 0 0 1												
15 Carlos Beltrán, S OBP: 0.356, SLG: 0.523	4-2 18 FC5-4 BB		0-0 P4		0-0 F8		2-0 BB		0-2 SF9	3 0 1 1 1 0 2												
18 Moises Alou, R OBP: 0.390, SLG: 0.521	1-1 FC5-4		1-1 F9		0-0 21 G4-3 1B 2B		1-2 F8		0-0 P3	5 1 1 0 0 0 5												
21 Carlos Delgado, L OBP: 0.328, SLG: 0.452		1-1 G4-3 SF8 2B		2-0 L1-3 1B		0-0 G4-3		2-3 K	0-1 F7	5 1 2 0 0 1 3												
Paul Lo Duca, R OBP: 0.312, SLG: 0.385	0-1 G4-3		2-3 F8		2-1 BB 7 1B G6-3 1B		1-2 E6			4 1 1 1 0 0 2												
Carlos Gómez, R OBP: 0.286, SLG: 0.308		0-1 SF8		0-2 L1-3		1-1 7 G6-3 BB 1B		3-3 K		3 0 1 1 0 1 2												
34 Mike Pelfrey, R Joe Smith, R Jeff Conine, R Shawn Green, F 25 Pedro Feliciano, L 59 Guillermo Mota, R Ruben Gotay, S Dave Williams, L		3-H 1-2 2B		1-1 G6-3		4-1 7 G6-3 BB		2-2 P4		2 0 1 0 0 0 1 0 1 0 0 0 0 0 1 0 0 0 0 0 0 0												
<b>Inning Stats</b>	R: 0 E: 0 K: 0 S: 10	H: 1 LOB: 2 BB: 2 P: 24	R: 1 E: 0 K: 0 S: 11	H: 2 LOB: 1 BB: 0 P: 13	R: 0 E: 0 K: 0 S: 8	H: 1 LOB: 1 BB: 0 P: 14	R: 0 E: 0 K: 0 S: 8	H: 1 LOB: 1 BB: 0 P: 12	R: 0 E: 0 K: 0 S: 7	H: 1 LOB: 1 BB: 0 P: 8	R: 2 E: 0 K: 0 S: 16	H: 3 LOB: 2 BB: 1 P: 27	R: 0 E: 0 K: 1 S: 11	H: 1 LOB: 1 BB: 0 P: 17	R: 0 E: 0 K: 1 S: 13	H: 0 LOB: 1 BB: 0 P: 20	R: 1 E: 0 K: 0 S: 12	H: 2 LOB: 1 BB: 0 P: 13	1B: 8 2B: 4 3B: 0 HR: 0	SF: 2 SAC: 0 DP: 0 HBP: 0	WP: 1 PB: 0 CS: 1	PA: 42
<b>PITCHER</b>	IP WLS BF H R ER SO BB IBB HBP BLK WP HR S P ERA WHIP																					
47 Matt Chico, L ERA: 4.75	5.1 W 26 9 3 3 0 1 1 0 0 0 0 0 21 35 0.00 1.200																					
52 Saul Rivera, R ERA: 3.59	1.2 7 1 0 0 1 1 0 0 0 0 0 21 35 0.00 1.200																					
Luis Ayala, R ERA: 3.32	1.0 4 0 0 0 1 0 0 0 0 0 0 13 20 0.00 0.000																					
Jesus Colome, R ERA: 3.48	1.0 5 2 1 1 0 0 0 0 0 0 0 12 13 9.00 2.000																					

Washington Nationals @ New York Mets  
Shea Stadium, Flushing, NY  
Mon Sep 24 2007, 7:10 PM EDT  
Att. 49,164 - Clear - 74 F

AB 37  
R 4  
H 12  
RBI 4  
BB 3  
SO 2  
LOB 24





Batter	1	2	3	4	5	6	7	8	9	AB	R	H	RBI	BB	SO	LOB	TOP					
<b>Felipe Lopez, S</b> OBP: 0.307, SLG: 0.346										5	1	2	0	0	1	2						
<b>10 Ronnie Belliard, R</b> OBP: 0.331, SLG: 0.425										4	0	0	0	0	1	2						
<b>11 Ryan Zimmerman, R</b> OBP: 0.328, SLG: 0.462										3	3	1	0	2	1	0						
<b>25 Austin Kearns, R</b> OBP: 0.352, SLG: 0.414										5	1	1	3	0	2	3						
<b>26 Willy Mo Peña, R</b> OBP: 0.319, SLG: 0.445										5	1	2	1	0	1	2						
<b>Ryan Langerhans, L</b> OBP: 0.286, SLG: 0.301										0	0	0	0	0	0	0						
<b>Tony Batista, R</b> OBP: 0.357, SLG: 0.365										5	2	3	1	0	0	2						
<b>Brian Schneider, L</b> OBP: 0.327, SLG: 0.339										5	0	3	3	0	0	1						
<b>30 Justin Maxwell, R</b> OBP: 0.286, SLG: 0.550										5	1	1	1	0	1	4						
<b>57 Jason Bergmann, R</b> ERA: 4.14										3	0	2	0	0	1	0						
<b>Arnie Munoz, L</b> ERA: 13.5										0	0	0	0	0	0	0						
<b>Jonathan Albaladejo, R</b> ERA: 4.33										0	0	0	0	0	0	0						
<b>D'Angelo Jimenez, S</b> ERA: 4.55										0	1	1	0	0	0	0						
<b>Jesus Colome, R</b> ERA: 3.98										0	0	0	0	0	0	0						
<b>32 Chad Cordero, R</b> ERA: 3.41										0	0	0	0	0	0	0						
<b>Jon Rauch, R</b> ERA: 3.61										0	0	0	0	0	0	0						
<b>Inning Stats</b>	R: 4 E: 0 K: 2 S: 22	H: 4 LOB: 1 BB: 1 P: 37	R: 0 E: 0 K: 1 S: 6	H: 0 LOB: 0 BB: 0 P: 8	R: 1 E: 0 K: 1 S: 12	H: 2 LOB: 1 BB: 0 P: 20	R: 1 E: 0 K: 0 S: 9	H: 2 LOB: 0 BB: 0 P: 12	R: 0 E: 0 K: 1 S: 13	H: 1 LOB: 1 BB: 0 P: 20	R: 0 E: 0 K: 1 S: 14	H: 1 LOB: 1 BB: 0 P: 21	R: 2 E: 0 K: 1 S: 18	H: 2 LOB: 2 BB: 2 P: 30	R: 1 E: 0 K: 1 S: 11	H: 2 LOB: 0 BB: 0 P: 16	R: 1 E: 0 K: 1 S: 16	H: 2 LOB: 1 BB: 0 P: 24	1B: 11 2B: 2 3B: 0 HR: 3	SF: 0 SAC: 0 DP: 2 HBP: 0	WP: 0 PB: 0 SB: 2 CS: 0	PA: 44
<b>PITCHER</b>	IP	WLS	BF	H	R	ER	SO	BB	IBB	HBP	BLK	WP	HR	S	P	ERA	WHIP					
<b>Tom Glavine, L</b> ERA: 4.14	5.0	L	24	9	6	6	4	1	0	0	0	0	3	62	97	10.80	2.000					
<b>32 Carlos Muniz, R</b> ERA: 13.5	1.1		7	1	2	2	1	2	0	0	0	0	0	25	41	13.50	2.250					
<b>Jorge Sosa, R</b> ERA: 4.55	0.2		4	2	0	0	1	0	0	0	0	0	0	7	10	0.00	3.000					
<b>Aaron Sele, R</b> ERA: 5.37	2.0		9	4	2	2	2	0	0	0	0	0	0	27	40	9.00	2.000					

Washington Nationals @ New York Mets  
Shea Stadium, Flushing, NY  
Tue Sep 25 2007, 7:10 PM EDT  
Att. 49,244 - Clear - 82 F

AB	41
R	10
H	16
RBI	9
BB	3
SO	8
LOB	16



Batter	1	2	3	4	5	6	7	8	9	AB	R	H	RBI	BB	SO	LOB	BOTTOM					
<b>7 José Reyes, S</b> OBP: 0.361, SLG: 0.432										5	2	3	4	0	0	3						
<b>1 Luis Castillo, S</b> OBP: 0.358, SLG: 0.348										4	1	2	0	1	0	0						
<b>5 David Wright, R</b> OBP: 0.414, SLG: 0.550										5	1	1	0	0	0	4						
<b>15 Carlos Beltrán, S</b> OBP: 0.355, SLG: 0.519										4	1	0	0	1	1	0						
<b>18 Moises Alou, R</b> OBP: 0.396, SLG: 0.529										5	1	4	3	0	1	0						
<b>Endy Chavez, L</b> OBP: 0.325, SLG: 0.380										0	0	0	0	0	0	0						
<b>21 Carlos Delgado, L</b> OBP: 0.327, SLG: 0.448										4	0	0	0	1	3	4						
<b>Paul Lo Duca, R</b> OBP: 0.315, SLG: 0.385										3	1	1	0	2	0	3						
<b>Shawn Green, L</b> OBP: 0.351, SLG: 0.432										3	1	2	1	0	0	2						
<b>Jorge Sosa, R</b> OBP: 0.286, SLG: 0.280										0	0	0	0	0	0	0						
<b>Aaron Sele, R</b> ERA: 5.37										0	0	0	0	0	0	0						
<b>David Newhan, L</b> OBP: 0.284, SLG: 0.278										1	0	0	0	0	1	1						
<b>Tom Glavine, L</b> OBP: 0.286, SLG: 0.232										0	0	0	0	0	0	0						
<b>Ruben Gotay, S</b> OBP: 0.335, SLG: 0.427										1	0	1	1	0	0	0						
<b>32 Carlos Muniz, R</b> ERA: 13.5										0	0	0	0	0	0	0						
<b>Carlos Gómez, R</b> OBP: 0.289, SLG: 0.306										1	1	0	0	1	0	0						
<b>Inning Stats</b>	R: 1 E: 0 K: 0 S: 8	H: 1 LOB: 0 BB: 0 P: 13	R: 1 E: 0 K: 1 S: 18	H: 2 LOB: 2 BB: 1 P: 29	R: 0 E: 0 K: 0 S: 8	H: 0 LOB: 0 BB: 0 P: 13	R: 0 E: 0 K: 1 S: 7	H: 1 LOB: 0 BB: 0 P: 9	R: 1 E: 0 K: 0 S: 12	H: 3 LOB: 1 BB: 0 P: 20	R: 0 E: 0 K: 1 S: 16	H: 0 LOB: 2 BB: 2 P: 30	R: 0 E: 0 K: 1 S: 10	H: 1 LOB: 1 BB: 1 P: 18	R: 0 E: 0 K: 1 S: 8	H: 1 LOB: 0 BB: 0 P: 11	R: 6 E: 0 K: 2 S: 24	H: 5 LOB: 2 BB: 2 P: 43	1B: 10 2B: 2 3B: 0 HR: 2	SF: 0 SAC: 1 DP: 4 HBP: 0	WP: 0 PB: 0 SB: 1 CS: 0	PA: 43
<b>PITCHER</b>	IP	WLS	BF	H	R	ER	SO	BB	IBB	HBP	BLK	WP	HR	S	P	ERA	WHIP					
<b>57 Jason Bergmann, R</b> ERA: 4.33	5.2		25	7	3	3	3	3	0	0	0	0	0	9	16	0.00	3.000					
<b>Arnie Munoz, L</b> ERA: 3.6	0.2	H	4	1	0	0	0	1	0	0	0	0	0	3	5	0.00	0.000					
<b>Jonathan Albaladejo, R</b> ERA: 4.28	0.2		1	0	0	0	0	0	0	0	0	0	0	3	5	0.00	0.000					
<b>Jesus Colome, R</b> ERA: 3.98	1.1		8	4	4	4	2	1	0	0	0	0	1	20	35	27.00	3.750					
<b>32 Chad Cordero, R</b> ERA: 3.41	0.0		3	2	2	2	0	1	0	0	0	0	0	6	12	"	"					
<b>Jon Rauch, R</b> ERA: 3.61	0.2		2	1	0	0	0	0	0	0	0	0	0	6	12	"	"					

Washington Nationals @ New York Mets  
Shea Stadium, Flushing, NY  
Tue Sep 25 2007, 7:10 PM EDT  
Att. 49,244 - Clear - 82 F

AB	36
R	9
H	14
RBI	9
BB	6
SO	6
LOB	17









Batter	1	2	3	4	5	6	7	8	9	AB R H RBI BB SO LOB	TOP											
David Eckstein, R (1, 6) OBP: 0.356, SLG: 0.382	0-1 55 1B		1-1 G6-3		1-1 F8		0-2 2B		1-3 K	5 1 2 0 0 1 0	<b>St. Louis Cardinals @ New York Mets</b> Shea Stadium, Flushing, NY Thu Sep 27 2007, 7:10 PM EDT Att: 48,900 - Overcast - 76 F											
24 Rick Ankiel, L (1, 8) OBP: 0.324, SLG: 0.528	2-0 P4		1-2 5 2B		0-2 L7		4-0 BB			3 1 1 0 1 0 1												
5 Albert Pujols, R (1, 3) OBP: 0.429, SLG: 0.570	2-2 FC4 55 1B		1-1 47 1B		2-2 2B		0-1 F7			4 1 2 1 0 0 3												
47 Ryan Ludwick, R (1, 9) OBP: 0.341, SLG: 0.490	2-3 K		1-2 55 1B		0-3 K		4-2 55 G4-3 BB			3 0 1 1 1 2 3												
55 Skip Schumaker, L (1, 7) OBP: 0.344, SLG: 0.435	1-2 1B		2-3 K		1-3 K		1-1 G4-3			4 0 1 1 0 2 2												
Miguel Cairo, R (1, 5) OBP: 0.304, SLG: 0.329	1-2 2-H 1B		1-0 F9		2-2 F7		1-1 FC5-4-5			4 0 0 0 0 1 4												
Kelly Stinnett, R (1, 2) OBP: 0.217, SLG: 0.244			1-1 G5-3		3-1 F7		1-2 F7			4 0 0 0 0 1 1												
35 Joel Pineiro, R (1, 1) OBP: 0.150, SLG: 0.056			0-3 K		0-3 K		0-3 K			3 0 0 0 0 3 0												
So Taguchi, R (9, PH) OBP: 0.349, SLG: 0.366										1 0 0 0 0 0 0												
44 Jason Istringhausen, R (9, 1)										0 0 0 0 0 0 0												
Aaron Miles, S (1, 4) OBP: 0.330, SLG: 0.354			0-0 F7		1-1 L8		0-1 G4-3			4 0 0 0 0 0 0												
<b>Inning Stats</b>	R: 1 H: 2 E: 1 K: 2 S: 15	H: 2 LOB: 2 BB: 0 P: 24	R: 0 H: 0 E: 0 K: 1 S: 6	H: 0 LOB: 0 BB: 7 P: 7	R: 2 H: 3 E: 0 K: 1 S: 14	H: 3 LOB: 1 BB: 0 P: 21	R: 0 H: 0 E: 0 K: 1 S: 7	H: 0 LOB: 0 BB: 11 P: 11	R: 0 H: 1 E: 0 K: 1 S: 12	H: 1 LOB: 1 BB: 0 P: 15	R: 0 H: 0 E: 0 K: 1 S: 9	H: 0 LOB: 0 BB: 13 P: 13	R: 0 H: 1 E: 0 K: 1 S: 10	H: 1 LOB: 2 BB: 1 P: 14	R: 0 H: 0 E: 0 K: 1 S: 11	H: 0 LOB: 1 BB: 1 P: 19	R: 0 H: 0 E: 0 K: 1 S: 8	H: 0 LOB: 0 BB: 10 P: 10	1B: 4 2B: 3 3B: 0 HR: 0	SF: 0 SAC: 0 DP: 0 HBP: 0	WP: 0 PB: 0 SB: 1 CS: 0	PA: 37
<b>PITCHER</b>	IP WLS BF H R ER SO BB IBB HBP BLK WP HR S P ERA WHIP	7.0 L 30 7 3 2 8 1 0 0 0 0 0 0 73 105 2.57 1.143	1.0 4 0 0 0 1 1 0 0 0 0 0 0 11 19 0.00 1.000	1.0 3 0 0 0 1 0 0 0 0 0 0 0 8 10 0.00 0.000	<b>PITCHER</b>										IP WLS BF H R ER SO BB IBB HBP BLK WP HR S P ERA WHIP							

AB 35  
R 3  
H 7  
RBI 3  
BB 2  
SO 10  
LOB 14



Batter	1	2	3	4	5	6	7	8	9	AB R H RBI BB SO LOB	BOTTOM											
7 José Reyes, S (1, 6) OBP: 0.358, SLG: 0.426	1-3 K		0-0 G3			0-3 K			0-2 G4-3	4 0 0 0 0 2 0	<b>St. Louis Cardinals @ New York Mets</b> Shea Stadium, Flushing, NY Thu Sep 27 2007, 7:10 PM EDT Att: 48,900 - Overcast - 76 F											
1 Luis Castillo, S (1, 4) OBP: 0.355, SLG: 0.346	1-0 G6-3				2-2 G1-3		1-1 G6-3		1-1 G4-3	4 0 0 0 0 0 0												
5 David Wright, R (1, 5) OBP: 0.415, SLG: 0.548	0-1 2B				4-1 18 FC5-4 BB		2-2 G4-3		2-1 F9	3 0 1 0 1 0 0												
15 Carlos Beltrán, S (1, 8) OBP: 0.355, SLG: 0.527	1-0 G4-3				0-3 K		2-2 G1			3 0 0 0 0 1 2												
18 Moises Alou, R (1, 7) OBP: 0.394, SLG: 0.533			1-0 G1-3		0-0 FC5-4		1-0 F9			3 0 0 0 0 0 1												
21 Carlos Delgado, L (1, 3) OBP: 0.328, SLG: 0.447			1-1 F7				3-3 K			3 0 1 0 0 1 0												
Paul Lo Duca, R (1, 2) OBP: 0.313, SLG: 0.381					1-0 G5-4-3 1B					3 0 0 0 0 0 1												
Shawn Green, L (1, 9) OBP: 0.351, SLG: 0.430					3-2 G6-3 1B					3 0 1 0 0 0 0												
45 Pedro Martinez, R (1, 1) OBP: 0.111, SLG: 0.222			1-3 K		1-2 G6-3					2 0 0 0 0 1 1												
Aaron Heilman, R (8, 1)										0 0 0 0 0 0 0												
Ruben Gotay, S (8, PH) OBP: 0.351, SLG: 0.422										1 0 0 0 0 1 0												
25 Pedro Feliciano, L (9, 1)										0 0 0 0 0 0 0												
<b>Inning Stats</b>	R: 0 H: 1 E: 0 K: 1 S: 7	H: 1 LOB: 1 BB: 0 P: 10	R: 0 H: 0 E: 0 K: 0 S: 5	H: 0 LOB: 0 BB: 9 P: 9	R: 0 H: 0 E: 0 K: 1 S: 6	H: 0 LOB: 0 BB: 8 P: 8	R: 0 H: 0 E: 0 K: 1 S: 10	H: 0 LOB: 1 BB: 1 P: 16	R: 0 H: 2 E: 0 K: 0 S: 9	H: 2 LOB: 1 BB: 0 P: 14	R: 0 H: 0 E: 0 K: 1 S: 8	H: 0 LOB: 0 BB: 11 P: 11	R: 0 H: 0 E: 0 K: 1 S: 8	H: 0 LOB: 0 BB: 14 P: 14	R: 0 H: 0 E: 0 K: 1 S: 7	H: 0 LOB: 0 BB: 11 P: 11	R: 0 H: 0 E: 0 K: 1 S: 7	H: 0 LOB: 0 BB: 10 P: 10	1B: 2 2B: 1 3B: 0 HR: 0	SF: 0 SAC: 0 DP: 1 HBP: 0	WP: 0 PB: 0 SB: 0 CS: 0	PA: 30
<b>PITCHER</b>	IP WLS BF H R ER SO BB IBB HBP BLK WP HR S P ERA WHIP	8.0 W 27 3 0 0 6 1 0 0 0 0 0 0 60 93 0.00 0.500	1.0 S 3 0 0 0 0 0 0 0 0 0 0 0 7 10 0.00 0.000	<b>PITCHER</b>										IP WLS BF H R ER SO BB IBB HBP BLK WP HR S P ERA WHIP								

AB 29  
R 0  
H 3  
RBI 0  
BB 1  
SO 6  
LOB 5









Batter	1	2	3	4	5	6	7	8	9	AB	R	H	RBI	BB	SO	LOB	TOP										
2 Hanley Ramirez, R OBP: 0.387, SLG: 0.565 11 Robert Andino, R OBP: 0.385, SLG: 0.462	0-1 P6			1-3 K			2-0 G5-6-3		2-2 F8	2	0	0	0	0	1	0											
6 Dan Uggla, R OBP: 0.377, SLG: 0.480 50 Marcos Carvajal, R Reggie Abercrombie, R OBP: 0.238, SLG: 0.316	4-1 BB			2-3 K			4-2 BB		1-3 K	1	0	0	0	2	1	0											
27 Jeremy Hermida, L OBP: 0.366, SLG: 0.498	3-3 K			1-0 F7			3-3 K			3	0	0	0	0	2	2											
Miguel Cabrera, R OBP: 0.401, SLG: 0.567 4 Alfredo Amezaga, S OBP: 0.325, SLG: 0.358		0-0 F8			0-2 P2				0-0 P5	2	0	0	0	0	0	0											
Mike Jacobs, L OBP: 0.318, SLG: 0.460		3-3 K			3-3 K				3-3 K	3	0	0	0	0	3	0											
Todd Linden, S Mauro Zarate, R Jason Wood, R OBP: 0.288, SLG: 0.371		3-3 K			2-3 K				1-1 L7	2	0	0	0	0	0	0											
Miguel Olivo, R Paul Hoover, R OBP: 0.375, SLG: 0.375			1-3 K		1-2 K				1-2 1B	1	0	0	0	0	1	0											
7 Alejandro De Aza, L OBP: 0.255, SLG: 0.300			3-3 K		1-3 K				0-1 F8	3	0	0	0	0	2	1											
Chris Seddon, L 29 Ross Wolf, R Harvey Garcia, R 25 Brett Carroll, R OBP: 0.231, SLG: 0.204			2-3 K		3-2 L7				1-2 F8	1	0	0	0	0	0	0											
<b>Inning Stats</b>	R: 0 E: 0 K: 1 S: 6	H: 0 LOB: 1 BB: 1 P: 13	R: 0 E: 0 K: 2 S: 7	H: 0 LOB: 0 BB: 0 P: 13	R: 0 E: 0 K: 3 S: 10	H: 0 LOB: 0 BB: 0 P: 16	R: 0 E: 0 K: 2 S: 8	H: 0 LOB: 0 BB: 0 P: 12	R: 0 E: 0 K: 2 S: 10	H: 0 LOB: 0 BB: 0 P: 15	R: 0 E: 0 K: 2 S: 12	H: 0 LOB: 0 BB: 0 P: 17	R: 0 E: 0 K: 1 S: 7	H: 1 LOB: 1 BB: 1 P: 16	R: 0 E: 0 K: 1 S: 10	H: 0 LOB: 0 BB: 0 P: 15	R: 0 E: 0 K: 1 S: 9	H: 0 LOB: 0 BB: 0 P: 13	1B: 1 2B: 1 3B: 0 HR: 0	SF: 0 SAC: 0 DP: 1 HBP: 0	WP: 0 PB: 0 SB: 0 CS: 1	PA: 29					
<b>PITCHER</b>	IP	WLS	BF	H	R	ER	SO	BB	IBB	HBP	BLK	WP	HR	S	P	ERA	WHIP										
33 John Maine, R ERA: 3.91	7.2	W	25	1	0	0	14	2	0	0	0	0	0	68	115	0.00	0.391										
36 Willie Collazo, L ERA: 6.35	0.1		1	0	0	0	0	0	0	0	0	0	0	2	2	0.00	0.000										
32 Carlos Muniz, R ERA: 7.71	1.0		3	0	0	0	1	0	0	0	0	0	0	9	13	0.00	0.000										

Florida Marlins @ New York Mets  
Shea Stadium, Flushing, NY  
Sat Sep 29 2007, 1:10 PM EDT  
Att: 54,661 - Sunny - 73 F

AB 27  
R 0  
H 1  
RBI 0  
BB 2  
SO 15  
LOB 4



Batter	1	2	3	4	5	6	7	8	9	AB	R	H	RBI	BB	SO	LOB	BOTTOM										
7 José Reyes, S OBP: 0.356, SLG: 0.425 4 Anderson Hernandez, S OBP: 0.353, SLG: 0.353	1-1 F9	0-0 G4-3	1-2 G2-3		1-1 5 1B				2-2 F7	5	1	1	0	0	0	3											
1 Luis Castillo, S OBP: 0.361, SLG: 0.358 Ruben Gotay, S OBP: 0.353, SLG: 0.423	0-1 5 1B	3-2 5 1B	1-0 2B		4-0 5 1B				1-0 G4-3	4	2	3	2	1	0	0											
5 David Wright, R David Newhan, L OBP: 0.289, SLG: 0.284	1-1 18 1B	4-0 15 1B	0-1 2B		1-0 2B				1-1 1B	4	3	3	1	1	0	1											
15 Carlos Beltrán, S 32 Carlos Muniz, R	0-1 L5	1-1 18 1B	3-2 F8		1-2 1B				1-3 K	6	0	1	1	0	2	8											
18 Moises Alou, R Carlos Gómez, R OBP: 0.288, SLG: 0.304	2-1 21 1B	2-1 1B		1-3 K	1-0 F7				0-1 E1	4	0	2	2	0	1	2											
21 Carlos Delgado, L Shawn Green, L OBP: 0.332, SLG: 0.448	1-0 1B	2-2 P5		1-1 F7					2-2 L5	5	0	2	2	0	0	2											
11 Ramon Castro, R OBP: 0.340, SLG: 0.571	1-2 P5		1-1 HR	2-3 K					1-2 L5	5	2	2	1	0	1	4											
Lastings Milledge, R OBP: 0.338, SLG: 0.451		3-2 G4-3 1B	0-2 HR		1-1 HR				0-1 E1	5	3	3	3	0	0	0											
33 John Maine, R 36 Willie Collazo, L	1 SAFE	0-0 SH2-4	4-0 HR		1-3 K				1-1 P3	2	1	0	0	1	1	1											
9 Marlon Anderson, L OBP: 0.346, SLG: 0.468		1-2 2B	1-1 2B		1-1 K				4-1 1B	0	1	0	0	1	0	0											
<b>Inning Stats</b>	R: 2 E: 0 K: 0 S: 14	H: 4 LOB: 2 BB: 0 P: 20	R: 3 E: 0 K: 0 S: 16	H: 4 LOB: 2 BB: 1 P: 31	R: 3 E: 0 K: 0 S: 16	H: 3 LOB: 1 BB: 1 P: 26	R: 0 E: 0 K: 2 S: 10	H: 0 LOB: 0 BB: 0 P: 14	R: 2 E: 0 K: 2 S: 12	H: 3 LOB: 2 BB: 1 P: 22	R: 1 E: 1 K: 0 S: 11	H: 1 LOB: 1 BB: 0 P: 16	R: 1 E: 1 K: 1 S: 12	H: 2 LOB: 2 BB: 0 P: 15	R: 1 E: 0 K: 0 S: 13	H: 2 LOB: 2 BB: 1 P: 22	1B: 13 2B: 3 3B: 0 HR: 3	SF: 0 SAC: 1 DP: 0 HBP: 0	WP: 1 PB: 0 SB: 0 CS: 0	PA: 49							
<b>PITCHER</b>	IP	WLS	BF	H	R	ER	SO	BB	IBB	HBP	BLK	WP	HR	S	P	ERA	WHIP										
Chris Seddon, L ERA: 8.83	1.2	L	13	7	5	5	0	1	0	0	0	0	1	15	26	40.50	7.500										
29 Ross Wolf, R ERA: 11.68	0.2		7	4	3	3	0	1	0	0	0	1	1	23	37	9.00	1.500										
Harvey Garcia, R ERA: 4.38	2.0		9	2	2	2	3	1	0	0	0	1	1	23	37	9.00	1.500										
Mauro Zarate, R ERA: 10.8	1.2		8	2	1	1	1	0	0	0	0	0	1	16	24	5.40	1.200										
50 Marcos Carvajal, R ERA: 6.75	2.0		12	4	2	1	1	1	0	0	0	0	0	25	37	4.50	2.500										

Florida Marlins @ New York Mets  
Shea Stadium, Flushing, NY  
Sat Sep 29 2007, 1:10 PM EDT  
Att: 54,661 - Sunny - 73 F

AB 44  
R 13  
H 19  
RBI 13  
BB 4  
SO 5  
LOB 23





Batter	1	2	3	4	5	6	7	8	9	AB	R	H	RBI	BB	SO	LOB	TOP					
2 Hanley Ramirez, R OBP: 0.386, SLG: 0.562										4	0	0	0	1	2	6	<b>Florida Marlins @ New York Mets</b> Shea Stadium, Flushing, NY Sun Sep 30 2007, 1:10 PM EDT Att: 54,457 - Partly Cloudy - 71 F					
6 Dan Uggla, R OBP: 0.326, SLG: 0.479										5	1	1	2	0	1	1						
27 Jeremy Hermida, L OBP: 0.369, SLG: 0.501										5	1	3	0	0	1	2						
Miguel Cabrera, R OBP: 0.401, SLG: 0.565										4	1	1	1	1	1	1						
12 Cody Ross, R OBP: 0.411, SLG: 0.653										5	2	2	2	0	2	2						
Mike Jacobs, L OBP: 0.317, SLG: 0.458										4	1	1	0	0	3	3						
37 Renyel Pinto, L										0	0	0	0	0	0	0						
22 Matt Lindstrom, R										0	0	0	0	0	0	0						
4 Alfredo Amezaga, S OBP: 0.324, SLG: 0.358										1	0	0	0	0	1	0						
Kevin Gregg, R										0	0	0	0	0	0	0						
20 Matt Treanor, R OBP: 0.357, SLG: 0.392										3	1	0	0	2	0	0						
7 Alejandro De Aza, L OBP: 0.261, SLG: 0.313										4	1	2	1	0	1	0						
Dontrelle Willis, L OBP: 0.348, SLG: 0.508										1	0	1	1	0	0	0						
19 Logan Kensing, R										0	0	0	0	0	0	0						
Todd Linden, S OBP: 0.319, SLG: 0.315										1	0	0	0	0	1	2						
32 Justin Miller, R										0	0	0	0	0	0	0						
Jason Wood, R OBP: 0.296, SLG: 0.368										1	0	0	0	0	0	0						
<b>Inning Stats</b>	R: 7 E: 1 K: 1 S: 27	H: 6 LOB: 2 BB: 2 P: 52	R: 0 E: 0 K: 3 S: 10	H: 0 LOB: 0 BB: 0 P: 16	R: 0 E: 0 K: 0 S: 6	H: 1 LOB: 1 BB: 0 P: 9	R: 0 E: 0 K: 1 S: 6	H: 0 LOB: 0 BB: 0 P: 11	R: 1 E: 0 K: 3 S: 15	H: 2 LOB: 2 BB: 1 P: 27	R: 0 E: 0 K: 1 S: 14	H: 1 LOB: 2 BB: 1 P: 28	R: 0 E: 0 K: 1 S: 8	H: 0 LOB: 0 BB: 0 P: 11	R: 0 E: 0 K: 0 S: 8	H: 1 LOB: 1 BB: 0 P: 13	R: 0 E: 0 K: 1 S: 6	H: 0 LOB: 0 BB: 0 P: 9	1B: 6 2B: 4 3B: 1 HR: 0	SF: 0 SAC: 0 DP: 0 HBP: 1	WP: 0 PB: 0 SB: 0 CS: 0	PA: 43
<b>PITCHER</b>	IP WLS BF H R ER SO BB IBB HBP BLK WP HR S P ERA WHIP	IP WLS BF H R ER SO BB IBB HBP BLK WP HR S P ERA WHIP																				
Tom Glavine, L ERA: 4.45	(1, 1) 0.1 L 9 5 7 7 0 2 0 0 1 0 0 0 0 17 36 189.00 21.000																					
Jorge Sosa, R ERA: 4.47	(1, 1) 1.2 6 1 0 0 4 0 0 0 0 0 0 0 20 32 0.00 0.600																					
26 Orlando Hernandez, R ERA: 3.72	(3, 1) 1.0 4 1 0 0 0 0 0 0 0 0 0 0 6 9 0.00 1.000																					
Scott Schoeneweis, L ERA: 5.03	(4, 1) 1.1 7 2 1 1 2 1 0 0 0 0 0 0 14 27 6.75 2.250																					
Joe Smith, R ERA: 3.45	(5, 1) 1.1 6 1 0 0 4 0 1 0 0 0 0 0 18 33 0.00 0.750																					
25 Pedro Feliciano, L ERA: 3.09	(6, 1) 0.1 1 0 0 0 1 0 0 0 0 0 0 0 0 3 6 0.00 0.000																					
59 Guillermo Mota, R ERA: 5.79	(7, 1) 2.0 7 1 0 0 1 0 0 0 0 0 0 0 16 24 0.00 0.500																					
Aaron Heilman, R ERA: 3.03	(9, 1) 1.0 3 0 0 0 1 0 0 0 0 0 0 0 6 9 0.00 0.000																					

Batter	1	2	3	4	5	6	7	8	9	AB	R	H	RBI	BB	SO	LOB	BOTTOM					
7 José Reyes, S OBP: 0.354, SLG: 0.421										5	0	0	0	0	0	1	<b>Florida Marlins @ New York Mets</b> Shea Stadium, Flushing, NY Sun Sep 30 2007, 1:10 PM EDT Att: 54,457 - Partly Cloudy - 71 F					
1 Luis Castillo, S OBP: 0.362, SLG: 0.359										4	1	1	0	1	1	0						
5 David Wright, R OBP: 0.416, SLG: 0.546										4	0	1	0	0	1	3						
15 Carlos Beltrán, S OBP: 0.353, SLG: 0.525										4	0	2	0	0	0	1						
18 Moises Alou, R OBP: 0.392, SLG: 0.524										3	0	1	0	1	1	1						
21 Carlos Delgado, L OBP: 0.333, SLG: 0.448										0	0	0	0	0	0	0						
Jeff Conine, R OBP: 0.317, SLG: 0.383										2	0	0	0	1	0	0						
11 Ramon Castro, R OBP: 0.331, SLG: 0.556										4	0	0	0	0	2	5						
Lastings Milledge, R OBP: 0.341, SLG: 0.446										2	0	0	0	2	0	0						
Tom Glavine, L ERA: 4.45	(1, 1) 2.2 17 3 1 1 2 5 0 1 1 0 0 0 34 76 3.38 3.000																					
Jorge Sosa, R ERA: 4.47	(3, 1) 1.1 W 5 1 0 0 0 0 0 0 0 0 0 0 9 16 0.00 0.750																					
26 Orlando Hernandez, R ERA: 3.72	(5, 1) 1.1 4 0 0 0 2 0 0 0 0 0 0 0 15 25 0.00 0.000																					
32 Justin Miller, R ERA: 3.65	(6, 1) 1.2 6 1 0 0 0 0 0 0 0 0 0 0 14 21 0.00 0.600																					
37 Renyel Pinto, L ERA: 3.68	(8, 1) 1.0 3 0 0 0 0 0 0 0 0 0 0 0 13 21 0.00 0.000																					
22 Matt Lindstrom, R ERA: 3.09	(9, 1) 1.0 3 0 0 0 0 0 0 0 0 0 0 0 13 21 0.00 0.000																					
<b>PITCHER</b>	IP WLS BF H R ER SO BB IBB HBP BLK WP HR S P ERA WHIP	IP WLS BF H R ER SO BB IBB HBP BLK WP HR S P ERA WHIP																				
Dontrelle Willis, L ERA: 5.17	(1, 1) 2.2 17 3 1 1 2 5 0 1 1 0 0 0 34 76 3.38 3.000																					
19 Logan Kensing, R ERA: 1.35	(3, 1) 1.1 W 5 1 0 0 0 0 0 0 0 0 0 0 9 16 0.00 0.750																					
32 Justin Miller, R ERA: 3.65	(5, 1) 1.1 4 0 0 0 2 0 0 0 0 0 0 0 15 25 0.00 0.000																					
37 Renyel Pinto, L ERA: 3.68	(6, 1) 1.2 6 1 0 0 0 0 0 0 0 0 0 0 14 21 0.00 0.600																					
22 Matt Lindstrom, R ERA: 3.09	(8, 1) 1.0 3 0 0 0 0 0 0 0 0 0 0 0 13 21 0.00 0.000																					
<b>Inning Stats</b>	R: 1 E: 0 K: 0 S: 10	H: 3 LOB: 3 BB: 0 P: 24	R: 0 E: 0 K: 1 S: 15	H: 0 LOB: 2 BB: 2 P: 28	R: 0 E: 0 K: 1 S: 12	H: 0 LOB: 3 BB: 3 P: 30	R: 0 E: 0 K: 0 S: 6	H: 1 LOB: 1 BB: 0 P: 10	R: 0 E: 0 K: 2 S: 12	H: 0 LOB: 0 BB: 0 P: 20	R: 0 E: 0 K: 0 S: 11	H: 0 LOB: 0 BB: 0 P: 18	R: 0 E: 0 K: 0 S: 6	H: 1 LOB: 1 BB: 0 P: 8	R: 0 E: 0 K: 0 S: 13	H: 0 LOB: 0 BB: 0 P: 21	R: 0 E: 0 K: 1 S: 7	H: 0 LOB: 0 BB: 0 P: 12	1B: 4 2B: 1 3B: 0 HR: 0	SF: 0 SAC: 0 DP: 0 HBP: 1	WP: 1 PB: 0 SB: 0 CS: 0	PA: 38

