

New York Mets - 2008

Batter	1	2	3	4	5	6	7	8	9	AB	R	H	RBI	BB	SO	LOB	TOP																		
6 Jason Christian, L (1,6) OBP: 0.400, SLG: 0.400										5	0	2	0	0	0	1	Michigan Wolverines @ New York Mets Tradition Field, Port St. Lucie, FL Tue Feb 26 2008, 12:00 PM EST Att: 2,059 - Partly Cloudy - 75 F																		
17 Leif Mahler, R (1,4) OBP: 0.400, SLG: 0.400										5	1	2	1	0	2	3																			
Zach Putnam, R (1,10) 31 Kenny Fellows, L (7,7) Nate Recknagel, R (8,PH) 9 Nick Urban, R (8,7)										3	0	0	0	0	1	2																			
27 Derek VanBuskirk, R (1,7) OBP: 0.500, SLG: 1.500										4	1	2	2	0	0	0																			
Adam Abraham, R (1,5) OBP: 0.500, SLG: 1.000										4	1	2	0	0	0	1																			
19 Kevin Cislo, L (1,8) (8,5)										4	0	0	1	0	1	2																			
10 Chris Berset, S (1,2) 43 Tim Kalczynski, R (7,PH) (7,2)										1	0	0	0	1	1	0																			
7 Michael Dufek, L (1,3) OBP: 0.667, SLG: 1.000										3	1	2	0	0	0	2																			
8 Mike Kittle, R (8,7)										1	0	0	0	0	1	0																			
4 Ryan LaMarre, R (1,9) OBP: 0.250, SLG: 0.250										4	0	1	0	0	0	2																			
Inning Stats	R: 0 E: 0 K: 1 S: 5	H: 0 LOB: 0 BB: 0 P: 5	R: 1 E: 0 K: 1 S: 6	H: 1 LOB: 0 BB: 0 P: 6	R: 1 E: 0 K: 1 S: 7	H: 2 LOB: 1 BB: 0 P: 7	R: 0 E: 0 K: 0 S: 4	H: 1 LOB: 2 BB: 1 P: 8	R: 0 E: 0 K: 0 S: 4	H: 0 LOB: 0 BB: 0 P: 5	R: 0 E: 0 K: 1 S: 5	H: 1 LOB: 0 BB: 0 P: 5	R: 0 E: 0 K: 1 S: 5	H: 1 LOB: 1 BB: 0 P: 5	R: 2 E: 0 K: 0 S: 6	H: 3 LOB: 1 BB: 0 P: 6	R: 0 E: 0 K: 2 S: 9	H: 2 LOB: 2 BB: 0 P: 9	1B: 7 2B: 2 3B: 1 HR: 1	SF: 0 SAC: 0 DP: 1 HBP: 0	WP: 0 PB: 0 SB: 1 CS: 0	PA: 38													
PITCHER	IP	WLS	BF	H	R	ER	SO	BB	IBB	HBP	BLK	WP	HR	S	P	ERA	WHIP	PITCHER	IP	WLS	BF	H	R	ER	SO	BB	IBB	HBP	BLK	WP	HR	S	P	ERA	WHIP
39 Jason Vargas, L (1,1) ERA: 4.5	2.0		7	1	1	1	2	0	0	0	0	0	0	11	11	4.50	0.500	27 Nelson Figueroa, R (7,1) ERA: 18.0	1.0		3	1	0	0	1	0	0	0	0	0	5	5	0.00	1.000	
Aaron Hellman, R (3,1) ERA: 9.0	1.0	B	5	2	1	1	1	0	0	0	0	0	0	7	7	9.00	2.000	68 Ryan Cullen, L (8,1) ERA: 18.0	1.0		6	3	2	2	0	0	0	0	0	1	6	6	18.00	3.000	
13 Billy Wagner, L (4,1) ERA: 18.0	1.0		5	1	0	0	0	1	0	0	0	0	0	4	8	0.00	2.000	78 Eddie Kunz, R (9,1) ERA: 18.0	1.0		5	2	0	0	2	0	0	0	0	0	9	9	0.00	2.000	
66 Nate Field, R (5,1) ERA: 18.0	1.0		4	1	0	0	0	0	0	0	0	0	0	4	5	0.00	1.000																		
73 Ricardo Rincon, L (6,1) ERA: 18.0	1.0		3	0	0	0	1	0	0	0	0	0	0	5	5	0.00	0.000																		

Batter	1	2	3	4	5	6	7	8	9	AB	R	H	RBI	BB	SO	LOB	BOTTOM																		
7 José Reyes, S (1,6) OBP: 0.500, SLG: 1.000										2	1	1	0	0	0	3	Michigan Wolverines @ New York Mets Tradition Field, Port St. Lucie, FL Tue Feb 26 2008, 12:00 PM EST Att: 2,059 - Partly Cloudy - 75 F																		
4 Anderson Hernandez, S (4,6)										3	0	0	0	0	1	2																			
93 Brady Clark, R (1,8)										5	0	0	0	0	1	4																			
5 David Wright, R (1,5) OBP: 0.500, SLG: 2.000										2	1	1	2	0	0	0																			
64 Anderson Machado, S (4,5)										1	1	0	0	2	0	0																			
21 Carlos Delgado, L (1,3)										1	0	0	0	1	1	0																			
63 Michel Abreu, R (3,PR) OBP: 0.667, SLG: 2.000										3	1	2	2	0	1	1																			
18 Moises Alou, R (1,7)										2	0	0	0	0	0	1																			
16 Ángel Pagán, S (4,7) OBP: 0.333, SLG: 0.667										3	0	1	0	0	0	1																			
19 Ryan Church, L (1,9) 67 Fernando Martinez, L (5,9) OBP: 0.500, SLG: 0.500										1	0	0	0	1	1	0																			
Ruben Gotay, S (1,4) OBP: 0.250, SLG: 0.250										4	0	1	0	0	0	3																			
23 Brian Schneider, L (1,2)										0	0	0	0	1	0	0																			
65 Gustavo Molina, R (4,PR) (5,2)										1	0	0	0	1	0	1																			
9 Marlon Anderson, L (1,10) Olmedo Saenz, R (8,PH) (9,10)										2	0	0	0	1	0	3																			
Inning Stats	R: 2 E: 0 K: 1 S: 7	H: 2 LOB: 0 BB: 0 P: 7	R: 0 E: 0 K: 1 S: 6	H: 1 LOB: 3 BB: 1 P: 11	R: 0 E: 0 K: 0 S: 2	H: 0 LOB: 1 BB: 1 P: 6	R: 0 E: 0 K: 0 S: 3	H: 0 LOB: 2 BB: 2 P: 12	R: 0 E: 0 K: 0 S: 4	H: 1 LOB: 1 BB: 0 P: 4	R: 0 E: 0 K: 2 S: 7	H: 0 LOB: 1 BB: 1 P: 11	R: 0 E: 0 K: 1 S: 6	H: 1 LOB: 2 BB: 1 P: 10	R: 2 E: 0 K: 1 S: 6	H: 1 LOB: 0 BB: 1 P: 10	1B: 2 2B: 3 3B: 0 HR: 2	SF: 0 SAC: 0 DP: 1 HBP: 1	WP: 0 PB: 0 SB: 1 CS: 0	PA: 41															
PITCHER	IP	WLS	BF	H	R	ER	SO	BB	IBB	HBP	BLK	WP	HR	S	P	ERA	WHIP	PITCHER	IP	WLS	BF	H	R	ER	SO	BB	IBB	HBP	BLK	WP	HR	S	P	ERA	WHIP
22 Eric Katzman, L (1,1) ERA: 9.0	2.0		11	3	2	2	2	1	0	0	0	0	0	13	13	9.00	2.000	7 Michael Dufek, R (7,1) ERA: 13.5	7.1		12	1	0	0	3	2	0	0	0	12	20	0.00	1.800		
Michael Powers, R (3,1) ERA: 9.0	1.0		3	0	0	0	0	1	0	0	0	0	0	2	6	0.00	1.000	Adam Abraham, R (8,1) ERA: 13.5	8.1	B	6	1	2	2	1	1	0	0	0	0	1	7	11	13.50	1.500
41 Chris Fetter, R (4,1) ERA: 9.0	1.0		5	0	0	0	0	2	0	0	0	0	0	3	12	0.00	2.000																		
30 Matt Gerbe, R (5,1) ERA: 9.0	1.0		4	1	0	0	0	0	0	0	0	0	0	4	4	0.00	1.000																		
24 Tyler Burgoon, R (6,1) ERA: 9.0	1.0		4	1	0	0	0	0	0	0	0	0	0	4	4	0.00	1.000																		



Batter	1	2	3	4	5	6	7	8	9	AB	R	H	RBI	BB	SO	LOB	TOP					
16 Angel Pagán, S OBP: 0.250, SLG: 0.250										4	1	1	0	0	1	1	New York Mets @ Detroit Tigers Joker Marchant Stadium, Lakeland, FL Wed Feb 27 2008, 1:05 PM EST Att. 6,325 - Overcast - 59 F					
93 Brady Clark, R OBP: 0.250, SLG: 0.250										4	0	1	0	0	0	0						
9 Marlon Anderson, L (1, 10)										4	0	0	0	0	0	3						
19 Ryan Church, L (1, 9)										2	0	0	0	1	0	1						
67 Fernando Martínez, L OBP: 1.000, SLG: 1.000										1	0	1	0	0	0	0						
11 Ramon Castro, R (1, 2)										2	0	0	1	0	0	1						
71 Salomon Manríquez, R (6, 2)										1	0	0	0	0	0	1						
Ruben Gelay, S OBP: 0.500, SLG: 0.667										3	0	1	0	1	0	0						
63 Michel Abreu, R OBP: 0.250, SLG: 0.250										4	1	1	0	0	2	3	AB 31 R 2 H 6 RBI 2 BB 2 SO 3 LOB 13					
64 Anderson Machado, S OBP: 0.333, SLG: 1.000										3	0	1	1	0	0	1						
4 Anderson Hernandez, S (1, 6)										3	0	0	0	0	0	2						
Inning Stats	R: 1 E: 0 K: 0 S: 4	H: 2 LOB: 1 BB: 1 P: 8	R: 1 E: 0 K: 0 S: 5	H: 2 LOB: 1 BB: 0 P: 5	R: 0 E: 0 K: 0 S: 3	H: 0 LOB: 0 BB: 0 P: 3	R: 0 E: 0 K: 1 S: 5	H: 0 LOB: 0 BB: 0 P: 5	R: 0 E: 0 K: 0 S: 3	H: 0 LOB: 0 BB: 0 P: 3	R: 0 E: 0 K: 0 S: 4	H: 1 LOB: 1 BB: 0 P: 4	R: 0 E: 0 K: 1 S: 6	H: 0 LOB: 0 BB: 0 P: 6	R: 0 E: 0 K: 1 S: 5	H: 0 LOB: 0 BB: 0 P: 5		R: 0 E: 0 K: 0 S: 3	H: 1 LOB: 1 BB: 1 P: 7	1B: 4 2B: 2 3B: 1 HR: 0	SF: 1 SAC: 0 DP: 2 HBP: 0	WP: 0 PB: 0 SB: 0 CS: 0
PITCHER	IP WLS BF H R ER SO BB IBB HBP BLK WP HR S P ERA WHIP																					
38 Jeremy Bolderman, R ERA: 9.0	(1, 1) 2.0 10 4 2 2 0 1 0 0 0 0 0 0 9 13 9.00 2.500																					
Jason Grilli, R ERA:	(3, 1) 2.0 6 0 0 0 1 0 0 0 0 0 0 0 8 8 0.00 0.000																					
31 Zach Miner, R ERA:	(5, 1) 2.0 7 0 0 0 0 0 0 0 0 0 0 0 7 7 0.00 0.000																					
60 Preston Larrison, R ERA:	(7, 1) 1.0 W 4 1 0 0 1 0 0 0 0 0 0 0 6 6 0.00 1.000																					
Tim Byrdak, L ERA:	(8, 1) 1.0 H 3 0 0 0 1 0 0 0 0 0 0 0 5 5 0.00 0.000																					
52 Denny Bautista, R ERA:	(9, 1) 1.0 S 4 1 0 0 0 1 0 0 0 0 0 0 0 3 7 0.00 2.000																					

Batter	1	2	3	4	5	6	7	8	9	AB	R	H	RBI	BB	SO	LOB	BOTTOM			
28 Curtis Granderson, L (1, 8)										2	0	0	0	0	0	0	New York Mets @ Detroit Tigers Joker Marchant Stadium, Lakeland, FL Wed Feb 27 2008, 1:05 PM EST Att. 6,325 - Overcast - 59 F			
15 Brandon Inge, R OBP: 1.000, SLG: 1.000										2	0	0	0	0	1	0				
14 Placido Polanco, R (1, 4)										2	0	0	0	0	1	4				
25 Ryan Raburn, R (5, 4)										2	0	0	0	0	1	4				
61 Timo Perez, L (1, 10)										3	0	0	0	0	0	2				
65 Michael Hollimon, S (7, PH) (8, 10)										1	0	0	0	0	0	2				
30 Magglio Ordonez, R OBP: 1.000, SLG: 1.000										1	0	1	0	0	0	0				
27 Brent Clevlen, R OBP: 0.500, SLG: 1.000										2	0	1	0	0	0	0				
24 Miguel Cabrera, R (1, 5)										2	0	0	0	0	0	2				
26 Mike Hessman, R OBP: 1.000, SLG: 3.000										1	1	1	0	1	0	0				
9 Carlos Guillen, S (1, 3)										1	0	0	0	1	0	1				
33 Marcus Thames, R OBP: 0.500, SLG: 1.000										2	1	1	1	0	0	2				
Edgar Renteria, R (1, 6)										2	0	0	0	0	0	2				
39 Ramon Santiago, S (6, 6)										1	1	0	0	1	0	2				
Ivan Rodriguez, R (1, 2)										2	0	0	0	1	0					
70 Dane Sardinha, R OBP: 1.000, SLG: 1.000										1	1	1	0	1	0	0				
Jacque Jones, L (1, 7)										1	0	0	0	1	0	0				
76 Clete Thomas, L (5, PH) (7, 7)										0	0	0	0	0	0	0				
71 Wilkin Ramirez, R OBP: 0.500, SLG: 0.500										2	0	1	2	0	0	3				
66 Matt Joyce, L (9, 9)										0	0	0	0	0	0	0				
Inning Stats	R: 0 E: 0 K: 1 S: 5	H: 0 LOB: 0 BB: 0 P: 5	R: 0 E: 0 K: 0 S: 3	H: 1 LOB: 0 BB: 0 P: 3	R: 0 E: 0 K: 0 S: 3	H: 0 LOB: 0 BB: 0 P: 3	R: 0 E: 0 K: 0 S: 3	H: 0 LOB: 0 BB: 0 P: 3	R: 0 E: 0 K: 2 S: 7	H: 0 LOB: 2 BB: 2 P: 15	R: 4 E: 0 K: 0 S: 8	H: 5 LOB: 2 BB: 1 P: 12	R: 0 E: 0 K: 0 S: 4	H: 1 LOB: 3 BB: 2 P: 12	R: 0 E: 0 K: 0 S: 3	H: 1 LOB: 3 BB: 2 P: 12	1B: 4 2B: 3 3B: 1 HR: 0	SF: 0 SAC: 0 DP: 2 HBP: 1	WP: 0 PB: 0 SB: 0 CS: 0	PA: 36
PITCHER	IP WLS BF H R ER SO BB IBB HBP BLK WP HR S P ERA WHIP																			
34 Mike Pelfrey, R ERA:	(1, 1) 2.0 6 1 0 0 0 0 0 0 0 0 0 0 3 3 0.00 0.500																			
38 Matt Wise, R ERA:	(3, 1) 1.0 H 3 0 0 0 0 0 0 0 0 0 0 0 3 3 0.00 0.000																			
43 Brian Stokes, R ERA:	(4, 1) 1.0 H 3 0 0 0 0 0 0 0 0 0 0 0 3 3 0.00 0.000																			
25 Pedro Feliciano, L ERA:	(5, 1) 1.0 H 4 0 0 0 0 1 0 1 0 0 0 0 2 7 0.00 1.000																			
Jorge Sosa, R ERA:	(6, 1) 1.0 H 5 0 0 0 2 2 0 0 0 0 0 0 7 15 0.00 2.000																			
36 Willie Collazo, L ERA: 36.0	(7, 1) 1.0 L 9 5 4 4 0 0 1 0 0 0 0 0 0 4 12 36.00 6.000																			
72 Adam Bostick, L ERA:	(8, 1) 1.0 6 1 0 0 0 2 0 0 0 0 0 0 4 12 0.00 3.000																			



Batter	1	2	3	4	5	6	7	8	9	AB	R	H	RBI	BB	SO	LOB	TOP								
7 José Reyes, S OBP: 0.333, SLG: 0.333 4 Anderson Hernandez, S (6, 6)										3	0	1	0	0	0	1									
67 Fernando Martínez, L OBP: 0.660, SLG: 0.500 5 David Wright, R 64 Anderson Machado, S (1, 8) (1, 5) (6, 5)										3	0	1	0	1	0	2									
21 Carlos Delgado, L 63 Michel Abreu, R (1, 3) (7, 3)										3	0	0	0	0	1	3									
18 Moises Alou, R 93 Brady Clark, R (1, 7) (7, 7)										3	0	0	0	0	0	1									
19 Ryan Church, L 16 Ángel Pagán, S OBP: 0.400, SLG: 0.250 OBP: 0.200, SLG: 0.200 (1, 9) (5, 9)										2	0	1	0	0	1	0									
Ruben Golay, S OBP: 0.286, SLG: 0.333 (1, 4)										3	0	0	0	0	0	1									
23 Brian Schneider, L 70 Robinson Cancel, R (1, 2) (4, 2)										1	0	0	0	0	0	0									
9 Marlon Anderson, L OBP: 0.143, SLG: 0.143 (1, 10)										3	0	1	0	0	1	1									
Inning Stats	R: 0 E: 0 K: 0 S: 4	H: 1 LOB: 1 BB: 0 P: 4	R: 0 E: 0 K: 0 S: 3	H: 1 LOB: 0 BB: 0 P: 3	R: 0 E: 0 K: 1 S: 5	H: 0 LOB: 0 BB: 0 P: 5	R: 0 E: 0 K: 0 S: 4	H: 1 LOB: 1 BB: 0 P: 4	R: 0 E: 0 K: 1 S: 6	H: 0 LOB: 0 BB: 0 P: 6	R: 0 E: 0 K: 1 S: 6	H: 1 LOB: 1 BB: 0 P: 6	R: 0 E: 0 K: 0 S: 3	H: 0 LOB: 0 BB: 0 P: 3	R: 0 E: 0 K: 0 S: 3	H: 0 LOB: 1 BB: 0 P: 4	R: 0 E: 0 K: 1 S: 5	H: 0 LOB: 1 BB: 1 P: 9	1B: 4 2B: 0 3B: 0 HR: 0	SF: 0 SAC: 0 DP: 1 HBP: 1	WP: 0 PB: 0 SB: 0 CS: 0	PA: 32			
PITCHER	IP	WLS	BF	H	R	ER	SO	BB	IBB	HBP	BLK	WP	HR	S	P	ERA	WHIP								
23 Anthony Reyes, R ERA: 16.2 72 Hugo Castellanos, R ERA: 0.000 56 Kelvin Jimenez, R ERA: 0.000 67 Mark Worrell, R ERA: 0.000 64 Jason Motte, R ERA: 1.000 (1, 1) (4, 1) (7, 1) (8, 1) (9, 1)	3.0	W	10	2	0	0	1	0	0	0	0	0	0	12	12	0.00	0.667								

New York Mets @ St. Louis Cardinals
Roger Dean Stadium, Jupiter, FL
Thu Feb 28 2008, 1:05 PM EST
Att.: 5,496 - Sunny - 62 F

AB	30
R	0
H	4
RBI	0
BB	1
SO	4
LOB	15



Batter	1	2	3	4	5	6	7	8	9	AB	R	H	RBI	BB	SO	LOB	BOTTOM								
Adam Kennedy, L OBP: 0.333, SLG: 0.333 Aaron Miles, S OBP: 0.500, SLG: 1.000 (1, 4) (5, 4)										3	0	1	1	0	1	1									
24 Rick Ankiel, L 54 Brian Barton, R (1, 8) (6, 9)										3	0	0	0	0	0	2									
5 Albert Pujols, R 84 Colby Rasmus, L OBP: 1.000, SLG: 2.000 (1, 3) (5, PR) (6, 8)										2	0	0	0	1	0	0									
8 Troy Glaus, R 62 Brian Barden, R OBP: 0.333, SLG: 0.333 OBP: 0.500, SLG: 0.500 (1, 5) (6, 5)										3	1	1	0	0	1	1									
16 Chris Duncan, L 59 Josh Phelps, R (1, 7) (6, 3) (7, 3)										2	1	0	0	2	0	3									
22 Juan Gonzalez, R 47 Ryan Ludwick, R OBP: 0.667, SLG: 0.667 (6, PH) (9, 10)										1	0	0	0	0	0	1									
55 Skip Schumaker, L OBP: 0.750, SLG: 0.750 (1, 9) (6, 7)										4	0	3	1	0	1	2									
53 Mark Johnson, L (8, 2)										0	0	0	0	0	0	0									
3 Cesar Izturis, S 13 Brendan Ryan, R (1, 6) (6, 6)											2	1	0	0	1	0									
21 Jason LaRue, R OBP: 0.333, SLG: 0.333 88 Joe Mather, R (1, 2) (7, PH) (8, 7)										3	0	1	1	0	2	1									
Inning Stats	R: 0 E: 0 K: 1 S: 5	H: 0 LOB: 0 BB: 0 P: 5	R: 3 E: 1 K: 1 S: 9	H: 4 LOB: 2 BB: 1 P: 13	R: 0 E: 0 K: 0 S: 3	H: 0 LOB: 1 BB: 1 P: 7	R: 0 E: 0 K: 1 S: 6	H: 1 LOB: 0 BB: 0 P: 6	R: 2 E: 0 K: 1 S: 7	H: 2 LOB: 2 BB: 2 P: 15	R: 2 E: 0 K: 1 S: 7	H: 2 LOB: 2 BB: 2 P: 15	R: 0 E: 0 K: 0 S: 6	H: 1 LOB: 1 BB: 0 P: 6	R: 0 E: 0 K: 0 S: 4	H: 1 LOB: 1 BB: 0 P: 4	1B: 9 2B: 2 3B: 0 HR: 0	SF: 0 SAC: 0 DP: 0 HBP: 0	WP: 2 PB: 0 SB: 1 CS: 0	PA: 41					
PITCHER	IP	WLS	BF	H	R	ER	SO	BB	IBB	HBP	BLK	WP	HR	S	P	ERA	WHIP								
33 John Maine, R ERA: 16.2 Scott Schoeneweis, L ERA: 0.000 28 Juan Padilla, R ERA: 0.000 49 Ruddy Lugo, R ERA: 18.0 Joe Smith, R ERA: 18.0 (1, 1) (2, 1) (4, 1) (5, 1) (6, 1)	1.2	L	10	4	3	3	2	1	0	0	0	0	0	4	8	0.00	0.750								
Steven Register, R ERA: 0.000 66 Nate Field, R ERA: 0.000 (7, 1) (8, 1)	1.0		4	1	0	0	0	0	0	0	0	0	0	4	4	0.00	1.000								

New York Mets @ St. Louis Cardinals
Roger Dean Stadium, Jupiter, FL
Thu Feb 28 2008, 1:05 PM EST
Att.: 5,496 - Sunny - 62 F

AB	35
R	7
H	11
RBI	6
BB	6
SO	6
LOB	21



Batter	1	2	3	4	5	6	7	8	9	AB	R	H	RBI	BB	SO	LOB	TOP						
54 Brian Barton, R (1, 8) 88 Joe Mather, R (8, PH) (8, 7)	F7	F9			K			K		3	0	0	0	0	1	2							
16 Chris Duncan, L OBP: 0.429, SLG: 0.200 (1, 7) (6, 3) 59 Josh Phelps, R (7, 3)	G4-3		G4-3		F7			G1-3		3	0	1	0	0	0	1							
5 Albert Pujols, R OBP: 0.500, SLG: 1.200 90 David Freese, R OBP: 1.000, SLG: 3.000 (1, 3) (6, 5)	2B		P2					HR		3	2	2	1	0	0	0							
8 Troy Glaus, R OBP: 0.333, SLG: 0.200 84 Colby Rasmus, L (6, PR) (6, 7) (8, 8)	FC5-2		G5-3					P3		2	1	0	0	1	0	2							
22 Juan Gonzalez, R OBP: 0.500, SLG: 1.000 91 Amaury Cazana, R OBP: 1.000, SLG: 1.000 (1, 10) (9, PH) (9, 10)	HR		P2					BB		3	1	1	3	0	1	1							
47 Ryan Ludwick, R OBP: 0.200, SLG: 0.200 (1, 9)	K		G5-3					G6-4-3		4	0	1	0	0	1	1							
4 Yadier Molina, R 28 D'Angelo Jimenez, S (1, 2) (7, 6)	F8		G5-3					L4		3	0	0	0	0	0	0							
Aaron Miles, S OBP: 0.200, SLG: 0.400 70 Jarrett Hoffpauir, R (1, 4) (7, 4)	F8		G6-3					F7		3	0	0	0	0	0	0							
13 Brendan Ryan, R OBP: 0.500, SLG: 1.000 53 Mark Johnson, L (1, 6) (7, 2)	3B		G4-3					F7		3	0	2	0	0	0	0							
Inning Stats	R: 3 E: 0 K: 1 S: 9	H: 3 LOB: 0 BB: 0 P: 9	R: 0 E: 0 K: 0 S: 4	H: 1 LOB: 1 BB: 0 P: 4	R: 0 E: 0 K: 0 S: 3	H: 0 LOB: 0 BB: 0 P: 3	R: 0 E: 0 K: 0 S: 3	H: 0 LOB: 0 BB: 0 P: 3	R: 0 E: 0 K: 1 S: 6	H: 1 LOB: 1 BB: 0 P: 9	R: 0 E: 0 K: 0 S: 3	H: 0 LOB: 0 BB: 0 P: 3	R: 0 E: 0 K: 1 S: 6	H: 1 LOB: 1 BB: 0 P: 6	R: 1 E: 0 K: 1 S: 7	H: 2 LOB: 1 BB: 0 P: 7	1B: 4 2B: 1 3B: 2 HR: 2	SF: 1 SAC: 0 DP: 1 HBP: 0	WP: 0 PB: 0 SB: 0 CS: 0	PA: 36			
PITCHER	IP WLS BF H R ER SO BB IBB HBP BLK WP HR S P ERA WHIP	IP WLS BF H R ER SO BB IBB HBP BLK WP HR S P ERA WHIP	IP WLS BF H R ER SO BB IBB HBP BLK WP HR S P ERA WHIP	IP WLS BF H R ER SO BB IBB HBP BLK WP HR S P ERA WHIP	IP WLS BF H R ER SO BB IBB HBP BLK WP HR S P ERA WHIP	IP WLS BF H R ER SO BB IBB HBP BLK WP HR S P ERA WHIP	IP WLS BF H R ER SO BB IBB HBP BLK WP HR S P ERA WHIP	IP WLS BF H R ER SO BB IBB HBP BLK WP HR S P ERA WHIP	IP WLS BF H R ER SO BB IBB HBP BLK WP HR S P ERA WHIP	IP WLS BF H R ER SO BB IBB HBP BLK WP HR S P ERA WHIP	IP WLS BF H R ER SO BB IBB HBP BLK WP HR S P ERA WHIP	IP WLS BF H R ER SO BB IBB HBP BLK WP HR S P ERA WHIP	IP WLS BF H R ER SO BB IBB HBP BLK WP HR S P ERA WHIP	IP WLS BF H R ER SO BB IBB HBP BLK WP HR S P ERA WHIP	IP WLS BF H R ER SO BB IBB HBP BLK WP HR S P ERA WHIP	IP WLS BF H R ER SO BB IBB HBP BLK WP HR S P ERA WHIP	IP WLS BF H R ER SO BB IBB HBP BLK WP HR S P ERA WHIP	IP WLS BF H R ER SO BB IBB HBP BLK WP HR S P ERA WHIP	IP WLS BF H R ER SO BB IBB HBP BLK WP HR S P ERA WHIP	IP WLS BF H R ER SO BB IBB HBP BLK WP HR S P ERA WHIP	IP WLS BF H R ER SO BB IBB HBP BLK WP HR S P ERA WHIP	IP WLS BF H R ER SO BB IBB HBP BLK WP HR S P ERA WHIP	IP WLS BF H R ER SO BB IBB HBP BLK WP HR S P ERA WHIP

St. Louis Cardinals @ New York Mets
Tradition Field, Port St. Lucie, FL
Fri Feb 29 2008, 1:10 PM EST
Att: 5,038 - Cloudy - 69 F

AB 34
R 5
H 9
RBI 5
BB 1
SO 5
LOB 11



Batter	1	2	3	4	5	6	7	8	9	AB	R	H	RBI	BB	SO	LOB	BOTTOM						
7 José Reyes, S OBP: 0.500, SLG: 0.500 Ruben Gotay, S OBP: 0.444, SLG: 0.857 (1, 6) (6, 4)	G4-3									3	1	2	1	0	0	0							
93 Brady Clark, R OBP: 0.300, SLG: 0.300 (1, 9)	1B									5	1	2	0	0	1	3							
5 David Wright, R OBP: 0.167, SLG: 0.167 64 Anderson Machado, S OBP: 0.167, SLG: 0.500 (1, 5) (6, 5)	1B									3	0	1	1	0	0	1							
21 Carlos Delgado, L OBP: 0.167, SLG: 0.167 63 Michel Abreu, R OBP: 0.167, SLG: 0.167 (1, 3) (6, 3)	K									3	0	1	0	0	1	2							
18 Moises Alou, R 67 Fernando Martínez, L (5, PR) (6, 7)	E4									3	0	0	1	0	1	2							
19 Ryan Church, L OBP: 0.444, SLG: 0.286 (1, 10)	F6									3	0	1	0	1	0	2							
11 Ramon Castro, R 65 Gustavo Molina, R (1, 2) (7, 2)	F9									2	0	0	0	1	0	2							
16 Ángel Pagán, S OBP: 0.222, SLG: 0.222 (1, 8)	G1-3									4	1	1	0	0	1	4							
4 Anderson Hernandez, S OBP: 0.125, SLG: 0.125 (1, 4) (6, 6)	F9									4	0	1	0	0	0	1							
Inning Stats	R: 2 E: 1 K: 1 S: 9	H: 3 LOB: 2 BB: 0 P: 10	R: 0 E: 0 K: 0 S: 3	H: 0 LOB: 0 BB: 0 P: 3	R: 0 E: 0 K: 1 S: 6	H: 2 LOB: 1 BB: 0 P: 6	R: 1 E: 0 K: 1 S: 8	H: 3 LOB: 2 BB: 0 P: 8	R: 0 E: 1 K: 0 S: 3	H: 0 LOB: 1 BB: 0 P: 4	R: 0 E: 0 K: 0 S: 2	H: 0 LOB: 0 BB: 2 P: 10	R: 0 E: 0 K: 0 S: 2	H: 0 LOB: 0 BB: 1 P: 6	R: 0 E: 0 K: 2 S: 8	H: 1 LOB: 2 BB: 0 P: 9	R: 1 E: 0 K: 1 S: 6	H: 1 LOB: 0 BB: 0 P: 6	1B: 9 2B: 0 3B: 0 HR: 1	SF: 0 SAC: 0 DP: 3 HBP: 1	WP: 0 PB: 0 SB: 1 CS: 1	PA: 40	
PITCHER	IP WLS BF H R ER SO BB IBB HBP BLK WP HR S P ERA WHIP	IP WLS BF H R ER SO BB IBB HBP BLK WP HR S P ERA WHIP	IP WLS BF H R ER SO BB IBB HBP BLK WP HR S P ERA WHIP	IP WLS BF H R ER SO BB IBB HBP BLK WP HR S P ERA WHIP	IP WLS BF H R ER SO BB IBB HBP BLK WP HR S P ERA WHIP	IP WLS BF H R ER SO BB IBB HBP BLK WP HR S P ERA WHIP	IP WLS BF H R ER SO BB IBB HBP BLK WP HR S P ERA WHIP	IP WLS BF H R ER SO BB IBB HBP BLK WP HR S P ERA WHIP	IP WLS BF H R ER SO BB IBB HBP BLK WP HR S P ERA WHIP	IP WLS BF H R ER SO BB IBB HBP BLK WP HR S P ERA WHIP	IP WLS BF H R ER SO BB IBB HBP BLK WP HR S P ERA WHIP	IP WLS BF H R ER SO BB IBB HBP BLK WP HR S P ERA WHIP	IP WLS BF H R ER SO BB IBB HBP BLK WP HR S P ERA WHIP	IP WLS BF H R ER SO BB IBB HBP BLK WP HR S P ERA WHIP	IP WLS BF H R ER SO BB IBB HBP BLK WP HR S P ERA WHIP	IP WLS BF H R ER SO BB IBB HBP BLK WP HR S P ERA WHIP	IP WLS BF H R ER SO BB IBB HBP BLK WP HR S P ERA WHIP	IP WLS BF H R ER SO BB IBB HBP BLK WP HR S P ERA WHIP	IP WLS BF H R ER SO BB IBB HBP BLK WP HR S P ERA WHIP	IP WLS BF H R ER SO BB IBB HBP BLK WP HR S P ERA WHIP	IP WLS BF H R ER SO BB IBB HBP BLK WP HR S P ERA WHIP	IP WLS BF H R ER SO BB IBB HBP BLK WP HR S P ERA WHIP	IP WLS BF H R ER SO BB IBB HBP BLK WP HR S P ERA WHIP

St. Louis Cardinals @ New York Mets
Tradition Field, Port St. Lucie, FL
Fri Feb 29 2008, 1:10 PM EST
Att: 5,038 - Cloudy - 69 F

AB 35
R 4
H 10
RBI 4
BB 3
SO 6
LOB 19



Batter	1	2	3	4	5	6	7	8	9	AB	R	H	RBI	BB	SO	LOB	TOP																	
4 Anderson Hernandez, S (1.6) OBP: 0.214, SLG: 0.286	G6-3		F7		G6-3 93 WP 16 1B		G3-1 2B		K	5	1	2	0	0	1	3	New York Mets @ Los Angeles Dodgers Holman Stadium, Vero Beach, FL Sun Mar 02 2008, 1:05 PM EST Att: 8,219 - Partly Cloudy - 76 F																	
Ruben Gotay, S (1.4) OBP: 0.471, SLG: 0.692	G5-3 93 G5-3 2B		K		K		G3-1 2-3		K 65 HBP 16 1B	5	1	2	1	0	2	4																		
93 Brady Clark, R (1.7) OBP: 0.234, SLG: 0.313 65 Gustavo Molina, R (7.2)	G5-3 2-3				G6-3 16 1B 11 FC5-4 2B		G5-3		K 16 1B HBP	4	1	1	1	0	0	3																		
16 Angel Pagán, S (1.8) OBP: 0.412, SLG: 0.412	G4-3				G6-3 11 S 3-H 2B				K 16 1B 2-3 3-H	5	0	3	3	0	0	1																		
11 Ramon Castro, R (1.2) 86 Ezequiel Carrera, L (7.7)			F8		G6-3 11 S 3-H 2B				K 16 1B 2-3 3-H	3	0	0	1	0	0	2																		
67 Fernando Martinez, L (1.9) OBP: 0.500, SLG: 0.375			K		G6-3 11 S 3-H 2B				K 16 1B 2-3 3-H	2	0	0	0	0	0	2																		
63 Michel Abreu, R (1.3) 94 Daniel Murphy, L (9, PH) OBP: 1.000, SLG: 2.000			K		G6-3 11 S 3-H 2B				K 16 1B 2-3 3-H	3	0	0	0	0	2	2																		
70 Robinson Cancel, R(1, 10)					G6-3 11 S 3-H 2B				K 16 1B 2-3 3-H	0	0	0	0	0	0	0																		
64 Anderson Machado, S (1.5) OBP: 0.333, SLG: 0.625					G6-3 11 S 3-H 2B				K 16 1B 2-3 3-H	2	2	1	0	1	0	0																		
Inning Stats	R: 0 E: 0 K: 0 S: 4	H: 1 LOB: 1 BB: 0 P: 4	R: 0 E: 0 K: 2 S: 7	H: 0 LOB: 0 BB: 0 P: 7	R: 0 E: 0 K: 1 S: 5	H: 0 LOB: 1 BB: 1 P: 10	R: 1 E: 0 K: 1 S: 8	H: 3 LOB: 2 BB: 0 P: 8	R: 2 E: 0 K: 1 S: 7	H: 2 LOB: 1 BB: 1 P: 13	R: 0 E: 0 K: 0 S: 3	H: 0 LOB: 1 BB: 0 P: 3	R: 0 E: 0 K: 0 S: 4	H: 1 LOB: 1 BB: 0 P: 4	R: 0 E: 0 K: 0 S: 3	H: 0 LOB: 0 BB: 0 P: 3		R: 3 E: 0 K: 1 S: 8	H: 3 LOB: 2 BB: 1 P: 13	1B: 6 2B: 4 3B: 0 HR: 0	SF: 0 SAC: 1 DP: 0 HBP: 1	WP: 2 PB: 0 SB: 1 CS: 0	PA: 41											
PITCHER	IP	WLS	BF	H	R	ER	SO	BB	IBB	HBP	BLK	WP	HR	S	P	ERA	WHIP	IP	WLS	BF	H	R	ER	SO	BB	IBB	HBP	BLK	WP	HR	S	P	ERA	WHIP
Derek Lowe, R (1.1) ERA: 4.5	2.0		7	1	0	0	2	0	0	0	0	0	0	11	11	0.00	0.500	54 Tom Martin, L (8.1) ERA: 9.0	1.0	H	3	0	0	0	0	0	0	0	0	0	3	3	0.00	0.000
Eric Stults, L (3.1) ERA: 4.5	2.0	H	10	3	1	1	2	1	0	0	0	1	0	7	13	4.50	2.000	52 Mike Koplove, R (9.1) ERA: 16.2	0.2	L	6	2	3	3	1	0	0	0	0	6	11	40.50	4.500	
37 Tanyon Sturtze, R (5.1) ERA: 9.0	1.0		6	2	2	2	1	1	0	0	0	0	0	7	13	18.00	3.000	79 Fernando De La Cruz, R (9.1) ERA: 16.2	0.1	B	2	1	0	0	0	0	0	0	0	2	2	0.00	3.000	
30 Mike Myers, L (6.1) ERA: 9.0	1.0	H	3	0	0	0	0	0	0	0	0	0	0	3	3	0.00	0.000																	
65 Brian Falkenberg, R (7.1) ERA: 9.0	1.0	H	4	1	0	0	0	0	0	0	0	0	0	4	4	0.00	1.000																	

Batter	1	2	3	4	5	6	7	8	9	AB	R	H	RBI	BB	SO	LOB	BOTTOM																	
9 Juan Pierre, L (1.7) OBP: 0.091, SLG: 0.091 22 George Lombard, L (7.7)	K 25 S 25 2B 1B	FC4 15 G6-4-3		F7		K		F7		4	1	1	0	0	1	4	New York Mets @ Los Angeles Dodgers Holman Stadium, Vero Beach, FL Sun Mar 02 2008, 1:05 PM EST Att: 8,219 - Partly Cloudy - 76 F																	
15 Rafael Furcal, S (1.6) OBP: 0.400, SLG: 0.556 80 Angel Chavez, R (7.4) OBP: 0.500, SLG: 0.500 16 Andre Ethier, L (9, PH) OBP: 0.400, SLG: 0.143	F8	G6-4-3		K		K		K		3	0	1	1	1	0	2																		
25 Andruw Jones, R (1.8) OBP: 0.400, SLG: 0.375 63 René Rivera, R (7.2)				K		K		K		4	1	1	1	0	2	4																		
21 Mark Sweeney, L (9, PH) OBP: 0.167, SLG: 0.167	K 5 1B 2B			K		K		K		0	0	0	0	0	0	0																		
12 Jeff Kent, R (1.4) OBP: 0.200, SLG: 0.200 33 Ramon Martinez, R (5, PR) (6, 4) (7, 6)	P6			K		K		K		3	0	1	0	0	0	1																		
55 Russell Martin, R (1.10) OBP: 0.600, SLG: 0.571	K 5 1B BB			K		K		K		2	1	0	0	0	1	0																		
5 Nomar Garciaparra, R (1.5) OBP: 0.375, SLG: 0.375 28 Andy LaRoche, R (5, PR) OBP: 0.444, SLG: 0.429	K 7 1B 1B			K		K		K		3	0	2	3	0	0	1																		
7 James Loney, L (1.3) OBP: 0.500, SLG: 0.444 83 Terry Tiffee, S (9, 3)	K 15 1B 1B			K		K		K		4	1	2	0	0	1	1																		
27 Matt Kemp, R (1.9) OBP: 0.500, SLG: 0.600 78 John-Ford Griffin, L (9, 9) OBP: 1.000, SLG: 2.000	F7			K		K		K		4	0	2	0	0	1	2																		
26 Gary Bennett, R (1.2) OBP: 0.167, SLG: 0.167 17 Jason Repko, R (7.8) OBP: 0.571, SLG: 0.250	K 9 FC4 1B			K		K		K		0	0	0	0	1	0	0																		
Inning Stats	R: 3 E: 0 K: 0 S: 7	H: 4 LOB: 2 BB: 1 P: 12	R: 0 E: 0 K: 0 S: 3	H: 1 LOB: 0 BB: 0 P: 3	R: 0 E: 0 K: 1 S: 6	H: 1 LOB: 1 BB: 0 P: 6	R: 1 E: 0 K: 1 S: 8	H: 3 LOB: 2 BB: 0 P: 8	R: 1 E: 0 K: 0 S: 4	H: 2 LOB: 1 BB: 0 P: 5	R: 0 E: 0 K: 3 S: 10	H: 1 LOB: 2 BB: 1 P: 14	R: 0 E: 0 K: 1 S: 5	H: 0 LOB: 0 BB: 0 P: 5	R: 0 E: 0 K: 2 S: 7	H: 0 LOB: 1 BB: 1 P: 11	R: 0 E: 0 K: 1 S: 4	H: 0 LOB: 0 BB: 1 P: 8	1B: 10 2B: 3 3B: 0 HR: 0	SF: 0 SAC: 0 DP: 3 HBP: 0	WP: 0 PB: 1 SB: 2 CS: 1	PA: 40												
PITCHER	IP	WLS	BF	H	R	ER	SO	BB	IBB	HBP	BLK	WP	HR	S	P	ERA	WHIP	IP	WLS	BF	H	R	ER	SO	BB	IBB	HBP	BLK	WP	HR	S	P	ERA	WHIP
Oliver Pérez, L (1.1) ERA: 13.5	2.0		11	5	3	3	0	1	0	0	0	0	0	6	6	0.00	1.000	Steven Register, R (7.1) ERA: 9.0	1.0		3	0	0	0	0	0	0	0	5	5	0.00	0.000		
Aaron Heilman, R (3.1) ERA: 9.0	1.0		4	1	0	0	1	0	0	0	0	0	0	6	6	0.00	1.000	66 Nate Field, R (8.1) ERA: 9.0	1.0	W	4	0	0	2	1	0	0	0	0	7	11	0.00	1.000	
Scott Schoeneweis, L (4.1) ERA: 9.0	1.0		6	3	1	1	0	0	0	0	0	0	0	8	8	9.00	3.000	74 Joselo Diaz, R (9.1) ERA: 9.0	1.0	S	3	0	0	0	1	0	0	0	4	8	0.00	1.000		
Joe Smith, R (5.1) ERA: 13.5	1.0		4	2	1	1	0	0	0	0	0	0	0	4	5	9.00	2.000																	
49 Ruddy Lugo, R (6.1) ERA: 9.0	1.0		5	1	0	0	3	1	0	0	0	0	0	10	14	0.00	2.000																	

AB	36
R	6
H	10
RBI	6
BB	3
SO	6
LOB	20



livebaseballscores.com

Batter	1	2	3	4	5	6	7	8	9	10	AB	R	H	RBI	BB	SO	LOB	TOP		
2 Kelly Johnson, L (1,4) 70 Diory Hernandez, R (3,4) OBP: 0.333, SLG: 0.444 OBP: 0.500, SLG: 0.500	G6-3		G4-3					68 PB 73 SF7 2B		BB 4-0 BB	2	0	0	0	0	1		Atlanta Braves @ New York Mets Tradition Field, Port St. Lucie, FL Mon Mar 03 2008, 1:10 PM EST Att: 4:559 - Partly Cloudy - 75 F		
19 Yunel Escobar, R (1,6) 68 Brent Lillibridge, R (3,6)	73 E 1B		G5-3					K 71 P6-3		F9	2	0	1	0	0	0	1			
73 Jordan Schafer, L (1,8) OBP: 0.364, SLG: 0.444	SAFE F7							SF7			3	1	2	1	0	0	1			
20 Scott Thorman, L (1,3) 71 Tyler Flowers, R (6,3) OBP: 0.308, SLG: 0.100 OBP: 0.500, SLG: 2.000	F7							8 G6-3 8 WP 1B		P6-3	3	0	0	0	0	1	3			
8 Javy Lopez, R (1,2) 18 Clint Sammons, R (6,2)		G6-3		P6						G6-3	3	0	0	0	0	0	2			
23 Matt Diaz, R (1,7) 28 Brandon Jones, L (6,7) OBP: 0.273, SLG: 0.300 OBP: 0.273, SLG: 0.111		G5-3		22 S 1B						K	3	0	1	1	0	0	1			
22 Josh Anderson, L (1,9) 1 Grégor Blanco, L (7,9) OBP: 0.400, SLG: 0.500 OBP: 0.333, SLG: 0.600		G6-3								K	1	0	0	0	0	1	0			
14 Martin Prado, R (1,5) OBP: 0.176, SLG: 0.067			F9							G6-3	4	0	0	0	0	0	0			
5 Brayan Peña, S (1,10) OBP: 0.222, SLG: 0.222										G3	4	0	1	0	0	0	0			
Inning Stats	R: 0 E: 1 K: 0 S: 4	H: 1 LOB: 1 BB: 0 P: 4	R: 0 E: 0 K: 0 S: 3	H: 0 LOB: 0 BB: 0 P: 3	R: 0 E: 0 K: 0 S: 4	H: 1 LOB: 1 BB: 0 P: 4	R: 1 E: 0 K: 1 S: 8	H: 2 LOB: 1 BB: 0 P: 9	R: 0 E: 0 K: 1 S: 6	H: 1 LOB: 1 BB: 0 P: 6	R: 0 E: 0 K: 0 S: 3	H: 0 LOB: 0 BB: 0 P: 5	R: 0 E: 0 K: 2 S: 3	H: 0 LOB: 0 BB: 0 P: 7	R: 0 E: 0 K: 0 S: 3	H: 0 LOB: 1 BB: 1 P: 7	1B: 6 2B: 2 3B: 0 HR: 0		SF: 1 SAC: 0 DP: 1 HBP: 0	WP: 1 PB: 1 SB: 2 CS: 0
PITCHER	IP 3.0	WLS 11	BF 11	H 2	R 0	ER 0	SO 0	BB 0	IBB 0	HBP 0	BLK 0	WP 0	HR 0	S 11	P 11	ERA 0.00	WHIP 0.667			
34 Mike Peffrey, R (1,1) ERA: 4.5	1.0	H 5	2 1	1 1	1 1	0 0	0 0	0 0	0 0	0 0	0 0	0 0	0 0	8 9	9.00	2.000				
13 Billy Wagner, L (4,1) ERA: 4.5	2.0	H 8	2 0	0 0	1 1	0 0	0 0	0 0	0 0	1 0	0 10	11	0.00	1.000						
27 Nelson Figueroa, R (5,1) ERA: 4.5	1.0	H 3	0 0	0 0	0 0	0 0	0 0	0 0	0 0	0 0	0 3	3	0.00	0.000						
39 Jason Vargas, L (7,1) ERA: 4.5	1.0	B 4	1 1	0 0	1 1	0 0	0 0	0 0	0 0	0 0	6 6	6	0.00	1.000						
32 Carlos Muniz, R (8,1) ERA: 4.5	1.0	W 4	0 0	0 0	0 0	0 0	0 0	1 0	0 0	0 0	0 0	3 7	0.00	1.000						
73 Ricardo Rincon, L (9,1) ERA: 4.5	1.0	W 4	0 0	0 0	0 0	0 0	0 0	1 0	0 0	0 0	0 0	3 7	0.00	1.000						
77 Ivan Maldonado, R (10,1) ERA: 4.5	1.0	W 4	0 0	0 0	0 0	0 0	0 0	1 0	0 0	0 0	0 0	3 7	0.00	1.000						

AB	36
R	2
H	7
RBI	2
BB	1
SO	5
LOB	14



Batter	1	2	3	4	5	6	7	8	9	10	AB	R	H	RBI	BB	SO	LOB	BOTTOM		
7 José Reyes, S (1,6) 85 Ruben Tejada, R (6,6) OBP: 0.417, SLG: 0.364 OBP: 0.500, SLG: 1.000	K		5 E 4 G3 1B		G6-3			F9		14 H 2B	3	0	1	1	0	1	0	Atlanta Braves @ New York Mets Tradition Field, Port St. Lucie, FL Mon Mar 03 2008, 1:10 PM EST Att: 4:559 - Partly Cloudy - 75 F		
4 Anderson Hernandez, S (1,4) OBP: 0.222, SLG: 0.235	G4-3		G3					86 G6-3 86 PB BB		G3	3	0	0	0	1	0	1			
5 David Wright, R (1,5) 65 Gustavo Molina, R (7,2) OBP: 0.167, SLG: 0.091 OBP: 0.500, SLG: 0.500	F9		18 G5-4-3 BB					F8		K	2	0	0	0	1	0	1			
18 Moises Alou, R (1,7) 86 Ezequiel Carrera, L (4,7)	F9		G5-4-3					G6-3		G5-3	2	0	0	0	0	0	2			
16 Ángel Pagán, S (1,8) OBP: 0.361, SLG: 0.361			11 3B 1B		G4-3			K		F8	4	1	1	0	0	1	1			
11 Ramon Castro, R (1,10) OBP: 0.250, SLG: 0.308			67 G3-6 1B					63 G6-4-3 67 1B BB		F8	3	0	2	1	1	0	0			
67 Fernando Martinez, L (1,9) OBP: 0.429, SLG: 0.333			L3		G3-6			63 G6-4-3 1B		P3	4	0	1	0	0	0	2			
63 Michel Abreu, R (1,3) OBP: 0.200, SLG: 0.143	G4-3							1-2 2-3 1B		G6-4-3	3	1	0	0	1	0	3			
70 Robinson Cancel, R (1,2) 94 Daniel Murphy, L (7,5) OBP: 0.375, SLG: 0.333 OBP: 0.500, SLG: 0.667			7 1B 2B					1-2 2-3 1B		G5-3	2	1	1	0	0	1	0			
Inning Stats	R: 0 E: 0 K: 1 S: 5	H: 0 LOB: 0 BB: 0 P: 5	R: 1 E: 0 K: 0 S: 5	H: 2 LOB: 1 BB: 0 P: 5	R: 1 E: 1 K: 0 S: 4	H: 2 LOB: 1 BB: 1 P: 8	R: 0 E: 0 K: 0 S: 3	H: 1 LOB: 0 BB: 0 P: 3	R: 0 E: 0 K: 1 S: 6	H: 0 LOB: 1 BB: 0 P: 10	R: 0 E: 0 K: 0 S: 3	H: 1 LOB: 1 BB: 1 P: 7	R: 0 E: 0 K: 1 S: 5	H: 0 LOB: 0 BB: 0 P: 5	R: 0 E: 0 K: 0 S: 3	H: 1 LOB: 1 BB: 1 P: 9	1B: 4 2B: 2 3B: 1 HR: 0		SF: 0 SAC: 0 DP: 3 HBP: 0	WP: 0 PB: 1 SB: 0 CS: 0
PITCHER	IP 2.0	WLS 8	BF 8	H 2	R 1	ER 1	SO 1	BB 0	IBB 0	HBP 0	BLK 0	WP 0	HR 0	S 10	P 10	ERA 4.50	WHIP 1.000			
37 Jo-Jo Reyes, L (1,1) ERA: 4.5	1.0	5 2	1 1	1 0	1 0	0 0	0 0	0 0	0 0	0 0	0 0	0 8	9.00	3.000						
46 Manny Acosta, R (3,1) ERA: 4.5	2.0	6 1	0 0	0 1	0 2	0 0	0 0	0 0	0 0	0 0	0 9	17	0.00	1.500						
56 Blaine Boyer, R (4,1) ERA: 4.5	2.0	6 0	0 0	0 1	0 0	0 0	0 0	0 0	0 0	0 0	0 8	8	0.00	0.000						
63 Charlie Morton, R (6,1) ERA: 4.5	2.0	6 0	0 0	0 1	0 0	0 0	0 0	0 0	0 0	0 0	0 8	8	0.00	0.000						
66 Matt DeSalvo, R (8,1) ERA: 10.8	0.2	L 4	1 1	1 1	1 1	1 1	1 1	1 0	0 0	0 0	0 0	5 9	13.50	3.000						
98 Jonathon Rouwenhorst, L (10,1) ERA: 13.5	0.2	L 4	1 1	1 1	1 1	1 1	1 1	1 0	0 0	0 0	0 0	5 9	13.50	3.000						

AB	33
R	3
H	7
RBI	3
BB	4
SO	5
LOB	13



Batter	1	2	3	4	5	6	7	8	9	AB	R	H	RBI	BB	SO	LOB	TOP							
7 José Reyes, S OBP: 0.400, SLG: 0.357 85 Rubén Tejada, R OBP: 0.750, SLG: 1.000										3	0	1	0	0	0	4								
4 Anderson Hernandez, S OBP: 0.261, SLG: 0.273										5	1	2	1	0	1	5								
5 David Wright, R OBP: 0.230, SLG: 0.143 86 Ezequiel Carrera, L OBP: 0.429, SLG: 0.200										3	0	1	0	1	0	1								
16 Ángel Pagán, S OBP: 0.423, SLG: 0.423										5	0	3	2	0	1	1								
11 Ramon Castro, R OBP: 0.211, SLG: 0.250 30 Raul Casanova, S OBP: 0.500, SLG: 0.500										3	0	0	0	0	1	4								
67 Fernando Martínez, L OBP: 0.316, SLG: 0.255										5	0	0	0	0	1	3								
93 Brady Clark, R OBP: 0.333, SLG: 0.316										3	0	1	0	0	2	0								
94 Daniel Murphy, L OBP: 0.250, SLG: 0.286										4	1	0	0	0	0	2								
91 Richard Lucas, R OBP: 0.500, SLG: 0.667										3	1	1	0	1	1	2								
Inning Stats	R: 0 E: 0 K: 1 S: 7	H: 3 LOB: 2 BB: 0 P: 7	R: 0 E: 1 K: 0 S: 5	H: 1 LOB: 2 BB: 0 P: 5	R: 1 E: 0 K: 0 S: 4	H: 2 LOB: 1 BB: 1 P: 8	R: 0 E: 0 K: 0 S: 3	H: 0 LOB: 2 BB: 1 P: 9	R: 0 E: 0 K: 1 S: 5	H: 0 LOB: 0 BB: 0 P: 5	R: 0 E: 0 K: 1 S: 5	H: 0 LOB: 2 BB: 0 P: 5	R: 1 E: 0 K: 1 S: 7	H: 2 LOB: 1 BB: 0 P: 9	R: 0 E: 0 K: 2 S: 7	H: 0 LOB: 0 BB: 0 P: 7	R: 0 E: 0 K: 1 S: 10	H: 5 LOB: 1 BB: 0 P: 10	1B: 12 2B: 2 3B: 0 HR: 0	SF: 0 SAC: 0 DP: 3 HBP: 1	WP: 0 PB: 0 SB: 3 CS: 0	PA: 42		
PITCHER	IP WLS BF H R ER SO BB IBB HBP BLK WP HR S P ERA WHIP	IP WLS BF H R ER SO BB IBB HBP BLK WP HR S P ERA WHIP	IP WLS BF H R ER SO BB IBB HBP BLK WP HR S P ERA WHIP	IP WLS BF H R ER SO BB IBB HBP BLK WP HR S P ERA WHIP	IP WLS BF H R ER SO BB IBB HBP BLK WP HR S P ERA WHIP	IP WLS BF H R ER SO BB IBB HBP BLK WP HR S P ERA WHIP	IP WLS BF H R ER SO BB IBB HBP BLK WP HR S P ERA WHIP	IP WLS BF H R ER SO BB IBB HBP BLK WP HR S P ERA WHIP	IP WLS BF H R ER SO BB IBB HBP BLK WP HR S P ERA WHIP	IP WLS BF H R ER SO BB IBB HBP BLK WP HR S P ERA WHIP	IP WLS BF H R ER SO BB IBB HBP BLK WP HR S P ERA WHIP	IP WLS BF H R ER SO BB IBB HBP BLK WP HR S P ERA WHIP	IP WLS BF H R ER SO BB IBB HBP BLK WP HR S P ERA WHIP	IP WLS BF H R ER SO BB IBB HBP BLK WP HR S P ERA WHIP	IP WLS BF H R ER SO BB IBB HBP BLK WP HR S P ERA WHIP	IP WLS BF H R ER SO BB IBB HBP BLK WP HR S P ERA WHIP	IP WLS BF H R ER SO BB IBB HBP BLK WP HR S P ERA WHIP	IP WLS BF H R ER SO BB IBB HBP BLK WP HR S P ERA WHIP	IP WLS BF H R ER SO BB IBB HBP BLK WP HR S P ERA WHIP	IP WLS BF H R ER SO BB IBB HBP BLK WP HR S P ERA WHIP	IP WLS BF H R ER SO BB IBB HBP BLK WP HR S P ERA WHIP	IP WLS BF H R ER SO BB IBB HBP BLK WP HR S P ERA WHIP	IP WLS BF H R ER SO BB IBB HBP BLK WP HR S P ERA WHIP	IP WLS BF H R ER SO BB IBB HBP BLK WP HR S P ERA WHIP
Mark Hendrickson, L ERA: 3.6	71 Chris Volstad, R ERA: 4.5	51 Marcus Gwyn, R ERA: 4.5	32 Justin Miller, R ERA: 2.7	19 Logan Kensing, R ERA: 3.0	22 Matt Lindstrom, R ERA: 9.0	22 Matt Lindstrom, R ERA: 9.0	22 Matt Lindstrom, R ERA: 9.0	22 Matt Lindstrom, R ERA: 9.0	22 Matt Lindstrom, R ERA: 9.0	22 Matt Lindstrom, R ERA: 9.0	22 Matt Lindstrom, R ERA: 9.0	22 Matt Lindstrom, R ERA: 9.0	22 Matt Lindstrom, R ERA: 9.0	22 Matt Lindstrom, R ERA: 9.0	22 Matt Lindstrom, R ERA: 9.0	22 Matt Lindstrom, R ERA: 9.0	22 Matt Lindstrom, R ERA: 9.0	22 Matt Lindstrom, R ERA: 9.0	22 Matt Lindstrom, R ERA: 9.0	22 Matt Lindstrom, R ERA: 9.0	22 Matt Lindstrom, R ERA: 9.0	22 Matt Lindstrom, R ERA: 9.0	22 Matt Lindstrom, R ERA: 9.0	22 Matt Lindstrom, R ERA: 9.0

New York Mets @ Florida Marlins
Roger Dean Stadium, Jupiter, FL
Tue Mar 04 2008, 1:05 PM EST
Att: 3,381 - Partly Cloudy - 79 F

AB 39
R 6
H 13
RBI 6
BB 2
SO 7
LOB 22





Batter	1	2	3	4	5	6	7	8	9	AB	R	H	RBI	BB	SO	LOB	BOTTOM
2 Hanley Ramirez, R OBP: 0.397, SLG: 0.308 4 Alfredo Amezaga, S OBP: 0.273, SLG: 0.200										3	0	1	0	0	0	3	
6 Dan Uggla, R OBP: 0.438, SLG: 0.571 81 Chris Coghlan, L OBP: 0.111, SLG: 0.111										3	0	1	0	0	0	0	
27 Jeremy Hermida, L OBP: 0.294, SLG: 0.154 40 Jorge Piedra, L OBP: 0.500, SLG: 0.714										4	0	1	0	0	1	5	
14 Josh Willingham, R OBP: 0.455, SLG: 0.444 31 John Gall, R OBP: 0.250, SLG: 0.143										3	0	1	0	0	1	3	
8 Dallas McPherson, L 21 Jason Wood, R																	

Batter	1	2	3	4	5	6	7	8	9	AB	R	H	RBI	BB	SO	LOB	TOP			
3 Delwyn Young, S OBP: 0.211, SLG: 0.063										3	0	1	0	1	2	2	Los Angeles Dodgers @ New York Mets Tradition Field, Port St. Lucie, FL Wed Mar 05 2008, 1:10 PM EST Att: 5,279 - Partly Cloudy - 79 F			
7 James Loney, L OBP: 0.400, SLG: 0.579 83 Terry Tiffee, S										4	0	0	0	0	1	5				
25 Andrew Jones, R OBP: 0.273, SLG: 0.200 75 Xavier Paul, L OBP: 0.444, SLG: 0.714										3	0	0	0	0	1	1				
5 Nomar Garciaparra, R OBP: 0.400, SLG: 0.600 76 John Lindsey, R OBP: 0.364, SLG: 0.600										2	0	0	0	0	0	1				
28 Andy LaRoche, R OBP: 0.421, SLG: 0.588										4	0	1	0	0	2	0				
16 Andre Ethier, L OBP: 0.333, SLG: 0.389 78 John Ford Griffin, L OBP: 0.500, SLG: 0.667										3	0	0	0	0	0	1				
26 Gary Bennett, R OBP: 0.333, SLG: 0.364 71 Lucas May, R OBP: 0.333, SLG: 0.333										2	1	1	0	0	1	1				
17 Jason Repko, R OBP: 0.400, SLG: 0.250 22 George Lombard, L OBP: 0.429, SLG: 0.657										2	0	2	1	0	0	0				
14 Chin-Lung Hu, R OBP: 0.333, SLG: 0.250 Ivan De Jesus Jr., R OBP: 0.333, SLG: 0.500										3	0	0	0	0	0	3				
Inning Stats	R: 0 E: 0 K: 1 S: 5	H: 0 LOB: 1 BB: 1 P: 9	R: 1 E: 0 K: 1 S: 7	H: 2 LOB: 1 BB: 0 P: 7	R: 0 E: 0 K: 2 S: 6	H: 1 LOB: 1 BB: 0 P: 6	R: 0 E: 0 K: 1 S: 7	H: 1 LOB: 0 BB: 0 P: 7	R: 0 E: 0 K: 2 S: 7	H: 0 LOB: 0 BB: 0 P: 7	R: 1 E: 1 K: 0 S: 6	H: 2 LOB: 2 BB: 0 P: 6	R: 0 E: 0 K: 0 S: 3	H: 0 LOB: 0 BB: 0 P: 3	R: 0 E: 0 K: 0 S: 4	H: 2 LOB: 1 BB: 0 P: 4		1B: 7 2B: 1 3B: 0 HR: 0	SF: 0 SAC: 0 DP: 2 HBP: 0	WP: 0 PB: 0 SB: 1 CS: 1
PITCHER	IP WLS BF H R ER SO BB IBB HBP BLK WP HR S P ERA WHIP	57 Johan Santana, L (1, 1) 3.0 12 2 1 1 4 1 0 0 0 0 0 0 19 23 3.00 1.000 Steven Register, R (4, 1) 2.0 8 2 0 0 2 0 0 0 0 0 0 0 7 7 0.00 1.000 Scott Schoeneweis, L (6, 1) 1.0 3 0 0 0 2 0 0 0 0 0 0 0 7 7 0.00 0.000 28 Juan Padilla, R (7, 1) 1.0 6 2 1 0 0 0 0 0 0 0 0 0 6 6 0.00 2.000 66 Nate Field, R (8, 1) 1.0 3 0 0 0 0 0 0 0 0 0 0 0 3 3 0.00 0.000															Joe Smith, R (9, 1) 1.0 4 2 0 0 0 0 0 0 0 0 0 0 4 4 0.00 2.000			

Batter	1	2	3	4	5	6	7	8	9	AB	R	H	RBI	BB	SO	LOB	BOTTOM					
7 José Reyes, S OBP: 0.316, SLG: 0.278 11 Ramon Castro, R OBP: 0.200, SLG: 0.235										4	0	0	0	0	0	2	Los Angeles Dodgers @ New York Mets Tradition Field, Port St. Lucie, FL Wed Mar 05 2008, 1:10 PM EST Att: 5,279 - Partly Cloudy - 79 F					
4 Anderson Hernandez, S OBP: 0.321, SLG: 0.370										5	1	3	1	0	0							
5 David Wright, R OBP: 0.285, SLG: 0.176 94 Daniel Murphy, L OBP: 0.222, SLG: 0.250										3	0	1	0	0	1							
16 Angel Pagán, S OBP: 0.448, SLG: 0.429 86 Ezequiel Carrera, L OBP: 0.500, SLG: 0.333										2	0	1	0	1	0							
Olmedo Saenz, R 92 Nick Evans, R										3	0	0	0	0	1							
67 Fernando Martinez, L OBP: 0.391, SLG: 0.350										3	1	2	0	1	0							
93 Brady Clark, R OBP: 0.360, SLG: 0.318										3	0	1	0	1	1							
30 Raul Casanova, S OBP: 0.250, SLG: 0.250 59 Mike Nickeas, R OBP: 0.333, SLG: 0.333										2	0	0	0	0	1							
90 Greg Veloz, S OBP: 0.250, SLG: 0.250										4	1	1	0	0	2							
Inning Stats	R: 0 E: 0 K: 0 S: 4	H: 2 LOB: 2 BB: 1 P: 8	R: 1 E: 0 K: 0 S: 3	H: 1 LOB: 0 BB: 1 P: 7	R: 0 E: 0 K: 0 S: 3	H: 0 LOB: 0 BB: 0 P: 3	R: 0 E: 0 K: 2 S: 8	H: 1 LOB: 2 BB: 1 P: 12	R: 0 E: 0 K: 1 S: 5	H: 0 LOB: 0 BB: 0 P: 5	R: 0 E: 0 K: 2 S: 7	H: 0 LOB: 0 BB: 0 P: 7	R: 0 E: 0 K: 1 S: 7	H: 2 LOB: 2 BB: 0 P: 7	R: 1 E: 0 K: 1 S: 8	H: 3 LOB: 2 BB: 0 P: 8		R: 1 E: 0 K: 0 S: 4	H: 2 LOB: 1 BB: 0 P: 5	1B: 9 2B: 2 3B: 0 HR: 0	SF: 0 SAC: 0 DP: 2 HBP: 0	WP: 1 PB: 1 SB: 0 CS: 0
PITCHER	IP WLS BF H R ER SO BB IBB HBP BLK WP HR S P ERA WHIP	31 Brad Penny, R (1, 1) 3.0 12 3 1 1 0 2 0 0 0 0 0 0 10 18 3.00 1.667 61 Chan Ho Park, R (4, 1) 2.0 8 1 0 0 3 1 0 0 0 0 0 0 13 17 0.00 1.000 52 Mike Koplove, R (6, 1) 1.0 3 0 0 0 2 0 0 0 0 0 0 0 7 7 0.00 0.000 30 Mike Myers, L (7, 1) 1.0 H 5 2 0 0 1 0 0 0 0 0 0 7 7 0.00 2.000 65 Brian Falkenberg, R (8, 1) 1.0 B 6 3 1 1 1 0 0 0 0 0 0 0 8 8 9.00 3.000															54 Tom Martin, L (9, 1) 0.2 4 2 1 0 0 0 0 0 0 0 0 0 5 5 0.00 3.000					



Batter	1	2	3	4	5	6	7	8	9	AB R H RBI BB SO LOB	TOP																								
											<p style="text-align: center;">New York Mets @ Washington Nationals Space Coast Stadium, Viera, FL Thu Mar 06 2008, 7:05 PM EST</p> <p style="text-align: right;">livebaseballscorecards.com</p> <p>AB 0 R 0 H 0 RBI 0 BB 0 SO 0 LOB 0</p> 																								
Inning Stats										1B: 0 SF: 0 WP: 0 PA: 0 2B: 0 SAC: 0 FB: 0 3B: 0 DP: 0 SB: 0 HR: 0 HBP: 0 CS: 0																									
PITCHER	IP	WLS	BF	H	R	ER	SO	BB	IBB	HBP	BLK	WP	HR	S	P	ERA	WHIP	PITCHER	IP	WLS	BF	H	R	ER	SO	BB	IBB	HBP	BLK	WP	HR	S	P	ERA	WHIP

Batter	1	2	3	4	5	6	7	8	9	AB R H RBI BB SO LOB	BOTTOM																								
											<p style="text-align: center;">New York Mets @ Washington Nationals Space Coast Stadium, Viera, FL Thu Mar 06 2008, 7:05 PM EST</p> <p style="text-align: right;">livebaseballscorecards.com</p> <p>AB 0 R 0 H 0 RBI 0 BB 0 SO 0 LOB 0</p> 																								
Inning Stats										1B: 0 SF: 0 WP: 0 PA: 0 2B: 0 SAC: 0 FB: 0 3B: 0 DP: 0 SB: 0 HR: 0 HBP: 0 CS: 0																									
PITCHER	IP	WLS	BF	H	R	ER	SO	BB	IBB	HBP	BLK	WP	HR	S	P	ERA	WHIP	PITCHER	IP	WLS	BF	H	R	ER	SO	BB	IBB	HBP	BLK	WP	HR	S	P	ERA	WHIP

Batter	1	2	3	4	5	6	7	8	9	AB	R	H	RBI	BB	SO	LOB	TOP										
2 Darin Erstad, L OBP: 0.364, SLG: 0.524 36 Lance Niekro, R OBP: 0.167, SLG: 0.143	F7		P5			G5-4-3 67 1B			F9	3	0	1	0	0	0	0											
67 Tommy Manzella, R OBP: 0.316, SLG: 0.421	P1			F7		G5-4-3 1-2			1B 13 BB	4	0	1	0	0	0	1											
9 Hunter Pence, R OBP: 0.371, SLG: 0.484 13 Tomas Perez, S OBP: 0.296, SLG: 0.333	K			G4-3			G6-3		BB 1-2 BB	3	0	0	0	0	1	0											
21 Ty Wigginton, R OBP: 0.167, SLG: 0.375 30 Yordany Ramirez, R OBP: 0.087, SLG: 0.133		F9		G6-3			K		F9 BB	3	0	0	0	0	1	0											
31 David Newhan, L OBP: 0.308, SLG: 0.435		20 WP 28 S BB					P4			2	0	0	0	1	1	0											
28 Victor Diaz, R OBP: 0.240, SLG: 0.435		K 1-2							G6-3	3	0	0	0	0	2	1											
20 Nick Gorneault, R OBP: 0.600, SLG: 0.615									K	3	0	1	0	0	2	1											
59 J.R. House, R OBP: 0.286, SLG: 0.091									K	3	0	0	0	0	1	1											
55 Humberto Quintero, R OBP: 0.471, SLG: 0.400 71 Josh Johnson, R OBP: 0.286, SLG: 0.091				P2			F7			3	0	0	0	0	1	1											
				G3					G6-3	2	0	0	0	0	0	0											
									P2	1	0	0	0	0	0	0											
Inning Stats	R: 0 E: 0 K: 1 S: 5	H: 0 LOB: 0 BB: 0 P: 5	R: 0 E: 0 K: 2 S: 7	H: 0 LOB: 1 BB: 1 P: 11	R: 0 E: 0 K: 0 S: 3	H: 0 LOB: 0 BB: 0 P: 3	R: 0 E: 0 K: 0 S: 3	H: 0 LOB: 0 BB: 0 P: 3	R: 0 E: 0 K: 2 S: 8	H: 1 LOB: 1 BB: 0 P: 8	R: 0 E: 0 K: 0 S: 3	H: 0 LOB: 0 BB: 0 P: 5	R: 0 E: 0 K: 2 S: 7	H: 0 LOB: 0 BB: 0 P: 7	R: 0 E: 0 K: 0 S: 4	H: 1 LOB: 2 BB: 1 P: 8	1B: 3 2B: 0 3B: 0 HR: 0	SF: 0 SAC: 0 DP: 1 HBP: 0	WP: 1 PB: 0 SB: 1 CS: 0	PA: 31							
PITCHER	IP	WLS	BF	H	R	ER	SO	BB	IBB	HBP	BLK	WP	HR	S	P	ERA	WHIP										
33 John Maine, R ERA: 4.15	4.0	W	13	0	0	0	3	1	0	0	0	1	0	18	22	0.00	0.250										
13 Billy Wagner, L ERA: 3.0	1.0	H	4	1	0	0	2	0	0	0	0	0	0	8	8	0.00	1.000										
Aaron Heilman, R ERA:	2.0	H	6	1	0	0	1	0	0	0	0	0	0	8	8	0.00	0.500										
73 Ricardo Rincon, L ERA:	1.0	H	3	0	0	0	2	0	0	0	0	0	0	7	7	0.00	0.000										
32 Carlos Muniz, R ERA:	1.0	S	5	1	0	0	0	1	0	0	0	0	0	4	8	0.00	2.000										

Houston Astros @ New York Mets
Tradition Field, Port St. Lucie, FL
Sun Mar 09 2008, 1:10 PM EDT
Att: 6,617 - Sunny - 69 F

AB 29
R 0
H 3
RBI 0
BB 2
SO 8
LOB 6



Batter	1	2	3	4	5	6	7	8	9	AB	R	H	RBI	BB	SO	LOB	BOTTOM										
7 José Reyes, S OBP: 0.269, SLG: 0.360 90 Argenis Reyes, S OBP: 0.667, SLG: 1.111	HR	K				P6			BB 94 1B	3	1	1	1	0	1	1											
Endy Chavez, L OBP: 0.333, SLG: 0.333 Chris Aquila, R OBP: 0.400, SLG: 0.500	F7					G5-3			1B 94 1B BB	3	0	1	0	0	0	0											
5 David Wright, R OBP: 0.306, SLG: 0.394 94 Daniel Murphy, L OBP: 0.250, SLG: 0.267							F8		BB 19 G4-3 19 PB SF7 BB	2	0	1	0	1	0	1											
19 Ryan Church, L OBP: 0.400, SLG: 0.308 Jesus Feliciano, L OBP: 1.000, SLG: 1.000	K						F9		1-2 2-H 1B	1	1	1	0	0	0	0											
Olmedo Saenz, R OBP: 0.375, SLG: 0.538	G6-3								G4-3	3	0	0	0	0	1	3											
									1-3 2-3 1B	1	0	1	0	0	0	0											
									BB 16 BB	3	0	0	0	1	1	5											
									1-2 2-3 1B	1	0	0	0	0	0	0											
16 Ángel Pagán, S OBP: 0.459, SLG: 0.486									BB 4-0 BB	3	1	1	0	1	1	0											
									1-2 BB	1	0	0	0	0	0	0											
22 Jose Valentin, S OBP: 0.167, SLG: 0.800	G5-3								SF7	2	0	0	0	0	1	0											
Damion Easley, R OBP: 0.167, SLG: 0.800										2-3 1B	1	0	0	1	0	1											
11 Ramon Castro, R OBP: 0.154, SLG: 0.182 30 Raul Casanova, S OBP: 0.375, SLG: 0.286									3-H P3	3	0	0	0	0	0	3											
										1-2 3-H 1B	1	0	0	0	0	0											
4 Anderson Hernandez, S OBP: 0.306, SLG: 0.303									G4-3	1	0	0	1	0	0	0											
										1-2 3-H	1	0	0	0	0	0											
									F8	2	0	0	1	0	0	0											
Inning Stats	R: 1 E: 0 K: 1 S: 9	H: 2 LOB: 1 BB: 0 P: 11	R: 1 E: 1 K: 1 S: 7	H: 1 LOB: 1 BB: 0 P: 7	R: 0 E: 0 K: 1 S: 6	H: 1 LOB: 1 BB: 0 P: 6	R: 0 E: 0 K: 1 S: 5	H: 0 LOB: 0 BB: 0 P: 5	R: 0 E: 0 K: 0 S: 3	H: 0 LOB: 0 BB: 0 P: 3	R: 1 E: 0 K: 0 S: 3	H: 0 LOB: 3 BB: 3 P: 16	R: 0 E: 0 K: 0 S: 5	H: 3 LOB: 3 BB: 1 P: 9	R: 0 E: 0 K: 1 S: 5	H: 0 LOB: 0 BB: 0 P: 5	1B: 4 2B: 1 3B: 1 HR: 1	SF: 1 SAC: 1 DP: 0 HBP: 0	WP: 0 PB: 1 SB: 0 CS: 0	PA: 35							
PITCHER	IP	WLS	BF	H	R	ER	SO	BB	IBB	HBP	BLK	WP	HR	S	P	ERA	WHIP										
65 Jack Cassel, R ERA: 3.86	3.0	L	14	4	2	1	3	0	0	0	0	0	0	11	24	3.00	1.333										
50 Roneyvis Hernandez, R ERA: 6.14	1.0		6	3	0	0	0	1	0	0	0	0	0	5	9	0.00	4.000										
35 Ryan Houston, R ERA:	1.0		3	0	0	0	1	0	0	0	0	0	0	5	5	0.00	0.000										

Houston Astros @ New York Mets
Tradition Field, Port St. Lucie, FL
Sun Mar 09 2008, 1:10 PM EDT
Att: 6,617 - Sunny - 69 F

AB 29
R 3
H 7
RBI 3
BB 4
SO 5
LOB 14



Batter	1	2	3	4	5	6	7	8	9	10	AB	R	H	RBI	BB	SO	LOB	TOP									
2 Jacoby Ellsbury, L OBP: 0.286, SLG: 0.440 78 Jonathan Van Every, L OBP: 0.278, SLG: 0.294			FC3-6 					G4-3 			4	0	2	0	0	0	1	Boston Red Sox @ New York Mets Tradition Field, Port St. Lucie, FL Mon Mar 10 2008, 1:10 PM EDT Att: 7,353 - Partly Cloudy - 72 F									
82 Jed Lowrie, S OBP: 0.212, SLG: 0.107	K 		F8 		F9 			E5 			4	0	0	0	0	1	4										
Jason Varitek, S OBP: 0.168, SLG: 0.438 72 George Kottaras, L OBP: 0.700, SLG: 1.250 Ryan Khoury, R	E7 		K 			G3 		PO 			3	0	0	0	0	1	2										
80 Dusty Brown, R OBP: 0.667, SLG: 1.000	K 					G6-3 		G6-3 		G6-3 	4	0	0	0	0	1	3										
20 Kevin Youkilis, R OBP: 0.348, SLG: 0.400 62 Scott White, R	K 			F8 		G6-3 		G3 		SF9 	3	0	0	1	0	0	2										
44 Brandon Moss, L OBP: 0.321, SLG: 0.333	F7 			G6-3 		G3 		G6-3 		G6-3 	4	0	0	0	0	0	1										
36 Kevin Cash, R OBP: 0.313, SLG: 0.286		F9 		F9 			G4-3 		G6-3 																		
13 Alex Cora, L OBP: 0.417, SLG: 0.381 60 Reid Engel, L		G1-3 			F9 		G5-3 		G6-3 		4	0	0	0	0	0	0										
11 Keith Ginter, R OBP: 0.389, SLG: 0.375	K 				F9 		P3 		G6-3 		4	0	0	0	0	1	0										
77 Chris Carter, L OBP: 0.385, SLG: 0.440 64 Joe Thurston, L OBP: 0.455, SLG: 0.368							G6-3 		G3-1 		3	0	2	0	0	0	0										
Inning Stats	R: 0 E: 1 K: 2 S: 9	H: 1 LOB: 2 BB: 0 P: 9	R: 0 E: 0 K: 1 S: 5	H: 0 LOB: 0 BB: 0 P: 5	R: 0 E: 0 K: 1 S: 6	H: 1 LOB: 1 BB: 0 P: 6	R: 0 E: 0 K: 0 S: 3	H: 0 LOB: 0 BB: 0 P: 3	R: 0 E: 0 K: 0 S: 3	H: 0 LOB: 0 BB: 0 P: 3	R: 0 E: 1 K: 0 S: 3	H: 0 LOB: 0 BB: 0 P: 3	R: 1 E: 0 K: 0 S: 4	H: 1 LOB: 1 BB: 0 P: 4	R: 0 E: 0 K: 0 S: 3	H: 0 LOB: 0 BB: 0 P: 3	1B: 4 2B: 1 3B: 0 HR: 0	SF: 1 SAC: 0 DP: 0 HBP: 0	WP: 0 PB: 0 SB: 0 CS: 0	PA: 37							
PITCHER	IP	WLS	BF	H	R	ER	SO	BB	IBB	HBP	BLK	WP	HR	S	P	ERA	WHIP										
57 Johan Santana, L ERA: 4.0	4.0		15	2	0	0	4	0	0	0	0	0	0	23	23	0.00	0.500										
38 Matt Wise, R ERA:	2.0		8	2	0	0	0	0	0	0	0	0	0	8	8	0.00	1.000										
25 Pedro Feliciano, L ERA:	1.0		3	0	0	0	0	0	0	0	0	0	0	3	3	0.00	0.000										
36 Willie Collazo, L ERA: 9.0	1.0		3	0	0	0	0	0	0	0	0	0	0	3	3	0.00	0.000										
43 Brian Stokes, R ERA: 1.5	2.0	B	7	1	1	1	0	0	0	0	0	0	0	7	7	4.50	0.500										

AB	35
R	1
H	5
RBI	1
BB	0
SO	4
LOB	13



Batter	1	2	3	4	5	6	7	8	9	10	AB	R	H	RBI	BB	SO	LOB	BOTTOM										
7 José Reyes, S OBP: 0.276, SLG: 0.333 90 Argenis Reyes, S OBP: 0.600, SLG: 1.000	G5-3 					K 		G3 			2	0	0	0	1	1	0	Boston Red Sox @ New York Mets Tradition Field, Port St. Lucie, FL Mon Mar 10 2008, 1:10 PM EDT Att: 7,353 - Partly Cloudy - 72 F										
93 Brady Clark, R OBP: 0.333, SLG: 0.300 Chris Aquila, R OBP: 0.333, SLG: 0.400			G1-3 					K 			3	0	2	0	0	0	1											
5 David Wright, R OBP: 0.316, SLG: 0.308 94 Daniel Murphy, L OBP: 0.235, SLG: 0.250	K 						F7 		P5 		3	0	1	0	0	1	2											
15 Carlos Beltrán, S Endy Chavez, L OBP: 0.286, SLG: 0.286	G5-3 				G5-4-3 		F8 		F9 		1	0	0	0	0	0	0											
21 Carlos Delgado, L OBP: 0.125, SLG: 0.125 22 José Valentin, S		K 			K 		F7 				2	0	0	0	0	2	0											
Damion Easley, R OBP: 0.125, SLG: 0.571 4 Anderson Hernandez, S OBP: 0.316, SLG: 0.314		P6 				G6-3 				L6 	2	0	0	0	0	0	0											
19 Ryan Church, L OBP: 0.353, SLG: 0.267 67 Fernando Martinez, L OBP: 0.375, SLG: 0.345		P3 				G1-3 		K 		K 	2	0	0	0	0	2	1											
16 Ángel Pagán, S OBP: 0.450, SLG: 0.500 Jésus Feliciano, L OBP: 0.667, SLG: 0.667			K 			P6 				G4-3 	3	1	1	0	0	1	0											
23 Brian Schneider, L OBP: 0.200, SLG: 0.800 70 Robinson Cancel, R OBP: 0.353, SLG: 0.462			K 				F8 		G3 		2	0	0	0	0	1	0											
Inning Stats	R: 0 E: 0 K: 1 S: 6	H: 1 LOB: 1 BB: 0 P: 7	R: 0 E: 0 K: 1 S: 5	H: 0 LOB: 0 BB: 0 P: 5	R: 0 E: 0 K: 2 S: 7	H: 0 LOB: 1 BB: 1 P: 11	R: 0 E: 0 K: 1 S: 5	H: 1 LOB: 0 BB: 0 P: 5	R: 0 E: 0 K: 1 S: 6	H: 1 LOB: 1 BB: 0 P: 6	R: 0 E: 0 K: 1 S: 6	H: 1 LOB: 0 BB: 0 P: 6	R: 0 E: 0 K: 0 S: 3	H: 0 LOB: 1 BB: 1 P: 7	R: 0 E: 0 K: 1 S: 5	H: 0 LOB: 0 BB: 0 P: 5	1B: 4 2B: 1 3B: 0 HR: 0		SF: 0 SAC: 0 DP: 1 HBP: 0	WP: 1 PB: 0 SB: 0 CS: 0	PA: 36							
PITCHER	IP	WLS	BF	H	R	ER	SO	BB	IBB	HBP	BLK	WP	HR	S	P	ERA	WHIP											
31 Jon Lester, L ERA: 5.63	4.0		14	2	0	0	5	1	0	0	0	1	0	23	28	0.00	0.750											
37 Hideki Okajima, L ERA:	2.0		7	1	0	0	1	0	0	0	0	0	0	9	9	0.00	0.500											
48 Javier López, L ERA: 2.25	1.0		4	1	0	0	1	0	0	0	0	0	0	6	6	0.00	1.000											
56 Craig Hansen, R ERA: 13.5	1.0		4	1	1	1	1	0	0	0	0	0	0	6	6	9.00	1.000											
Craig Breslow, L ERA: 2.09	1.0		4	0	0	0	0	1	0	0	0	0	0	3	7	0.00	1.000											
PITCHER	IP	WLS	BF	H	R	ER	SO	BB	IBB	HBP	BLK	WP	HR	S	P	ERA	WHIP											
68 Lee Gronkiewicz, R (10.1) ERA: 10.8	1.0		3	0	0	0	1	0	0	0	0	0	0	0	5	5	0.00	0.000										

AB	34
R	1
H	5
RBI	1
BB	2
SO	9
LOB	8



Batter	1	2	3	4	5	6	7	8	9	AB	R	H	RBI	BB	SO	LOB	TOP								
90 Argenis Reyes, S OBP: 0.533, SLG: 0.800	F8		16 3B	G1-3			G4-3		1-2	5	1	2	0	0	0	2									
Endy Chavez, L OBP: 0.182, SLG: 0.182 Chris Aquila, R OBP: 0.286, SLG: 0.333	F9		F3		K			F8	K2-3	4	0	0	0	0	1	2									
16 Angel Pagan, S OBP: 0.342, SLG: 0.537 67 Fernando Martinez, L OBP: 0.364, SLG: 0.333	L3		1-H 2-H		E6			F7		3	0	1	2	0	0	0									
19 Ryan Church, L OBP: 0.350, SLG: 0.235 93 Brady Clark, R OBP: 0.353, SLG: 0.300		F9			K			HBP		2	0	0	0	1	1										
Damon Easley, R OBP: 0.182, SLG: 0.500 94 Daniel Murphy, L OBP: 0.222, SLG: 0.235		30 PB 1B	P6			P3		F7		3	0	1	0	0	0	2									
22 Jose Valentin, S	F9			L5-4		P4			92 G4-6-3 65 HBP 85 1B	2	1	0	0	2	0	1									
30 Raul Casanova, S OBP: 0.364, SLG: 0.300 65 Gustavo Molina, R	G1-3			4 1B		F8			92 G4-6-3 HBP	3	0	1	0	0	0	1									
Olmedo Saenz, R OBP: 0.368, SLG: 0.467 92 Nick Evans, R OBP: 0.167, SLG: 0.333			90 1B 16 3B	L5-4		K			G4-6-3	2	1	0	0	1	2										
4 Anderson Hernandez, S OBP: 0.317, SLG: 0.316 85 Ruben Tejeda, R OBP: 0.650, SLG: 0.967			P6			P6			90 1B	3	0	1	0	0	0	1									
Inning Stats	R: 0 E: 0 K: 0 S: 8	H: 0 LOB: 0 BB: 0 P: 14	R: 0 E: 0 K: 0 S: 6	H: 1 LOB: 1 BB: 0 P: 10	R: 2 E: 0 K: 0 S: 12	H: 2 LOB: 2 BB: 2 P: 22	R: 0 E: 0 K: 0 S: 4	H: 2 LOB: 2 BB: 1 P: 9	R: 0 E: 1 K: 2 S: 10	H: 0 LOB: 0 BB: 0 P: 11	R: 0 E: 0 K: 0 S: 3	H: 0 LOB: 0 BB: 0 P: 3	R: 0 E: 0 K: 1 S: 7	H: 0 LOB: 1 BB: 0 P: 7	R: 0 E: 0 K: 0 S: 3	H: 0 LOB: 1 BB: 1 P: 5	R: 1 E: 0 K: 1 S: 6	H: 2 LOB: 2 BB: 1 P: 12	1B: 6 2B: 1 3B: 1 HR: 0	SF: 0 SAC: 0 DP: 2 HBP: 2	WP: 0 PB: 1 SB: 0 CS: 0	PA: 38			
PITCHER	IP	WLS	BF	H	R	ER	SO	BB	IBB	HBP	BLK	WP	HR	S	P	ERA	WHIP								
49 Tim Wakefield, R ERA: 2.0	1.1	4.0	W 19	5	2	2	0	3	0	0	0	0	0	30	55	4.50	2.000								
58 Jonathan Papelbon, R ERA: 3.0	5.1	2.0	H 6	0	0	0	2	0	0	0	0	0	0	13	14	0.00	0.000								
17 Manny Delcarmen, R ERA:	7.1	2.0	H 7	0	0	0	1	0	0	1	0	0	0	10	12	0.00	0.000								
41 Dan Kolb, R ERA: 4.91	9.1	1.0	S 6	2	1	1	1	1	0	1	0	0	0	6	12	9.00	3.000								

New York Mets @ Boston Red Sox
City of Palms Park, Ft. Myers, FL
Tue Mar 11 2008, 1:05 PM EDT
Att. 7,948 - Overcast - 66 F

AB 32
R 3
H 7
RBI 3
BB 4
SO 4
LOB 17





Batter	1	2	3	4	5	6	7	8	9	AB	R	H	RBI	BB	SO	LOB	BOTTOM								
64 Joe Thurston, L OBP: 0.423, SLG: 0.391	G4-3		20 G6-3 1B	G6-3		K				4	1	1	0	0	1	2									
20 Kevin Youkilis, R OBP: 0.346, SLG: 0.391 Aaron Bates, R	G5-3		G6-3		7 G4-6-3 1B		K			3	0	1	0	0	0	1									
7 J.D. Drew, L OBP: 0.350, SLG: 0.235 77 Chris Carter, L OBP: 0.370, SLG: 0.423 Mickey Hall, L			25 BB 22 1B		G4-6-3		F7			2	1	1	0	1	0	1									
Manny Ramirez, R OBP: 0.333, SLG: 0.368 78 Jonathan Van Every, L OBP: 0.263, SLG: 0.278	G5-3		25 BB 22 1B		1-2 2-3		K			3	1	2	1	0	0	1									
25 Mike Lowell, R OBP: 0.250, SLG: 0.500 11 Keith Ginter, R OBP: 0.368, SLG: 0.353 71 Andrew Pinckney, L		HR	22 1B		F8		K			2	1	1	1	1	0	2									
22 Sean Casey, L OBP: 0.412, SLG: 0.500 72 George Kottaras, L OBP: 0.636, SLG: 1.111	G3		1-2 2-H 3-H			L4		G3		3	0	1	2	0	0										
82 Jed Lowrie, S OBP: 0.194, SLG: 0.097 80 Dusty Brown, R OBP: 0.600, SLG: 0.889	K		F7			G3		F8		3	0	0	0	0	1	2									
Doug Mirabeli, R OBP: 0.438, SLG: 0.364 99 Iggy Suarez, R	F8				G6-3		44 1B			3	0	1	0	0	0	0									
44 Brandon Moss, L OBP: 0.323, SLG: 0.333			L8		G6-3		1-3			3	0	1	0	0	0	0									
Inning Stats	R: 0 E: 0 K: 0 S: 4	H: 1 LOB: 1 BB: 0 P: 4	R: 1 E: 0 K: 1 S: 6	H: 1 LOB: 0 BB: 0 P: 8	R: 3 E: 0 K: 0 S: 10	H: 3 LOB: 2 BB: 2 P: 22	R: 0 E: 0 K: 0 S: 4	H: 0 LOB: 0 BB: 0 P: 4	R: 0 E: 0 K: 0 S: 10	H: 2 LOB: 2 BB: 0 P: 15	R: 0 E: 0 K: 1 S: 9	H: 2 LOB: 2 BB: 0 P: 12	R: 0 E: 0 K: 2 S: 8	H: 0 LOB: 0 BB: 0 P: 9	R: 0 E: 0 K: 1 S: 5	H: 0 LOB: 0 BB: 0 P: 5	R: 0 E: 0 K: 1 S: 6	H: 0 LOB: 2 BB: 1 P: 12	1B: 6 2B: 2 3B: 0 HR: 1	SF: 0 SAC: 0 DP: 1 HBP: 0	WP: 0 PB: 0 SB: 0 CS: 0	PA: 34			
PITCHER	IP	WLS	BF	H	R	ER	SO	BB	IBB	HBP	BLK	WP	HR	S	P	ERA	WHIP								
27 Nelson Figueroa, R ERA: 3.86	1.1	3.0	L 16	5	4	4	1	2	0	0	0	0	0	20	34	12.00	2.333								
Steven Legister, R ERA: 4.05	4.1	2.0	7	2	0	0	0	0	0	0	0	0	0	14	19	0.00	1.000								
49 Ruddy Lugo, R ERA: 5.4	6.1	1.0	5	2	0	0	1	0	0	0	0	0	0	9	12	0.00	2.000								
74 Joselo Diaz, R ERA:	7.1	1.0	3	0	0	0	2	0	0	0	0	0	0	8	9	0.00	0.000								
66 Nate Field, R ERA:	8.1	1.0	3	0	0	0	1	0	0	0	0	0	0	5	5	0.00	0.000								

New York Mets @ Boston Red Sox
City of Palms Park, Ft. Myers, FL
Tue Mar 11 2008, 1:05 PM EDT
Att. 7,948 - Overcast - 66 F

AB 32
R 4
H 9
RBI 4
BB 2
SO 5
LOB 9



Batter	1	2	3	4	5	6	7	8	9	AB	R	H	RBI	BB	SO	LOB	TOP						
26 Chris Roberson, S OBP: 0.292, SLG: 0.348 25 Luis Terrero, R OBP: 0.321, SLG: 0.269	0-0 P3		0-0 G5-3			0-3 K		0-3 K		3	0	0	0	0	1	0	<p>Baltimore Orioles @ New York Mets Tradition Field, Port St. Lucie, FL</p> <p>Wed Mar 12, 2008, 1:10 PM EDT Att: 5,147 - Cloudy - 77 F</p> <p>livebaseballscores.com</p> <p>AB 31 R 2 H 6 RBI 2 BB 0 SO 7 LOB 5</p> 						
2 Luis Hernandez, S OBP: 0.227, SLG: 0.158 Blake Davis, L OBP: 0.444, SLG: 0.500	0-0 G6-3		0-0 F9			0-0 F7		0-0 G3		3	0	0	0	0	0	0							
Jay Gibbons, L OBP: 0.273, SLG: 0.333 13 Tike Redman, L OBP: 0.300, SLG: 0.500	0-0 17 1B		0-0 F9			0-3 K		0-0 F9		3	1	1	0	0	1	0							
17 Aubrey Huff, L OBP: 0.286, SLG: 0.500 73 Chris Heintz, R OBP: 0.296, SLG: 0.333	0-0 2H 1B		0-0 F8			0-3 K		0-3 K		3	0	1	1	0	1	0							
10 Adam Jones, R OBP: 0.500, SLG: 0.700 Sebastien Boucher, L OBP: 0.546, SLG: 0.299	0-0 F7		0-0 F9			0-0 69 1B		0-0 69 1B		3	1	1	0	0	0	1							
69 Oscar Salazar, R OBP: 0.400, SLG: 0.609		0-0 P5		0-0 P3		0-0 66 G3-6-3		0-0 66 G3-6-3		3	0	1	1	0	0	0							
66 Mike Costanzo, L OBP: 0.333, SLG: 0.594		0-0 G4-3			0-0 12 CS 1B	0-0 G3-6-3		0-0 G3-6-3		3	0	1	0	0	0	1							
24 Guillermo Quiroz, R OBP: 0.474, SLG: 0.556 65 Omar Santos, R OBP: 0.200, SLG: 0.111		0-0 2B			0-3 K			0-0 G5-3		2	0	1	0	0	1	1							
12 Brandon Fahey, L OBP: 0.333, SLG: 0.348 Jonny Tucker, R OBP: 0.250, SLG: 0.375		0-3 K			0-1 L3			0-0 B1-3		2	0	0	0	0	1	2							
										1	0	0	0	0	0	0							
Inning Stats	R: 1 E: 0 K: 0 S: 5	H: 2 LOB: 1 BB: 0 P: 5	R: 0 E: 0 K: 1 S: 6	H: 1 LOB: 1 BB: 0 P: 6	R: 0 E: 0 K: 0 S: 3	H: 0 LOB: 0 BB: 0 P: 3	R: 0 E: 0 K: 0 S: 3	H: 0 LOB: 0 BB: 0 P: 3	R: 0 E: 0 K: 1 S: 6	H: 1 LOB: 0 BB: 0 P: 6	R: 0 E: 0 K: 2 S: 7	H: 0 LOB: 0 BB: 0 P: 7	R: 1 E: 0 K: 1 S: 6	H: 2 LOB: 2 BB: 0 P: 6	R: 0 E: 0 K: 1 S: 5	H: 0 LOB: 0 BB: 0 P: 5		R: 0 E: 0 K: 1 S: 5	H: 0 LOB: 0 BB: 0 P: 5	1B: 3 2B: 3 3B: 0 HR: 0	SF: 0 SAC: 0 DP: 1 HBP: 0	WP: 0 PB: 0 SB: 0 CS: 1	PA: 31
PITCHER	IP WLS BF H R ER SO BB IBB HBP BLK WP HR S P ERA WHIP	<p>Oliver Pérez, L (1, 1) 4.0 0 15 3 1 1 1 1 0 0 0 0 0 0 0 0 0 2.25 0.750</p> <p>13 Billy Wagner, L (5, 1) 1.0 0 3 1 0 0 0 1 0 0 0 0 0 0 0 0 0 0.00 1.000</p> <p>Aaron Heilman, R (6, 1) 1.0 H 3 0 0 0 2 0 0 0 0 0 0 0 6 7 0.00 0.000</p> <p>50 Duaner Sanchez, R (7, 1) 1.0 W 4 2 1 1 1 0 0 0 0 0 0 0 6 6 9.00 2.000</p> <p>Joe Smith, R (8, 1) 1.0 H 3 0 0 0 1 0 0 0 0 0 0 0 5 5 0.00 0.000</p>																					

Batter	1	2	3	4	5	6	7	8	9	AB	R	H	RBI	BB	SO	LOB	BOTTOM					
7 José Reyes, S OBP: 0.281, SLG: 0.400 63 Michel Abreu, R OBP: 0.250, SLG: 0.143	0-0 G4-3		0-0 67 1B		0-0 E6		4-0 BB			3	1	1	0	0	0	0	<p>Baltimore Orioles @ New York Mets Tradition Field, Port St. Lucie, FL</p> <p>Wed Mar 12, 2008, 1:10 PM EDT Att: 5,147 - Cloudy - 77 F</p> <p>livebaseballscores.com</p> <p>AB 32 R 6 H 7 RBI 5 BB 3 SO 6 LOB 8</p> 					
67 Fernando Martinez, L OBP: 0.351, SLG: 0.354	0-0 F8		0-0 3B		0-3 K		0-0 G5-3			4	0	1	1	0	1	2						
5 David Wright, R OBP: 0.313, SLG: 0.310 90 Argenis Reyes, S OBP: 0.500, SLG: 0.750	0-0 1B		0-3 K		0-0 G6-3		0-0 G3-1			3	0	1	0	0	1	1						
15 Carlos Beltrán, S (1, 10) Jésus Feliciano, L (8, PR) (9, 10)	0-0 G4-3			0-0 P6		0-0 G4-3		4-0 92 2B		3	0	0	0	1	0	1						
21 Carlos Delgado, L OBP: 0.091, SLG: 0.091 92 Nick Evans, R OBP: 0.286, SLG: 0.571				0-3 K		0-3 K		0-0 30 1B		3	0	0	0	0	3	0						
19 Ryan Church, L OBP: 0.348, SLG: 0.211 30 Raul Casanova, S OBP: 0.417, SLG: 0.364				0-0 P6		0-0 F9		0-0 30 1B		1	1	1	0	0	0	0						
93 Brady Clark, R OBP: 0.281, SLG: 0.281 16 Angel Pagán, S OBP: 0.444, SLG: 0.605				0-0 P6		0-0 F9		4-0 16 HR		2	1	0	0	1	0	0						
70 Robinson Cancel, R OBP: 0.368, SLG: 0.467 Endy Chavez, L OBP: 0.154, SLG: 0.154				0-0 P4		0-0 G3-1		0-0 16 HR		2	1	1	2	0	0	1						
4 Anderson Hernandez, S OBP: 0.295, SLG: 0.293				0-0 F9		0-0 G4-6-3		0-0 16 HR		2	0	0	0	0	0	0						
				0-0 F9		0-0 G4-6-3		0-0 16 HR		2	1	1	0	0	1	0						
				0-0 F9		0-0 G4-6-3		0-0 16 HR		2	0	0	0	0	0	2						
				0-0 F9		0-0 G4-6-3		0-0 16 HR		3	0	0	0	0	0	1						
Inning Stats	R: 0 E: 0 K: 0 S: 4	H: 1 LOB: 1 BB: 0 P: 4	R: 0 E: 0 K: 1 S: 5	H: 0 LOB: 0 BB: 0 P: 5	R: 1 E: 0 K: 2 S: 9	H: 2 LOB: 1 BB: 0 P: 9	R: 0 E: 0 K: 1 S: 5	H: 0 LOB: 0 BB: 0 P: 5	R: 1 E: 1 K: 1 S: 7	H: 1 LOB: 1 BB: 0 P: 7	R: 0 E: 0 K: 1 S: 5	H: 0 LOB: 0 BB: 0 P: 5	R: 2 E: 0 K: 0 S: 6	H: 1 LOB: 1 BB: 2 P: 16	R: 2 E: 0 K: 0 S: 5	H: 2 LOB: 2 BB: 1 P: 9	R: 2 E: 0 K: 0 S: 5	H: 2 LOB: 2 BB: 1 P: 9	1B: 4 2B: 1 3B: 1 HR: 1	SF: 0 SAC: 0 DP: 0 HBP: 0	WP: 0 PB: 0 SB: 1 CS: 0	PA: 35
PITCHER	IP WLS BF H R ER SO BB IBB HBP BLK WP HR S P ERA WHIP	<p>46 Jeremy Guthrie, R (1, 1) 4.0 0 15 3 1 1 1 4 0 0 0 0 0 0 0 0 2.25 0.750</p> <p>49 Hayden Penn, R (5, 1) 1.0 0 5 1 1 0 1 0 0 0 0 0 0 0 7 7 0.00 1.000</p> <p>64 Jim Johnson, R (6, 1) 1.0 0 3 0 0 0 1 0 0 0 0 0 0 0 5 5 0.00 0.000</p> <p>60 Ryan Bukvich, R (7, 1) 1.0 L 6 1 2 2 0 2 0 0 0 0 0 1 6 16 18.00 3.000</p> <p>35 Greiv Aquino, R (8, 1) 1.0 0 6 2 2 2 0 1 0 0 0 0 0 5 9 18.00 3.000</p>																				

Batter	1	2	3	4	5	6	7	8	9	AB	R	H	RBI	BB	SO	LOB	TOP										
90 Argenis Reyes, S OBP: 0.545, SLG: 0.727										5	0	3	1	0	0	2	<p>New York Mets @ Florida Marlins Roger Dean Stadium, Jupiter, FL</p> <p>Fri Mar 14 2008, 1:05 PM EDT Att: 5,853 - Partly Cloudy - 74 F</p>										
Endy Chavez, L OBP: 0.250, SLG: 0.300										4	0	1	1	0	0	3											
Jésus Feliciano, L OBP: 0.500, SLG: 0.500										1	0	0	0	0	0	2											
16 Ángel Pagán, S OBP: 0.404, SLG: 0.540										5	0	1	0	0	1	4											
15 Carlos Beltrán, S OBP: 0.385, SLG: 0.364										3	2	2	0	0	0	0											
67 Fernando Martínez, L OBP: 0.366, SLG: 0.395										4	1	1	0	0	1	1											
21 Carlos Delgado, L OBP: 0.111, SLG: 0.111										1	0	0	0	0	0	0											
Olmedo Saenz, R OBP: 0.364, SLG: 0.500										0	2	0	0	2	0	0											
22 Jose Valentin, S John Hattig, S										2	0	0	0	0	1	0											
92 Nick Evans, R OBP: 0.250, SLG: 0.500										1	0	0	0	0	0	0											
93 Brady Clark, R OBP: 0.395, SLG: 0.306										3	1	1	1	2	1	0											
70 Robinson Cancel, R OBP: 0.400, SLG: 0.524										4	1	3	2	0	1	1											
71 Salomon Martínez, R										0	0	0	0	0	0	0											
4 Anderson Hernández, S OBP: 0.271, SLG: 0.279										1	0	0	2	0	0	1											
Matt Bouchard, R OBP: 1.000, SLG: 1.000										1	1	1	0	0	0	0											
Inning Stats	R: 0 E: 0 K: 0 S: 3	H: 1 LOB: 0 BB: 0 P: 4	R: 4 E: 1 K: 1 S: 9	H: 4 LOB: 2 BB: 2 P: 17	R: 3 E: 0 K: 0 S: 6	H: 3 LOB: 2 BB: 2 P: 14	R: 0 E: 0 K: 1 S: 5	H: 0 LOB: 0 BB: 0 P: 5	R: 0 E: 0 K: 2 S: 8	H: 1 LOB: 1 BB: 0 P: 8	R: 0 E: 0 K: 1 S: 6	H: 1 LOB: 1 BB: 0 P: 6	R: 1 E: 1 K: 0 S: 5	H: 2 LOB: 1 BB: 0 P: 5	R: 0 E: 0 K: 0 S: 3	H: 0 LOB: 0 BB: 0 P: 3	1B: 11 2B: 2 3B: 0 HR: 0	SF: 2 SAC: 0 DP: 1 HBP: 0	WP: 0 PB: 0 CS: 1	PA: 43							
PITCHER	IP	WLS	BF	H	R	ER	SO	BB	IBB	HBP	BLK	WP	HR	S	P	ERA	WHIP										
47 Ricky Nolasco, R ERA: 7.84	2.0	L	14	7	6	6	1	2	0	0	0	0	0	14	23	27.00	4.500										
43 Randy Williams, L ERA: 2.25	1.0		6	1	1	1	0	2	0	0	0	0	0	4	12	9.00	3.000										
66 Burke Badenhop, R ERA: 2.25	4.0		15	3	0	0	4	0	0	0	0	0	0	23	23	0.00	0.750										
48 Lee Gardner, R ERA: 3.6	1.0		5	2	1	0	0	0	0	0	0	0	0	5	5	0.00	2.000										
51 Marcus Gwyn, R ERA: 3.6	1.0		3	0	0	0	0	0	0	0	0	0	0	3	3	0.00	0.000										

Batter	1	2	3	4	5	6	7	8	9	AB	R	H	RBI	BB	SO	LOB	BOTTOM										
2 Hanley Ramírez, R OBP: 0.462, SLG: 0.694										3	0	2	0	0	0	0	<p>New York Mets @ Florida Marlins Roger Dean Stadium, Jupiter, FL</p> <p>Fri Mar 14 2008, 1:05 PM EDT Att: 5,853 - Partly Cloudy - 74 F</p>										
39 Chris Barnwell, R OBP: 0.214, SLG: 0.357										2	1	1	0	0	0	0											
6 Dan Uggla, R OBP: 0.405, SLG: 0.500										3	0	0	0	0	0	2											
11 Robert Andino, R OBP: 0.220, SLG: 0.211										1	1	1	1	0	0	0											
Luis Gonzalez, L OBP: 0.485, SLG: 0.462										4	0	2	0	0	0	3											
14 Josh Willingham, R OBP: 0.294, SLG: 0.323										4	0	0	0	0	3	5											
Mike Jacobs, L OBP: 0.400, SLG: 0.393										3	0	0	0	0	3	3											
73 Tagg Bozied, R OBP: 0.350, SLG: 0.294										1	0	0	0	0	1	2											
3 Jorge Cantu, R OBP: 0.500, SLG: 0.692										4	0	2	1	0	0	1											
25 Brett Carroll, R OBP: 0.441, SLG: 0.571										3	0	0	0	1	2	2											
41 Paul Hoover, R OBP: 0.250, SLG: 0.333										2	0	0	0	0	1	2											
72 Brett Hayes, R OBP: 0.091, SLG: 0.091										2	0	0	0	0	0	0											
24 Cameron Maybin, R OBP: 0.286, SLG: 0.679										4	0	0	0	0	2	0											
Inning Stats	R: 0 E: 1 K: 1 S: 7	H: 1 LOB: 2 BB: 0 P: 7	R: 0 E: 0 K: 2 S: 7	H: 0 LOB: 0 BB: 0 P: 7	R: 0 E: 0 K: 0 S: 4	H: 1 LOB: 1 BB: 0 P: 4	R: 0 E: 0 K: 2 S: 8	H: 1 LOB: 2 BB: 1 P: 12	R: 0 E: 0 K: 1 S: 5	H: 0 LOB: 0 BB: 0 P: 5	R: 0 E: 0 K: 2 S: 8	H: 1 LOB: 1 BB: 0 P: 8	R: 0 E: 0 K: 1 S: 5	H: 0 LOB: 0 BB: 0 P: 5	R: 2 E: 0 K: 3 S: 13	H: 4 LOB: 2 BB: 0 P: 14		R: 0 E: 0 K: 0 S: 3	H: 0 LOB: 0 BB: 0 P: 3	1B: 6 2B: 2 3B: 0 HR: 0	SF: 0 SAC: 0 DP: 0 HBP: 0	WP: 1 PB: 0 CS: 0	PA: 37				
PITCHER	IP	WLS	BF	H	R	ER	SO	BB	IBB	HBP	BLK	WP	HR	S	P	ERA	WHIP										
33 John Maine, R ERA: 2.63	5.0	W	20	3	0	0	6	1	0	0	0	0	0	8	8	0.00	1.000										
Scott Schoeneweis, L ERA: 1.5	1.0		4	1	0	0	2	0	0	0	0	0	0	5	5	0.00	0.000										
Steven Register, R ERA: 3.6	1.0		3	0	0	0	1	0	0	0	0	0	0	5	5	0.00	0.000										
43 Brian Stokes, R ERA: 3.86	1.0		7	4	2	2	3	0	0	0	0	1	0	13	14	18.00	4.000										
49 Ruddy Lugo, R ERA: 4.15	1.0		3	0	0	0	0	0	0	0	0	0	0	3	3	0.00	0.000										

New York Mets @ Florida Marlins
Roger Dean Stadium, Jupiter, FL

Fri Mar 14 2008, 1:05 PM EDT
Att: 5,853 - Partly Cloudy - 74 F

livebaseballscorecards.com

AB 37
R 8
H 13
RBI 7
BB 4
SO 5
LOB 16

New York Mets @ Florida Marlins
Roger Dean Stadium, Jupiter, FL

Fri Mar 14 2008, 1:05 PM EDT
Att: 5,853 - Partly Cloudy - 74 F


livebaseballscorecards.com

AB 36
R 2
H 8
RBI 2
BB 1
SO 12
LOB 20

Batter	1	2	3	4	5	6	7	8	9	AB	R	H	RBI	BB	SO	LOB	TOP
Ivan Rodriguez, R (1, 2) OBP: 0.459, SLG: 1.000 63 Nick Trzesniak, R (6, PR) OBP: 0.250, SLG: 0.143										3	0	3	0	0	0	0	
9 Carlos Guillen, S (1, 3) OBP: 0.311, SLG: 0.705 52 Ryan Roberson, R (6, 3)										3	1	1	2	0	1	2	
24 Miguel Cabrera, R (1, 5) OBP: 0.349, SLG: 0.475 72 Scott Sizemore, R (6, PR) OBP: 0.370, SLG: 0.458										3	0	1	0	0	1	0	
30 Magglio Ordonez, R (1, 10) OBP: 0.372, SLG: 0.537 31 Jeramy Laster, R (7, PH) OBP: 0.667, SLG: 0.500										3	0	1	0	0	2	1	
Deik Scram, L (9, PH) OBP: 0.423, SLG: 0.692										1	0	0	0	0	1	1	
61 Timo Perez, L (1, 7) OBP: 0.419, SLG: 0.613										4	1	2	1	0	0	2	
65 Michael Hollimon, S (1, 4) OBP: 0.250, SLG: 0.167										3	0	1	0	1	1	1	
39 Ramon Santiago, S (1, 6) OBP: 0.516, SLG: 0.538										4	0	1	1	0	1	4	
46 Freddy Guzman, S (1, 8) OBP: 0.500, SLG: 0.556										3	0	0	0	1	1	4	
Inning Stats	R: 0 E: 0 K: 0 S: 3	H: 1 LOB: 0 BB: 0 P: 3	R: 0 E: 0 K: 1 S: 7	H: 2 LOB: 3 BB: 1 P: 11	R: 0 E: 0 K: 2 S: 5	H: 0 LOB: 0 BB: 0 P: 5	R: 0 E: 0 K: 1 S: 7	H: 0 LOB: 0 BB: 0 P: 7	R: 0 E: 0 K: 0 S: 4	H: 1 LOB: 1 BB: 0 P: 4	R: 0 E: 0 K: 0 S: 5	H: 2 LOB: 2 BB: 0 P: 5	1B: 10 2B: 4 3B: 0 HR: 1	SF: 0 SAC: 1 DP: 2 HBP: 0	WP: 0 PB: 0 SB: 1 CS: 1	PA: 41	
PITCHER	IP: 4.0 WLS: 1 BF: 15 ERA: 1.08	H: 4 R: 0 ER: 0 SO: 2	H: 0 R: 0 ER: 0 SO: 4	H: 4 R: 4 ER: 4 SO: 1	H: 0 R: 0 ER: 0 SO: 8	H: 0 R: 0 ER: 0 SO: 8	H: 0 R: 0 ER: 0 SO: 4	H: 0 R: 0 ER: 0 SO: 5	H: 1 R: 0 ER: 0 SO: 0	H: 1 R: 0 ER: 0 SO: 0	H: 1 R: 0 ER: 0 SO: 0	H: 2 R: 0 ER: 0 SO: 0	ERA: 0.00 WHIP: 2.000				

Detroit Tigers @ New York Mets
Tradition Field, Port St. Lucie, FL
Sun Mar 16 2008, 1:10 PM EDT
Att: 6,470 - Partly Cloudy - 85 F


AB	38
R	4
H	14
RBI	4
BB	2
SO	9
LOB	23



Batter	1	2	3	4	5	6	7	8	9	AB	R	H	RBI	BB	SO	LOB	BOTTOM
7 José Reyes, S (1, 6) OBP: 0.286, SLG: 0.436 4 Anderson Hernandez, S (7, 6) OBP: 0.250, SLG: 0.259										3	1	1	1	0	0	1	
1 Luis Castillo, S (1, 4) OBP: 0.429, SLG: 0.200 94 Jake Eigsti, R (8, 4) OBP: 1.000, SLG: 2.000										4	0	1	1	0	0	3	
5 David Wright, R (1, 5) OBP: 0.335, SLG: 0.297 30 Raul Casanova, S (8, 2) OBP: 0.368, SLG: 0.556										3	1	1	0	1	0	0	
15 Carlos Beltrán, S (1, 10) OBP: 0.286, SLG: 0.222										4	0	0	0	1	0	4	
21 Carlos Delgado, L (1, 3) OBP: 0.174, SLG: 0.348 Jamar Hill, R (4, 7)										2	0	1	1	0	0	1	
9 Marlon Anderson, L (1, 7) OBP: 0.294, SLG: 0.250										4	1	3	0	0	0	0	
11 Ramon Castro, R (1, 2) OBP: 0.185, SLG: 0.217 65 Gustavo Molina, R (2, PR) OBP: 0.400, SLG: 0.250										1	0	1	0	0	0	0	
Damon Easley, R (7, PH) OBP: 0.158, SLG: 0.294										3	0	1	1	0	0	2	
93 Brady Clark, R (1, 9) OBP: 0.396, SLG: 0.300										3	1	1	0	1	0	1	
Endy Chavez, L (1, 8) OBP: 0.296, SLG: 0.280										1	0	1	0	0	0	0	
Inning Stats	R: 1 E: 0 K: 0 S: 4	H: 1 LOB: 1 BB: 1 P: 8	R: 1 E: 0 K: 0 S: 4	H: 1 LOB: 1 BB: 1 P: 9	R: 1 E: 0 K: 0 S: 5	H: 2 LOB: 2 BB: 1 P: 9	R: 0 E: 0 K: 0 S: 3	H: 0 LOB: 0 BB: 0 P: 3	R: 0 E: 0 K: 1 S: 9	H: 3 LOB: 1 BB: 1 P: 13	R: 3 E: 0 K: 0 S: 7	H: 4 LOB: 1 BB: 0 P: 7	1B: 10 2B: 3 3B: 1 HR: 0	SF: 1 SAC: 0 DP: 0 HBP: 1	WP: 0 PB: 0 SB: 0 CS: 0	PA: 41	
PITCHER	IP: 2.1 WLS: 5 BF: 13 ERA: 5.4	H: 3 R: 1 ER: 1 SO: 0	H: 3 R: 0 ER: 0 SO: 1	H: 3 R: 3 ER: 3 SO: 0	H: 0 R: 0 ER: 0 SO: 7	H: 0 R: 0 ER: 0 SO: 11	H: 0 R: 0 ER: 0 SO: 13	H: 0 R: 0 ER: 0 SO: 9	H: 0 R: 0 ER: 0 SO: 13	H: 3 R: 0 ER: 0 SO: 3	H: 3 R: 0 ER: 0 SO: 0	H: 4 R: 0 ER: 0 SO: 1	ERA: 11.57 WHIP: 3.000				

Detroit Tigers @ New York Mets
Tradition Field, Port St. Lucie, FL
Sun Mar 16 2008, 1:10 PM EDT
Att: 6,470 - Partly Cloudy - 85 F

AB	35
R	7
H	14
RBI	7
BB	4
SO	1
LOB	18



Batter	1	2	3	4	5	6	7	8	9	AB	R	H	RBI	BB	SO	LOB	TOP					
90 Argenis Reyes, S OBP: 0.481, SLG: 0.704 Hector Pellot, R	(1, 4) 0-3 K		(1, 4) 0-0 G3		(1, 4) 0-0 67 SF7 3B		(1, 4) 0-3 K			4	1	1	1	0	2	1						
67 Fernando Martinez, L OBP: 0.368, SLG: 0.361	(1, 9) 0-0 G4-3			(1, 9) 0-0 G3	(1, 9) 0-0 SF7		(1, 9) 0-0 1B			3	0	1	2	0	0	0						
Olmedo Saenz, R OBP: 0.385, SLG: 0.450 Lucas Duda, L	(1, 3) 4-0 BB			(1, 3) 0-0 G5-3	(1, 3) 0-0 F8		(1, 3) 0-3 K			2	0	0	0	1	0	0						
16 Ángel Pagán, S OBP: 0.373, SLG: 0.491	(1, 8) 0-0 F8			(1, 8) 0-3 K		(1, 8) 0-0 P4		(1, 8) 0-0 G4-3		4	0	0	0	0	1	1						
17 Fernando Tatis, R OBP: 0.250, SLG: 0.250		(1, 5) 0-3 K			(1, 5) 0-0 1B 70 1B	(1, 5) 0-3 K		(1, 5) 0-3 K		4	1	1	0	0	3	0						
Jésus Feliciano, L OBP: 0.571, SLG: 0.500 92 Caleb Stewart, R	(1, 10) 0-0 L3			(1, 10) 0-0 85 SH3-4 70 1B 1B	(1, 10) 0-0 BB		(1, 10) 0-3 K			2	1	1	0	1	0	0						
70 Robinson Cancel, R 71 Salomon Manriquez, R	(1, 2) 0-0 G4-3			(1, 2) 0-0 85 SH3-4 1B	(1, 2) 0-0 F8		(1, 2) 0-0 G4-3			3	1	1	1	0	0	1						
85 Rubén Tejada, R OBP: 0.538, SLG: 0.583		(1, 6) 0-0 G6-3			(1, 6) 0-0 SH3-4		(1, 6) 0-0 F8			3	0	1	0	0	0	0						
Victor Mendez, S OBP: 0.500, SLG: 0.500	(1, 7) 0-0 F8			(1, 7) 0-0 90 3B 1B	(1, 7) 0-0 90 S 67 1B 1B		(1, 7) 0-1 P5			4	2	2	2	0	0	1						
Inning Stats	R: 0 E: 0 K: 1 S: 5	H: 0 LOB: 1 BB: 1 P: 9	R: 0 E: 0 K: 1 S: 5	H: 0 LOB: 0 BB: 0 P: 5	R: 0 E: 0 K: 0 S: 3	H: 0 LOB: 0 BB: 0 P: 3	R: 0 E: 0 K: 1 S: 5	H: 0 LOB: 0 BB: 0 P: 5	R: 5 E: 0 K: 0 S: 8	H: 5 LOB: 0 BB: 0 P: 8	R: 0 E: 0 K: 1 S: 5	H: 0 LOB: 1 BB: 0 P: 9	R: 1 E: 0 K: 2 S: 9	H: 2 LOB: 1 BB: 0 P: 9	R: 0 E: 0 K: 2 S: 7	H: 0 LOB: 0 BB: 0 P: 7	R: 0 E: 0 K: 0 S: 4	H: 1 LOB: 0 BB: 0 P: 4	1B: 7 2B: 0 3B: 1 HR: 0	SF: 1 SAC: 1 DP: 0 HBP: 0	WP: 0 PB: 0 SB: 1 CS: 1	PA: 36
PITCHER	IP WLS BF H R ER SO BB IBB HBP BLK WP HR S P ERA WHIP																					
43 Chris Sampson, R ERA: 10.61	(1, 1) 4.1 L 19 5 5 5 3 1 0 0 0 0 0 0 24 28 10.38 1.385																					
53 Wesley Wright, L ERA: 1.35	(5, 1) 1.2 6 0 0 0 1 1 0 0 0 0 0 7 11 0.00 0.600																					
38 Brian Moehler, R ERA: 4.22	(7, 1) 2.0 8 2 1 1 4 0 0 0 0 0 0 16 16 4.50 1.000																					
58 Dave Borkowski, R ERA: 2.57	(9, 1) 1.0 3 1 0 0 0 0 0 0 0 0 0 4 4 0.00 1.000																					

New York Mets @ Houston Astros
Osceola County Stadium, Kissimmee, FL
Sun Mar 16 2008, 1:05 PM EDT
Att: 6,726 - Partly Cloudy - 78 F

AB 32
R 6
H 8
RBI 6
BB 2
SO 8
LOB 5



Batter	1	2	3	4	5	6	7	8	9	AB	R	H	RBI	BB	SO	LOB	BOTTOM					
21 Michael Bourn, L OBP: 0.429, SLG: 0.452 Alberto Castillo, R OBP: 0.429, SLG: 0.400 Oswaldo Fernando, R OBP: 0.333, SLG: 0.333	(1, 8) 4-0 BB 17 F9-4-3		(1, 8) 0-3 K		(1, 8) 0-3 K			(1, 8) 0-0 G6-3	(1, 8) 0-3 K	2	0	0	0	1	2	1						
9 Hunter Pence, R OBP: 0.353, SLG: 0.511 22 José Cruz Jr., S OBP: 0.392, SLG: 0.489	(1, 9) 0-0 L8		(1, 9) 0-0 F9			(1, 9) 0-3 K		(1, 9) 3-1 HR		2	0	0	0	0	0	1						
17 Lance Berkman, S OBP: 0.400, SLG: 0.867 28 Victor Diaz, R OBP: 0.273, SLG: 0.516	(1, 10) 0-0 F9-4-3			(1, 10) 2-2 HR		(1, 10) 0-3 K		(1, 10) 0-3 K		3	1	1	1	0	1	1						
45 Carlos Lee, R OBP: 0.387, SLG: 0.520 31 David Newhan, L OBP: 0.314, SLG: 0.406		(1, 7) 4-0 BB 2 FC6-4		(1, 7) 0-0 F9		(1, 7) 0-3 K		(1, 7) 0-0 60 S 1B		1	0	0	0	1	0	0						
10 Miguel Tejada, R OBP: 0.278, SLG: 0.412 60 Reggie Abercrombie, R OBP: 0.270, SLG: 0.242		(1, 6) 0-0 F9		(1, 6) 0-0 G4-3		(1, 6) 0-0 P6		(1, 6) 0-3 K		2	0	0	0	0	0	1						
2 Darin Erstad, L OBP: 0.324, SLG: 0.528 59 J.R. House, R OBP: 0.263, SLG: 0.067		(1, 3) 0-0 FC6-4		(1, 3) 0-0 F7		(1, 3) 0-0 F7		(1, 3) 0-0 F7		2	0	0	0	0	0	1						
21 Ty Wigginton, R OBP: 0.268, SLG: 0.436 20 Nick Gorneault, R OBP: 0.478, SLG: 0.524		(1, 5) 4-0 BB		(1, 5) 0-0 F8		(1, 5) 0-0 G4-3		(1, 5) 0-0 P6		1	0	0	0	1	0	0						
Mark Loretta, R OBP: 0.378, SLG: 0.412 13 Tomas Perez, S OBP: 0.359, SLG: 0.400		(1, 4) 0-0 G1-3		(1, 4) 0-0 G5-3		(1, 4) 0-0 55 2B 1B		(1, 4) 0-0 55 1B		2	0	0	0	0	0	2						
Brad Ausmus, R OBP: 0.478, SLG: 0.545 55 Humberto Quintero, R OBP: 0.500, SLG: 0.654		(1, 2) 0-0 K		(1, 2) 0-0 22 HR 1B		(1, 2) 0-0 22 HR 2B		(1, 2) 0-0 1B		2	0	1	0	0	1	0						
Inning Stats	R: 0 E: 0 K: 0 S: 2	H: 0 LOB: 0 BB: 1 P: 6	R: 0 E: 0 K: 0 S: 3	H: 0 LOB: 2 BB: 2 P: 11	R: 0 E: 0 K: 2 S: 7	H: 0 LOB: 0 BB: 0 P: 7	R: 1 E: 0 K: 0 S: 6	H: 1 LOB: 0 BB: 0 P: 8	R: 0 E: 0 K: 1 S: 6	H: 1 LOB: 1 BB: 0 P: 6	R: 0 E: 0 K: 3 S: 9	H: 0 LOB: 0 BB: 0 P: 9	R: 0 E: 0 K: 0 S: 3	H: 0 LOB: 0 BB: 0 P: 3	R: 3 E: 0 K: 2 S: 12	H: 4 LOB: 1 BB: 0 P: 15	R: 0 E: 0 K: 1 S: 7	H: 2 LOB: 2 BB: 0 P: 7	1B: 5 2B: 2 3B: 0 HR: 2	SF: 0 SAC: 0 DP: 1 HBP: 0	WP: 0 PB: 0 SB: 1 CS: 0	PA: 37
PITCHER	IP WLS BF H R ER SO BB IBB HBP BLK WP HR S P ERA WHIP																					
27 Nelson Figueroa, R ERA: 3.38	(1, 1) 4.0 W 15 1 1 1 2 3 0 0 0 0 0 0 18 32 2.25 1.000																					
Jorge Sosa, R ERA: 0.75	(5, 1) 3.0 H 10 1 0 0 4 0 0 0 0 0 0 18 18 0.00 0.333																					
66 Nate Field, R ERA: 4.5	(8, 1) 1.0 7 4 3 3 2 0 0 0 0 0 1 12 15 27.00 4.000																					
86 Tim McNab, R ERA:	(9, 1) 1.0 S 5 2 0 0 1 0 0 0 0 0 0 7 7 0.00 2.000																					

New York Mets @ Houston Astros
Osceola County Stadium, Kissimmee, FL
Sun Mar 16 2008, 1:05 PM EDT
Att: 6,726 - Partly Cloudy - 78 F

AB 34
R 4
H 8
RBI 4
BB 3
SO 9
LOB 11



Batter	1	2	3	4	5	6	7	8	9	AB	R	H	RBI	BB	SO	LOB	TOP					
7 José Reyes, S (1.6) OBP: 0.311, SLG: 0.452 4 Anderson Hernandez, S (5.6) OBP: 0.269, SLG: 0.299										3	1	2	0	0	0	2	New York Mets @ Washington Nationals Space Coast Stadium, Viera, FL Mon Mar 17 2008, 1:05 PM EDT Att: 5,419 - Partly Cloudy - 76 F					
Endy Chavez, L (1.8) OBP: 0.333, SLG: 0.296 Jésus Feliciano, L (5.8) OBP: 0.556, SLG: 0.500										2	1	1	0	1	0	1						
5 David Wright, R (1.5) OBP: 0.396, SLG: 0.325 9 Marton Anderson, L (5.3) OBP: 0.263, SLG: 0.222										3	1	2	2	0	0	2						
Damon Easley, R (1.4) OBP: 0.136, SLG: 0.263 90 Argenis Reyes, S (5. PR) OBP: 0.448, SLG: 0.655										2	0	0	1	0	0	0						
17 Fernando Tatis, R (1.3) OBP: 0.111, SLG: 0.111										5	0	0	0	0	0	3						
19 Ryan Church, L (1.10) OBP: 0.355, SLG: 0.200										4	1	0	0	1	2	0						
30 Raul Casanova, S (1.2) OBP: 0.364, SLG: 0.222										2	0	0	0	1	0	0						
67 Fernando Martinez, L (1.9) OBP: 0.360, SLG: 0.391										4	2	2	0	0	2	1						
93 Brady Clark, R (1.7) OBP: 0.412, SLG: 0.326 70 Robinson Cancel, R (6.7) OBP: 0.379, SLG: 0.480										3	1	2	0	0	0	0						
Inning Stats	R: 1 E: 0 K: 0 S: 5	H: 2 LOB: 1 BB: 0 P: 6	R: 0 E: 0 K: 2 S: 7	H: 0 LOB: 0 BB: 0 P: 7	R: 0 E: 0 K: 0 S: 4	H: 2 LOB: 2 BB: 0 P: 6	R: 0 E: 0 K: 1 S: 5	H: 0 LOB: 0 BB: 0 P: 5	R: 4 E: 1 K: 0 S: 7	H: 3 LOB: 1 BB: 1 P: 13	R: 0 E: 0 K: 1 S: 6	H: 1 LOB: 2 BB: 1 P: 10	R: 0 E: 0 K: 0 S: 4	H: 1 LOB: 1 BB: 0 P: 4	R: 2 E: 2 K: 0 S: 6	H: 2 LOB: 2 BB: 1 P: 10		R: 0 E: 0 K: 0 S: 3	H: 0 LOB: 0 BB: 0 P: 3	1B: 11 2B: 0 3B: 0 HR: 0	SF: 1 2B: 0 3B: 0 HBP: 0	WP: 1 PB: 0 CS: 5
PITCHER	IP WLS BF H R ER SO BB IBB HBP BLK WP HR S P ERA WHIP																					
68 Michael O'Connor, L (1.1) ERA: 4.38	4.2 L 22 7 5 4 3 1 1 0 0 0 0 1 0 0 27 36 7.71 1.714																					
61 Brian Sanches, R (5.1) ERA: 6.0	1.1 6 1 0 0 1 1 0 0 0 0 0 0 0 7 11 0.00 1.500																					
Luis Ayala, R (7.1) ERA: 2.84	1.0 4 1 0 0 0 0 0 0 0 0 0 0 0 4 4 0.00 1.000																					
Jon Rauch, R (8.1) ERA: 1.5	1.0 7 2 2 1 0 1 0 0 0 0 0 0 0 6 10 9.00 3.000																					
32 Chad Cordero, R (9.1) ERA:	1.0 3 0 0 0 0 0 0 0 0 0 0 0 0 3 3 0.00 0.000																					

Batter	1	2	3	4	5	6	7	8	9	AB	R	H	RBI	BB	SO	LOB	BOTTOM					
15 Cristian Guzman, S (1.6) OBP: 0.400, SLG: 0.571										3	0	0	0	1	0	0	New York Mets @ Washington Nationals Space Coast Stadium, Viera, FL Mon Mar 17 2008, 1:05 PM EDT Att: 5,419 - Partly Cloudy - 76 F					
29 Bret Boone, R (1.4) OBP: 0.250, SLG: 0.297 22 Willie Harris, L (9.4) OBP: 0.378, SLG: 0.321										4	0	0	0	0	1	2						
11 Ryan Zimmerman, R (1.10) OBP: 0.370, SLG: 0.640										4	0	2	1	0	0	0						
21 Dmitri Young, S (1.3) OBP: 0.429, SLG: 0.333 Matthew Whitney, R (9.3) OBP: 0.146, SLG: 0.390										3	1	1	0	0	1	1						
25 Austin Kearns, R (1.9) OBP: 0.256, SLG: 0.395 55 Garrett Guzman, L (8.7) OBP: 0.300, SLG: 0.444										3	1	1	0	0	0	1						
8 Aaron Boone, R (1.5) OBP: 0.316, SLG: 0.444 4 Pete Orr, L (8.5) OBP: 0.429, SLG: 0.656										3	0	0	0	0	0	3						
3 Jesus Flores, R (1.2) OBP: 0.345, SLG: 0.385 83 Wil Nieves, R (7.2) OBP: 0.429, SLG: 0.375										2	0	0	0	0	1	1						
29 Ryan Langerhans, L (1.7) OBP: 0.424, SLG: 0.280										3	0	0	0	1	2	3						
Justin Maxwell, R (1.8) OBP: 0.333, SLG: 0.455										4	1	1	0	0	0	4						
Inning Stats	R: 0 E: 0 K: 1 S: 5	H: 0 LOB: 0 BB: 0 P: 5	R: 0 E: 0 K: 1 S: 5	H: 0 LOB: 0 BB: 0 P: 5	R: 0 E: 0 K: 1 S: 5	H: 1 LOB: 1 BB: 0 P: 5	R: 1 E: 2 K: 0 S: 5	H: 1 LOB: 1 BB: 0 P: 5	R: 1 E: 0 K: 0 S: 4	H: 2 LOB: 1 BB: 0 P: 5	R: 1 E: 0 K: 1 S: 7	H: 2 LOB: 1 BB: 0 P: 7	R: 0 E: 0 K: 0 S: 3	H: 0 LOB: 0 BB: 0 P: 3	R: 0 E: 0 K: 0 S: 3	H: 0 LOB: 3 BB: 3 P: 15		R: 0 E: 0 K: 0 S: 3	H: 0 LOB: 0 BB: 0 P: 15	1B: 5 2B: 2 3B: 0 HR: 0	SF: 0 2B: 2 3B: 0 HBP: 1	WP: 0 PB: 0 CS: 0
PITCHER	IP WLS BF H R ER SO BB IBB HBP BLK WP HR S P ERA WHIP																					
Oliver Pérez, L (1.1) ERA: 4.61	5.0 W 17 2 1 0 5 0 0 0 0 0 0 0 0 4 5 9.00 2.000																					
Joe Smith, R (6.1) ERA: 9.0	1.0 5 2 1 1 0 0 0 0 1 0 0 0 0 4 5 9.00 2.000																					
50 Duane Sanchez, R (7.1) ERA: 6.75	1.0 H 5 2 1 1 1 0 0 0 0 0 0 0 0 7 7 9.00 2.000																					
73 Ricardo Rincon, L (8.1) ERA: 6.75	1.0 3 0 0 0 0 0 0 0 0 0 0 0 0 3 3 0.00 0.000																					
74 Josejo Diaz, R (9.1) ERA: 1.23	1.0 6 0 0 0 0 0 3 0 0 0 0 0 0 3 15 0.00 3.000																					

AB	38
R	7
H	11
RBI	4
BB	3
SO	4
LOB	19



Batter	1	2	3	4	5	6	7	8	9	AB	R	H	RBI	BB	SO	LOB	TOP											
13 Asdrúbal Cabrera, S OBP: 0.324, SLG: 0.452										5	0	2	0	0	1	0												
11 Jamey Carroll, R OBP: 0.297, SLG: 0.303										4	0	1	0	0	1	2												
Jason Michaels, R OBP: 0.400, SLG: 0.742										2	1	1	1	0	2													
45 Jeremy Sowers, L										1	0	0	0	0	1	0												
41 Victor Martínez, S OBP: 0.389, SLG: 0.528										4	0	2	0	0	1	3												
25 Ryan Garko, R OBP: 0.361, SLG: 0.438										4	0	2	0	0	2	1												
Franklin Gutiérrez, R OBP: 0.393, SLG: 0.654										4	0	0	0	0	3	4												
12 Ben Francisco, R OBP: 0.404, SLG: 0.571										4	0	1	0	0	1	2												
15 Andy Marte, R OBP: 0.340, SLG: 0.579										4	0	0	0	0	3	1												
32 Aaron Laffey, L										2	0	0	0	0	1	0												
16 Jason Tyner, L OBP: 0.362, SLG: 0.379										1	0	0	0	0	0	1												
26 Andy González, R OBP: 0.276, SLG: 0.593										1	0	0	0	0	1	0												
Inning Stats	R: 1 E: 0 K: 2 S: 10	H: 2 LOB: 1 BB: 0 P: 10	R: 0 E: 0 K: 1 S: 5	H: 0 LOB: 0 BB: 0 P: 5	R: 0 E: 0 K: 1 S: 5	H: 2 LOB: 2 BB: 0 P: 5	R: 0 E: 0 K: 1 S: 5	H: 0 LOB: 0 BB: 0 P: 5	R: 0 E: 0 K: 2 S: 7	H: 1 LOB: 2 BB: 1 P: 12	R: 0 E: 0 K: 1 S: 7	H: 2 LOB: 2 BB: 0 P: 7	R: 0 E: 0 K: 3 S: 11	H: 2 LOB: 1 BB: 0 P: 11	R: 0 E: 0 K: 3 S: 9	H: 0 LOB: 0 BB: 0 P: 9	1B: 8 2B: 0 3B: 0 HR: 1	SF: 0 SAC: 0 DP: 0 HBP: 0	WP: 0 PB: 1 SB: 0 CS: 0	PA: 37								
PITCHER	IP	WLS	BF	H	R	ER	SO	BB	IBB	HBP	BLK	WP	HR	S	P	ERA	WHIP											
33 John Maine, R ERA: 2.33	5.2		23	5	1	1	7	1	0	0	0	0	0	1	37	41	1.59	1.059										
Joe Smith, R ERA: 8.59	0.1	W	1	0	0	0	1	0	0	0	0	0	0	0	3	3	0.00	0.000										
Scott Schoeneweis, L ERA: 1.13	1.0	H	5	2	0	0	1	0	0	0	0	0	0	7	7	0.00	2.000											
Aaron Heilman, R ERA:	1.0	H	5	2	0	0	3	0	0	0	0	0	0	11	11	0.00	2.000											
13 Billy Wagner, L ERA: 1.5	1.0	S	3	0	0	0	3	0	0	0	0	0	0	9	9	0.00	0.000											

Cleveland Indians @ New York Mets
Tradition Field, Port St. Lucie, FL
Wed Mar 19 2008, 7:10 PM EDT
Att: 7,087 - Partly Cloudy - 81 F


AB 36
R 1
H 9
RBI 1
BB 1
SO 15
LOB 16



Batter	1	2	3	4	5	6	7	8	9	AB	R	H	RBI	BB	SO	LOB	BOTTOM										
7 José Reyes, S OBP: 0.313, SLG: 0.444										3	0	1	0	0	0	0											
Endy Chavez, L OBP: 0.323, SLG: 0.286										1	0	0	0	0	0	0											
1 Luis Castillo, S OBP: 0.300, SLG: 0.125										3	0	0	0	0	1	1											
Ruben Gotay, S OBP: 0.444, SLG: 0.643										1	0	0	0	0	1	0											
5 David Wright, R OBP: 0.354, SLG: 0.326										3	1	1	0	0	0	0											
17 Fernando Tatis, R OBP: 0.200, SLG: 0.200										1	1	1	0	0	0	0											
15 Carlos Beltrán, S OBP: 0.292, SLG: 0.238										3	0	1	0	0	0	1											
67 Fernando Martínez, L OBP: 0.373, SLG: 0.426										1	0	1	1	0	0	0											
Damon Easley, R OBP: 0.200, SLG: 0.333										2	1	1	0	1	0	2											
65 Gustavo Molina, R OBP: 0.333, SLG: 0.200										1	0	0	0	0	0	1											
19 Ryan Church, L OBP: 0.324, SLG: 0.179										3	0	0	0	0	0	2											
4 Anderson Hernández, S OBP: 0.283, SLG: 0.292										1	0	0	0	0	0	1											
30 Raul Casanova, S OBP: 0.400, SLG: 0.522										3	0	2	1	0	1	1											
Scott Schoeneweis, L										0	0	0	0	0	0	0											
Aaron Heilman, R										0	0	0	0	0	0	0											
13 Billy Wagner, L										0	0	0	0	0	0	0											
16 Ángel Pagán, S OBP: 0.355, SLG: 0.467										3	0	0	0	0	0	3											
33 John Maine, R										2	0	0	0	0	0	0											
Joe Smith, R										0	0	0	0	0	0	0											
9 Marlon Anderson, L OBP: 0.250, SLG: 0.211										1	0	0	0	0	0	0											
Inning Stats	R: 0 E: 1 K: 0 S: 5	H: 1 LOB: 2 BB: 0 P: 5	R: 0 E: 0 K: 0 S: 3	H: 1 LOB: 0 BB: 0 P: 3	R: 0 E: 0 K: 0 S: 3	H: 1 LOB: 0 BB: 0 P: 3	R: 1 E: 0 K: 0 S: 5	H: 2 LOB: 2 BB: 1 P: 9	R: 0 E: 0 K: 1 S: 5	H: 0 LOB: 0 BB: 0 P: 5	R: 1 E: 1 K: 1 S: 7	H: 1 LOB: 1 BB: 0 P: 7	R: 0 E: 0 K: 0 S: 3	H: 0 LOB: 0 BB: 0 P: 3	R: 1 E: 0 K: 1 S: 7	H: 2 LOB: 1 BB: 0 P: 8	1B: 6 2B: 2 3B: 0 HR: 0	SF: 0 SAC: 0 DP: 2 HBP: 0	WP: 0 PB: 0 SB: 1 CS: 0	PA: 33							
PITCHER	IP	WLS	BF	H	R	ER	SO	BB	IBB	HBP	BLK	WP	HR	S	P	ERA	WHIP										
32 Aaron Laffey, L ERA: 7.62	5.0		20	5	1	1	1	1	0	0	0	0	0	21	25	1.80	1.200										
45 Jeremy Sowers, L ERA: 9.0	3.0	L	13	3	2	1	2	0	0	0	0	0	0	17	18	3.00	1.000										


Cleveland Indians @ New York Mets
Tradition Field, Port St. Lucie, FL
Wed Mar 19 2008, 7:10 PM EDT
Att: 7,087 - Partly Cloudy - 81 F


AB 32
R 3
H 8
RBI 2
BB 1
SO 3
LOB 12



Batter	1	2	3	4	5	6	7	8	9	AB	R	H	RBI	BB	SO	LOB	TOP																
15 Cristian Guzman, S OBP: 0.364, SLG: 0.490										4	0	0	0	0	1	0	<p>Washington Nationals @ New York Mets Tradition Field, Port St. Lucie, FL</p> <p>Fri Mar 21 2008, 1:10 PM EDT Att: 6,397 - Partly Cloudy - 74 F</p> <p>livebaseballscores.com</p>																
16 Paul Lo Duca, R OBP: 0.333, SLG: 0.333 83 Wil Nieves, R OBP: 0.333, SLG: 0.273										3	0	1	0	0	1	0																	
11 Ryan Zimmerman, R OBP: 0.364, SLG: 0.677 4 Pete Orr, L OBP: 0.405, SLG: 0.618										3	0	1	0	0	1	0																	
21 Dmitri Young, S OBP: 0.364, SLG: 0.350 Matthew Whitney, R OBP: 0.133, SLG: 0.321										3	0	0	0	0	1	1																	
25 Austin Kearns, R OBP: 0.300, SLG: 0.479 Rob Mackowiak, L										2	2	1	1	0	0	0																	
34 Elijah Dukes, R OBP: 0.385, SLG: 0.515 Justin Maxwell, R OBP: 0.367, SLG: 0.538										3	0	1	0	0	0	0																	
Felipe Lopez, S OBP: 0.269, SLG: 0.292										3	0	1	1	0	1	1																	
29 Ryan Langerhans, L OBP: 0.405, SLG: 0.276										3	0	1	0	0	1	2																	
47 Matt Chico, L										2	0	0	0	0	0	2																	
49 Chris Schroder, R										0	0	0	0	0	0	0																	
81 Jason Stanford, L										0	0	0	0	0	0	0																	
8 Aaron Boone, R OBP: 0.286, SLG: 0.400 36 Ray King, L										1	0	0	0	0	0	0																	
Inning Stats	R: 0 E: 0 K: 1 S: 6	H: 2 LOB: 1 BB: 0 P: 6	R: 1 E: 0 K: 1 S: 6	H: 1 LOB: 1 BB: 0 P: 7	R: 0 E: 0 K: 1 S: 5	H: 0 LOB: 0 BB: 0 P: 5	R: 1 E: 0 K: 1 S: 7	H: 1 LOB: 0 BB: 0 P: 8	R: 0 E: 0 K: 0 S: 3	H: 0 LOB: 0 BB: 0 P: 3	R: 0 E: 0 K: 2 S: 7	H: 0 LOB: 0 BB: 0 P: 7	R: 0 E: 0 K: 0 S: 4	H: 1 LOB: 3 BB: 0 P: 4	R: 0 E: 0 K: 0 S: 3	H: 0 LOB: 1 BB: 1 P: 7	1B: 4 2B: 2 3B: 0 HR: 1	SF: 0 SAC: 0 DP: 1 HBP: 1	WP: 0 PB: 0 SB: 0 CS: 0	PA: 33													
PITCHER	IP WLS BF H R ER SO BB IBB HBP BLK WP HR S P ERA WHIP																																
45 Pedro Martinez, R ERA: 2.0	5.0	19	5	2	2	4	0	0	1	0	0	0	1	27	29	3.60	1.000																
73 Ricardo Rincon, L ERA: 5.68	1.0	W	3	0	0	0	0	0	0	0	0	0	0	7	7	0.00	0.000																
25 Pedro Feliciano, L ERA:	1.0	H	4	1	0	0	0	0	0	0	0	0	0	4	4	0.00	1.000																
Scott Schoeneweis, L ERA: 1.0	1.0		3	0	0	0	0	0	0	0	0	0	0	3	3	0.00	0.000																
38 Matt Wise, R ERA: 0.98	1.0		4	0	0	0	0	1	0	0	0	0	0	3	7	0.00	1.000																

Batter	1	2	3	4	5	6	7	8	9	AB	R	H	RBI	BB	SO	LOB	BOTTOM																
7 José Reyes, S OBP: 0.364, SLG: 0.529 25 Pedro Feliciano, L										4	0	2	2	0	1	0	<p>Washington Nationals @ New York Mets Tradition Field, Port St. Lucie, FL</p> <p>Fri Mar 21 2008, 1:10 PM EDT Att: 6,397 - Partly Cloudy - 74 F</p> <p>livebaseballscores.com</p>																
Ruben Gotay, S OBP: 0.450, SLG: 0.600									3	1	1	0	0	0	1	0																	
1 Luis Castillo, S OBP: 0.375, SLG: 0.286 Damon Easley, R OBP: 0.172, SLG: 0.280									2	0	0	0	0	0	3	0																	
5 David Wright, R OBP: 0.362, SLG: 0.408 Scott Schoeneweis, L										4	2	3	2	0	0	0																	
Rafael Arroyo, R OBP: 1.000, SLG: 1.000 38 Matt Wise, R										0	0	0	0	0	0	0																	
15 Carlos Beltrán, S OBP: 0.333, SLG: 0.333 Endy Chavez, L OBP: 0.306, SLG: 0.273										1	0	1	0	0	0	0																	
21 Carlos Delgado, L OBP: 0.207, SLG: 0.321 73 Ricardo Rincon, L										3	0	0	0	0	0	3																	
17 Fernando Tatís, R OBP: 0.214, SLG: 0.385										0	0	0	0	0	0	0																	
16 Ángel Pagán, S OBP: 0.394, SLG: 0.516 93 Brady Clark, R OBP: 0.407, SLG: 0.326										2	1	2	0	1	0	0																	
19 Ryan Church, L OBP: 0.300, SLG: 0.152 4 Anderson Hernandez, S OBP: 0.309, SLG: 0.306										2	1	1	0	0	0	0																	
30 Raul Casanova, S OBP: 0.357, SLG: 0.462 65 Gustavo Molina, R OBP: 0.429, SLG: 0.417										3	0	0	0	0	1	4																	
45 Pedro Martinez, R										1	0	0	0	0	0	0																	
92 Caleb Stewart, R (5, PH)										1	0	0	0	0	0	0																	
9 Marlon Anderson, L OBP: 0.304, SLG: 0.318										2	1	2	2	0	0	0																	
Inning Stats	R: 0 E: 0 K: 1 S: 7	H: 2 LOB: 2 BB: 0 P: 7	R: 0 E: 0 K: 1 S: 5	H: 1 LOB: 0 BB: 0 P: 5	R: 0 E: 0 K: 0 S: 3	H: 0 LOB: 1 BB: 1 P: 8	R: 2 E: 1 K: 0 S: 8	H: 3 LOB: 1 BB: 0 P: 12	R: 3 E: 0 K: 1 S: 7	H: 3 LOB: 0 BB: 1 P: 11	R: 3 E: 1 K: 0 S: 8	H: 4 LOB: 3 BB: 1 P: 12	R: 0 E: 0 K: 1 S: 6	H: 1 LOB: 1 BB: 0 P: 6	1B: 10 2B: 4 3B: 1 HR: 1	SF: 1 SAC: 0 DP: 1 HBP: 0	WP: 1 PB: 0 SB: 1 CS: 1	PA: 42															
PITCHER	IP WLS BF H R ER SO BB IBB HBP BLK WP HR S P ERA WHIP																																
47 Matt Chico, L ERA: 3.5	4.1	19	6	1	0	0	1	0	0	0	0	1	1	13	21	16.20	3.600																
49 Chris Schroder, R ERA: 4.5	1.0	L	10	5	4	3	1	1	0	0	0	0	0	8	12	0.00	5.000																
81 Jason Stanford, L ERA: 3.38	1.0		9	4	3	0	0	1	0	0	0	0	0	6	6	0.00	1.000																
36 Ray King, L ERA:	1.0		4	1	0	0	1	0	0	0	0	0	0	6	6	0.00	1.000																

Batter	1	2	3	4	5	6	7	8	9	AB	R	H	RBI	BB	SO	LOB	TOP	
1 Luis Castillo, S (1.4) OBP: 0.316, SLG: 0.235 Ruben Gotay, S (6.4) OBP: 0.429, SLG: 0.563 (7.5)	G6-3		K			G6-3	K			3	0	0	0	0	1	1	New York Mets @ Cleveland Indians Chain of Lakes Park, Winter Haven, FL Sat Mar 22 2008, 1:05 PM EDT Att: 7,992 - Cloudy - 75 F AB 27 R 2 H 7 RBI 2 BB 1 SO 7 LOB 20 	
93 Brady Clark, R (1.7) OBP: 0.404, SLG: 0.327 Andy Chavez, L (6.8) OBP: 0.306, SLG: 0.273	F9			1B		F8				3	0	1	0	0	0	0		
15 Carlos Beltrán, S (1.8) OBP: 0.333, SLG: 0.433 4 Anderson Hernandez, S (6.6) OBP: 0.309, SLG: 0.306	K			F8		HR				3	1	1	1	0	1	1		
21 Carlos Delgado, L (1.3) OBP: 0.219, SLG: 0.323 9 Marlon Anderson, L (6.3) OBP: 0.304, SLG: 0.316			1B			F9				3	0	1	0	0	1	1		
Damon Easley, R (1.6) OBP: 0.219, SLG: 0.321 (6.5)	F8									3	0	2	0	0	0	1		
90 Jonathan Malo, R (7, PR) (7.4)				1B						0	1	0	0	0	0	0		
19 Ryan Church, L (1.9) OBP: 0.302, SLG: 0.194 16 Angel Pagán, S (7.9) OBP: 0.394, SLG: 0.516	G6-3			P5						3	0	1	0	0	0	3		
17 Fernando Tatis, R (1.5) OBP: 0.294, SLG: 0.467 (6.7)										2	0	1	1	1	0	1		
23 Brian Schneider, L (1.2) OBP: 0.143, SLG: 0.571 30 Raul Casanova, S (6.2) OBP: 0.345, SLG: 0.444				G4-3		G4-6-3				2	0	0	0	0	0	2		
63 Michel Abreu, R (1, 10)				K		K				3	0	0	0	0	3	4		
Inning Stats	R: 0 E: 0 K: 1 S: 5	H: 0 LOB: 0 BB: 0 P: 5	R: 0 E: 0 K: 0 S: 3	H: 1 LOB: 0 BB: 0 P: 3	R: 0 E: 0 K: 2 S: 8	H: 1 LOB: 1 BB: 0 P: 8	R: 0 E: 0 K: 1 S: 7	H: 2 LOB: 2 BB: 0 P: 7	R: 0 E: 0 K: 1 S: 4	H: 0 LOB: 0 BB: 1 P: 8	R: 1 E: 0 K: 0 S: 4	H: 1 LOB: 0 BB: 0 P: 4	R: 1 E: 1 K: 2 S: 10	H: 2 LOB: 3 BB: 0 P: 10				
PITCHER	IP WLS BF H R ER SO BB IBB HBP BLK WP HR S P ERA WHIP																	
31 Cliff Lee, L (1, 1) ERA: 5.27	5.0 W 18 4 0 0 5 1 0 0 0 0 0 0 27 31 0.00 1.000																	
39 Scott Elarton, R (6, 1) ERA: 2.03	1.0 4 1 1 1 0 0 0 0 0 0 0 1 4 4 9.00 1.000																	
Aaron Fultz, L (7, 1) ERA: 11.88	1.0 6 2 1 1 2 0 0 0 0 0 0 0 10 10 9.00 2.000																	

Batter	1	2	3	4	5	6	7	8	9	AB	R	H	RBI	BB	SO	LOB	BOTTOM	
Franklin Gutierrez, R (1, 8) OBP: 0.417, SLG: 0.594 82 Nathan Panther, L (7, PR)	P6		K							2	0	0	0	2	1	1	New York Mets @ Cleveland Indians Chain of Lakes Park, Winter Haven, FL Sat Mar 22 2008, 1:05 PM EDT Att: 7,992 - Cloudy - 75 F AB 28 R 5 H 9 RBI 5 BB 3 SO 6 LOB 16 	
13 Asdrúbal Cabrera, S (1, 6) OBP: 0.361, SLG: 0.563	F9			HR		P6				4	1	1	1	0	0	2		
48 Travis Hafner, L (1, 10) OBP: 0.425, SLG: 0.469	K			K		K				3	0	0	0	0	3	1		
41 Victor Martinez, S (1, 2) OBP: 0.409, SLG: 0.581				HR						4	2	3	1	0	0	2		
25 Ryan Garko, R (1, 3) OBP: 0.318, SLG: 0.359	G5-3			F7		P3				4	0	0	0	0	0	5		
Casey Blake, R (1, 5) OBP: 0.385, SLG: 0.387 15 Andy Marte, R (7, 5) OBP: 0.320, SLG: 0.537	K			HR						3	1	2	2	0	1	0		
12 Ben Francisco, R (1, 7) OBP: 0.420, SLG: 0.644	F8			HR						3	1	2	1	0	0	0		
11 Jamey Carroll, R (1, 4) OBP: 0.289, SLG: 0.343 29 Josh Barfield, R (7, 4) OBP: 0.356, SLG: 0.368										2	0	1	0	1	0	2		
16 Jason Tyner, L (1, 9) OBP: 0.357, SLG: 0.351				K		F7				3	0	0	0	0	1	3		
Inning Stats	R: 0 E: 0 K: 1 S: 5	H: 0 LOB: 0 BB: 0 P: 5	R: 1 E: 0 K: 1 S: 6	H: 1 LOB: 0 BB: 0 P: 6	R: 0 E: 0 K: 2 S: 6	H: 0 LOB: 0 BB: 1 P: 10	R: 4 E: 0 K: 1 S: 10	H: 5 LOB: 1 BB: 0 P: 10	R: 0 E: 0 K: 1 S: 6	H: 1 LOB: 2 BB: 1 P: 10	R: 0 E: 0 K: 0 S: 4	H: 2 LOB: 1 BB: 0 P: 4	R: 0 E: 0 K: 0 S: 3	H: 0 LOB: 2 BB: 1 P: 8				
PITCHER	IP WLS BF H R ER SO BB IBB HBP BLK WP HR S P ERA WHIP																	
Oliver Pérez, L (1, 1) ERA: 5.79	5.0 L 23 7 5 5 0 0 2 0 0 0 0 0 4 33 41 9.00 1.800																	
Joe Smith, R (6, 1) ERA: 7.56	1.0 4 2 0 0 0 0 0 0 0 0 0 0 4 4 0.00 2.000																	
27 Nelson Figueroa, R (7, 1) ERA: 3.14	1.0 5 0 0 0 0 0 1 0 1 1 0 0 0 3 8 0.00 1.000																	

Batter	1	2	3	4	5	6	7	8	9	AB	R	H	RBI	BB	SO	LOB	TOP							
55 Skip Schumaker, L OBP: 0.393, SLG: 0.544										4	2	2	1	0	0	3	St. Louis Cardinals @ New York Mets Tradition Field, Port St. Lucie, FL Sun Mar 23 2008, 1:10 PM EDT Att: 6,554 - Partly Cloudy - 77 F							
54 Brian Barton, R OBP: 0.404, SLG: 0.627										2	1	2	2	0	0	0								
Aaron Miles, S OBP: 0.358, SLG: 0.348										4	1	1	0	1	0	6								
56 Kelvin Jimenez, R OBP: 0.391, SLG: 0.429										0	0	0	0	0	0	0								
5 Albert Pujols, R OBP: 0.333, SLG: 0.830										3	1	2	2	1	0	2								
84 Colby Rasmus, L OBP: 0.463, SLG: 0.619										2	1	1	2	0	0	0								
24 Rick Ankiel, L OBP: 0.409, SLG: 0.607										3	2	2	2	0	0	2								
47 Ryan Ludwick, R OBP: 0.323, SLG: 0.446										1	0	0	0	0	0	0								
80 Gabe Johnson, R OBP: 0.500, SLG: 0.500										1	0	1	0	0	0	0								
16 Chris Duncan, L OBP: 0.302, SLG: 0.209										4	0	1	2	1	1	0								
53 Mark Johnson, L OBP: 0.250, SLG: 0.143										1	0	1	0	0	0	0								
4 Yadier Molina, R OBP: 0.232, SLG: 0.273										5	1	1	1	0	1	4								
Luke Gregerson, L										0	0	0	0	0	0	0								
31 Ryan Franklin, R										0	0	0	0	0	0	0								
Adam Kennedy, L										3	0	0	0	0	0	1								
46 Kyle McClellan, R OBP: 1.000, SLG: 1.000										1	0	1	0	0	0	0								
90 Jose Martinez, R OBP: 0.333, SLG: 0.333										2	0	0	0	0	0	4								
37 Todd Wellemeyer, R OBP: 0.200, SLG: 0.200										2	0	1	0	0	0	0								
94 Rico Washington, L OBP: 0.462, SLG: 0.500										4	1	2	0	0	0	3								
3 Cesar Izturis, S OBP: 0.245, SLG: 0.265										3	2	1	0	0	0	2								
28 D'Angelo Jimenez, S OBP: 0.258, SLG: 0.357										2	1	1	0	0	0	2								
Inning Stats	R: 3 E: 0 K: 0 S: 5	H: 2 LOB: 1 BB: 1 P: 10	R: 0 E: 0 K: 0 S: 4	H: 1 LOB: 1 BB: 0 P: 4	R: 2 E: 0 K: 1 S: 6	H: 1 LOB: 1 BB: 1 P: 10	R: 1 E: 2 K: 0 S: 6	H: 2 LOB: 2 BB: 0 P: 6	R: 0 E: 0 K: 1 S: 5	H: 0 LOB: 0 BB: 0 P: 5	R: 2 E: 0 K: 0 S: 7	H: 4 LOB: 3 BB: 1 P: 11	R: 0 E: 0 K: 0 S: 5	H: 3 LOB: 2 BB: 0 P: 5	R: 0 E: 0 K: 0 S: 3	H: 0 LOB: 0 BB: 0 P: 3	R: 6 E: 1 K: 0 S: 13	H: 8 LOB: 3 BB: 0 P: 15	1B: 17 2B: 2 3B: 0 HR: 2	SF: 0 SAC: 0 DP: 1 HBP: 2	WP: 0 PB: 0 SB: 0 CS: 0	PA: 53		
PITCHER	IP: 3.0 WLS: L BF: 16 ERA: 15.0	IP: 6.0 WLS: 2 BF: 24 ERA: 4.5	IP: 4.1 WLS: 26 BF: 13 ERA: 8.31	IP: 0.2 WLS: 5 BF: 2 ERA: 0.00	IP: 3.0 WLS: L BF: 16 ERA: 15.0	IP: 6.0 WLS: 2 BF: 24 ERA: 4.5	IP: 4.1 WLS: 26 BF: 13 ERA: 8.31	IP: 0.2 WLS: 5 BF: 2 ERA: 0.00	IP: 3.0 WLS: L BF: 16 ERA: 15.0	IP: 6.0 WLS: 2 BF: 24 ERA: 4.5	IP: 4.1 WLS: 26 BF: 13 ERA: 8.31	IP: 0.2 WLS: 5 BF: 2 ERA: 0.00	IP: 3.0 WLS: L BF: 16 ERA: 15.0	IP: 6.0 WLS: 2 BF: 24 ERA: 4.5	IP: 4.1 WLS: 26 BF: 13 ERA: 8.31	IP: 0.2 WLS: 5 BF: 2 ERA: 0.00	IP: 3.0 WLS: L BF: 16 ERA: 15.0	IP: 6.0 WLS: 2 BF: 24 ERA: 4.5	IP: 4.1 WLS: 26 BF: 13 ERA: 8.31	IP: 0.2 WLS: 5 BF: 2 ERA: 0.00	IP: 3.0 WLS: L BF: 16 ERA: 15.0	IP: 6.0 WLS: 2 BF: 24 ERA: 4.5	IP: 4.1 WLS: 26 BF: 13 ERA: 8.31	IP: 0.2 WLS: 5 BF: 2 ERA: 0.00

Batter	1	2	3	4	5	6	7	8	9	AB	R	H	RBI	BB	SO	LOB	BOTTOM							
7 José Reyes, S OBP: 0.373, SLG: 0.545										4	1	2	1	0	0	0	St. Louis Cardinals @ New York Mets Tradition Field, Port St. Lucie, FL Sun Mar 23 2008, 1:10 PM EDT Att: 6,554 - Partly Cloudy - 77 F							
4 Anderson Hernandez, S OBP: 0.304, SLG: 0.300										1	0	0	1	0	0	1								
1 Luis Castillo, S OBP: 0.292, SLG: 0.190										4	0	0	0	1	0	3								
5 David Wright, R OBP: 0.373, SLG: 0.415										4	0	1	1	0	1	1								
Ruben Gotay, S OBP: 0.408, SLG: 0.529										1	0	0	0	0	1	1								
15 Carlos Beltrán, S OBP: 0.306, SLG: 0.394										3	0	0	0	0	1	2								
Endy Chavez, L OBP: 0.297, SLG: 0.265										1	0	0	0	0	0	0								
21 Carlos Delgado, L OBP: 0.242, SLG: 0.375										1	1	1	0	0	0	0								
9 Marlon Anderson, L OBP: 0.308, SLG: 0.292										2	0	0	0	1	0	0								
16 Angel Pagan, S OBP: 0.377, SLG: 0.492										3	0	0	0	0	1	1								
93 Brady Clark, R OBP: 0.414, SLG: 0.340										1	0	1	0	0	0	0								
19 Ryan Church, L OBP: 0.311, SLG: 1.237										2	0	1	1	0	0	0								
34 Mike Pelfrey, R OBP: 0.250, SLG: 0.250										2	0	0	0	0	0	2								
Brandon Nall, R										0	0	0	0	0	0	0								
30 Raul Casanova, S OBP: 0.355, SLG: 0.429										1	0	0	0	1	0	0								
65 Gustavo Molina, R OBP: 0.438, SLG: 0.429										2	1	1	0	0	1	0								
26 Orlando Hernandez, R										1	0	0	0	0	1	2								
78 Eddie Kunz, R										0	0	0	0	0	0	0								
17 Fernando Tatís, R OBP: 0.350, SLG: 0.611										3	1	2	0	0	0	0								
Inning Stats	R: 0 E: 0 K: 0 S: 3	H: 0 LOB: 0 BB: 0 P: 3	R: 1 E: 0 K: 1 S: 7	H: 2 LOB: 1 BB: 1 P: 11	R: 0 E: 0 K: 1 S: 5	H: 0 LOB: 1 BB: 1 P: 9	R: 0 E: 0 K: 0 S: 3	H: 0 LOB: 0 BB: 0 P: 3	R: 2 E: 0 K: 1 S: 8	H: 3 LOB: 1 BB: 0 P: 8	R: 0 E: 0 K: 1 S: 5	H: 0 LOB: 0 BB: 0 P: 5	R: 0 E: 0 K: 1 S: 6	H: 1 LOB: 1 BB: 0 P: 6	R: 0 E: 0 K: 0 S: 4	H: 1 LOB: 2 BB: 1 P: 8	R: 1 E: 0 K: 1 S: 7	H: 2 LOB: 1 BB: 0 P: 7	1B: 3 2B: 6 3B: 0 HR: 0	SF: 0 SAC: 0 DP: 0 HBP: 0	WP: 0 PB: 0 SB: 0 CS: 0	PA: 39		
PITCHER	IP: 4.2 WLS: W BF: 21 ERA: 4.05	IP: 8.0 WLS: 1 BF: 30 ERA: 1.64	IP: 5.0 WLS: 5 BF: 20 ERA: 4.5	IP: 1.0 WLS: 5 BF: 2 ERA: 0.00	IP: 3.0 WLS: L BF: 16 ERA: 15.0	IP: 6.0 WLS: 2 BF: 24 ERA: 4.5	IP: 4.1 WLS: 26 BF: 13 ERA: 8.31	IP: 0.2 WLS: 5 BF: 2 ERA: 0.00	IP: 3.0 WLS: L BF: 16 ERA: 15.0	IP: 6.0 WLS: 2 BF: 24 ERA: 4.5	IP: 4.1 WLS: 26 BF: 13 ERA: 8.31	IP: 0.2 WLS: 5 BF: 2 ERA: 0.00	IP: 3.0 WLS: L BF: 16 ERA: 15.0	IP: 6.0 WLS: 2 BF: 24 ERA: 4.5	IP: 4.1 WLS: 26 BF: 13 ERA: 8.31	IP: 0.2 WLS: 5 BF: 2 ERA: 0.00	IP: 3.0 WLS: L BF: 16 ERA: 15.0	IP: 6.0 WLS: 2 BF: 24 ERA: 4.5	IP: 4.1 WLS: 26 BF: 13 ERA: 8.31	IP: 0.2 WLS: 5 BF: 2 ERA: 0.00	IP: 3.0 WLS: L BF: 16 ERA: 15.0	IP: 6.0 WLS: 2 BF: 24 ERA: 4.5	IP: 4.1 WLS: 26 BF: 13 ERA: 8.31	IP: 0.2 WLS: 5 BF: 2 ERA: 0.00

St. Louis Cardinals @ New York Mets
 Tradition Field, Port St. Lucie, FL
 Sun Mar 23 2008, 1:10 PM EDT
 Att: 6,554 - Partly Cloudy - 77 F

AB 48
 R 14
 H 21
 RBI 13
 BB 3
 SO 2
 LOB 29



St. Louis Cardinals @ New York Mets
 Tradition Field, Port St. Lucie, FL
 Sun Mar 23 2008, 1:10 PM EDT
 Att: 6,554 - Partly Cloudy - 77 F

AB 36
 R 4
 H 9
 RBI 4
 BB 3
 SO 6
 LOB 13



Batter	1	2	3	4	5	6	7	8	9	AB	R	H	RBI	BB	SO	LOB	TOP										
7 José Reyes, S (1,6) OBP: 0.385, SLG: 0.517 4 Anderson Hernandez, S (5,6) OBP: 0.299, SLG: 0.294	G5-3		G5-3		G4-3			P5		3	0	0	0	0	0	1	New York Mets @ Baltimore Orioles Fort Lauderdale Stadium, Ft. Lauderdale, FL Mon Mar 24 2008, 1:05 PM EDT Att: 6,069 - Partly Cloudy - 75 F										
1 Luis Castillo, S (1,4) OBP: 0.333, SLG: 0.292 Ruben Gotay, S (6,4)	L3-6					G6-3		BB		3	0	2	1	0	0	0											
5 David Wright, R (1,5) OBP: 0.395, SLG: 0.393 16 Angel Pagan, S (6,7)	L3-6		K			K		G4-3		3	0	0	0	0	2	2											
Damon Easley, R (1,3) OBP: 0.194, SLG: 0.281		E6			F9			G6-3		4	0	0	0	0	0	0											
9 Marlon Anderson, L (1,10) OBP: 0.333, SLG: 0.269		BB						K		2	0	0	0	2	1	0											
17 Fernando Tatis, R (1,7) OBP: 0.292, SLG: 0.500		F4			K			G5-3		4	0	0	0	0	1	3											
19 Ryan Church, L (1,9) OBP: 0.313, SLG: 0.244 65 Gustavo Molina, R (7,2) OBP: 0.438, SLG: 0.429		G6-4-3			K			G6-3		3	0	1	0	0	1	3											
93 Brady Clark, R (1,8) OBP: 0.410, SLG: 0.327								K		2	1	0	0	1	1	1											
23 Brian Schneider, L (1,2) OBP: 0.111, SLG: 0.444 Endy Chavez, L (7,9) OBP: 0.289, SLG: 0.257					G4-3			F9		2	0	0	0	0	0	1											
								G1-3		1	0	0	0	0	0	0											
Inning Stats	R: 0 E: 0 K: 0 S: 3	H: 1 LOB: 0 BB: 0 P: 3	R: 0 E: 1 K: 0 S: 3	H: 0 LOB: 1 BB: 1 P: 7	R: 1 E: 0 K: 1 S: 6	H: 1 LOB: 1 BB: 1 P: 10	R: 0 E: 0 K: 2 S: 7	H: 0 LOB: 1 BB: 1 P: 11	R: 0 E: 0 K: 1 S: 5	H: 0 LOB: 0 BB: 0 P: 5	R: 0 E: 0 K: 2 S: 8	H: 1 LOB: 1 BB: 0 P: 8	R: 0 E: 0 K: 0 S: 3	H: 0 LOB: 1 BB: 1 P: 7	R: 0 E: 0 K: 0 S: 3	H: 0 LOB: 0 BB: 0 P: 3	1B: 2 2B: 2 3B: 0 HR: 0	SF: 0 SAC: 0 DP: 2 HBP: 0	WP: 0 PB: 0 SB: 1 CS: 0	PA: 33							
PITCHER	IP	WLS	BF	H	R	ER	SO	BB	IBB	HBP	BLK	WP	HR	S	P	ERA	WHIP										
29 Adam Loewen, L (1,1) ERA: 8.03	5.0	L	19	2	1	1	3	3	0	0	0	0	0	22	34	1.80	1.000										
64 Jim Johnson, R (6,1) ERA: 6.3	1.0		3	0	0	0	1	0	0	0	0	0	0	5	5	0.00	0.000										
32 Jamie Walker, L (7,1) ERA: 7.27	1.0		4	1	0	0	2	0	0	0	0	0	0	8	8	0.00	1.000										
Chad Bradford, R (8,1) ERA: 5.4	1.0		4	0	0	0	0	1	0	0	0	0	0	3	7	0.00	1.000										
52 George Sherrill, L (9,1) ERA: 2.25	1.0		3	0	0	0	0	0	0	0	0	0	0	3	3	0.00	0.000										

Batter	1	2	3	4	5	6	7	8	9	AB	R	H	RBI	BB	SO	LOB	BOTTOM										
1 Brian Roberts, S (1,4) OBP: 0.360, SLG: 0.341 9 Scott Moore, L (9,3) OBP: 0.581, SLG: 0.731	G6-3		PO		K			K		3	0	0	0	0	2	0	New York Mets @ Baltimore Orioles Fort Lauderdale Stadium, Ft. Lauderdale, FL Mon Mar 24 2008, 1:05 PM EDT Att: 6,069 - Partly Cloudy - 75 F										
6 Melvin Mora, R (1,5) OBP: 0.510, SLG: 0.705 69 Oscar Salazar, R (9,5) OBP: 0.353, SLG: 0.484	L5				F8			BB		2	0	0	0	1	0	0											
21 Nick Markakis, L (1,10) OBP: 0.389, SLG: 0.469								K		3	0	1	0	0	2	1											
17 Aubrey Huff, L (1,3) OBP: 0.276, SLG: 0.379 12 Brandon Fahey, L (9,6) OBP: 0.273, SLG: 0.244		G3-1			G3			G6-4-3		3	0	0	0	0	0	2											
Ramon Hernandez, R (1,2) OBP: 0.349, SLG: 0.316 73 Chris Heintz, R (9,2) OBP: 0.280, SLG: 0.360		G2-3						G6-3		0	0	0	0	0	0	0											
Jay Payton, R (1,9) OBP: 0.304, SLG: 0.364 70 Eider Torres, S (9,4) OBP: 0.216, SLG: 0.171					F9			K		3	0	0	0	0	1	0											
30 Luke Scott, L (1,7) OBP: 0.283, SLG: 0.457								P6		2	0	0	0	1	1	0											
10 Adam Jones, R (1,8) OBP: 0.319, SLG: 0.419								K		3	0	0	0	0	3	1											
2 Luis Hernandez, S (1,6) OBP: 0.268, SLG: 0.222 13 Tike Redman, L (9,9) OBP: 0.289, SLG: 0.417								G1-3		2	0	0	0	0	1	1											
								G4-3		1	0	0	0	0	0	0											
Inning Stats	R: 0 E: 0 K: 1 S: 5	H: 0 LOB: 0 BB: 0 P: 5	R: 0 E: 0 K: 0 S: 3	H: 0 LOB: 0 BB: 0 P: 3	R: 0 E: 0 K: 2 S: 6	H: 0 LOB: 0 BB: 1 P: 10	R: 0 E: 0 K: 1 S: 6	H: 1 LOB: 1 BB: 0 P: 6	R: 0 E: 0 K: 2 S: 7	H: 0 LOB: 0 BB: 0 P: 7	R: 0 E: 0 K: 1 S: 4	H: 0 LOB: 0 BB: 1 P: 8	R: 0 E: 0 K: 1 S: 5	H: 0 LOB: 1 BB: 0 P: 5	R: 0 E: 0 K: 1 S: 6	H: 1 LOB: 1 BB: 0 P: 6	1B: 2 2B: 0 3B: 0 HR: 0	SF: 0 SAC: 0 DP: 1 HBP: 0	WP: 0 PB: 0 SB: 0 CS: 0	PA: 30							
PITCHER	IP	WLS	BF	H	R	ER	SO	BB	IBB	HBP	BLK	WP	HR	S	P	ERA	WHIP										
33 John Maine, R (1,1) ERA: 1.78	6.0	W	19	1	0	0	7	1	0	0	0	0	0	32	36	0.00	0.333										
Joe Smith, R (7,1) ERA: 6.3	1.2	H	5	0	0	0	2	1	0	0	0	0	0	8	12	0.00	0.600										
27 Nelson Figueroa, R (8,1) ERA: 2.87	1.1	S	5	1	0	0	1	0	0	0	0	0	0	7	7	0.00	0.750										

AB	29
R	1
H	3
RBI	1
BB	4
SO	6
LOB	12



AB	27
R	0
H	2
RBI	0
BB	2
SO	10
LOB	6



Batter	1	2	3	4	5	6	7	8	9	AB	R	H	RBI	BB	SO	LOB	TOP			
1 Grégor Blanco, L OBP: 0.542, SLG: 0.543	F7		K				F7-3		F7	4	0	1	0	1	1	0	Atlanta Braves @ New York Mets Tradition Field, Port St. Lucie, FL Tue Mar 25 2008, 1:10 PM EDT Att: 6,627 - Partly Cloudy - 71 F			
19 Yunel Escobar, R OBP: 0.448, SLG: 0.577 Van Pope, R OBP: 0.286, SLG: 0.429							F9			2	0	1	0	1	1	2				
7 Jeff Francoeur, R OBP: 0.399, SLG: 0.434 Gorkys Hernández, R OBP: 0.333, SLG: 0.333	F7						F7-3		G3-1	3	0	0	0	0	0	2				
23 Matt Diaz, R OBP: 0.242, SLG: 0.442 48 Chris Resop, R OBP: 0.200, SLG: 0.000 90 Mark Jurich, L OBP: 0.100, SLG: 0.100 67 Javier Guzman, S OBP: 0.333, SLG: 0.333	CS	G4-3								3	1	1	0	0	0	0				
14 Martín Prado, R OBP: 0.384, SLG: 0.424 18 Clint Sammons, R OBP: 0.316, SLG: 0.412										2	2	2	0	2	0	0				
68 Brent Lillibridge, R OBP: 0.344, SLG: 0.314										3	1	0	0	1	1	5				
20 Scott Thorman, L OBP: 0.241, SLG: 0.379 77 Barbaro Canizares, R OBP: 0.200, SLG: 0.200										4	0	2	1	0	0	3				
27 Corky Miller, R OBP: 0.280, SLG: 0.435 Tyler Yates, R										3	0	1	2	1	0	2				
Brad Nelson, R										0	0	0	0	0	0	0				
15 Tim Hudson, R 34 Royce Ring, L 5 Brayan Peña, S 39 Rafael Soriano, R 22 Josh Anderson, L										1	0	0	0	0	0	0				
Inning Stats	R: 0 E: 0 K: 0 S: 6	H: 1 LOB: 0 BB: 0 P: 9	R: 0 E: 0 K: 0 S: 8	H: 0 LOB: 1 BB: 1 P: 15	R: 0 E: 0 K: 1 S: 5	H: 0 LOB: 0 BB: 0 P: 8	R: 0 E: 0 K: 0 S: 5	H: 0 LOB: 0 BB: 1 P: 10	R: 2 E: 0 K: 1 S: 12	H: 4 LOB: 2 BB: 4 P: 30	R: 0 E: 0 K: 0 S: 3	H: 1 LOB: 0 BB: 0 P: 3	R: 0 E: 0 K: 0 S: 5	H: 2 LOB: 2 BB: 0 P: 5	R: 0 E: 0 K: 0 S: 9	H: 1 LOB: 1 BB: 0 P: 14	1B: 9 2B: 2 3B: 0 HR: 0	SF: 0 SAC: 0 DP: 3 HBP: 0	WP: 0 SB: 0 CS: 1	PA: 40
PITCHER	IP WLS BF H R ER SO BB IBB HBP BLK WP HR S P ERA WHIP																			
62 Jonathon Niese, L ERA: 3.12	4.2		19	2	2	2	1	6	0	0	0	0	0	0	0	32	68	3.86	1.714	
77 Ivan Maldonado, R ERA: 7.71	1.1	B	8	4	2	2	2	0	0	0	0	0	0	0	14	15	13.50	3.000		
92 Joe Hietpas, R ERA:	1.1		6	3	0	0	0	0	0	0	0	0	0	6	6	0.00	2.250			
73 Ricardo Rincon, L ERA: 4.5	1.2	W	6	1	0	0	0	0	0	0	0	0	0	11	16	0.00	0.600			



Batter	1	2	3	4	5	6	7	8	9	AB	R	H	RBI	BB	SO	LOB	BOTTOM					
7 José Reyes, S OBP: 0.348, SLG: 0.492 4 Anderson Hernandez, S OBP: 0.290, SLG: 0.294	G5-3		F8							3	0	0	0	1	1	1	Atlanta Braves @ New York Mets Tradition Field, Port St. Lucie, FL Tue Mar 25 2008, 1:10 PM EDT Att: 6,627 - Partly Cloudy - 71 F					
1 Luis Castillo, S OBP: 0.290, SLG: 0.250 Ruben Gotay, S OBP: 0.435, SLG: 0.529	G3									4	0	0	0	0	1	3						
5 David Wright, R OBP: 0.354, SLG: 0.379 Damon Easley, R OBP: 0.216, SLG: 0.303	F7									2	1	0	0	1	1	0						
15 Carlos Beltrán, S OBP: 0.333, SLG: 0.429 17 Fernando Tatís, R OBP: 0.290, SLG: 0.478										2	2	1	0	1	1	0						
21 Carlos Delgado, L OBP: 0.222, SLG: 0.343 65 Gustavo Molina, R OBP: 0.412, SLG: 0.400	G6-3									3	0	0	0	0	1	2						
19 Ryan Church, L OBP: 0.300, SLG: 0.233 77 Ivan Maldonado, R	F8									2	0	0	0	0	0	0						
9 Marlon Anderson, L OBP: 0.344, SLG: 0.286										2	0	1	1	0	0	1						
30 Raul Casanova, S OBP: 0.353, SLG: 0.516 92 Joe Hietpas, R										3	1	1	1	0	1	2						
93 Brady Clark, R OBP: 0.419, SLG: 0.327										0	1	0	0	1	0	0						
Endy Chavez, L OBP: 0.293, SLG: 0.289	F8									3	0	1	0	0	0	0						
62 Jonathon Niese, L 16 Ángel Pagán, S OBP: 0.375, SLG: 0.485 73 Ricardo Rincon, L Rafael Arroyo, R OBP: 1.000, SLG: 1.000										1	0	0	0	0	1	0						
Inning Stats	R: 0 E: 0 K: 0 S: 9	H: 0 LOB: 0 BB: 0 P: 11	R: 0 E: 0 K: 1 S: 7	H: 0 LOB: 0 BB: 0 P: 11	R: 1 E: 0 K: 1 S: 9	H: 1 LOB: 0 BB: 0 P: 11	R: 2 E: 1 K: 0 S: 11	H: 0 LOB: 1 BB: 2 P: 21	R: 0 E: 0 K: 3 S: 14	H: 1 LOB: 1 BB: 0 P: 14	R: 1 E: 0 K: 3 S: 14	H: 2 LOB: 1 BB: 0 P: 16	R: 0 E: 0 K: 0 S: 3	H: 1 LOB: 1 BB: 1 P: 7	R: 0 E: 0 K: 1 S: 8	H: 1 LOB: 1 BB: 0 P: 11	R: 1 E: 0 K: 0 S: 2	H: 1 LOB: 1 BB: 1 P: 7	1B: 4 2B: 2 3B: 0 HR: 1	SF: 0 SAC: 1 DP: 1 HBP: 0	WP: 2 SB: 0 CS: 0	PA: 36
PITCHER	IP WLS BF H R ER SO BB IBB HBP BLK WP HR S P ERA WHIP																					
15 Tim Hudson, R ERA: 1.47	3.1		13	1	3	1	2	2	0	0	0	0	0	0	0	33	50	0.00	0.900			
34 Royce Ring, L ERA: 4.5	0.2		3	0	0	0	0	0	0	0	0	0	0	3	4	0.00	0.000					
39 Rafael Soriano, R ERA: 4.5	1.0		4	1	0	0	3	0	0	0	0	0	0	11	14	0.00	1.000					
48 Chris Resop, R ERA: 2.45	1.0	B	5	2	1	1	3	0	0	0	0	0	0	14	16	9.00	2.000					
56 Blaine Boyer, R ERA: 2.09	1.0		4	1	0	0	0	1	0	0	0	0	0	3	7	0.00	2.000					



Batter	1	2	3	4	5	6	7	8	9	AB	R	H	RBI	BB	SO	LOB	TOP					
2 Hanley Ramirez, R OBP: 0.438, SLG: 0.612 Manny Mayerson, R OBP: 1.000, SLG: 2.000 (7, PR) (7, 10)										3 0 1 0 1 1 1 1 1 1 1 0 0 0												
6 Dan Uggla, R OBP: 0.347, SLG: 0.538 Daniel Garcia, R (7, 4)										4 0 0 0 0 1 4 1 0 0 0 0 0 1												
Luis Gonzalez, L OBP: 0.414, SLG: 0.408 1 Alexis Gomez, L OBP: 0.333, SLG: 0.333 (1, 9) (6, 9)										3 0 1 0 0 0 0 2 1 1 1 0 0 0												
14 Josh Willingham, R OBP: 0.323, SLG: 0.321 Scott Cousins, L (6, PR) (6, 7)										3 0 1 0 0 1 1 1 1 0 0 1 1 1												
Mike Jacobs, L OBP: 0.364, SLG: 0.500 53 John Baker, L OBP: 0.333, SLG: 0.190 (1, 3) (7, 2)										3 2 1 2 1 0 1 1 0 0 0 0 0 1												
3 Jorge Cantu, R OBP: 0.441, SLG: 0.683 21 Jason Wood, R OBP: 0.273, SLG: 0.258 (1, 5) (7, PH) (7, 5)										3 1 2 3 0 0 0 2 0 0 0 0 0 2												
41 Paul Hoover, R OBP: 0.257, SLG: 0.303 (1, 2) (7, 3)										4 1 1 0 0 1 3												
7 Alejandro De Aza, L OBP: 0.381, SLG: 0.614 Greg Burns, L (1, 8) (6, 8)										4 0 1 0 0 0 1 0 0 0 0 0 0 0												
4 Alfredo Amezaga, S OBP: 0.310, SLG: 0.282 (1, 6)										3 0 0 0 0 1 1 2												
Inning Stats	R: 0 E: 0 K: 1 S: 5	H: 0 LOB: 0 BB: 0 P: 5	R: 0 E: 0 K: 0 S: 3	H: 0 LOB: 0 BB: 0 P: 3	R: 0 E: 1 K: 1 S: 6	H: 0 LOB: 2 BB: 1 P: 10	R: 0 E: 0 K: 2 S: 9	H: 2 LOB: 2 BB: 0 P: 9	R: 0 E: 0 K: 1 S: 6	H: 1 LOB: 1 BB: 0 P: 7	R: 3 E: 0 K: 0 S: 7	H: 3 LOB: 1 BB: 1 P: 14	R: 3 E: 0 K: 1 S: 8	H: 2 LOB: 1 BB: 1 P: 13	R: 1 E: 0 K: 0 S: 5	H: 2 LOB: 1 BB: 0 P: 6	R: 0 E: 0 K: 0 S: 3	H: 0 LOB: 1 BB: 1 P: 7	1B: 5 2B: 3 3B: 0 HR: 2	SF: 0 SAC: 0 DP: 0 HBP: 0	WP: 1 PB: 0 SB: 2 CS: 0	PA: 42
PITCHER	IP WLS BF H R ER SO BB IBB HBP BLK WP HR S P ERA WHIP																					
75 Bobby Parnell, R ERA: 4.32	5.0	L	20	3	3	0	5	1	0	0	0	0	1	0	29	34	0.00	0.800				
27 Nelson Figueroa, R ERA: 8.18	1.0	L	7	3	3	3	0	1	0	0	0	0	0	1	7	14	27.00	4.000				
Joe Smith, R ERA: 6.0	1.0		6	2	3	3	1	1	0	0	0	0	0	1	8	13	27.00	3.000				
50 Duaner Sanchez, R ERA: 6.0	1.0		5	2	1	1	0	0	0	0	0	0	0	0	5	6	9.00	2.000				
Aaron Heilman, R ERA: 1.000	1.0		4	0	0	0	0	1	0	0	0	0	0	0	3	7	0.00	1.000				

Florida Marlins @ New York Mets
Tradition Field, Port St. Lucie, FL
Wed Mar 26 2008, 1:10 PM EDT
Att: 5,658 - Partly Cloudy - 76 F

AB 38
R 7
H 10
RBI 7
BB 4
SO 6
LOB 18



Batter	1	2	3	4	5	6	7	8	9	AB	R	H	RBI	BB	SO	LOB	BOTTOM					
7 José Reyes, S OBP: 0.357, SLG: 0.500 Luis Rivera, R (1, 6) (9, 6)										3 0 1 1 1 0 0 0 0 0 0 0 0 0												
1 Luis Castillo, S OBP: 0.333, SLG: 0.233 4 Anderson Hernandez, S OBP: 0.299, SLG: 0.294 (1, 4) (9, 4)										2 1 0 0 3 0 1 0 0 0 0 0 0 0												
5 David Wright, R OBP: 0.373, SLG: 0.371 Ruben Gotay, S OBP: 0.435, SLG: 0.529 (1, 5) (9, 5)										4 1 1 2 1 0 2 0 0 0 0 0 0 0												
15 Carlos Beltrán, S OBP: 0.341, SLG: 0.410 Victor Mendez, S OBP: 0.500, SLG: 0.500 (1, 8) (9, 8)										4 0 1 0 1 0 5 0 0 0 0 0 0 0												
21 Carlos Delgado, L OBP: 0.244, SLG: 0.350 (1, 3)										5 0 2 2 0 2 2												
9 Marlon Anderson, L OBP: 0.324, SLG: 0.267 Damon Easley, R OBP: 0.200, SLG: 0.278 (1, 10) (6, PH) (7, 10)										2 0 0 0 0 1 1 3 0 0 0 0 1 2												
16 Ángel Pagán, S OBP: 0.373, SLG: 0.479 93 Brady Clark, R OBP: 0.422, SLG: 0.321 (1, 7) (7, 7) (8, 9)										3 0 1 0 0 0 1 1 1 0 0 0 0 0												
65 Gustavo Molina, R OBP: 0.450, SLG: 0.444 71 Salomon Manriquez, R (1, 2) (7, 2)										3 1 2 0 0 1 0 0 0 0 0 1 0 0												
Endy Chavez, L OBP: 0.295, SLG: 0.293 17 Fernando Tatis, R OBP: 0.269, SLG: 0.459 (1, 9) (8, 7)										3 1 1 0 0 0 2 1 0 0 0 0 0 2												
Inning Stats	R: 0 E: 0 K: 0 S: 3	H: 0 LOB: 0 BB: 0 P: 3	R: 0 E: 0 K: 0 S: 4	H: 1 LOB: 1 BB: 0 P: 4	R: 2 E: 0 K: 0 S: 5	H: 3 LOB: 1 BB: 1 P: 10	R: 0 E: 0 K: 1 S: 7	H: 2 LOB: 2 BB: 0 P: 7	R: 0 E: 0 K: 1 S: 6	H: 1 LOB: 2 BB: 1 P: 10	R: 0 E: 0 K: 1 S: 5	H: 0 LOB: 0 BB: 0 P: 5	R: 2 E: 1 K: 1 S: 7	H: 1 LOB: 2 BB: 2 P: 15	R: 1 E: 0 K: 0 S: 3	H: 1 LOB: 3 BB: 3 P: 16	R: 0 E: 0 K: 1 S: 5	H: 0 LOB: 0 BB: 0 P: 5	1B: 8 2B: 1 3B: 0 HR: 0	SF: 0 SAC: 1 DP: 1 HBP: 1	WP: 0 PB: 0 SB: 0 CS: 1	PA: 43
PITCHER	IP WLS BF H R ER SO BB IBB HBP BLK WP HR S P ERA WHIP																					
47 Ricky Nolasco, R ERA: 5.31	5.0	W	23	7	2	2	2	2	0	0	0	0	0	0	25	34	3.60	1.800				
37 Renyel Pinto, L ERA: 1.29	1.0	H	3	0	0	0	1	0	0	0	0	0	0	5	5	0.00	0.000					
22 Matt Lindstrom, R ERA: 7.88	1.0		7	1	2	0	1	2	0	0	0	0	0	7	15	0.00	3.000					
19 Logan Kensing, R ERA: 1.86	0.2	H	5	1	1	1	0	2	0	1	0	0	0	2	11	13.50	4.500					
48 Lee Gardner, R ERA: 1.000	0.1	H	2	0	0	0	0	1	0	0	0	0	0	1	5	0.00	3.000					

Florida Marlins @ New York Mets
Tradition Field, Port St. Lucie, FL
Wed Mar 26 2008, 1:10 PM EDT
Att: 5,658 - Partly Cloudy - 76 F

AB 34
R 5
H 9
RBI 5
BB 7
SO 5
LOB 18



Batter	1	2	3	4	5	6	7	8	9	AB	R	H	RBI	BB	SO	LOB	TOP										
7 José Reyes, S (1,6) OBP: 0.378, SLG: 0.522 Damon Easley, R (7,5) OBP: 0.200, SLG: 0.250	0-0 SH2-3 5 G6-3 2B	1-0	0-0		0-0 5 S 21 FC7-5 1 S		0-0 L1		0-0 P4	3	2	2	0	0	0	0											
1 Luis Castillo, S (1,4) OBP: 0.333, SLG: 0.219 Endy Chavez, L (7,9) OBP: 0.320, SLG: 0.326	0-0 SH2-3 2-3	0-3			4-0 21 FC7-5 5 BB		0-0 G4-3		0-0 64 CS 1B	2	0	0	0	1	1	3											
5 David Wright, R (1,5) OBP: 0.376, SLG: 0.375 64 Anderson Machado, S (7, FR) OBP: 0.333, SLG: 0.538	0-0 G6-3 3-H		0-0		4-0 15 G6-4-3 1B		4-0 21 FC7-5 BB		0-1 F7 1-2	2	0	1	1	2	0	0											
15 Carlos Beltrán, S (1,10) OBP: 0.354, SLG: 0.390	4-0 21 WP BB		0-0 G6-4-3 1-2		0-0 F4		4-0 9 BB 1B			2	0	0	0	2	0	4											
21 Carlos Delgado, L (1,3) OBP: 0.250, SLG: 0.333 9 Marlon Anderson, L (6,7) OBP: 0.385, SLG: 0.353	1-3 K		4-0		0-0 FC7-5 1-2 2-3 3-H		0-0 1-2 2-H 1B			2	0	0	1	1	1	3											
19 Ryan Church, L (1,9) OBP: 0.305, SLG: 0.288 90 Argenis Reyes, S (7,4) OBP: 0.448, SLG: 0.655		0-0 E7 93 S	0-0 G4-3		0-0 G3-1		0-0 G3			4	0	0	0	0	0	5											
17 Fernando Tatis, R (1,7) OBP: 0.229, SLG: 0.364		0-0 F9		0-0 G6-3		0-0 G6-3		0-3 K		4	0	0	0	0	1	1											
23 Brian Schneider, L (1,2) OBP: 0.083, SLG: 0.333 30 Rauli Casanova, S (8, PH) OBP: 0.350, SLG: 0.611		0-0 F9		0-0 G4-3		0-0 G6-3		0-0 F9		3	0	0	0	0	0	1											
93 Brady Clark, R (1,8) OBP: 0.411, SLG: 0.300	4-0 7 HBP BB		0-0 G5-3		0-0 K		0-0 G6-3			3	0	0	0	1	1	0											
Inning Stats	R: 1 E: 0 K: 1 S: 6	H: 1 LOB: 1 BB: 1 P: 11	R: 0 E: 1 K: 1 S: 6	H: 0 LOB: 3 BB: 1 P: 11	R: 0 E: 0 K: 0 S: 3	H: 1 LOB: 0 BB: 1 P: 7	R: 0 E: 0 K: 0 S: 3	H: 0 LOB: 0 BB: 0 P: 3	R: 1 E: 0 K: 1 S: 4	H: 1 LOB: 2 BB: 2 P: 12	R: 0 E: 0 K: 1 S: 5	H: 0 LOB: 0 BB: 0 P: 5	R: 1 E: 0 K: 0 S: 4	H: 1 LOB: 2 BB: 2 P: 12	R: 0 E: 0 K: 1 S: 5	H: 0 LOB: 0 BB: 0 P: 5	R: 0 E: 0 K: 0 S: 4	H: 1 LOB: 0 BB: 0 P: 4	R: 0 E: 0 K: 0 S: 4	H: 1 LOB: 0 BB: 0 P: 4	1B: 4 2B: 1 3B: 0 HR: 0	SF: 0 SAC: 1 DP: 1 HBP: 1	WP: 1 PB: 0 SB: 3 CS: 1	PA: 39			
PITCHER	IP	WLS	BF	H	R	ER	SO	BB	IBB	HBP	BLK	WP	HR	S	P	ERA	WHIP										
40 Daniel Cabrera, R (1,1) ERA: 3.22	5.0		24	3	2	2	2	5	0	1	0	1	0	22	44	3.60	1.600										
34 Matt Albers, R (6,1) ERA: 3.95	2.0		9	1	1	1	1	2	0	0	0	0	0	9	17	4.50	1.500										
35 Greg Aquino, R (8,1) ERA: 2.19	2.0	W	6	1	0	0	1	0	0	0	0	0	0	9	9	0.00	0.500										

New York Mets @ Baltimore Orioles
Fort Lauderdale Stadium, Ft. Lauderdale, FL

AB 30
R 3
H 5
RBI 3
BB 7
SO 4
LOB 18



livebaseballscorecards.com

Fri Mar 28 2008, 1:05 PM EDT
Att.: 5,938 - Sunny - 80 F

Batter	1	2	3	4	5	6	7	8	9	AB	R	H	RBI	BB	SO	LOB	BOTTOM										
1 Brian Roberts, S (1,4) OBP: 0.377, SLG: 0.370 70 Eider Torres, S (6, FR) OBP: 0.238, SLG: 0.200	0-0 G4-3		0-0			4-0 6 BB BB		0-0 26 S 1B	0-0 1-2 3-H 1B	2	0	1	1	1	0	0											
6 Melvin Mora, R (1,5) OBP: 0.517, SLG: 0.725 9 Scott Moore, L (6, FR) OBP: 0.432, SLG: 0.500	0-0 P4		3-H 4-0 2B		0-0 BB	4-0 1-2 BB		0-0 F8		1	0	0	0	2	0	0											
21 Nick Markakis, L (1,9) OBP: 0.361, SLG: 0.429 26 Chris Roberson, S (7,8) OBP: 0.333, SLG: 0.364	0-0 G3		0-0 F8		0-0 K	0-3 G6-4-3 1-2 BB		1-0 G4-3 1-2		3	0	0	0	0	1	4											
Kevin Millar, R (1,3) OBP: 0.400, SLG: 0.500 73 Chris Heintz, R (7,3) OBP: 0.297, SLG: 0.333		0-0 F9		0-3 K		0-0 G6-4-3 1-2		0-0 30 BB 2B 1B		3	0	0	0	0	1	2											
17 Aubrey Huff, L (1,10) OBP: 0.278, SLG: 0.343 Jay Gibbons, L (9, PH) OBP: 0.250, SLG: 0.278		0-0 G6-4-3 1B		0-0 F9		0-0 F7		0-3 K		3	0	1	0	0	0	0											
Ramon Hernandez, R (1,2) OBP: 0.527, SLG: 0.267 24 Guillermo Quiroz, R (8,2) OBP: 0.379, SLG: 0.472		0-0 G6-4-3 1-2		0-0 L5		4-0 30 FC4-6 BB		0-0 P6		2	0	0	0	1	0	1											
30 Luke Scott, L (1,7) OBP: 0.311, SLG: 0.488			0-0 10 BB 1 BB 2B 1B		0-0 G3-1		0-0 FC4-6 FC5-4		0-0 1-H 1B 2B	4	2	2	1	0	0	1											
10 Adam Jones, R (1,8) OBP: 0.321, SLG: 0.423 Jay Payton, R (7,9) OBP: 0.333, SLG: 0.438			0-0 12 BB L6-4 2B		0-3 K		0-0 FC5-4 1-2		0-0 2 BB 70 BB 1B 1B	2	0	1	0	0	1	0											
12 Brandon Fahey, L (1,6) OBP: 0.302, SLG: 0.327 2 Luis Hernandez, S (7,6) OBP: 0.280, SLG: 0.209			0-0 L6-4 2-2		0-0 G3			0-0 G4-3		2	0	0	0	0	0	2											
Inning Stats	R: 0 E: 0 K: 0 S: 3	H: 0 LOB: 0 BB: 0 P: 3	R: 0 E: 0 K: 0 S: 3	H: 1 LOB: 0 BB: 0 P: 3	R: 1 E: 0 K: 0 S: 5	H: 3 LOB: 1 BB: 1 P: 9	R: 0 E: 0 K: 1 S: 5	H: 0 LOB: 0 BB: 0 P: 5	R: 0 E: 0 K: 1 S: 4	H: 0 LOB: 2 BB: 2 P: 12	R: 0 E: 0 K: 0 S: 3	H: 0 LOB: 1 BB: 1 P: 7	R: 0 E: 0 K: 0 S: 4	H: 1 LOB: 1 BB: 0 P: 5	R: 3 E: 0 K: 1 S: 9	H: 5 LOB: 2 BB: 0 P: 9	1B: 7 2B: 4 3B: 0 HR: 0	SF: 0 SAC: 0 DP: 3 HBP: 0	WP: 0 PB: 0 SB: 1 CS: 0	PA: 37							
PITCHER	IP	WLS	BF	H	R	ER	SO	BB	IBB	HBP	BLK	WP	HR	S	P	ERA	WHIP										
26 Orlando Hernandez, R (1,1) ERA: 6.75	5.0		18	4	1	1	2	1	0	0	0	0	0	21	25	1.80	1.000										
34 Mike Pelfrey, R (6,1) ERA: 8.14	3.2	L	19	6	3	3	2	3	0	0	0	0	0	20	33	7.36	2.455										

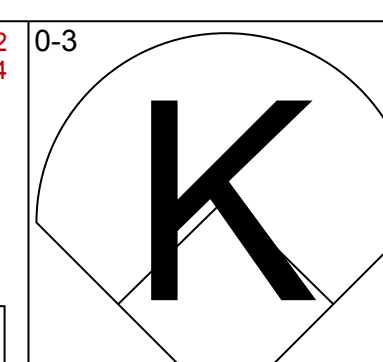
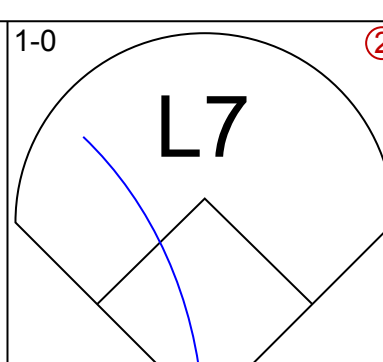
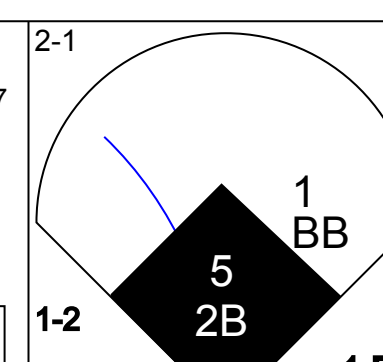
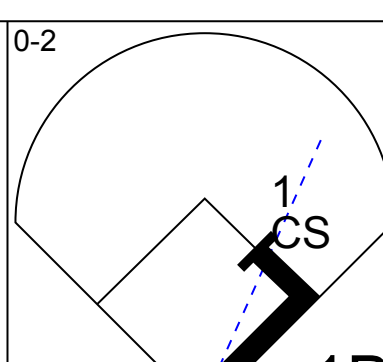
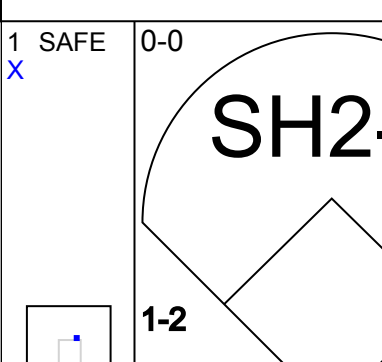
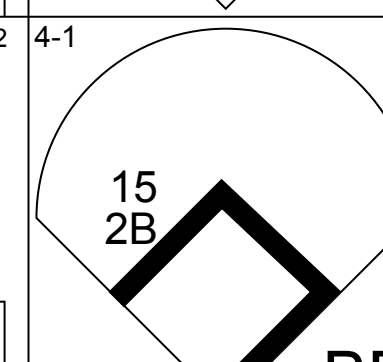
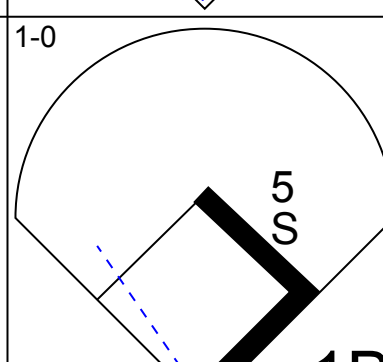
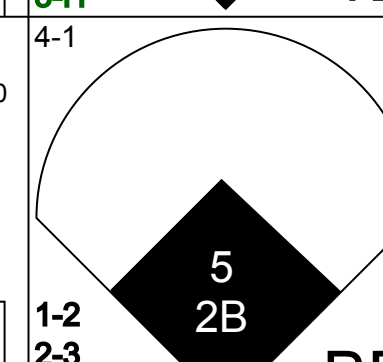
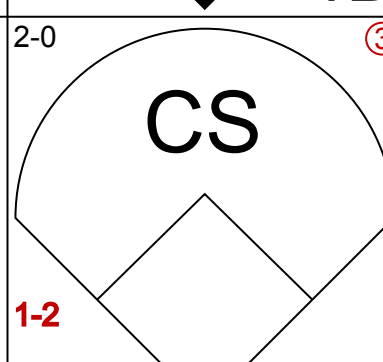
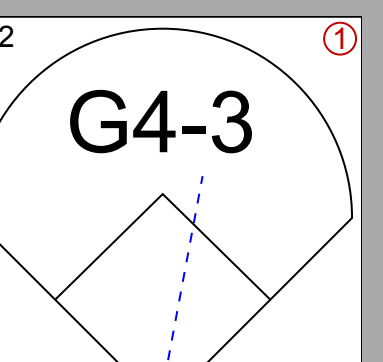
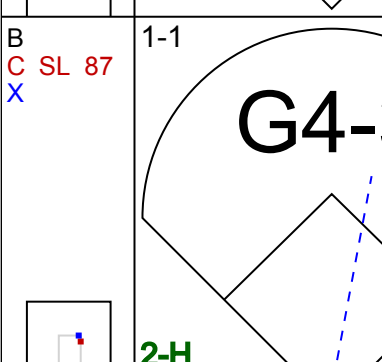
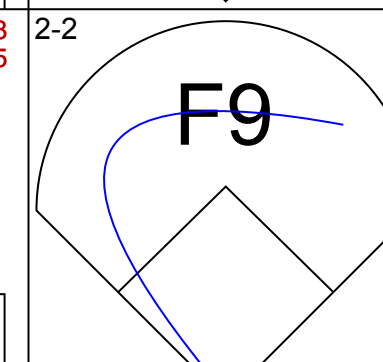
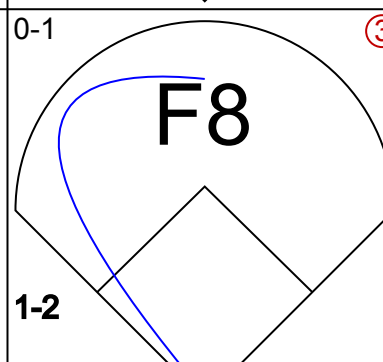
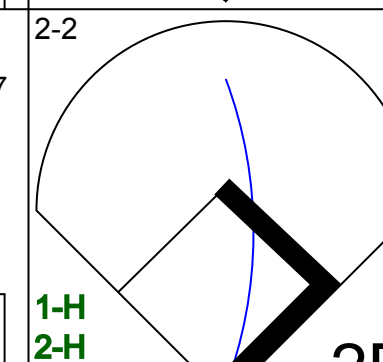
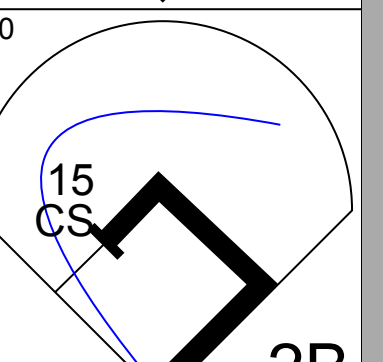
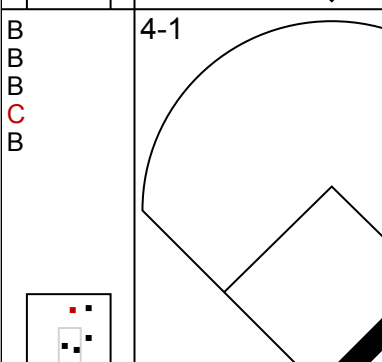
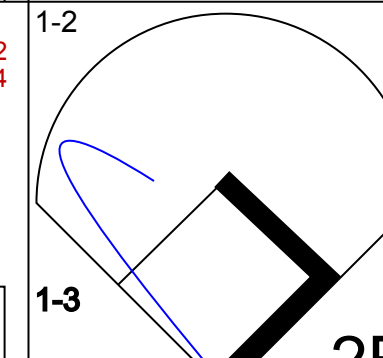

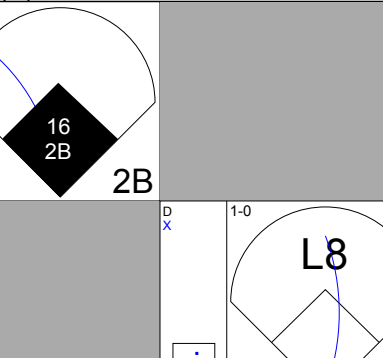

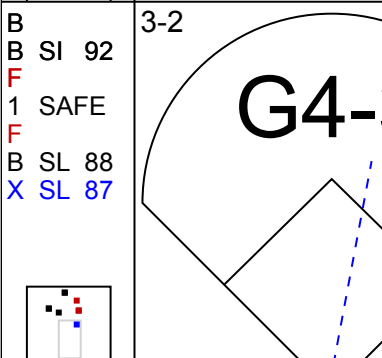
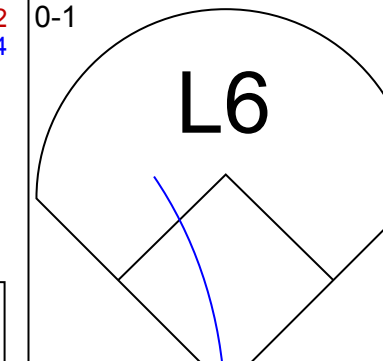
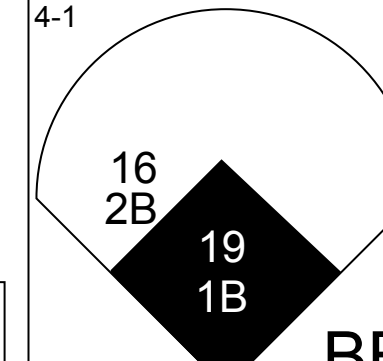
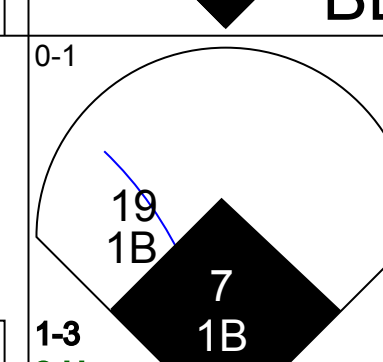
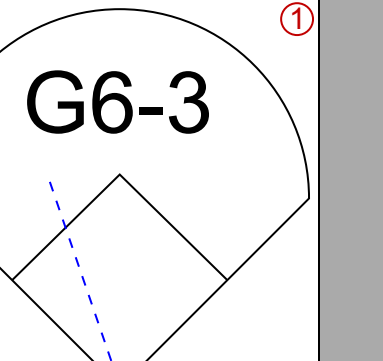
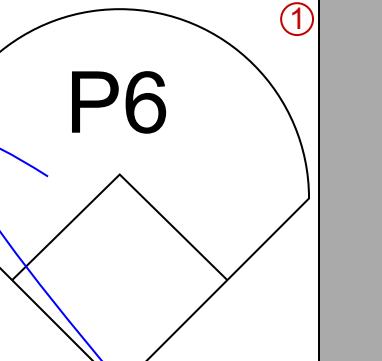
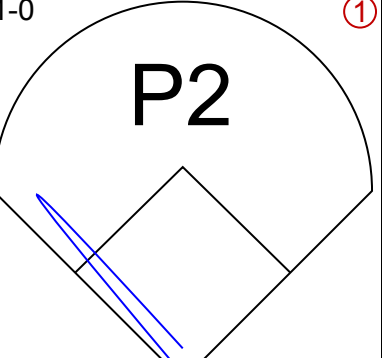
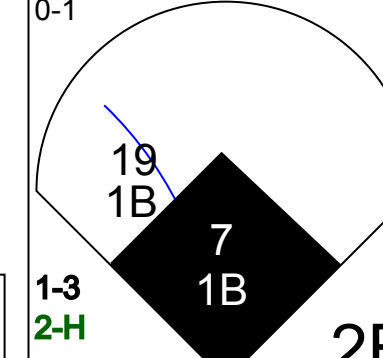
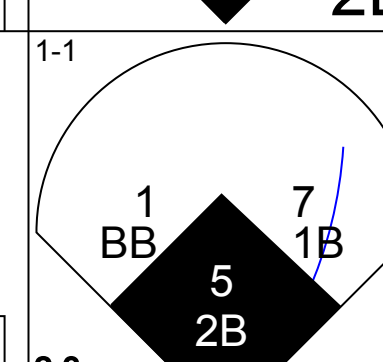
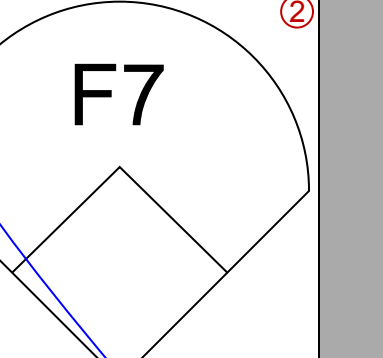
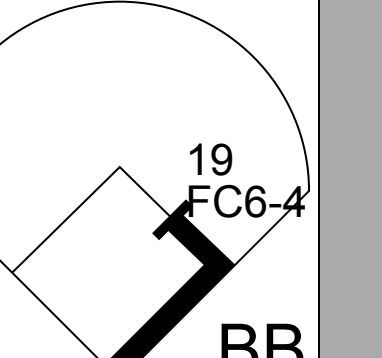
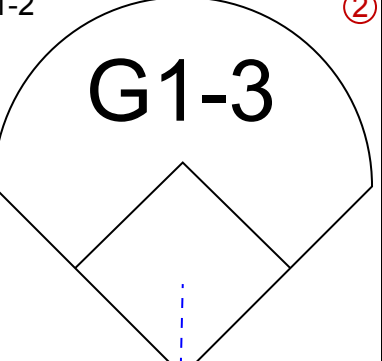
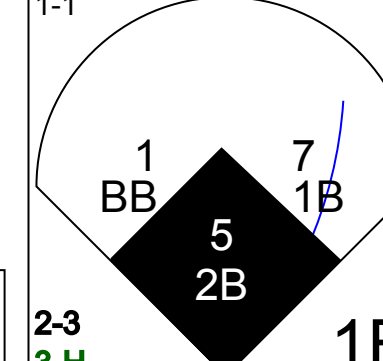
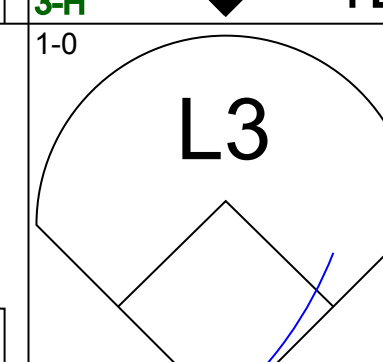
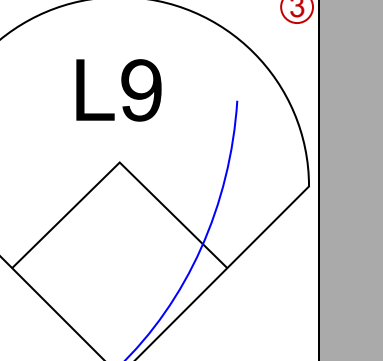
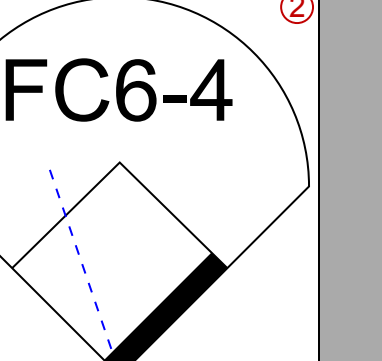
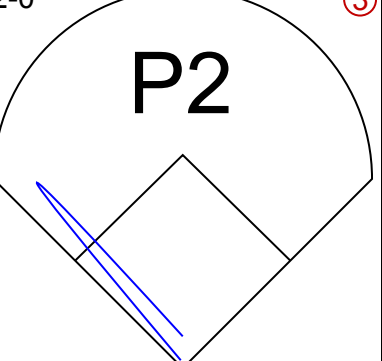
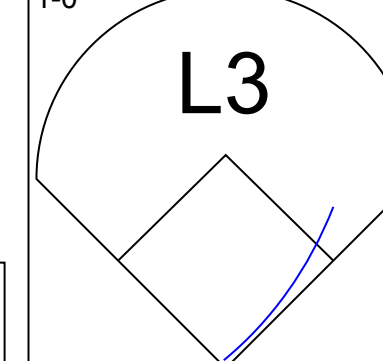
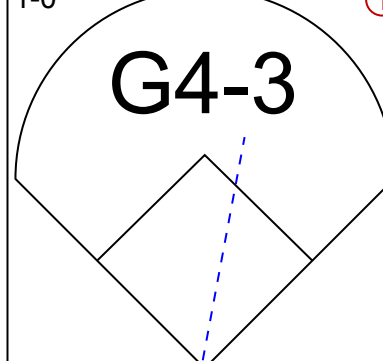
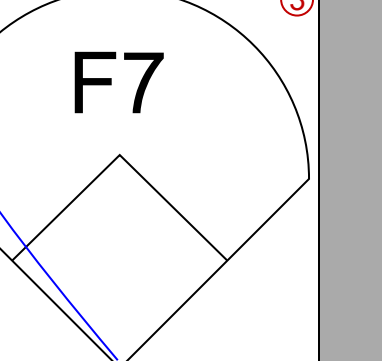
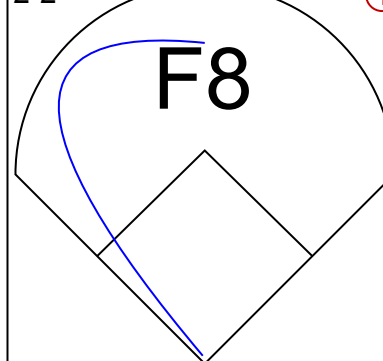
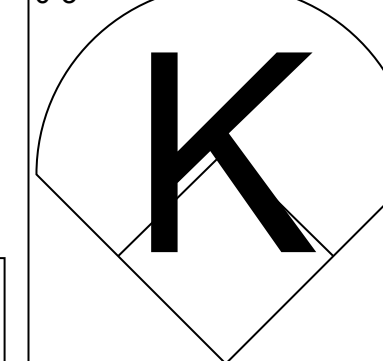
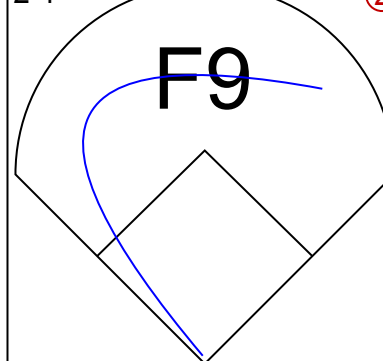
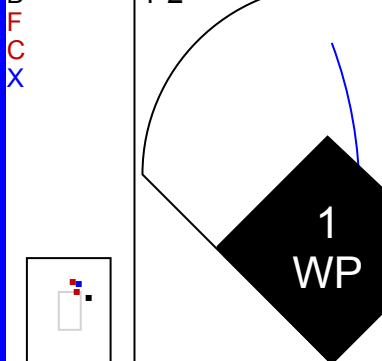
New York Mets @ Baltimore Orioles
Fort Lauderdale Stadium, Ft. Lauderdale, FL

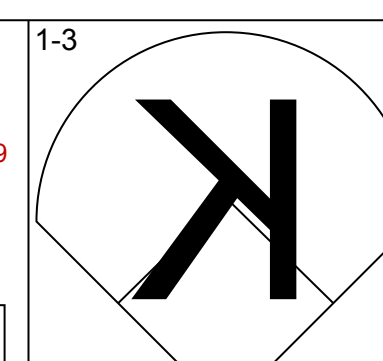
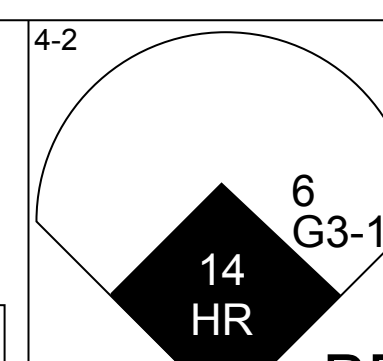
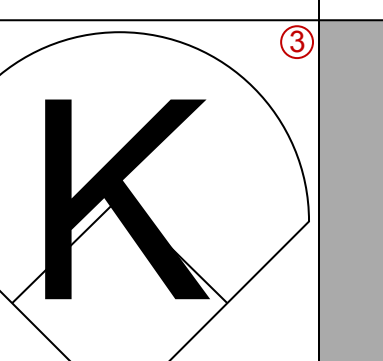
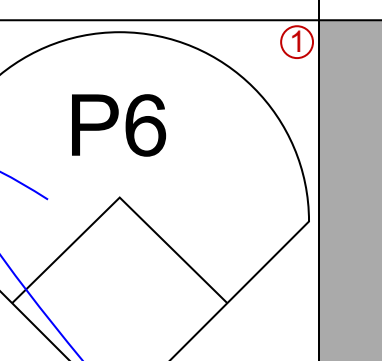
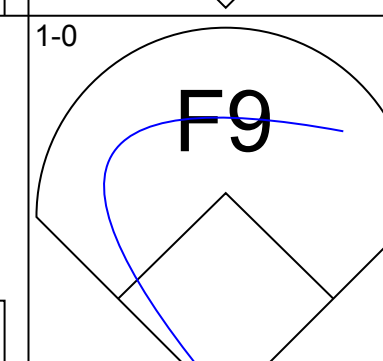
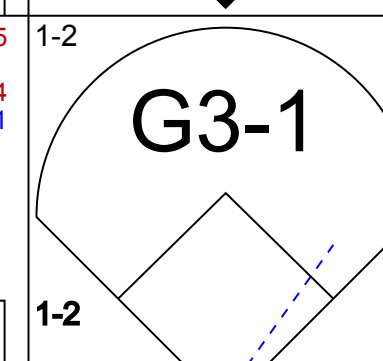
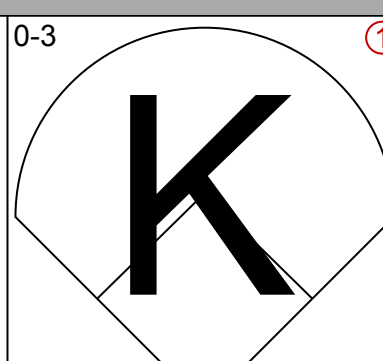
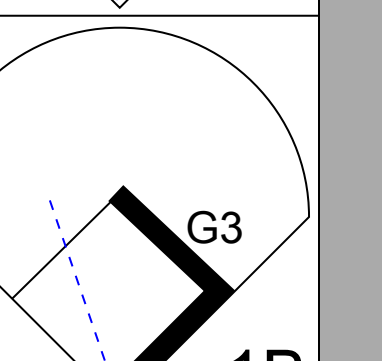
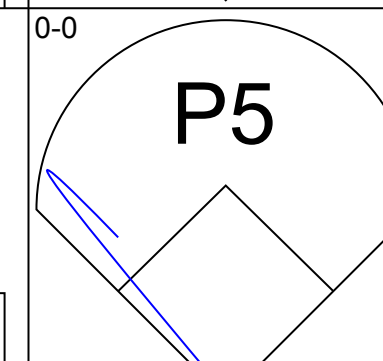
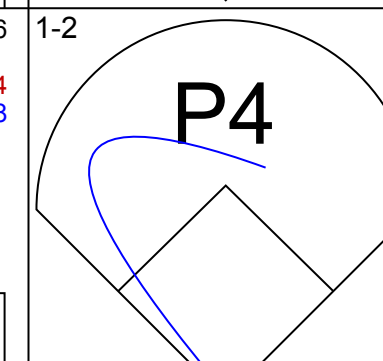
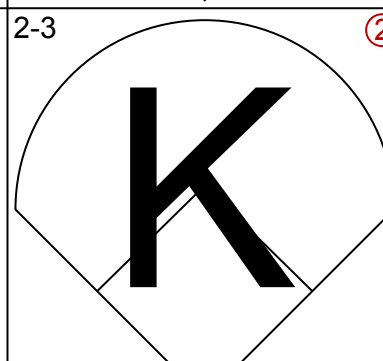
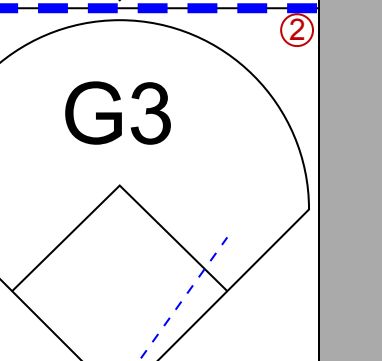
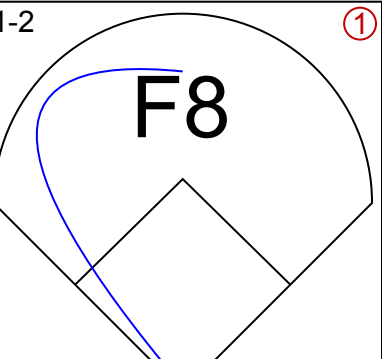
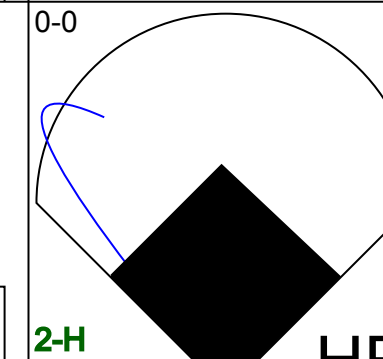

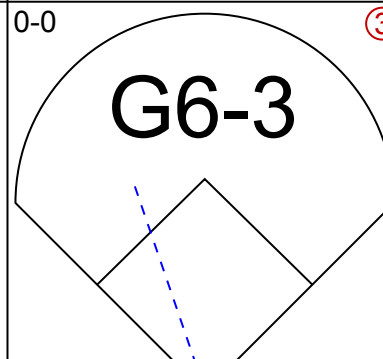
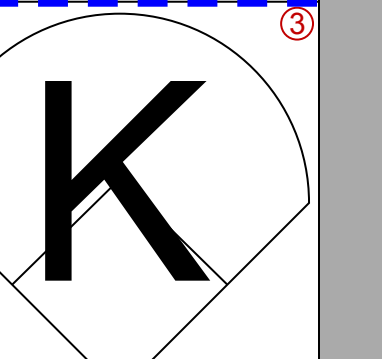
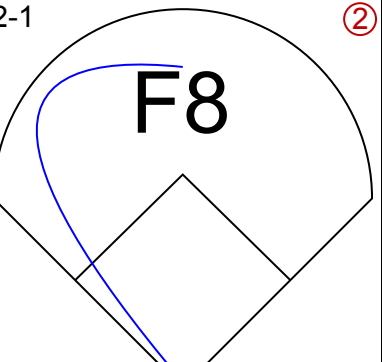
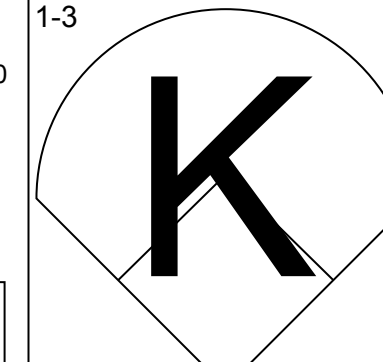
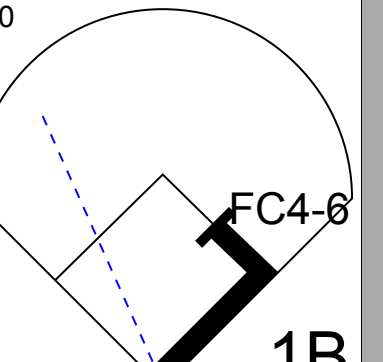
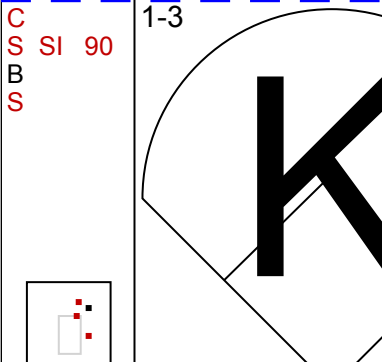
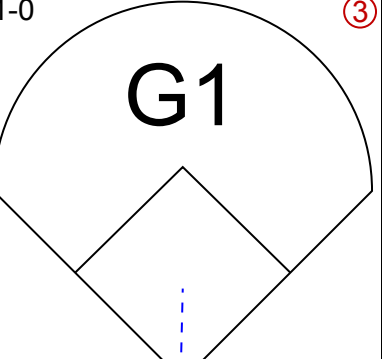
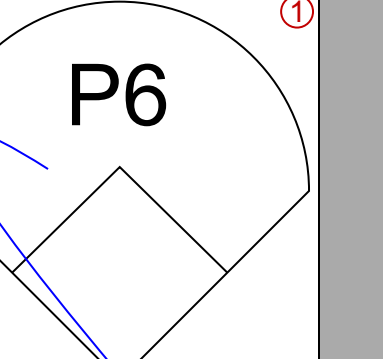
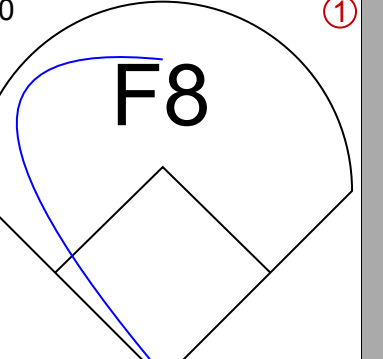
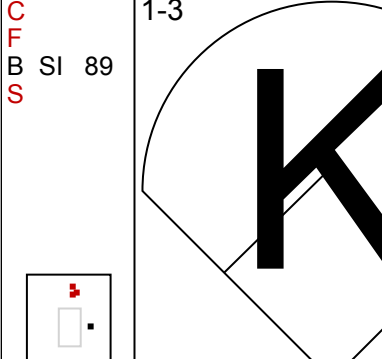
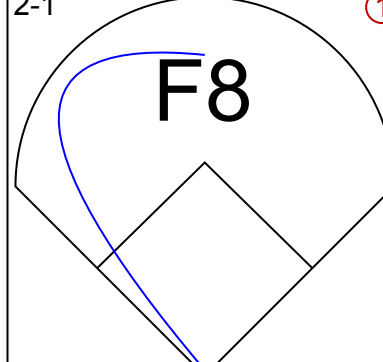
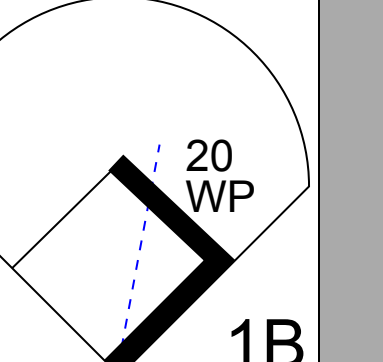
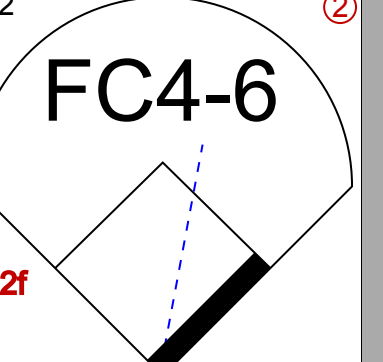
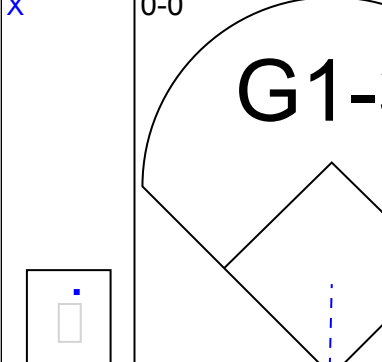
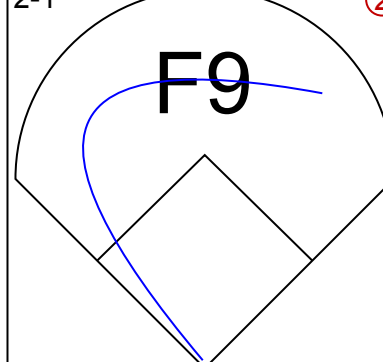
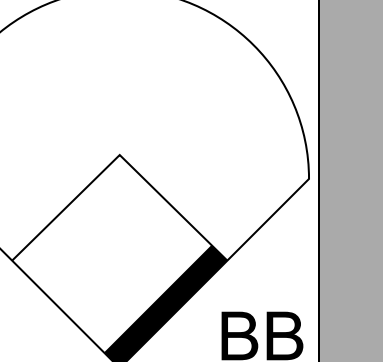

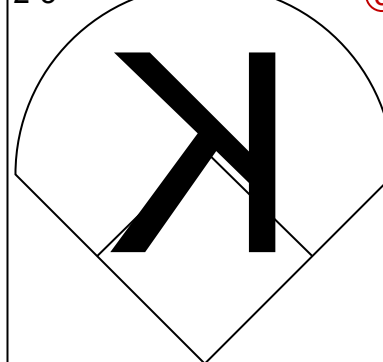
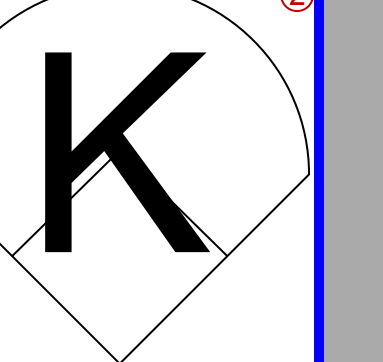


AB 33
R 4
H 10
RBI 4
BB 4
SO 4
LOB 15

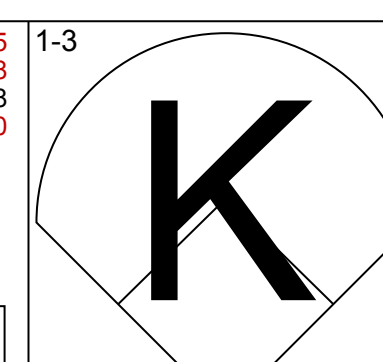
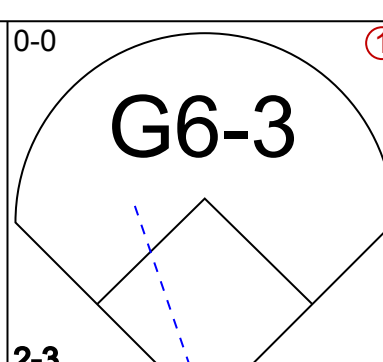
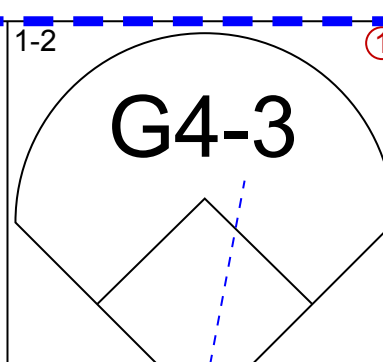
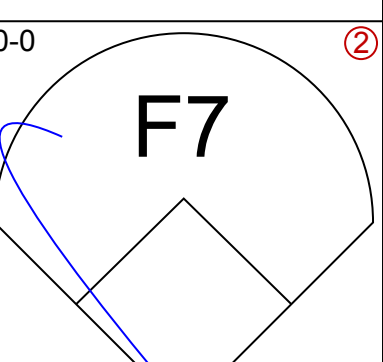
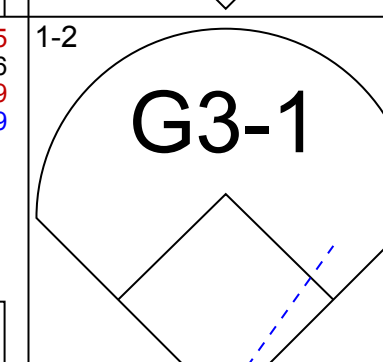
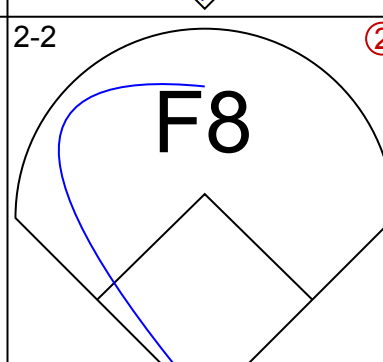
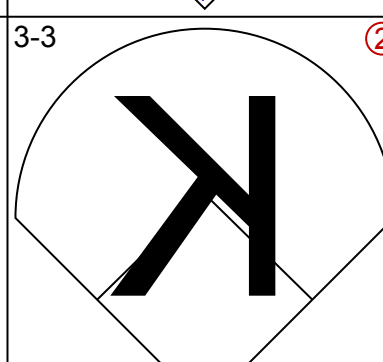
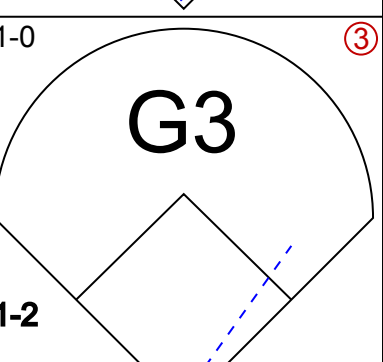
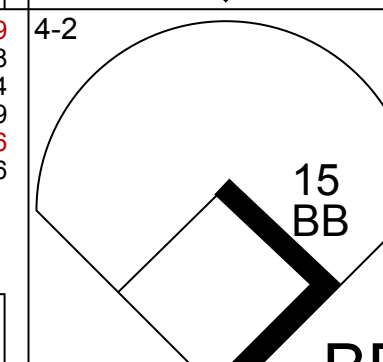
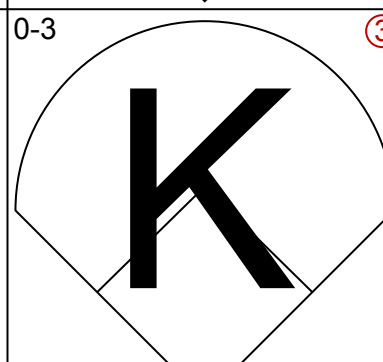
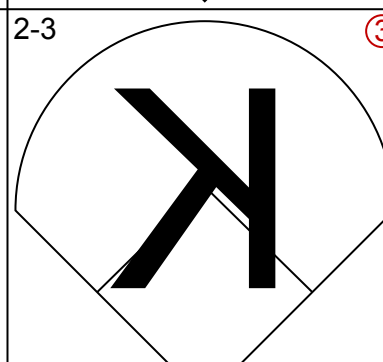
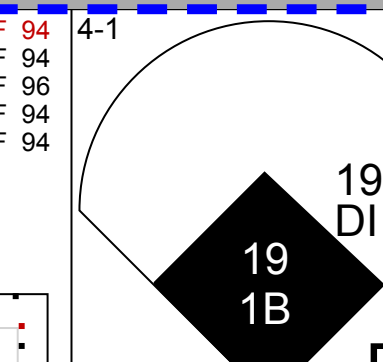
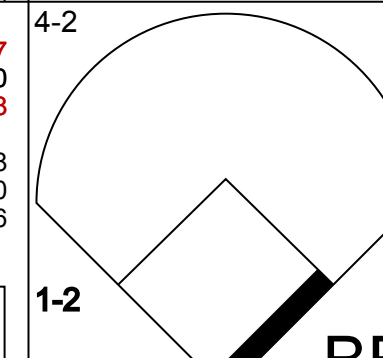


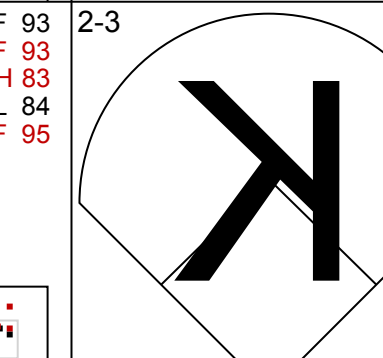
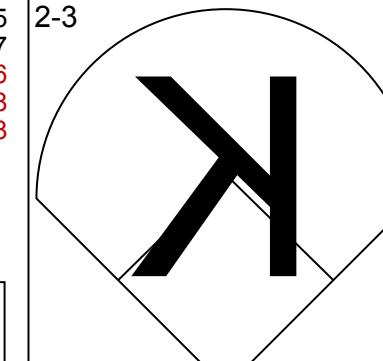


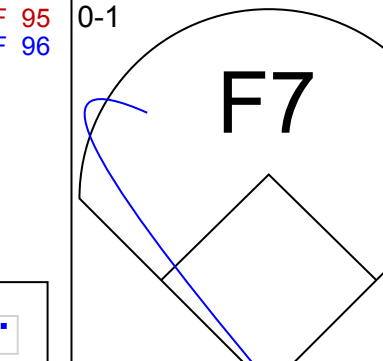



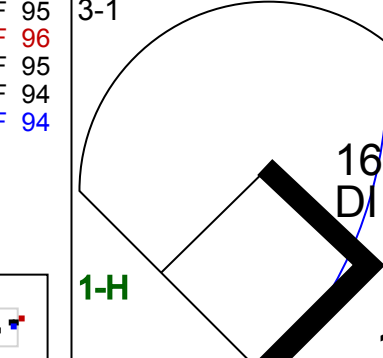


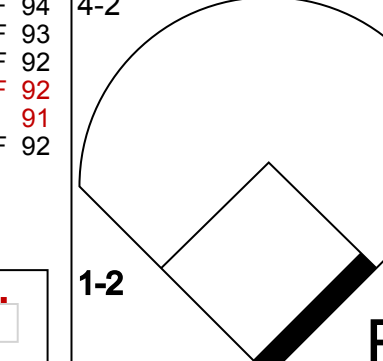


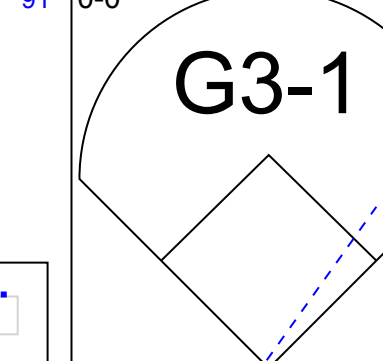




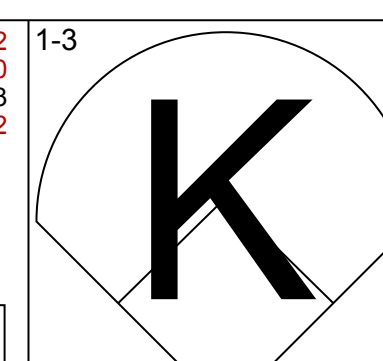
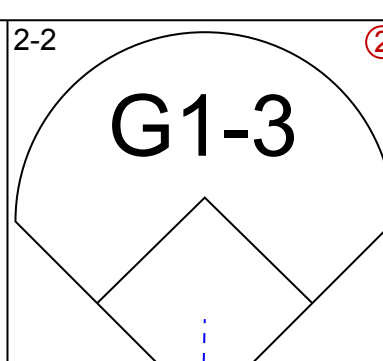

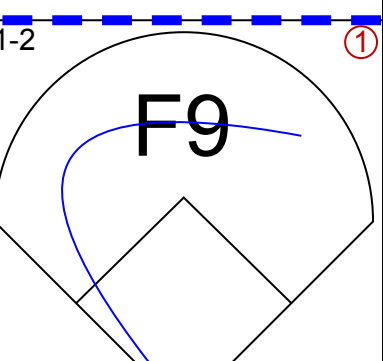
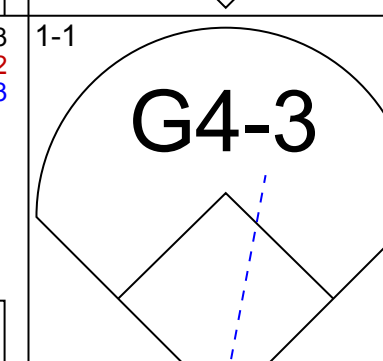
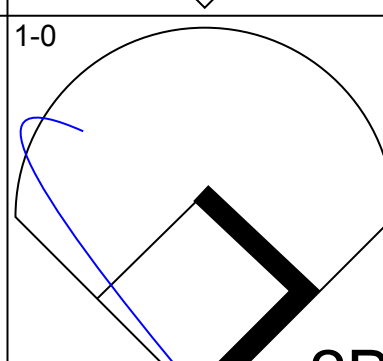

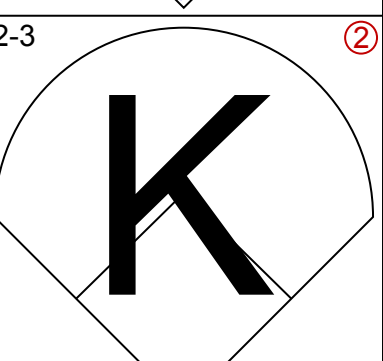
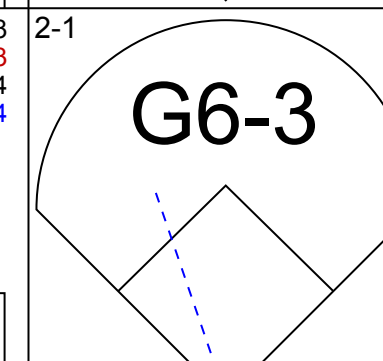
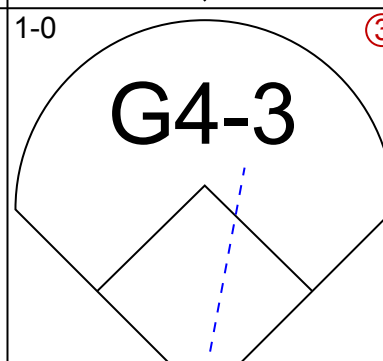
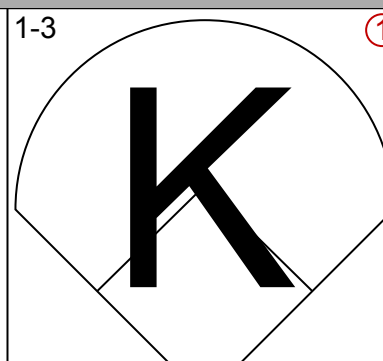
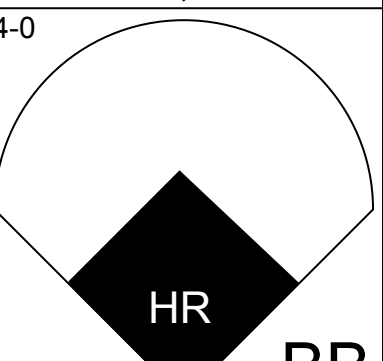

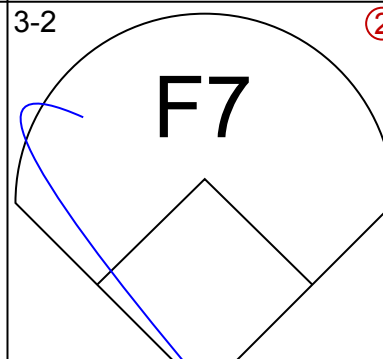
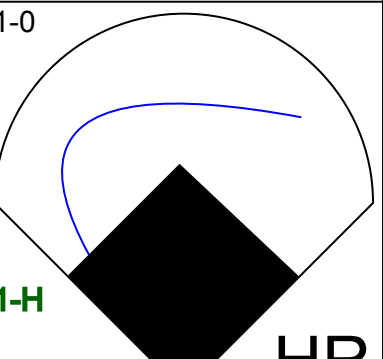

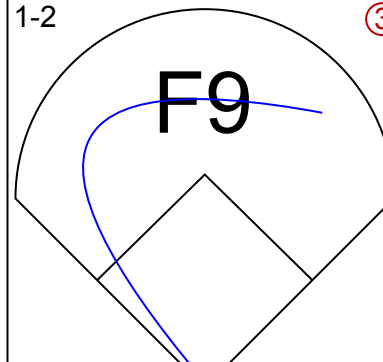
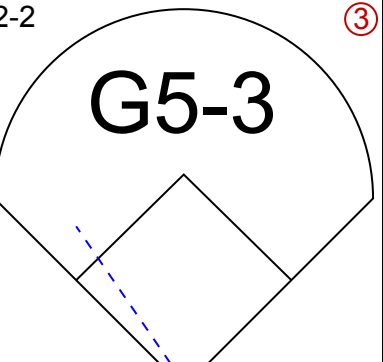








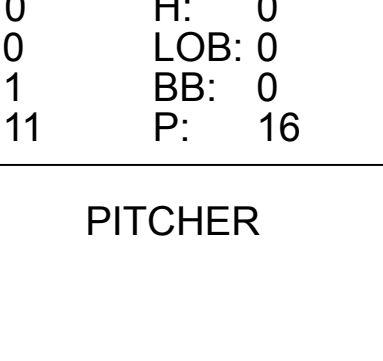
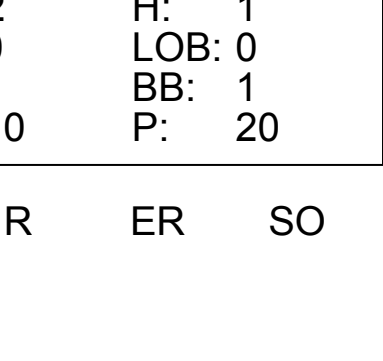
livebaseballscorecards.com

Fri Mar 28 2008, 1:05 PM EDT
Att.: 5,938 - Sunny - 80 F

Batter	1	2	3	4	5	6	7	8	9	AB	R	H	RBI	BB	SO	LOB	TOP					
7 José Reyes, S OBP: 0.500, SLG: 0.500										4	1	2	1	0	1	0	New York Mets @ Florida Marlins Dolphin Stadium, Miami, FL Mon Mar 31 2008, 4:10 PM EDT Att: 38,308 - Partly Cloudy - 80 F					
1 Luis Castillo, S OBP: 0.600, SLG: 0.333										3	1	1	0	2	0	0						
5 David Wright, R OBP: 0.600, SLG: 1.000										4	0	2	3	1	0	2						
15 Carlos Beltrán, S OBP: 0.400, SLG: 0.800										5	1	2	0	0	1	3						
21 Carlos Delgado, L										3	1	0	0	1	0	2						
16 Angel Pagán, S OBP: 0.500, SLG: 0.667										3	1	1	1	1	0	0						
19 Ryan Church, L										4	1	1	1	0	0	1						
23 Brian Schneider, L										4	0	0	0	0	0	3						
57 Johan Santana, L 38 Matt Wise, R Scott Schoeneweis, L Jorge Sosa, R 9 Marlon Anderson, L Aaron Heilman, R										3	0	0	0	0	1	2						
Inning Stats	R: 0 E: 0 K: 1 S: 12	H: 1 LOB: 2 BB: 1 P: 19	R: 0 E: 0 K: 0 S: 7	H: 0 LOB: 0 BB: 0 P: 11	R: 0 E: 0 K: 0 S: 7	H: 1 LOB: 1 BB: 0 P: 11	R: 6 E: 0 K: 1 S: 18	H: 5 LOB: 2 BB: 2 P: 36	R: 0 E: 0 K: 0 S: 9	H: 0 LOB: 0 BB: 0 P: 12	R: 0 E: 0 K: 0 S: 6	H: 1 LOB: 0 BB: 0 P: 11	R: 0 E: 0 K: 1 S: 7	H: 1 LOB: 0 BB: 0 P: 10	R: 0 E: 0 K: 0 S: 9	H: 0 LOB: 1 BB: 1 P: 14		R: 1 E: 0 K: 0 S: 10	H: 1 LOB: 1 BB: 1 P: 19	1B: 5 2B: 5 3B: 0 HR: 0	SF: 0 SAC: 1 DP: 0 HBP: 0	WP: 1 PB: 0 SB: 1 CS: 2
PITCHER	IP WLS BF H R ER SO BB IBB HBP BLK WP HR S P ERA WHIP																					
Mark Hendrickson, L ERA: 10.8	(1, 1) 5.0 L 25 7 6 6 2 3 0 0 0 0 0 0 0 53 89 10.80 2.000																					
47 Ricky Nolasco, R ERA:	(6, 1) 3.0 10 2 0 0 1 1 0 0 0 0 0 0 22 35 0.00 1.000																					
22 Matt Lindstrom, R ERA:	(9, 1) 1.0 5 1 1 0 0 1 0 0 0 0 1 0 10 19 0.00 2.000																					

Batter	1	2	3	4	5	6	7	8	9	AB	R	H	RBI	BB	SO	LOB	BOTTOM					
2 Hanley Ramirez, R										3	1	0	0	1	2	3	New York Mets @ Florida Marlins Dolphin Stadium, Miami, FL Mon Mar 31 2008, 4:10 PM EDT Att: 38,308 - Partly Cloudy - 80 F					
6 Dan Uggla, R OBP: 0.250, SLG: 0.250									4	0	1	0	0	1	1							
Mike Jacobs, L									4	0	0	0	0	1	3							
14 Josh Willingham, R OBP: 0.250, SLG: 1.000									4	1	1	2	0	1	2							
3 Jorge Cantu, R OBP: 0.250, SLG: 0.250										4	0	1	0	0	2	0						
12 Cody Ross, R										4	0	0	0	0	1	1						
Luis Gonzalez, L OBP: 0.250, SLG: 0.250										4	0	1	0	0	0	1						
20 Matt Treanor, R										2	0	0	0	1	1							
Mark Hendrickson, L Jason Wood, R 47 Ricky Nolasco, R 4 Alfredo Amezaga, S 22 Matt Lindstrom, R										1	0	0	0	0	1	0						
Inning Stats	R: 0 E: 0 K: 1 S: 6	H: 0 LOB: 0 BB: 0 P: 8	R: 0 E: 0 K: 0 S: 6	H: 0 LOB: 0 BB: 0 P: 10	R: 0 E: 0 K: 1 S: 9	H: 0 LOB: 0 BB: 0 P: 15	R: 2 E: 0 K: 1 S: 13	H: 1 LOB: 0 BB: 1 P: 20	R: 0 E: 0 K: 2 S: 14	H: 1 LOB: 2 BB: 1 P: 23	R: 0 E: 0 K: 2 S: 10	H: 0 LOB: 0 BB: 0 P: 12	R: 0 E: 0 K: 1 S: 9	H: 1 LOB: 1 BB: 0 P: 12	R: 0 E: 0 K: 1 S: 11	H: 2 LOB: 2 BB: 0 P: 18		R: 0 E: 0 K: 2 S: 7	H: 0 LOB: 0 BB: 0 P: 9	1B: 4 2B: 0 3B: 0 HR: 1	SF: 0 SAC: 0 DP: 0 HBP: 0	WP: 1 PB: 0 SB: 0 CS: 0
PITCHER	IP WLS BF H R ER SO BB IBB HBP BLK WP HR S P ERA WHIP																					
57 Johan Santana, L ERA: 2.57	(1, 1) 7.0 W 26 3 2 2 2 2 0 0 0 0 0 0 0 67 100 2.57 0.714																					
38 Matt Wise, R ERA:	(8, 1) 0.1 3 2 0 0 0 0 0 0 0 0 0 0 2 2 0.00 6.000																					
Scott Schoeneweis, L ERA:	(8, 1) 0.1 H 1 0 0 0 0 0 0 0 0 0 0 0 2 2 0.00 0.000																					
Jorge Sosa, R ERA:	(8, 1) 0.1 H 1 0 0 0 1 0 0 0 0 0 0 0 3 6 0.00 0.000																					
Aaron Heilman, R ERA:	(9, 1) 1.0 3 0 0 0 2 0 0 0 0 0 0 0 7 9 0.00 0.000																					

Batter	1	2	3	4	5	6	7	8	9	AB	R	H	RBI	BB	SO	LOB	TOP			
7 José Reyes, S OBP: 0.281, SLG: 0.286										4	0	0	0	0	1	2	New York Mets @ Atlanta Braves Turner Field, Atlanta, GA Sun Apr 06 2008, 1:30 PM EDT Att: 39,414 - Partly Cloudy - 61 F			
1 Luis Castillo, S OBP: 0.281, SLG: 0.190										4	0	0	0	0	1	2				
5 David Wright, R OBP: 0.435, SLG: 0.632										2	1	0	0	2	2	1				
15 Carlos Beltrán, S OBP: 0.455, SLG: 0.684										3	0	0	0	1	2	1				
21 Carlos Delgado, L OBP: 0.409, SLG: 0.400										4	0	2	0	0	1	3				
19 Ryan Church, L OBP: 0.194, SLG: 0.524										4	0	1	1	0	1	2				
16 Ángel Paquán, S OBP: 0.409, SLG: 0.438										3	0	0	0	1	1	1				
23 Brian Schneider, L OBP: 0.409, SLG: 0.333										4	0	1	0	0	0	2				
57 Johan Santana, L OBP: 0.200, SLG: 0.400										2	0	1	0	0	0	0				
9 Marlon Anderson, L (8, PH) OBP: 0.200, SLG: 0.200										1	0	0	0	0	0	1				
Aaron Heilman, R (8, 1)										0	0	0	0	0	0	0				
Inning Stats	R: 0 H: 0 E: 0 K: 2 S: 13	H: 0 LOB: 2 BB: 2 P: 25	R: 0 H: 0 E: 0 K: 1 S: 8	H: 0 LOB: 0 BB: 0 P: 11	R: 0 H: 1 E: 0 K: 1 S: 11	H: 1 LOB: 0 BB: 0 P: 13	R: 0 H: 1 E: 0 K: 1 S: 12	H: 1 LOB: 0 BB: 0 P: 17	R: 0 H: 0 E: 0 K: 2 S: 9	H: 0 LOB: 0 BB: 0 P: 15	R: 0 H: 1 E: 0 K: 0 S: 12	H: 1 LOB: 1 BB: 0 P: 18	R: 0 H: 1 E: 0 K: 0 S: 6	H: 1 LOB: 2 BB: 0 P: 7	R: 1 H: 1 E: 0 K: 1 S: 11	H: 1 LOB: 2 BB: 2 P: 24	1B: 4 2B: 2 3B: 0 HR: 0	SF: 0 SAC: 0 DP: 1 HBP: 0	WP: 0 PB: 0 SB: 1 CS: 0	PA: 35
PITCHER	IP WLS BF H R ER SO BB IBB HBP BLK WP HR S P ERA WHIP																			
29 John Smoltz, R ERA: 5.4	5.0 W 18 2 0 0 6 2 0 0 0 0 0 0 51 78 0.00 0.800																			
56 Blaine Boyer, R ERA: 5.4	1.0 H 3 0 0 0 2 0 0 0 0 0 0 0 9 15 0.00 0.000																			
Will Ohman, L ERA: 2.25	1.0 H 4 1 0 0 0 0 0 0 0 0 0 0 12 18 0.00 1.000																			
58 Peter Moylan, R ERA: 2.25	1.0 H 4 1 0 0 0 0 0 0 0 0 0 0 6 7 0.00 1.000																			
39 Rafael Soriano, R ERA: 2.25	1.0 S 6 1 1 1 1 2 0 0 0 0 0 0 11 24 9.00 3.000																			

Batter	1	2	3	4	5	6	7	8	9	AB	R	H	RBI	BB	SO	LOB	BOTTOM			
2 Kelly Johnson, L OBP: 0.364, SLG: 0.636										4	0	1	0	0	1	1	New York Mets @ Atlanta Braves Turner Field, Atlanta, GA Sun Apr 06 2008, 1:30 PM EDT Att: 39,414 - Partly Cloudy - 61 F			
19 Yunel Escobar, R OBP: 0.429, SLG: 0.555										4	0	1	1	0	1	1				
10 Chipper Jones, S OBP: 0.448, SLG: 0.538										3	1	0	0	1	1	1				
Mark Teixeira, S OBP: 0.250, SLG: 0.462										4	1	1	2	0	0	0				
7 Jeff Francoeur, R OBP: 0.357, SLG: 0.519										4	0	1	0	0	0	0				
23 Matt Diaz, R OBP: 0.320, SLG: 0.440										3	0	2	0	0	0	0				
16 Brian McCann, L OBP: 0.348, SLG: 0.550										3	0	1	0	0	0	3				
11 Mark Kotsay, L OBP: 0.346, SLG: 0.458										3	1	1	0	0	0	1				
29 John Smoltz, R ERA: 5.4										0	0	0	0	0	0	0				
8 Ruben Gotay, S ERA: 1.93										1	0	0	0	0	0	0				
56 Blaine Boyer, R ERA: 5.4										0	0	0	0	0	0	0				
Will Ohman, L ERA: 2.25										0	0	0	0	0	0	0				
5 Brayan Peña, S ERA: 2.25										0	0	0	0	0	0	0				
58 Peter Moylan, R ERA: 2.25										0	0	0	0	0	0	0				
39 Rafael Soriano, R ERA: 2.25										0	0	0	0	0	0	0				
Inning Stats	R: 0 H: 0 E: 0 K: 1 S: 7	H: 1 LOB: 1 BB: 0 P: 11	R: 0 H: 1 E: 0 K: 0 S: 7	H: 1 LOB: 1 BB: 0 P: 9	R: 1 H: 2 E: 0 K: 0 S: 10	H: 2 LOB: 1 BB: 0 P: 16	R: 0 H: 2 E: 0 K: 0 S: 10	H: 2 LOB: 1 BB: 0 P: 13	R: 0 H: 1 E: 0 K: 1 S: 10	H: 1 LOB: 1 BB: 0 P: 16	R: 0 H: 0 E: 0 K: 1 S: 11	H: 0 LOB: 0 BB: 0 P: 16	R: 0 H: 1 E: 0 K: 0 S: 5	H: 1 LOB: 1 BB: 0 P: 10	R: 2 H: 1 E: 0 K: 1 S: 10	H: 1 LOB: 0 BB: 1 P: 20	1B: 3 2B: 4 3B: 0 HR: 1	SF: 0 SAC: 1 DP: 1 HBP: 0	WP: 0 PB: 0 SB: 1 CS: 0	PA: 32
PITCHER	IP WLS BF H R ER SO BB IBB HBP BLK WP HR S P ERA WHIP																			
57 Johan Santana, L ERA: 1.93	7.0 L 27 7 1 1 3 0 0 0 0 0 0 1 60 91 1.29 1.000																			
Aaron Heilman, R ERA: 4.5	1.0 5 1 2 2 1 1 0 0 0 0 0 1 10 20 18.00 2.000																			

Batter	1	2	3	4	5	6	7	8	9	AB	R	H	RBI	BB	SO	LOB	TOP	
11 Jimmy Rollins, S OBP: 0.351, SLG: 0.543 4 Eric Bruntlett, R OBP: 0.500, SLG: 0.500	G2-3		G5-3		FC5-4		FC3	26 HBP 8 1B 26 2B		5	2	2	1	0	0	2	Philadelphia Phillies @ New York Mets Shea Stadium, Flushing, NY Tue Apr 08 2008, 1:10 PM EDT Att: 56,350 - Partly Cloudy - 50 F	
8 Shane Victorino, S OBP: 0.235, SLG: 0.250	26 HBP 1B		F9		P6		FC3	26 HBP 6 E 26 2B		4	1	2	0	1	0	2		
26 Chase Utley, L OBP: 0.486, SLG: 0.786	1B				HBP		P6	F9 28 1B 6 E HBP		2	1	1	1	0	0	0		
6 Ryan Howard, L OBP: 0.314, SLG: 0.321	F8				K		F8	FC3	28 1B	4	0	0	1	1	1	4		
Pat Burrell, R OBP: 0.484, SLG: 0.846 37 Chad Durbin, R OBP: 0.308, SLG: 0.417 10 Geoff Jenkins, L OBP: 0.308, SLG: 0.417 16 J.C. Romero, S OBP: 0.240, SLG: 0.261 45 Tom Gordon, R OBP: 0.276, SLG: 0.259	K				F9		F9	F9	F4	3	0	0	0	1	1	5		
28 Jayson Werth, R OBP: 0.500, SLG: 0.444					FC6-4		BB	7 BB	F9	4	0	2	1	1	0	4		
7 Pedro Feliz, R OBP: 0.276, SLG: 0.259			G3				G6-3	51 FC6-4 BB	P6									
51 Carlos Ruiz, R OBP: 0.240, SLG: 0.261			F8				FC6-4	11 FC5-4 BB	FC6-4	4	1	1	0	1	0	3		
Jamie Moyer, L OBP: 0.200, SLG: 0.400					G1-3			11 FC5-4 BB		1	0	0	0	1	0	0		
19 Greg Dobbs, L OBP: 0.111, SLG: 0.111 So Taguchi, R OBP: 0.200, SLG: 0.400							G4-3		SH3-4	2	0	0	0	0	0	0		
Inning Stats	R: 0 H: 1 E: 0 K: 1 S: 12	L: 1 W: 2 BB: 0 P: 20	R: 0 H: 1 E: 0 K: 0 S: 8	L: 1 W: 12 BB: 0 P: 12	R: 0 H: 0 E: 0 K: 0 S: 5	L: 0 W: 10 BB: 0 P: 10	R: 0 H: 1 E: 0 K: 0 S: 10	L: 1 W: 20 BB: 1 P: 20	R: 3 H: 3 E: 1 K: 0 S: 23	L: 3 W: 35 BB: 0 P: 35	R: 2 H: 2 E: 0 K: 0 S: 12	L: 2 W: 29 BB: 3 P: 29	R: 0 H: 0 E: 0 K: 0 S: 4	L: 0 W: 7 BB: 0 P: 7	1B: 7 2B: 1 3B: 0 HR: 0	SF: 0 SAC: 1 DP: 1 HBP: 3	WP: 0 PA: 45 ERA: 0.00 WHIP: 0.000	
PITCHER	IP WLS BF H R ER SO BB IBB HBP BLK WP HR S P ERA WHIP	IP WLS BF H R ER SO BB IBB HBP BLK WP HR S P ERA WHIP	IP WLS BF H R ER SO BB IBB HBP BLK WP HR S P ERA WHIP	IP WLS BF H R ER SO BB IBB HBP BLK WP HR S P ERA WHIP	IP WLS BF H R ER SO BB IBB HBP BLK WP HR S P ERA WHIP	IP WLS BF H R ER SO BB IBB HBP BLK WP HR S P ERA WHIP	IP WLS BF H R ER SO BB IBB HBP BLK WP HR S P ERA WHIP	IP WLS BF H R ER SO BB IBB HBP BLK WP HR S P ERA WHIP	IP WLS BF H R ER SO BB IBB HBP BLK WP HR S P ERA WHIP	IP WLS BF H R ER SO BB IBB HBP BLK WP HR S P ERA WHIP	IP WLS BF H R ER SO BB IBB HBP BLK WP HR S P ERA WHIP	IP WLS BF H R ER SO BB IBB HBP BLK WP HR S P ERA WHIP	IP WLS BF H R ER SO BB IBB HBP BLK WP HR S P ERA WHIP	IP WLS BF H R ER SO BB IBB HBP BLK WP HR S P ERA WHIP	IP WLS BF H R ER SO BB IBB HBP BLK WP HR S P ERA WHIP	IP WLS BF H R ER SO BB IBB HBP BLK WP HR S P ERA WHIP	IP WLS BF H R ER SO BB IBB HBP BLK WP HR S P ERA WHIP	
Oliver Pérez, L ERA: 3.86 Joe Smith, R ERA: 3.86 Scott Schoeneweis, L ERA: 5.4 Jorge Sosa, R ERA: 7.71 Aaron Heilman, R ERA: 7.2	5.2 0.1 0.1 0.2 1.0	24 2 5 3 8	3 0 2 1 2	0 0 3 0 2	0 0 0 0 2	2 0 0 0 1	3 0 0 0 2	0 0 0 0 0	0 0 0 0 0	0 0 0 0 0	0 0 0 0 0	0 0 0 0 0	0 0 0 0 0	0 0 0 0 0	0 0 0 0 0	0 0 0 0 0	0.00 0.000 27.00 1.500 18.00	1.059 3.000 6.000 1.500 4.000
32 Carlos Muniz, R ERA:	1.0	3	0	0	0	0	0	0	0	0	0	0	0	0	0	0	0.00 0.000	0.000

Batter	1	2	3	4	5	6	7	8	9	AB	R	H	RBI	BB	SO	LOB	BOTTOM				
7 José Reyes, S OBP: 0.250, SLG: 0.269	G6-3		G5-3		L3				F9	5	0	1	0	0	0	0	Philadelphia Phillies @ New York Mets Shea Stadium, Flushing, NY Tue Apr 08 2008, 1:10 PM EDT Att: 56,350 - Partly Cloudy - 50 F				
1 Luis Castillo, S OBP: 0.280, SLG: 0.182 Damon Easley, R OBP: 0.540, SLG: 0.600			G3		G4-3		F7			1	0	0	0	1	0	0					
5 David Wright, R OBP: 0.407, SLG: 0.609					F8					4	0	1	0	0	1	1					
15 Carlos Beltrán, S OBP: 0.462, SLG: 0.682	G5-3				F8					3	1	1	0	1	0	2					
21 Carlos Delgado, L OBP: 0.423, SLG: 0.542					HR		G4-3		G4-3	4	1	2	1	0	0	1					
16 Ángel Pagán, S OBP: 0.400, SLG: 0.421 Jorge Sosa, R OBP: 0.385, SLG: 0.458					F8		F8			3	0	1	0	0	0	0					
Aaron Heilman, R OBP: 0.209, SLG: 0.200 44 Brady Clark, R OBP: 0.385, SLG: 0.458 32 Carlos Muniz, R OBP: 0.423, SLG: 0.542										0	0	0	0	0	0	0					
19 Ryan Church, L OBP: 0.385, SLG: 0.458					G4-3		G5-3		G4-3	3	0	0	1	0	0	4					
23 Brian Schneider, L OBP: 0.423, SLG: 0.333										3	0	1	0	1	1	1					
Oliver Pérez, L ERA: 4.66 Joe Smith, R ERA: 2.09 Scott Schoeneweis, L ERA: 2.09 Andy Chavez, L OBP: 0.200, SLG: 0.200					G4-3				G1-3	2	0	0	0	0	1	3					
Inning Stats	R: 0 H: 0 E: 0 K: 0 S: 6	L: 0 W: 13 BB: 1 P: 13	R: 1 H: 1 E: 0 K: 0 S: 6	L: 1 W: 11 BB: 0 P: 11	R: 0 H: 0 E: 0 K: 0 S: 9	L: 0 W: 10 BB: 0 P: 10	R: 1 H: 2 E: 0 K: 1 S: 17	L: 2 W: 33 BB: 2 P: 33	R: 0 H: 1 E: 0 K: 0 S: 10	L: 1 W: 13 BB: 0 P: 13	R: 0 H: 0 E: 0 K: 0 S: 8	L: 0 W: 13 BB: 0 P: 13	R: 0 H: 2 E: 0 K: 0 S: 5	L: 2 W: 6 BB: 0 P: 6	R: 0 H: 1 E: 0 K: 1 S: 15	L: 1 W: 25 BB: 1 P: 25	R: 0 H: 0 E: 0 K: 1 S: 9	L: 0 W: 11 BB: 0 P: 11	1B: 4 2B: 2 3B: 0 HR: 1	SF: 0 SAC: 0 DP: 2 HBP: 1	WP: 0 PA: 37 ERA: 3.00 WHIP: 1.000
PITCHER	IP WLS BF H R ER SO BB IBB HBP BLK WP HR S P ERA WHIP	IP WLS BF H R ER SO BB IBB HBP BLK WP HR S P ERA WHIP	IP WLS BF H R ER SO BB IBB HBP BLK WP HR S P ERA WHIP	IP WLS BF H R ER SO BB IBB HBP BLK WP HR S P ERA WHIP	IP WLS BF H R ER SO BB IBB HBP BLK WP HR S P ERA WHIP	IP WLS BF H R ER SO BB IBB HBP BLK WP HR S P ERA WHIP	IP WLS BF H R ER SO BB IBB HBP BLK WP HR S P ERA WHIP	IP WLS BF H R ER SO BB IBB HBP BLK WP HR S P ERA WHIP	IP WLS BF H R ER SO BB IBB HBP BLK WP HR S P ERA WHIP	IP WLS BF H R ER SO BB IBB HBP BLK WP HR S P ERA WHIP	IP WLS BF H R ER SO BB IBB HBP BLK WP HR S P ERA WHIP	IP WLS BF H R ER SO BB IBB HBP BLK WP HR S P ERA WHIP	IP WLS BF H R ER SO BB IBB HBP BLK WP HR S P ERA WHIP	IP WLS BF H R ER SO BB IBB HBP BLK WP HR S P ERA WHIP	IP WLS BF H R ER SO BB IBB HBP BLK WP HR S P ERA WHIP	IP WLS BF H R ER SO BB IBB HBP BLK WP HR S P ERA WHIP	IP WLS BF H R ER SO BB IBB HBP BLK WP HR S P ERA WHIP				
Jamie Moyer, L ERA: 4.66 37 Chad Durbin, R ERA: 2.09 16 J.C. Romero, L ERA: 45 Tom Gordon, R ERA: 12.27	6.0 1.0 1.0 1.0	25 4 5 3	4 2 1 0	2 0 0 0	2 0 0 0	2 0 0 0	2 0 0 0	2 0 0 0	2 0 0 0	2 0 0 0	2 0 0 0	2 0 0 0	2 0 0 0	2 0 0 0	2 0 0 0	2 0 0 0	3.00 2.000 0.00 0.000	1.000			

Batter	1	2	3	4	5	6	7	8	9	AB	R	H	RBI	BB	SO	LOB	TOP										
8 Shane Victorino, S OBP: 0.205, SLG: 0.216										5	0	0	0	0	1	4	Philadelphia Phillies @ New York Mets Shea Stadium, Flushing, NY Wed Apr 09 2008, 7:10 PM EDT Att: 47,127 - Cloudy - 52 F										
4 Eric Bruntlett, R OBP: 0.429, SLG: 0.333										4	1	1	0	1	0	1											
26 Chase Utley, L OBP: 0.463, SLG: 0.750										4	0	1	1	0	1	1											
6 Ryan Howard, L OBP: 0.308, SLG: 0.313										4	0	1	0	0	2	2											
Pat Burrell, R OBP: 0.486, SLG: 0.800										4	1	2	0	0	0	1											
10 Geoff Jenkins, L OBP: 0.310, SLG: 0.407										3	0	1	0	0	0	0											
28 Jayson Werth, R OBP: 0.538, SLG: 0.444										0	0	0	0	1	0	0											
7 Pedro Feliz, R OBP: 0.273, SLG: 0.233										3	0	0	0	1	0	5											
51 Carlos Ruiz, R OBP: 0.241, SLG: 0.259										4	0	1	1	0	1	1											
38 Kyle Kendrick, R 37 Chad Durbin, R 19 Greg Dobbs, L 55 Clay Condrey, R 57 Rudy Seanez, R 27 Chris Coste, R										1	0	0	0	0	0	3											
Inning Stats	R: 0 E: 0 K: 1 S: 8	H: 0 LOB: 0 BB: 0 P: 12	R: 1 E: 1 K: 1 S: 12	H: 3 LOB: 3 BB: 0 P: 21	R: 0 E: 0 K: 1 S: 14	H: 1 LOB: 1 BB: 0 P: 18	R: 0 E: 0 K: 0 S: 17	H: 0 LOB: 0 BB: 0 P: 27	R: 1 E: 0 K: 0 S: 15	H: 1 LOB: 1 BB: 1 P: 22	R: 0 E: 0 K: 0 S: 7	H: 0 LOB: 0 BB: 0 P: 9	R: 0 E: 0 K: 1 S: 9	H: 2 LOB: 3 BB: 0 P: 12	R: 0 E: 0 K: 1 S: 12	H: 1 LOB: 1 BB: 0 P: 23	R: 0 E: 0 K: 1 S: 8	H: 1 LOB: 1 BB: 0 P: 12	1B: 6 2B: 2 3B: 0 HR: 0	SF: 0 SAC: 0 DP: 1 HBP: 0	WP: 0 PB: 0 SB: 0 CS: 0	PA: 38					
PITCHER	IP	WLS	BF	H	R	ER	SO	BB	IBB	HBP	BLK	WP	HR	S	P	ERA	WHIP										
34 Mike Pelfrey, R ERA: 3.6	5.0	W	22	5	2	2	3	2	0	0	0	0	0	66	100	3.60	1.400										
Jorge Sosa, R ERA: 5.4	2.0		6	0	0	0	1	0	0	0	0	0	0	16	21	0.00	0.000										
25 Pedro Feliciano, L ERA:	1.0		6	2	0	0	1	1	0	0	0	0	0	12	23	0.00	3.000										
32 Carlos Muniz, R ERA:	1.0		4	1	0	0	1	0	0	0	0	0	0	8	12	0.00	1.000										

Batter	1	2	3	4	5	6	7	8	9	AB	R	H	RBI	BB	SO	LOB	BOTTOM										
7 José Reyes, S OBP: 0.242, SLG: 0.233										4	2	0	1	1	0	4	Philadelphia Phillies @ New York Mets Shea Stadium, Flushing, NY Wed Apr 09 2008, 7:10 PM EDT Att: 47,127 - Cloudy - 52 F										
16 Angel Padán, S OBP: 0.433, SLG: 0.455										3	1	1	2	2	0	1											
5 David Wright, R OBP: 0.375, SLG: 0.519										4	0	0	1	1	1	2											
15 Carlos Beltrán, S OBP: 0.419, SLG: 0.577										4	0	0	0	1	1	5											
21 Carlos Delgado, L OBP: 0.419, SLG: 0.536										4	1	1	0	1	0	3											
19 Ryan Church, L OBP: 0.400, SLG: 0.444										3	1	1	0	1	1	2											
Damion Easley, R OBP: 0.286, SLG: 0.167										3	2	1	1	1	0	3											
23 Brian Schneider, L OBP: 0.433, SLG: 0.333										3	0	1	0	1	0	2											
34 Mike Pelfrey, R Jorge Sosa, R										2	1	0	0	0	1	2											
9 Marlon Anderson, L OBP: 0.167, SLG: 0.167										1	0	0	0	0	0	2											
25 Pedro Feliciano, L 32 Carlos Muniz, R										0	0	0	0	0	0	0											
Inning Stats	R: 1 E: 1 K: 0 S: 11	H: 0 LOB: 3 BB: 3 P: 24	R: 0 E: 0 K: 0 S: 12	H: 0 LOB: 3 BB: 3 P: 29	R: 6 E: 3 K: 1 S: 22	H: 4 LOB: 2 BB: 1 P: 32	R: 0 E: 0 K: 1 S: 7	H: 0 LOB: 0 BB: 0 P: 12	R: 0 E: 0 K: 1 S: 6	H: 0 LOB: 0 BB: 0 P: 10	R: 0 E: 0 K: 0 S: 6	H: 0 LOB: 0 BB: 0 P: 10	R: 1 E: 0 K: 0 S: 10	H: 1 LOB: 1 BB: 1 P: 18	R: 0 E: 0 K: 0 S: 7	H: 0 LOB: 1 BB: 1 P: 16	R: 0 E: 0 K: 0 S: 7	H: 0 LOB: 1 BB: 1 P: 16	1B: 3 2B: 2 3B: 0 HR: 0	SF: 0 SAC: 1 DP: 1 HBP: 0	WP: 1 PB: 0 SB: 0 CS: 0	PA: 41					
PITCHER	IP	WLS	BF	H	R	ER	SO	BB	IBB	HBP	BLK	WP	HR	S	P	ERA	WHIP										
38 Kyle Kendrick, R ERA: 6.14	2.1	L	20	4	7	1	0	6	0	0	0	0	0	36	71	3.86	4.286										
37 Chad Durbin, R ERA: 1.13	3.2		13	0	0	0	4	1	0	0	0	1	0	29	46	0.00	0.273										
55 Clay Condrey, R ERA: 9.64	1.0		4	1	1	1	0	1	0	0	0	0	0	10	18	9.00	2.000										
57 Rudy Seanez, R ERA:	1.0		4	0	0	0	0	1	0	0	0	0	0	7	16	0.00	1.000										

AB	35
R	2
H	8
RBI	2
BB	3
SO	6
LOB	18



Batter	1	2	3	4	5	6	7	8	9	AB	R	H	RBI	BB	SO	LOB	TOP								
23 Rickie Weeks Jr. R OBP: 0.375, SLG: 0.372										3	2	2	1	1	1	1									
33 Gabe Kapler R OBP: 0.375, SLG: 0.773										4	1	1	2	0	1	1									
28 Prince Fielder L OBP: 0.319, SLG: 0.317										4	0	1	0	0	1	0									
8 Ryan Braun R OBP: 0.229, SLG: 0.458										4	0	1	0	0	1	2									
2 Bill Hall R OBP: 0.261, SLG: 0.622										4	1	1	1	0	0	3									
1 Cory Hart R OBP: 0.302, SLG: 0.308										4	1	0	0	0	2	1									
7 J.J. Hardy R OBP: 0.256, SLG: 0.250										3	0	0	0	1	1	2									
15 Ben Sheets R Brian Shouse, L										2	0	0	1	0	1	0									
26 Hernan Irribarren L 38 Eric Gagne, R										2	0	0	0	0	0	0									
18 Jason Kendall R OBP: 0.459, SLG: 0.576										4	0	0	0	0	2										
Inning Stats	R: 0 H: 2 E: 0 K: 1 S: 12	WLS: 2 BF: 19	H: 1 R: 0 ER: 1 SO: 16	H: 0 LOB: 1 BB: 1 P: 26	R: 0 H: 0 E: 0 K: 2 S: 8	H: 0 LOB: 0 BB: 0 P: 9	R: 1 H: 1 E: 0 K: 1 S: 7	H: 1 LOB: 0 BB: 0 P: 12	R: 1 H: 1 E: 0 K: 0 S: 10	H: 1 LOB: 0 BB: 0 P: 15	R: 0 H: 1 E: 1 K: 1 S: 11	H: 1 LOB: 1 BB: 0 P: 16	R: 2 H: 1 E: 0 K: 1 S: 10	H: 1 LOB: 0 BB: 1 P: 19	R: 0 H: 0 E: 0 K: 1 S: 8	H: 0 LOB: 0 BB: 0 P: 14	R: 0 H: 1 E: 0 K: 0 S: 3	H: 1 LOB: 0 BB: 0 P: 6	1B: 4 2B: 0 3B: 0 HR: 3	SF: 0 SAC: 1 DP: 0 HBP: 0	WP: 2 PB: 0 SB: 0 CS: 2	PA: 36			
PITCHER	IP WLS BF H R ER SO BB IBB HBP BLK WP HR S P ERA WHIP	IP WLS BF H R ER SO BB IBB HBP BLK WP HR S P ERA WHIP	IP WLS BF H R ER SO BB IBB HBP BLK WP HR S P ERA WHIP	IP WLS BF H R ER SO BB IBB HBP BLK WP HR S P ERA WHIP	IP WLS BF H R ER SO BB IBB HBP BLK WP HR S P ERA WHIP	IP WLS BF H R ER SO BB IBB HBP BLK WP HR S P ERA WHIP	IP WLS BF H R ER SO BB IBB HBP BLK WP HR S P ERA WHIP	IP WLS BF H R ER SO BB IBB HBP BLK WP HR S P ERA WHIP	IP WLS BF H R ER SO BB IBB HBP BLK WP HR S P ERA WHIP	IP WLS BF H R ER SO BB IBB HBP BLK WP HR S P ERA WHIP	IP WLS BF H R ER SO BB IBB HBP BLK WP HR S P ERA WHIP	IP WLS BF H R ER SO BB IBB HBP BLK WP HR S P ERA WHIP	IP WLS BF H R ER SO BB IBB HBP BLK WP HR S P ERA WHIP	IP WLS BF H R ER SO BB IBB HBP BLK WP HR S P ERA WHIP	IP WLS BF H R ER SO BB IBB HBP BLK WP HR S P ERA WHIP	IP WLS BF H R ER SO BB IBB HBP BLK WP HR S P ERA WHIP	IP WLS BF H R ER SO BB IBB HBP BLK WP HR S P ERA WHIP	IP WLS BF H R ER SO BB IBB HBP BLK WP HR S P ERA WHIP	IP WLS BF H R ER SO BB IBB HBP BLK WP HR S P ERA WHIP	IP WLS BF H R ER SO BB IBB HBP BLK WP HR S P ERA WHIP	IP WLS BF H R ER SO BB IBB HBP BLK WP HR S P ERA WHIP	IP WLS BF H R ER SO BB IBB HBP BLK WP HR S P ERA WHIP	IP WLS BF H R ER SO BB IBB HBP BLK WP HR S P ERA WHIP	IP WLS BF H R ER SO BB IBB HBP BLK WP HR S P ERA WHIP	
57 Johan Santana, L 305 Scott Schoeneweis, L ERA: 2.7	(1, 1) (7, 1) (8, 1)	6.2 L 29 6 5 4 7 2 0 0 0 0 2 3 71 113 5.40 1.200	0.1 1 0 0 0 0 0 0 0 0 0 0 0 3 3 0.00 0.000	2.0 6 1 0 0 1 0 0 0 0 0 0 0 11 20 0.00 0.500																					
32 Carlos Muniz, R ERA:	(8, 1)	2.0 6 1 0 0 1 0 0 0 0 0 0 0 11 20 0.00 0.500																							

Milwaukee Brewers @ New York Mets
Shea Stadium, Flushing, NY
Sat Apr 12 2008, 1:10 PM EDT
Att: 54,701 - Cloudy - 70 F

AB 33
R 5
H 7
RBI 5
BB 2
SO 8
LOB 12



Batter	1	2	3	4	5	6	7	8	9	AB	R	H	RBI	BB	SO	LOB	BOTTOM							
16 Angel Pagán, S OBP: 0.442, SLG: 0.486										4	1	1	0	0	2									
1 Luis Castillo, S OBP: 0.276, SLG: 0.160										3	0	0	0	1	0	1								
5 David Wright, R OBP: 0.376, SLG: 0.541										3	1	1	2	0	3									
15 Carlos Beltrán, S OBP: 0.432, SLG: 0.486										3	1	1	0	1	1	0								
21 Carlos Delgado, L OBP: 0.364, SLG: 0.450										4	0	1	1	0	1	1								
19 Ryan Church, L OBP: 0.348, SLG: 0.375										4	0	0	0	0	1									
Damion Easley, R OBP: 0.200, SLG: 0.222										4	0	0	0	0	0	0								
23 Brian Schneider, L OBP: 0.385, SLG: 0.281										4	0	1	0	2	0									
57 Johan Santana, L 305 Scott Schoeneweis, L ERA: 1.17	(1, 1) (7, 1) (8, 1)	7.2 W 31 7 3 3 5 2 0 0 0 0 1 4 6 0.00 0.913	0.1 H 1 0 0 0 0 0 0 0 0 0 0 4 6 0.00 0.000	1.0 S 3 0 0 1 0 0 0 0 0 0 0 8 12 0.00 0.000																				
9 Marlon Anderson, L ERA: 9.0	(8, 1)	1.0 S 3 0 0 1 0 0 0 0 0 0 0 8 12 0.00 0.000																						
32 Carlos Muniz, R ERA:	(8, 1)	1.0 S 3 0 0 1 0 0 0 0 0 0 0 8 12 0.00 0.000																						
Inning Stats	R: 2 H: 3 E: 0 K: 0 S: 16	WLS: 3 BF: 21	H: 1 R: 0 ER: 0 SO: 12	H: 1 LOB: 3 BB: 1 P: 20	R: 0 H: 0 E: 0 K: 1 S: 7	H: 0 LOB: 0 BB: 0 P: 10	R: 0 H: 0 E: 0 K: 1 S: 5	H: 0 LOB: 0 BB: 0 P: 9	R: 0 H: 0 E: 0 K: 0 S: 8	H: 0 LOB: 0 BB: 0 P: 12	R: 0 H: 0 E: 0 K: 1 S: 8	H: 0 LOB: 0 BB: 0 P: 12	R: 0 H: 0 E: 0 K: 2 S: 10	H: 0 LOB: 0 BB: 0 P: 16	R: 1 H: 1 E: 0 K: 0 S: 12	H: 1 LOB: 1 BB: 1 P: 22	R: 0 H: 0 E: 0 K: 1 S: 8	H: 0 LOB: 0 BB: 0 P: 12	1B: 3 2B: 1 3B: 0 HR: 1	SF: 1 SAC: 0 DP: 0 HBP: 0	WP: 1 PB: 0 SB: 0 CS: 0	PA: 35		
PITCHER	IP WLS BF H R ER SO BB IBB HBP BLK WP HR S P ERA WHIP	IP WLS BF H R ER SO BB IBB HBP BLK WP HR S P ERA WHIP	IP WLS BF H R ER SO BB IBB HBP BLK WP HR S P ERA WHIP	IP WLS BF H R ER SO BB IBB HBP BLK WP HR S P ERA WHIP	IP WLS BF H R ER SO BB IBB HBP BLK WP HR S P ERA WHIP	IP WLS BF H R ER SO BB IBB HBP BLK WP HR S P ERA WHIP	IP WLS BF H R ER SO BB IBB HBP BLK WP HR S P ERA WHIP	IP WLS BF H R ER SO BB IBB HBP BLK WP HR S P ERA WHIP	IP WLS BF H R ER SO BB IBB HBP BLK WP HR S P ERA WHIP	IP WLS BF H R ER SO BB IBB HBP BLK WP HR S P ERA WHIP	IP WLS BF H R ER SO BB IBB HBP BLK WP HR S P ERA WHIP	IP WLS BF H R ER SO BB IBB HBP BLK WP HR S P ERA WHIP	IP WLS BF H R ER SO BB IBB HBP BLK WP HR S P ERA WHIP	IP WLS BF H R ER SO BB IBB HBP BLK WP HR S P ERA WHIP	IP WLS BF H R ER SO BB IBB HBP BLK WP HR S P ERA WHIP	IP WLS BF H R ER SO BB IBB HBP BLK WP HR S P ERA WHIP	IP WLS BF H R ER SO BB IBB HBP BLK WP HR S P ERA WHIP	IP WLS BF H R ER SO BB IBB HBP BLK WP HR S P ERA WHIP	IP WLS BF H R ER SO BB IBB HBP BLK WP HR S P ERA WHIP	IP WLS BF H R ER SO BB IBB HBP BLK WP HR S P ERA WHIP	IP WLS BF H R ER SO BB IBB HBP BLK WP HR S P ERA WHIP	IP WLS BF H R ER SO BB IBB HBP BLK WP HR S P ERA WHIP	IP WLS BF H R ER SO BB IBB HBP BLK WP HR S P ERA WHIP	IP WLS BF H R ER SO BB IBB HBP BLK WP HR S P ERA WHIP
15 Ben Sheets, R ERA: 1.17	(1, 1)	7.2 W 31 7 3 3 5 2 0 0 0 0 1 4 6 0.00 0.913	0.1 H 1 0 0 0 0 0 0 0 0 0 0 4 6 0.00 0.000	1.0 S 3 0 0 1 0 0 0 0 0 0 0 8 12 0.00 0.000																				
Brian Shouse, L ERA:	(8, 1)	0.1 H 1 0 0 0 0 0 0 0 0 0 0 4 6 0.00 0.000																						
38 Eric Gagne, R ERA: 9.0	(8, 1)	1.0 S 3 0 0 1 0 0 0																						

Batter	1	2	3	4	5	6	7	8	9	AB	R	H	RBI	BB	SO	LOB	TOP							
23 Rickie Weeks Jr. R OBP: 0.339, SLG: 0.426										4	3	1	1	1	1	2								
33 Gabe Kapler R OBP: 0.449, SLG: 0.962										4	3	3	3	1	1	3								
8 Ryan Braun, R OBP: 0.226, SLG: 0.434										5	0	1	2	0	2	2								
28 Prince Fielder, L OBP: 0.308, SLG: 0.289										4	0	0	0	1	1	1								
2 Bill Hall, R OBP: 0.235, SLG: 0.560										5	0	0	0	0	2	2								
1 Corey Hart, R OBP: 0.354, SLG: 0.364										5	1	4	1	0	0	0								
7 J.J. Hardy, R OBP: 0.295, SLG: 0.256										3	1	1	0	2	0	2								
37 Jeff Suppan, R 27 Joe Dillon, R 26 Hernan Irizarren, L Brian Shouse, L Guillermo Mota, R 38 Eric Gagne, R										1	0	0	0	0	1	2								
18 Jason Kendall, R OBP: 0.452, SLG: 0.541										4	1	1	2	0	0	4								
Inning Stats	R: 2 E: 0 K: 1 S: 11	H: 1 LOB: 0 BB: 0 P: 16	R: 0 E: 0 K: 2 S: 14	H: 2 LOB: 3 BB: 1 P: 25	R: 0 E: 0 K: 0 S: 6	H: 0 LOB: 0 BB: 0 P: 13	R: 4 E: 0 K: 1 S: 23	H: 4 LOB: 1 BB: 1 P: 32	R: 0 E: 0 K: 0 S: 10	H: 1 LOB: 2 BB: 1 P: 23	R: 2 E: 0 K: 1 S: 15	H: 2 LOB: 2 BB: 2 P: 29	R: 1 E: 1 K: 1 S: 13	H: 1 LOB: 1 BB: 0 P: 19	R: 0 E: 0 K: 2 S: 8	H: 0 LOB: 0 BB: 0 P: 12	R: 0 E: 0 K: 0 S: 7	H: 0 LOB: 1 BB: 0 P: 8	1B: 7 2B: 2 3B: 0 HR: 2	SF: 0 SAC: 1 DP: 2 HBP: 2	WP: 3 PB: 0 SB: 1 CS: 0	PA: 46		
PITCHER	IP WLS BF H R ER SO BB IBB HBP BLK WP HR S P ERA WHIP	IP WLS BF H R ER SO BB IBB HBP BLK WP HR S P ERA WHIP	IP WLS BF H R ER SO BB IBB HBP BLK WP HR S P ERA WHIP	IP WLS BF H R ER SO BB IBB HBP BLK WP HR S P ERA WHIP	IP WLS BF H R ER SO BB IBB HBP BLK WP HR S P ERA WHIP	IP WLS BF H R ER SO BB IBB HBP BLK WP HR S P ERA WHIP	IP WLS BF H R ER SO BB IBB HBP BLK WP HR S P ERA WHIP	IP WLS BF H R ER SO BB IBB HBP BLK WP HR S P ERA WHIP	IP WLS BF H R ER SO BB IBB HBP BLK WP HR S P ERA WHIP	IP WLS BF H R ER SO BB IBB HBP BLK WP HR S P ERA WHIP	IP WLS BF H R ER SO BB IBB HBP BLK WP HR S P ERA WHIP	IP WLS BF H R ER SO BB IBB HBP BLK WP HR S P ERA WHIP	IP WLS BF H R ER SO BB IBB HBP BLK WP HR S P ERA WHIP	IP WLS BF H R ER SO BB IBB HBP BLK WP HR S P ERA WHIP	IP WLS BF H R ER SO BB IBB HBP BLK WP HR S P ERA WHIP	IP WLS BF H R ER SO BB IBB HBP BLK WP HR S P ERA WHIP	IP WLS BF H R ER SO BB IBB HBP BLK WP HR S P ERA WHIP	IP WLS BF H R ER SO BB IBB HBP BLK WP HR S P ERA WHIP	IP WLS BF H R ER SO BB IBB HBP BLK WP HR S P ERA WHIP	IP WLS BF H R ER SO BB IBB HBP BLK WP HR S P ERA WHIP	IP WLS BF H R ER SO BB IBB HBP BLK WP HR S P ERA WHIP	IP WLS BF H R ER SO BB IBB HBP BLK WP HR S P ERA WHIP	IP WLS BF H R ER SO BB IBB HBP BLK WP HR S P ERA WHIP	IP WLS BF H R ER SO BB IBB HBP BLK WP HR S P ERA WHIP

Milwaukee Brewers @ New York Mets
Shea Stadium, Flushing, NY
Sun Apr 13 2008, 1:10 PM EDT
Att: 52,794 - Cloudy - 55 F

AB 38
R 9
H 11
RBI 9
BB 5
SO 8
LOB 20



Batter	1	2	3	4	5	6	7	8	9	AB	R	H	RBI	BB	SO	LOB	BOTTOM							
16 Angel Pagán, S OBP: 0.458, SLG: 0.513										4	0	2	0	1	1	1								
1 Luis Castillo, S OBP: 0.324, SLG: 0.241										4	1	2	0	1	0	2								
5 David Wright, R OBP: 0.380, SLG: 0.585										4	1	1	1	1	0	5								
15 Carlos Beltrán, S OBP: 0.449, SLG: 0.474										3	1	1	1	2	0	2								
21 Carlos Delgado, L OBP: 0.367, SLG: 0.419										3	2	0	0	2	0	5								
19 Ryan Church, L OBP: 0.383, SLG: 0.419 Aaron Heilman, R										3	2	0	1	0	1	0								
9 Marlon Anderson, L OBP: 0.111, SLG: 0.111										1	0	0	0	0	1	0								
Damion Easley, R OBP: 0.240, SLG: 0.261										5	0	2	2	0	0	1								
23 Brian Schneider, L OBP: 0.409, SLG: 0.324										5	0	3	3	0	0	2								
Oliver Pérez, L Jorge Sosa, R Endy Chavez, L Scott Schoeneweis, L Joe Smith, R 25 Pedro Feliciano, L 44 Brady Clark, R										1	0	0	0	0	1	2								
Inning Stats	R: 1 E: 0 K: 1 S: 9	H: 1 LOB: 0 BB: 0 P: 15	R: 2 E: 0 K: 0 S: 12	H: 2 LOB: 1 BB: 1 P: 20	R: 3 E: 0 K: 1 S: 15	H: 4 LOB: 2 BB: 1 P: 29	R: 0 E: 0 K: 0 S: 9	H: 2 LOB: 1 BB: 0 P: 15	R: 0 E: 0 K: 0 S: 5	H: 0 LOB: 0 BB: 1 P: 11	R: 0 E: 0 K: 0 S: 10	H: 1 LOB: 2 BB: 2 P: 22	R: 1 E: 0 K: 0 S: 11	H: 2 LOB: 1 BB: 1 P: 20	R: 0 E: 0 K: 0 S: 12	H: 2 LOB: 3 BB: 2 P: 27	R: 0 E: 0 K: 1 S: 10	H: 0 LOB: 0 BB: 0 P: 15	1B: 10 2B: 5 3B: 0 HR: 1	SF: 0 SAC: 1 DP: 5 HBP: 0	WP: 1 PB: 0 SB: 1 CS: 0	PA: 44		
PITCHER	IP WLS BF H R ER SO BB IBB HBP BLK WP HR S P ERA WHIP	IP WLS BF H R ER SO BB IBB HBP BLK WP HR S P ERA WHIP	IP WLS BF H R ER SO BB IBB HBP BLK WP HR S P ERA WHIP	IP WLS BF H R ER SO BB IBB HBP BLK WP HR S P ERA WHIP	IP WLS BF H R ER SO BB IBB HBP BLK WP HR S P ERA WHIP	IP WLS BF H R ER SO BB IBB HBP BLK WP HR S P ERA WHIP	IP WLS BF H R ER SO BB IBB HBP BLK WP HR S P ERA WHIP	IP WLS BF H R ER SO BB IBB HBP BLK WP HR S P ERA WHIP	IP WLS BF H R ER SO BB IBB HBP BLK WP HR S P ERA WHIP	IP WLS BF H R ER SO BB IBB HBP BLK WP HR S P ERA WHIP	IP WLS BF H R ER SO BB IBB HBP BLK WP HR S P ERA WHIP	IP WLS BF H R ER SO BB IBB HBP BLK WP HR S P ERA WHIP	IP WLS BF H R ER SO BB IBB HBP BLK WP HR S P ERA WHIP	IP WLS BF H R ER SO BB IBB HBP BLK WP HR S P ERA WHIP	IP WLS BF H R ER SO BB IBB HBP BLK WP HR S P ERA WHIP	IP WLS BF H R ER SO BB IBB HBP BLK WP HR S P ERA WHIP	IP WLS BF H R ER SO BB IBB HBP BLK WP HR S P ERA WHIP	IP WLS BF H R ER SO BB IBB HBP BLK WP HR S P ERA WHIP	IP WLS BF H R ER SO BB IBB HBP BLK WP HR S P ERA WHIP	IP WLS BF H R ER SO BB IBB HBP BLK WP HR S P ERA WHIP	IP WLS BF H R ER SO BB IBB HBP BLK WP HR S P ERA WHIP	IP WLS BF H R ER SO BB IBB HBP BLK WP HR S P ERA WHIP	IP WLS BF H R ER SO BB IBB HBP BLK WP HR S P ERA WHIP	IP WLS BF H R ER SO BB IBB HBP BLK WP HR S P ERA WHIP

Milwaukee Brewers @ New York Mets
Shea Stadium, Flushing, NY
Sun Apr 13 2008, 1:10 PM EDT
Att: 52,794 - Cloudy - 55 F

AB 35
R 7
H 14
RBI 7
BB 8
SO 3
LOB 22



Batter	1	2	3	4	5	6	7	8	9	10	11	12	13	14	AB	R	H	RBI	BB	SO	LOB	TOP						
15 Cristian Guzman, S OBP: 0.333, SLG: 0.507															6	0	1	0	0	1	0							
10 Ronnie Belliard, R OBP: 0.305, SLG: 0.346															4	0	0	0	2	1	1							
11 Ryan Zimmerman, R OBP: 0.236, SLG: 0.345															6	1	2	0	0	2	2							
24 Nick Johnson, L OBP: 0.400, SLG: 0.479															5	1	1	2	1	2	3							
44 Lastings Milledge, R OBP: 0.352, SLG: 0.422															6	0	1	0	0	3	2							
25 Austin Kearns, R OBP: 0.355, SLG: 0.309															5	0	1	0	0	1	1							
26 Willy Tavares, R OBP: 0.316, SLG: 0.444															5	0	0	0	0	0	0							
23 Wil Nieves, R															5	0	0	0	1	2	2							
31 John Lannan, L															2	0	0	0	0	0	0							
22 Willie Harris, L OBP: 0.231, SLG: 0.182															3	0	0	0	0	1	1							
Inning Stats	R: 0 E: 0 S: 13	H: 0 LOB: 1 BB: 1 P: 20	R: 0 E: 0 S: 9	H: 0 LOB: 0 BB: 0 P: 12	R: 0 E: 0 S: 6	H: 0 LOB: 0 BB: 0 P: 7	R: 2 E: 0 S: 15	H: 3 LOB: 1 BB: 1 P: 23	R: 0 E: 0 S: 7	H: 0 LOB: 0 BB: 0 P: 9	R: 0 E: 0 S: 11	H: 0 LOB: 1 BB: 1 P: 23	R: 0 E: 0 S: 7	H: 1 LOB: 2 BB: 1 P: 15	R: 0 E: 0 S: 12	H: 1 LOB: 2 BB: 1 P: 22	R: 0 E: 0 S: 11	H: 1 LOB: 1 BB: 0 P: 15	1B: 5 2B: 0 3B: 0 HR: 1	SF: 0 SAC: 1 DP: 0 HBP: 1	WP: 0 PB: 0 CS: 1	PA: 53						
PITCHER																												
Nelson Figueroa, R ERA: 3.6	(1.1)	7.0	WLS	BF	H	R	ER	SO	BB	IBB	HBP	BLK	WP	HR	S	P	ERA	WHIP										
Aaron Heilman, R ERA: 5.06	(8.1)	1.0	3	0	0	0	1	0	0	0	0	0	0	0	7	11	0.00	0.000										
13 Billy Wagner, L ERA: 5.06	(9.1)	1.0	3	0	0	0	1	0	0	0	0	0	0	7	10	0.00	0.000											
Duaner Sanchez, R ERA: 5.06	(10.1)	1.2	7	1	0	0	1	1	0	0	0	0	0	14	21	0.00	1.200											
25 Pedro Feliciano, L ERA: 5.06	(11.1)	0.0	1	0	0	0	0	1	0	0	0	0	0	0	4	=	=											
PITCHER																												
Joe Smith, R ERA: 1.13	(11.1)	1.1	WLS	BF	H	R	ER	SO	BB	IBB	HBP	BLK	WP	HR	S	P	ERA	WHIP										
Jorge Sosa, R ERA: 5.06	(13.1)	2.0	W	9	2	0	0	2	1	0	0	0	0	0	23	37	0.00	1.500										

Washington Nationals @ New York Mets
Shea Stadium, Flushing, NY
Thu Apr 17 2008, 7:10 PM EDT
Att. 47,785 - Clear - 66 F

AB 46
R 2
H 6
RBI 2
BB 5
SO 13
LOB 14

Batter	1	2	3	4	5	6	7	8	9	10	11	12	13	14	AB	R	H	RBI	BB	SO	LOB	BOTTOM						
7 José Reyes, S OBP: 0.316, SLG: 0.444															6	1	2	0	0	0	1							
19 Ryan Church, L OBP: 0.387, SLG: 0.464															6	1	1	1	1	3	4							
5 David Wright, R OBP: 0.409, SLG: 0.623															5	0	0	0	2	0	5							
21 Carlos Delgado, L OBP: 0.375, SLG: 0.355															4	0	1	1	3	2	1							
16 Angel Pagan, S OBP: 0.410, SLG: 0.431															5	0	1	0	0	3	5							
23 Brian Schneider, L OBP: 0.346, SLG: 0.267															1	0	0	0	0	0	2							
44 Brady Clark, R OBP: 0.425, SLG: 0.200															2	0	0	0	0	2	0							
Endy Chavez, L OBP: 0.364, SLG: 0.222															2	0	1	0	1	0	0							
30 Raul Casanova, S OBP: 0.111, SLG: 0.111															6	0	0	0	0	4	5							
1 Luis Castillo, S OBP: 0.354, SLG: 0.285															6	0	1	0	0	0	4							
Nelson Figueroa, R ERA: 3.6	(1.1)	7.0	WLS	BF	H	R	ER	SO	BB	IBB	HBP	BLK	WP	HR	S	P	ERA	WHIP										
31 John Lannan, L ERA: 4.86	(1.1)	6.0	6.0	21	3	1	1	11	0	0	0	0	0	0	69	102	1.50	0.500										
52 Saul Rivera, R ERA: 1.5	(7.1)	1.2	H	8	1	1	0	1	1	0	0	0	0	0	19	35	0.00	1.200										
Luis Ayala, R ERA: 3.86	(8.1)	0.0	1	0	0	0	0	1	0	0	0	0	0	2	6	=	=											
Jon Rauch, R ERA: 6.75	(8.1)	1.1	B	6	2	0	0	2	0	0	0	0	0	19	30	0.00	1.500											
Jesus Colome, R ERA: 0.9	(10.1)	2.0	8	1	0	0	1	1	1	1	0	0	0	19	35	0.00	1.000											
PITCHER																												
36 Ray King, L ERA: 3.86	(12.1)	0.1	WLS	BF	H	R	ER	SO	BB	IBB	HBP	BLK	WP	HR	S	P	ERA	WHIP										
38 Joel Hanrahan, R ERA: 7.71	(12.1)	2.1	L	12	1	1	1	2	2	2	0	0	2	0	17	38	3.86	1.286										

Washington Nationals @ New York Mets
Shea Stadium, Flushing, NY
Thu Apr 17 2008, 7:10 PM EDT
Att. 47,785 - Clear - 66 F

AB 49
R 3
H 9
RBI 2
BB 8
SO 17
LOB 28

Batter	1	2	3	4	5	6	7	8	9	AB	R	H	RBI	BB	SO	LOB	TOP					
7 José Reyes, S OBP: 0.318, SLG: 0.484										4	2	2	2	0	0	2	New York Mets @ Philadelphia Phillies Citizens Bank Park, Philadelphia, PA Sat Apr 19 2008, 3:55 PM EDT Att: 45,149 - Partly Cloudy - 83 F					
19 Ryan Church, L OBP: 0.408, SLG: 0.469										4	1	2	0	0	0	0						
5 David Wright, R OBP: 0.453, SLG: 0.721										4	0	2	2	0	0	2						
15 Carlos Beltrán, S OBP: 0.397, SLG: 0.426										4	0	0	0	0	0	2						
21 Carlos Delgado, L OBP: 0.329, SLG: 0.311										4	0	0	0	0	0	1						
16 Angel Pagán, S OBP: 0.386, SLG: 0.417										4	0	0	0	0	1	1						
23 Brian Schneider, L OBP: 0.383, SLG: 0.308										3	0	1	0	1	0	0						
1 Luis Castillo, S OBP: 0.339, SLG: 0.250										3	1	1	0	1	0	1						
Oliver Pérez, L Duane Sanchez, R Andy Owens, L Scott Schoeneweis, L Joe Smith, R 25 Pedro Feliciano, L Aron Heilman, R 19 Marko Anderson, L 13 Billy Wagner, L										1	0	0	0	0	0	0						
Inning Stats	R: 2 E: 0 K: 0 S: 10	H: 3 LOB: 1 BB: 0 P: 15	R: 0 E: 0 K: 0 S: 11	H: 2 LOB: 1 BB: 0 P: 16	R: 0 E: 0 K: 0 S: 8	H: 1 LOB: 0 BB: 0 P: 13	R: 0 E: 0 K: 1 S: 10	H: 0 LOB: 0 BB: 0 P: 16	R: 0 E: 0 K: 0 S: 12	H: 0 LOB: 2 BB: 1 P: 20	R: 0 E: 0 K: 0 S: 5	H: 0 LOB: 0 BB: 0 P: 6	R: 2 E: 0 K: 0 S: 6	H: 1 LOB: 0 BB: 1 P: 12	R: 0 E: 0 K: 0 S: 6	H: 0 LOB: 0 BB: 0 P: 10		R: 0 E: 0 K: 0 S: 10	H: 1 LOB: 1 BB: 1 P: 17	1B: 6 2B: 2 3B: 0 HR: 1	SF: 0 SAC: 0 DP: 2 HBP: 0	WP: 0 PB: 0 SB: 1 CS: 1
PITCHER	IP WLS BF H R ER SO BB IBB HBP BLK WP HR S P ERA WHIP																					
Jamie Moyer, L ERA: 4.79	(1, 1)	6.0 L 24 7 2 2 1 1 0 0 0 0 0 0 56 86 3.00 1.333																				
46 Ryan Madson, R ERA: 5.79	(7, 1)	2.0 8 1 2 2 0 1 0 0 0 0 0 1 12 22 9.00 1.000																				
37 Chad Durbin, R ERA: 0.69	(9, 1)	1.0 4 1 0 0 0 1 0 0 0 0 0 0 10 17 0.00 2.000																				

Batter	1	2	3	4	5	6	7	8	9	AB	R	H	RBI	BB	SO	LOB	BOTTOM					
So Taguchi, R OBP: 0.286, SLG: 0.381										4	0	2	0	0	0	0	New York Mets @ Philadelphia Phillies Citizens Bank Park, Philadelphia, PA Sat Apr 19 2008, 3:55 PM EDT Att: 45,149 - Partly Cloudy - 83 F					
10 Geoff Jenkins, L OBP: 0.279, SLG: 0.351										1	0	0	0	0	1	3						
37 Chad Durbin, R										0	0	0	0	0	0	0						
28 Jayson Werth, R OBP: 0.409, SLG: 0.417										5	0	0	0	0	3	5						
26 Chase Utley, L OBP: 0.405, SLG: 0.704										4	1	2	1	1	0	0						
6 Ryan Howard, L OBP: 0.321, SLG: 0.394										5	0	0	0	0	3	4						
Pat Burrell, R OBP: 0.459, SLG: 0.712										4	1	0	0	1	3	0						
7 Pedro Feliz, R OBP: 0.277, SLG: 0.339										2	0	0	0	2	0	1						
27 Chris Coste, R OBP: 0.341, SLG: 0.818										2	0	1	0	1	0	1						
19 Greg Dobbs, L OBP: 0.348, SLG: 0.500										1	0	1	0	0	0	0						
4 Eric Bruntlett, R OBP: 0.256, SLG: 0.256										2	0	0	0	2	0	3						
Jamie Moyer, L										2	0	0	0	1	0	0						
11 Jimmy Rollins, S ERA: 2.49	(6, PH)									1	0	0	0	0	0	2						
46 Ryan Madson, L ERA: 5.79	(7, 1)									0	0	0	0	0	0	0						
51 Carlos Ruiz, R OBP: 0.260, SLG: 0.255	(8, PH)									1	0	1	1	0	0	0						
Inning Stats	R: 0 E: 0 K: 1 S: 6	H: 0 LOB: 0 BB: 0 P: 8	R: 0 E: 0 K: 2 S: 10	H: 1 LOB: 2 BB: 1 P: 17	R: 0 E: 0 K: 2 S: 11	H: 1 LOB: 2 BB: 1 P: 18	R: 0 E: 0 K: 1 S: 8	H: 0 LOB: 1 BB: 1 P: 14	R: 0 E: 0 K: 0 S: 15	H: 2 LOB: 2 BB: 0 P: 23	R: 0 E: 0 K: 0 S: 20	H: 0 LOB: 2 BB: 2 P: 34	R: 1 E: 0 K: 1 S: 14	H: 1 LOB: 0 BB: 0 P: 21	R: 1 E: 0 K: 2 S: 24	H: 2 LOB: 3 BB: 2 P: 42	R: 0 E: 0 K: 1 S: 8	H: 0 LOB: 0 BB: 0 P: 13	1B: 6 2B: 0 3B: 0 HR: 1	SF: 0 SAC: 0 DP: 0 HBP: 0	WP: 1 PB: 0 SB: 0 CS: 0	PA: 41
PITCHER	IP WLS BF H R ER SO BB IBB HBP BLK WP HR S P ERA WHIP																					
Oliver Pérez, L ERA: 2.49	(1, 1)	5.2 W 26 4 0 0 0 7 5 0 0 0 0 0 0 0 4 6 0.00 0.000																				
Duane Sanchez, R ERA:	(6, 1)	0.1 H 1 0 0 0 0 0 0 0 0 0 0 0 4 6 0.00 0.000																				
Scott Schoeneweis, L ERA: 3.86	(7, 1)	1.0 4 1 1 1 1 1 0 0 0 0 0 1 14 21 9.00 1.000																				
Joe Smith, R ERA: 2.16	(8, 1)	0.1 H 2 0 1 1 1 0 1 0 0 0 0 0 5 10 27.00 3.000																				
25 Pedro Feliciano, L ERA:	(8, 1)	0.0 2 1 0 0 0 0 1 0 0 0 0 0 0 8 15 " " " "																				
Aron Heilman, R ERA: 5.25	(8, 1)	0.2 H 3 1 0 0 0 0 0 0 0 0 0 0 0 0 0 0 0.00 1.500																				
13 Billy Wagner, L ERA:	(9, 1)	1.0 S 3 0 0 0 0 1 0 0 0 0 0 0 0 0 0 0 0.00 0.000																				

AB	33
R	4
H	9
RBI	4
BB	3
SO	1
LOB	12



AB	34
R	2
H	7
RBI	2
BB	7
SO	11
LOB	19



Batter	1	2	3	4	5	6	7	8	9	AB	R	H	RBI	BB	SO	LOB	TOP					
7 José Reyes, S OBP: 0.324, SLG: 0.507										5	1	2	0	0	1	0	New York Mets @ Philadelphia Phillies Citizens Bank Park, Philadelphia, PA Sun Apr 20 2008, 8:05 PM EDT Att: 45,173 - Cloudy - 63 F					
1 Luis Castillo, S OBP: 0.328, SLG: 0.245										5	1	1	1	0	1	2						
5 David Wright, R OBP: 0.475, SLG: 0.734										3	1	2	0	2	0	2						
15 Carlos Beltrán, S OBP: 0.384, SLG: 0.407										5	1	1	2	0	2	5						
21 Carlos Delgado, L OBP: 0.312, SLG: 0.292										4	0	0	0	0	0	2						
19 Ryan Church, L OBP: 0.400, SLG: 0.456										4	0	1	1	0	1	1						
30 Raul Casanova, S OBP: 0.308, SLG: 0.333										3	0	2	0	1	0	0						
Endy Chavez, L OBP: 0.267, SLG: 0.154										3	0	0	0	0	0	3						
16 Angel Pagan, S OBP: 0.380, SLG: 0.410										1	0	0	0	0	0	1						
34 Mike Pelfrey, R 9 Marlon Anderson, L Jorge Sosa, R 25 Pedro Feliciano, L Joe Smith, R Damon Easley, R										2	0	0	0	0	1	0						
Inning Stats	R: 0 H: 0 E: 0 K: 1 S: 10	H: 0 LOB: 1 BB: 1 P: 19	R: 0 H: 0 E: 0 K: 0 S: 11	H: 1 LOB: 1 BB: 0 P: 18	R: 0 H: 0 E: 0 K: 0 S: 6	H: 0 LOB: 0 BB: 0 P: 10	R: 0 H: 1 E: 0 K: 2 S: 11	H: 1 LOB: 1 BB: 0 P: 18	R: 0 H: 0 E: 0 K: 1 S: 8	H: 0 LOB: 0 BB: 0 P: 13	R: 4 H: 5 E: 0 K: 1 S: 22	H: 5 LOB: 2 BB: 1 P: 37	R: 0 H: 0 E: 0 K: 1 S: 9	H: 1 LOB: 1 BB: 1 P: 14	R: 0 H: 1 E: 0 K: 0 S: 10	H: 1 LOB: 1 BB: 0 P: 17	R: 0 H: 1 E: 0 K: 1 S: 11	H: 1 LOB: 2 BB: 1 P: 20	1B: 6 2B: 2 3B: 1 HR: 0	SF: 0 SAC: 0 DP: 0 HBP: 0	WP: 0 PB: 0 CS: 2	PA: 40
PITCHER	IP WLS BF H R ER SO BB IBB HBP BLK WP HR S P ERA WHIP																					
21 Adam Eaton, R ERA: 4.74	(1, 1) 5.0 0 22 6 4 4 4 1 0 0 0 0 0 0 56 93 7.20 1.400																					
37 Chad Durbin, R ERA: 0.64	(6, 1) 1.0 B 5 1 0 0 1 1 0 0 0 0 0 0 12 22 0.00 2.000																					
16 J.C. Romero, L ERA:	(7, 1) 2.0 W 8 1 0 0 1 1 0 0 0 0 0 0 19 31 0.00 1.000																					
54 Brad Lidge, R ERA:	(9, 1) 1.0 S 5 1 0 0 1 1 0 0 0 0 0 0 11 20 0.00 2.000																					

Batter	1	2	3	4	5	6	7	8	9	AB	R	H	RBI	BB	SO	LOB	BOTTOM			
28 Javon Werth, R OBP: 0.388, SLG: 0.390										5	1	1	0	0	1	1	New York Mets @ Philadelphia Phillies Citizens Bank Park, Philadelphia, PA Sun Apr 20 2008, 8:05 PM EDT Att: 45,173 - Cloudy - 63 F			
19 Greg Dobbs, L OBP: 0.346, SLG: 0.480										3	1	1	0	0	0	1				
7 Pedro Feliz, R OBP: 0.288, SLG: 0.400										1	1	1	1	0	0	0				
26 Chase Utley, L OBP: 0.432, SLG: 0.797										3	2	3	4	1	0	0				
6 Ryan Howard, L OBP: 0.318, SLG: 0.386										4	0	1	0	0	1	3				
Pat Burrell, R OBP: 0.462, SLG: 0.694										3	0	1	0	1	1	1				
So Taguchi, R OBP: 0.286, SLG: 0.381										0	0	0	0	0	0	0				
10 Geoff Jenkins, L OBP: 0.292, SLG: 0.361										4	0	2	0	0	0	2				
27 Chris Coste, R OBP: 0.467, SLG: 0.731										4	0	1	0	0	1	4				
54 Brad Lidge, R										0	0	0	0	0	0	0				
4 Eric Bruntlett, R OBP: 0.255, SLG: 0.256										4	0	1	0	0	0	1				
21 Adam Eaton, R 37 Chad Durbin, R 12 T.J. Bohm, R 16 J.C. Romero, S 51 Carlos Ruiz, R										1	0	0	0	1	0	2				
Inning Stats	R: 1 H: 2 E: 0 K: 2 S: 15	H: 2 LOB: 0 BB: 0 P: 24	R: 0 H: 1 E: 0 K: 0 S: 7	H: 1 LOB: 0 BB: 0 P: 12	R: 0 H: 0 E: 0 K: 0 S: 10	H: 0 LOB: 2 BB: 2 P: 21	R: 0 H: 3 E: 0 K: 0 S: 9	H: 3 LOB: 0 BB: 0 P: 17	R: 3 H: 4 E: 0 K: 0 S: 16	H: 4 LOB: 1 BB: 0 P: 24	R: 0 H: 0 E: 0 K: 1 S: 8	H: 0 LOB: 0 BB: 0 P: 13	R: 1 H: 2 E: 0 K: 2 S: 14	H: 2 LOB: 2 BB: 1 P: 23	R: 0 H: 0 E: 0 K: 0 S: 7	H: 0 LOB: 0 BB: 0 P: 12	1B: 9 2B: 0 3B: 0 HR: 3	SF: 0 SAC: 0 DP: 1 HBP: 0	WP: 0 PB: 0 CS: 0	PA: 37
PITCHER	IP WLS BF H R ER SO BB IBB HBP BLK WP HR S P ERA WHIP																			
34 Mike Pelfrey, R ERA: 3.18	(1, 1) 5.0 0 25 10 4 4 2 2 0 0 0 0 0 0 8 98 7.20 2.400																			
Jorge Sosa, R ERA: 4.63	(6, 1) 1.0 3 0 0 0 1 0 0 0 0 0 0 8 13 0.00 0.000																			
25 Pedro Feliciano, L ERA: 2.08	(7, 1) 0.2 L 5 2 1 1 1 1 0 0 0 0 0 1 9 18 13.50 4.500																			
Joe Smith, R ERA: 1.86	(7, 1) 1.1 4 0 0 0 1 0 0 0 0 0 0 12 17 0.00 0.000																			

Batter	1	2	3	4	5	6	7	8	9	AB	R	H	RBI	BB	SO	LOB	TOP										
7 José Reyes, S OBP: 0.320, SLG: 0.493										4	0	1	0	0	0	1											
1 Luis Castillo, S OBP: 0.338, SLG: 0.250										3	0	1	0	1	0	1											
5 David Wright, R OBP: 0.464, SLG: 0.701										3	0	0	0	1	1	2											
15 Carlos Beltrán, S OBP: 0.364, SLG: 0.381										4	0	0	0	0	0	3											
21 Carlos Delgado, L OBP: 0.313, SLG: 0.294										3	0	1	0	0	0	0											
19 Ryan Church, L OBP: 0.397, SLG: 0.451										3	0	1	0	0	0	1											
30 Raul Casanova, S OBP: 0.250, SLG: 0.267										3	0	0	0	0	2	2											
Endy Chavez, L OBP: 0.278, SLG: 0.250										3	1	1	0	0	0	0											
33 John Maine, R										1	0	0	0	0	1	0											
Duaner Sanchez, R										0	0	0	0	0	0	0											
9 Marlon Anderson, L Aron Heilman, R Jorge Sosa, R										0	0	0	0	0	0	0											
Inning Stats	R: 0 E: 0 K: 1 S: 13	H: 1 LOB: 1 BB: 0 P: 21	R: 0 E: 0 K: 1 S: 7	H: 1 LOB: 1 BB: 0 P: 12	R: 0 E: 0 K: 1 S: 7	H: 0 LOB: 0 BB: 1 P: 10	R: 0 E: 0 K: 0 S: 4	H: 0 LOB: 0 BB: 1 P: 12	R: 0 E: 0 K: 0 S: 5	H: 0 LOB: 0 BB: 0 P: 10	R: 1 E: 0 K: 0 S: 15	H: 2 LOB: 2 BB: 1 P: 23	R: 0 E: 0 K: 1 S: 10	H: 0 LOB: 0 BB: 0 P: 13	R: 0 E: 0 K: 1 S: 7	H: 0 LOB: 0 BB: 0 P: 9	R: 0 E: 0 K: 0 S: 4	H: 0 LOB: 0 BB: 0 P: 6	1B: 4 2B: 2 3B: 0 HR: 0	SF: 0 SAC: 1 DP: 4 HBP: 0	WP: 0 PB: 0 SB: 1 CS: 1	PA: 31					
PITCHER	IP	WLS	BF	H	R	ER	SO	BB	IBB	HBP	BLK	WP	HR	S	P	ERA	WHIP										
38 Carlos Zambrano, R ERA: 2.67	7.0	W	25	5	1	1	4	2	0	0	0	0	0	61	101	1.29	1.000										
49 Carlos Marmol, R ERA: 2.03	1.0	H	3	0	0	0	1	0	0	0	0	0	0	7	9	0.00	0.000										
34 Kerry Wood, R ERA: 3.27	1.0		3	0	0	0	0	0	0	0	0	0	0	4	6	0.00	0.000										

New York Mets @ Chicago Cubs
Wrigley Field, Chicago, IL
Mon Apr 21 2008, 6:05 PM CDT
Att: 40,582 - Clear - 59 F

AB	28
R	1
H	5
RBI	0
BB	2
SO	5
LOB	10



Batter	1	2	3	4	5	6	7	8	9	AB	R	H	RBI	BB	SO	LOB	BOTTOM										
9 Reed Johnson, R OBP: 0.417, SLG: 0.404										4	0	1	0	0	0	1											
17 Mike Fontenot, L 49 Carlos Marmol, R 34 Kerry Wood, R										3	0	0	0	1	1	3											
25 Derrek Lee, R OBP: 0.411, SLG: 0.691										4	2	1	0	0	0	1											
16 Aramis Ramirez, R OBP: 0.409, SLG: 0.563										2	2	1	2	1	0	0											
1 Kosuke Fukudome, L OBP: 0.444, SLG: 0.463										4	1	2	0	0	0	1											
Mark DeRosa, R OBP: 0.416, SLG: 0.531										4	0	1	0	0	2	5											
18 Geovany Soto, R OBP: 0.413, SLG: 0.532										4	0	0	0	0	2	6											
Ronny Cedeno, R OBP: 0.407, SLG: 0.417										4	1	1	2	0	0	1											
38 Carlos Zambrano, S 33 Danyle Ward, L 20 Felix Pie, L										2	0	0	0	0	2	0											
Inning Stats	R: 0 E: 0 K: 1 S: 9	H: 1 LOB: 0 BB: 0 P: 13	R: 0 E: 0 K: 0 S: 9	H: 0 LOB: 1 BB: 1 P: 19	R: 0 E: 0 K: 1 S: 8	H: 0 LOB: 1 BB: 0 P: 14	R: 2 E: 0 K: 1 S: 14	H: 3 LOB: 1 BB: 0 P: 20	R: 0 E: 0 K: 1 S: 11	H: 0 LOB: 1 BB: 1 P: 22	R: 0 E: 1 K: 2 S: 13	H: 1 LOB: 1 BB: 0 P: 21	R: 0 E: 0 K: 0 S: 12	H: 0 LOB: 1 BB: 0 P: 17	R: 5 E: 1 K: 1 S: 28	H: 3 LOB: 0 BB: 0 P: 40	1B: 6 2B: 0 3B: 0 HR: 2	SF: 0 SAC: 0 DP: 0 HBP: 2	WP: 1 PB: 0 SB: 0 CS: 1	PA: 37							
PITCHER	IP	WLS	BF	H	R	ER	SO	BB	IBB	HBP	BLK	WP	HR	S	P	ERA	WHIP										
33 John Maine, R ERA: 3.57	6.0	L	25	5	2	2	6	2	0	1	0	1	1	64	109	3.00	1.167										
Duaner Sanchez, R ERA	1.0		4	0	0	0	0	0	0	0	0	0	0	12	17	0.00	0.000										
Aaron Heilman, R ERA: 4.97	0.2		6	2	4	1	1	0	0	1	0	0	0	23	30	13.50	3.000										
Jorge Sosa, R ERA: 5.25	0.1		2	1	1	0	0	0	0	0	0	0	1	5	10	0.00	3.000										

New York Mets @ Chicago Cubs
Wrigley Field, Chicago, IL
Mon Apr 21 2008, 6:05 PM CDT
Att: 40,582 - Clear - 59 F

AB	33
R	7
H	8
RBI	7
BB	2
SO	7
LOB	19



Batter	1	2	3	4	5	6	7	8	9	10	11	AB	R	H	RBI	BB	SO	LOB	TOP			
13 Nate McLouth, L OBP: 0.410, SLG: 0.636	HR		G1-3			HBP BB BB	FC4		K		G4-1	5	1	1	1	1	1	3				
Chris Gomez, R OBP: 0.308, SLG: 0.351	G5-3		G4-3				2-1		G6-3			6	1	2	0	0	1	3				
12 Freddy Sanchez, R OBP: 0.267, SLG: 0.266	G4-3											6	0	2	1	0	1	2				
Jason Bay, R OBP: 0.396, SLG: 0.473												4	1	1	1	1	3	3				
Xavier Nady, R OBP: 0.360, SLG: 0.515												3	0	0	0	1	1	0				
25 Adam LaRoche, L OBP: 0.233, SLG: 0.244												3	0	1	1	2	1	3				
19 José Bautista, R OBP: 0.284, SLG: 0.313												5	0	1	0	0	2	5				
26 Ronny Paulino, R OBP: 0.333, SLG: 0.300												4	0	0	0	1	0	5				
45 Ian Snell, R ERA: 4.93 Damaso Marte, L ERA: 4.75 30 Tyler Yates, R ERA: 4.26 34 John Grabow, L ERA: 4.11 52 Franquelis Osoaria, R ERA: 4.11	F8		G5-3									2	0	0	0	0	0	0				
Inning Stats	R: 1 E: 0 K: 1 S: 10	H: 1 LOB: 0 BB: 1 P: 19	R: 0 E: 0 K: 2 S: 14	H: 0 LOB: 1 BB: 1 P: 21	R: 0 E: 0 K: 0 S: 8	H: 0 LOB: 0 BB: 0 P: 11	R: 1 E: 0 K: 2 S: 19	H: 1 LOB: 0 BB: 0 P: 27	R: 0 E: 0 K: 1 S: 10	H: 0 LOB: 0 BB: 0 P: 13	R: 0 E: 0 K: 1 S: 17	H: 1 LOB: 2 BB: 2 P: 21	R: 1 E: 0 K: 1 S: 13	H: 2 LOB: 3 BB: 2 P: 25	R: 1 E: 1 K: 2 S: 12	H: 1 LOB: 1 BB: 0 P: 17	R: 0 E: 0 K: 0 S: 10	H: 1 LOB: 1 BB: 0 P: 17	1B: 4 2B: 2 3B: 0 HR: 2	SF: 0 SAC: 0 DP: 0 HBP: 1	WP: 1 PB: 0 SB: 0 CS: 0	PA: 48
PITCHER	IP: 5.2 ERA: 3.12	WLS: 1 LOB: 0	BF: 23 ER: 2	H: 2 R: 2 ER: 2 SO: 7	BB: 0 IBB: 0 HBP: 0 BLK: 0	WP: 0 HR: 0 S: 75 P: 114	ERA: 3.18 WHIP: 0.882	13 Billy Wagner, L ERA: 6.89	IP: 2.0 WLS: 1 LOB: 4	BF: 9 ER: 4	H: 2 R: 1 ER: 1 SO: 2	BB: 0 IBB: 0 HBP: 0 BLK: 0	WP: 0 HR: 0 S: 22 P: 34	ERA: 0.00 WHIP: 1.000								

Pittsburgh Pirates @ New York Mets
Shea Stadium, Flushing, NY
Tue Apr 29 2008, 7:10 PM EDT
Att: 46,982 - Cloudy - 55 F

AB	41
R	4
H	8
RBI	4
BB	6
SO	10
LOB	26



Batter	1	2	3	4	5	6	7	8	9	10	11	AB	R	H	RBI	BB	SO	LOB	BOTTOM			
7 José Reyes, S OBP: 0.312, SLG: 0.430	1B		G4-6-3 BB									3	1	3	1	3	0	0				
1 Luis Castillo, S OBP: 0.302, SLG: 0.303	F7		G4-6-3									2	0	0	0	3	0	3				
5 David Wright, R OBP: 0.414, SLG: 0.543	BB											5	0	1	2	1	2	4				
15 Carlos Beltrán, S OBP: 0.361, SLG: 0.398	G3											3	1	0	0	2	0	4				
19 Ryan Church, L OBP: 0.381, SLG: 0.463	F8											5	1	1	2	0	1	5				
21 Carlos Delgado, L OBP: 0.290, SLG: 0.323 Jorge Sosa, R	G1-3											5	0	0	0	0	1	3				
30 Raul Casanova, S OBP: 0.324, SLG: 0.400	F8											5	0	0	0	0	0	0				
Endy Chavez, L OBP: 0.324, SLG: 0.267	F8											5	2	3	0	0	0	0				
47 John Santana, L ERA: 4.93 32 Pedro Feliciano, L ERA: 4.75 Damon Easley, R ERA: 4.26 40 Ryan Helman, R ERA: 4.26 Scott Schoeneweis, L ERA: 2.08 Duaner Sanchez, R ERA: 1.17	F8											2	0	1	0	0	1	1				
Inning Stats	R: 0 E: 0 K: 0 S: 10	H: 1 LOB: 1 BB: 1 P: 19	R: 0 E: 0 K: 0 S: 10	H: 0 LOB: 0 BB: 0 P: 14	R: 0 E: 0 K: 0 S: 6	H: 1 LOB: 1 BB: 1 P: 12	R: 2 E: 0 K: 1 S: 14	H: 1 LOB: 0 BB: 1 P: 23	R: 2 E: 1 K: 3 S: 20	H: 2 LOB: 3 BB: 2 P: 34	R: 0 E: 0 K: 0 S: 7	H: 0 LOB: 0 BB: 0 P: 10	R: 0 E: 0 K: 1 S: 13	H: 0 LOB: 2 BB: 2 P: 27	R: 0 E: 0 K: 1 S: 9	H: 1 LOB: 1 BB: 0 P: 12	R: 0 E: 0 K: 0 S: 8	H: 0 LOB: 0 BB: 0 P: 6	1B: 7 2B: 0 3B: 1 HR: 1	SF: 0 SAC: 2 DP: 1 HBP: 0	WP: 0 PB: 0 SB: 1 CS: 1	PA: 48
PITCHER	IP: 4.1 ERA: 4.93	WLS: 1 LOB: 1	BF: 22 ER: 4	H: 4 R: 4 ER: 4 SO: 2	BB: 5 IBB: 0 HBP: 0 BLK: 0	WP: 0 HR: 1 S: 54 P: 92	ERA: 8.31 WHIP: 2.308	47 John Van Benschoten, R ERA: 27.0	IP: 0.1 WLS: 0 LOB: 5	BF: 5 ER: 5	H: 2 R: 1 ER: 1 SO: 0	BB: 1 IBB: 1 HBP: 0 BLK: 1	WP: 0 HR: 0 S: 8 P: 17	ERA: 27.00 WHIP: 9.000								

Pittsburgh Pirates @ New York Mets
Shea Stadium, Flushing, NY
Tue Apr 29 2008, 7:10 PM EDT
Att: 46,982 - Cloudy - 55 F

AB	37
R	5
H	9
RBI	5
BB	9
SO	6
LOB	21



Batter	1	2	3	4	5	6	7	8	9	AB	R	H	RBI	BB	SO	LOB	TOP						
7 José Reyes, S OBP: 0.328, SLG: 0.461	F7																						
19 Ryan Church, L OBP: 0.382, SLG: 0.491	F8																						
5 David Wright, R OBP: 0.406, SLG: 0.569	F8																						
15 Carlos Beltrán, S OBP: 0.368, SLG: 0.370																							
18 Moises Alou, R OBP: 0.250, SLG: 0.143 Endy Chavez, L OBP: 0.275, SLG: 0.222																							
21 Carlos Delgado, L OBP: 0.306, SLG: 0.361																							
23 Brian Schneider, L OBP: 0.388, SLG: 0.298																							
1 Luis Castillo, S OBP: 0.343, SLG: 0.261																							
57 Johan Santana, L Joe Smith, R 16 Angel Pagan, S 25 Pedro Feliciano, L Jorge Sosa, R 9 Marlon Anderson, L 13 Billy Wagner, L																							
Inning Stats	R: 0 E: 0 K: 0 S: 6	H: 0 LOB: 0 BB: 0 P: 11	R: 0 E: 0 K: 3 S: 9	H: 0 LOB: 0 BB: 0 P: 14	R: 1 E: 0 K: 0 S: 11	H: 1 LOB: 1 BB: 1 P: 18	R: 1 E: 0 K: 1 S: 8	H: 2 LOB: 1 BB: 0 P: 14	R: 0 E: 0 K: 2 S: 11	H: 0 LOB: 0 BB: 0 P: 15	R: 0 E: 0 K: 1 S: 7	H: 0 LOB: 0 BB: 0 P: 13	R: 0 E: 0 K: 0 S: 5	H: 0 LOB: 0 BB: 0 P: 8	R: 0 E: 0 K: 1 S: 11	H: 0 LOB: 2 BB: 1 P: 26	R: 3 E: 1 K: 1 S: 11	H: 3 LOB: 2 BB: 1 P: 18	1B: 4 2B: 1 3B: 0 HR: 1	SF: 1 SAC: 2 DP: 0 HBP: 0	WP: 0 PB: 0 SB: 1 CS: 0	PA: 38	
PITCHER	IP WLS BF H R ER SO BB IBB HBP BLK WP HR S P ERA WHIP	IP WLS BF H R ER SO BB IBB HBP BLK WP HR S P ERA WHIP	IP WLS BF H R ER SO BB IBB HBP BLK WP HR S P ERA WHIP	IP WLS BF H R ER SO BB IBB HBP BLK WP HR S P ERA WHIP	IP WLS BF H R ER SO BB IBB HBP BLK WP HR S P ERA WHIP	IP WLS BF H R ER SO BB IBB HBP BLK WP HR S P ERA WHIP	IP WLS BF H R ER SO BB IBB HBP BLK WP HR S P ERA WHIP	IP WLS BF H R ER SO BB IBB HBP BLK WP HR S P ERA WHIP	IP WLS BF H R ER SO BB IBB HBP BLK WP HR S P ERA WHIP	IP WLS BF H R ER SO BB IBB HBP BLK WP HR S P ERA WHIP	IP WLS BF H R ER SO BB IBB HBP BLK WP HR S P ERA WHIP	IP WLS BF H R ER SO BB IBB HBP BLK WP HR S P ERA WHIP	IP WLS BF H R ER SO BB IBB HBP BLK WP HR S P ERA WHIP	IP WLS BF H R ER SO BB IBB HBP BLK WP HR S P ERA WHIP	IP WLS BF H R ER SO BB IBB HBP BLK WP HR S P ERA WHIP	IP WLS BF H R ER SO BB IBB HBP BLK WP HR S P ERA WHIP	IP WLS BF H R ER SO BB IBB HBP BLK WP HR S P ERA WHIP	IP WLS BF H R ER SO BB IBB HBP BLK WP HR S P ERA WHIP	IP WLS BF H R ER SO BB IBB HBP BLK WP HR S P ERA WHIP	IP WLS BF H R ER SO BB IBB HBP BLK WP HR S P ERA WHIP	IP WLS BF H R ER SO BB IBB HBP BLK WP HR S P ERA WHIP	IP WLS BF H R ER SO BB IBB HBP BLK WP HR S P ERA WHIP	IP WLS BF H R ER SO BB IBB HBP BLK WP HR S P ERA WHIP
24 Chris Young, R OBP: 0.343, SLG: 0.439	F8																						
11 Augie Ojeda, S OBP: 0.414, SLG: 0.481	E8																						
22 Eric Byrnes, R OBP: 0.316, SLG: 0.417	K																						
34 Conor Jackson, R OBP: 0.421, SLG: 0.590	G4-3																						
10 Justin Upton, R OBP: 0.402, SLG: 0.559																							
27 Mark Reynolds, R OBP: 0.320, SLG: 0.464																							
19 Chris Snyder, R OBP: 0.375, SLG: 0.414																							
Chris Burke, R OBP: 0.260, SLG: 0.146																							
15 Dan Haren, R 1 Orlando Hudson, S 39 Max Scherzer, R 45 Doug Slaten, L 37 Juan Cruz, R 44 Micah Owings, R 7 Robby Hammock, R 50 Chad Qualls, R																							
Inning Stats	R: 0 E: 1 K: 1 S: 11	H: 1 LOB: 1 BB: 0 P: 17	R: 0 E: 0 K: 2 S: 13	H: 1 LOB: 1 BB: 0 P: 18	R: 0 E: 0 K: 1 S: 11	H: 0 LOB: 1 BB: 1 P: 18	R: 1 E: 0 K: 2 S: 11	H: 2 LOB: 2 BB: 1 P: 20	R: 0 E: 0 K: 1 S: 12	H: 1 LOB: 1 BB: 0 P: 18	R: 0 E: 0 K: 1 S: 10	H: 1 LOB: 3 BB: 2 P: 25	R: 1 E: 0 K: 3 S: 14	H: 2 LOB: 2 BB: 1 P: 21	R: 0 E: 1 K: 0 S: 9	H: 2 LOB: 1 BB: 0 P: 16	R: 0 E: 0 K: 1 S: 9	H: 0 LOB: 0 BB: 0 P: 9	1B: 8 2B: 1 3B: 1 HR: 0	SF: 0 SAC: 0 DP: 0 HBP: 0	WP: 3 PB: 0 SB: 0 CS: 0	PA: 41	
PITCHER	IP WLS BF H R ER SO BB IBB HBP BLK WP HR S P ERA WHIP	IP WLS BF H R ER SO BB IBB HBP BLK WP HR S P ERA WHIP	IP WLS BF H R ER SO BB IBB HBP BLK WP HR S P ERA WHIP	IP WLS BF H R ER SO BB IBB HBP BLK WP HR S P ERA WHIP	IP WLS BF H R ER SO BB IBB HBP BLK WP HR S P ERA WHIP	IP WLS BF H R ER SO BB IBB HBP BLK WP HR S P ERA WHIP	IP WLS BF H R ER SO BB IBB HBP BLK WP HR S P ERA WHIP	IP WLS BF H R ER SO BB IBB HBP BLK WP HR S P ERA WHIP	IP WLS BF H R ER SO BB IBB HBP BLK WP HR S P ERA WHIP	IP WLS BF H R ER SO BB IBB HBP BLK WP HR S P ERA WHIP	IP WLS BF H R ER SO BB IBB HBP BLK WP HR S P ERA WHIP	IP WLS BF H R ER SO BB IBB HBP BLK WP HR S P ERA WHIP	IP WLS BF H R ER SO BB IBB HBP BLK WP HR S P ERA WHIP	IP WLS BF H R ER SO BB IBB HBP BLK WP HR S P ERA WHIP	IP WLS BF H R ER SO BB IBB HBP BLK WP HR S P ERA WHIP	IP WLS BF H R ER SO BB IBB HBP BLK WP HR S P ERA WHIP	IP WLS BF H R ER SO BB IBB HBP BLK WP HR S P ERA WHIP	IP WLS BF H R ER SO BB IBB HBP BLK WP HR S P ERA WHIP	IP WLS BF H R ER SO BB IBB HBP BLK WP HR S P ERA WHIP	IP WLS BF H R ER SO BB IBB HBP BLK WP HR S P ERA WHIP	IP WLS BF H R ER SO BB IBB HBP BLK WP HR S P ERA WHIP	IP WLS BF H R ER SO BB IBB HBP BLK WP HR S P ERA WHIP	IP WLS BF H R ER SO BB IBB HBP BLK WP HR S P ERA WHIP

New York Mets @ Arizona Diamondbacks
Chase Field, Phoenix, AZ
Sun May 04 2008, 1:10 PM MST
Att: 37,555 - Roof Closed - 72 F

AB 31
R 5
H 6
RBI 4
BB 4
SO 9
LOB 8



New York Mets @ Arizona Diamondbacks
Chase Field, Phoenix, AZ
Sun May 04 2008, 1:10 PM MST
Att: 37,555 - Roof Closed - 72 F

AB 36
R 2
H 10
RBI 2
BB 5
SO 12
LOB 18



Batter	1	2	3	4	5	6	7	8	9	AB	R	H	RBI	BB	SO	LOB	TOP										
7 José Reyes, S OBP: 0.326, SLG: 0.449	P5		G4-3 19 S BB		G3		F9			3	0	0	0	1	0	1											
19 Ryan Church, L OBP: 0.378, SLG: 0.478	K		G4-3				K			3	0	0	0	1	2	2											
5 David Wright, R OBP: 0.394, SLG: 0.549	K		K		G6-3				L9	4	0	0	0	0	2	2											
15 Carlos Beltrán, S OBP: 0.372, SLG: 0.394		G4-3 21 2B		G4-3		3B 18 1B		K		4	1	2	0	0	1	0											
18 Moises Alou, R OBP: 0.250, SLG: 0.182	F9		G4-3			1B 21 G6-3		K		4	0	1	1	0	1	1											
21 Carlos Delgado, L OBP: 0.313, SLG: 0.369		2B		2B		G6-3		G3		3	0	1	0	1	0	1											
23 Brian Schneider, L OBP: 0.380, SLG: 0.295	K			1B		G5-3		K		4	0	1	0	0	2	2											
1 Luis Castillo, S OBP: 0.340, SLG: 0.253	G5-3		G5-3		G5-3			G6-3		3	0	0	0	1	0	4											
Oliver Pérez, L OBP: 0.273, SLG: 0.200			G5-3		G3		F9			2	0	0	0	0	0	0											
16 Angel Pagan, S OBP: 0.347, SLG: 0.378										1	0	0	0	0	0	1											
Scott Schoeneweis, L OBP: 0.313, SLG: 0.378										0	0	0	0	0	0	0											
Jorge Sosa, R OBP: 0.313, SLG: 0.378										0	0	0	0	0	0	0											
Inning Stats	R: 0 E: 0 K: 2 S: 11	H: 0 LOB: 0 BB: 0 P: 12	R: 0 E: 0 K: 1 S: 10	H: 2 LOB: 2 BB: 0 P: 14	R: 0 E: 0 K: 1 S: 9	H: 0 LOB: 1 BB: 1 P: 18	R: 0 E: 0 K: 0 S: 9	H: 1 LOB: 2 BB: 1 P: 17	R: 0 E: 0 K: 0 S: 8	H: 0 LOB: 0 BB: 0 P: 14	R: 1 E: 0 K: 0 S: 8	H: 2 LOB: 0 BB: 0 P: 16	R: 0 E: 0 K: 1 S: 8	H: 0 LOB: 1 BB: 1 P: 14	R: 0 E: 0 K: 2 S: 7	H: 0 LOB: 0 BB: 0 P: 12	R: 0 E: 0 K: 1 S: 8	H: 0 LOB: 0 BB: 0 P: 12	1B: 3 2B: 1 3B: 1 HR: 0	SF: 0 SAC: 0 DP: 1 HBP: 0	WP: 0 PB: 0 SB: 1 CS: 0	PA: 35					
PITCHER	IP	WLS	BF	H	R	ER	SO	BB	IBB	HBP	BLK	WP	HR	S	P	ERA	WHIP										
58 Chad Billingsley, R ERA: 4.54	6.0	W	26	5	1	1	4	4	0	0	0	0	0	56	96	1.50	1.500										
Joe Beimel, L ERA: 0.75	1.0		3	0	0	0	1	0	0	0	0	0	0	7	9	0.00	0.000										
51 Jonathan Broxton, R ERA: 1.93	1.0		3	0	0	0	2	0	0	0	0	0	0	7	12	0.00	0.000										
44 Takashi Saito, R ERA: 1.88	1.0		3	0	0	0	1	0	0	0	0	0	0	8	12	0.00	0.000										

New York Mets @ Los Angeles Dodgers
Dodger Stadium, Los Angeles, CA
Mon May 05 2008, 7:10 PM PDT
Att: 44,181 - Partly Cloudy - 60 F

AB 31
R 1
H 5
RBI 1
BB 4
SO 8
LOB 14



Batter	1	2	3	4	5	6	7	8	9	AB	R	H	RBI	BB	SO	LOB	BOTTOM										
15 Rafael Furcal, S OBP: 0.448, SLG: 0.597	HR		F8		P5		F9			4	1	1	1	0	0	0											
9 Juan Pierre, L OBP: 0.400, SLG: 0.380	12 L1-3 55 1B		B3-1		27 HR BB		F8			3	2	1	0	1	0	0											
27 Matt Kemp, R OBP: 0.353, SLG: 0.523	F9		F9		HR		CS 55 1B			4	1	2	2	0	0	1											
12 Jeff Kent, R OBP: 0.330, SLG: 0.459	L1-3			P3	G5-3		F8			4	0	0	0	0	0	2											
14 Chin-Lung Hu, R OBP: 0.333, SLG: 0.226							F8			0	0	0	0	0	0	0											
55 Russell Martin, R OBP: 0.434, SLG: 0.426		1B		7 S 1B		G3-1		CS		3	0	2	1	0	0	0											
7 James Loney, L OBP: 0.328, SLG: 0.410	G4-3			K		G5-4-3 25 BB				2	0	0	0	1	1	2											
25 Andrew Jones, R OBP: 0.267, SLG: 0.248		G6-3		P6		G5-4-3				3	0	0	0	0	0	2											
33 Blake DeWitt, L OBP: 0.382, SLG: 0.436		G4-3				HR		G3-1		3	1	1	1	0	0	0											
58 Chad Billingsley, R OBP: 0.182, SLG: 0.100								G6-3		2	0	0	0	0	2	0											
Joe Beimel, L ERA: 0.75										0	0	0	0	0	0	0											
3 Delwyn Young, S OBP: 0.412, SLG: 0.375										1	0	0	0	0	0	0											
51 Jonathan Broxton, R OBP: 0.313, SLG: 0.378										0	0	0	0	0	0	0											
44 Takashi Saito, L ERA: 1.88										0	0	0	0	0	0	0											
Inning Stats	R: 2 E: 0 K: 0 S: 13	H: 3 LOB: 1 BB: 0 P: 20	R: 0 E: 0 K: 1 S: 8	H: 0 LOB: 0 BB: 0 P: 14	R: 0 E: 0 K: 0 S: 5	H: 0 LOB: 0 BB: 0 P: 8	R: 0 E: 0 K: 1 S: 13	H: 1 LOB: 1 BB: 0 P: 20	R: 3 E: 0 K: 1 S: 13	H: 2 LOB: 0 BB: 1 P: 22	R: 0 E: 0 K: 0 S: 4	H: 0 LOB: 0 BB: 1 P: 11	R: 0 E: 0 K: 0 S: 11	H: 0 LOB: 0 BB: 0 P: 16	R: 0 E: 0 K: 0 S: 9	H: 1 LOB: 0 BB: 0 P: 14	1B: 4 2B: 0 3B: 0 HR: 3	SF: 0 SAC: 0 DP: 1 HBP: 0	WP: 0 PB: 0 SB: 2 CS: 1	PA: 32							
PITCHER	IP	WLS	BF	H	R	ER	SO	BB	IBB	HBP	BLK	WP	HR	S	P	ERA	WHIP										
Oliver Pérez, L ERA: 4.63	6.0	L	25	6	5	3	3	2	0	0	0	0	0	11	16	0.00	1.333										
Scott Schoeneweis, L ERA: 1.74	1.0		3	0	0	0	0	0	0	0	0	0	0	9	14	0.00	1.000										
Jorge Sosa, R ERA: 6.06	1.0		3	1	0	0	0	0	0	0	0	0	0	9	14	0.00	1.000										

New York Mets @ Los Angeles Dodgers
Dodger Stadium, Los Angeles, CA
Mon May 05 2008, 7:10 PM PDT
Att: 44,181 - Partly Cloudy - 60 F

AB 29
R 5
H 7
RBI 5
BB 2
SO 3
LOB 7



Batter	1	2	3	4	5	6	7	8	9	AB	R	H	RBI	BB	SO	LOB	TOP					
7 José Reyes, S OBP: 0.321, SLG: 0.439	G4-3	G1-2-3	FC6		K			G1-3		5	0	1	1	0	1	5	New York Mets @ Los Angeles Dodgers Dodger Stadium, Los Angeles, CA Tue May 06 2008, 7:10 PM PDT Att: 43,927 - Cloudy - 61 F					
19 Ryan Church, L OBP: 0.379, SLG: 0.508	HR	G1-2-3		L9	K			2B		5	1	2	1	0	1	5						
5 David Wright, R OBP: 0.387, SLG: 0.530	F9	K		BB				K		4	0	0	0	1	3	3						
18 Moises Alou, R OBP: 0.294, SLG: 0.250	1B		E5					P2		5	1	2	0	0	0	0						
21 Carlos Delgado, L OBP: 0.308, SLG: 0.362	FC6		1B		K			K		5	0	1	0	0	2	3						
16 Angel Pagán, S OBP: 0.350, SLG: 0.379		FC5-4	1B		K			F8		5	1	2	0	0	1	4						
23 Brian Schneider, L OBP: 0.395, SLG: 0.308	1B	1B	1B		K			1B		4	1	2	0	1	2	0						
1 Luis Castillo, S OBP: 0.342, SLG: 0.253	1B	FC4-6	BB		K			1B		4	0	1	1	0	1	4						
Nelson Figueroa, R OBP: 0.250, SLG: 0.100		FC1								1	0	0	0	2	0	2						
Aaron Heilman, R OBP: 0.369, SLG: 0.390		FC1								0	0	0	0	0	0	0						
15 Carlos Beltrán, S OBP: 0.369, SLG: 0.390		FC1								1	0	0	0	0	1	0						
25 Pedro Feliciano, L OBP: 0.369, SLG: 0.390		FC1								0	0	0	0	0	0	0						
Joe Smith, R ERA: 1.76		FC1								0	0	0	0	0	0	0						
Inning Stats	R: 1 E: 0 K: 0 S: 13	H: 2 LOB: 1 BB: 0 P: 20	R: 2 E: 1 K: 1 S: 15	H: 4 LOB: 2 BB: 0 P: 24	R: 1 E: 1 K: 0 S: 14	H: 1 LOB: 3 BB: 2 P: 27	R: 0 E: 0 K: 2 S: 10	H: 1 LOB: 2 BB: 1 P: 15	R: 0 E: 0 K: 3 S: 16	H: 0 LOB: 2 BB: 1 P: 28	R: 0 E: 0 K: 2 S: 7	H: 0 LOB: 0 BB: 0 P: 8	R: 0 E: 0 K: 1 S: 8	H: 0 LOB: 0 BB: 0 P: 9	R: 0 E: 0 K: 2 S: 11	H: 1 LOB: 1 BB: 0 P: 14	R: 0 E: 0 K: 1 S: 11	H: 2 LOB: 2 BB: 0 P: 16	1B: 9 2B: 1 3B: 0 HR: 1	SF: 0 SAC: 0 DP: 1 HBP: 1	WP: 0 PB: 0 SB: 3 CS: 0	PA: 44
PITCHER	IP WLS BF H R ER SO BB IBB HBP BLK WP HR S P ERA WHIP																					
18 Hiroki Kuroda, R ERA: 3.95	3.1	22	8	4	2	1	3	0	0	0	0	0	1	46	80	5.40	3.300					
56 Hung-Chih Kuo, L ERA: 2.59	3.2	W	13	0	0	8	1	0	1	0	0	0	0	37	51	0.00	0.273					
51 Jonathan Broxton, R ERA: 1.8	1.0	H	4	1	0	2	0	0	0	0	0	0	0	11	14	0.00	1.000					
44 Takashi Saito, R ERA: 1.76	1.0	S	5	2	0	1	0	0	0	0	0	0	0	11	16	0.00	2.000					

Batter	1	2	3	4	5	6	7	8	9	AB	R	H	RBI	BB	SO	LOB	BOTTOM			
9 Juan Pierre, L OBP: 0.388, SLG: 0.368	F9	1B		K	FC5			SH2-4		5	0	1	1	0	0	1	New York Mets @ Los Angeles Dodgers Dodger Stadium, Los Angeles, CA Tue May 06 2008, 7:10 PM PDT Att: 43,927 - Cloudy - 61 F			
25 Andruw Jones, R OBP: 0.273, SLG: 0.248	BB	S		L6				G3-1		5	0	1	0	1	2	2				
27 Matt Kemp, R OBP: 0.358, SLG: 0.518	FC5-4		F8		1B			K		3	0	1	0	1	0	2				
12 Jeff Kent, R OBP: 0.327, SLG: 0.446	1B		L5					1B		3	1	0	0	1	1	2				
7 James Loney, L OBP: 0.333, SLG: 0.413	1B		FC5-4		K			G6-3		4	1	2	0	0	0	0				
55 Russell Martin, R OBP: 0.436, SLG: 0.423	F8		1B		F8			F8		3	1	1	0	1	0	3				
33 Blake DeWitt, L OBP: 0.398, SLG: 0.488		1B						G5-3		4	2	3	4	0	1	0				
14 Chin-Lung Hu, R OBP: 0.325, SLG: 0.229		K						K		4	0	1	0	0	1	3				
18 Hiroki Kuroda, R OBP: 0.214, SLG: 0.231		SH3-4								0	0	0	0	0	0	0				
56 Hung-Chih Kuo, L OBP: 0.333, SLG: 0.500		SH3-4								2	0	0	0	0	1	1				
3 Delwyn Young, S OBP: 0.412, SLG: 0.375										0	0	0	0	0	0	0				
44 Takashi Saito, L ERA: 3.07										0	0	0	0	0	0	0				
Inning Stats	R: 0 E: 0 K: 0 S: 11	H: 1 LOB: 3 BB: 2 P: 23	R: 1 E: 0 K: 1 S: 15	H: 2 LOB: 1 BB: 0 P: 20	R: 2 E: 0 K: 0 S: 15	H: 2 LOB: 2 BB: 2 P: 26	R: 0 E: 0 K: 1 S: 10	H: 1 LOB: 1 BB: 0 P: 13	R: 2 E: 1 K: 1 S: 17	H: 2 LOB: 1 BB: 0 P: 22	R: 0 E: 0 K: 1 S: 7	H: 1 LOB: 1 BB: 0 P: 13	R: 0 E: 0 K: 1 S: 9	H: 0 LOB: 0 BB: 0 P: 10	R: 0 E: 0 K: 1 S: 9	H: 1 LOB: 1 BB: 0 P: 15	1B: 9 2B: 0 3B: 0 HR: 1	SF: 0 SAC: 2 DP: 0 HBP: 0	WP: 0 PB: 0 SB: 3 CS: 0	PA: 39
PITCHER	IP WLS BF H R ER SO BB IBB HBP BLK WP HR S P ERA WHIP																			
Nelson Figueroa, R ERA: 4.81	5.0	L	28	8	5	3	4	0	0	0	0	0	0	68	104	9.00	2.400			
Aaron Heilman, R ERA: 4.65	2.0		7	1	0	2	0	0	0	0	0	0	0	16	23	0.00	0.500			
25 Pedro Feliciano, L ERA: 0.84	0.2		3	1	0	0	0	0	0	0	0	0	0	6	10	0.00	1.500			
Joe Smith, R ERA: 3.07	0.1		1	0	0	1	0	0	0	0	0	0	0	3	5	0.00	0.000			

Batter	1	2	3	4	5	6	7	8	9	AB	R	H	RBI	BB	SO	LOB	TOP			
7 José Reyes, S OBP: 0.324, SLG: 0.429	G3-1	1B		G4-3	BB		G4-3			3	1	0	0	2	0	0	New York Mets @ Los Angeles Dodgers Dodger Stadium, Los Angeles, CA Wed May 07 2008, 12:10 PM PDT Att: 40,731 - Cloudy - 63 F			
1 Luis Castillo, S OBP: 0.353, SLG: 0.273	G4-3				BB		G6-3			4	1	2	2	1	0	0				
5 David Wright, R OBP: 0.381, SLG: 0.525	F9	K		G5-3	BB		G6-3			5	0	1	2	0	1	3				
15 Carlos Beltrán, S OBP: 0.363, SLG: 0.382		L3		G3-1					G4-3	5	1	1	0	0	0	1				
19 Ryan Church, L OBP: 0.394, SLG: 0.541		BB		FC4-6					K	4	3	3	1	0	1	0				
16 Angel Pagán, S OBP: 0.353, SLG: 0.382				FC4-6					G3	2	1	1	1	0	0	1				
Andy Chavez, L OBP: 0.256, SLG: 0.205										3	0	0	0	0	1	1				
9 Marlon Anderson, L OBP: 0.241, SLG: 0.357									F7	5	2	2	1	0	1	1				
30 Raul Casanova, S OBP: 0.340, SLG: 0.391										4	2	2	2	1	1	1				
33 John Maine, R OBP: 0.125, SLG: 0.067										4	1	1	2	0	2	1				
Duaner Sanchez, R ERA: 2.45										0	0	0	0	0	0	0				
Inning Stats	R: 0 E: 0 K: 0 S: 10	H: 0 LOB: 0 BB: 0 P: 14	R: 4 E: 0 K: 1 S: 25	H: 5 LOB: 2 BB: 1 P: 37	R: 1 E: 0 K: 0 S: 10	H: 2 LOB: 1 BB: 0 P: 13	R: 0 E: 0 K: 0 S: 9	H: 1 LOB: 1 BB: 0 P: 17	R: 6 E: 0 K: 1 S: 23	H: 3 LOB: 1 BB: 3 P: 43	R: 1 E: 0 K: 2 S: 9	H: 2 LOB: 0 BB: 0 P: 11	R: 0 E: 0 K: 1 S: 7	H: 0 LOB: 0 BB: 0 P: 14	R: 0 E: 0 K: 2 S: 8	H: 0 LOB: 0 BB: 0 P: 9	1B: 8 2B: 4 3B: 0 HR: 1	SF: 0 SAC: 1 DP: 0 HBP: 1	WP: 1 PB: 0 SB: 1 CS: 0	PA: 45
PITCHER	IP WLS BF H R ER SO BB IBB HBP BLK WP HR S P ERA WHIP	IP WLS BF H R ER SO BB IBB HBP BLK WP HR S P ERA WHIP	IP WLS BF H R ER SO BB IBB HBP BLK WP HR S P ERA WHIP	IP WLS BF H R ER SO BB IBB HBP BLK WP HR S P ERA WHIP	IP WLS BF H R ER SO BB IBB HBP BLK WP HR S P ERA WHIP	IP WLS BF H R ER SO BB IBB HBP BLK WP HR S P ERA WHIP	IP WLS BF H R ER SO BB IBB HBP BLK WP HR S P ERA WHIP	IP WLS BF H R ER SO BB IBB HBP BLK WP HR S P ERA WHIP	IP WLS BF H R ER SO BB IBB HBP BLK WP HR S P ERA WHIP	IP WLS BF H R ER SO BB IBB HBP BLK WP HR S P ERA WHIP	IP WLS BF H R ER SO BB IBB HBP BLK WP HR S P ERA WHIP	IP WLS BF H R ER SO BB IBB HBP BLK WP HR S P ERA WHIP	IP WLS BF H R ER SO BB IBB HBP BLK WP HR S P ERA WHIP	IP WLS BF H R ER SO BB IBB HBP BLK WP HR S P ERA WHIP	IP WLS BF H R ER SO BB IBB HBP BLK WP HR S P ERA WHIP	IP WLS BF H R ER SO BB IBB HBP BLK WP HR S P ERA WHIP	IP WLS BF H R ER SO BB IBB HBP BLK WP HR S P ERA WHIP	IP WLS BF H R ER SO BB IBB HBP BLK WP HR S P ERA WHIP	IP WLS BF H R ER SO BB IBB HBP BLK WP HR S P ERA WHIP	IP WLS BF H R ER SO BB IBB HBP BLK WP HR S P ERA WHIP

AB	39
R	12
H	13
RBI	11
BB	4
SO	7
LOB	9



Batter	1	2	3	4	5	6	7	8	9	AB	R	H	RBI	BB	SO	LOB	BOTTOM			
9 Juan Pierre, L OBP: 0.382, SLG: 0.354	P4		G6-3			L6			FC5	3	0	0	0	1	0	1	New York Mets @ Los Angeles Dodgers Dodger Stadium, Los Angeles, CA Wed May 07 2008, 12:10 PM PDT Att: 40,731 - Cloudy - 63 F			
16 Andre Ethier, L OBP: 0.376, SLG: 0.447	F7			G4-3		F7			F7	4	0	0	0	0	2					
27 Matt Kemp, R OBP: 0.355, SLG: 0.509	G6-3						L4		FC5	4	0	1	1	0	1	0				
12 Jeff Kent, R OBP: 0.321, SLG: 0.437		G5-3					F8		FC5	2	0	0	0	0	1	0				
3 Delwyn Young, S OBP: 0.368, SLG: 0.333										2	0	0	0	0	2					
7 James Loney, L OBP: 0.331, SLG: 0.415		G4-3				L7			K	4	0	1	0	0	1	2				
55 Russell Martin, R OBP: 0.437, SLG: 0.420										1	0	0	0	1	1	0				
26 Gary Bennett, R OBP: 0.188, SLG: 0.133										1	0	0	0	0	0	0				
33 Blake DeWitt, L OBP: 0.385, SLG: 0.471			G3-1						L4	3	0	0	0	0	1	2				
14 Chin-Lung Hu, R OBP: 0.326, SLG: 0.263						G4-3-6			G4-3	3	0	1	0	0	2					
31 Brad Penny, R OBP: 0.267, SLG: 0.267										1	0	0	0	0	0	1				
45 Scott Proctor, R ERA: 5.94										0	0	0	0	0	0	0				
21 Mark Sweeney, L OBP: 0.286, SLG: 0.174										1	0	0	0	0	0	0				
Chan Ho Park, R ERA: 2.45										0	0	0	0	0	0	0				
25 Andrew Jones, R OBP: 0.278, SLG: 0.264										1	1	1	0	0	0	0				
Inning Stats	R: 0 E: 0 K: 0 S: 6	H: 0 LOB: 0 BB: 0 P: 10	R: 0 E: 0 K: 1 S: 7	H: 0 LOB: 0 BB: 0 P: 9	R: 0 E: 0 K: 0 S: 8	H: 1 LOB: 1 BB: 0 P: 13	R: 0 E: 0 K: 2 S: 8	H: 0 LOB: 0 BB: 0 P: 13	R: 0 E: 0 K: 1 S: 14	H: 1 LOB: 1 BB: 1 P: 22	R: 0 E: 0 K: 0 S: 5	H: 0 LOB: 0 BB: 0 P: 9	R: 0 E: 0 K: 0 S: 6	H: 0 LOB: 0 BB: 0 P: 7	R: 0 E: 0 K: 1 S: 21	H: 2 LOB: 2 BB: 1 P: 32	1B: 1 2B: 3 3B: 0 HR: 0	SF: 0 SAC: 0 DP: 1 HBP: 0	WP: 0 PB: 0 SB: 0 CS: 0	PA: 32
PITCHER	IP WLS BF H R ER SO BB IBB HBP BLK WP HR S P ERA WHIP	IP WLS BF H R ER SO BB IBB HBP BLK WP HR S P ERA WHIP	IP WLS BF H R ER SO BB IBB HBP BLK WP HR S P ERA WHIP	IP WLS BF H R ER SO BB IBB HBP BLK WP HR S P ERA WHIP	IP WLS BF H R ER SO BB IBB HBP BLK WP HR S P ERA WHIP	IP WLS BF H R ER SO BB IBB HBP BLK WP HR S P ERA WHIP	IP WLS BF H R ER SO BB IBB HBP BLK WP HR S P ERA WHIP	IP WLS BF H R ER SO BB IBB HBP BLK WP HR S P ERA WHIP	IP WLS BF H R ER SO BB IBB HBP BLK WP HR S P ERA WHIP	IP WLS BF H R ER SO BB IBB HBP BLK WP HR S P ERA WHIP	IP WLS BF H R ER SO BB IBB HBP BLK WP HR S P ERA WHIP	IP WLS BF H R ER SO BB IBB HBP BLK WP HR S P ERA WHIP	IP WLS BF H R ER SO BB IBB HBP BLK WP HR S P ERA WHIP	IP WLS BF H R ER SO BB IBB HBP BLK WP HR S P ERA WHIP	IP WLS BF H R ER SO BB IBB HBP BLK WP HR S P ERA WHIP	IP WLS BF H R ER SO BB IBB HBP BLK WP HR S P ERA WHIP	IP WLS BF H R ER SO BB IBB HBP BLK WP HR S P ERA WHIP	IP WLS BF H R ER SO BB IBB HBP BLK WP HR S P ERA WHIP	IP WLS BF H R ER SO BB IBB HBP BLK WP HR S P ERA WHIP	IP WLS BF H R ER SO BB IBB HBP BLK WP HR S P ERA WHIP

AB	30
R	1
H	4
RBI	1
BB	2
SO	5
LOB	12



Batter	1	2	3	4	5	6	7	8	9	AB	R	H	RBI	BB	SO	LOB	TOP					
23 Corey Patterson, L OBP: 0.257, SLG: 0.410			F7			K		P5		5	0	1	0	0	2	4	<p>Cincinnati Reds @ New York Mets Shea Stadium, Flushing, NY Sat May 10 2008, 1:10 PM EDT Att: 55,186 - Partly Cloudy - 62 F</p> <p>livebaseballscorecards.com</p>					
6 Ryan Freel, R OBP: 0.363, SLG: 0.392	G3				B5-3					5	2	3	0	0	0	2						
Ken Griffey Jr., L Jeremy Affeldt, L				P6			L8			5	0	2	2	0	0	3						
4 Brandon Phillips, R OBP: 0.324, SLG: 0.514			G6-3					G4-3		4	1	2	0	1	0	2						
19 Joey Votto, L OBP: 0.364, SLG: 0.580				B1-3						4	0	1	1	1	0	3						
26 Edwin Encarnación, R OBP: 0.361, SLG: 0.512		P3								5	2	2	2	0	1	3						
27 Jeff Keppinger, R OBP: 0.338, SLG: 0.388				HR						4	0	1	0	1	0	2						
David Ross, R OBP: 0.235, SLG: 0.250										4	1	1	0	0	2	3						
31 Matt Belisle, R Scott Hartwood, L 45 Bill Bray, L Mike Lincoln, R 15 Jemy Hairston, R										2	0	1	0	0	1	1						
Inning Stats	R: 0 E: 0 K: 1 S: 14	H: 3 LOB: 2 BB: 0 P: 24	R: 0 E: 0 K: 1 S: 11	H: 0 LOB: 1 BB: 1 P: 18	R: 0 E: 0 K: 0 S: 11	H: 1 LOB: 1 BB: 0 P: 14	R: 1 E: 0 K: 1 S: 9	H: 1 LOB: 0 BB: 0 P: 12	R: 0 E: 0 K: 1 S: 8	H: 1 LOB: 1 BB: 0 P: 10	R: 2 E: 0 K: 2 S: 24	H: 4 LOB: 2 BB: 0 P: 38	R: 1 E: 0 K: 1 S: 17	H: 2 LOB: 2 BB: 1 P: 32	R: 2 E: 0 K: 0 S: 13	H: 3 LOB: 1 BB: 0 P: 21		R: 0 E: 0 K: 0 S: 8	H: 0 LOB: 0 BB: 1 P: 15	1B: 9 2B: 4 3B: 1 HR: 1	SF: 0 SAC: 0 DP: 1 HBP: 0	WP: 0 PB: 0 SB: 1 CS: 1
PITCHER	IP WLS BF H R ER SO BB IBB HBP BLK WP HR S P ERA WHIP																					
57 Johan Santana, L ERA: 3.1	6.0 W 28 10 3 3 5 1 0 0 0 0 0 1 77 116 4.50 1.833																					
Aaron Heilman, R ERA: 4.97	1.0 6 2 1 1 1 1 0 0 0 0 0 0 17 32 9.00 3.000																					
25 Pedro Feliciano, L ERA: 2.31	1.0 6 3 2 2 0 0 0 0 0 0 0 0 13 21 18.00 3.000																					
Jorge Sosa, R ERA: 5.75	1.0 3 0 0 0 0 1 0 0 0 0 0 0 8 15 0.00 1.000																					

Batter	1	2	3	4	5	6	7	8	9	AB	R	H	RBI	BB	SO	LOB	BOTTOM			
7 José Reyes, S OBP: 0.320, SLG: 0.415	G4-3		F7			F8				4	1	0	0	1	0	1	<p>Cincinnati Reds @ New York Mets Shea Stadium, Flushing, NY Sat May 10 2008, 1:10 PM EDT Att: 55,186 - Partly Cloudy - 62 F</p> <p>livebaseballscorecards.com</p>			
1 Luis Castillo, S OBP: 0.347, SLG: 0.262	G4-3									4	2	0	0	1	2	3				
5 David Wright, R OBP: 0.395, SLG: 0.528										3	3	2	1	2	1	0				
15 Carlos Beltrán, S OBP: 0.371, SLG: 0.407										3	1	2	5	1	0	0				
19 Ryan Church, L OBP: 0.390, SLG: 0.532										4	0	1	1	0	1	5				
18 Moises Alou, R OBP: 0.333, SLG: 0.300										4	1	2	2	0	0	1				
25 Pedro Feliciano, L Jorge Sosa, R										0	0	0	0	0	0	0				
21 Carlos Delgado, L OBP: 0.321, SLG: 0.408										4	2	3	1	0	0	1				
23 Brian Schneider, L OBP: 0.400, SLG: 0.362										4	2	2	1	0	0	2				
57 Johan Santana, L Damion Easley, R Aaron Heilman, R Endy Chavez, L										2	0	0	0	0	1	1				
Inning Stats	R: 0 E: 0 K: 1 S: 10	H: 0 LOB: 2 BB: 2 P: 21	R: 1 E: 0 K: 1 S: 15	H: 2 LOB: 1 BB: 0 P: 21	R: 3 E: 0 K: 0 S: 14	H: 3 LOB: 0 BB: 1 P: 23	R: 0 E: 0 K: 0 S: 5	H: 0 LOB: 0 BB: 0 P: 8	R: 2 E: 0 K: 0 S: 15	H: 2 LOB: 1 BB: 0 P: 21	R: 4 E: 0 K: 1 S: 19	H: 3 LOB: 2 BB: 2 P: 32	R: 2 E: 0 K: 1 S: 12	H: 2 LOB: 0 BB: 0 P: 17	R: 0 E: 0 K: 2 S: 9	H: 0 LOB: 0 BB: 0 P: 15	1B: 8 2B: 1 3B: 1 HR: 2	SF: 1 SAC: 0 DP: 2 HBP: 0	WP: 1 PB: 0 SB: 0 CS: 0	PA: 40
PITCHER	IP WLS BF H R ER SO BB IBB HBP BLK WP HR S P ERA WHIP																			
31 Matt Belisle, R ERA: 7.45	5.0 L 24 7 2 5 2 3 0 0 0 0 0 0 59 94 9.00 2.000																			
45 Bill Bray, L ERA: 4.5	0.0 2 2 2 2 0 0 0 0 0 0 0 0 5 8																			
Mike Lincoln, R ERA: 5.29	2.0 11 3 4 4 2 2 0 0 0 0 0 2 26 41 18.00 2.500																			
Jeremy Affeldt, L ERA: 2.87	1.0 3 0 0 0 2 0 0 0 0 0 0 0 9 15 0.00 0.000																			

AB	40
R	6
H	15
RBI	6
BB	3
SO	6
LOB	24



Batter	1	2	3	4	5	6	7	8	9	AB	R	H	RBI	BB	SO	LOB	TOP									
6 Ryan Freel, R OBP: 0.353, SLG: 0.392										5	1	1	0	0	0	2										
15 Jerry Hairston, R OBP: 0.314, SLG: 0.441										4	0	0	0	0	2	0										
Ken Griffey Jr., L OBP: 0.333, SLG: 0.390										4	1	2	1	1	0	0										
28 Edwin Encarnación, R OBP: 0.349, SLG: 0.492										5	1	0	0	0	0	3										
Adam Dunn, L OBP: 0.372, SLG: 0.422										4	0	1	0	0	0	1										
23 Corey Patterson, L OBP: 0.255, SLG: 0.406										5	2	5	1	0	0	0										
27 Jeff Keppinger, R OBP: 0.380, SLG: 0.410										4	0	3	3	0	1	1										
Scott Hatteberg, L OBP: 0.302, SLG: 0.273										4	0	3	3	0	1	1										
Paul Bako, L OBP: 0.386, SLG: 0.549										4	0	2	2	1	1	2										
61 Bronson Arroyo, R OBP: 0.154, SLG: 0.083										4	0	0	0	0	0	7										
Javier Valentín, S OBP: 0.250, SLG: 0.233										1	0	0	0	0	2											
48 Francisco Cordero, R ERA: 5.69										0	0	0	0	0	0											
Inning Stats	R: 1 H: 2 E: 0 K: 0 S: 19	H: 2 LOB: 1 BB: 0 P: 28	R: 0 H: 1 E: 0 K: 2 S: 14	H: 1 LOB: 1 BB: 0 P: 19	R: 0 H: 0 E: 0 K: 1 S: 7	H: 0 LOB: 0 BB: 0 P: 9	R: 0 H: 2 E: 0 K: 0 S: 15	H: 2 LOB: 3 BB: 1 P: 26	R: 0 H: 1 E: 0 K: 0 S: 9	H: 1 LOB: 1 BB: 0 P: 14	R: 1 H: 2 E: 0 K: 0 S: 7	H: 2 LOB: 1 BB: 0 P: 10	R: 0 H: 0 E: 0 K: 1 S: 7	H: 0 LOB: 0 BB: 0 P: 11	R: 2 H: 4 E: 0 K: 0 S: 16	H: 4 LOB: 2 BB: 0 P: 24	R: 3 H: 2 E: 2 K: 0 S: 16	H: 2 LOB: 2 BB: 1 P: 30	1B: 12 2B: 2 3B: 0 HR: 0	SF: 1 SAC: 1 DP: 0 HBP: 0	WP: 0 PB: 0 SB: 0 CS: 0	PA: 45				
PITCHER	IP WLS BF H R ER SO BB IBB HBP BLK WP HR S P ERA WHIP	IP WLS BF H R ER SO BB IBB HBP BLK WP HR S P ERA WHIP	IP WLS BF H R ER SO BB IBB HBP BLK WP HR S P ERA WHIP	IP WLS BF H R ER SO BB IBB HBP BLK WP HR S P ERA WHIP	IP WLS BF H R ER SO BB IBB HBP BLK WP HR S P ERA WHIP	IP WLS BF H R ER SO BB IBB HBP BLK WP HR S P ERA WHIP	IP WLS BF H R ER SO BB IBB HBP BLK WP HR S P ERA WHIP	IP WLS BF H R ER SO BB IBB HBP BLK WP HR S P ERA WHIP	IP WLS BF H R ER SO BB IBB HBP BLK WP HR S P ERA WHIP	IP WLS BF H R ER SO BB IBB HBP BLK WP HR S P ERA WHIP	IP WLS BF H R ER SO BB IBB HBP BLK WP HR S P ERA WHIP	IP WLS BF H R ER SO BB IBB HBP BLK WP HR S P ERA WHIP	IP WLS BF H R ER SO BB IBB HBP BLK WP HR S P ERA WHIP	IP WLS BF H R ER SO BB IBB HBP BLK WP HR S P ERA WHIP	IP WLS BF H R ER SO BB IBB HBP BLK WP HR S P ERA WHIP	IP WLS BF H R ER SO BB IBB HBP BLK WP HR S P ERA WHIP	IP WLS BF H R ER SO BB IBB HBP BLK WP HR S P ERA WHIP	IP WLS BF H R ER SO BB IBB HBP BLK WP HR S P ERA WHIP	IP WLS BF H R ER SO BB IBB HBP BLK WP HR S P ERA WHIP	IP WLS BF H R ER SO BB IBB HBP BLK WP HR S P ERA WHIP	IP WLS BF H R ER SO BB IBB HBP BLK WP HR S P ERA WHIP	IP WLS BF H R ER SO BB IBB HBP BLK WP HR S P ERA WHIP	IP WLS BF H R ER SO BB IBB HBP BLK WP HR S P ERA WHIP	IP WLS BF H R ER SO BB IBB HBP BLK WP HR S P ERA WHIP		
34 Mike Pelfrey, R ERA: 4.86	6.0 L 27 8 2 2 3 1 0 0 0 0 0 0 71 106 3.00 1.500	7.1 1.0 3 0 0 0 1 0 0 0 0 0 0 0 7 11 0.00 0.000	8.1 1.0 7 4 2 2 0 0 0 0 0 0 0 0 16 24 18.00 4.000	9.1 0.2 7 2 3 0 0 1 0 0 0 0 0 0 14 25 0.00 4.500	9.1 0.1 1 0 0 0 0 0 0 0 0 0 0 0 2 5 0.00 0.000																					
Aaron Heilman, R ERA: 4.54																										
Duaner Sanchez, R ERA: 6.75																										
13 Billy Wagner, L ERA: 5.69																										
Jorge Sosa, R ERA: 5.69																										
Inning Stats	R: 0 H: 0 E: 0 K: 3 S: 9	H: 0 LOB: 0 BB: 0 P: 14	R: 0 H: 1 E: 1 K: 1 S: 13	H: 1 LOB: 3 BB: 1 P: 24	R: 1 H: 3 E: 0 K: 0 S: 8	H: 3 LOB: 1 BB: 0 P: 11	R: 0 H: 0 E: 0 K: 0 S: 10	H: 0 LOB: 0 BB: 1 P: 18	R: 0 H: 0 E: 0 K: 0 S: 6	H: 0 LOB: 0 BB: 0 P: 9	R: 0 H: 0 E: 0 K: 1 S: 6	H: 0 LOB: 0 BB: 0 P: 8	R: 0 H: 0 E: 0 K: 3 S: 12	H: 0 LOB: 0 BB: 0 P: 17	R: 0 H: 0 E: 0 K: 1 S: 8	H: 0 LOB: 0 BB: 0 P: 14	R: 0 H: 0 E: 0 K: 2 S: 9	H: 0 LOB: 0 BB: 0 P: 14	1B: 2 2B: 2 3B: 0 HR: 0	SF: 0 SAC: 1 DP: 0 HBP: 0	WP: 0 PB: 0 SB: 0 CS: 0	PA: 33				
PITCHER	IP WLS BF H R ER SO BB IBB HBP BLK WP HR S P ERA WHIP	IP WLS BF H R ER SO BB IBB HBP BLK WP HR S P ERA WHIP	IP WLS BF H R ER SO BB IBB HBP BLK WP HR S P ERA WHIP	IP WLS BF H R ER SO BB IBB HBP BLK WP HR S P ERA WHIP	IP WLS BF H R ER SO BB IBB HBP BLK WP HR S P ERA WHIP	IP WLS BF H R ER SO BB IBB HBP BLK WP HR S P ERA WHIP	IP WLS BF H R ER SO BB IBB HBP BLK WP HR S P ERA WHIP	IP WLS BF H R ER SO BB IBB HBP BLK WP HR S P ERA WHIP	IP WLS BF H R ER SO BB IBB HBP BLK WP HR S P ERA WHIP	IP WLS BF H R ER SO BB IBB HBP BLK WP HR S P ERA WHIP	IP WLS BF H R ER SO BB IBB HBP BLK WP HR S P ERA WHIP	IP WLS BF H R ER SO BB IBB HBP BLK WP HR S P ERA WHIP	IP WLS BF H R ER SO BB IBB HBP BLK WP HR S P ERA WHIP	IP WLS BF H R ER SO BB IBB HBP BLK WP HR S P ERA WHIP	IP WLS BF H R ER SO BB IBB HBP BLK WP HR S P ERA WHIP	IP WLS BF H R ER SO BB IBB HBP BLK WP HR S P ERA WHIP	IP WLS BF H R ER SO BB IBB HBP BLK WP HR S P ERA WHIP	IP WLS BF H R ER SO BB IBB HBP BLK WP HR S P ERA WHIP	IP WLS BF H R ER SO BB IBB HBP BLK WP HR S P ERA WHIP	IP WLS BF H R ER SO BB IBB HBP BLK WP HR S P ERA WHIP	IP WLS BF H R ER SO BB IBB HBP BLK WP HR S P ERA WHIP	IP WLS BF H R ER SO BB IBB HBP BLK WP HR S P ERA WHIP	IP WLS BF H R ER SO BB IBB HBP BLK WP HR S P ERA WHIP	IP WLS BF H R ER SO BB IBB HBP BLK WP HR S P ERA WHIP	IP WLS BF H R ER SO BB IBB HBP BLK WP HR S P ERA WHIP	
61 Bronson Arroyo, R ERA: 7.14	1.0 W 30 4 1 1 0 2 0 0 0 0 0 0 9 14 0.00 0.000	1.0 3 0 0 0 0 2 0 0 0 0 0 0 0 9 14 0.00 0.000																								
48 Francisco Cordero, R ERA: 1.93																										

Cincinnati Reds @ New York Mets
Shea Stadium, Flushing, NY
Sat May 10 2008, 7:30 PM EDT
Att: 47,673 - Cloudy - 63 F

AB	41
R	7
H	14
RBI	7
BB	2
SO	4
LOB	20



Cincinnati Reds @ New York Mets
Shea Stadium, Flushing, NY
Sat May 10 2008, 7:30 PM EDT
Att: 47,673 - Cloudy - 63 F

AB	30
R	1
H	4
RBI	1
BB	2
SO	11
LOB	12



Batter	1	2	3	4	5	6	7	8	9	AB	R	H	RBI	BB	SO	LOB	TOP									
Felipe Lopez, S OBP: 0.350, SLG: 0.336										2	1	2	1	2	0	0										
15 Cristian Guzman, S OBP: 0.318, SLG: 0.436										4	0	1	2	0	0	4										
11 Ryan Zimmerman, R OBP: 0.274, SLG: 0.413										4	1	1	1	0	2	4										
8 Aaron Boone, R OBP: 0.375, SLG: 0.569										4	0	1	0	0	1	1										
25 Austin Kearns, R OBP: 0.303, SLG: 0.280										4	0	0	0	0	1	1										
34 Elijah Dukes, R OBP: 0.150, SLG: 0.111										3	1	0	0	1	2	1										
26 Willy Mo Peña, R OBP: 0.274, SLG: 0.237																										
52 Saul Rivera, S OBP: 0.150, SLG: 0.111																										
Luis Ayala, R OBP: 0.150, SLG: 0.111																										
Jon Rauch, R OBP: 0.150, SLG: 0.111																										
3 Jesus Flores, R OBP: 0.464, SLG: 0.652																										
Tim Redding, R OBP: 0.143, SLG: 0.214																										
22 Willie Harris, L OBP: 0.333, SLG: 0.362																										
Inning Stats	R: 0 E: 0 K: 1 S: 11	H: 1 LOB: 1 BB: 0 P: 17	R: 0 E: 0 K: 1 S: 8	H: 0 LOB: 0 BB: 0 P: 13	R: 0 E: 0 K: 0 S: 7	H: 0 LOB: 2 BB: 2 P: 15	R: 0 E: 0 K: 0 S: 5	H: 1 LOB: 0 BB: 0 P: 8	R: 0 E: 0 K: 2 S: 15	H: 0 LOB: 0 BB: 0 P: 20	R: 1 E: 0 K: 1 S: 7	H: 1 LOB: 0 BB: 1 P: 16	R: 4 E: 0 K: 2 S: 20	H: 3 LOB: 1 BB: 2 P: 36	R: 0 E: 0 K: 1 S: 6	H: 0 LOB: 0 BB: 0 P: 11	R: 0 E: 0 K: 2 S: 11	H: 0 LOB: 0 BB: 0 P: 16	1B: 4 2B: 1 3B: 0 HR: 1	SF: 0 SAC: 0 DP: 2 HBP: 0	WP: 1 PB: 0 CS: 0	PA: 36				
PITCHER	IP	WLS	BF	H	R	ER	SO	BB	IBB	HBP	BLK	WP	HR	S	P	ERA	WHIP									
Claudio Vargas, R ERA: 2.84	(1, 1)	6.1	L	24	3	2	2	6	4	0	0	0	1	1	56	97	2.84	1.105								
Aaron Heilman, R ERA: 5.82	(7, 1)	0.1		5	3	3	3	0	1	0	0	0	0	0	14	25	81.00	12.000								
Joe Smith, R ERA: 2.6	(7, 1)	1.1		4	0	0	2	0	0	0	0	0	0	0	9	14	0.00	0.000								
25 Pedro Feliciano, L ERA: 1.98	(9, 1)	1.0		3	0	0	2	0	0	0	0	0	0	0	11	16	0.00	0.000								

Washington Nationals @ New York Mets
Shea Stadium, Flushing, NY
Wed May 14, 2008, 7:10 PM EDT
Att: 48,529 - Cloudy - 59 F

AB	31
R	5
H	6
RBI	5
BB	5
SO	10
LOB	13



Batter	1	2	3	4	5	6	7	8	9	AB	R	H	RBI	BB	SO	LOB	BOTTOM								
7 José Reyes, S OBP: 0.329, SLG: 0.417										3	0	0	0	1	0	1									
19 Ryan Church, L OBP: 0.381, SLG: 0.549										3	0	0	0	1	0	1									
5 David Wright, R OBP: 0.394, SLG: 0.524										4	0	1	0	0	0	2									
15 Carlos Beltrán, S OBP: 0.370, SLG: 0.433										4	0	1	1	0	0	2									
18 Moises Alou, R OBP: 0.361, SLG: 0.400										2	0	0	0	0	1	0									
Endy Chavez, L OBP: 0.245, SLG: 0.200										2	1	1	0	0	0	2									
21 Carlos Delgado, L OBP: 0.310, SLG: 0.379										4	0	1	0	0	2	0									
23 Brian Schneider, L OBP: 0.385, SLG: 0.400										4	1	1	2	0	0	1									
Damon Easley, R OBP: 0.281, SLG: 0.322										3	0	0	0	1	1	1									
Claudio Vargas, R ERA: 3.55	(1, 1)	6.0	W	21	2	1	1	4	2	0	0	0	0	0	0	0									
Aaron Heilman, R ERA: 4.59	(7, 1)	1.1		8	3	2	2	0	1	0	0	0	0	0	0	0									
Joe Smith, R ERA: 5.87	(7, 1)	0.1	H	1	0	0	0	0	0	0	0	0	0	0	0	0									
9 Marlon Anderson, L OBP: 0.278, SLG: 0.382	(8, PH)	1.1	S	5	1	0	0	2	0	0	0	0	0	0	0	0									
25 Pedro Feliciano, L ERA: 2.75	(9, 1)	1.1		5	1	0	0	2	0	0	0	0	0	0	0	0									
Inning Stats	R: 0 E: 0 K: 0 S: 6	H: 0 LOB: 0 BB: 0 P: 10	R: 0 E: 0 K: 1 S: 8	H: 0 LOB: 0 BB: 0 P: 13	R: 0 E: 0 K: 1 S: 9	H: 0 LOB: 0 BB: 0 P: 13	R: 0 E: 0 K: 0 S: 10	H: 1 LOB: 1 BB: 1 P: 15	R: 1 E: 0 K: 2 S: 10	H: 1 LOB: 1 BB: 1 P: 22	R: 0 E: 0 K: 0 S: 10	H: 0 LOB: 0 BB: 0 P: 15	R: 1 E: 0 K: 0 S: 10	H: 2 LOB: 1 BB: 0 P: 17	R: 1 E: 0 K: 0 S: 16	H: 2 LOB: 2 BB: 1 P: 24	R: 0 E: 0 K: 2 S: 8	H: 0 LOB: 0 BB: 0 P: 11	1B: 5 2B: 1 3B: 0 HR: 1	SF: 0 SAC: 0 DP: 1 HBP: 0	WP: 0 PB: 0 CS: 0	PA: 35			
PITCHER	IP	WLS	BF	H	R	ER	SO	BB	IBB	HBP	BLK	WP	HR	S	P	ERA	WHIP								
Tim Redding, R ERA: 3.55	(1, 1)	6.0	W	21	2	1	1	4	2	0	0	0	0	0	0	0									
52 Saul Rivera, R ERA: 4.59	(7, 1)	1.1		8	3	2	2	0	1	0	0	0	0	0	0	0									
Luis Ayala, R ERA: 5.87	(8, 1)	0.1	H	1	0	0	0	0	0	0	0	0	0	0	0	0									
Jon Rauch, R ERA: 2.75	(8, 1)	1.1	S	5	1	0	0	2	0	0	0	0	0	0	0	0									

Washington Nationals @ New York Mets
Shea Stadium, Flushing, NY
Wed May 14, 2008, 7:10 PM EDT
Att: 48,529 - Cloudy - 59 F

AB	32
R	3
H	6
RBI	3
BB	3
SO	6
LOB	11



Batter	1	2	3	4	5	6	7	8	9	AB	R	H	RBI	BB	SO	LOB	TOP								
Felipe Lopez, S (1,4) OBP: 0.347, SLG: 0.331	F7					G6-3		SF7		2	0	0	1	1	0	0	Washington Nationals @ New York Mets Shea Stadium, Flushing, NY Thu May 15 2008, 1:10 PM EDT Att: 51,769 - Partly Cloudy - 69 F								
15 Cristian Guzman, S (1,6) OBP: 0.317, SLG: 0.432	F8					G4-3		11 S 1B		4	0	1	0	0	0	2									
11 Ryan Zimmerman, R (1,5) OBP: 0.288, SLG: 0.404	F7					K		K		4	0	0	0	0	2	1									
8 Aaron Boone, R (1,3) OBP: 0.383, SLG: 0.564		K				G5-3		25 CS 1B		4	0	2	0	0	1	0									
44 Lastings Milledge, R (1,8) OBP: 0.309, SLG: 0.327		G3				G6-3		G6-3		4	0	0	0	0	0	2									
25 Austin Kearns, R (1,9) OBP: 0.302, SLG: 0.274		G5-3				K		L1-3		3	0	0	0	0	1	1									
Rob Mackowiak, L (1,7) Luis Ayala, R (8,1)						G6-3		HBP																	
10 Ronnie Belliard, R (9,PH) Jon Rauch, R (9,1)						L5		G6-3																	
3 Jesus Flores, R (1,2) OBP: 0.500, SLG: 0.680						BB		BB																	
57 Jason Bergmann, R (1,1) 22 Willie Harris, L (8,PH) OBP: 0.333, SLG: 0.362						K		F8																	
Inning Stats	R: 0 E: 0 K: 0 S: 8	H: 0 LOB: 0 BB: 0 P: 12	R: 0 E: 0 K: 1 S: 8	H: 0 LOB: 0 BB: 0 P: 10	R: 0 E: 0 K: 1 S: 10	H: 0 LOB: 2 BB: 2 P: 23	R: 0 E: 0 K: 0 S: 6	H: 0 LOB: 0 BB: 0 P: 8	R: 0 E: 0 K: 1 S: 10	H: 0 LOB: 1 BB: 1 P: 18	R: 0 E: 0 K: 1 S: 6	H: 0 LOB: 0 BB: 0 P: 8	R: 0 E: 0 K: 0 S: 7	H: 1 LOB: 1 BB: 0 P: 12	R: 1 E: 0 K: 1 S: 8	H: 2 LOB: 1 BB: 0 P: 15	R: 0 E: 0 K: 1 S: 12	H: 1 LOB: 2 BB: 1 P: 19	1B: 3 2B: 1 3B: 0 HR: 0	SF: 1 SAC: 1 DP: 0 HBP: 1	WP: 0 PB: 0 SB: 1 CS: 1	PA: 35			
PITCHER	IP	WLS	BF	H	R	ER	SO	BB	IBB	HBP	BLK	WP	HR	S	P	ERA	WHIP								
34 Mike Pelfrey, R (1,1) ERA: 4.17	7.2	L	29	3	1	1	4	3	0	1	0	0	0	60	100	1.17	0.783								
38 Matt Wise, R (8,1) ERA: 5.4	1.1		6	1	0	0	2	1	0	0	0	0	0	15	25	0.00	1.500								

AB 28
R 1
H 4
RBI 1
BB 4
SO 6
LOB 11



Batter	1	2	3	4	5	6	7	8	9	AB	R	H	RBI	BB	SO	LOB	BOTTOM								
7 José Reyes, S (1,6) OBP: 0.328, SLG: 0.413	B1-3					K		1B		4	0	1	0	0	1	1	Washington Nationals @ New York Mets Shea Stadium, Flushing, NY Thu May 15 2008, 1:10 PM EDT Att: 51,769 - Partly Cloudy - 69 F								
1 Luis Castillo, S (1,4) OBP: 0.370, SLG: 0.306	1B					BB		SH5-3-6		2	0	2	0	1	0	0									
5 David Wright, R (1,5) OBP: 0.385, SLG: 0.510	F9					P6		P3		4	0	0	0	0	0	4									
15 Carlos Beltrán, S (1,8) OBP: 0.367, SLG: 0.428	F8					L9		G6-3		4	0	1	0	0	0	3									
19 Ryan Church, L (1,9) OBP: 0.378, SLG: 0.538						K		G3																	
21 Carlos Delgado, L (1,3) OBP: 0.302, SLG: 0.368						G3		K																	
11 Ramon Castro, R (1,2)						G5-3		K																	
9 Marlon Anderson, L (1,7) OBP: 0.282, SLG: 0.378						F9		1B																	
34 Mike Pelfrey, R (1,1) 38 Matt Wise, R (8,1)						K2-3		K																	
Inning Stats	R: 0 E: 0 K: 0 S: 8	H: 1 LOB: 1 BB: 0 P: 13	R: 0 E: 0 K: 1 S: 6	H: 0 LOB: 1 BB: 1 P: 15	R: 0 E: 1 K: 1 S: 11	H: 1 LOB: 2 BB: 0 P: 14	R: 0 E: 0 K: 1 S: 11	H: 0 LOB: 0 BB: 0 P: 14	R: 0 E: 0 K: 2 S: 12	H: 1 LOB: 2 BB: 1 P: 21	R: 0 E: 0 K: 1 S: 9	H: 0 LOB: 0 BB: 0 P: 12	R: 0 E: 0 K: 3 S: 10	H: 0 LOB: 0 BB: 0 P: 14	R: 0 E: 0 K: 0 S: 6	H: 1 LOB: 0 BB: 0 P: 9	R: 0 E: 0 K: 0 S: 9	H: 1 LOB: 0 BB: 0 P: 11	1B: 5 2B: 2 3B: 0 HR: 0	SF: 0 SAC: 1 DP: 2 HBP: 0	WP: 0 PB: 0 SB: 2 CS: 0	PA: 33			
PITCHER	IP	WLS	BF	H	R	ER	SO	BB	IBB	HBP	BLK	WP	HR	S	P	ERA	WHIP								
57 Jason Bergmann, R (1,1) ERA: 7.45	7.0	W	27	3	0	0	0	2	0	0	0	0	0	67	103	0.00	0.714								
Luis Ayala, R (8,1) ERA: 5.63	1.0	H	3	1	0	0	0	0	0	0	0	0	0	6	9	0.00	1.000								
Jon Rauch, R (9,1) ERA: 2.61	1.0	S	3	1	0	0	0	0	0	0	0	0	0	9	11	0.00	1.000								

AB 30
R 0
H 5
RBI 0
BB 2
SO 9
LOB 14



Batter	1	2	3	4	5	6	7	8	9	AB	R	H	RBI	BB	SO	LOB	TOP				
7 José Reyes, S OBP: 0.330, SLG: 0.431										5	1	2	1	0	1	3					
19 Ryan Church, L OBP: 0.379, SLG: 0.530										4	2	1	0	1	2	2					
5 David Wright, R OBP: 0.391, SLG: 0.532										5	2	3	2	0	0	0					
15 Carlos Beltrán, S OBP: 0.374, SLG: 0.448										5	2	3	1	0	1	1					
18 Moises Alou, R OBP: 0.265, SLG: 0.395 Endy Chavez, L OBP: 0.245, SLG: 0.200										3	0	1	0	1	1	1					
21 Carlos Delgado, L OBP: 0.305, SLG: 0.369										5	0	2	1	0	2	6					
Damion Easley, R OBP: 0.205, SLG: 0.302 9 Marlon Anderson, L OBP: 0.275, SLG: 0.368										4	0	0	0	0	3	5					
23 Brian Schneider, L OBP: 0.380, SLG: 0.386										3	0	0	1	1	0	0					
1 Luis Castillo, S OBP: 0.374, SLG: 0.306										3	0	1	1	1	0	0					
Inning Stats	R: 0 H: 1 E: 0 K: 3 S: 11	H: 1 LOB: 1 BB: 0 P: 13	R: 0 H: 0 E: 0 K: 2 S: 7	H: 0 LOB: 0 BB: 0 P: 13	R: 0 H: 0 E: 0 K: 0 S: 10	H: 0 LOB: 0 BB: 0 P: 15	R: 3 H: 4 E: 0 K: 1 S: 24	H: 4 LOB: 3 BB: 2 P: 41	R: 0 H: 1 E: 0 K: 1 S: 12	H: 0 LOB: 2 BB: 0 P: 21	R: 3 H: 3 E: 0 K: 1 S: 17	H: 3 LOB: 1 BB: 1 P: 29	R: 0 H: 1 E: 0 K: 1 S: 8	H: 2 LOB: 1 BB: 0 P: 13	R: 1 H: 2 E: 0 K: 2 S: 16	H: 2 LOB: 1 BB: 0 P: 23	1B: 10 2B: 1 3B: 1 HR: 2	SF: 0 SAC: 0 DP: 1 HBP: 1	WP: 0 PB: 0 SB: 2 CS: 2	PA: 44	
PITCHER	IP WLS BF H R ER SO BB IBB HBP BLK WP HR S P ERA WHIP	IP WLS BF H R ER SO BB IBB HBP BLK WP HR S P ERA WHIP	IP WLS BF H R ER SO BB IBB HBP BLK WP HR S P ERA WHIP	IP WLS BF H R ER SO BB IBB HBP BLK WP HR S P ERA WHIP	IP WLS BF H R ER SO BB IBB HBP BLK WP HR S P ERA WHIP	IP WLS BF H R ER SO BB IBB HBP BLK WP HR S P ERA WHIP	IP WLS BF H R ER SO BB IBB HBP BLK WP HR S P ERA WHIP	IP WLS BF H R ER SO BB IBB HBP BLK WP HR S P ERA WHIP	IP WLS BF H R ER SO BB IBB HBP BLK WP HR S P ERA WHIP	IP WLS BF H R ER SO BB IBB HBP BLK WP HR S P ERA WHIP	IP WLS BF H R ER SO BB IBB HBP BLK WP HR S P ERA WHIP	IP WLS BF H R ER SO BB IBB HBP BLK WP HR S P ERA WHIP	IP WLS BF H R ER SO BB IBB HBP BLK WP HR S P ERA WHIP	IP WLS BF H R ER SO BB IBB HBP BLK WP HR S P ERA WHIP	IP WLS BF H R ER SO BB IBB HBP BLK WP HR S P ERA WHIP	IP WLS BF H R ER SO BB IBB HBP BLK WP HR S P ERA WHIP	IP WLS BF H R ER SO BB IBB HBP BLK WP HR S P ERA WHIP	IP WLS BF H R ER SO BB IBB HBP BLK WP HR S P ERA WHIP	IP WLS BF H R ER SO BB IBB HBP BLK WP HR S P ERA WHIP	IP WLS BF H R ER SO BB IBB HBP BLK WP HR S P ERA WHIP	IP WLS BF H R ER SO BB IBB HBP BLK WP HR S P ERA WHIP

New York Mets @ New York Yankees
Yankee Stadium, Bronx, NY
Sat May 17 2008, 1:05 PM EDT
Att: 55,093 - Sunny - 71 F

AB	38
R	7
H	13
RBI	7
BB	4
SO	11
LOB	19



Batter	1	2	3	4	5	6	7	8	9	AB	R	H	RBI	BB	SO	LOB	BOTTOM				
18 Johnny Damon, L OBP: 0.341, SLG: 0.454										3	1	1	0	1	1	0					
Bobby Abreu, L OBP: 0.352, SLG: 0.450										4	1	2	1	0	1	1					
2 Derek Jeter, R OBP: 0.346, SLG: 0.431										4	1	3	2	0	0	1					
55 Hideki Matsui, L OBP: 0.387, SLG: 0.458										4	0	0	0	0	1	2					
Jason Giambi, L OBP: 0.345, SLG: 0.468										4	1	2	1	0	0	0					
24 Robinson Cano, L OBP: 0.296, SLG: 0.318										4	0	1	0	0	1	0					
28 Melky Cabrera, S OBP: 0.325, SLG: 0.426										3	0	0	0	1	0	2					
12 Alberto Gonzalez, R OBP: 0.333, SLG: 0.314 17 Shelley Duncan, R OBP: 0.293, SLG: 0.250										3	0	0	0	0	0	1					
Chad Moeller, R OBP: 0.317, SLG: 0.378 Morgan Ensberg, R OBP: 0.276, SLG: 0.257										1	0	0	0	0	1	2					
Inning Stats	R: 2 H: 1 E: 0 K: 1 S: 13	H: 0 LOB: 1 BB: 1 P: 23	R: 0 H: 0 E: 0 K: 1 S: 7	H: 0 LOB: 1 BB: 1 P: 15	R: 0 H: 2 E: 0 K: 0 S: 8	H: 2 LOB: 1 BB: 0 P: 11	R: 0 H: 0 E: 0 K: 0 S: 5	H: 0 LOB: 0 BB: 0 P: 6	R: 0 H: 1 E: 0 K: 1 S: 8	H: 0 LOB: 0 BB: 0 P: 10	R: 1 H: 1 E: 0 K: 1 S: 14	H: 1 LOB: 0 BB: 0 P: 16	R: 1 H: 2 E: 0 K: 1 S: 11	H: 2 LOB: 1 BB: 0 P: 16	R: 0 H: 2 E: 0 K: 1 S: 12	H: 2 LOB: 2 BB: 0 P: 18	1B: 4 2B: 2 3B: 0 HR: 3	SF: 0 SAC: 0 DP: 0 HBP: 0	WP: 0 PB: 0 SB: 0 CS: 0	PA: 36	
PITCHER	IP WLS BF H R ER SO BB IBB HBP BLK WP HR S P ERA WHIP	IP WLS BF H R ER SO BB IBB HBP BLK WP HR S P ERA WHIP	IP WLS BF H R ER SO BB IBB HBP BLK WP HR S P ERA WHIP	IP WLS BF H R ER SO BB IBB HBP BLK WP HR S P ERA WHIP	IP WLS BF H R ER SO BB IBB HBP BLK WP HR S P ERA WHIP	IP WLS BF H R ER SO BB IBB HBP BLK WP HR S P ERA WHIP	IP WLS BF H R ER SO BB IBB HBP BLK WP HR S P ERA WHIP	IP WLS BF H R ER SO BB IBB HBP BLK WP HR S P ERA WHIP	IP WLS BF H R ER SO BB IBB HBP BLK WP HR S P ERA WHIP	IP WLS BF H R ER SO BB IBB HBP BLK WP HR S P ERA WHIP	IP WLS BF H R ER SO BB IBB HBP BLK WP HR S P ERA WHIP	IP WLS BF H R ER SO BB IBB HBP BLK WP HR S P ERA WHIP	IP WLS BF H R ER SO BB IBB HBP BLK WP HR S P ERA WHIP	IP WLS BF H R ER SO BB IBB HBP BLK WP HR S P ERA WHIP	IP WLS BF H R ER SO BB IBB HBP BLK WP HR S P ERA WHIP	IP WLS BF H R ER SO BB IBB HBP BLK WP HR S P ERA WHIP	IP WLS BF H R ER SO BB IBB HBP BLK WP HR S P ERA WHIP	IP WLS BF H R ER SO BB IBB HBP BLK WP HR S P ERA WHIP	IP WLS BF H R ER SO BB IBB HBP BLK WP HR S P ERA WHIP	IP WLS BF H R ER SO BB IBB HBP BLK WP HR S P ERA WHIP	IP WLS BF H R ER SO BB IBB HBP BLK WP HR S P ERA WHIP

New York Mets @ New York Yankees
Yankee Stadium, Bronx, NY
Sat May 17 2008, 1:05 PM EDT
Att: 55,093 - Sunny - 71 F

AB	34
R	4
H	9
RBI	4
BB	2
SO	6
LOB	12



Batter	1	2	3	4	5	6	7	8	9	AB	R	H	RBI	BB	SO	LOB	TOP								
7 José Reyes, S OBP: 0.332, SLG: 0.455	G1-3						G3	HR		5	1	2	3	0	0	3	New York Mets @ New York Yankees Yankee Stadium, Bronx, NY Sun May 18 2008, 8:05 PM EDT Att: 55,012 - Cloudy - 59 F								
9 Marlon Anderson, L OBP: 0.250, SLG: 0.333 Endy Chavez, L OBP: 0.240, SLG: 0.196	G1-3		FC1-6-5 15 BB 19 FC3 5 1B	G4-3			G3-1	G3		4	1	0	0	0	0	1									
5 David Wright, R OBP: 0.392, SLG: 0.535	G6-3		19 FC3 18 BB 15 1B	G6-3			G1-3	G3		5	2	2	0	0	0	0									
15 Carlos Beltrán, S OBP: 0.369, SLG: 0.435	G4-3		19 FC3 18 1B	F9			G1-3	K		4	1	0	0	1	1										
19 Ryan Church, L OBP: 0.379, SLG: 0.542	G6-3		18 1B 21 1B	FC3			HR	L8		4	3	1	2	1	0	2									
18 Moises Alou, R OBP: 0.378, SLG: 0.390	F9		23 G4-3 21 1B	G4-3			G5-3	IBB		3	0	1	3	0	0	0									
21 Carlos Delgado, L OBP: 0.310, SLG: 0.368	G4-3		23 G4-3 1B	G4-3			F7	IBB		3	1	1	1	1	0	0									
23 Brian Schneider, L OBP: 0.375, SLG: 0.380	K		G4-3	G4-3			G4-3	1B		4	1	1	1	0	1	2									
1 Luis Castillo, S OBP: 0.378, SLG: 0.307	G4-3		G4-3	BB			G3-1	HR		3	1	1	1	1	0	0									
Inning Stats	R: 0 E: 0 K: 0 S: 9	H: 0 LOB: 0 BB: 0 P: 11	R: 0 E: 0 K: 0 S: 4	H: 0 LOB: 0 BB: 0 P: 7	R: 0 E: 0 K: 1 S: 6	H: 0 LOB: 0 BB: 0 P: 8	R: 4 E: 0 K: 0 S: 20	H: 4 LOB: 3 BB: 2 P: 35	R: 0 E: 0 K: 0 S: 7	H: 0 LOB: 0 BB: 0 P: 11	R: 1 E: 0 K: 0 S: 9	H: 1 LOB: 0 BB: 0 P: 12	R: 0 E: 0 K: 0 S: 7	H: 0 LOB: 0 BB: 0 P: 10	R: 6 E: 0 K: 0 S: 13	H: 4 LOB: 0 BB: 2 P: 27	R: 0 E: 0 K: 1 S: 7	H: 0 LOB: 0 BB: 0 P: 10	1B: 5 2B: 2 3B: 0 HR: 2	SF: 1 SAC: 0 DP: 0 HBP: 0	WP: 0 PB: 0 SB: 0 CS: 0	PA: 41			
PITCHER	IP	WLS	BF	H	R	ER	SO	BB	IBB	HBP	BLK	WP	HR	S	P	ERA	WHIP								
40 Chien-Ming Wang, R (1, 1) ERA: 3.51	7.2	L	33	6	7	7	1	2	1	0	0	0	1	66	104	8.22	1.043								
39 Ross Ohlendorf, R (8, 1) ERA: 5.0	0.1		5	3	4	4	0	0	1	0	0	0	1	9	17	108.00	9.000								
41 Jose Veras, R (9, 1) ERA: 1.59	1.0		3	0	0	0	1	0	0	0	0	0	0	7	10	0.00	0.000								

Batter	1	2	3	4	5	6	7	8	9	AB	R	H	RBI	BB	SO	LOB	BOTTOM								
18 Johnny Damon, L OBP: 0.333, SLG: 0.442	L7		K				G3-1	G6-3		4	0	0	0	0	1	1	New York Mets @ New York Yankees Yankee Stadium, Bronx, NY Sun May 18 2008, 8:05 PM EDT Att: 55,012 - Cloudy - 59 F								
Bobby Abreu, L OBP: 0.344, SLG: 0.439	G1		G1-3				K	G4-3		4	0	0	0	0	1	1									
2 Derek Jeter, R OBP: 0.349, SLG: 0.429	BB			55 HR			F8	G4-3		3	1	1	0	1	0	1									
55 Hideki Matsui, L OBP: 0.383, SLG: 0.473	L3			HR			G3	G3		4	1	1	2	0	0	1									
Jason Giambi, L OBP: 0.357, SLG: 0.464	G3		24 G3 BB	P2			G1-6-3	HBP		1	0	0	0	1	0	0									
24 Robinson Canó, L OBP: 0.296, SLG: 0.312	G3		12 WP 28 S	HBP			G1-6-3	F7		3	0	0	0	0	0	3									
28 Melky Cabrera, S OBP: 0.317, SLG: 0.414	F9			F9			G6-3	G1-3		4	0	0	0	0	0	3									
12 Alberto Gonzalez, R OBP: 0.310, SLG: 0.289	L9			P4			F7	G1-3		3	0	0	0	0	0	2									
26 José Molina, R OBP: 0.224, SLG: 0.317	K			G3-1			K	K		3	0	1	0	0	2	0									
Inning Stats	R: 0 E: 0 K: 0 S: 10	H: 0 LOB: 1 BB: 1 P: 19	R: 0 E: 0 K: 0 S: 9	H: 0 LOB: 1 BB: 1 P: 18	R: 0 E: 0 K: 2 S: 8	H: 0 LOB: 0 BB: 0 P: 11	R: 2 E: 0 K: 0 S: 11	H: 2 LOB: 1 BB: 0 P: 15	R: 0 E: 0 K: 1 S: 12	H: 1 LOB: 0 BB: 0 P: 17	R: 0 E: 0 K: 0 S: 4	H: 0 LOB: 0 BB: 0 P: 10	R: 0 E: 0 K: 1 S: 10	H: 0 LOB: 0 BB: 0 P: 12	R: 0 E: 0 K: 0 S: 7	H: 0 LOB: 0 BB: 0 P: 12	R: 0 E: 0 K: 0 S: 7	H: 0 LOB: 0 BB: 0 P: 13	1B: 1 2B: 1 3B: 0 HR: 1	SF: 0 SAC: 0 DP: 1 HBP: 3	WP: 1 PB: 0 SB: 0 CS: 0	PA: 34			
PITCHER	IP	WLS	BF	H	R	ER	SO	BB	IBB	HBP	BLK	WP	HR	S	P	ERA	WHIP								
Oliver Pérez, L (1, 1) ERA: 4.25	7.2	W	29	3	2	2	4	2	0	2	0	0	0	2	68	2.35	0.652								
Joe Smith, R (8, 1) ERA: 2.55	0.1		1	0	0	0	0	0	0	0	0	0	0	3	5	0.00	0.000								
Scott Schoeneweis, L (9, 1) ERA: 1.38	1.0		4	0	0	0	0	0	0	1	0	0	0	7	13	0.00	0.000								

Batter	1	2	3	4	5	6	7	8	9	AB	R	H	RBI	BB	SO	LOB	TOP			
7 José Reyes, S OBP: 0.330, SLG: 0.450	B2-3	K	L7					1B		4	0	1	0	0	1	0	New York Mets @ Atlanta Braves Turner Field, Atlanta, GA Tue May 20 2008, 1:00 PM EDT Att: 26,873 - Cloudy - 81 F			
1 Luis Castillo, S OBP: 0.374, SLG: 0.331	HR		F8			P6		G5-3		4	1	1	1	0	0	1				
5 David Wright, R OBP: 0.389, SLG: 0.528	1B		F8			K		G5-3		4	0	1	0	0	1	0				
15 Carlos Beltrán, S OBP: 0.372, SLG: 0.433	1B		F9			G6-3		1B		3	0	1	0	1	0	0				
19 Ryan Church, L OBP: 0.376, SLG: 0.535	1B		G4-3			K		FC3-6		4	0	1	0	0	1	1				
18 Moises Alou, R OBP: 0.377, SLG: 0.378	L5		G6-3			G5-3		1B		4	0	1	0	0	0	3				
21 Carlos Delgado, L OBP: 0.303, SLG: 0.359	F9		K			K		G3-1		4	0	0	0	0	2	5				
23 Brian Schneider, L OBP: 0.364, SLG: 0.368	L8		K			K				3	0	0	0	0	2	0				
33 John Maine, R OBP: 0.158, SLG: 0.111	G4-3		P3			F9				2	0	0	0	0	0	0				
Scott Schoeneweis, L ERA: 2.33										0	0	0	0	0	0	0				
Aaron Heilman, R ERA: 0.500, SLG: 0.500										1	0	0	0	0	0	0				
17 Fernando Tatís, R OBP: 0.500, SLG: 0.500										0	0	0	0	0	0	0				
38 Matt Wise, R ERA: 3.32										0	0	0	0	0	0	0				
Inning Stats	R: 1 E: 0 K: 0 S: 15	H: 3 LOB: 3 BB: 1 P: 26	R: 0 E: 0 K: 1 S: 7	H: 0 LOB: 0 BB: 1 P: 12	R: 0 E: 0 K: 1 S: 5	H: 0 LOB: 0 BB: 0 P: 6	R: 0 E: 0 K: 1 S: 10	H: 0 LOB: 0 BB: 0 P: 15	R: 0 E: 0 K: 1 S: 10	H: 0 LOB: 0 BB: 0 P: 8	R: 0 E: 0 K: 2 S: 7	H: 0 LOB: 0 BB: 0 P: 13	R: 0 E: 0 K: 1 S: 10	H: 1 LOB: 1 BB: 0 P: 13	R: 0 E: 0 K: 0 S: 11	H: 2 LOB: 2 BB: 0 P: 15	1B: 5 2B: 0 3B: 0 HR: 1	SF: 0 SAC: 0 DP: 0 HBP: 0	WP: 0 PB: 0 SB: 0 CS: 0	PA: 34
PITCHER	IP WLS BF H R ER SO BB IBB HBP BLK WP HR S P ERA WHIP																			
47 Tom Glavine, L ERA: 3.98	(1, 1) 6.0 W 22 3 1 1 4 1 0 0 0 0 0 1 54 82 1.50 0.667																			
Will Ohman, L ERA: 2.33	(7, 1) 1.1 H 4 0 0 0 3 0 0 0 0 0 0 0 10 19 0.00 0.000																			
56 Blaine Boyer, R ERA: 3.91	(8, 1) 0.2 3 1 0 0 0 0 0 0 0 0 0 7 7 0.00 1.500																			
46 Manny Acosta, R ERA: 3.32	(9, 1) 1.0 5 2 0 0 0 0 0 0 0 0 0 11 15 0.00 2.000																			

AB	33
R	1
H	6
RBI	1
BB	1
SO	7
LOB	10



Batter	1	2	3	4	5	6	7	8	9	AB	R	H	RBI	BB	SO	LOB	BOTTOM			
19 Yunel Escobar, R OBP: 0.386, SLG: 0.436	FC6-5		11 CS	SF9		F7		F8		4	0	2	1	0	0	1	New York Mets @ Atlanta Braves Turner Field, Atlanta, GA Tue May 20 2008, 1:00 PM EDT Att: 26,873 - Cloudy - 81 F			
11 Mark Kotsay, L OBP: 0.350, SLG: 0.437	FC6-5		F7	F7		F7		1B		5	1	1	0	0	0	4				
10 Chipper Jones, S OBP: 0.473, SLG: 0.669	G4-3		16 1B	16 1B		P3		K		4	2	1	0	1	1	3				
Mark Teixeira, S OBP: 0.350, SLG: 0.422	1B		16 1B	16 1B		G3-1		16 HR		3	1	3	1	1	0	0				
16 Brian McCann, L OBP: 0.382, SLG: 0.596	F7		G3-1	G3-1		G3-1		HR		4	1	2	3	0	0	3				
7 Jeff Francoeur, R OBP: 0.306, SLG: 0.393	K		P6	P6		P6		P6		3	0	0	0	1	1	2				
2 Kelly Johnson, L OBP: 0.340, SLG: 0.478	K		47 SH1-4	47 SH1-4		SF7		G4-3		3	1	1	1	0	1	0				
1 Grégor Blanco, L OBP: 0.424, SLG: 0.350	47 WP		47 S	47 S		G6-3		G3		2	0	0	0	2	0	2				
47 Tom Glavine, L ERA: 3.29	(1, 1) 4.0 L 22 8 4 4 2 3 0 0 0 0 0 0 64 99 9.00 2.750																			
8 Ruben Guebara, S ERA: 1.2	(5, PH) 2.0 8 1 0 0 0 0 0 1 0 0 0 0 15 24 0.00 0.500																			
Aaron Heilman, R ERA: 0.35	(7, 1) 1.0 5 1 2 2 0 1 0 0 0 0 0 1 23 36 18.00 2.000																			
56 Blaine Boyer, R ERA: 0.35	(8, PH) 1.0 4 1 0 0 0 1 0 0 0 0 0 0 11 19 0.00 1.000																			
46 Manny Acosta, R ERA: 4.15	(9, 1) 1.0 4 1 0 0 0 1 0 0 0 0 0 0 11 19 0.00 1.000																			
Inning Stats	R: 1 E: 0 K: 0 S: 16	H: 2 LOB: 1 BB: 0 P: 22	R: 0 E: 0 K: 2 S: 15	H: 0 LOB: 1 BB: 1 P: 24	R: 1 E: 0 K: 0 S: 17	H: 4 LOB: 2 BB: 0 P: 25	R: 1 E: 0 K: 0 S: 12	H: 1 LOB: 1 BB: 1 P: 20	R: 1 E: 0 K: 0 S: 10	H: 1 LOB: 2 BB: 2 P: 19	R: 0 E: 0 K: 0 S: 9	H: 1 LOB: 1 BB: 0 P: 13	R: 2 E: 0 K: 0 S: 23	H: 1 LOB: 0 BB: 1 P: 36	R: 0 E: 0 K: 1 S: 11	H: 1 LOB: 1 BB: 0 P: 19	1B: 8 2B: 2 3B: 0 HR: 1	SF: 2 SAC: 1 DP: 0 HBP: 0	WP: 1 PB: 0 SB: 1 CS: 1	PA: 39
PITCHER	IP WLS BF H R ER SO BB IBB HBP BLK WP HR S P ERA WHIP																			
33 John Maine, R ERA: 3.29	(1, 1) 4.0 L 22 8 4 4 2 3 0 0 0 0 0 0 64 99 9.00 2.750																			
Scott Schoeneweis, L ERA: 1.2	(5, 1) 2.0 8 1 0 0 0 0 0 1 0 0 0 0 15 24 0.00 0.500																			
Aaron Heilman, R ERA: 0.35	(7, 1) 1.0 5 1 2 2 0 1 0 0 0 0 0 1 23 36 18.00 2.000																			
56 Blaine Boyer, R ERA: 0.35	(8, PH) 1.0 4 1 0 0 0 1 0 0 0 0 0 0 11 19 0.00 1.000																			
46 Manny Acosta, R ERA: 4.15	(9, 1) 1.0 4 1 0 0 0 1 0 0 0 0 0 0 11 19 0.00 1.000																			

AB	31
R	6
H	11
RBI	6
BB	5
SO	3
LOB	16



Batter	1	2	3	4	5	6	7	8	9	AB	R	H	RBI	BB	SO	LOB	TOP										
7 José Reyes, S OBP: 0.333, SLG: 0.451										4	0	2	1	0	1	0	New York Mets @ Atlanta Braves Turner Field, Atlanta, GA Tue May 20 2008, 7:00 PM EDT Att: 25,590 - Cloudy - 65 F										
9 Marlon Anderson, L OBP: 0.229, SLG: 0.304										4	0	0	0	0	1	3											
5 David Wright, R OBP: 0.386, SLG: 0.521										4	0	1	0	0	0	0											
15 Carlos Beltrán, S OBP: 0.370, SLG: 0.429										4	0	1	0	0	0	1											
19 Ryan Church, L OBP: 0.379, SLG: 0.534										4	0	2	0	0	2	0											
Damon Easley, R OBP: 0.290, SLG: 0.284										4	0	0	0	0	1	3											
21 Carlos Delgado, L OBP: 0.303, SLG: 0.354										2	1	0	0	1	2	0											
11 Ramon Castro, R OBP: 0.222, SLG: 0.250										3	1	1	1	0	0	0											
Claudio Vargas, R Endy Chavez, L 25 Pedro Feliciano, L Duane Sanchez, R 18 Moises Alou, R 38 Matt Wise, R										1	0	0	0	0	1	0											
Inning Stats	R: 0 E: 0 K: 1 S: 7	H: 0 LOB: 0 BB: 0 P: 9	R: 0 E: 0 K: 2 S: 9	H: 0 LOB: 0 BB: 0 P: 14	R: 0 E: 0 K: 2 S: 10	H: 2 LOB: 1 BB: 0 P: 11	R: 0 E: 0 K: 0 S: 12	H: 0 LOB: 0 BB: 0 P: 18	R: 0 E: 0 K: 1 S: 6	H: 0 LOB: 0 BB: 0 P: 10	R: 0 E: 0 K: 1 S: 10	H: 0 LOB: 0 BB: 0 P: 16	R: 0 E: 0 K: 1 S: 10	H: 0 LOB: 0 BB: 0 P: 14	R: 2 E: 0 K: 1 S: 18	H: 3 LOB: 2 BB: 1 P: 27		R: 0 E: 0 K: 0 S: 7	H: 2 LOB: 1 BB: 0 P: 12	1B: 7 2B: 1 3B: 0 HR: 0	SF: 0 DP: 2 HBP: 0	WP: 0 PB: 0 SB: 0 CS: 1	PA: 33				
PITCHER	IP	WLS	BF	H	R	ER	SO	BB	IBB	HBP	BLK	WP	HR	S	P	ERA	WHIP										
57 Jorge Campillo, R ERA: 0.99	6.0	W	19	3	0	0	7	0	0	0	0	0	0	54	78	0.00	0.500										
30 Jeff Bennett, R ERA: 3.25	1.0		3	0	0	0	1	0	0	0	0	0	0	10	14	0.00	0.000										
56 Blaine Boyer, R ERA: 4.5	0.2		5	2	2	2	1	1	0	0	0	0	0	14	23	27.00	4.500										
46 Manny Acosta, R ERA: 3.13	1.1	S	6	3	0	0	0	0	0	0	0	0	0	11	16	0.00	2.250										

AB	32
R	2
H	8
RBI	2
BB	1
SO	9
LOB	7



Batter	1	2	3	4	5	6	7	8	9	AB	R	H	RBI	BB	SO	LOB	BOTTOM										
19 Yunel Escobar, R OBP: 0.386, SLG: 0.435										5	1	2	0	0	0	0	New York Mets @ Atlanta Braves Turner Field, Atlanta, GA Tue May 20 2008, 7:00 PM EDT Att: 25,590 - Cloudy - 65 F										
4 Omar Infante, R OBP: 0.333, SLG: 0.462										4	1	1	0	1	0	1											
10 Chipper Jones, S OBP: 0.473, SLG: 0.671										4	1	2	1	0	0	2											
Mark Teixeira, S OBP: 0.358, SLG: 0.423										2	1	1	1	2	0	0											
2 Kelly Johnson, L OBP: 0.344, SLG: 0.489										3	0	1	2	0	1	5											
23 Matt Diaz, R OBP: 0.275, SLG: 0.328										4	0	0	0	0	1	7											
46 Manny Acosta, R										0	0	0	0	0	0	0											
1 Gregor Blanco, L OBP: 0.417, SLG: 0.337										3	0	0	0	0	0	1											
Corky Miller, R OBP: 0.190, SLG: 0.105										4	1	1	0	0	0	2											
57 Jorge Campillo, R Greg Norton, S 30 Jeff Bennett, R 56 Blaine Boyer, L 11 Mark Kotsay, L										2	0	0	0	0	0	0											
Inning Stats	R: 1 E: 0 K: 1 S: 14	H: 2 LOB: 2 BB: 1 P: 22	R: 0 E: 0 K: 0 S: 5	H: 0 LOB: 0 BB: 0 P: 8	R: 3 E: 0 K: 0 S: 11	H: 3 LOB: 1 BB: 1 P: 17	R: 0 E: 0 K: 0 S: 7	H: 0 LOB: 0 BB: 0 P: 11	R: 0 E: 0 K: 1 S: 6	H: 0 LOB: 0 BB: 0 P: 8	R: 0 E: 0 K: 1 S: 7	H: 0 LOB: 2 BB: 0 P: 13	R: 0 E: 0 K: 0 S: 9	H: 2 LOB: 3 BB: 1 P: 16	R: 2 E: 0 K: 0 S: 14	H: 2 LOB: 0 BB: 0 P: 18	1B: 5 2B: 2 3B: 1 HR: 1	SF: 0 DP: 0 HBP: 2	WP: 0 PB: 0 SB: 0 CS: 0	PA: 38							
PITCHER	IP	WLS	BF	H	R	ER	SO	BB	IBB	HBP	BLK	WP	HR	S	P	ERA	WHIP										
Claudio Vargas, R ERA: 4.76	5.0	L	22	5	4	4	4	2	0	0	0	0	0	43	66	7.20	1.400										
25 Pedro Feliciano, L ERA: 1.94	1.0		5	0	0	0	1	0	0	2	0	0	0	7	13	0.00	0.000										
Duane Sanchez, R ERA: 5.27	1.0		6	2	0	0	0	0	1	0	0	0	0	9	16	0.00	2.000										
38 Matt Wise, R ERA: 6.75	1.0		5	2	2	2	0	0	0	0	0	0	1	14	18	18.00	2.000										



Batter	1	2	3	4	5	6	7	8	9	AB	R	H	RBI	BB	SO	LOB	TOP			
7 José Reyes, S OBP: 0.340, SLG: 0.452										4	1	2	0	1	0	1	New York Mets @ Atlanta Braves Turner Field, Atlanta, GA Wed May 21, 2008, 7:00 PM EDT Att: 30,335 - Clear - 74 F			
Endy Chavez, L OBP: 0.218, SLG: 0.176										4	0	0	0	0	0	4				
5 David Wright, R OBP: 0.388, SLG: 0.520										4	1	2	1	0	0	1				
15 Carlos Beltrán, S OBP: 0.372, SLG: 0.437										4	1	2	1	0	0	2				
18 Moises Alou, R OBP: 0.373, SLG: 0.383										1	0	0	0	0	0	0				
9 Marlon Anderson, L OBP: 0.216, SLG: 0.286										3	0	0	0	0	0	2				
21 Carlos Delgado, L OBP: 0.327, SLG: 0.348										3	0	0	1	1	0	1				
23 Brian Schneider, L OBP: 0.351, SLG: 0.354										4	0	0	0	0	0	1				
1 Luis Castillo, S OBP: 0.371, SLG: 0.328										4	1	1	0	0	1	2				
34 Mike Pelfrey, R 25 Pedro Feliciano, L 17 Fernando Tatis, R Joe Smith, R Scott Schoeneweis, L 13 Billy Wagner, L Damion Easley, R										2	0	0	0	0	0	2				
Inning Stats	R: 0 E: 0 K: 0 S: 9	H: 1 LOB: 1 BB: 0 P: 10	R: 0 E: 1 K: 1 S: 10	H: 0 LOB: 2 BB: 1 P: 18	R: 1 E: 0 K: 0 S: 7	H: 2 LOB: 0 BB: 0 P: 12	R: 0 E: 0 K: 0 S: 5	H: 0 LOB: 1 BB: 0 P: 9	R: 0 E: 0 K: 0 S: 10	H: 1 LOB: 1 BB: 0 P: 18	R: 1 E: 2 K: 0 S: 12	H: 1 LOB: 1 BB: 0 P: 17	R: 2 E: 0 K: 0 S: 13	H: 2 LOB: 0 BB: 0 P: 20	R: 0 E: 0 K: 0 S: 8	H: 0 LOB: 0 BB: 0 P: 11	1B: 6 2B: 1 3B: 0 HR: 0	SF: 0 SAC: 0 DP: 1 HBP: 0	WP: 0 PB: 0 SB: 2 CS: 0	PA: 37
PITCHER	IP WLS BF H R ER SO BB IBB HBP BLK WP HR S P ERA WHIP	7.0 W 29 5 2 1 1 2 0 0 0 0 0 63 101 1.29 1.000	1.0 5 2 2 2 0 0 0 0 0 0 0 13 20 18.00 2.000	1.0 3 0 0 0 0 0 0 0 0 0 0 8 11 0.00 0.000																

AB	35
R	4
H	7
RBI	3
BB	2
SO	1
LOB	17



Batter	1	2	3	4	5	6	7	8	9	AB	R	H	RBI	BB	SO	LOB	BOTTOM				
4 Omar Infante, R OBP: 0.364, SLG: 0.433										4	1	1	0	2	1	3	New York Mets @ Atlanta Braves Turner Field, Atlanta, GA Wed May 21, 2008, 7:00 PM EDT Att: 30,335 - Clear - 74 F				
11 Mark Kotsay, L OBP: 0.341, SLG: 0.443										6	0	0	0	0	1	9					
10 Chipper Jones, S OBP: 0.462, SLG: 0.687										2	2	1	1	2	0	0					
8 Ruben Gotay, S OBP: 0.400, SLG: 0.286										1	1	0	0	0	0	3					
Mark Teixeira, S OBP: 0.365, SLG: 0.440										5	2	3	3	0	0	1					
16 Brian McCann, L OBP: 0.393, SLG: 0.606										4	3	3	2	1	0	0					
7 Jeff Francoeur, R OBP: 0.318, SLG: 0.429										4	1	3	4	0	0	2					
2 Kelly Johnson, L OBP: 0.352, SLG: 0.490										4	0	2	0	1	0	1					
1 Grégor Blanco, L OBP: 0.407, SLG: 0.326										3	0	0	1	1	1	2					
49 Jair Jurrjens, R OBP: 0.190, SLG: 0.105										3	0	0	0	0	0	4					
Greg Norton, S OBP: 0.465, SLG: 0.364										0	1	0	0	1	0	0					
30 Jeff Bennett, R 23 Matt Diaz, R Chris Resop, R										0	0	0	0	0	0	0					
Inning Stats	R: 0 E: 0 K: 0 S: 7	H: 0 LOB: 1 BB: 0 P: 15	R: 0 E: 0 K: 1 S: 14	H: 1 LOB: 2 BB: 0 P: 24	R: 3 E: 0 K: 1 S: 20	H: 3 LOB: 1 BB: 1 P: 37	R: 0 E: 0 K: 0 S: 9	H: 1 LOB: 1 BB: 0 P: 11	R: 3 E: 0 K: 0 S: 16	H: 3 LOB: 3 BB: 3 P: 35	R: 2 E: 0 K: 0 S: 10	H: 2 LOB: 0 BB: 0 P: 18	R: 3 E: 0 K: 0 S: 16	H: 2 LOB: 2 BB: 2 P: 29	R: 0 E: 0 K: 1 S: 10	H: 2 LOB: 3 BB: 1 P: 17	1B: 8 2B: 3 3B: 1 HR: 2	SF: 1 SAC: 0 DP: 0 HBP: 2	WP: 0 PB: 0 SB: 0 CS: 0	PA: 48	
PITCHER	IP WLS BF H R ER SO BB IBB HBP BLK WP HR S P ERA WHIP	4.0 L 24 8 6 6 2 3 0 1 0 0 0 1 19 36 9.00 1.500	2.0 10 2 2 2 0 1 1 0 0 0 0 1 16 54.00 6.000	0.2 3 0 2 2 0 2 0 0 0 0 0 6 16 13.50 3.000	1.72 6 2 0 0 1 1 0 0 0 0 0 10 17 0.00 3.000																



Batter	1	2	3	4	5	6	7	8	9	AB	R	H	RBI	BB	SO	LOB	TOP							
7 José Reyes, S OBP: 0.338, SLG: 0.448										4	0	1	0	0	1	0	New York Mets @ Atlanta Braves Turner Field, Atlanta, GA Thu May 22 2008, 7:00 PM EDT Att: 30,348 - Clear - 82 F							
1 Luis Castillo, S OBP: 0.367, SLG: 0.325										4	0	1	0	0	0	2								
5 David Wright, R OBP: 0.385, SLG: 0.514										4	0	1	0	0	0	1								
15 Carlos Beltrán, S OBP: 0.375, SLG: 0.457										4	1	2	1	0	0	1								
21 Carlos Delgado, L OBP: 0.301, SLG: 0.364										4	1	1	1	0	1	1								
9 Marlon Anderson, L OBP: 0.204, SLG: 0.269										3	0	0	0	0	0	1								
23 Brian Schneider, L OBP: 0.342, SLG: 0.343										3	0	0	0	0	2	1								
Endy Chavez, L OBP: 0.224, SLG: 0.204										3	0	1	0	0	0	0								
57 Johan Santana, L OBP: 0.238, SLG: 0.350										2	0	0	0	0	0	1								
19 Ryan Church, L OBP: 0.363, SLG: 0.537										1	0	1	0	0	0	0								
25 Pedro Feliciano, L OBP: 0.204, SLG: 0.269										0	0	0	0	0	0	0								
Inning Stats	R: 0 E: 0 K: 1 S: 6	H: 0 LOB: 0 BB: 0 P: 10	R: 2 E: 0 K: 1 S: 13	H: 3 LOB: 1 BB: 0 P: 19	R: 0 E: 0 K: 0 S: 8	H: 0 LOB: 0 BB: 0 P: 13	R: 0 E: 0 K: 1 S: 7	H: 0 LOB: 0 BB: 0 P: 10	R: 0 E: 0 K: 0 S: 6	H: 1 LOB: 0 BB: 0 P: 7	R: 0 E: 0 K: 0 S: 10	H: 1 LOB: 0 BB: 0 P: 14	R: 0 E: 0 K: 0 S: 8	H: 1 LOB: 1 BB: 0 P: 14	R: 0 E: 0 K: 0 S: 10	H: 2 LOB: 1 BB: 0 P: 13	R: 0 E: 0 K: 0 S: 5	H: 1 LOB: 0 BB: 0 P: 8	1B: 5 2B: 2 3B: 0 HR: 2	SF: 0 SAC: 0 DP: 3 HBP: 0	WP: 0 PB: 0 SB: 1 CS: 0	PA: 32		
PITCHER	IP WLS BF H R ER SO BB IBB HBP BLK WP HR S P ERA WHIP	8.0 W 29 7 2 2 4 0 0 0 0 0 2 68 100 2.25 0.875	0.2 H 2 1 0 0 0 0 0 0 0 0 0 4 6 0.00 1.500	0.1 S 1 0 0 0 0 0 0 0 0 0 0 0 1 2 0.00 0.000																				

AB	32
R	2
H	8
RBI	2
BB	0
SO	4
LOB	8




Batter	1	2	3	4	5	6	7	8	9	AB	R	H	RBI	BB	SO	LOB	BOTTOM						
4 Omar Infante, R OBP: 0.351, SLG: 0.412										4	1	1	1	0	0	0	New York Mets @ Atlanta Braves Turner Field, Atlanta, GA Thu May 22 2008, 7:00 PM EDT Att: 30,348 - Clear - 82 F						
11 Mark Kotsay, L OBP: 0.345, SLG: 0.444										4	1	2	0	0	0	0							
10 Chipper Jones, S OBP: 0.482, SLG: 0.682										4	0	2	1	0	0	1							
Mark Teixeira, S OBP: 0.367, SLG: 0.442										4	1	2	1	0	0	0							
7 Jeff Francoeur, R OBP: 0.312, SLG: 0.419										4	0	0	0	0	0	5							
16 Brian McCann, L OBP: 0.390, SLG: 0.598										4	0	1	0	0	1	1							
23 Matt Diaz, R OBP: 0.280, SLG: 0.331										4	0	1	0	0	1	1							
2 Kelly Johnson, L OBP: 0.361, SLG: 0.503										4	1	3	1	0	0	0							
15 Tim Hudson, R OBP: 0.100, SLG: 0.053										2	0	0	0	0	1	3							
46 Manny Acosta, R Will Ohman, L										0	0	0	0	0	0	0							
Inning Stats	R: 0 E: 0 K: 0 S: 6	H: 1 LOB: 0 BB: 0 P: 10	R: 1 E: 1 K: 1 S: 12	H: 2 LOB: 2 BB: 0 P: 20	R: 0 E: 0 K: 0 S: 8	H: 2 LOB: 2 BB: 0 P: 11	R: 0 E: 0 K: 0 S: 7	H: 1 LOB: 1 BB: 0 P: 10	R: 0 E: 0 K: 0 S: 9	H: 1 LOB: 1 BB: 0 P: 10	R: 3 E: 0 K: 0 S: 17	H: 5 LOB: 1 BB: 0 P: 21	R: 0 E: 0 K: 2 S: 10	H: 0 LOB: 0 BB: 0 P: 16	1B: 11 2B: 1 3B: 0 HR: 0	SF: 0 SAC: 1 DP: 2 HBP: 0	WP: 1 PB: 0 SB: 0 CS: 0	PA: 35					
PITCHER	IP WLS BF H R ER SO BB IBB HBP BLK WP HR S P ERA WHIP	7.0 L 32 12 4 3 1 0 0 0 0 0 0 10 16 0.00 0.000																					



Batter	1	2	3	4	5	6	7	8	9	AB	R	H	RBI	BB	SO	LOB	TOP			
7 José Reyes, S OBP: 0.329, SLG: 0.436	B1-3		B5-3			FC4-6		G6-3		4	0	1	1	0	0	1				
1 Luis Castillo, S OBP: 0.358, SLG: 0.317	G6-3		B5-3			G1-6-3		G6-3		4	0	0	0	0	0	2				
5 David Wright, R OBP: 0.377, SLG: 0.505	F8				F8			F9		4	0	0	0	0	1	0				
15 Carlos Beltrán, S OBP: 0.362, SLG: 0.438		G4-3		L4						4	0	1	0	0	0	0				
21 Carlos Delgado, L OBP: 0.300, SLG: 0.393		F8		L4						2	0	0	0	1	0	0				
23 Brian Schneider, L OBP: 0.331, SLG: 0.330										3	0	1	0	0	1	2				
6 Nick Evans, R OBP: 0.590, SLG: 1.000 19 Ryan Church, L OBP: 0.378, SLG: 0.530 Scott Schoeneweis, L OBP: 0.311, SLG: 0.330										2	0	0	0	0	0	1				
Endy Chavez, L OBP: 0.235, SLG: 0.219										3	1	1	0	0	0	0				
33 John Maine, R OBP: 0.150, SLG: 0.105 17 Fernando Tatis, R OBP: 0.417, SLG: 0.636										1	0	0	0	0	0	0				
										1	0	0	0	0	0	0				
Inning Stats	R: 0 E: 0 K: 0 S: 9	H: 0 LOB: 0 BB: 0 P: 13	R: 0 E: 0 K: 0 S: 8	H: 1 LOB: 1 BB: 0 P: 14	R: 1 E: 0 K: 0 S: 7	H: 2 LOB: 0 BB: 0 P: 11	R: 0 E: 0 K: 0 S: 6	H: 0 LOB: 0 BB: 0 P: 9	R: 0 E: 1 K: 0 S: 7	H: 0 LOB: 0 BB: 0 P: 10	R: 0 E: 0 K: 2 S: 13	H: 0 LOB: 2 BB: 1 P: 20	R: 0 E: 0 K: 0 S: 7	H: 0 LOB: 0 BB: 0 P: 12	R: 0 E: 0 K: 1 S: 9	H: 0 LOB: 0 BB: 0 P: 17	1B: 4 2B: 0 3B: 0 HR: 0	SF: 0 SAC: 1 DP: 1 HBP: 0	WP: 0 PB: 0 SB: 0 CS: 0	PA: 31
PITCHER 28 Aaron Cook, R ERA: 2.82	IP: 9.0 WLS: W BF: 31 H: 4 R: 1 ER: 1 SO: 3 BB: 1 IBB: 0 HBP: 0 BLK: 0 WP: 0 HR: 0 S: 72 P: 118 ERA: 1.00 WHIP: 0.556															PITCHER				

New York Mets @ Colorado Rockies
Coors Field, Denver, CO
Sun May 25 2008, 1:05 PM MDT
Att: 42,123 - Partly Cloudy - 70 F


AB 29
R 1
H 4
RBI 1
BB 1
SO 3
LOB 8



Batter	1	2	3	4	5	6	7	8	9	AB	R	H	RBI	BB	SO	LOB	BOTTOM			
22 Scott Podsednik, L OBP: 0.367, SLG: 0.338			K							3	0	0	0	1	1	2				
21 Jonathan Herrera, S OBP: 0.317, SLG: 0.269	E3									4	0	0	0	0	1	2				
17 Todd Helton, L OBP: 0.394, SLG: 0.391	G4-3									3	2	1	0	1	0	1				
19 Ryan Spilborghs, R OBP: 0.394, SLG: 0.419	K									4	1	0	0	0	1	3				
25 Seth Smith, L OBP: 0.286, SLG: 0.667 18 Cory Sullivan, L OBP: 0.286, SLG: 0.167										2	1	1	3	1	1	0				
24 Ian Stewart, L OBP: 0.286, SLG: 0.167										1	0	0	0	0	0	0				
8 Yorvit Torrealba, R OBP: 0.261, SLG: 0.333										2	0	0	1	0	0	0				
6 Omar Quintanilla, L OBP: 0.278, SLG: 0.346										2	0	0	0	1	2	2				
28 Aaron Cook, R OBP: 0.292, SLG: 0.227										1	0	0	0	1	1	0				
Inning Stats	R: 0 E: 1 K: 1 S: 13	H: 0 LOB: 1 BB: 1 P: 26	R: 0 E: 0 K: 2 S: 8	H: 0 LOB: 0 BB: 0 P: 13	R: 0 E: 0 K: 3 S: 11	H: 0 LOB: 0 BB: 0 P: 16	R: 3 E: 1 K: 0 S: 14	H: 1 LOB: 0 BB: 1 P: 24	R: 0 E: 0 K: 1 S: 8	H: 0 LOB: 1 BB: 1 P: 16	R: 1 E: 0 K: 1 S: 19	H: 2 LOB: 2 BB: 1 P: 26	R: 0 E: 0 K: 0 S: 8	H: 0 LOB: 0 BB: 1 P: 17	R: 0 E: 0 K: 0 S: 7	H: 0 LOB: 0 BB: 0 P: 11	1B: 1 2B: 1 3B: 0 HR: 1	SF: 1 SAC: 1 DP: 1 HBP: 0	WP: 0 PB: 0 SB: 0 CS: 1	PA: 32
PITCHER 33 John Maine, R ERA: 3.41 Scott Schoeneweis, L ERA: 1.42 38 Matt Wise, R ERA: 6.0	IP: 6.0 WLS: L BF: 26 H: 3 R: 4 ER: 3 SO: 8 BB: 4 IBB: 0 HBP: 0 BLK: 0 WP: 0 HR: 0 S: 73 P: 121 ERA: 4.50 WHIP: 1.167															PITCHER				

New York Mets @ Colorado Rockies
Coors Field, Denver, CO
Sun May 25 2008, 1:05 PM MDT
Att: 42,123 - Partly Cloudy - 70 F

AB 25
R 4
H 3
RBI 4
BB 5
SO 8
LOB 10



Batter	1	2	3	4	5	6	7	8	9	AB	R	H	RBI	BB	SO	LOB	TOP										
2 Hanley Ramirez, R OBP: 0.392, SLG: 0.500										3	0	0	0	2	1	1	Florida Marlins @ New York Mets Shea Stadium, Flushing, NY Mon May 26 2008, 7:10 PM EDT Att: 51,489 - Partly Cloudy - 70 F										
27 Jeremy Hermida, L OBP: 0.313, SLG: 0.440										5	1	2	1	0	1	2											
3 Jorge Cantu, R OBP: 0.343, SLG: 0.447										4	1	1	0	1	0	4											
Mike Jacobs, L OBP: 0.291, SLG: 0.579 37 Renyel Pinto, L Joe Nelson, R										3	2	1	1	2	0	4											
6 Dan Uggla, R OBP: 0.398, SLG: 0.694										4	1	1	1	0	1	2											
Luis Gonzalez, L OBP: 0.354, SLG: 0.424										4	1	1	3	1	0	2											
20 Matt Treanor, R OBP: 0.343, SLG: 0.361										5	0	2	1	0	2	0											
Jacque Jones, L OBP: 0.262, SLG: 0.241										3	1	1	0	2	0	2											
47 Ricky Nolasco, R OBP: 0.125, SLG: 0.067 35 Doug Waechter, R 18 Wes Helms, R										2	0	0	0	0	2	2											
Inning Stats	R: 2 H: 2 E: 1 K: 1 S: 19	H: 2 BB: 0 P: 30	R: 0 H: 0 E: 0 K: 1 S: 7	H: 0 BB: 0 P: 11	R: 4 H: 3 E: 0 K: 1 S: 18	H: 3 BB: 2 P: 37	R: 0 H: 1 E: 0 K: 0 S: 8	H: 1 BB: 0 P: 17	R: 0 H: 0 E: 0 K: 2 S: 10	H: 0 BB: 0 P: 15	R: 0 H: 1 E: 0 K: 1 S: 8	H: 1 BB: 0 P: 10	R: 0 H: 0 E: 0 K: 0 S: 5	H: 0 BB: 2 P: 16	R: 1 H: 2 E: 0 K: 1 S: 15	H: 2 BB: 2 P: 29		R: 0 H: 1 E: 0 K: 0 S: 5	H: 1 BB: 1 P: 12	1B: 6 2B: 5 3B: 0 HR: 0	SF: 0 SAC: 1 DP: 2 HBP: 1	WP: 0 PB: 0 SB: 0 CS: 0	PA: 44				
PITCHER	IP	WLS	BF	H	R	ER	SO	BB	IBB	HBP	BLK	WP	HR	S	P	ERA	WHIP										
34 Mike Pelfrey, R ERA: 5.33 Aaron Heilman, R ERA: 5.81 25 Pedro Feliciano, L ERA: 2.29 38 Matt Wise, R ERA: 6.43 Joe Smith, R ERA: 3.15	4.0	L	22	6	6	4	3	2	1	1	0	0	0	52	95	9.00	2.000										

Batter	1	2	3	4	5	6	7	8	9	AB	R	H	RBI	BB	SO	LOB	BOTTOM											
7 José Reyes, S OBP: 0.335, SLG: 0.467										4	2	2	2	1	0	0	Florida Marlins @ New York Mets Shea Stadium, Flushing, NY Mon May 26 2008, 7:10 PM EDT Att: 51,489 - Partly Cloudy - 70 F											
1 Luis Castillo, S OBP: 0.321, SLG: 0.322										4	1	2	0	0	1	2												
5 David Wright, R OBP: 0.379, SLG: 0.505										4	0	2	0	0	0	1												
15 Carlos Beltrán, S OBP: 0.365, SLG: 0.439										4	0	2	0	0	0	0												
21 Carlos Delgado, L OBP: 0.294, SLG: 0.387										3	0	0	1	0	1	2												
23 Brian Schneider, L OBP: 0.328, SLG: 0.321										3	0	0	0	1	0	4												
6 Nick Evans, R OBP: 0.300, SLG: 0.600										4	0	0	0	0	2	5												
Endy Chavez, L OBP: 0.236, SLG: 0.221										4	0	1	0	0	0	0												
34 Mike Pelfrey, R 30 Raúl Casanova, S Aaron Heilman, R 19 Ryan Church, L 25 Pedro Feliciano, L 38 Matt Wise, R Joe Smith, R Damion Easley, R	5.0	W	25	9	3	3	1	2	0	0	0	0	0	50	80	5.40		2.200										
Inning Stats	R: 2 H: 4 E: 0 K: 0 S: 11	H: 2 BB: 0 P: 16	R: 1 H: 2 E: 0 K: 0 S: 12	H: 2 BB: 0 P: 18	R: 0 H: 0 E: 0 K: 0 S: 8	H: 0 BB: 1 P: 15	R: 0 H: 1 E: 0 K: 0 S: 8	H: 1 BB: 1 P: 15	R: 0 H: 2 E: 0 K: 1 S: 11	H: 2 BB: 0 P: 16	R: 0 H: 0 E: 0 K: 0 S: 6	H: 0 BB: 0 P: 9	R: 0 H: 0 E: 0 K: 1 S: 5	H: 0 BB: 0 P: 8	R: 0 H: 0 E: 0 K: 2 S: 12	H: 0 BB: 0 P: 17		R: 0 H: 0 E: 0 K: 0 S: 11	H: 0 BB: 0 P: 16	1B: 7 2B: 0 3B: 0 HR: 2	SF: 1 SAC: 0 DP: 1 HBP: 0	WP: 0 PB: 0 SB: 1 CS: 0	PA: 37					
PITCHER	IP	WLS	BF	H	R	ER	SO	BB	IBB	HBP	BLK	WP	HR	S	P	ERA	WHIP											
47 Ricky Nolasco, R 35 Doug Waechter, R 37 Renyel Pinto, L Joe Nelson, R	2.0	H	6	0	0	0	1	0	0	0	0	0	0	11	17	0.00	0.000											



Batter	1	2	3	4	5	6	7	8	9	AB	R	H	RBI	BB	SO	LOB	TOP										
2 Hanley Ramirez, R OBP: 0.388, SLG: 0.492										5	0	1	0	0	3	0	Florida Marlins @ New York Mets Shea Stadium, Flushing, NY Tue May 27 2008, 7:10 PM EDT Att. 47,093 - Rain - 74 F										
27 Jeremy Hermida, L OBP: 0.315, SLG: 0.442										4	1	1	0	1	0	1											
3 Jorge Cantu, R OBP: 0.340, SLG: 0.440										5	0	1	1	0	1	1											
Mike Jacobs, L OBP: 0.296, SLG: 0.573										3	1	1	0	1	1	3											
6 Dan Uggla, R OBP: 0.391, SLG: 0.679										4	0	0	0	0	2	6											
Luis Gonzalez, L OBP: 0.358, SLG: 0.434										4	0	2	0	0	0	0											
20 Matt Treanor, R OBP: 0.339, SLG: 0.356										4	0	1	0	0	1	1											
12 Cody Ross, R OBP: 0.260, SLG: 0.461										4	1	2	2	0	0	3											
23 Andrew Miller, L 19 Logan Kensing, R Jacque Jones, L Joe Nelson, R 18 Wes Helms, R 22 Matt Lindstrom, R										2	0	0	0	0	0	1	3										
Inning Stats	R: 0 E: 0 K: 1 S: 9	H: 0 LOB: 0 BB: 0 P: 12	R: 1 E: 0 K: 1 S: 12	H: 3 LOB: 2 BB: 0 P: 20	R: 0 E: 0 K: 1 S: 10	H: 1 LOB: 2 BB: 1 P: 18	R: 0 E: 0 K: 0 S: 7	H: 1 LOB: 1 BB: 0 P: 12	R: 0 E: 0 K: 2 S: 11	H: 1 LOB: 2 BB: 1 P: 15	R: 1 E: 0 K: 1 S: 8	H: 1 LOB: 1 BB: 0 P: 10	R: 1 E: 1 K: 1 S: 14	H: 1 LOB: 1 BB: 0 P: 19	R: 0 E: 0 K: 1 S: 11	H: 1 LOB: 1 BB: 0 P: 14	R: 0 E: 0 K: 2 S: 10	H: 0 LOB: 0 BB: 0 P: 14	1B: 6 2B: 2 3B: 0 HR: 1	SF: 0 SAC: 0 DP: 0 HBP: 0	WP: 2 PB: 0 SB: 0 CS: 0	PA: 39					
PITCHER	IP	WLS	BF	H	R	ER	SO	BB	IBB	HBP	BLK	WP	HR	S	P	ERA	WHIP										
57 Johan Santana, L ERA: 3.41	7.0	W	32	8	3	3	7	2	0	0	0	1	1	71	106	3.86	1.429										
Duaner Sanchez, R ERA: 4.32	1.0	H	4	1	0	0	1	0	0	0	0	0	0	11	14	0.00	1.000										
13 Billy Wagner, L ERA: 0.43	1.0	S	3	0	0	0	2	0	0	0	0	0	0	10	14	0.00	0.000										

Batter	1	2	3	4	5	6	7	8	9	AB	R	H	RBI	BB	SO	LOB	BOTTOM										
7 José Reyes, S OBP: 0.336, SLG: 0.471										5	1	2	0	0	1	1	Florida Marlins @ New York Mets Shea Stadium, Flushing, NY Tue May 27 2008, 7:10 PM EDT Att. 47,093 - Rain - 74 F										
1 Luis Castillo, S OBP: 0.359, SLG: 0.315										3	1	0	0	1	0	2											
5 David Wright, R OBP: 0.380, SLG: 0.505										4	2	1	0	1	1	3											
15 Carlos Beltrán, S OBP: 0.363, SLG: 0.432										3	0	0	0	1	1	3											
Damon Easley, R OBP: 0.250, SLG: 0.284										3	1	1	1	0	0	2											
17 Fernando Tatis, R OBP: 0.500, SLG: 0.643										3	0	2	2	0	0	0											
11 Ramon Castro, R OBP: 0.500, SLG: 0.533										3	0	2	2	1	1	0											
6 Nick Evans, R Duaner Sanchez, R 13 Billy Wagner, L										4	0	0	0	0	2	7											
57 Johan Santana, L Endy Chavez, L										3	0	1	0	0	0	0											
Inning Stats	R: 3 E: 0 K: 0 S: 14	H: 3 LOB: 2 BB: 1 P: 24	R: 0 E: 0 K: 1 S: 12	H: 0 LOB: 1 BB: 1 P: 20	R: 0 E: 0 K: 0 S: 5	H: 0 LOB: 0 BB: 0 P: 11	R: 0 E: 0 K: 1 S: 9	H: 1 LOB: 0 BB: 0 P: 13	R: 1 E: 0 K: 1 S: 19	H: 2 LOB: 3 BB: 2 P: 36	R: 0 E: 0 K: 1 S: 8	H: 0 LOB: 0 BB: 0 P: 13	R: 1 E: 0 K: 2 S: 12	H: 2 LOB: 2 BB: 0 P: 20	R: 0 E: 0 K: 0 S: 14	H: 2 LOB: 1 BB: 0 P: 19	R: 0 E: 0 K: 2 S: 10	H: 0 LOB: 0 BB: 0 P: 14	1B: 7 2B: 4 3B: 0 HR: 0	SF: 1 SAC: 1 DP: 1 HBP: 1	WP: 1 PB: 0 SB: 2 CS: 0	PA: 39					
PITCHER	IP	WLS	BF	H	R	ER	SO	BB	IBB	HBP	BLK	WP	HR	S	P	ERA	WHIP										
23 Andrew Miller, L ERA: 5.53	4.2	L	24	6	4	4	2	2	1	0	0	0	0	7	91	7.71	1.714										
19 Logan Kensing, R ERA: 3.5	0.1		2	0	0	0	1	1	0	0	0	0	0	7	13	0.00	3.000										
Joe Nelson, R ERA: 3.0	2.0		9	2	1	1	3	0	0	1	0	0	0	20	33	4.50	1.000										
22 Matt Lindstrom, R ERA: 2.84	1.0		4	2	0	0	0	0	0	0	0	1	0	14	19	0.00	2.000										

AB	37
R	3
H	9
RBI	3
BB	2
SO	10
LOB	19



Batter	1	2	3	4	5	6	7	8	9	AB	R	H	RBI	BB	SO	LOB	TOP			
9 Juan Pierre, L OBP: 0.343, SLG: 0.308										4	0	1	0	0	0	0	Los Angeles Dodgers @ New York Mets Shea Stadium, Flushing, NY Thu May 29 2008, 7:10 PM EDT Att: 52,886 - Clear - 76 F			
16 Andre Ethier, L OBP: 0.372, SLG: 0.447										4	1	1	0	0	1	1				
55 Russell Martin, R OBP: 0.420, SLG: 0.404										3	0	0	0	1	0	1				
12 Jeff Kent, R OBP: 0.292, SLG: 0.395										4	1	2	1	0	0	2				
7 James Loney, L OBP: 0.329, SLG: 0.427										4	1	2	1	0	1	1				
27 Matt Kemp, R OBP: 0.399, SLG: 0.441										4	0	0	0	0	2	4				
33 Blake DeWitt, L OBP: 0.366, SLG: 0.463										4	1	1	2	0	1	1				
Luis Maza, R OBP: 0.367, SLG: 0.429										3	0	0	0	0	1	0				
31 Brad Penny, R ERA: 4.5										1	0	0	0	0	0	0				
21 Mark Swenson, L ERA: 2.18										1	0	0	0	0	0	0				
56 Hung-Chih Kuo, L ERA: 2.18										0	0	0	0	0	0	0				
Terry Liguori, L ERA: 5.55										0	0	0	0	0	0	0				
45 Scott Proctor, R ERA: 5.55										0	0	0	0	0	0	0				
Joe Beimel, L ERA: 1.62										0	0	0	0	0	0	0				
47 Cory Wade, R ERA: 1.32										0	0	0	0	0	0	0				
Inning Stats	R: 0 E: 0 K: 0 S: 6	H: 1 LOB: 0 BB: 0 P: 9	R: 0 E: 0 K: 0 S: 12	H: 0 LOB: 0 BB: 0 P: 17	R: 0 E: 0 K: 0 S: 8	H: 0 LOB: 0 BB: 0 P: 12	R: 0 E: 0 K: 0 S: 8	H: 0 LOB: 0 BB: 0 P: 10	R: 3 E: 0 K: 2 S: 12	H: 3 LOB: 0 BB: 0 P: 17	R: 1 E: 0 K: 1 S: 19	H: 2 LOB: 2 BB: 1 P: 32	R: 0 E: 0 K: 1 S: 7	H: 0 LOB: 0 BB: 0 P: 7	R: 0 E: 0 K: 2 S: 11	H: 1 LOB: 1 BB: 0 P: 16	1B: 4 2B: 2 3B: 0 HR: 2	SF: 0 SAC: 0 DP: 1 HBP: 0	WP: 0 PB: 0 SB: 1 CS: 0	PA: 34
PITCHER	IP WLS BF H R ER SO BB IBB HBP BLK WP HR S P ERA WHIP	IP WLS BF H R ER SO BB IBB HBP BLK WP HR S P ERA WHIP																		
Claudio Vargas, R ERA: 4.5	(1, 1) 5.2 W 22 5 4 4 2 1 0 0 0 0 2 58 88 6.35 1.059																			
25 Pedro Feliciano, L ERA: 2.29	(6, 1) 0.0 1 1 0 0 0 0 0 0 0 0 0 0 3 4 0.00 0.000																			
32 Carlos Muniz, R ERA: 1.25	(7, 1) 1.2 H 5 0 0 0 1 0 0 0 0 0 0 12 15 0.00 0.000																			
Joe Smith, R ERA: 2.95	(8, 1) 1.1 5 1 0 0 2 0 0 0 0 0 0 12 17 0.00 0.750																			
Batter	1	2	3	4	5	6	7	8	9	AB	R	H	RBI	BB	SO	LOB	BOTTOM			
7 José Reyes, S OBP: 0.342, SLG: 0.486										5	1	2	0	0	1	0	Los Angeles Dodgers @ New York Mets Shea Stadium, Flushing, NY Thu May 29 2008, 7:10 PM EDT Att: 52,886 - Clear - 76 F			
1 Luis Castillo, S OBP: 0.376, SLG: 0.355										4	2	3	1	1	0	1				
5 David Wright, R OBP: 0.388, SLG: 0.529										4	2	2	4	1	1	1				
15 Carlos Beltrán, S OBP: 0.367, SLG: 0.435										4	1	2	0	1	0	3				
21 Carlos Delgado, L OBP: 0.301, SLG: 0.389										4	1	2	0	0	1	3				
17 Fernando Tatis, R OBP: 0.346, SLG: 0.478										4	0	0	0	0	0	4				
Endy Chavez, L OBP: 0.278, SLG: 0.297										3	0	1	1	1	0	0				
23 Brian Schneider, L OBP: 0.323, SLG: 0.316										4	0	1	1	0	0	1				
Claudio Vargas, R ERA: 5.66										1	1	0	0	0	0	0				
25 Pedro Feliciano, L ERA: 2.18										0	0	0	0	0	0	0				
45 Scott Proctor, R ERA: 5.55										0	0	0	0	0	0	0				
Joe Beimel, L ERA: 1.62										0	0	0	0	0	0	0				
47 Cory Wade, R ERA: 1.32										0	0	0	0	0	0	0				
Inning Stats	R: 0 E: 0 K: 2 S: 13	H: 1 LOB: 2 BB: 1 P: 22	R: 0 E: 0 K: 0 S: 13	H: 0 LOB: 0 BB: 0 P: 20	R: 2 E: 0 K: 0 S: 13	H: 3 LOB: 2 BB: 1 P: 27	R: 4 E: 2 K: 0 S: 13	H: 4 LOB: 1 BB: 1 P: 22	R: 0 E: 0 K: 0 S: 10	H: 0 LOB: 0 BB: 0 P: 14	R: 0 E: 0 K: 0 S: 8	H: 1 LOB: 0 BB: 0 P: 12	R: 2 E: 0 K: 0 S: 18	H: 3 LOB: 2 BB: 1 P: 24	R: 0 E: 0 K: 1 S: 11	H: 1 LOB: 1 BB: 0 P: 17	1B: 10 2B: 1 3B: 0 HR: 2	SF: 0 SAC: 0 DP: 2 HBP: 0	WP: 0 PB: 0 SB: 0 CS: 0	PA: 40
PITCHER	IP WLS BF H R ER SO BB IBB HBP BLK WP HR S P ERA WHIP	IP WLS BF H R ER SO BB IBB HBP BLK WP HR S P ERA WHIP																		
31 Brad Penny, R ERA: 5.66	(1, 1) 4.0 L 23 8 6 5 2 3 0 0 0 0 0 2 52 91 11.25 2.750																			
56 Hung-Chih Kuo, L ERA: 2.18	(5, 1) 2.0 6 1 0 0 0 0 0 0 0 0 0 18 26 0.00 0.500																			
45 Scott Proctor, R ERA: 5.55	(7, 1) 0.1 2 0 1 1 0 1 0 0 0 0 0 5 9 27.00 3.000																			
Joe Beimel, L ERA: 1.62	(7, 1) 0.2 5 3 1 1 0 0 0 0 0 0 0 13 15 13.50 4.500																			
47 Cory Wade, R ERA: 1.32	(8, 1) 1.0 4 1 0 0 1 0 0 0 0 0 0 11 17 0.00 1.000																			

Batter	1	2	3	4	5	6	7	8	9	AB	R	H	RBI	BB	SO	LOB	TOP					
9 Juan Pierre, L OBP: 0.345, SLG: 0.306										4	2	1	0	1	1	0	Los Angeles Dodgers @ New York Mets Shea Stadium, Flushing, NY Fri May 30 2008, 7:10 PM EDT Att: 52,176 - Cloudy - 72 F					
27 Matt Kemp, R OBP: 0.355, SLG: 0.440										5	1	1	1	0	1	1						
12 Jeff Kent, R OBP: 0.291, SLG: 0.391										4	0	1	1	0	1	1						
14 Chin-Lung Hu, R OBP: 0.240, SLG: 0.205										0	1	0	0	0	0	0						
7 James Loney, L OBP: 0.332, SLG: 0.433										4	2	2	1	0	1	0						
55 Russell Martin, R OBP: 0.430, SLG: 0.439										4	3	4	3	0	0	0						
16 Andre Ethier, L OBP: 0.370, SLG: 0.443										4	0	1	1	0	2	2						
33 Blake DeWitt, L OBP: 0.369, SLG: 0.464										4	0	2	1	0	1	1						
Luis Maza, R OBP: 0.324, SLG: 0.375										4	0	0	0	0	0	2						
22 Clayton Kershaw, L Chan Ho Park, R										1	0	0	0	0	0	0						
51 Jonathan Broxton, R 21 Mark Sweeney, L 44 Takashi Saito, L										2	0	0	0	0	0	0						
Inning Stats	R: 3 H: 3 E: 0 K: 1 S: 20	H: 3 LOB: 1 BB: 1 P: 34	R: 0 H: 0 E: 0 K: 0 S: 8	H: 0 LOB: 0 BB: 0 P: 12	R: 0 H: 0 E: 0 K: 2 S: 11	H: 0 LOB: 0 BB: 0 P: 15	R: 1 H: 1 E: 0 K: 2 S: 10	H: 1 LOB: 3 BB: 0 P: 18	R: 0 H: 0 E: 0 K: 1 S: 9	H: 1 LOB: 1 BB: 0 P: 10	R: 0 H: 1 E: 0 K: 0 S: 8	H: 1 LOB: 0 BB: 0 P: 8	R: 5 H: 6 E: 0 K: 1 S: 18	H: 6 LOB: 1 BB: 0 P: 27	R: 0 H: 0 E: 0 K: 1 S: 7	H: 0 LOB: 0 BB: 0 P: 10	1B: 8 2B: 3 3B: 0 HR: 1	SF: 0 SAC: 0 DP: 1 HBP: 0	WP: 1 PB: 0 SB: 1 CS: 0	PA: 38		
PITCHER	IP WLS BF H R ER SO BB IBB HBP BLK WP HR S P ERA WHIP	IP WLS BF H R ER SO BB IBB HBP BLK WP HR S P ERA WHIP	IP WLS BF H R ER SO BB IBB HBP BLK WP HR S P ERA WHIP	IP WLS BF H R ER SO BB IBB HBP BLK WP HR S P ERA WHIP	IP WLS BF H R ER SO BB IBB HBP BLK WP HR S P ERA WHIP	IP WLS BF H R ER SO BB IBB HBP BLK WP HR S P ERA WHIP	IP WLS BF H R ER SO BB IBB HBP BLK WP HR S P ERA WHIP	IP WLS BF H R ER SO BB IBB HBP BLK WP HR S P ERA WHIP	IP WLS BF H R ER SO BB IBB HBP BLK WP HR S P ERA WHIP	IP WLS BF H R ER SO BB IBB HBP BLK WP HR S P ERA WHIP	IP WLS BF H R ER SO BB IBB HBP BLK WP HR S P ERA WHIP	IP WLS BF H R ER SO BB IBB HBP BLK WP HR S P ERA WHIP	IP WLS BF H R ER SO BB IBB HBP BLK WP HR S P ERA WHIP	IP WLS BF H R ER SO BB IBB HBP BLK WP HR S P ERA WHIP	IP WLS BF H R ER SO BB IBB HBP BLK WP HR S P ERA WHIP	IP WLS BF H R ER SO BB IBB HBP BLK WP HR S P ERA WHIP	IP WLS BF H R ER SO BB IBB HBP BLK WP HR S P ERA WHIP	IP WLS BF H R ER SO BB IBB HBP BLK WP HR S P ERA WHIP	IP WLS BF H R ER SO BB IBB HBP BLK WP HR S P ERA WHIP	IP WLS BF H R ER SO BB IBB HBP BLK WP HR S P ERA WHIP	IP WLS BF H R ER SO BB IBB HBP BLK WP HR S P ERA WHIP	IP WLS BF H R ER SO BB IBB HBP BLK WP HR S P ERA WHIP

AB	37
R	9
H	12
RBI	8
BB	1
SO	8
LOB	7



Batter	1	2	3	4	5	6	7	8	9	AB	R	H	RBI	BB	SO	LOB	BOTTOM					
7 José Reyes, S OBP: 0.343, SLG: 0.482										4	2	1	1	1	1	3	Los Angeles Dodgers @ New York Mets Shea Stadium, Flushing, NY Fri May 30 2008, 7:10 PM EDT Att: 52,176 - Cloudy - 72 F					
1 Luis Castillo, S OBP: 0.386, SLG: 0.378										1	1	1	2	2	0	0						
Damon Easley, R OBP: 0.247, SLG: 0.289										2	0	0	0	0	0	0						
5 David Wright, R OBP: 0.388, SLG: 0.529										4	1	1	0	1	2	3						
15 Carlos Beltrán, S OBP: 0.368, SLG: 0.431										2	0	0	1	2	0	0						
17 Fernando Tatis, R OBP: 0.323, SLG: 0.429										5	0	1	0	0	0	3						
11 Ramon Castro, R OBP: 0.423, SLG: 0.409										4	0	1	1	0	0	2						
21 Carlos Delgado, L OBP: 0.304, SLG: 0.386										4	1	1	0	1	1	2						
6 Nick Evans, R OBP: 0.227, SLG: 0.333										4	0	1	0	0	2	3						
32 Carlos Muniz, R										0	0	0	0	0	0	0						
33 John Maine, R 30 Raúl Casanova, L 25 Pedro Feliciano, L Aaron Heilman, R Endy Chavez, L Scott Schoeneweis, L										2	0	0	0	0	1	3						
Inning Stats	R: 2 H: 2 E: 0 K: 1 S: 13	H: 2 LOB: 0 BB: 0 P: 21	R: 0 H: 0 E: 0 K: 0 S: 5	H: 0 LOB: 0 BB: 0 P: 7	R: 1 H: 0 E: 0 K: 1 S: 13	H: 0 LOB: 3 BB: 1 P: 28	R: 0 H: 0 E: 0 K: 0 S: 5	H: 0 LOB: 0 BB: 0 P: 8	R: 0 H: 0 E: 0 K: 2 S: 9	H: 0 LOB: 1 BB: 1 P: 15	R: 1 H: 2 E: 0 K: 1 S: 17	H: 2 LOB: 3 BB: 2 P: 30	R: 0 H: 0 E: 0 K: 1 S: 12	H: 0 LOB: 0 BB: 0 P: 16	R: 0 H: 0 E: 0 K: 1 S: 11	H: 0 LOB: 2 BB: 1 P: 18	1B: 5 2B: 1 3B: 0 HR: 1	SF: 1 SAC: 0 DP: 0 HBP: 1	WP: 0 PB: 0 SB: 0 CS: 0	PA: 43		
PITCHER	IP WLS BF H R ER SO BB IBB HBP BLK WP HR S P ERA WHIP	IP WLS BF H R ER SO BB IBB HBP BLK WP HR S P ERA WHIP	IP WLS BF H R ER SO BB IBB HBP BLK WP HR S P ERA WHIP	IP WLS BF H R ER SO BB IBB HBP BLK WP HR S P ERA WHIP	IP WLS BF H R ER SO BB IBB HBP BLK WP HR S P ERA WHIP	IP WLS BF H R ER SO BB IBB HBP BLK WP HR S P ERA WHIP	IP WLS BF H R ER SO BB IBB HBP BLK WP HR S P ERA WHIP	IP WLS BF H R ER SO BB IBB HBP BLK WP HR S P ERA WHIP	IP WLS BF H R ER SO BB IBB HBP BLK WP HR S P ERA WHIP	IP WLS BF H R ER SO BB IBB HBP BLK WP HR S P ERA WHIP	IP WLS BF H R ER SO BB IBB HBP BLK WP HR S P ERA WHIP	IP WLS BF H R ER SO BB IBB HBP BLK WP HR S P ERA WHIP	IP WLS BF H R ER SO BB IBB HBP BLK WP HR S P ERA WHIP	IP WLS BF H R ER SO BB IBB HBP BLK WP HR S P ERA WHIP	IP WLS BF H R ER SO BB IBB HBP BLK WP HR S P ERA WHIP	IP WLS BF H R ER SO BB IBB HBP BLK WP HR S P ERA WHIP	IP WLS BF H R ER SO BB IBB HBP BLK WP HR S P ERA WHIP	IP WLS BF H R ER SO BB IBB HBP BLK WP HR S P ERA WHIP	IP WLS BF H R ER SO BB IBB HBP BLK WP HR S P ERA WHIP	IP WLS BF H R ER SO BB IBB HBP BLK WP HR S P ERA WHIP	IP WLS BF H R ER SO BB IBB HBP BLK WP HR S P ERA WHIP	IP WLS BF H R ER SO BB IBB HBP BLK WP HR S P ERA WHIP

AB	33
R	5
H	7
RBI	5
BB	8
SO	7
LOB	19



Batter	1	2	3	4	5	6	7	8	9	AB	R	H	RBI	BB	SO	LOB	TOP			
9 Juan Pierre, L OBP: 0.343, SLG: 0.305			G1-3	F7			G4-3			4	1	1	0	0	0	2	Los Angeles Dodgers @ New York Mets Shea Stadium, Flushing, NY Sat May 31 2008, 3:55 PM EDT Att: 53,528 - Cloudy - 73 F			
27 Matt Kemp, R OBP: 0.353, SLG: 0.435			K				G5-3			4	0	1	0	0	2	0				
12 Jeff Kent, R OBP: 0.290, SLG: 0.388								G6-3		4	0	1	0	0	0	1				
14 Chin-Lung Hu, R OBP: 0.240, SLG: 0.205								F8		0	0	0	0	0	0	0				
7 James Loney, L OBP: 0.326, SLG: 0.425								F8		4	0	0	0	0	0	2				
55 Russell Martin, R OBP: 0.432, SLG: 0.437								G6-3		3	1	1	0	1	1	0				
16 Andre Ethier, L OBP: 0.388, SLG: 0.438								K		4	0	1	0	0	1	2				
33 Blake DeWitt, L OBP: 0.372, SLG: 0.465								K		4	0	2	1	0	1	0				
Luis Maza, R OBP: 0.297, SLG: 0.343								K		3	0	0	0	0	1	3				
58 Chad Billingsley, R OBP: 0.136, SLG: 0.095								K		3	0	0	0	0	3	2				
51 Jonathan Broxton, R Joe Beimel, L										0	0	0	0	0	0	0				
Inning Stats	R: 1 H: 3 E: 1 K: 0 S: 8	H: 3 LOB: 2 BB: 0 P: 12	R: 0 H: 1 E: 0 K: 1 S: 9	H: 1 LOB: 0 BB: 0 P: 11	R: 0 H: 1 E: 0 K: 1 S: 9	H: 1 LOB: 1 BB: 0 P: 15	R: 1 H: 2 E: 0 K: 1 S: 18	H: 2 LOB: 2 BB: 1 P: 32	R: 0 H: 0 E: 0 K: 0 S: 7	H: 0 LOB: 0 BB: 0 P: 11	R: 0 H: 0 E: 0 K: 2 S: 12	H: 0 LOB: 0 BB: 0 P: 16	R: 0 H: 0 E: 0 K: 0 S: 9	H: 0 LOB: 0 BB: 0 P: 11	R: 0 H: 0 E: 0 K: 3 S: 11	H: 0 LOB: 0 BB: 0 P: 15	1B: 7 2B: 0 3B: 0 HR: 0	SF: 0 SAC: 0 DP: 1 HBP: 0	WP: 0 PB: 0 SB: 0 CS: 0	PA: 34
PITCHER	IP WLS BF H R ER SO BB IBB HBP BLK WP HR S P ERA WHIP																			
34 Mike Pelfrey, R ERA: 4.98	7.0	28	7	2	2	6	1	0	0	0	0	0	0	0	0	70	109	2.57	1.143	
Duaner Sanchez, R ERA: 4.12	1.0	3	0	0	0	0	0	0	0	0	0	0	0	0	9	11	0.00	0.000		
13 Billy Wagner, L ERA: 0.39	1.0	3	0	0	0	3	0	0	0	0	0	0	0	0	11	15	0.00	0.000		

Batter	1	2	3	4	5	6	7	8	9	AB	R	H	RBI	BB	SO	LOB	BOTTOM			
7 José Reyes, S OBP: 0.348, SLG: 0.480										3	0	1	0	2	0	2	Los Angeles Dodgers @ New York Mets Shea Stadium, Flushing, NY Sat May 31 2008, 3:55 PM EDT Att: 53,528 - Cloudy - 73 F			
Endy Chavez, L OBP: 0.259, SLG: 0.275										5	0	0	0	0	1	8				
5 David Wright, R OBP: 0.390, SLG: 0.531										3	1	1	0	1	0	2				
15 Carlos Beltrán, S OBP: 0.370, SLG: 0.444										3	1	1	2	1	1	0				
21 Carlos Delgado, L OBP: 0.307, SLG: 0.389										4	0	2	0	0	1	2				
6 Nick Evans, R OBP: 0.227, SLG: 0.333										0	1	0	0	0	0	0				
Damion Easley, R OBP: 0.238, SLG: 0.279										3	0	0	0	0	1	3				
23 Brian Schneider, L OBP: 0.328, SLG: 0.317										3	0	1	0	1	0	3				
17 Fernando Tatis, R OBP: 0.314, SLG: 0.406										4	0	1	1	0	1	1				
34 Mike Pelfrey, R										1	0	0	0	0	0	0				
30 Raul Casanova, S OBP: 0.345, SLG: 0.380										1	0	1	0	0	0	0				
Duaner Sanchez, R										0	0	0	0	0	0	0				
1 Luis Castillo, S OBP: 0.384, SLG: 0.376										1	0	0	0	0	0	2				
13 Billy Wagner, L										0	0	0	0	0	0	0				
Inning Stats	R: 0 H: 0 E: 0 K: 0 S: 7	H: 1 LOB: 1 BB: 0 P: 10	R: 0 H: 1 E: 0 K: 1 S: 10	H: 1 LOB: 0 BB: 0 P: 15	R: 0 H: 1 E: 0 K: 1 S: 12	H: 1 LOB: 1 BB: 0 P: 15	R: 0 H: 0 E: 0 K: 1 S: 9	H: 0 LOB: 2 BB: 2 P: 22	R: 0 H: 0 E: 0 K: 0 S: 8	H: 0 LOB: 2 BB: 1 P: 13	R: 0 H: 0 E: 0 K: 2 S: 7	H: 0 LOB: 0 BB: 0 P: 9	R: 0 H: 2 E: 0 K: 0 S: 17	H: 2 LOB: 2 BB: 0 P: 25	R: 3 H: 4 E: 0 K: 1 S: 14	H: 4 LOB: 3 BB: 2 P: 24	1B: 6 2B: 1 3B: 0 HR: 1	SF: 0 SAC: 2 DP: 0 HBP: 0	WP: 0 PB: 0 SB: 1 CS: 0	PA: 38
PITCHER	IP WLS BF H R ER SO BB IBB HBP BLK WP HR S P ERA WHIP																			
58 Chad Billingsley, R ERA: 3.29	7.0	29	4	0	3	0	3	0	0	0	0	0	0	0	10	14	81.00	12.000		
51 Jonathan Broxton, R ERA: 4.94	0.1	6	4	3	3	0	0	1	0	0	0	0	0	0	0	0	0.00	0.000		
Joe Beimel, L ERA: 1.56	0.2	3	0	0	0	1	0	1	0	0	0	0	0	4	10	0.00	0.000			

Batter	1	2	3	4	5	6	7	8	9	AB	R	H	RBI	BB	SO	LOB	TOP					
9 Juan Pierre, L OBP: 0.391, SLG: 0.317										3	1	2	0	1	0	0	Los Angeles Dodgers @ New York Mets Shea Stadium, Flushing, NY Sun Jun 01 2008, 8:05 PM EDT Att: 50,263 - Partly Cloudy - 78 F					
27 Matt Kemp, R OBP: 0.361, SLG: 0.442										4	0	3	1	0	0	1						
12 Jeff Kent, R OBP: 0.289, SLG: 0.381										3	0	0	0	0	1	3						
7 James Loney, L OBP: 0.325, SLG: 0.422										4	0	1	0	0	1	4						
55 Russell Martin, R OBP: 0.429, SLG: 0.430										3	0	0	0	1	0	1						
3 Delwyn Young, S OBP: 0.333, SLG: 0.281										4	0	0	0	0	1	2						
33 Blake DeWitt, L OBP: 0.364, SLG: 0.453										4	0	0	0	0	2	2						
Luis Maza, R OBP: 0.300, SLG: 0.324										2	0	0	0	1	0	0						
18 Hiroki Kuroda, R OBP: 0.150, SLG: 0.158										1	0	0	0	0	0	2						
56 Hung-Chih Kuo, L OBP: 0.286, SLG: 0.429										1	0	0	0	0	1	0						
Terry Lincecum, S OBP: 0.250, SLG: 0.250										1	0	0	0	0	0	0						
47 Cory Wade, R OBP: 0.250, SLG: 0.250										0	0	0	0	0	0	0						
Inning Stats	R: 1 E: 0 K: 2 S: 12	H: 2 LOB: 0 BB: 0 P: 19	R: 0 E: 0 K: 2 S: 13	H: 0 LOB: 2 BB: 2 P: 22	R: 0 E: 0 K: 0 S: 6	H: 0 LOB: 0 BB: 0 P: 9	R: 0 E: 0 K: 0 S: 6	H: 0 LOB: 0 BB: 0 P: 9	R: 0 E: 0 K: 1 S: 9	H: 1 LOB: 0 BB: 0 P: 14	R: 0 E: 0 K: 0 S: 4	H: 1 LOB: 1 BB: 0 P: 5	R: 0 E: 0 K: 1 S: 9	H: 1 LOB: 1 BB: 0 P: 16	R: 0 E: 0 K: 0 S: 10	H: 1 LOB: 3 BB: 1 P: 20	R: 0 E: 0 K: 0 S: 7	H: 0 LOB: 0 BB: 0 P: 12	1B: 5 2B: 1 3B: 0 HR: 0	SF: 0 SAC: 0 DP: 2 HBP: 1	WP: 0 PB: 0 SB: 0 CS: 1	PA: 34
PITCHER	IP WLS BF H R ER SO BB IBB HBP BLK WP HR S P ERA WHIP																					
57 Johan Santana, L ERA: 3.2	(1, 1) 7.2 W 29 6 1 1 6 3 0 0 0 0 0 0 66 107 1.17 1.174																					
Joe Smith, R ERA: 2.95	(8, 1) 0.0 0 1 0 0 0 0 0 0 0 1 0 0 0 1 2 ∞ ∞																					
Scott Schoeneweis, L ERA: 1.17	(8, 1) 0.1 H 1 0 0 0 0 0 0 0 0 0 0 0 2 5 0.00 0.000																					
25 Pedro Feliciano, L ERA: 2.49	(9, 1) 1.0 3 0 0 0 0 0 0 0 0 0 0 0 7 12 0.00 0.000																					

Batter	1	2	3	4	5	6	7	8	9	AB	R	H	RBI	BB	SO	LOB	BOTTOM			
7 José Reyes, S OBP: 0.349, SLG: 0.482										5	2	2	0	0	1	0	Los Angeles Dodgers @ New York Mets Shea Stadium, Flushing, NY Sun Jun 01 2008, 8:05 PM EDT Att: 50,263 - Partly Cloudy - 78 F			
1 Luis Castillo, S OBP: 0.374, SLG: 0.364										5	0	0	0	0	2					
5 David Wright, R OBP: 0.395, SLG: 0.535										4	1	3	2	0	1	0				
16 Carlos Beltrán, S OBP: 0.372, SLG: 0.458										3	1	1	2	1	0	1				
21 Carlos Delgado, L OBP: 0.306, SLG: 0.383										3	1	0	0	1	0	4				
19 Ryan Church, L OBP: 0.384, SLG: 0.556										4	1	3	2	0	0	0				
23 Brian Schneider, L OBP: 0.326, SLG: 0.323										4	0	1	0	0	1	3				
Endy Chavez, L OBP: 0.258, SLG: 0.265										3	0	0	0	1	0	3				
57 Johan Santana, L OBP: 0.222, SLG: 0.346										3	0	0	0	0	0	3				
Joe Smith, R ERA: 1.93	(8, 1) 0.0 0 0 0 0 0 0 0 0 0 0 0 0 0 0 0 0																			
Scott Schoeneweis, L ERA: 1.93	(8, 1) 0.0 0 0 0 0 0 0 0 0 0 0 0 0 0 0 0 0																			
30 Raul Casanova, S OBP: 0.339, SLG: 0.373	(8, PH) 1.0 3 0 0 0 0 2 0 0 0 0 0 0 0 0 0 0																			
25 Pedro Feliciano, L ERA: 1.23	(9, 1) 1.0 3 0 0 0 0 2 0 0 0 0 0 0 0 0 0 0																			
Inning Stats	R: 1 E: 0 K: 0 S: 10	H: 2 LOB: 1 BB: 0 P: 15	R: 0 E: 0 K: 0 S: 6	H: 0 LOB: 0 BB: 0 P: 10	R: 5 E: 0 K: 0 S: 23	H: 5 LOB: 2 BB: 2 P: 44	R: 0 E: 0 K: 0 S: 10	H: 1 LOB: 2 BB: 1 P: 20	R: 0 E: 0 K: 0 S: 9	H: 1 LOB: 1 BB: 0 P: 12	R: 0 E: 0 K: 1 S: 9	H: 0 LOB: 0 BB: 0 P: 14	R: 0 E: 0 K: 1 S: 10	H: 1 LOB: 2 BB: 0 P: 14	R: 0 E: 0 K: 2 S: 8	H: 0 LOB: 0 BB: 0 P: 12	1B: 5 2B: 3 3B: 0 HR: 2	SF: 0 SAC: 0 DP: 0 HBP: 0	WP: 0 PB: 0 SB: 2 CS: 0	PA: 38
PITCHER	IP WLS BF H R ER SO BB IBB HBP BLK WP HR S P ERA WHIP																			
18 Hiroki Kuroda, R ERA: 3.93	(1, 1) 2.2 L 17 7 6 6 0 1 1 0 0 0 0 0 2 37 66 20.25 3.000																			
56 Hung-Chih Kuo, L ERA: 1.93	(3, 1) 4.1 18 3 0 0 2 0 1 0 0 0 0 0 40 63 0.00 0.692																			
47 Cory Wade, R ERA: 1.23	(8, 1) 1.0 3 0 0 0 0 2 0 0 0 0 0 0 8 12 0.00 0.000																			


Batter	1	2	3	4	5	6	7	8	9	AB	R	H	RBI	BB	SO	LOB	TOP		
7 José Reyes, S OBP: 0.348, SLG: 0.492	1-1 G6-3 15 2B	4-0 BB		0-0 1-H HR			1-3 K		2-0 1B	4	2	3	2	1	1	0	New York Mets @ San Francisco Giants AT&T Park, San Francisco, CA Wed Jun 04 2008, 12:45 PM PDT Att: 35,646 - Sunny - 61 F		
1 Luis Castillo, S OBP: 0.370, SLG: 0.357	2-2 G6-3	3-3 K		4-2 BB			1-2 G6-3		3-2 1B	4	0	1	0	1	1	3			
5 David Wright, R OBP: 0.388, SLG: 0.515	2-2 HBP		1-2 L7				2-1 L6		1-0 G5-4-3	4	1	0	0	0	1	3			
15 Carlos Beltrán, S OBP: 0.373, SLG: 0.460	1-1 2B		2-1 1B				2-1 L3		1-1 F8	4	1	2	2	0	0	0			
21 Carlos Delgado, L OBP: 0.315, SLG: 0.391	0-1 1B		0-1 P2				0-1 G6-3		0-0 G6-3	4	0	2	1	0	0	1			
17 Fernando Tatis, R OBP: 0.292, SLG: 0.364	2-2 G1-6-3		2-2 F9				0-2 F8		0-0 G6-3	4	0	0	0	0	0	3			
Endy Chavez, L OBP: 0.255, SLG: 0.253		1-2 F8		0-2 G6-3			0-1 L4		4-1 BB	3	0	0	0	1	0	0			
23 Brian Schneider, L OBP: 0.324, SLG: 0.315		4-0 BB		1-3 K			3-2 G3		2-3 K	3	0	0	0	1	2	2			
33 John Maine, R OBP: 0.167, SLG: 0.091		0-1 SH1-4		4-1 K			2-2 K		2-2 L9	1	1	0	0	1	1	0			
Damian Easley, R OBP: 0.265, SLG: 0.308		1-2 BB								0	0	0	0	0	0	0			
13 Billy Wagner, L OBP: 0.285, SLG: 0.308				7 HR						1	0	0	0	0	0	0			
Inning Stats	R: 3 E: 0 K: 0 S: 16	H: 3 LOB: 0 BB: 0 P: 24	R: 0 E: 0 K: 1 S: 8	H: 0 LOB: 2 BB: 2 P: 20	R: 0 E: 0 K: 1 S: 9	H: 1 LOB: 1 BB: 0 P: 14	R: 2 E: 0 K: 2 S: 15	H: 1 LOB: 1 BB: 2 P: 26	R: 0 E: 0 K: 1 S: 9	H: 0 LOB: 0 BB: 0 P: 14	R: 0 E: 0 K: 1 S: 9	H: 0 LOB: 0 BB: 0 P: 12	R: 0 E: 0 K: 1 S: 9	H: 1 LOB: 2 BB: 1 P: 16	R: 0 E: 0 K: 0 S: 9	H: 2 LOB: 1 BB: 0 P: 17	1B: 4 2B: 3 3B: 0 HR: 1	SF: 0 SAC: 1 DP: 2 HBP: 1	WP: 0 PA: 39 PB: 0 SB: 1 CS: 0
PITCHER	IP WLS BF H R ER SO	IP WLS BF H R ER SO	IP WLS BF H R ER SO	IP WLS BF H R ER SO	IP WLS BF H R ER SO	IP WLS BF H R ER SO	IP WLS BF H R ER SO	IP WLS BF H R ER SO	IP WLS BF H R ER SO	IP WLS BF H R ER SO	IP WLS BF H R ER SO	IP WLS BF H R ER SO	IP WLS BF H R ER SO	IP WLS BF H R ER SO	IP WLS BF H R ER SO	IP WLS BF H R ER SO	ERA WHIP	ERA WHIP	
18 Matt Cain, R ERA: 4.67	(1, 1)	5.0	L	24	5	5	5	3	4	0	1	0	0	0	0	0	0	9.00	1.800
Jack Taschner, L ERA: 3.15	(6, 1)	1.0		3	0	0	0	1	0	0	0	0	0	0	0	0	0	0.00	0.000
22 Keiichi Yabu, R ERA: 2.1	(7, 1)	2.1		11	3	0	0	2	1	0	0	0	0	0	0	25	43	0.00	1.714
Tyler Walker, R ERA: 5.55	(9, 1)	0.2		1	0	0	0	0	0	0	0	0	0	0	0	1	2	0.00	0.000

Batter	1	2	3	4	5	6	7	8	9	AB	R	H	RBI	BB	SO	LOB	BOTTOM				
14 Fred Lewis, L OBP: 0.356, SLG: 0.464	2-2 F7		2-2 E6 1B		2-2 G2-3		2-1 G3		3-1 1B	4	1	0	0	0	0	0	New York Mets @ San Francisco Giants AT&T Park, San Francisco, CA Wed Jun 04 2008, 12:45 PM PDT Att: 35,646 - Sunny - 61 F				
Rich Aurilia, R OBP: 0.319, SLG: 0.399										1	0	1	0	0	0	0					
Jose Castillo, R OBP: 0.317, SLG: 0.439	1-3 K		1-1 1B		0-1 2B		4-1 BB		3-1 F9	4	0	2	1	1	1	1					
2 Randy Winn, S OBP: 0.347, SLG: 0.460	1-1 2B		0-0 1B		4-2 BB		0-0 G6-4-3		0-0 F8	4	0	2	0	1	0	2					
33 Aaron Rowand, R OBP: 0.396, SLG: 0.527	3-2 L4		2-2 FC4-6		0-1 P4		2-0 HBP		3-3 K	3	1	0	0	0	0	5					
21 John Bowker, L OBP: 0.286, SLG: 0.372		2-3 K		3-1 FC6-4 1B		1-2 F8		3-3 K	4	0	1	0	0	2	1						
28 Travis Denker, R OBP: 0.353, SLG: 0.765		2-0 G6-3		0-0 P5		2-1 1B		1-0 SF8	4	1	2	0	0	0	1						
20 Steve Holm, R OBP: 0.333, SLG: 0.415		1-1 G5-3		2-3 K		0-0 G1-3		1-0 SF8	3	0	0	0	0	0	1						
1 Bengie Molina, R OBP: 0.357, SLG: 0.503										0	0	0	1	0	0	0					
Omar Vizquel, S OBP: 0.275, SLG: 0.239			3-2 G4-3		2-1 FC6-4		1-1 L6		1-1 G4-3	4	0	1	1	0	0	2					
18 Matt Cain, R ERA: 4.67	(1, 1)	6.0	W	27	2	2	1	4	1	0	0	0	0	0	0	0	1.50	1.333			
Damian Easley, R ERA: 4.15	(7, 1)	2.0	H	8	1	1	1	1	1	0	1	0	0	0	0	0	4.50	1.000			
13 Billy Wagner, L ERA: 0.36	(9, 1)	1.0	S	4	1	0	0	0	0	0	0	0	0	0	0	0	0.00	1.000			
Inning Stats	R: 0 E: 0 K: 1 S: 14	H: 1 LOB: 1 BB: 0 P: 21	R: 0 E: 0 K: 1 S: 6	H: 0 LOB: 0 BB: 0 P: 11	R: 1 E: 1 K: 1 S: 18	H: 2 LOB: 2 BB: 0 P: 27	R: 0 E: 0 K: 1 S: 9	H: 1 LOB: 1 BB: 0 P: 16	R: 0 E: 0 K: 0 S: 10	H: 1 LOB: 2 BB: 1 P: 16	R: 1 E: 0 K: 0 S: 11	H: 2 LOB: 1 BB: 0 P: 16	R: 0 E: 0 K: 0 S: 4	H: 0 LOB: 0 BB: 1 P: 10	R: 1 E: 0 K: 1 S: 8	H: 1 LOB: 1 BB: 0 P: 16	R: 0 E: 0 K: 0 S: 7	H: 1 LOB: 1 BB: 0 P: 13	1B: 6 2B: 2 3B: 1 HR: 0	SF: 1 SAC: 0 DP: 1 HBP: 1	WP: 1 PA: 39 PB: 0 SB: 0 CS: 0
PITCHER	IP WLS BF H R ER SO	IP WLS BF H R ER SO	IP WLS BF H R ER SO	IP WLS BF H R ER SO	IP WLS BF H R ER SO	IP WLS BF H R ER SO	IP WLS BF H R ER SO	IP WLS BF H R ER SO	IP WLS BF H R ER SO	IP WLS BF H R ER SO	IP WLS BF H R ER SO	IP WLS BF H R ER SO	IP WLS BF H R ER SO	IP WLS BF H R ER SO	IP WLS BF H R ER SO	IP WLS BF H R ER SO	ERA WHIP	ERA WHIP			

Batter	1	2	3	4	5	6	7	8	9	10	AB	R	H	RBI	BB	SO	LOB	TOP							
7 José Reyes, S OBP: 0.350, SLG: 0.482	(1,6) K	(1,2) FC4-6			(3-1) F9		(2-1) P4		(0-1) FC5-4		5	0	0	0	0	1	4								
1 Luis Castillo, S OBP: 0.363, SLG: 0.352	(1,4) G5-3		(1-1) B1-3		(1-2) G6-3		(2-2) G6-3			(4-2) BB	4	0	1	0	1	0	0								
5 David Wright, R OBP: 0.361, SLG: 0.502	(1,5) G6-3		(0-0) 2B		(1-0) G6-3		(0-1) F8			(1-3) K	5	0	1	0	0	1	2								
15 Carlos Beltrán, S OBP: 0.366, SLG: 0.449		(2-2) SF7	(2-1) F8		(3-2) G4-3				(2-1) F7		5	1	1	0	0	1	3								
21 Carlos Delgado, L OBP: 0.320, SLG: 0.365		(1-0) E	(2-0) FC5				(2-0) G6-4-3				4	0	3	0	1	1	0								
17 Fernando Tatis, R OBP: 0.295, SLG: 0.314			(0-0) FC5				(1-2) G6-4-3				4	0	0	0	0	1	5								
Duaner Sanchez, R (8, 1)			(1-3) K				(1-1) F9				0	0	0	0	0	0	0								
30 Raul Casanova, S OBP: 0.333, SLG: 0.365			(1-2) K								0	0	0	0	0	0	0								
25 Pedro Feliciano, L (10, 1)											0	0	0	0	0	0	0								
Endy Chavez, L OBP: 0.257, SLG: 0.268		(3-2) SF7			(1-1) B3		(1-1) G6-4-3				3	0	1	1	0	1	0								
23 Brian Schneider, L OBP: 0.333, SLG: 0.316		(4-0) FC4-6			(0-2) L5		(4-2) BB				2	0	1	0	2	0	0								
Oliver Pérez, L OBP: 0.300, SLG: 0.176			(1-1) IBB		(0-0) F7		(0-1) G3-1				3	0	0	0	0	0	5								
Joe Smith, R (8, 1)											0	0	0	0	0	0	0								
Scott Schoeneweis, L (7, 1)											0	0	0	0	0	0	0								
Damon Easley, R OBP: 0.262, SLG: 0.302											1	0	0	0	0	1	1								
Inning Stats	R: 0 E: 0 K: 1 S: 8	H: 0 LOB: 0 BB: 0 P: 12	R: 1 E: 1 K: 0 S: 13	H: 2 LOB: 3 BB: 1 P: 25	R: 0 E: 0 K: 1 S: 10	H: 2 LOB: 2 BB: 0 P: 17	R: 0 E: 0 K: 0 S: 6	H: 0 LOB: 0 BB: 0 P: 7	R: 0 E: 0 K: 0 S: 9	H: 1 LOB: 1 BB: 0 P: 17	R: 0 E: 0 K: 0 S: 11	H: 2 LOB: 2 BB: 1 P: 19	R: 0 E: 0 K: 0 S: 7	H: 0 LOB: 0 BB: 0 P: 11	R: 0 E: 0 K: 1 S: 8	H: 1 LOB: 1 BB: 0 P: 13	R: 0 E: 0 K: 2 S: 10	H: 0 LOB: 2 BB: 2 P: 27	1B: 6 2B: 2 3B: 0 HR: 0	SF: 1 SAC: 0 DP: 1 HBP: 0	WP: 0 PB: 0 SB: 2 CS: 0	PA: 42			
PITCHER	IP 6.0	WLS 27	H 7	R 1	ER 1	SO 2	BB 1	IBB 0	HBP 0	BLK 0	WP 0	HR 0	S 57	P 97	ERA 1.50	WHIP 1.333									
53 Cha Seung Baek, R ERA: 5.01																									
40 Bryan Corey, R ERA: 5.14																									
21 Heath Bell, R ERA: 1.98																									
37 Mike Adams, R ERA: 2.31																									

New York Mets @ San Diego Padres
 PETCO Park, San Diego, CA
 Sat Jun 07 2008, 10:05 PM EDT
 Att: 38,972 - Partly Cloudy - 66 F

AB	37
R	1
H	8
RBI	1
BB	4
SO	7
LOB	22



Batter	1	2	3	4	5	6	7	8	9	10	AB	R	H	RBI	BB	SO	LOB	BOTTOM							
12 Scott Hairston, R OBP: 0.282, SLG: 0.449	(1,8) F8		(3-1) F9		(3-1) G6-4-3		(1-1) G6-3			(3-1) HR	5	1	2	1	0	0	0								
2 Edgar Gonzalez, R OBP: 0.340, SLG: 0.310	(1,4) K				(4-1) BB		(0-2) G6-4-3				3	0	0	0	1	1	1								
24 Brian Giles, L OBP: 0.416, SLG: 0.440	(1,9) 2B				(0-0) BB		(1-0) HBP				3	0	2	0	0	0	0								
23 Adrián González, L OBP: 0.355, SLG: 0.559	(1,3) G4-3				(1-3) K		(0-1) F8				4	0	1	0	0	1	4								
5 Kevin Kouzmanoff, R OBP: 0.312, SLG: 0.405		(3-1) F9			(0-0) F8		(3-2) FC3-2				3	0	0	0	0	1	3								
3 Khris Greene, R OBP: 0.263, SLG: 0.313	(1,6) K				(4-1) BB		(3-2) FC3-2				2	0	0	0	1	1	1								
Justin Huber, R OBP: 0.298, SLG: 0.294					(1-2) L9		(1-1) FC3-2				2	0	0	0	0	1	3								
38 Jhonny Peralta, R OBP: 0.275, SLG: 0.329											0	0	0	0	0	0	0								
40 Bryan Corey, R (7, 1)											0	0	0	0	0	0	0								
21 Heath Bell, R (8, 1)											0	0	0	0	0	0	0								
Paul McNulty, L OBP: 0.298, SLG: 0.365											0	0	0	0	0	0	0								
37 Mike Adams, R (10, 1)											0	0	0	0	0	0	0								
8 Michael Barrett, R OBP: 0.302, SLG: 0.326			(1-0) L3		(3-1) HR		(1-3) K				4	1	1	1	0	1	3								
53 Cha Seung Baek, R (1, 1)											2	0	0	0	0	1	0								
33 Jody Gerut, L OBP: 0.348, SLG: 0.367											2	0	0	0	0	0	0								
Inning Stats	R: 0 E: 0 K: 1 S: 12	H: 1 LOB: 1 BB: 0 P: 19	R: 0 E: 0 K: 2 S: 8	H: 0 LOB: 0 BB: 0 P: 13	R: 0 E: 0 K: 1 S: 7	H: 0 LOB: 0 BB: 0 P: 11	R: 0 E: 0 K: 1 S: 10	H: 1 LOB: 3 BB: 2 P: 20	R: 1 E: 0 K: 0 S: 11	H: 2 LOB: 0 BB: 0 P: 17	R: 0 E: 0 K: 0 S: 12	H: 0 LOB: 3 BB: 0 P: 21	R: 0 E: 0 K: 0 S: 6	H: 0 LOB: 0 BB: 0 P: 8	R: 0 E: 0 K: 1 S: 9	H: 1 LOB: 1 BB: 0 P: 16	R: 0 E: 0 K: 0 S: 7	H: 0 LOB: 0 BB: 0 P: 11	R: 1 E: 0 K: 0 S: 2	H: 1 LOB: 0 BB: 0 P: 5	1B: 3 2B: 1 3B: 0 HR: 2	SF: 0 SAC: 0 DP: 1 HBP: 3	WP: 0 PB: 0 SB: 0 CS: 0	PA: 37	
PITCHER	IP 5.1	WLS 23	H 4	R 1	ER 1	SO 5	BB 2	IBB 0	HBP 2	BLK 0	WP 0	HR 1	S 53	P 89	ERA 1.69	WHIP 1.125									
Oliver Pérez, L ERA: 5.37																									
Joe Smith, R ERA: 2.66																									
Scott Schoeneweis, L ERA: 2.49																									
Duaner Sanchez, R ERA: 3.7																									
25 Pedro Feliciano, L ERA: 2.55																									

New York Mets @ San Diego Padres
 PETCO Park, San Diego, CA
 Sat Jun 07 2008, 10:05 PM EDT
 Att: 38,972 - Partly Cloudy - 66 F

AB	32
R	2
H	6
RBI	2
BB	2
SO	7
LOB	18




Batter	1	2	3	4	5	6	7	8	9	AB	R	H	RBI	BB	SO	LOB	TOP			
24 Chris Young, R OBP: 0.318, SLG: 0.444	F9		F9		K	F9		G1-3		5	0	0	0	0	1	3				
6 Stephen Drew, L OBP: 0.309, SLG: 0.487	1 BB 34 1B		G5-3		F7		K		HR	5	2	2	2	0	1	1				
1 Orlando Hudson, S OBP: 0.367, SLG: 0.488	34 1B		34 BB 1B		HR		G4-3		K	4	1	2	2	1	1	0				
34 Conor Jackson, R OBP: 0.405, SLG: 0.524	1B		1B		HR		F8		F8	4	1	2	2	1	0	0				
27 Mark Reynolds, R OBP: 0.336, SLG: 0.495	K		K				G1-4-3 10 HBP 11 1B		K	4	1	1	0	1	3	4				
19 Chris Snyder, R OBP: 0.342, SLG: 0.490	K				G1-4-3		L7		HR	5	1	2	1	0	1	3				
10 Justin Upton, R OBP: 0.359, SLG: 0.443			K		K		G1-4-3 11 1B HBP		K	4	1	0	0	0	3	2				
Jeff Salazar, L OBP: 0.364, SLG: 0.384					G3-1		G1-4-3			3	0	0	0	1	0	2				
56 Ramon Pena, R			44 CS BB						G4-3	0	0	0	0	0	0	0				
Brandon Lyon, R										0	0	0	0	0	0	0				
44 Micah Owings, R OBP: 0.362, SLG: 0.406										2	1	1	0	0	1	1				
37 Juan Cruz, R										0	0	0	0	0	0	0				
11 Augie Ojeda, S OBP: 0.369, SLG: 0.414										1	0	1	2	0	0	0				
45 Doug Slatten, L										0	0	0	0	0	0	0				
50 Chad Qualls, R										0	0	0	0	0	0	0				
28 Alex Romero, L OBP: 0.274, SLG: 0.266										1	1	1	0	0	0	0				
Inning Stats	R: 1 E: 0 K: 2 S: 17	H: 2 LOB: 2 BB: 1 P: 27	R: 0 E: 0 K: 2 S: 9	H: 0 LOB: 0 BB: 1 P: 18	R: 0 E: 0 K: 1 S: 16	H: 1 LOB: 2 BB: 1 P: 26	R: 0 E: 0 K: 1 S: 8	H: 0 LOB: 0 BB: 0 P: 12	R: 2 E: 0 K: 1 S: 11	H: 2 LOB: 0 BB: 1 P: 18	R: 0 E: 0 K: 1 S: 7	H: 0 LOB: 0 BB: 0 P: 12	R: 1 E: 0 K: 2 S: 11	H: 1 LOB: 0 BB: 0 P: 14	R: 3 E: 0 K: 1 S: 21	H: 5 LOB: 2 BB: 0 P: 27	1B: 7 2B: 1 3B: 0 HR: 4	SF: 0 SAC: 0 DP: 0 HBP: 1	WP: 0 PB: 0 SB: 0 CS: 1	PA: 43
PITCHER	IP WLS BF H R ER SO BB IBB HBP BLK WP HR S P ERA WHIP																			
33 John Maine, R ERA: 3.6	(1, 1) 5.0 22 5 3 3 7 3 0 0 0 0 0 1 61 101 5.40 1.600																			
Claudio Vargas, R ERA: 4.11	(6, 1) 1.0 6 1 2 2 0 1 0 1 0 0 0 0 19 30 18.00 2.000																			
25 Pedro Feliciano, L ERA: 2.55	(7, 1) 0.2 2 0 0 0 1 0 0 0 0 0 0 0 5 10 0.00 0.000																			
Joe Smith, R ERA: 2.88	(7, 1) 1.1 5 1 1 1 2 0 0 0 0 0 1 13 16 6.75 0.750																			
Duaner Sanchez, R ERA: 5.29	(9, 1) 0.2 7 5 3 3 1 0 0 0 0 0 2 19 24 40.50 7.500																			

Arizona Diamondbacks @ New York Mets
Shea Stadium, Flushing, NY
Tue Jun 10 2008, 7:10 PM EDT
Att: 45,808 - Partly Cloudy - 90 F

livebaseballscorecards.com

AB 38
R 9
H 12
RBI 9
BB 4
SO 11
LOB 16




Batter	1	2	3	4	5	6	7	8	9	AB	R	H	RBI	BB	SO	LOB	BOTTOM			
7 José Reyes, S OBP: 0.352, SLG: 0.485	1 CS 1B		F7		F8		F7		5 F9 2B	5	0	2	0	0	0	1				
1 Luis Castillo, S OBP: 0.369, SLG: 0.354	15 1B 21 E 5 G3 BB		5 HR 1B				G4-6-3		G1-3	4	2	2	0	1	0	2				
5 David Wright, R OBP: 0.376, SLG: 0.502	G3		HR		F9				F9	5	1	1	2	0	1	3				
15 Carlos Beltrán, S OBP: 0.360, SLG: 0.438	21 E 18 1B 1B		F9				K		G3	5	1	2	0	0	1					
21 Carlos Delgado, L OBP: 0.324, SLG: 0.411	E9 18 1B 1B		K		F9		G4-3			4	1	1	1	0	1	1				
18 Moises Alou, R OBP: 0.389, SLG: 0.388			L6							2	0	1	2	0	0	0				
Damon Easley, R OBP: 0.275, SLG: 0.324	23 BB 1B								23 SH2-3 1B	1	0	1	0	0	0	0				
23 Brian Schneider, L OBP: 0.340, SLG: 0.314									SH2-3	1	0	0	0	2	0	2				
Endy Chavez, L OBP: 0.257, SLG: 0.267	P6		L9		F8				L6	4	0	0	0	0	0	6				
33 John Maine, R ERA: 3.6	(1, 1) 4.1 24 8 5 4 2 3 0 0 0 0 0 1 50 85 8.31 2.538																			
Claudio Vargas, R ERA: 4.72	(5, 1) 0.2 2 0 0 0 0 0 0 0 0 0 0 0 5 8 0.00 0.000																			
37 Juan Cruz, R ERA: 3.09	(5, 1) 1.0 3 1 0 0 0 0 0 0 0 0 0 0 5 9 0.00 1.000																			
45 Doug Slatten, L ERA: 3.05	(6, 1) 1.0 W 3 0 0 0 1 0 0 0 0 0 0 0 8 13 0.00 0.000																			
50 Chad Qualls, R ERA: 2.7	(7, 1) 1.0 H 4 1 0 0 0 0 0 0 0 0 0 0 8 12 0.00 1.000																			
56 Ramon Pena, R ERA: 3.03	(8, 1) 1.0 4 1 0 0 0 0 0 0 0 0 0 0 8 12 0.00 1.000																			
Inning Stats	R: 3 E: 1 K: 0 S: 16	H: 4 LOB: 2 BB: 2 P: 30	R: 2 E: 0 K: 1 S: 15	H: 2 LOB: 0 BB: 0 P: 25	R: 0 E: 0 K: 1 S: 7	H: 0 LOB: 1 BB: 1 P: 13	R: 0 E: 0 K: 0 S: 8	H: 1 LOB: 1 BB: 0 P: 10	R: 0 E: 0 K: 0 S: 5	H: 1 LOB: 0 BB: 0 P: 9	R: 0 E: 0 K: 1 S: 8	H: 0 LOB: 0 BB: 0 P: 13	R: 0 E: 0 K: 0 S: 8	H: 1 LOB: 1 BB: 0 P: 12	R: 0 E: 0 K: 0 S: 10	H: 1 LOB: 1 BB: 0 P: 14	1B: 9 2B: 1 3B: 0 HR: 1	SF: 0 SAC: 1 DP: 1 HBP: 1	WP: 0 PB: 0 SB: 0 CS: 1	PA: 40
PITCHER	IP WLS BF H R ER SO BB IBB HBP BLK WP HR S P ERA WHIP																			
44 Micah Owings, R ERA: 4.72	(1, 1) 4.1 24 8 5 4 2 3 0 0 0 0 0 1 50 85 8.31 2.538																			
37 Juan Cruz, R ERA: 3.09	(5, 1) 0.2 2 0 0 0 0 0 0 0 0 0 0 0 5 8 0.00 0.000																			
45 Doug Slatten, L ERA: 3.05	(6, 1) 1.0 3 1 0 0 0 0 0 0 0 0 0 0 5 9 0.00 1.000																			
50 Chad Qualls, R ERA: 2.7	(7, 1) 1.0 W 3 0 0 0 1 0 0 0 0 0 0 0 8 13 0.00 0.000																			
56 Ramon Pena, R ERA: 3.03	(8, 1) 1.0 H 4 1 0 0 0 0 0 0 0 0 0 0 8 12 0.00 1.000																			

Arizona Diamondbacks @ New York Mets
Shea Stadium, Flushing, NY
Tue Jun 10 2008, 7:10 PM EDT
Att: 45,808 - Partly Cloudy - 90 F

livebaseballscorecards.com

AB 35
R 5
H 11
RBI 5
BB 3
SO 3
LOB 17




Batter	1	2	3	4	5	6	7	8	9	10	11	12	13	AB	R	H	RBI	BB	SO	LOB	TOP
24 Chris Young, R OBP: 0.316, SLG: 0.438														6	0	1	0	0	2	2	
6 Stephen Drew, L OBP: 0.310, SLG: 0.483														6	1	2	0	0	0	2	
1 Orlando Hudson, S OBP: 0.370, SLG: 0.493														6	0	3	0	0	1	1	
34 Conor Jackson, R OBP: 0.404, SLG: 0.523														6	1	2	0	0	1	4	
18 Chad Tracy, L OBP: 0.282, SLG: 0.417														4	0	1	0	1	1	4	
27 Mark Reynolds, R OBP: 0.333, SLG: 0.502														5	1	1	3	0	4	3	
19 Chris Snyder, R OBP: 0.339, SLG: 0.478														4	0	0	0	1	2	2	
Jeff Salazar, L OBP: 0.352, SLG: 0.368														3	0	0	0	0	1	1	
Chris Burke, R OBP: 0.291, SLG: 0.207														1	0	0	0	1	0	0	
47 Diego Valdez, R OBP: 0.285, SLG: 0.385														0	1	0	0	0	0	0	
48 Juan Rivera, R OBP: 0.285, SLG: 0.385														0	1	0	0	0	0	0	
49 Juan Rivera, R OBP: 0.285, SLG: 0.385														0	1	0	0	0	0	0	
50 Juan Rivera, R OBP: 0.285, SLG: 0.385														0	1	0	0	0	0	0	
51 Juan Rivera, R OBP: 0.285, SLG: 0.385														0	1	0	0	0	0	0	
52 Juan Rivera, R OBP: 0.285, SLG: 0.385														0	1	0	0	0	0	0	
53 Juan Rivera, R OBP: 0.285, SLG: 0.385														0	1	0	0	0	0	0	
54 Juan Rivera, R OBP: 0.285, SLG: 0.385														0	1	0	0	0	0	0	
55 Juan Rivera, R OBP: 0.285, SLG: 0.385														0	1	0	0	0	0	0	
56 Juan Rivera, R OBP: 0.285, SLG: 0.385														0	1	0	0	0	0	0	
57 Juan Rivera, R OBP: 0.285, SLG: 0.385														0	1	0	0	0	0	0	
58 Juan Rivera, R OBP: 0.285, SLG: 0.385														0	1	0	0	0	0	0	
59 Juan Rivera, R OBP: 0.285, SLG: 0.385														0	1	0	0	0	0	0	
60 Juan Rivera, R OBP: 0.285, SLG: 0.385														0	1	0	0	0	0	0	
61 Juan Rivera, R OBP: 0.285, SLG: 0.385														0	1	0	0	0	0	0	
62 Juan Rivera, R OBP: 0.285, SLG: 0.385														0	1	0	0	0	0	0	
63 Juan Rivera, R OBP: 0.285, SLG: 0.385														0	1	0	0	0	0	0	
64 Juan Rivera, R OBP: 0.285, SLG: 0.385														0	1	0	0	0	0	0	
65 Juan Rivera, R OBP: 0.285, SLG: 0.385														0	1	0	0	0	0	0	
66 Juan Rivera, R OBP: 0.285, SLG: 0.385														0	1	0	0	0	0	0	
67 Juan Rivera, R OBP: 0.285, SLG: 0.385														0	1	0	0	0	0	0	
68 Juan Rivera, R OBP: 0.285, SLG: 0.385														0	1	0	0	0	0	0	
69 Juan Rivera, R OBP: 0.285, SLG: 0.385														0	1	0	0	0	0	0	
70 Juan Rivera, R OBP: 0.285, SLG: 0.385														0	1	0	0	0	0	0	
71 Juan Rivera, R OBP: 0.285, SLG: 0.385														0	1	0	0	0	0	0	
72 Juan Rivera, R OBP: 0.285, SLG: 0.385														0	1	0	0	0	0	0	
73 Juan Rivera, R OBP: 0.285, SLG: 0.385														0	1	0	0	0	0	0	
74 Juan Rivera, R OBP: 0.285, SLG: 0.385														0	1	0	0	0	0	0	
75 Juan Rivera, R OBP: 0.285, SLG: 0.385														0	1	0	0	0	0	0	
76 Juan Rivera, R OBP: 0.285, SLG: 0.385														0	1	0	0	0	0	0	
77 Juan Rivera, R OBP: 0.285, SLG: 0.385														0	1	0	0	0	0	0	
78 Juan Rivera, R OBP: 0.285, SLG: 0.385														0	1	0	0	0	0	0	
79 Juan Rivera, R OBP: 0.285, SLG: 0.385														0	1	0	0	0	0	0	
80 Juan Rivera, R OBP: 0.285, SLG: 0.385														0	1	0	0	0	0	0	
81 Juan Rivera, R OBP: 0.285, SLG: 0.385														0	1	0	0	0	0	0	
82 Juan Rivera, R OBP: 0.285, SLG: 0.385														0	1	0	0	0	0	0	
83 Juan Rivera, R OBP: 0.285, SLG: 0.385														0	1	0	0	0	0	0	
84 Juan Rivera, R OBP: 0.285, SLG: 0.385														0	1	0	0	0	0	0	
85 Juan Rivera, R OBP: 0.285, SLG: 0.385			</																		

Batter	1	2	3	4	5	6	7	8	9	AB	R	H	RBI	BB	SO	LOB	TOP	
5 Ian Kinsler, R OBP: 0.358, SLG: 0.484	F8		HBP			F9		F8		3	0	0	0	0	0	1	Texas Rangers @ New York Mets Shea Stadium, Flushing, NY Fri Jun 13 2008, 7:10 PM EDT Att: 49,880 - Partly Cloudy - 74 F	
10 Michael Young, R OBP: 0.352, SLG: 0.429	K		G5-4-3			F8		G4-3		4	0	0	0	0	1	2		
32 Josh Hamilton, L OBP: 0.362, SLG: 0.599	HR							L8		4	1	2	1	0	1	0		
Milton Bradley, S OBP: 0.455, SLG: 0.623	BB									2	0	0	0	2	1	0		
7 David Murphy, L OBP: 0.323, SLG: 0.480 Robinson Tejada, R Frank Catalanotto, L OBP: 0.353, SLG: 0.399	G3									3	0	0	0	0	2	4		
16 Chris Shelton, R OBP: 0.340, SLG: 0.345	G1-3									4	0	0	0	0	1	1		
21 Jarrod Saltalamacchia, R OBP: 0.374, SLG: 0.402	P4									4	0	0	0	0	1	1		
6 German Duran, R OBP: 0.260, SLG: 0.348	K									2	0	0	0	1	2	0		
39 Scott Feldman, L OBP: 0.500, SLG: 0.500 59 Josh Rupe, R 22 Marlon Byrd, R OBP: 0.359, SLG: 0.427	K									2	0	1	0	0	1	0		
Inning Stats	R: 1 H: 1 E: 0 K: 1 S: 15	H: 1 LOB: 1 BB: 1 P: 23	R: 0 H: 0 E: 0 K: 1 S: 8	H: 0 LOB: 0 BB: 0 P: 12	R: 0 H: 0 E: 0 K: 1 S: 7	H: 0 LOB: 0 BB: 0 P: 14	R: 0 H: 0 E: 0 K: 2 S: 7	H: 0 LOB: 0 BB: 0 P: 11	R: 0 H: 2 E: 0 K: 1 S: 13	H: 2 LOB: 3 BB: 1 P: 21	R: 0 H: 0 E: 0 K: 1 S: 15	H: 0 LOB: 1 BB: 0 P: 23	R: 0 H: 0 E: 0 K: 2 S: 14	H: 0 LOB: 1 BB: 1 P: 24	1B: 2 2B: 0 3B: 0 HR: 1	SF: 0 SAC: 0 DP: 1 HBP: 1		WP: 0 PB: 0 SB: 0 CS: 0
PITCHER	IP WLS BF H R ER SO BB IBB HBP BLK WP HR S P ERA WHIP																	
Oliver Pérez, L ERA: 4.86	(1, 1) 7.0 W 27 3 1 1 8 3 0 1 0 0 0 1 73 116 1.29 0.857																	
Scott Schoeneweis, L ERA: 2.28	(8, 1) 1.0 3 0 0 0 0 0 0 0 0 0 0 0 7 13 0.00 0.000																	
Duaner Sanchez, R ERA: 5.06	(9, 1) 1.0 4 0 0 0 2 1 0 0 0 0 0 0 14 24 0.00 1.000																	

Batter	1	2	3	4	5	6	7	8	9	AB	R	H	RBI	BB	SO	LOB	BOTTOM	
7 José Reyes, S OBP: 0.351, SLG: 0.480	G4-3					G6-4-3				4	2	2	0	0	0	1	Texas Rangers @ New York Mets Shea Stadium, Flushing, NY Fri Jun 13 2008, 7:10 PM EDT Att: 49,880 - Partly Cloudy - 74 F	
1 Luis Castillo, S OBP: 0.361, SLG: 0.342	G5-3		L4			G3		G5-3		4	0	0	0	0	2			
5 David Wright, R OBP: 0.366, SLG: 0.487	L4		F9			SF9		K		3	0	0	1	0	1			
15 Carlos Beltrán, S OBP: 0.369, SLG: 0.447	BB					F8		L9		3	1	1	1	1	0			
21 Carlos Delgado, L OBP: 0.326, SLG: 0.404	BB		P4					L9		3	1	1	0	1	0			
9 Marlon Anderson, L OBP: 0.185, SLG: 0.238 Duaner Sanchez, R	E5					L9		G3-1		4	1	1	1	0	0			
23 Brian Schneider, L OBP: 0.333, SLG: 0.308	P4					P3		E3		4	1	1	0	0	2			
Endy Chavez, L OBP: 0.270, SLG: 0.282	B3							L8		4	1	2	1	0	0			
Oliver Pérez, L OBP: 0.304, SLG: 0.200 Scott Schoeneweis, L 29 Chris Aquila, R OBP: 0.187, SLG: 0.167	K					G5-3		K		3	0	1	2	0	1			
Inning Stats	R: 2 H: 2 E: 1 K: 0 S: 18	H: 2 LOB: 2 BB: 1 P: 32	R: 0 H: 0 E: 0 K: 1 S: 6	H: 0 LOB: 0 BB: 0 P: 6	R: 0 H: 0 E: 0 K: 0 S: 12	H: 0 LOB: 1 BB: 1 P: 20	R: 0 H: 1 E: 0 K: 0 S: 8	H: 1 LOB: 0 BB: 0 P: 12	R: 1 H: 5 E: 0 K: 0 S: 14	H: 5 LOB: 5 BB: 0 P: 22	R: 0 H: 0 E: 0 K: 1 S: 11	H: 0 LOB: 0 BB: 0 P: 18	R: 0 H: 0 E: 1 K: 1 S: 14	H: 0 LOB: 1 BB: 0 P: 18	1B: 7 2B: 2 3B: 0 HR: 0	SF: 1 SAC: 0 DP: 1 HBP: 0		WP: 0 PB: 0 SB: 3 CS: 0
PITCHER	IP WLS BF H R ER SO BB IBB HBP BLK WP HR S P ERA WHIP																	
39 Scott Feldman, R ERA: 4.84	(1, 1) 5.0 L 26 8 7 6 1 2 0 0 0 0 0 0 0 63 95 0.00 2.000																	
59 Josh Rupe, R ERA: 4.1	(6, 1) 1.0 3 1 0 0 0 0 0 0 0 0 0 0 7 12 0.00 1.000																	
Robinson Tejada, R ERA: 9.0	(7, 1) 2.0 7 0 0 0 2 0 0 0 0 0 0 0 25 36 0.00 0.000																	

AB	29
R	1
H	3
RBI	1
BB	4
SO	10
LOB	10



AB	33
R	7
H	9
RBI	6
BB	2
SO	3
LOB	11

WP	0
PB	0
SB	3
CS	0

Batter	1	2	3	4	5	6	7	8	9	AB	R	H	RBI	BB	SO	LOB	TOP										
5 Ian Kinsler, R OBP: 0.358, SLG: 0.493	L9		1B		G5-3		HR		K	5	1	2	3	0	1	2											
10 Michael Young, R OBP: 0.346, SLG: 0.421	L3		K			K	G6-3		F9	5	0	0	0	0	2	4											
32 Josh Hamilton, L OBP: 0.358, SLG: 0.590	F8		CS	F8		K		G6-3		4	0	0	0	0	1	0											
Milton Bradley, S OBP: 0.451, SLG: 0.630		F9		F8		K		HR		4	1	1	1	0	1	0											
7 David Murphy, L OBP: 0.322, SLG: 0.476	F9		L7				15 1B	G3-1		4	1	1	0	0	0	0											
Frank Catalanotto, L OBP: 0.332, SLG: 0.397	F8				HR		L8	K		3	1	1	0	0	0	1											
16 Chris Shelton, R OBP: 0.337, SLG: 0.341					1B					1	0	0	0	0	1	0											
15 Gerald Laird, R OBP: 0.351, SLG: 0.425			1B		F7		WP			4	2	3	0	0	0	1											
Ramón Vázquez, L OBP: 0.411, SLG: 0.545			1B		HR		5 HR	K		4	2	3	4	0	1	1											
33 Kevin Millwood, R 41 Brandon Boggs, S Jamey Wright, R 50 Frank Francisco, R Eddie Guardado, R 22 Marlon Byrd, R 36 C.J. Wilson, L			SH3-4		K		K		HBP	1	0	0	0	0	1	0											
Inning Stats	R: 0 E: 0 K: 0 S: 5	H: 0 LOB: 0 BB: 0 P: 7	R: 0 E: 0 K: 0 S: 15	H: 0 LOB: 0 BB: 0 P: 22	R: 1 E: 0 K: 1 S: 12	H: 3 LOB: 1 BB: 0 P: 19	R: 0 E: 0 K: 0 S: 7	H: 0 LOB: 0 BB: 0 P: 11	R: 2 E: 0 K: 1 S: 11	H: 2 LOB: 0 BB: 0 P: 17	R: 0 E: 0 K: 3 S: 11	H: 0 LOB: 0 BB: 0 P: 16	R: 4 E: 0 K: 1 S: 15	H: 4 LOB: 0 BB: 0 P: 24	R: 1 E: 0 K: 1 S: 8	H: 1 LOB: 0 BB: 0 P: 11	R: 0 E: 0 K: 2 S: 13	H: 1 LOB: 2 BB: 0 P: 21	1B: 7 2B: 1 3B: 0 HR: 3	SF: 0 SAC: 1 DP: 0 HBP: 1	WP: 1 PB: 0 SB: 0 CS: 1	PA: 39					
PITCHER	IP	WLS	BF	H	R	ER	SO	BB	IBB	HBP	BLK	WP	HR	S	P	ERA	WHIP										
33 John Maine, R ERA: 3.87	6.1	L	25	7	5	5	5	0	0	0	0	0	1	69	105	7.11	1.105										
25 Pedro Feliciano, L ERA: 2.77	0.1		2	1	0	0	1	0	0	0	0	1	0	4	7	0.00	3.000										
Joe Smith, R ERA: 3.81	0.1		2	1	2	2	0	0	0	0	0	0	1	3	4	54.00	3.000										
Scott Schoeneweis, L ERA: 2.51	1.0		4	1	1	1	1	0	0	0	0	0	1	8	11	9.00	1.000										
Aaron Heilman, R ERA: 5.74	1.0		5	1	0	0	2	0	0	1	0	0	0	13	21	0.00	1.000										

Texas Rangers @ New York Mets
Shea Stadium, Flushing, NY
Sun Jun 15 2008, 1:10 PM EDT
Drizzle - 76 F

AB	36
R	8
H	11
RBI	8
BB	0
SO	9
LOB	10



Batter	1	2	3	4	5	6	7	8	9	AB	R	H	RBI	BB	SO	LOB	BOTTOM										
7 José Reyes, S OBP: 0.352, SLG: 0.477	1B		G3-1		BB		G4-3	F9-2		4	0	1	0	1	0	3											
1 Luis Castillo, S OBP: 0.352, SLG: 0.338	FC5-4		G5-3		P6		G5-3		5 BB	5	1	1	0	0	0	2											
5 David Wright, R OBP: 0.367, SLG: 0.481	15 BB		F8		G5-4-3			F7	21 1B	3	1	0	0	2	0	1											
15 Carlos Beltrán, S OBP: 0.373, SLG: 0.460	FC3-6		K		HR			21 WP	21 1B	4	2	2	2	1	1	2											
21 Carlos Delgado, L OBP: 0.327, SLG: 0.417	F9		HR		K		K	6 2B	G4-6-3	5	2	2	2	0	1	4											
6 Trot Nixon, L OBP: 0.300, SLG: 1.000	G5-3		23 S		1B		23 G3	E	17 1B	3	1	2	0	2	0	0											
23 Brian Schneider, L 11 Ramon Castro, R			K		K		G3	17 1B	F9-2	3	0	1	0	1	1	2											
Endy Chavez, L Damion Easley, R			G5-3		IBB		G4-3	E4	F7	2	0	0	0	1	0	2											
33 John Maine, R 25 Pedro Feliciano, L Joe Smith, R 9 Marlon Anderson, L Scott Schoeneweis, L 17 Fernando Tatis, R Aaron Heilman, R			K		K		G1-3		1B	2	0	0	0	0	2	3											
Inning Stats	R: 0 E: 0 K: 0 S: 12	H: 1 LOB: 2 BB: 1 P: 22	R: 0 E: 0 K: 1 S: 11	H: 1 LOB: 0 BB: 0 P: 13	R: 0 E: 0 K: 0 S: 10	H: 0 LOB: 0 BB: 0 P: 12	R: 1 E: 0 K: 3 S: 16	H: 2 LOB: 2 BB: 1 P: 29	R: 0 E: 0 K: 0 S: 7	H: 0 LOB: 0 BB: 1 P: 14	R: 1 E: 0 K: 1 S: 13	H: 1 LOB: 1 BB: 1 P: 24	R: 0 E: 0 K: 0 S: 10	H: 0 LOB: 0 BB: 0 P: 15	R: 3 E: 1 K: 0 S: 21	H: 3 LOB: 2 BB: 2 P: 37	R: 2 E: 0 K: 0 S: 12	H: 3 LOB: 2 BB: 2 P: 25	1B: 7 2B: 3 3B: 0 HR: 2	SF: 0 SAC: 0 DP: 3 HBP: 0	WP: 1 PB: 0 SB: 1 CS: 0	PA: 44					
PITCHER	IP	WLS	BF	H	R	ER	SO	BB	IBB	HBP	BLK	WP	HR	S	P	ERA	WHIP										
33 Kevin Millwood, R ERA: 4.75	6.0	W	26	5	2	2	5	3	1	0	0	0	0	69	114	3.00	1.333										
Jamey Wright, R ERA: 3.69	1.0		3	0	0	0	0	0	0	0	0	0	0	10	15	0.00	0.000										
50 Frank Francisco, R ERA: 4.56	0.1		5	2	3	3	0	2	0	0	0	1	0	12	26	81.00	12.000										
Eddie Guardado, L ERA: 2.95	0.2	H	3	1	0	0	0	0	0	0	0	0	0	9	11	0.00	1.500										
36 C.J. Wilson, L ERA: 4.5	1.0	S	7	3	2	2	0	2	0	0	0	0	0	12	25	18.00	5.000										

Texas Rangers @ New York Mets
Shea Stadium, Flushing, NY
Sun Jun 15 2008, 1:10 PM EDT
Drizzle - 76 F

AB	36
R	7
H	11
RBI	7
BB	8
SO	5
LOB	23



Batter	1	2	3	4	5	6	7	8	9	AB	R	H	RBI	BB	SO	LOB	TOP					
5 Ian Kinsler, R OBP: 0.354, SLG: 0.486	G3		E7 G6-3 32 1B	FC6-4			P3			4	1	0	0	0	0	1						
Frank Catalanotto, L OBP: 0.352, SLG: 0.403 16 Chris Shelton, R OBP: 0.333, SLG: 0.337			G6-3			F8		L7		3	1	1	0	0	0	1						
10 Michael Young, R OBP: 0.348, SLG: 0.420						L8		G1-3		3	0	1	1	1	0	0						
32 Josh Hamilton, L OBP: 0.356, SLG: 0.585								G2-3		4	0	1	1	0	1	1						
7 David Murphy, L OBP: 0.318, SLG: 0.469									G6-3	4	0	0	0	0	1	3						
22 Marlon Byrd, R OBP: 0.361, SLG: 0.419										4	0	1	0	0	2	2						
21 Jarrod Saltalamacchia, R OBP: 0.369, SLG: 0.395										4	0	1	0	0	1	0						
Ramón Vázquez, L OBP: 0.404, SLG: 0.534										3	0	0	0	0	2	1						
13 Kason Gabbard, L OBP: 0.500, SLG: 0.500 59 Josh Rupe, R OBP: 0.257, SLG: 0.343 6 German Duran, R OBP: 0.257, SLG: 0.343 49 Doug Mathis, L										2	0	1	0	0	0	1						
Inning Stats	R: 1 E: 0 K: 1 S: 9	H: 2 LOB: 1 BB: 0 P: 11	R: 0 E: 0 K: 1 S: 15	H: 2 LOB: 1 BB: 0 P: 24	R: 1 E: 1 K: 1 S: 15	H: 1 LOB: 2 BB: 1 P: 24	R: 0 E: 0 K: 0 S: 5	H: 1 LOB: 1 BB: 0 P: 7	R: 0 E: 0 K: 1 S: 13	H: 0 LOB: 0 BB: 0 P: 18	R: 0 E: 0 K: 0 S: 7	H: 0 LOB: 0 BB: 0 P: 8	R: 0 E: 0 K: 1 S: 6	H: 0 LOB: 0 BB: 0 P: 8	R: 0 E: 0 K: 0 S: 7	H: 0 LOB: 0 BB: 0 P: 11	R: 0 E: 0 K: 2 S: 11	H: 0 LOB: 0 BB: 0 P: 14	1B: 5 2B: 1 3B: 0 HR: 0	SF: 0 SAC: 0 DP: 0 HBP: 0	WP: 0 PB: 0 SB: 0 CS: 0	PA: 34
PITCHER	IP	WLS	BF	H	R	ER	SO	BB	IBB	HBP	BLK	WP	HR	S	P	ERA	WHIP					
45 Pedro Martínez, R ERA: 5.31 25 Pedro Feliciano, L ERA: 2.67 Duane Sanchez, R ERA: 4.88 13 Billy Wagner, L ERA: 2.25	6.0	W	25	6	2	1	4	1	0	0	0	0	0	64	92	1.50	1.167					

Texas Rangers @ New York Mets
Shea Stadium, Flushing, NY
Sun Jun 15 2008, 1:15 PM EDT
Att: 55,438 - Partly Cloudy - 80 F

AB 33
R 2
H 6
RBI 2
BB 1
SO 7
LOB 10



Batter	1	2	3	4	5	6	7	8	9	AB	R	H	RBI	BB	SO	LOB	BOTTOM					
7 José Reyes, S OBP: 0.349, SLG: 0.470	B2-3		K 1B 5 1B					F7		4	1	0	0	1	1	1						
1 Luis Castillo, S OBP: 0.362, SLG: 0.341	G6-3									4	1	2	0	1	0	3						
5 David Wright, R OBP: 0.373, SLG: 0.485										4	0	3	1	1	0	1						
15 Carlos Beltrán, S OBP: 0.373, SLG: 0.459										5	1	2	1	0	0	5						
Damon Easley, R OBP: 0.289, SLG: 0.330 Endy Chavez, L OBP: 0.271, SLG: 0.277										4	1	2	0	0	0	2						
21 Carlos Delgado, L OBP: 0.326, SLG: 0.414										4	0	1	0	0	0	2						
11 Ramon Castro, R OBP: 0.376, SLG: 0.436										4	0	0	0	0	2	4						
17 Fernando Tatis, R OBP: 0.292, SLG: 0.333										3	0	1	0	1	0	0						
45 Pedro Martínez, R OBP: 0.289, SLG: 0.330 4 Robinson Cano, R OBP: 0.300, SLG: 0.390 25 Pedro Feliciano, L ERA: 4.09 Duane Sanchez, R ERA: 4.09 9 Marlon Anderson, L ERA: 4.09 13 Billy Wagner, L										2	0	0	0	0	1	1						
Inning Stats	R: 0 E: 0 K: 0 S: 9	H: 1 LOB: 1 BB: 0 P: 13	R: 0 E: 0 K: 1 S: 10	H: 0 LOB: 0 BB: 0 P: 13	R: 2 E: 0 K: 1 S: 16	H: 3 LOB: 2 BB: 0 P: 22	R: 0 E: 0 K: 1 S: 11	H: 1 LOB: 1 BB: 0 P: 18	R: 0 E: 0 K: 0 S: 3	H: 0 LOB: 0 BB: 1 P: 9	R: 2 E: 0 K: 1 S: 16	H: 3 LOB: 3 BB: 2 P: 30	R: 0 E: 0 K: 0 S: 13	H: 3 LOB: 2 BB: 0 P: 24	R: 0 E: 0 K: 0 S: 14	H: 2 LOB: 3 BB: 1 P: 26	1B: 12 2B: 1 3B: 0 HR: 0	SF: 0 SAC: 0 DP: 2 HBP: 0	WP: 1 PB: 0 SB: 0 CS: 0	PA: 40		
PITCHER	IP	WLS	BF	H	R	ER	SO	BB	IBB	HBP	BLK	WP	HR	S	P	ERA	WHIP					
13 Kason Gabbard, L ERA: 4.94 59 Josh Rupe, R ERA: 4.09 49 Doug Mathis, R ERA: 6.85	5.2	L	28	8	4	4	4	2	1	0	0	1	0	3	6	0.00	0.000					

Texas Rangers @ New York Mets
Shea Stadium, Flushing, NY
Sun Jun 15 2008, 1:15 PM EDT
Att: 55,438 - Partly Cloudy - 80 F

AB 36
R 4
H 13
RBI 4
BB 4
SO 4
LOB 19



Batter	1	2	3	4	5	6	7	8	9	AB	R	H	RBI	BB	SO	LOB	TOP					
7 José Reyes, S OBP: 0.353, SLG: 0.477										4	3	2	0	1	1	1	New York Mets @ Los Angeles Angels Angel Stadium of Anaheim, Anaheim, CA Mon Jun 16 2008, 7:05 PM PDT Att: 39,229 - Clear - 77 F					
1 Luis Castillo, S OBP: 0.364, SLG: 0.344										4	1	2	2	0	0	1						
5 David Wright, R OBP: 0.371, SLG: 0.485										4	1	1	2	0	2	1						
15 Carlos Beltrán, S OBP: 0.377, SLG: 0.485										5	2	3	3	0	0	1						
21 Carlos Delgado, L OBP: 0.321, SLG: 0.407										4	0	0	0	0	2	1						
9 Marlon Anderson, L OBP: 0.271, SLG: 0.290										4	1	2	0	0	0	1						
6 Trot Nixon, L OBP: 0.444, SLG: 0.429										4	0	0	0	0	1	2						
23 Brian Schneider, L OBP: 0.335, SLG: 0.314										4	0	1	1	0	1	1						
Endy Chavez, L OBP: 0.271, SLG: 0.276										4	1	1	0	0	0	2						
Inning Stats	R: 2 H: 1 E: 0 K: 2 S: 14	H: 1 BB: 1 P: 25	R: 1 H: 2 E: 0 K: 1 S: 14	H: 2 LOB: 1 BB: 0 P: 16	R: 1 H: 1 E: 0 K: 0 S: 8	H: 1 LOB: 0 BB: 0 P: 10	R: 0 H: 1 E: 0 K: 1 S: 7	H: 1 LOB: 1 BB: 0 P: 9	R: 0 H: 1 E: 0 K: 1 S: 11	H: 0 LOB: 0 BB: 0 P: 10	R: 4 H: 5 E: 0 K: 1 S: 22	H: 5 LOB: 1 BB: 0 P: 34	R: 0 H: 0 E: 0 K: 1 S: 9	H: 0 LOB: 0 BB: 0 P: 11	R: 1 H: 1 E: 0 K: 0 S: 6	H: 1 LOB: 0 BB: 0 P: 10		1B: 5 2B: 5 3B: 0 HR: 2	SF: 1 SAC: 1 DP: 0 HBP: 0	WP: 0 PB: 0 SB: 2 CS: 0	PA: 40	
PITCHER	IP WLS BF H R ER SO BB IBB HBP BLK WP HR S P ERA WHIP	IP WLS BF H R ER SO BB IBB HBP BLK WP HR S P ERA WHIP	IP WLS BF H R ER SO BB IBB HBP BLK WP HR S P ERA WHIP	IP WLS BF H R ER SO BB IBB HBP BLK WP HR S P ERA WHIP	IP WLS BF H R ER SO BB IBB HBP BLK WP HR S P ERA WHIP	IP WLS BF H R ER SO BB IBB HBP BLK WP HR S P ERA WHIP	IP WLS BF H R ER SO BB IBB HBP BLK WP HR S P ERA WHIP	IP WLS BF H R ER SO BB IBB HBP BLK WP HR S P ERA WHIP	IP WLS BF H R ER SO BB IBB HBP BLK WP HR S P ERA WHIP	IP WLS BF H R ER SO BB IBB HBP BLK WP HR S P ERA WHIP	IP WLS BF H R ER SO BB IBB HBP BLK WP HR S P ERA WHIP	IP WLS BF H R ER SO BB IBB HBP BLK WP HR S P ERA WHIP	IP WLS BF H R ER SO BB IBB HBP BLK WP HR S P ERA WHIP	IP WLS BF H R ER SO BB IBB HBP BLK WP HR S P ERA WHIP	IP WLS BF H R ER SO BB IBB HBP BLK WP HR S P ERA WHIP	IP WLS BF H R ER SO BB IBB HBP BLK WP HR S P ERA WHIP	IP WLS BF H R ER SO BB IBB HBP BLK WP HR S P ERA WHIP	IP WLS BF H R ER SO BB IBB HBP BLK WP HR S P ERA WHIP	IP WLS BF H R ER SO BB IBB HBP BLK WP HR S P ERA WHIP	IP WLS BF H R ER SO BB IBB HBP BLK WP HR S P ERA WHIP	IP WLS BF H R ER SO BB IBB HBP BLK WP HR S P ERA WHIP	
36 Jered Weaver, R ERA: 4.73	6.1	L	28	8	6	6	5	1	0	0	0	0	0	0	0	0	8.53	1.421				
66 Jose Arredondo, R ERA: 1.99	0.2		5	3	2	2	1	0	0	0	0	0	0	0	15	23	27.00	4.500				
Darren Oliver, L ERA: 2.97	1.1		5	1	1	1	1	0	0	0	0	0	0	0	12	17	6.75	0.750				
33 Justin Speier, R ERA: 4.94	0.2		2	0	0	0	0	0	0	0	0	0	0	0	3	4	0.00	0.000				
Batter	1	2	3	4	5	6	7	8	9	AB	R	H	RBI	BB	SO	LOB	BOTTOM					
9 Chone Figgins, S OBP: 0.431, SLG: 0.362										4	1	2	1	1	0	0	New York Mets @ Los Angeles Angels Angel Stadium of Anaheim, Anaheim, CA Mon Jun 16 2008, 7:05 PM PDT Att: 39,229 - Clear - 77 F					
6 Maicer Izturis, S OBP: 0.330, SLG: 0.352										4	1	3	0	1	0	2						
Garret Anderson, L OBP: 0.288, SLG: 0.381										4	0	1	2	0	0	4						
27 Vladimir Guerrero, R OBP: 0.335, SLG: 0.467										4	0	1	0	0	1	3						
48 Torii Hunter, R OBP: 0.331, SLG: 0.455										3	1	1	1	0	1	2						
Casey Kotchman, L OBP: 0.346, SLG: 0.441										4	0	0	0	0	0	4						
47 Howie Kendrick, R OBP: 0.350, SLG: 0.433										4	1	2	1	0	0	0						
24 Gary Matthews, S OBP: 0.316, SLG: 0.374										3	1	0	0	1	0	0						
5 Jeff Mathis, R OBP: 0.306, SLG: 0.364										4	1	1	1	0	0	0						
Inning Stats	R: 1 H: 2 E: 0 K: 0 S: 9	H: 0 LOB: 0 BB: 0 P: 13	R: 0 H: 0 E: 0 K: 0 S: 9	H: 0 LOB: 0 BB: 0 P: 14	R: 0 H: 0 E: 0 K: 0 S: 9	H: 0 LOB: 0 BB: 0 P: 15	R: 2 H: 4 E: 0 K: 0 S: 14	H: 4 LOB: 2 BB: 0 P: 21	R: 0 H: 0 E: 0 K: 0 S: 6	H: 0 LOB: 0 BB: 1 P: 10	R: 0 H: 0 E: 0 K: 0 S: 8	H: 0 LOB: 2 BB: 1 P: 16	R: 3 H: 4 E: 0 K: 2 S: 28	H: 4 LOB: 2 BB: 1 P: 43	R: 0 H: 0 E: 0 K: 0 S: 5	H: 0 LOB: 0 BB: 0 P: 6		R: 0 H: 1 E: 0 K: 0 S: 11	H: 1 LOB: 1 BB: 1 P: 20	1B: 10 2B: 3 3B: 0 HR: 0	SF: 1 SAC: 0 DP: 2 HBP: 1	WP: 0 PB: 0 SB: 0 CS: 0
PITCHER	IP WLS BF H R ER SO BB IBB HBP BLK WP HR S P ERA WHIP	IP WLS BF H R ER SO BB IBB HBP BLK WP HR S P ERA WHIP	IP WLS BF H R ER SO BB IBB HBP BLK WP HR S P ERA WHIP	IP WLS BF H R ER SO BB IBB HBP BLK WP HR S P ERA WHIP	IP WLS BF H R ER SO BB IBB HBP BLK WP HR S P ERA WHIP	IP WLS BF H R ER SO BB IBB HBP BLK WP HR S P ERA WHIP	IP WLS BF H R ER SO BB IBB HBP BLK WP HR S P ERA WHIP	IP WLS BF H R ER SO BB IBB HBP BLK WP HR S P ERA WHIP	IP WLS BF H R ER SO BB IBB HBP BLK WP HR S P ERA WHIP	IP WLS BF H R ER SO BB IBB HBP BLK WP HR S P ERA WHIP	IP WLS BF H R ER SO BB IBB HBP BLK WP HR S P ERA WHIP	IP WLS BF H R ER SO BB IBB HBP BLK WP HR S P ERA WHIP	IP WLS BF H R ER SO BB IBB HBP BLK WP HR S P ERA WHIP	IP WLS BF H R ER SO BB IBB HBP BLK WP HR S P ERA WHIP	IP WLS BF H R ER SO BB IBB HBP BLK WP HR S P ERA WHIP	IP WLS BF H R ER SO BB IBB HBP BLK WP HR S P ERA WHIP	IP WLS BF H R ER SO BB IBB HBP BLK WP HR S P ERA WHIP	IP WLS BF H R ER SO BB IBB HBP BLK WP HR S P ERA WHIP	IP WLS BF H R ER SO BB IBB HBP BLK WP HR S P ERA WHIP	IP WLS BF H R ER SO BB IBB HBP BLK WP HR S P ERA WHIP	IP WLS BF H R ER SO BB IBB HBP BLK WP HR S P ERA WHIP	
34 Mike Pelfrey, R ERA: 4.62	6.0	W	27	8	6	6	0	2	0	0	0	0	0	0	0	0	9.00	1.667				
25 Pedro Feliciano, L ERA: 2.53	0.1	H	3	2	0	0	0	0	0	0	0	0	0	0	8	10	0.00	6.000				
Aaron Heilman, R ERA: 5.6	0.2	H	2	0	0	0	0	0	0	0	0	0	0	6	9	0.00	0.000					
Duaner Sanchez, R ERA: 4.71	1.0	H	3	0	0	0	0	0	0	0	0	0	0	5	6	0.00	0.000					
13 Billy Wagner, L ERA: 2.17	1.0	S	4	1	0	0	0	1	0	0	0	0	0	0	11	20	0.00	2.000				

Batter	1	2	3	4	5	6	7	8	9	AB	R	H	RBI	BB	SO	LOB	TOP		
7 José Reyes, S OBP: 0.355, SLG: 0.487										4	1	1	0	0	0	1	New York Mets @ Colorado Rockies Coors Field, Denver, CO Sat Jun 21 2008, 6:05 PM MDT Att: 35,637 - Clear - 83 F		
1 Luis Castillo, S OBP: 0.361, SLG: 0.339 Aaron Heilman, R										2	0	0	1	1	0	1			
5 David Wright, R OBP: 0.369, SLG: 0.472										2	0	0	0	2	0	0			
15 Carlos Beltrán, S OBP: 0.378, SLG: 0.476										4	0	1	0	0	0	2			
21 Carlos Delgado, L OBP: 0.315, SLG: 0.417										4	0	1	0	0	0	2			
6 Trot Nixon, L OBP: 0.348, SLG: 0.389										2	0	0	0	2	1	3			
Endy Chavez, L OBP: 0.284, SLG: 0.304										3	0	0	0	0	1	4			
23 Brian Schneider, L OBP: 0.330, SLG: 0.309 9 Marton Anderson, L OBP: 0.225, SLG: 0.289 4 Robinson Cancel, R OBP: 0.333, SLG: 0.333										2	0	0	0	0	1	1			
45 Pedro Martínez, R OBP: 0.200, SLG: 0.200 Claudio Vargas, R OBP: 0.241, SLG: 0.241 Scott Schoeneweis, L OBP: 0.311, SLG: 0.371 Damion Easley, R OBP: 0.311, SLG: 0.371										2	0	0	0	0	0	1			
Inning Stats	R: 1 H: 1 E: 0 K: 0 S: 8	H: 1 LOB: 0 BB: 0 P: 14	R: 0 H: 0 E: 0 K: 1 S: 8	H: 0 LOB: 0 BB: 0 P: 13	R: 0 H: 0 E: 0 K: 1 S: 8	H: 0 LOB: 0 BB: 0 P: 11	R: 0 H: 0 E: 0 K: 0 S: 7	H: 0 LOB: 1 BB: 2 P: 16	R: 0 H: 0 E: 0 K: 0 S: 9	H: 0 LOB: 1 BB: 1 P: 17	R: 0 H: 0 E: 0 K: 0 S: 7	H: 0 LOB: 0 BB: 0 P: 11	R: 0 H: 0 E: 1 K: 0 S: 10	H: 1 LOB: 1 BB: 0 P: 15	R: 0 H: 1 E: 1 K: 0 S: 7	H: 2 LOB: 3 BB: 1 P: 23		1B: 3 2B: 0 3B: 1 HR: 0	SF: 1 SAC: 1 DP: 1 HBP: 0
PITCHER	IP WLS BF H R ER SO BB IBB HBP BLK WP HR S P ERA WHIP	8.0 W 29 2 1 1 2 4 0 0 0 0 0 0 64 110 1.12 0.750	1.0 6 2 0 0 1 1 0 0 0 0 0 0 13 23 0.00 3.000	PITCHER															

Batter	1	2	3	4	5	6	7	8	9	AB	R	H	RBI	BB	SO	LOB	BOTTOM	
Willy Taveras, R OBP: 0.305, SLG: 0.310										5	2	2	1	0	0	2	New York Mets @ Colorado Rockies Coors Field, Denver, CO Sat Jun 21 2008, 6:05 PM MDT Att: 35,637 - Clear - 83 F	
10 Jeff Baker, R OBP: 0.336, SLG: 0.548										4	1	2	1	0	1	1		
Matt Holliday, R OBP: 0.408, SLG: 0.524										4	0	1	2	0	2	2		
17 Todd Helton, L OBP: 0.401, SLG: 0.404										3	0	1	1	1	0	1		
27 Garrett Atkins, R OBP: 0.339, SLG: 0.479										4	1	2	1	0	0	0		
11 Brad Hawpe, L OBP: 0.381, SLG: 0.456										4	1	1	1	0	0	2		
2 Troy Tulowitzki, R OBP: 0.228, SLG: 0.248										4	1	2	0	0	1	0		
20 Chris Iannetta, R OBP: 0.370, SLG: 0.520										3	0	0	0	0	2	1		
38 Ubaldo Jiménez, R OBP: 0.065, SLG: 0.065 19 Ryan Spilborghs, R OBP: 0.411, SLG: 0.476 Luis Vizcaino, R										3	1	2	0	0	0	2		
Inning Stats	R: 0 H: 1 E: 0 K: 1 S: 11	H: 0 LOB: 0 BB: 0 P: 9	R: 0 H: 1 E: 0 K: 1 S: 7	H: 0 LOB: 0 BB: 0 P: 8	R: 0 H: 0 E: 0 K: 2 S: 11	H: 0 LOB: 0 BB: 0 P: 17	R: 6 H: 7 E: 0 K: 1 S: 17	H: 0 LOB: 0 BB: 0 P: 27	R: 0 H: 1 E: 0 K: 0 S: 12	H: 1 LOB: 2 BB: 0 P: 19	R: 1 H: 3 E: 0 K: 0 S: 13	H: 3 LOB: 2 BB: 0 P: 17	R: 0 H: 1 E: 0 K: 1 S: 10	H: 1 LOB: 1 BB: 0 P: 17	1B: 10 2B: 3 3B: 0 HR: 2	SF: 0 SAC: 0 DP: 2 HBP: 1		WP: 0 PA: 38 PB: 0 SB: 1 CS: 0
PITCHER	IP WLS BF H R ER SO BB IBB HBP BLK WP HR S P ERA WHIP	4.1 L 21 9 2 1 1 0 0 0 0 0 0 24 34 3.86 0.857	2.1 9 2 0 0 0 0 0 0 0 0 0 0 3 5 0.00 6.000	1.0 4 1 0 0 1 0 0 0 0 0 0 0 10 17 0.00 1.000	PITCHER													

Batter	1	2	3	4	5	6	7	8	9	AB	R	H	RBI	BB	SO	LOB	TOP			
51 Ichiro Suzuki, L (1.9) OBP: 0.348, SLG: 0.369										5	0	1	0	0	0	1				
4 Jose Lopez, R (1.4) OBP: 0.310, SLG: 0.416										3	0	2	1	1	0	0				
Raul Ibanez, L (1.7) OBP: 0.340, SLG: 0.440										4	0	0	0	0	2	3				
29 Adrian Beltré, R (1.5) OBP: 0.313, SLG: 0.436										4	1	1	0	0	0	0				
Richie Sexson, R (1.3) OBP: 0.298, SLG: 0.364										3	0	0	0	1	2	1				
Miguel Cairo, R (9.3) OBP: 0.276, SLG: 0.212										0	0	0	0	0	0	0				
7 Yuniesky Betancourt, R (1.6) OBP: 0.263, SLG: 0.469										4	0	1	0	0	0	2				
9 Jeff Clement, L (1.2) OBP: 0.297, SLG: 0.302										4	1	1	0	0	0	2				
16 Willie Bloomquist, R (1.8) OBP: 0.358, SLG: 0.257										4	2	1	0	0	2	2				
34 Félix Hernández, R (1.1) OBP: 1.000, SLG: 4.000										1	1	1	4	0	0	0				
48 Roy Corcoran, R (5.1) OBP: 0.260, SLG: 0.202										0	0	0	0	0	0	0				
Jamie Burke, R (7.7) OBP: 0.260, SLG: 0.202										0	0	0	0	0	0	0				
18 Ryan Rowland-Smith, L (7.1) OBP: 0.260, SLG: 0.202										0	0	0	0	0	0	0				
Jeremy Reed, L (9.7) OBP: 0.260, SLG: 0.202										0	0	0	0	0	0	0				
Sean Green, R (9.1) OBP: 0.260, SLG: 0.202										0	0	0	0	0	0	0				
Arthur Rhodes, L (9.1) OBP: 0.260, SLG: 0.202										0	0	0	0	0	0	0				
Inning Stats	R: 0 E: 0 K: 0 S: 7	H: 1 LOB: 0 BB: 0 P: 11	R: 4 E: 1 K: 0 S: 15	H: 3 LOB: 0 BB: 0 P: 21	R: 0 E: 0 K: 1 S: 11	H: 0 LOB: 0 BB: 0 P: 13	R: 0 E: 0 K: 1 S: 7	H: 0 LOB: 0 BB: 0 P: 9	R: 1 E: 0 K: 0 S: 12	H: 2 LOB: 1 BB: 1 P: 22	R: 0 E: 0 K: 2 S: 13	H: 1 LOB: 2 BB: 1 P: 21	R: 0 E: 0 K: 1 S: 12	H: 1 LOB: 1 BB: 0 P: 16	R: 0 E: 0 K: 1 S: 9	H: 0 LOB: 0 BB: 0 P: 15	1B: 7 2B: 0 3B: 0 HR: 1	SF: 0 SAC: 1 DP: 0 HBP: 0	WP: 0 PB: 0 SB: 1 CS: 0	PA: 37
PITCHER	IP WLS BF H R ER SO BB IBB HBP BLK WP HR S P ERA WHIP																			
57 Johan Santana, L (1.1) ERA: 2.93	7.0 L 30 7 5 1 4 1 1 0 0 0 0 1 72 106 1.29 1.143																			
Aaron Heilman, R (8.1) ERA: 5.03	1.0 4 1 0 0 1 0 0 0 0 0 0 0 12 16 0.00 1.000																			
Duaner Sanchez, R (9.1) ERA: 4.26	1.0 3 0 0 0 1 0 0 0 0 0 0 0 9 15 0.00 0.000																			

Seattle Mariners @ New York Mets
Shea Stadium, Flushing, NY
Mon Jun 23 2008, 7:10 PM EDT
Att: 49,789 - Cloudy - 80 F

AB	34
R	5
H	8
RBI	5
BB	2
SO	6
LOB	11



Batter	1	2	3	4	5	6	7	8	9	AB	R	H	RBI	BB	SO	LOB	BOTTOM					
7 José Reyes, S (1.6) OBP: 0.356, SLG: 0.490										4	0	2	0	0	0	0						
1 Luis Castillo, S (1.4) OBP: 0.359, SLG: 0.335										3	1	0	0	1	1	2						
5 David Wright, R (1.5) OBP: 0.369, SLG: 0.466										3	0	0	0	1	1	2						
15 Carlos Beltrán, S (1.8) OBP: 0.378, SLG: 0.488										4	1	2	1	0	1	0						
21 Carlos Delgado, L (1.3) OBP: 0.307, SLG: 0.405										4	0	0	0	0	1	3						
6 Trot Nixon, L (1.7) OBP: 0.321, SLG: 0.348										2	0	0	0	0	1	1						
Damon Easley, R (7.7) OBP: 0.298, SLG: 0.354										2	0	0	0	0	1	2						
11 Ramon Castro, R (1.2) OBP: 0.364, SLG: 0.383										2	0	0	0	1	1	0						
Endy Chavez, L (1.9) OBP: 0.283, SLG: 0.303										3	0	0	0	0	1	1						
57 Johan Santana, L (1.1) OBP: 0.182, SLG: 0.281										2	0	0	0	0	0	0						
Aaron Heilman, R (8.1) ERA: 2.85										0	0	0	0	0	0	0						
17 Fernando Tatis, R (6.7) OBP: 0.264, SLG: 0.299										1	0	0	0	0	0	0						
Duaner Sanchez, R (9.1) ERA: 4.26										0	0	0	0	0	0	0						
Inning Stats	R: 0 E: 0 K: 1 S: 7	H: 0 LOB: 0 BB: 0 P: 12	R: 0 E: 0 K: 0 S: 8	H: 0 LOB: 0 BB: 0 P: 12	R: 0 E: 0 K: 0 S: 7	H: 0 LOB: 0 BB: 0 P: 8	R: 0 E: 0 K: 0 S: 5	H: 1 LOB: 0 BB: 0 P: 6	R: 1 E: 0 K: 1 S: 12	H: 1 LOB: 1 BB: 1 P: 23	R: 0 E: 0 K: 1 S: 14	H: 0 LOB: 1 BB: 1 P: 24	R: 0 E: 0 K: 1 S: 7	H: 0 LOB: 0 BB: 0 P: 8	R: 0 E: 0 K: 2 S: 10	H: 0 LOB: 0 BB: 0 P: 16	R: 1 E: 0 K: 2 S: 16	H: 2 LOB: 2 BB: 1 P: 28	1B: 3 2B: 1 3B: 0 HR: 0	SF: 0 SAC: 0 DP: 1 HBP: 0	WP: 2 PB: 0 SB: 1 CS: 0	PA: 33
PITCHER	IP WLS BF H R ER SO BB IBB HBP BLK WP HR S P ERA WHIP																					
34 Félix Hernández, R (1.1) ERA: 2.85	4.2 15 2 0 0 1 2 0 0 0 0 0 0 32 47 1.93 0.429																					
48 Roy Corcoran, R (5.1) ERA: 3.38	1.1 6 0 0 0 1 2 0 0 0 0 0 2 21 38 0.00 1.500																					
18 Ryan Rowland-Smith, L (7.1) ERA: 2.75	2.0 W 6 0 0 0 3 0 0 0 0 0 0 0 17 24 0.00 0.000																					
Sean Green, R (9.1) ERA: 3.43	0.1 4 2 1 1 0 1 0 0 0 0 0 0 9 19 27.00 9.000																					
Arthur Rhodes, L (9.1) ERA: 4.26	0.2 S 2 0 0 0 2 0 0 0 0 0 0 0 7 9 0.00 0.000																					

Seattle Mariners @ New York Mets
Shea Stadium, Flushing, NY
Mon Jun 23 2008, 7:10 PM EDT
Att: 49,789 - Cloudy - 80 F

AB	30
R	2
H	4
RBI	1
BB	3
SO	8
LOB	11



Batter	1	2	3	4	5	6	7	8	9	AB	R	H	RBI	BB	SO	LOB	TOP					
51 Ichiro Suzuki, L (1.9) OBP: 0.346, SLG: 0.365	F7		L8		SF7		BB		K	3	0	0	1	1	1	1						
4 Jose Lopez, R (1.4) OBP: 0.313, SLG: 0.415	F8			L7	P4		BB			4	0	1	0	0	0	2						
Raul Ibanez, L (1.7) OBP: 0.339, SLG: 0.447	P2			P5		F9	G4-3			4	0	0	0	0	0	2						
29 Adrian Beltré, R (1.5) OBP: 0.314, SLG: 0.431		G5-3		G4-3		FC6-4	BB		G1-3	3	0	0	0	1	0	0						
Jeremy Reed, L (1.8) OBP: 0.360, SLG: 0.403		G4-3				BB	BB		L4	4	1	2	0	0	0	0						
Richie Sexson, R (1.3) OBP: 0.303, SLG: 0.373						BB	BB			3	1	1	0	1	1	2						
35 Brandon Morrow, R (8.1)										0	0	0	0	0	0	0						
9 Jeff Clement, L (1.2) OBP: 0.282, SLG: 0.284										4	0	0	0	0	2	5						
16 Willie Bloomquist, R (1.6) OBP: 0.367, SLG: 0.260										3	0	1	1	1	1	0						
43 Miguel Batista, R (1.1) OBP: 0.296, SLG: 0.322										0	0	0	0	0	0	0						
48 Roy Corcoran, R (3.1) OBP: 0.285, SLG: 0.292										1	0	0	0	0	0	0						
Miguel Cairo, R (5.9th) OBP: 0.296, SLG: 0.322										0	0	0	0	0	0	0						
18 Ryan Rowland-Smith, L (5.1) OBP: 0.278, SLG: 0.286										0	0	0	0	0	0	0						
Jamie Burke, R (7.9th) OBP: 0.278, SLG: 0.286										0	0	0	0	0	0	0						
Arthur Rhodes, L (7.1) OBP: 0.278, SLG: 0.286										0	0	0	0	0	0	0						
Jose Vidro, S (8.3) OBP: 0.283, SLG: 0.320										1	0	0	0	0	0	0						
Inning Stats	R: 0 E: 0 K: 0 S: 8	H: 0 LOB: 0 BB: 0 P: 13	R: 0 E: 0 K: 1 S: 7	H: 0 LOB: 0 BB: 0 P: 11	R: 0 E: 0 K: 0 S: 12	H: 0 LOB: 1 BB: 1 P: 18	R: 0 E: 0 K: 0 S: 6	H: 0 LOB: 0 BB: 0 P: 6	R: 2 E: 0 K: 1 S: 22	H: 4 LOB: 2 BB: 0 P: 33	R: 0 E: 0 K: 1 S: 10	H: 1 LOB: 2 BB: 1 P: 21	R: 0 E: 0 K: 0 S: 15	H: 1 LOB: 2 BB: 1 P: 22	R: 0 E: 0 K: 0 S: 8	H: 0 LOB: 1 BB: 0 P: 15	R: 0 E: 0 K: 2 S: 7	H: 0 LOB: 0 BB: 0 P: 7	1B: 6 2B: 0 3B: 0 HR: 0	SF: 1 SAC: 1 DP: 0 HBP: 0	WP: 0 PB: 0 SB: 0 CS: 0	PA: 37
PITCHER	IP WLS BF H R ER SO BB IBB HBP BLK WP HR S P ERA WHIP	PITCHER																ERA WHIP				
33 John Maine, R (1.1) ERA: 3.73	6.0 W 25 5 2 2 3 2 0 0 0 0 0 0 65 102 3.00 1.167																					
Aaron Heilman, R (7.1) ERA: 4.91	1.0 5 1 0 0 0 1 0 0 0 0 0 0 8 15 0.00 2.000																					
Joe Smith, R (8.1) ERA: 3.64	1.0 4 0 0 0 0 1 0 0 0 0 0 0 7 7 0.00 1.000																					
Duaner Sanchez, R (9.1) ERA: 4.13	1.0 3 0 0 0 2 0 0 0 0 0 0 0 7 7 0.00 0.000																					
Batter	1	2	3	4	5	6	7	8	9	AB	R	H	RBI	BB	SO	LOB	BOTTOM					
7 José Reyes, S (1.6) OBP: 0.352, SLG: 0.491	G4-3	F9			L7				G4-3	4	2	1	3	1	0	0						
1 Luis Castillo, S (1.4) OBP: 0.356, SLG: 0.329	G4-3					L8				3	1	1	1	1	0	0						
5 David Wright, R (1.5) OBP: 0.373, SLG: 0.488							P4			3	2	2	3	1	0	0						
15 Carlos Beltrán, S (1.8) OBP: 0.375, SLG: 0.481										3	0	0	0	1	1	2						
21 Carlos Delgado, L (1.3) OBP: 0.306, SLG: 0.396										2	1	0	0	1	0	0						
Joe Smith, R (8.1) ERA: 3.64										0	0	0	0	0	0	0						
Duaner Sanchez, R (9.1) ERA: 4.13										0	0	0	0	0	0	0						
17 Fernando Tatis, R (1.9) OBP: 0.288, SLG: 0.320										4	1	1	0	0	2	1						
9 Marlon Anderson, L (1.7) OBP: 0.220, SLG: 0.291										3	0	0	1	0	1	3						
23 Brian Schneider, L (1.2) OBP: 0.337, SLG: 0.314										3	1	0	0	1	0	3						
33 John Maine, R (1.1) OBP: 0.147, SLG: 0.094										3	0	0	0	0	2	2						
Aaron Heilman, R (7.1) ERA: 4.91										0	0	0	0	0	0	0						
Endy Chavez, L (8.9) OBP: 0.280, SLG: 0.295										1	0	0	0	0	0	0						
Inning Stats	R: 2 E: 0 K: 1 S: 18	H: 2 LOB: 3 BB: 3 P: 36	R: 2 E: 0 K: 2 S: 12	H: 2 LOB: 0 BB: 0 P: 15	R: 4 E: 0 K: 0 S: 15	H: 1 LOB: 2 BB: 3 P: 32	R: 0 E: 0 K: 1 S: 8	H: 0 LOB: 0 BB: 0 P: 11	R: 0 E: 0 K: 1 S: 9	H: 0 LOB: 0 BB: 0 P: 11	R: 0 E: 0 K: 0 S: 6	H: 0 LOB: 0 BB: 0 P: 9	R: 0 E: 0 K: 1 S: 8	H: 0 LOB: 0 BB: 0 P: 10	R: 0 E: 0 K: 0 S: 7	H: 0 LOB: 0 BB: 0 P: 9	1B: 2 2B: 0 3B: 0 HR: 3	SF: 1 SAC: 0 DP: 0 HBP: 1	WP: 1 PB: 0 SB: 2 CS: 0	PA: 37		
PITCHER	IP WLS BF H R ER SO BB IBB HBP BLK WP HR S P ERA WHIP	PITCHER																ERA WHIP				
43 Miguel Batista, R (1.1) ERA: 6.53	2.2 L 20 5 8 4 3 5 0 1 0 0 0 0 43 77 13.50 3.750																					
48 Roy Corcoran, R (3.1) ERA: 3.12	1.1 5 0 0 0 1 1 0 0 0 0 0 0 10 17 0.00 0.750																					
18 Ryan Rowland-Smith, L (5.1) ERA: 2.66	2.0 6 0 0 0 1 0 0 0 0 0 0 0 15 20 0.00 0.000																					
Arthur Rhodes, L (7.1) ERA: 3.95	1.0 3 0 0 0 1 0 0 0 0 0 0 0 8 10 0.00 0.000																					
35 Brandon Morrow, R (8.1) ERA: 0.98	1.0 3 0 0 0 0 0 0 0 0 0 0 0 7 9 0.00 0.000																					

Seattle Mariners @ New York Mets
Shea Stadium, Flushing, NY
Wed Jun 25 2008, 7:10 PM EDT
Att: 52,154 - Cloudy - 78 F

AB	31
R	2
H	6
RBI	2
BB	4
SO	5
LOB	12



Seattle Mariners @ New York Mets
Shea Stadium, Flushing, NY
Wed Jun 25 2008, 7:10 PM EDT
Att: 52,154 - Cloudy - 78 F

AB	29
R	8
H	5
RBI	8
BB	6
SO	6
LOB	11



Batter	1	2	3	4	5	6	7	8	9	AB	R	H	RBI	BB	SO	LOB	TOP								
7 José Reyes, S (1,6) OBP: 0.356, SLG: 0.489 Damion Easley, R (9,PH) OBP: 0.299, SLG: 0.348										3	2	1	0	2	1	2									
1 Luis Castillo, S (1,4) OBP: 0.366, SLG: 0.333										3	5	2	0	3	0	2									
5 David Wright, R (1,5) OBP: 0.379, SLG: 0.493 Andy Phillips, R (9,PH) OBP: 0.208, SLG: 0.182										5	1	4	3	0	0	1									
15 Carlos Beltrán, S (1,8) OBP: 0.375, SLG: 0.488										4	4	1	3	1	0	5									
21 Carlos Delgado, L (1,10) OBP: 0.310, SLG: 0.425										5	2	3	9	0	1	1									
6 Trot Nixon, L (1,9) OBP: 0.270, SLG: 0.281										5	0	1	0	0	1	1									
9 Marlon Anderson, L (1,7) OBP: 0.278, SLG: 0.293 Andy Chavez, L (7,7)										3	0	0	0	1	0	1									
17 Fernando Tatis, R (1,3) OBP: 0.282, SLG: 0.313										5	0	1	0	0	1	1									
23 Brian Schneider, L (1,2) OBP: 0.333, SLG: 0.310										5	1	1	0	0	0	2									
Inning Stats	R: 1 E: 0 K: 1 S: 11	H: 1 LOB: 1 BB: 1 P: 20	R: 0 E: 0 K: 0 S: 11	H: 1 LOB: 2 BB: 1 P: 18	R: 2 E: 0 K: 1 S: 20	H: 2 LOB: 0 BB: 0 P: 30	R: 0 E: 0 K: 1 S: 10	H: 0 LOB: 0 BB: 0 P: 13	R: 3 E: 0 K: 1 S: 16	H: 2 LOB: 1 BB: 2 P: 30	R: 5 E: 0 K: 0 S: 18	H: 3 LOB: 0 BB: 2 P: 35	R: 0 E: 0 K: 0 S: 6	H: 0 LOB: 0 BB: 0 P: 9	R: 4 E: 0 K: 0 S: 19	H: 5 LOB: 1 BB: 0 P: 26	R: 0 E: 0 K: 0 S: 6	H: 0 LOB: 1 BB: 1 P: 10	1B: 10 2B: 1 3B: 0 HR: 3	SF: 0 SAC: 0 DP: 0 HBP: 0	WP: 0 PB: 0 SB: 3 CS: 0	PA: 48			
PITCHER	IP WLS BF H R ER SO BB IBB HBP BLK WP HR S P ERA WHIP	IP WLS BF H R ER SO BB IBB HBP BLK WP HR S P ERA WHIP	IP WLS BF H R ER SO BB IBB HBP BLK WP HR S P ERA WHIP	IP WLS BF H R ER SO BB IBB HBP BLK WP HR S P ERA WHIP	IP WLS BF H R ER SO BB IBB HBP BLK WP HR S P ERA WHIP	IP WLS BF H R ER SO BB IBB HBP BLK WP HR S P ERA WHIP	IP WLS BF H R ER SO BB IBB HBP BLK WP HR S P ERA WHIP	IP WLS BF H R ER SO BB IBB HBP BLK WP HR S P ERA WHIP	IP WLS BF H R ER SO BB IBB HBP BLK WP HR S P ERA WHIP	IP WLS BF H R ER SO BB IBB HBP BLK WP HR S P ERA WHIP	IP WLS BF H R ER SO BB IBB HBP BLK WP HR S P ERA WHIP	IP WLS BF H R ER SO BB IBB HBP BLK WP HR S P ERA WHIP	IP WLS BF H R ER SO BB IBB HBP BLK WP HR S P ERA WHIP	IP WLS BF H R ER SO BB IBB HBP BLK WP HR S P ERA WHIP	IP WLS BF H R ER SO BB IBB HBP BLK WP HR S P ERA WHIP	IP WLS BF H R ER SO BB IBB HBP BLK WP HR S P ERA WHIP	IP WLS BF H R ER SO BB IBB HBP BLK WP HR S P ERA WHIP	IP WLS BF H R ER SO BB IBB HBP BLK WP HR S P ERA WHIP	IP WLS BF H R ER SO BB IBB HBP BLK WP HR S P ERA WHIP	IP WLS BF H R ER SO BB IBB HBP BLK WP HR S P ERA WHIP	IP WLS BF H R ER SO BB IBB HBP BLK WP HR S P ERA WHIP	IP WLS BF H R ER SO BB IBB HBP BLK WP HR S P ERA WHIP	IP WLS BF H R ER SO BB IBB HBP BLK WP HR S P ERA WHIP	IP WLS BF H R ER SO BB IBB HBP BLK WP HR S P ERA WHIP	
38 Dan Giese, R (1,1) ERA: 3.5 36 Edwar Ramirez, R (5,1) ERA: 3.5 39 Ross Ohlendorf, R (6,1) ERA: 6.53 LaTroy Hawkins, R (8,1) ERA: 6.03	IP WLS BF H R ER SO BB IBB HBP BLK WP HR S P ERA WHIP	IP WLS BF H R ER SO BB IBB HBP BLK WP HR S P ERA WHIP	IP WLS BF H R ER SO BB IBB HBP BLK WP HR S P ERA WHIP	IP WLS BF H R ER SO BB IBB HBP BLK WP HR S P ERA WHIP	IP WLS BF H R ER SO BB IBB HBP BLK WP HR S P ERA WHIP	IP WLS BF H R ER SO BB IBB HBP BLK WP HR S P ERA WHIP	IP WLS BF H R ER SO BB IBB HBP BLK WP HR S P ERA WHIP	IP WLS BF H R ER SO BB IBB HBP BLK WP HR S P ERA WHIP	IP WLS BF H R ER SO BB IBB HBP BLK WP HR S P ERA WHIP	IP WLS BF H R ER SO BB IBB HBP BLK WP HR S P ERA WHIP	IP WLS BF H R ER SO BB IBB HBP BLK WP HR S P ERA WHIP	IP WLS BF H R ER SO BB IBB HBP BLK WP HR S P ERA WHIP	IP WLS BF H R ER SO BB IBB HBP BLK WP HR S P ERA WHIP	IP WLS BF H R ER SO BB IBB HBP BLK WP HR S P ERA WHIP	IP WLS BF H R ER SO BB IBB HBP BLK WP HR S P ERA WHIP	IP WLS BF H R ER SO BB IBB HBP BLK WP HR S P ERA WHIP	IP WLS BF H R ER SO BB IBB HBP BLK WP HR S P ERA WHIP	IP WLS BF H R ER SO BB IBB HBP BLK WP HR S P ERA WHIP	IP WLS BF H R ER SO BB IBB HBP BLK WP HR S P ERA WHIP	IP WLS BF H R ER SO BB IBB HBP BLK WP HR S P ERA WHIP	IP WLS BF H R ER SO BB IBB HBP BLK WP HR S P ERA WHIP	IP WLS BF H R ER SO BB IBB HBP BLK WP HR S P ERA WHIP	IP WLS BF H R ER SO BB IBB HBP BLK WP HR S P ERA WHIP	IP WLS BF H R ER SO BB IBB HBP BLK WP HR S P ERA WHIP	IP WLS BF H R ER SO BB IBB HBP BLK WP HR S P ERA WHIP
28 Melky Cabrera, S (1,8) OBP: 0.321, SLG: 0.368										5	0	2	0	1	1	2									
2 Derek Jeter, R (1,6) OBP: 0.544, SLG: 0.395 12 Alberto Gonzalez, R (9,6) OBP: 0.241, SLG: 0.220										4	1	1	0	0	1	3									
Bobby Abreu, L (1,9) OBP: 0.341, SLG: 0.452										3	1	0	0	2	1	2									
13 Alex Rodriguez, R (1,5) OBP: 0.409, SLG: 0.614 Chad Moeller, R (9,PH) OBP: 0.343, SLG: 0.387										4	2	3	2	0	0	2									
Jason Giambi, L (1,10) OBP: 0.402, SLG: 0.558										3	1	1	1	2	0	1									
20 Jorge Posada, S (1,2) OBP: 0.382, SLG: 0.483										5	0	1	0	0	2	7									
24 Robinson Canó, L (1,4) OBP: 0.281, SLG: 0.351										5	0	1	1	0	0	3									
Wilson Betemit, S (1,3) OBP: 0.280, SLG: 0.472										5	1	2	1	0	2	1									
17 Justin Christian, R (1,7) OBP: 0.333, SLG: 0.364 18 Johnny Damon, R (7,PH) OBP: 0.391, SLG: 0.479										3	0	0	0	0	1	4									
Inning Stats	R: 1 E: 0 K: 3 S: 18	H: 2 LOB: 2 BB: 1 P: 29	R: 0 E: 0 K: 1 S: 7	H: 1 LOB: 1 BB: 0 P: 12	R: 3 E: 0 K: 1 S: 11	H: 4 LOB: 2 BB: 1 P: 21	R: 0 E: 1 K: 0 S: 8	H: 1 LOB: 3 BB: 1 P: 18	R: 0 E: 1 K: 2 S: 12	H: 0 LOB: 2 BB: 1 P: 18	R: 1 E: 0 K: 2 S: 14	H: 1 LOB: 1 BB: 0 P: 20	R: 0 E: 0 K: 2 S: 9	H: 1 LOB: 1 BB: 0 P: 15	R: 0 E: 0 K: 0 S: 8	H: 0 LOB: 1 BB: 1 P: 17	R: 0 E: 0 K: 0 S: 16	H: 2 LOB: 1 BB: 0 P: 23	1B: 8 2B: 3 3B: 0 HR: 1	SF: 0 SAC: 1 DP: 0 HBP: 0	WP: 1 PB: 0 SB: 0 CS: 0	PA: 47			
PITCHER	IP WLS BF H R ER SO BB IBB HBP BLK WP HR S P ERA WHIP	IP WLS BF H R ER SO BB IBB HBP BLK WP HR S P ERA WHIP	IP WLS BF H R ER SO BB IBB HBP BLK WP HR S P ERA WHIP	IP WLS BF H R ER SO BB IBB HBP BLK WP HR S P ERA WHIP	IP WLS BF H R ER SO BB IBB HBP BLK WP HR S P ERA WHIP	IP WLS BF H R ER SO BB IBB HBP BLK WP HR S P ERA WHIP	IP WLS BF H R ER SO BB IBB HBP BLK WP HR S P ERA WHIP	IP WLS BF H R ER SO BB IBB HBP BLK WP HR S P ERA WHIP	IP WLS BF H R ER SO BB IBB HBP BLK WP HR S P ERA WHIP	IP WLS BF H R ER SO BB IBB HBP BLK WP HR S P ERA WHIP	IP WLS BF H R ER SO BB IBB HBP BLK WP HR S P ERA WHIP	IP WLS BF H R ER SO BB IBB HBP BLK WP HR S P ERA WHIP	IP WLS BF H R ER SO BB IBB HBP BLK WP HR S P ERA WHIP	IP WLS BF H R ER SO BB IBB HBP BLK WP HR S P ERA WHIP	IP WLS BF H R ER SO BB IBB HBP BLK WP HR S P ERA WHIP	IP WLS BF H R ER SO BB IBB HBP BLK WP HR S P ERA WHIP	IP WLS BF H R ER SO BB IBB HBP BLK WP HR S P ERA WHIP	IP WLS BF H R ER SO BB IBB HBP BLK WP HR S P ERA WHIP	IP WLS BF H R ER SO BB IBB HBP BLK WP HR S P ERA WHIP	IP WLS BF H R ER SO BB IBB HBP BLK WP HR S P ERA WHIP	IP WLS BF H R ER SO BB IBB HBP BLK WP HR S P ERA WHIP	IP WLS BF H R ER SO BB IBB HBP BLK WP HR S P ERA WHIP	IP WLS BF H R ER SO BB IBB HBP BLK WP HR S P ERA WHIP	IP WLS BF H R ER SO BB IBB HBP BLK WP HR S P ERA WHIP	IP WLS BF H R ER SO BB IBB HBP BLK WP HR S P ERA WHIP
34 Mike Pelfrey, R (1,1) ERA: 4.47 25 Pedro Feliciano, L (6,1) ERA: 2.97 Aaron Heilman, R (7,1) ERA: 4.79 32 Carlos Muniz, R (8,1) ERA: 5.0	IP WLS BF H R ER SO BB IBB HBP BLK WP HR S P ERA WHIP	IP WLS BF H R ER SO BB IBB HBP BLK WP HR S P ERA WHIP	IP WLS BF H R ER SO BB IBB HBP BLK WP HR S P ERA WHIP	IP WLS BF H R ER SO BB IBB HBP BLK WP HR S P ERA WHIP	IP WLS BF H R ER SO BB IBB HBP BLK WP HR S P ERA WHIP	IP WLS BF H R ER SO BB IBB HBP BLK WP HR S P ERA WHIP	IP WLS BF H R ER SO BB IBB HBP BLK WP HR S P ERA WHIP	IP WLS BF H R ER SO BB IBB HBP BLK WP HR S P ERA WHIP	IP WLS BF H R ER SO BB IBB HBP BLK WP HR S P ERA WHIP	IP WLS BF H R ER SO BB IBB HBP BLK WP HR S P ERA WHIP	IP WLS BF H R ER SO BB IBB HBP BLK WP HR S P ERA WHIP	IP WLS BF H R ER SO BB IBB HBP BLK WP HR S P ERA WHIP	IP WLS BF H R ER SO BB IBB HBP BLK WP HR S P ERA WHIP	IP WLS BF H R ER SO BB IBB HBP BLK WP HR S P ERA WHIP	IP WLS BF H R ER SO BB IBB HBP BLK WP HR S P ERA WHIP	IP WLS BF H R ER SO BB IBB HBP BLK WP HR S P ERA WHIP	IP WLS BF H R ER SO BB IBB HBP BLK WP HR S P ERA WHIP	IP WLS BF H R ER SO BB IBB HBP BLK WP HR S P ERA WHIP	IP WLS BF H R ER SO BB IBB HBP BLK WP HR S P ERA WHIP	IP WLS BF H R ER SO BB IBB HBP BLK WP HR S P ERA WHIP	IP WLS BF H R ER SO BB IBB HBP BLK WP HR S P ERA WHIP	IP WLS BF H R ER SO BB IBB HBP BLK WP HR S P ERA WHIP	IP WLS BF H R ER SO BB IBB HBP BLK WP HR S P ERA WHIP	IP WLS BF H R ER SO BB IBB HBP BLK WP HR S P ERA WHIP	IP WLS BF H R ER SO BB IBB HBP BLK WP HR S P ERA WHIP

New York Mets @ New York Yankees
 Yankee Stadium, Bronx, NY
 Fri Jun 27 2008, 2:05 PM EDT
 Att: 42,716 - Cloudy - 79 F

AB 41
 R 15
 H 14
 RBI 15
 BB 7
 SO 4
 LOB 18



New York Mets @ New York Yankees
 Yankee Stadium, Bronx, NY
 Fri Jun 27 2008, 2:05 PM EDT
 Att: 42,716 - Cloudy - 79 F

AB 41
 R 6
 H 12
 RBI 6
 BB 5
 SO 9
 LOB 27



Batter	1	2	3	4	5	6	7	8	9	AB	R	H	RBI	BB	SO	LOB	TOP								
18 Johnny Damon, L OBP: 0.387, SLG: 0.468										4	0	0	0	1	2	0	New York Yankees @ New York Mets Shea Stadium, Flushing, NY Sat Jun 28 2008, 3:55 PM EDT Att: 56,172 - Cloudy - 82 F								
2 Derek Jeter, R OBP: 0.342, SLG: 0.391										4	1	0	0	1	1	2									
Bobby Abreu, L OBP: 0.353, SLG: 0.461										3	1	1	0	1	1	0									
13 Alex Rodriguez, R OBP: 0.410, SLG: 0.602										3	1	1	0	1	0	1									
Jason Giambi, L OBP: 0.398, SLG: 0.545 Kyle Farnsworth, R (8, 1)										4	0	0	1	0	3	4									
42 Mariano Rivera, R (9, 1)										0	0	0	0	0	0	0									
20 Jorge Posada, S OBP: 0.376, SLG: 0.475 (8, 3)										2	0	0	1	1	1	1									
24 Robinson Canó, L OBP: 0.282, SLG: 0.361 (1, 4)										4	0	2	1	0	1	0									
28 Melky Cabrera, S OBP: 0.315, SLG: 0.357 (1, 8)										4	0	0	0	0	0	4									
Andy Pettitte, L (1, 1)										2	0	0	0	0	1	0									
Wilson Betemit, S OBP: 0.282, SLG: 0.467 41 Jose Veras, R (7, 1) 26 José Molina, R OBP: 0.259, SLG: 0.324 (8, 2)										1	0	0	0	0	1	0									
Inning Stats	R: 0 H: 1 E: 0 K: 1 S: 9	H: 1 LOB: 1 BB: 0 P: 13	R: 0 H: 0 E: 0 K: 3 S: 9	H: 0 LOB: 0 BB: 0 P: 13	R: 0 H: 0 E: 0 K: 1 S: 10	H: 0 LOB: 0 BB: 0 P: 18	R: 2 H: 2 E: 0 K: 0 S: 17	H: 2 LOB: 2 BB: 2 P: 31	R: 0 H: 0 E: 0 K: 1 S: 7	H: 0 LOB: 0 BB: 0 P: 10	R: 1 H: 1 E: 0 K: 2 S: 14	H: 1 LOB: 2 BB: 2 P: 28	R: 0 H: 0 E: 0 K: 2 S: 10	H: 0 LOB: 0 BB: 0 P: 15	R: 0 H: 0 E: 0 K: 1 S: 10	H: 0 LOB: 1 BB: 1 P: 16	R: 0 H: 1 E: 0 K: 0 S: 10	H: 1 LOB: 2 BB: 1 P: 18	1B: 5 2B: 0 3B: 0 HR: 0	SF: 1 SAC: 0 DP: 0 HBP: 0	WP: 0 PB: 0 SB: 1 CS: 0	PA: 38			
PITCHER	IP	WLS	BF	H	R	ER	SO	BB	IBB	HBP	BLK	WP	HR	S	P	ERA	WHIP								
57 Johan Santana, L ERA: 3.01	6.0	L	26	4	3	3	8	3	1	0	1	0	0	66	113	4.50	1.167								
25 Pedro Feliciano, L ERA: 2.97	1.0		3	0	0	0	2	0	0	0	0	0	0	10	15	0.00	0.000								
Duaner Sanchez, R ERA: 3.89	2.0		9	1	0	0	1	1	0	0	0	0	0	20	34	0.00	1.000								

Batter	1	2	3	4	5	6	7	8	9	AB	R	H	RBI	BB	SO	LOB	BOTTOM								
7 José Reyes, S OBP: 0.355, SLG: 0.485										4	0	1	0	0	0	1	New York Yankees @ New York Mets Shea Stadium, Flushing, NY Sat Jun 28 2008, 3:55 PM EDT Att: 56,172 - Cloudy - 82 F								
Damion Easley, R OBP: 0.309, SLG: 0.348										2	0	1	0	2	0	0									
5 David Wright, R OBP: 0.382, SLG: 0.502										3	1	1	1	1	0	1									
15 Carlos Beltrán, S OBP: 0.374, SLG: 0.485										4	0	0	0	0	4	3									
21 Carlos Delgado, L OBP: 0.309, SLG: 0.416										4	0	0	0	0	1	2									
17 Fernando Tatis, R OBP: 0.286, SLG: 0.314										4	0	1	0	0	0	0									
Andy Phillips, R OBP: 0.165, SLG: 0.160										2	0	0	0	0	0	1									
1 Luis Castillo, S OBP: 0.358, SLG: 0.325 Duaner Sanchez, R (8, 1)										1	0	0	0	0	0	0									
6 Trot Nixon, L OBP: 0.293, SLG: 0.286 (9, PH)										3	1	1	1	0	0	0									
11 Ramon Castro, R OBP: 0.355, SLG: 0.426										2	0	0	0	0	1	0									
57 Johan Santana, L OBP: 0.171, SLG: 0.265 25 Pedro Feliciano, L (7, 1) 9 Marlon Anderson, L OBP: 0.229, SLG: 0.289 (8, 7)										1	0	1	0	0	0	0									
Inning Stats	R: 0 H: 0 E: 0 K: 1 S: 11	H: 0 LOB: 2 BB: 0 P: 21	R: 1 H: 1 E: 0 K: 1 S: 10	H: 1 LOB: 0 BB: 0 P: 14	R: 0 H: 1 E: 0 K: 1 S: 8	H: 1 LOB: 1 BB: 0 P: 10	R: 0 H: 1 E: 0 K: 0 S: 6	H: 1 LOB: 0 BB: 0 P: 10	R: 0 H: 1 E: 0 K: 1 S: 11	H: 1 LOB: 1 BB: 1 P: 18	R: 1 H: 1 E: 0 K: 1 S: 10	H: 1 LOB: 0 BB: 0 P: 15	R: 0 H: 1 E: 0 K: 0 S: 9	H: 1 LOB: 1 BB: 0 P: 14	R: 0 H: 0 E: 0 K: 1 S: 8	H: 0 LOB: 0 BB: 0 P: 11	R: 0 H: 0 E: 0 K: 2 S: 10	H: 0 LOB: 0 BB: 0 P: 12	1B: 4 2B: 0 3B: 0 HR: 2	SF: 0 SAC: 0 DP: 1 HBP: 0	WP: 0 PB: 0 SB: 0 CS: 0	PA: 35			
PITCHER	IP	WLS	BF	H	R	ER	SO	BB	IBB	HBP	BLK	WP	HR	S	P	ERA	WHIP								
Andy Pettitte, L ERA: 3.98	6.0	W	24	5	2	2	4	3	0	0	0	0	0	9	14	0.00	1.000								
41 Jose Veras, R ERA: 2.96	1.0	H	4	1	0	0	0	0	0	0	0	0	0	8	11	0.00	0.000								
Kyle Farnsworth, R ERA: 4.0	1.0	S	3	0	0	0	1	0	0	0	0	0	0	10	12	0.00	0.000								
42 Mariano Rivera, R ERA: 0.74	1.0	S	3	0	0	0	2	0	0	0	0	0	0	10	12	0.00	0.000								

New York Yankees @ New York Mets
 Shea Stadium, Flushing, NY
 Sat Jun 28 2008, 3:55 PM EDT
 Att: 56,172 - Cloudy - 82 F

AB 32
 R 3
 H 5
 RBI 3
 BB 5
 SO 11
 LOB 12



New York Yankees @ New York Mets
 Shea Stadium, Flushing, NY
 Sat Jun 28 2008, 3:55 PM EDT
 Att: 56,172 - Cloudy - 82 F

AB 31
 R 2
 H 6
 RBI 2
 BB 3
 SO 7
 LOB 8



Batter	1	2	3	4	5	6	7	8	9	AB	R	H	RBI	BB	SO	LOB	TOP							
18 Johnny Damon, L (1,7) OBP: 0.386, SLG: 0.465										4	0	1	0	0	3	0	New York Yankees @ New York Mets Shea Stadium, Flushing, NY Sun Jun 29 2008, 1:10 PM EDT Att: 56,277 - Partly Cloudy - 88 F							
2 Derek Jeter, R (1,6) OBP: 0.344, SLG: 0.393										4	0	2	0	0	0	1								
13 Alex Rodriguez, R (1,5) OBP: 0.404, SLG: 0.591										4	0	0	0	0	1	2								
20 Jorge Posada, S (1,3) OBP: 0.367, SLG: 0.459										4	0	0	0	0	1	2								
Wilson Betemit, S (1,4) OBP: 0.280, SLG: 0.494										4	1	1	1	0	2	1								
28 Melky Cabrera, S (1,8) OBP: 0.312, SLG: 0.354										3	0	0	0	0	1	0								
26 José Molina, R (1,2) OBP: 0.253, SLG: 0.317										3	0	0	0	0	1	1								
17 Justin Christian, R (1,9) OBP: 0.250, SLG: 0.267									3	0	0	0	0	0	0	0								
Darrell Rasner, R (1,1) Chad Moeller, R (6,PH) 30 David Robertson, R (6,1) Jason Giambi, L (8,PH) 36 Edwar Ramirez, R (8,1)									1	0	0	0	0	1	0	0								
Inning Stats	R: 0 E: 0 K: 1 S: 7	H: 0 LOB: 0 BB: 0 P: 9	R: 0 E: 0 K: 2 S: 15	H: 0 LOB: 0 BB: 0 P: 19	R: 0 E: 0 K: 2 S: 9	H: 1 LOB: 0 BB: 0 P: 15	R: 0 E: 0 K: 1 S: 13	H: 0 LOB: 0 BB: 0 P: 13	R: 0 E: 0 K: 0 S: 7	H: 1 LOB: 1 BB: 0 P: 13	R: 1 E: 1 K: 0 S: 12	H: 1 LOB: 1 BB: 0 P: 18	R: 0 E: 0 K: 1 S: 13	H: 0 LOB: 0 BB: 0 P: 17	R: 0 E: 0 K: 1 S: 9	H: 1 LOB: 1 BB: 0 P: 14		1B: 3 2B: 0 3B: 0 HR: 1	SF: 0 SAC: 0 DP: 0 HBP: 0	WP: 2 PB: 0 SB: 0 CS: 0	PA: 32			
PITCHER	IP WLS BF H R ER SO BB IBB HBP BLK WP HR S P ERA WHIP	7.0 W 25 3 1 1 8 0 0 0 0 1 1 72 106 1.29 0.429	1.0 H 3 0 0 0 1 0 0 0 0 0 0 0 13 17 0.00 0.000	1.0 S 4 1 0 0 1 0 0 0 0 0 1 0 9 14 0.00 1.000																				

Batter	1	2	3	4	5	6	7	8	9	AB	R	H	RBI	BB	SO	LOB	BOTTOM						
7 José Reyes, S (1,6) OBP: 0.358, SLG: 0.485										4	1	2	0	1	0	0	New York Yankees @ New York Mets Shea Stadium, Flushing, NY Sun Jun 29 2008, 1:10 PM EDT Att: 56,277 - Partly Cloudy - 88 F						
1 Luis Castillo, S (1,4) OBP: 0.363, SLG: 0.331										5	0	3	1	0	1	1							
5 David Wright, R (1,5) OBP: 0.376, SLG: 0.497										3	0	0	1	0	5								
15 Carlos Beltrán, S (1,8) OBP: 0.372, SLG: 0.480										3	0	0	0	1	2								
21 Carlos Delgado, L (1,3) OBP: 0.308, SLG: 0.424 17 Fernando Tatis, R (8,3) OBP: 0.286, SLG: 0.314										4	1	1	1	0	0	2							
19 Ryan Church, L (1,9) OBP: 0.367, SLG: 0.522										4	0	2	0	0	0	0							
Endy Chavez, L (1,7) OBP: 0.295, SLG: 0.301										4	1	3	0	0	0	1							
23 Brian Schneider, L (1,2) OBP: 0.337, SLG: 0.311										3	0	1	0	1	0	3							
Oliver Pérez, L (1,1) OBP: 0.280, SLG: 0.182 25 Pedro Feliciano, L (8,1) OBP: 0.227, SLG: 0.286 13 Billy Wagner, L (9,1)										2	0	0	0	0	2	2							
Inning Stats	R: 0 E: 0 K: 1 S: 9	H: 1 LOB: 2 BB: 1 P: 17	R: 1 E: 0 K: 0 S: 16	H: 3 LOB: 3 BB: 1 P: 26	R: 1 E: 0 K: 1 S: 14	H: 2 LOB: 2 BB: 1 P: 29	R: 0 E: 0 K: 1 S: 10	H: 1 LOB: 1 BB: 0 P: 15	R: 0 E: 0 K: 0 S: 10	H: 1 LOB: 1 BB: 0 P: 15	R: 1 E: 0 K: 0 S: 15	H: 2 LOB: 1 BB: 0 P: 25	R: 0 E: 0 K: 0 S: 7	H: 2 LOB: 1 BB: 0 P: 8	R: 0 E: 0 K: 0 S: 9	H: 0 LOB: 0 BB: 0 P: 13		1B: 11 2B: 0 3B: 0 HR: 1	SF: 1 SAC: 1 DP: 1 HBP: 0	WP: 1 PB: 1 SB: 0 CS: 0	PA: 38		
PITCHER	IP WLS BF H R ER SO BB IBB HBP BLK WP HR S P ERA WHIP	5.0 L 26 8 2 2 3 0 2 0 0 0 1 0 59 102 3.60 2.000	2.0 9 4 1 1 1 0 0 0 0 0 0 22 33 4.50 2.000	1.0 3 0 0 0 0 0 0 0 0 0 0 9 13 0.00 0.000																			

livebaseballscorecards.com

Batter	1	2	3	4	5	6	7	8	9	AB	R	H	RBI	BB	SO	LOB	TOP							
7 José Reyes, S OBP: 0.352, SLG: 0.474										5	0	1	0	0	0	1								
Endy Chavez, L OBP: 0.303, SLG: 0.309										5	1	2	0	0	0	0								
5 David Wright, R OBP: 0.382, SLG: 0.508										4	2	3	1	1	0	0								
15 Carlos Beltrán, S OBP: 0.368, SLG: 0.471										5	0	0	1	0	1	4								
19 Ryan Church, L OBP: 0.367, SLG: 0.521										5	2	2	1	0	0	0								
21 Carlos Delgado, L OBP: 0.316, SLG: 0.432										3	1	3	0	1	0	0								
17 Fernando Tatis, R OBP: 0.283, SLG: 0.310										0	0	0	0	0	0	0								
Damion Easley, R OBP: 0.312, SLG: 0.350										4	1	1	1	0	0	4								
11 Ramon Castro, R OBP: 0.358, SLG: 0.441										4	0	2	3	0	1	2								
44 Tony Armas, R Aaron Heilman, R 25 Pedro Feliciano, L 9 Marlon Anderson, L Duaner Sanchez, R 13 Billy Wagner, L										3	0	0	0	0	0	4								
Inning Stats	R: 0 H: 2 E: 0 K: 0 S: 10	H: 2 BB: 1 P: 20	R: 1 H: 2 E: 0 K: 1 S: 14	H: 2 BB: 0 P: 17	R: 0 H: 1 E: 0 K: 1 S: 7	LOB: 1 BB: 0 P: 10	R: 2 H: 3 E: 0 K: 0 S: 16	H: 3 LOB: 1 BB: 0 P: 25	R: 3 H: 4 E: 0 K: 0 S: 15	H: 4 LOB: 2 BB: 1 P: 26	R: 1 H: 1 E: 0 K: 0 S: 9	H: 1 LOB: 0 BB: 0 P: 15	R: 0 H: 1 E: 0 K: 0 S: 8	H: 1 LOB: 0 BB: 0 P: 11	R: 0 H: 0 E: 0 K: 0 S: 5	H: 0 LOB: 0 BB: 0 P: 7	R: 0 H: 0 E: 0 K: 0 S: 5	H: 0 LOB: 0 BB: 0 P: 6	1B: 8 2B: 5 3B: 0 HR: 1	SF: 0 SAC: 0 DP: 0 HBP: 0	WP: 0 PB: 0 SB: 0 CS: 1	PA: 41		
PITCHER	IP WLS BF H R ER SO BB IBB HBP BLK WP HR S P ERA WHIP	IP WLS BF H R ER SO BB IBB HBP BLK WP HR S P ERA WHIP	IP WLS BF H R ER SO BB IBB HBP BLK WP HR S P ERA WHIP	IP WLS BF H R ER SO BB IBB HBP BLK WP HR S P ERA WHIP	IP WLS BF H R ER SO BB IBB HBP BLK WP HR S P ERA WHIP	IP WLS BF H R ER SO BB IBB HBP BLK WP HR S P ERA WHIP	IP WLS BF H R ER SO BB IBB HBP BLK WP HR S P ERA WHIP	IP WLS BF H R ER SO BB IBB HBP BLK WP HR S P ERA WHIP	IP WLS BF H R ER SO BB IBB HBP BLK WP HR S P ERA WHIP	IP WLS BF H R ER SO BB IBB HBP BLK WP HR S P ERA WHIP	IP WLS BF H R ER SO BB IBB HBP BLK WP HR S P ERA WHIP	IP WLS BF H R ER SO BB IBB HBP BLK WP HR S P ERA WHIP	IP WLS BF H R ER SO BB IBB HBP BLK WP HR S P ERA WHIP	IP WLS BF H R ER SO BB IBB HBP BLK WP HR S P ERA WHIP	IP WLS BF H R ER SO BB IBB HBP BLK WP HR S P ERA WHIP	IP WLS BF H R ER SO BB IBB HBP BLK WP HR S P ERA WHIP	IP WLS BF H R ER SO BB IBB HBP BLK WP HR S P ERA WHIP	IP WLS BF H R ER SO BB IBB HBP BLK WP HR S P ERA WHIP	IP WLS BF H R ER SO BB IBB HBP BLK WP HR S P ERA WHIP	IP WLS BF H R ER SO BB IBB HBP BLK WP HR S P ERA WHIP	IP WLS BF H R ER SO BB IBB HBP BLK WP HR S P ERA WHIP	IP WLS BF H R ER SO BB IBB HBP BLK WP HR S P ERA WHIP	IP WLS BF H R ER SO BB IBB HBP BLK WP HR S P ERA WHIP	
55 Skip Schumaker, L OBP: 0.362, SLG: 0.440										4	0	1	1	0	0	1								
47 Ryan Ludwick, R OBP: 0.361, SLG: 0.572										1	0	0	0	0	1	0								
Aaron Miles, S OBP: 0.364, SLG: 0.383										4	1	1	0	0	0	1								
5 Albert Pujols, R OBP: 0.479, SLG: 0.633										4	0	1	0	0	0	1								
24 Rick Ankiel, L OBP: 0.333, SLG: 0.513										4	1	1	2	0	1	1								
8 Troy Glaus, R OBP: 0.372, SLG: 0.459										3	1	2	0	1	0	0								
16 Chris Duncan, L OBP: 0.338, SLG: 0.354										4	0	1	0	0	0	2								
4 Yadier Molina, R OBP: 0.351, SLG: 0.383										3	1	1	1	0	0	0								
37 Todd Wellemeyer, R OBP: 0.179, SLG: 0.154										1	0	0	0	0	1	0								
48 Brad Thompson, R OBP: 0.400, SLG: 0.250										1	0	0	0	0	1	0								
54 Brian Barton, R OBP: 0.341, SLG: 0.381										1	0	0	0	0	1	0								
13 Brendan Ryan, R OBP: 0.320, SLG: 0.326										4	0	1	0	0	1	2								
Inning Stats	R: 2 H: 3 E: 0 K: 0 S: 14	H: 3 LOB: 1 BB: 0 P: 20	R: 1 H: 2 E: 0 K: 1 S: 15	H: 2 LOB: 0 BB: 0 P: 22	R: 0 H: 0 E: 0 K: 1 S: 10	LOB: 1 BB: 1 P: 16	R: 0 H: 1 E: 0 K: 1 S: 9	H: 1 LOB: 0 BB: 0 P: 15	R: 0 H: 0 E: 0 K: 0 S: 7	H: 0 LOB: 0 BB: 0 P: 10	R: 1 H: 2 E: 0 K: 0 S: 11	H: 2 LOB: 1 BB: 0 P: 16	R: 0 H: 1 E: 0 K: 0 S: 11	H: 1 LOB: 0 BB: 0 P: 16	R: 0 H: 0 E: 0 K: 0 S: 8	H: 0 LOB: 0 BB: 0 P: 10	R: 0 H: 0 E: 0 K: 2 S: 8	H: 0 LOB: 0 BB: 0 P: 13	1B: 4 2B: 4 3B: 0 HR: 1	SF: 1 SAC: 1 DP: 0 HBP: 0	WP: 0 PB: 0 SB: 1 CS: 0	PA: 37		
PITCHER	IP WLS BF H R ER SO BB IBB HBP BLK WP HR S P ERA WHIP	IP WLS BF H R ER SO BB IBB HBP BLK WP HR S P ERA WHIP	IP WLS BF H R ER SO BB IBB HBP BLK WP HR S P ERA WHIP	IP WLS BF H R ER SO BB IBB HBP BLK WP HR S P ERA WHIP	IP WLS BF H R ER SO BB IBB HBP BLK WP HR S P ERA WHIP	IP WLS BF H R ER SO BB IBB HBP BLK WP HR S P ERA WHIP	IP WLS BF H R ER SO BB IBB HBP BLK WP HR S P ERA WHIP	IP WLS BF H R ER SO BB IBB HBP BLK WP HR S P ERA WHIP	IP WLS BF H R ER SO BB IBB HBP BLK WP HR S P ERA WHIP	IP WLS BF H R ER SO BB IBB HBP BLK WP HR S P ERA WHIP	IP WLS BF H R ER SO BB IBB HBP BLK WP HR S P ERA WHIP	IP WLS BF H R ER SO BB IBB HBP BLK WP HR S P ERA WHIP	IP WLS BF H R ER SO BB IBB HBP BLK WP HR S P ERA WHIP	IP WLS BF H R ER SO BB IBB HBP BLK WP HR S P ERA WHIP	IP WLS BF H R ER SO BB IBB HBP BLK WP HR S P ERA WHIP	IP WLS BF H R ER SO BB IBB HBP BLK WP HR S P ERA WHIP	IP WLS BF H R ER SO BB IBB HBP BLK WP HR S P ERA WHIP	IP WLS BF H R ER SO BB IBB HBP BLK WP HR S P ERA WHIP	IP WLS BF H R ER SO BB IBB HBP BLK WP HR S P ERA WHIP	IP WLS BF H R ER SO BB IBB HBP BLK WP HR S P ERA WHIP	IP WLS BF H R ER SO BB IBB HBP BLK WP HR S P ERA WHIP	IP WLS BF H R ER SO BB IBB HBP BLK WP HR S P ERA WHIP	IP WLS BF H R ER SO BB IBB HBP BLK WP HR S P ERA WHIP	IP WLS BF H R ER SO BB IBB HBP BLK WP HR S P ERA WHIP
44 Tony Armas, R ERA: 6.0	6.0	WLS: 0	BF: 27	H: 8	R: 4	ER: 4	SO: 3	BB: 1	IBB: 0	HBP: 0	BLK: 0	WP: 0	HR: 0	S: 9	P: 99	ERA: 6.00	WHIP: 1.500							
Aaron Heilman, R ERA: 4.6	0.2	H: 3	BF: 1	H: 1	R: 0	ER: 0	SO: 0	BB: 0	IBB: 0	HBP: 0	BLK: 0	WP: 0	HR: 0	S: 9	P: 14	ERA: 0.00	WHIP: 1.500							
25 Pedro Feliciano, L ERA: 2.76	0.1	H: 1	BF: 0	H: 0	R: 0	ER: 0	SO: 0	BB: 0	IBB: 0	HBP: 0	BLK: 0	WP: 0	HR: 0	S: 2	P: 2	ERA: 0.00	WHIP: 0.000							
Duaner Sanchez, R ERA: 3.79	1.0	H: 3	BF: 0	H: 0	R: 0	ER: 0	SO: 0	BB: 0	IBB: 0	HBP: 0	BLK: 0	WP: 0	HR: 0	S: 8	P: 10	ERA: 0.00	WHIP: 0.000							
13 Billy Wagner, L ERA: 1.65	1.0	S: 3	BF: 0	H: 0	R: 0	ER: 0	SO: 2	BB: 0	IBB: 0	HBP: 0	BLK: 0	WP: 0	HR: 0	S: 8	P: 13	ERA: 0.00	WHIP: 0.000							

New York Mets @ St. Louis Cardinals
 Busch Stadium, St. Louis, MO
 Tue Jul 01 2008, 7:15 PM CDT
 Att: 42,425 - Partly Cloudy - 82 F

AB 39
 R 7
 H 14
 RBI 7
 BB 2
 SO 2
 LOB 15



New York Mets @ St. Louis Cardinals
 Busch Stadium, St. Louis, MO
 Tue Jul 01 2008, 7:15 PM CDT
 Att: 42,425 - Partly Cloudy - 82 F

AB 34
 R 4
 H 9
 RBI 4
 BB 1
 SO 5
 LOB 9



Batter	1	2	3	4	5	6	7	8	9	AB	R	H	RBI	BB	SO	LOB	TOP					
7 José Reyes, S OBP: 0.355, SLG: 0.481										5	1	3	0	0	0	2						
Endy Chavez, L OBP: 0.296, SLG: 0.301										4	1	0	0	0	0	1						
5 David Wright, R OBP: 0.387, SLG: 0.517										4	2	3	0	1	0	1						
15 Carlos Beltrán, S OBP: 0.366, SLG: 0.470										5	1	1	1	1	0	2						
19 Ryan Church, L OBP: 0.368, SLG: 0.518										5	1	2	0	0	1	3						
21 Carlos Delgado, L OBP: 0.317, SLG: 0.430										4	1	1	1	1	1	1						
Damion Easley, R OBP: 0.321, SLG: 0.368										4	0	3	3	0	0	0						
32 Carlos Muniz, R OBP: 0.333, SLG: 0.304										4	0	1	0	0	0	3						
23 Brian Schneider, L OBP: 0.333, SLG: 0.304										4	0	1	0	0	0	3						
45 Pedro Martínez, R OBP: 0.443, SLG: 0.141										2	0	0	0	0	1	2						
9 Marlon Anderson, L OBP: 0.229, SLG: 0.277										1	0	0	0	0	0	0						
17 Fernando Tatis, R OBP: 0.333, SLG: 0.304										0	0	0	0	0	0	0						
Aaron Heilman, R OBP: 0.333, SLG: 0.304										0	0	0	0	0	0	0						
25 Pedro Feliciano, L OBP: 0.333, SLG: 0.304										0	0	0	0	0	0	0						
1 Luis Castillo, S OBP: 0.333, SLG: 0.304										0	0	0	0	0	0	0						
Inning Stats	R: 0 E: 0 K: 1 S: 10	H: 1 LOB: 1 BB: 0 P: 14	R: 0 E: 0 K: 1 S: 11	H: 3 LOB: 2 BB: 0 P: 16	R: 3 E: 0 K: 1 S: 17	H: 4 LOB: 2 BB: 1 P: 28	R: 1 E: 0 K: 0 S: 11	H: 2 LOB: 1 BB: 0 P: 18	R: 0 E: 0 K: 1 S: 10	H: 0 LOB: 1 BB: 0 P: 13	R: 0 E: 0 K: 1 S: 8	H: 0 LOB: 2 BB: 0 P: 10	R: 3 E: 0 K: 0 S: 21	H: 3 LOB: 2 BB: 1 P: 36	R: 0 E: 0 K: 1 S: 9	H: 1 LOB: 1 BB: 0 P: 12	R: 0 E: 0 K: 0 S: 8	H: 0 LOB: 0 BB: 0 P: 12	1B: 11 2B: 2 3B: 2 HR: 0	SF: 1 DP: 1 HBP: 1	WP: 1 PB: 0 SB: 0 CS: 0	PA: 44
PITCHER	IP: 5.0 WLS: 1 BF: 26 ERA: 4.52	H: 1 R: 0 ER: 0 SO: 4	H: 3 R: 0 ER: 0 SO: 4	H: 4 R: 1 ER: 0 SO: 4	H: 2 R: 0 ER: 0 SO: 4	H: 1 R: 0 ER: 0 SO: 4	H: 0 R: 0 ER: 0 SO: 4	H: 0 R: 0 ER: 0 SO: 4	H: 0 R: 0 ER: 0 SO: 4	H: 0 R: 0 ER: 0 SO: 4	H: 0 R: 0 ER: 0 SO: 4	H: 0 R: 0 ER: 0 SO: 4	H: 3 R: 0 ER: 0 SO: 4	H: 3 R: 0 ER: 0 SO: 4	H: 1 R: 0 ER: 0 SO: 4	H: 0 R: 0 ER: 0 SO: 4	H: 0 R: 0 ER: 0 SO: 4	H: 0 R: 0 ER: 0 SO: 4	WP: 0 HR: 0 S: 8 P: 12	ERA: 0.00 WHIP: 0.000		
35 Joel Poinerie, R ERA: 4.52	IP: 5.0 WLS: 1 BF: 26 ERA: 4.52	H: 1 R: 0 ER: 0 SO: 4	H: 3 R: 0 ER: 0 SO: 4	H: 4 R: 1 ER: 0 SO: 4	H: 2 R: 0 ER: 0 SO: 4	H: 1 R: 0 ER: 0 SO: 4	H: 0 R: 0 ER: 0 SO: 4	H: 0 R: 0 ER: 0 SO: 4	H: 0 R: 0 ER: 0 SO: 4	H: 0 R: 0 ER: 0 SO: 4	H: 0 R: 0 ER: 0 SO: 4	H: 0 R: 0 ER: 0 SO: 4	H: 3 R: 0 ER: 0 SO: 4	H: 3 R: 0 ER: 0 SO: 4	H: 1 R: 0 ER: 0 SO: 4	H: 0 R: 0 ER: 0 SO: 4	H: 0 R: 0 ER: 0 SO: 4	H: 0 R: 0 ER: 0 SO: 4	WP: 0 HR: 0 S: 8 P: 12	ERA: 0.00 WHIP: 0.000		
46 Kyle McClellan, R ERA: 2.79	IP: 1.1 WLS: 0 BF: 5 ERA: 2.79	H: 0 R: 0 ER: 0 SO: 1	H: 0 R: 0 ER: 0 SO: 1	H: 0 R: 0 ER: 0 SO: 1	H: 0 R: 0 ER: 0 SO: 1	H: 0 R: 0 ER: 0 SO: 1	H: 0 R: 0 ER: 0 SO: 1	H: 0 R: 0 ER: 0 SO: 1	H: 0 R: 0 ER: 0 SO: 1	H: 0 R: 0 ER: 0 SO: 1	H: 0 R: 0 ER: 0 SO: 1	H: 0 R: 0 ER: 0 SO: 1	H: 0 R: 0 ER: 0 SO: 1	H: 0 R: 0 ER: 0 SO: 1	H: 0 R: 0 ER: 0 SO: 1	H: 0 R: 0 ER: 0 SO: 1	H: 0 R: 0 ER: 0 SO: 1	H: 0 R: 0 ER: 0 SO: 1	WP: 0 HR: 0 S: 12 P: 12	ERA: 0.00 WHIP: 0.000		
30 Mark Mulder, L ERA: 13.5	IP: 0.1 WLS: 0 BF: 2 ERA: 13.5	H: 0 R: 0 ER: 0 SO: 0	H: 0 R: 0 ER: 0 SO: 0	H: 0 R: 0 ER: 0 SO: 0	H: 0 R: 0 ER: 0 SO: 0	H: 0 R: 0 ER: 0 SO: 0	H: 0 R: 0 ER: 0 SO: 0	H: 0 R: 0 ER: 0 SO: 0	H: 0 R: 0 ER: 0 SO: 0	H: 0 R: 0 ER: 0 SO: 0	H: 0 R: 0 ER: 0 SO: 0	H: 0 R: 0 ER: 0 SO: 0	H: 0 R: 0 ER: 0 SO: 0	H: 0 R: 0 ER: 0 SO: 0	H: 0 R: 0 ER: 0 SO: 0	H: 0 R: 0 ER: 0 SO: 0	H: 0 R: 0 ER: 0 SO: 0	H: 0 R: 0 ER: 0 SO: 0	WP: 0 HR: 0 S: 6 P: 6	ERA: 27.00 WHIP: 3.000		
Russ Springer, R ERA: 2.13	IP: 0.1 WLS: 0 BF: 2 ERA: 2.13	H: 0 R: 0 ER: 0 SO: 0	H: 0 R: 0 ER: 0 SO: 0	H: 0 R: 0 ER: 0 SO: 0	H: 0 R: 0 ER: 0 SO: 0	H: 0 R: 0 ER: 0 SO: 0	H: 0 R: 0 ER: 0 SO: 0	H: 0 R: 0 ER: 0 SO: 0	H: 0 R: 0 ER: 0 SO: 0	H: 0 R: 0 ER: 0 SO: 0	H: 0 R: 0 ER: 0 SO: 0	H: 0 R: 0 ER: 0 SO: 0	H: 0 R: 0 ER: 0 SO: 0	H: 0 R: 0 ER: 0 SO: 0	H: 0 R: 0 ER: 0 SO: 0	H: 0 R: 0 ER: 0 SO: 0	H: 0 R: 0 ER: 0 SO: 0	H: 0 R: 0 ER: 0 SO: 0	WP: 0 HR: 0 S: 9 P: 12	ERA: 0.00 WHIP: 1.000		
63 Chris Perez, R ERA: 3.72	IP: 1.0 WLS: 0 BF: 4 ERA: 3.72	H: 0 R: 0 ER: 0 SO: 1	H: 0 R: 0 ER: 0 SO: 1	H: 0 R: 0 ER: 0 SO: 1	H: 0 R: 0 ER: 0 SO: 1	H: 0 R: 0 ER: 0 SO: 1	H: 0 R: 0 ER: 0 SO: 1	H: 0 R: 0 ER: 0 SO: 1	H: 0 R: 0 ER: 0 SO: 1	H: 0 R: 0 ER: 0 SO: 1	H: 0 R: 0 ER: 0 SO: 1	H: 0 R: 0 ER: 0 SO: 1	H: 0 R: 0 ER: 0 SO: 1	H: 0 R: 0 ER: 0 SO: 1	H: 0 R: 0 ER: 0 SO: 1	H: 0 R: 0 ER: 0 SO: 1	H: 0 R: 0 ER: 0 SO: 1	H: 0 R: 0 ER: 0 SO: 1	WP: 0 HR: 0 S: 12 P: 12	ERA: 0.00 WHIP: 1.000		
Batter	1	2	3	4	5	6	7	8	9	AB	R	H	RBI	BB	SO	LOB	BOTTOM					
55 Skip Schumaker, L OBP: 0.366, SLG: 0.448										4	1	2	0	0	0	2						
31 Ryan Franklin, R OBP: 0.366, SLG: 0.448										0	0	0	0	0	0	0						
Aaron Miles, S OBP: 0.360, SLG: 0.378										5	1	1	0	0	1	3						
5 Albert Pujols, R OBP: 0.471, SLG: 0.620										5	0	0	0	0	1	3						
24 Rick Ankiel, L OBP: 0.334, SLG: 0.522										5	2	2	2	0	1	0						
8 Troy Glaus, R OBP: 0.376, SLG: 0.480										4	2	2	4	1	0	0						
47 Ryan Ludwick, R OBP: 0.366, SLG: 0.573										3	1	2	0	0	1	0						
21 Jason LaRue, R OBP: 0.337, SLG: 0.389										3	0	0	0	0	1	3						
16 Chris Duncan, L OBP: 0.341, SLG: 0.374										1	1	1	2	0	0	0						
35 Joel Poinerie, R ERA: 7.39	IP: 0.1 WLS: 0 BF: 2 ERA: 7.39	H: 0 R: 0 ER: 0 SO: 0	H: 0 R: 0 ER: 0 SO: 0	H: 0 R: 0 ER: 0 SO: 0	H: 0 R: 0 ER: 0 SO: 0	H: 0 R: 0 ER: 0 SO: 0	H: 0 R: 0 ER: 0 SO: 0	H: 0 R: 0 ER: 0 SO: 0	H: 0 R: 0 ER: 0 SO: 0	H: 0 R: 0 ER: 0 SO: 0	H: 0 R: 0 ER: 0 SO: 0	H: 0 R: 0 ER: 0 SO: 0	H: 0 R: 0 ER: 0 SO: 0	H: 0 R: 0 ER: 0 SO: 0	H: 0 R: 0 ER: 0 SO: 0	H: 0 R: 0 ER: 0 SO: 0	H: 0 R: 0 ER: 0 SO: 0	H: 0 R: 0 ER: 0 SO: 0	WP: 0 HR: 0 S: 17 P: 17	ERA: 9.00 WHIP: 1.600		
Joe Smith, R ERA: 3.34	IP: 1.0 WLS: 0 BF: 4 ERA: 3.34	H: 0 R: 0 ER: 0 SO: 1	H: 0 R: 0 ER: 0 SO: 1	H: 0 R: 0 ER: 0 SO: 1	H: 0 R: 0 ER: 0 SO: 1	H: 0 R: 0 ER: 0 SO: 1	H: 0 R: 0 ER: 0 SO: 1	H: 0 R: 0 ER: 0 SO: 1	H: 0 R: 0 ER: 0 SO: 1	H: 0 R: 0 ER: 0 SO: 1	H: 0 R: 0 ER: 0 SO: 1	H: 0 R: 0 ER: 0 SO: 1	H: 0 R: 0 ER: 0 SO: 1	H: 0 R: 0 ER: 0 SO: 1	H: 0 R: 0 ER: 0 SO: 1	H: 0 R: 0 ER: 0 SO: 1	H: 0 R: 0 ER: 0 SO: 1	H: 0 R: 0 ER: 0 SO: 1	WP: 0 HR: 0 S: 15 P: 15	ERA: 0.00 WHIP: 1.000		
Aaron Heilman, R ERA: 4.7	IP: 1.0 WLS: 0 BF: 4 ERA: 4.7	H: 0 R: 0 ER: 0 SO: 1	H: 0 R: 0 ER: 0 SO: 1	H: 0 R: 0 ER: 0 SO: 1	H: 0 R: 0 ER: 0 SO: 1	H: 0 R: 0 ER: 0 SO: 1	H: 0 R: 0 ER: 0 SO: 1	H: 0 R: 0 ER: 0 SO: 1	H: 0 R: 0 ER: 0 SO: 1	H: 0 R: 0 ER: 0 SO: 1	H: 0 R: 0 ER: 0 SO: 1	H: 0 R: 0 ER: 0 SO: 1	H: 0 R: 0 ER: 0 SO: 1	H: 0 R: 0 ER: 0 SO: 1	H: 0 R: 0 ER: 0 SO: 1	H: 0 R: 0 ER: 0 SO: 1	H: 0 R: 0 ER: 0 SO: 1	H: 0 R: 0 ER: 0 SO: 1	WP: 0 HR: 0 S: 16 P: 16	ERA: 9.00 WHIP: 0.000		
25 Pedro Feliciano, L ERA: 2.94	IP: 1.0 WLS: 0 BF: 5 ERA: 2.94	H: 0 R: 0 ER: 0 SO: 1	H: 0 R: 0 ER: 0 SO: 1	H: 0 R: 0 ER: 0 SO: 1	H: 0 R: 0 ER: 0 SO: 1	H: 0 R: 0 ER: 0 SO: 1	H: 0 R: 0 ER: 0 SO: 1	H: 0 R: 0 ER: 0 SO: 1	H: 0 R: 0 ER: 0 SO: 1	H: 0 R: 0 ER: 0 SO: 1	H: 0 R: 0 ER: 0 SO: 1	H: 0 R: 0 ER: 0 SO: 1	H: 0 R: 0 ER: 0 SO: 1	H: 0 R: 0 ER: 0 SO: 1	H: 0 R: 0 ER: 0 SO: 1	H: 0 R: 0 ER: 0 SO: 1	H: 0 R: 0 ER: 0 SO: 1	H: 0 R: 0 ER: 0 SO: 1	WP: 0 HR: 0 S: 25 P: 25	ERA: 9.00 WHIP: 2.000		
32 Carlos Muniz, R ERA: 6.17	IP: 0.2 WLS: 0 BF: 3 ERA: 6.17	H: 0 R: 0 ER: 0 SO: 0	H: 0 R: 0 ER: 0 SO: 0	H: 0 R: 0 ER: 0 SO: 0	H: 0 R: 0 ER: 0 SO: 0	H: 0 R: 0 ER: 0 SO: 0	H: 0 R: 0 ER: 0 SO: 0	H: 0 R: 0 ER: 0 SO: 0	H: 0 R: 0 ER: 0 SO: 0	H: 0 R: 0 ER: 0 SO: 0	H: 0 R: 0 ER: 0 SO: 0	H: 0 R: 0 ER: 0 SO: 0	H: 0 R: 0 ER: 0 SO: 0	H: 0 R: 0 ER: 0 SO: 0	H: 0 R: 0 ER: 0 SO: 0	H: 0 R: 0 ER: 0 SO: 0	H: 0 R: 0 ER: 0 SO: 0	H: 0 R: 0 ER: 0 SO: 0	WP: 0 HR: 4 S: 12 P: 12	ERA: 13.50 WHIP: 1.500		
45 Pedro Martínez, R ERA: 7.39	IP: 5.0 WLS: 1 BF: 25 ERA: 7.39	H: 1 R: 5 ER: 5 SO: 4	H: 0 R: 5 ER: 5 SO: 4	H: 0 R: 5 ER: 5 SO: 4</																		

Batter	1	2	3	4	5	6	7	8	9	AB	R	H	RBI	BB	SO	LOB	TOP					
7 José Reyes, S OBP: 0.354, SLG: 0.480										3	0	0	1	1	1	2						
Endy Chavez, L OBP: 0.303, SLG: 0.310										3	0	1	0	1	0	1						
5 David Wright, R OBP: 0.397, SLG: 0.509										3	0	0	1	1	0	2						
15 Carlos Beltrán, S OBP: 0.362, SLG: 0.464										4	0	0	0	0	2	5						
21 Carlos Delgado, L OBP: 0.315, SLG: 0.434										4	0	0	0	0	3	1						
Damon Easley, R OBP: 0.323, SLG: 0.368										4	1	1	0	0	0	0						
11 Ramon Castro, R OBP: 0.360, SLG: 0.439										3	1	2	0	0	1	0						
19 Ryan Church, L OBP: 0.397, SLG: 0.515										1	0	0	0	0	0	0						
29 Chris Aguilera, R OBP: 0.200, SLG: 0.111										2	0	0	0	1	1	1						
9 Marton Anderson, L OBP: 0.226, SLG: 0.280										1	0	0	0	0	0	0						
23 Brian Schneider, L OBP: 0.333, SLG: 0.304										0	0	0	0	0	0	0						
57 Johan Santana, L OBP: 0.158, SLG: 0.243										3	0	0	0	0	1	3						
Duaner Sanchez, R										0	0	0	0	0	0	0						
Inning Stats	R: 0 E: 0 K: 0 S: 7	H: 0 LOB: 1 BB: 1 P: 14	R: 0 E: 0 K: 1 S: 12	H: 1 LOB: 1 BB: 0 P: 22	R: 0 E: 0 K: 0 S: 7	H: 0 LOB: 0 BB: 0 P: 9	R: 0 E: 0 K: 2 S: 9	H: 0 LOB: 0 BB: 0 P: 12	R: 2 E: 0 K: 1 S: 23	H: 2 LOB: 3 BB: 3 P: 46	R: 0 E: 0 K: 2 S: 8	H: 0 LOB: 0 BB: 0 P: 14	R: 0 E: 0 K: 3 S: 10	H: 0 LOB: 0 BB: 0 P: 14	R: 0 E: 0 K: 0 S: 10	H: 1 LOB: 1 BB: 0 P: 14	R: 0 E: 0 K: 0 S: 5	H: 0 LOB: 0 BB: 0 P: 5	1B: 3 2B: 1 3B: 0 HR: 0	SF: 0 SAC: 0 DP: 0 HBP: 0	WP: 0 PB: 0 SB: 1 CS: 0	PA: 35
PITCHER	IP WLS BF H R ER SO BB IBB HBP BLK WP HR S P ERA WHIP																					
43 J.A. Happ, L ERA: 3.86	(1, 1) 4.2 21 3 2 2 3 4 0 0 0 0 0 0 54 96 3.86 1.500																					
37 Chad Durbin, R ERA: 1.5	(5, 1) 2.1 7 0 0 0 6 0 0 0 0 0 0 0 22 35 0.00 0.000																					
46 Ryan Madson, R ERA: 3.07	(8, 1) 1.0 4 1 0 0 0 0 0 0 0 0 0 0 10 14 0.00 1.000																					
54 Brad Lidge, R ERA: 0.77	(9, 1) 1.0 W 3 0 0 0 0 0 0 0 0 0 0 0 5 5 0.00 0.000																					

New York Mets @ Philadelphia Phillies
Citizens Bank Park, Philadelphia, PA

AB 31
R 2
H 4
RBI 2
BB 4
SO 9
LOB 15



WP: 0 PA: 35
PB: 0
SB: 1
CS: 0

New York Mets @ Philadelphia Phillies
Citizens Bank Park, Philadelphia, PA

AB 34
R 3
H 8
RBI 3
BB 0
SO 8
LOB 8



WP: 0 PA: 34
PB: 0
SB: 0
CS: 0

Batter	1	2	3	4	5	6	7	8	9	AB	R	H	RBI	BB	SO	LOB	BOTTOM			
28 Javson Werth, R OBP: 0.357, SLG: 0.492										4	1	2	0	0	1	0				
26 Chase Utley, L OBP: 0.383, SLG: 0.607										4	1	1	0	0	1	1				
11 Jimmy Rollins, S OBP: 0.337, SLG: 0.445										4	0	0	0	0	0	3				
6 Ryan Howard, L OBP: 0.314, SLG: 0.473										4	0	2	1	0	1	1				
Pat Burrell, R OBP: 0.411, SLG: 0.587										4	0	1	1	0	1	1				
7 Pedro Feliz, R OBP: 0.313, SLG: 0.436										4	1	1	0	0	0	2				
8 Shane Victorino, S OBP: 0.338, SLG: 0.367										4	0	1	1	0	0	0				
27 Chris Coste, R OBP: 0.369, SLG: 0.538										3	0	0	0	0	1	0				
43 J.A. Happ, L										1	0	0	0	0	1	0				
37 Chad Durbin, R										1	0	0	0	0	1	0				
4 Eric Bruntlett, R										1	0	0	0	0	1	0				
46 Ryan Madson, L										0	0	0	0	0	0	0				
54 Brad Lidge, R										0	0	0	0	0	0	0				
Inning Stats	R: 0 E: 0 K: 0 S: 8	H: 1 LOB: 0 BB: 0 P: 11	R: 0 E: 0 K: 1 S: 10	H: 0 LOB: 0 BB: 0 P: 12	R: 0 E: 0 K: 1 S: 9	H: 0 LOB: 0 BB: 0 P: 11	R: 0 E: 0 K: 1 S: 15	H: 1 LOB: 1 BB: 0 P: 11	R: 0 E: 0 K: 2 S: 10	H: 0 LOB: 0 BB: 0 P: 12	R: 0 E: 0 K: 1 S: 7	H: 0 LOB: 0 BB: 0 P: 11	R: 0 E: 0 K: 1 S: 11	H: 0 LOB: 0 BB: 0 P: 16	R: 1 E: 0 K: 2 S: 11	H: 2 LOB: 1 BB: 0 P: 16	1B: 7 2B: 1 3B: 0 HR: 0	SF: 0 SAC: 0 DP: 0 HBP: 0	WP: 0 PB: 0 SB: 0 CS: 0	PA: 34
PITCHER	IP WLS BF H R ER SO BB IBB HBP BLK WP HR S P ERA WHIP																			
57 Johan Santana, L ERA: 2.96	(1, 1) 8.0 30 6 2 2 6 0 0 0 0 0 0 0 69 95 2.25 0.750																			
Duaner Sanchez, R ERA: 3.96	(9, 1) 0.2 L 4 2 1 1 2 0 0 0 0 0 0 0 11 16 13.50 3.000																			

AB 31
R 2
H 4
RBI 2
BB 4
SO 9
LOB 15

AB 34
R 3
H 8
RBI 3
BB 0
SO 8
LOB 8



WP: 0 PA: 34
PB: 0
SB: 0
CS: 0

Fri Jul 04, 2008, 7:05 PM EDT
Att. 44,922 - Overcast - 77 F

livebaseballscores.com

livebaseballscores.com

Batter	1	2	3	4	5	6	7	8	9	AB	R	H	RBI	BB	SO	LOB	TOP								
7 José Reyes, S OBP: 0.355, SLG: 0.482										5	1	2	0	0	1	2									
19 Ryan Church, L OBP: 0.370, SLG: 0.512										3	0	1	0	0	2	1									
17 Fernando Tatis, R OBP: 0.295, SLG: 0.333										1	1	1	0	0	0	0									
5 David Wright, R OBP: 0.385, SLG: 0.508										5	1	1	0	0	0	5									
15 Carlos Beltrán, S OBP: 0.363, SLG: 0.459										3	2	0	0	2	0	0									
Damon Easley, R OBP: 0.331, SLG: 0.376										5	2	3	1	0	0	1									
21 Carlos Delgado, L OBP: 0.317, SLG: 0.434										5	1	2	0	0	0	2									
44 Tony Armas, R										0	0	0	0	0	0	0									
11 Ramon Castro, R OBP: 0.231, SLG: 0.167										3	0	0	0	0	1	1									
9 Marlon Anderson, L OBP: 0.231, SLG: 0.277										1	1	0	1	1	0	2									
29 Chris Aguilera, R OBP: 0.231, SLG: 0.167										3	0	1	0	0	0	0									
Endy Chavez, L OBP: 0.305, SLG: 0.313										2	0	1	0	0	0	0									
33 John Maine, R OBP: 0.162, SLG: 0.114										0	0	0	0	0	0	0									
Aaron Heilman, R										0	0	0	0	0	0	0									
4 Argenis Reyes, S										0	0	0	0	0	0	0									
Joe Smith, R										0	0	0	0	0	0	0									
25 Pedro Feliciano, L										0	0	0	0	0	0	0									
23 Brian Schneider, L OBP: 0.330, SLG: 0.312										2	0	1	2	0	0	2									
Inning Stats	R: 1 E: 0 K: 0 S: 6	H: 2 LOB: 0 BB: 0 P: 11	R: 0 E: 0 K: 0 S: 6	H: 0 LOB: 0 BB: 0 P: 10	R: 0 E: 0 K: 1 S: 8	H: 0 LOB: 0 BB: 0 P: 11	R: 2 E: 0 K: 2 S: 13	H: 2 LOB: 1 BB: 1 P: 22	R: 0 E: 0 K: 1 S: 10	H: 1 LOB: 1 BB: 0 P: 16	R: 0 E: 0 K: 0 S: 9	H: 0 LOB: 3 BB: 0 P: 15	R: 0 E: 0 K: 0 S: 12	H: 2 LOB: 3 BB: 0 P: 18	R: 3 E: 0 K: 0 S: 12	H: 3 LOB: 1 BB: 1 P: 26	R: 3 E: 1 K: 0 S: 16	H: 4 LOB: 2 BB: 0 P: 28	1B: 10 2B: 4 3B: 0 HR: 0	SF: 0 SAC: 0 DP: 1 HBP: 1	WP: 1 PB: 0 CS: 2 SB: 0	PA: 45			
PITCHER	IP WLS BF H R ER SO BB IBB HBP BLK WP HR S P ERA WHIP	6.2 0 29 7 3 3 4 2 0 1 0 0 0 0 3 4 4.05 1.350	0.1 1 0 0 0 0 0 0 0 0 0 0 0 0 3 4 0.00 0.000	0.1 L 3 2 2 2 0 0 0 0 0 0 0 0 0 5 10 54.00 6.000	0.2 B 4 1 1 1 0 1 0 0 0 0 1 0 7 16 13.50 3.000	0.2 7 4 3 1 0 0 0 0 0 0 0 0 0 14 23 13.50 6.000																			
55 Clay Condrey, R ERA: 4.32																									

Batter	1	2	3	4	5	6	7	8	9	AB	R	H	RBI	BB	SO	LOB	BOTTOM						
11 Jimmy Rollins, S OBP: 0.332, SLG: 0.438										4	0	0	0	0	1	1							
8 Shane Victorino, S OBP: 0.340, SLG: 0.367										3	1	1	0	0	0	0							
26 Chase Utley, L OBP: 0.381, SLG: 0.602										3	1	0	0	1	0	1							
6 Ryan Howard, L OBP: 0.316, SLG: 0.480										3	1	1	3	1	2	0							
Pat Burrell, R OBP: 0.241, SLG: 0.385										3	0	1	0	0	1	0							
4 Eric Bruntlett, R OBP: 0.318, SLG: 0.319										0	0	0	0	0	0	0							
16 J.C. Romero, S										0	0	0	0	0	0	0							
45 Tom Gordon, R										0	0	0	0	0	0	0							
51 Carlos Ruiz, R OBP: 0.260, SLG: 0.279										1	0	0	0	0	0	2							
57 Rudy Seanez, R										0	0	0	0	0	0	0							
55 Clay Condrey, R										0	0	0	0	0	0	0							
7 Pedro Feliz, R OBP: 0.310, SLG: 0.432										3	0	0	0	0	0	0							
10 Geoff Jenkins, L OBP: 0.286, SLG: 0.371										3	0	0	0	1	2	0							
27 Chris Coste, R OBP: 0.360, SLG: 0.523										4	0	0	0	0	0	2							
Jamie Moyer, L OBP: 0.258, SLG: 0.185										1	0	0	0	1	1	0							
46 Ryan Madson, L										0	0	0	0	0	0	0							
19 Greg Dobbs, L OBP: 0.364, SLG: 0.445										0	0	0	0	0	0	0							
2B Jayson Werth, R OBP: 0.360, SLG: 0.495										1	0	1	1	0	0	0							
Inning Stats	R: 0 E: 0 K: 0 S: 9	H: 0 LOB: 0 BB: 0 P: 13	R: 0 E: 0 K: 1 S: 12	H: 0 LOB: 0 BB: 0 P: 16	R: 0 E: 0 K: 2 S: 12	H: 0 LOB: 0 BB: 0 P: 17	R: 3 E: 0 K: 1 S: 12	H: 1 LOB: 1 BB: 1 P: 23	R: 0 E: 0 K: 1 S: 12	H: 0 LOB: 1 BB: 1 P: 18	R: 0 E: 0 K: 1 S: 11	H: 0 LOB: 0 BB: 0 P: 17	R: 1 E: 0 K: 0 S: 8	H: 2 LOB: 2 BB: 1 P: 16	R: 0 E: 0 K: 0 S: 6	H: 1 LOB: 2 BB: 1 P: 12	R: 0 E: 0 K: 1 S: 6	H: 0 LOB: 0 BB: 0 P: 10	1B: 3 2B: 0 3B: 0 HR: 1	SF: 0 SAC: 1 DP: 0 HBP: 1	WP: 0 PB: 1 CS: 0	PA: 35	
PITCHER	IP WLS BF H R ER SO BB IBB HBP BLK WP HR S P ERA WHIP	5.2 1 21 1 3 3 3 2 0 1 0 0 0 3 5 0.00 0.000	0.1 1 0 0 0 1 0 0 0 0 0 0 0 3 5 0.00 0.000	0.2 4 1 1 1 0 0 0 0 0 0 0 0 5 10 13.50 1.500	0.1 W 1 1 0 0 0 0 0 0 0 0 0 0 3 6 0.00 3.000	1.0 H 5 1 0 0 0 0 0 1 0 0 0 0 6 12 0.00 1.000																	
44 Tony Armas, R ERA: 5.14																							

New York Mets @ Philadelphia Phillies
Citizens Bank Park, Philadelphia, PA

AB 41
R 9
H 14
RBI 5
BB 3
SO 4
LOB 19



New York Mets @ Philadelphia Phillies
Citizens Bank Park, Philadelphia, PA

AB 29
R 4
H 4
RBI 4
BB 4
SO 7
LOB 6



Sat Jul 05 2008, 7:05 PM EDT
Att: 45,190 - Cloudy - 79 F

Sat Jul 05 2008, 7:05 PM EDT
Att: 45,190 - Cloudy - 79 F

livebaseballscorecards.com

Batter	1	2	3	4	5	6	7	8	9	10	11	12	AB	R	H	RBI	BB	SO	LOB	TOP					
7 José Reyes, S OBP: 0.397, SLG: 0.485	G4-3	F8						PO	SH3-4		F8		6	1	3	0	0	0	3						
Endy Chavez, L OBP: 0.308, SLG: 0.315	G4-3		G4-3	G1-3		G3			SH3-4				5	0	2	0	0	0	3						
5 David Wright, R OBP: 0.382, SLG: 0.501	G4-3		F7				P3		K		K		6	0	1	0	0	2	3						
15 Carlos Beltrán, S OBP: 0.365, SLG: 0.469	F9				FC6-4						P5		6	1	3	2	0	0	3						
21 Carlos Delgado, L OBP: 0.317, SLG: 0.430	F7					K			K2-3				5	1	1	0	1	2	3						
Damion Easley, R OBP: 0.333, SLG: 0.373			L8				G4-3			L8		SH2-4	4	0	1	0	1	0	2						
9 Marlon Anderson, L OBP: 0.234, SLG: 0.272					G6-3		G4-3		G6-3		K		2	0	0	0	1	0	2						
17 Fernando Tatis, R OBP: 0.296, SLG: 0.366													3	1	1	2	0	1	0						
23 Brian Schneider, L OBP: 0.340, SLG: 0.314						L3		G4-3					5	0	2	0	1	1	0						
Oliver Pérez, L ERA: 4.29													2	0	0	0	0	1	3						
Duaneé Sanchez, R ERA: 3.82													0	0	0	0	0	0	0						
Aaron Heilman, R ERA: 4.63													0	0	0	0	0	0	0						
Billy Wagner, L ERA: 2.31													0	0	0	0	0	0	0						
Inning Stats	R: 0 E: 0 K: 9	H: 1 LOB: 1 BB: 0 P: 14	R: 0 E: 0 K: 8	H: 2 LOB: 3 BB: 1 P: 14	R: 1 E: 0 K: 12	H: 2 LOB: 1 BB: 23	R: 0 E: 0 K: 7	H: 1 LOB: 2 BB: 15	R: 0 E: 0 K: 11	H: 1 LOB: 2 BB: 25	R: 0 E: 1 K: 11	H: 0 LOB: 0 BB: 1 P: 16	R: 0 E: 0 K: 13	H: 1 LOB: 1 BB: 0 P: 19	R: 0 E: 0 K: 12	H: 1 LOB: 1 BB: 0 P: 20	R: 0 E: 0 K: 11	H: 1 LOB: 0 BB: 0 P: 16	R: 2 E: 0 K: 13	H: 1 LOB: 0 BB: 1 P: 22	1B: 11 3B: 0 HR: 2	SF: 0 SAC: 3 DP: 0 HBP: 0	WP: 0 PB: 0 SB: 4 CS: 0	PA: 55	
PITCHER	IP	WLS	BF	H	R	ER	SO	BB	IBB	HBP	BLK	WP	HR	S	P	ERA	WHIP								
38 Kyle Kendrick, R ERA: 1.8	6.0	0	29	8	1	0	2	0	0	0	0	0	0	11	14	0.00	1.000								
55 Clay Condrey, R ERA: 4.19	1.0	4	1	0	0	0	0	0	0	0	0	0	0	8	16	0.00	1.000								
16 J.C. Romero, L ERA: 2.36	1.0	3	0	0	0	0	1	0	0	0	0	0	0	12	19	0.00	2.000								
54 Brad Lidge, R ERA: 1.0	1.0	5	2	1	1	2	0	0	0	0	0	0	0	12	20	0.00	1.000								
46 Ryan Madson, R ERA: 2.98	1.0	4	1	0	0	2	0	0	0	0	0	0	0	12	20	0.00	1.000								

New York Mets @ Philadelphia Phillies
Citizens Bank Park, Philadelphia, PA

Sun Jul 06 2008, 1:35 PM EDT
Alt. 45,203 - Cloudy - 79 F

AB 46
R 4
H 14
RBI 4
BB 5
SO 9
LOB 23



Batter	1	2	3	4	5	6	7	8	9	10	11	12	AB	R	H	RBI	BB	SO	LOB	BOTTOM					
28 Jayson Werth, R OBP: 0.364, SLG: 0.505					F9			P3			F7		4	1	1	2	2	0	1						
26 Chase Utley, L OBP: 0.378, SLG: 0.594	P5		F8		G3			E1			F7		6	0	1	0	0	0	3						
11 Jimmy Rollins, S OBP: 0.336, SLG: 0.437			G6-4-3										5	0	2	0	1	0	2						
6 Ryan Howard, L OBP: 0.313, SLG: 0.475													6	0	1	0	0	4	5						
Pat Burrell, R OBP: 0.412, SLG: 0.582													3	0	1	0	1	0	3						
10 Geoff Jenkins, L OBP: 0.284, SLG: 0.368													2	0	0	0	0	1	1						
7 Pedro Feliz, R OBP: 0.307, SLG: 0.426													6	0	1	0	0	1	6						
8 Shane Victorino, S OBP: 0.341, SLG: 0.368													5	1	2	0	0	0	2						
37 Chad Durbin, R OBP: 0.167, SLG: 0.167													0	0	0	0	0	0	0						
51 Carlos Ruiz, R OBP: 0.258, SLG: 0.277													5	0	1	0	0	1	4						
38 Kyle Kendrick, R ERA: 1.82													2	0	0	0	0	2	2						
27 Chris Coste, R ERA: 3.82													1	0	0	0	0	0	0						
16 J.C. Romero, L ERA: 2.36													0	0	0	0	0	0	0						
54 Brad Lidge, R ERA: 1.0													0	0	0	0	0	0	0						
4 Eric Bruntlett, R ERA: 3.88													1	0	0	0	0	1	1						
46 Ryan Madson, L ERA: 2.98													0	0	0	0	0	0	0						
19 Greg Dobbs, L ERA: 2.31													1	0	0	0	0	0	0						
Inning Stats	R: 0 E: 0 K: 18	H: 1 LOB: 2 BB: 1 P: 29	R: 0 E: 1 K: 1	H: 0 LOB: 1 BB: 0 P: 16	R: 0 E: 0 K: 9	H: 0 LOB: 0 BB: 11	R: 0 E: 0 K: 12	H: 1 LOB: 1 BB: 0 P: 14	R: 0 E: 0 K: 10	H: 1 LOB: 1 BB: 0 P: 14	R: 0 E: 0 K: 16	H: 0 LOB: 3 BB: 2 P: 22	R: 0 E: 0 K: 12	H: 2 LOB: 1 BB: 0 P: 15	R: 0 E: 0 K: 12	H: 1 LOB: 1 BB: 0 P: 19	R: 0 E: 0 K: 11	H: 1 LOB: 0 BB: 0 P: 19	1B: 9 3B: 0 HR: 1	SF: 0 SAC: 0 DP: 1 HBP: 0	WP: 1 PB: 0 SB: 4 CS: 0	PA: 51			
PITCHER	IP	WLS	BF	H	R	ER	SO	BB	IBB	HBP	BLK	WP	HR	S	P	ERA	WHIP								
Oliver Pérez, L ERA: 4.29	7.0	0	27	4	0	0	6	2	0	0	0	0	0	7	110	0.00	0.857								
Duaneé Sanchez, R ERA: 3.82	0.1	H	3	0	0	0	0	1	0	0	0	0	0	8	12	0.00	3.000								
25 Pedro Feliciano, L ERA: 3.82	0.1	H	1	0	0	0	1	0	0	0	0	0	0	3	3	0.00	0.000								
Aaron Heilman, R ERA: 4.63	0.1	H	2	0	0	0	0	1	0	0	0	0	0	5	11	0.00	3.000								
Billy Wagner, L ERA: 2.31	1.0	B	6	3	2	2	1	0	0	0	0	0	1	15	22	18.00	3.000								
PITCHER	IP	WLS	BF	H	R	ER	SO	BB	IBB	HBP	BLK	WP	HR	S	P	ERA	WHIP								
Scott Schoeneweis, L ERA: 3.88	0.2	4	2	0	0	2	0	0	0	0	0	0	0	10	12	0.00	3.000								
Joe Smith, R ERA: 3.22	2.1	W	8	1	0	0	0	0	0	0	0	0	0	21	36	0.00	0.429								

New York Mets @ Philadelphia Phillies
Citizens Bank Park, Philadelphia, PA

Sun Jul 06 2008, 1:35 PM EDT
Alt. 45,203 - Cloudy - 79 F

AB 47
R 2
H 10
RBI 2
BB 4
SO 10
LOB 30



Batter	1	2	3	4	5	6	7	8	9	AB	R	H	RBI	BB	SO	LOB	TOP					
7 José Reyes, S OBP: 0.360, SLG: 0.485										4	2	2	0	1	0	0	New York Mets @ Philadelphia Phillies Citizens Bank Park, Philadelphia, PA Mon Jul 07 2008, 7:05 PM EDT Att: 44,655 - Cloudy - 80 F					
Endy Chavez, L OBP: 0.315, SLG: 0.323										5	2	3	2	0	1	0						
5 David Wright, R OBP: 0.382, SLG: 0.512										5	1	2	4	0	1	3						
15 Carlos Beltrán, S OBP: 0.363, SLG: 0.465										5	1	1	0	0	0	2						
Damon Easley, R OBP: 0.341, SLG: 0.380										5	0	3	1	0	0	0						
21 Carlos Delgado, L OBP: 0.318, SLG: 0.433										5	1	2	0	0	2	3						
17 Fernando Tatis, R OBP: 0.320, SLG: 0.381										4	1	3	0	1	0	2						
23 Brian Schneider, L OBP: 0.332, SLG: 0.306										5	1	0	1	0	1	7						
45 Pedro Martínez, R OBP: 0.167, SLG: 0.167										4	1	1	1	0	1	1						
44 Tony Armas, R Aaron Heilman, R 4 Argenis Reyes, S 13 Billy Wagner, L										0	0	0	0	0	0	0						
Inning Stats	R: 2 H: 3 E: 0 K: 0 S: 11	H: 3 BB: 0 P: 17	R: 3 H: 3 E: 0 K: 1 S: 16	H: 3 BB: 1 P: 27	R: 3 H: 4 E: 1 K: 1 S: 15	H: 4 BB: 0 P: 25	R: 0 H: 2 E: 0 K: 0 S: 13	H: 2 BB: 0 P: 19	R: 0 H: 0 E: 0 K: 1 S: 12	H: 0 BB: 0 P: 17	R: 0 H: 4 E: 0 K: 1 S: 21	H: 2 BB: 1 P: 32	R: 0 H: 0 E: 0 K: 1 S: 7	H: 0 BB: 0 P: 10	R: 0 H: 0 E: 0 K: 1 S: 8	H: 0 BB: 0 P: 11	R: 0 H: 1 E: 0 K: 1 S: 6	H: 1 BB: 0 P: 9	1B: 14 2B: 2 3B: 0 HR: 1	SF: 0 SAC: 0 DP: 0 HBP: 0	WP: 0 PB: 0 SB: 1 CS: 0	PA: 45
PITCHER	IP WLS BF H R ER SO BB IBB HBP BLK WP HR S P ERA WHIP																					
21 Adam Eaton, R ERA: 5.2	2.2 L 20 10 8 6 1 1 0 0 0 0 0 0 41 68 20.25 4.125																					
55 Clay Condrey, R ERA: 3.93	3.1 9 2 0 0 1 0 0 0 0 0 0 1 26 37 0.00 0.857																					
56 R.J. Swindle, L ERA: 6.0	3.0 13 4 2 2 3 1 0 0 0 0 0 1 36 53 6.00 1.667																					
16 J.C. Romero, L ERA: 2.29	1.0 3 1 0 0 1 0 0 0 0 0 0 0 6 9 0.00 1.000																					

Batter	1	2	3	4	5	6	7	8	9	AB	R	H	RBI	BB	SO	LOB	BOTTOM					
11 Jimmy Rollins, S OBP: 0.337, SLG: 0.437										5	1	2	0	0	1	0	New York Mets @ Philadelphia Phillies Citizens Bank Park, Philadelphia, PA Mon Jul 07 2008, 7:05 PM EDT Att: 44,655 - Cloudy - 80 F					
8 Shane Victorino, S OBP: 0.341, SLG: 0.375										5	2	2	1	0	0	1						
26 Chase Utley, L OBP: 0.378, SLG: 0.601										3	1	1	1	0	1	1						
4 Eric Bruntlett, R OBP: 0.318, SLG: 0.314										1	1	0	0	1	0	1						
6 Ryan Howard, L OBP: 0.317, SLG: 0.484										4	1	2	2	1	1	2						
Pat Burrell, R OBP: 0.409, SLG: 0.586										5	1	1	1	0	2	4						
19 Greg Dobbs, L OBP: 0.358, SLG: 0.443										4	0	1	0	0	2	2						
7 Pedro Feliz, R OBP: 0.309, SLG: 0.428										1	0	1	1	0	0	0						
28 Jayson Werth, R OBP: 0.369, SLG: 0.503										3	1	1	0	2	1	2						
27 Chris Coste, R OBP: 0.349, SLG: 0.506										4	0	0	0	0	3	6						
21 Adam Eaton, R 55 Clay Condrey, R So Taguchi, R 56 R.J. Swindle, L 10 Geoff Jenkins, L 16 J.C. Romero, S										0	0	0	0	0	0	0						
Inning Stats	R: 0 H: 0 E: 0 K: 0 S: 8	H: 1 LOB: 0 BB: 0 P: 14	R: 0 H: 1 E: 0 K: 2 S: 14	H: 1 LOB: 2 BB: 1 P: 25	R: 0 H: 0 E: 0 K: 1 S: 6	H: 0 LOB: 0 BB: 0 P: 8	R: 1 H: 1 E: 0 K: 1 S: 20	H: 1 LOB: 2 BB: 2 P: 31	R: 0 H: 1 E: 0 K: 2 S: 11	H: 1 LOB: 1 BB: 0 P: 18	R: 1 H: 2 E: 0 K: 0 S: 12	H: 2 LOB: 1 BB: 0 P: 19	R: 3 H: 3 E: 0 K: 1 S: 14	H: 3 LOB: 0 BB: 0 P: 23	R: 2 H: 2 E: 0 K: 3 S: 18	H: 2 LOB: 0 BB: 0 P: 26	R: 2 H: 2 E: 1 K: 1 S: 15	H: 2 LOB: 1 BB: 1 P: 23	1B: 5 2B: 3 3B: 0 HR: 4	SF: 0 SAC: 0 DP: 0 HBP: 0	WP: 1 PB: 0 SB: 1 CS: 0	PA: 43
PITCHER	IP WLS BF H R ER SO BB IBB HBP BLK WP HR S P ERA WHIP																					
45 Pedro Martínez, R ERA: 6.86	5.1 W 24 11 2 2 2 6 3 0 0 0 0 1 64 105 3.38 1.500																					
44 Tony Armas, R ERA: 7.56	1.1 7 3 3 3 2 0 0 0 0 0 1 1 18 28 20.25 2.250																					
Aaron Heilman, R ERA: 4.89	1.1 6 2 2 2 4 0 0 0 0 0 0 1 21 31 13.50 1.500																					
13 Billy Wagner, L ERA: 2.5	1.0 S 6 2 2 1 1 1 0 0 0 0 0 0 15 23 9.00 3.000																					

Batter	1	2	3	4	5	6	7	8	9	AB	R	H	RBI	BB	SO	LOB	TOP				
14 Fred Lewis, L OBP: 0.353, SLG: 0.452	G5-3		K		P6			F8		4	0	0	0	0	1	1					
Ray Durham, S OBP: 0.392, SLG: 0.411	K		BB		BB			L4		2	0	0	0	2	1	0					
2 Randy Winn, S OBP: 0.350, SLG: 0.404	F9		L8		F8			G4-3		4	0	0	0	0	0	3					
1 Bengie Molina, R OBP: 0.313, SLG: 0.409		P3		L9		K		G5-3		4	0	0	0	0	1	0					
33 Aaron Rowand, R OBP: 0.363, SLG: 0.457		G4-3		G4-3		K		G6-3		4	0	1	0	0	1	0					
Rich Aurilia, R OBP: 0.340, SLG: 0.445		1B		F8		F8		K		4	0	1	0	0	2	1					
Jose Castillo, R OBP: 0.312, SLG: 0.421		K		7 FC6 BB		P3				2	0	0	0	1	1	1	AB 29				
7 Emmanuel Burriss, S OBP: 0.361, SLG: 0.355			53 SH3-4 1B		FC6		P6			3	0	1	0	0	0	2	R 0				
53 Jonathan Sánchez, L OBP: 0.135, SLG: 0.156			SH3-4		K		L1-3			1	0	0	0	0	0	0	H 3				
43 Alex Hinshaw, L ERA: 2.49										0	0	0	0	0	0	0	RBI 0				
56 Osiris Matos, R ERA: 3.38										0	0	0	0	0	0	0	BB 3				
8 Eugenio Velez, S OBP: 0.249, SLG: 0.256										0	0	0	0	0	0	0	SO 8				
22 Keiichi Yabu, R ERA: 1.69										0	0	0	0	0	0	0	LOB 8				
Sergio Romo, R ERA: 1.69										0	0	0	0	0	0	0					
Inning Stats	R: 0 E: 0 K: 1 S: 8	H: 0 LOB: 0 BB: 0 P: 11	R: 0 E: 0 K: 2 S: 11	H: 1 LOB: 1 BB: 0 P: 13	R: 0 E: 0 K: 1 S: 11	H: 1 LOB: 2 BB: 1 P: 17	R: 0 E: 0 K: 0 S: 11	H: 1 LOB: 2 BB: 1 P: 21	R: 0 E: 0 K: 1 S: 10	H: 0 LOB: 0 BB: 1 P: 16	R: 0 E: 0 K: 2 S: 11	H: 0 LOB: 0 BB: 0 P: 10	R: 0 E: 0 K: 0 S: 9	H: 0 LOB: 0 BB: 0 P: 10	R: 0 E: 0 K: 1 S: 6	H: 0 LOB: 0 BB: 0 P: 8	1B: 2 2B: 1 3B: 0 HR: 0	SF: 0 SAC: 1 DP: 0 HBP: 0	WP: 0 PB: 0 SB: 0 CS: 0	PA: 33	
PITCHER	IP WLS BF H R ER SO BB IBB HBP BLK WP HR S P ERA WHIP	IP WLS BF H R ER SO BB IBB HBP BLK WP HR S P ERA WHIP	IP WLS BF H R ER SO BB IBB HBP BLK WP HR S P ERA WHIP	IP WLS BF H R ER SO BB IBB HBP BLK WP HR S P ERA WHIP	IP WLS BF H R ER SO BB IBB HBP BLK WP HR S P ERA WHIP	IP WLS BF H R ER SO BB IBB HBP BLK WP HR S P ERA WHIP	IP WLS BF H R ER SO BB IBB HBP BLK WP HR S P ERA WHIP	IP WLS BF H R ER SO BB IBB HBP BLK WP HR S P ERA WHIP	IP WLS BF H R ER SO BB IBB HBP BLK WP HR S P ERA WHIP	IP WLS BF H R ER SO BB IBB HBP BLK WP HR S P ERA WHIP	IP WLS BF H R ER SO BB IBB HBP BLK WP HR S P ERA WHIP	IP WLS BF H R ER SO BB IBB HBP BLK WP HR S P ERA WHIP	IP WLS BF H R ER SO BB IBB HBP BLK WP HR S P ERA WHIP	IP WLS BF H R ER SO BB IBB HBP BLK WP HR S P ERA WHIP	IP WLS BF H R ER SO BB IBB HBP BLK WP HR S P ERA WHIP	IP WLS BF H R ER SO BB IBB HBP BLK WP HR S P ERA WHIP	IP WLS BF H R ER SO BB IBB HBP BLK WP HR S P ERA WHIP	IP WLS BF H R ER SO BB IBB HBP BLK WP HR S P ERA WHIP	IP WLS BF H R ER SO BB IBB HBP BLK WP HR S P ERA WHIP	IP WLS BF H R ER SO BB IBB HBP BLK WP HR S P ERA WHIP	IP WLS BF H R ER SO BB IBB HBP BLK WP HR S P ERA WHIP

San Francisco Giants @ New York Mets
Shea Stadium, Flushing, NY
Wed Jul 09 2008, 7:10 PM EDT
Att: 48,896 - Cloudy - 79 F

AB 29
R 0
H 3
RBI 0
BB 3
SO 8
LOB 8



Batter	1	2	3	4	5	6	7	8	9	AB	R	H	RBI	BB	SO	LOB	BOTTOM				
7 José Reyes, S OBP: 0.363, SLG: 0.483	F8		BB		G5-3 SH1-3 BB		K			3	0	1	1	2	1	1					
Endy Chavez, L OBP: 0.317, SLG: 0.321	G1-3		F7		SH1-3		5 WP BB			3	0	1	0	1	0	2					
5 David Wright, R OBP: 0.381, SLG: 0.504	15 BB		K		G5-3		G5-3			4	0	0	0	1	1	7					
15 Carlos Beltrán, S OBP: 0.365, SLG: 0.473	K		F8		P6		FC5-4 IBB			3	0	0	0	1	1	2					
Damon Easley, R OBP: 0.332, SLG: 0.368		G5-3		K		G6-3		FC5-4		4	0	0	0	0	1	3					
Duaner Sanchez, R ERA: 4.59										0	0	0	0	0	0	0					
Joe Smith, R ERA: 3.72										0	0	0	0	0	0	0					
Joe Smith, R ERA: 3.05										0	0	0	0	0	0	0					
21 Carlos Delgado, L OBP: 0.327, SLG: 0.453	K		17 WP 11 HR 2B		1B					4	2	3	0	0	1	0					
17 Fernando Tatis, R OBP: 0.324, SLG: 0.404	K		11 HR BB		F8					3	1	0	0	1	1	2	AB 31				
11 Ramon Castro, R OBP: 0.354, SLG: 0.466			57 SH2-4 1B		K					4	1	2	3	0	1	2	R 5				
57 Johan Santana, L OBP: 0.154, SLG: 0.237										1	0	0	0	0	1	0	H 9				
Aaron Heilman, R ERA: 3.97										0	0	0	0	0	0	0	RBI 5				
4 Argenis Reyes, S OBP: 0.375, SLG: 0.375										2	1	2	1	0	0	0	BB 6				
Sergio Romo, R ERA: 1.69										1	0	0	0	0	1	0	SO 8				
Inning Stats	R: 0 E: 0 K: 1 S: 14	H: 0 LOB: 1 BB: 1 P: 20	R: 0 E: 0 K: 2 S: 9	H: 0 LOB: 0 BB: 0 P: 15	R: 0 E: 0 K: 1 S: 10	H: 1 LOB: 2 BB: 1 P: 19	R: 3 E: 0 K: 2 S: 19	H: 2 LOB: 0 BB: 1 P: 30	R: 0 E: 0 K: 0 S: 7	H: 0 LOB: 1 BB: 1 P: 12	R: 0 E: 0 K: 1 S: 9	H: 1 LOB: 1 BB: 0 P: 14	R: 0 E: 1 K: 1 S: 11	H: 1 LOB: 3 BB: 2 P: 21	R: 2 E: 1 K: 0 S: 16	H: 4 LOB: 2 BB: 0 P: 24	1B: 6 2B: 2 3B: 0 HR: 1	SF: 0 SAC: 2 DP: 0 HBP: 0	WP: 2 PB: 0 SB: 1 CS: 0	PA: 39	
PITCHER	IP WLS BF H R ER SO BB IBB HBP BLK WP HR S P ERA WHIP	IP WLS BF H R ER SO BB IBB HBP BLK WP HR S P ERA WHIP	IP WLS BF H R ER SO BB IBB HBP BLK WP HR S P ERA WHIP	IP WLS BF H R ER SO BB IBB HBP BLK WP HR S P ERA WHIP	IP WLS BF H R ER SO BB IBB HBP BLK WP HR S P ERA WHIP	IP WLS BF H R ER SO BB IBB HBP BLK WP HR S P ERA WHIP	IP WLS BF H R ER SO BB IBB HBP BLK WP HR S P ERA WHIP	IP WLS BF H R ER SO BB IBB HBP BLK WP HR S P ERA WHIP	IP WLS BF H R ER SO BB IBB HBP BLK WP HR S P ERA WHIP	IP WLS BF H R ER SO BB IBB HBP BLK WP HR S P ERA WHIP	IP WLS BF H R ER SO BB IBB HBP BLK WP HR S P ERA WHIP	IP WLS BF H R ER SO BB IBB HBP BLK WP HR S P ERA WHIP	IP WLS BF H R ER SO BB IBB HBP BLK WP HR S P ERA WHIP	IP WLS BF H R ER SO BB IBB HBP BLK WP HR S P ERA WHIP	IP WLS BF H R ER SO BB IBB HBP BLK WP HR S P ERA WHIP	IP WLS BF H R ER SO BB IBB HBP BLK WP HR S P ERA WHIP	IP WLS BF H R ER SO BB IBB HBP BLK WP HR S P ERA WHIP	IP WLS BF H R ER SO BB IBB HBP BLK WP HR S P ERA WHIP	IP WLS BF H R ER SO BB IBB HBP BLK WP HR S P ERA WHIP	IP WLS BF H R ER SO BB IBB HBP BLK WP HR S P ERA WHIP	IP WLS BF H R ER SO BB IBB HBP BLK WP HR S P ERA WHIP

San Francisco Giants @ New York Mets
Shea Stadium, Flushing, NY
Wed Jul 09 2008, 7:10 PM EDT
Att: 48,896 - Cloudy - 79 F

AB 31
R 5
H 9
RBI 5
BB 6
SO 8
LOB 19



Batter	1	2	3	4	5	6	7	8	9	AB	R	H	RBI	BB	SO	LOB	TOP					
14 Fred Lewis, L OBP: 0.352, SLG: 0.448	F7		K				G4-3			3	1	0	0	1	1	0	San Francisco Giants @ New York Mets Shea Stadium, Flushing, NY Thu Jul 10 2008, 1:10 PM EDT Att: 48,755 - Partly Cloudy - 82 F					
7 Emmanuel Burriss, S OBP: 0.350, SLG: 0.342	F7		F8				G4-3			4	0	0	0	0	1	2						
2 Randy Winn, S OBP: 0.354, SLG: 0.407	33 WP		K							2	0	1	2	2	1	0						
33 Aaron Rowand, R OBP: 0.362, SLG: 0.453				K			P2			3	0	0	0	1	2	2						
21 John Bowker, L OBP: 0.326, SLG: 0.468	P2									3	1	2	0	1	0	2						
50 Eliezer Alfonzo, R (1,2)		K								4	0	0	0	0	1	4						
Jose Castillo, R (1,5)										3	0	0	0	1	1	1						
28 Travis Denker, R Jack Taschner, L 56 Osiris Matos, L Rich Aurilia, R										3	0	0	0	0	2	2						
75 Barry Zito, L Sergio Romo, R Ray Durham, S										1	1	0	0	1	1	1						
Inning Stats	R: 0 H: 0 K: 0 S: 12	H: 0 LOB: 2 BB: 2 P: 26	R: 0 H: 0 K: 3 S: 11	H: 0 LOB: 1 BB: 1 P: 19	R: 0 H: 0 K: 2 S: 11	LOB: 0 BB: 0 P: 15	R: 1 H: 1 K: 2 S: 12	LOB: 1 BB: 2 P: 20	R: 2 H: 1 K: 1 S: 20	H: 1 LOB: 1 BB: 2 P: 35	R: 0 H: 0 K: 1 S: 7	H: 0 LOB: 1 BB: 1 P: 14	R: 0 H: 0 K: 0 S: 5	H: 0 LOB: 0 BB: 0 P: 8	R: 0 H: 1 K: 1 S: 12	H: 1 LOB: 1 BB: 1 P: 21		R: 0 H: 0 K: 0 S: 5	H: 0 LOB: 0 BB: 0 P: 5	1B: 1 2B: 2 3B: 0 HR: 0	SF: 0 SAC: 0 DP: 1 HBP: 0	WP: 2 PB: 0 SB: 2 CS: 0
PITCHER	IP WLS BF H R ER SO BB IBB HBP BLK WP HR S P ERA WHIP																					
33 John Maine, R 32 Carlos Muniz, R Scott Schoeneweis, L Duaner Sanchez, R 13 Billy Wagner, L	(1,1) (5,1) (7,1) (8,1) (9,1)	4.2 1.1 1.0 1.0 1.0	21 5 3 4 3	2 0 0 1 0	3 0 0 0 0	3 0 0 1 0	8 1 0 0 0	5 1 0 1 0	0 0 0 0 0	0 0 0 0 0	2 0 0 0 0	0 0 0 0 0	63 10 20 12 5	109 0 8 21 5	5.79 0.750 0.000 2.000 0.000	1.500						

Batter	1	2	3	4	5	6	7	8	9	AB	R	H	RBI	BB	SO	LOB	BOTTOM			
7 José Reyes, S OBP: 0.364, SLG: 0.480	F7		G3				F8			4	0	1	1	1	0	1	San Francisco Giants @ New York Mets Shea Stadium, Flushing, NY Thu Jul 10 2008, 1:10 PM EDT Att: 48,755 - Partly Cloudy - 82 F			
4 Argenis Reyes, S OBP: 0.308, SLG: 0.308	G1-3						L9			5	1	1	0	0	1	5				
5 David Wright, R OBP: 0.386, SLG: 0.511										3	2	2	0	2	0	1				
15 Carlos Beltrán, S OBP: 0.363, SLG: 0.469	F8									5	1	1	1	0	0	6				
17 Fernando Tatis, R OBP: 0.336, SLG: 0.459										5	1	3	4	0	0	1				
21 Carlos Delgado, L OBP: 0.325, SLG: 0.448										4	0	0	0	1	0	2				
6 Nick Evans, R Endy Chavez, L										4	1	1	0	0	0	2				
23 Brian Schneider, L OBP: 0.333, SLG: 0.299										1	1	0	0	3	1	0				
33 John Maine, R 32 Carlos Muniz, R 29 Chris Aguilera, R Scott Schoeneweis, L Damon Easley, R Duaner Sanchez, R 13 Billy Wagner, L	(1,1) (5,1) (6,PH) (7,1) (7,PH) (8,1) (9,1)	5.0 1.2 0.1 1.0	26 8 4 5	4 3 1 1	3 3 1 0	2 2 0 0	2 0 0 0	0 0 0 0	0 0 0 0	0 0 0 0	0 1 0 0	58 15 18 5	105 27 18 11	3.60 10.80 6.000 0.000	1.800					
Inning Stats	R: 0 H: 0 K: 0 S: 7	H: 1 LOB: 1 BB: 1 P: 15	R: 0 H: 1 K: 0 S: 11	H: 1 LOB: 2 BB: 1 P: 20	R: 3 H: 3 K: 0 S: 16	H: 3 LOB: 1 BB: 0 P: 24	R: 0 H: 0 K: 2 S: 16	H: 0 LOB: 3 BB: 3 P: 32	R: 0 H: 0 K: 0 S: 7	H: 0 LOB: 0 BB: 0 P: 9	R: 0 H: 0 K: 0 S: 5	H: 0 LOB: 1 BB: 1 P: 10	R: 4 H: 4 K: 0 S: 21	H: 4 LOB: 2 BB: 1 P: 40	R: 0 H: 1 K: 0 S: 5	H: 1 LOB: 2 BB: 1 P: 11		1B: 4 2B: 4 3B: 0 HR: 1	SF: 0 SAC: 1 DP: 0 HBP: 0	WP: 0 PB: 0 SB: 0 CS: 0
PITCHER	IP WLS BF H R ER SO BB IBB HBP BLK WP HR S P ERA WHIP																			
75 Barry Zito, L Sergio Romo, R Jack Taschner, L 56 Osiris Matos, R	(1,1) (6,1) (7,1) (8,1)	5.0 1.2 0.1 1.0	26 8 4 5	4 3 1 1	3 3 1 0	2 2 0 0	0 0 0 0	0 0 0 0	0 0 0 0	0 1 0 0	58 15 18 5	105 27 18 11	3.60 10.80 6.000 0.000	1.800						

Batter	1	2	3	4	5	6	7	8	9	AB	R	H	RBI	BB	SO	LOB	TOP							
22 Scott Podsednik, L (1.8) OBP: 0.295, SLG: 0.287										4 0 0 0 0 1 0														
12 Clint Barmes, R (1.6) OBP: 0.343, SLG: 0.487										3 0 0 0 1 1 0														
Matt Holliday, R (1.7) OBP: 0.423, SLG: 0.557										2 0 0 0 2 2 1														
27 Garrett Atkins, R (1.5) OBP: 0.344, SLG: 0.486										4 0 0 0 0 0 3														
11 Brad Hawpe, L (1.9) OBP: 0.368, SLG: 0.465										3 0 1 0 0 0 0														
20 Chris Iannetta, R (1.2) OBP: 0.372, SLG: 0.524										2 0 0 0 1 1 2														
10 Jeff Baker, R (1.3) OBP: 0.309, SLG: 0.463										3 0 0 0 0 1 1														
6 Omar Quintanilla, L (1.4) OBP: 0.292, SLG: 0.360										3 0 0 0 0 2 1														
38 Ubaldo Jiménez, R (1.1) OBP: 0.079, SLG: 0.054										2 0 0 0 0 0 0														
23 Ryan Speier, R (7.1)										0 0 0 0 0 0 0														
Willy Taveras, R (8. PH)										1 0 0 0 0 0 0														
49 Jason Grilli, R (8.1)										0 0 0 0 0 0 0														
Inning Stats	R: 0 E: 0 K: 2 S: 11	H: 0 LOB: 1 BB: 1 P: 20	R: 0 E: 0 K: 1 S: 12	H: 0 LOB: 1 BB: 1 P: 21	R: 0 E: 0 K: 0 S: 6	H: 0 LOB: 0 BB: 0 P: 11	R: 0 E: 0 K: 0 S: 7	H: 1 LOB: 1 BB: 1 P: 14	R: 0 E: 0 K: 1 S: 8	H: 0 LOB: 0 BB: 0 P: 14	R: 0 E: 0 K: 1 S: 12	H: 0 LOB: 0 BB: 0 P: 17	R: 0 E: 0 K: 1 S: 7	H: 0 LOB: 0 BB: 0 P: 12	R: 0 E: 0 K: 1 S: 6	H: 0 LOB: 0 BB: 0 P: 7	R: 0 E: 0 K: 1 S: 10	H: 0 LOB: 0 BB: 0 P: 14	1B: 1 2B: 0 3B: 0 HR: 0	SF: 0 SAC: 0 DP: 1 HBP: 0	WP: 0 PB: 0 SB: 0 CS: 0	PA: 31		
PITCHER	IP WLS BF H R ER SO BB IBB HBP BLK WP HR S P ERA WHIP	4.0 0 15 1 0 0 3 3 0 0 0 0 0 0 36 66 0.00 1.000	2.0 0 7 0 0 0 2 1 0 0 0 0 0 0 20 31 0.00 0.500	1.0 0 3 0 0 0 1 0 0 0 0 0 0 0 7 12 0.00 0.000	1.0 0 3 0 0 0 1 0 0 0 0 0 0 0 6 7 0.00 0.000	1.0 0 3 0 0 0 1 0 0 0 0 0 0 0 10 14 0.00 0.000																		

Colorado Rockies @ New York Mets
Shea Stadium, Flushing, NY
Sat Jul 12 2008, 3:55 PM EDT
Att: 54,137 - Sunny - 82 F

AB	27
R	0
H	1
RBI	0
BB	4
SO	8
LOB	8



Batter	1	2	3	4	5	6	7	8	9	AB	R	H	RBI	BB	SO	LOB	BOTTOM						
7 José Reyes, S (1.6) OBP: 0.366, SLG: 0.488										4 1 1 1 1 0 2													
4 Argenis Reyes, S (1.4) OBP: 0.278, SLG: 0.278										5 0 1 0 0 1 4													
5 David Wright, R (1.5) OBP: 0.381, SLG: 0.503										4 0 1 0 0 2 1													
15 Carlos Beltrán, S (1.8) OBP: 0.359, SLG: 0.464										4 1 1 0 0 0 2													
17 Fernando Tatis, R (1.7) OBP: 0.325, SLG: 0.440										4 0 1 1 0 2 2													
21 Carlos Delgado, L (1.3) OBP: 0.329, SLG: 0.449										2 1 1 0 2 1 1													
Endy Chavez, L (1.9) OBP: 0.315, SLG: 0.318										3 0 1 0 0 1 3													
23 Brian Schneider, L (1.2) OBP: 0.345, SLG: 0.307										1 0 1 1 3 0 0													
45 Pedro Martínez, R (1.1) OBP: 0.167, SLG: 0.167										0 0 0 0 0 0 0													
6 Nick Evans, R (4. PH) OBP: 0.207, SLG: 0.206										1 0 0 0 0 0 0													
32 Carlos Muñoz, R (5.1)										0 0 0 0 0 0 0													
9 Marlon Anderson, L (6. PH) OBP: 0.266, SLG: 0.266										0 0 0 0 0 0 0													
Aaron Heilman, R (7.1)										0 0 0 0 0 0 0													
Scott Schoeneweis, L (8.1)										0 0 0 0 0 0 0													
40 Robinson Cano, R (8. PH)										1 0 0 0 0 0 1													
13 Billy Wagner, L (8.1)										0 0 0 0 0 0 0													
Inning Stats	R: 0 E: 0 K: 1 S: 6	H: 0 LOB: 0 BB: 0 P: 8	R: 0 E: 0 K: 2 S: 11	H: 0 LOB: 1 BB: 1 P: 17	R: 0 E: 0 K: 0 S: 8	H: 0 LOB: 1 BB: 1 P: 14	R: 1 E: 0 K: 2 S: 17	H: 3 LOB: 3 BB: 1 P: 30	R: 1 E: 0 K: 2 S: 14	H: 2 LOB: 1 BB: 0 P: 22	R: 1 E: 0 K: 1 S: 10	H: 2 LOB: 2 BB: 1 P: 19	R: 0 E: 0 K: 0 S: 14	H: 1 LOB: 2 BB: 1 P: 23	R: 0 E: 0 K: 1 S: 11	H: 0 LOB: 1 BB: 1 P: 16	R: 0 E: 0 K: 1 S: 10	H: 0 LOB: 1 BB: 1 P: 16	1B: 5 2B: 2 3B: 0 HR: 1	SF: 0 SAC: 2 DP: 0 HBP: 0	WP: 0 PB: 0 SB: 4 CS: 0	PA: 38	
PITCHER	IP WLS BF H R ER SO BB IBB HBP BLK WP HR S P ERA WHIP	6.0 0 29 7 3 3 3 3 0 0 0 0 0 0 11 66 11 4.50 1.667	1.0 0 5 1 0 0 0 0 1 0 0 0 0 0 14 23 0.00 1.000	1.0 0 4 0 0 0 1 1 0 0 0 0 0 0 11 16 0.00 1.000																			

Colorado Rockies @ New York Mets
Shea Stadium, Flushing, NY
Sat Jul 12 2008, 3:55 PM EDT
Att: 54,137 - Sunny - 82 F

AB	30
R	3
H	8
RBI	3
BB	6
SO	9
LOB	20



Batter	1	2	3	4	5	6	7	8	9	AB	R	H	RBI	BB	SO	LOB	TOP				
22 Scott Podsednik, L OBP: 0.293, SLG: 0.286										4	0	1	0	0	0	3					
12 Clint Barmes, R OBP: 0.337, SLG: 0.477										4	0	0	0	0	1	1					
Matt Holliday, R OBP: 0.421, SLG: 0.553										4	0	1	0	0	2	0					
11 Brad Hawpe, L OBP: 0.370, SLG: 0.466										4	0	2	0	0	0	0					
27 Garrett Atkins, R OBP: 0.341, SLG: 0.481										4	0	0	0	0	0	3					
47 Joe Koshansky, L OBP: 0.211, SLG: 0.500										3	0	1	0	0	1	0					
8 Yorvit Torrealba, R OBP: 0.289, SLG: 0.395										2	0	0	0	0	1	1					
6 Omar Quintanilla, L OBP: 0.293, SLG: 0.366										3	0	1	0	0	0	1					
Mark Redman, L 23 Ryan Speier, R 7 Seth Smith, L 34 Matt Herges, L Luis Vizcaino, R 4 Jayson Nix, R 40 Brian Fuentes, L										0	0	0	0	0	0	0	0				
Inning Stats	R: 0 E: 0 K: 1 S: 7	H: 1 LOB: 0 BB: 0 P: 12	R: 0 E: 0 K: 1 S: 6	H: 0 LOB: 0 BB: 0 P: 10	R: 0 E: 0 K: 1 S: 18	H: 1 LOB: 1 BB: 0 P: 23	R: 0 E: 0 K: 1 S: 11	H: 2 LOB: 1 BB: 0 P: 16	R: 0 E: 0 K: 0 S: 5	H: 0 LOB: 0 BB: 0 P: 8	R: 0 E: 0 K: 1 S: 9	H: 0 LOB: 0 BB: 0 P: 12	R: 0 E: 0 K: 0 S: 18	H: 1 LOB: 2 BB: 0 P: 27	R: 0 E: 0 K: 0 S: 9	H: 1 LOB: 1 BB: 0 P: 14	1B: 6 2B: 1 3B: 0 HR: 0	SF: 0 SAC: 1 DP: 3 HBP: 1	WP: 0 PB: 0 SB: 0 CS: 0	PA: 32	
PITCHER	IP WLS BF H R ER SO BB IBB HBP BLK WP HR S P ERA WHIP	8.0 W 28 6 0 0 5 0 0 1 0 0 0 0 81 119 0.00 0.750	1.0 L 4 1 0 0 0 0 0 0 0 0 0 0 9 14 0.00 1.000																		

Colorado Rockies @ New York Mets
Shea Stadium, Flushing, NY
Sun Jul 13 2008, 8:05 PM EDT
Att: 51,293 - Partly Cloudy - 77 F

AB	30
R	0
H	7
RBI	0
BB	0
SO	5
LOB	9



Batter	1	2	3	4	5	6	7	8	9	AB	R	H	RBI	BB	SO	LOB	BOTTOM				
7 José Reyes, S OBP: 0.367, SLG: 0.487										3	0	1	1	1	0	1					
6 Nick Evans, R OBP: 0.242, SLG: 0.323										3	1	2	1	0	0	0					
5 David Wright, R OBP: 0.380, SLG: 0.499										3	1	0	0	1	0	4					
15 Carlos Beltrán, S OBP: 0.363, SLG: 0.476										4	1	3	3	0	1	0					
Damon Easley, R OBP: 0.332, SLG: 0.379										4	1	0	0	0	1	2					
21 Carlos Delgado, L OBP: 0.328, SLG: 0.455										4	1	1	2	0	1	1					
17 Fernando Tatis, R OBP: 0.323, SLG: 0.433										4	1	1	0	0	0	0					
11 Ramon Castro, R OBP: 0.360, SLG: 0.468										4	1	2	0	0	1	0					
34 Mike Pelfrey, R OBP: 0.125, SLG: 0.125 Joe Smith, R										1	0	1	0	0	0	0					
Inning Stats	R: 3 E: 0 K: 0 S: 11	H: 2 LOB: 0 BB: 1 P: 21	R: 1 E: 0 K: 0 S: 14	H: 3 LOB: 2 BB: 0 P: 19	R: 0 E: 0 K: 0 S: 8	H: 1 LOB: 0 BB: 0 P: 10	R: 1 E: 0 K: 0 S: 8	H: 2 LOB: 1 BB: 0 P: 17	R: 2 E: 0 K: 0 S: 8	H: 2 LOB: 0 BB: 0 P: 12	R: 0 E: 0 K: 0 S: 7	H: 1 LOB: 0 BB: 0 P: 9	R: 0 E: 0 K: 2 S: 12	H: 0 LOB: 0 BB: 0 P: 17	R: 0 E: 0 K: 2 S: 12	H: 0 LOB: 0 BB: 0 P: 18	1B: 9 2B: 0 3B: 0 HR: 2	SF: 1 SAC: 2 DP: 2 HBP: 0	WP: 0 PB: 0 SB: 0 CS: 0	PA: 35	
PITCHER	IP WLS BF H R ER SO BB IBB HBP BLK WP HR S P ERA WHIP	3.1 L 19 8 2 2 0 1 0 0 0 0 1 10 15 10.80 1.200	1.2 L 7 2 2 2 0 0 0 0 0 0 0 7 9 0.00 1.000	1.0 L 3 0 0 0 2 0 0 0 0 0 0 12 17 0.00 0.000	1.0 L 3 0 0 0 2 0 0 0 0 0 0 12 18 0.00 0.000																

Colorado Rockies @ New York Mets
Shea Stadium, Flushing, NY
Sun Jul 13 2008, 8:05 PM EDT
Att: 51,293 - Partly Cloudy - 77 F

AB	30
R	7
H	11
RBI	7
BB	2
SO	4
LOB	8



Batter	1	2	3	4	5	6	7	8	9	AB	R	H	RBI	BB	SO	LOB	TOP								
7 José Reyes, S OBP: 0.359, SLG: 0.476	F9			F8		F8		G4-3		4	0	0	0	0	0	0									
9 Marlon Anderson, L OBP: 0.239, SLG: 0.284	P6			15 2B		G6-3		F8		4	1	1	0	0	0	0									
5 David Wright, R OBP: 0.361, SLG: 0.503	G5-3			15 2B		G5-3		G4-3		2	1	0	0	2	0	0									
15 Carlos Beltrán, S OBP: 0.364, SLG: 0.482	F8							G4-3-6		4	0	2	1	0	0	1									
Damon Easley, R OBP: 0.329, SLG: 0.374	L4							G4-3-6		3	0	0	1	0	1	2									
21 Carlos Delgado, L OBP: 0.334, SLG: 0.465	G4-3							G4-3		2	0	0	0	0	0	1									
17 Fernando Tatis, R OBP: 0.341, SLG: 0.472								G5-4-3		3	0	1	0	0	1	2									
23 Brian Schneider, L OBP: 0.339, SLG: 0.299	G3-1							F7		3	0	0	0	0	0	0									
33 John Maine, R OBP: 0.171, SLG: 0.105	K							G4-3		2	0	0	0	0	2	0									
Scott Schoeneweis, L ERA: 5.71	K							G4-3		0	0	0	0	0	0	0									
Joe Smith, R ERA: 2.9	K							G4-3		0	0	0	0	0	0	0									
4 Argenis Reyes, S OBP: 0.300, SLG: 0.300	K							G4-3		1	0	0	0	0	0	0									
Aaron Heilman, R ERA: 4.88	K							G4-3		0	0	0	0	0	0	0									
Inning Stats	R: 0 E: 0 K: 0 S: 5	H: 0 LOB: 0 BB: 0 P: 6	R: 0 E: 0 K: 0 S: 11	H: 0 LOB: 0 BB: 0 P: 16	R: 0 E: 0 K: 1 S: 9	H: 1 LOB: 0 BB: 0 P: 13	R: 2 E: 0 K: 0 S: 11	H: 2 LOB: 1 BB: 0 P: 20	R: 0 E: 0 K: 2 S: 8	H: 0 LOB: 0 BB: 0 P: 11	R: 0 E: 0 K: 0 S: 6	H: 0 LOB: 1 BB: 0 P: 7	R: 0 E: 0 K: 1 S: 7	H: 1 LOB: 1 BB: 0 P: 14	R: 0 E: 0 K: 0 S: 6	H: 0 LOB: 0 BB: 0 P: 8	R: 0 E: 0 K: 0 S: 8	H: 0 LOB: 0 BB: 1 P: 14	1B: 1 2B: 2 3B: 1 HR: 0	SF: 0 SAC: 0 DP: 2 HBP: 1	WP: 0 PB: 0 SB: 0 CS: 0	PA: 31			
PITCHER	IP	WLS	BF	H	R	ER	SO	BB	IBB	HBP	BLK	WP	HR	S	P	ERA	WHIP								
61 Bronson Arroyo, R ERA: 5.71	8.0	W	28	4	2	2	4	1	0	1	0	0	0	63	95	2.25	0.625								
48 Francisco Cordero, R ERA: 3.05	1.0	S	3	0	0	0	0	1	0	0	0	0	0	8	14	0.00	1.000								

New York Mets @ Cincinnati Reds
Great American Ball Park, Cincinnati, OH

AB 28
R 2
H 4
RBI 2
BB 2
SO 4
LOB 6



WP: 0 PA: 31
PB: 0
SB: 0
CS: 0

Batter	1	2	3	4	5	6	7	8	9	AB	R	H	RBI	BB	SO	LOB	BOTTOM								
32 Jay Bruce, L OBP: 0.339, SLG: 0.448	WP 1B			HR		FC4-6		K		4	2	2	1	1	1	2									
Jeff Keppinger, R OBP: 0.351, SLG: 0.393	F7			G5-3		CS		L7		5	1	1	0	0	0	2									
Ken Griffey Jr., L OBP: 0.352, SLG: 0.401	K					CS		G5-3		2	1	1	1	2	1	1									
4 Brandon Phillips, R OBP: 0.320, SLG: 0.470	F7					G2-3		G2-3		4	0	1	2	0	1	3									
Adam Dunn, L OBP: 0.385, SLG: 0.542	K					G2-3		G2-3		1	0	0	0	3	1	0									
28 Edwin Encarnación, R OBP: 0.347, SLG: 0.483	G6-3					G2-3		G2-3		2	0	0	1	1	0	2									
19 Joey Votto, L OBP: 0.347, SLG: 0.456	K					G2-3		F8		4	0	0	0	0	1	6									
Paul Bako, L OBP: 0.300, SLG: 0.354	L1-4-3					K		FC5-4		3	1	1	0	1	1	0									
61 Bronson Arroyo, R ERA: 4.22	K					SH1-4		FC5-4		1	0	0	0	1	1	0									
Jolbert Cabrera, R OBP: 0.420, SLG: 0.421	K					SH1-4		FC5-4		1	0	0	0	0	0	1									
48 Francisco Cordero, R ERA: 3.05	K					SH1-4		FC5-4		0	0	0	0	0	0	0									
Inning Stats	R: 0 E: 0 K: 1 S: 15	H: 1 LOB: 1 BB: 0 P: 19	R: 0 E: 0 K: 2 S: 7	H: 0 LOB: 0 BB: 0 P: 14	R: 1 E: 0 K: 1 S: 13	H: 1 LOB: 0 BB: 0 P: 20	R: 0 E: 0 K: 1 S: 5	H: 0 LOB: 1 BB: 2 P: 14	R: 4 E: 0 K: 0 S: 21	H: 3 LOB: 3 BB: 3 P: 40	R: 0 E: 0 K: 1 S: 8	H: 0 LOB: 0 BB: 1 P: 15	R: 0 E: 0 K: 0 S: 8	H: 1 LOB: 3 BB: 2 P: 17	R: 0 E: 0 K: 1 S: 12	H: 0 LOB: 1 BB: 1 P: 18	1B: 5 2B: 0 3B: 0 HR: 1	SF: 0 SAC: 1 DP: 1 HBP: 1	WP: 1 PB: 0 SB: 0 CS: 1	PA: 39					
PITCHER	IP	WLS	BF	H	R	ER	SO	BB	IBB	HBP	BLK	WP	HR	S	P	ERA	WHIP								
33 John Maine, R ERA: 4.22	4.2	L	24	5	5	5	5	4	1	1	0	0	0	11	20	0.00	0.750								
Scott Schoeneweis, L ERA: 2.54	1.1		4	0	0	0	1	1	0	0	0	0	0	8	17	0.00	2.000								
Joe Smith, R ERA: 2.9	1.0		6	1	0	0	0	1	1	0	0	0	0	8	17	0.00	2.000								
Aaron Heilman, R ERA: 4.88	1.0		4	0	0	0	1	1	0	0	0	0	0	12	18	0.00	1.000								

New York Mets @ Cincinnati Reds
Great American Ball Park, Cincinnati, OH

AB 27
R 5
H 6
RBI 5
BB 9
SO 7
LOB 17



WP: 1 PA: 39
PB: 0
SB: 0
CS: 1

Batter	1	2	3	4	5	6	7	8	9	AB	R	H	RBI	BB	SO	LOB	TOP					
11 Jimmy Rollins, S OBP: 0.334, SLG: 0.431										5	1	1	2	0	0	2	Philadelphia Phillies @ New York Mets Shea Stadium, Flushing, NY Tue Jul 22 2008, 7:10 PM EDT Att: 55,081 - Cloudy - 81 F					
26 Chase Utley, L OBP: 0.374, SLG: 0.576										5	0	0	0	0	0	1						
Pat Burrell, R OBP: 0.408, SLG: 0.596																						
4 Eric Brunnett, R OBP: 0.313, SLG: 0.315										4	1	2	0	1	1	0						
6 Ryan Howard, L OBP: 0.323, SLG: 0.508										5	0	1	1	0	0	2						
28 Jayson Werth, R OBP: 0.357, SLG: 0.469										4	1	2	1	1	0	0						
7 Pedro Feliz, R OBP: 0.308, SLG: 0.430																						
19 Greg Dobbs, L OBP: 0.356, SLG: 0.431										3	0	0	0	0	2							
54 Brad Lidge, R										2	1	1	0	0	0	2						
8 Shane Victorino, S OBP: 0.347, SLG: 0.412										4	2	2	1	0	0	0						
51 Carlos Ruiz, R OBP: 0.308, SLG: 0.273										4	1	2	1	0	0	2						
56 Joe Blanton, R ERA: 3.05										1	0	1	0	0	0	0						
27 Chris Coshie, R ERA: 3.95										1	0	0	0	0	0	1						
57 Rudy Seanez, R ERA: 2.87										0	0	0	0	0	0	0						
16 J.C. Romero, S ERA: 2.09										0	0	0	0	0	0	0						
37 Chad Durbin, R ERA: 1.78										0	0	0	0	0	0	0						
10 Geoff Jenkins, L ERA: 1.29										0	0	0	0	0	0	0						
So Taguchi, R ERA: 1.29										1	1	2	0	0	0	0						
Inning Stats	R: 1 E: 0 K: 1 S: 14	H: 3 LOB: 2 BB: 0 P: 19	R: 0 E: 0 K: 0 S: 6	H: 1 LOB: 1 BB: 0 P: 11	R: 0 E: 0 K: 1 S: 8	H: 0 LOB: 0 BB: 0 P: 12	R: 0 E: 0 K: 1 S: 10	H: 0 LOB: 0 BB: 0 P: 15	R: 0 E: 0 K: 0 S: 6	H: 1 LOB: 0 BB: 0 P: 6	R: 0 E: 0 K: 0 S: 10	H: 0 LOB: 0 BB: 0 P: 13	R: 1 E: 0 K: 1 S: 11	H: 2 LOB: 1 BB: 0 P: 15	R: 0 E: 0 K: 0 S: 10	H: 1 LOB: 1 BB: 0 P: 14	R: 6 E: 0 K: 0 S: 26	H: 5 LOB: 2 BB: 2 P: 44	1B: 9 2B: 3 3B: 0 HR: 1	SF: 0 SAC: 1 DP: 1 HBP: 0	WP: 0 PB: 0 SB: 0 CS: 0	PA: 42
PITCHER	IP WLS BF H R ER SO BB IBB HBP BLK WP HR S P ERA WHIP	IP WLS BF H R ER SO BB IBB HBP BLK WP HR S P ERA WHIP																				
57 Johan Santana, L ERA: 3.05	8.0	3	31	8	2	2	4	0	0	0	0	0	0	0	0	0	0	1	75	105	2.25	1.000
Duane Sanchez, R ERA: 3.95	0.0	3	3	3	3	3	0	0	0	0	0	0	0	0	0	0	0	0	10	15	∞	∞
Joe Smith, R ERA: 3.12	0.0	L	1	0	0	0	0	0	0	0	0	0	0	0	0	0	0	0	2	5	∞	∞
25 Pedro Feliciano, L ERA: 4.21	0.2	B	5	2	3	3	0	0	1	0	0	0	0	0	0	0	0	0	11	17	40.50	3.000
Aaron Heilman, R ERA: 4.78	0.1	2	0	0	0	0	0	1	0	0	0	0	0	0	0	0	0	0	3	7	0.00	3.000

Philadelphia Phillies @ New York Mets
Shea Stadium, Flushing, NY
Tue Jul 22 2008, 7:10 PM EDT
Att: 55,081 - Cloudy - 81 F

AB 39
R 8
H 13
RBI 8
BB 2
SO 4
LOB 12

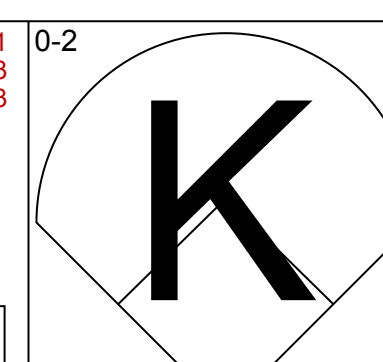
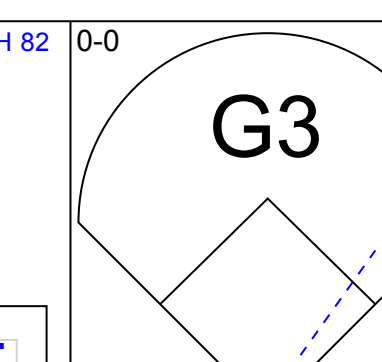
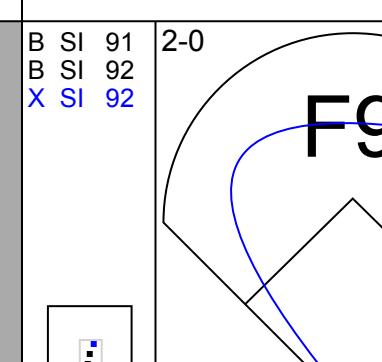
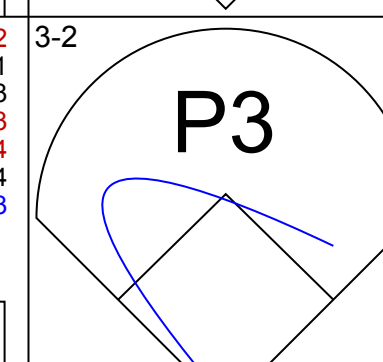
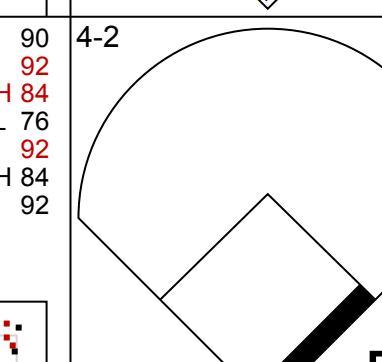
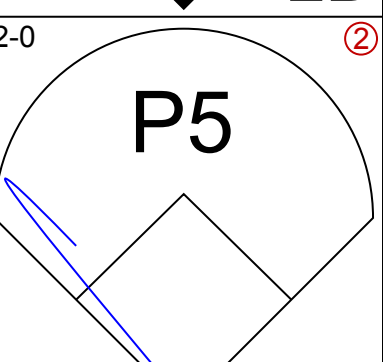
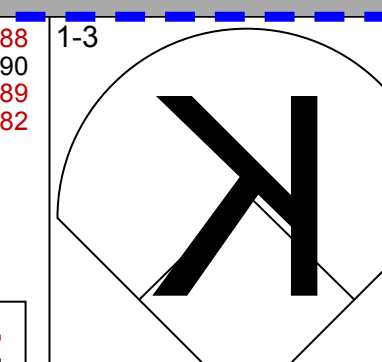
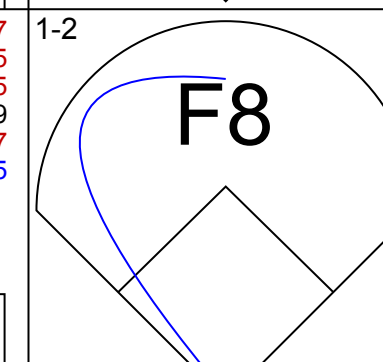
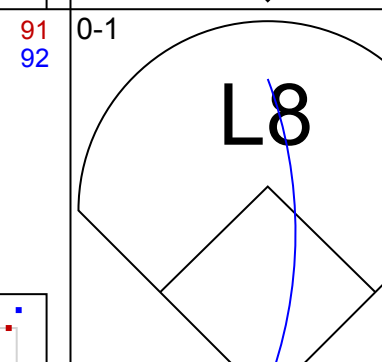
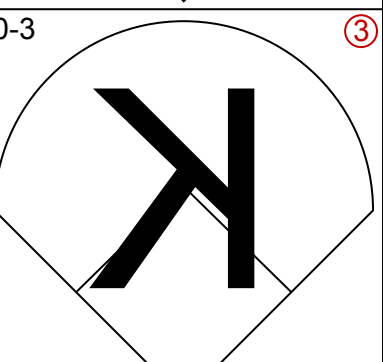
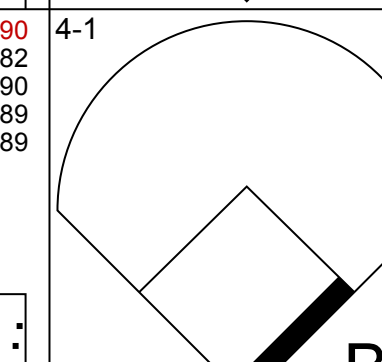
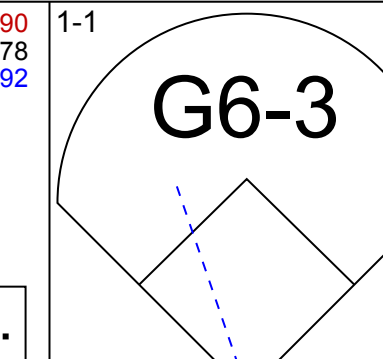
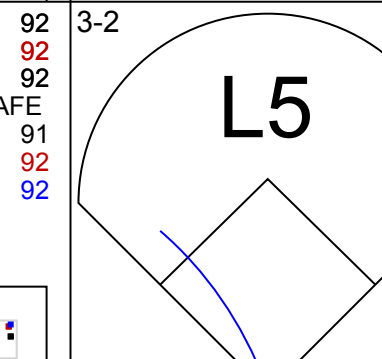
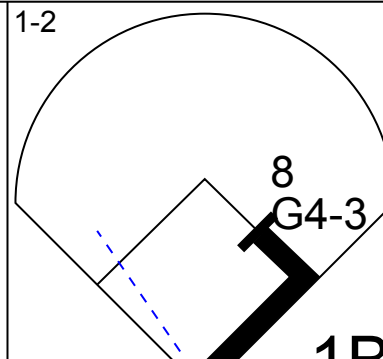
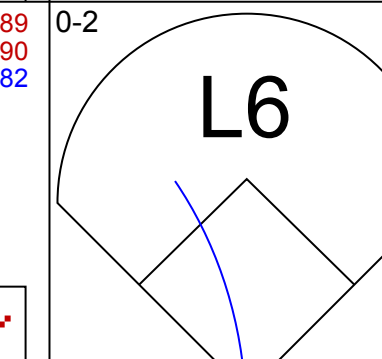
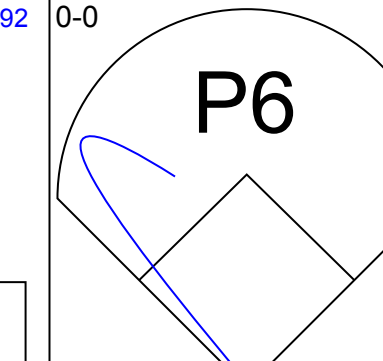
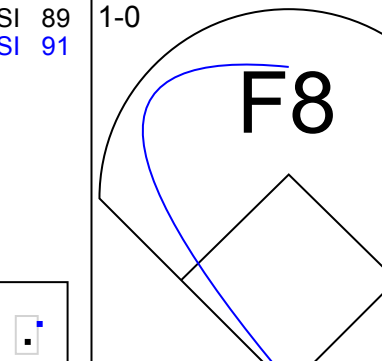
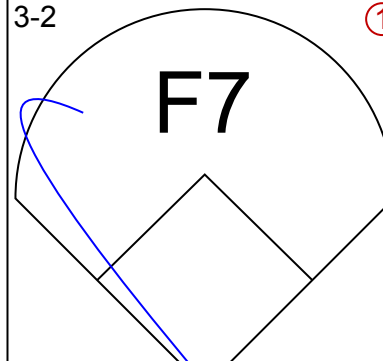
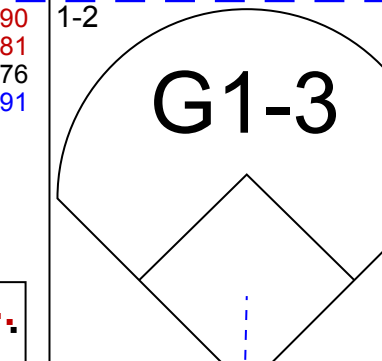
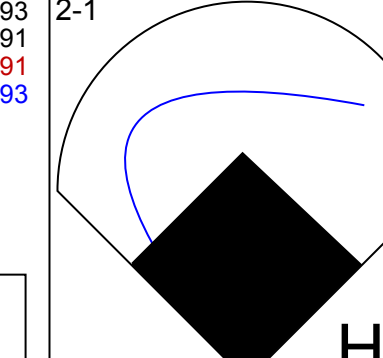
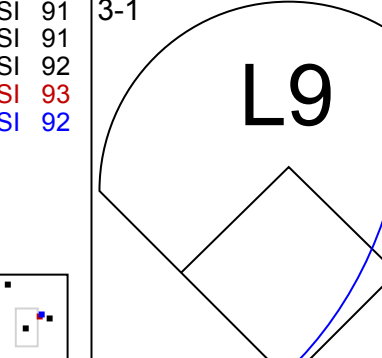
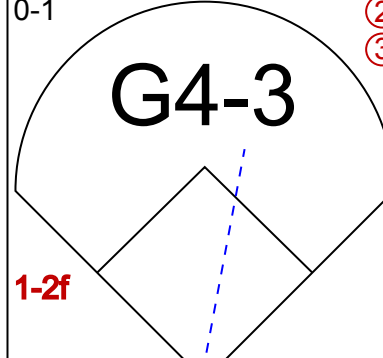
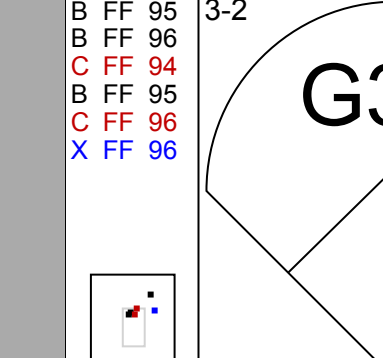
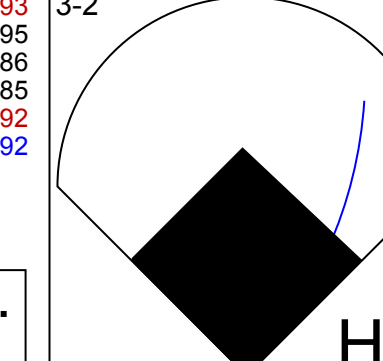
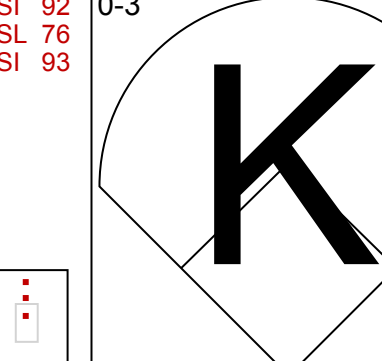
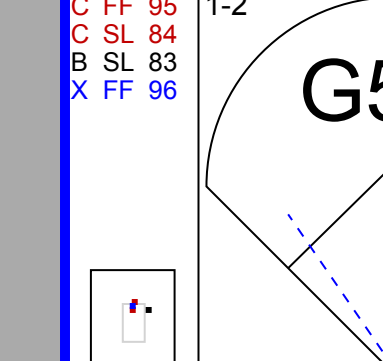
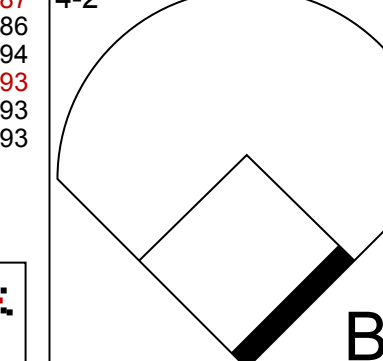
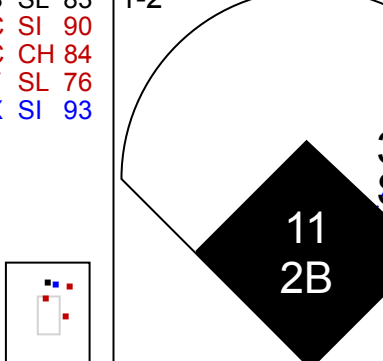
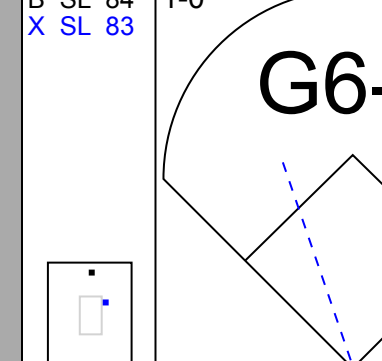
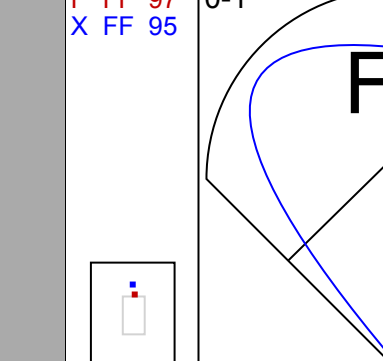

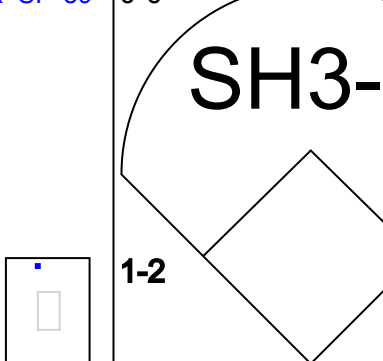
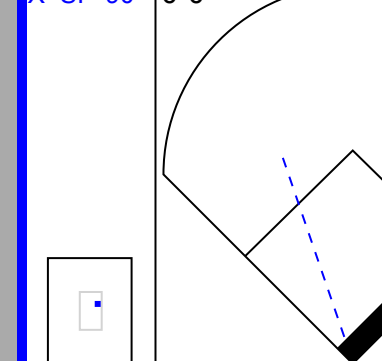


Batter	1	2	3	4	5	6	7	8	9	AB	R	H	RBI	BB	SO	LOB	BOTTOM					
7 José Reyes, S OBP: 0.362, SLG: 0.477										4	1	0	0	1	0	2	Philadelphia Phillies @ New York Mets Shea Stadium, Flushing, NY Tue Jul 22 2008, 7:10 PM EDT Att: 55,081 - Cloudy - 81 F					
Endy Chavez, L OBP: 0.310, SLG: 0.315										4	1	3	0	1	0	0						
5 David Wright, R OBP: 0.386, SLG: 0.514										5	1	2	1	0	1	2						
15 Carlos Beltrán, S OBP: 0.361, SLG: 0.472										4	0	0	1	1	0	2						
21 Carlos Delgado, L OBP: 0.341, SLG: 0.477										5	1	1	2	0	0	2						
Damion Easley, R OBP: 0.324, SLG: 0.360										2	0	0	0	0	0	0						
9 Marlon Anderson, L OBP: 0.252, SLG: 0.289										2	1	1	0	1	0	1						
17 Fernando Tatis, R OBP: 0.336, SLG: 0.451										1	0	0	0	0	0	3						
11 Ramon Castro, R OBP: 0.365, SLG: 0.529										4	1	2	2	0	0	1						
57 Johan Santana, L ERA: 5.08										2	0	1	0	1	1	2						
4 Argenis Roveda, S ERA: 2.87										1	0	0	0	0	0	0						
Duane Sanchez, R ERA: 2.87										0	0	0	0	0	0	0						
Joe Smith, R ERA: 3.12										0	0	0	0	0	0	0						
25 Pedro Feliciano, L ERA: 4.21										0	0	0	0	0	0	0						
Aaron Heilman, R ERA: 4.78										0	0	0	0	0	0	0						
Inning Stats	R: 0 E: 0 K: 0 S: 9	H: 1 LOB: 1 BB: 0 P: 12	R: 0 E: 0 K: 1 S: 13	H: 1 LOB: 2 BB: 0 P: 19	R: 3 E: 0 K: 0 S: 15	H: 3 LOB: 1 BB: 1 P: 29	R: 0 E: 0 K: 0 S: 10	H: 2 LOB: 1 BB: 0 P: 13	R: 2 E: 0 K: 0 S: 15	H: 1 LOB: 3 BB: 2 P: 28	R: 0 E: 0 K: 0 S: 9	H: 2 LOB: 3 BB: 1 P: 21	R: 0 E: 0 K: 0 S: 10	H: 0 LOB: 0 BB: 0 P: 16	R: 1 E: 0 K: 1 S: 10	H: 0 LOB: 0 BB: 1 P: 21	1B: 6 2B: 2 3B: 0 HR: 2	SF: 0 SAC: 0 DP: 1 HBP: 2	WP: 1 PB: 0 SB: 0 CS: 0	PA: 41		
PITCHER	IP WLS BF H R ER SO BB IBB HBP BLK WP HR S P ERA WHIP	IP WLS BF H R ER SO BB IBB HBP BLK WP HR S P ERA WHIP																				
56 Joe Blanton, R ERA: 5.08	6.0	3	28	5	5	1	0	3	0	0	0	0	0	0	0	0	0	2	67	109	7.50	1.833
57 Rudy Seanez, R ERA: 2.87	0.1	3	2	0	0	0	0	0	0	0	0	0	0	0	0	0	0	0	4	11	0.00	6.000
16 J.C. Romero, L ERA: 2.09	0.2	3	0	0	0	0	0	0	0	0	0	0	0	0	0	0	0	0	5	10	0.00	0.000
37 Chad Durbin, R ERA: 1.78	1.0	W	3	0	0	0	0	0	0	0	0	0	0	0	0	0	0	0	10	16	0.00	0.000
54 Brad Lidge, R ERA: 1.29	1.0	S	4	0	1	1	1	1	0	0	0	0	0	0	0	0	0	0	10	21	9.00	1.000

Philadelphia Phillies @ New York Mets
Shea Stadium, Flushing, NY
Tue Jul 22 2008, 7:10 PM EDT
Att: 55,081 - Cloudy - 81 F

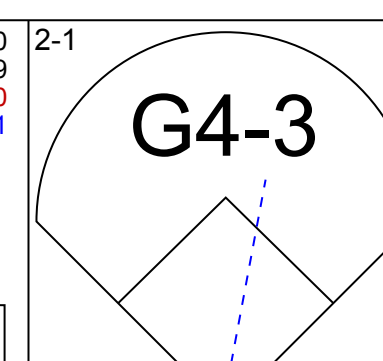
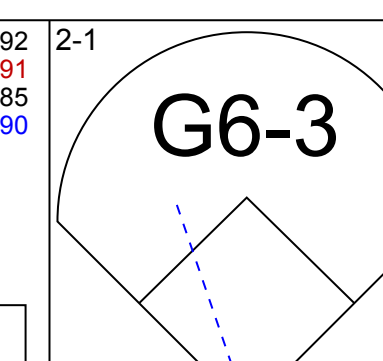
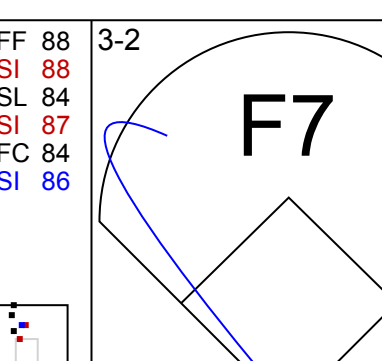
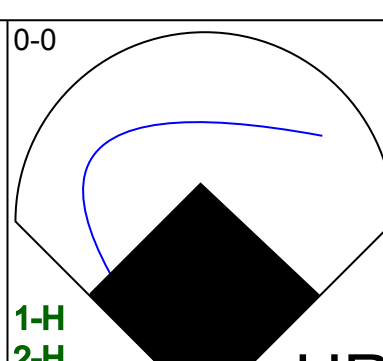
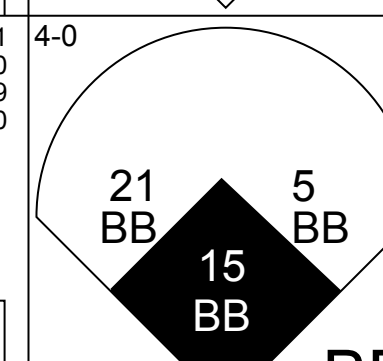
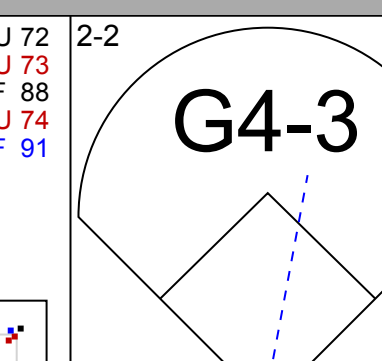
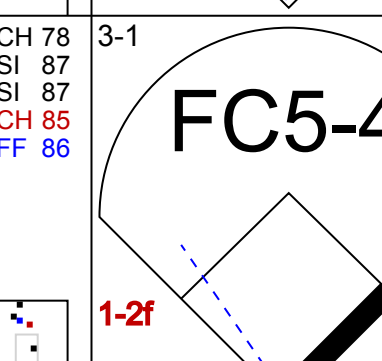
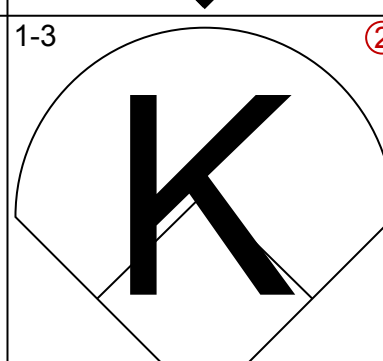
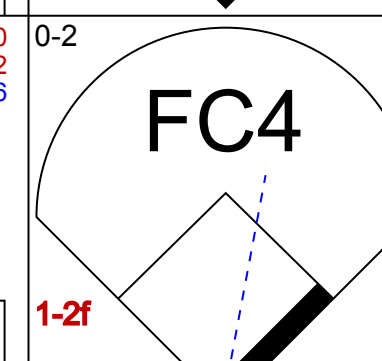
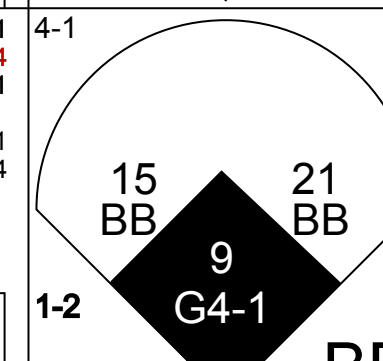
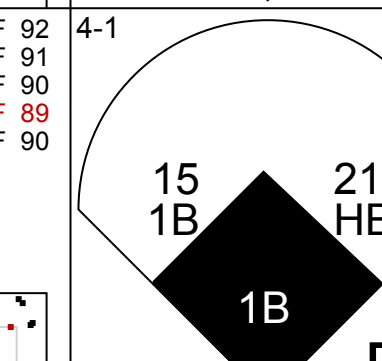
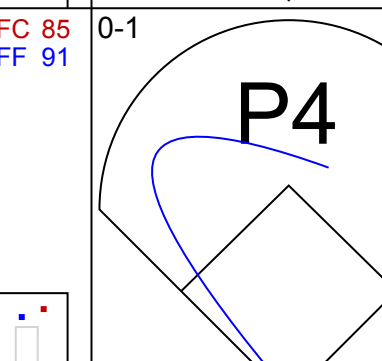
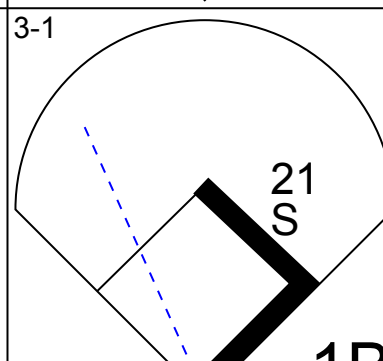
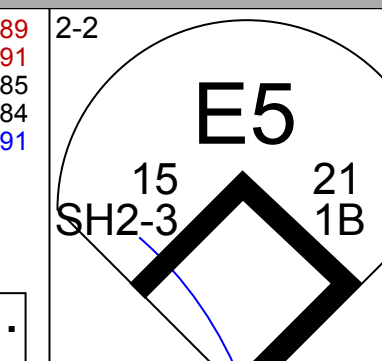
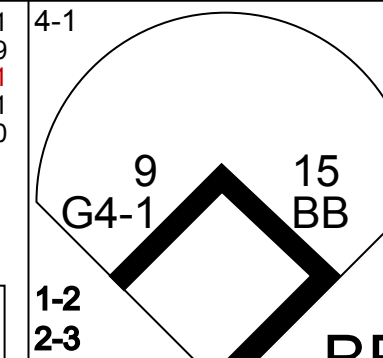
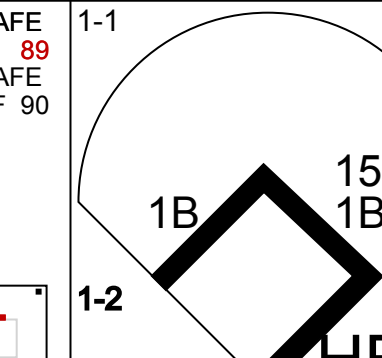
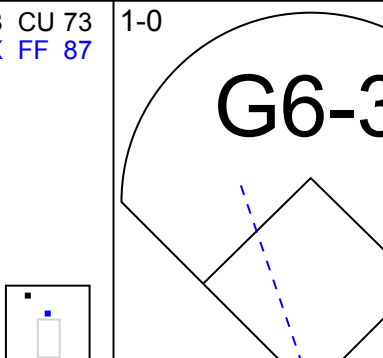
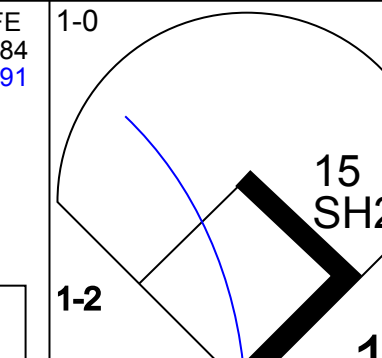
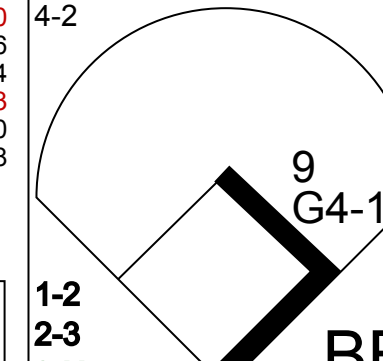
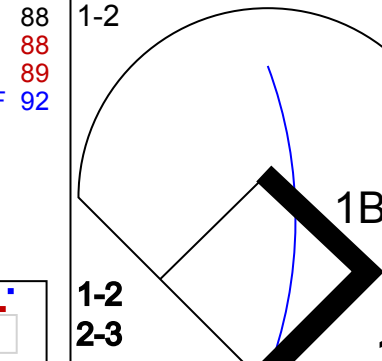
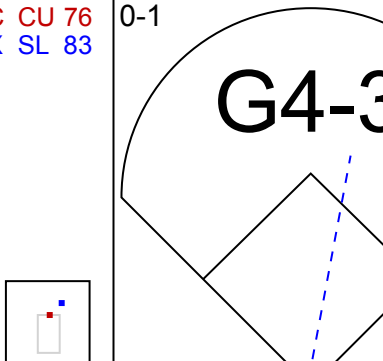

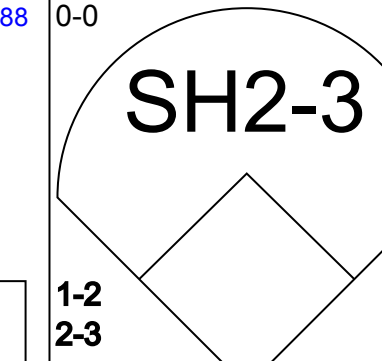
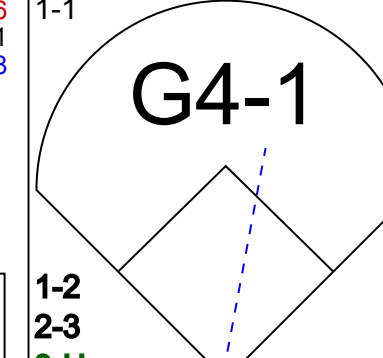
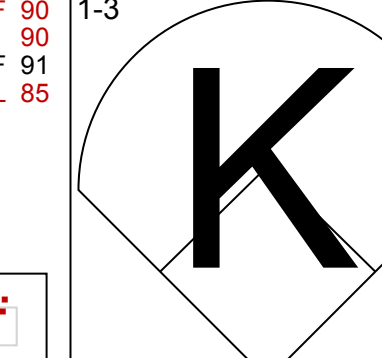
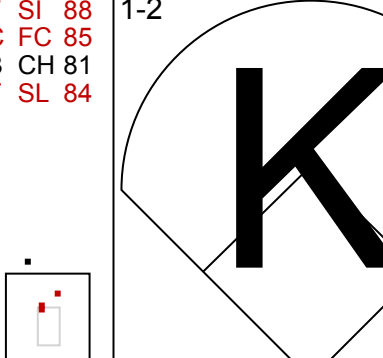
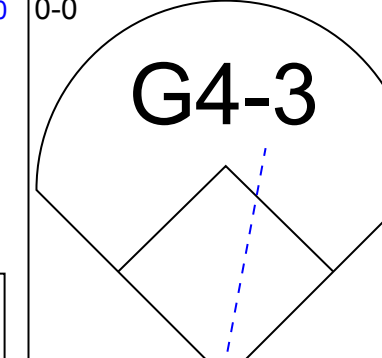
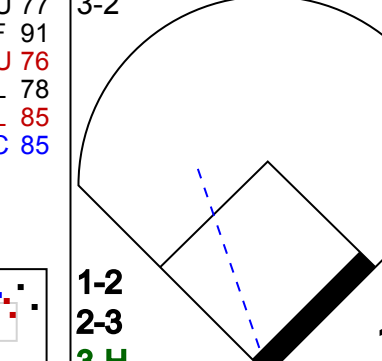

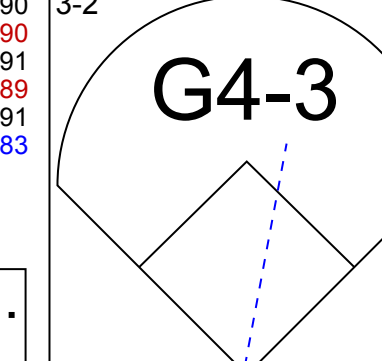

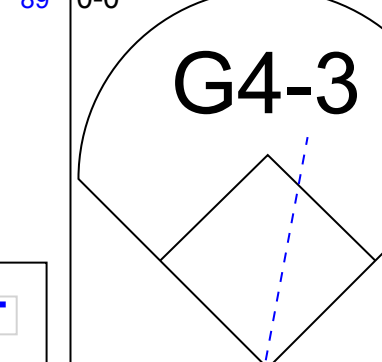

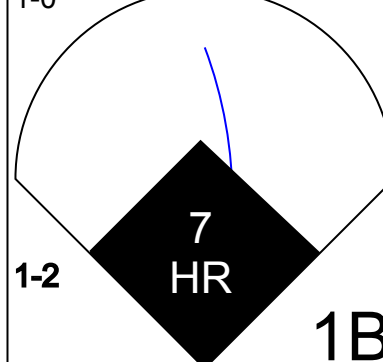

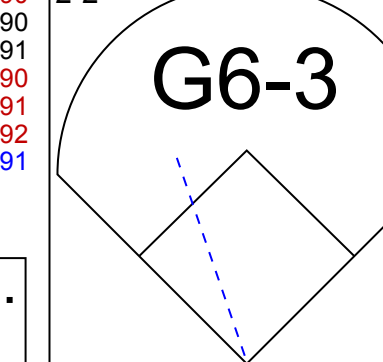

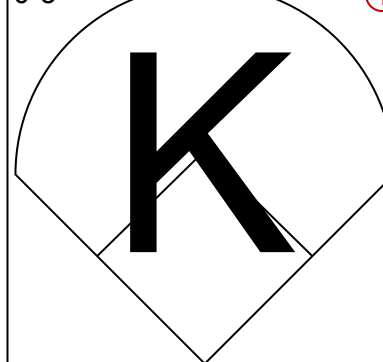
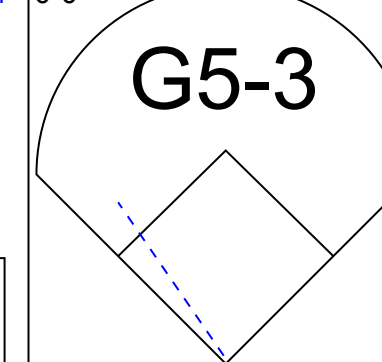
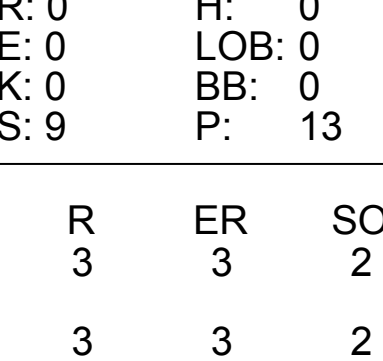
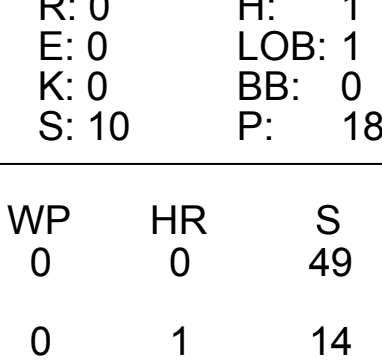
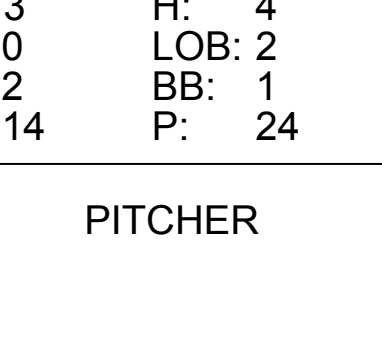
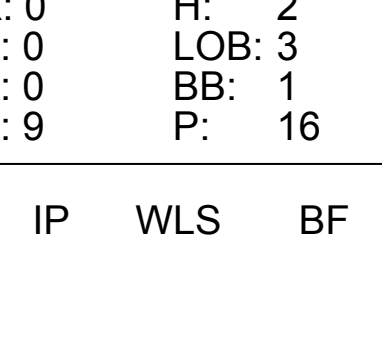
AB 34
R 6
H 10
RBI 6
BB 5
SO 2
LOB 15



Batter	1	2	3	4	5	6	7	8	9	AB	R	H	RBI	BB	SO	LOB	TOP						
11 Jimmy Rollins, S OBP: 0.333, SLG: 0.432										4	0	1	1	0	1	1	Philadelphia Phillies @ New York Mets Shea Stadium, Flushing, NY Wed Jul 23 2008, 7:10 PM EDT Att: 53,444 - Cloudy - 78 F						
26 Chase Utley, L OBP: 0.373, SLG: 0.572										3	0	0	0	1	1								
Pat Burrell, R OBP: 0.407, SLG: 0.590										3	0	0	0	1	2								
6 Ryan Howard, L OBP: 0.323, SLG: 0.505										4	0	1	0	0	2								
19 Greg Dobbs, L OBP: 0.348, SLG: 0.421										3	0	0	0	0	1								
7 Pedro Feliz, R OBP: 0.307, SLG: 0.429										1	0	0	0	0	1								
8 Shane Victorino, S OBP: 0.346, SLG: 0.419										4	1	1	1	0	1								
10 Geoff Jenkins, L OBP: 0.292, SLG: 0.401										3	1	1	1	0	2								
4 Eric Bruntlett, R OBP: 0.311, SLG: 0.313										1	0	0	0	0	0								
51 Carlos Ruiz, R OBP: 0.311, SLG: 0.274										3	1	1	0	1	0								
39 Brett Myers, R OBP: 0.182, SLG: 0.069										1	0	0	0	0	1								
46 Ryan Madson, L OBP: 0.303, SLG: 0.304										0	0	0	0	0	0								
55 Clay Condrey, R										0	0	0	0	0	0								
Inning Stats	R: 0 E: 0 K: 1 S: 12	H: 0 LOB: 0 BB: 0 P: 16	R: 2 E: 0 K: 1 S: 13	H: 2 LOB: 1 BB: 1 P: 23	R: 0 E: 0 K: 0 S: 9	H: 0 LOB: 1 BB: 1 P: 16	R: 0 E: 0 K: 1 S: 6	H: 0 LOB: 0 BB: 0 P: 10	R: 1 E: 0 K: 1 S: 11	H: 2 LOB: 1 BB: 0 P: 16	R: 0 E: 0 K: 0 S: 9	H: 1 LOB: 0 BB: 0 P: 13	R: 0 E: 0 K: 1 S: 6	H: 1 LOB: 1 BB: 0 P: 10	R: 0 E: 0 K: 1 S: 10	H: 0 LOB: 1 BB: 1 P: 16	R: 0 E: 0 K: 0 S: 8	H: 0 LOB: 0 BB: 0 P: 12	1B: 3 2B: 1 3B: 0 HR: 2	SF: 0 SAC: 1 DP: 1 HBP: 0	WP: 0 PB: 0 SB: 0 CS: 0	PA: 35	
PITCHER	IP WLS BF H R ER SO BB IBB HBP BLK WP HR S P ERA WHIP	IP WLS BF H R ER SO BB IBB HBP BLK WP HR S P ERA WHIP	IP WLS BF H R ER SO BB IBB HBP BLK WP HR S P ERA WHIP	IP WLS BF H R ER SO BB IBB HBP BLK WP HR S P ERA WHIP	IP WLS BF H R ER SO BB IBB HBP BLK WP HR S P ERA WHIP	IP WLS BF H R ER SO BB IBB HBP BLK WP HR S P ERA WHIP	IP WLS BF H R ER SO BB IBB HBP BLK WP HR S P ERA WHIP	IP WLS BF H R ER SO BB IBB HBP BLK WP HR S P ERA WHIP	IP WLS BF H R ER SO BB IBB HBP BLK WP HR S P ERA WHIP	IP WLS BF H R ER SO BB IBB HBP BLK WP HR S P ERA WHIP	IP WLS BF H R ER SO BB IBB HBP BLK WP HR S P ERA WHIP	IP WLS BF H R ER SO BB IBB HBP BLK WP HR S P ERA WHIP	IP WLS BF H R ER SO BB IBB HBP BLK WP HR S P ERA WHIP	IP WLS BF H R ER SO BB IBB HBP BLK WP HR S P ERA WHIP	IP WLS BF H R ER SO BB IBB HBP BLK WP HR S P ERA WHIP	IP WLS BF H R ER SO BB IBB HBP BLK WP HR S P ERA WHIP	IP WLS BF H R ER SO BB IBB HBP BLK WP HR S P ERA WHIP	IP WLS BF H R ER SO BB IBB HBP BLK WP HR S P ERA WHIP	IP WLS BF H R ER SO BB IBB HBP BLK WP HR S P ERA WHIP	IP WLS BF H R ER SO BB IBB HBP BLK WP HR S P ERA WHIP	IP WLS BF H R ER SO BB IBB HBP BLK WP HR S P ERA WHIP	IP WLS BF H R ER SO BB IBB HBP BLK WP HR S P ERA WHIP	IP WLS BF H R ER SO BB IBB HBP BLK WP HR S P ERA WHIP

AB	31
R	3
H	6
RBI	3
BB	3
SO	6
LOB	10



Batter	1	2	3	4	5	6	7	8	9	AB	R	H	RBI	BB	SO	LOB	BOTTOM						
7 José Reyes, S OBP: 0.362, SLG: 0.482										4	1	1	3	1	0	1	Philadelphia Phillies @ New York Mets Shea Stadium, Flushing, NY Wed Jul 23 2008, 7:10 PM EDT Att: 53,444 - Cloudy - 78 F						
Ender Chavez, L OBP: 0.268, SLG: 0.309										4	1	0	0	1	4								
5 David Wright, R OBP: 0.388, SLG: 0.513										3	2	1	0	2	0								
21 Carlos Delgado, L OBP: 0.347, SLG: 0.477										2	0	1	0	2	0								
15 Carlos Beltrán, S OBP: 0.362, SLG: 0.471										3	0	1	1	1	0								
9 Marlon Anderson, L OBP: 0.244, SLG: 0.280										4	0	0	1	0	2								
40 Robinson Cancel, R OBP: 0.290, SLG: 0.375										0	0	0	0	0	0								
13 Billy Wagner, L										1	0	0	0	0	2								
Damion Easley, R OBP: 0.330, SLG: 0.366										5	1	3	1	0	4								
23 Brian Schneider, L OBP: 0.337, SLG: 0.303										4	1	2	0	0	3								
33 John Maine, R OBP: 0.182, SLG: 0.122										3	0	1	0	0	1								
17 Fernando Tatis, R OBP: 0.333, SLG: 0.448										1	0	0	0	0	2								
Inning Stats	R: 2 E: 0 K: 0 S: 9	H: 0 LOB: 2 BB: 4 P: 29	R: 0 E: 0 K: 0 S: 9	H: 0 LOB: 0 BB: 0 P: 13	R: 1 E: 0 K: 1 S: 15	H: 2 LOB: 3 BB: 1 P: 27	R: 0 E: 0 K: 0 S: 10	H: 1 LOB: 1 BB: 0 P: 18	R: 0 E: 0 K: 1 S: 6	H: 0 LOB: 0 BB: 0 P: 8	R: 3 E: 0 K: 2 S: 14	H: 4 LOB: 2 BB: 1 P: 24	R: 0 E: 0 K: 0 S: 9	H: 2 LOB: 3 BB: 1 P: 16	R: 0 E: 1 K: 0 S: 9	H: 1 LOB: 2 BB: 0 P: 15		1B: 8 2B: 1 3B: 0 HR: 1	SF: 0 SAC: 1 DP: 0 HBP: 1	WP: 0 PB: 0 SB: 1 CS: 0	PA: 43		
PITCHER	IP WLS BF H R ER SO BB IBB HBP BLK WP HR S P ERA WHIP	IP WLS BF H R ER SO BB IBB HBP BLK WP HR S P ERA WHIP	IP WLS BF H R ER SO BB IBB HBP BLK WP HR S P ERA WHIP	IP WLS BF H R ER SO BB IBB HBP BLK WP HR S P ERA WHIP	IP WLS BF H R ER SO BB IBB HBP BLK WP HR S P ERA WHIP	IP WLS BF H R ER SO BB IBB HBP BLK WP HR S P ERA WHIP	IP WLS BF H R ER SO BB IBB HBP BLK WP HR S P ERA WHIP	IP WLS BF H R ER SO BB IBB HBP BLK WP HR S P ERA WHIP	IP WLS BF H R ER SO BB IBB HBP BLK WP HR S P ERA WHIP	IP WLS BF H R ER SO BB IBB HBP BLK WP HR S P ERA WHIP	IP WLS BF H R ER SO BB IBB HBP BLK WP HR S P ERA WHIP	IP WLS BF H R ER SO BB IBB HBP BLK WP HR S P ERA WHIP	IP WLS BF H R ER SO BB IBB HBP BLK WP HR S P ERA WHIP	IP WLS BF H R ER SO BB IBB HBP BLK WP HR S P ERA WHIP	IP WLS BF H R ER SO BB IBB HBP BLK WP HR S P ERA WHIP	IP WLS BF H R ER SO BB IBB HBP BLK WP HR S P ERA WHIP	IP WLS BF H R ER SO BB IBB HBP BLK WP HR S P ERA WHIP	IP WLS BF H R ER SO BB IBB HBP BLK WP HR S P ERA WHIP	IP WLS BF H R ER SO BB IBB HBP BLK WP HR S P ERA WHIP	IP WLS BF H R ER SO BB IBB HBP BLK WP HR S P ERA WHIP	IP WLS BF H R ER SO BB IBB HBP BLK WP HR S P ERA WHIP	IP WLS BF H R ER SO BB IBB HBP BLK WP HR S P ERA WHIP	IP WLS BF H R ER SO BB IBB HBP BLK WP HR S P ERA WHIP



Batter	1	2	3	4	5	6	7	8	9	AB	R	H	RBI	BB	SO	LOB	TOP				
4 Eric Bruntlett, R (1, 6) OBP: 0.321, SLG: 0.338	G4-3		1B			2B		2B		4	0	3	0	0	0	0	Philadelphia Phillies @ New York Mets Shea Stadium, Flushing, NY Thu Jul 24, 2008, 12:10 PM EDT Att: 50,962 - Cloudy - 74 F				
26 Chase Utley, L (1, 4) OBP: 0.370, SLG: 0.566	K		K			G4-3		K		4	0	0	0	0	3						
Pat Burrell, R (1, 7) OBP: 0.408, SLG: 0.588	1B		F8			F7		6 HBP IBB		3	0	1	0	1	0	2					
6 Ryan Howard, L (1, 3) OBP: 0.322, SLG: 0.501	K					K				3	0	0	0	0	3	2					
2B Jayson Werth, R (1, 9) OBP: 0.355, SLG: 0.478		F8				K				4	1	1	1	0	1	3					
8 Shane Victorino, S (1, 8) OBP: 0.345, SLG: 0.417		1B				F8				4	0	1	0	0	0	0					
7 Pedro Feliz, R (1, 5) OBP: 0.304, SLG: 0.424										4	0	0	0	0	1	1					
27 Chris Coste, R (1, 2) OBP: 0.326, SLG: 0.469										4	0	1	0	0	2	1					
51 Carlos Ruiz, R (9, PR) OBP: 0.311, SLG: 0.274										0	0	0	0	0	0	0					
Jamie Moyer, L (1, 1) OBP: 0.216, SLG: 0.152										2	0	0	0	0	2	0					
So Taguchi, R (8, PH) OBP: 0.299, SLG: 0.300										1	0	0	0	0	0	0					
16 J.C. Romero, S (8, 1) OBP: 0.332, SLG: 0.430										1	0	0	0	0	0	1					
11 Jimmy Rollins, S (9, PH) OBP: 0.332, SLG: 0.430										2	0	0	0	0	2	0					
Inning Stats	R: 0 H: 1 E: 0 K: 2 S: 10	H: 1 LOB: 1 BB: 0 P: 13	R: 0 H: 1 E: 0 K: 1 S: 8	H: 1 LOB: 1 BB: 0 P: 14	R: 0 H: 1 E: 0 K: 2 S: 11	H: 1 LOB: 1 BB: 0 P: 15	R: 0 H: 0 E: 0 K: 2 S: 7	H: 0 LOB: 0 BB: 0 P: 12	R: 0 H: 0 E: 0 K: 1 S: 7	H: 1 LOB: 1 BB: 0 P: 11	R: 1 H: 1 E: 0 K: 1 S: 7	H: 1 LOB: 0 BB: 0 P: 13	R: 0 H: 1 E: 0 K: 1 S: 10	H: 1 LOB: 1 BB: 1 P: 20	R: 0 H: 1 E: 0 K: 0 S: 6	H: 1 LOB: 1 BB: 0 P: 8	1B: 4 2B: 2 3B: 0 HR: 1	SF: 0 SAC: 0 DP: 0 HBP: 1	WP: 0 PB: 0 SB: 0 CS: 0	PA: 36	
PITCHER	IP	WLS	BF	H	R	ER	SO	BB	IBB	HBP	BLK	WP	HR	S	P	ERA	WHIP				
Oliver Pérez, L (1, 1) ERA: 4.15	7.2		31	6	1	1	12	0	1	1	0	0	1	65	108	1.17	0.783				
Aaron Heilman, R (8, 1) ERA: 4.75	0.1	W	1	0	0	0	0	0	0	0	0	0	0	3	3	0.00	0.000				
13 Billy Wagner, L (9, 1) ERA: 2.09	1.0	S	4	1	0	0	0	0	0	0	0	0	0	6	8	0.00	1.000				

AB	34
R	1
H	7
RBI	1
BB	1
SO	12
LOB	13



Batter	1	2	3	4	5	6	7	8	9	AB	R	H	RBI	BB	SO	LOB	BOTTOM				
7 José Reyes, S (1, 6) OBP: 0.362, SLG: 0.480	K		5 1B BB					SH1-4		2	1	0	0	1	1	0	Philadelphia Phillies @ New York Mets Shea Stadium, Flushing, NY Thu Jul 24, 2008, 12:10 PM EDT Att: 50,962 - Cloudy - 74 F				
6 Nick Evans, R (1, 7) OBP: 0.282, SLG: 0.308	G6-3		5 1B BB			P3		L1		2	0	0	0	1	0	0					
Endy Chavez, L (7, 9) OBP: 0.307, SLG: 0.308										1	0	0	0	0	0	1					
5 David Wright, R (1, 5) OBP: 0.389, SLG: 0.512	K		1-3 2-H 1B			P4		4-0 21 2B IBB		3	1	1	1	1	1	0					
21 Carlos Delgado, L (1, 3) OBP: 0.346, SLG: 0.477		G3				F9				4	0	1	2	0	0	2					
15 Carlos Beltrán, S (1, 8) OBP: 0.360, SLG: 0.467										3	0	0	0	0	1	0					
17 Fernando Tatis, R (1, 9) OBP: 0.340, SLG: 0.449										2	0	1	0	1	1	0					
Damion Easley, R (1, 4) OBP: 0.326, SLG: 0.361										3	0	0	0	0	0	2					
11 Ramon Castro, R (1, 2) OBP: 0.354, SLG: 0.511										3	0	0	0	0	0	1					
Oliver Pérez, L (1, 1) OBP: 0.242, SLG: 0.200										2	0	0	0	0	2	0					
Aaron Heilman, R (8, 1) OBP: 0.333, SLG: 0.444										0	0	0	0	0	0	0					
40 Robinson Cancel, R (8, PH) OBP: 0.333, SLG: 0.444										1	1	1	0	0	0	0					
13 Billy Wagner, L (9, 1) OBP: 0.332, SLG: 0.430										0	0	0	0	0	0	0					
Inning Stats	R: 0 H: 0 E: 0 K: 2 S: 10	H: 1 LOB: 1 BB: 0 P: 14	R: 0 H: 1 E: 0 K: 1 S: 11	H: 1 LOB: 1 BB: 0 P: 18	R: 1 H: 1 E: 0 K: 1 S: 13	H: 1 LOB: 2 BB: 2 P: 22	R: 0 H: 0 E: 0 K: 1 S: 6	H: 0 LOB: 0 BB: 0 P: 9	R: 0 H: 0 E: 0 K: 1 S: 7	H: 0 LOB: 0 BB: 0 P: 9	R: 0 H: 0 E: 0 K: 0 S: 4	H: 0 LOB: 0 BB: 0 P: 6	R: 0 H: 0 E: 0 K: 0 S: 5	H: 0 LOB: 1 BB: 1 P: 13	R: 2 H: 2 E: 0 K: 0 S: 10	H: 2 LOB: 1 BB: 1 P: 18	1B: 3 2B: 1 3B: 0 HR: 0	SF: 0 SAC: 1 DP: 0 HBP: 0	WP: 0 PB: 0 SB: 1 CS: 0	PA: 31	
PITCHER	IP	WLS	BF	H	R	ER	SO	BB	IBB	HBP	BLK	WP	HR	S	P	ERA	WHIP				
Jamie Moyer, L (1, 1) ERA: 3.76	7.0		26	2	1	1	6	3	0	0	0	0	0	56	91	1.29	0.714				
16 J.C. Romero, L (8, 1) ERA: 2.5	1.0	L	5	2	2	2	0	0	1	0	0	0	0	10	18	18.00	2.000				

AB	26
R	3
H	4
RBI	3
BB	4
SO	6
LOB	6



Batter	1	2	3	4	5	6	7	8	9	AB	R	H	RBI	BB	SO	LOB	TOP					
55 Skip Schumaker, L (1, 7) OBP: 0.397, SLG: 0.415	F8		HBP			G6-3	L8		F6	4	0	0	0	0	0	4						
47 Ryan Ludwick, R (1, 9) OBP: 0.367, SLG: 0.594	24 CS 1B		F9			24 1B 8 1B 1B		G5-3	SF9	4	1	2	1	0	0	2						
5 Albert Pujols, R (1, 3) OBP: 0.435, SLG: 0.584	K			P4		K		K	G5-3	5	0	0	0	0	3	4						
24 Rick Ankiel, L (1, 8) OBP: 0.344, SLG: 0.543	CS	F9		F7		8 1B 1B				4	0	2	0	0	0	0						
8 Troy Glaus, R (1, 5) OBP: 0.379, SLG: 0.505		P6		G6-3		1B		2B		3	0	1	1	1	0	0						
4 Yadier Molina, R (1, 2) OBP: 0.355, SLG: 0.389	K				G6-3			FC4		4	0	1	0	0	1	4						
Adam Kennedy, L (1, 4) OBP: 0.318, SLG: 0.336			F8		F8		G4-3		62 1B 47 SF9 13 DI 1B	4	1	1	0	0	0	1	AB 35					
68 Mitchell Boggs, R (1, 1)			K		FC1-6		G6-3		47 SF9 62 1B BB	2	0	0	0	0	1	1	R 2					
34 Randy Flores, L (5, 1)										0	0	0	0	0	0	0	H 10					
13 Brendan Ryan, R (7, PH) OBP: 0.302, SLG: 0.286										1	0	0	0	1	0	0	RBI 2					
Aaron Miles, S (1, 6) OBP: 0.361, SLG: 0.408										3	0	2	0	0	1	1	BB 2					
48 Brad Thompson, R (7, 1) OBP: 0.266, SLG: 0.167										0	0	0	0	0	0	0	SO 6					
62 Joe Mather, R (9, PH) OBP: 0.321, SLG: 0.400										1	0	1	0	0	0	0	LOB 17					
Inning Stats	R: 0 E: 0 K: 1 S: 11	H: 1 LOB: 0 BB: 0 P: 16	R: 0 E: 0 K: 1 S: 9	H: 0 LOB: 0 BB: 0 P: 14	R: 0 E: 0 K: 1 S: 12	H: 1 LOB: 2 BB: 0 P: 19	R: 0 E: 0 K: 0 S: 7	H: 0 LOB: 0 BB: 0 P: 10	R: 0 E: 0 K: 1 S: 9	H: 1 LOB: 1 BB: 0 P: 12	R: 1 E: 0 K: 1 S: 14	H: 3 LOB: 2 BB: 0 P: 22	R: 0 E: 0 K: 0 S: 7	H: 1 LOB: 1 BB: 0 P: 10	R: 0 E: 0 K: 1 S: 7	H: 1 LOB: 2 BB: 1 P: 15	R: 1 E: 0 K: 0 S: 19	H: 2 LOB: 2 BB: 1 P: 27	1B: 9 2B: 1 3B: 0 HR: 0	SF: 1 DP: 0 HBP: 1	WP: 0 PB: 0 SB: 0 CS: 1	PA: 40
PITCHER	IP WLS BF H R ER SO BB IBB HBP BLK WP HR S P ERA WHIP																					
34 Mike Pelfrey, R (1, 1) ERA: 3.67	7.0 W 28 7 1 1 5 0 0 1 0 0 0 0 0 69 103 1.29 1.000																					
Joe Smith, R (8, 1) ERA: 3.02	1.0 5 1 0 0 1 1 0 0 0 0 0 0 7 15 0.00 2.000																					
Duaner Sanchez, R (9, 1) ERA: 4.15	0.0 3 2 1 1 0 0 0 0 0 0 0 0 7 12 ∞ ∞																					
25 Pedro Feliciano, L (9, 1) ERA: 4.17	0.1 1 0 0 0 0 0 0 0 0 0 0 0 2 2 0.00 0.000																					
Aaron Heilman, R (9, 1) ERA: 4.7	0.2 2 0 0 0 0 0 0 0 0 0 0 0 10 13 0.00 0.000																					

St. Louis Cardinals @ New York Mets
Shea Stadium, Flushing, NY
Fri Jul 25 2008, 7:10 PM EDT
Att: 55,372 - Partly Cloudy - 80 F

AB 35
R 2
H 10
RBI 2
BB 2
SO 6
LOB 17



Batter	1	2	3	4	5	6	7	8	9	AB	R	H	RBI	BB	SO	LOB	BOTTOM			
7 José Reyes, S (1, 6) OBP: 0.363, SLG: 0.484	G4-3		G3			2B 1B		F9		5	0	2	2	0	0	0				
Endy Chavez, L (1, 9) OBP: 0.317, SLG: 0.323	21 S 1B		5 2B 1B		G3					5	1	4	0	0	0	1				
5 David Wright, R (1, 5) OBP: 0.389, SLG: 0.513	F9		2B			21 HR 1B		G5-3		5	1	2	1	0	0	4				
21 Carlos Delgado, L (1, 3) OBP: 0.347, SLG: 0.483	15 FC3-6 BB		F9			HR		K		4	1	1	2	1	1	4				
15 Carlos Beltrán, S (1, 8) OBP: 0.359, SLG: 0.464	FC3-6		G3			23 G3 4 1B BB		L7		3	1	0	0	1	0	5				
17 Fernando Tatis, R (1, 7) OBP: 0.344, SLG: 0.446		23 G4-6-3 BB		4 FC4-6 7 3B 1B		K				3	1	1	0	1	2	1				
23 Brian Schneider, L (1, 2) OBP: 0.336, SLG: 0.302	G4-6-3					G3		G4-3		4	0	1	0	0	0	2	AB 36			
4 Argenis Reyes, S (1, 4) OBP: 0.375, SLG: 0.433						FC4-6 7 3B 1B		HR		3	2	2	2	1	0	2	R 7			
34 Mike Pelfrey, R (1, 1) ERA: 3.67						L4		L9		3	0	0	0	0	0	4	H 13			
9 Marlon Anderson, L (7, PH) OBP: 0.245, SLG: 0.277										1	0	0	0	0	0	0	RBI 7			
Joe Smith, R (8, 1) ERA: 3.02										0	0	0	0	0	0	0	BB 4			
Duaner Sanchez, R (9, 1) ERA: 4.15										0	0	0	0	0	0	0	SO 4			
25 Pedro Feliciano, L (9, 1) ERA: 4.17										0	0	0	0	0	0	0	LOB 23			
Inning Stats	R: 0 E: 0 K: 0 S: 13	H: 1 LOB: 2 BB: 1 P: 24	R: 0 E: 0 K: 0 S: 10	H: 0 LOB: 1 BB: 2 P: 21	R: 1 E: 0 K: 0 S: 9	H: 2 LOB: 1 BB: 0 P: 14	R: 2 E: 0 K: 0 S: 12	H: 3 LOB: 1 BB: 0 P: 18	R: 3 E: 0 K: 1 S: 18	H: 3 LOB: 1 BB: 1 P: 30	R: 0 E: 0 K: 1 S: 10	H: 2 LOB: 2 BB: 0 P: 14	R: 1 E: 0 K: 2 S: 11	H: 1 LOB: 0 BB: 0 P: 16	R: 0 E: 0 K: 0 S: 8	H: 1 LOB: 1 BB: 0 P: 12	1B: 8 2B: 2 3B: 1 HR: 2	SF: 0 SAC: 0 DP: 1 HBP: 0	WP: 0 PB: 0 SB: 1 CS: 0	PA: 40
PITCHER	IP WLS BF H R ER SO BB IBB HBP BLK WP HR S P ERA WHIP																			
68 Mitchell Boggs, R (1, 1) ERA: 7.36	4.1 L 24 6 6 6 1 4 0 0 0 0 0 0 0 18 26 0.00 1.800																			
34 Randy Flores, L (5, 1) ERA: 4.57	1.2 8 3 0 0 1 0 0 0 0 0 0 0 18 26 0.00 1.800																			
48 Brad Thompson, R (7, 1) ERA: 4.14	2.0 8 2 1 1 2 0 0 0 0 0 0 1 19 28 4.50 1.000																			

St. Louis Cardinals @ New York Mets
Shea Stadium, Flushing, NY
Fri Jul 25 2008, 7:10 PM EDT
Att: 55,372 - Partly Cloudy - 80 F


AB 36
R 7
H 13
RBI 7
BB 4
SO 4
LOB 23



Batter	1	2	3	4	5	6	7	8	9	AB	R	H	RBI	BB	SO	LOB	TOP					
13 Brendan Ryan, R OBP: 0.299, SLG: 0.279				G1-3		F7		K		3	0	0	0	1	1	2						
47 Ryan Ludwick, R OBP: 0.396, SLG: 0.581				P4		F8		FC5		4	0	0	0	0	0	3						
5 Albert Pujols, R OBP: 0.459, SLG: 0.602				F9		F9		HR		4	1	2	1	0	0	1						
35 Joel Pineda, R OBP: 0.143, SLG: 0.094				F9		F9		1B		0	0	0	0	0	0	0						
8 Troy Glaus, R OBP: 0.378, SLG: 0.500		P4		1B		1B		K		3	0	1	0	0	1	0						
Aaron Miles, S OBP: 0.361, SLG: 0.409		F8		F7		F7		K		1	0	0	0	0	0	1						
4 Yadier Molina, R OBP: 0.353, SLG: 0.385		F8		F7		F7		K		3	0	1	0	0	0	1						
68 Mitchell Boggs, R OBP: 0.315, SLG: 0.333		F8		F7		F7		K		0	0	0	0	0	0	0						
44 Jason Istringhausen, R OBP: 0.315, SLG: 0.333		F8		F7		F7		K		0	0	0	0	0	0	0						
62 Joe Mather, R OBP: 0.328, SLG: 0.381		P3		P2		P3		F8		1	0	0	0	0	1	1						
Cesar Izturis, S OBP: 0.293, SLG: 0.280		F7		L9		L9		FC5		3	0	1	0	0	0	1						
26 Kyle Lohse, R OBP: 0.068, SLG: 0.068		K		K		K		K		2	0	0	0	0	1	0						
34 Randy Flores, L OBP: 0.328, SLG: 0.381		K		K		K		K		0	0	0	0	0	0	0						
21 Jason LaRue, R OBP: 0.328, SLG: 0.381		K		K		K		K		1	0	0	0	0	1	1						
55 Skip Schumaker, L OBP: 0.365, SLG: 0.423		G4-3		G5-3		G5-3		FC5		3	0	1	0	0	0	0						
Inning Stats	R: 0 E: 0 K: 0 S: 4	H: 0 LOB: 0 BB: 1 P: 8	R: 0 E: 0 K: 0 S: 7	H: 0 LOB: 0 BB: 0 P: 11	R: 0 E: 0 K: 1 S: 7	H: 0 LOB: 0 BB: 0 P: 7	R: 0 E: 0 K: 0 S: 5	H: 0 LOB: 0 BB: 0 P: 7	R: 0 E: 0 K: 0 S: 12	H: 1 LOB: 1 BB: 0 P: 16	R: 0 E: 0 K: 0 S: 8	H: 0 LOB: 0 BB: 0 P: 13	R: 1 E: 0 K: 1 S: 12	H: 2 LOB: 1 BB: 0 P: 20	R: 0 E: 0 K: 2 S: 15	H: 2 LOB: 2 BB: 0 P: 17	R: 0 E: 0 K: 1 S: 11	H: 1 LOB: 1 BB: 0 P: 19	1B: 5 2B: 0 3B: 0 HR: 1	SF: 0 SAC: 0 DP: 1 HBP: 0	WP: 0 PA: 33 PB: 0 SB: 0 CS: 0	
PITCHER 57 Johan Santana, L ERA: 2.93	IP: 9.0 WLS: W BF: 33 H: 6 R: 1 ER: 1 SO: 5 BB: 1 IBB: 0 HBP: 0 BLK: 0 WP: 0 HR: 1 S: 81 P: 118 ERA: 1.00 WHIP: 0.778																					

St. Louis Cardinals @ New York Mets
Shea Stadium, Flushing, NY
Sun Jul 27 2008, 1:10 PM EDT
Att: 53,691 - Cloudy - 76 F


AB 32
R 1
H 6
RBI 1
BB 1
SO 5
LOB 14



Batter	1	2	3	4	5	6	7	8	9	AB	R	H	RBI	BB	SO	LOB	BOTTOM				
7 José Reyes, S OBP: 0.365, SLG: 0.499			1B		G6-3	1B	FC3-6			5	1	2	0	0	0	2					
Ender Chavez, L OBP: 0.316, SLG: 0.331			1B		P6	P6	F7			5	1	2	0	0	0	4					
5 David Wright, R OBP: 0.395, SLG: 0.519			F8		HR	1B	L7			5	1	3	2	0	0	2					
21 Carlos Delgado, L OBP: 0.346, SLG: 0.494			SF8		K	1B	G6-3			4	0	1	1	0	1	2					
15 Carlos Beltrán, S OBP: 0.362, SLG: 0.461		P3		1B		FC6-4	P3			5	1	2	1	0	0	2					
17 Fernando Tatís, R OBP: 0.370, SLG: 0.520		G6-3		F7		HR	G3			4	2	3	2	0	0	1					
Damian Easley, R OBP: 0.323, SLG: 0.357		G6-3		G6-3		HR	G3			4	1	1	0	0	0	2					
11 Ramon Castro, R OBP: 0.365, SLG: 0.538		BB		L4		HR	FC3-6			2	1	1	2	2	0	0					
57 Johan Santana, L OBP: 0.213, SLG: 0.267		K		F8		HR	FC3-6			4	1	2	1	0	1	2					
Inning Stats	R: 0 E: 0 K: 0 S: 11	H: 2 LOB: 1 BB: 0 P: 18	R: 0 E: 0 K: 1 S: 12	H: 1 LOB: 2 BB: 1 P: 22	R: 2 E: 0 K: 0 S: 16	H: 3 LOB: 1 BB: 0 P: 24	R: 0 E: 0 K: 0 S: 6	H: 0 LOB: 0 BB: 0 P: 8	R: 1 E: 0 K: 1 S: 12	H: 1 LOB: 0 BB: 0 P: 14	R: 5 E: 0 K: 0 S: 24	H: 8 LOB: 2 BB: 0 P: 33	R: 1 E: 0 K: 0 S: 9	H: 2 LOB: 2 BB: 1 P: 17	R: 0 E: 0 K: 0 S: 7	H: 0 LOB: 0 BB: 0 P: 10	1B: 10 2B: 4 3B: 0 HR: 3	SF: 1 SAC: 0 DP: 1 HBP: 0	WP: 0 PA: 41 PB: 0 SB: 1 CS: 0		
PITCHER 26 Kyle Lohse, R ERA: 3.68	IP: 5.0 WLS: L BF: 26 H: 11 R: 7 ER: 7 SO: 2 BB: 1 IBB: 0 HBP: 0 BLK: 0 WP: 0 HR: 3 S: 65 P: 97 ERA: 12.60 WHIP: 2.400																				
34 Randy Flores, L ERA: 4.76	IP: 1.0 WLS: W BF: 6 H: 4 R: 1 ER: 1 SO: 0 BB: 0 IBB: 0 HBP: 0 BLK: 0 WP: 0 HR: 0 S: 16 P: 22 ERA: 9.00 WHIP: 4.000																				
68 Mitchell Boggs, R ERA: 7.41	IP: 1.0 WLS: W BF: 6 H: 2 R: 1 ER: 1 SO: 0 BB: 1 IBB: 0 HBP: 0 BLK: 0 WP: 0 HR: 0 S: 9 P: 17 ERA: 9.00 WHIP: 3.000																				
44 Jason Istringhausen, R ERA: 5.84	IP: 1.0 WLS: W BF: 3 H: 0 R: 0 ER: 0 SO: 0 BB: 0 IBB: 0 HBP: 0 BLK: 0 WP: 0 HR: 0 S: 7 P: 10 ERA: 0.00 WHIP: 0.000																				

St. Louis Cardinals @ New York Mets
Shea Stadium, Flushing, NY
Sun Jul 27 2008, 1:10 PM EDT
Att: 53,691 - Cloudy - 76 F

AB 38
R 9
H 17
RBI 9
BB 2
SO 2
LOB 17



Batter	1	2	3	4	5	6	7	8	9	AB	R	H	RBI	BB	SO	LOB	TOP					
7 José Reyes, S OBP: 0.362, SLG: 0.493	G5-3	F8			K		G6-3		F7	5	0	0	0	0	1	2	New York Mets @ Florida Marlins Dolphin Stadium, Miami, FL Mon Jul 28 2008, 7:10 PM EDT Att: 23,165 - Partly Cloudy - 85 F					
Endy Chavez, L OBP: 0.315, SLG: 0.329	1B		G4-3		E4		F7			4	0	1	0	0	0	1						
5 David Wright, R OBP: 0.392, SLG: 0.516	P4		F9		K					4	1	1	0	0	1	2						
21 Carlos Delgado, L OBP: 0.345, SLG: 0.491	P4									4	0	1	0	0	0	2						
15 Carlos Beltrán, S OBP: 0.364, SLG: 0.460		17 3B	CS		K		G4-3			3	1	1	0	1	1	0						
17 Fernando Tatís, R OBP: 0.373, SLG: 0.533		1B			K					4	1	2	2	0	1	1						
Damion Easley, R OBP: 0.326, SLG: 0.360		1B					1B			4	0	2	1	0	0	2						
23 Brian Schneider, L OBP: 0.335, SLG: 0.298										2	0	0	0	0	2	2						
6 Nick Evans, R OBP: 0.273, SLG: 0.300										0	0	0	0	1	0	0						
11 Ramon Castro, R OBP: 0.362, SLG: 0.532										1	0	0	0	0	0	0						
33 John Maine, R OBP: 0.174, SLG: 0.196										2	0	0	0	0	0	2						
32 Carlos Muñoz, R										0	0	0	0	0	0	0						
25 Pedro Feliciano, L										0	0	0	0	0	0	0						
4 Argenis Reyes, S										0	0	0	0	0	0	0						
Duaner Sánchez, R										0	0	0	0	0	0	0						
Joe Smith, R										0	0	0	0	0	0	0						
Scott Schoeneweis, L										0	0	0	0	0	0	0						
9 Marlon Anderson, L										1	0	0	0	0	1	0						
Inning Stats	R: 0 E: 0 K: 0 S: 9	H: 1 LOB: 1 BB: 0 P: 15	R: 2 E: 0 K: 2 S: 14	H: 3 LOB: 1 BB: 0 P: 18	R: 0 E: 0 K: 0 S: 9	H: 1 LOB: 1 BB: 0 P: 14	R: 0 E: 0 K: 3 S: 14	H: 1 LOB: 1 BB: 0 P: 19	R: 0 E: 0 K: 3 S: 15	H: 0 LOB: 1 BB: 0 P: 21	R: 0 E: 0 K: 0 S: 8	H: 1 LOB: 1 BB: 0 P: 11	R: 0 E: 0 K: 0 S: 6	H: 1 LOB: 1 BB: 1 P: 12	R: 1 E: 0 K: 0 S: 6	H: 1 LOB: 1 BB: 1 P: 17	R: 0 E: 0 K: 1 S: 8	H: 0 LOB: 0 BB: 0 P: 11	1B: 7 2B: 0 3B: 1 HR: 0	SF: 0 SAC: 1 DP: 0 HBP: 0	WP: 0 PB: 0 SB: 0 CS: 1	PA: 38
PITCHER	IP WLS BF H R ER SO BB IBB HBP BLK WP HR S P ERA WHIP																					
47 Ricky Nolasco, R ERA: 3.94	(1, 1) 6.0 25 7 2 2 8 0 0 0 0 0 0 0 69 98 3.00 1.167																					
37 Renyel Pinto, L ERA: 2.51	(7, 1) 1.0 4 0 0 0 0 1 0 0 0 0 0 0 11 17 0.00 1.000																					
35 Doug Waechter, R ERA: 3.29	(8, 1) 1.0 W 5 1 1 1 0 0 1 0 0 0 0 0 6 12 9.00 1.000																					
Kevin Gregg, R ERA: 2.34	(9, 1) 1.0 3 0 0 0 1 0 0 0 0 0 0 0 8 11 0.00 0.000																					

Batter	1	2	3	4	5	6	7	8	9	AB	R	H	RBI	BB	SO	LOB	BOTTOM			
2 Hanley Ramirez, R OBP: 0.381, SLG: 0.540	F8		G3-1							5	0	2	0	0	1	3	New York Mets @ Florida Marlins Dolphin Stadium, Miami, FL Mon Jul 28 2008, 7:10 PM EDT Att: 23,165 - Partly Cloudy - 85 F			
27 Jeremy Hermida, L OBP: 0.329, SLG: 0.443										3	0	1	0	1	1	2				
35 Doug Waechter, R OBP: 0.167, SLG: 0.167										0	0	0	0	0	0	0				
11 Robert Andino, R OBP: 0.167, SLG: 0.344										1	0	1	2	0	0	0				
Kevin Gregg, R										0	0	0	0	0	0	0				
3 Jorge Cantu, R OBP: 0.339, SLG: 0.483										5	0	1	0	0	0	4				
Josh Willingham, R OBP: 0.372, SLG: 0.476										4	1	2	0	0	0	3				
6 Dan Uggla, R OBP: 0.359, SLG: 0.574										4	1	1	1	0	2	3				
Mike Jacobs, L OBP: 0.291, SLG: 0.513										2	1	1	0	1	1	0				
18 Wes Helms, R OBP: 0.302, SLG: 0.358										1	1	1	0	0	0	0				
12 Cody Ross, R OBP: 0.310, SLG: 0.496										4	1	2	2	0	2	1				
21 John Baker, L OBP: 0.283, SLG: 0.413										4	2	2	1	0	1	2				
47 Ricky Nolasco, R OBP: 0.135, SLG: 0.086										2	0	0	0	0	1	1				
37 Renyel Pinto, L ERA: 5.69										0	0	0	0	0	0	0				
4 Alfredo Amezaga, S OBP: 0.321, SLG: 0.371										2	0	0	0	0	1	3				
Inning Stats	R: 0 E: 0 K: 1 S: 15	H: 1 LOB: 2 BB: 1 P: 24	R: 0 E: 0 K: 2 S: 9	H: 1 LOB: 1 BB: 0 P: 13	R: 0 E: 0 K: 0 S: 10	H: 1 LOB: 1 BB: 0 P: 17	R: 0 E: 0 K: 3 S: 9	H: 0 LOB: 0 BB: 0 P: 14	R: 1 E: 0 K: 0 S: 9	H: 2 LOB: 1 BB: 0 P: 18	R: 1 E: 0 K: 1 S: 13	H: 2 LOB: 1 BB: 1 P: 26	R: 0 E: 0 K: 2 S: 16	H: 1 LOB: 1 BB: 0 P: 25	R: 5 E: 0 K: 1 S: 23	H: 6 LOB: 1 BB: 0 P: 36	1B: 9 2B: 4 3B: 0 HR: 1	SF: 0 SAC: 0 DP: 1 HBP: 0	WP: 3 PB: 0 SB: 1 CS: 0	PA: 39
PITCHER	IP WLS BF H R ER SO BB IBB HBP BLK WP HR S P ERA WHIP																			
33 John Maine, R ERA: 4.13	(1, 1) 4.1 18 4 1 1 6 1 0 0 0 0 0 0 15 32 6.75 3.000																			
32 Carlos Muñoz, R ERA: 5.69	(5, 1) 1.1 7 3 1 1 0 1 0 0 0 0 0 0 3 5 0.00 0.000																			
25 Pedro Feliciano, L ERA: 4.1	(6, 1) 0.1 1 0 0 0 1 0 0 0 0 0 0 0 3 5 0.00 0.000																			
Duaner Sánchez, R ERA: 3.97	(7, 1) 1.0 4 1 0 0 2 0 0 0 0 0 0 0 16 25 0.00 1.000																			
Joe Smith, R ERA: 3.56	(8, 1) 0.0 L 2 2 2 2 0 0 0 0 0 0 0 0 4 8 ∞ ∞																			



Batter	1	2	3	4	5	6	7	8	9	AB	R	H	RBI	BB	SO	LOB	TOP					
7 José Reyes, S OBP: 0.364, SLG: 0.499										5	0	3	0	0	1	0	New York Mets @ Florida Marlins Dolphin Stadium, Miami, FL Tue Jul 29 2008, 7:10 PM EDT Att: 25,032 - Partly Cloudy - 81 F livebaseballscorecards.com					
6 Nick Evans, R Aron Heilman, R										4	2	2	0	0	0	1						
40 Robinson Cancel, R 13 Billy Wagner, L										1	0	0	0	0	0	1						
5 David Wright, R										3	1	1	1	1	1	1						
21 Carlos Delgado, L										3	1	1	2	1	1	1						
15 Carlos Beltrán, S										3	0	1	1	1	0	1						
17 Fernando Tatis, R										4	0	1	0	0	1	1						
Damion Easley, R										4	0	0	0	0	0	3						
11 Ramon Castro, R										4	0	0	0	0	2	0						
Oliver Pérez, L 4 Argenis Reyes, S Andy Chavez, L										2	0	0	0	0	1	0						
Inning Stats	R: 1 E: 0 K: 1 S: 11	H: 3 LOB: 1 BB: 0 P: 19	R: 0 E: 0 K: 1 S: 8	H: 0 LOB: 0 BB: 0 P: 8	R: 0 E: 0 K: 2 S: 8	H: 0 LOB: 0 BB: 0 P: 13	R: 0 E: 0 K: 0 S: 8	H: 0 LOB: 1 BB: 0 P: 14	R: 0 E: 0 K: 0 S: 7	H: 0 LOB: 3 BB: 0 P: 12	R: 1 E: 0 K: 1 S: 21	H: 3 LOB: 3 BB: 1 P: 30	R: 0 E: 0 K: 2 S: 11	H: 1 LOB: 1 BB: 0 P: 15	R: 2 E: 0 K: 1 S: 10	H: 1 LOB: 0 BB: 1 P: 20	R: 0 E: 0 K: 0 S: 13	H: 1 LOB: 1 BB: 0 P: 15	1B: 4 2B: 4 3B: 0 HR: 1	SF: 0 SAC: 0 DP: 0 HBP: 0	WP: 0 PB: 0 SB: 1 CS: 0	PA: 38
PITCHER	IP WLS BF H R ER SO BB IBB HBP BLK WP HR S P ERA WHIP																					
Scott Olsen, L	(1, 1)	5.2 L 24 6 2 2 5 2 0 0 0 0 0 0 60 90 3.18 1.412																				
22 Matt Lindstrom, R	(6, 1)	1.1 5 1 0 0 2 0 0 0 0 0 0 1 6 13 0.00 0.750																				
37 Rencyel Pinto, L	(8, 1)	0.1 3 1 2 2 0 1 0 0 0 0 0 1 6 13 54.00 6.000																				
35 Doug Waechter, R	(8, 1)	0.2 2 0 0 0 1 0 0 0 0 0 0 0 4 7 0.00 0.000																				
57 Taylor Tankersley, L	(9, 1)	1.0 4 1 0 0 0 0 0 0 0 0 0 0 13 15 0.00 1.000																				
Batter	1	2	3	4	5	6	7	8	9	AB	R	H	RBI	BB	SO	LOB	BOTTOM					
2 Hanley Ramirez, R										4	0	1	0	1	3	0	New York Mets @ Florida Marlins Dolphin Stadium, Miami, FL Tue Jul 29 2008, 7:10 PM EDT Att: 25,032 - Partly Cloudy - 81 F livebaseballscorecards.com					
27 Jeremy Hermida, L 37 Rencyel Pinto, L										4	0	0	0	0	2	4						
35 Doug Waechter, R 57 Taylor Tankersley, L										0	0	0	0	0	0	0						
3 Jorge Cantu, R										4	1	1	0	0	0	2						
Josh Willingham, R										2	0	1	1	2	1	0						
6 Dan Uggla, R										4	0	0	0	0	1	3						
18 Wes Helms, R										4	0	2	0	0	0	1						
12 Cody Ross, R										4	0	0	0	0	2	4						
13 Paul Hoover, R 4 Alfredo Amezaga, S										1	0	0	0	1	1	0						
Scott Olsen, L 22 Matt Lindstrom, R										2	0	1	0	0	0	1						
Mike Jacobs, L 21 John Baker, L										1	0	0	0	0	1	0						
Inning Stats	R: 1 E: 0 K: 1 S: 10	H: 2 LOB: 1 BB: 0 P: 14	R: 0 E: 0 K: 0 S: 12	H: 0 LOB: 1 BB: 1 P: 22	R: 0 E: 0 K: 2 S: 10	H: 0 LOB: 0 BB: 0 P: 14	R: 0 E: 0 K: 1 S: 8	H: 0 LOB: 1 BB: 1 P: 16	R: 0 E: 0 K: 0 S: 12	H: 2 LOB: 1 BB: 0 P: 16	R: 0 E: 0 K: 0 S: 11	H: 1 LOB: 2 BB: 1 P: 18	R: 0 E: 0 K: 1 S: 8	H: 0 LOB: 2 BB: 2 P: 19	R: 0 E: 0 K: 3 S: 13	H: 1 LOB: 1 BB: 0 P: 18	R: 0 E: 0 K: 2 S: 14	H: 0 LOB: 0 BB: 0 P: 19	1B: 4 2B: 2 3B: 0 HR: 0	SF: 0 SAC: 0 DP: 1 HBP: 0	WP: 0 PB: 0 SB: 0 CS: 0	PA: 37
PITCHER	IP WLS BF H R ER SO BB IBB HBP BLK WP HR S P ERA WHIP																					
Oliver Pérez, L	(1, 1)	6.0 W 25 5 1 1 5 3 0 0 0 0 0 0 63 100 1.50 1.333																				
Aaron Heilman, R	(7, 1)	2.0 H 9 1 0 0 4 2 0 0 0 0 0 0 21 37 0.00 1.500																				
13 Billy Wagner, L	(9, 1)	1.0 S 3 0 0 0 2 0 0 0 0 0 0 0 14 19 0.00 0.000																				

Batter	1	2	3	4	5	6	7	8	9	AB	R	H	RBI	BB	SO	LOB	TOP			
7 José Reyes, S OBP: 0.366, SLG: 0.499										4	1	2	0	1	0	2				
4 Argenis Reyes, S OBP: 0.318, SLG: 0.357										4	0	1	0	0	0	1				
5 David Wright, R OBP: 0.390, SLG: 0.512										4	0	0	0	0	0	1				
21 Carlos Delgado, L OBP: 0.344, SLG: 0.492										4	0	0	0	0	0	1				
15 Carlos Beltrán, S OBP: 0.364, SLG: 0.455										3	0	0	0	1	2	0				
17 Fernando Tatis, R OBP: 0.366, SLG: 0.519										4	1	1	0	0	1	1				
9 Marlon Anderson, L OBP: 0.261, SLG: 0.296										4	2	3	0	0	0	0				
23 Brian Schneider, L OBP: 0.337, SLG: 0.301										4	0	2	0	0	1	4				
34 Mike Pelfrey, R 4 Nick Evans, R 30 Carlos Muniz, R Duaner Sanchez, R Joe Smith, R 25 Pedro Feliciano, L 11 Ramon Castro, R Kevin Gregg, R										1	0	0	0	0	0	0				
Inning Stats	R: 1 E: 0 K: 0 S: 9	H: 2 LOB: 0 BB: 0 P: 12	R: 0 E: 0 K: 0 S: 6	H: 1 LOB: 1 BB: 0 P: 12	R: 0 E: 0 K: 0 S: 8	H: 1 LOB: 0 BB: 0 P: 12	R: 0 E: 0 K: 0 S: 6	H: 0 LOB: 1 BB: 0 P: 9	R: 0 E: 0 K: 0 S: 10	H: 0 LOB: 1 BB: 1 P: 16	R: 3 E: 0 K: 2 S: 19	H: 3 LOB: 0 BB: 0 P: 32	R: 0 E: 0 K: 2 S: 10	H: 0 LOB: 0 BB: 0 P: 14	R: 1 E: 0 K: 2 S: 18	H: 3 LOB: 2 BB: 0 P: 23	1B: 10 2B: 1 3B: 0 HR: 1	SF: 0 DP: 3 HBP: 0	WP: 1 PA: 37	
PITCHER	IP WLS BF H R ER SO BB IBB HBP BLK WP HR S P ERA WHIP	6.2 W 27 8 4 4 2 2 0 0 0 0 1 1 64 104 5.40 1.500	7.1 0.1 H 1 0 0 0 0 0 0 0 0 0 0 0 3 5 0.00 0.000	8.1 1.0 H 3 0 0 0 2 0 0 0 0 0 0 0 10 14 0.00 0.000	9.1 1.0 S 6 3 1 1 2 0 0 0 0 0 0 0 18 23 9.00 3.000															

New York Mets @ Florida Marlins
Dolphin Stadium, Miami, FL
Wed Jul 30 2008, 7:10 PM EDT
Att: 25,902 - Partly Cloudy - 80 F

AB	35
R	5
H	11
RBI	4
BB	2
SO	6
LOB	13





Batter	1	2	3	4	5	6	7	8	9	AB	R	H	RBI	BB	SO	LOB	BOTTOM		
2 Hanley Ramirez, R OBP: 0.378, SLG: 0.533										4	0	0	0	0	0	1			
27 Jeremy Hermida, L OBP: 0.328, SLG: 0.444										4	1	2	0	0	0	0			
3 Jorge Cantu, R OBP: 0.338, SLG: 0.481										4	1	1	1	0	2	1			
Josh Willingham, R OBP: 0.385, SLG: 0.490										3	2	2	0	1	1	0			
6 Dan Uggla, R OBP: 0.357, SLG: 0.575										4	1	2	2	0	2	3			
Mike Jacobs, L OBP: 0.291, SLG: 0.513										3	0	1	0	0	1	2			
4 Alfredo Amezaga, S OBP: 0.321, SLG: 0.368										1	0	0	0	0	0	0			
12 Cody Ross, R OBP: 0.308, SLG: 0.495										3	1	1	2	1	0	1			
21 John Baker, L OBP: 0.276, SLG: 0.412										4	1	1	1	0	2	1			
55 Josh Johnson, L 37 Remyel Pinto, L Luis Gonzalez, L Joe Nelson, R 18 Wes Helms, R Kevin Gregg, R										2	0	1	1	0	0	0			
Inning Stats	R: 0 E: 0 K: 1 S: 8	H: 2 LOB: 1 BB: 0 P: 11	R: 0 E: 0 K: 1 S: 9	H: 2 LOB: 0 BB: 0 P: 14	R: 0 E: 0 K: 0 S: 6	H: 0 LOB: 0 BB: 0 P: 11	R: 5 E: 0 K: 1 S: 24	H: 6 LOB: 1 BB: 0 P: 42	R: 0 E: 0 K: 2 S: 13	H: 1 LOB: 1 BB: 0 P: 21	R: 0 E: 0 K: 2 S: 8	H: 0 LOB: 0 BB: 0 P: 10	R: 0 E: 0 K: 0 S: 7	H: 1 LOB: 0 BB: 0 P: 9	R: 2 E: 0 K: 1 S: 9	H: 1 LOB: 1 BB: 2 P: 21	1B: 4 2B: 4 3B: 2 HR: 1	SF: 0 DP: 0 HBP: 0	WP: 0 PA: 36
PITCHER	IP WLS BF H R ER SO BB IBB HBP BLK WP HR S P ERA WHIP	4.0 L 19 7 1 0 0 4 0 0 0 0 0 0 21 31 0.00 0.500	5.1 2.0 7 1 0 0 4 0 0 0 0 0 0 7 9 0.00 1.000	7.1 1.0 4 1 0 0 0 0 0 0 0 0 1 4 13 54.00 9.000	8.1 0.1 4 1 2 2 0 2 0 0 0 0 1 4 13 54.00 9.000	8.1 0.2 2 0 0 0 1 0 0 0 0 0 0 5 8 0.00 0.000													

New York Mets @ Florida Marlins
Dolphin Stadium, Miami, FL
Wed Jul 30 2008, 7:10 PM EDT
Att: 25,902 - Partly Cloudy - 80 F

AB	34
R	7
H	11
RBI	7
BB	2
SO	8
LOB	10



Batter	1	2	3	4	5	6	7	8	9	AB	R	H	RBI	BB	SO	LOB	TOP			
7 José Reyes, S OBP: 0.371, SLG: 0.498	F9		4-1 BB		2-2 1B		0-1 1B		3-1 F9	4	0	2	0	1	0	1	New York Mets @ Houston Astros Minute Maid Park, Houston, TX Sun Aug 03 2008, 1:05 PM CDT Att: 38,602 - Roof Closed - 73 F			
15 Carlos Beltrán, S OBP: 0.364, SLG: 0.453	5 CS		0-0 F9		1-2 1B		1-0 G4-3		3-2 F9	5	0	2	0	0	0	4				
5 David Wright, R OBP: 0.386, SLG: 0.501	1-2 BB		3-1 CS	4-2 HBP	1-1 L4		1-0 F8			2	0	0	0	2	0	3				
21 Carlos Delgado, L OBP: 0.349, SLG: 0.499	K		3-3 HBP	2-2 1B	1-2 1B		3-2 G5-4-3		1-2 1B	4	0	3	0	0	1	1				
17 Fernando Tatis, R OBP: 0.358, SLG: 0.497			2-3 K	3-1 F9	2-0 F9		1-2 G5-4-3		1-2 1B	4	0	1	0	0	1	5				
Damon Easley, R OBP: 0.328, SLG: 0.380	F7		0-1 HBP	3-0 HBP	2-2 G5-3		3-2 G5-4-3		1-2 2-3	3	0	0	0	0	0	2				
6 Nick Evans, R OBP: 0.264, SLG: 0.306	K		2-3 K	2-3 K	1-2 G6-3		1-1 G6-3			4	0	0	0	0	2	4				
40 Robinson Cancel, R OBP: 0.211, SLG: 0.263			0-0 K	0-3 K	2-2 G4-3				1-3 K	4	0	1	0	0	2	3				
Oliver Pérez, L 4 Argentina Reyes, S 44 Eddie Kunz, R Scott Schoeneweis, L 32 Carlos Muniz, R 28 Daniel Murphy, L			1-3 K	1-3 K	0-3 K2-3				4-2 BB	2	0	0	0	0	2	1				
Inning Stats	R: 0 H: 1 E: 0 K: 1 S: 10	H: 1 LOB: 1 BB: 1 P: 18	R: 0 H: 0 E: 0 K: 2 S: 9	H: 0 LOB: 0 BB: 0 P: 13	R: 0 H: 1 E: 0 K: 1 S: 7	H: 1 LOB: 1 BB: 1 P: 15	R: 0 H: 1 E: 0 K: 2 S: 16	H: 1 LOB: 3 BB: 1 P: 30	R: 0 H: 3 E: 0 K: 1 S: 13	H: 0 LOB: 0 BB: 0 P: 20	R: 0 H: 0 E: 0 K: 0 S: 10	H: 1 LOB: 1 BB: 0 P: 9	R: 0 H: 2 E: 0 K: 0 S: 14	H: 0 LOB: 1 BB: 1 P: 23	R: 0 H: 0 E: 0 K: 1 S: 11	H: 0 LOB: 1 BB: 1 P: 22		1B: 9 2B: 0 3B: 0 HR: 0	SF: 0 SAC: 0 DP: 1 HBP: 1	WP: 0 PB: 0 SB: 0 CS: 2
PITCHER	IP WLS BF H R ER SO BB IBB HBP BLK WP HR S P ERA WHIP																			
Randy Wolf, L ERA: 4.6	5.0 W 23 6 0 0 7 3 0 1 0 0 0 55 96 0.00 1.800																			
43 Chris Sampson, R ERA: 4.25	2.0 7 1 0 0 1 0 0 0 0 0 0 17 24 0.00 0.500																			
53 Wesley Wright, L ERA: 4.38	0.0 1 1 0 0 0 0 0 0 0 0 0 4 7 ∞ ∞																			
26 Doug Brocail, R ERA: 3.88	1.0 3 1 0 0 0 0 0 0 0 0 0 10 16 0.00 1.000																			
47 Jose Valverde, R ERA: 4.39	1.0 4 0 0 0 1 1 0 0 0 0 0 11 22 0.00 1.000																			
Batter	1	2	3	4	5	6	7	8	9	AB	R	H	RBI	BB	SO	LOB	BOTTOM			
3 Kazuo Matsui, S OBP: 0.347, SLG: 0.403	45 S		1-0 P5		2-2 G5-3			2-1 F9		4	0	1	0	0	0	0	New York Mets @ Houston Astros Minute Maid Park, Houston, TX Sun Aug 03 2008, 1:05 PM CDT Att: 38,602 - Roof Closed - 73 F			
10 Miguel Tejada, R OBP: 0.317, SLG: 0.419	F9		0-1 F9		0-0 P3			2-2 17 G6-3		4	0	1	0	0	0	1				
17 Lance Berkman, S OBP: 0.438, SLG: 0.609	F9			1-3 K	1-2 F8			3-2 G6-3		4	0	0	0	0	1	2				
45 Carlos Lee, R OBP: 0.353, SLG: 0.543	K		3-3 G4-3	2-1 G4-3	1-0 1B			4-1 BB		3	0	1	0	1	1	1				
Ty Wigginton, R OBP: 0.355, SLG: 0.466		0-1 HR	2-0 9 2B	2-0 2B	0-1 P3			1-2 G4-3		4	2	2	1	0	0	2				
9 Hunter Pence, R OBP: 0.315, SLG: 0.450		3-2 1B	0-0 2 1B	0-0 2 1B	0-2 P4					3	1	2	1	0	0	0				
2 Darin Erstad, L OBP: 0.313, SLG: 0.372	G4-3		0-1 G4-3	1-1 55 2B	0-1 55 FC					3	1	2	1	0	0	0				
55 Humberto Quintero, R OBP: 0.210, SLG: 0.258	F9		0-0 F9	0-1 1-H	2-0 FC					3	0	1	1	0	0	1				
Randy Wolf, L 43 Chris Sampson, R David Newhall, L 53 Wesley Wright, R 26 Doug Brocail, L 47 Jose Valverde, R			2-3 K	0-0 F9	3-0 G6-4-3					2	0	0	0	0	1	1				
Inning Stats	R: 0 H: 1 E: 0 K: 1 S: 13	H: 2 LOB: 0 BB: 0 P: 11	R: 1 H: 0 E: 0 K: 0 S: 8	H: 0 LOB: 0 BB: 0 P: 9	R: 0 H: 0 E: 0 K: 1 S: 6	H: 0 LOB: 0 BB: 0 P: 9	R: 3 H: 4 E: 0 K: 1 S: 13	H: 4 LOB: 1 BB: 0 P: 19	R: 0 H: 0 E: 0 K: 0 S: 8	H: 1 LOB: 0 BB: 0 P: 7	R: 0 H: 1 E: 1 K: 0 S: 5	H: 1 LOB: 0 BB: 1 P: 9	R: 0 H: 1 E: 0 K: 0 S: 13	H: 1 LOB: 2 BB: 1 P: 25	R: 0 H: 0 E: 0 K: 1 S: 13	H: 0 LOB: 0 BB: 0 P: 25		1B: 6 2B: 3 3B: 0 HR: 1	SF: 0 SAC: 1 DP: 1 HBP: 0	WP: 0 PB: 1 SB: 1 CS: 0
PITCHER	IP WLS BF H R ER SO BB IBB HBP BLK WP HR S P ERA WHIP																			
Oliver Pérez, L ERA: 4.12	6.0 L 24 8 4 4 3 0 0 0 0 0 0 54 78 6.00 1.333																			
44 Eddie Kunz, R ERA:	1.0 3 1 0 0 0 0 0 0 0 0 0 5 9 0.00 1.000																			
Scott Schoeneweis, L ERA: 0.14	0.2 3 1 0 0 0 0 0 0 0 0 0 9 16 0.00 1.500																			
32 Carlos Muniz, R ERA: 5.06	0.1 2 0 0 0 0 0 1 0 0 0 0 4 9 0.00 3.000																			

Batter	1	2	3	4	5	6	7	8	9	AB	R	H	RBI	BB	SO	LOB	TOP								
2 Hanley Ramirez, R OBP: 0.380, SLG: 0.524	F8		P3					G3		3	0	0	0	1	0	0	Florida Marlins @ New York Mets Shea Stadium, Flushing, NY Fri Aug 08 2008, 7:10 PM EDT Att: 50,307 - Cloudy - 75 F								
27 Jeremy Hermida, L OBP: 0.332, SLG: 0.436	F9		K					K		4	0	0	0	0	2	1									
3 Jorge Cantu, R OBP: 0.333, SLG: 0.473	F8		F9					K		4	0	0	0	0	2	1									
Josh Willingham, R OBP: 0.369, SLG: 0.468		18 2B 21 FC5-2 BB		G3				G1-3		3	0	0	0	1	1	1									
6 Dan Uggla, R OBP: 0.352, SLG: 0.549		K		F9				K		4	0	0	0	0	2	1									
18 Wes Helms, R OBP: 0.312, SLG: 0.365		21 FC5-2 2B		F8				F8		3	0	1	0	0	0	0									
12 Cody Ross, R OBP: 0.311, SLG: 0.479										2	0	1	0	1	1	0									
37 Renyel Pinto, L Justin Miller, R										0	0	0	0	0	0	0									
21 John Baker, L OBP: 0.372, SLG: 0.457										3	0	0	0	0	1	4									
47 Ricky Nolasco, R OBP: 0.116, SLG: 0.073										2	0	0	0	0	2	3									
4 Alfredo Amezaga, S OBP: 0.323, SLG: 0.364										1	0	0	0	0	0	0									
Inning Stats	R: 0 E: 0 K: 0 S: 6	H: 0 LOB: 0 BB: 0 P: 9	R: 0 E: 0 K: 2 S: 18	H: 1 LOB: 3 BB: 2 P: 33	R: 0 E: 0 K: 1 S: 10	H: 0 LOB: 0 BB: 0 P: 17	R: 0 E: 0 K: 0 S: 6	H: 0 LOB: 0 BB: 0 P: 9	R: 0 E: 0 K: 3 S: 10	H: 0 LOB: 0 BB: 0 P: 17	R: 0 E: 0 K: 1 S: 10	H: 0 LOB: 1 BB: 1 P: 21	R: 0 E: 0 K: 1 S: 7	H: 1 LOB: 0 BB: 0 P: 14	R: 0 E: 0 K: 1 S: 7	H: 0 LOB: 0 BB: 0 P: 9	R: 0 E: 0 K: 2 S: 8	H: 0 LOB: 0 BB: 0 P: 12	1B: 0 2B: 2 HR: 0	SF: 0 SAC: 0 DP: 0 HBP: 0	WP: 0 PB: 0 SB: 0 CS: 0	PA: 32			
PITCHER	IP WLS BF H R ER SO BB IBB HBP BLK WP HR S P ERA WHIP	IP WLS BF H R ER SO BB IBB HBP BLK WP HR S P ERA WHIP	IP WLS BF H R ER SO BB IBB HBP BLK WP HR S P ERA WHIP	IP WLS BF H R ER SO BB IBB HBP BLK WP HR S P ERA WHIP	IP WLS BF H R ER SO BB IBB HBP BLK WP HR S P ERA WHIP	IP WLS BF H R ER SO BB IBB HBP BLK WP HR S P ERA WHIP	IP WLS BF H R ER SO BB IBB HBP BLK WP HR S P ERA WHIP	IP WLS BF H R ER SO BB IBB HBP BLK WP HR S P ERA WHIP	IP WLS BF H R ER SO BB IBB HBP BLK WP HR S P ERA WHIP	IP WLS BF H R ER SO BB IBB HBP BLK WP HR S P ERA WHIP	IP WLS BF H R ER SO BB IBB HBP BLK WP HR S P ERA WHIP	IP WLS BF H R ER SO BB IBB HBP BLK WP HR S P ERA WHIP	IP WLS BF H R ER SO BB IBB HBP BLK WP HR S P ERA WHIP	IP WLS BF H R ER SO BB IBB HBP BLK WP HR S P ERA WHIP	IP WLS BF H R ER SO BB IBB HBP BLK WP HR S P ERA WHIP	IP WLS BF H R ER SO BB IBB HBP BLK WP HR S P ERA WHIP	IP WLS BF H R ER SO BB IBB HBP BLK WP HR S P ERA WHIP	IP WLS BF H R ER SO BB IBB HBP BLK WP HR S P ERA WHIP	IP WLS BF H R ER SO BB IBB HBP BLK WP HR S P ERA WHIP	IP WLS BF H R ER SO BB IBB HBP BLK WP HR S P ERA WHIP	IP WLS BF H R ER SO BB IBB HBP BLK WP HR S P ERA WHIP	IP WLS BF H R ER SO BB IBB HBP BLK WP HR S P ERA WHIP	IP WLS BF H R ER SO BB IBB HBP BLK WP HR S P ERA WHIP	IP WLS BF H R ER SO BB IBB HBP BLK WP HR S P ERA WHIP	IP WLS BF H R ER SO BB IBB HBP BLK WP HR S P ERA WHIP
Oliver Pérez, L ERA: 3.9	7.0	W	26	2	0	0	8	3	0	0	0	0	0	0	0	0	0.00	0.714							
Aaron Heilman, R ERA: 5.43	2.0	S	6	0	0	0	3	0	0	0	0	0	0	0	0	0	0.00	0.000							

Batter	1	2	3	4	5	6	7	8	9	AB	R	H	RBI	BB	SO	LOB	BOTTOM								
7 José Reyes, S OBP: 0.365, SLG: 0.491	G6-3		F9							4	0	1	0	0	0	2	Florida Marlins @ New York Mets Shea Stadium, Flushing, NY Fri Aug 08 2008, 7:10 PM EDT Att: 50,307 - Cloudy - 75 F								
28 Daniel Murphy, L OBP: 0.591, SLG: 0.667			G4-6-3							3	1	2	0	1	0	1									
Aaron Heilman, R										0	0	0	0	0	0	0									
5 David Wright, R OBP: 0.384, SLG: 0.510										4	1	1	2	0	0	4									
21 Carlos Delgado, L OBP: 0.347, SLG: 0.496										4	1	1	1	0	1	1									
15 Carlos Beltrán, S OBP: 0.364, SLG: 0.451										3	0	0	0	1	0	0									
17 Fernando Tatis, R OBP: 0.350, SLG: 0.505										4	0	0	0	0	1	2									
Damion Easley, R OBP: 0.319, SLG: 0.366										3	0	0	0	0	0	0									
23 Brian Schneider, L OBP: 0.348, SLG: 0.307										3	0	2	0	0	0	0									
Oliver Pérez, L OBP: 0.205, SLG: 0.167										2	0	0	0	0	1	1									
4 Argenis Reyes, S OBP: 0.291, SLG: 0.308										1	0	0	0	0	1	1									
Endy Chavez, L OBP: 0.312, SLG: 0.325										0	0	0	0	0	0	0									
Inning Stats	R: 2 E: 0 K: 0 S: 10	H: 2 LOB: 0 BB: 0 P: 13	R: 0 E: 0 K: 0 S: 10	H: 0 LOB: 0 BB: 0 P: 14	R: 0 E: 1 K: 0 S: 6	H: 0 LOB: 0 BB: 0 P: 8	R: 1 E: 0 K: 1 S: 14	H: 1 LOB: 0 BB: 0 P: 17	R: 0 E: 0 K: 1 S: 10	H: 1 LOB: 1 BB: 0 P: 14	R: 0 E: 0 K: 1 S: 12	H: 1 LOB: 2 BB: 1 P: 20	R: 0 E: 0 K: 1 S: 14	H: 2 LOB: 3 BB: 1 P: 22	R: 0 E: 0 K: 0 S: 8	H: 0 LOB: 0 BB: 0 P: 10	1B: 5 2B: 0 3B: 0 HR: 2	SF: 0 SAC: 0 DP: 1 HBP: 0	WP: 0 PB: 0 SB: 0 CS: 0	PA: 33					
PITCHER	IP WLS BF H R ER SO BB IBB HBP BLK WP HR S P ERA WHIP	IP WLS BF H R ER SO BB IBB HBP BLK WP HR S P ERA WHIP	IP WLS BF H R ER SO BB IBB HBP BLK WP HR S P ERA WHIP	IP WLS BF H R ER SO BB IBB HBP BLK WP HR S P ERA WHIP	IP WLS BF H R ER SO BB IBB HBP BLK WP HR S P ERA WHIP	IP WLS BF H R ER SO BB IBB HBP BLK WP HR S P ERA WHIP	IP WLS BF H R ER SO BB IBB HBP BLK WP HR S P ERA WHIP	IP WLS BF H R ER SO BB IBB HBP BLK WP HR S P ERA WHIP	IP WLS BF H R ER SO BB IBB HBP BLK WP HR S P ERA WHIP	IP WLS BF H R ER SO BB IBB HBP BLK WP HR S P ERA WHIP	IP WLS BF H R ER SO BB IBB HBP BLK WP HR S P ERA WHIP	IP WLS BF H R ER SO BB IBB HBP BLK WP HR S P ERA WHIP	IP WLS BF H R ER SO BB IBB HBP BLK WP HR S P ERA WHIP	IP WLS BF H R ER SO BB IBB HBP BLK WP HR S P ERA WHIP	IP WLS BF H R ER SO BB IBB HBP BLK WP HR S P ERA WHIP	IP WLS BF H R ER SO BB IBB HBP BLK WP HR S P ERA WHIP	IP WLS BF H R ER SO BB IBB HBP BLK WP HR S P ERA WHIP	IP WLS BF H R ER SO BB IBB HBP BLK WP HR S P ERA WHIP	IP WLS BF H R ER SO BB IBB HBP BLK WP HR S P ERA WHIP	IP WLS BF H R ER SO BB IBB HBP BLK WP HR S P ERA WHIP	IP WLS BF H R ER SO BB IBB HBP BLK WP HR S P ERA WHIP	IP WLS BF H R ER SO BB IBB HBP BLK WP HR S P ERA WHIP	IP WLS BF H R ER SO BB IBB HBP BLK WP HR S P ERA WHIP	IP WLS BF H R ER SO BB IBB HBP BLK WP HR S P ERA WHIP	IP WLS BF H R ER SO BB IBB HBP BLK WP HR S P ERA WHIP
47 Ricky Nolasco, R ERA: 3.92	6.2	L	28	7	3	3	4	1	0	0	0	0	0	0	0	0	4.05	1.200							
37 Renyel Pinto, L ERA: 3.25	1.0		4	0	0	0	0	1	0	0	0	0	0	10	17	0.00	1.000								
Justin Miller, R ERA: 4.0	0.1		1	0	0	0	0	0	0	0	0	3	3	0.00	0.000										



Batter	1	2	3	4	5	6	7	8	9	AB	R	H	RBI	BB	SO	LOB	TOP									
2 Hanley Ramirez, R OBP: 0.383, SLG: 0.529	F9		3 HR		P2				FC6-4	4	1	2	0	1	0	0	Florida Marlins @ New York Mets Shea Stadium, Flushing, NY Sat Aug 09 2008, 7:10 PM EDT Att: 52,484 - Cloudy - 76 F									
Luis Gonzalez, L OBP: 0.342, SLG: 0.406			P5			HR	G6-3		F9	5	1	2	0	0	0	3										
3 Jorge Cantu, R OBP: 0.331, SLG: 0.476	F8		2H	HR			K		K	5	1	1	2	0	2	3										
Josh Willingham, R OBP: 0.367, SLG: 0.465	L6		G6-3				F9		2B	4	1	1	0	0	0	2										
Mike Jacobs, L OBP: 0.295, SLG: 0.526		G4-3					HR		1B	3	2	3	3	1	0	0										
6 Dan Uggla, R OBP: 0.323, SLG: 0.549		K			K				1B	4	0	2	0	0	2	2										
21 John Baker, L OBP: 0.360, SLG: 0.438		G4-3			G6-3					3	0	0	0	0	0	3										
18 Wes Helms, R OBP: 0.315, SLG: 0.369							G3			1	0	1	1	0	0	0										
Joe Nelson, R										0	0	0	0	0	0	0										
4 Alfredo Amezaga, S OBP: 0.318, SLG: 0.357		K			K		L7		G6-4-3	4	0	0	0	0	2	3										
Scott Olsen, L OBP: 0.243, SLG: 0.178										2	0	0	0	0	1	0										
Justin Miller, R										0	0	0	0	0	0	0										
37 Renyel Pinto, L										0	0	0	0	0	0	0										
27 Jeremy Hermida, L										1	0	0	0	0	1	0										
22 Matt Lindstrom, R										0	0	0	0	0	0	0										
Matt Treanor, R OBP: 0.206, SLG: 0.209										1	0	0	0	0	0	0										
Inning Stats	R: 0 E: 0 K: 0 S: 10	H: 1 LOB: 1 BB: 0 P: 15	R: 0 E: 0 K: 2 S: 11	H: 1 LOB: 1 BB: 0 P: 18	R: 2 E: 0 K: 0 S: 9	H: 2 LOB: 0 BB: 0 P: 16	R: 0 E: 0 K: 1 S: 6	H: 0 LOB: 0 BB: 0 P: 14	R: 0 E: 0 K: 2 S: 8	H: 0 LOB: 0 BB: 1 P: 11	R: 2 E: 0 K: 1 S: 20	H: 3 LOB: 1 BB: 0 P: 31	R: 0 E: 0 K: 1 S: 12	H: 1 LOB: 1 BB: 0 P: 14	R: 2 E: 0 K: 1 S: 12	H: 4 LOB: 1 BB: 0 P: 18	R: 0 E: 0 K: 0 S: 9	H: 0 LOB: 1 BB: 1 P: 18	1B: 5 2B: 5 3B: 0 HR: 2	SF: 0 SAC: 0 DP: 2 HBP: 0	WP: 0 PB: 0 SB: 0 CS: 0	PA: 39				
PITCHER	IP WLS BF H R ER SO BB IBB HBP BLK WP HR S P ERA WHIP																									
43 Brian Stokes, R ERA: 6.35	(1, 1)	5.2	24	7	4	4	6	1	0	0	0	0	0	0	2	61	100	6.35	1.412							
Scott Schoeneweis, L ERA: 3.2	(6, 1)	0.1	W	1	0	0	0	0	0	0	0	0	0	0	0	3	5	0.00	0.000							
Duaner Sanchez, R ERA: 3.75	(7, 1)	1.0	H	4	1	0	0	1	0	0	0	0	0	0	12	14	0.00	1.000								
Joe Smith, R ERA: 4.11	(8, 1)	0.1		4	3	2	2	1	0	0	0	0	0	10	15	54.00	9.000									
25 Pedro Feliciano, L ERA: 3.61	(8, 1)	0.2	H	2	1	0	0	0	0	0	0	0	0	2	3	0.00	1.500									
PITCHER	IP WLS BF H R ER SO BB IBB HBP BLK WP HR S P ERA WHIP																									
Aaron Heilman, R ERA: 5.34	(9, 1)	1.0	S	4	0	0	0	0	0	0	0	0	0	1	0	0	0	0.00	1.000							

Batter	1	2	3	4	5	6	7	8	9	AB	R	H	RBI	BB	SO	LOB	BOTTOM									
7 José Reyes, S OBP: 0.362, SLG: 0.487	G5-3	F7			G1-3	G5-3				4	0	0	0	0	0	1	Florida Marlins @ New York Mets Shea Stadium, Flushing, NY Sat Aug 09 2008, 7:10 PM EDT Att: 52,484 - Cloudy - 76 F									
6 Nick Evans, R OBP: 0.290, SLG: 0.351										4	1	2	0	0	1	0										
Duaner Sanchez, R										0	0	0	0	0	0	0										
Joe Smith, R										0	0	0	0	0	0	0										
25 Pedro Feliciano, L										0	0	0	0	0	0	0										
Endy Chavez, L OBP: 0.312, SLG: 0.325										0	0	0	0	0	0	0										
5 David Wright, R OBP: 0.387, SLG: 0.517		FC5-4								4	1	3	0	0	0	2										
15 Carlos Beltrán, S OBP: 0.369, SLG: 0.464										3	2	3	3	1	0	0										
21 Carlos Delgado, L OBP: 0.346, SLG: 0.501										4	1	1	2	0	0	3										
17 Fernando Tatís, R OBP: 0.346, SLG: 0.500										4	1	1	0	0	1	1										
Damon Easley, R OBP: 0.318, SLG: 0.364										4	1	1	0	0	0	0										
40 Robinson Cancel, R OBP: 0.200, SLG: 0.240										4	0	0	1	0	0	1										
43 Brian Stokes, R OBP: 0.500, SLG: 0.500										2	0	1	0	0	1	0										
Scott Schoeneweis, L ERA: 4.17	(6, 1)	0.1								0	0	0	0	0	0	0										
28 Daniel Murphy, L OBP: 0.583, SLG: 0.800	(6, PH)									2	1	1	2	0	1	0										
Joe Nelson, R ERA: 1.64	(8, 1)	1.0								0	0	0	0	0	0	0										
Inning Stats	R: 4 E: 0 K: 0 S: 15	H: 4 LOB: 0 BB: 0 P: 20	R: 0 E: 0 K: 0 S: 12	H: 2 LOB: 2 BB: 0 P: 14	R: 0 E: 0 K: 0 S: 8	H: 1 LOB: 0 BB: 0 P: 15	R: 0 E: 0 K: 1 S: 9	H: 0 LOB: 0 BB: 0 P: 16	R: 0 E: 0 K: 1 S: 11	H: 1 LOB: 2 BB: 1 P: 21	R: 3 E: 0 K: 0 S: 13	H: 3 LOB: 0 BB: 0 P: 16	R: 1 E: 0 K: 1 S: 12	H: 2 LOB: 0 BB: 0 P: 21	R: 0 E: 0 K: 1 S: 10	H: 0 LOB: 0 BB: 0 P: 15	R: 0 E: 0 K: 1 S: 10	H: 0 LOB: 0 BB: 0 P: 15	1B: 7 2B: 3 3B: 0 HR: 3	SF: 0 SAC: 0 DP: 0 HBP: 0	WP: 0 PB: 0 SB: 0 CS: 1	PA: 37				
PITCHER	IP WLS BF H R ER SO BB IBB HBP BLK WP HR S P ERA WHIP																									
Scott Olsen, L ERA: 4.04	(1, 1)	5.0	L	24	7	4	5	2	0	0	0	0	0	0	1	57	8	4.04	1.800							
Justin Miller, R ERA: 4.17	(6, 1)	0.1		2	1	0	0	0	0	0	0	0	0	0	5	6	0.00	3.000								
37 Renyel Pinto, L ERA: 3.36	(6, 1)	0.2		3	1	2	2	0	0	0	0	0	0	1	6	8	27.00	1.500								
22 Matt Lindstrom, R ERA: 3.46	(7, 1)	1.0		4	2	1	1	1	0	0	0	0	0	1	12	21	9.00	2.000								
Joe Nelson, R ERA: 1.64	(8, 1)	1.0		3	0	0	0	1	0	0	0	0	0	10	15	0.00	0.000									



Batter	1	2	3	4	5	6	7	8	9	AB	R	H	RBI	BB	SO	LOB	TOP			
2 Hanley Ramirez, R OBP: 0.378, SLG: 0.523	G6-3		K		L9	F7		G5-3		5	0	0	0	0	1	0	Florida Marlins @ New York Mets Shea Stadium, Flushing, NY Sun Aug 10 2008, 1:10 PM EDT Att: 54,242 - Cloudy - 81 F			
Luis Gonzalez, L OBP: 0.350, SLG: 0.422	G1-3									4	2	3	1	1	0	0				
Joe Nelson, R										0	0	0	0	0	0	0				
Arthur Rhodes, L										0	0	0	0	0	0	0				
18 Wes Helms, R OBP: 0.315, SLG: 0.369			1B					1B		0	0	0	0	0	0	0				
3 Jorge Cantu, R OBP: 0.328, SLG: 0.471	G5-3		FC6-4		G6-3	K		G5-4-3		5	0	0	0	0	1	3				
Mike Jacobs, L OBP: 0.299, SLG: 0.538										4	3	2	1	1	1	0				
Kevin Gregg, R										0	0	0	0	0	0	0				
6 Dan Uggla, R OBP: 0.354, SLG: 0.552										5	2	2	3	0	0	0				
12 Cody Ross, R OBP: 0.313, SLG: 0.476	G6-3									4	1	1	0	0	1	1				
27 Jeremy Hermida, L OBP: 0.335, SLG: 0.437	SF7									2	0	2	1	1	0	0				
Matt Treanor, R OBP: 0.310, SLG: 0.309	K2-3									3	0	1	1	1	1	1				
55 Josh Johnson, L OBP: 0.200, SLG: 0.333										4	0	0	0	0	3	6				
4 Alfredo Amezaga, S OBP: 0.318, SLG: 0.357										0	0	0	0	0	0	0				
Inning Stats	R: 0 E: 0 K: 0 S: 7	H: 0 LOB: 0 BB: 0 P: 10	R: 2 E: 0 K: 1 S: 12	H: 2 LOB: 0 BB: 0 P: 17	R: 0 E: 0 K: 2 S: 13	H: 1 LOB: 1 BB: 0 P: 18	R: 1 E: 0 K: 0 S: 17	H: 3 LOB: 2 BB: 0 P: 27	R: 3 E: 0 K: 1 S: 12	H: 1 LOB: 3 BB: 4 P: 36	R: 2 E: 0 K: 1 S: 10	H: 2 LOB: 1 BB: 0 P: 17	R: 0 E: 0 K: 0 S: 9	H: 1 LOB: 0 BB: 0 P: 13	R: 0 E: 0 K: 2 S: 7	H: 0 LOB: 0 BB: 0 P: 11	1B: 6 2B: 3 3B: 0 HR: 2	SF: 1 SAC: 0 DP: 1 HBP: 1	WP: 1 PB: 0 SB: 0 CS: 0	PA: 42
PITCHER	IP WLS BF H R ER SO BB IBB HBP BLK WP HR S P ERA WHIP	IP WLS BF H R ER SO BB IBB HBP BLK WP HR S P ERA WHIP	IP WLS BF H R ER SO BB IBB HBP BLK WP HR S P ERA WHIP	IP WLS BF H R ER SO BB IBB HBP BLK WP HR S P ERA WHIP	IP WLS BF H R ER SO BB IBB HBP BLK WP HR S P ERA WHIP	IP WLS BF H R ER SO BB IBB HBP BLK WP HR S P ERA WHIP	IP WLS BF H R ER SO BB IBB HBP BLK WP HR S P ERA WHIP	IP WLS BF H R ER SO BB IBB HBP BLK WP HR S P ERA WHIP	IP WLS BF H R ER SO BB IBB HBP BLK WP HR S P ERA WHIP	IP WLS BF H R ER SO BB IBB HBP BLK WP HR S P ERA WHIP	IP WLS BF H R ER SO BB IBB HBP BLK WP HR S P ERA WHIP	IP WLS BF H R ER SO BB IBB HBP BLK WP HR S P ERA WHIP	IP WLS BF H R ER SO BB IBB HBP BLK WP HR S P ERA WHIP	IP WLS BF H R ER SO BB IBB HBP BLK WP HR S P ERA WHIP	IP WLS BF H R ER SO BB IBB HBP BLK WP HR S P ERA WHIP	IP WLS BF H R ER SO BB IBB HBP BLK WP HR S P ERA WHIP	IP WLS BF H R ER SO BB IBB HBP BLK WP HR S P ERA WHIP			

Batter	1	2	3	4	5	6	7	8	9	AB	R	H	RBI	BB	SO	LOB	BOTTOM					
7 José Reyes, S OBP: 0.363, SLG: 0.489	K		G3-4-3							4	1	2	1	0	1	0	Florida Marlins @ New York Mets Shea Stadium, Flushing, NY Sun Aug 10 2008, 1:10 PM EDT Att: 54,242 - Cloudy - 81 F					
4 Argenis Reyes, S OBP: 0.271, SLG: 0.286	L5		G6-3							4	0	0	0	0	0	2						
5 David Wright, R OBP: 0.386, SLG: 0.514	F8									4	0	1	1	0	2	1						
21 Carlos Delgado, L OBP: 0.343, SLG: 0.496										4	0	0	0	0	2	2						
15 Carlos Beltrán, S OBP: 0.368, SLG: 0.461	G3									3	0	0	0	1	0	0						
28 Daniel Murphy, L OBP: 0.571, SLG: 0.783										3	0	1	0	1	0	1						
23 Brian Schneider, L OBP: 0.346, SLG: 0.506	L7									4	0	1	0	0	1	1						
Endy Chavez, L OBP: 0.312, SLG: 0.333										3	1	1	0	0	0	2						
34 Mike Pelfrey, R OBP: 0.229, SLG: 0.100										1	0	0	0	0	0	1						
44 Eddie Kunz, R ERA: 3.86										0	0	0	0	0	0	0						
6 Nick Evans, R OBP: 0.296, SLG: 0.348										1	0	0	0	0	0	0						
32 Carlos Muniz, R ERA: 5.4										0	0	0	0	0	0	0						
Damion Easley, R OBP: 0.310, SLG: 0.333										1	0	0	0	0	0	2						
Joe Smith, R ERA: 4.02										0	0	0	0	0	0	0						
Scott Schoeneweis, L ERA: 3.15										0	0	0	0	0	0	0						
Inning Stats	R: 0 E: 0 K: 1 S: 6	H: 0 LOB: 0 BB: 0 P: 8	R: 0 E: 0 K: 1 S: 7	H: 1 LOB: 1 BB: 0 P: 14	R: 1 E: 0 K: 0 S: 8	H: 1 LOB: 0 BB: 0 P: 15	R: 0 E: 0 K: 2 S: 8	H: 0 LOB: 1 BB: 1 P: 14	R: 0 E: 0 K: 1 S: 10	H: 0 LOB: 0 BB: 0 P: 14	R: 1 E: 0 K: 0 S: 10	H: 2 LOB: 0 BB: 0 P: 18	R: 0 E: 0 K: 0 S: 9	H: 1 LOB: 1 BB: 0 P: 21	R: 0 E: 0 K: 1 S: 10	H: 1 LOB: 0 BB: 0 P: 17	R: 0 E: 0 K: 0 S: 8	H: 0 LOB: 0 BB: 0 P: 14	1B: 3 2B: 2 3B: 1 HR: 0	SF: 0 SAC: 0 DP: 1 HBP: 0	WP: 1 PB: 0 SB: 0 CS: 0	PA: 34
PITCHER	IP WLS BF H R ER SO BB IBB HBP BLK WP HR S P ERA WHIP	IP WLS BF H R ER SO BB IBB HBP BLK WP HR S P ERA WHIP	IP WLS BF H R ER SO BB IBB HBP BLK WP HR S P ERA WHIP	IP WLS BF H R ER SO BB IBB HBP BLK WP HR S P ERA WHIP	IP WLS BF H R ER SO BB IBB HBP BLK WP HR S P ERA WHIP	IP WLS BF H R ER SO BB IBB HBP BLK WP HR S P ERA WHIP	IP WLS BF H R ER SO BB IBB HBP BLK WP HR S P ERA WHIP	IP WLS BF H R ER SO BB IBB HBP BLK WP HR S P ERA WHIP	IP WLS BF H R ER SO BB IBB HBP BLK WP HR S P ERA WHIP	IP WLS BF H R ER SO BB IBB HBP BLK WP HR S P ERA WHIP	IP WLS BF H R ER SO BB IBB HBP BLK WP HR S P ERA WHIP	IP WLS BF H R ER SO BB IBB HBP BLK WP HR S P ERA WHIP	IP WLS BF H R ER SO BB IBB HBP BLK WP HR S P ERA WHIP	IP WLS BF H R ER SO BB IBB HBP BLK WP HR S P ERA WHIP	IP WLS BF H R ER SO BB IBB HBP BLK WP HR S P ERA WHIP	IP WLS BF H R ER SO BB IBB HBP BLK WP HR S P ERA WHIP	IP WLS BF H R ER SO BB IBB HBP BLK WP HR S P ERA WHIP					



Batter	1	2	3	4	5	6	7	8	9	AB	R	H	RBI	BB	SO	LOB	TOP									
13 Nate McLouth, L OBP: 0.353, SLG: 0.513	G4-3		F8		16 BB		SH1-3		K	3	0	0	0	1	1	1										
Luis Rivas, R OBP: 0.276, SLG: 0.347	P3			K	K		16 BB 41 SF8		16 BB	4	2	1	0	1	2	2										
16 Doug Mientkiewicz, L OBP: 0.379, SLG: 0.491	P5			44 BB 15 BB			41 SF8		41 BB 44 FC4-2	4	0	3	2	1	0	0										
41 Ryan Doumit, S OBP: 0.371, SLG: 0.537			L8	F7			SF8		44 FC4-2 51 BB	4	1	1	2	0	1	3										
15 Andy LaRoche, R OBP: 0.304, SLG: 0.308	L8			44 BB			G1-3		51 BB 44 FC4-2	3	1	0	0	0	1	0										
44 Brandon Moss, L OBP: 0.328, SLG: 0.421	F9						F9		51 BB FC4-2	4	0	0	0	1	0	3										
51 Steve Pearce, R OBP: 0.283, SLG: 0.341			FC6-5	P4			G5-3		HBP	4	0	2	2	0	0	3										
Chris Gomez, R OBP: 0.333, SLG: 0.329			FC6-5		57 SH1-4 16 BB		12 BB		K	3	2	0	0	2	1	4										
57 Zach Duke, L OBP: 0.196, SLG: 0.196			B2		SH1-4		13 SH1-3 16 BB		G6-3	1	0	0	0	0	0	1										
12 Freddy Sanchez, R OBP: 0.272, SLG: 0.349										1	1	1	1	0	0	0										
46 T.J. Beam, R OBP: 0.295, SLG: 0.369										0	0	0	0	0	0	0										
Jason Michaels, R OBP: 0.285, SLG: 0.369										0	0	0	0	0	0	0										
54 Denny Bautista, R OBP: 0.269, SLG: 0.320										0	0	0	0	0	0	0										
34 John Grabow, L OBP: 0.269, SLG: 0.320										0	0	0	0	0	0	0										
Inning Stats	R: 0 E: 0 K: 0 S: 6	H: 0 LOB: 0 BB: 0 P: 9	R: 0 E: 0 K: 0 S: 10	H: 0 LOB: 0 BB: 0 P: 16	R: 0 E: 0 K: 0 S: 9	H: 1 LOB: 1 BB: 0 P: 15	R: 0 E: 0 K: 1 S: 11	H: 1 LOB: 3 BB: 2 P: 22	R: 1 E: 0 K: 2 S: 18	H: 1 LOB: 2 BB: 2 P: 28	R: 0 E: 0 K: 0 S: 7	H: 0 LOB: 0 BB: 0 P: 9	R: 3 E: 0 K: 0 S: 11	H: 2 LOB: 1 BB: 2 P: 22	R: 0 E: 0 K: 1 S: 10	H: 0 LOB: 1 BB: 0 P: 16	R: 3 E: 0 K: 1 S: 19	H: 3 LOB: 2 BB: 1 P: 37	1B: 5 2B: 3 3B: 0 HR: 0	SF: 1 SAC: 2 DP: 0 HBP: 2	WP: 0 PB: 0 SB: 0 CS: 0	PA: 44				
PITCHER	IP WLS BF H R ER SO BB IBB HBP BLK WP HR S P ERA WHIP	IP WLS BF H R ER SO BB IBB HBP BLK WP HR S P ERA WHIP	IP WLS BF H R ER SO BB IBB HBP BLK WP HR S P ERA WHIP	IP WLS BF H R ER SO BB IBB HBP BLK WP HR S P ERA WHIP	IP WLS BF H R ER SO BB IBB HBP BLK WP HR S P ERA WHIP	IP WLS BF H R ER SO BB IBB HBP BLK WP HR S P ERA WHIP	IP WLS BF H R ER SO BB IBB HBP BLK WP HR S P ERA WHIP	IP WLS BF H R ER SO BB IBB HBP BLK WP HR S P ERA WHIP	IP WLS BF H R ER SO BB IBB HBP BLK WP HR S P ERA WHIP	IP WLS BF H R ER SO BB IBB HBP BLK WP HR S P ERA WHIP	IP WLS BF H R ER SO BB IBB HBP BLK WP HR S P ERA WHIP	IP WLS BF H R ER SO BB IBB HBP BLK WP HR S P ERA WHIP	IP WLS BF H R ER SO BB IBB HBP BLK WP HR S P ERA WHIP	IP WLS BF H R ER SO BB IBB HBP BLK WP HR S P ERA WHIP	IP WLS BF H R ER SO BB IBB HBP BLK WP HR S P ERA WHIP	IP WLS BF H R ER SO BB IBB HBP BLK WP HR S P ERA WHIP	IP WLS BF H R ER SO BB IBB HBP BLK WP HR S P ERA WHIP	IP WLS BF H R ER SO BB IBB HBP BLK WP HR S P ERA WHIP	IP WLS BF H R ER SO BB IBB HBP BLK WP HR S P ERA WHIP	IP WLS BF H R ER SO BB IBB HBP BLK WP HR S P ERA WHIP	IP WLS BF H R ER SO BB IBB HBP BLK WP HR S P ERA WHIP	IP WLS BF H R ER SO BB IBB HBP BLK WP HR S P ERA WHIP	IP WLS BF H R ER SO BB IBB HBP BLK WP HR S P ERA WHIP	IP WLS BF H R ER SO BB IBB HBP BLK WP HR S P ERA WHIP	IP WLS BF H R ER SO BB IBB HBP BLK WP HR S P ERA WHIP	IP WLS BF H R ER SO BB IBB HBP BLK WP HR S P ERA WHIP

Pittsburgh Pirates @ New York Mets
Shea Stadium, Flushing, NY
Mon Aug 11 2008, 1:10 PM EDT
Att: 53,534 - Cloudy - 68 F

AB	32
R	7
H	8
RBI	7
BB	7
SO	5
LOB	19



Batter	1	2	3	4	5	6	7	8	9	AB	R	H	RBI	BB	SO	LOB	BOTTOM									
7 José Reyes, S OBP: 0.364, SLG: 0.488	G6-3			K			P6		28 S	5	1	2	0	0	1	0										
6 Nick Evans, R OBP: 0.293, SLG: 0.350	E5						G5-3		28 S	4	1	1	0	0	0	1										
25 Pedro Feliciano, L OBP: 0.272, SLG: 0.349	E6									0	0	0	0	0	0	0										
Duaner Sanchez, R OBP: 0.272, SLG: 0.349										0	0	0	0	0	0	0										
28 Daniel Murphy, L OBP: 0.268, SLG: 0.370										0	0	0	0	0	0	0										
Aaron Heilman, R OBP: 0.268, SLG: 0.370										0	0	0	0	0	0	0										
Scott Schoeneweis, L OBP: 0.268, SLG: 0.370										0	0	0	0	0	0	0										
5 David Wright, R OBP: 0.386, SLG: 0.522	F9			P4			15 G4-3		K	5	1	2	3	0	1	4										
15 Carlos Beltrán, S OBP: 0.366, SLG: 0.458	G5-3			G6-3			G4-3		17 G6-4-3	5	0	1	0	0	0	2										
21 Carlos Delgado, L OBP: 0.346, SLG: 0.495										4	1	1	0	0	0	1										
17 Fernando Tatis, R OBP: 0.349, SLG: 0.497				40 BB 17 BB			F8		K	3	1	1	0	2	1	1										
Damion Easley, R OBP: 0.312, SLG: 0.356	L9						F7			5	0	2	0	0	0	3										
40 Robinson Cancel, R OBP: 0.241, SLG: 0.379	G4-3									4	0	0	0	0	0	6										
Pedro Martinez, R OBP: 0.120, SLG: 0.120										4	1	2	1	0	1	2										
4 Argenis Reyes, S OBP: 0.267, SLG: 0.281										2	0	0	0	0	2	2										
Endy Chavez, L OBP: 0.311, SLG: 0.332										1	0	0	0	0	0	0										
										1	0	0	0	0	1	0										
Inning Stats	R: 3 E: 1 K: 0 S: 17	H: 3 LOB: 2 BB: 1 P: 29	R: 0 E: 1 K: 1 S: 16	H: 0 LOB: 1 BB: 0 P: 20	R: 1 E: 1 K: 1 S: 14	H: 3 LOB: 2 BB: 0 P: 20	R: 0 E: 0 K: 1 S: 9	H: 1 LOB: 1 BB: 0 P: 12	R: 0 E: 0 K: 0 S: 8	H: 0 LOB: 0 BB: 0 P: 11	R: 1 E: 0 K: 0 S: 9	H: 1 LOB: 0 BB: 0 P: 13	R: 0 E: 0 K: 0 S: 8	H: 1 LOB: 2 BB: 1 P: 17	R: 0 E: 0 K: 3 S: 16	H: 1 LOB: 2 BB: 1 P: 28	R: 0 E: 0 K: 1 S: 7	H: 1 LOB: 0 BB: 0 P: 12	1B: 7 2B: 2 3B: 0 HR: 2	SF: 0 SAC: 0 DP: 1 HBP: 0	WP: 0 PB: 0 SB: 2 CS: 0	PA: 42				
PITCHER	IP WLS BF H R ER SO BB IBB HBP BLK WP HR S P ERA WHIP	IP WLS BF H R ER SO BB IBB HBP BLK WP HR S P ERA WHIP	IP WLS BF H R ER SO BB IBB HBP BLK WP HR S P ERA WHIP	IP WLS BF H R ER SO BB IBB HBP BLK WP HR S P ERA WHIP	IP WLS BF H R ER SO BB IBB HBP BLK WP HR S P ERA WHIP	IP WLS BF H R ER SO BB IBB HBP BLK WP HR S P ERA WHIP	IP WLS BF H R ER SO BB IBB HBP BLK WP HR S P ERA WHIP	IP WLS BF H R ER SO BB IBB HBP BLK WP HR S P ERA WHIP	IP WLS BF H R ER SO BB IBB HBP BLK WP HR S P ERA WHIP	IP WLS BF H R ER SO BB IBB HBP BLK WP HR S P ERA WHIP	IP WLS BF H R ER SO BB IBB HBP BLK WP HR S P ERA WHIP	IP WLS BF H R ER SO BB IBB HBP BLK WP HR S P ERA WHIP	IP WLS BF H R ER SO BB IBB HBP BLK WP HR S P ERA WHIP	IP WLS BF H R ER SO BB IBB HBP BLK WP HR S P ERA WHIP	IP WLS BF H R ER SO BB IBB HBP BLK WP HR S P ERA WHIP	IP WLS BF H R ER SO BB IBB HBP BLK WP HR S P ERA WHIP	IP WLS BF H R ER SO BB IBB HBP BLK WP HR S P ERA WHIP	IP WLS BF H R ER SO BB IBB HBP BLK WP HR S P ERA WHIP	IP WLS BF H R ER SO BB IBB HBP BLK WP HR S P ERA WHIP	IP WLS BF H R ER SO BB IBB HBP BLK WP HR S P ERA WHIP	IP WLS BF H R ER SO BB IBB HBP BLK WP HR S P ERA WHIP	IP WLS BF H R ER SO BB IBB HBP BLK WP HR S P ERA WHIP	IP WLS BF H R ER SO BB IBB HBP BLK WP HR S P ERA WHIP	IP WLS BF H R ER SO BB IBB HBP BLK WP HR S P ERA WHIP	IP WLS BF H R ER SO BB IBB HBP BLK WP HR S P ERA WHIP	IP WLS BF H R ER SO BB IBB HBP BLK WP HR S P ERA WHIP

Pittsburgh Pirates @ New York Mets
Shea Stadium, Flushing, NY
Mon Aug 11 2008, 1:10 PM EDT
Att: 53,534 - Cloudy - 68 F

AB	39
R	5
H	11
RBI	4
BB	3
SO	7
LOB	21



Batter	1	2	3	4	5	6	7	8	9	AB	R	H	RBI	BB	SO	LOB	TOP									
7 José Reyes, S OBP: 0.364, SLG: 0.487										6	2	2	1	0	0	6	New York Mets @ Washington Nationals Nationals Park, Washington, DC Wed Aug 13 2008, 7:10 PM EDT Att: 30,814 - Cloudy - 78 F									
4 Argenis Reyes, S OBP: 0.273, SLG: 0.286										6	0	2	0	0	1	5										
5 David Wright, R OBP: 0.387, SLG: 0.521										3	2	1	1	2	1	1										
21 Carlos Delgado, L OBP: 0.347, SLG: 0.491										2	1	0	1	3	0	1										
6 Nick Evans, R OBP: 0.273, SLG: 0.348										1	0	0	0	0	0	1										
15 Carlos Beltrán, S OBP: 0.370, SLG: 0.466										4	1	1	2	1	0	4										
Endy Chavez, L OBP: 0.313, SLG: 0.337										1	0	1	0	0	0	0										
28 Daniel Murphy, L OBP: 0.556, SLG: 0.800										6	2	3	3	0	0	6										
17 Fernando Tatis, R OBP: 0.348, SLG: 0.502										5	2	2	2	0	0	1										
23 Brian Schneider, L OBP: 0.350, SLG: 0.302										2	1	0	0	3	0	0										
33 John Maine, R OBP: 0.204, SLG: 0.114										1	1	0	1	2	0	0										
40 Robinson Cancel, R, PH OBP: 0.233, SLG: 0.367										1	0	0	0	0	0	0										
43 Brian Stokes, R OBP: 0.667, SLG: 0.667										1	0	1	0	0	0	0										
Inning Stats	R: 1 E: 0 K: 0 S: 14	H: 2 LOB: 2 BB: 1 P: 23	R: 1 E: 0 K: 0 S: 11	H: 2 LOB: 1 BB: 0 P: 15	R: 3 E: 1 K: 1 S: 26	H: 4 LOB: 5 BB: 5 P: 51	R: 0 E: 0 K: 0 S: 14	H: 0 LOB: 2 BB: 2 P: 24	R: 2 E: 0 K: 0 S: 12	H: 1 LOB: 0 BB: 1 P: 21	R: 0 E: 0 K: 0 S: 8	H: 0 LOB: 0 BB: 0 P: 10	R: 0 E: 0 K: 0 S: 9	H: 0 LOB: 0 BB: 1 P: 15	R: 0 E: 0 K: 0 S: 18	H: 2 LOB: 3 BB: 3 P: 31	R: 0 E: 0 K: 1 S: 12	H: 2 LOB: 2 BB: 0 P: 19	1B: 8 2B: 3 3B: 0 HR: 2	SF: 1 SAC: 0 DP: 1 HBP: 0	WP: 0 PB: 0 SB: 0 CS: 0	PA: 51				
PITCHER	IP WLS BF H R ER SO BB IBB HBP BLK WP HR S P ERA WHIP	IP WLS BF H R ER SO BB IBB HBP BLK WP HR S P ERA WHIP	IP WLS BF H R ER SO BB IBB HBP BLK WP HR S P ERA WHIP	IP WLS BF H R ER SO BB IBB HBP BLK WP HR S P ERA WHIP	IP WLS BF H R ER SO BB IBB HBP BLK WP HR S P ERA WHIP	IP WLS BF H R ER SO BB IBB HBP BLK WP HR S P ERA WHIP	IP WLS BF H R ER SO BB IBB HBP BLK WP HR S P ERA WHIP	IP WLS BF H R ER SO BB IBB HBP BLK WP HR S P ERA WHIP	IP WLS BF H R ER SO BB IBB HBP BLK WP HR S P ERA WHIP	IP WLS BF H R ER SO BB IBB HBP BLK WP HR S P ERA WHIP	IP WLS BF H R ER SO BB IBB HBP BLK WP HR S P ERA WHIP	IP WLS BF H R ER SO BB IBB HBP BLK WP HR S P ERA WHIP	IP WLS BF H R ER SO BB IBB HBP BLK WP HR S P ERA WHIP	IP WLS BF H R ER SO BB IBB HBP BLK WP HR S P ERA WHIP	IP WLS BF H R ER SO BB IBB HBP BLK WP HR S P ERA WHIP	IP WLS BF H R ER SO BB IBB HBP BLK WP HR S P ERA WHIP	IP WLS BF H R ER SO BB IBB HBP BLK WP HR S P ERA WHIP	IP WLS BF H R ER SO BB IBB HBP BLK WP HR S P ERA WHIP	IP WLS BF H R ER SO BB IBB HBP BLK WP HR S P ERA WHIP	IP WLS BF H R ER SO BB IBB HBP BLK WP HR S P ERA WHIP	IP WLS BF H R ER SO BB IBB HBP BLK WP HR S P ERA WHIP	IP WLS BF H R ER SO BB IBB HBP BLK WP HR S P ERA WHIP	IP WLS BF H R ER SO BB IBB HBP BLK WP HR S P ERA WHIP	IP WLS BF H R ER SO BB IBB HBP BLK WP HR S P ERA WHIP		
57 Jason Bergmann, R ERA: 4.51	3.0 L 24 8 10 6 1 6 0 0 0 0 0 1 51 89 18.00 4.667	3.0 L 24 8 10 6 1 6 0 0 0 0 0 1 51 89 18.00 4.667	3.0 L 24 8 10 6 1 6 0 0 0 0 0 1 51 89 18.00 4.667	3.0 L 24 8 10 6 1 6 0 0 0 0 0 1 51 89 18.00 4.667	3.0 L 24 8 10 6 1 6 0 0 0 0 0 1 51 89 18.00 4.667	3.0 L 24 8 10 6 1 6 0 0 0 0 0 1 51 89 18.00 4.667	3.0 L 24 8 10 6 1 6 0 0 0 0 0 1 51 89 18.00 4.667	3.0 L 24 8 10 6 1 6 0 0 0 0 0 1 51 89 18.00 4.667	3.0 L 24 8 10 6 1 6 0 0 0 0 0 1 51 89 18.00 4.667	3.0 L 24 8 10 6 1 6 0 0 0 0 0 1 51 89 18.00 4.667	3.0 L 24 8 10 6 1 6 0 0 0 0 0 1 51 89 18.00 4.667	3.0 L 24 8 10 6 1 6 0 0 0 0 0 1 51 89 18.00 4.667	3.0 L 24 8 10 6 1 6 0 0 0 0 0 1 51 89 18.00 4.667	3.0 L 24 8 10 6 1 6 0 0 0 0 0 1 51 89 18.00 4.667	3.0 L 24 8 10 6 1 6 0 0 0 0 0 1 51 89 18.00 4.667	3.0 L 24 8 10 6 1 6 0 0 0 0 0 1 51 89 18.00 4.667	3.0 L 24 8 10 6 1 6 0 0 0 0 0 1 51 89 18.00 4.667	3.0 L 24 8 10 6 1 6 0 0 0 0 0 1 51 89 18.00 4.667	3.0 L 24 8 10 6 1 6 0 0 0 0 0 1 51 89 18.00 4.667	3.0 L 24 8 10 6 1 6 0 0 0 0 0 1 51 89 18.00 4.667	3.0 L 24 8 10 6 1 6 0 0 0 0 0 1 51 89 18.00 4.667	3.0 L 24 8 10 6 1 6 0 0 0 0 0 1 51 89 18.00 4.667	3.0 L 24 8 10 6 1 6 0 0 0 0 0 1 51 89 18.00 4.667	3.0 L 24 8 10 6 1 6 0 0 0 0 0 1 51 89 18.00 4.667		
Jesús Colome, R ERA: 4.73	2.0 10 1 2 2 0 3 0 0 0 0 0 1 26 45 9.00 2.000	2.0 10 1 2 2 0 3 0 0 0 0 0 1 26 45 9.00 2.000	2.0 10 1 2 2 0 3 0 0 0 0 0 1 26 45 9.00 2.000	2.0 10 1 2 2 0 3 0 0 0 0 0 1 26 45 9.00 2.000	2.0 10 1 2 2 0 3 0 0 0 0 0 1 26 45 9.00 2.000	2.0 10 1 2 2 0 3 0 0 0 0 0 1 26 45 9.00 2.000	2.0 10 1 2 2 0 3 0 0 0 0 0 1 26 45 9.00 2.000	2.0 10 1 2 2 0 3 0 0 0 0 0 1 26 45 9.00 2.000	2.0 10 1 2 2 0 3 0 0 0 0 0 1 26 45 9.00 2.000	2.0 10 1 2 2 0 3 0 0 0 0 0 1 26 45 9.00 2.000	2.0 10 1 2 2 0 3 0 0 0 0 0 1 26 45 9.00 2.000	2.0 10 1 2 2 0 3 0 0 0 0 0 1 26 45 9.00 2.000	2.0 10 1 2 2 0 3 0 0 0 0 0 1 26 45 9.00 2.000	2.0 10 1 2 2 0 3 0 0 0 0 0 1 26 45 9.00 2.000	2.0 10 1 2 2 0 3 0 0 0 0 0 1 26 45 9.00 2.000	2.0 10 1 2 2 0 3 0 0 0 0 0 1 26 45 9.00 2.000	2.0 10 1 2 2 0 3 0 0 0 0 0 1 26 45 9.00 2.000	2.0 10 1 2 2 0 3 0 0 0 0 0 1 26 45 9.00 2.000	2.0 10 1 2 2 0 3 0 0 0 0 0 1 26 45 9.00 2.000	2.0 10 1 2 2 0 3 0 0 0 0 0 1 26 45 9.00 2.000	2.0 10 1 2 2 0 3 0 0 0 0 0 1 26 45 9.00 2.000	2.0 10 1 2 2 0 3 0 0 0 0 0 1 26 45 9.00 2.000	2.0 10 1 2 2 0 3 0 0 0 0 0 1 26 45 9.00 2.000	2.0 10 1 2 2 0 3 0 0 0 0 0 1 26 45 9.00 2.000		
Luis Ayala, R ERA: 5.72	2.0 6 0 0 0 0 1 0 0 0 0 0 0 17 25 0.00 0.500	2.0 6 0 0 0 0 1 0 0 0 0 0 0 17 25 0.00 0.500	2.0 6 0 0 0 0 1 0 0 0 0 0 0 17 25 0.00 0.500	2.0 6 0 0 0 0 1 0 0 0 0 0 0 17 25 0.00 0.500	2.0 6 0 0 0 0 1 0 0 0 0 0 0 17 25 0.00 0.500	2.0 6 0 0 0 0 1 0 0 0 0 0 0 17 25 0.00 0.500	2.0 6 0 0 0 0 1 0 0 0 0 0 0 17 25 0.00 0.500	2.0 6 0 0 0 0 1 0 0 0 0 0 0 17 25 0.00 0.500	2.0 6 0 0 0 0 1 0 0 0 0 0 0 17 25 0.00 0.500	2.0 6 0 0 0 0 1 0 0 0 0 0 0 17 25 0.00 0.500	2.0 6 0 0 0 0 1 0 0 0 0 0 0 17 25 0.00 0.500	2.0 6 0 0 0 0 1 0 0 0 0 0 0 17 25 0.00 0.500	2.0 6 0 0 0 0 1 0 0 0 0 0 0 17 25 0.00 0.500	2.0 6 0 0 0 0 1 0 0 0 0 0 0 17 25 0.00 0.500	2.0 6 0 0 0 0 1 0 0 0 0 0 0 17 25 0.00 0.500	2.0 6 0 0 0 0 1 0 0 0 0 0 0 17 25 0.00 0.500	2.0 6 0 0 0 0 1 0 0 0 0 0 0 17 25 0.00 0.500	2.0 6 0 0 0 0 1 0 0 0 0 0 0 17 25 0.00 0.500	2.0 6 0 0 0 0 1 0 0 0 0 0 0 17 25 0.00 0.500	2.0 6 0 0 0 0 1 0 0 0 0 0 0 17 25 0.00 0.500	2.0 6 0 0 0 0 1 0 0 0 0 0 0 17 25 0.00 0.500	2.0 6 0 0 0 0 1 0 0 0 0 0 0 17 25 0.00 0.500	2.0 6 0 0 0 0 1 0 0 0 0 0 0 17 25 0.00 0.500	2.0 6 0 0 0 0 1 0 0 0 0 0 0 17 25 0.00 0.500	2.0 6 0 0 0 0 1 0 0 0 0 0 0 17 25 0.00 0.500	
Charlie Manning, L ERA: 5.1	1.0 6 2 0 0 0 1 0 0 0 0 0 0 18 31 0.00 3.000	1.0 6 2 0 0 0 1 0 0 0 0 0 0 18 31 0.00 3.000	1.0 6 2 0 0 0 1 0 0 0 0 0 0 18 31 0.00 3.000	1.0 6 2 0 0 0 1 0 0 0 0 0 0 18 31 0.00 3.000	1.0 6 2 0 0 0 1 0 0 0 0 0 0 18 31 0.00 3.000	1.0 6 2 0 0 0 1 0 0 0 0 0 0 18 31 0.00 3.000	1.0 6 2 0 0 0 1 0 0 0 0 0 0 18 31 0.00 3.000	1.0 6 2 0 0 0 1 0 0 0 0 0 0 18 31 0.00 3.000	1.0 6 2 0 0 0 1 0 0 0 0 0 0 18 31 0.00 3.000	1.0 6 2 0 0 0 1 0 0 0 0 0 0 18 31 0.00 3.000	1.0 6 2 0 0 0 1 0 0 0 0 0 0 18 31 0.00 3.000	1.0 6 2 0 0 0 1 0 0 0 0 0 0 18 31 0.00 3.000	1.0 6 2 0 0 0 1 0 0 0 0 0 0 18 31 0.00 3.000	1.0 6 2 0 0 0 1 0 0 0 0 0 0 18 31 0.00 3.000	1.0 6 2 0 0 0 1 0 0 0 0 0 0 18 31 0.00 3.000	1.0 6 2 0 0 0 1 0 0 0 0 0 0 18 31 0.00 3.000	1.0 6 2 0 0 0 1 0 0 0 0 0 0 18 31 0.00 3.000	1.0 6 2 0 0 0 1 0 0 0 0 0 0 18 31 0.00 3.000	1.0 6 2 0 0 0 1 0 0 0 0 0 0 18 31 0.00 3.000	1.0 6 2 0 0 0 1 0 0 0 0 0 0 18 31 0.00 3.000	1.0 6 2 0 0 0 1 0 0 0 0 0 0 18 31 0.00 3.000	1.0 6 2 0 0 0 1 0 0 0 0 0 0 18 31 0.00 3.000	1.0 6 2 0 0 0 1 0 0 0 0 0 0 18 31 0.00 3.000	1.0 6 2 0 0 0 1 0 0 0 0 0 0 18 31 0.00 3.000	1.0 6 2 0 0 0 1 0 0 0 0 0 0 18 31 0.00 3.000	1.0 6 2 0 0 0 1 0 0 0 0 0 0 18 31 0.00 3.000
59 Steven Shell, R ERA: 2.03	1.0 5 2 0 0 0 1 0 0 0 0 0 0 12 19 0.00 2.000	1.0 5 2 0 0 0 1 0 0 0 0 0 0 12 19 0.00 2.000	1.0 5 2 0 0 0 1 0 0 0 0 0 0 12 19 0.00 2.000	1.0 5 2 0 0 0 1 0 0 0 0 0 0 12 19 0.00 2.000	1.0 5 2 0 0 0 1 0 0 0 0 0 0 12 19 0.00 2.000	1.0 5 2 0 0 0 1 0 0 0 0 0 0 12 19 0.00 2.000	1.0 5 2 0 0 0 1 0 0 0 0 0 0 12 19 0.00 2.000	1.0 5 2 0 0 0 1 0 0 0 0 0 0 12 19 0.00 2.000	1.0 5 2 0 0 0 1 0 0 0 0 0 0 12 19 0.00 2.000	1.0 5 2 0 0 0 1 0 0 0 0 0 0 12 19 0.00 2.000	1.0 5 2 0 0 0 1 0 0 0 0 0 0 12 19 0.00 2.000	1.0 5 2 0 0 0 1 0 0 0 0 0 0 12 19 0.00 2.000	1.0 5 2 0 0 0 1 0 0 0 0 0 0 12 19 0.00 2.000	1.0 5 2 0 0 0 1 0 0 0 0 0 0 12 19 0.00 2.000	1.0 5 2 0 0 0 1 0 0 0 0 0 0 12 19 0.00 2.000	1.0 5 2 0 0 0 1 0 0 0 0 0 0 12 19 0.00 2.000	1.0 5 2 0 0 0 1 0 0 0 0 0 0 12 19 0.00 2.000	1.0 5 2 0 0 0 1 0 0 0 0 0 0 12 19 0.00 2.000	1.0 5 2 0 0 0 1 0 0 0 0 0 0 12 19 0.00 2.000	1.0 5 2 0 0 0 1 0 0 0 0 0 0 12 19 0.00 2.000	1.0 5 2 0 0 0 1 0 0 0 0 0 0 12 19 0.00 2.000	1.0 5 2 0 0 0 1 0 0 0 0 0 0 12 19 0.00 2.000	1.0 5 2 0 0 0 1 0 0 0 0 0 0 12 19 0.00 2.000	1.0 5 2 0 0 0 1 0 0 0 0 0 0 12 19 0.00 2.000	1.0 5 2 0 0 0 1 0 0 0 0 0 0 12 19 0.00 2.000	1.0 5 2 0 0 0 1 0 0 0 0 0 0 12 19 0.00 2.000

New York Mets @ Washington Nationals
 Nationals Park, Washington, DC
 Wed Aug 13 2008, 7:10 PM EDT
 Att: 30,814 - Cloudy - 78 F

AB	39
R	12
H	13
RBI	11
BB	11
SO	2
LOB	25



Batter	1	2	3	4	5	6	7	8	9	AB	R	H	RBI	BB	SO	LOB	BOTTOM
Emilio Bonifácio, S OBP: 0.250, SLG: 0.348																	


Batter	1	2	3	4	5	6	7	8	9	AB	R	H	RBI	BB	SO	LOB	TOP					
7 José Reyes, S OBP: 0.362, SLG: 0.484	F8		F7		K		G4-3		21 E	5	1	1	0	0	1	1	New York Mets @ Washington Nationals Nationals Park, Washington, DC Thu Aug 14 2008, 7:10 PM EDT Att: 31,058 - Cloudy - 76 F					
4 Argenis Reyes, S OBP: 0.282, SLG: 0.284	L4						K		L5	4	1	1	0	1	1	2						
5 David Wright, R OBP: 0.386, SLG: 0.520	G1-3								L8	5	1	1	0	0	0	3						
21 Carlos Delgado, L OBP: 0.346, SLG: 0.494	G4-3								E6	5	1	1	2	0	1	2						
15 Carlos Beltrán, S OBP: 0.368, SLG: 0.463	L6								E4	3	0	0	1	1	0	2						
28 Daniel Murphy, L OBP: 0.525, SLG: 0.735 Andy Chavez, L OBP: 0.313, SLG: 0.337	K								G4-3	4	1	1	0	0	1	1						
17 Fernando Tatis, R OBP: 0.360, SLG: 0.510									17 B	0	0	0	0	0	0	0						
23 Brian Schneider, L OBP: 0.348, SLG: 0.313									1 B	1	2	1	0	3	0	0						
Oliver Pérez, L OBP: 0.190, SLG: 0.154 Joe Smith, R Duaner Sanchez, R Damon Easley, R Aaron Heilman, R	K								5 E, 7 B, 21 E	3	0	0	0	0	0	1						
Inning Stats	R: 0 E: 0 K: 0 S: 7	H: 0 LOB: 0 BB: 0 P: 14	R: 0 E: 0 K: 1 S: 8	H: 0 LOB: 0 BB: 0 P: 13	R: 0 E: 0 K: 1 S: 8	H: 0 LOB: 1 BB: 1 P: 14	R: 2 E: 0 K: 0 S: 11	H: 2 LOB: 0 BB: 0 P: 16	R: 2 E: 0 K: 1 S: 8	H: 1 LOB: 1 BB: 2 P: 20	R: 1 E: 0 K: 0 S: 8	H: 1 LOB: 1 BB: 2 P: 20	R: 0 E: 0 K: 1 S: 7	H: 0 LOB: 0 BB: 0 P: 8	R: 0 E: 0 K: 1 S: 9	H: 0 LOB: 0 BB: 0 P: 16		R: 4 E: 2 K: 1 S: 16	H: 4 LOB: 2 BB: 0 P: 31	1B: 4 2B: 2 3B: 0 HR: 2	SF: 1 SAC: 0 DP: 1 HBP: 0	WP: 1 PB: 0 CS: 0
PITCHER	IP WLS BF H R ER SO BB IBB HBP BLK WP HR S P ERA WHIP																					
40 Collin Balester, R ERA: 5.06	6.0 L 26 4 5 5 3 5 0 0 0 0 1 2 50 97 7.50 1.500																					
50 Garrett Mock, R ERA: 5.31	1.0 3 0 0 0 1 0 0 0 0 0 0 7 8 0.00 0.000																					
52 Saul Rivera, R ERA: 3.46	1.0 3 0 0 0 1 0 0 0 0 0 0 9 16 0.00 0.000																					
38 Joel Hanrahan, R ERA: 3.93	1.0 9 4 4 2 1 0 0 0 0 0 0 16 31 18.00 4.000																					

Batter	1	2	3	4	5	6	7	8	9	AB	R	H	RBI	BB	SO	LOB	BOTTOM					
Emilio Bonifácio, S OBP: 0.260, SLG: 0.343	K								10 DI	4	0	1	1	1	3	0	New York Mets @ Washington Nationals Nationals Park, Washington, DC Thu Aug 14 2008, 7:10 PM EDT Att: 31,058 - Cloudy - 76 F					
10 Ronnie Belliard, R OBP: 0.341, SLG: 0.441	G4-6-3								G5-3	5	0	2	0	0	1	2						
11 Ryan Zimmerman, R OBP: 0.319, SLG: 0.409	G4-6-3								G1-3	3	0	1	0	1	0	1						
85 Lastings Milledge, R OBP: 0.321, SLG: 0.398	K								25 S	3	0	0	0	1	1	3						
25 Austin Kearns, R OBP: 0.307, SLG: 0.313	K								BB	3	0	1	0	1	1	0						
Aaron Boone, R OBP: 0.306, SLG: 0.407	G1-3								K	4	1	0	0	0	1	3						
23 Wil Nieves, R OBP: 0.325, SLG: 0.356									G5-3	2	1	0	0	2	0	2						
22 Willie Harris, L OBP: 0.340, SLG: 0.431									G1-3	4	0	0	0	0	0	3						
40 Collin Balester, R ERA: 3.33, SLG: 0.250 5 Kory Cato, L 50 Garrett Mock, S Pete Orr, L 52 Saul Rivera, S 38 Joel Hanrahan, R Ryan Langerhans, L	K								1 B, 3 B	1	0	0	0	0	1	0						
Inning Stats	R: 0 E: 0 K: 1 S: 6	H: 1 LOB: 0 BB: 0 P: 10	R: 0 E: 0 K: 2 S: 8	H: 0 LOB: 0 BB: 0 P: 16	R: 0 E: 0 K: 1 S: 9	H: 0 LOB: 0 BB: 0 P: 12	R: 0 E: 0 K: 2 S: 11	H: 1 LOB: 1 BB: 0 P: 14	R: 0 E: 0 K: 0 S: 6	H: 0 LOB: 1 BB: 1 P: 11	R: 0 E: 0 K: 2 S: 13	H: 1 LOB: 2 BB: 1 P: 21	R: 3 E: 0 K: 0 S: 15	H: 3 LOB: 1 BB: 1 P: 22	R: 0 E: 0 K: 1 S: 9	H: 0 LOB: 2 BB: 2 P: 19		R: 0 E: 0 K: 1 S: 11	H: 0 LOB: 1 BB: 1 P: 19	1B: 4 2B: 1 3B: 1 HR: 0	SF: 0 SAC: 0 DP: 1 HBP: 0	WP: 0 PB: 1 CS: 0
PITCHER	IP WLS BF H R ER SO BB IBB HBP BLK WP HR S P ERA WHIP																					
Oliver Pérez, L ERA: 3.91	6.2 W 28 6 3 3 3 3 0 0 0 0 0 6 66 4.05 1.350																					
Joe Smith, R ERA: 4.25	0.2 H 4 0 0 0 0 2 0 0 0 0 0 6 14 0.00 3.000																					
Duaner Sanchez, R ERA: 3.6	0.2 H 2 0 0 0 1 0 0 0 0 0 0 5 7 0.00 0.000																					
Aaron Heilman, R ERA: 5.65	1.0 4 0 0 0 1 1 0 0 0 0 0 11 19 0.00 1.000																					

Batter	1	2	3	4	5	6	7	8	9	AB	R	H	RBI	BB	SO	LOB	TOP										
7 José Reyes, S OBP: 0.363, SLG: 0.484										5	1	2	0	0	1	2											
4 Argenis Reyes, S OBP: 0.293, SLG: 0.296										4	1	2	0	0	0	1											
5 David Wright, R OBP: 0.385, SLG: 0.518										4	0	1	1	0	1	1											
21 Carlos Delgado, L OBP: 0.347, SLG: 0.495										3	0	1	0	1	0	0											
15 Carlos Beltrán, S OBP: 0.365, SLG: 0.459										4	0	0	0	0	0	3											
28 Daniel Murphy, L OBP: 0.500, SLG: 0.684										4	0	1	0	0	0	3											
25 Pedro Feliciano, L Aaron Heilman, R										0	0	0	0	0	0	0											
17 Fernando Tatis, R OBP: 0.358, SLG: 0.502										3	0	0	0	1	1	3											
23 Brian Schneider, L OBP: 0.347, SLG: 0.316										4	0	1	0	0	1	1											
34 Mike Pelfrey, R Endy Chavez, L										2	0	0	0	1	0	0											
										1	0	0	0	0	0	1											
Inning Stats	R: 2 H: 3 E: 0 K: 1 S: 13	H: 3 LOB: 2 BB: 1 P: 24	R: 0 H: 0 E: 0 K: 1 S: 9	H: 0 LOB: 0 BB: 0 P: 10	R: 0 H: 0 E: 0 K: 0 S: 7	H: 0 LOB: 0 BB: 0 P: 11	R: 0 H: 0 E: 0 K: 0 S: 6	H: 0 LOB: 1 BB: 0 P: 14	R: 0 H: 2 E: 0 K: 1 S: 12	H: 1 LOB: 1 BB: 0 P: 16	R: 0 H: 0 E: 0 K: 0 S: 8	H: 0 LOB: 1 BB: 1 P: 13	R: 0 H: 0 E: 0 K: 0 S: 7	H: 0 LOB: 1 BB: 1 P: 14	R: 0 H: 1 E: 0 K: 0 S: 9	H: 1 LOB: 1 BB: 0 P: 13	R: 0 H: 1 E: 0 K: 1 S: 12	H: 1 LOB: 1 BB: 0 P: 19	1B: 6 2B: 2 3B: 0 HR: 0	SF: 0 SAC: 0 DP: 0 HBP: 0	WP: 1 PB: 0 SB: 0 CS: 1	PA: 37					
PITCHER	IP	WLS	BF	H	R	ER	SO	BB	IBB	HBP	BLK	WP	HR	S	P	ERA	WHIP										
Jason Davis, R ERA: 1.8	7.0	L	29	6	2	2	3	3	0	0	0	1	0	62	102	2.57	1.286										
34 John Grabow, L ERA: 3.03	1.0		4	1	0	0	0	0	0	0	0	0	0	9	13	0.00	1.000										
38 Craig Hansen, R ERA: 5.2	1.0		4	1	0	0	1	0	0	0	0	0	0	12	19	0.00	1.000										

New York Mets @ Pittsburgh Pirates
PNC Park, Pittsburgh, PA
Fri Aug 15 2008, 7:05 PM EDT
Att: 36,418 - Partly Cloudy - 76 F


AB 34
R 2
H 8
RBI 1
BB 3
SO 4
LOB 15



Batter	1	2	3	4	5	6	7	8	9	AB	R	H	RBI	BB	SO	LOB	BOTTOM										
13 Nate McLouth, L OBP: 0.358, SLG: 0.517										4	0	1	0	0	1	0											
12 Freddy Sanchez, R OBP: 0.272, SLG: 0.348										4	0	1	0	0	0	1											
41 Ryan Doumit, S OBP: 0.365, SLG: 0.526										3	0	0	0	1	1	1											
25 Adam LaRoche, L OBP: 0.346, SLG: 0.469										4	0	3	0	0	0	2											
15 Andy LaRoche, R OBP: 0.306, SLG: 0.304										4	0	1	0	0	0	2											
44 Brandon Moss, L OBP: 0.319, SLG: 0.426										4	0	1	0	0	1	2											
Jason Michaels, R OBP: 0.298, SLG: 0.406										3	0	1	0	1	0	3											
2 Jack Wilson, R OBP: 0.319, SLG: 0.347										4	1	1	1	0	0	2											
Jason Davis, R										2	0	0	0	0	0	1											
34 John Grabow, L										0	0	0	0	0	0	0											
Chris Gomez, R OBP: 0.341, SLG: 0.340										1	0	0	0	0	0	0											
38 Craig Hansen, R										0	0	0	0	0	0	0											
Inning Stats	R: 0 H: 0 E: 0 K: 0 S: 7	H: 2 LOB: 1 BB: 0 P: 12	R: 0 H: 0 E: 0 K: 0 S: 8	H: 2 LOB: 0 BB: 0 P: 13	R: 0 H: 0 E: 0 K: 0 S: 9	H: 0 LOB: 0 BB: 0 P: 16	R: 0 H: 1 E: 0 K: 1 S: 14	H: 1 LOB: 1 BB: 0 P: 26	R: 0 H: 1 E: 0 K: 0 S: 8	H: 1 LOB: 0 BB: 0 P: 13	R: 0 H: 1 E: 0 K: 0 S: 4	H: 1 LOB: 1 BB: 0 P: 6	R: 0 H: 2 E: 0 K: 0 S: 8	H: 2 LOB: 1 BB: 0 P: 12	R: 1 H: 2 E: 0 K: 1 S: 9	H: 2 LOB: 2 BB: 1 P: 19	R: 0 H: 0 E: 0 K: 1 S: 10	H: 0 LOB: 1 BB: 1 P: 18	1B: 5 2B: 3 3B: 0 HR: 1	SF: 0 SAC: 0 DP: 2 HBP: 0	WP: 1 PB: 0 SB: 0 CS: 0	PA: 35					
PITCHER	IP	WLS	BF	H	R	ER	SO	BB	IBB	HBP	BLK	WP	HR	S	P	ERA	WHIP										
34 Mike Pelfrey, R ERA: 3.91	7.0	W	25	7	0	0	1	0	0	0	0	0	1	3	7	27.00	3.000										
Duaner Sanchez, R ERA: 3.75	0.1	H	2	1	1	1	0	0	0	0	0	0	0	6	12	0.00	1.500										
25 Pedro Feliciano, L ERA: 3.63	0.2	H	4	1	0	0	1	0	1	0	0	0	0	6	12	0.00	1.500										
Aaron Heilman, R ERA: 5.56	1.0	S	4	0	0	0	1	1	0	0	0	0	0	10	18	0.00	1.000										

New York Mets @ Pittsburgh Pirates
PNC Park, Pittsburgh, PA
Fri Aug 15 2008, 7:05 PM EDT
Att: 36,418 - Partly Cloudy - 76 F

AB 33
R 1
H 9
RBI 1
BB 2
SO 3
LOB 14



Batter	1	2	3	4	5	6	7	8	9	AB	R	H	RBI	BB	SO	LOB	TOP										
7 José Reyes, S OBP: 0.363, SLG: 0.492										5	1	2	2	0	0	4											
6 Nick Evans, R OBP: 0.276, SLG: 0.329 Endy Chavez, L OBP: 0.314, SLG: 0.339										4	0	0	0	0	1	1											
5 David Wright, R OBP: 0.383, SLG: 0.515										5	1	1	0	0	1	2											
15 Carlos Beltrán, S OBP: 0.364, SLG: 0.458										5	1	1	1	0	1	1											
21 Carlos Delgado, L OBP: 0.346, SLG: 0.492										5	1	1	0	0	1	2											
17 Fernando Tatis, R OBP: 0.361, SLG: 0.500										3	0	1	1	1	0	0											
Damion Easley, R OBP: 0.317, SLG: 0.357										4	1	1	0	0	1	3											
11 Ramon Castro, R OBP: 0.341, SLG: 0.505										3	1	2	2	1	1	0											
Pedro Martínez, R OBP: 0.148, SLG: 0.148 28 Digney Murphy, L OBP: 0.271, SLG: 0.284 43 Brian Stokes, R OBP: 0.287, SLG: 0.287 44 Eddie Kunz, R OBP: 0.287, SLG: 0.287 Joe Smith, R OBP: 0.287, SLG: 0.287 25 Pedro Feliciano, L OBP: 0.287, SLG: 0.287										2	1	1	0	0	0	0											
Inning Stats	R: 3 E: 0 K: 0 S: 15	H: 4 LOB: 1 BB: 0 P: 25	R: 1 E: 0 K: 2 S: 14	H: 2 LOB: 1 BB: 0 P: 24	R: 0 E: 0 K: 0 S: 7	H: 0 LOB: 0 BB: 0 P: 10	R: 0 E: 0 K: 0 S: 9	H: 1 LOB: 1 BB: 0 P: 14	R: 0 E: 0 K: 0 S: 4	H: 0 LOB: 0 BB: 0 P: 10	R: 2 E: 0 K: 0 S: 12	H: 2 LOB: 0 BB: 0 P: 20	R: 0 E: 0 K: 1 S: 5	H: 0 LOB: 0 BB: 0 P: 8	R: 1 E: 0 K: 1 S: 14	H: 1 LOB: 3 BB: 3 P: 31	R: 0 E: 0 K: 2 S: 8	H: 1 LOB: 1 BB: 0 P: 10	1B: 7 2B: 1 3B: 1 HR: 2	SF: 0 DP: 0 HBP: 0	WP: 0 PB: 0 SB: 0 CS: 0	PA: 41					
PITCHER	IP	WLS	BF	H	R	ER	SO	BB	IBB	HBP	BLK	WP	HR	S	P	ERA	WHIP										
57 Zach Duke, L ERA: 5.26	6.0	L	27	9	6	6	2	0	0	0	0	0	2	61	103	9.00	1.500										
54 Denny Bautista, R ERA: 3.35	1.0		3	0	0	0	1	0	0	0	0	0	0	5	8	0.00	0.000										
58 Romulo Sanchez, R ERA: 5.06	1.0		7	1	1	1	1	3	0	0	0	0	0	14	31	9.00	4.000										
30 Tyler Yates, R ERA: 5.24	1.0		4	1	0	0	2	0	0	0	0	0	0	8	10	0.00	1.000										

New York Mets @ Pittsburgh Pirates
PNC Park, Pittsburgh, PA
Sat Aug 16 2008, 7:05 PM EDT
Att: 37,506 - Partly Cloudy - 78 F

AB 37
R 7
H 11
RBI 7
BB 3
SO 6
LOB 13

Batter	1	2	3	4	5	6	7	8	9	AB	R	H	RBI	BB	SO	LOB	BOTTOM										
13 Nate McLouth, L OBP: 0.356, SLG: 0.514										5	0	1	1	0	2	4											
12 Freddy Sanchez, R OBP: 0.276, SLG: 0.351										5	0	3	0	0	0	1											
41 Ryan Doumit, S OBP: 0.363, SLG: 0.521										5	0	1	0	0	0	4											
25 Adam LaRoche, L OBP: 0.344, SLG: 0.466										5	0	1	0	0	0	3											
15 Andy LaRoche, R OBP: 0.313, SLG: 0.354										4	1	2	1	0	0	2											
44 Brandon Moss, L OBP: 0.324, SLG: 0.424										3	1	1	0	1	2	2											
51 Steve Pearce, R OBP: 0.276, SLG: 0.294										3	1	1	0	0	0	1											
2 Jack Wilson, R OBP: 0.326, SLG: 0.357										4	1	3	1	0	0	2											
57 Zach Duke, L OBP: 0.152, SLG: 0.152 54 Denny Bautista, R OBP: 0.276, SLG: 0.351 16 Digney Murphy, L OBP: 0.271, SLG: 0.284 58 Romulo Sanchez, R OBP: 0.287, SLG: 0.287 30 Tyler Yates, R OBP: 0.287, SLG: 0.287 Jason Michaels, R OBP: 0.287, SLG: 0.287										1	0	0	0	0	0	1											
Inning Stats	R: 0 E: 0 K: 1 S: 7	H: 1 LOB: 0 BB: 0 P: 10	R: 0 E: 0 K: 1 S: 10	H: 1 LOB: 1 BB: 0 P: 14	R: 0 E: 0 K: 0 S: 9	H: 1 LOB: 1 BB: 0 P: 12	R: 0 E: 0 K: 1 S: 10	H: 1 LOB: 1 BB: 0 P: 16	R: 0 E: 0 K: 0 S: 8	H: 1 LOB: 0 BB: 0 P: 10	R: 1 E: 0 K: 0 S: 11	H: 2 LOB: 2 BB: 1 P: 21	R: 0 E: 0 K: 0 S: 9	H: 1 LOB: 1 BB: 0 P: 12	R: 3 E: 0 K: 0 S: 17	H: 4 LOB: 2 BB: 0 P: 30	1B: 10 2B: 2 3B: 0 HR: 1	SF: 0 DP: 2 HBP: 1	WP: 2 PB: 0 SB: 0 CS: 0	PA: 40							
PITCHER	IP	WLS	BF	H	R	ER	SO	BB	IBB	HBP	BLK	WP	HR	S	P	ERA	WHIP										
Pedro Martínez, R ERA: 4.96	7.0	W	28	8	1	1	4	0	0	0	0	0	1	64	95	1.29	1.286										
43 Brian Stokes, R ERA: 3.39	1.0		4	1	0	0	0	0	0	0	0	0	0	9	12	0.00	1.000										
44 Eddie Kunz, R ERA: 13.5	0.1		5	3	3	3	0	0	0	1	0	1	0	7	17	81.00	9.000										
Joe Smith, R ERA: 4.25	0.0		1	1	0	0	0	0	0	0	0	0	0	4	5	∞	∞										
25 Pedro Feliciano, L ERA: 3.57	0.2	S	2	0	0	0	0	0	0	0	0	0	0	6	8	0.00	0.000										

New York Mets @ Pittsburgh Pirates
PNC Park, Pittsburgh, PA
Sat Aug 16 2008, 7:05 PM EDT
Att: 37,506 - Partly Cloudy - 78 F

AB 37
R 4
H 13
RBI 3
BB 1
SO 4
LOB 24

Batter	1	2	3	4	5	6	7	8	9	AB	R	H	RBI	BB	SO	LOB	TOP			
4 Argenis Reyes, S OBP: 0.310, SLG: 0.313										5	1	1	0	0	0	3				
6 Nick Evans, R OBP: 0.291, SLG: 0.370										3	0	2	0	0	0	0				
28 Daniel Murphy, L OBP: 0.520, SLG: 0.667										1	0	1	0	0	0	0				
25 Pedro Feliciano, L Duane Sanchez, R Joe Smith, R										0	0	0	0	0	0	0				
5 David Wright, R OBP: 0.384, SLG: 0.513										3	1	1	0	1	1	3				
15 Carlos Beltrán, S OBP: 0.366, SLG: 0.467										2	0	1	1	1	1	1				
21 Carlos Delgado, L OBP: 0.342, SLG: 0.484										4	0	0	1	0	1	6				
17 Fernando Tatis, R OBP: 0.357, SLG: 0.486										2	0	0	0	2	1	0				
Damion Easley, R OBP: 0.314, SLG: 0.350										3	0	0	0	1	0	3				
11 Ramon Castro, R OBP: 0.331, SLG: 0.487										4	0	0	0	0	0	1				
33 John Maine, R OBP: 0.276, SLG: 0.111										1	0	0	0	1	0	0				
43 Brian Stokes, R Scott Schoeneweis, L Endy Chavez, L 40 Robinson Cancel, R										0	0	0	0	0	0	0				
Inning Stats	R: 1 E: 0 K: 1 S: 9	H: 2 LOB: 1 BB: 0 P: 15	R: 0 E: 0 K: 1 S: 8	H: 0 LOB: 0 BB: 0 P: 15	R: 0 E: 0 K: 0 S: 6	H: 0 LOB: 1 BB: 1 P: 12	R: 1 E: 0 K: 0 S: 13	H: 2 LOB: 1 BB: 1 P: 22	R: 0 E: 0 K: 2 S: 9	H: 1 LOB: 1 BB: 0 P: 15	R: 0 E: 0 K: 0 S: 4	H: 0 LOB: 0 BB: 1 P: 9	R: 0 E: 0 K: 0 S: 13	H: 1 LOB: 3 BB: 2 P: 27	R: 0 E: 0 K: 0 S: 11	H: 0 LOB: 2 BB: 2 P: 22	1B: 3 2B: 3 3B: 0 HR: 0	SF: 1 SAC: 0 DP: 2 HBP: 0	WP: 0 PA: 37	
PITCHER	IP WLS BF H R ER SO BB IBB HBP BLK WP HR S P ERA WHIP	7.0 0 26 5 2 2 4 3 0 0 0 0 0 0 2.57 1.143	0.2 5 1 0 0 0 2 0 0 0 0 0 0 11 24 0.00 4.500	0.1 W 1 0 0 0 0 0 0 0 0 0 0 0 2 3 0.00 0.000	1.0 S 5 0 0 0 0 2 0 0 0 0 0 0 11 22 0.00 2.000															

New York Mets @ Pittsburgh Pirates
PNC Park, Pittsburgh, PA
Mon Aug 18 2008, 12:35 PM EDT
Att: 19,066 - Sunny - 79 F

AB 29
R 2
H 6
RBI 2
BB 7
SO 4
LOB 17





Batter	1	2	3	4	5	6	7	8	9	AB	R	H	RBI	BB	SO	LOB	BOTTOM			
13 Nate McLouth, L OBP: 0.354, SLG: 0.506										3	0	0	0	2	0	1				
12 Freddy Sanchez, R OBP: 0.273, SLG: 0.347										4	0	1	0	0	0	4				
17 Sean Burnett, L Luis Rivas, R 34 John Grabow, L										0	0	0	0	0	0	0				
41 Ryan Doumit, S OBP: 0.362, SLG: 0.517										4	1	1	0	0	0	1				
25 Adam LaRoche, L OBP: 0.344, SLG: 0.470										3	2	2	2	1	1	0				
Jason Michaels, R OBP: 0.296, SLG: 0.397										3	1	1	0	1	1	0				
15 Andy LaRoche, R OBP: 0.311, SLG: 0.343										3	1	0	0	1	0	2				
51 Steve Pearce, R OBP: 0.290, SLG: 0.296										3	0	1	1	1	0	2				
2 Jack Wilson, R OBP: 0.331, SLG: 0.366										4	0	2	2	0	0	2				
28 Paul Maholm, L OBP: 0.190, SLG: 0.113										1	0	0	0	1	0	0				
Chris Gomez, R OBP: 0.341, SLG: 0.340										2	0	1	0	0	1	2				
Inning Stats	R: 0 E: 0 K: 0 S: 6	H: 0 LOB: 0 BB: 0 P: 10	R: 0 E: 0 K: 0 S: 19	H: 0 LOB: 2 BB: 2 P: 32	R: 0 E: 0 K: 1 S: 15	H: 1 LOB: 1 BB: 0 P: 21	R: 0 E: 0 K: 2 S: 9	H: 0 LOB: 0 BB: 0 P: 15	R: 0 E: 0 K: 0 S: 10	H: 1 LOB: 2 BB: 2 P: 18	R: 2 E: 0 K: 0 S: 12	H: 2 LOB: 0 BB: 0 P: 20	R: 0 E: 0 K: 0 S: 13	H: 1 LOB: 1 BB: 0 P: 19	R: 3 E: 0 K: 1 S: 14	H: 4 LOB: 3 BB: 2 P: 30	1B: 7 2B: 1 3B: 0 HR: 1	SF: 0 SAC: 1 DP: 1 HBP: 0	WP: 0 PA: 38	
PITCHER	IP WLS BF H R ER SO BB IBB HBP BLK WP HR S P ERA WHIP	5.0 0 20 2 0 0 3 3 0 0 0 0 0 6 9 0.00 0.000	1.1 B 7 3 2 2 0 0 0 0 0 0 0 0 2 5 13.50 2.250	0.2 2 0 0 0 0 0 0 0 0 0 0 0 2 9 0.00 0.000	0.1 L 2 1 1 1 0 0 0 0 0 0 0 0 2 5 27.00 3.000															

New York Mets @ Pittsburgh Pirates
PNC Park, Pittsburgh, PA
Mon Aug 18 2008, 12:35 PM EDT
Att: 19,066 - Sunny - 79 F

AB 31
R 5
H 9
RBI 5
BB 6
SO 4
LOB 17



Batter	1	2	3	4	5	6	7	8	9	AB	R	H	RBI	BB	SO	LOB	TOP					
1 Grégor Blanco, L (1,7) OBP: 0.373, SLG: 0.315	G4-3		1B			1B				4	1	2	1	0	1	0	<p>Atlanta Braves @ New York Mets Shea Stadium, Flushing, NY Wed Aug 20 2008, 7:10 PM EDT Att: 50,178 - Partly Cloudy - 73 F</p> <p>AB 28 R 3 H 3 RBI 1 BB 3 SO 3 LOB 5</p> 					
19 Yunel Escobar, R (1,6) OBP: 0.355, SLG: 0.379	G6-3		G3-1			1B		F8		3	1	0	0	1	0	1						
10 Chipper Jones, S (1,5) OBP: 0.462, SLG: 0.573	K					BB				3	0	0	0	1	2	0						
16 Brian McCann, L (1,2) OBP: 0.371, SLG: 0.533		F7		G4-3		G4-6-3		L7		4	0	0	0	0	2							
Mark Kotsay, L (1,8) OBP: 0.344, SLG: 0.427		P5				L7		F7		3	0	0	0	1	0	0						
Greg Norton, S (1,3) OBP: 0.348, SLG: 0.389		P4		F7		G4-3				3	0	0	0	0	1							
7 Jeff Francoeur, R (1,9) OBP: 0.287, SLG: 0.354			1B			L9		F7		3	1	1	0	0	0	0						
2 Kelly Johnson, L (1,4) OBP: 0.332, SLG: 0.408			F8			G5-3		F7		3	0	0	0	0	1							
49 Jair Jurrjens, R (1,1) OBP: 0.200, SLG: 0.143			SH1-4			F9				1	0	0	0	0	0	0						
38 Buddy Carlyle, L (6,1) OBP: 0.333, SLG: 0.250										0	0	0	0	0	0	0						
Will Ohman, L (7,1)										0	0	0	0	0	0	0						
4 Omar Infante, R (8,PH)										1	0	0	0	0	0	0						
56 Blaine Boyer, R (8,1)										0	0	0	0	0	0	0						
Inning Stats	R: 0 E: 0 K: 1 S: 9	H: 0 LOB: 0 BB: 0 P: 16	R: 0 E: 0 K: 0 S: 5	H: 0 LOB: 0 BB: 0 P: 9	R: 1 E: 0 K: 0 S: 9	H: 2 LOB: 1 BB: 0 P: 13	R: 0 E: 0 K: 0 S: 9	H: 0 LOB: 0 BB: 0 P: 19	R: 0 E: 0 K: 0 S: 7	H: 0 LOB: 0 BB: 0 P: 9	R: 2 E: 0 K: 0 S: 7	H: 1 LOB: 0 BB: 2 P: 17	R: 0 E: 0 K: 0 S: 4	H: 0 LOB: 0 BB: 0 P: 6	R: 0 E: 0 K: 1 S: 6	H: 0 LOB: 0 BB: 0 P: 8	R: 0 E: 0 K: 1 S: 6	H: 0 LOB: 0 BB: 0 P: 11	1B: 3 2B: 0 3B: 0 HR: 0	SF: 0 SAC: 1 DP: 1 HBP: 0	WP: 1 PB: 0 CS: 0	PA: 32
PITCHER	IP WLS BF H R ER SO BB IBB HBP BLK WP HR S P ERA WHIP																					
34 Mike Pelfrey, R (1,1) ERA: 3.86	9.0 W 32 3 3 3 3 3 0 0 0 1 0 62 108 3.00 0.667																					

Batter	1	2	3	4	5	6	7	8	9	AB	R	H	RBI	BB	SO	LOB	BOTTOM					
7 José Reyes, S (1,6) OBP: 0.361, SLG: 0.484	G6-3			F9			L7			4	0	0	0	0	2		<p>Atlanta Braves @ New York Mets Shea Stadium, Flushing, NY Wed Aug 20 2008, 7:10 PM EDT Att: 50,178 - Partly Cloudy - 73 F</p> <p>AB 30 R 6 H 6 RBI 5 BB 4 SO 1 LOB 8</p> 					
4 Argenis Reyes, S (1,4) OBP: 0.303, SLG: 0.306	FC6	G4-3		G1-3		F7				4	1	1	0	0	0	0						
5 David Wright, R (1,5) OBP: 0.384, SLG: 0.516	G5-3	P3		HR		BB				3	1	1	1	1	0	1						
21 Carlos Delgado, L (1,3) OBP: 0.342, SLG: 0.482	BB	F7		BB		G4-3				2	1	0	0	2	0	1						
15 Carlos Beltrán, S (1,8) OBP: 0.366, SLG: 0.464	BB	G1-3		P4				G4-3		3	1	0	0	1	0	1						
28 Daniel Murphy, L (1,7) OBP: 0.491, SLG: 0.617	BB	G6-3		L3				K		4	1	1	2	0	1	1						
Endy Chavez, L (9,9) OBP: 0.312, SLG: 0.336	1B									0	0	0	0	0	0	0						
17 Fernando Tatis, R (1,9) OBP: 0.361, SLG: 0.489	1B	E5		1B		F9		F7		4	1	2	1	0	0	0						
23 Brian Schneider, L (1,2) OBP: 0.349, SLG: 0.328	1B	E6		1B		F7				3	0	0	0	0	2							
34 Mike Pelfrey, R (1,1) OBP: 0.149, SLG: 0.111	1B			G5-3		G5-3				3	0	1	1	0	0	0						
Inning Stats	R: 5 E: 2 K: 0 S: 23	H: 4 LOB: 2 BB: 2 P: 44	R: 0 E: 0 K: 0 S: 5	H: 0 LOB: 0 BB: 0 P: 8	R: 0 E: 0 K: 0 S: 9	H: 1 LOB: 1 BB: 0 P: 13	R: 0 E: 0 K: 0 S: 8	H: 0 LOB: 0 BB: 0 P: 10	R: 1 E: 0 K: 0 S: 5	H: 1 LOB: 0 BB: 1 P: 13	R: 0 E: 0 K: 0 S: 7	H: 0 LOB: 0 BB: 0 P: 10	R: 0 E: 0 K: 0 S: 10	H: 0 LOB: 1 BB: 1 P: 17	R: 0 E: 0 K: 1 S: 6	H: 0 LOB: 0 BB: 0 P: 10	R: 0 E: 0 K: 1 S: 6	H: 0 LOB: 0 BB: 0 P: 10	1B: 5 2B: 1 3B: 0 HR: 1	SF: 0 SAC: 0 DP: 1 HBP: 0	WP: 0 PB: 0 CS: 0	PA: 34
PITCHER	IP WLS BF H R ER SO BB IBB HBP BLK WP HR S P ERA WHIP																					
49 Jair Jurrjens, R (1,1) ERA: 3.28	5.0 L 24 6 6 4 0 0 3 0 0 0 0 0 50 88 7.20 1.800																					
38 Buddy Carlyle, R (6,1) ERA: 3.57	1.2 6 0 0 0 0 0 1 0 0 0 0 0 0 16 26 0.00 0.600																					
Will Ohman, L (7,1) ERA: 3.2	0.1 1 0 0 0 0 0 0 0 0 0 0 0 0 1 1 0.00 0.000																					
56 Blaine Boyer, R (8,1) ERA: 4.85	1.0 3 0 0 0 0 1 0 0 0 0 0 0 0 6 10 0.00 0.000																					

livebaseballscores.com

livebaseballscores.com

livebaseballscores.com

Batter	1	2	3	4	5	6	7	8	9	AB	R	H	RBI	BB	SO	LOB	TOP					
19 Yunel Escobar, R OBP: 0.358, SLG: 0.391										4	2	3	1	0	0	0						
Mark Kotsay, L OBP: 0.340, SLG: 0.421										4	0	0	0	0	1	2						
10 Chipper Jones, S OBP: 0.462, SLG: 0.570										2	1	0	0	2	0	0						
16 Brian McCann, L OBP: 0.374, SLG: 0.538										4	1	3	2	0	0	0						
4 Omar Infante, R OBP: 0.353, SLG: 0.450										4	0	1	1	0	1	3						
2 Kelly Johnson, L OBP: 0.331, SLG: 0.407										4	0	1	0	0	0	1						
7 Jeff Francoeur, R OBP: 0.285, SLG: 0.351										4	0	0	0	0	0	1						
14 Martin Prado, R OBP: 0.375, SLG: 0.500										4	0	1	0	0	2	0						
Mike Hampton, R OBP: 0.308, SLG: 0.417										3	0	0	0	0	2	0						
30 Jeff Bennett, R OBP: 0.346, SLG: 0.533										0	0	0	0	0	0	0						
Will Ohman, L ERA: 3.59										0	0	0	0	0	0	0						
Julian Tavearez, L ERA: 4.82										0	0	0	0	0	0	0						
1 Grégor Blanco, L OBP: 0.372, SLG: 0.534										1	0	0	0	0	0	1						
Vladimir Nunez, R ERA: 6.08										0	0	0	0	0	0	0						
Inning Stats	R: 1 E: 0 K: 0 S: 9	H: 1 LOB: 0 BB: 0 P: 13	R: 0 E: 0 K: 1 S: 6	H: 1 LOB: 0 BB: 0 P: 11	R: 0 E: 0 K: 1 S: 8	H: 0 LOB: 0 BB: 0 P: 14	R: 0 E: 0 K: 0 S: 7	H: 1 LOB: 1 BB: 0 P: 10	R: 0 E: 0 K: 1 S: 10	H: 0 LOB: 0 BB: 0 P: 13	R: 3 E: 0 K: 1 S: 15	H: 3 LOB: 1 BB: 1 P: 25	R: 0 E: 0 K: 2 S: 9	H: 0 LOB: 0 BB: 0 P: 13	R: 0 E: 0 K: 0 S: 6	H: 2 LOB: 2 BB: 1 P: 12	R: 0 E: 0 K: 0 S: 9	H: 1 LOB: 1 BB: 0 P: 12	1B: 6 2B: 2 3B: 0 HR: 1	SF: 0 SAC: 0 DP: 1 HBP: 0	WP: 0 PB: 1 SB: 0 CS: 1	PA: 37
PITCHER	IP	WLS	BF	H	R	ER	SO	BB	IBB	HBP	BLK	WP	HR	S	P	ERA	WHIP					
Pedro Martínez, R ERA: 4.97	7.0		28	7	4	4	6	1	0	0	0	0	1	65	101	5.14	1.143					
25 Pedro Feliciano, L ERA: 3.59	0.2		3	1	0	0	0	1	0	0	0	0	0	4	9	0.00	3.000					
Luis Ayala, R ERA: 5.58	1.1	W	5	1	0	0	0	0	0	0	0	0	0	10	13	0.00	0.750					

Atlanta Braves @ New York Mets
Shea Stadium, Flushing, NY
Thu Aug 21 2008, 7:10 PM EDT
Att: 51,952 - Clear - 75 F

AB 34
R 4
H 9
RBI 4
BB 2
SO 6
LOB 8



Batter	1	2	3	4	5	6	7	8	9	AB	R	H	RBI	BB	SO	LOB	BOTTOM					
7 José Reyes, S OBP: 0.360, SLG: 0.481										5	1	1	0	0	0	2						
6 Nick Evans, R OBP: 0.307, SLG: 0.383										5	1	1	0	0	1	1						
5 David Wright, R OBP: 0.387, SLG: 0.528										4	3	3	1	1	1	1						
15 Carlos Beltrán, S OBP: 0.366, SLG: 0.461										3	0	0	0	2	0	3						
21 Carlos Delgado, L OBP: 0.348, SLG: 0.489										5	0	5	3	0	0	0						
17 Fernando Tatis, R OBP: 0.360, SLG: 0.485										4	0	1	0	0	0	5						
Luis Ayala, R										0	0	0	0	0	0	0						
Damion Easley, R OBP: 0.312, SLG: 0.347										4	0	1	0	0	1	2						
11 Ramon Castro, R OBP: 0.326, SLG: 0.475										4	0	0	0	0	0	1						
Pedro Martínez, R OBP: 0.138, SLG: 0.138										2	0	0	0	0	0	0						
25 Pedro Feliciano, L										0	0	0	0	0	0	0						
Endy Chavez, L OBP: 0.314, SLG: 0.338										1	0	1	0	0	0	0						
Inning Stats	R: 1 E: 0 K: 0 S: 16	H: 2 LOB: 2 BB: 1 P: 27	R: 0 E: 0 K: 0 S: 9	H: 1 LOB: 0 BB: 0 P: 13	R: 1 E: 0 K: 1 S: 11	H: 3 LOB: 2 BB: 0 P: 17	R: 0 E: 0 K: 0 S: 8	H: 0 LOB: 0 BB: 0 P: 11	R: 1 E: 0 K: 0 S: 11	H: 2 LOB: 1 BB: 0 P: 20	R: 0 E: 0 K: 1 S: 9	H: 0 LOB: 0 BB: 0 P: 12	R: 1 E: 1 K: 1 S: 11	H: 2 LOB: 2 BB: 1 P: 22	R: 0 E: 0 K: 0 S: 13	H: 1 LOB: 1 BB: 0 P: 22	R: 0 E: 0 K: 0 S: 9	H: 2 LOB: 2 BB: 1 P: 20	1B: 8 2B: 4 3B: 0 HR: 1	SF: 0 SAC: 1 DP: 0 HBP: 0	WP: 0 PB: 0 SB: 0 CS: 0	PA: 41
PITCHER	IP	WLS	BF	H	R	ER	SO	BB	IBB	HBP	BLK	WP	HR	S	P	ERA	WHIP					
Mike Hampton, L ERA: 6.47	6.0		27	8	3	3	2	1	0	0	0	0	0	64	100	4.50	1.500					
30 Jeff Bennett, R ERA: 4.32	0.2	H	4	1	1	0	1	1	0	0	0	0	0	6	14	0.00	3.000					
Will Ohman, L ERA: 3.2	0.0	B	1	1	0	0	0	0	0	0	0	0	0	3	5	∞	∞					
Julian Tavearez, R ERA: 4.82	1.1	L	5	1	0	0	0	0	0	0	0	0	0	15	25	0.00	0.750					
Vladimir Nunez, R ERA: 6.08	0.1	L	4	2	1	1	0	0	1	0	0	0	0	9	20	27.00	6.000					

Atlanta Braves @ New York Mets
Shea Stadium, Flushing, NY
Thu Aug 21 2008, 7:10 PM EDT
Att: 51,952 - Clear - 75 F

AB 37
R 5
H 13
RBI 4
BB 3
SO 3
LOB 15



Batter	1	2	3	4	5	6	7	8	9	AB	R	H	RBI	BB	SO	LOB	TOP			
Ty Wigginton, R OBP: 0.374, SLG: 0.541 (1, 7)										4	0	2	0	0	0	0				
Mark Loretta, R OBP: 0.347, SLG: 0.385 (1, 4)										3	0	1	0	1	0	2				
10 Miguel Tejada, R OBP: 0.318, SLG: 0.421 (1, 6)										4	0	1	0	0	1	3				
17 Lance Berkman, S OBP: 0.430, SLG: 0.594 (1, 3)										4	0	1	0	0	1	3				
27 Geoff Blum, S OBP: 0.273, SLG: 0.417 (1, 5)										4	0	1	0	0	0	2				
9 Hunter Pence, R OBP: 0.307, SLG: 0.433 (1, 9)										4	0	1	0	0	1	1				
2 Darin Erstad, L OBP: 0.327, SLG: 0.382 (1, 8)										4	0	1	0	0	1	1				
Brad Ausmus, R OBP: 0.307, SLG: 0.288 (9, PH)										3	0	0	0	0	0	3				
21 Michael Bourn, L OBP: 0.292, SLG: 0.395 (9, PH)										3	0	0	0	0	3	2				
44 Roy Oswalt, R OBP: 0.160, SLG: 0.160 David Newhan, L OBP: 0.245, SLG: 0.300 (9, PH)										1	0	0	0	0	0	0				
Inning Stats	R: 0 H: 1 E: 0 K: 1 S: 14	H: 1 LOB: 0 BB: 0 P: 20	R: 0 H: 2 E: 0 K: 1 S: 10	H: 2 LOB: 2 BB: 0 P: 17	R: 0 H: 1 E: 0 K: 1 S: 17	H: 1 LOB: 2 BB: 1 P: 25	R: 0 H: 0 E: 0 K: 0 S: 7	H: 0 LOB: 0 BB: 0 P: 9	R: 0 H: 2 E: 0 K: 1 S: 12	H: 2 LOB: 2 BB: 0 P: 14	R: 0 H: 1 E: 0 K: 1 S: 14	H: 1 LOB: 1 BB: 0 P: 19	R: 0 H: 1 E: 0 K: 1 S: 12	H: 1 LOB: 1 BB: 0 P: 17	R: 0 H: 0 E: 0 K: 1 S: 9	H: 0 LOB: 0 BB: 0 P: 11	1B: 6 2B: 2 3B: 0 HR: 0	SF: 0 SAC: 0 DP: 0 HBP: 0	WP: 0 PB: 0 SB: 0 CS: 0	PA: 36
PITCHER	IP	WLS	BF	H	R	ER	SO	BB	IBB	HBP	BLK	WP	HR	S	P	ERA	WHIP			
57 Johan Santana, L ERA: 2.64 Aaron Heilman, R ERA: 5.4 Luis Ayala, R ERA: 5.49	7.0	W	30	8	0	0	5	1	0	0	0	0	0	86	121	0.00	1.286			

Houston Astros @ New York Mets
Shea Stadium, Flushing, NY
Fri Aug 22 2008, 7:10 PM EDT
Att: 52,008 - Partly Cloudy - 74 F

AB 35
R 0
H 8
RBI 0
BB 1
SO 8
LOB 17



Batter	1	2	3	4	5	6	7	8	9	AB	R	H	RBI	BB	SO	LOB	BOTTOM			
7 José Reyes, S OBP: 0.359, SLG: 0.480 (1, 6)										4	1	1	0	0	0	0				
4 Argenis Reyes, S OBP: 0.297, SLG: 0.299 (1, 4)										2	0	0	0	0	0	0				
5 David Wright, R OBP: 0.387, SLG: 0.527 (1, 5)										3	0	1	1	0	0	0				
21 Carlos Delgado, L OBP: 0.346, SLG: 0.486 (1, 3)										3	0	0	0	0	1	1				
15 Carlos Beltrán, S OBP: 0.364, SLG: 0.459 (1, 8)										3	0	0	0	0	1	1				
28 Daniel Murphy, L OBP: 0.486, SLG: 0.580 Aaron Heilman, R Luis Ayala, R										3	0	0	0	0	1	0				
19 Ryan Church, L OBP: 0.369, SLG: 0.510 (1, 9)										3	1	1	0	0	0	0				
23 Brian Schneider, L OBP: 0.349, SLG: 0.340 (1, 2)										3	1	1	2	0	1	0				
57 Johan Santana, L OBP: 0.177, SLG: 0.203 Endy Chavez, L										2	0	0	0	0	2	0				
Inning Stats	R: 1 H: 2 E: 0 K: 2 S: 14	H: 2 LOB: 1 BB: 0 P: 21	R: 2 H: 2 E: 0 K: 1 S: 11	H: 2 LOB: 0 BB: 0 P: 16	R: 0 H: 0 E: 0 K: 0 S: 6	H: 0 LOB: 0 BB: 0 P: 7	R: 0 H: 0 E: 0 K: 0 S: 9	H: 0 LOB: 0 BB: 0 P: 12	R: 0 H: 0 E: 0 K: 2 S: 11	H: 0 LOB: 0 BB: 0 P: 14	R: 0 H: 0 E: 0 K: 0 S: 8	H: 0 LOB: 0 BB: 0 P: 9	R: 0 H: 0 E: 0 K: 1 S: 9	H: 0 LOB: 0 BB: 0 P: 14	R: 0 H: 0 E: 0 K: 0 S: 7	H: 0 LOB: 0 BB: 0 P: 9	1B: 3 2B: 0 3B: 0 HR: 1	SF: 0 SAC: 1 DP: 0 HBP: 0	WP: 1 PB: 0 SB: 0 CS: 0	PA: 28
PITCHER	IP	WLS	BF	H	R	ER	SO	BB	IBB	HBP	BLK	WP	HR	S	P	ERA	WHIP			
44 Roy Oswalt, R ERA: 4.23	8.0	L	28	4	3	3	6	0	0	0	0	1	1	75	102	3.38	0.500			

Houston Astros @ New York Mets
Shea Stadium, Flushing, NY
Fri Aug 22 2008, 7:10 PM EDT
Att: 52,008 - Partly Cloudy - 74 F

AB 27
R 3
H 4
RBI 3
BB 0
SO 6
LOB 2



Batter	1	2	3	4	5	6	7	8	9	AB	R	H	RBI	BB	SO	LOB	TOP			
2 Darin Erstad, L (1,7) OBP: 0.336, SLG: 0.398	L6			G6-4-3 1B		G5-3			G3 1B	4	0	2	0	0	0	0	Houston Astros @ New York Mets Shea Stadium, Flushing, NY Mon Aug 25 2008, 7:10 PM EDT Att: 49,791 - Cloudy - 76 F			
Ty Wiginton, R (1,5) OBP: 0.364, SLG: 0.526	G5-3			G6-4-3 1-2			K		G3	4	0	0	1	0	1	2				
10 Miguel Tejada, R (1,6) OBP: 0.317, SLG: 0.419	G1-3			K			G4-3		G5-3	4	0	0	0	0	1	1				
17 Lance Berkman, S (1,3)							F8			3	0	1	0	0	0	0				
27 Geoff Blum, S (1,4) OBP: 0.281, SLG: 0.426		G6-3				G4-3			G6-3 1B	3	0	2	0	0	0	1				
9 Hunter Pence, R (1,9) OBP: 0.300, SLG: 0.436		G4-3							FC1-6 21 G3-6-3 1B	3	0	0	0	0	0	2				
21 Michael Bourn, L (1,8) OBP: 0.281, SLG: 0.301				G6-3					G3-6-3	3	0	0	0	0	1	2				
55 Humberto Quintero, R (1,2) OBP: 0.250, SLG: 0.284				L4					G1-3	3	0	0	0	0	1	0				
38 Brian Moehler, R (1,1) OBP: 0.125, SLG: 0.056				K						2	0	0	0	0	0	2				
53 Wesley Wright, R (6,1)				K						0	0	0	0	0	0	0				
26 Doug Brocail, L (8,1) David Newhan, L (9,PH) OBP: 0.271, SLG: 0.393				K					G3 2B	1	1	1	0	0	0	0				
Inning Stats	R: 0 E: 0 K: 0 S: 6	H: 0 LOB: 0 BB: 0 P: 10	R: 0 E: 0 K: 0 S: 7	H: 1 LOB: 0 BB: 0 P: 11	R: 0 E: 0 K: 1 S: 7	H: 0 LOB: 0 BB: 0 P: 12	R: 0 E: 0 K: 1 S: 7	H: 1 LOB: 1 BB: 0 P: 15	R: 0 E: 0 K: 2 S: 9	H: 0 LOB: 0 BB: 0 P: 12	R: 0 E: 0 K: 1 S: 11	H: 0 LOB: 0 BB: 0 P: 17	R: 0 E: 0 K: 0 S: 5	H: 1 LOB: 0 BB: 0 P: 9	R: 1 E: 0 K: 0 S: 7	H: 2 LOB: 1 BB: 0 P: 12	1B: 4 2B: 2 3B: 0 HR: 0	SF: 0 SAC: 0 DP: 3 HBP: 0	WP: 0 PB: 0 SB: 0 CS: 0	PA: 30
PITCHER 34 Mike Pelfrey, R (1,1) ERA: 3.7	IP: 9.0 WLS: W BF: 30 H: 6 R: 1 ER: 1 SO: 6 BB: 0 IBB: 0 HBP: 0 BLK: 0 WP: 0 HR: 0 S: 68 P: 108 ERA: 1.00 WHIP: 0.667																			

AB	30
R	1
H	6
RBI	1
BB	0
SO	6
LOB	8



Batter	1	2	3	4	5	6	7	8	9	AB	R	H	RBI	BB	SO	LOB	BOTTOM			
7 José Reyes, S (1,6) OBP: 0.362, SLG: 0.487	21 HR 5 S 1B			G1-3						4	2	3	2	1	0	0	Houston Astros @ New York Mets Shea Stadium, Flushing, NY Mon Aug 25 2008, 7:10 PM EDT Att: 49,791 - Cloudy - 76 F			
1 Luis Castillo, S (1,4) OBP: 0.362, SLG: 0.325	K			G5-3						4	0	0	0	1	2	3				
5 David Wright, R (1,5) OBP: 0.389, SLG: 0.524	21 HR BB									2	2	1	0	2	0	2				
21 Carlos Delgado, L (1,3) OBP: 0.344, SLG: 0.493	HR			G3						4	2	2	6	0	0	1				
15 Carlos Beltrán, S (1,8) OBP: 0.364, SLG: 0.467	K									4	1	1	0	0	2	0				
19 Ryan Church, L (1,9) OBP: 0.372, SLG: 0.516	G5-3			G4-3						4	1	2	0	0	0	0				
28 Daniel Murphy, L (1,7) OBP: 0.433, SLG: 0.518				K2-3						3	0	0	1	0	3	1				
Endy Chavez, L (9,7) OBP: 0.312, SLG: 0.336										0	0	0	0	0	0	0				
23 Brian Schneider, L (1,2) OBP: 0.344, SLG: 0.346	L7			G4-3						4	0	0	0	0	0	2				
34 Mike Pelfrey, R (1,1) OBP: 0.157, SLG: 0.104	G5-3			G3						3	1	0	0	1	0	0				
Inning Stats	R: 3 E: 0 K: 2 S: 15	H: 2 LOB: 0 BB: 1 P: 24	R: 0 E: 0 K: 1 S: 9	H: 0 LOB: 0 BB: 0 P: 14	R: 0 E: 0 K: 1 S: 7	H: 1 LOB: 1 BB: 0 P: 10	R: 0 E: 0 K: 1 S: 7	H: 0 LOB: 0 BB: 0 P: 10	R: 0 E: 0 K: 0 S: 15	H: 1 LOB: 2 BB: 1 P: 23	R: 1 E: 0 K: 0 S: 9	H: 2 LOB: 1 BB: 0 P: 13	R: 3 E: 0 K: 1 S: 18	H: 1 LOB: 2 BB: 2 P: 32	R: 2 E: 0 K: 2 S: 14	H: 2 LOB: 1 BB: 1 P: 22	1B: 4 2B: 2 3B: 1 HR: 2	SF: 1 SAC: 0 DP: 0 HBP: 0	WP: 0 PB: 0 SB: 1 CS: 0	PA: 38
PITCHER 38 Brian Moehler, R (1,1) ERA: 3.99	IP: 5.1 WLS: L BF: 24 H: 4 R: 4 ER: 4 SO: 4 BB: 2 IBB: 0 HBP: 0 BLK: 0 WP: 0 HR: 1 S: 60 P: 91 ERA: 6.75 WHIP: 1.500																			
53 Wesley Wright, L (6,1) ERA: 4.58	IP: 1.2 WLS: 0 BF: 8 H: 1 R: 3 ER: 3 SO: 1 BB: 1 IBB: 0 HBP: 0 BLK: 0 WP: 0 HR: 0 S: 20 P: 35 ERA: 16.20 WHIP: 1.200																			
26 Doug Brocail, R (8,1) ERA: 4.37	IP: 1.0 WLS: 0 BF: 6 H: 2 R: 2 ER: 2 SO: 2 BB: 1 IBB: 0 HBP: 0 BLK: 0 WP: 0 HR: 0 S: 14 P: 22 ERA: 18.00 WHIP: 3.000																			

AB	32
R	9
H	9
RBI	9
BB	5
SO	7
LOB	9



Batter	1	2	3	4	5	6	7	8	9	AB	R	H	RBI	BB	SO	LOB	TOP			
7 José Reyes, S OBP: 0.365, SLG: 0.488										4	1	1	0	1	1	1				
1 Luis Castillo, S OBP: 0.361, SLG: 0.326										5	1	2	0	0	0	3				
5 David Wright, R OBP: 0.385, SLG: 0.515										5	1	2	0	0	2	5				
21 Carlos Delgado, L OBP: 0.349, SLG: 0.501										3	1	0	0	1	1	1				
15 Carlos Beltrán, S OBP: 0.366, SLG: 0.472										4	1	2	5	0	0	0				
19 Ryan Church, L OBP: 0.365, SLG: 0.496										3	0	0	0	0	1	4				
17 Fernando Tatis, R OBP: 0.362, SLG: 0.490										2	0	0	0	0	0	1				
28 Daniel Murphy, L OBP: 0.408, SLG: 0.492										4	0	1	0	0	1	0				
23 Brian Schneider, L OBP: 0.343, SLG: 0.344										3	0	1	0	0	1	0				
6 Nick Evans, R OBP: 0.321, SLG: 0.364										0	0	0	0	0	0	0				
Endy Chavez, L OBP: 0.310, SLG: 0.333										0	0	0	0	0	0	2				
Joe Smith, R										0	0	0	0	0	0	0				
Luis Ayala, R										0	0	0	0	0	0	0				
Oliver Pérez, L OBP: 0.184, SLG: 0.133										1	0	0	0	1	0	0				
Damon Easley, R OBP: 0.321, SLG: 0.369										0	0	0	0	1	0	0				
43 Brian Stokes, P OBP: 0.667, SLG: 0.667										0	0	0	0	0	0	0				
4 Robinson Cancel, R OBP: 0.250, SLG: 0.355										1	0	0	0	0	0	0				
Inning Stats	R: 1 E: 0 K: 1 S: 14	H: 2 LOB: 2 BB: 1 P: 26	R: 0 E: 0 K: 1 S: 11	H: 0 LOB: 1 BB: 1 P: 20	R: 0 E: 0 K: 1 S: 12	H: 2 LOB: 2 BB: 0 P: 18	R: 0 E: 0 K: 1 S: 7	H: 0 LOB: 0 BB: 0 P: 8	R: 0 E: 0 K: 0 S: 8	H: 0 LOB: 0 BB: 0 P: 11	R: 0 E: 0 K: 0 S: 6	H: 1 LOB: 3 BB: 2 P: 25	R: 0 E: 1 K: 1 S: 12	H: 1 LOB: 2 BB: 0 P: 17	R: 4 E: 0 K: 0 S: 11	H: 3 LOB: 0 BB: 0 P: 16	1B: 8 2B: 0 3B: 0 HR: 1	SF: 1 DP: 0 HBP: 1	WP: 0 PB: 0 SB: 2 CS: 0	PA: 42
PITCHER	IP WLS BF H R ER SO BB IBB HBP BLK WP HR S P ERA WHIP																			
41 Chris Volstad, R ERA: 3.2	6.1 0.2 H 3 0 0 0 1 1 0 0 0 0 0 0 0 0 65 104 1.42 1.263																			
Joe Nelson, R ERA: 1.95	7.1 0.2 H 4 1 0 0 1 0 0 0 0 0 0 0 0 0 7 14 0.00 1.500																			
Arthur Rhodes, L ERA: 2.22	8.1 0.1 H 1 0 0 0 0 0 0 0 0 0 0 0 0 0 4 5 0.00 0.000																			
22 Matt Lindstrom, R ERA: 3.5	9.1 1.0 L 7 3 4 4 0 0 0 0 1 0 0 1 11 16 36.00 3.000																			

New York Mets @ Florida Marlins
Dolphin Stadium, Miami, FL
Fri Aug 29 2008, 7:10 PM EDT
Att: 20,043 - Partly Cloudy - 87 F

AB 36
R 5
H 9
RBI 5
BB 4
SO 7
LOB 17



Batter	1	2	3	4	5	6	7	8	9	AB	R	H	RBI	BB	SO	LOB	BOTTOM					
2 Hanley Ramirez, R OBP: 0.392, SLG: 0.534										3	1	2	0	2	0	0						
Paul Lo Duca, R OBP: 0.305, SLG: 0.287										4	0	0	0	0	0	4						
22 Matt Lindstrom, R Kevin Gregg, R Mike Jacobs, L 4 Alfredo Martinez, S OBP: 0.284, SLG: 0.504										4	0	2	2	0	0	2						
3 Jorge Cantu, R OBP: 0.325, SLG: 0.464										4	0	2	2	0	0	2						
18 Wes Helms, R OBP: 0.299, SLG: 0.342										5	0	0	0	0	1	6						
Josh Willingham, R OBP: 0.368, SLG: 0.465										2	1	1	1	2	0	0						
12 Cody Ross, R OBP: 0.315, SLG: 0.501										4	0	1	0	0	2	2						
6 Dan Uggla, R OBP: 0.356, SLG: 0.533										2	0	0	0	2	0	0						
27 Jeremy Hermida, L OBP: 0.329, SLG: 0.420										4	1	1	0	0	1	3						
41 Chris Volstad, R OBP: 0.063, SLG: 0.063										2	1	0	0	0	1	0						
Joe Nelson, R										0	0	0	0	0	0	0						
Luis Gonzalez, L OBP: 0.335, SLG: 0.413										1	0	0	0	0	0	0						
Matt Treanor, R OBP: 0.300, SLG: 0.298										0	0	0	0	0	0	0						
21 John Baker, L OBP: 0.361, SLG: 0.438										1	0	0	0	0	1	1						
Inning Stats	R: 0 E: 0 K: 0 S: 11	H: 1 LOB: 1 BB: 0 P: 18	R: 1 E: 0 K: 2 S: 11	H: 1 LOB: 0 BB: 0 P: 16	R: 1 E: 0 K: 0 S: 14	H: 0 LOB: 1 BB: 1 P: 23	R: 0 E: 0 K: 0 S: 9	H: 0 LOB: 1 BB: 2 P: 21	R: 0 E: 0 K: 1 S: 9	H: 0 LOB: 1 BB: 1 P: 16	R: 0 E: 0 K: 1 S: 10	H: 1 LOB: 2 BB: 1 P: 19	R: 0 E: 0 K: 0 S: 9	H: 0 LOB: 0 BB: 0 P: 13	R: 0 E: 0 K: 1 S: 8	H: 1 LOB: 1 BB: 1 P: 16	R: 2 E: 0 K: 1 S: 21	H: 4 LOB: 3 BB: 0 P: 32	1B: 5 2B: 2 3B: 1 HR: 1	SF: 1 DP: 2 HBP: 0	WP: 1 PB: 0 SB: 0 CS: 0	PA: 40
PITCHER	IP WLS BF H R ER SO BB IBB HBP BLK WP HR S P ERA WHIP																					
Oliver Pérez, L ERA: 3.9	6.0 1.0 3 0 0 0 0 0 0 0 0 0 0 9 13 0.00 0.000																					
43 Brian Stokes, R ERA: 3.0	1.0 W 4 1 0 0 1 1 0 0 0 0 0 0 8 16 0.00 2.000																					
Joe Smith, R ERA: 3.93	9.1 1.0 S 7 4 2 2 1 0 0 0 0 0 0 0 21 32 18.00 4.000																					

New York Mets @ Florida Marlins
Dolphin Stadium, Miami, FL
Fri Aug 29 2008, 7:10 PM EDT
Att: 20,043 - Partly Cloudy - 87 F

AB 33
R 4
H 8
RBI 4
BB 6
SO 6
LOB 18



Batter	1	2	3	4	5	6	7	8	9	AB	R	H	RBI	BB	SO	LOB	TOP	
7 José Reyes, S OBP: 0.365, SLG: 0.490	G6-3		1B			G1-3			P6	4	1	1	0	1	0	1		
1 Luis Castillo, S OBP: 0.363, SLG: 0.328	5 HR	1B								4	1	2	1	0	2	1		
5 David Wright, R OBP: 0.384, SLG: 0.519	1-H	HR								4	1	1	2	0	1	1		
21 Carlos Delgado, L OBP: 0.346, SLG: 0.497	L9									4	0	0	0	0	1	1		
15 Carlos Beltrán, S OBP: 0.365, SLG: 0.470	G4-3									3	0	0	0	1	1	2		
19 Ryan Church, L OBP: 0.363, SLG: 0.489										3	0	0	0	1	3	1		
28 Daniel Murphy, L Endy Chavez, L OBP: 0.310, SLG: 0.333	F8									4	0	2	0	0	1	1		
23 Brian Schneider, L OBP: 0.343, SLG: 0.347	G4-3									3	0	1	0	0	0	0		
34 Mike Pelfrey, R 25 Pedro Feliciano, L Duane Sanchez, R 43 Brian Stokes, R Damon Easley, R Aaron Heilman, R										3	0	0	0	0	2	1		
Inning Stats	R: 2 H: 2 E: 0 K: 0 S: 14	H: 2 LOB: 0 BB: 0 P: 22	R: 0 H: 0 E: 0 K: 1 S: 6	H: 0 LOB: 0 BB: 0 P: 9	R: 1 H: 2 E: 1 K: 1 S: 16	H: 2 LOB: 2 BB: 0 P: 22	R: 0 H: 2 E: 0 K: 2 S: 13	H: 2 LOB: 1 BB: 0 P: 17	R: 0 H: 0 E: 0 K: 3 S: 14	H: 0 LOB: 0 BB: 1 P: 23	R: 0 H: 0 E: 0 K: 1 S: 7	H: 0 LOB: 1 BB: 1 P: 15	R: 0 H: 0 E: 0 K: 2 S: 11	H: 1 LOB: 1 BB: 0 P: 14	1B: 4 2B: 1 3B: 1 HR: 1	SF: 0 SAC: 1 DP: 0 HBP: 0	WP: 0 PB: 0 SB: 1 CS: 1	PA: 37
PITCHER	IP WLS BF H R ER SO BB IBB HBP BLK WP HR S P ERA WHIP																	
17 Ricky Nolasco, R ERA: 3.66	6.0	25	6	3	3	8	1	0	0	0	0	0	1	72	106	4.50	1.167	
20 Logan Kensing, R ERA: 3.75	7.1	1.0	4	0	0	1	1	0	0	0	0	0	0	7	15	0.00	1.000	
Mark Hendrickson, L ERA: 5.5	8.1	1.1	6	1	0	2	1	0	0	0	0	0	0	16	23	0.00	1.500	
22 Matt Lindstrom, R ERA: 3.45	9.1	0.2	W	2	0	0	0	0	0	0	0	0	0	6	9	0.00	0.000	

New York Mets @ Florida Marlins
Dolphin Stadium, Miami, FL
Sat Aug 30 2008, 7:10 PM EDT
Att: 28,830 - Cloudy - 82 F

AB 33
R 3
H 7
RBI 3
BB 3
SO 11
LOB 10

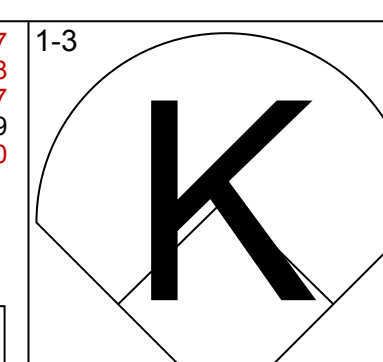
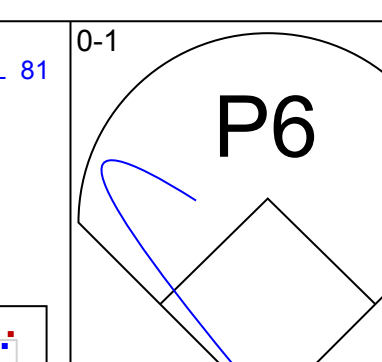
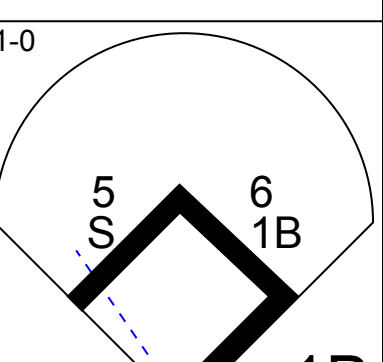
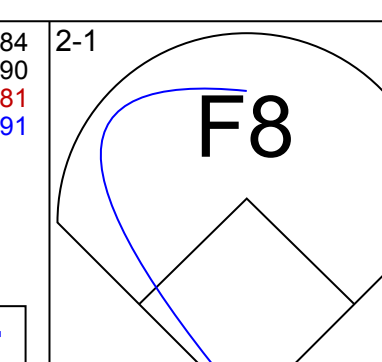
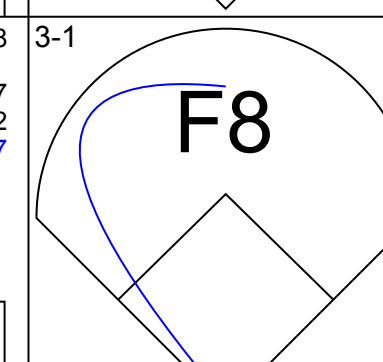
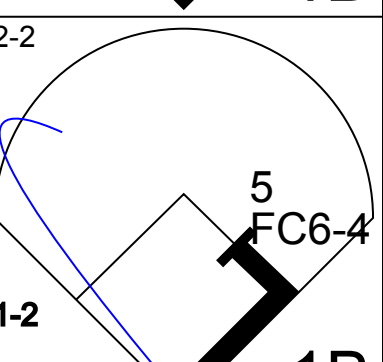
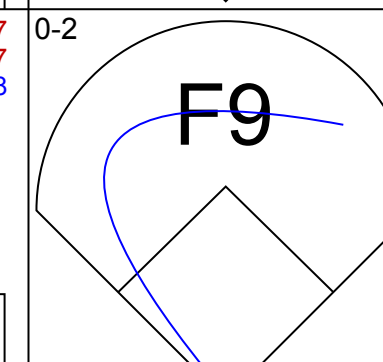
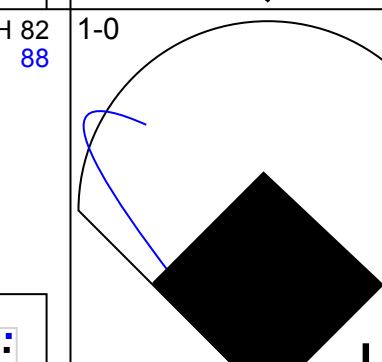
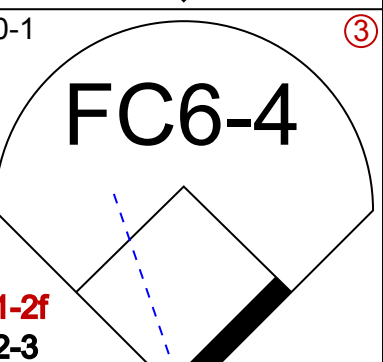

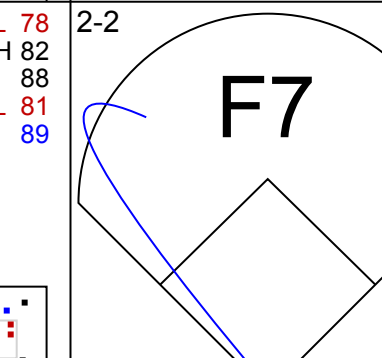

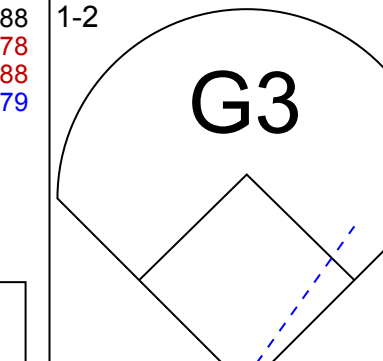

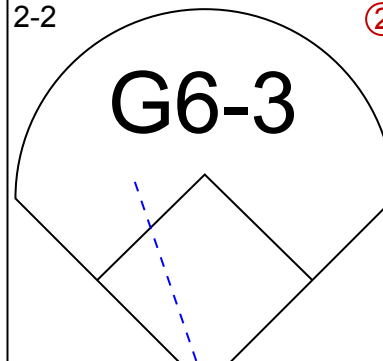

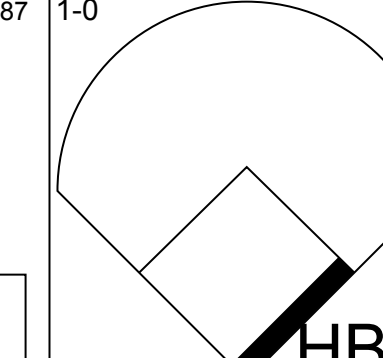
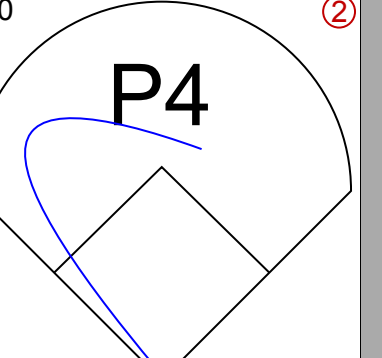
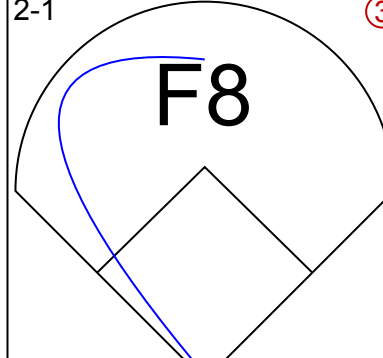
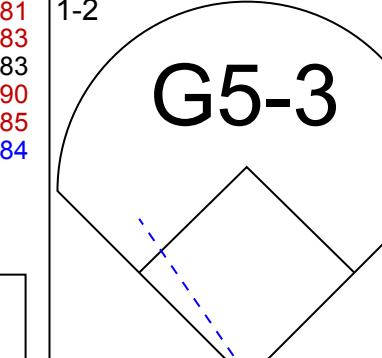
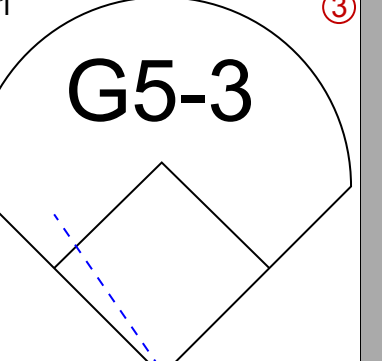


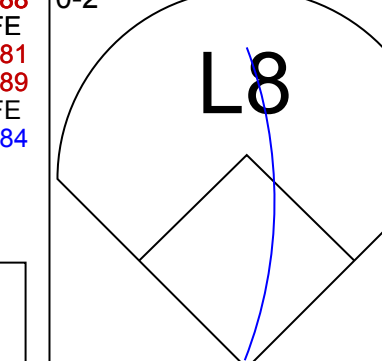


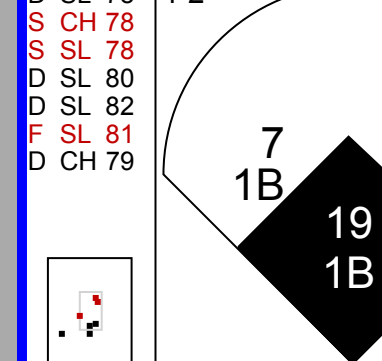
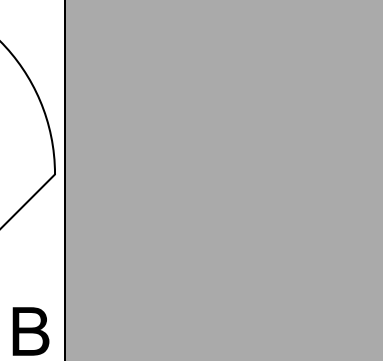
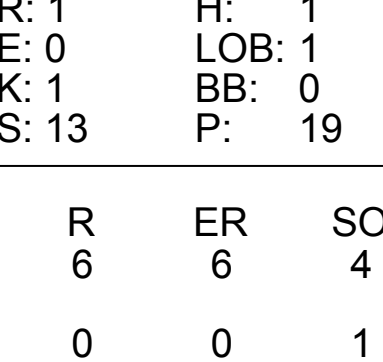
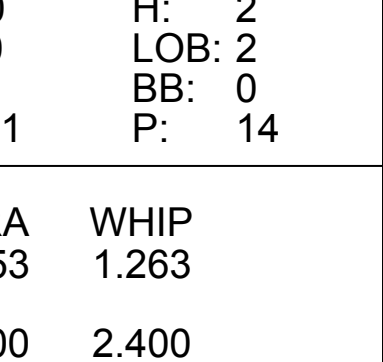

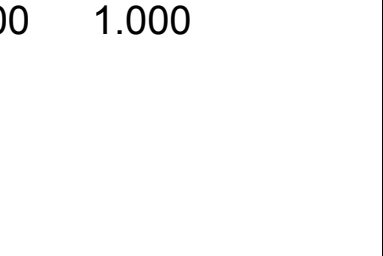




Batter	1	2	3	4	5	6	7	8	9	AB	R	H	RBI	BB	SO	LOB	BOTTOM					
2 Hanley Ramirez, R OBP: 0.392, SLG: 0.531			G3			G6-3				3	1	0	0	2	1	0						
27 Jeremy Hermida, L 18 Wes Helms, R Mark Hendrickson, L 4 Alfredo Amezaga, S	G6-3									3	0	0	0	0	0	0						
3 Jorge Cantu, R OBP: 0.329, SLG: 0.467										3	1	2	0	1	1	2						
Mike Jacobs, L OBP: 0.290, SLG: 0.514	G6-3									4	2	3	1	1	0	1						
Josh Willingham, R OBP: 0.368, SLG: 0.460	G6-3									3	0	0	1	2	1	2						
6 Dan Uggla, R OBP: 0.358, SLG: 0.532										3	0	1	2	1	1	2						
12 Cody Ross, R OBP: 0.317, SLG: 0.500										3	0	1	0	0	1	2						
21 John Baker, L OBP: 0.358, SLG: 0.431	PO									4	0	1	0	0	1	2						
47 Ricky Nolasco, R 20 Logan Kensing, R Luis Gonzalez, L 22 Matt Lindstrom, R										2	0	0	0	0	2	0						
Inning Stats	R: 0 H: 1 E: 0 K: 1 S: 10	H: 0 LOB: 0 BB: 0 P: 16	R: 0 H: 0 E: 0 K: 1 S: 9	H: 0 LOB: 0 BB: 0 P: 16	R: 0 H: 0 E: 0 K: 1 S: 8	H: 0 LOB: 0 BB: 0 P: 12	R: 0 H: 1 E: 0 K: 0 S: 10	H: 1 LOB: 2 BB: 0 P: 18	R: 0 H: 0 E: 0 K: 2 S: 8	H: 0 LOB: 0 BB: 0 P: 13	R: 2 H: 3 E: 0 K: 0 S: 13	H: 3 LOB: 2 BB: 1 P: 24	R: 0 H: 2 E: 0 K: 1 S: 15	H: 2 LOB: 1 BB: 1 P: 25	R: 1 H: 2 E: 0 K: 3 S: 17	H: 2 LOB: 1 BB: 1 P: 28	R: 1 H: 0 E: 0 K: 0 S: 6	H: 0 LOB: 3 BB: 4 P: 23	1B: 7 2B: 1 3B: 0 HR: 1	SF: 0 SAC: 1 DP: 1 HBP: 2	WP: 1 PB: 0 SB: 0 CS: 0	PA: 42
PITCHER	IP WLS BF H R ER SO BB IBB HBP BLK WP HR S P ERA WHIP																					
34 Mike Pelfrey, R ERA: 3.66	6.2	28	6	2	2	5	2	0	0	0	0	0	0	3	3	6.25	1.200					
25 Pedro Feliciano, L ERA: 3.54	0.0	1	1	0	0	0	0	0	0	0	0	0	0	3	3	0.00	0.000					
Duane Sanchez, R ERA: 4.33	0.2	B	4	1	1	2	1	0	0	0	0	1	12	22	13.50	3.000						
43 Brian Stokes, R ERA: 2.89	0.2	L	3	1	0	2	0	0	0	0	0	0	8	11	0.00	1.500						
Aaron Heilman, R ERA: 5.25	0.1	L	5	0	1	0	2	2	0	0	1	0	6	23	27.00	6.000						

New York Mets @ Florida Marlins
Dolphin Stadium, Miami, FL
Sat Aug 30 2008, 7:10 PM EDT
Att: 28,830 - Cloudy - 82 F

AB 31
R 4
H 9
RBI 4
BB 7
SO 9
LOB 14

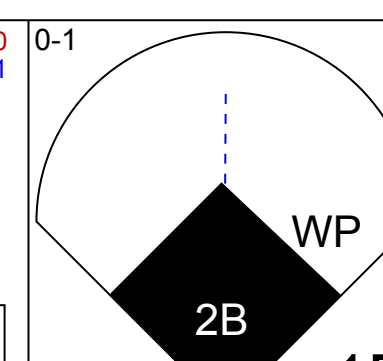
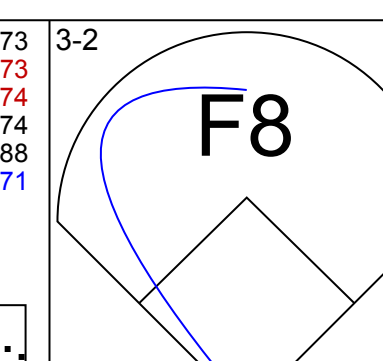
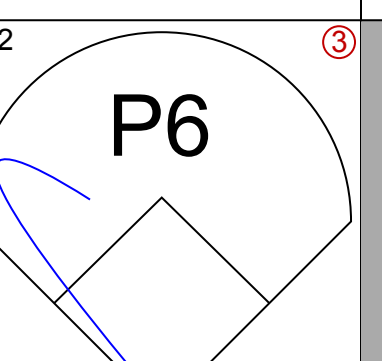
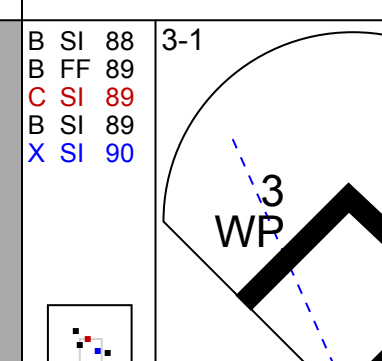
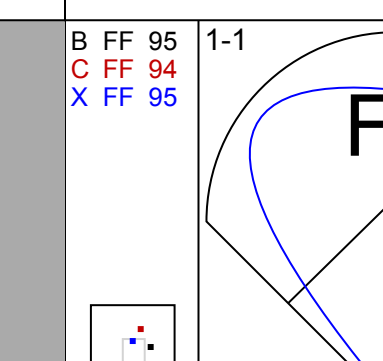
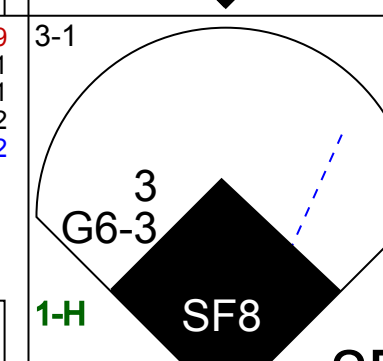
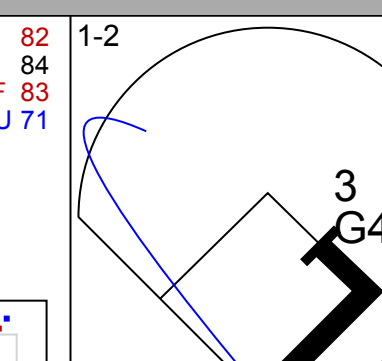

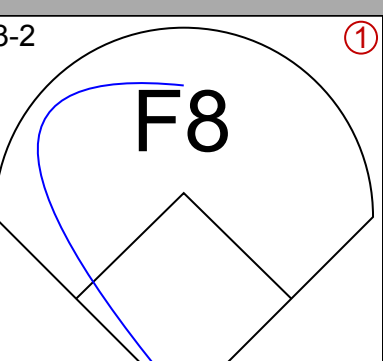
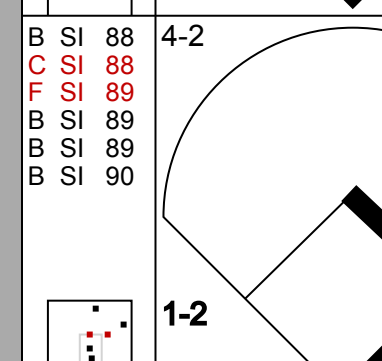
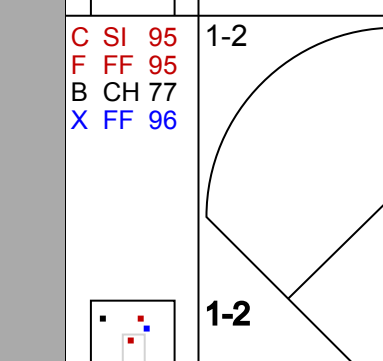
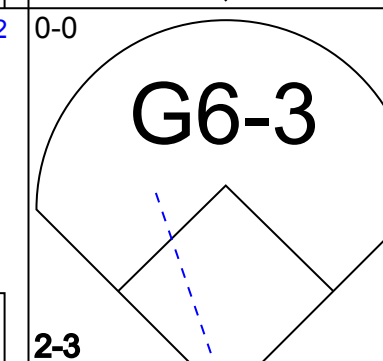
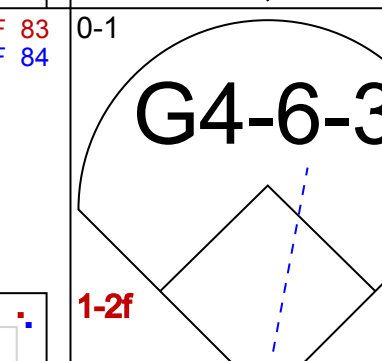
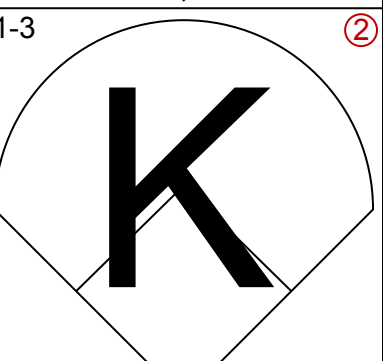
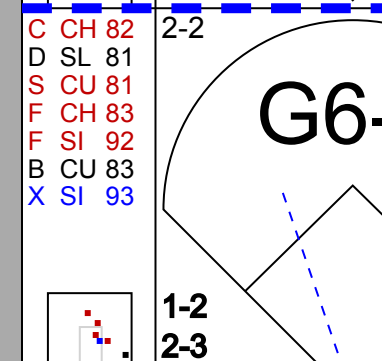
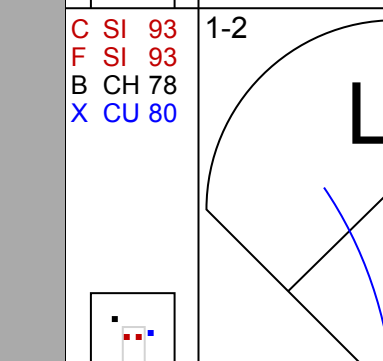
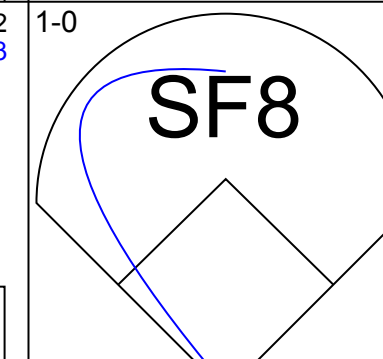
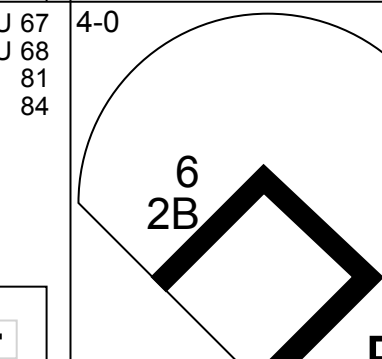
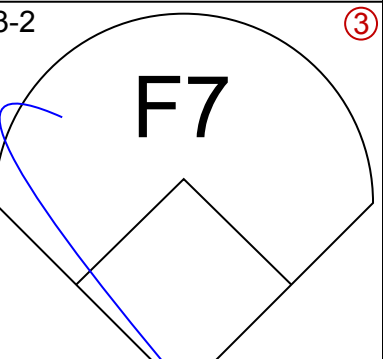
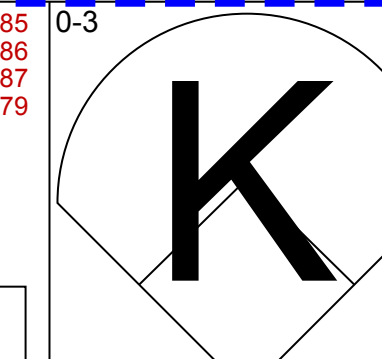
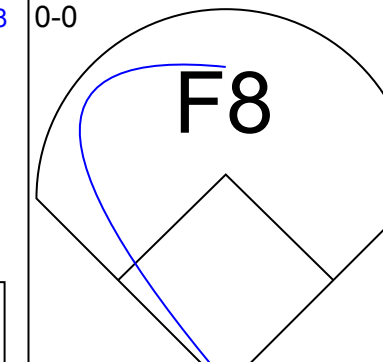
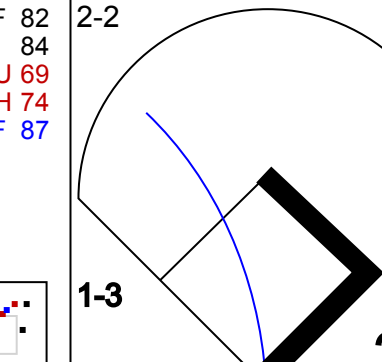
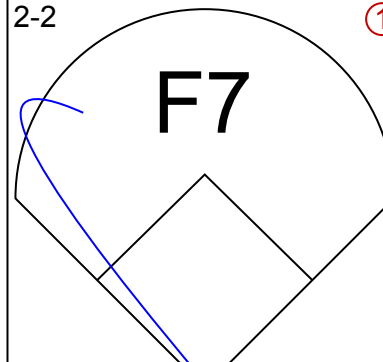
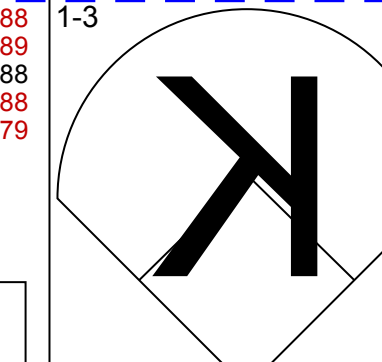
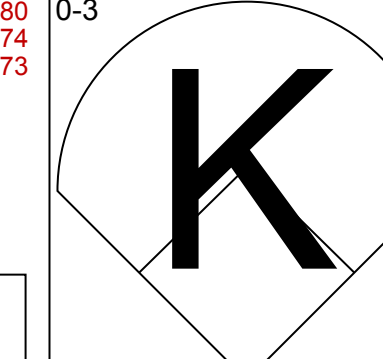
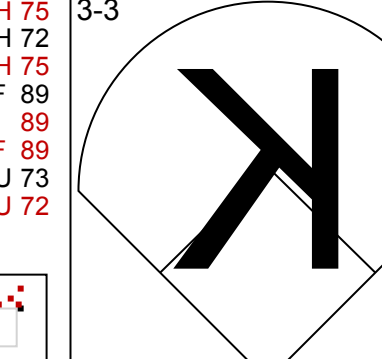
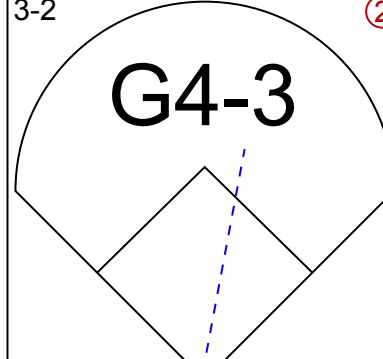
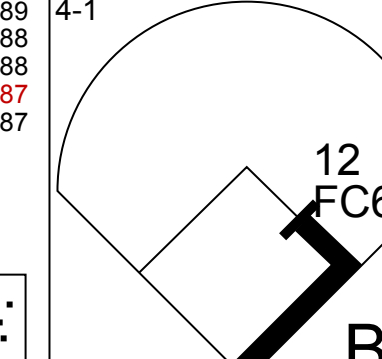
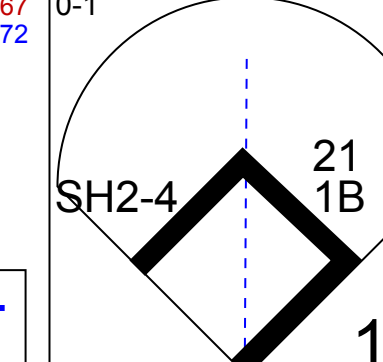
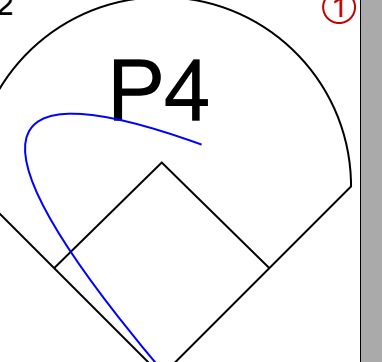
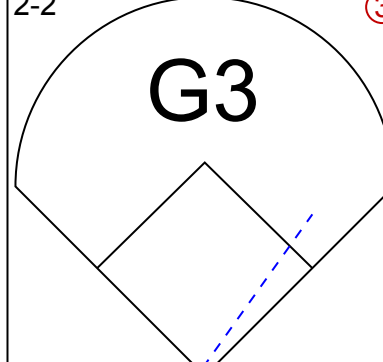
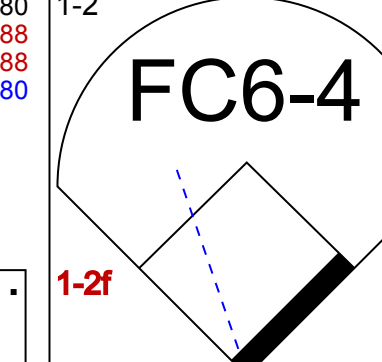
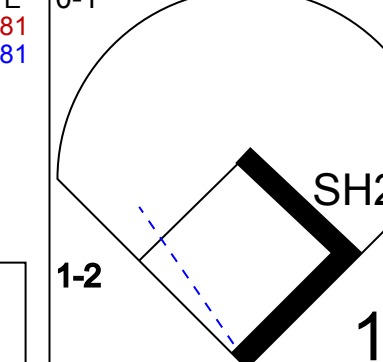
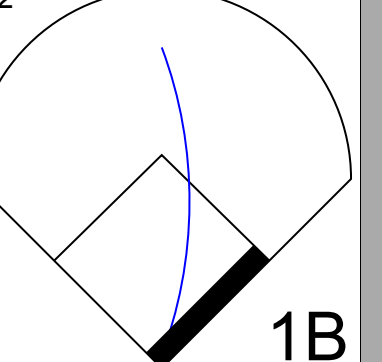

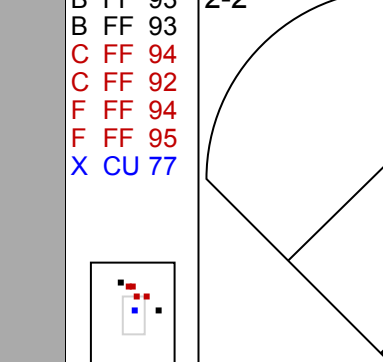
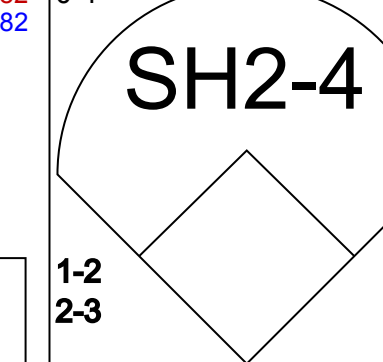

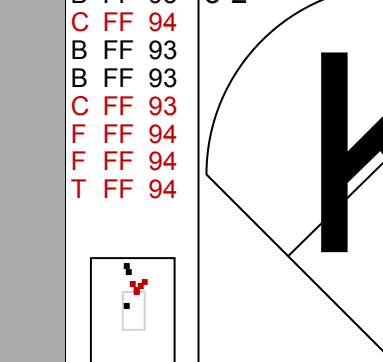


Batter	1	2	3	4	5	6	7	8	9	AB	R	H	RBI	BB	SO	LOB	TOP						
7 José Reyes, S OBP: 0.366, SLG: 0.489											5	1	2	1	0	1	2						
6 Nick Evans, R OBP: 0.305, SLG: 0.407																							
19 Ryan Church, L OBP: 0.364, SLG: 0.489																							
5 David Wright, R OBP: 0.386, SLG: 0.526																							
15 Carlos Beltrán, S OBP: 0.364, SLG: 0.474																							
21 Carlos Delgado, L OBP: 0.344, SLG: 0.493																							
17 Fernando Tatis, R OBP: 0.361, SLG: 0.483																							
25 Pedro Feliciano, L Joe Smith, R																							
43 Brian Stokes, R Damon Easley, R																							
4 Robinson Cancel, R																							
Pedro Martínez, R 28 Daniel Murphy, L Scott Schoeneweis, L Aaron Heilman, R Endy Chavez, L																							
Inning Stats	R: 0 E: 0 K: 1 S: 9	H: 0 LOB: 0 BB: 0 P: 13	R: 1 E: 0 K: 1 S: 13	H: 1 LOB: 1 BB: 0 P: 19	R: 2 E: 0 K: 1 S: 12	H: 2 LOB: 0 BB: 0 P: 21	R: 0 E: 0 K: 0 S: 6	H: 0 LOB: 0 BB: 0 P: 9	R: 0 E: 0 K: 1 S: 11	H: 2 LOB: 2 BB: 0 P: 14	R: 0 E: 0 K: 0 S: 8	H: 0 LOB: 0 BB: 0 P: 13	R: 3 E: 0 K: 1 S: 16	H: 4 LOB: 2 BB: 1 P: 24	R: 0 E: 0 K: 0 S: 14	H: 2 LOB: 2 BB: 0 P: 18	R: 0 E: 0 K: 1 S: 7	H: 1 LOB: 0 BB: 0 P: 11	1B: 9 2B: 0 3B: 0 HR: 3	SF: 1 SAC: 1 DP: 1 HBP: 1	WP: 0 PB: 0 SB: 1 CS: 0	PA: 40	
PITCHER	IP WLS BF H R ER SO BB IBB HBP BLK WP HR S P ERA WHIP	IP WLS BF H R ER SO BB IBB HBP BLK WP HR S P ERA WHIP	IP WLS BF H R ER SO BB IBB HBP BLK WP HR S P ERA WHIP	IP WLS BF H R ER SO BB IBB HBP BLK WP HR S P ERA WHIP	IP WLS BF H R ER SO BB IBB HBP BLK WP HR S P ERA WHIP	IP WLS BF H R ER SO BB IBB HBP BLK WP HR S P ERA WHIP	IP WLS BF H R ER SO BB IBB HBP BLK WP HR S P ERA WHIP	IP WLS BF H R ER SO BB IBB HBP BLK WP HR S P ERA WHIP	IP WLS BF H R ER SO BB IBB HBP BLK WP HR S P ERA WHIP	IP WLS BF H R ER SO BB IBB HBP BLK WP HR S P ERA WHIP	IP WLS BF H R ER SO BB IBB HBP BLK WP HR S P ERA WHIP	IP WLS BF H R ER SO BB IBB HBP BLK WP HR S P ERA WHIP	IP WLS BF H R ER SO BB IBB HBP BLK WP HR S P ERA WHIP	IP WLS BF H R ER SO BB IBB HBP BLK WP HR S P ERA WHIP	IP WLS BF H R ER SO BB IBB HBP BLK WP HR S P ERA WHIP	IP WLS BF H R ER SO BB IBB HBP BLK WP HR S P ERA WHIP	IP WLS BF H R ER SO BB IBB HBP BLK WP HR S P ERA WHIP	IP WLS BF H R ER SO BB IBB HBP BLK WP HR S P ERA WHIP	IP WLS BF H R ER SO BB IBB HBP BLK WP HR S P ERA WHIP	IP WLS BF H R ER SO BB IBB HBP BLK WP HR S P ERA WHIP	IP WLS BF H R ER SO BB IBB HBP BLK WP HR S P ERA WHIP	IP WLS BF H R ER SO BB IBB HBP BLK WP HR S P ERA WHIP	IP WLS BF H R ER SO BB IBB HBP BLK WP HR S P ERA WHIP
Scott Olsen, L ERA: 4.35	6.1	L	28	7	6	6	4	1	0	0	1	0	0	0	0	0	3	68	104	8.53	1.263		
Doug Waechter, R ERA: 3.35	1.2		9	4	0	0	1	0	0	0	0	0	0	0	0	0	21	27	0.00	2.400			
Joe Nelson, R ERA: 1.82	1.0		3	1	0	0	1	0	0	0	0	0	0	0	0	7	11	0.00	1.000				

New York Mets @ Florida Marlins
Dolphin Stadium, Miami, FL
Sun Aug 31 2008, 1:10 PM EDT
Att: 16,123 - Overcast - 80 F

AB 36
R 6
H 12
RBI 6
BB 1
SO 6
LOB 10



Batter	1	2	3	4	5	6	7	8	9	AB	R	H	RBI	BB	SO	LOB	BOTTOM						
2 Hanley Ramirez, R OBP: 0.392, SLG: 0.530																							
Luis Gonzalez, L OBP: 0.340, SLG: 0.418																							
3 Jorge Cantu, R OBP: 0.326, SLG: 0.463																							
Mike Jacobs, L OBP: 0.290, SLG: 0.511																							
6 Dan Uggla, R OBP: 0.357, SLG: 0.532																							
27 Jeremy Hermida, L OBP: 0.325, SLG: 0.414																							
Doug Waechter, R OBP: 0.167, SLG: 0.167																							
Paul Lo Duca, R OBP: 0.314, SLG: 0.287																							
Joe Nelson, R																							
12 Cody Ross, R OBP: 0.316, SLG: 0.497																							
21 John Baker, L OBP: 0.369, SLG: 0.442																							
Scott Olsen, L OBP: 0.204, SLG: 0.157																							
4 Alfredo Amezaga, S OBP: 0.307, SLG: 0.341																							
Inning Stats	R: 2 E: 0 K: 0 S: 7	H: 2 LOB: 0 BB: 0 P: 11	R: 0 E: 0 K: 1 S: 12	H: 2 LOB: 2 BB: 0 P: 15	R: 0 E: 0 K: 1 S: 13	H: 2 LOB: 1 BB: 1 P: 23	R: 0 E: 0 K: 1 S: 14	H: 1 LOB: 0 BB: 0 P: 20	R: 0 E: 0 K: 0 S: 9	H: 0 LOB: 0 BB: 0 P: 16	R: 0 E: 0 K: 0 S: 9	H: 0 LOB: 0 BB: 0 P: 16	R: 0 E: 0 K: 0 S: 18	H: 1 LOB: 2 BB: 1 P: 30	R: 0 E: 0 K: 2 S: 12	H: 0 LOB: 1 BB: 1 P: 18	R: 0 E: 0 K: 1 S: 18	H: 2 LOB: 2 BB: 0 P: 26	1B: 8 2B: 2 3B: 0 HR: 0	SF: 1 SAC: 1 DP: 1 HBP: 0	WP: 2 PB: 0 SB: 0 CS: 0	PA: 39	
PITCHER	IP WLS BF H R ER SO BB IBB HBP BLK WP HR S P ERA WHIP	IP WLS BF H R ER SO BB IBB HBP BLK WP HR S P ERA WHIP	IP WLS BF H R ER SO BB IBB HBP BLK WP HR S P ERA WHIP	IP WLS BF H R ER SO BB IBB HBP BLK WP HR S P ERA WHIP	IP WLS BF H R ER SO BB IBB HBP BLK WP HR S P ERA WHIP	IP WLS BF H R ER SO BB IBB HBP BLK WP HR S P ERA WHIP	IP WLS BF H R ER SO BB IBB HBP BLK WP HR S P ERA WHIP	IP WLS BF H R ER SO BB IBB HBP BLK WP HR S P ERA WHIP	IP WLS BF H R ER SO BB IBB HBP BLK WP HR S P ERA WHIP	IP WLS BF H R ER SO BB IBB HBP BLK WP HR S P ERA WHIP	IP WLS BF H R ER SO BB IBB HBP BLK WP HR S P ERA WHIP	IP WLS BF H R ER SO BB IBB HBP BLK WP HR S P ERA WHIP	IP WLS BF H R ER SO BB IBB HBP BLK WP HR S P ERA WHIP	IP WLS BF H R ER SO BB IBB HBP BLK WP HR S P ERA WHIP	IP WLS BF H R ER SO BB IBB HBP BLK WP HR S P ERA WHIP	IP WLS BF H R ER SO BB IBB HBP BLK WP HR S P ERA WHIP	IP WLS BF H R ER SO BB IBB HBP BLK WP HR S P ERA WHIP	IP WLS BF H R ER SO BB IBB HBP BLK WP HR S P ERA WHIP	IP WLS BF H R ER SO BB IBB HBP BLK WP HR S P ERA WHIP	IP WLS BF H R ER SO BB IBB HBP BLK WP HR S P ERA WHIP	IP WLS BF H R ER SO BB IBB HBP BLK WP HR S P ERA WHIP	IP WLS BF H R ER SO BB IBB HBP BLK WP HR S P ERA WHIP	IP WLS BF H R ER SO BB IBB HBP BLK WP HR S P ERA WHIP
Pedro Martínez, R ERA: 5.07	6.0	W	25	7	2	2	4	1	0	0	0	0	0	0	0	0	13	23	0.00	3.000			
Scott Schoeneweis, L ERA: 3.06	0.2		4	1	0	0	0	0	0	0	0	0	0	0	0	0	5	7	0.00	0.000			
Aaron Heilman, R ERA: 5.23	0.1	H	1	0	0	0	0	0	0	0	0	0	0	0	0	0	4	4	0.00	0.000			
25 Pedro Feliciano, L ERA: 3.91	0.1		1	0	0	0	1	0	0	0	0	0	0	0	0	0	8	14	0.00	1.500			
Joe Smith, R ERA: 3.86	0.2		3	0	0	0	1	0	0	0	0	0	0	0	0	0	0	0	0.00	2.000			

New York Mets @ Florida Marlins
Dolphin Stadium, Miami, FL
Sun Aug 31 2008, 1:10 PM EDT
Att: 16,123 - Overcast - 80 F

AB 34
R 2
H 10
RBI 2
BB 3
SO 7
LOB 15



Batter	1	2	3	4	5	6	7	8	9	AB	R	H	RBI	BB	SO	LOB	TOP							
7 José Reyes, S OBP: 0.367, SLG: 0.491										4	0	2	0	1	0	2	New York Mets @ Milwaukee Brewers Miller Park, Milwaukee, WI Mon Sep 01 2008, 1:05 PM CDT Att: 41,476 - Sunny - 83 F							
28 Daniel Murphy, L OBP: 0.430, SLG: 0.507										4	1	2	0	1	0	1								
5 David Wright, R OBP: 0.383, SLG: 0.521										5	0	0	0	0	2	5								
21 Carlos Delgado, L OBP: 0.345, SLG: 0.499										4	1	2	2	0	0	2								
15 Carlos Beltrán, S OBP: 0.365, SLG: 0.476										4	2	2	0	0	0	1								
Endy Chavez, L OBP: 0.312, SLG: 0.336										0	0	0	0	0	0	0								
19 Ryan Church, L OBP: 0.362, SLG: 0.489										4	0	1	1	0	0	2								
Damion Easley, R OBP: 0.322, SLG: 0.366										3	0	0	0	1	0	2								
23 Brian Schneider, L OBP: 0.340, SLG: 0.345										2	0	0	0	0	0	2								
6 Nick Evans, R OBP: 0.285, SLG: 0.294										0	0	0	0	0	0	0								
9 Marlon Anderson, L OBP: 0.265, SLG: 0.294										0	0	0	0	1	0	0								
4 Robinson Cancel, R OBP: 0.222, SLG: 0.314										1	0	0	0	0	0	1								
57 Johan Santana, L OBP: 0.167, SLG: 0.195										2	0	0	0	0	1	0								
17 Fernando Lirio, R OBP: 0.265, SLG: 0.260										0	0	0	0	0	0	0								
Nelson Figueroa, R OBP: 0.214, SLG: 0.260										0	0	0	0	0	0	0								
25 Pedro Feliciano, L OBP: 0.214, SLG: 0.260										0	0	0	0	0	0	0								
Joe Smith, R ERA: 4.61										0	0	0	0	0	0	0								
1 Luis Castillo, S ERA: 3.27										1	0	0	0	0	1	0								
Luis Ayala, R ERA: 5.48										0	0	0	0	0	0	0								
Inning Stats	R: 0 E: 0 K: 0 S: 5	H: 1 LOB: 0 BB: 0 P: 8	R: 0 E: 0 K: 0 S: 8	H: 1 LOB: 2 BB: 1 P: 19	R: 0 E: 0 K: 0 S: 4	H: 0 LOB: 0 BB: 0 P: 5	R: 0 E: 0 K: 0 S: 8	H: 0 LOB: 0 BB: 0 P: 12	R: 0 E: 0 K: 0 S: 6	H: 0 LOB: 0 BB: 0 P: 10	R: 0 E: 0 K: 2 S: 16	H: 1 LOB: 2 BB: 1 P: 27	R: 1 E: 0 K: 0 S: 13	H: 1 LOB: 2 BB: 2 P: 26	R: 3 E: 0 K: 1 S: 18	H: 4 LOB: 1 BB: 0 P: 25	R: 0 E: 0 K: 1 S: 9	H: 1 LOB: 1 BB: 1 P: 17	1B: 4 2B: 4 3B: 0 HR: 1	SF: 0 SAC: 0 DP: 0 HBP: 0	WP: 1 PB: 0 SB: 0 CS: 1	PA: 39		
PITCHER	IP WLS BF H R ER SO BB IBB HBP BLK WP HR S P ERA WHIP	IP WLS BF H R ER SO BB IBB HBP BLK WP HR S P ERA WHIP	IP WLS BF H R ER SO BB IBB HBP BLK WP HR S P ERA WHIP	IP WLS BF H R ER SO BB IBB HBP BLK WP HR S P ERA WHIP	IP WLS BF H R ER SO BB IBB HBP BLK WP HR S P ERA WHIP	IP WLS BF H R ER SO BB IBB HBP BLK WP HR S P ERA WHIP	IP WLS BF H R ER SO BB IBB HBP BLK WP HR S P ERA WHIP	IP WLS BF H R ER SO BB IBB HBP BLK WP HR S P ERA WHIP	IP WLS BF H R ER SO BB IBB HBP BLK WP HR S P ERA WHIP	IP WLS BF H R ER SO BB IBB HBP BLK WP HR S P ERA WHIP	IP WLS BF H R ER SO BB IBB HBP BLK WP HR S P ERA WHIP	IP WLS BF H R ER SO BB IBB HBP BLK WP HR S P ERA WHIP	IP WLS BF H R ER SO BB IBB HBP BLK WP HR S P ERA WHIP	IP WLS BF H R ER SO BB IBB HBP BLK WP HR S P ERA WHIP	IP WLS BF H R ER SO BB IBB HBP BLK WP HR S P ERA WHIP	IP WLS BF H R ER SO BB IBB HBP BLK WP HR S P ERA WHIP	IP WLS BF H R ER SO BB IBB HBP BLK WP HR S P ERA WHIP	IP WLS BF H R ER SO BB IBB HBP BLK WP HR S P ERA WHIP	IP WLS BF H R ER SO BB IBB HBP BLK WP HR S P ERA WHIP	IP WLS BF H R ER SO BB IBB HBP BLK WP HR S P ERA WHIP	IP WLS BF H R ER SO BB IBB HBP BLK WP HR S P ERA WHIP	IP WLS BF H R ER SO BB IBB HBP BLK WP HR S P ERA WHIP	IP WLS BF H R ER SO BB IBB HBP BLK WP HR S P ERA WHIP	IP WLS BF H R ER SO BB IBB HBP BLK WP HR S P ERA WHIP
15 Ben Sheets, R ERA: 2.97	5.0	17	2	0	0	0	1	0	0	0	0	0	0	31	54	0.00	0.600	Eric Gagne, R ERA: 6.81 Guillermo Mota, R ERA: 4.34						
12 Carlos Villanueva, R ERA: 4.32	0.2	4	1	0	0	2	1	0	0	0	0	0	14	24	0.00	3.000								
Brian Shouse, L ERA: 2.47	1.0	4	1	1	1	0	0	0	0	0	0	0	9	12	9.00	1.000								
54 David Riske, R ERA: 4.61	0.0	2	0	0	0	0	2	0	0	0	0	0	1	9	-	-								
57 Mitch Stetter, L ERA: 2.74	0.1	1	0	0	0	0	0	0	0	0	1	0	5	8	0.00	0.000								

Batter	1	2	3	4	5	6	7	8	9	AB	R	H	RBI	BB	SO	LOB	BOTTOM							
23 Rickie Weeks Jr., R OBP: 0.331, SLG: 0.379										3	0	0	0	1	1	0	New York Mets @ Milwaukee Brewers Miller Park, Milwaukee, WI Mon Sep 01 2008, 1:05 PM CDT Att: 41,476 - Sunny - 83 F							
7 J.J. Hardy, R OBP: 0.351, SLG: 0.486										4	1	1	0	0	1	1								
8 Ryan Braun, R OBP: 0.344, SLG: 0.597										4	0	3	1	0	1	1								
28 Prince Fielder, L OBP: 0.366, SLG: 0.487										4	1	1	0	0	2	3								
1 Corey Hart, R OBP: 0.322, SLG: 0.500										4	0	2	0	0	1	2								
25 Mike Cameron, R OBP: 0.347, SLG: 0.531										3	0	0	0	0	2	2								
2 Bill Hall, R OBP: 0.296, SLG: 0.410										3	0	0	0	0	3	2								
Ray Durham, S OBP: 0.375, SLG: 0.413										1	0	0	0	0	0	0								
18 Jason Kendall, R OBP: 0.333, SLG: 0.328										4	0	1	0	0	1	2								
15 Ben Sheets, R ERA: 2.97										1	0	0	0	0	0	1								
27 Joe Dillon, R ERA: 2.71										0	0	0	0	0	0	0								
12 Carlos Villanueva, R ERA: 4.32										0	0	0	0	0	0	0								
Brian Shouse, L ERA: 2.47										0	0	0	0	0	0	0								
54 David Riske, R ERA: 4.61										0	0	0	0	0	0	0								
57 Mitch Stetter, L ERA: 2.74										0	0	0	0	0	0	0								
Inning Stats	R: 1 E: 0 K: 1 S: 12	H: 2 LOB: 1 BB: 0 P: 19	R: 0 E: 0 K: 3 S: 10	H: 1 LOB: 0 BB: 0 P: 12	R: 0 E: 0 K: 1 S: 9	H: 1 LOB: 1 BB: 0 P: 15	R: 0 E: 0 K: 1 S: 11	H: 1 LOB: 1 BB: 0 P: 15	R: 0 E: 0 K: 3 S: 13	H: 0 LOB: 1 BB: 1 P: 24	R: 1 E: 0 K: 1 S: 14	H: 2 LOB: 1 BB: 0 P: 20	R: 0 E: 0 K: 1 S: 7	H: 0 LOB: 0 BB: 0 P: 12	R: 0 E: 0 K: 3 S: 11	H: 1 LOB: 0 BB: 0 P: 19	R: 0 E: 0 K: 1 S: 8	H: 0 LOB: 0 BB: 0 P: 9	1B: 5 2B: 2 3B: 1 HR: 0	SF: 0 SAC: 1 DP: 0 HBP: 0	WP: 0 PB: 0 SB: 1 CS: 0	PA: 36		
PITCHER	IP WLS BF H R ER SO BB IBB HBP BLK WP HR S P ERA WHIP	IP WLS BF H R ER SO BB IBB HBP BLK WP HR S P ERA WHIP	IP WLS BF H R ER SO BB IBB HBP BLK WP HR S P ERA WHIP	IP WLS BF H R ER SO BB IBB HBP BLK WP HR S P ERA WHIP	IP WLS BF H R ER SO BB IBB HBP BLK WP HR S P ERA WHIP	IP WLS BF H R ER SO BB IBB HBP BLK WP HR S P ERA WHIP	IP WLS BF H R ER SO BB IBB HBP BLK WP HR S P ERA WHIP	IP WLS BF H R ER SO BB IBB HBP BLK WP HR S P ERA WHIP	IP WLS BF H R ER SO BB IBB HBP BLK WP HR S P ERA WHIP	IP WLS BF H R ER SO BB IBB HBP BLK WP HR S P ERA WHIP	IP WLS BF H R ER SO BB IBB HBP BLK WP HR S P ERA WHIP	IP WLS BF H R ER SO BB IBB HBP BLK WP HR S P ERA WHIP	IP WLS BF H R ER SO BB IBB HBP BLK WP HR S P ERA WHIP	IP WLS BF H R ER SO BB IBB HBP BLK WP HR S P ERA WHIP	IP WLS BF H R ER SO BB IBB HBP BLK WP HR S P ERA WHIP	IP WLS BF H R ER SO BB IBB HBP BLK WP HR S P ERA WHIP	IP WLS BF H R ER SO BB IBB HBP BLK WP HR S P ERA WHIP	IP WLS BF H R ER SO BB IBB HBP BLK WP HR S P ERA WHIP	IP WLS BF H R ER SO BB IBB HBP BLK WP HR S P ERA WHIP	IP WLS BF H R ER SO BB IBB HBP BLK WP HR S P ERA WHIP	IP WLS BF H R ER SO BB IBB HBP BLK WP HR S P ERA WHIP	IP WLS BF H R ER SO BB IBB HBP BLK WP HR S P ERA WHIP	IP WLS BF H R ER SO BB IBB HBP BLK WP HR S P ERA WHIP	IP WLS BF H R ER SO BB IBB HBP BLK WP HR S P ERA WHIP
57 Johan Santana, L ERA: 2.71	6.0	26	7	2	0	10	1	0	0	0	0	0	0	69	105	0.00	1.333	Nelson Figueroa, R ERA: 4.59 Pedro Feliciano, L ERA: 3.88 Joe Smith, R ERA: 3.83 Luis Ayala, R ERA: 5.48						
Nelson Figueroa, R ERA: 4.59	1.0	4	1	0	0	1	0	0	0	0	0	0	9	17	0.00	1.000								
25 Pedro Feliciano, L ERA: 3.88	0.1	1	0	0	0	1	0	0	0	0	0	0	3	5	0.00	0.000								
Joe Smith, R ERA: 3.83	0.2	2	0	0	0	2	0	0	0	0	0	0	6	9	0.00	0.000								
Luis Ayala, R ERA: 5.48	1.0	3	0	0	0	1	0	0	0	0	0	0	8	9	0.00	0.000								

livebaseballscorecards.com

AB 34
R 4
H 9
RBI 3
BB 5
SO 4
LOB 18

livebaseballscorecards.com

AB 34
R 2
H 8
RBI 1
BB 1
SO 15
LOB 14

Batter	1	2	3	4	5	6	7	8	9	10	AB	R	H	RBI	BB	SO	LOB	TOP				
7 José Reyes, S OBP: 0.365, SLG: 0.487	(1,6) K		F9	CS	L7		G6-3			SH	4	0	0	0	0	1	1	New York Mets @ Milwaukee Brewers Miller Park, Milwaukee, WI Tue Sep 02 2008, 7:05 PM CDT Att: 36,587 - Partly Cloudy - 85 F				
6 Nick Evans, R OBP: 0.294, SLG: 0.389 Endy Chavez, L OBP: 0.311, SLG: 0.336	(1,7) K		E6		G5-3		G3			SF9	4	1	0	0	0	1	1					
5 David Wright, R OBP: 0.361, SLG: 0.518	(1,5) G6-3				K					G5-4-3	5	1	1	0	0	1	1					
15 Carlos Beltrán, S OBP: 0.368, SLG: 0.483											3	2	2	3	1	0	0					
21 Carlos Delgado, L OBP: 0.346, SLG: 0.486											3	1	1	0	1	0	0					
17 Fernando Tatis, R OBP: 0.311, SLG: 0.484											4	0	1	1	0	1	2					
Damon Easley, R OBP: 0.318, SLG: 0.361											4	0	0	1	0	0	2					
4 Robinson Cancel, R OBP: 0.231, SLG: 0.316 19 Ryan Church, L OBP: 0.361, SLG: 0.487 23 Brian Schneider, L OBP: 0.340, SLG: 0.345											3	0	1	0	0	1	1					
46 Jonathan Niese, L Nelson Figueroa, R Duaner Sanchez, R Arángel Sánchez, S 43 Brian Stokes, R 26 Pedro Feliciano, L Joe Smith, R 25 Gabe Kapler, R Luis Ayala, R											2	0	0	0	0	0	0					
Inning Stats	R: 0 E: 0 K: 2 S: 9	H: 0 LOB: 0 BB: 0 P: 13	R: 2 E: 0 K: 1 S: 11	H: 2 LOB: 1 BB: 1 P: 21	R: 3 E: 1 K: 1 S: 15	H: 2 LOB: 0 BB: 0 P: 20	R: 0 E: 0 K: 1 S: 6	H: 1 LOB: 0 BB: 0 P: 8	R: 0 E: 0 K: 1 S: 11	H: 0 LOB: 0 BB: 0 P: 17	R: 0 E: 0 K: 1 S: 14	H: 0 LOB: 1 BB: 1 P: 25	R: 0 E: 0 K: 0 S: 6	H: 0 LOB: 0 BB: 0 P: 10	R: 0 E: 0 K: 0 S: 5	H: 0 LOB: 0 BB: 0 P: 10	R: 1 E: 1 K: 0 S: 10		H: 1 LOB: 0 BB: 0 P: 17	1B: 5 2B: 1 3B: 0 HR: 1	SF: 1 SAC: 1 DP: 2 HBP: 0	WP: 1 PB: 0 SB: 0 CS: 1
PITCHER	IP	WLS	BF	H	R	ER	SO	BB	IBB	HBP	BLK	WP	HR	S	P	ERA	WHIP					
26 Manny Parra, L ERA: 4.1	(1,1) 5.0		23	6	5	4	6	2	0	0	0	1	1	55	86	7.20	1.600					
Guillermo Mota, R ERA: 4.17	(6,1) 2.0		6	0	0	0	1	1	0	0	0	0	0	17	29	0.00	0.500					
Eric Gagne, R ERA: 6.63	(8,1) 1.0		3	0	0	0	0	0	0	0	0	0	0	6	10	0.00	0.000					
Salomon Torres, R ERA: 2.47	(9,1) 2.0	L	7	1	1	0	0	0	0	0	0	0	0	15	27	0.00	0.500					

AB	34
R	6
H	7
RBI	6
BB	3
SO	7
LOB	10

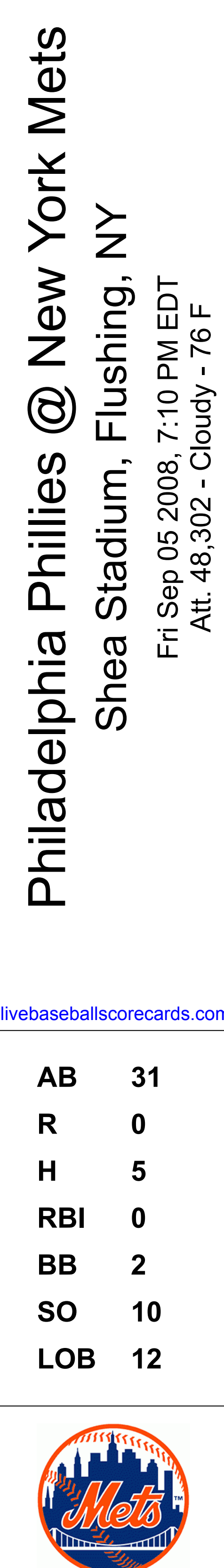
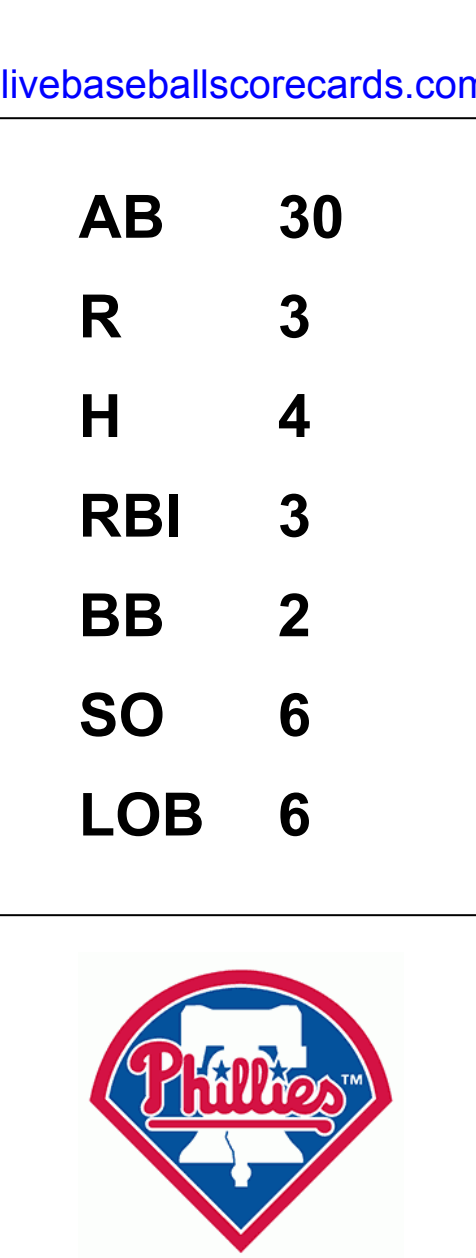


Batter	1	2	3	4	5	6	7	8	9	10	AB	R	H	RBI	BB	SO	LOB	BOTTOM				
23 Rickie Weeks Jr., R OBP: 0.335, SLG: 0.390	(1,4) HR									K2-3	6	2	4	1	0	1	3	New York Mets @ Milwaukee Brewers Miller Park, Milwaukee, WI Tue Sep 02 2008, 7:05 PM CDT Att: 36,587 - Partly Cloudy - 85 F				
7 J.J. Hardy, R OBP: 0.354, SLG: 0.485	(1,6) BB										3	0	1	1	2	1	2					
8 Ryan Braun, R OBP: 0.346, SLG: 0.596	(1,7) BB										3	0	1	0	2	1	2					
28 Prince Fielder, L OBP: 0.365, SLG: 0.483	(1,3) G3										4	0	0	0	1	0	5					
1 Corey Hart, R OBP: 0.321, SLG: 0.497	(1,9) K										5	0	1	1	0	1	4					
25 Mike Cameron, R OBP: 0.343, SLG: 0.524	(1,8) K										5	0	0	0	0	3	6					
2 Bill Hall, R OBP: 0.295, SLG: 0.408	(1,5) F7										5	1	1	0	0	2	0					
18 Jason Kendall, R OBP: 0.334, SLG: 0.330 27 Brad Nelson, L OBP: 0.500, SLG: 1.000 Tony Gwynn Jr., L OBP: 0.286, SLG: 0.222											3	1	1	0	1	0	0					
26 Manny Parra, L OBP: 0.324, SLG: 0.373 Guillermo Mota, R Eric Gagne, R Ray Durham, S Salomon Torres, R 33 Gabe Kapler, R Luis Ayala, R											2	1	2	2	0	0	0					
Inning Stats	R: 1 E: 0 K: 2 S: 15	H: 1 LOB: 2 BB: 2 P: 30	R: 0 E: 0 K: 0 S: 9	H: 0 LOB: 1 BB: 1 P: 17	R: 0 E: 0 K: 0 S: 6	H: 1 LOB: 2 BB: 1 P: 15	R: 4 E: 0 K: 2 S: 21	H: 6 LOB: 2 BB: 1 P: 32	R: 0 E: 0 K: 1 S: 17	H: 2 LOB: 2 BB: 0 P: 24	R: 0 E: 0 K: 0 S: 5	H: 0 LOB: 0 BB: 0 P: 6	R: 0 E: 0 K: 1 S: 5	H: 0 LOB: 0 BB: 0 P: 9	R: 0 E: 0 K: 0 S: 4	H: 0 LOB: 0 BB: 1 P: 9	R: 0 E: 0 K: 2 S: 11		H: 1 LOB: 2 BB: 1 P: 19	1B: 7 2B: 4 3B: 0 HR: 1	SF: 0 SAC: 1 DP: 1 HBP: 0	WP: 0 PB: 0 SB: 0 CS: 0
PITCHER	IP	WLS	BF	H	R	ER	SO	BB	IBB	HBP	BLK	WP	HR	S	P	ERA	WHIP					
49 Jonathan Niese, L ERA: 15.0	(1,1) 3.0		20	7	5	5	2	4	0	0	0	0	0	29	73	15.00	3.667					
Nelson Figueroa, R ERA: 3.6	(4,1) 2.0		9	3	0	0	3	1	0	0	0	0	0	39	45	0.00	2.000					
Duaner Sanchez, R ERA: 4.25	(6,1) 1.0		3	0	0	0	0	0	0	0	0	0	0	5	6	0.00	0.000					
43 Brian Stokes, R ERA: 2.49	(7,1) 2.0		7	1	0	0	2	1	0	0	0	0	0	15	27	0.00	1.000					
25 Pedro Feliciano, L ERA: 3.8	(9,1) 0.2		1	0	0	0	0	0	0	0	0	0	0	1	1	0.00	0.000					
PITCHER	IP	WLS	BF	H	R	ER	SO	BB	IBB	HBP	BLK	WP	HR	S	P	ERA	WHIP					
Joe Smith, R ERA: 3.81 Luis Ayala, R ERA: 5.4	(9,1) 0.1		1	0	0	0	0	0	0	0	0	0	0	2	1	0.00	0.000					
	(10,1) 1.0		5	1	0	0	2	1	0	0	0	0	0	11	19	0.00	2.000					



Batter	1	2	3	4	5	6	7	8	9	AB	R	H	RBI	BB	SO	LOB	TOP			
11 Jimmy Rollins, S OBP: 0.339, SLG: 0.437	F7		G3					K		4	0	1	0	0	1	0	Philadelphia Phillies @ New York Mets Shea Stadium, Flushing, NY Fri Sep 05 2008, 7:10 PM EDT Att: 48,302 - Cloudy - 76 F			
8 Shane Victorino, S OBP: 0.345, SLG: 0.428	1B		K			F8		G6-3		4	1	1	0	0	1	1				
26 Chase Utley, L OBP: 0.379, SLG: 0.546	G3					G4-3			F9	4	0	0	1	0	0	0				
6 Ryan Howard, L OBP: 0.326, SLG: 0.500	F7					BB			K	2	1	0	0	0	2	1		0		
Pat Burrell, R OBP: 0.371, SLG: 0.516			K			P4			F9	3	0	0	0	0	1	2		AB 30 R 3 H 4 RBI 3 BB 2 SO 6 LOB 6		
4 Eric Bruntlett, R OBP: 0.300, SLG: 0.296			K			G1-3			K	3	0	0	0	0	2	2				
28 Jayson Werth, R OBP: 0.373, SLG: 0.513			K						K	3	0	0	0	0	2	2				
19 Greg Dobbs, L OBP: 0.332, SLG: 0.464						P6			HR	3	1	2	2	0	0	0				
7 Pedro Feliz, R OBP: 0.298, SLG: 0.408						1B				0	0	0	0	0	0	0				
27 Chris Coste, R OBP: 0.325, SLG: 0.441						G5-3			F7	3	0	0	0	0	0	1				
51 Carlos Ruiz, R OBP: 0.316, SLG: 0.290										0	0	0	0	0	0	0				
39 Brett Myers, R OBP: 0.109, SLG: 0.039						G4-3				3	0	0	0	0	0	0				
54 Brad Lidge, R										0	0	0	0	0	0	0				
Inning Stats	R: 1 E: 0 K: 0 S: 6	H: 1 LOB: 0 BB: 0 P: 10	R: 0 E: 0 K: 2 S: 13	H: 1 LOB: 1 BB: 0 P: 24	R: 0 E: 0 K: 1 S: 9	H: 0 LOB: 0 BB: 0 P: 13	R: 0 E: 0 K: 0 S: 7	H: 0 LOB: 1 BB: 1 P: 13	R: 0 E: 0 K: 0 S: 11	H: 1 LOB: 0 BB: 0 P: 17	R: 2 E: 0 K: 1 S: 18	H: 1 LOB: 0 BB: 1 P: 28	R: 0 E: 0 K: 1 S: 9	H: 0 LOB: 0 BB: 0 P: 14	R: 0 E: 0 K: 1 S: 9	H: 0 LOB: 0 BB: 0 P: 13	1B: 3 2B: 0 3B: 0 HR: 1	SF: 0 SAC: 0 DP: 0 HBP: 0	WP: 0 PB: 0 SB: 1 CS: 0	PA: 32
PITCHER	IP WLS BF H R ER SO BB IBB HBP BLK WP HR S P ERA WHIP																			
34 Mike Pelfrey, R ERA: 3.62	(1, 1) 7.0 L 26 4 3 2 4 2 0 0 0 0 0 1 70 113 2.57 0.857																			
43 Brian Stokes, R ERA: 2.39	(8, 1) 1.0 3 0 0 0 1 0 0 0 0 0 0 0 9 14 0.00 0.000																			
Ricardo Rincon, L ERA:	(9, 1) 0.2 2 0 0 0 1 0 0 0 0 0 0 0 8 11 0.00 0.000																			
Duaner Sanchez, R ERA: 4.14	(9, 1) 0.1 1 0 0 0 0 0 0 0 0 0 0 0 1 2 0.00 0.000																			

Batter	1	2	3	4	5	6	7	8	9	AB	R	H	RBI	BB	SO	LOB	BOTTOM			
7 José Reyes, S OBP: 0.363, SLG: 0.486	L6		L3					K		4	0	0	0	0	1	0	Philadelphia Phillies @ New York Mets Shea Stadium, Flushing, NY Fri Sep 05 2008, 7:10 PM EDT Att: 48,302 - Cloudy - 76 F			
28 Daniel Murphy, L OBP: 0.448, SLG: 0.549	2B		K					F8		4	0	2	0	0	1	0				
5 David Wright, R OBP: 0.381, SLG: 0.516	BB		K					P4		3	0	1	0	1	1	1				
21 Carlos Delgado, L OBP: 0.346, SLG: 0.494	G4-6-3							F8		4	0	1	0	0	0	3				
15 Carlos Beltrán, S OBP: 0.369, SLG: 0.482								P3		4	0	1	0	0	1	2				
19 Ryan Church, L OBP: 0.354, SLG: 0.488			K					G4-3		4	0	0	0	0	2	3				
1 Luis Castillo, S OBP: 0.357, SLG: 0.320			K					K		3	0	0	0	0	3	1				
23 Brian Schneider, L OBP: 0.343, SLG: 0.356								G3-1		2	0	0	0	1	0	0				
34 Mike Pelfrey, R OBP: 0.143, SLG: 0.094								G6-3		2	0	0	0	0	1	2				
43 Brian Stokes, R OBP: 0.667, SLG: 0.667								K		0	0	0	0	0	0	0				
9 Marton Anderson, L OBP: 0.263, SLG: 0.291										0	0	0	0	0	0	0				
Ricardo Rincon, L Duaner Sanchez, R										0	0	0	0	0	0	0				
Inning Stats	R: 0 E: 0 K: 0 S: 11	H: 1 LOB: 1 BB: 1 P: 15	R: 0 E: 0 K: 3 S: 17	H: 1 LOB: 2 BB: 1 P: 27	R: 0 E: 0 K: 2 S: 8	H: 0 LOB: 0 BB: 0 P: 10	R: 0 E: 0 K: 2 S: 7	H: 0 LOB: 0 BB: 0 P: 9	R: 0 E: 0 K: 1 S: 9	H: 0 LOB: 0 BB: 0 P: 16	R: 0 E: 0 K: 0 S: 13	H: 1 LOB: 1 BB: 0 P: 19	R: 0 E: 0 K: 1 S: 7	H: 0 LOB: 0 BB: 0 P: 11	R: 0 E: 0 K: 1 S: 9	H: 2 LOB: 2 BB: 0 P: 26	1B: 1 2B: 4 3B: 0 HR: 0	SF: 0 SAC: 0 DP: 1 HBP: 0	WP: 0 PB: 0 SB: 0 CS: 0	PA: 33
PITCHER	IP WLS BF H R ER SO BB IBB HBP BLK WP HR S P ERA WHIP																			
39 Brett Myers, R ERA: 4.19	(1, 1) 8.0 W 28 3 0 0 10 1 0 0 0 0 0 0 81 118 0.00 0.500																			
54 Brad Lidge, R ERA: 2.15	(9, 1) 1.0 S 5 2 0 0 0 0 0 0 0 0 0 0 17 26 0.00 2.000																			





Batter	1	2	3	4	5	6	7	8	9	AB	R	H	RBI	BB	SO	LOB	TOP			
11 Jimmy Rollins, S OBP: 0.335, SLG: 0.432	G6-3	G5-3			G6-3		L5		K	5	0	0	0	0	1	3	Philadelphia Phillies @ New York Mets Shea Stadium, Flushing, NY Sun Sep 07 2008, 8:05 PM EDT Att: 54,980 - Clear - 78 F			
26 Chase Utley, L OBP: 0.377, SLG: 0.541	1B				F7			G3		4	1	1	0	0	1	0				
28 Jayson Werth, R OBP: 0.376, SLG: 0.513	BB				K			G3		3	0	1	0	1	1	0				
6 Ryan Howard, L OBP: 0.326, SLG: 0.506	1B				HR			G3		4	1	2	2	0	0	1				
Pat Burrell, R OBP: 0.370, SLG: 0.513	K				K			G6-3		3	0	0	0	1	2	3				
8 Shane Victorino, S OBP: 0.343, SLG: 0.424	F8				P3			F9		4	1	1	0	0	0	3				
7 Pedro Feliz, R OBP: 0.298, SLG: 0.406		K			P4			F8		3	0	1	0	0	1	0				
19 Greg Dobbs, L OBP: 0.333, SLG: 0.482					G5-3			F8		1	0	0	0	0	0	1				
27 Chris Coste, R OBP: 0.325, SLG: 0.438								F8		2	0	0	0	1	0	1				
12 Matt Stairs, L OBP: 0.342, SLG: 0.397								F8		1	0	1	0	0	0	0				
9 Tadahito Iguchi, R OBP: 0.292, SLG: 0.304								1B		0	0	0	0	0	0	0				
35 Cole Hamels, L OBP: 0.254, SLG: 0.271								FC5-4		2	0	0	0	0	1	1				
55 Clay Condrey, R OBP: 0.333, SLG: 0.667								FC5-4		1	0	0	0	0	0	0				
51 Carlos Ruiz, R OBP: 0.323, SLG: 0.300								1B		0	0	0	0	0	0	0				
57 Rudy Seanez, R OBP: 0.282, SLG: 0.304								1B		0	0	0	0	0	0	0				
33 Andy Tracy, L OBP: 0.282, SLG: 0.304								1B		0	0	0	1	0	0	0				
Inning Stats	R: 1 E: 0 K: 1 S: 13	H: 2 LOB: 2 BB: 1 P: 26	R: 0 E: 0 K: 1 S: 8	H: 0 LOB: 1 BB: 1 P: 15	R: 1 E: 0 K: 3 S: 10	H: 1 LOB: 0 BB: 0 P: 11	R: 0 E: 0 K: 0 S: 6	H: 0 LOB: 0 BB: 0 P: 7	R: 0 E: 0 K: 1 S: 9	H: 0 LOB: 0 BB: 0 P: 15	R: 0 E: 0 K: 0 S: 11	H: 1 LOB: 1 BB: 0 P: 17	R: 0 E: 0 K: 0 S: 7	H: 1 LOB: 1 BB: 0 P: 10	R: 1 E: 1 K: 1 S: 10	H: 2 LOB: 1 BB: 1 P: 13	1B: 5 2B: 1 3B: 0 HR: 1	SF: 1 DP: 0 HBP: 0	WP: 0 PB: 0 SB: 0 CS: 0	PA: 37
PITCHER	IP WLS BF H R ER SO BB IBB HBP BLK WP HR S P ERA WHIP																			
57 Johan Santana, L ERA: 2.7	7.1 W 30 5 2 2 6 3 0 0 0 0 0 1 71 116 2.46 1.091																			
25 Pedro Feliciano, L ERA: 3.79	0.1 H 1 0 0 0 0 0 0 0 0 0 0 2 3 0.00 0.000																			
43 Brian Stokes, R ERA: 2.35	0.1 H 1 0 0 0 0 0 0 0 0 0 0 1 1 0.00 0.000																			
Luis Ayala, R ERA: 5.32	1.0 5 2 1 0 1 0 0 0 0 0 0 0 10 13 0.00 2.000																			

Batter	1	2	3	4	5	6	7	8	9	AB	R	H	RBI	BB	SO	LOB	BOTTOM			
7 José Reyes, S OBP: 0.358, SLG: 0.479	P4	FC6		K		G4-3		G3		5	0	0	0	0	1	1	Philadelphia Phillies @ New York Mets Shea Stadium, Flushing, NY Sun Sep 07 2008, 8:05 PM EDT Att: 54,980 - Clear - 78 F			
19 Ryan Church, L OBP: 0.356, SLG: 0.488	1B			G3		K		K		4	1	2	0	0	1	0				
5 David Wright, R OBP: 0.376, SLG: 0.514	1B					K		G6-3		3	1	0	0	0	1	3				
15 Carlos Beltrán, S OBP: 0.367, SLG: 0.480	1B			P3		K		F9		4	1	1	1	0	1	3				
21 Carlos Delgado, L OBP: 0.346, SLG: 0.504	1B			HR		HR		K		4	2	3	4	0	1	0				
17 Fernando Tatis, R OBP: 0.353, SLG: 0.469	1B			L8		G5-3		F8		4	0	0	0	0	0	1				
Endy Chavez, L OBP: 0.311, SLG: 0.336										0	0	0	0	0	0	0				
Damion Easley, R OBP: 0.322, SLG: 0.374	K			L6		2B				4	1	2	0	0	1	1				
23 Brian Schneider, L OBP: 0.345, SLG: 0.357	K			1B		IBB		SF9		2	0	1	1	1	1	0				
57 Johan Santana, L OBP: 0.174, SLG: 0.197				FC5-4		K		K		3	0	1	0	0	1	3				
25 Pedro Feliciano, L ERA: 3.12										0	0	0	0	0	0	0				
43 Brian Stokes, R OBP: 0.667, SLG: 0.667										0	0	0	0	0	0	0				
9 Marlon Anderson, L OBP: 0.261, SLG: 0.289										1	0	0	0	0	1	0				
Luis Ayala, R ERA: 3.66										0	0	0	0	0	0	0				
Inning Stats	R: 3 E: 1 K: 1 S: 19	H: 3 LOB: 1 BB: 0 P: 28	R: 0 E: 1 K: 2 S: 17	H: 2 LOB: 3 BB: 0 P: 28	R: 1 E: 0 K: 0 S: 14	H: 2 LOB: 1 BB: 0 P: 22	R: 0 E: 0 K: 1 S: 6	H: 0 LOB: 0 BB: 0 P: 9	R: 1 E: 0 K: 2 S: 14	H: 2 LOB: 2 BB: 1 P: 23	R: 0 E: 0 K: 1 S: 7	H: 0 LOB: 0 BB: 0 P: 9	R: 0 E: 0 K: 1 S: 8	H: 0 LOB: 0 BB: 0 P: 14	R: 1 E: 0 K: 1 S: 10	H: 1 LOB: 0 BB: 0 P: 15	1B: 6 2B: 1 3B: 1 HR: 2	SF: 1 DP: 0 HBP: 0	WP: 0 PB: 0 SB: 0 CS: 0	PA: 37
PITCHER	IP WLS BF H R ER SO BB IBB HBP BLK WP HR S P ERA WHIP																			
35 Cole Hamels, L ERA: 3.12	5.0 L 27 9 5 4 6 0 0 0 0 0 0 0 2 70 110 7.20 1.800																			
55 Clay Condrey, R ERA: 3.39	1.0 3 0 0 0 1 0 0 0 0 0 0 0 7 9 0.00 0.000																			
57 Rudy Seanez, R ERA: 3.66	2.0 7 1 1 1 2 0 0 0 0 0 0 0 18 29 4.50 0.500																			

Batter	1	2	3	4	5	6	7	8	9	AB	R	H	RBI	BB	SO	LOB	TOP									
Emilio Bonifacio, S (1.4) OBP: 0.290, SLG: 0.341										4	3	0	0	1	0	2	Washington Nationals @ New York Mets Shea Stadium, Flushing, NY Wed Sep 10 2008, 7:10 PM EDT Att: 52,431 - Partly Cloudy - 68 F AB 37 R 10 H 11 RBI 10 BB 5 SO 1 LOB 12 									
15 Cristian Guzman, S (1.6) OBP: 0.344, SLG: 0.445										5	3	3	5	0	0	0										
11 Ryan Zimmerman, R (1.5) OBP: 0.333, SLG: 0.447										5	0	1	1	0	0	1										
85 Lastings Milledge, R (1.8) OBP: 0.324, SLG: 0.400										4	1	0	0	1	1	1										
34 Elijah Dukes, R (1.9) OBP: 0.380, SLG: 0.498										4	2	2	1	0	0	0										
Kory Casto, L (1.3) OBP: 0.313, SLG: 0.299										3	0	1	2	1	0	1										
52 Saul Rivera, S (7.1)										0	0	0	0	0	0	0										
38 Joel Hanrahan, R (8.1)										0	0	0	0	0	0	0										
22 Willie Harris, L (9. PH)										1	0	0	0	0	0	0										
23 Wil Nieves, R (1.2) OBP: 0.298, SLG: 0.321										2	0	0	0	2	0	1										
6 Anderson Hernandez, S (9. PH) OBP: 0.429, SLG: 0.364										1	0	0	0	0	0	0										
2 Roger Bernadina, L (1.7) OBP: 0.218, SLG: 0.196										2	0	0	0	2	0	1										
Odalis Perez, L (1.1) Leivale Speigner, R (4.1) Pete Orr, L (5. PH) 50 Garrett Mock, S (5.1) Ryan Langerhans, L (6. PH) 58 Mike Hincley, R (6.1) Aaron Boone, R (7.3)										1	0	0	0	0	0	2										
Inning Stats	R: 0 E: 0 K: 0 S: 9	H: 0 LOB: 0 BB: 0 P: 18	R: 1 E: 0 K: 0 S: 12	H: 2 LOB: 2 BB: 1 P: 18	R: 0 E: 0 K: 0 S: 9	H: 1 LOB: 1 BB: 0 P: 15	R: 1 E: 0 K: 0 S: 9	H: 2 LOB: 0 BB: 0 P: 14	R: 3 E: 0 K: 0 S: 17	H: 3 LOB: 2 BB: 1 P: 31	R: 2 E: 0 K: 0 S: 16	H: 1 LOB: 0 BB: 1 P: 24	R: 0 E: 0 K: 1 S: 10	H: 0 LOB: 1 BB: 1 P: 17	R: 3 E: 0 K: 0 S: 14	H: 2 LOB: 0 BB: 1 P: 27		R: 0 E: 0 K: 0 S: 8	H: 0 LOB: 0 BB: 0 P: 10	1B: 5 2B: 3 3B: 0 HR: 3	SF: 0 SAC: 0 DP: 1 HBP: 1	WP: 0 PB: 0 SB: 0 CS: 0	PA: 43			
PITCHER	IP	WLS	BF	H	R	ER	SO	BB	IBB	HBP	BLK	WP	HR	S	P	ERA		WHIP								
34 Mike Pelfrey, R (1.1) ERA: 3.77	5.0		25	8	5	5	0	2	0	1	0	0	1	56	96	9.00		2.000								
Aaron Heilman, R (6.1) ERA: 5.35	0.2	B	4	1	2	2	0	1	0	0	0	0	0	1	13	20		27.00	3.000							
Joe Smith, R (6.1) ERA: 3.59	1.1	W	5	0	0	0	1	1	0	0	0	0	0	13	21	0.00	0.750									
43 Brian Stokes, R (8.1) ERA: 3.24	1.0	S	6	2	3	3	0	1	0	0	0	0	1	14	27	27.00	3.000									
Luis Ayala, R (9.1) ERA: 5.17	1.0	S	3	0	0	0	0	0	0	0	0	0	0	8	10	0.00	0.000									

Batter	1	2	3	4	5	6	7	8	9	AB	R	H	RBI	BB	SO	LOB	BOTTOM									
7 José Reyes, S (1.6) OBP: 0.360, SLG: 0.477										3	1	1	0	2	2	0	Washington Nationals @ New York Mets Shea Stadium, Flushing, NY Wed Sep 10 2008, 7:10 PM EDT Att: 52,431 - Partly Cloudy - 68 F AB 32 R 13 H 13 RBI 11 BB 8 SO 5 LOB 9 									
19 Ryan Church, L (1.9) OBP: 0.358, SLG: 0.492										3	2	0	0	2	1	2										
5 David Wright, R (1.5) OBP: 0.384, SLG: 0.524										4	4	4	3	1	0	0										
15 Carlos Beltrán, S (1.8) OBP: 0.371, SLG: 0.491										5	2	3	2	0	0	1										
21 Carlos Delgado, L (1.3) OBP: 0.349, SLG: 0.515										3	1	0	1	1	0	1										
17 Fernando Tatis, R (1.7) OBP: 0.384, SLG: 0.481										3	2	3	2	1	0	0										
Endy Chavez, L (8.7) OBP: 0.311, SLG: 0.336										0	0	0	0	0	0	0										
Damion Easley, R (1.4) Joe Smith, R (6.1)										3	0	1	1	0	0	2										
28 Daniel Murphy, L (7. PH) OBP: 0.444, SLG: 0.536										0	0	0	0	0	0	0										
43 Brian Stokes, R (8.1) Luis Ayala, R (9.1)										0	0	0	0	0	0	0										
23 Brian Schneider, L (1.2) OBP: 0.343, SLG: 0.354										4	0	1	2	0	0	2										
34 Mike Pelfrey, R (1.1) Aaron Heilman, R (6.1)										2	0	0	0	0	2	1										
Argenis Reyes, S (6.4) OBP: 0.277, SLG: 0.271										0	0	0	0	0	0	0										
Inning Stats	R: 1 E: 0 K: 0 S: 13	H: 2 LOB: 1 BB: 1 P: 25	R: 0 E: 0 K: 0 S: 8	H: 1 LOB: 0 BB: 0 P: 12	R: 6 E: 1 K: 2 S: 27	H: 5 LOB: 1 BB: 2 P: 44	R: 0 E: 0 K: 0 S: 11	H: 0 LOB: 1 BB: 2 P: 22	R: 0 E: 0 K: 0 S: 12	H: 0 LOB: 0 BB: 1 P: 20	R: 0 E: 0 K: 2 S: 9	H: 0 LOB: 0 BB: 0 P: 14	R: 4 E: 1 K: 0 S: 11	H: 4 LOB: 0 BB: 1 P: 23	R: 2 E: 0 K: 1 S: 19	H: 1 LOB: 0 BB: 1 P: 31		1B: 9 2B: 3 3B: 0 HR: 1	SF: 1 SAC: 0 DP: 2 HBP: 0	WP: 1 PB: 0 SB: 2 CS: 1	PA: 41					
PITCHER	IP	WLS	BF	H	R	ER	SO	BB	IBB	HBP	BLK	WP	HR	S	P	ERA		WHIP								
Odalis Perez, L (1.1) ERA: 4.48	3.0		18	8	7	6	2	2	0	0	0	0	0	11	22	18.00		2.000								
Leivale Speigner, R (4.1) ERA: 5.35	1.0		4	0	0	0	2	0	0	0	0	0	0	11	22	0.00		2.000								
50 Garrett Mock, R (5.1) ERA: 4.36	1.0		4	0	0	0	1	0	0	0	0	0	0	12	20	0.00	1.000									
58 Mike Hincley, L (6.1) ERA: 4.36	1.0		3	0	0	0	2	0	0	0	0	0	0	9	14	0.00	0.000									
52 Saul Rivera, R (7.1) ERA: 3.88	1.0	L	7	4	4	3	0	0	1	0	0	1	0	11	23	27.00	4.000									

Batter	1	2	3	4	5	6	7	8	9	AB	R	H	RBI	BB	SO	LOB	TOP				
4 Omar Infante, R OBP: 0.353, SLG: 0.441 1 Gregor Blanco, L OBP: 0.371, SLG: 0.313	F7	F7			G5-3		FC4-6	SF7		4	0	1	1	0	0	2	<p>Atlanta Braves @ New York Mets Shea Stadium, Flushing, NY Sat Sep 13 2008, 3:55 PM EDT Cloudy - 76 F</p> <p>livebaseballscorecards.com</p> <p>AB 36 R 3 H 11 RBI 3 BB 3 SO 5 LOB 20</p> 				
2 Kelly Johnson, L OBP: 0.347, SLG: 0.444	1B		G4-3		1B		FC4-6	K		5	0	2	0	0	1	3					
14 Martin Prado, R OBP: 0.384, SLG: 0.494	FC6-4				P4		F9		F8	5	0	1	0	0	0	3					
16 Brian McCann, L OBP: 0.370, SLG: 0.526	1B		K		P6			G4-3	G4-3	5	1	2	0	0	1	2					
19 Yunel Escobar, R OBP: 0.366, SLG: 0.402	L7		F9			G6-3		G4-3	G4-3	5	1	1	0	0	0	3					
22 Casey Kotchman, L OBP: 0.327, SLG: 0.409		G6-3			FC4-6					3	1	3	0	1	0	0					
7 Jeff Francoeur, R OBP: 0.290, SLG: 0.352	K				P3		F8			4	0	1	2	0	1	3					
Josh Anderson, L OBP: 0.333, SLG: 0.386	G6-3				FC4-6		F9		SH1-4	3	0	0	0	0	0	3					
Mike Hampton, R ERA: 3.18 Brent Lillibridge, R ERA: 3.33 Jeff Ridgeway, R ERA: 3.12 Greg Norton, S ERA: 4.27 Will Ohman, L ERA: 3.96 30 Jeff Bennett, R ERA: 4.08 51 Michael Gonzalez, R ERA: 4.13					K				IBB	1	0	0	0	0	1	1					
Inning Stats	R: 0 E: 0 K: 0 S: 13	H: 2 LOB: 2 BB: 0 P: 18	R: 0 E: 0 K: 1 S: 11	H: 0 LOB: 2 BB: 2 P: 21	R: 0 E: 0 K: 1 S: 8	H: 1 LOB: 1 BB: 0 P: 14	R: 0 E: 0 K: 1 S: 10	H: 1 LOB: 1 BB: 0 P: 12	R: 0 E: 0 K: 0 S: 14	H: 1 LOB: 1 BB: 0 P: 17	R: 0 E: 0 K: 1 S: 12	H: 1 LOB: 1 BB: 0 P: 13	R: 3 E: 0 K: 1 S: 13	H: 4 LOB: 2 BB: 1 P: 22	R: 0 E: 0 K: 0 S: 5	H: 0 LOB: 0 BB: 0 P: 7		1B: 11 2B: 0 3B: 0 HR: 0	SF: 1 DP: 0 HBP: 0	WP: 0 PB: 0 SB: 0 CS: 0	PA: 41
PITCHER	IP WLS BF H R ER SO	IP WLS BF H R ER SO	IP WLS BF H R ER SO	IP WLS BF H R ER SO	IP WLS BF H R ER SO	IP WLS BF H R ER SO	IP WLS BF H R ER SO	IP WLS BF H R ER SO	IP WLS BF H R ER SO	IP WLS BF H R ER SO	IP WLS BF H R ER SO	IP WLS BF H R ER SO	IP WLS BF H R ER SO	IP WLS BF H R ER SO	IP WLS BF H R ER SO	IP WLS BF H R ER SO	ERA WHIP	ERA WHIP			
57 Johan Santana, L ERA: 2.7	7.0	32	9	2	2	4	2	0	0	0	0	0	0	0	0	0	0	2.57	1.571		
Scott Schoeneweis, L ERA: 3.1	0.0	L	1	1	0	0	0	0	0	0	0	0	0	0	0	0	∞	∞			
43 Brian Stokes, R ERA: 3.18	0.2	B	4	1	1	0	0	1	0	0	0	0	0	0	0	0	13.50	1.500			
25 Pedro Feliciano, L ERA: 3.75	0.1		0	0	0	1	0	0	0	0	0	0	0	0	0	0	0.00	0.000			
Duaner Sanchez, R ERA: 3.99	1.0	S	3	0	0	0	0	0	0	0	0	0	0	0	0	0	0.00	0.000			

Batter	1	2	3	4	5	6	7	8	9	AB	R	H	RBI	BB	SO	LOB	BOTTOM			
7 José Reyes, S OBP: 0.358, SLG: 0.473	K		F9		P2		B5		K	5	0	0	0	0	2	0	<p>Atlanta Braves @ New York Mets Shea Stadium, Flushing, NY Sat Sep 13 2008, 3:55 PM EDT Cloudy - 76 F</p> <p>livebaseballscorecards.com</p> <p>AB 32 R 2 H 7 RBI 1 BB 5 SO 8 LOB 14</p> 			
19 Ryan Church, L OBP: 0.356, SLG: 0.489	G1-3				G4-3		G4-3			4	0	1	0	0	0	0				
5 David Wright, R OBP: 0.385, SLG: 0.523	BB		FC6-4		L8					3	0	1	0	1	0	1				
15 Carlos Beltrán, S OBP: 0.372, SLG: 0.490	K						K			3	1	1	0	1	2	2				
21 Carlos Delgado, L OBP: 0.350, SLG: 0.517	G5-3							F7		4	1	2	0	0	0	0				
17 Fernando Tatis, R OBP: 0.369, SLG: 0.485								K		2	0	1	0	2	1	0				
Damion Easley, R OBP: 0.324, SLG: 0.375								K		4	0	1	1	0	2	4				
23 Brian Schneider, L OBP: 0.343, SLG: 0.352 1 Luis Castillo, S OBP: 0.356, SLG: 0.319	G5-3									2	0	0	0	1	0	3				
57 Johan Santana, L ERA: 3.34 Scott Schoeneweis, L ERA: 3.12 43 Brian Stokes, R ERA: 3.18 25 Pedro Feliciano, L ERA: 3.75 Duaner Sanchez, R ERA: 3.99 6 Nick Evans, R ERA: 4.00										1	0	0	0	0	0	0				
Inning Stats	R: 0 E: 0 K: 2 S: 8	H: 0 LOB: 1 BB: 1 P: 16	R: 0 E: 0 K: 1 S: 10	H: 1 LOB: 1 BB: 0 P: 15	R: 0 E: 0 K: 0 S: 8	H: 1 LOB: 1 BB: 0 P: 14	R: 2 E: 0 K: 0 S: 9	H: 3 LOB: 1 BB: 1 P: 16	R: 0 E: 0 K: 1 S: 5	H: 1 LOB: 3 BB: 0 P: 23	R: 0 E: 0 K: 1 S: 9	H: 1 LOB: 1 BB: 0 P: 11	R: 0 E: 0 K: 2 S: 9	H: 0 LOB: 0 BB: 0 P: 13	R: 0 E: 0 K: 1 S: 11	H: 0 LOB: 0 BB: 0 P: 17		1B: 5 2B: 2 3B: 0 HR: 0	SF: 0 DP: 2 HBP: 0	WP: 0 PB: 0 SB: 1 CS: 0
PITCHER	IP WLS BF H R ER SO	IP WLS BF H R ER SO	IP WLS BF H R ER SO	IP WLS BF H R ER SO	IP WLS BF H R ER SO	IP WLS BF H R ER SO	IP WLS BF H R ER SO	IP WLS BF H R ER SO	IP WLS BF H R ER SO	IP WLS BF H R ER SO	IP WLS BF H R ER SO	IP WLS BF H R ER SO	IP WLS BF H R ER SO	IP WLS BF H R ER SO	IP WLS BF H R ER SO	IP WLS BF H R ER SO	ERA WHIP	ERA WHIP		
Mike Hampton, L ERA: 3.12	6.0	27	6	2	2	4	3	2	0	0	0	0	0	0	0	0	3.00	1.500		
Jeff Ridgeway, L ERA: 3.12	1.0	W	4	1	0	0	0	0	0	0	0	0	0	0	0	0	0.00	1.000		
Will Ohman, L ERA: 3.96	0.1	H	1	0	0	0	0	0	0	0	0	0	0	0	0	0	0.00	0.000		
30 Jeff Bennett, R ERA: 4.08	0.2	H	2	0	0	0	0	0	0	0	0	0	0	0	0	0	0.00	0.000		
51 Michael Gonzalez, L ERA: 4.13	1.0	S	3	0	0	0	0	0	0	0	0	0	0	0	0	0	0.00	0.000		

Batter	1	2	3	4	5	6	7	8	9	AB	R	H	RBI	BB	SO	LOB	TOP			
7 José Reyes, S OBP: 0.359, SLG: 0.474	F7		G5-3					FC1-6		3	0	0	0	0	0	2	New York Mets @ Washington Nationals Nationals Park, Washington, DC Tue Sep 16 2008, 7:10 PM EDT Att: 24,959 - Partly Cloudy - 72 F livebaseballscorecards.com			
19 Ryan Church, L OBP: 0.353, SLG: 0.473	K			G3-1		F9		K		4	0	0	0	0	2	4				
5 David Wright, R OBP: 0.386, SLG: 0.534	1B			K		L7			K	4	0	1	0	0	2	2				
15 Carlos Beltrán, S OBP: 0.371, SLG: 0.490	F9			G5-3				L8		4	0	0	0	0	0	1				
21 Carlos Delgado, L OBP: 0.345, SLG: 0.508		G4-3			G6-3			K2-3		4	0	0	0	0	2	0				
17 Fernando Tatis, R OBP: 0.369, SLG: 0.484			K		G6-3					2	0	0	0	0	1	0				
6 Nick Evans, R OBP: 0.303, SLG: 0.396							F9			1	0	0	0	0	0	0				
Endy Chavez, L OBP: 0.310, SLG: 0.335										0	0	0	0	0	0	0				
Argenis Reyes, S OBP: 0.269, SLG: 0.263			K					G4-3		3	0	0	0	0	2	0				
23 Brian Schneider, L OBP: 0.343, SLG: 0.355				G3						2	0	1	0	0	0	0				
11 Ramon Castro, R OBP: 0.317, SLG: 0.457								FC1-6		1	0	1	0	0	0	0				
Ramon Martinez, R Joe Smith, R								1B		0	0	0	0	0	0	0				
34 Mike Pelfrey, R OBP: 0.136, SLG: 0.089				G1-3						1	0	0	0	0	0	0				
4 Robinson Cancel, R OBP: 0.255, SLG: 0.311								1B		1	0	1	0	0	0	0				
Inning Stats	R: 0 H: 1 E: 0 K: 1 S: 8	H: 1 LOB: 1 BB: 0 P: 14	R: 0 H: 0 E: 0 K: 2 S: 9	H: 0 LOB: 0 BB: 0 P: 15	R: 0 H: 0 E: 0 K: 0 S: 8	H: 0 LOB: 0 BB: 0 P: 14	R: 0 H: 0 E: 0 K: 1 S: 6	H: 0 LOB: 0 BB: 0 P: 10	R: 0 H: 1 E: 0 K: 0 S: 14	H: 2 LOB: 2 BB: 0 P: 22	R: 0 H: 0 E: 0 K: 1 S: 9	H: 0 LOB: 0 BB: 0 P: 12	R: 0 H: 2 E: 0 K: 1 S: 12	H: 0 LOB: 0 BB: 0 P: 18	R: 0 H: 0 E: 0 K: 2 S: 13	H: 0 LOB: 0 BB: 0 P: 17	1B: 4 2B: 0 3B: 0 HR: 0	SF: 0 SAC: 1 DP: 0 HBP: 1	WP: 0 PB: 0 SB: 0 CS: 0	PA: 32
PITCHER	IP WLS BF H R ER SO BB IBB HBP BLK WP HR S P ERA WHIP	IP WLS BF H R ER SO BB IBB HBP BLK WP HR S P ERA WHIP	IP WLS BF H R ER SO BB IBB HBP BLK WP HR S P ERA WHIP	IP WLS BF H R ER SO BB IBB HBP BLK WP HR S P ERA WHIP	IP WLS BF H R ER SO BB IBB HBP BLK WP HR S P ERA WHIP	IP WLS BF H R ER SO BB IBB HBP BLK WP HR S P ERA WHIP	IP WLS BF H R ER SO BB IBB HBP BLK WP HR S P ERA WHIP	IP WLS BF H R ER SO BB IBB HBP BLK WP HR S P ERA WHIP	IP WLS BF H R ER SO BB IBB HBP BLK WP HR S P ERA WHIP	IP WLS BF H R ER SO BB IBB HBP BLK WP HR S P ERA WHIP	IP WLS BF H R ER SO BB IBB HBP BLK WP HR S P ERA WHIP	IP WLS BF H R ER SO BB IBB HBP BLK WP HR S P ERA WHIP	IP WLS BF H R ER SO BB IBB HBP BLK WP HR S P ERA WHIP	IP WLS BF H R ER SO BB IBB HBP BLK WP HR S P ERA WHIP	IP WLS BF H R ER SO BB IBB HBP BLK WP HR S P ERA WHIP	IP WLS BF H R ER SO BB IBB HBP BLK WP HR S P ERA WHIP	IP WLS BF H R ER SO BB IBB HBP BLK WP HR S P ERA WHIP			
Odalis Perez, L ERA: 4.26	7.1	W	27	4	0	0	6	0	0	0	1	0	0	0	0	0	0.00	0.545		
58 Mike Hincley, L ERA:	0.2	H	2	0	0	0	1	0	0	0	0	0	0	0	0	0	0.00	0.000		
38 Joel Hanrahan, R ERA: 3.94	1.0	S	3	0	0	0	2	0	0	0	0	0	0	0	0	0	0.00	0.000		

Batter	1	2	3	4	5	6	7	8	9	AB	R	H	RBI	BB	SO	LOB	BOTTOM			
22 Willie Harris, L OBP: 0.342, SLG: 0.426	FC6-4		G3		15 2B			FC4-6		3	0	2	0	1	0	0	New York Mets @ Washington Nationals Nationals Park, Washington, DC Tue Sep 16 2008, 7:10 PM EDT Att: 24,959 - Partly Cloudy - 72 F livebaseballscorecards.com			
15 Cristian Guzman, S OBP: 0.344, SLG: 0.443	FC6-4						FC4-6			4	0	2	1	0	0	2				
11 Ryan Zimmerman, R OBP: 0.334, SLG: 0.438	K		G5-3		F9			F8		4	0	0	0	0	1	5				
85 Lastings Milledge, R OBP: 0.334, SLG: 0.409				K				F9		4	0	2	0	0	1	0				
34 Elijah Dukes, R OBP: 0.379, SLG: 0.498	K							P3		2	0	0	0	2	1	2				
Aaron Boone, R OBP: 0.309, SLG: 0.401		K			G6-4-3			F9		4	0	0	0	0	2	2				
6 Anderson Hernandez, S OBP: 0.413, SLG: 0.345		G4-3						E6		2	0	0	0	1	0	1				
23 Wil Nieves, R OBP: 0.303, SLG: 0.325			G5-3		G4-6-3			FC5		3	0	0	0	0	0	3				
Odalis Perez, L OBP: 0.160, SLG: 0.200					G6-3					3	1	1	0	0	0	0				
58 Mike Hincley, R Joe Smith, R								F8		0	0	0	0	0	0	0				
Inning Stats	R: 0 H: 2 E: 0 K: 2 S: 13	H: 0 LOB: 0 BB: 0 P: 19	R: 0 H: 0 E: 0 K: 1 S: 6	H: 0 LOB: 0 BB: 0 P: 9	R: 0 H: 1 E: 0 K: 0 S: 11	H: 1 LOB: 1 BB: 0 P: 13	R: 0 H: 0 E: 0 K: 1 S: 6	H: 0 LOB: 0 BB: 1 P: 11	R: 1 H: 2 E: 0 K: 0 S: 9	H: 2 LOB: 2 BB: 2 P: 19	R: 0 H: 1 E: 0 K: 0 S: 14	H: 1 LOB: 2 BB: 1 P: 25	R: 0 H: 1 E: 0 K: 0 S: 8	H: 1 LOB: 1 BB: 0 P: 15	R: 0 H: 0 E: 0 K: 1 S: 7	H: 0 LOB: 0 BB: 0 P: 11	1B: 5 2B: 2 3B: 0 HR: 0	SF: 0 SAC: 0 DP: 2 HBP: 0	WP: 0 PB: 0 SB: 1 CS: 1	PA: 33
PITCHER	IP WLS BF H R ER SO BB IBB HBP BLK WP HR S P ERA WHIP	IP WLS BF H R ER SO BB IBB HBP BLK WP HR S P ERA WHIP	IP WLS BF H R ER SO BB IBB HBP BLK WP HR S P ERA WHIP	IP WLS BF H R ER SO BB IBB HBP BLK WP HR S P ERA WHIP	IP WLS BF H R ER SO BB IBB HBP BLK WP HR S P ERA WHIP	IP WLS BF H R ER SO BB IBB HBP BLK WP HR S P ERA WHIP	IP WLS BF H R ER SO BB IBB HBP BLK WP HR S P ERA WHIP	IP WLS BF H R ER SO BB IBB HBP BLK WP HR S P ERA WHIP	IP WLS BF H R ER SO BB IBB HBP BLK WP HR S P ERA WHIP	IP WLS BF H R ER SO BB IBB HBP BLK WP HR S P ERA WHIP	IP WLS BF H R ER SO BB IBB HBP BLK WP HR S P ERA WHIP	IP WLS BF H R ER SO BB IBB HBP BLK WP HR S P ERA WHIP	IP WLS BF H R ER SO BB IBB HBP BLK WP HR S P ERA WHIP	IP WLS BF H R ER SO BB IBB HBP BLK WP HR S P ERA WHIP	IP WLS BF H R ER SO BB IBB HBP BLK WP HR S P ERA WHIP	IP WLS BF H R ER SO BB IBB HBP BLK WP HR S P ERA WHIP	IP WLS BF H R ER SO BB IBB HBP BLK WP HR S P ERA WHIP			
34 Mike Pelfrey, R ERA: 3.67	1.0	L	30	7	1	1	4	0	0	0	0	0	0	0	0	0	1.29	1.571		
Joe Smith, R ERA: 3.49	1.0		3	0	0	0	1	0	0	0	0	0	0	0	0	0	0.00	0.000		



Batter	1	2	3	4	5	6	7	8	9	AB	R	H	RBI	BB	SO	LOB	TOP			
7 José Reyes, S OBP: 0.361, SLG: 0.480										5	1	2	1	0	2	0				
28 Daniel Murphy, L OBP: 0.452, SLG: 0.541 Scott Schoeneweis, L OBP: 0.348, SLG: 0.513										4	0	2	0	1	1	0				
5 David Wright, R OBP: 0.380, SLG: 0.525										5	0	0	0	0	1	3				
21 Carlos Delgado, L OBP: 0.348, SLG: 0.513										4	2	1	0	1	1	1				
15 Carlos Beltrán, S OBP: 0.374, SLG: 0.504										3	1	1	1	1	0	2				
19 Ryan Church, L OBP: 0.298, SLG: 0.467										4	0	2	2	0	1	1				
Argenis Reyes, S OBP: 0.299, SLG: 0.245										4	0	0	0	0	0	3				
23 Brian Schneider, L OBP: 0.346, SLG: 0.380										4	2	2	2	0	0	1				
57 Johan Santana, L OBP: 0.173, SLG: 0.208 9 Marlon Anderson, L OBP: 0.254, SLG: 0.280 Joe Smith, R OBP: 0.310, SLG: 0.335										3	1	1	0	0	0	0				
Inning Stats	R: 1 E: 1 K: 13	H: 2 LOB: 1 P: 18	R: 2 E: 0 K: 11	H: 3 LOB: 0 P: 19	R: 2 E: 0 K: 16	H: 2 LOB: 1 P: 25	R: 1 E: 0 K: 8	H: 1 LOB: 1 P: 16	R: 1 E: 0 K: 9	H: 2 LOB: 1 P: 13	R: 0 E: 0 K: 11	H: 0 LOB: 0 P: 18	R: 0 E: 0 K: 7	H: 0 LOB: 0 P: 13	R: 0 E: 0 K: 5	H: 0 LOB: 0 P: 9	1B: 5 2B: 3 HR: 2	SF: 0 SAC: 0 DP: 0 HBP: 0	WP: 1 PB: 0 SB: 0 CS: 1	PA: 41
PITCHER	IP WLS BF H R ER SO BB IBB HBP BLK WP HR S P ERA WHIP																			
Tim Redding, R ERA: 4.67	3.0 L 16 7 5 4 2 1 0 0 0 0 0 1 40 62 12.00 2.667																			
57 Jason Bergmann, R ERA: 5.33	2.0 10 3 2 2 0 1 0 0 0 0 1 1 17 29 9.00 2.000																			
59 Steven Shell, R ERA: 2.09	2.0 8 1 0 0 3 1 0 0 0 0 0 0 22 38 0.00 1.000																			
52 Saul Rivera, R ERA: 3.97	1.0 3 0 0 0 1 0 0 0 0 0 0 0 7 13 0.00 0.000																			
Jesus Colome, R ERA: 4.52	1.0 3 0 0 0 0 0 0 0 0 0 0 0 5 9 0.00 0.000																			

New York Mets @ Washington Nationals
 Nationals Park, Washington, DC
 Thu Sep 18 2008, 7:10 PM EDT
 Att: 25,388 - Clear - 75 F

AB 37
 R 7
 H 11
 RBI 6
 BB 3
 SO 6
 LOB 11



Batter	1	2	3	4	5	6	7	8	9	AB	R	H	RBI	BB	SO	LOB	BOTTOM					
6 Anderson Hernandez, S OBP: 0.391, SLG: 0.344										5	0	1	1	0	1	0						
15 Cristian Guzman, S OBP: 0.346, SLG: 0.443 52 Saul Rivera, S										4	0	2	0	0	0	2						
2 Roger Bernadina, L OBP: 0.230, SLG: 0.196										1	0	1	0	0	0	0						
11 Ryan Zimmerman, R OBP: 0.336, SLG: 0.436										5	0	3	0	0	0	3						
85 Lastings Milledge, R OBP: 0.330, SLG: 0.404 Ryan Langerhans, L OBP: 0.372, SLG: 0.400										4	0	0	0	0	2	4						
34 Elijah Dukes, R OBP: 0.387, SLG: 0.510 Jesus Colome, R										3	1	2	0	1	1	2						
Aaron Boone, R OBP: 0.311, SLG: 0.401										4	0	1	0	0	2	4						
22 Willie Harris, L OBP: 0.344, SLG: 0.423										4	0	1	0	0	1	4						
23 Wil Nieves, R OBP: 0.316, SLG: 0.344										4	1	2	1	0	1	0						
Tim Redding, R ERA: 2.85 Ernie Briggs, S OBP: 0.288, SLG: 0.331 57 Jason Bergmann, R ERA: 3.56 Kory Casto, L OBP: 0.307 59 Steven Shell, R ERA: 3.92 79 Luke Montz, R OBP: 0.265, SLG: 0.336 12 Alberto Gonzalez, R OBP: 0.228, SLG: 0.336										0	0	0	0	0	0	0						
Inning Stats	R: 0 E: 0 K: 2 S: 14	H: 1 LOB: 1 P: 18	R: 0 E: 0 K: 1 S: 7	H: 1 LOB: 0 P: 13	R: 0 E: 0 K: 1 S: 7	H: 0 LOB: 0 P: 10	R: 0 E: 0 K: 1 S: 13	H: 2 LOB: 3 P: 19	R: 0 E: 0 K: 2 S: 8	H: 0 LOB: 0 P: 11	R: 0 E: 0 K: 1 S: 12	H: 2 LOB: 2 P: 14	R: 1 E: 0 K: 0 S: 14	H: 2 LOB: 1 P: 22	R: 1 E: 0 K: 2 S: 18	H: 3 LOB: 2 P: 23	R: 0 E: 0 K: 0 S: 7	H: 2 LOB: 1 P: 15	1B: 12 2B: 1 3B: 0 HR: 0	SF: 0 SAC: 0 DP: 1 HBP: 0	WP: 0 PB: 0 SB: 0 CS: 1	PA: 40
PITCHER	IP WLS BF H R ER SO BB IBB HBP BLK WP HR S P ERA WHIP																					
57 Johan Santana, L ERA: 2.85	7.0 W 30 7 3 1 1 2 2 0 0 0 0 0 0 75 107 1.29 1.429																					
Joe Smith, R ERA: 3.56	1.0 6 3 1 1 2 0 0 0 0 0 0 0 4 9 0.00 6.000																					
Scott Schoeneweis, L ERA: 3.92	0.1 3 2 0 0 0 0 0 0 0 0 0 0 4 9 0.00 6.000																					
25 Pedro Feliciano, L ERA: 3.98	0.2 1 0 0 0 0 0 0 0 0 0 0 0 3 6 0.00 0.000																					

New York Mets @ Washington Nationals
 Nationals Park, Washington, DC
 Thu Sep 18 2008, 7:10 PM EDT
 Att: 25,388 - Clear - 75 F

AB 38
 R 2
 H 13
 RBI 2
 BB 2
 SO 10
 LOB 23



Batter	1	2	3	4	5	6	7	8	9	AB	R	H	RBI	BB	SO	LOB	TOP																						
7 José Reyes, S OBP: 0.364, SLG: 0.486										4	3	3	2	1	1	0	New York Mets @ Atlanta Braves Turner Field, Atlanta, GA Fri Sep 19 2008, 7:30 PM EDT Att: 42,803 - Partly Cloudy - 74 F																						
1 Luis Castillo, S OBP: 0.353, SLG: 0.315										4	0	1	0	1	0	2																							
5 David Wright, R OBP: 0.380, SLG: 0.526										5	1	2	2	0	1	1																							
15 Carlos Beltrán, S OBP: 0.373, SLG: 0.503										5	1	1	1	0	3	3																							
21 Carlos Delgado, L OBP: 0.348, SLG: 0.512										5	1	2	1	0	0	0																							
11 Ramon Castro, R OBP: 0.317, SLG: 0.462										3	0	1	0	0	0	1																							
Argenis Reyes, S OBP: 0.259, SLG: 0.245										0	1	0	0	0	0	0																							
23 Brian Schneider, L OBP: 0.345, SLG: 0.379										1	0	0	0	0	1	0																							
19 Ryan Church, L OBP: 0.348, SLG: 0.460										4	0	0	0	1	3	4																							
6 Nick Evans, R OBP: 0.172, SLG: 0.130										2	1	1	1	1	0	1																							
25 Pedro Feliciano, L OBP: 0.267, SLG: 0.367										0	0	0	0	0	0	0																							
28 Daniel Murphy, L OBP: 0.304, SLG: 0.437										0	0	0	0	0	0	0																							
43 Brian Roberts, R OBP: 0.309, SLG: 0.333										3	0	0	0	0	1	3																							
Endy Chavez, L OBP: 0.309, SLG: 0.333										1	0	0	0	0	0	1																							
Inning Stats	R: 1 E: 0 K: 1 S: 13	H: 1 LOB: 0 BB: 0 P: 19	R: 0 E: 0 K: 1 S: 14	H: 1 LOB: 2 BB: 1 P: 28	R: 3 E: 0 K: 0 S: 14	H: 3 LOB: 1 BB: 1 P: 26	R: 1 E: 0 K: 0 S: 9	H: 2 LOB: 0 BB: 0 P: 15	R: 0 E: 0 K: 1 S: 7	H: 0 LOB: 1 BB: 0 P: 12	R: 0 E: 0 K: 2 S: 11	H: 0 LOB: 1 BB: 1 P: 20	R: 4 E: 1 K: 2 S: 18	H: 5 LOB: 2 BB: 0 P: 29	R: 0 E: 0 K: 2 S: 8	H: 0 LOB: 0 BB: 0 P: 14	1B: 6 2B: 4 3B: 0 HR: 2	SF: 0 SAC: 1 DP: 1 HBP: 0	WP: 0 PB: 0 SB: 2 CS: 0	PA: 43																			
PITCHER	IP: 3.1 WLS: 19 BF: 7 ER: 5 SO: 2 BB: 1 IBB: 1 HBP: 0 BLK: 0 WP: 0 HR: 2 S: 47 P: 82 ERA: 13.50 WHIP: 2.400	IP: 1.0 WLS: 3 BF: 0 ER: 0 SO: 2 BB: 0 IBB: 0 HBP: 0 BLK: 0 WP: 0 HR: 0 S: 14 P: 14 ERA: 0.00 WHIP: 0.000	IP: 1.0 WLS: 3 BF: 0 ER: 0 SO: 2 BB: 0 IBB: 0 HBP: 0 BLK: 0 WP: 0 HR: 0 S: 14 P: 14 ERA: 0.00 WHIP: 0.000	IP: 1.0 WLS: 3 BF: 0 ER: 0 SO: 2 BB: 0 IBB: 0 HBP: 0 BLK: 0 WP: 0 HR: 0 S: 14 P: 14 ERA: 0.00 WHIP: 0.000	IP: 1.0 WLS: 3 BF: 0 ER: 0 SO: 2 BB: 0 IBB: 0 HBP: 0 BLK: 0 WP: 0 HR: 0 S: 14 P: 14 ERA: 0.00 WHIP: 0.000	IP: 1.0 WLS: 3 BF: 0 ER: 0 SO: 2 BB: 0 IBB: 0 HBP: 0 BLK: 0 WP: 0 HR: 0 S: 14 P: 14 ERA: 0.00 WHIP: 0.000	IP: 1.0 WLS: 3 BF: 0 ER: 0 SO: 2 BB: 0 IBB: 0 HBP: 0 BLK: 0 WP: 0 HR: 0 S: 14 P: 14 ERA: 0.00 WHIP: 0.000	IP: 1.0 WLS: 3 BF: 0 ER: 0 SO: 2 BB: 0 IBB: 0 HBP: 0 BLK: 0 WP: 0 HR: 0 S: 14 P: 14 ERA: 0.00 WHIP: 0.000	IP: 1.0 WLS: 3 BF: 0 ER: 0 SO: 2 BB: 0 IBB: 0 HBP: 0 BLK: 0 WP: 0 HR: 0 S: 14 P: 14 ERA: 0.00 WHIP: 0.000	IP: 1.0 WLS: 3 BF: 0 ER: 0 SO: 2 BB: 0 IBB: 0 HBP: 0 BLK: 0 WP: 0 HR: 0 S: 14 P: 14 ERA: 0.00 WHIP: 0.000																													
37 Jo-Jo Reyes, L ERA: 5.74	14 Martín Prado, R OBP: 0.377, SLG: 0.462	2 Kelly Johnson, L OBP: 0.349, SLG: 0.444	10 Chipper Jones, S OBP: 0.466, SLG: 0.633	4 Omar Infante, R OBP: 0.343, SLG: 0.425	22 Casey Kotchman, L OBP: 0.327, SLG: 0.411	7 Jeff Francoeur, R OBP: 0.294, SLG: 0.352	5 Clint Sammons, R OBP: 0.216, SLG: 0.213	Josh Anderson, L OBP: 0.313, SLG: 0.346	37 Jo-Jo Reyes, L OBP: 0.172, SLG: 0.130	38 Buddy Carlyle, R OBP: 0.333, SLG: 0.250	Ruben Cedeno, S OBP: 0.330, SLG: 0.330	Jorge Julio, R ERA: 5.02	Vladimir Nunez, R ERA: 4.67	46 Manny Acosta, R ERA: 3.78	16 Brian McCann, L OBP: 0.371, SLG: 0.521	4 Omar Infante, R OBP: 0.343, SLG: 0.425	22 Casey Kotchman, L OBP: 0.327, SLG: 0.411	7 Jeff Francoeur, R OBP: 0.294, SLG: 0.352	5 Clint Sammons, R OBP: 0.216, SLG: 0.213	Josh Anderson, L OBP: 0.313, SLG: 0.346	37 Jo-Jo Reyes, L OBP: 0.172, SLG: 0.130	38 Buddy Carlyle, R OBP: 0.333, SLG: 0.250	Ruben Cedeno, S OBP: 0.330, SLG: 0.330	Jorge Julio, R ERA: 5.02	Vladimir Nunez, R ERA: 4.67	46 Manny Acosta, R ERA: 3.78	16 Brian McCann, L OBP: 0.371, SLG: 0.521	4 Omar Infante, R OBP: 0.343, SLG: 0.425	22 Casey Kotchman, L OBP: 0.327, SLG: 0.411	7 Jeff Francoeur, R OBP: 0.294, SLG: 0.352	5 Clint Sammons, R OBP: 0.216, SLG: 0.213	Josh Anderson, L OBP: 0.313, SLG: 0.346	37 Jo-Jo Reyes, L OBP: 0.172, SLG: 0.130	38 Buddy Carlyle, R OBP: 0.333, SLG: 0.250	Ruben Cedeno, S OBP: 0.330, SLG: 0.330	Jorge Julio, R ERA: 5.02	Vladimir Nunez, R ERA: 4.67	46 Manny Acosta, R ERA: 3.78	16 Brian McCann, L OBP: 0.371, SLG: 0.521
Inning Stats	R: 0 E: 0 K: 1 S: 7	H: 0 LOB: 0 BB: 0 P: 7	R: 2 E: 1 K: 0 S: 13	H: 2 LOB: 1 BB: 1 P: 21	R: 1 E: 0 K: 0 S: 20	H: 2 LOB: 2 BB: 1 P: 28	R: 0 E: 0 K: 2 S: 11	H: 0 LOB: 0 BB: 0 P: 16	R: 1 E: 0 K: 1 S: 15	H: 2 LOB: 2 BB: 1 P: 25	R: 0 E: 0 K: 2 S: 7	H: 0 LOB: 0 BB: 0 P: 12	R: 1 E: 0 K: 1 S: 12	H: 1 LOB: 2 BB: 1 P: 24	R: 0 E: 0 K: 1 S: 10	H: 1 LOB: 1 BB: 0 P: 13	R: 0 E: 0 K: 1 S: 8	H: 0 LOB: 0 BB: 0 P: 12	1B: 6 2B: 2 3B: 0 HR: 0	SF: 1 SAC: 0 DP: 0 HBP: 0	WP: 0 PB: 0 SB: 0 CS: 0	PA: 39																	
PITCHER	IP: 6.0 WLS: 4 BF: 26 ER: 4 SO: 6 BB: 3 IBB: 0 HBP: 0 BLK: 0 WP: 0 HR: 3 S: 73 P: 109 ERA: 4.50 WHIP: 1.500	IP: 2.0 WLS: 7 BF: 1 ER: 0 SO: 2 BB: 0 IBB: 0 HBP: 0 BLK: 0 WP: 0 HR: 1 S: 18 P: 25 ERA: 0.00 WHIP: 0.500	IP: 0.0 WLS: 2 BF: 1 ER: 0 SO: 0 BB: 0 IBB: 0 HBP: 0 BLK: 0 WP: 0 HR: 0 S: 5 P: 5 ERA: 0.00 WHIP: 0.000	IP: 0.1 WLS: 2 BF: 0 ER: 0 SO: 1 BB: 0 IBB: 1 HBP: 0 BLK: 0 WP: 0 HR: 4 S: 9 P: 9 ERA: 0.00 WHIP: 0.000	IP: 0.1 WLS: 2 BF: 0 ER: 0 SO: 1 BB: 0 IBB: 0 HBP: 0 BLK: 0 WP: 0 HR: 3 S: 5 P: 5 ERA: 0.00 WHIP: 0.000	IP: 0.0 WLS: 1 BF: 1 ER: 0 SO: 0 BB: 0 IBB: 0 HBP: 0 BLK: 0 WP: 0 HR: 0 S: 3 P: 5 ERA: 0.00 WHIP: 0.000	IP: 0.0 WLS: 1 BF: 1 ER: 0 SO: 0 BB: 0 IBB: 0 HBP: 0 BLK: 0 WP: 0 HR: 0 S: 3 P: 5 ERA: 0.00 WHIP: 0.000	IP: 0.0 WLS: 1 BF: 1 ER: 0 SO: 0 BB: 0 IBB: 0 HBP: 0 BLK: 0 WP: 0 HR: 0 S: 3 P: 5 ERA: 0.00 WHIP: 0.000	IP: 0.0 WLS: 1 BF: 1 ER: 0 SO: 0 BB: 0 IBB: 0 HBP: 0 BLK: 0 WP: 0 HR: 0 S: 3 P: 5 ERA: 0.00 WHIP: 0.000	IP: 0.0 WLS: 1 BF: 1 ER: 0 SO: 0 BB: 0 IBB: 0 HBP: 0 BLK: 0 WP: 0 HR: 0 S: 3 P: 5 ERA: 0.00 WHIP: 0.000																													

AB	38
R	9
H	12
RBI	9
BB	4
SO	10
LOB	16



AB	34
R	5
H	8
RBI	3
BB	4
SO	9
LOB	21



Batter	1	2	3	4	5	6	7	8	9	AB	R	H	RBI	BB	SO	LOB	TOP													
7 José Reyes, S OBP: 0.362, SLG: 0.483										4	0	0	0	0	1	1	New York Mets @ Atlanta Braves Turner Field, Atlanta, GA Sat Sep 20 2008, 7:00 PM EDT Att: 50,124 - Clear - 75 F													
28 Daniel Murphy, L OBP: 0.442, SLG: 0.534										4	0	0	0	0	0	0														
5 David Wright, R OBP: 0.361, SLG: 0.528										4	0	2	0	0	1	0														
21 Carlos Delgado, L OBP: 0.348, SLG: 0.511										4	0	1	0	0	1	2														
15 Carlos Beltrán, S OBP: 0.372, SLG: 0.503										4	1	1	0	0	0	2														
19 Ryan Church, L OBP: 0.345, SLG: 0.455																														
6 Nick Evans, R OBP: 0.310, SLG: 0.423																														
1 Luis Castillo, S OBP: 0.356, SLG: 0.316																														
23 Brian Schneider, L OBP: 0.346, SLG: 0.378																														
11 Ramon Castro, R OBP: 0.315, SLG: 0.459																														
Pedro Martínez, R OBP: 0.162, SLG: 0.189																														
9 Marlon Anderson, L OBP: 0.252, SLG: 0.276																														
39 Bobby Parnell, R ERA: 3.77																														
1 Michael Gonzalez, L ERA: 4.11																														
Inning Stats	R: 0 E: 0 K: 1 S: 9	H: 0 LOB: 0 BB: 0 P: 15	R: 0 E: 0 K: 0 S: 7	H: 1 LOB: 0 BB: 0 P: 8	R: 0 E: 0 K: 0 S: 7	H: 0 LOB: 0 BB: 1 P: 13	R: 0 E: 0 K: 0 S: 15	H: 1 LOB: 1 BB: 0 P: 21	R: 2 E: 0 K: 1 S: 8	H: 2 LOB: 1 BB: 1 P: 14	R: 0 E: 0 K: 0 S: 17	H: 1 LOB: 1 BB: 0 P: 24	R: 0 E: 0 K: 1 S: 13	H: 0 LOB: 0 BB: 0 P: 15	R: 0 E: 0 K: 2 S: 10	H: 0 LOB: 0 BB: 0 P: 14	1B: 3 2B: 4 3B: 0 HR: 0	SF: 0 SAC: 0 DP: 2 HBP: 0	WP: 0 PB: 0 SB: 0 CS: 0	PA: 33										
PITCHER	IP: 6.0 W: 2 L: 1 H: 2 R: 1 ER: 0 SO: 2 BB: 0 IBB: 0 HBP: 0 BLK: 0 WP: 0 HR: 0 S: 63 P: 95 ERA: 3.00 WHIP: 1.167	IP: 0.1 W: 0 L: 0 H: 1 R: 0 ER: 0 SO: 0 BB: 0 IBB: 0 HBP: 0 BLK: 0 WP: 0 HR: 0 S: 7 P: 20 ERA: 0.00 WHIP: 3.000	IP: 1.2 W: 0 L: 0 H: 5 R: 0 ER: 0 SO: 2 BB: 0 IBB: 0 HBP: 0 BLK: 0 WP: 0 HR: 14 S: 20 P: 20 ERA: 0.00 WHIP: 0.000	IP: 1.0 W: 0 L: 0 H: 3 R: 0 ER: 0 SO: 2 BB: 0 IBB: 0 HBP: 0 BLK: 0 WP: 0 HR: 10 S: 14 P: 14 ERA: 0.00 WHIP: 0.000											IP: 6.0 W: 2 L: 1 H: 2 R: 1 ER: 0 SO: 2 BB: 0 IBB: 0 HBP: 0 BLK: 0 WP: 0 HR: 0 S: 63 P: 95 ERA: 3.00 WHIP: 1.167	IP: 0.1 W: 0 L: 0 H: 1 R: 0 ER: 0 SO: 0 BB: 0 IBB: 0 HBP: 0 BLK: 0 WP: 0 HR: 0 S: 7 P: 20 ERA: 0.00 WHIP: 3.000	IP: 1.2 W: 0 L: 0 H: 5 R: 0 ER: 0 SO: 2 BB: 0 IBB: 0 HBP: 0 BLK: 0 WP: 0 HR: 14 S: 20 P: 20 ERA: 0.00 WHIP: 0.000	IP: 1.0 W: 0 L: 0 H: 3 R: 0 ER: 0 SO: 2 BB: 0 IBB: 0 HBP: 0 BLK: 0 WP: 0 HR: 10 S: 14 P: 14 ERA: 0.00 WHIP: 0.000											IP: 6.0 W: 2 L: 1 H: 2 R: 1 ER: 0 SO: 2 BB: 0 IBB: 0 HBP: 0 BLK: 0 WP: 0 HR: 0 S: 63 P: 95 ERA: 3.00 WHIP: 1.167	IP: 0.1 W: 0 L: 0 H: 1 R: 0 ER: 0 SO: 0 BB: 0 IBB: 0 HBP: 0 BLK: 0 WP: 0 HR: 0 S: 7 P: 20 ERA: 0.00 WHIP: 3.000

New York Mets @ Atlanta Braves
Turner Field, Atlanta, GA
Sat Sep 20 2008, 7:00 PM EDT
Att: 50,124 - Clear - 75 F

AB 31
R 2
H 6
RBI 2
BB 2
SO 6
LOB 10



Batter	1	2	3	4	5	6	7	8	9	AB	R	H	RBI	BB	SO	LOB	BOTTOM											
Josh Anderson, L OBP: 0.328, SLG: 0.361										4	1	3	1	0	0	0	New York Mets @ Atlanta Braves Turner Field, Atlanta, GA Sat Sep 20 2008, 7:00 PM EDT Att: 50,124 - Clear - 75 F											
14 Martín Prado, R OBP: 0.379, SLG: 0.465										3	1	1	0	1	0	2												
2 Kelly Johnson, L OBP: 0.348, SLG: 0.444										4	1	1	1	0	1	2												
16 Brian McCann, L OBP: 0.370, SLG: 0.519										4	0	1	1	0	1	1												
4 Omar Infante, R OBP: 0.342, SLG: 0.423										4	0	1	0	0	1	2												
22 Casey Kotchman, L OBP: 0.328, SLG: 0.410										3	0	1	1	1	0	0												
7 Jeff Francoeur, R OBP: 0.294, SLG: 0.351										4	0	1	0	0	0	2												
28 Brandon Jones, L OBP: 0.304, SLG: 0.388										3	1	0	0	1	3	4												
1 Gregor Blanco, L OBP: 0.269, SLG: 0.313										0	0	0	0	0	0	0												
57 Jorge Campillo, R OBP: 0.200, SLG: 0.205										2	0	0	0	0	2	0												
Ruben Gotay, S ERA: 3.027										1	0	0	0	0	1	1												
Will Ohman, L ERA: 3.77										0	0	0	0	0	0	0												
30 Jeff Bennett, R OBP: 0.364, SLG: 0.333										0	0	0	0	0	0	0												
51 Michael Gonzalez, R ERA: 4.11										0	0	0	0	0	0	0												
Inning Stats	R: 3 E: 0 K: 2 S: 19	H: 4 LOB: 2 BB: 1 P: 30	R: 0 E: 0 K: 2 S: 13	H: 1 LOB: 0 BB: 0 P: 19	R: 0 E: 0 K: 1 S: 17	H: 1 LOB: 2 BB: 1 P: 25	R: 0 E: 0 K: 1 S: 8	H: 1 LOB: 1 BB: 0 P: 10	R: 0 E: 0 K: 0 S: 8	H: 1 LOB: 0 BB: 0 P: 12	R: 1 E: 0 K: 1 S: 10	H: 1 LOB: 1 BB: 1 P: 20	R: 0 E: 0 K: 1 S: 6	H: 0 LOB: 0 BB: 0 P: 8	R: 0 E: 0 K: 1 S: 10	H: 0 LOB: 0 BB: 0 P: 16	1B: 7 2B: 3 3B: 0 HR: 0	SF: 0 SAC: 0 DP: 1 HBP: 0	WP: 0 PB: 0 SB: 3 CS: 0	PA: 35								
PITCHER	IP: 6.0 W: 1 L: 1 H: 4 R: 0 ER: 0 SO: 7 BB: 3 IBB: 0 HBP: 0 BLK: 0 WP: 0 HR: 0 S: 16 P: 116 ERA: 6.00 WHIP: 2.000	IP: 1.1 W: 0 L: 0 H: 4 R: 0 ER: 0 SO: 1 BB: 0 IBB: 0 HBP: 0 BLK: 0 WP: 0 HR: 0 S: 9 P: 12 ERA: 0.00 WHIP: 0.000	IP: 0.2 W: 0 L: 0 H: 0 R: 0 ER: 0 SO: 1 BB: 0 IBB: 0 HBP: 0 BLK: 0 WP: 0 HR: 0 S: 7 P: 12 ERA: 0.00 WHIP: 0.000											IP: 6.0 W: 1 L: 1 H: 4 R: 0 ER: 0 SO: 7 BB: 3 IBB: 0 HBP: 0 BLK: 0 WP: 0 HR: 0 S: 16 P: 116 ERA: 6.00 WHIP: 2.000	IP: 1.1 W: 0 L: 0 H: 4 R: 0 ER: 0 SO: 1 BB: 0 IBB: 0 HBP: 0 BLK: 0 WP: 0 HR: 0 S: 9 P: 12 ERA: 0.00 WHIP: 0.000	IP: 0.2 W: 0 L: 0 H: 0 R: 0 ER: 0 SO: 1 BB: 0 IBB: 0 HBP: 0 BLK: 0 WP: 0 HR: 0 S: 7 P: 12 ERA: 0.00 WHIP: 0.000											IP: 6.0 W: 1 L: 1 H: 4 R: 0 ER: 0 SO: 7 BB: 3 IBB: 0 HBP: 0 BLK: 0 WP: 0 HR: 0 S: 16 P: 116 ERA: 6.00 WHIP: 2.000	IP: 1.1 W: 0 L: 0 H: 4 R: 0 ER: 0 SO: 1 BB: 0 IBB: 0 HBP: 0 BLK: 0 WP: 0 HR: 0 S: 9 P: 12 ERA: 0.00 WHIP: 0.000

New York Mets @ Atlanta Braves
Turner Field, Atlanta, GA
Sat Sep 20 2008, 7:00 PM EDT
Att: 50,124 - Clear - 75 F

AB 32
R 4
H 9
RBI 4
BB 3
SO 9
LOB 14



Batter	1	2	3	4	5	6	7	8	9	AB	R	H	RBI	BB	SO	LOB	TOP					
12 Alfonso Soriano, R (1, 7) OBP: 0.346, SLG: 0.540 37 Angel Guzman, R (7, 1)										4	0	0	0	0	1	0	Chicago Cubs @ New York Mets Shea Stadium, Flushing, NY Tue Sep 23 2008, 7:10 PM EDT Att: 50,615 - Clear - 65 F					
55 Koyie Hill, S (9, PH) OBP: 0.167, SLG: 0.250 17 Mike Fontenot, L (9, PH) OBP: 0.382, SLG: 0.504										4	1	1	0	0	2	0						
Romy Cadano, R (1, 6) OBP: 0.338, SLG: 0.365 Daryle Ward, L (9, PH) OBP: 0.330, SLG: 0.389										4	0	1	0	0	1	1						
25 Derrek Lee, R (1, 3) OBP: 0.361, SLG: 0.466										3	0	2	1	1	0	1						
9 Reed Johnson, R (1, 8) OBP: 0.361, SLG: 0.428										3	0	0	0	1	0	2						
Mark DeRosa, R (1, 4) OBP: 0.374, SLG: 0.472										4	1	1	0	0	1	3						
27 Casey McGehee, R (1, 5) OBP: 0.214, SLG: 0.308										4	0	2	1	0	0	1						
1 Kosuke Fukudome, L (1, 9) OBP: 0.361, SLG: 0.380										4	0	2	1	0	0	1						
Henry Blanco, R (1, 2) OBP: 0.316, SLG: 0.387										4	0	1	0	0	2	2						
45 Sean Marshall, L (1, 1) OBP: 0.333, SLG: 0.333 57 Chad Gaudin, R (6, 1) 22 Kevin Hart, R (6, 1) 6 Micah Hoffpauir, L (7, PH) OBP: 0.387, SLG: 0.446										2	0	0	0	0	2	2						
Inning Stats	R: 0 E: 0 K: 2 S: 12	H: 1 LOB: 1 BB: 0 P: 19	R: 1 E: 0 K: 2 S: 13	H: 2 LOB: 1 BB: 0 P: 20	R: 1 E: 0 K: 0 S: 10	H: 2 LOB: 1 BB: 0 P: 13	R: 0 E: 0 K: 2 S: 10	H: 1 LOB: 1 BB: 0 P: 12	R: 0 E: 0 K: 0 S: 6	H: 0 LOB: 0 BB: 0 P: 6	R: 0 E: 0 K: 0 S: 10	H: 0 LOB: 0 BB: 0 P: 16	R: 0 E: 0 K: 2 S: 11	H: 0 LOB: 0 BB: 0 P: 15	R: 0 E: 0 K: 2 S: 14	H: 1 LOB: 2 BB: 2 P: 21	R: 0 E: 0 K: 0 S: 12	H: 2 LOB: 2 BB: 0 P: 19	1B: 5 2B: 4 3B: 0 HR: 0	SF: 0 SAC: 0 DP: 0 HBP: 0	WP: 0 PB: 0 SB: 0 CS: 0	PA: 38
PITCHER	IP WLS BF H R ER SO BB IBB HBP BLK WP HR S P ERA WHIP	8.0 W 33 7 2 2 10 2 0 0 0 0 0 86 125 2.25 1.125	0.1 L 3 2 0 0 0 0 0 0 0 0 0 7 13 0.00 6.000	0.2 S 2 0 0 0 0 0 0 0 0 0 0 5 6 0.00 0.000	PITCHER										IP WLS BF H R ER SO BB IBB HBP BLK WP HR S P ERA WHIP	IP WLS BF H R ER SO BB IBB HBP BLK WP HR S P ERA WHIP						

Chicago Cubs @ New York Mets
Shea Stadium, Flushing, NY
Tue Sep 23 2008, 7:10 PM EDT
Att: 50,615 - Clear - 65 F

AB 36
R 2
H 9
RBI 2
BB 2
SO 10
LOB 16



Batter	1	2	3	4	5	6	7	8	9	AB	R	H	RBI	BB	SO	LOB	BOTTOM			
7 José Reyes, S (1, 6) OBP: 0.361, SLG: 0.483										4	0	2	3	1	1	2	Chicago Cubs @ New York Mets Shea Stadium, Flushing, NY Tue Sep 23 2008, 7:10 PM EDT Att: 50,615 - Clear - 65 F			
1 Luis Castillo, S (1, 4) OBP: 0.356, SLG: 0.306										4	0	0	0	1	1	4				
5 David Wright, R (1, 5) OBP: 0.387, SLG: 0.538										4	0	2	2	1	1	3				
15 Carlos Beltrán, S (1, 8) OBP: 0.370, SLG: 0.497										4	0	0	0	0	1	5				
21 Carlos Delgado, L (1, 3) OBP: 0.355, SLG: 0.522										3	1	1	0	1	2	3				
11 Ramon Castro, R (1, 2) OBP: 0.313, SLG: 0.453										4	0	1	0	0	2	2				
19 Ryan Church, L (1, 9) OBP: 0.349, SLG: 0.450										4	1	1	0	0	1	1				
6 Nick Evans, R (1, 7) OBP: 0.310, SLG: 0.415 28 Daniel Murphy, L (6, PH) OBP: 0.424, SLG: 0.509 Endy Chavez, L (9, 7) OBP: 0.308, SLG: 0.332										1	1	0	0	0	0	0				
57 Johan Santana, L (1, 1) OBP: 0.179, SLG: 0.213 Argenis Reyes, S (8, PH) OBP: 0.257, SLG: 0.243 25 Pedro Feliciano, L (9, 1) Luis Ayala, R (9, 1)										3	2	1	0	0	1	3				
Inning Stats	R: 0 E: 0 K: 1 S: 10	H: 2 LOB: 2 BB: 0 P: 14	R: 0 E: 0 K: 1 S: 9	H: 0 LOB: 0 BB: 0 P: 13	R: 0 E: 0 K: 1 S: 9	H: 0 LOB: 0 BB: 0 P: 12	R: 0 E: 0 K: 2 S: 7	H: 0 LOB: 1 BB: 1 P: 12	R: 2 E: 0 K: 1 S: 11	H: 2 LOB: 2 BB: 1 P: 20	R: 4 E: 1 K: 1 S: 18	H: 5 LOB: 1 BB: 0 P: 25	R: 0 E: 0 K: 1 S: 8	H: 0 LOB: 1 BB: 1 P: 12	R: 0 E: 0 K: 2 S: 9	H: 0 LOB: 2 BB: 2 P: 21		1B: 7 2B: 1 3B: 1 HR: 0	SF: 0 SAC: 0 DP: 0 HBP: 1	WP: 0 PB: 0 SB: 0 CS: 0
PITCHER	IP WLS BF H R ER SO BB IBB HBP BLK WP HR S P ERA WHIP	5.0 L 5 4 4 4 0 0 0 0 0 0 0 12 16 108.00 12.000	0.1 L 3 1 0 0 1 0 0 0 0 0 0 6 9 0.00 1.500	2.0 9 0 0 0 3 3 0 0 0 0 0 0 17 33 0.00 1.500	PITCHER										IP WLS BF H R ER SO BB IBB HBP BLK WP HR S P ERA WHIP					

Chicago Cubs @ New York Mets
Shea Stadium, Flushing, NY
Tue Sep 23 2008, 7:10 PM EDT
Att: 50,615 - Clear - 65 F

AB 33
R 6
H 9
RBI 5
BB 5
SO 11
LOB 24



Batter	1	2	3	4	5	6	7	8	9	10	AB	R	H	RBI	BB	SO	LOB	TOP									
12 Alfonso Soriano, R OBP: 0.347, SLG: 0.540 Felix Pie, L OBP: 0.314, SLG: 0.338											5	0	2	1	1	1	0										
2 Ryan Theriot, R OBP: 0.381, SLG: 0.356											6	2	3	0	0	0	3										
25 Derrek Lee, R OBP: 0.364, SLG: 0.467											3	2	1	1	3	0	2										
16 Aramis Ramirez, R OBP: 0.381, SLG: 0.521											3	2	2	2	3	1	1										
Mark DeRosa, R OBP: 0.376, SLG: 0.481 1 Kosuke Fukudome, L (5, PR) OBP: 0.359, SLG: 0.377											3	1	2	3	0	0	3										
9 Reed Johnson, R OBP: 0.361, SLG: 0.428											5	0	2	1	0	3	0										
Ronny Cedeno, R OBP: 0.330, SLG: 0.356											5	1	0	0	0	1	3										
Henry Blanco, R OBP: 0.299, SLG: 0.456 22 Kevin Hart, R OBP: 0.343, SLG: 0.476 29 Jeff Samardzija, R OBP: 0.343, SLG: 0.476 Jim Edmonds, L OBP: 0.343, SLG: 0.476 Bob Howry, L OBP: 0.343, SLG: 0.476 Kerry Wood, R OBP: 0.343, SLG: 0.476											3	0	2	0	0	0	0										
38 Carlos Zambrano, S OBP: 0.341, SLG: 0.561 48 Neal Cotts, L OBP: 0.327, SLG: 0.385 Daryle Ward, L OBP: 0.327, SLG: 0.385 55 Koyie Hill, S OBP: 0.154, SLG: 0.231											3	0	0	0	0	1	3										
Inning Stats	R: 0 E: 0 K: 1 S: 13	H: 1 LOB: 1 P: 23	R: 1 E: 0 K: 2 S: 12	H: 1 LOB: 0 BB: 0 P: 18	R: 0 E: 0 K: 1 S: 13	H: 1 LOB: 3 BB: 2 P: 26	R: 0 E: 0 K: 1 S: 9	H: 1 LOB: 1 BB: 0 P: 14	R: 4 E: 1 K: 1 S: 21	H: 4 LOB: 2 BB: 2 P: 41	R: 0 E: 0 K: 0 S: 10	H: 3 LOB: 2 BB: 0 P: 13	R: 0 E: 0 K: 2 S: 15	H: 0 LOB: 0 BB: 1 P: 12	R: 0 E: 0 K: 2 S: 10	H: 0 LOB: 0 BB: 0 P: 15	R: 3 E: 0 K: 1 S: 15	H: 3 LOB: 0 BB: 0 P: 22	1B: 10 2B: 3 3B: 0 HR: 2	SF: 0 SAC: 0 DP: 2 HBP: 0	WP: 0 PB: 0 SB: 1 CS: 0	PA: 50					
PITCHER	IP 4.1	WLS 23	BF 6	H 5	R 5	ER 5	SO 6	BB 5	IBB 0	HBP 0	BLK 0	WP 0	HR 1	S 58	P 105	ERA 10.38	WHIP 2.538										
Oliver Pérez, L ERA: 4.25 Duaner Sanchez, R ERA: 4.32 Joe Smith, R ERA: 3.67 Ricardo Rincon, L ERA: 2.45 43 Brian Stokes, R ERA: 3.48	IP 1.0	WLS 3	BF 0	H 0	R 0	ER 0	SO 0	BB 1	IBB 0	HBP 0	BLK 0	WP 0	HR 0	S 12	P 25	ERA 0.00	WHIP 1.000										
39 Bobby Parnell, R ERA: 1.93 Luis Ayala, R ERA: 5.69	IP 2.0	WLS L	BF 9	H 3	R 3	ER 3	SO 2	BB 0	IBB 0	HBP 0	BLK 0	WP 0	HR 1	S 37	P 13.50	ERA 1.500	WHIP 1.500										

Chicago Cubs @ New York Mets
Shea Stadium, Flushing, NY
Wed Sep 24 2008, 7:10 PM EDT
Att: 54,416 - Partly Cloudy - 63 F

AB	43
R	9
H	15
RBI	8
BB	7
SO	8
LOB	20

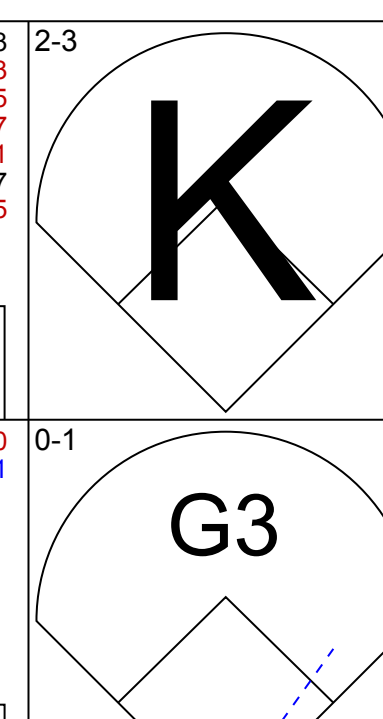
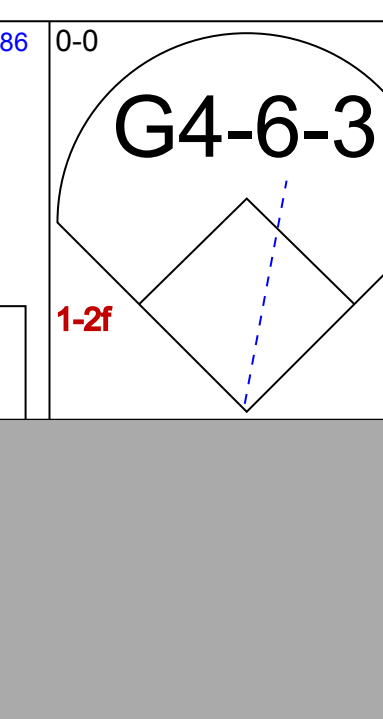
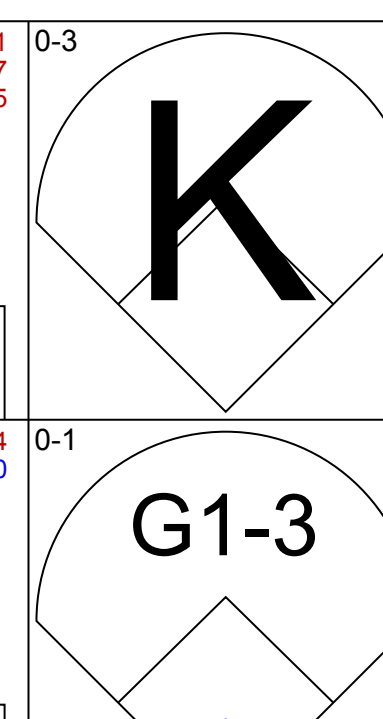
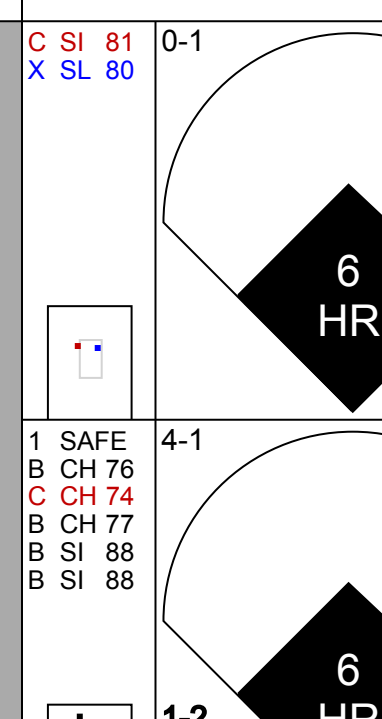
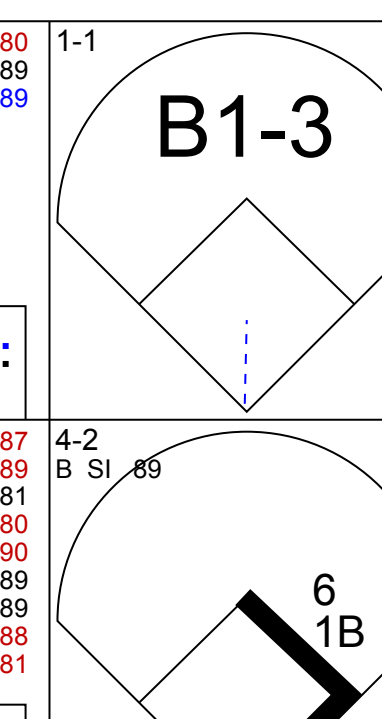
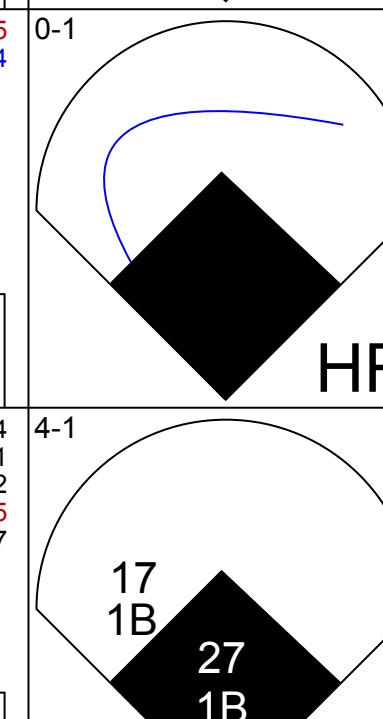
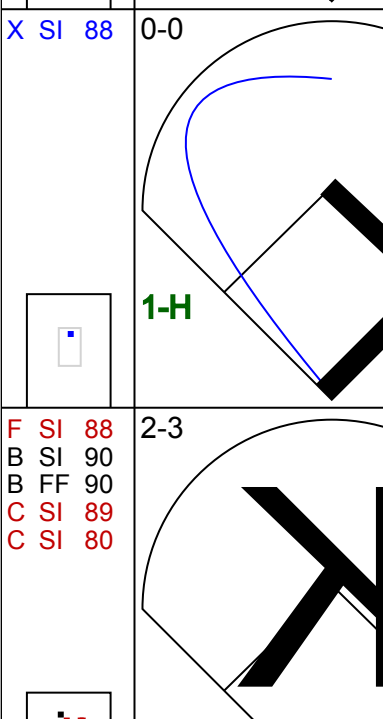

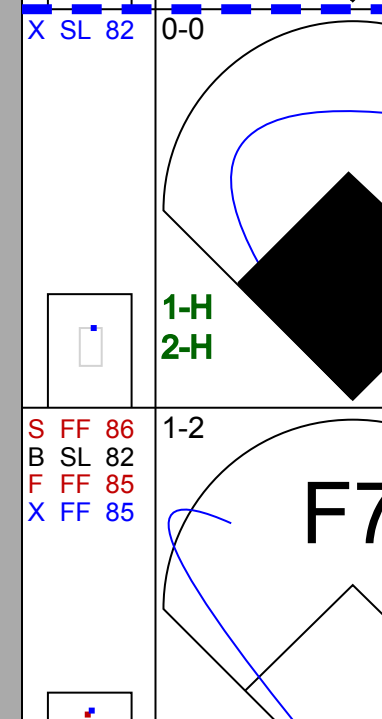
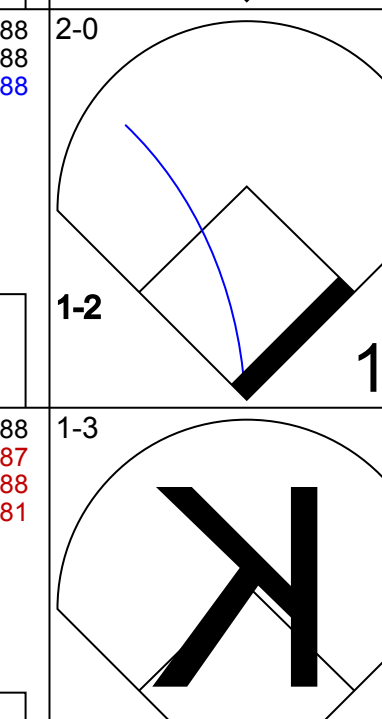
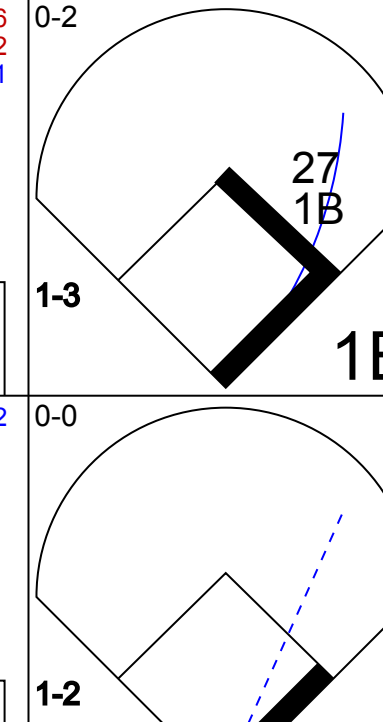
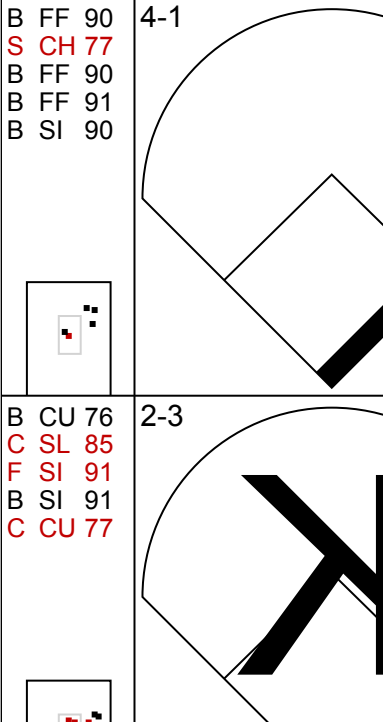
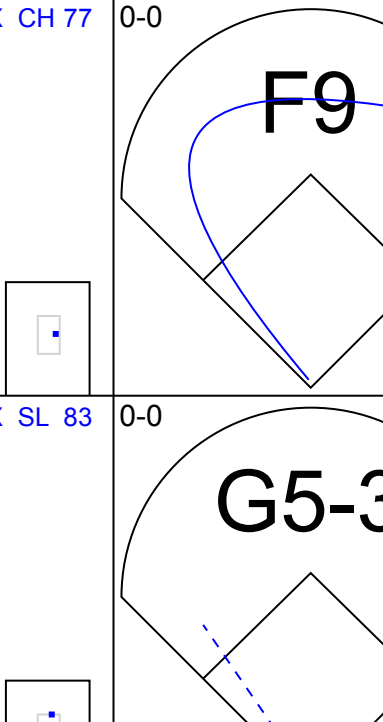
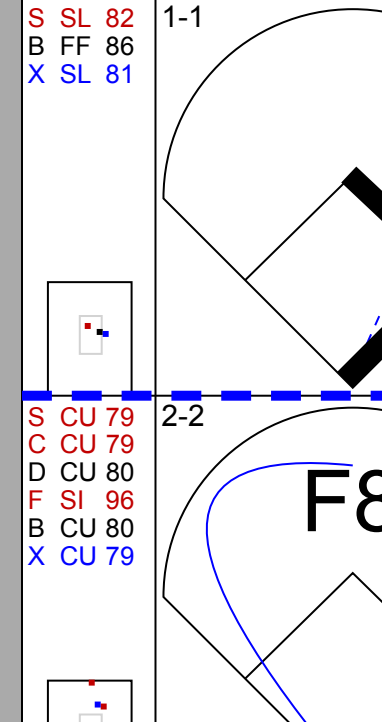

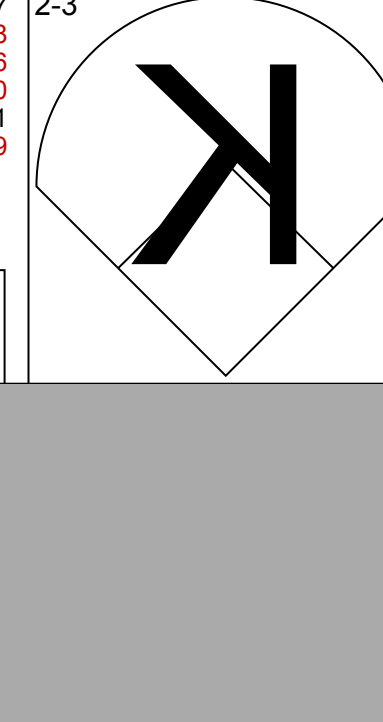
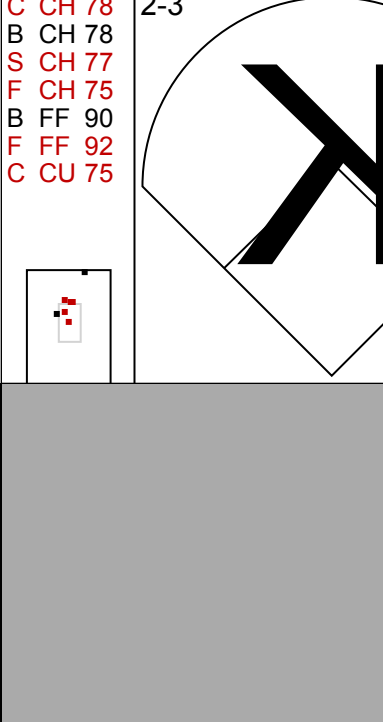

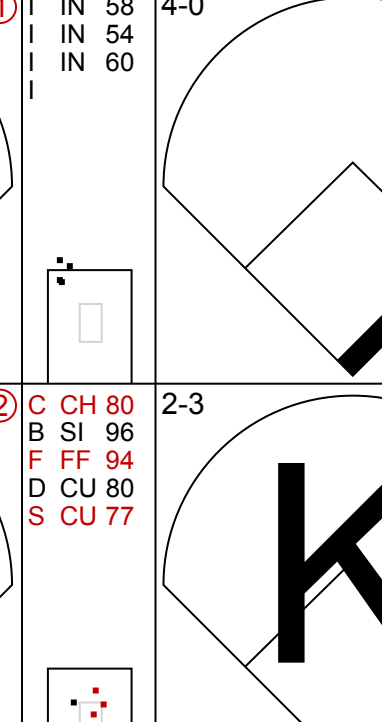

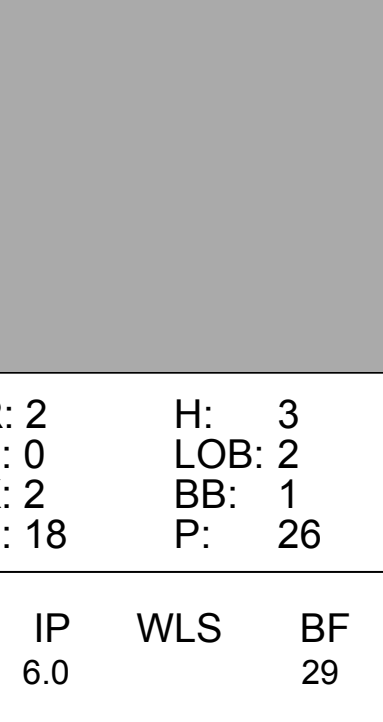
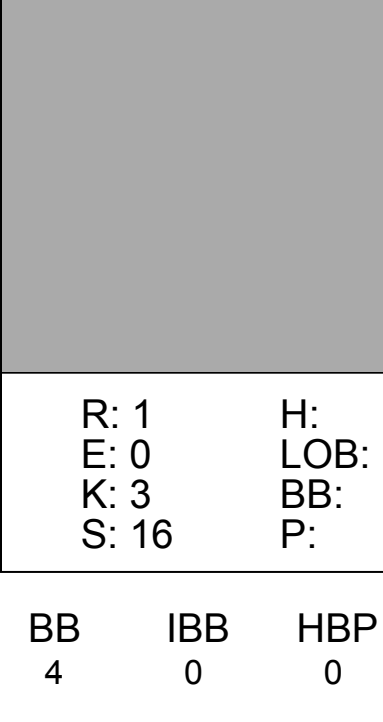
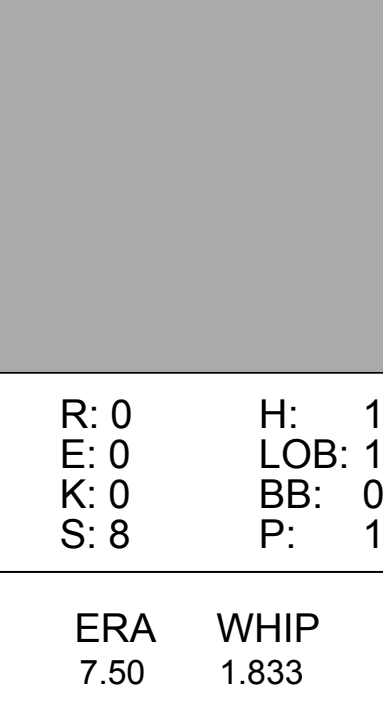
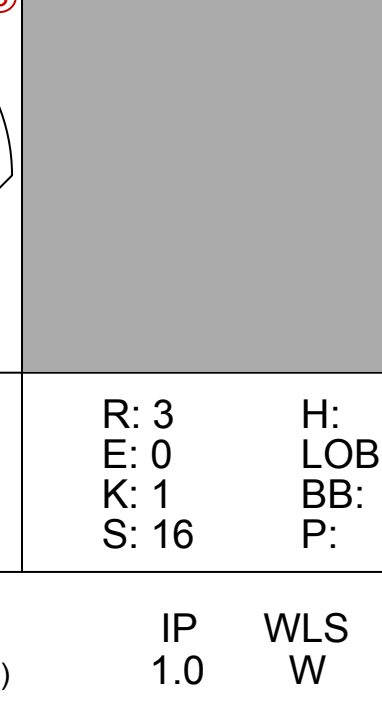
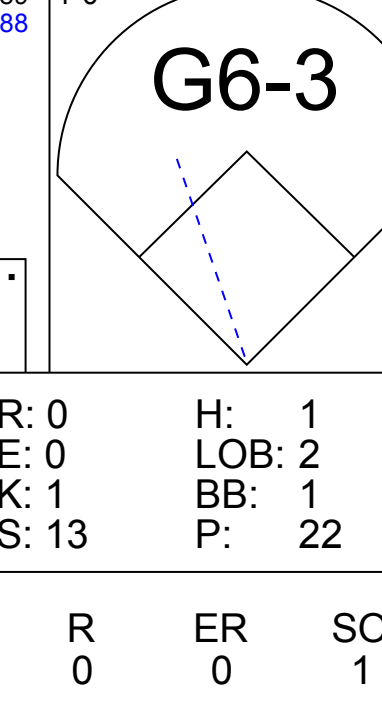
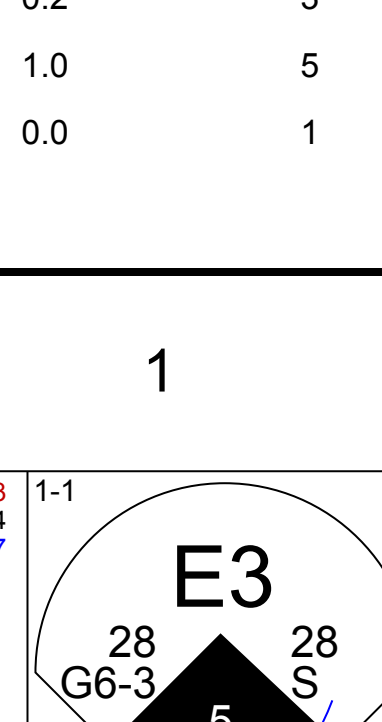
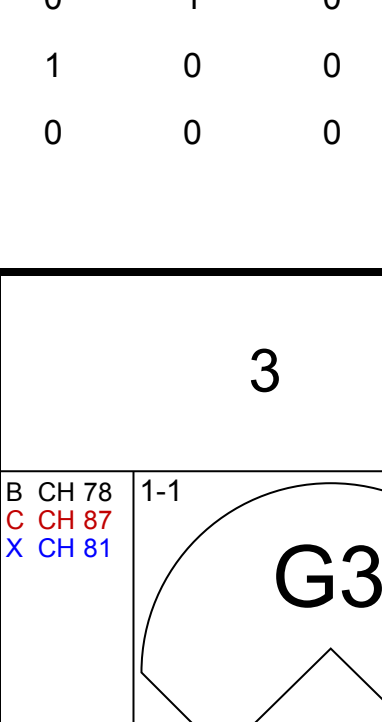
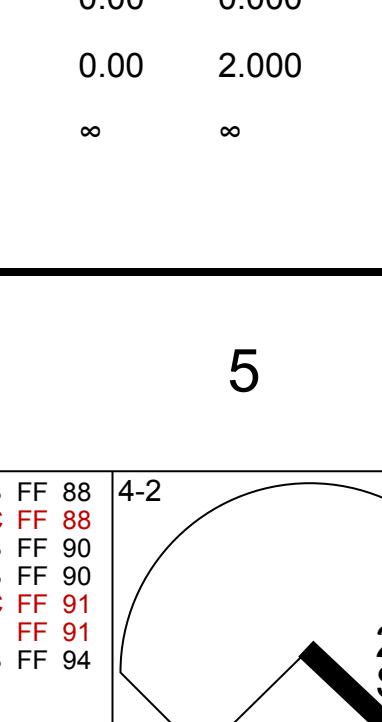
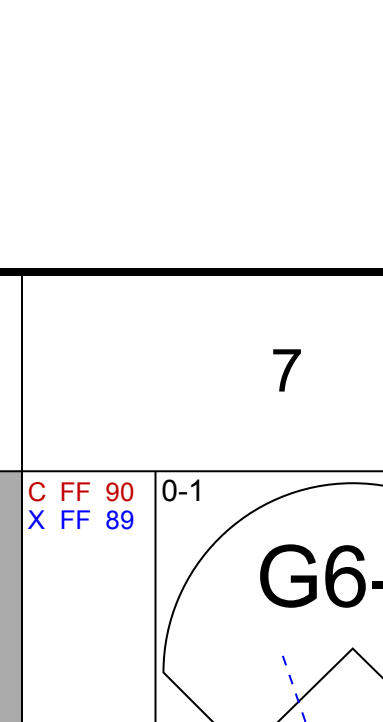
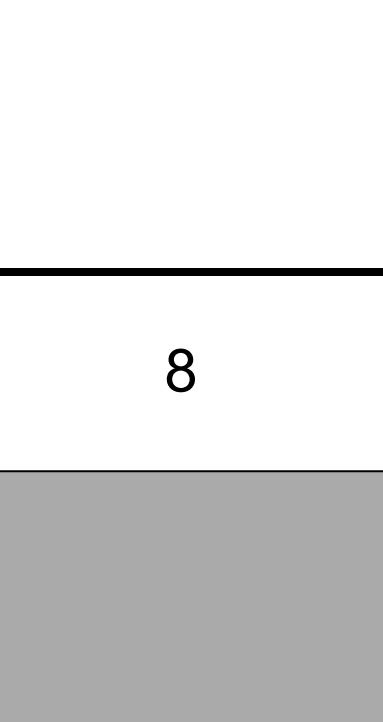
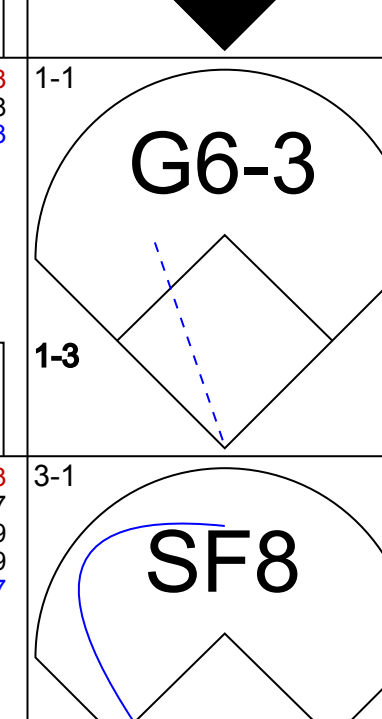

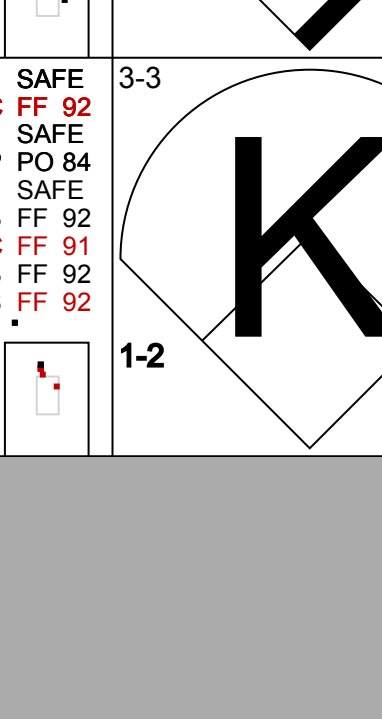
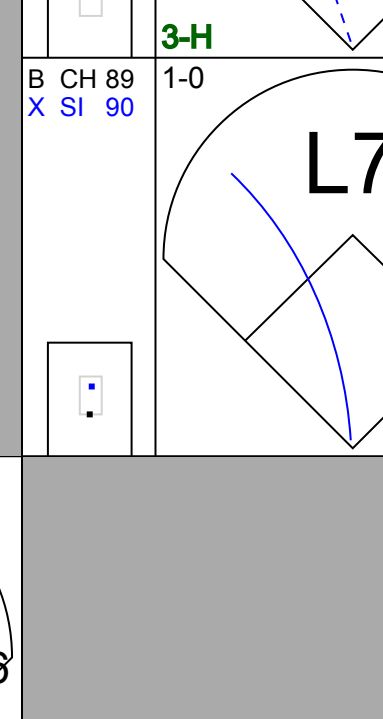
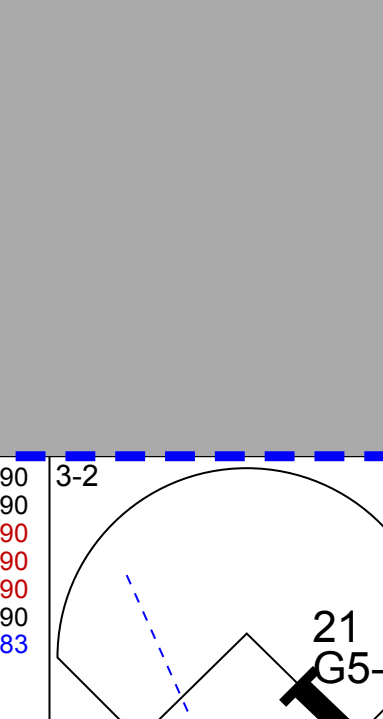
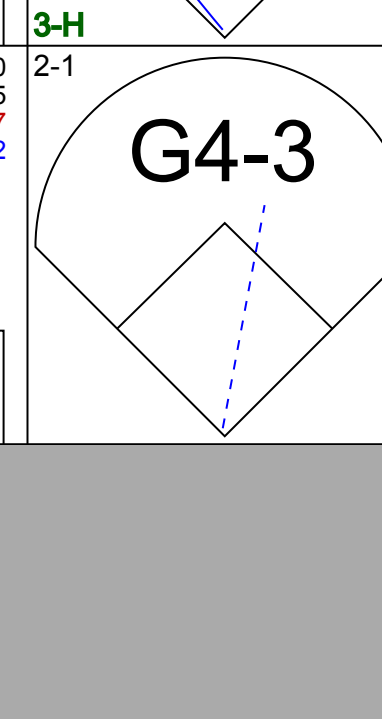



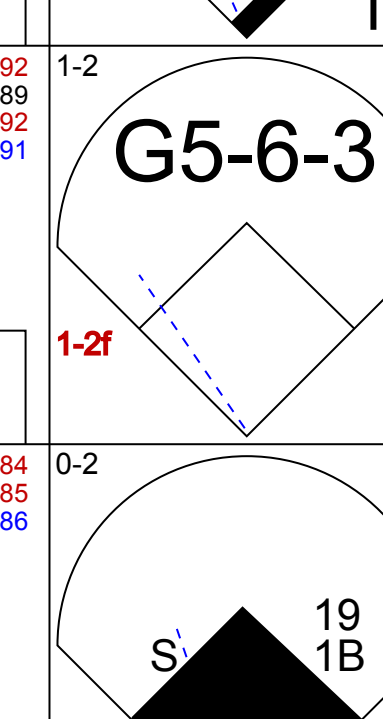




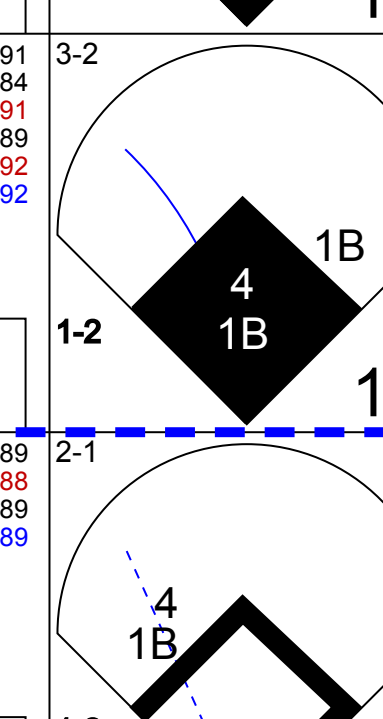

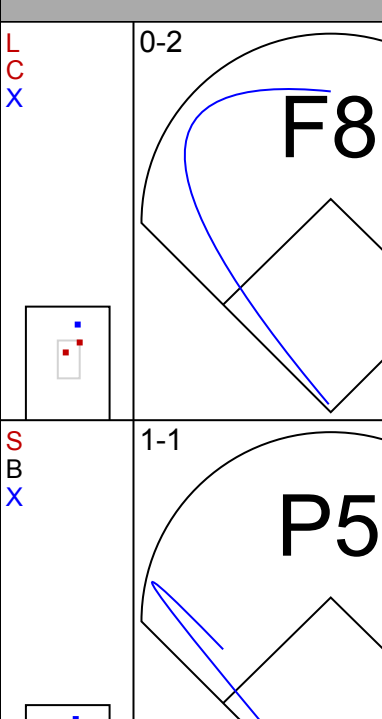
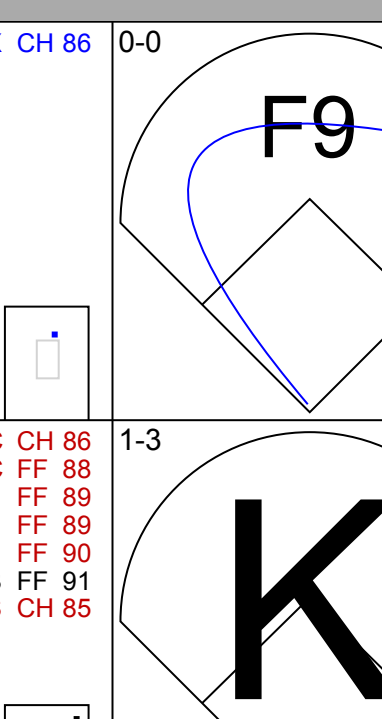
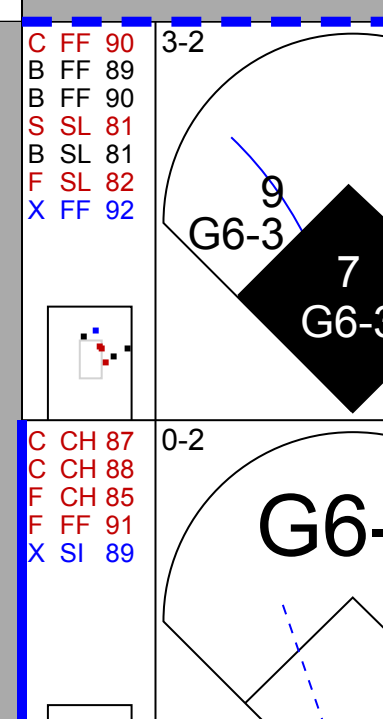
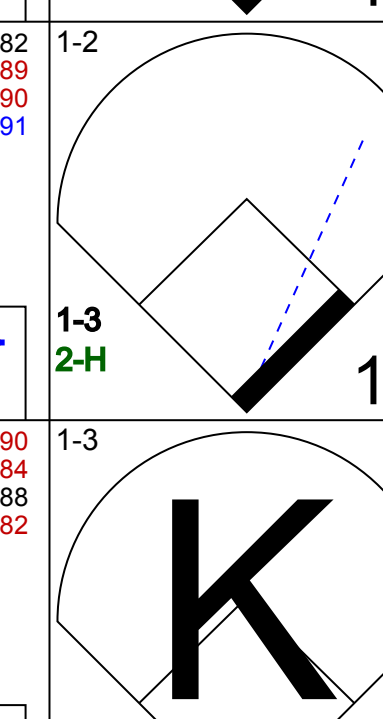


Batter	1	2	3	4	5	6	7	8	9	10	AB	R	H	RBI	BB	SO	LOB	BOTTOM								
7 José Reyes, S OBP: 0.361, SLG: 0.481											5	1	1	0	1	1	4									
28 Daniel Murphy, L OBP: 0.423, SLG: 0.517											4	1	1	0	1	1	3									
5 David Wright, R OBP: 0.367, SLG: 0.536											4	1	1	1	1	2	2									
21 Carlos Delgado, L OBP: 0.357, SLG: 0.528											4	2	2	4	1	0	2									
15 Carlos Beltrán, S OBP: 0.372, SLG: 0.467											3	0	1	0	2	0	0									
19 Ryan Church, L OBP: 0.344, SLG: 0.443											5	0	0	0	0	2	6									
23 Brian Schneider, L OBP: 0.340, SLG: 0.369 6 Nick Evans, R OBP: 0.308, SLG: 0.411 11 Ramon Castro, R OBP: 0.309, SLG: 0.446											2	0	0	0	0	0	0									
Argenis Reyes, S OBP: 0.299, SLG: 0.245 43 Brian Stokes, R ERA: 3.48 39 Bobby Parnell, R ERA: 1.93 Endy Chavez, L OBP: 0.299, SLG: 0.332 Luis Ayala, R ERA: 5.69 1 Luis Castillo, S OBP: 0.206, SLG: 0.305											3	0	0	1	0	0	1									
Oliver Pérez, L ERA: 4.25 Duaner Sanchez, R ERA: 4.32 9 Marton Anderson, L ERA: 3.91 Joe Smith, R ERA: 3.67 Ricardo Rincon, L ERA: 2.45 Ramon Martinez, R ERA: 5.19											1	1	0	0	0	0	1									
Inning Stats	R: 0 E: 0 K: 9 S: 9	H: 0 LOB: 0 BB: 0 P: 12	R: 0 E: 0 K: 0 S: 7	H: 0 LOB: 0 BB: 0 P: 9	R: 5 E: 0 K: 0 S: 20	H: 2 LOB: 0 BB: 3 P: 40	R: 0 E: 0 K: 0 S: 8	H: 0 LOB: 0 BB: 0 P: 11	R: 0 E: 0 K: 3 S: 14	H: 0 LOB: 1 BB: 1 P: 22	R: 0 E: 0 K: 0 S: 10	H: 2 LOB: 3 BB: 2 P: 27	R: 0 E: 0 K: 2 S: 12	H: 1 LOB: 3 BB: 2 P: 26	R: 0 E: 0 K: 1 S: 12	H: 0 LOB: 0 BB: 0 P: 17	1B: 4 2B: 3 3B: 1 HR: 1	SF: 0 SAC: 0 DP: 1 HBP: 0	WP: 0 PB: 0 SB: 3 CS: 0	PA: 46						
PITCHER	IP 4.2	WLS 3	BF 5	H 5	R 5	ER 5	SO 2	BB 4	IBB 0	HBP 0	BLK 0	WP 0	HR 1	S 87	P 96.4	ERA 1.500	WHIP 1.500									
38 Carlos Zambrano, R ERA: 3.91 48 Neal Cotts, L ERA: 3.91 22 Kevin Hart, R ERA: 6.84 29 Jeff Samardzija, R ERA: 2.33 Bob Howry, R ERA: 5.19	IP 1.1	WLS H	BF 4	H 2	R 0	ER 0	SO 0	BB 0	IBB 0	HBP 0	BLK 0	WP 0	HR 0	S 10	P 17	ERA 0.00	WHIP 0.000									
Kerry Wood, R ERA: 3.31	IP 1.0	WLS S	BF 3	H 0	R 0	ER 0	SO 1	BB 0	IBB 0	HBP 0	BLK 0	WP 0	HR 0	S 17	P 7	ERA 0.00	WHIP 0.000									

Chicago Cubs @ New York Mets
Shea Stadium, Flushing, NY
Wed Sep 24 2008, 7:10 PM EDT
Att: 54,416 - Partly Cloudy - 63 F

AB	37
R	6
H	8
RBI	6
BB	9
SO	9
LOB	25

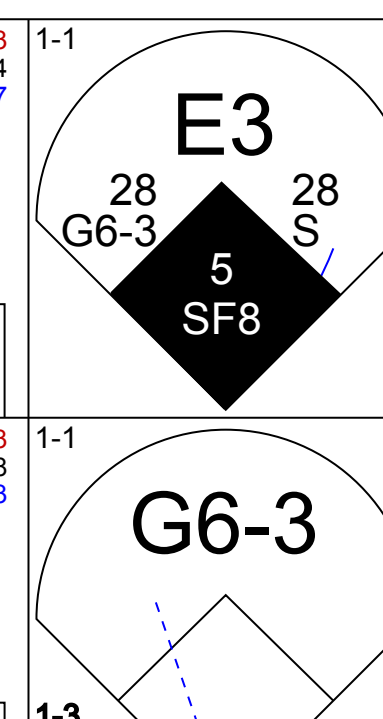
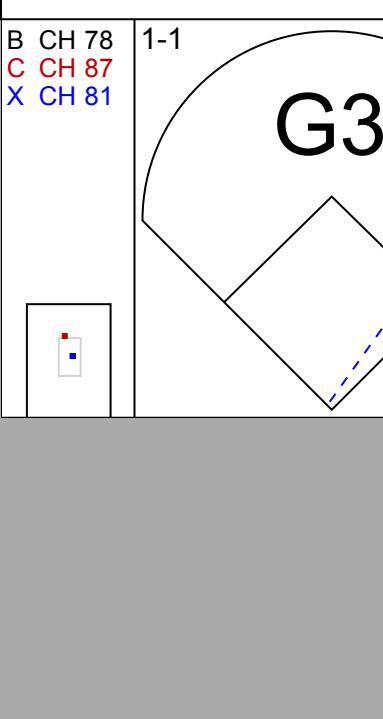
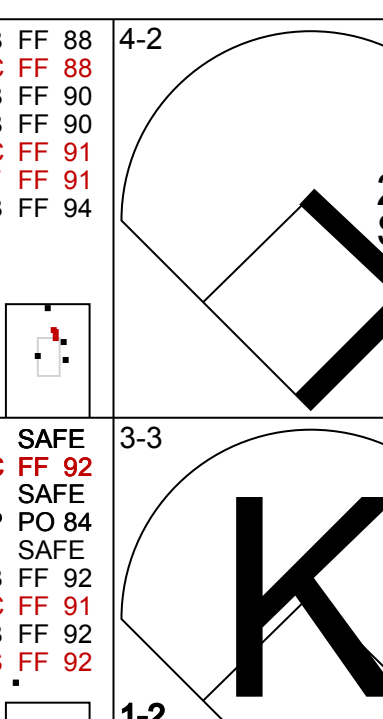
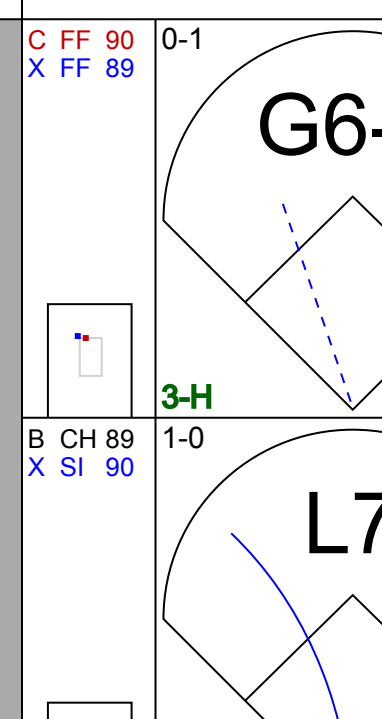

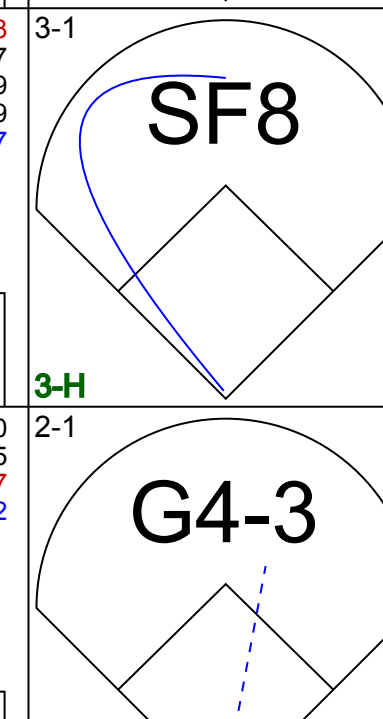

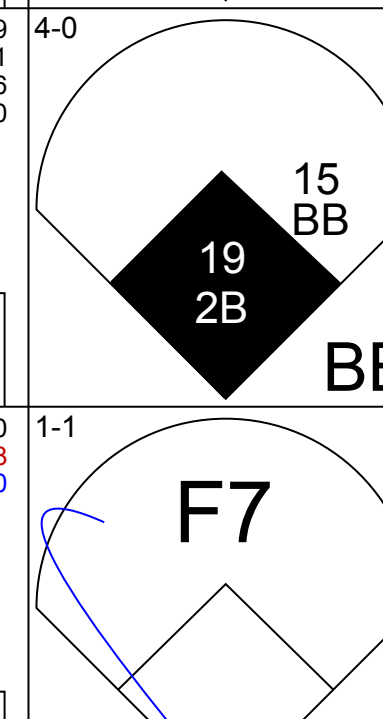

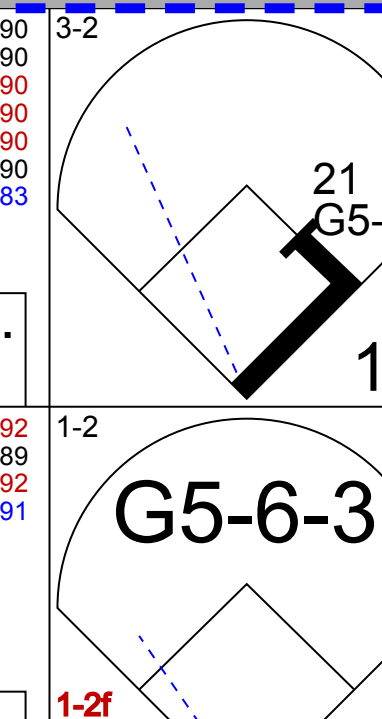




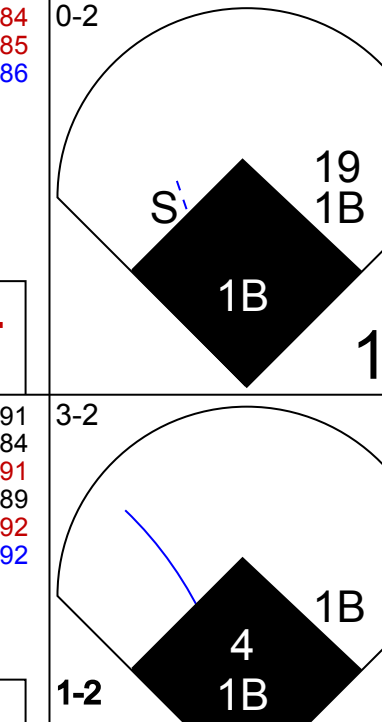

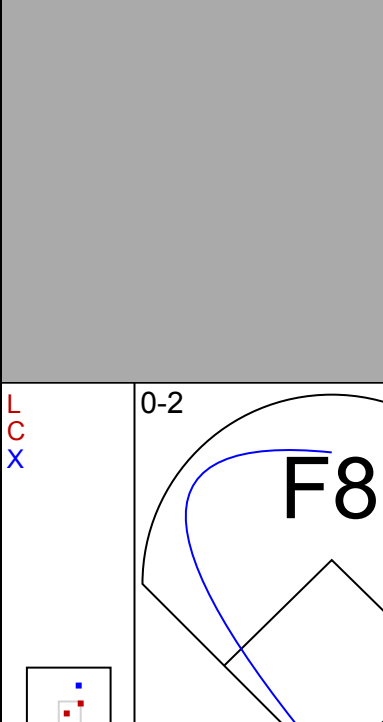
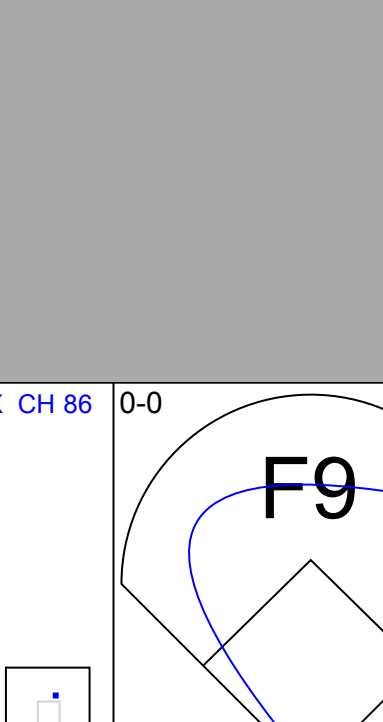
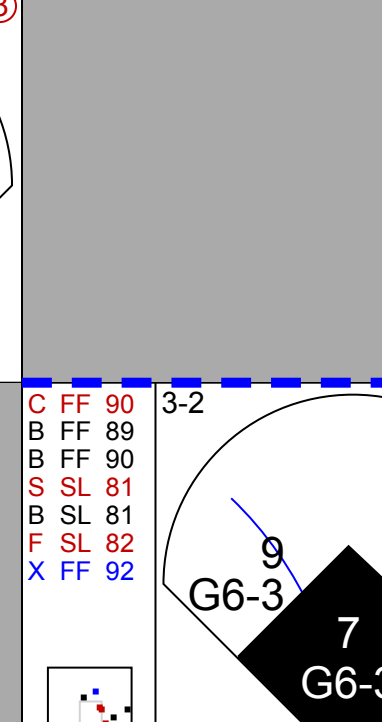
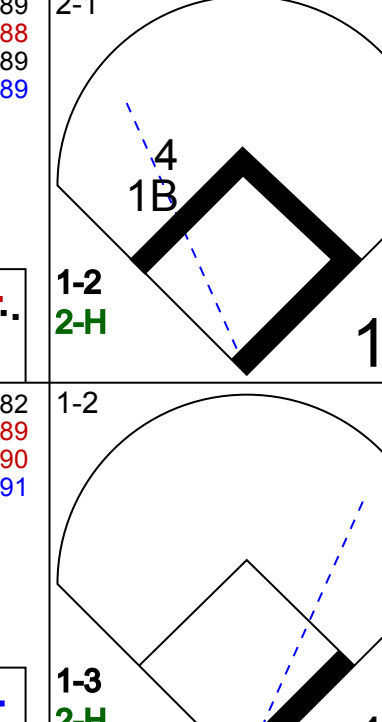
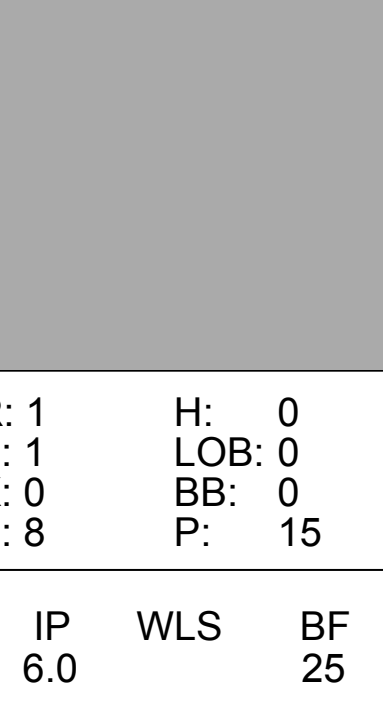
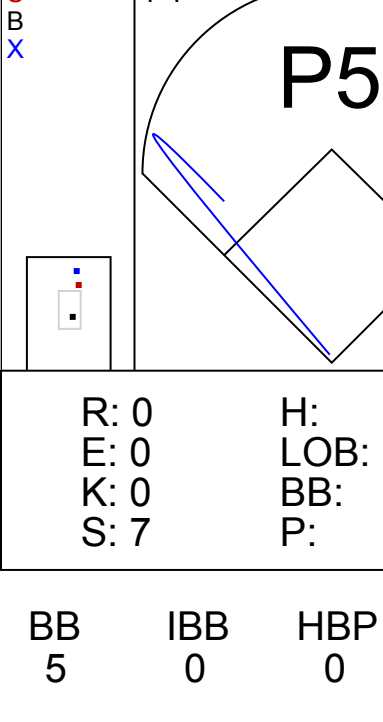
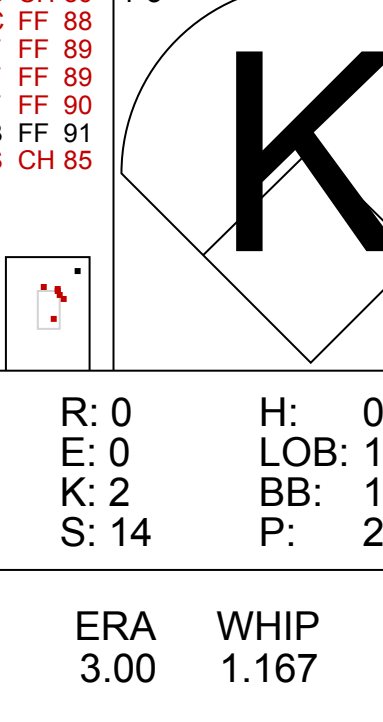
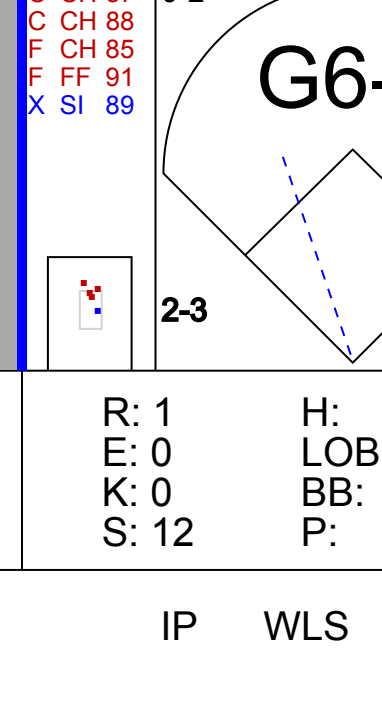
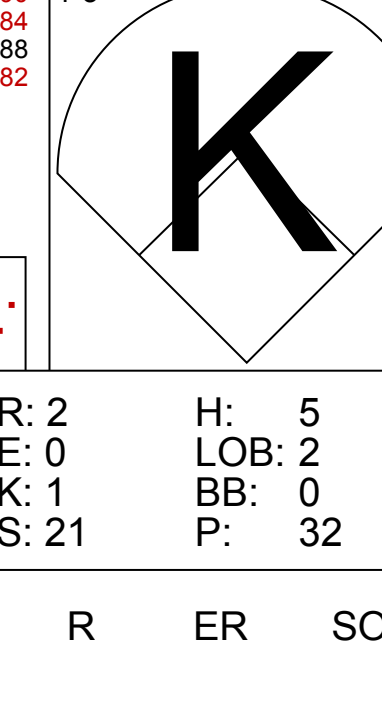
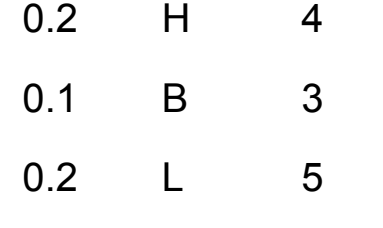
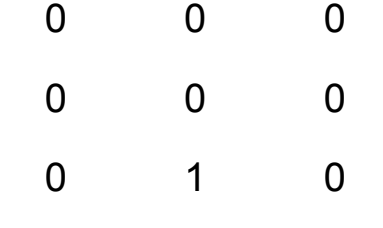
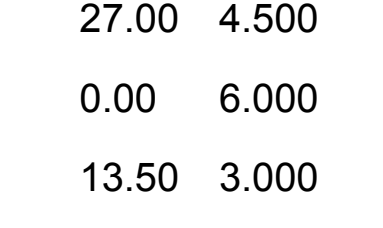




Batter	1	2	3	4	5	6	7	8	9	AB	R	H	RBI	BB	SO	LOB	TOP			
Felix Pie, L OBP: 0.308, SLG: 0.329										5	1	1	0	0	2	2	Chicago Cubs @ New York Mets Shea Stadium, Flushing, NY Thu Sep 25 2008, 7:10 PM EDT Att: 51,174 - Cloudy - 64 F			
2 Ryan Theriot, R OBP: 0.383, SLG: 0.355										2	2	0	0	3	0	1				
6 Micah Hoffpauir, L OBP: 0.441, SLG: 0.613										5	2	5	5	0	0	0				
Jim Edmonds, L OBP: 0.341, SLG: 0.470										4	1	0	0	1	2	4				
17 Mike Fontenot, L OBP: 0.390, SLG: 0.513										4	0	3	0	1	0	1				
27 Casey McGehee, R OBP: 0.211, SLG: 0.278										5	0	1	1	0	2	5				
1 Kosuke Fukudome, L OBP: 0.359, SLG: 0.375										3	0	0	0	2	2	4				
55 Koyie Hill, S OBP: 0.111, SLG: 0.167										5	0	0	0	0	3	4				
40 Rich Harden, L OBP: 0.111, SLG: 0.111										3	0	1	0	0	1	0				
9 Reed Johnson, R OBP: 0.241, SLG: 0.428										0	0	0	0	0	0	0				
Inning Stats	R: 2 H: 3 E: 1 K: 2 S: 18	H: 3 LOB: 2 BB: 1 P: 26	R: 0 H: 0 E: 1 K: 1 S: 6	H: 0 LOB: 0 BB: 7 P: 7	R: 1 H: 1 E: 0 K: 3 S: 16	H: 1 LOB: 2 BB: 2 P: 30	R: 0 H: 1 E: 0 K: 1 S: 8	H: 1 LOB: 1 BB: 0 P: 9	R: 0 H: 1 E: 0 K: 0 S: 8	H: 0 LOB: 0 BB: 0 P: 10	R: 0 H: 0 E: 0 K: 2 S: 8	H: 0 LOB: 0 BB: 0 P: 10	R: 3 H: 3 E: 0 K: 1 S: 16	H: 3 LOB: 2 BB: 2 P: 30	R: 0 H: 1 E: 0 K: 1 S: 13	H: 1 LOB: 2 BB: 1 P: 21	1B: 7 2B: 2 3B: 0 HR: 2	SF: 0 SAC: 0 DP: 1 HBP: 0	WP: 1 PB: 0 SB: 1 CS: 0	PA: 45
PITCHER	IP WLS BF H R ER SO BB IBB HBP BLK WP HR S P ERA WHIP	IP WLS BF H R ER SO BB IBB HBP BLK WP HR S P ERA WHIP	IP WLS BF H R ER SO BB IBB HBP BLK WP HR S P ERA WHIP	IP WLS BF H R ER SO BB IBB HBP BLK WP HR S P ERA WHIP	IP WLS BF H R ER SO BB IBB HBP BLK WP HR S P ERA WHIP	IP WLS BF H R ER SO BB IBB HBP BLK WP HR S P ERA WHIP	IP WLS BF H R ER SO BB IBB HBP BLK WP HR S P ERA WHIP	IP WLS BF H R ER SO BB IBB HBP BLK WP HR S P ERA WHIP	IP WLS BF H R ER SO BB IBB HBP BLK WP HR S P ERA WHIP	IP WLS BF H R ER SO BB IBB HBP BLK WP HR S P ERA WHIP	IP WLS BF H R ER SO BB IBB HBP BLK WP HR S P ERA WHIP	IP WLS BF H R ER SO BB IBB HBP BLK WP HR S P ERA WHIP	IP WLS BF H R ER SO BB IBB HBP BLK WP HR S P ERA WHIP	IP WLS BF H R ER SO BB IBB HBP BLK WP HR S P ERA WHIP	IP WLS BF H R ER SO BB IBB HBP BLK WP HR S P ERA WHIP	IP WLS BF H R ER SO BB IBB HBP BLK WP HR S P ERA WHIP	IP WLS BF H R ER SO BB IBB HBP BLK WP HR S P ERA WHIP	IP WLS BF H R ER SO BB IBB HBP BLK WP HR S P ERA WHIP	IP WLS BF H R ER SO BB IBB HBP BLK WP HR S P ERA WHIP	IP WLS BF H R ER SO BB IBB HBP BLK WP HR S P ERA WHIP

Chicago Cubs @ New York Mets
Shea Stadium, Flushing, NY
Thu Sep 25 2008, 7:10 PM EDT
Att: 51,174 - Cloudy - 64 F

AB	38
R	6
H	11
RBI	6
BB	7
SO	12
LOB	23




Batter	1	2	3	4	5	6	7	8	9	AB	R	H	RBI	BB	SO	LOB	BOTTOM					
7 José Reyes, S OBP: 0.361, SLG: 0.480										4	2	1	1	1	0	0	Chicago Cubs @ New York Mets Shea Stadium, Flushing, NY Thu Sep 25 2008, 7:10 PM EDT Att: 51,174 - Cloudy - 64 F					
28 Daniel Murphy, L OBP: 0.408, SLG: 0.496										5	0	0	0	0	2	3						
5 David Wright, R OBP: 0.389, SLG: 0.536										2	1	1	1	2	1	1						
21 Carlos Delgado, L OBP: 0.356, SLG: 0.525										4	0	0	0	1	1	3						
15 Carlos Beltrán, S OBP: 0.374, SLG: 0.497										4	2	2	1	1	0	1						
19 Ryan Church, L OBP: 0.352, SLG: 0.452										3	1	3	2	1	0	0						
Ramon Martinez, R OBP: 0.375, SLG: 0.429										4	0	1	1	0	1	4						
4 Robinson Cancel, R OBP: 0.275, SLG: 0.347										4	1	2	1	0	0	0						
Pedro Martinez, R OBP: 0.154, SLG: 0.179										2	0	0	0	0	1	0						
Inning Stats	R: 1 H: 0 E: 1 K: 0 S: 8	H: 0 LOB: 0 BB: 0 P: 15	R: 0 H: 1 E: 0 K: 0 S: 6	H: 1 LOB: 0 BB: 0 P: 13	R: 0 H: 0 E: 0 K: 0 S: 7	H: 0 LOB: 0 BB: 0 P: 9	R: 2 H: 1 E: 0 K: 0 S: 7	H: 1 LOB: 1 BB: 2 P: 20	R: 0 H: 0 E: 0 K: 2 S: 14	H: 0 LOB: 2 BB: 1 P: 21	R: 0 H: 0 E: 0 K: 2 S: 8	H: 0 LOB: 2 BB: 2 P: 20	R: 1 H: 1 E: 0 K: 0 S: 12	H: 1 LOB: 0 BB: 0 P: 16	R: 2 H: 5 E: 0 K: 1 S: 21	H: 5 LOB: 2 BB: 0 P: 32		R: 1 H: 2 E: 0 K: 2 S: 12	H: 2 LOB: 2 BB: 1 P: 25	1B: 8 2B: 2 3B: 0 HR: 0	SF: 1 SAC: 0 DP: 1 HBP: 0	WP: 0 PB: 0 SB: 4 CS: 1
PITCHER	IP WLS BF H R ER SO BB IBB HBP BLK WP HR S P ERA WHIP	IP WLS BF H R ER SO BB IBB HBP BLK WP HR S P ERA WHIP	IP WLS BF H R ER SO BB IBB HBP BLK WP HR S P ERA WHIP	IP WLS BF H R ER SO BB IBB HBP BLK WP HR S P ERA WHIP	IP WLS BF H R ER SO BB IBB HBP BLK WP HR S P ERA WHIP	IP WLS BF H R ER SO BB IBB HBP BLK WP HR S P ERA WHIP	IP WLS BF H R ER SO BB IBB HBP BLK WP HR S P ERA WHIP	IP WLS BF H R ER SO BB IBB HBP BLK WP HR S P ERA WHIP	IP WLS BF H R ER SO BB IBB HBP BLK WP HR S P ERA WHIP	IP WLS BF H R ER SO BB IBB HBP BLK WP HR S P ERA WHIP	IP WLS BF H R ER SO BB IBB HBP BLK WP HR S P ERA WHIP	IP WLS BF H R ER SO BB IBB HBP BLK WP HR S P ERA WHIP	IP WLS BF H R ER SO BB IBB HBP BLK WP HR S P ERA WHIP	IP WLS BF H R ER SO BB IBB HBP BLK WP HR S P ERA WHIP	IP WLS BF H R ER SO BB IBB HBP BLK WP HR S P ERA WHIP	IP WLS BF H R ER SO BB IBB HBP BLK WP HR S P ERA WHIP	IP WLS BF H R ER SO BB IBB HBP BLK WP HR S P ERA WHIP	IP WLS BF H R ER SO BB IBB HBP BLK WP HR S P ERA WHIP	IP WLS BF H R ER SO BB IBB HBP BLK WP HR S P ERA WHIP	IP WLS BF H R ER SO BB IBB HBP BLK WP HR S P ERA WHIP		

Chicago Cubs @ New York Mets
Shea Stadium, Flushing, NY
Thu Sep 25 2008, 7:10 PM EDT
Att: 51,174 - Cloudy - 64 F

AB	34
R	7
H	10
RBI	7
BB	6
SO	7
LOB	15



Batter	1	2	3	4	5	6	7	8	9	AB	R	H	RBI	BB	SO	LOB	TOP	
2 Hanley Ramirez, R OBP: 0.400, SLG: 0.540	F9		G5-3		IBB			G6-3		3	0	0	0	1	0	0	Florida Marlins @ New York Mets Shea Stadium, Flushing, NY Sat Sep 27 2008, 1:10 PM EDT Att: 54,920 - Cloudy - 67 F	
21 John Baker, L OBP: 0.395, SLG: 0.453	K			G4-3	L9			K		4	0	0	0	0	2	3		
3 Jorge Cantu, R OBP: 0.328, SLG: 0.483				P6			F9		K	4	0	1	0	0	1	0		
Josh Willingham, R OBP: 0.365, SLG: 0.474	G1-3				BB		F8			3	0	1	0	1	0	1		
6 Dan Uggla, R OBP: 0.358, SLG: 0.508		K		G5-3			K		K	4	0	0	0	0	3	2		
12 Cody Ross, R OBP: 0.317, SLG: 0.491		G6-3			SH2-4		F8		F7	4	0	1	0	0	0	1		
18 Wes Helms, R OBP: 0.295, SLG: 0.332					F8		F7			3	0	0	0	0	1	1		
27 Jeremy Hermida, L OBP: 0.321, SLG: 0.405			K				G5-3			2	0	0	0	1	1	0		
47 Ricky Nolasco, R OBP: 0.199, SLG: 0.175					SH2-4					1	0	0	0	0	1	0		
Paul Lo Duca, R OBP: 0.351, SLG: 0.295										1	0	0	0	0	0	0		
Mark Hendrickson, L OBP: 0.279, SLG: 0.371										0	0	0	0	0	0	0		
Inning Stats	R: 0 E: 0 K: 1 S: 13	H: 1 LOB: 1 BB: 0 P: 20	R: 0 E: 0 K: 2 S: 7	H: 0 LOB: 0 BB: 0 P: 10	R: 0 E: 0 K: 2 S: 9	H: 0 LOB: 0 BB: 0 P: 11	R: 0 E: 0 K: 0 S: 5	H: 1 LOB: 1 BB: 0 P: 11	R: 0 E: 0 K: 1 S: 7	H: 0 LOB: 0 BB: 0 P: 9	R: 0 E: 0 K: 1 S: 6	H: 0 LOB: 0 BB: 0 P: 7	R: 0 E: 0 K: 2 S: 11	H: 1 LOB: 1 BB: 0 P: 13	1B: 2 2B: 1 3B: 0 HR: 0	SF: 0 SAC: 1 DP: 0 HBP: 0	WP: 0 PB: 0 SB: 0 CS: 0	PA: 33
PITCHER 57 Johan Santana, L ERA: 2.53	IP: 9.0 WLS: W BF: 33 H: 3 R: 0 ER: 0 SO: 9 BB: 2 IBB: 1 HBP: 0 BLK: 0 WP: 0 HR: 0 S: 74 P: 117 ERA: 0.00 WHIP: 0.556																	

Batter	1	2	3	4	5	6	7	8	9	AB	R	H	RBI	BB	SO	LOB	BOTTOM			
7 José Reyes, S OBP: 0.358, SLG: 0.475	1B		K		G4-3		G3			4	1	1	0	0	1	0	Florida Marlins @ New York Mets Shea Stadium, Flushing, NY Sat Sep 27 2008, 1:10 PM EDT Att: 54,920 - Cloudy - 67 F			
15 Carlos Beltrán, S OBP: 0.375, SLG: 0.496	1B		F8		K			1B		4	0	2	0	0	1	0				
21 Carlos Delgado, L OBP: 0.353, SLG: 0.520	SF8		K		G6-3			G5-3		3	0	0	1	0	1	1				
5 David Wright, R OBP: 0.393, SLG: 0.537	1B						1B		BB	3	0	2	0	1	1	0				
28 Daniel Murphy, L OBP: 0.400, SLG: 0.477	FC6-4							F7		3	1	0	0	0	1	4				
Endy Chavez, L OBP: 0.310, SLG: 0.332				HBP						0	0	0	0	0	0	0				
Ramon Martinez, R OBP: 0.400, SLG: 0.538	F9									3	0	1	1	0	1	3				
19 Ryan Church, L OBP: 0.350, SLG: 0.444			K							3	0	0	0	0	3	2				
11 Ramon Castro, R OBP: 0.310, SLG: 0.440	P2				IBB			L7		2	0	0	0	1	0	0				
57 Johan Santana, L OBP: 0.173, SLG: 0.205	K				FC4-6			P5		3	0	0	0	0	1	2				
Inning Stats	R: 1 E: 0 K: 0 S: 11	H: 3 LOB: 2 BB: 0 P: 17	R: 0 E: 0 K: 2 S: 8	H: 0 LOB: 0 BB: 0 P: 12	R: 0 E: 0 K: 2 S: 11	H: 0 LOB: 0 BB: 0 P: 14	R: 1 E: 0 K: 2 S: 16	H: 1 LOB: 2 BB: 1 P: 27	R: 0 E: 0 K: 1 S: 13	H: 1 LOB: 0 BB: 0 P: 16	R: 0 E: 0 K: 3 S: 11	H: 1 LOB: 1 BB: 0 P: 14	R: 0 E: 0 K: 0 S: 6	H: 0 LOB: 0 BB: 0 P: 11	R: 0 E: 0 K: 0 S: 6	H: 1 LOB: 1 BB: 1 P: 14	1B: 5 2B: 1 3B: 0 HR: 0	SF: 1 SAC: 0 DP: 1 HBP: 1	WP: 0 PB: 0 SB: 1 CS: 0	PA: 32
PITCHER 47 Ricky Nolasco, R ERA: 3.53	IP: 7.0 WLS: L BF: 28 H: 5 R: 2 ER: 2 SO: 10 BB: 0 IBB: 1 HBP: 0 BLK: 0 WP: 0 HR: 0 S: 76 P: 111 ERA: 2.57 WHIP: 0.714																			
Mark Hendrickson, L ERA: 5.45	IP: 1.0 WLS: L BF: 4 H: 1 R: 0 ER: 0 SO: 0 BB: 0 IBB: 0 HBP: 0 BLK: 0 WP: 0 HR: 0 S: 6 P: 14 ERA: 0.00 WHIP: 2.000																			



