New York Mets - 2010

Atlanta Braves @ New York Mets

Digital Domain Park, Port St. Lucie, FL

Tue Mar 02 2010, 1:15 PM - 3:49 PM EST

Att. 3,614 - Sunny - 70 F

TOP

livebaseballscorecards.com

Batter	1	2	3	4	5	6	7	8	9	AB	R	H	RBI	BB	SO	LOB
24 Nate McLouth, L (1, 8) 78 Matt Young, L (4, 7) (6, 8)	L1	K		K			L5		7 FC4-6 BB	3 1	0 0	0 0	0 0	0 1	2 0	3 0
14 Martín Prado, R (1, 4) OBP: 0.333, SLG: 0.333 7 Brooks Conrad, S (5, 4)	F7		71 1B 16 L1-3 1B		L1		18 G5-3 5 2B BB		FC4-6 1-2f	3 1	1 1	1 0	0 0	0 1	0 0	0 1
71 Jason Heyward, L (1, 9) OBP: 1.000, SLG: 1.000 18 Brent Clevlen, R (5, 9)	16 WP BB		19 S 16 L1-3 1-3 1B		19 WP BB		G5-3 1-2		F8	1 2	0 0	1 0	0 0	0 0	2 0	0 2
16 Brian McCann, L (1, 2) 5 Clint Sammons, R (4, 2) OBP: 0.500, SLG: 1.000	1-2 BB		L1-3 1-2 3-H		K		2-H 2B			1 2	0 0	0 1	1 1	1 0	0 1	1 1
19 Yunel Escobar, R (1, 6) 69 Brandon Hicks, R (5, 6)	F8	K 2-3			G5-3 1-2		K			3 1	0 0	0 0	0 0	0 0	1 1	4 1
53 Melky Cabrera, S (1, 7) OBP: 0.333, SLG: 0.333 (4, 8) 77 Cody Johnson, L (6, 7)		4 WP 20 1B 1B	G6-3			K		K		3 1	0 0	1 0	0 0	0 0	1 1	1 0
20 Eric Hinske, L (1, 3) OBP: 0.667, SLG: 0.500 70 Freddie Freeman, L (6, 3)	4 WP 1-2 1B			30 FC6-4 BB		L7		K		2 1	0 0	1 0	0 0	1 0	0 1	0 0
4 Omar Infante, R (1, 5) OBP: 0.333, SLG: 0.333 7 Joe Thurston, L (6, 5)	K 1-2 2-3			K		E6 1B		P6		3 1	0 0	1 0	0 0	0 0	2 0	3 0
30 Mitch Jones, R (1, 10)	K			FC6-4 1-2f		F9			F8	4	0	0	0	0	1	4

Inning Stats																				
	R: 0 E: 0 K: 0 S: 3	H: 0 LOB: 2 BB: 2 P: 11	R: 0 E: 0 K: 3 S: 11	H: 2 LOB: 2 BB: 0 P: 11	R: 1 E: 0 K: 1 S: 7	H: 2 LOB: 1 BB: 0 P: 7	R: 0 E: 0 K: 2 S: 7	H: 0 LOB: 1 BB: 1 P: 11	R: 0 E: 0 K: 1 S: 5	H: 0 LOB: 1 BB: 1 P: 10	R: 0 E: 1 K: 1 S: 6	H: 1 LOB: 1 BB: 0 P: 6	R: 1 E: 0 K: 1 S: 6	H: 1 LOB: 1 BB: 1 P: 10	R: 0 E: 0 K: 2 S: 7	H: 0 LOB: 0 BB: 0 P: 7	R: 0 E: 0 K: 0 S: 3	H: 0 LOB: 1 BB: 1 P: 7	1B: 5 2B: 1 3B: 0 HR: 0	SF: 0 SAC: 0 DP: 0 HBP: 0	WP: 3 PB: 0 SB: 1 CS: 0	PA: 39

PITCHER		IP	WLS	BF	H	R	ER	SO	BB	IBB	HBP	BLK	WP	HR	S	P	ERA	WHIP
27 Nelson Figueroa, R ERA:	(1, 1)	2.0		10	2	0	0	3	2	0	0	0	2	0	14	22	0.00	2.000
64 Elmer Dessens, R ERA: 27.0	(3, 1)	0.1		3	2	1	1	0	0	0	0	0	0	0	3	3	27.00	6.000
68 Bobby Livingston, L ERA:	(3, 1)	2.2	W	10	0	0	0	4	2	0	0	0	1	0	16	25	0.00	0.750
39 Bobby Parnell, R ERA: 4.5	(6, 1)	2.0	H	9	2	1	1	2	1	0	0	0	0	0	12	16	4.50	1.500
25 Pedro Feliciano, L ERA:	(8, 1)	1.0	H	3	0	0	0	2	0	0	0	0	0	0	7	7	0.00	0.000

PITCHER		IP	WLS	BF	H	R	ER	SO	BB	IBB	HBP	BLK	WP	HR	S	P	ERA	WHIP
18 Ryota Igarashi, R ERA:	(9, 1)	1.0	S	4	0	0	0	0	1	0	0	0	0	0	3	7	0.00	1.000

AB	33
R	2
H	6
RBI	2
BB	6
SO	11
LOB	21

BOTTOM

Batter	1	2	3	4	5	6	7	8	9	AB	R	H	RBI	BB	SO	LOB
62 Jésus Feliciano, L (1, 7) (6, 8) OBP: 0.750, SLG: 1.000	79 S 1B		1B		SF8 2-3 3-H		BBBB 4-0 79 CS BB			2	0	2	1	1	0	0
79 Rubén Tejada, R (1, 6) OBP: 0.333, SLG: 0.333 65 Russ Adams, L (8, 6) OBP: 1.000, SLG: 4.000	SSS 0-3 K 1-2		F7		19 G6-4-3 1-3 3-H 1B		B 1 SAFE 1-0 CS 1-2	BBBSX 3-1 HR		3 1	0 1	1 1	1 1	0 0	1 0	2 0
19 Gary Matthews, S (1, 8) 26 Fernando Martinez, L (6, 7)	SSS 0-3 K			G3-1	G6-4-3 1-2f			G3		3 1	0 0	0 0	0 0	0 0	1 0	3 0
35 Mike Jacobs, L (1, 10) 6 Nick Evans, R (6, PH) (7, 10) 23 Chris Carter, L (8, PH) (9, 10)	F8			G6-3		BBBB 4-0 78 1B BB		G1-3		2 0 1	0 0 0	0 0 0	0 0 0	0 1 0	0 0 0	1 0 0
66 Mike Hessman, R (1, 5) 63 Shawn Bowman, R (7, 5)		L5		CCC 0-3 K		F7		L9		3 1	0 0	0 0	0 0	0 0	1 0	1 0
78 Ike Davis, L (1, 3) OBP: 0.667, SLG: 1.000		SSS 0-3 K			92 1B 2B	73 G6-4-3 1-2 1B				3	1	2	0	0	1	0
3 Chris Coste, R (1, 2) 73 Shawn Riggans, R (6, 2)		G4-3			E6 80 BB 92 1B 62 SF8	G6-4-3 1-2f				2 1	1 0	0 0	0 0	0 0	0 0	1 2
92 Jason Pridie, L (1, 9) OBP: 0.333, SLG: 0.333			G3-1		62 SF8 80 BB 79 1B 1-2 2-H 1B		CCC 0-3 K			3	1	1	1	0	1	0
80 Luis Hernandez, S (1, 4) 11 Anderson Hernandez, S (8, 4)			F7		BBBB 4-0 79 1B 1-2 2-3 BB		F7			2 0	0 0	0 0	0 0	1 0	0 0	0 0
Inning Stats	R: 0 E: 0 K: 2 S: 8 H: 1 LOB: 1 BB: 0 P: 8	R: 0 E: 0 K: 1 S: 5 H: 0 LOB: 0 BB: 0 P: 5	R: 0 E: 0 K: 0 S: 4 H: 1 LOB: 1 BB: 0 P: 4	R: 0 E: 0 K: 1 S: 5 H: 0 LOB: 0 BB: 0 P: 5	R: 3 E: 1 K: 0 S: 6 H: 3 LOB: 1 BB: 1 P: 10	R: 0 E: 0 K: 0 S: 3 H: 1 LOB: 1 BB: 1 P: 7	R: 0 E: 0 K: 1 S: 4 H: 0 LOB: 0 BB: 1 P: 9	R: 1 E: 0 K: 0 S: 5 H: 1 LOB: 0 BB: 0 P: 8		1B: 5 2B: 1 3B: 0 HR: 1	SF: 1 SAC: 0 DP: 2 HBP: 0					

PITCHER	IP	WLS	BF	H	R	ER	SO	BB	IBB	HBP	BLK	WP	HR	S	P	ERA	WHIP
48 Tommy Hanson, R (1, 1) ERA:	2.0		7	1	0	0	3	0	0	0	0	0	0	13	13	0.00	0.500
54 Kris Medlen, R (3, 1) ERA:	2.0	H	7	1	0	0	1	0	0	0	0	0	0	9	9	0.00	0.500
43 Jesse Chavez, R (5, 1) ERA: 18.0	1.0	L	7	3	3	2	0	1	0	0	0	0	0	6	10	18.00	4.000
38 Mike Dunn, L (6, 1) ERA:	1.0		4	1	0	0	0	1	0	0	0	0	0	3	7	0.00	2.000
46 Manny Acosta, R (7, 1) ERA:	1.0		3	0	0	0	1	1	0	0	0	0	0	4	9	0.00	1.000

PITCHER	IP	WLS	BF	H	R	ER	SO	BB	IBB	HBP	BLK	WP	HR	S	P	ERA	WHIP
39 Chris Resop, R (8, 1) ERA: 9.0	1.0		4	1	1	1	0	0	0	0	0	0	1	5	8	9.00	1.000

Atlanta Braves @ New York Mets
Digital Domain Park, Port St. Lucie, FL
Tue Mar 02 2010, 1:15 PM - 3:49 PM EST
Att. 3,614 - Sunny - 70 F

livebaseballscorecards.com

AB	28
R	4
H	7
RBI	4
BB	3
SO	5
LOB	10

WP: 0 PB: 0 SB: 1 CS: 1 PA: 33

New York Mets @ Atlanta Braves

Champion Stadium, Lake Buena Vista, FL

Wed Mar 03 2010, 1:15 PM - 3:46 PM EST

Att. 5,367 - Cloudy - 51 F

TOP

livebaseballscorecards.com

Batter	1	2	3	4	5	6	7	8	9	AB	R	H	RBI	BB	SO	LOB
16 Ángel Pagán, S (1, 8) OBP: 0.333, SLG: 0.333	L9		G1-3		1B	G4-3			K	3	0	1	1	0	0	1
92 Jason Pridie, L (6, PH) OBP: 0.200, SLG: 0.200 (6, 8)										2	0	0	0	0	1	2
13 Alex Cora, L (1, 4) OBP: 0.333, SLG: 0.333	L9			28 CS 1B	G1-3		78 1B 67 G4-3 BB		K	3	0	1	0	0	0	3
11 Anderson Hernandez, S (5, 4)										1	1	0	0	1	1	0
28 Daniel Murphy, L (1, 3) OBP: 0.333, SLG: 0.333	G4-3			K 1-2		67 PB 67 1B 1B	22 F9 67 G4-3 1-3 1B		F7	3	1	1	0	0	1	1
78 Ike Davis, L (6, 3) OBP: 0.600, SLG: 0.800										2	0	1	0	0	0	0
17 Fernando Tatis, R (1, 5)		L9		K		26 3B 1-H 1B	G4-3 1-2 3-H			2	0	0	0	0	1	0
67 Mike Cervenak, R (5, 5) OBP: 0.500, SLG: 0.500										2	1	1	2	0	0	1
26 Fernando Martinez, L (1, 7) OBP: 0.500, SLG: 1.000		21 G5-4-3 1B			G5-3	30 1B 1-H 3B	F9 2-3			3	1	2	1	0	0	0
22 Jolbert Cabrera, R (6, 7)										1	0	0	0	0	0	1
21 Rod Barajas, R (1, 2) OBP: 0.500, SLG: 0.500		G5-4-3 1-2f			65 1B 2 WP 91 FC3-2 1B	2 G6-3 3-H 1B	G4-3			2	0	1	0	0	0	1
30 Josh Thole, L (6, PH) OBP: 0.500, SLG: 0.500										2	0	1	1	0	0	1
(6, 2)																
2 Frank Catalanotto, L (1, 10)			P6		91 FC3-2 16 1B 1-2 BB	G6-3 1-2f		P4		2	1	0	0	1	0	1
66 Mike Hessman, R (8, PH)										1	0	0	0	0	0	0
(8, 10)																
65 Russ Adams, L (1, 6) OBP: 1.000, SLG: 2.000			91 G3-1 1B		16 1B 91 FC3-2 1-2 2-3 1B	91 BB		K		2	0	2	0	0	0	0
80 Luis Hernandez, S (5, 6)										1	0	0	0	1	1	0
91 Kirk Nieuwenhuis, L (1, 9)			G3-1 1-2		FC3-2 16 1B 1-2 2-3 3-Hf	1-2 BB		P3		2	0	0	0	1	0	4
74 Francisco Peña, R (8, PH)										1	0	0	0	0	0	0
62 Jésus Feliciano, L (8, 9) OBP: 0.750, SLG: 1.000										0	0	0	0	0	0	0

Inning Stats	1	2	3	4	5	6	7	8	9
	R: 0 E: 0 K: 0 S: 3	H: 0 LOB: 0 BB: 0 P: 3	R: 0 E: 0 K: 0 S: 3	H: 1 LOB: 0 BB: 0 P: 3	R: 0 E: 0 K: 0 S: 4	H: 1 LOB: 1 BB: 0 P: 4	R: 0 E: 0 K: 2 S: 7	H: 1 LOB: 0 BB: 0 P: 7	R: 1 E: 0 K: 0 S: 6	H: 3 LOB: 3 BB: 1 P: 10	R: 3 E: 0 K: 0 S: 6	H: 4 LOB: 2 BB: 2 P: 15	R: 1 E: 0 K: 0 S: 4	H: 1 LOB: 1 BB: 1 P: 8	R: 0 E: 0 K: 1 S: 5	H: 0 LOB: 0 BB: 0 P: 5	R: 0 E: 0 K: 2 S: 7	H: 0 LOB: 0 BB: 0 P: 7

AB	35
R	5
H	11
RBI	5
BB	4
SO	5
LOB	16

1B: 10 SF: 0
2B: 0 SAC: 0
3B: 1 DP: 2
HR: 0 HBP: 0

WP: 1 PA: 39
PB: 1
SB: 0
CS: 1

PITCHER		IP	WLS	BF	H	R	ER	SO	BB	IBB	HBP	BLK	WP	HR	S	P	ERA	WHIP
15 Tim Hudson, R ERA:	(1, 1)	2.0		6	1	0	0	0	0	0	0	0	0	0	6	6	0.00	0.500
58 Peter Moylan, R ERA:	(3, 1)	1.0		4	1	0	0	0	0	0	0	0	0	0	4	4	0.00	1.000
34 Eric O'Flaherty, L ERA:	(4, 1)	1.0		3	1	0	0	2	0	0	0	0	0	0	7	7	0.00	1.000
33 Mariano Gomez, L ERA: 9.0	(5, 1)	1.0		7	3	1	1	0	1	0	0	0	1	0	6	10	9.00	4.000
62 Stephen Marek, R ERA: 40.5	(6, 1)	0.2		7	4	3	3	0	2	0	0	0	0	0	5	14	40.50	9.000

PITCHER		IP	WLS	BF	H	R	ER	SO	BB	IBB	HBP	BLK	WP	HR	S	P	ERA	WHIP
68 Jonny Venters, L ERA: 6.75	(6, 1)	1.1	W	6	1	1	1	0	1	0	0	0	0	0	5	9	6.75	1.500
73 Mike Minor, L ERA:	(8, 1)	1.0		3	0	0	0	1	0	0	0	0	0	0	5	5	0.00	0.000
65 Jeff Lyman, R ERA:	(9, 1)	1.0		3	0	0	0	2	0	0	0	0	0	0	7	7	0.00	0.000

Batter	1	2	3	4	5	6	7	8	9	AB	R	H	RBI	BB	SO	LOB
53 Melky Cabrera, S (1, 8) OBP: 0.333, SLG: 0.200	x 0-0 ① G1-3		x 0-0 ②③ G6-4-3 1-2f			BBBB 4-0 7 BB 14 BB 70 FC6-4 BB	B B 2 SAFE X 2-0 E3 7 E 7 1B 1-H	x 0-0 ①② L4-6 2-2		2	1	0	0	1	0	1
1 Grégor Blanco, L (7, 8)										2	1	0	0	0	0	2
14 Martín Prado, R (1, 4) OBP: 0.500, SLG: 0.250	BBBB 4-0 10 G5-4-3 BB			x 0-0 ① G6-3		BBBB 4-0 70 FC6-4 7 BB 71 2B 1-2 BB	x 0-0 E4 78 FC6-4 7 1B 69 E 1-2	x 0-0 ③ P6		1	1	0	0	2	0	0
7 Brooks Conrad, S (7, 4)										2	1	0	0	0	0	2
10 Chipper Jones, S (1, 5)	x 0-0 ②③ G5-4-3 1-2f			BBBB 4-0 BB		BBBB 4-0 70 FC6-4 1-2 2-3 BB	x 0-0 78 FC6-4 1-2 2-H 1B			1	0	0	0	1	0	1
7 Joe Thurston, L (5, 5) OBP: 0.667, SLG: 0.500										1	0	1	1	1	0	0
25 Troy Glaus, R (1, 3)		x 0-0 ① F9		x 0-0 ② L5		x 0-0 ① FC6-4 71 2B 19 1B 1-2f 2-3 3-H	S S S 0-3 K ①			2	0	0	0	0	0	1
70 Freddie Freeman, L (5, 3)										2	1	0	1	0	1	4
71 Jason Heyward, L (1, 9) OBP: 0.833, SLG: 1.000		BBBB 4-0 19 G5-3 BB		x 0-0 ③ P5		x 0-0 19 1B 1-3 3-H 2B	x 0-0 ② FC6-4 69 E 69 HR 1-2f 2-3			2	1	1	1	1	0	1
78 Matt Young, L (7, 9)										1	1	0	0	0	0	2
19 Yunel Escobar, R (1, 6) OBP: 0.167, SLG: 0.167		x 0-0 ② G5-3 1-2			x 0-0 ① G5-3	x 0-0 23 HBP 2-H 3-H 1B	B S 1 S X SAFE 1-2 1-H 3-H HR			3	0	1	2	0	0	1
69 Brandon Hicks, R (7, 6) OBP: 0.500, SLG: 2.000										1	1	1	2	0	0	0
23 Matt Diaz, R (1, 7) OBP: 0.667, SLG: 0.500		x 0-0 ③ G4-3			x 0-0 1B	H 1-0 22 G5-4-3 1-2 HBP	x 0-0 ③ G3			2	0	1	0	0	0	1
77 Cody Johnson, L (7, 7)										1	0	0	0	0	0	0
8 David Ross, R (1, 2)			x 0-0 ① G4-3		x 0-0 ② F9	x 0-0 ②③ G5-4-3 1-2f		x 0-0 1 L4-6 18 BB 1B		2	0	0	0	0	0	1
22 J.C. Boscan, R (6, 2) OBP: 0.500, SLG: 0.500										2	0	1	0	0	0	2
18 Brent Clevlen, R (1, 10) OBP: 0.500, SLG: 0.400			x 0-0 53 G6-4-3 1B		x 0-0 ③ F8		x 0-0 1 E 1 S 1 E 1B	BBBB 4-0 1-2 BB		3	1	2	0	1	0	1
Inning Stats	R: 0 H: 0 E: 0 LOB: 0 K: 0 BB: 1 S: 2 P: 6	R: 0 H: 0 E: 0 LOB: 1 K: 0 BB: 1 S: 3 P: 7	R: 0 H: 1 E: 0 LOB: 0 K: 0 BB: 0 S: 3 P: 3	R: 0 H: 0 E: 0 LOB: 1 K: 0 BB: 1 S: 3 P: 7	R: 0 H: 1 E: 0 LOB: 1 K: 0 BB: 0 S: 4 P: 4	R: 4 H: 2 E: 0 LOB: 1 K: 0 BB: 3 S: 4 P: 17	R: 5 H: 3 E: 4 LOB: 0 K: 1 BB: 0 S: 12 P: 15	R: 0 H: 1 E: 0 LOB: 1 K: 0 BB: 1 S: 3 P: 7		1B: 6 SF: 0 2B: 2 SAC: 0 3B: 0 DP: 4 HR: 1 HBP: 1						

BOTTOM

New York Mets @ Atlanta Braves

Champion Stadium, Lake Buena Vista, FL

Wed Mar 03 2010, 1:15 PM - 3:46 PM EST

Att. 5,367 - Cloudy - 51 F

livebaseballscorecards.com

AB	30
R	9
H	8
RBI	7
BB	7
SO	1
LOB	20

PITCHER		IP	WLS	BF	H	R	ER	SO	BB	IBB	HBP	BLK	WP	HR	S	P	ERA	WHIP
48 Pat Misch, L ERA:	(1, 1)	3.0		10	1	0	0	0	2	0	0	0	0	0	8	16	0.00	1.000
77 Eric Niesen, L ERA:	(4, 1)	2.0		8	1	0	0	0	1	0	0	0	0	0	7	11	0.00	1.000
40 Eddie Kunz, R ERA: 108.0	(6, 1)	0.1		6	2	4	4	0	3	0	0	0	0	0	3	15	108.00	15.000
88 Josh Stinson, R ERA: 5.4	(6, 1)	1.2	L	10	3	5	1	1	0	0	1	0	0	1	13	17	5.40	1.800
89 Neal Musser, L ERA:	(8, 1)	1.0		4	1	0	0	0	1	0	0	0	0	0	3	7	0.00	2.000

PITCHER	IP	WLS	BF	H	R	ER	SO	BB	IBB	HBP	BLK	WP	HR	S	P	ERA	WHIP

Batter	1	2	3	4	5	6	7	8	9	AB	R	H	RBI	BB	SO	LOB
55 Skip Schumaker, L (1, 4)	B B C C B X 3-2 G6-3		B B B 4-0 34 SF9 47 2B 12 1B 1-2 BB	X 0-0 G4-3		X 0-0 G4-3		X 0-0 83 2B 1-2 1B	X 0-0 83 BB 3 1B 1B	3	1	0	0	1	0	0
87 Daniel Descalso, L (6, 4) OBP: 1.000, SLG: 1.000										2	2	2	0	0	0	0
12 Julio Lugo, R (1, 6)	B B C S X 2-2 G1-3		X 0-0 47 2B 1-2 2-3 1B	X 0-0 G6-3			B B B 4-0 28 BB 3 1B BB	X 0-0 64 BB 67 E 1-H 2-H 2B	B B B 4-0 3 1B 1-2 BB	3	1	1	0	0	0	0
83 Mark Hamilton, L (5, 3) OBP: 1.000, SLG: 2.000										1	1	1	2	2	0	0
34 Nick Stavinoha, R (1, 10) OBP: 0.200, SLG: 0.250	B B X 2-0 1B		X 0-0 SF9 2-3 3-H	X 0-0 G5-3			X 0-0 F9	X 0-0 P2	C C C 0-3 K	4	0	1	1	0	0	2
80 Tony Cruz, R (9, PH)										1	0	0	0	0	1	2
47 Ryan Ludwick, R (1, 9) OBP: 0.667, SLG: 2.000	X 0-0 F7		X 0-0 23 FC5-4 22 1B 1-H 3-H 2B		C B C B X 2-2 HR		X 0-0 28 BB 1-2 1B	B B B 4-0 67 E 64 BB 84 HBP BB	X 0-0 64 FC6-4 1-2 2-H 1B	3	2	2	3	0	0	1
3 Ruben Gotay, S (5, 5) OBP: 1.000, SLG: 1.000										2	1	2	1	1	0	0
28 Colby Rasmus, L (1, 8)		X 0-0 G6-3	B B B B 4-0 23 FC5-4 BB		X 0-0 G3		B B B B 4-0 1-2 2-3 BB	B B B B 4-0 84 HBP 67 E 1-2 2-3 BB	X 0-0 FC6-4 1-2f	2	0	0	0	2	0	0
64 Shane Robinson, R (7, 8)										1	0	0	0	1	0	2
23 David Freese, R (1, 5)		C C C 0-3 K	X 0-0 FC5-4 68 HBP 22 1B 1-2f 2-3		X 0-0 G5-3		C C C 0-3 K	X 0-0 E3 84 HBP 1-2 2-3 3-H		3	0	0	0	0	1	2
19 Matt Pagnozzi, R (5, 2)										1	0	0	0	0	1	3
67 Bryan Anderson, L (8, PH)										1	0	0	0	0	0	2
(8, 2)																
22 Joe Mather, R (1, 3) OBP: 0.667, SLG: 1.000		X 0-0 68 1B 2B	X 0-0 68 HBP 1-2 3-H 1B		X 0-0 G4-3		S S S 0-3 K	H 1-0 1-2 2-3 3-H HBP		3	1	2	1	0	0	0
84 Daryl Jones, L (5, 7)										1	0	0	1	0	1	3
68 Jon Jay, L (1, 7) OBP: 0.400, SLG: 0.250		X 0-0 2-H 1B	H 1-0 1-2 2-3 HBP			X 0-0 G5-3		x 0-0 G5-3		4	0	1	1	0	1	3
(5, 9)									C C C 0-3 K							
21 Jason LaRue, R (1, 2) OBP: 0.500, SLG: 0.500			x 0-0 12 1B 55 BB 34 SF9 1B			C C C 0-3 K		B B B B 4-0 87 1B 83 2B BB	X 0-0 F8	2	1	1	0	0	1	3
27 Tyler Greene, R (5, 6)			C C C 0-3 K							2	1	0	0	1	1	0
Inning Stats	R: 0 H: 1 E: 0 LOB: 1 K: 0 BB: 0 S: 8 P: 15	R: 1 H: 2 E: 0 LOB: 1 K: 1 BB: 0 S: 6 P: 6	R: 4 H: 4 E: 0 LOB: 3 K: 1 BB: 2 S: 9 P: 18	R: 0 H: 0 E: 0 LOB: 0 K: 0 BB: 0 S: 3 P: 3	R: 1 H: 1 E: 0 LOB: 0 K: 0 BB: 0 S: 6 P: 8	R: 0 H: 0 E: 0 LOB: 0 K: 1 BB: 0 S: 5 P: 5	R: 0 H: 1 E: 0 LOB: 3 K: 2 BB: 2 S: 8 P: 16	R: 4 H: 2 E: 1 LOB: 3 K: 1 BB: 3 S: 8 P: 21	R: 1 H: 2 E: 0 LOB: 2 K: 1 BB: 1 S: 7 P: 11	1B: 9 2B: 3 3B: 0 HR: 1	SF: 1 SAC: 0 DP: 0 HBP: 2						

TOP

St. Louis Cardinals @ New York Mets

Digital Domain Park, Port St. Lucie, FL

Thu Mar 04 2010, 1:11 PM - 4:41 PM EST

Att. 4,388 - Sunny - 58 F

livebaseballscorecards.com

AB	39
R	11
H	13
RBI	10
BB	8
SO	7
LOB	23

WP: 0 PA: 50
PB: 0
SB: 0
CS: 0

PITCHER		IP	WLS	BF	H	R	ER	SO	BB	IBB	HBP	BLK	WP	HR	S	P	ERA	WHIP
36 R.A. Dickey, R ERA: 16.88	(1, 1)	2.2		16	7	5	5	1	2	0	0	0	0	0	20	35	16.88	3.375
29 Tobi Stoner, R ERA: 3.86	(3, 1)	2.1	W	9	1	1	1	1	0	0	1	0	0	1	12	15	3.86	0.429
93 Jack Egbert, R ERA:	(6, 1)	2.0	H	9	1	0	0	3	2	0	0	0	0	0	13	21	0.00	1.500
50 Sean Green, R ERA: 27.0	(8, 1)	0.2		7	2	4	2	0	3	0	0	0	0	0	4	16	27.00	7.500
61 Clint Everts, R ERA: 6.75	(8, 1)	1.1	S	9	2	1	1	2	1	0	1	0	0	0	11	16	6.75	2.250

PITCHER	IP	WLS	BF	H	R	ER	SO	BB	IBB	HBP	BLK	WP	HR	S	P	ERA	WHIP

Batter	1	2	3	4	5	6	7	8	9	AB	R	H	RBI	BB	SO	LOB
19 Gary Matthews, S (1, 8) OBP: 0.500, SLG: 1.200	C B X 1-1 1 1B 2B		B B B B 4-0 44 BB 28 E 1 BB BB		B C B B B C X 3-2 HR	B B B B 4-0 92 2B BB	B B B B 4-0 BB	B B X 2-0 1-H 2-H 3-H HR		2	3	2	1	1	0	0
78 Ike Davis, L (6, 3) OBP: 0.750, SLG: 1.333										1	2	1	4	2	0	0
1 Luis Castillo, S (1, 4) OBP: 1.000, SLG: 1.000	X 0-0 5 S 5 HR 2-H 1B		B B B B 4-0 44 BB 1-2 BB		X 0-0 5 PB 28 SF8 1B	X 0-0 91 WP 91 1B 1-H 2-H 2B	C C C 0-3 ③ K	S S S 0-3 ③ K		2	2	2	1	1	0	0
92 Jason Pridie, L (6, 7) OBP: 0.250, SLG: 0.375										3	1	1	2	0	2	2
5 David Wright, R (1, 5) OBP: 0.667, SLG: 2.000	1 SAFE X 0-0 1-H HR		C C C 0-3 ① K		B B B B 4-0 12 S 12 E 1-3 BB	X 0-0 ② F8		X 0-0 ① F8		2	2	1	2	1	1	2
62 Jésus Feliciano, L (6, 8) OBP: 0.500, SLG: 0.500										2	0	0	0	0	0	1
44 Jason Bay, R (1, 7) 91 Kirk Nieuwenhuis, L (6, 9) OBP: 0.600, SLG: 0.333	S S S 0-3 ① K		B B B B 4-0 12 FC4 1-2 2-3 BB		X 0-0 ① P4	B X 1-0 63 2B 2-H 1B		B B B B 4-0 80 BB 63 WP 9 1B BB		2	0	0	0	1	1	2
										1	2	1	1	1	0	0
28 Daniel Murphy, L (1, 3) OBP: 0.167, SLG: 0.200	X 0-0 ② F8		X 0-0 ② F8 3-H		X 0-0 ② SF8 3-H	X 0-0 1-H 2B		B B B B 4-0 80 BB 9 1B 1-2 BB		2	0	0	1	0	0	2
63 Shawn Bowman, R (6, 5) OBP: 0.667, SLG: 1.000										1	1	1	1	1	0	0
12 Jeff Francoeur, R (1, 9) OBP: 0.333, SLG: 0.333	X 0-0 ③ G4-3		X 0-0 ③ FC4 1-2f		B X 1-0 E5 1-H 1B	X 0-0 ③ G4-3		B B B B 4-0 9 1B 78 HR 1-2 2-3 BB		3	0	1	0	0	0	2
80 Luis Hernandez, S (6, 4)										1	1	0	0	1	0	1
17 Fernando Tatis, R (1, 10)		X 0-0 ① G6-3		X 0-0 ① P3	X 0-0 ③ P2		X 0-0 11 G3-6-1 9 1B 1B	X 0-0 ② P6		3	0	0	0	0	0	1
23 Chris Carter, L (7, PH) OBP: 0.333, SLG: 0.333 (8, 10)										2	0	1	0	0	0	3
4 Henry Blanco, R (1, 2)		X 0-0 ② F8	S S S 0-3 ② K		X 0-0 79 G5-3 92 2B 1B	X 0-0 11 G3-6-1 1-2 1B	X 0-0 11 BB 78 HR 1-3 2-H 3-H 1B			2	0	0	0	0	1	0
9 Omir Santos, R (6, 2) OBP: 1.000, SLG: 1.000										3	2	3	2	0	0	0
79 Rubén Tejada, R (1, 6) OBP: 0.167, SLG: 0.167		X 0-0 ③ L7		X 0-0 ③ P4		X 0-0 ① G5-3 1-2	X 0-0 ① ② G3-6-1 1-2f 2-3	B B B B 4-0 78 HR 1-2 BB		3	0	0	0	0	0	1
11 Anderson Hernandez, S (7, 6)										1	1	0	0	1	0	2
Inning Stats	R: 3 E: 0 K: 1 S: 9 H: 3 LOB: 0 BB: 0 P: 10	R: 0 E: 0 K: 0 S: 3 H: 0 LOB: 0 BB: 0 P: 3	R: 1 E: 1 K: 1 S: 5 H: 0 LOB: 2 BB: 3 P: 17	R: 0 E: 0 K: 1 S: 5 H: 0 LOB: 0 BB: 0 P: 5	R: 3 E: 1 K: 0 S: 8 H: 3 LOB: 1 BB: 1 P: 16	R: 4 E: 0 K: 0 S: 7 H: 4 LOB: 1 BB: 1 P: 12	R: 0 E: 0 K: 1 S: 6 H: 2 LOB: 2 BB: 1 P: 10	R: 6 E: 0 K: 1 S: 7 H: 2 LOB: 0 BB: 4 P: 25		1B: 8 2B: 3 3B: 0 HR: 3		SF: 1 SAC: 0 DP: 1 HBP: 0		WP: 2 PB: 2 SB: 2 CS: 0	PA: 47	

PITCHER	IP	WLS	BF	H	R	ER	SO	BB	IBB	HBP	BLK	WP	HR	S	P	ERA	WHIP
76 Evan MacLane, L (1, 1) ERA: 13.5	2.0		9	3	3	3	1	0	0	0	0	0	1	12	13	13.50	1.500
75 Adam Ottavino, R (3, 1) ERA:	2.0	H	9	0	1	0	2	3	0	0	0	0	0	10	22	0.00	1.500
99 Charlie Zink, R (5, 1) ERA: 27.0	1.2	L	13	6	7	5	0	2	0	0	0	1	1	13	26	27.00	4.800
79 Eduardo Sanchez, R (6, 1) ERA:	1.1		7	3	0	0	1	1	0	0	0	0	0	8	12	0.00	3.000
73 Francisco Samuel, R (8, 1) ERA: 54.0	1.0		9	2	6	6	1	4	0	0	0	1	1	7	25	54.00	6.000

PITCHER	IP	WLS	BF	H	R	ER	SO	BB	IBB	HBP	BLK	WP	HR	S	P	ERA	WHIP

BOTTOM

St. Louis Cardinals @ New York Mets

Digital Domain Park, Port St. Lucie, FL

Thu Mar 04 2010, 1:11 PM - 4:41 PM EST

Att. 4,388 - Sunny - 58 F

livebaseballscorecards.com

AB	36
R	17
H	14
RBI	15
BB	10
SO	5
LOB	19

Batter	1	2	3	4	5	6	7	8	9	10	AB	R	H	RBI	BB	SO	LOB
8 Chris Coghlan, L (1, 7) 52 Chris Leroux, L (5, 1) 40 Jorge Jimenez, L (6, 5) OBP: 0.500, SLG: 1.000	C S S 0-3 ① K		B C F B B B 4-2 80 S 3 1B BB		C F X 0-2 ② F7			X 0-0 24 G6-3 2B	X 0-0 ③ F8		2 1 0 0 1 1 0 0 0 0 0 0 0 0 2 0 1 0 0 0 3						
24 Cameron Maybin, R (1, 8) OBP: 0.400, SLG: 0.500 66 Jay Buente, R (10, 1)	B C B B B 4-1 80 G6-3 80 S BB		C L S 1-3 ① K		C C F B S 1-3 ③ K			X 0-0 ① G6-3 2-3		X 0-0 80 HR 2B	4 1 1 0 1 2 2 0 0 0 0 0 0 0						
80 Giancarlo Stanton, R (1, 9) OBP: 0.333, SLG: 0.800	C X 0-1 ② G6-3 1-3		B C B 1 S X SAFE 2-2 ② F7 1-2			X 0-0 ① L7		S S S 0-3 ② K		B S X 1-1 HR 2-H	5 1 1 2 0 1 3						
3 Jorge Cantu, R (1, 5) OBP: 0.333, SLG: 0.333 51 Cristhian Martinez, R (6, 1) 34 Vinny Rottino, R (7, 2)	C D S D F S 2-3 ③ K		B B X 2-0 1B 2-H			X 0-0 ② G4-3		X 0-0 ③ G4-3		X 0-0 ① G3	3 0 1 1 0 1 1 0 0 0 0 0 0 0 2 0 0 0 0 0 1						
15 Gaby Sanchez, R (1, 3) OBP: 0.250, SLG: 0.250 65 Scott Cousins, L (9, PR) 7 Hector Luna, R (9, 3)		C F S 0-3 ① K	S S S 0-3 ③ K			S S S 0-3 ③ K			X 0-0 16 1B 1B	B B B B 4-0 71 G4-3 BB	4 0 1 0 0 3 1 0 0 0 0 0 0 0 0 0 0 0 1 0 0						
59 Brett Hayes, R (1, 2) OBP: 0.333, SLG: 0.333 44 Brian Sanches, R (7, 1) 79 Bryan Petersen, L (9, PH) OBP: 0.500, SLG: 1.000 54 Hunter Jones, L (9, 1) 71 Osvaldo Martinez, R (10, PH) (10, 6)		C F B X 1-2 1 1B 1B		S S S 0-3 ① K			C X 0-1 ① P3		S S S 0-3 ① K	X 0-0 ② G4-3 1-2	3 0 1 0 0 1 0 0 0 0 0 0 0 0 1 0 0 0 0 1 1 0 0 0 0 0 0 0 1 0 0 0 0 0 1						
16 Danny Richar, L (1, 4) OBP: 0.200, SLG: 0.200		S B F F B S 2-3 ② K		S S S 0-3 ② K			X 0-0 ② G3		X 0-0 25 S 1-3 1B	X 0-0 ③ G4-3	5 0 1 0 0 2 2						
1 Emilio Bonifácio, S (1, 6) OBP: 0.286, SLG: 0.714 (10, 8)	C B F F F X 1-2 1-2 1B			B B X 2-0 ③ G6-3			B X 1-0 HR		B S S S 1-3 ② K		4 1 2 1 0 1 2						
41 Chris Volstad, R (1, 1) 48 Hayden Penn, R (3, 1) 25 Brett Carroll, R (5, PH) (5, 7)	X 0-0 ③ F9				F X 0-1 ① G6-3		X 0-0 ③ G5-3		B B B B 4-0 1-2 BB		1 0 0 0 0 0 2 0 0 0 0 0 0 0 2 0 0 0 1 0 0						

Inning Stats										
	R: 0 E: 0 K: 2 S: 10	H: 0 LOB: 1 BB: 1 P: 16	R: 0 E: 0 K: 2 S: 16	H: 2 LOB: 2 BB: 0 P: 20	R: 1 E: 0 K: 2 S: 12	H: 1 LOB: 1 BB: 1 P: 21	R: 0 E: 0 K: 2 S: 7	H: 0 LOB: 0 BB: 0 P: 9	R: 0 E: 0 K: 1 S: 9	H: 0 LOB: 0 BB: 0 P: 10
	R: 0 E: 0 K: 1 S: 5	H: 0 LOB: 0 BB: 0 P: 5	R: 1 E: 0 K: 0 S: 5	H: 1 LOB: 0 BB: 0 P: 6	R: 0 E: 0 K: 1 S: 6	H: 1 LOB: 1 BB: 0 P: 6	R: 0 E: 0 K: 2 S: 9	H: 2 LOB: 3 BB: 1 P: 14	R: 2 E: 0 K: 0 S: 6	H: 2 LOB: 1 BB: 1 P: 11

	1B	SF	WP	PA
	2B	SAC	PB	
	3B	DP	SB	
	HR	HBP	CS	

PITCHER		IP	WLS	BF	H	R	ER	SO	BB	IBB	HBP	BLK	WP	HR	S	P	ERA	WHIP
49 Jonathon Niese, L ERA: 3.38	(1, 1)	2.2		13	3	1	1	5	2	0	0	0	0	0	35	54	3.38	1.875
76 Jenrry Mejia, R ERA:	(3, 1)	2.1	H	7	0	0	0	4	0	0	0	0	0	0	19	22	0.00	0.000
18 Ryota Igarashi, R ERA: 3.0	(6, 1)	2.0	B	7	1	1	1	1	0	0	0	0	0	1	10	11	4.50	0.500
25 Pedro Feliciano, L ERA:	(8, 1)	1.0		4	1	0	0	1	0	0	0	0	0	0	6	6	0.00	1.000
39 Bobby Parnell, R ERA: 6.75	(9, 1)	2.0	L	12	4	2	2	2	2	0	0	0	0	1	15	25	9.00	3.000

PITCHER	IP	WLS	BF	H	R	ER	SO	BB	IBB	HBP	BLK	WP	HR	S	P	ERA	WHIP

TOP

Florida Marlins @ New York Mets

Digital Domain Park, Port St. Lucie, FL

Fri Mar 05 2010, 1:09 PM - 4:12 PM EST
Att. 3,166 - Sunny - 61 F

livebaseballscorecards.com

AB	39
R	4
H	9
RBI	4
BB	4
SO	13
LOB	19

Batter	1	2	3	4	5	6	7	8	9	10	AB	R	H	RBI	BB	SO	LOB
16 Ángel Pagán, S (1, 8) OBP: 0.333, SLG: 0.333	B C F B S 2-3 ① K		X 0-0 1 S 5 E 1B		C X 0-1 ① P6	X 0-0 ③ G4-3				B B B B 4-0 88 1B 66 E BB	3	1	1	0	0	1	1
96 Sean Ratliff, L (6, 8)											1	1	0	0	1	0	1
1 Luis Castillo, S (1, 4) OBP: 0.667, SLG: 0.500	B B B C X 3-1 ② G6-3		C B B F B B 4-2 5 FC6-4 1-2 BB		C B F S 1-3 ② K			S S S 0-3 ① K		X 0-0 66 FC6 1-2 1B	2	0	0	0	1	1	1
88 Wilmer Flores, R (6, 6) OBP: 0.500, SLG: 0.500											2	0	1	0	0	1	0
5 David Wright, R (1, 5) OBP: 0.500, SLG: 1.000	B B X 2-0 1B		X 0-0 ② FC6-4 44 2B 1-2f 2-H		C X 0-1 ③ F8			B B B C F X 3-2 78 G3 1B		X 0-0 ② FC6 1-2f 2-H	3	1	1	0	0	0	2
66 Mike Hessman, R (6, 5) OBP: 0.167, SLG: 0.167											2	0	1	0	0	0	1
44 Jason Bay, R (1, 7) OBP: 0.333, SLG: 0.400	S D C S 1-3 ③ K		X 0-0 1-H 2B			X 0-0 ① G6-3		X 0-0 ② G3 1-2		X 0-0 ③ G4-3	3	0	1	1	0	1	1
78 Ike Davis, L (7, 3) OBP: 0.600, SLG: 1.000											2	0	0	0	0	0	2
28 Daniel Murphy, L (1, 3) OBP: 0.111, SLG: 0.125		B C X 1-1 ① G6-3	X 0-0 ③ G3			X 0-0 ② G4-3		X 0-0 ③ F8			3	0	0	0	0	0	1
67 Mike Cervenak, R (7, 7) OBP: 0.333, SLG: 0.333											1	0	0	0	0	0	1
21 Rod Barajas, R (1, 2) OBP: 0.500, SLG: 0.500	C S B X 1-2 80 FC4-6 1B	C F F F B X 1-2 ① L5				X 0-0 ③ F9		X 0-0 ① G4-3			2	0	1	0	0	0	0
30 Josh Thole, L (6, 2) OBP: 0.250, SLG: 0.250											2	0	0	0	0	0	0
62 Jésus Feliciano, L (1, 9) OBP: 0.500, SLG: 0.500	X 0-0 ② F7	X 0-0 72 CS 1B					X 0-0 1B	X 0-0 ② F7			4	0	2	0	0	0	1
80 Luis Hernandez, S (1, 6) (6, 4)	C X 0-1 ③ FC4-6 1-2f	C X 0-1 ② F8					X 0-0 ① B5	S S S 0-3 ③ K2-3			4	0	0	0	0	1	3
72 Kai Gronauer, R (1, 10) OBP: 0.500, SLG: 0.500			B C B X 2-1 ① G6-3	D B F B 3-1 ③ CS 1-2	X 0-0 1B		X 0-0 ② F9			X 0-0 ① G4-3	2	0	1	0	0	0	0
89 Carlos Guzman, L (7, PH) (8, 10)											2	0	0	0	0	0	1
Inning Stats	R: 0 E: 0 K: 2 S: 9 / H: 1 LOB: 1 BB: 0 P: 17	R: 0 E: 0 K: 0 S: 8 / H: 1 LOB: 1 BB: 0 P: 10	R: 2 E: 1 K: 0 S: 8 / H: 2 LOB: 1 BB: 1 P: 14	R: 0 E: 0 K: 0 S: 9 / H: 1 LOB: 0 BB: 0 P: 13	R: 0 E: 0 K: 0 S: 8 / H: 1 LOB: 1 BB: 0 P: 9	R: 0 E: 0 K: 0 S: 3 / H: 0 LOB: 0 BB: 0 P: 3	R: 0 E: 0 K: 0 S: 4 / H: 1 LOB: 1 BB: 0 P: 4	R: 0 E: 0 K: 1 S: 8 / H: 1 LOB: 1 BB: 0 P: 11	R: 0 E: 0 K: 1 S: 5 / H: 0 LOB: 0 BB: 0 P: 5	R: 1 E: 1 K: 0 S: 4 / H: 1 LOB: 1 BB: 1 P: 8	1B: 8 2B: 1 3B: 0 HR: 0	SF: 0 SAC: 0 DP: 0 HBP: 0						

PITCHER		IP	WLS	BF	H	R	ER	SO	BB	IBB	HBP	BLK	WP	HR	S	P	ERA	WHIP
41 Chris Volstad, R ERA:	(1, 1)	2.0		8	2	0	0	2	0	0	0	0	0	0	17	27	0.00	1.000
48 Hayden Penn, R ERA: 9.0	(3, 1)	2.0	B	9	3	2	2	0	1	0	0	0	0	0	17	27	9.00	2.000
52 Chris Leroux, R ERA:	(5, 1)	1.0		4	1	0	0	1	0	0	0	0	0	0	8	9	0.00	1.000
51 Cristhian Martinez, R ERA:	(6, 1)	1.0		3	0	0	0	0	0	0	0	0	0	0	3	3	0.00	0.000
44 Brian Sanches, R ERA:	(7, 1)	2.0		8	2	0	0	1	0	0	0	0	0	0	12	15	0.00	1.000

PITCHER		IP	WLS	BF	H	R	ER	SO	BB	IBB	HBP	BLK	WP	HR	S	P	ERA	WHIP
54 Hunter Jones, L ERA:	(9, 1)	1.0	W	3	0	0	0	1	0	0	0	0	0	0	5	5	0.00	0.000
66 Jay Buente, R ERA:	(10, 1)	1.0	S	5	1	1	0	0	1	0	0	0	0	0	4	8	0.00	2.000

BOTTOM

Florida Marlins @ New York Mets

Digital Domain Park, Port St. Lucie, FL

Fri Mar 05 2010, 1:09 PM - 4:12 PM EST

Att. 3,166 - Sunny - 61 F

livebaseballscorecards.com

AB	38
R	3
H	9
RBI	1
BB	2
SO	5
LOB	16

1B: 8 SF: 0
2B: 1 SAC: 0
3B: 0 DP: 0
HR: 0 HBP: 0

WP: 0 PA: 41
PB: 0
SB: 1
CS: 1

Batter	1	2	3	4	5	6	7	8	9	AB	R	H	RBI	BB	SO	LOB
19 Gary Matthews, S (1, 8) OBP: 0.444, SLG: 0.875 92 Jason Pridie, L (6, 8) OBP: 0.300, SLG: 0.500	0-0 13 1B 12 G5-3 1B	0-3 K			S S S 0-3 K		B X 1-0 G4-3 1-2		0-0 3-H 2B	3 1 1 0 0 2 2 2 0 1 1 0 0 1						
13 Alex Cora, L (1, 4) OBP: 0.333, SLG: 0.333 11 Anderson Hernandez, S (6, 4) OBP: 0.500, SLG: 0.250	0-0 35 G6-3 17 2B 12 G5-3 1-3 1B	0-0 G6-4-3 1-2f			S S T 0-2 K			0-0 22 G5-4-3 1B	0-0 G3	3 1 1 0 0 1 2 2 0 1 0 0 0 1						
12 Jeff Francoeur, R (1, 9) OBP: 0.167, SLG: 0.167 91 Kirk Nieuwenhuis, L (6, 9) OBP: 0.500, SLG: 0.250	0-0 G5-3 1-2 3-H		0-0 F9			0-0 G6-3		C S C 0-3 K		3 0 0 1 0 0 1 1 0 0 0 0 1 1						
35 Mike Jacobs, L (1, 3) 22 Jolbert Cabrera, R (6, 3)	0-0 G6-3 2-3		S S S 0-3 K			B B B 4-0 17 G6-4-3 BB		0-0 G5-4-3 1-2f		2 0 0 0 1 1 1 1 0 0 0 0 0 1						
17 Fernando Tatis, R (1, 5) OBP: 0.125, SLG: 0.250 63 Shawn Bowman, R (6, 5) OBP: 0.500, SLG: 0.667	0-0 26 1B 3-H 2B		0-0 G6-3			0-0 G6-4-3 1-2f			S S S 0-3 K	3 1 1 1 0 0 1 1 0 0 0 0 1 0						
26 Fernando Martinez, L (1, 7) OBP: 0.500, SLG: 0.750	0-0 2-H 1B			0-0 F7			0-0 F9		0-0 79 1B 2 3B 1B	4 1 2 1 0 0 0						
9 Omir Santos, R (1, 2) OBP: 0.600, SLG: 0.600 3 Chris Coste, R (6, 2) OBP: 0.250, SLG: 0.500	0-0 G6-3			0-0 G5-3			0-0 73 WP 73 1B 2B		0-0 F9	2 0 0 0 0 0 1 2 1 1 0 0 0 1						
79 Rubén Tejada, R (1, 6) OBP: 0.300, SLG: 0.300		0-0 73 1B 1B		0-0 G4-3			0-0 P6		0-0 1-2 2 3B 1B	4 1 2 0 0 0 1						
73 Shawn Riggans, R (1, 10) OBP: 0.500, SLG: 0.500 2 Frank Catalanotto, L (9, PH) OBP: 0.500, SLG: 1.000 (9, 10)		0-0 13 G6-4-3 1-2 1B			0-0 G5-3		B X 1-0 92 WP 2-H 1B		0-0 1-H 2-H 92 2B 3B	3 0 2 1 0 0 0 1 1 1 2 0 0 0						
Inning Stats	R: 3 E: 0 K: 0 S: 7 H: 4 LOB: 1 BB: 0 P: 7	R: 0 E: 0 K: 1 S: 6 H: 2 LOB: 1 BB: 0 P: 6	R: 0 E: 0 K: 1 S: 5 H: 0 LOB: 0 BB: 0 P: 5	R: 0 E: 0 K: 0 S: 3 H: 0 LOB: 0 BB: 0 P: 3	R: 0 E: 0 K: 2 S: 7 H: 0 LOB: 0 BB: 0 P: 7	R: 0 E: 0 K: 0 S: 2 H: 0 LOB: 0 BB: 1 P: 6	R: 1 E: 0 K: 0 S: 5 H: 2 LOB: 1 BB: 0 P: 7	R: 0 E: 0 K: 1 S: 5 H: 1 LOB: 0 BB: 0 P: 5	R: 3 E: 0 K: 1 S: 9 H: 4 LOB: 1 BB: 0 P: 9	1B: 9 2B: 3 3B: 1 HR: 0	SF: 0 SAC: 0 DP: 3 HBP: 0						

TOP

New York Mets @ St. Louis Cardinals

Roger Dean Stadium, Jupiter, FL

Fri Mar 05 2010, 1:25 PM - 4:00 PM EST

Att. 7,046 - Sunny - 60 F

livebaseballscorecards.com

AB	37
R	7
H	13
RBI	7
BB	1
SO	6
LOB	14

PITCHER		IP	WLS	BF	H	R	ER	SO	BB	IBB	HBP	BLK	WP	HR	S	P	ERA	WHIP
33 Brad Penny, R ERA: 13.5	(1, 1)	2.0		11	6	3	3	1	0	0	0	0	0	0	13	13	13.50	3.000
70 Lance Lynn, R ERA:	(3, 1)	3.0		9	0	0	0	3	0	0	0	0	0	0	15	15	0.00	0.000
65 Ben Jukich, L ERA: 4.5	(6, 1)	2.0	L	8	2	1	1	0	1	0	0	0	2	0	7	13	4.50	1.500
41 Mitchell Boggs, R ERA: 13.5	(8, 1)	2.0		10	5	3	3	2	0	0	0	0	0	0	14	14	13.50	2.500

PITCHER	IP	WLS	BF	H	R	ER	SO	BB	IBB	HBP	BLK	WP	HR	S	P	ERA	WHIP

BOTTOM

New York Mets @ St. Louis Cardinals

Roger Dean Stadium, Jupiter, FL

Fri Mar 05 2010, 1:25 PM - 4:00 PM EST

Att. 7,046 - Sunny - 60 F

livebaseballscorecards.com

Batter	1	2	3	4	5	6	7	8	9	AB	R	H	RBI	BB	SO	LOB
12 Julio Lugo, R (1, 4) OBP: 0.500, SLG: 0.667	P3		28 G4-3 5 SF7 2B	28 1B 1-2 2-3 1B		G3			G4-3	3	1	2	0	0	0	0
68 Jon Jay, L (6, 7) OBP: 0.286, SLG: 0.167										2	0	0	0	0	0	0
28 Colby Rasmus, L (1, 8) OBP: 0.571, SLG: 0.400	7 BB 1B		G4-3 2-3	1-3 2-H 3-H 1B			3 FC1-5 83 BB 1B		F7	3	0	2	2	0	0	1
34 Nick Stavinoha, R (6, 9) OBP: 0.286, SLG: 0.333										2	0	1	0	0	0	0
5 Albert Pujols, R (1, 3)	P2		SF7 3-H	F7			3 FC1-5 1-2 BB		F9	2	0	0	1	0	0	3
83 Mark Hamilton, L (6, 3) OBP: 0.800, SLG: 1.000										1	0	0	0	1	0	0
7 Matt Holliday, R (1, 7) OBP: 1.000, SLG: 2.000	BBBB 1-2 BB		BBBB BB		2B		FC1-5 1-2 2-3f			1	0	1	0	2	0	0
3 Ruben Gotay, S (6, 5) OBP: 0.750, SLG: 0.667										1	0	0	0	0	0	2
47 Ryan Ludwick, R (1, 9) OBP: 0.333, SLG: 1.000	SSS K		F9		F9		SSS K			3	0	0	0	0	1	4
64 Shane Robinson, R (6, 8)										1	0	0	0	0	1	2
4 Yadier Molina, R (1, 2) OBP: 0.250, SLG: 0.500		2B		G6-3	F7		SSS K			4	0	1	0	0	1	3
23 David Freese, R (1, 5) OBP: 0.167, SLG: 0.167	SSS K			12 1B 27 1B 28 1B 1B	G6-3			CCC K		3	1	1	0	0	1	2
89 Donovan Solano, R (6, 4)										1	0	0	0	0	1	0
22 Joe Mather, R (1, 10) OBP: 0.286, SLG: 0.429		F7		SSS K		CCC K		CCC K		4	0	0	0	0	3	2
27 Tyler Greene, R (1, 6) OBP: 0.286, SLG: 0.167		F8		12 1B 28 1B 1-2 1B		G1-3		G4-3		4	1	1	0	0	0	1

Inning Stats	1	2	3	4	5	6	7	8	9
	R: 0 H: 1 E: 0 LOB: 2 K: 1 BB: 1 S: 6 P: 10	R: 0 H: 1 E: 0 LOB: 1 K: 1 BB: 0 S: 6 P: 6	R: 1 H: 1 E: 0 LOB: 1 K: 0 BB: 1 S: 4 P: 8	R: 2 H: 4 E: 0 LOB: 2 K: 1 BB: 0 S: 9 P: 9	R: 0 H: 1 E: 0 LOB: 1 K: 0 BB: 0 S: 4 P: 4	R: 0 H: 0 E: 0 LOB: 0 K: 1 BB: 0 S: 5 P: 5	R: 0 H: 1 E: 0 LOB: 2 K: 2 BB: 1 S: 8 P: 12	R: 0 H: 0 E: 0 LOB: 0 K: 2 BB: 0 S: 7 P: 7	R: 0 H: 0 E: 0 LOB: 0 K: 0 BB: 0 S: 3 P: 3

AB	35
R	3
H	9
RBI	3
BB	3
SO	8
LOB	20

1B: 6	SF: 1	WP: 0	PA: 39
2B: 3	SAC: 0	PB: 0	
3B: 0	DP: 0	SB: 0	
HR: 0	HBP: 0	CS: 0	

PITCHER		IP	WLS	BF	H	R	ER	SO	BB	IBB	HBP	BLK	WP	HR	S	P	ERA	WHIP
38 Fernando Nieve, R ERA: 3.0	(1, 1)	3.0		14	3	1	1	2	2	0	0	0	0	0	16	24	3.00	1.667
68 Bobby Livingston, L ERA: 3.86	(4, 1)	2.0	B	11	5	2	2	1	0	0	0	0	0	0	13	13	9.00	2.500
27 Nelson Figueroa, R ERA:	(6, 1)	4.0	W	14	1	0	0	5	1	0	0	0	0	0	23	27	0.00	0.500

PITCHER		IP	WLS	BF	H	R	ER	SO	BB	IBB	HBP	BLK	WP	HR	S	P	ERA	WHIP

New York Mets @ Washington Nationals

Space Coast Stadium, Viera, FL

Sat Mar 06 2010, 1:20 PM - 4:16 PM EST

Att. 5,843 - Sunny - 66 F

TOP

livebaseballscorecards.com

Batter	1	2	3	4	5	6	7	8	9	AB	R	H	RBI	BB	SO	LOB
16 Ángel Pagán, S (1, 8) OBP: 0.300, SLG: 0.400	G4-3	G4-3		FC4-6 26 1B 22 E 1-2f		2B	K		67 FC5-2 11 1B 1-2 2-3 BB	4	1	1	0	0	0	1
92 Jason Pridie, L (6, 8) OBP: 0.333, SLG: 0.455										1	1	0	0	1	1	1
26 Fernando Martinez, L (1, 7) OBP: 0.667, SLG: 1.333	35 BB 22 HBP 66 SF7 1B		B S B S B X 3-2 HR	22 E 1-2 1B			B S B S B X 3-2 HR	71 G6-4-3 1B	FC5-2 11 1B 1-2 2-3 3-Hf	4	3	4	2	0	0	0
67 Mike Cervenak, R (7, 7) OBP: 0.400, SLG: 0.400										2	0	1	0	0	0	3
22 Jolbert Cabrera, R (1, 4)	35 BB 78 1B 1-2 HBP	S S T K	D 1 SAFE B B B 35 G6-3 1-2 2-H BB				S S S K	F9	1-2 2-H 3-H 1B	2	1	0	0	1	2	0
11 Anderson Hernandez, S (7, 4) OBP: 0.500, SLG: 0.333										2	0	1	2	0	0	1
35 Mike Jacobs, L (1, 10) OBP: 0.444, SLG: 0.667	B B B B	B B B 78 1B 4 1B BB		G6-3 1-2f			HR	G6-4-3 1-2f		2	2	1	1	2	0	2
71 Mike Nickeas, R (8, PH) (8, 10)	78 1B 1-2 2-3 BB								K	2	0	0	0	0	1	3
66 Mike Hessman, R (1, 5) OBP: 0.200, SLG: 0.222	SF7 3-H	P4			F8		30 1B 91 2B 1B		78 2B 1B	3	1	1	1	0	0	1
63 Shawn Bowman, R (7, 5) OBP: 0.600, SLG: 0.750										1	1	1	0	0	0	0
78 Ike Davis, L (1, 3) OBP: 0.600, SLG: 0.923	1-2 2-H 1B	4 1B 1-2 1B			S S S K		S S S K		1-H 91 1B 2B	5	1	3	2	0	2	1
4 Henry Blanco, R (1, 2) OBP: 0.200, SLG: 0.200	F7				G4-3		91 2B 79 1B 1-2 1B		S S S K	3	0	1	1	0	0	2
30 Josh Thole, L (6, 2) OBP: 0.333, SLG: 0.333		1-2 2-H 1B								2	1	1	0	0	1	1
91 Kirk Nieuwenhuis, L (1, 9) OBP: 0.455, SLG: 0.444		S S S K	G3			F7	79 1B 1-3 2-H 2B		92 BB 80 1B 67 FC5-2 2-H 1B	5	1	2	2	0	1	2
79 Rubén Tejada, R (1, 6) OBP: 0.357, SLG: 0.357		S C S K		16 FC4-6 1B		G5-3	2-H 3-H 1B		67 FC5-2 92 BB 11 1B 1-2 1B	4	0	2	2	0	1	0
80 Luis Hernandez, S (7, 6) OBP: 0.333, SLG: 0.111										1	1	1	0	0	0	0

	AB	R	H	RBI	BB	SO	LOB
	43	14	20	13	4	9	18

Inning Stats										
	R: 2 E: 0 K: 0 S: 5	H: 2 LOB: 2 BB: 1 P: 10	R: 0 E: 0 K: 2 S: 7	H: 0 LOB: 0 BB: 0 P: 7	R: 2 E: 0 K: 1 S: 10	H: 3 LOB: 2 BB: 1 P: 17	R: 1 E: 1 K: 0 S: 4	H: 2 LOB: 1 BB: 1 P: 8	R: 0 E: 0 K: 1 S: 5	H: 0 LOB: 0 BB: 0 P: 5
	R: 0 E: 0 K: 0 S: 3	H: 1 LOB: 1 BB: 0 P: 3	R: 5 E: 0 K: 3 S: 17	H: 6 LOB: 1 BB: 0 P: 20	R: 0 E: 0 K: 0 S: 3	H: 1 LOB: 0 BB: 0 P: 3	R: 4 E: 0 K: 2 S: 12	H: 5 LOB: 2 BB: 1 P: 16	1B: 14 2B: 3 3B: 0 HR: 3	SF: 1 SAC: 0 DP: 2 HBP: 1	WP: 0 PB: 0 SB: 0 CS: 0	PA: 49

PITCHER		IP	WLS	BF	H	R	ER	SO	BB	IBB	HBP	BLK	WP	HR	S	P	ERA	WHIP
31 John Lannan, L ERA: 9.0	(1, 1)	2.0		10	2	2	2	2	1	0	1	0	0	0	12	17	9.00	1.500
56 Shawn Estes, L ERA: 18.0	(3, 1)	1.0	B	7	3	2	2	1	1	0	0	0	0	1	10	17	18.00	4.000
29 Josh Wilkie, R ERA:	(4, 1)	1.0		5	2	1	0	0	1	0	0	0	0	0	4	8	0.00	3.000
65 Aaron Thompson, L ERA:	(5, 1)	2.0		6	1	0	0	1	0	0	0	0	0	0	8	8	0.00	0.500
39 Tyler Walker, R ERA: 45.0	(7, 1)	1.0	L	9	6	5	5	3	0	0	0	0	0	2	17	20	45.00	6.000

PITCHER		IP	WLS	BF	H	R	ER	SO	BB	IBB	HBP	BLK	WP	HR	S	P	ERA	WHIP
66 Atahualpa Severino, L ERA:	(8, 1)	1.0		3	1	0	0	0	0	0	0	0	0	0	3	3	0.00	1.000
17 Sean Burnett, L ERA: 54.0	(9, 1)	0.2		8	5	4	4	1	1	0	0	0	0	0	9	13	54.00	9.000
27 Andrew Kown, R ERA:	(9, 1)	0.1		1	0	0	0	1	0	0	0	0	0	0	3	3	0.00	0.000

Batter	1	2	3	4	5	6	7	8	9	AB	R	H	RBI	BB	SO	LOB
1 Nyjer Morgan, L (1, 8)	P6	F7		G6-3		BB		BB		3	0	0	0	1	0	0
30 Justin Maxwell, R (7, 8)										0	0	0	0	1	0	0
15 Cristian Guzman, S (1, 10)	E3				P4					4	1	2	1	0	0	0
OBP: 0.500, SLG: 0.500																
29 Willy Taveras, R (8, PH)						1B		K		1	0	0	0	0	1	2
(9, 10)		1B														
11 Ryan Zimmerman, R (1, 5)										4	0	2	0	0	1	3
OBP: 0.286, SLG: 0.286																
6 Ian Desmond, R (7, 6)	1B	1B			F9	K		F8		1	0	0	0	0	0	2
OBP: 0.625, SLG: 1.143																
44 Adam Dunn, L (1, 3)		G4-3			K		K		G3-1	3	0	1	1	0	1	2
OBP: 0.167, SLG: 0.167																
2 Roger Bernadina, L (6, 9)	1B									2	0	0	0	0	1	0
OBP: 0.444, SLG: 0.286																
28 Michael Morse, R (1, 9)	G4-3		F9			HR	F9		G5-3	5	1	1	1	0	0	2
OBP: 0.333, SLG: 0.636																
(6, 3)																
22 Willie Harris, L (1, 7)		G1-3	G3			K		BB	K	3	0	0	0	0	1	0
62 Derek Norris, R (7, 2)										1	0	0	0	1	1	0
23 Wil Nieves, R (1, 2)										3	1	1	0	0	0	0
OBP: 0.250, SLG: 0.250																
24 Pete Orr, L (7, 5)		1B	G6-3			G5-3	K			1	0	0	0	0	1	1
12 Alberto Gonzalez, R (1, 6)										3	2	1	0	1	0	0
OBP: 0.250, SLG: 0.143																
(7, 4)		1B		F8		BB			F7							
10 Eric Bruntlett, R (1, 4)										3	1	2	3	0	0	0
OBP: 0.444, SLG: 0.875																
(7, 7)		HR		L6		HBP			2B							
Inning Stats	R: 1 E: 1 K: 0 S: 5 H: 2 LOB: 1 BB: 0 P: 5	R: 3 E: 0 K: 0 S: 8 H: 5 LOB: 2 BB: 0 P: 10	R: 0 E: 0 K: 0 S: 3 H: 0 LOB: 0 BB: 0 P: 3	R: 0 E: 0 K: 0 S: 3 H: 0 LOB: 0 BB: 0 P: 3	R: 0 E: 0 K: 1 S: 5 H: 0 LOB: 0 BB: 0 P: 5	R: 2 E: 0 K: 2 S: 9 H: 2 LOB: 3 BB: 2 P: 18	R: 0 E: 0 K: 2 S: 7 H: 0 LOB: 1 BB: 1 P: 11	R: 0 E: 0 K: 1 S: 6 H: 1 LOB: 2 BB: 1 P: 10	R: 0 E: 0 K: 1 S: 5 H: 0 LOB: 0 BB: 0 P: 5	1B: 7 2B: 1 3B: 0 HR: 2 SF: 0 SAC: 0 DP: 1 HBP: 1						

PITCHER		IP	WLS	BF	H	R	ER	SO	BB	IBB	HBP	BLK	WP	HR	S	P	ERA	WHIP
34 Mike Pelfrey, R	(1, 1)	3.0		16	7	4	3	0	0	0	0	0	0	1	16	18	9.00	2.333
ERA: 9.0																		
40 Eddie Kunz, R	(4, 1)	1.0	H	3	0	0	0	0	0	0	0	0	0	0	3	3	0.00	0.000
ERA: 27.0																		
77 Eric Niesen, L	(5, 1)	1.2	B	9	1	2	2	2	2	0	1	0	0	1	10	19	10.80	1.800
ERA: 4.91																		
50 Sean Green, R	(6, 1)	1.1	W	6	1	0	0	3	1	0	0	0	0	0	11	15	0.00	1.500
ERA: 9.0																		
90 Travis Blackley, L	(8, 1)	1.0		5	1	0	0	1	1	0	0	0	0	0	6	10	0.00	2.000
ERA:																		

PITCHER		IP	WLS	BF	H	R	ER	SO	BB	IBB	HBP	BLK	WP	HR	S	P	ERA	WHIP
64 Elmer Dessens, R	(9, 1)	1.0		3	0	0	0	1	0	0	0	0	0	0	5	5	0.00	0.000
ERA: 6.75																		

BOTTOM

New York Mets @ Washington Nationals

Space Coast Stadium, Viera, FL

Sat Mar 06 2010, 1:20 PM - 4:16 PM EST

Att. 5,843 - Sunny - 66 F

livebaseballscorecards.com

AB	37
R	6
H	10
RBI	6
BB	4
SO	7
LOB	12

Batter	1	2	3	4	5	6	7	8	9	AB	R	H	RBI	BB	SO	LOB
30 Justin Maxwell, R (1, 8)	BBBB 4-0 6 S 6 1B BB	SSS 0-3 ② K 1-2		SSS 0-3 ③ K			SSC 0-3 ① K		x 0-0 ① F8	4	1	0	0	1	3	2
6 Ian Desmond, R (1, 6) OBP: 0.583, SLG: 0.909 10 Eric Bruntlett, R (7, 6) OBP: 0.400, SLG: 0.778	B x 1-0 28 HR 1-H 1B	x 0-0 ③ F9		x 0-0 34 E 1B			x 0-0 ② G5-3		B x 1-0 ② F7 1-2	4 1	1 0	2 0	1 0	0 0	0 0	1 1
34 Elijah Dukes, R (1, 9) OBP: 0.200, SLG: 0.300 2 Roger Bernadina, L (7, 9) OBP: 0.400, SLG: 0.250	SSS 0-3 ① K	x 0-0 ① P3		1 SAFE x 0-0 FC6 1-3			SSS 0-3 ③ K		SSS 0-3 ③ K	4 1	0 0	0 0	0 0	0 0	2 1	2 2
28 Michael Morse, R (1, 3) OBP: 0.313, SLG: 0.733	B x 1-0 1-H HR	x 0-0 ② F8		SSS 0-3 ① K				x 0-0 ① G5-3		4	1	1	2	0	1	2
7 Ivan Rodriguez, R (1, 2) OBP: 0.250, SLG: 0.250 56 Jamie Burke, R (6, 2) OBP: 0.500, SLG: 0.500 24 Pete Orr, L (8, PR) (8, 4)	x 0-0 ② G5-3	x 0-0 32 2B 1B		SSC 0-3 ② K				x 0-0 32 1B 22 1B 1B		3 1 0	1 0 0	1 1 0	0 0 0	0 0 0	1 0 0	2 0 0
32 Kevin Mench, R (1, 10) OBP: 0.429, SLG: 1.000	x 0-0 ③ F8	x 0-0 1-H 20 1B 2B		x 0-0 ③ F7				x 0-0 1-2 22 1B 1B		4	0	2	1	0	0	2
20 Adam Kennedy, L (1, 4) OBP: 0.300, SLG: 0.400 62 Derek Norris, R (8, 2)	x 0-0 ① F7	x 0-0 ③ 2-H 1B				x 0-0 ① F8		x 0-0 ② L6		4 0	0 0	1 0	0 0	0 0	0 0	2 0
12 Alberto Gonzalez, R (1, 5) OBP: 0.300, SLG: 0.333 22 Willie Harris, L (6, PH) OBP: 0.125, SLG: 0.125 (6, 5)	x 0-0 29 1B 2B	SSS 0-3 ① K				SSC 0-3 ② K		x 0-0 ③ 1-2 2-H 1B		2 2	1 0	1 1	0 0	0 0	1 1	0 0
29 Willy Taveras, R (1, 7) OBP: 0.286, SLG: 0.167 38 Chris Duncan, L (6, 7) OBP: 0.375, SLG: 0.167 3 Jerry Owens, L (9, PR) OBP: 0.750, SLG: 1.000	x 0-0 30 S 2-H 1B	SSS 0-3 ② K				x 0-0 ③ F9			x 0-0 E1 10 S	3 1 0	0 0 0	1 0 0	1 0 0	0 0 0	1 0 0	0 0 0
Inning Stats	R: 3 E: 0 K: 1 S: 7 H: 2 LOB: 0 BB: 1 P: 13	R: 1 E: 0 K: 1 S: 7 H: 2 LOB: 1 BB: 0 P: 7	R: 1 E: 0 K: 0 S: 5 H: 3 LOB: 2 BB: 0 P: 5	R: 0 E: 0 K: 3 S: 9 H: 0 LOB: 0 BB: 0 P: 9	R: 0 E: 1 K: 2 S: 9 H: 1 LOB: 2 BB: 0 P: 9	R: 0 E: 0 K: 1 S: 5 H: 0 LOB: 0 BB: 0 P: 5	R: 0 E: 0 K: 2 S: 7 H: 0 LOB: 0 BB: 0 P: 7	R: 0 E: 0 K: 0 S: 5 H: 3 LOB: 2 BB: 0 P: 5	R: 0 E: 1 K: 1 S: 6 H: 0 LOB: 2 BB: 0 P: 7	1B: 8 2B: 2 3B: 0 HR: 1	SF: 0 SAC: 0 DP: 0 HBP: 0						

PITCHER	IP	WLS	BF	H	R	ER	SO	BB	IBB	HBP	BLK	WP	HR	S	P	ERA	WHIP
46 Oliver Pérez, L (1, 1) ERA: 15.0	3.0		16	7	5	5	2	1	0	0	0	0	1	19	25	15.00	2.667
47 Hisanori Takahashi, L (4, 1) ERA:	3.0	W	11	1	0	0	6	0	0	0	0	0	0	23	23	0.00	0.333
48 Pat Misch, L (7, 1) ERA:	3.0	S	12	3	0	0	3	0	0	0	0	0	0	18	19	0.00	1.000

PITCHER	IP	WLS	BF	H	R	ER	SO	BB	IBB	HBP	BLK	WP	HR	S	P	ERA	WHIP

TOP

Washington Nationals @ New York Mets

Digital Domain Park, Port St. Lucie, FL

Sun Mar 07 2010, 1:21 PM - 3:43 PM EST

Att. 5,317 - Sunny - 68 F

livebaseballscorecards.com

AB	38
R	5
H	11
RBI	5
BB	1
SO	11
LOB	16

WP: 0	PA: 39		
PB: 0			
SB: 3			
CS: 0			

BOTTOM

Washington Nationals @ New York Mets

Digital Domain Park, Port St. Lucie, FL

Sun Mar 07 2010, 1:21 PM - 3:43 PM EST

Att. 5,317 - Sunny - 68 F

livebaseballscorecards.com

Batter	1	2	3	4	5	6	7	8	9	AB	R	H	RBI	BB	SO	LOB
19 Gary Matthews, S (1, 8) OBP: 0.462, SLG: 0.700 62 Jésus Feliciano, L (8, 8) OBP: 0.500, SLG: 0.500 91 Kirk Nieuwenhuis, L (9, 8) OBP: 0.455, SLG: 0.444	F9	F7			BBBB 4-0 5 2B BB		BBBB 4-0 BB			2 0 0	1 0 0	0 0 0	0 0 0	2 0 0	0 0 0	0 0 0
1 Luis Castillo, S (1, 4) OBP: 0.500, SLG: 0.375 11 Anderson Hernandez, S (8, 4) OBP: 0.500, SLG: 0.333	5 G6-4-3 1B	G6-3			P6		F7-5 3-3			4 0	0 0	1 0	0 0	0 0	0 0	3 0
5 David Wright, R (1, 5) OBP: 0.444, SLG: 0.875 63 Shawn Bowman, R (6, 5) OBP: 0.500, SLG: 0.600	G6-4-3 1-2f		F9		1-H 2B			G4-3		3 1	0 0	1 0	1 0	0 0	0 0	1 0
44 Jason Bay, R (1, 7) OBP: 0.333, SLG: 0.286 92 Jason Pridie, L (6, 7) OBP: 0.308, SLG: 0.417		BBBB 4-0 12 BB 28 BB 13 1B BB	G6-3		F8			F8		2 1	1 0	0 0	0 0	1 0	0 0	1 0
28 Daniel Murphy, L (1, 3) OBP: 0.167, SLG: 0.100 3 Chris Coste, R (7, 2) OBP: 0.400, SLG: 0.600		BBBB 4-0 13 1B 12 BB 9 IHR 1-2 BB	F8			G4-3		1B		2 1	1 0	0 1	0 0	1 0	0 0	0 0
12 Jeff Francoeur, R (1, 9) OBP: 0.200, SLG: 0.111		BBBB 4-0 13 1B 9 IHR 1-2 2-3 BB	G6-3			G6-3		SSC 0-3 K		3	1	0	0	1	1	1
13 Alex Cora, L (1, 6) OBP: 0.333, SLG: 0.333		9 IHR 1-2 2-3 3-H 1B	P6			G4-3				3	1	1	1	0	0	0
9 Omir Santos, R (1, 2) OBP: 0.571, SLG: 1.000 78 Ike Davis, L (7, 3) OBP: 0.625, SLG: 1.000		SSX 0-2 1-H 2-H 3-H IHR	SSS 0-3 K				6 G6-3 1 F7-5 2B			2 1	1 0	1 1	4 0	0 0	1 0	0 0
2 Frank Catalanotto, L (1, 10) OBP: 0.333, SLG: 0.600 6 Nick Evans, R (7, PH) (8, 10)	F8				G4-3		G6-3 2-3			2 1	0 0	0 0	0 0	0 0	0 0	0 1
Inning Stats	R: 0 E: 0 K: 0 S: 3 H: 1 LOB: 0 BB: 0 P: 3	R: 5 E: 0 K: 0 S: 7 H: 2 LOB: 0 BB: 3 P: 19	R: 0 E: 0 K: 0 S: 3 H: 0 LOB: 0 BB: 0 P: 3	R: 0 E: 0 K: 1 S: 5 H: 0 LOB: 0 BB: 0 P: 5	R: 1 E: 0 K: 0 S: 4 H: 1 LOB: 1 BB: 1 P: 8	R: 0 E: 0 K: 0 S: 3 H: 0 LOB: 0 BB: 0 P: 3	R: 0 E: 0 K: 0 S: 3 H: 1 LOB: 1 BB: 1 P: 7	R: 0 E: 0 K: 1 S: 6 H: 1 LOB: 1 BB: 0 P: 6		1B: 3 2B: 3 3B: 0 HR: 1	SF: 0 SAC: 0 DP: 2 HBP: 0					

	AB	28
	R	6
	H	6
	RBI	6
	BB	5
	SO	2
	LOB	7

WP: 0 PB: 0 SB: 0 CS: 0 PA: 33

PITCHER		IP	WLS	BF	H	R	ER	SO	BB	IBB	HBP	BLK	WP	HR	S	P	ERA	WHIP
21 Jason Marquis, R ERA: 22.5	(1, 1)	2.0		11	3	5	5	0	3	0	0	0	0	0	10	22	22.50	3.000
47 Matt Chico, L ERA:	(3, 1)	2.0		6	0	0	0	1	0	0	0	0	0	0	8	8	0.00	0.000
55 Matt Capps, R ERA: 13.5	(5, 1)	1.0	L	5	1	1	1	0	1	0	0	0	0	0	4	8	9.00	2.000
58 Drew Storen, R ERA:	(6, 1)	1.0		3	0	0	0	0	0	0	0	0	0	0	3	3	0.00	0.000
41 Ron Villone, L ERA: 20.25	(7, 1)	1.0		4	1	0	0	0	1	0	0	0	0	0	3	7	0.00	2.000

PITCHER		IP	WLS	BF	H	R	ER	SO	BB	IBB	HBP	BLK	WP	HR	S	P	ERA	WHIP
42 Jason Bergmann, R ERA: 4.5	(8, 1)	1.0		4	1	0	0	1	0	0	0	0	0	0	6	6	0.00	1.000

New York Mets @ Florida Marlins

Roger Dean Stadium, Jupiter, FL

Mon Mar 08 2010, 1:19 PM - 4:07 PM EST

Att. 3,923 - Sunny - 72 F

livebaseballscorecards.com

Batter	1	2	3	4	5	6	7	8	9	AB	R	H	RBI	BB	SO	LOB
16 Ángel Pagán, S (1, 8) OBP: 0.429, SLG: 0.417	BBBB	4-0 26 E 26 S 44 1B BB	BBB	4-0 BB	X	0-0 1-2 1B	X	0-0 F7		HR	2	1	1	0	2	0	0
23 Chris Carter, L (9, PH) (9, 8) OBP: 0.600, SLG: 1.800										HR 1-H 3-H	2	2	2	4	0	0	0
26 Fernando Martinez, L (1, 9) OBP: 0.556, SLG: 1.176	BX	1-0 E4 44 1B 1-3	X	0-0 SF9 3-H	SSS	0-3 K	X	0-0 G4-3		1B 3B	5	1	2	1	0	1	3
5 David Wright, R (1, 5) OBP: 0.333, SLG: 0.636	X	0-0 L5	X	0-0 P4			BBBB	4-0 BB		HBP G6-3	3	0	0	0	0	0	3
67 Mike Cervenak, R (5, 5) OBP: 0.500, SLG: 0.333											1	1	0	0	1	0	1
44 Jason Bay, R (1, 7) OBP: 0.333, SLG: 0.300	X	0-0 28 BB 2-3 3-H 1B	X	0-0 L7	X	0-0 L9	SSS	0-3 K	BBBB	79 BB 62 BB 78 1B 1-2 2-3 BB	3	0	1	1	0	0	0
91 Kirk Nieuwenhuis, L (5, 7) OBP: 0.462, SLG: 0.400											1	1	0	0	1	1	1
28 Daniel Murphy, L (1, 3) OBP: 0.200, SLG: 0.083	BBBB	4-0 1-2 BB	X	0-0 G3-1	X	0-0 F7		X 0-0 G6-3	BBBB	79 BB 78 1B 1-2 2-3 3-H BB	2	0	0	0	1	0	0
76 Jenry Mejia, R (5, 1)											0	0	0	0	0	0	0
22 Jolbert Cabrera, R (8, PH)											1	0	0	0	0	0	0
18 Ryota Igarashi, R (8, 1)											0	0	0	0	0	0	0
62 Jésus Feliciano, L (9, PH) OBP: 0.545, SLG: 0.500											0	1	0	1	1	0	0
25 Pedro Feliciano, L (9, 1)											0	0	0	0	0	0	0
21 Rod Barajas, R (1, 2) OBP: 0.429, SLG: 0.857	X	0-0 F4	X	0-0 P3		B SSS X 1-2 HR		SSS 0-3 K	X	0-0 SF7 3-H	3	1	1	1	0	0	3
74 Francisco Peña, R (8, PH) (8, 2)											1	0	0	1	0	1	0
65 Russ Adams, L (1, 4) OBP: 0.667, SLG: 1.167	SSS	0-3 K		X 0-0 79 FC5-4 1B	X	0-0 F7		X 0-0 79 BB 78 1B 1B	SSS	0-3 K	3	0	1	0	0	1	3
11 Anderson Hernandez, S (8, PH) OBP: 0.556, SLG: 0.429											1	0	1	0	0	0	0
80 Luis Hernandez, S (8, 4) OBP: 0.308, SLG: 0.100											1	0	0	0	0	1	2
79 Rubén Tejada, R (1, 6) OBP: 0.421, SLG: 0.412		X 0-0 33 SH1-4 26 SF9 2B	X	0-0 FC5-4 36 FC2-6 1-2f	X	0-0 P3		BBBB 4-0 1-2 78 1B BB	BBBB	4-0 78 1B 23 HR 1-2 2-3 BB	3	2	1	0	2	0	1
33 John Maine, R (1, 1)		X 0-0 SH1-4 2-3	X	0-0 FC2-6 16 1B 1-2f	X	0-0 F7		X 0-0 1-2 2-H 1B	X	0-0 23 HR 1-3 2-H 3-H 1B	0	0	0	0	0	0	0
36 R.A. Dickey, R (2, 1)											1	0	0	0	0	0	1
78 Ike Davis, L (5, 3) OBP: 0.632, SLG: 0.941											3	1	2	2	0	0	0
Inning Stats	R: 1 E: 1 K: 1 S: 7	H: 1 LOB: 3 BB: 2 P: 16	R: 1 E: 0 K: 0 S: 4	H: 1 LOB: 1 BB: 1 P: 8	R: 0 E: 0 K: 0 S: 3	H: 0 LOB: 0 BB: 0 P: 3	R: 0 E: 0 K: 1 S: 7	H: 2 LOB: 2 BB: 0 P: 7	R: 0 E: 0 K: 0 S: 3	H: 0 LOB: 0 BB: 0 P: 3	R: 1 E: 0 K: 0 S: 6	H: 1 LOB: 0 BB: 0 P: 7	R: 0 E: 0 K: 1 S: 5	H: 0 LOB: 1 BB: 1 P: 9	R: 0 E: 0 K: 1 S: 6	H: 2 LOB: 2 BB: 1 P: 10	R: 8 E: 0 K: 1 S: 11	H: 5 LOB: 1 BB: 3 P: 24	1B: 7 2B: 1 3B: 1 HR: 3	SF: 2 SAC: 1 DP: 0 HBP: 1	WP: 0 PB: 0 SB: 1 CS: 0	PA: 48

TOP	AB	R	H	RBI	BB	SO	LOB
	36	11	12	11	8	5	18

PITCHER		IP	WLS	BF	H	R	ER	SO	BB	IBB	HBP	BLK	WP	HR	S	P	ERA	WHIP
26 Ryan Tucker, R ERA: 9.0	(1, 1)	2.0	L	12	2	2	2	1	3	0	0	0	0	0	11	24	9.00	2.500
51 Cristhian Martinez, R ERA:	(3, 1)	2.0		8	2	0	0	1	0	0	0	0	0	0	10	10	0.00	1.000
43 Jose Veras, R ERA:	(5, 1)	1.0		3	0	0	0	0	0	0	0	0	0	0	3	3	0.00	0.000
20 Scott Strickland, R ERA: 3.0	(6, 1)	2.0		8	1	1	1	1	1	0	0	0	0	1	11	16	4.50	1.000
53 Dan Meyer, L ERA: 9.0	(8, 1)	1.0		5	2	0	0	1	1	0	0	0	0	0	6	10	0.00	3.000

PITCHER		IP	WLS	BF	H	R	ER	SO	BB	IBB	HBP	BLK	WP	HR	S	P	ERA	WHIP
73 Seth McClung, R ERA: 32.4	(9, 1)	0.2		8	2	6	6	1	3	0	1	0	0	1	6	19	81.00	7.500
58 Chris Schroder, R ERA: 9.0	(9, 1)	0.1		4	3	2	2	0	0	0	0	0	0	1	5	5	54.00	9.000

New York Mets @ Florida Marlins

Roger Dean Stadium, Jupiter, FL

Mon Mar 08 2010, 1:19 PM - 4:07 PM EST

Att. 3,923 - Sunny - 72 F

livebaseballscorecards.com

BOTTOM

Batter	1	2	3	4	5	6	7	8	9	AB	R	H	RBI	BB	SO	LOB
27 Jai Miller, R (1, 8) OBP: 0.222, SLG: 0.222	C C C 0-3 K ①	x 0-0 P4 ③			x 0-0 F9 ①		x 0-0 G6-3 ③			4	0	0	0	0	1	3
40 Jorge Jimenez, L (1, 5) OBP: 0.375, SLG: 0.429	x 0-0 G4-3 ②		B B B B 4-0 6 G1-6-3 BB		x 0-0 F7 ②			x 0-0 G3 ①		3	0	0	0	1	0	1
2 Hanley Ramirez, R (1, 6) OBP: 0.231, SLG: 0.385 30 Brian Barden, R (6, 6) OBP: 0.500, SLG: 0.500	x 0-0 2B		x 0-0 F7 ①		x 0-0 F9 ③			x 0-0 22 FC5-4 1B		3 1	0 0	1 1	0 0	0 0	0 0	2 0
6 Dan Uggla, R (1, 4) OBP: 0.300, SLG: 0.125 22 Donnie Murphy, R (7, 4) OBP: 0.375, SLG: 0.500	C C C 0-3 K ③		x 0-0 G1-6-3 ② ③ 1-2f			x 0-0 G6-3 ①		x 0-0 FC5-4 ② 65 3B 1-2f		3 1	0 1	0 0	0 0	0 0	1 0	2 1
65 Scott Cousins, L (1, 9) OBP: 0.538, SLG: 0.556		S S S S 0-3 K ①		x 0-0 G4-3 ①		x 0-0 G4-3 ②		x 0-0 3B 1-H		4	0	1	1	0	1	0
15 Gaby Sanchez, R (1, 3) OBP: 0.417, SLG: 0.455		x 0-0 25 S 18 1B 1B		x 0-0 2B		x 0-0 E3		C C C 0-3 K ③		4	1	2	0	0	1	1
25 Brett Carroll, R (1, 7) OBP: 0.308, SLG: 0.400		B B B B 4-0 18 1B 1-2 BB		C C C 0-3 K ②		C C C 0-3 K ③			x 0-0 G4-3 ①	3	0	0	0	1	2	2
70 Brad Davis, R (1, 2) OBP: 0.500, SLG: 0.400		C C C 0-3 K ②		x 0-0 G6-3 ③			x 0-0 13 G4-6-3 1B		C C C 0-3 K ②	4	0	1	0	0	2	3
26 Ryan Tucker, R (1, 1) 18 Wes Helms, R (2, PH) SF 0 HR 0 SLG 0.000 51 Cristhian Martinez, R (3, 1) 43 Jose Veras, R (5, 1) 59 Brett Hayes, R (5, PH) HR 1 RBI 1 SLG 1.000 20 Scott Strickland, R (8, 1) 13 Mike Lamb, L (7, PH) HR 1 RBI 1 SLG 1.000 53 Dan Meyer, R (8, 1) 73 Seth McClung, L (9, 1) 58 Chris Schroder, R (8, 1) 85 Terrence Dayleg, R (9, PH)	x 0-0 1-3 2-H 1B			x 0-0 1B		x 0-0 G4-6-3 ① ② 1-2f		C C C 0-3 K ③		0 0 0 0 0 0 0 1 0 1 1 0 0 0 0 0 0 0 0 0 0 0 0 0 0 0 0 0 1 0 1 0 0 0 0 0 0 0 0 0 0 0 1 0 0 0 0 0 1 0 0 0 0 0 0 0 0 0 0 0 0 0 0 0 0 0 0 0 0 0 1 0 0 0 0 1 0						
Inning Stats	R: 0 H: 1 E: 0 LOB: 1 K: 2 BB: 0 S: 8 P: 8	R: 1 H: 2 E: 0 LOB: 2 K: 2 BB: 1 S: 9 P: 13	R: 0 H: 0 E: 0 LOB: 0 K: 0 BB: 1 S: 2 P: 6	R: 0 H: 1 E: 0 LOB: 1 K: 1 BB: 0 S: 6 P: 6	R: 0 H: 1 E: 0 LOB: 1 K: 0 BB: 0 S: 4 P: 4	R: 0 H: 0 E: 1 LOB: 1 K: 1 BB: 0 S: 6 P: 6	R: 0 H: 1 E: 0 LOB: 0 K: 0 BB: 0 S: 3 P: 3	R: 1 H: 2 E: 0 LOB: 1 K: 1 BB: 0 S: 7 P: 7	R: 0 H: 0 E: 0 LOB: 0 K: 2 BB: 0 S: 7 P: 7	1B: 5 SF: 0 2B: 2 SAC: 0 3B: 1 DP: 2 HR: 0 HBP: 0						

	AB	34
	R	2
	H	8
	RBI	2
	BB	2
	SO	9
	LOB	16

WP: 0 PB: 0 SB: 1 CS: 0 PA: 36

PITCHER		IP	WLS	BF	H	R	ER	SO	BB	IBB	HBP	BLK	WP	HR	S	P	ERA	WHIP
33 John Maine, R ERA: 5.4	(1, 1)	1.2	W	8	2	1	1	4	1	0	0	0	0	0	15	19	5.40	1.800
36 R.A. Dickey, R ERA: 9.0	(2, 1)	2.1	H	9	2	0	0	1	1	0	0	0	0	0	10	14	0.00	1.286
76 Jenrry Mejia, R ERA:	(5, 1)	3.0	H	11	2	0	0	1	0	0	0	0	0	0	13	13	0.00	0.667
18 Ryota Igarashi, R ERA: 4.5	(8, 1)	1.0	H	5	2	1	1	1	0	0	0	0	0	0	7	7	9.00	2.000
25 Pedro Feliciano, L ERA:	(9, 1)	1.0		3	0	0	0	2	0	0	0	0	0	0	7	7	0.00	0.000

PITCHER	IP	WLS	BF	H	R	ER	SO	BB	IBB	HBP	BLK	WP	HR	S	P	ERA	WHIP

Batter	1	2	3	4	5	6	7	8	9	AB	R	H	RBI	BB	SO	LOB
21 Michael Bourn, L (1, 8) OBP: 0.125, SLG: 0.125	C F B S 1-3 ① K	X 0-0 ② FC4 27 S 3 S 27 1B 1-2f		X 0-0 ① B2-3		C B X 1-1 ① G6-3		C F F X 0-2 ② F7		4	1	0	0	0	1	1
30 Yordany Ramirez, R (6, 8) OBP: 0.500, SLG: 1.000										1	0	0	0	0	0	0
3 Kazuo Matsui, S (1, 4) OBP: 0.357, SLG: 0.500	F B F X 1-2 HR	B C B C B F B B 4-2 4 E 27 1B 1-2 BB		B C S B B B 4-2 27 1B 4 SF9 BB		F B F X 1-2 27 2B 1B		B B B C X 3-1 ③ G5-3		2	2	2	1	2	0	0
69 Oswaldo Navarro, R (6, PR) (6, 4)										1	1	0	0	0	0	0
27 Geoff Blum, S (1, 3) OBP: 0.538, SLG: 0.769	C X 0-1 4 WP 4 1B 2B	B S B F X 2-2 4 E 1-2 2-H 1B		1 SAFE X 0-0 4 SF9 1-3 77 HR 1B		X 0-0 ② 1-H 2B			C B B F F X 2-2 E6 15 1B	4	2	4	2	0	0	0
Koby Clemens, R (7, 3)										1	0	0	0	0	0	0
4 Jason Michaels, R (1, 7) OBP: 0.462, SLG: 1.000	B C S B B F X 3-2 77 2B 16 SF8 2-H 1B	S B C D F X 2-2 E5 1-2 2-3		X 0-0 ② SF9 1-2 3-H		B C B C X 2-2 ③ G4-3			F B B X 2-1 ① F8	3	1	1	2	0	0	3
66 Alex Romero, L (6, 7) OBP: 0.500, SLG: 0.500										1	0	0	0	0	0	1
77 Pedro Feliz, R (1, 5) OBP: 0.500, SLG: 0.833	F B X 1-1 1-3 2B	B C C C 1-3 ③ K		B B X 2-0 2-H HR			B X 1-0 ① G6-3		S B C B B X 3-2 ② F9	4	1	2	2	0	1	3
64 Drew Meyer, L (7, 5)										1	0	0	0	0	0	1
16 Chris Shelton, R (1, 10) OBP: 0.417, SLG: 0.444	C F F X 0-2 ② SF8 3-H		B B F X 2-1 12 S 1B	F X 0-1 ③ F8			S B S F B X 2-2 2B		B C F B X 2-2 1-2 1B	2	0	1	1	0	0	0
15 Jason Castro, L (7, PH) OBP: 0.462, SLG: 0.583										2	0	2	0	0	0	0
(7, 10)																
26 Cory Sullivan, L (1, 9) OBP: 0.100, SLG: 0.100	X 0-0 ③ G4-3		C S B C 1-3 ① K		C B B F F X 2-2 ① G4-3		X 0-0 ② G6-3		B C C X 1-2 ③ G4-3	4	0	0	0	0	1	3
19 Brian Bogusevic, L (7, 9) OBP: 0.125, SLG: 0.250										1	0	0	0	0	0	2
12 Tommy Manzella, R (1, 6) OBP: 0.267, SLG: 0.267		C S B X 1-2 21 FC4 1B	C F C 0-3 ② K 1-2		B C X 1-1 ② G6-3		B B B C C X 3-1 ③ G5-3			4	0	1	0	0	1	2
71 Wladimir Sutil, R (7, 6)										0	0	0	0	0	0	0
55 Humberto Quintero, R (1, 2) OBP: 0.111, SLG: 0.111		B S F X 1-2 ① P4	B C B F X 2-2 ③ G3-1		B F C S 1-3 ③ K			X 0-0 ① G6-3		4	0	0	0	0	1	2
70 Brian Esposito, R (8, 2)										0	0	0	0	0	0	0
Inning Stats	R: 3 H: 4 E: 0 LOB: 1 K: 1 BB: 0 S: 19 P: 25	R: 1 H: 2 E: 1 LOB: 3 K: 1 BB: 1 S: 21 P: 32	R: 0 H: 1 E: 0 LOB: 1 K: 2 BB: 0 S: 11 P: 16	R: 3 H: 2 E: 0 LOB: 0 K: 0 BB: 1 S: 8 P: 14	R: 0 H: 0 E: 0 LOB: 0 K: 1 BB: 0 S: 9 P: 13	R: 1 H: 2 E: 0 LOB: 1 K: 0 BB: 0 S: 9 P: 13	R: 0 H: 1 E: 0 LOB: 1 K: 0 BB: 0 S: 8 P: 14	R: 0 H: 0 E: 0 LOB: 0 K: 0 BB: 0 S: 7 P: 10	R: 0 H: 1 E: 1 LOB: 2 K: 0 BB: 0 S: 15 P: 25	1B: 7 SF: 2 2B: 4 SAC: 0 3B: 0 DP: 0 HR: 2 HBP: 0						

PITCHER		IP	WLS	BF	H	R	ER	SO	BB	IBB	HBP	BLK	WP	HR	S	P	ERA	WHIP
57 Johan Santana, L ERA: 21.6	(1, 1)	1.2	L	12	6	4	4	1	1	0	0	0	1	1	33	47	21.60	4.200
93 Jack Egbert, R ERA: 6.23	(2, 1)	2.1		12	3	3	3	3	1	0	0	0	0	1	26	40	11.57	1.714
50 Sean Green, R ERA: 6.0	(5, 1)	1.0		3	0	0	0	1	0	0	0	0	0	0	9	13	0.00	0.000
40 Eddie Kunz, R ERA: 19.29	(6, 1)	1.0		4	2	1	1	0	0	0	0	0	0	0	9	13	9.00	2.000
64 Elmer Dessens, R ERA: 3.86	(7, 1)	1.0		4	1	0	0	0	0	0	0	0	0	0	8	14	0.00	1.000

PITCHER		IP	WLS	BF	H	R	ER	SO	BB	IBB	HBP	BLK	WP	HR	S	P	ERA	WHIP
90 Travis Blackley, L ERA:	(8, 1)	1.0		3	0	0	0	0	0	0	0	0	0	0	7	10	0.00	0.000
61 Clint Everts, R ERA: 3.86	(9, 1)	1.0		5	1	0	0	0	0	0	0	0	0	0	15	25	0.00	1.000

TOP

Houston Astros @ New York Mets

Digital Domain Park, Port St. Lucie, FL

Tue Mar 09 2010, 1:11 PM - 4:10 PM EST

Att. 3,703 - Cloudy - 72 F

livebaseballscorecards.com

AB	39
R	8
H	13
RBI	8
BB	2
SO	5
LOB	18

WP: 1	PA: 43		
PB: 0			
SB: 3			
CS: 0			

Houston Astros @ New York Mets

Digital Domain Park, Port St. Lucie, FL

Tue Mar 09 2010, 1:11 PM - 4:10 PM EST

Att. 3,703 - Cloudy - 72 F

BOTTOM

Batter	1	2	3	4	5	6	7	8	9	AB	R	H	RBI	BB	SO	LOB
19 Gary Matthews, S (1, 8) OBP: 0.529, SLG: 0.857 62 Jésus Feliciano, L (9, 8) OBP: 0.545, SLG: 0.500	1-1 5 HR 2B		2-1 1 G1-6-3 1B			0-0 ① G6-3		2-2 30 2B 2B		4 2 3 0 0 0 0 0 0 0 0 0 0 0						
1 Luis Castillo, S (1, 4) OBP: 0.357, SLG: 0.250 11 Anderson Hernandez, S (9, 4) OBP: 0.556, SLG: 0.429	0-0 ① F7		1-1 ① ② G1-6-3 1-2f			3-3 ② K		0-0 ① F8		4 0 0 0 0 1 3 0 0 0 0 0 0 0						
5 David Wright, R (1, 5) OBP: 0.357, SLG: 0.846 30 Josh Thole, L (6, 2) OBP: 0.500, SLG: 0.750	3-2 2-H HR		3-1 ③ F9			3-1 2B		1-1 35 G4-3 2-H 2B		2 1 1 2 0 0 0 2 0 2 1 0 0 0						
35 Mike Jacobs, L (1, 10) OBP: 0.462, SLG: 0.500	4-1 BB			0-0 ① F8		5-2 BB		0-0 ② G4-3 2-3		2 0 0 0 2 0 1						
44 Jason Bay, R (1, 7) OBP: 0.286, SLG: 0.250 16 Ángel Pagán, S (6, 7) OBP: 0.375, SLG: 0.357	2-3 ② K			1-0 ② F9		2-3 ③ K		1-1 ③ G4-3		2 0 0 0 0 1 1 2 0 0 0 0 1 3						
78 Ike Davis, L (1, 3) OBP: 0.565, SLG: 0.952	2-3 ③ K			0-3 ③ K		1-0 HR			2-3 ① K	4 1 1 1 0 3 1						
12 Jeff Francoeur, R (1, 9) OBP: 0.231, SLG: 0.091 92 Jason Pridie, L (7, PR) (8, 9)		0-1 ① G5-3			0-2 ① F7	4-0 13 G6-4-3 BB			2-2 ② F8	2 0 0 0 1 0 0 1 0 0 0 0 0 0						
13 Alex Cora, L (1, 6) OBP: 0.333, SLG: 0.333 80 Luis Hernandez, S (8, 6) OBP: 0.286, SLG: 0.091		0-2 4 G6-4-3 1B			3-1 ② G4-3	2-0 ① ② G6-4-3 1-2f			3-2 ③ G4-3	3 0 1 0 0 0 1 1 0 0 0 0 0 0						
4 Henry Blanco, R (1, 2) OBP: 0.143, SLG: 0.143 63 Shawn Bowman, R (6, 5) OBP: 0.429, SLG: 0.500		1-2 ② ③ G6-4-3 1-2f			1-2 ③ F7	1-0 ③ G6-3				2 0 0 0 0 0 1 1 0 0 0 0 0 1						

	AB	32
	R	4
	H	8
	RBI	4
	BB	3
	SO	6
	LOB	12

livebaseballscorecards.com

| Inning Stats | | | | | |

Batter	1	2	3	4	5	6	7	8	9	10	AB	R	H	RBI	BB	SO	LOB
92 Jason Pridie, L (1, 8) OBP: 0.250, SLG: 0.316	K	G4-3		G4-3		K		79 G6-4-3 1B 1-2		SAFE K 1-2	6	0	1	0	0	3	2
79 Rubén Tejada, R (1, 4) OBP: 0.440, SLG: 0.409	28 1B 66 SF7 1B	P6			28 1B 23 2B BB	28 FC3-6 1B 1-2		G6-4-3 1-2f		F8	5	2	2	0	1	0	4
28 Daniel Murphy, L (1, 3) OBP: 0.250, SLG: 0.176	66 SF7 23 HR 1B 1-3		K		23 2B 1B 1-3	FC3-6 1-2f 2-3			G4-3		5	2	2	0	0	1	2
66 Mike Hessman, R (1, 5) 39 Bobby Parnell, R (6, 1) 30 Josh Thole, L (7, 2) OBP: 0.444, SLG: 0.667	SF7 1-2 3-H		65 S BB		K	G5-3			K		2 0 1	0 0 0	0 0 0	1 0 0	1 0 0	1 0 1	4 0 0
23 Chris Carter, L (1, 7) OBP: 0.667, SLG: 1.875 62 Jésus Feliciano, L (7, PR) OBP: 0.583, SLG: 0.556 (7, 7)	2-H HR	F7			65 3B 2B 1-H 3-H		9 G4-3 BB		65 E 65 S 1B		3 1	2 0	2 1	4 0	1 0	0 0	1 0
65 Russ Adams, L (1, 6) OBP: 0.636, SLG: 1.100	9 1B 1B		1-2 BB		2-H 3B	F7			E4 26 FC6-4 1-3		4	0	2	1	1	0	2
9 Omir Santos, R (1, 2) OBP: 0.455, SLG: 0.727 27 Nelson Figueroa, R (7, 1) 26 Fernando Martinez, L (9, PH) OBP: 0.526, SLG: 1.111 77 Eric Niesen, L (9, 1)	1-2 1B		K		P4	G4-3 1-2f			FC6-4 1-2f		4 0 1 0	0 0 0 0	1 0 0 0	0 0 0 0	0 0 0 0	1 0 0 0	4 0 2 0
22 Jolbert Cabrera, R (1, 9) 78 Ike Davis, L (10, PH) OBP: 0.583, SLG: 0.952 11 Anderson Hernandez, S (10, PR) OBP: 0.556, SLG: 0.429 91 Kirk Nieuwenhuis, L (10, 9) OBP: 0.462, SLG: 0.400	K			P4	G4-3			G6-3		92 S BB	4 0 0 0	0 0 0 0	0 0 0 0	0 1 0 0	0 0 0 0	1 0 0 0	3 0 0 0
49 Jonathon Niese, L (1, 1) 38 Fernando Nieve, R (3, 1) 67 Mike Cervenak, R (6, PH) OBP: 0.556, SLG: 0.429 63 Shawn Bowman, R (6, 5) OBP: 0.444, SLG: 0.500		G1-3		G6-3		28 FC3-6 79 1B 1B		92 1B 1-1		SAFE K	1 1 1 2	0 0 0 0	0 0 1 1	0 0 0 1	0 0 0 1	0 0 0 1	0 0 0 1
Inning Stats	R: 3 E: 0 K: 2 S: 16 H: 5 LOB: 2 BB: 0 P: 26	R: 0 E: 0 K: 0 S: 5 H: 0 LOB: 0 BB: 0 P: 6	R: 0 E: 0 K: 2 S: 10 H: 0 LOB: 2 BB: 2 P: 20	R: 0 E: 0 K: 0 S: 5 H: 0 LOB: 0 BB: 0 P: 8	R: 3 E: 0 K: 1 S: 11 H: 3 LOB: 1 BB: 1 P: 22	R: 0 E: 0 K: 1 S: 7 H: 2 LOB: 2 BB: 0 P: 7	R: 0 E: 0 K: 0 S: 4 H: 0 LOB: 1 BB: 1 P: 11	R: 0 E: 0 K: 0 S: 9 H: 2 LOB: 1 BB: 0 P: 11	R: 0 E: 1 K: 1 S: 11 H: 1 LOB: 2 BB: 0 P: 20	R: 0 E: 0 K: 2 S: 10 H: 0 LOB: 2 BB: 1 P: 20	1B: 10 2B: 1 3B: 1 HR: 1 SF: 1 SAC: 0 DP: 2 HBP: 0						

PITCHER		IP	WLS	BF	H	R	ER	SO	BB	IBB	HBP	BLK	WP	HR	S	P	ERA	WHIP
32 Derek Lowe, R ERA: 9.0	(1, 1)	1.0		8	5	3	3	2	0	0	0	0	0	1	16	26	27.00	5.000
54 Kris Medlen, R ERA:	(2, 1)	3.0		11	0	0	0	2	2	0	0	0	0	0	20	34	0.00	0.667
40 Takashi Saito, R ERA: 22.5	(5, 1)	1.0	B	7	3	3	3	1	1	0	0	0	0	0	11	22	27.00	4.000
33 Mariano Gomez, L ERA: 3.38	(6, 1)	1.0		5	2	0	0	1	0	0	0	0	0	0	7	7	0.00	2.000
64 Kyle Cofield, R ERA:	(7, 1)	1.0		3	0	0	0	0	1	0	0	0	0	0	4	11	0.00	1.000

PITCHER		IP	WLS	BF	H	R	ER	SO	BB	IBB	HBP	BLK	WP	HR	S	P	ERA	WHIP
68 Jonny Venters, L ERA: 2.7	(8, 1)	1.0		4	2	0	0	0	0	0	0	0	0	0	9	11	0.00	2.000
91 Cory Gearrin, R ERA:	(9, 1)	1.0		5	1	0	0	1	0	0	0	0	0	0	11	20	0.00	1.000
72 Craig Kimbrel, R ERA:	(10, 1)	1.0	W	4	0	0	0	2	1	0	0	0	0	0	10	20	0.00	1.000

TOP

New York Mets @ Atlanta Braves

Champion Stadium, Lake Buena Vista, FL

Wed Mar 10 2010, 1:06 PM - 4:22 PM EST

Att. 7,435 - Overcast - 74 F

livebaseballscorecards.com

AB	41
R	6
H	13
RBI	6
BB	5
SO	9
LOB	25

1B: 1 SF: 1
2B: 1 SAC: 0
3B: 1 DP: 2
HR: 1 HBP: 0

WP: 0 PA: 47
PB: 0
SB: 3
CS: 0

New York Mets @ Atlanta Braves

Champion Stadium, Lake Buena Vista, FL

Wed Mar 10 2010, 1:06 PM - 4:22 PM EST

Att. 7,435 - Overcast - 74 F

BOTTOM

livebaseballscorecards.com

Batter	1	2	3	4	5	6	7	8	9	10	AB	R	H	RBI	BB	SO	LOB
24 Nate McLouth, L (1, 8) OBP: 0.200, SLG: 0.125	C F F B B B B	B C X		B B C X		C C C		B C F X		B X	3	1	0	0	1	1	1
64 Kyle Cofield, R (7, 1)	4-2 10 G1-3 14 1B 53 2B BB	1-1 F7 ②		2-1 G4-3 ②		0-3 K ①		1-2 G1-3 ③		1-0 1-2 3-H 1B	0	0	0	0	0	0	0
68 Jonny Venters, L (8, 1)											0	0	0	0	0	0	0
78 Matt Young, L (8, PH)											1	0	0	0	0	0	0
91 Cory Gearrin, R (9, 1)											0	0	0	0	0	0	0
72 Craig Kimbrel, R (10, 1)											0	0	0	0	0	0	0
75 Jesús Sucre, R (10, PH) OBP: 1.000, SLG: 1.000											1	0	1	1	0	0	0
14 Martín Prado, R (1, 4) OBP: 0.524, SLG: 0.375	B C B X	B C F X		B B B B		X			C X		2	2	2	0	1	0	0
7 Brooks Conrad, S (5, 4) OBP: 0.476, SLG: 0.722	2-1 10 G1-3 53 2B 1-2 1B	1-2 1B		4-0 10 2B BB		0-0 F7 ②			0-1 G4-3 ①		2	0	0	0	0	0	0
10 Chipper Jones, S (1, 5) OBP: 0.385, SLG: 0.364	X	C B S B X		B C B C X		B C F S			C F F F B C		3	1	1	2	0	0	3
7 Joe Thurston, L (5, 5) OBP: 0.353, SLG: 0.313	0-0 G1-3 ① 1-2 2-3	2-2 G6-3 ③		2-2 20 1B 1-H 3-H 2B		1-3 K ③			1-3 K ②		2	0	0	0	0	2	0
20 Eric Hinske, L (1, 3) OBP: 0.526, SLG: 0.467	C H		B B X	C X			X		B B B C B		2	1	1	1	0	0	0
30 Mitch Jones, R (5, 9) OBP: 0.143, SLG: 0.333	1-1 53 2B 23 G5-3 HBP		2-0 F8 ①	0-1 2-H 1B			0-0 F9 ①		4-1 BB		1	0	0	0	1	0	0
53 Melky Cabrera, S (1, 9) OBP: 0.364, SLG: 0.316	B X		B B X	C B B F X			X		C B B C 1 B S		3	0	1	2	0	0	1
40 Takashi Saito, L (5, 1)	1-0 23 G5-3 1-3 2-H 3-H 2B		2-0 E6 23 BB	2-2 G3 ③			0-0 69 G5-3 1B		SAFE 3-3 K ③		0	0	0	0	0	0	0
18 Brent Clevlen, R (6, 7) OBP: 0.235, SLG: 0.188											2	0	1	0	0	1	1
23 Matt Diaz, R (1, 7) OBP: 0.412, SLG: 0.308	S X		B B B C F B		X		X			B B B B	2	0	0	1	1	0	1
69 Brandon Hicks, R (6, 6) OBP: 0.357, SLG: 0.545	0-1 G5-3 ② 2-3 3-H		4-2 4 G6-4-3 1-2 BB		0-0 F8 ①		0-0 G5-3 ② 1-2			4-0 1 G3 5 SH3-4 75 1B BB	1	1	0	0	1	0	1
4 Omar Infante, R (1, 6) OBP: 0.222, SLG: 0.125	C D B F B B										2	0	1	0	1	0	2
5 Clint Sammons, R (6, 2) OBP: 0.429, SLG: 0.400	4-2 8 FC6 BB		X	0-0 G6-4-3 ②③ 1-2f		C B X	0-0 P4 ③			X	1	0	0	0	0	0	1
8 David Ross, R (1, 2) OBP: 0.533, SLG: 0.636	S B B C X					1-1 1B				0-0 SH3-4 ① 1-2	2	0	1	0	1	0	2
33 Mariano Gomez, L (6, 1)	2-2 FC6 ③ 1-2f			B X 1-0 77 G4-3 10 2B 2B	C F F B B 1 SAFE X 2-2 F7 ②			B C F S 1-3 K		X 0-0 G3 ② 2-3	1	0	0	0	0	0	0
1 Grégor Blanco, L (7, 8) OBP: 0.308, SLG: 0.182											2	0	0	0	0	1	1
32 Derek Lowe, R (1, 1)		X		B X	X			B F B X		B H	0	0	0	0	0	0	0
54 Kris Medlen, S (2, 1)		0-0 G5-3 ①		1-0 G4-3 ① 2-3	0-0 G6-3 ③			2-1 G4-3 ②		2-0 75 DI HBP	1	0	0	0	0	0	0
77 Cody Johnson, L (4, PH) OBP: 0.200, SLG: 0.222											1	0	0	0	0	0	1
70 Freddie Freeman, L (5, 3) OBP: 0.353, SLG: 0.333											2	0	0	0	0	0	1

Inning Stats										
	R: 3 E: 0 K: 0 S: 15	H: 2 LOB: 2 BB: 2 P: 29	R: 0 E: 0 K: 0 S: 9	H: 1 LOB: 1 BB: 0 P: 13	R: 0 E: 1 K: 0 S: 5	H: 0 LOB: 1 BB: 1 P: 13	R: 3 E: 0 K: 0 S: 12	H: 3 LOB: 1 BB: 1 P: 24	R: 0 E: 0 K: 0 S: 8	H: 1 LOB: 1 BB: 0 P: 11
	R: 0 E: 0 K: 2 S: 7	H: 0 LOB: 0 BB: 0 P: 8	R: 0 E: 0 K: 0 S: 4	H: 1 LOB: 1 BB: 0 P: 4	R: 0 E: 0 K: 1 S: 8	H: 0 LOB: 0 BB: 0 P: 12	R: 0 E: 0 K: 2 S: 11	H: 0 LOB: 1 BB: 1 P: 19	R: 1 E: 0 K: 0 S: 3	H: 1 LOB: 2 BB: 1 P: 10

	AB	37
	R	7
	H	9
	RBI	7
	BB	6
	SO	5
	LOB	17

	1B: 6	SF: 0	WP: 0	PA: 46
	2B: 3	SAC: 1	PB: 0	
	3B: 0	DP: 1	SB: 0	
	HR: 0	HBP: 2	CS: 0	

PITCHER		IP	WLS	BF	H	R	ER	SO	BB	IBB	HBP	BLK	WP	HR	S	P	ERA	WHIP
49 Jonathon Niese, L ERA: 7.71	(1, 1)	2.0		12	3	3	3	0	2	0	1	0	0	0	0	24	42	13.50	2.500
38 Fernando Nieve, R ERA: 6.0	(3, 1)	3.0		15	4	3	3	0	2	0	0	0	0	0	0	25	48	9.00	2.000
39 Bobby Parnell, R ERA: 5.4	(6, 1)	1.0		3	0	0	0	2	0	0	0	0	0	0	0	7	8	0.00	0.000
27 Nelson Figueroa, R ERA:	(7, 1)	2.0		7	1	0	0	1	0	0	0	0	0	0	0	12	16	0.00	0.500
77 Eric Niesen, L ERA: 5.06	(9, 1)	1.2	L	9	1	1	1	2	2	0	1	0	0	0	0	14	29	5.40	1.800

PITCHER	IP	WLS	BF	H	R	ER	SO	BB	IBB	HBP	BLK	WP	HR	S	P	ERA	WHIP

TOP

Boston Red Sox @ New York Mets

Digital Domain Park, Port St. Lucie, FL

Thu Mar 11 2010, 1:23 PM - 4:36 PM EST

Att. 6,601 - Cloudy - 75 F

livebaseballscorecards.com

Batter	1	2	3	4	5	6	7	8	9	AB	R	H	RBI	BB	SO	LOB
10 Marco Scutaro, R (1, 6) OBP: 0.385, SLG: 0.364	0-0: 41 1B / 7 1B 2B	0-3: K ③			0-0: G4-3 ②	0-0: G5-3 ③		1-0: 81 E / 62 1B; 1-H; 3-H 1B		2	1	1	0	0	1	0
60 Gil Velazquez, R (5, PH) (5, 6) OBP: 0.417, SLG: 0.417										3	0	1	2	0	0	1
15 Dustin Pedroia, R (1, 4) OBP: 0.500, SLG: 0.500	4-0: 7 1B / 41 1B / 23 SF8 BB	0-3: K ①			4-0: 81 1B BB		0-0: E6 / 81 E / 54 2B	0-0: 81 E; 1-2 1B		1	1	0	0	1	1	0
62 Angel Sanchez, R (5, PH) OBP: 0.316, SLG: 0.313										2	1	1	0	1	0	0
41 Victor Martinez, S (1, 2) OBP: 0.200, SLG: 0.267	0-0: 7 1B / 32 1B; 1-2; 2-3 1B	0-0: F7 ②			0-0; 1-3 1B	0-0: E5 / 54 2B	0-0: 1-2	0-0: E6 / 75 G6-4-3; 1-2; 2-3		2	1	1	0	0	0	0
81 Mark Wagner, R (5, PH) OBP: 0.500, SLG: 0.889										3	0	1	0	0	0	3
(5, 2)																
34 David Ortiz, L (1, 10) OBP: 0.133, SLG: 0.071	0-3: K ①	0-0: P4 ③			0-3: K ③		0-3: K ①	0-0: G6-4-3 ② ③; 1-2f		3	0	0	0	0	2	5
75 Aaron Bates, R (7, PH) OBP: 0.294, SLG: 0.214										2	0	0	0	0	1	5
(7, 10)																
7 J.D. Drew, L (1, 9) OBP: 0.364, SLG: 0.444	0-0: 32 1B; 1-2; 2-3; 3-H 1B			0-3: K ①		0-0: 85 2B 2B	0-0: 1-H; 2-H 2B ②		0-0: 96 FC6-4 1B	2	0	1	1	0	1	0
54 Darnell McDonald, R (5, 9) OBP: 0.538, SLG: 0.750										3	1	3	1	0	0	0
23 Mike Cameron, R (1, 8) OBP: 0.462, SLG: 0.375	0-0: SF8 ②; 3-H			0-0: 32 G1-3 1B		0-0: 96 2B; 2-H 2B	0-0: F7 ③		0-0: F9 ①	1	0	1	1	0	0	0
85 Che-Hsuan Lin, R (5, 8) OBP: 0.429, SLG: 0.364										3	1	1	1	0	0	2
32 Jeremy Hermida, L (1, 7) OBP: 0.357, SLG: 0.385	0-0: ③; 1-3; 2-H 1B			0-0: G1-3 ② 1-2	0-3: K ①			0-0: 96 1B / 60 1B 1B	0-0: F8 ②	2	0	1	1	0	0	1
94 Jeremy Hazelbaker, L (5, 7) OBP: 0.500, SLG: 0.400										3	1	1	0	0	1	2
12 Jed Lowrie, S (1, 5) OBP: 0.300, SLG: 0.333		0-0: G3-1 ①		0-3: K ③		0-0: 78 F7 2B; 2-H		0-0: 60 WP / 60 1B; 1-3 1B	0-0: FC6-4 ③; 1-2f	2	0	0	0	0	1	1
96 Yamaico Navarro, R (4, 5) OBP: 0.316, SLG: 0.389										3	1	2	1	0	0	1
78 Lars Anderson, L (1, 3)		0-3: K ②			0-3: K ①	0-0: F7 ②; 2-3		0-3: K ①		4	0	0	0	0	3	3

	AB	41
	R	8
	H	15
	RBI	8
	BB	2
	SO	11
	LOB	24

Inning Stats	1	2	3	4	5	6	7	8	9
	R: 3 E: 0 K: 1 S: 8	R: 0 E: 0 K: 2 S: 7	R: 0 E: 0 K: 1 S: 5	R: 0 E: 0 K: 2 S: 8	R: 0 E: 0 K: 2 S: 8	R: 2 E: 0 K: 1 S: 8	R: 1 E: 2 K: 1 S: 7	R: 2 E: 1 K: 1 S: 9	R: 0 E: 0 K: 0 S: 4
	H: 4 LOB: 2 BB: 1 P: 12	H: 0 LOB: 0 BB: 0 P: 7	H: 0 LOB: 0 BB: 0 P: 5	H: 1 LOB: 1 BB: 0 P: 8	H: 1 LOB: 2 BB: 1 P: 12	H: 3 LOB: 0 BB: 0 P: 8	H: 1 LOB: 1 BB: 0 P: 7	H: 4 LOB: 2 BB: 0 P: 10	H: 1 LOB: 1 BB: 0 P: 4

1B: 10	SF: 1	WP: 1	PA: 44
2B: 5	SAC: 0	PB: 0	
3B: 0	DP: 1	SB: 0	
HR: 0	HBP: 0	CS: 0	

PITCHER		IP	WLS	BF	H	R	ER	SO	BB	IBB	HBP	BLK	WP	HR	S	P	ERA	WHIP
34 Mike Pelfrey, R ERA: 9.0	(1, 1)	3.0	L	13	4	3	3	4	1	0	0	0	0	0	20	24	9.00	1.667
29 Tobi Stoner, R ERA: 2.7	(4, 1)	1.0		4	1	0	0	2	0	0	0	0	0	0	8	8	0.00	1.000
25 Pedro Feliciano, L ERA:	(5, 1)	1.0		5	1	0	0	2	1	0	0	0	0	0	8	12	0.00	2.000
18 Ryota Igarashi, R ERA: 7.2	(6, 1)	1.0		6	3	2	2	1	0	0	0	0	0	0	8	8	18.00	3.000
68 Bobby Livingston, L ERA: 5.4	(7, 1)	2.0		12	5	3	2	2	0	0	0	0	1	0	16	17	9.00	2.500

PITCHER		IP	WLS	BF	H	R	ER	SO	BB	IBB	HBP	BLK	WP	HR	S	P	ERA	WHIP
64 Elmer Dessens, R ERA: 2.7	(9, 1)	1.0		4	1	0	0	0	0	0	0	0	0	0	4	4	0.00	1.000

BOTTOM

Batter	1	2	3	4	5	6	7	8	9	AB	R	H	RBI	BB	SO	LOB
16 Ángel Pagán, S (1, 8) OBP: 0.333, SLG: 0.313	G6-3		FC3-6 1 S 1-2f 2-3			G3		G3-1		2	0	0	0	0	0	2
62 Jésus Feliciano, L (5, 8) OBP: 0.500, SLG: 0.455										2	0	0	0	0	0	0
1 Luis Castillo, S (1, 4) OBP: 0.313, SLG: 0.214	G4-3		G4-3 1-2			1B		F7		2	0	0	0	0	0	2
11 Anderson Hernandez, S (5, 4) OBP: 0.545, SLG: 0.444										2	0	1	0	0	0	0
5 David Wright, R (1, 5) OBP: 0.313, SLG: 0.733	F9			L6		G4-3			BB 23 WP	2	0	0	0	0	0	0
63 Shawn Bowman, R (5, 5) OBP: 0.455, SLG: 0.444										1	0	0	0	1	0	1
35 Mike Jacobs, L (1, 3) OBP: 0.500, SLG: 0.818		1B 44 FC5-4		G3			HR		K	3	1	2	1	0	0	0
22 Jolbert Cabrera, R (8, 3)										1	0	0	0	0	1	1
44 Jason Bay, R (1, 7) OBP: 0.250, SLG: 0.214		FC5-4 2 G4-6-3 1-2f		P4			HR		F7	2	0	0	0	0	0	1
92 Jason Pridie, L (5, 9) OBP: 0.273, SLG: 0.476										2	1	1	1	0	0	1
2 Frank Catalanotto, L (1, 10) OBP: 0.222, SLG: 0.375		G4-6-3 1-2f			G4-3		G4-3		K 1-2	3	0	0	0	0	0	1
23 Chris Carter, L (9, PH) OBP: 0.600, SLG: 1.667										1	0	0	0	0	1	1
12 Jeff Francoeur, R (1, 9) OBP: 0.214, SLG: 0.083			G6-3		1B 80 G3-6		K			1	0	0	0	0	0	0
67 Mike Cervenak, R (5, 7) OBP: 0.545, SLG: 0.444										2	0	1	0	0	1	0
13 Alex Cora, L (1, 6) OBP: 0.385, SLG: 0.385			1B 16 FC3-6 3 1B		G3-6 1-2f		G5-3			1	0	1	0	0	0	0
80 Luis Hernandez, S (5, 6) OBP: 0.250, SLG: 0.077										2	0	0	0	0	0	1
3 Chris Coste, R (1, 2) OBP: 0.429, SLG: 0.571			1B 16 FC3-6 1-2			F9		F7		2	0	1	0	0	0	0
4 Henry Blanco, R (7, 2) OBP: 0.125, SLG: 0.125										1	0	0	0	0	0	0
Inning Stats	R: 0 E: 0 K: 0 S: 3 H: 0 LOB: 0 BB: 0 P: 3	R: 0 E: 0 K: 0 S: 3 H: 1 LOB: 0 BB: 0 P: 3	R: 0 E: 0 K: 0 S: 5 H: 2 LOB: 2 BB: 0 P: 6	R: 0 E: 0 K: 0 S: 3 H: 0 LOB: 0 BB: 0 P: 3	R: 0 E: 0 K: 0 S: 3 H: 1 LOB: 0 BB: 0 P: 3	R: 0 E: 0 K: 0 S: 4 H: 1 LOB: 1 BB: 0 P: 4	R: 2 E: 0 K: 1 S: 8 H: 2 LOB: 0 BB: 0 P: 11	R: 0 E: 0 K: 0 S: 3 H: 0 LOB: 0 BB: 0 P: 3	R: 0 E: 0 K: 2 S: 7 H: 0 LOB: 1 BB: 1 P: 12	1B: 5 2B: 0 3B: 0 HR: 2 SF: 0 SAC: 0 DP: 2 HBP: 0	WP: 1 PB: 0 SB: 1 CS: 0 PA: 33					

PITCHER	IP	WLS	BF	H	R	ER	SO	BB	IBB	HBP	BLK	WP	HR	S	P	ERA	WHIP
41 John Lackey, R (1, 1) ERA:	3.0	W	11	3	0	0	0	0	0	0	0	0	0	11	12	0.00	1.000
46 Joe Nelson, R (4, 1) ERA: 4.5	1.0	H	3	0	0	0	0	0	0	0	0	0	0	3	3	0.00	0.000
73 Felix Doubront, L (5, 1) ERA:	2.0	H	7	2	0	0	0	0	0	0	0	0	0	7	7	0.00	1.000
59 Fabio Castro, L (7, 1) ERA: 4.5	1.0		5	2	2	2	1	0	0	0	0	0	2	8	11	18.00	2.000
63 Junichi Tazawa, R (8, 1) ERA:	2.0		7	0	0	0	2	1	0	0	0	1	0	10	15	0.00	0.500

PITCHER	IP	WLS	BF	H	R	ER	SO	BB	IBB	HBP	BLK	WP	HR	S	P	ERA	WHIP

Boston Red Sox @ New York Mets

Digital Domain Park, Port St. Lucie, FL

Thu Mar 11 2010, 1:23 PM - 4:36 PM EST

Att. 6,601 - Cloudy - 75 F

livebaseballscorecards.com

AB	32
R	2
H	7
RBI	2
BB	1
SO	3
LOB	11

Batter	1	2	3	4	5	6	7	8	9	AB	R	H	RBI	BB	SO	LOB
Inning Stats										1B: 0 2B: 0 3B: 0 HR: 0		SF: 0 SAC: 0 DP: 0 HBP: 0			WP: 0 PB: 0 SB: 0 CS: 0		PA: 0

New York Mets @ Minnesota Twins

Hammond Stadium, Fort Myers, FL

Fri Mar 12 2010, 1:05 PM EST

TOP

livebaseballscorecards.com

AB	0
R	0
H	0
RBI	0
BB	0
SO	0
LOB	0

PITCHER	IP	WLS	BF	H	R	ER	SO	BB	IBB	HBP	BLK	WP	HR	S	P	ERA	WHIP

PITCHER	IP	WLS	BF	H	R	ER	SO	BB	IBB	HBP	BLK	WP	HR	S	P	ERA	WHIP

Batter	1	2	3	4	5	6	7	8	9	AB	R	H	RBI	BB	SO	LOB
Inning Stats										1B: 0 2B: 0 3B: 0 HR: 0		SF: 0 SAC: 0 DP: 0 HBP: 0					

PITCHER	IP	WLS	BF	H	R	ER	SO	BB	IBB	HBP	BLK	WP	HR	S	P	ERA	WHIP

PITCHER	IP	WLS	BF	H	R	ER	SO	BB	IBB	HBP	BLK	WP	HR	S	P	ERA	WHIP

BOTTOM

New York Mets @ Minnesota Twins

Hammond Stadium, Fort Myers, FL

Fri Mar 12 2010, 1:05 PM EST

livebaseballscorecards.com

AB	0
R	0
H	0
RBI	0
BB	0
SO	0
LOB	0

WP: 0 PA: 0
PB: 0
SB: 0
CS: 0

Detroit Tigers @ New York Mets

Digital Domain Park, Port St. Lucie, FL

Sat Mar 13 2010, 1:14 PM - 3:38 PM EST

Att. 6,803 - Sunny - 72 F

livebaseballscorecards.com

Batter	1	2	3	4	5	6	7	8	9	AB	R	H	RBI	BB	SO	LOB
39 Ramon Santiago, S (1, 6) OBP: 0.471, SLG: 0.182	G5-3		BB			F9		G1		2	0	0	0	1	0	0
73 Gustavo Nunez, S (6, 6) OBP: 0.375, SLG: 0.286										1	0	0	0	0	0	1
9 Carlos Guillen, S (1, 7) OBP: 0.273, SLG: 0.300	G4-3		F7			G6-3		K		3	0	0	0	0	0	2
25 Deik Scram, L (6, 7) OBP: 0.500, SLG: 0.500										1	0	0	0	0	1	1
30 Magglio Ordonez, R (1, 10) OBP: 0.500, SLG: 0.824	F8			F9			1B		G5-3	3	0	1	0	0	0	0
79 Avisaíl García, R (7, PR)										0	0	0	0	0	0	0
(7, 10)																
22 Wade Gaynor, R (9, PH)										1	0	0	0	0	0	0
33 Ryan Strieby, R (1, 3) OBP: 0.381, SLG: 0.611		P3		F9			K		K	4	0	0	0	0	2	1
26 Brennan Boesch, L (1, 9) OBP: 0.308, SLG: 0.182		F9		P2			K		1B	4	0	1	0	0	1	1
32 Don Kelly, L (1, 4) OBP: 0.429, SLG: 0.714		G3			G1-3		P6		K	4	0	0	0	0	1	2
(8, 5)																
57 Casper Wells, R (1, 8) OBP: 0.375, SLG: 0.800			F9		G5-3			13 G3 53 1B 2B		3	1	1	0	0	0	0
13 Alex Avila, L (1, 2) OBP: 0.278, SLG: 0.333			G4-3		K			G3 2-3		3	0	0	0	0	1	1
66 Robinzon Diaz, R (8, 2) OBP: 0.375, SLG: 0.375										0	0	0	0	0	0	0
53 Audy Ciriaco, R (1, 5) OBP: 0.438, SLG: 0.357			BB			G5-3		73 G1 3-H 1B		2	0	1	1	1	0	0
78 Danny Worth, R (8, 4)										0	0	0	0	0	0	0

TOP

AB	31								
R	1								
H	4								
RBI	1								
BB	2								
SO	6								
LOB	9								

Inning Stats	1	2	3	4	5	6	7	8	9	1B: 3	SF: 0	WP: 0	PA: 33
R:	0	0	0	0	0	0	0	1	0	2B: 1	SAC: 0	PB: 0	
E:	0	0	0	0	0	0	0	0	0	3B: 0	DP: 0	SB: 0	
K:	0	0	0	0	1	0	2	1	2	HR: 0	HBP: 0	CS: 0	
S:	3	3	3	3	5	3	8	7	8				
H:	0	0	0	0	0	0	1	2	1				
LOB:	0	0	0	0	0	0	1	1	1				
BB:	0	0	0	0	0	0	0	0	0				
P:	3	3	11	3	5	3	8	7	8				

PITCHER		IP	WLS	BF	H	R	ER	SO	BB	IBB	HBP	BLK	WP	HR	S	P	ERA	WHIP
46 Oliver Pérez, L ERA: 6.43	(1, 1)	4.0		14	0	0	0	0	2	0	0	0	0	0	12	20	0.00	0.500
47 Hisanori Takahashi, L ERA:	(5, 1)	3.0	W	10	1	0	0	3	0	0	0	0	0	0	16	16	0.00	0.333
76 Jenrry Mejia, R ERA: 1.23	(8, 1)	2.0		9	3	1	1	3	0	0	0	0	0	0	15	15	4.50	1.500

PITCHER	IP	WLS	BF	H	R	ER	SO	BB	IBB	HBP	BLK	WP	HR	S	P	ERA	WHIP

BOTTOM

Batter	1	2	3	4	5	6	7	8	9	AB	R	H	RBI	BB	SO	LOB
16 Ángel Pagán, S (1, 7) OBP: 0.273, SLG: 0.250 62 Jésus Feliciano, L (8, 8) OBP: 0.500, SLG: 0.455	SSS 0-3 ① K		x 0-0 ③ B2-3			x 0-0 ② F7	x 0-0 ② G3 2-3			4 0 0 0 0 1 2 0 0 0 0 0 0 0						
1 Luis Castillo, S (1, 4) OBP: 0.350, SLG: 0.278 63 Shawn Bowman, R (8, 5) OBP: 0.455, SLG: 0.444	x 0-0 1B			x 0-0 ① F7		x 0-0 ③ G4-3	x 0-0 26 1B 44 HR 1B 3-H			4 1 2 1 0 0 1 0 0 0 0 0 0 0						
5 David Wright, R (1, 5) OBP: 0.316, SLG: 0.833 26 Fernando Martinez, L (7, PH) (8, 7) OBP: 0.550, SLG: 1.105	x 0-0 ② F9			x 0-0 ② F8			HR 1-2 44 HR 1B			3 1 1 1 0 0 1 1 1 1 0 0 0 0						
44 Jason Bay, R (1, 10) OBP: 0.300, SLG: 0.412	SSS 0-3 ③ K			x 0-0 ③ G4-3			1-0 28 HR HBP 0-0 1-H 2-H HR			3 2 1 3 0 1 1						
28 Daniel Murphy, L (1, 3) OBP: 0.250, SLG: 0.333 91 Kirk Nieuwenhuis, L (8, 9) OBP: 0.462, SLG: 0.400		x 0-0 ① G4-3			x 0-0 ① F8		0-0 1-H HR 0-0 F7			4 1 1 2 0 0 0 0 0 0 0 0 0 0						
12 Jeff Francoeur, R (1, 9) OBP: 0.235, SLG: 0.133 78 Ike Davis, L (8, 3) OBP: 0.560, SLG: 0.909		SSS 0-3 ② K			x 0-0 ② G6-3		x 0-0 19 HR 1B	SSS 0-3 ① K		3 1 1 0 0 1 0 1 0 0 0 0 1 0						
19 Gary Matthews, S (1, 8) OBP: 0.500, SLG: 0.941 4 Henry Blanco, R (8, 2) OBP: 0.111, SLG: 0.111		SSS 0-3 ③ K			SSS 0-3 ③ K		BBBSSX 3-2 1-H HR	SSC 0-3 ② K		3 1 1 2 0 2 0 1 0 0 0 0 1 0						
21 Rod Barajas, R (1, 2) OBP: 0.400, SLG: 0.700 65 Russ Adams, L (8, 6) OBP: 0.583, SLG: 1.000			SSS 0-3 ① K			x 0-0 13 SH5-3 1B	x 0-0 ① F8	x 0-0 ③ G4-3		3 0 1 0 0 1 0 1 0 0 0 0 0 0						
13 Alex Cora, L (1, 6) OBP: 0.333, SLG: 0.333 79 Rubén Tejada, R (8, 4) OBP: 0.440, SLG: 0.409			x 0-0 ② F7			x 0-0 ① SH5-3 1-2	x 0-0 E4 16 G3 1 1B			2 1 0 0 0 0 0 0 0 0 0 0 0 0						
Inning Stats	R: 0 E: 0 K: 2 S: 8 H: 1 LOB: 1 BB: 0 P: 8	R: 0 E: 0 K: 2 S: 7 H: 0 LOB: 0 BB: 0 P: 7	R: 0 E: 0 K: 1 S: 5 H: 0 LOB: 0 BB: 0 P: 5	R: 0 E: 0 K: 0 S: 3 H: 0 LOB: 0 BB: 0 P: 3	R: 0 E: 0 K: 1 S: 5 H: 0 LOB: 0 BB: 0 P: 5	R: 0 E: 0 K: 0 S: 4 H: 1 LOB: 1 BB: 0 P: 4	R: 9 E: 1 K: 0 S: 15 H: 7 LOB: 0 BB: 0 P: 22	R: 0 E: 0 K: 2 S: 7 H: 0 LOB: 0 BB: 0 P: 7		1B: 5 2B: 0 3B: 0 HR: 4	SF: 0 SAC: 1 DP: 0 HBP: 1	WP: 0 PB: 0 SB: 0 CS: 0	PA: 35				

PITCHER		IP	WLS	BF	H	R	ER	SO	BB	IBB	HBP	BLK	WP	HR	S	P	ERA	WHIP
37 Max Scherzer, R ERA: 11.37	(1, 1)	4.0		13	1	0	0	5	0	0	0	0	0	0	23	23	0.00	0.250
68 Andy Oliver, L ERA:	(5, 1)	2.0		7	1	0	0	1	0	0	0	0	0	0	9	9	0.00	0.500
45 Ryan Perry, R ERA: 10.38	(7, 1)	0.2	L	9	5	7	6	0	0	0	1	0	0	3	12	19	81.00	7.500
31 Zach Miner, R ERA: 12.71	(7, 1)	1.1		6	2	2	1	2	0	0	0	0	0	1	10	10	6.75	1.500

PITCHER	IP	WLS	BF	H	R	ER	SO	BB	IBB	HBP	BLK	WP	HR	S	P	ERA	WHIP

Detroit Tigers @ New York Mets

Digital Domain Park, Port St. Lucie, FL

Sat Mar 13 2010, 1:14 PM - 3:38 PM EST

Att. 6,803 - Sunny - 72 F

livebaseballscorecards.com

AB	33
R	9
H	9
RBI	9
BB	0
SO	8
LOB	5

New York Mets @ Florida Marlins

Roger Dean Stadium, Jupiter, FL

Sun Mar 14 2010, 1:16 PM - 3:57 PM EDT

Att. 7,592 - Sunny - 68 F

TOP

livebaseballscorecards.com

Batter	1	2	3	4	5	6	7	8	9	AB	R	H	RBI	BB	SO	LOB
19 Gary Matthews, S (1, 8) OBP: 0.417, SLG: 0.762	F8		G3		K			K		4	0	0	0	0	2	1
18 Ryota Igarashi, R (8, 1)										0	0	0	0	0	0	0
1 Luis Castillo, S (1, 4) OBP: 0.391, SLG: 0.381	2B		K			44 FC6-4 5 BB 1B		F9		3	0	2	0	0	1	0
79 Rubén Tejada, R (6, 4) OBP: 0.423, SLG: 0.391										1	0	0	0	0	0	0
5 David Wright, R (1, 5) OBP: 0.364, SLG: 0.789	BB			G5-3		44 FC6-4 1-2 BB		K		1	0	0	0	2	0	0
63 Shawn Bowman, R (6, 5) OBP: 0.417, SLG: 0.400										1	0	0	0	0	1	0
44 Jason Bay, R (1, 7) OBP: 0.304, SLG: 0.500	K			3B		FC6-4 28 G1-6-3 1-2f 2-3			G3	3	0	1	0	0	1	4
91 Kirk Nieuwenhuis, L (6, 7) OBP: 0.429, SLG: 0.364										1	0	0	0	0	0	0
28 Daniel Murphy, L (1, 3) OBP: 0.222, SLG: 0.292	K			P2		G1-6-3 1-2f			L9	3	0	0	0	0	1	5
22 Jolbert Cabrera, R (8, 6)										1	0	0	0	0	0	0
12 Jeff Francoeur, R (1, 9) OBP: 0.250, SLG: 0.167		L5		F8			1B		66 2B BB	3	0	1	0	0	0	1
30 Josh Thole, L (7, 2) OBP: 0.500, SLG: 0.667										0	1	0	0	1	0	0
13 Alex Cora, L (1, 6) OBP: 0.389, SLG: 0.412		9 G6-4-3 BB			2B		P5		1-H 2B	2	0	1	0	1	0	1
66 Mike Hessman, R (8, 3) OBP: 0.267, SLG: 0.333										1	0	1	1	0	0	0
9 Omir Santos, R (1, 2) OBP: 0.385, SLG: 0.615		G6-4-3 1-2f			L4		K		BB	2	0	0	0	0	0	2
35 Mike Jacobs, L (7, PH) OBP: 0.471, SLG: 0.750										1	0	0	0	0	1	1
94 Kiko Calero, R (7, 1)										0	0	0	0	0	0	0
25 Pedro Feliciano, L (8, 8)										0	0	0	0	1	0	0
57 Johan Santana, L (1, 1)			G3		K		K		P3	1	0	0	0	0	0	0
2 Frank Catalanotto, L (5, PH) OBP: 0.200, SLG: 0.333										1	0	0	0	0	1	1
33 John Maine, R (5, 1)										0	0	0	0	0	0	0
39 Bobby Parnell, R (5, 1)										0	0	0	0	0	0	0
23 Chris Carter, L (7, PH) OBP: 0.500, SLG: 1.364										2	0	0	0	0	1	3
(7, 9)																

	AB	31
	R	1
	H	6
	RBI	1
	BB	5
	SO	9
	LOB	19

Inning Stats	1	2	3	4	5	6	7	8	9
	R: 0 E: 0 K: 2 S: 8	H: 1 LOB: 2 BB: 1 P: 12	R: 0 E: 0 K: 0 S: 2	H: 0 LOB: 0 BB: 1 P: 6	R: 0 E: 0 K: 1 S: 5	H: 0 LOB: 0 BB: 0 P: 5	R: 0 E: 0 K: 0 S: 4	H: 1 LOB: 1 BB: 0 P: 4	R: 0 E: 0 K: 2 S: 8	H: 1 LOB: 1 BB: 0 P: 8	R: 0 E: 0 K: 0 S: 3	H: 1 LOB: 1 BB: 1 P: 7	R: 0 E: 0 K: 2 S: 8	H: 1 LOB: 1 BB: 0 P: 8	R: 0 E: 0 K: 2 S: 7	H: 0 LOB: 0 BB: 0 P: 7	R: 1 E: 0 K: 0 S: 4	H: 1 LOB: 2 BB: 2 P: 12

1B: 2	SF: 0	WP: 0	PA: 36
2B: 3	SAC: 0	PB: 0	
3B: 1	DP: 2	SB: 0	
HR: 0	HBP: 0	CS: 0	

PITCHER		IP	WLS	BF	H	R	ER	SO	BB	IBB	HBP	BLK	WP	HR	S	P	ERA	WHIP
19 Aníbal Sánchez, R ERA: 5.4	(1, 1)	4.0		15	2	0	0	3	2	0	0	0	0	0	19	27	0.00	1.000
73 Seth McClung, R ERA: 20.25	(5, 1)	1.0	W	4	1	0	0	2	0	0	0	0	0	0	8	8	0.00	1.000
64 Tim Wood, R ERA: 1.69	(6, 1)	2.0		8	2	0	0	2	1	0	0	0	0	0	11	15	0.00	1.500
37 Renyel Pinto, L ERA: 11.57	(8, 1)	1.0		3	0	0	0	2	0	0	0	0	0	0	7	7	0.00	0.000
28 Mike MacDougal, R ERA: 6.0	(9, 1)	1.0		6	1	1	1	0	2	0	0	0	0	0	4	12	9.00	3.000

PITCHER	IP	WLS	BF	H	R	ER	SO	BB	IBB	HBP	BLK	WP	HR	S	P	ERA	WHIP

BOTTOM

New York Mets @ Florida Marlins

Roger Dean Stadium, Jupiter, FL

Sun Mar 14 2010, 1:16 PM - 3:57 PM EDT

Att. 7,592 - Sunny - 68 F

Batter	1	2	3	4	5	6	7	8	9	AB	R	H	RBI	BB	SO	LOB
8 Chris Coghlan, L (1, 7) OBP: 0.296, SLG: 0.480	F8		G6-3		2 2B 2-H 2B		16 S 79 BB 1B	1-2 1B		3	1	1	1	0	0	0
7 Hector Luna, R (6, 4) OBP: 0.471, SLG: 0.438 (8, 5)										2	0	2	0	0	0	0
79 Bryan Petersen, L (1, 8) OBP: 0.414, SLG: 0.520	1B			18 PO 2B	BBBB 2 2B 6 WP BB		BBBB 1-2 16 S BB	P4		3	1	2	0	2	0	2
2 Hanley Ramirez, R (1, 6) OBP: 0.250, SLG: 0.375	F9			F8	6 WP 1-3 2-H 2B		F7			3	0	1	1	0	0	2
22 Donnie Murphy, R (5, PR) (6, 6) OBP: 0.429, SLG: 0.643										1	0	0	0	0	0	2
6 Dan Uggla, R (1, 4) OBP: 0.391, SLG: 0.474	K			G6-3	BBBB 2-3 3-H BB		SSS K 1-2 2-3			2	0	0	0	1	1	2
64 Tim Wood, R (6, 1)										0	0	0	0	0	0	0
16 Danny Richar, L (7, PH) (8, 4) OBP: 0.250, SLG: 0.250										1	0	0	0	0	1	2
18 Wes Helms, R (1, 5) OBP: 0.588, SLG: 0.500				B 2 SAFE PO 2-3	G6-3 F8		H HBP			3	0	1	0	0	0	3
37 Renyel Pinto, L (8, 1)										0	0	0	0	0	0	0
28 Mike MacDougal, S (9, 1)		27 G3-6 1B								0	0	0	0	0	0	0
81 Logan Morrison, L (1, 3) OBP: 0.160, SLG: 0.217		SSS K			F8	27 G6-3 2B	G3			4	0	1	0	0	1	4
27 Jai Miller, R (1, 9) OBP: 0.200, SLG: 0.158		G3-6 1-2f			BBBB 70 S 13 2B BB	G6-3 2-3		P4		3	1	0	0	1	0	2
70 Brad Davis, R (1, 2) OBP: 0.385, SLG: 0.200			SSS K		BBBB 1-2 13 2B BB	SSS K		SSS K		3	1	0	0	1	3	1
19 Aníbal Sánchez, R (1, 1)			SSS K		8 2B 1-H 2-H 2B	F7		E3 7 1B		1	0	0	0	0	1	0
73 Seth McClung, L (5, 1)										0	0	0	0	0	0	0
13 Mike Lamb, L (5, PH) OBP: 0.364, SLG: 0.455										1	1	1	2	0	0	0
65 Scott Cousins, L (6, 7) OBP: 0.476, SLG: 0.813										2	0	0	0	0	0	1
Inning Stats	R: 0 E: 0 K: 1 S: 6 H: 1 LOB: 1 BB: 0 P: 6	R: 0 E: 0 K: 1 S: 5 H: 1 LOB: 0 BB: 0 P: 5	R: 0 E: 0 K: 2 S: 7 H: 0 LOB: 0 BB: 0 P: 7	R: 0 E: 0 K: 0 S: 3 H: 1 LOB: 0 BB: 0 P: 4	R: 5 E: 0 K: 0 S: 6 H: 3 LOB: 3 BB: 4 P: 22	R: 0 E: 0 K: 1 S: 6 H: 1 LOB: 1 BB: 0 P: 6	R: 0 E: 0 K: 1 S: 6 H: 1 LOB: 3 BB: 1 P: 11	R: 0 E: 1 K: 1 S: 7 H: 1 LOB: 2 BB: 0 P: 7		1B: 4 2B: 5 3B: 0 HR: 0 SF: 0 SAC: 0 DP: 1 HBP: 1						

livebaseballscorecards.com

AB	32
R	5
H	9
RBI	4
BB	5
SO	7
LOB	21

WP: 1 PA: 39
PB: 0
SB: 3
CS: 0

PITCHER	IP	WLS	BF	H	R	ER	SO	BB	IBB	HBP	BLK	WP	HR	S	P	ERA	WHIP
57 Johan Santana, L (1, 1) ERA: 6.35	4.0		13	3	0	0	4	0	0	0	0	0	0	21	22	0.00	0.750
33 John Maine, R (5, 1) ERA: 23.14	0.2	L	8	3	5	5	0	3	0	0	0	0	0	5	17	67.50	9.000
39 Bobby Parnell, R (5, 1) ERA: 4.26	1.1		6	1	0	0	1	1	0	0	0	1	0	7	11	0.00	1.500
94 Kiko Calero, R (7, 1) ERA:	1.0		6	1	0	0	1	1	0	1	0	0	0	6	11	0.00	2.000
18 Ryota Igarashi, R (8, 1) ERA: 6.0	1.0		5	1	0	0	1	0	0	0	0	0	0	7	7	0.00	1.000

PITCHER	IP	WLS	BF	H	R	ER	SO	BB	IBB	HBP	BLK	WP	HR	S	P	ERA	WHIP

Batter	1	2	3	4	5	6	7	8	9	AB	R	H	RBI	BB	SO	LOB
55 Skip Schumaker, L (1, 4) OBP: 0.226, SLG: 0.179	G6-3	BBBB 4-0 5 WP, 3 1B, BB			G3-1	FC4-6 1-2f 2-3		G6-3		3	0	0	0	1	0	2
89 Donovan Solano, R (6, 4) OBP: 0.625, SLG: 0.714										1	0	0	0	0	0	0
30 Jason Motte, R (8, 1)										0	0	0	0	0	0	0
77 Pete Parise, R (9, 1)										0	0	0	0	0	0	0
3 Felipe Lopez, S (1, 6) OBP: 0.222, SLG: 0.292	5 1B, 2B	5 WP 1-2			G4-3	F7			P3	4	1	2	0	0	0	2
72 Fernando Salas, R (6, 1)										0	0	0	0	0	0	0
90 James Rapoport, L (7, 9)										1	0	0	0	0	0	0
5 Albert Pujols, R (1, 3) OBP: 0.308, SLG: 0.364	28 1B, 47 1B, 1B 2-H	BX F7 1-2 2-3			G4-3		L1		F9	4	1	1	1	0	0	2
19 Matt Pagnozzi, R (7, 2) OBP: 0.143, SLG: 0.143										1	0	0	0	0	0	0
28 Colby Rasmus, L (1, 8) OBP: 0.529, SLG: 0.640	8 F8, 47 1B, 1B 1-3		L4			SSC K 47 2B	G4-3		SSS K	3	1	1	0	0	1	0
68 Jon Jay, L (6, 8) OBP: 0.276, SLG: 0.280										2	0	0	0	0	1	0
47 Ryan Ludwick, R (1, 9) OBP: 0.357, SLG: 0.652	1-2 3-H		G5-3			8 1B, 2B 1-H	BBBB 8 S, BB 4-0			3	1	2	2	0	0	0
27 Tyler Greene, R (6, 6) OBP: 0.304, SLG: 0.263										0	0	0	0	1	0	0
8 Allen Craig, R (1, 7) OBP: 0.381, SLG: 0.632	F8 2-3		G4-3			23 1B, 4 G1-3, 34 1B, 1B 2-H	BBBB 1-2 BB 4-0			3	1	1	1	1	0	2
(7, 3)																
4 Yadier Molina, R (1, 2) OBP: 0.364, SLG: 0.476	G4-3			E6 23 F9-3		G1-3 1-2	G1-3			4	0	0	0	0	0	5
79 Eduardo Sanchez, R (7, 1)										0	0	0	0	0	0	0
3 Ruben Gotay, S (8, 4) OBP: 0.444, SLG: 0.182										0	0	0	0	0	0	0
23 David Freese, R (1, 5) OBP: 0.343, SLG: 0.300		G6-3		F9-3 1-1		55 FC4-6, 34 1B, 1B 2-3		BBBB 34 G6-4-3, BB 4-0		3	0	1	0	1	0	1
33 Brad Penny, R (1, 1)										2	0	0	0	0	1	0
78 Oneli Perez, R (4, 1)										0	0	0	0	0	0	0
34 Nick Stavinoha, R (6, PH) OBP: 0.370, SLG: 0.423										2	0	1	1	0	0	1
(6, 9)																
(7, 7)																
Inning Stats	R: 2 E: 0 K: 0 S: 7 H: 4 LOB: 2 BB: 0 P: 7	R: 0 E: 0 K: 0 S: 4 H: 1 LOB: 2 BB: 1 P: 9	R: 0 E: 0 K: 0 S: 3 H: 0 LOB: 0 BB: 0 P: 3	R: 0 E: 1 K: 1 S: 5 H: 0 LOB: 0 BB: 0 P: 5	R: 0 E: 0 K: 0 S: 3 H: 0 LOB: 0 BB: 0 P: 3	R: 3 E: 0 K: 1 S: 10 H: 4 LOB: 2 BB: 0 P: 10	R: 0 E: 0 K: 0 S: 3 H: 0 LOB: 2 BB: 2 P: 11	R: 0 E: 0 K: 0 S: 2 H: 0 LOB: 0 BB: 1 P: 6	R: 0 E: 0 K: 1 S: 5 H: 0 LOB: 0 BB: 0 P: 5	1B: 7 2B: 3 3B: 0 HR: 0	SF: 0 SAC: 0 DP: 2 HBP: 0						

TOP

St. Louis Cardinals @ New York Mets

Digital Domain Park, Port St. Lucie, FL

Mon Mar 15 2010, 1:18 PM - 3:58 PM EDT

Att. 6,330 - Sunny - 71 F

livebaseballscorecards.com

AB	36
R	5
H	9
RBI	5
BB	4
SO	3
LOB	15

WP: 1 PB: 1 SB: 1 CS: 0 PA: 40

PITCHER	IP	WLS	BF	H	R	ER	SO	BB	IBB	HBP	BLK	WP	HR	S	P	ERA	WHIP
38 Fernando Nieve, R (1, 1) ERA: 6.0	3.0		15	5	2	2	0	1	0	0	0	1	0	14	19	6.00	2.000
49 Jonathon Niese, L (4, 1) ERA: 7.04	3.0		14	4	3	2	2	0	0	0	0	0	0	18	18	6.00	1.333
50 Sean Green, R (7, 1) ERA: 4.5	1.0		5	0	0	0	0	2	0	0	0	0	0	3	11	0.00	2.000
48 Pat Misch, L (8, 1) ERA:	1.0		3	0	0	0	0	1	0	0	0	0	0	2	6	0.00	1.000
75 Francisco Rodríguez, R (9, 1) ERA:	1.0	W	3	0	0	0	1	0	0	0	0	0	0	5	5	0.00	0.000

PITCHER	IP	WLS	BF	H	R	ER	SO	BB	IBB	HBP	BLK	WP	HR	S	P	ERA	WHIP

St. Louis Cardinals @ New York Mets

Digital Domain Park, Port St. Lucie, FL

Mon Mar 15 2010, 1:18 PM - 3:58 PM EDT

Att. 6,330 - Sunny - 71 F

BOTTOM

Batter	1	2	3	4	5	6	7	8	9	AB	R	H	RBI	BB	SO	LOB
1 Luis Castillo, S (1, 4) OBP: 0.370, SLG: 0.360	79 E 79 1B 1B	G3		K			G6-3		F8	4	1	1	0	0	1	2
22 Jolbert Cabrera, R (8, 5)										1	0	0	0	0	0	0
79 Rubén Tejada, R (1, 6) OBP: 0.419, SLG: 0.393	SAFE 35 1B 5 1B 44 FC1-2 1-H 1B	G1-3			P3		K		16 HR 1B	5	1	2	1	0	1	0
5 David Wright, R (1, 5) OBP: 0.346, SLG: 0.696	44 FC1-2 35 1B 26 SF7 1-2 1B	G5-3			K		K		1-H HR	4	1	1	0	0	2	0
48 Pat Misch, R (8, 1)										0	0	0	0	0	0	0
16 Ángel Pagán, S (9, 9) OBP: 0.304, SLG: 0.429										1	1	1	2	0	0	0
35 Mike Jacobs, L (1, 3) OBP: 0.429, SLG: 0.625	44 FC1-2 1-2 2-3 1B	G1-3			F7			G4-3		4	0	1	0	0	0	0
44 Jason Bay, R (1, 7) OBP: 0.370, SLG: 0.565	FC1-2 12 FC6-4 1-2 2-3 3-Hf			26 G1-3 12 1B 1B		26 2B 2B		HBP		3	2	2	0	0	0	3
92 Jason Pridie, L (9, 7) OBP: 0.273, SLG: 0.476										0	0	0	0	0	0	0
26 Fernando Martinez, L (1, 8) OBP: 0.542, SLG: 1.136	SF7 3-H			G1-3 1-2		12 F8 2-H 2B		1-3 2B		3	0	2	2	0	0	1
12 Jeff Francoeur, R (1, 9) OBP: 0.292, SLG: 0.190	FC6-4 1-2f			49 BB 2-H 1B		F8 2-3		IBB		3	0	1	1	1	0	3
75 Francisco Rodríguez, R (9, 1)										0	0	0	0	0	0	0
21 Rod Barajas, R (1, 2) OBP: 0.308, SLG: 0.538		G5-3		F8		F9		P3		3	0	0	0	0	0	2
4 Henry Blanco, R (7, 2) OBP: 0.100, SLG: 0.100										1	0	0	0	0	0	3
38 Fernando Nieve, R (1, 1)		K		BB 1-2		G6-3		K		1	0	0	0	0	1	0
49 Jonathon Niese, L (4, 1)										0	0	0	0	1	0	0
2 Frank Catalanotto, L (6, PH) OBP: 0.182, SLG: 0.300										1	0	0	0	0	0	1
50 Sean Green, R (7, 1)										0	0	0	0	0	0	0
65 Russ Adams, L (8, 4) OBP: 0.538, SLG: 0.917										1	0	0	0	0	1	3
Inning Stats	R: 2 E: 1 K: 0 S: 7 H: 4 LOB: 2 BB: 0 P: 7	R: 0 E: 0 K: 1 S: 5 H: 0 LOB: 0 BB: 0 P: 5	R: 0 E: 0 K: 0 S: 3 H: 0 LOB: 0 BB: 0 P: 3	R: 1 E: 0 K: 1 S: 7 H: 2 LOB: 2 BB: 1 P: 11	R: 0 E: 0 K: 1 S: 5 H: 0 LOB: 0 BB: 0 P: 5	R: 1 E: 0 K: 0 S: 5 H: 2 LOB: 1 BB: 0 P: 5	R: 0 E: 0 K: 2 S: 7 H: 0 LOB: 0 BB: 0 P: 7	R: 0 E: 0 K: 1 S: 6 H: 1 LOB: 3 BB: 1 P: 11	R: 2 E: 0 K: 0 S: 4 H: 2 LOB: 0 BB: 0 P: 7	1B: 7 2B: 3 3B: 0 HR: 1 SF: 1 SAC: 0 DP: 0 HBP: 1						

AB	35
R	6
H	11
RBI	6
BB	2
SO	6
LOB	18

WP: 0 PB: 0 SB: 0 CS: 0 — PA: 39

livebaseballscorecards.com

PITCHER	IP	WLS	BF	H	R	ER	SO	BB	IBB	HBP	BLK	WP	HR	S	P	ERA	WHIP
33 Brad Penny, R (1, 1) ERA: 5.59	3.2		18	6	3	3	1	1	0	0	0	0	0	19	23	7.36	1.909
78 Oneli Perez, R (4, 1) ERA: 5.4	1.1		4	0	0	0	2	0	0	0	0	0	0	8	8	0.00	0.000
72 Fernando Salas, R (6, 1) ERA: 3.38	1.0	H	5	2	1	1	0	0	0	0	0	0	0	5	5	9.00	2.000
79 Eduardo Sanchez, R (7, 1) ERA: 8.1	1.0	H	3	0	0	0	2	0	0	0	0	0	0	7	7	0.00	0.000
30 Jason Motte, R (8, 1) ERA: 2.25	1.0	H	6	1	0	0	1	0	1	1	0	0	0	6	11	0.00	1.000
77 Pete Parise, R (9, 1) ERA: 13.5	0.1	L	3	2	2	2	0	0	0	0	0	0	1	4	7	54.00	6.000

Batter	1	2	3	4	5	6	7	8	9	AB	R	H	RBI	BB	SO	LOB
16 Ángel Pagán, S (1, 7) OBP: 0.370, SLG: 0.500	C x 0-1 13 G4-6-3 1B		x 0-0 G5-3 ③			x 0-0 13 WP 2B		B B B 4-0 65 SH2-3 1-2 BB		3	0	2	0	1	0	0
13 Alex Cora, L (1, 6) OBP: 0.333, SLG: 0.350 65 Russ Adams, L (8, PH) OBP: 0.538, SLG: 0.917 (8, 6)	x 0-0 G4-6-3 ① ② 1-2f			x 0-0 G1-5-3 ①		D x 1-0 F7 ③ 2-3		x 0-0 SH2-3 ① 1-2 2-3		3 0	0 0	0 0	0 0	0 0	0 0	2 0
19 Gary Matthews, S (1, 9) OBP: 0.429, SLG: 0.708	x 0-0 28 S 1B			S S S 0-3 K ②			x 0-0 G4-3 ①	H 1-0 HBP		3	0	1	0	0	1	0
28 Daniel Murphy, L (1, 3) OBP: 0.194, SLG: 0.259	C C C 0-3 K ③ 1-2			x 0-0 G6-3 ③			x 0-0 G4-3 ②	x 0-0 SF9 ② 3-H		3	0	0	1	0	1	1
17 Fernando Tatis, R (1, 5) OBP: 0.091, SLG: 0.182 22 Jolbert Cabrera, R (7, 5)		x 0-0 P4 ①			x 0-0 G5-3 ①		x 0-0 F9 ③	x 0-0 F9 ③		3 1	0 0	0 0	0 0	0 0	0 0	0 2
2 Frank Catalanotto, L (1, 10) OBP: 0.200, SLG: 0.231		x 0-0 F7 ②			x 0-0 G3-1 ②			B B B B 4-0 23 BB 26 HR BB	x 0-0 L6 ①	3	1	0	0	1	0	0
9 Omir Santos, R (1, 2) OBP: 0.333, SLG: 0.533 23 Chris Carter, L (8, PH) OBP: 0.538, SLG: 1.364 3 Chris Coste, R (8, 2) OBP: 0.375, SLG: 0.500		x 0-0 G5-3 ③			S S S 0-3 K ③			B B B B 4-0 26 HR 1-2 BB	x 0-0 F9 ②	2 0 1	0 1 0	0 0 0	0 0 0	1 1 0	0 0 0	0 0 0
26 Fernando Martinez, L (1, 8) OBP: 0.500, SLG: 1.115			x 0-0 G3 ①			C C C 0-3 K ①		C B S X 1-2 HR 1-H 2-H	S S S 0-3 K ③	4	1	1	3	0	2	0
79 Rubén Tejada, R (1, 4) OBP: 0.412, SLG: 0.387			x 0-0 G6-3 ②			S S S 0-3 K ②		x 0-0 65 SH2-3 16 BB 28 SF9 1B		3	1	1	0	0	1	0
Inning Stats	R: 0 H: 2 E: 0 LOB: 1 K: 1 BB: 0 S: 7 P: 7	R: 0 H: 0 E: 0 LOB: 0 K: 0 BB: 0 S: 3 P: 3	R: 0 H: 0 E: 0 LOB: 0 K: 0 BB: 0 S: 3 P: 3	R: 0 H: 0 E: 0 LOB: 0 K: 1 BB: 0 S: 5 P: 5	R: 0 H: 0 E: 0 LOB: 0 K: 1 BB: 0 S: 5 P: 5	R: 0 H: 1 E: 0 LOB: 1 K: 2 BB: 0 S: 8 P: 9	R: 0 H: 0 E: 0 LOB: 0 K: 0 BB: 0 S: 3 P: 3	R: 4 H: 2 E: 0 LOB: 2 K: 0 BB: 3 S: 7 P: 21	R: 0 H: 0 E: 0 LOB: 0 K: 1 BB: 0 S: 5 P: 5	1B: 3 SF: 1 2B: 1 SAC: 1 3B: 0 DP: 1 HR: 1 HBP: 1						

PITCHER		IP	WLS	BF	H	R	ER	SO	BB	IBB	HBP	BLK	WP	HR	S	P	ERA	WHIP
41 John Lackey, R ERA:	(1, 1)	4.0		13	2	0	0	2	0	0	0	0	0	0	18	18	0.00	0.500
58 Jonathan Papelbon, R ERA:	(5, 1)	1.0	H	3	0	0	0	1	0	0	0	0	0	0	5	5	0.00	0.000
37 Hideki Okajima, L ERA: 1.8	(6, 1)	1.0	H	4	1	0	0	2	0	0	0	0	1	0	8	9	0.00	1.000
51 Daniel Bard, R ERA: 1.8	(7, 1)	1.0	H	3	0	0	0	0	0	0	0	0	0	0	3	3	0.00	0.000
56 Ramon E Ramirez, R ERA: 13.5	(8, 1)	0.0	L	5	2	4	4	0	3	0	0	0	0	1	4	17	∞	∞

PITCHER		IP	WLS	BF	H	R	ER	SO	BB	IBB	HBP	BLK	WP	HR	S	P	ERA	WHIP
55 Brian Shouse, L ERA: 1.69	(8, 1)	1.0		4	0	0	0	0	0	0	1	0	0	0	3	4	0.00	0.000
17 Manny Delcarmen, R ERA: 2.25	(9, 1)	1.0		3	0	0	0	1	0	0	0	0	0	0	5	5	0.00	0.000

TOP

New York Mets @ Boston Red Sox

City of Palms Park, Ft. Myers, FL

Wed Mar 17 2010, 1:14 PM - 3:40 PM EDT

Att. 8,064 - Overcast - 60 F

livebaseballscorecards.com

AB	29
R	4
H	5
RBI	4
BB	3
SO	6
LOB	5

WP: 1 PA: 35
PB: 0
SB: 1
CS: 0

Batter	1	2	3	4	5	6	7	8	9	AB	R	H	RBI	BB	SO	LOB
10 Marco Scutaro, R (1, 6) OBP: 0.250, SLG: 0.190	F7		K	G6-3			F7		3	0	0	0	0	1	2
82 Nate Spears, L (6, 6) OBP: 0.750, SLG: 0.750									1	0	0	0	0	0	1
15 Dustin Pedroia, R (1, 4) OBP: 0.385, SLG: 0.417	G4-3		1-2 2-H 1B			E4 41 G4-6-3		G6-3		3	0	1	1	0	0	0
75 Aaron Bates, R (6, PR) OBP: 0.250, SLG: 0.238 (7, 3)										1	0	0	0	0	0	1
41 Victor Martinez, S (1, 2) OBP: 0.250, SLG: 0.261	G4-3		G1-3			G4-6-3 1-2f		G1-3		3	0	0	0	0	0	3
70 Tug Hulett, L (7, 4) OBP: 0.368, SLG: 0.588										1	0	0	0	0	0	1
20 Kevin Youkilis, R (1, 3) OBP: 0.348, SLG: 0.300		K		P3		F8			F8	3	0	0	0	0	1	1
81 Mark Wagner, R (7, 2) OBP: 0.385, SLG: 0.667										1	0	0	0	0	0	0
34 David Ortiz, L (1, 10) OBP: 0.310, SLG: 0.346		F8		1B			G3		G6-3	3	0	1	0	0	0	0
50 Dusty Brown, R (9, PH) OBP: 0.375, SLG: 0.385										1	0	0	0	0	0	0
29 Adrián Beltré, R (1, 5) OBP: 0.316, SLG: 0.188		F8		P6			G4-3		1B	3	0	0	0	0	0	1
62 Angel Sanchez, R (8, 5) OBP: 0.320, SLG: 0.318										1	0	1	0	0	0	0
32 Jeremy Hermida, L (1, 7) OBP: 0.385, SLG: 0.440			68 1B 15 1B	F8			F7	G3		3	1	1	0	0	0	1
Reid Engel, L (8, 7)										1	0	0	0	0	0	1
23 Mike Cameron, R (1, 8) OBP: 0.440, SLG: 0.444			P3		G5-3			22 1B		3	0	1	0	0	0	1
68 Matt Sheely, R (8, PR) (9, 8)										0	1	0	0	0	0	0
68 Josh Reddick, L (1, 9) OBP: 0.448, SLG: 0.750			15 1B 1-2		L3			2-H		2	0	1	0	0	0	0
22 Bill Hall, R (8, PH) OBP: 0.280, SLG: 0.143										1	0	1	1	0	0	0
Kade Keowen, R (8, PR) (9, 9)										0	0	0	0	0	0	0
Inning Stats	R: 0 E: 0 K: 0 S: 3 H: 0 LOB: 0 BB: 0 P: 3	R: 0 E: 0 K: 1 S: 5 H: 0 LOB: 0 BB: 0 P: 5	R: 1 E: 0 K: 1 S: 8 H: 3 LOB: 2 BB: 0 P: 8	R: 0 E: 0 K: 0 S: 4 H: 1 LOB: 1 BB: 0 P: 4	R: 0 E: 0 K: 0 S: 3 H: 0 LOB: 0 BB: 0 P: 3	R: 0 E: 1 K: 0 S: 3 H: 0 LOB: 1 BB: 0 P: 3	R: 0 E: 0 K: 0 S: 3 H: 0 LOB: 0 BB: 0 P: 3	R: 1 E: 0 K: 0 S: 5 H: 2 LOB: 1 BB: 0 P: 5	R: 0 E: 0 K: 0 S: 4 H: 1 LOB: 1 BB: 0 P: 4	1B: 6 2B: 1 3B: 0 HR: 0 SF: 0 SAC: 0 DP: 1 HBP: 0						

PITCHER		IP	WLS	BF	H	R	ER	SO	BB	IBB	HBP	BLK	WP	HR	S	P	ERA	WHIP
34 Mike Pelfrey, R ERA: 6.3	(1, 1)	4.0		16	4	1	1	2	0	0	0	0	0	0	20	20	2.25	1.000
76 Jenrry Mejia, R ERA: 1.08	(5, 1)	1.0		3	0	0	0	0	0	0	0	0	0	0	3	3	0.00	0.000
94 Kiko Calero, R ERA:	(6, 1)	1.0		3	0	0	0	0	0	0	0	0	0	0	3	3	0.00	0.000
64 Elmer Dessens, R ERA: 2.08	(7, 1)	1.0	W	3	0	0	0	0	0	0	0	0	0	0	3	3	0.00	0.000
29 Tobi Stoner, R ERA: 3.38	(8, 1)	2.0	S	9	3	1	1	0	0	0	0	0	0	0	9	9	4.50	1.500

PITCHER	IP	WLS	BF	H	R	ER	SO	BB	IBB	HBP	BLK	WP	HR	S	P	ERA	WHIP

BOTTOM

New York Mets @ Boston Red Sox

City of Palms Park, Ft. Myers, FL

Wed Mar 17 2010, 1:14 PM - 3:40 PM EDT

Att. 8,064 - Overcast - 60 F

livebaseballscorecards.com

AB	34
R	2
H	7
RBI	2
BB	0
SO	2
LOB	13

New York Mets @ Florida Marlins

Roger Dean Stadium, Jupiter, FL

Thu Mar 18 2010, 7:15 PM - 9:55 PM EDT

Att. 5,942 - Partly Cloudy - 67 F

TOP

livebaseballscorecards.com

Batter	1	2	3	4	5	6	7	8	9	AB	R	H	RBI	BB	SO	LOB
16 Ángel Pagán, S (1, 8) OBP: 0.323, SLG: 0.429	F8			K		K		K		4	0	0	0	0	3	1
1 Luis Castillo, S (1, 4) OBP: 0.323, SLG: 0.310	K			G1-3		F8		G4-3 2-3		4	0	0	0	0	1	1
5 David Wright, R (1, 5) OBP: 0.345, SLG: 0.654	K			K			44 WP 44 HR 1B	3-H 1B		3	1	1	0	0	2	0
26 Fernando Martinez, L (7, 7) OBP: 0.517, SLG: 1.111										1	0	1	1	0	0	0
35 Mike Jacobs, L (1, 3) OBP: 0.360, SLG: 0.500		G4-3			G4-6-3		P5	P6		4	0	0	0	0	0	2
44 Jason Bay, R (1, 7) OBP: 0.400, SLG: 0.731		K			12 HR 2B		1-H HR		G6-3	3	2	2	2	0	1	0
92 Jason Pridie, L (7, 9) OBP: 0.261, SLG: 0.455										1	0	0	0	0	0	0
12 Jeff Francoeur, R (1, 9) OBP: 0.296, SLG: 0.333		P4			2-1 2-H HR		G6-3		47 FC2 1B	3	1	1	2	0	0	0
79 Rubén Tejada, R (7, 6) OBP: 0.429, SLG: 0.406										1	0	1	0	0	0	0
13 Alex Cora, L (1, 6) OBP: 0.333, SLG: 0.348			K		L3		1B		FC2 1-2	3	0	1	0	0	1	0
25 Pedro Feliciano, L (7, 1)										0	0	0	0	0	0	0
47 Hisanori Takahashi, L (7, 1)										1	0	0	0	0	0	1
4 Henry Blanco, R (1, 2) OBP: 0.077, SLG: 0.077			F9		F7		F7		K	3	0	0	0	0	0	1
3 Chris Coste, R (8, 2) OBP: 0.333, SLG: 0.444										1	0	0	0	0	1	2
46 Oliver Pérez, L (1, 1)			K			F9		E5 1 G4-3 26 1B	L7	1	0	0	0	0	1	0
18 Ryota Igarashi, R (5, 1)										0	0	0	0	0	0	0
23 Chris Carter, L (6, PH) OBP: 0.500, SLG: 1.250										1	0	0	0	0	0	0
75 Francisco Rodríguez, R (6, 1)										0	0	0	0	0	0	0
17 Fernando Tatis, R (7, 5) OBP: 0.077, SLG: 0.154										2	1	0	0	0	0	2

Inning Stats	1	2	3	4	5	6	7	8	9
	R: 0 E: 0 K: 2 S: 7	H: 0 LOB: 0 BB: 0 P: 7	R: 0 E: 0 K: 1 S: 5	H: 0 LOB: 0 BB: 0 P: 5	R: 0 E: 0 K: 2 S: 7	H: 0 LOB: 0 BB: 0 P: 7	R: 0 E: 0 K: 2 S: 7	H: 0 LOB: 0 BB: 0 P: 7	R: 2 E: 0 K: 0 S: 6	H: 2 LOB: 0 BB: 0 P: 8	R: 0 E: 0 K: 1 S: 5	H: 0 LOB: 0 BB: 0 P: 5	R: 2 E: 0 K: 0 S: 8	H: 3 LOB: 1 BB: 0 P: 11	R: 1 E: 1 K: 1 S: 7	H: 1 LOB: 1 BB: 0 P: 7	R: 0 E: 0 K: 1 S: 7	H: 1 LOB: 2 BB: 0 P: 7

| | | | | | | | | | |

New York Mets @ Florida Marlins

Roger Dean Stadium, Jupiter, FL

Thu Mar 18 2010, 7:15 PM - 9:55 PM EDT

Att. 5,942 - Partly Cloudy - 67 F

BOTTOM

Batter	1	2	3	4	5	6	7	8	9	AB	R	H	RBI	BB	SO	LOB
27 Jai Miller, R (1, 7) OBP: 0.167, SLG: 0.107	F9	BB		K		G1-6-3		FC4-6		4	0	0	0	1	1	4
24 Cameron Maybin, R (1, 8) OBP: 0.385, SLG: 0.364	3 1B, 2 1B, 6 SF7	G1-3			3 WP		59 1B	K		3	1	2	0	0	0	2
22 Donnie Murphy, R (6, 4) OBP: 0.421, SLG: 0.632 (8, 6)										2	0	1	0	0	1	2
2 Hanley Ramirez, R (1, 6) OBP: 0.294, SLG: 0.412	3 1B		3 1B		F7		K2-3		1 G6-4-3	4	1	2	0	0	1	2
79 Bryan Petersen, L (8, 9) OBP: 0.368, SLG: 0.471										1	0	1	0	0	0	0
3 Jorge Cantu, R (1, 5) OBP: 0.320, SLG: 0.458	12 FC5-4		6 FC5-4		BB		P5		G6-4-3	2	0	2	1	1	0	0
1 Emilio Bonifácio, S (6, 8) OBP: 0.371, SLG: 0.563										2	0	0	0	0	0	2
6 Dan Uggla, R (1, 4) OBP: 0.303, SLG: 0.357	SF7		FC5-4 29 WP		K		2-3 1B		F7	2	0	0	1	0	1	3
46 Juan Carlos Oviedo, R (6, 1)										0	0	0	0	0	0	0
59 Brett Hayes, R (7, 2) OBP: 0.368, SLG: 0.368										2	0	1	0	0	0	0
12 Cody Ross, R (1, 9) OBP: 0.143, SLG: 0.286	FC5-4		F8		K		P3			4	0	0	0	0	1	7
31 Burke Badenhop, R (8, 1)										0	0	0	0	0	0	0
29 Ronny Paulino, R (1, 2) OBP: 0.500, SLG: 0.607		F9	F9			13 1B, 13 S		G6-3		3	0	1	0	0	0	1
37 Renyel Pinto, L (7, 1)										0	0	0	0	0	0	0
7 Hector Luna, R (8, 4) OBP: 0.435, SLG: 0.409										1	0	0	0	0	0	0
15 Gaby Sanchez, R (1, 3) OBP: 0.419, SLG: 0.407		P5		F7		F8		27 FC4-6, 13 BB		4	0	1	0	0	0	1
47 Ricky Nolasco, R (1, 1) OBP: 0.750, SLG: 0.667		27 BB		K		27 G1-6-3		27 FC4-6		2	0	1	0	0	1	0
13 Mike Lamb, L (6, 5) OBP: 0.400, SLG: 0.429										1	0	1	0	1	0	0
Inning Stats	R: 1 E: 0 K: 0 S: 6 H: 3 LOB: 2 BB: 0 P: 6	R: 0 E: 0 K: 0 S: 4 H: 1 LOB: 2 BB: 1 P: 8	R: 1 E: 0 K: 0 S: 5 H: 2 LOB: 1 BB: 0 P: 6	R: 0 E: 0 K: 2 S: 7 H: 0 LOB: 0 BB: 0 P: 7	R: 0 E: 0 K: 2 S: 8 H: 1 LOB: 2 BB: 1 P: 12	R: 0 E: 0 K: 0 S: 4 H: 2 LOB: 1 BB: 0 P: 5	R: 0 E: 0 K: 1 S: 7 H: 2 LOB: 2 BB: 0 P: 7	R: 0 E: 0 K: 1 S: 6 H: 1 LOB: 2 BB: 1 P: 10	R: 0 E: 0 K: 0 S: 3 H: 1 LOB: 0 BB: 0 P: 3	1B: 11 2B: 2 3B: 0 HR: 0	SF: 1 SAC: 0 DP: 2 HBP: 0					

livebaseballscorecards.com

AB	37
R	2
H	13
RBI	2
BB	3
SO	6
LOB	24

WP: 2 PB: 0 SB: 1 CS: 0 PA: 41

PITCHER		IP	WLS	BF	H	R	ER	SO	BB	IBB	HBP	BLK	WP	HR	S	P	ERA	WHIP
46 Oliver Pérez, L ERA: 5.73	(1, 1)	4.0		19	6	2	2	2	1	0	0	0	1	0	22	27	4.50	1.750
18 Ryota Igarashi, R ERA: 5.14	(5, 1)	1.0		5	1	0	0	2	1	0	0	0	1	0	8	12	0.00	2.000
75 Francisco Rodríguez, R ERA:	(6, 1)	1.0	W	4	2	0	0	0	0	0	0	0	0	0	4	5	0.00	2.000
25 Pedro Feliciano, L ERA:	(7, 1)	0.2	H	4	2	0	0	1	0	0	0	0	0	0	6	6	0.00	3.000
47 Hisanori Takahashi, L ERA:	(7, 1)	2.1	S	9	2	0	0	1	1	0	0	0	0	0	10	14	0.00	1.286

PITCHER	IP	WLS	BF	H	R	ER	SO	BB	IBB	HBP	BLK	WP	HR	S	P	ERA	WHIP

Batter	1	2	3	4	5	6	7	8	9	AB	R	H	RBI	BB	SO	LOB
2 Denard Span, L (1, 8) OBP: 0.520, SLG: 0.455	E4 23 G6-4-3	F9		23 S 23 2B 1-3 2-H 1B		B1-3			88 G4-3 88 S 38 WP 1B	4	1	1	1	0	0	1
87 Ben Revere, L (6, 8) OBP: 0.303, SLG: 0.424										1	1	1	0	0	0	0
23 Brendan Harris, R (1, 10) OBP: 0.400, SLG: 0.636	G6-4-3 1-2f		16 G4-6-3 1B	16 2B 1-H 3-H 2B		K			G4-3 1-3	4	1	2	2	0	1	1
88 Toby Gardenhire, R (9, PH) (9, 10)										1	0	0	0	0	0	1
16 Jason Kubel, L (1, 9) OBP: 0.394, SLG: 0.600	1B		G4-6-3 1-2f	2B 2-H			G3-1		38 F9 38 WP BB	4	0	2	1	0	0	1
86 Juan Portes, R (7, 9) OBP: 0.435, SLG: 0.857										0	0	0	0	1	0	0
21 Delmon Young, R (1, 7) OBP: 0.231, SLG: 0.348	K		19 1B BB	G6-3			G6-3		F9 1-3 3-H	3	0	0	0	1	1	2
38 Luke Hughes, R (7, 7) OBP: 0.333, SLG: 0.619										1	0	0	0	0	0	1
19 Danny Valencia, R (1, 5) OBP: 0.292, SLG: 0.636		HR	1B 1-3	G6-3			BB		P3	4	1	2	1	1	0	2
72 Brock Peterson, R (1, 3) OBP: 0.333, SLG: 0.455	K		K		1B 44 G4-6-3		K			3	0	1	0	0	2	2
83 Chris Parmelee, L (6, 3) OBP: 0.222, SLG: 0.143										1	0	0	0	0	1	1
44 Wilson Ramos, R (1, 2) OBP: 0.381, SLG: 0.714	HR			1B 20 2B 12 FC6-5	G4-6-3 1-2f			G6-3		3	1	2	1	0	0	1
41 Drew Butera, R (5, 2) OBP: 0.235, SLG: 0.133										1	0	0	0	0	0	0
20 Matt Tolbert, S (1, 6) OBP: 0.182, SLG: 0.150	1B 12 FC1-4			2B 2 S 2 1B 1-3	G6-3			K		3	1	2	0	0	0	0
24 Trevor Plouffe, R (6, 6) OBP: 0.385, SLG: 0.667										1	0	0	0	0	1	0
12 Alexi Casilla, S (1, 4) OBP: 0.222, SLG: 0.130	FC1-4 1-2f			FC6-5 2 1B 2 S 23 2B 3-H		L8		F9		3	1	0	0	0	0	3
85 Brian Dinkelman, L (7, 4) OBP: 0.313, SLG: 0.214										1	0	0	0	0	0	0
Inning Stats	R: 0 E: 1 K: 1 S: 6 H: 1 LOB: 1 BB: 0 P: 6	R: 2 E: 0 K: 1 S: 10 H: 3 LOB: 1 BB: 0 P: 11	R: 0 E: 0 K: 1 S: 6 H: 2 LOB: 2 BB: 1 P: 10	R: 4 E: 0 K: 0 S: 10 H: 5 LOB: 1 BB: 0 P: 10	R: 0 E: 0 K: 0 S: 3 H: 1 LOB: 0 BB: 0 P: 3	R: 0 E: 0 K: 1 S: 5 H: 0 LOB: 0 BB: 0 P: 5	R: 0 E: 0 K: 1 S: 5 H: 0 LOB: 1 BB: 1 P: 9	R: 0 E: 0 K: 1 S: 5 H: 0 LOB: 0 BB: 0 P: 5	R: 1 E: 0 K: 0 S: 6 H: 1 LOB: 1 BB: 1 P: 10	1B: 8 2B: 3 3B: 0 HR: 2 SF: 0 SAC: 0 DP: 3 HBP: 0						

PITCHER		IP	WLS	BF	H	R	ER	SO	BB	IBB	HBP	BLK	WP	HR	S	P	ERA	WHIP
57 Johan Santana, L ERA: 9.0	(1, 1)	3.1	L	19	9	5	5	3	1	0	0	0	0	2	27	32	13.50	3.000
50 Sean Green, R ERA: 5.79	(4, 1)	0.2		4	2	1	1	0	0	0	0	0	0	0	5	5	13.50	3.000
39 Bobby Parnell, R ERA: 3.24	(5, 1)	2.0		6	1	0	0	1	0	0	0	0	0	0	8	8	0.00	0.500
48 Pat Misch, L ERA:	(7, 1)	2.0		7	0	0	0	2	1	0	0	0	0	0	10	14	0.00	0.500
76 Jenrry Mejia, R ERA: 1.93	(9, 1)	1.0		5	1	1	1	0	1	0	0	0	1	0	6	10	9.00	2.000

PITCHER	IP	WLS	BF	H	R	ER	SO	BB	IBB	HBP	BLK	WP	HR	S	P	ERA	WHIP

TOP

Minnesota Twins @ New York Mets

Digital Domain Park, Port St. Lucie, FL

Fri Mar 19 2010, 1:16 PM - 3:59 PM EDT

Att. 6,181 - Sunny - 66 F

livebaseballscorecards.com

AB	38
R	7
H	13
RBI	6
BB	3
SO	6
LOB	16

WP: 1	PA: 41				
PB: 0					
SB: 4					
CS: 0					

BOTTOM

Minnesota Twins @ New York Mets

Digital Domain Park, Port St. Lucie, FL

Fri Mar 19 2010, 1:16 PM - 3:59 PM EDT

Att. 6,181 - Sunny - 66 F

livebaseballscorecards.com

Batter	1	2	3	4	5	6	7	8	9	AB	R	H	RBI	BB	SO	LOB
26 Fernando Martinez, L (1, 8) OBP: 0.471, SLG: 0.969	S S C 0-3 ① K		X 0-0 ② 79 FC6-4 1B	X 0-0 ② F9		X 0-0 ② F9		X 0-0 ②③ G4-6-3 1-2f		5	0	1	0	0	1	4
79 Rubén Tejada, R (1, 6) OBP: 0.425, SLG: 0.459	X 0-0 44 WP 2B		X 0-0 ① FC6-4 44 HBP 5 BB 1-2f	X 0-0 1-3 2-H 2B		X 0-0 ③ F8			X 0-0 ① G4-3	5	0	2	1	0	0	1
5 David Wright, R (1, 5) OBP: 0.333, SLG: 0.586 92 Jason Pridie, L (8, 7) OBP: 0.292, SLG: 0.478	X 0-0 ② L4		B B B 4-0 44 HBP 1-2 BB	S S S 0-3 ③ K			S S S 0-3 ① K		X 0-0 22 FC5-4 1B	3 1	0 0	0 1	0 0	1 0	2 0	3 0
44 Jason Bay, R (1, 7) OBP: 0.471, SLG: 0.750 22 Jolbert Cabrera, R (8, 5)	B B B 4-0 2-3 BB		H 1-0 1-2 2-3 HBP		X 0-0 28 G4-3 28 WP 65 1B 1B		X 0-0 1B		X 0-0 ② FC5-4 1-2f	2 1	1 0	2 0	0 0	1 0	0 0	0 1
28 Daniel Murphy, L (1, 3) OBP: 0.176, SLG: 0.233 17 Fernando Tatis, R (7, PH) OBP: 0.067, SLG: 0.133 (8, 3)	X 0-0 ③ L7		S C C 0-3 ② K	S X 0-1 ① G4-3 1-3			X 0-0 ② F8		X 0-0 ③ G5-3	3 2	0 0	0 0	0 0	0 0	1 0	6 2
12 Jeff Francoeur, R (1, 9) OBP: 0.258, SLG: 0.286		X 0-0 ① G3	X 0-0 ③ F8		S S C 0-3 ② K		X 0-0 ③ P3			4	0	0	0	0	1	5
65 Russ Adams, L (1, 4) OBP: 0.529, SLG: 0.800		X 0-0 ② P6		B B B 4-0 9 BB 79 2B BB	X 0-0 3-H 1B			X 0-0 ① G4-3		3	1	1	1	1	0	0
9 Omir Santos, R (1, 2) OBP: 0.389, SLG: 0.706 73 Shawn Riggans, R (7, 2) OBP: 0.600, SLG: 0.600	B B B S S X 3-2 HR			B B B B 4-0 79 2B 1-2 BB	S S S 0-3 ③ K			X 0-0 6 BB 1B		2 1	1 0	1 1	1 0	1 0	1 0	1 0
57 Johan Santana, L (1, 1) 50 Sean Green, R (4, 1) 19 Gary Matthews, S (4, PH) OBP: 0.414, SLG: 0.680 39 Bobby Parnell, R (5, 1) 2 Frank Catalanotto, L (6, PH) OBP: 0.188, SLG: 0.214 48 Pat Misch, R (7, 1) 6 Nick Evans, R (8, PH) 76 Jenrry Mejia, R (9, 1)	X 0-0 ③ G3			S S S 0-3 ① K		S S S 0-3 ① K		B B B 4-0 26 G4-6-3 1-2 BB		1 0 1 0 1 0 0 0	0 0 0 0 0 0 0 0	0 0 0 0 0 0 0 1	0 0 0 0 0 0 1 0	0 0 0 0 0 0 0 0	0 0 1 0 0 0 0 0	0 0 2 0 1 0 0 0
Inning Stats	R: 0 H: 1 E: 0 LOB: 2 K: 1 BB: 1 S: 6 P: 10	R: 1 H: 1 E: 0 LOB: 0 K: 0 BB: 0 S: 6 P: 9	R: 0 H: 1 E: 0 LOB: 3 K: 1 BB: 1 S: 6 P: 11	R: 1 H: 1 E: 0 LOB: 2 K: 2 BB: 2 S: 8 P: 16	R: 1 H: 2 E: 0 LOB: 1 K: 2 BB: 0 S: 10 P: 10	R: 0 H: 0 E: 0 LOB: 0 K: 1 BB: 0 S: 5 P: 5	R: 0 H: 1 E: 0 LOB: 1 K: 1 BB: 0 S: 6 P: 6	R: 0 H: 1 E: 0 LOB: 1 K: 0 BB: 1 S: 3 P: 7	R: 0 H: 1 E: 0 LOB: 1 K: 0 BB: 0 S: 4 P: 4	1B: 6 2B: 2 3B: 0 HR: 1	SF: 0 SAC: 0 DP: 1 HBP: 1					

	AB	35
	R	3
	H	9
	RBI	3
	BB	5
	SO	8
	LOB	25

WP: 2 PA: 41
PB: 0
SB: 0
CS: 0

PITCHER		IP	WLS	BF	H	R	ER	SO	BB	IBB	HBP	BLK	WP	HR	S	P	ERA	WHIP
59 Kevin Slowey, R ERA: 0.82	(1, 1)	3.0	W	15	3	1	1	2	2	0	1	0	1	1	18	30	3.00	1.667
17 Pat Neshek, R ERA: 1.8	(4, 1)	1.0		6	1	1	1	2	2	0	0	0	0	0	8	16	9.00	3.000
51 Anthony Swarzak, R ERA: 11.57	(5, 1)	2.0		8	2	1	1	3	0	0	0	0	1	0	15	15	4.50	1.000
58 Mike Maroth, L ERA: 3.86	(7, 1)	2.0	H	8	2	0	0	1	1	0	0	0	0	0	9	13	0.00	1.500
57 Kyle Waldrop, R ERA:	(9, 1)	1.0		4	1	0	0	0	0	0	0	0	0	0	4	4	0.00	1.000

PITCHER	IP	WLS	BF	H	R	ER	SO	BB	IBB	HBP	BLK	WP	HR	S	P	ERA	WHIP

Batter	1	2	3	4	5	6	7	8	9	AB	R	H	RBI	BB	SO	LOB
19 Gary Matthews, S (1, 8) OBP: 0.406, SLG: 0.643	E9 35 CS 1B	F7	K	G4-3	HR 3-H					3	0	1	0	0	1	3
48 Pat Misch, R (5, 1)										0	0	0	0	0	0	0
78 Ike Davis, L (6, 3) OBP: 0.556, SLG: 1.000										2	1	1	1	0	0	1
1 Luis Castillo, S (1, 4) OBP: 0.324, SLG: 0.313	K	G3-1				22 G5-4-3 1B		F9	22 1B 1B	3	0	1	0	0	1	2
65 Russ Adams, L (6, 4) OBP: 0.526, SLG: 0.765										2	0	1	0	0	0	0
17 Fernando Tatis, R (1, 5) OBP: 0.059, SLG: 0.118	E5 35 CS			G4-3		G5-4-3 1-2f		G6-3	1-2 1B	2	0	0	0	0	0	1
22 Jolbert Cabrera, R (5, 5) OBP: 0.158, SLG: 0.059										3	0	1	0	0	0	1
35 Mike Jacobs, L (1, 3) OBP: 0.321, SLG: 0.435	K 1-2 2-3			P5		K		BB	G4-3	3	0	0	0	0	2	2
75 Francisco Rodríguez, R (6, 1)										0	0	0	0	0	0	0
79 Rubén Tejada, R (7, 6) OBP: 0.429, SLG: 0.447										1	0	0	0	1	0	2
26 Fernando Martinez, L (1, 9) OBP: 0.447, SLG: 0.917		K	G4-3				13 2B 3 G6-3 2B	K		4	1	1	0	0	2	1
13 Alex Cora, L (1, 6) OBP: 0.333, SLG: 0.385		F7			G6-3		3 G6-3 2-3 2 2B 2B		92 2B 2 SF9 1B	3	1	1	0	0	0	0
4 Henry Blanco, R (7, 2) OBP: 0.143, SLG: 0.143										1	1	1	0	0	0	0
92 Jason Pridie, L (1, 7) OBP: 0.321, SLG: 0.556		K			2B		P6		2 SF9 1-3 78 PB 2B	4	1	2	0	0	1	2
(5, 8)																
3 Chris Coste, R (1, 2) OBP: 0.417, SLG: 0.545			2B		HBP		G6-3 2-3 3-H		F7	2	0	1	1	0	0	1
50 Sean Green, R (7, 1)										0	0	0	0	0	0	0
64 Elmer Dessens, R (8, 1)										0	0	0	0	0	0	0
23 Chris Carter, L (9, PH) OBP: 0.467, SLG: 1.154										1	0	0	0	0	0	2
94 Kiko Calero, R (9, 1)										0	0	0	0	0	0	0
33 John Maine, R (1, 1)			K		F6		2B 3-H		SF9 2-3 3-H	1	0	0	0	0	1	1
2 Frank Catalanotto, L (5, PH)										2	0	1	2	0	0	2
(5, 7) OBP: 0.211, SLG: 0.313																
Inning Stats	R: 0 E: 2 K: 2 S: 8 H: 1 LOB: 1 BB: 0 P: 8	R: 0 E: 0 K: 2 S: 7 H: 0 LOB: 0 BB: 0 P: 7	R: 0 E: 0 K: 1 S: 6 H: 1 LOB: 1 BB: 0 P: 6	R: 0 E: 0 K: 0 S: 3 H: 0 LOB: 0 BB: 0 P: 3	R: 0 E: 0 K: 1 S: 6 H: 1 LOB: 2 BB: 0 P: 7	R: 0 E: 0 K: 1 S: 5 H: 1 LOB: 0 BB: 0 P: 5	R: 2 E: 0 K: 0 S: 6 H: 3 LOB: 1 BB: 0 P: 6	R: 0 E: 0 K: 1 S: 5 H: 0 LOB: 1 BB: 1 P: 9	R: 3 E: 0 K: 0 S: 9 H: 5 LOB: 2 BB: 0 P: 12	1B: 5 2B: 6 3B: 0 HR: 1 SF: 1 SAC: 0 DP: 1 HBP: 1	WP: 0 PB: 1 SB: 0 CS: 2 PA: 40					

PITCHER		IP	WLS	BF	H	R	ER	SO	BB	IBB	HBP	BLK	WP	HR	S	P	ERA	WHIP
50 Adam Wainwright, R ERA: 4.91	(1, 1)	5.0		19	3	0	0	6	0	0	1	0	0	0	30	31	0.00	0.600
36 Dennys Reyes, L ERA: 1.69	(6, 1)	1.0	H	3	1	0	0	1	0	0	0	0	0	0	5	5	0.00	1.000
53 Blake Hawksworth, R ERA: 13.5	(7, 1)	1.0		6	3	2	2	0	0	0	0	0	0	0	6	6	18.00	3.000
41 Mitchell Boggs, R ERA: 9.0	(8, 1)	1.0	H	4	0	0	0	1	1	0	0	0	0	0	5	9	0.00	1.000
30 Jason Motte, R ERA: 6.0	(9, 1)	1.0	W	8	5	3	3	0	0	0	0	0	0	1	9	12	27.00	5.000

PITCHER	IP	WLS	BF	H	R	ER	SO	BB	IBB	HBP	BLK	WP	HR	S	P	ERA	WHIP

TOP

New York Mets @ St. Louis Cardinals

Roger Dean Stadium, Jupiter, FL

Sat Mar 20 2010, 1:18 PM - 4:06 PM EDT

Att. 8,129 - Sunny - 73 F

livebaseballscorecards.com

AB	37
R	5
H	12
RBI	4
BB	1
SO	8
LOB	21

Batter	1	2	3	4	5	6	7	8	9	AB	R	H	RBI	BB	SO	LOB
55 Skip Schumaker, L (1, 4) OBP: 0.186, SLG: 0.150	G4-3		L7		8 S 47 1B 1B	27 1B 8 2B 1B		1B		3	1	1	0	0	0	0
89 Donovan Solano, R (6, 4) OBP: 0.625, SLG: 0.643 (8, 5)										2	1	2	0	0	0	0
13 Brendan Ryan, R (1, 6) OBP: 0.667, SLG: 1.000	8 S 28 HR 1B		8 1B 2B		K	8 2B 1B		F8		3	1	2	0	0	1	1
27 Tyler Greene, R (6, 6) OBP: 0.265, SLG: 0.333										2	1	1	0	0	0	1
8 Allen Craig, R (1, 3) OBP: 0.351, SLG: 0.657	F7				P4				3-2 HR	4	0	2	2	0	0	2
53 Blake Hawksworth, R (7, 1)										0	0	0	0	0	0	0
3 Ruben Gotay, S (8, 4) OBP: 0.409, SLG: 0.400										1	1	1	1	0	0	0
28 Colby Rasmus, L (1, 8) OBP: 0.511, SLG: 0.735	HR		K		47 1B BB	K				2	1	1	2	1	1	2
19 Matt Pagnozzi, R (6, 2) OBP: 0.222, SLG: 0.333										1	0	0	0	0	1	1
47 Ryan Ludwick, R (1, 9) OBP: 0.326, SLG: 0.500	L8		P6		23 BB 1B		G6-3			4	0	1	1	0	0	2
41 Mitchell Boggs, R (8, 1)										0	0	0	0	0	0	0
30 Jason Motte, R (9, 1)										0	0	0	0	0	0	0
23 David Freese, R (1, 5) OBP: 0.319, SLG: 0.293		F9		L9	BB		F8			3	0	0	0	1	0	0
(8, 3)																
22 Joe Mather, R (1, 7) OBP: 0.357, SLG: 0.361		F7		E6	G1-3		68 CS BB			3	0	0	0	1	0	3
(6, 8) (7, 3) (8, 8)																
21 Jason LaRue, R (1, 2) OBP: 0.211, SLG: 0.118	HBP		L7			F8	CS	G6-3		1	0	0	0	0	0	1
68 Jon Jay, L (6, 7) OBP: 0.250, SLG: 0.250 (7, 8) (8, 7)										2	0	0	0	0	0	0
50 Adam Wainwright, R (1, 1)	G4-3		F8			F9		G4-3		2	0	0	0	0	0	2
36 Dennys Reyes, R (6, 1)										0	0	0	0	0	0	0
94 Amaury Cazana, R (6, PH) OBP: 0.667, SLG: 1.333										1	0	0	0	0	0	0
74 Tyler Henley, L (7, 7) OBP: 0.429, SLG: 0.364 (8, 9)										1	0	0	0	0	0	0
Inning Stats	R: 2 E: 0 K: 0 S: 6 H: 2 LOB: 0 BB: 0 P: 8	R: 0 E: 0 K: 0 S: 3 H: 0 LOB: 1 BB: 0 P: 4	R: 0 E: 0 K: 1 S: 7 H: 2 LOB: 2 BB: 0 P: 7	R: 0 E: 1 K: 0 S: 4 H: 0 LOB: 1 BB: 0 P: 4	R: 1 E: 0 K: 1 S: 7 H: 2 LOB: 3 BB: 2 P: 16	R: 2 E: 0 K: 1 S: 8 H: 3 LOB: 1 BB: 0 P: 8	R: 0 E: 0 K: 0 S: 2 H: 0 LOB: 0 BB: 1 P: 7	R: 0 E: 0 K: 0 S: 4 H: 1 LOB: 1 BB: 0 P: 4	R: 1 E: 0 K: 0 S: 3 H: 1 LOB: 0 BB: 0 P: 6	1B: 7 2B: 2 3B: 0 HR: 2	SF: 0 SAC: 0 DP: 0 HBP: 1						

PITCHER		IP	WLS	BF	H	R	ER	SO	BB	IBB	HBP	BLK	WP	HR	S	P	ERA	WHIP
33 John Maine, R ERA: 11.37	(1, 1)	4.0		18	4	2	2	1	0	0	1	0	0	1	20	23	4.50	1.000
48 Pat Misch, L ERA: 0.9	(5, 1)	1.0		7	2	1	1	1	2	0	0	0	0	0	7	16	9.00	4.000
75 Francisco Rodríguez, R ERA: 6.0	(6, 1)	1.0		6	3	2	2	1	0	0	0	0	0	0	8	8	18.00	3.000
50 Sean Green, R ERA: 4.76	(7, 1)	1.0		3	0	0	0	0	1	0	0	0	0	0	2	7	0.00	1.000
64 Elmer Dessens, R ERA: 1.69	(8, 1)	1.0		4	1	0	0	0	0	0	0	0	0	0	4	4	0.00	1.000

PITCHER		IP	WLS	BF	H	R	ER	SO	BB	IBB	HBP	BLK	WP	HR	S	P	ERA	WHIP
94 Kiko Calero, R ERA: 4.5	(9, 1)	0.0	L	1	1	1	1	0	0	0	0	0	0	1	3	6	∞	∞

BOTTOM

New York Mets @ St. Louis Cardinals

Roger Dean Stadium, Jupiter, FL

Sat Mar 20 2010, 1:18 PM - 4:06 PM EDT

Att. 8,129 - Sunny - 73 F

livebaseballscorecards.com

AB	35
R	6
H	11
RBI	6
BB	3
SO	3
LOB	15

1B: 7 SF: 0
2B: 2 SAC: 0
3B: 0 DP: 0
HR: 2 HBP: 1

WP: 0 PA: 40
PB: 0
SB: 2
CS: 1

Batter	1	2	3	4	5	6	7	8	9	AB	R	H	RBI	BB	SO	LOB
Inning Stats																

New York Mets @ Houston Astros

Osceola County Stadium, Kissimmee, FL

Sun Mar 21 2010, 1:05 PM EDT

livebaseballscorecards.com

TOP

AB	0
R	0
H	0
RBI	0
BB	0
SO	0
LOB	0

1B: 0
2B: 0
3B: 0
HR: 0

SF: 0
SAC: 0
DP: 0
HBP: 0

WP: 0
PB: 0
SB: 0
CS: 0

PA: 0

PITCHER	IP	WLS	BF	H	R	ER	SO	BB	IBB	HBP	BLK	WP	HR	S	P	ERA	WHIP

PITCHER	IP	WLS	BF	H	R	ER	SO	BB	IBB	HBP	BLK	WP	HR	S	P	ERA	WHIP

Batter	1	2	3	4	5	6	7	8	9	AB	R	H	RBI	BB	SO	LOB
Inning Stats																

BOTTOM

New York Mets @ Houston Astros

Osceola County Stadium, Kissimmee, FL

Sun Mar 21 2010, 1:05 PM EDT

livebaseballscorecards.com

AB	0
R	0
H	0
RBI	0
BB	0
SO	0
LOB	0

1B: 0
2B: 0
3B: 0
HR: 0

SF: 0
SAC: 0
DP: 0
HBP: 0

WP: 0
PB: 0
SB: 0
CS: 0

PA: 0

PITCHER	IP	WLS	BF	H	R	ER	SO	BB	IBB	HBP	BLK	WP	HR	S	P	ERA	WHIP

PITCHER	IP	WLS	BF	H	R	ER	SO	BB	IBB	HBP	BLK	WP	HR	S	P	ERA	WHIP

Batter	1	2	3	4	5	6	7	8	9	AB	R	H	RBI	BB	SO	LOB
26 Patrick Biondi, L (1, 8)	C C C 0-3 ① K		X 0-0 ② G4-3			X 0-0 ① G3			X 0-0 ① G4-3	4	0	0	0	0	1	0
5 Anthony Toth, R (1, 4) OBP: 0.250, SLG: 0.250	S S S 0-3 ② K		S S S 0-3 ③ K			X 0-0 ② G1-3			X 0-0 10 G3-6-1 1B	4	0	1	0	0	2	0
10 Chris Berset, S (1, 2) OBP: 0.250, SLG: 0.250	S S S 0-3 ③ K			X 0-0 1B		C C C 0-3 ③ K			X 0-0 ②③ G3-6-1 1-2f	4	0	1	0	0	2	1
7 Michael Dufek, L (1, 3)		S S S 0-3 ① K		X 0-0 ① F7			X 0-0 ① G3			3	0	0	0	0	1	1
9 Nick Urban, R (1, 9) OBP: 0.333, SLG: 0.667		X 0-0 8 1B 15 SF8 2B		X 0-0 ② F8			X 0-0 ② F7			3	1	1	0	0	0	1
8 Mike Kittle, R (1, 7) OBP: 0.333, SLG: 0.333		X 0-0 6 S 2-3 1B		X 0-0 ③ F9			S S S 0-3 ③ K			3	0	1	0	0	1	1
15 Garrett Stephens, L (1, 10)		X 0-0 ② SF8 3-H			S S S 0-3 ① K			X 0-0 28 G6-4-3 1B		1	0	0	1	0	1	0
Vinnie Sarafa, R (8, PH) OBP: 1.000, SLG: 1.000 (8, 10)										1	0	1	0	0	0	0
6 John Lorenz, R (1, 5)		B X 1-0 ③ P4 1-2			X 0-0 ② F8			X 0-0 ①② G6-4-3 1-2f		2	0	0	0	0	0	1
28 Kevin Krantz, S (8, PH) (8, 5)										1	0	0	0	0	0	1
19 Derek Dennis, R (1, 6)			X 0-0 ① F8		S S S 0-3 ③ K			X 0-0 ③ G5-3		3	0	0	0	0	1	0
Inning Stats	R: 0 E: 0 K: 3 S: 9 H: 0 LOB: 0 BB: 0 P: 9	R: 1 E: 0 K: 1 S: 7 H: 2 LOB: 1 BB: 0 P: 8	R: 0 E: 0 K: 1 S: 5 H: 0 LOB: 0 BB: 0 P: 5	R: 0 E: 0 K: 0 S: 4 H: 1 LOB: 1 BB: 0 P: 4	R: 0 E: 0 K: 2 S: 7 H: 0 LOB: 0 BB: 0 P: 7	R: 0 E: 0 K: 1 S: 5 H: 0 LOB: 0 BB: 0 P: 5	R: 0 E: 0 K: 1 S: 5 H: 0 LOB: 0 BB: 0 P: 5	R: 0 E: 0 K: 0 S: 3 H: 1 LOB: 0 BB: 0 P: 3	R: 0 E: 0 K: 0 S: 3 H: 1 LOB: 0 BB: 0 P: 3	1B: 4 2B: 1 3B: 0 HR: 0	SF: 1 SAC: 0 DP: 2 HBP: 0						

PITCHER		IP	WLS	BF	H	R	ER	SO	BB	IBB	HBP	BLK	WP	HR	S	P	ERA	WHIP
27 Nelson Figueroa, R ERA: 3.0	(1, 1)	3.0	W	11	2	1	1	5	0	0	0	0	0	0	21	22	3.00	0.667
47 Hisanori Takahashi, L ERA:	(4, 1)	2.0	H	7	1	0	0	2	0	0	0	0	0	0	11	11	0.00	0.500
38 Fernando Nieve, R ERA:	(6, 1)	2.0	H	6	0	0	0	2	0	0	0	0	0	0	10	10	0.00	0.000
64 Elmer Dessens, R ERA:	(8, 1)	1.0		3	1	0	0	0	0	0	0	0	0	0	3	3	0.00	1.000
94 Kiko Calero, R ERA:	(9, 1)	1.0		3	1	0	0	0	0	0	0	0	0	0	3	3	0.00	1.000

PITCHER	IP	WLS	BF	H	R	ER	SO	BB	IBB	HBP	BLK	WP	HR	S	P	ERA	WHIP

TOP

Michigan Wolverines @ New York Mets

Digital Domain Park, Port St. Lucie, FL

Sun Mar 21 2010, 11:16 AM - 1:38 PM EDT

Att. 2,384 - Cloudy - 77 F

livebaseballscorecards.com

AB	29
R	1
H	5
RBI	1
BB	0
SO	9
LOB	6



1B: 4	SF: 1	WP: 0	PA: 30
2B: 1	SAC: 0	PB: 0	
3B: 0	DP: 2	SB: 1	
HR: 0	HBP: 0	CS: 0	

BOTTOM

Michigan Wolverines @ New York Mets

Digital Domain Park, Port St. Lucie, FL

Sun Mar 21 2010, 11:16 AM - 1:38 PM EDT

Att. 2,384 - Cloudy - 77 F

Batter	1	2	3	4	5	6	7	8	9	AB	R	H	RBI	BB	SO	LOB
1 Luis Castillo, S (1, 4) OBP: 0.333, SLG: 0.333 86 Alex Cintron, S (6, PH) OBP: 0.500, SLG: 0.500 (7, 4)	F7	1-H, 3-H: 1B		G4-3		80 G4-3, 80 WP, 2-H: 1B		F8		3 2	0 1	1 1	1 1	0 0	0 0	0 1
13 Alex Cora, L (1, 6) OBP: 0.667, SLG: 0.667 80 Luis Hernandez, S (6, PH) (7, 6)	5 G4-3, 5 WP: 1B	F9		5 CS: 1B		G4-3 1-3		F9		3 2	0 0	2 0	0 0	0 0	0 0	1 2
5 David Wright, R (1, 5) OBP: 0.667, SLG: 0.500 67 Mike Cervenak, R (6, PH) OBP: 0.500, SLG: 0.500 (7, 5)	G4-3 1-3		23 HBP, 44 S: 1B	CS 1-2	35 G4-3: BB	K		88 1B: 1B 1-2		2 2	0 1	1 1	0 1	1 0	0 1	1 1
35 Mike Jacobs, L (1, 10) Alejandro Machado, S (6, PH) OBP: 1.000, SLG: 1.000 (7, 10)	BB	K			G4-3 1-2	3-H: 1B		88 1B 1-2 2-H: 1B		2 2	0 0	0 2	0 2	1 0	1 0	2 0
44 Jason Bay, R (1, 7) 88 Juan Lagares, R (6, PH) OBP: 0.500, SLG: 0.500 (7, 7)	P4		G6-3 1-2		F7	F9		1-3 2-H: 1B		3 2	0 0	0 1	0 1	0 0	0 0	4 1
19 Gary Matthews, S (1, 8) OBP: 1.000, SLG: 1.000 89 Carlos Guzman, L (5, 8)		3 FC6-4, 23 1B, 1 WP: 1B	23 HBP: BB		G4-3		G4-3			1 2	1 0	1 0	0 0	1 0	0 0	0 1
23 Chris Carter, L (1, 9) OBP: 1.000, SLG: 1.000 (8, 3)	3 FC6-4 1-2: 1B	1-2 2-3: HBP				28 1B, 4 2B: 1B	62 FC6-4: 1B			3	1	3	0	0	0	0
28 Daniel Murphy, L (1, 3) OBP: 0.333, SLG: 0.333 62 Jésus Feliciano, L (7, PH) (8, 9)	F7	P6				4 2B 1-3: 1B	FC6-4, 4 CS 1-2f			3 1	1 0	1 0	0 0	0 0	0 0	5 1
3 Chris Coste, R (1, 2) 4 Henry Blanco, R (6, 2) OBP: 1.000, SLG: 2.000 73 Luke Montz, R (8, 2)	FC6-4, 1 WP, 1 1B 1-2f 2-3			K		86 WP, 86 1B: 2B 1-H 3-H	CS 1-2	67 1B: BB		2 1 0	1 1 1	0 1 0	0 2 0	1 0 1	2 0 0	2 0 0
Inning Stats	R: 0 E: 0 K: 0 S: 4 H: 1 LOB: 2 BB: 1 P: 9	R: 2 E: 0 K: 0 S: 6 H: 3 LOB: 1 BB: 0 P: 7	R: 0 E: 0 K: 1 S: 6 H: 1 LOB: 3 BB: 1 P: 12	R: 0 E: 0 K: 1 S: 5 H: 1 LOB: 0 BB: 0 P: 6	R: 0 E: 0 K: 0 S: 3 H: 0 LOB: 1 BB: 1 P: 7	R: 4 E: 0 K: 1 S: 10 H: 5 LOB: 1 BB: 0 P: 12	R: 0 E: 0 K: 0 S: 3 H: 1 LOB: 0 BB: 0 P: 4	R: 2 E: 0 K: 0 S: 5 H: 3 LOB: 2 BB: 1 P: 9		1B: 14 2B: 1 3B: 0 HR: 0 SF: 0 SAC: 0 DP: 0 HBP: 1							

livebaseballscorecards.com

AB	36
R	8
H	15
RBI	7
BB	4
SO	3
LOB	22

WP: 4 PB: 0 SB: 1 CS: 2 PA: 43

PITCHER		IP	WLS	BF	H	R	ER	SO	BB	IBB	HBP	BLK	WP	HR	S	P	ERA	WHIP
35 Kolby Wood, R ERA: 6.0	(1, 1)	3.0	L	17	5	2	2	1	2	0	1	0	2	0	16	28	6.00	2.333
Tyler Burgoon, R ERA:	(4, 1)	2.0		7	1	0	0	1	1	0	0	0	0	0	8	13	0.00	1.000
29 Travis Smith, R ERA:	(6, 1)	0.0		4	4	4	4	0	0	0	0	0	1	0	4	5	∞	∞
Eric Katzman, L ERA:	(6, 1)	1.0		4	1	0	0	1	0	0	0	0	1	0	6	7	0.00	1.000
30 Matt Gerbe, R ERA:	(7, 1)	1.0		3	1	0	0	0	0	0	0	0	0	0	3	4	0.00	1.000

PITCHER		IP	WLS	BF	H	R	ER	SO	BB	IBB	HBP	BLK	WP	HR	S	P	ERA	WHIP
Jeff DeCarlo, L ERA: 18.0	(8, 1)	1.0		6	3	2	2	0	1	0	0	0	0	0	5	9	18.00	4.000

Batter	1	2	3	4	5	6	7	8	9	AB	R	H	RBI	BB	SO	LOB
16 Ángel Pagán, S (1, 8) OBP: 0.278, SLG: 0.364	F9		G1-4-3 3-H	F9			G6-3		G4-3 1-3	5	0	0	1	0	0	2
79 Rubén Tejada, R (1, 6) OBP: 0.404, SLG: 0.442	F9		23 1B 2B		G6-3		K		E8 3-H	5	0	1	0	0	1	0
23 Chris Carter, L (1, 3) OBP: 0.500, SLG: 1.056	1B		2-3 1B		G4-3			2B	G3	5	0	3	0	0	0	1
12 Jeff Francoeur, R (1, 9) OBP: 0.265, SLG: 0.323 76 Jenrry Mejia, R (5, 1) 18 Ryota Igarashi, R (7, 1) 78 Ike Davis, L (8, PH) OBP: 0.536, SLG: 0.960 39 Bobby Parnell, R (8, 1)	P5		P5		2B			K		3 0 0 1 0	0 0 0 0 0	1 0 0 0 0	0 0 0 0 0	0 0 0 1 0	0 0 0 1 0	3 0 0 1 0
2 Frank Catalanotto, L (1, 7) OBP: 0.174, SLG: 0.250		L3		G4-3	P6			L6		4	0	0	0	0	0	2
17 Fernando Tatis, R (1, 5) OBP: 0.095, SLG: 0.100		F9	BB	65 1B 4 2B		F7		K		3	1	0	0	1	1	1
65 Russ Adams, L (1, 4) OBP: 0.478, SLG: 0.667		K	1B	4 2B 34 G6-3 1-2		K			G4-3	4	1	1	0	0	2	0
4 Henry Blanco, R (1, 2) OBP: 0.235, SLG: 0.353 92 Jason Pridie, L (9, PH) OBP: 0.345, SLG: 0.607			34 SH3-4 16 G1-4-3 2B	1-3 2-H 2B		F7			26 E 2B	3 1	1 1	2 1	1 0	0 0	0 0	0 0
34 Mike Pelfrey, R (1, 1) 26 Fernando Martinez, L (5, 9) OBP: 0.425, SLG: 0.868			SH3-4 2-3	G6-3 3-H			G4-3		E6 16 G4-3 16 DI 79 E 2-H	1 2	0 1	0 0	1 0	0 0	0 0	1 0
Inning Stats	R: 0 E: 0 K: 0 S: 4 H: 1 LOB: 1 BB: 0 P: 4	R: 0 E: 0 K: 1 S: 5 H: 0 LOB: 0 BB: 0 P: 5	R: 1 E: 0 K: 0 S: 6 H: 3 LOB: 2 BB: 0 P: 6	R: 2 E: 0 K: 0 S: 5 H: 2 LOB: 1 BB: 1 P: 9	R: 0 E: 0 K: 0 S: 4 H: 1 LOB: 1 BB: 0 P: 4	R: 0 E: 0 K: 1 S: 5 H: 0 LOB: 0 BB: 0 P: 5	R: 0 E: 0 K: 1 S: 5 H: 0 LOB: 0 BB: 0 P: 5	R: 0 E: 0 K: 2 S: 8 H: 1 LOB: 1 BB: 0 P: 8	R: 2 E: 2 K: 0 S: 6 H: 1 LOB: 1 BB: 0 P: 7	1B: 3 2B: 6 3B: 0 HR: 0 SF: 0 SAC: 1 DP: 0 HBP: 0						

PITCHER	IP	WLS	BF	H	R	ER	SO	BB	IBB	HBP	BLK	WP	HR	S	P	ERA	WHIP
21 Jason Marquis, R (1, 1) ERA: 14.4	4.2	W	22	7	3	3	1	1	0	0	0	0	0	23	27	5.79	1.714
39 Tyler Walker, R (5, 1) ERA: 18.0	0.1	H	1	0	0	0	0	0	0	0	0	0	0	1	1	0.00	0.000
35 Craig Stammen, R (6, 1) ERA: 2.89	4.0	S	16	2	2	0	4	0	0	0	0	0	0	24	25	0.00	0.500

PITCHER	IP	WLS	BF	H	R	ER	SO	BB	IBB	HBP	BLK	WP	HR	S	P	ERA	WHIP

TOP

New York Mets @ Washington Nationals

Space Coast Stadium, Viera, FL

Mon Mar 22 2010, 1:10 PM - 3:51 PM EDT

Att. 4,088 - Partly Cloudy - 72 F

livebaseballscorecards.com

AB	37
R	5
H	9
RBI	3
BB	1
SO	5
LOB	11

Batter	1	2	3	4	5	6	7	8	9	AB	R	H	RBI	BB	SO	LOB
15 Cristian Guzman, S (1, 6) OBP: 0.217, SLG: 0.435	x 0-0 ① P6		x 0-0 ① G3 1-2		x 0-0 ① F8	x 0-0 ②③ G4-6-3 1-2f		x 0-0 ② 2-H 1B		4	0	0	0	0	0	3
10 Eric Bruntlett, R (7, 6) OBP: 0.344, SLG: 0.517 (8, 4)										1	0	1	0	0	0	0
20 Adam Kennedy, L (1, 4) OBP: 0.359, SLG: 0.541	x 0-0 ② G4-3		x 0-0 ② L5		B 4-0 11 HR BB		x 0-0 29 1B 2B	x 0-0 ③ P5		3	2	1	0	1	0	1
6 Ian Desmond, R (8, 6) OBP: 0.422, SLG: 0.575										1	0	0	0	0	0	1
11 Ryan Zimmerman, R (1, 5) OBP: 0.472, SLG: 0.971	B 2-2 S B S X HR		x 0-0 ③ F9		B 1-1 S X 1-H HR		x 0-0 35 SH3-4 44 BB 2-H 1B			3	2	2	3	0	0	1
29 Willy Taveras, R (6, 7) OBP: 0.458, SLG: 0.500 (8, 8)										1	0	1	1	0	0	0
44 Adam Dunn, L (1, 3) OBP: 0.345, SLG: 0.250	x 0-0 ③ G6-3			x 0-0 E4 16 HR	S 0-3 S S K		B 4-0 B B B 35 SH3-4 1-2 BB			3	1	0	0	1	1	0
2 Roger Bernadina, L (7, PR) OBP: 0.364, SLG: 0.250 (8, 7)										0	0	0	0	0	0	0
16 Josh Willingham, R (1, 7) OBP: 0.440, SLG: 1.000		B 2-0 B X HR		S 1-2 B S X 1-H HR	x 0-0 1B		x 0-0 ① SH3-4 1-2 2-3			3	2	3	3	0	0	0
35 Craig Stammen, R (6, 1)										0	0	0	0	0	0	0
30 Justin Maxwell, R (1, 8) OBP: 0.250, SLG: 0.205		x 0-0 ① F9		x 0-0 ① G5-3	x 0-0 ③ P4		B 4-0 B B B 28 G5-4-3 BB			3	0	0	0	0	0	1
22 Willie Harris, L (7, PH) OBP: 0.472, SLG: 0.607 (8, 9)										0	0	0	0	1	0	0
28 Michael Morse, R (1, 9) OBP: 0.282, SLG: 0.432		C 0-3 C C K		x 0-0 ② G6-3		x 0-0 23 G4-3 1B	x 0-0 ②③ G5-4-3 1-2f			4	0	1	0	0	1	3
(8, 3)																
23 Wil Nieves, R (1, 2) OBP: 0.250, SLG: 0.300		x 0-0 ③ G5-3		x 0-0 1B		x 0-0 ① G4-3 1-2		x 0-0 ① F7		4	0	1	0	0	0	1
21 Jason Marquis, L (1, 1) OBP: 0.333, SLG: 0.333			x 0-0 15 G3 1B	S 0-3 S S K		B 4-0 B B B 15 G4-6-3 BB		x 0-0 10 1B 2B		2	0	1	0	0	1	1
39 Tyler Walker, R (5, 1)										0	0	0	0	0	0	0
12 Alberto Gonzalez, R (6, 5) OBP: 0.440, SLG: 0.455										1	0	1	0	1	0	0
Inning Stats	R: 1 E: 0 K: 0 S: 6 H: 1 LOB: 0 BB: 0 P: 8	R: 1 E: 0 K: 1 S: 6 H: 1 LOB: 0 BB: 0 P: 8	R: 0 E: 0 K: 0 S: 4 H: 1 LOB: 1 BB: 0 P: 4	R: 2 E: 1 K: 1 S: 10 H: 2 LOB: 1 BB: 0 P: 11	R: 2 E: 0 K: 1 S: 8 H: 2 LOB: 1 BB: 1 P: 13	R: 0 E: 0 K: 0 S: 3 H: 1 LOB: 1 BB: 1 P: 7	R: 1 E: 0 K: 0 S: 4 H: 2 LOB: 3 BB: 2 P: 12	R: 0 E: 0 K: 0 S: 4 H: 2 LOB: 1 BB: 0 P: 4		1B: 6 2B: 2 3B: 0 HR: 4	SF: 0 SAC: 1 DP: 2 HBP: 0					

PITCHER		IP	WLS	BF	H	R	ER	SO	BB	IBB	HBP	BLK	WP	HR	S	P	ERA	WHIP
34 Mike Pelfrey, R ERA: 7.36	(1, 1)	4.2	L	23	7	6	5	3	1	0	0	0	0	4	33	43	9.64	1.714
76 Jenrry Mejia, R ERA: 1.69	(5, 1)	1.1		5	1	0	0	0	1	0	0	0	0	0	4	8	0.00	1.500
18 Ryota Igarashi, R ERA: 5.63	(7, 1)	1.0		6	2	1	1	0	2	0	0	0	0	0	4	12	9.00	4.000
39 Bobby Parnell, R ERA: 2.89	(8, 1)	1.0		4	2	0	0	0	0	0	0	0	0	0	4	4	0.00	2.000

PITCHER	IP	WLS	BF	H	R	ER	SO	BB	IBB	HBP	BLK	WP	HR	S	P	ERA	WHIP

BOTTOM

New York Mets @ Washington Nationals

Space Coast Stadium, Viera, FL

Mon Mar 22 2010, 1:10 PM - 3:51 PM EDT

Att. 4,088 - Partly Cloudy - 72 F

livebaseballscorecards.com

AB	33
R	7
H	12
RBI	7
BB	4
SO	3
LOB	12

Batter	1	2	3	4	5	6	7	8	9	AB	R	H	RBI	BB	SO	LOB
53 Melky Cabrera, S (1, 9) OBP: 0.396, SLG: 0.357 71 Jason Heyward, L (5, 9) OBP: 0.523, SLG: 0.576	0-0 14 2B 10 SF9 1B		BBB 4-0 10 1B BB	0-0 ③ P6			0-0 ① FC4 7 FC3-6 1-2f	CSC 0-3 ③ K		2 1 1 0 1 0 1 2 0 0 0 0 1 3						
14 Martín Prado, R (1, 4) OBP: 0.500, SLG: 0.485 7 Joe Thurston, L (5, 4) OBP: 0.353, SLG: 0.515	0-0 10 SF9 1-3 2B		0-0 ① P4		BBB 4-0 10 BB BB		0-0 ② FC3-6 7 BB 1-2f		0-0 20 HBP 7 BB 8 SF9 1B	2 0 1 0 1 0 1 2 1 1 0 0 0 1						
10 Chipper Jones, S (1, 5) OBP: 0.531, SLG: 0.625 7 Brooks Conrad, S (5, 5) OBP: 0.400, SLG: 0.455	0-0 ① SF9 2-3 3-H		0-0 ② 1-3 1B		BBB 4-0 16 L9-3 1-2 BB		BBB 4-0 1-2 BB		BBB 4-0 8 SF9 20 HBP 78 G3 1-2 BB	1 0 1 1 1 0 0 0 1 0 0 2 0 0						
25 Troy Glaus, R (1, 3) OBP: 0.514, SLG: 0.433 20 Eric Hinske, L (5, 3) OBP: 0.514, SLG: 0.444 84 Wes Timmons, R (9, PR)	CCS 0-3 ② K		SSS 0-3 ③ K		0-0 ① F8		0-0 ③ P5		H 1-0 78 G3 1-2 2-3 HBP	3 0 0 0 0 2 4 1 0 0 0 0 0 2 0 0 0 0 0 0 0						
16 Brian McCann, L (1, 2) OBP: 0.548, SLG: 0.840 8 David Ross, R (6, 2) OBP: 0.406, SLG: 0.462	0-0 ③ G3-1			BBB 4-0 19 HR BB	0-0 ②③ L9-3 1-1			0-0 1 G4-3 78 1B 70 WP 1B	0-0 ① SF9 2-3 3-H	2 1 0 0 1 0 3 1 1 1 1 0 0 0						
19 Yunel Escobar, R (1, 6) OBP: 0.421, SLG: 0.618 78 Matt Young, L (6, 7) OBP: 0.400, SLG: 0.333		0-0 ① G5-3	BBX 2-0 1-H HR			0-0 ① G4-3		0-0 ② 1 G4-3 1-2 1B	0-0 ② G3 1-2 3-H	3 1 1 2 0 0 0 2 0 1 1 0 0 1						
23 Matt Diaz, R (1, 7) OBP: 0.400, SLG: 0.297 1 Grégor Blanco, L (6, 8) OBP: 0.367, SLG: 0.250		0-0 ② F9	0-0 ① G5-3		CSS 0-3 ② K		0-0 ①② G4-3 1-2f 2-3	0-0 ③ G4-3	3 0 0 0 0 1 0 2 0 0 0 0 0 4							
24 Nate McLouth, L (1, 8) OBP: 0.119, SLG: 0.079 68 Jonny Venters, L (6, 1) 13 Billy Wagner, L (7, 1) 70 Freddie Freeman, L (8, PH) OBP: 0.433, SLG: 0.385 Luis Bolivar, R (8, PR) 36 Scott Proctor, R (8, 1)		0-0 1B	0-0 E4 48 SH1-4			0-0 ③ G6-3		BBB 4-0 4 1B 3-H BB		3 0 1 0 0 0 0 0 0 0 0 0 0 0 0 0 0 0 0 0 0 0 0 0 0 1 0 0 0 0 0 0 0 0 0 0 0 0 0 0 0 0						
48 Tommy Hanson, R (1, 1) 4 Omar Infante, R (6, 6) OBP: 0.410, SLG: 0.432		SSS 0-3 ③ K	0-0 ② SH1-4 1-2			0-0 71 FC4 1B		0-0 1-2 1B		1 0 0 0 0 1 1 2 0 2 0 0 0 0						

| Inning Stats | | | | | | |

BOTTOM

Batter	1	2	3	4	5	6	7	8	9	AB	R	H	RBI	BB	SO	LOB
13 Alex Cora, L (1, 6) OBP: 0.323, SLG: 0.367 26 Fernando Martinez, L (8, 7) OBP: 0.439, SLG: 0.868	F9		1 BB 44 1B 1B		P5		G5-3	35 1B 1-2 2-3 BB		4 0	1 0	1 0	0 0	0 1	0 0	0 0
1 Luis Castillo, S (1, 4) OBP: 0.368, SLG: 0.324 35 Mike Jacobs, L (8, 3) OBP: 0.345, SLG: 0.458	K		44 1B 1-2 BB		5 S BB		44 S 5 BB 79 E 1B	1-3 2-H 3-H 1B		2 1	1 0	1 1	0 2	2 0	1 0	0 0
5 David Wright, R (1, 5) OBP: 0.324, SLG: 0.531 65 Russ Adams, L (8, 4) OBP: 0.458, SLG: 0.636	G5-3		F8		K 1-2		44 S 79 E 1-2 BB	F8		3 1	1 0	0 0	0 0	1 0	1 0	3 2
44 Jason Bay, R (1, 7) OBP: 0.447, SLG: 0.688 39 Bobby Parnell, R (8, 1) 50 Sean Green, R (9, 1)		G6-3	1-3 2-H 1B		F8		2-3 1-2 2-3			4 0 0	0 0 0	1 0 0	1 0 0	0 0 0	1 0 0	3 0 0
28 Daniel Murphy, L (1, 3) OBP: 0.162, SLG: 0.212 18 Ryota Igarashi, R (7, 1) 79 Rubén Tejada, R (7, PH) OBP: 0.396, SLG: 0.432 (8, 6)		L6	K			0-3 K 2-H 3-H	SAFE 1-3 K			3 0 1	0 0 0	0 0 0	0 0 0	0 0 0	2 0 1	2 0 0
12 Jeff Francoeur, R (1, 9) OBP: 0.316, SLG: 0.424		19 1B BB		HR		19 3B BB		F9		2	2	1	1	2	0	0
19 Gary Matthews, S (1, 8) OBP: 0.417, SLG: 0.688		1-3 1B		G4-3		1-H 3B		G4-3		4	0	2	1	0	0	0
21 Rod Barajas, R (1, 2) OBP: 0.267, SLG: 0.467 9 Omir Santos, R (6, 2) OBP: 0.400, SLG: 0.667		F9		K		G5-6-3		26 BB 17 BB 35 1B BB		2 1	0 1	0 1	0 0	0 1	1 0	2 1
46 Oliver Pérez, L (1, 1) 96 Raul Valdes, L (5, 1) 76 Jenrry Mejia, R (6, 1) 17 Fernando Tatis, R (6, PH) OBP: 0.130, SLG: 0.095 (7, 3) (8, 5)			L5	K		G4-3		26 BB 35 1B 1-2 BB		2 0 0 1	0 0 0 1	0 0 0 0	0 0 0 0	0 0 0 1	1 0 0 0	0 0 0 1
Inning Stats	R: 0 E: 0 K: 1 S: 5 H: 0 LOB: 0 BB: 0 P: 5	R: 0 E: 0 K: 0 S: 4 H: 1 LOB: 2 BB: 1 P: 8	R: 1 E: 0 K: 1 S: 7 H: 2 LOB: 2 BB: 1 P: 11	R: 1 E: 0 K: 2 S: 8 H: 1 LOB: 0 BB: 0 P: 8	R: 0 E: 0 K: 1 S: 5 H: 0 LOB: 1 BB: 1 P: 9	R: 1 E: 0 K: 2 S: 6 H: 1 LOB: 1 BB: 1 P: 10	R: 2 E: 1 K: 2 S: 8 H: 1 LOB: 0 BB: 1 P: 15	R: 2 E: 0 K: 0 S: 4 H: 1 LOB: 2 BB: 3 P: 16		1B: 5 2B: 0 3B: 1 HR: 1	SF: 0 SAC: 0 DP: 0 HBP: 0					

PITCHER		IP	WLS	BF	H	R	ER	SO	BB	IBB	HBP	BLK	WP	HR	S	P	ERA	WHIP
48 Tommy Hanson, R ERA: 2.51	(1, 1)	5.0		22	4	2	2	5	3	0	0	0	0	1	29	41	3.60	1.400
68 Jonny Venters, L ERA: 2.45	(6, 1)	1.0	B	5	1	1	1	1	1	0	0	0	0	0	6	10	9.00	2.000
13 Billy Wagner, L ERA: 4.5	(7, 1)	1.0	L	5	1	2	0	2	1	0	0	0	0	0	8	15	0.00	2.000
36 Scott Proctor, R ERA: 9.0	(8, 1)	1.0		7	1	2	2	0	3	0	0	0	0	0	4	16	18.00	4.000

PITCHER	IP	WLS	BF	H	R	ER	SO	BB	IBB	HBP	BLK	WP	HR	S	P	ERA	WHIP

Atlanta Braves @ New York Mets

Digital Domain Park, Port St. Lucie, FL

Tue Mar 23 2010, 1:22 PM - 4:14 PM EDT

Att. 5,197 - Sunny - 67 F

livebaseballscorecards.com

AB	31
R	7
H	7
RBI	5
BB	8
SO	8
LOB	14

WP: 0 PB: 0 SB: 3 CS: 0 PA: 39

Batter	1	2	3	4	5	6	7	8	9	AB	R	H	RBI	BB	SO	LOB
26 Cory Sullivan, L (1, 8) OBP: 0.302, SLG: 0.462	SSS 0-3 ① K		BBBB 4-0 8 1B 1-2 BB		x 0-0 ② G6-3 2-3		x 0-0 9 FC5-4 1B			2	0	0	0	1	1	1
22 Matt Lindstrom, R (5, 1)										0	0	0	0	0	0	0
Mark Ori, L (6, 3) OBP: 0.600, SLG: 0.600										1	0	1	0	0	0	0
8 Jeff Keppinger, R (1, 6) OBP: 0.371, SLG: 0.367	x 0-0 ② G6-3		x 0-0 1-2 2-3 1B		x 0-0 3-H 1B		x 0-0 ② F8			4	0	2	1	0	0	1
47 Jeff Fulchino, R (7, 1)										0	0	0	0	0	0	0
64 Drew Meyer, L (8, 5) OBP: 0.313, SLG: 0.467										0	0	0	0	0	0	0
9 Hunter Pence, R (1, 9) OBP: 0.439, SLG: 0.811	x 0-0 ③ G6-3		x 0-0 ③ F8		x 0-0 ③ L9		x 0-0 ③ FC5-4 1-2f			4	0	0	0	0	0	5
45 Carlos Lee, R (1, 7) OBP: 0.441, SLG: 0.656		x 0-0 E6 27 G4-6-3		x 0-0 27 G5-4-3 1B		x 0-0 23 1B 1B		CCC 0-3 ① K		3	0	2	0	0	0	0
Matt Kata, S (6, PR) OBP: 0.500, SLG: 1.167 (6, 4)										1	0	0	0	0	1	0
27 Geoff Blum, S (1, 3) OBP: 0.289, SLG: 0.395		x 0-0 ①② G4-6-3 1-2f		x 0-0 ①② G5-4-3 1-2f		x 0-0 ① L8		x 0-0 23 CS 1B		3	0	0	0	0	0	3
48 Tim Byrdak, L (6, 1)										0	0	0	0	0	0	0
83 Michael Garciaparra, R (7, 6) OBP: 0.333, SLG: 0.333										1	0	1	0	0	0	0
23 Chris Johnson, R (1, 5) OBP: 0.372, SLG: 0.750		x 0-0 ③ F9		x 0-0 HR		x 0-0 ② 1-2 1B		SSS 0-3 ②③ K 1-2		4	1	2	1	0	1	1
53 Wesley Wright, R (8, 1)										0	0	0	0	0	0	0
15 Jason Castro, L (1, 2) OBP: 0.414, SLG: 0.400			CCC 0-3 ① K	x 0-0 ③ G6-3		x 0-0 ② P3			SSS 0-3 ① K	2	0	0	0	0	1	0
84 Brandon Barnes, R (5, 8) OBP: 0.333, SLG: 0.556										2	0	0	0	0	1	2
18 Edwin Maysonet, R (1, 4) OBP: 0.355, SLG: 0.483			x 0-0 ② F8		x 0-0 26 G6-3 8 1B 2B	x 0-0 ③ L9			SSS 0-3 ② K	4	1	1	0	0	1	2
(6, 7)																
41 Casey Daigle, R (1, 1) OBP: 1.000, SLG: 1.000			x 0-0 8 1B 26 BB 1B		x 0-0 ① G5-3		x 0-0 ① P3		CCC 0-3 ③ K	1	0	1	0	0	0	0
46 J.R. Towles, R (5, PH) OBP: 0.455, SLG: 0.667 (5, 2)										3	0	0	0	0	1	1
Inning Stats	R: 0 E: 0 K: 1 S: 5 H: 0 LOB: 0 BB: 0 P: 5	R: 0 E: 1 K: 0 S: 3 H: 0 LOB: 0 BB: 0 P: 3	R: 0 E: 0 K: 1 S: 7 H: 2 LOB: 3 BB: 1 P: 11	R: 1 E: 0 K: 0 S: 4 H: 2 LOB: 0 BB: 0 P: 4	R: 1 E: 0 K: 0 S: 5 H: 2 LOB: 1 BB: 0 P: 5	R: 0 E: 0 K: 0 S: 5 H: 2 LOB: 2 BB: 0 P: 5	R: 0 E: 0 K: 0 S: 4 H: 1 LOB: 1 BB: 0 P: 4	R: 0 E: 0 K: 2 S: 7 H: 1 LOB: 0 BB: 0 P: 7	R: 0 E: 0 K: 3 S: 9 H: 0 LOB: 0 BB: 0 P: 9	1B: 8 2B: 1 3B: 0 HR: 1		SF: 0 SAC: 0 DP: 2 HBP: 0				

PITCHER		IP	WLS	BF	H	R	ER	SO	BB	IBB	HBP	BLK	WP	HR	S	P	ERA	WHIP
57 Johan Santana, L ERA: 6.75	(1, 1)	5.2		25	8	2	2	2	1	0	0	0	0	1	28	32	3.18	1.588
64 Elmer Dessens, R ERA: 1.59	(6, 1)	0.1	W	1	0	0	0	0	0	0	0	0	0	0	1	1	0.00	0.000
49 Jonathon Niese, L ERA: 5.59	(7, 1)	2.0	H	7	2	0	0	2	0	0	0	0	0	0	11	11	0.00	1.000
75 Francisco Rodríguez, R ERA: 4.5	(9, 1)	1.0	S	3	0	0	0	3	0	0	0	0	0	0	9	9	0.00	0.000

PITCHER	IP	WLS	BF	H	R	ER	SO	BB	IBB	HBP	BLK	WP	HR	S	P	ERA	WHIP

TOP

Houston Astros @ New York Mets

Digital Domain Park, Port St. Lucie, FL

Wed Mar 24 2010, 1:15 PM - 3:48 PM EDT

Att. 3,443 - Sunny - 72 F

livebaseballscorecards.com

AB	35
R	2
H	10
RBI	2
BB	1
SO	7
LOB	16

WP: 0	PB: 0	SB: 0	CS: 1
PA: 36			

Houston Astros @ New York Mets

Digital Domain Park, Port St. Lucie, FL

Wed Mar 24 2010, 1:15 PM - 3:48 PM EDT

Att. 3,443 - Sunny - 72 F

BOTTOM

Batter	1	2	3	4	5	6	7	8	9	AB	R	H	RBI	BB	SO	LOB
16 Ángel Pagán, S (1, 8) OBP: 0.275, SLG: 0.351	5 F9 5 S 44 E 1B		L3 ①		F7 ③		FC6-4 ② 17 2B 1-2f 2-H			4	2	1	0	0	0	1
1 Luis Castillo, S (1, 4) OBP: 0.341, SLG: 0.297	P5 ①		F8 ②			L9 ①	2-H 2B			3	0	0	0	0	0	1
17 Fernando Tatis, R (7, 5) OBP: 0.167, SLG: 0.182										1	0	1	1	0	0	0
5 David Wright, R (1, 5) OBP: 0.325, SLG: 0.514	F9 ② 1-3		K ③			28 HR 1B	G6-3 ③			3	1	1	0	0	1	1
79 Rubén Tejada, R (7, 4) OBP: 0.388, SLG: 0.422										1	0	0	0	0	0	1
44 Jason Bay, R (1, 7) OBP: 0.415, SLG: 0.629	E5 3-H			K ①		K ②		P5 ①		3	0	0	0	0	2	1
3 Chris Coste, R (7, 2) OBP: 0.385, SLG: 0.500										1	0	0	0	0	0	0
28 Daniel Murphy, L (1, 3) OBP: 0.195, SLG: 0.324	G4-3 ③			12 S 1B		1-H HR		K ②		4	1	2	2	0	1	1
12 Jeff Francoeur, R (1, 9) OBP: 0.293, SLG: 0.389		K ①		K ② 1-2		P2 ③		K ③		3	0	0	0	0	2	1
49 Jonathon Niese, L (7, 1)										0	0	0	0	0	0	0
9 Omir Santos, R (8, PH) OBP: 0.381, SLG: 0.632										1	0	0	0	0	1	0
75 Francisco Rodríguez, R (9, 1)										0	0	0	0	0	0	0
13 Alex Cora, L (1, 6) OBP: 0.294, SLG: 0.333		F9 ②		G3-1 ③			G4-3 ①			3	0	0	0	0	0	1
21 Rod Barajas, R (1, 2) OBP: 0.294, SLG: 0.471		1B			F7 ①		16 E 2B			2	0	1	0	0	0	0
2 Frank Catalanotto, L (7, 7) OBP: 0.208, SLG: 0.333										1	1	1	0	0	0	0
57 Johan Santana, L (1, 1)		P4 ③			G4-3 ②		16 FC6-4 HBP			2	0	0	0	0	0	1
64 Elmer Dessens, R (6, 1)										0	0	0	0	0	0	0
26 Fernando Martinez, L (7, 9) OBP: 0.452, SLG: 0.868										0	0	0	0	0	0	0
Inning Stats	R: 1 H: 1 E: 1 LOB: 1 K: 0 BB: 0 S: 5 P: 6	R: 0 H: 1 E: 0 LOB: 1 K: 1 BB: 0 S: 6 P: 6	R: 0 H: 0 E: 0 LOB: 0 K: 1 BB: 0 S: 5 P: 5	R: 0 H: 1 E: 0 LOB: 1 K: 2 BB: 0 S: 8 P: 8	R: 0 H: 0 E: 0 LOB: 0 K: 0 BB: 0 S: 3 P: 3	R: 2 H: 2 E: 0 LOB: 0 K: 1 BB: 0 S: 8 P: 9	R: 2 H: 2 E: 1 LOB: 1 K: 0 BB: 0 S: 6 P: 7	R: 0 H: 0 E: 0 LOB: 0 K: 2 BB: 0 S: 7 P: 7		1B: 4 SF: 0 2B: 2 SAC: 0 3B: 0 DP: 0 HR: 1 HBP: 1						

	AB	32
	R	5
	H	7
	RBI	3
	BB	0
	SO	7
	LOB	9

WP: 0 PA: 33
PB: 0
SB: 2
CS: 0

livebaseballscorecards.com

PITCHER		IP	WLS	BF	H	R	ER	SO	BB	IBB	HBP	BLK	WP	HR	S	P	ERA	WHIP
41 Casey Daigle, R ERA: 0.87	(1, 1)	4.0		16	3	1	0	4	0	0	0	0	0	0	24	25	0.00	0.750
22 Matt Lindstrom, R ERA:	(5, 1)	1.0	H	3	0	0	0	0	0	0	0	0	0	0	3	3	0.00	0.000
48 Tim Byrdak, L ERA: 10.5	(6, 1)	1.0	L	5	2	2	2	1	0	0	0	0	0	1	8	9	18.00	2.000
47 Jeff Fulchino, R ERA: 3.0	(7, 1)	1.0		6	2	2	0	0	0	0	1	0	0	0	6	7	0.00	2.000
53 Wesley Wright, L ERA: 7.36	(8, 1)	1.0		3	0	0	0	2	0	0	0	0	0	0	7	7	0.00	0.000

PITCHER	IP	WLS	BF	H	R	ER	SO	BB	IBB	HBP	BLK	WP	HR	S	P	ERA	WHIP

New York Mets @ St. Louis Cardinals

Roger Dean Stadium, Jupiter, FL

Thu Mar 25 2010, 1:13 PM - 3:43 PM EDT

Att. 7,655 - Partly Cloudy - 75 F

TOP

livebaseballscorecards.com

Batter	1	2	3	4	5	6	7	8	9	AB	R	H	RBI	BB	SO	LOB
Jordany Valdespin, L (1, 4) OBP: 0.250, SLG: 0.250	L8		K			B1-3		23 S 1B		4	0	1	0	0	1	0
79 Rubén Tejada, R (1, 6) OBP: 0.385, SLG: 0.404	P3			P3		19 G4-6-3 BB		F7 1-2		2	0	0	0	1	0	0
23 Chris Carter, L (8, PH) OBP: 0.476, SLG: 1.000										1	0	0	0	0	0	1
64 Elmer Dessens, R (8, 1)										0	0	0	0	0	0	0
25 Pedro Feliciano, L (8, 1)										0	0	0	0	0	0	0
19 Gary Matthews, S (1, 8) OBP: 0.375, SLG: 0.611	K			K		G4-6-3 1-2f		G4-3		4	0	0	0	0	2	2
35 Mike Jacobs, L (1, 3) OBP: 0.333, SLG: 0.407		F8		K			4 G5-3 17 1B BB		G3	3	0	0	0	1	1	0
17 Fernando Tatis, R (1, 5) OBP: 0.250, SLG: 0.240		G1-3			2 2B 1B		4 G5-3 1-2 1B		BB	3	1	2	0	1	0	0
2 Frank Catalanotto, L (1, 7) OBP: 0.259, SLG: 0.391		4 FC6-4 BB			1-H 2B		F8		K	2	0	1	1	1	0	2
16 Ángel Pagán, S (9, PH) OBP: 0.268, SLG: 0.342										1	0	0	0	0	1	1
4 Henry Blanco, R (1, 2) OBP: 0.190, SLG: 0.286		FC6-4 1-2f			K		G5-3 1-2 2-3		K	4	0	0	0	0	2	5
26 Fernando Martinez, L (1, 9) OBP: 0.422, SLG: 0.805			G4-3		F7		G3			3	0	0	0	0	0	3
33 John Maine, R (1, 1)			K		K			K		2	0	0	0	0	2	1
38 Fernando Nieve, R (6, 1)										0	0	0	0	0	0	0
94 Kiko Calero, R (7, 1)										0	0	0	0	0	0	0
86 Alex Cintron, S (8, PH)										1	0	0	0	0	1	0
(8, 6)																
Inning Stats	R: 0 E: 0 K: 1 S: 5 H: 0 LOB: 0 BB: 0 P: 5	R: 0 E: 0 K: 0 S: 3 H: 0 LOB: 1 BB: 1 P: 7	R: 0 E: 0 K: 2 S: 7 H: 0 LOB: 0 BB: 0 P: 7	R: 0 E: 0 K: 2 S: 7 H: 0 LOB: 0 BB: 0 P: 7	R: 1 E: 0 K: 2 S: 9 H: 2 LOB: 1 BB: 0 P: 9	R: 0 E: 0 K: 0 S: 2 H: 0 LOB: 0 BB: 1 P: 6	R: 0 E: 0 K: 0 S: 4 H: 1 LOB: 2 BB: 1 P: 8	R: 0 E: 0 K: 1 S: 7 H: 1 LOB: 1 BB: 0 P: 7	R: 0 E: 0 K: 2 S: 7 H: 0 LOB: 1 BB: 1 P: 11	1B: 3 2B: 1 3B: 0 HR: 0 SF: 0 SAC: 0 DP: 1 HBP: 0						

	AB	30
	R	1
	H	4
	RBI	1
	BB	4
	SO	10
	LOB	15

WP: 0 PB: 0 SB: 1 CS: 0 PA: 34

PITCHER	IP	WLS	BF	H	R	ER	SO	BB	IBB	HBP	BLK	WP	HR	S	P	ERA	WHIP
29 Chris Carpenter, R (1, 1) ERA: 6.6	6.0	W	21	2	1	1	7	2	0	0	0	0	0	33	41	1.50	0.667
43 Trever Miller, L (7, 1) ERA:	0.1	H	3	1	0	0	0	1	0	0	0	0	0	2	6	0.00	6.000
41 Mitchell Boggs, R (7, 1) ERA: 7.27	1.2	H	6	1	0	0	1	0	0	0	0	0	0	9	9	0.00	0.600
36 Dennys Reyes, L (9, 1) ERA: 1.23	1.0	S	4	0	0	0	2	1	0	0	0	0	0	7	11	0.00	1.000

PITCHER	IP	WLS	BF	H	R	ER	SO	BB	IBB	HBP	BLK	WP	HR	S	P	ERA	WHIP

Batter	1	2	3	4	5	6	7	8	9	AB	R	H	RBI	BB	SO	LOB
55 Skip Schumaker, L (1, 4) OBP: 0.226, SLG: 0.240	G4-3		F8		G6-3			G2-3		3	0	0	0	0	0	0
89 Donovan Solano, R (8, 4) OBP: 0.591, SLG: 0.600										1	0	0	0	0	0	1
13 Brendan Ryan, R (1, 6) OBP: 0.286, SLG: 0.615	HR		F8		P3			F9		4	1	1	1	0	0	2
5 Albert Pujols, R (1, 3) OBP: 0.290, SLG: 0.519	K			HR		F8		G3		3	1	1	1	0	1	0
34 Nick Stavinoha, R (7, 9) OBP: 0.349, SLG: 0.476										1	0	0	0	0	0	2
36 Dennys Reyes, R (9, 1)										0	0	0	0	0	0	0
7 Matt Holliday, R (1, 7) OBP: 0.526, SLG: 0.538	BB			47 G5-3 47 WP HBP		47 G6-4-3 1B				1	0	1	0	1	0	0
68 Jon Jay, L (6, PR) (7, 7) OBP: 0.286, SLG: 0.289										0	0	0	0	0	0	0
47 Ryan Ludwick, R (1, 9) OBP: 0.321, SLG: 0.500	F8			G5-3		G6-4-3				3	0	0	0	0	0	3
43 Trever Miller, R (7, 1)										0	0	0	0	0	0	0
41 Mitchell Boggs, R (7, 1)										0	0	0	0	0	0	0
23 David Freese, R (9, 3) OBP: 0.364, SLG: 0.449										0	0	0	0	0	0	0
3 Felipe Lopez, S (1, 5) OBP: 0.213, SLG: 0.273		22 G6-4-3 1B		P4			K			3	0	1	0	0	1	1
22 Joe Mather, R (1, 8) OBP: 0.321, SLG: 0.370		G6-4-3		BB			K			2	0	0	0	1	1	1
21 Jason LaRue, R (1, 2) OBP: 0.323, SLG: 0.370		P6		P4			F8			3	0	0	0	0	0	2
29 Chris Carpenter, R (1, 1)			G4-3		P3					2	0	0	0	0	0	0
8 Allen Craig, R (7, 3) OBP: 0.357, SLG: 0.605										0	0	0	0	1	0	0
98 Adron Chambers, L (8, PR)										0	0	0	0	0	0	0
74 Tyler Henley, L (9, 9) OBP: 0.421, SLG: 0.438								89 G2-3 BB		0	0	0	0	0	0	0
Inning Stats	R: 1 E: 0 K: 1 S: 7 H: 1 LOB: 1 BB: 1 P: 12	R: 0 E: 0 K: 0 S: 3 H: 1 LOB: 0 BB: 0 P: 3	R: 0 E: 0 K: 0 S: 3 H: 0 LOB: 0 BB: 0 P: 3	R: 1 E: 0 K: 0 S: 4 H: 1 LOB: 2 BB: 1 P: 12	R: 0 E: 0 K: 0 S: 3 H: 0 LOB: 0 BB: 0 P: 3	R: 0 E: 0 K: 0 S: 3 H: 1 LOB: 1 BB: 0 P: 3	R: 0 E: 0 K: 2 S: 7 H: 0 LOB: 0 BB: 0 P: 7	R: 0 E: 0 K: 0 S: 3 H: 0 LOB: 2 BB: 1 P: 7		1B: 2 2B: 0 3B: 0 HR: 2 SF: 0 SAC: 0 DP: 2 HBP: 1						

PITCHER		IP	WLS	BF	H	R	ER	SO	BB	IBB	HBP	BLK	WP	HR	S	P	ERA	WHIP
33 John Maine, R ERA: 7.94	(1, 1)	5.0	L	20	3	2	2	1	2	0	1	0	1	2	20	33	3.60	1.000
38 Fernando Nieve, R ERA: 5.4	(6, 1)	1.0		3	1	0	0	0	0	0	0	0	0	0	3	3	0.00	1.000
94 Kiko Calero, R ERA: 3.0	(7, 1)	1.0		3	0	0	0	2	0	0	0	0	0	0	7	7	0.00	0.000
64 Elmer Dessens, R ERA: 1.42	(8, 1)	0.2		3	0	0	0	0	1	0	0	0	0	0	2	6	0.00	1.500
25 Pedro Feliciano, L ERA:	(8, 1)	0.1		1	0	0	0	0	0	0	0	0	0	0	1	1	0.00	0.000

PITCHER	IP	WLS	BF	H	R	ER	SO	BB	IBB	HBP	BLK	WP	HR	S	P	ERA	WHIP

BOTTOM

New York Mets @ St. Louis Cardinals

Roger Dean Stadium, Jupiter, FL

Thu Mar 25 2010, 1:13 PM - 3:43 PM EDT

Att. 7,655 - Partly Cloudy - 75 F

livebaseballscorecards.com

AB	26
R	2
H	4
RBI	2
BB	3
SO	3
LOB	12

WP: 1 PA: 30
PB: 0
SB: 0
CS: 0

Batter	1	2	3	4	5	6	7	8	9	10	AB	R	H	RBI	BB	SO	LOB
16 Ángel Pagán, S (1, 8) OBP: 0.319, SLG: 0.405	0-0 5 2B 2B	0-0 SF8 2-3 3-H		0-0 1B		0-0 1 1B 1-2 1B		0-3 K		4-0 1-2 2-3 BB	4	1	3	1	1	1	0
1 Luis Castillo, S (1, 4) OBP: 0.356, SLG: 0.300	4-0 5 2B BB	0-0 G1-3		0-0 F7		0-0 5 G5-4-3 1-2 2-H 1B			0-0 G4-3	0-3 K	3	1	1	1	1	0	2
48 Pat Misch, R (6, 1)											0	0	0	0	0	0	0
25 Pedro Feliciano, L (8, 1)											0	0	0	0	0	0	0
2 Frank Catalanotto, L (9, PH) OBP: 0.250, SLG: 0.375											1	0	0	0	0	0	0
38 Fernando Nieve, R (9, 1)											1	0	0	0	0	1	3
5 David Wright, R (1, 5) OBP: 0.364, SLG: 0.632	0-0 44 G4-3 28 SF9 1-H 2-H 2B		1-2 HR		4-0 12 F8 44 1B BB	0-0 G5-4-3 1-2f			0-0 G4-3		3	2	2	3	1	0	2
65 Russ Adams, L (8, 5) OBP: 0.440, SLG: 0.609											1	0	0	0	0	0	0
44 Jason Bay, R (1, 7) OBP: 0.422, SLG: 0.641	0-0 G4-3 2-3		0-3 K		0-0 1-2 1B		0-0 79 SH5-3 12 SF9 2B		4-0 BB		4	1	2	0	0	1	1
26 Fernando Martinez, L (7, 7) OBP: 0.435, SLG: 0.805											0	0	0	0	1	0	0
28 Daniel Murphy, L (1, 3) OBP: 0.182, SLG: 0.308	0-0 SF9 3-H		0-0 F8		0-0 F8		0-0 SH5-3 2-3		0-3 K		2	0	0	1	0	0	2
79 Rubén Tejada, R (6, 4) OBP: 0.377, SLG: 0.396											1	0	0	0	0	1	1
12 Jeff Francoeur, R (1, 9) OBP: 0.267, SLG: 0.359	0-0 F8		0-0 P6		0-0 F8 2-3		0-0 SF9 3-H			0-0 G4-3	3	0	0	1	0	0	2
19 Gary Matthews, S (9, 9) OBP: 0.366, SLG: 0.595											1	0	0	0	0	0	0
13 Alex Cora, L (1, 6) OBP: 0.308, SLG: 0.421		0-0 21 1B 16 SF8 1B		1-0 HR	0-0 F9		0-0 P5			0-0 L1	5	2	2	1	0	0	2
21 Rod Barajas, R (1, 2) OBP: 0.333, SLG: 0.476		0-0 16 SF8 27 SH1-4 1-3 1B		0-3 K		0-0 16 1B 1 1B 1B		0-3 K		2-0 16 BB 23 1B HBP	4	1	2	0	0	2	0
9 Omir Santos, R (8, 2) OBP: 0.409, SLG: 0.632											0	0	0	0	0	0	0
27 Nelson Figueroa, R (1, 1)		0-0 SH1-4 1-2		0-0 G6-3		0-0 L7		0-3 K2-3		0-0 16 BB 1-2 1B	0	0	0	0	0	0	0
76 Jenrry Mejia, R (3, 1)											1	0	0	0	0	0	0
96 Raul Valdes, L (5, 1)											0	0	0	0	0	0	0
23 Chris Carter, L (6, PH) OBP: 0.458, SLG: 0.909											3	0	1	0	0	1	1
(6, 3)																	
Inning Stats	R: 3 E: 0 K: 0 S: 5 H: 2 LOB: 0 BB: 1 P: 9	R: 1 E: 0 K: 0 S: 5 H: 2 LOB: 1 BB: 0 P: 5	R: 1 E: 0 K: 1 S: 8 H: 1 LOB: 0 BB: 0 P: 9	R: 1 E: 0 K: 1 S: 7 H: 2 LOB: 1 BB: 0 P: 8	R: 0 E: 0 K: 0 S: 4 H: 1 LOB: 2 BB: 1 P: 8	R: 1 E: 0 K: 0 S: 5 H: 3 LOB: 1 BB: 0 P: 5	R: 1 E: 0 K: 0 S: 4 H: 1 LOB: 0 BB: 0 P: 4	R: 0 E: 0 K: 3 S: 9 H: 0 LOB: 0 BB: 0 P: 9	R: 0 E: 0 K: 1 S: 5 H: 0 LOB: 1 BB: 1 P: 9	R: 0 E: 0 K: 1 S: 6 H: 1 LOB: 3 BB: 1 P: 12	1B: 8 2B: 3 3B: 0 HR: 2	SF: 3 SAC: 2 DP: 1 HBP: 1						

PITCHER	IP	WLS	BF	H	R	ER	SO	BB	IBB	HBP	BLK	WP	HR	S	P	ERA	WHIP
48 Hayden Penn, R (1, 1) ERA: 8.31	3.0		15	5	5	5	1	1	0	0	0	0	1	18	23	15.00	2.000
73 Seth McClung, R (4, 1) ERA: 11.05	2.0	H	10	3	1	1	1	1	0	0	0	0	1	11	16	4.50	2.000
43 Jose Veras, R (6, 1) ERA: 6.75	1.0	H	5	3	1	1	0	0	0	0	0	0	0	5	5	9.00	3.000
44 Brian Sanches, R (7, 1) ERA: 2.25	2.0	B	7	1	1	1	3	0	0	0	0	0	0	13	13	4.50	0.500
31 Burke Badenhop, R (9, 1) ERA:	1.0		4	0	0	0	1	1	0	0	0	0	0	5	9	0.00	1.000

PITCHER	IP	WLS	BF	H	R	ER	SO	BB	IBB	HBP	BLK	WP	HR	S	P	ERA	WHIP
64 Tim Wood, R (10, 1) ERA: 1.08	1.0		6	1	0	0	1	1	0	1	0	0	0	6	12	0.00	2.000

TOP

New York Mets @ Florida Marlins

Roger Dean Stadium, Jupiter, FL

Fri Mar 26 2010, 1:16 PM - 4:31 PM EDT

Att. 5,673 - Cloudy - 75 F

livebaseballscorecards.com

AB	37
R	8
H	13
RBI	8
BB	4
SO	7
LOB	16

1B: 8 SF: 3
2B: 3 SAC: 2
3B: 0 DP: 1
HR: 2 HBP: 1

WP: 0 PA: 47
PB: 0
SB: 0
CS: 0

Batter	1	2	3	4	5	6	7	8	9	10	AB	R	H	RBI	BB	SO	LOB
8 Chris Coghlan, L (1, 7) OBP: 0.377, SLG: 0.569	1-0 2 G5-4-3 1B		0-0 24 1B 1-H 3B	0-0 G1-3		0-0 G4-3 2-3		0-3 K			4	1	2	1	0	0	1
44 Brian Sanches, R (7, 1)											0	0	0	0	0	0	0
18 Wes Helms, R (8, PH) OBP: 0.455, SLG: 0.320											1	0	0	0	0	1	1
31 Burke Badenhop, R (9, 1)											0	0	0	0	0	0	0
64 Tim Wood, R (10, 1)											0	0	0	0	0	0	0
24 Cameron Maybin, R (1, 8) OBP: 0.351, SLG: 0.559	0-0 L4		0-0 2 2B 3-H 1B	0-0 1B		0-0 F9			0-0 F8		5	1	2	1	0	0	2
93 Lorenzo Scott, L (10, 7)											0	0	0	0	0	0	0
2 Hanley Ramirez, R (1, 6) OBP: 0.346, SLG: 0.510	0-0 G5-4-3 1-2f		0-0 29 CS 1-H 2B	0-0 G6-3			0-0 2B		0-0 G5-3		4	0	2	1	0	0	2
30 Brian Barden, R (7, PR) OBP: 0.375, SLG: 0.414											1	0	0	0	0	0	0
(8, 5)																	
29 Ronny Paulino, R (1, 2) OBP: 0.390, SLG: 0.463		0-0 P3	1-0 22 BB 15 1B 7 2B 2-3 1B		0-3 K		0-0 G5-3		0-0 F8		5	1	1	0	0	1	1
70 Brad Davis, R (10, 2) OBP: 0.368, SLG: 0.313											0	0	0	0	0	0	0
15 Gaby Sanchez, R (1, 3) OBP: 0.455, SLG: 0.590		0-0 F7	0-0 22 BB 7 2B 1-2 1B		0-0 2B		0-3 K			0-0 22 SH1-4 79 FC4-2 2B	5	1	3	0	0	1	1
81 Logan Morrison, L (10, PR) OBP: 0.244, SLG: 0.326											0	0	0	0	0	0	0
22 Donnie Murphy, R (1, 5) OBP: 0.333, SLG: 0.448		0-0 P5	4-0 7 2B 79 1B 1-2 2-3 BB		0-0 F9		0-0 G3			0-0 SH1-4 2-3	3	1	0	0	1	0	2
(8, 6)																	
7 Hector Luna, R (1, 4) OBP: 0.382, SLG: 0.375	0-0 79 S 3 1B		0-0 79 1B 1-3 2-H 3-H 2B		0-3 K			0-0 G6-3		4-0 79 FC4-2 BB	4	2	2	2	1	1	1
79 Bryan Petersen, L (1, 9) OBP: 0.296, SLG: 0.360	1-3 K 1-2		0-0 2-H 3-H 1B			0-3 K		0-0 P6		0-0 FC4-2 1-2 3-H	5	0	1	2	0	2	4
48 Hayden Penn, R (1, 1)			0-0 8 3B 2-H 1B	0-0 G5-3		0-0 E4 8 G4-3 1B		0-0 3B		0-3 K	0	0	0	0	0	0	0
3 Jorge Cantu, R (3, PH) OBP: 0.310, SLG: 0.400											1	1	1	1	0	0	0
73 Seth McClung, L (4, 1)											1	0	0	0	0	0	0
43 Jose Veras, R (6, 1)											0	0	0	0	0	0	0
1 Emilio Bonifácio, S (6, PH) OBP: 0.367, SLG: 0.523											3	0	2	0	0	1	2
(7, 7)																	
(10, 8)																	
Inning Stats	R: 0 E: 0 K: 0 S: 3 H: 1 LOB: 0 BB: 0 P: 4	R: 0 E: 0 K: 0 S: 3 H: 0 LOB: 0 BB: 0 P: 3	R: 8 E: 0 K: 1 S: 12 H: 9 LOB: 1 BB: 1 P: 18	R: 0 E: 0 K: 0 S: 4 H: 1 LOB: 1 BB: 0 P: 4	R: 0 E: 0 K: 2 S: 8 H: 1 LOB: 1 BB: 0 P: 8	R: 0 E: 1 K: 1 S: 6 H: 1 LOB: 1 BB: 0 P: 6	R: 0 E: 0 K: 1 S: 6 H: 1 LOB: 1 BB: 0 P: 6	R: 0 E: 0 K: 1 S: 6 H: 1 LOB: 1 BB: 0 P: 6	R: 0 E: 0 K: 0 S: 3 H: 0 LOB: 0 BB: 0 P: 3	R: 0 E: 0 K: 1 S: 6 H: 1 LOB: 2 BB: 1 P: 10	1B: 9 2B: 5 3B: 2 HR: 0 SF: 0 SAC: 1 DP: 1 HBP: 0						

PITCHER	IP	WLS	BF	H	R	ER	SO	BB	IBB	HBP	BLK	WP	HR	S	P	ERA	WHIP
27 Nelson Figueroa, R (1, 1) ERA: 5.91	2.2		15	8	7	7	1	1	0	0	0	0	0	16	23	23.62	3.375
76 Jenrry Mejia, R (3, 1) ERA: 2.08	1.1	B	6	3	1	1	0	0	0	0	0	0	0	6	6	6.75	2.250
96 Raul Valdes, L (5, 1) ERA:	1.0		4	1	0	0	2	0	0	0	0	0	0	8	8	0.00	1.000
48 Pat Misch, L (6, 1) ERA: 0.75	2.0		8	2	0	0	2	0	0	0	0	0	0	12	12	0.00	1.000
25 Pedro Feliciano, L (8, 1) ERA:	1.0		4	1	0	0	1	0	0	0	0	0	0	6	6	0.00	1.000

PITCHER	IP	WLS	BF	H	R	ER	SO	BB	IBB	HBP	BLK	WP	HR	S	P	ERA	WHIP
38 Fernando Nieve, R (9, 1) ERA: 4.5	2.0		8	1	0	0	1	1	0	0	0	0	0	9	13	0.00	1.000

BOTTOM

New York Mets @ Florida Marlins

Roger Dean Stadium, Jupiter, FL

Fri Mar 26 2010, 1:16 PM - 4:31 PM EDT

Att. 5,673 - Cloudy - 75 F

livebaseballscorecards.com

AB	42
R	8
H	16
RBI	8
BB	2
SO	7
LOB	17

Washington Nationals @ New York Mets

Digital Domain Park, Port St. Lucie, FL

Sat Mar 27 2010, 1:13 PM - 4:15 PM EDT

Att. 5,288 - Sunny - 77 F

livebaseballscorecards.com

TOP

Batter	1	2	3	4	5	6	7	8	9	10	AB	R	H	RBI	BB	SO	LOB
29 Willy Taveras, R (1, 8) OBP: 0.359, SLG: 0.353	F9		L9		K		F8	F9		CS 1-2	5	0	0	0	0	1	1
43 Miguel Batista, R (8, 1)											0	0	0	0	0	0	0
Adam Fox, R (10, PH)											0	0	0	0	0	0	0
50 Jesse English, L (10, 1)											0	0	0	0	0	0	0
15 Cristian Guzman, S (1, 6) OBP: 0.294, SLG: 0.471	P4		44 2B 2B		20 S 1B		44 WP 20 1B 1B		K		4	1	3	0	0	0	0
7 Michael Martinez, S (7, PR)											1	0	0	0	0	1	0
(7, 6)																	
20 Adam Kennedy, L (1, 4) OBP: 0.320, SLG: 0.447	G4-3		44 2B 16 2B HBP		K 1-2		44 WP 1-2 1B		K		3	1	1	0	0	1	1
Pedro Lopez, R (7, PR)											1	0	0	0	0	1	0
(7, 4)																	
44 Adam Dunn, L (1, 3) OBP: 0.279, SLG: 0.216		K	16 2B 1-3 2-H 2B		K		K 1-2 2-3		G4-3		4	1	1	1	0	3	3
15 Mike Daniel, L (7, 7)											1	0	0	0	0	0	0
16 Josh Willingham, R (1, 7) OBP: 0.395, SLG: 0.771		7 2B BB	2-H 3-H 2B			G5-3	F8			23 S 12 HR BB	3	1	1	2	1	0	3
17 Sean Burnett, L (7, 1)											0	0	0	0	0	0	0
Francisco Plasencia, L (8, 8)											0	1	0	0	1	0	0
7 Ivan Rodriguez, R (1, 2) OBP: 0.378, SLG: 0.500		1-H 2B	G6-3			30 1B 12 G3 1B		12 SH1-3 38 2B 2B		P5 1-2	3	0	2	1	0	0	1
23 Jhonatan Solano, R (6, 2) OBP: 0.500, SLG: 0.750											2	1	1	0	0	0	1
12 Alberto Gonzalez, R (1, 5) OBP: 0.436, SLG: 0.556		F7		30 F8-3 1B		G3 1-2		SH1-3 2-3		2-H HR	4	1	2	2	0	0	2
30 Justin Maxwell, R (1, 9) OBP: 0.237, SLG: 0.184		K		F8-3 1-1		G3 2-3 1B		K		CS BB	4	0	1	0	1	2	3
35 Craig Stammen, R (1, 1)			K	F9		G3		K 3-H 2B		K	2	0	0	0	0	1	0
25 Michael Burgess, L (6, PH)											1	0	0	0	0	0	2
55 Matt Capps, R (6, 1)											0	0	0	0	0	0	0
38 Chris Duncan, L (7, 3) OBP: 0.282, SLG: 0.235											2	0	1	1	0	1	1
Inning Stats	R: 0 E: 0 K: 0 S: 3 / H: 0 LOB: 0 BB: 0 P: 3	R: 1 E: 0 K: 2 S: 8 / H: 1 LOB: 1 BB: 1 P: 12	R: 3 E: 0 K: 1 S: 8 / H: 3 LOB: 1 BB: 0 P: 9	R: 0 E: 0 K: 0 S: 3 / H: 1 LOB: 0 BB: 0 P: 3	R: 0 E: 0 K: 3 S: 10 / H: 1 LOB: 1 BB: 0 P: 11	R: 0 E: 0 K: 0 S: 5 / H: 2 LOB: 2 BB: 0 P: 5	R: 0 E: 0 K: 1 S: 7 / H: 2 LOB: 3 BB: 0 P: 8	R: 1 E: 0 K: 1 S: 7 / H: 2 LOB: 1 BB: 0 P: 7	R: 0 E: 0 K: 2 S: 7 / H: 0 LOB: 0 BB: 0 P: 7	R: 2 E: 0 K: 1 S: 8 / H: 1 LOB: 0 BB: 2 P: 18	1B: 6 2B: 7 3B: 0 HR: 1 / SF: 0 SAC: 1 DP: 1 HBP: 1						

AB	40
R	7
H	13
RBI	7
BB	3
SO	11
LOB	18

WP: 1 PB: 0 SB: 2 CS: 1 / PA: 46

PITCHER		IP	WLS	BF	H	R	ER	SO	BB	IBB	HBP	BLK	WP	HR	S	P	ERA	WHIP
47 Hisanori Takahashi, L ERA: 3.18	(1, 1)	3.0		15	4	4	4	3	1	0	1	0	0	0	19	24	12.00	1.667
75 Francisco Rodríguez, R ERA: 3.0	(4, 1)	2.0		7	2	0	0	3	0	0	0	0	0	0	13	14	0.00	1.000
50 Sean Green, R ERA: 5.87	(6, 1)	1.0		5	2	0	0	0	0	0	0	0	0	0	5	5	0.00	2.000
39 Bobby Parnell, R ERA: 3.18	(7, 1)	1.0		5	2	0	0	1	0	0	0	0	1	0	7	8	0.00	2.000
18 Ryota Igarashi, R ERA: 5.4	(8, 1)	1.0	B	5	2	1	1	1	0	0	0	0	0	0	7	7	9.00	2.000

PITCHER		IP	WLS	BF	H	R	ER	SO	BB	IBB	HBP	BLK	WP	HR	S	P	ERA	WHIP
94 Kiko Calero, R ERA: 6.23	(9, 1)	1.1	L	7	1	2	2	2	2	0	0	0	0	1	12	21	13.50	2.250
96 Raul Valdes, L ERA:	(10, 1)	0.2		1	0	0	0	1	0	0	0	0	0	0	3	4	0.00	0.000

Washington Nationals @ New York Mets

Digital Domain Park, Port St. Lucie, FL

Sat Mar 27 2010, 1:13 PM - 4:15 PM EDT

Att. 5,288 - Sunny - 77 F

BOTTOM

Batter	1	2	3	4	5	6	7	8	9	10	AB	R	H	RBI	BB	SO	LOB
13 Alex Cora, L (1, 6) OBP: 0.333, SLG: 0.463	1 FC4-6 1B		L7		1 G6-3 5 1B 2B		1 HR 2-3 1B		K		3	1	2	0	0	0	0
79 Rubén Tejada, R (6, 6) OBP: 0.382, SLG: 0.400											2	1	1	0	0	1	0
1 Luis Castillo, S (1, 4) OBP: 0.347, SLG: 0.364	FC4-6 5 2B 1-2f		G4-3		G6-3 2-3		1-0 HR 1-H 3-H			G5-3	4	2	1	3	0	0	2
18 Ryota Igarashi, R (8, 1)											0	0	0	0	0	0	0
16 Ángel Pagán, S (9, 8) OBP: 0.313, SLG: 0.395											1	0	0	0	0	0	0
5 David Wright, R (1, 5) OBP: 0.404, SLG: 0.683	1-H 2B		35 S 1B		3-H 1B		K			G5-3 HBP	3	0	3	2	0	0	0
50 Sean Green, R (6, 1)											0	0	0	0	0	0	0
2 Frank Catalanotto, L (7, 7) OBP: 0.267, SLG: 0.360											1	0	0	0	0	1	0
35 Mike Jacobs, L (1, 3) OBP: 0.316, SLG: 0.355	BB		F9 1-2		G4-3		F9			G6-4-3 1-2f	4	0	0	0	1	0	3
44 Jason Bay, R (1, 7) OBP: 0.396, SLG: 0.595	K			G5-3		F8		G3			3	0	0	0	0	1	2
26 Fernando Martinez, L (7, 9) OBP: 0.426, SLG: 0.786											1	0	0	0	0	0	0
19 Gary Matthews, S (1, 8) OBP: 0.356, SLG: 0.550	K			12 FC6-4 BB		L4		L5			3	0	0	0	1	1	2
94 Kiko Calero, R (9, 1)											0	0	0	0	0	0	0
96 Raul Valdes, L (10, 1)											0	0	0	0	0	0	0
12 Jeff Francoeur, R (1, 9) OBP: 0.271, SLG: 0.357		G5-3		FC6-4 1-2f		1B		G6-3			3	0	1	0	0	0	1
39 Bobby Parnell, R (7, 1)											0	0	0	0	0	0	0
65 Russ Adams, L (8, 4) OBP: 0.423, SLG: 0.583											1	0	0	0	0	0	0
9 Omir Santos, R (1, 2) OBP: 0.400, SLG: 0.636		G6-3		G4-3			79 1B 1 HR 2B		F9		3	1	1	0	0	0	1
3 Chris Coste, R (8, 2) OBP: 0.357, SLG: 0.462											1	0	0	0	0	0	0
47 Hisanori Takahashi, L (1, 1)		G6-3			L8		F8		G5-3		1	0	0	0	0	0	0
75 Francisco Rodríguez, R (4, 1)											0	0	0	0	0	0	0
28 Daniel Murphy, L (5, PH) OBP: 0.178, SLG: 0.300											1	0	0	0	0	0	0
17 Fernando Tatis, R (6, 5) OBP: 0.233, SLG: 0.222											2	0	0	0	0	0	1
Inning Stats	R: 1 E: 0 K: 2 S: 9 / H: 2 LOB: 2 BB: 1 P: 13	R: 0 E: 0 K: 0 S: 3 / H: 0 LOB: 0 BB: 0 P: 3	R: 0 E: 0 K: 0 S: 4 / H: 1 LOB: 1 BB: 0 P: 5	R: 0 E: 0 K: 0 S: 3 / H: 0 LOB: 1 BB: 1 P: 7	R: 1 E: 0 K: 0 S: 5 / H: 2 LOB: 1 BB: 0 P: 5	R: 0 E: 0 K: 0 S: 3 / H: 1 LOB: 1 BB: 0 P: 3	R: 3 E: 0 K: 1 S: 8 / H: 3 LOB: 0 BB: 0 P: 9	R: 0 E: 0 K: 0 S: 3 / H: 0 LOB: 0 BB: 0 P: 3	R: 0 E: 0 K: 1 S: 5 / H: 0 LOB: 0 BB: 0 P: 5	R: 0 E: 0 K: 0 S: 2 / H: 0 LOB: 0 BB: 0 P: 3	1B: 5 2B: 3 3B: 0 HR: 1	SF: 0 SAC: 0 DP: 1 HBP: 1						

	AB	37
	R	5
	H	9
	RBI	5
	BB	2
	SO	4
	LOB	12

WP: 0 PB: 0 SB: 1 CS: 0 PA: 40

livebaseballscorecards.com

PITCHER	IP	WLS	BF	H	R	ER	SO	BB	IBB	HBP	BLK	WP	HR	S	P	ERA	WHIP
35 Craig Stammen, R (1, 1) ERA: 3.14	5.0		22	5	2	2	2	2	0	0	0	0	0	24	33	3.60	1.400
55 Matt Capps, R (6, 1) ERA: 8.0	1.0	H	3	1	0	0	0	0	0	0	0	0	0	3	3	0.00	1.000
17 Sean Burnett, L (7, 1) ERA: 15.0	1.0	B	6	3	3	3	1	0	0	0	0	0	1	8	9	27.00	3.000
43 Miguel Batista, R (8, 1) ERA: 4.63	2.0	W	6	0	0	0	1	0	0	0	0	0	0	8	8	0.00	0.000
50 Jesse English, L (10, 1) ERA: 3.86	1.0	S	3	0	0	0	0	0	0	1	0	0	0	2	3	0.00	0.000

PITCHER	IP	WLS	BF	H	R	ER	SO	BB	IBB	HBP	BLK	WP	HR	S	P	ERA	WHIP

St. Louis Cardinals @ New York Mets

Digital Domain Park, Port St. Lucie, FL

Sun Mar 28 2010, 1:11 PM - 4:05 PM EDT

Att. 6,731 - Cloudy - 75 F

TOP

livebaseballscorecards.com

Batter	1	2	3	4	5	6	7	8	9	AB	R	H	RBI	BB	SO	LOB
3 Felipe Lopez, S (1, 4) OBP: 0.204, SLG: 0.255 89 Donovan Solano, R (6, 4) OBP: 0.600, SLG: 0.609 (8, 6)	B B F C X 2-2 ① G4-3		C X 0-1 ① G4-3	X 0-0 ③ G5-3		B C X 1-1 13 FC6-4 1-3 1B		C X 0-1 ① 13 FC6-4 1B	X 0-0 E5 77 1B	4 0 1 0 0 0 0 2 0 1 0 0 0 0						
13 Brendan Ryan, R (1, 6) OBP: 0.217, SLG: 0.409 77 Pete Parise, R (8, 1) OBP: 1.000, SLG: 1.000	B X 1-0 ② G6-3		B C X 1-1 ② G5-3		C S B B X 2-2 ① F8	X 0-0 ③ FC6-4 1-2f		X 0-0 ① FC6-4 FC6-4 1-2f	X 0-0 1-2 1B	5 0 0 0 0 0 3 1 0 1 0 0 0 0						
5 Albert Pujols, R (1, 3) OBP: 0.333, SLG: 0.629 Matt Pagnozzi, R (7, 2) OBP: 0.375, SLG: 0.467	B X 1-0 2B		C B X 1-1 28 S 28 HR 1B		B C B F X 2-2 HR		X 0-0 ① G6-3	B F F X 1-2 ② FC6-4 34 BB 74 1B 87 1B 1-2f	X 0-0 ③ F8	4 2 3 1 0 0 0 2 1 0 0 0 0 3						
28 Colby Rasmus, L (1, 8) OBP: 0.509, SLG: 0.738 74 Tyler Henley, L (7, 7) OBP: 0.429, SLG: 0.444	F C S 0-3 ③ K		B X 1-0 1-H HR		X 0-0 34 G5-4-3 1B		C X 0-1 ② F9	X 0-0 87 1B 34 BB 1-2 1B		4 1 2 2 0 1 1 1 0 1 0 0 0 0						
47 Ryan Ludwick, R (1, 9) OBP: 0.322, SLG: 0.547 34 Nick Stavinoha, R (3, 9) OBP: 0.380, SLG: 0.542		X 0-0 ① F9	C B B F F F E B F F 3-2 HR		1 SAFE B C C 1 SAFE F X 1-2 ② ③ G5-4-3 1-2f		C B X 1-1 HR	B B B B 4-0 87 1B 1-2 2-3 BB		2 1 1 1 0 0 0 2 1 1 1 1 0 1						
23 David Freese, R (1, 5) OBP: 0.379, SLG: 0.466 41 Mitchell Boggs, R (7, 1) 87 Daniel Descalso, L (8, PH) OBP: 0.471, SLG: 0.563 (8, 4)		C F B B C 2-3 ② K	C B B C B F X 3-2 ③ G6-3			B C X 1-1 21 G6-3 26 1B 2B	B B B C F F F F B 4-2 8 2B BB	X 0-0 1-2 2-3 3-H 1B		3 2 1 0 1 1 0 0 0 0 0 0 0 0 1 0 1 1 0 0 0						
8 Allen Craig, R (1, 7) OBP: 0.385, SLG: 0.630 (7, 3)		B S C X 1-2 21 1B 1B		C B F F B X 2-2 21 SF9 3B		F X 0-1 ① G1-3	B X 1-0 22 1B 1-H 2B	X 0-0 ③ F9		5 2 3 1 0 0 4						
21 Jason LaRue, R (1, 2) OBP: 0.297, SLG: 0.344 22 Joe Mather, R (7, PH) OBP: 0.305, SLG: 0.346 (7, 8)		X 0-0 1-2 1B	B X 1-0 ① SF9 3-H			F B B F X 2-2 ② G6-3 2-3	X 0-0 3-H 1B		B C X 1-1 ① F9	2 0 1 1 0 0 1 2 0 1 1 0 0 0						
26 Kyle Lohse, R (1, 1) OBP: 0.400, SLG: 0.400 36 Dennys Reyes, R (6, 1) 3 Ruben Gotay, S (7, PH) OBP: 0.414, SLG: 0.350 (7, 5)		B B C C X 2-2 ③ G3-1	C F S 0-3 ② K			B B X 2-0 3 1B 3-H 1B	X 0-0 ③ F9		C C B X 1-2 ② G4-3	3 0 1 1 0 1 2 0 0 0 0 0 0 0 2 0 0 0 0 0 1						
Inning Stats	R: 0 E: 0 K: 1 S: 8 H: 1 LOB: 1 BB: 0 P: 12	R: 0 E: 0 K: 1 S: 11 H: 2 LOB: 2 BB: 0 P: 16	R: 3 E: 0 K: 0 S: 20 H: 3 LOB: 0 BB: 0 P: 29	R: 1 E: 0 K: 1 S: 9 H: 1 LOB: 0 BB: 0 P: 12	R: 1 E: 0 K: 0 S: 10 H: 2 LOB: 0 BB: 0 P: 15	R: 1 E: 0 K: 0 S: 11 H: 3 LOB: 2 BB: 0 P: 17	R: 3 E: 0 K: 0 S: 13 H: 3 LOB: 1 BB: 1 P: 19	R: 1 E: 0 K: 0 S: 9 H: 3 LOB: 3 BB: 1 P: 14	R: 0 E: 1 K: 0 S: 8 H: 1 LOB: 2 BB: 0 P: 10	1B: 11 2B: 3 3B: 1 HR: 4 SF: 1 SAC: 0 DP: 1 HBP: 0							

	AB	45
	R	10
	H	19
	RBI	10
	BB	2
	SO	3
	LOB	16

WP: 0 PB: 0 SB: 1 CS: 0 PA: 48

PITCHER	IP	WLS	BF	H	R	ER	SO	BB	IBB	HBP	BLK	WP	HR	S	P	ERA	WHIP
34 Mike Pelfrey, R (1, 1) ERA: 7.97	5.2	L	28	12	6	6	3	0	0	0	0	0	3	68	100	9.53	2.118
50 Sean Green, R (6, 1) ERA: 5.63	0.1		1	0	0	0	0	0	0	0	0	0	0	1	1	0.00	0.000
18 Ryota Igarashi, R (7, 1) ERA: 7.36	1.0		7	3	3	3	0	1	0	0	0	0	1	13	19	27.00	4.000
48 Pat Misch, L (8, 1) ERA: 1.38	1.0		7	3	1	1	0	1	0	0	0	0	0	9	14	9.00	4.000
64 Elmer Dessens, R (9, 1) ERA: 1.23	1.0		5	1	0	0	0	0	0	0	0	0	0	8	10	0.00	1.000

PITCHER	IP	WLS	BF	H	R	ER	SO	BB	IBB	HBP	BLK	WP	HR	S	P	ERA	WHIP

BOTTOM

Batter	1	2	3	4	5	6	7	8	9	AB	R	H	RBI	BB	SO	LOB
16 Ángel Pagán, S (1, 8) OBP: 0.321, SLG: 0.468	C B X 1-1 1B		C F F B F X 1-2 1-H HR		C B C F X 1-2 ③ G3		B D C F F S 2-3 ② K		C X 0-1 ① SF9 3-H	4	1	2	3	0	1	2
1 Luis Castillo, S (1, 4) OBP: 0.346, SLG: 0.362 65 Russ Adams, L (7, 4) OBP: 0.393, SLG: 0.538	B B C 1 SAFE X 2-1 ① L8		B C X 1-1 17 G5-4-3 1B			B C T B X 2-2 ① G3-1	C B B X 2-1 ③ G4-3		C F B S 1-3 ② K	3	0	1	0	0	0	1
										2	0	0	0	0	1	3
17 Fernando Tatis, R (1, 5) OBP: 0.257, SLG: 0.281	X 0-0 ② F8		B C X 1-1 ① ② G5-4-3 1-2f			C X 0-1 28 WP 2B		X 0-0 2 HR 1B	C D S B S 2-3 ③ K	5	1	2	0	0	1	3
44 Jason Bay, R (1, 7) OBP: 0.392, SLG: 0.568 18 Ryota Igarashi, R (7, 1) 48 Pat Misch, R (8, 1) 2 Frank Catalanotto, L (8, PH) OBP: 0.290, SLG: 0.500 64 Elmer Dessens, R (9, 1)	C B D C F X 2-2 ③ P3		C F F F X 0-2 ③ F8			C C B B B B 4-2 28 WP BB		X 0-0 1-H HR		2	0	0	0	1	0	1
										0	0	0	0	0	0	0
										0	0	0	0	0	0	0
										1	1	1	2	0	0	0
										0	0	0	0	0	0	0
28 Daniel Murphy, L (1, 3) OBP: 0.163, SLG: 0.273		B B B C X 3-1 ① L9		X 0-0 ① G4-3		B S S S 1-3 ② K 1-2 2-3		X 0-0 ① L3		4	0	0	0	0	1	2
21 Rod Barajas, R (1, 2) OBP: 0.292, SLG: 0.417 3 Chris Coste, R (8, 2) OBP: 0.400, SLG: 0.462		B F C S 1-3 ② K		B B F F S 2-3 ② K		X 0-0 ③ F9		B B B B 4-0 26 G4-6-3 BB		3	0	0	0	0	2	2
										0	0	0	0	1	0	0
26 Fernando Martinez, L (1, 9) OBP: 0.431, SLG: 0.778		B B F C B B 4-2 BB		B C S F F B C 2-3 ③ K			X 0-0 23 G4-3 2B	B C X 1-1 ② ③ G4-6-3 1-2f		3	0	1	0	1	1	1
79 Rubén Tejada, R (1, 6) OBP: 0.390, SLG: 0.396		C F C 0-3 ③ K			B B C F X 2-2 ① G5-3		B B B B B 4-0 23 G4-3 BB		B X 1-0 23 1B 16 SF9 1B	3	1	1	0	1	1	1
34 Mike Pelfrey, R (1, 1) OBP: 0.333, SLG: 0.333 50 Sean Green, R (6, 1) 23 Chris Carter, L (7, 7) OBP: 0.462, SLG: 0.875			B B C X 2-1 16 HR 1B		C S B X 1-2 ② G1-3		X 0-0 ① G4-3 1-2 2-3		C X 0-1 1-3 1B	2	1	1	0	0	0	0
										0	0	0	0	0	0	0
										2	0	1	0	0	0	2
Inning Stats	R: 0 E: 0 K: 0 S: 9 H: 1 LOB: 1 BB: 0 P: 14	R: 0 E: 0 K: 2 S: 10 H: 0 LOB: 1 BB: 1 P: 18	R: 2 E: 0 K: 0 S: 17 H: 3 LOB: 0 BB: 0 P: 22	R: 0 E: 0 K: 2 S: 9 H: 0 LOB: 0 BB: 0 P: 13	R: 0 E: 0 K: 0 S: 10 H: 0 LOB: 0 BB: 0 P: 14	R: 0 E: 0 K: 1 S: 11 H: 1 LOB: 2 BB: 1 P: 18	R: 0 E: 0 K: 1 S: 8 H: 1 LOB: 2 BB: 1 P: 16	R: 2 E: 0 K: 0 S: 5 H: 2 LOB: 0 BB: 1 P: 10	R: 1 E: 0 K: 2 S: 11 H: 2 LOB: 1 BB: 0 P: 15	1B: 6 2B: 2 3B: 0 HR: 2	SF: 1 SAC: 0 DP: 2 HBP: 0					

PITCHER		IP	WLS	BF	H	R	ER	SO	BB	IBB	HBP	BLK	WP	HR	S	P	ERA	WHIP
26 Kyle Lohse, R ERA: 4.29	(1, 1)	5.1	W	22	5	2	2	4	2	0	0	0	0	1	62	94	3.38	1.312
36 Dennys Reyes, L ERA: 1.13	(6, 1)	0.2	H	2	0	0	0	1	0	0	0	0	1	0	4	5	0.00	0.000
41 Mitchell Boggs, R ERA: 6.52	(7, 1)	1.0		5	1	0	0	1	1	0	0	0	0	0	8	16	0.00	2.000
77 Pete Parise, R ERA: 13.5	(8, 1)	2.0		10	4	3	3	2	1	0	0	0	0	1	16	25	13.50	2.500

PITCHER	IP	WLS	BF	H	R	ER	SO	BB	IBB	HBP	BLK	WP	HR	S	P	ERA	WHIP

St. Louis Cardinals @ New York Mets

Digital Domain Park, Port St. Lucie, FL

Sun Mar 28 2010, 1:11 PM - 4:05 PM EDT

Att. 6,731 - Cloudy - 75 F

livebaseballscorecards.com

AB	34
R	5
H	10
RBI	5
BB	4
SO	8
LOB	18

WP: 1 PB: 0 SB: 0 CS: 0 PA: 39

Batter	1	2	3	4	5	6	7	8	9	AB	R	H	RBI	BB	SO	LOB
79 Bryan Petersen, L (1, 9) OBP: 0.323, SLG: 0.379	P6		24 E 24 E, 2 2B, 1B	P4		E3, 2-H, 1B		G4-3		5	1	2	1	0	0	1
24 Cameron Maybin, R (1, 8) OBP: 0.372, SLG: 0.550	K		E9, 2 2B, 3 1B, 1-3, SAFE	G6-3		B3			G4-3	2	0	0	0	0	1	1
1 Emilio Bonifácio, S (3, PR) OBP: 0.321, SLG: 0.451 (3, 8)										3	1	0	0	0	0	1
2 Hanley Ramirez, R (1, 6) OBP: 0.355, SLG: 0.500	L4		3 1B, 1-3, 3-H, 2B	F8			E9, 22 1B, 6 G4-3		1B	3	1	1	1	0	0	0
Jason Lane, R (5, 7) OBP: 0.500, SLG: 0.500										2	1	1	0	0	0	0
3 Jorge Cantu, R (1, 3) OBP: 0.346, SLG: 0.429		7 1B, 6 BB, 1B	21 1B, 6 BB, 7 BB, 2-H, 3-H, 1B	G6-3			6 G4-3, 2-3, 1B		K	2	1	2	2	0	0	0
22 Donnie Murphy, R (3, 5) OBP: 0.353, SLG: 0.455										3	0	1	0	0	1	1
6 Dan Uggla, R (1, 4) OBP: 0.274, SLG: 0.364		7 1B, 1-2, BB	7 BB, 21 1B, 1-2, BB	P3			G4-3, 1-2f, 3-H		F8	2	0	0	0	2	0	1
44 Brian Sanches, R (7, 1)										0	0	0	0	0	0	0
64 Tim Wood, R (8, 1)										0	0	0	0	0	0	0
8 Chris Coghlan, L (9, PH) OBP: 0.328, SLG: 0.492										1	0	0	0	0	0	1
21 John Baker, L (1, 2) OBP: 0.400, SLG: 0.389		K	7 BB, 1-2, 2-3, 1B	F7			G4-3			4	0	1	0	0	1	2
7 Hector Luna, R (1, 5) OBP: 0.395, SLG: 0.371		30 G5-4-3, 1-2, 2-3, 1B	1-2, 2-3, 3-H, BB			L7		K		3	0	1	1	1	1	0
(3, 3)																
(7, 4)																
30 Brian Barden, R (1, 7) OBP: 0.378, SLG: 0.441		G5-4-3, 1-2f	F6			G5-3		2B		4	0	1	0	0	0	6
(5, 6)																
19 Aníbal Sánchez, R (1, 1)			K	G4-3		79 E, 2B		K		2	0	0	0	0	1	3
37 Renyel Pinto, L (5, 1)										0	0	0	0	0	0	0
13 Mike Lamb, L (6, PH) OBP: 0.462, SLG: 0.625										1	1	1	0	0	0	0
43 Jose Veras, R (6, 1)										0	0	0	0	0	0	0
15 Gaby Sanchez, R (7, 3) OBP: 0.451, SLG: 0.644										1	0	0	0	0	1	1
Inning Stats	R: 0 E: 0 K: 1 S: 6 / H: 0 LOB: 0 BB: 0 P: 6	R: 0 E: 0 K: 1 S: 6 / H: 2 LOB: 2 BB: 1 P: 10	R: 4 E: 2 K: 1 S: 11 / H: 4 LOB: 3 BB: 2 P: 19	R: 0 E: 0 K: 0 S: 3 / H: 0 LOB: 0 BB: 0 P: 3	R: 0 E: 0 K: 0 S: 3 / H: 0 LOB: 0 BB: 0 P: 3	R: 1 E: 1 K: 0 S: 5 / H: 2 LOB: 1 BB: 0 P: 5	R: 1 E: 1 K: 0 S: 4 / H: 1 LOB: 0 BB: 0 P: 4	R: 0 E: 0 K: 2 S: 8 / H: 1 LOB: 1 BB: 0 P: 8	R: 0 E: 0 K: 1 S: 6 / H: 1 LOB: 1 BB: 0 P: 6	1B: 8 2B: 3 3B: 0 HR: 0 / SF: 0 SAC: 0 DP: 2 HBP: 0							

TOP

Florida Marlins @ New York Mets

Digital Domain Park, Port St. Lucie, FL

Mon Mar 29 2010, 1:14 PM - 3:51 PM EDT

Att. 2,950 - Cloudy - 75 F

livebaseballscorecards.com

AB	38
R	6
H	11
RBI	5
BB	3
SO	6
LOB	18

WP: 0 PB: 0 SB: 0 CS: 0 — PA: 41

PITCHER	IP	WLS	BF	H	R	ER	SO	BB	IBB	HBP	BLK	WP	HR	S	P	ERA	WHIP
49 Jonathon Niese, L (1, 1) ERA: 5.65	4.2	W	23	6	4	3	3	3	0	0	0	0	0	28	40	5.79	1.929
96 Raul Valdes, L (5, 1) ERA:	0.1	H	1	0	0	0	0	0	0	0	0	0	0	1	1	0.00	0.000
39 Bobby Parnell, R (6, 1) ERA: 3.65	1.0	H	5	2	1	1	0	0	0	0	0	0	0	5	5	9.00	2.000
76 Jenrry Mejia, R (7, 1) ERA: 1.93	1.0	H	4	1	1	0	0	0	0	0	0	0	0	4	4	0.00	1.000
25 Pedro Feliciano, L (8, 1) ERA:	1.0	H	4	1	0	0	2	0	0	0	0	0	0	8	8	0.00	1.000
38 Fernando Nieve, R (9, 1) ERA: 4.15	1.0	S	4	1	0	0	1	0	0	0	0	0	0	6	6	0.00	1.000

Florida Marlins @ New York Mets

Digital Domain Park, Port St. Lucie, FL

Mon Mar 29 2010, 1:14 PM - 3:51 PM EDT

Att. 2,950 - Cloudy - 75 F

BOTTOM

livebaseballscorecards.com

Batter	1	2	3	4	5	6	7	8	9	AB	R	H	RBI	BB	SO	LOB
16 Ángel Pagán, S (1, 7) OBP: 0.310, SLG: 0.442	K	G3 2-3 3-H	F7		F8			65 G4-3 65 S 1B		5	0	1	1	0	1	5
13 Alex Cora, L (1, 4) OBP: 0.326, SLG: 0.432 26 Fernando Martinez, L (7, 9) OBP: 0.423, SLG: 0.761	K	BB		G3		F8		P6		3 1	0 0	0 0	0 0	1 0	1 0	0 1
5 David Wright, R (1, 5) OBP: 0.373, SLG: 0.622 65 Russ Adams, L (7, 4) OBP: 0.379, SLG: 0.519	F8	K		K	K			G4-3 1-3		4 1	0 0	0 0	0 0	0 0	3 0	2 1
28 Daniel Murphy, L (1, 3) OBP: 0.185, SLG: 0.286	19 1B 12 1B 1B G4-3			G4-3		F8 1B		G6-3		5	1	2	0	0	0	3
12 Jeff Francoeur, R (1, 9) OBP: 0.308, SLG: 0.413 76 Jenrry Mejia, R (7, 1) 25 Pedro Feliciano, L (8, 1) 38 Fernando Nieve, R (9, 1)	19 1B 4 1B 1-2 1B	4 FC4-6 19 BB 79 1B 1B			4 S 4 1B 2B	F8				4 0 0 0	3 0 0 0	3 0 0 0	0 0 0 0	0 0 0 0	0 0 0 0	1 0 0 0
19 Gary Matthews, S (1, 8) OBP: 0.367, SLG: 0.535	79 BB 4 1B 49 2B 1-3 2-H 1B	4 FC4-6 1-2 BB			L4		K			3	1	1	1	1	1	1
4 Henry Blanco, R (1, 2) OBP: 0.240, SLG: 0.320 9 Omir Santos, R (8, 2) OBP: 0.400, SLG: 0.636	79 BB 49 2B 1-2 3-H 1B	FC4-6 49 SH5-4 79 1B 1-2f 2-3			79 FC5-4 2-H 1B		P5			4 0	1 0	2 0	2 0	0 0	0 0	2 0
79 Rubén Tejada, R (1, 6) OBP: 0.413, SLG: 0.429	49 2B 16 G3 1-2 2-3 BB	49 SH5-4 1-2 3-H 1B			FC5-4 1-2f			2B		3	1	2	1	1	0	1
49 Jonathon Niese, L (1, 1) OBP: 0.667, SLG: 1.000 96 Raul Valdes, L (5, 1) 2 Frank Catalanotto, L (5, PH) OBP: 0.313, SLG: 0.500 39 Bobby Parnell, R (6, 1) 17 Fernando Tatis, R (7, 5) OBP: 0.250, SLG: 0.273	16 G3 1-3 2-H 3-H 2B	SH5-4 1-2 2-3			HBP		F9			1 0 0 0 1	0 0 0 0 0	1 0 0 0 0	2 0 0 0 0	0 0 0 0 0	0 0 0 0 0	0 0 0 0 1
Inning Stats	R: 0 E: 0 K: 2 S: 7 H: 0 LOB: 0 BB: 0 P: 7	R: 5 E: 0 K: 1 S: 10 H: 5 LOB: 2 BB: 2 P: 18	R: 1 E: 0 K: 0 S: 5 H: 2 LOB: 2 BB: 1 P: 9	R: 0 E: 0 K: 1 S: 5 H: 0 LOB: 0 BB: 0 P: 5	R: 1 E: 1 K: 0 S: 6 H: 2 LOB: 2 BB: 0 P: 7	R: 0 E: 0 K: 1 S: 6 H: 1 LOB: 1 BB: 0 P: 6	R: 0 E: 0 K: 1 S: 6 H: 1 LOB: 1 BB: 0 P: 6	R: 0 E: 0 K: 0 S: 5 H: 1 LOB: 1 BB: 0 P: 5		1B: 9 2B: 3 3B: 0 HR: 0	SF: 0 SAC: 1 DP: 0 HBP: 1					

	AB	35
	R	7
	H	12
	RBI	7
	BB	3
	SO	6
	LOB	18

WP: 0 PB: 0 SB: 2 CS: 0 PA: 40

PITCHER		IP	WLS	BF	H	R	ER	SO	BB	IBB	HBP	BLK	WP	HR	S	P	ERA	WHIP
19 Aníbal Sánchez, R ERA: 6.38	(1, 1)	4.2	L	26	9	7	7	4	3	0	0	0	0	0	32	44	13.50	2.571
37 Renyel Pinto, L ERA: 10.38	(5, 1)	0.1		2	0	0	0	0	0	0	1	0	0	0	1	2	0.00	0.000
43 Jose Veras, R ERA: 5.87	(6, 1)	1.0		4	1	0	0	1	0	0	0	0	0	0	6	6	0.00	1.000
44 Brian Sanches, R ERA: 2.0	(7, 1)	1.0		4	1	0	0	1	0	0	0	0	0	0	6	6	0.00	1.000
64 Tim Wood, R ERA: 0.96	(8, 1)	1.0		4	1	0	0	0	0	0	0	0	0	0	5	5	0.00	1.000

PITCHER		IP	WLS	BF	H	R	ER	SO	BB	IBB	HBP	BLK	WP	HR	S	P	ERA	WHIP

Batter	1	2	3	4	5	6	7	8	9	AB	R	H	RBI	BB	SO	LOB
Inning Stats																

New York Mets @ Washington Nationals

Space Coast Stadium, Viera, FL

Mon Mar 29 2010, 1:05 PM EDT

livebaseballscorecards.com

TOP

AB	0
R	0
H	0
RBI	0
BB	0
SO	0
LOB	0

1B: 0
2B: 0
3B: 0
HR: 0

SF: 0
SAC: 0
DP: 0
HBP: 0

WP: 0
PB: 0
SB: 0
CS: 0

PA: 0

PITCHER	IP	WLS	BF	H	R	ER	SO	BB	IBB	HBP	BLK	WP	HR	S	P	ERA	WHIP

PITCHER	IP	WLS	BF	H	R	ER	SO	BB	IBB	HBP	BLK	WP	HR	S	P	ERA	WHIP

Batter	1	2	3	4	5	6	7	8	9	AB	R	H	RBI	BB	SO	LOB
Inning Stats										1B: 0 2B: 0 3B: 0 HR: 0		SF: 0 SAC: 0 DP: 0 HBP: 0					

PITCHER	IP	WLS	BF	H	R	ER	SO	BB	IBB	HBP	BLK	WP	HR	S	P	ERA	WHIP

PITCHER	IP	WLS	BF	H	R	ER	SO	BB	IBB	HBP	BLK	WP	HR	S	P	ERA	WHIP

BOTTOM

New York Mets @ Washington Nationals

Space Coast Stadium, Viera, FL

Mon Mar 29 2010, 1:05 PM EDT

livebaseballscorecards.com

AB	**0**
R	**0**
H	**0**
RBI	**0**
BB	**0**
SO	**0**
LOB	**0**

WP: 0 PA: 0
PB: 0
SB: 0
CS: 0

St. Louis Cardinals @ New York Mets

Digital Domain Park, Port St. Lucie, FL

Tue Mar 30 2010, 1:10 PM - 4:14 PM EDT

Att. 5,500 - Sunny - 69 F

TOP

livebaseballscorecards.com

Batter	1	2	3	4	5	6	7	8	9	AB	R	H	RBI	BB	SO	LOB
3 Felipe Lopez, S (1, 4) OBP: 0.237, SLG: 0.304	0-0 47 HR 2B	0-0 13 HR 1B		0-0 F7		0-0 13 G6-4-3 1B		0-3 K		4	2	3	0	0	0	0
(6, 5)										1	0	0	0	0	1	2
89 Donovan Solano, R (7, 5) OBP: 0.593, SLG: 0.583																
(8, 6)																
13 Brendan Ryan, R (1, 6) OBP: 0.250, SLG: 0.556	0-0 G5-3	2-1 1-H HR		0-0 7 G1-3 2B		0-0 G6-4-3 1-2f		4-0 34 FC5 1-2 2-3 BB		4	1	2	2	0	0	2
3 Ruben Gotay, S (8, PH) OBP: 0.433, SLG: 0.350										0	0	0	0	1	0	0
(8, 5)																
47 Ryan Ludwick, R (1, 9) OBP: 0.369, SLG: 0.690	0-2 2-H HR	0-3 K2-3		1-0 7 G1-3 HBP			0-3 K	0-0 FC5 94 1-2 2-3f 3-H		2	1	1	2	0	1	0
34 Nick Stavinoha, R (5, 9) OBP: 0.377, SLG: 0.529										2	0	0	1	0	1	2
7 Matt Holliday, R (1, 7) OBP: 0.455, SLG: 0.692	1-0 HR		4-0 23 BB 22 2B BB	0-0 G1-3 1-2 2-3			2-2 HR	0-0 FC1-4-6 1-2f		3	3	2	2	1	0	2
41 Mitchell Boggs, R (7, 1)										0	0	0	0	0	0	0
94 Antonio DeJesus, L (8, PH)										1	0	0	0	0	0	2
43 Trever Miller, R (8, 1)										0	0	0	0	0	0	0
30 Jason Motte, R (9, 1)										0	0	0	0	0	0	0
8 Allen Craig, R (1, 3) OBP: 0.377, SLG: 0.600	0-0 2B		0-0 F8	0-3 K			0-0 1B		0-0 F9	5	0	2	0	0	1	3
23 David Freese, R (1, 5) OBP: 0.375, SLG: 0.444	0-0 G5-3		4-0 22 2B 21 SF8 1-2 BB		0-0 L4		0-3 K		0-0 1B	2	1	0	0	1	0	1
36 Dennys Reyes, R (6, 1)										0	0	0	0	0	0	0
28 Colby Rasmus, L (7, PH) OBP: 0.517, SLG: 0.723										2	0	1	0	0	1	1
(7, 8)																
22 Joe Mather, R (1, 8) OBP: 0.318, SLG: 0.362	0-0 F7		0-0 1-3 2-H 2B		0-0 G6-3		0-0 G5-3		0-3 K	5	0	1	1	0	1	3
(7, 7)																
21 Jason LaRue, R (1, 2) OBP: 0.275, SLG: 0.324		0-3 K	0-0 SF8 3-H		0-0 L4			4-0 3 BB 55 1B 34 FC5 BB	0-0 F9	2	0	0	1	0	1	0
Matt Pagnozzi, R (5, 2) OBP: 0.381, SLG: 0.421										1	1	0	0	1	0	1
29 Chris Carpenter, R (1, 1)		0-3 K	0-0 G1			0-3 K		0-0 34 FC5 3 BB 1-2 1B		2	0	0	0	0	1	1
55 Skip Schumaker, L (6, PH) OBP: 0.250, SLG: 0.250										2	0	1	0	0	1	0
(6, 4)																

| Inning Stats | | | | | | | | | | | | | | | |

BOTTOM

Batter	1	2	3	4	5	6	7	8	9	AB	R	H	RBI	BB	SO	LOB
13 Alex Cora, L (1, 6) OBP: 0.354, SLG: 0.432	H	BBB		x	x		BBB			0	1	0	0	1	0	0
65 Russ Adams, L (3, 6) OBP: 0.375, SLG: 0.483	1-0 44 FC5-4 1 BB 28 1B HBP	4-0 BB		0-0 ② G3 1-2 2-3		0-0 ③ G4-3		4-0 1-2 BB		2	0	0	0	1	0	2
1 Luis Castillo, S (1, 4) OBP: 0.339, SLG: 0.340	BBBB	x		x			x	SSS		3	0	0	0	1	0	4
26 Fernando Martinez, L (8, 9) OBP: 0.415, SLG: 0.745	4-0 44 FC5-4 1-2 BB	0-0 ③ G4-3		0-0 ③ G4-3			0-0 ① G4-3	0-3 ③ K		1	0	0	0	0	1	2
5 David Wright, R (1, 5) OBP: 0.370, SLG: 0.596	CCC		SSS		BBBB		x		x	2	0	0	0	1	2	2
94 Kiko Calero, R (7, 1)	0-3 ① K	0-3 ① K			4-0 44 FC5-4 BB		0-0 ② G3-1		0-0 ① G4-3	0	0	0	0	0	0	0
23 Chris Carter, L (7, PH) OBP: 0.429, SLG: 0.808 (8, 7)										2	0	0	0	0	0	0
44 Jason Bay, R (1, 7) OBP: 0.400, SLG: 0.617	x	BBB			x		x		x	3	2	1	1	1	0	3
18 Ryota Igarashi, R (8, 1)	0-0 ② FC5-4 28 1B 1-2f 2-3	4-0 28 1B BB			0-0 ① FC5-4 12 FC5 12 E 1-2f		0-0 HR		0-0 ② G3-1	0	0	0	0	0	0	0
75 Francisco Rodríguez, R (9, 1)										0	0	0	0	0	0	0
79 Rubén Tejada, R (9, PH) OBP: 0.406, SLG: 0.421										1	0	0	0	0	0	0
28 Daniel Murphy, L (1, 3) OBP: 0.228, SLG: 0.314	x	x			BBBB		x		BBBB	2	0	2	1	1	0	0
16 Ángel Pagán, S (6, 8)	0-0 1-2 3-H 1B	0-0 12 G6-4-3 1-2 1B			4-0 19 G3-1 12 E 21 2-5-2 BB		0-0 ③ F9		4-0 BB	1	0	0	0	1	0	0
12 Jeff Francoeur, R (1, 9) OBP: 0.291, SLG: 0.388	x	x			x		x	x	x	3	0	0	0	0	0	5
86 Alex Cintron, S (8, 4) OBP: 0.333, SLG: 0.667	0-0 ③ F9	0-0 ② ③ G6-4-3 1-2f			0-0 FC5 19 G3-1 1-2 2-H			0-0 9 1B 17 SF9 2B	0-0 ③ G3-1	2	1	1	0	0	0	1
19 Gary Matthews, S (1, 8) OBP: 0.365, SLG: 0.511		x		BBBB	x			SSS		2	0	0	0	1	0	2
35 Mike Jacobs, L (6, 3) OBP: 0.308, SLG: 0.344		0-0 ① P6		4-0 65 G3 2 1B BB	0-0 ② G3-1 1-2 2-3			0-3 ① K		1	0	0	0	0	1	1
21 Rod Barajas, R (1, 2) OBP: 0.296, SLG: 0.444	x	x		x	D	x		x		3	0	1	0	0	0	1
9 Omir Santos, R (7, 2) OBP: 0.423, SLG: 0.652	0-0 46 F9 2B	0-0 P5 ①		1-0 2-5-2 ③ 3-H		0-0 ① L3		0-0 65 BB 2-3 1B		1	0	1	0	0	0	0
46 Oliver Pérez, L (1, 1)	x	x			x	x		x		1	0	0	0	0	0	1
64 Elmer Dessens, R (3, 1)	0-0 ② F9 2-3	0-0 65 G3 1-2 1B			0-0 ② G6-3			0-0 ② SF9 3-H		0	0	0	0	0	0	0
2 Frank Catalanotto, L (4, PH) OBP: 0.333, SLG: 0.519										1	0	1	0	0	0	0
50 Sean Green, R (5, 1)										0	0	0	0	0	0	0
17 Fernando Tatis, R (6, PH) OBP: 0.237, SLG: 0.265										1	0	0	1	0	0	0
(7, 5)																
Inning Stats	R: 1 E: 0 K: 1 S: 6 H: 1 LOB: 2 BB: 1 P: 11	R: 0 E: 0 K: 0 S: 4 H: 1 LOB: 2 BB: 1 P: 8	R: 0 E: 0 K: 1 S: 5 H: 1 LOB: 1 BB: 1 P: 9	R: 0 E: 0 K: 0 S: 4 H: 1 LOB: 2 BB: 1 P: 8	R: 1 E: 2 K: 0 S: 3 H: 0 LOB: 2 BB: 2 P: 12	R: 0 E: 0 K: 0 S: 3 H: 0 LOB: 0 BB: 0 P: 3	R: 1 E: 0 K: 0 S: 4 H: 1 LOB: 0 BB: 0 P: 4	R: 1 E: 0 K: 2 S: 9 H: 2 LOB: 2 BB: 1 P: 13	R: 0 E: 0 K: 0 S: 3 H: 0 LOB: 1 BB: 1 P: 7	1B: 4 2B: 2 3B: 0 HR: 1 SF: 1 SAC: 0 DP: 1 HBP: 1							

PITCHER	IP	WLS	BF	H	R	ER	SO	BB	IBB	HBP	BLK	WP	HR	S	P	ERA	WHIP
29 Chris Carpenter, R (1, 1) ERA: 5.4	5.0	W	26	4	2	1	2	6	0	1	0	0	0	22	48	1.80	2.000
36 Dennys Reyes, L (6, 1) ERA: 1.0	1.0		3	0	0	0	0	0	0	0	0	0	0	3	3	0.00	0.000
41 Mitchell Boggs, R (7, 1) ERA: 6.75	1.0		4	1	1	1	0	0	0	0	0	0	1	4	4	9.00	1.000
43 Trever Miller, L (8, 1) ERA: 1.35	1.0		6	2	1	1	2	1	0	0	0	0	0	9	13	9.00	3.000
30 Jason Motte, R (9, 1) ERA: 4.0	1.0		4	0	0	0	0	1	0	0	0	0	0	3	7	0.00	1.000

PITCHER	IP	WLS	BF	H	R	ER	SO	BB	IBB	HBP	BLK	WP	HR	S	P	ERA	WHIP

St. Louis Cardinals @ New York Mets

Digital Domain Park, Port St. Lucie, FL

Tue Mar 30 2010, 1:10 PM - 4:14 PM EDT

Att. 5,500 - Sunny - 69 F

livebaseballscorecards.com

AB	32
R	4
H	7
RBI	3
BB	8
SO	4
LOB	24

WP: 0 PA: 42
PB: 0
SB: 0
CS: 0

Batter	1	2	3	4	5	6	7	8	9	AB	R	H	RBI	BB	SO	LOB
8 Chris Coghlan, L (1, 7) OBP: 0.319, SLG: 0.463	0-1 2 24 G5-3 SH1-3 1B		0-0 ① F7		0-0 ③ G3-4-1		0-0 E8 1-H 3-H		0-0 ② ③ G5-4-3 1-2f	4	0	1	0	0	0	1
1 Emilio Bonifácio, S (7, 8) OBP: 0.310, SLG: 0.434										1	0	0	0	0	0	1
24 Cameron Maybin, R (1, 8) OBP: 0.373, SLG: 0.532	0-0 ① SH1-3 1-2		0-3 ② K			0-0 ① P2	4-0 2 FC6-4 BB			2	0	0	0	1	1	0
87 Jeremy Synan, L (7, 7)										0	0	0	0	0	0	0
2 Hanley Ramirez, R (1, 6) OBP: 0.333, SLG: 0.469	0-0 ② G5-3 2-3		0-0 ③ G1-3			0-0 ② G4-3	0-0 ③ FC6-4 1-2f			4	0	0	0	0	0	3
37 Renyel Pinto, L (7, 1)										0	0	0	0	0	0	0
72 Kasey Olenberger, R (8, 1)										0	0	0	0	0	0	0
13 Mike Lamb, L (1, 5) OBP: 0.412, SLG: 0.516	0-0 ③ G5-3			0-0 ① F8		0-0 ③ G6-3		0-0 ① G6-3		3	0	0	0	0	0	1
7 Hector Luna, R (8, PH) OBP: 0.390, SLG: 0.368										1	0	0	0	0	0	0
(8, 5)																
21 John Baker, L (1, 2) OBP: 0.435, SLG: 0.429		0-0 15 FC6-4 1B		0-3 ② K			0-0 15 22 E 1B 6 SF8 1B	0-0 ② P3		3	1	2	0	0	1	0
29 Ronny Paulino, R (8, PH) OBP: 0.400, SLG: 0.490										1	0	0	0	0	0	0
(8, 2)																
22 Donnie Murphy, R (1, 4) OBP: 0.368, SLG: 0.444		0-3 ① K		0-0 ③ G6-3			0-0 6 15 SF8 E 8 E 1-2 1B	4-0 BB		3	1	1	0	1	1	1
15 Gaby Sanchez, R (1, 3) OBP: 0.400, SLG: 0.574	0-0 ② FC6-4 79 1B 1-2f				0-3 ① K		0-0 FC6 8 E 1-2 2-3	0-3 ③ K		4	1	0	0	0	2	4
79 Bryan Petersen, L (1, 9) OBP: 0.352, SLG: 0.400	0-0 1-2 1B				0-0 ② G3		0-0 ① F5		0-0 ① P3	4	0	1	0	0	0	3
55 Josh Johnson, L (1, 1)		0-3 ③ K			4-0 BB		0-0 ② SF8 2-3 3-H		4-0 1 G5-4-3 BB	1	0	0	0	1	1	2
53 Dan Meyer, R (5, 1)										0	0	0	0	0	0	0
46 Juan Carlos Oviedo, R (6, 1)										0	0	0	0	0	0	0
6 Dan Uggla, R (7, PH) OBP: 0.273, SLG: 0.351										0	0	0	1	0	0	0
30 Brian Barden, R (7, 6) OBP: 0.381, SLG: 0.421										0	0	0	0	1	0	0
Inning Stats	R: 0 E: 0 K: 0 S: 5 H: 1 LOB: 1 BB: 0 P: 5	R: 0 E: 0 K: 2 S: 9 H: 2 LOB: 2 BB: 0 P: 9	R: 0 E: 0 K: 1 S: 5 H: 0 LOB: 0 BB: 0 P: 5	R: 0 E: 0 K: 1 S: 5 H: 0 LOB: 0 BB: 0 P: 5	R: 0 E: 0 K: 1 S: 5 H: 0 LOB: 1 BB: 1 P: 9	R: 0 E: 0 K: 0 S: 3 H: 0 LOB: 0 BB: 0 P: 3	R: 3 E: 2 K: 0 S: 7 H: 2 LOB: 2 BB: 1 P: 11	R: 0 E: 0 K: 1 S: 5 H: 0 LOB: 1 BB: 1 P: 9	R: 0 E: 0 K: 0 S: 2 H: 0 LOB: 0 BB: 1 P: 6	1B: 5 2B: 0 3B: 0 HR: 0 SF: 1 SAC: 1 DP: 1 HBP: 0						

PITCHER		IP	WLS	BF	H	R	ER	SO	BB	IBB	HBP	BLK	WP	HR	S	P	ERA	WHIP
27 Nelson Figueroa, R ERA: 4.61	(1, 1)	3.0	W	12	3	0	0	3	0	0	0	0	0	0	19	19	0.00	1.000
96 Raul Valdes, L ERA:	(4, 1)	1.0	H	3	0	0	0	1	0	0	0	0	0	0	5	5	0.00	0.000
39 Bobby Parnell, R ERA: 3.38	(5, 1)	1.0	H	4	0	0	0	1	1	0	0	0	0	0	5	9	0.00	1.000
76 Jenrry Mejia, R ERA: 1.69	(6, 1)	2.0	H	11	2	3	0	0	1	0	0	0	0	0	10	14	0.00	1.500
47 Hisanori Takahashi, L ERA: 2.92	(8, 1)	1.0	H	4	0	0	0	1	1	0	0	0	0	0	5	9	0.00	1.000

PITCHER		IP	WLS	BF	H	R	ER	SO	BB	IBB	HBP	BLK	WP	HR	S	P	ERA	WHIP
25 Pedro Feliciano, L ERA:	(9, 1)	1.0	S	3	0	0	0	0	1	0	0	0	0	0	2	6	0.00	1.000

TOP

Florida Marlins @ New York Mets

Digital Domain Park, Port St. Lucie, FL

Wed Mar 31 2010, 1:13 PM - 3:59 PM EDT

Att. 5,017 - Sunny - 69 F

livebaseballscorecards.com

AB	31
R	3
H	5
RBI	1
BB	4
SO	6
LOB	16

Florida Marlins @ New York Mets

Digital Domain Park, Port St. Lucie, FL

Wed Mar 31 2010, 1:13 PM - 3:59 PM EDT

Att. 5,017 - Sunny - 69 F

BOTTOM

Batter	1	2	3	4	5	6	7	8	9	AB	R	H	RBI	BB	SO	LOB
16 Ángel Pagán, S (1, 8) OBP: 0.308, SLG: 0.414	G3		K		1 1B 1B	K		F7		5	0	1	0	0	2	2
1 Luis Castillo, S (1, 4) OBP: 0.339, SLG: 0.340 79 Rubén Tejada, R (6, 4) OBP: 0.400, SLG: 0.414	G3		F9		1-2 1B		G4-3			3 1	0 0	1 0	0 0	0 0	0 0	0 0
5 David Wright, R (1, 5) OBP: 0.386, SLG: 0.680 76 Jenrry Mejia, R (6, 1) 4 Henry Blanco, R (7, PH) OBP: 0.269, SLG: 0.320 (8, 2)	2B			HR	K		35 2B 12 E BB			3 0 0	1 0 1	2 0 0	1 0 0	0 0 1	1 0 0	2 0 0
35 Mike Jacobs, L (1, 3) OBP: 0.326, SLG: 0.417	K			F8		65 1B 9 G4-3 2B	12 E 1-3 2B			4	1	2	0	0	1	1
44 Jason Bay, R (1, 7) OBP: 0.414, SLG: 0.673 2 Frank Catalanotto, L (7, 7) OBP: 0.324, SLG: 0.500		HR		K		9 G4-3 65 1B 17 WP BB				2 1	2 0	1 0	1 0	1 0	1 1	0 2
12 Jeff Francoeur, R (1, 9) OBP: 0.271, SLG: 0.358 47 Hisanori Takahashi, L (8, 1) 25 Pedro Feliciano, L (9, 1)	G4-3			G5-3		P3	E5 2-3 3-H			4 0 0	0 0 0	0 0 0	0 0 0	0 0 0	0 0 0	3 0 0
65 Russ Adams, L (1, 6) OBP: 0.361, SLG: 0.455	K				G4-3	17 WP 9 G4-3 1-2 2-3 1B	F9			4	0	1	0	0	1	2
9 Omir Santos, R (1, 2) OBP: 0.379, SLG: 0.577 62 Jésus Feliciano, L (8, 9) OBP: 0.467, SLG: 0.417	G4-3				F9	G4-3 1-2 2-3 3-H		G6-3		3 1	0 0	0 0	1 0	0 0	0 0	2 0
27 Nelson Figueroa, R (1, 1) 19 Gary Matthews, S (3, PH) OBP: 0.358, SLG: 0.500 96 Raul Valdes, L (4, 1) 39 Bobby Parnell, R (5, 1) 23 Chris Carter, L (5, PH) OBP: 0.448, SLG: 0.926 17 Fernando Tatis, R (6, 5) OBP: 0.250, SLG: 0.257			K		HR	BB 2-3 3-H		G6-3		0 1 0 0 1 1	0 0 0 0 1 0	0 0 0 0 1 0	0 0 0 0 0 1	0 1 0 0 0 0	0 0 0 0 0 0	0 0 0 0 0 0
Inning Stats	R: 0 E: 0 K: 1 S: 6 H: 1 LOB: 1 BB: 0 P: 6	R: 1 E: 0 K: 1 S: 8 H: 1 LOB: 0 BB: 0 P: 11	R: 0 E: 0 K: 2 S: 7 H: 0 LOB: 0 BB: 0 P: 7	R: 1 E: 0 K: 1 S: 6 H: 1 LOB: 0 BB: 0 P: 7	R: 1 E: 0 K: 1 S: 9 H: 3 LOB: 2 BB: 0 P: 11	R: 2 E: 0 K: 1 S: 7 H: 2 LOB: 2 BB: 2 P: 15	R: 1 E: 1 K: 1 S: 7 H: 1 LOB: 2 BB: 1 P: 11	R: 0 E: 0 K: 0 S: 3 H: 0 LOB: 0 BB: 0 P: 3		1B: 3 2B: 3 3B: 0 HR: 3 SF: 0 SAC: 0 DP: 0 HBP: 0						

	AB	34
	R	6
	H	9
	RBI	4
	BB	3
	SO	8
	LOB	14

WP: 1 PA: 37
PB: 0
SB: 0
CS: 0

livebaseballscorecards.com

PITCHER		IP	WLS	BF	H	R	ER	SO	BB	IBB	HBP	BLK	WP	HR	S	P	ERA	WHIP
55 Josh Johnson, R ERA: 5.82	(1, 1)	4.2	L	19	5	3	3	5	0	0	0	0	0	3	32	38	5.79	1.071
53 Dan Meyer, L ERA: 7.11	(5, 1)	0.1		2	1	0	0	1	0	0	0	0	0	0	4	4	0.00	3.000
46 Juan Carlos Oviedo, R ERA: 5.59	(6, 1)	1.0		7	2	2	2	1	2	0	0	0	1	0	7	15	18.00	4.000
37 Renyel Pinto, L ERA: 8.44	(7, 1)	1.0		6	1	1	0	1	1	0	0	0	0	0	7	11	0.00	2.000
72 Kasey Olenberger, R ERA:	(8, 1)	1.0		3	0	0	0	0	0	0	0	0	0	0	3	3	0.00	0.000

PITCHER	IP	WLS	BF	H	R	ER	SO	BB	IBB	HBP	BLK	WP	HR	S	P	ERA	WHIP

Washington Nationals @ New York Mets

Digital Domain Park, Port St. Lucie, FL

Thu Apr 01 2010, 12:15 PM - 3:12 PM EDT

Att. 4,478 - Sunny - 76 F

TOP

livebaseballscorecards.com

Batter	1	2	3	4	5	6	7	8	9	AB	R	H	RBI	BB	SO	LOB
1 Nyjer Morgan, L (1, 8) OBP: 0.289, SLG: 0.262	G3		FC1-5-6-5 22 E 2-3		BB 22 CS	1B 29 1B 15 E 2-H		2B 29 1B 15 FC5-4		3	0	1	1	1	0	1
2 Roger Bernadina, L (6, PR) OBP: 0.365, SLG: 0.304										1	2	1	0	0	0	0
(6, 9)																
39 Tyler Walker, R (9, 1)										0	0	0	0	0	0	0
22 Willie Harris, L (1, 9) OBP: 0.519, SLG: 0.600	2B		F8 1-3		BB 11 1B 44 1B 1-2	1B 15 FC5-4 1-2		1B 15 FC5-4 2-3		2	1	1	0	1	0	1
29 Willy Taveras, R (6, PH) OBP: 0.388, SLG: 0.372										2	0	2	0	0	0	0
(6, 8)																
11 Ryan Zimmerman, R (1, 5) OBP: 0.400, SLG: 0.796	K			F9	1B 44 1B 16 2B 1-2	FC5-4 12 WP 1-2f 2-H		FC5-4 1-2f 3-H		3	1	1	0	0	1	1
15 Cristian Guzman, S (5, 4) OBP: 0.311, SLG: 0.533										2	0	0	1	0	0	2
(9, 9)																
44 Adam Dunn, L (1, 3) OBP: 0.302, SLG: 0.239	F7			BB 16 HR	1B 16 2B 1-3 2-H	G4-3 2-3		G4-3		2	1	1	1	1	0	1
12 Alberto Gonzalez, R (5, 5) OBP: 0.408, SLG: 0.489										2	0	0	0	0	0	3
16 Josh Willingham, R (1, 7) OBP: 0.408, SLG: 0.783		F9		HR 1-H	2B 1-3 3-H		K		G5-3	3	1	2	3	0	0	0
32 Brian Bruney, R (6, 1)										0	0	0	0	0	0	0
28 Michael Morse, R (7, PH) OBP: 0.317, SLG: 0.448										2	0	0	0	0	1	0
(7, 3)																
20 Adam Kennedy, L (1, 4) OBP: 0.306, SLG: 0.397		F9		G4-3	P5		K		L1	4	0	0	0	0	1	2
(5, 3)																
42 Jason Bergmann, R (7, 1)										0	0	0	0	0	0	0
17 Sean Burnett, L (8, 1)										0	0	0	0	0	0	0
Pedro Lopez, R (9, PH)										1	0	0	0	0	0	0
(9, 4)																
7 Ivan Rodriguez, R (1, 2) OBP: 0.357, SLG: 0.463		F7		1B		G5-3	K		P3	3	0	1	0	0	0	0
18 Chris Coste, R (6, 2) OBP: 0.350, SLG: 0.389										2	0	0	0	0	1	0
6 Ian Desmond, R (1, 6) OBP: 0.417, SLG: 0.524			BB 1 21 FC1-5-6-SH5-4	F8		BB 25 S 25 2B		1B 25 PB 25 SF9		1	1	0	0	2	0	1
10 Eric Bruntlett, R (7, 6) OBP: 0.277, SLG: 0.372										1	1	1	0	0	0	0
21 Jason Marquis, L (1, 1) OBP: 0.167, SLG: 0.167			SH5-4 1-2		K	1B 1 1B 1-H		SF9 1-H		1	0	0	0	0	1	0
25 Michael Burgess, L (6, PH) OBP: 0.167, SLG: 0.400										1	1	1	2	0	0	0
(6, 7)																
Inning Stats	R: 0 E: 0 K: 1 S: 6 H: 1 LOB: 1 BB: 0 P: 6	R: 0 E: 0 K: 0 S: 3 H: 0 LOB: 0 BB: 0 P: 3	R: 0 E: 0 K: 0 S: 3 H: 0 LOB: 1 BB: 1 P: 8	R: 2 E: 0 K: 0 S: 5 H: 2 LOB: 1 BB: 1 P: 10	R: 2 E: 0 K: 1 S: 7 H: 3 LOB: 2 BB: 2 P: 15	R: 3 E: 1 K: 0 S: 6 H: 3 LOB: 2 BB: 1 P: 12	R: 0 E: 0 K: 3 S: 9 H: 0 LOB: 0 BB: 0 P: 9	R: 2 E: 0 K: 0 S: 6 H: 3 LOB: 1 BB: 0 P: 7	R: 0 E: 0 K: 0 S: 3 H: 0 LOB: 0 BB: 0 P: 3	1B: 7 2B: 4 3B: 0 HR: 1 SF: 1 SAC: 1 DP: 0 HBP: 0						

	AB	36
	R	9
	H	12
	RBI	8
	BB	5
	SO	5
	LOB	12

WP: 1 PB: 1 SB: 1 CS: 1 PA: 43

PITCHER		IP	WLS	BF	H	R	ER	SO	BB	IBB	HBP	BLK	WP	HR	S	P	ERA	WHIP
33 John Maine, R ERA: 7.88	(1, 1)	4.2	L	23	6	4	4	2	4	0	0	0	0	1	23	41	7.71	2.143
18 Ryota Igarashi, R ERA: 8.53	(5, 1)	0.2		4	1	2	2	0	1	0	0	0	0	0	3	8	27.00	3.000
96 Raul Valdes, L ERA: 2.08	(6, 1)	0.2		4	2	1	1	0	0	0	0	0	1	0	4	5	13.50	3.000
50 Sean Green, R ERA: 4.09	(7, 1)	1.0		3	0	0	0	3	0	0	0	0	0	0	9	9	0.00	0.000
39 Bobby Parnell, R ERA: 4.61	(8, 1)	0.1		4	3	2	2	0	0	0	0	0	0	0	4	5	54.00	9.000

PITCHER		IP	WLS	BF	H	R	ER	SO	BB	IBB	HBP	BLK	WP	HR	S	P	ERA	WHIP
47 Hisanori Takahashi, L ERA: 2.77	(8, 1)	0.2		2	0	0	0	0	0	0	0	0	0	0	2	2	0.00	0.000
94 Kiko Calero, R ERA: 5.68	(9, 1)	1.0		3	0	0	0	0	0	0	0	0	0	0	3	3	0.00	0.000

Washington Nationals @ New York Mets

Digital Domain Park, Port St. Lucie, FL

Thu Apr 01 2010, 12:15 PM - 3:12 PM EDT

Att. 4,478 - Sunny - 76 F

livebaseballscorecards.com

BOTTOM

Batter	1	2	3	4	5	6	7	8	9	AB	R	H	RBI	BB	SO	LOB
16 Ángel Pagán, S (1, 9) OBP: 0.300, SLG: 0.397	C S C 0-3 ① K		x 0-0 19 G3 1 G3 35 HR 1B		C S S 0-3 ① K		x 0-0 ② F8		x 0-0 ③ G3	5	1	1	0	0	2	0
1 Luis Castillo, S (1, 4) OBP: 0.323, SLG: 0.321 21 Rod Barajas, R (6, 2) OBP: 0.286, SLG: 0.429	x 0-0 ② G4-3		x 0-0 ① G3 1-2		x 0-0 ② F8		x 0-0 ③ F7			3 1	0 0	0 0	0 0	0 0	0 0	1 0
19 Gary Matthews, S (1, 8) OBP: 0.368, SLG: 0.490 86 Alex Cintron, S (9, 3) OBP: 0.333, SLG: 0.667	x 0-0 35 S 1B		x 0-0 ② G3 2-3		x 0-0 ③ G3			B B B B 4-0 2 1B BB		3 0	0 0	1 0	0 0	1 0	0 0	1 0
35 Mike Jacobs, L (1, 3) OBP: 0.326, SLG: 0.487 50 Sean Green, R (7, 1) 39 Bobby Parnell, R (8, 1) 47 Hisanori Takahashi, L (8, 1) 23 Chris Carter, L (8, PH) OBP: 0.433, SLG: 0.893 62 Jesús Feliciano, L (9, 8) OBP: 0.467, SLG: 0.417	B x 1-0 ③ G4-3 1-2		B B C B x 3-1 HR 3-H			x 0-0 ① G4-3		S C S 0-3 ① K		3 0 0 0 1 0	1 0 0 0 0 0	1 0 0 0 0 0	2 0 0 0 0 0	0 0 0 0 1 0	0 0 0 0 1 0	1 0 0 0 1 0
17 Fernando Tatis, R (1, 5) OBP: 0.250, SLG: 0.256 (7, 3) Jonathan Malo, R (9, 4)		x 0-0 ① G5-3	x 0-0 ③ G6-3			x 0-0 79 BB 1B		x 0-0 ② L7		4 0	0 0	1 0	0 0	0 0	0 0	1 0
2 Frank Catalanotto, L (1, 7) OBP: 0.342, SLG: 0.500 94 Kiko Calero, R (9, 1)		x 0-0 79 1B 79 WP 4 G6-3 1B		x 0-0 ① G3		x 0-0 ② F8		x 0-0 1-3 1B		4 0	1 0	2 0	0 0	0 0	0 0	1 0
79 Rubén Tejada, R (1, 6) OBP: 0.420, SLG: 0.426		B x 1-0 33 WP 4 G6-3 1-3 1B		x 0-0 4 G4-6-3 1B		B B B B 4-0 1-2 BB		S S C 0-3 ③ K		3	0	2	0	1	1	2
4 Henry Blanco, R (1, 2) OBP: 0.250, SLG: 0.296 65 Russ Adams, L (6, 4) OBP: 0.342, SLG: 0.429 (9, 7)		x 0-0 ② G6-3 1-2 3-H		x 0-0 ② G4-6-3 1-2		x 0-0 ③ G3			x 0-0 ① P6	2 2	0 0	0 0	1 0	0 0	0 0	2 2
33 John Maine, R (1, 1) 18 Ryota Igarashi, R (5, 1) 96 Raul Valdes, L (6, 1) 67 Mike Cervenak, R (7, 5) OBP: 0.462, SLG: 0.364		C S B S 1-3 ③ K 2-3		S C S 0-3 ③ K			x 0-0 ① F9		S S C 0-3 ② K	2 0 0 2	0 0 0 0	0 0 0 0	0 0 0 0	0 0 0 0	2 0 0 1	2 0 0 0
Inning Stats	R: 0 E: 0 K: 1 S: 6 H: 1 LOB: 1 BB: 0 P: 7	R: 1 E: 0 K: 1 S: 7 H: 2 LOB: 1 BB: 0 P: 9	R: 2 E: 0 K: 0 S: 6 H: 2 LOB: 0 BB: 0 P: 9	R: 0 E: 0 K: 1 S: 6 H: 1 LOB: 1 BB: 0 P: 6	R: 0 E: 0 K: 1 S: 5 H: 0 LOB: 0 BB: 0 P: 5	R: 0 E: 0 K: 0 S: 4 H: 1 LOB: 2 BB: 1 P: 8	R: 0 E: 0 K: 0 S: 3 H: 0 LOB: 0 BB: 0 P: 3	R: 0 E: 0 K: 2 S: 8 H: 1 LOB: 2 BB: 1 P: 12	R: 0 E: 0 K: 1 S: 5 H: 0 LOB: 0 BB: 0 P: 5	1B: 7 2B: 0 3B: 0 HR: 1	SF: 0 SAC: 0 DP: 0 HBP: 0			WP: 2 PB: 0 SB: 1 CS: 0	PA: 37		

	AB	35
	R	3
	H	8
	RBI	3
	BB	2
	SO	7
	LOB	14

PITCHER		IP	WLS	BF	H	R	ER	SO	BB	IBB	HBP	BLK	WP	HR	S	P	ERA	WHIP
21 Jason Marquis, R ERA: 9.15	(1, 1)	5.0	W	21	6	3	3	4	0	0	0	0	2	1	30	36	5.40	1.200
32 Brian Bruney, R ERA: 4.0	(6, 1)	1.0		5	1	0	0	0	1	0	0	0	0	0	4	8	0.00	2.000
42 Jason Bergmann, R ERA: 5.59	(7, 1)	1.0		4	0	0	0	0	1	0	0	0	0	0	3	7	0.00	1.000
17 Sean Burnett, L ERA: 11.74	(8, 1)	1.0		4	1	0	0	2	0	0	0	0	0	0	8	8	0.00	1.000
39 Tyler Walker, R ERA: 12.54	(9, 1)	1.0		3	0	0	0	1	0	0	0	0	0	0	5	5	0.00	0.000

PITCHER	IP	WLS	BF	H	R	ER	SO	BB	IBB	HBP	BLK	WP	HR	S	P	ERA	WHIP

New York Mets @ Tampa Bay Rays

Tropicana Field, St. Petersburg, FL

Fri Apr 02 2010, 6:13 PM - 8:52 PM EDT

Att. 13,133 - Dome - 72 F

TOP

livebaseballscorecards.com

Batter	1	2	3	4	5	6	7	8	9	AB	R	H	RBI	BB	SO	LOB
13 Alex Cora, L (1, 6) OBP: 0.333, SLG: 0.404 2 Frank Catalanotto, L (7, 7) OBP: 0.333, SLG: 0.485	B SI 92 F FF 93 X FF 94 1-1 ① F7			C FF 92 C CH 83 B FF 93 F CU 76 X SI 94 1-2 ① F8		B SI 85 B SI 85 C C F X 2-2 ② L1		B FC 88 C FC 87 B CU 76 F FC 87 X CU 76 2-2 ③ G4-3		3 1	0 0	0 0	0 0	0 0	0 0	0 0
1 Luis Castillo, S (1, 4) OBP: 0.308, SLG: 0.305 79 Rubén Tejada, R (7, 6) OBP: 0.429, SLG: 0.426	B FF 93 B FF 92 C FF 93 C SI 94 B FF 95 C FF 94 3-3 ② K			B FF 94 X CH 85 1-0 ② F8		C B F B X 2-2 ③ G1-3			C FC 86 F FC 85 F FC 85 H FC 86 1-2 35 HR HBP	3 0	0 1	0 0	0 0	0 0	1 0	0 0
5 David Wright, R (1, 5) OBP: 0.383, SLG: 0.654 65 Russ Adams, L (7, 5) OBP: 0.333, SLG: 0.417	F FF 94 C FF 94 B SL 89 S SL 87 1-3 ③ K			S FF 95 B CH 86 B CH 85 B SL 86 S FF 95 X FF 94 3-2 ③ F9			B FF 90 B FF 91 F FF 90 B FF 91 B FF 89 4-1 44 1B BB		C FC 87 B FC 87 F FC 87 S 1-3 ① K	2 1	0 0	0 0	0 0	1 0	1 1	0 1
35 Mike Jacobs, L (1, 10) OBP: 0.320, SLG: 0.535		S FF 93 B FF 93 S FF 94 C CU 76 1-3 ① K			S F B C 1-3 ① K		F FF 90 D CU 76 1 SAFE B FF 90 B FF 89 F FF 89 X FF 89 3-2 ① F7		D CU 76 C CU 75 F FC 87 X CU 76 1-2 1-H HR	4	1	1	2	0	2	1
44 Jason Bay, R (1, 7) OBP: 0.443, SLG: 0.686 86 Alex Cintron, S (7, 4) OBP: 0.250, SLG: 0.500		C CU 75 X SI 94 0-1 19 L6-3 1B			C FF 93 T CH 84 B SI 94 B SL 87 B SI 93 B FF 94 4-2 19 BB BB		1 SAFE C FF 90 X SL 80 0-1 1-2 1B		B FC 87 F FC 85 B CU 73 X CU 74 2-1 ② G3	2 1	0 0	2 0	0 0	1 0	0 0	0 0
19 Gary Matthews, S (1, 8) OBP: 0.377, SLG: 0.481		C FF 91 B FF 94 B SI 91 F FF 92 B FF 95 F FF 94 X FF 94 3-2 ② ③ L6-3 1-1			B FF 93 C 1 SAFE B B B 4-1 1-2 BB		B FF 90 B FF 90 X FF 90 2-0 ② F9		B FC 85 X FC 86 1-0 12 1B 1B	3	0	1	0	1	0	3
12 Jeff Francoeur, R (1, 9) OBP: 0.270, SLG: 0.351			C SL 81 X FF 93 0-1 ① F8		F B F S 1-3 ② K		X SL 80 0-0 ③ F9		B CU 76 F FC 86 B FC 87 X FC 85 2-1 1-2 1B	4	0	1	0	0	1	4
17 Fernando Tatis, R (1, 3) OBP: 0.229, SLG: 0.233			F FF 93 B CU 76 X FF 93 1-1 ② P3		C CU 76 B SL 86 T FF 94 X FF 96 1-2 ③ G4-3			B FC 87 S FC 87 S CU 75 B FC 87 C FC 87 2-3 ① K	B FC 87 B FC 85 B FC 86 C FC 88 X FC 86 3-1 ③ F7	4	0	0	0	0	1	4
21 Rod Barajas, R (1, 2) OBP: 0.258, SLG: 0.387 4 Henry Blanco, R (8, 2) OBP: 0.250, SLG: 0.296			C FF 94 S CH 84 S SL 88 0-3 ③ K			B SI 85 X SI 85 1-0 ① F9		B CU 76 X FC 87 1-0 ② L5		3 0	0 0	0 0	0 0	0 0	1 0	0 0

	AB	31
	R	2
	H	5
	RBI	2
	BB	3
	SO	8
	LOB	13

Inning Stats	1	2	3	4	5	6	7	8	9			
	R: 0 E: 0 K: 2 S: 8	H: 0 LOB: 0 BB: 0 P: 13	R: 0 E: 0 K: 1 S: 9	H: 1 LOB: 0 BB: 0 P: 13	R: 0 E: 0 K: 1 S: 7	H: 0 LOB: 0 BB: 0 P: 8	R: 0 E: 0 K: 0 S: 8	H: 0 LOB: 0 BB: 0 P: 13	R: 0 E: 0 K: 2 S: 12	H: 0 LOB: 2 BB: 2 P: 23	R: 0 E: 0 K: 0 S: 8	H: 0 LOB: 0 BB: 0 P: 13
	R: 0 E: 0 K: 0 S: 8	H: 1 LOB: 2 BB: 1 P: 17	R: 0 E: 0 K: 1 S: 7	H: 0 LOB: 0 BB: 0 P: 12	R: 2 E: 0 K: 1 S: 16	H: 3 LOB: 2 BB: 0 P: 27	1B: 4 2B: 1 3B: 0 HR: 1	SF: 0 SAC: 0 DP: 1 HBP: 1	WP: 0 PB: 0 SB: 0 CS: 0	PA: 35		

PITCHER		IP	WLS	BF	H	R	ER	SO	BB	IBB	HBP	BLK	WP	HR	S	P	ERA	WHIP
22 Matt Garza, R ERA: 2.28	(1, 1)	5.0	W	17	1	0	0	6	2	0	0	0	0	0	44	70	0.00	0.600
36 Randy Choate, L ERA: 1.13	(6, 1)	1.0	H	3	0	0	0	0	0	0	0	0	0	0	8	13	0.00	0.000
73 Matt Gorgen, R ERA:	(7, 1)	1.0	H	5	1	0	0	0	1	0	0	0	0	0	8	17	0.00	2.000
31 Lance Cormier, R ERA: 5.56	(8, 1)	2.0	S	10	3	2	2	2	0	0	1	0	0	1	23	39	9.00	1.500

PITCHER	IP	WLS	BF	H	R	ER	SO	BB	IBB	HBP	BLK	WP	HR	S	P	ERA	WHIP

New York Mets @ Tampa Bay Rays

Tropicana Field, St. Petersburg, FL

Fri Apr 02 2010, 6:13 PM - 8:52 PM EDT

Att. 13,133 - Dome - 72 F

BOTTOM

Batter	1	2	3	4	5	6	7	8	9	AB	R	H	RBI	BB	SO	LOB
8 Jason Bartlett, R (1, 6) OBP: 0.413, SLG: 0.576 1 Sean Rodríguez, R (6, 4) OBP: 0.500, SLG: 0.873	C SI 89 C SI 88 B FS 82 X SL 84 1-2 G3-1		S SL 82 B SI 90 C FS 85 B SI 93 X SL 84 2-2 13 G4-3 13 S 1B			C SL 80 B SI 90 X FS 84 1-1 G3-1		C FF 94 F FC 95 B CU 81 B CU 80 B FC 94 F FC 95 F FC 95 X FC 96 3-2 9 E 2B		2 0 1 0 0 0 0 2 1 1 0 0 0 0						
13 Carl Crawford, L (1, 7) OBP: 0.317, SLG: 0.340 16 Willy Aybar, S (6, 5) OBP: 0.281, SLG: 0.387	B CU 75 X SI 90 1-0 L7		C SI 88 B SI 91 1 SAFE B SI 90 X FS 85 2-1 G4-3 1-3			C CU 73 F SI 91 S SI 91 0-3 K		B FC 94 B CH 86 S FC 95 X FC 93 2-1 G5-3		2 0 0 0 0 0 1 2 0 0 0 0 1 1						
18 Ben Zobrist, S (1, 9) OBP: 0.410, SLG: 0.660 9 Hank Blalock, L (6, 3) OBP: 0.265, SLG: 0.310	C SI 89 C SI 90 S FS 84 0-3 K		B SI 86 B CU 76 F SI 91 C SL 82 X FS 84 2-2 G5-3			C SI 92 B SI 91 X SI 91 1-1 G3		B FF 96 S CH 88 F FF 96 D CH 90 X FC 96 2-2 E3 19 G3-1 19 S 52 1B 2-H		2 0 0 0 0 1 1 2 1 0 0 0 0 0						
3 Evan Longoria, R (1, 5) OBP: 0.359, SLG: 0.643 19 Gabe Kapler, R (6, 9) OBP: 0.283, SLG: 0.220		F SI 90 X FS 82 0-1 23 E 5 2B 1B		C C F B B F B F F 3-2 X G6-3			B FF 92 B SI 91 B FF 91 B FF 92 4-0 33 1B 10 1B BB	B FC 96 C FC 96 C FF 96 F FC 97 B CU 79 X FC 96 2-2 G3-1 1-3		2 1 1 0 0 0 0 1 1 0 0 1 0 1						
23 Carlos Pena, L (1, 3) OBP: 0.276, SLG: 0.333 52 John Matulia, L (6, 8) OBP: 0.400, SLG: 0.400		C SI 87 X CU 72 0-1 E5 2 L3 1-2		B C S C 1-3 K			1 SAFE 1 SAFE B FF 91 D CH 84 F FF 92 F FF 91 X FF 92 2-2 L8	C CH 89 X FC 96 0-1 1B 3-H		2 0 0 0 0 1 1 2 0 1 1 0 0 1						
2 B.J. Upton, R (1, 8) OBP: 0.317, SLG: 0.557 33 Ryan Royster, R (6, 7) OBP: 0.500, SLG: 0.500		C SI 91 X SI 90 0-1 L3 1-1		X 0-0 G6-3			B SI 92 F FF 92 1 SAFE F FF 92 F SL 83 X SI 94 1-2 10 1B 1B 1-2	C FC 95 X FC 95 0-1 G4-3		2 0 0 0 0 0 2 2 0 1 0 0 0 1						
5 Pat Burrell, R (1, 10) OBP: 0.333, SLG: 0.333 10 Kelly Shoppach, R (7, PH) OBP: 0.455, SLG: 0.750 (8, 10)		C SI 92 B SL 83 X SI 92 1-1 2-H 2B			C SL 82 F SI 90 B FS 84 F FS 81 S SI 92 1-3 K		B FF 92 C SL 80 B FF 91 F CH 82 F FF 92 X 2-2 1-2 2-H 1B			2 0 1 1 0 1 0 1 0 1 1 0 0 0						
30 Dioner Navarro, S (1, 2) OBP: 0.577, SLG: 0.474 61 Nevin Ashley, R (7, 2) OBP: 0.500, SLG: 0.684		F CU 75 B SI 92 C FS 83 F FS 84 X SI 91 1-2 P4			C SI 92 B SI 90 C CU 74 B SI 91 X SI 92 2-2 G5-3		S SL 81 B SL 82 C FF 92 C FF 94 1-3 K			2 0 0 0 0 0 1 1 0 0 0 0 1 2						
15 Reid Brignac, L (1, 4) OBP: 0.359, SLG: 0.450 7 Shawn O'Malley, S (6, 6)			C SI 91 X SI 89 0-1 G1-3		C CU 75 X FS 82 0-1 F9		X 0-0 G6-3			2 0 0 0 0 0 0 1 0 0 0 0 0 2						
Inning Stats	R: 0 E: 0 K: 1 S: 7 H: 0 LOB: 0 BB: 0 P: 9	R: 1 E: 1 K: 0 S: 12 H: 2 LOB: 1 BB: 0 P: 14	R: 0 E: 0 K: 0 S: 10 H: 1 LOB: 1 BB: 0 P: 16	R: 0 E: 0 K: 1 S: 11 H: 0 LOB: 0 BB: 0 P: 15	R: 0 E: 0 K: 1 S: 9 H: 0 LOB: 0 BB: 0 P: 12	R: 0 E: 0 K: 1 S: 7 H: 0 LOB: 0 BB: 0 P: 9	R: 1 E: 0 K: 1 S: 15 H: 2 LOB: 2 BB: 1 P: 25	R: 2 E: 1 K: 0 S: 18 H: 2 LOB: 1 BB: 0 P: 27		1B: 5 2B: 3 3B: 0 HR: 0 SF: 0 SAC: 0 DP: 1 HBP: 0				WP: 0 PB: 0 SB: 2 CS: 0 PA: 33		

PITCHER	IP	WLS	BF	H	R	ER	SO	BB	IBB	HBP	BLK	WP	HR	S	P	ERA	WHIP
34 Mike Pelfrey, R (1, 1) ERA: 6.15	6.0	L	21	3	1	0	4	0	0	0	0	0	0	56	75	0.00	0.500
38 Fernando Nieve, R (7, 1) ERA: 4.61	0.2		5	2	1	1	1	1	0	0	0	0	0	14	24	13.50	4.500
25 Pedro Feliciano, L (7, 1) ERA:	0.1		1	0	0	0	0	0	0	0	0	0	0	1	1	0.00	0.000
76 Jenrry Mejia, R (8, 1) ERA: 1.59	1.0		6	2	2	0	0	0	0	0	0	0	0	18	27	0.00	2.000

PITCHER	IP	WLS	BF	H	R	ER	SO	BB	IBB	HBP	BLK	WP	HR	S	P	ERA	WHIP

livebaseballscorecards.com

AB	32
R	4
H	7
RBI	3
BB	1
SO	5
LOB	14

Batter	1	2	3	4	5	6	7	8	9	AB	R	H	RBI	BB	SO	LOB
16 Ángel Pagán, S (1, 8) OBP: 0.284, SLG: 0.373	L6		G5-4-3 1-2f			F8		F7		4	0	0	0	0	0	1
1 Luis Castillo, S (1, 4) OBP: 0.294, SLG: 0.290	G5-3		G1-3			G4-3		1B		3	0	0	0	0	0	0
13 Alex Cora, L (6, 4) OBP: 0.346, SLG: 0.417										1	0	1	0	0	0	0
5 David Wright, R (1, 5) OBP: 0.371, SLG: 0.630	F9			K		2 1B		F7		2	0	0	0	0	1	0
86 Alex Cintron, S (5, 5) OBP: 0.333, SLG: 0.500				G6-3		1-2 1B		K		2	0	1	0	0	0	1
44 Jason Bay, R (1, 7) OBP: 0.444, SLG: 0.679		19 WP 17 1B 1B								2	0	1	0	0	0	0
2 Frank Catalanotto, L (5, 7) OBP: 0.341, SLG: 0.466										2	0	1	0	0	1	1
12 Jeff Francoeur, R (1, 10) OBP: 0.254, SLG: 0.328		P4		F8		P3			K	4	0	0	0	0	1	3
17 Fernando Tatis, R (1, 3) OBP: 0.250, SLG: 0.255		19 WP 1-2 1B			G6-3		79 G5-3 19 1B 1B		F8	4	0	2	0	0	0	0
19 Gary Matthews, S (1, 9) OBP: 0.385, SLG: 0.482		K 1-2 2-3			1B		1-2 1B		K	4	0	2	0	0	2	2
4 Henry Blanco, R (1, 2) OBP: 0.226, SLG: 0.267		F7			F9		F5			3	0	0	0	0	0	5
71 Mike Nickeas, R (7, 2)										0	0	0	0	0	0	0
79 Rubén Tejada, R (1, 6) OBP: 0.425, SLG: 0.422			16 G5-4-3 1B		L7		G5-3 2-3f			3	0	1	0	0	0	3
Inning Stats	R: 0 E: 0 K: 0 S: 3 H: 0 LOB: 0 BB: 0 P: 3	R: 0 E: 0 K: 1 S: 7 H: 2 LOB: 2 BB: 0 P: 8	R: 0 E: 0 K: 0 S: 3 H: 1 LOB: 0 BB: 0 P: 3	R: 0 E: 0 K: 1 S: 5 H: 0 LOB: 0 BB: 0 P: 5	R: 0 E: 0 K: 0 S: 4 H: 1 LOB: 1 BB: 0 P: 4	R: 0 E: 0 K: 0 S: 5 H: 2 LOB: 2 BB: 0 P: 5	R: 0 E: 0 K: 0 S: 4 H: 2 LOB: 1 BB: 0 P: 4	R: 0 E: 0 K: 1 S: 6 H: 1 LOB: 1 BB: 0 P: 6	R: 0 E: 0 K: 2 S: 7 H: 0 LOB: 0 BB: 0 P: 7	1B: 9 2B: 0 3B: 0 HR: 0 SF: 0 SAC: 0 DP: 2 HBP: 0						

PITCHER		IP	WLS	BF	H	R	ER	SO	BB	IBB	HBP	BLK	WP	HR	S	P	ERA	WHIP
17 Brian Matusz, L ERA: 2.59	(1, 1)	4.0		14	3	0	0	2	0	0	0	0	1	0	18	19	0.00	0.750
37 Matt Albers, R ERA: 2.57	(5, 1)	1.0	W	4	1	0	0	0	0	0	0	0	0	0	4	4	0.00	1.000
27 Mark Hendrickson, L ERA: 4.66	(6, 1)	1.0		5	2	0	0	0	0	0	0	0	0	0	5	5	0.00	2.000
26 Cla Meredith, R ERA: 0.84	(7, 1)	1.0		4	2	0	0	0	0	0	0	0	0	0	4	4	0.00	2.000
13 Will Ohman, L ERA: 1.04	(8, 1)	0.1		1	0	0	0	0	0	0	0	0	0	0	1	1	0.00	0.000

PITCHER		IP	WLS	BF	H	R	ER	SO	BB	IBB	HBP	BLK	WP	HR	S	P	ERA	WHIP
43 Jim Johnson, R ERA: 7.0	(8, 1)	0.2		3	1	0	0	1	0	0	0	0	0	0	5	5	0.00	1.500
51 Michael Gonzalez, L ERA: 5.14	(9, 1)	1.0		3	0	0	0	2	0	0	0	0	0	0	7	7	0.00	0.000

New York Mets @ Baltimore Orioles

Ed Smith Stadium, Sarasota, FL

Sat Apr 03 2010, 1:11 PM - 3:45 PM EDT

Att. 7,802 - Sunny - 79 F

TOP

livebaseballscorecards.com

AB	34
R	0
H	9
RBI	0
BB	0
SO	5
LOB	16

WP: 1 PA: 34
PB: 0
SB: 0
CS: 0

BOTTOM

New York Mets @ Baltimore Orioles

Ed Smith Stadium, Sarasota, FL

Sat Apr 03 2010, 1:11 PM - 3:45 PM EDT

Att. 7,802 - Sunny - 79 F

livebaseballscorecards.com

Batter	1	2	3	4	5	6	7	8	9	AB	R	H	RBI	BB	SO	LOB
1 Brian Roberts, S (1, 4) OBP: 0.318, SLG: 0.316 78 Blake Davis, L (8, 6) OBP: 0.158, SLG: 0.158	G5-3		K		9 HR, 10 1B, 1B	G3-1	K			5 0	1 0	1 0	1 0	0 0	2 0	1 0
10 Adam Jones, R (1, 8) OBP: 0.333, SLG: 0.586 18 Felix Pie, L (7, 7) OBP: 0.419, SLG: 0.658	9 CS, 1B		21 G4-6-3, 1B		9 HR, 1B	G3		G4-3		4 1	1 0	3 0	1 0	0 0	0 0	1 0
21 Nick Markakis, L (1, 9) OBP: 0.254, SLG: 0.397 80 Miguel Abreu, R (6, PR) OBP: 0.375, SLG: 0.478 (7, 9)	L4		G4-6-3 1-2f		K	9 2B, 1B		P2		4 1	0 1	1 0	1 0	0 0	1 0	5 0
9 Miguel Tejada, R (1, 5) OBP: 0.308, SLG: 0.435 23 Ty Wigginton, R (6, PR) OBP: 0.328, SLG: 0.519 (7, 5)	CS 1-2	G6-3		G6-3	HR	15 FC5, 2B		BB, 1B		4 0	1 0	2 0	5 0	0 1	0 0	0 0
30 Luke Scott, L (1, 7) OBP: 0.364, SLG: 0.481 Joey Gathright, L (6, PR) OBP: 0.239, SLG: 0.205 (7, 8)		25 BB, 14 BB, HBP	K	K	G4-3	BB		1-2, 1B		2 1	0 0	0 1	0 0	1 0	1 0	0 0
32 Matt Wieters, S (1, 2) OBP: 0.316, SLG: 0.320 15 Craig Tatum, R (6, 2) OBP: 0.323, SLG: 0.269		K		F9	14 HR, BB FC5			F9		2 2	0 1	0 0	0 0	0 1	1 0	1 4
14 Nolan Reimold, R (1, 10) OBP: 0.316, SLG: 0.453 82 Jonny Tucker, R (7, PH) (8, 10) OBP: 0.467, SLG: 0.462	25 BB, 1-2, BB				25 CS, 1B	1-H, HR	6 F8, 2 WP, 2B			2 1	1 1	2 1	2 1	1 0	0 0	0 0
25 Garrett Atkins, R (1, 3) OBP: 0.339, SLG: 0.373 6 Scott Moore, L (7, 3) OBP: 0.171, SLG: 0.250	1-2, 2-3, BB				1 1B, 3 1B, 10 1B, 1-2, 1B	3 1B, 3 PB, 1 G3-1, HBP	F8, 2-3			1 1	2 0	1 0	0 0	1 0	0 0	0 1
3 Cesar Izturis, S (1, 6) OBP: 0.185, SLG: 0.189 2 Julio Lugo, R (7, 6) (8, 4) OBP: 0.263, SLG: 0.361	K				10 1B, 1 1B, 9 HR, 1-2, 1B	10 G3, 1 G3-1, 21 1B, 1-3, 1B	G4-3, 3-H			3 1	2 0	2 0	0 0	0 0	1 0	3 0
Inning Stats	R: 0 E: 0 K: 0 S: 4 H: 1 LOB: 0 BB: 0 P: 4	R: 0 E: 0 K: 2 S: 7 H: 0 LOB: 3 BB: 2 P: 16	R: 0 E: 0 K: 1 S: 5 H: 1 LOB: 0 BB: 0 P: 5	R: 0 E: 0 K: 1 S: 5 H: 0 LOB: 0 BB: 0 P: 5	R: 5 E: 0 K: 1 S: 11 H: 6 LOB: 0 BB: 0 P: 12	R: 5 E: 0 K: 0 S: 9 H: 4 LOB: 2 BB: 2 P: 22	R: 1 E: 0 K: 1 S: 6 H: 1 LOB: 0 BB: 0 P: 7	R: 0 E: 0 K: 0 S: 4 H: 1 LOB: 2 BB: 1 P: 8		1B: 10 2B: 2 3B: 0 HR: 2 SF: 0 SAC: 0 DP: 1 HBP: 2						

AB	35
R	11
H	14
RBI	10
BB	5
SO	6
LOB	16

WP: 1 PB: 1 SB: 0 CS: 2 PA: 43

PITCHER		IP	WLS	BF	H	R	ER	SO	BB	IBB	HBP	BLK	WP	HR	S	P	ERA	WHIP
49 Jonathon Niese, L ERA: 6.52	(1, 1)	5.0	L	23	8	5	5	5	2	0	1	0	0	1	32	42	9.00	2.000
50 Sean Green, R ERA: 6.94	(6, 1)	0.2		6	2	4	4	0	1	0	1	0	0	1	6	15	54.00	4.500
89 Roy Merritt, L ERA: 27.0	(6, 1)	0.1		4	2	1	1	0	1	0	0	0	0	0	3	7	27.00	9.000
46 Oliver Pérez, L ERA: 8.68	(7, 1)	1.0		4	1	1	1	1	0	0	0	0	1	0	6	7	9.00	1.000
18 Ryota Igarashi, R ERA: 7.9	(8, 1)	1.0		5	1	0	0	0	1	0	0	0	0	0	4	8	0.00	2.000

PITCHER	IP	WLS	BF	H	R	ER	SO	BB	IBB	HBP	BLK	WP	HR	S	P	ERA	WHIP

Batter	1	2	3	4	5	6	7	8	9	AB	R	H	RBI	BB	SO	LOB
8 Chris Coghlan, L (1, 7) OBP: 0.250, SLG: 0.250	C FF 90 B FF 90 B SL 81 B FF 90 X FF 89 3-1 P5		C SL 77 B SL 81 F FF 91 X SL 80 1-2 P3			B SL 80 X FF 88 1-0 2 S 3 2B 1B	D CH 83 F F CH 81 B FF 91 F CU 74 F FF 91 S FF 93 2-3 K			4	1	1	0	0	1	2
24 Cameron Maybin, R (1, 8)	B FF 90 S CH 80 S FF 91 S CH 82 1-3 K			C CH 82 C FF 90 B CH 82 S CH 81 1-3 K		B CH 80 S CH 78 C FF 90 B CH 82 F FF 90 1 SAFE S CH 76 2-3 K		C FF 92 C SL 81 F SI 95 B SL 85 X CH 82 1-2 G6-3		4	0	0	0	0	3	1
2 Hanley Ramirez, R (1, 6) OBP: 0.500, SLG: 0.500	B CH 82 B CH 79 X FF 91 2-0 F9			B CH 80 F FF 91 X FF 91 1-1 6 F8 3 S 1B		C FF 90 1 SAFE S FF 91 S FF 91 0-3 K 1-2		B SL 81 X SI 94 1-0 E5 3 F8 1B		4	0	2	0	0	1	1
3 Jorge Cantu, R (1, 5) OBP: 0.500, SLG: 0.667		B SI 90 C FF 89 S FF 90 B SL 82 X FF 90 2-2 P2		B CH 80 C CH 78 B FF 90 1 SAFE B CH 77 C CH 78 F CH 78 F FF 89 F FF 90 4-2 F CH 80 F CH 76 D SL 82 6 F8 1-2 BB		S FF 90 B FF 89 S CH 78 X FF 90 1-2 2-H 2B		B SL 82 C FF 91 B CH 83 B FF 93 X FF 92 3-1 F8 2-3		3	0	1	1	1	0	1
6 Dan Uggla, R (1, 4)		B FF 90 C FF 91 B CH 83 X CH 80 2-1 G5-3		B CH 78 X CH 79 1-0 F8 1-2 2-3		B CH 80 B CH 77 F SI 89 B CH 78 C CH 77 B CH 78 4-2 BB		B FF 93 C FF 93 C SL 80 F SL 83 C SL 83 1-3 K		3	0	0	0	1	1	3
29 Ronny Paulino, R (1, 2)		S FF 90 B FF 90 S CH 80 X CH 82 1-2 F8		C FF 89 F FF 91 X FF 91 0-2 F8		C FF 89 X SI 90 0-1 F8			B FF 91 C FF 92 B CU 78 X FF 92 2-1 G6-3	4	0	0	0	0	0	4
12 Cody Ross, R (1, 9)			X FF 90 0-0 G6-3		X FF 90 0-0 P4		B FF 91 C FF 92 X FF 92 1-1 G6-3		B FF 93 C FF 92 F FF 93 B CU 79 X CU 79 2-2 F8	4	0	0	0	0	0	0
15 Gaby Sanchez, R (1, 3) OBP: 0.500, SLG: 0.750			C SI 90 F SL 84 B CH 83 B FF 91 F FF 91 F CH 82 F CH 80 F FF 91 B SL 85 3-2 F CH 79 X SI 90 55 SH5-4 1B		C FF 90 F FF 91 F FF 90 B CH 82 F SI 91 F SL 85 B CH 82 X FF 90 2-2 F9		B SI 92 C FF 92 X FF 92 1-1 2B		C FF 91 B CU 78 F CH 77 B CU 81 X FF 92 2-2 F8	4	0	2	0	0	0	0
55 Josh Johnson, L (1, 1) 32 Clay Hensley, R (6, 1) 53 Dan Meyer, R (6, 1) 13 Mike Lamb, L (7, PH) 64 Tim Wood, R (7, 1) 37 Renyel Pinto, L (8, 1)			C FF 89 B FF 89 B FF 87 X FF 88 2-1 SH5-4 1-2		C FF 90 C FF 91 C FF 92 0-3 K		B SI 92 B CH 83 F CH 81 F FF 92 X CH 82 2-2 F8			1 0 0 1 0 0	0 0 0 0 0 0	0 0 0 0 0 0	0 0 0 0 0 0	1 0 0 0 0 0	0 0 0 1 0 0	0 0 0 1 0 0
Inning Stats	R: 0 E: 0 K: 1 S: 6 H: 0 LOB: 0 BB: 0 P: 12	R: 0 E: 0 K: 0 S: 8 H: 0 LOB: 0 BB: 0 P: 13	R: 0 E: 0 K: 0 S: 14 H: 1 LOB: 1 BB: 0 P: 20	R: 0 E: 0 K: 1 S: 16 H: 1 LOB: 2 BB: 1 P: 23	R: 0 E: 0 K: 1 S: 10 H: 0 LOB: 0 BB: 0 P: 12	R: 1 E: 0 K: 2 S: 15 H: 2 LOB: 2 BB: 1 P: 23	R: 0 E: 0 K: 1 S: 12 H: 1 LOB: 1 BB: 0 P: 18	R: 0 E: 1 K: 1 S: 11 H: 1 LOB: 1 BB: 0 P: 17	R: 0 E: 0 K: 0 S: 8 H: 0 LOB: 0 BB: 0 P: 14	1B: 4 2B: 2 3B: 0 HR: 0 SF: 0 SAC: 1 DP: 0 HBP: 0						

PITCHER		IP	WLS	BF	H	R	ER	SO	BB	IBB	HBP	BLK	WP	HR	S	P	ERA	WHIP
57 Johan Santana, L ERA: 1.5	(1, 1)	6.0	W	24	4	1	1	5	2	0	0	0	0	0	69	103	1.50	1.000
38 Fernando Nieve, R ERA:	(7, 1)	2.0		8	2	0	0	2	0	0	0	0	0	0	23	35	0.00	1.000
75 Francisco Rodríguez, R ERA:	(9, 1)	1.0		3	0	0	0	0	0	0	0	0	0	0	8	14	0.00	0.000

PITCHER		IP	WLS	BF	H	R	ER	SO	BB	IBB	HBP	BLK	WP	HR	S	P	ERA	WHIP

TOP

Florida Marlins @ New York Mets

Citi Field, Flushing, NY

Mon Apr 05 2010, 1:13 PM - 4:22 PM EDT

Att. 41,245 - Cloudy - 66 F

livebaseballscorecards.com

AB	32
R	1
H	6
RBI	1
BB	2
SO	7
LOB	13

WP: 0 PA: 35
PB: 0
SB: 2
CS: 0

Florida Marlins @ New York Mets

Citi Field, Flushing, NY

Mon Apr 05 2010, 1:13 PM - 4:22 PM EDT

Att. 41,245 - Cloudy - 66 F

livebaseballscorecards.com

BOTTOM

Batter	1	2	3	4	5	6	7	8	9	AB	R	H	RBI	BB	SO	LOB
13 Alex Cora, L (1, 6)	HBP		G1-3	L6		G6-3		F9		4	0	0	1	0	0	3
1 Luis Castillo, S (1, 4)	FC4-6		BB		G6-3	E3		G4-3		4	1	0	0	1	0	1
5 David Wright, R (1, 5) OBP: 0.500, SLG: 1.333	HR		BB		L5	F7				3	1	1	2	1	0	1
35 Mike Jacobs, L (1, 3)	K		K		P4		G1			4	0	0	0	0	2	2
17 Fernando Tatis, R (8, 3)										0	0	0	0	0	0	0
44 Jason Bay, R (1, 7) OBP: 0.500, SLG: 1.000	1B		K			3B	G6-3			4	1	2	0	0	1	2
19 Gary Matthews, S (1, 8) OBP: 0.750, SLG: 1.000	P2			1B		BB	2B			3	2	2	0	1	0	1
12 Jeff Francoeur, R (1, 9) OBP: 0.500, SLG: 1.000			G5-3	BB		SF8	2B			2	0	1	2	1	0	0
21 Rod Barajas, R (1, 2) OBP: 0.500, SLG: 0.750			F8	1B		2B	K			4	1	2	1	0	1	1
57 Johan Santana, L (1, 1)			G3	F7		1B		K		2	0	0	0	0	0	3
16 Ángel Pagán, S (6, PH) OBP: 1.000, SLG: 1.000										1	1	1	1	0	0	0
38 Fernando Nieve, R (7, 1)										0	0	0	0	0	0	0
27 Frank Catalanotto, L (8, PH)										1	0	0	0	0	1	0
75 Francisco Rodríguez, R (9, 1)										0	0	0	0	0	0	0
Inning Stats	R: 2 E: 0 K: 1 S: 13 H: 2 LOB: 1 BB: 0 P: 21		R: 0 E: 0 K: 0 S: 10 H: 0 LOB: 0 BB: 0 P: 14	R: 0 E: 0 K: 2 S: 19 H: 0 LOB: 2 BB: 2 P: 33	R: 0 E: 0 K: 0 S: 6 H: 2 LOB: 2 BB: 1 P: 14	R: 0 E: 0 K: 0 S: 6 H: 0 LOB: 0 BB: 0 P: 7	R: 4 E: 2 K: 0 S: 16 H: 3 LOB: 1 BB: 1 P: 27	R: 1 E: 0 K: 1 S: 9 H: 2 LOB: 1 BB: 0 P: 13	R: 0 E: 0 K: 1 S: 9 H: 0 LOB: 0 BB: 0 P: 14		1B: 4 2B: 4 3B: 1 HR: 1	SF: 1 SAC: 0 DP: 1 HBP: 1		WP: 1 PB: 0 SB: 2 CS: 0	PA: 38		

	AB	R	H	RBI	BB	SO	LOB
Totals	**32**	**7**	**9**	**7**	**4**	**5**	**14**

PITCHER		IP	WLS	BF	H	R	ER	SO	BB	IBB	HBP	BLK	WP	HR	S	P	ERA	WHIP
55 Josh Johnson, R (1, 1) ERA: 7.2		5.0	L	24	5	4	4	3	4	0	1	0	1	1	58	99	7.20	1.800
32 Clay Hensley, R (6, 1) ERA: 27.0		0.1		3	2	1	1	0	0	0	0	0	0	0	4	5	27.00	6.000
53 Dan Meyer, L (6, 1) ERA:		0.2		3	0	1	0	0	0	0	0	0	0	0	8	12	0.00	0.000
64 Tim Wood, R (7, 1) ERA: 9.0		1.0		5	2	1	1	1	0	0	0	0	0	0	9	13	9.00	2.000
37 Renyel Pinto, L (8, 1) ERA:		1.0		3	0	0	0	1	0	0	0	0	0	0	9	14	0.00	0.000

PITCHER	IP	WLS	BF	H	R	ER	SO	BB	IBB	HBP	BLK	WP	HR	S	P	ERA	WHIP

Batter	1	2	3	4	5	6	7	8	9	10	AB	R	H	RBI	BB	SO	LOB
8 Chris Coghlan, L (1, 7) OBP: 0.222, SLG: 0.222	B FF 90 F FF 89 X CH 83 1-1 F7 ①	F CH 84 B FF 91 B FF 90 F CH 84 S SL 84 2-3 K ③		F FF 90 B FF 90 X CH 84 1-1 F7 ②		X CH 89 0-0 24 FC5-2 2-3 3-H 1B		B SI 87 C SI 86 B SI 86 F SI 86 F SI 87 F CU 75 X CH 74 2-2 L6 ②		L FF 87 B FF 87 B SI 86 X SI 87 2-1 SH3-4 ① 1-2	5	0	1	1	0	1	1
24 Cameron Maybin, R (1, 8) OBP: 0.222, SLG: 0.250 46 Juan Carlos Oviedo, R (8, 1) 29 Ronny Paulino, R (10, PH) OBP: 0.200, SLG: 0.200 64 Tim Wood, R (10, 1)	C FF 91 B FF 90 S SI 91 B CH 85 X SI 91 2-2 2 1B 2B		F FF 89 B SL 89 B FF 89 X FF 89 2-1 G6-3 ①	C SL 83 X SL 82 0-1 F9 ③		B FC 97 1 SAFE B FC 95 X FF 96 2-0 FC5-2 ② 1-2 3-H		B SI 86 B CH 74 B SI 86 B SI 85 4-0 BB	S CH 80 X CH 79 0-1 2-H 1B	4 0 1 0	1 0 0 0	1 0 1 0	0 0 1 0	1 0 0 0	0 0 0 0	2 0 0 0
2 Hanley Ramirez, R (1, 6) OBP: 0.500, SLG: 0.778	B FF 90 S CH 84 D CH 84 B FF 90 X CH 84 3-1 6 1B 2-H 1B		X SL 83 0-0 F7 ②	X SL 88 0-0 HR	B CH 90 B FC 97 X FC 97 2-0 G6-3 ③		X CH 74 0-0 G5-3 ③		I I IN 61 I IN 60 I IN 59 4-0 IBB	5	1	2	2	1	0	3
3 Jorge Cantu, R (1, 5) OBP: 0.300, SLG: 0.667 (7, 3)	B FF 89 B FF 89 S SL 83 X FF 90 2-1 F8 ②		B FF 87 B FF 89 C SL 83 F SL 82 X FF 88 2-2 HR	B SL 81 F SL 81 X SL 81 1-1 L8 ①			C SI 84 B CU 71 F SI 85 X CU 72 1-2 F8 ①		C CU 78 S CU 80 B CU 80 B CU 80 S CH 82 2-3 K ① C FF 92 X SL 84 0-1 F8 ②	6	1	1	1	0	1	3
6 Dan Uggla, R (1, 4) OBP: 0.400, SLG: 0.625	S SL 84 B SL 84 B SL 84 1 SAFE C FF 90 X CH 83 2-2 1-3 1B		B CH 84 B SL 83 S CH 83 C FF 89 B CH 83 B CH 84 4-2 21 WP 21 1B BB	C SL 81 C FF 88 B FF 90 F FF 90 B CH 83 X SL 82 2-2 G1-3 ②			S CU 72 B CU 70 B SI 86 F SI 86 F CU 72 B SI 87 F CU 72 X SI 87 3-2 HR		B FF 92 S CH 82 C FF 92 S CH 85 1-3 K ② B SL 82 X FF 92 1-0 F9 ③	5	2	2	1	1	1	2
21 John Baker, L (1, 2) OBP: 0.600, SLG: 0.600	B CH 84 D CH 85 B FF 89 C FF 89 X FF 90 3-1 F8 ③		D SL 82 B CH 84 X SI 89 2-0 12 1B 1-H 1B	B CH 82 X CH 82 1-0 L6 ③			X SI 87 0-0 1B		C CU 78 S CH 85 X CU 80 0-2 12 1B 1B	5	0	3	1	0	0	2
12 Cody Ross, R (1, 9) OBP: 0.444, SLG: 0.444		B FF 89 C SL 83 X FF 90 1-1 47 SH1-4 1B	B FF 90 B FF 90 D SL 84 C FF 90 F FF 90 F FF 89 X FF 89 3-2 1-3 1B			C FF 95 X FC 97 0-1 15 2B 8 1B 1B	C SI 86 B FF 82 C SI 87 F SI 86 S CU 72 1-3 K ②		B FF 92 S FF 91 X FF 92 1-1 1-2 1B	5	1	4	0	0	1	1
15 Gaby Sanchez, R (1, 3) OBP: 0.375, SLG: 0.625 30 Brian Barden, R (7, 5) 1 Emilio Bonifácio, S (8, 8)		C FF 90 X FF 89 0-1 P3 ① B FF 90 B CH 83 C FF 90 C SL 84 S SL 85 2-3 K ③				X FF 95 0-0 8 1B 24 FC5-2 1-3 2B	B CU 71 X SI 85 1-0 G5-3 ③		X CH 83 0-0 P2 ③	4 0 1	0 0 0	1 0 0	0 0 0	0 0 0	1 0 0	4 0 2
47 Ricky Nolasco, R (1, 1) 37 Renyel Pinto, L (7, 1) 43 Jose Veras, R (7, 1) 18 Wes Helms, R (7, 5) OBP: 0.500, SLG: 0.500		X FF 88 0-0 SH1-4 ② 1-2		B FF 87 C FF 87 C FF 88 B SL 84 B FF 89 S FF 88 3-3 K ①		S FF 96 F FC 96 S FF 97 0-3 K ①		B SI 86 B SI 86 C SI 86 B SI 86 X SI 86 3-1 F8 ①		B CU 67 B FF 89 S FF 90 F CH 79 B CH 82 F CH 80 F FF 90 F FF 91 X CH 79 3-2 8 SH3-4 29 1B 1B	2 0 0 2	0 0 0 1	0 0 0 1	0 0 0 1	2 0 0 1	2 0 0 0	2 0 0 0
Inning Stats	R: 1 E: 0 K: 0 S: 14 H: 3 LOB: 2 BB: 0 P: 27	R: 0 E: 0 K: 1 S: 8 H: 1 LOB: 1 BB: 0 P: 11	R: 2 E: 0 K: 1 S: 16 H: 3 LOB: 2 BB: 1 P: 31	R: 0 E: 0 K: 1 S: 7 H: 0 LOB: 0 BB: 0 P: 11	R: 1 E: 0 K: 0 S: 8 H: 1 LOB: 0 BB: 0 P: 12	R: 1 E: 0 K: 1 S: 9 H: 3 LOB: 2 BB: 0 P: 13	R: 1 E: 0 K: 1 S: 14 H: 2 LOB: 1 BB: 0 P: 20	R: 0 E: 0 K: 0 S: 8 H: 0 LOB: 1 BB: 1 P: 17	R: 0 E: 0 K: 2 S: 12 H: 2 LOB: 2 BB: 0 P: 16	R: 1 E: 0 K: 0 S: 13 H: 2 LOB: 2 BB: 1 P: 23	1B: 12 2B: 2 3B: 0 HR: 3	SF: 0 SAC: 2 DP: 0 HBP: 0					PA: 50

PITCHER		IP	WLS	BF	H	R	ER	SO	BB	IBB	HBP	BLK	WP	HR	S	P	ERA	WHIP
33 John Maine, R ERA: 7.2	(1, 1)	5.0		24	8	4	4	3	1	0	0	0	1	2	53	92	7.20	1.800
32 Jenrry Mejia, R ERA: 9.0	(6, 1)	1.0		6	3	1	1	1	0	0	0	0	0	0	9	13	9.00	3.000
50 Sean Green, R ERA: 9.0	(7, 1)	1.0		5	2	1	1	1	0	0	0	0	0	1	14	20	9.00	2.000
25 Pedro Feliciano, L ERA:	(8, 1)	1.0		4	0	0	0	0	1	0	0	0	0	0	8	17	0.00	1.000
75 Francisco Rodríguez, R ERA:	(9, 1)	1.0		5	2	0	0	2	0	0	0	0	0	0	12	16	0.00	2.000

PITCHER		IP	WLS	BF	H	R	ER	SO	BB	IBB	HBP	BLK	WP	HR	S	P	ERA	WHIP
47 Hisanori Takahashi, L ERA: 27.0	(10, 1)	0.1	L	4	2	1	1	0	0	1	0	0	0	0	10	19	27.00	6.000
38 Fernando Nieve, R ERA:	(10, 1)	0.2		2	0	0	0	0	0	0	0	0	0	0	3	4	0.00	0.000

TOP

Florida Marlins @ New York Mets

Citi Field, Flushing, NY

Wed Apr 07 2010, 7:12 PM - 11:23 PM EDT

Att. 38,863 - Cloudy - 83 F

livebaseballscorecards.com

AB	45
R	7
H	17
RBI	7
BB	3
SO	7
LOB	22

Florida Marlins @ New York Mets

Citi Field, Flushing, NY

Wed Apr 07 2010, 7:12 PM - 11:23 PM EDT

Att. 38,863 - Cloudy - 83 F

livebaseballscorecards.com

BOTTOM

Batter	1	2	3	4	5	6	7	8	9	10	AB	R	H	RBI	BB	SO	LOB
13 Alex Cora, L (1, 6) OBP: 0.300, SLG: 0.375	C FF 89 X FF 89 0-1 1 SF7 3B		C FF 91 F FS 85 X FS 85 0-2 ② G3			L FS 86 C CU 74 F SL 87 F CU 77 F FF 90 B FS 86 F FS 85 B FF 92 X SL 83 2-2 ① P5	C FF 91 F CH 83 B FF 92 H SI 91 2-2 1 BB 1-2 HBP	C FF 94 B CH 86 F SI 95 X CH 87 1-2 ③ G3 1-2 2-3 3-H			4	1	1	0	0	0	2
1 Luis Castillo, S (1, 4) 25 Pedro Feliciano, L (8, 1) 75 Francisco Rodríguez, R (9, 1) 11 Rubén Tejada, R (9, PH) (10, 4)	B FF 90 X FF 90 1-0 ① SF7 3-H		B FF 91 C FF 90 C SL 85 X CU 76 1-2 ③ G6-3			C FF 91 B FS 85 X FS 85 1-1 ② G3	D CH 84 B FF 91 C FF 91 B FF 90 B SI 89 4-1 1-2 2-3 3-H BB		C SL 84 C SI 94 B CH 87 X CH 85 1-2 ① P2		2 0 0 1	0 0 0 0	0 0 0 0	2 0 0 0	1 0 0 0	0 0 0 0	0 0 0 0
5 David Wright, R (1, 5) OBP: 0.556, SLG: 0.833	B SL 83 S SL 83 C CU 75 B FF 92 C SL 85 2-3 ② K			C FF 93 B FS 84 B FF 92 X SL 84 2-1 ① G6-3		S FF 93 B FF 93 B CU 75 F FF 93 B SL 85 B FF 92 4-2 BB	B SI 95 1-0 ③ 2-1 3-H	C CU 79 X SI 94 0-1 35 1B 44 E 1B	B SL 85 B SL 83 C SI 95 B SI 95 F SI 94 B FF 94 4-2 44 S BB		3	1	1	0	2	1	0
35 Mike Jacobs, L (1, 3) OBP: 0.111, SLG: 0.111 47 Hisanori Takahashi, L (10, 1) 38 Fernando Nieve, R (10, 1)	B FF 92 B FF 91 F FF 90 F FF 92 C 2-3 ③ K			B CU 73 C FF 91 S FS 85 B FF 93 S FS 84 2-3 ② K		F FF 92 B FF 93 B CU 75 X FF 91 2-1 ③ P6		S SI 95 1 SAFE F SI 94 X SI 95 0-2 44 FC5-4 1-2 1B	1 SAFE S CH 85 F CH 87 1 SAFE F CH 86 F CH 87 B SI 96 F FF 95 1 SAFE 3-2 B CH 85 B SI 95 X SI 94 P4		5 0 0	0 0 0	1 0 0	0 0 0	0 0 0	2 0 0	2 0 0
44 Jason Bay, R (1, 7) OBP: 0.556, SLG: 0.857		C SL 85 X CU 74 0-1 ① G6-3		X FF 93 0-0 2B			B SL 83 B SL 84 B FF 88 C FF 88 B FF 89 4-1 12 FC3-6 21 SF8 19 BB BB	C CU 79 X SI 96 0-1 ① FC5-4 12 BB 17 BB 1-2f 2-H	1 SAFE C FF 95 B SL 83 I IN 70 I IN 68 I IN 67 4-1 1-2 IBB		3	2	1	0	2	0	1
19 Gary Matthews, S (1, 8) OBP: 0.556, SLG: 0.500		B SI 89 B FS 83 F FF 91 C SL 84 F SL 84 B CU 74 X FF 90 3-2 ② P4		C FS 84 B FF 92 F FS 84 S SL 86 1-3 ③ K			B SI 88 F FF 90 C SL 85 B CU 74 D SL 83 F FF 90 B FF 90 4-2 12 FC3-6 1-2 BB	B SI 95 B FS 82 B SI 96 C SI 94 S SI 93 B SI 94 4-2 17 BB 12 BB 13 BLK BB	B CH 84 B FF 94 C SI 92 B SI 94 S FF 93 F CH 85 X SI 94 3-2 ③ G6-3		3	1	0	0	2	1	3
12 Jeff Francoeur, R (1, 9) OBP: 0.444, SLG: 0.500	C SL 86 X SL 86 0-1 1B			X SL 85 0-0 ① F9			S SL 83 B SL 86 C CU 75 B FF 92 F SL 87 F FF 92 D SL 85 X FF 91 3-2 ① FC3-6 17 1B 1 BB 1-2f 2-3	S CU 80 F SI 94 D CU 81 B SI 95 B CU 78 B CU 79 4-2 13 BLK 17 BB 1-2 2-3 BB		B F SI 94 F SI 93 F SL 84 X SL 86 1-2 ① G6-3	4	1	1	0	1	0	2
21 Rod Barajas, R (1, 2) OBP: 0.222, SLG: 0.375	C FF 92 1 SAFE X SL 85 0-1 ③ F8			C FF 89 F CU 75 B FF 94 X CU 76 1-2 ② P6			F SL 84 C FF 93 X FF 93 0-2 ② SF8 3-H	B SI 96 F SI 95 B SI 95 F SI 95 B SI 96 X SI 93 3-2 ② F7		C SL 83 B SL 84 B SI 94 F SI 92 X SL 84 2-2 ② G6-3	4	0	0	1	0	0	4
33 John Maine, R (1, 1) 16 Ángel Pagán, S (5, PH) OBP: 0.500, SLG: 0.500 32 Jenrry Mejía, R (6, 1) 50 Sean Green, R (7, 1) 27 Frank Catalanotto, L (7, PH) 17 Fernando Tatís, R (7, PH) OBP: 0.667, SLG: 0.500 (8, 4) (10, 3)			C FF 90 S SL 86 B SL 87 S SL 85 1-3 ① K		C FF 90 X CU 76 0-1 ③ G4-3		B CH 83 B SI 90 F SI 89 D CH 84 S SI 92 X CH 84 3-2 1 BB 13 HBP 5 2-1 1-3 1B	B SL 84 B SI 94 F SI 93 B FF 94 B SI 94 4-1 13 BLK 1-2 2-3 3-H BB		B SI 94 S SI 93 S SL 86 B SL 85 S SI 93 2-3 ③ K	1 1 0 0 0 2	0 0 0 0 0 0	0 0 0 0 0 1	0 0 0 0 0 1	0 0 0 0 0 1	1 0 0 0 0 1	0 0 0 0 0 0
Inning Stats	R: 1 E: 0 K: 2 S: 9 H: 1 LOB: 0 BB: 0 P: 14	R: 0 E: 0 K: 0 S: 10 H: 1 LOB: 1 BB: 0 P: 13	R: 0 E: 0 K: 1 S: 9 H: 0 LOB: 0 BB: 0 P: 11	R: 0 E: 0 K: 2 S: 9 H: 1 LOB: 1 BB: 0 P: 14	R: 0 E: 0 K: 0 S: 6 H: 0 LOB: 0 BB: 0 P: 7	R: 0 E: 0 K: 0 S: 13 H: 0 LOB: 1 BB: 1 P: 22	R: 2 E: 0 K: 0 S: 19 H: 1 LOB: 3 BB: 3 P: 40	R: 3 E: 1 K: 0 S: 18 H: 2 LOB: 2 BB: 3 P: 34	R: 0 E: 0 K: 0 S: 16 H: 0 LOB: 2 BB: 2 P: 31	R: 0 E: 0 K: 1 S: 10 H: 0 LOB: 0 BB: 0 P: 15	1B: 4 2B: 1 3B: 1 HR: 0 SF: 2 SAC: 0 DP: 0 HBP: 1	WP: 0 PB: 0 SB: 1 CS: 0 PA: 45						

PITCHER		IP	WLS	BF	H	R	ER	SO	BB	IBB	HBP	BLK	WP	HR	S	P	ERA	WHIP
47 Ricky Nolasco, R ERA: 4.05	(1, 1)	6.2		26	3	3	3	5	3	0	0	0	0	0	68	104	4.05	0.900
37 Renyel Pinto, L ERA:	(7, 1)	0.0		3	1	0	0	0	1	0	1	0	0	0	7	16	∞	∞
43 Jose Veras, R ERA: 27.0	(7, 1)	1.0	H	7	2	3	3	0	2	0	0	0	0	0	14	26	27.00	4.000
46 Juan Carlos Oviedo, R ERA:	(8, 1)	1.1	W	7	0	0	0	0	2	1	0	1	0	0	20	40	0.00	1.500
64 Tim Wood, R ERA: 4.5	(10, 1)	1.0	S	3	0	0	0	1	0	0	0	0	0	0	10	15	0.00	0.000

PITCHER	IP	WLS	BF	H	R	ER	SO	BB	IBB	HBP	BLK	WP	HR	S	P	ERA	WHIP

Florida Marlins @ New York Mets

Citi Field, Flushing, NY

Thu Apr 08 2010, 7:12 PM - 10:00 PM EDT

Att. 25,982 - Cloudy - 63 F

TOP

livebaseballscorecards.com

Batter	1	2	3	4	5	6	7	8	9	AB	R	H	RBI	BB	SO	LOB
8 Chris Coghlan, L (1, 7) OBP: 0.214, SLG: 0.214	G1-3		L4		G4-3	G4-3			24 FC1-6 1B	5	0	1	0	0	0	1
24 Cameron Maybin, R (1, 8) OBP: 0.357, SLG: 0.333	2 BB 6 1B 1B		F9		3 2B 1B		2 G6-4-3 BB		FC1-6 2 FC4-6	4	2	2	0	1	0	2
2 Hanley Ramirez, R (1, 6) OBP: 0.467, SLG: 0.583	6 1B BB		3 2B BB		K		G6-4-3		FC4-6	3	0	0	0	2	1	4
3 Jorge Cantu, R (1, 5) (9, 3) OBP: 0.357, SLG: 0.769	K		2B		2B		P4			4	0	2	1	0	1	2
6 Dan Uggla, R (1, 4) OBP: 0.357, SLG: 0.500	29 FC6-4 1B		G5-3		F7			P3		4	0	1	1	0	0	3
29 Ronny Paulino, R (1, 2) OBP: 0.333, SLG: 0.444	FC6-4			2B		12 G5-3 15 2B 1B		F8		4	1	2	0	0	0	2
12 Cody Ross, R (1, 9) OBP: 0.308, SLG: 0.308		F9		L6	G5-3			G5-3		4	0	0	0	0	0	2
15 Gaby Sanchez, R (1, 3) OBP: 0.417, SLG: 0.636 46 Juan Carlos Oviedo, R (9, 1)		F8		G5-3		2B			24 8 FC1-6 1B BB	3 0	0 0	1 0	1 0	1 0	0 0	1 0
39 Nate Robertson, R (1, 1) 30 Brian Barden, R (6, PH) 31 Burke Badenhop, R (6, 1) 18 Wes Helms, R (9, PH) OBP: 0.333, SLG: 0.333 (9, 5)		K		G6-3		F8			F9	2 1 0 1	0 0 0 0	0 0 0 0	0 0 0 0	1 0 0 0	1 1 0 1	1 1 0 1
Inning Stats	R: 1 H: 2 E: 0 LOB: 2 K: 1 BB: 1 S: 14 P: 23	R: 0 H: 0 E: 0 LOB: 0 K: 1 BB: 0 S: 6 P: 8	R: 0 H: 1 E: 0 LOB: 2 K: 0 BB: 1 S: 11 P: 20	R: 0 H: 1 E: 0 LOB: 1 K: 0 BB: 0 S: 10 P: 13	R: 1 H: 2 E: 0 LOB: 1 K: 1 BB: 0 S: 14 P: 20	R: 1 H: 2 E: 0 LOB: 1 K: 0 BB: 0 S: 8 P: 8	R: 0 H: 0 E: 0 LOB: 0 K: 0 BB: 1 S: 7 P: 14	R: 0 H: 0 E: 0 LOB: 0 K: 0 BB: 0 S: 9 P: 9	R: 0 H: 1 E: 0 LOB: 2 K: 0 BB: 1 S: 16 P: 25	1B: 5 SF: 0 2B: 4 SAC: 0 3B: 0 DP: 1 HR: 0 HBP: 0						

	AB	35
	R	3
	H	9
	RBI	3
	BB	4
	SO	3
	LOB	20

WP: 0 PA: 39
PB: 0
SB: 0
CS: 0

PITCHER		IP	WLS	BF	H	R	ER	SO	BB	IBB	HBP	BLK	WP	HR	S	P	ERA	WHIP
49 Jonathon Niese, L ERA: 4.5	(1, 1)	6.0	L	28	8	3	3	3	2	0	0	0	0	0	63	92	4.50	1.667
18 Ryota Igarashi, R ERA:	(7, 1)	1.0		3	0	0	0	0	1	0	0	0	0	0	7	14	0.00	1.000
47 Hisanori Takahashi, L ERA: 6.75	(8, 1)	1.0		4	0	0	0	0	1	0	0	0	0	0	16	20	0.00	1.000
38 Fernando Nieve, R ERA:	(9, 1)	0.1		1	0	0	0	0	0	0	0	0	0	0	1	2	0.00	0.000
25 Pedro Feliciano, L ERA:	(9, 1)	0.2		3	1	0	0	0	0	0	0	0	0	0	8	12	0.00	1.500

PITCHER	IP	WLS	BF	H	R	ER	SO	BB	IBB	HBP	BLK	WP	HR	S	P	ERA	WHIP

Florida Marlins @ New York Mets

Citi Field, Flushing, NY

Thu Apr 08 2010, 7:12 PM - 10:00 PM EDT

Att. 25,982 - Cloudy - 63 F

livebaseballscorecards.com

BOTTOM

Batter	1	2	3	4	5	6	7	8	9	AB	R	H	RBI	BB	SO	LOB
16 Ángel Pagán, S (1, 8) OBP: 0.500, SLG: 0.500	B SI 86 B SI 86 C SI 87 F SI 88 X SI 89 2-2 ① F8		C SL 80 B SI 88 S CH 82 F SL 82 F SI 89 X SI 90 1-2 1B		B SL 80 B CH 79 F SI 86 X SI 87 2-1 ① L8		C SI 89 B SL 78 C SI 89 B SL 79 F SI 90 X SI 88 2-2 1B			4	0	2	0	0	0	0
1 Luis Castillo, S (1, 4) OBP: 0.231, SLG: 0.100	B SI 89 S SI 89 B SI 89 F SI 89 B SI 91 X SI 88 3-2 ② G5-3		B CH 83 C CH 81 B CH 81 X SI 88 2-1 ② F8		B SL 81 C SI 86 C SI 88 B FC 84 X SI 88 2-2 1B		L FF 88 B SI 88 X SI 88 1-1 ③ G4-3			4	0	1	0	0	0	2
5 David Wright, R (1, 5) OBP: 0.385, SLG: 0.500	B SI 90 C SI 90 F SL 82 B SI 90 S SL 83 2-3 ③ K		F SI 90 X CH 81 0-1 ③ G2-3		B SI 88 B CH 80 C SI 89 F SL 82 1 SAFE B SI 90 X SL 81 3-2 ② F8			B SI 87 C SI 87 C SI 88 B SL 80 F SI 88 X SI 89 2-2 ① F9		4	0	0	0	0	1	2
44 Jason Bay, R (1, 7) OBP: 0.462, SLG: 0.636		B SI 89 C SI 89 C SL 81 X SI 88 1-2 ① L5		C SI 89 B CH 80 B CH 82 X SL 83 2-1 12 2B 1B	C SI 88 B CH 80 D SL 83 F SI 87 C SI 88 2-3 ③ K			X SI 88 0-0 ② G5-3		4	1	1	0	0	1	1
12 Jeff Francoeur, R (1, 9) OBP: 0.462, SLG: 0.600		X SI 88 0-0 21 1B 1B		B CH 79 B CH 78 B SI 88 C SI 88 F SI 89 X SL 81 3-2 1-H 2B		F SI 88 F SL 79 X SL 80 0-2 ① G4-3		C SI 87 B SL 78 S SL 79 S SL 80 1-3 ③ K		4	0	2	1	0	1	0
17 Fernando Tatis, R (1, 3) OBP: 0.286, SLG: 0.167		B SI 89 F SI 85 B CH 80 X CH 78 2-1 ② P4		C SI 90 B SL 82 C SI 89 B SL 84 D SL 82 C SI 88 3-3 ① K		B SI 90 X SI 89 1-0 ② G5-3			X CH 91 0-0 ① F8	4	0	0	0	0	1	2
21 Rod Barajas, R (1, 2) OBP: 0.231, SLG: 0.333		B CH 84 B SI 89 X SI 89 2-0 11 FC5-4 1-3 1B		D CH 82 X SL 83 1-0 ② P3		C SI 90 B SI 90 X SI 88 1-1 ③ F9			B SI 94 B SI 92 C SI 91 B SI 93 X SI 90 3-1 ② F7	4	0	1	0	0	0	1
11 Rubén Tejada, R (1, 6) 19 Gary Matthews, S (9, PH) OBP: 0.500, SLG: 0.429		C SL 82 X SL 83 0-1 ③ FC5-4 1-2f		D SL 84 B SI 91 F SL 84 H SI 89 3-1 HBP			C SI 88 C SI 90 S SL 79 0-3 ① K		C SI 92 F SI 94 F CH 87 S CH 86 0-3 ③ K	2 1	0 0	0 0	0 0	0 0	1 1	2 0
49 Jonathon Niese, L (1, 1) 18 Ryota Igarashi, R (7, 1) 27 Frank Catalanotto, L (7, PH) 47 Hisanori Takahashi, L (8, 1) 38 Fernando Nieve, R (9, 1) 25 Pedro Feliciano, L (9, 1)			C FC 88 C SI 88 B FC 83 S FC 84 1-3 ① K	B SI 90 B SI 89 C SI 89 B SI 89 C SI 87 X SI 88 3-2 ③ G2-3			C SI 88 B FS 81 B FS 80 X SI 88 2-1 ② G6-3			2 0 1 0 0 0	0 0 0 0 0 0	0 0 0 0 0 0	0 0 0 0 0 0	0 0 0 0 0 0	1 0 0 0 0 0	2 0 0 0 0 0

Inning Stats	1	2	3	4	5	6	7	8	9
	R: 0 E: 0 K: 1 S: 9	H: 0 LOB: 0 BB: 0 P: 16	R: 0 E: 0 K: 0 S: 9	H: 2 LOB: 2 BB: 0 P: 14	R: 0 E: 0 K: 1 S: 12	H: 1 LOB: 1 BB: 0 P: 16	R: 1 E: 0 K: 1 S: 13	H: 2 LOB: 2 BB: 0 P: 28	R: 0 E: 0 K: 1 S: 11	H: 1 LOB: 1 BB: 0 P: 20	R: 0 E: 0 K: 0 S: 6	H: 0 LOB: 0 BB: 0 P: 8	R: 0 E: 0 K: 1 S: 11	H: 1 LOB: 1 BB: 0 P: 16	R: 0 E: 0 K: 1 S: 8	H: 0 LOB: 0 BB: 0 P: 11	R: 0 E: 0 K: 1 S: 7	H: 0 LOB: 0 BB: 0 P: 10

	AB	34
	R	1
	H	7
	RBI	1
	BB	0
	SO	7
	LOB	12

		1B: 6	SF: 0	WP: 0	PA: 35
		2B: 1	SAC: 0	PB: 0	
		3B: 0	DP: 0	SB: 0	
		HR: 0	HBP: 1	CS: 0	

PITCHER		IP	WLS	BF	H	R	ER	SO	BB	IBB	HBP	BLK	WP	HR	S	P	ERA	WHIP
39 Nate Robertson, L ERA: 1.8	(1, 1)	5.0	W	22	6	1	1	4	0	0	1	0	0	0	54	94	1.80	1.200
31 Burke Badenhop, R ERA:	(6, 1)	3.0	H	10	1	0	0	2	0	0	0	0	0	0	25	35	0.00	0.333
46 Juan Carlos Oviedo, R ERA:	(9, 1)	1.0	S	3	0	0	0	1	0	0	0	0	0	0	7	10	0.00	0.000

PITCHER	IP	WLS	BF	H	R	ER	SO	BB	IBB	HBP	BLK	WP	HR	S	P	ERA	WHIP

Batter	1	2	3	4	5	6	7	8	9	AB	R	H	RBI	BB	SO	LOB
1 Nyjer Morgan, L (1, 8) OBP: 0.250, SLG: 0.400	C FF 92 B SI 92 X FF 89 1-1 ① F8		C FS 86 F FS 82 F SI 92 B SL 83 F FS 83 X SI 91 1-2 ① G1-3	S FS 83 B FS 84 B FF 90 B FS 83 X FF 93 3-1 ③ G4-3			X FF 88 0-0 ② G3			4	0	0	0	0	0	2
22 Willie Harris, L (1, 9) OBP: 0.308, SLG: 0.545	C SI 90 X FS 85 0-1 ② G6-3		B FS 83 B SI 89 B FF 90 B FF 88 4-0 44 BB BB		B FF 90 B SI 88 F FF 90 X FF 92 2-1 ① B4-3		C FF 88 B CU 70 B FF 89 F FF 89 B CU 81 X FF 88 3-2 ③ G3			3	0	0	0	1	0	0
11 Ryan Zimmerman, R (1, 5) OBP: 0.294, SLG: 0.438	C SI 93 X SI 93 0-1 ③ L9		C SI 89 C FS 86 B SI 90 S FS 82 1-3 ② K		X FS 83 0-0 ② F8			B SI 92 S SI 92 C CH 82 B CH 84 X SI 94 2-2 ① G6-3		4	0	0	0	0	1	1
44 Adam Dunn, L (1, 3) OBP: 0.471, SLG: 0.182		C FF 93 B SL 84 C FF 90 B SI 93 B FF 91 F FF 93 B FF 92 4-2 7 1B 6 3B BB	B SL 82 F SI 87 B FS 87 F FS 87 B SL 86 B FS 86 4-2 1-2 BB		B CU 71 B CU 69 F SI 92 B FF 92 X CU 80 3-1 ③ P5			C FF 92 C SL 86 B SL 85 B CU 80 F SI 94 T SI 94 2-2 ② K		2	1	0	0	2	1	0
16 Josh Willingham, R (1, 7) OBP: 0.471, SLG: 0.462		C SI 90 S FS 81 S FS 80 0-3 ① K	B SL 82 C FS 87 X SI 88 1-1 ③ F8			B FS 81 X SI 89 1-0 20 F8 2B		B FF 93 B FF 92 B FF 91 B FF 90 4-0 BB		3	0	1	0	1	1	3
20 Adam Kennedy, L (1, 4) OBP: 0.125, SLG: 0.200		C SL 82 X FF 88 0-1 ② L9		C SI 88 F SL 83 B SL 83 X FS 82 1-2 ① G3		X FF 90 0-0 ① F8 2-3		C CH 81 X SL 82 0-1 ③ G6-3		4	0	0	0	0	0	3
7 Ivan Rodriguez, R (1, 2) OBP: 0.462, SLG: 0.615		C FF 90 X FF 90 0-1 6 3B 1-2 1B		X FS 83 0-0 6 BB 1B		C SI 92 D FF 89 X SI 92 1-1 ② G5-3			B FC 94 X FC 91 1-0 ① G6-3	4	1	2	0	0	0	1
6 Ian Desmond, R (1, 6) OBP: 0.385, SLG: 0.818		B SL 82 C SI 92 X FS 82 1-1 1-H 2-H 3B	B SI 90 C SI 90 B FF 90 C FF 88 B SI 87 F FF 91 F SI 90 B SI 89 4-2 1-2 BB		B FF 91 C SI 88 B FF 90 C SI 90 B SI 89 S FF 92 3-3 ③ K				C FF 93 X CH 86 0-1 ② G5-3	3	0	1	2	1	1	1
49 Garrett Mock, S (1, 1) 43 Miguel Batista, R (4, 1) 28 Michael Morse, R (7, PH) OBP: 0.200, SLG: 0.200 42 Jason Bergmann, R (7, 1) 50 Jesse English, L (7, 1) 39 Tyler Walker, R (7, 1) 3 Willy Taveras, R (9, PH)		B SI 92 C FF 91 X SI 90 1-1 ③ G6-3	C SI 91 L FF 89 B FF 91 L FF 89 1-3 ② K			S SI 88 S CH 79 B FF 88 B CH 80 S CH 80 2-3 ① K		F FF 95 B CU 76 X FC 94 1-1 ③ G6-3	2 0 0 0 0 1 3 0 0 0 0 0 0 0 1 0 0 0 0 1 0 0 0 0 0 0 0 0 0 0 0 0 0 0 0 0 0 0 0 0 0 0 1 0 0 0 0 0 0						
Inning Stats	R: 0 H: 0 E: 0 LOB: 0 K: 0 BB: 0 S: 6 P: 7	R: 2 H: 2 E: 0 LOB: 1 K: 1 BB: 1 S: 14 P: 20	R: 0 H: 0 E: 0 LOB: 2 K: 1 BB: 2 S: 12 P: 23	R: 0 H: 1 E: 0 LOB: 2 K: 0 BB: 1 S: 13 P: 22	R: 0 H: 0 E: 0 LOB: 0 K: 0 BB: 0 S: 5 P: 10	R: 0 H: 1 E: 0 LOB: 1 K: 1 BB: 0 S: 7 P: 12	R: 0 H: 0 E: 0 LOB: 0 K: 1 BB: 0 S: 7 P: 12	R: 0 H: 0 E: 0 LOB: 1 K: 1 BB: 1 S: 9 P: 17	R: 0 H: 0 E: 0 LOB: 0 K: 0 BB: 0 S: 5 P: 7	1B: 2 2B: 1 3B: 1 HR: 0	SF: 0 SAC: 0 DP: 0 HBP: 0					

PITCHER		IP	WLS	BF	H	R	ER	SO	BB	IBB	HBP	BLK	WP	HR	S	P	ERA	WHIP
34 Mike Pelfrey, R ERA: 3.0	(1, 1)	6.0	W	26	4	2	2	4	4	0	0	0	0	0	57	94	3.00	1.333
47 Hisanori Takahashi, L ERA: 3.86	(7, 1)	1.0	H	3	0	0	0	1	0	0	0	0	0	0	7	12	0.00	0.000
38 Fernando Nieve, R ERA:	(8, 1)	1.0		4	0	0	0	1	1	0	0	0	0	0	9	17	0.00	1.000
32 Jenrry Mejia, R ERA: 4.5	(9, 1)	1.0		3	0	0	0	0	0	0	0	0	0	0	5	7	0.00	0.000

PITCHER	IP	WLS	BF	H	R	ER	SO	BB	IBB	HBP	BLK	WP	HR	S	P	ERA	WHIP

TOP

Washington Nationals @ New York Mets

Citi Field, Flushing, NY

Fri Apr 09 2010, 7:12 PM - 10:19 PM EDT

Att. 28,055 - Cloudy - 54 F

livebaseballscorecards.com

AB	31
R	2
H	4
RBI	2
BB	5
SO	6
LOB	14

PA: 36

WP: 0
PB: 0
SB: 0
CS: 0

Batter	1	2	3	4	5	6	7	8	9	AB	R	H	RBI	BB	SO	LOB
16 Ángel Pagán, S (1, 8) OBP: 0.455, SLG: 0.400	B SI 88 B SI 90 B SI 89 C SI 90 F SI 89 F SI 89 X SI 90 3-2 ① L9	B SI 89 X CH 78 1-0 ③ P4		1 SAFE B SI 88 B SI 87 B CH 76 C SI 87 B SI 89 4-1 13 G4-6-3 1-2 BB		B SI 92 B SI 91 F SI 92 C SI 91 B SL 85 X SL 88 3-2 ③ F7		S SI 88 S CH 78 X CH 79 0-2 13 1B 5 1B 1-2 1B		4	1	1	0	1	0	1
13 Alex Cora, L (1, 4) OBP: 0.333, SLG: 0.333	B SI 88 C SI 88 B SL 82 B SI 90 C SI 89 X SI 89 3-2 ② F9		B SI 86 S SI 88 B CH 77 B SI 88 B SI 87 4-1 35 BB BB	B FF 91 C FF 90 B SI 90 X SI 91 2-1 ② ③ G4-6-3 1-2f			F FF 91 C CU 77 F CU 79 X SI 91 0-2 ① G6-3	B SL 82 B SI 88 X FF 87 2-0 5 1B 1-3 2-H 1B		4	0	1	1	1	0	2
5 David Wright, R (1, 5) OBP: 0.444, SLG: 0.571	S SI 90 F SI 91 B SL 82 B CH 78 B SI 89 F SI 89 D SI 90 4-2 44 1B BB		B SL 78 S SI 87 F SI 87 F SI 88 S CU 75 1-3 ① K		X SI 93 0-0 ① G5-3		B CU 78 B SI 92 C SL 84 B SL 84 X SL 85 3-1 17 1B 2B	B SL 82 F SI 89 B FF 89 C SL 81 X SL 81 2-2 1-2 3-H 1B		4	1	2	1	1	1	1
44 Jason Bay, R (1, 7) OBP: 0.444, SLG: 0.533	B SI 90 B SI 90 X SI 90 2-0 1-2 1B		C FF 89 B SL 80 S SI 89 1 SAFE C CU 74 1-3 ② K		B SI 91 C SL 88 B SL 88 B SL 85 F SL 86 B SI 92 4-2 35 G4-3 BB		C FF 90 B CU 76 B FF 90 B SL 84 C SL 83 S FF 91 3-3 ② K	B FF 90 T FF 89 B CH 78 C SL 81 S FF 90 2-3 ② K		4	0	1	0	1	3	4
35 Mike Jacobs, L (1, 3) OBP: 0.167, SLG: 0.091 17 Fernando Tatis, R (7, PH) OBP: 0.333, SLG: 0.250 (8, 3)	S SI 90 B SI 89 B SI 90 C SI 90 B CU 75 X SI 89 3-2 ③ P3		B SI 88 B SI 88 D SI 89 B SI 86 4-0 12 FC6-4 1-2 BB		X SI 91 0-0 ② G4-3 1-2		X SI 86 0-0 12 HR 2-H 1B	C SL 81 C SL 81 B SL 80 S FF 90 1-3 ③ K		2 2	0 1	0 1	0 1	1 0	0 1	3 2
12 Jeff Francoeur, R (1, 9) OBP: 0.471, SLG: 1.000		C SL 80 B SL 81 X CH 78 1-1 HR	F SI 89 B SI 90 F SL 81 X SI 89 1-2 ③ FC6-4 1-2f		C SI 91 C SI 92 X SI 92 0-2 ③ F9		X SL 81 0-0 1-H HR			4	2	2	3	0	0	3
21 Rod Barajas, R (1, 2) OBP: 0.294, SLG: 0.750		C SL 80 C SL 80 X SL 80 0-2 ① F8	B SL 77 F SI 88 C SI 90 X SI 90 1-2 HR		C SL 83 B SL 85 T SL 87 F FF 92 X SL 86 1-2 HR	C FF 91 S CH 79 X CH 79 0-2 ③ P3				4	2	2	2	0	0	0
11 Rubén Tejada, R (1, 6) OBP: 0.375, SLG: 0.167		C SL 82 X SI 90 0-1 ② G6-3	B SL 79 B SI 88 F SI 88 C SL 80 B CU 74 B SI 86 4-2 16 BB BB		X FF 90 0-0 ① F9			X FF 89 0-0 16 1B 13 1B 1B		3	1	1	0	1	0	0
34 Mike Pelfrey, R (1, 1) OBP: 0.500, SLG: 0.500 19 Gary Matthews, S (6, PH) OBP: 0.455, SLG: 0.375 47 Hisanori Takahashi, L (7, 1) 38 Fernando Nieve, R (8, 1) 27 Frank Catalanotto, L (8, PH) 32 Jenry Mejia, R (9, 1)		B SI 89 C FF 89 B SI 89 X SI 88 2-1 1B	B SI 88 L FF 86 1 SAFE M SI 86 L CU 78 1-3 ① K		F SI 91 F SI 92 B SL 87 X SL 85 1-2 ② F8			X FF 88 0-0 ① F8		2 1 0 0 1 0	0 0 0 0 0 0	1 0 0 0 0 0	1 0 0 0 0 0	0 0 0 0 0 0	1 0 0 0 1 0	1 0 0 0 1 0
Inning Stats	R: 0 E: 0 K: 0 S: 14 H: 1 LOB: 2 BB: 1 P: 29	R: 1 E: 0 K: 0 S: 10 H: 2 LOB: 1 BB: 0 P: 14	R: 0 E: 0 K: 2 S: 11 H: 0 LOB: 2 BB: 2 P: 22	R: 1 E: 0 K: 1 S: 11 H: 1 LOB: 1 BB: 2 P: 23	R: 0 E: 0 K: 0 S: 7 H: 0 LOB: 1 BB: 1 P: 11	R: 1 E: 0 K: 0 S: 11 H: 1 LOB: 0 BB: 0 P: 16	R: 3 E: 0 K: 1 S: 14 H: 3 LOB: 0 BB: 0 P: 20	R: 2 E: 0 K: 2 S: 15 H: 4 LOB: 2 BB: 0 P: 22		1B: 7 2B: 1 3B: 0 HR: 4 SF: 0 SAC: 0 DP: 1 HBP: 0						

PITCHER		IP	WLS	BF	H	R	ER	SO	BB	IBB	HBP	BLK	WP	HR	S	P	ERA	WHIP
49 Garrett Mock, R ERA: 5.4	(1, 1)	3.1		19	4	2	2	3	5	0	0	0	0	2	44	84	5.40	2.700
43 Miguel Batista, R ERA: 12.46	(4, 1)	2.2	L	9	1	1	1	0	1	0	0	0	0	1	20	31	3.38	0.750
42 Jason Bergmann, R ERA: 18.0	(7, 1)	0.2		3	1	1	1	1	0	0	0	0	0	0	9	15	13.50	1.500
50 Jesse English, L ERA: 10.8	(7, 1)	0.0		1	1	0	0	0	0	0	0	0	0	0	1	1	∞	∞
39 Tyler Walker, R ERA: 8.1	(7, 1)	1.1		9	5	4	4	2	0	0	0	0	0	1	19	26	27.00	3.750

PITCHER	IP	WLS	BF	H	R	ER	SO	BB	IBB	HBP	BLK	WP	HR	S	P	ERA	WHIP

BOTTOM

Washington Nationals @ New York Mets

Citi Field, Flushing, NY

Fri Apr 09 2010, 7:12 PM - 10:19 PM EDT

Att. 28,055 - Cloudy - 54 F

livebaseballscorecards.com

AB	35
R	8
H	12
RBI	8
BB	6
SO	6
LOB	18

Washington Nationals @ New York Mets

Citi Field, Flushing, NY

Sat Apr 10 2010, 1:12 PM - 4:25 PM EDT

Att. 33,044 - Partly Cloudy - 52 F

livebaseballscorecards.com

Batter	1	2	3	4	5	6	7	8	9	AB	R	H	RBI	BB	SO	LOB
1 Nyjer Morgan, L (1, 8) OBP: 0.190, SLG: 0.300	B FF 89 B FF 89 C FF 89 X FF 90 2-1 ① F7		B FF 87 F FF 87 B FF 88 X FF 87 2-1 ① B3		C CH 85 C FF 87 B SL 73 X SL 76 1-2 ① G6-3		S CH 87 S CH 86 B CH 88 X CH 87 1-2 ① FC4-6 15 G6-4-3 1-2f		B FF 96 B FF 95 C FF 96 B FF 96 X FC 95 3-1 ③ G6-3	5	0	0	0	0	0	1
15 Cristian Guzman, S (1, 4) OBP: 0.273, SLG: 0.545	B SI 89 C FF 90 S FF 86 C SL 78 1-3 ② K		B CH 83 X CH 85 1-0 ② G4-3		B SI 87 B SI 88 S SI 87 X SI 88 2-1 ② G4-3		C SI 93 B CH 86 C CH 87 X SI 93 1-2 ②③ G6-4-3 1-2f			4	0	0	0	0	1	1
11 Ryan Zimmerman, R (1, 5) OBP: 0.250, SLG: 0.368 22 Willie Harris, L (6, 5) OBP: 0.286, SLG: 0.500 (8, 7)	C FF 90 B SL 77 C FF 91 X FF 86 1-2 ③ F8		B CH 86 S CH 83 B SI 89 S CH 85 B FF 88 S SL 76 3-3 ③ K		C FF 88 F SL 74 F SL 76 S FF 89 0-3 ③ K			C SI 85 S CU 79 B CU 74 C CU 72 1-3 ① K		3 1	0 0	0 0	0 0	0 1	2 0	0 0
44 Adam Dunn, L (1, 3) OBP: 0.429, SLG: 0.143 20 Adam Kennedy, L (8, PR) OBP: 0.125, SLG: 0.200 (8, 3)		S FF 89 C FF 89 B FF 90 S FF 90 1-3 ① K		B SL 76 B FF 89 C CH 86 B FF 90 B FF 89 4-1 7 BB 6 1B 3 1B BB		B FF 87 S CH 82 C CH 84 B SL 78 X FF 88 2-2 ① F9		X SI 86 0-0 E5 6 WP 16 BB 7 G1-2-3		3 0	1 0	0 0	0 0	1 0	1 0	0 0
16 Josh Willingham, R (1, 7) OBP: 0.476, SLG: 0.438 12 Alberto Gonzalez, R (8, 5)		B CH 84 B FF 87 X CH 85 2-0 7 BB 3 3B 1B		C FF 89 T FF 89 D SL 76 X FF 88 1-2 ① P6		F FF 86 B SL 74 X CH 85 1-1 ② G5-3		B CH 71 B SI 86 F SI 84 B SI 85 C SI 86 B CH 74 4-2 6 WP 1-2 BB		3 0	1 0	1 0	0 0	1 0	0 0	1 0
6 Ian Desmond, R (1, 6) OBP: 0.471, SLG: 0.769		F SI 88 D CH 85 B FF 89 F CH 86 C SL 76 2-3 ② K		M SI 88 B SL 76 B CH 85 S CH 86 F SL 77 X CH 86 2-2 7 BB 3 1B 1-2 1B		S SL 75 F SL 77 B FF 90 B FF 88 B SL 74 B SL 75 4-2 7 E BB		C SI 84 B SI 86 B SI 86 I I 4-1 1-2 2-3 IBB		2	1	1	0	2	1	1
7 Ivan Rodriguez, R (1, 2) OBP: 0.471, SLG: 0.533		B FF 86 D CH 86 C SI 86 B FF 89 B CH 86 4-1 3 3B 1-2 BB		B FF 89 C FF 88 F CH 86 B CH 85 B FF 89 B CH 86 4-2 31 B5-6 3 1B 1-2 2-3 BB		B CH 85 F CH 84 X FF 86 1-1 E6 3 WP 1-3		F SI 86 S CH 73 B CU 75 X SI 87 1-2 ②③ G1-2-3 3-Hf		2	1	0	0	2	0	4
3 Willy Taveras, R (1, 9) OBP: 0.333, SLG: 0.667		F SI 89 F FF 90 X FF 89 0-2 1-H 2-H 3B		X CH 85 0-0 1-2 2-H 3-H 1B		B SI 94 C SI 94 C SI 95 F SI 94 B SI 90 B SI 95 F SI 94 F SI 95 S CH 89 3-3 ③ K 1-2			X FC 95 0-0 ① G3	4	0	2	4	0	1	2
31 John Lannan, L (1, 1) 36 Tyler Clippard, R (6, 1) OBP: 1.000, SLG: 1.000 28 Michael Morse, R (9, PH) OBP: 0.167, SLG: 0.167 55 Matt Capps, R (9, 1)		F CH 84 F SL 77 F SL 77 S SL 76 0-3 ③ K		B CH 86 X CH 86 1-0 ②③ B5-6 2-2f			C F SI 92 B CU 79 X SI 93 1-2 1 FC4-6 1B		B FC 96 B FC 93 X FC 94 2-0 ② G6-3	2 1 1 0	0 0 0 0	0 1 0 0	0 0 0 0	1 0 0 0	3 0 0 0	3 0 0 0

Inning Stats										
	R: 0 E: 0 K: 1 S: 8	H: 0 LOB: 0 BB: 0 P: 12	R: 2 E: 0 K: 3 S: 15	H: 2 LOB: 1 BB: 1 P: 24	R: 0 E: 0 K: 1 S: 6	H: 0 LOB: 0 BB: 0 P: 12	R: 2 E: 0 K: 0 S: 12	H: 2 LOB: 1 BB: 2 P: 24	R: 0 E: 0 K: 1 S: 9	H: 0 LOB: 0 BB: 0 P: 12
	R: 0 E: 1 K: 1 S: 15	H: 0 LOB: 2 BB: 1 P: 26	R: 0 E: 0 K: 0 S: 9	H: 1 LOB: 0 BB: 0 P: 12	R: 0 E: 1 K: 1 S: 10	H: 0 LOB: 2 BB: 2 P: 20	R: 0 E: 0 K: 0 S: 4	H: 0 LOB: 0 BB: 0 P: 9	1B: 4 2B: 1 3B: 1 HR: 0	SF: 0 SAC: 0 DP: 3 HBP: 0

TOP	
AB	31
R	4
H	5
RBI	4
BB	6
SO	8
LOB	13

WP: 2 PB: 0 SB: 0 CS: 0 PA: 37

PITCHER		IP	WLS	BF	H	R	ER	SO	BB	IBB	HBP	BLK	WP	HR	S	P	ERA	WHIP
46 Oliver Pérez, L ERA: 6.35	(1, 1)	5.2	L	25	4	4	4	6	4	0	0	0	0	0	59	101	6.35	1.412
18 Ryota Igarashi, R ERA:	(6, 1)	1.1		4	1	0	0	1	0	0	0	0	1	0	15	21	0.00	0.750
25 Pedro Feliciano, L ERA:	(8, 1)	1.0		5	0	0	0	1	1	1	0	0	1	0	10	20	0.00	1.000
32 Jenrry Mejia, R ERA: 3.0	(9, 1)	1.0		3	0	0	0	0	0	0	0	0	0	0	4	9	0.00	0.000

PITCHER		IP	WLS	BF	H	R	ER	SO	BB	IBB	HBP	BLK	WP	HR	S	P	ERA	WHIP

Batter	1	2	3	4	5	6	7	8	9	AB	R	H	RBI	BB	SO	LOB
7 José Reyes, S (1, 6) OBP: 0.400, SLG: 0.250	C FF 89 X CH 83 0-1 ① G3	X CH 83 0-0 ③ P6		C SI 88 B CH 79 H FF 88 2-1 1-2 HBP		B CH 82 S CH 81 S FC 87 B FF 92 S CH 82 2-3 ② K			C FF 93 S SI 86 B FF 92 X FF 92 1-2 12 BB 13 SH1-3 1B	4	0	1	0	0	1	2
13 Alex Cora, L (1, 4) OBP: 0.316, SLG: 0.313	C FF 90 C SL 79 F FF 91 X SL 79 0-2 ② G1-3		C SL 77 B SL 77 B FF 88 F FF 88 X CU 74 2-2 44 E 5 BB 12 G2-3 1B	B CU 76 F SI 87 C SL 76 B CU 72 F FF 88 X SL 79 2-2 ③ G6-3		X FF 92 0-0 ③ F7			B SI 92 X FF 92 1-0 ① SH1-3 1-2	4	0	1	0	0	0	2
5 David Wright, R (1, 5) OBP: 0.478, SLG: 0.529	F FF 89 B CH 84 F CH 84 B SL 79 F FF 90 X SL 79 2-2 ③ G5-3		B FF 88 F FF 89 1 SAFE 1 SAFE B CU 72 F CH 84 F FF 88 B SL 78 F SL 79 4-2 B SI 80 12 G2-3 44 E 1-2 BB		F CU 69 F FF 89 X FF 88 0-2 44 FC6-4 1B		C CH 79 B CU 75 C FC 86 S FF 91 1-3 ① K		F SL 84 B SL 86 B FF 94 B SL 84 C SL 84 F SI 93 B FF 94 4-2 12 BB BB	3	0	1	0	2	1	0
44 Jason Bay, R (1, 7) OBP: 0.391, SLG: 0.421		B FF 89 B FF 89 F FF 90 B CH 84 B FF 90 4-1 12 2B 4 SF8 BB	C CH 83 X SI 88 0-1 FC6 12 G2-3 1-2 2-3		X CH 81 0-0 ① FC6-4 12 1B 17 1B 1-2f		F FF 92 S CH 80 S FF 91 0-3 ② K		C SI 92 C SI 94 S SL 84 0-3 ② K	4	2	0	0	1	2	5
12 Jeff Francoeur, R (1, 9) OBP: 0.500, SLG: 0.944		X FF 89 0-0 4 SF8 46 1B 1-3 2B	B FF 90 F FF 89 B FF 90 X CH 84 2-1 ① ② G2-3 1-2 2-3 3-Hf		B SL 77 B FF 87 C CH 84 1 SAFE F FF 87 X SL 80 2-2 17 1B 1-2 1B		B FF 93 C CH 83 C FC 86 F FF 91 S FF 93 1-3 ③ K		B SI 94 B SL 84 B SL 83 B FF 92 4-0 1-2 2-3 BB	4	1	2	0	1	1	3
19 Gary Matthews, S (1, 8) OBP: 0.429, SLG: 0.300 18 Ryota Igarashi, R (6, 1) 25 Pedro Feliciano, L (8, 1) 1 Luis Castillo, S (8, PH) OBP: 0.286, SLG: 0.182 21 Rod Barajas, R (9, 2) OBP: 0.278, SLG: 0.706		B SL 82 F FF 89 B FF 88 C CH 82 B SL 79 B SL 79 4-2 46 1B BB	B SL 81 C CH 84 B CU 73 B CU 72 C SI 90 X CH 84 3-2 ③ G1		C CH 82 C CH 82 B FF 89 B FF 89 F SL 79 B SI 89 S CH 82 3-3 ② K			C FF 90 F CH 80 B FF 91 F FF 92 X FC 87 1-2 17 SH3-4 1B X FF 93 0-0 ③ L7	2 0 0 1 1	0 0 0 0 0	0 0 0 1 0	0 0 0 0 0	1 0 0 0 0	1 0 0 0 0	4 0 0 0 3
17 Fernando Tatis, R (1, 3) OBP: 0.333, SLG: 0.273		C CU 72 X CU 72 0-1 ① P3		C CU 70 B FF 88 B FF 87 C CH 81 B FF 88 X SI 87 3-2 ① G6-3	B SL 78 B FF 88 F CH 81 X CH 82 2-1 1-3 2-H 1B			B FC 86 B FC 84 B FC 89 C FC 89 X FC 89 3-1 ① SH3-4 1-2	3	0	1	1	0	0	3
4 Henry Blanco, R (1, 2) 27 Frank Catalanotto, L (8, PH) 32 Jenrry Mejia, R (9, 1)		X SI 90 0-0 ② SF8 2-3 3-H		C CH 82 X FF 89 0-1 ② P3	C FF 89 B FF 88 B CH 83 S CH 84 F SL 78 C CU 73 2-3 ③ K			B CH 81 S FC 87 F CH 80 B FF 89 T FF 91 2-2 ② K	2 1 0	0 0 0	0 0 0	1 0 0	0 0 0	1 1 0	2 1 0
46 Oliver Pérez, L (1, 1) OBP: 0.500, SLG: 0.500 16 Ángel Pagán, S (6, 8) OBP: 0.385, SLG: 0.333		X SI 89 0-0 1-2 3-H 1B		C FF 87 X SL 78 0-1 E3 7 HBP		C FF 92 S CH 80 T FF 92 0-2 ① K		C CH 81 D CU 76 T FF 91 S FF 91 1-3 ③ K	2 2	0 0	1 0	1 0	0 0	0 2	0 1
Inning Stats	R: 0 E: 0 K: 0 S: 10 H: 0 LOB: 0 BB: 0 P: 12	R: 2 E: 0 K: 0 S: 9 H: 2 LOB: 2 BB: 2 P: 17	R: 0 E: 1 K: 0 S: 14 H: 1 LOB: 2 BB: 1 P: 25	R: 0 E: 1 K: 0 S: 12 H: 0 LOB: 2 BB: 0 P: 19	R: 1 E: 0 K: 2 S: 17 H: 3 LOB: 2 BB: 0 P: 26	R: 0 E: 0 K: 2 S: 7 H: 0 LOB: 0 BB: 0 P: 9	R: 0 E: 0 K: 3 S: 10 H: 0 LOB: 0 BB: 0 P: 12	R: 0 E: 0 K: 2 S: 12 H: 1 LOB: 1 BB: 0 P: 19	R: 0 E: 0 K: 1 S: 11 H: 1 LOB: 3 BB: 2 P: 21	1B: 7 2B: 1 3B: 0 HR: 0 SF: 1 SAC: 2 DP: 1 HBP: 1						

PITCHER		IP	WLS	BF	H	R	ER	SO	BB	IBB	HBP	BLK	WP	HR	S	P	ERA	WHIP
31 John Lannan, L ERA: 8.31	(1, 1)	5.0	W	26	6	3	3	2	3	0	1	0	0	0	62	99	5.40	1.800
36 Tyler Clippard, R ERA:	(6, 1)	3.0	H	10	1	0	0	7	0	0	0	0	0	0	29	40	0.00	0.333
55 Matt Capps, R ERA:	(9, 1)	1.0	S	6	1	0	0	1	2	0	0	0	0	0	11	21	0.00	3.000

PITCHER	IP	WLS	BF	H	R	ER	SO	BB	IBB	HBP	BLK	WP	HR	S	P	ERA	WHIP

BOTTOM

Washington Nationals @ New York Mets

Citi Field, Flushing, NY

Sat Apr 10 2010, 1:12 PM - 4:25 PM EDT

Att. 33,044 - Partly Cloudy - 52 F

livebaseballscorecards.com

AB	33
R	3
H	8
RBI	3
BB	5
SO	10
LOB	26



Batter	1	2	3	4	5	6	7	8	9	AB	R	H	RBI	BB	SO	LOB
1 Nyjer Morgan, L (1, 8) OBP: 0.269, SLG: 0.417	B FF 90 F FF 90 B SI 91 B FF 90 C FF 89 F FF 91 X FF 91 3-2 16 HR 3B	C FF 89 X SL 81 0-1 ③ L6		C SL 80 B SI 89 C FF 90 F CH 81 S FF 89 1-3 ③ K			C SI 88 B SI 87 X FF 87 1-1 1-2 1B		F FF 91 B CH 81 S CH 81 F CH 84 F FF 92 1 SAFE F CH 83 1 SAFE D CU 80 4-2 B FF 92 D CH 82 1-2 BB	4	1	2	0	1	1	1
3 Willy Taveras, R (1, 9) OBP: 0.273, SLG: 0.400	B FF 89 B FF 89 B CH 81 C FF 89 B FF 90 4-1 15 G5-3 16 HR BB	X FF 88 0-0 ① P4			X FF 87 0-0 ① B1-3		C CU 75 B CU 76 F SI 87 S CU 77 1-3 ② K		B FF 92 X FF 91 1-0 ② P3	4	1	0	0	1	1	4
15 Cristian Guzman, S (1, 4) OBP: 0.250, SLG: 0.438	X CH 79 0-0 ① G5-3 1-2		B FF 89 C FF 88 C SL 83 F SI 90 X SL 80 1-2 44 BB 16 2B 1B		C FF 87 X CH 81 0-1 ② G1		C CH 73 X CU 77 0-1 ③ F8		B CH 83 B CU 78 C FF 92 F CH 82 S CH 81 2-3 ③ K	5	1	1	0	0	1	6
44 Adam Dunn, L (1, 3) OBP: 0.440, SLG: 0.125 32 Brian Bruney, R (8, 1) 42 Jason Bergmann, R (8, 1) 55 Matt Capps, R (9, 1)	C FF 90 D CH 83 B CH 82 B SL 80 S FF 90 B FF 90 4-2 16 HR BB	B FF 88 S FF 89 B FF 89 B FF 89 B CH 79 4-1 16 2B 6 F9-2 1-2 BB	F FF 90 S FF 90 B CH 84 B FF 92 B SL 77 F SL 80 F FF 91 S FF 91 3-3 K			C SI 92 X SI 94 0-1 ① P4			2	1	0	0	2	1	0
										0	0	0	0	0	0	0
										0	0	0	0	0	0	0
										0	0	0	0	0	0	0
16 Josh Willingham, R (1, 7) OBP: 0.520, SLG: 0.684 12 Alberto Gonzalez, R (8, PR) (8, 5)	F FF 89 B FF 91 B CH 80 X CH 80 2-1 1-H 2-H 3-H HR	C CH 79 B FF 88 B SL 80 2 SAFE X FF 88 2-1 1-3 2-H 2B				B SI 87 C CU 75 B SI 88 C SI 88 B CH 76 X CU 76 3-2 ① G1-3		B FF 93 B CH 86 B FF 93 B FF 92 4-0 BB		3	1	2	5	1	0	0
										0	0	0	0	0	0	0
6 Ian Desmond, R (1, 6) OBP: 0.381, SLG: 0.588	F FF 86 F FF 89 B FF 88 X CH 83 1-2 ② G5-3		S FF 88 F FF 89 F CH 82 F SL 84 F FF 89 B SI 90 B FF 90 X FF 90 2-2 ②③ F9-2 3-H			F CU 75 B FF 88 S CH 72 B FF 88 B FF 87 X SI 88 3-2 ② G6-3		S CH 86 X SI 93 0-1 ② F9		4	0	0	0	0	0	3
23 Wil Nieves, R (1, 2) OBP: 0.125, SLG: 0.125	B CH 79 B CH 80 F FF 88 X FF 89 2-1 ③ F8			B CH 79 X SI 87 1-0 ① L8		F FF 87 B SI 88 F CU 75 F CH 74 X FF 87 1-2 ③ P6		X SI 94 0-0 ③ F9		4	0	0	0	0	0	1
20 Adam Kennedy, L (1, 5) OBP: 0.150, SLG: 0.211 (8, 3)		X FF 88 0-0 ① F8		C SL 79 B FF 89 F CH 82 B SL 83 X FF 90 2-2 61 SH2-4 1B			C FF 86 B CU 76 B FF 86 F FF 87 F CU 77 F FF 87 F SI 88 F SI 88 C FF 87 2-3 ① K		X FF 91 0-0 ① G3	4	0	1	0	0	1	0
61 Livan Hernandez, R (1, 1) OBP: 0.500, SLG: 0.500 22 Willie Harris, L (8, 7) OBP: 0.333, SLG: 0.500		C FF 89 F FF 89 B FF 90 F FF 90 T CH 81 1-2 ② K		L CH 80 X CH 81 0-1 ② SH2-4 1-2			X SI 88 0-0 1 1B 1B		C FF 91 H FF 92 1-1 1 BB HBP	2	0	1	0	0	1	0
										0	0	0	0	0	0	0
Inning Stats	R: 4 H: 2 E: 0 LOB: 0 K: 0 BB: 2 S: 15 P: 31	R: 0 H: 0 E: 0 LOB: 0 K: 1 BB: 0 S: 7 P: 8	R: 1 H: 2 E: 0 LOB: 1 K: 0 BB: 1 S: 14 P: 23	R: 0 H: 1 E: 0 LOB: 1 K: 1 BB: 0 S: 10 P: 14	R: 0 H: 0 E: 0 LOB: 0 K: 1 BB: 0 S: 8 P: 11	R: 0 H: 0 E: 0 LOB: 0 K: 0 BB: 0 S: 10 P: 17	R: 0 H: 2 E: 0 LOB: 2 K: 2 BB: 0 S: 15 P: 19	R: 0 H: 0 E: 0 LOB: 1 K: 0 BB: 1 S: 5 P: 9	R: 0 H: 0 E: 0 LOB: 2 K: 1 BB: 1 S: 11 P: 19	1B: 4 SF: 0 2B: 2 SAC: 1 3B: 1 DP: 1 HR: 1 HBP: 1						

PITCHER		IP	WLS	BF	H	R	ER	SO	BB	IBB	HBP	BLK	WP	HR	S	P	ERA	WHIP
57 Johan Santana, L ERA: 4.91	(1, 1)	5.0	L	22	5	5	5	3	3	0	0	0	0	1	54	87	9.00	1.600
22 Raul Valdes, L ERA:	(6, 1)	2.0		8	2	0	0	2	0	0	0	0	0	0	25	36	0.00	1.000
18 Ryota Igarashi, R ERA:	(8, 1)	1.0		4	0	0	0	0	1	0	0	0	0	0	5	9	0.00	1.000
75 Francisco Rodríguez, R ERA:	(9, 1)	1.0		5	0	0	0	1	1	0	1	0	0	0	11	19	0.00	1.000

PITCHER	IP	WLS	BF	H	R	ER	SO	BB	IBB	HBP	BLK	WP	HR	S	P	ERA	WHIP

TOP

Washington Nationals @ New York Mets

Citi Field, Flushing, NY

Sun Apr 11 2010, 1:13 PM - 4:04 PM EDT

Att. 33,672 - Partly Cloudy - 71 F

livebaseballscorecards.com

AB	32
R	5
H	7
RBI	5
BB	5
SO	6
LOB	15

WP: 0	PA: 39		
PB: 0			
SB: 0			
CS: 0			

Washington Nationals @ New York Mets

Citi Field, Flushing, NY

Sun Apr 11 2010, 1:13 PM - 4:04 PM EDT

Att. 33,672 - Partly Cloudy - 71 F

livebaseballscorecards.com

BOTTOM

Batter	1	2	3	4	5	6	7	8	9	AB	R	H	RBI	BB	SO	LOB
7 José Reyes, S (1, 6) OBP: 0.400, SLG: 0.375	C FF 82 X SI 84 0-1 ① P6		B SI 84 C SI 85 B CH 78 B SI 84 B SI 84 4-1 BB		B FF 84 X FF 82 1-0 2B		B FF 84 B SI 84 C SI 83 F SI 82 S FF 85 2-3 ③ K		C SI 92 S FF 92 S SI 94 0-3 ③ K	4	0	1	0	1	2	0
13 Alex Cora, L (1, 4) OBP: 0.304, SLG: 0.300	B FF 84 C FF 84 C SI 85 F FF 84 F FF 85 X CH 78 1-2 5 G6-4-3 1B		C SI 84 C SI 85 X SI 86 0-2 ② F7		B SI 84 X FF 83 1-0 ③ F8			C FF 91 C FF 92 X FF 93 0-2 ① G6-3		4	0	1	0	0	0	3
5 David Wright, R (1, 5) OBP: 0.481, SLG: 0.474	B SI 85 B SI 85 X SL 81 2-0 ② ③ G6-4-3 1-2f		C SI 86 X CU 62 0-1 ③ F8			B SI 82 C SL 80 B SL 79 B CH 77 C SI 84 B CU 68 4-2 35 G3 BB		B FF 91 B FF 92 B SL 86 C FF 91 B FF 92 4-1 44 S 35 HR BB		2	1	0	0	2	0	3
44 Jason Bay, R (1, 7) OBP: 0.370, SLG: 0.391		B SI 85 X SL 82 1-0 ① F8		B SI 84 C CH 75 X SI 85 1-1 12 G3-1 1B		X SL 80 0-0 ① F8		B SL 87 C FF 92 B SL 86 X FF 94 2-1 ② F9 1-2		4	0	1	0	0	0	2
35 Mike Jacobs, L (1, 3) OBP: 0.188, SLG: 0.333		C FF 86 B SI 84 X SI 84 1-1 ② G4-3		B SI 84 X SI 83 1-0 ① F9		B SI 84 X CH 76 1-0 ② G3 1-2		B FF 92 S FF 92 B FF 92 F FF 92 B FF 92 X SL 88 3-2 2-H HR		4	1	1	2	0	0	2
12 Jeff Francoeur, R (1, 9) OBP: 0.538, SLG: 1.000		X FF 86 0-0 3B		B SI 85 X SL 80 1-0 ② G3-1 1-2		B SL 81 B CU 63 B CU 70 B SL 80 4-0 BB		B FF 93 B SL 87 C FF 91 X CH 86 2-1 E5 1B		3	0	2	0	1	0	1
19 Gary Matthews, S (1, 8) OBP: 0.333, SLG: 0.214		B SI 85 C SI 85 B CH 79 C SI 84 X SI 86 2-2 ③ F8		X SI 86 0-0 ③ F9		D CH 73 X SL 77 1-0 ③ P6		C FF 91 C CU 78 S CU 79 0-3 ③ K		4	0	0	0	0	1	5
21 Rod Barajas, R (1, 2) OBP: 0.227, SLG: 0.571			C SL 73 B SL 80 B FF 84 X SI 84 2-1 ① F8		C SL 80 S SL 80 X CU 63 0-2 ① P4		F SI 83 B SL 79 X SL 80 1-1 ① P3		C SI 93 X SI 92 0-1 ① F8	4	0	0	0	0	0	0
57 Johan Santana, L (1, 1) OBP: 0.333, SLG: 0.667 1 Luis Castillo, S (5, PH) OBP: 0.267, SLG: 0.167 22 Raul Valdes, L (6, 1) 27 Frank Catalanotto, L (7, PH) 18 Ryota Igarashi, R (8, 1) 75 Francisco Rodríguez, R (9, 1) 16 Ángel Pagán, S (9, PH) OBP: 0.357, SLG: 0.308			B SI 84 C FF 83 S SI 85 X SI 85 1-2 2B		C FF 84 F SI 84 F SI 86 B SI 85 F CU 69 F SI 81 X SI 84 1-2 ② G6-3		C FF 85 F CH 76 X FF 85 0-2 ② G6-3		C SI 92 X SI 92 0-1 ② F8	1 1 0 1 0 0 1	0 0 0 0 0 0 0	1 0 0 0 0 0 0	0 0 0 0 0 0 0	0 0 0 0 0 0 0	0 0 0 0 0 0 0	0 0 0 0 0 0 0
Inning Stats	R: 0 E: 0 K: 0 S: 8 H: 1 LOB: 0 BB: 0 P: 11	R: 0 E: 0 K: 0 S: 7 H: 1 LOB: 1 BB: 0 P: 11	R: 0 E: 0 K: 0 S: 11 H: 1 LOB: 2 BB: 1 P: 18	R: 0 E: 0 K: 0 S: 5 H: 1 LOB: 1 BB: 0 P: 8	R: 0 E: 0 K: 0 S: 11 H: 1 LOB: 1 BB: 0 P: 14	R: 0 E: 0 K: 0 S: 5 H: 0 LOB: 2 BB: 2 P: 15	R: 0 E: 0 K: 1 S: 8 H: 0 LOB: 0 BB: 0 P: 11	R: 2 E: 1 K: 1 S: 14 H: 2 LOB: 1 BB: 1 P: 25	R: 0 E: 0 K: 1 S: 7 H: 0 LOB: 0 BB: 0 P: 7	1B: 3 2B: 2 3B: 1 HR: 1 SF: 0 SAC: 0 DP: 1 HBP: 0						

	AB	33
	R	2
	H	7
	RBI	2
	BB	4
	SO	3
	LOB	16

PITCHER		IP	WLS	BF	H	R	ER	SO	BB	IBB	HBP	BLK	WP	HR	S	P	ERA	WHIP
61 Livan Hernandez, R ERA:	(1, 1)	7.0	W	28	5	0	0	1	3	0	0	0	0	0	55	88	0.00	1.143
32 Brian Bruney, R ERA: 6.75	(8, 1)	0.2		5	2	2	2	0	1	0	0	0	0	1	11	22	27.00	4.500
42 Jason Bergmann, R ERA: 13.5	(8, 1)	0.1	H	1	0	0	0	1	0	0	0	0	0	0	3	3	0.00	0.000
55 Matt Capps, R ERA:	(9, 1)	1.0	S	3	0	0	0	1	0	0	0	0	0	0	7	7	0.00	0.000

PITCHER	IP	WLS	BF	H	R	ER	SO	BB	IBB	HBP	BLK	WP	HR	S	P	ERA	WHIP

New York Mets @ Colorado Rockies

Coors Field, Denver, CO

Tue Apr 13 2010, 6:43 PM - 9:45 PM MDT

Att. 25,110 - Clear - 60 F

livebaseballscorecards.com

Batter	1	2	3	4	5	6	7	8	9	AB	R	H	RBI	BB	SO	LOB
7 José Reyes, S (1, 6) OBP: 0.400, SLG: 0.385	B FF 86 B FF 86 F FF 87 F CH 77 B CU 76 T CH 79 3-2 ① **K**		S SL 81 X FF 88 0-1 ① 1 FC5-4 1B			S CH 76 S SL 82 B CU 75 B CU 73 C FF 88 2-3 ① **K**		F FF 95 X FF 95 0-1 5 PB 1 WP 44 1B 1B	S FC 91 C FF 93 X FF 94 0-2 ③ FC5-4 1-2f	5	1	2	0	0	2	1
1 Luis Castillo, S (1, 4) OBP: 0.263, SLG: 0.188	C SI 88 X FF 84 0-1 ② **G6-3**		1 SAFE C FF 88 1 SAFE F SL 84 X CU 76 0-2 ③ **FC5-4** 1-2f			C SI 86 X SL 81 0-1 ② 1B		B FF 95 C FF 93 D CH 87 B FF 95 C FF 94 S FF 94 3-3 ① **K** 1-2		4	0	1	0	0	1	2
5 David Wright, R (1, 5) OBP: 0.548, SLG: 0.667	S CH 77 B SI 88 B SI 88 B CH 79 B FF 88 4-1 **BB**			C SI 86 B CH 78 F SL 82 B SL 82 X FF 86 2-2 12 G6-4-3 44 BB 1B		X FF 86 0-0 **HR**		B SL 86 S FF 94 D SL 86 B FF 95 B FF 94 4-1 44 1B 2-3 **BB**		2	1	2	1	2	0	0
44 Jason Bay, R (1, 7) OBP: 0.387, SLG: 0.385	C FF 88 F FF 83 B FF 88 B CU 75 F CH 78 1 SAFE F CH 80 F FF 89 F SL 83 2-2 T FF 89 ③ **K**			D CH 78 B SL 81 C CH 78 B FF 87 B CH 78 4-1 12 G6-4-3 1-2 **BB**		F CH 78 B SL 81 S SL 82 X CU 74 1-2 ③ **G5-3**		B FF 93 C CH 86 X SL 84 1-1 17 FC5-4 1-2 3-H 1B		3	0	1	1	1	1	1
12 Jeff Francoeur, R (1, 9) OBP: 0.500, SLG: 0.880		X CH 76 0-0 ① **F8**		B FF 87 B FF 87 C FF 88 F CH 78 F SL 83 F FF 88 B CH 79 X FF 88 3-2 ①② **G6-4-3** 1-2f 2-3			X CH 77 0-0 17 2B 21 SF7 1B	F FF 94 S SL 82 S FF 94 0-3 ② **K**		4	1	1	0	0	1	4
17 Fernando Tatis, R (1, 3) OBP: 0.313, SLG: 0.333		C CH 76 C FF 85 B CU 75 X CU 72 1-2 ② **F9**		S CH 78 S FF 87 B SI 87 D CU 74 S SL 82 2-3 ③ **K**			X SI 85 0-0 19 WP 1-3 2B	C FF 94 B CU 80 X CU 80 1-1 ③ **FC5-4** 1-2f		4	0	1	0	0	1	3
21 Rod Barajas, R (1, 2) OBP: 0.192, SLG: 0.500		B FF 86 C SL 82 B CH 77 X CH 78 2-1 ③ **F8**			C SL 80 X SI 85 0-1 ① **F8**		F SL 81 D CH 77 B FF 86 X CH 77 2-1 ① **SF7** 3-H		C FF 90 C FF 93 X SL 86 0-2 ① **G1-3**	3	0	0	1	0	0	0
16 Ángel Pagán, S (1, 8) OBP: 0.333, SLG: 0.294			C CH 78 S SL 82 B CU 74 B CU 74 S SL 82 2-3 ① **K**		C SL 81 C CH 77 B CU 74 F SL 80 X FF 85 1-2 ② **F8**		B FF 86 X SL 81 1-0 ② **F7**		B FF 92 B FF 90 C FF 91 F FF 93 B CU 78 X FF 93 3-2 7 FC5-4 1B	4	0	1	0	0	1	1
33 John Maine, R (1, 1) 22 Raul Valdes, L (4, 1) 32 Jenrry Mejia, R (6, 1) 19 Gary Matthews, S (7, PH) OBP: 0.316, SLG: 0.200 38 Fernando Nieve, R (7, 1) 47 Hisanori Takahashi, L (7, 1) 27 Frank Catalanotto, L (9, PH)			C FF 86 B SL 81 B FF 86 C FF 88 S FF 88 2-3 ② **K**		C FF 85 S CH 77 S SL 81 0-3 ③ **K**		C FF 87 D SL 82 S CH 78 F SL 82 B CH 78 S CH 77 2-3 ③ **K** 2-3		C FF 91 C FF 91 C FC 92 0-3 ② **K**	1 1 0 1 0 0 0 1	0 0 0 0 0 0 0 0	0 0 0 0 0 0 0 0	0 0 0 0 0 0 0 0	0 0 0 1 0 0 0 0	1 1 0 1 0 0 0 1	0 0 0 1 0 0 0 1
Inning Stats	R: 0 E: 0 K: 2 S: 13 H: 0 LOB: 1 BB: 1 P: 22	R: 0 E: 0 K: 0 S: 6 H: 0 LOB: 0 BB: 0 P: 9	R: 0 E: 0 K: 2 S: 11 H: 1 LOB: 1 BB: 0 P: 15	R: 0 E: 0 K: 1 S: 12 H: 1 LOB: 1 BB: 1 P: 23	R: 0 E: 0 K: 1 S: 9 H: 0 LOB: 0 BB: 0 P: 10	R: 1 E: 0 K: 1 S: 9 H: 2 LOB: 0 BB: 0 P: 12	R: 1 E: 0 K: 1 S: 9 H: 2 LOB: 1 BB: 0 P: 14	R: 1 E: 0 K: 2 S: 13 H: 2 LOB: 2 BB: 1 P: 22	R: 0 E: 0 K: 1 S: 12 H: 1 LOB: 1 BB: 0 P: 15	1B: 7 2B: 1 3B: 0 HR: 1 SF: 1 SAC: 0 DP: 1 HBP: 0						

TOP	
AB	33
R	3
H	9
RBI	3
BB	3
SO	11
LOB	14
WP: 2	PA: 37
PB: 1	
SB: 0	
CS: 0	

PITCHER		IP	WLS	BF	H	R	ER	SO	BB	IBB	HBP	BLK	WP	HR	S	P	ERA	WHIP
27 Greg Smith, L ERA: 5.25	(1, 1)	7.0	W	27	6	2	2	8	2	0	0	0	1	1	69	105	2.57	1.143
48 Esmil Rogers, R ERA: 4.5	(8, 1)	1.0		6	2	1	1	2	1	0	0	0	1	0	13	22	9.00	3.000
34 Matt Belisle, R ERA: 5.79	(9, 1)	1.0		4	1	0	0	1	0	0	0	0	0	0	12	15	0.00	1.000

PITCHER	IP	WLS	BF	H	R	ER	SO	BB	IBB	HBP	BLK	WP	HR	S	P	ERA	WHIP

Batter	1	2	3	4	5	6	7	8	9	AB	R	H	RBI	BB	SO	LOB
7 Seth Smith, L (1, 7) OBP: 0.294, SLG: 0.563	C FF 88 B FF 88 F SL 83 F CH 82 C FF 91 1-3 K ① C SL 83 S SL 83 F SL 83 X SL 84 0-2 P6 ② F CH 83 B SL 82 X SL 82 1-1 2-H HR ③	C CU 75 B FF 87 X SI 87 1-1 L4 ③ X FF 89 0-0 1-3 3-H 2B		5	1	2	3	0	1	2
24 Dexter Fowler, S (1, 8) OBP: 0.269, SLG: 0.333	F SL 89 F SL 82 X SL 90 0-2 F8 ② X SL 82 0-0 F8 ③ C FF 90 S CH 84 B SL 85 B FF 90 X CH 83 2-2 G1-3 ③	F FC 94 C FC 95 B CH 86 F FC 95 B CH 85 X FC 95 2-2 P6 ① B SI 89 S CH 80 C CH 80 F FF 90 B CH 81 S CH 81 2-3 K ②		5	0	0	0	0	1	4
17 Todd Helton, L (1, 3) OBP: 0.400, SLG: 0.364	F FF 89 C SL 89 X SL 91 0-2 2 BB 11 2B 1B B CH 80 B SL 83 B SL 88 C FF 89 B SL 88 4-1 2 1B 9 1B BB B FF 86 C FC 95 C CU 73 S FF 87 1-3 K ①	B FC 94 C FC 95 F CH 86 X FC 95 1-2 F7 ② B CU 67 S CU 68 B CU 67 B SL 80 F FF 90 B SL 79 4-2 BB		3	2	1	0	2	1	0
2 Troy Tulowitzki, R (1, 6) OBP: 0.290, SLG: 0.310	D SL 82 B SL 84 B FF 90 B FF 89 4-0 11 2B 1-2 BB X SL 89 0-0 9 1B 12 1B 1-2 1B B FF 86 B FF 86 C FF 86 B FF 87 B SI 87 4-1 19 BB BB	C FC 95 S CU 79 B CU 80 F FC 95 C CU 76 1-3 K ③ F CH 80 C CH 79 B SL 85 C FF 90 1-3 K ③		3	2	1	0	2	2	3
11 Brad Hawpe, L (1, 9) OBP: 0.458, SLG: 0.850 19 Ryan Spilborghs, R (2, 9) OBP: 0.545, SLG: 0.429	X CH 83 0-0 1-H 2-H 2B C FF 90 D SL 84 S FF 89 B FF 90 S FF 90 2-3 K ① B FF 87 F FF 87 B CU 74 B SI 86 B SI 86 4-1 1-2 BB	B FF 91 B FF 92 F FF 92 C FF 93 F FF 93 B SL 83 B FF 90 4-2 9 BB 21 1B 12 BB BB C FF 89 B FF 88 F CH 80 X CH 80 1-2 G5-3 ①		1 2	0 1	1 0	2 0	0 2	0 1	0 2
21 Miguel Olivo, R (1, 2) OBP: 0.471, SLG: 0.875	F SL 88 F SL 83 D SL 83 D SL 84 F FF 90 F CH 83 B FF 90 F SL 85 S SL 84 3-3 K ③ B SL 82 C SL 83 S SL 81 S SL 82 1-3 K ② C CU 75 F SI 87 S SI 87 0-3 K ②	C SL 79 X FF 91 0-1 12 BB 9 BB 27 FC6-4 1-2 1B C CU 68 B CH 79 B FF 89 B CH 78 X SI 88 3-1 2B		5	1	2	0	0	3	5
9 Ian Stewart, L (1, 5) OBP: 0.452, SLG: 0.731	C SL 89 B SL 83 S CH 84 B FF 91 B FF 90 F SL 84 B CH 84 4-2 27 SH1-4 12 HBP BB X SL 82 0-0 12 S 12 E 1-3 2-H 1B B CU 75 C SI 87 F FF 87 S CU 77 1-3 K ③	B CH 81 B FF 93 C FF 91 B FF 90 B FF 91 4-1 27 FC6-4 12 BB 7 2B 1-2 2-3 BB C FF 89 B CU 69 B SL 78 B SI 90 F FF 89 S CH 81 3-3 K ②		3	2	1	1	2	2	3
12 Clint Barmes, R (1, 4) OBP: 0.318, SLG: 0.500	H SL 90 1-0 27 SH1-4 1-2 HBP F SL 82 B SL 89 F SL 89 B SL 84 B SL 84 X SL 84 3-2 E1 27 2B 1-H 3-H 1B C FF 86 B CH 73 X CU 75 1-1 G5-3 ①	D FF 93 C FF 92 F FF 92 B SL 82 B FF 93 B FF 92 4-2 27 FC6-4 1-2 2-3 3-H BB B CH 78 B CU 67 C FF 88 F SI 87 D CH 80 X CH 79 3-2 P3 ③		3	1	1	2	1	0	1
27 Greg Smith, L (1, 1) OBP: 0.250, SLG: 0.500 48 Esmil Rogers, R (8, 1) 34 Matt Belisle, R (9, 1)	B SL 88 L SL 88 L FF 89 X FF 89 1-2 SH1-4 1-2 2-3 ① B SL 87 F FF 89 X SL 88 1-1 7 HR 1-H 2B X FF 86 0-0 G3 ②	F CH 84 C SL 82 D SL 86 F SL 81 X FF 93 1-2 FC6-4 7 2B 1-2f 2-3 3-H ①		3 0 0	1 0 0	1 0 0	2 0 0	0 0 0	0 0 0	2 0 0
Inning Stats	R: 2 E: 0 K: 2 S: 17 H: 2 LOB: 1 BB: 1 P: 25	R: 0 E: 0 K: 0 S: 11 H: 0 LOB: 2 BB: 1 P: 17	R: 6 E: 1 K: 2 S: 19 H: 5 LOB: 0 BB: 1 P: 33	R: 0 E: 0 K: 3 S: 11 H: 0 LOB: 2 BB: 2 P: 21	R: 0 E: 0 K: 0 S: 5 H: 0 LOB: 0 BB: 0 P: 7	R: 0 E: 0 K: 1 S: 11 H: 0 LOB: 0 BB: 0 P: 15	R: 3 E: 0 K: 2 S: 22 H: 2 LOB: 3 BB: 4 P: 42	R: 0 E: 0 K: 1 S: 11 H: 1 LOB: 1 BB: 0 P: 21		1B: 5 2B: 4 3B: 0 HR: 1 SF: 0 SAC: 1 DP: 0 HBP: 1			WP: 0 PB: 0 SB: 1 CS: 0 PA: 44	

PITCHER		IP	WLS	BF	H	R	ER	SO	BB	IBB	HBP	BLK	WP	HR	S	P	ERA	WHIP
33 John Maine, R ERA: 13.5	(1, 1)	3.0	L	20	7	8	8	4	3	0	1	0	0	1	47	75	24.00	3.333
22 Raul Valdes, L ERA:	(4, 1)	2.0		8	0	0	0	3	2	0	0	0	0	0	16	28	0.00	1.000
32 Jenrry Mejia, R ERA: 2.25	(6, 1)	1.0		3	0	0	0	1	0	0	0	0	0	0	11	15	0.00	0.000
38 Fernando Nieve, R ERA: 6.23	(7, 1)	0.1		5	1	3	3	0	3	0	0	0	0	0	12	25	81.00	12.000
47 Hisanori Takahashi, L ERA: 2.25	(7, 1)	1.2		8	2	0	0	3	1	0	0	0	0	0	21	38	0.00	1.800

PITCHER	IP	WLS	BF	H	R	ER	SO	BB	IBB	HBP	BLK	WP	HR	S	P	ERA	WHIP

BOTTOM

New York Mets @ Colorado Rockies

Coors Field, Denver, CO

Tue Apr 13 2010, 6:43 PM - 9:45 PM MDT

Att. 25,110 - Clear - 60 F

livebaseballscorecards.com

AB	33
R	11
H	10
RBI	10
BB	9
SO	11
LOB	22

Batter	1	2	3	4	5	6	7	8	9	10	AB	R	H	RBI	BB	SO	LOB
7 José Reyes, S (1, 6) OBP: 0.300, SLG: 0.278	B FF 90 B SI 90 X SI 89 2-0 E3 35 S 1 BB		B SI 88 F SI 89 S CU 71 B SL 87 F FF 90 X FF 91 G6-3 ①	B SI 88 B FF 86 F SI 88 F FF 88 D CU 75 X FF 88 3-2 P2 ③			C FF 88 X CH 81 0-1 F7 ②		B FF 96 F FF 97 F FF 94 B FF 97 F SI 96 B CH 84 T SI 97 3-2 K ① 1-3		5	0	0	0	0	1	2
1 Luis Castillo, S (1, 4) OBP: 0.292, SLG: 0.211	C SI 88 B SI 89 B SI 90 1 SAFE B SI 89 B FF 89 4-1 1-2 BB		B CU 72 B SI 90 C SI 88 X SI 88 2-1 5 HR 1B		C SI 88 B CU 71 B SI 88 B SI 88 C FF 86 X FF 87 3-2 G4-3 ①		B CU 76 C FF 90 X FF 90 1-1 E5		X FF 97 0-0 SF8 ② 3-H		3	1	1	1	1	0	0
5 David Wright, R (1, 5) OBP: 0.500, SLG: 0.692	B SI 89 F FF 90 C FF 91 F SL 88 S CU 77 1-3 K ①		1 SAFE 1 SAFE X SI 88 0-0 1-H HR		C SL 84 B SL 89 S SL 85 S FF 88 1-3 K ②		F FF 91 D CU 79 S FF 90 B FF 91 F CU 78 B FF 90 S FF 90 3-3 K ③		B FF 96 B FF 97 X FF 96 2-0 F7 ③		5	1	1	2	0	3	3
44 Jason Bay, R (1, 7) OBP: 0.361, SLG: 0.355	X SI 90 0-0 F8 ②		F SL 86 S CU 74 S FF 91 0-3 K ②		S SL 86 B SL 86 C SL 85 S CU 74 1-3 K ③			X FF 93 0-0 21 1B 1B		B SI 90 X SI 89 1-0 G5-3 ①	5	1	1	0	0	2	2
35 Mike Jacobs, L (1, 3) OBP: 0.286, SLG: 0.389 17 Fernando Tatis, R (10, PR) OBP: 0.313, SLG: 0.333 (10, 3)	B FF 90 B FF 91 F FF 90 B FF 90 F FF 90 2 SAFE X SL 88 3-2 F9 ③ 2-3		B FF 88 B FF 90 B SI 90 C FF 90 F FF 90 B CU 72 4-2 12 FC4-6 BB			B CU 69 B FF 88 B SI 88 B SI 86 4-0 12 BB		S SL 81 B FF 93 D SL 80 C FC 90 X FF 92 2-2 P6 ① 1-2	C FF 90 B SI 91 F SI 91 B SL 85 X SL 83 2-2 21 G6-3 2B	3 0	0 0	1 0	0 0	2 0	0 0	3 0
12 Jeff Francoeur, R (1, 9) OBP: 0.514, SLG: 0.929		X SI 87 0-0 HR	B FF 89 B SL 83 X SI 88 2-0 FC4-6 ③ 1-2f			B SL 85 C SL 85 F FF 89 B FF 88 D CU 74 B SL 86 4-2 16 G4-6-3 1-2 BB		S SL 83 F FF 94 B SL 82 X SL 81 1-2 G5-3 ②	I IN 80 I IN 82 I IN 81 I IN 80 4-0 21 G6-3 IBB	3	1	1	1	2	0	2
21 Rod Barajas, R (1, 2) OBP: 0.226, SLG: 0.483		B SI 90 X SL 87 1-0 F8 ① B SI 90 C SI 89 X FF 89 1-1 G3 ② B SI 89 F SI 88 B SI 87 X SI 88 2-2 G5-3 ③	C FF 85 X SI 86 0-1 16 FC6-4 1B B SI 85 F FF 89 B FF 86 C FF 88 X SI 87 3-2 FC6-4 ① 49 FC2-6 1-2f B SI 88 M SI 88 X SI 88 1-1 FC2-6 ② 1-2f		C FF 88 B SL 85 X FF 88 1-1 P4 ① F SL 89 F SL 89 F CU 76 F FF 89 X FF 88 0-2 G4-6-3 ②③ 1-2f		F FF 94 S FC 92 X FC 93 0-2 2-H 1B X CH 84 0-0 F9 ③	F SL 81 B SI 88 S SL 81 B SL 82 X FF 91 2-2 G6-3 ② 1-2 2-3 C CU 74 I FF 88 X SL 80 0-2 L4 ③	5 3 0 0 1 0 0 1 0 0 1	0 0 0 0 0 0 0 0 0 0 0	2 0 0 0 0 0 0 0 0 0 0	1 0 0 0 1 0 0 0 0 0 1	0 0 0 0 0 0 0 0 0 0 0	0 0 0 0 0 0 0 0 0 0 0	4 3 0 0 0 0 0 0 0 2 0
16 Ángel Pagán, S (1, 8) OBP: 0.286, SLG: 0.250 22 Raul Valdes, L (6, 1) 38 Fernando Nieve, R (7, 1) 27 Frank Catalanotto, L (8, PH) 25 Pedro Feliciano, L (8, 1) 18 Ryota Igarashi, R (9, 1) 13 Alex Cora, L (10, PH) OBP: 0.292, SLG: 0.286 32 Jenrry Mejia, R (10, 1)							C FF 88 B FF 90 B CU 76 F FF 90 F FF 90 X CH 82 2-2 G3-1 ①		C SI 95 F SI 96 B CU 76 X FF 96 1-2 7 E 7 S 1 SF8 1B		2	0	0	0	0	0	1
49 Jonathon Niese, L (1, 1) 19 Gary Matthews, S (6, 8) OBP: 0.333, SLG: 0.235											2	1	1	0	0	0	0

Inning Stats										
	R: 0 E: 1 K: 1 S: 10	H: 0 LOB: 2 BB: 1 P: 20	R: 1 E: 0 K: 0 S: 7	H: 1 LOB: 0 BB: 0 P: 11	R: 2 E: 0 K: 1 S: 13	H: 2 LOB: 1 BB: 1 P: 23	R: 0 E: 0 K: 0 S: 10	H: 1 LOB: 1 BB: 0 P: 17	R: 0 E: 0 K: 2 S: 9	H: 0 LOB: 0 BB: 0 P: 14
	R: 0 E: 0 K: 0 S: 9	H: 0 LOB: 1 BB: 2 P: 18	R: 0 E: 1 K: 1 S: 12	H: 0 LOB: 1 BB: 0 P: 18	R: 1 E: 0 K: 0 S: 11	H: 2 LOB: 1 BB: 0 P: 14	R: 1 E: 0 K: 1 S: 9	H: 1 LOB: 0 BB: 0 P: 15	R: 0 E: 0 K: 0 S: 10	H: 1 LOB: 2 BB: 1 P: 19

PITCHER		IP	WLS	BF	H	R	ER	SO	BB	IBB	HBP	BLK	WP	HR	S	P	ERA	WHIP
28 Aaron Cook, R ERA: 5.56	(1, 1)	6.0		26	4	3	3	4	4	0	0	0	0	2	58	103	4.50	1.333
31 Matt Daley, R ERA:	(7, 1)	1.0	H	4	0	0	0	1	0	0	0	0	0	0	12	18	0.00	0.000
63 Rafael Betancourt, R ERA: 1.8	(8, 1)	1.0	H	5	2	1	1	0	0	0	0	0	0	0	11	14	9.00	2.000
56 Franklin Morales, L ERA: 2.25	(9, 1)	1.0	B	4	1	1	0	1	0	0	0	0	0	0	9	15	0.00	1.000
60 Manny Corpas, R ERA: 1.59	(10, 1)	0.2		4	1	0	0	0	0	1	0	0	0	0	7	16	0.00	1.500

PITCHER		IP	WLS	BF	H	R	ER	SO	BB	IBB	HBP	BLK	WP	HR	S	P	ERA	WHIP
53 Randy Flores, L ERA:	(10, 1)	0.1	W	1	0	0	0	0	0	0	0	0	0	0	3	3	0.00	0.000

TOP

New York Mets @ Colorado Rockies

Coors Field, Denver, CO

Wed Apr 14 2010, 6:42 PM - 10:14 PM MDT

Att. 26,310 - Partly Cloudy - 68 F

livebaseballscorecards.com

AB	38
R	5
H	8
RBI	5
BB	5
SO	6
LOB	23

1B: 5	SF: 1	WP: 0	PA: 44
2B: 1	SAC: 0	PB: 0	
3B: 0	DP: 1	SB: 3	
HR: 2	HBP: 0	CS: 0	

Batter	1	2	3	4	5	6	7	8	9	10	AB	R	H	RBI	BB	SO	LOB
7 Seth Smith, L (1, 7) OBP: 0.273, SLG: 0.450	C SI 90 F FC 87 B FF 92 H CU 75 2-2 24 G3-6 HBP	X FF 88 0-0 ③ P5		C FF 90 B FF 90 X SI 90 1-1 ② L7		C SI 86 X SI 87 0-1 ① F7		X SI 87 0-0 ② F7			4	0	0	0	0	0	4
24 Dexter Fowler, S (1, 8) OBP: 0.290, SLG: 0.321	B SI 91 B FF 90 C FC 87 F SI 92 X FC 88 2-2 ①② G3-6 1-2f		C SI 90 B SI 89 S FF 90 B FF 90 X FC 90 2-2 ① G1-3	F FC 87 X SI 90 0-1 2-H 1B		B CU 74 B CU 75 B SI 86 C SI 86 C CU 76 F CU 77 S FF 87 3-3 ② K		B SI 88 B CH 75 B SI 86 B SI 86 4-0 BB			4	0	1	0	1	1	2
17 Todd Helton, L (1, 3) OBP: 0.400, SLG: 0.407	C FC 87 B FF 94 B SI 93 X SI 89 2-1 1B		B FF 92 F FF 90 F FF 92 F FF 91 B FF 89 F FF 93 X FF 92 3-2 19 HR 2B	B FC 86 C FF 90 B FC 85 X FC 84 2-1 ③ F7		S CU 78 B SI 88 F FF 87 B SI 88 S CU 78 2-3 ③ K		C SI 87 F FF 88 1 SAFE 1 SAFE D CH 76 F SI 88 B SI 88 1 SAFE B CU 77 3-2 ③ F SI 87 F SI 87 F SI 88 X SI 87 G3			5	1	2	0	0	1	3
2 Troy Tulowitzki, R (1, 6) OBP: 0.278, SLG: 0.273	F SI 92 X FC 89 0-1 ③ F9		B CU 75 B SI 90 B FF 88 C FF 91 B FC 87 4-1 19 HR BB		B CH 80 S CH 81 B FF 89 X FC 87 2-1 ① G5-3		C FF 91 B SL 81 S SL 83 C SL 83 1-3 ① K		B FF 94 F SI 94 B SI 95 T SI 96 X FF 95 2-2 ① F9		4	1	0	0	1	1	1
19 Ryan Spilborghs, R (1, 9) OBP: 0.500, SLG: 0.667		C FF 90 B SI 90 B FC 86 C FC 87 F SI 92 B FF 89 F FC 88 X SI 92 3-2 ① G6-3	C FC 85 B SI 91 S SI 91 B FC 87 F FF 91 X SI 91 2-2 1-H 2-H HR		B FC 86 B CH 82 X FC 86 2-0 ② G5-3		S SL 81 B FF 94 C FF 93 X SL 82 1-2 12 WP 9 E 1B		S CH 88 S FF 96 B SI 97 S SI 96 1-3 ② K		5	1	2	3	0	1	0
9 Ian Stewart, L (1, 5) OBP: 0.444, SLG: 0.667	C FF 92 X SI 92 0-1 20 1B 12 2B 1B	B FC 88 X SI 91 1-0 ② F8			B CU 73 H FC 85 2-0 20 1B HBP		B FF 90 C SL 77 X CH 81 1-1 FC3 12 WP 1-2		B FF 96 B SI 96 S FS 88 B CH 89 C FF 95 X SI 90 3-2 ③ G4-3		4	1	1	0	0	0	1
20 Chris Iannetta, R (1, 2) OBP: 0.316, SLG: 0.588	C SI 91 C SI 90 B SI 91 B FC 88 X FC 88 2-2 12 2B 1-2 1B	B SI 91 X CH 83 1-0 ③ P6			D CH 81 C FC 85 S FF 88 X FF 89 1-2 1-2 1B		B FF 94 D CU 78 X FF 90 2-0 ② F9			F FC 95 B CH 84 B FC 96 X FC 94 2-1 HR	5	1	3	1	0	0	2
12 Clint Barmes, R (1, 4) OBP: 0.308, SLG: 0.500	C FF 88 B SI 91 F FF 92 X CU 76 1-2 1-3 2-H 2B			B FC 84 C FC 86 F CH 82 S FF 90 1-3 ① K	F SI 90 S FF 87 S FF 90 0-3 ③ K		C SL 81 F SL 79 B FF 94 X SL 81 1-2 ③ G6-3 1-2 2-3				4	0	1	1	0	2	4
28 Aaron Cook, R (1, 1) OBP: 0.400, SLG: 0.800 31 Matt Daley, R (7, 1) 63 Rafael Betancourt, R (8, 1) 11 Brad Hawpe, L (8, PH) OBP: 0.440, SLG: 0.810 56 Franklin Morales, L (9, 1) 60 Manny Corpas, R (10, 1) 53 Randy Flores, L (10, 1)	B SI 91 X FF 90 1-0 ② L8			B FC 85 C FC 86 C FC 86 X FC 86 1-2 24 1B 2B		C CU 74 B SI 86 C SI 86 B CU 76 X FF 87 2-2 2B		S SI 88 B SI 88 S SI 87 B SI 90 X SI 87 2-2 ① G4-3			3 0 0 1 0 0 0	1 0 0 0 0 0 0	2 0 0 0 0 0 0	0 0 0 0 0 0 0	0 0 0 0 0 0 0	0 0 0 0 0 0 0	2 0 0 0 0 0 0
Inning Stats	R: 0 E: 0 K: 0 S: 9 H: 1 LOB: 1 BB: 0 P: 15	R: 1 E: 0 K: 0 S: 15 H: 3 LOB: 2 BB: 0 P: 22	R: 3 E: 0 K: 0 S: 16 H: 2 LOB: 0 BB: 1 P: 29	R: 1 E: 0 K: 1 S: 12 H: 2 LOB: 1 BB: 0 P: 17	R: 0 E: 0 K: 1 S: 9 H: 1 LOB: 2 BB: 0 P: 16	R: 0 E: 0 K: 2 S: 12 H: 1 LOB: 1 BB: 0 P: 19	R: 0 E: 1 K: 1 S: 12 H: 1 LOB: 2 BB: 0 P: 18	R: 0 E: 0 K: 0 S: 11 H: 0 LOB: 1 BB: 1 P: 20	R: 0 E: 0 K: 0 S: 9 H: 0 LOB: 0 BB: 0 P: 15	R: 1 E: 0 K: 0 S: 2 H: 1 LOB: 0 BB: 0 P: 4	1B: 6 2B: 4 3B: 0 HR: 2	SF: 0 SAC: 0 DP: 1 HBP: 2	WP: 1 PB: 0 SB: 0 CS: 0	PA: 43				

PITCHER		IP	WLS	BF	H	R	ER	SO	BB	IBB	HBP	BLK	WP	HR	S	P	ERA	WHIP
49 Jonathon Niese, L ERA: 6.55	(1, 1)	5.0		26	9	5	5	2	1	0	2	0	0	1	61	99	9.00	2.000
22 Raul Valdes, L ERA:	(6, 1)	1.0		4	1	0	0	2	0	0	0	0	0	0	12	19	0.00	1.000
38 Fernando Nieve, R ERA: 5.06	(7, 1)	1.0		5	1	0	0	1	0	0	0	0	1	0	12	18	0.00	1.000
25 Pedro Feliciano, L ERA:	(8, 1)	1.0		4	0	0	0	0	1	0	0	0	0	0	11	20	0.00	1.000
18 Ryota Igarashi, R ERA:	(9, 1)	1.0		3	0	0	0	1	0	0	0	0	0	0	9	15	0.00	0.000

PITCHER		IP	WLS	BF	H	R	ER	SO	BB	IBB	HBP	BLK	WP	HR	S	P	ERA	WHIP
32 Jenrry Mejia, R ERA: 4.5	(10, 1)	0.0	L	1	1	1	1	0	0	0	0	0	0	1	2	4	∞	∞

BOTTOM

New York Mets @ Colorado Rockies

Coors Field, Denver, CO

Wed Apr 14 2010, 6:42 PM - 10:14 PM MDT

Att. 26,310 - Partly Cloudy - 68 F

livebaseballscorecards.com

AB	39
R	6
H	12
RBI	5
BB	2
SO	6
LOB	19

New York Mets @ Colorado Rockies

Coors Field, Denver, CO

Thu Apr 15 2010, 1:10 PM - 3:50 PM MDT

Att. 26,195 - Partly Cloudy - 60 F

livebaseballscorecards.com

TOP

Batter	1	2	3	4	5	6	7	8	9	AB	R	H	RBI	BB	SO	LOB
7 José Reyes, S (1, 6) OBP: 0.320, SLG: 0.348	B FF 92 X FF 93 1-0 ① G4-3		C FS 84 B SL 86 X FS 86 1-1 5 CS 1 E 1-3 1B	B FF 95 F FS 86 F FF 94 F SL 86 F FF 95 F SL 87 B FF 95 F FS 87 X FF 95 2-2 ③ L9		B FF 94 C FF 94 B FS 86 X FF 94 2-1 2B			C FF 91 X FF 92 0-1 ① G4-3	5	0	2	0	0	0	2
1 Luis Castillo, S (1, 4) OBP: 0.310, SLG: 0.292	C FF 93 X FF 94 0-1 5 BB 44 1B 1B		C FF 94 X FS 85 0-1 FC5 5 CS 1-2 3-H		C FF 92 B CU 72 X FF 94 1-1 12 1B 4 WP 2B	B FF 94 X FF 95 1-0 ③ F9			B FF 93 X FF 92 1-0 ② G6-3	5	2	2	0	0	0	2
5 David Wright, R (1, 5) OBP: 0.512, SLG: 0.643	F FS 84 B SL 86 B FS 85 D FS 85 1 SAFE B FF 95 4-1 44 1B 1-2 BB		F FS 87 B SL 87 S FF 94 B FS 86 B SL 87 S FS 86 3-3 ①②③ K 1-2 2-3		C FS 85 D SL 85 F FF 95 B FF 95 F FS 86 F FF 96 D SL 88 B FF 95 4-2 4 WP 12 1B BB		C SL 81 B SL 84 C FF 95 B CU 80 B FF 95 B FF 95 4-2 17 S BB		S SL 84 B FF 96 B SL 85 S FF 93 X FF 94 2-2 ③ F9	2	0	0	0	3	1	2
44 Jason Bay, R (1, 7) OBP: 0.375, SLG: 0.353	B FF 94 B FF 94 X FS 84 2-0 12 G6-4-3 1-2 2-H 1B			B FS 85 B FF 93 C FS 84 B FF 95 B FF 95 4-1 12 1B 16 FC6-4 BB	C CU 76 F FF 95 D SL 89 S FS 87 1-3 ① K		F FF 95 F FF 95 F FF 94 S SL 81 0-3 ① K			3	1	1	1	1	2	3
12 Jeff Francoeur, R (1, 9) OBP: 0.513, SLG: 0.875	F FF 95 X FF 95 0-1 ②③ G6-4-3 1-2f			X FF 95 0-0 16 FC6-4 34 1B 1-3 1B	S FS 86 X FS 86 0-1 4 WP 1-2 2-3 1B		B CU 79 X FF 95 1-0 ② F9			4	1	2	0	0	0	3
17 Fernando Tatis, R (1, 3) OBP: 0.300, SLG: 0.278		C FS 84 S SL 87 C FF 94 0-3 ① K		C FS 85 D FS 86 B SL 86 B FS 84 T FF 96 B FF 96 4-2 16 FC6-4 BB	F FS 86 F FF 95 S FS 88 0-3 ② K		B FF 94 F FF 95 B SL 81 X FF 95 2-1 ③ G5-3 1-2			3	0	0	0	1	2	4
4 Henry Blanco, R (1, 2)		X FF 95 0-0 ② F9		X FF 95 0-0 ① F7	B CU 76 S FS 84 B FF 96 X FF 96 2-1 ③ F9 1-2 2-3 3-H			C CU 80 B SL 81 B CU 78 X FF 93 2-1 ① L7		4	0	0	0	0	0	5
16 Ángel Pagán, S (1, 8) OBP: 0.240, SLG: 0.208		C FF 94 B SL 87 S FS 85 S FS 86 1-3 ③ K		X FF 95 0-0 ② FC6-4 34 1B 1-2f 2-3 3-H		B FF 93 B FS 83 X FF 94 2-0 ① G5-3		C FF 94 B SL 81 S SL 81 S SL 82 1-3 ② K		4	0	0	1	0	2	2
34 Mike Pelfrey, R (1, 1) OBP: 0.600, SLG: 0.500 27 Frank Catalanotto, L (8, PH) 25 Pedro Feliciano, L (8, 1) 75 Francisco Rodríguez, R (9, 1)			B FF 91 B FF 92 B FF 92 B FF 91 4-0 7 1B 7 WP 1 E BB	X FF 94 0-0 1-3 3-H 1B		C FF 94 B CU 75 B FF 94 X FF 94 2-1 ② G6-3		C FF 94 S SL 81 B SL 81 X FF 94 1-2 ③ G4-3		2 1 0 0	1 0 0 0	1 0 0 0	1 0 0 0	1 0 0 0	0 0 0 0	0 0 0 0
Inning Stats	R: 1 E: 0 K: 0 S: 7 H: 2 LOB: 1 BB: 1 P: 14	R: 0 E: 0 K: 2 S: 7 H: 0 LOB: 0 BB: 0 P: 8	R: 1 E: 1 K: 1 S: 7 H: 1 LOB: 0 BB: 1 P: 15	R: 2 E: 0 K: 0 S: 14 H: 2 LOB: 2 BB: 2 P: 24	R: 1 E: 0 K: 2 S: 16 H: 2 LOB: 2 BB: 1 P: 24	R: 0 E: 0 K: 0 S: 6 H: 1 LOB: 1 BB: 0 P: 13	R: 0 E: 0 K: 1 S: 9 H: 0 LOB: 1 BB: 1 P: 16	R: 0 E: 0 K: 1 S: 8 H: 0 LOB: 0 BB: 0 P: 12	R: 0 E: 0 K: 0 S: 6 H: 0 LOB: 0 BB: 0 P: 9	1B: 6 2B: 2 3B: 0 HR: 0 SF: 0 SAC: 0 DP: 1 HBP: 0						

	AB	33
	R	5
	H	8
	RBI	3
	BB	6
	SO	7
	LOB	23

WP: 2 PB: 0 SB: 1 CS: 2 PA: 39

PITCHER		IP	WLS	BF	H	R	ER	SO	BB	IBB	HBP	BLK	WP	HR	S	P	ERA	WHIP
29 Jorge De La Rosa, L ERA: 2.77	(1, 1)	6.0	L	29	8	5	4	5	5	0	0	0	2	0	57	98	6.00	2.167
48 Esmil Rogers, R ERA: 2.25	(7, 1)	2.0		7	0	0	0	2	1	0	0	0	0	0	17	28	0.00	0.500
34 Matt Belisle, R ERA: 4.76	(9, 1)	1.0		3	0	0	0	0	0	0	0	0	0	0	6	9	0.00	0.000

PITCHER		IP	WLS	BF	H	R	ER	SO	BB	IBB	HBP	BLK	WP	HR	S	P	ERA	WHIP

Batter	1	2	3	4	5	6	7	8	9	AB	R	H	RBI	BB	SO	LOB
7 Seth Smith, L (1, 7) OBP: 0.269, SLG: 0.417	B FF 92 B SI 90 C SI 89 S SI 90 B SI 92 S FF 92 3-3 ① K		S SL 84 F FF 92 B FS 84 F SI 93 F FF 93 B FF 93 X FS 84 2-2 ③ P6			C CU 73 B FS 82 B SI 92 X FF 92 2-1 1B		B CU 78 C SI 87 F SI 87 X CU 76 1-2 ②③ G3-6-3 1-2f		4	0	1	0	0	1	2
24 Dexter Fowler, S (1, 8) OBP: 0.257, SLG: 0.281	B FF 91 X SI 89 1-0 ② G4-3			C FF 91 B FF 92 B SI 91 B SI 93 B SI 93 X FF 93 3-2 ① L9		B SI 90 F FF 90 S FS 83 C FF 93 1-3 ② K			B FF 91 X FF 92 1-0 ① F9	4	0	0	0	0	1	1
23 Jason Giambi, L (1, 3)	C FS 82 C FF 92 B FF 92 S FS 84 1-3 ③ K			C CU 72 F FF 92 F FF 93 B SL 84 S SI 94 1-3 ② K		F FS 84 C FF 93 B FF 92 X FS 85 1-2 ③ G6-3			C CH 81 B FF 91 B FF 92 B CH 80 B FF 92 4-1 BB	3	0	0	0	1	2	1
2 Troy Tulowitzki, R (1, 6) OBP: 0.300, SLG: 0.297		C SI 93 B FF 90 X SI 91 1-1 21 CS 1B		B SI 95 X SL 83 1-0 ③ P5			C FF 92 C SI 92 X FS 84 0-2 1B		C FF 92 S FF 91 C CU 79 0-3 ② K	4	0	2	0	0	1	1
9 Ian Stewart, L (1, 5) OBP: 0.400, SLG: 0.588		D FS 86 B FS 81 X SI 90 2-0 ① L8			B FF 90 X FF 91 1-0 ① F9		F FS 83 B FF 92 B SI 90 B FF 90 F SI 91 F SI 93 X SI 92 3-2 ① L8		B CU 77 B CH 80 B FF 91 C FF 91 S FF 92 C FF 91 3-3 ③ K	4	0	0	0	0	1	3
21 Miguel Olivo, R (1, 2) OBP: 0.450, SLG: 0.789		B SL 83 C SL 83 B SL 83 F FF 93 F FS 84 B SI 92 F SL 83 F SI 92 F SL 84 3-3 ②③ S FF 92 K 1-2			F SL 83 B FF 92 X FF 92 1-1 6 BLK 1B		B SI 90 S SL 83 B SL 84 F SI 91 S FS 85 2-3 ② K			3	0	1	0	0	2	2
19 Ryan Spilborghs, R (1, 9) OBP: 0.421, SLG: 0.533			S FF 92 F FF 92 B FF 94 X FS 87 1-2 ① G6-3		X FF 92 0-0 ② L9		F FF 91 B SI 92 D SL 83 X FS 85 2-1 ③ F9			3	0	0	0	0	0	2
6 Melvin Mora, R (1, 4) OBP: 0.167, SLG: 0.250			C SI 94 F FF 93 X FF 93 0-2 29 SH5-4 1B		C FF 91 B FF 93 F SI 93 F FS 84 B FF 92 X SI 92 2-2 ③ G5-3 1-2			C SI 86 B FF 88 S CH 74 F CH 75 F SI 87 S SI 88 1-3 ① K		3	0	1	0	0	1	1
29 Jorge De La Rosa, L (1, 1) 12 Clint Barmes, R (6, PH) OBP: 0.296, SLG: 0.480 48 Esmil Rogers, R (7, 1) 11 Brad Hawpe, L (8, PH) OBP: 0.462, SLG: 0.810 34 Matt Belisle, R (9, 1)			L X FF 92 0-1 ② SH5-4 1-2			B FF 94 C SI 92 B FF 91 B FF 93 F FF 93 X FF 94 3-2 ① F8		B SI 87 B SI 87 B SI 87 B SI 87 4-0 7 G3-6-3 BB		0 1 0 0 0	0 0 0 0 0	0 0 0 0 0	0 0 0 0 0	0 0 0 1 0	0 0 0 0 0	0 0 0 0 0
Inning Stats	R: 0 E: 0 K: 2 S: 7 H: 0 LOB: 0 BB: 0 P: 12	R: 0 E: 0 K: 1 S: 10 H: 1 LOB: 0 BB: 0 P: 16	R: 0 E: 0 K: 0 S: 13 H: 1 LOB: 1 BB: 0 P: 16	R: 0 E: 0 K: 1 S: 8 H: 0 LOB: 0 BB: 0 P: 13	R: 0 E: 0 K: 0 S: 8 H: 1 LOB: 1 BB: 0 P: 12	R: 0 E: 0 K: 1 S: 11 H: 1 LOB: 1 BB: 0 P: 18	R: 0 E: 0 K: 1 S: 12 H: 1 LOB: 1 BB: 0 P: 19	R: 0 E: 0 K: 1 S: 8 H: 1 LOB: 0 BB: 1 P: 14	R: 0 E: 0 K: 2 S: 8 H: 0 LOB: 1 BB: 1 P: 16	1B: 5 2B: 0 3B: 0 HR: 0 SF: 0 SAC: 1 DP: 1 HBP: 0						

PITCHER		IP	WLS	BF	H	R	ER	SO	BB	IBB	HBP	BLK	WP	HR	S	P	ERA	WHIP
34 Mike Pelfrey, R ERA: 1.38	(1, 1)	7.0	W	25	5	0	0	6	0	0	0	1	0	0	69	106	0.00	0.714
25 Pedro Feliciano, L ERA:	(8, 1)	1.0		3	0	0	0	1	1	0	0	0	0	0	8	14	0.00	1.000
75 Francisco Rodríguez, R ERA:	(9, 1)	1.0		4	0	0	0	2	1	0	0	0	0	0	8	16	0.00	1.000

PITCHER	IP	WLS	BF	H	R	ER	SO	BB	IBB	HBP	BLK	WP	HR	S	P	ERA	WHIP

BOTTOM

New York Mets @ Colorado Rockies

Coors Field, Denver, CO

Thu Apr 15 2010, 1:10 PM - 3:50 PM MDT

Att. 26,195 - Partly Cloudy - 60 F

livebaseballscorecards.com

AB	29
R	0
H	5
RBI	0
BB	2
SO	9
LOB	13

COLORADO ROCKIES

Batter	1	2	3	4	5	6	7	8	9	AB	R	H	RBI	BB	SO	LOB
7 José Reyes, S (1, 6) OBP: 0.267, SLG: 0.286	C SI 90 B SI 92 B CH 84 X SI 92 2-1 ① G3-1	D CU 75 F SI 90 X CU 74 1-1 ③ L8			B CU 74 C SI 91 F CH 85 F FC 88 B CU 75 S FC 88 2-3 ② K			C C SI 94 B CH 83 S CH 85 1-3 ① K	X CH 86 0-0 ② G6-3 1-2 3-H	5	0	0	1	0	2	2
1 Luis Castillo, S (1, 4) OBP: 0.324, SLG: 0.286	C SI 90 X CU 72 0-1 ② P6		C SI 92 B CU 74 F FC 88 X CU 76 1-2 ① G3-1		B SI 91 C SI 91 C SI 91 B CU 77 B FC 88 B SI 92 4-2 BB			B SI 93 F SI 94 B B SI 94 C SI 93 F SI 94 X SI 94 3-2 5 2B 1B	C CH 84 F CU 77 X CU 79 0-2 ③ G6-3	4	0	1	0	1	0	2
5 David Wright, R (1, 5) OBP: 0.511, SLG: 0.645	B SI 93 F SI 92 B SI 93 B CH 84 B 4-1 44 1B BB		C SI 90 B CU 74 S CU 75 C CU 76 1-3 ② K		C CU 75 B SI 91 B FC 86 X FC 87 2-1 ③ L1			X SI 93 0-0 1-3 2B		3	0	1	0	1	1	1
44 Jason Bay, R (1, 7) OBP: 0.364, SLG: 0.342	S SI 92 B CU 75 F SI 92 F CU 75 X FC 87 1-2 1-3 1B		C FC 88 B SI 91 S CU 76 B FC 89 C FC 87 2-3 ③ K			X CU 74 0-0 ① F9		B CH 85 F SI 94 F CH 85 B CH 85 S 2-3 ② K		4	0	1	0	0	2	2
35 Mike Jacobs, L (1, 3) OBP: 0.292, SLG: 0.381 17 Fernando Tatis, R (8, PH) OBP: 0.286, SLG: 0.263 (8, 3)	C CU 73 S FC 88 C CU 75 0-3 ③ K			S FC 87 B CU 73 B SI 92 C FC 87 X CU 74 2-2 12 1B 1B		C CU 74 B FC 85 B CH 83 C FC 89 B FC 87 F SI 91 S SI 92 3-3 ② K		C CH 85 B SL 83 S SL 84 B CH 86 B SI 91 X CH 86 3-2 ③ L5		3 1	0 0	1 0	0 0	0 0	2 0	2 2
12 Jeff Francoeur, R (1, 9) OBP: 0.535, SLG: 0.857		B CU 73 B SI 91 B SI 90 C SI 90 B SI 90 4-1 46 SH1-3 46 E 21 1B BB		X SI 91 0-0 21 L1-3 1-2 1B		C FC 88 X CU 75 0-1 ③ G6-3			X SI 90 0-0 19 2B 27 1B 1B	3	2	2	0	1	0	0
21 Rod Barajas, R (1, 2) OBP: 0.229, SLG: 0.455		B FC 88 C SI 92 X SI 92 1-1 46 E 1-2 1B		F SI 93 S CU 74 X CU 75 0-2 ① ② L1-3 1-1			B CH 87 B FC 87 F SI 88 T SI 88 X CU 75 2-2 ① F7		B CU 78 C SI 91 X SI 91 1-1 ① F7	4	0	1	0	0	0	3
19 Gary Matthews, S (1, 8) OBP: 0.320, SLG: 0.286		C CU 74 T FC 87 S CU 76 0-3 ① K		D CU 74 B FC 87 C CU 74 C SI 91 S CU 75 2-3 ③ K			C CU 72 B CU 76 S FC 86 B FF 91 S FC 86 2-3 ② K		X FF 90 0-0 27 1B 7 G6-3 1-3 2B	4	1	1	0	0	3	3
46 Oliver Pérez, L (1, 1) OBP: 0.250, SLG: 0.250 38 Fernando Nieve, R (7, 1) 22 Raul Valdes, L (7, 1) 32 Jenrry Mejia, R (8, 1) 27 Frank Catalanotto, L (9, PH) OBP: 0.111, SLG: 0.111 16 Angel Pagan, S (9, PR) OBP: 0.240, SLG: 0.208		B CH 86 B SI 91 L SI 91 X SI 90 2-1 ② SH1-3 1-3 2-H			S SI 89 F CU 73 S CU 73 0-3 ① K		C CU 74 F CU 74 C SI 92 0-3 ③ K		X CU 78 0-0 7 G6-3 2-3 3-H 1B	2 0 0 0 1 0	0 0 0 0 0 0	0 0 0 0 1 0	0 0 0 0 1 0	0 0 0 0 0 0	2 0 0 0 0 0	0 0 0 0 0 0

Inning Stats	1	2	3	4	5	6	7	8	9
	R: 0 E: 0 K: 1 S: 12	H: 1 LOB: 2 BB: 1 P: 19	R: 1 E: 1 K: 1 S: 10	H: 1 LOB: 1 BB: 1 P: 18	R: 0 E: 0 K: 2 S: 9	H: 0 LOB: 0 BB: 0 P: 13	R: 0 E: 0 K: 1 S: 10	H: 2 LOB: 1 BB: 0 P: 14	R: 0 E: 0 K: 2 S: 11	H: 0 LOB: 1 BB: 1 P: 19	R: 0 E: 0 K: 1 S: 7	H: 0 LOB: 0 BB: 0 P: 10	R: 0 E: 0 K: 2 S: 9	H: 0 LOB: 0 BB: 0 P: 13	R: 0 E: 0 K: 2 S: 14	H: 2 LOB: 2 BB: 0 P: 23	R: 2 E: 0 K: 0 S: 9	H: 3 LOB: 2 BB: 0 P: 10

1B: 7	SF: 0	WP: 0	PA: 38
2B: 3	SAC: 1	PB: 0	
3B: 0	DP: 1	SB: 0	
HR: 0	HBP: 0	CS: 0	

PITCHER		IP	WLS	BF	H	R	ER	SO	BB	IBB	HBP	BLK	WP	HR	S	P	ERA	WHIP
29 Chris Carpenter, R ERA: 3.5	(1, 1)	7.0	W	27	4	1	0	10	3	0	0	0	0	0	68	106	0.00	1.000
53 Blake Hawksworth, R ERA:	(8, 1)	0.2	H	4	2	0	0	2	0	0	0	0	0	0	11	17	0.00	3.000
36 Dennys Reyes, L ERA:	(8, 1)	0.1	H	1	0	0	0	0	0	0	0	0	0	0	3	6	0.00	0.000
31 Ryan Franklin, R ERA: 7.2	(9, 1)	1.0	S	6	3	2	2	0	0	0	0	0	0	0	9	10	18.00	3.000

PITCHER	IP	WLS	BF	H	R	ER	SO	BB	IBB	HBP	BLK	WP	HR	S	P	ERA	WHIP

TOP

New York Mets @ St. Louis Cardinals

Busch Stadium, St. Louis, MO

Fri Apr 16 2010, 7:16 PM - 10:08 PM CDT

Att. 40,101 - Cloudy - 60 F

livebaseballscorecards.com

AB	34
R	3
H	9
RBI	2
BB	3
SO	12
LOB	17

BOTTOM

New York Mets @ St. Louis Cardinals

Busch Stadium, St. Louis, MO

Fri Apr 16 2010, 7:16 PM - 10:08 PM CDT

Att. 40,101 - Cloudy - 60 F

livebaseballscorecards.com

Batter	1	2	3	4	5	6	7	8	9	AB	R	H	RBI	BB	SO	LOB
3 Felipe Lopez, S (1, 4) (8, 6) OBP: 0.357, SLG: 0.560	C FF 87 X SL 77 0-1 5 G5-3 2B		S SL 76 B FF 88 B CH 82 C CH 85 S SL 78 2-3 ① K		B FF 87 F SL 76 B FF 86 B SL 76 B SI 88 4-1 BB		F CU 78 B FF 87 B FF 87 X CU 75 2-1 1-H 2-H 3-H HR			3	1	2	4	1	1	0
8 Allen Craig, R (1, 7) OBP: 0.182, SLG: 0.100 53 Blake Hawksworth, R (8, 1) 36 Dennys Reyes, R (8, 1) 31 Ryan Franklin, R (9, 1)	B CH 85 F CH 83 F FF 89 B SL 77 B SL 77 F FF 89 B FF 87 4-2 5 G5-3 BB		B FF 89 S FF 88 X SI 89 1-1 ② G4-3		B CH 85 C SL 75 F CH 85 F SL 76 X FF 90 1-2 ③ F8		B CU 76 F SI 86 B FF 87 C CU 75 B CU 73 C CU 74 3-3 ② K			3 0 0 0	0 0 0 0	0 0 0 0	0 0 0 0	1 0 0 0	1 0 0 0	1 0 0 0
5 Albert Pujols, R (1, 3) OBP: 0.419, SLG: 0.795	X FF 88 0-0 ① ② G5-3 1-2 2-3f		B FF 90 B CH 86 F CH 84 B SL 76 C SL 78 F SI 90 X CH 85 3-2 ③ G5-3			F CH 84 T CH 84 S SL 78 0-3 ① K	B FF 87 F FF 86 F CU 74 F FF 88 X FF 87 1-2 ③ P5			4	0	0	0	0	1	2
47 Ryan Ludwick, R (1, 9) OBP: 0.289, SLG: 0.324	C SL 77 C SL 79 C FF 88 0-3 ③ K			F SL 75 S SL 77 X FF 88 1-2 ① F7		C CH 85 B SL 77 X FF 88 1-1 ② F9		B SI 94 C FF 93 F SI 94 C CU 80 1-3 ① K		4	0	0	0	0	2	1
4 Yadier Molina, R (1, 2) OBP: 0.286, SLG: 0.419		X SI 88 0-0 ① L8		B CH 84 C SL 76 B CH 84 X CH 85 2-1 ② F9		C SL 76 B FF 89 F FF 89 S SL 78 1-3 ③ K		B FF 96 F FF 94 F SI 96 F SI 96 B CH 82 F FF 95 X FF 96 2-2 1B		4	0	1	0	0	1	0
23 David Freese, R (1, 5) OBP: 0.394, SLG: 0.433		C FF 87 B CH 84 X CH 85 1-1 22 G5-3 2B		F FF 90 B CH 85 B CH 85 C SL 76 B SL 77 F FF 90 X SL 76 3-2 1B			B FF 88 X CH 83 1-0 7 BB 22 SH2-4 3 HR 1B	C FF 93 S FF 94 F FF 95 B FF 92 C CH 85 1-3 ② K		4	1	3	0	0	1	1
22 Joe Mather, R (1, 8) (8, 7) OBP: 0.200, SLG: 0.111		B SL 77 B FF 88 S FF 89 X FF 88 2-1 ② G5-3 2-3		B FF 87 B SI 88 C CH 85 F CH 86 X SL 78 2-2 ③ G5-3			X CH 84 0-0 ① SH2-4 1-2	B FF 94 S FF 94 X FF 94 1-1 ③ G4-3		3	0	0	0	0	0	3
13 Brendan Ryan, R (1, 6) OBP: 0.207, SLG: 0.080 55 Skip Schumaker, L (7, PH) OBP: 0.361, SLG: 0.323 (8, 4)	I IN 65 I IN 68 I I 4-0 IBB				C SL 74 S CH 84 B CH 85 X SL 75 1-2 ① G5-3		F SL 81 S SI 92 F SI 93 F SL 84 H SL 84 1-2 7 BB 3 HR HBP			1 0	0 1	0 0	0 0	1 0	0 0	0 0
29 Chris Carpenter, R (1, 1) 7 Matt Holliday, R (7, PH) OBP: 0.350, SLG: 0.595 28 Colby Rasmus, L (8, 8) OBP: 0.412, SLG: 0.480		C FF 88 B FF 89 X FF 89 1-1 ③ F8			B FF 87 F FF 86 B FF 88 F FF 88 B SL 76 X FF 88 3-2 ② G4-3		C SI 93 C SI 93 B SI 94 B CU 78 B SI 92 B SI 93 4-2 3 HR 1-2 2-3 BB			2 0 0	0 1 0	0 0 0	0 0 0	0 1 0	0 0 0	2 0 0
Inning Stats	R: 0 E: 0 K: 1 S: 9 H: 1 LOB: 1 BB: 1 P: 13	R: 0 E: 0 K: 0 S: 7 H: 1 LOB: 2 BB: 1 P: 15	R: 0 E: 0 K: 1 S: 9 H: 0 LOB: 0 BB: 0 P: 15	R: 0 E: 0 K: 0 S: 12 H: 1 LOB: 1 BB: 0 P: 20	R: 0 E: 0 K: 0 S: 12 H: 0 LOB: 1 BB: 1 P: 21	R: 0 E: 0 K: 2 S: 8 H: 0 LOB: 0 BB: 0 P: 10	R: 4 E: 0 K: 1 S: 17 H: 2 LOB: 0 BB: 1 P: 29	R: 0 E: 0 K: 2 S: 14 H: 1 LOB: 1 BB: 0 P: 19		1B: 3 2B: 2 3B: 0 HR: 1 SF: 0 SAC: 1 DP: 1 HBP: 1						

	AB	28
	R	4
	H	6
	RBI	4
	BB	4
	SO	7
	LOB	10

WP: 0 PB: 0 SB: 0 CS: 0 PA: 34

PITCHER		IP	WLS	BF	H	R	ER	SO	BB	IBB	HBP	BLK	WP	HR	S	P	ERA	WHIP
46 Oliver Pérez, L ERA: 3.75	(1, 1)	6.1		25	4	1	1	4	2	1	0	0	0	0	59	97	1.42	0.947
38 Fernando Nieve, R ERA: 8.44	(7, 1)	0.0	L	2	0	0	0	0	1	0	1	0	0	0	6	11	∞	∞
22 Raul Valdes, L ERA: 1.59	(7, 1)	0.2	B	3	1	3	3	1	0	0	0	0	0	1	9	15	40.50	1.500
32 Jenrry Mejia, R ERA: 3.6	(8, 1)	1.0		4	1	0	0	2	0	0	0	0	0	0	14	19	0.00	1.000

PITCHER	IP	WLS	BF	H	R	ER	SO	BB	IBB	HBP	BLK	WP	HR	S	P	ERA	WHIP

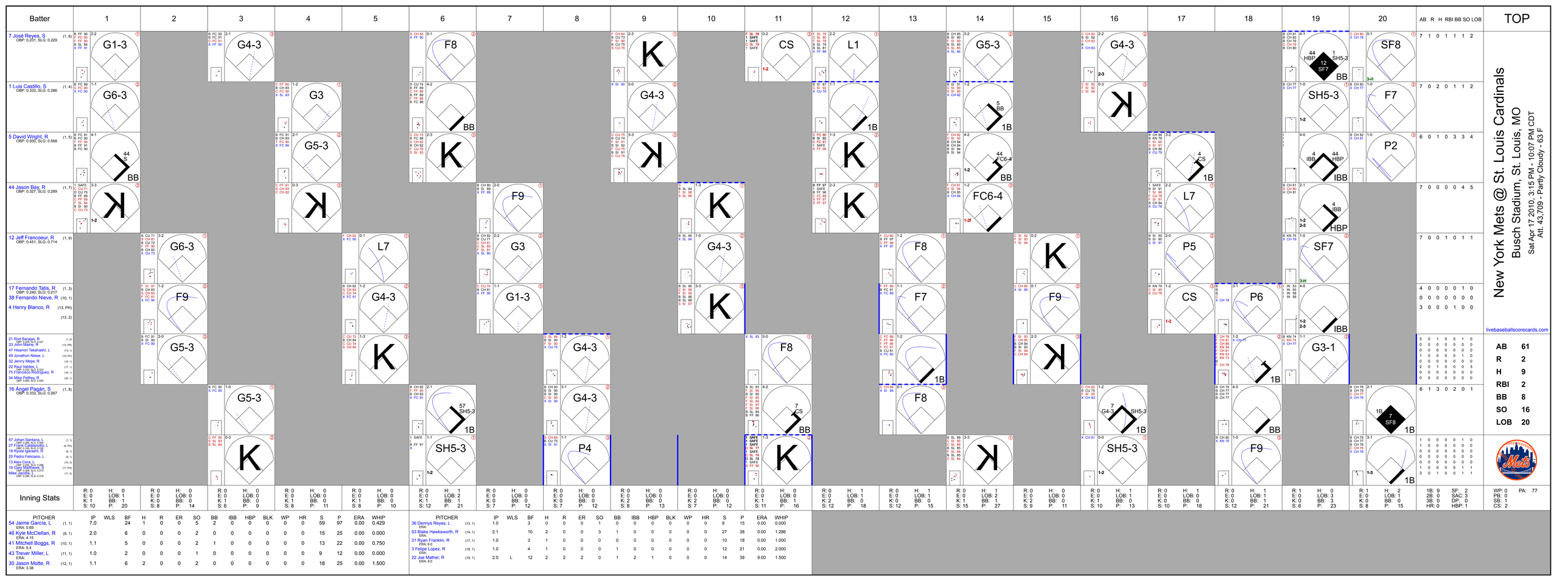
Batter
1
2
3
4
5
6
7
8
9
10
11
12
13
14
15
16
17
18
19
20
AB R H RBI BB SO LOB
TOP
7 José Reyes, S (1, 6)
OBP: 0.231, SLG: 0.229
1 Luis Castillo, S (1, 4)
OBP: 0.333, SLG: 0.286
5 David Wright, R (1, 5)
OBP: 0.500, SLG: 0.568
44 Jason Bay, R (1, 7)
OBP: 0.327, SLG: 0.289
12 Jeff Francoeur, R (1, 9)
OBP: 0.451, SLG: 0.714
17 Fernando Tatis, R (1, 3)
OBP: 0.240, SLG: 0.217
38 Fernando Nieve, R (10, 1)
4 Henry Blanco, R (13, PH)
(13, 2)
21 Rod Barajas, R (1, 2)
OBP: 0.125, SLG: 0.167
33 John Maine, R (13, PR)
47 Hisanori Takahashi, L (13, 1)
49 Jonathon Niese, L (16, PR)
32 Jenry Mejia, R (16, 1)
22 Raul Valdes, L (17, 1)
OBP: 0.000, SLG: 0.000
75 Francisco Rodriguez, R (18, 1)
34 Mike Pelfrey, R (20, 1)
OBP: 0.600, SLG: 0.000
16 Ángel Pagán, S (1, 8)
OBP: 0.333, SLG: 0.267
57 Johan Santana, L (7, 1)
OBP: 0.000, SLG: 0.000
27 Frank Catalanotto, L (8, PH)
OBP: 0.000, SLG: 0.000
18 Ryota Igarashi, R (8, 1)
25 Pedro Feliciano, L (9, 1)
13 Alex Cora, L (10, 3)
19 Cory Lidle Jones, R (11, PH)
OBP: 0.000, SLG: 0.000
Mike Jacobs (11, 3)
OBP: 0.286, SLG: 0.375
Inning Stats
1: R: 0 E: 0 K: 1 S: 10 | H: 0 LOB: 1 BB: 1 P: 20
2: R: 0 E: 0 K: 0 S: 8 | H: 0 LOB: 0 BB: 0 P: 14
3: R: 0 E: 0 K: 1 S: 6 | H: 0 LOB: 0 BB: 0 P: 9
4: R: 0 E: 0 K: 1 S: 8 | H: 0 LOB: 0 BB: 0 P: 11
5: R: 0 E: 0 K: 1 S: 8 | H: 0 LOB: 0 BB: 0 P: 10
6: R: 0 E: 0 K: 1 S: 12 | H: 1 LOB: 2 BB: 1 P: 21
7: R: 0 E: 0 K: 0 S: 7 | H: 0 LOB: 0 BB: 0 P: 12
8: R: 0 E: 0 K: 0 S: 7 | H: 0 LOB: 0 BB: 0 P: 12
9: R: 0 E: 0 K: 2 S: 8 | H: 0 LOB: 0 BB: 0 P: 13
10: R: 0 E: 0 K: 2 S: 7 | H: 0 LOB: 0 BB: 0 P: 12
11: R: 0 E: 0 K: 1 S: 11 | H: 0 LOB: 0 BB: 0 P: 16
12: R: 0 E: 0 K: 2 S: 12 | H: 1 LOB: 1 BB: 0 P: 18
13: R: 0 E: 0 K: 0 S: 12 | H: 1 LOB: 1 BB: 0 P: 15
14: R: 0 E: 0 K: 1 S: 15 | H: 1 LOB: 2 BB: 1 P: 27
15: R: 0 E: 0 K: 2 S: 9 | H: 0 LOB: 0 BB: 0 P: 11
16: R: 0 E: 0 K: 1 S: 10 | H: 1 LOB: 1 BB: 1 P: 13
17: R: 0 E: 0 K: 0 S: 10 | H: 1 LOB: 0 BB: 0 P: 18
18: R: 0 E: 0 K: 0 S: 12 | H: 1 LOB: 1 BB: 1 P: 21
19: R: 1 E: 0 K: 0 S: 6 | H: 0 LOB: 3 BB: 3 P: 23
20: R: 1 E: 0 K: 0 S: 8 | H: 2 LOB: 1 BB: 0 P: 15
1B: 9 2B: 0 3B: 0 HR: 0
SF: 2 SAC: 3 DP: 0 HBP: 1
WP: 0 PB: 0 SB: 1 CS: 2
PA: 77
AB 61
R 2
H 9
RBI 2
BB 8
SO 16
LOB 20
New York Mets @ St. Louis Cardinals
Busch Stadium, St. Louis, MO
Sat Apr 17 2010, 3:15 PM - 10:07 PM CDT
Att. 43,709 - Partly Cloudy - 63 F
livebaseballscorecards.com
PITCHER
54 Jaime Garcia, L (1, 1) ERA: 0.69
46 Kyle McClellan, R (8, 1) ERA: 4.15
41 Mitchell Boggs, R (10, 1) ERA: 5.4
43 Trever Miller, L (11, 1) ERA:
30 Jason Motte, R (12, 1) ERA: 3.38
IP WLS BF H R ER SO BB IBB HBP BLK WP HR S P ERA WHIP
7.0 24 1 0 0 0 5 2 0 0 0 0 0 59 97 0.00 0.429
2.0 6 0 0 0 2 0 0 0 0 0 0 15 25 0.00 0.000
1.1 5 0 0 0 2 1 0 0 0 0 0 13 22 0.00 0.750
1.0 2 0 0 0 1 0 0 0 0 0 0 9 12 0.00 0.000
1.1 6 2 0 0 2 0 0 0 0 0 0 18 25 0.00 1.500
PITCHER
36 Dennys Reyes, L (13, 1) ERA:
53 Blake Hawksworth, R (14, 1) ERA:
31 Ryan Franklin, R (17, 1) ERA: 6.0
3 Felipe Lopez, R (18, 1) ERA:
22 Joe Mather, R (19, 1) ERA: 9.0
IP WLS BF H R ER SO BB IBB HBP BLK WP HR S P ERA WHIP
1.0 3 0 0 0 1 0 0 0 0 0 0 9 15 0.00 0.000
2.1 10 2 0 0 3 1 0 0 0 0 0 27 38 0.00 1.286
1.0 3 1 0 0 0 0 0 0 0 0 0 10 18 0.00 1.000
1.0 4 1 0 0 0 1 0 0 0 0 0 12 21 0.00 2.000
2.0 L 12 2 2 2 0 1 2 1 0 0 0 14 38 9.00 1.500

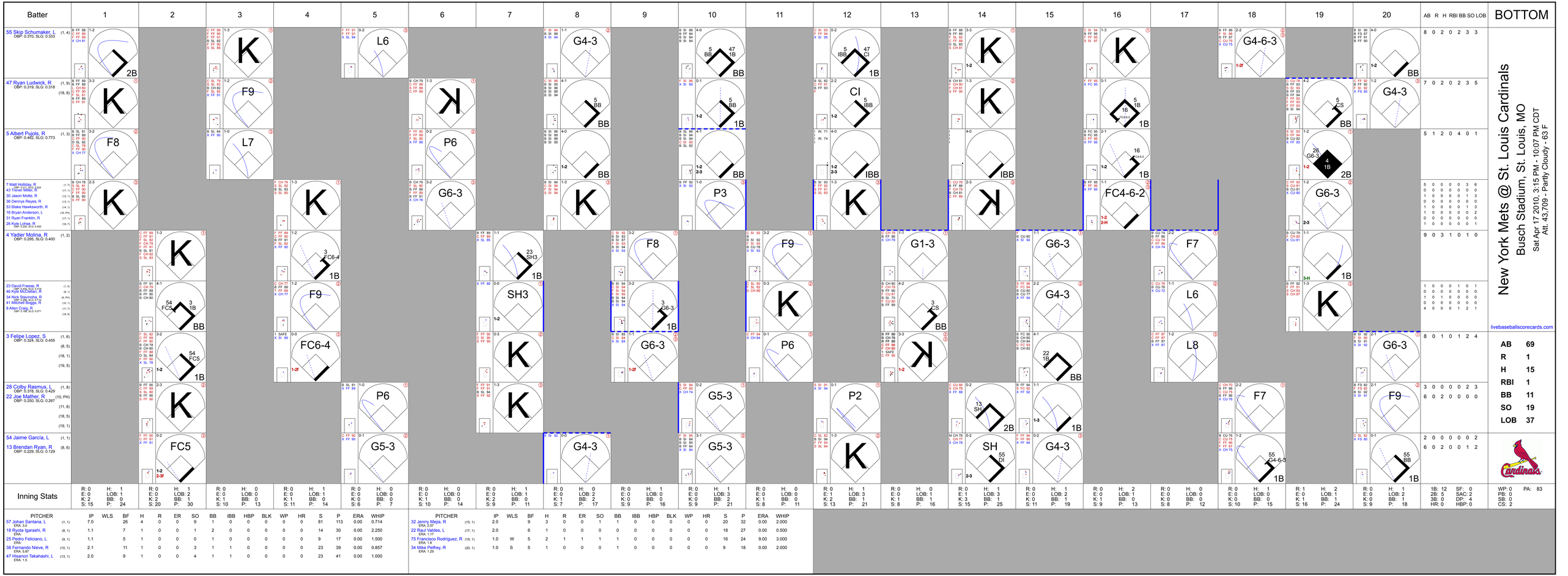

Batter
1
2
3
4
5
6
7
8
9
10
11
12
13
14
15
16
17
18
19
20
AB R H RBI BB SO LOB
BOTTOM
55 Skip Schumaker, L (1, 4) OBP: 0.370, SLG: 0.333
47 Ryan Ludwick, R (1, 9) OBP: 0.319, SLG: 0.318 (18, 8)
5 Albert Pujols, R (1, 3) OBP: 0.462, SLG: 0.773
7 Matt Holliday, R (1, 7) OBP: 0.370, SLG: 0.429
43 Trevor Miller, R (11, 1)
30 Jason Motte, R (12, 1)
36 Dennys Reyes, R (13, 1)
53 Blake Hawksworth, R (14, 1)
16 Bryan Anderson, L (16, PH)
31 Ryan Franklin, R (17, 1)
26 Kyle Lohse, R (18, 7) OBP: 0.250, SLG: 0.400
4 Yadier Molina, R (1, 2) OBP: 0.295, SLG: 0.400
23 David Freese, R (1, 5)
46 Kyle McClellan, R (8, 1)
34 Nick Stavinoha, R (9, PH)
41 Mitchell Boggs, R (10, 1)
8 Allen Craig, R (11, 7) OBP: 0.188, SLG: 0.571 (18, 9)
3 Felipe Lopez, S (1, 6) OBP: 0.324, SLG: 0.455 (8, 5) (18, 1) (19, 5)
28 Colby Rasmus, L (1, 8) OBP: 0.378, SLG: 0.429
22 Joe Mather, R (10, PH) OBP: 0.250, SLG: 0.267 (11, 8) (18, 5) (19, 1)
54 Jaime Garcia, L (1, 1)
13 Brendan Ryan, R (8, 6) OBP: 0.229, SLG: 0.129
Inning Stats
R: 0 E: 0 K: 2 S: 15 H: 1 LOB: 1 BB: 0 P: 24
R: 0 E: 0 K: 2 S: 20 H: 1 LOB: 2 BB: 1 P: 30
R: 0 E: 0 K: 1 S: 10 H: 0 LOB: 0 BB: 0 P: 13
R: 0 E: 0 K: 1 S: 11 H: 1 LOB: 1 BB: 0 P: 14
R: 0 E: 0 K: 0 S: 6 H: 0 LOB: 0 BB: 0 P: 7
R: 0 E: 0 K: 1 S: 10 H: 0 LOB: 0 BB: 0 P: 14
R: 0 E: 0 K: 2 S: 9 H: 1 LOB: 1 BB: 0 P: 11
R: 0 E: 0 K: 1 S: 7 H: 0 LOB: 2 BB: 2 P: 17
R: 0 E: 0 K: 0 S: 9 H: 1 LOB: 0 BB: 0 P: 16
R: 0 E: 0 K: 0 S: 9 H: 1 LOB: 3 BB: 2 P: 21
R: 0 E: 0 K: 1 S: 8 H: 0 LOB: 0 BB: 0 P: 11
R: 0 E: 1 K: 2 S: 13 H: 1 LOB: 3 BB: 1 P: 21
R: 0 E: 0 K: 1 S: 8 H: 0 LOB: 1 BB: 1 P: 16
R: 0 E: 1 K: 3 S: 15 H: 1 LOB: 3 BB: 1 P: 25
R: 0 E: 0 K: 0 S: 11 H: 1 LOB: 2 BB: 1 P: 19
R: 0 E: 0 K: 1 S: 9 H: 2 LOB: 1 BB: 0 P: 13
R: 0 E: 0 K: 0 S: 8 H: 0 LOB: 0 BB: 0 P: 12
R: 0 E: 0 K: 0 S: 10 H: 1 LOB: 0 BB: 0 P: 15
R: 1 E: 0 K: 1 S: 16 H: 2 LOB: 1 BB: 1 P: 24
R: 0 E: 0 K: 0 S: 9 H: 1 LOB: 2 BB: 1 P: 18
1B: 12 2B: 5 3B: 0 HR: 0 SF: 0 SAC: 2 DP: 4 HBP: 0
WP: 0 PB: 0 SB: 0 CS: 2 PA: 83
PITCHER
IP WLS BF H R ER SO BB IBB HBP BLK WP HR S P ERA WHIP
57 Johan Santana, L (1, 1) ERA: 3.0 7.0 26 4 0 0 9 1 0 0 0 0 0 0 81 113 0.00 0.714
18 Ryota Igarashi, R (8, 1) ERA: 1.1 7 1 0 0 1 2 0 0 0 0 0 0 14 30 0.00 2.250
25 Pedro Feliciano, L (9, 1) ERA: 1.1 5 1 0 0 0 1 0 0 0 0 0 0 9 17 0.00 1.500
38 Fernando Nieve, R (10, 1) ERA: 5.87 2.1 11 1 0 0 3 1 1 0 0 0 0 0 23 39 0.00 0.857
47 Hisanori Takahashi, L (13, 1) ERA: 1.5 2.0 9 1 0 0 4 1 1 0 0 0 0 0 23 41 0.00 1.000
PITCHER
IP WLS BF H R ER SO BB IBB HBP BLK WP HR S P ERA WHIP
32 Jenny Mejia, R (15, 1) ERA: 2.07 2.0 9 3 0 0 1 1 0 0 0 0 0 0 20 32 0.00 2.000
22 Raul Valdes, L (17, 1) ERA: 1.17 2.0 6 1 0 0 0 0 0 0 0 0 0 0 18 27 0.00 0.500
75 Francisco Rodriguez, R (19, 1) ERA: 1.8 1.0 W 5 2 1 1 1 1 0 0 0 0 0 0 16 24 9.00 3.000
34 Mike Pelfrey, R (20, 1) ERA: 1.29 1.0 S 5 1 0 0 0 1 0 0 0 0 0 0 9 18 0.00 2.000
New York Mets @ St. Louis Cardinals
Busch Stadium, St. Louis, MO
Sat Apr 17 2010, 3:15 PM - 10:07 PM CDT
Att. 43,709 - Partly Cloudy - 63 F
livebaseballscorecards.com
AB 69
R 1
H 15
RBI 1
BB 11
SO 19
LOB 37
Cardinals

Batter	1	2	3	4	5	6	7	8	9	AB	R	H	RBI	BB	SO	LOB
7 José Reyes, S (1, 6) OBP: 0.209, SLG: 0.205	B SI 92 B SI 90 B SI 90 C SI 91 X SI 90 3-1 ① P5	D CH 83 X SI 92 1-0 ③ P5			X FC 86 0-0 ② L5			B SI 89 S CH 82 S CH 82 S CU 77 1-3 ① K		4	0	0	0	0	1	2
13 Alex Cora, L (1, 4) OBP: 0.286, SLG: 0.250 18 Ryota Igarashi, R (8, 1)	X SI 90 0-0 ② F7		B SI 90 B SI 89 X SI 91 2-0 ① G4-3		H FC 85 1-0 HBP			C SI 90 S CU 74 X CU 76 0-2 ② P3		3	0	0	0	0	0	0
										0	0	0	0	0	0	0
5 David Wright, R (1, 5) OBP: 0.466, SLG: 0.512	S SI 90 C CU 73 F SI 94 X CU 75 0-2 ③ G6-3		F SI 90 F FC 86 X CU 75 0-2 ② G6-3		D CU 77 C FC 87 C FC 86 F C CU 76 1-3 ③ K			F SI 92 F FC 86 B SI 91 F CU 76 B CU 76 B CU 74 S FC 88 3-3 ③ K		4	0	0	0	0	2	2
27 Frank Catalanotto, L (1, 3) OBP: 0.214, SLG: 0.154 (6, 7) (8, 3)		C FC 84 B SI 88 B CH 81 X CH 81 2-1 19 1B 12 BB 16 1B 1B	X CH 82 0-0 ③ P2			B FC 85 C SI 89 B CH 83 B FC 87 B SI 90 4-1 12 G6-4-3 1 BB			C CH 82 C CU 74 B CU 77 X FC 88 1-2 ① G1-3	3	1	1	0	1	0	0
12 Jeff Francoeur, R (1, 9) OBP: 0.436, SLG: 0.667		B CU 72 B SI 91 F FC 86 B CU 74 B SI 92 4-1 19 1B 16 1B 1-2 BB		C SI 90 X SI 90 0-1 ① L4		S FC 87 X CU 75 0-1 ① ② G6-4-3 1-2f			C SI 94 X CU 76 0-1 ② G5-3	3	1	0	0	1	0	1
19 Gary Matthews, S (1, 8) OBP: 0.310, SLG: 0.280 29 Tobi Stoner, S (6, 1) 25 Pedro Feliciano, L (8, 1) 44 Jason Bay, R (8, 7) OBP: 0.321, SLG: 0.283		X CU 73 0-0 16 1B 16 E 1B 1-2 2-3		C SI 89 B CH 82 B SI 90 C CH 83 S CU 76 2-3 ② K		C CH 84 S CU 74 B FC 84 C SI 93 1-3 ③ K			C FC 87 X CU 75 0-1 ③ G6-3	3	1	1	0	0	2	0
										0	0	0	0	0	0	0
										0	0	0	0	0	0	0
										1	0	0	0	0	0	0
21 Rod Barajas, R (1, 2) OBP: 0.209, SLG: 0.390		C FC 84 F CU 75 X CU 76 0-2 ① P6		C SI 90 F SI 91 S SI 91 0-3 ③ K			S FC 86 X CU 73 0-1 ① F7			3	0	0	0	0	1	3
16 Ángel Pagán, S (1, 7) OBP: 0.361, SLG: 0.303 (6, 8)		C FC 86 F SI 92 D CU 77 D CU 77 X FC 87 2-2 E1 1-H 2-H 3-H 1B			C SI 89 X CU 71 0-1 33 SH1-4 1B		F SI 90 B SI 91 B FC 88 F CH 83 F SI 92 S CU 75 2-3 ② K			3	0	2	2	0	1	0
33 John Maine, R (1, 1) 17 Fernando Tatis, R (6, 3) OBP: 0.231, SLG: 0.208 (8, 4)		C SI 92 S FC 86 F CU 75 T FC 84 0-2 ② K			1 SAFE B X 1-0 ① SH1-4 1-2		B FC 87 S FC 87 S CU 76 S CU 76 1-3 ③ K			1	0	0	0	0	1	1
										1	0	0	0	0	1	0
Inning Stats	R: 0 E: 0 K: 0 S: 7 H: 0 LOB: 0 BB: 0 P: 10	R: 3 E: 1 K: 1 S: 15 H: 3 LOB: 1 BB: 1 P: 24	R: 0 E: 0 K: 0 S: 5 H: 0 LOB: 0 BB: 0 P: 7	R: 0 E: 0 K: 2 S: 8 H: 0 LOB: 0 BB: 0 P: 10	R: 0 E: 0 K: 1 S: 8 H: 1 LOB: 2 BB: 0 P: 11	R: 0 E: 0 K: 1 S: 6 H: 0 LOB: 0 BB: 1 P: 11	R: 0 E: 0 K: 2 S: 9 H: 0 LOB: 0 BB: 0 P: 12	R: 0 E: 0 K: 2 S: 10 H: 0 LOB: 0 BB: 0 P: 14	R: 0 E: 0 K: 0 S: 7 H: 0 LOB: 0 BB: 0 P: 8	1B: 4 2B: 0 3B: 0 HR: 0 SF: 0 SAC: 1 DP: 1 HBP: 1						

PITCHER	IP	WLS	BF	H	R	ER	SO	BB	IBB	HBP	BLK	WP	HR	S	P	ERA	WHIP
50 Adam Wainwright, R (1, 1) ERA: 1.5	9.0	W	33	4	3	2	9	2	0	1	0	0	0	75	107	2.00	0.667

PITCHER	IP	WLS	BF	H	R	ER	SO	BB	IBB	HBP	BLK	WP	HR	S	P	ERA	WHIP

TOP

New York Mets @ St. Louis Cardinals

Busch Stadium, St. Louis, MO

Sun Apr 18 2010, 7:13 PM - 9:54 PM CDT

Att. 40,007 - Partly Cloudy - 61 F

livebaseballscorecards.com

AB	29
R	3
H	4
RBI	2
BB	2
SO	9
LOB	9

WP: 0 PA: 33
PB: 0
SB: 0
CS: 0

BOTTOM

New York Mets @ St. Louis Cardinals

Busch Stadium, St. Louis, MO

Sun Apr 18 2010, 7:13 PM - 9:54 PM CDT

Att. 40,007 - Partly Cloudy - 61 F

livebaseballscorecards.com

Batter	1	2	3	4	5	6	7	8	9	AB	R	H	RBI	BB	SO	LOB
55 Skip Schumaker, L (1, 4) OBP: 0.340, SLG: 0.302 3 Felipe Lopez, S (8, PH) OBP: 0.316, SLG: 0.441 (9, 4)	B FF 88 F SI 88 F SI 91 B SI 85 X SI 90 2-2 ① F8		C CH 80 F SI 88 F SI 90 F FF 88 S CH 84 0-3 ① K	C CH 83 F CH 84 X CH 84 0-2 ③ L4		X SI 86 0-0 ② G5-3 1-2		B SI 84 S SI 85 F SI 86 B CH 74 F SI 86 F SI 86 F CH 74 S CH 75 2-3 ② K		4 1	0 0	0 0	0 0	0 0	1 1	3 1
47 Ryan Ludwick, R (1, 9) OBP: 0.385, SLG: 0.435	B SI 92 B SI 90 C SI 89 C SI 91 B SI 90 F SI 90 X SI 90 3-2 7 1B 2B		S CH 82 B SI 89 B SI 90 B SI 89 B SI 89 4-1 7 BB BB		B SI 88 B CH 80 B FF 88 C FF 87 C FF 88 F FF 89 F SI 89 B SI 88 4-2 7 1B 28 HR BB	F FF 88 B CH 70 F SI 88 B SI 88 B SL 80 B 4-2 BB		X SI 92 0-0 2-H HR		2	2	2	2	3	0	0
5 Albert Pujols, R (1, 3) OBP: 0.421, SLG: 0.694	C SI 90 X SI 91 0-1 ② L8		F SI 89 D CH 83 B CH 83 B FF 89 X FF 89 3-1 ② F7		X FF 88 0-0 ① P5	C FF 89 F CU 68 X CU 70 0-2 ③ F8		B CH 86 C SI 92 X SI 93 1-1 ③ F7		5	0	0	0	0	0	5
7 Matt Holliday, R (1, 7) OBP: 0.367, SLG: 0.578	C SI 91 B CH 85 B SI 92 B FF 91 C SI 92 X SI 91 3-2 ③ 2-H 1B		B SI 90 1 SAFE F SL 83 B FF 89 C FF 89 B CH 84 B FF 88 4-2 1-2 BB		C SI 89 X CH 83 0-1 1-2 28 HR 1B		F CU 76 X SI 88 0-1 28 G3 2B			3	1	3	0	1	0	0
28 Colby Rasmus, L (1, 8) OBP: 0.366, SLG: 0.500		F SI 87 B CH 83 B SI 90 F FF 90 F SI 90 F SI 85 S SL 84 2-3 ① K	S CH 84 F CH 84 B SI 90 X SI 90 1-2 ③ F7		X SI 88 0-0 1-H 2-H HR		F SI 88 B SI 88 X CH 74 1-1 ① G3 2-3			4	1	1	3	0	1	3
4 Yadier Molina, R (1, 2) OBP: 0.271, SLG: 0.364		B FF 89 C CH 83 F CH 83 B SI 88 C SI 89 2-3 ② K		C CH 81 B SI 88 F FF 87 X CH 83 1-2 ① F8	X FF 88 0-0 ② F9		B CU 74 B CU 75 X SI 89 2-0 ② G4-3			4	0	0	0	0	1	1
23 David Freese, R (1, 5) OBP: 0.410, SLG: 0.412		B SL 84 F SI 88 F SI 89 H FF 88 2-2 13 1B HBP	C SI 88 B FF 87 S SL 83 B SI 90 X SI 89 2-2 50 BB 1B		C SI 88 S SL 81 X SL 80 0-2 ③ F9		D CU 73 C SI 87 F SI 89 B FF 90 D CU 72 X SL 78 3-2 ③ L6			3	0	1	0	0	0	1
13 Brendan Ryan, R (1, 6) OBP: 0.256, SLG: 0.171		D SL 84 B FF 89 C SI 90 F FF 90 1 SAFE B SI 90 F SI 90 X FF 90 3-2 1-3 1B	B SL 83 F SI 89 B CH 82 B SI 88 1 SAFE C FF 87 X FF 87 3-2 ② P5		X SI 88 0-0 55 G5-3 1B			B FF 88 B FF 87 C SI 88 X SI 88 2-1 ① G6-3		4	0	2	0	0	0	1
50 Adam Wainwright, R (1, 1) OBP: 0.364, SLG: 0.444		B SI 90 F SI 89 C SI 89 D SL 85 S SI 90 2-3 ③ K	B SI 88 B FF 88 F FF 87 F SI 87 B FF 89 F FF 87 F SI 89 B FF 88 4-2 1-2 BB			B FF 85 B SI 86 F SI 86 B SI 88 F SI 84 X SI 86 3-2 ① L8		S SI 89 B SI 91 X SI 89 1-1 47 HR 2B		3	1	1	0	1	1	3
Inning Stats	R: 0 E: 0 K: 0 S: 12 H: 2 LOB: 2 BB: 0 P: 20	R: 0 E: 0 K: 3 S: 17 H: 1 LOB: 2 BB: 0 P: 28	R: 0 E: 0 K: 1 S: 13 H: 0 LOB: 2 BB: 2 P: 25	R: 0 E: 0 K: 0 S: 16 H: 1 LOB: 2 BB: 1 P: 26	R: 3 E: 0 K: 0 S: 12 H: 2 LOB: 0 BB: 1 P: 16	R: 0 E: 0 K: 0 S: 10 H: 1 LOB: 2 BB: 1 P: 17	R: 0 E: 0 K: 0 S: 8 H: 1 LOB: 1 BB: 0 P: 14	R: 2 E: 0 K: 1 S: 13 H: 2 LOB: 0 BB: 0 P: 19		1B: 5 2B: 3 3B: 0 HR: 2	SF: 0 SAC: 0 DP: 0 HBP: 1		WP: 0 PB: 0 SB: 0 CS: 0	PA: 39	

	AB	33
	R	5
	H	10
	RBI	5
	BB	5
	SO	5
	LOB	18

PITCHER		IP	WLS	BF	H	R	ER	SO	BB	IBB	HBP	BLK	WP	HR	S	P	ERA	WHIP
33 John Maine, R ERA: 10.38	(1, 1)	5.0		25	6	3	3	4	4	0	1	0	0	1	70	115	5.40	2.000
29 Tobi Stoner, R ERA: 3.86	(6, 1)	2.1	L	11	3	1	1	0	1	0	0	0	0	0	22	38	3.86	1.714
25 Pedro Feliciano, L ERA:	(8, 1)	0.1		1	0	0	0	1	0	0	0	0	0	0	6	8	0.00	0.000
18 Ryota Igarashi, R ERA: 1.5	(8, 1)	0.1		2	1	1	1	0	0	0	0	0	0	1	3	4	27.00	3.000

PITCHER	IP	WLS	BF	H	R	ER	SO	BB	IBB	HBP	BLK	WP	HR	S	P	ERA	WHIP

Chicago Cubs @ New York Mets

Citi Field, Flushing, NY

Mon Apr 19 2010, 7:12 PM - 10:13 PM EDT

Att. 27,940 - Partly Cloudy - 58 F

TOP

livebaseballscorecards.com

Batter	1	2	3	4	5	6	7	8	9	AB	R	H	RBI	BB	SO	LOB
24 Marlon Byrd, R (1, 8) OBP: 0.314, SLG: 0.551	B FF 89 F FF 89 X CH 82 1-1 ① F9		C CU 73 X SI 88 0-1 28 G4-6-3 1B		C FC 86 X FC 84 0-1 28 FC5-4 1B 1-2	F SL 81 B FF 94 X FF 93 1-1 1B 1-2 3-H			B FC 95 F FF 94 B FC 95 F FC 94 F FC 93 F FC 96 H CH 83 3-2 28 G4-3 HBP	4	0	3	1	0	0	0
28 Jeff Baker, R (1, 4) OBP: 0.348, SLG: 0.571	B SI 89 C SI 91 B CU 76 F FF 91 X FF 92 2-2 1B		S CH 80 F FF 88 B FC 85 F FC 85 B CH 83 F FF 91 F FF 91 X FC 84 2-2 ① ② G4-6-3 1-2f		B SI 88 S FC 85 B FF 90 X SI 88 2-1 ① FC5-4 16 FC5 25 BB 1-2f 2-3	B FF 93 F SL 79 X SL 82 1-1 ③ G1-3			C FC 94 B CU 76 X FC 93 1-1 ② G4-3 1-2	5	0	1	0	0	0	6
25 Derrek Lee, R (1, 3) OBP: 0.392, SLG: 0.500	C SI 88 S FF 90 B FF 91 F CH 82 F FF 92 S FC 85 1-3 ② K		C CU 74 S FC 87 B FF 92 B FF 91 F FC 86 B CU 75 C SI 89 3-3 ③ K		B SI 89 F SI 89 B SI 89 B SI 88 S FC 84 B FF 90 4-2 16 FC5 BB 1-2		X FF 93 0-0 ① P3		B FC 94 B FC 93 C FC 93 F FC 93 B FC 95 F FC 94 B FF 93 4-2 BB	3	0	0	0	2	2	1
22 Xavier Nady, R (1, 9) OBP: 0.375, SLG: 0.400 40 James Russell, L (7, 1) 29 Jeff Samardzija, R (7, 1) 45 Sean Marshall, L (7, 1) 64 Justin Berg, R (8, 1) 1 Kosuke Fukudome, L (9, PH) OBP: 0.333, SLG: 0.432	C SI 90 B SI 89 F FF 90 X FF 89 1-2 ③ G5-3			X CH 81 0-0 12 1B 1B	B FC 84 S SI 88 F SI 90 S FC 86 1-3 ② K		C FF 93 X SL 83 0-1 ② F7		S FF 93 F FC 94 C FF 94 0-3 ③ K	4 0 0 0 0 1	0 0 0 0 0 0	1 0 0 0 0 0	0 0 0 0 0 0	0 0 0 0 0 0	1 0 0 0 0 1	4 0 0 0 0 2
16 Aramis Ramirez, R (1, 5) OBP: 0.228, SLG: 0.373		C SI 87 F SI 88 B SI 89 B CH 81 S FF 89 2-3 ① K		B SI 88 C SI 89 X SI 88 1-1 ① F8	S CH 83 S FC 84 X FC 86 0-2 ③ FC5 1-2 2-3f		B FF 94 F FF 94 X FF 93 1-1 ③ F8			4	0	0	0	0	1	4
12 Alfonso Soriano, R (1, 7) OBP: 0.302, SLG: 0.476		B FF 90 X SI 89 1-0 2B		B FC 86 B CU 73 F FC 86 X CU 74 2-1 1-3 1B		B CH 80 X CH 81 1-0 ① P4		C FC 94 S CU 78 B FC 93 X CU 80 1-2 ① G5-3		4	0	2	0	0	0	0
18 Geovany Soto, R (1, 2) OBP: 0.459, SLG: 0.429		C FF 90 B FF 90 B CH 80 B FC 85 X SI 88 3-1 ② G5-3		B FC 87 C SI 89 B FC 85 S SI 89 B SI 89 C FC 85 3-3 ② K		B CU 73 B SI 88 B FC 84 C SI 88 B FC 84 4-1 36 E 36 1B 24 1B BB		B FC 96 B FC 94 B FC 94 C FC 93 B FC 94 4-1 2 G4-3 BB		2	1	0	0	2	1	3
2 Ryan Theriot, R (1, 6) OBP: 0.271, SLG: 0.241		I IN 76 I IN 77 I IN 79 I IN 77 4-0 IBB		C FC 86 B FF 91 C FF 90 F FF 90 B FC 86 C FF 91 2-3 ③ K		B FF 89 C FC 85 S FF 90 S FC 86 1-3 ② K		C FC 92 B FF 94 X FC 93 1-1 ② ③ G4-3 1-2f		3	0	0	0	1	2	4
36 Randy Wells, R (1, 1) OBP: 0.500, SLG: 0.400 21 Tyler Colvin, L (7, 9) OBP: 0.333, SLG: 0.444		X FC 84 0-0 ③ G3-1			B FF 88 B FF 86 C FF 89 F FF 88 X FF 90 2-2 28 FC5-4 24 1B 1B	B FC 86 C FC 84 C SI 88 B CU 75 X FC 85 2-2 E6 24 1B 1B 1-3			C FF 94 F FC 94 F CU 79 F FC 96 S CH 86 0-3 ① K	3 1	0 0	2 0	0 0	0 0	0 1	2 0
Inning Stats	R: 0 E: 0 K: 1 S: 13 H: 1 LOB: 1 BB: 0 P: 18	R: 0 E: 0 K: 1 S: 7 H: 1 LOB: 2 BB: 1 P: 17	R: 0 E: 0 K: 1 S: 12 H: 1 LOB: 0 BB: 0 P: 17	R: 0 E: 0 K: 2 S: 12 H: 2 LOB: 2 BB: 0 P: 20	R: 0 E: 0 K: 1 S: 15 H: 2 LOB: 3 BB: 1 P: 24	R: 1 E: 1 K: 1 S: 12 H: 2 LOB: 2 BB: 1 P: 22	R: 0 E: 0 K: 0 S: 5 H: 0 LOB: 0 BB: 0 P: 6	R: 0 E: 0 K: 0 S: 6 H: 0 LOB: 0 BB: 1 P: 12	R: 0 E: 0 K: 2 S: 17 H: 0 LOB: 2 BB: 1 P: 25	1B: 8 2B: 1 3B: 0 HR: 0 SF: 0 SAC: 0 DP: 2 HBP: 1						

AB	34
R	1
H	9
RBI	1
BB	5
SO	9
LOB	26

WP: 0 PA: 40
PB: 0
SB: 0
CS: 0

PITCHER		IP	WLS	BF	H	R	ER	SO	BB	IBB	HBP	BLK	WP	HR	S	P	ERA	WHIP
49 Jonathon Niese, L ERA: 4.32	(1, 1)	5.2		27	8	1	0	7	2	1	0	0	0	0	67	112	0.00	1.765
38 Fernando Nieve, R ERA: 5.0	(6, 1)	1.1	W	5	1	0	0	0	0	0	0	0	0	0	9	12	0.00	0.750
32 Jenrry Mejia, R ERA: 2.0	(8, 1)	2.0		8	0	0	0	2	2	0	1	0	0	0	23	37	0.00	1.000

PITCHER	IP	WLS	BF	H	R	ER	SO	BB	IBB	HBP	BLK	WP	HR	S	P	ERA	WHIP

BOTTOM

Chicago Cubs @ New York Mets

Citi Field, Flushing, NY

Mon Apr 19 2010, 7:12 PM - 10:13 PM EDT

Att. 27,940 - Partly Cloudy - 58 F

Batter	1	2	3	4	5	6	7	8	9	AB	R	H	RBI	BB	SO	LOB
16 Ángel Pagán, S (1, 8) OBP: 0.366, SLG: 0.378	B SI 88 F SI 89 C FF 90 B SI 90 F CH 83 X CH 83 2-2 F8 ①		B SL 81 F SI 88 B FF 89 C SL 83 B FF 90 X SI 90 3-2 G4-3 ③		B SL 84 B FF 88 B SL 84 B FF 89 4-0 1 1B BB 1-2 2-3		1 SAFE 1 SAFE C SL 80 X FF 90 0-1 1-H HR	B SI 89 F SI 89 C SI 91 B SI 91 F SI 91 F SI 90 X SI 90 2-2 F7 ③		4	1	1	2	1	0	0
1 Luis Castillo, S (1, 4) OBP: 0.326, SLG: 0.282	C SI 89 C SL 83 B SI 90 F CH 84 X FF 90 1-2 L7 ②			X SI 88 0-0 B1-3 ①	B FF 89 B SI 89 C SI 88 X SI 89 2-1 1B 1-2 2-3 3-H		S FF 90 B SI 90 X SL 80 1-1 L7 ②			4	0	1	1	0	0	0
5 David Wright, R (1, 5) OBP: 0.468, SLG: 0.500	C SI 89 F FF 90 F FF 90 B SI 90 C FF 91 1-3 K ③			X SI 88 0-0 1B	S SL 83 S SL 85 F FF 91 S SL 84 0-3 K ③		C FF 91 S SL 78 B FS 84 B FS 84 B SL 79 B SI 93 4-2 44 S 44 2B BB			3	1	1	0	1	2	3
44 Jason Bay, R (1, 7) OBP: 0.351, SLG: 0.327		X FF 88 0-0 29 1B 1B		1 SAFE C SL 82 F SL 84 C FF 90 0-3 K ②		B SL 83 F SI 89 B SI 88 B SL 83 S FF 88 F SL 82 B SL 84 4-2 12 FC6-4 BB	1 SAFE C SL 79 1 SAFE B SL 79 X SI 94 1-1 12 E 29 1B 1-H 2B			3	1	2	1	1	1	1
12 Jeff Francoeur, R (1, 9) OBP: 0.407, SLG: 0.612 32 Jenrry Mejia, R (8, 1)		S SL 84 F FF 88 X CH 82 0-2 P6 ①		X FF 88 0-0 F9 ③		1 SAFE C FF 89 X CH 84 0-1 FC6-4 ① 1-2f	X SL 78 0-0 E5 29 1B 21 WP 2-3			4 0	1 0	0 0	0 0	0 0	0 0	4 0
29 Ike Davis, L (1, 3) OBP: 0.500, SLG: 0.500		C CU 82 F CH 84 F SI 89 B CH 82 B FF 90 X CH 83 2-2 21 G5-4-3 1-2 1B			B SI 88 X SL 83 1-0 F7 ①	X FF 89 0-0 F9 ②	B CU 75 C CU 74 B CU 74 X SL 84 2-1 21 WP 1-3 3-H 1B			4	0	2	1	0	0	1
21 Rod Barajas, R (1, 2) OBP: 0.191, SLG: 0.356		B SL 84 B SI 89 F SI 90 X FF 90 2-1 G5-4-3 ②③ 1-2f			F FF 90 F SI 87 S SL 82 0-3 K ②	B FF 89 B SL 83 F FF 90 S SL 82 D SL 84 S CH 83 3-3 K ③	F SL 83 B CU 75 S CU 74 F CU 74 X FF 90 1-2 G6-3 ③ 1-2 3-H			4	0	0	0	0	2	4
13 Alex Cora, L (1, 6) OBP: 0.300, SLG: 0.269 7 José Reyes, S (7, PH) OBP: 0.222, SLG: 0.200 (8, 6)			B SI 87 C SI 88 B FF 89 B SI 88 C SI 88 X SI 88 3-2 G1-3 ①		C SI 87 B CH 80 X SL 84 1-1 16 BB 49 1B 1 1B 1B		S SI 89 S FF 90 H SI 90 1-2 16 HR HBP	B SI 91 X SI 90 1-0 F8 ①		2 1	1 1	1 0	0 0	0 0	0 0	0 0
49 Jonathon Niese, L (1, 1) OBP: 0.143, SLG: 0.143 38 Fernando Nieve, R (6, 1) 19 Gary Matthews, S (7, PH) OBP: 0.290, SLG: 0.259 (8, 9)			C SI 87 F FF 88 B FF 90 B FF 91 B SI 88 F SI 89 X SI 88 3-2 G1-3 ②		B FF 89 X SI 88 1-0 1 1B 16 BB 1-2 1B		1 SAFE 1 SAFE D SL 81 1 SAFE B FF 88 L SI 89 1 SAFE C SI 90 F SL 80 2-3 S FF 90 K ①	X SI 90 0-0 G4-3 ②		2 0 2	0 0 0	1 0 0	0 0 0	0 0 1	0 0 1	0 0 1
Inning Stats	R: 0 E: 0 K: 1 S: 12 H: 0 LOB: 0 BB: 0 P: 16	R: 0 E: 0 K: 0 S: 10 H: 2 LOB: 1 BB: 0 P: 14	R: 0 E: 0 K: 0 S: 10 H: 0 LOB: 0 BB: 0 P: 19	R: 0 E: 0 K: 1 S: 6 H: 1 LOB: 1 BB: 0 P: 6	R: 1 E: 0 K: 2 S: 13 H: 3 LOB: 3 BB: 1 P: 22	R: 0 E: 0 K: 1 S: 9 H: 0 LOB: 1 BB: 1 P: 16	R: 5 E: 1 K: 1 S: 21 H: 3 LOB: 1 BB: 1 P: 33	R: 0 E: 0 K: 0 S: 7 H: 0 LOB: 0 BB: 0 P: 10		1B: 7 2B: 1 3B: 0 HR: 1	SF: 0 SAC: 0 DP: 1 HBP: 1		WP: 1 PB: 0 SB: 1 CS: 0	PA: 37		

	AB	33
	R	6
	H	9
	RBI	5
	BB	3
	SO	6
	LOB	14

livebaseballscorecards.com

PITCHER		IP	WLS	BF	H	R	ER	SO	BB	IBB	HBP	BLK	WP	HR	S	P	ERA	WHIP
36 Randy Wells, R ERA: 2.45	(1, 1)	6.0		25	6	1	1	5	2	0	0	0	0	0	60	93	1.50	1.333
40 James Russell, L ERA: 3.6	(7, 1)	0.2	L	4	1	2	2	1	0	0	1	0	0	1	10	14	27.00	1.500
29 Jeff Samardzija, R ERA: 18.9	(7, 1)	0.0		3	1	1	1	0	1	0	0	0	0	0	5	10	∞	∞
45 Sean Marshall, L ERA: 2.16	(7, 1)	0.1		2	1	2	0	0	0	0	0	0	1	0	6	9	0.00	3.000
64 Justin Berg, R ERA: 5.06	(8, 1)	1.0		3	0	0	0	0	0	0	0	0	0	0	7	10	0.00	0.000

PITCHER	IP	WLS	BF	H	R	ER	SO	BB	IBB	HBP	BLK	WP	HR	S	P	ERA	WHIP

Batter	1	2	3	4	5	6	7	8	9	AB	R	H	RBI	BB	SO	LOB
1 Kosuke Fukudome, L (1, 9) OBP: 0.326, SLG: 0.400	C SI 92 B SI 93 C CU 74 B FS 84 B SI 92 F SI 91 X SI 93 3-2 ① G6-3		S CU 73 B CU 76 C FS 85 B SI 92 B FS 83 B FF 91 4-2 28 G6-4-3 BB			C FF 92 B FS 83 B FF 91 C SI 91 B FF 93 F FF 92 C SI 91 3-3 ① K		D CH 87 X SI 94 1-0 ② F7		3	0	0	0	1	1	1
28 Jeff Baker, R (1, 4) OBP: 0.296, SLG: 0.480	C SI 94 B FS 85 F SI 92 B FF 94 B FF 94 S SI 94 3-3 ② K		C SI 90 B FF 92 B FF 93 F FF 92 F FF 94 X FS 86 2-2 ②③ G6-4-3 1-2f			X FF 93 0-0 ② G4-3		B SL 80 B FF 91 B FF 89 C FF 92 F FF 91 C FF 92 3-3 ③ K		4	0	0	0	0	2	2
25 Derrek Lee, R (1, 3) OBP: 0.400, SLG: 0.477	B SL 85 C SI 93 B FF 94 F SI 93 B SI 93 F SI 94 B SI 94 4-2 BB			C FF 93 X SI 90 0-1 ① P3		C SL 83 X FS 84 0-1 ③ F8			C FF 91 B FF 90 B SI 91 B FF 92 F FF 91 B FF 91 4-2 12 DI BB	2	0	0	0	2	0	0
16 Aramis Ramirez, R (1, 5) OBP: 0.213, SLG: 0.345	C FF 92 X SI 92 0-1 ③ F9			B FF 92 X FF 92 1-0 ② P4			C FF 94 B FS 85 B SI 92 F FF 94 S FS 86 2-3 ① K		C FF 91 S CH 80 S CH 84 0-3 ① K	4	0	0	0	0	2	2
24 Marlon Byrd, R (1, 8) OBP: 0.291, SLG: 0.509		B SL 81 B FF 90 C SI 90 T SL 82 S FS 85 2-3 ① K		C SL 83 X FS 84 0-1 ③ G5-3			F SL 84 F FS 84 B FS 86 S FS 86 1-3 ② K		C FF 90 S CH 83 D CH 84 F CH 84 B SI 91 B CU 79 X CU 78 3-2 ② P3	4	0	0	0	0	2	1
12 Alfonso Soriano, R (1, 7) OBP: 0.319, SLG: 0.489		C FF 92 X FS 84 0-1 ② G5-3			B SL 85 B SL 84 B FF 93 C FF 92 X FF 93 3-1 ① F7		F SL 86 X CU 76 0-1 2B		S CH 83 F FF 92 D CH 86 B CU 80 B FF 92 D CH 81 4-2 1-2 BB	3	0	1	0	1	0	0
17 Mike Fontenot, L (1, 6) OBP: 0.382, SLG: 0.355		B CU 73 S SI 90 B FF 90 F FF 90 F SI 92 F SL 83 F FF 92 B FS 83 F FF 93 4-2 B FF 92 BB			B SI 93 X SI 92 1-0 38 FC6-4 55 1B 1B		C SL 82 B SL 80 B FS 84 X FS 85 2-1 ③ G4-3		C FF 91 C FF 90 F CH 82 S CH 86 0-3 ③ K	3	0	1	0	1	1	3
55 Koyie Hill, S (1, 2) OBP: 0.357, SLG: 0.462		S FS 83 X FS 83 0-1 ③ L9			F FF 92 B SI 91 B FS 83 X SI 91 2-1 38 FC6-4 1-2 1B			X FF 92 0-0 E1 9 G4-3		3	0	1	0	0	0	1
38 Carlos Zambrano, S (1, 1) 34 Jeff Gray, R (7, 1) 9 Chad Tracy, L (8, PH) OBP: 0.222, SLG: 0.250 43 John Grabow, L (8, 1)			F FF 91 B FS 84 B FF 92 F FF 92 C SI 92 2-3 ① K		M FS 82 2 SAFE X FS 84 0-1 ②③ FC6-4 1-2f 2-3			C CH 86 D CH 87 X SI 88 1-1 ① G4-3 1-2		2 0 1 0	0 0 0 0	0 0 0 0	0 0 0 0	1 0 0 0	2 0 1 0	2 0 1 0
Inning Stats	R: 0 E: 0 K: 1 S: 12 H: 0 LOB: 1 BB: 1 P: 22	R: 0 E: 0 K: 1 S: 13 H: 0 LOB: 1 BB: 1 P: 19	R: 0 E: 0 K: 1 S: 9 H: 0 LOB: 1 BB: 1 P: 17	R: 0 E: 0 K: 0 S: 5 H: 0 LOB: 0 BB: 0 P: 6	R: 0 E: 0 K: 0 S: 7 H: 2 LOB: 1 BB: 0 P: 13	R: 0 E: 0 K: 1 S: 7 H: 0 LOB: 0 BB: 0 P: 10	R: 0 E: 0 K: 2 S: 10 H: 1 LOB: 1 BB: 0 P: 15	R: 0 E: 1 K: 1 S: 7 H: 0 LOB: 1 BB: 0 P: 12	R: 0 E: 0 K: 2 S: 15 H: 0 LOB: 2 BB: 2 P: 26	1B: 2 2B: 1 3B: 0 HR: 0 SF: 0 SAC: 0 DP: 1 HBP: 0						WP: 0 PB: 0 SB: 0 CS: 0 PA: 34	

PITCHER		IP	WLS	BF	H	R	ER	SO	BB	IBB	HBP	BLK	WP	HR	S	P	ERA	WHIP
34 Mike Pelfrey, R ERA: 0.86	(1, 1)	7.0	W	25	3	0	0	6	3	0	0	0	0	0	63	102	0.00	0.857
18 Ryota Igarashi, R ERA: 1.35	(8, 1)	0.2	H	3	0	0	0	0	0	0	0	0	0	0	4	6	0.00	0.000
38 Fernando Nieve, R ERA: 4.82	(8, 1)	0.1	H	1	0	0	0	1	0	0	0	0	0	0	3	6	0.00	0.000
75 Francisco Rodríguez, R ERA: 1.5	(9, 1)	1.0		5	0	0	0	2	2	0	0	0	0	0	15	26	0.00	2.000

PITCHER	IP	WLS	BF	H	R	ER	SO	BB	IBB	HBP	BLK	WP	HR	S	P	ERA	WHIP

TOP

Chicago Cubs @ New York Mets

Citi Field, Flushing, NY

Tue Apr 20 2010, 7:12 PM - 9:50 PM EDT

Att. 27,502 - Partly Cloudy - 61 F

livebaseballscorecards.com

AB	29
R	0
H	3
RBI	0
BB	5
SO	9
LOB	13

Chicago Cubs @ New York Mets

Citi Field, Flushing, NY

Tue Apr 20 2010, 7:12 PM - 9:50 PM EDT

Att. 27,502 - Partly Cloudy - 61 F

livebaseballscorecards.com

BOTTOM

Batter	1	2	3	4	5	6	7	8	9	AB	R	H	RBI	BB	SO	LOB
7 José Reyes, S (1, 6) OBP: 0.280, SLG: 0.311	C FF 87 S SI 88 B FF 90 B FS 83 X FS 82 2-2 1 1B 1B	B SI 89 B FS 84 S SI 87 B FS 83 X SI 89 3-1 1-H 2-H 3B			B SI 88 C SL 76 F SI 90 X FS 85 1-2 ① P5		B SI 93 C SI 93 F SL 86 F SI 94 X SL 86 1-2 5 G6-3 1 BB 1B	C FF 89 X FF 90 0-1 1 S 1B		5	0	4	2	0	0	0
1 Luis Castillo, S (1, 4) OBP: 0.353, SLG: 0.302	B SI 86 B SI 87 C SI 86 1 SAFE X SI 89 2-1 1-2 1B	B FF 89 C FF 90 B FS 83 X FF 88 2-1 ③ G6-3			C FF 89 C SL 75 B FF 91 F FS 84 X FF 89 1-2 44 BB 1B		D FF 92 D SI 90 L SI 90 1 SAFE B SI 90 B SI 91 4-1 5 G6-3 1-2 BB	1 SAFE C FF 89 F SL 84 X SL 83 0-2 ③ L3 1-2		4	0	2	0	1	0	2
5 David Wright, R (1, 5) OBP: 0.439, SLG: 0.458	B SL 80 C SI 90 X SI 90 1-1 ① L7		F SI 89 B FS 83 B SL 82 C FS 83 B FF 90 X SI 91 3-2 ① G1-3		1 SAFE S FS 82 T FS 83 B FC 90 1 SAFE 1 SAFE S FS 82 1-3 ② K		C SI 91 C SL 84 X SL 84 0-2 ①② G6-3 1-2f 2-3			4	0	0	0	0	1	5
44 Jason Bay, R (1, 7) OBP: 0.361, SLG: 0.314	B SI 92 C SL 81 S SI 90 D FS 85 S FS 84 2-3 ② K		C SL 76 T SL 82 S FS 85 0-3 ② K		B FS 82 F SI 87 B FS 82 B FS 82 1 SAFE B FS 83 4-1 1-2 BB		C SL 85 B SI 91 H SI 92 2-1 HBP			2	0	0	0	1	2	2
12 Jeff Francoeur, R (1, 9) OBP: 0.381, SLG: 0.566	S FF 93 S FF 92 D SI 87 S FS 87 1-3 ③ K		S FF 91 B SL 80 B FS 85 B FS 84 F SI 91 S SL 80 3-3 ③ K		X FF 87 0-0 ③ P6		B SL 84 X SL 82 1-0 ③ G6-3			4	0	0	0	0	2	6
29 Ike Davis, L (1, 3) OBP: 0.375, SLG: 0.286		B SI 87 F FF 90 B FS 83 B SI 88 F SI 89 F FS 83 C FF 90 3-3 ① K		B SI 88 S FS 83 B FS 84 B SI 92 X FF 90 3-1 ① G3		C SL 76 F FF 89 B FS 89 S FS 84 1-3 ① K		B FF 89 C FF 88 B SL 81 B SL 82 C FF 90 B FF 89 4-2 16 SH5-4 17 HR BB		3	1	0	0	1	2	0
16 Ángel Pagán, S (1, 8) OBP: 0.364, SLG: 0.375		B SI 90 B FS 83 B FF 91 C FF 89 X FF 90 3-1 34 BB 7 3B 1B		B SI 89 B FF 89 C SL 78 X FF 90 2-1 ② F7		C SI 87 B FF 88 B FS 83 B FS 82 T FC 89 X SL 80 3-2 ② P6		L FF 89 X CH 80 0-1 ① SH5-4 1-2		3	1	1	0	0	0	0
4 Henry Blanco, R (1, 2) OBP: 0.200, SLG: 0.083		C SI 88 1 SAFE B SI 88 F SI 89 F FC 90 F FF 91 1 SAFE S SL 80 1-3 ② K		X SI 89 0-0 34 FC6-4 1B		B SL 78 B FF 91 F SI 89 C SL 79 B FS 84 B SL 76 4-2 BB		C CH 81 F CH 80 X CH 82 0-2 ② F8		3	0	1	0	1	1	2
34 Mike Pelfrey, R (1, 1) OBP: 0.500, SLG: 0.333 18 Ryota Igarashi, R (8, 1) 38 Fernando Nieve, R (8, 1) 17 Fernando Tatis, R (8, PH) OBP: 0.259, SLG: 0.360 75 Francisco Rodríguez, R (9, 1)		B SI 89 S SI 90 B FF 90 B SI 89 B SI 88 4-1 7 3B 1-2 BB		B SI 90 X SI 88 1-0 ③ FC6-4 1-2f		C FS 86 C SL 78 F FF 88 S SL 78 0-3 ③ K		B CH 81 X CH 82 1-0 2-H HR		2 0 0 1 0	1 0 0 1 0	0 0 0 1 0	0 0 0 1 0	1 0 0 1 0	1 0 0 1 0	2 0 0 0 0
Inning Stats	R: 0 E: 0 K: 2 S: 13 H: 2 LOB: 2 BB: 0 P: 21	R: 2 E: 0 K: 2 S: 16 H: 2 LOB: 1 BB: 1 P: 32	R: 0 E: 0 K: 2 S: 9 H: 0 LOB: 0 BB: 0 P: 15	R: 0 E: 0 K: 0 S: 6 H: 1 LOB: 1 BB: 0 P: 12	R: 0 E: 0 K: 1 S: 12 H: 1 LOB: 2 BB: 1 P: 19	R: 0 E: 0 K: 2 S: 12 H: 0 LOB: 1 BB: 0 P: 20	R: 0 E: 0 K: 0 S: 10 H: 1 LOB: 2 BB: 1 P: 18	R: 2 E: 0 K: 0 S: 13 H: 2 LOB: 1 BB: 1 P: 18		1B: 7 2B: 0 3B: 1 HR: 1 SF: 0 SAC: 1 DP: 1 HBP: 1						

	AB	31
	R	4
	H	9
	RBI	4
	BB	5
	SO	9
	LOB	19

WP: 0 PB: 0 SB: 1 CS: 0 PA: 38

PITCHER		IP	WLS	BF	H	R	ER	SO	BB	IBB	HBP	BLK	WP	HR	S	P	ERA	WHIP
38 Carlos Zambrano, R ERA: 7.45	(1, 1)	6.0	L	27	6	2	2	9	3	0	0	0	0	0	68	119	3.00	1.500
34 Jeff Gray, R ERA: 6.75	(7, 1)	1.0		5	1	0	0	0	1	0	1	0	0	0	10	18	0.00	2.000
43 John Grabow, L ERA: 9.53	(8, 1)	1.0		6	2	2	2	0	1	0	0	0	0	1	13	18	18.00	3.000

PITCHER	IP	WLS	BF	H	R	ER	SO	BB	IBB	HBP	BLK	WP	HR	S	P	ERA	WHIP

Batter	1	2	3	4	5	6	7	8	9	AB	R	H	RBI	BB	SO	LOB
2 Ryan Theriot, R (1, 6) OBP: 0.308, SLG: 0.271	B SI 86 C SI 87 F SI 88 C SL 76 1-3 ① K		B SI 87 X CH 84 1-0 E5 25 FC5-4 28 1B 24 SF8 F SI 89 F SL 76 B FF 90 F FF 89 X CH 86 1-2 1B	1-2 1B		F SI 93 B SL 80 C SL 78 X FF 93 1-2 1B	C FF 84 B FF 85 B CH 70 X CU 74 2-1 28 FC1-2 1-2 2-3 3-H 1B		P PO 79 B CH 81 P PO 78 I IN 56 4-0 25 BB 28 FC5-2 24 1B IBB	5	2	3	1	1	1	0
28 Jeff Baker, R (1, 4) OBP: 0.273, SLG: 0.419	X FF 88 0-0 ② P3		B CH 85 X SI 87 1-0 25 FC5-4 1-2 1B	B SL 77 S SL 76 C FF 89 D SL 79 F SL 77 F FF 90 F FF 90 F FF 90 F SL 78 2-2 ③ F9		C FF 92 S SL 78 S SL 79 0-3 ② K	F CH 71 F SI 84 B FF 85 F SI 85 X CU 73 1-2 ② FC1-2 1-2 2-3 3-Hf		B FF 89 F FF 89 T CH 80 X CH 80 1-2 ② FC5-2 25 BB 24 1B 1-2 2-3 3-Hf	6	1	1	0	0	1	9
25 Derrek Lee, R (1, 3) OBP: 0.393, SLG: 0.449	X SI 88 0-0 1B		C SL 76 X FF 86 0-1 ① FC5-4 24 SF8 1-2f 2-3		B CH 83 C CH 85 F FF 89 X SL 76 1-2 ① G5-3	C SL 79 C CH 93 F SI 94 B FF 94 B FF 94 B SL 78 S SL 80 3-3 ③ K	F SI 86 F CH 73 C FF 86 0-3 ③ K		B CH 81 B FF 88 B CH 79 B SI 86 4-0 24 1B 1-2 2-3 3-H BB	5	0	1	1	1	2	6
24 Marlon Byrd, R (1, 8) OBP: 0.311, SLG: 0.526	C SI 87 B CH 83 F FF 87 F FF 89 X CH 84 1-2 ③ G1-3		S SL 77 X FF 90 0-1 ② SF8 1-2 3-H		B CH 84 B SI 89 X FF 88 2-0 12 1B 2B		B SL 77 B SL 77 B FF 94 C FF 93 F FF 93 B FF 94 4-2 12 HR BB	X FF 88 0-0 ① F9	C CU 67 B CH 78 F FF 90 B CH 81 X FF 90 2-2 1-2 2-H 3-H 1B	4	2	2	3	1	0	1
16 Aramis Ramirez, R (1, 5) OBP: 0.194, SLG: 0.311		F SI 86 B FF 87 B CH 82 B SI 87 X CH 85 3-1 ① F7	B CH 84 F CH 84 S FF 89 S SL 78 1-3 ③ K		C SI 87 F SI 88 X FF 89 0-2 ② F9		X FF 93 0-0 ① P3	C FF 88 X CH 79 0-1 ② G1-3	C CH 79 F FF 88 D CU 69 S CH 80 1-3 ③ K	6	0	0	0	0	2	5
12 Alfonso Soriano, R (1, 7) OBP: 0.365, SLG: 0.612 1 Kosuke Fukudome, L (8, 9) OBP: 0.326, SLG: 0.400		B SL 75 B FF 88 F CH 85 B CH 84 F CH 84 B SL 77 4-2 18 1B BB	C CH 83 B CH 84 X CH 85 1-1 18 1B 3B	B FF 90 C SL 76 B SI 90 B FF 90 X SL 78 3-1 18 BB 2-H 1B		B FF 94 B FF 92 C SL 78 F SL 78 X SL 79 2-2 1-H HR	B SI 88 F CH 78 B CH 79 F SI 89 X CH 78 2-2 ③ L9		4 0	2 0	3 0	3 0	1 0	0 0	0 0
18 Geovany Soto, R (1, 2) OBP: 0.524, SLG: 0.467		X SI 87 0-0 1-3 1B	B CH 84 B FF 86 X FF 86 2-0 ① 3-H 1B	C CH 84 B SL 77 B SI 89 B CH 84 C FF 89 B SL 78 4-2 1-2 BB		B SL 80 C FF 92 S FF 93 B FF 94 B FF 93 B SL 80 4-2 21 2B 2 1B BB			B CU 64 B SI 86 C CH 78 S CH 78 B CH 80 B FF 89 4-2 55 SH1-4 21 1B 28 FC5-2 BB	2	1	2	1	3	0	0
21 Tyler Colvin, L (1, 9) OBP: 0.346, SLG: 0.478 (8, 7)		C CH 84 S SL 77 F FF 88 S SL 77 0-3 ② K	S SL 76 B SL 77 C FF 88 X SL 78 1-2 ② G5-3	X SL 77 0-0 ③ P6		B CU 73 C CU 73 S SI 86 B SI 86 X CU 74 2-2 2 1B 28 FC1-2 1-3 2B			C FF 89 X FF 88 0-1 28 FC5-2 55 SH1-4 25 BB 1-2 1B	5	1	2	0	0	1	4
52 Carlos Silva, R (1, 1) OBP: 0.286, SLG: 0.333 22 Xavier Nady, R (7, PH) OBP: 0.400, SLG: 0.400 45 Sean Marshall, L (7, 1) 64 Justin Berg, R (8, 1) 43 John Grabow, L (8, 1) 55 Koyie Hill, S (9, PH) OBP: 0.357, SLG: 0.462 49 Carlos Marmol, R (9, 1)		C FF 87 S SL 78 F FF 90 S FF 89 0-3 ③ K	C SI 88 B SI 89 B SL 76 C FF 89 B FF 89 B FF 87 4-2 2 1B BB			C FF 93 B FF 93 B FF 91 C FF 91 B FF 92 C FF 93 3-3 ① K	B FF 84 B CU 73 F CU 73 C FF 85 B FF 85 B CU 75 4-2 28 FC1-2 2 1B BB		B FF 84 B FF 86 X FF 86 2-0 ① SH1-4 1-2 2-3	2 0 0 0 0 0 0	0 0 0 0 0 0 0	0 0 0 0 0 0 0	0 1 0 0 0 0 0	1 0 0 0 0 0 0	2 0 0 0 0 0 0	2 0 0 0 0 0 0
Inning Stats	R: 0 E: 0 K: 1 S: 9 H: 1 LOB: 1 BB: 0 P: 11	R: 0 E: 0 K: 2 S: 13 H: 1 LOB: 2 BB: 1 P: 20	R: 1 E: 1 K: 1 S: 9 H: 1 LOB: 1 BB: 0 P: 12	R: 1 E: 0 K: 0 S: 21 H: 3 LOB: 2 BB: 1 P: 32	R: 1 E: 0 K: 0 S: 12 H: 2 LOB: 2 BB: 1 P: 22	R: 0 E: 0 K: 3 S: 13 H: 1 LOB: 1 BB: 0 P: 20	R: 3 E: 0 K: 1 S: 22 H: 3 LOB: 3 BB: 3 P: 41	R: 0 E: 0 K: 0 S: 6 H: 0 LOB: 0 BB: 0 P: 8	R: 3 E: 0 K: 1 S: 16 H: 2 LOB: 2 BB: 3 P: 32	1B: 10 2B: 2 3B: 1 HR: 1 SF: 1 SAC: 1 DP: 0 HBP: 0						

PITCHER		IP	WLS	BF	H	R	ER	SO	BB	IBB	HBP	BLK	WP	HR	S	P	ERA	WHIP
46 Oliver Pérez, L ERA: 3.71	(1, 1)	5.0	L	26	8	3	2	4	3	0	0	0	0	0	64	97	3.60	2.200
36 Manny Acosta, R ERA: 20.25	(6, 1)	1.1		8	2	3	3	3	2	0	0	0	0	1	21	38	20.25	3.000
22 Raul Valdes, L ERA: 1.08	(7, 1)	0.2		5	2	0	0	1	1	0	0	0	0	0	14	23	0.00	4.500
47 Hisanori Takahashi, L ERA: 4.5	(8, 1)	2.0		11	2	3	3	1	2	1	0	0	0	0	22	40	13.50	2.000

PITCHER	IP	WLS	BF	H	R	ER	SO	BB	IBB	HBP	BLK	WP	HR	S	P	ERA	WHIP

TOP

Chicago Cubs @ New York Mets

Citi Field, Flushing, NY

Wed Apr 21 2010, 7:37 PM - 10:48 PM EDT

Att. 25,684 - Overcast - 57 F

livebaseballscorecards.com

AB	39
R	9
H	14
RBI	9
BB	9
SO	9
LOB	27

WP: 0 PA: 50
PB: 0
SB: 0
CS: 0

Batter	1	2	3	4	5	6	7	8	9	AB	R	H	RBI	BB	SO	LOB
7 José Reyes, S (1, 6) OBP: 0.273, SLG: 0.300	B SI 86 B SI 87 C SI 87 F SI 89 X CH 80 2-2 ① G5-3		C SI 88 X CH 79 0-1 ① F9		B SI 90 X CH 80 1-0 ③ F8			F CH 88 B CU 74 F SL 84 X FF 89 1-2 1 3B 1B	B FF 95 F FF 94 B FF 94 C SL 84 X SL 85 2-2 ③ P4 1-2	5	1	1	0	0	0	1
1 Luis Castillo, S (1, 4) OBP: 0.345, SLG: 0.340	C SI 88 B SI 88 B CH 79 B SI 89 C SI 89 X SI 89 3-2 ② F8		C CH 79 S SI 89 F SI 89 X CH 80 0-2 ② F9			C SI 88 B SI 87 L CH 78 X CH 79 1-2 ① G1-3		B SL 83 X FF 89 1-0 5 1B 1-H 3B		4	1	1	1	0	0	0
5 David Wright, R (1, 5) OBP: 0.457, SLG: 0.460	S SI 90 H SI 89 1-1 44 BB HBP		C CH 80 B SI 90 B SI 89 F CH 80 B SI 89 B SI 90 4-2 44 S BB			C SI 89 B SL 79 S SI 89 B SI 89 T CH 80 2-2 ② K		C SL 83 B FF 89 X FF 89 1-1 12 G6-3 44 G5-3 3-H 1B		2	0	1	1	1	1	0
44 Jason Bay, R (1, 7) OBP: 0.369, SLG: 0.315	B SL 76 B CH 78 B SI 89 B SI 88 4-0 1-2 BB		C CH 79 S SL 80 D SL 78 S CH 79 1-3 ③ K 1-2			X CH 80 0-0 1B		B SI 90 X SI 89 1-0 ① G5-3 1-2		3	0	1	0	1	1	2
12 Jeff Francoeur, R (1, 9) OBP: 0.358, SLG: 0.526	B SI 90 X CH 79 1-0 ③ F8			C SL 76 X SL 77 0-1 ① G5-3		F FF 88 F SI 88 X SL 76 0-2 ③ L8		X SI 89 0-0 ② G6-3 2-3		4	0	0	0	0	0	4
29 Ike Davis, L (1, 3) OBP: 0.333, SLG: 0.273		B SI 88 C CH 79 X CH 79 1-1 ① F8		F SI 89 B SI 88 X CH 80 1-1 ② G3			B SL 84 X FF 88 1-0 1B	F FF 88 F SL 82 S SL 82 0-3 ③ K		4	0	1	0	0	1	1
21 Rod Barajas, R (1, 2) OBP: 0.196, SLG: 0.408		C SI 89 X SI 89 0-1 HR		C SI 88 C CH 80 B SL 79 S CH 79 1-3 ③ K			C SL 84 B SI 89 F FF 88 S CU 76 1-3 ① K		B FF 93 B FF 96 C FF 94 B FF 94 S FF 94 X SL 85 3-2 ① P6	4	1	1	1	0	2	1
16 Ángel Pagán, S (1, 8) OBP: 0.354, SLG: 0.349		F SI 88 B CH 80 X CH 79 1-1 ② F8			B SL 75 C SI 86 C SI 89 F SI 90 B SI 89 X CH 80 2-2 ① P5		C SL 85 B SL 83 B CU 74 C SL 83 X CU 74 2-2 ② F8		B FC 94 F FF 94 B SL 85 B SL 84 B FF 94 4-1 7 DI BB	3	0	0	0	1	0	1
46 Oliver Pérez, L (1, 1) OBP: 0.200, SLG: 0.200 19 Gary Matthews, S (5, PH) OBP: 0.281, SLG: 0.250 36 Manny Acosta, R (6, 1) 22 Raul Valdes, L (7, 1) OBP: 0.333, SLG: 0.333 17 Fernando Tatis, R (7, PH) OBP: 0.250, SLG: 0.346 47 Hisanori Takahashi, L (8, 1) 27 Frank Catalanotto, L (9, PH) OBP: 0.200, SLG: 0.143		B SI 89 S SI 88 F SI 89 F SL 78 X SI 89 1-2 ③ L4			F SI 90 S CH 81 B SI 90 F CH 79 F CH 76 F SI 90 F CH 80 B SI 90 S CH 81 2-3 ② K		X FF 90 0-0 ③ P3		S SL 84 C SL 86 S SL 86 0-3 ② K	1 1 0 0 1 0 1 1	0 0 0 0 0 0 0 0	0 0 0 0 0 0 0 0	0 0 0 0 0 0 0 0	0 1 0 0 0 0 0 1	0 0 0 0 0 0 0 1	0 0 0 0 0 0 0 1
Inning Stats	R: 0 E: 0 K: 0 S: 8 H: 0 LOB: 2 BB: 1 P: 19	R: 1 E: 0 K: 0 S: 10 H: 1 LOB: 0 BB: 0 P: 13	R: 0 E: 0 K: 1 S: 11 H: 0 LOB: 1 BB: 1 P: 16	R: 0 E: 0 K: 1 S: 7 H: 0 LOB: 0 BB: 0 P: 9	R: 0 E: 0 K: 1 S: 12 H: 0 LOB: 0 BB: 0 P: 17	R: 0 E: 0 K: 1 S: 10 H: 1 LOB: 1 BB: 0 P: 13	R: 0 E: 0 K: 1 S: 8 H: 1 LOB: 1 BB: 0 P: 12	R: 2 E: 0 K: 1 S: 11 H: 3 LOB: 1 BB: 0 P: 15	R: 0 E: 0 K: 1 S: 10 H: 0 LOB: 1 BB: 1 P: 19	1B: 4 2B: 0 3B: 1 HR: 1 SF: 0 SAC: 0 DP: 0 HBP: 1						

PITCHER		IP	WLS	BF	H	R	ER	SO	BB	IBB	HBP	BLK	WP	HR	S	P	ERA	WHIP
52 Carlos Silva, R ERA: 0.95	(1, 1)	6.0	W	23	2	1	1	4	2	0	1	0	0	1	58	87	1.50	0.667
45 Sean Marshall, L ERA: 3.86	(7, 1)	1.0		7	4	2	2	1	0	0	0	0	0	0	14	21	18.00	4.000
64 Justin Berg, R ERA: 4.5	(8, 1)	0.2	H	2	0	0	0	0	0	0	0	0	0	0	2	3	0.00	0.000
43 John Grabow, L ERA: 9.0	(8, 1)	0.1	H	1	0	0	0	1	0	0	0	0	0	0	3	3	0.00	0.000
49 Carlos Marmol, R ERA: 1.17	(9, 1)	1.0		4	0	0	0	1	1	0	0	0	0	0	10	19	0.00	1.000

PITCHER	IP	WLS	BF	H	R	ER	SO	BB	IBB	HBP	BLK	WP	HR	S	P	ERA	WHIP

BOTTOM

Chicago Cubs @ New York Mets

Citi Field, Flushing, NY

Wed Apr 21 2010, 7:37 PM - 10:48 PM EDT

Att. 25,684 - Overcast - 57 F

livebaseballscorecards.com

AB	33
R	3
H	6
RBI	3
BB	3
SO	7
LOB	12

WP: 0	PA: 37	1B: 4	SF: 0	R: 0	H: 0	R: 0	H: 1	R: 0	H: 1	R: 2	H: 3	R: 0	H: 0					
PB: 0		2B: 0	SAC: 0	E: 0	LOB: 2	E: 0	LOB: 1	E: 0	LOB: 1	E: 0	LOB: 1	E: 0	LOB: 1					
SB: 1		3B: 1	DP: 0	K: 0	BB: 1	K: 0	BB: 0	K: 1	BB: 0	K: 1	BB: 0	K: 1	BB: 1					
CS: 0		HR: 1	HBP: 1	S: 8	P: 19	S: 10	P: 13	S: 8	P: 12	S: 11	P: 15	S: 10	P: 19					

Batter	1	2	3	4	5	6	7	8	9	AB	R	H	RBI	BB	SO	LOB
2 Ryan Theriot, R (1, 6) OBP: 0.314, SLG: 0.281	C SI 89 C FF 90 B FF 90 F CH 80 F FF 91 B CH 81 S CH 79 2-3 K ①		F FF 90 C FF 90 F CH 82 X CH 83 0-2 F9 ② 2-3		X FF 90 0-0 1B		X FF 92 0-0 16 FC6-5 1-2 1B		C FF 90 B CU 76 F FF 91 B CH 80 T FF 91 2-2 K ①	5	0	2	0	0	2	1
28 Jeff Baker, R (1, 5) OBP: 0.250, SLG: 0.382 9 Chad Tracy, L (7, PH) OBP: 0.222, SLG: 0.250 16 Aramis Ramirez, R (7, PH) OBP: 0.188, SLG: 0.302 (7, 5)	F FF 89 B FF 90 F FF 90 X CH 83 1-2 F8 ②		F FF 91 T FF 90 X FF 91 0-2 F8 ③		X CH 78 0-0 P6 ③		C SI 86 B CH 72 X SI 86 1-1 FC6-5 ② 1-2 2-3f		C FF 91 S FF 90 B CU 79 B CH 84 S FF 90 2-3 K ②	3 0 2	0 0 0	0 0 0	0 0 0	0 0 0	0 0 1	2 0 2
25 Derrek Lee, R (1, 3) OBP: 0.379, SLG: 0.426	B SI 90 B FF 90 C CH 80 X SI 91 2-1 F9 ③			C FF 90 S SL 81 X CH 84 0-2 L8 ①		C SI 91 B CH 80 C FF 90 X FF 90 1-2 1B	S CH 73 S CH 74 D CH 74 B CH 74 X CH 74 2-2 F9 ③		C FF 91 B CH 82 X FF 90 1-1 F9 ③	5	0	1	0	0	0	2
24 Marlon Byrd, R (1, 8) OBP: 0.338, SLG: 0.557		B SL 81 C SI 88 F CH 80 X FF 90 1-2 12 G3 2B		C SI 90 F SL 83 B SL 81 X CH 80 1-2 22 1B 12 FC5-2-5-1 1B		C CH 77 D CH 80 F CH 78 F FF 91 S CH 80 1-3 K ①		S SI 85 X SI 86 0-1 18 BB 12 BB 17 SF7 1B		4	1	3	0	0	1	1
22 Xavier Nady, R (1, 9) OBP: 0.379, SLG: 0.375		B CH 78 C CH 77 B FF 89 C FF 89 F FF 90 F CH 78 B FF 89 X CH 77 3-2 G5-3 ①		B SI 88 F CH 78 F FF 90 1 SAFE X CH 81 1-2 12 FC5-2-5-1 1-3 1B		F CH 77 F FF 90 S CH 79 0-3 K ②		S CH 73 F SI 86 B CH 73 X CH 73 1-2 F8 ①		4	0	1	0	0	1	3
12 Alfonso Soriano, R (1, 7) OBP: 0.357, SLG: 0.577		B FF 89 B CH 79 X CH 78 2-0 G3 ② 2-3		X CH 81 0-0 FC5-2-5-1 ② 1-3 3-H		B CH 80 F CH 78 S CH 80 F FF 91 D CH 81 F CH 80 F SL 80 F FF 91 D CH 81 3-3 S CH 77 K ③		B CH 73 C SI 85 B SI 86 B CH 73 C SI 86 F SI 86 F SI 87 F SI 87 F CH 76 4-2 F SI 87 B SI 87 18 BB 1-2 BB		3	0	0	0	1	1	4
18 Geovany Soto, R (1, 2) OBP: 0.522, SLG: 0.455		C CH 79 C FF 90 X CH 84 0-2 F8 ③		B FF 90 S FF 90 B SL 82 X CH 81 2-1 F8 ③			C FF 89 X FF 89 0-1 E9 17 G4-3 1 1B 1B	C FF 95 B CU 74 C FF 94 B FF 96 B FF 96 B FF 95 4-2 1-2 2-3 BB		3	1	1	0	1	0	3
17 Mike Fontenot, L (1, 4) OBP: 0.368, SLG: 0.382			C FF 89 F FF 90 F SL 80 B SL 84 X FF 91 1-2 2 F9 2B		B CH 81 B FF 88 X FF 88 2-0 F9 ①		S CH 77 F SL 82 X SL 82 0-2 G4-3 ① 2-3	B FF 90 B FF 91 B FF 89 C FF 90 F FF 90 F FF 90 X FF 90 3-2 SF7 ② 3-H		3	0	1	1	0	0	1
32 Tom Gorzelanny, R (1, 1) 40 James Russell, L (6, 1) 1 Kosuke Fukudome, L (7, PH) OBP: 0.340, SLG: 0.415 34 Jeff Gray, R (7, 1) 21 Tyler Colvin, L (8, PH) OBP: 0.333, SLG: 0.458 64 Justin Berg, R (8, 1)			L FF 88 X FF 87 0-1 B1-4 ①		C FF 89 S FF 90 S FF 91 0-3 K ②		F FF 90 F CH 82 B FF 90 B CH 84 X FF 90 2-2 16 FC6-5 2 1B 3-H 1B	B CH 81 S CH 82 S CH 84 F CH 85 C FF 91 1-3 K ③		2 0 1 0 0 1	0 0 0 0 0 0	0 0 1 0 0 0	0 0 1 0 0 0	1 0 0 0 1 0	1 0 0 0 2 0
Inning Stats	R: 0 E: 0 K: 1 S: 10 H: 0 LOB: 0 BB: 0 P: 15	R: 0 E: 0 K: 0 S: 12 H: 1 LOB: 1 BB: 0 P: 18	R: 0 E: 0 K: 0 S: 13 H: 1 LOB: 1 BB: 0 P: 14	R: 0 E: 0 K: 0 S: 12 H: 2 LOB: 2 BB: 0 P: 16	R: 0 E: 0 K: 1 S: 6 H: 1 LOB: 1 BB: 0 P: 8	R: 0 E: 0 K: 3 S: 17 H: 1 LOB: 1 BB: 0 P: 22	R: 1 E: 1 K: 0 S: 14 H: 3 LOB: 2 BB: 0 P: 19	R: 1 E: 0 K: 1 S: 22 H: 1 LOB: 2 BB: 2 P: 35	R: 0 E: 0 K: 2 S: 8 H: 0 LOB: 0 BB: 0 P: 13	1B: 8 2B: 2 3B: 0 HR: 0	SF: 1 SAC: 0 DP: 0 HBP: 0	WP: 0 PB: 0 SB: 0 CS: 0	PA: 39				

PITCHER		IP	WLS	BF	H	R	ER	SO	BB	IBB	HBP	BLK	WP	HR	S	P	ERA	WHIP
57 Johan Santana, L ERA: 2.59	(1, 1)	6.1	W	27	8	1	1	5	0	0	0	0	0	0	78	103	1.42	1.263
38 Fernando Nieve, R ERA: 4.82	(7, 1)	0.0		1	1	0	0	0	0	0	0	0	0	0	1	1	∞	∞
25 Pedro Feliciano, L ERA: 1.23	(7, 1)	1.0	H	5	1	1	1	0	1	0	0	0	0	0	17	25	9.00	2.000
32 Jenrry Mejia, R ERA: 2.0	(8, 1)	0.0		1	0	0	0	0	1	0	0	0	0	0	2	6	∞	∞
75 Francisco Rodríguez, R ERA: 1.17	(8, 1)	1.2	S	5	0	0	0	3	0	0	0	0	0	0	16	25	0.00	0.000

PITCHER	IP	WLS	BF	H	R	ER	SO	BB	IBB	HBP	BLK	WP	HR	S	P	ERA	WHIP

TOP

Chicago Cubs @ New York Mets

Citi Field, Flushing, NY

Thu Apr 22 2010, 7:12 PM - 10:26 PM EDT

Att. 28,535 - Cloudy - 61 F

livebaseballscorecards.com

AB	36
R	2
H	10
RBI	2
BB	2
SO	8
LOB	22

Batter	1	2	3	4	5	6	7	8	9	AB	R	H	RBI	BB	SO	LOB
7 José Reyes, S (1, 6) OBP: 0.288, SLG: 0.302	B SI 89 C SI 89 X CH 83 1-1 ① G6-3			C FF 90 B SI 91 X CH 83 1-1 ① P6		B FF 88 F FF 89 B CH 83 B SI 90 B FF 90 4-1 1 SH3-4 5 2B BB	B SI 92 F SI 92 F SI 94 B SI 94 X SI 93 2-2 1 G4-6-3 1B			3	1	1	0	1	0	0
1 Luis Castillo, S (1, 4) OBP: 0.345, SLG: 0.327	C SI 90 B SL 77 B SI 89 F SI 90 B SL 79 X SI 90 3-2 ② G6-3			B SL 78 B SI 91 C SI 90 F SI 91 B CH 84 B CH 83 4-2 BB		1 SAFE X SI 90 0-0 ① SH3-4 1-2	1 SAFE 1 SAFE C SI 90 X SI 91 0-1 ① ② G4-6-3 1-2f			2	0	0	0	1	0	1
5 David Wright, R (1, 5) OBP: 0.446, SLG: 0.463	B SI 90 B CH 84 S SI 90 F SI 89 B FF 92 S SI 90 3-3 ③ K			B SI 90 1 SAFE B CH 84 S SI 90 S FF 91 T FF 92 2-2 ② K		C FF 90 S SL 80 D SL 80 B SI 91 F SL 81 B FF 90 X SL 79 3-2 12 1B 2B 2-H	C FF 92 B SL 87 S FF 93 S FF 94 1-3 ③ K			4	1	1	1	0	3	1
44 Jason Bay, R (1, 7) OBP: 0.348, SLG: 0.293		C SL 76 S SI 90 B FF 89 B FF 90 C CH 84 2-3 ① K		1 SAFE 1 SAFE F CH 84 C SL 81 1 SAFE F SL 80 B FF 90 B CH 84 F SI 91 2-2 F FF 86 X FF 92 ③ F8		B CH 83 B SI 91 C SI 91 X SL 80 2-1 ② F8		B SI 89 B SI 90 C SI 90 X SI 89 2-1 ① P2		4	0	0	0	0	1	2
12 Jeff Francoeur, R (1, 9) OBP: 0.352, SLG: 0.508		B SI 90 X SL 78 1-0 ② G6-3			T FF 90 F SI 90 F FF 90 S CH 84 0-3 ① K	B FF 87 X SL 79 1-0 29 1B 16 E 2-H 1B		B SI 91 X SI 90 1-0 ② F9		4	1	1	1	0	1	0
29 Ike Davis, L (1, 3) OBP: 0.438, SLG: 0.467		B SL 78 S FF 90 C FF 91 S SL 79 1-3 ③ K			C SL 80 B SL 74 X FF 90 1-1 21 E 1B	1 SAFE C SL 80 S SL 80 1 SAFE F SL 80 F SL 80 B FF 90 D SL 82 X SL 78 2-2 21 BB 16 E 1-3 1B		F SI 91 B SI 89 B SI 90 F SI 88 X SL 82 2-2 21 1B 2B		4	2	3	0	0	1	0
21 Rod Barajas, R (1, 2) OBP: 0.218, SLG: 0.404			C SI 89 B SI 90 S CH 84 S CH 83 1-3 ① K		F CH 85 S SL 80 X SL 80 0-2 FC1 1-2	B SI 89 B FF 89 F FF 89 F SL 80 D SL 82 B CH 80 4-2 16 E 1-2 BB		C SI 90 X SI 89 0-1 ③ 2-H 1B		3	0	1	1	1	1	1
16 Ángel Pagán, S (1, 8) OBP: 0.333, SLG: 0.326			S SL 77 B SL 79 X SI 88 1-1 ② F8		B SL 81 D CH 85 F FF 91 C SI 90 B SI 87 F SI 92 F SI 91 C SL 81 3-3 ② K	B SL 79 X FF 89 1-0 E4 1-2 2-H 3-H				3	0	0	0	0	1	3
57 Johan Santana, L (1, 1) OBP: 0.143, SLG: 0.286 38 Fernando Nieve, R (7, 1) 25 Pedro Feliciano, L (7, 1) 32 Jenrry Mejia, R (8, 1) 75 Francisco Rodríguez, R (8, 1) 13 Alex Cora, L (8, 4) OBP: 0.300, SLG: 0.269			C FF 90 C SL 78 F SL 80 X FF 91 0-2 ③ G4-3		C SL 80 X SL 80 0-1 ③ G3-1	S SL 81 F SL 81 C FF 90 0-3 ③ K				3 0 0 0 0 1 4 0 0 0 0 0 0 0 0 0 0 0 0 0 0 0 0 0 0 0 0 0 0 0 0 0 0 0 0 0 0 0 0 0 0 0						
Inning Stats	R: 0 E: 0 K: 1 S: 8 H: 0 LOB: 0 BB: 0 P: 15	R: 0 E: 0 K: 2 S: 7 H: 0 LOB: 0 BB: 0 P: 11	R: 0 E: 0 K: 1 S: 9 H: 0 LOB: 0 BB: 0 P: 11	R: 0 E: 0 K: 1 S: 13 H: 0 LOB: 1 BB: 1 P: 22	R: 0 E: 1 K: 2 S: 16 H: 1 LOB: 2 BB: 0 P: 20	R: 4 E: 1 K: 1 S: 20 H: 3 LOB: 2 BB: 2 P: 37	R: 0 E: 0 K: 1 S: 8 H: 1 LOB: 0 BB: 0 P: 11	R: 1 E: 0 K: 0 S: 8 H: 2 LOB: 1 BB: 0 P: 13		1B: 5 2B: 2 3B: 0 HR: 0 SF: 0 SAC: 1 DP: 1 HBP: 0				WP: 0 PB: 0 SB: 0 CS: 0 PA: 34		

PITCHER		IP	WLS	BF	H	R	ER	SO	BB	IBB	HBP	BLK	WP	HR	S	P	ERA	WHIP
32 Tom Gorzelanny, L ERA: 2.4	(1, 1)	5.2	L	24	4	4	2	7	2	0	0	0	0	0	67	105	3.18	1.059
40 James Russell, L ERA: 3.38	(6, 1)	0.1		3	0	0	0	1	1	0	0	0	0	0	6	11	0.00	3.000
34 Jeff Gray, R ERA: 5.4	(7, 1)	1.0		3	1	0	0	1	0	0	0	0	0	0	8	11	0.00	1.000
64 Justin Berg, R ERA: 5.14	(8, 1)	1.0		4	2	1	1	0	0	0	0	0	0	0	8	13	9.00	2.000

PITCHER	IP	WLS	BF	H	R	ER	SO	BB	IBB	HBP	BLK	WP	HR	S	P	ERA	WHIP

BOTTOM

Chicago Cubs @ New York Mets

Citi Field, Flushing, NY

Thu Apr 22 2010, 7:12 PM - 10:26 PM EDT

Att. 28,535 - Cloudy - 61 F

livebaseballscorecards.com

AB	30
R	5
H	7
RBI	3
BB	3
SO	9
LOB	12

Atlanta Braves @ New York Mets

Citi Field, Flushing, NY

Fri Apr 23 2010, 7:12 PM - 10:13 PM EDT

Att. 32,265 - Clear - 64 F

TOP

livebaseballscorecards.com

Batter	1	2	3	4	5	6	7	8	9	AB	R	H	RBI	BB	SO	LOB
24 Nate McLouth, L (1, 8) OBP: 0.300, SLG: 0.250	S FF 87 C FF 88 B SI 89 C SL 81 1-3 ① K		X CH 81 0-0 ② F8 2-3		B FF 87 F FF 89 C FF 88 B CU 67 B SL 78 S FF 87 3-3 ① K		D SL 79 B SL 77 B FF 87 C FF 88 F FF 88 F FF 87 F SI 89 F FF 88 C SL 79 3-3 ② K		B CH 79 B FF 88 B FF 88 C FF 88 F FF 88 F FF 88 F CH 80 F CH 81 C CH 81 3-3 ② K	5	0	0	0	0	4	4
14 Martín Prado, R (1, 4) OBP: 0.473, SLG: 0.547	C FF 89 C SL 81 X SL 80 0-2 ② P5		C CH 81 D SL 82 B SL 82 B FF 88 B SI 88 4-1 16 BB 10 1B BB		C SI 88 B CH 78 C CH 80 S CU 70 1-3 ② K		D CH 78 C CH 77 X CH 79 1-1 2-H 1B		C CU 78 C FF 90 S CU 79 0-3 ③ K	4	0	1	1	1	2	2
10 Chipper Jones, S (1, 5) OBP: 0.436, SLG: 0.523	F FF 89 C SI 90 X SI 90 0-2 ③ G4-3		B FF 89 C SI 89 B FF 87 D CH 82 X SI 88 3-1 16 BB 1-2 3-H 1B		B CH 78 B SL 78 B SI 88 B FF 89 4-0 BB		B SI 85 D CU 75 B FF 86 F FF 86 C SI 86 X CU 75 3-2 ③ L4			3	0	1	1	1	0	1
16 Brian McCann, L (1, 2) OBP: 0.426, SLG: 0.457		B SI 88 B CH 81 F SI 88 B SI 87 X FF 87 3-1 ① P5	B FF 88 D SL 82 F CH 81 B FF 88 B FF 89 4-1 1-2 2-3 BB		B FF 89 X FF 88 1-0 ③ G4-3			B SI 85 F SI 83 S SI 84 B CH 74 F CH 73 X CU 75 2-2 ① F8		3	0	0	0	1	0	1
22 Jason Heyward, L (1, 9) OBP: 0.373, SLG: 0.518		B SI 88 B FF 87 C FF 86 S FF 88 B FF 89 S FF 88 3-3 ② K	C CH 83 C FF 90 B CH 83 T FF 89 1-2 ③ K			C FF 88 F SL 78 B CH 79 C FF 88 1-3 ① K		B SI 86 F SI 86 B SI 85 X SL 81 2-1 ② G4-3		4	0	0	0	0	3	3
20 Eric Hinske, L (1, 3) OBP: 0.429, SLG: 0.579 25 Troy Glaus, R (8, PH) OBP: 0.237, SLG: 0.278 (8, 3)		X FF 88 0-0 1B		X CH 79 0-0 ① F8		C SL 78 C FF 88 B CH 78 S SL 79 1-3 ② K		X SI 87 0-0 ③ G1-3		3 1	0 0	1 0	0 0	0 0	1 0	0 0
53 Melky Cabrera, S (1, 7) OBP: 0.250, SLG: 0.154		C SI 88 B CH 82 T CH 81 B SI 90 1 SAFE B SI 89 F FF 87 X FF 88 3-2 ③ F7		B CH 83 S SL 85 B CH 84 X CH 78 2-1 ② G4-3		B SI 89 B FF 89 C FF 88 S FF 89 C FF 89 2-3 ③ K			B FF 89 C FF 89 X CH 81 1-1 19 WP 1B	4	0	1	0	0	1	1
4 Omar Infante, R (1, 6) OBP: 0.391, SLG: 0.429			C CH 86 B SI 88 X SI 88 1-1 24 F8 11 SH1-3 10 1B 1B	C SL 78 B CH 78 X SL 80 1-1 1B			B FF 86 C FF 88 B SL 79 X FF 88 2-1 14 S 14 1B 2B		X FF 90 0-0 ① F8	4	2	3	0	0	0	1
11 Kenshin Kawakami, R (1, 1) 23 Matt Diaz, R (7, PH) OBP: 0.162, SLG: 0.243 40 Takashi Saito, L (7, 1) 39 Jonny Venters, L (8, 1) 19 Yunel Escobar, R (9, PH) OBP: 0.266, SLG: 0.254			B FF 87 M FF 87 X FF 87 1-1 ① SH1-3 1-2	C SI 86 C FF 87 S SI 87 0-3 ③ K			B CU 65 X CH 76 1-0 ① F7		B CU 76 F FF 90 B CU 79 B FF 90 B FF 90 4-1 1-2 BB	1 1 0 0 0	0 0 0 0 0	0 0 0 0 0	0 0 0 0 0	0 0 0 0 1	1 0 0 0 0	1 1 0 0 0
Inning Stats	R: 0 E: 0 K: 1 S: 9 H: 0 LOB: 0 BB: 0 P: 10	R: 0 E: 0 K: 1 S: 10 H: 1 LOB: 1 BB: 0 P: 19	R: 1 E: 0 K: 1 S: 12 H: 2 LOB: 3 BB: 2 P: 26	R: 0 E: 0 K: 1 S: 8 H: 1 LOB: 1 BB: 0 P: 11	R: 0 E: 0 K: 2 S: 7 H: 0 LOB: 1 BB: 1 P: 16	R: 0 E: 0 K: 3 S: 9 H: 0 LOB: 0 BB: 0 P: 13	R: 1 E: 0 K: 1 S: 14 H: 2 LOB: 1 BB: 0 P: 24	R: 0 E: 0 K: 0 S: 7 H: 0 LOB: 0 BB: 0 P: 11	R: 0 E: 0 K: 2 S: 13 H: 1 LOB: 2 BB: 1 P: 21	1B: 6 2B: 1 3B: 0 HR: 0 SF: 0 SAC: 1 DP: 0 HBP: 0						

	AB	33
	R	2
	H	7
	RBI	2
	BB	4
	SO	12
	LOB	15

WP: 1 PA: 38
PB: 0
SB: 1
CS: 0

PITCHER		IP	WLS	BF	H	R	ER	SO	BB	IBB	HBP	BLK	WP	HR	S	P	ERA	WHIP
33 John Maine, R ERA: 8.64	(1, 1)	3.2		17	4	1	1	3	2	0	0	0	0	0	36	63	2.46	1.636
47 Hisanori Takahashi, L ERA: 4.09	(4, 1)	3.0	W	12	2	1	1	7	1	0	0	0	0	0	30	50	3.00	1.000
22 Raul Valdes, L ERA: 1.04	(7, 1)	0.1	H	1	0	0	0	0	0	0	0	0	0	0	3	6	0.00	0.000
25 Pedro Feliciano, L ERA: 1.08	(8, 1)	1.0	H	3	0	0	0	0	0	0	0	0	0	0	7	11	0.00	0.000
75 Francisco Rodríguez, R ERA: 1.04	(9, 1)	1.0	S	5	1	0	0	2	1	0	0	0	1	0	13	21	0.00	2.000

PITCHER		IP	WLS	BF	H	R	ER	SO	BB	IBB	HBP	BLK	WP	HR	S	P	ERA	WHIP

Atlanta Braves @ New York Mets

Citi Field, Flushing, NY

Fri Apr 23 2010, 7:12 PM - 10:13 PM EDT

Att. 32,265 - Clear - 64 F

livebaseballscorecards.com

BOTTOM

Batter	1	2	3	4	5	6	7	8	9	AB	R	H	RBI	BB	SO	LOB
16 Ángel Pagán, S (1, 8) OBP: 0.321, SLG: 0.314	C SI 88 B CU 70 F CU 70 F SI 88 S SI 88 1-3 **K** ①		X FO 84 0-0 **F7** ③		B CU 70 X FO 86 1-0 **P6** ③		B FF 87 X CU 73 1-0 1 BB, 7 E, 1B	1 SAFE B SI 93 X SI 93 1-0 **L7** ③		5	1	1	0	0	1	3
1 Luis Castillo, S (1, 4) OBP: 0.339, SLG: 0.308	B SI 89 L FO 82 B SI 86 X SI 88 2-1 **F8** ②			C SI 88 C SI 88 B SI 88 X FO 86 1-2 **G4-3** ①		C SI 87 B FO 80 X FO 86 1-1 **F7** ① 1 SAFE B FF 88 B SI 87 1 SAFE B FF 90 C FF 89 B FF 90	4-1 7 E, 5 1B, **1-2** BB			3	1	0	0	1	0	0
7 José Reyes, S (1, 6) OBP: 0.302, SLG: 0.368	B SI 88 S FO 83 B SI 88 C SI 88 S FO 82 2-3 **K** ③			B FO 87 C SI 88 S FF 87 B FF 87 X FO 83 2-2 **2B**		F FO 81 B CU 69 X FO 86 1-1 44 3B F FF 90 B FF 91 B SL 82 B SI 90 X FF 90 3-1 **F5** ② **1-2** **2-H**				4	1	2	0	0	1	1
44 Jason Bay, R (1, 7) OBP: 0.356, SLG: 0.328		C SI 88 B SI 88 X CU 70 1-1 **F7** ①		B SI 90 F SI 89 C FF 88 2 SAFE X SI 89 1-2 **L5** ②		C SI 88 X FF 88 0-1 5 SF8, 3B **3-H** F FF 89 B SL 82 B FF 90 B SL 80 F FF 90 B SL 80 4-2 5 1B, BB				3	1	1	1	1	0	1
5 David Wright, R (1, 5) OBP: 0.436, SLG: 0.456		B CU 69 B FO 81 X SI 88 2-0 **G5-3** ②		C SI 89 B FF 89 F FF 90 B FC 87 S FO 84 2-3 **K** ③		B SI 89 D SI 84 S CU 70 X FO 86 2-1 **SF8** ② **3-H** X FF 89 0-0 **1-2** **2-H** 1B				3	0	1	2	0	1	1
29 Ike Davis, L (1, 3) OBP: 0.450, SLG: 0.611		B SI 87 C FO 86 T SI 88 B FC 87 X SI 88 2-2 **G3** ③			B SI 88 B CU 69 F FO 86 B SI 88 F SI 87 X SI 88 3-2 **HR**	B FO 81 B CU 68 B SI 88 C SI 87 F FO 81 F FO 86 F FO 80 B FO 81 4-2 12 E, BB	B CU 74 C SL 80 C FF 88 B SL 81 X CU 76 2-2 **G6-3** ③			3	1	1	1	1	0	2
12 Jeff Francoeur, R (1, 9) OBP: 0.347, SLG: 0.508			B FO 82 F SI 88 F FO 85 B FF 89 F CU 70 F CU 70 X FO 86 2-2 **E7** 21 FC5-2, 2B		C FF 89 X FO 81 0-1 **G4-3** ①	S FF 88 D FO 81 F FO 80 F FO 86 D FF 87 1 SAFE F FO 82 F FF 88 B FO 86 3-2 F FO 86 F FF 88 X FO 81 **1-3** **E6**		X SI 92 0-0 **F8** ①		4	0	1	0	0	0	1
21 Rod Barajas, R (1, 2) OBP: 0.203, SLG: 0.375			F CU 72 X SI 88 0-1 **FC5-2** 33 SH5-4 **3-H** ①		X SI 88 0-0 **F7** ②	C FO 81 X CU 70 0-1 **P6** ③		B SI 93 S SI 91 F SI 91 X SI 92 1-2 **G5-3** ②		4	0	0	0	0	0	3
33 John Maine, R (1, 1) 47 Hisanori Takahashi, L (4, 1) OBP: 1.000, SLG: 1.000 22 Raul Valdes, L (7, 1) OBP: 0.333, SLG: 0.333 27 Frank Catalanotto, L (7, PH) OBP: 0.188, SLG: 0.133 25 Pedro Feliciano, L (8, 1) 17 Fernando Tatis, R (8, PH) OBP: 0.276, SLG: 0.370 75 Francisco Rodriguez, R (9, 1)			B SI 87 X SI 87 1-0 **SH5-4** ② **1-2**		B SI 86 C SI 87 X SI 87 1-1 1B		B FF 90 F FF 89 F SL 79 X SI 88 1-2 **G6-3** ①	B SI 93 B SI 93 S SI 93 C SI 93 X SI 91 2-2 1B		0 1 0 1 0 1 0	0 0 0 0 0 0 0	0 1 0 0 0 1 0	0 0 0 0 0 0 0	0 0 0 0 0 0 0	0 0 0 0 0 0 0	0 0 0 0 0 0 0
Inning Stats	R: 0 E: 0 K: 2 S: 9 H: 0 LOB: 0 BB: 0 P: 14	R: 0 E: 0 K: 0 S: 6 H: 0 LOB: 0 BB: 0 P: 11	R: 0 E: 1 K: 0 S: 9 H: 1 LOB: 1 BB: 0 P: 12	R: 0 E: 0 K: 1 S: 12 H: 1 LOB: 1 BB: 0 P: 18	R: 1 E: 0 K: 0 S: 9 H: 2 LOB: 1 BB: 0 P: 14	R: 2 E: 1 K: 0 S: 22 H: 2 LOB: 2 BB: 1 P: 33	R: 2 E: 1 K: 0 S: 13 H: 2 LOB: 2 BB: 2 P: 28	R: 0 E: 0 K: 0 S: 8 H: 1 LOB: 1 BB: 0 P: 12		1B: 4 2B: 2 3B: 2 HR: 1 SF: 1 SAC: 1 DP: 0 HBP: 0					WP: 0 PB: 0 SB: 0 CS: 0 PA: 37	

	AB	32
	R	5
	H	9
	RBI	4
	BB	3
	SO	3
	LOB	12

PITCHER		IP	WLS	BF	H	R	ER	SO	BB	IBB	HBP	BLK	WP	HR	S	P	ERA	WHIP
11 Kenshin Kawakami, R ERA: 4.76	(1, 1)	6.0	L	26	6	3	3	3	1	0	0	0	0	1	67	102	4.50	1.167
40 Takashi Saito, R ERA: 2.57	(7, 1)	1.0		7	2	2	2	0	2	0	0	0	0	0	13	28	18.00	4.000
39 Jonny Venters, L ERA:	(8, 1)	1.0		4	1	0	0	0	0	0	0	0	0	0	8	12	0.00	1.000

PITCHER	IP	WLS	BF	H	R	ER	SO	BB	IBB	HBP	BLK	WP	HR	S	P	ERA	WHIP

Atlanta Braves @ New York Mets

Citi Field, Flushing, NY

Sat Apr 24 2010, 1:11 PM - 3:57 PM EDT

Att. 36,547 - Partly Cloudy - 64 F

TOP

livebaseballscorecards.com

Batter	1	2	3	4	5	6	7	8	9	AB	R	H	RBI	BB	SO	LOB
4 Omar Infante, R (1, 4) OBP: 0.321, SLG: 0.346	C FF 90 X FC 84 0-1 E5 25 BB 19 BB	C CU 72 B CU 73 F SL 85 D CU 74 B FF 89 S FC 84 3-3 ③ K			C SL 82 X SI 87 0-1 ① G6-3	C SL 78 C SL 78 F FF 94 S SL 81 0-3 ③ K			B FF 90 S FF 90 B FF 91 X FF 91 2-1 ① P6	5	0	0	0	0	2	3
19 Yunel Escobar, R (1, 6) OBP: 0.275, SLG: 0.242	B FF 90 B FC 85 C FF 90 B SI 89 F FC 85 B FC 84 4-2 25 BB 1-2 BB		B CH 81 X CH 81 1-0 ① G5-3		B SI 88 C SL 84 B CH 82 B FC 85 C FF 89 B FC 86 4-2 14 2B BB		F FF 94 F SL 80 F SL 79 F FF 95 B CH 84 T SL 80 1-2 ① K		B FF 91 B FF 91 S FF 90 C FF 92 F FF 91 X CH 79 2-2 ② P6	3	0	0	0	2	1	0
10 Chipper Jones, S (1, 5) OBP: 0.421, SLG: 0.500 14 Martín Prado, R (3, 5) OBP: 0.481, SLG: 0.561	D SI 89 F FF 90 F SI 91 C CU 73 1-3 ① K		B SI 90 C FF 89 F FF 90 C CU 74 1-3 ② K		B SI 86 C CH 80 B SI 88 F FC 85 F FF 89 F CU 73 F CU 75 B SI 90 X FC 86 3-2 25 F9-4-5-6 1-3 2B		B FF 94 B FF 93 C FF 94 B SL 79 B FF 94 4-1 25 CS BB		C FF 89 X CH 82 0-1 ③ G6-3	2	0	0	0	0	2	2
										2	0	1	0	1	0	0
25 Troy Glaus, R (1, 3) OBP: 0.254, SLG: 0.298	S FF 90 B SI 89 F FF 91 B FF 91 F FF 91 B CU 74 F FF 91 B FF 90 4-2 1-2 2-3 BB		C CH 82 B FF 90 X SI 90 1-1 2B		B CU 73 S FF 89 B FF 90 X FF 90 2-1 ② ③ F9-4-5-6 2-3		B SI 93 B FF 94 1 SAFE B FF 93 C FF 94 F FF 94 S SL 81 3-3 ② ③ K 1-2			3	0	1	0	1	1	3
23 Matt Diaz, R (1, 7) OBP: 0.195, SLG: 0.250	B CU 73 F FF 89 F FC 84 F FF 91 B SI 90 S FF 90 2-3 ② K		B CH 81 F CH 80 F FF 89 F CU 74 F FF 90 B FF 90 F SI 88 F CH 81 B FF 89 4-2 B CH 80 BB			B CU 71 F CH 79 B SI 87 C CH 81 B SI 89 F FF 90 F FF 89 X FF 90 3-2 ① G6-3		C FF 92 X FF 94 0-1 22 FC5-4 1B		3	0	1	0	1	1	3
53 Melky Cabrera, S (1, 8) OBP: 0.250, SLG: 0.179	B FF 90 B FF 90 C FF 90 C FF 90 F FF 92 C FF 91 2-3 ③ K		F FF 89 F SI 89 B FF 89 X CU 74 1-2 ③ L8			B SI 89 B FF 90 X FF 88 2-0 8 1B 2B		B FF 93 S CH 81 B FF 92 F FF 92 F FF 94 F CH 84 X FF 93 2-2 ① P5		4	1	1	0	0	1	6
22 Jason Heyward, L (1, 9) OBP: 0.380, SLG: 0.508		B FF 89 B FF 88 X FF 89 2-0 49 SH1-3 1B		B FC 84 C FF 90 F SI 88 C SL 84 1-3 ① K		B FC 84 C SI 88 B FC 85 B FF 88 B FC 84 4-1 49 SH2-4 8 1B BB		C SI 85 C SI 86 X SI 87 0-2 ② FC5-4 8 BB 1-2f		3	0	1	0	1	1	1
8 David Ross, R (1, 2) OBP: 0.385, SLG: 0.273		X FF 88 0-0 ① P4		X SI 88 0-0 ② G6-3		B SI 88 B SI 88 C FF 88 B FF 88 X FF 88 3-1 49 SH2-4 1-2 2-H 1B		B SI 86 B SI 86 B SI 86 B SI 86 4-0 1-2 BB		3	0	1	1	1	0	1
49 Jair Jurrjens, R (1, 1) 34 Eric O'Flaherty, L (7, 1) 16 Brian McCann, L (8, PH) OBP: 0.419, SLG: 0.447 54 Kris Medlen, S (8, 1)		B FF 87 X FF 88 1-0 ② SH1-3 1-2		C FF 89 X SL 83 0-1 ③ G1-3		X FF 92 0-0 ② SH2-4 1-2 2-3		C SI 86 X SL 82 0-1 ③ L6		1	0	0	0	0	0	0
										0	0	0	0	0	0	0
										1	0	0	0	0	0	2
										0	0	0	0	0	0	0

	AB	30
	R	1
	H	6
	RBI	1
	BB	7
	SO	9
	LOB	21

Inning Stats																								
	R: 0	E: 1	K: 3	S: 19	H: 0	LOB: 3	BB: 2	P: 32	R: 0	E: 0	K: 1	S: 6	H: 1	LOB: 1	BB: 0	P: 12	R: 0	E: 0	K: 1	S: 15	H: 1	LOB: 2	BB: 1	P: 23
	R: 0	E: 0	K: 1	S: 6	H: 0	LOB: 0	BB: 0	P: 7	R: 0	E: 0	K: 0	S: 12	H: 1	LOB: 1	BB: 1	P: 21	R: 1	E: 0	K: 1	S: 14	H: 2	LOB: 2	BB: 1	P: 26
	R: 0	E: 0	K: 2	S: 9	H: 0	LOB: 1	BB: 1	P: 17	R: 0	E: 0	K: 0	S: 12	H: 1	LOB: 2	BB: 1	P: 18	R: 0	E: 0	K: 0	S: 8	H: 0	LOB: 0	BB: 0	P: 12

1B: 3	2B: 5	3B: 0	HR: 0	SF: 0	SAC: 2	DP: 2	HBP: 0	WP: 0	PB: 0	SB: 0	CS: 1	PA: 39												

PITCHER		IP	WLS	BF	H	R	ER	SO	BB	IBB	HBP	BLK	WP	HR	S	P	ERA	WHIP
49 Jonathon Niese, L ERA: 3.68	(1, 1)	5.1		26	5	1	1	6	5	0	0	0	0	0	67	116	1.69	1.875
36 Manny Acosta, R ERA: 9.0	(6, 1)	1.2	W	5	0	0	0	3	1	0	0	0	0	0	14	22	0.00	0.600
38 Fernando Nieve, R ERA: 4.66	(8, 1)	0.1	H	2	1	0	0	0	0	0	0	0	0	0	7	9	0.00	3.000
25 Pedro Feliciano, L ERA: 1.0	(8, 1)	0.2	H	3	0	0	0	0	1	0	0	0	0	0	5	9	0.00	1.500
75 Francisco Rodríguez, R ERA: 0.93	(9, 1)	1.0	S	3	0	0	0	0	0	0	0	0	0	0	8	12	0.00	0.000

PITCHER		IP	WLS	BF	H	R	ER	SO	BB	IBB	HBP	BLK	WP	HR	S	P	ERA	WHIP

BOTTOM

Atlanta Braves @ New York Mets
Citi Field, Flushing, NY
Sat Apr 24 2010, 1:11 PM - 3:57 PM EDT
Att. 36,547 - Partly Cloudy - 64 F

livebaseballscorecards.com

Batter	1	2	3	4	5	6	7	8	9	AB	R	H	RBI	BB	SO	LOB
16 Ángel Pagán, S (1, 8) OBP: 0.317, SLG: 0.296	B CH 86 B CH 87 C FF 88 X SI 88 2-1 ① F8		X CH 82 0-0 ③ F9			B SL 86 B SI 87 C FF 89 X SI 87 2-1 ① F7	B FF 89 B CH 81 B FF 88 B FF 87 4-0 BB			3	0	0	0	1	0	0
13 Alex Cora, L (1, 4) OBP: 0.265, SLG: 0.233	C SI 88 F SI 89 F SL 80 X CH 82 0-2 ② G4-3			B SI 88 F FF 88 B FF 88 X CH 82 2-1 ① G6-3		X SL 79 0-0 ② B2-3	C SL 81 1 SAFE B SI 90 1 SAFE S SI 90 1 SAFE F FF 92 1 SAFE X SL 82 1-2 ③ G5-3			4	0	0	0	0	0	1
7 José Reyes, S (1, 6) OBP: 0.313, SLG: 0.356	B FF 90 X CH 87 1-0 ③ G1-3			B SL 78 F CH 81 F FF 90 B SL 79 B SL 77 B CH 82 4-2 BB		B FF 89 B SI 87 B FF 89 B SI 87 4-0 44 E 44 S 44 2B BB		C B CU 78 S CH 82 B CH 82 B SI 90 F SI 90 F SI 90 S CH 81 3-3 ① K		2	1	0	0	2	1	0
44 Jason Bay, R (1, 7) OBP: 0.377, SLG: 0.369		X SI 89 0-0 29 G1-3 5 G6-3 1B		1 SAFE X SI 90 0-0 ② F9		B SI 90 B FF 92 1 SAFE B SL 80 C SI 93 X FF 93 3-1 1-H 2B		X SI 89 0-0 5 G4-6-3 1B		4	0	3	1	0	0	1
5 David Wright, R (1, 5) OBP: 0.415, SLG: 0.426		1 SAFE B FF 90 C FF 88 X SI 89 1-1 ① G6-3 1-2		1 SAFE B FF 91 C SI 89 1 SAFE F SL 81 S FF 92 1-3 ③ K		X SL 80 0-0 ③ P2		B CU 78 1 SAFE B FF 88 1 SAFE C SI 88 1 SAFE F SI 89 X SI 91 2-2 ②③ G4-6-3 1-2f		4	0	0	0	0	1	4
29 Ike Davis, L (1, 3) OBP: 0.435, SLG: 0.550		B FF 89 X CH 83 1-0 ② G1-3 2-3			C SI 87 C CH 81 T FF 90 0-2 ① K		B CH 78 B CH 77 B SI 88 B CH 86 4-0 12 2B BB			2	1	0	0	1	1	1
12 Jeff Francoeur, R (1, 9) OBP: 0.346, SLG: 0.515		S SI 90 S FF 91 S FF 93 0-3 ③ K			B SL 81 F SL 78 B SI 90 F SL 79 F SL 80 F FF 92 F CH 82 B SI 92 X SI 90 3-2 ② F7		X FF 88 0-0 4 SF7 1-H 2B			3	1	1	1	0	1	1
4 Henry Blanco, R (1, 2) OBP: 0.222, SLG: 0.143			B FF 89 F FF 88 C FF 89 B FF 91 F SI 89 F CH 81 X CH 81 2-2 ① G1-3		B SI 90 X SI 90 1-0 49 S 1B		X SL 78 0-0 ① SF7 3-H			2	0	1	1	0	0	0
49 Jonathon Niese, L (1, 1) OBP: 0.111, SLG: 0.111 36 Manny Acosta, R (6, 1) 27 Frank Catalanotto, L (7, PH) OBP: 0.176, SLG: 0.125 38 Fernando Nieve, R (8, 1) 25 Pedro Feliciano, L (8, 1) 75 Francisco Rodríguez, R (9, 1)			B SI 88 C FF 88 C SI 89 F CH 80 B CH 83 B FF 90 F FF 89 X FF 88 3-2 ② F7		F SI 89 C FF 89 B SI 90 X CH 81 1-2 ③ G6-3 1-2		C FF 87 B FF 87 C FF 89 F CH 80 X FF 91 1-2 ② G4-3			2 0 0 0 0 0 1 0 0 0 0 0 0 0 1 0 0 0 0 0 0 0 0 0 0 0 0 0 0 0 0 0 0 0 0 0 0 0 0 0 0 0						

Inning Stats									
	R: 0 E: 0 K: 0 S: 7	H: 0 LOB: 0 BB: 0 P: 10	R: 0 E: 0 K: 1 S: 7	H: 1 LOB: 1 BB: 0 P: 9	R: 0 E: 0 K: 0 S: 11	H: 0 LOB: 0 BB: 0 P: 16	R: 0 E: 0 K: 1 S: 8	H: 0 LOB: 1 BB: 1 P: 15	R: 0 E: 0 K: 1 S: 13	H: 1 LOB: 1 BB: 0 P: 18	R: 1 E: 0 K: 0 S: 6	H: 1 LOB: 1 BB: 1 P: 15	R: 2 E: 0 K: 0 S: 10	H: 1 LOB: 1 BB: 2 P: 20	R: 0 E: 0 K: 1 S: 9	H: 1 LOB: 0 BB: 0 P: 14

AB	27	
R	3	
H	5	
RBI	3	
BB	4	
SO	4	
LOB	9	

PITCHER		IP	WLS	BF	H	R	ER	SO	BB	IBB	HBP	BLK	WP	HR	S	P	ERA	WHIP	PITCHER	IP	WLS	BF	H	R	ER	SO	BB	IBB	HBP	BLK	WP	HR	S	P	ERA	WHIP
49 Jair Jurrjens, R ERA: 5.48	(1, 1)	6.2	L	28	4	3	3	3	4	0	0	0	0	0	58	98	4.05	1.200																	
34 Eric O'Flaherty, L ERA: 1.17	(7, 1)	0.1		1	0	0	0	0	0	0	0	0	0	0	4	5	0.00	0.000																	
54 Kris Medlen, R ERA: 3.38	(8, 1)	1.0		3	1	0	0	1	0	0	0	0	0	0	9	14	0.00	1.000																	

Batter	1	2	3	4	5	6	7	8	9	AB	R	H	RBI	BB	SO	LOB
53 Melky Cabrera, S (1, 7) OBP: 0.254, SLG: 0.186	B FF 90 X FF 89 1-0 ① F7	1 SAFE C FS 87 B SI 88 D FS 84 X SI 89 2-1 1-2 1B		B FS 84 C SI 88 C FF 90 B FS 85 X SI 91 2-2 ③ G4-3						3	0	1	0	0	0	1
14 Martín Prado, R (1, 4) OBP: 0.475, SLG: 0.565	B FF 90 F FF 90 C SL 83 F FS 85 X FS 86 1-2 ② G5-3	B SL 83 B FS 85 B FF 91 C FF 91 F FF 91 F FS 85 F FF 92 S FF 91 3-3 ③ K			S FF 91 X SI 91 0-1 2B					3	0	1	0	0	1	2
10 Chipper Jones, S (1, 5) OBP: 0.417, SLG: 0.479	C CU 75 B SI 92 B FF 89 B FS 86 B FF 91 4-1 16 2B BB		X SI 90 0-0 ① G4-3		F FF 91 S SI 90 B SI 92 B FF 92 S FS 84 2-3 ① K					2	0	0	0	1	1	1
16 Brian McCann, L (1, 2) OBP: 0.446, SLG: 0.479	S FS 86 B FF 91 B FF 89 B FF 90 F FF 91 X FS 85 3-2 1-3 2B		B SI 90 B FF 89 F FS 84 B SI 91 D FS 85 4-1 25 1B BB		C CU 73 B FF 92 D SI 92 S CU 73 F FS 86 B SI 91 F SI 92 F FS 87 B FS 86 4-2 25 G5-4-3 BB					1	0	1	0	2	0	0
25 Troy Glaus, R (1, 3) OBP: 0.273, SLG: 0.305	B SI 92 B FF 92 B SI 92 B SI 91 4-0 BB		C SI 91 T FF 92 B SI 91 B FS 84 F FF 93 X SI 92 2-2 22 G6-3 1-2 1B		X SI 92 0-0 ② ③ G5-4-3 1-2f					2	0	1	0	1	0	2
22 Jason Heyward, L (1, 9) OBP: 0.370, SLG: 0.492	C FF 92 B FF 92 F FF 91 B SI 93 D FS 87 F SI 94 F SI 92 F SI 92 X FF 92 3-2 ③ P6		B SI 91 B FF 91 X SI 90 2-0 ② ③ G6-3 1-2f			C 0-1				3	0	0	0	0	0	5
19 Yunel Escobar, R (1, 6) OBP: 0.268, SLG: 0.234		F FF 89 B CU 80 B SI 89 C SI 90 F SI 91 X FS 85 2-2 ① G4-3		B SL 80 X FF 88 1-0 ① B5-3						2	0	0	0	0	0	0
24 Nate McLouth, L (1, 8) OBP: 0.308, SLG: 0.244		C CU 74 F SI 90 B FS 86 B FS 84 B SI 91 F SI 91 F SI 91 B SI 92 4-2 53 1B BB		C FF 90 B FF 90 B FS 85 X SI 90 2-1 ② F7						1	0	0	0	1	0	0
48 Tommy Hanson, R (1, 1) OBP: 0.125, SLG: 0.125		B FF 89 C FF 89 L FF 90 M FS 85 1-3 ② K		C FF 90 X FF 90 0-1 1B						2	0	1	0	0	1	1
Inning Stats	R: 0 H: 1 E: 0 LOB: 3 K: 0 BB: 2 S: 15 P: 31	R: 0 H: 1 E: 0 LOB: 2 K: 2 BB: 1 S: 18 P: 30	R: 0 H: 1 E: 0 LOB: 1 K: 0 BB: 1 S: 7 P: 15	R: 0 H: 1 E: 0 LOB: 1 K: 0 BB: 0 S: 8 P: 13	R: 0 H: 1 E: 0 LOB: 1 K: 1 BB: 1 S: 11 P: 17	R: 0 H: 0 E: 0 LOB: 0 K: 0 BB: 0 S: 1 P: 1				1B: 3 SF: 0 2B: 2 SAC: 0 3B: 0 DP: 2 HR: 0 HBP: 0				WP: 0 PA: 24 PB: 0 SB: 0 CS: 0		

TOP

Atlanta Braves @ New York Mets

Citi Field, Flushing, NY

Sun Apr 25 2010, 8:10 PM - 10:04 PM EDT

Att. 27,623 - Cloudy - 50 F

livebaseballscorecards.com

AB	19
R	0
H	5
RBI	0
BB	5
SO	3
LOB	12

PITCHER		IP	WLS	BF	H	R	ER	SO	BB	IBB	HBP	BLK	WP	HR	S	P	ERA	WHIP
34 Mike Pelfrey, R ERA: 0.69	(1, 1)	5.0	W	23	5	0	0	3	5	0	0	0	0	0	59	106	0.00	2.000
22 Raul Valdes, L ERA: 1.04	(6, 1)	0.0		1	0	0	0	0	0	0	0	0	0	0	1	1	∞	∞

PITCHER	IP	WLS	BF	H	R	ER	SO	BB	IBB	HBP	BLK	WP	HR	S	P	ERA	WHIP

Batter	1	2	3	4	5	6	7	8	9	AB	R	H	RBI	BB	SO	LOB
16 Ángel Pagán, S (1, 8) OBP: 0.302, SLG: 0.281	B FF 88 C FF 89 C SL 83 X CU 75 1-2 ① G3		B FF 90 F SL 82 S FF 92 B SL 83 F FF 92 C FF 93 2-3 ① K		F FF 89 B SL 81 X SL 82 1-1 ① G6-3					3	0	0	0	0	1	0
1 Luis Castillo, S (1, 4) OBP: 0.354, SLG: 0.327	C FF 90 C FF 92 T FF 92 0-2 ② K		X FF 92 0-0 7 E 7 S 1B		C FF 90 B CH 83 C SL 80 X SL 79 1-2 7 S 1B					3	0	2	0	0	1	0
7 José Reyes, S (1, 6) OBP: 0.314, SLG: 0.355	C CU 75 S CH 82 F FF 93 B CU 77 F FF 94 F FF 93 X SL 84 1-2 44 S 44 E 1B		C FF 92 X FF 92 0-1 ② G6-3 1-3		1 SAFE 1 SAFE 1 SAFE B FF 90 C CU 75 1 SAFE F FF 93 B CH 83 F FF 94 2-3 ② S CU 77 K 1-2					3	1	1	0	0	1	2
44 Jason Bay, R (1, 7) OBP: 0.388, SLG: 0.373	C SL 82 1 SAFE B SL 82 X FF 91 1-1 E5 1-H 1B		S SL 86 B FF 87 F FF 93 D CU 77 D CH 86 B FF 94 4-2 BB		B CU 77 B FF 93 C SL 83 F FF 94 X FF 93 2-2 ③ P6					2	0	1	0	1	0	1
5 David Wright, R (1, 5) OBP: 0.405, SLG: 0.413	1 SAFE C FF 92 F FF 92 B FF 90 1 SAFE T FF 93 1-2 ③ K		F SL 82 B FF 94 X FF 93 1-1 ③ L4							2	0	0	0	0	1	3
29 Ike Davis, L (1, 3) OBP: 0.400, SLG: 0.500		C FF 91 S CU 76 C CU 76 0-3 ① K		C SL 83 B FF 92 S CU 76 B CU 78 F FF 94 B SL 84 S CU 78 3-3 ① K						2	0	0	0	0	2	0
12 Jeff Francoeur, R (1, 9) OBP: 0.350, SLG: 0.514		F FF 94 B FF 94 S FF 87 S SL 85 1-3 ② K		X SL 84 0-0 1B						2	0	1	0	0	1	0
4 Henry Blanco, R (1, 2) OBP: 0.250, SLG: 0.133		B FF 93 B FF 94 B FF 92 C FF 93 S FF 94 F FF 95 B FF 94 4-2 BB		1 SAFE C SL 81 S SL 84 S FF 91 0-3 ② K						1	0	0	0	1	1	1
34 Mike Pelfrey, R (1, 1) OBP: 0.400, SLG: 0.250 22 Raul Valdes, L (6, 1) OBP: 0.333, SLG: 0.333		B FF 92 B FF 92 C FF 92 S FF 93 F FF 94 F SL 85 F FF 93 X SL 84 2-2 ③ G4-3		B FF 92 S FF 92 X SL 84 1-1 ③ G3						2 0	0 0	0 0	0 0	0 0	0 0	2 0
Inning Stats	R: 1 H: 2 E: 1 LOB: 1 K: 2 BB: 0 S: 17 P: 21	R: 0 H: 0 E: 0 LOB: 1 K: 2 BB: 1 S: 15 P: 22	R: 0 H: 1 E: 0 LOB: 2 K: 1 BB: 1 S: 11 P: 18	R: 0 H: 1 E: 0 LOB: 1 K: 2 BB: 0 S: 10 P: 14	R: 0 H: 1 E: 0 LOB: 1 K: 1 BB: 0 S: 12 P: 18					1B: 5 SF: 0 2B: 0 SAC: 0 3B: 0 DP: 0 HR: 0 HBP: 0						

PITCHER	IP	WLS	BF	H	R	ER	SO	BB	IBB	HBP	BLK	WP	HR	S	P	ERA	WHIP
48 Tommy Hanson, R (1, 1) ERA: 2.14	5.0	L	22	5	1	0	8	2	0	0	0	0	0	65	93	0.00	1.400

PITCHER	IP	WLS	BF	H	R	ER	SO	BB	IBB	HBP	BLK	WP	HR	S	P	ERA	WHIP

BOTTOM

Atlanta Braves @ New York Mets

Citi Field, Flushing, NY

Sun Apr 25 2010, 8:10 PM - 10:04 PM EDT

Att. 27,623 - Cloudy - 50 F

livebaseballscorecards.com

AB	20
R	1
H	5
RBI	0
BB	2
SO	8
LOB	9

WP: 0 PA: 22
PB: 0
SB: 3
CS: 0

Batter	1	2	3	4	5	6	7	8	9	AB	R	H	RBI	BB	SO	LOB
15 Rafael Furcal, S (1, 6) OBP: 0.378, SLG: 0.420	B F FF 87 B SI 86 F FF 88 C CH 79 2-3 ① K		C CH 80 C FF 87 S CH 80 0-3 ① K		B SL 80 B FF 87 C FF 87 C FF 87 X FF 88 2-2 16 FC4-6 1B		C CH 82 B SI 93 F FF 91 F SI 92 F SI 94 F FF 93 B CH 85 X FF 92 2-2 ②③ G6-4-3 1-2f			4	0	1	0	0	2	1
5 Reed Johnson, R (1, 7) OBP: 0.273, SLG: 0.424	C FF 88 F FF 88 B CH 80 X FF 89 1-2 ② F8		F FF 88 S SI 88 F FF 89 X CH 79 0-2 3B		C FF 86 F FF 88 1 SAFE B FF 86 1 SAFE 1 SAFE S SL 78 1-3 ① K			X FF 89 0-0 ① B3		4	0	1	0	0	1	1
16 Andre Ethier, L (1, 9) OBP: 0.414, SLG: 0.619	B FF 87 C FF 88 C FF 89 X SL 79 1-2 ③ G3		S SL 78 B FF 89 S FF 87 F FF 90 D SL 81 B SL 80 X FF 90 3-2 ② L3		X SI 88 0-0 ② FC4-6 1-2f			C FF 92 X CH 80 0-1 2B		4	0	1	0	0	0	2
27 Matt Kemp, R (1, 8) OBP: 0.363, SLG: 0.613		F FF 88 S SL 81 B FF 89 B FF 89 F FF 89 X SL 79 2-2 ① F8	C SL 81 X SL 83 0-1 ③ G5-3		C SI 86 S FF 88 F FF 88 B FF 87 X SL 81 1-2 ③ F8			C FF 92 C SI 93 C SI 94 0-3 ② K		4	0	0	0	0	1	3
23 Casey Blake, R (1, 5) OBP: 0.371, SLG: 0.578		C SI 87 B FF 88 B SI 88 B CH 80 C SI 88 B SI 88 4-2 7 FC4-6 BB	C FF 87 B CH 80 C FF 89 F SL 83 S FF 89 1-3 ① K		B SI 85 B FF 86 C FF 85 C SL 86 F FF 89 T FF 89 2-2 ① K			S SI 92 C FF 93 B SI 91 B FF 92 X FF 92 2-2 ③ G4-3		3	0	0	0	1	2	1
7 James Loney, L (1, 3) OBP: 0.326, SLG: 0.381		B FF 86 S FF 87 X FF 88 1-1 ② FC4-6 14 BB 55 S 1-2f	C SL 80 B SL 82 X SL 79 1-1 ② G3-1		B FF 89 B FF 88 C FF 88 C FF 88 F FF 90 X CH 78 2-2 ② L9				C SI 86 C SI 83 X CH 75 0-2 ① L4	4	0	0	0	0	0	1
55 Russell Martin, R (1, 2) OBP: 0.423, SLG: 0.397		B CH 76 C SI 86 B SI 86 1 SAFE 1 SAFE B SL 78 B FF 86 4-1 14 BB 1-2 BB	C FF 89 C FF 89 B SL 79 X CH 82 1-2 14 1B 1B		F SI 87 S FF 88 X SL 82 0-2 ③ P6				C SI 86 B CH 75 B SI 85 B SI 84 B SI 85 4-1 BB	2	0	1	0	2	0	0
14 Jamey Carroll, R (1, 4) OBP: 0.367, SLG: 0.280		B SI 85 D SL 79 B FF 86 C SI 86 C SI 86 F FF 88 B FF 89 4-2 1-2 2-3 BB	F FF 87 B FF 88 F FF 88 B CH 78 F FF 89 X FF 88 2-2 1-2 1B				C SI 92 B SL 82 F FF 92 B SI 94 F FF 94 B SL 83 B SI 92 4-2 15 G6-4-3 BB		C SI 84 C SI 85 B SI 87 S SL 81 1-3 ② K	2	0	1	0	2	1	1
18 Hiroki Kuroda, R (1, 1) 9 Garret Anderson, L (7, PH) OBP: 0.179, SLG: 0.250 50 Jon Link, R (7, 1) 38 Ramon Troncoso, R (7, 1) 52 George Sherrill, L (7, 1) 35 Ramon Ortiz, R (8, 1) 3 Ronnie Belliard, R (9, PH) OBP: 0.364, SLG: 0.594		B FF 89 C FF 87 B FF 88 C FF 87 F FF 90 F FF 88 F FF 90 B FF 90 S FF 90 3-3 ③ K	C FF 88 X FF 88 0-1 ③ G1-3				C FF 92 B CH 81 S FF 92 F SI 91 S SI 92 1-3 ① K		B SI 86 C SI 84 F SL 81 S CH 74 1-3 ③ K	2 1 0 0 0 0 1	0 0 0 0 0 0 0	0 0 0 0 0 0 0	0 0 0 0 0 0 0	1 0 0 0 0 0 1	5 1 0 0 0 0 1	1 0 0 0 0 0 1
Inning Stats	R: 0 E: 0 K: 1 S: 9 H: 0 LOB: 0 BB: 0 P: 13	R: 0 E: 0 K: 1 S: 18 H: 0 LOB: 3 BB: 3 P: 36	R: 0 E: 0 K: 1 S: 13 H: 1 LOB: 1 BB: 0 P: 16	R: 0 E: 0 K: 1 S: 15 H: 2 LOB: 2 BB: 0 P: 20	R: 0 E: 0 K: 1 S: 11 H: 1 LOB: 1 BB: 0 P: 15	R: 0 E: 0 K: 1 S: 11 H: 0 LOB: 0 BB: 0 P: 15	R: 0 E: 0 K: 1 S: 13 H: 0 LOB: 0 BB: 1 P: 20	R: 0 E: 0 K: 1 S: 9 H: 1 LOB: 1 BB: 0 P: 11	R: 0 E: 0 K: 2 S: 10 H: 0 LOB: 1 BB: 1 P: 16	1B: 3 2B: 1 3B: 1 HR: 0 SF: 0 SAC: 0 DP: 1 HBP: 0	WP: 0 PB: 0 SB: 1 CS: 0 PA: 36					

PITCHER	IP	WLS	BF	H	R	ER	SO	BB	IBB	HBP	BLK	WP	HR	S	P	ERA	WHIP
57 Johan Santana, L (1, 1) ERA: 2.08	6.0	W	25	4	0	0	6	3	0	0	0	0	0	77	115	0.00	1.167
38 Fernando Nieve, R (7, 1) ERA: 3.86	2.0	H	7	1	0	0	2	1	0	0	0	0	0	22	31	0.00	1.000
25 Pedro Feliciano, L (9, 1) ERA: 0.9	1.0		4	0	0	0	2	1	0	0	0	0	0	10	16	0.00	1.000

PITCHER	IP	WLS	BF	H	R	ER	SO	BB	IBB	HBP	BLK	WP	HR	S	P	ERA	WHIP

TOP

Los Angeles Dodgers @ New York Mets

Citi Field, Flushing, NY

Tue Apr 27 2010, 4:11 PM - 7:04 PM EDT

Partly Cloudy - 53 F

livebaseballscorecards.com

AB	31
R	0
H	5
RBI	0
BB	5
SO	10
LOB	17

BOTTOM

Batter	1	2	3	4	5	6	7	8	9	AB	R	H	RBI	BB	SO	LOB
16 Ángel Pagán, S (1, 8) OBP: 0.299, SLG: 0.279	B SI 91 C SI 90 B SI 89 F SI 90 X SI 90 2-2 ① G5-3		B SI 90 L SI 90 B CU 80 X SI 90 2-1 ① G4-3		C CU 81 B SI 91 S CU 81 S SI 93 1-3 ② K		B SI 90 B SI 88 X FF 89 2-0 7 G3 1 1B 1-2 2-3 1B			4	0	1	0	0	1	1
1 Luis Castillo, S (1, 4) OBP: 0.348, SLG: 0.322	B SI 90 X SI 91 1-0 ② G4-3		B SI 90 B SI 89 B SI 89 C FS 87 C FS 88 X FS 88 3-2 ② F8		C SI 90 B SI 91 X SI 91 1-1 ③ F8		B SI 90 C SI 88 X SI 89 1-1 7 G3 1-2 2-H 3-H 1B			4	0	1	2	0	0	1
7 José Reyes, S (1, 6) OBP: 0.311, SLG: 0.348	C SI 91 X SI 90 0-1 ③ P6		B SI 90 X SI 90 1-0 ③ F7			X SI 90 0-0 44 G5-4-3 1B	L SI 90 B SI 91 B FF 90 F SI 91 D CU 75 X SI 90 3-2 ① G3 1-2 2-3			4	0	1	0	0	0	2
44 Jason Bay, R (1, 7) OBP: 0.393, SLG: 0.414		B FS 81 C SI 88 C SL 81 B SL 82 X SI 89 2-2 ① G5-3		B SI 91 X SI 90 1-0 HR		1 SAFE C FS 83 1 SAFE X CU 80 0-1 ①② G5-4-3 1-2f	B CU 72 B SI 88 B CU 74 I IN 65 4-0 IBB			3	1	1	1	1	0	1
5 David Wright, R (1, 5) OBP: 0.409, SLG: 0.409		B C SI 91 B SI 90 F SI 89 B SL 83 F FF 90 B SI 91 4-2 29 2B 21 WP BB		F SI 90 C SL 84 B FF 93 B SL 85 X SL 85 2-2 ① G6-3		B SL 83 B SI 92 X SI 93 2-0 29 S 1B	F SI 90 F SI 90 D CU 75 D SI 90 C SI 90 2-3 ② K			3	1	1	0	1	1	3
29 Ike Davis, L (1, 3) OBP: 0.414, SLG: 0.520		B SI 90 1 SAFE B SI 91 X SI 91 2-0 21 WP 1-3 2B		C CU 81 F FS 87 C SL 83 0-3 ② K		B SL 82 I IN 67 I IN 64 I IN 66 4-0 1-2 IBB	B FF 88 C FF 87 X FF 88 1-1 ③ F7			3	0	1	0	1	1	3
19 Gary Matthews, S (1, 9) OBP: 0.286, SLG: 0.233 38 Fernando Nieve, R (7, 1) 17 Fernando Tatis, R (8, PH) OBP: 0.267, SLG: 0.357 25 Pedro Feliciano, L (9, 1)		I IN 65 I IN 68 I IN 66 I IN 64 4-0 21 WP IBB		B CU 82 C SL 82 X FF 92 1-1 ③ G1-3		B SL 83 S CU 80 S SI 93 B SL 85 C SL 85 2-3 ③ K		B SI 89 X SI 90 1-0 ① F8		2 0 1 0	0 0 0 0	0 0 0 0	0 0 0 0	1 0 0 0	1 0 0 0	2 0 0 0
21 Rod Barajas, R (1, 2) OBP: 0.206, SLG: 0.367		B SL 83 S SI 90 F SL 84 B SI 93 F SL 84 S SL 84 2-3 ② K 1-2 2-3 3-H			B FF 91 X CU 81 1-0 ① P2		X SI 89 0-0 16 1B 12 BB 1 1B 1B	B SL 82 X SL 83 1-0 ② F7		4	1	1	0	0	1	2
57 Johan Santana, L (1, 1) OBP: 0.222, SLG: 0.333 12 Jeff Francoeur, R (7, 9) OBP: 0.354, SLG: 0.507		X SI 90 0-0 ③ F7			B SI 90 C FS 88 X SI 91 1-1 1B		B SL 83 F FF 90 D CH 82 D SI 89 B FF 91 4-1 16 1B 1 1B 1-2 BB	S SL 85 B CH 84 S SL 83 B SL 85 X SI 90 2-2 ③ P4		2 1	0 1	1 0	0 0	0 1	0 0	2 0
Inning Stats	R: 0 E: 0 K: 0 S: 6 H: 0 LOB: 0 BB: 0 P: 9	R: 1 E: 0 K: 1 S: 12 H: 1 LOB: 2 BB: 2 P: 26	R: 0 E: 0 K: 0 S: 6 H: 0 LOB: 0 BB: 0 P: 12	R: 1 E: 0 K: 1 S: 9 H: 1 LOB: 0 BB: 0 P: 13	R: 0 E: 0 K: 1 S: 8 H: 1 LOB: 1 BB: 0 P: 12	R: 0 E: 0 K: 1 S: 7 H: 2 LOB: 2 BB: 1 P: 15	R: 2 E: 0 K: 1 S: 13 H: 3 LOB: 3 BB: 2 P: 30	R: 0 E: 0 K: 0 S: 5 H: 0 LOB: 0 BB: 0 P: 9		1B: 6 2B: 1 3B: 0 HR: 1 SF: 0 SAC: 0 DP: 1 HBP: 0					WP: 1 PB: 0 SB: 1 CS: 0 PA: 36	

PITCHER		IP	WLS	BF	H	R	ER	SO	BB	IBB	HBP	BLK	WP	HR	S	P	ERA	WHIP
18 Hiroki Kuroda, R ERA: 2.36	(1, 1)	6.0	L	25	5	2	2	4	1	2	0	0	1	1	48	87	3.00	1.000
50 Jon Link, R ERA: 9.0	(7, 1)	0.0		3	2	2	2	0	1	0	0	0	0	0	3	9	∞	∞
38 Ramon Troncoso, R ERA: 3.18	(7, 1)	0.2		4	1	0	0	1	0	1	0	0	0	0	8	18	0.00	1.500
52 George Sherrill, L ERA: 7.71	(7, 1)	0.1		1	0	0	0	0	0	0	0	0	0	0	2	3	0.00	0.000
35 Ramon Ortiz, R ERA: 6.39	(8, 1)	1.0		3	0	0	0	0	0	0	0	0	0	0	5	9	0.00	0.000

PITCHER	IP	WLS	BF	H	R	ER	SO	BB	IBB	HBP	BLK	WP	HR	S	P	ERA	WHIP

Los Angeles Dodgers @ New York Mets

Citi Field, Flushing, NY

Tue Apr 27 2010, 4:11 PM - 7:04 PM EDT

Partly Cloudy - 53 F

livebaseballscorecards.com

AB	31
R	4
H	8
RBI	3
BB	5
SO	5
LOB	17

Batter	1	2	3	4	5	6	7	8	9	AB	R	H	RBI	BB	SO	LOB
5 Reed Johnson, R (1, 7) OBP: 0.316, SLG: 0.459	B SI 86 F SI 88 X CH 84 1-1 G6-3		B CH 80 B SI 87 B CH 85 C SI 87 F SI 88 F SI 88 S FF 86 3-3 K	B CH 76 D CH 77 C FF 88 F SI 87 B SI 87 B FF 88 4-2 1-2 2-3 3-H BB			B CH 77 S FF 87 F FF 88 X CU 67 1-2 16 1B 2B		B SI 86 X SI 86 1-0 55 FC6-4 2-3 1B	4	1	2	1	1	1	0
7 James Loney, L (1, 3) OBP: 0.326, SLG: 0.379 23 Casey Blake, R (4, 5) OBP: 0.361, SLG: 0.569	C FF 87 X FF 88 0-1 27 G6-3 16 BB 1B		B SI 88 X SI 87 1-0 G3	C FF 87 D FF 88 B SL 79 F FF 88 B CU 81 F SI 87 C FF 89 3-3 K			C FF 86 F FF 87 B CH 76 B CH 79 B FF 89 S FF 88 3-3 K		C CU 74 B SI 86 X CH 73 1-1 SF7 3-H	3 1	0 0	1 0	0 1	0 0	1 1	3 1
16 Andre Ethier, L (1, 9) OBP: 0.432, SLG: 0.615 37 Carlos Monasterios, R (7, 1) 55 Russell Martin, R (9, PH) OBP: 0.417, SLG: 0.390	D CH 84 F FF 86 F CH 83 B FF 87 B FF 89 D CH 84 4-2 27 G6-3 1-2 BB			F CH 84 B SL 72 B SL 75 B SI 87 B FF 88 4-1 3 WP 27 1B 3 FC6-5 BB	B SL 77 S FF 88 B SL 78 F FF 89 F FF 88 F CU 69 C FF 88 2-3 K		B SL 75 C SI 87 S SL 77 X FF 88 1-2 2-H 1B		B CH 71 C SI 86 X CU 74 1-1 FC6-4 27 WP 1-2f	2 0 1	1 0 0	1 0 0	1 0 0	2 0 0	1 0 0	0 0 1
27 Matt Kemp, R (1, 8) OBP: 0.354, SLG: 0.588	D CH 84 B FF 88 X SI 86 2-0 G6-3 1-2 2-3			D CH 82 X CH 85 1-0 3 FC6-5 3 WP 1-2 1B	B CH 77 B CH 78 F CH 78 B FF 88 C FF 87 F CH 80 F SI 88 F CH 79 F CH 79 3-2 X CH 78 L9		S CH 76 D CU 66 B CH 76 B CH 78 F FF 87 F FF 87 F FF 88 X CH 79 3-2 F7		B CU 73 C CU 73 B CH 71 F SI 85 B CU 75 X CU 75 3-2 G5-3 1-2	5	0	1	0	0	0	4
3 Ronnie Belliard, R (1, 5) OBP: 0.351, SLG: 0.543 (4, 3)	C SI 86 B FF 88 X CH 83 1-1 F8			C SI 86 B SI 86 B SI 86 C SI 87 B SI 88 X SI 87 3-2 FC6-5 14 BB 17 1B 1-3 2-H	C SI 86 S CU 68 B CH 80 X CH 78 1-2 G6-3			B FC 95 C FC 94 B FF 94 B FC 92 C FC 93 B FC 93 4-2 33 G3-1 BB		3	1	0	1	1	0	3
33 Blake DeWitt, L (1, 4) OBP: 0.377, SLG: 0.260		B CH 85 C CH 85 F FF 87 B SL 75 X FF 86 2-2 G4-3		C FF 86 C SL 74 X SL 76 0-2 F7		B FF 87 F FF 88 C SI 87 1-3 K		B FC 92 C FC 92 F FF 93 D CH 87 X FC 93 2-2 G3-1 1-2		4	0	0	0	0	1	2
14 Jamey Carroll, R (1, 6) OBP: 0.353, SLG: 0.250		C SI 87 X CH 84 0-1 L7		B SL 76 B CH 86 C SI 87 B SI 87 1 SAFE B SI 87 4-1 49 BB 17 1B 5 BB 1-2 BB		B SI 86 F FF 88 B CU 66 F SI 88 F FF 88 B CH 80 X FF 88 3-2 L9		B FC 93 C FC 93 S FC 93 X FC 94 1-2 G1-3		3	1	0	0	1	0	1
17 A.J. Ellis, R (1, 2) OBP: 0.357, SLG: 0.364		C SI 87 B FF 86 B CH 84 B SI 87 C FF 87 F FF 88 X SI 88 3-2 F9		C SI 87 D CH 84 X CH 85 1-1 5 BB 49 BB 1-2 2-H 1B		C CH 78 C CH 77 X CH 78 0-2 G3-1		C FF 94 C FC 94 X CU 78 0-2 G5-3		4	0	1	1	0	0	1
49 Charlie Haeger, R (1, 1) 38 Ramon Troncoso, R (5, 1) 50 Jon Link, R (6, 1) 52 George Sherrill, L (6, 1) 30 Xavier Paul, L (7, PH) OBP: 0.143, SLG: 0.286 (7, 9)			B CH 85 B CH 83 B CH 84 C CH 84 C CH 85 S CH 85 3-3 K	D SI 86 B SI 86 B CH 84 B SI 87 4-0 5 BB 1-2 2-3 BB			B FF 86 B SI 87 C FF 87 S SL 78 S SL 79 2-3 K		C FF 85 B CU 76 B CU 75 S SI 86 B CU 77 X FF 87 3-2 5 1B 23 SF7 2B	1 0 0 0 2	0 0 0 0 1	0 0 0 0 1	0 0 0 0 0	1 0 0 0 0	1 0 0 0 1	0 0 0 0 0
Inning Stats	R: 0 E: 0 K: 0 S: 9 H: 1 LOB: 2 BB: 1 P: 17	R: 0 E: 0 K: 0 S: 9 H: 0 LOB: 0 BB: 0 P: 14	R: 0 E: 0 K: 2 S: 8 H: 0 LOB: 0 BB: 0 P: 15	R: 3 E: 0 K: 1 S: 17 H: 2 LOB: 3 BB: 4 P: 41	R: 0 E: 0 K: 1 S: 15 H: 0 LOB: 0 BB: 0 P: 21	R: 0 E: 0 K: 1 S: 10 H: 0 LOB: 0 BB: 0 P: 14	R: 1 E: 0 K: 2 S: 17 H: 2 LOB: 1 BB: 0 P: 27	R: 0 E: 0 K: 0 S: 11 H: 0 LOB: 1 BB: 1 P: 18	R: 1 E: 0 K: 0 S: 11 H: 2 LOB: 1 BB: 0 P: 20	1B: 5 2B: 2 3B: 0 HR: 0 SF: 1 SAC: 0 DP: 0 HBP: 0						WP: 2 PB: 0 SB: 0 CS: 0 PA: 40	

PITCHER		IP	WLS	BF	H	R	ER	SO	BB	IBB	HBP	BLK	WP	HR	S	P	ERA	WHIP
46 Oliver Pérez, L ERA: 4.35	(1, 1)	3.2		18	3	3	3	2	4	0	0	0	1	0	37	74	7.36	1.909
47 Hisanori Takahashi, L ERA: 3.77	(4, 1)	3.1	W	13	2	1	1	5	1	0	0	0	0	0	48	75	2.70	0.900
32 Jenrry Mejia, R ERA: 1.8	(8, 1)	1.0		4	0	0	0	0	1	0	0	0	0	0	11	18	0.00	1.000
22 Raul Valdes, L ERA: 1.86	(9, 1)	1.0		5	2	1	1	0	0	0	0	0	1	0	11	20	9.00	2.000

PITCHER	IP	WLS	BF	H	R	ER	SO	BB	IBB	HBP	BLK	WP	HR	S	P	ERA	WHIP

TOP

Los Angeles Dodgers @ New York Mets

Citi Field, Flushing, NY

Tue Apr 27 2010, 7:37 PM - 10:55 PM EDT

Att. 32,012 - Partly Cloudy - 51 F

livebaseballscorecards.com

AB	33
R	5
H	7
RBI	5
BB	6
SO	7
LOB	16

BOTTOM

Los Angeles Dodgers @ New York Mets

Citi Field, Flushing, NY

Tue Apr 27 2010, 7:37 PM - 10:55 PM EDT

Att. 32,012 - Partly Cloudy - 51 F

livebaseballscorecards.com

Batter	1	2	3	4	5	6	7	8	9	AB	R	H	RBI	BB	SO	LOB
16 Ángel Pagán, S (1, 8) OBP: 0.319, SLG: 0.281	B FF 82 B FF 82 C FF 82 B KN 70 B FF 83 4-1 1 SH1-3 7 1B BB	B KN 65 B FF 78 C FF 82 F FF 78 B KN 71 X FF 79 3-2 ③ P6			B KN 69 B KN 76 C FF 81 B KN 77 B KN 77 4-1 7 FC4 1 BB 5 1B BB	F SI 88 B SI 89 B SI 88 X SI 88 2-1 7 E 1 S 5 3B 1-3 1B	B CU 74 B SI 87 B FF 90 C FF 88 X FF 87 3-1 ③ F8			3	3	1	0	2	0	0
1 Luis Castillo, S (1, 4) OBP: 0.370, SLG: 0.328	1 SAFE X FF 83 0-0 ① SH1-3 1-2		B FF 81 B KN 69 B FF 81 C FF 81 X FF 80 3-1 ① G4-3		B FF 80 B KN 76 C FF 82 1 SAFE B CU 78 C FF 82 F KN 77 B CU 78 4-2 7 FC4 1-2 BB	1 SAFE B SI 88 F SI 89 B SI 90 B FF 90 B SI 91 4-1 7 E 5 3B 1-2 BB		C FF 88 B FF 87 B FF 88 C CH 76 F CH 78 B FF 90 X FF 88 3-2 7 G6-3 1B		2	1	1	0	2	0	0
7 José Reyes, S (1, 6) OBP: 0.304, SLG: 0.338	C KN 70 X KN 70 0-1 44 3B 2-H 1B		X KN 70 0-0 ② P4		B SI 89 B SI 88 B SI 89 C FF 88 2 SAFE C FF 88 F FF 89 X SI 89 3-2 ① FC4 5 1B 29 2B 1-2f 2-3	D SL 76 X SL 73 1-0 E6 5 3B 1-2 2-3 3-H		X SI 88 0-0 ①② G6-3 1-2f		5	3	1	1	0	0	5
44 Jason Bay, R (1, 7) OBP: 0.382, SLG: 0.427	C KN 72 X CU 66 0-1 29 SF8 1-H 3B		B KN 71 F FF 78 B KN 70 B KN 70 F CU 77 S KN 72 3-3 ③ K		1 SAFE B SI 88 B CU 73 1 SAFE S SI 87 1 SAFE X SI 88 2-1 ② L5	C FF 86 C FF 88 F FF 88 S FF 87 0-3 ② K		C FF 89 F CU 76 S FF 89 0-3 ③ K		5	1	1	1	0	3	5
5 David Wright, R (1, 5) OBP: 0.435, SLG: 0.464	D KN 72 F KN 70 B KN 72 F KN 73 D KN 73 F KN 72 B KN 70 4-2 29 SF8 BB			C CU 77 F KN 66 B KN 69 X KN 73 1-2 29 G6-4-3 1B	X SI 90 0-0 29 2B 1-3 3-H 1B	B FF 87 B FF 87 X FF 87 2-0 1-H 2-H 3-H 3B				3	1	3	4	1	0	0
29 Ike Davis, L (1, 3) OBP: 0.424, SLG: 0.556	B FF 80 X CU 70 1-0 ② SF8 1-2 3-H			1 SAFE 1 SAFE C FF 82 B CU 70 F KN 69 B FF 83 1 SAFE X KN 71 2-2 ①② G6-4-3 1-2f	S SI 88 B CU 74 B CU 75 F SI 90 X CU 73 2-2 1-H 3-H 2B	D SL 76 B SL 75 C SL 74 B SL 75 F FF 86 B SL 75 4-2 BB				2	0	1	3	1	0	1
12 Jeff Francoeur, R (1, 9) OBP: 0.349, SLG: 0.493	X KN 70 0-0 ③ P6			B KN 71 F KN 72 F KN 68 F KN 74 F CU 79 X KN 74 1-2 4 2B 1B	X SI 88 0-0 ③ F9	B FF 88 X FF 87 1-0 ③ L8				4	0	1	0	0	0	4
4 Henry Blanco, R (1, 2) OBP: 0.292, SLG: 0.263		B KN 71 B KN 70 B FF 81 C FF 80 X KN 76 3-1 ① P6		1 SAFE B FF 83 X FF 82 1-0 1-3 2B		C SL 81 B SI 89 X SL 81 1-1 16 1B 7 E 1B	F FF 88 B CH 76 F SI 88 B FF 90 F FF 90 F SL 80 F FF 90 S 2-3 ① K2-3			4	1	2	0	0	1	0
46 Oliver Pérez, L (1, 1) OBP: 0.167, SLG: 0.167 47 Hisanori Takahashi, L (4, 1) OBP: 0.333, SLG: 0.333 27 Frank Catalanotto, L (7, PH) OBP: 0.167, SLG: 0.118 32 Jenrry Mejia, R (8, 1) 22 Raul Valdes, L (9, 1) OBP: 0.333, SLG: 0.333		B CU 69 B FF 82 C FF 81 X FF 82 2-1 ② F7		F FF 83 X FF 83 0-1 ③ L7		L SI 88 L SI 89 L SI 89 0-3 ① K	F SI 88 B SI 90 F CU 72 X CH 76 1-2 ② G6-3			1 2 1 0 0	0 0 0 0 0	0 0 0 0 0	0 0 0 0 0	0 1 0 0 0	0 3 0 0 0	0 5 0 0 0
Inning Stats	R: 3 E: 0 K: 0 S: 11 H: 2 LOB: 1 BB: 2 P: 20	R: 0 E: 0 K: 0 S: 7 H: 0 LOB: 0 BB: 0 P: 15	R: 0 E: 0 K: 1 S: 6 H: 0 LOB: 0 BB: 0 P: 12	R: 0 E: 0 K: 0 S: 14 H: 3 LOB: 2 BB: 0 P: 19	R: 3 E: 0 K: 0 S: 15 H: 2 LOB: 1 BB: 2 P: 30	R: 4 E: 1 K: 2 S: 17 H: 3 LOB: 2 BB: 2 P: 32	R: 0 E: 0 K: 1 S: 11 H: 0 LOB: 0 BB: 0 P: 17	R: 0 E: 0 K: 1 S: 8 H: 1 LOB: 0 BB: 0 P: 11		1B: 7 2B: 2 3B: 2 HR: 0 SF: 1 SAC: 1 DP: 2 HBP: 0				WP: 0 PB: 0 SB: 1 CS: 0 PA: 40		

	AB	R	H	RBI	BB	SO	LOB
	32	10	11	9	6	5	18

PITCHER		IP	WLS	BF	H	R	ER	SO	BB	IBB	HBP	BLK	WP	HR	S	P	ERA	WHIP
49 Charlie Haeger, R ERA: 7.45	(1, 1)	4.0	L	20	5	5	5	1	4	0	0	0	0	0	42	78	11.25	2.250
38 Ramon Troncoso, R ERA: 3.65	(5, 1)	1.0		5	2	1	1	0	0	0	0	0	0	0	11	18	9.00	2.000
50 Jon Link, R ERA: 7.71	(6, 1)	0.1		4	2	3	0	1	1	0	0	0	0	0	8	15	0.00	9.000
52 George Sherrill, L ERA: 7.04	(6, 1)	0.2		5	1	1	0	1	1	0	0	0	0	0	9	17	0.00	3.000
37 Carlos Monasterios, R ERA: 1.69	(7, 1)	2.0		6	1	0	0	2	0	0	0	0	0	0	19	28	0.00	0.500

PITCHER	IP	WLS	BF	H	R	ER	SO	BB	IBB	HBP	BLK	WP	HR	S	P	ERA	WHIP

Batter	1	2	3	4	5	6	7	8	9	AB	R	H	RBI	BB	SO	LOB
55 Russell Martin, R (1, 2) OBP: 0.408, SLG: 0.429	F SI 84 C SI 87 B SI 88 B CH 80 X FF 87 2-2 F9 ①		C SI 88 B FF 91 F F SI 89 B FF 89 X FF 88 2-2 G3-1 ② 2-3		B SI 86 F FF 86 F FF 89 B SI 89 F SI 87 B FF 88 F FF 88 X FF 88 3-2 HR 1-H		C SI 90 C SI 90 X SI 91 0-2 G6-4-3 ②③ 1-2f			4	1	1	2	0	0	2
27 Matt Kemp, R (1, 8) OBP: 0.350, SLG: 0.584	B SI 86 C FF 87 T SI 88 S SI 89 1-3 K ②		C SI 89 X SI 88 0-1 E6 16 S 3-H		X CH 80 0-0 7 WP 2B			X FF 89 0-0 G6-3 ①		4	0	1	0	0	1	0
16 Andre Ethier, L (1, 9) OBP: 0.410, SLG: 0.580	C FF 86 B FF 88 B SL 80 F FF 87 S 2-3 K ③		F SL 86 B FF 86 T FF 87 D SI 90 S SI 88 2-3 K ③ 1-2		S FF 87 S SI 87 S SI 87 0-3 K ②			C SI 84 B SI 82 X CU 78 1-1 L8 ②		4	0	0	0	0	3	2
7 James Loney, L (1, 3) OBP: 0.312, SLG: 0.363		C SI 86 T SI 86 B SI 87 B SI 89 S FF 88 2-3 K ①		B FF 85 F SI 86 C FF 87 F FF 88 S SI 88 1-3 K ①	T SI 89 B FF 90 F FF 87 X SI 87 1-2 G6-3 ③ 2-3			B SI 84 F SI 83 F SI 85 F CH 75 C CU 72 1-3 K ③		4	0	0	0	0	3	1
23 Casey Blake, R (1, 5) OBP: 0.355, SLG: 0.551		C SI 89 X SI 87 0-1 1B		F FF 88 C FF 88 X FF 90 0-2 F9 ②		C SI 86 F FF 87 S FF 87 0-3 K ①			B FF 90 C FF 89 C FF 90 F FF 91 C CU 78 1-3 K ①	4	0	1	0	0	2	0
3 Ronnie Belliard, R (1, 4) OBP: 0.366, SLG: 0.514		B SI 89 X SI 88 1-0 F9 ②		B SI 88 B SI 87 B SI 88 B SI 87 4-0 BB		C SI 88 B SI 87 C SI 88 C FF 89 1-3 K ②			C FF 91 B CU 77 B FF 92 F FF 91 B CH 79 F FF 90 B FF 90 4-2 30 2B BB	2	0	0	0	2	1	1
30 Xavier Paul, L (1, 7) OBP: 0.182, SLG: 0.364		C FF 88 B FF 87 X FF 86 1-1 F8 ③		B SI 86 B FF 87 C CH 81 X SI 86 2-1 F8 ③		S FF 88 C SI 89 S FF 90 0-3 K ③			B FF 89 C FF 89 F CH 80 X CU 79 1-2 2B 1-3	4	0	1	0	0	1	2
14 Jamey Carroll, R (1, 6) OBP: 0.395, SLG: 0.267			B FF 87 C SI 87 X SI 87 1-1 55 G3-1 48 SH1-3 27 E 1B		C FF 86 B SI 87 B FF 88 B SI 88 B SI 87 4-1 55 HR BB		C CH 85 B SI 88 B SI 88 B SI 88 C SI 87 B FF 87 4-2 55 G6-4-3 BB		F FF 91 C CU 78 S CU 78 0-3 K ②	2	2	1	0	2	1	2
48 John Ely, R (1, 1) 5 Reed Johnson, R (7, PH) OBP: 0.308, SLG: 0.447 54 Ronald Belisario, R (7, 1) 9 Garret Anderson, L (9, PH) OBP: 0.175, SLG: 0.243			B SI 87 1 SAFE L FF 87 M SI 88 X FF 89 1-2 SH1-3 1-2		L FF 86 X FF 88 0-1 B2 ①		X FF 88 0-0 F8 ①		F FF 90 S CH 83 D CH 87 C CH 86 1-3 K ③	1 1 0 1	0 0 0 0	0 0 0 0	0 0 0 0	0 0 0 0	0 0 0 1	1 1 0 2
Inning Stats	R: 0 E: 0 K: 2 S: 9 H: 0 LOB: 0 BB: 0 P: 14	R: 0 E: 0 K: 1 S: 8 H: 1 LOB: 1 BB: 0 P: 12	R: 1 E: 1 K: 1 S: 14 H: 1 LOB: 0 BB: 0 P: 20	R: 0 E: 0 K: 1 S: 9 H: 0 LOB: 1 BB: 1 P: 16	R: 2 E: 0 K: 1 S: 15 H: 2 LOB: 1 BB: 1 P: 23	R: 0 E: 0 K: 3 S: 9 H: 0 LOB: 0 BB: 0 P: 10	R: 0 E: 0 K: 0 S: 6 H: 0 LOB: 0 BB: 1 P: 10	R: 0 E: 0 K: 1 S: 7 H: 0 LOB: 0 BB: 0 P: 9	R: 0 E: 0 K: 3 S: 16 H: 1 LOB: 2 BB: 1 P: 23	1B: 2 2B: 2 3B: 0 HR: 1 SF: 0 SAC: 1 DP: 1 HBP: 0						WP: 1 PB: 0 SB: 1 CS: 0 PA: 36

PITCHER	IP	WLS	BF	H	R	ER	SO	BB	IBB	HBP	BLK	WP	HR	S	P	ERA	WHIP
33 John Maine, R (1, 1) ERA: 7.15	6.0	W	26	4	3	2	9	3	0	0	0	1	1	66	101	3.00	1.167
38 Fernando Nieve, R (7, 1) ERA: 3.46	1.1	H	3	0	0	0	0	0	0	0	0	0	0	5	5	0.00	0.000
25 Pedro Feliciano, L (8, 1) ERA: 0.84	0.2		2	0	0	0	1	0	0	0	0	0	0	6	8	0.00	0.000
75 Francisco Rodríguez, R (9, 1) ERA: 0.84	1.0		5	1	0	0	3	1	0	0	0	0	0	16	23	0.00	2.000

PITCHER	IP	WLS	BF	H	R	ER	SO	BB	IBB	HBP	BLK	WP	HR	S	P	ERA	WHIP

TOP

Los Angeles Dodgers @ New York Mets

Citi Field, Flushing, NY

Wed Apr 28 2010, 1:12 PM - 3:52 PM EDT

Att. 29,724 - Cloudy - 53 F

livebaseballscorecards.com

AB	31
R	3
H	5
RBI	2
BB	4
SO	13
LOB	14

BOTTOM

Los Angeles Dodgers @ New York Mets

Citi Field, Flushing, NY

Wed Apr 28 2010, 1:12 PM - 3:52 PM EDT

Att. 29,724 - Cloudy - 53 F

livebaseballscorecards.com

Batter	1	2	3	4	5	6	7	8	9	AB	R	H	RBI	BB	SO	LOB
16 Ángel Pagán, S (1, 8) OBP: 0.312, SLG: 0.304	C SI 86 C CU 70 B SI 88 X 1-2 P6 ①	B CU 69 X CH 77 1-0 13 2B 3B 2-H 3-H		C SI 86 S FC 84 F FC 81 B SI 85 C SI 84 1-3 K ①		C FC 84 S FC 83 S FF 84 0-3 K ③		C SI 92 X SI 92 0-1 L7-4 ② ③ 2-2		5	1	1	2	0	2	1
13 Alex Cora, L (1, 4) OBP: 0.289, SLG: 0.273	C SI 89 B SI 88 F SI 87 B SI 88 F SI 88 B CH 79 B FF 87 4-2 BB	B SI 85 X SI 86 1-0 2B 3-H		B FC 83 C FC 83 B FC 79 X FC 82 2-1 F9 ②			B C SI 90 F SL 83 X SI 92 1-2 G4-3 ①			3	0	1	1	1	0	0
7 José Reyes, S (1, 6) OBP: 0.301, SLG: 0.333	C CH 78 S CH 77 1 SAFE X CH 79 0-2 F7 ②	X CH 79 0-0 G3 ③		C SI 86 B FC 84 C FC 83 X CH 78 1-2 G3 ③			F SL 83 X SI 92 0-1 44 2B 1B			4	1	1	0	0	0	2
44 Jason Bay, R (1, 7) OBP: 0.387, SLG: 0.436	B SI 87 D FC 84 F FC 84 B FC 84 S FC 83 C SI 87 3-3 K ③		B SI 86 B SI 86 B FC 83 C SI 85 C SI 85 F FC 82 B SI 85 4-2 29 WP 12 2B BB		B FF 85 B FC 83 B FF 85 C SI 85 X FF 86 3-1 L5 ①		C SI 90 1 SAFE C SL 83 1 SAFE B SI 92 F SI 92 1 SAFE X FF 92 1-2 29 1B 2B 1-H			3	2	1	1	1	1	1
5 David Wright, R (1, 5) OBP: 0.438, SLG: 0.479		C FF 88 C FC 85 B CU 74 B FC 85 B SI 88 X SI 86 3-2 29 1B 12 FC1-6 2B	B FF 84 B FC 83 F SI 88 X FF 88 2-1 F9 ①		C SI 86 C CU 68 B SI 85 B SI 86 F FC 83 X SI 86 2-2 12 FC6-4 1B		C SL 84 X SI 92 0-1 G5-3 ②			4	1	2	0	0	0	2
29 Ike Davis, L (1, 3) OBP: 0.432, SLG: 0.548		S SI 87 B CH 80 B FC 83 S CH 77 F CH 77 B SI 86 X CH 76 3-2 12 FC1-6 1B 2-3	B CU 68 S SI 88 X SI 89 1-1 F8 ② 1-2		1 SAFE B CH 74 X SI 85 1-0 F7 ②		B SI 90 X SL 84 1-0 1B 2-H			4	0	2	1	0	0	2
12 Jeff Francoeur, R (1, 9) OBP: 0.344, SLG: 0.494		C SI 87 X FC 85 0-1 FC1-6 33 SH5-4 21 HBP 16 3B ① 1-2f 3-H	B FF 86 B SI 89 F SI 88 S FC 82 X FC 84 2-2 2B 2-H		B FF 86 C SI 86 C SI 87 B SI 85 1 SAFE 1 SAFE X 2-2 FC6-4 ③ 1-2f		F SI 90 F SL 85 S SI 92 0-3 K ③			4	1	1	2	0	1	3
21 Rod Barajas, R (1, 2) OBP: 0.224, SLG: 0.355		C FC 84 H CH 78 1-1 33 SH5-4 16 3B HBP 1-2	I IN 64 I IN 66 I IN 64 I 4-0 IBB			C FC 81 S CU 68 B CU 71 X SI 87 1-2 F9 ①		X SI 90 0-0 F7 ①		2	1	0	0	1	0	0
33 John Maine, R (1, 1) 38 Fernando Nieve, R (7, 1) 25 Pedro Feliciano, L (8, 1) 27 Frank Catalanotto, L (8, PH) OBP: 0.211, SLG: 0.222 75 Francisco Rodríguez, R (9, 1)		L SI 85 X SI 86 0-1 SH5-4 ② 1-2 2-3	B SI 86 B SI 84 C SI 82 C SI 85 C SI 86 2-3 K ③			B FF 85 F SI 85 S FC 83 F B CU 70 X SI 86 2-2 G5-3 ②		X SI 90 0-0 16 L7-4 2B ①		2 0 0 1 0	0 0 0 0 0	0 0 0 1 0	0 0 0 0 0	0 0 0 0 0	1 0 0 0 0	2 0 0 0 0
Inning Stats	R: 0 E: 0 K: 1 S: 12 H: 0 LOB: 1 BB: 1 P: 20	R: 4 E: 0 K: 0 S: 15 H: 4 LOB: 1 BB: 0 P: 24	R: 1 E: 0 K: 1 S: 13 H: 1 LOB: 2 BB: 2 P: 28	R: 0 E: 0 K: 1 S: 9 H: 0 LOB: 0 BB: 0 P: 13	R: 0 E: 0 K: 0 S: 10 H: 1 LOB: 1 BB: 0 P: 18	R: 0 E: 0 K: 1 S: 10 H: 0 LOB: 0 BB: 0 P: 13	R: 2 E: 0 K: 1 S: 15 H: 3 LOB: 1 BB: 0 P: 18	R: 0 E: 0 K: 0 S: 4 H: 1 LOB: 0 BB: 0 P: 4		1B: 4 2B: 6 3B: 1 HR: 0 SF: 0 SAC: 1 DP: 1 HBP: 1						

	AB	32
	R	7
	H	10
	RBI	7
	BB	3
	SO	5
	LOB	13

WP: 1 PB: 0 SB: 0 CS: 0 PA: 37

PITCHER		IP	WLS	BF	H	R	ER	SO	BB	IBB	HBP	BLK	WP	HR	S	P	ERA	WHIP
48 John Ely, R ERA: 7.5	(1, 1)	6.0	L	28	6	5	5	4	2	1	1	0	1	0	69	116	7.50	1.333
54 Ronald Belisario, R ERA: 8.31	(7, 1)	2.0		9	4	2	2	1	0	0	0	0	0	0	19	22	9.00	2.000

PITCHER		IP	WLS	BF	H	R	ER	SO	BB	IBB	HBP	BLK	WP	HR	S	P	ERA	WHIP

Batter	1	2	3	4	5	6	7	8	9	AB	R	H	RBI	BB	SO	LOB
16 Ángel Pagán, S (1, 8) OBP: 0.329, SLG: 0.365	B SI 89 X SI 89 1-0 ① P5		C FC 86 B CH 83 C SI 89 X FC 87 1-2 ① L8		B CH 82 B FC 86 F FC 86 X SI 90 2-1 1 G4-3 2B		B CU 80 X SI 94 1-0 7 1B 1-H 3-H 3B		C FF 90 B FF 89 C FF 84 F FF 86 B FF 85 X FF 90 2-2 7 FC5-4 1 E 1B	5	1	3	2	0	0	0
1 Luis Castillo, S (1, 4) OBP: 0.346, SLG: 0.303	C SI 89 C SI 90 F SI 90 F SI 91 F FC 89 B CH 85 F SI 92 X SI 91 1-2 ② G1-3		C FC 85 X SI 90 0-1 ② G4-3		B SI 90 C SI 90 B FC 87 D CH 84 2 SAFE X SI 90 3-1 ② G4-3 2-3		B SI 93 B SI 93 3 SAFE F SL 82 X SI 92 2-1 ① G5-3		B FF 88 X SI 89 1-0 FC6 7 FC5-4 1-2	5	0	0	0	0	0	3
7 José Reyes, S (1, 6) OBP: 0.295, SLG: 0.325	X SI 91 0-0 ③ F7		C FC 86 C FC 87 X FC 88 0-2 ③ G3		C FC 86 B SI 93 B SI 90 X CH 83 2-1 ③ P5		D SI 92 C SI 93 B SI 93 X SI 94 2-1 44 G5-4-3 1B 3-H		C SL 78 F SL 81 B SI 91 X CH 78 1-2 ② FC5-4 1-2f 2-3	5	0	1	1	0	0	3
44 Jason Bay, R (1, 7) OBP: 0.378, SLG: 0.434		B FC 85 B FC 86 C SI 89 S CH 83 B SI 90 X FF 91 3-2 5 HR 2B		C SI 89 B SI 89 B FC 85 B SI 90 C FC 86 F SI 90 X FC 87 3-2 ① F8		C CU 77 B SI 95 X SI 94 1-1 ① F7	C SL 82 S SI 93 B SI 92 F SL 80 X SI 94 1-2 ② ③ G5-4-3 1-2f		D SL 78 B FF 89 B SI 89 C SI 89 X CH 79 3-1 ③ F9	5	1	1	0	0	0	3
5 David Wright, R (1, 5) OBP: 0.430, SLG: 0.506		F SI 92 X SI 90 0-1 2-H HR		C FC 85 B SI 91 B FC 87 C FC 87 S CH 84 2-3 ② K		F SI 94 B CU 80 C B SI 95 B CU 81 F FF 96 X FF 96 3-2 ② G6-3		B SL 80 B SI 93 C SL 81 F SI 93 B SI 95 X SI 93 3-2 ① G6-3		4	1	1	2	0	1	0
29 Ike Davis, L (1, 3) OBP: 0.415, SLG: 0.500		X FC 88 0-0 ① G4-3		B FC 88 B CH 83 S FC 86 B SI 91 C FC 86 D CH 85 4-2 12 FC6-4 BB		S CU 81 B FF 96 S FF 92 X 1-2 ③ G1-3		X SI 94 0-0 ② F8		3	0	0	0	1	0	0
12 Jeff Francoeur, R (1, 9) OBP: 0.355, SLG: 0.531 19 Gary Matthews, S (7, 9) OBP: 0.278, SLG: 0.226		C FC 86 F SI 90 X SI 90 0-2 HR		B FC 87 F FC 85 B SI 92 C SI 93 X SI 92 2-2 ③ FC6-4 1-2f			H SI 94 1-0 21 S 21 2B HBP	C SL 82 B SL 82 X SI 94 1-1 ③ G6-3		2 1	2 0	1 0	1 0	0 0	0 0	1 0
21 Rod Barajas, R (1, 2) OBP: 0.254, SLG: 0.485		C FC 86 B SI 90 S FC 87 B FC 87 X SI 92 2-2 ② G5-3			C SI 90 S CH 83 B CH 84 F SI 90 B SI 91 F FC 87 B SI 86 F SI 90 X FC 87 3-2 HR		F SI 94 C SI 93 B SI 95 X FF 91 1-2 49 WP 16 3B 1-H 2B		B FF 93 S FF 85 X FF 93 1-1 HR	4	3	3	3	0	0	0
49 Jonathon Niese, L (1, 1) OBP: 0.167, SLG: 0.091 32 Jenrry Mejia, R (8, 1) 27 Frank Catalanotto, L (9, PH) OBP: 0.200, SLG: 0.211 36 Manny Acosta, R (9, 1)		S SI 90 B FC 88 F SI 91 B FC 85 S SI 90 2-3 ③ K			C SI 89 B FC 87 F SI 90 B SI 91 F SI 91 F SI 91 B SI 90 S SI 89 3-3 ① K		B SI 93 B FF 91 B FF 92 C FF 92 B FF 93 4-1 16 3B 2-3 BB		B SL 83 X SL 84 1-0 ① L9	2 0 1 0	1 0 0 0	0 0 0 0	0 0 0 0	1 0 0 0	2 0 0 0	0 0 0 0

Inning Stats										
	R: 0 E: 0 K: 0 S: 9	H: 0 LOB: 0 BB: 0 P: 11	R: 3 E: 0 K: 1 S: 15	H: 3 LOB: 0 BB: 0 P: 22	R: 0 E: 0 K: 0 S: 8	H: 0 LOB: 0 BB: 0 P: 9	R: 0 E: 0 K: 1 S: 12	H: 0 LOB: 1 BB: 1 P: 23	R: 1 E: 0 K: 1 S: 17	H: 2 LOB: 1 BB: 0 P: 30
	R: 0 E: 0 K: 0 S: 9	H: 0 LOB: 0 BB: 0 P: 14	R: 4 E: 0 K: 0 S: 13	H: 3 LOB: 0 BB: 1 P: 25	R: 0 E: 0 K: 0 S: 6	H: 0 LOB: 0 BB: 0 P: 10	R: 1 E: 1 K: 0 S: 13	H: 2 LOB: 2 BB: 0 P: 22	1B: 2 2B: 3 3B: 1 HR: 4	SF: 0 SAC: 0 DP: 1 HBP: 1

PITCHER		IP	WLS	BF	H	R	ER	SO	BB	IBB	HBP	BLK	WP	HR	S	P	ERA	WHIP
38 Kyle Kendrick, R ERA: 7.61	(1, 1)	5.0	L	21	5	4	4	3	1	0	0	0	0	3	61	95	7.20	1.200
55 Danys Baez, R ERA: 9.0	(6, 1)	1.0		7	2	4	4	0	1	0	1	0	1	0	14	26	36.00	3.000
57 David Herndon, R ERA: 5.06	(7, 1)	2.0		6	1	0	0	0	0	0	0	0	0	0	14	23	0.00	0.500
54 Brad Lidge, R ERA: 27.0	(9, 1)	0.1		3	2	1	1	0	0	0	0	0	0	1	7	11	27.00	6.000
16 J.C. Romero, L ERA: 5.4	(9, 1)	0.2		3	0	0	0	0	0	0	0	0	0	0	6	11	0.00	0.000

PITCHER	IP	WLS	BF	H	R	ER	SO	BB	IBB	HBP	BLK	WP	HR	S	P	ERA	WHIP

TOP

New York Mets @ Philadelphia Phillies

Citizens Bank Park, Philadelphia, PA

Fri Apr 30 2010, 7:09 PM - 10:03 PM EDT

Att. 45,296 - Clear - 76 F

livebaseballscorecards.com

AB	37
R	9
H	10
RBI	9
BB	2
SO	3
LOB	10

WP: 1	PA: 40
PB: 0	
SB: 1	
CS: 0	

New York Mets @ Philadelphia Phillies

Citizens Bank Park, Philadelphia, PA

Fri Apr 30 2010, 7:09 PM - 10:03 PM EDT

Att. 45,296 - Clear - 76 F

livebaseballscorecards.com

BOTTOM

Batter	1	2	3	4	5	6	7	8	9	AB	R	H	RBI	BB	SO	LOB
8 Shane Victorino, S (1, 8) OBP: 0.263, SLG: 0.387	B FF 91 X FF 92 1-0 ① G5-3	B FC 88 F FC 88 F CH 84 D CU 78 F FF 93 X FF 92 2-2 ③ F7			C FF 90 F CU 76 F FC 91 S CU 78 0-3 ③ K2-3			B FC 96 C FC 96 X FC 96 1-1 26 HBP 1B		4	0	1	0	0	1	2
27 Placido Polanco, R (1, 5) OBP: 0.330, SLG: 0.425	B SI 92 F FF 92 C CH 83 F FF 95 F SI 94 X FC 88 1-2 ② G5-3		C SI 90 B FF 91 X CH 83 1-1 ① F8			C FC 85 F FF 90 C CU 76 0-3 ① K		B FC 96 X FC 94 1-0 ② F8		4	0	0	0	0	1	1
26 Chase Utley, L (1, 4) OBP: 0.431, SLG: 0.550	C FF 91 B FF 91 F FF 94 B CU 79 B FF 94 B FC 90 4-2 BB		X FF 91 0-0 ② G3			C FF 91 B FF 92 B FF 90 B FC 86 X FF 92 3-1 ② G3		B FC 96 H FC 93 2-0 1-2 HBP		2	0	0	0	1	0	0
6 Ryan Howard, L (1, 3) OBP: 0.310, SLG: 0.484	B FC 87 C FF 92 F SI 91 S FF 93 1-3 ③ K		X FF 91 0-0 ③ L8			B FF 91 B FF 91 X FF 90 2-0 ③ L4		S FF 96 C CU 80 F FC 96 S CU 83 0-3 ③ K		4	0	0	0	0	2	3
28 Jayson Werth, R (1, 9) OBP: 0.402, SLG: 0.584		C FF 91 B FF 93 S FF 91 X FF 92 1-2 7 1B 1B	B CU 73 C FF 90 F FC 85 F CU 77 F FF 92 S FC 87 1-3 ① K				B FF 89 C FC 83 F FC 86 B CU 76 X CU 76 2-2 1B		B B SI 94 X FF 95 2-0 ① G6-3	4	1	2	0	0	1	0
29 Raul Ibanez, L (1, 7) OBP: 0.341, SLG: 0.338		B FF 92 B SI 90 B FF 92 C FF 91 X FF 92 3-1 ① F9	B FF 91 B FC 87 C FC 86 C FF 92 B CU 78 X FC 88 3-2 ② G4-3				C FC 86 B FC 85 S FF 90 C FC 86 1-3 ① K		B FF 96 C FF 94 X CH 85 1-1 BB 1B	4	0	1	0	0	1	2
7 Juan Castro, R (1, 6) OBP: 0.288, SLG: 0.320	C FF 91 X FF 92 0-1 1B 1-3 1B		B CU 76 B SI 91 C SI 89 B FF 91 C FF 92 F FF 92 X FF 93 3-2 ③ G5-3				C FC 85 B FF 89 X FF 90 1-1 ② P6		C FF 96 B SI 96 B FF 96 X SI 96 2-1 ② F8	4	0	1	0	0	0	2
Carlos Ruiz, R (1, 2) OBP: 0.429, SLG: 0.327	B FF 91 B CH 84 C FC 86 B CH 84 X FF 91 3-1 1-2 3-H 1B				C CU 72 B FF 89 F CU 76 S FC 85 1-3 ① K		B FC 86 C FC 85 F FF 89 F FF 91 F CU 75 S FC 85 1-3 ③ K		B FF 96 B FF 94 C FF 95 B SI 95 B SI 96 4-1 1-2 BB	3	0	1	1	1	2	1
38 Kyle Kendrick, R (1, 1) 21 Wilson Valdez, R (5, PH) OBP: 0.214, SLG: 0.286 55 Danys Baez, R (6, 1) 57 David Herndon, R (7, 1) 19 Greg Dobbs, L (8, PH) OBP: 0.261, SLG: 0.429 54 Brad Lidge, R (9, 1) 16 J.C. Romero, S (9, 1) 3 Ross Gload, L (9, PH) OBP: 0.278, SLG: 0.278		C FF 90 B FF 91 X FF 90 1-1 ② F8			B FF 90 C FF 90 X FF 90 1-1 ② G1-3			B FC 95 S FC 93 B FF 95 F FF 94 X FC 95 2-2 ① G3	B SL 80 C FF 95 B SL 80 B FF 95 X FF 96 3-1 ③ F9	1 1 0 0 1 0 0 0 1	0 0 0 0 0 0 0 0 0	0 0 0 0 0 0 0 0 0	0 0 0 0 0 0 0 0 0	0 0 0 0 0 0 0 0 0	0 0 0 0 0 0 0 0 0	2 0 0 0 0 0 0 0 2
Inning Stats	R: 0 E: 0 K: 1 S: 11 H: 0 LOB: 1 BB: 1 P: 18	R: 1 E: 0 K: 0 S: 15 H: 3 LOB: 2 BB: 0 P: 25	R: 0 E: 0 K: 0 S: 4 H: 0 LOB: 0 BB: 0 P: 5	R: 0 E: 0 K: 1 S: 12 H: 0 LOB: 0 BB: 0 P: 19	R: 0 E: 0 K: 2 S: 9 H: 0 LOB: 0 BB: 0 P: 11	R: 0 E: 0 K: 1 S: 6 H: 0 LOB: 0 BB: 0 P: 11	R: 0 E: 0 K: 2 S: 13 H: 1 LOB: 1 BB: 0 P: 18	R: 0 E: 0 K: 1 S: 10 H: 1 LOB: 2 BB: 0 P: 16	R: 0 E: 0 K: 0 S: 8 H: 1 LOB: 2 BB: 1 P: 20	1B: 6 2B: 0 3B: 0 HR: 0	SF: 0 SAC: 0 DP: 0 HBP: 1			WP: 0 PB: 0 SB: 0 CS: 0	PA: 36		

PITCHER		IP	WLS	BF	H	R	ER	SO	BB	IBB	HBP	BLK	WP	HR	S	P	ERA	WHIP
49 Jonathon Niese, L ERA: 3.1	(1, 1)	7.0	W	26	4	1	1	7	1	0	0	0	0	0	70	107	1.29	0.714
32 Jenrry Mejia, R ERA: 1.64	(8, 1)	1.0		5	1	0	0	1	0	0	1	0	0	0	10	16	0.00	1.000
36 Manny Acosta, R ERA: 6.75	(9, 1)	1.0		5	1	0	0	0	1	0	0	0	0	0	8	20	0.00	2.000

PITCHER	IP	WLS	BF	H	R	ER	SO	BB	IBB	HBP	BLK	WP	HR	S	P	ERA	WHIP

Batter	1	2	3	4	5	6	7	8	9	AB	R	H	RBI	BB	SO	LOB
16 Ángel Pagán, S (1, 8) OBP: 0.314, SLG: 0.346	C FC 90 B FC 90 F FC 91 X SI 93 1-2 F8		B CU 80 F FC 92 X FC 92 1-1 L4		B SI 93 C FC 91 F CH 85 X FC 90 1-2 L3			C CU 75 X SI 92 0-1 E6 13 G6-4-3		4	0	0	0	0	0	1
13 Alex Cora, L (1, 4) OBP: 0.262, SLG: 0.243	C SI 93 X FC 91 0-1 F8		C FC 92 C FC 92 F SI 94 X CH 85 0-2 G4-3			B SI 89 C FC 89 S CU 76 X CU 78 1-2 G3		C FC 90 X SI 93 0-1 G6-4-3 1-2f		4	0	0	0	0	0	2
7 José Reyes, S (1, 6) OBP: 0.283, SLG: 0.310	C FC 91 B SI 94 S CH 85 F CH 84 B CU 80 B FC 92 T FC 92 3-2 K			B CU 77 C FC 91 F SI 94 B FC 91 B CU 79 F FC 92 X FC 92 3-2 L8		B FC 90 F SI 92 X SI 93 1-1 F8			C FC 90 B CH 85 B CH 83 B FC 91 X FC 90 3-1 G4-3	4	0	0	0	0	1	0
44 Jason Bay, R (1, 7) OBP: 0.382, SLG: 0.430		S SI 93 B SI 93 S CH 86 B SI 94 X FC 91 2-2 5 S 1B		C FC 91 C CU 80 X CU 77 0-2 F8		H SI 93 1-0 HBP			T FC 90 F SI 93 S CH 84 0-3 K	3	0	1	0	0	1	0
5 David Wright, R (1, 5) OBP: 0.427, SLG: 0.513 17 Fernando Tatis, R (8, 5) OBP: 0.258, SLG: 0.345		C CU 79 F FC 92 F SI 93 S CH 84 0-3 K 1-2		B CH 85 S CH 85 C FC 91 X SI 94 1-2 2B		C FC 92 C SI 92 S CH 85 0-3 K			F FC 91 F CH 84 X CH 85 0-2 G6-3	3 1	0 0	1 0	0 0	0 0	2 0	2 0
29 Ike Davis, L (1, 3) OBP: 0.409, SLG: 0.472		C FC 91 F FC 91 F CU 80 S CH 85 0-3 K2-3		B FC 92 C FC 92 B FC 92 F FC 92 F SI 94 F CH 86 B FC 91 B CU 80 4-2 BB			C FC 90 B FC 90 X FC 90 1-1 G4-3			2	0	0	0	1	1	1
12 Jeff Francoeur, R (1, 9) OBP: 0.344, SLG: 0.512		C FC 92 S CH 84 F FC 92 B SI 93 X CH 86 1-2 G5-3		B SI 94 B FC 92 B FC 93 C FC 92 X SI 95 3-1 G4-3			X CU 80 0-0 P5			3	0	0	0	0	0	3
4 Henry Blanco, R (1, 2) OBP: 0.296, SLG: 0.318			F FC 90 F FC 90 B FC 92 F CH 84 B SI 93 X CU 80 2-2 34 SH2-4 2B		C SI 92 F SI 92 T FC 91 0-2 K		C FC 90 S CH 86 X CH 84 0-2 F8			3	0	1	0	0	1	0
34 Mike Pelfrey, R (1, 1) OBP: 0.400, SLG: 0.250 19 Gary Matthews, S (5, PH) OBP: 0.270, SLG: 0.219 22 Raul Valdes, L (5, 1) OBP: 0.333, SLG: 0.333 27 Frank Catalanotto, L (8, PH) OBP: 0.190, SLG: 0.200 36 Manny Acosta, R (8, 1)			L FC 91 X FC 92 0-1 SH2-4 2-3		F FC 91 X FC 91 0-1 G4-3			C FC 89 B CH 83 X CU 77 1-1 G4-3		0 1 0 1 0	0 0 0 0 0	0 0 0 0 0	0 0 0 0 0	0 0 0 0 0	0 0 0 0 0	0 0 0 0 0

TOP

New York Mets @ Philadelphia Phillies

Citizens Bank Park, Philadelphia, PA

Sat May 01 2010, 3:11 PM - 5:37 PM EDT

Att. 45,264 - Partly Cloudy - 88 F

livebaseballscorecards.com

	AB	R	H	RBI	BB	SO	LOB
	29	0	3	0	1	6	9

Inning Stats	1	2	3	4	5	6	7	8	9
	R: 0 E: 0 K: 1 S: 9	R: 0 E: 0 K: 2 S: 15	R: 0 E: 0 K: 0 S: 12	R: 0 E: 0 K: 0 S: 16	R: 0 E: 0 K: 1 S: 8	R: 0 E: 0 K: 1 S: 8	R: 0 E: 0 K: 0 S: 6	R: 0 E: 1 K: 0 S: 6	R: 0 E: 0 K: 1 S: 8
	H: 0 LOB: 0 BB: 0 P: 13	H: 1 LOB: 1 BB: 0 P: 18	H: 1 LOB: 1 BB: 0 P: 15	H: 1 LOB: 2 BB: 1 P: 27	H: 0 LOB: 0 BB: 0 P: 8	H: 0 LOB: 1 BB: 0 P: 11	H: 0 LOB: 0 BB: 0 P: 7	H: 0 LOB: 0 BB: 0 P: 7	H: 0 LOB: 0 BB: 0 P: 11

	1B: 1	SF: 0	WP: 0	PA: 32
	2B: 2	SAC: 1	PB: 0	
	3B: 0	DP: 1	SB: 1	
	HR: 0	HBP: 1	CS: 0	

PITCHER	IP	WLS	BF	H	R	ER	SO	BB	IBB	HBP	BLK	WP	HR	S	P	ERA	WHIP
34 Roy Halladay, R (1, 1) ERA: 1.47	9.0	W	32	3	0	0	6	1	0	1	0	0	0	88	118	0.00	0.444

PITCHER	IP	WLS	BF	H	R	ER	SO	BB	IBB	HBP	BLK	WP	HR	S	P	ERA	WHIP

Batter	1	2	3	4	5	6	7	8	9	AB	R	H	RBI	BB	SO	LOB
8 Shane Victorino, S (1, 8) OBP: 0.269, SLG: 0.429	B FF 92 C SI 90 F CU 75 X SI 93 1-2 27 G6-3 2B		B CU 74 C FS 83 C FF 93 F FS 85 X SI 95 1-2 ② G3	S CU 76 B SI 93 B SI 92 F SI 87 X SI 93 2-2 1-H 2-H HR		C CU 75 S CH 73 S CH 76 0-3 ② K		B SI 94 X FF 94 1-0 ① P3		5	1	2	3	0	1	0
27 Placido Polanco, R (1, 5) OBP: 0.313, SLG: 0.402	C SI 92 B SI 92 F SI 92 X FS 87 1-2 ① G6-3 2-3		B SI 94 F FF 93 X SI 93 1-1 ③ G5-3	C FF 93 F SI 93 B CU 78 X FF 93 1-2 ③ G6-3		B FF 88 C CU 76 F CH 74 B SI 87 X SI 88 2-2 ③ G6-3		X SI 94 0-0 ② F9		5	0	0	0	0	0	1
26 Chase Utley, L (1, 4) OBP: 0.439, SLG: 0.576	B FS 86 B FF 94 X FS 84 2-0 ② G1-3			C SI 92 B FF 93 X CU 74 1-1 6 28 1B 1B	B SI 89 B FF 89 X FF 88 2-0 6 F8 29 3B 2B		B FF 86 C CU 75 X FF 88 1-1 28 1B 2B	B SI 94 F SI 92 X SL 80 1-1 ③ G3		5	3	3	0	0	0	1
6 Ryan Howard, L (1, 3) OBP: 0.308, SLG: 0.475	X FF 88 0-0 ③ G3			X FS 84 0-0 28 1B 7 2B 1-2 1B	B CU 77 S CU 76 S FF 88 B CU 78 X SI 89 2-2 ① F8 2-3		S CU 75 B CU 76 S CU 76 F CU 76 B SI 87 C FF 87 2-3 ① K			4	1	1	0	0	1	3
28 Jayson Werth, R (1, 9) OBP: 0.417, SLG: 0.588		C FF 94 S SI 92 B FF 95 F FS 87 F FF 94 X SI 87 1-2 ① G6-3		C SI 91 X SI 92 0-1 7 2B 1-2 2-H 1B	B FF 88 B CU 78 B CU 76 B CU 76 4-0 29 3B BB		B CU 76 B CU 71 C CU 70 S CU 76 X FF 88 2-2 29 E 2-H 1B			3	3	2	2	1	0	0
29 Raul Ibanez, L (1, 7) OBP: 0.337, SLG: 0.361		C SI 93 B SI 92 C FF 93 F SI 94 B SI 88 B SI 95 F FF 88 F FS 87 F SI 95 3-2 ② X FS 86 L4		C FF 92 B SI 91 F FF 93 B FF 93 B FF 93 F SI 89 S FF 93 3-3 ① K	B FF 87 C FF 88 X FF 88 1-1 1-H 3-H 3B		B SI 86 B CU 74 X CU 75 2-0 FC3 1B 1-2			4	0	1	2	0	1	3
7 Juan Castro, R (1, 6) OBP: 0.304, SLG: 0.340		B FF 94 B FF 94 C SI 92 B FF 94 B FF 93 4-1 BB		B SI 94 C SI 94 F FF 94 F FS 85 X SI 93 1-2 1-H 2-H 1B 2B	D CU 76 C CU 76 S CU 72 S FF 88 1-3 ② K		X CU 75 0-0 ② F9			3	0	1	2	1	1	3
Carlos Ruiz, R (1, 2) OBP: 0.432, SLG: 0.339		C FF 93 C FF 93 B FF 94 S FS 86 1-3 ③ K		F FS 85 B FF 93 X FF 93 1-1 ② 34 1B 8 HR 2-H 1B	C CH 74 B FF 87 C SI 88 B FF 89 S CU 78 2-3 ③ K2-3		B CH 73 C CU 73 X CU 75 1-1 1-3 2-H 1B			4	1	2	1	0	2	2
34 Roy Halladay, R (1, 1) OBP: 0.182, SLG: 0.182			C SI 93 S SI 93 B FS 86 F FS 85 X FF 95 1-2 ① G4-3	B SI 93 X FF 92 1-0 8 HR 1-2 1B		B FF 88 F FF 87 S CU 75 F CU 77 B CU 77 B FF 88 C FF 88 3-3 ① K	C CU 74 S CU 73 S CH 74 0-3 ③ K			4	1	1	0	0	2	2
Inning Stats	R: 0 E: 0 K: 0 S: 8 H: 1 LOB: 1 BB: 0 P: 12	R: 0 E: 0 K: 1 S: 16 H: 0 LOB: 1 BB: 1 P: 25	R: 0 E: 0 K: 0 S: 10 H: 0 LOB: 0 BB: 0 P: 13	R: 6 E: 0 K: 1 S: 22 H: 7 LOB: 0 BB: 0 P: 32	R: 2 E: 0 K: 2 S: 12 H: 2 LOB: 1 BB: 1 P: 24	R: 0 E: 0 K: 2 S: 10 H: 0 LOB: 0 BB: 0 P: 15	R: 2 E: 1 K: 2 S: 16 H: 3 LOB: 2 BB: 0 P: 24	R: 0 E: 0 K: 0 S: 4 H: 0 LOB: 0 BB: 0 P: 6		1B: 7 2B: 4 3B: 1 HR: 1 SF: 0 SAC: 0 DP: 0 HBP: 0				WP: 0 PB: 0 SB: 0 CS: 0 PA: 39		

PITCHER		IP	WLS	BF	H	R	ER	SO	BB	IBB	HBP	BLK	WP	HR	S	P	ERA	WHIP
34 Mike Pelfrey, R ERA: 2.4	(1, 1)	4.0	L	20	8	6	6	2	1	0	0	0	0	1	56	82	13.50	2.250
22 Raul Valdes, L ERA: 3.55	(5, 1)	3.0		16	5	4	3	6	1	0	0	0	0	0	38	63	9.00	2.000
36 Manny Acosta, R ERA: 5.4	(8, 1)	1.0		3	0	0	0	0	0	0	0	0	0	0	4	6	0.00	0.000

PITCHER	IP	WLS	BF	H	R	ER	SO	BB	IBB	HBP	BLK	WP	HR	S	P	ERA	WHIP

BOTTOM

New York Mets @ Philadelphia Phillies

Citizens Bank Park, Philadelphia, PA

Sat May 01 2010, 3:11 PM - 5:37 PM EDT

Att. 45,264 - Partly Cloudy - 88 F

livebaseballscorecards.com

AB	37
R	10
H	13
RBI	10
BB	2
SO	8
LOB	15

New York Mets @ Philadelphia Phillies

Citizens Bank Park, Philadelphia, PA

Sun May 02 2010, 8:10 PM - 10:54 PM EDT

Att. 45,439 - Overcast - 82 F

livebaseballscorecards.com

TOP

Batter	1	2	3	4	5	6	7	8	9	AB	R	H	RBI	BB	SO	LOB
19 Gary Matthews, S (1, 8) OBP: 0.244, SLG: 0.194	G5-3	FC6-5		G6-3			F7			4	0	0	0	0	0	1
1 Luis Castillo, S (1, 4) OBP: 0.341, SLG: 0.300	5 HR 1B	P6			G6-3			G4-3		4	1	1	0	0	0	1
7 José Reyes, S (1, 6) OBP: 0.271, SLG: 0.295	F9		P4		F8			G1-3		4	0	0	0	0	0	1
44 Jason Bay, R (1, 7) OBP: 0.387, SLG: 0.427	5 HR 1B		G5-3		L8			BB		3	1	1	0	1	0	0
5 David Wright, R (1, 5) OBP: 0.421, SLG: 0.536	HR		F8			G6-3		F8		4	1	1	3	0	0	1
17 Fernando Tatis, R (1, 3) OBP: 0.257, SLG: 0.364	2B			K		F8			G1-3	4	0	1	0	0	1	0
12 Jeff Francoeur, R (1, 9) OBP: 0.340, SLG: 0.494	G6-3			21 S 21 HR HBP		P3			F8	3	1	0	0	0	0	1
21 Rod Barajas, R (1, 2) OBP: 0.267, SLG: 0.529		FC6-5 SH5-4 1B		HR			G6-3		P4	4	1	2	2	0	0	0
57 Johan Santana, L (1, 1) OBP: 0.200, SLG: 0.300 47 Hisanori Takahashi, L (4, 1) OBP: 0.333, SLG: 0.333 25 Pedro Feliciano, L (6, 1) 27 Frank Catalanotto, L (7, PH) OBP: 0.182, SLG: 0.190 38 Fernando Nieve, R (7, 1) 75 Francisco Rodríguez, R (8, 1)		SH5-4		K			P5			1 0 0 1 0 0	0 0 0 0 0 0	0 0 0 0 0 0	0 0 0 0 0 0	0 0 0 0 0 0	1 0 0 0 0 0	0 0 0 0 0 0

Inning Stats	1	2	3	4	5	6	7	8	9
	R: 3 E: 0 K: 0 S: 16	H: 4 LOB: 1 BB: 0 P: 25	R: 0 E: 0 K: 0 S: 12	H: 1 LOB: 1 BB: 0 P: 18	R: 0 E: 0 K: 0 S: 8	H: 0 LOB: 0 BB: 0 P: 10	R: 2 E: 0 K: 2 S: 13	H: 1 LOB: 0 BB: 0 P: 20	R: 0 E: 0 K: 0 S: 6	H: 0 LOB: 0 BB: 0 P: 9
	R: 0 E: 0 K: 0 S: 8	H: 0 LOB: 0 BB: 0 P: 17	R: 0 E: 0 K: 0 S: 7	H: 0 LOB: 0 BB: 0 P: 12	R: 0 E: 0 K: 0 S: 9	H: 0 LOB: 1 BB: 1 P: 18	R: 0 E: 0 K: 0 S: 5	H: 0 LOB: 0 BB: 0 P: 11		

1B: 3	SF: 0
2B: 1	SAC: 1
3B: 0	DP: 0
HR: 2	HBP: 1
WP: 0	PA: 35
PB: 0	
SB: 1	
CS: 0	

AB	32
R	5
H	6
RBI	5
BB	1
SO	2
LOB	5

PITCHER		IP	WLS	BF	H	R	ER	SO	BB	IBB	HBP	BLK	WP	HR	S	P	ERA	WHIP
50 Jamie Moyer, L ERA: 5.7	(1, 1)	6.0	W	25	6	5	5	2	0	0	1	0	0	2	63	99	7.50	1.000
37 Chad Durbin, R ERA: 2.19	(7, 1)	2.0		7	0	0	0	0	1	0	0	0	0	0	16	30	0.00	0.500
55 Danys Baez, R ERA: 8.1	(9, 1)	1.0		3	0	0	0	0	0	0	0	0	0	0	5	11	0.00	0.000

PITCHER		IP	WLS	BF	H	R	ER	SO	BB	IBB	HBP	BLK	WP	HR	S	P	ERA	WHIP

Batter	1	2	3	4	5	6	7	8	9	AB	R	H	RBI	BB	SO	LOB
8 Shane Victorino, S (1, 8) OBP: 0.275, SLG: 0.456	B FF 88 C FF 90 F FF 90 B CH 81 B FF 91 X FF 92 3-2 P6 ①		C SI 90 X FF 90 0-1 F8 ②	B SL 79 X SI 91 1-0 1-H 2-H 3-H HR	B CH 81 X FF 89 1-0 27 1B 1-2 1B			C FF 91 B FF 92 C FF 92 X SI 92 1-2 G4-3 ①		5	1	2	4	0	0	0
27 Placido Polanco, R (1, 5) OBP: 0.327, SLG: 0.443	C FF 90 F FF 91 X FF 91 0-2 HR		F FF 89 B CH 80 F CH 81 S CH 82 1-3 K ③	C CH 81 S CH 82 X CH 80 0-2 26 HR 1B	X FF 88 0-0 1-3 2-H 1B ③			B FF 93 X FF 92 1-0 P6 ②		5	2	3	1	0	1	0
26 Chase Utley, L (1, 4) OBP: 0.438, SLG: 0.611	C FF 90 X SL 90 0-1 G3-1 ②			C FF 90 X FF 90 0-1 28 G2-3 29 1B 2B C SL 81 X FF 91 0-1 1-H HR		B SI 88 C SI 87 F FF 87 F CH 76 S CH 75 1-3 K ①		B SI 91 X SI 92 1-0 L9 ③		5	2	2	2	0	1	0
6 Ryan Howard, L (1, 3) OBP: 0.324, SLG: 0.524	C FF 91 F SL 82 B FF 91 X CH 82 1-2 HR			B SL 80 F SL 82 B FF 90 S FF 92 X FF 90 2-2 F7 ③ B SL 79 X FF 90 0-0 28 2B 1B		F SI 88 B CH 76 X SI 87 1-1 2B				4	2	3	1	0	0	1
28 Jayson Werth, R (1, 9) OBP: 0.420, SLG: 0.595 10 Ben Francisco, R (8, 9) OBP: 0.300, SLG: 0.278	B FF 90 C CH 78 F CH 79 B SL 84 F CH 78 B FF 91 X FF 91 3-2 F9 ③			F X FF 90 X SL 81 0-2 G2-3 ② 2-3 B SI 87 C CH 75 X CH 79 1-1 1-H 2B		C CH 77 T SL 82 D CH 77 B SL 83 B FF 87 X CH 76 3-2 29 G4-6-3 1B				4 0	0 0	2 0	1 0	0 0	0 0	1 0
29 Raul Ibanez, L (1, 7) OBP: 0.333, SLG: 0.355		X SL 78 0-0 G3-1 ①		C B SL 84 F FF 86 X FF 91 1-2 BB 50 BB 7 1B 1B 3-H C FF 88 B SL 79 B SL 77 X FF 89 3-1 G3-1 ③		C FF 87 X SI 87 0-1 G4-6-3 ②③ 1-2f				4	1	1	1	0	0	3
7 Juan Castro, R (1, 6) OBP: 0.300, SLG: 0.333		B FF 90 X CH 81 1-0 G1-3 ②		X CH 78 0-0 50 BB 8 HR BB 1-2 1B	S FF 89 B FF 89 B CH 79 S CH 80 B CH 81 F FF 89 X CH 79 3-2 G5-3 ①		B SI 94 F FF 94 B FF 94 F FF 93 S FF 95 2-3 K ①			4	1	1	0	0	1	0
Carlos Ruiz, R (1, 2) OBP: 0.423, SLG: 0.323		C FF 90 B SL 84 C FF 90 X CH 81 1-2 G5-3 ③		B CH 80 B CH 80 B FF 90 B FF 89 4-0 50 BB 8 HR 1-2 2-3 BB	B CU 68 C CH 80 F FF 90 F SL 79 B FF 90 C FF 89 2-3 K ②		C FF 95 B SL 85 X SL 82 1-1 G4-3 ②			3	1	0	0	1	1	0
50 Jamie Moyer, L (1, 1) OBP: 0.444, SLG: 0.286 37 Chad Durbin, R (7, 1) 55 Danys Baez, R (9, 1)			B FF 90 S FF 88 X FF 90 1-1 G6-3 ①	B FF 91 B FF 90 C B FF 90 C FF 90 F FF 91 B FF 91 4-2 8 HR BB 1-2 2-3 3-H	C FF 90 B CU 65 X FF 88 1-1 8 1B 27 1B 1B		C SI 95 F FF 95 B FF 96 S FF 94 1-3 K ③			2 1 0	1 0 0	1 0 0	1 0 0	1 0 0	0 1 0	0 0 0
Inning Stats	R: 2 E: 0 K: 0 S: 15 H: 2 LOB: 0 BB: 0 P: 22	R: 0 E: 0 K: 0 S: 5 H: 0 LOB: 0 BB: 0 P: 7	R: 0 E: 0 K: 1 S: 7 H: 0 LOB: 0 BB: 0 P: 9	R: 9 E: 0 K: 0 S: 26 H: 8 LOB: 1 BB: 2 P: 43	R: 0 E: 0 K: 1 S: 12 H: 3 LOB: 2 BB: 0 P: 19	R: 0 E: 0 K: 1 S: 11 H: 2 LOB: 1 BB: 0 P: 16	R: 0 E: 0 K: 2 S: 8 H: 0 LOB: 0 BB: 0 P: 12	R: 0 E: 0 K: 0 S: 5 H: 0 LOB: 0 BB: 0 P: 8		1B: 8 2B: 3 3B: 0 HR: 4 SF: 0 SAC: 0 DP: 1 HBP: 0				WP: 0 PB: 0 SB: 0 CS: 0 PA: 39		

PITCHER		IP	WLS	BF	H	R	ER	SO	BB	IBB	HBP	BLK	WP	HR	S	P	ERA	WHIP
57 Johan Santana, L ERA: 4.5	(1, 1)	3.2	L	21	8	10	10	1	2	0	0	0	0	4	48	71	24.55	2.727
47 Hisanori Takahashi, L ERA: 4.02	(4, 1)	1.1		8	5	1	1	1	0	0	0	0	0	0	17	29	6.75	3.750
25 Pedro Feliciano, L ERA: 0.77	(6, 1)	1.0		4	2	0	0	1	0	0	0	0	0	0	11	16	0.00	2.000
38 Fernando Nieve, R ERA: 3.21	(7, 1)	1.0		3	0	0	0	2	0	0	0	0	0	0	8	12	0.00	0.000
75 Francisco Rodríguez, R ERA: 0.77	(8, 1)	1.0		3	0	0	0	0	0	0	0	0	0	0	5	8	0.00	0.000

PITCHER	IP	WLS	BF	H	R	ER	SO	BB	IBB	HBP	BLK	WP	HR	S	P	ERA	WHIP

BOTTOM

New York Mets @ Philadelphia Phillies

Citizens Bank Park, Philadelphia, PA

Sun May 02 2010, 8:10 PM - 10:54 PM EDT

Att. 45,439 - Overcast - 82 F

livebaseballscorecards.com

AB	37
R	11
H	15
RBI	11
BB	2
SO	5
LOB	5

Batter	1	2	3	4	5	6	7	8	9	10	11	AB	R	H	RBI	BB	SO	LOB
16 Ángel Pagán, S (1, 8) OBP: 0.308, SLG: 0.349	C CH 87 X KC 77 0-1 F7		C KC 77 B FF 89 B FF 89 F CH 83 X SL 81 2-2 1 G3 2B			B SI 85 C CH 80 X CH 80 1-1 P6		C FF 92 B SL 83 X FF 92 1-1 P3		B SI 96 X SI 95 1-0 G4-3		5	0	1	0	0	0	0
1 Luis Castillo, S (1, 4) OBP: 0.356, SLG: 0.311	C SI 87 X SI 89 0-1 7 L3 1B		B FC 87 B FF 88 C CH 82 F FC 89 D KC 80 X KC 79 3-2 G3 2-3			C KC 76 B CH 87 B KC 75 B SI 88 B SI 88 4-1 7 E 7 S 7 2B BB		C SL 82 X SL 82 0-1 7 G6-3 1B			C SI 94 B SL 81 F FF 94 X FS 88 1-2 L6	4	1	2	0	1	0	1
7 José Reyes, S (1, 6) OBP: 0.277, SLG: 0.312	C SI 88 B KC 77 1 SAFE C KC 77 B SI 90 X CH 83 2-2 L3 1-1		B KC 78 D KC 79 F FC 89 B KC 78 C CH 84 X KC 80 3-2 F8			F SI 88 1 SAFE F KC 79 B SI 88 F SI 90 B KC 81 1 SAFE 1 SAFE D SL 82 3-2 F SL 81 F SL 80 X SI 91 1-H 2B		C FF 92 B FF 93 X FF 93 1-1 G6-3 1-2f			S FF 94 S FS 89 B FS 89 B SL 84 F FS 89 B SI 90 X SI 95 3-2 5 1B 1B	5	0	2	1	0	0	3
44 Jason Bay, R (1, 7) OBP: 0.369, SLG: 0.404		F SI 87 C SL 79 B SI 89 F SI 89 X SI 90 1-2 G5-3		B CH 86 X FC 88 1-0 P3		C SL 79 C SI 88 S SI 89 0-3 K			X SL 86 0-0 G6-3		S FC 90 F FC 92 C SL 81 0-3 K	5	0	0	0	0	2	2
5 David Wright, R (1, 5) OBP: 0.420, SLG: 0.528		C SI 88 S SL 79 B SL 80 B SI 90 S SL 81 2-3 K		B SL 79 C SI 88 C SI 88 B SL 82 X SL 81 2-2 F7		B SL 79 C KC 79 F SI 89 C SI 91 1-3 K			B SL 87 X FF 94 1-0 1B		1 SAFE B FF 95 X FF 92 1-0 1-2 1B	5	0	2	0	0	2	1
29 Ike Davis, L (1, 3) OBP: 0.388, SLG: 0.463		B FC 90 B CH 83 F SI 89 F SI 90 X SI 92 2-2 E8 12 1B		B KC 77 C KC 78 X SI 90 1-1 G4-3			C SL 74 B SL 76 C SL 75 B SC 65 B SC 66 X SL 74 3-2 12 F9 2B		B FF 94 B FF 95 1 SAFE S FF 94 1 SAFE S FF 95 T FF 95 2-2 K		C SL 81 C SL 83 D FS 90 S SI 96 1-3 K	5	1	1	0	0	2	3
12 Jeff Francoeur, R (1, 9) OBP: 0.337, SLG: 0.484		S SL 80 X SI 90 0-1 2-H 1B	S SL 78 F SL 80 B SL 80 B FF 90 B SL 80 X CH 84 3-2 F9			B CU 73 C CU 74 F SI 89 B SI 90 X FC 88 2-2 F9 2-3			1 SAFE X SL 87 0-0 F7			4	0	1	1	0	0	2
21 Rod Barajas, R (1, 2) OBP: 0.253, SLG: 0.500		C SL 78 S SL 79 X KC 80 0-2 F8		B SI 90 F SL 79 X SI 89 1-1 F9		B CU 76 B CU 74 C CU 75 X SI 88 2-1 P4				B FF 94 B FF 91 C FF 94 F FF 96 F FC 93 S SL 82 2-3 K		4	0	0	0	0	1	2
46 Oliver Pérez, L (1, 1) OBP: 0.125, SLG: 0.125 27 Frank Catalanotto, L (7, PH) OBP: 0.182, SLG: 0.190 17 Fernando Tatis, R (7, PH) OBP: 0.250, SLG: 0.353 32 Jenrry Mejia, R (7, 1) 38 Fernando Nieve, R (8, 1) 19 Gary Matthews, S (10, PH) OBP: 0.238, SLG: 0.189 25 Pedro Feliciano, L (10, 1) 36 Manny Acosta, R (11, 1)			C SI 86 S SI 89 F SL 80 F SI 89 F KC 78 B CH 83 F CH 84 C SI 90 1-3 K			F SI 89 B FF 89 X SI 88 1-1 G3		B SL 84 C FF 93 C FF 93 S FF 94 1-3 K		B FF 96 B SI 95 X FF 95 2-0 G4-3	2 0 1 0 0 1 0 0	0 0 0 0 0 0 0 0	0 0 0 0 0 0 0 0	0 0 0 0 0 0 0 0	0 0 1 0 0 1 0 0	1 0 1 0 0 0 0 0	0 1 1 0 0 0 0 0
Inning Stats	R: 0 E: 0 K: 0 S: 7 H: 1 LOB: 0 BB: 0 P: 9	R: 1 E: 1 K: 1 S: 15 H: 1 LOB: 1 BB: 0 P: 20	R: 0 E: 0 K: 1 S: 16 H: 1 LOB: 1 BB: 0 P: 25	R: 0 E: 0 K: 0 S: 6 H: 0 LOB: 0 BB: 0 P: 10	R: 0 E: 0 K: 0 S: 7 H: 0 LOB: 0 BB: 0 P: 12	R: 1 E: 0 K: 2 S: 15 H: 1 LOB: 1 BB: 1 P: 24	R: 0 E: 0 K: 1 S: 11 H: 1 LOB: 1 BB: 0 P: 19	R: 0 E: 0 K: 0 S: 6 H: 1 LOB: 0 BB: 0 P: 8	R: 0 E: 0 K: 1 S: 6 H: 1 LOB: 1 BB: 0 P: 9	R: 0 E: 0 K: 1 S: 6 H: 1 LOB: 0 BB: 0 P: 11	R: 0 E: 0 K: 2 S: 14 H: 2 LOB: 2 BB: 0 P: 20	1B: 6 2B: 4 3B: 0 HR: 0 SF: 0 SAC: 0 DP: 2 HBP: 0			WP: 0 PB: 0 SB: 1 CS: 0	PA: 42		

PITCHER		IP	WLS	BF	H	R	ER	SO	BB	IBB	HBP	BLK	WP	HR	S	P	ERA	WHIP
44 Mike Leake, R ERA: 2.94	(1, 1)	6.0		23	4	2	1	4	1	0	0	0	0	0	66	100	1.50	0.833
52 Daniel Herrera, L ERA: 2.16	(7, 1)	0.0		1	1	0	0	0	0	0	0	0	0	0	3	6	∞	∞
57 Mike Lincoln, R ERA: 3.0	(7, 1)	0.2		2	0	0	0	0	0	0	0	0	0	0	5	9	0.00	0.000
53 Arthur Rhodes, L ERA: 0.84	(7, 1)	1.1		4	1	0	0	1	0	0	0	0	0	0	9	12	0.00	0.750
48 Francisco Cordero, R ERA: 2.51	(9, 1)	1.0		4	1	0	0	1	0	0	0	0	0	0	6	9	0.00	1.000

PITCHER		IP	WLS	BF	H	R	ER	SO	BB	IBB	HBP	BLK	WP	HR	S	P	ERA	WHIP
40 Nick Masset, R ERA: 9.69	(10, 1)	2.0	W	8	2	0	0	3	0	0	0	0	0	0	20	31	0.00	1.000

TOP

New York Mets @ Cincinnati Reds

Great American Ball Park, Cincinnati, OH

Mon May 03 2010, 7:11 PM - 10:42 PM EDT

Att. 14,350 - Clear - 75 F

livebaseballscorecards.com

AB	41
R	2
H	9
RBI	2
BB	1
SO	9
LOB	15

New York Mets @ Cincinnati Reds

Great American Ball Park, Cincinnati, OH

Mon May 03 2010, 7:11 PM - 10:42 PM EDT

Att. 14,350 - Clear - 75 F

livebaseballscorecards.com

Batter	1	2	3	4	5	6	7	8	9	10	11	AB	R	H	RBI	BB	SO	LOB
6 Drew Stubbs, R (1, 8) OBP: 0.292, SLG: 0.313	C FF 87 C FF 88 B SL 76 X SL 76 1-2 HR		X FF 89 0-0 ① G5-3		C FF 91 B FF 91 B FF 91 S FF 91 B SL 78 F FF 91 X FF 93 3-2 19 1B 1-2 1B		C FF 95 S FC 95 F FC 97 F CU 79 F FC 98 B CU 81 X CU 79 1-2 ① F9		B FF 93 C FF 95 X FF 94 1-1 ② P3			5	1	2	1	0	0	0
4 Brandon Phillips, R (1, 4) OBP: 0.313, SLG: 0.356	B FF 87 X FF 88 1-0 ① G4-3		C FF 90 B FF 86 F FF 90 B CH 84 X SL 76 2-2 ② F8		D SI 86 F FF 91 B FF 91 S FF 92 F FF 91 X SI 92 2-2 ② F9		S FC 96 B FC 96 C FC 96 X FC 96 1-2 27 F9 19 1B 1B		S FF 94 F SI 96 F SL 86 B SI 96 S FF 95 1-3 ③ K			5	0	1	0	0	1	2
19 Joey Votto, L (1, 3) OBP: 0.420, SLG: 0.495	B FF 88 B FF 89 C FF 88 B FF 86 F FF 91 F SI 90 F FF 90 F SL 78 B FF 90 4-2 27 G6-4-3 BB		C FF 86 C FF 90 S SL 78 0-3 ③ K		B FF 91 F SI 91 F FF 91 F SL 80 X SI 91 1-2 1-3 2-H 1B		F FC 93 1 SAFE X FC 95 0-1 1-2 1B			C SI 87 S CH 76 B SL 81 X CH 76 1-2 ① G3-1		4	0	2	1	1	0
27 Scott Rolen, R (1, 5) OBP: 0.337, SLG: 0.481	C SI 88 X FF 89 0-1 ②③ G6-4-3 1-2f			C SI 88 C CH 85 X FF 90 0-2 ① L6	B SI 92 S SI 86 F FF 92 S SL 79 1-3 ③ K		B FC 94 X FC 94 1-0 ② F9 2-3			C SI 86 B CH 76 B CH 76 F SL 83 B CH 75 F SL 82 F CU 76 X SI 89 3-2 2 BB 1B		5	0	1	0	0	1	5
31 Jonny Gomes, R (1, 7) OBP: 0.233, SLG: 0.333		B SI 88 X SL 75 1-0 ① P6		X SL 75 0-0 ② P6		C FF 89 C FF 89 B FF 90 X SL 79 1-2 ① F7	C FC 96 B FC 95 X FC 94 1-1 ③ G5-3			X CH 77 0-0 ② F8		5	0	0	0	0	0	3
2 Orlando Cabrera, R (1, 6) OBP: 0.288, SLG: 0.348		C SI 88 X FF 89 0-1 55 WP 1B		C SI 87 B CH 85 X FF 90 1-1 1B		C SI 89 B FF 86 B FF 86 C CH 84 B SL 78 B FF 91 4-2 55 1B BB		B FF 93 C FF 94 B FF 94 F FF 92 F FF 93 F FF 96 B SI 95 F FF 94 F FF 92 3-3 S FF 94 K		C SI 86 B SI 86 B SL 81 B SI 85 F SI 86 B SI 88 4-2 1-2 BB		3	0	2	0	2	1	0
28 Chris Heisey, R (1, 9)		B CH 85 C FF 88 S CH 85 S CH 86 1-3 ② K		X SL 75 0-0 ③ F8		B SI 88 X SL 79 1-1 ② F8		C FF 95 B SI 96 X FF 94 1-1 ② G3		F SI 87 B CH 77 X SI 87 1-1 ③ P3		5	0	0	0	0	1	5
55 Ramon Hernandez, R (1, 2) OBP: 0.393, SLG: 0.306		F FF 89 B SI 90 B FF 87 B FF 91 B SL 76 4-1 1-2 BB			B CH 84 C FF 90 F FF 89 B CH 85 B FF 90 C FF 86 3-3 ① K	F FF 90 X CH 84 0-1 1-3 1B		B FF 94 X FF 94 1-0 ③ G5-3			C FF 93 B FF 93 C SI 94 B SL 80 F FF 96 X FF 95 2-2 ① G3-1	4	0	1	0	1	1	0
44 Mike Leake, R (1, 1) 49 Miguel Cairo, R (8, PH) OBP: 0.400, SLG: 0.500 52 Daniel Herrera, L (7, 1) 57 Mike Lincoln, R (7, 1) 53 Arthur Rhodes, L (7, 1) 48 Francisco Cordero, R (9, 1) 32 Jay Bruce, L (8, PH) OBP: 0.333, SLG: 0.667, 1 HR 40 Nick Masset, R (10, 1) 17 Laynce Nix, L (11, PH) OBP: 0.667, SLG: 0.778		B FF 90 B FF 90 F FF 90 F FF 91 D SL 78 X FF 91 3-2 ③ G6-3			B SI 88 B FF 89 F FF 89 B FF 92 F FF 90 F FF 91 B FF 91 4-2 6 1B 19 1B BB	B SI 88 B SI 89 X FF 90 2-0 ③ F7			B FF 93 X CH 83 1-0 ① G5-3		B FF 92 C FF 92 T CH 85 B SL 81 X SL 80 2-2 HR	1 1 0 0 0 0 1 1	1 0 0 0 0 0 0 1	0 0 0 0 0 0 0 1	0 0 0 0 0 0 0 1	1 0 0 0 0 0 0 0	0 0 0 0 0 0 0 0	2 2 0 0 0 0 0 1
Inning Stats	R: 1 E: 0 K: 0 S: 11 H: 1 LOB: 0 BB: 1 P: 17	R: 0 E: 0 K: 1 S: 10 H: 1 LOB: 2 BB: 1 P: 19	R: 0 E: 0 K: 1 S: 7 H: 0 LOB: 0 BB: 0 P: 9	R: 0 E: 0 K: 0 S: 7 H: 1 LOB: 1 BB: 0 P: 8	R: 1 E: 0 K: 2 S: 23 H: 2 LOB: 2 BB: 1 P: 37	R: 0 E: 0 K: 0 S: 10 H: 1 LOB: 2 BB: 1 P: 18	R: 0 E: 0 K: 0 S: 14 H: 2 LOB: 2 BB: 0 P: 18	R: 0 E: 0 K: 1 S: 10 H: 0 LOB: 0 BB: 0 P: 15	R: 0 E: 0 K: 1 S: 7 H: 0 LOB: 0 BB: 0 P: 10	R: 0 E: 0 K: 0 S: 13 H: 1 LOB: 2 BB: 1 P: 22	R: 1 E: 0 K: 0 S: 7 H: 1 LOB: 0 BB: 0 P: 11	1B: 8 2B: 0 3B: 0 HR: 2	SF: 0 SAC: 0 DP: 1 HBP: 0	WP: 1 PB: 0 SB: 0 CS: 0	PA: 45			

PITCHER	IP	WLS	BF	H	R	ER	SO	BB	IBB	HBP	BLK	WP	HR	S	P	ERA	WHIP
46 Oliver Pérez, L (1, 1) ERA: 4.05	6.0		27	6	2	2	4	4	0	0	0	1	1	68	108	3.00	1.667
32 Jenry Mejia, R (7, 1) ERA: 1.5	1.0		5	2	0	0	0	0	0	0	0	0	0	14	18	0.00	2.000
38 Fernando Nieve, R (8, 1) ERA: 2.81	2.0		6	0	0	0	2	0	0	0	0	0	0	17	25	0.00	0.000
25 Pedro Feliciano, L (10, 1) ERA: 0.71	1.0		5	1	0	0	0	1	0	0	0	0	0	13	22	0.00	2.000
36 Manny Acosta, R (11, 1) ERA: 6.75	0.1	L	2	1	1	1	0	0	0	0	0	0	1	7	11	27.00	3.000

PITCHER	IP	WLS	BF	H	R	ER	SO	BB	IBB	HBP	BLK	WP	HR	S	P	ERA	WHIP

BOTTOM	
AB	40
R	3
H	10
RBI	3
BB	5
SO	6
LOB	19

New York Mets @ Cincinnati Reds

Great American Ball Park, Cincinnati, OH

Tue May 04 2010, 7:11 PM - 9:48 PM EDT

Att. 13,813 - Clear - 76 F

TOP

livebaseballscorecards.com

Batter	1	2	3	4	5	6	7	8	9	AB	R	H	RBI	BB	SO	LOB
16 Ángel Pagán, S (1, 8) OBP: 0.305, SLG: 0.345	B CH 75 X CU 71 1-0 1 1B 7 1B 1B		B FF 87 B FF 88 C CH 81 X CU 73 2-1 ① G3-1		C SI 88 C SI 89 X FF 87 0-2 ③ P2		F FF 85 B FF 87 X SL 74 1-1 ② P3			4	1	1	0	0	0	0
1 Luis Castillo, S (1, 4) OBP: 0.363, SLG: 0.312	C CU 71 1 SAFE X FF 86 0-1 44 FC5-4 7 1B 1-3 1B		B CU 64 C CU 66 B FF 88 F CH 83 X FF 88 2-2 ② G1-3			C FF 89 B FF 88 B FF 86 C SL 73 B SI 84 B CU 71 4-2 7 2B 44 SF8 BB	B FF 88 B CU 73 C CU 70 X CU 72 2-1 ③ G3-1			3	1	1	0	1	0	0
7 José Reyes, S (1, 6) OBP: 0.286, SLG: 0.330	X SI 88 0-0 44 FC5-4 1-2 3-H 1B		C SI 88 X CH 82 0-1 ③ G3-1			C CU 72 X SI 84 0-1 5 F9 12 1B 1-3 2B		F SI 91 C SL 79 S SL 82 0-3 ① K		4	1	2	1	0	1	0
44 Jason Bay, R (1, 7) OBP: 0.357, SLG: 0.392	C SI 88 B FF 86 B CH 82 C CH 82 D SL 76 X CH 80 3-2 ① FC5-4 5 G5-4-3 1-2f 2-3			S FF 89 C FF 87 B SL 77 B CH 83 X CU 70 2-2 ① F9		S CH 83 S SI 86 X FF 90 0-2 ① SF8 3-H		C SL 79 B FF 92 C FF 93 S FF 94 1-3 ② K		3	0	0	1	0	1	2
5 David Wright, R (1, 5) OBP: 0.414, SLG: 0.548	1 SAFE B CH 81 F CH 82 1 SAFE C SL 75 X CH 84 1-2 ②③ G5-4-3 1-2f			F FF 89 X CH 82 0-1 HR		B SI 90 F FF 89 X SL 75 1-1 ② F9 2-3		F FF 92 B FF 93 B FF 93 B SL 83 F FF 92 S SI 93 3-3 ③ K		4	1	1	1	0	1	3
29 Ike Davis, L (1, 3) OBP: 0.396, SLG: 0.455		C CU 69 B SI 88 B CH 82 F CU 71 B FF 87 X CH 82 3-2 1B		B FF 89 X SI 88 1-0 ② G3-1		B FF 88 B SI 88 C CH 81 B SI 89 B CH 78 4-1 12 1B BB			X FF 94 0-0 ① L7	3	0	1	0	1	0	0
12 Jeff Francoeur, R (1, 9) OBP: 0.333, SLG: 0.474		B CH 80 F SI 88 S CH 81 B CH 83 F SL 76 F SI 84 S FF 89 2-3 ① K	B FF 88 F CU 70 X SL 75 1-1 ③ F7			X CH 83 0-0 1-2 3-H 1B			B FF 94 S SL 88 F FF 94 T FF 95 1-2 ② K	4	0	1	1	0	2	1
21 Rod Barajas, R (1, 2) OBP: 0.253, SLG: 0.526		C FC 82 F FF 86 T SL 77 0-2 ② K			F CU 71 X FC 85 0-1 ① L8	C SL 74 B FF 85 C SI 88 F FF 88 B SL 76 X CU 68 2-2 ③ P6			X FF 94 0-0 HR	4	1	1	1	0	1	3
33 John Maine, R (1, 1) 19 Gary Matthews, S (7, PH) OBP: 0.233, SLG: 0.184 32 Jenny Mejia, R (7, 1) 38 Fernando Nieve, R (8, 1) 25 Pedro Feliciano, L (8, 1) 27 Frank Catalanotto, L (9, PH) OBP: 0.174, SLG: 0.182 75 Francisco Rodríguez, R (9, 1)		C SI 86 X FC 83 0-1 ③ G1-6-3			B SL 78 F CH 80 C CU 73 S SL 74 1-3 ② K		X CU 68 0-0 ① G1-3		S CH 86 X CH 87 0-1 ③ G4-3	2 1 0 0 0 1 0	0 0 0 0 0 0 0	0 0 0 0 0 0 0	0 0 0 0 0 0 0	0 0 0 0 0 0 0	1 0 0 0 0 0 0	1 0 0 0 0 0 0
Inning Stats	R: 1 E: 0 K: 0 S: 10 H: 3 LOB: 1 BB: 0 P: 15	R: 0 E: 0 K: 2 S: 13 H: 1 LOB: 1 BB: 0 P: 18	R: 0 E: 0 K: 0 S: 7 H: 0 LOB: 0 BB: 0 P: 11	R: 1 E: 0 K: 0 S: 8 H: 1 LOB: 0 BB: 0 P: 12	R: 0 E: 0 K: 1 S: 8 H: 0 LOB: 0 BB: 0 P: 9	R: 2 E: 0 K: 0 S: 15 H: 2 LOB: 2 BB: 2 P: 26	R: 0 E: 0 K: 0 S: 5 H: 0 LOB: 0 BB: 0 P: 8	R: 0 E: 0 K: 3 S: 9 H: 0 LOB: 0 BB: 0 P: 13	R: 1 E: 0 K: 1 S: 7 H: 1 LOB: 0 BB: 0 P: 8	1B: 5 2B: 1 3B: 0 HR: 2 SF: 1 SAC: 0 DP: 1 HBP: 0						

AB	33
R	5
H	8
RBI	5
BB	2
SO	7
LOB	10

WP: 0	PA: 36
PB: 0	
SB: 0	
CS: 0	

PITCHER		IP	WLS	BF	H	R	ER	SO	BB	IBB	HBP	BLK	WP	HR	S	P	ERA	WHIP
61 Bronson Arroyo, R ERA: 6.14	(1, 1)	7.0		29	7	4	4	3	2	0	0	0	0	1	66	99	5.14	1.286
46 Carlos Fisher, R ERA: 10.8	(8, 1)	1.0		3	0	0	0	3	0	0	0	0	0	0	9	13	0.00	0.000
48 Francisco Cordero, R ERA: 2.93	(9, 1)	1.0	L	4	1	1	1	1	0	0	0	0	0	1	7	8	9.00	1.000

PITCHER		IP	WLS	BF	H	R	ER	SO	BB	IBB	HBP	BLK	WP	HR	S	P	ERA	WHIP

New York Mets @ Cincinnati Reds

Great American Ball Park, Cincinnati, OH

Tue May 04 2010, 7:11 PM - 9:48 PM EDT

Att. 13,813 - Clear - 76 F

BOTTOM

Batter	1	2	3	4	5	6	7	8	9	AB	R	H	RBI	BB	SO	LOB
6 Drew Stubbs, R (1, 8) OBP: 0.280, SLG: 0.299	C FF 86 F FF 87 X FF 90 0-2 ① F9		B SL 81 F FF 88 X FF 89 1-1 ① F9		B FF 90 C FF 90 F FF 89 B SL 83 B FF 89 X FF 90 3-2 ② L9			X FF 94 0-0 ① F7		4	0	0	0	0	0	0
4 Brandon Phillips, R (1, 4) OBP: 0.319, SLG: 0.400	X FF 88 0-0 HR		C FF 90 X CH 83 0-1 2B		B FF 89 C FF 89 B FF 90 B FF 89 X FF 89 3-1 ③ F9			C FF 94 B SI 95 F FF 95 X SL 85 1-2 ② G3		4	1	2	1	0	0	0
19 Joey Votto, L (1, 3) OBP: 0.422, SLG: 0.526	S FF 88 B CH 83 B CH 83 B FF 89 S SL 88 S FF 89 3-3 ② K		S FF 90 C FF 90 B FF 91 F FF 91 X SL 76 1-2 ② F7			B SL 85 S FF 87 S FF 89 F FF 89 F FF 89 B FF 89 X FF 89 2-2 1B		X FF 95 0-0 HR		4	1	2	1	0	1	1
27 Scott Rolen, R (1, 5) OBP: 0.344, SLG: 0.512	C FF 89 F FF 89 S SL 84 0-3 ③ K		B FF 90 C FF 90 C FF 90 D SL 85 B FF 90 B FF 90 4-2 BB			B FF 89 B FF 89 C FF 90 X FF 90 2-1 ① F8		C FF 96 B SL 83 X FF 94 1-1 HR		3	1	1	1	1	1	1
32 Jay Bruce, L (1, 9) OBP: 0.320, SLG: 0.473		B FF 88 S FF 87 B FF 89 B CH 82 T FF 89 B FF 89 4-2 29 1B 29 E BB	B FF 90 S FF 89 S FF 90 S FF 91 1-3 ③ K			B FF 90 C FF 89 1 SAFE B FF 89 F FF 90 S FF 90 2-3 ② K		C SI 89 X SI 88 0-1 ③ G4-3		3	1	0	0	1	2	3
2 Orlando Cabrera, R (1, 6) OBP: 0.278, SLG: 0.333		B FF 88 X FF 89 1-0 ① P4		B FF 87 C FF 88 B FF 89 X FF 89 2-1 ① G6-3		X FF 89 0-0 ③ F9			B FF 92 C FF 93 F FF 93 X CU 80 1-2 ① G6-3	4	0	0	0	0	0	2
17 Laynce Nix, L (1, 7) OBP: 0.250, SLG: 0.333		1 SAFE B FF 89 C FF 90 1 SAFE B FF 89 S FF 88 T FF 90 2-2 ② K		B FF 89 S FF 89 C FF 90 B SI 91 F FF 90 X FF 90 2-2 ② F7			B FC 94 C FC 92 X CH 87 1-1 ① P3		S FF 92 B FF 93 X FF 92 1-1 ② G6-3	4	0	0	0	0	1	1
29 Ryan Hanigan, R (1, 2) OBP: 0.479, SLG: 0.525		C FF 88 B FF 89 B FF 90 C FF 90 X FF 90 2-2 E9 1-H 1B		C FF 90 B FF 89 B FF 90 B FF 88 C FF 90 X FF 89 3-2 ③ G6-3			B FC 96 B FC 94 C FC 95 F FC 96 F FC 96 B FC 96 X FC 94 3-2 ② G6-3		C FF 92 F FF 92 B CU 80 B CU 80 B CH 79 X CH 77 3-2 ③ F9	4	0	1	0	0	0	0
61 Bronson Arroyo, R (1, 1) OBP: 0.071, SLG: 0.071 43 Miguel Cairo, R (7, PH) OBP: 0.100, SLG: 0.100 46 Carlos Fisher, R (8, 1) 48 Francisco Cordero, R (9, 1)		B FF 90 X FF 89 1-0 ③ L9			C FF 87 C FF 88 B SL 82 F FF 89 S FF 89 1-3 ① K		X FC 95 0-0 ③ L9			2 1 0 0	0 0 0 0	0 0 0 0	0 0 0 0	0 0 0 0	1 0 0 0	1 0 0 0
Inning Stats	R: 1 H: 1 E: 0 LOB: 0 K: 2 BB: 0 S: 10 P: 13	R: 1 H: 1 E: 1 LOB: 1 K: 1 BB: 1 S: 10 P: 20	R: 0 H: 1 E: 0 LOB: 2 K: 1 BB: 1 S: 13 P: 20	R: 0 H: 0 E: 0 LOB: 0 K: 0 BB: 0 S: 9 P: 16	R: 0 H: 0 E: 0 LOB: 0 K: 1 BB: 0 S: 9 P: 16	R: 0 H: 1 E: 0 LOB: 1 K: 1 BB: 0 S: 11 P: 17	R: 0 H: 0 E: 0 LOB: 0 K: 0 BB: 0 S: 7 P: 11	R: 2 H: 2 E: 0 LOB: 0 K: 0 BB: 0 S: 9 P: 11	R: 0 H: 0 E: 0 LOB: 0 K: 0 BB: 0 S: 8 P: 13	1B: 2 2B: 1 3B: 0 HR: 3	SF: 0 SAC: 0 DP: 0 HBP: 0			WP: 0 PB: 0 SB: 0 CS: 0	PA: 35		

PITCHER		IP	WLS	BF	H	R	ER	SO	BB	IBB	HBP	BLK	WP	HR	S	P	ERA	WHIP
33 John Maine, R ERA: 5.97	(1, 1)	6.0		24	4	2	1	6	2	0	0	0	0	1	62	102	1.50	1.000
32 Jenrry Mejia, R ERA: 1.38	(7, 1)	1.0	H	3	0	0	0	0	0	0	0	0	0	0	7	11	0.00	0.000
38 Fernando Nieve, R ERA: 3.78	(8, 1)	0.2	B	4	2	2	2	0	0	0	0	0	0	2	7	9	27.00	3.000
25 Pedro Feliciano, L ERA: 0.69	(8, 1)	0.1	W	1	0	0	0	0	0	0	0	0	0	0	2	2	0.00	0.000
75 Francisco Rodríguez, R ERA: 0.71	(9, 1)	1.0	S	3	0	0	0	0	0	0	0	0	0	0	8	13	0.00	0.000

PITCHER	IP	WLS	BF	H	R	ER	SO	BB	IBB	HBP	BLK	WP	HR	S	P	ERA	WHIP

livebaseballscorecards.com

AB	33
R	4
H	6
RBI	3
BB	2
SO	6
LOB	9

Batter	1	2	3	4	5	6	7	8	9	10	AB	R	H	RBI	BB	SO	LOB
16 Ángel Pagán, S (1, 8) OBP: 0.330, SLG: 0.363	B FF 93 C FF 93 B FF 94 T FF 93 S FF 95 2-3 ① K		B FF 94 B SL 83 B FF 95 B FF 93 4-0 13 BB BB		B FF 94 X FF 92 1-0 13 2B 7 G6-3 1B		B FF 92 F FF 92 X FF 92 1-1 12 S 1B		B FF 96 C FF 94 X SL 90 1-1 7 CS 2-3 1B		4	1	3	0	1	1	0
13 Alex Cora, L (1, 4) OBP: 0.289, SLG: 0.282 12 Jeff Francoeur, R (7, PH) OBP: 0.336, SLG: 0.474 (7, 9)	C FF 95 S SI 94 S FF 94 0-3 ② K		B FF 95 B FF 95 C SL 83 B SL 84 F FF 93 B SL 86 4-2 1-2 2-3 3-H BB		C SI 91 S SL 83 X FF 93 0-2 7 G6-3 1-3 2B		F FF 93 B FF 92 F SL 84 B FF 92 B FF 93 B FF 92 4-2 1-2 BB		F SL 90 X SL 88 0-1 ② SF8 3-H		2 0	0 0	1 0	1 1	1 1	1 0	0 0
7 José Reyes, S (1, 6) OBP: 0.273, SLG: 0.314	F FF 95 B SI 88 B CH 85 F SI 96 C SL 86 2-3 ③ K		B SL 84 F FF 95 C SL 85 F SI 95 B SL 86 F SL 87 X FF 94 2-2 ② F9		B SL 84 D SL 83 S SL 80 B SL 84 F FF 96 X SL 85 3-2 ② G6-3 2-3 3-H		C FF 92 S FF 93 B FF 93 F FF 92 B FF 93 B SL 84 F SL 83 F FF 92 X SL 82 3-2 ② P5		P PO 86 1 SAFE B FF 94 2-0 ③ CS 1-2	B FF 90 C SL 75 F FC 88 F SL 80 X FF 90 1-2 ① P5	5	0	0	1	0	1	6
44 Jason Bay, R (1, 7) OBP: 0.345, SLG: 0.376 47 Hisanori Takahashi, L (7, 1) OBP: 0.333, SLG: 0.333 17 Fernando Tatis, R (10, PH) OBP: 0.243, SLG: 0.343 (10, 5)		B FF 94 S FF 93 F FF 94 X FF 94 1-2 ① F9	B SI 95 C SL 87 F FF 95 X FF 94 1-2 ③ F9		B SL 83 C SL 89 S FF 94 S FF 94 1-3 ③ K		B FF 92 B FF 92 C SL 85 F FF 92 C FF 92 2-3 ③ K			B FC 90 F SL 82 B FC 90 F FF 90 F FC 89 X SL 82 2-2 ② F8	4 0 1	0 0 0	0 0 0	0 0 0	0 0 0	2 0 0	6 0 0
5 David Wright, R (1, 5) OBP: 0.413, SLG: 0.571 25 Pedro Feliciano, L (10, 1)		F FF 94 B SL 88 B SL 85 B FF 94 X FF 95 3-1 29 CS 1B	B FC 88 F SL 89 B SL 84 X FF 93 2-1 ① G6-3		B SL 88 B FF 94 S FF 94 X FF 93 2-1 HR			C FF 95 B FF 92 C SL 79 B FC 96 B FC 93 T FC 95 3-2 ① K		S FF 90 S FF 90 S FF 90 0-3 ③ K	5 0	1 0	2 0	1 0	0 0	2 0	0 0
29 Ike Davis, L (1, 3) OBP: 0.386, SLG: 0.438		B FF 93 C SI 93 C SL 84 B SI 94 B SL 85 S SL 84 3-3 ② ③ K 1-2		S FF 94 X SL 83 0-1 4 FC6-4 1B		S FF 94 C SL 86 B SL 86 F FF 95 B SL 87 T SL 85 2-2 ① K		C FF 97 B FS 90 B SL 80 F FF 96 S SL 82 2-3 ② K		4	0	1	0	0	3	1
19 Gary Matthews, S (1, 9) OBP: 0.234, SLG: 0.190 (7, 7)			B FF 92 B SI 93 B SI 93 C FF 92 X FF 94 3-1 49 SH1-4 4 1B 13 BB 1B	S FF 94 C FF 93 B SL 86 B SL 85 B FF 95 S SL 85 3-3 ② K	F SI 94 C SL 86 B FF 95 F SL 88 B SL 85 S FF 96 2-3 ② K			S FF 96 B FF 95 B SL 80 C FF 95 X FF 96 2-2 ③ P6		4	1	1	0	0	2	1
4 Henry Blanco, R (1, 2) OBP: 0.300, SLG: 0.320 27 Frank Catalanotto, L (9, PH) OBP: 0.208, SLG: 0.217 21 Rod Barajas, R (9, 2) OBP: 0.253, SLG: 0.526			B FF 94 F FF 93 1 SAFE B SL 83 S SL 83 X FF 92 2-2 13 BB 49 SH1-4 1-2 1B	X SL 83 0-0 ③ FC6-4 1-2f	B SL 84 C SL 84 B FC 90 S SL 84 X SL 86 2-2 ③ F8				B FF 94 S FF 94 F FF 94 B CH 86 X FF 95 2-2 16 1B 1 SH2-3 12 SF8 1B	3 1 0	0 1 0	1 1 0	0 0 0	0 0 0	0 0 0	1 0 0
49 Jonathon Niese, L (1, 1) OBP: 0.154, SLG: 0.083 1 Luis Castillo, S (7, PH) OBP: 0.359, SLG: 0.308 (7, 4)			C FF 95 2 SAFE B FF 94 L FF 92 X SL 84 1-2 ① SH1-4 1-2 2-3		C FF 90 B FF 93 F SI 93 B SI 94 B SL 85 X FF 90 3-2 ① F8		C FF 92 B FF 93 B FF 92 F FF 91 B FF 92 X FF 92 3-2 ① L9		X FF 93 0-0 ① SH2-3 1-2	1 1	0 0	0 0	0 0	0 0	0 0	0 0
Inning Stats	R: 0 E: 0 K: 3 S: 9 H: 0 LOB: 0 BB: 0 P: 13	R: 0 E: 0 K: 1 S: 8 H: 1 LOB: 1 BB: 0 P: 15	R: 1 E: 0 K: 0 S: 18 H: 2 LOB: 3 BB: 2 P: 35	R: 0 E: 0 K: 1 S: 8 H: 1 LOB: 1 BB: 0 P: 13	R: 1 E: 0 K: 1 S: 13 H: 2 LOB: 1 BB: 0 P: 21	R: 1 E: 0 K: 2 S: 13 H: 1 LOB: 0 BB: 0 P: 21	R: 0 E: 0 K: 1 S: 16 H: 1 LOB: 2 BB: 1 P: 29	R: 0 E: 0 K: 2 S: 9 H: 0 LOB: 0 BB: 0 P: 16	R: 1 E: 0 K: 0 S: 9 H: 2 LOB: 0 BB: 0 P: 13	R: 0 E: 0 K: 1 S: 11 H: 0 LOB: 0 BB: 0 P: 14	1B: 8 2B: 2 3B: 0 HR: 1	SF: 1 SAC: 2 DP: 1 HBP: 0			WP: 0 PB: 0 SB: 1 CS: 2	PA: 42		

PITCHER		IP	WLS	BF	H	R	ER	SO	BB	IBB	HBP	BLK	WP	HR	S	P	ERA	WHIP
47 Johnny Cueto, R ERA: 5.18	(1, 1)	6.0		26	7	3	3	8	2	0	0	0	0	1	69	118	4.50	1.500
53 Arthur Rhodes, L ERA: 0.77	(7, 1)	1.0	H	5	1	0	0	1	1	0	0	0	0	0	16	29	0.00	2.000
40 Nick Masset, R ERA: 9.0	(8, 1)	1.0	H	3	0	0	0	2	0	0	0	0	0	0	9	16	0.00	0.000
48 Francisco Cordero, R ERA: 3.31	(9, 1)	1.0	B	4	2	1	1	0	0	0	0	0	0	0	9	13	9.00	2.000
33 Micah Owings, R ERA: 3.38	(10, 1)	1.0	W	3	0	0	0	1	0	0	0	0	0	0	11	14	0.00	0.000

PITCHER		IP	WLS	BF	H	R	ER	SO	BB	IBB	HBP	BLK	WP	HR	S	P	ERA	WHIP

TOP

New York Mets @ Cincinnati Reds

Great American Ball Park, Cincinnati, OH

Wed May 05 2010, 12:38 PM - 3:40 PM EDT

Att. 16,798 - Sunny - 77 F

livebaseballscorecards.com

AB	35
R	4
H	10
RBI	4
BB	3
SO	12
LOB	15

Batter	1	2	3	4	5	6	7	8	9	10	AB	R	H	RBI	BB	SO	LOB
6 Drew Stubbs, R (1, 8) OBP: 0.267, SLG: 0.283	C FF 91 B FF 91 C CU 75 S FF 92 1-3 K ①	C FF 92 B FF 92 S FF 92 B FF 92 X FF 92 2-2 FC6-4 ③ 1-2f		B FF 91 F FC 88 S FF 91 F FF 92 B FF 92 B CU 76 S FF 91 3-3 K ②		M SI 89 B FF 91 F FF 91 F FF 92 B CU 75 F FF 92 S FF 92 2-3 K ③			B CU 66 S CH 80 S CH 81 X SI 90 1-2 F9 ③		5	0	0	0	0	3	5
2 Orlando Cabrera, R (1, 6) OBP: 0.292, SLG: 0.376	X SI 91 0-0 4 1B, 19 G4-3 1B		B FC 86 X SI 90 1-0 G5-3 ① 4 1B	C FC 85 X SI 91 0-1 1-2 2-H 3-H 1B ③			B B C X 2-1 G5-3 ①			B SL 82 C SI 87 B CH 75 B SI 87 X SI 88 3-1 HR	5	1	3	2	0	0	0
19 Joey Votto, L (1, 3) OBP: 0.417, SLG: 0.515	F SI 91 F FC 88 X FF 93 0-2 G4-3 ② 1-2		S FC 87 F SI 91 B CU 76 F FF 92 X FC 87 1-2 G1-3 ②		B FF 90 B FC 84 B FC 86 C FF 90 F FF 91 X FF 91 3-2 4 CS 1B		B B SL 81 B FF 91 F FF 90 F FF 90 F SI 90 C SI 89 3-3 K ②				4	0	1	0	0	1	1
4 Brandon Phillips, R (1, 4) OBP: 0.325, SLG: 0.431	S FC 88 S FF 92 X SI 93 0-2 2-3 1B		S FC 87 B CU 77 S FC 88 B FF 93 B FF 89 X FF 92 3-2 G6-3 ③		B CH 81 C SI 92 B CU 77 F FC 86 X CU 77 2-2 1-2 HR ①		C CH 80 B CH 79 S CH 80 B SI 91 X CH 80 2-2 F9 ③				4	1	2	1	0	0	0
32 Jay Bruce, L (1, 9) OBP: 0.318, SLG: 0.463	C FC 88 X FC 89 0-1 P3 ③			B FF 90 B FC 86 X FF 90 2-0 31 1B, 55 1B 1B	C FC 86 S CU 77 X CU 77 0-2 F8 ②			S SL 80 F SL 80 S CH 80 0-3 K ①			4	1	1	0	0	1	2
31 Jonny Gomes, R (1, 7) OBP: 0.247, SLG: 0.386 48 Francisco Cordero, R (9, 1) 27 Scott Rolen, R (10, 5) OBP: 0.344, SLG: 0.512		X 0-0 P3 ①		B FF 90 X FF 91 1-0 47 1B, 55 1B, 2 1B 1-2 1B	B CH 84 F FC 87 T CU 75 B FF 92 X FF 91 2-2 HR			S CH 80 S CH 80 B CH 81 X CH 81 1-2 P6 ②			4 0 0	2 0 0	2 0 0	1 0 0	0 0 0	0 0 0	0 0 0
55 Ramon Hernandez, R (1, 2) OBP: 0.385, SLG: 0.302		C B X SI 91 1-1 G5-3 ②		C SI 91 D SI 90 X FF 90 1-1 47 1B, 2 1B 1-2 2-H 1B	X FF 90 0-0 G5-3 ③			B FF 91 C SI 91 S CH 80 S CH 82 1-3 K ③			4	0	1	1	0	1	0
43 Miguel Cairo, R (1, 5) OBP: 0.125, SLG: 0.125 33 Micah Owings, R (10, 1)		C SI 91 X FC 88 0-1 47 1B 1B		X FF 87 0-0 L7 ①		B CU 72 F SI 89 X CH 80 1-1 F7 ①			C SI 89 F CH 82 B CU 72 X SI 90 1-2 P5 ①		4 0	0 0	1 0	0 0	0 0	0 0	2 0
47 Johnny Cueto, R (1, 1) OBP: 0.333, SLG: 0.333 28 Chris Heisey, R (6, PH) 53 Arthur Rhodes, L (7, 1) 40 Nick Masset, R (8, 1) 17 Laynce Nix, L (9, 7) OBP: 0.243, SLG: 0.324		B SI 91 C FF 91 F FF 91 B FC 88 F FF 92 F FF 93 X FC 88 2-2 6 FC6-4 1-2 1B		B FF 90 X FF 90 1-0 2 1B 1-2 2-3 1B		F FC 86 T CU 75 C FF 91 0-3 K ②			S SI 90 C SI 91 C SL 82 0-3 K ②		2 1 0 0 1	0 0 0 0 0	2 0 0 0 0	0 0 0 0 0	0 1 0 0 1	0 0 0 0 0	0 0 0 0 0
Inning Stats	R: 0 E: 0 K: 1 S: 12 H: 2 LOB: 2 BB: 0 P: 13	R: 0 E: 0 K: 0 S: 13 H: 2 LOB: 2 BB: 0 P: 18	R: 0 E: 0 K: 0 S: 8 H: 0 LOB: 0 BB: 0 P: 13	R: 2 E: 0 K: 1 S: 12 H: 5 LOB: 2 BB: 0 P: 20	R: 2 E: 0 K: 0 S: 13 H: 3 LOB: 0 BB: 0 P: 20	R: 0 E: 0 K: 2 S: 10 H: 0 LOB: 0 BB: 0 P: 13	R: 0 E: 0 K: 1 S: 9 H: 0 LOB: 0 BB: 0 P: 16	R: 0 E: 0 K: 2 S: 9 H: 0 LOB: 0 BB: 0 P: 11	R: 0 E: 0 K: 1 S: 9 H: 0 LOB: 0 BB: 0 P: 11	R: 1 E: 0 K: 0 S: 2 H: 1 LOB: 0 BB: 0 P: 5	1B: 10 2B: 0 3B: 0 HR: 3	SF: 0 SAC: 0 DP: 0 HBP: 0					

PITCHER		IP	WLS	BF	H	R	ER	SO	BB	IBB	HBP	BLK	WP	HR	S	P	ERA	WHIP
49 Jonathon Niese, L ERA: 3.6	(1, 1)	6.0		28	12	4	4	4	0	0	0	0	0	2	68	97	6.00	2.000
47 Hisanori Takahashi, L ERA: 3.38	(7, 1)	3.0		9	0	0	0	4	0	0	0	0	0	0	27	38	0.00	0.000
25 Pedro Feliciano, L ERA: 1.38	(10, 1)	0.0	L	1	1	1	1	0	0	0	0	0	0	1	2	5	∞	∞

PITCHER	IP	WLS	BF	H	R	ER	SO	BB	IBB	HBP	BLK	WP	HR	S	P	ERA	WHIP

BOTTOM

New York Mets @ Cincinnati Reds

Great American Ball Park, Cincinnati, OH

Wed May 05 2010, 12:38 PM - 3:40 PM EDT

Att. 16,798 - Sunny - 77 F

livebaseballscorecards.com

AB	38
R	5
H	13
RBI	5
BB	0
SO	8
LOB	10

WP: 0	PA: 38		
PB: 0			
SB: 0			
CS: 1			

Batter	1	2	3	4	5	6	7	8	9	AB	R	H	RBI	BB	SO	LOB
33 Aaron Rowand, R (1, 8) OBP: 0.361, SLG: 0.565	B FF 90 C FF 90 X SI 90 1-1 ① L4		X SL 83 0-0 ② G6-3 3-H		C SI 93 X FF 92 0-1 7 G6-3 1-3 3-H 2B		C FF 92 B SL 84 B SI 92 X SI 92 2-1 ②③ G5-4-3 1-2f		C CU 76 X FF 90 0-1 7 1B 7 BLK 1B	5	0	2	2	0	0	2
7 Mark DeRosa, R (1, 7) OBP: 0.293, SLG: 0.273	C FF 91 B SL 82 B FF 91 S FF 90 B FF 92 X FF 92 3-2 ② F9		X SI 90 0-0 ③ F9		F FS 86 B FS 86 S SL 84 X SL 85 1-2 ② G6-3 2-3 3-H			B FF 92 X SI 92 1-0 E4 5 FC5-4 17 1B	B CU 74 B CU 74 B CH 86 C FF 88 X 3-1 1-3 1B	5	0	1	1	0	0	1
48 Pablo Sandoval, S (1, 5) OBP: 0.352, SLG: 0.461	C CU 75 X CU 74 0-1 ③ G4-3			X FS 84 0-0 ① G1-3	S FF 93 S SI 93 S SI 94 0-3 ③ K			S SI 93 S SI 92 X SI 92 0-2 ① P5	C FF 90 F SI 90 F CU 77 F FF 90 X FF 91 0-2 ③ P3	5	0	0	0	0	1	4
17 Aubrey Huff, L (1, 3) OBP: 0.371, SLG: 0.485		X SI 90 0-0 12 G4-3 5 G1-3 1B		B SI 91 X FF 90 1-0 ② P5		C CU 74 B FS 83 S SI 93 B SI 93 F SI 94 F SI 93 S FS 86 2-3 ① K		X FS 85 0-0 5 FC5-4 1-2 1B		4	0	2	0	0	1	0
5 Juan Uribe, R (1, 6) OBP: 0.313, SLG: 0.422		C FF 90 B FF 89 X FF 90 1-1 ① G1-3 1-2		C SI 92 X FS 84 0-1 1B		X SL 83 0-0 ② G4-3		F SL 80 S SL 83 X SL 85 0-2 ② FC5-4 1-2f 2-3		4	0	1	0	0	0	3
12 Nate Schierholtz, L (1, 9) OBP: 0.434, SLG: 0.552		C SI 88 D FS 84 X FS 84 1-1 ② G4-3 2-3		C SI 90 X SI 90 0-1 ③ G4-3		B SI 92 B FS 87 T SI 93 F FF 92 B SI 93 S FF 92 3-3 ③ K		B SL 82 X FF 95 1-0 ③ L7		4	0	0	0	0	1	4
Matt Downs, R (1, 4) OBP: 0.472, SLG: 0.621		S FF 90 C SI 93 B SI 90 B FS 87 S SI 94 2-3 ③ K			B FF 92 B SL 81 X SI 92 2-0 ① F8		C SI 93 X FS 85 0-1 57 FC1-5 22 CI 1B		B FF 90 B FF 90 C FF 88 T FF 88 S FF 89 2-3 ① K	4	0	1	0	0	2	1
22 Eli Whiteside, R (1, 2) OBP: 0.375, SLG: 0.783 20 John Bowker, L (9, PH) OBP: 0.271, SLG: 0.370 54 Sergio Romo, R (9, 1)			B SI 92 C SI 92 B SL 81 F SI 92 X SI 93 2-2 57 SH5-3 33 G6-3 2B		C SL 82 X SL 83 0-1 57 E 57 1B 33 2B 1B		1 SAFE C FS 83 1 SAFE D FS 83 1 SAFE P 1-2 CI 57 FC1-5 1-2		C SI 89 B CH 81 F CH 80 B CU 78 F FF 90 F CU 77 X CH 82 2-2 HR	2 1 0	2 1 0	2 1 0	0 1 0	0 0 0	0 0 0	0 0 0
57 Jonathan Sánchez, L (1, 1) OBP: 0.250, SLG: 0.250 53 Denny Bautista, R (8, 1) 1 Bengie Molina, R (9, PH) OBP: 0.396, SLG: 0.450 (9, 2)			X SI 90 0-0 ① SH5-3 2-3		F FF 91 X SI 90 0-1 E1 33 2B 7 G6-3 1-3 1B		B SI 90 X FF 89 1-0 ① FC1-5 33 G5-4-3 1-2 2-3f		C CU 76 S CU 77 B CU 79 C FF 91 1-3 ② K	2 0 1	1 0 0	1 0 0	0 0 0	0 0 0	0 0 1	2 0 0
Inning Stats	R: 0 H: 0 E: 0 LOB: 0 K: 0 BB: 0 S: 7 P: 11	R: 0 H: 1 E: 0 LOB: 1 K: 1 BB: 0 S: 8 P: 12	R: 1 H: 1 E: 0 LOB: 0 K: 0 BB: 0 S: 6 P: 8	R: 0 H: 1 E: 0 LOB: 1 K: 0 BB: 0 S: 6 P: 7	R: 2 H: 3 E: 1 LOB: 1 K: 1 BB: 0 S: 13 P: 16	R: 0 H: 0 E: 0 LOB: 0 K: 2 BB: 0 S: 9 P: 14	R: 0 H: 1 E: 1 LOB: 1 K: 0 BB: 0 S: 7 P: 11	R: 0 H: 1 E: 1 LOB: 2 K: 0 BB: 0 S: 9 P: 11	R: 1 H: 3 E: 0 LOB: 2 K: 2 BB: 0 S: 20 P: 28	1B: 8 SF: 0 2B: 2 SAC: 1 3B: 0 DP: 1 HR: 1 HBP: 0						

TOP

San Francisco Giants @ New York Mets

Citi Field, Flushing, NY

Fri May 07 2010, 7:13 PM - 9:58 PM EDT

Att. 34,681 - Partly Cloudy - 60 F

livebaseballscorecards.com

AB	37
R	4
H	11
RBI	4
BB	0
SO	6
LOB	17

PITCHER		IP	WLS	BF	H	R	ER	SO	BB	IBB	HBP	BLK	WP	HR	S	P	ERA	WHIP
34 Mike Pelfrey, R ERA: 2.65	(1, 1)	7.1		31	8	3	3	4	0	0	0	0	0	0	61	85	3.68	1.091
38 Fernando Nieve, R ERA: 3.63	(8, 1)	0.2	H	2	0	0	0	0	0	0	0	0	0	0	4	5	0.00	0.000
75 Francisco Rodríguez, R ERA: 1.32	(9, 1)	1.0	W	6	3	1	1	2	0	0	0	1	0	1	20	28	9.00	3.000

PITCHER		IP	WLS	BF	H	R	ER	SO	BB	IBB	HBP	BLK	WP	HR	S	P	ERA	WHIP

BOTTOM

San Francisco Giants @ New York Mets

Citi Field, Flushing, NY

Fri May 07 2010, 7:13 PM - 9:58 PM EDT

Att. 34,681 - Partly Cloudy - 60 F

livebaseballscorecards.com

Batter	1	2	3	4	5	6	7	8	9	AB	R	H	RBI	BB	SO	LOB
16 Ángel Pagán, S (1, 8) OBP: 0.317, SLG: 0.347	C FF 93 F FF 94 X SI 92 0-2 ① P3	C SI 91 B FF 92 B CH 83 B FF 90 C FF 90 X SL 80 3-2 ③ G6-3			X FF 90 0-0 ② F8		B FF 90 F SI 90 B SL 80 B FF 90 F FF 89 F SL 80 F FF 89 F CH 82 F CH 82 3-2 ③ P3			4	0	0	0	0	0	0
1 Luis Castillo, S (1, 4) OBP: 0.354, SLG: 0.296	C FF 94 B SI 94 X CH 82 1-1 ② G6-3		C CH 80 B FF 91 C SI 91 F FF 92 X SL 81 1-2 ① G5-3		C FF 91 C SI 90 X SL 81 0-2 ③ G4-3			B FF 94 B FF 94 B FF 96 B SI 94 4-0 44 F8 7 S BB		3	0	0	0	1	0	0
7 José Reyes, S (1, 6) OBP: 0.281, SLG: 0.321	C FF 92 X FF 92 0-1 44 S 44 2B 1B		B SL 80 B CH 81 C FF 91 B FF 91 C FF 91 X SL 80 3-2 ② G4-3			C SI 89 X CH 80 0-1 5 1B 44 G5-3 1B		C SI 94 M SI 95 B CU 82 B CU 83 F FF 93 F CU 82 F FF 94 T FF 94 2-2 ① K 1-2		4	1	2	0	0	1	1
44 Jason Bay, R (1, 7) OBP: 0.341, SLG: 0.381	1 SAFE B FF 92 C FF 91 B SL 81 F FF 91 B FF 92 X CH 82 3-2 1-H 2B		B FF 92 F FF 91 B FF 90 X FF 90 2-1 ③ F7			**1 SAFE** **1 SAFE** **B FF 89** **C SI 88** 1 SAFE 1 SAFE X FF 89 1-1 ① G5-3 1-2		C SI 95 B FF 94 X SL 88 1-1 ② F8 2-3		4	0	1	1	0	0	2
5 David Wright, R (1, 5) OBP: 0.416, SLG: 0.564	X SL 78 0-0 ③ G6-3			B FF 89 C SL 80 B SL 81 C CH 79 B SI 90 B SI 90 4-2 12 CS BB		D SL 78 B SI 89 X SL 79 2-0 29 S 2-3 1B		B FF 93 C SL 89 F SI 96 C CU 83 1-3 ③ K		3	0	1	0	1	1	2
12 Jeff Francoeur, R (1, 9) OBP: 0.325, SLG: 0.455		B SI 92 X SL 79 1-0 ① G3-1		**F FF 90** 1 SAFE 1 SAFE B CH 80 **F SL 81** B SL 81 **F SL 82** **S SL 80** 2-3 ①② K 1-2		B SI 90 **F SL 79** **C SI 90** 1 SAFE B SI 90 **S SL 81** 2-3 ② K			S SL 77 S SL 76 B SL 75 X SL 76 1-2 ① G5-3	4	0	0	0	0	2	3
29 Ike Davis, L (1, 3) OBP: 0.410, SLG: 0.569		B SI 92 C FF 91 X FF 92 1-1 HR		X SL 79 0-0 HR		C SI 90 C FF 90 B SI 90 B SL 82 B SL 81 S SL 81 3-3 ③ K 1-2			B SI 88 B SL 77 B SI 88 C FF 88 B SL 76 4-1 21 HR BB	3	3	2	2	1	1	2
21 Rod Barajas, R (1, 2) OBP: 0.264, SLG: 0.598		C SL 80 X SL 81 0-1 HR		C SI 91 B FF 91 X CH 83 1-1 ③ L7			C SI 89 B SI 89 F FF 89 X SL 80 1-2 ① G4-3		B SL 76 X SL 75 1-0 1-H HR	4	2	2	3	0	0	0
34 Mike Pelfrey, R (1, 1) OBP: 0.308, SLG: 0.182 38 Fernando Nieve, R (8, 1) 75 Francisco Rodríguez, R (9, 1)		C FF 92 C FF 91 F SI 91 B SL 81 B FF 91 B SI 92 F FF 90 F FF 91 X FF 91 3-2 ② G4-3			C SI 89 B FF 89 X FF 90 1-1 ① G4-3		S SI 89 C FF 89 B SL 78 F FF 90 B SL 80 X SI 89 2-2 ② G5-3			3 0 0	0 0 0	0 0 0	0 0 0	0 0 0	0 0 0	0 0 0

Inning Stats																								
	R: 1	H: 2	R: 2	H: 2	R: 0	H: 0	R: 1	H: 1	R: 0	H: 0	R: 0	H: 2	R: 0	H: 0	R: 0	H: 0	R: 2	H: 1	1B: 3	SF: 0	WP: 0	PA: 35		
	E: 0	LOB: 1	E: 0	LOB: 0	E: 0	LOB: 0	E: 0	LOB: 0	E: 0	LOB: 0	E: 0	LOB: 2	E: 0	LOB: 0	E: 0	LOB: 1	E: 0	LOB: 0	2B: 1	SAC: 0	PB: 0			
	K: 0	BB: 0	K: 0	BB: 0	K: 0	BB: 0	K: 1	BB: 1	K: 0	BB: 0	K: 2	BB: 0	K: 0	BB: 0	K: 0	BB: 1	K: 0	BB: 1	3B: 0	DP: 0	SB: 3			
	S: 11	P: 15	S: 14	P: 22	S: 9	P: 15	K: 9	P: 16	S: 6	P: 7	K: 11	P: 19	S: 15	P: 21	K: 11	P: 19	K: 5	P: 11	HR: 4	HBP: 0	CS: 1			

PITCHER		IP	WLS	BF	H	R	ER	SO	BB	IBB	HBP	BLK	WP	HR	S	P	ERA	WHIP
57 Jonathan Sánchez, L ERA: 3.0	(1, 1)	7.0		28	7	4	4	3	1	0	0	0	0	3	75	115	5.14	1.143
53 Denny Bautista, R ERA:	(8, 1)	1.0		4	0	0	0	2	1	0	0	0	0	0	11	19	0.00	1.000
54 Sergio Romo, R ERA: 4.5	(9, 1)	0.1	L	3	1	2	2	0	1	0	0	0	0	1	5	11	54.00	6.000

PITCHER	IP	WLS	BF	H	R	ER	SO	BB	IBB	HBP	BLK	WP	HR	S	P	ERA	WHIP

Batter	1	2	3	4	5	6	7	8	9	10	11	AB	R	H	RBI	BB	SO	LOB
33 Aaron Rowand, R (1, 8) OBP: 0.351, SLG: 0.541	B FF 88 B FF 89 X FF 88 2-0 ① G6-3		B FF 90 1 SAFE X FF 87 1-0 ②③ G6-4-3 1-2f		F SI 90 X FF 89 0-1 ③ P3			C SI 88 X FF 89 0-1 17 1B 22 1B 1-3 1B		C FF 90 S CU 79 B CU 79 S CH 78 1-3 ① K		5	1	1	0	0	1	1
56 Andres Torres, S (1, 9) OBP: 0.354, SLG: 0.351 41 Jeremy Affeldt, L (8, 1) 20 John Bowker, L (10, PH) OBP: 0.283, SLG: 0.370 59 Guillermo Mota, R (10, 1)	M SL 84 B SL 85 C FF 90 X CH 78 1-2 ② P4			C SL 81 X FF 89 0-1 22 G3 48 1B 17 SF9 1B		B CH 76 C SL 82 L SL 80 B CH 81 C FF 90 2-3 ① K		X CH 81 0-0 ① L6		C FF 90 F SI 90 B CH 86 F FF 92 B FF 92 F CU 77 B CU 76 4-2 48 G3 BB		4 0 0 0	1 0 0 0	1 0 0 0	0 0 0 0	0 0 1 0	1 0 0 0	2 0 0 0
48 Pablo Sandoval, S (1, 5) OBP: 0.346, SLG: 0.454	B FF 90 S FF 90 S FF 89 F FF 90 C FF 89 1-3 ③ K			X FF 88 0-0 22 G3 5 1B 1-2 1B		F FF 89 X FF 90 0-1 ② G6-3		C FF 89 S FF 90 F FF 90 X FF 91 0-2 ② SF7 3-H		D CU 79 F FF 91 B CH 81 X CH 80 2-1 ② G3 1-2		4	1	1	1	0	1	1
1 Bengie Molina, R (1, 2) OBP: 0.402, SLG: 0.457 22 Eli Whiteside, R (3, 2) OBP: 0.429, SLG: 0.769		C FF 88 X SL 82 0-1 1B		C FF 88 B CH 80 B FF 88 X SL 81 2-1 ① G3 1-2 2-3		C FF 89 X FF 89 0-1 1B		B FF 93 B FF 94 C FF 94 S FF 93 X 2-2 17 1B 1-2 1B		B FF 91 B CU 77 D SI 91 B FF 89 4-0 BB		1 3	0 0	1 2	0 0	0 1	0 0	0 2
17 Aubrey Huff, L (1, 3) OBP: 0.364, SLG: 0.476		B FF 88 X FF 89 1-0 ① F8		X SL 83 0-0 ② SF9 3-H		C CH 81 B FF 91 X FF 89 1-1 ③ F8		B SI 85 C SL 80 X SI 86 1-1 1-2 2-H 1B		X FF 91 0-0 ③ F9		4	0	1	2	0	0	4
5 Juan Uribe, R (1, 6) OBP: 0.308, SLG: 0.411		S FF 89 F FF 89 D CH 79 F SL 78 X SL 84 1-2 ② P6		F SL 84 X FF 89 0-1 2-H 1B			X FF 89 0-0 ① L7	F FF 92 B FC 95 F FF 94 S FF 97 1-3 ③ K			C CH 76 F CH 78 F FF 88 S CH 78 0-3 ① K	5	0	1	1	0	2	3
7 Mark DeRosa, R (1, 7) OBP: 0.279, SLG: 0.258	B CH 79 B SL 84 C SL 81 S FF 88 B CH 77 F SL 84 S FF 90 3-3 ③ K			X FF 88 0-0 ③ P4			C FF 89 X CH 78 0-1 ② G6-3		B FF 89 X FF 91 1-0 ① F9		B FF 88 X CH 78 1-0 ② L4	5	0	0	0	0	1	2
Matt Downs, R (1, 4) OBP: 0.439, SLG: 0.559			T FF 88 C FF 90 B FF 89 F FF 91 F CH 78 F FF 91 F FF 91 B FF 85 B CH 80 3-2 33 G6-4-3 1B		S CH 78 B CH 79 X FF 89 1-1 ① F7		B FF 89 C FF 89 T CH 80 B CH 82 F FF 90 T FF 90 2-2 ③ K		B FF 89 C CU 77 X FF 91 1-1 ② P2		S CH 79 C CH 76 S CU 68 0-3 ③ K2-3	5	0	1	0	0	2	0
37 Todd Wellemeyer, R (1, 1) OBP: 0.111, SLG: 0.111 49 Brandon Medders, R (5, 1) 12 Nate Schierholtz, L (8, PH) OBP: 0.436, SLG: 0.551 (8, 9)			L FF 88 C FF 88 D CH 82 B FF 89 L FF 89 2-3 ① K		B FF 88 B FF 87 C FF 86 C FF 88 C FF 89 2-3 ② K			C FF 88 B CH 81 C SL 82 F FF 91 B CH 82 X FF 91 2-2 33 1B 48 SF7 1B		X CU 77 0-0 ③ L3		2 0 2	0 0 1	0 0 1	0 0 0	0 0 0	2 0 0	1 0 0
Inning Stats	R: 0 H: 0 E: 0 LOB: 0 K: 1 BB: 0 S: 8 P: 12	R: 0 H: 1 E: 0 LOB: 1 K: 1 BB: 0 S: 11 P: 16	R: 0 H: 1 E: 0 LOB: 0 K: 1 BB: 0 S: 12 P: 18	R: 2 H: 3 E: 0 LOB: 1 K: 0 BB: 0 S: 9 P: 11	R: 0 H: 0 E: 0 LOB: 0 K: 1 BB: 0 S: 7 P: 10	R: 0 H: 1 E: 0 LOB: 1 K: 1 BB: 0 S: 9 P: 12	R: 0 H: 0 E: 0 LOB: 0 K: 1 BB: 0 S: 7 P: 9	R: 2 H: 4 E: 0 LOB: 2 K: 1 BB: 0 S: 19 P: 25	R: 0 H: 0 E: 0 LOB: 0 K: 0 BB: 0 S: 4 P: 6	R: 0 H: 0 E: 0 LOB: 2 K: 1 BB: 2 S: 10 P: 21	R: 0 H: 0 E: 0 LOB: 0 K: 2 BB: 0 S: 8 P: 9	1B: 10 SF: 2 2B: 0 SAC: 0 3B: 0 DP: 1 HR: 0 HBP: 0						

PITCHER		IP	WLS	BF	H	R	ER	SO	BB	IBB	HBP	BLK	WP	HR	S	P	ERA	WHIP
57 Johan Santana, L ERA: 4.54	(1, 1)	7.2		30	8	4	4	6	0	0	0	0	0	0	74	101	4.70	1.043
38 Fernando Nieve, R ERA: 3.63	(8, 1)	0.0		1	1	0	0	0	0	0	0	0	0	0	3	5	∞	∞
25 Pedro Feliciano, L ERA: 1.38	(8, 1)	0.0	B	1	1	0	0	0	0	0	0	0	0	0	2	3	∞	∞
32 Jenrry Mejia, R ERA: 1.35	(8, 1)	0.1		1	0	0	0	1	0	0	0	0	0	0	3	4	0.00	0.000
75 Francisco Rodríguez, R ERA: 1.15	(9, 1)	2.0		8	0	0	0	1	2	0	0	0	0	0	14	27	0.00	1.000

PITCHER		IP	WLS	BF	H	R	ER	SO	BB	IBB	HBP	BLK	WP	HR	S	P	ERA	WHIP
47 Hisanori Takahashi, L ERA: 3.2	(11, 1)	1.0	W	3	0	0	0	2	0	0	0	0	0	0	8	9	0.00	0.000

TOP

San Francisco Giants @ New York Mets

Citi Field, Flushing, NY

Sat May 08 2010, 1:12 PM - 4:43 PM EDT

Att. 36,764 - Cloudy - 72 F

livebaseballscorecards.com

AB	40
R	4
H	10
RBI	4
BB	2
SO	10
LOB	16

PA:	44		
WP:	0		
PB:	0		
SB:	0		
CS:	0		

Batter	1	2	3	4	5	6	7	8	9	10	11	AB	R	H	RBI	BB	SO	LOB
16 Ángel Pagán, S (1, 8) OBP: 0.321, SLG: 0.364	B FF 89 B SI 90 B FF 88 C FF 88 F FF 90 B FF 90 4-2 7 FC3-6 1 WP 44 SF9 BB	B CU 79 F FF 90 X CH 79 1-1 2-H 3-H 3B		B SI 89 B FF 90 C FF 90 F FF 89 S SL 82 2-3 ③ K		B FC 88 C SL 81 X SL 84 1-1 ③ F8		X FF 94 0-0 ③ G4-3				4	1	1	2	1	1	3
1 Luis Castillo, S (1, 4) OBP: 0.360, SLG: 0.298 13 Alex Cora, L (8, 4) OBP: 0.283, SLG: 0.275	1 SAFE B FF 89 1 SAFE C FF 88 B SL 83 B FF 89 L FF 90 B FF 89 4-2 7 FC3-6 1-2 BB	C FF 89 C FF 90 X FF 90 0-2 ③ L6			C CU 79 B SL 86 B FF 89 X FF 88 2-1 ① G4-3		C SL 83 B SL 84 X FC 88 1-1 1B		C FF 92 X FF 92 0-1 ① G1-3			3 1	0 0	1 0	0 0	1 0	0 0	1 0
7 José Reyes, S (1, 6) OBP: 0.277, SLG: 0.309	B CU 73 C FF 89 F SL 82 X CH 79 1-2 ① FC3-6 1-2f 2-3		C FF 88 F SI 89 X CU 76 0-2 ① F7		B FF 89 B CH 77 B FF 89 B FF 88 4-0 44 S 44 1B BB		1 SAFE B FC 87 F FF 86 1 SAFE B FC 86 X SL 80 2-1 ① F8		C SI 93 B SI 92 C CU 77 F CU 78 B SI 91 X FF 93 2-2 ② G6-3			4	1	0	0	1	0	3
44 Jason Bay, R (1, 7) OBP: 0.336, SLG: 0.376	X FF 91 0-0 ② SF9 3-H		C FF 90 X SL 83 0-1 ② F9		1 SAFE B FF 90 1 SAFE B CU 80 F FF 89 2 SAFE F SL 82 X FF 90 2-2 29 CS 5 BB 1-H 1B		B FC 86 X FC 86 1-0 ② F7		X FF 93 0-0 ③ P3			4	0	1	2	0	0	1
5 David Wright, R (1, 5) OBP: 0.415, SLG: 0.548	1 SAFE S FF 90 B FF 90 1 SAFE C SL 83 P PO 86 S FF 90 2-3 ③ K		B FF 90 B FF 91 C SL 81 B SI 90 B FF 89 4-1 BB		B FF 88 B FF 88 B FF 88 B FC 88 4-0 29 CS 1-2 BB		1 SAFE C CU 68 S FC 86 F FC 87 1 SAFE 1 SAFE P PO 78 S FC 88 1-3 ③ K			B SL 87 C SL 86 S S SI 94 1-3 ① K		3	0	0	0	2	3	2
29 Ike Davis, L (1, 3) OBP: 0.409, SLG: 0.537		B FF 90 C CU 76 B CU 78 B FF 90 B SL 80 4-1 57 SH2-4 12 HBP 16 3B BB	1 SAFE C SI 90 1 SAFE F SI 91 B FF 90 1 SAFE B SL 78 F FF 90 F CU 79 2-2 ③ X SI 91 G5-3		B FC 89 B CU 68 B FC 88 1 SAFE I IN 68 4-0 ② 1-2 2-3 IBB			C FF 93 C FF 92 B SI 93 S CU 77 1-3 ① K		B SI 93 B FF 93 X SI 94 2-0 ② F7		3	1	0	0	2	1	1
12 Jeff Francoeur, R (1, 9) OBP: 0.319, SLG: 0.437 47 Hisanori Takahashi, L (11, 1) OBP: 0.333, SLG: 0.333	F FF 90 F FF 92 F SL 82 B FF 89 H SL 83 2-2 57 SH2-4 16 3B 1-2 HBP	C FF 90 B FF 91 B FF 91 F FF 90 S FF 91 2-3 ① K	C CU 70 X FC 88 0-1 ③ P3				C FF 94 F SI 93 B FF 94 F B CU 78 S SI 92 2-3 ② K			C SI 94 B SI 94 F SI 93 B SL 87 F FF 93 F SI 93 F SI 93 X SI 94 2-2 ③ P3		4 0	1 0	0 0	0 0	0 0	2 0	2 0
4 Henry Blanco, R (1, 2) OBP: 0.343, SLG: 0.467		C SL 82 F CU 80 F FF 89 F SL 82 S CH 78 0-3 ① K		S SL 81 B FF 91 B SL 83 X SL 83 2-1 1B		B FC 88 C SL 85 C FC 88 X FC 88 1-2 ① P5		B FF 94 B FF 91 C FF 93 S SI 92 X SI 92 2-2 17 2B 1B			B SL 86 X SI 94 1-0 HR		5	1	3	1	0	1	2
57 Johan Santana, L (1, 1) OBP: 0.167, SLG: 0.250 38 Fernando Nieve, R (8, 1) 25 Pedro Feliciano, L (8, 1) 32 Jenrry Mejia, R (8, 1) 17 Fernando Tatis, R (8, PH) OBP: 0.263, SLG: 0.368 75 Francisco Rodríguez, R (9, 1) 19 Gary Matthews, S (11, 9) OBP: 0.234, SLG: 0.190	X FF 87 0-0 ② SH2-4 1-2 2-3			1 SAFE B FF 88 1 SAFE X FF 88 1-0 ② B2		B FC 90 B FF 86 C FC 88 S FC 88 S FC 88 2-3 ② K		X FF 94 0-0 1-3 2B				2 0 0 0 1 0 0 0	0 0 0 0 0 0 0 0	0 0 0 0 1 0 0 0	0 0 0 0 0 0 0 0	0 0 0 0 0 0 0 0	1 0 0 0 0 0 0 0	1 0 0 0 0 0 0 0
Inning Stats	R: 1 H: 0 E: 0 LOB: 1 K: 1 BB: 2 S: 12 P: 22	R: 2 H: 1 E: 0 LOB: 1 K: 1 BB: 1 S: 15 P: 22	R: 0 H: 0 E: 0 LOB: 1 K: 0 BB: 1 S: 11 P: 17	R: 0 H: 1 E: 0 LOB: 1 K: 2 BB: 0 S: 9 P: 16	R: 1 H: 1 E: 0 LOB: 2 K: 0 BB: 3 S: 7 P: 23	R: 0 H: 0 E: 0 LOB: 0 K: 1 BB: 0 S: 8 P: 12	R: 0 H: 1 E: 0 LOB: 1 K: 1 BB: 0 S: 10 P: 14	R: 0 H: 2 E: 0 LOB: 2 K: 2 BB: 0 S: 12 P: 17	R: 0 H: 0 E: 0 LOB: 0 K: 0 BB: 0 S: 7 P: 9	R: 0 H: 0 E: 0 LOB: 0 K: 1 BB: 0 S: 10 P: 15	R: 1 H: 1 E: 0 LOB: 0 K: 0 BB: 0 S: 1 P: 2						

PITCHER	IP	WLS	BF	H	R	ER	SO	BB	IBB	HBP	BLK	WP	HR	S	P	ERA	WHIP
37 Todd Wellemeyer, R (1, 1) ERA: 5.97	4.1		22	3	4	4	4	5	0	1	0	1	0	52	90	8.31	1.846
49 Brandon Medders, R (5, 1) ERA: 4.76	2.2		10	1	0	0	2	1	1	0	0	0	0	20	36	0.00	0.750
41 Jeremy Affeldt, L (8, 1) ERA: 2.92	2.0		8	2	0	0	2	0	0	0	0	0	0	19	26	0.00	1.000
59 Guillermo Mota, R (10, 1) ERA: 1.5	1.0	L	4	1	1	1	1	0	0	0	0	0	1	11	17	9.00	1.000

PITCHER	IP	WLS	BF	H	R	ER	SO	BB	IBB	HBP	BLK	WP	HR	S	P	ERA	WHIP

BOTTOM

San Francisco Giants @ New York Mets

Citi Field, Flushing, NY

Sat May 08 2010, 1:12 PM - 4:43 PM EDT

Att. 36,764 - Cloudy - 72 F

livebaseballscorecards.com

AB	34
R	5
H	7
RBI	5
BB	7
SO	9
LOB	16

1B: 4	SF: 1	WP: 1	PA: 44
2B: 1	SAC: 1	PB: 0	
3B: 1	DP: 0	SB: 1	
HR: 1	HBP: 1	CS: 2	

San Francisco Giants @ New York Mets

Citi Field, Flushing, NY

Sun May 09 2010, 1:13 PM - 4:58 PM EDT

Att. 35,641 - Cloudy - 53 F

TOP

livebaseballscorecards.com

Batter	1	2	3	4	5	6	7	8	9	AB	R	H	RBI	BB	SO	LOB
33 Aaron Rowand, R (1, 8) OBP: 0.354, SLG: 0.564	F FF 86 X FF 87 0-1 ① F9	B SL 74 B CH 82 B FF 87 C FF 88 F FF 89 S FF 89 3-3 ③ K		C FF 90 B SL 77 B FF 90 F FF 89 B FF 90 B FF 91 4-2 5 BB, 56 BB, 22 PB, 1-2 BB		X FF 86 0-0 ① G4-3		B FC 94 B FC 94 B FF 93 C FF 92 F FF 92 X FC 91 3-2 1-H HR		4	2	1	2	1	1	2
56 Andres Torres, S (1, 7) OBP: 0.386, SLG: 0.356	B SI 87 F CH 86 B CH 85 X SI 86 2-1 ② F9		C FF 88 B FF 88 F FF 88 B SL 74 F FF 88 F FF 89 B FF 89 4-2 22 HBP, 5 BB, BB	F FF 89 B SL 76 S FF 89 F FF 89 D SL 79 B FF 90 B FF 92 4-2 22 PB, 5 BB, 1-2, 2-3 BB		C SI 86 X CH 74 0-1 48 G5-4-3, 1B		C FF 94 S CH 86 B CH 89 B SI 94 F FF 93 B CH 86 F FC 94 F FF 93 B FC 93 4-2 48 G6-3, 48 S, BB		2	0	1	0	3	0	0
48 Pablo Sandoval, S (1, 3) (8, 5) OBP: 0.333, SLG: 0.435	C FF 88 B CH 86 B FF 86 S FF 87 F FF 89 F FF 87 B FF 88 S FF 88 3-3 ③ K		F FF 87 B FF 88 B CH 83 B SI 88 F FF 87 1 SAFE 1 SAFE X FF 88 3-2 ① F9	C SI 86 F SI 86 D FF 87 D CH 74 F D CH 74 X FF 85 3-2 ② L3		X CU 74 0-0 ②③ G5-4-3 1-2f		S FF 93 B FF 94 F FF 94 X SL 83 1-2 ② G6-3 1-3		5	0	0	0	0	1	6
5 Juan Uribe, R (1, 6) OBP: 0.339, SLG: 0.411		B CH 83 B FF 87 B CH 85 B CH 86 4-0 12 1B, 1B, BB	B FF 86 B FF 87 D CH 85 B FF 88 4-0 ② 22 HBP, 1-2 BB	C CU 73 B CU 74 B SI 87 B FF 86 C FF 86 B CU 75 4-2 ② 22 PB, 1-2, 2-3, 3-H BB			B FF 84 B CU 74 B FF 85 C FF 85 B SI 86 4-1 BB	B H FF 93 2-0 HBP		0	1	0	1	4	0	0
22 Eli Whiteside, R (1, 2) OBP: 0.394, SLG: 0.667		B CH 86 C FF 86 B CH 82 B CH 86 X FF 87 3-1 ① P4	D FF 87 B FF 87 2 SAFE C FF 86 S FF 89 B FF 90 H FF 89 4-2 ③ 1-2, 2-3 HBP	C CU 74 B FF 86 X CU 74 1-1 ③ F9, 1-2, 2-3, 3-H			C CU 74 B CU 75 S SI 85 X CU 76 1-2 ① P3	B CU 76 F CU 75 D FF 92 C FF 90 X CH 82 2-2 ③ G5-3		4	0	0	0	0	0	6
12 Nate Schierholtz, L (1, 9) OBP: 0.422, SLG: 0.527		X FF 87 0-0 29 WP, 29 G6-3, 1-2, 1B	B FF 89 B SI 88 B FF 88 C FF 89 F FF 89 X FF 90 3-2 ② F5		C SI 84 X SI 86 0-1 ① P5		C SI 86 C FF 86 S CU 76 0-3 ② K		B SL 83 S SI 85 X SI 86 1-1 ① G3-1	5	1	1	0	0	1	4
Matt Downs, R (1, 4) OBP: 0.435, SLG: 0.538		C CH 86 B CH 86 X SI 86 1-1 29 WP, 1-2, 2-H, 1B	F SI 89 B FF 90 B FF 89 B FF 89 X FF 89 3-1 ③ F8		C SI 86 X CU 76 0-1 ② P4		F CU 76 B CH 72 C SI 85 C SI 85 1-3 ③ K		X SI 87 0-0 1B	5	0	2	1	0	1	4
29 Ryan Rohlinger, R (1, 5) OBP: 0.667, SLG: 0.500 17 Aubrey Huff, L (8, PH) OBP: 0.358, SLG: 0.467 (8, 3)		C CH 85 B SL 76 C SL 74 X SL 76 1-2 ② G6-3, 1-2, 2-H		B FF 89 C FF 90 B FF 91 F FF 88 B FF 90 B FF 88 4-2 55 FC1-6, BB	C CU 75 C FF 87 B CH 73 F CU 77 B FF 86 X FF 85 2-2 1B			B FC 95 C FF 94 X FC 94 1-1 ① L7	B SI 86 C SI 85 F CH 75 D CH 76 X SI 86 2-2 ② F7	2 2	0 0	1 0	1 0	1 0	0 0	1 1
55 Tim Lincecum, L (1, 1) OBP: 0.235, SLG: 0.188 45 Dan Runzler, L (7, 1) 54 Sergio Romo, R (7, 1) 20 John Bowker, L (8, PH) OBP: 0.295, SLG: 0.370 41 Jeremy Affeldt, L (8, 1) 38 Brian Wilson, R (8, 1)		B FF 87 B FF 88 B FF 87 C FF 88 B SI 88 4-1 BB		C FF 86 X FF 87 0-1 ① FC1-6, 56 BB, 33 BB, 5 BB, 1-2f	C FF 86 S CU 74 B CU 76 S SI 86 1-3 ③ K			B FF 97 F FF 95 B CH 88 B FC 95 B FC 96 4-1 33 HR, BB	B SI 85 C SI 86 B SI 85 S SI 85 S SI 86 2-3 ③ K	2 0 0 0 0 1	1 0 0 1 0 0	0 0 0 0 0 0	0 0 0 1 0 0	1 0 0 0 0 0	1 0 0 0 0 1	2 0 0 0 0 1
Inning Stats	R: 0 E: 0 K: 1 S: 9 H: 0 LOB: 0 BB: 0 P: 14	R: 2 E: 0 K: 1 S: 12 H: 2 LOB: 2 BB: 2 P: 28	R: 0 E: 0 K: 0 S: 14 H: 0 LOB: 3 BB: 2 P: 35	R: 2 E: 0 K: 0 S: 17 H: 0 LOB: 2 BB: 4 P: 37	R: 0 E: 0 K: 1 S: 11 H: 1 LOB: 1 BB: 0 P: 14	R: 0 E: 0 K: 0 S: 4 H: 1 LOB: 0 BB: 0 P: 4	R: 0 E: 0 K: 2 S: 10 H: 0 LOB: 1 BB: 1 P: 16	R: 2 E: 0 K: 0 S: 17 H: 1 LOB: 2 BB: 2 P: 34	R: 0 E: 0 K: 1 S: 9 H: 1 LOB: 1 BB: 0 P: 14							

AB	32																	
R	6																	
H	6																	
RBI	5																	
BB	11																	
SO	6																	
LOB	27																	

1B: 5	SF: 0	WP: 1	PA: 45
2B: 0	SAC: 0	PB: 1	
3B: 0	DP: 1	SB: 1	
HR: 1	HBP: 2	CS: 0	

PITCHER		IP	WLS	BF	H	R	ER	SO	BB	IBB	HBP	BLK	WP	HR	S	P	ERA	WHIP
46 Oliver Pérez, L ERA: 4.5	(1, 1)	3.1		20	2	4	3	2	7	0	1	0	1	0	44	98	8.10	2.700
22 Raul Valdes, L ERA: 2.76	(4, 1)	3.2		14	2	0	0	3	2	0	0	0	0	0	33	50	0.00	1.091
32 Jenrry Mejia, R ERA: 2.63	(8, 1)	0.1	L	4	1	2	2	0	2	0	0	0	0	1	11	23	54.00	9.000
38 Fernando Nieve, R ERA: 3.5	(8, 1)	0.2		3	0	0	0	0	0	0	1	0	0	0	6	11	0.00	0.000
25 Pedro Feliciano, L ERA: 1.29	(9, 1)	1.0		4	1	0	0	1	0	0	0	0	0	0	9	14	0.00	1.000

PITCHER	IP	WLS	BF	H	R	ER	SO	BB	IBB	HBP	BLK	WP	HR	S	P	ERA	WHIP

BOTTOM

Batter	1	2	3	4	5	6	7	8	9	AB	R	H	RBI	BB	SO	LOB
16 Ángel Pagán, S (1, 8) OBP: 0.327, SLG: 0.369	B SI 89 S SI 90 B SI 92 B FF 90 F SI 92 X CH 82 3-2 7 1B 13 G6-3 1B		C SI 88 B CU 74 F FF 90 S CU 77 1-3 ① K		B CU 76 B SI 91 C CH 87 F FF 90 B CU 78 X CH 84 3-2 ② ③ G4-3 1-2f		B SI 93 B SI 94 B SI 93 C SI 93 X SI 94 3-1 7 BB 17 BB 44 1B 1B	X FF 92 0-0 ① SH1-4 1-2		4	1	2	0	0	1	1
13 Alex Cora, L (1, 4) OBP: 0.265, SLG: 0.258 17 Fernando Tatís, R (7, PH) OBP: 0.282, SLG: 0.389 32 Jenrry Mejía, R (8, 1) 38 Fernando Nieve, R (8, 1) 4 Henry Blanco, R (8, PH) OBP: 0.343, SLG: 0.467 27 Frank Catalanotto, L (8, PH) OBP: 0.200, SLG: 0.200 25 Pedro Feliciano, L (9, 1)	1 SAFE F FF 90 B CU 76 C FF 90 1 SAFE X FF 92 1-2 ① G6-3 1-2		B CU 75 B SI 90 C SI 91 X SI 90 2-1 ② L8			C FF 90 F CU 78 B CH 84 X CU 78 1-2 ① G1-3	1 SAFE B SL 83 B SI 93 S SI 92 B SI 92 B SI 93 4-1 7 BB 44 1B 1-2 BB	F FF 97 S FF 96 T FF 96 0-2 ② K		3 0 0 0 0 1	0 1 0 0 0 0	0 0 0 0 0 1	0 1 0 0 0 1	0 0 0 0 0 0	1 0 0 0 0 1	0 0 0 0 0 1
7 José Reyes, S (1, 6) OBP: 0.290, SLG: 0.316	C CU 75 B SI 91 F CH 83 X CH 84 1-2 44 S 2-3 1B		C SI 92 X CU 77 0-1 ③ G4-3			B CU 76 B FF 91 F CH 85 X CH 86 2-1 44 S 29 1B 1B	B SI 92 B SL 81 B SI 93 B SI 93 4-0 44 1B 5 SF9 1-2 2-3 BB	C SI 97 B FF 97 C SI 96 B FF 97 S FF 97 2-3 ③ K		4	2	2	0	1	1	1
44 Jason Bay, R (1, 7) OBP: 0.346, SLG: 0.389	B FF 93 B CH 81 C SI 86 B CU 80 S CU 79 C CU 79 3-3 ② K 1-2			C SI 90 X FF 88 0-1 ① F8		1 SAFE B FF 91 B CU 76 B FF 90 C FF 90 C SI 90 B CH 85 4-2 29 1B 12 1B 1-2 BB	B FF 87 C FF 87 S FF 87 X FF 88 1-2 12 E 5 SF9 1-3 2-H 3-H 1B		F FF 96 B SL 90 B FF 98 B SL 89 F FF 96 X FF 97 3-2 2B	4	1	2	2	1	1	2
5 David Wright, R (1, 5) OBP: 0.400, SLG: 0.528	B CU 78 S SI 90 F SI 91 C SL 82 1-3 ③ K			B CU 77 C FF 90 B CU 76 F CH 82 B SI 91 S CH 84 3-3 ② K		B FF 91 B CH 84 S SI 91 F FF 89 S FF 91 2-3 ② K	C SI 86 X SL 76 0-1 ② SF9 1-2 3-H		B SI 97 S FF 96 B FF 96 B SI 96 S SI 97 C FF 96 3-3 ① K	4	0	0	1	0	4	5
29 Ike Davis, L (1, 3) OBP: 0.437, SLG: 0.544		C FF 88 C FF 90 B CH 82 B SI 91 X FF 90 2-2 1B		B CH 85 B FF 92 B SI 89 C FF 91 B SI 91 4-1 BB		S CU 77 B CH 85 B FF 92 D CU 78 X SI 89 3-1 12 1B 1-2 2-H 1B	I IN 69 I IN 66 I IN 68 I IN 68 4-0 12 E IBB		C SI 97 C SL 90 B FF 95 C SL 90 1-3 ② K	3	0	2	1	2	1	1
12 Jeff Francoeur, R (1, 9) OBP: 0.315, SLG: 0.426		F SI 90 B FF 92 F CU 76 F SL 83 S CH 83 1-3 ① K		F SI 92 S SI 92 B FF 90 F CH 85 X CH 83 1-2 ③ F7		B FF 91 F SI 90 X CU 77 1-1 1-2 2-H 1B	B SI 86 B CH 85 B SL 75 C SI 86 X FF 87 3-1 E6 1-2 2-3		S FF 97 B FF 95 S F FF 97 S SI 96 1-3 ③ K	5	0	1	1	0	2	5
21 Rod Barajas, R (1, 2) OBP: 0.253, SLG: 0.570		C FF 93 B FF 91 X SI 90 1-1 ② F7			S FF 90 F FF 91 F CU 79 B CU 80 S CH 84 1-3 ① K	F FF 91 B SI 91 B CH 84 S FF 90 F FF 90 X CU 78 2-2 ③ L9	B FF 87 B FF 86 C FF 86 X SI 86 2-1 ③ F7			4	0	0	0	0	1	6
46 Oliver Pérez, L (1, 1) OBP: 0.111, SLG: 0.111 22 Raul Valdes, L (4, 1) OBP: 0.500, SLG: 0.500 19 Gary Matthews, S (7, PH) OBP: 0.229, SLG: 0.186 1 Luis Castillo, S (8, 4) OBP: 0.366, SLG: 0.306		B SI 90 C SI 90 S SI 90 S SI 90 1-3 ③ K			C SI 90 C FF 91 X FF 92 0-2 16 G4-3 1B		C SI 92 C SI 93 F SI 94 C SL 84 0-3 ① K	B FF 91 C FF 91 B SI 90 X FF 92 2-1 16 SH1-4 1B		1 1 1 1	0 0 0 0	0 1 0 1	0 0 0 0	1 0 1 0	1 0 0 0	1 0 0 0
Inning Stats	R: 0 E: 0 K: 2 S: 15 H: 2 LOB: 2 BB: 0 P: 24	R: 0 E: 0 K: 2 S: 12 H: 1 LOB: 1 BB: 0 P: 17	R: 0 E: 0 K: 1 S: 7 H: 0 LOB: 0 BB: 0 P: 10	R: 0 E: 0 K: 1 S: 10 H: 0 LOB: 1 BB: 1 P: 18	R: 0 E: 0 K: 1 S: 10 H: 1 LOB: 0 BB: 0 P: 14	R: 2 E: 0 K: 1 S: 18 H: 3 LOB: 2 BB: 1 P: 33	R: 3 E: 1 K: 1 S: 16 H: 2 LOB: 3 BB: 3 P: 37	R: 0 E: 0 K: 2 S: 9 H: 1 LOB: 1 BB: 0 P: 13	R: 0 E: 0 K: 3 S: 13 H: 1 LOB: 1 BB: 0 P: 21	1B: 10 2B: 1 3B: 0 HR: 0	SF: 1 SAC: 1 DP: 1 HBP: 0	WP: 0 PB: 0 SB: 2 CS: 0	PA: 43			

PITCHER		IP	WLS	BF	H	R	ER	SO	BB	IBB	HBP	BLK	WP	HR	S	P	ERA	WHIP
55 Tim Lincecum, R ERA: 1.86	(1, 1)	6.0		26	7	2	2	8	2	0	0	0	0	0	72	116	3.00	1.500
45 Dan Runzler, L ERA: 4.26	(7, 1)	0.1	H	4	1	3	3	1	2	0	0	0	0	0	7	18	81.00	9.000
54 Sergio Romo, R ERA: 4.3	(7, 1)	0.2	W	5	1	0	0	0	0	1	0	0	0	0	9	19	0.00	1.500
41 Jeremy Affeldt, L ERA: 2.84	(8, 1)	0.1	H	2	1	0	0	0	0	0	0	0	0	0	3	5	0.00	3.000
38 Brian Wilson, R ERA: 2.19	(8, 1)	1.2	S	6	1	0	0	5	0	0	0	0	0	0	19	29	0.00	0.600

PITCHER	IP	WLS	BF	H	R	ER	SO	BB	IBB	HBP	BLK	WP	HR	S	P	ERA	WHIP

San Francisco Giants @ New York Mets

Citi Field, Flushing, NY

Sun May 09 2010, 1:13 PM - 4:58 PM EDT

Att. 35,641 - Cloudy - 53 F

livebaseballscorecards.com

AB	36
R	5
H	11
RBI	5
BB	5
SO	14
LOB	24

Batter	1	2	3	4	5	6	7	8	9	AB	R	H	RBI	BB	SO	LOB
1 Nyjer Morgan, L (1, 8) OBP: 0.351, SLG: 0.417	C SI 86 S FF 88 F SI 90 B SI 88 B FF 90 B FF 89 X SI 88 3-2 44 S 20 BB 1B		B SI 86 X FF 86 1-0 ① B2-3	C FF 88 S FF 89 F SI 89 S SI 89 0-3 ③ K			F FF 88 S SL 78 B FF 89 X FF 89 1-2 P6 ①		C FC 93 C CH 84 X CU 78 0-2 20 S 1B	5	0	2	0	0	1	0
20 Adam Kennedy, L (1, 4) OBP: 0.327, SLG: 0.376 (8, 3)	1 SAFE B FF 87 B SI 88 1 SAFE C SI 88 B FF 88 B SI 87 4-1 44 S 1-2 BB		F SI 87 C SL 81 B FF 90 B SI 89 B FF 90 F FF 88 F FF 89 X FF 88 3-2 HR		C FF 86 B SL 80 B SL 78 B CH 85 B FF 87 4-1 11 F9-4-3 BB		C SL 79 X FF 89 0-1 ② P3		1 SAFE B FC 93 C FC 91 F FC 91 B CH 84 F FC 93 S CH 83 2-3 ② K 1-2	3	1	1	1	2	1	1
11 Ryan Zimmerman, R (1, 5) OBP: 0.371, SLG: 0.679	D SL 84 B FF 89 X SI 89 2-0 ① L9		C SL 81 X SL 81 0-1 HR		1 SAFE C FF 87 X FF 88 0-1 ①② F9-4-3 1-1		C CU 67 F FF 89 X SL 83 0-2 ③ F8		I I IN 54 I IN 52 I IN 51 4-0 3 FC6-4 IBB	4	1	1	1	1	0	3
44 Adam Dunn, L (1, 3) OBP: 0.398, SLG: 0.514 3 Willy Taveras, R (8, PR) OBP: 0.161, SLG: 0.200 (8, 7) (8, 9)	B SI 89 B SI 88 C FF 89 F FF 89 C SI 89 2-3 ② K 1-2 2-3		B FF 87 B SI 87 F FF 88 F FF 88 B SL 83 B FF 87 4-2 7 1B BB		C FF 87 F FF 87 B SI 89 F SI 89 B FF 89 B SI 88 X FF 87 3-2 ③ F8			S SI 84 S SI 85 B CH 74 B CU 74 X SI 85 2-2 16 1B 7 1B 2B	X FC 92 0-0 ③ FC6-4 1-2f	3 1	0 1	1 0	0 0	1 0	1 0	2 2
16 Josh Willingham, R (1, 7) OBP: 0.405, SLG: 0.505 12 Alberto Gonzalez, R (8, 4) OBP: 0.343, SLG: 0.344	C FF 90 B FF 91 S SI 89 B SI 90 S SI 89 2-3 ③ K		X FF 88 0-0 ② P6			F SI 86 F FF 87 B SL 81 X FF 87 1-2 ① F7		C SI 85 B CU 80 X SL 81 1-1 7 1B 2-3 1B		4 0	0 0	1 0	0 0	0 0	1 0	3 0
7 Ivan Rodriguez, R (1, 2) OBP: 0.417, SLG: 0.528		B CH 86 X FF 87 1-0 2B	C FF 87 X FF 88 0-1 1-2 1B			C SI 87 F SL 80 F FF 88 B SL 87 X SL 80 1-2 2 S 56 1B 1B		B CH 74 X SL 82 1-0 6 G4-6-3 1-2 3-H 1B		4	0	4	1	0	0	0
2 Roger Bernadina, L (1, 9) OBP: 0.257, SLG: 0.242 43 Miguel Batista, R (9, 1)		B FF 88 X SI 88 1-0 ① F8	B FF 88 B FF 89 X FF 88 2-0 ③ G3			C SL 86 B FF 88 S CH 82 B CH 83 S FF 88 2-3 ② K 1-2		B SI 85 B SI 86 M SI 83 M SI 85 B SI 84 S SI 84 3-3 ① K		4 0	0 0	0 0	0 0	0 0	2 0	6 0
6 Ian Desmond, R (1, 6) OBP: 0.320, SLG: 0.447		C FF 87 B SL 81 C FF 89 C FF 90 1-3 ② K		F FF 86 X FF 86 0-1 ① F8		I IN 69 I IN 70 I IN 70 I IN 69 4-0 56 1B IBB		B FC 93 B FC 93 X FC 94 2-0 ②③ G4-6-3 1-2f		3	0	0	0	1	1	3
56 Luis Atilano, R (1, 1) OBP: 0.125, SLG: 0.125 45 Doug Slaten, L (6, 1) 39 Tyler Walker, R (7, 1) 17 Sean Burnett, L (8, 1) 32 Brian Bruney, R (8, 1) 22 Willie Harris, L (8, 7) OBP: 0.302, SLG: 0.434		B FF 89 B SI 88 S FF 90 S FF 89 B SI 90 F FF 88 F FF 88 F SI 88 F FF 88 3-2 ③ X FF 88 F9		B FF 87 B FF 88 C FF 87 B FF 88 X FF 88 3-1 ② G5-3		F FF 86 B FF 88 F FF 87 X FF 88 1-2 ③ 1-2 2-H 1B		F FC 92 C CU 77 B FC 95 X FC 93 1-2 ① G4-3	3 0 0 0 0 0 1	0 0 0 0 0 0 0	1 0 0 0 0 0 0	0 0 0 0 0 0 0	0 0 0 0 0 0 0	0 0 0 0 0 0 0	1 0 0 0 0 0 0
Inning Stats	R: 0 E: 0 K: 2 S: 12 H: 1 LOB: 2 BB: 1 P: 25	R: 0 E: 0 K: 1 S: 12 H: 1 LOB: 1 BB: 0 P: 18	R: 2 E: 0 K: 0 S: 14 H: 3 LOB: 2 BB: 1 P: 24	R: 0 E: 0 K: 1 S: 8 H: 0 LOB: 0 BB: 0 P: 11	R: 0 E: 0 K: 0 S: 7 H: 0 LOB: 0 BB: 1 P: 14	R: 0 E: 0 K: 1 S: 13 H: 2 LOB: 2 BB: 1 P: 22	R: 0 E: 0 K: 0 S: 8 H: 0 LOB: 0 BB: 0 P: 9	R: 1 E: 0 K: 1 S: 10 H: 3 LOB: 1 BB: 0 P: 19	R: 0 E: 0 K: 1 S: 11 H: 1 LOB: 2 BB: 1 P: 18	1B: 7 2B: 3 3B: 0 HR: 2	SF: 0 SAC: 0 DP: 2 HBP: 0					

PITCHER		IP	WLS	BF	H	R	ER	SO	BB	IBB	HBP	BLK	WP	HR	S	P	ERA	WHIP
33 John Maine, R ERA: 5.45	(1, 1)	6.0	L	27	7	2	2	5	3	1	0	0	0	2	66	114	3.00	1.667
47 Hisanori Takahashi, L ERA: 3.05	(7, 1)	1.0		3	0	0	0	0	0	0	0	0	0	0	8	9	0.00	0.000
25 Pedro Feliciano, L ERA: 1.88	(8, 1)	0.1		4	3	1	1	1	0	0	0	0	0	0	9	16	27.00	9.000
32 Jenrry Mejia, R ERA: 2.35	(8, 1)	1.2		6	1	0	0	1	0	1	0	0	0	0	12	21	0.00	0.600

PITCHER	IP	WLS	BF	H	R	ER	SO	BB	IBB	HBP	BLK	WP	HR	S	P	ERA	WHIP

TOP

Washington Nationals @ New York Mets

Citi Field, Flushing, NY

Mon May 10 2010, 7:13 PM - 10:35 PM EDT

Att. 29,313 - Partly Cloudy - 57 F

livebaseballscorecards.com

AB	35
R	3
H	11
RBI	3
BB	5
SO	7
LOB	21

1B: 7	SF: 0	WP: 0	PA: 40
2B: 3	SAC: 0	PB: 0	
3B: 0	DP: 2	SB: 4	
HR: 2	HBP: 0	CS: 0	

Batter	1	2	3	4	5	6	7	8	9	AB	R	H	RBI	BB	SO	LOB
16 Ángel Pagán, S (1, 8) OBP: 0.331, SLG: 0.398	L SI 85 B SI 87 B CH 78 B SI 85 C FF 86 X FF 86 3-2 44 PB 1 S 1B		B FF 86 C SI 86 B CH 81 X CH 79 2-1 ① G4-3		X CH 78 0-0 ② G1-3		D SI 89 F SI 88 F SL 78 B FF 89 X FF 89 2-2 ② FC1-2-5 1 1B 1-2 3-H		B FF 92 X SI 91 1-0 HR	5	1	2	1	0	0	3
1 Luis Castillo, S (1, 4) OBP: 0.368, SLG: 0.303	B FF 86 1 SAFE C FF 87 B CH 78 B SI 84 B SI 86 4-1 44 PB 1-2 BB		C FF 87 C CH 81 B SI 87 B SL 77 X SI 87 2-2 ② G6-3		B SI 88 B SI 85 C SI 86 B CH 77 C SI 87 X SI 85 3-2 ③ F8		X SI 87 0-0 1-2 2-H 1B		B SI 90 B SI 91 C FF 90 B SI 90 C FF 89 C FF 90 3-3 ② K	4	0	1	1	1	1	1
7 José Reyes, S (1, 6) OBP: 0.289, SLG: 0.314 13 Alex Cora, L (8, 6) OBP: 0.280, SLG: 0.273	D CH 79 F SI 84 S CH 77 S CH 79 1-3 ① K		C SI 88 B SL 72 B SI 88 B CH 80 X SI 85 3-1 1B			B SI 86 S SI 86 B CH 79 B FF 86 X FF 87 3-1 ① G4-3	D CH 80 B SI 90 C SI 90 F SL 82 F CH 79 B FF 91 C SL 82 3-3 ③ K		C FF 91 X SI 90 0-1 1B	4 1	0 0	1 1	0 0	0 0	2 0	4 0
44 Jason Bay, R (1, 7) OBP: 0.348, SLG: 0.385	B SI 86 C FF 85 B SL 74 B SL 74 D CH 79 4-1 1-2 2-3 BB		X SI 86 0-0 ③ F7			B SI 88 X FF 88 1-0 5 1B 1B		B FF 90 F FF 90 C SL 82 B SL 81 B FF 90 C SL 81 3-3 ① K	S SI 91 D SL 87 S SL 86 S SL 87 1-3 ③ K	4	0	1	0	1	2	2
5 David Wright, R (1, 5) OBP: 0.403, SLG: 0.527	B CU 73 C SL 76 B SI 85 F SL 75 S FF 85 2-3 ② K			B SI 88 B SI 86 S FF 87 C SI 88 B SI 88 X SI 87 3-2 ① P4		C SI 87 F SI 86 B SI 86 X CH 79 1-2 29 P5-3 1B		X FF 90 0-0 21 WP 29 1B 1B		4	0	2	0	0	1	3
29 Ike Davis, L (1, 3) OBP: 0.427, SLG: 0.525	F FF 86 B SI 87 B CH 79 C CH 78 F SI 86 S SL 76 2-3 ③ K			B SI 88 B CH 80 B SI 88 C FF 88 F FF 88 F FF 88 X SI 87 3-2 ② F7	X SI 89 0-0 ②③ P5-3 1-1f			B SL 76 B SI 89 X SI 88 2-0 21 WP 1-2 1B		4	0	1	0	0	1	5
12 Jeff Francoeur, R (1, 9) OBP: 0.313, SLG: 0.420			F SL 75 B CU 72 F FF 86 F CH 83 F CH 77 B SL 77 F SL 77 C SI 87 2-3 ① K	F SL 76 S FF 86 X FF 87 0-2 F9			B SL 77 B SL 76 S SI 87 F SI 86 F SL 79 X SL 83 2-2 21 1B 16 FC1-2-5 1B	B SL 85 B FF 93 F FF 93 S FF 93 S FF 94 2-3 ② K		4	0	1	0	0	2	2
21 Rod Barajas, R (1, 2) OBP: 0.263, SLG: 0.578			B SI 87 B SL 74 X SI 86 2-0 ② F9		C SI 86 S SL 74 F CH 78 F FF 89 B FF 89 B CU 71 X SI 87 2-2 33 SH5-4 2B		C SI 87 X SI 88 0-1 16 FC1-2-5 1 1B 1-3 1B	F SL 87 B SL 86 B SL 87 B FF 91 F FF 92 X FF 93 3-2 ③ P6 1-2 2-3		4	1	2	0	0	0	2
33 John Maine, R (1, 1) 47 Hisanori Takahashi, L (7, 1) OBP: 0.333, SLG: 0.333 19 Gary Matthews, S (7, PH) OBP: 0.224, SLG: 0.182 25 Pedro Feliciano, L (8, 1) 32 Jenry Mejia, R (8, 1) 27 Frank Catalanotto, L (9, PH) OBP: 0.192, SLG: 0.200			C FF 87 C FF 86 S SL 77 0-3 ③ K		X SI 84 0-0 ① SH5-4 2-3		B SI 88 C SI 87 S SL 77 B SL 79 S SI 88 2-3 ① K		C FF 89 F SI 89 B SI 89 X SI 92 1-2 ① G4-3	1 0 1 0 0 0 1	0 0 0 0 0 0 0	0 0 0 0 0 0 0	0 0 0 0 0 0 0	0 0 0 0 0 0 0	1 0 1 0 0 0 0	0 0 2 0 0 0 0
Inning Stats	R: 0 E: 0 K: 3 S: 15 H: 1 LOB: 3 BB: 2 P: 31		R: 0 E: 0 K: 2 S: 10 H: 0 LOB: 0 BB: 0 P: 14	R: 0 E: 0 K: 0 S: 8 H: 1 LOB: 1 BB: 0 P: 15	R: 0 E: 0 K: 0 S: 10 H: 0 LOB: 0 BB: 0 P: 16	R: 0 E: 0 K: 0 S: 10 H: 1 LOB: 1 BB: 0 P: 15	R: 0 E: 0 K: 0 S: 7 H: 2 LOB: 1 BB: 0 P: 12	R: 1 E: 0 K: 2 S: 17 H: 3 LOB: 2 BB: 0 P: 26	R: 0 E: 0 K: 2 S: 11 H: 2 LOB: 2 BB: 0 P: 21	R: 1 E: 0 K: 2 S: 12 H: 2 LOB: 1 BB: 0 P: 18	1B: 10 2B: 2 3B: 0 HR: 1 SF: 0 SAC: 1 DP: 1 HBP: 0						

PITCHER		IP	WLS	BF	H	R	ER	SO	BB	IBB	HBP	BLK	WP	HR	S	P	ERA	WHIP
56 Luis Atilano, R ERA: 3.57	(1, 1)	5.1	W	23	5	0	0	5	2	0	0	0	0	0	59	102	0.00	1.312
45 Doug Slaten, L ERA: 6.75	(6, 1)	1.1	H	6	3	1	1	1	0	0	0	0	0	0	14	20	6.75	2.250
39 Tyler Walker, R ERA: 5.29	(7, 1)	0.2	H	3	1	0	0	2	0	0	0	0	0	0	8	14	0.00	1.500
17 Sean Burnett, L ERA: 4.7	(8, 1)	0.0		1	1	0	0	0	0	0	0	0	0	0	1	3	∞	∞
32 Brian Bruney, R ERA: 5.74	(8, 1)	0.2	H	2	0	0	0	1	0	0	0	0	1	0	6	11	0.00	0.000

PITCHER		IP	WLS	BF	H	R	ER	SO	BB	IBB	HBP	BLK	WP	HR	S	P	ERA	WHIP
43 Miguel Batista, R ERA: 5.85	(9, 1)	1.0	S	5	2	1	1	2	0	0	0	0	0	1	12	18	9.00	2.000

BOTTOM

Washington Nationals @ New York Mets

Citi Field, Flushing, NY

Mon May 10 2010, 7:13 PM - 10:35 PM EDT

Att. 29,313 - Partly Cloudy - 57 F

livebaseballscorecards.com

AB	37
R	2
H	12
RBI	2
BB	2
SO	11
LOB	24

1B: 10 2B: 2 3B: 0 HR: 1	SF: 0 SAC: 1<	DP: 1 HBP: 0	WP: 1 PB: 1 SB: 1 CS: 0	PA: 40

Washington Nationals @ New York Mets

Citi Field, Flushing, NY

Tue May 11 2010, 7:11 PM - 10:34 PM EDT

Att. 31,606 - Cloudy - 52 F

TOP

livebaseballscorecards.com

Batter	1	2	3	4	5	6	7	8	9	AB	R	H	RBI	BB	SO	LOB
1 Nyjer Morgan, L (1, 8) OBP: 0.345, SLG: 0.403	C FF 90 B FC 87 X SI 89 1-1 G3-1 ①	C FC 84 B SI 89 B SI 89 B FF 90 B FF 90 4-1 15 BB BB		B FF 88 C FF 90 F FF 89 B FF 90 B FF 90 X FF 90 3-2 G6-3 ③	S CH 83 B FF 93 B SL 80 B FF 92 C FF 92 X FF 93 3-2 F7 ③			C SI 86 C SI 86 F SI 86 B CU 75 C SI 86 1-3 K ①		4	0	0	0	1	1	5
15 Cristian Guzman, S (1, 4) OBP: 0.336, SLG: 0.402 32 Brian Bruney, R (8, 1) OBP: 1.000, SLG: 1.000 36 Tyler Clippard, R (8, 1) 43 Miguel Batista, R (8, 1)	B SI 89 B FF 89 F FF 90 B FC 85 B FF 89 4-1 11 1B 44 HR BB	B CH 82 S CH 81 B SI 90 F CH 82 D CU 76 F SI 89 B SI 91 4-2 11 FC6-4 1-2 2-3 BB			B CH 79 X FF 88 1-0 16 BB 7 1B 2B	X SI 87 0-0 11 FC6-4 1B		B SI 86 C CU 75 X CU 76 1-1 G5-3 ② 1-2		3 0 0 0	2 0 0 0	2 0 0 0	0 0 0 0	2 0 0 0	0 0 0 0	1 0 0 0
11 Ryan Zimmerman, R (1, 5) OBP: 0.383, SLG: 0.667	X FC 86 0-0 44 HR 1-3 1B	C FF 90 F FF 91 F CU 76 F CU 76 X FF 91 0-2 FC6-4 ③ 1-2f			B FF 88 B SI 88 D SI 88 B FC 87 4-0 16 BB 7 1B BB	C CH 76 X CU 64 0-1 FC6-4 ① 1-2f		I IN 65 I IN 62 I IN 60 I IN 63 4-0 44 WP IBB		3	2	1	0	2	0	4
44 Adam Dunn, L (1, 3) OBP: 0.391, SLG: 0.527	B FF 91 B FF 90 B FF 90 X FF 89 3-0 1-H 3-H HR	C FF 89 B FC 84 S FF 89 C FF 88 1-3 K ①			S FF 88 S FF 89 B FF 90 F FC 86 B FF 90 C FF 90 2-3 K ①	F SI 87 X SL 77 0-1 F9 ②		C SI 86 C SI 87 F SI 87 F SI 87 B CU 77 X SI 88 1-2 G4-3 ③ 1-2 2-3		5	1	1	3	0	2	5
16 Josh Willingham, R (1, 7) OBP: 0.397, SLG: 0.486	C CU 74 C FF 90 B FC 84 F FC 85 C CU 76 1-3 K ②	B CH 81 X FF 89 1-0 F8 ②			C SI 89 B FF 90 B CU 75 B SI 89 B FC 85 4-1 7 1B 6 1B 1-2 2-3 BB	C CU 66 B FF 88 B FF 88 X CH 78 2-1 F8 ③			B FF 90 X FF 89 1-0 P4 ①	4	1	0	0	1	1	1
7 Ivan Rodriguez, R (1, 2) OBP: 0.406, SLG: 0.511	B FF 90 F FC 84 B FF 90 S FC 86 X FC 86 2-2 P4 ③	C FF 90 B SI 89 S FF 89 B FF 90 X FF 91 2-2 P4 ③			X FF 90 0-0 3 BB 6 1B 1-3 2-H 3-H 1B	B CU 64 C FF 87 X FF 88 1-1 G5-3 ①			X FF 89 0-0 G6-3 ②	5	0	1	2	0	0	0
6 Ian Desmond, R (1, 6) OBP: 0.315, SLG: 0.434		X SI 88 0-0 G6-3 ①		C SI 87 B FF 90 X SI 88 1-1 G6-3 ①	F CH 91 B CH 90 X FF 91 1-1 3 BB 1-2 3-H 1B	B CH 79 X CH 78 1-0 F8 ②			B FF 89 B FF 89 X FF 87 2-0 P3 ③	5	0	1	1	0	0	0
3 Willy Taveras, R (1, 9) OBP: 0.229, SLG: 0.242		C CU 73 X CU 75 0-1 15 BB 19 SH1-3 1B		C FF 89 F FC 85 B FF 90 F SI 89 F FC 88 X FC 86 1-2 19 FC1-6 1B	B SL 79 C SI 92 D SL 79 B FF 92 F FF 91 B SI 92 4-2 1-2 2-3 BB		C SI 87 S FF 88 B CH 80 X CH 80 1-2 G6-3 ③			3	0	2	0	1	0	0
19 Scott Olsen, L (1, 1) OBP: 0.091, SLG: 0.091 39 Tyler Walker, R (6, 1) 45 Doug Slaten, L (7, 1) 12 Alberto Gonzalez, R (8, PH) OBP: 0.361, SLG: 0.364 (8, 4)		X FF 88 0-0 SH1-3 ② 1-2		1 SAFE C FF 88 B FF 88 1 SAFE X FF 88 1-1 FC1-6 ② 1-2f	B SI 94 C FF 91 F FF 91 B SL 79 F FF 91 C FF 94 2-3 K ②			S SI 85 X CU 76 0-1 44 WP 15 G5-3 1B		2 0 0 1	0 0 0 0	0 0 0 1	0 0 0 0	1 0 0 0	0 0 0 0	4 0 0 0

Inning Stats	1	2	3	4	5	6	7	8	9
R:	3	0	0	0	3	0	0	0	0
E:	0	0	0	0	0	0	0	0	0
K:	1	0	1	0	2	0	0	1	0
S:	12	13	7	12	18	7	6	13	3
H:	2	1	0	1	3	1	0	1	0
LOB:	0	3	0	1	3	1	0	2	0
BB:	1	2	0	0	3	0	0	1	0
P:	23	21	11	18	39	9	9	20	6

1B:	7
2B:	1
3B:	0
HR:	1
SF:	0
SAC:	1
DP:	0
HBP:	0
WP:	1
PB:	0
SB:	0
CS:	0
PA:	43

AB	35
R	6
H	9
RBI	6
BB	7
SO	5
LOB	20

PITCHER		IP	WLS	BF	H	R	ER	SO	BB	IBB	HBP	BLK	WP	HR	S	P	ERA	WHIP
49 Jonathon Niese, L ERA: 4.58	(1, 1)	4.1		24	6	6	6	3	5	0	0	0	0	1	51	91	12.46	2.538
36 Manny Acosta, R ERA: 6.0	(5, 1)	0.2		4	1	0	0	1	1	0	0	0	0	0	11	21	0.00	3.000
47 Hisanori Takahashi, L ERA: 2.78	(6, 1)	2.0		7	1	0	0	0	0	0	0	0	0	0	13	18	0.00	0.500
22 Raul Valdes, L ERA: 2.6	(8, 1)	1.0	W	5	1	0	0	1	0	1	0	0	1	0	13	20	0.00	1.000
75 Francisco Rodríguez, R ERA: 1.08	(9, 1)	1.0	S	3	0	0	0	0	0	0	0	0	0	0	3	6	0.00	0.000

PITCHER		IP	WLS	BF	H	R	ER	SO	BB	IBB	HBP	BLK	WP	HR	S	P	ERA	WHIP

Batter	1	2	3	4	5	6	7	8	9	AB	R	H	RBI	BB	SO	LOB
16 Ángel Pagán, S (1, 8) OBP: 0.333, SLG: 0.398	B CH 87 C FF 87 X SL 80 1-1 ① F8		C SI 89 B SL 80 B SL 82 X FF 89 2-1 ①② G6-4-3 1-2f		F SL 81 X SL 81 0-1 ① F8		X SI 88 0-0 1 G4-6-3 1-2 1B	F CH 79 X FF 89 0-1 23 2B 44 BB 1-2 3-H 1B		5	1	2	1	0	0	3
1 Luis Castillo, S (1, 4) OBP: 0.364, SLG: 0.301 22 Raul Valdes, L (8, 1) OBP: 0.500, SLG: 0.500 23 Chris Carter, L (8, PH) OBP: 1.000, SLG: 2.000 75 Francisco Rodríguez, R (9, 1)	C SI 89 B CH 82 B CH 83 X SI 88 2-1 ② L8		C SI 88 X SI 88 0-1 ③ G4-3		B SI 87 X CH 84 1-0 1-2 2-3 1B		C SL 77 F SL 78 B FF 89 X SI 88 1-2 ①② G4-6-3 1-2f 2-3	C CH 80 X CH 81 0-1 44 BB 1-3 2-H 2B		4 0 1 0	0 0 0 0	1 0 1 0	0 0 1 0	0 0 1 0	0 0 0 0	2 0 0 0
7 José Reyes, S (1, 6) OBP: 0.286, SLG: 0.303	C FF 89 X CH 84 0-1 ③ G5-3			X CH 87 0-0 ① F8	B CH 82 X CH 84 1-0 ② F9		C SL 79 F SL 78 B FF 89 S SI 89 X SL 80 2-2 ③ F8	B SI 90 B SI 91 I I 4-0 44 BB IBB		4	0	0	0	1	0	4
44 Jason Bay, R (1, 7) OBP: 0.364, SLG: 0.397		B SI 89 X CH 87 1-0 29 G1-6-3 5 1B 12 1B 1B	B SL 79 S SL 80 C SI 89 B SL 80 X SL 82 2-2 5 S 1B	X SI 89 0-0 ③ F8				F SL 88 X FF 92 2-0 5 2B 29 E 1B B SI 91 4-1 1-2 2-3 3-H BB		4	2	3	1	1	0	3
5 David Wright, R (1, 5) OBP: 0.417, SLG: 0.552		F SI 88 F SL 81 B SI 89 F SI 89 X CH 84 1-2 29 G1-6-3 1B	S SI 89 B SL 81 S SI 88 B SI 89 B SL 82 B CH 84 4-2 1-2 BB		B CH 86 C CH 87 B SL 80 X SI 88 2-1 29 F8 12 SF8 2B			C SI 86 C FF 93 X FF 90 0-2 21 2B 1-3 2B B SL 85 2-3 ② K		4	2	3	0	1	1	3
29 Ike Davis, L (1, 3) OBP: 0.400, SLG: 0.485		S SL 82 D SL 82 B SI 89 F SL 83 X SI 90 2-2 ①② G1-6-3 1-2f 2-3	S SL 82 S SL 82 B SL 83 F SL 82 S FF 89 1-3 ② K		C SI 89 B FF 89 F SL 81 F SI 89 X SI 88 1-2 ① F8 2-3			X FF 91 0-0 E6 21 2B 3-H F SL 86 2-2 ③ F8		5	1	0	1	0	1	9
12 Jeff Francoeur, R (1, 9) OBP: 0.311, SLG: 0.417		F SL 81 F FF 90 B SI 88 F SL 82 X SI 91 1-2 21 S 3-H 1B	F SL 82 F CH 83 B SI 89 C SI 89 1-3 ③ K		B FF 92 C FF 91 S SL 84 D SL 83 F FF 92 X SL 83 2-2 ② SF8 3-H			F FC 88 B FC 88 B CH 80 F FF 92 S FF 91 2-3 ① K		3	0	1	2	0	2	4
21 Rod Barajas, R (1, 2) OBP: 0.273, SLG: 0.585		C SI 89 1 SAFE S SL 82 F SL 82 1 SAFE X FF 90 0-2 ③ G4-3 1-2			B CH 84 B CH 85 X FF 87 2-0 1 1B 19 1B 1B	F FF 91 X FF 90 0-1 ③ P6		S CU 76 B FC 87 X FF 92 1-1 13 1B 16 1B 1-H 2-H 2B		4	1	2	2	0	0	1
49 Jonathon Niese, L (1, 1) OBP: 0.214, SLG: 0.154 36 Manny Acosta, R (5, 1) 19 Gary Matthews, S (5, PH) OBP: 0.240, SLG: 0.200 47 Hisanori Takahashi, L (6, 1) OBP: 0.333, SLG: 0.333 13 Alex Cora, L (7, PH) OBP: 0.308, SLG: 0.289 (8, 4)			C SI 88 X SL 81 0-1 16 G6-4-3 1B		B CH 87 S SI 87 B CH 86 X CH 87 2-1 1 1B 1-2 1B		B FF 89 C FF 89 B SI 89 B SI 89 B FF 88 4-1 1 G4-6-3 16 1B BB	F FF 91 X CH 80 0-1 16 1B 23 2B 2-3 1B		1 0 1 0 1	0 0 0 0 1	1 0 1 0 1	0 0 0 0 0	0 0 0 0 1	0 0 0 0 0	0 0 0 0 0
Inning Stats	R: 0 E: 0 K: 0 S: 6 H: 0 LOB: 0 BB: 0 P: 9	R: 1 E: 0 K: 0 S: 16 H: 3 LOB: 1 BB: 0 P: 21	R: 0 E: 0 K: 0 S: 6 H: 1 LOB: 0 BB: 0 P: 8	R: 0 E: 0 K: 2 S: 13 H: 1 LOB: 2 BB: 1 P: 21	R: 0 E: 0 K: 0 S: 8 H: 3 LOB: 3 BB: 0 P: 14	R: 1 E: 0 K: 0 S: 12 H: 1 LOB: 0 BB: 0 P: 17	R: 0 E: 0 K: 0 S: 8 H: 1 LOB: 1 BB: 1 P: 15	R: 6 E: 1 K: 2 S: 24 H: 6 LOB: 3 BB: 2 P: 41		1B: 12 2B: 4 3B: 0 HR: 0 SF: 1 SAC: 0 DP: 3 HBP: 0						

BOTTOM

Washington Nationals @ New York Mets

Citi Field, Flushing, NY

Tue May 11 2010, 7:11 PM - 10:34 PM EDT

Att. 31,606 - Cloudy - 52 F

livebaseballscorecards.com

AB	37
R	8
H	16
RBI	8
BB	4
SO	4
LOB	29

PITCHER		IP	WLS	BF	H	R	ER	SO	BB	IBB	HBP	BLK	WP	HR	S	P	ERA	WHIP
19 Scott Olsen, L ERA: 3.51	(1, 1)	5.1		24	9	2	2	2	1	0	0	0	0	0	55	82	3.38	1.875
39 Tyler Walker, R ERA: 5.09	(6, 1)	0.2		2	0	0	0	0	0	0	0	0	0	0	6	8	0.00	0.000
45 Doug Slaten, L ERA: 3.86	(7, 1)	1.0		4	1	0	0	0	1	0	0	0	0	0	8	15	0.00	2.000
32 Brian Bruney, R ERA: 6.89	(8, 1)	0.0		3	2	3	3	0	0	0	0	0	0	0	5	7	∞	∞
36 Tyler Clippard, R ERA: 1.88	(8, 1)	0.1	L	5	4	2	1	1	0	0	0	0	0	0	11	14	27.00	12.000

PITCHER		IP	WLS	BF	H	R	ER	SO	BB	IBB	HBP	BLK	WP	HR	S	P	ERA	WHIP
43 Miguel Batista, R ERA: 5.66	(8, 1)	0.2		4	0	1	1	1	1	1	0	0	0	0	8	20	13.50	1.500

Batter	1	2	3	4	5	6	7	8	9	AB	R	H	RBI	BB	SO	LOB
1 Nyjer Morgan, L (1, 8) OBP: 0.340, SLG: 0.391	C FF 89 C SI 90 S SI 91 0-3 K	B CU 74 S FF 90 F FS 81 B SI 92 X FS 82 2-2 F8 ③		B SI 89 B FS 81 X SI 90 2-0 G3 ③		B SI 92 B SI 91 B SI 89 B FF 88 4-0 20 1B BB		B FF 92 X SI 92 1-0 L8 ②		4	0	0	0	1	1	5
20 Adam Kennedy, L (1, 4) OBP: 0.330, SLG: 0.371 (9, 3)	B FF 91 F FF 91 F FS 84 C SI 92 1-3 K ②	C CU 70 B FS 82 F SI 89 B SL 83 F FF 92 X FS 85 2-2 G4-3 ①	C SI 88 B SL 82 X SI 89 1-1 F8 ①	C FF 85 1 SAFE X SL 77 0-1 1-2 1B	C CH 83 D CH 82 F CH 82 D SI 94 B FF 92 B CH 82 4-2 11 FC6-4 1-2 2-3 BB			4	0	1	0	1	1	0
11 Ryan Zimmerman, R (1, 5) OBP: 0.364, SLG: 0.629	C SI 90 B SI 91 C FF 91 B FF 88 S FF 93 2-3 K ③	B FS 82 F FS 83 F FF 90 B SL 83 X SL 82 2-2 L7 ②	F SI 90 F SI 91 B SI 91 X FS 85 2-2 E6 15 FC4-6 44 1B	B SI 86 C CH 77 B SI 86 S CH 75 S FF 87 2-3 K ③		F FF 92 F FF 93 B FF 95 F CH 83 X CH 85 1-2 FC6-4 ③ 1-2f		5	0	0	0	0	2	5
44 Adam Dunn, L (1, 3) OBP: 0.392, SLG: 0.530 55 Matt Capps, R (9, 1)		X FF 91 0-0 15 1B 35 1B 2B	S SI 91 S SL 82 B SL 83 B FF 91 B SL 84 F SL 84 X SI 93 3-2 F8 ③		B FF 88 F SI 90 X FF 89 1-1 15 FC4-6 1-2 1B		X SI 85 0-0 G4-1 ①		C FF 91 B CU 77 C FF 91 X FF 91 1-2 L7 ①	5 0	1 0	2 0	0 0	0 0	0 0	0 0
15 Cristian Guzman, S (1, 6) OBP: 0.339, SLG: 0.402 (9, 4)		C CU 73 B SI 90 X FF 89 1-1 22 BB 35 1B 2-3 1B		B FS 80 B SI 89 S FF 89 M FS 83 B FS 83 F SI 91 C SI 90 3-3 K ①	C FS 82 X FS 83 0-1 FC4-6 22 BB 1-2f 2-3		B CH 75 C SI 86 B SI 86 B CH 76 X SI 86 3-1 F8 ②		C CU 74 X CU 78 0-1 2 HR 1B	5	2	2	0	0	1	2
22 Willie Harris, L (1, 7) OBP: 0.313, SLG: 0.418 36 Tyler Clippard, R (8, 1) OBP: 1.000, SLG: 1.000 6 Ian Desmond, R (9, PH) OBP: 0.312, SLG: 0.430 (9, 6)		B FF 91 C CU 73 B FF 91 B FF 90 B FF 90 4-1 35 1B 1-2 BB		X SI 91 0-0 P5 ②	B SI 91 B SI 89 B SI 90 F FF 89 S SI 90 F SI 89 B SL 81 4-2 1-2 BB		F SI 87 C SI 87 B SI 87 C CH 77 1-3 K ③		F CU 75 X CH 88 0-1 F8 ②	2 0 1	0 0 0	0 0 0	0 0 0	2 0 0	1 0 0	0 0 1
2 Roger Bernadina, L (1, 9) OBP: 0.300, SLG: 0.447		B FS 82 C FS 82 C FS 84 S FF 90 1-3 K ①		C SI 91 F SI 92 B FS 84 X SI 90 1-2 HR	C FS 83 B FS 84 C SI 91 B FS 84 X SI 91 2-2 F9 ③			B SI 85 C CU 74 C CU 75 X CU 76 1-2 20 BB 23 SH1-3 1B	C CU 75 X FF 88 0-1 1-H HR	5	2	3	3	0	1	6
23 Wil Nieves, R (1, 2) OBP: 0.209, SLG: 0.256		F FF 91 B FF 92 B SL 82 S FF 92 F FF 93 F FF 92 F FF 92 T SL 82 2-2 K ②		X SI 91 0-0 35 1B 2B		X CU 78 0-0 P4 ①		1 SAFE L FF 91 X FF 91 0-1 SH1-3 1-2 ①	C CU 75 B CU 78 C CU 75 S CH 82 1-3 K ③	4	1	1	0	0	2	3
35 Craig Stammen, R (1, 1) OBP: 0.357, SLG: 0.429 12 Alberto Gonzalez, R (6, PH) OBP: 0.351, SLG: 0.353 17 Sean Burnett, L (6, 1) 39 Tyler Walker, R (7, 1) 3 Willy Taveras, R (7, 7) OBP: 0.229, SLG: 0.242 16 Josh Willingham, R (8, PH) OBP: 0.402, SLG: 0.486 (8, 7)		B FF 93 B SI 91 F FF 90 F FF 92 X SI 93 2-2 1-2 2-H 3-H 1B		D SL 82 X SI 90 1-0 2-H 1B		C CU 80 C FF 90 B SL 82 B SL 84 F FF 92 F SL 83 F FF 90 F SI 92 X FF 92 2-2 G6-3 ②		B CU 74 S FF 92 F FF 92 D CU 80 B FF 94 B FF 92 4-2 20 BB BB		2 1 0 0 0 0 0	0 0 0 0 0 0 0	2 0 0 0 0 0 0	3 0 0 0 0 0 1	0 0 0 0 0 0 0	0 0 0 0 0 0 0	0 0 0 0 0 0 0

Inning Stats	1	2	3	4	5	6	7	8	9
	R: 0 E: 0 K: 3 S: 9 H: 0 LOB: 0 BB: 0 P: 12	R: 2 E: 0 K: 2 S: 19 H: 3 LOB: 2 BB: 1 P: 31	R: 0 E: 0 K: 0 S: 11 H: 0 LOB: 0 BB: 0 P: 18	R: 2 E: 0 K: 1 S: 11 H: 3 LOB: 1 BB: 0 P: 18	R: 0 E: 1 K: 0 S: 16 H: 1 LOB: 3 BB: 1 P: 26	R: 0 E: 0 K: 1 S: 13 H: 1 LOB: 2 BB: 1 P: 21	R: 0 E: 0 K: 1 S: 6 H: 0 LOB: 0 BB: 0 P: 10	R: 0 E: 0 K: 0 S: 14 H: 1 LOB: 3 BB: 2 P: 25	R: 2 E: 0 K: 1 S: 12 H: 2 LOB: 0 BB: 0 P: 14

1B: 7	SF: 0	WP: 0	PA: 44
2B: 2	SAC: 1	PB: 0	
3B: 0	DP: 0	SB: 0	
HR: 2	HBP: 0	CS: 0	

PITCHER		IP	WLS	BF	H	R	ER	SO	BB	IBB	HBP	BLK	WP	HR	S	P	ERA	WHIP
34 Mike Pelfrey, R ERA: 3.14	(1, 1)	5.2		28	7	4	4	6	3	0	0	0	0	1	74	119	6.35	1.765
47 Hisanori Takahashi, L ERA: 2.74	(6, 1)	0.1		2	1	0	0	1	0	0	0	0	0	0	5	7	0.00	3.000
25 Pedro Feliciano, L ERA: 1.76	(7, 1)	1.0		4	1	0	0	1	0	0	0	0	0	0	9	14	0.00	1.000
38 Fernando Nieve, R ERA: 3.32	(8, 1)	1.0		5	0	0	0	0	2	0	0	0	0	0	11	21	0.00	2.000
75 Francisco Rodríguez, R ERA: 2.04	(9, 1)	1.0	L	5	2	2	2	1	0	0	0	0	0	1	12	14	18.00	2.000

PITCHER	IP	WLS	BF	H	R	ER	SO	BB	IBB	HBP	BLK	WP	HR	S	P	ERA	WHIP

TOP

Washington Nationals @ New York Mets

Citi Field, Flushing, NY

Wed May 12 2010, 1:11 PM - 4:43 PM EDT

Att. 33,024 - Drizzle - 48 F

livebaseballscorecards.com

AB	38
R	6
H	11
RBI	6
BB	5
SO	9
LOB	22

Batter	1	2	3	4	5	6	7	8	9	AB	R	H	RBI	BB	SO	LOB
16 Ángel Pagán, S (1, 8) OBP: 0.336, SLG: 0.410	C SI 87 B SI 88 B SI 88 X SI 88 2-1 7 G3-1 13 G6-3 1B	C KC 76 B CH 83 B SI 89 B SI 89 X SI 89 3-1 ② SF7 3-H			C SI 87 C KC 78 B KC 79 B KC 78 F SI 88 B SI 87 X SI 89 3-2 13 1B 2B	C SI 89 C SL 77 B CH 83 B CH 83 B SI 89 X SI 88 3-2 ③ F8			B SI 90 B SI 90 C SI 90 C SI 92 S SI 92 2-3 ① K	4	1	2	1	0	1	0
13 Alex Cora, L (1, 4) OBP: 0.316, SLG: 0.300	C SI 88 1 SAFE P FF 83 X KC 78 1-1 ① G6-3 1-2	B SI 88 C SI 87 F CH 82 D SI 90 D SI 88 X SI 90 3-2 ③ F8			C SI 88 B SI 86 F SI 88 X SI 88 1-2 7 2B 2-H 1B		X SI 88 0-0 7 G4-6-3 1B		B SI 92 C SI 91 X SI 92 1-1 ② G4-3	5	1	2	1	0	0	3
7 José Reyes, S (1, 6) OBP: 0.283, SLG: 0.307	F SI 87 D KC 80 X CH 82 1-1 ② G3-1 2-3		B FF 81 X SI 87 1-0 ① F7		B CH 79 B CH 80 C SI 89 B CH 81 X SI 88 3-1 44 FC6-5 2-H 2B		L SI 87 L SI 88 F FF 89 X FF 89 0-2 ①② G4-6-3 1-2f		C SI 92 B SI 87 X SI 93 1-1 ③ G4-3	5	0	1	1	0	0	2
44 Jason Bay, R (1, 7) OBP: 0.361, SLG: 0.392	C FC 84 S FC 84 B SI 89 B SI 89 S FC 85 2-3 ③ K		B SI 87 S FF 86 S SI 88 B SI 88 S FC 83 2-3 ② K		S FC 84 B FC 84 X FC 85 1-1 ② FC6-5 29 BB 5 BB 2-3		X FF 91 0-0 1B			4	0	1	0	0	2	2
5 David Wright, R (1, 5) OBP: 0.419, SLG: 0.542		F FC 86 B KC 79 B KC 78 B SI 89 B SI 88 4-1 12 G6-3 34 1B 29 1B BB	X SI 88 0-0 ③ P3		D KC 77 S FC 84 1 SAFE B FF 88 F FC 85 F FC 85 B FF 88 B FC 84 4-2 29 BB 1-2 BB		B SL 81 C SL 81 1 SAFE B FF 87 F SL 81 S SL 82 2-3 ③ K			2	1	0	0	2	1	1
29 Ike Davis, L (1, 3) OBP: 0.405, SLG: 0.478		C SI 87 B SI 89 F KC 79 X KC 80 1-2 34 1B 12 G6-3 16 SF7 1-2 1B		X SI 87 0-0 ① G4-3	B CH 86 B SI 87 F SI 89 B SI 88 B SI 89 4-1 1-2 2-3 BB			C FF 90 B CH 80 T FF 92 X CH 80 1-2 ① G4-3		3	1	1	0	1	0	0
12 Jeff Francoeur, R (1, 9) OBP: 0.301, SLG: 0.403		X FC 84 0-0 ① G6-3 1-2 2-3		B SI 88 B FC 83 B FC 82 C FF 89 X SI 89 3-1 ② F8	C FC 84 D FC 81 B FC 83 S FC 85 X FC 85 2-2 ③ F9			B CU 76 B CU 75 X FC 88 2-0 E5		4	0	0	0	0	0	5
21 Rod Barajas, R (1, 2) OBP: 0.272, SLG: 0.567		B FC 83 B FC 82 I I 4-0 34 1B IBB		B SI 88 F FC 84 X FF 89 1-1 ③ F8		C SI 86 F CH 82 S SI 88 0-3 ① K		C FF 90 F FC 88 B CU 75 X CU 76 1-2 ② P4		3	0	0	0	1	1	1
34 Mike Pelfrey, R (1, 1) OBP: 0.333, SLG: 0.231 47 Hisanori Takahashi, L (6, 1) OBP: 0.333, SLG: 0.333 19 Gary Matthews, S (6, PH) OBP: 0.225, SLG: 0.196 25 Pedro Feliciano, L (7, 1) 38 Fernando Nieve, R (8, 1) 23 Chris Carter, L (8, PH) OBP: 0.500, SLG: 1.000 75 Francisco Rodríguez, R (9, 1)		X FC 82 0-0 1-2 2-3 3-H 1B			B FF 85 B SI 87 C FC 86 C FF 86 B SI 87 X FF 86 3-2 ① F7	S SI 88 B SI 88 B CH 83 S SI 88 B SI 88 S SI 87 3-3 ② K		C CU 75 1 SAFE F CH 79 F FF 92 X CH 80 0-2 ③ F9		2 0 1 1 0 0 0 0 0 0 0 0 0 0 1 0 0 0 0 1 0 0 0 0 0 0 0 0 0 0 0 0 0 0 0 1 0 0 0 0 0 1 0 0 0 0 0 0 0						
Inning Stats	R: 0 H: 1 E: 0 LOB: 1 K: 1 BB: 0 S: 10 P: 15	R: 2 H: 2 E: 0 LOB: 2 K: 0 BB: 2 S: 11 P: 26	R: 0 H: 0 E: 0 LOB: 0 K: 1 BB: 0 S: 5 P: 8	R: 0 H: 0 E: 0 LOB: 0 K: 0 BB: 0 S: 5 P: 9	R: 2 H: 3 E: 0 LOB: 3 K: 0 BB: 2 S: 21 P: 42	R: 0 H: 0 E: 0 LOB: 0 K: 2 BB: 0 S: 9 P: 15	R: 0 H: 2 E: 0 LOB: 1 K: 1 BB: 0 S: 9 P: 11	R: 0 H: 0 E: 1 LOB: 1 K: 0 BB: 0 S: 11 P: 15	R: 0 H: 0 E: 0 LOB: 0 K: 1 BB: 0 S: 7 P: 11	1B: 6 2B: 2 3B: 0 HR: 0	SF: 1 SAC: 0 DP: 1 HBP: 0			WP: 0 PB: 0 SB: 0 CS: 0	PA: 39		

PITCHER		IP	WLS	BF	H	R	ER	SO	BB	IBB	HBP	BLK	WP	HR	S	P	ERA	WHIP
35 Craig Stammen, R ERA: 5.84	(1, 1)	5.0		25	6	4	4	2	3	1	0	0	0	0	52	100	7.20	1.800
17 Sean Burnett, L ERA: 4.15	(6, 1)	1.0		4	1	0	0	2	0	0	0	0	0	0	10	16	0.00	1.000
39 Tyler Walker, R ERA: 4.82	(7, 1)	1.0		3	1	0	0	1	0	0	0	0	0	0	8	10	0.00	1.000
36 Tyler Clippard, R ERA: 1.8	(8, 1)	1.0	W	4	0	0	0	0	0	0	0	0	0	0	11	15	0.00	0.000
55 Matt Capps, R ERA: 0.93	(9, 1)	1.0	S	3	0	0	0	1	0	0	0	0	0	0	7	11	0.00	0.000

PITCHER	IP	WLS	BF	H	R	ER	SO	BB	IBB	HBP	BLK	WP	HR	S	P	ERA	WHIP

BOTTOM

Washington Nationals @ New York Mets

Citi Field, Flushing, NY

Wed May 12 2010, 1:11 PM - 4:43 PM EDT

Att. 33,024 - Drizzle - 48 F

livebaseballscorecards.com

AB	34
R	4
H	8
RBI	4
BB	4
SO	6
LOB	15

Batter	1	2	3	4	5	6	7	8	9	AB	R	H	RBI	BB	SO	LOB
16 Ángel Pagán, S (1, 8) OBP: 0.326, SLG: 0.397	C FF 92 X SI 95 0-1 ① L7		C FF 94 X SL 89 0-1 ① G3-1			F CH 88 B FF 94 X SL 91 1-1 ① G4-3		C CH 82 C CU 70 B CU 74 X CU 73 1-2 ③ G4-3		4	0	0	0	0	0	0
1 Luis Castillo, S (1, 4) OBP: 0.360, SLG: 0.299	C FF 94 F FF 94 X FF 95 0-2 ② G4-3		B FF 95 F FF 96 B CH 86 F FF 95 F CH 86 F FF 95 T FF 95 2-2 ② K			C FF 96 B FF 93 B FF 95 C FF 96 X FF 96 2-2 ② G4-3			C SI 93 B FF 93 X FF 92 1-1 E4 1B	4	0	1	0	0	1	0
7 José Reyes, S (1, 6) OBP: 0.275, SLG: 0.298	B FF 96 B FF 96 B FF 94 C FF 96 C FF 95 X FF 95 3-2 ③ G4-3		S CH 88 B SI 96 C SL 91 S SL 92 1-3 ③ K			C FF 96 F FF 95 F FF 96 F FF 95 X CH 87 0-2 E1			L SI 93 L FF 92 F CH 87 B FF 95 X SI 94 1-2 ① F7	4	0	0	0	0	1	1
44 Jason Bay, R (1, 7) OBP: 0.358, SLG: 0.388		X FF 94 0-0 29 1B 5 WP 21 1B 1B		C SL 87 X FF 94 0-1 ① F8		B FF 95 S FF 96 F CH 86 F SL 91 C FF 95 1-3 ③ K			X SI 95 0-0 ② G5-3	4	1	1	0	0	1	2
5 David Wright, R (1, 5) OBP: 0.408, SLG: 0.525		C FF 93 T FF 95 1 SAFE F FF 94 D SL 90 B FF 95 B CH 88 F FF 95 S CH 88 3-3 ① K 1-2		B SL 87 C SL 89 C SL 86 B SI 95 B SI 94 X SI 95 3-2 ② G5-3			X SL 87 0-0 ① L5		F FF 96 S CH 88 B CH 88 F CH 89 S CH 88 1-3 ③ K	4	0	0	0	0	2	2
29 Ike Davis, L (1, 3) OBP: 0.402, SLG: 0.472		X CH 87 0-0 21 1B 1B 2-3		C SL 90 C SL 89 B SI 94 F FF 92 X CH 87 1-2 ③ G4-3			B SL 88 B CH 86 X FF 94 2-0 ② F7			3	0	1	0	0	0	0
12 Jeff Francoeur, R (1, 9) OBP: 0.295, SLG: 0.393		B FF 95 S FF 96 B SI 96 S CH 86 1 SAFE S FF 96 2-3 ② K			C FF 93 F CH 84 B SL 92 X FF 95 1-2 ① F7		F SL 87 B SL 90 F FF 95 X CH 85 1-2 ③ G5-3			3	0	0	0	0	1	2
21 Rod Barajas, R (1, 2) OBP: 0.274, SLG: 0.560		C FF 96 F FF 96 B FF 95 X CH 86 1-2 3-H 1B			C SL 87 S SL 90 S FF 94 0-3 ② K			B SI 91 B SI 90 X SI 90 2-0 ① P4		3	0	1	1	0	1	0
57 Johan Santana, L (1, 1) OBP: 0.143, SLG: 0.214 23 Chris Carter, L (8, PH) OBP: 0.333, SLG: 0.667 38 Fernando Nieve, R (8, 1)		C FF 96 F FF 95 X FF 96 0-2 ③ L3			C FF 96 C CH 88 S SL 92 0-3 ③ K			B CH 80 X CH 80 1-0 ② G1-3		2 1 0	0 0 0	0 0 0	0 0 0	0 0 0	1 0 0	2 0 0

Inning Stats	1	2	3	4	5	6	7	8	9
	R: 0 E: 0 K: 0 S: 8	R: 1 E: 0 K: 2 S: 16	R: 0 E: 0 K: 2 S: 10	R: 0 E: 0 K: 0 S: 9	R: 0 E: 0 K: 2 S: 9	R: 0 E: 1 K: 1 S: 14	R: 0 E: 0 K: 0 S: 5	R: 0 E: 0 K: 0 S: 5	R: 0 E: 1 K: 1 S: 11
	H: 0 LOB: 0 BB: 0 P: 11	H: 3 LOB: 2 BB: 0 P: 22	H: 0 LOB: 0 BB: 0 P: 13	H: 0 LOB: 0 BB: 0 P: 13	H: 0 LOB: 0 BB: 0 P: 10	H: 0 LOB: 1 BB: 0 P: 18	H: 0 LOB: 0 BB: 0 P: 8	H: 0 LOB: 0 BB: 0 P: 9	H: 1 LOB: 1 BB: 0 P: 14

1B: 4 SF: 0
2B: 0 SAC: 0
3B: 0 DP: 0
HR: 0 HBP: 0

WP: 1 PA: 32
PB: 0
SB: 0
CS: 0

PITCHER		IP	WLS	BF	H	R	ER	SO	BB	IBB	HBP	BLK	WP	HR	S	P	ERA	WHIP
55 Josh Johnson, R ERA: 3.06	(1, 1)	7.0		25	3	1	1	7	0	0	0	0	1	0	71	95	1.29	0.429
32 Clay Hensley, R ERA: 1.86	(8, 1)	1.0		3	0	0	0	0	0	0	0	0	0	0	5	9	0.00	0.000
46 Juan Carlos Oviedo, R ERA: 0.59	(9, 1)	1.0	W	4	1	0	0	1	0	0	0	0	0	0	11	14	0.00	1.000

PITCHER	IP	WLS	BF	H	R	ER	SO	BB	IBB	HBP	BLK	WP	HR	S	P	ERA	WHIP

TOP

New York Mets @ Florida Marlins

Sun Life Stadium, Miami, FL

Thu May 13 2010, 7:11 PM - 9:38 PM EDT
Att. 16,229 - Partly Cloudy - 81 F

livebaseballscorecards.com

AB	32
R	1
H	4
RBI	1
BB	0
SO	8
LOB	9

New York Mets @ Florida Marlins

Sun Life Stadium, Miami, FL

Thu May 13 2010, 7:11 PM - 9:38 PM EDT

Att. 16,229 - Partly Cloudy - 81 F

BOTTOM

livebaseballscorecards.com

Batter	1	2	3	4	5	6	7	8	9	AB	R	H	RBI	BB	SO	LOB
8 Chris Coghlan, L (1, 7) OBP: 0.272, SLG: 0.224	C FF 89 B FF 90 F FF 90 B SL 82 F FF 91 X FF 91 2-2 ① G6-3		B SL 80 X SI 89 1-0 1-2 2-H 1B			B CH 81 B SL 82 X FF 89 2-0 ① G4-3		X FF 93 0-0 ① G3		4	0	1	1	0	0	0
30 Brian Barden, R (1, 4) OBP: 0.438, SLG: 0.308	S FF 90 S FF 90 S FF 91 0-3 ② K		S CH 76 S CH 79 B CH 79 B FF 90 X CH 76 2-2 ② F8			L SI 88 F SL 86 F CH 78 X CH 81 0-2 2 FC5-4 1B		B FF 93 C FF 92 B SL 80 B FF 92 B FF 94 4-1 2 G4-6-3 BB		3	0	1	0	1	1	2
2 Hanley Ramirez, R (1, 6) OBP: 0.366, SLG: 0.485	F FF 90 S CH 79 B FF 90 X FF 90 1-2 ③ F8		X CH 80 0-0 ③ G5-3			T FF 89 B SI 90 B FF 89 X FF 86 2-1 ② FC5-4 3 S 1-2f		F FF 92 X SI 94 0-1 ②③ G4-6-3 1-2f		4	0	0	0	0	0	4
3 Jorge Cantu, R (1, 5) OBP: 0.295, SLG: 0.474 (8, 3)		X FF 88 0-0 ① G6-3		B FF 89 B FF 85 C FF 87 X SI 90 2-1 ① F8		B CH 78 C CH 84 B CH 79 F CH 78 S CH 80 2-3 ③ K 1-2			B CU 79 C FF 94 F SL 80 B SL 84 F FF 96 X FF 94 2-2 ① F7	4	0	0	0	0	1	1
12 Cody Ross, R (1, 8) OBP: 0.324, SLG: 0.402		B FF 89 B FF 89 S CH 79 S CH 80 B FF 90 F CH 78 X FF 90 3-2 29 G3-6-3 1B		B FF 90 B SI 88 B FF 89 C FF 88 X SI 88 3-1 ② G6-3			F SI 89 F SL 85 S CH 80 0-3 ① K		C FF 93 B CH 85 B CU 79 B FF 93 F FF 92 B FF 93 4-2 29 1B 6 WP BB	3	1	1	0	1	1	0
29 Ronny Paulino, R (1, 2) OBP: 0.343, SLG: 0.469		S CH 76 F FF 89 B CH 77 X CH 76 1-2 ②③ G3-6-3 1-2f		X FF 89 0-0 ③ L8			B CH 78 S CH 77 F FF 90 B CH 78 F FF 87 X SL 79 2-2 ② L8		X FF 93 0-0 1-3 1B	4	0	1	0	0	0	1
15 Gaby Sanchez, R (1, 3) OBP: 0.361, SLG: 0.444 32 Clay Hensley, R (8, 1) 46 Juan Carlos Oviedo, R (9, 1) 6 Dan Uggla, R (9, PH) OBP: 0.359, SLG: 0.477			B FF 89 X SI 89 1-0 55 E 8 1B 1B		S CH 83 X SL 84 0-1 25 G5-4-3 1B		S CH 80 B CH 82 S SL 85 X SL 86 1-2 2B		B CU 77 1-0 WP 3-H	3 0 0 1	1 0 0 0	3 0 0 0	0 0 0 0	0 0 0 0	0 0 0 1	0 0 0 1
25 Brett Carroll, R (1, 9) OBP: 0.308, SLG: 0.404			B CH 79 C CH 79 B SI 90 1 SAFE B CH 77 F SI 88 S SL 80 3-3 ① K		F CH 78 X CH 83 0-1 ①② G5-4-3 1-2f		I I IN 63 I IN 64 I IN 61 4-0 IBB			2	0	0	0	1	1	2
55 Josh Johnson, L (1, 1) OBP: 0.278, SLG: 0.235 18 Wes Helms, R (7, PH) OBP: 0.357, SLG: 0.359 (8, 5)			X FF 86 0-0 FC1 8 1B 1-2		B FF 90 C FF 90 S SL 81 S SL 83 1-3 ③ K		B CH 77 B CH 80 B FF 84 C CH 78 X CH 76 3-1 ③ F8			2 1	0 0	0 0	0 0	0 0	1 0	1 2
Inning Stats	R: 0 E: 0 K: 1 S: 10 H: 0 LOB: 0 BB: 0 P: 13	R: 0 E: 0 K: 0 S: 8 H: 1 LOB: 0 BB: 0 P: 12	R: 1 E: 1 K: 1 S: 10 H: 2 LOB: 2 BB: 0 P: 17	R: 0 E: 0 K: 0 S: 5 H: 0 LOB: 0 BB: 0 P: 10	R: 0 E: 0 K: 1 S: 7 H: 1 LOB: 0 BB: 0 P: 8	R: 0 E: 0 K: 1 S: 10 H: 1 LOB: 1 BB: 0 P: 16	R: 0 E: 0 K: 1 S: 12 H: 1 LOB: 2 BB: 1 P: 22	R: 0 E: 0 K: 0 S: 4 H: 0 LOB: 0 BB: 1 P: 8	R: 1 E: 0 K: 0 S: 7 H: 1 LOB: 1 BB: 1 P: 14	1B: 6 2B: 1 3B: 0 HR: 0 SF: 0 SAC: 0 DP: 3 HBP: 0						WP: 1 PB: 0 SB: 1 CS: 0 PA: 34

	AB	31
	R	2
	H	7
	RBI	1
	BB	3
	SO	5
	LOB	14

PITCHER	IP	WLS	BF	H	R	ER	SO	BB	IBB	HBP	BLK	WP	HR	S	P	ERA	WHIP
57 Johan Santana, L (1, 1) ERA: 3.88	7.0		27	6	1	0	5	0	1	0	0	0	0	62	98	0.00	0.857
38 Fernando Nieve, R (8, 1) ERA: 3.54	1.1	L	7	1	1	1	0	2	0	0	0	1	0	11	22	6.75	2.250

PITCHER	IP	WLS	BF	H	R	ER	SO	BB	IBB	HBP	BLK	WP	HR	S	P	ERA	WHIP

New York Mets @ Florida Marlins

Sun Life Stadium, Miami, FL

Fri May 14 2010, 7:11 PM - 9:57 PM EDT

Att. 21,221 - Cloudy - 80 F

TOP

livebaseballscorecards.com

Batter	1	2	3	4	5	6	7	8	9	AB	R	H	RBI	BB	SO	LOB
16 Ángel Pagán, S (1, 8) OBP: 0.324, SLG: 0.400	C FF 88 B FS 82 F FS 83 C SI 91 1-3 ① K		C FF 91 F SL 84 S FF 91 0-3 ② K		C CU 78 B FF 92 X CU 78 1-1 2-H 3-H 2B		F SI 91 X SL 83 0-1 ③ P4			4	0	1	2	0	2	2
1 Luis Castillo, S (1, 4) OBP: 0.356, SLG: 0.290	C FF 89 B CU 75 X SI 91 1-1 ② G5-3		C FF 91 D SL 83 F FF 91 C SI 92 1-3 ③ K		C FF 92 B FF 93 B SL 84 X FF 91 2-1 ③ G6-3			B SI 87 B SI 87 B SI 86 B FF 86 4-0 44 PB BB		3	0	0	0	1	1	2
7 José Reyes, S (1, 6) OBP: 0.267, SLG: 0.289	B SI 90 X SI 90 1-0 ③ P6			C FF 90 B FF 91 B SL 81 F SI 90 X SI 91 2-2 ① F7		C FF 89 X SL 84 0-1 ① G3-1		B SI 88 C SI 87 B SI 88 D SI 88 F SI 87 X SI 87 3-2 ① P5		4	0	0	0	0	0	1
44 Jason Bay, R (1, 7) OBP: 0.361, SLG: 0.386		B FF 88 F FF 88 X SI 90 1-1 1B		B FF 91 B SL 85 C FF 89 B SL 83 X FF 91 3-1 ② F8		B SL 85 B FF 91 B FF 90 C FF 88 F FF 88 F SL 83 X FF 91 3-2 ② F9		C SI 90 B SL 79 B SI 88 B SI 89 4-2 5 G5-4-3 1-2 BB		3	0	1	0	1	0	0
5 David Wright, R (1, 5) OBP: 0.404, SLG: 0.512		C FF 89 C FF 90 F SI 91 B SL 83 S FS 81 1-3 ① K		B SL 84 F SI 90 C CU 76 F SL 82 S SL 84 1-3 ③ K		B SL 84 S FF 90 B FS 83 B FF 89 S FF 92 F FF 92 B FS 83 4-2 BB		C SI 88 X FS 81 0-1 ② ③ G5-4-3 1-2f		3	0	0	0	1	2	3
29 Ike Davis, L (1, 3) OBP: 0.396, SLG: 0.461		B FF 91 1 SAFE C FF 91 B FF 91 S SL 84 F FF 92 1 SAFE S SL 85 2-3 ② K		B FF 88 B FC 87 C FF 89 S FF 87 F SL 81 B SL 82 X FF 90 3-2 22 SH5-4 21 HBP 16 2B 1B		X FF 93 0-0 ③ F7			C FF 87 C CU 75 B FO 76 S FO 77 1-3 ① K2-3	4	1	1	0	0	2	2
12 Jeff Francoeur, R (1, 9) OBP: 0.287, SLG: 0.381		F FF 91 S CU 78 F FF 93 B FF 92 S SL 83 1-3 ③ K		F FF 91 X SI 90 0-1 ① P1			X SL 81 0-0 ① F9		B FF 88 F FF 88 F FF 88 X FO 77 1-2 ② G4-3	4	0	0	0	0	1	2
21 Rod Barajas, R (1, 2) OBP: 0.291, SLG: 0.569			B SL 81 B SL 88 F SL 88 F FF 88 X CU 75 2-2 ① G5-3	F FF 92 C SL 83 H FF 91 1-2 22 SH5-4 16 2B 1-2 HBP			B FF 88 B FS 86 C FS 86 X FS 86 2-1 2B		C FF 88 B SL 72 B SL 77 F FF 88 B SL 73 B FF 88 4-2 BB	2	1	1	0	1	0	0
46 Oliver Pérez, L (1, 1) OBP: 0.200, SLG: 0.111 22 Raul Valdes, L (4, 1) OBP: 0.500, SLG: 0.500 23 Chris Carter, L (7, PH) OBP: 0.250, SLG: 0.500 36 Manny Acosta, R (7, 1) 32 Jenrry Mejia, R (8, 1) 19 Gary Matthews, S (9, PH) OBP: 0.231, SLG: 0.191			B FF 90 B FF 90 C FF 89 F FF 88 B FF 91 B FF 91 4-2 BB		X FF 91 0-0 ② SH5-4 1-2 2-3		F SL 82 S CU 75 X SL 83 0-2 ② G6-3		C FF 88 B FF 88 D FO 74 X FF 87 2-1 ③ F8	0 0 1 0 0 1	0 0 0 0 0 0	0 0 0 0 0 0	0 0 0 0 0 0	1 0 0 0 0 0	0 0 1 0 0 1	0 0 1 0 0 1
Inning Stats	R: 0 E: 0 K: 1 S: 6 H: 0 LOB: 0 BB: 0 P: 9	R: 0 E: 0 K: 3 S: 14 H: 1 LOB: 1 BB: 0 P: 19	R: 0 E: 0 K: 2 S: 11 H: 0 LOB: 1 BB: 1 P: 18	R: 0 E: 0 K: 1 S: 9 H: 0 LOB: 0 BB: 0 P: 15	R: 2 E: 0 K: 0 S: 13 H: 2 LOB: 1 BB: 0 P: 20	R: 0 E: 0 K: 0 S: 10 H: 0 LOB: 1 BB: 1 P: 17	R: 0 E: 0 K: 0 S: 8 H: 1 LOB: 1 BB: 0 P: 10	R: 0 E: 0 K: 0 S: 7 H: 0 LOB: 1 BB: 2 P: 18	R: 0 E: 0 K: 1 S: 10 H: 0 LOB: 1 BB: 1 P: 18	1B: 2 2B: 2 3B: 0 HR: 0 SF: 0 SAC: 1 DP: 1 HBP: 1						

	AB	29
	R	2
	H	4
	RBI	2
	BB	5
	SO	8
	LOB	14

WP: 0 PB: 1 SB: 0 CS: 0 PA: 36

PITCHER		IP	WLS	BF	H	R	ER	SO	BB	IBB	HBP	BLK	WP	HR	S	P	ERA	WHIP
19 Aníbal Sánchez, R ERA: 3.83	(1, 1)	7.0	W	28	4	2	2	7	2	0	1	0	0	0	71	108	2.57	0.857
31 Burke Badenhop, R ERA: 5.3	(8, 1)	1.0		4	0	0	0	0	2	0	0	0	0	0	7	18	0.00	2.000
44 Brian Sanches, R ERA:	(9, 1)	1.0		4	0	0	0	1	1	0	0	0	0	0	10	18	0.00	1.000

PITCHER	IP	WLS	BF	H	R	ER	SO	BB	IBB	HBP	BLK	WP	HR	S	P	ERA	WHIP

BOTTOM

New York Mets @ Florida Marlins

Sun Life Stadium, Miami, FL

Fri May 14 2010, 7:11 PM - 9:57 PM EDT

Att. 21,221 - Cloudy - 80 F

Batter	1	2	3	4	5	6	7	8	9	AB	R	H	RBI	BB	SO	LOB
8 Chris Coghlan, L (1, 7) OBP: 0.269, SLG: 0.248	C FF 86 B CH 82 F FF 87 B CH 82 X FF 87 2-2 ① G3-1		B CH 83 X SI 87 1-0 ① G3 L SI 87 B SL 75 B SL 77 B FF 87 X FF 88 3-1 HR		C CU 76 B CU 76 B CU 75 F SI 86 F SI 88 S CU 78 2-3 ① K	S CH 88 F FC 94 F CH 89 T CU 82 0-2 ② K		5	1	1	1	0	2	2
15 Gaby Sanchez, R (1, 3) OBP: 0.362, SLG: 0.469	B SI 86 B CH 84 C SI 87 F CH 84 C SL 75 2-3 ② K		X CH 83 0-0 2 1B 6 HR 1B B SL 75 B SL 77 F SI 90 X SL 76 2-2 HR		C SI 88 F SI 88 X SI 87 0-2 ② F9	B CU 79 X FF 94 1-0 ③ FC5 1-2 2-3f		5	2	2	1	0	1	2
2 Hanley Ramirez, R (1, 6) OBP: 0.369, SLG: 0.486	B SI 87 X SI 89 1-0 1B		B FF 88 X SL 75 1-0 6 HR 1B 1-2 F CH 83 S FF 90 F SL 75 X SL 75 0-2 ① L5		B SI 87 B CH 72 F SI 87 B CH 72 C CU 76 X SI 87 3-2 ③ G1-3			4	1	2	0	0	0	0
6 Dan Uggla, R (1, 4) OBP: 0.362, SLG: 0.523	B SL 72 C SL 76 F FF 88 F FF 89 S SL 75 1-3 ③ K		X SL 76 0-0 1-H 2-H HR B CH 82 B FF 90 C SI 89 B SI 89 X SI 90 3-1 HR				B FF 94 F FF 94 B FF 93 C SL 81 C SL 81 2-3 ① K			4	2	2	4	0	2	1
12 Cody Ross, R (1, 9) OBP: 0.329, SLG: 0.408		C FF 86 B CH 81 B SI 88 F SI 87 B CH 79 F SL 74 F FF 89 B SI 88 4-2 24 FC5 18 BB BB F SI 87 F FF 89 B CH 81 X SI 89 1-2 29 F9 24 1B 2B C FF 86 C CH 72 B FF 86 S CU 76 1-3 ② K				B SL 79 C SI 94 F SL 80 B FF 94 S SL 82 2-3 ② K		3	1	1	0	1	2	0
18 Wes Helms, R (1, 5) OBP: 0.370, SLG: 0.341		B SI 87 S FF 88 B CH 81 B FF 88 C SI 87 B SI 87 4-2 24 FC5 1-2 BB F SI 88 C FF 89 D SL 80 F FF 89 B FF 90 F SL 76 B SL 80 F FF 90 B FF 91 4-2 24 1B BB C FF 87 C SI 87 B CU 76 B CU 77 F SI 87 F CU 77 B CH 73 S CU 77 3-3 ③ K				B SI 94 F SI 94 X SI 94 1-1 ③ G5-3		2	0	0	0	2	1	0
29 Ronny Paulino, R (1, 2) OBP: 0.338, SLG: 0.456		C SL 75 B FF 87 F SL 75 C SI 90 1-3 ① K X SI 89 0-0 ② F9 2-3			B CU 76 X CU 77 1-0 ① G5-3			X FC 94 0-0 15 FC5 24 1B 1B		4	0	1	0	0	1	4
24 Cameron Maybin, R (1, 8) OBP: 0.310, SLG: 0.308		B SL 77 B SI 87 C SI 88 C SI 88 X SL 76 2-2 ② FC5 1-2 2-3f B FF 89 X FF 90 1-0 1-2 3-H 1B			B SI 86 X SI 87 1-0 ② F9			B FF 95 F FF 96 B CU 79 B FF 95 S FC 94 X FF 96 3-2 15 FC5 1-2 1B		4	0	2	1	0	0	2
19 Aníbal Sánchez, R (1, 1) OBP: 0.214, SLG: 0.214 31 Burke Badenhop, R (8, 1) 25 Brett Carroll, R (8, PH) OBP: 0.303, SLG: 0.397 44 Brian Sanches, R (9, 1)		C SL 76 F SL 77 S FF 90 0-3 ③ K S SL 77 B FF 90 C FF 90 S SL 78 1-3 ③ K			C SI 87 S CU 75 S CU 76 0-3 ③ K			B FC 95 S FC 94 C FC 95 F CU 80 D CU 81 B FF 96 S FC 97 3-3 ① K		3 0 1 0	0 0 0 0	0 0 0 0	0 0 0 0	3 0 0 0	4 0 2 0
Inning Stats	R: 0 H: 1 E: 0 LOB: 1 K: 2 BB: 0 S: 11 P: 17	R: 0 H: 0 E: 0 LOB: 2 K: 2 BB: 2 S: 15 P: 26	R: 4 H: 5 E: 0 LOB: 2 K: 1 BB: 1 S: 17 P: 26	R: 3 H: 3 E: 0 LOB: 0 K: 2 BB: 0 S: 19 P: 31	R: 0 H: 0 E: 0 LOB: 0 K: 1 BB: 0 S: 5 P: 7	R: 0 H: 0 E: 0 LOB: 0 K: 1 BB: 0 S: 10 P: 15	R: 0 H: 0 E: 0 LOB: 0 K: 2 BB: 0 S: 8 P: 13	R: 0 H: 2 E: 0 LOB: 2 K: 2 BB: 0 S: 13 P: 20		1B: 6 SF: 0 2B: 1 SAC: 0 3B: 0 DP: 0 HR: 4 HBP: 0						

livebaseballscorecards.com

AB	35
R	7
H	11
RBI	7
BB	3
SO	13
LOB	17

WP: 0 PA: 38
PB: 0
SB: 0
CS: 0

PITCHER		IP	WLS	BF	H	R	ER	SO	BB	IBB	HBP	BLK	WP	HR	S	P	ERA	WHIP
46 Oliver Pérez, L ERA: 5.94	(1, 1)	3.1	L	22	9	7	7	5	3	0	0	0	0	4	54	88	18.90	3.600
22 Raul Valdes, L ERA: 2.25	(4, 1)	2.2		8	0	0	0	4	0	0	0	0	0	0	23	34	0.00	0.000
36 Manny Acosta, R ERA: 5.14	(7, 1)	1.0		3	0	0	0	2	0	0	0	0	0	0	8	13	0.00	0.000
32 Jenrry Mejia, R ERA: 2.2	(8, 1)	1.0		5	2	0	0	2	0	0	0	0	0	0	13	20	0.00	2.000

PITCHER	IP	WLS	BF	H	R	ER	SO	BB	IBB	HBP	BLK	WP	HR	S	P	ERA	WHIP

Batter	1	2	3	4	5	6	7	8	9	AB	R	H	RBI	BB	SO	LOB
7 José Reyes, S (1, 6) OBP: 0.272, SLG: 0.300	C SI 88 B SI 88 B SI 88 X SI 88 2-1 G4-3		B CH 80 B SI 88 C SI 88 X SI 88 2-1 E1 1 G5-3 44 1B 1B		C SL 77 X SI 87 0-1 G6-3		X FF 86 0-0 F8		B CH 85 B SI 95 B FF 92 C SI 93 X FF 92 3-1 1 1B 2B	5	2	2	0	0	0	1
1 Luis Castillo, S (1, 4) OBP: 0.358, SLG: 0.314	C SI 88 B SI 88 X CH 82 1-1 G6-3		B CH 80 B SI 86 C SI 88 X SL 79 2-1 G5-3 2-3		C SI 85 B SI 87 X CH 80 1-1 F8		B FF 86 B FF 86 B FF 86 C FF 86 X FF 86 3-1 1-H 3B		C FF 93 B CH 86 X FF 93 1-1 2-H 1B	5	0	2	2	0	0	1
16 Ángel Pagán, S (1, 8) OBP: 0.326, SLG: 0.395	B SI 88 X SI 87 1-0 1B		B SI 89 B CH 83 C SI 89 F SL 81 B SI 90 B SL 81 4-2 44 1B 5 SF7 BB		B CH 83 X SI 85 1-0 L8		C SI 92 X CU 72 0-1 G3		F CH 86 B CH 87 X CH 85 1-1 G3	4	1	1	0	1	0	2
44 Jason Bay, R (1, 7) OBP: 0.365, SLG: 0.397	C SI 88 B SI 84 X CH 83 1-1 G5-3		B CH 82 F CH 82 C SI 89 F SI 88 1 SAFE X CH 82 1-2 29 S 1-3 3-H 1B			B SL 80 C SI 86 X CH 79 1-1 G6-3		B SI 90 C CU 69 C CU 69 B SI 92 F CH 81 F CU 71 X CU 70 2-2 29 G1-3 2B		4	0	2	1	0	0	1
5 David Wright, R (1, 5) OBP: 0.406, SLG: 0.539		B SI 85 B SI 87 X SI 87 2-0 HR	F SL 82 X SL 79 0-1 SF7 3-H			B CH 78 B SI 87 B SI 88 C SI 86 X FF 89 3-1 29 G3-4-3 1B		C SI 90 F CH 82 B CU 74 B SI 90 F SI 85 D SI 91 C CU 71 3-3		3	1	2	2	0	1	1
29 Ike Davis, L (1, 3) OBP: 0.389, SLG: 0.463		B SL 76 C SI 89 F SL 81 X SL 82 1-2 21 1B 2B	B SI 89 F SI 88 B SL 81 S SL 82 S SL 81 2-3 1-2			C SL 81 B SL 82 B SL 82 B SI 90 X SL 80 3-1 G3-4-3 1-2		B SI 90 B CH 81 C CH 80 C CH 82 B SI 92 F CU 73 X CH 84 3-2 G1-3 2-3		4	0	1	0	0	1	3
12 Jeff Francoeur, R (1, 9) OBP: 0.279, SLG: 0.369		F CH 82 F CH 83 S SI 89 0-3 K		F CH 80 X SI 87 0-1 F9		B SL 87 B SL 87 F FF 95 F SL 86 S FF 95 2-3 K		D CU 73 B SI 90 B SL 80 C SI 91 X CH 83 3-1 F7		4	0	0	0	0	2	3
21 Rod Barajas, R (1, 2) OBP: 0.298, SLG: 0.566		C SI 87 B CH 82 F CH 82 B SI 89 X CH 81 2-2 2-H 1B		C SI 86 S SL 79 F SL 81 X SI 89 0-2 P6			F FF 87 B SL 80 B FF 87 X FF 87 2-1 P6		X SI 95 0-0 1B	4	0	2	0	0	0	0
33 John Maine, R (1, 1) 32 Jenrry Mejia, R (6, 1) 23 Chris Carter, L (7, PH) OBP: 0.400, SLG: 0.600 36 Manny Acosta, R (7, 1) 25 Pedro Feliciano, L (8, 1) 13 Alex Cora, L (9, PH) OBP: 0.310, SLG: 0.294		B SI 87 X SI 87 1-0 F8	C SI 84 B CH 83 X SI 85 1-1 G6-3				F SI 86 X FO 76 0-1 1 3B 1B		C FF 94 B CH 88 B FF 95 C FF 92 B SI 95 X SI 93 3-2 F9	2 0 1 0 0 1	0 0 1 0 0 0	0 0 1 0 0 0	0 0 0 0 0 0	0 0 0 0 0 0	0 0 0 0 0 0	1 0 0 0 0 0
Inning Stats	R: 0 E: 0 K: 0 S: 7 H: 1 LOB: 1 BB: 0 P: 12	R: 1 E: 0 K: 1 S: 11 H: 3 LOB: 1 BB: 0 P: 17	R: 2 E: 1 K: 1 S: 15 H: 2 LOB: 1 BB: 1 P: 26	R: 0 E: 0 K: 0 S: 8 H: 0 LOB: 0 BB: 0 P: 9	R: 0 E: 0 K: 0 S: 5 H: 0 LOB: 0 BB: 0 P: 7	R: 0 E: 0 K: 1 S: 9 H: 1 LOB: 1 BB: 0 P: 18	R: 1 E: 0 K: 0 S: 9 H: 2 LOB: 1 BB: 0 P: 14	R: 0 E: 0 K: 1 S: 15 H: 1 LOB: 1 BB: 0 P: 26	R: 1 E: 0 K: 0 S: 10 H: 3 LOB: 1 BB: 0 P: 18	1B: 8 2B: 3 3B: 1 HR: 1 SF: 1 SAC: 0 DP: 0 HBP: 0						

PITCHER		IP	WLS	BF	H	R	ER	SO	BB	IBB	HBP	BLK	WP	HR	S	P	ERA	WHIP
39 Nate Robertson, L ERA: 4.35	(1, 1)	5.2	W	24	7	3	2	2	1	0	0	0	0	1	52	84	3.18	1.412
52 Chris Leroux, R ERA: 4.73	(6, 1)	0.1	H	1	0	0	0	1	0	0	0	0	0	0	3	5	0.00	0.000
44 Brian Sanches, R ERA: 1.13	(7, 1)	0.2		4	2	1	1	0	0	0	0	0	0	0	7	12	13.50	3.000
32 Clay Hensley, R ERA: 1.74	(7, 1)	1.1	H	5	1	0	0	1	0	0	0	0	0	0	17	28	0.00	0.750
46 Juan Carlos Oviedo, R ERA: 1.1	(9, 1)	1.0	S	5	3	1	1	0	0	0	0	0	0	0	10	18	9.00	3.000

PITCHER	IP	WLS	BF	H	R	ER	SO	BB	IBB	HBP	BLK	WP	HR	S	P	ERA	WHIP

TOP

New York Mets @ Florida Marlins

Sun Life Stadium, Miami, FL

Sat May 15 2010, 7:11 PM - 10:07 PM EDT

Att. 26,007 - Partly Cloudy - 80 F

livebaseballscorecards.com

AB	37
R	5
H	13
RBI	5
BB	1
SO	4
LOB	13

PA: 39

WP: 0
PB: 0
SB: 1
CS: 0

BOTTOM

New York Mets @ Florida Marlins

Sun Life Stadium, Miami, FL

Sat May 15 2010, 7:11 PM - 10:07 PM EDT

Att. 26,007 - Partly Cloudy - 80 F

Batter	1	2	3	4	5	6	7	8	9	AB	R	H	RBI	BB	SO	LOB
8 Chris Coghlan, L (1, 7) OBP: 0.267, SLG: 0.240	B FF 88 B FF 89 B FF 90 B FF 89 4-0 2 BB 15 BB 6 BB BB	S CH 83 B FF 89 C FF 90 B FF 90 X CH 84 2-2 ② G4-3		C CH 82 T FF 90 B FF 89 S FF 90 1-3 ① K		C FF 96 B FC 96 B CH 87 F FC 95 S CH 86 2-3 ② K		B SI 87 F SI 88 F SI 87 X CH 77 1-2 ① G4-3		4	1	0	0	1	2	1
15 Gaby Sanchez, R (1, 3) OBP: 0.371, SLG: 0.479 30 Brian Barden, R (9, 5) OBP: 0.438, SLG: 0.308	B FF 89 B FF 90 B FF 90 B CH 83 4-0 6 BB 2 BB 24 1B 1-2 BB	C CH 83 B SL 78 F FF 91 X CH 84 1-2 1B		C FF 90 X FF 91 0-1 ②③ G4-6-3 1-2f		B FF 95 X FF 96 1-0 2 1B 2B		B CU 76 C CU 75 B SL 83 B SI 87 C SI 88 C CU 76 3-3 ② K		4 0	2 0	2 0	0 0	1 0	1 0	1 0
2 Hanley Ramirez, R (1, 6) OBP: 0.383, SLG: 0.500	B SL 87 B FF 91 B FF 91 B FF 92 4-0 6 BB 24 1B 1-2 2-3 BB	B SL 91 B FF 90 X CH 84 2-0 ③ P2			C FF 89 F FF 89 B SL 82 X SL 83 1-2 E9 3 2B 2B	X FF 96 0-0 3 1B 2-H 1B		C CU 76 X SI 88 0-1 1B		4	2	3	1	1	0	1
3 Jorge Cantu, R (1, 5) OBP: 0.305, SLG: 0.486 (9, 3)	C CH 85 B SL 86 X FF 90 1-1 ① L6		C FF 88 B SL 84 B FF 89 X FF 89 2-1 24 1B 1B		C SL 82 X SL 83 0-1 12 1B 3-H 2B	D FF 96 B CH 85 X FC 95 2-0 1-2 1B		F SI 87 X SI 88 0-1 ③ L9		5	1	3	1	0	0	4
6 Dan Uggla, R (1, 4) OBP: 0.359, SLG: 0.511	B SL 86 B CH 85 B FF 91 C FF 91 F FF 91 F FF 90 F FF 90 B CH 83 4-2 24 1B 1-2 2-3 3-H BB		F CH 82 1 SAFE C FF 89 B SL 84 F SL 85 C FF 91 1-3 ① K		B FF 89 S SL 85 B FF 90 B FF 90 S CH 84 F SL 88 F CH 83 X CH 84 3-2 ① P4	D FF 96 D CU 77 C FC 95 S FF 96 S FC 95 2-3 ③ K				3	0	0	1	1	2	4
12 Cody Ross, R (1, 9) OBP: 0.326, SLG: 0.403	F FF 90 F FF 90 F FF 92 B FF 91 B FF 91 F FF 90 B SL 85 F FF 89 S FF 90 3-3 ② K		B FF 90 F CH 83 X FF 90 1-1 ② F9		C SI 90 B FF 90 X FF 90 1-1 24 WP 24 SF8 2-H 1B		B FF 94 F SI 94 B FF 94 F FF 94 F CH 85 B FF 94 C SL 80 3-3 ① K			4	1	1	1	0	2	4
24 Cameron Maybin, R (1, 8) OBP: 0.316, SLG: 0.317	C FF 90 B SL 86 C FF 91 B FF 91 X FF 90 2-2 1-2 2-H 3-H 1B		X SL 86 0-0 1-2 1B		B CH 83 X FF 90 1-0 ② SF8 2-H		C SL 80 S SL 79 X FF 95 0-2 ② L8			3	0	2	3	0	0	0
9 Brett Hayes, R (1, 2) OBP: 0.250, SLG: 0.500	C FF 91 C FF 90 S FF 90 0-3 ③ K		B FF 89 S FF 90 B FF 91 S FF 90 B FF 90 F FF 90 S FF 89 3-3 ③ K		F FF 89 X FF 90 0-1 ③ F9		C SL 79 X FF 94 0-1 2B			4	0	1	0	0	2	4
39 Nate Robertson, R (1, 1) OBP: 0.154, SLG: 0.167 52 Chris Leroux, L (6, 1) 16 Bryan Petersen, L (6, PH) OBP: 0.182, SLG: 0.100 44 Brian Sanches, R (7, 1) 32 Clay Hensley, R (7, 1) 46 Juan Carlos Oviedo, R (9, 1)		C FF 88 F FF 89 F FF 90 B SL 83 B FF 90 F FF 88 X SL 89 2-2 ① G4-3		B FF 86 B FF 88 B FF 88 C FF 89 F SL 88 B FF 89 4-2 15 G4-6-3 BB		B FF 95 C FC 95 X CH 85 1-1 ① P6		B FF 94 S SI 93 S SL 82 C SL 82 1-3 ③ K		1 0 1 0 1 0	0 0 0 0 0 0	0 0 0 0 0 0	0 0 0 0 0 0	1 0 0 0 0 0	0 0 0 0 1 0	0 0 0 0 1 0
Inning Stats	R: 3 E: 0 K: 2 S: 18 H: 1 LOB: 2 BB: 4 P: 40	R: 0 E: 0 K: 0 S: 12 H: 1 LOB: 1 BB: 0 P: 19	R: 0 E: 0 K: 2 S: 13 H: 2 LOB: 2 BB: 0 P: 20	R: 0 E: 0 K: 1 S: 7 H: 0 LOB: 0 BB: 1 P: 12	R: 3 E: 1 K: 0 S: 15 H: 3 LOB: 0 BB: 0 P: 21	R: 1 E: 0 K: 2 S: 11 H: 3 LOB: 2 BB: 0 P: 19	R: 0 E: 0 K: 2 S: 12 H: 1 LOB: 1 BB: 0 P: 16	R: 0 E: 0 K: 1 S: 10 H: 1 LOB: 1 BB: 0 P: 14		1B: 8 2B: 4 3B: 0 HR: 0	SF: 1 SAC: 0 DP: 1 HBP: 0			WP: 1 PB: 0 SB: 0 CS: 0	PA: 40	

livebaseballscorecards.com

	AB	34
	R	7
	H	12
	RBI	7
	BB	5
	SO	10
	LOB	20

PITCHER		IP	WLS	BF	H	R	ER	SO	BB	IBB	HBP	BLK	WP	HR	S	P	ERA	WHIP
33 John Maine, R ERA: 6.13	(1, 1)	5.0	L	26	7	6	6	5	5	0	0	0	1	0	65	112	10.80	2.400
32 Jenrry Mejia, R ERA: 2.6	(6, 1)	1.0		6	3	1	1	2	0	0	0	0	0	0	11	19	9.00	3.000
36 Manny Acosta, R ERA: 4.5	(7, 1)	1.0		4	1	0	0	2	0	0	0	0	0	0	12	16	0.00	1.000
25 Pedro Feliciano, L ERA: 1.65	(8, 1)	1.0		4	1	0	0	1	0	0	0	0	0	0	10	14	0.00	1.000

PITCHER	IP	WLS	BF	H	R	ER	SO	BB	IBB	HBP	BLK	WP	HR	S	P	ERA	WHIP

New York Mets @ Florida Marlins

Sun Life Stadium, Miami, FL

Sun May 16 2010, 1:13 PM - 4:23 PM EDT

Att. 17,977 - Partly Cloudy - 86 F

livebaseballscorecards.com

Batter	1	2	3	4	5	6	7	8	9	AB	R	H	RBI	BB	SO	LOB
7 José Reyes, S (1, 6) OBP: 0.269, SLG: 0.297	B SI 88 C FF 88 B SL 81 C FF 88 B FS 83 X FS 87 3-2 13 L7-3 1B		B CU 72 B CU 71 X FS 83 2-0 ②③ L4-3 1-1			C FF 88 B CU 72 C FF 89 B SL 84 X SL 83 2-2 ② G4-3	F SI 94 S CH 87 B CH 87 F CH 86 X FF 94 1-2 ① G4-3 1-2 2-3 3-H	C FS 82 B SI 90 B FS 83 C SI 90 X SI 90 2-2 ③ F8		5	0	1	1	0	0	6
13 Alex Cora, L (1, 4) OBP: 0.317, SLG: 0.321	B FS 86 1 SAFE 1 SAFE 1 SAFE B FS 86 C FF 89 1 SAFE X FS 87 2-1 ①② L7-3 1-1			B FS 87 C FS 86 B FS 87 X FS 85 2-1 ① L7		C FF 90 B CU 73 F SL 84 X CU 73 1-2 44 1B 23 E 1B	B CH 86 B SI 93 B SI 93 C SI 93 X FF 93 3-1 2-H 3-H 2B		C SI 93 C CH 86 B CH 88 F CH 87 B FF 94 F SI 94 F SI 94 S SI 93 2-3 ① K	5	1	2	2	0	1	1
44 Jason Bay, R (1, 7) OBP: 0.366, SLG: 0.411	S FF 91 B SL 85 X FF 91 1-1 ③ P3			B FF 90 X FS 87 1-0 ② P4		F FF 90 D FF 91 B SL 84 C SL 84 X FF 92 2-2 23 E 5 2B 1-2 1B	B SL 87 C SI 93 D SL 86 C SI 95 S FF 95 2-3 ② K		X SI 94 0-0 1 G4-3 3B	5	2	2	0	0	1	1
23 Chris Carter, L (1, 9) OBP: 0.375, SLG: 0.500 12 Jeff Francoeur, R (7, PH) OBP: 0.277, SLG: 0.366 38 Fernando Nieve, R (7, 1) 75 Francisco Rodríguez, R (8, 1) 1 Luis Castillo, S (9, PH) OBP: 0.355, SLG: 0.311		X SI 88 0-0 ① F8		C FF 90 X CU 73 0-1 ③ G6-3		F SL 84 F FS 84 F CU 75 D SL 85 X FS 83 1-2 E7 5 2B 1-3 2-H 1B	F SL 87 X CH 81 0-1 ③ F9		S SI 94 X CH 87 0-1 ② G4-3 3-H	3 1 0 0 1	1 0 0 0 0	1 0 0 0 0	1 0 0 0 1	0 0 0 0 0	0 0 0 0 0	0 1 0 0 0
5 David Wright, R (1, 5) OBP: 0.400, SLG: 0.534		B FF 90 F FF 90 B CU 71 F FF 91 C FF 89 2-3 ② K			F FF 90 B CU 73 B FF 89 X FF 89 2-1 ① F9	B FF 91 F FF 90 X FS 84 1-1 2-H 3-H 2B		B SI 90 X SI 87 1-0 ① L6	B CH 86 S CH 86 B CH 88 F SI 94 B SI 96 S FF 94 3-3 ③ K	5	0	1	2	0	2	0
29 Ike Davis, L (1, 3) OBP: 0.384, SLG: 0.446		B SI 89 C FF 91 C CU 73 X FS 85 1-2 ③ G6-3			B FF 88 B FF 88 B FF 88 C FS 87 F FF 89 B FS 87 4-2 BB	B FF 90 B FS 83 B FF 91 C FF 90 S FF 89 S FF 92 3-3 ③ K		X SI 90 0-0 ② F7		3	0	0	0	1	1	1
16 Ángel Pagán, S (1, 8) OBP: 0.338, SLG: 0.397			B FS 87 B FF 88 F FF 88 B FF 88 B FS 86 4-1 49 1B BB		C FF 89 B SL 83 F FF 91 X FS 84 1-2 ② F9	B FF 91 B SI 94 B FF 94 C FF 92 B SI 93 4-1 19 1B 4 1B 7 G4-3 BB		C SI 89 B FS 82 F SI 91 B SL 79 F SI 90 B FS 82 X SI 89 3-2 4 S 19 1B 1B		2	2	1	0	2	0	1
4 Henry Blanco, R (1, 2) OBP: 0.359, SLG: 0.455			B FF 89 F FF 89 1 SAFE F FS 87 S FF 92 1-3 ① K		X FF 91 0-0 ③ P3		C FF 94 S FF 94 F FF 96 X SI 95 0-2 7 G4-3 19 1B 13 2B 1-2 1B	C SI 92 C SI 91 B SL 81 B SL 80 B SL 81 B SI 90 4-2 19 1B 1-2 BB		3	1	1	0	1	1	2
49 Jonathon Niese, L (1, 1) OBP: 0.267, SLG: 0.214 47 Hisanori Takahashi, L (3, 1) OBP: 0.333, SLG: 0.333 17 Fernando Tatis, R (6, PH) OBP: 0.275, SLG: 0.378 36 Manny Acosta, R (6, 1) 19 Gary Matthews, S (7, PH) OBP: 0.259, SLG: 0.224 (7, 9)			B FS 86 F FS 87 B FF 88 X FS 87 2-1 7 L4-3 1-3 1B			B FF 90 F FS 87 B SL 83 B SI 88 X FF 88 3-1 ① G3	B SI 93 F FF 94 S CH 87 B CH 87 X SI 94 2-2 7 G4-3 13 2B 1-2 2-3 1B	X SI 90 0-0 1-2 2-H 1B		1 0 1 0 2	0 0 0 0 1	1 0 0 0 2	0 0 0 0 1	0 0 0 0 0	0 0 0 0 0	0 0 0 0 0
Inning Stats	R: 0 E: 0 K: 0 S: 7 H: 1 LOB: 0 BB: 0 P: 13	R: 0 E: 0 K: 1 S: 7 H: 0 LOB: 0 BB: 0 P: 10	R: 0 E: 0 K: 1 S: 7 H: 1 LOB: 1 BB: 1 P: 16	R: 0 E: 0 K: 0 S: 5 H: 0 LOB: 0 BB: 0 P: 8	R: 0 E: 0 K: 0 S: 8 H: 0 LOB: 1 BB: 1 P: 15	R: 3 E: 1 K: 1 S: 20 H: 4 LOB: 1 BB: 0 P: 33	R: 3 E: 0 K: 1 S: 19 H: 3 LOB: 1 BB: 1 P: 31	R: 1 E: 0 K: 0 S: 12 H: 2 LOB: 2 BB: 1 P: 22	R: 1 E: 0 K: 2 S: 12 H: 1 LOB: 0 BB: 0 P: 17	1B: 9 2B: 4 3B: 1 HR: 0 SF: 0 SAC: 0 DP: 2 HBP: 0						

	AB	37
	R	8
	H	12
	RBI	8
	BB	4
	SO	6
	LOB	13

WP: 0 PA: 41
PB: 0
SB: 1
CS: 0

PITCHER		IP	WLS	BF	H	R	ER	SO	BB	IBB	HBP	BLK	WP	HR	S	P	ERA	WHIP
47 Ricky Nolasco, R ERA: 3.59	(1, 1)	6.0	W	24	6	3	2	3	2	0	0	0	0	0	54	95	3.00	1.333
52 Chris Leroux, R ERA: 6.43	(7, 1)	0.2		6	3	3	3	1	1	0	0	0	0	0	17	29	40.50	6.000
53 Dan Meyer, L ERA: 14.73	(7, 1)	0.1	H	1	0	0	0	0	0	0	0	0	0	0	2	2	0.00	0.000
31 Burke Badenhop, R ERA: 5.49	(8, 1)	1.0		6	2	1	1	0	1	0	0	0	0	0	12	22	9.00	3.000
46 Juan Carlos Oviedo, R ERA: 1.56	(9, 1)	1.0	S	4	1	1	1	2	0	0	0	0	0	0	12	17	9.00	1.000

PITCHER		IP	WLS	BF	H	R	ER	SO	BB	IBB	HBP	BLK	WP	HR	S	P	ERA	WHIP

BOTTOM

New York Mets @ Florida Marlins

Sun Life Stadium, Miami, FL

Sun May 16 2010, 1:13 PM - 4:23 PM EDT

Att. 17,977 - Partly Cloudy - 86 F

Batter	1	2	3	4	5	6	7	8	9	AB	R	H	RBI	BB	SO	LOB
24 Cameron Maybin, R (1, 8) OBP: 0.312, SLG: 0.312	B FC 88 F FF 88 F FC 84 B FF 91 S FC 87 2-3 K ①		B CU 75 B FC 85 X FF 89 2-0 15 E 15 1B 3 SF9 1-2 2-H 3-H 1B C CH 79 C CU 67 B CU 70 C SI 88 1-3 K ①			B SL 79 B FF 92 X SI 91 2-0 P5 ① C CU 79 C CU 80 X SL 81 0-2 F9 ③				5	1	1	2	0	2	0
15 Gaby Sanchez, R (1, 3) OBP: 0.372, SLG: 0.475 46 Juan Carlos Oviedo, R (9, 1)	B FF 91 B FC 85 C FF 91 X FC 87 2-1 2 G6-4-3 1B		X SI 88 0-0 E1 29 1B 1-3 2-H 1B C FF 89 B CU 67 F CU 65 F SI 90 F FF 90 S SL 81 1-3 K ②			C SL 79 B SL 80 C SI 94 F FF 94 F CH 82 F SL 80 S SL 79 1-3 K2-3 ②		B FF 89 F FF 90 C CU 76 X CU 77 1-2 F8 ①		5 0	1 0	2 0	0 0	0 0	2 0	0 0
2 Hanley Ramirez, R (1, 6) OBP: 0.377, SLG: 0.486	F FF 91 S CU 74 B FF 90 B FF 91 X CU 75 2-2 G6-4-3 ② ③ 1-2f		S CU 74 B CH 76 F CH 77 B FF 87 B FF 87 X CH 78 3-2 G6-3 ① S CH 80 F CH 79 C SL 71 0-3 K ③			B SL 80 S CH 81 B SI 94 C CH 84 F FF 94 B FF 95 D CH 84 4-2 BB		B CU 76 X CH 77 1-0 P3 ②		4	0	0	0	1	1	3
3 Jorge Cantu, R (1, 5) OBP: 0.296, SLG: 0.472 (9, 3)		C FC 84 B SI 88 X CH 82 1-1 G6-3 ① B CU 74 B FC 86 C FC 86 C CH 82 B CU 78 X FC 85 3-2 G6-3 ② B CH 83 F CH 82 X FF 90 1-1 G6-3 ③	C FF 88 B FF 88 X CH 77 1-1 SF9 ② 3-H B CH 77 B CH 77 B CH 77 2 SAFE B FF 87 4-0 29 1B 12 2B BB F SI 87 C CU 66 B CH 78 B FF 89 F CH 79 X FF 88 2-2 12 2B 1-2 2-H 1B		B CH 80 S CH 78 X SI 89 1-1 L7 ① X CH 79 0-0 HR B FF 88 B CH 78 B FF 88 C FF 88 F FF 88 B CH 80 4-2 12 2B BB	B SI 94 C SI 92 B SL 81 B FF 93 F FF 94 C SL 79 3-3 K ③ B FF 94 B FF 94 B FF 94 C FF 94 X FF 95 3-1 F8 ① B CU 79 B CU 80 B FF 94 B FF 94 4-0 12 1B 8 HR BB	F CU 76 B CU 79 C CH 78 B FF 90 F CH 81 S CU 77 2-3 K ③		4 3 2	0 2 1	0 1 1	1 1 1	0 1 2	2 0 0	1 0 0
12 Cody Ross, R (1, 7) OBP: 0.345, SLG: 0.435 (8, 9)			C FC 85 B CU 76 B FF 90 F FC 86 X CU 73 2-2 47 E 25 BB 24 1B 1B X CH 79 0-0 1-3 2-H 2B		C SI 87 B CU 67 X CH 78 1-1 1-3 2B	C FF 93 C SL 81 X SL 83 0-2 8 HR 1-2 1B				4	2	4	1	0	0	0
25 Brett Carroll, R (1, 9) OBP: 0.333, SLG: 0.397 8 Chris Coghlan, L (7, PH) OBP: 0.272, SLG: 0.270 (8, 7)			B CH 82 C FC 84 F FF 90 F FF 88 B FC 85 4-2 47 E 24 1B 1-2 BB IN 54 IN 56 IN 54 IN 54 4-0 IBB		I IN 54 I IN 53 I IN 54 I IN 53 4-0 47 G5-4-3 IBB	C FF 96 B SI 96 B CH 85 F FF 95 F FF 96 F FF 96 F CH 86 F FF 95 F FF 96 3-2 F SL 84 D SL 82 X FF 95 1-H 2-H HR			0 1	1 1	0 1	0 3	3 0	0 0	0 0
47 Ricky Nolasco, R (1, 1) OBP: 0.063, SLG: 0.063 52 Chris Leroux, L (7, 1) 53 Dan Meyer, R (7, 1) 16 Bryan Petersen, L (7, PH) OBP: 0.167, SLG: 0.091 31 Burke Badenhop, R (8, 1) 30 Brian Barden, R (9, 5) OBP: 0.438, SLG: 0.308			B FF 88 I FF 89 X FF 87 X FF 88 2-1 FC1 24 1B 15 1B 1-2 2-3 B CH 78 F FF 88 S CH 80 1-3 K ③		B FF 88 X FF 88 1-0 G5-4-3 ② ③ 1-2f	B FF 96 C FF 94 F CH 84 B SI 96 S CU 80 2-3 K ②				3 0 0 1 0 0	1 0 0 0 0 0	0 0 0 0 0 0	0 0 0 0 0 0	1 0 0 1 0 0	8 0 0 0 0 0	
Inning Stats	R: 0 E: 0 K: 1 S: 8 H: 1 LOB: 0 BB: 0 P: 14	R: 0 E: 0 K: 0 S: 7 H: 0 LOB: 0 BB: 0 P: 12	R: 6 E: 2 K: 1 S: 23 H: 5 LOB: 3 BB: 3 P: 48	R: 0 E: 0 K: 3 S: 11 H: 0 LOB: 0 BB: 0 P: 13	R: 1 E: 0 K: 0 S: 8 H: 2 LOB: 2 BB: 2 P: 19	R: 0 E: 0 K: 2 S: 13 H: 0 LOB: 1 BB: 1 P: 23	R: 3 E: 0 K: 1 S: 20 H: 2 LOB: 0 BB: 1 P: 32	R: 0 E: 0 K: 1 S: 8 H: 0 LOB: 0 BB: 0 P: 12		1B: 6 2B: 2 3B: 0 HR: 2 SF: 1 SAC: 0 DP: 2 HBP: 0				WP: 0 PB: 0 SB: 0 CS: 0 PA: 40	

livebaseballscorecards.com

AB	32
R	10
H	10
RBI	9
BB	7
SO	9
LOB	12

PITCHER		IP	WLS	BF	H	R	ER	SO	BB	IBB	HBP	BLK	WP	HR	S	P	ERA	WHIP
49 Jonathon Niese, L ERA: 4.79	(1, 1)	2.0	L	11	4	5	3	1	1	0	0	0	0	0	25	46	13.50	2.500
47 Hisanori Takahashi, L ERA: 3.12	(3, 1)	3.0		16	4	2	1	4	2	2	0	0	0	1	32	60	3.00	2.000
36 Manny Acosta, R ERA: 4.0	(6, 1)	1.0		4	0	0	0	2	1	0	0	0	0	0	13	23	0.00	1.000
38 Fernando Nieve, R ERA: 4.64	(7, 1)	1.0		6	2	3	3	1	1	0	0	0	0	1	20	32	27.00	3.000
75 Francisco Rodríguez, R ERA: 1.93	(8, 1)	1.0		3	0	0	0	1	0	0	0	0	0	0	8	12	0.00	0.000

PITCHER		IP	WLS	BF	H	R	ER	SO	BB	IBB	HBP	BLK	WP	HR	S	P	ERA	WHIP

New York Mets @ Atlanta Braves

Turner Field, Atlanta, GA

Mon May 17 2010, 7:11 PM - 9:57 PM EDT

Att. 21,086 - Partly Cloudy - 80 F

livebaseballscorecards.com

Batter	1	2	3	4	5	6	7	8	9	AB	R	H	RBI	BB	SO	LOB
7 José Reyes, S (1, 6) OBP: 0.269, SLG: 0.295	C SI 88 B FC 84 X SI 88 1-1 ① P4		B SI 87 X CH 83 1-0 ① G3			B SL 79 B SI 89 B SI 89 C SI 88 X SI 88 3-1 44 S 1 SH1-3 23 G4-3 1B		C SI 91 S SL 85 B SL 86 F SL 86 B SL 86 X SI 93 2-2 ① G4-3		4	1	1	0	0	0	0
1 Luis Castillo, S (1, 4) OBP: 0.346, SLG: 0.303	B SI 88 L SI 88 F FC 85 B SI 89 X SI 89 2-2 ② G4-3		C SI 88 B SI 89 X CH 85 1-1 ② G3			1 SAFE C SI 88 X SI 89 0-1 ① SH1-3 1-2		C SI 92 B SI 93 F SI 94 S SL 86 1-3 ② K		3	0	0	0	0	1	0
44 Jason Bay, R (1, 7) OBP: 0.369, SLG: 0.410	C SI 89 X SI 90 0-1 ③ G5-3		C SI 90 B CH 85 S CH 85 B FC 85 B CH 85 S SL 81 3-3 ③ K			B CH 85 B CH 84 B CH 85 C CH 84 B SI 88 4-1 5 WP 23 G4-3 2-3 BB		C SL 80 X SI 92 0-1 12 S 1B		3	0	1	0	1	1	0
23 Chris Carter, L (1, 9) OBP: 0.455, SLG: 0.600 12 Jeff Francoeur, R (6, 9) OBP: 0.275, SLG: 0.364		X SI 88 0-0 5 G4-3 21 2B 2B		B FC 85 B CH 85 B SL 79 C SI 87 B SI 89 4-1 29 G4-6-3 BB		F CH 84 X CH 84 0-1 ② G4-3 1-2 3-H		1 SAFE B SI 92 C SI 92 X SL 80 1-1 ③ F7 1-2		2 1	1 0	1 0	1 0	1 0	0 0	1 1
5 David Wright, R (1, 5) OBP: 0.391, SLG: 0.518		B SI 88 B FC 85 C SI 88 B SI 89 X SI 88 3-1 ① G4-3 2-3		C SI 88 B CH 84 X CH 84 1-1 ① F9		F CH 85 F CH 85 B SI 88 B CH 85 F CH 84 X CH 85 2-2 ③ G5-3 2-3			C FF 91 S FF 92 B SL 82 B FF 93 F SL 84 S FF 94 2-3 ① K	4	0	0	0	0	1	3
29 Ike Davis, L (1, 3)		H SI 88 1-0 21 2B HBP		B SL 80 1 SAFE X SI 88 1-0 ②③ G4-6-3 1-2f			B CH 84 B CH 85 B SI 88 C SI 88 B SI 87 4-2 19 G6-3 21 1B BB		B FF 93 B CU 84 F FF 92 F FF 94 S FF 94 2-3 ② K	2	1	0	0	1	1	1
21 Rod Barajas, R (1, 2) OBP: 0.305, SLG: 0.573		B SI 89 B SI 89 F SI 88 X SI 88 2-1 19 G1-3 1-H 3-H 2B			B SL 80 S SL 80 S CH 84 S CH 85 1-3 ① K		C SI 89 X CH 84 0-1 19 G6-3 1-2 1B		B FF 93 S FF 93 S FF 93 S FF 94 1-3 ③ K	4	0	2	2	0	2	0
19 Gary Matthews, S (1, 8) OBP: 0.246, SLG: 0.212		B CH 84 C SL 81 F SL 80 F SI 89 X CH 84 1-2 ② G1-3 2-3		C SI 88 S CH 85 B CH 85 C SI 89 2-3 ② K			X SL 80 0-0 ①② G6-3 1-2f 2-3			3	0	0	0	0	1	3
34 Mike Pelfrey, R (1, 1) OBP: 0.278, SLG: 0.188 25 Pedro Feliciano, L (8, 1) 75 Francisco Rodríguez, R (9, 1)		C SI 88 B SI 89 S SI 89 B SI 89 X SI 88 2-2 ③ G5-3		B SI 88 X SI 88 1-0 ③ F9			X SI 87 0-0 ③ G5-3			3 0 0	0 0 0	0 0 0	0 0 0	0 0 0	0 0 0	2 0 0
Inning Stats	R: 0 E: 0 K: 0 S: 7 H: 0 LOB: 0 BB: 0 P: 10	R: 2 E: 0 K: 0 S: 12 H: 2 LOB: 1 BB: 0 P: 21	R: 0 E: 0 K: 1 S: 6 H: 0 LOB: 0 BB: 0 P: 11	R: 0 E: 0 K: 0 S: 4 H: 0 LOB: 0 BB: 1 P: 10	R: 0 E: 0 K: 2 S: 7 H: 0 LOB: 0 BB: 0 P: 11	R: 1 E: 0 K: 0 S: 11 H: 1 LOB: 1 BB: 1 P: 20	R: 0 E: 0 K: 0 S: 6 H: 1 LOB: 1 BB: 1 P: 10	R: 0 E: 0 K: 1 S: 11 H: 1 LOB: 1 BB: 0 P: 15	R: 0 E: 0 K: 3 S: 10 H: 0 LOB: 0 BB: 0 P: 15	1B: 3 2B: 2 3B: 0 HR: 0 SF: 0 SAC: 1 DP: 2 HBP: 1						

TOP	
AB	29
R	3
H	5
RBI	3
BB	3
SO	7
LOB	11

WP: 1 PA: 34
PB: 0
SB: 2
CS: 0

PITCHER		IP	WLS	BF	H	R	ER	SO	BB	IBB	HBP	BLK	WP	HR	S	P	ERA	WHIP
32 Derek Lowe, R ERA: 5.47	(1, 1)	7.0	L	27	4	3	3	3	3	0	1	0	1	0	53	93	3.86	1.000
34 Eric O'Flaherty, L ERA: 2.25	(8, 1)	0.2		2	0	0	0	1	0	0	0	0	0	0	7	10	0.00	0.000
58 Peter Moylan, R ERA: 2.51	(8, 1)	0.1		2	1	0	0	0	0	0	0	0	0	0	4	5	0.00	3.000
40 Takashi Saito, R ERA: 2.25	(9, 1)	1.0		3	0	0	0	3	0	0	0	0	0	0	10	15	0.00	0.000

PITCHER		IP	WLS	BF	H	R	ER	SO	BB	IBB	HBP	BLK	WP	HR	S	P	ERA	WHIP

New York Mets @ Atlanta Braves

Turner Field, Atlanta, GA

Mon May 17 2010, 7:11 PM - 9:57 PM EDT

Att. 21,086 - Partly Cloudy - 80 F

BOTTOM

livebaseballscorecards.com

Batter	1	2	3	4	5	6	7	8	9	AB	R	H	RBI	BB	SO	LOB
14 Martín Prado, R (1, 4) OBP: 0.378, SLG: 0.475	B FF 90 X FF 91 1-0 22 CS 1B		B SL 87 B SI 92 C FF 94 B FF 93 B SI 92 4-1 22 G6-3 BB			C FS 84 B SL 85 B FS 85 F FF 92 X SL 87 2-2 22 F9 10 SF8 2B		B FS 85 C FS 84 B FS 84 F SL 84 X SI 94 2-2 ② FC6-2-5-3-6 22 1B 2-H		3	1	2	0	1	0	1
22 Jason Heyward, L (1, 9) OBP: 0.403, SLG: 0.550	F FF 90 F FF 88 D CU 57 B SI 94 F SI 93 B FF 94 F FF 92 S FF 93 3-3 ①② K 1-2		X FF 93 0-0 ②③ G6-3 1-2f			B FF 90 X CU 76 1-0 ① F9 2-3		B SI 87 C SI 89 B FF 89 S SI 88 X SI 91 2-2 10 BB 2-3 1B		4	0	1	0	0	1	4
10 Chipper Jones, S (1, 5) OBP: 0.395, SLG: 0.364	F FF 92 X CU 77 0-1 ③ F9			B FF 93 B FS 83 B FF 93 C SI 92 B SI 93 4-1 16 G4-3-6 BB		F FF 93 X FF 94 0-1 ② SF8 3-H		B SI 90 B SI 89 B SI 89 B SI 89 4-0 1-2 BB		1	0	0	1	2	0	0
16 Brian McCann, L (1, 2) OBP: 0.394, SLG: 0.379		C SI 93 B FF 92 F CU 73 X CU 79 1-2 ① F9		C FF 92 B SI 91 B FF 94 X CU 76 2-1 ①② G4-3-6 1-2f		X FS 85 0-0 ③ G4-3		C SI 89 F SI 90 B CU 77 B SI 90 S SI 89 2-3 ③ K		4	0	0	0	0	1	4
25 Troy Glaus, R (1, 3) OBP: 0.364, SLG: 0.412		B FF 94 C FF 94 C SL 86 F SL 86 S FF 96 1-3 ② K		B SL 85 F FF 94 F FF 96 S CU 78 1-3 ③ K			F SI 95 B FF 94 F FF 94 F SI 96 B SL 80 F SL 86 X SI 96 2-2 ① F8		X FF 92 0-0 ① F9	4	0	0	0	0	2	0
20 Eric Hinske, L (1, 7) OBP: 0.433, SLG: 0.685		C FF 95 B FS 86 F CU 75 B FF 87 F FF 94 F FF 93 X FS 84 2-2 2B			C CU 76 F SI 92 X SL 85 0-2 HR		B FS 85 C FF 94 X FF 96 1-1 19 G6-3 1B		C CU 76 B FF 91 X FF 92 1-1 ② G4-3	4	1	3	1	0	0	0
19 Yunel Escobar, R (1, 6) OBP: 0.297, SLG: 0.258		F SL 83 B SL 86 X FF 94 1-1 ③ G3			B SL 82 X FS 85 1-0 ① G5-3		B FS 86 1 SAFE B FS 86 X SI 93 2-0 ②③ G6-3 1-2f		B FF 93 F FF 92 B CU 79 B FF 93 B FF 90 4-1 24 S BB	3	0	0	0	1	0	2
24 Nate McLouth, L (1, 8) OBP: 0.318, SLG: 0.351			B SI 93 F SI 93 X SI 94 1-1 32 SH3-4 2B		B FS 84 B CU 76 C FF 94 C CU 77 B CU 76 X SI 94 3-2 ② F7			B CU 72 B FF 94 F FF 92 C SI 94 F CU 76 B SI 95 F SI 94 X SI 94 3-2 14 WP 53 SH1-3 14 FC6-2-5-3-6 1B	B CU 74 1 SAFE B CU 75 C CH 79 C CH 82 S FF 91 2-3 ③ K 1-2	4	0	2	0	0	1	1
32 Derek Lowe, R (1, 1) 34 Eric O'Flaherty, L (8, 1) 58 Peter Moylan, R (8, 1) 53 Melky Cabrera, S (8, PH) OBP: 0.285, SLG: 0.229 40 Takashi Saito, L (9, 1)			X SI 90 0-0 ① SH3-4 2-3		X SI 95 0-0 ③ G6-3			X FF 89 0-0 ① SH1-3 1-2		1 0 0 0 0	0 0 0 0 0	0 0 0 0 0	0 0 0 0 0	0 0 0 0 0	0 0 0 0 0	0 0 0 0 0
Inning Stats	R: 0 E: 0 K: 1 S: 8 H: 1 LOB: 0 BB: 0 P: 12	R: 0 E: 0 K: 1 S: 14 H: 1 LOB: 1 BB: 0 P: 19	R: 0 E: 0 K: 0 S: 5 H: 1 LOB: 1 BB: 1 P: 10	R: 0 E: 0 K: 1 S: 6 H: 0 LOB: 0 BB: 1 P: 13	R: 1 E: 0 K: 0 S: 8 H: 1 LOB: 0 BB: 0 P: 12	R: 1 E: 0 K: 0 S: 7 H: 1 LOB: 0 BB: 0 P: 10	R: 0 E: 0 K: 0 S: 8 H: 1 LOB: 0 BB: 0 P: 13	R: 0 E: 0 K: 1 S: 15 H: 2 LOB: 3 BB: 1 P: 28	R: 0 E: 0 K: 1 S: 7 H: 0 LOB: 1 BB: 1 P: 14	1B: 4 2B: 3 3B: 0 HR: 1 SF: 1 SAC: 2 DP: 3 HBP: 0						

	AB	28
	R	2
	H	8
	RBI	2
	BB	4
	SO	5
	LOB	12

WP: 1 PA: 35
PB: 0
SB: 1
CS: 1

PITCHER		IP	WLS	BF	H	R	ER	SO	BB	IBB	HBP	BLK	WP	HR	S	P	ERA	WHIP
34 Mike Pelfrey, R ERA: 3.02	(1, 1)	7.2	W	28	7	2	2	3	2	0	0	0	1	1	65	103	2.35	1.174
25 Pedro Feliciano, L ERA: 1.62	(8, 1)	0.1	H	3	1	0	0	1	1	0	0	0	0	0	6	14	0.00	6.000
75 Francisco Rodríguez, R ERA: 1.83	(9, 1)	1.0	S	4	0	0	0	1	1	0	0	0	0	0	7	14	0.00	1.000

PITCHER	IP	WLS	BF	H	R	ER	SO	BB	IBB	HBP	BLK	WP	HR	S	P	ERA	WHIP

New York Mets @ Atlanta Braves

Turner Field, Atlanta, GA

Tue May 18 2010, 7:10 PM - 9:57 PM EDT

Att. 27,119 - Partly Cloudy - 79 F

TOP

livebaseballscorecards.com

Batter	1	2	3	4	5	6	7	8	9	AB	R	H	RBI	BB	SO	LOB
7 José Reyes, S (1, 6) OBP: 0.262, SLG: 0.288	F8		K			G3		G4-3		4	0	0	0	0	1	1
1 Luis Castillo, S (1, 4) OBP: 0.351, SLG: 0.310	G4-3			23 G6-3 1B		G4-3			19 SH1-4 19 WP 1B	4	0	2	0	0	0	0
23 Chris Carter, L (1, 7) OBP: 0.357, SLG: 0.462	K			G6-3 1-2f		F8			SH1-4 1-3	3	0	0	0	0	1	1
19 Gary Matthews, S (9, PH) (9, 7)										0	0	0	0	0	0	0
5 David Wright, R (1, 5) OBP: 0.382, SLG: 0.504		F9		K			K		K	4	0	0	0	0	3	1
29 Ike Davis, L (1, 3) OBP: 0.393, SLG: 0.466		L8			HR		16 1B BB		K	3	1	1	1	1	1	1
16 Ángel Pagán, S (1, 8) OBP: 0.338, SLG: 0.396		L9			F9		12 G5-4-3 1B 1-2			3	0	1	0	0	0	0
12 Jeff Francoeur, R (1, 9) OBP: 0.276, SLG: 0.385			F9		HR		G5-4-3 1-2f			3	1	1	1	0	0	2
4 Henry Blanco, R (1, 2) OBP: 0.357, SLG: 0.429			BB		L1-4-3			K		2	0	0	0	1	1	0
57 Johan Santana, L (1, 1) OBP: 0.125, SLG: 0.188			K		K			P3		2	0	0	0	0	2	1
44 Jason Bay, R (8, PH) OBP: 0.367, SLG: 0.407										1	0	0	0	0	0	0
25 Pedro Feliciano, L (8, 1)										0	0	0	0	0	0	0
32 Jenrry Mejia, R (9, 1)										0	0	0	0	0	0	0
Inning Stats	R: 0 E: 0 K: 1 S: 7 H: 0 LOB: 0 BB: 0 P: 11	R: 0 E: 0 K: 0 S: 8 H: 0 LOB: 0 BB: 0 P: 11	R: 0 E: 0 K: 2 S: 10 H: 0 LOB: 1 BB: 1 P: 17	R: 0 E: 0 K: 1 S: 8 H: 1 LOB: 0 BB: 0 P: 11	R: 2 E: 0 K: 1 S: 12 H: 2 LOB: 0 BB: 0 P: 16	R: 0 E: 0 K: 0 S: 6 H: 0 LOB: 0 BB: 0 P: 8	R: 0 E: 0 K: 1 S: 11 H: 1 LOB: 1 BB: 1 P: 18	R: 0 E: 0 K: 1 S: 9 H: 0 LOB: 0 BB: 0 P: 13	R: 0 E: 0 K: 2 S: 13 H: 1 LOB: 1 BB: 0 P: 22	1B: 3 2B: 0 3B: 0 HR: 2 SF: 0 SAC: 1 DP: 2 HBP: 0							

	AB	29
	R	2
	H	5
	RBI	2
	BB	2
	SO	9
	LOB	7

WP: 1 PB: 0 SB: 0 CS: 0 PA: 32

PITCHER		IP	WLS	BF	H	R	ER	SO	BB	IBB	HBP	BLK	WP	HR	S	P	ERA	WHIP
54 Kris Medlen, R ERA: 2.45	(1, 1)	6.1		24	4	2	2	6	2	0	0	0	0	2	60	90	2.84	0.947
58 Peter Moylan, R ERA: 2.4	(7, 1)	0.2		1	0	0	0	0	0	0	0	0	0	0	2	2	0.00	0.000
40 Takashi Saito, R ERA: 2.12	(8, 1)	1.0		3	0	0	0	1	0	0	0	0	0	0	9	13	0.00	0.000
13 Billy Wagner, L ERA: 1.93	(9, 1)	1.0	W	4	1	0	0	2	0	0	0	0	1	0	13	22	0.00	1.000

PITCHER	IP	WLS	BF	H	R	ER	SO	BB	IBB	HBP	BLK	WP	HR	S	P	ERA	WHIP

New York Mets @ Atlanta Braves

Turner Field, Atlanta, GA

Tue May 18 2010, 7:10 PM - 9:57 PM EDT

Att. 27,119 - Partly Cloudy - 79 F

livebaseballscorecards.com

Batter	1	2	3	4	5	6	7	8	9	AB	R	H	RBI	BB	SO	LOB
14 Martín Prado, R (1, 4) OBP: 0.369, SLG: 0.463	C FF 90 B SL 81 F FF 92 F CH 85 F FF 92 X CH 80 1-2 ① F8		C CH 79 C FF 90 B CH 84 X FF 91 1-2 ① F8	C FF 86 F FF 90 X SL 86 0-2 ③ G6-3			C FF 90 B SI 90 X CH 80 1-1 ③ G6-3			4	0	0	0	0	0	0
22 Jason Heyward, L (1, 9) OBP: 0.399, SLG: 0.540	B FF 92 B FF 91 X FF 91 2-0 25 BB 1B		B FF 91 C CH 80 F FF 92 X SL 85 1-2 ② G1-3		C FF 90 B SI 90 F CH 80 B FF 89 F FF 92 X CH 80 2-2 ① P2			F SI 87 B SI 90 F SI 89 B SI 88 C CU 76 2-3 ① K		4	0	1	0	0	1	0
10 Chipper Jones, S (1, 5) OBP: 0.391, SLG: 0.359	D SI 90 F CH 78 X FF 90 1-1 ② F9		F SI 90 X SI 91 0-1 25 HR 1B		X CH 80 0-0 ② F8			B CU 77 C CU 77 F SI 88 B CU 79 B CU 77 F CU 78 X SI 89 3-2 ② G1-3		4	1	1	0	0	0	1
25 Troy Glaus, R (1, 3) OBP: 0.368, SLG: 0.433	S FF 89 T FF 90 B FF 89 1 SAFE B CH 79 B FF 90 B CH 76 4-2 1-2 BB		B CH 78 C SI 90 1 SAFE B FF 90 X CH 77 2-1 1-H HR		B FF 90 X SI 89 1-0 ③ G5-3			B SI 89 T SI 89 F SI 89 B CU 78 B SI 90 S CU 78 3-3 ③ K		3	1	1	2	1	1	0
16 Brian McCann, L (1, 2) OBP: 0.397, SLG: 0.383 27 Brent Clevlen, R (9, PR) OBP: 1.000, SLG: 2.000	S FF 90 F FF 91 F CH 85 S SL 82 0-3 ③ K		C SL 82 C FF 91 X SL 84 0-2 19 1B 1B			X CH 76 0-0 ① G3-1			B SI 88 B CU 76 C SI 87 X SI 88 2-1 53 1B 19 BB 53 E 1B	4 0	0 1	2 0	0 0	0 0	1 0	2 0
19 Yunel Escobar, R (1, 6) OBP: 0.305, SLG: 0.261		S CH 77 B FF 91 F FF 90 C FF 91 1-3 ① K	C FF 88 B FF 90 F CH 77 F FF 89 B CH 81 X SI 89 2-2 1-2 1B			X SI 89 0-0 ② G6-3			L FC 95 B FC 98 B FC 96 B FC 97 L FC 97 1 SAFE B FC 96 4-2 1-2 53 E BB	3	0	1	0	1	1	0
53 Melky Cabrera, S (1, 7) OBP: 0.283, SLG: 0.230		X SI 91 0-0 ② G5-3	C SL 83 C FF 89 B FF 86 F FF 91 X CH 82 1-2 ③ F8			B FF 88 C FF 88 F FF 86 B SL 85 F FF 90 B SL 86 X CH 78 3-2 ③ P2			B FC 95 M FC 96 L FC 97 X FC 97 1-2 1-2 2-H E5 1B	4	0	1	0	0	0	2
24 Nate McLouth, L (1, 8) OBP: 0.319, SLG: 0.345		B FF 91 B SL 83 C SI 90 B FF 91 B FF 90 4-1 BB		F FF 88 F SL 83 F FF 91 B SL 83 F FF 86 C SI 91 1-3 ① K			X SL 80 0-0 ① G3-1			2	0	0	0	1	1	0
54 Kris Medlen, S (1, 1) OBP: 0.167, SLG: 0.167 58 Peter Moylan, R (7, 1) 4 Omar Infante, R (7, PH) OBP: 0.344, SLG: 0.405 40 Takashi Saito, L (8, 1) 13 Billy Wagner, L (9, 1)		C SI 90 S CH 78 F FF 91 B CH 77 F SI 91 B SL 80 X FF 91 2-2 ③ G4-3		C SI 89 B FF 90 X FF 86 1-1 ② L7			C FF 89 S CH 79 S CH 81 0-3 ② K			2 0 1 0 0	0 0 0 0 0	0 0 0 0 0	0 0 0 0 0	0 0 1 0 0	0 0 0 0 0	1 0 0 0 0
Inning Stats	R: 0 E: 0 K: 1 S: 14 H: 1 LOB: 2 BB: 1 P: 22	R: 0 E: 0 K: 1 S: 10 H: 0 LOB: 1 BB: 1 P: 17	R: 2 E: 0 K: 0 S: 21 H: 4 LOB: 2 BB: 0 P: 28	R: 0 E: 0 K: 1 S: 10 H: 0 LOB: 0 BB: 0 P: 12	R: 0 E: 0 K: 0 S: 6 H: 0 LOB: 0 BB: 0 P: 9	R: 0 E: 0 K: 0 S: 6 H: 0 LOB: 0 BB: 0 P: 9	R: 0 E: 0 K: 1 S: 6 H: 0 LOB: 0 BB: 0 P: 7	R: 0 E: 0 K: 2 S: 10 H: 0 LOB: 0 BB: 0 P: 18	R: 1 E: 1 K: 0 S: 7 H: 2 LOB: 2 BB: 1 P: 14	1B: 6 2B: 0 3B: 0 HR: 1	SF: 0 SAC: 0 DP: 0 HBP: 0		WP: 0 PB: 0 SB: 0 CS: 0		PA: 34		

PITCHER		IP	WLS	BF	H	R	ER	SO	BB	IBB	HBP	BLK	WP	HR	S	P	ERA	WHIP
57 Johan Santana, L ERA: 3.72	(1, 1)	7.0		28	5	2	2	4	2	0	0	0	0	1	73	104	2.57	1.000
25 Pedro Feliciano, L ERA: 1.53	(8, 1)	1.0	L	4	1	1	0	2	0	0	0	0	0	0	12	22	0.00	1.000
32 Jenrry Mejia, R ERA: 2.6	(9, 1)	0.0		2	1	0	0	0	1	0	0	0	0	0	5	10	∞	∞

PITCHER	IP	WLS	BF	H	R	ER	SO	BB	IBB	HBP	BLK	WP	HR	S	P	ERA	WHIP

Batter	1	2	3	4	5	6	7	8	9	AB	R	H	RBI	BB	SO	LOB
7 José Reyes, S (1, 6) OBP: 0.256, SLG: 0.280	B SI 83 B SI 83 B SI 83 C SI 82 X SI 82 3-1 ① P5		L FF 84 X SI 84 0-1 ② F7		B FF 85 C SI 84 X CH 78 1-1 ③ P5		C SI 94 B SI 95 X SI 95 1-1 ② L6			4	0	0	0	0	0	1
1 Luis Castillo, S (1, 4) OBP: 0.341, SLG: 0.299	B SI 84 F SI 84 X SI 84 1-1 ② B2-3		C FF 84 B SI 85 X SI 84 1-1 ③ G2-3			B SI 84 B SI 83 C SI 84 B SI 84 C SI 83 X SI 84 3-2 ① G6-3	D SI 95 B SI 93 C SI 94 B SL 85 X SI 94 3-1 ③ G6-3			4	0	0	0	0	0	1
44 Jason Bay, R (1, 7) OBP: 0.364, SLG: 0.399	C CU 68 X CU 63 0-1 E5			X SI 84 0-0 ① F8		C SI 85 B SL 82 B SL 81 B SL 82 B SI 86 4-1 29 E 29 1B 12 SF7 BB		C FF 92 B CU 78 B CH 80 S FF 92 B CU 77 X FF 93 3-2 ① F9		3	1	0	0	1	0	0
29 Ike Davis, L (1, 3) OBP: 0.387, SLG: 0.457	C SI 84 C SI 84 B FF 85 B CH 77 1 SAFE X CH 78 2-2 ③ G4-3			C SI 84 F SI 84 B SI 84 C FF 85 1-3 ② K		B SI 85 B FF 85 B SI 86 C SI 84 X SI 86 3-1 E9 16 BB 1-3 1B		C FF 93 S FF 93 T FF 93 0-2 ② K		4	0	1	0	0	2	1
16 Ángel Pagán, S (1, 8) OBP: 0.342, SLG: 0.416		C SI 83 B CH 77 X CH 79 1-1 ① G4-3		C SI 84 X CH 79 0-1 IHR		C SI 85 B SI 85 B SI 85 F SI 85 F SI 86 B CU 62 B SI 84 4-2 1-2 BB		C FF 93 C FF 93 F FF 93 S FF 92 0-3 ③ K		3	1	1	1	1	1	0
12 Jeff Francoeur, R (1, 9) OBP: 0.282, SLG: 0.387		B SI 85 B SL 80 B SI 85 C FF 86 B SI 85 4-1 BB		B SI 86 S CU 62 X SI 86 1-1 1B		S SI 87 B SI 87 F SI 87 F SI 86 X CU 63 1-2 ② SF7 3-H			C FF 92 F SI 94 B FF 93 B SI 94 X SL 84 2-2 ① F8	2	0	1	1	1	0	0
17 Fernando Tatis, R (1, 5) OBP: 0.273, SLG: 0.439		C SI 85 B SL 80 X SL 81 1-1 ② F9		B SI 84 1 SAFE B SI 84 C SL 80 1 SAFE S CU 70 T SI 85 2-2 ③ K		B SI 87 B SI 86 F SL 77 X SI 86 2-1 ③ L3			X FF 92 0-0 HR	4	1	1	1	0	1	4
4 Henry Blanco, R (1, 2) OBP: 0.356, SLG: 0.421 23 Chris Carter, L (9, PH) OBP: 0.333, SLG: 0.429		B SI 84 X SI 84 1-0 ③ P4	C SI 83 B SL 80 X SL 81 1-1 ① F9				F FF 83 X SI 84 0-1 13 SH5-3 1B		X SI 93 0-0 ② G6-3	3 1	0 0	1 0	0 0	0 0	0 0	1 0
43 R.A. Dickey, R (1, 1) 13 Alex Cora, L (7, PH) OBP: 0.317, SLG: 0.321 22 Raul Valdes, L (7, 1) OBP: 0.500, SLG: 0.500 38 Fernando Nieve, R (7, 1) 46 Oliver Pérez, L (7, 1) OBP: 0.200, SLG: 0.111 36 Manny Acosta, R (8, 1) 21 Rod Barajas, R (9, PH) OBP: 0.303, SLG: 0.568			C SI 82 X FF 84 0-1 ① G1-3		C FF 85 B SI 86 X SI 85 1-1 ② G4-3		X SI 85 0-0 ① SH5-3 1-2		B SI 94 X SI 93 1-0 ③ G5-3	2 0 0 0 0 0 0 1	0 0 0 0 0 0 0 0	0 0 0 0 0 0 0 0	0 0 0 0 0 0 0 0	0 0 0 0 0 0 0 0	0 0 0 0 0 0 0 0	0 0 0 0 0 0 0 0
Inning Stats	R: 0 E: 1 K: 0 S: 9 H: 0 LOB: 1 BB: 0 P: 15	R: 0 E: 0 K: 0 S: 6 H: 0 LOB: 1 BB: 1 P: 13	R: 0 E: 0 K: 0 S: 6 H: 0 LOB: 0 BB: 0 P: 7	R: 1 E: 0 K: 2 S: 11 H: 2 LOB: 1 BB: 0 P: 15	R: 0 E: 0 K: 0 S: 6 H: 0 LOB: 0 BB: 0 P: 9	R: 1 E: 1 K: 0 S: 15 H: 1 LOB: 2 BB: 2 P: 32	R: 0 E: 0 K: 0 S: 7 H: 1 LOB: 1 BB: 0 P: 11	R: 0 E: 0 K: 2 S: 10 H: 0 LOB: 0 BB: 0 P: 13	R: 1 E: 0 K: 0 S: 6 H: 1 LOB: 0 BB: 0 P: 9	1B: 3 2B: 0 3B: 0 HR: 2	SF: 1 SAC: 1 DP: 0 HBP: 0					

PITCHER		IP	WLS	BF	H	R	ER	SO	BB	IBB	HBP	BLK	WP	HR	S	P	ERA	WHIP
61 Livan Hernandez, R ERA: 1.62	(1, 1)	6.1		27	4	2	2	2	3	0	0	0	0	0	56	94	2.84	1.105
22 Drew Storen, R ERA:	(7, 1)	0.2	W	2	0	0	0	0	0	0	0	0	0	0	4	8	0.00	0.000
36 Tyler Clippard, R ERA: 2.22	(8, 1)	1.0	H	3	0	0	0	2	0	0	0	0	0	0	10	13	0.00	0.000
55 Matt Capps, R ERA: 2.11	(9, 1)	1.0	S	4	1	1	1	0	0	0	0	0	0	1	6	9	9.00	1.000

PITCHER	IP	WLS	BF	H	R	ER	SO	BB	IBB	HBP	BLK	WP	HR	S	P	ERA	WHIP

New York Mets @ Washington Nationals

Nationals Park, Washington, DC

Wed May 19 2010, 7:11 PM - 9:49 PM EDT

Att. 19,384 - Cloudy - 67 F

TOP

livebaseballscorecards.com

AB	31
R	3
H	5
RBI	3
BB	3
SO	4
LOB	8

WP: 0	PA: 36																	
PB: 0																		
SB: 0																		
CS: 0																		

Batter	1	2	3	4	5	6	7	8	9	AB	R	H	RBI	BB	SO	LOB
1 Nyjer Morgan, L (1, 8) OBP: 0.337, SLG: 0.367	C FF 82 B KN 75 F KN 73 X KN 78 1-2 ① B1		B KN 72 X KN 73 1-0 ③ G4-3		B KN 76 B KN 70 F FF 82 B FF 83 B FF 82 4-1 15 8-2-6-3 1-2 BB		B FF 93 B FF 93 B FF 91 C FF 92 S FF 91 B FF 91 4-2 15 3B BB			2	1	0	0	2	0	1
15 Cristian Guzman, S (1, 4) OBP: 0.351, SLG: 0.430	C KN 74 S KN 79 B KN 81 F FF 80 F KN 79 S KN 80 1-3 ② K			B KN 72 F KN 71 F KN 76 X KN 80 1-2 44 BB 16 1B 11 1B 1B	L KN 75 X KN 79 0-1 ①②③ L8-2-6-3 1-1 2-2		1 SAFE C FF 92 B FF 92 S CH 84 F SL 82 X FF 93 1-2 1-H 11 1B 3B			4	2	2	1	0	1	2
11 Ryan Zimmerman, R (1, 5) OBP: 0.367, SLG: 0.627	C KN 74 X FF 81 0-1 ③ G4-3			X KN 73 0-0 16 1B 44 BB 2 SF8 1-2 1B		B KN 76 B FF 85 B FF 84 C FF 82 C FF 84 X FF 86 3-2 ① P3	B FF 93 C SL 81 F FF 93 X SL 83 1-2 44 BB 3-H 1B			4	1	2	1	0	0	0
44 Adam Dunn, L (1, 3) OBP: 0.385, SLG: 0.549 36 Tyler Clippard, R (8, 1) OBP: 1.000, SLG: 1.000 22 Willie Harris, L (9, 7) OBP: 0.288, SLG: 0.368		X KN 74 0-0 ① G4-3		B KN 76 F KN 73 S KN 75 B KN 79 F KN 73 B KN 78 B KN 76 4-2 16 1B 1-2 2-3 BB		B KN 78 B KN 75 F KN 74 S KN 77 X FF 87 2-2 16 BB 1B	F SI 90 B FF 88 S SL 76 F SL 79 B SL 77 B SI 89 B SL 78 4-2 1-2 BB			2 0 0	0 0 0	1 0 0	0 0 0	2 0 0	0 0 0	0 0 0
16 Josh Willingham, R (1, 7) OBP: 0.413, SLG: 0.467 55 Matt Capps, R (9, 1)		C FF 84 F KN 77 B KN 80 B KN 78 F KN 75 B FF 86 F KN 75 X KN 74 3-2 ② L5		F KN 71 X KN 76 0-1 1-2 2-3 3-H 1B		B KN 71 F FF 85 B KN 75 C FF 83 B KN 75 D KN 71 4-2 7 G6-4-3 1-2 BB	X CH 84 0-0 ③ L4			3 0 0	0 0 0	1 0 0	1 0 0	1 0 0	0 0 0	2 0 0
7 Ivan Rodriguez, R (1, 2) OBP: 0.344, SLG: 0.426		B KN 74 F FF 84 B KN 79 S KN 75 X KN 78 2-2 ③ G4-3		B KN 76 F FF 84 F KN 74 F FF 84 S KN 79 1-3 ① K		B KN 72 X FF 85 1-0 ②③ G6-4-3 1-2f		B SL 79 B SL 77 X CH 92 2-0 ① F8		4	0	0	0	0	1	5
2 Roger Bernadina, L (1, 9) OBP: 0.344, SLG: 0.455			B KN 75 F KN 73 C KN 76 X KN 81 1-2 ① P5	X KN 77 0-0 ② SF8 3-H			B CU 76 B CU 76 X SI 87 2-0 6 G4-3 20 SF8 2B	C CH 83 X SL 80 0-1 ② G4-3		3	1	1	1	0	0	0
6 Ian Desmond, R (1, 6) OBP: 0.324, SLG: 0.432			B FF 86 C FF 86 C KN 77 B KN 80 B KN 76 B FF 87 4-2 BB	C KN 74 B KN 79 D KN 76 B KN 74 X KN 73 3-1 ③ F8			L SI 88 C SI 87 X SI 88 0-2 ① G4-3 2-3	C FF 95 X FF 95 0-1 ③ G6-3		3	0	0	0	1	0	3
61 Livan Hernandez, R (1, 1) OBP: 0.118, SLG: 0.118 22 Drew Storen, S (7, 1) 38 Michael Morse, R (7, PH) OBP: 0.273, SLG: 0.273 20 Adam Kennedy, L (7, PH) OBP: 0.328, SLG: 0.377 (8, 3)			B FF 85 C FF 82 L FF 85 X KN 73 1-2 ② F7		C KN 71 B KN 79 C KN 76 B FF 87 X KN 73 2-2 15 L8-2-6-3 1 BB 1B		B FF 93 L CH 87 B FF 93 D CH 83 X CH 83 3-1 ② SF8 3-H			2 0 0 0	0 0 0 0	1 0 0 0	0 0 0 1	0 0 0 0	0 0 0 0	1 0 0 0
Inning Stats	R: 0 E: 0 K: 1 S: 10 H: 0 LOB: 0 BB: 0 P: 12	R: 0 E: 0 K: 0 S: 9 H: 0 LOB: 0 BB: 0 P: 14	R: 0 E: 0 K: 0 S: 9 H: 0 LOB: 1 BB: 1 P: 16	R: 2 E: 0 K: 1 S: 16 H: 3 LOB: 2 BB: 1 P: 25	R: 0 E: 0 K: 0 S: 6 H: 1 LOB: 0 BB: 1 P: 12	R: 0 E: 0 K: 0 S: 9 H: 1 LOB: 1 BB: 1 P: 19	R: 3 E: 0 K: 0 S: 19 H: 3 LOB: 2 BB: 2 P: 34	R: 0 E: 0 K: 0 S: 5 H: 0 LOB: 0 BB: 0 P: 7		1B: 6 2B: 1 3B: 2 HR: 0 SF: 2 SAC: 0 DP: 1 HBP: 0						

PITCHER		IP	WLS	BF	H	R	ER	SO	BB	IBB	HBP	BLK	WP	HR	S	P	ERA	WHIP
43 R.A. Dickey, R ERA: 3.0	(1, 1)	6.0		24	5	2	2	2	4	0	0	0	0	0	59	98	3.00	1.500
22 Raul Valdes, L ERA: 2.66	(7, 1)	0.1	L	2	1	1	1	0	0	0	0	0	0	0	4	6	27.00	3.000
38 Fernando Nieve, R ERA: 5.4	(7, 1)	0.1		4	2	2	2	0	1	0	0	0	0	0	11	20	54.00	9.000
46 Oliver Pérez, L ERA: 5.88	(7, 1)	0.1		2	0	0	0	0	1	0	0	0	0	0	4	8	0.00	3.000
36 Manny Acosta, R ERA: 3.6	(8, 1)	1.0		3	0	0	0	0	0	0	0	0	0	0	5	7	0.00	0.000

PITCHER	IP	WLS	BF	H	R	ER	SO	BB	IBB	HBP	BLK	WP	HR	S	P	ERA	WHIP

BOTTOM

New York Mets @ Washington Nationals

Nationals Park, Washington, DC

Wed May 19 2010, 7:11 PM - 9:49 PM EDT

Att. 19,384 - Cloudy - 67 F

livebaseballscorecards.com

AB	27
R	5
H	8
RBI	5
BB	6
SO	2
LOB	14

WP: 0 PA: 35
PB: 0
SB: 0
CS: 0

New York Mets @ Washington Nationals

Nationals Park, Washington, DC

Thu May 20 2010, 7:07 PM - 10:38 PM EDT

Att. 23,612 - Clear - 81 F

TOP

livebaseballscorecards.com

Batter	1	2	3	4	5	6	7	8	9	AB	R	H	RBI	BB	SO	LOB
7 José Reyes, S (1, 6) OBP: 0.264, SLG: 0.284	C FF 89 X CH 81 0-1 29 E 44 1B 5 2B 1B	B SI 87 C CH 80 B SI 87 X FF 89 2-1 ② L9		B CH 79 B CH 76 B SI 87 I 4-0 IBB	X CH 80 0-0 1-2 2-3 3-H 1B		B SI 92 B SI 91 C SI 91 B SI 92 C SI 92 F FF 91 X FF 92 3-2 ①② G4-6-3 1-2f		C SI 89 X CH 83 0-1 ③ FC6-4 1-2f	5	1	2	1	1	0	4
13 Alex Cora, L (1, 4) OBP: 0.294, SLG: 0.300	B FF 88 C FF 88 C FF 88 X SL 78 1-2 ① F9	C SI 88 D CH 82 X CH 81 1-1 ③ FC4-6 1-2f		C CH 80 X SI 87 0-1 ③ G3	C FF 91 X FF 92 0-1 ② SF7 3-H		B SI 93 B SI 91 X FF 92 2-0 ③ G3			4	0	0	1	0	0	4
44 Jason Bay, R (1, 7) OBP: 0.371, SLG: 0.405	C FF 88 B SL 78 X SI 88 1-1 29 E 5 2B 1-2 1B		B FF 90 B SI 90 F FF 88 F SL 76 F SL 77 B CH 80 S FF 89 3-3 ① K		X FF 93 1-1 29 2B 5 SF8 1B 0-0 ③ G3			B SI 92 T SI 92 F SL 84 X SL 89 1-2 5 G4-6-3 1B		5	2	3	0	0	1	2
29 Ike Davis, L (1, 3) OBP: 0.397, SLG: 0.485	X SI 89 0-0 FC3 5 2B 1-2 2-3		X SI 88 0-0 2B		X CH 81 0-0 21 1B 12 1B 1-3 2B	B CH 81 X FF 91 1-0 21 HR 1B		C SI 92 B SI 93 B CH 83 X SI 93 2-1 ① F7		5	3	3	0	0	0	3
5 David Wright, R (1, 5) OBP: 0.376, SLG: 0.503	B SI 89 X SI 89 1-0 1-H 2-H 3-H 2B		F SI 89 B SI 90 B SL 78 S FF 88 B FF 87 F SL 77 X FF 88 1-2 ② F8		F SI 88 B SI 90 B SL 78 S FF 88 B FF 87 F SL 77 X FF 88 3-2 ① SF8 3-H	X FF 93 0-0 ① L8		B SL 86 B SL 86 B SL 86 C SI 93 X SI 94 3-1 ②③ G4-6-3 1-2f		4	0	1	4	0	0	3
16 Ángel Pagán, S (1, 8) OBP: 0.344, SLG: 0.407	B CH 82 F CH 80 F FF 88 B SL 74 B SI 90 F CH 81 F SI 90 F SL 79 B FF 90 4-2 21 1 1-3 BB		B CH 81 F CH 77 F FF 87 X CU 72 1-2 ③ P3		B SI 87 B SI 88 I I IN 53 4-0 21 1B 12 1B IBB	C SI 91 D SL 85 B FF 90 F SL 83 F FF 92 S SL 83 2-3 ② K			B SI 89 X SI 89 1-0 ① L8	3	1	0	0	2	1	2
21 Rod Barajas, R (1, 2) OBP: 0.306, SLG: 0.586	B SL 77 C SL 77 X SL 79 1-1 ②③ L1-3 1-2			B FF 89 B FF 89 C FF 89 B SI 87 F FF 88 X SL 75 3-2 ① P6	X SL 76 0-0 22 SH 12 1B 7 1B 1-2 2-3 1B	T FF 92 X FF 92 0-1 1-H HR			B SI 90 C CH 84 S SI 90 F SI 90 F SI 91 S CH 83 1-3 ② K	5	2	2	2	0	1	2
12 Jeff Francoeur, R (1, 9) OBP: 0.286, SLG: 0.387		S FF 88 B SL 78 F SL 77 F FF 88 F SL 77 F FF 89 X CU 71 1-2 ① P2		B FF 88 F SI 88 B SI 89 X SL 76 2-1 22 G1-3 1B	X SL 84 0-0 7 1B 22 SH 13 SF7 1-2 2-H 3-H 1B	B CH 81 F SL 84 F CH 80 X SL 82 1-2 ③ P6			X CH 82 0-0 E6 17 S	5	1	2	2	0	0	0
33 John Maine, R (1, 1) 22 Raul Valdes, L (1, 1) OBP: 0.500, SLG: 0.500 36 Manny Acosta, R (6, 1) 19 Gary Matthews, S (7, PH) OBP: 0.259, SLG: 0.226 32 Jenry Mejia, R (7, 1) 25 Pedro Feliciano, L (8, 1) 17 Fernando Tatis, R (9, PH) OBP: 0.289, SLG: 0.439 75 Francisco Rodríguez, R (9, 1)		C FF 88 X SI 90 0-1 13 FC4-6 1B		L CH 76 L CH 78 X SL 76 0-2 ② G1-3 1-2	B FF 90 F SI 90 X SL 84 1-1 SH 7 1B 1-2 2-3		F FF 91 B SI 93 B SI 93 X SI 92 2-1 7 G4-6-3 1B		B SI 89 B SI 89 B CH 83 B SI 89 4-0 7 FC6-4 1-2 BB	0 2 0 1 0 0 0 0	0 0 0 0 0 0 0 0	0 1 0 1 0 0 0 0	0 0 0 0 0 0 1 0	0 0 0 0 0 0 0 0	0 0 0 0 0 0 0 0	0 1 0 0 0 0 0 0

Inning Stats	1	2	3	4	5	6	7	8	9	1B: 11	SF: 2	WP: 0	PA: 46
R:	3	0	0	0	5	2	0	0	0	2B: 4	SAC: 1	PB: 0	
E:	1	0	0	0	1	0	0	0	1	3B: 0	DP: 3	SB: 1	
K:	0	0	1	0	0	0	0	0	1	HR: 1	HBP: 0	CS: 0	
S:	16	12	11	10	15	11	7	7	9				
H:	3	1	1	1	5	2	1	1	0				
LOB:	1	1	1	2	2	0	0	0	2				
BB:	1	0	0	1	1	0	0	0	1				
P:	24	16	16	19	24	15	14	13	15				

PITCHER		IP	WLS	BF	H	R	ER	SO	BB	IBB	HBP	BLK	WP	HR	S	P	ERA	WHIP
56 Luis Atilano, R ERA: 5.06	(1, 1)	4.1	L	25	9	7	6	1	1	2	0	0	0	0	57	91	12.46	2.308
39 Tyler Walker, R ERA: 5.06	(5, 1)	1.2		10	4	3	2	1	0	0	0	0	0	1	18	23	10.80	2.400
43 Miguel Batista, R ERA: 5.55	(7, 1)	2.0		6	2	0	0	0	0	0	0	0	0	0	14	27	0.00	1.000
17 Sean Burnett, L ERA: 2.84	(9, 1)	1.0		5	0	0	0	1	1	0	0	0	0	0	9	15	0.00	1.000

PITCHER	IP	WLS	BF	H	R	ER	SO	BB	IBB	HBP	BLK	WP	HR	S	P	ERA	WHIP

AB	39
R	10
H	15
RBI	10
BB	4
SO	3
LOB	21

BOTTOM

New York Mets @ Washington Nationals

Nationals Park, Washington, DC

Thu May 20 2010, 7:07 PM - 10:38 PM EDT

Att. 23,612 - Clear - 81 F

livebaseballscorecards.com

Batter	1	2	3	4	5	6	7	8	9	AB	R	H	RBI	BB	SO	LOB
1 Nyjer Morgan, L (1, 8) OBP: 0.341, SLG: 0.366 43 Miguel Batista, R (7, 1) 12 Alberto Gonzalez, R (8, PH) OBP: 0.366, SLG: 0.351 (9, 4)	B CH 82 B CH 83 B CH 85 C CH 85 B FF 85 4-1 20 L4-3 BB		C SI 89 F CU 77 B FF 87 C SI 88 1-3 ②		S CU 76 C SI 87 B CU 77 B CU 77 X CU 78 2-2 1-2 1B	B CH 84 C FF 95 F SL 80 B FF 95 B CH 84 C SL 81 3-3 ③		S FC 96 B FC 96 B FC 98 B FF 97 D FF 96 4-1 11 BB 15 1B 1-2 2-3 BB		3 0 1 0 1 2 2 0 0 0 0 0 0 0 0 0 0 0 1 0 0					
20 Adam Kennedy, L (1, 4) OBP: 0.325, SLG: 0.373 15 Cristian Guzman, S (8, PH) OBP: 0.356, SLG: 0.434 (9, 9)	C FF 86 X SI 86 0-1 ① ② L4-3 1-1		B CU 77 C CU 77 X FF 88 1-1 1B		X SI 88 0-0 ② F7		B FF 96 S FF 95 X CH 88 1-1 ① G4-3	B SI 88 X SI 90 1-0 11 BB 1-2 2-3 3-H 1B		4 0 1 0 0 0 3 1 0 1 1 0 0 0					
11 Ryan Zimmerman, R (1, 5) OBP: 0.361, SLG: 0.607	C FF 88 F CU 77 B FF 88 S CH 74 1-3 ③ K		B SI 88 T CU 78 F SI 88 B FF 88 B CU 78 F CU 78 C FF 88 3-3 ③		F CH 73 B SI 87 B CU 78 F FF 87 X CU 79 2-2 ③ F9		B CH 89 S FF 97 F FC 97 B FC 98 X CH 90 2-2 ② G6-3	C SI 88 B SI 88 B CH 78 B SI 88 F SI 89 F CU 78 B CU 77 4-2 1-2 2-3 3-H BB		4 0 0 1 1 2 3					
44 Adam Dunn, L (1, 3) OBP: 0.386, SLG: 0.558 17 Sean Burnett, L (9, 1)		B SI 87 X FF 88 1-0 7 1B 2 FC3-6 2B		B SI 87 X CU 75 1-0 ① G3		B FF 88 B CU 76 C FF 88 X FF 88 2-1 7 BB 22 1B 2B	B CH 90 C FC 98 B CH 90 B FC 98 S FF 98 X FF 98 3-2 ③ G6-3	C SI 88 F SI 87 B SI 88 B CU 79 X SI 88 2-2 ③ F7		5 2 2 0 0 0 3 0 0 0 0 0 0 0					
16 Josh Willingham, R (1, 7) OBP: 0.413, SLG: 0.468		C CU 76 B SI 88 C SI 88 B CU 75 B CU 77 X CU 77 3-2 ① P4		C CH 73 F CH 74 B SI 88 C SI 87 1-3 ② K		B FF 87 B CU 78 B SI 86 B SI 86 4-0 7 BB 22 1B BB		B FC 96 C FC 96 X FC 97 1-1 ① L8	C FF 91 S CU 78 B CU 79 B FF 92 F CU 77 B CH 78 X FF 89 3-2 23 F9 22 G4-3 2B	4 2 1 0 1 1 1					
7 Ivan Rodriguez, R (1, 2) OBP: 0.360, SLG: 0.453 23 Wil Nieves, R (8, 2) OBP: 0.216, SLG: 0.333		X CU 78 0-0 2 FC3-6 2-3 1B		B SI 88 X SI 87 1-0 3B		B FF 94 B SI 94 B FF 94 B FF 93 4-0 22 1B 1-2 2-3 BB		C SL 86 B CU 82 B FF 97 F FC 97 F CU 80 B FC 98 F FF 97 X FC 98 3-2 22 G3-1 6 1B 2B	X FF 91 0-0 ① F9 2-3	2 0 2 0 1 0 0 2 1 1 0 0 0 1					
2 Roger Bernadina, L (1, 9) OBP: 0.333, SLG: 0.439 39 Tyler Walker, R (5, 1) 22 Willie Harris, L (6, PH) OBP: 0.289, SLG: 0.366 (7, 8)		B CU 78 C CU 77 B SI 88 F SI 88 F CU 76 X CU 77 2-2 ② FC3-6 1-2f 3-H		B SI 87 C SI 88 B CU 76 S SI 88 T SI 88 3-2 ③ K		F SI 96 D CH 86 F SI 96 D SL 83 D SL 83 X FF 96 3-2 ① 38 BB 1-3 2-H 3-H 1B		X CH 87 0-0 ② G3-1 2-3	D CU 78 X FF 90 1-0 ② G4-3 3-H	2 0 0 1 0 1 2 0 0 0 0 0 0 0 3 0 1 3 0 0 1					
6 Ian Desmond, R (1, 6) OBP: 0.326, SLG: 0.431		X FF 87 0-0 ③ P4			B FF 86 B CU 76 B SI 87 C SI 87 X SI 87 3-1 1 1B 1B	B SI 96 X SL 82 1-0 ② P5		B FC 97 X FC 97 1-0 12 WP 38 BB 15 1B 3-H 1B	B CU 78 C FF 88 B CH 82 X FF 89 2-1 ③ F9	5 1 2 1 0 0 2					
56 Luis Atilano, R (1, 1) OBP: 0.091, SLG: 0.091 38 Michael Morse, R (5, 9) OBP: 0.357, SLG: 0.250 (9, 3)			C SI 87 B CU 76 C CU 76 B CU 77 S FF 88 2-3 ① K		X CU 76 0-0 ① F8	B SL 83 B FF 96 S SL 82 B SI 96 B SI 96 4-1 1-2 BB		B FF 98 D CH 87 C FC 97 B FC 96 B FC 96 4-1 15 1B 12 WP 11 BB 1-2 BB		1 0 0 0 0 1 0 1 1 0 0 2 0 1					
Inning Stats	R: 0 E: 0 K: 1 S: 6 H: 0 LOB: 0 BB: 1 P: 11	R: 1 E: 0 K: 0 S: 10 H: 2 LOB: 1 BB: 0 P: 16	R: 0 E: 0 K: 3 S: 12 H: 1 LOB: 1 BB: 0 P: 19	R: 0 E: 0 K: 2 S: 8 H: 1 LOB: 1 BB: 0 P: 14	R: 0 E: 0 K: 0 S: 10 H: 2 LOB: 2 BB: 0 P: 17	R: 2 E: 0 K: 1 S: 10 H: 2 LOB: 2 BB: 3 P: 31	R: 0 E: 0 K: 0 S: 8 H: 0 LOB: 0 BB: 0 P: 14	R: 3 E: 0 K: 0 S: 18 H: 3 LOB: 3 BB: 3 P: 38	R: 1 E: 0 K: 0 S: 8 H: 1 LOB: 0 BB: 0 P: 14	1B: 7 2B: 5 3B: 1 HR: 0 SF: 0 SAC: 0 DP: 1 HBP: 0	WP: 1 PB: 0 SB: 0 CS: 0 PA: 44					

AB	37
R	7
H	12
RBI	7
BB	7
SO	7
LOB	19

PITCHER		IP	WLS	BF	H	R	ER	SO	BB	IBB	HBP	BLK	WP	HR	S	P	ERA	WHIP
33 John Maine, R ERA: 6.13	(1, 1)	0.0		1	0	0	0	0	1	0	0	0	0	0	1	5	∞	∞
22 Raul Valdes, L ERA: 3.2	(1, 1)	5.0	W	22	7	3	3	6	1	0	0	0	0	0	47	80	5.40	1.600
36 Manny Acosta, R ERA: 3.27	(6, 1)	1.0		5	1	0	0	1	2	0	0	0	0	0	8	23	0.00	3.000
32 Jenrry Mejia, R ERA: 3.79	(7, 1)	1.2		9	2	3	3	0	2	0	0	0	1	0	19	38	16.20	2.400
25 Pedro Feliciano, L ERA: 1.5	(8, 1)	0.1		3	1	0	0	0	1	0	0	0	0	0	7	14	0.00	6.000

PITCHER		IP	WLS	BF	H	R	ER	SO	BB	IBB	HBP	BLK	WP	HR	S	P	ERA	WHIP
75 Francisco Rodríguez, R ERA: 2.18	(9, 1)	1.0		4	1	1	1	0	0	0	0	0	0	0	8	14	9.00	1.000

Batter	1	2	3	4	5	6	7	8	9	AB	R	H	RBI	BB	SO	LOB
2 Derek Jeter, R (1, 6) OBP: 0.316, SLG: 0.393	S SI 89 X SI 90 0-1 25 G5-4-3 1B		B CH 80 C FF 90 C SI 90 F SL 83 C SI 91 1-3 ② K		C CU 68 B CU 70 S CH 79 S CH 80 1-3 ③ K		C SI 90 B SI 87 X SI 88 1-1 ② G6-3		B SL 79 C FF 91 X SL 84 1-1 ③ G6-3	5	0	1	0	0	2	3
11 Brett Gardner, L (1, 8) OBP: 0.395, SLG: 0.399	C SI 88 L SI 86 1 SAFE F SL 81 B FF 90 1 SAFE S CH 80 1-3 ① K		D CH 81 C FF 90 C SL 82 X FF 91 1-2 ③ G5-3			C FF 88 X CH 78 0-1 ① G4-3	B FF 88 C FF 88 B FF 89 B SI 88 B FF 88 4-1 BB			3	0	0	0	1	1	3
25 Mark Teixeira, S (1, 3) OBP: 0.328, SLG: 0.387	C SI 89 X CH 80 0-1 ② G5-4-3 ③ 1-2f			C FF 89 B SI 89 F FF 89 X CH 81 1-2 ① G6-3		B CU 66 S CH 79 X FF 89 1-1 ② F8	C SL 77 D SL 77 B SL 75 X FF 90 2-1 ③ F8			4	0	0	0	0	0	3
13 Alex Rodriguez, R (1, 5) OBP: 0.379, SLG: 0.500		S FF 89 C SI 89 F CH 80 X CH 80 0-2 ① F8		S CH 80 B CU 68 S FF 90 F CU 71 B CH 82 B FF 91 X CH 82 3-2 24 2B 1B		B FF 90 C FF 89 B CH 80 F CH 81 X CU 70 2-2 2B		C SL 80 B FF 94 B FF 93 S FF 93 B FF 92 B FF 93 4-2 BB		3	0	2	0	1	0	0
24 Robinson Canó, L (1, 4) OBP: 0.387, SLG: 0.585		C FF 89 F FF 90 X SL 83 0-2 ② G6-3		1 SAFE F SL 81 F CH 78 1 SAFE B FF 88 F CH 80 X FF 90 1-2 1-3 2B		B CH 79 F SL 80 F SI 88 D SL 80 B FF 89 S CH 80 3-3 ③ K		B SI 86 C SI 87 F SI 87 F CH 76 S CH 77 1-3 ① K		4	0	1	0	0	2	2
33 Nick Swisher, S (1, 9) OBP: 0.372, SLG: 0.519		B FF 90 C CH 80 B FF 90 C SL 81 X FF 90 2-2 ③ F8		S CH 80 S CU 70 F SI 89 D CH 80 S CH 79 1-3 ② K			C SI 89 B SL 84 F FF 88 B SI 88 X SL 84 2-2 17 E 17 FC4 26 2B 1B	B CH 75 X CH 76 1-0 ② P6		4	1	1	0	0	1	3
17 Francisco Cervelli, R (1, 2) OBP: 0.424, SLG: 0.452			C FF 88 F CH 80 B CH 80 B SI 90 F FF 90 B CH 81 B FF 90 4-2 26 1B BB	C CH 79 X FF 90 0-1 ③ F8			1 SAFE C SL 84 X SI 86 0-1 FC4 26 2B 1-3	1 SAFE B CH 75 B CH 74 1 SAFE C SI 87 C CH 76 B CU 76 S CH 76 3-3 ③ K		3	1	0	0	1	1	4
26 Kevin Russo, R (1, 7) OBP: 0.400, SLG: 0.600 22 Randy Winn, S (7, 7) OBP: 0.284, SLG: 0.288			C SI 88 X CH 79 0-1 31 SH3-4 1-3 1B	T SI 88 C FF 89 F FF 89 F CH 82 F SL 85 B CU 70 F FF 90 B SI 90 B CH 82 3-2 ① F8			B SL 84 X SL 83 1-0 31 SH1-4 2-H 3-H 2B		B FF 92 S CH 91 X CH 82 1-1 53 G1-6-3 1B	3 1	0 0	2 1	2 0	0 0	0 0	0 0
31 Javier Vazquez, R (1, 1) 30 David Robertson, R (7, 1) 43 Damaso Marte, L (7, 1) 62 Joba Chamberlain, R (7, 1) 53 Juan Miranda, L (9, PH) OBP: 0.360, SLG: 0.667 42 Mariano Rivera, R (9, 1)			X SI 87 0-0 ① SH3-4 1-2	C SI 89 B CH 79 F CH 80 F CH 80 B SI 88 F SI 89 B CH 80 X FF 90 3-2 ② F9			L SI 86 X SI 88 0-1 ① SH1-4 2-3		C FF 93 B SI 90 D CH 83 1 SAFE T SI 92 D SL 80 X FF 92 3-2 ①② G1-6-3 1-2f	1 0 0 0 1 0	0 0 0 0 0 0	0 0 0 0 0 0	0 0 0 0 0 0	0 0 0 0 0 0	0 0 0 0 0 0	0 0 0 0 1 0
Inning Stats	R: 0 E: 0 K: 1 S: 8 H: 1 LOB: 0 BB: 0 P: 9	R: 0 E: 0 K: 0 S: 10 H: 0 LOB: 0 BB: 0 P: 12	R: 0 E: 0 K: 1 S: 13 H: 1 LOB: 2 BB: 1 P: 19	R: 0 E: 0 K: 1 S: 17 H: 2 LOB: 2 BB: 0 P: 23	R: 0 E: 0 K: 1 S: 15 H: 0 LOB: 0 BB: 0 P: 22	R: 0 E: 0 K: 1 S: 10 H: 1 LOB: 1 BB: 0 P: 16	R: 2 E: 1 K: 0 S: 13 H: 2 LOB: 2 BB: 1 P: 23	R: 0 E: 0 K: 2 S: 10 H: 0 LOB: 1 BB: 1 P: 19	R: 0 E: 0 K: 0 S: 7 H: 1 LOB: 0 BB: 0 P: 12	1B: 5 2B: 3 3B: 0 HR: 0 SF: 0 SAC: 2 DP: 2 HBP: 0						WP: 0 PB: 0 SB: 0 CS: 0 PA: 37	

PITCHER		IP	WLS	BF	H	R	ER	SO	BB	IBB	HBP	BLK	WP	HR	S	P	ERA	WHIP
47 Hisanori Takahashi, L ERA: 2.53	(1, 1)	6.0		23	5	0	0	5	1	0	0	0	0	0	73	101	0.00	1.000
64 Elmer Dessens, R ERA: 13.5	(7, 1)	0.2	L	5	2	2	1	0	0	0	0	0	0	0	10	14	13.50	3.000
46 Oliver Pérez, L ERA: 5.82	(7, 1)	0.1		2	0	0	0	0	1	0	0	0	0	0	3	9	0.00	3.000
38 Fernando Nieve, R ERA: 5.4	(8, 1)	0.0		1	0	0	0	0	1	0	0	0	0	0	2	6	∞	∞
25 Pedro Feliciano, L ERA: 1.42	(8, 1)	1.0		3	0	0	0	2	0	0	0	0	0	0	8	13	0.00	0.000

PITCHER		IP	WLS	BF	H	R	ER	SO	BB	IBB	HBP	BLK	WP	HR	S	P	ERA	WHIP
36 Manny Acosta, R ERA: 3.0	(9, 1)	1.0		3	1	0	0	0	0	0	0	0	0	0	7	12	0.00	1.000

TOP

New York Yankees @ New York Mets

Citi Field, Flushing, NY

Fri May 21 2010, 7:13 PM - 10:32 PM EDT

Att. 41,382 - Cloudy - 72 F

livebaseballscorecards.com

AB	32
R	2
H	8
RBI	2
BB	3
SO	7
LOB	19

Batter	1	2	3	4	5	6	7	8	9	AB	R	H	RBI	BB	SO	LOB
7 José Reyes, S (1, 6) OBP: 0.258, SLG: 0.277	C SL 85 X FF 88 0-1 ① L7		C FF 88 X FF 84 0-1 ③ G4-3			B SI 86 C CU 73 X FF 88 1-1 ③ P6			C FC 91 C FC 90 F FF 91 B FC 92 B FC 90 X FC 91 2-2 ① F7	4	0	0	0	0	0	0
13 Alex Cora, L (1, 4) OBP: 0.319, SLG: 0.306	B FF 87 B FF 85 C FF 85 B FF 86 C FF 86 B FF 85 4-2 BB			B FF 86 B SL 78 B FF 86 B FF 86 4-0 5 CS BB			B FC 91 B FC 91 C FC 91 X FC 90 2-1 29 E 1B		C FC 91 B FC 92 M FC 92 X FC 92 1-2 ② G1-3	2	0	1	0	2	0	0
44 Jason Bay, R (1, 7) OBP: 0.368, SLG: 0.408	C FF 89 S CU 77 S FF 90 0-3 ② K			X CU 74 0-0 ① F8			X FC 91 0-0 ① F8		B FF 92 C FC 92 T FC 91 X FC 92 1-2 29 2B 2B	4	1	1	0	0	1	3
29 Ike Davis, L (1, 3) OBP: 0.392, SLG: 0.485 1 Luis Castillo, S (9, PR) OBP: 0.341, SLG: 0.299	F FF 90 B FF 90 C CU 75 B FF 90 1 SAFE S CH 78 2-3 ③ K			X FF 88 0-0 ② F7			C SI 91 C SL 81 X SI 91 0-2 E2 1-2		X FC 92 0-0 2-H 2B	4 0	0 0	1 0	1 0	0 0	1 0	3 0
5 David Wright, R (1, 5) OBP: 0.368, SLG: 0.490		X FF 86 0-0 ① G6-3		F FF 88 1 SAFE F FF 88 1 SAFE B SL 82 1-2 ③ CS 1-2	F FF 88 B FF 89 B SL 81 C SL 82 T FF 90 2-2 ① K		B FF 94 F FF 94 B FF 95 D SL 86 F FF 93 C FF 94 3-3 ② K		X FF 92 0-0 ③ G4-3	4	0	0	0	0	2	3
16 Ángel Pagán, S (1, 8) OBP: 0.344, SLG: 0.406		B FF 87 B FF 85 B CU 73 C FF 86 C FF 88 F SL 81 F FF 90 T FF 89 3-2 ② K			B CU 75 B CU 74 F SI 88 C SL 82 X CH 74 2-2 21 G4-6-3 1B		C FF 93 B CU 79 B FF 94 F FF 94 B SL 86 S SL 86 3-3 ③ K2-3			3	0	1	0	0	2	2
21 Rod Barajas, R (1, 2) OBP: 0.299, SLG: 0.571		C FF 89 C SL 85 F CU 66 S SL 85 0-3 ③ K			1 SAFE B FF 87 F CU 75 1 SAFE X FF 89 1-1 ② ③ G4-6-3 1-2f			F FF 95 B FF 95 B FF 94 F FF 93 F FF 94 F SL 87 F SL 86 F FF 95 S SL 88 2-3 ① K		3	0	0	0	0	2	1
12 Jeff Francoeur, R (1, 9) OBP: 0.280, SLG: 0.379			X FF 87 0-0 ① F8			B FF 88 F FF 88 F FF 89 F SL 83 X FF 90 1-2 ① P5		F FF 94 F FF 95 X SL 88 0-2 ② G6-3		3	0	0	0	0	0	0
47 Hisanori Takahashi, L (1, 1) OBP: 0.250, SLG: 0.250 19 Gary Matthews, S (6, PH) OBP: 0.254, SLG: 0.222 64 Elmer Dessens, R (7, 1) 46 Oliver Pérez, L (7, 1) OBP: 0.200, SLG: 0.111 38 Fernando Nieve, R (8, 1) 25 Pedro Feliciano, L (8, 1) 23 Chris Carter, L (8, PH) OBP: 0.313, SLG: 0.400 36 Manny Acosta, R (9, 1)			B FF 86 C FF 86 X FF 88 1-1 ② F7			B CU 71 C CU 73 S FF 89 B CH 78 C FF 89 2-3 ② K		F FF 93 B FF 95 X CU 79 1-1 ③ F7		1 1 0 0 0 0 0 1 0	0 0 0 0 0 0 0 0 0	0 0 0 0 0 0 0 0 0	0 0 0 0 0 0 0 0 0	0 1 0 0 0 0 0 0 0	0 0 0 0 0 0 0 0 0	0 0 0 0 0 0 0 0 0
Inning Stats	R: 0 E: 0 K: 2 S: 10 H: 0 LOB: 1 BB: 1 P: 16	R: 0 E: 0 K: 2 S: 10 H: 0 LOB: 0 BB: 0 P: 13	R: 0 E: 0 K: 0 S: 5 H: 0 LOB: 0 BB: 0 P: 6	R: 0 E: 0 K: 0 S: 4 H: 0 LOB: 0 BB: 1 P: 9	R: 0 E: 0 K: 1 S: 8 H: 1 LOB: 0 BB: 0 P: 13	R: 0 E: 0 K: 1 S: 9 H: 0 LOB: 0 BB: 0 P: 13	R: 0 E: 1 K: 2 S: 12 H: 1 LOB: 2 BB: 0 P: 20	R: 0 E: 0 K: 1 S: 12 H: 0 LOB: 0 BB: 0 P: 15	R: 1 E: 0 K: 0 S: 12 H: 2 LOB: 1 BB: 0 P: 16	1B: 2 2B: 2 3B: 0 HR: 0 SF: 0 SAC: 0 DP: 1 HBP: 0						

PITCHER		IP	WLS	BF	H	R	ER	SO	BB	IBB	HBP	BLK	WP	HR	S	P	ERA	WHIP
31 Javier Vazquez, R ERA: 6.69	(1, 1)	6.0	W	19	1	0	0	6	2	0	0	0	0	0	46	70	0.00	0.500
30 David Robertson, R ERA: 7.07	(7, 1)	0.1	H	2	1	0	0	0	0	0	0	0	0	0	3	5	0.00	3.000
43 Damaso Marte, L ERA: 3.86	(7, 1)	0.0		1	0	0	0	0	0	0	0	0	0	0	3	3	∞	∞
62 Joba Chamberlain, R ERA: 4.5	(7, 1)	1.2	H	5	0	0	0	3	0	0	0	0	0	0	18	27	0.00	0.000
42 Mariano Rivera, R ERA: 2.03	(9, 1)	1.0	S	5	2	1	1	0	0	0	0	0	0	0	12	16	9.00	2.000

PITCHER	IP	WLS	BF	H	R	ER	SO	BB	IBB	HBP	BLK	WP	HR	S	P	ERA	WHIP

BOTTOM

New York Yankees @ New York Mets

Citi Field, Flushing, NY

Fri May 21 2010, 7:13 PM - 10:32 PM EDT

Att. 41,382 - Cloudy - 72 F

livebaseballscorecards.com

AB	30
R	1
H	4
RBI	1
BB	2
SO	9
LOB	12

New York Yankees @ New York Mets

Citi Field, Flushing, NY

Sat May 22 2010, 7:14 PM - 10:46 PM EDT

Att. 41,343 - Cloudy - 68 F

livebaseballscorecards.com

TOP

Batter	1	2	3	4	5	6	7	8	9	AB	R	H	RBI	BB	SO	LOB
2 Derek Jeter, R (1, 6) OBP: 0.313, SLG: 0.385	F FF 93 F SI 92 B FS 87 X FS 86 1-2 ① G3		X FS 81 0-0 ① L3		C SI 93 D FS 85 F FS 82 B FF 92 B SI 91 X FS 84 3-2 ② G4-3 2-3		C CH 86 B FF 97 B CH 86 B FC 96 B FC 95 4-1 11 G3-1 1-2 BB	C CU 75 B CU 77 F CU 77 B FF 90 X CH 78 2-2 ② FC5-4 1-2f 2-3 3-H		4	0	0	1	1	0	3
11 Brett Gardner, L (1, 8) OBP: 0.383, SLG: 0.385	C FF 92 C FS 84 X SI 93 0-2 ② G1-3		C SI 92 B SI 91 B FF 92 C FS 83 S FS 84 2-3 ② K		B SI 92 B SI 92 C SI 94 F FF 93 B FS 85 F FS 84 S FF 92 3-3 ③ K		C FC 94 X CH 87 0-1 ① G3-1 1-2 2-3	B CU 75 C CU 73 F FF 89 X FF 90 1-2 ③ G5-3		5	0	0	0	0	2	5
25 Mark Teixeira, S (1, 3) OBP: 0.325, SLG: 0.377	B SI 93 B FS 83 B SI 93 C FF 92 B SI 93 4-1 13 1B BB		C CU 73 B FF 91 B CU 72 X FS 86 2-1 ③ F7			C FF 91 C SI 91 C SI 93 0-3 ① K	S CH 88 F FF 95 B FC 96 D CH 90 B CH 88 F FC 95 S FC 97 3-3 ② K		C CU 75 S SI 89 F CH 84 S CH 82 0-3 ① K	4	0	0	0	1	3	2
13 Alex Rodriguez, R (1, 5) OBP: 0.380, SLG: 0.497	F FF 92 C SI 92 X SI 93 0-2 1-2 1B			B FS 84 C FS 83 B SI 92 C FF 93 C FF 94 2-3 ① K		S FS 83 F SI 92 B SI 92 B FS 85 S FS 84 2-3 ② K	B FC 97 B FC 96 C FC 97 F SI 97 B CU 76 X FC 96 3-2 ③ G5-3		B FF 91 B CU 77 F S FF 90 X CU 78 2-2 33 1B 24 G1-3 1B	5	0	2	0	0	2	2
24 Robinson Canó, L (1, 4) OBP: 0.387, SLG: 0.580	X CU 74 0-0 ③ F7			B FS 83 C SI 93 B SI 92 X FS 85 2-1 ② G4-3		F FS 84 F FS 83 B FS 82 F FS 83 B FF 92 F SI 93 F SI 93 X FS 83 2-2 33 2B 17 1B 1B		X SI 87 0-0 17 1B 33 HBP 26 BB 1B	C CH 81 X CH 84 0-1 ② G1-3 1-2	5	2	2	0	0	0	3
33 Nick Swisher, S (1, 9) OBP: 0.386, SLG: 0.533		X SI 92 0-0 ① G4-3		C FS 83 B CU 76 S FF 91 B FF 93 B FF 93 F FS 85 F SI 94 F SI 92 F CU 73 3-2 X FS 83 1B		B SI 90 C SI 91 B FF 92 X FS 85 2-1 17 1B 1-3 2B		C SI 88 C SI 87 B CH 76 H CU 79 2-2 26 BB 17 1B 2 FC5-4 1-2 HBP	C CU 77 D CH 86 X CH 86 1-1 2-3 ② 1B	4	1	3	0	0	0	0
17 Francisco Cervelli, R (1, 2) OBP: 0.422, SLG: 0.449		C SI 90 B SL 82 B SI 90 X FF 92 2-1 ② G3		X SI 92 0-0 ③ F9		C SI 91 X SI 91 0-1 2-3 3-H 1B		B CH 76 C CH 77 X SI 88 1-1 2 FC5-4 26 BB 1-2 2-3 1B	B FF 90 C FF 90 B FF 90 S FF 89 S CH 85 2-3 ③ K	5	0	2	1	0	1	3
22 Randy Winn, S (1, 7) OBP: 0.300, SLG: 0.295 61 Chan Ho Park, R (6, 1) 38 Marcus Thames, R (8, PH) OBP: 0.465, SLG: 0.536 53 Juan Miranda, L (8, PH) OBP: 0.346, SLG: 0.636 45 Sergio Mitre, R (8, 1)		C FF 93 B SI 92 F FS 86 F FF 93 B FF 93 B SI 90 F FF 94 B SI 93 4-2 BB		B SI 92 F SI 90 B SI 93 X SI 90 2-1 2 G4-3 65 SH3-4 1B		B FF 93 X FS 84 1-0 ③ G4-3		C FF 91 S CH 82 D CH 84 S FF 93 1-3 ① K		2 0 0 0 1 0	0 0 0 0 0 0	1 0 0 0 0 0	0 0 0 0 0 0	1 0 0 0 1 0	0 0 0 0 3 0	2 0 0 0 0 0
65 Phil Hughes, R (1, 1) 26 Kevin Russo, R (6, 7) OBP: 0.571, SLG: 0.667		C SI 91 B SL 81 F SI 93 F FF 94 B SL 82 F FF 93 X SL 84 2-2 G6-3		X FS 87 0-0 ① SH3-4 1-2			C FC 96 B CU 82 X FC 96 1-1 11 G3-1 2 BB 1B	C FF 92 C CU 79 F FF 93 D FF 94 B SL 81 B FF 92 B FF 91 4-2 2 FC5-4 1-2 2-3 3-H BB		1 1	0 0	0 1	0 1	0 1	0 0	1 0

Inning Stats																																			
	R: 0	H: 1	E: 0	LOB: 2	K: 0	BB: 1	S: 11	P: 16	R: 0	H: 0	E: 0	LOB: 1	K: 0	BB: 1	S: 12	P: 20	R: 0	H: 0	E: 0	LOB: 0	K: 1	BB: 0	S: 6	P: 10	R: 0	H: 1	E: 0	LOB: 1	K: 1	BB: 0	S: 13	P: 20	R: 0	H: 1	E: 0	LOB: 1	K: 1	BB: 0	S: 10	P: 18
	R: 1	H: 3	E: 0	LOB: 2	K: 2	BB: 0	S: 17	P: 24	R: 0	H: 1	E: 0	LOB: 2	K: 1	BB: 1	S: 12	P: 23	R: 2	H: 2	E: 0	LOB: 2	K: 1	BB: 1	S: 17	P: 28	R: 0	H: 2	E: 0	LOB: 2	K: 2	BB: 0	S: 14	P: 19	1B: 10	SF: 0	2B: 1	SAC: 1	3B: 0	DP: 0	HR: 0	HBP: 1
	WP: 0	PA: 43	PB: 0	SB: 0	CS: 0																														

PITCHER		IP	WLS	BF	H	R	ER	SO	BB	IBB	HBP	BLK	WP	HR	S	P	ERA	WHIP
34 Mike Pelfrey, R ERA: 2.86	(1, 1)	6.0	W	26	6	1	1	5	2	0	0	0	0	0	69	108	1.50	1.333
32 Jenrry Mejia, R ERA: 3.6	(7, 1)	1.0	H	5	1	0	0	1	1	0	0	0	0	0	12	23	0.00	2.000
25 Pedro Feliciano, L ERA: 2.37	(8, 1)	0.0		3	2	2	2	0	0	0	1	0	0	0	5	8	∞	∞
38 Fernando Nieve, R ERA: 5.32	(8, 1)	0.1	H	2	0	0	0	1	1	0	0	0	0	0	6	11	0.00	3.000
75 Francisco Rodríguez, R ERA: 2.01	(8, 1)	1.2	S	7	2	0	0	2	0	0	0	0	0	0	20	28	0.00	1.200

PITCHER		IP	WLS	BF	H	R	ER	SO	BB	IBB	HBP	BLK	WP	HR	S	P	ERA	WHIP

AB	37
R	3
H	11
RBI	3
BB	4
SO	9
LOB	24

Batter	1	2	3	4	5	6	7	8	9	AB	R	H	RBI	BB	SO	LOB
7 José Reyes, S (1, 6) OBP: 0.262, SLG: 0.281	F SI 92 F FF 91 F FF 92 B KC 76 B FF 93 X FC 88 2-2 ① P5		F SI 91 X FC 87 0-1 ① F9		B FF 88 B FF 90 F FF 90 X FF 91 2-1 ① F7	C FF 89 F CH 83 1 SAFE B CH 83 1 SAFE 1 SAFE B SI 92 X CH 83 2-2 1-2 1B		B SI 90 X FF 90 1-0 ③ 1B		5	0	2	0	0	0	0
1 Luis Castillo, S (1, 4) OBP: 0.338, SLG: 0.292	C SI 92 X FF 92 0-1 ② G4-3		B FF 91 C FF 91 F FC 88 X FF 92 1-2 ② G5-3		B FF 90 C FF 90 F FC 87 B FF 91 F FC 88 B FF 91 F SI 92 B FF 91 4-2 44 1B BB	X FF 90 0-0 ③ G3				3	0	0	0	1	0	2
44 Jason Bay, R (1, 7) OBP: 0.382, SLG: 0.429	C FF 92 B SI 92 X FF 92 1-1 5 1B 2B		S SI 92 B FF 92 C KC 76 F FF 92 X KC 77 1-2 29 BB 5 1B 1B		1 SAFE 1 SAFE X CH 87 0-0 1-3 1B		C FF 90 X FF 90 0-1 16 S 16 2B 1B			4	3	4	0	0	0	0
29 Ike Davis, L (1, 3) OBP: 0.395, SLG: 0.476	B FF 92 B KC 76 C FF 92 C FF 93 F FF 93 B SI 94 B KC 77 4-2 5 1B 16 1B BB		C FF 92 1 SAFE B KC 75 F FF 91 F FC 88 B CH 84 1 SAFE B FF 91 B FC 87 4-2 5 1B 1-2 BB		F SI 90 S FF 91 S FF 92 0-3 ② K		B CH 88 C FF 89 B CU 76 X CH 89 2-1 ① P4			2	1	0	0	2	1	3
5 David Wright, R (1, 5) OBP: 0.371, SLG: 0.490	B FF 93 F FF 94 F FF 94 B FF 93 X FC 90 2-2 16 1B 1-2 2-H 1B		F FF 92 X SI 92 0-1 1-2 2-H 1B		C KC 75 T FF 92 F FF 92 F FF 92 S FF 92 0-3 ③ K		C SI 90 B CH 84 1 SAFE 1 SAFE X FF 90 1-1 ② F9			4	0	2	2	0	1	3
16 Ángel Pagán, S (1, 8) OBP: 0.354, SLG: 0.429 75 Francisco Rodríguez, R (8, 1)	F FF 93 X FF 93 0-1 ③ 1-3 2-H 1B		X FC 88 0-0 ③ F9			L FF 88 F FC 86 B FF 89 F FF 90 F FF 90 F KC 76 B SI 92 F FC 88 X FF 91 2-2 21 G3 13 1B 2B	1 SAFE B FF 91 C CU 77 1 SAFE B FF 92 B SL 86 X CU 78 3-1 1-H 2B			4 0	1 0	3 0	2 0	0 0	0 0	2 0
21 Rod Barajas, R (1, 2) OBP: 0.290, SLG: 0.553		C FF 92 S FF 92 F FF 93 T FF 92 0-2 ① K		B FF 90 C KC 75 X FF 90 1-1 ① P3		S FF 91 X SI 92 0-1 ① G3 2-3	B FF 91 X SL 84 1-0 ③ F8			4	0	0	0	0	1	2
12 Jeff Francoeur, R (1, 9) OBP: 0.274, SLG: 0.369		F FF 92 F SI 92 B FF 93 F FF 92 X FF 92 1-2 ② P3		C FF 91 S FF 90 F FF 90 F FC 87 T FF 91 0-2 ② K		B SI 90 B FC 87 B FF 90 C FF 92 F FF 91 F SI 92 F SI 92 S SI 91 3-3 ② K		B FF 91 X FF 89 1-0 ① P3		4	0	0	0	0	2	1
34 Mike Pelfrey, R (1, 1) OBP: 0.250, SLG: 0.167 13 Alex Cora, L (6, PH) OBP: 0.329, SLG: 0.317 32 Jenrry Mejia, R (7, 1) 25 Pedro Feliciano, L (8, 1) 38 Fernando Nieve, R (8, 1) 19 Gary Matthews, S (8, 8) OBP: 0.250, SLG: 0.218		C FF 92 S FF 92 S FF 92 0-3 ③ K		C FF 91 F SI 90 F FF 91 S FF 91 0-3 ③ K		F FF 91 C FC 88 B SI 92 F FF 91 F FC 88 X FF 90 1-2 7 1B 3-H 1B		B SI 90 F SI 90 F SI 90 B SI 89 S CH 82 2-3 ② K		2 1 0 0 0 1	0 0 0 0 0 0	0 1 0 0 0 0	0 1 0 0 0 0	2 0 0 0 0 1	0 0 0 0 0 0	0 0 0 0 0 0
Inning Stats	R: 2 E: 0 K: 0 S: 16 H: 3 LOB: 2 BB: 1 P: 25	R: 0 E: 0 K: 2 S: 11 H: 0 LOB: 0 BB: 0 P: 12	R: 1 E: 0 K: 0 S: 15 H: 2 LOB: 2 BB: 1 P: 21	R: 0 E: 0 K: 2 S: 12 H: 0 LOB: 0 BB: 0 P: 13	R: 0 E: 0 K: 2 S: 15 H: 1 LOB: 2 BB: 1 P: 21	R: 1 E: 0 K: 1 S: 23 H: 3 LOB: 2 BB: 0 P: 31	R: 1 E: 0 K: 0 S: 9 H: 2 LOB: 1 BB: 0 P: 16	R: 0 E: 0 K: 1 S: 5 H: 1 LOB: 1 BB: 0 P: 9		1B: 9 2B: 3 3B: 0 HR: 0 SF: 0 SAC: 0 DP: 0 HBP: 0						

PITCHER		IP	WLS	BF	H	R	ER	SO	BB	IBB	HBP	BLK	WP	HR	S	P	ERA	WHIP
65 Phil Hughes, R ERA: 2.72	(1, 1)	5.2	L	27	8	4	4	7	3	0	0	0	0	0	88	117	6.35	1.941
61 Chan Ho Park, R ERA: 7.2	(6, 1)	1.1		7	3	1	1	0	0	0	0	0	0	0	13	22	6.75	2.250
45 Sergio Mitre, R ERA: 3.15	(8, 1)	1.0		3	1	0	0	1	0	0	0	0	0	0	5	9	0.00	1.000

PITCHER	IP	WLS	BF	H	R	ER	SO	BB	IBB	HBP	BLK	WP	HR	S	P	ERA	WHIP

BOTTOM

New York Yankees @ New York Mets

Citi Field, Flushing, NY

Sat May 22 2010, 7:14 PM - 10:46 PM EDT

Att. 41,343 - Cloudy - 68 F

livebaseballscorecards.com

AB	34
R	5
H	12
RBI	5
BB	3
SO	8
LOB	13

New York Yankees @ New York Mets

Citi Field, Flushing, NY

Sun May 23 2010, 8:11 PM - 11:22 PM EDT

Att. 41,422 - Cloudy - 63 F

TOP

livebaseballscorecards.com

Batter	1	2	3	4	5	6	7	8	9	AB	R	H	RBI	BB	SO	LOB
2 Derek Jeter, R (1, 6) OBP: 0.320, SLG: 0.396	X CH 77 0-0 1B		C FF 89 X CH 81 0-1 11 G4-6-3 1-2 1B			X SI 87 0-0 ① L9		C SL 81 F SI 89 X SL 83 0-2 ① FC4 25 1B 1-2f	B CU 73 B FF 89 C FF 88 F FF 89 F CH 80 F CH 82 B CU 75 X CU 74 3-2 25 1B 1-3 2-H 2B	5	0	3	1	0	0	1
11 Brett Gardner, L (1, 8) OBP: 0.372, SLG: 0.373	L FF 87 C SL 81 S SL 80 0-3 ① K		C FF 90 B SL 83 F CH 80 X CH 83 1-2 ①② G4-6-3 1-2f 2-3			B FF 86 C SI 88 F FF 89 X SL 82 1-2 ② G4-3		C SL 78 B SL 80 C SL 77 B FF 90 X FF 90 2-2 ② L5	C CH 79 B FF 89 C FF 89 X CH 86 1-2 ② G5-3 3-H	5	0	0	1	0	1	5
25 Mark Teixeira, S (1, 3) OBP: 0.327, SLG: 0.378 19 Ramiro Pena, S (9, PR) OBP: 0.244, SLG: 0.237	C SI 88 B FF 89 F CH 79 1 SAFE F FF 89 S FF 89 1-3 ② K		X FF 91 0-0 ③ G5-3			X CH 79 0-0 ③ G5-3		B CH 79 B CH 79 F SL 81 X FF 89 2-1 13 BB 1-3 1B	X CH 84 0-0 2-3 1B	5 0	0 0	2 0	0 0	0 0	1 0	2 0
13 Alex Rodriguez, R (1, 5) OBP: 0.375, SLG: 0.485	B FF 88 S CH 79 B FF 89 1 SAFE X FF 89 2-1 ③ P4			S CH 80 B SI 89 B FF 90 X CH 79 2-1 ① F9			F FF 87 S FF 88 X CH 81 0-2 ① P6	C FF 89 B FF 90 C SI 90 B FF 91 B CH 78 F SI 89 B CH 75 4-2 BB 1-2	B FF 89 B FF 91 F FF 90 B FF 91 F FF 90 F CH 81 F FF 90 S CH 81 3-3 ③ K	4	0	0	0	1	1	3
24 Robinson Canó, L (1, 4) OBP: 0.384, SLG: 0.572		X FF 89 0-0 1B		B SL 80 X SL 80 1-0 ② P5			C SL 81 X SL 84 0-1 ② G5-3	C CU 76 C CU 75 X CU 75 0-2 ③ P3		4	0	1	0	0	0	3
33 Nick Swisher, S (1, 9) OBP: 0.389, SLG: 0.526		C CH 78 X CH 77 0-1 ① F9		X SI 90 0-0 ③ L7			B CH 79 B CH 77 B SI 86 B FF 86 4-0 17 1B 17 1B BB		C SI 92 S SI 95 B SI 95 B CH 87 B CH 87 F SI 94 F SI 94 B SI 94 4-2 26 FC1-6 17 1B 53 1B BB	2	2	0	0	2	0	1
17 Francisco Cervelli, R (1, 2) OBP: 0.426, SLG: 0.451		L FF 88 S FF 88 B FF 89 B CH 78 S CH 78 2-3 ② K	B CH 77 C CH 78 F FF 88 X FF 88 1-2 ① P4			B FF 87 B SI 86 F FF 86 S FF 88 B FF 89 X SL 80 3-2 1-H 1B			C SI 93 X SI 95 0-1 26 FC1-6 1-2 1B	4	0	2	1	0	1	1
26 Kevin Russo, R (1, 7) OBP: 0.364, SLG: 0.400		C CH 76 S FF 89 X FF 89 0-2 ③ F8	C FF 88 B SI 89 C SL 82 B CH 79 S CH 78 2-3 ② K			C SI 86 C CH 79 B FF 87 X CH 78 1-2 ③ F9			C SI 95 D CH 87 D CH 86 F SI 92 B SI 93 X SI 93 3-2 ① FC1-6 53 1B 2 2B 1-2f 2-3	4	1	0	0	0	1	4
52 CC Sabathia, L (1, 1) OBP: 0.500, SLG: 0.500 45 Sergio Mitre, R (6, 1) 38 Marcus Thames, R (8, PH) OBP: 0.472, SLG: 0.536 48 Boone Logan, R (8, 1) 53 Juan Miranda, L (9, PH) OBP: 0.370, SLG: 0.652			B FF 89 F FF 89 F FF 90 F FF 90 X FF 92 1-2 11 G4-6-3 2 1B 1B		B FF 90 B SL 79 C FF 88 C FF 90 S SL 80 2-3 ③ K			B FF 87 B CH 78 B FF 87 B FF 87 4-0 2 FC4 BB	F SI 93 X CH 88 0-1 2 2B 11 G5-3 1-2 3-H 1B	2 0 0 0 1	0 0 0 0 1	1 0 0 0 0	0 0 0 0 0	1 0 0 0 0	0 0 0 0 0	0 0 0 0 0
Inning Stats	R: 0 E: 0 K: 2 S: 10 H: 1 LOB: 1 BB: 0 P: 13	R: 0 E: 0 K: 1 S: 9 H: 1 LOB: 1 BB: 0 P: 11	R: 0 E: 0 K: 0 S: 10 H: 2 LOB: 1 BB: 0 P: 12	R: 0 E: 0 K: 0 S: 4 H: 0 LOB: 0 BB: 0 P: 7	R: 0 E: 0 K: 2 S: 9 H: 0 LOB: 0 BB: 0 P: 14	R: 0 E: 0 K: 0 S: 5 H: 0 LOB: 0 BB: 0 P: 6	R: 1 E: 0 K: 0 S: 11 H: 1 LOB: 1 BB: 1 P: 19	R: 0 E: 0 K: 0 S: 14 H: 1 LOB: 3 BB: 2 P: 26	R: 3 E: 0 K: 1 S: 25 H: 4 LOB: 2 BB: 1 P: 39	1B: 9 2B: 1 3B: 0 HR: 0 SF: 0 SAC: 0 DP: 1 HBP: 0	WP: 0 PB: 0 SB: 0 CS: 0 PA: 40					

PITCHER		IP	WLS	BF	H	R	ER	SO	BB	IBB	HBP	BLK	WP	HR	S	P	ERA	WHIP
57 Johan Santana, L ERA: 3.41	(1, 1)	7.2	W	31	6	1	1	5	3	0	0	0	0	0	69	105	1.17	1.174
25 Pedro Feliciano, L ERA: 2.33	(8, 1)	0.1	H	1	0	0	0	0	0	0	0	0	0	0	3	3	0.00	0.000
18 Ryota Igarashi, R ERA: 5.14	(9, 1)	0.1		4	2	3	3	0	1	0	0	0	0	0	11	18	81.00	9.000
75 Francisco Rodríguez, R ERA: 1.96	(9, 1)	0.2	S	4	2	0	0	1	0	0	0	0	0	0	14	21	0.00	3.000

PITCHER	IP	WLS	BF	H	R	ER	SO	BB	IBB	HBP	BLK	WP	HR	S	P	ERA	WHIP

BOTTOM

New York Yankees @ New York Mets

Citi Field, Flushing, NY

Sun May 23 2010, 8:11 PM - 11:22 PM EDT

Att. 41,422 - Cloudy - 63 F

livebaseballscorecards.com

Batter	1	2	3	4	5	6	7	8	9	AB	R	H	RBI	BB	SO	LOB
7 José Reyes, S (1, 6) OBP: 0.266, SLG: 0.284	C FF 92 X FF 92 0-1 29 1B 44 BB 1B	D CH 86 X CH 86 1-0 E7 13 1B 2-3 1B		B FF 92 B FF 93 F FF 93 B SI 93 C FF 95 X FF 94 3-2 ② P3		B SI 88 B CH 87 B CH 87 C SI 88 F SI 87 F SI 89 X SI 89 3-2 ① F8		F SI 91 F SI 92 X FF 92 0-2 ②③ G4-6-3 1-2f		5	1	2	0	0	0	1
13 Alex Cora, L (1, 4) OBP: 0.325, SLG: 0.313	X FF 92 0-0 ① P6	C FF 92 C SL 80 B FF 94 F FF 93 F SL 80 D SL 83 X FF 95 2-2 44 S 44 HR 2-H 3-H 1B		C FF 94 F SI 92 F SL 80 F SL 81 X FF 94 0-2 ③ G1-3		C FF 89 C SI 88 B CU 76 S CH 82 1-3 ② K				4	1	1	2	0	1	1
44 Jason Bay, R (1, 7) OBP: 0.395, SLG: 0.472	C FF 92 B FF 92 F CH 84 B FF 92 1 SAFE F FF 92 B CU 76 B FF 93 4-2 29 1B 1-2 BB	B SI 94 C SI 92 B CH 86 X CH 86 2-1 1-H HR			B FF 93 X SI 92 1-0 HR	C SI 89 H CU 75 1-1 HBP				2	2	2	3	1	0	0
29 Ike Davis, L (1, 3) OBP: 0.398, SLG: 0.477	C CU 76 X FF 92 0-1 1-2 2-3 1B	B SI 94 S FF 95 S SL 81 S SL 80 1-3 ③ K			B CU 75 F FF 93 B SI 94 S SL 80 X SL 80 2-2 5 PB 5 2B 1B	X SI 88 0-0 ③ G4-3				4	1	2	0	0	1	1
5 David Wright, R (1, 5) OBP: 0.368, SLG: 0.490	C CU 77 B FF 93 F FF 93 S SL 80 1-3 ② K	C FF 92 C CU 76 B FF 93 F FF 93 S SL 81 1-3 ① K			B SI 92 X CU 78 1-0 1-H 2B		S CU 79 F SI 89 X CH 81 0-2 ① G5-3			4	0	1	1	0	2	3
16 Ángel Pagán, S (1, 8) OBP: 0.351, SLG: 0.424	C SI 93 X FF 94 0-1 ③ L4	X FF 93 0-0 1B			B FF 93 B FF 91 C FF 92 B FF 91 X FF 91 3-1 ① P6		B SI 89 X CH 80 1-0 ② P5			4	0	1	0	0	0	4
21 Rod Barajas, R (1, 2) OBP: 0.289, SLG: 0.551		X SI 92 0-0 7 E 13 1B 2B	1 SAFE C FF 93 B FF 93 X SI 91 1-1 ② F9		B CH 86 X FF 92 1-0 ② F8		C CU 77 X SI 90 0-1 ③ G5-3			4	1	1	0	0	0	2
12 Jeff Francoeur, R (1, 9) OBP: 0.273, SLG: 0.362		S FF 93 S FF 92 B FF 93 S FF 92 1-3 ① K	B FF 92 X FF 92 1-0 ③ F7		4-0 IBB			X SI 91 0-0 ① G4-3		3	0	0	0	1	1	2
57 Johan Santana, L (1, 1) OBP: 0.105, SLG: 0.158 25 Pedro Feliciano, L (8, 1) 17 Fernando Tatis, R (8, PH) OBP: 0.304, SLG: 0.452 18 Ryota Igarashi, R (9, 1) 75 Francisco Rodríguez, R (9, 1)	S FF 93 C FF 92 F SL 81 B FF 93 S FF 93 1-3 ② K	C SI 93 X FF 93 0-1 ① G6-3	F FF 91 F FF 93 D SL 80 S FF 92 1-3 ③ K			S SI 91 C SL 80 B SL 80 B CH 85 X SI 92 2-2 7 G4-6-3 1B			3 0 1 0 0	0 0 0 0 0	0 0 1 0 0	0 0 0 0 0	0 0 0 0 0	2 0 0 0 0	3 0 0 0 0
Inning Stats	R: 0 E: 0 K: 1 S: 13 H: 2 LOB: 3 BB: 1 P: 18	R: 4 E: 1 K: 3 S: 19 H: 4 LOB: 0 BB: 0 P: 27	R: 0 E: 0 K: 1 S: 8 H: 1 LOB: 1 BB: 0 P: 11	R: 0 E: 0 K: 0 S: 10 H: 0 LOB: 0 BB: 0 P: 13	R: 2 E: 0 K: 1 S: 11 H: 3 LOB: 2 BB: 1 P: 24	R: 0 E: 0 K: 1 S: 9 H: 0 LOB: 1 BB: 0 P: 14	R: 0 E: 0 K: 0 S: 6 H: 0 LOB: 0 BB: 0 P: 7	R: 0 E: 0 K: 0 S: 7 H: 1 LOB: 0 BB: 0 P: 9		1B: 7 2B: 2 3B: 0 HR: 2 SF: 0 SAC: 0 DP: 1 HBP: 1						

	AB	34
	R	6
	H	11
	RBI	6
	BB	2
	SO	7
	LOB	17

PITCHER		IP	WLS	BF	H	R	ER	SO	BB	IBB	HBP	BLK	WP	HR	S	P	ERA	WHIP
52 CC Sabathia, L ERA: 3.86	(1, 1)	5.0	L	27	10	6	5	6	1	1	0	0	0	2	61	93	9.00	2.200
45 Sergio Mitre, R ERA: 2.86	(6, 1)	2.0		7	0	0	0	1	0	0	1	0	0	0	15	21	0.00	0.000
48 Boone Logan, L ERA: 5.06	(8, 1)	1.0		3	1	0	0	0	0	0	0	0	0	0	7	9	0.00	1.000

PITCHER	IP	WLS	BF	H	R	ER	SO	BB	IBB	HBP	BLK	WP	HR	S	P	ERA	WHIP

Philadelphia Phillies @ New York Mets

Citi Field, Flushing, NY

Tue May 25 2010, 7:12 PM - 10:04 PM EDT

Att. 33,026 - Clear - 71 F

TOP

livebaseballscorecards.com

Batter	1	2	3	4	5	6	7	8	9	AB	R	H	RBI	BB	SO	LOB
8 Shane Victorino, S (1, 8) OBP: 0.310, SLG: 0.468	B KN 68 C KN 68 F KN 75 B KN 78 X KN 73 2-2 ① F7		B KN 70 B CU 68 C FF 82 F KN 70 B KN 76 F KN 72 B KN 74 4-2 27 FC4-6 BB		C FF 83 F KN 76 F KN 80 S KN 81 0-3 ① K2-3		B SI 86 B CU 75 B SI 86 B SI 86 4-0 27 2B BB		B FF 86 C SI 86 F FF 86 X CH 74 1-2 ① P4	3	0	0	0	2	1	0
27 Placido Polanco, R (1, 5) OBP: 0.340, SLG: 0.455	C FF 84 S KN 75 X KN 79 0-2 ② G5-3		B KN 68 C FF 82 1 SAFE X KN 70 1-1 ① FC4-6 28 BB 6 1B 1-2f		X FF 85 0-0 26 FC4-6 1B		B SI 86 C SI 85 B SI 86 X SI 86 2-1 1-3 2B		C CU 75 F CH 73 X SI 86 0-2 26 FC3-6 1B	5	0	3	0	0	0	1
26 Chase Utley, L (1, 4) OBP: 0.418, SLG: 0.568	B FF 84 B KN 75 C KN 72 C KN 72 X KN 78 2-2 ③ G3-1		C KN 73 S KN 77 S KN 78 0-3 ② K		X KN 74 0-0 ② FC4-6 1-2f		C CU 75 S CU 76 F SI 86 S CU 76 0-3 ① K		S CU 76 X CU 76 0-1 ② FC3-6 1-2f	5	0	0	0	0	2	5
6 Ryan Howard, L (1, 3) OBP: 0.352, SLG: 0.484		B KN 72 X KN 71 1-0 29 1B 28 1B G1-2-3 1B	F KN 76 B KN 77 X KN 77 1-1 28 BB 1-2 1B		B KN 76 B KN 75 X KN 72 2-0 ③ F8		B SI 86 S CU 76 B SI 87 S FF 86 B CU 77 T CU 76 3-2 ② K		C SI 86 B CU 76 S CU 76 S CU 77 1-3 ③ K	5	0	2	0	0	2	4
28 Jayson Werth, R (1, 9) OBP: 0.403, SLG: 0.641		C CU 68 B KN 74 S KN 73 B KN 76 F KN 72 X KN 72 2-2 G1-2-3 29 1B 1-2 1B	B KN 76 B KN 76 B KN 75 B KN 71 4-0 1-2 2-3 BB			B CU 67 C FF 83 B KN 74 F FF 84 F KN 77 F KN 78 S FF 86 2-3 ① K	B FF 88 B FF 88 C CU 77 B CH 75 C CU 78 X SI 87 3-2 ③ G5-3			3	0	1	0	1	1	2
29 Raul Ibanez, L (1, 7) OBP: 0.353, SLG: 0.406		S KN 73 F KN 76 F KN 79 B KN 75 F KN 79 B KN 78 X KN 74 2-2 G1-2-3 1-2 2-3 1B	B KN 77 C FF 83 F KN 74 X KN 79 1-2 ③ L6			F KN 74 B KN 78 B KN 77 B KN 72 C FF 83 F FF 84 X KN 73 3-2 1B 1B		B CU 75 B SI 85 C SI 86 C CU 76 F CU 77 S CU 75 2-3 ① K		4	0	2	0	0	1	3
Carlos Ruiz, R (1, 2) OBP: 0.423, SLG: 0.400		B KN 73 X FF 84 1-0 ① ② G1-2-3 1-2 2-3 3-Hf		C KN 71 B KN 75 C KN 72 B KN 78 S KN 75 2-3 ① K	D KN 71 X FF 84 1-0 1-2 1B			B SI 86 C SI 86 S CH 75 X SI 87 1-2 ② P4		4	0	1	0	0	1	3
7 Juan Castro, R (1, 6) OBP: 0.282, SLG: 0.304		B KN 73 B KN 72 B KN 73 B KN 70 4-0 BB		B FF 84 X FF 81 1-0 ② G6-3	S KN 73 X KN 75 0-1 ② L3			C FF 86 B CH 74 F CU 77 B CH 73 B CU 78 B CU 76 4-2 BB		2	0	0	0	2	0	2
50 Jamie Moyer, L (1, 1) OBP: 0.222, SLG: 0.125 19 Greg Dobbs, L (6, PH) OBP: 0.227, SLG: 0.300 57 David Herndon, R (6, 1) 10 Ben Francisco, R (8, PH) OBP: 0.241, SLG: 0.222 44 Nelson Figueroa, R (8, 1) OBP: 0.500, SLG: 0.750		C KN 70 S KN 74 S KN 76 0-3 ③ K		B FF 85 F FF 81 S KN 75 C KN 81 1-3 ③ K	C KN 72 B KN 77 F KN 75 S KN 80 1-3 ③ K			C SI 86 F CH 73 B SI 86 X CU 76 1-2 ③ P6		2 1 0 1 0	0 0 0 0 0	0 0 0 0 0	0 0 0 0 0	2 1 0 0 0	2 0 0 1 0	3 2 0 1 0
Inning Stats	R: 0 E: 0 K: 0 S: 9 H: 0 LOB: 0 BB: 0 P: 13	R: 0 E: 0 K: 1 S: 14 H: 3 LOB: 3 BB: 1 P: 24	R: 0 E: 0 K: 1 S: 13 H: 1 LOB: 3 BB: 2 P: 24	R: 0 E: 0 K: 2 S: 7 H: 0 LOB: 0 BB: 0 P: 11	R: 0 E: 0 K: 1 S: 7 H: 1 LOB: 1 BB: 0 P: 9	R: 0 E: 0 K: 2 S: 15 H: 2 LOB: 2 BB: 0 P: 22	R: 0 E: 0 K: 2 S: 12 H: 1 LOB: 2 BB: 1 P: 24	R: 0 E: 0 K: 1 S: 12 H: 0 LOB: 1 BB: 1 P: 20	R: 0 E: 0 K: 1 S: 11 H: 1 LOB: 1 BB: 0 P: 13	1B: 8 2B: 1 3B: 0 HR: 0 SF: 0 SAC: 0 DP: 1 HBP: 0						

	AB	35
	R	0
	H	9
	RBI	0
	BB	5
	SO	11
	LOB	26

WP: 0 PB: 0 SB: 0 CS: 0 PA: 40

PITCHER		IP	WLS	BF	H	R	ER	SO	BB	IBB	HBP	BLK	WP	HR	S	P	ERA	WHIP
43 R.A. Dickey, R ERA: 1.5	(1, 1)	6.0	W	27	7	0	0	7	3	0	0	0	0	0	65	103	0.00	1.667
22 Raul Valdes, L ERA: 2.86	(7, 1)	3.0	S	13	2	0	0	4	2	0	0	0	0	0	35	57	0.00	1.333

PITCHER	IP	WLS	BF	H	R	ER	SO	BB	IBB	HBP	BLK	WP	HR	S	P	ERA	WHIP

BOTTOM

Philadelphia Phillies @ New York Mets

Citi Field, Flushing, NY

Tue May 25 2010, 7:12 PM - 10:04 PM EDT

Att. 33,026 - Clear - 71 F

livebaseballscorecards.com

Batter	1	2	3	4	5	6	7	8	9	AB	R	H	RBI	BB	SO	LOB
7 José Reyes, S (1, 6) OBP: 0.275, SLG: 0.304	C SI 80 X SI 81 0-1 44 S 1 SH5-3 44 G6-3 1B	B FC 78 B FC 78 B CU 68 C CH 74 C FC 78 X SI 81 3-2 ③ G5-3			C CH 74 B FF 79 X SI 80 1-1 1 G6-3 1 S 44 1B 1B	B SI 91 C SI 90 B SL 83 X SI 91 3-1 ② F9		B FF 88 B FF 88 C SL 82 F FF 88 X FF 88 2-2 1 1B 2-H 3B		5	3	3	1	0	0	3
1 Luis Castillo, S (1, 4) OBP: 0.336, SLG: 0.290	1 SAFE B SI 80 C FC 79 1 SAFE X FF 80 1-1 SH5-3 ① 1-2	B FC 76 B CH 73 C FC 78 B FF 76 C SI 79 X SI 80 3-2 ① G5-3			B SI 80 C FC 76 M SI 78 1 SAFE 1 SAFE B SI 80 X CH 73 2-2 ① G6-3 1-3	C SI 92 B SI 92 B SL 84 X SI 92 2-1 ③ FC5-4 1-2f		C SL 82 F SL 83 B FF 88 B FS 81 B FS 79 X FF 89 3-2 3-H 1B		4	0	1	1	0	0	2
44 Jason Bay, R (1, 7) OBP: 0.390, SLG: 0.464	B FF 78 C FF 80 S FC 78 B SI 81 F FC 78 B CH 73 X FC 78 3-2 ② G6-3 2-H	C FF 80 F SI 80 B FF 78 F SI 80 B CH 73 F FC 78 X FC 77 2-2 ② F9			C CU 68 B CH 74 B FC 76 X CH 73 2-1 29 S 3-H 1B		C SL 79 B SI 91 X SI 90 1-1 ① G5-3	F FF 88 B FF 87 F FF 88 X SL 80 1-2 ③ G5-3		5	0	1	2	0	0	1
29 Ike Davis, L (1, 3) OBP: 0.394, SLG: 0.464	B FC 78 B SI 81 B CH 75 C FF 80 X FF 80 3-1 ③ F8	C CU 68 B SI 80 X SI 78 1-1 ③ P3			B SI 81 B FC 78 C FC 77 B CH 74 B FC 77 4-1 1-2 BB		B SL 79 C SL 83 F SL 81 B SI 92 X SI 92 2-2 ② G6-3			3	0	0	0	1	0	0
5 David Wright, R (1, 5) OBP: 0.366, SLG: 0.491		B CU 68 B FC 78 F FC 77 X FC 78 2-1 ① G1-3		B CU 69 B FF 80 B FF 80 C SI 80 F FF 80 X FF 79 3-2 21 F8 12 SF8 2B	F SI 81 B SI 80 B FF 80 S FF 79 X FF 79 2-2 ② F7		B SI 92 B SI 91 C SL 84 X SI 92 2-1 ③ G5-3			4	1	1	0	0	0	2
16 Ángel Pagán, S (1, 8) OBP: 0.355, SLG: 0.422		B SI 80 B FC 77 X SI 80 2-0 21 1B 12 1B 1B		B FC 77 B SI 79 B CH 74 C SI 79 B FF 78 4-1 BB	F CH 74 X FF 80 0-1 ③ F8			B FF 87 X SL 81 1-0 ① G1-3		3	1	1	0	1	0	2
21 Rod Barajas, R (1, 2) OBP: 0.295, SLG: 0.550		B FC 77 X FC 77 1-0 43 SH1-4 12 1B 1-3 1B		B SI 79 F CH 74 F SI 80 X SI 79 1-2 ① F8 2-3		C SL 80 B SI 92 X SI 91 1-1 ① P5		X SL 81 0-0 22 2B 1B		4	1	2	0	0	0	2
12 Jeff Francoeur, R (1, 9) OBP: 0.278, SLG: 0.374	F SI 80 F CH 74 B SI 81 B SI 81 F FC 78 1 SAFE B CH 74 F SI 81 X CH 74 3-2 43 SH1-4 1-2 3-H 1B			C SI 80 B SI 80 F FF 80 X FF 80 1-2 ② SF8 3-H		F SI 91 X SL 84 0-1 23 1B 2B		C FF 88 B FF 87 S FF 88 B FF 88 X SL 82 2-2 ② L7		3	1	2	2	0	0	1
43 R.A. Dickey, R (1, 1) 23 Chris Carter, L (6, PH) OBP: 0.353, SLG: 0.438 22 Raul Valdes, L (7, 1) OBP: 0.571, SLG: 0.714		L SI 81 X CU 69 0-1 ② SH1-4 1-2 2-3		B SI 79 C SI 80 X SI 80 1-1 ③ F9		B SI 91 C SL 82 B SI 93 X SI 92 2-1 1 FC5-4 2-H 1B		B FF 86 F FF 87 F SL 83 F CU 73 F FF 88 X CU 72 1-2 7 3B 1-H 2B		1 1 1	0 0 1	0 1 1	0 1 1	0 0 0	0 0 0	1 0 0
Inning Stats	R: 1 H: 1 E: 0 LOB: 0 K: 0 BB: 0 S: 10 P: 17	R: 1 H: 3 E: 0 LOB: 2 K: 0 BB: 0 S: 14 P: 25	R: 0 H: 0 E: 0 LOB: 0 K: 0 BB: 0 S: 10 P: 16	R: 1 H: 1 E: 0 LOB: 1 K: 0 BB: 1 S: 12 P: 22	R: 1 H: 2 E: 0 LOB: 2 K: 0 BB: 1 S: 13 P: 24	R: 1 H: 2 E: 0 LOB: 1 K: 0 BB: 0 S: 10 P: 18	R: 0 H: 0 E: 0 LOB: 0 K: 0 BB: 0 S: 7 P: 12	R: 3 H: 4 E: 0 LOB: 1 K: 0 BB: 0 S: 19 P: 29		1B: 9 SF: 1 2B: 3 SAC: 2 3B: 1 DP: 0 HR: 0 HBP: 0				WP: 0 PA: 39 PB: 0 SB: 3 CS: 0		

	AB	34
	R	8
	H	13
	RBI	8
	BB	2
	SO	0
	LOB	14

PITCHER	IP	WLS	BF	H	R	ER	SO	BB	IBB	HBP	BLK	WP	HR	S	P	ERA	WHIP
50 Jamie Moyer, L (1, 1) ERA: 4.55	5.0	L	24	7	4	4	0	2	0	0	0	0	0	59	104	7.20	1.800
57 David Herndon, R (6, 1) ERA: 4.41	2.0		8	2	1	1	0	0	0	0	0	0	0	17	30	4.50	1.000
44 Nelson Figueroa, R (8, 1) ERA: 5.09	1.0		7	4	3	3	0	0	0	0	0	0	0	19	29	27.00	4.000

PITCHER	IP	WLS	BF	H	R	ER	SO	BB	IBB	HBP	BLK	WP	HR	S	P	ERA	WHIP

Batter	1	2	3	4	5	6	7	8	9	AB	R	H	RBI	BB	SO	LOB
8 Shane Victorino, S (1, 8) OBP: 0.309, SLG: 0.463	C FF 88 S SL 84 B CH 80 X CH 81 1-2 ① F7		X FF 89 0-0 ③ F9			C FF 88 X FF 87 0-1 26 1B 27 G5-3 1B		B SI 93 C SI 92 X CH 86 1-1 ① G4-3		4	0	1	0	0	0	0
27 Placido Polanco, R (1, 5) OBP: 0.344, SLG: 0.456	C FF 89 B CH 79 S CH 79 S CH 80 1-3 ② K			C FF 88 F CU 68 F FF 89 B FF 86 X CH 80 1-2 6 G2-3 1B		X CH 78 0-0 ① G5-3 1-2		C SI 93 B SI 94 B CH 85 B CH 87 X SI 93 3-1 1B		4	0	2	0	0	1	1
26 Chase Utley, L (1, 4) OBP: 0.415, SLG: 0.560	B FF 90 C FF 90 B FF 90 B FF 90 F FF 90 F SL 81 X FF 90 3-2 ③ F7			C SI 88 1 SAFE C FF 89 B SL 80 B SL 82 F SI 89 F CU 68 S FF 89 2-3 ① K		C FF 88 B FF 87 S FF 89 D CU 69 F FF 90 X SL 81 2-2 2-3 1B		B SI 93 F SI 93 S SI 95 X SI 93 1-2 ② F8		4	0	1	0	0	1	2
6 Ryan Howard, L (1, 3) OBP: 0.345, SLG: 0.473		B SL 80 X FF 89 1-0 ① F7		C SL 79 F CH 79 1 SAFE 1 SAFE X SL 81 0-2 ② G2-3 1-2		B SL 80 C SL 80 S CH 81 S CH 81 1-3 ② K		C CH 87 B FF 95 S CH 86 S CH 86 1-3 ③ K		4	0	0	0	0	2	4
28 Jayson Werth, R (1, 9) OBP: 0.395, SLG: 0.625		X FF 90 0-0 ② F8		C FF 90 B CU 69 B CH 80 S CH 79 B FF 90 X CH 80 3-2 ③ F9		F FF 90 F CU 69 B FF 89 X FF 90 1-2 ③ F9			C FF 92 B CH 83 B CH 84 F FF 93 C FF 94 2-3 ① K	4	0	0	0	0	1	3
10 Ben Francisco, R (1, 7) OBP: 0.273, SLG: 0.290		B FF 89 X FF 89 1-0 ② 2B			B CH 78 F CH 79 F CH 79 F CH 80 S SL 86 1-3 ① K		B FC 95 B FF 94 C FF 96 F FC 94 X FF 97 2-2 23 G3 23 WP 1B		B FF 94 B FF 94 C CH 82 X FF 93 2-1 ② G5-3	4	0	2	0	0	1	0
21 Wilson Valdez, R (1, 6) OBP: 0.236, SLG: 0.364 19 Greg Dobbs, L (9, PH) OBP: 0.222, SLG: 0.293		B FF 88 B CH 80 S CH 79 F CH 80 F CH 80 F FF 90 B FF 90 S CH 81 3-3 ③ K			B CU 67 B SI 90 B FF 88 C SI 89 C FF 88 F FF 89 F FF 90 X CH 80 3-2 1B		C FC 95 X CU 82 0-1 ① F9		C FF 94 B CU 76 S FF 95 F FF 95 X CH 87 1-2 ③ L6	3 1	0 0	1 0	0 0	0 0	1 0	2 0
23 Brian Schneider, L (1, 2) OBP: 0.250, SLG: 0.143			C FF 88 B FF 87 X FF 89 1-1 ① L7		F SL 81 B FF 89 X FF 90 1-1 ② P6		C FF 95 D CH 88 F CH 87 B CU 82 F FC 96 B CH 88 F FC 96 X FC 96 3-2 ② G3 1-3			3	0	0	0	0	0	2
56 Joe Blanton, R (1, 1) OBP: 0.200, SLG: 0.200 37 Chad Durbin, R (6, 1) 29 Raul Ibanez, L (7, PH) OBP: 0.351, SLG: 0.403 58 Antonio Bastardo, R (7, 1) 44 Nelson Figueroa, R (8, 1) OBP: 0.500, SLG: 0.750			C FF 89 F CH 79 B CH 80 C FF 90 1-3 ② K		B CH 78 C CH 78 B FF 89 X FF 90 2-1 ③ G1-3		C CH 89 B CH 90 B FC 98 X FC 96 2-1 ③ G1			2 0 1 0 0	0 0 0 0 0	0 0 0 0 0	0 0 0 0 0	1 0 0 0 0	1 0 0 0 0	1 0 1 0 0

Inning Stats									
	R: 0 E: 0 K: 1 S: 10	H: 0 LOB: 0 BB: 0 P: 15	R: 0 E: 0 K: 1 S: 8	H: 1 LOB: 1 BB: 0 P: 13	R: 0 E: 0 K: 1 S: 6	H: 0 LOB: 0 BB: 0 P: 8	R: 0 E: 0 K: 1 S: 15	H: 1 LOB: 1 BB: 0 P: 21	R: 0 E: 0 K: 1 S: 13	H: 1 LOB: 1 BB: 0 P: 20
	R: 0 E: 0 K: 1 S: 13	H: 2 LOB: 2 BB: 0 P: 17	R: 0 E: 0 K: 0 S: 12	H: 1 LOB: 1 BB: 0 P: 19	R: 0 E: 0 K: 1 S: 10	H: 1 LOB: 1 BB: 0 P: 16	R: 0 E: 0 K: 1 S: 9	H: 0 LOB: 0 BB: 0 P: 14	1B: 6 2B: 1 3B: 0 HR: 0	SF: 0 SAC: 0 DP: 0 HBP: 0

PITCHER		IP	W/L/S	BF	H	R	ER	SO	BB	IBB	HBP	BLK	WP	HR	S	P	ERA	WHIP
47 Hisanori Takahashi, L ERA: 2.13	(1, 1)	6.0	W	23	5	0	0	6	0	0	0	0	0	0	65	94	0.00	0.833
32 Jenrry Mejia, R ERA: 3.43	(7, 1)	1.0		4	1	0	0	0	0	0	0	0	1	0	12	19	0.00	1.000
18 Ryota Igarashi, R ERA: 4.5	(8, 1)	1.0		4	1	0	0	1	0	0	0	0	0	0	10	16	0.00	1.000
38 Fernando Nieve, R ERA: 5.09	(9, 1)	1.0		3	0	0	0	1	0	0	0	0	0	0	9	14	0.00	0.000

PITCHER	IP	W/L/S	BF	H	R	ER	SO	BB	IBB	HBP	BLK	WP	HR	S	P	ERA	WHIP

TOP

Philadelphia Phillies @ New York Mets

Citi Field, Flushing, NY

Wed May 26 2010, 7:13 PM - 10:06 PM EDT

Att. 33,223 - Partly Cloudy - 87 F

livebaseballscorecards.com

AB	34
R	0
H	7
RBI	0
BB	0
SO	8
LOB	16

WP: 1	PA: 34								
PB: 0									
SB: 0									
CS: 0									

BOTTOM

Philadelphia Phillies @ New York Mets

Citi Field, Flushing, NY

Wed May 26 2010, 7:13 PM - 10:06 PM EDT

Att. 33,223 - Partly Cloudy - 87 F

livebaseballscorecards.com

Batter	1	2	3	4	5	6	7	8	9	AB	R	H	RBI	BB	SO	LOB
7 José Reyes, S (1, 6) OBP: 0.279, SLG: 0.324	B FF 86 X SI 87 1-0 ① F8		B FF 86 S CH 81 F CH 81 X SL 82 1-2 HR		C SI 86 B SI 87 X CU 75 1-1 ① F9	1 SAFE X FC 88 0-0 1 G4-3 1-2 3-H 1B				4	1	2	2	0	0	0
1 Luis Castillo, S (1, 4) OBP: 0.340, SLG: 0.286 32 Jenrry Mejia, R (7, 1) 18 Ryota Igarashi, R (8, 1) 38 Fernando Nieve, R (9, 1)	B FF 86 L FF 88 X FF 88 1-1 ② F7		B FF 89 C FF 88 B FC 86 B FF 89 C FF 87 B FC 88 4-2 29 S BB		C FC 86 B FC 86 F FF 88 B FF 87 B FF 88 B CH 88 4-2 29 S BB	C FF 90 B FC 88 C FF 91 X FF 89 1-2 ② G4-3 1-2 2-3				2 0 0 0	0 0 0 0	0 0 0 0	0 0 0 0	2 0 0 0	0 0 0 0	2 0 0 0
44 Jason Bay, R (1, 7) OBP: 0.382, SLG: 0.453	C CH 89 B FC 88 F CH 88 X CH 82 1-2 ③ G5-3		1 SAFE B FC 87 X SI 87 1-0 ① P3		C FF 88 1 SAFE 1 SAFE B SI 88 S SL 82 1 SAFE F SL 82 C CH 89 1-3 ② K	C FC 89 B SI 91 X SI 91 1-1 ③ G5-3				4	0	0	0	0	1	4
29 Ike Davis, L (1, 3) OBP: 0.397, SLG: 0.469		X CH 86 0-0 16 1B 21 SF7 2B	B FF 87 B SI 87 B CH 81 B SL 86 4-0 1-2 BB		B CH 81 S FF 88 C FC 89 X FF 90 1-2 ③ F9 1-2		C FF 93 B FF 94 B FF 93 F FF 92 S SL 81 2-3 ① K			3	1	1	0	1	1	1
5 David Wright, R (1, 5) OBP: 0.364, SLG: 0.491		F SI 87 B FF 86 F CH 88 F CH 81 B CU 78 F FF 89 B SL 83 S CH 81 3-3 ① K	X FF 88 0-0 ② F7			B CU 74 C FF 86 F FF 85 B FF 86 X SL 80 2-2 16 1B 21 2B 2B	B SL 82 C FF 94 B FF 92 X FF 92 2-1 ② F8			4	1	1	0	0	1	3
16 Ángel Pagán, S (1, 8) OBP: 0.358, SLG: 0.424		B CH 82 C FC 87 B FF 88 X CH 81 2-1 21 S 2-3 1B	C FF 87 X FF 89 0-1 ③ G4-3			X CH 87 0-0 21 S 21 2B 2-3 1B	B FF 93 B CH 86 F FF 93 B FF 93 X FF 93 3-1 ③ F8			4	1	2	0	0	0	2
21 Rod Barajas, R (1, 2) OBP: 0.294, SLG: 0.552		B SL 82 B FC 88 B FF 88 C CH 87 X FC 87 3-1 ② SF7 1-2 3-H	C FF 86 C CH 86 X CH 80 0-2 ① P5			1 SAFE B SL 82 X FF 87 1-0 13 E 7 1B 1-H 3-H 2B		C FF 88 B FF 88 X SL 83 1-1 ① L4		3	1	1	3	0	0	0
12 Jeff Francoeur, R (1, 9) OBP: 0.278, SLG: 0.367		I IN 57 I IN 56 I IN 62 I IN 63 4-0 IBB	X FF 85 0-0 ② G5-3			D CU 75 F CH 88 S SL 82 B SL 81 F FF 89 X CH 81 2-2 ① F7		B SL 83 S FF 89 X FF 89 1-1 ② G6-3		3	0	0	0	1	0	1
47 Hisanori Takahashi, L (1, 1) OBP: 0.167, SLG: 0.167 13 Alex Cora, L (6, PH) OBP: 0.316, SLG: 0.304 (7, 4)		B FF 87 F CH 86 X FF 88 1-1 ③ F7	C FF 85 B SI 88 C SI 87 F SI 88 X FF 89 1-2 ③ G6-3			F FF 87 D CH 80 B FF 88 F CH 81 X CH 88 2-2 E4 1 G4-3 7 1B 2-3		C SL 83 X FF 89 0-1 ③ G6-3		2 2	0 0	0 0	0 0	0 0	0 0	2 1
Inning Stats	R: 0 E: 0 K: 0 S: 6 H: 0 LOB: 0 BB: 0 P: 9	R: 1 E: 0 K: 1 S: 12 H: 2 LOB: 2 BB: 1 P: 25	R: 1 E: 0 K: 0 S: 9 H: 1 LOB: 2 BB: 2 P: 19	R: 0 E: 0 K: 0 S: 8 H: 0 LOB: 0 BB: 0 P: 9	R: 0 E: 0 K: 1 S: 11 H: 0 LOB: 1 BB: 1 P: 18	R: 3 E: 1 K: 0 S: 18 H: 4 LOB: 2 BB: 0 P: 27	R: 0 E: 0 K: 1 S: 7 H: 0 LOB: 0 BB: 0 P: 14	R: 0 E: 0 K: 0 S: 6 H: 0 LOB: 0 BB: 0 P: 8		1B: 3 2B: 3 3B: 0 HR: 1 SF: 1 SAC: 0 DP: 0 HBP: 0		WP: 0 PB: 0 SB: 4 CS: 0 PA: 36		

	AB	31
	R	5
	H	7
	RBI	5
	BB	4
	SO	3
	LOB	16

PITCHER		IP	WLS	BF	H	R	ER	SO	BB	IBB	HBP	BLK	WP	HR	S	P	ERA	WHIP
56 Joe Blanton, R ERA: 5.63	(1, 1)	5.1	L	27	6	5	5	2	3	1	0	0	0	1	58	99	8.44	1.688
37 Chad Durbin, R ERA: 2.53	(6, 1)	0.2		3	1	0	0	0	0	0	0	0	0	0	6	8	0.00	1.500
58 Antonio Bastardo, L ERA: 2.08	(7, 1)	1.0		3	0	0	0	1	0	0	0	0	0	0	7	14	0.00	0.000
44 Nelson Figueroa, R ERA: 4.82	(8, 1)	1.0		3	0	0	0	0	0	0	0	0	0	0	6	8	0.00	0.000

PITCHER	IP	WLS	BF	H	R	ER	SO	BB	IBB	HBP	BLK	WP	HR	S	P	ERA	WHIP

Batter	1	2	3	4	5	6	7	8	9	AB	R	H	RBI	BB	SO	LOB
8 Shane Victorino, S (1, 8) OBP: 0.318, SLG: 0.469	C FF 93 B CU 75 F FF 94 F SI 94 F FS 84 S FS 84 1-3 ① **K**		C CU 74 S FS 84 D FS 86 B FS 85 X SI 93 2-2 27 G5-4-3 2-3 1B			C CU 73 B FS 84 X SI 90 1-1 26 F8 27 S 1B		B CH 75 X SI 87 1-0 1B		4	0	3	0	0	1	0
27 Placido Polanco, R (1, 5) OBP: 0.342, SLG: 0.448	B SI 94 B FF 93 C SI 92 S FF 94 X FS 85 2-2 ② **F9**		F CU 79 B SL 82 1 SAFE B SI 90 X SI 92 2-1 ②③ **G5-4-3** 1-2f			1 SAFE B FS 86 B SI 92 B FF 92 B SI 92 4-0 1-2 BB		B SI 87 B SI 86 C SI 86 F SI 87 C CU 76 2-3 ③ **K**		3	0	0	0	1	1	3
26 Chase Utley, L (1, 4) OBP: 0.406, SLG: 0.546	C SI 94 S SI 94 B FS 87 S SI 93 1-3 ③ **K**			B SI 91 X SI 91 1-0 ① **G4-3**		B SI 90 B SI 89 F SI 89 B SI 89 X SI 90 3-1 ② **F8** 2-3			B FF 90 C FF 91 F SI 90 F SI 92 F CH 84 F FF 92 X CH 84 1-2 ① **L9**	4	0	0	0	0	1	2
6 Ryan Howard, L (1, 3) OBP: 0.343, SLG: 0.466		S FS 83 B FS 84 B FF 91 B FS 85 X FF 93 3-1 ① **G6-3**		C CU 75 S FS 85 B FS 87 B SI 92 B FS 84 B FS 85 4-2 28 G4-6-3 BB		X FS 85 0-0 ③ **G4-3**			B CU 76 B FF 91 C FF 90 X CH 88 2-1 ② **F7**	3	0	0	0	1	0	2
28 Jayson Werth, R (1, 9) OBP: 0.386, SLG: 0.610		C FF 93 B SI 94 B SL 83 S SI 94 C SI 94 2-3 ② **K**		T SL 83 B FF 92 X SI 91 1-1 ②③ **G4-6-3** 1-2f			F FF 92 B FF 92 F SI 92 B SL 83 T FF 93 2-2 ① **K**		C CU 77 B FF 91 C SI 90 S CU 79 1-3 ③ **K**	4	0	0	0	0	3	1
29 Raul Ibanez, L (1, 7) OBP: 0.356, SLG: 0.404		C SI 95 B SI 92 B FS 85 F SI 94 B SL 82 B FF 94 4-2 **BB**			C SI 91 X FF 90 0-1 ① **P5**		B FS 83 F SI 91 X FF 92 1-1 CS 1B			2	0	1	0	1	0	0
Carlos Ruiz, R (1, 2) OBP: 0.421, SLG: 0.393		B FF 94 F FF 91 C SL 81 B SI 94 F FF 92 X FS 83 2-2 ③ **G5-3**			C FF 91 B SL 82 C SL 83 F SI 92 B SI 91 F FF 93 B FS 85 B SL 81 4-2 21 G1-6-3 BB		C SL 82 B SI 87 1 SAFE B SI 89 X SL 81 2-1 ②③ **L8** 1-2			2	0	0	0	1	0	2
21 Wilson Valdez, R (1, 6) OBP: 0.241, SLG: 0.351			B FF 91 B FF 92 C SI 91 F FF 93 B FS 85 B FF 93 4-2 8 1B 35 SH1-4 BB		1 SAFE C SI 91 B SI 90 X SL 82 1-1 ②③ **G1-6-3** 1-2f			C SI 86 X CH 73 0-1 ① **G1-3**		2	0	0	0	1	0	1
35 Cole Hamels, L (1, 1) OBP: 0.182, SLG: 0.273 37 Chad Durbin, R (7, 1) 58 Antonio Bastardo, R (7, 1) 55 Danys Baez, R (7, 1) 3 Ross Gload, L (7, 7) OBP: 0.241, SLG: 0.448 10 Ben Francisco, R (8, PH) OBP: 0.265, SLG: 0.281 (8, 7)			X FF 89 0-0 ① **SH1-4** 1-2			C SI 89 S CU 74 S FS 86 0-3 ① **K**		B CH 75 B SI 87 C SI 86 F SI 87 S CH 74 2-3 ② **K**		1 0 0 0 0 1	0 0 0 0 0 0	0 0 0 0 0 0	0 0 0 0 0 0	1 0 0 0 0 1	0 0 0 0 0 0	0 0 0 0 0 0
Inning Stats	R: 0 H: 0 E: 0 LOB: 0 K: 2 BB: 0 S: 11 P: 15	R: 0 H: 0 E: 0 LOB: 1 K: 1 BB: 1 S: 11 P: 22	R: 0 H: 1 E: 0 LOB: 1 K: 0 BB: 1 S: 8 P: 16	R: 0 H: 0 E: 0 LOB: 0 K: 0 BB: 1 S: 5 P: 11	R: 0 H: 0 E: 0 LOB: 0 K: 0 BB: 1 S: 8 P: 13	R: 0 H: 1 E: 0 LOB: 2 K: 1 BB: 1 S: 8 P: 16	R: 0 H: 1 E: 0 LOB: 1 K: 1 BB: 0 S: 7 P: 12	R: 0 H: 1 E: 0 LOB: 1 K: 2 BB: 0 S: 9 P: 14	R: 0 H: 0 E: 0 LOB: 0 K: 1 BB: 0 S: 11 P: 15	1B: 4 SF: 0 2B: 0 SAC: 1 3B: 0 DP: 3 HR: 0 HBP: 0						

PITCHER	IP	WLS	BF	H	R	ER	SO	BB	IBB	HBP	BLK	WP	HR	S	P	ERA	WHIP
34 Mike Pelfrey, R (1, 1) ERA: 2.54	7.0	W	25	3	0	0	5	5	0	0	0	0	0	58	105	0.00	1.143
25 Pedro Feliciano, L (8, 1) ERA: 2.21	1.0	H	4	1	0	0	2	0	0	0	0	0	0	9	14	0.00	1.000
75 Francisco Rodríguez, R (9, 1) ERA: 1.88	1.0	S	3	0	0	0	1	0	0	0	0	0	0	11	15	0.00	0.000

PITCHER	IP	WLS	BF	H	R	ER	SO	BB	IBB	HBP	BLK	WP	HR	S	P	ERA	WHIP

TOP

Philadelphia Phillies @ New York Mets

Citi Field, Flushing, NY

Thu May 27 2010, 9:07 PM - 11:53 PM EDT

Att. 35,903 - Cloudy - 60 F

livebaseballscorecards.com

AB	26
R	0
H	4
RBI	0
BB	5
SO	8
LOB	11

1B: 4	SF: 0
2B: 0	SAC: 1
3B: 0	DP: 3
HR: 0	HBP: 0

WP: 0	PA: 32
PB: 0	
SB: 1	
CS: 1	

Batter	1	2	3	4	5	6	7	8	9	AB	R	H	RBI	BB	SO	LOB
7 José Reyes, S (1, 6) OBP: 0.289, SLG: 0.339	B FF 87 C FF 91 C CH 78 F FF 92 F FF 92 X CH 81 1-2 1 G3 44 2B 1B		C FF 91 X FF 91 0-1 1 SH1-4 1-2 1B		B CU 74 X FF 89 1-0 ② L8		C CH 81 B FF 88 X FF 87 1-1 29 BB 1-H 2-H 2B			4	1	3	2	0	0	0
1 Luis Castillo, S (1, 4) OBP: 0.340, SLG: 0.281	1 SAFE C FF 91 B FF 92 F FF 92 1 SAFE X CH 81 1-2 ① G3 1-2		X FF 89 0-0 ① SH1-4 1-2 2-3		B CH 79 F FF 90 C FF 88 X FF 88 1-2 ③ G3		L FF 87 B FF 90 B SI 91 B FC 88 B SI 91 4-1 29 BB BB			2	0	0	0	1	0	1
44 Jason Bay, R (1, 7) OBP: 0.384, SLG: 0.457	C FF 91 B FF 88 F FF 92 X FF 91 1-2 2-H 2B		B CH 81 B FF 90 B FF 91 C FF 90 B FF 89 4-1 29 G4-6-3 BB			F CH 77 X FF 87 0-1 ① G5-3 X FF 88 0-0 1B	F SI 90 C SI 90 C CH 80 0-3 ② K B SL 79 B FF 93 B SL 82 C FF 92 S FF 93 B FF 92 4-2 1-2 2-3 BB			3	0	1	1	1	2	2
29 Ike Davis, L (1, 3) OBP: 0.400, SLG: 0.466	C FF 89 B FF 92 S CH 81 C CH 83 1-3 ② K		S FF 90 C FF 89 B FF 90 X FC 89 1-2 ②③ G4-6-3 1-2f							3	0	1	0	1	1	4
5 David Wright, R (1, 5) OBP: 0.356, SLG: 0.479	C FF 91 B FF 90 X CH 82 1-1 ③ G1-3			B FF 88 T FF 89 B CU 76 B FF 86 X FF 90 3-1 ① L5		F CH 86 B CU 74 C CU 73 F FF 90 F CU 77 S FF 91 1-3 ② K	B SI 93 X SI 92 1-0 ③ G5-3			4	0	0	0	0	1	5
16 Ángel Pagán, S (1, 8) OBP: 0.361, SLG: 0.426		B FF 89 C FF 89 F CU 74 F FC 88 F FC 88 X FF 92 1-2 4 CS 1B		X FF 90 0-0 4 S 1B		C CH 79 B FF 88 B CU 75 B CH 80 F FF 90 X FF 90 3-2 ③ G6-3		B CU 76 B SI 89 F SI 93 F SI 94 X FF 90 2-2 ① L9		4	0	2	0	0	0	1
12 Jeff Francoeur, R (1, 9) OBP: 0.277, SLG: 0.364		F FF 92 X FF 91 0-1 ① P4		X FF 87 0-0 ② P3			S CH 76 B FF 88 B FF 89 S CH 78 X CH 80 2-2 4 FC2-6 1B	F SI 93 F SI 92 S CU 80 0-3 ② K		4	0	1	0	0	1	2
4 Henry Blanco, R (1, 2) OBP: 0.327, SLG: 0.381		1 SAFE B FF 90 S CH 80 S CH 82 B FF 91 F FF 92 X CH 82 2-2 ②③ G6-3 1-2		F FF 90 1 SAFE 1 SAFE 1 SAFE B FF 89 B FF 89 F CU 76 S CH 80 2-3 ③ K2-3 1-2			1 SAFE L FF 88 B FC 86 1 SAFE X CH 78 1-1 ① FC2-6 17 E 7 2B 1-2f	F SI 93 C CU 79 S CU 78 0-3 ③ K		4	1	0	0	0	2	3
34 Mike Pelfrey, R (1, 1) OBP: 0.273, SLG: 0.200 17 Fernando Tatis, R (7, PH) OBP: 0.298, SLG: 0.442 25 Pedro Feliciano, L (8, 1) 75 Francisco Rodríguez, R (9, 1)			C FF 88 S FC 87 B FF 91 B FF 88 X FC 87 2-2 1 SH1-4 7 1B 1B		B FF 88 C FF 88 X FF 88 1-1 ① G3		S CH 80 X CH 79 0-1 FC5 7 2B 1-2			2 1 0 0	0 1 0 0	1 0 0 0	0 0 0 0	0 0 0 0	0 0 0 0	0 1 0 0
Inning Stats	R: 1 E: 0 K: 1 S: 16 H: 2 LOB: 1 BB: 0 P: 21	R: 0 E: 0 K: 0 S: 11 H: 1 LOB: 0 BB: 0 P: 14	R: 0 E: 0 K: 0 S: 10 H: 2 LOB: 2 BB: 1 P: 17	R: 0 E: 0 K: 1 S: 7 H: 1 LOB: 1 BB: 0 P: 12	R: 0 E: 0 K: 0 S: 6 H: 0 LOB: 0 BB: 0 P: 9	R: 0 E: 0 K: 1 S: 11 H: 1 LOB: 1 BB: 0 P: 15	R: 2 E: 1 K: 1 S: 16 H: 2 LOB: 3 BB: 2 P: 29	R: 0 E: 0 K: 2 S: 9 H: 0 LOB: 0 BB: 0 P: 11		1B: 7 2B: 2 3B: 0 HR: 0 SF: 0 SAC: 1 DP: 1 HBP: 0						

PITCHER		IP	WLS	BF	H	R	ER	SO	BB	IBB	HBP	BLK	WP	HR	S	P	ERA	WHIP
35 Cole Hamels, L ERA: 3.82	(1, 1)	6.1	L	28	9	3	2	3	1	0	0	0	0	0	70	101	2.84	1.579
37 Chad Durbin, R ERA: 2.49	(7, 1)	0.1		2	0	0	0	1	1	0	0	0	0	0	4	8	0.00	3.000
58 Antonio Bastardo, L ERA: 2.08	(7, 1)	0.0		1	0	0	0	0	1	0	0	0	0	0	2	6	∞	∞
55 Danys Baez, R ERA: 4.35	(7, 1)	1.1		4	0	0	0	2	0	0	0	0	0	0	10	13	0.00	0.000

PITCHER	IP	WLS	BF	H	R	ER	SO	BB	IBB	HBP	BLK	WP	HR	S	P	ERA	WHIP

BOTTOM

Philadelphia Phillies @ New York Mets

Citi Field, Flushing, NY

Thu May 27 2010, 9:07 PM - 11:53 PM EDT

Att. 35,903 - Cloudy - 60 F

livebaseballscorecards.com

AB	31
R	3
H	9
RBI	3
BB	3
SO	6
LOB	19

New York Mets @ Milwaukee Brewers

Miller Park, Milwaukee, WI

Fri May 28 2010, 7:12 PM - 9:37 PM CDT

Att. 32,773 - Clear - 77 F

TOP

livebaseballscorecards.com

Batter	1	2	3	4	5	6	7	8	9	AB	R	H	RBI	BB	SO	LOB
7 José Reyes, S (1, 6) OBP: 0.288, SLG: 0.342	F FF 91 C FF 93 B SL 86 F FF 93 B SL 86 F FF 92 F CU 78 X CU 78 2-2 ① L9		X CU 80 0-0 ① FC3-2 13 G4-6-3 1-2 2-3 3-Hf			B FF 93 B CH 85 C FF 93 B SL 84 C FF 94 X FF 94 3-2 2B		C SL 86 D FF 94 F SI 93 B SL 88 C FF 94 2-3 ③ K		4	0	1	0	0	1	4
13 Alex Cora, L (1, 4) OBP: 0.313, SLG: 0.301	C FF 92 X SL 84 0-1 44 L1-3 1B		B FF 93 C SI 92 B CH 84 X FF 93 2-1 ②③ G4-6-3 1-2f			C FF 94 B FF 94 X CU 80 1-1 ② F7			C SI 93 X FF 93 0-1 ① G4-3	4	0	1	0	0	0	4
44 Jason Bay, R (1, 7) OBP: 0.382, SLG: 0.453	F FF 92 C FF 92 F FF 93 B FF 94 B SL 87 X CU 78 2-2 ②③ L1-3 1-1			B FF 92 B CU 78 X FF 91 2-0 ① F9		B FF 94 D CU 80 C FF 93 C CU 80 C FF 93 2-3 ③ K			F SL 87 B FF 93 B FF 93 X CU 79 2-1 5 BB 1B	4	0	1	0	0	1	2
29 Ike Davis, L (1, 3) OBP: 0.389, SLG: 0.450		C FF 92 B CH 85 B CU 77 S FF 91 S FF 93 2-3 ① K		X CH 85 0-0 ② G4-3			X FF 92 0-0 ① P6		S CU 80 B FF 93 1 SAFE B CU 80 S CU 80 C FF 94 2-3 ② K	4	0	0	0	0	2	1
5 David Wright, R (1, 5) OBP: 0.354, SLG: 0.471		B SL 86 B FF 92 X FF 92 2-0 ② F9		B FF 93 C CU 78 B CU 78 B SL 85 S FF 92 S FF 93 3-3 ③ K			C FF 93 B CU 80 C FF 92 B FF 94 B CU 79 X FF 94 3-2 ② G3-1		B FF 94 C CU 80 B FF 94 B FF 94 1 SAFE B SL 87 4-1 1-2 BB	3	0	0	0	1	1	0
16 Ángel Pagán, S (1, 8) OBP: 0.353, SLG: 0.416		B FF 93 F FF 92 F FF 92 B CU 80 X FF 93 2-2 ③ P6			C FF 92 F FF 92 B SL 88 C FF 93 1-3 ① K		F FF 93 X FF 93 0-1 ③ L9		B CU 80 C FF 94 D CH 86 S CU 81 C SI 94 2-3 ③ K	4	0	0	0	0	2	2
21 Rod Barajas, R (1, 2) OBP: 0.301, SLG: 0.555			B SL 86 F FF 92 X FF 92 1-1 12 1B 7 FC3-2 1B		F FF 94 X CH 84 0-1 ② F8			F SL 86 F FF 93 X CU 80 0-2 12 G5-4-3 1B		3	0	2	0	0	0	0
12 Jeff Francoeur, R (1, 9) OBP: 0.278, SLG: 0.364			X CU 78 0-0 7 FC3-2 57 1B 1-3 1B		B SI 93 C CU 78 B SL 86 F SI 93 X CU 80 2-2 ③ P3			B SL 88 X CU 80 1-0 ①② G5-4-3 1-2f		3	0	1	0	0	0	1
57 Johan Santana, L (1, 1) 25 Pedro Feliciano, L (9, 1) 18 Ryota Igarashi, R (9, 1)			C SI 91 X CU 77 0-1 7 FC3-2 1-2 1B			C FF 92 B FF 93 X FF 93 1-1 ① G4-3		B FF 93 B FF 93 X FF 92 2-0 2B		3 0 0	0 0 0	2 0 0	0 0 0	0 0 0	0 0 0	0 0 0

AB	32
R	0
H	8
RBI	0
BB	1
SO	7
LOB	14

Inning Stats	1	2	3	4	5	6	7	8	9
R	0	0	0	0	0	0	0	0	0
E	0	0	0	0	0	0	0	0	0
K	0	1	0	1	1	1	0	1	2
S	12	7	8	5	8	10	6	8	11
H	1	0	3	0	0	1	0	2	1
LOB	0	0	2	0	0	1	0	1	2
BB	0	0	0	0	0	0	0	0	1
P	16	13	11	10	11	17	9	13	21

| | | |

Batter	1	2	3	4	5	6	7	8	9	AB	R	H	RBI	BB	SO	LOB
23 Rickie Weeks Jr., R (1, 4) OBP: 0.345, SLG: 0.384	C FF 89 C FF 90 B FF 90 S CH 78 1-3 **K** ①		B SL 76 X SL 79 1-0 **P3** ①		C FF 88 B FF 90 C FF 89 B CH 81 B SL 83 S FF 90 3-3 **K** ②			C CH 78 X CH 79 0-1 **G5-3** ②		4	0	0	0	0	2	1
27 Carlos Gómez, R (1, 8) OBP: 0.292, SLG: 0.417	B SI 90 X CH 78 1-0 **P5** ②		C FF 90 L FF 90 B CH 80 X CH 79 1-2 **P5** ②		X CH 81 0-0 **F8** ③			S FF 91 F CH 79 B FF 90 B CH 83 F FF 91 C SL 83 2-3 **K** ③		4	0	0	0	0	1	1
28 Prince Fielder, L (1, 3) OBP: 0.395, SLG: 0.424	B FF 91 B FF 91 B SL 82 C FF 90 S FF 91 B FF 92 4-2 **BB**		C CH 80 S SL 84 X SL 81 0-2 **1B**			B FF 89 F CH 79 X SL 80 1-1 **F9** ① S CH 81 B CH 82 X FF 91 1-1 **F8** ②			X SI 87 0-0 **G5-3** ①	3	0	1	0	1	0	0
8 Ryan Braun, R (1, 7) OBP: 0.390, SLG: 0.535	B FF 90 X FF 89 1-0 **F9** ③		D FF 89 C SL 78 F FF 90 X FF 90 1-2 **P2** ③						X SI 94 0-0 **1 HR 1B**	4	1	1	0	0	0	2
14 Casey McGehee, R (1, 5) OBP: 0.374, SLG: 0.533		B FF 89 B FF 89 X CH 78 2-0 **2B**		B FF 90 F FF 90 F FF 91 S SL 77 1-3 **K** ①		C FF 90 X FF 91 0-1 **G6-3** ③			D CH 87 X SI 94 1-0 **P3** ②	4	0	1	0	0	1	1
1 Corey Hart, R (1, 9) OBP: 0.329, SLG: 0.542		L FF 89 F FF 90 S CH 77 0-3 **K** ①		F SL 79 B SL 80 B FF 90 B CH 76 C FF 89 F CH 79 F FF 90 X FF 91 3-2 **F8** ②			X CH 78 0-0 **L7** ①		B SI 95 F SI 88 X CH 89 1-1 **1-H HR**	4	1	1	2	0	1	1
21 Alcides Escobar, R (1, 6) OBP: 0.299, SLG: 0.387		C CH 75 B CH 78 S FF 90 F CH 79 F CH 76 F FF 90 F CH 81 B SL 84 X FF 90 2-2 **P4** ②		X SI 89 0-0 **B5-3** ③			B FF 89 C FF 87 X CH 79 1-1 **F8** ②			3	0	0	0	0	0	1
16 George Kottaras, L (1, 2) OBP: 0.420, SLG: 0.500		B SL 81 C FF 90 D FF 90 S SL 78 B FF 91 B SL 77 4-2 **BB**			C FF 89 X FF 90 0-1 **F7** ①		B SL 79 B FF 90 F FF 88 B CH 78 C FF 89 F CH 76 F FF 90 X FF 90 3-2 **F7** ③			2	0	0	0	1	0	0
49 Yovani Gallardo, R (1, 1) OBP: 0.200, SLG: 0.333		S CH 77 F FF 90 F SL 79 X SL 81 0-2 **F7** ③			X SI 89 0-0 **1B**			F CH 80 X FF 90 0-1 **F9** ①		3	0	1	0	0	0	2
Inning Stats	R: 0 E: 0 K: 1 S: 7 H: 0 LOB: 1 BB: 1 P: 14	R: 0 E: 0 K: 1 S: 17 H: 1 LOB: 2 BB: 1 P: 25	R: 0 E: 0 K: 0 S: 10 H: 1 LOB: 1 BB: 0 P: 13	R: 0 E: 0 K: 1 S: 9 H: 0 LOB: 0 BB: 0 P: 13	R: 0 E: 0 K: 1 S: 7 H: 1 LOB: 1 BB: 0 P: 10	R: 0 E: 0 K: 0 S: 6 H: 0 LOB: 0 BB: 0 P: 8	R: 0 E: 0 K: 0 S: 8 H: 0 LOB: 0 BB: 0 P: 12	R: 0 E: 0 K: 1 S: 8 H: 0 LOB: 0 BB: 0 P: 10	R: 2 E: 0 K: 0 S: 5 H: 2 LOB: 0 BB: 0 P: 7	1B: 3 2B: 1 3B: 0 HR: 1 SF: 0 SAC: 0 DP: 0 HBP: 0				WP: 0 PB: 0 SB: 0 CS: 0		PA: 33

PITCHER		IP	WLS	BF	H	R	ER	SO	BB	IBB	HBP	BLK	WP	HR	S	P	ERA	WHIP
57 Johan Santana, L ERA: 3.03	(1, 1)	8.0		29	3	0	0	5	2	0	0	0	0	0	72	105	0.00	0.625
25 Pedro Feliciano, L ERA: 2.18	(9, 1)	0.1		1	0	0	0	0	0	0	0	0	0	0	1	1	0.00	0.000
18 Ryota Igarashi, R ERA: 6.48	(9, 1)	0.1	L	3	2	2	2	0	0	0	0	0	0	1	4	6	54.00	6.000

PITCHER	IP	WLS	BF	H	R	ER	SO	BB	IBB	HBP	BLK	WP	HR	S	P	ERA	WHIP

BOTTOM

New York Mets @ Milwaukee Brewers

Miller Park, Milwaukee, WI

Fri May 28 2010, 7:12 PM - 9:37 PM CDT

Att. 32,773 - Clear - 77 F

livebaseballscorecards.com

AB	31
R	2
H	5
RBI	2
BB	2
SO	5
LOB	9

Batter	1	2	3	4	5	6	7	8	9	AB	R	H	RBI	BB	SO	LOB
7 José Reyes, S (1, 6) OBP: 0.295, SLG: 0.345	C FF 92 B FF 93 B FS 86 B FF 93 B FF 92 4-1 1 G4-3 1 S 44 2B BB	B FS 81 C FF 94 C FF 93 D FS 86 B FF 93 X FS 84 3-2 1-2 3-H 1B		B FF 90 F FF 89 B FF 91 X CH 76 2-1 44 FC1-5 1 BB 1B	D CU 79 F CU 77 B FF 91 F FF 91 S CU 82 2-3 K 1 E 2-3			B FF 89 C CH 79 C CU 75 S SL 83 1-3 K2-3 ①		4	1	2	1	1	2	1
1 Luis Castillo, S (1, 4) OBP: 0.335, SLG: 0.273	B FF 92 1 SAFE B FF 93 C FF 92 1 SAFE 1 SAFE B FF 92 X FF 93 3-1 G4-3 1-3 ①	C FF 94 X FF 96 0-1 G3 ③		C FF 89 B FF 90 B FF 89 B FF 90 B FF 90 4-1 44 FC1-5 29 HR 1-2 BB	X CH 79 0-0 E2 1-2			C FF 91 B CH 83 C FF 91 B SL 82 B SL 84 X CH 81 3-2 L8 ②		4	1	0	0	1	0	5
44 Jason Bay, R (1, 7) OBP: 0.382, SLG: 0.457	C FF 94 B FS 85 S FS 86 B FF 94 X FS 85 2-2 3-H 2B		X FF 90 0-0 16 1B 5 BB 21 G6-3 1B	B FF 92 F CH 77 2 SAFE F FF 91 X CU 81 1-2 FC1-5 29 HR 1-2 2-3f ①	B SI 95 B SL 84 X SI 94 2-0 G4-3 ③			F CU 68 F FF 91 B SL 83 S SL 83 1-3 K ③		5	2	2	1	0	1	5
29 Ike Davis, L (1, 3) OBP: 0.383, SLG: 0.464	B CU 79 C CU 79 B FF 94 T FF 93 F FF 95 S CU 80 2-3 K ②		B FF 93 C CU 80 X FF 93 1-1 P6 ①	B CH 76 B CH 77 F FF 91 F CH 77 B FF 91 X CH 78 3-2 1-H 2-H HR		B SL 84 C FF 93 C SL 84 X SI 94 1-2 F8 ①			C FF 94 C CU 80 B FF 95 X FF 95 1-2 G5-3 ①	5	1	1	3	0	1	2
5 David Wright, R (1, 5) OBP: 0.351, SLG: 0.460	C FF 93 B FF 93 D FS 85 B FF 94 S FS 84 X FF 94 3-2 F8 ③		1 SAFE B FF 92 D FS 83 B FF 93 C FF 92 F FF 92 F FF 93 F FF 92 F FS 84 4-2 F FF 83 B FF 91 21 G6-3 16 1B 1-2 BB	C CU 79 F FF 91 B CU 82 S FF 91 1-3 K ②		B SL 95 B SL 85 S FF 94 C SL 84 S FF 95 2-3 K ②		B FF 95 B FF 96 X FF 95 2-0 P4 ②	4	0	0	0	1	2	1
16 Ángel Pagán, S (1, 8) OBP: 0.354, SLG: 0.415		C FF 90 C FS 82 B FF 92 X FF 92 1-2 12 1B 12 S 7 1B 1B	B CU 80 C FF 94 S FF 93 F FF 94 X FF 93 1-2 21 G6-3 1-2 2-3 1B	S FF 91 C CU 80 B FF 91 C FF 92 1-3 K ③		F FF 95 B SL 86 F SL 84 F SI 95 B SI 95 S SL 86 2-3 K ③		C FF 96 B CU 81 F CU 80 F SL 84 B FF 96 F SL 84 S FF 96 2-3 K ③	5	1	2	0	0	3	0
21 Rod Barajas, R (1, 2) OBP: 0.293, SLG: 0.539		1 SAFE B CU 79 F FF 92 F FF 92 1 SAFE X CU 79 1-2 F7 ①	X FS 85 0-0 G6-3 ② 1-2 2-3 3-H	X CU 79 0-0 P6 ①			B SL 85 C SL 83 X SI 95 1-1 F9 ①		4	0	0	1	0	0	3
12 Jeff Francoeur, R (1, 9) OBP: 0.288, SLG: 0.369		C FF 93 D FS 85 S FS 84 D FS 86 X FS 81 2-2 38 FC1-4 1-3 1B	I IN 62 I IN 66 I IN 67 4-0 IBB	B FF 90 S CH 77 C CU 82 B CU 82 F FF 92 F CH 80 B FF 92 F FF 92 X CU 81 3-2 7 WP 13 S 1B			B SI 95 S SL 85 F SI 93 S SL 86 1-3 K ②		3	0	2	0	1	1	0
38 Fernando Nieve, R (1, 1) 19 Gary Matthews, S (3, PH) OBP: 0.246, SLG: 0.214 46 Oliver Pérez, L (3, 1) OBP: 0.200, SLG: 0.111 13 Alex Cora, L (5, PH) OBP: 0.310, SLG: 0.297 64 Elmer Dessens, R (5, 1) 23 Chris Carter, L (7, PH) OBP: 0.333, SLG: 0.412 32 Jenny Mejía, R (7, 1) 18 Ryota Igarashi, R (8, 1)		C FF 93 X FF 92 0-1 FC1-4 7 1B 1-2f ②	B FS 84 C FS 83 C FF 92 S FS 84 1-3 K ③	B CU 77 C FF 90 B CU 79 S FF 91 F CU 81 1 SAFE F FF 90 B FF 92 F FF 91 3-3 S CH 80 1-2 K ②			C SL 84 F SL 85 B SL 86 X SL 84 1-2 P6 ③		1 1 0 1 0 1 0 0 0	0 0 0 0 0 0 0 0 0	0 0 0 0 0 0 0 0 0	0 0 0 0 0 0 0 0 0	0 1 0 1 0 0 0 0 0	0 1 0 1 0 0 0 0 0	2 3 0 1 0 0 0 0 0
Inning Stats	R: 1 E: 0 K: 1 S: 13 H: 1 LOB: 1 BB: 1 P: 27	R: 1 E: 0 K: 0 S: 16 H: 3 LOB: 2 BB: 0 P: 23	R: 1 E: 0 K: 1 S: 17 H: 2 LOB: 2 BB: 2 P: 28	R: 3 E: 0 K: 2 S: 15 H: 2 LOB: 0 BB: 1 P: 27	R: 0 E: 1 K: 2 S: 18 H: 1 LOB: 3 BB: 0 P: 28	R: 0 E: 0 K: 2 S: 10 H: 0 LOB: 0 BB: 0 P: 15	R: 0 E: 0 K: 1 S: 8 H: 0 LOB: 0 BB: 0 P: 11	R: 0 E: 0 K: 2 S: 9 H: 0 LOB: 0 BB: 0 P: 14	R: 0 E: 0 K: 1 S: 9 H: 0 LOB: 0 BB: 0 P: 14	1B: 7 2B: 1 3B: 0 HR: 1	SF: 0 SAC: 0 DP: 0 HBP: 0	WP: 1 PB: 0 SB: 3 CS: 0	PA: 42					

PITCHER		IP	WLS	BF	H	R	ER	SO	BB	IBB	HBP	BLK	WP	HR	S	P	ERA	WHIP
26 Manny Parra, L ERA: 4.06	(1, 1)	3.0		18	6	3	3	2	2	1	0	0	0	0	46	78	9.00	2.667
45 Marco Estrada, R ERA: 7.2	(4, 1)	1.2		11	3	3	3	4	1	0	0	0	1	1	32	52	16.20	2.400
60 Todd Coffey, R ERA: 3.91	(5, 1)	2.1	W	7	0	0	0	3	0	0	0	0	0	0	19	29	0.00	0.000
12 Carlos Villanueva, R ERA: 2.7	(8, 1)	1.0	H	3	0	0	0	2	0	0	0	0	0	0	9	14	0.00	0.000
59 John Axford, R ERA: 2.25	(9, 1)	1.0	S	3	0	0	0	1	0	0	0	0	0	0	9	14	0.00	0.000

PITCHER	IP	WLS	BF	H	R	ER	SO	BB	IBB	HBP	BLK	WP	HR	S	P	ERA	WHIP

TOP

New York Mets @ Milwaukee Brewers

Miller Park, Milwaukee, WI

Sat May 29 2010, 6:12 PM - 9:39 PM CDT

Att. 37,841 - Clear - 75 F

livebaseballscorecards.com

AB	38
R	6
H	9
RBI	6
BB	4
SO	12
LOB	23

BOTTOM

New York Mets @ Milwaukee Brewers

Miller Park, Milwaukee, WI

Sat May 29 2010, 6:12 PM - 9:39 PM CDT

Att. 37,841 - Clear - 75 F

livebaseballscorecards.com

Batter	1	2	3	4	5	6	7	8	9	AB	R	H	RBI	BB	SO	LOB
23 Rickie Weeks Jr., R (1, 4) OBP: 0.342, SLG: 0.389	B FF 92 B FF 93 C FF 92 F FF 92 F SI 93 F FF 93 S CH 82 2-3 K	F CU 74 F FF 94 F SI 95 C FF 95 0-3 K	B CH 82 C CH 86 B SI 87 B FF 86 X FF 87 3-1 8 G4-3 3B	C SI 89 B SI 89 B SL 84 X SL 80 2-1 F8	B SI 94 X CH 87 1-0 F8 2-3	5	1	1	0	0	2	1
16 George Kottaras, L (1, 2) OBP: 0.419, SLG: 0.532	C FF 94 B FF 94 B CH 84 B CH 85 X FF 92 3-1 P5	C CU 77 B CU 79 B SI 94 X FF 93 2-1 HR	C SL 76 B SL 76 S SL 77 D SL 78 F SL 77 B SI 86 F SL 78 B FF 88 4-2 8 G4-3 BB	B SI 89 C SL 83 C SI 88 B SL 84 T SI 90 2-2 K	X SI 93 0-0 G4-3	4	1	1	1	1	1	1
8 Ryan Braun, R (1, 7) OBP: 0.393, SLG: 0.539	B FF 94 C CU 75 B CU 76 S FF 93 B SI 95 X SI 93 3-2 14 BB 1 HR 2B	C FF 95 B CH 85 F CU 75 B CH 86 S FF 95 2-3 K	B SI 87 X CH 84 1-0 G4-3 1-2f 3-H	F FF 95 B FC 96 F CH 87 F FC 97 X CU 81 1-2 28 S 1B	4	1	2	0	0	1	1
28 Prince Fielder, L (1, 3) OBP: 0.402, SLG: 0.425	D CU 77 B FF 93 C CH 84 B FF 93 B CH 84 4-1 14 BB 1 HR BB	C FF 87 X FF 87 0-1 1 HR 1B	S SL 75 B FF 87 C FF 89 B SL 77 S SL 79 2-3 K	B CH 86 B FF 96 C FF 96 D CH 88 C FF 96 B FC 96 4-2 1-2 BB	2	2	1	0	2	1	0
14 Casey McGehee, R (1, 5) OBP: 0.372, SLG: 0.524	B FF 92 B FF 92 F FF 92 C FF 93 B SI 94 F FF 93 F FF 92 F SL 80 B FF 95 4-2 1 HR 1-2 2-3 BB	X FF 87 0-0 F8	X SI 90 0-0 G5-3	B FC 96 B FF 96 X FC 95 2-0 F3	3	1	0	0	1	0	3
1 Corey Hart, R (1, 9) OBP: 0.333, SLG: 0.582	D CU 78 F FF 95 X SL 82 1-1 1-H 2-H 3-H HR	C CH 83 X FF 87 0-1 1-H HR	C SI 89 F FF 90 B SL 84 B SI 89 X SI 89 2-2 F9	B FF 96 X FF 96 1-0 F8	4	2	2	6	0	0	2
27 Carlos Gómez, R (1, 8) OBP: 0.299, SLG: 0.432	B FF 94 B FF 94 S FF 94 B FF 94 B FF 92 4-1 BB	B CH 85 X CH 83 1-0 L8	C SL 85 B CU 78 B SI 87 X FF 89 2-1 3B	B FF 97 F FF 95 F CH 86 F FF 97 F CH 89 B CU 80 F FF 97 X FF 97 2-2 G4-3	3	0	1	0	1	0	2
21 Alcides Escobar, R (1, 6) OBP: 0.303, SLG: 0.386	D CH 83 1 SAFE F SI 91 1 SAFE B SL 83 1 SAFE 1 SAFE B FF 92 C FF 91 3-3 S FF 83 K	B CH 84 F SI 87 F SL 76 F CH 82 F FF 87 B SL 74 B SL 75 B FF 88 4-2 BB	B SL 84 X SL 86 1-0 L9	F SI 93 B CH 87 B CH 86 B SI 94 X SI 94 3-1 23 F8 2 S 1B	3	0	1	0	1	1	2
26 Manny Parra, L (1, 1) OBP: 0.200, SLG: 0.200 45 Marco Estrada, R (4, 1) 60 Todd Coffey, R (5, 1) 12 Carlos Villanueva, R (8, 1) 2 Joe Inglett, L (8, PH) OBP: 0.391, SLG: 0.524 59 John Axford, R (9, 1)	S FF 91 C CU 73 S FF 94 0-3 K	F FF 87 S SL 76 S SL 77 0-3 K	X SI 88 0-0 G5-3	B SI 91 S SI 92 B SI 92 X SI 91 2-1 B1 1-2	2 0 0 0 0 2 1 0 0 0 0 0 0 0 1 0 0 0 0 0 0 0 0 0 0 0 0 0 1 0 0 0 0 0 1 0 0 0 0 0 0 0							
Inning Stats	R: 4 H: 2 E: 0 LOB: 1 K: 2 BB: 3 S: 22 P: 46	R: 1 H: 1 E: 0 LOB: 0 K: 3 BB: 0 S: 12 P: 16	R: 2 H: 2 E: 0 LOB: 1 K: 1 BB: 1 S: 13 P: 18	R: 1 H: 1 E: 0 LOB: 0 K: 1 BB: 1 S: 10 P: 20	R: 0 H: 1 E: 0 LOB: 1 K: 0 BB: 0 S: 7 P: 12	R: 0 H: 0 E: 0 LOB: 0 K: 1 BB: 0 S: 6 P: 10	R: 0 H: 1 E: 0 LOB: 2 K: 0 BB: 1 S: 14 P: 24	R: 0 H: 1 E: 0 LOB: 1 K: 0 BB: 0 S: 6 P: 12		1B: 3 SF: 0 2B: 1 SAC: 0 3B: 2 DP: 1 HR: 3 HBP: 0					WP: 0 PA: 38 PB: 0 SB: 2 CS: 0	

	AB	R	H	RBI	BB	SO	LOB
AB	32						
R	8						
H	9						
RBI	7						
BB	6						
SO	8						
LOB	14						

PITCHER	IP	WLS	BF	H	R	ER	SO	BB	IBB	HBP	BLK	WP	HR	S	P	ERA	WHIP
38 Fernando Nieve, R (1, 1) ERA: 6.48	2.0	L	12	3	5	5	5	3	0	0	0	0	2	34	62	22.50	3.000
46 Oliver Pérez, L (3, 1) ERA: 6.25	2.0		10	3	3	3	2	2	0	0	0	0	1	23	38	13.50	2.500
64 Elmer Dessens, R (5, 1) ERA: 3.38	2.0		7	1	0	0	1	0	0	0	0	0	0	13	22	0.00	0.500
32 Jenrry Mejia, R (7, 1) ERA: 3.27	1.0		5	1	0	0	0	1	0	0	0	0	0	14	24	0.00	2.000
18 Ryota Igarashi, R (8, 1) ERA: 5.79	1.0		4	1	0	0	0	0	0	0	0	0	0	6	12	0.00	1.000

PITCHER	IP	WLS	BF	H	R	ER	SO	BB	IBB	HBP	BLK	WP	HR	S	P	ERA	WHIP

Batter	1	2	3	4	5	6	7	8	9	AB	R	H	RBI	BB	SO	LOB
7 José Reyes, S (1, 6) OBP: 0.301, SLG: 0.351	C SI 87 C CU 66 X FF 87 0-2 44 BB 5 SF8 2B	B CU 67 B CH 77 C CH 78 F CU 66 F FF 90 B CU 68 X CH 77 3-2 ③ F7		C SI 89 X CU 87 1-1 ②③ L1-3 1-1		I IN 60 I IN 62 I IN 59 I IN 60 4-0 1 1B IBB	S CU 78 F CU 80 B FF 90 B CH 80 S CH 78 2-3 ③ K		C FF 94 B SL 81 F SL 83 B FF 94 X FF 93 2-2 1-2 2-H 1B	5	1	2	1	1	1	4
1 Luis Castillo, S (1, 4) OBP: 0.342, SLG: 0.277	F SI 89 B SL 80 B SL 81 B FF 87 B CH 76 4-1 44 BB BB		C SI 86 X SI 88 0-1 ① G4-3		B CH 74 C SI 88 B SL 80 C SI 87 F SI 89 X SL 79 2-2 44 FC6-4 1B	C CH 78 B FC 87 B FC 83 B FF 88 C FF 87 X FF 87 3-2 1-3 2-H 3-H 1B		B FF 84 B FF 84 C FF 85 B SL 80 L FF 84 X FF 86 3-2 ① G6-3	B FF 95 C SL 80 F FF 95 B SL 77 X SL 79 2-2 ① P3	5	0	2	2	1	0	2
44 Jason Bay, R (1, 7) OBP: 0.381, SLG: 0.447 75 Francisco Rodríguez, R (9, 1)	B CU 65 F CU 65 F CU 66 B FF 87 B FF 87 F SL 81 B FF 90 4-2 1-2 2-3 BB		F SI 87 C FF 86 F FF 88 B CU 66 F CU 66 B FF 88 B SL 78 F FF 91 B FF 89 4-2 5 BB 17 BB BB		B SI 89 F SI 89 B CU 66 F SI 88 B FF 87 X CH 76 3-2 ① FC6-4 1-2f	B SI 88 C CU 70 F CU 74 S FC 84 1-3 ③ K		C FF 87 B SL 83 C FF 85 F CH 74 X CH 74 1-2 ② G6-3	F FF 94 B SL 75 S FF 93 B SL 77 F FF 92 S FF 94 2-3 ② K	4 0	0 0	0 0	0 0	2 0	2 0	5 0
17 Fernando Tatis, R (1, 3) OBP: 0.300, SLG: 0.422 29 Ike Davis, L (6, 3) OBP: 0.375, SLG: 0.453	B CU 66 C SL 80 F CU 67 S FF 91 1-3 ① K		B SL 80 T FF 88 F CU 66 B CU 65 B FF 88 F SI 90 F CU 65 B SL 82 4-2 16 L6-4 5 BB 1-2 BB		B SI 89 C SL 79 B CU 67 F SL 81 S FF 89 2-3 ② K	F FF 88 B FC 86 B CU 76 F SI 87 B FF 86 F SI 86 F FC 88 C FC 81 3-3 ① K		B CU 73 C FF 86 B CU 73 X FC 85 2-1 ③ F9	C FF 94 C SL 82 B FF 93 S FF 93 1-3 ③ K	2 3	0 0	0 0	0 0	1 0	2 2	4 2
5 David Wright, R (1, 5) OBP: 0.356, SLG: 0.469	B SI 90 C SI 90 B SL 82 F SL 82 B FF 89 F FF 90 F SI 90 X SL 80 3-2 ② SF8 3-H		C SL 81 B FF 87 B FF 88 B SL 81 B SL 79 4-1 1-2 2-3 BB		F SI 90 X FF 89 0-1 ③ G6-3		B CU 69 X 1-0 16 HR 2B		C FF 94 X SL 78 0-1 16 2B 12 2B 1B	3	2	2	1	1	0	1
16 Ángel Pagán, S (1, 8) OBP: 0.356, SLG: 0.438	C SL 80 B SL 83 B SI 90 F SL 81 F FF 88 F SL 84 B CH 78 F CH 76 X FF 90 3-2 ③ F9		B CH 78 C CH 77 F SL 80 X SI 88 1-2 ②③ L6-4 2-2			X FF 87 0-0 ① B5-3	X CH 79 0-0 2-H HR		B FF 94 L FF 93 1 SAFE X FF 93 1-1 1-3 12 2B 2B	5	2	2	2	0	0	5
12 Jeff Francoeur, R (1, 9) OBP: 0.301, SLG: 0.393		X SI 87 0-0 ① P3		C CH 76 B CU 65 B FF 87 X CH 74 2-1 4 F8 4 S 43 1B 1B		C FC 80 B FF 86 X FC 82 1-1 43 SH1-4 4 1B 1 1B 1B	B FC 82 X FC 80 1-0 43 SH1-4 2B		B SL 82 F SL 82 X FF 94 1-1 2-H 3-H 4 2B 2B	5	3	4	2	0	0	0
4 Henry Blanco, R (1, 2) OBP: 0.370, SLG: 0.457		C SI 86 B CH 76 F SI 89 X FF 88 1-2 2B		F SI 88 B CU 66 1 SAFE 1 SAFE B B SI 88 F SI 89 X CH 78 3-2 ① F8 1-3		F SI 88 F SI 88 X CH 79 0-2 43 SH1-4 1 1B 1-2 1B	B FF 87 D FC 82 D FC 84 B FC 86 4-0 43 SH1-4 BB		D FF 94 B FF 94 X FF 94 2-0 7 1B 2-H 2B	4	2	3	1	1	0	1
43 R.A. Dickey, R (1, 1) OBP: 0.200, SLG: 0.200 25 Pedro Feliciano, L (8, 1) 64 Elmer Dessens, R (8, 1) 19 Gary Matthews, S (9, PH) OBP: 0.258, SLG: 0.214 (9, 7)		F SI 89 F CU 65 S CU 66 0-3 ② K		F CU 66 D CU 68 X CU 66 1-1 7 L1-3 3-H 1B		X FC 81 0-0 ② SH1-4 1-2 2-3	L FC 77 X CU 74 0-1 ② SH1-4 1-2 2-3		B SL 80 B FF 93 C FF 94 F FF 94 B FF 93 B FF 94 4-2 7 1B BB	2 0 0 0	0 0 0 0	1 0 0 0	1 0 0 0	0 0 0 1	1 0 0 0	1 0 0 0

Inning Stats	1	2	3	4	5	6	7	8	9
	R: 1 E: 0 K: 1 S: 21 H: 1 LOB: 2 BB: 2 P: 36	R: 0 E: 0 K: 1 S: 11 H: 1 LOB: 1 BB: 0 P: 15	R: 0 E: 0 K: 0 S: 15 H: 0 LOB: 2 BB: 3 P: 28	R: 1 E: 0 K: 0 S: 9 H: 2 LOB: 0 BB: 0 P: 16	R: 0 E: 0 K: 1 S: 12 H: 1 LOB: 1 BB: 0 P: 19	R: 2 E: 0 K: 1 S: 13 H: 3 LOB: 2 BB: 1 P: 22	R: 2 E: 0 K: 2 S: 13 H: 3 LOB: 2 BB: 1 P: 24	R: 0 E: 0 K: 0 S: 9 H: 0 LOB: 0 BB: 0 P: 15	R: 4 E: 0 K: 2 S: 22 H: 5 LOB: 2 BB: 1 P: 37

1B: 8 SF: 1
2B: 9 SAC: 2
3B: 0 DP: 2
HR: 1 HBP: 0

WP: 0 PA: 49
PB: 0
SB: 1
CS: 0

PITCHER	IP	WLS	BF	H	R	ER	SO	BB	IBB	HBP	BLK	WP	HR	S	P	ERA	WHIP
43 Randy Wolf, L (1, 1) ERA: 4.46	5.0		23	5	2	2	3	5	0	0	0	0	0	68	114	3.60	2.000
37 Jeff Suppan, R (6, 1) ERA: 7.22	1.2	L	13	6	4	4	2	1	1	0	0	0	1	23	41	21.60	4.200
45 Marco Estrada, R (7, 1) ERA: 6.97	0.1		1	0	0	0	1	0	0	0	0	0	0	3	5	0.00	0.000
51 Trevor Hoffman, R (8, 1) ERA: 10.69	1.0		3	0	0	0	0	0	0	0	0	0	0	9	15	0.00	0.000
21 Zach Braddock, L (9, 1) ERA: 9.0	1.0		9	5	4	4	2	1	0	0	0	0	0	22	37	36.00	6.000

PITCHER	IP	WLS	BF	H	R	ER	SO	BB	IBB	HBP	BLK	WP	HR	S	P	ERA	WHIP

New York Mets @ Milwaukee Brewers

Miller Park, Milwaukee, WI

Sun May 30 2010, 1:12 PM - 4:40 PM CDT

Att. 36,559 - Sunny - 87 F

TOP

livebaseballscorecards.com

AB	38
R	10
H	16
RBI	10
BB	8
SO	8
LOB	25

BOTTOM

Batter	1	2	3	4	5	6	7	8	9	AB	R	H	RBI	BB	SO	LOB
23 Rickie Weeks Jr., R (1, 4) OBP: 0.349, SLG: 0.425	C FF 84 B KN 74 C KN 73 X KN 79 1-2 HR	B KN 75 B KN 77 F FF 85 X KN 73 2-1 ③ F8			F KN 75 F KN 79 B KN 82 B KN 82 X FF 87 2-2 8 FC5-4 1B		X KN 73 0-0 1-H HR			4	2	3	3	0	0	1
8 Ryan Braun, R (1, 7) OBP: 0.385, SLG: 0.528	X KN 74 0-0 ① G5-3		F KN 74 B FF 84 F KN 75 X KN 80 1-2 ① F8		B KN 74 X FF 86 1-0 ② FC5-4 1-2f		B KN 77 C KN 77 X FF 86 1-1 ③ G3-1			4	0	0	0	0	0	2
28 Prince Fielder, L (1, 3) OBP: 0.404, SLG: 0.423	B KN 74 C KN 75 X KN 78 1-1 1B		B KN 74 B KN 75 C KN 73 F KN 77 B KN 78 X KN 77 3-2 ② G1-3		B KN 78 S KN 77 1 SAFE F KN 77 B KN 81 B KN 80 X KN 79 3-2 ③ G4-3			B SI 86 B SI 86 C SI 88 B SI 86 F SI 87 B SI 87 4-2 14 G6-3 BB		3	0	1	0	1	0	1
14 Casey McGehee, R (1, 5) OBP: 0.365, SLG: 0.513	B KN 73 C FF 84 F KN 76 S KN 77 1-3 ② K		B KN 74 X KN 73 1-0 ③ F9			X KN 72 0-0 ① G5-3		F FF 89 C SI 90 B SL 85 B SL 82 X SI 90 2-2 ①② G6-3 1-2f		4	0	0	0	0	1	2
1 Corey Hart, R (1, 9) OBP: 0.325, SLG: 0.567 21 Zach Braddock, L (9, 1)	X KN 71 0-0 ③ F9			C KN 77 F FF 85 B KN 77 F KN 80 X FF 88 1-2 ① L8		C FF 86 F KN 79 B FF 80 B FF 82 S KN 77 2-3 ② K		B SI 90 X FF 89 1-0 ③ F8		4 0	0 0	0 0	0 0	0 0	1 0	1 0
27 Carlos Gómez, R (1, 8) OBP: 0.298, SLG: 0.426		F KN 74 X KN 77 0-1 20 CS 1B		C FF 85 F FF 87 B FF 83 S KN 80 1-3 ② K		C KN 73 B FF 86 S KN 77 X FF 81 1-2 ③ G6-3			B FF 92 C FF 91 C CU 79 S FF 92 1-3 ① K	4	0	1	0	0	2	0
20 Jonathan Lucroy, R (1, 2) OBP: 0.400, SLG: 0.400		P PO 81 B FF 84 1 SAFE C FF 84 1 SAFE 1 SAFE B FF 85 X FF 83 3-1 ① 43 SH1-4 21 1B 1-2 1B		B KN 73 B FF 88 S FF 86 X FF 86 2-1 1B			C KN 68 B KN 77 X KN 71 1-1 ① F8		B FF 91 C FF 91 B CU 79 F FF 92 F FF 92 B SI 92 F SI 91 F FF 91 F FF 90 3-3 ② F FF 91 F FF 91 C CH 77 K	4	1	2	0	0	1	0
43 Randy Wolf, L (1, 1) OBP: 0.296, SLG: 0.333 37 Jeff Suppan, R (6, 1) OBP: 0.200, SLG: 0.200 45 Marco Estrada, R (7, 1) 2 Joe Inglett, L (7, PH) OBP: 0.404, SLG: 0.535 31 Dave Bush, R (7, PR) OBP: 0.286, SLG: 0.091 51 Trevor Hoffman, R (8, 1) 11 Adam Stern, L (9, 9)	B KN 72 B FF 84 B FF 82 C FF 83 X FF 82 3-1 ② SH1-4 1-2		C KN 74 X KN 79 0-1 ③ G6-3			X FF 84 0-0 23 HR 1B		S CH 80 B CH 86 X CH 79 1-1 ③ G4-3	1 0 0 1 0 0 0	0 0 0 0 1 0 0	0 0 0 1 0 0 0	0 0 0 0 0 0 0	0 0 0 0 0 0 0	0 0 0 0 0 0 0	1 0 0 0 0 0 0
21 Alcides Escobar, R (1, 6) OBP: 0.304, SLG: 0.385		C KN 74 B KN 80 B KN 79 D KN 71 S FF 85 X FF 84 3-2 2-H 1B			B KN 72 B FF 84 X FF 85 2-0 ① L4		B FF 85 B KN 68 X FF 83 2-0 ② L8			3	0	1	1	0	0	1
Inning Stats	R: 1 E: 0 K: 1 S: 10 H: 2 LOB: 1 BB: 0 P: 13	R: 1 E: 0 K: 0 S: 12 H: 3 LOB: 1 BB: 0 P: 22	R: 0 E: 0 K: 0 S: 7 H: 0 LOB: 0 BB: 0 P: 12	R: 0 E: 0 K: 1 S: 11 H: 1 LOB: 1 BB: 0 P: 15	R: 0 E: 0 K: 0 S: 8 H: 1 LOB: 1 BB: 0 P: 16	R: 0 E: 0 K: 1 S: 7 H: 0 LOB: 0 BB: 0 P: 10	R: 2 E: 0 K: 0 S: 7 H: 2 LOB: 1 BB: 0 P: 11	R: 0 E: 0 K: 0 S: 6 H: 0 LOB: 0 BB: 1 P: 13	R: 0 E: 0 K: 2 S: 14 H: 0 LOB: 0 BB: 0 P: 19	1B: 7 2B: 0 3B: 0 HR: 2 SF: 0 SAC: 1 DP: 1 HBP: 0						WP: 0 PB: 0 SB: 0 CS: 1 PA: 35

PITCHER		IP	WLS	BF	H	R	ER	SO	BB	IBB	HBP	BLK	WP	HR	S	P	ERA	WHIP
43 R.A. Dickey, R ERA: 2.84	(1, 1)	7.0	W	29	9	4	4	3	0	0	0	0	0	2	62	99	5.14	1.286
25 Pedro Feliciano, L ERA: 2.18	(8, 1)	0.0		1	0	0	0	0	1	0	0	0	0	0	2	6	∞	∞
64 Elmer Dessens, R ERA: 2.45	(8, 1)	1.0	H	2	0	0	0	0	0	0	0	0	0	0	4	7	0.00	0.000
75 Francisco Rodríguez, R ERA: 1.8	(9, 1)	1.0		3	0	0	0	2	0	0	0	0	0	0	14	19	0.00	0.000

PITCHER	IP	WLS	BF	H	R	ER	SO	BB	IBB	HBP	BLK	WP	HR	S	P	ERA	WHIP

New York Mets @ Milwaukee Brewers

Miller Park, Milwaukee, WI

Sun May 30 2010, 1:12 PM - 4:40 PM CDT

Att. 36,559 - Sunny - 87 F

livebaseballscorecards.com

AB	33
R	4
H	9
RBI	4
BB	1
SO	5
LOB	9

Batter	1	2	3	4	5	6	7	8	9	AB	R	H	RBI	BB	SO	LOB
7 José Reyes, S (1, 6) OBP: 0.301, SLG: 0.361 17 Fernando Tatis, R (7, PH) OBP: 0.288, SLG: 0.404 (7, 4)	C SI 89 B SL 86 X SI 91 1-1 G1-3		C FF 90 C CU 76 F CU 76 X CH 86 0-2 G2-3		B SL 87 S SI 91 X SI 92 1-1 13 G4-3 3B 2-H 3-H		C SI 96 B SI 96 C SL 87 B SL 84 F SI 97 X SI 96 2-2 G6-3		C FF 87 X FC 86 0-1 G5-3	3	1	1	2	0	0	0
										2	0	0	0	0	0	0
13 Alex Cora, L (1, 4) OBP: 0.303, SLG: 0.282 (7, 6)	C FF 91 B FF 91 C SL 87 X CH 85 1-2 G6-3		B CH 86 C SL 87 X SI 91 1-1 G3		B CH 85 C SL 88 X CU 75 1-1 G4-3 3-H		S SL 88 B SL 87 B SI 95 F SI 96 B SI 95 B SI 95 4-2 44 G4-6-3 BB		B FF 87 F FF 86 B SL 77 B FF 86 F FF 86 F FF 86 F FF 87 S SL 77 3-3 K	4	0	0	1	1	1	0
44 Jason Bay, R (1, 7) OBP: 0.374, SLG: 0.438	B FF 92 F SI 92 F SL 88 B SL 90 T SL 88 2-2 K		S CH 88 X CH 86 0-1 G6-3		C FF 92 B SL 88 F SL 88 S CU 75 1-3 K		S SI 94 X SI 97 0-1 G4-6-3 1-2f			4	0	0	0	0	2	1
29 Ike Davis, L (1, 3) OBP: 0.365, SLG: 0.439		S FF 91 B FF 91 B SI 90 C SL 87 S SL 87 2-3 K		X FF 90 0-0 G4-3	B SI 92 C SL 85 B CU 77 B SL 89 S SL 84 X SL 86 3-2 G3			X FF 93 0-0 L7		4	0	0	0	0	1	0
5 David Wright, R (1, 5) OBP: 0.364, SLG: 0.473		F FF 92 B SI 92 B SL 88 X FF 92 2-1 16 S 16 1B 1B		X FF 91 0-0 1B		B SL 88 C SL 87 C CU 76 B CU 76 X SL 88 2-2 G6-3		B FF 94 B FF 94 F FF 93 C FF 93 F FF 94 B SL 86 D SL 85 4-2 16 1B BB		3	1	2	0	1	0	0
16 Ángel Pagán, S (1, 8) OBP: 0.364, SLG: 0.441		B FF 90 C CH 86 F FF 90 F SL 85 X FF 89 1-2 12 1B 1-H 1B		B SL 85 B CH 84 X FF 87 2-0 L9		B FF 91 B SI 90 C SI 90 B SL 86 B SI 90 4-1 21 HR BB		C FF 93 F FF 92 B FF 92 X CU 73 1-2 12 FC6-4 1-2 1B		3	1	2	1	1	0	1
21 Rod Barajas, R (1, 2) OBP: 0.292, SLG: 0.552		1 SAFE 1 SAFE C SL 87 S SI 89 F SI 90 1 SAFE X SL 88 0-2 P3		X SL 86 0-0 G4-3		C FA 88 F SI 91 X CH 86 0-2 1-H HR		B FF 92 X FF 91 1-0 L7		4	1	1	2	0	0	4
12 Jeff Francoeur, R (1, 9) OBP: 0.305, SLG: 0.392		1 SAFE X SL 87 0-0 47 FC4-6 1-3 1B			C SL 87 F CU 75 B FF 91 B SL 88 H CH 86 3-2 19 2B 7 3B HBP	B CU 76 X SL 88 1-0 G5-3		F SL 84 B CU 74 X FF 93 1-1 FC6-4 1-2f		3	1	1	0	0	0	2
47 Hisanori Takahashi, L (1, 1) OBP: 0.143, SLG: 0.143 19 Gary Matthews, S (5, PH) OBP: 0.270, SLG: 0.246 22 Raul Valdes, L (5, 1) OBP: 0.571, SLG: 0.714 32 Jenrry Mejia, R (5, 1) 23 Chris Carter, L (6, PH) OBP: 0.316, SLG: 0.389 18 Ryota Igarashi, R (6, 1) 46 Oliver Pérez, L (6, 1) OBP: 0.200, SLG: 0.111 1 Luis Castillo, S (9, PH) OBP: 0.340, SLG: 0.275		F FF 88 C SL 85 F SL 86 X SL 88 0-2 FC4-6 1-2f			C SL 86 B SL 85 X CH 86 1-1 7 3B 1-3 2B	B SL 86 C SI 90 X CU 76 1-1 L4			C FF 86 B FF 86 S FC 86 B SL 77 F FF 87 F FC 88 B SL 77 F FF 86 F FF 86 3-3 C FC 86 K	1 1 0 0 1 0 0 0 1	0 1 0 0 0 0 0 0 0	0 1 0 0 0 0 0 0 0	0 0 0 0 0 0 0 0 0	0 0 0 0 0 0 0 0 0	0 0 0 0 0 0 0 0 1	2 0 0 0 0 0 0 0 0
Inning Stats	R: 0 E: 0 K: 1 S: 8 H: 0 LOB: 0 BB: 0 P: 12	R: 1 E: 0 K: 1 S: 18 H: 3 LOB: 2 BB: 0 P: 23	R: 0 E: 0 K: 0 S: 8 H: 0 LOB: 0 BB: 0 P: 9	R: 0 E: 0 K: 0 S: 4 H: 1 LOB: 1 BB: 0 P: 6	R: 3 E: 0 K: 1 S: 14 H: 2 LOB: 0 BB: 0 P: 24	R: 2 E: 0 K: 0 S: 10 H: 1 LOB: 0 BB: 1 P: 18	R: 0 E: 0 K: 0 S: 8 H: 0 LOB: 0 BB: 1 P: 14	R: 0 E: 0 K: 0 S: 10 H: 1 LOB: 2 BB: 1 P: 17	R: 0 E: 0 K: 2 S: 14 H: 0 LOB: 0 BB: 0 P: 20	1B: 5 2B: 1 3B: 1 HR: 1 SF: 0 SAC: 0 DP: 1 HBP: 1						

PITCHER		IP	WLS	BF	H	R	ER	SO	BB	IBB	HBP	BLK	WP	HR	S	P	ERA	WHIP
29 Kevin Correia, R ERA: 4.55	(1, 1)	6.0	W	27	7	6	6	3	1	0	1	0	0	1	62	92	9.00	1.333
58 Ryan Webb, R ERA: 1.38	(7, 1)	1.0		3	0	0	0	0	1	0	0	0	0	0	8	14	0.00	1.000
63 Sean Gallagher, R ERA: 6.43	(8, 1)	1.0		5	1	0	0	0	1	0	0	0	0	0	10	17	0.00	2.000
54 Joe Thatcher, L ERA: 1.93	(9, 1)	1.0		3	0	0	0	2	0	0	0	0	0	0	14	20	0.00	0.000

PITCHER	IP	WLS	BF	H	R	ER	SO	BB	IBB	HBP	BLK	WP	HR	S	P	ERA	WHIP

TOP

New York Mets @ San Diego Padres

PETCO Park, San Diego, CA

Mon May 31 2010, 10:05 PM - 1:20 AM EDT

Att. 20,023 - Partly Cloudy - 69 F

livebaseballscorecards.com

AB	34
R	6
H	8
RBI	6
BB	3
SO	5
LOB	10

WP: 0 PA: 38
PB: 0
SB: 1
CS: 0

BOTTOM

New York Mets @ San Diego Padres

PETCO Park, San Diego, CA

Mon May 31 2010, 10:05 PM - 1:20 AM EDT

Att. 20,023 - Partly Cloudy - 69 F

livebaseballscorecards.com

Batter	1	2	3	4	5	6	7	8	9	AB	R	H	RBI	BB	SO	LOB
15 Jerry Hairston, R (1, 6) OBP: 0.296, SLG: 0.350	B FF 88 B FF 89 C FF 89 F FF 90 X CH 79 2-2 ① G6-3	C FF 91 X FF 90 0-1 1-H 2-H 3-H HR		B FF 90 B CU 69 B CH 79 C FF 89 B CH 80 4-1 22 G5-4-3 BB	B FF 96 X FC 94 1-0 ② G4-6-3 1-2 2-3	C FF 90 B SL 80 F SL 79 X FF 90 1-2 2-3 1B		C SI 86 X CH 84 0-1 ①② G6-3 1-2f 2-3		5	1	2	4	1	0	4
22 David Eckstein, R (1, 4) OBP: 0.340, SLG: 0.371 2 Lance Zawadzki, L (7, 4) OBP: 0.368, SLG: 0.313	B FF 90 C CH 79 X FF 90 1-1 ② G6-3	S CH 81 C CU 67 X FF 86 0-2 ③ F9		B FF 90 F CH 79 B FF 89 X FF 88 2-1 ②③ G5-4-3 1-2f	C FC 96 B CH 86 S FC 96 X FC 97 1-2 ③ G3	C CH 84 X FF 89 0-1 ② SF8 3-H		S SI 86 B SL 80 S SL 80 F FF 90 F CH 86 B SL 80 X SL 79 2-2 3-H 1B		4 1	0 0	0 1	1 1	0 0	0 0	4 0
23 Adrián González, L (1, 3) OBP: 0.386, SLG: 0.454 58 Ryan Webb, R (7, 1) 63 Sean Gallagher, R (8, 1) 18 Tony Gwynn Jr., L (8, PH) OBP: 0.301, SLG: 0.268 54 Joe Thatcher, L (9, 1)	B SL 78 C SI 89 B SI 89 B SL 80 B FF 90 4-1 BB		B SI 88 X FF 91 1-0 7 1B 4 2B 1B		C SI 86 B CU 77 X CU 77 1-1 4 BB 7 1B 13 BB 1B	4 1B 7 1B 13 2B BB 2-0 G6-3		B SL 79 C FF 89 B SI 90 F FF 89 F FF 91 B FF 90 X FF 90 3-2 ③ P6		3 0 0 1 0	3 0 0 0 0	2 0 0 0 0	0 0 0 0 0	2 0 0 0 0	0 0 0 0 0	1 0 0 1 0
7 Chase Headley, S (1, 5) OBP: 0.323, SLG: 0.374	B FF 88 X CH 79 1-0 ③ G4-3		C CU 67 B FF 87 F CU 68 X SL 85 1-2 4 2B 1B		C SI 86 B SI 87 X CH 73 1-1 13 BB 4 BB 14 BB 1B	C SI 92 B SI 92 B CH 86 D FF 93 X SI 92 3-1 4 1B 13 2B 1B	B SL 74 F FF 89 B CH 83 B SL 74 X FF 89 3-1 HR			5	4	4	1	0	0	1
4 Nick Hundley, R (1, 2) OBP: 0.382, SLG: 0.469		C FF 89 B FF 90 X FF 88 1-1 14 1B 13 1B 15 HR 1B	X CU 67 0-0 13 G6-3 14 F8-2 1-H 2-H 2B		B CU 76 B SI 87 B SI 87 C SI 86 B FF 87 4-1 14 BB 13 BB 3 1B 1-2 2-3 BB	B SI 95 F SI 94 F SI 95 X SI 89 1-2 13 2B 3 FC3-2 1-2 2-3 1B	B FF 90 S CH 85 B CH 83 F FF 91 F CH 83 S SL 78 2-3 ① K			4	2	3	2	1	1	0
13 Chris Denorfia, R (1, 9) OBP: 0.386, SLG: 0.400 (7, 7)	1 SAFE B CH 78 C CH 78 1 SAFE X CH 77 1-1 14 1B 15 HR 1-2 1B	C FF 88 B SL 80 X CH 81 1-1 ① G6-3 2-3		B CU 76 B CU 76 C SI 87 F SI 87 B CU 78 B FF 88 4-2 14 BB 3 1B 1-2 2-3 3-H BB	X SI 94 0-0 3 FC3-2 25 1B 1-3 2-H 3-H 2B	C FF 91 B FF 91 F FF 91 B SI 91 X FF 86 2-2 14 G1-6-3 1B			4	3	3	3	1	0	1
14 Oscar Salazar, R (1, 7) OBP: 0.316, SLG: 0.261 (7, 3)	B FF 88 B SI 87 S CH 79 F FF 89 B FF 90 X CH 80 3-2 15 HR 1-2 2-3 1B	F CH 81 F FF 89 X SL 81 0-2 ②③ F8-2 3-H		B FF 87 B CU 76 B FF 86 C FF 85 B SI 86 4-1 15 G4-6-3 3 1B 1-2 2-3 3-H BB	S SI 95 B SI 94 S SI 94 B SI 94 F SI 93 B SI 95 F CH 88 B SI 89 4-2 3 FC3-2 25 1B BB	X SI 86 0-0 ②③ G1-6-3 1-2f			3	2	1	1	2	0	2
3 Luis Durango, S (1, 8) OBP: 0.385, SLG: 0.333		C CH 82 F FF 90 B CH 80 B FF 90 B CH 81 X FF 90 3-2 ① F9		C FF 89 X CH 79 0-1 29 SH1-4 1B	B FC 95 X FC 94 1-0 15 G4-6-3 1-2 2-H 3-H 1B	S SI 94 X CH 88 0-1 ① FC3-2 25 1B 25 E 1-2 2-3 3-Hf		F FF 89 B FF 89 B FF 89 F FF 89 F FF 90 B FF 91 D FF 90 4-2 15 G6-3 25 HBP 2 1B BB		4	2	2	2	1	0	6
29 Kevin Correia, R (1, 1) OBP: 0.250, SLG: 0.167 25 Will Venable, L (6, PH) OBP: 0.315, SLG: 0.395 (7, 9)		L FF 89 S CH 79 F CH 80 S FF 90 0-3 ② K		1 SAFE L FF 85 L FF 85 X FF 87 0-2 ① SH1-4 1-2	B FC 95 L FC 93 L FF 92 B FF 95 M FC 95 2-3 ① K	C SI 88 F FF 93 F SI 94 X CH 89 0-2 E3 15 1B 22 SF8 1-H 2-H 3-H 1B		H FF 90 1-0 15 G6-3 1-2 HBP		2 1	0 1	0 1	0 2	0 0	2 0	5 0
Inning Stats	R: 0 H: 0 E: 0 LOB: 1 K: 0 BB: 1 S: 7 P: 15	R: 4 H: 4 E: 0 LOB: 0 K: 1 BB: 0 S: 19 P: 27	R: 2 H: 3 E: 0 LOB: 0 K: 0 BB: 0 S: 10 P: 13	R: 0 H: 1 E: 0 LOB: 1 K: 0 BB: 1 S: 8 P: 14	R: 4 H: 3 E: 0 LOB: 2 K: 1 BB: 3 S: 16 P: 35	R: 6 H: 5 E: 1 LOB: 1 K: 0 BB: 2 S: 22 P: 37	R: 1 H: 2 E: 0 LOB: 0 K: 1 BB: 0 S: 10 P: 17	R: 1 H: 1 E: 0 LOB: 1 K: 0 BB: 1 S: 14 P: 24		1B: 15 SF: 1 2B: 3 SAC: 1 3B: 0 DP: 4 HR: 2 HBP: 1							

AB	37
R	18
H	19
RBI	17
BB	8
SO	3
LOB	25

WP: 0 PA: 48
PB: 0
SB: 0
CS: 0

PITCHER		IP	WLS	BF	H	R	ER	SO	BB	IBB	HBP	BLK	WP	HR	S	P	ERA	WHIP
47 Hisanori Takahashi, L ERA: 3.21	(1, 1)	4.0	L	20	8	6	6	1	2	0	0	0	0	1	44	69	13.50	2.500
22 Raul Valdes, L ERA: 4.13	(5, 1)	0.0		5	2	4	4	0	3	0	0	0	0	0	8	22	∞	∞
32 Jenrry Mejia, R ERA: 3.13	(5, 1)	1.0		4	1	0	0	1	0	0	0	0	0	0	8	13	0.00	1.000
18 Ryota Igarashi, R ERA: 11.17	(6, 1)	0.1		7	4	6	6	0	2	0	0	0	0	0	16	28	162.00	18.000
46 Oliver Pérez, L ERA: 6.28	(6, 1)	2.2		12	4	2	2	1	1	0	1	0	0	1	30	50	6.75	1.875

PITCHER	IP	WLS	BF	H	R	ER	SO	BB	IBB	HBP	BLK	WP	HR	S	P	ERA	WHIP

Batter	1	2	3	4	5	6	7	8	9	AB	R	H	RBI	BB	SO	LOB
7 José Reyes, S (1, 6) OBP: 0.295, SLG: 0.352	B FF 87 X FF 86 1-0 G6-3 ①		B CU 75 C CH 82 S CH 74 B FF 86 X CH 75 2-2 P6 ①		C CH 73 B FC 81 C CH 72 X FC 82 1-2 E6 1 CS		B FF 93 X FS 87 1-0 G3 ①		C FC 85 C FF 85 C FF 87 0-3 K ①	5	0	0	0	0	1	0
1 Luis Castillo, S (1, 4) OBP: 0.347, SLG: 0.277	B FF 86 B FF 87 C FF 86 C FF 88 B FF 88 B SI 83 4-2 29 1B 44 1B 5 1B BB		B FC 83 B FF 86 C FF 86 F FC 82 F CH 76 T FF 87 2-2 K ②		1 SAFE 1 SAFE 1 SAFE 1 SAFE B FF 86 B CH 75 B FF 86 C FF 85 B FF 86 4-1 1-2 BB ①		C FF 94 B FF 93 B FS 88 C FS 89 X FS 88 2-2 29 HR 1B		C FC 86 B SL 76 C FF 86 B SL 76 F FC 86 F FF 85 S FC 85 2-3 K ②	3	2	1	0	2	2	0
44 Jason Bay, R (1, 7) OBP: 0.374, SLG: 0.434	B FF 87 1 SAFE C FF 82 C SI 88 X CH 76 1-2 29 1B 5 1B 1-2 1B		F FC 83 B FF 87 B FF 88 B FF 87 B CH 77 4-1 BB		C FF 87 F FC 81 F FF 87 1 SAFE S CH 74 0-3 K ②		1 SAFE 1 SAFE C SL 82 C FF 92 S FS 88 0-3 K ②		S FC 86 X SL 76 0-1 F7 ③	4	0	1	0	1	2	2
29 Ike Davis, L (1, 3) OBP: 0.369, SLG: 0.463	X FF 87 0-0 5 1B 1-2 2-3 1B		1 SAFE C FC 81 D CU 74 D CU 75 X FC 82 2-1 L4 ③		B CH 73 B CH 74 B SI 88 C FF 86 X FF 86 3-1 F9 ③		C SL 81 C FS 88 B FF 92 X FF 93 1-2 1-H HR			4	1	2	2	0	0	2
5 David Wright, R (1, 5) OBP: 0.371, SLG: 0.495	X CH 75 0-0 1-2 2-H 3-H 1B ②			B FC 83 B SI 86 X SI 83 2-0 21 S 1B		X CU 73 0-0 HR	F FS 88 B FS 89 B SL 84 S FS 88 S FS 88 2-3 K ③			4	1	3	2	0	1	0
16 Ángel Pagán, S (1, 8) OBP: 0.356, SLG: 0.432	B FF 88 B FC 84 D CH 77 C FF 87 C FF 88 X SI 88 3-2 F8 ③			1 SAFE B SI 87 F CH 76 1 SAFE C FF 86 S CH 76 1-3 K ①		C FF 85 B FF 85 B CH 75 B CH 74 X FF 84 3-1 P3 ①		L FF 92 F FS 87 X FS 88 0-2 F9 ①		4	0	0	0	0	1	3
21 Rod Barajas, R (1, 2) OBP: 0.291, SLG: 0.544		B FF 86 B CU 72 C FF 83 S FC 82 X FC 81 2-2 P2 ①		1 SAFE C CH 77 X CH 75 0-1 P4 ② 1-2		B FC 82 C FF 86 X CH 72 1-1 1B		B FF 94 B SL 83 B FF 93 C FF 93 X FF 93 3-1 G6-3 ②		4	0	1	0	0	0	1
12 Jeff Francoeur, R (1, 9) OBP: 0.314, SLG: 0.397		X CU 74 0-0 34 CS 1B		I IN 66 I IN 69 I IN 67 I IN 65 4-0 IBB		F SI 94 C SL 81 D SL 86 B SL 85 S SL 82 2-3 K ②		B FS 89 X SL 80 1-0 1B		3	0	2	0	1	1	1
34 Mike Pelfrey, R (1, 1) OBP: 0.231, SLG: 0.167 75 Francisco Rodríguez, R (9, 1)		1 SAFE C FF 86 B CH 76 X FF 87 1-1 G4-3 ②③ 1-2		B CH 75 F CH 75 S CH 73 S FF 88 1-3 K ③		B SI 94 S SI 93 S SI 94 F SI 95 B SL 84 F SI 95 F SI 96 X SI 95 2-2 G5-3 ③		S FF 91 F FF 93 X FS 88 0-2 G5-3 ③		4 0	0 0	0 0	0 0	0 0	1 0	5 0
Inning Stats	R: 1 H: 3 E: 0 LOB: 2 K: 0 BB: 1 S: 11 P: 20	R: 0 H: 1 E: 0 LOB: 0 K: 0 BB: 0 S: 6 P: 9	R: 0 H: 0 E: 0 LOB: 1 K: 1 BB: 1 S: 10 P: 20	R: 0 H: 1 E: 0 LOB: 2 K: 2 BB: 1 S: 9 P: 17	R: 0 H: 0 E: 1 LOB: 1 K: 1 BB: 1 S: 10 P: 18	R: 1 H: 2 E: 0 LOB: 1 K: 1 BB: 0 S: 14 P: 22	R: 2 H: 2 E: 0 LOB: 0 K: 2 BB: 0 S: 13 P: 19	R: 0 H: 1 E: 0 LOB: 1 K: 0 BB: 0 S: 9 P: 13	R: 0 H: 0 E: 0 LOB: 0 K: 2 BB: 0 S: 10 P: 12	1B: 8 SF: 0 2B: 0 SAC: 0 3B: 0 DP: 0 HR: 2 HBP: 0						

TOP

New York Mets @ San Diego Padres

PETCO Park, San Diego, CA

Tue Jun 01 2010, 10:05 PM - 12:59 AM EDT

Att. 17,393 - Partly Cloudy - 68 F

livebaseballscorecards.com

AB	35
R	4
H	10
RBI	4
BB	4
SO	9
LOB	14

PITCHER		IP	WLS	BF	H	R	ER	SO	BB	IBB	HBP	BLK	WP	HR	S	P	ERA	WHIP
49 Wade LeBlanc, L ERA: 3.67	(1, 1)	5.1	L	25	7	2	2	4	3	1	0	0	0	1	51	93	3.38	1.875
58 Ryan Webb, R ERA: 1.32	(6, 1)	0.2		2	0	0	0	1	0	0	0	0	0	0	9	13	0.00	0.000
45 Edward Mujica, R ERA: 3.46	(7, 1)	2.0		9	3	2	2	2	0	0	0	0	0	1	22	32	9.00	1.500
54 Joe Thatcher, L ERA: 1.74	(9, 1)	1.0		3	0	0	0	2	0	0	0	0	0	0	10	12	0.00	0.000

PITCHER	IP	WLS	BF	H	R	ER	SO	BB	IBB	HBP	BLK	WP	HR	S	P	ERA	WHIP

WP: 0 PA: 39
PB: 0
SB: 1
CS: 2

BOTTOM

New York Mets @ San Diego Padres

PETCO Park, San Diego, CA

Tue Jun 01 2010, 10:05 PM - 12:59 AM EDT

Att. 17,393 - Partly Cloudy - 68 F

livebaseballscorecards.com

Batter	1	2	3	4	5	6	7	8	9	AB	R	H	RBI	BB	SO	LOB
25 Will Venable, L (1, 9) OBP: 0.308, SLG: 0.385	C SI 92 B SI 92 S FF 93 F SI 94 X SI 94 1-2 ① L6		X FS 86 0-0 ③ P2			B SI 93 S FS 85 B FF 94 C FF 94 F SI 95 F FS 85 S FS 86 2-3 ② K		F FS 84 B FS 84 X FS 84 1-1 ③ P6		4	0	0	0	0	1	2
22 David Eckstein, R (1, 4) OBP: 0.343, SLG: 0.384	B FF 93 B SI 94 C FF 91 X SI 93 2-1 ② G4-3			B SI 94 C SI 93 B SL 83 C FF 95 X SI 94 2-2 ① G4-3		C SL 83 X SI 93 0-1 2-H 2B			C FF 91 C CU 77 F CU 78 B FF 93 F CU 78 F CH 81 F FF 93 B CH 82 X FF 92 2-2 7 1B 4 1B 2B	4	1	2	1	0	0	0
23 Adrián González, L (1, 3) OBP: 0.384, SLG: 0.446	B FF 95 B CU 77 B SI 93 C FF 93 B SI 94 4-1 BB			T FF 95 B SI 94 C CU 75 S SI 87 1-3 ② K		B FS 86 X FS 84 1-0 ③ G1-3			C CU 76 B FF 92 X FF 91 1-1 ① F7	3	0	0	0	1	1	2
7 Chase Headley, S (1, 5) OBP: 0.322, SLG: 0.371	B FF 93 C SI 91 C FS 84 X FS 86 1-2 ③ G6-3			C CU 74 S FS 86 S SI 95 0-3 ③ K			B CU 73 C SI 92 B FS 86 X FS 84 2-1 ① G4-3		B CU 78 B SI 90 C FF 90 C FF 92 X CU 78 2-2 4 1B 2-3 1B	4	0	1	0	0	1	1
4 Nick Hundley, R (1, 2) OBP: 0.395, SLG: 0.480		C FF 94 B FS 85 X FS 85 1-1 13 CS 1B			B FF 93 F FF 93 B SI 94 F FF 94 F FF 95 X SI 95 2-2 13 G4-3 1B		B FS 83 X FS 82 1-0 ② G5-3		B FF 92 D CU 78 F FF 91 X CH 80 2-1 1-2 3-H 1B	4	0	3	1	0	0	0
15 Jerry Hairston, R (1, 6) OBP: 0.289, SLG: 0.342		C FF 92 L FF 90 S FS 86 0-3 ① K			X FF 89 0-0 ① P2		B SI 93 C SI 93 B FF 94 F FF 94 S SI 96 2-3 ③ K		C FF 91 C SI 90 F CU 80 F CU 79 S FF 91 0-3 ② K	4	0	0	0	0	3	4
13 Chris Denorfia, R (1, 7) OBP: 0.354, SLG: 0.364		B SI 94 C SI 96 B FS 86 B SI 95 C SI 95 X FF 94 3-2 ② ③ P3 1-2			C FS 82 C SI 92 B SI 95 B FS 87 1 SAFE X SI 95 2-2 ② ③ G4-3 1-2			C SI 94 B SI 94 F FF 94 S SI 94 1-3 ① K	C FF 91 C FF 91 2 SAFE F FF 91 S CH 85 0-3 ③ K	4	0	0	0	0	2	4
18 Tony Gwynn Jr., L (1, 8) OBP: 0.301, SLG: 0.264			X CU 76 0-0 ① B1-3			C FF 93 B FS 83 B FS 85 B SI 95 B FF 93 4-1 2 G5-3 22 2B BB		B FF 93 C FF 93 C SI 95 B CU 77 F SI 94 F SI 94 C SI 94 2-3 ② K		2	1	0	0	1	1	0
49 Wade LeBlanc, L (1, 1) OBP: 0.400, SLG: 0.400 58 Ryan Webb, R (6, 1) 2 Lance Zawadzki, L (6, PH) OBP: 0.350, SLG: 0.294 45 Edward Mujica, R (7, 1) 3 Luis Durango, S (8, PH) OBP: 0.429, SLG: 0.385 54 Joe Thatcher, L (9, 1)			C SI 91 S FF 94 S SI 95 0-3 ② K			C FS 87 B SI 90 1 SAFE B SI 90 1 SAFE F SI 91 1 SAFE F FF 94 1 SAFE 3-2 ① F FS 83 1 SAFE F FF 93 1 SAFE B SI 92 K SI 93 G5-3 1-2		X SI 94 0-0 1B		1	0	0	0	0	1	0
										0	0	0	0	0	0	0
										1	0	0	0	0	0	1
										0	0	0	0	0	0	0
										1	0	1	0	0	0	0
										0	0	0	0	0	0	0

Inning Stats	1	2	3	4	5	6	7	8	9
	R: 0 E: 0 K: 0 S: 10 H: 0 LOB: 1 BB: 1 P: 18	R: 0 E: 0 K: 1 S: 8 H: 1 LOB: 0 BB: 0 P: 12	R: 0 E: 0 K: 1 S: 5 H: 0 LOB: 0 BB: 0 P: 5	R: 0 E: 0 K: 2 S: 9 H: 0 LOB: 0 BB: 0 P: 12	R: 0 E: 0 K: 0 S: 8 H: 1 LOB: 0 BB: 0 P: 12	R: 1 E: 0 K: 1 S: 15 H: 1 LOB: 1 BB: 1 P: 25	R: 0 E: 0 K: 1 S: 6 H: 0 LOB: 0 BB: 0 P: 11	R: 0 E: 0 K: 2 S: 11 H: 1 LOB: 1 BB: 0 P: 15	R: 1 E: 0 K: 2 S: 23 H: 3 LOB: 2 BB: 0 P: 30

| | | | | | | | | | |

Batter	1	2	3	4	5	6	7	8	9	10	11	AB	R	H	RBI	BB	SO	LOB
7 José Reyes, S (1, 6) OBP: 0.293, SLG: 0.346	B FF 92 C FF 92 B SL 86 F FF 91 C FF 94 2-3 ① K		B FF 91 B FF 90 B FF 90 C FF 90 C FF 90 B FF 93 4-2 16 S BB		F FF 90 B SL 83 X CH 83 1-1 ① P6		B SI 89 B FF 89 C SL 83 C SL 84 F SL 84 F SL 84 F SI 90 X SL 83 2-2 ② F9			B SI 94 C SI 94 X SI 95 1-1 ① G6-3		4	0	0	0	1	1	0
16 Ángel Pagán, S (1, 8) OBP: 0.353, SLG: 0.431	B FF 92 F FF 93 B SL 85 F FF 93 X FF 95 2-2 ② P3		1 SAFE 1 SAFE 1 SAFE B FF 91 S SL 86 1 SAFE 1 SAFE C SL 83 B FF 94 3-3 ③ K 1-2		C FF 90 C SL 84 B FF 94 F FF 92 F SL 88 S SL 86 1-3 ② K		C SL 84 C FF 90 B SL 84 B SL 84 B FC 91 X SL 84 3-2 2B			C SL 85 S SL 87 C SI 96 0-3 ② K		5	0	1	0	0	3	1
44 Jason Bay, R (1, 7) OBP: 0.384, SLG: 0.445	B CH 83 S FF 93 F FF 94 X SL 86 1-2 1B			B FF 92 B FF 89 S SI 88 B FF 90 X FF 91 3-1 5 1B 5 S 12 1B 1B	B CU 76 B FF 92 B FF 92 C FF 90 S SL 86 B FF 95 4-2 BB		B SL 83 B SL 84 X FC 91 2-0 ③ F7			C SI 96 B SI 96 F SI 97 F SL 84 B SL 87 X SI 95 2-2 2B		4	1	3	0	1	0	1
29 Ike Davis, L (1, 3) OBP: 0.358, SLG: 0.447	C FF 91 X SL 86 0-1 ③ F7			1 SAFE C FF 90 F FF 92 F FF 94 B SL 86 1 SAFE S SL 87 1-3 ① K	1 SAFE 1 SAFE B SL 83 S SL 86 1 SAFE B SL 83 1 SAFE 1 SAFE F SL 85 2-2 ③ G5-3			C SL 87 F SL 88 X SI 96 0-2 ① L7		B SL 85 C SL 84 S SL 86 S SL 87 1-3 ③ K		5	0	0	0	0	2	4
5 David Wright, R (1, 5) OBP: 0.367, SLG: 0.487		B FF 92 S FF 92 X SL 87 1-1 ① G1-6-3		1 SAFE F FF 92 C CH 82 1 SAFE B FF 95 B FF 95 X SL 85 2-2 13 FC4 12 1B 1-3 1B		B FF 88 C FF 90 F SL 85 B FF 93 B SL 86 S SL 87 3-3 ① K		B C FF 92 S SI 95 S 1-3 ② K		C SI 94 B SL 84 F SI 94 B SL 86 C SL 85 2-3 ① K		5	0	1	0	0	3	0
12 Jeff Francoeur, R (1, 9) 75 Francisco Rodríguez, R (8, 1) 23 Chris Carter, L (11, PH) 22 Raul Valdes, L (11, 1) OBP: 0.317, SLG: 0.396 OBP: 0.300, SLG: 0.368 OBP: 0.571, SLG: 0.714		C FF 92 B SL 84 B CH 82 B FF 92 X FF 91 3-1 ② F8		1 SAFE X CH 83 0-0 13 FC4 1-2 3-H 1B		B FF 92 B CH 82 B FF 92 B FF 92 4-0 BB		F SL 88 B B B SL 87 F SL 88 X FF 93 3-2 ③ F8		X SL 86 0-0 ② G3-1		3 0 1 0	0 0 0 0	1 0 0 0	1 0 0 0	0 0 0 0	0 0 0 0	0 0 0 0
13 Alex Cora, L (1, 4) OBP: 0.287, SLG: 0.265	C FF 91 F FF 92 F FF 94 F SL 86 B SL 84 F FF 94 F SI 95 X SL 86 1-2 ③ G4-3		C FF 90 C SL 85 F FF 93 B FF 93 X SL 86 1-2 ② FC4 4 BB 1-2f 2-3	1 SAFE X FF 90 0-0 ② P3			C CU 80 C FF 94 B FF 96 B FF 95 X CU 81 2-2 ① F7			C SI 95 B SL 84 F SL 85 B SI 95 X SL 86 2-2 ③ G4-3		5	0	0	0	0	0	3
4 Henry Blanco, R (1, 2) OBP: 0.362, SLG: 0.429			X FF 88 0-0 ① P6	B CH 83 1 SAFE B FF 92 D CH 84 B FF 91 4-0 1-2 BB		X FF 91 0-0 ③ G5-3			C CU 83 T FF 96 B FF 95 B FF 96 B CU 82 C CU 82 3-3 ② K			3	0	0	0	1	1	1
57 Johan Santana, L (1, 1) OBP: 0.160, SLG: 0.240 25 Pedro Feliciano, L (8, 1) 64 Elmer Dessens, R (8, 1) 19 Gary Matthews, S (8, 9) OBP: 0.266, SLG: 0.241			C FF 89 C FF 90 F FF 94 X SL 86 0-2 ② F8	C X SL 86 0-1 ③ L9			C SI 80 F SL 81 X SL 82 0-2 ① G3-1		C FF 95 B CU 83 B FF 96 B CU 81 C CU 80 F CU 81 S FF 96 3-3 ③ K			3 0 0 1	0 0 0 0	0 0 0 0	0 0 0 0	0 0 0 1	0 0 0 0	3 0 0 0
Inning Stats	R: 0 E: 0 K: 1 S: 11 H: 1 LOB: 1 BB: 0 P: 16	R: 0 E: 0 K: 0 S: 11 H: 0 LOB: 0 BB: 0 P: 16	R: 0 E: 0 K: 1 S: 10 H: 0 LOB: 1 BB: 1 P: 17	R: 1 E: 0 K: 1 S: 16 H: 3 LOB: 3 BB: 1 P: 27	R: 0 E: 0 K: 1 S: 13 H: 0 LOB: 1 BB: 1 P: 21	R: 0 E: 0 K: 1 S: 5 H: 0 LOB: 1 BB: 1 P: 12	R: 0 E: 0 K: 0 S: 13 H: 1 LOB: 1 BB: 0 P: 20	R: 0 E: 0 K: 1 S: 9 H: 0 LOB: 0 BB: 0 P: 13	R: 0 E: 0 K: 2 S: 10 H: 0 LOB: 0 BB: 0 P: 18	R: 0 E: 0 K: 2 S: 12 H: 1 LOB: 1 BB: 0 P: 16	R: 0 E: 0 K: 1 S: 7 H: 0 LOB: 0 BB: 0 P: 11	1B: 4 2B: 2 3B: 0 HR: 0	SF: 0 SAC: 0 DP: 0 HBP: 0		PA: 43			

PITCHER		IP	WLS	BF	H	R	ER	SO	BB	IBB	HBP	BLK	WP	HR	S	P	ERA	WHIP
33 Clayton Richard, L ERA: 2.87	(1, 1)	6.0		26	4	1	1	5	4	0	0	0	0	0	66	109	1.50	1.333
57 Luke Gregerson, R ERA: 1.57	(7, 1)	1.0		4	1	0	0	0	0	0	0	0	0	0	13	20	0.00	1.000
37 Mike Adams, R ERA: 2.96	(8, 1)	1.0		3	0	0	0	1	0	0	0	0	0	0	9	13	0.00	0.000
21 Heath Bell, R ERA: 1.13	(9, 1)	1.0		3	0	0	0	2	0	0	0	0	0	0	10	18	0.00	0.000
58 Ryan Webb, R ERA: 1.15	(10, 1)	2.0	W	7	1	0	0	3	0	0	0	0	0	0	19	27	0.00	0.500

PITCHER	IP	WLS	BF	H	R	ER	SO	BB	IBB	HBP	BLK	WP	HR	S	P	ERA	WHIP

TOP

New York Mets @ San Diego Padres

PETCO Park, San Diego, CA

Wed Jun 02 2010, 6:36 PM - 10:23 PM EDT

Att. 15,880 - Partly Cloudy - 74 F

livebaseballscorecards.com

AB	39
R	1
H	6
RBI	1
BB	4
SO	11
LOB	13

Batter	1	2	3	4	5	6	7	8	9	10	11	AB	R	H	RBI	BB	SO	LOB
15 Jerry Hairston, R (1, 6) OBP: 0.291, SLG: 0.337	B SI 88 S SL 84 B CH 80 B SL 83 C FF 89 F SL 81 B FF 89 4-2 23 1B BB	B SL 82 B FF 88 C SL 81 X FF 88 2-1 ③ F8		B CH 74 D CH 78 C SI 87 X SI 88 2-1 ③ G6-3			F FF 88 F CH 80 F FF 91 X SL 83 0-2 ① L8		B CU 78 B FF 92 C CU 77 S FF 91 F CH 81 S FF 93 2-3 ② K		B CU 77 F SI 87 B SI 87 X CU 77 2-1 22 HBP 23 HR 1-2 1B	5	1	1	0	1	1	4
22 David Eckstein, R (1, 4) OBP: 0.343, SLG: 0.379	C SI 87 B FF 89 1 SAFE X SL 77 1-1 ① F8		C FF 89 X FF 89 0-1 ① F7		B CH 78 C SI 86 X FF 89 1-1 ① G6-3		S CH 79 B CH 80 S CH 78 S SL 80 1-3 ② K		C CU 77 S CU 77 X CU 79 0-2 23 2B 2-H 1B		B CU 77 H SI 88 2-0 23 HR 1-2 2-3 HBP	5	1	1	1	0	1	1
23 Adrián González, L (1, 3) OBP: 0.391, SLG: 0.474	C FF 89 B FF 88 B SL 76 S CH 75 X FF 89 2-2 1-3 1B		B SL 80 X SL 78 1-0 7 BB 1B		X FF 89 0-0 ② F8		B CH 80 C CH 81 C SI 90 F CH 79 B CH 83 B FF 91 F CH 77 F FF 90 X SL 78 3-2 F9		B CU 74 X FF 88 1-0 ③ 1-H 2B		B SI 88 C FF 87 X FF 88 1-1 1-H 2-H 3-H HR	6	1	4	4	0	0	0
7 Chase Headley, S (1, 5) OBP: 0.328, SLG: 0.374	C FF 88 B FF 89 B CH 76 F SL 82 B FF 89 S SI 88 3-3 ② K		F FF 87 B CH 76 F FF 88 D SL 82 B CH 77 D SL 79 4-2 1-2 BB		B SI 89 B FF 89 F FF 87 F SI 88 X FF 89 2-2 4 BB 1B			B CH 75 F SI 88 C SI 89 X CU 78 1-2 12 G5-3 1B		B FF 91 X FF 91 1-0 ① P5		4	0	2	0	1	1	2
4 Nick Hundley, R (1, 2) OBP: 0.387, SLG: 0.462	X CH 78 0-0 ③ P5		C FF 86 F CH 79 F FF 89 F CH 76 X FF 89 0-2 ② F9		1 SAFE S CH 76 F FF 88 B FF 89 B SL 77 B CH 72 F SL 79 B SI 89 4-2 1-2 BB			1 SAFE B SI 89 1 SAFE 1 SAFE X SI 89 1-0 ① F8		S FF 92 B FF 92 B CU 78 C CU 76 F FF 92 S CH 80 2-3 ② K		4	0	0	0	1	1	5
12 Scott Hairston, R (1, 8) OBP: 0.350, SLG: 0.471 (10, 7)		B CH 74 X CH 82 1-0 ① P6	S SL 78 B CH 73 B FF 88 X CH 72 2-1 ③ G1		B CH 78 B FF 88 B FF 85 C FF 87 X SI 88 3-1 ③ G4-3			D SL 84 B CU 78 X FF 90 2-0 ② G5-3 1-2		B CU 77 F CU 77 B CH 83 B FF 92 S CU 77 F CU 77 B FF 92 4-2 BB		4	0	0	0	1	0	5
14 Oscar Salazar, R (1, 7) OBP: 0.329, SLG: 0.268 25 Will Venable, L (8, PH) OBP: 0.304, SLG: 0.380 (9, 9)		B FF 89 F FF 88 B CH 77 B SI 88 B SL 83 4-1 33 FC1-5 13 BB BB		C FF 86 C FF 88 X FF 88 0-2 ① G6-3		C FF 88 B FF 89 X FF 89 1-1 13 G6-4-3 1B		B CU 75 S CH 81 D CH 81 F FF 92 B CH 84 S CH 80 3-3 ③ K		1 SAFE S CH 78 S CH 83 B FF 91 B FF 90 X CH 83 2-2 ③ G5-3		2	0	1	0	1	0	0
												2	0	0	0	0	1	2
13 Chris Denorfia, R (1, 9) OBP: 0.373, SLG: 0.370 (9, 7) 18 Tony Gwynn Jr., L (9, PH) OBP: 0.311, SLG: 0.283 (10, 8)	C SI 87 B FF 89 B CH 76 C FF 87 B SL 78 F FF 87 1 SAFE B CH 76 4-2 33 FC1-5 1-2 BB		B CH 77 C FF 88 X SI 88 1-1 33 SH5-3 1B		C CH 82 B FF 88 C SL 82 D SL 77 X FF 90 2-2 ① ② G6-4-3 1-2f				C FF 92 C CH 83 X CH 84 0-2 16 S 22 1B 1B		B SI 86 C SI 87 X CU 76 1-1 27 FC1-5 2B	2	0	1	0	1	0	1
												2	1	2	0	0	0	0
33 Clayton Richard, L (1, 1) OBP: 0.211, SLG: 0.250 2 Lance Zawadzki, L (6, PH) OBP: 0.333, SLG: 0.278 57 Luke Gregerson, L (7, 1) 37 Mike Adams, R (8, 1) 21 Heath Bell, R (9, 1) 16 Matt Stairs, L (9, PH) OBP: 0.265, SLG: 0.326 58 Ryan Webb, R (10, 1) 27 Jon Garland, R (11, PH) OBP: 0.227, SLG: 0.105	X FF 86 0-0 ② FC1-5 1-2 2-3f			C FF 86 C SI 87 F LF 87 X SL 80 0-2 ② SH5-3 1-2		B FF 87 C SI 87 F SL 82 C CH 76 1-3 ③ K		1 SAFE C FF 91 B FF 91 B FF 91 B FF 92 S CH 84 S CH 85 3-3 ① K 1-2		X FF 86 0-0 ① FC1-5 22 HBP 15 1B 23 HR 2-3	1	0	0	0	0	0	2
												1	0	0	0	0	0	1
												0	0	0	0	0	0	0
												0	0	0	0	0	0	0
												1	0	0	0	0	1	1
												0	0	0	0	0	0	0
												1	1	0	0	0	0	1
Inning Stats	R: 0 E: 0 K: 1 S: 12 H: 1 LOB: 2 BB: 1 P: 22	R: 0 E: 0 K: 0 S: 8 H: 0 LOB: 2 BB: 2 P: 19	R: 0 E: 0 K: 0 S: 12 H: 1 LOB: 2 BB: 1 P: 19	R: 0 E: 0 K: 0 S: 10 H: 1 LOB: 1 BB: 0 P: 13	R: 0 E: 0 K: 0 S: 11 H: 1 LOB: 2 BB: 1 P: 21	R: 0 E: 0 K: 1 S: 8 H: 1 LOB: 0 BB: 0 P: 12	R: 0 E: 0 K: 1 S: 13 H: 0 LOB: 0 BB: 0 P: 17	R: 0 E: 0 K: 0 S: 8 H: 1 LOB: 1 BB: 0 P: 15	R: 1 E: 0 K: 2 S: 14 H: 3 LOB: 2 BB: 0 P: 20	R: 0 E: 0 K: 1 S: 11 H: 0 LOB: 1 BB: 1 P: 20	R: 4 E: 0 K: 0 S: 7 H: 3 LOB: 0 BB: 0 P: 13	1B: 9 2B: 2 3B: 0 HR: 1 SF: 0 SAC: 1 DP: 1 HBP: 1	WP: 0 PB: 0 SB: 1 CS: 0 PA: 48

PITCHER		IP	WLS	BF	H	R	ER	SO	BB	IBB	HBP	BLK	WP	HR	S	P	ERA	WHIP
57 Johan Santana, L ERA: 2.76	(1, 1)	7.0		30	5	0	0	3	5	0	0	0	0	0	74	123	0.00	1.429
25 Pedro Feliciano, L ERA: 2.18	(8, 1)	0.0		1	1	0	0	0	0	0	0	0	0	0	3	4	∞	∞
64 Elmer Dessens, R ERA: 2.08	(8, 1)	0.2	H	2	0	0	0	0	0	0	0	0	0	0	2	5	0.00	0.000
75 Francisco Rodríguez, R ERA: 2.22	(8, 1)	2.1	B	10	3	1	1	4	1	0	0	0	0	0	28	46	3.86	1.714
22 Raul Valdes, L ERA: 5.34	(11, 1)	0.1	L	5	3	4	4	0	0	0	1	0	0	1	7	13	108.00	9.000

PITCHER	IP	WLS	BF	H	R	ER	SO	BB	IBB	HBP	BLK	WP	HR	S	P	ERA	WHIP

BOTTOM

New York Mets @ San Diego Padres

PETCO Park, San Diego, CA

Wed Jun 02 2010, 6:36 PM - 10:23 PM EDT

Att. 15,880 - Partly Cloudy - 74 F

livebaseballscorecards.com

AB	40
R	5
H	12
RBI	5
BB	6
SO	7
LOB	24

Batter	1	2	3	4	5	6	7	8	9	AB	R	H	RBI	BB	SO	LOB
8 Chris Coghlan, L (1, 7) OBP: 0.307, SLG: 0.347	C KN 71 B KN 78 F KN 76 F KN 80 S KN 80 1-3 ① K		B FF 82 B KN 74 X FF 82 2-0 15 1B 2 E 1-2 1B		F KN 73 B KN 76 B KN 75 F KN 73 S KN 78 2-3 ① K		C SI 86 X SI 86 0-1 15 FC1-6 1-2 1B		F FF 89 F FF 90 B CH 86 X CH 81 1-2 2 WP 15 BB 1B	5	1	3	0	0	2	1
15 Gaby Sanchez, R (1, 3) OBP: 0.351, SLG: 0.420 30 Brian Barden, R (9, PR) OBP: 0.375, SLG: 0.250	B KN 73 C KN 76 F KN 78 X FF 81 1-2 ② G6-3		B KN 74 B KN 74 C KN 74 X KN 74 2-1 2 FC5-4 1-2 2-3 1B		F KN 72 F KN 78 F KN 77 X FF 84 0-2 ② FC4-6 2 2B 1-2f		C CH 74 B CU 76 X SI 88 1-1 ② FC1-6 1-2f 2-3		D CH 77 C CH 76 B FF 88 B CH 78 S FF 86 B CU 72 4-2 1-2 BB	4	0	1	0	1	0	3
2 Hanley Ramirez, R (1, 6) OBP: 0.371, SLG: 0.474	C KN 76 X KN 79 0-1 ③ G5-3		F KN 77 X KN 78 0-1 ① FC5-4 3 S 3 1B 1-2f 2-H 3-H		B KN 78 B KN 77 1 SAFE S KN 76 1 SAFE X KN 76 2-1 1-3 2B		F FF 87 B FF 87 X SL 84 1-1 ③ P3		C FF 90 B CH 82 X CH 82 1-1 ③ G5-3 1-2 2-3	0	0	0	0	0	0	0
										5	0	1	1	0	0	5
3 Jorge Cantu, R (1, 5) OBP: 0.339, SLG: 0.481		C KN 75 S KN 78 X KN 81 0-2 ① G3	F KN 75 S KN 77 F KN 79 F KN 79 F KN 80 F KN 80 B KN 78 X KN 78 1-2 ② 1-H 1B		B KN 76 F KN 76 X KN 80 1-1 ③ G6-3			B FF 89 B FF 88 C SL 82 F FF 89 H FF 88 3-2 HBP		3	0	1	0	0	0	2
6 Dan Uggla, R (1, 4) OBP: 0.363, SLG: 0.505		B KN 74 X KN 74 1-0 ② G5-3	F KN 73 F KN 79 B FF 85 B KN 80 F KN 78 X KN 79 2-2 ③ F9			S KN 73 S KN 77 F KN 79 B KN 80 B KN 77 X KN 76 2-2 ① G4-3		X FF 88 0-0 ① F8		4	0	0	0	0	0	2
12 Cody Ross, R (1, 9) OBP: 0.345, SLG: 0.459		C KN 75 B KN 78 F KN 77 X KN 80 1-2 24 1B 3B		B KN 75 B KN 74 F FF 83 X FF 84 2-1 ① L8		B FF 84 C KN 73 S KN 75 X KN 78 1-2 ② F8		B FF 89 B FF 89 C SI 88 B CU 78 X SL 83 3-1 ② F7		4	1	1	0	0	0	1
24 Cameron Maybin, R (1, 8) OBP: 0.294, SLG: 0.341		F KN 74 X KN 77 0-1 9 S 3-H 1B		C FF 84 B KN 78 X KN 78 1-1 ② F9		F KN 74 F KN 77 B KN 78 C KN 77 1-3 ③ K		C FF 88 B SL 84 F FF 87 1 SAFE S FF 88 1-3 ③ K		4	0	1	1	0	2	1
9 Brett Hayes, R (1, 2) OBP: 0.318, SLG: 0.263 18 Wes Helms, R (9, PH) OBP: 0.333, SLG: 0.344		B KN 72 B FF 84 1 SAFE S KN 74 S KN 74 1 SAFE S KN 79 2-3 ③ K 1-2		X KN 76 0-0 ③ P6			C KN 71 S KN 76 X KN 78 0-2 ① G5-3		C FF 89 S FF 90 B CU 76 B FF 91 T FF 91 2-2 ① K	3	0	0	0	0	1	1
										1	0	0	0	0	1	0
19 Aníbal Sánchez, R (1, 1) OBP: 0.348, SLG: 0.250 57 Taylor Tankersley, L (6, 1) 13 Mike Lamb, L (7, PH) OBP: 0.269, SLG: 0.250 64 Tim Wood, R (7, 1) 29 Ronny Paulino, R (9, PH) OBP: 0.331, SLG: 0.440			C KN 68 X KN 77 0-1 15 1B 8 1B 2 FC5-4 1-2 1B		B FF 83 C FF 82 B KN 74 B FF 83 B FF 82 4-1 15 FC4-6 BB		C KN 73 B KN 78 B KN 76 B KN 73 C FF 83 B KN 75 4-2 15 FC1-6 8 1B BB		B CU 76 B CU 75 X FF 89 2-0 ② G6-3	1	1	1	0	1	0	0
										0	0	0	0	0	0	0
										0	0	0	0	1	0	0
										0	0	0	0	0	0	0
										1	0	0	0	0	0	0
Inning Stats	R: 0 E: 0 K: 1 S: 9 H: 0 LOB: 0 BB: 0 P: 11	R: 1 E: 0 K: 1 S: 12 H: 2 LOB: 1 BB: 0 P: 16	R: 2 E: 1 K: 0 S: 18 H: 4 LOB: 1 BB: 0 P: 25	R: 0 E: 0 K: 0 S: 5 H: 0 LOB: 0 BB: 0 P: 8	R: 0 E: 0 K: 1 S: 12 H: 1 LOB: 2 BB: 1 P: 21	R: 0 E: 0 K: 1 S: 10 H: 0 LOB: 0 BB: 0 P: 14	R: 0 E: 0 K: 0 S: 11 H: 1 LOB: 2 BB: 1 P: 17	R: 0 E: 0 K: 1 S: 8 H: 0 LOB: 1 BB: 0 P: 15	R: 0 E: 0 K: 1 S: 11 H: 1 LOB: 2 BB: 1 P: 21	1B: 7 2B: 1 3B: 1 HR: 0 SF: 0 SAC: 0 DP: 0 HBP: 1						

PITCHER		IP	WLS	BF	H	R	ER	SO	BB	IBB	HBP	BLK	WP	HR	S	P	ERA	WHIP
43 R.A. Dickey, R ERA: 3.2	(1, 1)	6.1	W	27	7	3	3	4	2	0	0	0	0	0	71	104	4.26	1.421
25 Pedro Feliciano, L ERA: 2.14	(7, 1)	0.1	H	2	1	0	0	0	0	0	0	0	0	0	4	5	0.00	3.000
64 Elmer Dessens, R ERA: 1.59	(7, 1)	1.1	H	5	0	0	0	1	0	0	1	0	0	0	10	18	0.00	0.000
75 Francisco Rodríguez, R ERA: 2.15	(9, 1)	1.0	S	5	1	0	0	1	1	0	0	0	1	0	11	21	0.00	2.000

PITCHER	IP	WLS	BF	H	R	ER	SO	BB	IBB	HBP	BLK	WP	HR	S	P	ERA	WHIP

TOP

Florida Marlins @ New York Mets

Citi Field, Flushing, NY

Fri Jun 04 2010, 7:13 PM - 9:57 PM EDT

Att. 30,042 - Partly Cloudy - 82 F

livebaseballscorecards.com

AB	35
R	3
H	9
RBI	2
BB	3
SO	6
LOB	16

WP: 1	PA: 39
PB: 0	
SB: 2	
CS: 0	

Florida Marlins @ New York Mets

Citi Field, Flushing, NY

Fri Jun 04 2010, 7:13 PM - 9:57 PM EDT

Att. 30,042 - Partly Cloudy - 82 F

livebaseballscorecards.com

BOTTOM

Batter	1	2	3	4	5	6	7	8	9	AB	R	H	RBI	BB	SO	LOB
7 José Reyes, S (1, 6) OBP: 0.300, SLG: 0.347	B FF 88 C FF 89 C SI 89 B FS 86 F SI 91 X CU 78 2-2 F9 ①		B SI 90 B FS 83 X FF 90 2-0 16 G4-6-3 1-2 1B		B SI 90 B SI 88 C FS 87 B FS 81 B SI 88 4-1 44 S BB	F SI 90 C SL 83 B SI 91 B SI 92 B FS 84 F FS 84 B SI 90 4-2 1-2 BB				2	0	1	0	2	0	0
16 Ángel Pagán, S (1, 8) OBP: 0.346, SLG: 0.422	B FF 91 X SI 90 1-0 F7 ②		C SL 84 L SI 92 F SL 84 D SI 92 F CU 78 X SL 84 1-2 G4-6-3 ① ② 1-2f 2-3		X SI 89 0-0 F8 ②	C CH 79 X CH 80 0-1 G4-3 ③				4	0	0	0	0	0	6
44 Jason Bay, R (1, 7) OBP: 0.386, SLG: 0.451	C FF 92 C FF 91 B SL 87 X SI 92 1-2 29 PB 1B		X SL 84 0-0 3-H 2B		1 SAFE P PO 89 C FS 84 1 SAFE F FF 92 B CU 77 F SL 82 B SL 86 X CU 77 3-2 L8 ③ 1-2		B FF 94 X SI 93 1-0 F8 ①			4	0	2	1	0	0	1
29 Ike Davis, L (1, 3) OBP: 0.349, SLG: 0.434	B FF 91 S SI 90 B CU 77 C CU 78 S SL 84 2-3 K ③ 1-2		C CU 76 B FF 93 T SL 83 F SL 85 F SL 85 X FC 93 1-2 G4-3 ③			S FS 79 C CU 73 X SI 89 0-2 P6 ①	S FF 88 B SI 94 X SI 93 1-1 E5			4	0	0	0	0	1	2
5 David Wright, R (1, 5) OBP: 0.369, SLG: 0.482		B FF 89 F FF 90 B SL 82 B SL 83 F FF 89 B SL 81 4-2 21 FC5-4 BB		B CU 74 X FF 88 1-0 G6-3 ①		B FF 90 B SL 82 B SI 87 C FF 89 B FF 89 4-1 21 2B 12 1B BB	X SI 93 0-0 F9 ②			2	1	0	0	2	0	1
21 Rod Barajas, R (1, 2) OBP: 0.290, SLG: 0.542		1 SAFE C FF 89 X SL 82 0-1 FC5-4 12 G5-4-3 1-2f ①		C CU 73 F CU 75 F CU 78 F FF 93 S FS 86 0-3 K ②		C SL 80 S FF 92 X SL 83 0-2 12 1B 11 FC6-4 1-3 2B	D SL 85 X FF 93 1-0 F9 ③			4	1	1	0	0	1	2
12 Jeff Francoeur, R (1, 9) OBP: 0.321, SLG: 0.398		C SL 84 X FS 84 0-1 G5-4-3 ② ③ 1-2f		B SI 89 X SL 84 1-0 1B		X FS 84 0-0 11 FC6-4 2-3 3-H 1B		C SI 93 S SL 84 B SL 86 X SL 86 1-2 P2 ①		4	0	2	1	0	0	1
11 Rubén Tejada, R (1, 4) OBP: 0.333, SLG: 0.300			C FF 89 B SL 82 X FF 89 1-1 43 1B 2B	1 SAFE S SL 84 D SL 85 X FS 82 1-1 F8 ③		B SI 90 1 SAFE X SI 89 1-0 FC6-4 ② 43 1B 1-2f 3-H		B SL 86 X SI 93 1-0 F9 ②		4	1	1	1	0	0	2
43 R.A. Dickey, R (1, 1) OBP: 0.375, SLG: 0.375 25 Pedro Feliciano, L (7, 1) 64 Elmer Dessens, R (7, 1) 23 Chris Carter, L (8, PH) OBP: 0.286, SLG: 0.350 75 Francisco Rodríguez, R (9, 1)			B FC 90 X 1-0 16 7 G4-6-3 1B 44 2-H 2B 1B		C FF 88 F CU 74 X SL 83 0-2 G6-3 ①	S FF 90 B SI 90 1 SAFE B FF 91 F FF 90 1 SAFE B FF 92 X FF 88 3-2 7 BB 1-3 1B		X FF 88 0-0 F9 ③		3 0 0 0 1 0	1 0 0 0 0 0	2 0 0 0 0 0	1 0 0 0 0 0	0 0 0 0 0 0	0 0 0 0 0 0	0 0 0 0 0 0
Inning Stats	R: 0 E: 0 K: 1 S: 11 H: 1 LOB: 1 BB: 0 P: 17	R: 0 E: 0 K: 0 S: 6 H: 0 LOB: 0 BB: 1 P: 10	R: 2 E: 0 K: 0 S: 15 H: 4 LOB: 1 BB: 0 P: 21	R: 0 E: 0 K: 1 S: 9 H: 1 LOB: 1 BB: 0 P: 12	R: 0 E: 0 K: 0 S: 10 H: 0 LOB: 1 BB: 1 P: 16	R: 2 E: 0 K: 0 S: 17 H: 3 LOB: 3 BB: 2 P: 29	R: 0 E: 1 K: 0 S: 5 H: 0 LOB: 1 BB: 0 P: 8	R: 0 E: 0 K: 0 S: 5 H: 0 LOB: 0 BB: 0 P: 7		1B: 6 2B: 3 3B: 0 HR: 0 SF: 0 SAC: 0 DP: 2 HBP: 0		WP: 0 PB: 1 SB: 1 CS: 0 PA: 36			

	AB	32
	R	4
	H	9
	RBI	4
	BB	4
	SO	2
	LOB	15

PITCHER		IP	WLS	BF	H	R	ER	SO	BB	IBB	HBP	BLK	WP	HR	S	P	ERA	WHIP
19 Aníbal Sánchez, R ERA: 3.18	(1, 1)	5.2	L	28	9	4	4	2	4	0	0	0	0	0	66	103	6.35	2.294
57 Taylor Tankersley, L ERA: 3.86	(6, 1)	0.1		1	0	0	0	0	0	0	0	0	0	0	2	2	0.00	0.000
64 Tim Wood, R ERA: 4.5	(7, 1)	2.0		7	0	0	0	0	0	0	0	0	0	0	10	15	0.00	0.000

PITCHER	IP	WLS	BF	H	R	ER	SO	BB	IBB	HBP	BLK	WP	HR	S	P	ERA	WHIP

Florida Marlins @ New York Mets

Citi Field, Flushing, NY

Sat Jun 05 2010, 4:12 PM - 6:27 PM EDT

Att. 37,165 - Cloudy - 89 F

TOP

livebaseballscorecards.com

Batter	1	2	3	4	5	6	7	8	9	AB	R	H	RBI	BB	SO	LOB
8 Chris Coghlan, L (1, 7) OBP: 0.311, SLG: 0.351	B FF 89 C FF 91 X FC 86 1-1 G4-3		L FF 89 H SI 89 1-1 15 G5-4-3 HBP			B FC 83 X FF 90 1-0 2B		C FF 95 X CH 88 0-1 G3		3	0	1	0	0	0	0
15 Gaby Sanchez, R (1, 3) OBP: 0.344, SLG: 0.411	B SI 89 C FC 86 B CU 74 X FC 85 2-1 F7		B CH 81 B FF 90 X SI 88 2-0 G5-4-3 1-2f			C CU 75 F CU 75 F CU 76 S FF 89 0-3 K		B FF 96 B FF 97 B FF 96 C FF 96 X FF 96 3-1 F8		4	0	0	0	0	1	2
2 Hanley Ramirez, R (1, 6) OBP: 0.365, SLG: 0.465	B CU 75 B FF 91 F FC 85 F SI 91 S FF 91 2-3 K			B FF 89 B SI 88 X SI 89 2-0 G6-3		B SI 87 X FF 89 1-0 G6-3		X CH 86 0-0 G1-3		4	0	0	0	0	1	1
3 Jorge Cantu, R (1, 5) OBP: 0.338, SLG: 0.477		C CU 73 F CU 73 F CU 76 X FF 89 0-2 F8		C CU 75 B SI 88 F SI 90 X CU 76 1-2 F9			B SI 86 F FC 83 B FC 85 B FC 85 X FC 89 3-1 G5-3		B SI 94 X FF 92 1-0 29 DI 1B	4	0	1	0	0	0	0
6 Dan Uggla, R (1, 4) OBP: 0.366, SLG: 0.510		C CU 75 X FF 90 0-1 12 1B 1B		C FF 90 B CH 81 C CU 75 F CU 77 F FC 87 B FC 86 S FC 87 2-3 K			B CU 74 S FC 84 C CU 73 X FF 89 1-2 12 WP 29 1B 2B		B FF 93 B CU 78 X FF 92 2-0 F9	4	1	2	0	0	1	1
12 Cody Ross, R (1, 9) OBP: 0.348, SLG: 0.457		B FF 90 F SI 89 X SI 90 1-1 24 FC5-4 1-2 1B			C CU 73 X FF 89 0-1 F7		C CU 74 B CU 75 B FC 86 B SI 88 F FF 88 B FC 85 4-2 29 1B 2-3 BB		X FF 93 0-0 F8	3	0	1	0	1	0	1
29 Ronny Paulino, R (1, 2) OBP: 0.336, SLG: 0.442		C SI 90 S CU 76 S FF 91 0-3 K			C FC 84 X FF 89 0-1 24 G6-4-3 1B		C CU 75 X SI 88 0-1 1-2 3-H 1B		C SL 81 B SL 81 F FF 93 B SL 83 X CU 77 2-2 P5 1-2	4	0	2	1	0	1	3
24 Cameron Maybin, R (1, 8) OBP: 0.289, SLG: 0.335		C CU 76 X FF 90 0-1 FC5-4 1-2f			B FC 85 C FC 84 S FF 88 B CU 75 X FC 83 2-2 G6-4-3 1-2f		L FC 84 F CU 75 S FC 90 0-3 K			3	0	0	0	0	1	5
39 Nate Robertson, R (1, 1) OBP: 0.211, SLG: 0.176 44 Brian Sanches, R (5, 1) 25 Brett Carroll, R (6, PH) OBP: 0.311, SLG: 0.329 34 Jorge Sosa, R (6, 1) 18 Wes Helms, R (7, PH) OBP: 0.329, SLG: 0.338 51 Jay Buente, R (7, 1)			C FF 88 S CU 74 X CU 75 0-2 G1-3			C FC 84 F CU 74 S FC 84 0-3 K	B FF 90 X FC 89 1-0 G1-3			1 0 0 0 0 0 0 0 0 0 0 0 0 0 1 0 0 0 0 1 0 0 0 0 0 0 0 0 1 0 0 0 0 0 2 0 0 0 0 0 0 0						

| Inning Stats | | | | | |

Florida Marlins @ New York Mets

Citi Field, Flushing, NY

Sat Jun 05 2010, 4:12 PM - 6:27 PM EDT

Att. 37,165 - Cloudy - 89 F

BOTTOM

livebaseballscorecards.com

Batter	1	2	3	4	5	6	7	8	9	AB	R	H	RBI	BB	SO	LOB
7 José Reyes, S (1, 6) OBP: 0.295, SLG: 0.341	B SI 87 C SI 87 B SL 75 X SI 86 2-1 G6-3 ①	B SL 83 C SI 89 D SI 85 X CH 84 2-1 G6-3 ③		B SL 79 C SI 87 X SL 80 1-1 P4 ③			F FF 90 F CU 78 S CH 82 0-3 K ①			4	0	0	0	0	1	2
16 Ángel Pagán, S (1, 8) OBP: 0.349, SLG: 0.426	C SI 86 B SL 77 F SI 87 X SI 87 1-2 F9 ②		B SI 85 X SI 87 1-0 29 1B 2B		X CH 82 0-0 F7 ①		B FF 91 B FF 91 F FF 90 B CH 81 B FF 91 4-1 44 L6 BB			3	1	1	0	1	0	0
44 Jason Bay, R (1, 7) OBP: 0.379, SLG: 0.442	C FF 89 B FF 88 S SL 82 S SI 89 1-3 K ③		S SL 76 C SI 88 B SI 88 S SL 82 1-3 K ①		C CH 79 X SI 88 0-1 F7 ②		F FF 90 1 SAFE B FF 90 S CH 80 X CH 81 1-2 L6 ②③ 1-2			4	0	0	0	0	2	2
29 Ike Davis, L (1, 3) OBP: 0.364, SLG: 0.463		F SI 87 X SI 88 0-1 21 F8 12 1B 2B	S SL 81 S SI 90 X SL 82 0-2 5 HR 2-H 1B		X SL 80 0-0 5 1B 2B			B FF 90 X FF 91 1-0 12 1B 1B		4	3	4	1	0	0	0
5 David Wright, R (1, 5) OBP: 0.376, SLG: 0.500		B SI 88 B SI 88 B SI 90 B SI 88 4-0 12 1B 11 2B BB	B SI 88 B SI 88 F SI 87 X SI 88 2-1 1-H HR		B SL 77 C FF 87 X SL 78 1-1 2-H 1B			X FF 90 0-0 F8 ①		3	2	2	3	1	0	1
21 Rod Barajas, R (1, 2) OBP: 0.283, SLG: 0.529		B SI 89 B CH 82 X SI 87 2-0 F8 ① 2-3	C SI 88 S SL 76 C SI 89 0-3 K ②		B FF 89 F FF 88 X SI 90 1-1 F9 ③			C FF 91 B CU 78 B CH 81 C CH 82 F FF 92 X CH 84 2-2 F7 ②		4	0	0	0	0	1	4
12 Jeff Francoeur, R (1, 9) OBP: 0.324, SLG: 0.400	C SI 89 X CH 82 0-1 11 2B 1-3 3-H 1B	B SI 89 F CH 82 F SI 88 B SI 88 S SL 82 2-3 K ③				X SL 88 0-0 F9 ①		B FF 92 F FF 92 B FF 92 B CU 78 C FF 92 F CH 83 F CH 83 X FF 93 3-2 11 FC6-4 1-2 1B		4	0	2	1	0	1	0
11 Rubén Tejada, R (1, 4) OBP: 0.313, SLG: 0.357	1 SAFE B SI 85 X SL 82 1-0 1-3 3-H 2B			B SI 87 F SI 86 S SI 85 B SI 86 F SI 87 X SL 82 2-2 L5 ①		B FF 89 B CH 89 X SL 88 2-0 F9 ②		B FF 91 C FF 91 B CH 82 X FF 92 2-1 FC6-4 ③ 1-2f		4	0	1	1	0	0	2
49 Jonathon Niese, L (1, 1) OBP: 0.222, SLG: 0.176 32 Jenrry Mejia, R (8, 1) 38 Fernando Nieve, R (9, 1)		B SI 87 F SI 88 S SI 88 X SI 88 1-2 G4-3 ②		B SI 86 C SI 87 F SI 86 C SL 82 1-3 K ②		C SI 90 F FF 90 B SL 81 S SL 83 1-3 K ③				3 0 0	0 0 0	0 0 0	0 0 0	0 0 0	2 0 0	2 0 0
Inning Stats	R: 0 E: 0 K: 1 S: 8 H: 0 LOB: 0 BB: 0 P: 12	R: 2 E: 0 K: 0 S: 11 H: 3 LOB: 2 BB: 1 P: 21	R: 3 E: 0 K: 3 S: 15 H: 3 LOB: 0 BB: 0 P: 21	R: 0 E: 0 K: 1 S: 9 H: 0 LOB: 0 BB: 0 P: 13	R: 1 E: 0 K: 0 S: 8 H: 2 LOB: 1 BB: 0 P: 10	R: 0 E: 0 K: 1 S: 5 H: 0 LOB: 0 BB: 0 P: 8	R: 0 E: 0 K: 1 S: 7 H: 0 LOB: 0 BB: 1 P: 12	R: 0 E: 0 K: 0 S: 13 H: 2 LOB: 2 BB: 0 P: 21		1B: 5 2B: 5 3B: 0 HR: 1 SF: 0 SAC: 0 DP: 1 HBP: 0				WP: 0 PB: 0 SB: 0 CS: 0 PA: 35	

AB	33
R	6
H	10
RBI	6
BB	2
SO	7
LOB	13

PITCHER		IP	WLS	BF	H	R	ER	SO	BB	IBB	HBP	BLK	WP	HR	S	P	ERA	WHIP
39 Nate Robertson, L ERA: 4.83	(1, 1)	4.2	L	22	7	6	6	5	1	0	0	0	0	1	47	71	11.57	1.714
44 Brian Sanches, R ERA: 3.95	(5, 1)	0.1		2	1	0	0	0	0	0	0	0	0	0	4	6	0.00	3.000
34 Jorge Sosa, R ERA: 5.06	(6, 1)	1.0		3	0	0	0	1	0	0	0	0	0	0	5	8	0.00	0.000
51 Jay Buente, R ERA: 2.7	(7, 1)	2.0		8	2	0	0	1	1	0	0	0	0	0	20	33	0.00	1.500

PITCHER	IP	WLS	BF	H	R	ER	SO	BB	IBB	HBP	BLK	WP	HR	S	P	ERA	WHIP

Florida Marlins @ New York Mets

Citi Field, Flushing, NY

Sun Jun 06 2010, 1:12 PM - 4:31 PM EDT

Att. 36,612 - Cloudy - 87 F

livebaseballscorecards.com

Batter	1	2	3	4	5	6	7	8	9	AB	R	H	RBI	BB	SO	LOB
2 Hanley Ramirez, R (1, 6) OBP: 0.370, SLG: 0.460	B FF 89 F CH 78 X FF 89 1-1 ① P4		C SI 88 C CU 67 B CH 79 B CH 80 B FF 89 B CH 79 4-2 BB		C FF 88 X SI 88 0-1 ③ F9		F CH 85 F CH 86 F SI 94 B FF 95 B CH 89 F CH 87 B CH 86 B CH 88 4-2 8 E 29 SF9 BB	I IN 58 I IN 55 I IN 56 I IN 56 4-0 IBB		2	1	0	0	3	0	0
8 Chris Coghlan, L (1, 7) OBP: 0.313, SLG: 0.352	C FF 89 S SL 79 B SL 81 S FF 89 1-3 ② K		C SL 79 S FF 88 C FF 89 0-3 ③ K			B FF 88 B SL 80 F FF 90 X FF 90 2-1 6 F8 3 1B 1B	L SI 92 B FF 92 F CH 86 X CH 88 1-2 E8 29 SF9 1-3 1B	C CU 78 C CU 77 S CU 76 0-3 ③ K		5	1	2	0	0	3	4
6 Dan Uggla, R (1, 4) OBP: 0.362, SLG: 0.517	C FF 88 S CH 80 B CH 80 F SL 85 X FF 90 1-2 ③ P4			F SL 80 S CH 80 X SL 86 0-2 HR		B CU 66 1 SAFE 1 SAFE B CH 75 C CH 77 X CH 78 2-1 ① F8 1-2	B FF 95 B SI 94 C SI 94 X SI 94 2-1 ① G4-3		S FF 89 X FF 91 0-1 ① P3	5	1	1	1	0	0	3
3 Jorge Cantu, R (1, 5) OBP: 0.343, SLG: 0.477 (8, 3)		B FF 86 C CH 78 B CU 68 F CU 69 B FF 89 X CH 79 3-2 ① F8		B CH 79 C CH 79 C FF 89 S CU 73 1-3 ① K		2 SAFE B CH 78 X CH 77 1-0 29 1B 12 HR 2-H 1B	I IN 67 I IN 66 I IN 68 I IN 72 4-0 29 E IBB		B FF 91 C FF 91 F FF 91 B CH 83 X FF 91 2-2 29 F7 1B	4	1	2	1	1	1	0
29 Ronny Paulino, R (1, 2) OBP: 0.331, SLG: 0.436		C CU 69 B FF 89 X SI 88 1-1 ② F9		C CU 68 F CH 80 B CH 79 B CU 71 C CH 80 2-3 ② K		B FF 87 B FF 88 C FF 88 F CU 69 X CU 67 2-2 12 HR 1-2 1B	F CH 89 B SI 94 F SI 94 F FF 95 B SI 95 B FF 95 F CH 86 X FF 94 3-2 ② SF9 1-2 2-3 3-H		S CH 80 F FF 91 B CU 78 B CH 80 B FF 89 F FF 90 X FF 90 3-2 ② F7 1-2	4	1	1	1	0	1	1
12 Cody Ross, R (1, 9) OBP: 0.349, SLG: 0.469		B SI 88 C FF 89 X FF 90 1-1 ③ F8		B FF 89 B CU 68 S CH 79 B FF 89 F SI 87 X CH 79 3-2 1B		C CU 68 C SL 79 X FF 88 0-2 1-H 2-H HR	C SI 94 B FF 95 X SI 95 1-1 ③ G3		C CU 76 D CU 78 C CU 78 B FF 91 F FF 91 S CU 79 2-3 ③ K	5	1	2	3	0	1	3
15 Gaby Sanchez, R (1, 3) OBP: 0.347, SLG: 0.410 30 Brian Barden, R (8, PR) OBP: 0.375, SLG: 0.250 (8, 5)			B CU 64 B CU 66 B FF 88 C FF 88 T FF 89 B FF 90 4-2 24 FC4-6 BB	C FF 88 B FF 89 X CH 78 1-1 ③ G5-3		C CH 85 X CH 88 0-1 ② G5-3		C SL 82 F FF 88 B SL 83 X CU 74 1-2 24 SH1-4 1B		3 0	0 0	1 0	0 0	1 0	0 0	1 0
24 Cameron Maybin, R (1, 8) OBP: 0.290, SLG: 0.341			L CH 75 X CH 77 0-1 ① FC4-6 47 SH1-4 1-2f		L CH 77 B FF 88 X FF 89 1-1 ① G5-3	B FF 95 B FF 96 C FC 96 X FC 96 2-1 2B		1 SAFE X FF 87 0-0 ① SH1-4 1-2		3	0	1	0	0	0	1
47 Ricky Nolasco, R (1, 1) OBP: 0.087, SLG: 0.087 64 Tim Wood, R (6, 1) 13 Mike Lamb, L (8, PH) OBP: 0.259, SLG: 0.240 32 Clay Hensley, R (8, 1)			1 SAFE X FF 85 0-0 ② SH1-4 1-2		C CU 67 S FF 88 B CH 78 S FF 88 1-3 ② K	B FF 95 B FF 93 C FF 94 X FF 95 2-1 ③ G1-3		C FF 89 B FF 89 B FF 89 X SL 82 2-1 ② F8		2 0 1 0	0 0 0 0	0 0 0 0	0 0 0 0	1 0 0 0	1 0 1 0	1 0 1 0

| | | |

Florida Marlins @ New York Mets

Citi Field, Flushing, NY

Sun Jun 06 2010, 1:12 PM - 4:31 PM EDT

Att. 36,612 - Cloudy - 87 F

BOTTOM

Batter	1	2	3	4	5	6	7	8	9	AB	R	H	RBI	BB	SO	LOB
7 José Reyes, S (1, 6) OBP: 0.293, SLG: 0.335	C FF 88 F CU 73 X FF 90 0-2 ① G1-3		F SL 81 B CU 73 X SI 89 1-1 ① G3-1		B CU 74 C FS 85 C CU 75 B FF 91 B FS 84 B FF 90 4-2 16 FC4-6 BB	D SL 87 X FF 94 1-0 ② F8	C SI 93 D FF 88 B SI 92 T SI 92 X SI 92 2-2 ③ F7			4	0	0	0	1	0	4
16 Ángel Pagán, S (1, 8) OBP: 0.355, SLG: 0.427	C SI 89 B CU 75 B CU 75 C FF 90 F FF 90 X SL 83 2-2 ② F8		F SI 90 X FS 86 0-1 1B		C FF 89 C FS 84 F FF 91 X FF 92 0-2 ② FC4-6 44 S 1-2f	X SI 94 0-0 1-2 2-H 3-H 1B		B CH 80 B CH 78 B SI 87 C SI 88 B SI 90 4-1 44 1B 29 G6-4-3 BB		4	1	2	2	1	0	1
44 Jason Bay, R (1, 7) OBP: 0.380, SLG: 0.439	C SL 83 X CU 74 0-1 ③ F9		S FF 90 C FF 89 X FS 85 0-2 ② F8		B FF 92 1 SAFE F SL 84 S FF 93 B FS 85 B SI 88 B CU 78 4-2 29 FC4-6 1-2 BB	C SL 87 B FF 94 C FF 94 D SL 89 X SI 93 2-2 ③ G6-3		C SI 90 1 SAFE B CH 82 D SL 91 B CH 81 F SI 88 F SI 88 1 SAFE X CU 70 3-2 29 G6-4-3 1-3 1B		4	0	1	0	1	0	3
29 Ike Davis, L (1, 3) OBP: 0.360, SLG: 0.451		B FF 90 C FF 89 F FS 84 S FS 83 1-3 ① K	1 SAFE X FF 90 0-0 ③ P6		C FS 85 S SL 86 X FF 94 0-2 ③ FC4-6 1-2f		B SI 92 B FF 92 F FF 93 B SL 93 F SI 93 B SI 94 4-2 21 2B 12 HR BB	B SI 91 C CH 82 X SI 92 1-1 ①② G6-4-3 1-2f 3-H		4	1	0	0	1	1	4
5 David Wright, R (1, 5) OBP: 0.380, SLG: 0.502		C SL 82 B FF 90 S FS 84 X FF 91 1-2 12 2B 1B		X SL 85 0-0 12 F8 1B		B FF 89 X FF 89 1-0 13 1B 21 1B 23 1B 1B	C SI 93 B SI 93 X SL 87 1-1 ① F7	B SI 90 F CH 82 B SI 89 X CH 81 2-1 ③ G5-3		5	1	3	0	0	0	1
21 Rod Barajas, R (1, 2) OBP: 0.288, SLG: 0.534		B FF 89 C FS 86 1 SAFE X SL 83 1-1 ② P6		F FF 91 F FF 89 F FF 92 F FF 94 X CU 76 0-2 ① F8		S SL 82 C SL 84 X FF 93 0-2 1-2 23 1B 13 1B 16 1B 1B	X SI 94 0-0 1-3 12 HR 2B			4	2	2	0	0	0	2
12 Jeff Francoeur, R (1, 9) OBP: 0.327, SLG: 0.423		X FF 91 0-0 1-3 2B		1 SAFE 1 SAFE 1 SAFE F SL 84 X FF 90 0-1 ② F8 1-2		X SL 84 0-0 ① F7	B SL 87 S SL 86 F SI 94 F FF 94 X SL 85 1-2 2-H 3-H HR			4	1	2	3	0	0	3
13 Alex Cora, L (1, 4) OBP: 0.296, SLG: 0.267		I I I I 4-0 IBB		C FF 92 B CU 76 X CU 74 1-1 ③ F7		D FS 82 X FS 84 1-0 23 1B 16 1B 1-2 2-3 1B	B SI 95 B SI 94 F SI 94 X FF 94 2-1 ② G1-3			3	1	1	0	1	0	1
47 Hisanori Takahashi, L (1, 1) OBP: 0.111, SLG: 0.111 32 Jenrry Mejia, R (6, 1) 23 Chris Carter, L (6, PH) OBP: 0.316, SLG: 0.381 18 Ryota Igarashi, R (7, 1) 17 Fernando Tatis, R (7, PH) OBP: 0.302, SLG: 0.404 64 Elmer Dessens, R (8, 1) 25 Pedro Feliciano, L (8, 1) 75 Francisco Rodríguez, R (9, 1)		B SL 81 F FF 88 F SL 83 S CU 74 1-3 ③ K			C FF 88 X FS 84 0-1 ① G1-3	B CU 74 X FS 84 1-0 16 1B 1-2 2-3 3-H 1B	B FF 93 B FF 93 B SL 92 C SI 93 F FF 93 B SL 92 4-2 BB			2 0 1 0 0 0 0 0 0	0 0 0 0 0 0 0 0 0	0 0 1 0 0 0 0 0 0	0 0 1 0 0 0 1 0 0	1 0 0 0 0 0 0 0 0	0 0 0 0 0 0 0 0 0	3 0 0 0 0 0 0 0 0
Inning Stats	R: 0 E: 0 K: 0 S: 9 H: 0 LOB: 0 BB: 0 P: 11	R: 0 E: 0 K: 2 S: 12 H: 2 LOB: 3 BB: 1 P: 20	R: 0 E: 0 K: 0 S: 8 H: 1 LOB: 1 BB: 0 P: 9	R: 0 E: 0 K: 0 S: 10 H: 1 LOB: 1 BB: 0 P: 11	R: 0 E: 0 K: 0 S: 13 H: 0 LOB: 2 BB: 2 P: 21	R: 3 E: 0 K: 0 S: 12 H: 5 LOB: 2 BB: 0 P: 18	R: 3 E: 0 K: 0 S: 16 H: 2 LOB: 1 BB: 2 P: 30	R: 1 E: 0 K: 0 S: 9 H: 1 LOB: 0 BB: 1 P: 19		1B: 9 2B: 2 3B: 0 HR: 1 SF: 0 SAC: 0 DP: 1 HBP: 0				WP: 0 PB: 0 SB: 1 CS: 0 PA: 41	

livebaseballscorecards.com

	AB	35
	R	7
	H	12
	RBI	6
	BB	6
	SO	2
	LOB	22

PITCHER		IP	WLS	BF	H	R	ER	SO	BB	IBB	HBP	BLK	WP	HR	S	P	ERA	WHIP
47 Ricky Nolasco, R ERA: 4.6	(1, 1)	5.1		27	8	3	3	2	2	1	0	0	0	0	59	82	5.06	1.875
64 Tim Wood, R ERA: 5.6	(6, 1)	1.2	B	10	3	3	3	0	2	0	0	0	0	1	21	38	16.20	3.000
32 Clay Hensley, R ERA: 1.76	(8, 1)	1.0	L	4	1	1	1	0	1	0	0	0	0	0	9	19	9.00	2.000

PITCHER	IP	WLS	BF	H	R	ER	SO	BB	IBB	HBP	BLK	WP	HR	S	P	ERA	WHIP

San Diego Padres @ New York Mets

Citi Field, Flushing, NY

Tue Jun 08 2010, 7:11 PM - 10:13 PM EDT

Att. 30,086 - Partly Cloudy - 70 F

livebaseballscorecards.com

TOP

Batter	1	2	3	4	5	6	7	8	9	10	11	AB	R	H	RBI	BB	SO	LOB
22 David Eckstein, R (1, 4) OBP: 0.330, SLG: 0.367	C FF 88 X SI 88 0-1 P6 ①		C SI 90 B FS 84 X SI 89 1-1 G6-3 ②		X FS 82 0-0 G6-3 ③			C FF 92 S FS 84 B SI 92 S SI 91 1-3 K ②			C SI 86 C CH 74 X CH 77 0-2 7 SH1-4 1B	5	0	1	0	0	1	2
7 Chase Headley, S (1, 5) OBP: 0.331, SLG: 0.379	C FF 89 X CU 73 0-1 23 2B 1B		F FF 91 X SI 92 0-1 1B			C SI 89 B FF 90 F FF 91 T FF 92 1-2 K ①		F SI 91 S FF 92 F SI 92 X FF 92 0-2 F9 ③			X SI 86 0-0 SH1-4 ① 1-2	4	1	2	0	0	1	1
23 Adrián González, L (1, 3) OBP: 0.391, SLG: 0.516	C SI 90 B FF 90 B FS 81 X FS 82 2-1 1-H 2B		B CU 74 1 SAFE X SI 90 1-0 F8 ③			C CU 72 X CU 76 0-1 F8 ②			S FF 92 B SI 93 X CU 73 1-1 G4-3 ①		X SI 87 0-0 L5 ②	5	0	1	1	0	0	2
12 Scott Hairston, R (1, 7) OBP: 0.328, SLG: 0.453	B SI 90 F FF 90 F FF 89 S FS 84 1-3 K ②			B FS 82 S FS 82 S FS 82 B FS 84 X FS 84 2-2 F7 ①		C SI 91 X FF 91 0-1 F8 ③			F FS 84 F SI 92 F FF 93 B SI 91 B FS 86 X SI 88 2-2 E5		B SI 85 F SL 82 D SL 82 F SI 89 F FF 89 S SL 81 2-3 K ③	5	0	0	0	0	2	2
4 Nick Hundley, R (1, 2) OBP: 0.382, SLG: 0.470	B FS 83 X SI 90 1-0 G5-3 ③			S SI 89 F SI 90 X FF 92 0-2 G6-3 ②			B FS 83 C FS 83 X FS 82 1-1 L6 ①		C SI 92 S SI 91 B SI 91 S FF 92 1-3 K ②			4	0	0	0	0	1	2
25 Will Venable, L (1, 9) OBP: 0.297, SLG: 0.368		X SI 88 0-0 G4-3 ①		C SI 92 B FF 91 X FS 83 1-1 F8 ③			C SI 91 S FS 82 B SI 92 S SI 92 1-3 K ②		X FS 85 0-0 G1-3 ③			4	0	0	0	0	1	1
15 Jerry Hairston, R (1, 6) OBP: 0.280, SLG: 0.321		C SI 89 C SI 87 B SI 92 B SI 93 X SI 93 2-2 G3-1 ②			B FS 82 F FF 89 X SI 90 1-1 F9 ①		F SI 91 F FF 92 B FS 85 B FS 86 B SI 91 F SI 90 C FF 94 2-3 K ③			F FF 90 B FF 90 F FF 90 S CU 78 1-3 K ①		4	0	0	0	0	2	0
18 Tony Gwynn Jr., L (1, 8) OBP: 0.323, SLG: 0.290		C SI 90 F FF 91 F SI 92 X FS 83 0-2 G3 ③			B CU 74 X SI 92 1-0 33 SH2-4 1B			B FS 83 C SI 90 X FS 83 1-1 L8 ①		C CH 88 B CU 76 F SI 89 C FF 91 1-3 K ②		4	0	1	0	0	1	0
33 Clayton Richard, L (1, 1) OBP: 0.200, SLG: 0.235 2 Lance Zawadzki, L (8, PH) OBP: 0.321, SLG: 0.320 37 Mike Adams, R (8, 1) 57 Luke Gregerson, L (9, 1) 14 Oscar Salazar, R (10, PH) OBP: 0.318, SLG: 0.250 45 Edward Mujica, R (10, 1)			C SI 88 S FS 82 F FF 90 X FS 83 0-2 G4-3 ①		1 SAFE 1 SAFE X FS 85 0-0 SH2-4 ② 1-2			B FF 91 F FF 90 X SI 92 1-1 2B		B FF 91 B FF 88 C FF 89 C FF 90 X CH 83 2-2 L7 ③	1 1 0 0 1 0	0 0 0 0 0 0	0 1 0 0 0 0	0 0 0 0 0 0	0 0 0 0 0 0	0 0 0 0 0 0	0 0 0 0 0 0
Inning Stats	R: 1 E: 0 K: 1 S: 10 H: 2 LOB: 1 BB: 0 P: 14	R: 0 E: 0 K: 0 S: 8 H: 0 LOB: 0 BB: 0 P: 10	R: 0 E: 0 K: 0 S: 9 H: 1 LOB: 1 BB: 0 P: 11	R: 0 E: 0 K: 0 S: 8 H: 0 LOB: 0 BB: 0 P: 11	R: 0 E: 0 K: 0 S: 5 H: 1 LOB: 1 BB: 0 P: 7	R: 0 E: 0 K: 1 S: 7 H: 0 LOB: 0 BB: 0 P: 8	R: 0 E: 0 K: 2 S: 10 H: 0 LOB: 0 BB: 0 P: 14	R: 0 E: 0 K: 1 S: 11 H: 1 LOB: 1 BB: 0 P: 14	R: 0 E: 1 K: 1 S: 10 H: 0 LOB: 1 BB: 0 P: 14	R: 0 E: 0 K: 2 S: 9 H: 0 LOB: 0 BB: 0 P: 13	R: 0 E: 0 K: 1 S: 9 H: 1 LOB: 1 BB: 0 P: 11	1B: 4 2B: 2 3B: 0 HR: 0	SF: 0 SAC: 2 DP: 0 HBP: 0		WP: 0 PB: 0 SB: 0 CS: 0	PA: 40		

PITCHER	IP	WLS	BF	H	R	ER	SO	BB	IBB	HBP	BLK	WP	HR	S	P	ERA	WHIP
34 Mike Pelfrey, R (1, 1) ERA: 2.23	9.0		33	5	1	1	6	0	0	0	0	0	0	78	103	1.00	0.556
75 Francisco Rodríguez, R (10, 1) ERA: 2.01	1.0		3	0	0	0	2	0	0	0	0	0	0	9	13	0.00	0.000
25 Pedro Feliciano, L (11, 1) ERA: 2.05	0.2		3	1	0	0	0	0	0	0	0	0	0	5	5	0.00	1.500
64 Elmer Dessens, R (11, 1) ERA: 1.35	0.1	W	1	0	0	0	1	0	0	0	0	0	0	4	6	0.00	0.000

PITCHER	IP	WLS	BF	H	R	ER	SO	BB	IBB	HBP	BLK	WP	HR	S	P	ERA	WHIP

AB	38
R	1
H	6
RBI	1
BB	0
SO	9
LOB	10

Batter	1	2	3	4	5	6	7	8	9	10	11	AB	R	H	RBI	BB	SO	LOB
7 José Reyes, S (1, 6) OBP: 0.300, SLG: 0.351	C SI 88 F SI 87 F SL 83 F FF 91 B FF 91 X FF 89 1-2 G1-3 ①		B CH 79 X SI 88 1-0 16 G4-6-3 1B		B FF 91 B FF 89 B FF 88 B SI 88 4-0 16 1B BB		B CH 80 X CH 79 1-0 HR			C FF 89 S FS 86 F FS 86 F FF 92 B FS 85 B FS 87 B FS 87 S FF 92 3-3 K ②		4	1	2	1	1	1	0
16 Ángel Pagán, S (1, 8) OBP: 0.356, SLG: 0.436	B SI 87 F SI 88 F FF 88 B FF 91 B FF 90 X SI 88 3-2 E1 44 S		1 SAFE B FF 89 1 SAFE 1 SAFE C SL 83 X SL 84 1-1 G4-6-3 ①② 1-2f		S SL 83 1 SAFE 1 SAFE 1 SAFE C SL 82 B FF 93 1 SAFE X SL 85 1-2 1-3 1B		B FF 90 C FF 89 X FF 89 1-1 F7 ③			B FF 91 C FF 91 S FS 86 X FS 88 1-2 3B		5	0	2	0	0	0	1
44 Jason Bay, R (1, 7) OBP: 0.372, SLG: 0.429	B SI 88 C CH 78 S FF 90 F FF 91 C FF 92 1-3 K ② 2-3		X SI 88 0-0 G5-3 ③		B FF 91 B FF 91 C CH 82 T FF 92 S FF 94 2-3 K ③			F FF 91 F FF 93 S SL 88 0-3 K ①		B FS 86 X FF 93 1-0 G5-3 ③		5	0	0	0	0	3	4
29 Ike Davis, L (1, 3) OBP: 0.355, SLG: 0.462	B SL 82 C SL 81 F FF 91 B SL 82 S SL 85 2-3 K ③			X SI 88 0-0 G4-3 ①		B SI 90 S SL 82 F FF 89 X FF 92 1-2 G6-3 ①		B CH 86 C SL 88 X SL 87 1-1 P6 ②			S FS 85 B FS 85 X FS 86 1-1 HR	5	1	1	1	0	1	1
5 David Wright, R (1, 5) OBP: 0.382, SLG: 0.507		C CH 86 X CH 79 0-1 G6-3 ①		C FF 91 C SI 88 B SL 84 X SL 83 1-2 2B		X SI 88 0-0 12 S 1B		C SL 88 F FF 93 B SL 88 X SL 88 1-2 G6-3 ③				4	0	2	0	0	0	0
21 Rod Barajas, R (1, 2) OBP: 0.282, SLG: 0.521		B SI 87 B CH 87 X CH 79 2-0 F9 ②		C SI 87 C FF 90 B FF 92 F FF 93 S SL 86 1-3 K ②		B SL 84 1 SAFE C FF 89 X SL 83 1-1 P4 ②			C SI 90 S SL 82 S SL 83 0-3 K ①			4	0	0	0	0	2	2
12 Jeff Francoeur, R (1, 9) OBP: 0.326, SLG: 0.419		B CH 79 F FF 88 C SI 89 X CH 81 1-2 11 1B 1B		D CU 76 S FF 91 F FF 92 B FF 93 C FF 92 2-3 K ③		D FF 90 1 SAFE F FF 91 1 SAFE F FF 92 1 SAFE B SL 84 X SL 85 2-2 F8 ③ 1-2			B SL 81 F SL 82 B FF 90 S FF 89 T FF 90 2-2 K ②			4	0	1	0	0	2	2
11 Rubén Tejada, R (1, 4) OBP: 0.316, SLG: 0.353 23 Chris Carter, L (9, PH) OBP: 0.304, SLG: 0.364 75 Francisco Rodríguez, R (10, 1) 25 Pedro Feliciano, L (11, 1) 64 Elmer Dessens, R (11, 1)		1 SAFE B FF 90 X FF 90 1-0 1-2 1B			C CH 86 X FF 89 0-1 L9 ①		C FF 88 B CH 78 X CH 78 1-1 F9 ①		C SL 82 S SL 84 S SI 90 0-3 K ③			3 1 0 0 0	0 0 0 0 0	1 0 0 0 0	0 0 0 0 0	0 1 0 0 0	0 0 0 0 0	0 0 0 0 0
34 Mike Pelfrey, R (1, 1) OBP: 0.207, SLG: 0.148 13 Alex Cora, L (10, 4) OBP: 0.293, SLG: 0.264		C FF 91 X SL 86 0-1 G1-3 ③			F SI 87 X FF 90 0-1 G3 ②		C FF 90 C FF 90 B FF 92 S CH 82 1-3 K ②			X FS 84 0-0 P6 ①		3 1	0 0	0 0	0 0	0 0	1 0	2 0
Inning Stats	R: 0 E: 1 K: 2 S: 15 H: 0 LOB: 1 BB: 0 P: 22	R: 0 E: 0 K: 0 S: 9 H: 2 LOB: 2 BB: 0 P: 13	R: 0 E: 0 K: 0 S: 4 H: 1 LOB: 0 BB: 0 P: 6	R: 0 E: 0 K: 2 S: 11 H: 1 LOB: 1 BB: 0 P: 15	R: 0 E: 0 K: 1 S: 10 H: 1 LOB: 2 BB: 1 P: 17	R: 0 E: 0 K: 0 S: 9 H: 1 LOB: 1 BB: 0 P: 13	R: 1 E: 0 K: 1 S: 8 H: 1 LOB: 0 BB: 0 P: 12	R: 0 E: 0 K: 1 S: 8 H: 0 LOB: 0 BB: 0 P: 10	R: 0 E: 0 K: 3 S: 9 H: 0 LOB: 0 BB: 0 P: 11	R: 0 E: 0 K: 1 S: 10 H: 1 LOB: 1 BB: 0 P: 15	R: 1 E: 0 K: 0 S: 2 H: 1 LOB: 0 BB: 0 P: 3	1B: 5 2B: 1 3B: 1 HR: 2 SF: 0 SAC: 0 DP: 1 HBP: 0			WP: 0 PB: 0 SB: 2 CS: 0	PA: 40		

PITCHER		IP	WLS	BF	H	R	ER	SO	BB	IBB	HBP	BLK	WP	HR	S	P	ERA	WHIP
33 Clayton Richard, L ERA: 2.72	(1, 1)	7.0		29	7	1	1	6	1	0	0	0	0	1	66	98	1.29	1.143
37 Mike Adams, R ERA: 2.63	(8, 1)	1.0		3	0	0	0	1	0	0	0	0	0	0	8	10	0.00	0.000
57 Luke Gregerson, R ERA: 1.44	(9, 1)	1.0		3	0	0	0	3	0	0	0	0	0	0	9	11	0.00	0.000
45 Edward Mujica, R ERA: 3.41	(10, 1)	1.0	L	5	2	1	1	1	0	0	0	0	0	1	12	18	9.00	2.000

PITCHER	IP	WLS	BF	H	R	ER	SO	BB	IBB	HBP	BLK	WP	HR	S	P	ERA	WHIP

BOTTOM

San Diego Padres @ New York Mets

Citi Field, Flushing, NY

Tue Jun 08 2010, 7:11 PM - 10:13 PM EDT

Att. 30,086 - Partly Cloudy - 70 F

livebaseballscorecards.com

AB	39
R	2
H	9
RBI	2
BB	1
SO	11
LOB	12

San Diego Padres @ New York Mets

Citi Field, Flushing, NY

Thu Jun 10 2010, 1:11 PM - 3:57 PM EDT

Att. 32,365 - Cloudy - 70 F

TOP

livebaseballscorecards.com

Batter	1	2	3	4	5	6	7	8	9	AB	R	H	RBI	BB	SO	LOB
22 David Eckstein, R (1, 4) OBP: 0.336, SLG: 0.374	B FF 87 B FF 86 C FF 85 X FF 87 2-1 F7 ①		C SI 88 B CH 77 F FF 87 B FF 89 X SI 90 2-2 1B		1 SAFE D CH 77 C CH 74 1 SAFE B CH 74 C SL 77 B CH 77 X FF 89 3-2 23 1B 1-H 2B		C SI 89 B SI 90 F SL 82 B SI 89 B CH 78 F SI 88 B SI 87 4-2 7 2B BB		C FF 94 B CH 79 B FF 93 B FF 94 X FF 94 3-1 G5-3 ②	4	2	2	1	1	0	0
7 Chase Headley, S (1, 5) OBP: 0.328, SLG: 0.379	B FF 88 C SI 87 F CH 80 X FF 90 1-2 F8 ②		X FF 88 0-0 L6 ③		S CH 78 S CH 78 X FF 89 0-2 F7 ②		B CH 77 X SI 86 1-0 1-H 2B		S CH 82 S CH 84 B FF 95 B FF 95 F CH 84 X FF 93 2-2 G4-3 ③	5	0	1	1	0	0	2
23 Adrián González, L (1, 3) OBP: 0.397, SLG: 0.521	B FF 89 B CH 78 F FF 90 F SL 78 F FF 90 B CH 78 X CH 78 3-2 1B			C FF 88 B FF 88 S FF 89 F SI 90 F CH 79 B FF 90 F FF 90 X SL 76 2-2 4 BB 12 BB 15 SF8 1B	X FF 88 0-0 2-H 1B		B CU 75 F CU 75 S SI 86 F SI 87 S CH 76 1-3 K ③			4	1	3	1	0	1	1
12 Scott Hairston, R (1, 7) OBP: 0.333, SLG: 0.450	C CH 78 B FF 89 D FF 88 X SL 80 2-1 F9 ③			B CH 75 B SL 78 B SL 79 C FF 87 F FF 86 B SL 77 4-2 4 BB 1-2 BB	B CH 76 X SI 87 1-0 G5-3 ③			B FC 96 B FF 95 X FF 96 2-0 4 G5-4-3 1B		3	0	1	0	1	0	2
4 Nick Hundley, R (1, 2) OBP: 0.385, SLG: 0.466		B CH 76 B FF 87 B FF 87 C FF 86 X FF 88 3-1 G6-3 ①		F FF 88 S CH 75 B CH 78 F FF 88 B FF 89 B CH 78 B FF 89 4-2 13 G5-4-3 1-2 2-3 BB	B CH 84 F FF 85 X FF 87 1-1 13 G4-3 1B			X FF 95 0-0 G5-4-3 ①② 1-2f		3	0	1	0	1	0	1
15 Jerry Hairston, R (1, 6) OBP: 0.279, SLG: 0.317		C SL 83 B FF 89 X FF 88 1-1 G6-3 ②		F FF 88 X SI 88 0-1 SF8 ① 3-H	B CH 76 X SI 86 1-0 F7 ①			H FC 97 1-0 13 E HBP		2	0	0	1	0	0	1
13 Chris Denorfia, R (1, 9) OBP: 0.313, SLG: 0.305		B FF 89 X FF 88 1-0 G4-3 ③		B SL 80 X FF 86 1-0 G5-4-3 ②③ 1-2f	X SI 87 0-0 G4-3 ②③ 1-2f			C FF 96 D FF 94 F FF 95 B CU 74 X FC 95 2-2 E5 1-2		4	0	0	0	0	0	4
18 Tony Gwynn Jr., L (1, 8) OBP: 0.327, SLG: 0.291			B FF 87 B FF 87 C FF 86 X FF 88 2-1 G4-3 ①		B FF 86 F FF 87 B FF 86 B SI 88 B FF 87 4-1 22 2B BB		X FF 86 0-0 2 G5-4-3 1B	B CH 83 B FF 96 C FC 96 X FC 96 2-1 G6-3 ③		3	1	1	0	1	0	2
38 Mat Latos, R (1, 1) OBP: 0.190, SLG: 0.286 2 Lance Zawadzki, L (7, PH) OBP: 0.310, SLG: 0.308 57 Luke Gregerson, L (7, 1) 37 Mike Adams, R (8, 1) 25 Will Venable, L (9, PH) OBP: 0.295, SLG: 0.366 21 Heath Bell, R (9, 1)			L FF 88 C CH 78 D CH 79 X SL 78 1-2 P6 ②		B CH 84 1 SAFE L CH 83 L FF 87 L CH 76 1-3 K ①		1 SAFE L SI 85 C CH 79 X CH 80 0-2 G5-4-3 ①② 1-2f		C FF 94 S FF 96 B FF 95 B FF 94 X CH 82 2-2 P3 ①	2 1 0 0 1 0	0 0 0 0 0 0	0 0 0 0 0 0	0 0 0 0 0 0	1 0 0 0 0 0	1 1 0 0 0 0	1 0 0 0 0 0
Inning Stats	R: 0 E: 0 K: 0 S: 11 H: 1 LOB: 1 BB: 0 P: 19	R: 0 E: 0 K: 0 S: 5 H: 0 LOB: 0 BB: 0 P: 10	R: 0 E: 0 K: 0 S: 9 H: 1 LOB: 1 BB: 0 P: 14	R: 1 E: 0 K: 0 S: 14 H: 1 LOB: 1 BB: 2 P: 25	R: 2 E: 0 K: 1 S: 12 H: 2 LOB: 1 BB: 1 P: 21	R: 0 E: 0 K: 0 S: 4 H: 1 LOB: 0 BB: 0 P: 6	R: 1 E: 0 K: 1 S: 12 H: 2 LOB: 1 BB: 1 P: 18	R: 0 E: 1 K: 0 S: 7 H: 1 LOB: 2 BB: 0 P: 14	R: 0 E: 0 K: 0 S: 9 H: 0 LOB: 0 BB: 0 P: 16	1B: 7 2B: 2 3B: 0 HR: 0 SF: 1 SAC: 0 DP: 4 HBP: 1						

AB	32
R	4
H	9
RBI	4
BB	4
SO	2
LOB	15

WP: 0	PA: 38
PB: 0	
SB: 0	
CS: 0	

PITCHER		IP	WLS	BF	H	R	ER	SO	BB	IBB	HBP	BLK	WP	HR	S	P	ERA	WHIP
57 Johan Santana, L ERA: 2.96	(1, 1)	6.2	L	29	8	4	4	1	4	0	0	0	0	0	63	108	5.40	1.800
25 Pedro Feliciano, L ERA: 2.01	(7, 1)	0.1		1	0	0	0	1	0	0	0	0	0	0	4	5	0.00	0.000
32 Jenrry Mejia, R ERA: 2.81	(8, 1)	1.0		5	1	0	0	0	0	0	1	0	0	0	7	14	0.00	1.000
38 Fernando Nieve, R ERA: 6.0	(9, 1)	1.0		3	0	0	0	0	0	0	0	0	0	0	9	16	0.00	0.000

PITCHER	IP	WLS	BF	H	R	ER	SO	BB	IBB	HBP	BLK	WP	HR	S	P	ERA	WHIP

Batter	1	2	3	4	5	6	7	8	9	AB	R	H	RBI	BB	SO	LOB
7 José Reyes, S (1, 6) OBP: 0.299, SLG: 0.349	C FF 93 X CH 82 0-1 1B		C SI 90 B SL 83 F CU 78 B SI 92 F SI 93 X SI 93 2-2 ① G6-3			C CH 86 X SL 84 0-1 ① F8			C FF 93 F CU 82 X FF 94 0-2 ① G5-3	4	0	1	0	0	0	0
16 Ángel Pagán, S (1, 8) OBP: 0.349, SLG: 0.428	1 SAFE B SI 88 C SI 90 1 SAFE 1 SAFE C SI 89 P PO 85 C SI 90 1 SAFE 2-3 ① K		L CH 85 C SI 94 F SI 94 T FC 94 0-2 ② K			B CU 78 B SL 86 F SI 92 B SI 93 F SI 92 F SI 93 F SI 91 X SI 92 3-2 ② L6			C CU 81 B FF 94 B SI 93 X FF 93 2-1 ② F7	4	0	0	0	0	2	1
44 Jason Bay, R (1, 7) OBP: 0.366, SLG: 0.421	C SI 93 X SL 83 0-1 ② F8		B CH 86 S FF 95 B CU 78 B FF 95 X FF 93 3-1 ③ F9			S SL 87 F SI 95 B SL 85 X SL 85 1-2 ③ F8			T FF 95 C FF 94 X FF 94 0-2 ③ F9	4	0	0	0	0	0	1
29 Ike Davis, L (1, 3) OBP: 0.349, SLG: 0.453	1 SAFE 1 SAFE C SI 91 1 SAFE F SL 83 1 SAFE B SI 92 F SI 92 F CU 80 1-3 ③ 1 SAFE S CU 75 K			B SL 83 F SI 89 B SI 88 S CU 81 X FC 91 2-2 ① G6-3			L SL 80 B SI 88 B SL 82 F SL 81 S SL 83 2-3 ① K			3	0	0	0	0	2	1
5 David Wright, R (1, 5) OBP: 0.382, SLG: 0.502		C FF 94 B SL 83 B SL 83 B CH 84 F SI 92 F FF 94 B FF 93 4-2 4 HR BB		C CH 84 B CU 75 B FF 92 C SI 91 B SI 93 S FF 94 3-3 ② K			C FF 91 S SL 83 C FC 90 0-3 ② K			2	1	0	0	1	2	0
12 Jeff Francoeur, R (1, 9) OBP: 0.322, SLG: 0.413		F SI 91 1 SAFE X SI 94 0-1 ① L9		F FF 93 S SL 84 D SL 84 C FC 94 1-3 ③ K			B SL 83 S SL 83 S SL 84 B FF 90 B SL 83 S SL 83 3-3 ③ K			3	0	0	0	0	2	1
13 Alex Cora, L (1, 4) OBP: 0.284, SLG: 0.256		B SI 89 B CH 86 1 SAFE B SI 90 C SI 90 C FF 91 X SL 84 3-2 ② F9			C CH 83 C SL 83 C SI 92 0-3 ① K			C SL 87 B FF 91 B CH 82 X SL 86 2-1 ① G3		3	0	0	0	0	1	1
4 Henry Blanco, R (1, 2) OBP: 0.367, SLG: 0.490 27 Jésus Feliciano, L (8, PH) 21 Rod Barajas, R (9, 2) OBP: 0.282, SLG: 0.521		1 SAFE F FF 91 C CU 79 F SL 82 F SI 92 B SL 82 P PO 87 B SL 83 F SL 81 3-2 F SL 82 X FF 94 1-H HR			C FS 84 B CU 76 C CU 78 S CU 79 1-3 ② K			C SL 86 F FF 92 S FF 91 0-3 ② K		2 1 0	1 0 0	1 0 0	2 0 0	0 1 0	1 0 0	0 0 0
57 Johan Santana, L (1, 1) OBP: 0.148, SLG: 0.222 25 Pedro Feliciano, L (7, 1) 32 Jenrry Mejia, R (8, 1) 23 Chris Carter, L (8, PH) OBP: 0.292, SLG: 0.348 38 Fernando Nieve, R (9, 1)		B FF 94 F FF 93 F SL 82 F CU 77 B SI 93 S SI 93 2-3 ③ K			B SI 94 X FF 93 1-0 ③ F7			B CH 84 F SL 88 S SL 86 B SI 93 X SL 87 2-2 ③ F9		2 0 0 1 0	0 0 0 0 0	0 0 0 0 0	0 0 0 0 0	1 0 0 0 0	0 0 0 0 0	0 0 0 0 0
Inning Stats	R: 0 E: 0 K: 2 S: 13 H: 1 LOB: 1 BB: 0 P: 15	R: 2 E: 0 K: 1 S: 20 H: 1 LOB: 0 BB: 1 P: 31	R: 0 E: 0 K: 1 S: 10 H: 0 LOB: 0 BB: 0 P: 15	R: 0 E: 0 K: 2 S: 9 H: 0 LOB: 0 BB: 0 P: 15	R: 0 E: 0 K: 2 S: 7 H: 0 LOB: 0 BB: 0 P: 9	R: 0 E: 0 K: 0 S: 10 H: 0 LOB: 0 BB: 0 P: 14	R: 0 E: 0 K: 3 S: 9 H: 0 LOB: 0 BB: 0 P: 14	R: 0 E: 0 K: 1 S: 8 H: 0 LOB: 0 BB: 0 P: 12	R: 0 E: 0 K: 0 S: 8 H: 0 LOB: 0 BB: 0 P: 10	1B: 1 2B: 0 3B: 0 HR: 1	SF: 0 SAC: 0 DP: 0 HBP: 0	WP: 0 PB: 0 SB: 0 CS: 0	PA: 30			

PITCHER	IP	WLS	BF	H	R	ER	SO	BB	IBB	HBP	BLK	WP	HR	S	P	ERA	WHIP
38 Mat Latos, R (1, 1) ERA: 3.24	6.0	W	21	2	2	2	8	1	0	0	0	0	1	69	99	3.00	0.500
57 Luke Gregerson, R (7, 1) ERA: 1.39	1.0	H	3	0	0	0	3	0	0	0	0	0	0	9	14	0.00	0.000
37 Mike Adams, R (8, 1) ERA: 2.54	1.0	H	3	0	0	0	1	0	0	0	0	0	0	8	12	0.00	0.000
21 Heath Bell, R (9, 1) ERA: 1.33	1.0	S	3	0	0	0	0	0	0	0	0	0	0	8	10	0.00	0.000

PITCHER	IP	WLS	BF	H	R	ER	SO	BB	IBB	HBP	BLK	WP	HR	S	P	ERA	WHIP

BOTTOM

San Diego Padres @ New York Mets

Citi Field, Flushing, NY

Thu Jun 10 2010, 1:11 PM - 3:57 PM EDT

Att. 32,365 - Cloudy - 70 F

livebaseballscorecards.com

AB	29
R	2
H	2
RBI	2
BB	1
SO	12
LOB	5

Batter	1	2	3	4	5	6	7	8	9	AB	R	H	RBI	BB	SO	LOB
15 Jerry Hairston, R (1, 6) OBP: 0.274, SLG: 0.311	B FF 89 F FF 91 X SI 89 1-1 ① G4-3		C CU 74 X FC 87 0-1 ③ F9			F SI 88 X CH 80 0-1 ③ G6-3			B SI 88 X SI 86 1-0 ③ P2	4	0	0	0	0	0	1
7 Chase Headley, S (1, 5) OBP: 0.324, SLG: 0.374	C SI 89 S CU 76 X 0-2 ② G1-3			B FF 88 B FC 84 F SI 88 C FC 84 X FF 90 2-2 ① G5-3			C FC 82 X SL 83 0-1 ① G5-3			3	0	0	0	0	0	0
23 Adrián González, L (1, 3) OBP: 0.392, SLG: 0.514	C FF 91 B FC 87 F SI 90 B FC 86 X FC 86 2-2 ③ G6-3			B CU 76 B SI 90 B FF 89 C SI 89 X FC 86 3-1 ② G5-3			B FC 82 F FC 83 B SI 88 C FF 89 B CU 71 S FC 84 3-3 ② K			3	0	0	0	0	1	0
12 Scott Hairston, R (1, 7) OBP: 0.326, SLG: 0.438		C B X 1-1 ① P2		F FC 85 F SL 85 X FC 86 0-2 ③ L1			F FC 84 X FF 90 0-1 ③ G6-3			3	0	0	0	0	0	0
8 Yorvit Torrealba, R (1, 2) OBP: 0.348, SLG: 0.375		C CU 73 B CU 76 X FF 89 1-1 ② G4-3			C FC 83 B FF 89 F SI 88 B FF 91 S FC 85 2-3 ① K			C FC 88 B FC 88 S CU 75 F CU 76 F FC 84 F CU 75 B FF 88 X FF 88 2-2 ① F8		3	0	0	0	0	1	0
14 Oscar Salazar, R (1, 9) OBP: 0.304, SLG: 0.241		B SI 87 X SI 89 1-0 ③ G5-3			C CU 74 B CU 74 X CU 75 1-1 ② F8			C SI 88 S CH 80 S FC 85 0-3 ② K		3	0	0	0	0	1	0
13 Chris Denorfia, R (1, 8) OBP: 0.313, SLG: 0.323			B SI 88 B FC 84 C FF 88 B SI 89 C FF 88 F FF 89 X FF 89 3-2 2B		C FF 88 B FF 91 B FC 84 C FF 87 X FC 84 2-2 ③ G5-3			B SI 87 C FC 82 X FC 84 1-1 ③ G5-3		3	0	1	0	0	0	0
2 Lance Zawadzki, L (1, 4) OBP: 0.281, SLG: 0.276			C SI 90 B FF 90 F FF 89 S CU 77 1-3 ① K			C FC 83 B CU 74 B SI 87 F FC 83 F FC 83 X FF 88 2-2 ① G2-3			C FC 83 X FC 81 0-1 ① G6-3	3	0	0	0	0	1	1
27 Jon Garland, R (1, 1) OBP: 0.269, SLG: 0.174 45 Edward Mujica, R (7, 1) 58 Ryan Webb, R (8, 1) 4 Nick Hundley, R (9, PH) OBP: 0.382, SLG: 0.462			C CU 76 C FF 91 F CU 76 S FF 89 0-3 ② K			B SI 86 F FF 88 F FF 88 F FF 90 S CU 74 1-3 ② K			C CU 74 F FC 83 B CU 74 B FC 84 X FC 82 2-2 ② P3	2 0 0 1	0 0 0 0	0 0 0 0	0 0 0 0	0 0 0 0	2 0 0 0	1 0 0 0
Inning Stats	R: 0 H: 0 E: 0 LOB: 0 K: 0 BB: 0 S: 8 P: 11	R: 0 H: 0 E: 0 LOB: 0 K: 0 BB: 0 S: 5 P: 8	R: 0 H: 1 E: 0 LOB: 1 K: 2 BB: 0 S: 13 P: 17	R: 0 H: 0 E: 0 LOB: 0 K: 0 BB: 0 S: 8 P: 13	R: 0 H: 0 E: 0 LOB: 0 K: 1 BB: 0 S: 8 P: 13	R: 0 H: 0 E: 0 LOB: 0 K: 1 BB: 0 S: 10 P: 13	R: 0 H: 0 E: 0 LOB: 0 K: 1 BB: 0 S: 7 P: 10	R: 0 H: 0 E: 0 LOB: 0 K: 1 BB: 0 S: 11 P: 14	R: 0 H: 0 E: 0 LOB: 0 K: 0 BB: 0 S: 6 P: 9	1B: 0 SF: 0 2B: 1 SAC: 0 3B: 0 DP: 0 HR: 0 HBP: 0					WP: 0 PA: 28 PB: 0 SB: 0 CS: 0	

PITCHER	IP	WLS	BF	H	R	ER	SO	BB	IBB	HBP	BLK	WP	HR	S	P	ERA	WHIP
49 Jonathon Niese, L (1, 1) ERA: 3.61	9.0	W	28	1	0	0	6	0	0	0	0	0	0	76	108	0.00	0.111

PITCHER	IP	WLS	BF	H	R	ER	SO	BB	IBB	HBP	BLK	WP	HR	S	P	ERA	WHIP

TOP

San Diego Padres @ New York Mets

Citi Field, Flushing, NY

Thu Jun 10 2010, 7:11 PM - 9:28 PM EDT

Att. 14,733 - Partly Cloudy - 71 F

livebaseballscorecards.com

AB	28
R	0
H	1
RBI	0
BB	0
SO	6
LOB	3

Batter	1	2	3	4	5	6	7	8	9	AB	R	H	RBI	BB	SO	LOB
7 José Reyes, S (1, 6) OBP: 0.306, SLG: 0.356	C SI 87 X SI 88 0-1 5 S 27 G4-3 1B		X CH 79 0-0 E2 5 G4-3 29 1B 1-3 1B		C CH 81 X SI 88 0-1 27 G4-6-3 1B		T FF 89 B FC 89 B FS 83 B FS 85 X FF 90 3-1 ① P4			4	1	3	0	0	0	1
27 Jésus Feliciano, L (1, 8) (7, 7)	B SI 87 1 SAFE B SI 87 C SI 88 1 SAFE 1 SAFE B SI 89 X SI 88 3-1 ① G4-3 1-2		X SI 90 0-0 ① G1-3		1 SAFE X SI 87 0-0 ② ③ G4-6-3 1-2f		C FF 91 X FF 90 0-1 ② F8			4	0	0	0	0	0	5
5 David Wright, R (1, 5) OBP: 0.375, SLG: 0.493	F FF 89 C FF 89 B SL 86 B SL 86 S SI 89 2-3 ② K 2-3		B FF 91 F FF 90 B SI 90 X SL 86 2-1 ② G4-3 2-3 3-H			B SL 84 S SL 83 B SI 88 F FF 89 X CU 76 2-2 ① L7	C FF 91 B FF 92 S FF 91 C FF 91 1-3 ③ K			4	0	0	1	0	2	3
29 Ike Davis, L (1, 3) OBP: 0.353, SLG: 0.455	C SI 90 B SI 90 S CH 80 B FF 90 F SI 90 X SI 90 2-2 ③ F7		F CH 80 B SI 91 B SI 90 X CH 80 2-1 23 FC3-6 1B 3-H			X CH 81 0-0 23 FC4-6 1B		B SI 93 B SI 93 X SI 93 2-0 ① G6-3		4	0	2	1	0	0	1
23 Chris Carter, L (1, 7) OBP: 0.296, SLG: 0.385 16 Ángel Pagán, S (6, PR) OBP: 0.348, SLG: 0.426 (7, 8)		X 0-0 21 1B 12 1B 2B	D SL 85 C SL 84 S FF 90 D CH 80 F SL 85 X SI 89 2-2 ③ FC3-6 1-2f			F SI 88 X SI 88 0-1 ② FC4-6 12 BB 21 S 1-2f		X SI 94 0-0 ② B2-3		3 1	1 0	1 0	0 0	0 0	0 0	2 0
21 Rod Barajas, R (1, 2) OBP: 0.287, SLG: 0.518		B SL 86 B FF 89 B FF 89 C FF 90 X SL 86 3-1 11 G5-4-3 12 1B 2-3 1B		B SL 83 X SL 83 1-0 ① G5-3		1 SAFE B SL 83 F SL 83 1 SAFE 1 SAFE B SI 89 F SI 89 H SI 90 3-2 12 BB 1-2 HBP		B SI 94 F SI 93 X SL 85 1-1 ③ F8		3	0	1	0	0	0	0
12 Jeff Francoeur, R (1, 9) OBP: 0.326, SLG: 0.414		B SL 85 C FF 87 F SI 87 B SL 86 X SL 85 2-2 11 G5-4-3 1-2 3-H 1B	S FF 88 B FF 88 B SL 84 X SL 85 2-1 ② G4-3			B SL 85 F SL 84 C FF 90 B SI 90 B CH 80 F FF 90 B SL 86 4-2 1-2 2-3 BB				2	0	1	1	1	0	0
11 Rubén Tejada, R (1, 4) OBP: 0.273, SLG: 0.300		F SI 90 F SI 91 X SI 90 0-2 ① ② ③ G5-4-3 1-2f 2-3f	C FF 90 B SL 84 B SI 88 C SL 85 F SI 89 B SL 85 X SL 85 3-2 ③ G1-3			B SL 83 X SL 83 1-0 ③ G5-3				3	0	0	0	0	0	5
49 Jonathon Niese, L (1, 1) OBP: 0.286, SLG: 0.167			B SI 88 B SI 86 C SI 88 B SI 88 S SI 87 B SI 89 4-2 7 E 5 G4-3 BB		C SI 86 S SI 87 F SL 84 F SI 89 C CU 75 0-3 ① K		B FS 88 B FS 88 C FF 89 B FF 90 S FC 89 B FC 89 4-2 BB			1	1	0	0	2	1	0
Inning Stats	R: 0 E: 0 K: 1 S: 11 H: 1 LOB: 1 BB: 0 P: 18	R: 1 E: 0 K: 0 S: 9 H: 3 LOB: 0 BB: 0 P: 14	R: 2 E: 1 K: 0 S: 12 H: 2 LOB: 1 BB: 1 P: 22	R: 0 E: 0 K: 0 S: 7 H: 0 LOB: 0 BB: 0 P: 13	R: 0 E: 0 K: 1 S: 8 H: 1 LOB: 0 BB: 0 P: 8	R: 0 E: 0 K: 0 S: 12 H: 1 LOB: 3 BB: 1 P: 22	R: 0 E: 0 K: 1 S: 9 H: 0 LOB: 1 BB: 1 P: 17	R: 0 E: 0 K: 0 S: 4 H: 0 LOB: 0 BB: 0 P: 7		1B: 7 2B: 1 3B: 1 HR: 0	SF: 0 SAC: 0 DP: 1 HBP: 1			WP: 0 PB: 0 SB: 2 CS: 0	PA: 33	

PITCHER		IP	WLS	BF	H	R	ER	SO	BB	IBB	HBP	BLK	WP	HR	S	P	ERA	WHIP
27 Jon Garland, R ERA: 2.81	(1, 1)	6.0	L	26	8	3	3	2	2	0	1	0	0	0	59	97	4.50	1.667
45 Edward Mujica, R ERA: 3.3	(7, 1)	1.0		4	0	0	0	1	1	0	0	0	0	0	9	17	0.00	1.000
58 Ryan Webb, R ERA: 0.96	(8, 1)	1.0		3	0	0	0	0	0	0	0	0	0	0	4	7	0.00	0.000

PITCHER	IP	WLS	BF	H	R	ER	SO	BB	IBB	HBP	BLK	WP	HR	S	P	ERA	WHIP

BOTTOM

San Diego Padres @ New York Mets

Citi Field, Flushing, NY

Thu Jun 10 2010, 7:11 PM - 9:28 PM EDT

Att. 14,733 - Partly Cloudy - 71 F

livebaseballscorecards.com

AB	29
R	3
H	8
RBI	3
BB	3
SO	3
LOB	17

New York Mets @ Baltimore Orioles

Oriole Park at Camden Yards, Baltimore, MD

Fri Jun 11 2010, 7:07 PM - 9:43 PM EDT

Att. 28,554 - Clear - 76 F

TOP

livebaseballscorecards.com

Batter	1	2	3	4	5	6	7	8	9	AB	R	H	RBI	BB	SO	LOB
7 José Reyes, S (1, 6) OBP: 0.308, SLG: 0.361	B SI 90 S SI 90 B SI 90 X SI 91 2-1 16 G4-3 5 1B 2B		B SI 90 C CH 83 B SI 92 X SI 90 2-1 ② F8		C CU 74 X SI 90 0-1 ② F9		C SL 84 C CU 73 B SI 94 F FF 94 B SL 85 X SL 83 2-2 ③ G6-3		X SI 90 0-0 16 S 1B	5	1	2	0	0	0	2
16 Ángel Pagán, S (1, 8) OBP: 0.345, SLG: 0.421	X SI 89 0-0 ① G4-3 2-3		S FF 92 F FF 93 B FF 93 B SL 83 B FF 92 X SI 92 3-2 ③ F7		F SI 90 B SL 81 B FF 92 C SL 82 C SI 93 2-3 ③ K			L SI 90 X SI 90 0-1 5 2B 1B	1 SAFE B SI 88 C SI 89 X CH 83 1-1 ③ L9 1-2	5	1	1	0	0	1	2
5 David Wright, R (1, 5) OBP: 0.381, SLG: 0.502	X SI 92 0-0 29 E 3-H 1B			B SI 92 C SL 83 B FF 92 X SI 92 2-1 ① F7		C SL 84 B SI 90 B SI 92 X SI 92 2-1 29 CS 1B		1 SAFE F SI 89 1 SAFE X SI 88 0-1 29 G4-3 44 FC6-2 1-H 2B		4	0	3	2	0	0	0
29 Ike Davis, L (1, 3) OBP: 0.351, SLG: 0.450	1 SAFE S CH 83 B CH 83 1 SAFE F SI 91 B SI 92 F CH 84 B CH 85 S SL 83 3-3 ② K 1-2			B CU 72 S CH 85 B SI 92 B SI 94 X SI 91 3-1 44 BB 23 HR 1B		B SI 91 B SI 92 C SL 81 F SI 90 B FF 94 F SI 93 S SL 82 3-3 ①② K 1-2		C CH 81 X CH 82 0-1 ① G4-3 2-3	4	1	1	0	0	2	3
44 Jason Bay, R (1, 7) OBP: 0.364, SLG: 0.415	C SL 84 X SI 89 0-1 ③ L8			B SI 94 B SI 93 B SI 93 B SI 92 4-0 23 HR 1-2 BB		B SL 80 C SL 85 F SI 92 B CH 85 X SL 83 2-2 ③ F9		C SL 83 S SL 82 X SL 82 0-2 ② FC6-2 23 HBP 3-H		3	1	0	0	1	0	2
23 Chris Carter, L (1, 10) OBP: 0.323, SLG: 0.483		X SI 89 0-0 ① F7		B SI 93 C SL 83 X CH 86 1-1 1-H 2-H HR			B FF 92 C SL 83 F SL 82 B SI 92 B SI 92 F SL 82 S FF 92 3-3 ① K	1 SAFE C SI 89 H SL 82 1-1 1-2 HBP		3	1	1	3	0	1	0
21 Rod Barajas, R (1, 2) OBP: 0.286, SLG: 0.512		B FF 92 C SI 91 B SL 84 X SI 92 2-1 ② P3		X FF 92 0-0 ② L7			C SL 83 B SL 84 F SL 84 F SI 93 X SL 83 1-2 12 1B 1B	S SL 80 X SL 80 0-1 ③ L5		4	0	1	0	0	0	2
12 Jeff Francoeur, R (1, 9) OBP: 0.325, SLG: 0.411		B SL 83 X SI 91 1-0 ③ G6-3		B SL 84 B SL 83 F SI 93 X FF 93 2-1 ③ F7			B SI 92 C SI 92 C SL 83 F CH 84 F SI 92 F FF 93 X SL 84 1-2 1-2 1B		X SL 80 0-0 ① F8	4	0	1	0	0	0	0
11 Rubén Tejada, R (1, 4) OBP: 0.231, SLG: 0.250			F SI 90 X SI 91 0-1 ① G5-3		C SI 90 X SI 91 0-1 ① G1-3		B SI 91 B FF 92 B FF 92 C SI 91 C SI 89 C FF 92 3-3 ② K		C SI 90 X SI 88 0-1 ② G5-3	4	0	0	0	0	1	2
Inning Stats	R: 1 E: 1 K: 1 S: 10 H: 2 LOB: 1 BB: 0 P: 15	R: 0 E: 0 K: 0 S: 4 H: 0 LOB: 0 BB: 0 P: 7	R: 0 E: 0 K: 0 S: 7 H: 0 LOB: 0 BB: 0 P: 12	R: 3 E: 0 K: 0 S: 9 H: 2 LOB: 0 BB: 1 P: 21	R: 0 E: 0 K: 1 S: 7 H: 0 LOB: 0 BB: 0 P: 9	R: 0 E: 0 K: 1 S: 9 H: 1 LOB: 0 BB: 0 P: 16	R: 0 E: 0 K: 2 S: 21 H: 2 LOB: 2 BB: 0 P: 31	R: 1 E: 0 K: 0 S: 12 H: 2 LOB: 2 BB: 0 P: 13	R: 0 E: 0 K: 0 S: 6 H: 1 LOB: 1 BB: 0 P: 7	1B: 7 2B: 3 3B: 0 HR: 1 SF: 0 SAC: 0 DP: 1 HBP: 1						

	AB	36
	R	5
	H	10
	RBI	5
	BB	1
	SO	5
	LOB	13

WP: 0 PB: 0 SB: 1 CS: 1 PA: 38

PITCHER		IP	WLS	BF	H	R	ER	SO	BB	IBB	HBP	BLK	WP	HR	S	P	ERA	WHIP
46 Jeremy Guthrie, R ERA: 3.83	(1, 1)	7.0	L	28	7	4	4	5	1	0	0	0	0	1	67	111	5.14	1.143
35 Brad Bergesen, R ERA: 6.66	(8, 1)	2.0		10	3	1	1	0	0	0	1	0	0	0	18	20	4.50	1.500

PITCHER		IP	WLS	BF	H	R	ER	SO	BB	IBB	HBP	BLK	WP	HR	S	P	ERA	WHIP

BOTTOM

New York Mets @ Baltimore Orioles

Oriole Park at Camden Yards, Baltimore, MD

Fri Jun 11 2010, 7:07 PM - 9:43 PM EDT

Att. 28,554 - Clear - 76 F

livebaseballscorecards.com

Batter	1	2	3	4	5	6	7	8	9	AB	R	H	RBI	BB	SO	LOB
6 Corey Patterson, L (1, 7) OBP: 0.308, SLG: 0.379	B KN 71 C FF 81 F KN 73 S KN 79 1-3 K ①		B KN 70 F KN 71 B KN 78 F KN 73 S KN 78 2-3 K2-3 ③		C KN 73 F KN 78 F KN 79 T FF 79 0-2 K ②		X KN 75 0-0 9 S 2-3 1B		C SI 92 B FF 92 X FF 91 1-1 2B	5	0	2	0	0	3	1
9 Miguel Tejada, R (1, 5) OBP: 0.306, SLG: 0.369	B KN 72 F KN 71 B KN 76 S KN 74 F KN 77 X KN 74 2-2 21 PB 1B			B KN 70 B KN 71 X FF 83 2-0 23 1B 21 BB 1B	B KN 75 B KN 73 B KN 73 C FF 83 X KN 74 3-1 P4 ③		B KN 74 S KN 73 B KN 78 F KN 76 1 SAFE F KN 79 B KN 79 X KN 78 3-2 P4 ③ 1-3 3-H		D FF 93 F FF 91 S CH 80 S CU 80 1-3 K ③	5	0	2	0	0	1	3
21 Nick Markakis, L (1, 9) OBP: 0.391, SLG: 0.419	C KN 73 S KN 76 B KN 80 S KN 79 1-3 K ② 1-2			C KN 71 B KN 77 B KN 74 B KN 72 B FF 83 4-1 23 1B 1-2 BB		C KN 72 B KN 78 X KN 75 1-1 10 PB 2B		X SI 87 0-0 23 G4-6-3 1B		3	0	2	0	1	1	1
23 Ty Wigginton, R (1, 3) OBP: 0.363, SLG: 0.507	X KN 74 0-0 G4-3 ③			X KN 74 0-0 1-2 2-3 1B		B KN 74 C KN 74 F KN 74 F KN 79 F KN 79 X KN 77 1-2 G1-3 ①		B CH 74 S CH 74 X SI 87 1-1 G4-6-3 ①② 1-2f		4	0	1	0	0	0	3
30 Luke Scott, L (1, 10) OBP: 0.349, SLG: 0.532		B KN 74 S KN 69 B KN 75 X KN 72 2-1 G3-1 ①		F KN 76 C KN 77 S KN 79 0-3 K ①		S KN 78 S KN 79 B KN 79 X KN 80 1-2 G1-3 ②		S CU 77 B CU 77 B SI 86 B CU 78 S SI 88 X SI 88 3-2 10 1B 2B		4	0	1	0	0	1	4
10 Adam Jones, R (1, 8) OBP: 0.280, SLG: 0.391		B KN 74 X FF 84 1-0 G4-3 ② 2-3		S KN 77 S KN 78 S KN 80 0-3 K ②		B KN 73 F KN 75 B FF 78 S KN 76 F KN 78 F KN 77 S KN 79 2-3 K ③ 2-3		B CH 75 B SI 88 X SI 88 2-0 2-3 1B		4	0	1	0	0	2	4
32 Matt Wieters, S (1, 2) OBP: 0.307, SLG: 0.337		B KN 74 B KN 74 C KN 73 F KN 75 X KN 78 2-2 F7 ③		X KN 77 0-0 P5 ③			B KN 73 C KN 73 X KN 76 1-1 6 1B 40 G1-3 9 WP 1B	B CH 76 B CH 75 F SI 88 B SI 86 C SI 87 F SI 88 F SI 87 S CH 76 3-3 K ③		4	1	1	0	0	1	5
40 Scott Moore, L (1, 4) OBP: 0.258, SLG: 0.367			C KN 74 S KN 77 S KN 80 0-3 K ①		C KN 73 B KN 78 S KN 75 X KN 80 1-2 3 S 1B		B KN 73 C FF 82 S KN 76 B KN 78 X KN 77 2-2 G1-3 ① 1-2		C FF 90 B SI 91 F SI 90 T CH 82 1-2 K ①	4	0	1	0	0	2	1
3 Cesar Izturis, S (1, 6) OBP: 0.278, SLG: 0.242			X KN 71 0-0 F8 ②		C KN 70 F KN 76 F KN 75 B KN 77 F KN 80 X KN 77 1-2 P4 ① 1-2		B KN 71 C FF 83 X KN 75 1-1 G6-3 ②		C SI 91 F FF 92 B CU 81 S CU 78 1-3 K ②	4	0	0	0	0	1	2

	AB	37
	R	1
	H	11
	RBI	0
	BB	1
	SO	12
	LOB	24

Inning Stats	1	2	3	4	5	6	7	8	9
	R: 0 E: 0 K: 2 S: 11	H: 1 LOB: 1 BB: 0 P: 15	R: 0 E: 0 K: 0 S: 6	H: 0 LOB: 0 BB: 0 P: 11	R: 0 E: 0 K: 2 S: 7	H: 0 LOB: 0 BB: 0 P: 9	R: 0 E: 0 K: 2 S: 10	H: 2 LOB: 3 BB: 1 P: 16	R: 0 E: 0 K: 1 S: 14	H: 1 LOB: 1 BB: 0 P: 19
	R: 0 E: 0 K: 1 S: 15	H: 1 LOB: 1 BB: 0 P: 20	R: 1 E: 0 K: 0 S: 12	H: 2 LOB: 1 BB: 0 P: 19	R: 0 E: 0 K: 1 S: 12	H: 3 LOB: 2 BB: 0 P: 21	R: 0 E: 0 K: 3 S: 11	H: 1 LOB: 1 BB: 0 P: 15	1B: 8 2B: 3 3B: 0 HR: 0	SF: 0 SAC: 0 DP: 1 HBP: 0

	WP: 1	PA: 38
	PB: 2	
	SB: 3	
	CS: 0	

PITCHER		IP	WLS	BF	H	R	ER	SO	BB	IBB	HBP	BLK	WP	HR	S	P	ERA	WHIP
43 R.A. Dickey, R ERA: 2.78	(1, 1)	7.0	W	29	7	1	1	8	1	0	0	0	1	0	75	109	1.29	1.143
25 Pedro Feliciano, L ERA: 1.93	(8, 1)	1.0		5	3	0	0	1	0	0	0	0	0	0	12	21	0.00	3.000
75 Francisco Rodríguez, R ERA: 1.95	(9, 1)	1.0		4	1	0	0	3	0	0	0	0	0	0	11	15	0.00	1.000

PITCHER	IP	WLS	BF	H	R	ER	SO	BB	IBB	HBP	BLK	WP	HR	S	P	ERA	WHIP

Batter	1	2	3	4	5	6	7	8	9	AB	R	H	RBI	BB	SO	LOB
7 José Reyes, S (1, 6) OBP: 0.312, SLG: 0.377	B SI 89 B SI 89 C FF 90 C FF 90 X FF 89 2-2 HR		C CU 75 B FF 88 X CH 80 1-1 5 PO 1B			M CH 80 X CU 75 0-1 ① SH5-3 1-2		F CU 75 B CH 81 X FF 90 1-1 ② G5-3		3	1	2	1	0	0	0
16 Ángel Pagán, S (1, 8) OBP: 0.343, SLG: 0.417	X FF 90 0-0 ① F8		1 SAFE B SI 89 F SI 89 S CH 80 X CH 80 1-2 ② F7			B CH 80 X SI 89 1-0 5 FC1-4 1B 2-3		F FF 90 X FF 88 0-1 ③ F8		4	0	1	0	0	0	1
5 David Wright, R (1, 10) OBP: 0.375, SLG: 0.493	B SI 90 X SI 90 1-0 ② F9		B FF 89 1 SAFE D CH 81 F CH 80 1 SAFE 2-1 ③ PO 1-2	F FF 88 X CU 74 0-1 ① P4		X CH 82 0-0 ② FC1-4 1-2f 3-H			B SL 82 X SL 83 1-0 ① G6-3	4	0	0	1	0	0	1
29 Ike Davis, L (1, 3) OBP: 0.343, SLG: 0.439	S SL 82 B SL 81 F FF 91 X SL 79 1-2 E3 44 S			S SL 88 S SL 81 F SL 80 F SL 79 F FF 90 B SL 80 X SL 80 1-2 ② G4-3		1 SAFE X SL 79 0-0 ③ G4-3			B FF 92 F CH 84 B FF 93 F FF 92 C FF 94 2-3 ② K	4	0	0	0	0	1	1
44 Jason Bay, R (1, 7) OBP: 0.359, SLG: 0.408	C FF 91 B CH 82 B CH 81 B FF 90 C FF 90 F CH 80 S FF 90 3-3 ③ K 1-2			X CH 81 0-0 ③ G5-3			B FF 88 C CH 80 C FF 90 X CH 81 1-2 ① F8		B FF 93 S SL 82 B SL 84 X FF 94 2-1 ③ G4-3	4	0	0	0	0	1	1
17 Fernando Tatis, R (1, 5) OBP: 0.286, SLG: 0.380		F SI 88 B CU 73 S CU 75 B FF 90 B CH 80 F FF 90 X FF 90 3-2 ① F8			C CU 72 S CH 79 X FF 88 0-2 ① F8		B SI 90 B FF 89 X FF 90 2-0 ② G5-3			3	0	0	0	0	0	0
21 Rod Barajas, R (1, 2) OBP: 0.281, SLG: 0.503		C FF 90 S FF 90 F FF 90 S CH 81 0-3 ② K			X SI 89 0-0 ② P4		C SI 90 F CU 75 X FF 90 0-2 ③ F8			3	0	0	0	0	1	0
12 Jeff Francoeur, R (1, 9) OBP: 0.325, SLG: 0.424		C CU 75 B FF 90 S CH 81 B CH 81 S CH 81 2-3 ③ K			F SI 88 S CH 80 B CH 79 F FF 91 F CH 80 X CH 82 1-2 ③ G5-3			B CH 79 X FF 89 1-0 HR		3	1	1	1	0	1	0
11 Rubén Tejada, R (1, 4) OBP: 0.241, SLG: 0.259			C SI 87 X FF 88 0-1 ① B5-3			C SI 88 X FF 89 0-1 16 1B 7 SH5-3 5 FC1-4 1B		C FF 89 C CH 81 F FF 90 S SL 81 0-3 ① K2-3		3	1	1	0	0	1	0
Inning Stats	R: 1 E: 1 K: 1 S: 12 H: 1 LOB: 1 BB: 0 P: 19	R: 0 E: 0 K: 2 S: 11 H: 0 LOB: 0 BB: 0 P: 16	R: 0 E: 0 K: 0 S: 8 H: 1 LOB: 0 BB: 0 P: 12	R: 0 E: 0 K: 0 S: 9 H: 0 LOB: 0 BB: 0 P: 10	R: 0 E: 0 K: 0 S: 9 H: 0 LOB: 0 BB: 0 P: 10	R: 1 E: 0 K: 0 S: 7 H: 2 LOB: 1 BB: 0 P: 8	R: 0 E: 0 K: 0 S: 7 H: 0 LOB: 0 BB: 0 P: 10	R: 1 E: 0 K: 1 S: 9 H: 1 LOB: 0 BB: 0 P: 11	R: 0 E: 0 K: 1 S: 6 H: 0 LOB: 0 BB: 0 P: 11	1B: 3 2B: 0 3B: 0 HR: 2 SF: 0 SAC: 1 DP: 0 HBP: 0						

TOP

New York Mets @ Baltimore Orioles

Oriole Park at Camden Yards, Baltimore, MD

Sat Jun 12 2010, 7:08 PM - 9:37 PM EDT

Att. 42,248 - Overcast - 88 F

livebaseballscorecards.com

AB	31
R	3
H	5
RBI	3
BB	0
SO	5
LOB	4

PITCHER		IP	WLS	BF	H	R	ER	SO	BB	IBB	HBP	BLK	WP	HR	S	P	ERA	WHIP
17 Brian Matusz, L ERA: 4.92	(1, 1)	8.0	L	29	5	3	3	4	0	0	0	0	0	2	72	96	3.38	0.625
49 Jason Berken, R ERA: 2.27	(9, 1)	1.0		3	0	0	0	1	0	0	0	0	0	0	6	11	0.00	0.000

PITCHER	IP	WLS	BF	H	R	ER	SO	BB	IBB	HBP	BLK	WP	HR	S	P	ERA	WHIP

WP: 0	PB: 0	SB: 1	CS: 0
PA: 33			

BOTTOM

New York Mets @ Baltimore Orioles

Oriole Park at Camden Yards, Baltimore, MD

Sat Jun 12 2010, 7:08 PM - 9:37 PM EDT

Att. 42,248 - Overcast - 88 F

livebaseballscorecards.com

Batter	1	2	3	4	5	6	7	8	9	AB	R	H	RBI	BB	SO	LOB
6 Corey Patterson, L (1, 7) OBP: 0.308, SLG: 0.388	C FF 88 X SL 78 0-1 9 G3 21 2B 2B		X FF 88 0-0 ① SH1-3 1-2		C FF 90 B CH 79 X SI 90 1-1 ③ F7			X SI 88 0-0 ① G1-3		3	1	1	0	0	0	1
9 Miguel Tejada, R (1, 5) OBP: 0.302, SLG: 0.363	B FF 88 F CH 78 C FF 89 X FF 88 1-2 ① G3 2-3		X CH 77 0-0 ② P6			C FF 88 B FF 90 X FF 90 1-1 ① F8		C SI 88 B SI 88 S CH 77 S CH 74 1-3 ② K		4	0	0	0	0	1	2
21 Nick Markakis, L (1, 9) OBP: 0.393, SLG: 0.429	B SL 81 C SL 79 X FF 89 1-1 3-H 2B		C SI 90 D CH 81 B FF 89 X SL 79 2-1 ③ F8			B FF 90 C FF 89 C FF 90 C FF 90 1-3 ② K		B CU 78 B SI 89 C SI 89 F CU 78 F CH 76 X CH 78 2-2 2B		4	0	2	1	0	1	1
23 Ty Wigginton, R (1, 3) OBP: 0.361, SLG: 0.502	C CU 66 B FF 89 B CH 80 B CH 78 S CH 79 F CH 80 X SI 89 3-2 ② P3			S CH 78 B CH 80 B SI 88 F CH 79 B FF 89 X CH 80 3-2 ① G6-3		C CU 69 B CH 82 X CH 79 1-1 1B		C CH 76 B CH 76 B SI 88 F CH 77 X CH 77 2-2 ③ G6-3		4	0	1	0	0	0	2
30 Luke Scott, L (1, 10) OBP: 0.342, SLG: 0.520	F SL 80 B FF 88 D CH 79 C SL 79 X CH 80 2-2 ③ G3-1			B CH 78 C SL 80 B FF 88 F SL 79 B FF 89 F SL 80 X FF 90 3-2 ② G4-3		C FF 90 1 SAFE S CH 80 F FF 89 C SL 81 0-3 ③ K			X FF 91 0-0 ① F8	4	0	0	0	0	1	2
10 Adam Jones, R (1, 8) OBP: 0.283, SLG: 0.390		X SI 88 0-0 15 G5-4-3 1B		B CU 68 S CH 80 X CH 81 1-1 ③ P2			C SI 88 S CH 80 X CH 80 0-2 ① G4-3		C FF 90 B CU 78 S FF 91 H FF 92 2-2 32 G4-6-3 HBP	3	0	1	0	0	0	0
15 Craig Tatum, R (1, 2) OBP: 0.282, SLG: 0.200 32 Matt Wieters, S (9, PH) OBP: 0.306, SLG: 0.335		B SI 88 X CH 78 1-0 ①② G5-4-3 1-2f			C CU 69 B SI 89 B FF 89 B CH 79 B FF 90 4-1 2 G1-3 BB			X CH 80 0-0 ② G6-3	S CU 78 1 SAFE F FF 91 X CH 82 0-2 ②③ G4-6-3 1-2f	2 1	0 0	0 0	0 0	1 0	0 0	1 1
2 Julio Lugo, R (1, 4) OBP: 0.255, SLG: 0.210		B SI 89 C FF 89 X SI 89 1-1 ③ L7			B CH 78 X CH 80 1-0 ① G1-3 1-2			B CH 80 X SI 90 1-0 3 BLK 1B		3	0	1	0	0	0	1
3 Cesar Izturis, S (1, 6) OBP: 0.279, SLG: 0.244			B SI 88 C FF 88 F SI 88 F CU 71 B CH 80 F CH 80 F FF 88 X SL 82 2-2 6 SH1-3 1B		B CH 80 X CU 69 1-0 ② F9		1 SAFE C CH 77 1 SAFE F FF 89 1 SAFE F CH 81 X FF 89 0-2 ③ F7 1-2			3	0	1	0	0	0	2

	AB	31
	R	1
	H	7
	RBI	1
	BB	1
	SO	3
	LOB	13

Inning Stats	1	2	3	4	5	6	7	8	9
	R: 1 E: 0 K: 0 S: 14 H: 2 LOB: 1 BB: 0 P: 21	R: 0 E: 0 K: 0 S: 4 H: 1 LOB: 0 BB: 0 P: 6	R: 0 E: 0 K: 0 S: 10 H: 1 LOB: 1 BB: 0 P: 14	R: 0 E: 0 K: 0 S: 9 H: 0 LOB: 0 BB: 0 P: 16	R: 0 E: 0 K: 0 S: 5 H: 0 LOB: 1 BB: 1 P: 12	R: 0 E: 0 K: 2 S: 11 H: 1 LOB: 1 BB: 0 P: 14	R: 0 E: 0 K: 0 S: 9 H: 1 LOB: 1 BB: 0 P: 10	R: 0 E: 0 K: 1 S: 11 H: 1 LOB: 1 BB: 0 P: 16	R: 0 E: 0 K: 0 S: 6 H: 0 LOB: 0 BB: 0 P: 8

	1B: 4	SF: 0	WP: 0	PA: 34
	2B: 3	SAC: 1	PB: 0	
	3B: 0	DP: 2	SB: 0	
	HR: 0	HBP: 1	CS: 0	

PITCHER		IP	WLS	BF	H	R	ER	SO	BB	IBB	HBP	BLK	WP	HR	S	P	ERA	WHIP
47 Hisanori Takahashi, L ERA: 3.48	(1, 1)	7.0	W	27	6	1	1	2	1	0	0	1	0	0	62	93	1.29	1.000
25 Pedro Feliciano, L ERA: 1.85	(8, 1)	1.0	H	4	1	0	0	1	0	0	0	0	0	0	11	16	0.00	1.000
75 Francisco Rodríguez, R ERA: 1.89	(9, 1)	1.0	S	3	0	0	0	0	0	0	1	0	0	0	6	8	0.00	0.000

PITCHER	IP	WLS	BF	H	R	ER	SO	BB	IBB	HBP	BLK	WP	HR	S	P	ERA	WHIP

New York Mets @ Baltimore Orioles

Oriole Park at Camden Yards, Baltimore, MD

Sun Jun 13 2010, 1:38 PM - 4:32 PM EDT

Att. 24,848 - Cloudy - 91 F

livebaseballscorecards.com

Batter	1	2	3	4	5	6	7	8	9	AB	R	H	RBI	BB	SO	LOB
7 José Reyes, S (1, 6) OBP: 0.313, SLG: 0.378	B FF 89 C FF 89 C FF 90 X FF 90 1-2 16 FC4-6 1B	C FF 88 F SL 83 S CU 71 0-3 ① K		F SL 82 F SL 83 F CU 69 B FF 89 S CU 71 1-3 ① K		B CU 71 L FF 87 X CH 78 1-1 E1 16 FC5-4 1-3 1B		X SI 90 0-0 G6-3		5	0	2	0	0	2	0
16 Ángel Pagán, S (1, 8) OBP: 0.340, SLG: 0.417	B FF 89 C FF 88 1 SAFE X SL 82 1-1 ① FC4-6 5 HR 1-2f	F FF 90 B FF 91 X SL 83 1-1 ② G6-3		F FF 89 B FF 90 X SL 83 1-1 ② G4-3		F CH 80 D CH 79 X SI 88 1-1 ② FC5-4 5 HR 1-2f 3-H		B SI 91 X SI 90 1-0 2B		5	2	1	1	0	0	2
5 David Wright, R (1, 5) OBP: 0.380, SLG: 0.527	B SL 84 1 SAFE 1 SAFE X FF 88 1-0 1-H HR	C FC 91 B FC 88 X SL 84 1-1 2B		S FC 88 B FC 89 F FF 89 B SL 84 B FC 88 F FC 90 C FF 89 3-3 ③		1 SAFE 1 SAFE X FF 88 0-0 1-H HR		F SL 81 X SI 90 0-1 ② F8		5	2	3	4	0	1	1
29 Ike Davis, L (1, 3) OBP: 0.340, SLG: 0.433	X CH 81 0-0 44 BB 23 HR 1B	B FC 89 T FC 90 B FC 90 C CU 72 B FF 91 X FF 91 3-2 ③ F7			B CU 68 C CU 67 X FC 87 1-1 ① G3	B CU 74 B CU 72 B FF 87 C FF 86 X FF 85 3-1 ③ G3		X FF 91 0-0 ③ P5		5	1	1	0	0	0	2
44 Jason Bay, R (1, 7) OBP: 0.371, SLG: 0.435	C FF 88 B FC 89 B FC 89 B SL 83 B FF 89 4-1 23 HR 1-2 BB	C SL 82 B SL 82 B FF 90 X FF 89 2-1 27 G4-3 13 1B 1B			B FC 87 B SL 82 F FF 88 B FC 89 X FF 89 3-1 HR		X FF 87 0-0 27 1B 13 SF7 2B		B SI 93 X SI 94 1-0 27 FC3-6 1B	4	4	4	1	1	0	0
23 Chris Carter, L (1, 10) OBP: 0.324, SLG: 0.563 17 Fernando Tatis, R (7, PH) OBP: 0.276, SLG: 0.365 (7, 10)	B FC 90 C FC 88 X SL 84 1-1 1-H 2-H HR	B FC 89 B FC 89 X FC 89 2-0 ① P4			X FF 90 0-0 ② P4		C FF 86 B FF 88 S CH 80 C FF 89 1-3 ① K		T SI 91 F SI 92 B FF 93 S FF 94 1-3 ① K	3 2	1 0	1 0	3 0	0 0	0 2	1 2
27 Jésus Feliciano, L (1, 9) OBP: 0.200, SLG: 0.200	B FF 90 F FF 89 X FF 90 1-1 13 1B 1B	1 SAFE B SL 84 F FF 89 B FC 89 F FF 88 X FF 89 2-2 ② G4-3 1-2			B FC 89 B FF 91 F SL 84 X CH 83 2-1 ③ F7		B CU 73 B SI 87 C CU 75 C FF 86 X CU 75 2-2 13 SF7 2-3 1B		C CU 80 X SI 93 0-1 ② FC3-6 13 1B 1-2f	5	0	2	0	0	0	2
13 Alex Cora, L (1, 4) OBP: 0.299, SLG: 0.277	B FC 88 C FC 88 F FC 89 X FC 89 1-2 4 G5-4-3 1-3 1B	C CU 72 F CH 81 X CU 72 0-2 2-H 1B				C FC 87 F SL 82 X CU 71 0-2 ① L6	B FF 88 X FC 86 1-0 ② SF7 1-2 3-H		D SI 93 X SI 92 1-0 1-2 1B	4	0	3	2	0	0	0
4 Henry Blanco, R (1, 2) OBP: 0.354, SLG: 0.464	B FC 90 X FF 90 1-0 ②③ G5-4-3 1-2f	B FC 91 S FC 90 F FC 92 D CU 73 C FF 91 2-3 ③				C FC 88 B FC 90 X SL 82 1-1 7 E 7 1B 16 FC5-4 1B	X SI 92 0-0 ③ F8		X SI 92 0-0 ③ L7	5	1	1	0	0	1	6
Inning Stats	R: 5 E: 0 K: 0 S: 16 H: 6 LOB: 1 BB: 1 P: 27	R: 0 E: 0 K: 1 S: 10 H: 1 LOB: 1 BB: 0 P: 15	R: 1 E: 0 K: 1 S: 12 H: 2 LOB: 2 BB: 0 P: 20	R: 0 E: 0 K: 2 S: 10 H: 0 LOB: 0 BB: 0 P: 15	R: 1 E: 0 K: 0 S: 7 H: 1 LOB: 0 BB: 0 P: 13	R: 3 E: 1 K: 0 S: 12 H: 3 LOB: 0 BB: 0 P: 18	R: 1 E: 0 K: 1 S: 9 H: 2 LOB: 1 BB: 0 P: 13	R: 0 E: 0 K: 0 S: 5 H: 1 LOB: 1 BB: 0 P: 6	R: 0 E: 0 K: 1 S: 8 H: 2 LOB: 2 BB: 0 P: 11	1B: 11 2B: 3 3B: 0 HR: 4 SF: 1 SAC: 0 DP: 1 HBP: 0						

TOP	
AB	43
R	11
H	18
RBI	11
BB	1
SO	6
LOB	16

WP: 0 PB: 0 SB: 0 CS: 0 PA: 45

PITCHER		IP	WLS	BF	H	R	ER	SO	BB	IBB	HBP	BLK	WP	HR	S	P	ERA	WHIP
34 Kevin Millwood, R ERA: 5.16	(1, 1)	5.1	L	27	11	8	8	4	1	0	0	0	0	3	60	96	13.50	2.250
27 Mark Hendrickson, L ERA: 6.34	(6, 1)	1.1		8	4	3	3	1	0	0	0	0	0	1	15	24	20.25	3.000
35 Brad Bergesen, R ERA: 6.5	(7, 1)	1.1		5	1	0	0	0	0	0	0	0	0	0	6	7	0.00	0.750
37 Matt Albers, R ERA: 5.34	(9, 1)	1.0		5	2	0	0	1	0	0	0	0	0	0	8	11	0.00	2.000

PITCHER	IP	WLS	BF	H	R	ER	SO	BB	IBB	HBP	BLK	WP	HR	S	P	ERA	WHIP

Batter	1	2	3	4	5	6	7	8	9	AB	R	H	RBI	BB	SO	LOB
6 Corey Patterson, L (1, 7) OBP: 0.315, SLG: 0.392	C FF 90 B FF 91 X FS 81 1-1 21 F9 9 1B 30 SF7 1B	X CU 75 0-0 ① SH3 1-2 2-3		B CU 73 X SI 91 1-0 9 S 1B		C FF 91 B FF 91 X FF 92 1-1 ② F7		S CU 78 X SI 94 0-1 ③ F7		4	1	2	0	0	0	1
9 Miguel Tejada, R (1, 5) OBP: 0.304, SLG: 0.363	B FF 91 1 SAFE F FF 90 F FF 90 1 SAFE F FS 85 F SI 90 X SL 82 1-2 23 BB 10 1B 1B	X FF 91 0-0 ② SF9 3-H		B FS 83 F FF 91 B FF 92 B FF 92 B FF 94 4-1 1-2 BB		B FF 92 B FF 92 C FF 91 X FF 92 2-1 ③ G6-3			B SI 88 B SI 88 F SI 87 X SI 87 2-1 E6	3	1	1	1	1	0	1
21 Nick Markakis, L (1, 9) OBP: 0.387, SLG: 0.422 16 Luis Montanez, R (9, 9) OBP: 0.161, SLG: 0.145	B FS 84 C FF 89 F FF 91 X FF 93 1-2 ① F9 2-3	D FF 90 C FF 90 C SI 91 B FF 91 F FS 84 F FF 93 X SI 92 2-2 ③ F7		B FS 83 C FF 92 X FF 91 1-1 ③ L7			X FC 96 0-0 ① G1-3		C CU 75 C FF 86 B SI 87 X CH 74 1-2 ① P3	4 1	0 0	0 0	0 0	0 0	0 0	5 1
23 Ty Wigginton, R (1, 3) OBP: 0.358, SLG: 0.493	B FF 89 B FF 91 B FF 90 C FF 91 B FF 93 4-1 10 1B 1-2 BB		X SI 91 0-0 ① F9		F FF 93 C SI 93 B FF 92 S FS 85 1-3 ① K		B FC 98 X FC 95 1-0 ② G1-3		S CU 77 B SI 87 S CH 72 B SI 87 X CH 73 2-2 ② P4	4	0	0	0	1	1	1
30 Luke Scott, L (1, 10) OBP: 0.343, SLG: 0.525	X FF 92 0-0 ② SF7 3-H		B FF 90 X FF 90 1-0 ② F8		S CU 74 S FS 86 B FS 85 X FS 86 1-2 10 G3 2B		C CH 86 F FC 97 B CU 80 B CU 79 F FC 97 B FC 98 X FC 96 3-2 10 WP 10 1B 1B		C FF 87 B CU 76 B CU 77 C CU 78 X SI 88 2-2 ③ F8	4	1	2	1	0	0	1
10 Adam Jones, R (1, 8) OBP: 0.290, SLG: 0.396	B FF 92 F FF 92 X SI 90 1-1 1-2 2-H 1B		C FF 91 F FF 91 X FS 85 0-2 1B		X SI 93 0-0 ② G3 2-3		B FC 95 X FC 96 1-0 1-H 1B			4	0	3	2	0	0	1
32 Matt Wieters, S (1, 2) OBP: 0.300, SLG: 0.328	C CU 75 X FS 84 0-1 ③ F8		C FS 82 B SI 90 1 SAFE B FF 90 X FS 81 2-1 ③ P5		F FS 87 C SI 92 F SI 93 B FF 94 X FS 86 1-2 ③ G4-3		C CH 85 F FC 94 X CU 78 0-2 ③ G3-1			4	0	0	0	0	0	5
40 Scott Moore, L (1, 4) OBP: 0.314, SLG: 0.394		X FF 91 0-0 6 SH3 2 1B 9 SF9 1B		B CU 70 F FS 83 B SI 90 X FS 81 2-1 2 G4-6-3 1B		C FS 84 B SI 91 B FS 84 B FF 90 B SI 91 4-1 BB		C FF 93 B CU 79 X FF 94 1-1 ① F7		3	1	2	0	1	0	0
2 Julio Lugo, R (1, 6) OBP: 0.255, SLG: 0.212		C FF 90 B FF 91 1 SAFE F FF 91 B FS 84 X FF 92 2-2 6 SH3 1-2 1B		C FF 90 B FF 90 1 SAFE F FF 90 F FF 92 B CU 74 X FF 91 2-2 ①② G4-6-3 1-2f		L FF 90 F FF 92 F FF 93 B FF 91 B FS 85 X FF 91 2-2 ① F8		C FF 93 B CH 88 B FF 95 F FF 96 X SI 96 2-2 ② F9		4	0	1	0	0	0	2
Inning Stats	R: 2 E: 0 K: 0 S: 16 H: 3 LOB: 2 BB: 1 P: 24	R: 1 E: 0 K: 0 S: 11 H: 2 LOB: 1 BB: 0 P: 15	R: 0 E: 0 K: 0 S: 7 H: 1 LOB: 1 BB: 0 P: 10	R: 0 E: 0 K: 0 S: 10 H: 2 LOB: 2 BB: 1 P: 20	R: 0 E: 0 K: 1 S: 11 H: 1 LOB: 1 BB: 0 P: 14	R: 0 E: 0 K: 0 S: 9 H: 0 LOB: 1 BB: 1 P: 18	R: 1 E: 0 K: 0 S: 10 H: 2 LOB: 1 BB: 0 P: 15	R: 0 E: 0 K: 0 S: 7 H: 0 LOB: 0 BB: 0 P: 10	R: 0 E: 1 K: 0 S: 11 H: 0 LOB: 1 BB: 0 P: 18	1B: 10 2B: 1 3B: 0 HR: 0	SF: 2 SAC: 1 DP: 1 HBP: 0						

BOTTOM

New York Mets @ Baltimore Orioles

Oriole Park at Camden Yards, Baltimore, MD

Sun Jun 13 2010, 1:38 PM - 4:32 PM EDT

Att. 24,848 - Cloudy - 91 F

livebaseballscorecards.com

AB	35
R	4
H	11
RBI	4
BB	3
SO	1
LOB	18

WP: 1 PB: 0 SB: 1 CS: 0

PA: 41

PITCHER		IP	WLS	BF	H	R	ER	SO	BB	IBB	HBP	BLK	WP	HR	S	P	ERA	WHIP
34 Mike Pelfrey, R ERA: 2.39	(1, 1)	6.0	W	29	9	3	3	1	3	0	0	0	0	0	64	101	4.50	2.000
32 Jenrry Mejia, R ERA: 3.04	(7, 1)	1.0		5	2	1	1	0	0	0	0	0	1	0	10	15	9.00	2.000
18 Ryota Igarashi, R ERA: 10.03	(8, 1)	1.0		3	0	0	0	0	0	0	0	0	0	0	7	10	0.00	0.000
22 Raul Valdes, L ERA: 5.16	(9, 1)	1.0		4	0	0	0	0	0	0	0	0	0	0	11	18	0.00	0.000

PITCHER	IP	WLS	BF	H	R	ER	SO	BB	IBB	HBP	BLK	WP	HR	S	P	ERA	WHIP

New York Mets @ Cleveland Indians

Progressive Field, Cleveland, OH

Tue Jun 15 2010, 7:06 PM - 9:46 PM EDT

Att. 12,882 - Overcast - 77 F

TOP

livebaseballscorecards.com

Batter	1	2	3	4	5	6	7	8	9	AB	R	H	RBI	BB	SO	LOB
7 José Reyes, S (1, 6) OBP: 0.315, SLG: 0.375	B FF 92 B FF 92 B FF 92 C SI 90 B FF 91 4-1 16 G4-3 16 S 5 1B BB		C SI 94 B SI 85 B SL 82 F SI 93 X SL 83 2-2 ② G1-3		X FF 95 0-0 E1 5 1B 1-3 2-H 1B	C SI 89 C SI 90 0-2 ③ CS 1-2	B SI 89 F SI 90 X SI 89 1-1 ① L7	B FF 88 C FF 88 B FF 90 B CH 79 T FC 87 F FF 88 F FF 90 X CH 80 3-2 ③ L9		4	2	1	0	1	0	1
16 Ángel Pagán, S (1, 8) OBP: 0.337, SLG: 0.412	B SI 92 C FF 91 M SI 92 B SI 95 X SL 85 2-2 ① G4-3 1-3		B SI 92 B CH 87 B FF 94 C FF 92 X FF 90 3-1 ③ G3		X CH 84 0-0 ① G3		B SI 91 C SI 90 B SI 91 X SI 92 2-1 E6 29 BB 5 1B 44 FC5-4		B FF 93 B FF 92 X FF 92 2-0 29 G6-3 5 S 1B	5	1	1	0	0	0	3
5 David Wright, R (1, 5) OBP: 0.384, SLG: 0.528	F SI 92 X SI 92 0-1 29 G5-6-3 3-H 1B			C SL 81 F SI 93 C SI 95 0-3 ① K	B SI 93 F SI 92 B SI 92 X SI 92 2-1 29 HR 2-H 3-H 1B		B SI 91 1 SAFE X SI 90 1-0 44 FC5-4 29 BB 1-2 1B		C FF 92 C FF 93 F SL 89 F SL 88 B FF 94 2 SAFE F FF 88 F FF 92 D FF 93 2-3 S FF 88 ① K 1-2	5	1	3	3	0	2	1
29 Ike Davis, L (1, 3) OBP: 0.346, SLG: 0.451	1 SAFE B FF 93 C SI 87 X SI 88 1-1 ② G5-6-3 ③ 1-2f			X FF 95 0-0 23 FC4-6 44 E 1B	B SI 92 L CH 84 1 SAFE B CH 84 C SL 82 X SI 94 2-2 1-H HR		B SI 90 B SI 86 F CH 85 B CH 83 B SI 88 4-1 44 FC5-4 1-2 2-3 BB		B SL 88 F SL 87 S SL 87 B SL 88 X FF 89 2-2 ② G6-3 2-3	4	1	2	2	1	0	2
44 Jason Bay, R (1, 7) OBP: 0.364, SLG: 0.426		C SI 89 X SI 92 0-1 ① G4-3		B FF 95 C SL 81 X SI 93 1-1 FC6 23 FC4-6 1-2	C SI 89 X SL 85 0-1 ② F9		B SL 82 C SL 81 S SI 91 F SL 84 F SI 92 X SI 93 1-2 ② FC5-4 1-2f 2-3 3-H		C FF 87 D FF 88 S FF 88 S FF 89 1-3 ③ K	5	0	0	1	0	1	4
23 Chris Carter, L (1, 10) OBP: 0.289, SLG: 0.500		B SI 92 B SI 90 C FF 92 X SI 88 2-1 ② G3-1		B SI 91 S SI 92 F SI 91 X SI 92 1-2 ② FC4-6 1-2f 2-3	B SI 93 T SI 91 X SI 93 1-1 ③ G3		D SI 91 X SI 91 1-0 ③ F8			4	0	0	0	0	0	4
21 Rod Barajas, R (1, 2) OBP: 0.280, SLG: 0.497		C SI 94 X SI 95 0-1 12 FC4 1B		X SL 83 0-0 ③ F7		C SI 90 X SI 93 0-1 ① G6-3		B FF 88 X CH 78 1-0 ① F7		4	0	1	0	0	0	2
12 Jeff Francoeur, R (1, 9) OBP: 0.328, SLG: 0.425		X SL 82 0-0 ③ FC4 1-2f			C SI 92 B SI 92 X SL 84 1-1 7 1B 13 1B 7 E 1B	B SI 92 F SI 92 X SI 92 1-1 7 CS 1B		S FF 89 X FF 89 0-1 ② F9		4	1	2	0	0	0	1
13 Alex Cora, L (1, 4) OBP: 0.306, SLG: 0.286			C SI 91 B SI 92 B SI 91 X SI 92 2-1 ① G6-3		X SI 93 0-0 7 E 5 1B 1-2 1B	B SI 90 1 SAFE C SI 92 B SI 88 F SI 89 S SL 82 2-3 ② K		C FF 88 X CH 80 0-1 1B		4	1	2	0	0	1	1
Inning Stats	R: 1 E: 0 K: 0 S: 8 H: 1 LOB: 0 BB: 1 P: 15	R: 0 E: 0 K: 0 S: 7 H: 1 LOB: 1 BB: 0 P: 9	R: 0 E: 0 K: 0 S: 7 H: 0 LOB: 0 BB: 0 P: 14	R: 0 E: 1 K: 1 S: 10 H: 1 LOB: 2 BB: 0 P: 12	R: 5 E: 1 K: 0 S: 14 H: 5 LOB: 0 BB: 0 P: 20	R: 0 E: 0 K: 1 S: 9 H: 1 LOB: 0 BB: 0 P: 12	R: 1 E: 1 K: 0 S: 12 H: 1 LOB: 2 BB: 1 P: 22	R: 0 E: 0 K: 0 S: 10 H: 1 LOB: 1 BB: 0 P: 14	R: 0 E: 0 K: 2 S: 14 H: 1 LOB: 1 BB: 0 P: 21	1B: 11 2B: 0 3B: 0 HR: 1 SF: 0 SAC: 0 DP: 1 HBP: 0						

	AB	39
	R	7
	H	12
	RBI	6
	BB	2
	SO	4
	LOB	19

WP: 0 PA: 42
PB: 0
SB: 2
CS: 1

PITCHER		IP	WLS	BF	H	R	ER	SO	BB	IBB	HBP	BLK	WP	HR	S	P	ERA	WHIP
63 Justin Masterson, R ERA: 5.02	(1, 1)	7.0	L	33	10	7	6	2	2	0	0	0	0	1	67	104	7.71	1.714
50 Jensen Lewis, R ERA: 3.38	(8, 1)	1.0		4	1	0	0	0	0	0	0	0	0	0	10	14	0.00	1.000
53 Rafael Perez, L ERA: 5.06	(9, 1)	1.0		4	1	0	0	2	0	0	0	0	0	0	14	21	0.00	1.000

PITCHER		IP	WLS	BF	H	R	ER	SO	BB	IBB	HBP	BLK	WP	HR	S	P	ERA	WHIP

Batter	1	2	3	4	5	6	7	8	9	AB	R	H	RBI	BB	SO	LOB
4 Trevor Crowe, S (1, 8) OBP: 0.318, SLG: 0.350	B FF 88 C FF 89 F FF 90 B CH 79 F CH 79 X FF 90 2-2 ① L8	C CH 82 X SL 85 0-1 1-2 2-H 3-H 1B		1 SAFE X FF 87 0-0 ③ P4			B FF 91 F SI 89 B FF 91 C CH 75 X CH 80 2-2 2B		F FF 92 X CH 86 0-1 ③ F7	5	0	2	2	0	0	1
17 Shin-Soo Choo, L (1, 9) OBP: 0.387, SLG: 0.452	B FF 90 B CH 79 B FF 90 C FF 88 F FF 90 X FF 90 3-2 ② F8	C SL 83 B FF 90 X SL 82 1-1 ③ L9			B FF 89 B FF 89 F FF 88 X FF 91 2-1 ① L7		B FF 91 S FF 89 X FF 91 1-1 ③ G1-3			4	0	0	0	0	0	3
41 Carlos Santana, S (1, 2) OBP: 0.353, SLG: 0.500	C FF 91 X SL 84 0-1 ③ G4-3		B SL 85 S CH 81 B FF 90 C CH 78 F FF 91 F CH 80 B SL 83 C CH 77 3-3 ① K		C CH 78 S FF 86 B FF 90 X SL 84 1-2 ② G6-3			B SI 88 B SI 88 B SI 87 B SI 89 4-0 26 G5-4-3 BB		3	0	0	0	1	1	0
48 Travis Hafner, L (1, 10) OBP: 0.364, SLG: 0.437		F FF 91 B FF 90 C FF 92 X SL 84 1-2 HR	C FF 90 F FF 90 F FF 91 X SL 83 0-2 26 G6-4-3 1B		X FF 88 0-0 ③ P2			B SI 89 C SI 88 C SI 89 B CH 76 S SI 89 2-3 ① K		4	1	2	1	0	1	1
26 Austin Kearns, R (1, 7) OBP: 0.378, SLG: 0.481		F FF 90 X FF 90 0-1 ① L5	X FF 89 0-0 ② ③ G6-4-3 1-2f			C FF 90 B CH 79 C FF 90 X FF 92 1-2 ① F7		B CH 77 X CH 76 1-0 ② ③ G5-4-3 1-2f		4	0	0	0	0	0	2
33 Russell Branyan, L (1, 3) OBP: 0.329, SLG: 0.468	B FF 91 S CH 80 F FF 90 F SL 80 B CH 85 B FF 91 B CH 77 4-2 1 1B 2 1B 4 1B BB		F SL 84 C FF 91 X FF 91 0-2 ① G4-3			B CH 81 C FF 92 X FF 92 1-1 ② F7			B FF 91 C FF 92 B SI 91 X SI 90 2-1 47 HR 1B	3	2	1	0	1	0	0
2 Jhonny Peralta, R (1, 5) OBP: 0.323, SLG: 0.405	B CH 78 X FF 89 1-0 1 1B 4 1B 1-2 1B		T FF 91 F CH 82 F CH 83 B FF 91 B FF 91 F CH 79 F SL 83 B FF 90 F FF 89 4-2 F CH 79 B CH 79 1 G4-3 1 BLK 16 1B BB			B FF 90 X CH 80 1-0 ③ F8			C FF 92 S CU 80 X CU 80 0-2 ① F8	3	2	1	0	1	0	1
1 Luis Valbuena, L (1, 4) OBP: 0.280, SLG: 0.254	B FF 90 B FF 89 X FF 88 2-0 4 1B 1-2 2-3 1B		F FF 90 F SL 82 X FF 89 0-2 ② G4-3 1-3				C FF 90 X FF 91 0-1 ① B1-3		C FF 91 S CU 80 D CU 81 B CH 85 B FF 92 C FF 91 3-3 ② K	4	0	1	0	0	1	2
16 Jason Donald, R (1, 6) OBP: 0.276, SLG: 0.386 47 Shelley Duncan, R (9, PH) OBP: 0.343, SLG: 0.531		S CH 81 X SL 81 0-1 ② B2		F FF 90 B SL 81 X FF 90 1-1 3-H 1B			C FF 90 X FF 91 0-1 ② F8		C FF 92 B CH 80 X CU 79 1-1 1-H HR	3 1	0 1	1 1	1 2	0 0	0 0	3 0
Inning Stats	R: 0 E: 0 K: 0 S: 9 H: 0 LOB: 0 BB: 0 P: 14	R: 3 E: 0 K: 0 S: 16 H: 4 LOB: 2 BB: 1 P: 25	R: 0 E: 0 K: 1 S: 10 H: 1 LOB: 0 BB: 0 P: 13	R: 1 E: 0 K: 0 S: 16 H: 1 LOB: 1 BB: 1 P: 21	R: 0 E: 0 K: 0 S: 6 H: 0 LOB: 0 BB: 0 P: 9	R: 0 E: 0 K: 0 S: 6 H: 0 LOB: 0 BB: 0 P: 9	R: 0 E: 0 K: 0 S: 9 H: 1 LOB: 1 BB: 0 P: 12	R: 0 E: 0 K: 1 S: 4 H: 0 LOB: 0 BB: 1 P: 11	R: 2 E: 0 K: 1 S: 12 H: 2 LOB: 0 BB: 0 P: 18	1B: 6 2B: 1 3B: 0 HR: 2 SF: 0 SAC: 0 DP: 2 HBP: 0						

PITCHER	IP	WLS	BF	H	R	ER	SO	BB	IBB	HBP	BLK	WP	HR	S	P	ERA	WHIP
57 Johan Santana, L (1, 1) ERA: 3.13	7.0	W	29	7	4	4	1	2	0	0	1	0	1	72	103	5.14	1.286
25 Pedro Feliciano, L (8, 1) ERA: 1.78	1.0	H	3	0	0	0	1	1	0	0	0	0	0	4	11	0.00	1.000
75 Francisco Rodríguez, R (9, 1) ERA: 2.36	1.0	S	5	2	2	2	1	0	0	0	0	0	1	12	18	18.00	2.000

PITCHER	IP	WLS	BF	H	R	ER	SO	BB	IBB	HBP	BLK	WP	HR	S	P	ERA	WHIP

BOTTOM

New York Mets @ Cleveland Indians

Progressive Field, Cleveland, OH

Tue Jun 15 2010, 7:06 PM - 9:46 PM EDT

Att. 12,882 - Overcast - 77 F

livebaseballscorecards.com

AB	34
R	6
H	9
RBI	6
BB	3
SO	3
LOB	13

New York Mets @ Cleveland Indians

Progressive Field, Cleveland, OH

Wed Jun 16 2010, 7:07 PM - 9:56 PM EDT

Att. 14,246 - Clear - 75 F

TOP

livebaseballscorecards.com

Batter	1	2	3	4	5	6	7	8	9	AB	R	H	RBI	BB	SO	LOB
7 José Reyes, S (1, 6) OBP: 0.313, SLG: 0.372	C SI 89 C SI 89 X SI 92 0-2 ① G3		B SI 92 1 SAFE C SI 91 X CH 82 1-1 16 2B 5 2B 1-3 1B	C FF 91 S SI 92 X SI 94 0-2 ③ G3		X SI 92 0-0 ② G3		C FF 95 X CU 74 0-1 ③ L3		5	1	1	0	0	0	3
16 Ángel Pagán, S (1, 8) OBP: 0.343, SLG: 0.421	B SI 90 B FC 91 F FF 90 B FC 91 F FC 91 X SI 92 3-2 5 G5-3 1B		B SI 92 X SI 91 1-0 5 2B 1-3 3-H 2B		B CH 79 F SI 89 F FC 90 B SI 91 S CH 81 2-3 ① K	B FF 90 X SI 91 1-0 5 S 2-H 3-H 1B			B FF 92 X FF 92 1-0 ① F8	5	1	3	3	0	1	0
5 David Wright, R (1, 5) OBP: 0.380, SLG: 0.526	S SI 92 B FF 92 F FC 92 B SL 85 1 SAFE B CH 82 X FC 92 3-2 ②③ G5-3 1-2		B SI 94 F SI 92 B SI 93 B SI 94 F FC 91 F FF 92 X SI 94 3-2 29 2B 2-H 3-H 2B		C SL 84 F CH 80 F SI 90 X CH 83 0-2 ② G4-3	F SI 94 B SI 96 C CU 80 S FF 96 1-3 ③ K 1-2			C FF 93 X SL 85 0-1 ② G6-3	5	1	1	2	0	1	2
29 Ike Davis, L (1, 3) OBP: 0.347, SLG: 0.460		B SI 90 C CH 81 C SI 92 B CH 81 S SI 93 2-3 ① K X FF 91 0-0 44 2B 2-H 2B			C CH 82 X SI 93 0-1 2B		X SI 94 0-0 ① G1-3		B FF 93 F FF 94 B SL 85 C FF 93 X SL 85 2-2 ③ G4-3	5	1	2	1	0	1	0
44 Jason Bay, R (1, 7) OBP: 0.367, SLG: 0.433 27 Jésus Feliciano, L (6, 7) OBP: 0.182, SLG: 0.182		S FC 91 B SL 86 C SI 95 B SL 85 X FC 92 2-2 1B	C SI 94 X SI 92 0-1 23 G4-3 2-H 2B		F FF 91 B SL 84 F CH 82 S SL 85 1-3 ③ K2-3		C SI 93 B CH 86 F SI 95 X CH 85 1-2 ② G5-3			3 1	0 0	2 0	1 0	0 0	1 0	1 0
23 Chris Carter, L (1, 10) OBP: 0.286, SLG: 0.500		B FF 91 B FC 90 B SI 92 C SI 90 X FF 91 3-1 ② F8	X SI 92 0-0 ② G4-3 2-3			B SI 88 C CH 79 B SI 90 X SI 91 2-1 21 1B 12 1B 2B	S SI 94 F FF 95 B SI 96 X SL 83 1-2 ③ P5			4	1	1	0	0	0	2
21 Rod Barajas, R (1, 2) OBP: 0.280, SLG: 0.492		B FF 90 X SI 89 1-0 ③ G5-3	B FF 91 B SI 94 X SI 94 2-0 ③ F7			S SL 85 X FC 90 0-1 11 SH1-3 12 1B 16 1B 2-3 1B		X FF 94 0-0 ① F8		4	1	1	0	0	0	2
12 Jeff Francoeur, R (1, 9) OBP: 0.331, SLG: 0.431			C SI 91 X SI 92 0-1 ① G5-3 B SI 92 X FF 90 1-0 ① G6-3			S CH 82 X SL 85 0-1 11 SH1-3 16 1B 1-2 3-H 1B		B FF 94 B SL 83 S FF 93 X FF 93 2-1 11 F9 2B		4	1	2	1	0	0	0
11 Rubén Tejada, R (1, 4) OBP: 0.250, SLG: 0.267			B SI 90 C FC 89 C SI 94 B SL 86 B CH 81 F SI 93 X SI 93 3-2 7 1B 16 2B 1B C FC 89 X SI 93 0-1 ② G6-3			B FC 88 X FC 90 1-0 ① SH1-3 1-2 2-3		C FF 93 D SL 85 F SL 84 D SL 86 X FF 94 2-2 ② F9 2-3		3	1	1	0	0	0	1

	AB	39
	R	8
	H	14
	RBI	8
	BB	0
	SO	4
	LOB	11

| Inning Stats | | |

Batter	1	2	3	4	5	6	7	8	9	AB	R	H	RBI	BB	SO	LOB
20 Anderson Hernandez, S (1, 6) OBP: 0.294, SLG: 0.313	C FF 90 B FF 91 F FF 91 C CU 76 1-3 ① K		C FF 90 C CH 82 X FF 91 0-2 ② F9		X FC 88 0-0 ① G1-6-3 2-3		B SI 87 X FF 88 1-0 ② F9		B FF 90 C SI 87 B SI 85 F FF 90 X SL 84 2-2 1B	5	0	1	0	0	1	2
17 Shin-Soo Choo, L (1, 9) OBP: 0.383, SLG: 0.445	F FC 92 X FC 93 0-1 ② F7		C FC 85 B SI 89 B SI 91 B FF 90 B FF 90 4-1 BB		C FC 86 B FF 91 B FF 91 F FC 87 X FC 87 2-2 ② L3		S FC 86 B FF 90 X FC 86 1-1 ③ G1-3		C FF 88 C SL 83 B FF 89 B SL 85 F SL 83 X FF 88 2-2 ③ F7	4	0	0	0	1	0	3
41 Carlos Santana, S (1, 2) OBP: 0.381, SLG: 0.471	B FC 93 S FC 90 X FC 88 1-1 ③ G5-3		C CU 75 X FF 91 0-1 ③ F8		C FC 85 B FC 86 D CU 76 B FC 86 X FC 87 3-1 ③ 1B 3-H			B FF 96 F FF 96 B CH 89 T FC 97 B CH 88 B FC 98 4-2 26 BB 48 BB 2 SF7 BB		3	1	1	1	1	0	1
48 Travis Hafner, L (1, 10) OBP: 0.371, SLG: 0.438		C FF 90 F SI 90 F FF 92 B FC 89 F SI 92 X FF 92 1-2 47 1B 1B		B SI 89 B FF 91 B FF 92 C FF 91 B FF 90 4-1 26 G6-4-3 BB		B FF 89 B SI 88 C FC 86 S FC 85 S FC 88 2-3 ① K		C CH 87 D CH 88 B FF 96 B FC 95 B FF 96 4-1 26 BB 1-2 BB		2	0	1	0	2	1	0
26 Austin Kearns, R (1, 8) OBP: 0.376, SLG: 0.474		B FF 90 S FC 86 B FF 91 X FC 85 2-1 ① F9		C FF 91 F CH 82 B FC 85 X SI 91 1-2 ① ② G6-4-3 1-2f		X SI 89 0-0 ② G4-3		B FF 89 B FF 90 B FF 90 B SI 90 4-0 47 G5-4-3 BB 1-2 2-3		3	0	0	0	1	0	2
2 Jhonny Peralta, R (1, 5) OBP: 0.325, SLG: 0.409		C CU 76 T FF 90 B FF 92 F FC 86 S FC 88 1-3 ② K		F FC 86 B SI 89 X CU 76 1-1 47 HR 1B		C SI 90 B CH 82 F SI 88 X SI 90 1-2 1B		C FF 90 X FF 90 0-1 ① SF7 3-H		3	1	2	1	0	1	1
47 Shelley Duncan, R (1, 7) OBP: 0.359, SLG: 0.611		C FF 92 B FF 92 F SI 91 X FC 89 1-2 25 FC6-4 1B 1-2		F SI 89 B CH 83 B FF 91 F SI 90 B FC 87 X FF 91 3-2 1-H HR		B SI 89 X SI 88 1-0 ③ F9		B FF 90 B FF 90 F SI 91 B SI 91 X SI 90 3-2 ② ③ G5-4-3 1-2f		4	1	2	2	0	0	3
25 Andy Marte, R (1, 3) OBP: 0.366, SLG: 0.424		C CU 76 B CU 76 X SI 91 1-1 ③ FC6-4 1-2f		B SI 91 C FC 89 B FC 87 X SI 91 2-1 ③ F8			C SI 88 B SI 87 B SI 88 X SI 88 2-1 ① F9		B FF 89 C FF 89 B SL 81 X FF 89 2-1 ① F8	4	0	0	0	0	0	2
16 Jason Donald, R (1, 4) OBP: 0.286, SLG: 0.402			B FF 90 B SI 90 C FF 89 X FC 86 2-1 ① G5-3		T SI 89 F CH 81 F CU 77 X CU 77 0-2 20 G1-6-3 41 1B 2B		X SI 88 0-0 1B		C FF 90 S CU 72 B FF 89 S SI 91 1-3 ② K	4	1	2	0	0	1	0
Inning Stats	R: 0 E: 0 K: 1 S: 7 H: 0 LOB: 0 BB: 0 P: 9	R: 0 E: 0 K: 1 S: 16 H: 2 LOB: 2 BB: 0 P: 22	R: 0 E: 0 K: 0 S: 8 H: 0 LOB: 1 BB: 1 P: 14	R: 2 E: 0 K: 0 S: 11 H: 2 LOB: 0 BB: 1 P: 22	R: 1 E: 0 K: 0 S: 10 H: 2 LOB: 1 BB: 0 P: 15	R: 0 E: 0 K: 1 S: 8 H: 1 LOB: 1 BB: 0 P: 12	R: 0 E: 0 K: 0 S: 6 H: 1 LOB: 1 BB: 0 P: 10	R: 1 E: 0 K: 0 S: 8 H: 0 LOB: 1 BB: 3 P: 23	R: 0 E: 0 K: 1 S: 12 H: 1 LOB: 1 BB: 0 P: 19	1B: 7 2B: 1 3B: 0 HR: 1 SF: 1 SAC: 0 DP: 2 HBP: 0						

PITCHER		IP	WLS	BF	H	R	ER	SO	BB	IBB	HBP	BLK	WP	HR	S	P	ERA	WHIP
49 Jonathon Niese, L ERA: 3.64	(1, 1)	7.0	W	29	8	3	3	3	2	0	0	0	0	1	66	104	3.86	1.429
32 Jenrry Mejia, R ERA: 3.38	(8, 1)	0.0		2	0	1	1	0	2	0	0	0	0	0	3	11	∞	∞
64 Elmer Dessens, R ERA: 1.04	(8, 1)	2.0		7	1	0	0	1	1	0	0	0	0	0	17	31	0.00	1.000

PITCHER	IP	WLS	BF	H	R	ER	SO	BB	IBB	HBP	BLK	WP	HR	S	P	ERA	WHIP

BOTTOM

New York Mets @ Cleveland Indians

Progressive Field, Cleveland, OH

Wed Jun 16 2010, 7:07 PM - 9:56 PM EDT

Att. 14,246 - Clear - 75 F

livebaseballscorecards.com

AB	32
R	4
H	9
RBI	4
BB	5
SO	4
LOB	14

WP: 0 PA: 38
PB: 0
SB: 0
CS: 0

New York Mets @ Cleveland Indians

Progressive Field, Cleveland, OH

Thu Jun 17 2010, 7:06 PM - 9:54 PM EDT

Att. 14,339 - Clear - 68 F

livebaseballscorecards.com

Batter	1	2	3	4	5	6	7	8	9	AB	R	H	RBI	BB	SO	LOB
7 José Reyes, S (1, 6) OBP: 0.318, SLG: 0.388	B SI 90 X SI 90 1-0 16 1B 29 1B 1B	L CH 80 L SL 84 F SI 90 X SL 84 0-2 ① F8		D CH 79 B CH 78 B SL 85 C SI 90 F SL 84 X CH 79 3-2 5 FC5-4 29 1B 2-3 2B		C SI 89 X SL 84 0-1 ① G4-3		X FF 94 0-0 1-H 3B		5	2	3	1	0	0	1
16 Ángel Pagán, S (1, 8) OBP: 0.347, SLG: 0.422	C SI 91 1 SAFE B SI 89 1 SAFE X SI 89 1-1 29 1B 12 SF8 1-2 1B	C SL 85 B SL 83 F SI 90 X SI 90 1-2 1-2 1B		I IN 70 I IN 72 I IN 72 I IN 72 4-0 5 FC5-4 IBB		C SI 90 X SL 86 0-1 ② F8		B FF 94 S FF 94 C SL 81 F FF 93 X SL 81 1-2 ③ G4-3		4	1	2	0	1	0	1
5 David Wright, R (1, 5) OBP: 0.377, SLG: 0.519	C CU 81 B SI 90 B FF 90 2 SAFE S CU 80 S CU 80 2-3 ① K	X CU 79 0-0 ② F3		B CH 80 X CU 80 1-0 ② FC5-4 29 1B 1-2f 2-3 3-H		C SI 90 X CU 82 0-1 ③ L9			X SL 89 0-0 29 WP 29 E 1B	5	0	1	1	0	1	6
29 Ike Davis, L (1, 3) OBP: 0.349, SLG: 0.458	X FF 91 0-0 23 1B 4 1B 1-3 2-H 1B	F CH 81 B CH 79 X SL 84 1-1 ③ P5		X SL 85 0-0 1-3 3-H 1B			F SI 90 F CH 79 B SL 85 B CH 80 B SI 90 T SI 92 3-2 ① K		C FF 94 F FF 95 1 SAFE B CU 78 C CU 78 1-3 ① K 1-3	5	1	2	2	0	2	3
12 Jeff Francoeur, R (1, 9) OBP: 0.324, SLG: 0.423	S CU 80 X CU 80 0-1 ② SF8 3-H		S CH 78 F CH 78 S CU 80 0-3 ① K	D CU 80 X CH 80 1-0 ③ P5			X CU 82 0-0 ② G6-3		X SL 91 0-0 ② G3	4	0	0	1	0	1	3
23 Chris Carter, L (1, 10) OBP: 0.298, SLG: 0.489	F SL 85 S CH 80 F CH 81 F SI 92 X CH 81 0-2 4 1B 27 1B 1-3 1B		C SI 91 F SL 86 B SL 84 X SL 86 1-2 ② G4-3		F SI 90 F SL 86 X CH 79 0-2 1B		B SL 85 B SI 92 C SI 92 B SL 86 X SL 86 3-1 ③ P5		F FF 96 B FF 94 X SL 89 1-1 ③ G3	5	0	2	0	0	0	1
4 Henry Blanco, R (1, 2) OBP: 0.348, SLG: 0.450	D CU 80 C SI 90 D CH 80 F SI 92 X SI 92 2-2 27 1B 1-2 3-H 1B		F SI 91 C CU 82 F CH 79 S CU 81 0-3 ③ K		B CU 79 B CU 80 X SI 89 2-0 ① L8			C FF 94 F FF 94 S SL 84 0-3 ① K		4	0	1	1	0	2	1
27 Jésus Feliciano, L (1, 7) OBP: 0.267, SLG: 0.214	C SL 86 F SL 87 B SI 91 X CH 80 1-2 ③ 1-2 2-H 1B			B SI 88 B SI 89 B SI 89 C SI 90 C SI 90 B SI 90 4-2 7 2B 11 SH2-4 5 FC5-4 BB		F SI 88 F CH 78 B SI 91 F SI 90 X CH 79 1-2 ② F7		C FF 94 C SL 82 X SL 83 0-2 ② G4-3		3	1	1	0	1	0	1
11 Rubén Tejada, R (1, 4) OBP: 0.286, SLG: 0.303		C SI 91 C CU 81 B CH 80 X SI 91 1-2 16 1B 1B		X SI 91 0-0 ① SH2-4 1-2		B CU 79 C CU 79 S CH 79 S CU 80 1-3 ③ K		S FF 94 B FF 94 S FF 94 F FF 94 B SL 82 X FF 94 2-2 7 3B 1B		3	1	2	0	0	1	1

Inning Stats																																			
	R: 3	H: 6	E: 0	LOB: 2	K: 1	BB: 0	S: 20	P: 27	R: 0	H: 2	E: 0	LOB: 2	K: 0	BB: 0	S: 13	P: 16	R: 0	H: 0	E: 0	LOB: 0	K: 2	BB: 0	S: 10	P: 11	R: 2	H: 2	E: 0	LOB: 2	K: 0	BB: 2	S: 9	P: 22	R: 0	H: 1	E: 0	LOB: 1	K: 1	BB: 0	S: 11	P: 15
	R: 0	H: 0	E: 0	LOB: 0	K: 0	BB: 0	S: 6	P: 6	R: 0	H: 0	E: 0	LOB: 0	K: 1	BB: 0	S: 6	P: 12	R: 1	H: 2	E: 0	LOB: 1	K: 1	BB: 0	S: 15	P: 18	R: 0	H: 1	E: 1	LOB: 1	K: 1	BB: 0	S: 7	P: 9	1B: 12	SF: 1	2B: 1	SAC: 1	3B: 1	DP: 0	HR: 0	HBP: 0

	AB	38
	R	6
	H	14
	RBI	6
	BB	2
	SO	7
	LOB	18

WP: 1 PA: 42
PB: 0
SB: 0
CS: 0

PITCHER		IP	WLS	BF	H	R	ER	SO	BB	IBB	HBP	BLK	WP	HR	S	P	ERA	WHIP
37 Jake Westbrook, R ERA: 4.76	(1, 1)	7.0	L	33	11	5	5	5	1	1	0	0	0	0	75	109	6.43	1.714
54 Chris Perez, R ERA: 2.84	(8, 1)	1.0		5	2	1	1	1	0	0	0	0	0	0	15	18	9.00	2.000
34 Kerry Wood, R ERA: 8.03	(9, 1)	1.0		4	1	0	0	1	0	0	0	0	1	0	7	9	0.00	1.000

PITCHER		IP	WLS	BF	H	R	ER	SO	BB	IBB	HBP	BLK	WP	HR	S	P	ERA	WHIP

Batter	1	2	3	4	5	6	7	8	9	AB	R	H	RBI	BB	SO	LOB
16 Jason Donald, R (1, 6) OBP: 0.274, SLG: 0.385 4 Trevor Crowe, S (9, PH) OBP: 0.316, SLG: 0.347	B KN 73 C FF 83 F KN 77 S KN 80 1-3 ① K		S KN 76 B KN 80 X KN 78 1-1 ① F8 B KN 77 X KN 77 1-0 ③ F8 2-3		B KN 75 F FF 86 B KN 77 S KN 77 S KN 80 2-3 ③ K				C FF 92 B SI 93 F FF 92 C CH 87 1-3 ① K2-3	4 1	0 0	0 0	0 0	0 0	2 1	2 0
17 Shin-Soo Choo, L (1, 9) OBP: 0.387, SLG: 0.448	C KN 76 C KN 80 F KN 82 S KN 81 0-3 ② K		X KN 75 0-0 41 48 E G3 1B		B FF 85 B KN 72 C FF 86 B FF 86 C FF 85 X KN 76 3-2 41 2B 48 G4-3 1B		B SI 88 B SI 88 F SI 87 B SI 88 S SI 87 F SI 88 F SI 88 X SI 89 3-2 ① G4-3		X FF 93 0-0 41 S 1B	5	2	3	0	0	1	0
41 Carlos Santana, S (1, 2) OBP: 0.385, SLG: 0.545	B KN 76 X KN 75 1-0 ③ G4-3		B KN 76 B KN 77 C FF 85 1 SAFE B KN 78 F FF 85 F KN 78 F KN 77 3-2 X KN 78 ② G3 1-2		B KN 76 F FF 86 C KN 79 B KN 82 F KN 77 1 SAFE 1 SAFE X KN 77 2-2 48 G4-3 2B 1-3		X SI 89 0-0 E8 48 G6-3 2B		1 SAFE S CH 85 B CH 87 F CU 79 B SI 92 F CH 87 D CH 86 S FF 94 3-3 ② K 1-2	5	1	2	0	0	1	2
48 Travis Hafner, L (1, 10) OBP: 0.367, SLG: 0.431		C KN 75 X KN 80 0-1 33 PB 2 1B 26 G5-6-3 1B	B KN 81 X KN 81 1-0 E4 26 1B 2-H		C KN 79 X KN 82 0-1 ① G4-3 2-3 3-H		S SI 89 F SI 89 B CU 78 X SI 89 1-2 ② G6-3 3-H		S FF 92 B SI 92 B FF 93 F FF 93 B FF 94 S CH 86 3-3 ③ K	5	1	1	2	0	1	2
26 Austin Kearns, R (1, 8) OBP: 0.378, SLG: 0.474		C KN 75 B KN 78 X KN 76 1-1 ① G5-6-3 1-2	B KN 78 X KN 79 1-0 1-2 1B		B KN 78 F KN 80 S KN 82 S KN 83 1-3 ② K		S CH 75 B CH 76 D CH 75 B SI 88 C SI 88 X CH 75 3-2 1B			4	0	2	0	0	1	2
33 Russell Branyan, L (1, 3) OBP: 0.321, SLG: 0.455		C KN 78 B KN 80 B KN 78 S KN 79 F KN 81 F KN 80 S KN 81 2-3 ② K 2-3	S KN 77 X FF 81 0-1 ③ G6-3		C KN 81 F FF 82 S FF 83 0-3 ③ K		C SI 89 X SI 89 0-1 ③ G4-3			4	0	0	0	0	2	5
2 Jhonny Peralta, R (1, 5) OBP: 0.324, SLG: 0.406		F KN 75 S KN 80 B KN 81 X KN 81 1-2 47 1B 1B 3-H		F KN 74 B KN 79 B KN 74 F FF 86 F KN 80 C KN 78 2-3 ① K		C KN 78 X KN 81 0-1 ① G6-3		B SI 89 X SI 89 1-0 ① G6-3		4	0	1	1	0	1	0
47 Shelley Duncan, R (1, 7) OBP: 0.372, SLG: 0.590		X KN 77 0-0 1-3 1B		B FF 87 C FF 87 B KN 80 B KN 77 B KN 75 4-1 16 PB 1 G6-3 BB		C KN 79 X FF 81 0-1 ② F9		X SI 90 0-0 ② L6		3	0	1	0	1	0	0
1 Luis Valbuena, L (1, 4) OBP: 0.279, SLG: 0.248		C KN 76 S KN 80 F KN 80 F KN 81 B KN 81 X KN 80 1-2 ③ G4-3		C FF 85 B KN 79 X KN 77 1-1 ② G6-3 1-2		B KN 78 C FF 86 B FF 81 B CU 64 B FF 84 4-1 BB		C FF 88 B SL 84 F FF 90 X SL 83 1-2 ③ G3-1		3	0	0	0	1	0	3
Inning Stats	R: 0 E: 0 K: 2 S: 8 H: 0 LOB: 0 BB: 0 P: 10	R: 1 E: 0 K: 1 S: 18 H: 3 LOB: 2 BB: 0 P: 23	R: 1 E: 1 K: 0 S: 12 H: 2 LOB: 2 BB: 0 P: 18	R: 0 E: 0 K: 1 S: 8 H: 0 LOB: 1 BB: 1 P: 16	R: 1 E: 0 K: 2 S: 15 H: 2 LOB: 1 BB: 0 P: 21	R: 0 E: 0 K: 1 S: 8 H: 0 LOB: 1 BB: 1 P: 14	R: 1 E: 1 K: 0 S: 14 H: 2 LOB: 1 BB: 0 P: 21	R: 0 E: 0 K: 0 S: 5 H: 0 LOB: 0 BB: 0 P: 7	R: 0 E: 0 K: 3 S: 11 H: 1 LOB: 1 BB: 0 P: 18	1B: 8 2B: 2 3B: 0 HR: 0	SF: 0 SAC: 0 DP: 0 HBP: 0			WP: 0 PB: 2 SB: 1 CS: 0	PA: 40		

PITCHER		IP	WLS	BF	H	R	ER	SO	BB	IBB	HBP	BLK	WP	HR	S	P	ERA	WHIP
43 R.A. Dickey, R ERA: 2.82	(1, 1)	6.0	W	28	7	3	2	7	2	0	0	0	0	0	69	102	3.00	1.500
25 Pedro Feliciano, L ERA: 2.05	(7, 1)	1.0	H	5	2	1	1	0	0	0	0	0	0	0	14	21	9.00	2.000
64 Elmer Dessens, R ERA: 0.93	(8, 1)	1.0	H	3	0	0	0	0	0	0	0	0	0	0	5	7	0.00	0.000
75 Francisco Rodríguez, R ERA: 2.29	(9, 1)	1.0	S	4	1	0	0	3	0	0	0	0	0	0	11	18	0.00	1.000

PITCHER	IP	WLS	BF	H	R	ER	SO	BB	IBB	HBP	BLK	WP	HR	S	P	ERA	WHIP

BOTTOM

New York Mets @ Cleveland Indians

Progressive Field, Cleveland, OH

Thu Jun 17 2010, 7:06 PM - 9:54 PM EDT

Att. 14,339 - Clear - 68 F

livebaseballscorecards.com

AB	38
R	4
H	10
RBI	3
BB	2
SO	10
LOB	16

New York Mets @ New York Yankees

Yankee Stadium, Bronx, NY

Fri Jun 18 2010, 7:11 PM - 10:51 PM EDT

Att. 49,220 - Clear - 79 F

TOP

livebaseballscorecards.com

Batter	1	2	3	4	5	6	7	8	9	AB	R	H	RBI	BB	SO	LOB
7 José Reyes, S (1, 6) OBP: 0.319, SLG: 0.392	C FF 87 B FF 89 X SI 90 1-1 ① F8		F SI 89 B CH 78 X FF 90 1-1 ① F7			C SI 88 B SL 80 C CU 76 B CH 78 B FF 91 X SI 88 3-2 ① G3-1		B FF 90 1 SAFE 1 SAFE L FF 89 1 SAFE 1 SAFE L CU 78 D SI 91 1 SAFE 2-2 F SL 84 F SI 82 F SI 92 X SL 84 1-3 16 2B 2B	B SL 81 X SI 93 1-0 1-2 16 BB 1B 3-H	5	1	2	1	0	0	0
16 Ángel Pagán, S (1, 8) OBP: 0.352, SLG: 0.425	C FF 90 F SI 90 X SL 83 0-2 ② P6		B SI 90 B SI 90 X SI 90 2-0 ② F8			C SI 90 F SL 81 B FF 91 F FF 91 B CH 75 B FF 90 F SI 90 F CU 76 B SI 89 4-2 5 CS BB		B SI 91 X FF 92 1-0 2-H 3-H 2B	B CH 86 B SI 92 B SI 94 B FF 92 4-0 1-2 2-3 5 G4-6-3 BB	3	0	1	2	2	0	0
5 David Wright, R (1, 5) OBP: 0.378, SLG: 0.519	F FF 91 X SI 89 0-1 29 1B 2B		S FF 91 B FF 92 T FF 92 B FF 92 C CU 74 2-3 ③ K			1 SAFE C CU 76 B FF 91 1 SAFE B SI 89 B CU 77 B CU 73 4-1 ② 1-2 BB		F CU 76 X SI 90 0-1 ① G6-3	C CH 88 S SL 85 X FF 94 0-2 ② ③ G4-6-3 1-2f	4	1	1	0	1	1	4
29 Ike Davis, L (1, 3) OBP: 0.347, SLG: 0.454	C CU 74 B FF 90 X SL 84 1-1 2-H 1B			B FF 89 C CU 74 S FF 90 B CH 76 B CH 81 F CU 73 X CU 75 3-2 ① G4-3		1 SAFE B CH 81 S CH 81 F CH 79 1 SAFE S CH 76 1-3 ③ K		F SL 80 B FF 94 F SL 80 S FF 94 1-3 ② K		4	0	1	1	0	2	2
44 Jason Bay, R (1, 7) OBP: 0.366, SLG: 0.428	B SI 90 T SL 81 X FF 91 1-1 ③ P3			S FF 91 S SL 74 X FF 92 0-2 ② P3			B SI 87 B SL 76 F FF 86 B FF 89 F FF 86 X FF 88 3-2 ① G1-3	I IN 71 I IN 73 I IN 74 I IN 71 4-0 IBB		3	0	0	0	1	0	1
23 Chris Carter, L (1, 10) OBP: 0.280, SLG: 0.458 17 Fernando Tatis, R (8, PH) OBP: 0.271, SLG: 0.358 (8, 10)		F FF 88 B CH 79 X CH 81 1-1 ① G4-3		C CU 76 B SL 84 F FF 91 B CH 74 F SL 77 B CH 77 S CH 82 3-3 ③ K			X SI 89 0-0 ② F8	B SI 94 S SI 93 S SI 94 F SI 95 B FF 93 B SI 94 F SI 94 F SI 96 F SI 94 3-2 X SI 84 ③ F8		3 1	0 0	0 0	0 0	0 0	1 0	0 2
21 Rod Barajas, R (1, 2) OBP: 0.279, SLG: 0.484		C CU 76 B SL 82 X SL 82 1-1 ② L7			C SL 82 B SI 88 X FF 90 1-1 ① P3		B CU 74 F CU 74 B SL 82 F FF 90 B FF 91 B FF 90 4-2 12 FC6-4 BB		C SI 94 X CH 86 0-1 ① F7	3	0	0	0	1	0	0
12 Jeff Francoeur, R (1, 9) OBP: 0.327, SLG: 0.429		B FF 91 F CU 76 C FF 91 F CU 66 X SL 83 1-2 11 WP 1B			C FF 90 B FF 88 S FF 90 X CU 70 1-2 ② P4		X SI 89 0-0 ③ FC6-4 1-2f		F SI 94 X SI 95 0-1 11 1B 7 1B 2B	4	1	2	0	0	0	1
11 Rubén Tejada, R (1, 4) OBP: 0.308, SLG: 0.306		F SI 89 B SL 75 B FF 90 C SL 80 S FF 92 2-3 ③ K 1-2			C FF 90 S CU 76 F FF 91 B SL 80 B CU 69 X FF 91 2-2 ③ F8			B FF 90 B CH 88 C CH 87 F FF 90 B SL 84 F FF 91 F SL 89 B SI 91 4-2 7 2B 16 2B BB	C FF 93 B SI 95 X FF 93 1-1 16 BB 7 1B 2-3 1B	3	1	1	0	1	1	1
Inning Stats	R: 1 H: 2 E: 0 LOB: 1 K: 0 BB: 0 S: 11 P: 14	R: 0 H: 1 E: 0 LOB: 1 K: 1 BB: 0 S: 11 P: 16	R: 0 H: 0 E: 0 LOB: 0 K: 1 BB: 0 S: 6 P: 11	R: 0 H: 0 E: 0 LOB: 0 K: 1 BB: 0 S: 11 P: 17	R: 0 H: 0 E: 0 LOB: 0 K: 0 BB: 0 S: 9 P: 13	R: 0 H: 0 E: 0 LOB: 1 K: 1 BB: 2 S: 12 P: 24	R: 0 H: 0 E: 0 LOB: 1 K: 0 BB: 1 S: 7 P: 14	R: 2 H: 2 E: 0 LOB: 2 K: 1 BB: 2 S: 23 P: 38	R: 1 H: 3 E: 0 LOB: 2 K: 0 BB: 1 S: 10 P: 16	1B: 4 SF: 0 2B: 4 SAC: 0 3B: 0 DP: 1 HR: 0 HBP: 0						WP: 1 PA: 39 PB: 0 SB: 0 CS: 1

	AB	33
	R	4
	H	8
	RBI	4
	BB	6
	SO	5
	LOB	11

PITCHER		IP	WLS	BF	H	R	ER	SO	BB	IBB	HBP	BLK	WP	HR	S	P	ERA	WHIP
31 Javier Vazquez, R ERA: 5.01	(1, 1)	7.0	L	26	3	1	1	4	3	0	0	0	1	0	67	109	1.29	0.857
61 Chan Ho Park, R ERA: 6.16	(8, 1)	0.1		4	2	2	2	0	1	0	0	0	0	0	13	20	54.00	9.000
48 Boone Logan, L ERA: 4.2	(8, 1)	1.2		9	3	1	1	1	1	1	0	0	0	0	20	34	5.40	2.400

PITCHER	IP	WLS	BF	H	R	ER	SO	BB	IBB	HBP	BLK	WP	HR	S	P	ERA	WHIP

Batter	1	2	3	4	5	6	7	8	9	AB	R	H	RBI	BB	SO	LOB
2 Derek Jeter, R (1, 6) OBP: 0.334, SLG: 0.419	B SL 81 B FF 87 B FF 89 C FF 88 C FF 88 X FF 89 3-2 ① G3		B CU 67 F SL 82 B CH 80 F FF 89 X CH 80 2-2 1B			X FF 90 0-0 ① G4-3	X CH 75 0-0 ③ G1-3		F FF 91 F FF 91 S CH 82 0-3 ② K	5	0	1	0	0	1	4
33 Nick Swisher, S (1, 9) OBP: 0.381, SLG: 0.511	F FF 88 F SL 82 B CH 80 B CH 80 X CH 80 2-2 ② G6-3		F SL 80 X CH 79 0-1 ③ G4-3			B CU 68 B SL 81 S CH 80 F FF 90 F FF 91 F CH 81 X SL 82 2-2 13 G3-1 25 1B 1B		B SI 86 X SI 86 1-0 25 E 1B	X FF 92 0-0 ③ P5	5	0	2	0	0	0	4
25 Mark Teixeira, S (1, 3) OBP: 0.343, SLG: 0.390	C FF 89 F SL 83 B FF 90 F FF 89 B CH 80 F CH 80 X SL 81 2-2 ③ F8			X CH 77 0-0 ① F7		B SL 81 F CH 78 F CH 79 B FF 90 F CH 78 B CH 81 X FF 90 3-2 13 G3-1 1-2 1B		C CU 76 B CH 76 F CH 76 X CU 75 1-2 ① F7 1-2		4	0	1	0	0	0	1
13 Alex Rodriguez, R (1, 5) OBP: 0.356, SLG: 0.472		C FF 88 B FF 89 B CH 81 X FF 89 2-1 ① G5-3		B FF 89 B SL 82 X SL 80 2-0 ② F8		B CU 80 F CH 79 T SI 89 F CH 79 X CH 80 1-2 ② G3-1 1-2 2-3		B CH 76 C SI 86 B SI 88 F SI 87 F CH 77 C CU 75 2-3 ② K		4	0	0	0	0	1	3
24 Robinson Canó, L (1, 4) OBP: 0.414, SLG: 0.610		B CU 68 B SL 81 X SL 80 2-0 ② P2		B FF 88 B CH 80 X SL 82 2-0 ③ P3		B FF 89 B SL 82 B SL 82 C FF 91 F SL 80 F FF 91 F CH 81 B FF 91 4-2 BB		S CU 77 B CU 74 F SI 87 F CH 76 X SI 86 1-2 ③ F7		3	0	0	0	1	0	1
20 Jorge Posada, S (1, 10) OBP: 0.403, SLG: 0.552		B FF 90 S CH 79 B CH 80 X FF 90 2-1 1B			B CH 80 F CH 80 B CH 78 B FF 90 C FF 89 D CH 80 4-2 BB	S FF 90 X CH 80 0-1 ③ G5-3			C FF 87 B CU 77 B CU 76 C FF 87 B FF 88 F FF 87 X CU 77 3-2 ① F9	3	0	1	0	1	0	3
17 Francisco Cervelli, R (1, 2) OBP: 0.376, SLG: 0.355		X FF 89 0-0 ③ F7			C CH 79 C FF 88 S CH 79 0-3 ① K		X SL 82 0-0 11 G3 2B		C FF 86 X CU 74 0-1 11 BB 14 1B 1B	4	0	2	0	0	1	2
22 Chad Huffman, R (1, 7) OBP: 0.286, SLG: 0.167 14 Curtis Granderson, L (7, PH) OBP: 0.319, SLG: 0.429 (8, 8)			B FF 88 B CH 79 B FF 88 C SI 89 X FF 89 3-1 ① G5-3		S CH 80 B CH 79 1 SAFE D CU 71 S CH 78 C FF 90 2-3 ② K		C CU 75 F CU 75 B SI 87 B SI 87 S CU 75 2-3 ① K		S FF 87 D CU 77 B CU 75 X FF 86 2-1 11 BB 1-2 1B	2 2	0 0	0 1	0 0	0 0	1 1	1 1
11 Brett Gardner, L (1, 8) OBP: 0.393, SLG: 0.417 (8, 7)			C FF 90 C SL 81 F SL 81 B FF 90 S CH 80 1-3 ② K		B FF 89 B FF 90 C FF 90 B FF 90 X FF 90 3-1 ③ G1-3		B CU 76 F SI 86 C SI 87 B CU 76 B SI 87 X SI 86 3-2 ② G3 2-3		C FF 90 F SL 92 B FF 92 B FF 93 F FF 91 B FF 94 F FF 91 F FF 91 F FF 91 4-2 F FF 91 B FF 92 1-2 2-3 BB	3	0	0	0	1	1	2
Inning Stats	R: 0 E: 0 K: 0 S: 11 H: 0 LOB: 0 BB: 0 P: 18	R: 0 E: 0 K: 0 S: 6 H: 1 LOB: 1 BB: 0 P: 12	R: 0 E: 0 K: 1 S: 11 H: 1 LOB: 1 BB: 1 P: 17	R: 0 E: 0 K: 0 S: 3 H: 0 LOB: 0 BB: 0 P: 7	R: 0 E: 0 K: 2 S: 10 H: 0 LOB: 1 BB: 1 P: 19	R: 0 E: 0 K: 0 S: 20 H: 2 LOB: 3 BB: 1 P: 30	R: 0 E: 0 K: 1 S: 8 H: 1 LOB: 1 BB: 0 P: 13	R: 0 E: 1 K: 1 S: 12 H: 1 LOB: 1 BB: 0 P: 17	R: 0 E: 0 K: 1 S: 20 H: 2 LOB: 3 BB: 1 P: 29	1B: 7 2B: 1 3B: 0 HR: 0	SF: 0 SAC: 0 DP: 0 HBP: 0			WP: 0 PB: 0 SB: 0 CS: 0	PA: 38		

PITCHER		IP	WLS	BF	H	R	ER	SO	BB	IBB	HBP	BLK	WP	HR	S	P	ERA	WHIP
47 Hisanori Takahashi, L ERA: 3.13	(1, 1)	6.0	W	24	4	0	0	3	2	0	0	0	0	0	61	103	0.00	1.000
64 Elmer Dessens, R ERA: 0.93	(7, 1)	0.0		1	1	0	0	0	0	0	0	0	0	0	1	1	∞	∞
25 Pedro Feliciano, L ERA: 1.91	(7, 1)	2.0	H	7	1	0	0	2	0	0	0	0	0	0	19	29	0.00	0.500
22 Raul Valdes, L ERA: 5.1	(9, 1)	0.1		3	2	0	0	0	0	0	0	0	0	0	8	13	0.00	6.000
75 Francisco Rodríguez, R ERA: 2.25	(9, 1)	0.2	S	3	0	0	0	1	1	0	0	0	0	0	12	16	0.00	1.500

PITCHER	IP	WLS	BF	H	R	ER	SO	BB	IBB	HBP	BLK	WP	HR	S	P	ERA	WHIP

BOTTOM

New York Mets @ New York Yankees

Yankee Stadium, Bronx, NY

Fri Jun 18 2010, 7:11 PM - 10:51 PM EDT

Att. 49,220 - Clear - 79 F

livebaseballscorecards.com

AB	35
R	0
H	8
RBI	0
BB	3
SO	6
LOB	22

Batter	1	2	3	4	5	6	7	8	9	AB	R	H	RBI	BB	SO	LOB
7 José Reyes, S (1, 6) OBP: 0.322, SLG: 0.415	C FF 91 X FF 92 0-1 HR		B KC 78 C SI 93 X FF 93 1-1 1-H HR		B FF 93 C KC 77 B KC 78 C FF 92 F FF 93 S KC 77 2-3 ③ K			C FF 94 B FF 96 C FF 95 F FF 96 X FF 96 1-2 ② G3		4	2	2	3	0	1	1
16 Ángel Pagán, S (1, 8) OBP: 0.358, SLG: 0.432	B FF 92 F FF 92 C KC 78 X FF 92 1-2 ① F7		B FF 92 B FF 92 B CH 85 B SI 93 4-0 5 CS BB			B SI 91 S FF 92 B FF 90 T FF 91 F FF 93 F FF 93 F FF 93 B SI 92 F FF 92 3-2 X FF 92 29 WP 1B		X FF 95 0-0 2B		3	0	2	0	1	0	0
5 David Wright, R (1, 5) OBP: 0.372, SLG: 0.510	F FF 93 B FF 90 C KC 78 F FF 93 B FF 94 S FF 93 2-3 ② K		1 SAFE S FF 92 1 SAFE 1 SAFE S FF 92 B SI 93 S FF 93 1-2 1-3 ② ③ K			1 SAFE X FC 88 0-0 ① P4		B SL 86 C SL 88 S SL 88 S SL 87 1-3 ③ K		4	0	0	0	0	3	3
29 Ike Davis, L (1, 3) OBP: 0.345, SLG: 0.447	B KC 77 B KC 76 B FF 92 C SI 92 F FF 94 F KC 78 X FF 94 3-2 ③ F8			B FF 91 C FF 92 B CH 85 B KC 79 X FF 92 3-1 ① G4-3		C FF 91 F FF 92 B FF 92 B FF 93 B KC 79 B KC 77 4-2 44 G5-4-3 1-2 BB			B FC 91 B FC 91 C FC 92 F FC 91 S FC 93 2-3 ① K	3	0	0	0	1	1	0
44 Jason Bay, R (1, 7) OBP: 0.364, SLG: 0.425		B FF 92 C FC 88 X KC 77 1-1 23 G6-3 1B		X FF 92 0-0 ② F8		X FC 88 0-0 ② ③ G5-4-3 1-2f			B FC 90 T FC 91 B FC 92 F FC 92 B FF 91 X FC 92 3-2 ② G4-3	4	0	1	0	0	0	2
23 Chris Carter, L (1, 10) OBP: 0.259, SLG: 0.423		C FF 92 X FF 91 0-1 ① ② G6-3 1-2f		C FF 93 B FF 89 X FF 93 1-1 ③ P4			C FF 90 B FF 91 F KC 76 B FF 92 X FF 92 2-2 ① P6		B FC 91 S FC 90 B FC 91 X FC 91 2-1 ③ G3	4	0	0	0	0	0	1
12 Jeff Francoeur, R (1, 9) OBP: 0.323, SLG: 0.424		X FF 93 0-0 ③ F9			S FC 87 S FF 91 B FF 89 B FF 92 S FF 92 2-3 ① K		S FC 87 X FF 91 0-1 ② G5-3			3	0	0	0	0	1	0
13 Alex Cora, L (1, 4) OBP: 0.307, SLG: 0.287			C FF 91 X FF 93 0-1 ① L4		B FF 92 B KC 76 C FF 92 C FF 92 X FF 93 2-2 1B		X FF 91 0-0 ③ F9			3	0	1	0	0	0	0
4 Henry Blanco, R (1, 2) OBP: 0.352, SLG: 0.443 27 Jésus Feliciano, L (8, PH) OBP: 0.250, SLG: 0.200 21 Rod Barajas, R (8, 2) OBP: 0.279, SLG: 0.484			B SI 91 B FC 89 F FF 92 S FC 88 B FF 92 F FF 92 F FF 93 B FF 93 4-2 7 HR BB		B FF 93 X FC 88 1-0 ② F7			C FF 94 X FF 97 0-1 ① G4-3		1 1 0	1 0 0	0 0 0	0 0 0	1 0 0	0 0 0	1 0 0
Inning Stats	R: 1 E: 0 K: 1 S: 13 H: 1 LOB: 0 BB: 0 P: 19	R: 0 E: 0 K: 0 S: 5 H: 1 LOB: 0 BB: 0 P: 6	R: 2 E: 0 K: 1 S: 11 H: 1 LOB: 0 BB: 2 P: 21	R: 0 E: 0 K: 0 S: 5 H: 0 LOB: 0 BB: 0 P: 9	R: 0 E: 0 K: 2 S: 11 H: 1 LOB: 1 BB: 0 P: 18	R: 0 E: 0 K: 0 S: 11 H: 1 LOB: 1 BB: 1 P: 18	R: 0 E: 0 K: 0 S: 6 H: 0 LOB: 0 BB: 0 P: 8	R: 0 E: 0 K: 1 S: 10 H: 1 LOB: 1 BB: 0 P: 12	R: 0 E: 0 K: 1 S: 8 H: 0 LOB: 0 BB: 0 P: 15	1B: 3 2B: 1 3B: 0 HR: 2 SF: 0 SAC: 0 DP: 2 HBP: 0						

TOP

New York Mets @ New York Yankees

Yankee Stadium, Bronx, NY

Sat Jun 19 2010, 1:09 PM - 3:47 PM EDT

Att. 49,073 - Sunny - 80 F

livebaseballscorecards.com

AB	30
R	3
H	6
RBI	3
BB	3
SO	6
LOB	8

PITCHER		IP	WLS	BF	H	R	ER	SO	BB	IBB	HBP	BLK	WP	HR	S	P	ERA	WHIP
65 Phil Hughes, R ERA: 3.17	(1, 1)	7.0	W	26	5	3	3	4	3	0	0	0	1	2	62	99	3.86	1.143
62 Joba Chamberlain, R ERA: 5.52	(8, 1)	1.0	H	4	1	0	0	1	0	0	0	0	0	0	10	12	0.00	1.000
42 Mariano Rivera, R ERA: 1.16	(9, 1)	1.0	S	3	0	0	0	1	0	0	0	0	0	0	8	15	0.00	0.000

PITCHER	IP	WLS	BF	H	R	ER	SO	BB	IBB	HBP	BLK	WP	HR	S	P	ERA	WHIP

New York Mets @ New York Yankees

Yankee Stadium, Bronx, NY

Sat Jun 19 2010, 1:09 PM - 3:47 PM EDT

Att. 49,073 - Sunny - 80 F

BOTTOM

livebaseballscorecards.com

Batter	1	2	3	4	5	6	7	8	9	AB	R	H	RBI	BB	SO	LOB
11 Brett Gardner, L (1, 7) OBP: 0.395, SLG: 0.419	C SI 94 B FF 94 B FS 85 F SI 94 X SI 94 2-2 33 1B 25 G4-6-3 1B		C SI 91 B SI 90 B FF 92 X SI 92 2-1 33 G3 25 HR 1B	B CU 74 F SI 91 B FS 86 B FF 91 C SI 91 F FF 92 F FF 92 X SI 93 3-2 ③ G6-3			B SI 89 X SI 89 1-0 ① B1-3			4	2	2	0	0	0	0
33 Nick Swisher, S (1, 9) OBP: 0.379, SLG: 0.506	1 SAFE B SI 91 B FS 83 T FF 92 B FF 92 X SI 94 3-1 25 G4-6-3 1-3 1B		C CU 72 1 SAFE X SI 92 0-1 ① G3 1-2		C CU 74 B FS 84 B FS 84 X FF 91 2-1 ① G4-3		B CU 76 B FS 85 S SI 91 B SI 92 S SI 92 X SI 93 3-2 ② F8			4	0	1	0	0	0	1
25 Mark Teixeira, S (1, 3) OBP: 0.342, SLG: 0.399	C FF 94 X SI 94 0-1 ① ② G4-6-3 1-2f 3-H		S FS 87 B SI 93 B SI 94 X FS 86 2-1 2-H HR		X FF 93 0-0 ② F8		X SI 94 0-0 ③ G3-1			4	1	1	2	0	0	1
13 Alex Rodriguez, R (1, 10) OBP: 0.354, SLG: 0.466	B FS 85 F FF 93 B SI 95 X FS 86 2-1 ③ G6-3		B SI 93 B FF 93 B FS 86 C SI 93 F FF 93 S FF 93 3-3 ② K		X FF 92 0-0 ③ F9			B SI 93 B CH 85 B SI 93 F SI 92 B SI 94 4-1 24 2B BB		3	0	0	0	1	1	0
24 Robinson Canó, L (1, 4) OBP: 0.418, SLG: 0.614		X FS 83 0-0 14 FC3-6 1B	X FF 94 0-0 ③ G6-3			B FF 89 B FF 91 F FF 93 B FF 91 B FF 92 4-1 19 G1-3 14 BB BB		X CH 86 0-0 1-3 2B		3	0	2	0	1	0	0
20 Jorge Posada, S (1, 2) OBP: 0.399, SLG: 0.540		B FF 92 F SI 92 F SI 91 F SI 91 1 SAFE F SI 92 F FS 84 B SI 93 1 SAFE 2-3 ① S FS 85 K		C CU 74 B SI 91 B SI 91 B FF 91 B SI 94 4-1 14 HR BB		X FF 92 0-0 ① F7		B SI 93 B CU 77 T SI 94 B SI 94 F SI 94 X SI 94 3-2 ① F9		3	1	0	0	1	1	4
14 Curtis Granderson, L (1, 8) OBP: 0.324, SLG: 0.447		C CU 74 X SI 94 0-1 ② FC3-6 19 1B 1-2f		B SI 92 B FS 82 C SI 92 F SI 93 F FS 86 F SI 93 X CU 75 2-2 1-H HR		1 SAFE B SI 91 B SI 90 B SI 91 B FF 92 4-1 19 G1-3 1-2 BB		C SI 94 B CU 80 B SI 95 F FF 94 B FF 96 S SI 95 3-3 ② K		3	1	1	2	1	1	3
19 Ramiro Pena, S (1, 6) OBP: 0.235, SLG: 0.206		C FF 93 B FF 92 1 SAFE B FF 92 B FS 82 X SI 92 3-1 1-2 1B		B FF 92 F SI 92 X CU 73 1-1 ① F7		C FS 83 X FS 84 0-1 ② G1-3 1-2 2-3		B CU 78 F FF 94 X FF 94 1-1 ③ G6-3		4	0	1	0	0	0	4
26 Kevin Russo, R (1, 5) OBP: 0.260, SLG: 0.239		B SL 84 X FS 84 1-0 ③ F9		B SL 82 X SI 91 1-0 ② G3		C FS 87 X FS 86 0-1 ③ G6-3				3	0	0	0	0	0	4

	AB	R	H	RBI	BB	SO	LOB
	31	5	8	4	4	3	17

Inning Stats	1	2	3	4	5	6	7	8	9	1B	SF	WP	PA
R	1	0	2	2	0	0	0	0		5	0	0	35
H	2	2	2	1	0	0	0	1		1	0	0	
E	0	0	0	0	0	0	0	0		0	1	0	
LOB	0	2	0	0	0	2	0	2		0	0	0	
K	0	1	1	0	0	0	0	1		2B	SAC	PB	
BB	0	0	0	1	0	2	0	1		1	0	0	
S	9	12	10	14	4	7	5	10		3B	DP	SB	
P	16	18	17	25	6	15	9	21		0	1	0	
										HR	HBP	CS	
										2	0	0	

PITCHER	IP	WLS	BF	H	R	ER	SO	BB	IBB	HBP	BLK	WP	HR	S	P	ERA	WHIP
34 Mike Pelfrey, R (1, 1) ERA: 2.69	7.0	L	30	7	5	5	2	3	0	0	0	0	2	61	106	6.43	1.429
18 Ryota Igarashi, R (8, 1) ERA: 9.24	1.0		5	1	0	0	1	1	0	0	0	0	0	10	21	0.00	2.000

PITCHER	IP	WLS	BF	H	R	ER	SO	BB	IBB	HBP	BLK	WP	HR	S	P	ERA	WHIP

Batter	1	2	3	4	5	6	7	8	9	AB	R	H	RBI	BB	SO	LOB
7 José Reyes, S (1, 6) OBP: 0.318, SLG: 0.409	C FF 90 X FF 92 0-1 ① P4		B FF 92 X FF 92 1-0 ③ P3			C FF 93 X FF 95 0-1 ① G5-3		C CU 77 S CH 86 X FF 96 0-2 ③ G3		4	0	0	0	0	0	1
16 Ángel Pagán, S (1, 8) OBP: 0.357, SLG: 0.429	B FF 92 X FF 92 1-0 ② L7			C FF 92 X FF 94 0-1 5 G6-4-3 1B		S CH 87 X FF 94 0-1 ② F8			C FC 90 B FC 90 F FC 90 X FC 90 1-2 ① G3	4	0	1	0	0	0	1
5 David Wright, R (1, 5) OBP: 0.371, SLG: 0.506	B FF 93 C FF 94 X SI 93 1-1 29 S 1B			1 SAFE B CU 78 C FF 93 X FF 91 1-1 ① ② G6-4-3 1-2f		X CH 87 0-0 ③ F9			B FF 92 B FF 91 C FC 92 X FC 92 2-1 ② F9	4	0	1	0	0	0	2
29 Ike Davis, L (1, 3) OBP: 0.343, SLG: 0.443	C FF 93 B FF 93 1 SAFE B FF 92 B FF 94 F FF 93 S SL 81 3-3 ③ K 1-2			F FF 94 C SL 82 F FF 96 B SL 82 S SL 82 1-3 ③ K			C CU 78 X FF 95 0-1 44 BB 1B		B FC 92 B FC 91 C FC 92 C FC 91 X FC 91 2-2 ③ G6-3	4	0	1	0	0	2	1
44 Jason Bay, R (1, 7) OBP: 0.367, SLG: 0.423		C FF 93 B FF 93 B FF 94 F FF 94 F CH 87 B FF 94 X CH 86 3-2 ① F9			F FF 94 B FF 94 B SI 94 S FF 94 B FF 94 B FF 95 4-2 17 S BB		B FF 94 F FF 94 C FF 96 D SL 83 B SL 83 B FF 94 4-2 17 G5-4-3 1-2 BB			1	0	0	0	2	0	0
21 Rod Barajas, R (1, 2) OBP: 0.275, SLG: 0.476		S FF 93 B FF 93 S FF 94 S SL 81 1-3 ② K			C CH 87 X FF 93 0-1 ① F7		B SI 94 B CH 87 C FF 95 S CH 88 C FF 96 2-3 ① K			3	0	0	0	0	2	3
17 Fernando Tatis, R (1, 10) OBP: 0.258, SLG: 0.339		B FF 92 F FF 92 B FF 93 F SI 92 C CH 87 2-3 ③ K			F FF 95 F FF 95 S SL 81 0-3 ② K 1-2		C CU 78 D CH 88 X CH 87 1-1 ② ③ G5-4-3 1-2f			3	0	0	0	0	2	3
12 Jeff Francoeur, R (1, 9) OBP: 0.319, SLG: 0.418			B FF 92 B FF 92 S FF 92 X FF 93 2-1 ① F8		F CU 79 B FF 94 B FF 95 X CH 87 2-1 ③ P4			C FF 93 F FF 93 X SL 80 0-2 ① F8		3	0	0	0	0	0	1
11 Rubén Tejada, R (1, 4) OBP: 0.310, SLG: 0.333			B FF 93 B FF 92 B FF 92 C FF 92 C FF 92 X FF 94 3-2 ② L8			C FF 93 B SI 92 C FF 94 B SL 82 X FF 94 2-2 2B		C FF 93 X CH 86 0-1 ② G3		3	0	1	0	0	0	0
Inning Stats	R: 0 E: 0 K: 1 S: 8 H: 1 LOB: 1 BB: 0 P: 13	R: 0 E: 0 K: 2 S: 10 H: 0 LOB: 0 BB: 0 P: 16	R: 0 E: 0 K: 0 S: 6 H: 0 LOB: 0 BB: 0 P: 12	R: 0 E: 0 K: 1 S: 8 H: 1 LOB: 0 BB: 0 P: 10	R: 0 E: 0 K: 1 S: 9 H: 0 LOB: 1 BB: 1 P: 15	R: 0 E: 0 K: 0 S: 8 H: 1 LOB: 1 BB: 0 P: 10	R: 0 E: 0 K: 1 S: 9 H: 1 LOB: 1 BB: 1 P: 16	R: 0 E: 0 K: 0 S: 8 H: 0 LOB: 0 BB: 0 P: 8	R: 0 E: 0 K: 0 S: 8 H: 0 LOB: 0 BB: 0 P: 13	1B: 3 2B: 1 3B: 0 HR: 0	SF: 0 SAC: 0 DP: 2 HBP: 0			WP: 0 PB: 0 SB: 2 CS: 0		PA: 31	

TOP

New York Mets @ New York Yankees

Yankee Stadium, Bronx, NY

Sun Jun 20 2010, 1:10 PM - 4:13 PM EDT

Att. 49,240 - Partly Cloudy - 86 F

livebaseballscorecards.com

AB	29
R	0
H	4
RBI	0
BB	2
SO	6
LOB	12

PITCHER		IP	WLS	BF	H	R	ER	SO	BB	IBB	HBP	BLK	WP	HR	S	P	ERA	WHIP
52 CC Sabathia, L ERA: 3.68	(1, 1)	8.0	W	28	4	0	0	6	2	0	0	0	0	0	66	100	0.00	0.750
42 Mariano Rivera, R ERA: 1.11	(9, 1)	1.0		3	0	0	0	0	0	0	0	0	0	0	8	13	0.00	0.000

PITCHER	IP	WLS	BF	H	R	ER	SO	BB	IBB	HBP	BLK	WP	HR	S	P	ERA	WHIP

BOTTOM

New York Mets @ New York Yankees

Yankee Stadium, Bronx, NY

Sun Jun 20 2010, 1:10 PM - 4:13 PM EDT

Att. 49,240 - Partly Cloudy - 86 F

livebaseballscorecards.com

Batter	1	2	3	4	5	6	7	8	9	AB	R	H	RBI	BB	SO	LOB
2 Derek Jeter, R (1, 6) OBP: 0.336, SLG: 0.423	C FF 90 B FF 89 X FF 89 1-1 G4-3 ①		F FF 88 F CH 79 B FF 90 F FF 90 1 SAFE B SL 82 1 SAFE F FF 90 X SL 79 2-2 33 1B 25 HR 1-2 1B		S FF 89 F FF 90 X SL 82 0-2 2B		C FC 96 B CH 88 B FF 96 F FF 96 B FF 96 F FF 97 X FF 97 3-2 G1-4-3 ①			4	1	2	0	0	0	0
33 Nick Swisher, S (1, 9) OBP: 0.377, SLG: 0.502	B FF 89 S SL 79 S SL 78 F FF 89 F FF 90 F CH 80 X CH 80 1-2 F8 ②		X SL 82 0-0 25 HR 1-2 2-3 1B		C FF 89 B CH 78 B FF 89 C CH 79 C SL 84 2-3 K ①		F CH 88 B FF 97 X FF 97 1-1 F8 ②			4	1	1	0	0	1	1
25 Mark Teixeira, S (1, 3) OBP: 0.344, SLG: 0.410	C FF 89 F FF 90 B FF 89 S CH 80 1-3 K ③		B CH 82 S CH 80 X FF 91 1-1 1-H 2-H 3-H HR		B FF 90 B FF 89 B CH 77 B FF 90 4-0 BB		B SI 97 C CH 89 B CH 89 F FF 97 B SI 96 T FF 97 3-2 K ③			3	1	1	4	1	2	0
13 Alex Rodriguez, R (1, 5) OBP: 0.349, SLG: 0.459 19 Ramiro Pena, S (9, 5) OBP: 0.235, SLG: 0.206		X CH 78 0-0 G3 ①	X CH 81 0-0 G5-3 ①		B FF 88 B FF 90 B FF 88 X FF 90 3-0 P2 ②			B SI 94 X FF 93 1-0 G4-3 ①		4 0	0 0	0 0	0 0	0 0	0 0	2 0
24 Robinson Canó, L (1, 4) OBP: 0.416, SLG: 0.607		C FF 90 B SL 82 B FF 89 B CH 81 F FF 91 H SL 79 4-2 20 1B HBP	B SL 81 X SL 82 1-0 G4-3 ②		F FF 90 F SL 81 B FF 92 D FF 85 F SL 80 X CH 80 2-2 F9 ③			B SI 93 B CH 86 X FF 93 2-0 G3-1 ②		3	0	0	0	0	0	2
20 Jorge Posada, S (1, 10) OBP: 0.401, SLG: 0.546		B FF 89 B FF 88 D CH 78 C FF 88 F FF 89 X FF 90 3-2 1-2 1B	B FF 88 B FF 88 C FF 89 F FF 89 C CH 79 2-3 K ③			C SL 80 B CH 80 B SL 79 F FF 90 X FF 90 2-2 L8 ①		B CH 84 B CH 85 C SI 93 F FF 94 X FF 94 2-2 2B		4	0	2	0	0	1	0
14 Curtis Granderson, L (1, 8) OBP: 0.322, SLG: 0.442		B FF 90 B FF 90 S FF 90 B FF 89 X FF 89 3-1 F9 ②	C SL 79 B SL 82 X FF 89 1-1 17 G5-4-3 1B			B CH 81 B SL 83 C SL 80 C SL 80 X SL 80 2-2 G6-3 ②		B FF 93 C FF 94 B CH 88 X CH 86 2-1 G4-3 ③		4	0	1	0	0	0	3
17 Francisco Cervelli, R (1, 2) OBP: 0.375, SLG: 0.368		B CH 80 F FF 90 S FF 90 F FF 90 F FF 90 F SL 80 D SL 84 X CH 80 2-2 F7 ③	X CH 77 0-0 G5-4-3 ① ② 1-2f			C SL 79 F FF 90 B FF 90 F FF 91 B FF 91 F FF 90 F SL 83 X CH 81 2-2 3B				3	0	1	0	0	0	3
11 Brett Gardner, L (1, 7) OBP: 0.394, SLG: 0.417			B FF 89 F FF 88 X FF 90 1-1 33 1B 2 1B 25 HR 1B		C FF 89 C SL 83 B FF 89 D CH 80 X FF 90 2-2 G5-3 ③	C SL 82 S SL 82 X SL 84 0-2 G6-3 ③				3	1	1	0	0	0	1

Inning Stats	1	2	3	4	5	6	7	8	9
	R: 0 E: 0 K: 1 S: 11 H: 0 LOB: 0 BB: 0 P: 14	R: 0 E: 0 K: 0 S: 14 H: 1 LOB: 2 BB: 0 P: 26	R: 4 E: 0 K: 1 S: 15 H: 4 LOB: 0 BB: 0 P: 22	R: 0 E: 0 K: 0 S: 6 H: 1 LOB: 0 BB: 0 P: 9	R: 0 E: 0 K: 1 S: 11 H: 1 LOB: 2 BB: 1 P: 22	R: 0 E: 0 K: 0 S: 15 H: 1 LOB: 1 BB: 0 P: 21	R: 0 E: 0 K: 1 S: 9 H: 0 LOB: 0 BB: 0 P: 16	R: 0 E: 0 K: 0 S: 7 H: 1 LOB: 1 BB: 0 P: 14	

	AB	32
	R	4
	H	9
	RBI	4
	BB	1
	SO	4
	LOB	12

	1B: 5	SF: 0	WP: 0	PA: 34
	2B: 2	SAC: 0	PB: 0	
	3B: 1	DP: 1	SB: 0	
	HR: 1	HBP: 1	CS: 0	

PITCHER		IP	WLS	BF	H	R	ER	SO	BB	IBB	HBP	BLK	WP	HR	S	P	ERA	WHIP
57 Johan Santana, L ERA: 3.31	(1, 1)	6.0	L	27	8	4	4	3	1	0	1	0	0	1	72	114	6.00	1.500
32 Jenrry Mejia, R ERA: 3.25	(7, 1)	1.0		3	0	0	0	1	0	0	0	0	0	0	9	16	0.00	0.000
38 Fernando Nieve, R ERA: 5.79	(8, 1)	1.0		4	1	0	0	0	0	0	0	0	0	0	7	14	0.00	1.000

PITCHER	IP	WLS	BF	H	R	ER	SO	BB	IBB	HBP	BLK	WP	HR	S	P	ERA	WHIP

Detroit Tigers @ New York Mets

Citi Field, Flushing, NY

Tue Jun 22 2010, 7:12 PM - 11:26 PM EDT

Att. 32,363 - Cloudy - 74 F

livebaseballscorecards.com

Batter	1	2	3	4	5	6	7	8	9	AB	R	H	RBI	BB	SO	LOB
14 Austin Jackson, R (1, 8) OBP: 0.353, SLG: 0.413	B FF 86 F FF 88 X SI 88 1-1 ① G4-3		B FF 89 C FC 82 F CU 74 F FC 85 H FF 90 2-2 12 CS HBP		B SI 86 X SI 87 1-0 12 1B 1-H 2B	B FF 91 S FF 90 B FF 91 C FF 91 B FF 93 S FF 92 3-3 ① K		B FF 95 B FF 95 C SI 96 F FF 96 B FF 98 S FF 95 3-3 ③ K		4	1	1	1	0	2	1
12 Gerald Laird, R (1, 2) OBP: 0.255, SLG: 0.239	C FF 89 B FC 83 B FF 90 X FF 89 2-1 ② P4		C FF 88 B SI 89 1 SAFE F SL 85 C FC 84 1-3 ② ③ K 1-2		B FC 81 X FF 88 1-0 24 F9 30 G5-3 26 1B 2-H 1B	C FF 92 B SL 82 S FF 93 F FF 95 B FF 94 F FF 94 C FF 94 2-3 ② K			B FF 92 C CU 75 B CU 77 F FF 92 F FF 95 X CH 84 2-2 ① G5-3	5	1	1	1	0	2	1
30 Magglio Ordonez, R (1, 9) OBP: 0.404, SLG: 0.513	B SI 89 B FC 85 B FC 84 B FF 88 4-0 BB			C SI 87 X FC 81 0-1 ① G5-3	F SI 88 B CU 74 S CU 73 B SI 90 X CU 75 2-2 ① G5-3 1-2	S FF 95 B FF 94 S FF 92 B SL 84 F FF 94 B FF 95 S SL 83 3-3 ③ K			T FF 94 B CU 76 X SI 94 1-1 ② G3	4	0	0	0	1	1	1
24 Miguel Cabrera, R (1, 3) OBP: 0.409, SLG: 0.630	C CU 74 F FF 89 F FF 88 T FC 85 0-2 ③ K			C FC 83 B SI 87 B FF 88 X FC 88 2-1 26 HR 2B	X FC 83 0-0 ② F9 2-3		B CU 79 B FF 92 B FF 92 B FF 90 4-0 9 G6-4-3 BB		X SI 94 0-0 ③ L9	4	1	1	0	1	1	2
26 Brennan Boesch, L (1, 7) OBP: 0.392, SLG: 0.635		B FF 87 B FC 82 C FF 88 B FF 89 S FF 90 F FF 90 B FF 90 4-2 BB		B FF 88 B FF 88 X SI 88 2-0 2-H HR	B SL 83 X SL 85 1-0 15 BB 9 1B 29 1B 3-H 1B		C FF 92 X SL 83 0-1 ① F9			3	2	2	3	1	0	1
9 Carlos Guillen, S (1, 4) OBP: 0.350, SLG: 0.476		C CU 73 B SI 88 F SI 89 D CU 75 S FF 88 2-3 ① K		X SI 88 0-0 ② G4-3	B CU 73 C FC 80 F CU 74 X SI 89 1-2 29 1B 15 BB 1-2 1B		C FF 92 B CH 86 S FF 92 D SL 82 F FF 92 X FF 93 2-2 ② ③ G6-4-3 1-2f			4	0	1	0	0	1	2
15 Brandon Inge, R (1, 5) OBP: 0.325, SLG: 0.418		B CU 73 X SI 88 1-0 ② P3		X SI 87 0-0 2B	B FC 86 B FC 84 B FF 88 B FF 88 4-0 29 1B 1-2 2-3 BB			B FF 96 B FF 93 C FF 94 F FF 96 S FF 97 2-3 ① K		3	0	1	0	1	1	1
29 Danny Worth, R (1, 6) OBP: 0.292, SLG: 0.304		B SI 88 B SI 89 F FF 88 X FF 89 2-1 ③ L9		B CU 74 C FC 83 B FF 88 X FF 87 2-1 ③ F7	B FF 93 C FF 93 F FF 93 X SL 81 1-2 1-2 2-3 3-H 1B			B FF 95 C FF 94 B FF 98 S FF 94 F FF 98 B SL 87 B FF 96 4-2 BB		3	0	1	1	1	0	2
35 Justin Verlander, R (1, 1) 56 Jay Sborz, R (3, 1) 36 Brad Thomas, L (3, 1) 25 Ryan Raburn, R (5, PH) OBP: 0.270, SLG: 0.320 59 Fu-Te Ni, L (5, 1) 32 Don Kelly, L (8, PH) OBP: 0.261, SLG: 0.262 21 Enrique Gonzalez, R (8, 1)			T FF 88 B CU 73 S SI 88 S FF 89 1-3 ① K	B SI 86 C CU 74 F FC 86 2-1 14 2B HBP B FF 94 F FF 93 C FF 93 1-3 ① K				C FF 96 F FS 91 X FF 95 0-2 ② P5		1 0 0 1 0 1 0 0	0 0 0 1 0 0 1 0	0 0 0 0 0 0 0 0	0 0 0 0 0 0 0 0	1 0 0 1 0 0 0 0	0 0 0 3 0 0 1 0
Inning Stats	R: 0 E: 0 K: 1 S: 8 H: 0 LOB: 1 BB: 1 P: 15	R: 0 E: 0 K: 1 S: 9 H: 0 LOB: 1 BB: 1 P: 18	R: 0 E: 0 K: 2 S: 9 H: 0 LOB: 0 BB: 0 P: 13	R: 2 E: 0 K: 0 S: 9 H: 3 LOB: 1 BB: 0 P: 15	R: 4 E: 0 K: 1 S: 17 H: 5 LOB: 3 BB: 1 P: 31	R: 0 E: 0 K: 3 S: 12 H: 0 LOB: 0 BB: 0 P: 20	R: 0 E: 0 K: 0 S: 6 H: 0 LOB: 0 BB: 1 P: 12	R: 0 E: 0 K: 2 S: 12 H: 0 LOB: 1 BB: 1 P: 21	R: 0 E: 0 K: 0 S: 7 H: 0 LOB: 0 BB: 0 P: 10	1B: 4 2B: 3 3B: 0 HR: 1	SF: 0 SAC: 0 DP: 1 HBP: 2					

TOP	
AB	33
R	6
H	8
RBI	6
BB	5
SO	10
LOB	15

WP: 0 PA: 40
PB: 0
SB: 0
CS: 1

PITCHER		IP	WLS	BF	H	R	ER	SO	BB	IBB	HBP	BLK	WP	HR	S	P	ERA	WHIP
49 Jonathon Niese, L ERA: 4.17	(1, 1)	4.2		25	7	6	6	4	3	0	2	0	0	1	46	84	11.57	2.143
38 Fernando Nieve, R ERA: 5.34	(5, 1)	2.1	W	8	1	0	0	4	1	0	0	0	0	0	24	40	0.00	0.857
39 Bobby Parnell, R ERA:	(8, 1)	1.0		4	0	0	0	2	1	0	0	0	0	0	12	21	0.00	1.000
18 Ryota Igarashi, R ERA: 8.56	(9, 1)	1.0		3	0	0	0	0	0	0	0	0	0	0	7	10	0.00	0.000

PITCHER	IP	WLS	BF	H	R	ER	SO	BB	IBB	HBP	BLK	WP	HR	S	P	ERA	WHIP

BOTTOM

Batter	1	2	3	4	5	6	7	8	9	AB	R	H	RBI	BB	SO	LOB
7 José Reyes, S (1, 6) OBP: 0.321, SLG: 0.411	C FF 95 F FF 94 B FF 96 X CU 79 1-2 16 3B 1B	B CH 85 X SI 94 1-0 ② F8	C CU 82 B CU 84 X FF 92 1-1 16 S 16 1B 1-3 2-H 1B	B SL 85 B CH 84 B FF 91 C SI 91 C SI 91 X SI 91 3-2 16 2B 2-3 1B		C SL 73 B SI 88 F SI 87 F SI 87 S CH 80 1-3 K 16 1B 5 2B	X SI 88 0-0 ③ P2			6	3	3	1	0	1	1
16 Ángel Pagán, S (1, 8) OBP: 0.363, SLG: 0.447	1 SAFE L FF 93 1 SAFE X FF 94 0-1 5 SF9 1-H 3B	1 SAFE C FF 94 S CU 78 1 SAFE D CU 80 1 SAFE X CH 86 1-2 ③ G1-3	1 SAFE B FF 91 C SL 82 C SL 83 X SL 83 1-2 5 1B 29 2B 1-H 1B 3-H	S SL 85 S CH 85 B CH 86 X SI 92 1-2 1-3 2B 3-H		1 SAFE 1 SAFE C SI 86 C SL 74 1 SAFE X SI 88 0-2 5 2B 29 1B 1-2 1B		F FF 92 X SL 88 0-1 ① G4-3		6	3	4	4	0	0	1
5 David Wright, R (1, 5) OBP: 0.380, SLG: 0.516	C FF 96 F FF 96 D CH 86 F CH 88 X FF 97 1-2 ① SF9 3-H		B FF 92 4-2 B FF 91 C SL 82 C SL 83 X SL 83 29 1B 44 2B BB C FF 92 0-1 X FF 91 29 2B 1-2 1B	I I IN 52 I IN 63 I IN 57 4-0 44 FC6-4 IBB		B SL 74 X CH 78 1-0 29 1B 44 SF9 1-3 2-H 2B		C SL 86 B FF 94 B FF 93 X SL 87 2-1 29 G6-3 1B		3	3	3	2	2	0	0
29 Ike Davis, L (1, 3) OBP: 0.347, SLG: 0.450	F FF 94 B CU 79 C CU 79 B CU 80 S CH 86 2-3 ② K		F FF 95 0-1 1 SAFE X CH 84 44 2B 12 HBP 1-3 1B C CH 84 2-1 B SI 83 X SI 91 21 BB 1-H 2B 2-H	B SL 84 B SI 92 S FF 92 C SI 92 S SL 85 2-3 ② K		C SI 86 S SL 76 X SL 76 0-2 44 SF9 2-3 1B 3-H		X SI 93 0-0 ②③ G6-3 1-2f		6	1	3	3	0	2	4
44 Jason Bay, R (1, 7) OBP: 0.371, SLG: 0.428	B FF 94 B FF 96 B FF 96 C FF 95 F FF 96 F FF 96 F FF 97 B CH 86 4-2 21 S BB		F FF 95 2-0 B CU 79 X FF 90 12 HBP 11 FC5 1-3 2B 3-H B SI 91 4-2 B CH 85 B SI 92 C SI 90 F SI 91 B FF 91 B FF 92 21 BB BB	S SI 92 X CH 84 0-1 ③ FC6-4 1-2f		B SI 86 B SI 87 X SI 85 2-0 ① SF9 1-2 3-H				2	1	1	2	2	0	3
21 Rod Barajas, R (1, 2) OBP: 0.283, SLG: 0.471	B FF 96 1 SAFE C FF 96 1 SAFE B CU 78 B FF 97 B FF 97 4-1 1-2 BB		F CU 84 1-2 F CU 84 F FF 92 H SL 83 11 FC5 12 HBP HBP B SI 92 4-1 B SI 91 B FF 92 B FF 92 1-2 2-3 BB		B SI 86 C SI 86 X CH 78 1-1 ① F9	C SI 86 S SI 88 X SI 88 0-2 ② P4				2	0	0	0	2	0	1
12 Jeff Francoeur, R (1, 9) OBP: 0.321, SLG: 0.415	B CU 80 S CU 80 S CU 79 B CH 86 B FF 98 X FF 97 3-2 ③ G1-3		H FF 93 1-0 11 FC5 7 1B 1-2 2-3 3-H HBP C FF 92 0-1 ③ X CH 84 L7			C SI 87 X CH 80 0-1 11 G3 11 S 1B	B SI 86 S SI 87 X SI 88 1-1 ③ F8			4	1	1	1	0	0	6
11 Rubén Tejada, R (1, 4) OBP: 0.319, SLG: 0.326		B FF 92 C FF 94 C FF 94 X 1-2 1B	B FF 92 B FF 92 C FF 92 X FF 92 2-1 ① FC5 7 1B 16 1B 1-2 2-3f 3-H	B SI 90 C FF 90 B SI 91 F SI 90 B FF 91 B FF 90 4-2 7 1B 49 SH2-4 16 2B BB		B SI 87 B SI 85 X SI 86 2-0 ② G3 1-3		B SI 86 X SI 85 1-0 ① P6		4	2	1	1	1	0	3
49 Jonathon Niese, L (1, 1) 38 Fernando Nieve, R (5, 1) 17 Fernando Tatis, R (7, PH) OBP: 0.254, SLG: 0.333 39 Bobby Parnell, R (8, 1) 18 Ryota Igarashi, R (9, 1)		1 SAFE L FF 93 1 SAFE B SI 95 L FF 95 C FF 96 1-3 ① K	B SI 92 L FF 92 B FF 92 B FF 92 C FF 92 L FF 92 3-3 ② K	B FF 90 L SI 89 L FF 90 X SL 84 1-2 ① SH2-4 1-2		B SI 87 C SI 87 B SI 88 X SI 87 2-1 ③ G6-3		C SI 86 F SI 87 C SI 87 0-3 ② K		2 1 1 0 0	0 0 0 0 0	0 0 0 0 0	0 0 0 0 0	0 0 0 0 0	2 1 1 0 0	3 1 0 0 0
Inning Stats	R: 2 E: 0 K: 1 S: 21 H: 2 LOB: 2 BB: 2 P: 36	R: 0 E: 0 K: 1 S: 10 H: 1 LOB: 1 BB: 0 P: 14	R: 8 E: 0 K: 1 S: 27 H: 6 LOB: 3 BB: 3 P: 53	R: 1 E: 0 K: 1 S: 16 H: 2 LOB: 3 BB: 2 P: 31	R: 0 E: 0 K: 0 S: 7 H: 1 LOB: 1 BB: 0 P: 12	R: 3 E: 0 K: 1 S: 17 H: 3 LOB: 1 BB: 0 P: 22	R: 0 E: 0 K: 1 S: 5 H: 0 LOB: 0 BB: 0 P: 6	R: 0 E: 0 K: 0 S: 5 H: 1 LOB: 0 BB: 0 P: 7		1B: 11 2B: 4 3B: 1 HR: 0 SF: 2 SAC: 1 DP: 1 HBP: 2						

AB	37
R	14
H	16
RBI	14
BB	7
SO	6
LOB	23

WP: 1 PB: 0 SB: 3 CS: 0 PA: 49

PITCHER		IP	WLS	BF	H	R	ER	SO	BB	IBB	HBP	BLK	WP	HR	S	P	ERA	WHIP
35 Justin Verlander, R ERA: 3.94	(1, 1)	2.0	L	14	5	5	5	2	3	0	0	0	0	0	36	61	22.50	4.000
56 Jay Sborz, R ERA: 67.5	(3, 1)	0.2		7	3	3	3	1	0	0	2	0	0	0	14	24	40.50	4.500
36 Brad Thomas, L ERA: 4.64	(3, 1)	1.1		11	3	3	3	1	3	1	0	0	0	0	24	49	20.25	4.500
59 Fu-Te Ni, L ERA: 5.4	(5, 1)	3.0		14	4	3	3	2	0	0	0	0	1	0	29	40	9.00	1.333
21 Enrique Gonzalez, R ERA:	(8, 1)	1.0		3	1	0	0	0	0	0	0	0	0	0	5	7	0.00	1.000

PITCHER	IP	WLS	BF	H	R	ER	SO	BB	IBB	HBP	BLK	WP	HR	S	P	ERA	WHIP

Detroit Tigers @ New York Mets

Citi Field, Flushing, NY

Tue Jun 22 2010, 7:12 PM - 11:26 PM EDT

Att. 32,363 - Cloudy - 74 F

livebaseballscorecards.com

Detroit Tigers @ New York Mets

Citi Field, Flushing, NY

Wed Jun 23 2010, 7:12 PM - 9:36 PM EDT

Att. 35,045 - Partly Cloudy - 88 F

livebaseballscorecards.com

TOP

Batter	1	2	3	4	5	6	7	8	9	AB	R	H	RBI	BB	SO	LOB
18 Johnny Damon, L (1, 8) OBP: 0.367, SLG: 0.400	B KN 71 B FF 84 C FF 83 X FF 83 2-1 F8 ①		C KN 72 B KN 77 T KN 73 F KN 78 F KN 79 X KN 79 1-2 39 SH2-3 39 S 1B		C KN 75 B KN 79 X KN 74 1-1 F8 ②			B KN 72 X FF 83 1-0 F8 ②		4	0	1	0	0	0	0
39 Ramon Santiago, S (1, 6) OBP: 0.345, SLG: 0.329	B KN 72 F KN 72 B KN 76 B FF 84 B FF 83 4-1 26 BB 30 1B BB		B KN 72 B FF 83 X FF 84 2-0 SH2-3 ① 1-3		F FF 85 F KN 75 C KN 80 0-3 K ③			X KN 73 0-0 G4-3 ③		2	0	0	0	1	1	0
30 Magglio Ordonez, R (1, 9) OBP: 0.401, SLG: 0.508	1 SAFE S KN 74 B KN 76 X KN 73 1-1 26 BB 1-2 1B		X FF 85 0-0 G1-3 ②			B KN 72 C FF 84 F KN 76 B KN 80 S KN 74 2-3 K ①			X FF 89 0-0 F8 ①	4	0	1	0	0	1	1
24 Miguel Cabrera, R (1, 3) OBP: 0.407, SLG: 0.624	F KN 77 X KN 80 0-1 F8 ②		X KN 78 0-0 G5-3 ③			F KN 75 B KN 78 B KN 80 F KN 71 F KN 80 F FF 80 F KN 78 F KN 78 F KN 73 2-2 X KN 78 G5-3 ②			B FF 91 B FF 92 T FF 91 F FF 91 X CH 80 2-2 26 G6-3 1B	4	0	1	0	0	0	3
26 Brennan Boesch, L (1, 7) OBP: 0.389, SLG: 0.624	F KN 76 B KN 78 B KN 78 C KN 78 B KN 79 B KN 79 4-2 1-2 2-3 BB			X KN 73 0-0 G3 ①		X KN 73 0-0 G3-1 ③			D CH 81 F FF 91 S SI 91 B SI 91 F SI 91 B CH 83 F SI 91 X SI 92 3-2 1-2 G6-3 ②	3	0	0	0	1	0	1
9 Carlos Guillen, S (1, 4) OBP: 0.342, SLG: 0.463	C KN 76 C KN 77 X KN 80 0-2 G4-3 ③			X FF 83 0-0 G3 ②			X KN 73 0-0 G3 ①		F CH 82 B SI 92 B SI 91 B SI 92 S FF 91 S FF 92 3-3 K ③	4	0	0	0	0	1	4
15 Brandon Inge, R (1, 5) OBP: 0.325, SLG: 0.417 40 Phil Coke, L (7, 1) 21 Enrique Gonzalez, R (8, 1)		C KN 73 B KN 77 B KN 75 B KN 71 X FF 82 3-1 F8 ①		B FF 84 C KN 73 B KN 78 X KN 74 2-1 1B			C FF 84 S KN 76 S KN 79 0-3 K ②			3 0 0	0 0 0	1 0 0	0 0 0	0 0 0	1 0 0	0 0 0
13 Alex Avila, L (1, 2) OBP: 0.323, SLG: 0.354		B KN 73 X KN 72 1-0 38 B3-4 1B		B KN 74 1 SAFE C KN 74 B KN 76 1 SAFE B KN 74 X KN 73 3-1 F7 ③			B KN 71 C FF 83 B KN 76 B KN 72 X FF 83 3-1 G4-3 ③			3	0	1	0	0	0	1
38 Jeremy Bonderman, R (1, 1) 54 Joel Zumaya, R (7, 1) 25 Ryan Raburn, R (7, 5) OBP: 0.268, SLG: 0.316		X FF 82 0-0 B3-4 ② ③ 1-1f			B FF 84 C FF 82 B FF 85 F FF 84 F KN 77 S KN 79 2-3 K ①			C KN 76 B FF 84 B KN 71 X FF 83 2-1 G5-3 ①		2 0 1	0 0 0	0 0 0	0 0 0	0 0 0	1 0 0	1 0 0
Inning Stats	R: 0 H: 1 E: 0 LOB: 3 K: 0 BB: 2 S: 12 P: 23	R: 0 H: 1 E: 0 LOB: 0 K: 0 BB: 0 S: 4 P: 8	R: 0 H: 1 E: 0 LOB: 1 K: 0 BB: 0 S: 8 P: 11	R: 0 H: 1 E: 0 LOB: 1 K: 0 BB: 0 S: 6 P: 11	R: 0 H: 0 E: 0 LOB: 0 K: 2 BB: 0 S: 9 P: 12	R: 0 H: 0 E: 0 LOB: 0 K: 1 BB: 0 S: 12 P: 16	R: 0 H: 0 E: 0 LOB: 0 K: 1 BB: 0 S: 6 P: 9	R: 0 H: 0 E: 0 LOB: 0 K: 0 BB: 0 S: 4 P: 7	R: 0 H: 1 E: 0 LOB: 1 K: 1 BB: 0 S: 12 P: 20	1B: 5 SF: 0 2B: 1 SAC: 1 3B: 0 DP: 1 HR: 0 HBP: 0						

AB	30
R	0
H	5
RBI	0
BB	2
SO	5
LOB	11

WP: 0 PA: 33
PB: 0
SB: 1
CS: 0

PITCHER		IP	WLS	BF	H	R	ER	SO	BB	IBB	HBP	BLK	WP	HR	S	P	ERA	WHIP
43 R.A. Dickey, R ERA: 2.33	(1, 1)	8.0	W	29	4	0	0	4	2	0	0	0	0	0	61	97	0.00	0.750
75 Francisco Rodríguez, R ERA: 2.19	(9, 1)	1.0		4	1	0	0	1	0	0	0	0	0	0	12	20	0.00	1.000

PITCHER		IP	WLS	BF	H	R	ER	SO	BB	IBB	HBP	BLK	WP	HR	S	P	ERA	WHIP

Detroit Tigers @ New York Mets

Citi Field, Flushing, NY

Wed Jun 23 2010, 7:12 PM - 9:36 PM EDT

Att. 35,045 - Partly Cloudy - 88 F

livebaseballscorecards.com

BOTTOM

Batter	1	2	3	4	5	6	7	8	9	AB	R	H	RBI	BB	SO	LOB
7 José Reyes, S (1, 6) OBP: 0.327, SLG: 0.434	C SI 88 X FF 88 0-1 3B		C FF 92 F CH 84 X FF 93 0-2 16 S 5 2B 1B		B CH 84 B SI 92 C FF 90 X FF 91 2-1 HR		F FF 99 X SI 99 0-1 ① FC4-2 27 G4-3 29 1B 1-2 2-3 3-Hf			4	3	3	1	0	0	3
16 Ángel Pagán, S (1, 8) OBP: 0.363, SLG: 0.443 27 Jésus Feliciano, L (7, PH) OBP: 0.235, SLG: 0.188 (8, 8)	B FF 90 F FF 90 F SL 82 S SL 83 1-3 ① K		1 SAFE B FF 88 P PO 87 C SI 91 D SL 83 B SI 91 4-1 5 2B 1-2 BB		F CH 85 F FF 91 X SL 81 0-2 ③ F8		F FF 98 B CU 79 X FF 100 1-1 ② G4-3 1-2 2-3 3-H			2 1	0 0	0 0	0 1	1 0	1 0	1 2
5 David Wright, R (1, 5) OBP: 0.382, SLG: 0.518	X SI 90 0-0 ② G5-3		C SL 81 X SL 81 0-1 1-3 2-H 2B			F SI 90 S FF 90 B SL 82 S SL 82 1-3 ① K	B FF 98 B FF 99 F FF 98 F FF 99 B CU 79 F FF 99 B FF 98 4-2 29 1B BB			3	0	1	1	1	1	1
29 Ike Davis, L (1, 3) OBP: 0.350, SLG: 0.451	F FF 92 X SL 83 0-1 ③ G3		B FF 90 B FF 92 X SI 92 2-0 ③ G6-3			B SL 83 B SL 80 C FF 90 B SL 81 X SI 90 3-1 44 FC6-4 1B	S SL 81 C SL 81 X SL 81 0-2 ③ 1-3 2-H 3-H 1B			4	0	2	2	0	0	3
44 Jason Bay, R (1, 7) OBP: 0.369, SLG: 0.423		C FF 91 X SL 82 0-1 ① F7		C SL 80 X FF 91 0-1 ① F8		B FF 91 C FF 90 B FF 90 F FF 91 X SL 82 2-2 ② FC6-4 12 FC6-4 1-2f		B FF 91 B SL 86 B FF 92 4-0 BB		3	0	0	0	1	0	1
12 Jeff Francoeur, R (1, 9) OBP: 0.316, SLG: 0.408		F FF 90 B SI 91 S SL 83 S SL 82 1-3 ② K		X FF 91 0-0 ② F7		X SI 91 0-0 ③ FC6-4 1-2f		F SL 87 D CU 80 S FF 93 D SL 86 X SL 87 2-2 ① L9		4	0	0	0	0	1	2
4 Henry Blanco, R (1, 2) OBP: 0.347, SLG: 0.431		X FF 91 0-0 ③ G6-3		C FF 91 X SL 82 0-1 ③ F7			X FF 90 0-0 43 WP 11 1B 7 FC4-2 1B	X FF 92 0-0 ② F8		4	0	1	0	0	0	1
11 Rubén Tejada, R (1, 4) OBP: 0.314, SLG: 0.319			C SI 90 X FF 90 0-1 ① G6-3		C SL 80 F FF 90 X FF 90 0-2 ① G5-3		B FF 89 1 SAFE B SI 89 X SI 89 2-0 7 FC4-2 43 WP 27 G4-3 1-2 1B	B FF 91 F FF 92 C SL 84 X FF 92 1-2 ③ G4-3		4	1	1	0	0	0	1
43 R.A. Dickey, R (1, 1) OBP: 0.364, SLG: 0.300 75 Francisco Rodríguez, R (9, 1)			C FF 90 B FF 91 X FF 90 1-1 ② G2-3		C SI 90 X SI 91 0-1 ② G5-3		B FF 97 B FF 99 B FF 98 B FF 97 4-0 27 G4-3 7 FC4-2 29 1B 1-2 2-3 BB			2 0	1 0	0 0	0 0	1 0	0 0	0 0
Inning Stats	R: 0 E: 0 K: 1 S: 8 H: 1 LOB: 1 BB: 0 P: 9	R: 0 E: 0 K: 1 S: 6 H: 0 LOB: 0 BB: 0 P: 7	R: 1 E: 0 K: 0 S: 12 H: 2 LOB: 2 BB: 1 P: 18	R: 0 E: 0 K: 0 S: 5 H: 0 LOB: 0 BB: 0 P: 5	R: 1 E: 0 K: 0 S: 10 H: 1 LOB: 0 BB: 0 P: 12	R: 0 E: 0 K: 1 S: 9 H: 1 LOB: 1 BB: 0 P: 15	R: 3 E: 0 K: 0 S: 12 H: 3 LOB: 2 BB: 2 P: 23	R: 0 E: 0 K: 0 S: 7 H: 0 LOB: 1 BB: 1 P: 14		1B: 5 2B: 1 3B: 1 HR: 1 SF: 0 SAC: 0 DP: 0 HBP: 0						

AB	31
R	5
H	8
RBI	5
BB	4
SO	3
LOB	15

WP: 1 PA: 35
PB: 0
SB: 1
CS: 0

PITCHER		IP	WLS	BF	H	R	ER	SO	BB	IBB	HBP	BLK	WP	HR	S	P	ERA	WHIP
38 Jeremy Bonderman, R ERA: 4.2	(1, 1)	6.0	L	26	7	4	4	3	1	0	0	0	0	1	52	70	6.00	1.333
54 Joel Zumaya, R ERA: 2.04	(7, 1)	0.2		4	0	0	0	0	2	0	0	0	1	0	7	16	0.00	3.000
40 Phil Coke, L ERA: 3.07	(7, 1)	0.1		1	1	1	1	0	0	0	0	0	0	0	3	3	27.00	3.000
21 Enrique Gonzalez, R ERA:	(8, 1)	1.0		4	0	0	0	0	1	0	0	0	0	0	7	14	0.00	1.000

PITCHER	IP	WLS	BF	H	R	ER	SO	BB	IBB	HBP	BLK	WP	HR	S	P	ERA	WHIP

Detroit Tigers @ New York Mets

Citi Field, Flushing, NY

Thu Jun 24 2010, 7:12 PM - 10:32 PM EDT

Att. 31,319 - Partly Cloudy - 91 F

TOP

livebaseballscorecards.com

Batter	1	2	3	4	5	6	7	8	9	AB	R	H	RBI	BB	SO	LOB
14 Austin Jackson, R (1, 8) OBP: 0.350, SLG: 0.407	C FF 88 B CU 65 B FF 87 B CH 77 F FF 88 B FF 89 4-2 30 S 25 1B 24 SF8 BB	C CH 79 X CU 68 0-1 ③ L3		C CH 79 B FF 88 F CH 78 D SL 81 B FF 88 C FF 88 3-3 ③ K		C SL 82 X CU 74 0-1 ① G1-4-3		C SI 95 S CU 76 B SI 95 C SI 95 1-3 ② K		4	1	0	0	1	2	3
25 Ryan Raburn, R (1, 4) OBP: 0.293, SLG: 0.366 39 Ramon Santiago, S (6, 4) OBP: 0.343, SLG: 0.327	F CH 77 T CH 76 X FF 87 0-2 24 SF8 30 S 1-2 1B		C CU 66 B CH 78 F CH 77 B SL 80 B CH 79 F FF 89 F SI 89 F CH 79 B CH 80 4-2 30 HR BB		B CH 77 X FF 86 1-0 HR	B FF 88 B SL 83 X SI 86 2-0 30 G4-3 1B		C SI 94 B S FF 95 B SI 95 B SI 95 S SI 95 3-3 ③ K		3 1	2 0	3 0	1 0	1 0	0 1	0 1
30 Magglio Ordonez, R (1, 9) OBP: 0.401, SLG: 0.519	F FF 88 F CH 76 B FF 86 S CH 79 1-3 ① K 1-2 2-3		X CH 77 0-0 ② 1-H HR		C SI 87 B CU 68 T FF 88 F SL 79 X FF 88 1-2 26 BB 24 1B 15 BB 1B	X SI 87 0-0 ②③ G4-3 1-2f			B FF 94 F FF 93 C SI 93 F FF 94 X FF 95 1-2 ① G2-3	5	2	2	2	0	1	3
24 Miguel Cabrera, R (1, 3) OBP: 0.407, SLG: 0.622	S FF 88 S CH 79 F FF 87 D CH 79 B FF 88 F CH 79 X CH 79 2-2 ② SF8 2-3 3-H		X CU 69 0-0 ① G5-3		B CH 78 S SI 87 B SI 87 B CU 66 T CH 75 X CH 78 3-2 15 BB 26 BB 29 FC5-4 1-2 1B		B FF 95 F FF 94 S SL 86 B FF 96 B SL 86 S FF 96 3-3 ① K		F FF 94 X SL 82 0-1 26 2B 1B	4	1	2	1	0	1	0
26 Brennan Boesch, L (1, 7) OBP: 0.399, SLG: 0.632 32 Don Kelly, L (9, 7) OBP: 0.261, SLG: 0.262	S SL 79 C FF 88 X SL 78 0-2 ③ P6		X SI 87 0-0 12 G5-3 15 BB 1B		D SL 79 B SI 86 C FF 88 B FF 88 B SI 89 4-2 29 FC5-4 15 BB 1-2 2-3 BB		B FF 95 B FF 95 B FS 90 S FF 95 X SI 99 2-2 1B		B SI 87 F SI 85 X SI 87 1-1 1-3 2B	4 0	0 0	3 0	0 0	1 0	0 0	1 0
15 Brandon Inge, R (1, 5) OBP: 0.333, SLG: 0.418		S CH 77 B CH 86 S CH 78 D CH 80 X FF 89 2-2 29 2B 1B	B CU 67 S CH 77 B SL 88 B CH 76 S CH 78 B CH 78 4-2 1-2 BB		B SI 88 S SL 82 B SL 81 B SI 86 B SI 87 4-1 29 FC5-4 1-2 2-3 3-H BB		B SL 86 C FF 95 S FF 94 B FF 96 T FF 95 2-2 ② K		I IN 60 I IN 62 I IN 64 I IN 63 4-0 9 G6-4-3 IBB	2	0	1	1	3	1	1
12 Gerald Laird, R (1, 2) OBP: 0.248, SLG: 0.232 40 Phil Coke, L (7, 1) 54 Joel Zumaya, R (8, 1) 9 Carlos Guillen, S (9, PH) OBP: 0.340, SLG: 0.459 46 Jose Valverde, R (9, 1)		B SI 87 F CH 76 1 SAFE X CH 76 1-1 ① F8	B FF 87 B FF 87 F FF 88 X FF 87 2-1 ②③ G5-3 2-3f		C SI 88 X SI 87 0-1 ① F9		B FF 94 C FF 94 F FF 95 T KC 84 1-2 ③ K		B CH 75 F SI 88 X CH 76 1-1 ②③ G6-4-3 1-2f	4 0 0 1 0	0 0 0 0 0	0 0 0 0 0	0 0 0 0 0	0 0 0 0 0	1 0 0 0 0	7 0 0 3 0
29 Danny Worth, R (1, 6) OBP: 0.288, SLG: 0.320		B SI 87 X CH 86 1-0 1-3 2B		C FF 88 C CH 77 X SI 87 0-2 ① F8	B SI 87 C SI 88 F FF 87 F SL 84 F SI 87 X SI 87 1-2 ② FC5-4 1-2f 2-3 3-H			B SI 93 B FF 92 X SI 92 2-0 ① L7		4	0	1	1	0	0	2
58 Armando Galarraga, R (1, 1) 49 Eddie Bonine, R (7, 1) 13 Alex Avila, L (7, 2) OBP: 0.328, SLG: 0.354		S CH 77 S CH 78 B CH 79 C FF 89 1-3 ② K		F FF 87 F FF 88 S CH 78 0-3 ② K	C SI 88 F SI 87 D SL 84 S SL 83 1-3 ③ K			B SI 93 B CU 75 S SI 93 B FF 94 S FF 92 B SI 94 4-2 BB		3 0 0	0 0 0	0 0 0	0 0 0	0 0 1	3 0 0	4 0 0
Inning Stats	R: 1 E: 0 K: 1 S: 16 H: 1 LOB: 1 BB: 1 P: 23	R: 0 E: 0 K: 1 S: 11 H: 2 LOB: 2 BB: 0 P: 16	R: 2 E: 0 K: 0 S: 12 H: 2 LOB: 1 BB: 2 P: 22	R: 0 E: 0 K: 2 S: 9 H: 0 LOB: 0 BB: 0 P: 12	R: 3 E: 0 K: 1 S: 21 H: 3 LOB: 2 BB: 2 P: 36	R: 0 E: 0 K: 0 S: 4 H: 1 LOB: 0 BB: 0 P: 6	R: 0 E: 0 K: 3 S: 12 H: 1 LOB: 1 BB: 0 P: 20	R: 0 E: 0 K: 2 S: 9 H: 0 LOB: 1 BB: 1 P: 19	R: 0 E: 0 K: 0 S: 10 H: 2 LOB: 2 BB: 1 P: 17	1B: 8 2B: 2 3B: 0 HR: 2	SF: 1 SAC: 0 DP: 3 HBP: 0					WP: 0 PB: 0 SB: 2 CS: 0	PA: 43

	AB	35
	R	6
	H	12
	RBI	6
	BB	7
	SO	10
	LOB	25

PITCHER		IP	WLS	BF	H	R	ER	SO	BB	IBB	HBP	BLK	WP	HR	S	P	ERA	WHIP
47 Hisanori Takahashi, L ERA: 3.78	(1, 1)	4.0	L	23	8	6	6	4	4	0	0	0	0	2	58	92	13.50	3.000
64 Elmer Dessens, R ERA: 0.77	(5, 1)	2.0		7	1	0	0	1	1	0	0	0	0	0	15	23	0.00	1.000
39 Bobby Parnell, R ERA:	(7, 1)	1.0		4	1	0	0	3	0	0	0	0	0	0	12	20	0.00	1.000
18 Ryota Igarashi, R ERA: 7.98	(8, 1)	1.0		4	0	0	0	2	1	0	0	0	0	0	9	19	0.00	1.000
38 Fernando Nieve, R ERA: 5.28	(9, 1)	0.1		2	1	0	0	0	0	0	0	0	0	0	6	7	0.00	3.000

PITCHER		IP	WLS	BF	H	R	ER	SO	BB	IBB	HBP	BLK	WP	HR	S	P	ERA	WHIP
25 Pedro Feliciano, L ERA: 1.86	(9, 1)	0.2		3	1	0	0	0	0	1	0	0	0	0	4	10	0.00	1.500

Detroit Tigers @ New York Mets

Citi Field, Flushing, NY

Thu Jun 24 2010, 7:12 PM - 10:32 PM EDT

Att. 31,319 - Partly Cloudy - 91 F

livebaseballscorecards.com

Batter	1	2	3	4	5	6	7	8	9	AB	R	H	RBI	BB	SO	LOB
7 José Reyes, S (1, 6) OBP: 0.331, SLG: 0.433	B SI 88 B SI 89 B SI 87 C SI 89 B SI 89 4-1 BB		B SI 89 S SL 85 B CH 86 S SL 85 F SL 87 F SL 88 X SI 91 2-2 ③ P6			C SI 88 B CH 81 B CH 81 B SI 90 B SI 88 4-1 27 1B 5 2B BB	B CH 81 B SI 90 X SI 89 2-0 27 1B 1-2 1B		B FF 93 B FS 82 C SI 92 X SI 94 2-1 ① F8	3	1	1	0	2	0	0
27 Jésus Feliciano, L (1, 8) OBP: 0.318, SLG: 0.333	C SI 88 C SI 90 X SL 87 0-2 ① P6			C SL 84 B CH 87 X SI 89 1-1 5 1B 29 G4-6-3 2B		B SL 79 C SI 89 X CH 80 1-1 5 2B 29 G6-3 1-3 1B	B SI 93 C FF 93 D SL 81 F SI 93 X SL 80 2-2 1-2 2-3 1B		B FS 84 X FF 93 1-0 ② F7	5	2	3	0	0	0	1
5 David Wright, R (1, 5) OBP: 0.382, SLG: 0.519	B SI 90 X SL 85 1-0 ② P4			C SL 85 B SI 90 F SI 90 F SL 84 B SI 91 B SI 90 X SL 87 3-2 29 G4-6-3 2-3 1B		B SI 87 X SI 89 1-1 44 1B 1-3 3-H 2B	B SI 94 S SI 94 S SI 93 S CH 84 F SI 93 F SI 94 S SI 95 2-3 ② K		C FS 84 F FS 85 S FS 85 0-3 ③ K	5	1	2	1	0	2	4
29 Ike Davis, L (1, 3) OBP: 0.344, SLG: 0.442	B SI 90 B CH 85 C SL 84 1 SAFE X SI 89 2-1 ③ F8			S SL 84 B CH 82 X CH 82 1-1 ①② G4-6-3 1-2f 3-H		F SI 90 S SL 86 X CH 86 0-2 ① G6-3 3-H	F FF 93 B SI 94 B SL 82 F SI 93 X SL 81 2-2 ③ F8			4	0	0	1	0	0	6
44 Jason Bay, R (1, 7) OBP: 0.371, SLG: 0.422		F SI 89 X SI 90 0-1 ① F8		B SI 91 B SI 91 B SL 85 B SI 89 4-0 12 FC5-4 BB		F SI 90 X SL 85 0-1 13 F9 2-H 1B		B FF 99 B FF 98 C FF 98 F FF 98 X CU 80 2-2 ① F9		3	0	1	1	1	0	0
12 Jeff Francoeur, R (1, 9) OBP: 0.314, SLG: 0.405 39 Bobby Parnell, R (7, 1) 18 Ryota Igarashi, R (8, 1) 17 Fernando Tatis, R (8, PH) OBP: 0.250, SLG: 0.328 38 Fernando Nieve, R (9, 1) 25 Pedro Feliciano, L (9, 1)		C SI 91 F SI 88 B SL 88 S SL 88 1-3 ② K		X SL 86 0-0 ③ FC5-4 1-2f		D SI 88 X SI 89 1-0 ②③ F9 1-2		X FF 97 0-0 ② G6-3		2 0 0 0 1 0 0	0 0 0 0 0 0 0	0 0 0 0 0 0 0	0 0 0 0 0 0 0	1 0 0 0 0 0 0	0 0 0 0 0 0 0	1 0 0 0 0 0 0
4 Henry Blanco, R (1, 2) OBP: 0.342, SLG: 0.420		F SI 90 B SI 91 F SI 90 F SI 91 X SL 88 1-2 ③ P6			B SL 81 C SI 88 S SL 83 F SL 85 X SL 87 1-2 ① G5-3		B SI 89 C SI 88 B CU 76 C CU 76 B CU 78 S CU 75 3-3 ① K	X FF 99 0-0 11 1B 1B		4	0	1	0	0	1	0
11 Rubén Tejada, R (1, 4) OBP: 0.327, SLG: 0.320			C SI 88 B SI 90 C SL 85 F SI 90 X SL 86 1-2 ① F9		B SI 90 X SL 85 1-0 ② G1-3		C SI 90 H SI 89 1-1 23 WP 23 1B HBP	X SI 96 0-0 1-2 1B		3	1	1	0	0	0	0
47 Hisanori Takahashi, L (1, 1) OBP: 0.100, SLG: 0.100 64 Elmer Dessens, R (5, 1) 23 Chris Carter, L (5, 9) OBP: 0.263, SLG: 0.418 13 Alex Cora, L (6, PH) OBP: 0.304, SLG: 0.284			B SI 89 B SI 89 C SI 88 X CH 87 2-1 ② G6-3		B SI 88 F SI 89 X SI 90 1-1 ③ F7		C CH 83 F SI 90 B CH 82 F SL 83 F CU 77 X SL 84 1-2 27 1B 7 1B 1-H 1B	B SI 98 B SI 98 F FF 99 X FF 100 2-1 ③ F7		1 0 3 1	0 0 0 0	0 0 1 0	0 0 1 0	0 0 0 0	0 0 0 0	0 0 2 1
Inning Stats	R: 0 E: 0 K: 0 S: 7 H: 0 LOB: 1 BB: 1 P: 14	R: 0 E: 0 K: 1 S: 9 H: 0 LOB: 0 BB: 0 P: 11	R: 0 E: 0 K: 0 S: 11 H: 0 LOB: 0 BB: 0 P: 16	R: 1 E: 0 K: 0 S: 9 H: 2 LOB: 1 BB: 1 P: 18	R: 0 E: 0 K: 0 S: 7 H: 0 LOB: 0 BB: 0 P: 10	R: 3 E: 0 K: 0 S: 11 H: 3 LOB: 1 BB: 1 P: 18	R: 1 E: 0 K: 2 S: 21 H: 3 LOB: 3 BB: 0 P: 34	R: 0 E: 0 K: 0 S: 8 H: 2 LOB: 2 BB: 0 P: 12	R: 0 E: 0 K: 1 S: 6 H: 0 LOB: 0 BB: 0 P: 9	1B: 8 2B: 2 3B: 0 HR: 0	SF: 0 SAC: 0 DP: 1 HBP: 1		WP: 1 PB: 0 SB: 0 CS: 0		PA: 39		

PITCHER	IP	WLS	BF	H	R	ER	SO	BB	IBB	HBP	BLK	WP	HR	S	P	ERA	WHIP
58 Armando Galarraga, R (1, 1) ERA: 3.68	6.0	W	24	5	4	4	1	3	0	0	0	0	0	54	87	6.00	1.333
49 Eddie Bonine, R (7, 1) ERA: 2.34	0.1	H	4	2	1	1	1	0	0	1	0	1	0	10	17	27.00	6.000
40 Phil Coke, L (7, 1) ERA: 3.0	0.2	H	3	1	0	0	1	0	0	0	0	0	0	11	17	0.00	1.500
54 Joel Zumaya, R (8, 1) ERA: 1.98	1.0	H	5	2	0	0	0	0	0	0	0	0	0	8	12	0.00	2.000
46 Jose Valverde, R (9, 1) ERA: 0.57	1.0	S	3	0	0	0	1	0	0	0	0	0	0	6	9	0.00	0.000

PITCHER	IP	WLS	BF	H	R	ER	SO	BB	IBB	HBP	BLK	WP	HR	S	P	ERA	WHIP

AB	35
R	5
H	10
RBI	4
BB	3
SO	4
LOB	15

Batter	1	2	3	4	5	6	7	8	9	AB	R	H	RBI	BB	SO	LOB
2 Denard Span, L (1, 8) OBP: 0.346, SLG: 0.369	C SI 92 X SI 91 0-1 HR		C FF 91 F CU 74 B SI 90 B FS 86 X FF 92 2-2 1 1B 1 S 1B		F FS 84 D FS 85 X FF 93 1-1 ② G4-3 3-H			B FF 88 B SI 89 C SI 87 B SI 88 C SI 88 C CU 78 3-3 ② K		4	1	2	2	0	1	0
1 Orlando Hudson, S (1, 4) OBP: 0.352, SLG: 0.382	F FF 91 B FS 86 C FS 84 X SL 85 1-2 ① L8		1 SAFE 1 SAFE 1 SAFE 1 SAFE B SI 89 B FS 82 1 SAFE F SI 90 F FS 83 3-2 1 SAFE 1 SAFE F SI 91 F SL 81 B SI 91 F SI 92 F FS 87 X SL 82 1-3 33 G6-3 1B		C FS 83 B SI 92 S FS 83 B FS 82 F SI 93 X SI 92 2-2 ③ F7			C CH 76 X SI 88 0-1 ③ G1-3		4	0	1	0	0	0	0
7 Joe Mauer, L (1, 2) OBP: 0.381, SLG: 0.438	B SL 83 C SI 91 F FS 87 B SI 92 B SL 84 X FS 85 3-2 ② G6-3		C FS 84 S SI 92 D FS 85 S SI 93 1-3 ① K			C SI 92 B CU 80 F SI 92 B FF 93 B FS 83 X FF 94 3-2 ① P6			C FF 89 B CH 84 X SI 90 1-1 ① G4-3	4	0	0	0	0	1	2
33 Justin Morneau, L (1, 3) OBP: 0.451, SLG: 0.621	C SI 92 C SI 93 F SI 91 B FS 85 F SI 92 B SI 94 B SI 94 F SI 94 F FS 86 3-2 X FS 85 1B		B SI 90 C SI 91 X SI 93 1-1 ②③ G6-3 1-2f			F FF 94 F FF 92 F FF 94 F FS 85 B SI 92 B SI 94 B FS 87 F SI 94 X SI 93 3-2 ② F8			C CU 75 S SI 91 B FF 91 X SI 90 1-2 5 1B 1B	4	0	2	0	0	0	2
5 Michael Cuddyer, R (1, 5) OBP: 0.329, SLG: 0.418	C CU 73 B FF 92 B FS 84 X FF 91 2-1 ③ F8			C SI 90 B FF 91 X FS 83 1-1 ① G5-3		C SI 95 S FF 94 B FF 94 B SI 93 F SI 93 B SL 86 F FF 96 F SI 94 F SI 94 3-2 ③ G5-3			B SI 90 C SI 90 C FF 90 B CH 83 F SI 91 F FF 91 B FF 92 X FF 90 3-2 1-2 1B	4	0	1	0	0	0	1
16 Jason Kubel, L (1, 9) OBP: 0.350, SLG: 0.431		B CU 72 B FS 84 T FF 92 B FS 85 T SI 94 X FF 94 3-2 8 G5-3 1B		B FS 82 B SI 92 X FF 93 2-0 ② F7			C FF 94 F FF 94 B FF 93 F FF 95 F KC 85 X SL 89 1-2 ① G6-3		S SI 90 B SI 90 F SI 91 D CH 86 S SI 90 2-3 ② K	4	0	1	0	0	1	2
21 Delmon Young, R (1, 7) OBP: 0.335, SLG: 0.487		B FF 93 F SL 83 B SI 91 T SI 91 S FS 84 2-3 ① K		X SI 93 0-0 ③ L4			B FF 96 B SI 96 C FF 96 X FF 96 2-1 ② G5-3		B CU 77 F FF 92 C FF 91 X CU 79 1-2 ③ G5-3	4	0	0	0	0	1	3
8 Nick Punto, S (1, 6) OBP: 0.335, SLG: 0.335 28 Jesse Crain, R (7, 1) 32 Ron Mahay, L (8, 1)		C SI 91 F SI 91 B SI 93 X FS 85 1-2 ② G5-3 1-2			C SI 91 B CU 79 F SI 90 B SI 92 B FS 85 X SI 92 3-2 59 SH5-4 2 G4-3 2B		B FF 97 C FF 96 B FF 96 F FF 96 F FF 96 S FF 97 2-3 ③ K			3 0 0	1 0 0	1 0 0	0 0 0	0 0 0	1 0 0	1 0 0
59 Kevin Slowey, R (1, 1) 20 Matt Tolbert, S (7, 6) OBP: 0.294, SLG: 0.333		C SI 93 C SI 92 X FF 93 0-2 ③ F9			L FF 90 X SI 91 0-1 ① SH5-4 2-3			C CU 76 B CH 74 F CH 76 S CH 76 1-3 ① K		1 1	0 0	0 0	0 0	0 0	0 1	1 0

Inning Stats	1	2	3	4	5	6	7	8	9
	R: 1 E: 0 K: 0 S: 17	R: 0 E: 0 K: 1 S: 12	R: 0 E: 0 K: 1 S: 15	R: 0 E: 0 K: 0 S: 4	R: 1 E: 0 K: 0 S: 11	R: 0 E: 0 K: 0 S: 18	R: 0 E: 0 K: 1 S: 11	R: 0 E: 0 K: 2 S: 8	R: 0 E: 0 K: 1 S: 16
	H: 2 LOB: 1 BB: 0 P: 26	H: 1 LOB: 1 BB: 0 P: 18	H: 2 LOB: 1 BB: 0 P: 22	H: 0 LOB: 0 BB: 0 P: 7	H: 1 LOB: 0 BB: 0 P: 17	H: 0 LOB: 0 BB: 0 P: 27	H: 0 LOB: 0 BB: 0 P: 16	H: 0 LOB: 0 BB: 0 P: 12	H: 2 LOB: 2 BB: 0 P: 24

1B: 6 SF: 0
2B: 1 SAC: 1
3B: 0 DP: 1
HR: 1 HBP: 0

WP: 0 PA: 34
PB: 0
SB: 1
CS: 0

PITCHER		IP	WLS	BF	H	R	ER	SO	BB	IBB	HBP	BLK	WP	HR	S	P	ERA	WHIP
34 Mike Pelfrey, R ERA: 2.71	(1, 1)	6.0	W	23	6	2	2	2	0	0	0	0	0	1	77	117	3.00	1.000
39 Bobby Parnell, R ERA:	(7, 1)	1.0	H	3	0	0	0	1	0	0	0	0	0	0	11	16	0.00	0.000
25 Pedro Feliciano, L ERA: 1.8	(8, 1)	1.0	H	3	0	0	0	2	0	0	0	0	0	0	8	12	0.00	0.000
75 Francisco Rodríguez, R ERA: 2.13	(9, 1)	1.0	S	5	2	0	0	1	0	0	0	0	0	0	16	24	0.00	2.000

PITCHER	IP	WLS	BF	H	R	ER	SO	BB	IBB	HBP	BLK	WP	HR	S	P	ERA	WHIP

TOP

Minnesota Twins @ New York Mets

Citi Field, Flushing, NY

Fri Jun 25 2010, 7:11 PM - 9:51 PM EDT

Att. 36,244 - Partly Cloudy - 78 F

livebaseballscorecards.com

AB	33
R	2
H	8
RBI	2
BB	0
SO	6
LOB	12

BOTTOM

Minnesota Twins @ New York Mets

Citi Field, Flushing, NY

Fri Jun 25 2010, 7:11 PM - 9:51 PM EDT

Att. 36,244 - Partly Cloudy - 78 F

Batter	1	2	3	4	5	6	7	8	9	AB	R	H	RBI	BB	SO	LOB
7 José Reyes, S (1, 6) OBP: 0.333, SLG: 0.435	F9			27 SH1-3 / 27 E / 5 2B / 1B	SF7 (3-H)			29 CS / 27 SH1-4 / 1B		3	1	2	1	0	0	0
27 Jésus Feliciano, L (1, 8) OBP: 0.292, SLG: 0.304	G5-3			SH1-3 (1-3)	G6-3			SH1-4 (1-2)		2	0	0	0	0	0	0
5 David Wright, R (1, 5) OBP: 0.387, SLG: 0.536	K			29 E / 2B (3-H)		HR		29 CS / IBB		3	2	2	2	1	1	0
29 Ike Davis, L (1, 3) OBP: 0.343, SLG: 0.439		G4-3		E8 / 44 2B / 1B (2-H)		F8		G4-3 (1-2, 2-3)		4	1	1	0	0	0	2
44 Jason Bay, R (1, 7) OBP: 0.371, SLG: 0.425		K		2B (1-H)		F8				3	0	1	1	0	1	0
30 Josh Thole, L (1, 2) 4 Henry Blanco, R (8, 2) OBP: 0.342, SLG: 0.420		F7		F7		P6				3 0	0 0	0 0	0 0	0 0	0 0	1 0
12 Jeff Francoeur, R (1, 9) OBP: 0.310, SLG: 0.400			F7	G5-3			F8			3	0	0	0	0	0	1
11 Rubén Tejada, R (1, 4) OBP: 0.328, SLG: 0.340			L6		34 SH3-4 / 7 SF7 / 2B		K			3	1	1	0	0	1	0
34 Mike Pelfrey, R (1, 1) OBP: 0.200, SLG: 0.143 39 Bobby Parnell, R (7, 1) 23 Chris Carter, L (7, PH) OBP: 0.259, SLG: 0.411 25 Pedro Feliciano, L (8, 1) 75 Francisco Rodríguez, R (9, 1)			L6		SH3-4 (2-3)		F7			1 0 1 0 0	0 0 0 0 0	0 0 0 0 0	0 0 0 0 0	0 0 0 0 0	0 0 0 0 0	0 0 0 0 0
Inning Stats	R: 0 E: 0 K: 1 S: 7 H: 0 LOB: 0 BB: 0 P: 10	R: 0 E: 0 K: 1 S: 9 H: 0 LOB: 0 BB: 0 P: 14	R: 0 E: 0 K: 0 S: 10 H: 0 LOB: 0 BB: 0 P: 15	R: 3 E: 2 K: 0 S: 15 H: 4 LOB: 1 BB: 0 P: 25	R: 1 E: 0 K: 0 S: 7 H: 1 LOB: 0 BB: 0 P: 9	R: 1 E: 0 K: 0 S: 13 H: 1 LOB: 0 BB: 0 P: 19	R: 0 E: 0 K: 1 S: 6 H: 0 LOB: 0 BB: 0 P: 6	R: 0 E: 0 K: 0 S: 7 H: 1 LOB: 1 BB: 1 P: 13		1B: 3 2B: 3 3B: 0 HR: 1	SF: 1 SAC: 3 DP: 0 HBP: 0					

livebaseballscorecards.com

AB	26
R	5
H	7
RBI	4
BB	1
SO	3
LOB	4

WP: 0 PB: 0 SB: 0 CS: 2 PA: 31

PITCHER		IP	WLS	BF	H	R	ER	SO	BB	IBB	HBP	BLK	WP	HR	S	P	ERA	WHIP
59 Kevin Slowey, R ERA: 4.79	(1, 1)	6.0	L	24	6	5	5	2	0	0	0	0	0	1	61	92	7.50	1.000
28 Jesse Crain, R ERA: 4.4	(7, 1)	1.1		6	1	0	0	1	0	1	0	0	0	0	11	15	0.00	0.750
32 Ron Mahay, L ERA: 4.35	(8, 1)	0.2		1	0	0	0	0	0	0	0	0	0	0	2	4	0.00	0.000

PITCHER	IP	WLS	BF	H	R	ER	SO	BB	IBB	HBP	BLK	WP	HR	S	P	ERA	WHIP

Minnesota Twins @ New York Mets

Citi Field, Flushing, NY

Sat Jun 26 2010, 1:14 PM - 3:46 PM EDT

Att. 37,510 - Partly Cloudy - 87 F

livebaseballscorecards.com

Batter	1	2	3	4	5	6	7	8	9	AB	R	H	RBI	BB	SO	LOB
2 Denard Span, L (1, 8) OBP: 0.347, SLG: 0.370	C FF 89 B CH 82 C FF 90 F FF 91 B CH 81 B FF 90 X FF 91 3-2 ① P6	B SL 79 B FF 89 C FF 89 F FF 89 X FF 90 2-2 ①② G5-4-3 1-2f		C SL 82 X SL 83 0-1 ③ 2-H 2B			B SI 93 F SI 92 B FF 93 B SI 94 B SI 92 4-1 1 G3-6-3 BB		B FF 92 B CH 82 F FF 92 B SI 92 F FF 93 F FF 93 F FF 91 X FF 91 3-2 ③ F8	4	0	1	1	1	0	2
1 Orlando Hudson, S (1, 4) OBP: 0.354, SLG: 0.385	B FF 89 F FF 90 X FF 89 1-1 7 1B 2B	B SL 82 F SL 82 B FF 90 F SL 81 B FF 90 B FF 89 4-2 BB			B CH 79 B SL 82 F FF 89 F SL 82 F CH 77 B FF 91 S SL 81 3-3 ① K		B SI 92 D CH 81 X SI 92 2-0 ②③ G3-6-3 1-2f			3	1	1	0	1	1	1
7 Joe Mauer, L (1, 2) OBP: 0.383, SLG: 0.439	C FF 89 B FF 88 D SL 77 F FF 90 F FF 90 D CH 80 X FF 91 3-2 ③ 33 BLK 16 2B 2-H 1B	X FF 90 0-0 ③ F8			B FF 92 C SL 82 B FF 90 F FF 91 X SL 80 2-2 5 FC6-4 1B			C FF 87 B SL 81 F SL 82 X FF 88 1-2 ① L5		4	1	2	1	0	0	1
33 Justin Morneau, L (1, 3) OBP: 0.445, SLG: 0.612	F SL 80 S SL 79 F FF 89 B FF 90 B SL 80 F SL 81 X FF 92 2-2 ② F7 1-2		C SL 80 B SL 83 S FF 90 S SL 83 1-3 ① K		B SL 79 S SL 79 B FF 90 X FF 90 2-1 ② L7			F CU 78 B FF 89 B CH 80 F SL 81 F SL 81 C SI 88 2-3 ② K		4	0	0	0	0	2	2
5 Michael Cuddyer, R (1, 5) (9, 9) OBP: 0.328, SLG: 0.413	C CH 79 B CH 78 F FF 91 B FF 90 B CH 79 B SL 81 4-2 16 2B 21 2B BB		F SL 84 F FF 92 F SL 84 B FF 89 F FF 92 S SL 82 1-3 ② K		B CH 78 C FF 88 F FF 89 B CH 77 X FF 91 2-2 ③ FC6-4 1-2f			B SI 87 X SI 88 1-0 ③ F8		3	1	0	0	1	1	1
16 Jason Kubel, L (1, 9) OBP: 0.352, SLG: 0.450 20 Matt Tolbert, S (9, 5) OBP: 0.294, SLG: 0.333	C SL 81 C FF 90 D SL 80 F SL 81 F SL 80 X FF 91 1-2 21 2B 1-3 2-H 2B		C SL 82 F FF 91 X CH 84 0-2 ③ G2-3			B FF 89 X SL 79 1-0 ① L4			C FF 93 X CH 83 0-1 HR	4 0	2 0	2 0	2 0	0 0	0 0	0 0
21 Delmon Young, R (1, 7) OBP: 0.333, SLG: 0.487	F CH 79 X CH 80 0-1 2-H 3-H 2B			S FF 89 F FF 86 X FF 91 0-2 ① G4-3		F SL 85 B SL 84 S CH 79 S SL 82 1-3 ② K			B FF 94 C FF 94 B FF 93 S FF 93 B FF 93 X FF 93 3-2 ① F9	4	0	1	2	0	1	0
8 Nick Punto, S (1, 6) OBP: 0.333, SLG: 0.333	C FF 88 F FF 89 X FF 90 0-2 ③ P2			X FF 90 0-0 48 SH1 2 2B 1B		T FF 89 X CH 79 0-1 ③ G6-3			F FF 93 B SI 93 S FF 93 B FF 95 T FF 92 2-2 ② K	4	1	1	0	0	1	1
48 Carl Pavano, R (1, 1) OBP: 0.500, SLG: 0.500		B FF 89 C FF 88 X FF 89 1-1 2 G5-4-3 1B		X FF 88 0-0 ② SH1 1-2			B SI 90 F SI 90 S FF 92 F CU 76 S FF 94 1-3 ① K		C FF 91 S FF 93 B FF 94 X FF 95 1-2 1B	3	0	2	0	0	1	0

	AB	R	H	RBI	BB	SO	LOB
	33	6	10	6	3	7	8

Inning Stats	1	2	3	4	5	6	7	8	9	1B: 5	SF: 0	WP: 0	PA: 37
R:	4	0	0	1	0	0	0	0	1	2B: 4	SAC: 1	PB: 0	
E:	0	0	0	0	0	0	0	0	0	3B: 0	DP: 2	SB: 0	
K:	0	0	2	0	1	1	1	1	1	HR: 1	HBP: 0	CS: 0	
S:	27	8	11	7	12	6	6	8	16				
H:	4	1	0	2	1	0	0	0	2				
LOB:	1	1	0	1	1	1	1	1	1				
BB:	1	1	0	0	0	0	1	0	0				
P:	41	15	13	7	21	8	13	12	25				

PITCHER		IP	WLS	BF	H	R	ER	SO	BB	IBB	HBP	BLK	WP	HR	S	P	ERA	WHIP
57 Johan Santana, L	(1, 1)	6.0	L	26	8	5	5	4	2	0	0	1	0	0	71	105	7.50	1.667
ERA: 3.55																		
18 Ryota Igarashi, R	(7, 1)	1.0		3	0	0	0	1	1	0	0	0	0	0	6	13	0.00	1.000
ERA: 7.47																		
64 Elmer Dessens, R	(8, 1)	1.0		3	0	0	0	1	0	0	0	0	0	0	8	12	0.00	0.000
ERA: 0.71																		
38 Fernando Nieve, R	(9, 1)	1.0		5	2	1	1	1	0	0	0	0	0	1	16	25	9.00	2.000
ERA: 5.4																		

PITCHER	IP	WLS	BF	H	R	ER	SO	BB	IBB	HBP	BLK	WP	HR	S	P	ERA	WHIP

BOTTOM

Minnesota Twins @ New York Mets

Citi Field, Flushing, NY

Sat Jun 26 2010, 1:14 PM - 3:46 PM EDT

Att. 37,510 - Partly Cloudy - 87 F

livebaseballscorecards.com

Batter	1	2	3	4	5	6	7	8	9	AB	R	H	RBI	BB	SO	LOB
7 José Reyes, S (1, 6) OBP: 0.329, SLG: 0.429	C SI 88 B SI 90 X SI 90 1-1 ① F7			C CH 81 X SI 90 0-1 ① L3		F FF 90 B SI 92 X CH 82 1-1 ② G3			C SI 89 X CH 80 0-1 ① G5-3	4	0	0	0	0	0	0
27 Jésus Feliciano, L (1, 8) OBP: 0.250, SLG: 0.259	C SI 90 B SL 82 C SI 90 X SI 91 1-2 ② G4-3			B SI 90 B SI 90 B SI 90 C SI 90 C SI 91 X SI 92 3-2 ② G1-3		C SI 90 F SI 91 X FS 85 0-2 ③ G3			B SI 87 C SI 88 X SI 89 1-1 ② G1-3	4	0	0	0	0	0	0
5 David Wright, R (1, 5) OBP: 0.382, SLG: 0.528	B FF 89 X SI 90 1-0 ③ L7			C FS 84 F FS 85 B SI 93 F SI 92 X SL 87 1-2 ③ G3-1			C CH 79 B SI 90 F FS 84 C CH 81 1-3 ① K		B CH 79 C SI 89 F SL 83 X CH 81 1-2 ③ F9	4	0	0	0	0	1	0
29 Ike Davis, L (1, 3) OBP: 0.343, SLG: 0.435		B SI 90 B SI 91 C SI 90 S CH 82 F CH 82 B SI 92 F CH 83 B CH 82 4-2 44 L6-3 BB			C SI 91 B SI 91 B SI 91 F SI 92 F SI 90 T SL 83 2-2 ① K		C SI 91 B SI 91 S CH 82 B SI 91 X SI 91 2-2 ② G4-1			2	0	0	0	1	1	0
44 Jason Bay, R (1, 7) OBP: 0.367, SLG: 0.420		S SI 90 X FS 85 0-1 ① ② L6-3 1-1			B FS 84 C SI 91 B CH 82 X SI 92 2-1 ② F9		C SI 91 S CH 81 X FS 84 0-2 ③ G6-3			3	0	0	0	0	0	1
21 Rod Barajas, R (1, 2) OBP: 0.288, SLG: 0.472		C SI 91 B SI 92 X FF 92 1-1 ③ F8			C FS 85 X SL 84 0-1 12 1B 1B			C SI 89 B SI 89 H SI 89 2-1 12 FC6-4 HBP		2	0	1	0	0	0	0
12 Jeff Francoeur, R (1, 9) OBP: 0.314, SLG: 0.403			X CH 80 0-0 13 P6-3 1B		D FS 83 X SI 91 1-0 1-2 1B			D FS 84 S CH 78 B SI 90 F FF 89 F CH 79 X CH 79 2-2 ① FC6-4 1-2f		3	0	2	0	0	0	1
13 Alex Cora, L (1, 4) OBP: 0.297, SLG: 0.276			B SI 90 C SI 90 D CH 80 F SI 90 B SI 91 X SI 90 3-2 ① ② P6-3 1-1f		B SI 90 B CH 81 C SI 88 C FF 90 D CH 82 X SI 90 3-2 ③ G6-3			C SI 88 X SI 88 0-1 ② F7		3	0	0	0	0	0	4
57 Johan Santana, L (1, 1) OBP: 0.143, SLG: 0.214 17 Fernando Tatis, R (6, PH) OBP: 0.246, SLG: 0.322 18 Ryota Igarashi, R (7, 1) 64 Elmer Dessens, R (8, 1) 23 Chris Carter, L (8, PH) OBP: 0.254, SLG: 0.404 38 Fernando Nieve, R (9, 1)		C SI 90 X SI 90 0-1 ③ G6-3				F SI 89 F SI 90 S CH 81 0-3 ① K		B CH 78 C SI 90 S CH 80 B CH 82 T CH 79 2-2 ③ K		1 1 0 0 1 0	0 0 0 0 0 0	0 0 0 0 0 0	0 0 0 0 1 0	0 1 0 0 1 0	0 0 0 0 1 0	0 0 0 0 1 0
Inning Stats	R: 0 E: 0 K: 0 S: 6 H: 0 LOB: 0 BB: 0 P: 9	R: 0 E: 0 K: 0 S: 8 H: 0 LOB: 0 BB: 1 P: 13	R: 0 E: 0 K: 0 S: 6 H: 1 LOB: 0 BB: 0 P: 9	R: 0 E: 0 K: 0 S: 9 H: 0 LOB: 0 BB: 0 P: 13	R: 0 E: 0 K: 1 S: 12 H: 2 LOB: 2 BB: 0 P: 20	R: 0 E: 0 K: 1 S: 8 H: 0 LOB: 0 BB: 0 P: 9	R: 0 E: 0 K: 1 S: 9 H: 0 LOB: 0 BB: 0 P: 12	R: 0 E: 0 K: 1 S: 10 H: 0 LOB: 1 BB: 0 P: 16	R: 0 E: 0 K: 0 S: 7 H: 0 LOB: 0 BB: 0 P: 9	1B: 3 2B: 2 3B: 0 HR: 0 SF: 0 SAC: 0 DP: 2 HBP: 1						

	AB	28
	R	0
	H	3
	RBI	0
	BB	1
	SO	4
	LOB	7

WP: 0 PA: 30
PB: 0
SB: 0
CS: 0

PITCHER	IP	WLS	BF	H	R	ER	SO	BB	IBB	HBP	BLK	WP	HR	S	P	ERA	WHIP
48 Carl Pavano, R (1, 1) ERA: 3.33	9.0	W	30	3	0	0	4	1	0	1	0	0	0	75	110	0.00	0.444

PITCHER	IP	WLS	BF	H	R	ER	SO	BB	IBB	HBP	BLK	WP	HR	S	P	ERA	WHIP

Batter	1	2	3	4	5	6	7	8	9	AB	R	H	RBI	BB	SO	LOB
2 Denard Span, L (1, 8) OBP: 0.346, SLG: 0.369	C FC 88 S FF 89 F FF 91 B FF 92 F CU 76 F FC 90 X FF 90 1-2 ① G4-3		B FF 88 C FC 83 F SI 88 X FF 90 1-2 ② G6-3		B FF 89 F FF 90 B FF 88 X SL 83 2-1 ③ G3-1		B SI 87 C SI 86 B FF 88 X SI 87 2-1 1-2 2-3 1B			4	0	1	0	0	0	2
1 Orlando Hudson, S (1, 4) OBP: 0.356, SLG: 0.387	B SI 88 B SI 88 C FF 89 B FF 90 C FF 89 F FC 86 X FC 86 3-2 7 FC4-6 1B		C CU 73 X CU 74 0-1 ③ G1-3			B CH 84 B FF 89 C FF 87 F FF 88 F FC 83 B FF 87 F FC 83 X FC 82 3-2 7 BB 1B	C SL 82 B SL 82 C SI 87 X SL 82 1-2 ③ G3-1			4	0	2	0	0	0	3
7 Joe Mauer, L (1, 2) OBP: 0.381, SLG: 0.433	C FF 89 C FC 83 D CU 75 F FC 90 B FC 84 X FC 86 2-2 ② FC4-6 5 BB 1-2f			L SL 82 X FC 83 0-1 ① G6-3		B FF 87 B FF 88 C FC 80 B FC 87 B FC 82 4-1 21 G6-4-3 1-2 BB		C SI 88 B SI 87 X CH 75 1-1 ① G1-3		3	0	0	0	1	0	1
5 Michael Cuddyer, R (1, 3) OBP: 0.327, SLG: 0.409	B FC 83 B FC 83 B SI 88 C FF 88 B FC 82 4-1 1-2 BB			X CH 79 0-0 ② G5-3		C FC 82 F SI 88 S FC 85 0-3 ① K		B CU 77 C SI 88 X CU 77 1-1 ② P6		3	0	0	0	1	1	2
21 Delmon Young, R (1, 7) OBP: 0.328, SLG: 0.478	S CU 74 F CU 76 X FF 90 0-2 ③ G4-3			B FF 87 C FC 82 F FC 87 S FF 88 1-3 ③ K		C FC 83 X FF 89 0-1 ②③ G6-4-3 1-2f		C SI 88 B CH 76 S CH 76 S CU 77 1-3 ③ K		4	0	0	0	0	2	4
22 Danny Valencia, R (1, 5) OBP: 0.360, SLG: 0.326		C SI 86 X CH 79 0-1 ① P3			B CU 70 B SI 87 C SL 83 X FF 86 2-1 8 G3-1 18 1B 1B		B CU 71 B FC 83 B FC 86 C FC 87 B FC 86 4-1 2 1B 8 1B BB		B FF 95 C FF 94 B FF 95 C SI 94 X FF 95 2-2 ① G6-3	3	0	1	0	1	0	0
18 Jason Repko, R (1, 9) OBP: 0.250, SLG: 0.250		B SI 85 S SL 83 S FC 84 F FC 83 B CU 77 F SI 88 B FC 84 S FC 85 3-3 ② K			C CU 73 C CU 73 X FF 87 0-2 8 G3-1 1-2 1B		B SI 88 B SI 87 C SI 88 X SI 88 2-1 ① F7		B FF 92 C FF 94 B KC 84 F FF 95 X SL 86 2-2 ② P6	4	0	1	0	0	1	1
8 Nick Punto, S (1, 6) OBP: 0.337, SLG: 0.337		B SI 88 B FF 88 C FC 88 B FF 90 C FF 88 X FF 89 3-2 ③ G3			C CU 73 B SI 87 C CU 74 X CU 75 1-2 ① G3-1 1-2 2-3		X FF 88 0-0 2 1B 1-2 1B		C KC 85 X KC 86 0-1 1B	4	0	2	0	0	0	2
30 Scott Baker, R (1, 1) 31 Alex Burnett, R (5, 1) 32 Ron Mahay, L (5, 1) 25 Jim Thome, L (7, PH) OBP: 0.376, SLG: 0.491 54 Matt Guerrier, R (7, 1) 50 Jose Mijares, L (8, 1) 16 Jason Kubel, L (9, PH) OBP: 0.351, SLG: 0.448			C FC 85 S CU 72 F FF 87 S CU 74 0-3 ① K		S CU 73 B CU 73 B CU 74 S FF 87 S CU 74 2-3 ② K		S SI 88 S FF 88 B FF 88 F FF 88 C SL 84 1-3 ② K		C FF 94 S FF 96 B FF 97 S FF 97 1-3 ③ K	2 0 0 1 0 0 0 1	0 0 0 0 0 0 0 0	0 0 0 0 0 0 0 0	0 0 0 0 0 0 0 0	0 0 0 0 1 0 0 0	2 0 0 1 0 0 0 1	2 0 0 2 0 0 0 1
Inning Stats	R: 0 E: 0 K: 0 S: 18 H: 1 LOB: 2 BB: 1 P: 28	R: 0 E: 0 K: 1 S: 10 H: 0 LOB: 0 BB: 0 P: 16	R: 0 E: 0 K: 1 S: 9 H: 0 LOB: 0 BB: 0 P: 10	R: 0 E: 0 K: 1 S: 6 H: 0 LOB: 0 BB: 0 P: 7	R: 0 E: 0 K: 1 S: 13 H: 2 LOB: 2 BB: 0 P: 20	R: 0 E: 0 K: 1 S: 11 H: 1 LOB: 1 BB: 1 P: 18	R: 0 E: 0 K: 1 S: 13 H: 2 LOB: 3 BB: 1 P: 23	R: 0 E: 0 K: 1 S: 7 H: 0 LOB: 0 BB: 0 P: 10	R: 0 E: 0 K: 1 S: 11 H: 1 LOB: 1 BB: 0 P: 16	1B: 7 2B: 0 3B: 0 HR: 0 SF: 0 SAC: 0 DP: 1 HBP: 0						WP: 0 PB: 0 SB: 0 CS: 0 PA: 36

PITCHER		IP	WLS	BF	H	R	ER	SO	BB	IBB	HBP	BLK	WP	HR	S	P	ERA	WHIP
49 Jonathon Niese, L ERA: 3.84	(1, 1)	6.0	W	24	4	0	0	5	3	0	0	0	0	0	68	104	0.00	1.167
64 Elmer Dessens, R ERA: 0.66	(7, 1)	1.0		5	2	0	0	1	0	0	0	0	0	0	12	18	0.00	2.000
25 Pedro Feliciano, L ERA: 1.74	(8, 1)	1.0		3	0	0	0	1	0	0	0	0	0	0	7	10	0.00	0.000
39 Bobby Parnell, R ERA:	(9, 1)	1.0		4	1	0	0	1	0	0	0	0	0	0	11	16	0.00	1.000

PITCHER	IP	WLS	BF	H	R	ER	SO	BB	IBB	HBP	BLK	WP	HR	S	P	ERA	WHIP

TOP

Minnesota Twins @ New York Mets

Citi Field, Flushing, NY

Sun Jun 27 2010, 1:13 PM - 4:25 PM EDT

Att. 37,644 - Cloudy - 83 F

livebaseballscorecards.com

AB	33
R	0
H	7
RBI	0
BB	3
SO	8
LOB	20

Minnesota Twins @ New York Mets

Citi Field, Flushing, NY

Sun Jun 27 2010, 1:13 PM - 4:25 PM EDT

Att. 37,644 - Cloudy - 83 F

BOTTOM

livebaseballscorecards.com

Batter	1	2	3	4	5	6	7	8	9	AB	R	H	RBI	BB	SO	LOB
7 José Reyes, S (1, 6) OBP: 0.324, SLG: 0.422	X SI 87 0-0 ① B4		F SI 90 B SL 82 C CH 83 F SL 85 X SI 92 1-2 ② L7		B SI 89 X SI 90 1-0 ① P6 B SI 91 F CH 83 X FF 88 0-2 ③ F9			B SL 80 F FF 92 B FF 91 B FF 92 C FF 90 X FF 91 3-2 ② P6		5	0	0	0	0	0	3
27 Jésus Feliciano, L (1, 8) OBP: 0.303, SLG: 0.344	B SI 88 C SI 88 B CH 82 F SI 90 X SI 91 2-2 5 1B 1B		B SI 91 B CH 83 S SI 91 C SI 90 F SL 83 X SI 92 2-2 1B		C SI 89 X SI 90 0-1 5 HR 2B	C FF 88 F SL 83 B CH 83 F SL 83 X SL 83 2-2 ① G3-1		B SL 83 B FF 92 C FF 91 F FF 93 F SL 82 F FF 94 B FF 93 X FF 91 3-2 ③ G1-3		5	1	3	0	0	0	0
5 David Wright, R (1, 5) OBP: 0.386, SLG: 0.542	F SI 89 X SI 90 0-1 29 S 1-3 1B		S SI 90 S SL 83 B SI 92 1 SAFE 1 SAFE B SI 90 F SL 83 B SL 82 S SL 83 3-3 ③ K		F SI 90 F SI 91 F SL 82 F SI 92 B SL 83 X SL 84 1-2 2-H HR	B FF 89 B CH 83 X FF 88 2-0 1B				4	1	3	2	0	1	1
29 Ike Davis, L (1, 3) OBP: 0.345, SLG: 0.449	C SL 83 C SL 83 F SI 93 F SL 84 B SI 93 B SI 92 B SI 92 S SL 85 3-3 ② K 1-2			B CH 81 X SI 90 1-0 12 HR 1B	B SL 81 B CH 83 C SL 82 X SI 91 2-1 HR	B FF 89 B FF 90 S SL 83 C FF 90 X FF 90 2-2 ② F7				4	2	2	1	0	1	3
44 Jason Bay, R (1, 7) OBP: 0.366, SLG: 0.425	B SL 82 C SL 84 S SL 84 B SI 94 F SI 93 S SI 94 2-3 ③ K			B SI 90 X SI 90 1-0 ① P2	F SI 90 B SI 92 B SI 92 B SL 86 F SI 92 X SI 92 3-2 21 1B 3B	X FF 89 0-0 ③ L6				4	1	1	0	0	1	4
21 Rod Barajas, R (1, 2) OBP: 0.288, SLG: 0.467		C SL 80 X SL 80 0-1 ① F7		C SI 91 F SI 90 S SL 84 0-3 ② K	B SL 86 F FF 93 F SI 93 F SI 93 F FF 93 X SL 87 1-2 49 BB 12 1B 3-H 1B		C FC 87 S FF 91 S FF 90 0-3 ① K			4	0	1	1	0	2	1
12 Jeff Francoeur, R (1, 9) OBP: 0.320, SLG: 0.425	B SI 92 C SL 80 F SL 85 B SL 86 B SL 82 F SI 92 F SI 93 F SI 94 X SL 82 3-2 11 L9-5 2B			F SL 83 X SL 81 0-1 1-H HR	S FF 92 F FF 93 B FF 93 F FF 92 X FF 93 1-2 49 BB 1-2 1B		B FF 90 F FC 90 C CU 79 F FC 86 F FF 91 F FF 91 F CH 82 F CH 82 F CU 78 1-2 ② P4 X FF 91			4	1	3	2	0	0	0
11 Rubén Tejada, R (1, 4) OBP: 0.323, SLG: 0.333		C SL 83 F SL 81 F SI 92 X SI 92 0-2 ② L9-5 2-3 ③		B SL 79 B SL 84 F SI 91 S SI 90 B SI 92 X SL 85 3-2 1B	B FF 93 S SL 86 S SL 87 D SL 87 B FF 94 X FF 90 3-2 ② F9		B CU 78 F FC 85 X FC 85 1-1 ③ L9			4	0	1	0	0	0	3
49 Jonathon Niese, L (1, 1) OBP: 0.269, SLG: 0.136 64 Elmer Dessens, R (7, 1) 25 Pedro Feliciano, L (8, 1) 17 Fernando Tatis, R (8, PH) OBP: 0.242, SLG: 0.317 39 Bobby Parnell, R (9, 1)			B SI 87 C SI 90 F SI 90 S SL 81 1-3 ① K	C SI 89 C SL 80 B SI 90 C SI 89 1-3 ③ K	F SI 92 B FF 94 F FF 93 D SL 85 B FF 93 B CH 86 4-2 1-2 2-3 BB			B FF 92 B FF 91 F FF 92 C FF 92 F FF 93 B FF 93 X FF 92 3-2 ① P6		2 0 0 1 0	0 0 0 0 0	0 0 0 0 0	0 0 0 0 0	1 0 0 0 0	2 0 0 0 0	1 0 0 0 0
Inning Stats	R: 0 E: 0 K: 2 S: 15 H: 2 LOB: 2 BB: 0 P: 22	R: 0 E: 0 K: 0 S: 12 H: 1 LOB: 0 BB: 0 P: 15	R: 0 E: 0 K: 2 S: 15 H: 1 LOB: 1 BB: 0 P: 22	R: 2 E: 0 K: 2 S: 13 H: 3 LOB: 1 BB: 0 P: 19	R: 4 E: 0 K: 0 S: 31 H: 6 LOB: 3 BB: 1 P: 47	R: 0 E: 0 K: 0 S: 9 H: 1 LOB: 1 BB: 0 P: 15	R: 0 E: 0 K: 1 S: 14 H: 0 LOB: 0 BB: 0 P: 16	R: 0 E: 0 K: 0 S: 12 H: 0 LOB: 0 BB: 0 P: 21		1B: 8 2B: 3 3B: 1 HR: 3 SF: 0 SAC: 0 DP: 1 HBP: 0					WP: 0 PB: 0 SB: 1 CS: 0 PA: 38	

	AB	37
	R	6
	H	14
	RBI	6
	BB	1
	SO	7
	LOB	16

PITCHER		IP	WLS	BF	H	R	ER	SO	BB	IBB	HBP	BLK	WP	HR	S	P	ERA	WHIP
30 Scott Baker, R ERA: 4.97	(1, 1)	4.1	L	23	11	6	6	6	0	0	0	0	0	3	68	98	12.46	2.538
31 Alex Burnett, R ERA: 3.15	(5, 1)	0.1		4	2	0	0	0	1	0	0	0	0	0	14	23	0.00	9.000
32 Ron Mahay, L ERA: 4.09	(5, 1)	1.1		5	1	0	0	0	0	0	0	0	0	0	13	19	0.00	0.750
54 Matt Guerrier, R ERA: 1.59	(7, 1)	1.0		3	0	0	0	1	0	0	0	0	0	0	14	16	0.00	0.000
50 Jose Mijares, L ERA: 2.45	(8, 1)	1.0		3	0	0	0	0	0	0	0	0	0	0	12	21	0.00	0.000

PITCHER	IP	WLS	BF	H	R	ER	SO	BB	IBB	HBP	BLK	WP	HR	S	P	ERA	WHIP

Batter	1	2	3	4	5	6	7	8	9	AB	R	H	RBI	BB	SO	LOB
7 José Reyes, S (1, 6) OBP: 0.323, SLG: 0.420	B FF 89 F FF 90 X FS 83 1-1 27 G4-3 1B		X SI 91 0-0 ③ G3			B CU 75 C FF 92 L FS 86 S FF 94 1-3 ③ K		S SI 84 S FO 73 B FO 71 S FO 75 1-3 ③ K		4	0	1	0	0	2	1
27 Jésus Feliciano, L (1, 8) OBP: 0.270, SLG: 0.306	B FS 87 1 SAFE B FF 89 C FF 89 B FF 90 C FF 90 X FF 89 3-2 ①② G4-3 1-2			C SI 88 B CU 75 C CU 72 F FS 86 X FF 94 1-2 ① G4-3			C SL 81 X CU 75 0-1 ① F7		C SI 94 B FS 84 X SI 94 1-1 ① G3-1	4	0	0	0	0	0	1
5 David Wright, R (1, 5) OBP: 0.388, SLG: 0.542	C SL 84 F FF 92 B FF 94 S CU 75 1-3 ③ K			S CU 78 F FF 94 F FF 93 B CU 75 X FF 93 1-2 ② G6-3			S SL 84 B FF 93 B CU 76 X FF 93 2-1 44 HR 1B		F SI 94 C FS 87 B CU 80 B CU 81 F SI 95 X SI 95 2-2 1B	4	1	2	0	0	1	0
29 Ike Davis, L (1, 3) OBP: 0.340, SLG: 0.442		F FF 91 X CU 74 0-1 ① G4-3		C CU 71 S SL 85 S SL 83 0-3 ③ K			S FS 84 S FS 85 D SL 84 B FF 94 S CU 74 2-3 ② K		B FS 86 B FS 83 B SI 94 C SI 94 C SI 96 X SI 95 3-2 ② F7	4	0	0	0	0	2	2
44 Jason Bay, R (1, 7) OBP: 0.367, SLG: 0.448		C CU 76 X FF 92 0-1 HR			B FF 91 C FF 91 F CU 73 B FF 92 S FS 84 2-3 ① K2-3		B FF 94 X FF 93 1-0 1-H HR		B SI 96 F SI 96 F SI 96 F CU 82 D CU 81 C CU 79 2-3 ③ K	4	2	2	3	0	2	1
12 Jeff Francoeur, R (1, 9) OBP: 0.317, SLG: 0.420		F SL 83 C CU 74 S FF 92 0-3 ② K			F CU 74 S SL 85 B SL 86 B SL 84 B FS 85 C FF 93 3-3 ② K		B SL 85 S SL 84 X CU 77 1-1 ③ G1-3			3	0	0	0	0	2	0
4 Henry Blanco, R (1, 2) OBP: 0.333, SLG: 0.408 30 Josh Thole, L (8, PH) OBP: 0.250, SLG: 0.250 (8, 2)		B FF 92 C SL 82 F FF 92 B SL 85 F FF 92 B FF 93 F FF 92 X FF 92 3-2 ③ G6-3			F FF 92 S SL 84 B SL 87 B CU 74 B X 3-2 ③ G1-3			B FF 87 X FF 86 1-0 1B		2 1	0 0	0 1	0 0	0 0	0 0	0 0
11 Rubén Tejada, R (1, 4) OBP: 0.308, SLG: 0.317			C FF 90 B CU 75 C SL 84 X CU 74 1-2 ① L9			C SL 82 F SL 84 F SL 86 F FF 93 F FF 93 S SL 86 0-3 ① K		B FF 86 C FF 86 D SL 81 B FF 88 C FF 86 F SI 87 S FF 87 3-3 ① K		3	0	0	0	0	2	1
43 R.A. Dickey, R (1, 1) OBP: 0.333, SLG: 0.273 13 Alex Cora, L (6, PH) OBP: 0.294, SLG: 0.274 38 Fernando Nieve, R (6, 1) 23 Chris Carter, L (8, PH) OBP: 0.250, SLG: 0.397 18 Ryota Igarashi, R (8, 1)			C FF 92 F FF 92 X SL 85 0-2 ② G3			F SL 84 C CU 75 B FF 94 B CU 75 B CU 74 S FF 92 3-3 ② K		X FO 75 0-0 ② F9		1 1 0 1 0	0 0 0 0 0	0 0 0 0 0	0 0 0 0 0	0 1 0 1 0	0 0 0 0 0	0 0 0 1 0
Inning Stats	R: 0 E: 0 K: 1 S: 8 H: 1 LOB: 0 BB: 0 P: 13	R: 1 E: 0 K: 1 S: 12 H: 1 LOB: 0 BB: 0 P: 15	R: 0 E: 0 K: 0 S: 7 H: 0 LOB: 0 BB: 0 P: 8	R: 0 E: 0 K: 1 S: 11 H: 0 LOB: 0 BB: 0 P: 13	R: 0 E: 0 K: 2 S: 9 H: 0 LOB: 0 BB: 0 P: 17	R: 0 E: 0 K: 3 S: 12 H: 0 LOB: 0 BB: 0 P: 16	R: 2 E: 0 K: 1 S: 10 H: 2 LOB: 0 BB: 0 P: 16	R: 0 E: 0 K: 2 S: 9 H: 1 LOB: 1 BB: 0 P: 14	R: 0 E: 0 K: 1 S: 13 H: 1 LOB: 1 BB: 0 P: 21	1B: 4 2B: 0 3B: 0 HR: 2	SF: 0 SAC: 0 DP: 0 HBP: 0			WP: 0 PB: 0 SB: 0 CS: 0	PA: 32	

TOP

New York Mets @ Florida Marlins

Hiram Bithorn Stadium, San Juan, PR

Mon Jun 28 2010, 7:12 PM - 9:49 PM EDT

Att. 18,073 - Partly Cloudy - 84 F

livebaseballscorecards.com

AB	32
R	3
H	6
RBI	3
BB	0
SO	12
LOB	7

PITCHER		IP	WLS	BF	H	R	ER	SO	BB	IBB	HBP	BLK	WP	HR	S	P	ERA	WHIP
47 Ricky Nolasco, R ERA: 4.84	(1, 1)	7.0	W	24	4	3	3	9	0	0	0	0	0	2	69	98	3.86	0.571
44 Brian Sanches, R ERA: 3.42	(8, 1)	1.0		4	1	0	0	2	0	0	0	0	0	0	9	14	0.00	1.000
43 Jose Veras, R ERA: 9.82	(9, 1)	1.0		4	1	0	0	1	0	0	0	0	0	0	13	21	0.00	1.000

PITCHER	IP	WLS	BF	H	R	ER	SO	BB	IBB	HBP	BLK	WP	HR	S	P	ERA	WHIP

Batter	1	2	3	4	5	6	7	8	9	AB	R	H	RBI	BB	SO	LOB
8 Chris Coghlan, L (1, 7) OBP: 0.343, SLG: 0.413	C KN 71 B KN 76 B KN 71 B KN 68 B FF 83 4-1 15 SH1-3 15 S 2 E BB		X KN 77 0-0 15 2B 2-3 1B	B KN 74 C KN 72 B FF 78 X KN 73 2-1 ③ G3			C CH 83 B SL 80 F CH 84 B SL 80 X CU 77 2-2 HR			3	3	2	1	1	0	0
15 Gaby Sanchez, R (1, 3) OBP: 0.373, SLG: 0.474 44 Brian Sanches, R (8, 1) 43 Jose Veras, R (9, 1)	B FF 82 X FF 84 1-0 ① SH1-3 1-3		B KN 74 1 SAFE X FF 84 1-0 2 WP 2 2B 1-H 3-H 2B		B C X 1-1 ① F9		C SL 81 X FF 93 0-1 ② F7			3 0 0	1 0 0	1 0 0	2 0 0	0 0 0	0 0 0	0 0 0
2 Hanley Ramirez, R (1, 6) OBP: 0.381, SLG: 0.489	C KN 76 F KN 77 F KN 79 B FF 80 X KN 79 1-2 E6 3 F7 3-H		B KN 73 B KN 74 X KN 71 2-0 12 1B 2-H 2B		F S B F X 1-2 ② G6-3		B SL 82 B FF 94 F FF 92 X FF 94 2-1 ③ P3			4	1	1	2	0	0	0
3 Jorge Cantu, R (1, 5) OBP: 0.313, SLG: 0.427 (8, 3)	1 SAFE C FF 84 F KN 72 F KN 76 X KN 74 0-2 ② F7 1-2		B KN 74 B KN 72 B KN 72 C FF 83 C FF 84 F KN 75 S KN 75 3-3 ① K		X 0-0 ③ F7			B SI 93 C CH 90 B CU 74 F SI 92 F FF 94 S CH 83 2-3 ① K		4	0	0	0	0	2	2
6 Dan Uggla, R (1, 4) OBP: 0.352, SLG: 0.466	C KN 73 D KN 75 B KN 75 B KN 72 S KN 74 X KN 75 3-2 ③ P5		C KN 73 B KN 78 F KN 77 F KN 79 F KN 78 X KN 78 1-2 ② G6-3			C FF 92 C SL 81 B SL 84 X SL 82 1-2 ① P3		B CU 73 S FF 93 F SI 94 B CU 78 X FF 95 2-2 ② L7		4	0	0	0	0	0	2
12 Cody Ross, R (1, 8) OBP: 0.345, SLG: 0.446		C FF 85 S KN 77 S KN 79 0-3 ① K	B KN 74 X KN 73 1-0 2-H 1B			B CU 78 B FF 93 S FF 92 X FF 92 2-1 HR		C CU 76 B CU 78 X SI 94 1-1 29 BB 27 HR 1B		4	2	3	2	0	1	0
29 Ronny Paulino, R (1, 2) OBP: 0.352, SLG: 0.421		C KN 73 S KN 78 B KN 79 F KN 78 F KN 78 B KN 75 F KN 79 F FF 85 S KN 78 2-3 ② K	X KN 73 0-0 ③ F9			B SL 81 B FF 93 B FF 92 C FF 92 F FF 92 X FF 93 3-2 ② G4-3		B FF 93 B CH 84 B SI 93 B FF 92 4-0 27 HR 1-2 BB		3	1	0	0	1	1	1
27 Giancarlo Stanton, R (1, 9) OBP: 0.278, SLG: 0.354		C FF 86 S KN 79 X KN 82 0-2 ③ G4-3		X FF 84 0-0 ① G1-3		B FF 94 B FF 93 X FF 92 2-0 ③ L6		B CU 75 S SI 93 F FF 95 X CH 87 1-2 1-H 2-H HR		4	1	1	3	0	0	0
47 Ricky Nolasco, R (1, 1) OBP: 0.148, SLG: 0.185 1 Emilio Bonifácio, S (7, PH) OBP: 0.231, SLG: 0.231 18 Wes Helms, R (8, 5) OBP: 0.312, SLG: 0.426			C FF 85 F KN 78 X KN 80 0-2 8 1B 15 2B 2B	C FF 83 B KN 78 X KN 75 1-1 ② P6			B FF 91 X FF 91 1-0 ① B3	C SI 93 C CU 78 S SI 95 0-3 ③ K		2 1 1	1 0 0	1 0 0	0 0 0	0 0 1	0 0 0	0 0 0
Inning Stats	R: 1 H: 0 E: 1 LOB: 1 K: 0 BB: 1 S: 13 P: 22	R: 0 H: 0 E: 0 LOB: 0 K: 2 BB: 0 S: 13 P: 15	R: 4 H: 5 E: 0 LOB: 1 K: 1 BB: 0 S: 17 P: 25	R: 0 H: 0 E: 0 LOB: 0 K: 0 BB: 0 S: 5 P: 8	R: 0 H: 0 E: 0 LOB: 0 K: 0 BB: 0 S: 7 P: 9	R: 1 H: 1 E: 0 LOB: 0 K: 0 BB: 0 S: 9 P: 17	R: 1 H: 1 E: 0 LOB: 0 K: 0 BB: 0 S: 8 P: 13	R: 3 H: 2 E: 0 LOB: 0 K: 2 BB: 1 S: 15 P: 25		1B: 3 SF: 0 2B: 3 SAC: 1 3B: 0 DP: 0 HR: 3 HBP: 0					WP: 1 PA: 36 PB: 0 SB: 1 CS: 0	

PITCHER		IP	WLS	BF	H	R	ER	SO	BB	IBB	HBP	BLK	WP	HR	S	P	ERA	WHIP
43 R.A. Dickey, R ERA: 2.98	(1, 1)	5.0	L	22	5	5	5	3	1	0	0	0	1	0	55	79	9.00	1.200
38 Fernando Nieve, R ERA: 5.61	(6, 1)	2.0		8	2	2	2	0	0	0	0	0	0	2	17	30	9.00	1.000
18 Ryota Igarashi, R ERA: 8.64	(8, 1)	1.0		6	2	3	3	2	1	0	0	0	0	1	15	25	27.00	3.000

PITCHER	IP	WLS	BF	H	R	ER	SO	BB	IBB	HBP	BLK	WP	HR	S	P	ERA	WHIP

BOTTOM

New York Mets @ Florida Marlins

Hiram Bithorn Stadium, San Juan, PR

Mon Jun 28 2010, 7:12 PM - 9:49 PM EDT

Att. 18,073 - Partly Cloudy - 84 F

livebaseballscorecards.com

AB	33
R	10
H	9
RBI	10
BB	2
SO	5
LOB	5

New York Mets @ Florida Marlins

Hiram Bithorn Stadium, San Juan, PR

Tue Jun 29 2010, 7:11 PM - 10:21 PM EDT

Att. 18,373 - Partly Cloudy - 81 F

TOP

livebaseballscorecards.com

Batter	1	2	3	4	5	6	7	8	9	AB	R	H	RBI	BB	SO	LOB
7 José Reyes, S (1, 6) OBP: 0.321, SLG: 0.419	C SI 87 X 0-1 F9		B SI 84 B CH 83 C SI 89 X SI 85 2-1 16 SF9 2-H 2B		C SI 88 F SI 90 B SI 91 X SI 89 1-2 G6-3		F SI 94 1 SAFE C CU 78 1 SAFE B CU 80 F CU 80 S SI 95 1-3 K		B SI 95 S SI 94 F CH 88 1 SAFE S CH 86 1-3 K	5	1	1	1	0	2	4
16 Ángel Pagán, S (1, 8) OBP: 0.363, SLG: 0.444 27 Jésus Feliciano, L (8, PH) OBP: 0.263, SLG: 0.297 (8, 8)	B C SI 86 X SI 88 1-1 5 1B 44 SF8-3-4 1B		C SL 80 F SI 89 X SI 88 0-2 SF9 3-H			B CH 80 F SI 86 B SL 75 X SI 88 2-1 L5		B SI 94 C SI 94 F FS 85 C CU 79 1-3 K		2	1	1	1	0	0	0
										1	0	0	0	0	1	0
5 David Wright, R (1, 5) OBP: 0.392, SLG: 0.544	X SI 86 0-0 44 SF8-3-4 1-3 1B		B SL 79 X SI 88 1-0 44 CS 1B			F CH 81 C SI 89 B SI 90 F SL 82 X SI 88 1-2 G6-3		X SI 95 0-0 44 G6-4-3 1B		4	0	3	0	0	0	0
44 Jason Bay, R (1, 7) OBP: 0.369, SLG: 0.446	S SI 88 B SI 85 B SI 84 C SL 82 F SI 84 X SI 90 2-2 SF8-3-4 1-2 3-H		B CH 83 1-0 CS 1-2	B SL 77 C SI 88 B SL 74 B SI 87 B SI 88 4-1 21 G6-4-3 BB		B SI 84 B CH 81 S SI 88 B SI 87 B SI 87 4-1 BB		B CU 80 F SI 95 X SI 96 1-1 G6-4-3 1-2f		1	0	0	1	2	0	1
21 Rod Barajas, R (1, 2) OBP: 0.287, SLG: 0.463		C SI 86 B CH 82 C SI 88 X SL 82 1-2 F8		B CH 83 C SI 88 S SL 76 X SI 89 1-2 G6-4-3 1-2f		C SL 78 X SI 88 0-1 F7			F CH 85 X CH 87 0-1 23 2B 12 G4-3 1B	4	1	1	0	0	0	2
17 Fernando Tatis, R (1, 3) OBP: 0.246, SLG: 0.333 39 Bobby Parnell, R (7, 1) 75 Francisco Rodríguez, R (8, 1) 23 Chris Carter, L (9, PH) OBP: 0.262, SLG: 0.424 13 Alex Cora, L (9, PR) OBP: 0.284, SLG: 0.274 (9, 4)		B CH 82 X CH 82 1-0 F7	B SI 87 C SI 87 C SL 74 X SI 89 1-2 G6-3				B SL 76 B SI 86 X SI 86 2-0 12 1B 11 FC5-4 2B		F CH 85 X CH 84 0-1 12 G4-3 1-3 30 1B 2B	3	1	1	0	0	0	0
										0	0	0	0	0	0	0
										0	0	0	0	0	0	0
										1	0	1	0	0	0	0
										0	1	0	0	0	0	0
12 Jeff Francoeur, R (1, 9) OBP: 0.316, SLG: 0.417		B CH 83 F X 1-1 F9			F SL 77 B CU 71 C SI 89 B SI 88 S SL 82 2-3 K		F SI 92 B SI 93 B SI 86 X SL 85 2-1 11 FC5-4 2-3 1B		X CH 87 0-0 G4-3 2-3 3-H	4	0	1	1	0	1	1
11 Rubén Tejada, R (1, 4) OBP: 0.324, SLG: 0.333 30 Josh Thole, L (9, PH) OBP: 0.400, SLG: 0.400 25 Pedro Feliciano, L (9, 1)			F SI 86 B SI 88 B CH 82 F SI 88 X SL 82 2-2 47 SH5-4 7 2B 1B		B SI 87 B SI 87 C SI 88 F SI 89 X CH 81 2-2 47 SH5-3 1B		F SI 93 F SI 93 B SL 86 F SL 86 F FF 92 X SL 86 1-2 FC5-4 1-2f 3-H		B CH 85 X CH 86 1-0 3-H 1B	3	1	2	1	0	0	1
										1	0	1	1	0	0	0
										0	0	0	0	0	0	0
47 Hisanori Takahashi, L (1, 1) OBP: 0.100, SLG: 0.100 64 Elmer Dessens, R (6, 1) 29 Ike Davis, L (7, PH) OBP: 0.337, SLG: 0.438 (7, 3)			M SI 88 B SI 90 X SI 89 1-1 SH5-4 1-2		B SI 87 B SI 87 X SI 87 2-0 SH5-3 1-2		S SI 88 B SI 86 C SI 88 1 SAFE S CU 75 1-3 K		C CH 87 X SI 96 0-1 F8	0	0	0	0	0	0	0
										0	0	0	0	0	0	0
										2	0	0	0	0	1	3

	AB	31
	R	6
	H	12
	RBI	6
	BB	2
	SO	5
	LOB	12

Inning Stats	1	2	3	4	5	6	7	8	9
	R: 1 E: 0 K: 0 S: 9 H: 2 LOB: 0 BB: 0 P: 12	R: 0 E: 0 K: 0 S: 6 H: 0 LOB: 0 BB: 0 P: 9	R: 2 E: 0 K: 0 S: 11 H: 3 LOB: 0 BB: 0 P: 18	R: 0 E: 0 K: 0 S: 7 H: 0 LOB: 0 BB: 1 P: 13	R: 0 E: 0 K: 1 S: 10 H: 1 LOB: 1 BB: 0 P: 17	R: 0 E: 0 K: 0 S: 9 H: 0 LOB: 1 BB: 1 P: 16	R: 1 E: 0 K: 2 S: 15 H: 2 LOB: 1 BB: 0 P: 22	R: 0 E: 0 K: 1 S: 6 H: 1 LOB: 0 BB: 0 P: 8	R: 2 E: 0 K: 1 S: 11 H: 3 LOB: 2 BB: 0 P: 13

1B: 9	SF: 2	WP: 0	PA: 38
2B: 4	SAC: 2	PB: 0	
3B: 0	DP: 3	SB: 0	
HR: 0	HBP: 0	CS: 1	

PITCHER		IP	WLS	BF	H	R	ER	SO	BB	IBB	HBP	BLK	WP	HR	S	P	ERA	WHIP
39 Nate Robertson, L ERA: 4.97	(1, 1)	6.0		24	7	4	4	1	2	0	0	0	0	0	53	88	6.00	1.500
64 Tim Wood, R ERA: 5.09	(7, 1)	0.1	H	2	1	0	0	0	0	0	0	0	0	0	7	10	0.00	3.000
57 Taylor Tankersley, L ERA: 3.86	(7, 1)	0.1	H	1	0	0	0	1	0	0	0	0	0	0	3	4	0.00	0.000
43 Jose Veras, R ERA: 8.31	(7, 1)	1.1	H	4	1	0	0	2	0	0	0	0	0	0	10	13	0.00	0.750
46 Juan Carlos Oviedo, R ERA: 2.76	(9, 1)	1.0	W	6	3	2	2	1	0	0	0	0	0	0	11	13	18.00	3.000

PITCHER		IP	WLS	BF	H	R	ER	SO	BB	IBB	HBP	BLK	WP	HR	S	P	ERA	WHIP

New York Mets @ Florida Marlins

Hiram Bithorn Stadium, San Juan, PR

Tue Jun 29 2010, 7:11 PM - 10:21 PM EDT

Att. 18,373 - Partly Cloudy - 81 F

livebaseballscorecards.com

BOTTOM

Batter	1	2	3	4	5	6	7	8	9	AB	R	H	RBI	BB	SO	LOB
8 Chris Coghlan, L (1, 7) OBP: 0.344, SLG: 0.415	L FF 87 B SL 78 X SL 78 1-1 ① G6-3		B SL 80 C SL 80 B FF 89 C FF 90 B FF 90 B FF 89 4-2 15 1B 2 HR 1-2 BB	C FF 88 B SI 88 C SL 79 D CH 78 F SL 79 F CH 79 B SI 88 X SL 80 3-2 ② F7		C FF 88 B FF 88 S FF 88 X SI 88 1-2 1-3 2B		C SI 91 S CU 78 X CH 84 0-2 ③ G4-3		4	1	1	0	1	0	1
15 Gaby Sanchez, R (1, 3) OBP: 0.375, SLG: 0.474 57 Taylor Tankersley, L (7, 1) 43 Jose Veras, R (7, 1) 46 Juan Carlos Oviedo, R (9, 1) 1 Emilio Bonifácio, S (9, PH) OBP: 0.214, SLG: 0.214	C SI 87 B FF 89 X SI 88 1-1 ② F8		X CH 79 0-0 2 HR 1-2 2-3 1B	F FF 85 B SL 84 X SL 85 1-1 2-3 1B		X SI 86 0-0 ③ F8			B SI 86 C SI 86 S CH 75 S CH 74 1-3 ① K	4 0 0 0 1	1 0 0 0 0	2 0 0 0 0	0 0 0 0 0	0 0 0 0 1	0 0 0 0 0	2 0 0 0 0
2 Hanley Ramirez, R (1, 6) OBP: 0.378, SLG: 0.495	C CU 69 F FF 89 B SL 80 F FF 90 B SI 89 X CH 80 2-2 ③ G5-3		B CH 79 B CH 80 F FF 90 X FF 90 2-1 1-H 2-H 3-H HR	F FF 88 C SL 81 B FF 89 B SI 89 S CH 79 2-3 ③ K			B FF 93 B FF 94 C FF 94 F FF 97 X FF 98 2-2 ① G1-4-3		B CH 75 C SI 87 C CU 76 B CH 75 F SI 87 B CH 75 C CU 76 3-3 ② K	5	1	1	4	0	2	2
3 Jorge Cantu, R (1, 5) OBP: 0.318, SLG: 0.436 (7, 3)		X FF 89 0-0 ① F9	B CH 80 B FF 89 B CH 79 C SI 88 X SI 90 3-1 6 HR 2B		B CU 64 S CH 78 C CU 67 F SI 88 X CH 80 1-2 ① G1-3		C FF 96 S KC 84 B KC 83 X FF 95 1-2 12 1B 1B		B SI 86 C SI 86 X SI 86 1-1 6 1B 2B	5	2	3	0	0	0	0
6 Dan Uggla, R (1, 4) OBP: 0.353, SLG: 0.475		B FF 86 F FF 89 B FF 89 F FF 89 S CH 80 2-3 ② K	X FF 89 0-0 2-H HR		C CH 78 B FF 89 S CH 78 S CH 79 1-3 ② K		C FF 94 B FF 95 C KC 83 S KC 82 1-3 ② K		B CH 75 X SI 87 1-0 2-H 1B	5	1	2	3	0	3	1
12 Cody Ross, R (1, 8) OBP: 0.347, SLG: 0.444		C SL 81 S CH 80 S CH 81 0-3 ③ K	B FF 89 B CH 78 C CH 79 S SL 81 B FF 89 B CH 79 4-2 BB		C CU 68 X FF 88 0-1 ③ G5-3		C FF 94 F FF 93 B KC 84 1 SAFE X SL 86 1-2 1-2 1B			3	0	1	0	1	1	0
29 Ronny Paulino, R (1, 2) OBP: 0.346, SLG: 0.413			F FF 86 B FF 88 X CU 88 1-1 F8	F CH 78 C FF 88 B CH 78 1 SAFE F CH 78 X SL 85 1-2 G5-3		B CU 64 S CH 78 X CH 78 1-1 ① P6	C FF 95 C FF 94 B FF 97 B FF 96 X FF 95 2-2 ③ G1-3			4	0	0	0	0	0	3
27 Giancarlo Stanton, R (1, 9) OBP: 0.276, SLG: 0.348			B FF 89 S CH 77 X FF 89 1-1 ② P6	B CH 78 B SI 88 C CH 76 F SI 87 X CH 78 2-2 15 1B 39 SH1-4 1B		C SL 80 B CH 79 B CH 79 S SL 78 F FF 88 X SL 80 2-2 ② F8		C FF 91 C SI 91 B CU 80 S FF 91 1-3 ① K		4	0	1	0	0	1	0
39 Nate Robertson, R (1, 1) OBP: 0.250, SLG: 0.227 64 Tim Wood, R (7, 1) 18 Wes Helms, R (7, 5) OBP: 0.309, SLG: 0.422			B FF 89 B FF 88 B SI 88 C FF 87 X FF 88 3-1 15 1B 8 BB 2 HR 1B	X SI 85 0-0 ① SH1-4 1-2		B FF 87 C SI 87 S CH 79 X CH 78 1-2 8 2B 1B		C SI 91 C CU 78 F FF 92 S SI 91 0-3 ② K		2 0 0 1	1 0 0 0	2 0 0 0	0 0 0 0	0 0 0 1	0 0 0 0	0 0 0 0
Inning Stats	R: 0 E: 0 K: 0 S: 8 H: 0 LOB: 0 BB: 0 P: 12	R: 0 E: 0 K: 2 S: 7 H: 0 LOB: 0 BB: 0 P: 9	R: 6 E: 0 K: 0 S: 20 H: 5 LOB: 1 BB: 2 P: 39	R: 0 E: 0 K: 1 S: 14 H: 2 LOB: 2 BB: 0 P: 22	R: 0 E: 0 K: 1 S: 9 H: 0 LOB: 0 BB: 0 P: 11	R: 0 E: 0 K: 0 S: 13 H: 2 LOB: 2 BB: 0 P: 18	R: 0 E: 0 K: 1 S: 15 H: 2 LOB: 2 BB: 0 P: 22	R: 0 E: 0 K: 2 S: 10 H: 0 LOB: 0 BB: 0 P: 11	R: 1 E: 0 K: 2 S: 10 H: 2 LOB: 1 BB: 0 P: 16	1B: 8 2B: 3 3B: 0 HR: 2 SF: 0 SAC: 1 DP: 0 HBP: 0						

	AB	38
	R	7
	H	13
	RBI	7
	BB	2
	SO	9
	LOB	9

PITCHER		IP	WLS	BF	H	R	ER	SO	BB	IBB	HBP	BLK	WP	HR	S	P	ERA	WHIP
47 Hisanori Takahashi, L ERA: 4.24	(1, 1)	5.2		28	9	6	6	4	2	0	0	0	0	2	70	110	9.53	1.941
64 Elmer Dessens, R ERA: 0.64	(6, 1)	0.1		1	0	0	0	0	0	0	0	0	0	0	1	1	0.00	0.000
39 Bobby Parnell, R ERA:	(7, 1)	1.0		5	2	0	0	1	0	0	0	0	0	0	15	22	0.00	2.000
75 Francisco Rodríguez, R ERA: 2.08	(8, 1)	1.0		3	0	0	0	2	0	0	0	0	0	0	10	11	0.00	0.000
25 Pedro Feliciano, L ERA: 1.99	(9, 1)	0.2	L	4	2	1	1	2	0	0	0	0	0	0	10	16	13.50	3.000

PITCHER	IP	WLS	BF	H	R	ER	SO	BB	IBB	HBP	BLK	WP	HR	S	P	ERA	WHIP

Batter	1	2	3	4	5	6	7	8	9	AB	R	H	RBI	BB	SO	LOB
27 Jésus Feliciano, L (1, 8) OBP: 0.279, SLG: 0.333	B SI 91 B SI 91 C SI 92 B FF 91 C SI 91 X SI 92 3-2 11 E 5 2B 2B	B SI 91 B CH 84 X SI 91 2-0 11 S 2-H 1B			C CH 83 X CU 75 0-1 ① G4-3	C CH 82 F CH 83 B SI 91 F CH 84 B SI 91 X CH 83 2-2 ②③ L6 2-2		C SI 94 C CU 80 B CU 80 C CU 80 1-3 ③ K		5	1	2	1	0	1	3
11 Rubén Tejada, R (1, 6) OBP: 0.329, SLG: 0.328	C SI 93 X SI 92 0-1 E3 5 2B 2-3	F FF 90 B SI 91 1 SAFE F SL 84 F SI 92 S CH 83 1-3 ② K 1-2			C SL 82 B SI 91 B SL 86 C SI 91 B SL 84 F SI 91 S SI 90 3-3 ② K		C B F H 2-2 5 E 44 1B HBP		B SI 92 X SI 93 1-0 1B	4	2	1	0	0	2	2
5 David Wright, R (1, 5) OBP: 0.392, SLG: 0.549	C CU 80 X SI 92 0-1 29 1B 1-H 3-H 2B	F SI 90 C CU 79 B FF 90 C CH 84 1-3 ③ K			F SL 84 B CU 76 S SI 90 F CU 78 B FF 90 X CH 83 2-2 2B		C S B F D B 1 SAFE X 3-2 E5 12 G1-3 44 1B 1-3		B SI 92 F SI 92 C SL 86 1 SAFE F SI 93 D SL 87 F SL 87 1 SAFE B SI 92 3-2 ① X SL 85 F9	5	1	2	2	0	1	3
29 Ike Davis, L (1, 3) OBP: 0.335, SLG: 0.433	B CU 77 B CH 83 B CH 84 C FF 90 X SI 92 3-1 44 WP 2-H 1B		B CU 76 F FF 90 X CU 77 1-1 ① P5		X CU 78 0-0 ③ G1-3		F B F B S 2-3 ① K		X SI 86 0-0 ② P6	5	0	1	1	0	1	4
44 Jason Bay, R (1, 7) OBP: 0.366, SLG: 0.442	S SI 92 F CU 78 B FF 91 D SI 92 F SL 84 F SI 92 S CH 85 2-3 ① K 1-2		C SL 84 X SL 83 0-1 ② L4			C SL 85 S CH 81 X CH 83 0-2 E5 13 E 23 1B 30 1B	B C B F 1 SAFE F F X 2-2 12 G1-3 1-2 3-H 1B		1 SAFE 1-3 ③ K	5	1	1	1	0	2	2
23 Chris Carter, L (1, 9) OBP: 0.266, SLG: 0.419 12 Jeff Francoeur, R (6, 9) OBP: 0.315, SLG: 0.415	B CU 77 B CH 83 C SI 92 X CH 84 2-1 ② L9		X SI 91 0-0 ③ F7			B SI 90 S CH 83 F SI 92 X CH 81 1-2 30 1B 13 E 1-2 1B	C F B X 1-2 G1-3 1-2 2-3 ②			3 1	0 0	1 0	0 0	0 0	0 0	1 2
21 Rod Barajas, R (1, 2) OBP: 0.282, SLG: 0.454	D SL 86 X SI 92 1-0 ③ F8			S SL 82 B SL 82 X SI 90 1-1 ① F8		B SI 92 S CH 83 X SI 91 1-1 ① F5	F F B S 1-3 ③ K			4	0	0	0	0	1	5
13 Alex Cora, L (1, 4) OBP: 0.293, SLG: 0.282		B SI 88 C SI 90 B CU 77 F CH 82 X CU 77 2-2 27 1B 2B		B SI 91 B SI 92 B SI 91 C SI 90 X SI 91 3-1 ② L9		B SI 90 C CH 83 X SI 89 1-1 FC4 27 L6 30 1B 1-2 2-3		B SI 92 B SI 92 F SI 92 B SI 93 F SI 94 X SI 94 3-2 ① F7		4	1	1	0	0	0	2
34 Mike Pelfrey, R (1, 1) OBP: 0.188, SLG: 0.133 64 Elmer Dessens, R (5, 1) 30 Josh Thole, L (6, PH) OBP: 0.500, SLG: 0.500 18 Ryota Igarashi, R (6, 1) 39 Bobby Parnell, R (7, 1) 75 Francisco Rodríguez, R (8, 1)		C SI 91 X SI 91 0-1 ① B3-4		C SI 90 F SI 90 S SL 82 0-3 ③ K		B CH 82 C CH 82 X SI 91 1-1 1-2 2-3 3-H 1B		B SI 94 C SI 94 B SI 95 X SI 94 2-1 ② G4-3		2 0 0 1 0 1 0	0 0 0 0 0 0 0	0 0 1 0 0 0 0	0 0 1 0 0 0 0	1 0 0 0 0 0 0	1 0 0 0 0 0 0	1 0 0 0 0 0 0
Inning Stats	R: 3 E: 1 K: 1 S: 17 H: 3 LOB: 1 BB: 0 P: 28	R: 1 E: 0 K: 2 S: 13 H: 2 LOB: 1 BB: 0 P: 19	R: 0 E: 0 K: 0 S: 5 H: 0 LOB: 0 BB: 0 P: 6	R: 0 E: 0 K: 1 S: 7 H: 0 LOB: 0 BB: 0 P: 11	R: 0 E: 0 K: 1 S: 11 H: 1 LOB: 1 BB: 0 P: 16	R: 1 E: 2 K: 0 S: 16 H: 2 LOB: 2 BB: 0 P: 22	R: 1 E: 1 K: 2 S: 20 H: 1 LOB: 2 BB: 0 P: 31	R: 0 E: 0 K: 1 S: 8 H: 0 LOB: 0 BB: 0 P: 14	R: 0 E: 0 K: 1 S: 10 H: 1 LOB: 1 BB: 0 P: 15	1B: 6 2B: 5 3B: 0 HR: 0	SF: 0 SAC: 0 DP: 1 HBP: 1			WP: 1 PB: 0 SB: 1 CS: 0	PA: 41		

TOP

New York Mets @ Florida Marlins

Hiram Bithorn Stadium, San Juan, PR

Wed Jun 30 2010, 8:31 PM - 12:21 AM EDT

Att. 19,232 - Overcast - 79 F

livebaseballscorecards.com

AB	40
R	6
H	10
RBI	6
BB	0
SO	9
LOB	25

PITCHER		IP	WLS	BF	H	R	ER	SO	BB	IBB	HBP	BLK	WP	HR	S	P	ERA	WHIP
41 Chris Volstad, R ERA: 4.45	(1, 1)	5.0		22	6	4	3	5	0	0	0	0	1	0	53	80	5.40	1.200
59 Alex Sanabia, R ERA: 5.06	(6, 1)	2.0	L	12	3	2	1	2	0	0	1	0	0	0	36	53	4.50	1.500
43 Jose Veras, R ERA: 7.45	(8, 1)	1.0		3	0	0	0	1	0	0	0	0	0	0	8	14	0.00	0.000
64 Tim Wood, R ERA: 5.01	(9, 1)	0.1		2	1	0	0	0	0	0	0	0	0	0	6	10	0.00	3.000
57 Taylor Tankersley, L ERA: 3.68	(9, 1)	0.1		1	0	0	0	0	0	0	0	0	0	0	1	1	0.00	0.000

PITCHER		IP	WLS	BF	H	R	ER	SO	BB	IBB	HBP	BLK	WP	HR	S	P	ERA	WHIP
44 Brian Sanches, R ERA: 3.38	(9, 1)	0.1		1	0	0	0	1	0	0	0	0	0	0	3	4	0.00	0.000

Batter	1	2	3	4	5	6	7	8	9	AB	R	H	RBI	BB	SO	LOB
8 Chris Coghlan, L (1, 7) OBP: 0.348, SLG: 0.419	B FF 91 C SI 89 C SI 91 B FS 85 F FF 93 B SI 92 X FF 92 3-2 2 1B 2B	B SI 89 S FS 84 C SI 92 C SI 91 1-3 ②		C FS 84 B SI 92 B SI 92 D FS 86 B FS 84 4-1 BB		C SI 93 B CU 80 B FF 94 C CU 76 B FF 95 S CU 78 2-3 ① K		X FF 95 0-0 15 2B 1B		4	2	2	0	1	2	1
15 Gaby Sanchez, R (1, 3) OBP: 0.375, SLG: 0.477	B SI 90 F FS 83 F FS 82 F SI 92 F SI 90 F FF 94 X FS 83 1-2 ① F7	F FS 86 S SL 86 D SL 87 F SI 92 X SL 86 1-2 ③ G4-3		B SI 92 B SI 91 C FS 81 F SI 91 S SL 87 2-3 ③ K		C CU 77 B CU 80 B CU 77 F SI 94 F FF 95 X CU 78 2-2 1B		1 SAFE B FF 96 X FF 96 1-0 1-H 2B		5	0	2	1	0	1	4
2 Hanley Ramirez, R (1, 6) OBP: 0.382, SLG: 0.495	F SI 92 X SI 92 0-1 3 S 6 1B 2-H 1B		X SL 82 0-0 ① G5-3		C SI 93 F FS 85 B SL 86 B SL 85 F SI 93 B FS 85 X FS 83 3-2 3 2B 1B	B CU 77 B FF 95 B CU 75 F FF 93 F SI 95 F SI 94 C CU 76 3-3 ② K		I IN 80 I IN 78 I IN 80 I IN 80 4-0 IBB		4	2	2	1	1	1	1
3 Jorge Cantu, R (1, 5) OBP: 0.320, SLG: 0.441 18 Wes Helms, R (8, PH) OBP: 0.306, SLG: 0.417 (9, 5)	B FF 89 1 SAFE B FF 91 B FF 91 C FF 91 F FF 92 F FF 94 1 SAFE F SI 92 3-3 ② K 1-2		C FF 90 X SL 84 0-1 6 FC5-4 1B		S FS 84 F FF 93 D SI 93 X FS 84 1-2 6 1B 1-H 2B	B CU 76 C FF 95 S FF 95 B CU 78 S FF 95 2-3 ③ K		X FF 91 0-0 ③ F8		4 1	1 0	2 0	1 0	0 0	2 0	2 2
6 Dan Uggla, R (1, 4) OBP: 0.353, SLG: 0.474	B FS 83 S FS 83 B FF 92 B FS 83 S FS 84 X FS 85 3-2 12 1B 2-H 1B		F SL 83 X FF 91 0-1 ② FC5-4 1-2f		B SL 84 C FS 83 X SL 85 1-1 12 G6-4-3 2-H 1B		F FF 94 X 0-1 ① F8		F FF 90 C SI 90 B CU 78 X SI 91 1-2 ① G6-3	5	0	2	2	0	0	1
12 Cody Ross, R (1, 8) OBP: 0.348, SLG: 0.444	1 SAFE C CU 74 C FF 91 1 SAFE F FS 85 F SI 92 B CU 75 X SL 82 1-2 29 FC5-4 1-2 1B		X SI 90 0-0 ③ G4-3		C SI 90 F SI 91 B FS 84 X SI 91 1-2 ① ② G6-4-3 1-2f		B FF 94 B FF 95 X FF 94 2-0 ② G5-3		B SI 93 B SI 92 X FF 91 2-0 27 FC5-4 29 1B 1B	5	0	2	0	0	0	2
29 Ronny Paulino, R (1, 2) OBP: 0.351, SLG: 0.417 9 Brett Hayes, R (9, PR) OBP: 0.292, SLG: 0.238	B FS 82 X FS 80 1-0 ③ FC5-4 1-2f			B CU 72 B FS 81 C SI 92 X FS 82 2-1 41 SH1-4 27 G5-3 1B	X SI 92 0-0 27 1B 1B		X FF 95 0-0 ③ F7		F SI 90 1 SAFE F SI 91 D CH 82 X CU 78 1-2 27 FC5-4 1-2 1B	5 0	0 0	3 0	0 0	0 0	0 0	2 0
27 Giancarlo Stanton, R (1, 9) OBP: 0.284, SLG: 0.351		B FF 91 B FF 91 S FF 92 B FF 92 S FF 92 X FF 93 3-2 41 SH3-4 1B		F SI 92 X SI 92 0-1 ① G5-3 1-2	B SI 92 C SI 92 F FF 92 1 SAFE B FF 92 B SI 93 F FF 95 X SI 93 3-2 1-3 1B			B FF 95 F FF 95 F FF 96 S FF 96 1-3 ① K	C SI 92 X SI 91 0-1 ② FC5-4 1-2f 2-3	5	0	2	0	0	1	3
41 Chris Volstad, R (1, 1) OBP: 0.000, SLG: 0.000 13 Mike Lamb, L (5, PH) OBP: 0.419, SLG: 0.500 59 Alex Sanabia, R (6, 1) 43 Jose Veras, R (8, 1) 1 Emilio Bonifacio, S (8, PH) OBP: 0.333, SLG: 0.500 64 Tim Wood, R (9, 1) 57 Taylor Tankersley, L (8, 1) 44 Brian Sanches, R (8, 1) 30 Brian Barden, R (8, PH) OBP: 0.286, SLG: 0.500		L SI 90 X FF 92 0-1 ① SH3-4 1-2		C SI 90 B FF 91 X SI 90 1-1 ② SH1-4 2-3	C SL 82 B FF 88 D SI 87 F SI 88 X SL 83 2-2 ③ G1-3			B FF 94 C FF 96 C FF 96 B FF 94 B FF 97 F FF 96 X FF 96 3-2 ② G1-3	C CU 76 B FF 92 S FF 92 F FF 90 T CU 78 1-2 ③ K	0 1 0 0 1 0 0 0 0 1	0 0 0 0 0 0 0 0 0 0	0 0 0 0 0 0 0 0 0 0	0 0 0 0 0 0 0 0 0 0	0 0 0 0 0 0 0 0 0 1	0 0 0 0 0 0 0 0 0 2	0 0 0 0 0 0 0 0 0 0
Inning Stats	R: 2 E: 0 K: 1 S: 28 H: 4 LOB: 2 BB: 0 P: 40	R: 0 E: 0 K: 1 S: 12 H: 1 LOB: 1 BB: 0 P: 17	R: 0 E: 0 K: 0 S: 6 H: 1 LOB: 1 BB: 0 P: 6	R: 0 E: 0 K: 1 S: 10 H: 1 LOB: 2 BB: 1 P: 19	R: 2 E: 0 K: 0 S: 20 H: 5 LOB: 2 BB: 0 P: 31	R: 0 E: 0 K: 3 S: 14 H: 1 LOB: 1 BB: 0 P: 23	R: 0 E: 0 K: 0 S: 4 H: 0 LOB: 0 BB: 0 P: 6	R: 1 E: 0 K: 1 S: 10 H: 2 LOB: 2 BB: 1 P: 19	R: 0 E: 0 K: 1 S: 13 H: 2 LOB: 2 BB: 0 P: 18	1B: 14 2B: 3 3B: 0 HR: 0 SF: 0 SAC: 2 DP: 1 HBP: 0						

PITCHER		IP	WLS	BF	H	R	ER	SO	BB	IBB	HBP	BLK	WP	HR	S	P	ERA	WHIP
34 Mike Pelfrey, R ERA: 2.93	(1, 1)	4.2		26	12	4	4	3	1	0	0	0	0	0	73	108	7.71	2.786
64 Elmer Dessens, R ERA: 0.63	(5, 1)	0.1	W	1	0	0	0	0	0	0	0	0	0	0	3	5	0.00	0.000
18 Ryota Igarashi, R ERA: 8.15	(6, 1)	1.0	H	4	1	0	0	3	0	0	0	0	0	0	14	23	0.00	1.000
39 Bobby Parnell, R ERA: 1.35	(7, 1)	1.2	H	8	2	1	1	1	0	1	0	0	0	0	13	24	5.40	1.200
75 Francisco Rodríguez, R ERA: 2.01	(8, 1)	1.1	S	6	2	0	0	1	0	0	0	0	0	0	14	19	0.00	1.500

PITCHER	IP	WLS	BF	H	R	ER	SO	BB	IBB	HBP	BLK	WP	HR	S	P	ERA	WHIP

BOTTOM

New York Mets @ Florida Marlins

Hiram Bithorn Stadium, San Juan, PR

Wed Jun 30 2010, 8:31 PM - 12:21 AM EDT

Att. 19,232 - Overcast - 79 F

livebaseballscorecards.com

AB	41
R	5
H	17
RBI	5
BB	2
SO	8
LOB	22

WP: 0 PA: 45
PB: 0
SB: 1
CS: 0

New York Mets @ Washington Nationals

Nationals Park, Washington, DC

Thu Jul 01 2010, 7:10 PM - 9:53 PM EDT

Att. 20,167 - Clear - 76 F

TOP

livebaseballscorecards.com

Batter	1	2	3	4	5	6	7	8	9	AB	R	H	RBI	BB	SO	LOB
27 Jésus Feliciano, L (1, 8) (6, 7) OBP: 0.298, SLG: 0.348	C FF 83 B SI 84 X SI 83 / 1-1 11 SH1-3 29 1B 1B	B SI 85 X CH 79 / 1-0 ③ F7			B SI 86 B SL 81 X CH 80 / 2-0 5 FC4-6 1B		C SI 86 B FF 84 B CU 62 X CH 79 / 2-1 ③ G4-3			4	1	2	0	0	0	2
11 Rubén Tejada, R (1, 6) OBP: 0.316, SLG: 0.314	C SI 84 B SI 85 B SL 80 X SL 81 / 2-1 ① SH1-3 1-2		C SI 84 B SI 85 X FF 82 / 1-1 ① L8		F SI 85 1 SAFE X SI 85 / 0-1 ② L6			C FF 94 C SL 86 S SL 84 / 0-3 ① K		3	0	0	0	0	1	1
5 David Wright, R (1, 5) OBP: 0.388, SLG: 0.541	B SI 85 B SI 86 F SL 79 F SI 85 B SI 87 T CU 70 / 3-2 ② K		X FF 86 / 0-0 ② L8		B SI 86 C CU 70 X SI 86 / 1-1 ③ FC4-6 1-2f			C SL 82 B SL 84 S FF 94 F FF 95 X SL 87 / 1-2 ② F8		4	0	0	0	0	1	2
29 Ike Davis, L (1, 3) OBP: 0.333, SLG: 0.430	B SI 85 S CH 78 B SI 86 B SI 86 X SL 80 / 3-1 2-H 1B		B FF 85 C SL 82 C SI 84 B FF 86 X CH 80 / 2-2 ③ G4-3			B CH 78 C SL 82 C CU 70 B FF 86 X SI 84 / 2-2 ① G4-3		X SI 94 / 0-0 ③ G6-3		4	0	1	1	0	0	0
12 Jeff Francoeur, R (1, 9) OBP: 0.311, SLG: 0.409	C SI 85 B CU 64 S CU 69 B SI 86 B SL 82 F SI 86 S CU 68 / 3-3 ③ K			B SL 81 C SL 82 B SI 85 X CU 69 / 2-1 ① G4-3		B FF 86 B SL 82 X SL 76 / 2-0 ② G6-3			F SL 87 C SI 94 B FF 93 F SI 94 S FF 95 / 1-3 ① K	4	0	0	0	0	2	1
23 Chris Carter, L (1, 7) OBP: 0.269, SLG: 0.415 16 Ángel Pagán, S (6, PR) OBP: 0.361, SLG: 0.442 (6, 8)		C FF 84 S CH 78 C FF 85 / 0-3 ① K		C CH 77 S CH 77 B FF 85 F FF 86 X SI 84 / 1-2 ② L9		B SI 86 B CH 76 F CH 76 F SI 86 F FF 86 F CU 71 X CH 76 / 2-2 4 FC6-4 1B			X SI 94 / 0-0 ② G1-3	3 1	0 0	1 0	0 0	0 0	1 0	0 0
4 Henry Blanco, R (1, 2) OBP: 0.345, SLG: 0.419 44 Jason Bay, R (9, PH) OBP: 0.368, SLG: 0.444 21 Rod Barajas, R (9, 2) OBP: 0.282, SLG: 0.454		B SI 85 C SI 85 X SL 82 / 1-1 57 SH5-4 13 1B 1B		C SI 85 X CU 68 / 0-1 1B		1 SAFE X SI 86 / 0-0 ③ FC6-4 1-2f			S SI 94 B SL 87 X SI 94 / 1-1 1B	3 1 0	0 0 0	2 1 0	0 0 0	0 0 0	0 0 0	1 0 0
13 Alex Cora, L (1, 4) OBP: 0.291, SLG: 0.281		F FF 84 B SI 84 B SI 85 X SI 84 / 2-1 57 SH5-4 1-2 1B		B SL 81 C SL 81 S SI 85 S FF 85 / 1-3 ③ K			B FF 85 C SL 81 B SI 83 F SL 83 C SI 84 / 2-3 ① K		X SI 95 / 0-0 ③ G4-3	4	0	1	0	0	2	2
57 Johan Santana, L (1, 1) OBP: 0.133, SLG: 0.200 64 Elmer Dessens, R (8, 1) 25 Pedro Feliciano, L (8, 1) 18 Ryota Igarashi, R (9, 1)		2 SAFE L FF 82 X FF 83 / 0-1 ② SH5-4 1-2 2-3			C FF 83 B SI 84 F SL 81 F SI 85 B CU 69 F FF 86 S CH 79 / 2-3 ① K		F SI 84 B FF 86 F SI 86 S CH 79 / 1-3 ② K			2 0 0 0	0 0 0 0	0 0 0 0	0 0 0 0	2 0 0 0	0 0 0 0	0 0 0 0
Inning Stats	R: 1 E: 0 K: 2 S: 13 H: 2 LOB: 1 BB: 0 P: 25	R: 0 E: 0 K: 1 S: 10 H: 2 LOB: 2 BB: 0 P: 14	R: 0 E: 0 K: 0 S: 6 H: 0 LOB: 0 BB: 0 P: 9	R: 0 E: 0 K: 1 S: 11 H: 1 LOB: 1 BB: 0 P: 15	R: 0 E: 0 K: 1 S: 10 H: 1 LOB: 1 BB: 0 P: 15	R: 0 E: 0 K: 0 S: 10 H: 1 LOB: 1 BB: 0 P: 16	R: 0 E: 0 K: 2 S: 8 H: 0 LOB: 0 BB: 0 P: 13	R: 0 E: 0 K: 1 S: 8 H: 0 LOB: 0 BB: 0 P: 9	R: 0 E: 0 K: 1 S: 8 H: 1 LOB: 1 BB: 0 P: 10	1B: 8 2B: 0 3B: 0 HR: 0	SF: 0 SAC: 2 DP: 0 HBP: 0						

PITCHER		IP	WLS	BF	H	R	ER	SO	BB	IBB	HBP	BLK	WP	HR	S	P	ERA	WHIP
61 Livan Hernandez, R ERA: 2.98	(1, 1)	7.0		28	7	1	1	7	0	0	0	0	0	0	68	107	1.29	1.000
22 Drew Storen, R ERA: 1.74	(8, 1)	1.0		3	0	0	0	1	0	0	0	0	0	0	8	9	0.00	0.000
55 Matt Capps, R ERA: 3.28	(9, 1)	1.0	W	4	1	0	0	1	0	0	0	0	0	0	8	10	0.00	1.000

PITCHER	IP	WLS	BF	H	R	ER	SO	BB	IBB	HBP	BLK	WP	HR	S	P	ERA	WHIP

AB	33
R	1
H	8
RBI	1
BB	0
SO	9
LOB	9

WP: 0 PB: 0 SB: 0 CS: 0 PA: 35

New York Mets @ Washington Nationals

Nationals Park, Washington, DC

Thu Jul 01 2010, 7:10 PM - 9:53 PM EDT

Att. 20,167 - Clear - 76 F

livebaseballscorecards.com

BOTTOM

Batter	1	2	3	4	5	6	7	8	9	AB	R	H	RBI	BB	SO	LOB
1 Nyjer Morgan, L (1, 8) OBP: 0.316, SLG: 0.325	C FF 90 F FF 90 S SL 82 0-3 ① K		S SL 80 F SL 83 B FF 91 C SL 81 1-3 ② K		D SL 84 X SL 82 1-0 ③ F7		B CH 81 B SL 82 C FF 90 S FF 91 F SL 84 X FF 92 2-2 2-H 1B		X SI 88 0-0 1-2 15 1B 1B	5	0	2	1	0	2	2
15 Cristian Guzman, S (1, 4) OBP: 0.338, SLG: 0.378	F FF 90 B SL 85 X FF 91 1-1 ② P4		D SL 84 B FF 90 X FF 90 2-0 ③ F8			X FF 90 0-0 44 BB 1B	1 SAFE 1 SAFE B CH 77 B SL 81 B FF 89 C FF 89 C FF 90 X FF 91 3-2 ③ F8		B CU 77 B CH 76 X SI 88 2-0 1-2 2-3 1B	5	0	2	0	0	0	2
11 Ryan Zimmerman, R (1, 5) OBP: 0.374, SLG: 0.500	B CH 80 B FF 90 F FF 91 B FF 91 X FF 90 3-1 1B			C FF 90 F CH 79 B SI 91 X SL 84 1-2 ① G6-3		C FF 89 B FF 91 B CH 77 X FF 91 2-1 ① L9		C SL 83 X SI 88 0-1 ① F7	B CU 78 D CU 78 X SI 94 2-0 3-H ② SF9	4	0	1	1	0	0	1
44 Adam Dunn, L (1, 3) OBP: 0.364, SLG: 0.553 20 Adam Kennedy, L (8, PR) OBP: 0.317, SLG: 0.319 (9, 3)	X FF 90 0-0 ③ F9			B CH 81 F FF 91 S FF 90 S SL 83 1-3 ② K		B FF 90 S CH 80 F FF 90 D CH 82 D CH 80 B SL 80 4-2 1-2 BB		S CH 84 X FF 90 0-1 2 FC4-6 2B		3 0	0 0	1 0	0 0	1 0	1 0	1 0
16 Josh Willingham, R (1, 7) OBP: 0.406, SLG: 0.500		C FF 90 S SL 84 B FF 90 B SL 83 S CH 79 2-3 ① K		B CH 80 F SI 89 B SI 89 B SI 89 X SI 90 3-1 1B		C SL 81 S FF 92 C FF 91 0-3 ② K		B SL 83 B SL 83 B CU 76 B FF 87 4-0 2 FC4-6 BB		3	0	1	0	1	2	2
38 Michael Morse, R (1, 9) OBP: 0.373, SLG: 0.500 2 Roger Bernadina, L (8, 9) OBP: 0.348, SLG: 0.440		F FF 91 X FF 91 0-1 ② F9		S FF 89 1 SAFE X CH 77 0-1 ③ G3		X FF 90 0-0 ③ F8		C SI 87 X SI 88 0-1 ② FC4-6 6 FC5-4 1-2f 2-3		3 1	0 0	0 0	0 0	0 0	0 0	3 2
6 Ian Desmond, R (1, 6) OBP: 0.290, SLG: 0.378		B FF 90 X SI 90 1-0 ③ F8			C FF 90 B CH 79 X FF 89 1-1 23 G3 2B		B CH 76 B FF 90 C FF 89 X FF 89 2-1 1 WP 23 SH1-4 1 1B 1B	S SI 88 B SI 88 B CH 76 F CU 78 X CH 76 2-2 ③ FC5-4 1-2f		4	1	2	0	0	0	3
23 Wil Nieves, R (1, 2) OBP: 0.207, SLG: 0.238			C FF 89 B FF 91 B CH 79 B FF 90 B FF 89 4-1 61 SH2-4 BB		F FF 90 X FF 91 0-1 ① G3 2-3		1 SAFE X FF 87 0-0 ① SH1-4 1-2		C SI 87 F CU 76 D CH 75 B CH 75 X CU 77 2-2 ① G6-3	2	0	0	0	1	0	1
61 Livan Hernandez, R (1, 1) OBP: 0.154, SLG: 0.120 12 Alberto Gonzalez, R (7, PH) OBP: 0.324, SLG: 0.343 22 Drew Storen, S (8, 1) OBP: 1.000, SLG: 1.000 55 Matt Capps, R (9, 1) 22 Willie Harris, L (9, PH) OBP: 0.252, SLG: 0.318			X FF 89 0-0 ① SH2-4 1-2		S FF 91 B FF 90 S FF 90 S FF 91 1-3 ② K		B FF 90 S CH 79 B FF 90 F FF 90 S CH 81 2-3 ② K		B SI 87 B SI 88 F SI 86 S SI 88 B CU 76 B SI 87 4-2 15 1B 1B 11 SF9 BB	1 1 0 0 0	0 0 0 0 1	0 0 0 0 0	0 0 0 0 1	1 1 0 0 0	1 1 0 0 0	1 1 0 0 0
Inning Stats	R: 0 H: 1 E: 0 LOB: 1 K: 1 BB: 0 S: 8 P: 12	R: 0 H: 0 E: 0 LOB: 0 K: 1 BB: 0 S: 6 P: 9	R: 0 H: 0 E: 0 LOB: 1 K: 1 BB: 1 S: 6 P: 13	R: 0 H: 1 E: 0 LOB: 1 K: 1 BB: 0 S: 10 P: 15	R: 0 H: 1 E: 0 LOB: 1 K: 1 BB: 1 S: 8 P: 11	R: 0 H: 1 E: 0 LOB: 2 K: 1 BB: 0 S: 9 P: 15	R: 1 H: 2 E: 0 LOB: 1 K: 1 BB: 0 S: 13 P: 22	R: 0 H: 1 E: 0 LOB: 3 K: 0 BB: 1 S: 9 P: 15	R: 1 H: 2 E: 0 LOB: 2 K: 0 BB: 1 S: 8 P: 18	1B: 7 2B: 2 3B: 0 HR: 0	SF: 1 SAC: 2 DP: 0 HBP: 0	WP: 1 PB: 0 SB: 0 CS: 0	PA: 39				

	AB	32
	R	2
	H	9
	RBI	2
	BB	4
	SO	7
	LOB	19

PITCHER		IP	WLS	BF	H	R	ER	SO	BB	IBB	HBP	BLK	WP	HR	S	P	ERA	WHIP
57 Johan Santana, L ERA: 3.41	(1, 1)	7.0		29	6	1	1	7	2	0	0	0	1	0	60	97	1.29	1.143
64 Elmer Dessens, R ERA: 0.61	(8, 1)	0.1		3	1	0	0	0	1	0	0	0	0	0	4	8	0.00	6.000
25 Pedro Feliciano, L ERA: 2.2	(8, 1)	1.0	L	6	2	1	1	0	1	0	0	0	0	0	12	22	9.00	3.000
18 Ryota Igarashi, R ERA: 8.0	(9, 1)	0.1		1	0	0	0	0	0	0	0	0	0	0	1	3	0.00	0.000

PITCHER	IP	WLS	BF	H	R	ER	SO	BB	IBB	HBP	BLK	WP	HR	S	P	ERA	WHIP

Batter	1	2	3	4	5	6	7	8	9	AB	R	H	RBI	BB	SO	LOB
16 Ángel Pagán, S (1, 8) OBP: 0.359, SLG: 0.437	C FF 89 C CH 83 X CH 83 0-2 G4-3		B CH 83 B SI 90 X FF 89 2-0 F8	C FS 78 F FS 78 F FF 90 S FF 91 0-3 K			B FF 90 B FF 91 S FF 90 F FF 90 X FS 80 2-2 5 S 1B		C SI 90 B SL 80 S SL 80 S SL 82 1-3 K	5	0	1	0	0	2	1
11 Rubén Tejada, R (1, 6) OBP: 0.309, SLG: 0.297	H FF 88 1-0 5 1B 29 G4-3 HBP		B FF 88 F FF 89 C SI 91 C SI 91 1-3 K		B FF 90 S FF 91 S CU 78 F FF 90 X FF 92 1-2 G3-1		X FF 89 0-0 L7		C FF 92 X SI 91 0-1 G1-3	4	1	0	0	0	1	1
5 David Wright, R (1, 5) OBP: 0.391, SLG: 0.546	F FF 88 T SL 80 X SI 89 0-2 29 G4-3 1-3 1B			C FF 88 X SI 90 0-1 44 BB 13 3B 2B	X FF 91 0-0 29 F8 1B		C FF 91 D CU 78 C CU 77 F FF 90 B FS 82 1 SAFE S CU 78 2-3 K 1-2		X FF 91 0-0 G5-3	5	1	3	0	0	1	1
29 Ike Davis, L (1, 3) OBP: 0.332, SLG: 0.424	B SI 89 S CH 82 X CH 81 1-1 G4-3 1-2 3-H			S CH 80 B SI 90 B SI 87 F CH 80 B FF 90 B CH 81 4-2 44 BB 13 3B BB	S FS 80 X FS 81 0-1 F8 1-2		C SL 81 S SL 80 B SL 80 F SI 92 D SL 82 C SL 81 2-3 K			3	1	0	1	1	1	3
44 Jason Bay, R (1, 7) OBP: 0.367, SLG: 0.439	C FF 88 B SL 82 C CH 82 S FF 90 1-3 K			B SI 89 B SI 89 C FF 89 B SL 79 B FF 90 4-1 13 3B 1-2 2-3 BB	X FF 92 0-0 F9			B SI 90 S SI 91 B SI 90 X SI 90 2-1 G4-3		3	1	0	0	1	1	2
21 Rod Barajas, R (1, 2) OBP: 0.277, SLG: 0.445		C FF 88 B SI 88 F SI 89 F SL 80 F FF 90 F CH 82 B CH 80 F CH 81 F FF 90 2-2 X FF 91 P4		B SL 80 C SL 79 X SL 80 1-1 F8	C CU 75 S CU 76 B FF 91 X FF 90 1-2 F9			B SI 91 X SI 91 1-0 F9		4	0	0	0	0	0	3
12 Jeff Francoeur, R (1, 9) OBP: 0.313, SLG: 0.410		S FF 91 S FF 91 F FF 91 B FF 90 B SL 82 F SL 84 F FF 91 S FF 91 2-3 K		S SI 89 S FF 91 F FF 91 B FF 90 B FF 91 X SL 80 2-2 L6	S FF 92 F FF 91 B FF 92 F FF 91 X CU 78 1-2 1B			X SI 91 0-0 13 E 1B		4	0	2	0	0	1	3
13 Alex Cora, L (1, 4) OBP: 0.290, SLG: 0.297		B FF 90 C FF 90 X FF 90 1-1 G4-3		C CH 81 X SI 91 0-1 49 2B 1-H 2-H 3-H 3B	C FF 89 X FF 90 0-1 F7			X SI 90 0-0 E6 1-2		4	1	1	3	0	0	2
49 Jonathon Niese, L (1, 1) OBP: 0.276, SLG: 0.200 17 Fernando Tatis, R (8, PH) OBP: 0.246, SLG: 0.333 23 Chris Carter, L (8, PH) OBP: 0.265, SLG: 0.409 39 Bobby Parnell, R (8, 1) 25 Pedro Feliciano, L (9, 1) 64 Elmer Dessens, R (9, 1) 75 Francisco Rodríguez, R (9, 1)			B FF 87 C FF 88 B SI 86 F FF 88 C FF 90 2-3 K	B FF 90 B FF 88 X FF 88 2-0 2B 3-H		F FF 91 X FS 77 0-1 G4-3		F SI 91 B SI 92 F SI 91 F SI 93 B SL 86 C SL 86 2-3 K		3 0 1 0 0 0 0	0 0 0 0 0 0 0	1 0 0 0 0 0 0	1 0 0 0 0 0 0	0 0 1 0 0 0 0	1 0 2 0 0 0 0	1 0 0 0 0 0 0
Inning Stats	R: 1 E: 0 K: 1 S: 11 H: 1 LOB: 1 BB: 0 P: 14	R: 0 E: 0 K: 1 S: 16 H: 0 LOB: 0 BB: 0 P: 21	R: 0 E: 0 K: 2 S: 7 H: 0 LOB: 0 BB: 0 P: 12	R: 4 E: 0 K: 1 S: 18 H: 3 LOB: 1 BB: 2 P: 31	R: 0 E: 0 K: 0 S: 8 H: 1 LOB: 1 BB: 0 P: 9	R: 0 E: 0 K: 0 S: 11 H: 1 LOB: 1 BB: 0 P: 13	R: 0 E: 0 K: 2 S: 12 H: 1 LOB: 1 BB: 0 P: 18	R: 0 E: 1 K: 1 S: 9 H: 1 LOB: 2 BB: 0 P: 14	R: 0 E: 0 K: 1 S: 6 H: 0 LOB: 0 BB: 0 P: 7	1B: 5 2B: 2 3B: 1 HR: 0 SF: 0 SAC: 0 DP: 0 HBP: 1						

PITCHER		IP	WLS	BF	H	R	ER	SO	BB	IBB	HBP	BLK	WP	HR	S	P	ERA	WHIP
56 Luis Atilano, R ERA: 4.72	(1, 1)	3.2	L	18	4	5	5	4	2	0	1	0	0	0	48	74	12.27	1.636
62 Joel Peralta, R ERA:	(4, 1)	3.0		12	3	0	0	2	0	0	0	0	0	0	31	38	0.00	1.000
17 Sean Burnett, L ERA: 2.96	(7, 1)	1.0		5	1	0	0	1	0	0	0	0	0	0	9	14	0.00	1.000
43 Miguel Batista, R ERA: 3.92	(8, 1)	0.1		1	0	0	0	1	0	0	0	0	0	0	4	6	0.00	0.000
45 Doug Slaten, L ERA: 2.93	(9, 1)	1.0		3	0	0	0	1	0	0	0	0	0	0	6	7	0.00	0.000

PITCHER	IP	WLS	BF	H	R	ER	SO	BB	IBB	HBP	BLK	WP	HR	S	P	ERA	WHIP

TOP

New York Mets @ Washington Nationals

Nationals Park, Washington, DC

Fri Jul 02 2010, 7:08 PM - 10:04 PM EDT

Att. 24,410 - Clear - 80 F

livebaseballscorecards.com

AB	36
R	5
H	8
RBI	5
BB	2
SO	9
LOB	19

WP: 0	PA: 39																	
PB: 0																		
SB: 1																		
CS: 0																		

BOTTOM

New York Mets @ Washington Nationals

Nationals Park, Washington, DC

Fri Jul 02 2010, 7:08 PM - 10:04 PM EDT

Att. 24,410 - Clear - 80 F

livebaseballscorecards.com

Batter	1	2	3	4	5	6	7	8	9	AB	R	H	RBI	BB	SO	LOB
1 Nyjer Morgan, L (1, 8) OBP: 0.318, SLG: 0.328	F FF 89 B SI 90 F FC 87 X SL 84 1-2 44 CS 1B		S FC 90 L FF 90 B CU 76 X FC 87 1-2 15 FC6-4 1B		D SI 90 B FF 90 B FF 89 C FF 90 X FF 90 3-1 ③ F7			C FF 94 X FF 92 0-1 ② G4-3		4	0	2	0	0	0	1
15 Cristian Guzman, S (1, 4) OBP: 0.333, SLG: 0.373	D CU 74 F FC 86 C CU 75 1 SAFE S CU 75 1-3 ① K		B SI 89 X SI 89 1-0 ③ FC6-4 1-2f			B CH 81 B CH 82 C FC 85 C FC 87 X FC 87 2-2 ① P3		B FF 97 X FF 97 1-0 ③ F8		4	0	0	0	0	1	2
44 Adam Dunn, L (1, 3) OBP: 0.360, SLG: 0.545	C FC 84 F FC 85 B CU 73 B FF 90 1 SAFE 1 SAFE B FF 91 F FC 86 F FF 92 3-3 C FF 92 ②③ K 1-2			B FF 90 C FF 90 C FF 90 F FF 92 B FF 93 B FC 87 F FF 92 S FF 92 3-3 ① K		C FF 89 C FC 84 B CU 72 X FF 91 1-2 ② L8			C SI 87 B CU 78 S SI 87 F SI 89 S CH 74 1-3 ① K	4	0	0	0	0	3	1
11 Ryan Zimmerman, R (1, 5) OBP: 0.375, SLG: 0.498		B SI 89 B SI 88 S FC 86 X FF 90 2-1 1B		C CU 74 B CU 77 F CU 77 S FC 87 1-3 ② K		C FC 86 B FF 91 S FF 90 F FF 91 B CU 74 F CU 78 X FC 87 2-2 ③ G6-3			C FF 89 B SI 87 C FF 86 B FF 90 F FF 88 B SL 83 B SI 90 4-2 7 2B 2 1B BB	3	1	1	0	1	1	0
16 Josh Willingham, R (1, 7) OBP: 0.407, SLG: 0.512		C FC 86 D CU 75 B CU 76 S FC 85 B SL 85 S FC 86 3-3 ① K		X FF 90 0-0 1B			C FC 82 B CU 74 S FC 82 F FC 84 X FC 82 1-2 HR		X SL 80 0-0 ② L7	4	1	2	1	0	1	2
7 Ivan Rodriguez, R (1, 2) OBP: 0.327, SLG: 0.393		C FF 89 S CU 75 S FF 91 0-3 ② K		F FC 87 F FC 86 S CU 73 0-3 ③ K			B FF 88 S FF 88 B FF 88 F FC 85 F FF 90 F FC 85 X FC 84 2-2 ① L9		F SI 87 X FF 87 0-1 2 1B 6 1B 1-3 2B	4	1	1	0	0	2	2
38 Michael Morse, R (1, 9) OBP: 0.355, SLG: 0.474 2 Roger Bernadina, L (9, PH) OBP: 0.351, SLG: 0.443		B CU 75 B FC 90 C FC 86 X FF 90 2-1 ③ F9			B FC 85 F FC 83 B SI 89 B FF 90 X FC 86 3-1 ① F9		C FF 90 X FF 88 0-1 ② F8		B SI 91 C SI 92 X SI 93 1-1 22 PO 6 1B 2-3 3-H 1B	3 1	0 0	0 1	0 1	0 0	0 0	1 0
6 Ian Desmond, R (1, 6) OBP: 0.293, SLG: 0.384			B SI 89 B FF 90 C FF 90 C FF 89 F FF 92 S FC 87 2-3 ① K		L FC 83 F CU 74 X FF 91 0-2 62 G6-3 2B		X FC 84 0-0 ③ P3		B FF 93 X FF 93 1-0 1-2 3-H 1B	4	0	2	1	0	1	0
56 Luis Atilano, R (1, 1) OBP: 0.043, SLG: 0.043 62 Joel Peralta, R (4, 1) 17 Sean Burnett, L (7, 1) 43 Miguel Batista, R (8, 1) OBP: 0.333, SLG: 0.333 20 Adam Kennedy, L (8, PH) OBP: 0.315, SLG: 0.317 45 Doug Slaten, L (9, 1) 22 Willie Harris, L (9, PH) OBP: 0.252, SLG: 0.318			B FF 90 B FF 89 B FF 89 C FF 89 C FF 90 X FF 89 3-2 ② G4-3		B FF 89 B FF 89 B FF 89 C FF 89 X FF 89 3-1 ② G6-3 2-3			B FF 96 B FF 95 C FF 95 X FF 96 2-1 ① G6-3	F SI 92 B CU 80 C SI 93 B CH 87 D CH 88 2 SAFE 3-2 ③ PO 2-3	1 1 0 0 0 1 0 0	0 0 0 0 0 0 0 0	0 0 0 0 0 0 0 0	0 0 0 0 0 0 0 0	0 0 0 0 0 0 0 0	0 0 0 0 0 0 0 0	0 1 0 0 0 0 0 0
Inning Stats	R: 0 E: 0 K: 2 S: 11 H: 1 LOB: 0 BB: 0 P: 16	R: 0 E: 0 K: 2 S: 10 H: 1 LOB: 1 BB: 0 P: 17	R: 0 E: 0 K: 1 S: 11 H: 1 LOB: 1 BB: 0 P: 18	R: 0 E: 0 K: 3 S: 12 H: 1 LOB: 1 BB: 0 P: 16	R: 0 E: 0 K: 0 S: 9 H: 1 LOB: 1 BB: 0 P: 18	R: 0 E: 0 K: 0 S: 11 H: 0 LOB: 0 BB: 0 P: 16	R: 1 E: 0 K: 0 S: 13 H: 1 LOB: 0 BB: 0 P: 16	R: 0 E: 0 K: 0 S: 5 H: 0 LOB: 0 BB: 0 P: 8	R: 2 E: 0 K: 1 S: 15 H: 3 LOB: 1 BB: 1 P: 25	1B: 6 2B: 2 3B: 0 HR: 1 SF: 0 SAC: 0 DP: 0 HBP: 0						WP: 0 PB: 0 SB: 0 CS: 1 PA: 36	

	AB	34
	R	3
	H	9
	RBI	3
	BB	1
	SO	9
	LOB	10

PITCHER		IP	WLS	BF	H	R	ER	SO	BB	IBB	HBP	BLK	WP	HR	S	P	ERA	WHIP
49 Jonathon Niese, L ERA: 3.62	(1, 1)	7.0	W	26	6	1	1	8	0	0	0	0	0	1	77	117	1.29	0.857
39 Bobby Parnell, R ERA: 1.17	(8, 1)	1.0		3	0	0	0	0	0	0	0	0	0	0	5	8	0.00	0.000
25 Pedro Feliciano, L ERA: 2.18	(9, 1)	0.1		1	0	0	0	1	0	0	0	0	0	0	4	5	0.00	0.000
64 Elmer Dessens, R ERA: 1.8	(9, 1)	0.1		3	1	0	0	0	1	0	0	0	0	0	6	10	0.00	6.000
75 Francisco Rodríguez, R ERA: 1.99	(9, 1)	0.1	S	2	2	2	2	0	0	0	0	0	0	0	5	10	54.00	6.000

PITCHER	IP	WLS	BF	H	R	ER	SO	BB	IBB	HBP	BLK	WP	HR	S	P	ERA	WHIP

Batter	1	2	3	4	5	6	7	8	9	AB	R	H	RBI	BB	SO	LOB
16 Ángel Pagán, S (1, 8) OBP: 0.356, SLG: 0.431	B FF 99 X FF 99 1-0 ① P6	X FF 97 0-0 ③ B5		C SI 96 F CU 82 S CH 90 0-3 ③ K			S SI 93 F SI 93 T SL 84 0-2 ③ K		B SL 78 B FF 90 B SI 90 B FF 91 4-0 5 F8, 13 E, BB	4	0	0	0	1	2	0
13 Alex Cora, L (1, 4) OBP: 0.294, SLG: 0.311	B FF 100 C FF 99 B SI 99 B FF 99 B FF 99 4-1 29 E, 29 S, 44 2B, BB		C SI 96 C SI 96 X CU 82 0-2 ① G3-1		C FF 96 S CH 89 F FF 97 F CU 82 X FF 98 0-2 ① G4-3			X FF 92 0-0 5 1B, 3B	X FF 90 0-0 FC1, 44 FC4 1-2	4	2	1	0	1	0	1
5 David Wright, R (1, 5) OBP: 0.391, SLG: 0.543	C CU 83 C CU 84 D CH 91 F CH 90 S FF 98 1-3 ② K		B CH 89 B SI 96 X FF 96 2-0 29 1B, 30 1B, 1B		C CU 82 C CU 82 B CH 89 X CH 90 1-2 ② G4-3			B CU 76 S CH 80 C FF 93 F FF 94 F CH 81 B FF 93 D FF 94 F CH 81 X FF 93 3-2 29 1B, 30 2B, 1B 3-H	C SI 94 B SI 94 B SL 84 F SI 94 F SI 95 F SL 87 B SL 87 F SI 94 X SL 86 3-2 ① F8 2-3	5	2	2	1	0	1	3
29 Ike Davis, L (1, 3) OBP: 0.337, SLG: 0.426	B SI 98 F SI 98 1 SAFE S CH 90 D CH 90 B CH 91 B CH 90 4-2 44 2B 1-3 BB		1 SAFE C SI 96 B SI 96 F CH 88 F CU 83 B FF 97 F FF 99 X FF 97 2-2 30 1B 1-2 1B		C CU 82 B CU 82 X CU 82 1-1 ③ G3			X CH 82 0-0 30 2B, 11 SF8 1-2 1B	S SI 93 F SI 94 S SI 94 0-3 ② K	4	1	2	0	1	1	2
44 Jason Bay, R (1, 7) OBP: 0.364, SLG: 0.439	B FF 98 F FF 98 S FF 98 X CH 91 2-1 1-3 3-H 2B		C SI 96 F FF 96 S FF 97 0-3 ② K			B SL 83 C FF 95 F FF 94 F SL 84 X SL 83 1-2 ① P4		C FC 87 B FC 88 S FF 93 X FF 92 1-2 ① P3	C SI 94 X SI 95 0-1 ③ FC4 1-2f	5	0	1	1	0	1	6
30 Josh Thole, L (1, 2) OBP: 0.600, SLG: 0.667 4 Henry Blanco, R (8, 2) OBP: 0.345, SLG: 0.419	B FF 98 B SI 96 C FF 98 B SI 98 F FF 98 F FF 98 F FF 98 F CH 90 F FF 98 4-2 BB		B CU 83 F FF 97 B CU 83 X FF 96 2-1 1-2 2-H 1B			B B SI 92 C X SI 93 2-1 ② G3-1		B CH 81 B CH 81 C FF 93 B FF 93 X FF 93 3-1 1-3 2-H 11 SF8, 2B		3 0	0 0	2 0	2 0	1 0	0 0	0 0
12 Jeff Francoeur, R (1, 9) OBP: 0.312, SLG: 0.406	S FF 98 C CU 83 D CU 85 F FF 98 X CU 84 1-2 ③ F8		F SI 96 F SI 95 B FF 98 F FF 97 B CU 83 X SI 96 2-2 ③ P6			F FF 94 F FF 93 S SL 84 0-3 ③ K		I IN 79 I IN 76 I IN 75 I IN 74 4-0 IBB		3	0	0	0	1	1	5
11 Rubén Tejada, R (1, 6) OBP: 0.294, SLG: 0.286		C FF 97 C CU 83 B CU 83 B FF 97 B SI 97 S FF 97 3-3 ① K		C FF 96 C CU 82 B CH 89 X CH 89 1-2 ① G5-3			C FF 93 B SL 83 F FF 94 B SL 83 B SL 85 S FF 94 3-3 ① K	X FC 87 0-0 ② SF8 2-3 3-H		3	0	0	1	0	2	0
43 R.A. Dickey, R (1, 1) OBP: 0.267, SLG: 0.214 23 Chris Carter, L (8, PH) OBP: 0.265, SLG: 0.409 17 Fernando Tatis, R (8, PH) OBP: 0.243, SLG: 0.328 39 Bobby Parnell, R (8, 1) 75 Francisco Rodríguez, R (9, 1)		B FF 98 C FF 97 C CU 82 S FF 98 1-3 ② K		C FF 95 T FF 96 X CU 83 0-2 ② G4-3			C FF 94 T FF 95 F SL 86 X SL 83 0-2 ② G3	C FF 90 F SI 91 D SL 80 I SAFE F SI 92 B SL 81 X FF 92 2-2 ③ G6-3		3 0 1 0 0	0 0 0 0 0	0 0 0 0 0	0 0 0 0 0	1 0 0 0 0	0 0 0 0 0	0 0 2 0 0
Inning Stats	R: 1 H: 1 E: 0 LOB: 3 K: 1 BB: 3 S: 20 P: 37	R: 0 H: 0 E: 0 LOB: 0 K: 2 BB: 0 S: 7 P: 11	R: 1 H: 3 E: 0 LOB: 2 K: 1 BB: 0 S: 18 P: 26	R: 0 H: 0 E: 0 LOB: 0 K: 1 BB: 0 S: 9 P: 10	R: 0 H: 0 E: 0 LOB: 0 K: 0 BB: 0 S: 10 P: 12	R: 0 H: 0 E: 0 LOB: 0 K: 1 BB: 0 S: 9 P: 12	R: 0 H: 0 E: 0 LOB: 0 K: 2 BB: 0 S: 10 P: 13	R: 3 H: 4 E: 0 LOB: 2 K: 0 BB: 1 S: 18 P: 31	R: 0 H: 0 E: 1 LOB: 2 K: 1 BB: 1 S: 12 P: 19	1B: 5 SF: 1 2B: 2 SAC: 0 3B: 1 DP: 0 HR: 0 HBP: 0						

PITCHER		IP	WLS	BF	H	R	ER	SO	BB	IBB	HBP	BLK	WP	HR	S	P	ERA	WHIP
37 Stephen Strasburg, R ERA: 2.45	(1, 1)	5.0		22	4	2	2	5	3	0	0	0	0	0	64	96	3.60	1.400
22 Drew Storen, R ERA: 1.59	(6, 1)	2.0		6	0	0	0	3	0	0	0	0	0	0	19	25	0.00	0.000
36 Tyler Clippard, R ERA: 2.72	(8, 1)	0.2		7	4	3	3	0	0	1	0	0	0	0	14	25	40.50	6.000
45 Doug Slaten, L ERA: 2.87	(8, 1)	0.1		3	0	0	0	0	1	0	0	0	0	0	5	11	0.00	3.000
55 Matt Capps, R ERA: 3.19	(9, 1)	1.0	W	3	0	0	0	1	0	0	0	0	0	0	11	14	0.00	0.000

PITCHER	IP	WLS	BF	H	R	ER	SO	BB	IBB	HBP	BLK	WP	HR	S	P	ERA	WHIP

TOP

New York Mets @ Washington Nationals

Nationals Park, Washington, DC

Sat Jul 03 2010, 4:11 PM - 7:44 PM EDT

Att. 39,214 - Sunny - 86 F

livebaseballscorecards.com

AB	35
R	5
H	8
RBI	5
BB	5
SO	9
LOB	19

WP: 0	PA: 41																	
PB: 0																		
SB: 1																		
CS: 0																		

Batter	1	2	3	4	5	6	7	8	9	AB	R	H	RBI	BB	SO	LOB
1 Nyjer Morgan, L (1, 8) OBP: 0.313, SLG: 0.322	C KN 70 X KN 76 0-1 F7 ①		C FF 84 B KN 77 T KN 76 F KN 80 F FF 85 X KN 80 1-2 G4-3 ③			F KN 74 B KN 78 F KN 76 X KN 79 1-2 G3 ①	C KN 75 1 SAFE F KN 75 B KN 79 F KN 80 X KN 78 1-2 FC4-6 22 S 1-2f ②		C FF 92 C CU 79 X SI 93 0-2 G5-3 ① 1-2	5	0	0	0	0	0	2
22 Willie Harris, L (1, 9) OBP: 0.258, SLG: 0.316	C FF 84 C KN 78 B KN 79 B KN 79 F KN 74 S KN 72 2-3 K ②			C KN 74 C KN 73 B KN 79 B KN 78 X KN 75 2-2 F8 ①		B KN 74 B KN 75 B FF 84 B FF 83 4-0 11 E 16 1B BB	1 SAFE B KN 74 1 SAFE 1 SAFE B KN 73 D KN 73 C FF 83 1 SAFE T FF 82 3-2 X KN 75 G6-3 ③ 1-2		C SI 92 B CH 85 X SI 93 1-1 11 BB 44 2B 2-3 1B	4	2	1	0	1	1	1
11 Ryan Zimmerman, R (1, 5) OBP: 0.373, SLG: 0.490	C FF 86 S KN 79 B KN 81 B FF 81 F KN 79 X KN 78 2-2 P3 ③			B KN 78 X KN 72 1-0 P2 ②		S KN 78 B KN 79 1 SAFE X KN 77 1-1 FC6 16 1B 7 1B 1-2		C FF 94 X FF 94 0-1 G6-3 ①	D SI 92 B FF 92 C FF 91 D SI 92 T FF 92 F CU 78 B SI 91 4-2 44 2B 7 1B 1-2 BB	4	2	0	0	1	0	1
44 Adam Dunn, L (1, 3) OBP: 0.363, SLG: 0.549		S KN 75 B KN 78 B KN 78 S KN 74 S KN 77 2-3 K ①		C KN 75 B KN 80 S KN 79 X FF 80 1-2 16 BB 1B		F KN 77 B KN 80 B KN 76 F KN 75 S KN 79 2-3 K ②		B SI 94 B FF 94 F FF 97 B FF 97 F FF 98 X FF 96 3-2 16 BB 20 1B 1B	B FF 93 C FF 92 B SI 91 X SI 92 2-1 7 1B 1-3 2-H 3-H 2B	5	1	3	2	0	2	2
16 Josh Willingham, R (1, 7) OBP: 0.413, SLG: 0.512		C KN 74 B KN 79 B KN 78 F KN 73 B KN 78 C KN 74 3-3 K ②		B KN 75 D KN 71 B KN 73 C FF 85 B FF 84 4-1 7 FC4-6 1-2 BB		X KN 74 0-0 7 1B 1-2 2-H 1B		B FF 95 C FF 97 B FF 94 F FF 97 B FF 98 B FF 96 4-2 20 1B 1-2 BB	I IN 75 I IN 76 I IN 76 I IN 78 4-0 7 1B IBB	2	0	1	1	3	1	0
7 Ivan Rodriguez, R (1, 2) OBP: 0.333, SLG: 0.403		X KN 74 0-0 2B		D KN 73 X KN 72 1-0 FC4-6 1-2f ③		D KN 76 X KN 75 1-0 1-3 2-H 1B		C FF 98 S FF 97 F FF 98 S FF 97 0-3 K ②	B FF 92 X FF 93 1-0 1-2 2-3 3-H 1B	5	0	3	2	0	1	4
20 Adam Kennedy, L (1, 4) OBP: 0.314, SLG: 0.315		C KN 73 B KN 77 C KN 76 B KN 80 F KN 75 F KN 78 X KN 79 2-2 G5-3 ③		C FF 85 F KN 79 X KN 81 0-2 G1-3 ①		B KN 74 S KN 74 F KN 79 X FF 81 1-2 G3-1 ③		F SI 97 B FF 95 D FF 93 X FF 97 2-1 1-2 2-H 1B		4	0	1	1	0	0	3
6 Ian Desmond, R (1, 6) OBP: 0.293, SLG: 0.382			C KN 72 X KN 74 0-1 1B ①	C KN 75 F KN 80 B KN 80 F KN 80 F KN 80 X KN 78 1-2 G6-3 ②			B KN 74 F KN 72 F KN 76 X KN 78 1-2 G5-3 ① C FF 95 B FF 94 F SI 96 S SL 88 1-3 K ③			4	0	1	0	0	1	2
37 Stephen Strasburg, R (1, 1) OBP: 0.100, SLG: 0.100 51 J.D. Martin, R (5, PH) OBP: 0.250, SLG: 0.375 22 Drew Storen, S (6, 1) OBP: 1.000, SLG: 1.000 12 Alberto Gonzalez, R (7, PH) OBP: 0.333, SLG: 0.352 36 Tyler Clippard, R (8, 1) OBP: 1.000, SLG: 1.000 45 Doug Slaten, L (8, 1) 55 Matt Capps, R (9, 1) 15 Cristian Guzman, S (9, 6) OBP: 0.336, SLG: 0.373			B FF 83 X FF 83 1-0 G6-3 ②	C FF 85 C KN 78 B KN 80 X FF 80 1-2 G3 ③		B KN 70 C FF 84 X KN 77 1-1 1 FC4-6 1B		B SI 91 B FF 92 B FF 92 B FF 92 4-0 22 1B 1 G5-3 44 2B BB	1 0 0 0 0 0 0 1 0 0 0 0 0 0 0 0 0 0 0 0 0 1 0 1 0 0 0 0 0 0 0 0 0 0 0 0 0 0 0 0 0 0 0 0 0 0 0 0 0 0 1 0 0 1 0 0							
Inning Stats	R: 0 E: 0 K: 1 S: 10 H: 0 LOB: 0 BB: 0 P: 14	R: 0 E: 0 K: 2 S: 12 H: 1 LOB: 1 BB: 0 P: 19	R: 0 E: 0 K: 0 S: 8 H: 1 LOB: 0 BB: 0 P: 10	R: 0 E: 0 K: 0 S: 9 H: 1 LOB: 2 BB: 1 P: 18	R: 0 E: 0 K: 0 S: 11 H: 0 LOB: 0 BB: 0 P: 13	R: 2 E: 1 K: 1 S: 13 H: 2 LOB: 2 BB: 1 P: 23	R: 0 E: 0 K: 0 S: 12 H: 1 LOB: 1 BB: 0 P: 18	R: 1 E: 0 K: 2 S: 16 H: 2 LOB: 2 BB: 1 P: 26	R: 3 E: 0 K: 0 S: 11 H: 3 LOB: 3 BB: 3 P: 27	1B: 9 2B: 2 3B: 0 HR: 0 SF: 0 SAC: 0 DP: 0 HBP: 0						

PITCHER		IP	WLS	BF	H	R	ER	SO	BB	IBB	HBP	BLK	WP	HR	S	P	ERA	WHIP
43 R.A. Dickey, R ERA: 2.62	(1, 1)	7.0		29	6	2	0	4	2	0	0	0	0	0	75	115	0.00	1.143
39 Bobby Parnell, R ERA: 2.08	(8, 1)	1.0	H	6	2	1	1	2	1	0	0	0	0	0	16	26	9.00	3.000
75 Francisco Rodríguez, R ERA: 2.63	(9, 1)	0.1	L	7	3	3	3	0	2	1	0	0	0	0	11	27	81.00	15.000

PITCHER	IP	WLS	BF	H	R	ER	SO	BB	IBB	HBP	BLK	WP	HR	S	P	ERA	WHIP

BOTTOM

New York Mets @ Washington Nationals

Nationals Park, Washington, DC

Sat Jul 03 2010, 4:11 PM - 7:44 PM EDT

Att. 39,214 - Sunny - 86 F

livebaseballscorecards.com

AB	36
R	6
H	11
RBI	6
BB	6
SO	6
LOB	15

WP: 0	PA: 42																	
PB: 0																		
SB: 1																		
CS: 0																		

Batter	1	2	3	4	5	6	7	8	9	AB	R	H	RBI	BB	SO	LOB
16 Ángel Pagán, S (1, 8) OBP: 0.362, SLG: 0.441	C FF 91 B FF 90 S CH 85 B CH 84 F SI 92 X FC 87 2-2 G4-3	X SI 90 1 SAFE X KC 78 0-0 13 E 2-H 1B		B FC 86 B CH 84 X SI 91 2-0 5 1B 44 1B 2B	C SI 91 B SI 91 C SI 91 C SL 87 1-3 K		B SL 78 F SI 90 X CH 84 1-1 1-3 3-H 2B		I IN 78 I IN 78 I IN 77 I IN 78 4-0 IBB	5	1	3	2	1	1	0
13 Alex Cora, L (1, 4) OBP: 0.289, SLG: 0.305	B FF 91 X FF 91 1-0 29 BB 44 3B 1B	1 SAFE X KC 78 0-0 G3 1-2		B FF 89 B FC 86 X FF 90 2-0 L3	C SI 92 B SI 90 B SI 92 X SI 93 2-1 G4-3		C SL 80 S SL 81 F SL 82 F SI 92 D SL 81 F SI 92 S SI 92 1-3 K		C FS 80 X FF 93 0-1 F9	6	1	1	0	0	1	6
5 David Wright, R (1, 5) OBP: 0.391, SLG: 0.541	C FF 91 S KC 79 C KC 79 0-3 K	F FF 90 B SI 90 X KC 78 1-1 29 S 29 HR 1B	B FC 83 S FC 85 X FC 84 1-1 29 S 44 1B 2-3 1B	C SL 86 B SL 83 B SL 89 S FF 94 S SL 88 2-3 K			B CU 76 C FF 93 B CU 76 T FF 93 F FF 93 S FF 94 2-3 K			5	2	2	0	0	3	3
29 Ike Davis, L (1, 3) OBP: 0.338, SLG: 0.435	B SI 89 B CH 84 B SI 91 B FF 91 4-0 44 3B 1-2 BB	C SI 91 B CH 85 X SI 92 1-1 1-H HR	C SI 91 F SI 91 B SI 91 B CH 82 1 SAFE B SL 84 F SL 84 S SI 93 3-3 K 1-2		X SI 90 0-0 G4-3			B FF 92 S CH 79 X CH 80 1-1 F9		4	2	1	2	1	1	2
44 Jason Bay, R (1, 7) OBP: 0.365, SLG: 0.445	S FC 85 F FC 84 B FC 86 X SI 92 1-2 1-H 2-H 3B	B SI 92 S FC 85 B FC 86 F SI 91 S FC 86 2-3 K	B SL 86 S SL 85 X SI 94 1-1 12 2B 2-H 3-H 1B		B FF 93 S SI 93 F SL 86 B SL 88 S SL 85 2-3 K			S FC 84 S CH 93 S FF 93 0-3 K		5	1	2	4	0	3	0
12 Jeff Francoeur, R (1, 9) OBP: 0.310, SLG: 0.406	F FC 86 X FF 92 0-1 G6-3	B FF 92 X FF 90 1-0 G6-3	C SI 92 X SI 92 0-1 11 HBP 2-H 2B		C SI 94 B SI 95 B SL 88 S SL 87 S FF 92 2-3 K			S FF 92 B FF 93 F CH 80 S FF 92 1-3 K		5	0	1	1	0	2	1
21 Rod Barajas, R (1, 2) OBP: 0.284, SLG: 0.451		C SI 90 S FC 87 F FF 92 B KC 80 F FC 85 S FC 86 1-3 K	B KC 77 B FF 91 X SI 90 2-0 2B	I I IN 62 I IN 63 I IN 62 4-0 11 HBP IBB			B FF 91 C FF 91 S SL 86 X SL 88 1-2 17 1B 16 2B 1B		T FF 91 B FF 92 S FF 92 X FF 92 1-2 F8	4	1	2	0	1	1	0
11 Rubén Tejada, R (1, 6) OBP: 0.311, SLG: 0.278		B FF 92 B SI 91 F FF 91 B FF 92 B FF 91 4-1 47 SH2-4 16 1B BB	I I I I 4-0 IBB	B SI 93 F SI 91 S SL 86 B SI 94 H SI 90 3-2 1-2 2-3 HBP			B SL 86 L SL 85 B SI 92 L SI 90 B SI 93 S SL 86 3-3 K		B FF 91 S FF 91 F CU 78 B FS 83 X FF 91 2-2 F8	2	1	0	0	2	1	1
47 Hisanori Takahashi, L OBP: 0.400, SLG: 0.400 (1, 1) 64 Elmer Dessens, R (8, 1) 23 Chris Carter, L (7, PH) OBP: 0.000, SLG: 0.000 17 Fernando Tatis, R (7, PH) OBP: 0.254, SLG: 0.538 25 Pedro Feliciano, L (7, 1) 18 Ryota Igarashi, R (7, 1) 27 Jésus Feliciano, L (8, PH) OBP: 0.313, SLG: 0.563 39 Bobby Parnell, R (8, 1) 75 Francisco Rodríguez, R (8, 1)		X SI 91 0-0 SH2-4 1-2	F SI 90 B FF 91 B SI 90 S SI 90 X FF 90 2-2 G1-3	S SI 93 C SI 93 B SI 92 B SI 93 B FF 93 F FF 91 S SI 92 3-3 K			F SI 89 X SI 90 0-1 16 2B 1-3 1B		B CU 77 X FF 92 1-0 2B	2 0 0 0 0 1 5 0 0 0 0 0 0 0 0 0 0 0 0 0 0 1 0 1 0 0 0 0 0 0 0 0 0 0 0 0 0 0 0 0 0 0 1 0 1 0 0 0 0 0 0 0 0 0 0 0 0 0 0 0 0 0 0							
Inning Stats	R: 2 E: 0 K: 1 S: 13 H: 2 LOB: 1 BB: 1 P: 21	R: 1 E: 1 K: 1 S: 9 H: 1 LOB: 1 BB: 1 P: 14	R: 2 E: 0 K: 1 S: 12 H: 3 LOB: 2 BB: 1 P: 25	R: 3 E: 0 K: 2 S: 18 H: 4 LOB: 3 BB: 1 P: 37	R: 0 E: 0 K: 2 S: 8 H: 0 LOB: 0 BB: 0 P: 13	R: 0 E: 0 K: 2 S: 7 H: 0 LOB: 0 BB: 0 P: 11	R: 1 E: 0 K: 3 S: 20 H: 3 LOB: 2 BB: 0 P: 28	R: 0 E: 0 K: 2 S: 8 H: 0 LOB: 0 BB: 0 P: 10	R: 0 E: 0 K: 0 S: 9 H: 1 LOB: 2 BB: 1 P: 17	1B: 7 2B: 5 3B: 1 HR: 1 SF: 0 SAC: 1 DP: 0 HBP: 1	WP: 0 PB: 0 SB: 2 CS: 0 PA: 47					

PITCHER		IP	WLS	BF	H	R	ER	SO	BB	IBB	HBP	BLK	WP	HR	S	P	ERA	WHIP
35 Craig Stammen, R ERA: 5.73	(1, 1)	3.1	L	21	8	7	7	3	2	1	0	0	0	1	38	69	18.90	3.000
43 Miguel Batista, R ERA: 4.06	(4, 1)	3.0		14	3	2	2	7	0	1	1	0	0	0	35	62	6.00	1.000
17 Sean Burnett, L ERA: 2.93	(7, 1)	0.1		3	2	0	0	1	0	0	0	0	0	0	10	12	0.00	6.000
36 Tyler Clippard, R ERA: 2.65	(7, 1)	1.1		4	0	0	0	3	0	0	0	0	0	0	12	16	0.00	0.000
62 Joel Peralta, R ERA:	(9, 1)	1.0		5	1	0	0	0	0	1	0	0	0	0	9	17	0.00	1.000

PITCHER	IP	WLS	BF	H	R	ER	SO	BB	IBB	HBP	BLK	WP	HR	S	P	ERA	WHIP

TOP

New York Mets @ Washington Nationals

Nationals Park, Washington, DC

Sun Jul 04 2010, 1:38 PM - 5:25 PM EDT

Att. 29,234 - Sunny - 91 F

livebaseballscorecards.com

AB	40
R	9
H	14
RBI	9
BB	5
SO	14
LOB	18

New York Mets @ Washington Nationals

Nationals Park, Washington, DC

Sun Jul 04 2010, 1:38 PM - 5:25 PM EDT

Att. 29,234 - Sunny - 91 F

livebaseballscorecards.com

BOTTOM

Batter	1	2	3	4	5	6	7	8	9	AB	R	H	RBI	BB	SO	LOB
1 Nyjer Morgan, L (1, 8) OBP: 0.318, SLG: 0.322	F SI 86 S CH 79 X SL 80 0-2 ① G3		C CH 80 X CH 79 0-1 1-2 1B			B FF 89 B FF 90 C SI 89 B FF 91 C FF 89 F FF 90 B SL 81 4-2 15 1B 11 HR BB	B SI 88 B SI 88 B SI 88 C SI 87 H SI 87 4-1 ③ 15 1B 11 1B HBP	B CU 76 F FF 96 X CU 78 1-1 ③ L4		3	2	1	0	1	0	1
15 Cristian Guzman, S (1, 4) OBP: 0.340, SLG: 0.377 (7, 6)	B CU 66 B CU 65 X SI 89 2-0 ② F8		B CH 79 B CH 79 C SI 90 F SL 82 S CH 81 2-3 ② K			C SI 89 X SL 82 0-1 1-2 11 HR 1B	C CU 78 B CH 75 F CU 77 X SI 89 1-2 11 1B 1B		C FF 96 X SL 86 0-1 44 FC4-6 11 1B 1B	5	1	3	0	0	1	2
11 Ryan Zimmerman, R (1, 5) OBP: 0.376, SLG: 0.504	B SI 89 X CH 78 1-0 ③ F7		C CH 79 C SL 80 B CH 81 B SI 91 C SI 91 2-3 ③ K			B SL 78 B CH 80 X SI 89 2-0 1-H 2-H HR	B CH 76 B CH 77 C CU 77 X SI 88 2-1 1-3 2-H 16 WP 1B		B FF 96 B FF 95 C FF 98 B FF 99 C FF 98 F FF 98 X SL 87 3-2 1-2 44 FC4-6 1B	5	1	3	4	0	1	2
44 Adam Dunn, L (1, 3) OBP: 0.361, SLG: 0.544		B FF 90 C SL 79 F SI 90 T CH 80 1-2 ① K		B SI 89 C SI 90 F FF 90 S SL 80 1-3 ① K		C SL 81 S CH 80 B SL 81 B CH 80 F SL 81 X SI 90 2-2 38 HBP 16 1B 1B	C SI 87 S CH 77 F SI 88 C CH 77 0-3 ② K		C CU 75 X FF 91 0-1 ① FC4-6 2 DI 1-2f 2-3	5	0	1	0	0	3	4
16 Josh Willingham, R (1, 7) OBP: 0.413, SLG: 0.513		B FF 90 C SI 89 B SL 82 B SI 89 X SI 90 3-1 2B		C SL 79 B FF 89 C SI 90 B CH 80 F SL 80 S CH 79 2-3 ② K		B FF 88 C FF 87 C SI 89 F FF 88 F SI 88 B SL 84 F FF 89 F FF 88 X CU 77 2-2 1-2 38 HBP 1B	B FF 94 C FF 95 F FF 96 B CU 78 B CU 78 S FF 96 3-3 ③ K 1-2		F FF 93 S FF 92 F FF 92 D CU 79 C FF 93 1-3 ② K	5	0	2	0	0	3	4
38 Michael Morse, R (1, 9) OBP: 0.354, SLG: 0.458 17 Sean Burnett, L (7, 1) 36 Tyler Clippard, R (7, 1) OBP: 1.000, SLG: 1.000 6 Ian Desmond, R (8, PH) OBP: 0.292, SLG: 0.380 62 Joel Peralta, R (9, 1) 2 Roger Bernadina, L (9, PH) OBP: 0.349, SLG: 0.440		C CH 78 X FF 90 0-1 ② L7		B CH 79 C SL 81 S CH 78 S CH 80 1-3 ③ K		H SI 88 1-0 1-2 2-3 23 G6-4-3 HBP		C FF 93 F CU 78 B FF 96 X FF 96 1-2 ① F9	C FF 93 D CU 79 B CU 78 B CU 77 X FF 91 3-1 ③ G3-1 1-2	2 0 0 1 0 0	0 0 0 0 0 0	0 0 0 0 0 0	0 0 0 0 0 0	1 0 0 0 0 0	1 0 0 0 0 0	1 0 0 0 0 2
12 Alberto Gonzalez, R (1, 6) OBP: 0.325, SLG: 0.342 20 Adam Kennedy, L (6, PH) OBP: 0.316, SLG: 0.329 (7, 4)		C CH 79 X CH 79 0-1 ③ F7			B FF 89 S FF 90 S SI 90 X FF 91 1-2 ① F8	F SL 83 F SL 84 F FF 89 S SL 84 0-3 ① K		X FF 94 0-0 23 1B 3B		2 2	0 1	0 1	0 0	0 0	0 1	1 3
23 Wil Nieves, R (1, 2) OBP: 0.209, SLG: 0.239			C SI 88 S CU 69 X CU 69 0-2 ① F7		B SI 89 S CH 80 B CH 78 S CH 80 X CH 80 2-2 ② G6-3	B SI 90 C SI 89 F SL 82 B SI 90 F SI 89 B FF 90 F FF 88 X SI 89 3-2 ② ③ G6-4-3 1-2f		D CU 79 B FF 95 X FF 95 2-0 3-H 1B		4	0	1	1	0	0	3
35 Craig Stammen, R (1, 1) OBP: 0.259, SLG: 0.320 43 Miguel Batista, R (4, 1) OBP: 0.250, SLG: 0.250 22 Willie Harris, L (7, 9) OBP: 0.254, SLG: 0.310			C SI 89 B CH 80 S CH 79 B CH 79 B FF 90 B SI 90 4-2 1 1B BB		C SI 89 S FF 90 S SI 90 0-3 ③ K		B CU 77 B SI 86 L SI 87 S SI 88 C SI 89 2-3 ① K	B SI 96 D CU 77 C FF 94 B FF 96 X FF 95 3-1 ② F9		0 1 2	0 0 0	0 0 0	0 0 0	1 0 1	0 1 1	0 0 1
Inning Stats	R: 0 E: 0 K: 0 S: 5 H: 0 LOB: 0 BB: 0 P: 8	R: 0 E: 0 K: 1 S: 9 H: 1 LOB: 1 BB: 0 P: 13	R: 0 E: 0 K: 2 S: 13 H: 1 LOB: 2 BB: 1 P: 21	R: 0 E: 0 K: 3 S: 10 H: 0 LOB: 0 BB: 0 P: 14	R: 0 E: 0 K: 1 S: 9 H: 0 LOB: 0 BB: 0 P: 12	R: 3 E: 0 K: 1 S: 26 H: 4 LOB: 2 BB: 1 P: 40	R: 1 E: 0 K: 3 S: 16 H: 2 LOB: 2 BB: 0 P: 28	R: 1 E: 0 K: 0 S: 9 H: 2 LOB: 1 BB: 0 P: 16	R: 0 E: 0 K: 1 S: 14 H: 2 LOB: 2 BB: 0 P: 21	1B: 9 2B: 1 3B: 1 HR: 1 SF: 0 SAC: 0 DP: 1 HBP: 2						

AB	38
R	5
H	12
RBI	5
BB	2
SO	12
LOB	24

WP: 1 PA: 42
PB: 0
SB: 0
CS: 0

PITCHER		IP	WLS	BF	H	R	ER	SO	BB	IBB	HBP	BLK	WP	HR	S	P	ERA	WHIP
47 Hisanori Takahashi, L ERA: 4.32	(1, 1)	5.0	W	22	5	3	3	7	2	0	0	0	0	1	56	86	5.40	1.400
64 Elmer Dessens, R ERA: 1.69	(6, 1)	1.0		4	1	0	0	1	0	0	1	0	0	0	16	22	0.00	1.000
25 Pedro Feliciano, L ERA: 2.41	(7, 1)	0.2		5	2	1	1	2	0	0	1	0	0	0	13	22	13.50	3.000
18 Ryota Igarashi, R ERA: 7.91	(7, 1)	1.1		6	2	1	1	1	0	0	0	0	1	0	12	22	6.75	1.500
39 Bobby Parnell, R ERA: 2.08	(9, 1)	0.0		2	2	0	0	0	0	0	0	0	0	0	6	9	∞	∞

PITCHER		IP	WLS	BF	H	R	ER	SO	BB	IBB	HBP	BLK	WP	HR	S	P	ERA	WHIP
75 Francisco Rodríguez, R ERA: 2.57	(9, 1)	1.0	S	3	0	0	0	1	0	0	0	0	0	0	8	12	0.00	0.000

Cincinnati Reds @ New York Mets

Citi Field, Flushing, NY

Mon Jul 05 2010, 7:12 PM - 10:21 PM EDT

Att. 36,764 - Clear - 91 F

TOP

livebaseballscorecards.com

Batter	1	2	3	4	5	6	7	8	9	AB	R	H	RBI	BB	SO	LOB
4 Brandon Phillips, R (1, 4) OBP: 0.365, SLG: 0.481	B FF 91 X SI 90 1-0 ① G5-3		C FS 85 B CU 75 S SI 91 X FS 88 1-2 ② F8		X FS 84 X CU 77 X SI 86 S CU 78 S CU 77 2-1 ③ 27 HBP 2 1B 1B 3-2 ③ G6-3			B FF 93 B SL 82 F FF 92 X FF 92 2-1 ② G6-3		5	1	1	0	0	0	1
2 Orlando Cabrera, R (1, 6) OBP: 0.291, SLG: 0.342	C FF 91 X SL 83 0-1 ② B5-3		F FS 84 B SI 93 B FF 92 B SI 92 B FF 92 4-1 BB		1 SAFE B FS 88 1 SAFE C FF 89 B SI 90 1 SAFE 1 SAFE X SI 90 2-1 27 HBP 19 BB 6 1B 1-3 1B	F FF 91 B FF 92 B SL 82 X FF 90 2-1 ① F8		C SL 81 F FF 94 B SL 86 X FF 95 1-2 ③ G4-3		4	1	1	0	1	0	0
19 Joey Votto, L (1, 3) OBP: 0.418, SLG: 0.599	B FF 89 X FS 83 1-0 HR		B SI 90 B SI 92 1 SAFE F FF 91 1 SAFE F SI 92 X SI 93 2-2 ③ G1-3		C SI 92 B CU 74 F SI 92 B FF 94 B FS 87 F SI 93 B SI 94 4-2 27 HBP 6 1B 1-2 BB	B FF 91 X FF 92 1-0 HR			C SI 86 F SI 87 F CH 74 B CU 78 F CH 77 X SI 88 1-2 27 F9-5 2B	4	3	3	2	1	0	1
27 Scott Rolen, R (1, 5) OBP: 0.368, SLG: 0.572	C SI 91 X FF 92 0-1 ③ L8			B FS 82 B FS 82 S SI 92 X SI 91 2-1 32 2B 1B	C SI 92 F SI 91 B SL 86 B FF 91 H FF 92 3-2 6 1B 37 2B HBP 1-2 2-3 3-H	B SL 82 C FF 91 B CU 78 F SL 81 X FF 92 2-2 ② F8			C CU 77 B CH 76 X CU 76 1-1 ①② F9-5 2-3	4	1	1	1	0	0	1
31 Jonny Gomes, R (1, 7) OBP: 0.339, SLG: 0.484 48 Francisco Cordero, R (9, 1)		C SI 89 X SI 89 0-1 32 G3 1B		X SI 91 0-0 ① L4	X SI 91 0-0 ① F6	X FF 93 0-0 ③ F9			F CU 78 B CH 76 F CH 76 F CH 78 X CH 76 1-2 ③ G1-6-3	5 0	0 0	1 0	0 0	0 0	0 0	4 0
32 Jay Bruce, L (1, 9) OBP: 0.353, SLG: 0.463		1 SAFE B SI 87 B FS 87 F SI 89 C SI 89 F SI 90 B FF 92 F SI 91 X FS 88 3-2 ① G3 1-2		B SL 84 B FF 90 X SI 92 2-0 2B 1-3	D SL 85 F SI 92 F FF 92 B FF 92 F SI 93 T FS 86 2-2 ② K		S SL 82 S SL 83 S SL 85 0-3 ① K			4	0	1	0	0	2	4
6 Drew Stubbs, R (1, 8) OBP: 0.318, SLG: 0.418		B SI 90 C SI 90 F SI 90 B CU 76 F SI 91 B FS 86 B SI 92 4-2 37 G4-6-3 BB		I IN 61 I IN 64 I IN 66 I IN 65 4-0 IBB	S SI 93 B SI 94 X FS 86 1-1 37 2B 1-2 2-H 3-H 1B		B FF 91 C FF 93 T FF 91 S FF 93 1-3 ② K			2	1	1	2	2	1	0
37 Corky Miller, R (1, 2) OBP: 0.256, SLG: 0.341		X SI 92 0-0 ②③ G4-6-3 1-2f		F SI 93 X SI 91 0-1 ② F8	B FF 94 F SI 92 X SI 92 1-1 30 3B 1-H 2-H 2B		C SL 82 F FF 93 B SL 84 F SL 82 B SL 84 F FF 93 C FF 94 2-3 ③ K			4	1	1	2	0	1	5
30 Travis Wood, R (1, 1) OBP: 0.400, SLG: 0.800 62 Jordan Smith, R (5, 1) 43 Miguel Cairo, R (8, PH) OBP: 0.314, SLG: 0.367 53 Arthur Rhodes, L (8, 1) 17 Laynce Nix, L (9, 7) OBP: 0.269, SLG: 0.423			C SI 90 S SI 92 X SL 85 0-2 ① G4-3	X SI 94 0-0 ③ G3	B SI 93 S FF 92 F SI 93 X SI 93 1-2 2-H 3B			B FF 91 X FF 91 1-0 ① L7		3 0 0 1 0 0 0	0 0 0 0 0 0 0	1 0 0 0 0 0 0	1 0 0 0 0 0 0	0 0 0 0 0 0 0	0 0 0 0 0 0 0	3 0 0 0 0 0 0
Inning Stats	R: 1 E: 0 K: 0 S: 6 H: 1 LOB: 0 BB: 0 P: 8	R: 0 E: 0 K: 0 S: 11 H: 1 LOB: 1 BB: 1 P: 18	R: 0 E: 0 K: 0 S: 10 H: 0 LOB: 1 BB: 1 P: 17	R: 0 E: 0 K: 0 S: 7 H: 2 LOB: 3 BB: 1 P: 15	R: 6 E: 0 K: 1 S: 24 H: 5 LOB: 1 BB: 1 P: 41	R: 1 E: 0 K: 0 S: 7 H: 1 LOB: 0 BB: 0 P: 12	R: 0 E: 0 K: 3 S: 11 H: 0 LOB: 0 BB: 0 P: 14	R: 0 E: 0 K: 0 S: 6 H: 0 LOB: 0 BB: 0 P: 10	R: 0 E: 0 K: 0 S: 11 H: 1 LOB: 0 BB: 0 P: 14	1B: 5 2B: 4 3B: 1 HR: 2 SF: 0 SAC: 0 DP: 2 HBP: 1						

	AB	36
	R	8
	H	11
	RBI	8
	BB	4
	SO	4
	LOB	19

WP: 0 PB: 0 SB: 0 CS: 0 PA: 41

PITCHER		IP	WLS	BF	H	R	ER	SO	BB	IBB	HBP	BLK	WP	HR	S	P	ERA	WHIP
34 Mike Pelfrey, R ERA: 3.39	(1, 1)	4.2	L	27	9	7	7	1	3	1	1	0	0	1	54	92	13.50	2.571
22 Raul Valdes, L ERA: 5.04	(5, 1)	0.1		1	0	0	0	0	0	0	0	0	0	0	4	7	0.00	0.000
38 Fernando Nieve, R ERA: 5.4	(6, 1)	3.0		10	1	1	1	3	0	0	0	0	0	1	24	36	3.00	0.333
25 Pedro Feliciano, L ERA: 2.34	(9, 1)	1.0		3	1	0	0	0	0	0	0	0	0	0	11	14	0.00	1.000

PITCHER	IP	WLS	BF	H	R	ER	SO	BB	IBB	HBP	BLK	WP	HR	S	P	ERA	WHIP

Batter	1	2	3	4	5	6	7	8	9	AB	R	H	RBI	BB	SO	LOB
16 Ángel Pagán, S (1, 8) OBP: 0.363, SLG: 0.451	C SI 87 X CH 77 0-1 ① G6-3	B CH 79 F FC 85 S SI 89 F SI 90 1 SAFE S FC 87 1-3 ③ K			C SI 86 T CH 76 X FC 86 0-2 HR	C SI 89 F CH 83 B FF 91 X SI 92 1-2 11 SH3-4 1B		B FF 89 X CH 84 1-0 ③ F9		5	1	2	1	0	1	1
11 Rubén Tejada, R (1, 6) OBP: 0.298, SLG: 0.265	T SI 88 B FC 87 C SI 89 X FC 88 1-2 ② G6-3		B SI 88 F SI 87 B FC 85 C SI 89 B FC 86 C SI 90 3-3 ① K		C SI 88 B SI 89 B CH 77 X SI 88 2-1 ① G6-3	1 SAFE X FF 90 0-0 ① SH3-4 1-2			B FF 93 B FF 94 C FF 93 B FF 94 C FF 93 X FF 95 3-2 ① G4-3	4	0	0	0	0	1	0
5 David Wright, R (1, 5) OBP: 0.394, SLG: 0.547	S FC 87 S CH 80 B SI 92 B FC 87 F FC 88 F CH 79 F FC 89 F SI 91 B FC 88 3-2 X CH 78 29 1B 44 1B 1B		B CU 72 F CH 80 X FC 86 1-1 ② P6		C CH 77 C SI 89 X FC 87 0-2 29 E 3B	B SI 92 X CH 83 1-0 ② L8			B SL 89 F FF 95 B SL 90 B FF 96 F FF 95 F FF 95 F SL 90 B FF 96 4-2 BB	4	2	2	0	1	0	1
29 Ike Davis, L (1, 3) OBP: 0.339, SLG: 0.432	1 SAFE C SL 81 X SL 80 0-1 44 1B 1-3 1B		B SI 90 B FC 88 B SI 89 C FF 88 F SI 89 B SI 89 4-2 BB		X FC 87 0-0 E1 12 BB 21 1B 3-H	X FF 91 0-0 ③ G4-3			F FF 96 B FF 96 B FF 95 X FF 95 2-1 ② P5	4	1	1	1	1	0	2
44 Jason Bay, R (1, 7) OBP: 0.363, SLG: 0.441	B FC 87 X CH 78 1-0 1-2 3-H 1B		B SI 88 B FC 86 C CH 80 X CH 79 2-1 ③ G4-3		B CH 78 X CH 77 1-0 ② F8		C FF 90 X SL 78 0-1 ① L5		F FF 95 X SL 90 0-1 ③ F7	5	0	1	1	0	0	3
12 Jeff Francoeur, R (1, 9) OBP: 0.310, SLG: 0.401	B SI 90 S FC 88 X FF 91 1-1 ③ P4			X CH 77 0-0 ① B2	B FC 87 S FC 88 S SI 90 B SI 92 F FC 88 F FF 90 F FC 87 B SI 90 B FF 87 4-2 21 1B 13 2B BB 1-2		B SL 79 B FF 91 S CH 83 X FF 92 2-1 ② F9			3	1	0	0	1	0	2
21 Rod Barajas, R (1, 2) OBP: 0.283, SLG: 0.447		C SI 88 S SI 89 F FC 86 T FF 91 0-2 ① K		B SI 89 C SI 88 F FC 87 S FC 88 1-3 ② K	B SL 78 F SI 92 X SI 92 1-1 13 2B 1B 1-2 2-H		B FF 91 F FF 92 B FF 90 X FF 92 2-1 ③ L6			4	1	1	1	0	2	0
13 Alex Cora, L (1, 4) OBP: 0.301, SLG: 0.321		C SI 90 B FC 87 F FC 88 F SI 93 H FF 86 2-2 HBP		B FF 88 F SI 90 C SI 90 B FF 89 F SL 82 F FF 91 X FC 86 2-2 E8 34 BLK 1B	C SI 92 X SI 92 0-1 1-H 2-H 2B			C SL 83 S SL 81 X FF 90 0-2 ① G1-3		3	0	2	2	0	0	0
34 Mike Pelfrey, R (1, 1) OBP: 0.176, SLG: 0.125 22 Raul Valdes, L (5, 1) OBP: 0.071, SLG: 0.714 27 Jesús Feliciano, L (5, PH) OBP: 0.306, SLG: 0.375 38 Fernando Nieve, R (6, 1) 30 Josh Thole, L (8, PH) OBP: 0.545, SLG: 0.600 25 Pedro Feliciano, L (9, 1)		L SI 88 B FC 86 L FC 85 B FC 86 L SI 88 2-3 ② K		C SI 89 B FC 88 X SI 89 1-1 ③ G4-3 2-3	B FF 92 X CH 84 1-0 ③ P6			B SL 80 C FF 89 B SL 82 X SL 81 2-1 ② G4-3		2 0 1 0 1 0	0 0 0 0 0 0	0 0 0 0 0 0	0 0 0 0 0 0	1 0 0 0 0 0	2 0 1 0 0 0
Inning Stats	R: 1 H: 3 E: 0 LOB: 2 K: 0 BB: 0 S: 17 P: 23	R: 0 H: 0 E: 0 LOB: 1 K: 3 BB: 0 S: 14 P: 19	R: 0 H: 0 E: 0 LOB: 1 K: 1 BB: 1 S: 9 P: 19	R: 0 H: 1 E: 1 LOB: 1 K: 1 BB: 0 S: 11 P: 15	R: 5 H: 4 E: 1 LOB: 1 K: 0 BB: 1 S: 20 P: 29	R: 0 H: 1 E: 0 LOB: 1 K: 0 BB: 0 S: 6 P: 8	R: 0 H: 0 E: 0 LOB: 0 K: 0 BB: 0 S: 6 P: 10	R: 0 H: 0 E: 0 LOB: 0 K: 0 BB: 0 S: 6 P: 9	R: 0 H: 0 E: 0 LOB: 1 K: 0 BB: 1 S: 11 P: 20	1B: 6 SF: 0 2B: 1 SAC: 1 3B: 1 DP: 0 HR: 1 HBP: 1						WP: 0 PA: 41 PB: 0 SB: 0 CS: 0

PITCHER	IP	WLS	BF	H	R	ER	SO	BB	IBB	HBP	BLK	WP	HR	S	P	ERA	WHIP
30 Travis Wood, L (1, 1) ERA: 3.86	4.2		24	6	5	4	5	2	0	1	1	0	1	66	98	7.71	1.714
62 Jordan Smith, R (5, 1) ERA: 3.86	2.1	W	10	3	1	0	0	0	0	0	0	0	0	17	25	0.00	1.286
53 Arthur Rhodes, L (8, 1) ERA: 1.06	1.0	H	3	0	0	0	0	0	0	0	0	0	0	6	9	0.00	0.000
48 Francisco Cordero, R (9, 1) ERA: 3.92	1.0	S	4	0	0	0	0	1	0	0	0	0	0	11	20	0.00	1.000

PITCHER	IP	WLS	BF	H	R	ER	SO	BB	IBB	HBP	BLK	WP	HR	S	P	ERA	WHIP

BOTTOM

Cincinnati Reds @ New York Mets

Citi Field, Flushing, NY

Mon Jul 05 2010, 7:12 PM - 10:21 PM EDT

Att. 36,764 - Clear - 91 F

livebaseballscorecards.com

AB	36
R	6
H	9
RBI	6
BB	3
SO	5
LOB	12

Cincinnati Reds @ New York Mets

Citi Field, Flushing, NY

Tue Jul 06 2010, 7:13 PM - 9:40 PM EDT

Att. 27,473 - Partly Cloudy - 96 F

TOP

livebaseballscorecards.com

Batter	1	2	3	4	5	6	7	8	9	AB	R	H	RBI	BB	SO	LOB
4 Brandon Phillips, R (1, 4) OBP: 0.364, SLG: 0.481	B FF 90 F FF 89 F FF 90 B SL 79 F FF 90 X SL 83 2-2 2 SH1 2B		F FF 90 X CH 80 0-1 ③ F8			C CH 79 X CH 80 0-1 ② L8		B FF 90 B FF 88 X FF 89 2-0 ② F9		4	0	1	0	0	0	1
2 Orlando Cabrera, R (1, 6) OBP: 0.291, SLG: 0.341	X SI 90 0-0 ① SH1 2-3			X SI 89 0-0 ① F8		B FF 90 C CH 80 F FF 85 B CH 81 X CH 78 2-2 19 BB 1B		X SI 89 0-0 ③ F9		3	0	1	0	0	0	1
19 Joey Votto, L (1, 3) OBP: 0.419, SLG: 0.595	S SL 84 F SL 84 B SL 84 S FF 90 1-3 ② K			C FF 91 B FF 91 B FF 91 B SL 81 B FF 90 4-1 BB		C SL 79 B FF 91 1 SAFE C FF 92 B FF 91 B CH 77 B SL 81 4-2 1-2 BB			X FF 90 0-0 ① G6-3	2	0	0	0	2	1	1
27 Scott Rolen, R (1, 5) OBP: 0.367, SLG: 0.568	C CH 81 B FF 91 B FF 91 X CH 81 2-1 ③ P4			C FF 89 S CH 78 S CH 80 0-3 ② K		C FF 90 B FF 90 B FF 91 X CH 80 2-1 ③ L8			C FF 90 B FF 91 F CH 80 F FF 91 X SL 81 1-2 32 E 1B	4	0	1	0	0	1	4
32 Jay Bruce, L (1, 9) OBP: 0.349, SLG: 0.457		F FF 90 F FF 91 F SL 83 B FF 92 F CH 81 F FF 91 X CH 80 1-2 ① F8		X SL 80 0-0 ③ G4-3			C SL 79 B SL 83 C FF 91 F FF 91 B FF 91 T FF 91 2-2 ① K		X FF 89 0-0 E7 6 FC5-4 1-2	4	0	0	0	0	1	2
31 Jonny Gomes, R (1, 7) OBP: 0.334, SLG: 0.477		F CH 78 B FF 91 F FF 91 F FF 91 S CH 80 1-3 ② K			X CH 80 0-0 ① G6-3		S FF 90 S CH 77 X CH 80 0-2 ② F8		X FF 91 0-0 ② L3	4	0	0	0	0	1	2
6 Drew Stubbs, R (1, 8) OBP: 0.314, SLG: 0.412		C FF 90 C FF 90 B SL 81 X FF 91 1-2 ③ F7			B FF 90 B CH 80 B FF 90 C FF 89 X SI 90 3-1 ② F8		C CH 78 X CH 79 0-1 ③ G6-3		X CH 80 0-0 ③ FC5-4 1-2f	4	0	0	0	0	0	2
37 Corky Miller, R (1, 2) OBP: 0.239, SLG: 0.318			B FF 90 X FF 90 1-0 ① F8		C CH 79 F FF 91 X CH 82 0-2 ③ G5-3			S CH 77 B CH 77 X FF 90 1-1 ① F9		3	0	0	0	0	0	0
56 Matt Maloney, L (1, 1) 66 Logan Ondrusek, R (6, 1) 43 Miguel Cairo, R (8, PH) OBP: 0.321, SLG: 0.367 45 Bill Bray, L (8, 1)			C FF 90 S FF 90 F FF 90 B FF 91 X SL 80 1-2 ② L8			C FF 89 C FF 90 S FF 91 0-3 ① K		B CH 81 S SI 90 B SI 91 F FF 90 F SL 80 B SI 91 B SI 89 4-2 BB		2 0 0 0	0 0 0 0	0 0 0 0	0 0 1 0	0 0 0 0	1 0 0 0	0 0 0 0
Inning Stats	R: 0 E: 0 K: 1 S: 10 H: 1 LOB: 1 BB: 0 P: 15	R: 0 E: 0 K: 1 S: 13 H: 0 LOB: 0 BB: 0 P: 16	R: 0 E: 0 K: 0 S: 7 H: 0 LOB: 0 BB: 0 P: 9	R: 0 E: 0 K: 1 S: 6 H: 0 LOB: 1 BB: 1 P: 10	R: 0 E: 0 K: 0 S: 6 H: 0 LOB: 0 BB: 0 P: 9	R: 0 E: 0 K: 1 S: 12 H: 1 LOB: 2 BB: 1 P: 20	R: 0 E: 0 K: 1 S: 9 H: 0 LOB: 0 BB: 0 P: 11	R: 0 E: 0 K: 0 S: 7 H: 0 LOB: 1 BB: 1 P: 14	R: 0 E: 1 K: 0 S: 8 H: 1 LOB: 2 BB: 0 P: 9	1B: 2 2B: 1 3B: 0 HR: 0 SF: 0 SAC: 1 DP: 0 HBP: 0						

	AB	30
	R	0
	H	3
	RBI	0
	BB	3
	SO	5
	LOB	13

PITCHER	IP	WLS	BF	H	R	ER	SO	BB	IBB	HBP	BLK	WP	HR	S	P	ERA	WHIP
57 Johan Santana, L (1, 1) ERA: 3.15	9.0	W	34	3	0	0	5	3	0	0	0	0	0	78	113	0.00	0.667

PITCHER	IP	WLS	BF	H	R	ER	SO	BB	IBB	HBP	BLK	WP	HR	S	P	ERA	WHIP

WP: 0 PB: 0 SB: 0 CS: 0 PA: 34

Batter	1	2	3	4	5	6	7	8	9	AB	R	H	RBI	BB	SO	LOB
7 José Reyes, S (1, 6) OBP: 0.323, SLG: 0.420	C SI 86 B SI 84 X CH 78 1-1 ① F8		C FF 87 F CH 79 B FF 88 X SI 84 1-2 E6 1B			C SL 80 X SL 80 0-1 29 G3-6-1 16 G6-3 44 1B 1B	B CU 80 F SI 91 B SI 94 X FC 90 2-1 ③ G5-3			4	1	2	0	0	0	0
16 Ángel Pagán, S (1, 8) OBP: 0.361, SLG: 0.446	C SI 85 B CH 77 F CH 78 F FF 89 B SI 87 X CH 80 2-2 ② F8		B CH 78 F CH 79 X SI 86 1-1 ③ F7			C CH 77 B FF 86 B CH 76 X SI 85 2-1 ① G6-3 1-2		B FF 89 B SI 89 B FF 89 B FF 89 4-0 44 S BB		3	0	0	0	1	0	2
5 David Wright, R (1, 5) OBP: 0.395, SLG: 0.545	B SI 88 B CH 78 X FF 88 2-0 ③ F8			C CH 78 X SI 85 0-1 29 FC4-6 1B		I IN 74 I IN 71 I IN 73 I IN 73 4-0 29 G3-6-1 44 1B IBB		F FF 89 F SL 82 B FF 89 F SI 88 F SL 83 B SL 82 B FF 88 F FF 89 1 SAFE 3-2 ① X SI 80 F9		3	1	1	0	1	0	1
29 Ike Davis, L (1, 3) OBP: 0.334, SLG: 0.425		B SI 86 C SL 80 F SI 86 F SL 81 S FF 88 1-3 ① K		C SI 84 S SL 81 B SI 86 F FF 84 X SL 81 1-2 ① FC4-6 44 FC6-4 1-2f		X SI 85 0-0 ② G3-6-1 1-2 2-3		X SL 82 0-0 ② F7		4	0	0	0	0	1	4
44 Jason Bay, R (1, 7) OBP: 0.361, SLG: 0.438		C SL 81 B CH 80 F SI 87 B FF 88 B CH 80 F FF 85 F CH 79 F FF 88 F CH 79 3-3 ② K	C SI 85 F SI 84 B SI 88 B CH 79 F CH 79 F CH 79 B SL 81 X FF 86 3-2 ② FC6-4 1-2f		B CH 78 B CH 79 X SI 87 2-0 12 1B 1B 2-H 3-H		C FF 90 D SL 81 1 SAFE S FF 87 1 SAFE B SL 81 X FF 90 2-2 ③ P2 1-2		4	0	1	2	0	1	2
12 Jeff Francoeur, R (1, 9) OBP: 0.310, SLG: 0.401		S FF 88 F SI 88 B FF 88 F SL 83 B SI 86 F FF 88 F CH 80 F FF 90 F SL 82 2-2 ③ G1-3	B SI 86 C FF 85 X CH 77 1-1 ③ P4		D SL 82 F FF 87 1 SAFE X CH 78 1-1 1-2 1B				3	0	1	0	0	0	1
21 Rod Barajas, R (1, 2) OBP: 0.280, SLG: 0.441			C SI 83 B SI 86 S CH 77 X SI 88 1-2 ① F9		X FF 84 0-0 ① F9	C FF 91 F CU 77 S FC 90 0-3 ③ K				3	0	0	0	0	1	2
11 Rubén Tejada, R (1, 4) OBP: 0.299, SLG: 0.267			C SI 84 C FF 87 F FF 88 B FF 88 X CH 80 1-2 57 CS 1B		C SI 84 B FF 84 X CH 79 1-1 ② L7		C FC 92 B SI 94 F FF 93 S FC 91 1-3 ① K			3	0	1	0	0	1	0
57 Johan Santana, L (1, 1) OBP: 0.152, SLG: 0.303			B FF 86 F FF 87 F SL 82 F SL 82 F CH 79 F FF 88 F SI 86 D SL 83 F FF 88 2-2 ② F SI 87 F SL 89 X CH 78 1-2 HR		C FF 87 T SI 83 S SL 81 0-3 ③ K		C FC 92 B SI 94 X SI 94 1-1 ② F7			3	1	1	1	0	1	0
Inning Stats	R: 0 E: 0 K: 0 S: 7 H: 0 LOB: 0 BB: 0 P: 12	R: 0 E: 0 K: 2 S: 20 H: 0 LOB: 0 BB: 0 P: 26	R: 1 E: 1 K: 0 S: 22 H: 3 LOB: 1 BB: 0 P: 28	R: 0 E: 0 K: 0 S: 13 H: 1 LOB: 1 BB: 0 P: 18	R: 0 E: 0 K: 1 S: 6 H: 0 LOB: 0 BB: 0 P: 7	R: 2 E: 0 K: 1 S: 11 H: 3 LOB: 2 BB: 1 P: 20	R: 0 E: 0 K: 1 S: 7 H: 0 LOB: 0 BB: 0 P: 11	R: 0 E: 0 K: 0 S: 10 H: 0 LOB: 1 BB: 1 P: 19		1B: 6 2B: 0 3B: 0 HR: 1 SF: 0 SAC: 0 DP: 0 HBP: 0				WP: 0 PB: 0 SB: 1 CS: 1 PA: 32		

PITCHER		IP	WLS	BF	H	R	ER	SO	BB	IBB	HBP	BLK	WP	HR	S	P	ERA	WHIP
56 Matt Maloney, L ERA: 4.76	(1, 1)	5.2	L	24	7	3	3	3	0	1	0	0	0	1	76	108	4.76	1.235
66 Logan Ondrusek, R ERA: 4.76	(6, 1)	1.1		4	0	0	0	2	0	0	0	0	0	0	10	14	0.00	0.000
45 Bill Bray, L ERA: 4.5	(8, 1)	1.0		4	0	0	0	0	1	0	0	0	0	0	10	19	0.00	1.000

PITCHER	IP	WLS	BF	H	R	ER	SO	BB	IBB	HBP	BLK	WP	HR	S	P	ERA	WHIP

BOTTOM

Cincinnati Reds @ New York Mets

Citi Field, Flushing, NY

Tue Jul 06 2010, 7:13 PM - 9:40 PM EDT

Att. 27,473 - Partly Cloudy - 96 F

livebaseballscorecards.com

AB	30
R	3
H	7
RBI	3
BB	2
SO	5
LOB	12

Batter	1	2	3	4	5	6	7	8	9	AB	R	H	RBI	BB	SO	LOB
4 Brandon Phillips, R (1, 4) OBP: 0.364, SLG: 0.491	B FF 88 X FF 89 1-0 ① L5		B FF 89 X CH 81 1-0 HR			C FF 87 X FF 90 0-1 ① F9	C CU 73 F CU 75 B FF 89 B CU 74 B FF 89 X CU 76 3-2 1-3 2-H 2B		F SI 88 B SL 86 X SL 82 1-1 ③ G6-3	5	1	2	2	0	0	0
2 Orlando Cabrera, R (1, 6) OBP: 0.291, SLG: 0.338	C SI 89 B SI 89 S FC 86 F FC 87 S FF 90 1-3 ② K		B FF 90 B FF 89 C FF 89 F FF 90 H FC 86 3-2 HBP			X FF 89 0-0 ② G1-3	B FF 88 X FC 84 1-0 ③ G6-3			3	0	0	0	0	1	2
19 Joey Votto, L (1, 3) OBP: 0.417, SLG: 0.588	C CU 74 B CU 75 B SI 89 F FF 90 C FF 91 2-3 ③ K		X SI 87 0-0 ③ G3			B CU 73 B SI 89 B FC 85 B FC 84 4-0 BB		F CU 74 B CU 76 B SI 88 C FC 84 F FC 83 C CU 76 2-3 ① K		3	0	0	0	1	2	1
27 Scott Rolen, R (1, 5) OBP: 0.362, SLG: 0.560		B SI 87 B FF 89 C FF 88 C SI 89 C FF 91 2-3 ① K	C FF 88 F FC 85 S FF 90 0-3 ① K			B FF 87 B SI 90 X SI 89 2-0 ③ F9		F SI 89 B FF 89 F FC 85 F FF 89 X FC 84 1-2 ② F8		4	0	0	0	0	2	1
31 Jonny Gomes, R (1, 7) OBP: 0.333, SLG: 0.473 32 Jay Bruce, L (8, 9) OBP: 0.349, SLG: 0.457		X FC 86 0-0 E5	X CU 73 0-0 ② G4-3				C CU 73 X SL 84 0-1 ① F7	X CU 74 0-0 28 1B 1B		4 0	0 0	1 0	0 0	0 0	0 0	0 0
28 Chris Heisey, R (1, 9) OBP: 0.378, SLG: 0.587 (8, 7)		B FC 88 B FF 88 F FF 88 F FC 85 X SI 89 2-2 ② L4	B FF 89 C FF 89 X FC 86 1-1 ③ F8				B FF 88 X FC 88 1-0 HR	F FF 94 B FF 93 X FF 96 1-1 1-3 1B		4	1	2	1	0	0	1
6 Drew Stubbs, R (1, 8) OBP: 0.313, SLG: 0.409		B FF 88 C FF 89 X FC 85 1-1 ③ G5-3			B FC 88 X FC 87 1-0 ① G6-3		C FC 88 B SI 88 X FC 84 1-1 61 1B 4 2B 1B	C FF 97 C FF 94 B FF 94 D KC 85 F FF 96 S FF 96 2-3 ③ K		4	1	1	0	0	1	3
37 Corky Miller, R (1, 2) OBP: 0.220, SLG: 0.292			B SI 88 B SI 87 C SI 88 X FF 89 2-1 ① P3		C FF 87 B FF 90 C FC 84 S CU 75 1-3 ② K		1 SAFE X FC 87 0-0 ② L4		X SI 87 0-0 ① G1-3	4	0	0	0	0	1	1
61 Bronson Arroyo, R (1, 1) OBP: 0.237, SLG: 0.297 17 Lance Nix, L (9, PH) OBP: 0.286, SLG: 0.419 48 Francisco Cordero, R (9, 1)			C FF 88 B FC 86 B FF 88 F FF 88 S FC 86 2-3 ② K		C CU 73 B FC 84 S FF 89 S FF 89 1-3 ③ K		X SI 89 0-0 4 2B 1-2 1B		B FF 88 F SI 86 S SI 88 B SI 88 B SI 88 X SI 87 3-2 ② F9	3 1 0	0 0 0	1 0 0	0 0 0	0 0 0	2 0 0	0 0 0
Inning Stats	R: 0 E: 0 K: 2 S: 8 H: 0 LOB: 0 BB: 0 P: 12	R: 0 E: 1 K: 1 S: 9 H: 0 LOB: 1 BB: 0 P: 14	R: 1 E: 0 K: 1 S: 9 H: 1 LOB: 1 BB: 0 P: 17	R: 0 E: 0 K: 1 S: 6 H: 0 LOB: 0 BB: 0 P: 7	R: 0 E: 0 K: 2 S: 7 H: 0 LOB: 0 BB: 0 P: 10	R: 0 E: 0 K: 0 S: 4 H: 0 LOB: 1 BB: 1 P: 10	R: 2 E: 0 K: 0 S: 11 H: 4 LOB: 2 BB: 0 P: 17	R: 0 E: 0 K: 2 S: 15 H: 2 LOB: 2 BB: 0 P: 21	R: 0 E: 0 K: 0 S: 6 H: 0 LOB: 0 BB: 0 P: 10	1B: 4 2B: 1 3B: 0 HR: 2	SF: 0 SAC: 0 DP: 0 HBP: 1					

PITCHER		IP	WLS	BF	H	R	ER	SO	BB	IBB	HBP	BLK	WP	HR	S	P	ERA	WHIP
49 Jonathon Niese, L ERA: 3.61	(1, 1)	7.2	L	32	6	3	3	8	1	0	1	0	0	2	63	99	3.52	0.913
39 Bobby Parnell, R ERA: 2.0	(8, 1)	0.1		2	1	0	0	1	0	0	0	0	0	0	6	9	0.00	3.000
64 Elmer Dessens, R ERA: 1.59	(9, 1)	1.0		3	0	0	0	0	0	0	0	0	0	0	6	10	0.00	0.000

PITCHER	IP	WLS	BF	H	R	ER	SO	BB	IBB	HBP	BLK	WP	HR	S	P	ERA	WHIP

TOP

Cincinnati Reds @ New York Mets

Citi Field, Flushing, NY

Wed Jul 07 2010, 7:11 PM - 9:36 PM EDT

Att. 30,029 - Clear - 87 F

livebaseballscorecards.com

AB	35
R	3
H	7
RBI	3
BB	1
SO	9
LOB	9

1B: 4	SF: 0
2B: 1	SAC: 0
3B: 0	DP: 0
HR: 2	HBP: 1

WP: 0	PA: 37
PB: 0	
SB: 0	
CS: 0	

Cincinnati Reds @ New York Mets

Citi Field, Flushing, NY

Wed Jul 07 2010, 7:11 PM - 9:36 PM EDT

Att. 30,029 - Clear - 87 F

BOTTOM

Batter	1	2	3	4	5	6	7	8	9	AB	R	H	RBI	BB	SO	LOB
7 José Reyes, S (1, 6) OBP: 0.320, SLG: 0.415	C FF 87 S SI 86 X SL 77 0-2 ① L1		B SI 88 X SI 87 1-0 ② FC6-5 2-3		C SL 75 B SL 76 F SI 84 X SI 90 1-2 ③ G1-3			C CU 67 X SI 89 0-1 ② P6		4	0	0	0	0	0	3
16 Ángel Pagán, S (1, 8) OBP: 0.363, SLG: 0.458	B SI 87 B SI 88 C CH 82 X CH 82 2-1 HR		1 SAFE C SI 87 X SI 88 0-1 ③ G4-3			B CU 73 C CU 68 F SI 87 S SL 78 1-3 ① K		C SI 90 X FF 87 0-1 1B		4	1	2	1	0	1	1
5 David Wright, R (1, 5) OBP: 0.393, SLG: 0.541	X SI 87 0-0 ② F9			C SL 74 B SI 88 X SI 88 1-1 ① G5-3		C SI 90 X SL 77 0-1 29 G3-1 1B		S SI 88 F CU 70 F SI 90 B FF 90 F CH 80 X SI 89 1-2 ③ L4		4	0	1	0	0	0	1
29 Ike Davis, L (1, 3) OBP: 0.333, SLG: 0.426	X SI 86 0-0 ③ G4-3			F FF 89 F SI 89 X FF 88 0-2 ② L3		B CH 83 S CH 80 1 SAFE X SI 89 1-1 ② G3-1 1-2			B FF 91 C FF 93 T FF 94 X FF 95 1-2 2B	4	0	1	0	0	0	1
44 Jason Bay, R (1, 7) OBP: 0.357, SLG: 0.432		B SL 74 B CU 71 F CH 77 X SL 74 2-1 ① G5-3		B SI 87 F FF 88 F SI 89 B SI 90 S SL 78 2-3 ③ K		X SL 77 0-0 ③ F9			B FF 93 C FF 94 S SL 88 X FF 94 1-2 ① P3	4	0	0	0	0	1	2
30 Josh Thole, L (1, 2) OBP: 0.600, SLG: 0.615 11 Rubén Tejada, R (9, PR) OBP: 0.299, SLG: 0.267		C CU 71 C FF 84 B SI 85 B FF 88 B CH 83 X SI 88 3-2 ② G1-3			C SI 87 B CH 79 F SL 74 X FC 86 1-2 13 G3 27 1B 1B		C CH 76 X CH 81 0-1 27 G4-6-3 1B		B FF 94 B FF 94 C FF 93 B FF 94 B FF 93 4-1 BB	3 0	0 0	2 0	0 0	1 0	0 0	0 0
27 Jésus Feliciano, L (1, 9) OBP: 0.302, SLG: 0.365		B CH 78 C SI 86 F SI 87 B SI 89 F SL 76 X SI 88 2-2 ③ G4-3			B CH 79 1 SAFE 1 SAFE C SI 87 F SI 88 F SI 88 X SI 89 1-2 13 G3 1-2 1B		B CH 79 D CH 81 C CU 70 X SI 86 2-1 ①② G4-6-3 1-2f		C FF 94 B FF 95 X FF 95 1-1 ② L8	4	0	1	0	0	0	3
13 Alex Cora, L (1, 4) OBP: 0.293, SLG: 0.311			B SI 86 B CU 70 C CH 81 X SI 87 2-1 ① L9		L SI 85 B SI 89 C SL 74 X SL 76 1-2 ① G3 1-2 2-3		B SI 87 C CH 82 X FF 87 1-1 ③ G4-3		C FF 94 C FF 95 B FF 94 F FF 96 F FF 94 F FF 95 D SL 91 X FF 94 2-2 ③ F9	4	0	0	0	0	0	4
49 Jonathon Niese, L (1, 1) OBP: 0.290, SLG: 0.259 39 Bobby Parnell, R (8, 1) 23 Chris Carter, L (8, PH) OBP: 0.261, SLG: 0.403 64 Elmer Dessens, R (9, 1)			B CH 81 C CH 81 X SI 86 1-1 7 FC6-5 2B		F SL 74 F SI 84 S SI 87 0-3 ② K			C CU 72 B SI 88 X CH 81 1-1 ① G4-3		2 0 1 0	0 0 0 0	1 0 0 0	0 0 0 0	0 0 0 0	1 0 0 0	2 0 0 0
Inning Stats	R: 1 E: 0 K: 0 S: 7 H: 1 LOB: 0 BB: 0 P: 9	R: 0 E: 0 K: 0 S: 9 H: 0 LOB: 0 BB: 0 P: 16	R: 0 E: 0 K: 0 S: 7 H: 1 LOB: 1 BB: 0 P: 11	R: 0 E: 0 K: 1 S: 8 H: 0 LOB: 0 BB: 0 P: 11	R: 0 E: 0 K: 1 S: 16 H: 2 LOB: 2 BB: 0 P: 20	R: 0 E: 0 K: 1 S: 8 H: 1 LOB: 1 BB: 0 P: 10	R: 0 E: 0 K: 0 S: 6 H: 1 LOB: 0 BB: 0 P: 9	R: 0 E: 0 K: 0 S: 11 H: 1 LOB: 1 BB: 0 P: 13	R: 0 E: 0 K: 0 S: 15 H: 1 LOB: 2 BB: 1 P: 24	1B: 5 2B: 2 3B: 0 HR: 1 SF: 0 SAC: 0 DP: 1 HBP: 0						

livebaseballscorecards.com

AB	34
R	1
H	8
RBI	1
BB	1
SO	3
LOB	17

WP: 0 PB: 0 SB: 0 CS: 0 PA: 35

PITCHER	IP	WLS	BF	H	R	ER	SO	BB	IBB	HBP	BLK	WP	HR	S	P	ERA	WHIP
61 Bronson Arroyo, R (1, 1) ERA: 4.04	8.0	W	30	7	1	1	3	0	0	0	0	0	1	72	99	1.12	0.875
48 Francisco Cordero, R (9, 1) ERA: 3.83	1.0	S	5	1	0	0	0	1	0	0	0	0	0	15	24	0.00	2.000

Atlanta Braves @ New York Mets

Citi Field, Flushing, NY

Fri Jul 09 2010, 7:11 PM - 10:16 PM EDT

Att. 36,356 - Partly Cloudy - 82 F

TOP

livebaseballscorecards.com

Batter	1	2	3	4	5	6	7	8	9	AB	R	H	RBI	BB	SO	LOB
14 Martín Prado, R (1, 4) OBP: 0.370, SLG: 0.493	G6-3	K			G4-3		F9	K		5	0	0	0	0	2	2
53 Melky Cabrera, S (1, 9) OBP: 0.319, SLG: 0.351	16 F9 / 25 E / 4 1B / 1B		G3-1		P5		HR		25 S / 4 WP / 1B	5	2	3	1	0	0	0
4 Omar Infante, R (1, 5) OBP: 0.349, SLG: 0.397	25 E / 1B		16 CS / 1B		16 BB / 25 1B / 1B		HR		G1-3	5	2	4	1	0	0	1
16 Brian McCann, L (1, 2) OBP: 0.382, SLG: 0.453	F9		K		25 1B / BB		2B		IBB	3	0	1	0	2	1	3
25 Troy Glaus, R (1, 3) OBP: 0.362, SLG: 0.448	E6			K			IBB		K	4	0	1	1	1	2	3
20 Eric Hinske, L (1, 7) OBP: 0.337, SLG: 0.483 23 Matt Diaz, R (7, PH) OBP: 0.240, SLG: 0.319 (7, 7)	K			F8		G1-3	G6-3		F9	3 2	0 0	0 0	0 0	0 0	1 0	2 4
19 Yunel Escobar, R (1, 6) OBP: 0.334, SLG: 0.285		G1-3		2B		G4-3		L3		4	0	1	0	0	0	0
1 Grégor Blanco, L (1, 8) OBP: 0.413, SLG: 0.382		K		IBB		G5-3		15 SH3-4 / 1B		3	0	1	0	1	1	0
48 Tommy Hanson, R (1, 1) OBP: 0.152, SLG: 0.156 34 Eric O'Flaherty, L (6, 1) 7 Brooks Conrad, S (7, PH) OBP: 0.308, SLG: 0.514 39 Jonny Venters, L (7, 1) 15 Tim Hudson, R (8, PH) OBP: 0.237, SLG: 0.289 40 Takashi Saito, L (8, 1) 13 Billy Wagner, L (9, 1)		1B		G1-3			K	SH3-4		2 0 1 0 0 0 0	0 0 0 0 0 0 0	1 0 0 0 0 0 0	0 0 0 0 0 0 0	0 0 1 0 0 0 0	0 0 0 0 0 0 0	2 0 0 0 0 0 0

| Inning Stats | | |

Atlanta Braves @ New York Mets

Citi Field, Flushing, NY

Fri Jul 09 2010, 7:11 PM - 10:16 PM EDT

Att. 36,356 - Partly Cloudy - 82 F

BOTTOM

Batter	1	2	3	4	5	6	7	8	9	AB	R	H	RBI	BB	SO	LOB
16 Ángel Pagán, S (1, 8) OBP: 0.364, SLG: 0.457	C FF 89 B FF 90 C CU 75 F SL 86 D CU 76 X FF 93 2-2 7 S 1B		B SL 81 X SL 83 1-0 5 SF9 7 SH5-4 1-2 1B		C FF 92 F FF 92 T FF 92 0-2 ② K		B SI 94 F SI 93 F SL 84 S SL 84 1-3 ② K2-3		C FF 95 X FF 96 0-1 ③ P4	5	0	2	0	0	2	1
7 José Reyes, S (1, 6) OBP: 0.320, SLG: 0.417	1 SAFE C FF 92 M CH 86 F SL 84 F FF 93 F CU 76 S SL 84 0-3 ① K 1-2		L FF 90 B SL 84 X FF 90 1-1 ① SH5-4 1-2 2-3		S SL 84 B CH 86 F SL 84 X SL 82 1-2 1-H 2B		C SI 94 B SI 93 B CH 86 X SI 94 2-1 ③ G4-3			3	0	1	1	0	1	1
5 David Wright, R (1, 5) OBP: 0.392, SLG: 0.539	2 SAFE C FF 91 2 SAFE B FF 92 F FF 93 B SL 85 C CU 76 2-3 ② K		X FF 91 0-0 ② SF9 2-3 3-H		B FF 92 F FF 93 2 SAFE X FF 93 1-1 ③ F8			B FF 91 X FF 92 1-0 29 FC4-6 1B		3	0	1	1	0	1	2
29 Ike Davis, L (1, 3) OBP: 0.332, SLG: 0.428	C FF 92 S CU 77 X CU 76 0-2 ③ G1-3		D CU 76 B CU 75 C SL 86 S CU 76 F CU 76 S CU 77 2-3 ③ K			B SL 82 B CU 73 F FF 92 B FF 93 X FF 93 3-1 30 FC5-6 2B		C SL 83 X SL 83 0-1 ① FC4-6 30 WP 1-2f		4	0	1	0	0	1	3
44 Jason Bay, R (1, 7) OBP: 0.356, SLG: 0.428		C FF 90 B FF 90 B FF 93 X FF 92 2-1 ① F7		B SL 84 F SL 84 B FF 92 B FF 92 F FF 93 S SL 87 3-3 ① K		B FF 86 F CU 76 F SL 85 B FF 95 B SL 84 4-2 12 G6-3 30 FC5-6 BB			S FF 91 B FF 92 F FF 91 F CU 82 F FF 91 S FF 92 1-3 ② K	3	0	0	0	1	2	1
30 Josh Thole, L (1, 2) OBP: 0.579, SLG: 0.563 75 Francisco Rodríguez, R (9, 1)		C FF 90 B FF 91 B SL 85 B FF 92 F FF 92 F FF 94 X FF 91 3-2 1B		C FF 90 B FF 92 C SL 82 S CU 77 1-3 ② K		X FF 89 0-0 ① FC5-6 12 G6-3 1-2 2-3f		B FF 92 C FF 92 C FF 93 B FF 92 B CU 79 B FF 90 4-2 1-3 BB		3 0	0 0	1 0	0 0	1 0	1 0	2 0
12 Jeff Francoeur, R (1, 9) OBP: 0.306, SLG: 0.395		1 SAFE F FF 92 X SL 85 0-1 ② P4		B FF 92 X FF 92 1-0 ③ F7		X FF 93 0-0 ② G6-3 1-2 2-3		X FF 93 0-0 ③ L4		4	0	0	0	0	0	5
11 Rubén Tejada, R (1, 4) OBP: 0.293, SLG: 0.261 27 Jésus Feliciano, L (6, PH) OBP: 0.296, SLG: 0.358 13 Alex Cora, L (7, 4) OBP: 0.291, SLG: 0.309		C FF 92 P PO 78 1 SAFE B FF 92 X FF 92 2-1 ③ F9			C FF 87 B SL 84 C SL 81 X CU 75 1-2 ① G5-3	C SL 84 X SL 87 0-1 ③ G4-3		B FF 94 C FF 94 X FF 95 1-1 ① G3	2 1 1	0 0 0	0 0 0	0 0 0	0 0 0	0 0 0	1 2 0
43 R.A. Dickey, R (1, 1) OBP: 0.353, SLG: 0.313 25 Pedro Feliciano, L (7, 1) 64 Elmer Dessens, R (7, 1) 6 Nick Evans, R (7, PH) 39 Bobby Parnell, R (8, 1) 21 Rod Barajas, R (9, 2) OBP: 0.278, SLG: 0.439			C FF 88 X FF 92 0-1 7 SH5-4 16 1B 5 SF9 1B		C FF 91 F SL 84 F SL 84 X CU 75 0-2 7 WP 7 2B 1B		C SI 93 B SI 94 B SI 92 C SI 93 S SI 93 2-3 ① K		C FF 94 C SL 82 B FF 93 X SL 81 1-2 ② G4-3	2 0 0 1 0 1	2 0 0 0 0 0	2 0 0 0 0 0	0 0 0 0 0 0	0 0 0 1 0 0	0 0 0 0 0 0	0 0 0 0 0 0
Inning Stats	R: 0 E: 0 K: 2 S: 16 H: 1 LOB: 1 BB: 0 P: 20	R: 0 E: 0 K: 0 S: 11 H: 1 LOB: 1 BB: 0 P: 17	R: 1 E: 0 K: 1 S: 10 H: 2 LOB: 1 BB: 0 P: 14	R: 0 E: 0 K: 2 S: 7 H: 0 LOB: 0 BB: 0 P: 12	R: 1 E: 0 K: 1 S: 15 H: 2 LOB: 1 BB: 0 P: 18	R: 0 E: 0 K: 0 S: 8 H: 1 LOB: 2 BB: 1 P: 15	R: 0 E: 0 K: 2 S: 8 H: 0 LOB: 0 BB: 0 P: 13	R: 0 E: 0 K: 1 S: 11 H: 1 LOB: 2 BB: 1 P: 17	R: 0 E: 0 K: 0 S: 7 H: 0 LOB: 0 BB: 0 P: 9	1B: 6 2B: 2 3B: 0 HR: 0 SF: 1 SAC: 1 DP: 0 HBP: 0						

livebaseballscorecards.com

AB	33
R	2
H	8
RBI	2
BB	2
SO	9
LOB	18

PITCHER	IP	WLS	BF	H	R	ER	SO	BB	IBB	HBP	BLK	WP	HR	S	P	ERA	WHIP
48 Tommy Hanson, R (1, 1) ERA: 4.13	5.2		25	7	2	2	6	1	0	0	0	1	0	65	94	3.18	1.412
34 Eric O'Flaherty, L (6, 1) ERA: 2.3	0.1	W	1	0	0	0	0	0	0	0	0	0	0	2	2	0.00	0.000
39 Jonny Venters, L (7, 1) ERA: 1.33	1.0	H	3	0	0	0	2	0	0	0	0	0	0	8	13	0.00	0.000
40 Takashi Saito, R (8, 1) ERA: 3.55	1.0	H	5	1	0	0	1	1	0	0	0	1	0	11	17	0.00	2.000
13 Billy Wagner, L (9, 1) ERA: 1.24	1.0	S	3	0	0	0	0	0	0	0	0	0	0	7	9	0.00	0.000

PITCHER	IP	WLS	BF	H	R	ER	SO	BB	IBB	HBP	BLK	WP	HR	S	P	ERA	WHIP

Batter	1	2	3	4	5	6	7	8	9	AB	R	H	RBI	BB	SO	LOB
14 Martín Prado, R (1, 4) OBP: 0.371, SLG: 0.489	B SI 92 F SI 92 B SI 94 F SI 92 B SI 92 F SI 95 F FF 95 B FF 95 4-2 10 FC6-4 BB	B FS 84 B FS 84 B SL 83 F SI 91 B FF 96 4-1 BB		B SL 82 F SI 92 F SI 92 X SI 91 1-2 ① ② G1-2-3 1-2 2-3 3-Hf	F FF 88 F SI 88 X CH 84 0-2 ③ F7			C CU 66 S CH 79 F CH 77 S SL 83 0-3 ① K		3	0	0	0	2	1	4
53 Melky Cabrera, S (1, 8) OBP: 0.314, SLG: 0.345 (8, 9)	C FS 88 X CU 71 0-1 ① P6	B FS 83 C SI 94 B CU 77 X FF 94 2-1 ③ G1-3		S CU 76 B SI 93 B SI 93 X SI 94 2-1 ③ G3		C FF 86 B CU 67 B CH 76 F CH 78 B SL 79 F SI 88 S CH 79 3-3 ① K		X CH 77 0-0 ② G6-3		5	0	0	0	0	1	6
10 Chipper Jones, S (1, 5) OBP: 0.383, SLG: 0.399 1 Grégor Blanco, L (8, 8) OBP: 0.413, SLG: 0.382	B FS 82 B SI 94 X SI 93 2-0 ② FC6-4 16 1B 1-2f	B CU 80 B SI 91 X SI 92 2-0 16 G1-6-3 1B			B FF 92 B FF 91 C FS 84 B SI 91 X SI 93 3-1 16 1B 25 1B 1B	B CU 65 X CH 77 1-0 ② F8		B FF 88 B SI 87 F CH 78 F FF 88 X CH 80 2-2 ③ P4		5 0	1 0	2 0	0 0	0 0	0 0	1 0
16 Brian McCann, L (1, 2) OBP: 0.382, SLG: 0.452	B SI 92 B CU 71 C CU 73 F FF 92 X SI 93 2-2 1-2 1B	X CU 74 0-0 ① ② G1-6-3 1-2f			B CU 73 F FF 92 B SI 92 X CU 74 2-1 20 1B 25 1B 4 1B 1-3 1B	B SL 77 C SL 78 C FF 87 B CH 79 F FF 88 B CH 78 X SL 80 3-2 ③ G1-3			B FF 94 S FF 93 C CU 79 S SL 85 1-3 ① K	5	1	2	0	0	1	1
25 Troy Glaus, R (1, 3) OBP: 0.365, SLG: 0.447	S SI 93 F SI 93 B CU 77 X SI 94 1-2 ③ P4	C SI 93 S CU 76 B CU 78 B CU 76 B SI 93 B SI 92 4-2 BB			X SI 93 0-0 4 1B 20 1B 19 G6-4-3 1-2 3-H 1B		F SI 85 B FF 87 B FF 87 X CH 78 2-1 ① G6-3		F FF 94 B CU 80 B CU 80 C FF 94 B FF 94 B FF 94 4-2 23 1B BB	3	1	1	1	2	0	2
20 Eric Hinske, L (1, 7) OBP: 0.337, SLG: 0.480 23 Matt Diaz, R (7, PH) OBP: 0.255, SLG: 0.344 (7, 7)		S SI 91 F SL 83 B FF 91 C SI 91 1-3 ① K	C CU 72 B FS 84 S CU 75 B CU 76 B SI 92 S CU 76 3-3 ③ K		B SI 92 C SI 92 B SI 91 F SI 90 X SI 92 2-2 19 G6-4-3 4 1B 15 2B 1-2 2-3 1B		C CU 62 X FF 87 0-1 2B		B FF 94 X FF 93 1-0 1-2 1B	3 2	1 0	1 2	0 0	0 0	2 0	1 0
4 Omar Infante, R (1, 9) OBP: 0.355, SLG: 0.402 (8, 5)		C SI 93 F SL 83 B SL 86 F SL 85 X FF 92 1-2 15 SH1-4 19 1B 1B	F SI 92 C FS 82 X FS 85 0-2 15 1B 19 1B 14 G1-2-3 1B	X SI 92 0-0 19 G6-4-3 1-2 2-3 3-H 1B		C CH 77 B CU 67 B CH 78 S CH 78 X FF 88 2-2 ② G5-3		B SL 83 S SL 84 D SL 84 C FF 93 D SL 84 T FF 92 3-2 ② K	5	0	3	1	0	1	3
19 Yunel Escobar, R (1, 6) OBP: 0.339, SLG: 0.288		1 SAFE 1 SAFE D SL 81 F SI 90 B FF 90 X SI 91 2-1 15 SH1-4 1-2 1B	1 SAFE F FS 83 X FS 82 0-1 14 G1-2-3 15 1B 1-2 1B	F SL 82 X SI 87 0-1 ① ② G6-4-3 1-2f 2-3 3-H		I IN 55 I IN 56 I IN 53 I IN 53 4-0 IBB		B FF 94 C SL 81 B FF 94 F FF 93 X SL 83 2-2 ③ G1-3	4	0	2	0	1	0	4
15 Tim Hudson, R (1, 1) OBP: 0.268, SLG: 0.341 39 Jonny Venters, L (8, 1) 13 Billy Wagner, L (9, 1)		L FF 89 X SI 92 0-1 ② SH1-4 1-2 2-3	C FF 89 X SI 90 0-1 14 G1-2-3 1-2 2-3 1B	X SL 82 0-0 3-H 2B		B CH 77 C SI 88 X CH 78 1-1 ③ G6-3			3 0 0	0 0 0	2 0 0	1 0 0	0 0 0	0 0 0	2 0 0
Inning Stats	R: 0 E: 0 K: 0 S: 13 H: 1 LOB: 2 BB: 1 P: 22	R: 0 E: 0 K: 1 S: 14 H: 2 LOB: 3 BB: 1 P: 24	R: 0 E: 0 K: 1 S: 7 H: 1 LOB: 1 BB: 1 P: 16	R: 0 E: 0 K: 0 S: 12 H: 3 LOB: 2 BB: 0 P: 15	R: 4 E: 0 K: 0 S: 15 H: 6 LOB: 1 BB: 0 P: 22	R: 0 E: 0 K: 1 S: 9 H: 0 LOB: 0 BB: 0 P: 16	R: 0 E: 0 K: 0 S: 9 H: 1 LOB: 2 BB: 1 P: 18	R: 0 E: 0 K: 1 S: 8 H: 0 LOB: 0 BB: 0 P: 10	R: 0 E: 0 K: 2 S: 12 H: 1 LOB: 2 BB: 1 P: 23	1B: 13 2B: 2 3B: 0 HR: 0 SF: 0 SAC: 1 DP: 3 HBP: 0						

PITCHER		IP	WLS	BF	H	R	ER	SO	BB	IBB	HBP	BLK	WP	HR	S	P	ERA	WHIP
34 Mike Pelfrey, R ERA: 3.58	(1, 1)	4.0	L	25	12	4	4	2	3	0	0	0	0	0	55	93	9.00	3.750
64 Elmer Dessens, R ERA: 1.47	(5, 1)	1.0		3	1	0	0	0	0	0	0	0	0	0	6	6	0.00	1.000
47 Hisanori Takahashi, L ERA: 4.15	(6, 1)	3.0		11	1	0	0	2	0	1	0	0	0	0	26	44	0.00	0.333
38 Fernando Nieve, R ERA: 5.26	(9, 1)	1.0		5	1	0	0	2	1	0	0	0	0	0	12	23	0.00	2.000

PITCHER	IP	WLS	BF	H	R	ER	SO	BB	IBB	HBP	BLK	WP	HR	S	P	ERA	WHIP

TOP

Atlanta Braves @ New York Mets

Citi Field, Flushing, NY

Sat Jul 10 2010, 4:14 PM - 7:15 PM EDT

Att. 37,793 - Cloudy - 79 F

livebaseballscorecards.com

AB	38
R	4
H	15
RBI	3
BB	5
SO	6
LOB	24

WP: 0	PA: 44		
PB: 0			
SB: 0			
CS: 0			

Batter	1	2	3	4	5	6	7	8	9	AB	R	H	RBI	BB	SO	LOB
16 Ángel Pagán, S (1, 8) OBP: 0.368, SLG: 0.464	L SI 88 F SI 89 B SI 91 B FC 85 X SI 91 2-2 7 S 1B		B SI 90 X SI 90 1-0 7 G5-3 2B			B SI 88 B FS 78 C SI 88 X SI 90 2-1 7 S 1B		B SI 94 B SI 93 X SI 92 2-0 ② G5-3		4	0	3	0	0	0	0
7 José Reyes, S (1, 6) OBP: 0.317, SLG: 0.414 11 Rubén Tejada, R (7, 6) OBP: 0.290, SLG: 0.258	1 SAFE L SI 88 1 SAFE B SI 88 F SI 89 S FC 85 1-3 ① K 1-2		B SI 91 D FC 86 F SI 91 D SI 91 X SI 91 3-1 ② G5-3 2-3			1 SAFE S FC 82 F SI 90 D FC 85 F SI 90 T FC 85 1-2 ① K 1-2		B SI 94 C SI 94 X SI 94 1-1 ③ G3		3 1	0 0	0 0	0 0	0 0	2 0	3 0
5 David Wright, R (1, 5) OBP: 0.390, SLG: 0.534	B FF 90 C SI 91 X SI 90 1-1 ② F9		X SI 90 0-0 ③ F9			B SI 90 D FC 83 D FS 81 B SI 90 4-0 29 G4-6-3 BB			B FF 94 C FF 94 F FF 94 X FF 93 1-2 ① P4	3	0	0	0	1	0	2
29 Ike Davis, L (1, 3) OBP: 0.331, SLG: 0.423	B FS 81 C SI 90 B FF 90 C FS 83 F SI 92 F FC 86 X SI 92 2-2 ③ G4-3			B SI 89 S SI 89 F FS 80 B FC 85 B SI 91 F SI 91 B SI 91 4-2 44 G6-4-3 BB		B SI 89 B FS 79 C SI 90 X SI 89 2-1 ②③ G4-6-3 1-2f			C FF 93 B SL 83 C SL 81 S SL 82 1-3 ② K	3	0	0	0	1	1	3
44 Jason Bay, R (1, 7) OBP: 0.355, SLG: 0.424		S SI 88 S SI 88 X SI 89 0-2 ① G6-3		X SI 91 0-0 ①② G6-4-3 1-2f			C FC 80 H FS 78 1-1 12 G5-3 HBP		C FF 94 X FF 94 0-1 ③ F8	3	0	0	0	0	0	1
12 Jeff Francoeur, R (1, 9) OBP: 0.303, SLG: 0.391		S SI 90 F SI 90 S FC 83 0-3 ② K		B SI 90 F SI 90 X SI 89 1-1 ③ F8			D SI 89 X SI 89 1-0 ① G5-3 1-2			3	0	0	0	0	1	1
21 Rod Barajas, R (1, 2) OBP: 0.279, SLG: 0.438		C SI 90 S FC 84 X SI 91 0-2 E5 13 FC4-6			B SI 87 F SI 88 X FC 83 1-1 13 L3 1B		X SI 89 0-0 ② F9			3	0	1	0	0	0	1
13 Alex Cora, L (1, 4) OBP: 0.286, SLG: 0.302		D SI 90 C SI 89 X SI 90 1-1 ③ FC4-6 1-2f			C SI 89 F SI 89 F SI 90 B SI 90 X SI 90 1-2 ①② L3 1-1		B SI 88 C FS 79 B FC 82 X SI 88 2-1 ③ G3			3	0	0	0	0	0	3
34 Mike Pelfrey, R (1, 1) OBP: 0.171, SLG: 0.121 64 Elmer Dessens, R (5, 1) 27 Jésus Feliciano, L (5, PH) OBP: 0.291, SLG: 0.352 47 Hisanori Takahashi, L (6, 1) OBP: 0.083, SLG: 0.083 30 Josh Thole, L (8, PH) OBP: 0.579, SLG: 0.563 6 Nick Evans, R (8, PH) 38 Fernando Nieve, R (9, 1)			B SI 88 C SI 88 F SI 90 B FC 84 F SI 90 X SI 90 2-2 ① G4-3		B FF 88 X FS 80 1-0 ③ G1-3			C SI 92 X SI 92 0-1 ① G6-3		1 0 1 0 0 1 0	0 0 0 0 0 0 0	0 0 0 0 0 0 0	0 0 0 0 0 0 0	0 0 0 0 0 0 0	0 0 0 0 0 0 0	0 0 0 0 0 0 0

Inning Stats	1	2	3	4	5	6	7	8	9
	R: 0 E: 0 K: 1 S: 13	H: 1 LOB: 1 BB: 0 P: 19	R: 0 E: 1 K: 1 S: 11	H: 0 LOB: 1 BB: 0 P: 12	R: 0 E: 0 K: 0 S: 8	H: 1 LOB: 1 BB: 0 P: 14	R: 0 E: 0 K: 0 S: 6	H: 0 LOB: 0 BB: 1 P: 11	R: 0 E: 0 K: 0 S: 7	H: 1 LOB: 0 BB: 0 P: 10	R: 0 E: 0 K: 1 S: 8	H: 1 LOB: 1 BB: 1 P: 17	R: 0 E: 0 K: 0 S: 5	H: 0 LOB: 1 BB: 0 P: 9	R: 0 E: 0 K: 0 S: 5	H: 0 LOB: 0 BB: 0 P: 8	R: 0 E: 0 K: 1 S: 8	H: 0 LOB: 0 BB: 0 P: 10

1B: 3	SF: 0	WP: 0	PA: 32
2B: 2	SAC: 0	PB: 0	
3B: 0	DP: 3	SB: 2	
HR: 0	HBP: 1	CS: 0	

PITCHER		IP	WLS	BF	H	R	ER	SO	BB	IBB	HBP	BLK	WP	HR	S	P	ERA	WHIP
15 Tim Hudson, R ERA: 2.3	(1, 1)	7.0	W	26	4	0	0	3	2	0	1	0	0	0	58	92	0.00	0.857
39 Jonny Venters, L ERA: 1.3	(8, 1)	1.0		3	0	0	0	0	0	0	0	0	0	0	5	8	0.00	0.000
13 Billy Wagner, L ERA: 1.21	(9, 1)	1.0		3	0	0	0	1	0	0	0	0	0	0	8	10	0.00	0.000

PITCHER	IP	WLS	BF	H	R	ER	SO	BB	IBB	HBP	BLK	WP	HR	S	P	ERA	WHIP

BOTTOM

Atlanta Braves @ New York Mets

Citi Field, Flushing, NY

Sat Jul 10 2010, 4:14 PM - 7:15 PM EDT

Att. 37,793 - Cloudy - 79 F

livebaseballscorecards.com

AB	29
R	0
H	4
RBI	0
BB	2
SO	4
LOB	14

Atlanta Braves @ New York Mets

Citi Field, Flushing, NY

Sun Jul 11 2010, 1:11 PM - 4:00 PM EDT

Att. 36,402 - Partly Cloudy - 86 F

TOP

livebaseballscorecards.com

Batter	1	2	3	4	5	6	7	8	9	AB	R	H	RBI	BB	SO	LOB
14 Martín Prado, R (1, 4) OBP: 0.367, SLG: 0.484	B FF 88 C SI 87 X SL 80 1-1 F7 ①		C CH 77 X FF 89 0-1 L3 ②		C FF 89 C FF 89 C FF 91 0-3 K ①		X FF 87 0-0 P4 ②			4	0	0	0	0	1	2
4 Omar Infante, R (1, 9) OBP: 0.358, SLG: 0.404	C FF 89 X CH 76 0-1 1B		C SL 80 B CH 78 X SL 81 1-1 1-2 1B		B FF 89 F FF 88 B FF 91 X SI 87 2-1 F9 ②		F FF 90 B SI 90 X SI 90 1-1 G6-3 ③			4	0	2	0	0	0	1
10 Chipper Jones, S (1, 5) OBP: 0.378, SLG: 0.393	F CH 77 F FF 88 F FF 87 F SL 77 S SL 79 0-3 K ②		B FF 89 X CH 77 1-0 P3 ③		F SI 90 F FF 91 B CH 80 X FF 91 1-2 F9 ③			C SL 86 S SL 87 F SL 87 B FF 94 B KC 85 S SL 88 2-3 K ①		4	0	0	0	0	2	3
25 Troy Glaus, R (1, 3) OBP: 0.361, SLG: 0.441	C FF 88 S FF 89 1 SAFE X SL 80 0-2 F8 ③			B C C B B C 3-3 K ①	X FF 89 0-0 F8 ①			B FF 97 C FF 96 X FF 95 1-1 F9 ②		4	0	0	0	0	1	1
16 Brian McCann, L (1, 2) OBP: 0.380, SLG: 0.447		S FF 88 B SL 79 C SL 79 S FF 90 1-3 K ①		B F B F B B 4-2 53 BB 23 1B BB	C FF 90 S FF 91 F FF 90 F FF 92 B SL 81 X FF 92 1-2 G3 ②			S SL 88 F FF 98 B FF 94 X KC 84 1-2 G4-3 ③		3	0	0	0	1	1	0
23 Matt Diaz, R (1, 7) OBP: 0.265, SLG: 0.351		X FF 90 0-0 F8 ②		D B F B F X 3-2 53 BB 1-2 1B	C CH 77 S SI 90 F CH 81 F FF 91 X FF 92 0-2 1B				C FF 90 X CU 78 0-1 G2-3 ①	4	0	2	0	0	0	0
19 Yunel Escobar, R (1, 6) OBP: 0.334, SLG: 0.284		C FF 89 B SL 81 F FF 90 F FF 90 X SL 78 1-2 P3 ③		X 0-0 F9 ②	1 SAFE F FF 89 S CH 76 X SL 81 0-2 P6 ③				X FF 90 0-0 F9 ②	4	0	0	0	0	0	3
53 Melky Cabrera, S (1, 8) OBP: 0.316, SLG: 0.348			B FF 89 X CH 78 1-0 32 FC3-5 2B	C B B D F F B 4-2 1-2 2-3 BB			B FF 88 B SI 88 B FF 86 C FF 86 X FF 87 3-1 F8 ①		C FF 91 C FF 92 B FF 93 F FF 91 X CU 80 1-2 F8 ③	3	0	1	0	1	0	0
32 Derek Lowe, R (1, 1) 58 Peter Moylan, R (6, 1) 7 Brooks Conrad, S (7, PH) OBP: 0.316, SLG: 0.514 54 Kris Medlen, S (7, 1) OBP: 0.280, SLG: 0.227 40 Takashi Saito, L (8, 1)			B FF 85 2 SAFE L SL 84 X FF 86 1-1 FC3-5 4 1B 2-3 ①	S S S 0-3 K ③			S SI 89 B CH 79 C FF 90 B FF 91 F FF 90 B CH 77 F SI 88 B SI 89 4-2 BB			2 0 0 0 0 0	0 0 0 0 0 0	0 0 0 0 0 0	0 0 1 0 0 0	0 0 0 0 0 0	1 0 0 0 0 0	4 0 0 0 0 0
Inning Stats	R: 0 E: 0 K: 1 S: 12 H: 1 LOB: 1 BB: 0 P: 13	R: 0 E: 0 K: 1 S: 8 H: 0 LOB: 0 BB: 0 P: 10	R: 0 E: 0 K: 0 S: 8 H: 2 LOB: 2 BB: 0 P: 12	R: 0 E: 0 K: 2 S: 15 H: 1 LOB: 3 BB: 2 P: 29	R: 0 E: 0 K: 1 S: 8 H: 0 LOB: 0 BB: 0 P: 11	R: 0 E: 0 K: 0 S: 14 H: 1 LOB: 1 BB: 0 P: 15	R: 0 E: 0 K: 0 S: 9 H: 0 LOB: 1 BB: 1 P: 17	R: 0 E: 0 K: 1 S: 9 H: 0 LOB: 0 BB: 0 P: 13	R: 0 E: 0 K: 0 S: 7 H: 0 LOB: 0 BB: 0 P: 8	1B: 4 2B: 1 3B: 0 HR: 0 SF: 0 SAC: 0 DP: 0 HBP: 0						

	AB	32
	R	0
	H	5
	RBI	0
	BB	3
	SO	6
	LOB	14

WP: 0 PB: 0 SB: 0 CS: 0 PA: 35

PITCHER	IP	WLS	BF	H	R	ER	SO	BB	IBB	HBP	BLK	WP	HR	S	P	ERA	WHIP
57 Johan Santana, L (1, 1) ERA: 2.98	7.0	W	29	5	0	0	5	3	0	0	0	0	0	74	107	0.00	1.143
39 Bobby Parnell, R (8, 1) ERA: 1.64	1.0	H	3	0	0	0	1	0	0	0	0	0	0	9	13	0.00	0.000
75 Francisco Rodríguez, R (9, 1) ERA: 2.45	1.0	S	3	0	0	0	0	0	0	0	0	0	0	7	8	0.00	0.000

PITCHER	IP	WLS	BF	H	R	ER	SO	BB	IBB	HBP	BLK	WP	HR	S	P	ERA	WHIP

Atlanta Braves @ New York Mets

Citi Field, Flushing, NY

Sun Jul 11 2010, 1:11 PM - 4:00 PM EDT

Att. 36,402 - Partly Cloudy - 86 F

BOTTOM

livebaseballscorecards.com

Batter	1	2	3	4	5	6	7	8	9	AB	R	H	RBI	BB	SO	LOB
16 Ángel Pagán, S (1, 8) OBP: 0.372, SLG: 0.473	C SI 86 F FC 84 X FC 85 0-2 F7		C SI 88 B SI 89 X FC 85 1-1 13 1B 3B		B SL 79 F CH 82 X SL 80 1-1 13 G4-6-3 1B		C SI 88 B CH 79 S CH 79 C SI 90 1-3 K	S SI 90 X SI 89 0-1 1-2 1B		5	1	3	0	0	1	0
13 Alex Cora, L (1, 4) OBP: 0.283, SLG: 0.299	B SI 87 B SI 88 F SI 88 C SI 87 F CH 83 X CH 83 2-2 P6		C SL 80 X SI 88 0-1 5 1B 3-H 1B		1 SAFE 1 SAFE 1 SAFE B SI 86 1 SAFE X SI 87 1-0 G4-6-3 1-2f		C SI 89 B SI 89 X SI 90 1-1 L7	C SI 90 C FF 91 X SI 90 0-2 L7		5	0	1	1	0	0	3
5 David Wright, R (1, 5) OBP: 0.392, SLG: 0.532	B SI 88 C CH 83 B SI 89 B SI 89 F SI 88 X SI 88 3-2 F8		1 SAFE B CH 83 X CH 84 1-0 1-2 1B		S SI 89 B SI 88 B SL 81 B SI 88 C SL 81 F SI 88 X SI 88 3-2 L6		B SI 90 B SI 90 C SI 89 B SI 89 B SI 90 4-1 29 1B BB			3	0	1	0	1	0	0
29 Ike Davis, L (1, 3) OBP: 0.337, SLG: 0.436		B SI 87 C SL 79 B SL 80 S SL 79 B SL 80 B SL 79 4-2 23 1B BB	C SL 79 B CH 84 B SI 89 F SL 80 B SI 89 S SL 82 3-3 K			B SI 87 B SI 87 X SI 88 2-0 HR	1 SAFE 1 SAFE B CH 78 1 SAFE C SI 88 X CU 77 1-1 1-2 1B			3	1	2	1	1	1	2
12 Jeff Francoeur, R (1, 9) OBP: 0.302, SLG: 0.392		F SI 87 F SI 88 F CH 82 S SL 80 0-3 K		B X 1-0 23 G4-3 21 FC5-2 2B		B SI 88 B SI 88 X SL 80 2-0 P5	B SI 89 X SI 89 1-0 G4-3			4	0	1	0	0	1	3
23 Chris Carter, L (1, 7) OBP: 0.278, SLG: 0.414 27 Jésus Feliciano, L (6, PR) OBP: 0.304, SLG: 0.364 (7, 7)		F CH 84 D CH 83 X CH 83 1-1 21 G6-4-3 1-2 1B		B CH 82 B SI 88 X SI 88 2-0 G4-3 2-3		B CH 83 B SI 89 F SI 88 F SI 89 X SL 82 2-2 11 1B 1B		C SI 87 C SL 80 B CU 80 X FF 91 1-2 11 G3 30 1B 21 SH1-3 1B		3 1	0 1	2 1	0 0	0 0	0 0	1 0
21 Rod Barajas, R (1, 2) OBP: 0.276, SLG: 0.432		C SI 88 B SI 88 S CH 83 F CH 83 X CH 84 1-2 G6-4-3 1-2f		S SL 80 D CH 83 S CH 84 X CH 83 1-2 FC5-2 11 BLK 3-H		1 SAFE X SI 87 0-0 F8		X FF 90 0-0 SH1-3 1-2		3	0	0	0	0	0	4
11 Rubén Tejada, R (1, 6) OBP: 0.298, SLG: 0.261			B SI 87 F SI 87 B SI 88 X SI 88 2-1 F8	B SI 87 F SI 88 F SI 87 F SI 88 B SL 81 D SI 87 B SI 87 4-2 1-2 BB		P PO 78 X SI 87 1-0 57 S 1-3 1B		S FF 90 B FF 91 B FF 90 D CU 81 F FF 91 X FF 91 3-2 G3 2-3		3	0	1	0	1	0	1
57 Johan Santana, L (1, 1) OBP: 0.139, SLG: 0.278 39 Bobby Parnell, R (8, 1) 30 Josh Thole, L (8, PH) OBP: 0.600, SLG: 0.588 75 Francisco Rodríguez, R (9, 1)			C SI 88 F SI 88 B SI 89 S SI 87 1-3 K	F SI 86 F SI 87 S SI 88 0-3 K		C SI 88 B SI 89 X SI 89 1-1 G3-1 1-2		C FF 92 C FF 92 F CU 79 D SL 82 B SL 83 F CU 78 F FF 92 B CU 78 X CU 77 3-2 16 1B 3-H 1B		3 0 1 0	0 0 0 0	0 0 1 0	0 0 1 0	2 0 0 0	0 0 0 0	4 0 0 0
Inning Stats	R: 0 E: 0 K: 0 S: 10 H: 0 LOB: 0 BB: 0 P: 15	R: 0 E: 0 K: 1 S: 12 H: 1 LOB: 1 BB: 1 P: 18	R: 1 E: 0 K: 2 S: 13 H: 3 LOB: 2 BB: 0 P: 21	R: 0 E: 0 K: 1 S: 11 H: 1 LOB: 2 BB: 1 P: 19	R: 0 E: 0 K: 0 S: 7 H: 1 LOB: 0 BB: 0 P: 12	R: 1 E: 0 K: 0 S: 10 H: 3 LOB: 3 BB: 0 P: 17	R: 0 E: 0 K: 1 S: 9 H: 1 LOB: 2 BB: 1 P: 17	R: 1 E: 0 K: 0 S: 18 H: 3 LOB: 2 BB: 0 P: 25		1B: 10 2B: 1 3B: 1 HR: 1 SF: 0 SAC: 1 DP: 2 HBP: 0						

AB	34
R	3
H	13
RBI	3
BB	3
SO	5
LOB	18

PITCHER		IP	WLS	BF	H	R	ER	SO	BB	IBB	HBP	BLK	WP	HR	S	P	ERA	WHIP
32 Derek Lowe, R ERA: 4.35	(1, 1)	5.1	L	24	8	2	2	4	2	0	0	1	0	1	58	96	3.38	1.875
58 Peter Moylan, R ERA: 2.91	(6, 1)	0.2		3	1	0	0	0	0	0	0	0	0	0	5	6	0.00	1.500
54 Kris Medlen, R ERA: 3.16	(7, 1)	1.0		5	1	0	0	1	1	0	0	0	0	0	9	17	0.00	2.000
40 Takashi Saito, R ERA: 3.71	(8, 1)	1.0		6	3	1	1	0	0	0	0	0	0	0	18	25	9.00	3.000

PITCHER	IP	WLS	BF	H	R	ER	SO	BB	IBB	HBP	BLK	WP	HR	S	P	ERA	WHIP

Batter	1	2	3	4	5	6	7	8	9	AB	R	H	RBI	BB	SO	LOB
16 Ángel Pagán, S (1, 9) OBP: 0.367, SLG: 0.467	C FF 95 F FF 95 F FF 95 X SI 88 0-2 ① G3		D CU 77 1 SAFE X SI 92 1-0 ② L7		S CH 85 C FF 93 X FF 93 0-2 ③ F9			B FF 91 X FF 91 1-0 ② F7		4	0	0	0	0	0	4
13 Alex Cora, L (1, 4) OBP: 0.282, SLG: 0.297	B FF 93 B SI 93 B SI 94 C FF 92 X SI 93 3-1 15 S 1B		1 SAFE C SI 91 F CH 86 B FF 92 F SL 86 X FF 87 1-2 ③ G4-3			B FF 92 C CU 78 S CH 84 F CH 86 F FF 93 C FF 93 1-3 ① K		F FF 92 S FF 92 F FF 92 F SL 85 1 SAFE D CH 87 F FF 90 1 SAFE X SI 92 1-2 ③ P5		4	0	1	0	0	1	2
5 David Wright, R (1, 5) OBP: 0.387, SLG: 0.526	X FF 92 0-0 ② F8			B FF 92 X SI 92 1-0 ① G6-3		F FF 92 S CH 83 C CU 81 0-3 ② K			C CU 80 B SI 91 B SI 91 B FF 91 X FF 91 3-1 ① G5-3	4	0	0	0	0	1	1
15 Carlos Beltrán, S (1, 8) OBP: 0.250, SLG: 0.250	B CU 80 C SI 93 1 SAFE F CU 80 D SI 89 B CH 86 X FF 94 3-2 ③ F8 1-2			B CH 85 C SI 91 X CU 78 1-1 29 CS 1B		C CH 83 X FF 92 0-1 ③ G1-3			B FF 91 C FF 91 B CH 85 F SI 90 F FF 92 X CH 85 2-2 ② G4-3	4	0	1	0	0	0	1
29 Ike Davis, L (1, 3) OBP: 0.332, SLG: 0.430		B SI 92 B FF 92 X FF 90 2-0 ① F8		S CH 85 B CH 84 B SI 91 S CH 84 X CH 84 2-2 ②③ L7 1-2			S CH 84 C CU 79 S CH 86 0-3 ① K		B FF 93 C SI 90 C CU 78 X CH 86 1-2 ③ G4-3	4	0	0	0	0	1	1
44 Jason Bay, R (1, 7) OBP: 0.357, SLG: 0.424		F FF 93 T CH 86 B FF 94 S FF 91 1-3 ② K			B FF 93 F FF 92 B CH 83 B FF 92 B SI 91 4-1 11 F9 30 1B BB		X CU 77 0-0 30 G4-6-3 1B			2	0	1	0	1	1	0
30 Josh Thole, L (1, 2) OBP: 0.565, SLG: 0.550		B SI 92 C FF 93 S CH 85 S SI 87 1-3 ③ K			X FF 91 0-0 43 SH3-4 1B 1-2		X SI 90 0-0 ②③ G4-6-3 1-2f			3	0	1	0	0	1	1
11 Rubén Tejada, R (1, 6) OBP: 0.299, SLG: 0.263			C FF 93 B SI 93 X CH 84 1-1 1B		B FF 93 C FF 92 B CH 86 X FF 92 2-1 ① F9 2-3			C CU 76 B FF 90 C CH 84 X SL 81 1-2 ① G1-3		3	0	1	0	0	0	2
43 R.A. Dickey, R (1, 1) OBP: 0.333, SLG: 0.294			1 SAFE C FF 92 X 0-1 ① B3		L FF 93 X FF 93 0-1 ② SH3-4 1-2			F CH 84 X CH 84 0-1 1B		1	0	0	0	0	0	1
23 Chris Carter, L (8, PH) OBP: 0.288, SLG: 0.423										1	0	1	0	0	0	0
64 Elmer Dessens, R (8, 1)										0	0	0	0	0	0	0
25 Pedro Feliciano, L (8, 1)										0	0	0	0	0	0	0
39 Bobby Parnell, R (8, 1)										0	0	0	0	0	0	0
Inning Stats	R: 0 E: 0 K: 0 S: 10 H: 1 LOB: 1 BB: 0 P: 16	R: 0 E: 0 K: 2 S: 7 H: 0 LOB: 0 BB: 0 P: 11	R: 0 E: 0 K: 0 S: 9 H: 1 LOB: 1 BB: 0 P: 12	R: 0 E: 0 K: 0 S: 6 H: 1 LOB: 0 BB: 0 P: 10	R: 0 E: 0 K: 0 S: 9 H: 1 LOB: 2 BB: 1 P: 15	R: 0 E: 0 K: 2 S: 10 H: 0 LOB: 0 BB: 0 P: 11	R: 0 E: 0 K: 1 S: 5 H: 1 LOB: 0 BB: 0 P: 5	R: 0 E: 0 K: 0 S: 12 H: 1 LOB: 1 BB: 0 P: 15	R: 0 E: 0 K: 0 S: 9 H: 0 LOB: 0 BB: 0 P: 15	1B: 6 2B: 0 3B: 0 HR: 0 SF: 0 SAC: 1 DP: 1 HBP: 0						

PITCHER		IP	WLS	BF	H	R	ER	SO	BB	IBB	HBP	BLK	WP	HR	S	P	ERA	WHIP
55 Tim Lincecum, R ERA: 2.94	(1, 1)	9.0	W	32	6	0	0	5	1	0	0	0	0	0	77	110	0.00	0.778

PITCHER	IP	WLS	BF	H	R	ER	SO	BB	IBB	HBP	BLK	WP	HR	S	P	ERA	WHIP

TOP

New York Mets @ San Francisco Giants

AT&T Park, San Francisco, CA

Thu Jul 15 2010, 7:17 PM - 9:28 PM PDT

Att. 38,416 - Clear - 69 F

livebaseballscorecards.com

AB	30
R	0
H	6
RBI	0
BB	1
SO	5
LOB	13

WP: 0	PA: 32																
PB: 0																	
SB: 1																	
CS: 1																	

Batter	1	2	3	4	5	6	7	8	9	AB	R	H	RBI	BB	SO	LOB
33 Aaron Rowand, R (1, 8) OBP: 0.285, SLG: 0.402	C FF 83 F KN 76 X KN 79 0-2 ① G3-1		F KN 71 F KN 77 X KN 80 0-2 17 G3-4 1B		C FF 85 B KN 78 X KN 78 1-1 ③ G5-3			B SL 82 B SI 86 F SI 86 X SL 82 2-1 17 BB 21 FC1-5 28 FC3 1-2 1B		4	1	2	0	0	0	0
21 Freddy Sanchez, R (1, 4) OBP: 0.341, SLG: 0.353	B KN 73 F FF 83 B KN 78 C KN 74 B KN 80 C FF 85 3-3 ② K		F KN 79 1 SAFE F KN 74 F KN 78 X KN 78 0-2 ① L9			F FF 82 X KN 79 0-1 ① G6-3		X SI 86 0-0 ① FC1-5 28 FC3 17 BB 1-2 2-3f		4	0	0	0	0	1	3
17 Aubrey Huff, L (1, 7) OBP: 0.386, SLG: 0.542 56 Andres Torres, S (9, 7) OBP: 0.378, SLG: 0.483	C KN 75 S EP 65 F FF 82 F KN 80 B KN 70 B KN 81 B FF 82 X KN 77 3-2 ③ F8		X KN 76 0-0 ② G3-4 1-2			C KN 77 S KN 80 X FF 82 0-2 28 1B 1B		B SI 86 B SI 85 B SI 86 B SI 87 4-0 28 FC3 1-2 2-3 BB		3 0	0 0	1 0	0 0	1 0	0 0	1 0
28 Buster Posey, R (1, 2) OBP: 0.392, SLG: 0.567		C KN 73 B KN 77 X KN 73 1-1 5 WP 35 G5-3 48 2B 1B	X FF 83 0-0 ③ G6-3			B KN 76 B FF 84 C KN 74 B KN 75 X FF 84 3-1 ② 1-3 1B		B FF 96 C FF 96 X FF 98 1-1 FC3 35 G4-6-3 1-2 2-3 3-H		4	1	2	1	0	0	3
35 Travis Ishikawa, L (1, 3) OBP: 0.373, SLG: 0.507		C FF 82 X KN 76 0-1 ① G5-3 1-2		C KN 73 F KN 79 S KN 79 0-3 ① K		F KN 78 C KN 79 B KN 78 X KN 79 1-2 ③ G6-3		F FF 97 X FF 95 0-1 ②③ G4-6-3 1-2f		4	0	0	0	0	1	5
5 Juan Uribe, R (1, 6) OBP: 0.317, SLG: 0.434		B KN 75 C FF 85 S KN 78 B KN 80 X FF 86 2-2 ② G3 2-3		B KN 74 X KN 67 1-0 ② F7			B KN 79 C KN 76 B KN 80 F FF 85 F KN 78 F FF 80 F KN 77 X KN 80 2-2 ① F9			3	0	0	0	0	0	1
48 Pablo Sandoval, S (1, 5) OBP: 0.322, SLG: 0.385		D KN 77 S KN 78 F KN 78 B FF 81 X FF 84 2-2 3-H 2B		C KN 76 X KN 80 0-1 ③ L7			B KN 76 B KN 74 F KN 74 F KN 74 F KN 80 F KN 80 S KN 79 2-3 ② K			3	0	1	1	0	1	0
12 Nate Schierholtz, L (1, 9) OBP: 0.317, SLG: 0.364		I I IN 61 I IN 62 I IN 57 4-0 IBB			C KN 72 B KN 79 S KN 77 X FF 81 1-2 ① F9		B KN 75 X KN 73 1-0 ③ F8			2	0	0	0	1	0	0
55 Tim Lincecum, L (1, 1) OBP: 0.140, SLG: 0.119		B KN 73 F KN 72 S FF 84 X KN 80 1-2 ③ G6-3			B FF 85 X FF 84 1-0 ② F7			C SI 86 X SI 88 0-1 21 FC1-5 33 1B 1B		3	0	1	0	0	0	2
Inning Stats	R: 0 H: 0 E: 0 LOB: 0 K: 1 BB: 0 S: 11 P: 17	R: 1 H: 2 E: 0 LOB: 2 K: 0 BB: 1 S: 13 P: 23	R: 0 H: 1 E: 0 LOB: 1 K: 0 BB: 0 S: 9 P: 9	R: 0 H: 0 E: 0 LOB: 0 K: 1 BB: 0 S: 6 P: 7	R: 0 H: 0 E: 0 LOB: 0 K: 0 BB: 0 S: 6 P: 9	R: 0 H: 2 E: 0 LOB: 1 K: 0 BB: 0 S: 10 P: 14	R: 0 H: 0 E: 0 LOB: 0 K: 1 BB: 0 S: 12 P: 17	R: 1 H: 2 E: 0 LOB: 2 K: 0 BB: 1 S: 9 P: 16		1B: 6 SF: 0 2B: 1 SAC: 0 3B: 0 DP: 1 HR: 0 HBP: 0						

PITCHER		IP	WLS	BF	H	R	ER	SO	BB	IBB	HBP	BLK	WP	HR	S	P	ERA	WHIP
43 R.A. Dickey, R ERA: 2.63	(1, 1)	7.0	L	26	5	1	1	3	0	1	0	0	1	0	67	96	1.29	0.714
64 Elmer Dessens, R ERA: 1.93	(8, 1)	0.1		3	2	1	1	0	0	0	0	0	0	0	5	7	27.00	6.000
25 Pedro Feliciano, L ERA: 2.34	(8, 1)	0.0		1	0	0	0	0	1	0	0	0	0	0	0	4	∞	∞
39 Bobby Parnell, R ERA: 1.54	(8, 1)	0.2		2	0	0	0	0	0	0	0	0	0	0	4	5	0.00	0.000

PITCHER	IP	WLS	BF	H	R	ER	SO	BB	IBB	HBP	BLK	WP	HR	S	P	ERA	WHIP

BOTTOM

New York Mets @ San Francisco Giants

AT&T Park, San Francisco, CA

Thu Jul 15 2010, 7:17 PM - 9:28 PM PDT

Att. 38,416 - Clear - 69 F

livebaseballscorecards.com

AB	30
R	2
H	7
RBI	2
BB	2
SO	3
LOB	15

1B: 6 SF: 0 PA: 32
2B: 1 SAC: 0
3B: 0 DP: 1
HR: 0 HBP: 0

WP: 1
PB: 0
SB: 0
CS: 0

Batter	1	2	3	4	5	6	7	8	9	AB	R	H	RBI	BB	SO	LOB
11 Rubén Tejada, R (1, 6) OBP: 0.300, SLG: 0.265	C SI 84 B CU 71 B SI 86 X SI 87 2-1 ① F8			B CH 74 X SI 86 1-0 15 CS 1B		B FC 81 C FC 78 F CH 77 C CU 73 1-3 ③ K			B FF 94 S FF 95 F FF 95 F FF 96 S SL 88 1-3 ① K	3	0	1	0	0	1	1
23 Chris Carter, L (9, PH) OBP: 0.284, SLG: 0.417										1	0	0	0	0	1	0
44 Jason Bay, R (1, 7) OBP: 0.353, SLG: 0.419	C SI 86 B SI 86 C CU 73 F CH 73 F SI 86 F CU 72 C SI 86 1-3 ② K			1 SAFE C SI 86 X CH 75 0-1 ① F9			F CH 74 S SI 86 S FF 86 0-3 ① K		C SI 89 X SL 90 0-1 ② G2	4	0	0	0	0	2	1
5 David Wright, R (1, 5) OBP: 0.386, SLG: 0.523	B FF 85 B FF 85 S SI 85 B SI 87 S SI 86 S SI 78 3-3 ③ K			F SI 86 T FF 85 B CH 76 D SI 89 1 SAFE C CU 73 2-3 ② K			F CH 77 C CU 74 B FF 86 X CH 77 1-2 ② P3		C SL 89 B SL 90 B SL 89 X SL 88 2-1 1B	4	0	1	0	0	2	1
15 Carlos Beltrán, S (1, 8) OBP: 0.250, SLG: 0.375		B FF 85 X SI 85 1-0 ① P3		B CH 75 C CU 72 1 SAFE C CU 74 B FF 86 2-2 ③ CS 1-2	C SI 85 B CU 73 F FF 86 X CU 73 1-2 ① G5-3		X SI 87 0-0 2B		C SL 88 B FF 94 B SL 88 B FF 96 C FF 96 S FF 96 3-3 ③ K	4	0	1	0	0	1	1
12 Jeff Francoeur, R (1, 9) OBP: 0.300, SLG: 0.389		X SI 86 0-0 ② L7			C CH 77 F FF 86 F CH 77 X SI 84 0-2 ② P4		F FC 79 B SI 86 X CH 77 1-1 ③ P3			3	0	0	0	0	0	1
29 Ike Davis, L (1, 3) OBP: 0.329, SLG: 0.426		C SI 86 C CU 73 F FC 79 B FF 88 S FF 87 1-3 ③ K			C CU 72 B SI 78 B FC 78 C SI 84 S CU 74 2-3 ③ K			C CU 71 B CU 73 C FF 86 B FC 79 F CU 74 X SI 86 2-2 ① F8		3	0	0	0	0	2	0
21 Rod Barajas, R (1, 2) OBP: 0.272, SLG: 0.426			B SI 84 C SI 86 F CH 75 X FF 86 1-2 ① P3			F CU 72 F CU 73 B SI 84 S CH 77 1-3 ① K		X FF 87 0-0 ② P3		3	0	0	0	0	1	0
13 Alex Cora, L (1, 4) OBP: 0.279, SLG: 0.293			B FC 79 F FF 86 B FF 85 T FF 86 S FC 79 2-3 ② K			C FC 80 X CU 73 0-1 ② G3-1		B CU 72 B CH 76 B SI 85 C FF 85 F FC 77 B CH 75 4-2 BB		2	0	0	0	0	1	0
2 Justin Turner, R (8, PH) (8, 4)										0	0	0	0	1	0	0
49 Jonathon Niese, L (1, 1) OBP: 0.303, SLG: 0.250			B FF 85 C FF 86 F FF 87 B CU 73 F FF 86 B FC 79 S FF 86 3-3 ③ K			C FF 87 B CU 73 S FF 87 F SI 86 B FF 87 B SI 88 F FF 88 B FF 87 4-2 BB		C CU 71 B SI 85 X CH 76 1-1 ③ F8		1	0	0	0	1	1	0
16 Ángel Pagán, S (8, PH) OBP: 0.366, SLG: 0.465										1	0	0	0	0	0	1
39 Bobby Parnell, R (8, 1)										0	0	0	0	0	0	0
Inning Stats	R: 0 E: 0 K: 2 S: 11 H: 0 LOB: 0 BB: 0 P: 17	R: 0 E: 0 K: 1 S: 6 H: 0 LOB: 0 BB: 0 P: 8	R: 0 E: 0 K: 2 S: 10 H: 0 LOB: 0 BB: 0 P: 16	R: 0 E: 0 K: 1 S: 8 H: 1 LOB: 0 BB: 0 P: 13	R: 0 E: 0 K: 1 S: 10 H: 0 LOB: 0 BB: 0 P: 13	R: 0 E: 0 K: 2 S: 12 H: 0 LOB: 1 BB: 1 P: 18	R: 0 E: 0 K: 1 S: 9 H: 1 LOB: 1 BB: 0 P: 11	R: 0 E: 0 K: 0 S: 9 H: 0 LOB: 1 BB: 1 P: 16	R: 0 E: 0 K: 2 S: 11 H: 1 LOB: 1 BB: 0 P: 17	1B: 2 2B: 1 3B: 0 HR: 0 SF: 0 SAC: 0 DP: 0 HBP: 0						

PITCHER		IP	WLS	BF	H	R	ER	SO	BB	IBB	HBP	BLK	WP	HR	S	P	ERA	WHIP
75 Barry Zito, L ERA: 3.51	(1, 1)	8.0	W	27	2	0	0	10	2	0	0	0	0	0	75	112	0.00	0.500
38 Brian Wilson, R ERA: 1.86	(9, 1)	1.0	S	4	1	0	0	2	0	0	0	0	0	0	11	17	0.00	1.000

PITCHER	IP	WLS	BF	H	R	ER	SO	BB	IBB	HBP	BLK	WP	HR	S	P	ERA	WHIP

TOP

New York Mets @ San Francisco Giants

AT&T Park, San Francisco, CA

Fri Jul 16 2010, 7:42 PM - 9:54 PM PDT

Att. 41,869 - Overcast - 63 F

livebaseballscorecards.com

AB	29
R	0
H	3
RBI	0
BB	2
SO	12
LOB	6

PA: 32

Batter	1	2	3	4	5	6	7	8	9	AB	R	H	RBI	BB	SO	LOB
56 Andres Torres, S (1, 9) (7, 7) OBP: 0.373, SLG: 0.467	C FF 88 F FC 86 F FF 90 B FF 91 F CU 75 F FF 90 F FF 90 F FC 86 X FF 90 1-2 ① F9		C FF 88 C CU 74 B CU 74 B FF 89 S FF 89 2-3 ③ K		C CU 74 F CU 73 B FF 88 X FC 85 1-2 ② ③ F9-3 1-1		C FF 87 S CU 74 D CU 76 F FF 88 F CU 74 F FC 88 S FF 90 1-3 ③ K			4	0	0	0	0	2	2
16 Edgar Renteria, R (1, 6) OBP: 0.348, SLG: 0.364	C FC 87 X SI 90 0-1 17 1B 2B			C FC 86 B FC 84 S FC 85 X CU 75 1-2 ① G5-3		B CU 72 F FC 84 C CU 73 X FC 83 1-2 ① G4-3		S FF 92 F FF 94 X FF 95 0-2 ① G4-3		4	0	1	0	0	0	0
17 Aubrey Huff, L (1, 3) OBP: 0.392, SLG: 0.547 38 Brian Wilson, R (9, 1)	B FF 89 B FF 90 X FF 89 2-0 28 G4-6-3 2-3 1B			C FC 85 B SI 88 F FF 90 B CU 75 B FC 84 F FC 85 B FF 90 4-2 28 2B 9 FC4 BB		C FF 88 B FF 89 X FF 88 1-1 9 1B 1B		X SL 86 0-0 28 G6-4-3 1B		3 0	1 0	3 0	0 0	1 0	0 0	0 0
28 Buster Posey, R (1, 2) OBP: 0.389, SLG: 0.566	C CU 74 F FC 85 F FF 90 D CU 76 X FC 86 1-2 ② ③ G4-6-3 1-2f			X FF 89 0-0 9 FC4 1-3 2B		X FC 84 0-0 ② F9		1 SAFE S FF 94 C FF 93 X KC 83 0-2 ② ③ G6-4-3 1-2f		4	0	1	0	0	0	4
9 Pat Burrell, R (1, 7) OBP: 0.335, SLG: 0.412 12 Nate Schierholtz, L (6, PR) OBP: 0.317, SLG: 0.364 (7, 9)		C FF 88 B FF 89 B CU 74 B FF 89 C FC 85 B FC 86 4-2 5 G6-4-3 BB		X CU 74 0-0 FC4 2-3 3-H		S FC 85 B FF 88 B FC 84 F FC 85 B FC 88 X FC 84 3-2 1-2 1B				2 0	0 0	1 0	1 0	1 0	0 0	1 0
5 Juan Uribe, R (1, 4) OBP: 0.314, SLG: 0.429		C CU 74 B SI 90 F FC 84 F FF 89 X CU 74 1-2 ① ② G6-4-3 1-2f		F CU 74 F FC 86 S FC 89 0-3 ② K		X FC 83 0-0 ③ F8				3	0	0	0	0	1	5
48 Pablo Sandoval, S (1, 5) OBP: 0.322, SLG: 0.384		B FF 90 C CU 74 B SI 88 S FF 89 F FF 90 C FC 86 2-3 ③ K		X CU 73 0-0 ③ L8			B SI 87 X SI 86 1-0 33 FC6-4 1B			3	0	1	0	0	1	2
33 Aaron Rowand, R (1, 8) OBP: 0.285, SLG: 0.398			B FC 87 X FC 83 1-0 ① F9		B FC 84 F FC 84 B FF 89 F SL 83 B FC 84 B FC 85 4-2 75 FC3-6 BB		D CU 73 X FC 83 1-0 ① FC6-4 75 SH1-4 1-2f			2	0	0	0	1	0	1
75 Barry Zito, L (1, 1) OBP: 0.194, SLG: 0.167 35 Travis Ishikawa, L (9, 3) OBP: 0.373, SLG: 0.507			B FC 85 B FF 88 C FC 84 X FC 83 2-1 ② G1-3		L FC 84 X FC 86 0-1 ① FC3-6 56 F9-3 1-2f		1 SAFE X FC 83 0-0 ② SH1-4 1-2			2 0	0 0	0 0	0 0	0 0	0 0	1 0
Inning Stats	R: 0 E: 0 K: 0 S: 15 H: 2 LOB: 1 BB: 0 P: 19	R: 0 E: 0 K: 1 S: 10 H: 0 LOB: 0 BB: 1 P: 17	R: 0 E: 0 K: 1 S: 6 H: 0 LOB: 0 BB: 0 P: 11	R: 1 E: 0 K: 1 S: 12 H: 1 LOB: 2 BB: 1 P: 17	R: 0 E: 0 K: 0 S: 7 H: 0 LOB: 0 BB: 1 P: 12	R: 0 E: 0 K: 0 S: 10 H: 2 LOB: 2 BB: 0 P: 15	R: 0 E: 0 K: 1 S: 9 H: 1 LOB: 1 BB: 0 P: 12	R: 0 E: 0 K: 0 S: 7 H: 1 LOB: 0 BB: 0 P: 7		1B: 5 2B: 3 3B: 0 HR: 0 SF: 0 SAC: 1 DP: 4 HBP: 0				WP: 0 PB: 0 SB: 0 CS: 0		PA: 31

PITCHER		IP	WLS	BF	H	R	ER	SO	BB	IBB	HBP	BLK	WP	HR	S	P	ERA	WHIP
49 Jonathon Niese, L ERA: 3.44	(1, 1)	7.0	L	28	6	1	1	4	3	0	0	0	0	0	69	103	1.29	1.286
39 Bobby Parnell, R ERA: 1.42	(8, 1)	1.0		3	1	0	0	0	0	0	0	0	0	0	7	7	0.00	1.000

PITCHER	IP	WLS	BF	H	R	ER	SO	BB	IBB	HBP	BLK	WP	HR	S	P	ERA	WHIP

BOTTOM

New York Mets @ San Francisco Giants

AT&T Park, San Francisco, CA

Fri Jul 16 2010, 7:42 PM - 9:54 PM PDT

Att. 41,869 - Overcast - 63 F

livebaseballscorecards.com

AB	27
R	1
H	7
RBI	1
BB	3
SO	4
LOB	16

Batter	1	2	3	4	5	6	7	8	9	AB	R	H	RBI	BB	SO	LOB
16 Ángel Pagán, S (1, 9) OBP: 0.364, SLG: 0.459	C FF 89 C F FF 90 B FF 91 X CH 84 1-2 ① P5		B CU 76 C FF 90 X CH 84 1-1 ② G2-3			C FF 90 F FF 90 F FF 92 B CU 75 S CH 83 1-3 ① K		B SI 94 B FF 94 C SI 94 F FF 94 D CU 79 B SI 94 4-2 5 SF3 5 S BB 1-2	B FF 95 C SL 88 C FF 94 S FF 96 1-3 ③ K	4	0	0	0	1	2	2
13 Alex Cora, L (1, 4) OBP: 0.274, SLG: 0.288 2 Justin Turner, R (8, PH) (8, 4)	C FF 90 F FF 91 X FF 91 0-2 ② P5		C FF 90 C FF 91 X CH 86 0-2 ③ G3			C CH 83 B FF 90 F FF 91 F CH 83 X FF 91 1-2 ② G4-3		X FF 93 0-0 ① F8 2-3		3 1	0 0	0 0	0 0	0 0	0 0	0 2
5 David Wright, R (1, 5) OBP: 0.385, SLG: 0.521	C FF 90 B FF 91 F FF 92 B SL 84 X FF 93 2-2 ③ G5-3			C CU 76 B FF 90 X FF 90 1-1 1B		B CU 78 B SL 84 X FF 91 2-0 ③ F9		F SI 95 B CU 77 B SI 94 F SI 94 X SI 94 2-2 ② SF3 1-3 3-H		3	0	1	1	0	0	0
15 Carlos Beltrán, S (1, 8) OBP: 0.333, SLG: 0.583		C FF 89 B CH 83 X CH 83 1-1 44 BB 1B		B FF 90 B FF 91 X FF 90 2-0 ① F9			B FF 90 X CU 76 1-0 29 HR 3B	C FF 94 B SI 93 F FF 94 X CU 78 1-2 ③ L7		4	1	2	0	0	0	2
29 Ike Davis, L (1, 3) OBP: 0.331, SLG: 0.448		C FF 89 C FF 89 B FF 90 S CU 76 1-3 ① K		X FF 90 0-0 ② F7			C CH 83 X CH 84 0-1 3-H HR		X FF 94 0-0 HR	4	2	2	3	0	1	2
44 Jason Bay, R (1, 7) OBP: 0.352, SLG: 0.415		B FF 91 B FF 91 B FF 92 C FF 92 B SL 83 4-1 1-2 BB		D CU 76 1 SAFE S FF 90 B SL 83 C FF 92 B FF 92 X FF 92 3-2 ③ G6-3			X FF 92 0-0 ① F7		B FF 95 X SI 95 1-0 ① L8	3	0	0	0	1	0	1
21 Rod Barajas, R (1, 2) OBP: 0.268, SLG: 0.419		C CU 75 S FF 92 X FF 92 0-2 ② P3			F SI 90 F CU 76 X FF 91 0-2 ① G6-3		S SL 84 B SL 85 X FF 93 1-1 ② F8		C SL 88 X FF 96 0-1 ② L6	4	0	0	0	0	0	2
11 Rubén Tejada, R (1, 6) OBP: 0.298, SLG: 0.257		B FF 90 C SL 84 C CU 78 D CU 76 F SL 86 X FF 91 2-2 ③ F8			C SL 84 F FF 92 B FF 92 B SL 85 C FF 92 3-3 ② K		F FF 91 X CH 85 0-1 ③ G3		F FF 96 F SI 98 B KC 81 B KC 81 F SI 97 H SI 97 3-2 23 1B HBP	3	0	0	0	0	1	2
47 Hisanori Takahashi, L (1, 1) OBP: 0.077, SLG: 0.077 38 Fernando Nieve, R (3, 1) 12 Jeff Francoeur, R (5, PH) OBP: 0.299, SLG: 0.387 22 Raul Valdes, L (5, 1) OBP: 0.571, SLG: 0.714 64 Elmer Dessens, R (7, 1) 30 Josh Thole, L (8, PH) OBP: 0.583, SLG: 0.571 75 Francisco Rodríguez, R (8, 1) 23 Chris Carter, L (9, PH) OBP: 0.293, SLG: 0.425			C FF 88 B FF 90 X FF 89 1-1 ① G1-3		C CU 78 F CU 77 B CU 78 B FF 92 X SL 84 2-2 ③ P3			B FF 94 S FF 93 B CU 77 X FF 94 2-1 2 F8 16 BB 5 SF3 1B	B KC 81 B SI 95 C FF 93 X FF 94 2-1 1-3 1B	1 0 1 0 0 1 0 1	0 0 0 0 0 1 0 0	0 0 0 0 0 1 0 1	0 0 0 0 0 0 0 0	0 0 0 0 0 0 0 0	0 0 0 0 0 0 0 0	0 0 0 0 0 0 0 0
Inning Stats	R: 0 E: 0 K: 0 S: 10 H: 0 LOB: 0 BB: 0 P: 13	R: 0 E: 0 K: 1 S: 13 H: 1 LOB: 2 BB: 1 P: 21	R: 0 E: 0 K: 0 S: 7 H: 0 LOB: 0 BB: 0 P: 9	R: 0 E: 0 K: 0 S: 7 H: 1 LOB: 1 BB: 0 P: 13	R: 0 E: 0 K: 1 S: 9 H: 0 LOB: 0 BB: 0 P: 14	R: 0 E: 0 K: 1 S: 9 H: 0 LOB: 0 BB: 0 P: 13	R: 2 E: 0 K: 0 S: 8 H: 2 LOB: 0 BB: 0 P: 10	R: 1 E: 0 K: 0 S: 11 H: 1 LOB: 1 BB: 1 P: 20	R: 1 E: 0 K: 1 S: 12 H: 2 LOB: 2 BB: 0 P: 19	1B: 4 2B: 0 3B: 1 HR: 2 SF: 1 SAC: 0 DP: 0 HBP: 1						

PITCHER		IP	WLS	BF	H	R	ER	SO	BB	IBB	HBP	BLK	WP	HR	S	P	ERA	WHIP
18 Matt Cain, R ERA: 3.3	(1, 1)	7.0	W	26	4	2	2	3	1	0	0	0	0	1	63	93	2.57	0.714
47 Chris Ray, R ERA: 3.29	(8, 1)	0.0		2	1	1	1	0	1	0	0	0	0	0	4	10	∞	∞
41 Jeremy Affeldt, L ERA: 4.41	(8, 1)	1.0		3	0	0	0	0	0	0	0	0	0	0	7	10	0.00	0.000
46 Santiago Casilla, R ERA: 2.5	(9, 1)	0.2		5	2	1	1	0	0	0	1	0	0	1	9	15	13.50	3.000
38 Brian Wilson, R ERA: 1.85	(9, 1)	0.1	S	1	0	0	0	1	0	0	0	0	0	0	3	4	0.00	0.000

PITCHER	IP	WLS	BF	H	R	ER	SO	BB	IBB	HBP	BLK	WP	HR	S	P	ERA	WHIP

TOP

New York Mets @ San Francisco Giants

AT&T Park, San Francisco, CA

Sat Jul 17 2010, 6:07 PM - 8:52 PM PDT

Att. 42,599 - Clear - 67 F

livebaseballscorecards.com

AB	33
R	4
H	7
RBI	4
BB	2
SO	4
LOB	13

WP: 0 PB: 0 SB: 1 CS: 0 PA: 37

BOTTOM

New York Mets @ San Francisco Giants

AT&T Park, San Francisco, CA

Sat Jul 17 2010, 6:07 PM - 8:52 PM PDT

Att. 42,599 - Clear - 67 F

livebaseballscorecards.com

Batter	1	2	3	4	5	6	7	8	9	AB	R	H	RBI	BB	SO	LOB
56 Andres Torres, S (1, 8) OBP: 0.371, SLG: 0.482	C SI 85 F CU 66 B SL 84 X CH 77 1-2 P4 ①	B CH 80 B CH 77 F FF 89 X FF 89 2-1 2-H 3-H HR		X FF 94 0-0 F7 ②		C CU 76 X FF 87 0-1 F8 ② 2-3		B FF 90 S FF 90 F FF 90 B FF 91 C CU 75 2-3 K ①		5	1	1	3	0	1	1
21 Freddy Sanchez, R (1, 4) OBP: 0.333, SLG: 0.344	C SI 88 B FF 84 C FF 87 B FF 88 B CH 80 F FF 88 F FF 88 X CH 79 3-2 F8 ②	X FF 87 0-0 F9 ③		C FF 93 C SL 83 B SL 82 S SL 80 1-3 K ③		C FF 87 B FF 87 C CU 73 B FF 87 C CU 79 2-3 K ③		B CU 76 F FF 91 F FF 91 F FF 90 F FF 91 B FF 91 F CU 76 B CH 75 C CH 76 3-3 K ②		5	0	0	0	0	3	1
17 Aubrey Huff, L (1, 9) OBP: 0.390, SLG: 0.541 (6, 7)	B FF 89 C FF 89 C FF 88 B SL 80 F SL 80 F FF 89 S CU 65 2-3 K ③		F SL 78 S SL 79 X FF 87 0-2 G4-3 ①		C CU 74 C FF 86 B CU 76 S CU 77 1-3 K ①		S CU 75 X CU 76 0-1 5 1B 12 1B 48 2B 1B	S CH 82 C CH 82 F FF 91 F FF 91 F CH 82 X CU 77 0-2 G6-3 ③		5	1	1	0	0	2	0
28 Buster Posey, R (1, 2) OBP: 0.391, SLG: 0.591		B FF 87 X CH 77 1-0 5 1B 2B	B FF 88 F SL 85 C CU 70 F SL 85 F FF 89 X SL 86 1-2 HR		C CU 76 B FF 87 B FF 87 C SI 87 S CH 74 2-3 K ②		X FF 86 0-0 F9 ①			4	2	2	1	0	1	1
9 Pat Burrell, R (1, 7) OBP: 0.340, SLG: 0.410 12 Nate Schierholtz, L (5, PR) OBP: 0.320, SLG: 0.368 (6, 9)		B FF 87 B FF 88 B CH 77 C FF 88 C CH 76 B FF 88 4-2 5 1B 48 1B BB	B CH 79 C SI 87 X FF 87 1-1 P6 ②		B FF 87 C CU 76 B FF 87 C CU 76 B CU 75 B CU 76 4-2 5 HBP BB		B SI 86 B FF 86 X SI 86 2-0 5 1B 48 2B 1-2 1B			1 1	1 1	0 1	0 0	2 0	0 0	0 0
5 Juan Uribe, R (1, 5) OBP: 0.322, SLG: 0.438		C CU 64 X CH 78 0-1 18 SH3-4 48 1B 56 HR 1-2 2-H 1B	X SL 80 0-0 48 1B 2B		B FF 86 C SI 85 F CH 72 B FF 87 H FF 86 3-2 1-2 HBP		F CH 84 X SI 86 0-1 48 2B 35 L7-2 1-2 2-3 1B			3	1	3	1	0	0	0
48 Pablo Sandoval, S (1, 3) OBP: 0.326, SLG: 0.391		B FF 87 X CU 68 1-0 18 SH3-4 56 HR 1-2 2-H 1B	X FF 88 0-0 2-3 1B		C SI 87 X CU 73 0-1 F8 ③		X SI 88 0-0 1-3 2-H 3-H 2B			4	1	3	3	0	0	2
16 Edgar Renteria, R (1, 6) OBP: 0.345, SLG: 0.357		S SL 79 F SL 79 B FF 88 S SL 85 1-3 K ①	C FF 91 B FF 92 F FF 91 B SL 82 F FF 92 F SI 92 B SI 93 X FF 92 3-2 L1 ③			C CU 74 B CU 76 B SI 86 B SI 86 X FF 87 3-1 G1-3 ①	I IN 55 I IN 56 I IN 57 I IN 55 4-0 IBB			3	0	0	0	1	1	4
18 Matt Cain, R (1, 1) OBP: 0.143, SLG: 0.147 35 Travis Ishikawa, L (7, PH) OBP: 0.368, SLG: 0.500 47 Chris Ray, R (8, 1) 41 Jeremy Affeldt, L (8, 1) 46 Santiago Casilla, R (9, 1) 38 Brian Wilson, R (9, 1)		X FF 87 0-0 SH3-4 1-2 2-3 ②		C FF 91 S FF 94 B SL 83 C SI 95 1-3 K ①		B SI 86 F FF 86 S CU 76 X CU 76 1-2 56 F8 2B	S SL 85 X SL 84 0-1 L7-2 ② ③ 3-H			2 1 0 0 0 0	0 0 0 0 0 0	1 0 0 0 0 0	0 0 0 0 0 0	0 0 0 0 0 0	1 0 0 0 0 0	0 3 0 0 0 0
Inning Stats	R: 0 E: 0 K: 1 S: 13 H: 0 LOB: 0 BB: 0 P: 19	R: 5 E: 0 K: 1 S: 13 H: 4 LOB: 0 BB: 1 P: 22	R: 1 E: 0 K: 0 S: 17 H: 3 LOB: 2 BB: 0 P: 22	R: 0 E: 0 K: 2 S: 7 H: 0 LOB: 0 BB: 0 P: 9	R: 0 E: 0 K: 2 S: 12 H: 0 LOB: 2 BB: 1 P: 22	R: 0 E: 0 K: 1 S: 10 H: 1 LOB: 1 BB: 0 P: 16	R: 2 E: 0 K: 0 S: 9 H: 4 LOB: 2 BB: 1 P: 15	R: 0 E: 0 K: 2 S: 15 H: 0 LOB: 0 BB: 0 P: 20		1B: 6 2B: 5 3B: 0 HR: 2 SF: 0 SAC: 1 DP: 1 HBP: 1						

	AB	34
	R	8
	H	12
	RBI	8
	BB	3
	SO	9
	LOB	12

WP: 0 PB: 0 SB: 0 CS: 0 PA: 39

PITCHER		IP	WLS	BF	H	R	ER	SO	BB	IBB	HBP	BLK	WP	HR	S	P	ERA	WHIP
47 Hisanori Takahashi, L ERA: 4.69	(1, 1)	2.2	L	16	7	6	6	2	1	0	0	0	0	2	38	55	20.25	3.000
38 Fernando Nieve, R ERA: 5.08	(3, 1)	1.1		4	0	0	0	2	0	0	0	0	0	0	12	17	0.00	0.000
22 Raul Valdes, L ERA: 5.23	(5, 1)	2.1		12	3	2	2	3	1	0	1	0	0	0	26	44	7.71	1.714
64 Elmer Dessens, R ERA: 1.86	(7, 1)	0.2		4	2	0	0	0	0	1	0	0	0	0	5	9	0.00	3.000
75 Francisco Rodríguez, R ERA: 2.4	(8, 1)	1.0		3	0	0	0	2	0	0	0	0	0	0	15	20	0.00	0.000

PITCHER	IP	WLS	BF	H	R	ER	SO	BB	IBB	HBP	BLK	WP	HR	S	P	ERA	WHIP

Batter	1	2	3	4	5	6	7	8	9	10	AB	R	H	RBI	BB	SO	LOB
16 Ángel Pagán, S (1, 8) OBP: 0.362, SLG: 0.458	B FF 92 C FF 92 B FF 92 X CH 82 2-1 P5		X CH 83 0-0 2-H 2B		B FF 90 B FF 89 X FF 89 2-0 F8			C FF 94 B CU 76 F SI 94 F SI 93 X SL 83 1-2 P4	B SI 94 C SI 94 S SI 94 S CH 85 1-3 K		5	0	1	1	0	1	1
2 Justin Turner, R (1, 4) OBP: 0.125, SLG: 0.133	C FF 92 X SI 92 0-1 L9		B SI 91 B FF 90 X SI 89 2-0 F8		B FF 89 X CH 81 1-0 FC5-4 1-2f			B FF 93 C SI 94 F SL 84 X SI 94 1-2 29 2B 2B		C SL 88 C SL 89 B SL 84 X FF 96 1-2 G6-3	5	1	1	0	0	0	2
5 David Wright, R (1, 5) OBP: 0.385, SLG: 0.526	C FF 92 S FF 92 F FF 92 F SL 81 B FF 92 X SL 82 1-2 G1-3			B SL 77 B CH 78 B FF 89 C FF 89 X FF 89 3-1 HR		C FF 88 C FF 89 F FF 89 B SL 81 X SL 80 1-2 F9		B SL 83 C SL 84 S SL 84 B SL 86 F FF 95 B CU 77 B SL 85 4-2 29 2B BB		C FF 96 F FF 96 B FF 96 F FF 94 B SL 90 X SL 89 2-2 G4-3	4	1	1	1	1	0	0
44 Jason Bay, R (1, 7) OBP: 0.356, SLG: 0.418		B SI 92 X SI 91 1-0 12 G1-3 1B		B FF 90 B FF 90 C CH 81 X FF 89 2-1 F8		F FF 89 B SL 80 C FF 88 F FF 90 F FF 89 X CH 84 1-2 1B		C SL 83 F FF 94 X CU 78 0-2 F3		X SL 90 0-0 29 2B 1B	5	1	3	0	0	0	2
29 Ike Davis, L (1, 3) OBP: 0.335, SLG: 0.457		B SI 92 C SI 92 1 SAFE X FF 91 1-1 F7		C SI 90 X FF 90 0-1 1B		1 SAFE T FF 88 F SL 81 B SI 89 S SL 79 1-3 K		C CU 77 B CU 76 B CU 78 X CU 77 2-1 1-3 2-H 2B		C SL 88 B FF 95 F SL 89 B SL 87 B SL 88 X SL 88 3-2 1-H 2B	5	0	3	2	0	1	2
12 Jeff Francoeur, R (1, 9) OBP: 0.297, SLG: 0.382		1 SAFE S SL 82 B SL 83 F SL 81 F SI 90 X SL 80 1-2 G1-3 1-2		S FF 90 C FF 89 1 SAFE S SL 81 0-3 K		1 SAFE 1 SAFE C FF 89 F SL 82 S FF 89 0-3 K		F SI 94 S SI 94 H SI 94 1-2 HBP		F FF 96 C FF 95 T FF 97 0-2 K	4	0	0	0	0	3	4
4 Henry Blanco, R (1, 2) OBP: 0.330, SLG: 0.397			T FF 92 B SI 92 S CH 80 B CH 83 F FF 92 B SI 92 X FF 92 3-2 F7	B FF 89 X FF 89 1-0 L5			B FF 89 F CH 82 C CH 82 S SL 81 1-3 K2-3	B SL 90 C SI 92 B SI 94 F SI 93 X SI 94 2-2 P2			4	0	0	0	0	1	4
11 Rubén Tejada, R (1, 6) OBP: 0.297, SLG: 0.250			B FF 92 B SI 90 B SI 90 B FF 91 4-0 57 G6-3 16 2B BB	L FF 89 C FF 89 B SL 81 X SL 80 1-2 G5-3		X FF 89 0-0 G6-3			C SI 94 B SI 94 S SL 87 B SL 88 X SI 94 2-2 G1-3		3	1	0	0	1	0	0
57 Johan Santana, L (1, 1) OBP: 0.154, SLG: 0.282 23 Chris Carter, L (9, PH) OBP: 0.289, SLG: 0.419 75 Francisco Rodríguez, R (9, 1)			C SI 87 B SI 90 L SI 90 1 SAFE F SL 80 X FF 90 1-2 G6-3 1-2	C FF 88 C FF 88 X SL 80 0-2 2 FC5-4 1B		C FF 87 F FF 88 C SI 88 0-3 K			B SI 94 X SI 94 1-0 F8		3 1 0	0 0 0	1 0 0	0 0 0	0 0 0	1 0 0	1 0 0
Inning Stats	R: 0 E: 0 K: 0 S: 9 H: 0 LOB: 0 BB: 0 P: 12	R: 0 E: 0 K: 0 S: 7 H: 1 LOB: 0 BB: 0 P: 10	R: 1 E: 0 K: 0 S: 10 H: 1 LOB: 1 BB: 1 P: 20	R: 1 E: 0 K: 1 S: 10 H: 2 LOB: 1 BB: 0 P: 16	R: 0 E: 0 K: 0 S: 8 H: 1 LOB: 1 BB: 0 P: 12	R: 0 E: 0 K: 2 S: 15 H: 1 LOB: 1 BB: 0 P: 18	R: 0 E: 0 K: 2 S: 7 H: 0 LOB: 0 BB: 0 P: 8	R: 1 E: 0 K: 0 S: 20 H: 2 LOB: 3 BB: 1 P: 31	R: 0 E: 0 K: 1 S: 7 H: 0 LOB: 0 BB: 0 P: 11	R: 1 E: 0 K: 1 S: 14 H: 2 LOB: 1 BB: 0 P: 20	1B: 5 2B: 4 3B: 0 HR: 1 SF: 0 SAC: 0 DP: 0 HBP: 1						

PITCHER		IP	WLS	BF	H	R	ER	SO	BB	IBB	HBP	BLK	WP	HR	S	P	ERA	WHIP
57 Jonathan Sánchez, L ERA: 3.42	(1, 1)	7.0		27	6	2	2	5	1	0	0	0	0	1	66	96	2.57	1.000
47 Chris Ray, R ERA: 3.46	(8, 1)	0.2		5	2	1	1	0	1	0	0	0	0	0	15	23	13.50	4.500
53 Denny Bautista, R ERA: 2.86	(8, 1)	0.1		2	0	0	0	0	0	0	1	0	0	0	5	8	0.00	0.000
59 Guillermo Mota, R ERA: 3.12	(9, 1)	1.0		3	0	0	0	1	0	0	0	0	0	0	7	11	0.00	0.000
38 Brian Wilson, R ERA: 2.03	(10, 1)	1.0	L	5	2	1	1	1	0	0	0	0	0	0	14	20	9.00	2.000

PITCHER	IP	WLS	BF	H	R	ER	SO	BB	IBB	HBP	BLK	WP	HR	S	P	ERA	WHIP

TOP

New York Mets @ San Francisco Giants

AT&T Park, San Francisco, CA

Sun Jul 18 2010, 1:06 PM - 4:18 PM PDT

Att. 37,326 - Partly Cloudy - 71 F

livebaseballscorecards.com

AB	39
R	4
H	10
RBI	4
BB	2
SO	7
LOB	16

Batter	1	2	3	4	5	6	7	8	9	10	AB	R	H	RBI	BB	SO	LOB
56 Andres Torres, S (1, 8) OBP: 0.371, SLG: 0.487	X FF 90 0-0 ① P3		B CH 81 C FF 90 X FF 90 1-1 ① F9		C SL 84 B CH 81 B FF 89 C SL 80 X FF 90 2-2 2B		B FF 89 B SL 81 C SI 89 F SL 82 X CH 79 2-2 ② G5-3		X FF 90 0-0 21 FC5-2 1-3 2B		5	0	2	0	0	0	0
21 Freddy Sanchez, R (1, 4) OBP: 0.335, SLG: 0.345	C FF 90 F FF 90 F FF 92 B SL 84 F CH 80 X FF 91 1-2 17 1B 28 SF9 1B		B FF 88 F FF 89 X CH 79 1-1 17 1B 1B		X FF 90 0-0 ② G5-3		F SI 91 X FF 90 0-1 ③ F9		P PO 91 C CU 78 X CU 78 1-1 ② FC5-2 17 DI 2-3 3-H		5	1	2	0	0	0	3
17 Aubrey Huff, L (1, 9) OBP: 0.390, SLG: 0.539	X SL 78 0-0 9 S 1-3 1B		C FF 89 B FF 91 X SL 77 1-1 1-2 1B		F FF 90 B FF 90 S SL 78 X FF 92 1-2 ③ G1-3			C FF 90 F CH 81 B CH 83 F FF 91 F FF 92 X FF 85 1-2 ① G3	F CH 80 F CH 84 F FF 93 B FF 92 X CH 86 1-2 G3 1-2		5	0	2	0	0	0	4
28 Buster Posey, R (1, 3) OBP: 0.386, SLG: 0.582	B FF 90 X FF 90 1-0 ② SF9 3-H		S CH 79 B FF 90 F FF 90 F SL 84 S CH 80 1-3 ② K			C SL 78 S CH 81 B CH 82 X FF 90 1-2 5 FC6-4 9 1B 1B		C SL 85 B CH 82 C FF 91 X CH 81 1-2 ② G2-3		C CU 76 X CU 78 0-1 ① G6-3	4	0	1	1	0	1	2
9 Pat Burrell, R (1, 7) OBP: 0.336, SLG: 0.404	S CH 81 C FF 90 B FF 91 D CH 81 X FF 90 2-2 ③ G5-3 1-2		B FF 90 B CH 77 F FF 89 B FF 90 C FF 90 X SL 81 3-2 ③ F9			C FF 89 F FF 88 B SL 80 B CH 78 X CH 80 2-2 5 FC6-4 1-2 1B		B CH 78 S FF 90 C FF 90 F CH 79 F FF 91 C SL 83 1-3 ③ K		B CU 76 X FF 92 1-0 ② F8	5	0	1	0	0	1	3
48 Pablo Sandoval, S (1, 5) OBP: 0.331, SLG: 0.395 16 Edgar Renteria, R (9, PR) OBP: 0.349, SLG: 0.368 (10, 6)		B FF 89 B FF 90 F FF 89 X FF 90 2-1 2B		B FF 89 B FF 88 B FF 90 B FF 87 4-0 5 G1-4-3 BB		B FF 89 F FF 89 X FF 89 1-1 ① F6			B FF 91 B FF 91 C FF 91 C FF 92 F FF 93 B FF 92 F SI 91 B FF 91 4-2 22 SH5-4 5 1B 35 1B BB	B CU 76 B FF 91 C FF 91 B FF 92 X FF 92 3-1 2B	2 1	0 1	1 1	0 1	2 0	0 0	2 0
5 Juan Uribe, R (1, 6) OBP: 0.323, SLG: 0.436 (10, 5)		F CH 79 F FF 90 S SL 83 0-3 ① K		C SI 86 F FF 88 X FF 90 0-2 ① ② G1-4-3 1-2f		B FF 90 F FF 90 X FF 90 1-1 ② FC6-4 1-2f 2-3			F FF 92 S FF 92 X FF 92 0-2 22 SH5-4 35 1B 1-2 1B	I IN 70 I IN 71 I IN 70 I IN 70 4-0 IBB	4	1	1	0	1	1	4
22 Eli Whiteside, R (1, 2) OBP: 0.315, SLG: 0.444		C CH 79 S FF 90 S FF 90 0-3 ② K		B SL 84 X SI 89 1-0 ③ F8		B CH 79 X FF 90 1-0 ③ F9			L X 0-1 ① SH5-4 1-2 2-3	C CU 77 B FF 92 S CU 77 F CU 79 B CU 78 B FF 92 S CU 78 3-3 ③ K	4	0	0	0	0	2	5
57 Jonathan Sánchez, L (1, 1) OBP: 0.214, SLG: 0.214 33 Aaron Rowand, R (7, PH) OBP: 0.284, SLG: 0.397 47 Chris Ray, R (8, 1) 53 Denny Bautista, R (8, 1) OBP: 1.000, SLG: 1.000 59 Guillermo Mota, R (9, 1) 35 Travis Ishikawa, L (9, PH) OBP: 0.377, SLG: 0.507 38 Brian Wilson, R (10, 1)		C SL 82 S FF 91 S FF 91 0-3 ③ K			B FF 89 C FF 88 C FF 89 B FF 89 X FF 91 2-2 ① F7		C CH 80 X CH 80 0-1 ① G5-3		B CH 79 B FF 92 F FF 91 T CH 80 X FF 93 2-2 56 2B 21 FC5-2 2-H 3-H 1B		2 1 0 0 0 1 0	0 0 0 0 0 0 0	0 0 0 0 0 1 0	0 0 0 0 0 0 0	0 0 0 0 0 0 0	1 0 0 0 0 0 0	1 0 0 0 0 0 0
Inning Stats	R: 1 E: 0 K: 0 S: 11 H: 2 LOB: 1 BB: 0 P: 15	R: 0 E: 0 K: 3 S: 11 H: 1 LOB: 1 BB: 0 P: 13	R: 0 E: 0 K: 1 S: 13 H: 2 LOB: 2 BB: 0 P: 20	R: 0 E: 0 K: 0 S: 4 H: 0 LOB: 0 BB: 1 P: 9	R: 0 E: 0 K: 0 S: 10 H: 1 LOB: 1 BB: 0 P: 15	R: 0 E: 0 K: 0 S: 11 H: 2 LOB: 2 BB: 0 P: 17	R: 0 E: 0 K: 0 S: 8 H: 0 LOB: 0 BB: 0 P: 10	R: 0 E: 0 K: 1 S: 13 H: 0 LOB: 0 BB: 0 P: 16	R: 2 E: 0 K: 0 S: 20 H: 3 LOB: 2 BB: 1 P: 27	R: 0 E: 0 K: 1 S: 9 H: 1 LOB: 2 BB: 1 P: 20	1B: 8 2B: 4 3B: 0 HR: 0	SF: 1 SAC: 1 DP: 1 HBP: 0	WP: 0 PB: 0 SB: 1 CS: 0	PA: 44			

PITCHER		IP	WLS	BF	H	R	ER	SO	BB	IBB	HBP	BLK	WP	HR	S	P	ERA	WHIP
57 Johan Santana, L ERA: 2.87	(1, 1)	8.0		32	8	1	1	5	1	0	0	0	0	0	81	115	1.12	1.125
75 Francisco Rodríguez, R ERA: 2.68	(9, 1)	2.0	W	12	4	2	2	1	1	1	0	0	0	0	29	47	9.00	2.500

PITCHER	IP	WLS	BF	H	R	ER	SO	BB	IBB	HBP	BLK	WP	HR	S	P	ERA	WHIP

BOTTOM

New York Mets @ San Francisco Giants

AT&T Park, San Francisco, CA

Sun Jul 18 2010, 1:06 PM - 4:18 PM PDT

Att. 37,326 - Partly Cloudy - 71 F

livebaseballscorecards.com

AB	39
R	3
H	12
RBI	3
BB	3
SO	6
LOB	24

New York Mets @ Arizona Diamondbacks

Chase Field, Phoenix, AZ

Mon Jul 19 2010, 6:41 PM - 10:01 PM MST

Att. 18,241 - Roof Closed - 82 F

TOP

livebaseballscorecards.com

Batter	1	2	3	4	5	6	7	8	9	AB	R	H	RBI	BB	SO	LOB
7 José Reyes, S (1, 6) OBP: 0.318, SLG: 0.416	C FF 89 B FF 90 F CH 81 X FF 91 1-2 P4 ①		C KC 76 B SL 85 X FF 90 1-1 P5 ②		B CH 80 X FF 88 1-0 L4 ②		X SI 96 0-0 1B		X SI 93 0-0 1-H 2B	5	0	2	1	0	0	2
16 Ángel Pagán, S (1, 9) OBP: 0.360, SLG: 0.456 64 Elmer Dessens, R (7, 1) 25 Pedro Feliciano, L (8, 1) 23 Chris Carter, L (9, PH) OBP: 0.299, SLG: 0.419	B FF 90 B FF 90 B FF 90 C FF 90 F FF 88 F FF 90 X FF 90 3-2 G3-1 ②		B FF 90 C KC 77 X SL 85 1-1 G4-3 ③		B FF 90 B KC 77 X FF 89 2-0 5 2B 1-H 1B		B SI 94 F SI 97 F SI 96 S FF 96 1-3 K ③		B SI 93 B SL 86 B SI 93 B SI 92 4-0 2 FC6-4 BB	4 0 0 0	0 0 0 0	1 0 0 0	1 0 0 0	0 0 0 1	1 0 0 0	2 0 0 0
5 David Wright, R (1, 5) OBP: 0.387, SLG: 0.531 2 Justin Turner, R (7, 5) OBP: 0.111, SLG: 0.118	C FF 89 B FF 90 S CH 81 B FF 92 X CH 82 2-2 G4-3 ③			B SL 82 C FF 87 F FF 88 B FF 90 X CH 82 2-2 44 BB 1B	1 SAFE X FF 88 0-0 1-3 2B			C SI 93 B FC 91 F FC 90 F FF 94 F SL 85 X FC 92 1-2 F9 ① C SL 86 F SL 87 B SL 88 F SL 87 F SI 94 X SI 93 1-2 FC6-4 ③ 1-2f	3 2	0 0	2 0	0 0	0 0	0 0	0 2
15 Carlos Beltrán, S (1, 8) OBP: 0.313, SLG: 0.500		B FF 88 C FF 88 B CH 80 F FF 88 X KC 76 2-2 G3-1 ①		B FF 90 F CH 80 S KC 76 B FF 90 F KC 77 X KC 78 2-2 F8 ① C FF 90 X FF 90 0-1 F7 ③				B SI 94 B SI 93 F FC 91 B FC 91 X FC 90 3-1 1B		4	0	1	0	0	0	3
29 Ike Davis, L (1, 3) OBP: 0.331, SLG: 0.451		F FF 89 B FF 90 F FF 90 B KC 77 X CH 82 2-2 L9 ②		S SL 83 X FF 90 0-1 F7 ②		X SI 94 0-0 L7 ①		F FC 93 S FC 90 F FC 92 D CH 86 F CH 85 X SI 94 1-2 F7 ②		4	0	0	0	0	0	2
44 Jason Bay, R (1, 7) OBP: 0.354, SLG: 0.414		X FF 89 0-0 E5		B KC 76 D SL 84 B FF 90 C FF 88 B SL 85 4-1 1-2 BB		B SI 95 S SI 96 F SI 96 B CU 80 S SI 97 2-3 K ②		S FC 91 F SL 86 B SL 85 S FC 90 1-3 K ③		3	0	0	0	1	2	1
21 Rod Barajas, R (1, 2) OBP: 0.264, SLG: 0.412		C SL 84 B FF 90 S CH 79 F FF 90 X FF 91 1-2 G5-3 ③		F KC 75 B FF 90 F CH 80 D KC 78 B CH 81 S CH 82 3-3 K ③		B SI 96 X SI 96 1-0 P2 ③			X SI 92 0-0 G6-3 ①	4	0	0	0	0	1	3
1 Luis Castillo, S (1, 4) OBP: 0.351, SLG: 0.283			C FF 87 B FF 88 S CH 80 B CH 79 F FF 90 B CH 81 X FF 90 3-2 22 SH5-4 1B		X FF 88 0-0 B1-3 ①		B SI 94 C SI 94 B SI 95 X SI 94 2-1 G4-3 ①		B SI 92 B SI 91 C SI 91 X SI 91 2-1 7 2B 1B	4	1	2	0	0	0	0
34 Mike Pelfrey, R (1, 1) OBP: 0.171, SLG: 0.121 22 Raul Valdes, L (2, 1) OBP: 0.571, SLG: 0.714 30 Josh Thole, L (5, PH) OBP: 0.600, SLG: 0.571 38 Fernando Nieve, R (5, 1) 12 Jeff Francoeur, R (7, PH) OBP: 0.296, SLG: 0.380 (7, 9)			X FF 87 0-0 SH5-4 1-2		B FF 89 C FF 89 B FF 89 C FF 91 B FF 92 F FF 90 B FF 87 4-2 16 WP 16 1B BB		F SI 97 B CU 77 X SI 98 1-1 G4-3 ②		B SI 93 F SI 92 X SL 86 1-1 F8 ②	0 0 0 0 2	0 0 1 0 0	0 0 0 0 0	0 0 0 0 0	0 0 1 0 0	0 0 0 0 0	0 0 0 0 1
Inning Stats	R: 0 E: 0 K: 0 S: 10 H: 0 LOB: 0 BB: 0 P: 16	R: 0 E: 1 K: 0 S: 11 H: 0 LOB: 1 BB: 0 P: 16	R: 0 E: 0 K: 0 S: 9 H: 1 LOB: 1 BB: 0 P: 14	R: 0 E: 0 K: 1 S: 13 H: 1 LOB: 2 BB: 1 P: 24	R: 1 E: 0 K: 0 S: 9 H: 2 LOB: 2 BB: 1 P: 16	R: 0 E: 0 K: 1 S: 5 H: 0 LOB: 0 BB: 0 P: 8	R: 0 E: 0 K: 1 S: 8 H: 1 LOB: 1 BB: 0 P: 12	R: 0 E: 0 K: 1 S: 15 H: 1 LOB: 1 BB: 0 P: 21	R: 1 E: 0 K: 0 S: 11 H: 2 LOB: 2 BB: 1 P: 19	1B: 6 2B: 2 3B: 0 HR: 0 SF: 0 SAC: 1 DP: 0 HBP: 0						

AB	35
R	2
H	8
RBI	2
BB	3
SO	4
LOB	16

WP: 1 PA: 39
PB: 0
SB: 0
CS: 0

PITCHER		IP	WLS	BF	H	R	ER	SO	BB	IBB	HBP	BLK	WP	HR	S	P	ERA	WHIP
31 Ian Kennedy, R ERA: 4.02	(1, 1)	5.0	W	22	4	1	1	1	2	0	0	0	1	0	52	86	1.80	1.200
55 Blaine Boyer, R ERA: 4.88	(6, 1)	2.0		7	1	0	0	2	0	0	0	0	0	0	13	20	0.00	0.500
38 Sam Demel, R ERA: 3.86	(8, 1)	1.0		4	1	0	0	1	0	0	0	0	0	0	15	21	0.00	1.000
50 Chad Qualls, R ERA: 8.35	(9, 1)	1.0		6	2	1	1	0	1	0	0	0	0	0	11	19	9.00	3.000

PITCHER	IP	WLS	BF	H	R	ER	SO	BB	IBB	HBP	BLK	WP	HR	S	P	ERA	WHIP

Batter	1	2	3	4	5	6	7	8	9	AB	R	H	RBI	BB	SO	LOB
24 Chris Young, R (1, 8) OBP: 0.337, SLG: 0.475 4 Rusty Ryal, R (8, PH) OBP: 0.316, SLG: 0.380 (9, 7)	C FF 93 B SL 85 X FF 92 1-1 2 2B 1B	C SL 85 F FF 93 F FF 94 B SL 88 F FS 87 B FS 87 F SL 87 X FF 94 2-2 2 E 2 S 10 2B 1B	C CU 77 C CH 73 B SI 88 X SI 88 1-2 ② F9			F FF 93 B FF 96 B SL 84 X SL 84 2-1 10 3B 1B	B SL 83 C SL 81 C SI 90 F CU 76 X SI 89 1-2 ①② G5-4-3 1-2f	F SI 88 B CH 76 X SI 88 1-1 ③ G4-3		5 3 3 0 0 0 2 1 0 0 0 0 0 3						
2 Kelly Johnson, L (1, 4) OBP: 0.373, SLG: 0.502 38 Sam Demel, R (8, 1) 50 Chad Qualls, R (9, 1)	1 SAFE F SI 91 1 SAFE 1 SAFE S SL 84 F SL 85 F FF 91 1 SAFE P PO 83 2-2 D SI 91 1 SAFE X SL 86 26 E 1-H 2B	C FF 90 S CU 80 S CU 79 0-3 ① K 1-3	F SI 88 F SI 88 X SI 88 0-2 ③ P4			C FF 93 F FF 94 1 SAFE B SL 83 1 SAFE X CH 82 1-2 ① P6	S SL 83 X SL 82 0-1 ③ G4-3			5 1 1 1 0 1 3 0 0 0 0 0 0 0 0 0 0 0 0 0 0						
10 Justin Upton, R (1, 9) OBP: 0.355, SLG: 0.464	C SI 93 F FS 85 B FF 92 B CU 80 B FS 87 F FS 87 F FF 93 B SL 88 4-2 26 FC3-6 BB	B CU 78 S FF 93 C FF 93 B SI 95 F SL 80 F FF 94 X SI 94 2-2 26 1B 25 1B 3-H 2B		B CU 74 B SI 87 S SI 88 X CU 75 2-1 ① F8		1 SAFE B FF 95 X FF 94 1-0 26 2B 1-H 3B		B CU 78 B CU 79 B SI 89 C SI 89 X SI 89 3-1 ① G5-3		4 2 2 2 1 0 0						
26 Miguel Montero, L (1, 2) OBP: 0.393, SLG: 0.466	B FF 94 F CU 77 B FF 94 X CU 78 2-1 ① FC3-6 27 3B 1-2f 2-H	B FF 93 F CU 78 B FF 92 X SL 87 2-1 25 1B 2-3 1B		B SI 88 C SI 88 X CU 78 1-1 1B		X CH 87 0-0 25 1B 27 HR 3-H 2B		C SI 89 B CU 80 B SI 89 B SI 89 F SI 89 C CU 78 3-3 ② K		5 2 3 1 0 1 1						
25 Adam LaRoche, L (1, 3) OBP: 0.330, SLG: 0.452	C SL 87 B FF 93 F CU 77 F SL 87 B FS 88 X FF 93 2-2 ② F9	B SI 86 X CU 76 1-0 1-2 3-H 1B		X SI 88 0-0 ② F7		S SL 85 B SL 84 S SL 83 X SL 84 1-2 27 HR 2-3 1B		B SI 89 F SI 88 C CH 78 F CH 78 X CU 77 1-2 27 1B 8 1B 2B		5 2 3 1 0 0 2						
27 Mark Reynolds, R (1, 5) OBP: 0.334, SLG: 0.484	B FF 88 B FF 91 S FF 93 S FF 93 F FF 93 F FF 93 B SL 88 F FF 93 X FF 94 3-2 8 1B 2-H 3B	B CU 76 B SI 86 F SI 86 S SI 86 B CU 76 C CU 76 3-3 ② K		S CH 73 B CH 75 C SI 87 X CH 76 1-2 ③ F9		S FF 96 B FF 96 B SL 84 X SL 82 2-1 1-H 3-H HR		C SI 89 B SI 88 X SI 88 1-1 8 1B 6 BB 11 1B 2-3 1B		5 3 3 4 0 1 3						
6 Stephen Drew, L (1, 6) OBP: 0.341, SLG: 0.404	B FF 93 B FS 86 B FF 92 B FF 93 4-0 8 1B BB	C SI 86 C SI 87 X CU 77 0-2 ③ G4-3			F FF 94 F CH 84 S FF 95 0-3 ① K	B FF 96 B CH 86 F FF 95 F FF 95 F FF 96 X FF 88 2-2 ② F8		B SI 89 B CH 77 F SI 89 F SI 88 B CH 76 B CU 78 4-2 11 1B 8 1B 1-2 BB		3 0 0 0 2 1 2						
8 Gerardo Parra, L (1, 7) OBP: 0.313, SLG: 0.392 (9, 8)	C CU 78 B FF 93 F CU 79 B FS 86 X FF 93 2-2 1-2 3-H 1B		C SI 87 F CU 77 F SI 88 C SI 88 0-3 ① K		F CH 86 B SL 86 X CH 87 1-1 ② G4-3	F FF 96 X SL 86 0-1 ③ G3-1		B CU 79 B SI 88 X SI 87 2-0 11 1B 1-2 2-3 3-H 1B		5 0 2 2 0 1 0						
31 Ian Kennedy, R (1, 1) OBP: 0.200, SLG: 0.129 5 Cole Gillespie, R (5, PH) OBP: 0.278, SLG: 0.368 55 Blaine Boyer, R (6, 1) 11 Augie Ojeda, S (7, PH) OBP: 0.250, SLG: 0.190 (8, 4)	C FF 94 B SL 85 F FF 93 B FF 93 X FF 94 2-2 ③ G1-3		C SI 88 C FF 88 B CU 77 B CU 78 B FF 88 B FF 88 4-2 BB		C SL 82 S FF 96 F FF 97 B FF 96 S FF 96 1-3 ③ K		B FF 89 B SI 88 B SI 88 B SI 86 4-0 24 G5-4-3 BB	B SI 88 C SI 88 B FF 88 B SI 88 X SI 88 3-1 1-2 2-3 3-H 1B		1 0 0 0 1 0 2 1 0 0 0 0 1 0 0 0 0 0 0 0 0 1 0 1 1 1 0 0						
Inning Stats	R: 4 E: 1 K: 0 S: 30 H: 4 LOB: 2 BB: 2 P: 51	R: 2 E: 0 K: 2 S: 24 H: 4 LOB: 2 BB: 0 P: 34	R: 0 E: 0 K: 1 S: 12 H: 0 LOB: 1 BB: 1 P: 17	R: 0 E: 0 K: 0 S: 8 H: 1 LOB: 1 BB: 0 P: 12	R: 0 E: 0 K: 2 S: 9 H: 0 LOB: 0 BB: 0 P: 11	R: 5 E: 0 K: 0 S: 18 H: 5 LOB: 0 BB: 0 P: 27	R: 0 E: 0 K: 0 S: 6 H: 0 LOB: 0 BB: 1 P: 11	R: 2 E: 0 K: 1 S: 18 H: 4 LOB: 3 BB: 1 P: 36		1B: 11 2B: 4 3B: 2 HR: 1 SF: 0 SAC: 0 DP: 1 HBP: 0						

PITCHER		IP	WLS	BF	H	R	ER	SO	BB	IBB	HBP	BLK	WP	HR	S	P	ERA	WHIP
34 Mike Pelfrey, R ERA: 4.01	(1, 1)	1.1	L	13	7	6	6	1	2	0	0	0	0	0	47	74	40.50	6.750
22 Raul Valdes, L ERA: 4.84	(2, 1)	2.2		11	2	0	0	2	1	0	0	0	0	0	27	40	0.00	1.125
38 Fernando Nieve, R ERA: 5.93	(5, 1)	2.0		11	5	5	5	2	0	0	0	0	0	1	27	38	22.50	2.500
64 Elmer Dessens, R ERA: 1.77	(7, 1)	1.0		3	0	0	0	0	1	0	0	0	0	0	6	11	0.00	1.000
25 Pedro Feliciano, L ERA: 2.78	(8, 1)	1.0		8	4	2	2	1	1	0	0	0	0	0	18	36	18.00	5.000

PITCHER	IP	WLS	BF	H	R	ER	SO	BB	IBB	HBP	BLK	WP	HR	S	P	ERA	WHIP

BOTTOM

New York Mets @ Arizona Diamondbacks

Chase Field, Phoenix, AZ

Mon Jul 19 2010, 6:41 PM - 10:01 PM MST

Att. 18,241 - Roof Closed - 82 F

livebaseballscorecards.com

AB	41
R	13
H	18
RBI	12
BB	5
SO	6
LOB	18

New York Mets @ Arizona Diamondbacks

Chase Field, Phoenix, AZ

Tue Jul 20 2010, 6:41 PM - 9:03 PM MST

Att. 18,761 - Roof Closed - 81 F

TOP

livebaseballscorecards.com

Batter	1	2	3	4	5	6	7	8	9	AB	R	H	RBI	BB	SO	LOB
7 José Reyes, S (1, 6) OBP: 0.320, SLG: 0.417	C FF 90 F SI 91 X FF 91 0-2 15 BB 16 1B 1B		C SL 78 X SI 90 0-1 ① F8			C SI 90 B CH 78 B SI 90 X SI 90 2-1 16 G3-6-3 1B		B CH 80 X SI 90 1-0 ③ F7		4	0	2	0	0	0	0
16 Ángel Pagán, S (1, 9) OBP: 0.362, SLG: 0.466	C FF 90 1 SAFE F CU 75 X SL 82 0-2 15 BB 1-2 1B		C SI 90 X SI 89 0-1 ② F7			1 SAFE B SI 89 X SI 89 1-0 ① ② G3-6-3 1-2f			C SI 95 B CU 84 B CU 83 X SI 96 2-1 HR	4	1	2	1	0	0	1
5 David Wright, R (1, 5) OBP: 0.383, SLG: 0.524	X SL 80 0-0 ① L5		B FF 91 C SI 90 F FF 91 B FF 91 S SL 82 2-3 ③ K			X CH 80 0-0 ③ G5-3			B CU 84 C CU 83 F FF 96 B CU 84 X CU 83 2-2 ① F7	4	0	0	0	0	1	2
15 Carlos Beltrán, S (1, 8) OBP: 0.300, SLG: 0.421	B SI 90 C SI 90 B SL 83 B CU 75 B SI 91 4-1 1-2 2-3 BB			C SI 90 X FF 90 0-1 ① F9			C SL 80 X SL 83 0-1 ① P3		C SI 95 F SI 94 B CU 84 B CU 83 F SI 95 S CU 84 2-3 ② K	3	0	0	0	1	1	0
29 Ike Davis, L (1, 3) OBP: 0.330, SLG: 0.448	F SL 82 F SI 91 S SI 91 0-3 ② K			S SI 90 F SI 90 B SI 91 S SI 90 1-3 ② K			S SL 84 S SL 82 X FF 90 0-2 44 G6-4-3 1B		C CU 84 S CU 84 F CU 83 B CU 84 B FF 94 S CU 83 2-3 ③ K	4	0	1	0	0	3	3
44 Jason Bay, R (1, 7) OBP: 0.352, SLG: 0.410	B SI 91 T SI 91 B SI 92 C SL 82 S SL 82 2-3 ③ K			B SL 81 B SL 80 F SI 91 S CH 79 S SL 83 2-3 ③ K			F SI 90 F FF 90 B SL 83 F SL 83 B SI 90 F SL 83 X FF 89 2-2 ② ③ G6-4-3 1-2f			3	0	0	0	0	2	4
30 Josh Thole, L (1, 2) OBP: 0.571, SLG: 0.667		C SI 88 B CU 75 B CU 74 T FF 89 C FF 90 2-3 ① K			C SI 88 B SI 90 B CH 77 X SI 91 2-1 ① F9			C FF 89 S SL 83 B SL 81 B SI 90 X FF 90 2-2 HR		3	1	1	1	0	1	0
1 Luis Castillo, S (1, 4) OBP: 0.345, SLG: 0.277		B SI 90 B SI 89 C SI 88 B SI 89 C SI 89 X SI 90 3-2 ② G4-3			B SL 81 C SI 90 X SI 90 1-1 ② G4-3			C SI 89 C SI 90 S SL 82 0-3 ① K		3	0	0	0	0	1	0
43 R.A. Dickey, R (1, 1) OBP: 0.300, SLG: 0.263 23 Chris Carter, L (8, PH) OBP: 0.295, SLG: 0.413 25 Pedro Feliciano, L (8, 1) 39 Bobby Parnell, R (8, 1)		C SI 91 C SL 81 S SL 82 0-3 ③ K			C SI 89 B SI 91 X FF 91 1-1 ③ G1-3			F CU 77 F FF 90 X SL 80 0-2 ② F9		2 1 0 0	0 0 0 0	0 0 0 0	0 0 0 0	1 0 0 0	0 0 0 0	0 0 0 0
Inning Stats	R: 0 E: 0 K: 2 S: 14 H: 2 LOB: 3 BB: 1 P: 20	R: 0 E: 0 K: 2 S: 9 H: 0 LOB: 0 BB: 0 P: 14	R: 0 E: 0 K: 1 S: 7 H: 0 LOB: 0 BB: 0 P: 9	R: 0 E: 0 K: 2 S: 8 H: 0 LOB: 0 BB: 0 P: 11	R: 0 E: 0 K: 0 S: 6 H: 0 LOB: 0 BB: 0 P: 10	R: 0 E: 0 K: 0 S: 4 H: 1 LOB: 0 BB: 0 P: 7	R: 0 E: 0 K: 0 S: 10 H: 1 LOB: 0 BB: 0 P: 12	R: 1 E: 0 K: 1 S: 10 H: 1 LOB: 0 BB: 0 P: 13	R: 1 E: 0 K: 2 S: 13 H: 1 LOB: 0 BB: 0 P: 21	1B: 4 2B: 0 3B: 0 HR: 2 SF: 0 SAC: 0 DP: 2 HBP: 0						

	AB	31
	R	2
	H	6
	RBI	2
	BB	1
	SO	10
	LOB	10

WP: 0 PA: 32
PB: 0
SB: 0
CS: 0

PITCHER		IP	WLS	BF	H	R	ER	SO	BB	IBB	HBP	BLK	WP	HR	S	P	ERA	WHIP
54 Barry Enright, R ERA: 2.66	(1, 1)	8.0	W	28	5	1	1	8	1	0	0	0	0	1	68	96	1.12	0.750
58 Juan Gutierrez, R ERA: 7.34	(9, 1)	1.0	S	4	1	1	1	2	0	0	0	0	0	1	13	21	9.00	1.000

PITCHER		IP	WLS	BF	H	R	ER	SO	BB	IBB	HBP	BLK	WP	HR	S	P	ERA	WHIP

BOTTOM

New York Mets @ Arizona Diamondbacks

Chase Field, Phoenix, AZ

Tue Jul 20 2010, 6:41 PM - 9:03 PM MST

Att. 18,761 - Roof Closed - 81 F

livebaseballscorecards.com

Batter	1	2	3	4	5	6	7	8	9	AB	R	H	RBI	BB	SO	LOB
24 Chris Young, R (1, 8) OBP: 0.333, SLG: 0.469	C KN 73 B KN 80 X KN 77 1-1 G5-3 ①		C KN 71 X KN 80 0-1 G4-3 ①	B KN 76 B KN 74 F FF 86 X FF 86 2-1 F8 ③			C KN 77 B FF 80 B KN 79 B KN 75 F FF 86 X FF 87 3-2 F7 ②			4	0	0	0	0	0	1
2 Kelly Johnson, L (1, 4) OBP: 0.372, SLG: 0.499	X FF 86 0-0 F9 ②		B KN 74 F KN 75 F KN 76 X KN 79 1-2 G1-3 ②		C KN 74 X KN 78 0-1 G4-3 ①		F KN 78 B KN 78 X KN 79 1-1 1B			4	0	1	0	0	0	0
10 Justin Upton, R (1, 9) OBP: 0.354, SLG: 0.470	C FF 86 C KN 77 B FF 82 B FF 80 B KN 79 X KN 78 3-2 L5 ③		B KN 72 B KN 77 F KN 75 S KN 79 B KN 80 X KN 76 3-2 HR		C FF 86 B KN 80 B KN 77 C KN 78 B FF 82 C KN 78 3-3 K ②		B KN 78 S KN 78 B KN 79 B KN 76 F KN 78 S FF 81 3-3 K ③			4	1	1	1	0	2	1
25 Adam LaRoche, L (1, 3) OBP: 0.332, SLG: 0.453		B KN 76 B KN 79 X KN 72 2-0 6 2B 1B	C KN 79 B KN 77 B KN 80 X KN 72 2-1 G3-1 ③		B KN 79 B KN 79 B KN 75 X FF 86 3-0 G4-3 ③			C SI 86 B SI 86 S SI 87 F SI 88 B SI 89 B CU 78 X SI 88 3-2 6 L4-3 1B		4	0	2	0	0	0	0
27 Mark Reynolds, R (1, 5) OBP: 0.331, SLG: 0.478		B FF 86 F KN 78 C KN 78 B FF 81 F KN 76 S KN 79 2-3 K ①		B KN 77 F KN 74 B KN 78 B KN 78 X FF 86 3-1 F7 ①		B FF 86 C KN 76 C KN 80 X KN 81 1-2 G5-3 ①		S FF 98 B FF 97 F FF 99 C FF 98 1-3 K ①		4	0	0	0	0	2	2
6 Stephen Drew, L (1, 6) OBP: 0.343, SLG: 0.408		C KN 74 C KN 77 B KN 80 F KN 79 F KN 80 B KN 78 X KN 81 2-2 1-3 2B		B KN 71 C KN 80 B KN 74 B KN 77 X FF 84 3-1 G5-3 ②		B FF 85 B KN 72 C FF 84 X FF 85 2-1 1B		F FF 98 X FF 96 0-1 L4-3 ②③ 1-1		4	0	2	0	0	0	1
19 Chris Snyder, R (1, 2) OBP: 0.350, SLG: 0.436		C KN 80 X KN 81 0-1 F9 ②	C KN 77 B KN 79 F KN 79 F KN 80 B KN 80 B FF 87 B KN 79 4-2 8 3B BB		B FF 81 1 SAFE 1 SAFE B FF 81 X FF 85 2-0 F7 ②					2	1	0	0	1	0	3
8 Gerardo Parra, L (1, 7) OBP: 0.318, SLG: 0.404		I IN 56 I IN 64 I IN 65 I IN 66 4-0 IBB	D KN 74 B KN 74 X FF 84 2-0 54 1B 1-H 3B		1 SAFE 1 SAFE X KN 74 0-0 G4-3 ③					2	1	1	1	1	0	1
54 Barry Enright, R (1, 1) 58 Juan Gutierrez, R (9, 1) OBP: 0.143, SLG: 0.143		X KN 75 0-0 G4-3 ③	B FF 86 X FF 86 1-0 3-H 1B				C KN 74 B KN 79 X KN 77 1-1 F8 ①			3	0	1	1	0	0	3
										0	0	0	0	0	0	0
Inning Stats	R: 0 E: 0 K: 0 S: 6 H: 0 LOB: 0 BB: 0 P: 10	R: 0 E: 0 K: 1 S: 13 H: 2 LOB: 3 BB: 1 P: 23	R: 1 E: 0 K: 0 S: 10 H: 1 LOB: 0 BB: 0 P: 16	R: 2 E: 0 K: 0 S: 11 H: 2 LOB: 1 BB: 1 P: 26	R: 0 E: 0 K: 1 S: 6 H: 0 LOB: 0 BB: 0 P: 12	R: 0 E: 0 K: 0 S: 7 H: 1 LOB: 1 BB: 0 P: 12	R: 0 E: 0 K: 1 S: 10 H: 1 LOB: 1 BB: 0 P: 18	R: 0 E: 0 K: 1 S: 9 H: 1 LOB: 0 BB: 0 P: 13		1B: 5 2B: 2 3B: 1 HR: 1	SF: 0 SAC: 0 DP: 1 HBP: 0		WP: 0 PB: 0 SB: 0 CS: 0	PA: 33		

	AB	31
	R	3
	H	8
	RBI	3
	BB	2
	SO	4
	LOB	12

PITCHER		IP	WLS	BF	H	R	ER	SO	BB	IBB	HBP	BLK	WP	HR	S	P	ERA	WHIP
43 R.A. Dickey, R ERA: 2.73	(1, 1)	7.0	L	30	7	3	3	3	1	1	0	0	0	1	63	117	3.86	1.143
25 Pedro Feliciano, L ERA: 2.78	(8, 1)	0.0		1	1	0	0	0	0	0	0	0	0	0	4	7	∞	∞
39 Bobby Parnell, R ERA: 1.32	(8, 1)	1.0		2	0	0	0	1	0	0	0	0	0	0	5	6	0.00	0.000

PITCHER		IP	WLS	BF	H	R	ER	SO	BB	IBB	HBP	BLK	WP	HR	S	P	ERA	WHIP

New York Mets @ Arizona Diamondbacks

Chase Field, Phoenix, AZ

Wed Jul 21 2010, 6:41 PM - 11:26 PM MST

Att. 18,240 - Roof Closed - 79 F

TOP

livebaseballscorecards.com

Batter	1	2	3	4	5	6	7	8	9	10	11	12	13	14	AB	R	H	RBI	BB	SO	LOB
7 José Reyes, S (1, 6) OBP: 0.318, SLG: 0.413	C FF 90 B FF 91 B FF 90 X FF 91 / 2-1 G3	B KC 80 F FC 87 X FC 85 / 1-1 F9		B KC 80 C KC 80 B FC 87 F FC 87 B FF 91 X FC 87 / 3-2 1B		B CH 81 C SI 93 C CH 80 B CH 82 B SI 94 S CH 81 / 3-3 K	S CH 82 B CH 79 F CH 80 B SI 91 B SI 91 F CH 82 X SI 92 / 3-2 G4-3		B FF 92 C FF 91 B CH 84 C FC 91 X FF 92 / 2-2 G4-3					6	0	1	0	0	1	1
16 Ángel Pagán, S (1, 9) OBP: 0.367, SLG: 0.480	X FF 91 / 0-0 HR		B KC 78 B FF 90 C FF 91 F FF 91 X FC 87 / 2-2 15 1B 2B		L SI 89 C SI 90 X FS 85 / 0-2 G6-3	C SI 94 B SI 94 S SI 93 B CH 84 B SI 93 F CH 83 F SI 94 B SI 94 / 4-2 5 CS BB			C FC 91 X FC 90 / 0-1 1B	B CH 82 S CH 82 B SI 91 X CH 83 / 2-1 P5				5	2	3	1	1	0	0
5 David Wright, R (1, 5) OBP: 0.380, SLG: 0.517	C FF 91 T FC 88 S FC 88 / 0-3 K		F FC 88 S FC 86 F FS 86 S FC 86 / 0-3 K		C SI 92 X FS 86 / 0-1 G6-3	1 SAFE B CH 83 S CH 81 1 SAFE F CH 80 B SI 94 B SI 95 D CH 85 / 4-2 15 PB BB 1-2			F FC 92 B FC 92 1 SAFE B FF 94 X FC 92 / 2-1 L9	C SI 92 S SL 82 C CU 81 B SI 93 F CH 82 S CH 82 / 2-3 K				5	0	0	0	1	3	2
15 Carlos Beltrán, S (1, 8) OBP: 0.346, SLG: 0.391	C FF 92 B FC 90 B FC 86 B KC 80 B FF 90 / 4-1 29 WP BB		C FF 91 X FS 86 / 0-1 44 E 1B 2-H		C FC 87 B SI 91 B FS 85 B FS 85 F SI 90 F FC 87 C FF 91 / 3-3 K		B SI 92 X CH 80 / 1-0 F7 1-2			B SI 92 F SI 91 B SI 92 B CH 82 B CH 82 / 4-1 BB			B SI 93 C SI 94 B SI 95 F SI 96 X SI 95 / 2-2 G1-3		4	0	1	1	2	1	1
29 Ike Davis, L (1, 9) OBP: 0.327, SLG: 0.441	B FC 88 B FC 87 C KC 78 B FF 90 S FC 87 B FF 91 / 4-2 1-2 BB		F FC 87 1 SAFE C FF 90 B FF 91 1 SAFE S FF 84 S FF 90 / 1-3 K			F FC 83 C FS 84 F FS 85 B SI 90 B FS 84 F FS 85 F FF 91 C FF 90 / 2-3 K		X CH 80 / 0-0 L9		X CH 84 / 0-0 P6			B SI 93 C SI 94 B SI 95 F SI 96 X SI 95 / 0-3 K		5	0	0	0	1	3	2
38 Fernando Nieve, R (13, 1)													C CU 77 C SL 86 F FF 96 F CU 80 S SI 96		0	0	0	0	0	0	0
44 Jason Bay, R (1, 7) OBP: 0.346, SLG: 0.403	S FC 86 X FC 88 / 0-1 G5-3		B FC 87 X FC 86 / 1-0 E5 1-2			B KC 78 F FF 91 S FC 87 F FC 87 F FC 85 S FC 86 / 1-3 K		C SI 93 B CU 78 B CU 78 F SI 93 S CH 84 / 2-3 K			C CU 82 S CU 84 B CU 85 T CU 83 / 1-2 K		C SL 88 F SL 88 S SL 86 / 0-3 K		6	0	0	0	0	4	3
21 Rod Barajas, R (1, 2) OBP: 0.265, SLG: 0.420		H KC 76 / 1-0 13 FC5-4 HBP	F FC 87 F FC 87 S FC 85 / 0-3 K			X FC 86 / 0-0 HR		B SI 94 F SI 92 X CU 78 / 1-1 F8			C CU 83 S FF 95 B FF 95 B CU 84 F CU 84 X CU 84 / 2-2 G1-3			B SL 86 B SI 94 X SI 94 / 2-0 F9	5	1	1	1	0	1	2
13 Alex Cora, L (1, 4) OBP: 0.270, SLG: 0.283 (13, 3)		C FF 88 C FF 89 F FS 84 X FF 90 / 0-2 FC5-4 49 S 1-2f		L FF 89 F SI 91 F FF 91 X FF 91 / 0-2 F8		C SI 91 B SI 90 F FF 91 F FS 84 X FF 90 / 1-2 30 WP 1B	C SI 92 B SI 92 F SI 91 T SI 91 / 1-2 K		C SI 92 B SI 92 F SI 91 B CH 78 S CH 81 / 1-2 K	B SI 95 X FF 95 / 1-0 G1-3			C SI 94 F SI 93 B SI 96 B CU 79 X SI 96 / 2-2 G3	6	0	1	0	0	1	1
49 Jonathon Niese, L 30 Josh Thole, C 64 Elmer Dessens, R 25 Pedro Feliciano, L 39 Bobby Parnell, R 23 Chris Carter, L 22 Raul Valdes, L 12 Jeff Francoeur, R 46 Oliver Perez, L 1 Luis Castillo, S	B FF 89 C FF 89 F FF 90 B KC 79 B KC 80 C FF 91 / 3-3 K 1-2			C SI 91 B FF 92 X FF 90 / 2-1 G6-3		C KC 79 1 SAFE B FC 83 S FC 84 D FC 84 B FS 84 F FC 84 F FF 90 X FF 89 / 3-2 G3 1-2			C CH 82 F CH 81 F SI 93 B SI 92 B CH 78 S CH 81 / 2-3 K		F FC 90 F FC 91 F SL 84 B FC 91 X SL 85 / 1-2 L8		B SI 94 F FF 95 C CH 86 C CU 79 X CU 79 / 1-2 G6-3	2 1 0 1 0 0 1 0 0 1	0 0 0 0 0 0 0 0 0 0	0 0 0 0 0 0 0 0 0 0	0 0 0 0 0 0 0 0 0 0	1 0 0 0 0 0 0 0 0 0	1 0 0 0 0 0 0 0 0 0	1 1 0 0 0 0 0 0 0 0

	AB	R	H	RBI	BB	SO	LOB
	48	3	7	3	5	16	14

Inning Stats	1	2	3	4	5	6	7	8	9	10	11	12	13	14
	R: 1 E: 0 K: 1 S: 11	R: 0 E: 0 K: 1 S: 9	R: 1 E: 1 K: 3 S: 17	R: 0 E: 0 K: 0 S: 9	R: 0 E: 0 K: 1 S: 9	R: 1 E: 0 K: 2 S: 21	R: 0 E: 0 K: 1 S: 10	R: 0 E: 0 K: 1 S: 6	R: 0 E: 0 K: 2 S: 11	R: 0 E: 0 K: 1 S: 8	R: 0 E: 0 K: 1 S: 8	R: 0 E: 0 K: 0 S: 11	R: 0 E: 0 K: 2 S: 11	R: 0 E: 0 K: 0 S: 8
	H: 1 LOB: 2 BB: 2 P: 21	H: 0 LOB: 1 BB: 0 P: 14	H: 2 LOB: 2 BB: 0 P: 21	H: 1 LOB: 1 BB: 0 P: 14	H: 0 LOB: 0 BB: 0 P: 12	H: 2 LOB: 1 BB: 0 P: 28	H: 0 LOB: 1 BB: 2 P: 22	H: 0 LOB: 0 BB: 0 P: 9	H: 0 LOB: 0 BB: 0 P: 17	H: 0 LOB: 1 BB: 1 P: 16	H: 0 LOB: 0 BB: 0 P: 12	H: 1 LOB: 1 BB: 0 P: 16	H: 0 LOB: 0 BB: 0 P: 13	H: 0 LOB: 0 BB: 0 P: 13

PITCHER		IP	WLS	BF	H	R	ER	SO	BB	IBB	HBP	BLK	WP	HR	S	P	ERA	WHIP
15 Dan Haren, R ERA: 4.6	(1, 1)	6.0		27	6	3	3	8	2	0	1	0	2	2	76	110	4.50	1.333
32 Esmerling Vasquez, R ERA: 4.32	(7, 1)	2.0		7	0	0	0	2	2	0	0	0	0	0	16	31	0.00	1.000
22 Aaron Heilman, R ERA: 3.8	(9, 1)	2.0		7	0	0	0	3	1	0	0	0	0	0	19	33	0.00	0.500
58 Juan Gutierrez, R ERA: 7.13	(11, 1)	1.0		3	0	0	0	1	0	0	0	0	0	0	8	12	0.00	0.000
38 Sam Demel, R ERA: 3.6	(12, 1)	1.0		4	1	0	0	0	0	0	0	0	0	0	11	16	0.00	1.000

PITCHER		IP	WLS	BF	H	R	ER	SO	BB	IBB	HBP	BLK	WP	HR	S	P	ERA	WHIP
55 Blaine Boyer, R ERA: 4.59	(13, 1)	2.0	W	6	0	0	0	2	0	0	0	0	0	0	19	26	0.00	0.000

	1B	SF	PA	
	4	0		54
	2B 1	SAC 0		
	3B 0	DP 0		
	HR 2	HBP 1		

WP	2
PB	1
SB	1
CS	1

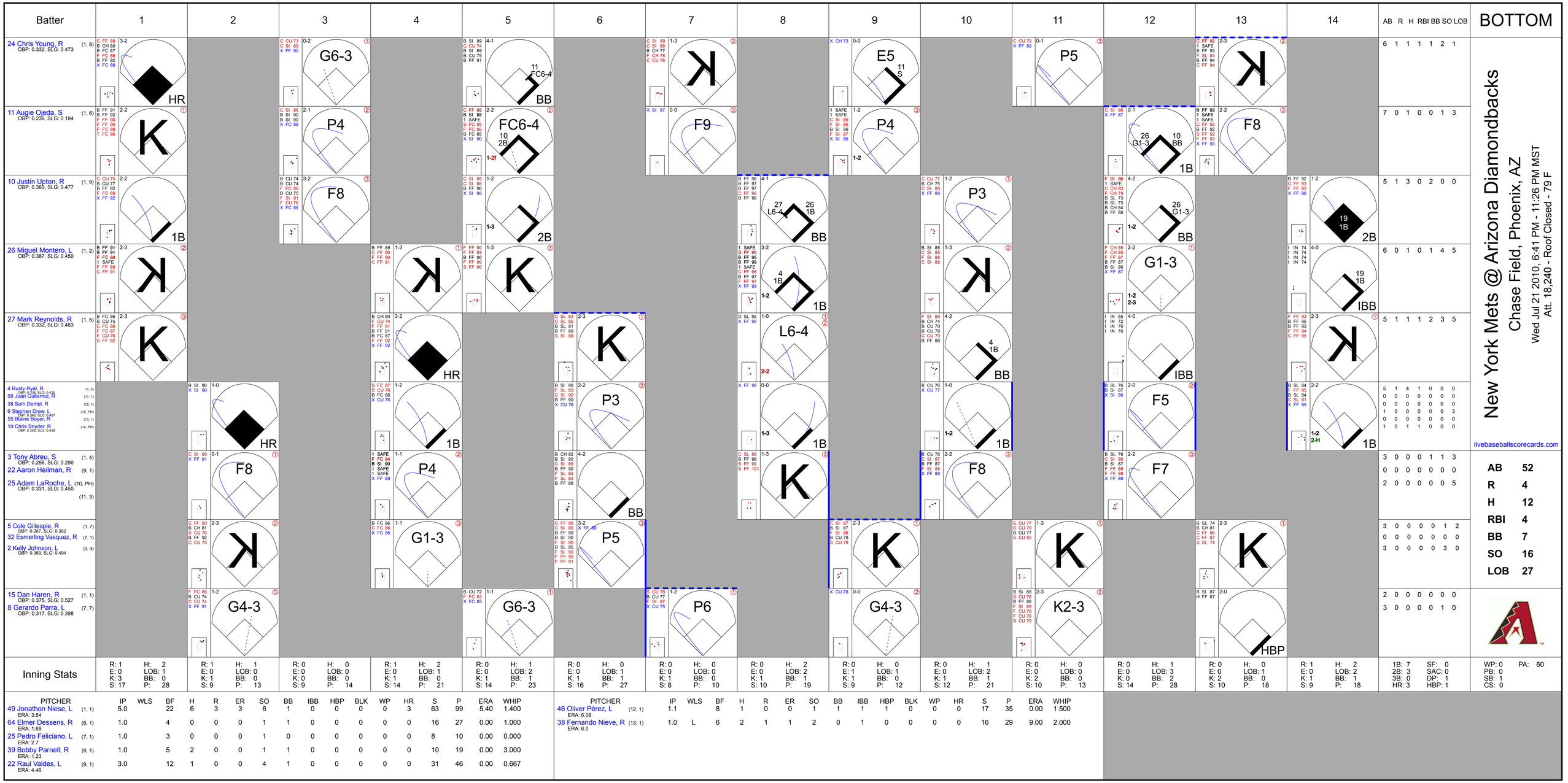
Batter
1
2
3
4
5
6
7
8
9
10
11
12
13
14
AB R H RBI BB SO LOB
BOTTOM
24 Chris Young, R (1, 8) OBP: 0.332, SLG: 0.473
11 Augie Ojeda, S (1, 6) OBP: 0.236, SLG: 0.184
10 Justin Upton, R (1, 9) OBP: 0.360, SLG: 0.477
26 Miguel Montero, L (1, 2) OBP: 0.387, SLG: 0.450
27 Mark Reynolds, R (1, 5) OBP: 0.332, SLG: 0.483
4 Rusty Ryal, R (1, 3) OBP: 0.206, SLG: 0.429
58 Juan Gutierrez, R (11,) 38 Sam Demel, R (12,) 6 Stephen Drew, L (12, PH) OBP: 0.342, SLG: 0.407
55 Blaine Boyer, R (13,) 19 Chris Snyder, R (14, PH) OBP: 0.355, SLG: 0.439
3 Tony Abreu, S (1, 4) OBP: 0.256, SLG: 0.290
22 Aaron Heilman, R (9,) 25 Adam LaRoche, L (10, PH) OBP: 0.331, SLG: 0.450 (11, 3)
5 Cole Gillespie, R (1, 7) OBP: 0.267, SLG: 0.352
32 Esmerling Vasquez, R (7,) 2 Kelly Johnson, L (9, 4) OBP: 0.369, SLG: 0.494
15 Dan Haren, R (1, 1) OBP: 0.375, SLG: 0.527
8 Gerardo Parra, L (7, 7) OBP: 0.317, SLG: 0.398
Inning Stats
R: 1 E: 0 K: 3 S: 17 H: 2 LOB: 1 BB: 0 P: 28
R: 1 E: 0 K: 1 S: 9 H: 1 LOB: 0 BB: 0 P: 13
R: 0 E: 0 K: 0 S: 9 H: 0 LOB: 0 BB: 0 P: 14
R: 1 E: 0 K: 1 S: 14 H: 2 LOB: 1 BB: 0 P: 21
R: 0 E: 0 K: 1 S: 14 H: 1 LOB: 2 BB: 1 P: 23
R: 0 E: 0 K: 1 S: 16 H: 0 LOB: 1 BB: 1 P: 27
R: 0 E: 0 K: 1 S: 8 H: 0 LOB: 0 BB: 0 P: 10
R: 0 E: 0 K: 1 S: 10 H: 2 LOB: 2 BB: 1 P: 19
R: 0 E: 1 K: 1 S: 9 H: 0 LOB: 1 BB: 0 P: 12
R: 0 E: 0 K: 1 S: 12 H: 1 LOB: 2 BB: 1 P: 21
R: 0 E: 0 K: 2 S: 10 H: 0 LOB: 0 BB: 0 P: 13
R: 0 E: 0 K: 0 S: 14 H: 1 LOB: 3 BB: 2 P: 28
R: 0 E: 0 K: 2 S: 10 H: 0 LOB: 1 BB: 0 P: 18
R: 1 E: 0 K: 1 S: 9 H: 2 LOB: 2 BB: 1 P: 18
1B: 7 2B: 3 3B: 0 HR: 3
SF: 0 SAC: 0 DP: 1 HBP: 1
WP: 0 PB: 0 SB: 1 CS: 0
PA: 60
PITCHER IP WLS BF H R ER SO BB IBB HBP BLK WP HR S P ERA WHIP
49 Jonathon Niese, L (1, 1) ERA: 3.54 5.0 22 6 3 3 6 1 0 0 0 0 0 3 63 99 5.40 1.400
64 Elmer Dessens, R (6, 1) ERA: 1.69 1.0 4 0 0 0 1 1 0 0 0 0 0 0 16 27 0.00 1.000
25 Pedro Feliciano, L (7, 1) ERA: 2.7 1.0 3 0 0 0 1 0 0 0 0 0 0 0 8 10 0.00 0.000
39 Bobby Parnell, R (8, 1) ERA: 1.23 1.0 5 2 0 0 1 1 0 0 0 0 0 0 10 19 0.00 3.000
22 Raul Valdes, L (9, 1) ERA: 4.46 3.0 12 1 0 0 4 1 0 0 0 0 0 0 31 46 0.00 0.667
PITCHER IP WLS BF H R ER SO BB IBB HBP BLK WP HR S P ERA WHIP
46 Oliver Pérez, L (12, 1) ERA: 6.08 1.1 8 1 0 0 1 1 1 1 0 0 0 0 17 35 0.00 1.500
38 Fernando Nieve, R (13, 1) ERA: 6.0 1.0 L 6 2 1 1 2 0 1 0 0 0 0 16 29 9.00 2.000
New York Mets @ Arizona Diamondbacks
Chase Field, Phoenix, AZ
Wed Jul 21 2010, 6:41 PM - 11:26 PM MST
Att. 18,240 - Roof Closed - 79 F
livebaseballscorecards.com
AB 52
R 4
H 12
RBI 4
BB 7
SO 16
LOB 27

New York Mets @ Los Angeles Dodgers

Dodger Stadium, Los Angeles, CA

Thu Jul 22 2010, 7:11 PM - 9:57 PM PDT

Att. 42,299 - Clear - 71 F

TOP

livebaseballscorecards.com

Batter	1	2	3	4	5	6	7	8	9	AB	R	H	RBI	BB	SO	LOB
7 José Reyes, S (1, 6) OBP: 0.317, SLG: 0.411	C SI 91 X FS 86 0-1 ① G4-3			B CU 79 X SI 92 1-0 5 CS 1B		C SI 94 B CU 81 B FS 87 F SI 91 X SI 92 2-2 ① G6-3		C SI 92 F FF 93 B FS 88 B FS 88 F FF 92 X SI 93 2-2 ③ F7		4	0	1	0	0	0	0
16 Ángel Pagán, S (1, 8) OBP: 0.363, SLG: 0.474	C SI 93 B FF 92 X FS 87 1-1 ② G3			1 SAFE B CU 80 C SI 92 B FF 90 1 SAFE X FF 89 2-1 ① F9		C CU 80 F FS 88 B SI 93 F FS 89 X FS 88 1-2 ② F7			C FF 92 B SL 84 F FF 92 S FF 94 1-3 ① K	4	0	0	0	0	1	1
5 David Wright, R (1, 5) OBP: 0.381, SLG: 0.515	C SI 93 B FF 93 B SL 86 X SI 92 2-1 29 CS 1B			C FF 90 B FF 91 S FF 91 F SL 86 B FS 89 C FF 93 2-3 ②③ K 1-2		S SL 86 F FF 92 B FF 94 B FS 87 B FF 92 S FF 93 3-3 ③ K			B FF 92 B FF 92 B FF 93 B FF 92 4-0 12 DI BB	3	0	1	0	1	2	1
29 Ike Davis, L (1, 3) OBP: 0.324, SLG: 0.435	C CU 81 0-1 ③ CS 1-2	B SI 92 B SI 92 F SI 91 F SI 93 F SL 85 S FS 88 2-3 ① K			B CU 80 B CU 81 F SI 94 B CU 80 X SI 93 3-1 ① G4-3		C CU 81 B FF 91 B FS 87 F SI 93 X FF 92 2-2 ① P5		C FF 94 F SI 93 B FF 94 F FF 95 S CH 87 1-3 ② K	4	0	0	0	0	2	1
12 Jeff Francoeur, R (1, 9) OBP: 0.297, SLG: 0.380		B FF 94 F FF 94 X SL 86 1-1 ② G6-3			C FF 93 B SL 86 S SL 86 B FS 88 X FF 92 2-2 23 1B 1B		C SL 86 X SL 85 0-1 23 FC4-6 1B		F FF 92 B FF 93 S FF 95 F FF 95 F FF 95 X SL 87 1-2 ③ G5-3 1-2	4	0	2	0	0	0	1
23 Chris Carter, L (1, 7) OBP: 0.293, SLG: 0.405		B CU 81 X FF 92 1-0 ③ P6			B FF 91 C SI 91 B CU 80 F SI 92 X SL 85 2-2 1 IBB 1B 1-3		1 SAFE C SI 92 B SI 92 X SI 91 1-1 ② FC4-6 1-2f			3	0	1	0	0	0	1
30 Josh Thole, L (1, 2) OBP: 0.500, SLG: 0.571			C SI 91 B FS 86 B SI 93 F SI 92 X FS 87 2-2 ① G3		C SI 94 D FS 88 F SI 94 C FS 88 1-3 ② K		F SI 92 1 SAFE F SI 93 X FS 86 0-2 ③ G6-3			3	0	0	0	0	1	3
1 Luis Castillo, S (1, 4) OBP: 0.343, SLG: 0.272			B SI 92 B SI 92 C SI 92 X SI 92 2-1 ② G6-3		B SI 94 D FS 88 B FS 89 I IN 63 4-0 47 FC6 IBB 1-2			B SI 91 C SI 91 X FF 91 1-1 ① G6-3		2	0	0	0	1	0	0
47 Hisanori Takahashi, L (1, 1) OBP: 0.067, SLG: 0.067 15 Carlos Beltrán, S (8, PH) OBP: 0.333, SLG: 0.375 64 Elmer Dessens, R (8, 1) 25 Pedro Feliciano, L (8, 1)			C SI 92 X SI 93 0-1 ③ G5-3		B SI 94 B SI 93 C SI 91 F SI 92 X SI 94 2-2 ③ FC6 1-2f			B CU 80 X FF 91 1-0 ② P5		2 1 0 0	0 0 0 0	0 0 0 0	0 0 0 0	0 0 0 0	0 0 0 0	3 0 0 0
Inning Stats	R: 0 E: 0 K: 0 S: 7 H: 1 LOB: 0 BB: 0 P: 10	R: 0 E: 0 K: 1 S: 7 H: 0 LOB: 0 BB: 0 P: 11	R: 0 E: 0 K: 0 S: 7 H: 0 LOB: 0 BB: 0 P: 11	R: 0 E: 0 K: 1 S: 7 H: 1 LOB: 0 BB: 0 P: 12	R: 0 E: 0 K: 1 S: 14 H: 2 LOB: 3 BB: 1 P: 28	R: 0 E: 0 K: 1 S: 10 H: 0 LOB: 0 BB: 0 P: 16	R: 0 E: 0 K: 0 S: 10 H: 1 LOB: 1 BB: 0 P: 13	R: 0 E: 0 K: 0 S: 7 H: 0 LOB: 0 BB: 0 P: 11	R: 0 E: 0 K: 2 S: 13 H: 0 LOB: 1 BB: 1 P: 20	1B: 5 2B: 0 3B: 0 HR: 0 SF: 0 SAC: 0 DP: 0 HBP: 0						

AB	30
R	0
H	5
RBI	0
BB	2
SO	6
LOB	11

WP: 0 PB: 0 SB: 0 CS: 2 PA: 33

PITCHER		IP	WLS	BF	H	R	ER	SO	BB	IBB	HBP	BLK	WP	HR	S	P	ERA	WHIP
18 Hiroki Kuroda, R ERA: 3.48	(1, 1)	8.0	W	28	5	0	0	4	0	1	0	0	0	0	69	112	0.00	0.625
56 Hung-Chih Kuo, L ERA: 0.86	(9, 1)	1.0	S	4	0	0	0	2	1	0	0	0	0	0	13	20	0.00	1.000

PITCHER	IP	WLS	BF	H	R	ER	SO	BB	IBB	HBP	BLK	WP	HR	S	P	ERA	WHIP

Batter	1	2	3	4	5	6	7	8	9	AB	R	H	RBI	BB	SO	LOB
15 Rafael Furcal, S (1, 6) OBP: 0.391, SLG: 0.516	C FF 88 B SI 88 B SL 79 B FF 89 F FF 90 S CH 80 3-3 ① K		C SL 80 F SL 80 B SL 80 X CH 80 1-2 ② G6-3			X CU 66 0-0 ① F8		I IN 55 I IN 56 I IN 63 I IN 55 4-0 14 G4-3 IBB		3	0	0	0	1	1	0
14 Jamey Carroll, R (1, 7) (8, 4) OBP: 0.386, SLG: 0.330	B FF 89 C SI 89 B SI 89 B SI 88 C FF 89 F FF 89 B SI 89 4-2 27 2B BB		B SL 80 B FF 89 B SI 88 C FF 89 C FF 89 F CH 81 X SI 89 3-2 ③ F8			C FF 88 B FA 88 B FF 89 X SI 89 2-1 ② G6-3		B SL 82 B SL 80 C SI 86 F SI 87 B FF 86 F SI 88 X SI 87 3-2 ② G4-3 1-2 2-3		3	1	0	0	1	0	2
16 Andre Ethier, L (1, 9) OBP: 0.371, SLG: 0.533	1 SAFE C SI 87 F CU 66 B SL 80 X SL 80 1-2 ② L9			C SI 88 F SL 80 X SL 79 0-2 ① P5		C SL 80 X SL 80 0-1 ③ F7		B CU 78 B SI 86 F SI 87 B SI 86 F SI 87 S CU 76 3-3 ③ K		4	0	0	0	0	1	3
27 Matt Kemp, R (1, 8) OBP: 0.319, SLG: 0.470	C SI 88 C FF 87 X SI 89 0-2 1-H 2B			C SL 79 X CH 80 0-1 ② F9			B CU 65 X CH 78 1-0 HR			3	1	2	2	0	0	0
23 Casey Blake, R (1, 5) OBP: 0.327, SLG: 0.417	B FF 87 C CH 78 B FF 88 F CH 78 B FF 89 S CH 80 3-3 ③ K			C CH 78 S CH 80 S CH 81 0-3 ③ K			C SL 79 B SI 87 B CH 79 B FF 89 F FF 89 S FF 89 3-3 ① K			3	0	0	0	0	3	1
7 James Loney, L (1, 3) OBP: 0.357, SLG: 0.431		B CU 66 C FF 89 X SL 81 1-1 ① F8			B SI 89 B SL 78 F FF 90 X FF 89 2-1 55 CS 1B		C SL 79 B SL 80 B FF 88 X SL 79 2-1 ② L8			3	0	1	0	0	0	0
3 Ronnie Belliard, R (1, 4) OBP: 0.303, SLG: 0.336 30 Xavier Paul, L (8, 7) OBP: 0.318, SLG: 0.370		F SL 79 B CH 79 S CH 79 B FF 88 X CH 79 2-2 ② G1-3			1 SAFE S CH 77 B CH 76 1 SAFE 1 SAFE F CH 74 F SI 87 D CH 75 X CH 78 2-2 ① F9		B SL 78 S CH 79 S CH 79 X CH 80 1-2 ③ F8			3 0	0 0	0 0	0 0	0 0	0 0	1 0
55 Russell Martin, R (1, 2) OBP: 0.348, SLG: 0.329		F FF 88 S CH 80 B CH 80 B FF 89 F CH 80 S SI 89 2-3 ③ K			F CU 67 B SI 88 1 SAFE D CH 78 C FF 88 B CH 81 B FF 90 4-2 ② 18 FC4-6 1-2 BB			X SI 86 0-0 14 G4-3 9 G1-6-3 1B		2	0	1	0	1	1	0
18 Hiroki Kuroda, R (1, 1) 9 Garret Anderson, L (8, PH) OBP: 0.205, SLG: 0.286 56 Hung-Chih Kuo, L (9, 1)			C SI 86 C FF 88 X CH 78 0-2 ① L8		S FF 89 B SI 88 F FF 88 X FF 88 1-2 ③ FC4-6 1-2f			1 SAFE C SI 87 B SI 85 1 SAFE X SI 86 1-1 ① G1-6-3 1-2		2 1 0	0 0 0	0 0 0	0 0 0	0 0 0	0 0 0	1 1 0
Inning Stats	R: 1 H: 1 E: 0 LOB: 1 K: 2 BB: 1 S: 15 P: 26	R: 0 H: 0 E: 0 LOB: 0 K: 1 BB: 0 S: 9 P: 14	R: 0 H: 0 E: 0 LOB: 0 K: 0 BB: 0 S: 10 P: 14	R: 0 H: 0 E: 0 LOB: 0 K: 1 BB: 0 S: 8 P: 8	R: 0 H: 1 E: 0 LOB: 1 K: 0 BB: 1 S: 11 P: 20	R: 0 H: 0 E: 0 LOB: 0 K: 0 BB: 0 S: 5 P: 7	R: 1 H: 1 E: 0 LOB: 0 K: 1 BB: 0 S: 9 P: 16	R: 0 H: 1 E: 0 LOB: 2 K: 1 BB: 1 S: 10 P: 21		1B: 2 SF: 0 2B: 1 SAC: 0 3B: 0 DP: 0 HR: 1 HBP: 0						WP: 0 PA: 30 PB: 0 SB: 0 CS: 1	

BOTTOM

New York Mets @ Los Angeles Dodgers

Dodger Stadium, Los Angeles, CA

Thu Jul 22 2010, 7:11 PM - 9:57 PM PDT

Att. 42,299 - Clear - 71 F

livebaseballscorecards.com

AB	27
R	2
H	4
RBI	2
BB	3
SO	6
LOB	9

PITCHER		IP	WLS	BF	H	R	ER	SO	BB	IBB	HBP	BLK	WP	HR	S	P	ERA	WHIP
47 Hisanori Takahashi, L ERA: 4.52	(1, 1)	7.0	L	25	3	2	2	5	2	0	0	0	0	1	67	105	2.57	0.714
64 Elmer Dessens, R ERA: 1.64	(8, 1)	0.2		4	1	0	0	0	0	1	0	0	0	0	7	15	0.00	1.500
25 Pedro Feliciano, L ERA: 2.68	(8, 1)	0.1		1	0	0	0	1	0	0	0	0	0	0	3	6	0.00	0.000

PITCHER		IP	WLS	BF	H	R	ER	SO	BB	IBB	HBP	BLK	WP	HR	S	P	ERA	WHIP

New York Mets @ Los Angeles Dodgers

Dodger Stadium, Los Angeles, CA

Fri Jul 23 2010, 7:11 PM - 9:48 PM PDT

Att. 44,626 - Clear - 69 F

livebaseballscorecards.com

TOP

Batter	1	2	3	4	5	6	7	8	9	AB	R	H	RBI	BB	SO	LOB
7 José Reyes, S (1, 6) OBP: 0.318, SLG: 0.412	X 0-0 1 1B 5 CS 2B	X EP 53 0-0 ② G3 1-2 2-3			C FF 91 B SI 88 X FF 90 1-1 ② L7			B CU 73 B FF 86 C SI 86 F SI 87 B SL 79 B SI 88 4-2 16 SH1-4 1 S 5 SF8 BB	X SI 90 0-0 ① F9	4	2	1	0	1	0	2
1 Luis Castillo, S (1, 4) OBP: 0.344, SLG: 0.271	X FF 91 0-0 5 CS 1B 2-3	F FF 92 F FF 92 D SI 93 X FF 92 1-2 ③ G6-3			C FF 90 B SI 88 X FF 90 1-1 ③ G1-3			B SI 88 F SI 87 1 SAFE B SI 89 1 SAFE B SI 89 L SI 87 B SI 87 4-2 29 WP 16 SH1-4 44 2B BB 1-2	C SI 92 X SI 92 0-1 ② G4-3	4	1	1	0	1	0	2
16 Ángel Pagán, S (1, 9) (8, 7) OBP: 0.362, SLG: 0.471	F SI 92 B SI 93 F FF 93 C FF 93 1-3 ① K	B FF 91 X FF 91 1-0 ① F7			C FF 91 B CH 86 F FF 92 C SI 91 1-3 ① K			B SI 88 2 SAFE C SI 88 B SI 89 X SI 89 2-1 ① SH1-4 1-2 2-3	B SI 91 F SI 91 B SL 82 X SI 91 2-1 ② 1B	4	0	1	0	0	2	2
5 David Wright, R (1, 5) OBP: 0.376, SLG: 0.510	B FF 92 B FF 92 C SI 93 F FF 93 B CU 76 S FF 94 3-3 ② K2 1-2 3-H	C FF 90 B FF 90 F FF 91 C CU 71 1-3 ② K			X FF 92 0-0 ② P3			C FF 91 X FF 94 0-1 ② SF8 3-H	C SL 81 F FF 92 C FF 91 0-3 ③ K	4	0	0	1	0	3	2
15 Carlos Beltrán, S (1, 8) OBP: 0.323, SLG: 0.333	B FF 93 F FF 94 F FF 92 B CU 77 B FF 93 S CU 77 3-3 ③ K	X CU 66 0-0 ③ F7			C FF 92 B SI 91 X FF 92 1-1 ③ L3			I IN 59 I IN 65 I IN 66 I IN 64 4-0 29 WP 44 2B IBB		3	1	0	0	1	1	1
29 Ike Davis, L (1, 3) OBP: 0.326, SLG: 0.444		C B FF 91 X EP 53 1-1 HR	F FF 90 F SI 91 X SI 91 0-2 ① F7				F FF 90 B SI 90 C FF 92 S CU 73 1-3 ① K2-3	C SI 90 B SI 90 F SI 91 B SL 81 B FF 86 B SL 82 4-2 44 2B BB 1-2 2-3		3	2	1	1	1	1	0
44 Jason Bay, R (1, 7) OBP: 0.348, SLG: 0.407 12 Jeff Francoeur, R (8, 9) OBP: 0.297, SLG: 0.380		C FF 88 B SI 89 F FF 90 B FS 84 F FF 93 X SL 85 2-2 57 FC1-5 4 1B 1B	X CU 66 0-0 ② F8				X FF 92 0-0 ② F9	X FF 91 0-0 4 E 2B 1-H 2-H 3-H		4 0	0 0	2 0	3 0	0 0	0 0	0 0
4 Henry Blanco, R (1, 2) OBP: 0.337, SLG: 0.402		C FF 91 X FF 92 0-1 7 G3 57 FC1-5 1B 1-2	B EP 54 X FF 91 1-0 ③ P4				F FF 92 C FF 92 X SI 88 0-2 1B	C SL 82 X SI 91 0-1 E6 2-3		4	0	2	0	0	0	1
57 Johan Santana, L (1, 1) OBP: 0.143, SLG: 0.262 23 Chris Carter, L (8, PH) OBP: 0.289, SLG: 0.400 39 Bobby Parnell, R (8, 1) 75 Francisco Rodríguez, R (9, 1)		L SI 89 B SI 89 L FF 89 X FF 92 1-2 ① FC1-5 7 G3 1-2 2-3f			B SI 89 X FF 88 1-0 ① F7		B SI 91 X SI 89 1-0 ③ F9	S FF 93 X SI 91 0-1 ③ F7		3 1 0 0	0 0 0 0	0 0 0 0	0 0 0 0	0 0 0 0	0 0 0 0	3 2 0 0

	AB	R	H	RBI	BB	SO	LOB
	34	6	8	5	4	7	15

Inning Stats	1	2	3	4	5	6	7	8	9	1B: 5	SF: 1	WP: 1	PA: 40
	R: 1 E: 0 K: 3 S: 11	R: 1 E: 0 K: 0 S: 15	R: 0 E: 0 K: 1 S: 5	R: 0 E: 0 K: 0 S: 5	R: 0 E: 0 K: 0 S: 5	R: 0 E: 0 K: 1 S: 6	R: 0 E: 0 K: 1 S: 8	R: 4 E: 1 K: 0 S: 15	R: 0 E: 0 K: 1 S: 8	2B: 2 3B: 0 HR: 1	SAC: 1 DP: 0 HBP: 0	PB: 0 SB: 1 CS: 2	
	H: 2 LOB: 1 BB: 0 P: 18	H: 3 LOB: 2 BB: 0 P: 20	H: 0 LOB: 0 BB: 0 P: 7	H: 0 LOB: 0 BB: 0 P: 6	H: 0 LOB: 0 BB: 0 P: 8	H: 0 LOB: 0 BB: 0 P: 8	H: 1 LOB: 1 BB: 0 P: 10	H: 1 LOB: 2 BB: 4 P: 33	H: 1 LOB: 1 BB: 0 P: 10				

PITCHER		IP	WLS	BF	H	R	ER	SO	BB	IBB	HBP	BLK	WP	HR	S	P	ERA	WHIP
44 Vicente Padilla, R ERA: 3.41	(1, 1)	7.0	L	27	6	2	1	6	0	0	0	0	0	1	55	77	1.29	0.857
36 Jeff Weaver, R ERA: 4.06	(8, 1)	0.1		3	0	2	2	0	2	0	0	0	0	0	6	16	54.00	6.000
31 James McDonald, R ERA: 8.44	(8, 1)	0.1		2	0	0	0	0	0	1	0	0	0	0	2	6	0.00	0.000
35 Jack Taschner, L ERA: 6.52	(8, 1)	0.0		1	0	0	0	0	1	0	0	0	1	0	2	6	∞	∞
59 Travis Schlichting, R ERA: 2.33	(8, 1)	1.1		7	2	2	2	1	0	0	0	0	0	0	13	15	13.50	1.500

PITCHER		IP	WLS	BF	H	R	ER	SO	BB	IBB	HBP	BLK	WP	HR	S	P	ERA	WHIP

BOTTOM

New York Mets @ Los Angeles Dodgers
Dodger Stadium, Los Angeles, CA
Fri Jul 23 2010, 7:11 PM - 9:48 PM PDT
Att. 44,626 - Clear - 69 F

livebaseballscorecards.com

Batter	1	2	3	4	5	6	7	8	9	AB	R	H	RBI	BB	SO	LOB
15 Rafael Furcal, S (1, 6) OBP: 0.386, SLG: 0.509	C FF 88 L CH 79 B FF 89 X SL 80 1-2 F8 ①		C CH 78 F FF 89 S CH 78 0-3 K ②			F FF 90 C SI 90 B FF 91 B CH 81 X CH 78 2-2 F7 ①		B FF 94 X SI 94 1-0 F8 ①		4	0	0	0	0	1	0
16 Andre Ethier, L (1, 9) OBP: 0.367, SLG: 0.526	C FF 90 B FF 89 X SL 78 1-1 G1 ②		F SL 80 C FF 90 X CH 82 0-2 G4-3 ③			B FF 91 F FF 89 X CH 78 1-1 F8 ②		C FF 95 B SL 86 F FF 95 B FF 97 S FF 97 2-3 K ②		4	0	0	0	0	1	0
27 Matt Kemp, R (1, 8) OBP: 0.321, SLG: 0.469	S CH 78 C FF 90 B CH 80 B SL 83 B FF 91 F FF 89 F CH 75 B FF 90 4-2 23 1B BB			C FF 89 X FF 90 0-1 L9 ①		C CH 78 C SL 82 F SL 84 X SI 89 0-2 23 1B 1B		B FF 94 B FF 97 X FF 96 2-0 G4-3 ③		3	0	1	0	1	0	0
23 Casey Blake, R (1, 5) OBP: 0.329, SLG: 0.418	C FF 87 X SL 78 0-1 1-3 1B			C SI 88 B FF 89 X FF 88 1-1 F9 ②		B SI 89 1 SAFE C FF 87 F FF 89 X SL 81 1-2 1-2 1B			C FF 90 C FF 92 B CU 79 S CU 79 1-3 K ①	4	0	2	0	0	1	0
7 James Loney, L (1, 3) OBP: 0.353, SLG: 0.426	B FF 90 B FF 90 D SL 77 C FF 88 F FF 89 F FF 90 C SI 89 3-3 K ③			X FF 90 0-0 G4-3 ③		C FF 90 B FF 91 B FF 90 X CH 78 2-1 P4 ③			C FF 91 S CH 83 C FF 92 0-3 K ②	4	0	0	0	0	2	4
55 Russell Martin, R (1, 2) OBP: 0.347, SLG: 0.331		X FF 87 0-0 P4 ①			C CH 77 X CH 80 0-1 33 G1-3 14 SF9 2B		B FF 88 B FF 87 B SI 87 C FF 86 X FF 87 3-1 L8 ①		X FF 91 0-0 G6-3 ③	4	1	1	0	0	0	0
33 Blake DeWitt, L (1, 4) OBP: 0.354, SLG: 0.372		B FF 89 C FF 87 B FF 89 C FF 88 F FF 90 S FF 91 2-3 K ②			C FF 89 F FF 91 X FF 90 0-2 G1-3 ① 2-3		F FF 90 S FF 90 F FF 91 B SL 83 F FF 91 X FF 91 1-2 F9 ②			3	0	0	0	0	1	1
14 Jamey Carroll, R (1, 7) OBP: 0.385, SLG: 0.332		C SI 86 C FF 90 F SL 82 X 0-2 F7 ③			S CH 81 F FF 90 B FF 90 X CH 83 1-2 SF9 ② 3-H		C FF 88 X FF 90 0-1 1B			2	0	1	1	0	0	0
44 Vicente Padilla, R (1, 1) OBP: 0.263, SLG: 0.188 3 Ronnie Belliard, R (7, PH) OBP: 0.301, SLG: 0.333 36 Jeff Weaver, R (8, 1) OBP: 0.250, SLG: 0.250 31 James McDonald, L (8, 1) 35 Jack Taschner, L (8, 1) 59 Travis Schlichting, R (8, 1)			C FF 89 F CH 78 B FF 91 F SL 84 S CH 78 1-3 K ①		X FF 89 0-0 G6-3 ③		S CH 75 C CH 79 X CH 80 0-2 G6-3 ③			2 0 0 0 0 1 0 1 0 0 0 0 0 1 0 0 0 0 0 0 0 0 0 0 0 0 0 0 0 0 0 0 0 0 0 0 0 0 0 0 0 0						
Inning Stats	R: 0 E: 0 K: 1 S: 15 H: 1 LOB: 2 BB: 1 P: 24	R: 0 E: 0 K: 1 S: 9 H: 0 LOB: 0 BB: 0 P: 11	R: 0 E: 0 K: 2 S: 10 H: 0 LOB: 0 BB: 0 P: 11	R: 0 E: 0 K: 0 S: 5 H: 0 LOB: 0 BB: 0 P: 6	R: 1 E: 0 K: 0 S: 9 H: 1 LOB: 0 BB: 0 P: 10	R: 0 E: 0 K: 0 S: 14 H: 2 LOB: 2 BB: 0 P: 20	R: 0 E: 0 K: 0 S: 12 H: 1 LOB: 1 BB: 0 P: 16	R: 0 E: 0 K: 1 S: 5 H: 0 LOB: 0 BB: 0 P: 10	R: 0 E: 0 K: 2 S: 7 H: 0 LOB: 0 BB: 0 P: 8	1B: 4 2B: 1 3B: 0 HR: 0	SF: 1 SAC: 0 DP: 0 HBP: 0	WP: 0 PB: 0 SB: 0 CS: 0	PA: 33				

	AB	31
	R	1
	H	5
	RBI	1
	BB	1
	SO	7
	LOB	6

PITCHER		IP	WLS	BF	H	R	ER	SO	BB	IBB	HBP	BLK	WP	HR	S	P	ERA	WHIP
57 Johan Santana, L ERA: 2.79	(1, 1)	7.0	W	27	5	1	1	4	1	0	0	0	0	0	74	98	1.29	0.857
39 Bobby Parnell, R ERA: 1.15	(8, 1)	1.0		3	0	0	0	1	0	0	0	0	0	0	5	10	0.00	0.000
75 Francisco Rodríguez, R ERA: 2.63	(9, 1)	1.0		3	0	0	0	2	0	0	0	0	0	0	7	8	0.00	0.000

PITCHER	IP	WLS	BF	H	R	ER	SO	BB	IBB	HBP	BLK	WP	HR	S	P	ERA	WHIP

Batter	1	2	3	4	5	6	7	8	9	10	11	12	13	AB	R	H	RBI	BB	SO	LOB
7 José Reyes, S OBP: 0.319, SLG: 0.412 (1, 6)	C FF 90 X FF 89 0-1 P6		B CU 76 F CH 79 X FF 92 1-1 1 G6-3 1B		C FF 90 L FF 91 X CU 77 0-2 G3	F SI 88 B SI 89 X SI 89 1-1 1 G4-6-3 1-2 2-3 3-H 1B			X FF 94 0-0 SH1-4 1-2		C CU 75 F SI 89 F CU 76 F SI 90 B CU 75 B CU 75 X SI 90 2-2 G4-3			5	0	2	1	0	0	0
1 Luis Castillo, S OBP: 0.339, SLG: 0.273 (1, 4)	C FF 92 X FF 92 0-1 16 F8 2B		C FF 90 I SAFE B FF 91 C CU 73 X FF 92 1-2 G6-3 1-3		C FF 89 B CU 74 C CH 76 X CU 77 1-2 G3	X SI 91 0-0 G4-6-3 1-2f			B SL 88 B FF 97 C FF 97 X FF 96 2-1 G4-3 2-3			C SI 85 X SI 87 0-1 G4-3		6	0	1	0	0	0	5
16 Ángel Pagán, S OBP: 0.361, SLG: 0.467 (1, 9)	B FF 89 B CH 76 S FF 90 S CH 76 D CH 77 F FF 91 X SI 90 3-2 F8 2-3		D CH 79 F CH 77 B FF 91 B FF 90 F FF 90 S FF 93 3-3 K		C FF 90 F FF 90 F FF 93 X FF 91 0-2 5 S 1B		C FC 94 S FC 95 S FC 97 0-3 K		C SL 88 F SL 88 B FF 99 D SL 90 B FF 98 B FC 98 4-2 5 S BB			C CU 74 X SI 89 0-1 G6-3		5	0	1	0	1	2	2
5 David Wright, R OBP: 0.374, SLG: 0.504 (1, 5)	X CU 74 0-0 G5-3			B X FF 90 1-0 44 1B 15 BLK 1B	C CU 73 X CH 75 1-1 G5-3 1-2		B FC 95 S FC 93 B SL 79 S FC 94 S FC 97 2-3 K		S FF 97 S FF 98 S FF 99 0-3 K 1-2			X SI 90 0-0 G6-3		6	0	1	0	0	2	4
15 Carlos Beltrán, S OBP: 0.297, SLG: 0.281 (1, 8)		B FF 91 C FF 89 F CH 80 B CH 79 X FF 91 2-2 F7		F CH 77 B FF 88 C FF 89 F CU 73 B FF 93 F CH 77 B FF 92 D CH 76 4-2 44 1B 1-2 BB		C SI 92 X CU 75 0-1 F8	B FC 96 B FC 93 F FC 92 F FC 94 B FC 96 X FC 96 3-2 G6-3			C SL 88 C SI 96 X FF 97 0-2 G6-3			B SL 74 C FF 87 B FF 87 X FF 88 2-1 F8	5	0	0	0	1	0	0
29 Ike Davis, L OBP: 0.323, SLG: 0.442 (1, 3)		B SI 90 C CU 73 F FF 90 B FF 93 S CH 76 2-3 K		D FF 90 X FF 90 1-0 F7		B SI 92 X SI 91 1-0 21 1B 2B		F FF 95 B FF 94 X FF 94 1-1 P5		B SL 89 F SL 88 F FF 96 X FF 97 1-2 G6-3			B FF 87 B FF 88 X FF 88 2-0 L6	6	1	1	0	0	1	2
44 Jason Bay, R OBP: 0.350, SLG: 0.407 (1, 7)		B FF 92 C SI 89 X CH 74 1-1 21 FC6-4 1B		D CU 74 X FF 90 1-0 1-2 2-3 1B		B SL 79 C CU 78 B FF 93 B SI 93 B FF 94 4-1 21 1B 7 1B BB		B SI 93 B FF 94 C FF 93 C FF 94 B FF 95 S SL 86 3-3 K		C SL 87 S FF 98 S FF 97 0-3 K			B SL 74 X SL 75 1-0 G5-3	5	1	2	0	1	2	0
21 Rod Barajas, R OBP: 0.266, SLG: 0.419 (1, 2) 4 Henry Blanco, R OBP: 0.330, SLG: 0.393 (6, PR) (6, 2)		D CU 74 X SI 91 1-0 FC6-4 1-2f		S CU 74 B FF 91 F FF 92 S CH 79 1-3 K		B FF 92 B CU 72 C SI 93 X SI 94 2-1 7 1B 12 FC1 1-3 2-H 1B		S SL 86 B FF 95 S SL 86 X FF 95 1-2 P4				B SL 78 X SI 88 1-0 F8		3	0	1	1	0	1	4
			C FF 88 X CU 73 0-1 L9	B FF 91 F FF 88 C FF 89 B FF 91 F FF 88 X FF 91 2-2 G1-3		F FF 87 B SI 88 F SI 89 B SI 90 F FF 88 F SI 88 F SL 80 X FF 87 2-2 FC1 7 1B 1-2			B FF 94 B FF 95 B FF 93 B FF 95 4-0 1 G4-3 7 SH1-4 BB			F SI 87 F CU 76 X CU 74 0-2 F8		2 0 0 1 0 0 0 0 0 0 0 0 1 0 0	0 0 0 0 0 0 0 0 0 0 0 0 0 0	0 0 0 0 0 0 0 0 1 0 0 0 0 0	0 0 0 0 0 0 0 0 0 0 0 0 0 0	0 0 0 0 0 0 0 0 0 0 0 0 0 0	3 0 2 0 0 0 0 0 0 0 0 0 0 0

34 Mike Pelfrey, R (1, 1)
23 Chris Carter, L (6, PH)
12 Jeff Francoeur, R (6, PH)
RF 0.0% DEF=0.0
22 Raul Valdes, L (6, 1)
38 Manny Acosta, R (6, 1)
25 Pedro Feliciano, L (6, 1)
30 Josh Thole, L (6, PH)
39 Bobby Parnell, R (6, 1)
13 Alex Cora, L (10, PR)
DEF=NaN 0.0 0.0
64 Elmer Dessens, R (10, 1)
46 Oliver Perez, L (10, 1)
DEF 0.0% 50.0 0.0%

Inning Stats	1	2	3	4	5	6	7	8	9	10	11	12	13
	R: 0 E: 0 K: 0 S: 9 H: 1 LOB: 1 BB: 0 P: 12	R: 0 E: 0 K: 1 S: 9 H: 1 LOB: 1 BB: 0 P: 15	R: 0 E: 0 K: 1 S: 10 H: 1 LOB: 1 BB: 0 P: 15	R: 0 E: 0 K: 1 S: 14 H: 2 LOB: 3 BB: 1 P: 24	R: 0 E: 0 K: 0 S: 12 H: 1 LOB: 1 BB: 0 P: 14	R: 2 E: 0 K: 0 S: 15 H: 3 LOB: 2 BB: 1 P: 25	R: 0 E: 0 K: 2 S: 9 H: 0 LOB: 0 BB: 0 P: 14	R: 0 E: 0 K: 1 S: 8 H: 0 LOB: 0 BB: 0 P: 13	R: 0 E: 0 K: 1 S: 8 H: 0 LOB: 2 BB: 2 P: 18	R: 0 E: 0 K: 1 S: 9 H: 0 LOB: 0 BB: 0 P: 10	R: 0 E: 0 K: 0 S: 9 H: 0 LOB: 0 BB: 0 P: 12	R: 0 E: 0 K: 0 S: 5 H: 0 LOB: 0 BB: 0 P: 5	R: 0 E: 0 K: 0 S: 4 H: 0 LOB: 0 BB: 0 P: 9

PITCHER		IP	WLS	BF	H	R	ER	SO	BB	IBB	HBP	BLK	WP	HR	S	P	ERA	WHIP
37 Carlos Monasterios, R ERA: 3.3	(1, 1)	5.0		22	6	0	0	3	1	0	0	1	0	0	54	80	0.00	1.400
31 James McDonald, R ERA: 11.12	(6, 1)	0.1	H	4	2	2	2	0	1	0	0	0	0	0	6	13	54.00	9.000
35 Jack Taschner, L ERA: 6.52	(6, 1)	0.0	B	2	1	0	0	0	0	0	0	0	0	0	8	11	∞	∞
59 Travis Schlichting, R ERA: 2.25	(6, 1)	0.2		1	0	0	0	0	0	0	0	0	0	0	1	1	0.00	0.000
74 Kenley Jansen, R ERA:	(7, 1)	1.0		3	0	0	0	2	0	0	0	0	0	0	9	14	0.00	0.000

PITCHER		IP	WLS	BF	H	R	ER	SO	BB	IBB	HBP	BLK	WP	HR	S	P	ERA	WHIP
56 Hung-Chih Kuo, L ERA: 0.84	(8, 1)	1.0		3	0	0	0	1	0	0	0	0	0	0	8	13	0.00	0.000
51 Jonathan Broxton, R ERA: 3.0	(9, 1)	2.0		8	0	0	0	2	2	0	0	0	0	0	17	28	0.00	1.000
36 Jeff Weaver, R ERA: 3.82	(11, 1)	2.0		6	0	0	0	0	0	0	0	0	0	0	14	17	0.00	0.000
52 George Sherrill, L ERA: 7.15	(13, 1)	1.0	W	3	0	0	0	0	0	0	0	0	0	0	4	9	0.00	0.000

New York Mets @ Los Angeles Dodgers

Dodger Stadium, Los Angeles, CA

Sat Jul 24 2010, 1:11 PM - 5:25 PM PDT

Att. 43,506 - Sunny - 80 F

TOP

livebaseballscorecards.com

AB	47
R	2
H	9
RBI	2
BB	4
SO	8
LOB	22

1B: 7	SF: 0	WP: 0	PA: 52
2B: 2	SAC: 1	PB: 0	
3B: 0	DP: 1	SB: 2	
HR: 0	HBP: 0	CS: 0	

Batter	1	2	3	4	5	6	7	8	9	10	11	12	13	AB	R	H	RBI	BB	SO	LOB
15 Rafael Furcal, S (1, 6) OBP: 0.388, SLG: 0.505	C SI 92 B SI 92 X SI 92 1-1 30 E 30 SF9 1B		C FS 84 B SI 93 C FS 84 B SI 92 B SI 93 F SI 94 B SI 93 4-2 30 G3-6-3 BB	B SI 91 X FS 84 1-0 G3-1 ③			B CH 74 X CU 77 1-0 G6-3 ③			X SL 88 0-0 G6-3 ②		I IN 71 I IN 72 I IN 76 I IN 79 4-0 14 FC4-6 IBB		4	1	1	0	2	0	2
30 Xavier Paul, L (1, 9) OBP: 0.313, SLG: 0.359 36 Jeff Weaver, R (11, 1) OBP: 0.250, SLG: 0.250 14 Jamey Carroll, R (12, PH) OBP: 0.383, SLG: 0.330 52 George Sherrill, L (13, 1)	B SI 92 1 SAFE F SI 94 F SI 94 B FS 87 F SI 95 X FS 86 2-2 SF9 ① 1-H		F SI 89 X SI 89 0-1 G3-6-3 ①② 1-2f		B CU 70 S FS 84 S FS 83 B FS 82 B SI 92 F FS 85 F SI 92 F SI 93 F SI 91 3-2 F7 ①		B CU 75 B SI 87 B FF 87 C FF 87 B SI 86 4-1 7 FC4-6 BB		B SI 97 X FF 98 1-0 L8 ③		C FF 89 X FF 89 0-1 FC4-6 ③ 1-2f		3	0	0	1	1	0	1
														0	0	0	0	0	0	0
														1	0	0	0	0	0	3
														0	0	0	0	0	0	0
27 Matt Kemp, R (1, 8) OBP: 0.323, SLG: 0.470	C SI 95 X SI 92 0-1 33 G3-1 7 1B 1B		F SI 93 B FS 87 B FS 87 F SI 91 B FF 95 F SI 94 X FS 86 3-2 2B		B SI 91 B SI 92 F SI 91 X SI 91 2-1 L4 ②			C SL 78 C SL 80 S SL 80 0-3 K ①			B SL 83 B SL 81 B SL 80 B SI 87 4-0 23 CS BB			B SL 75 B FF 88 B SI 87 X SI 87 3-0 F8 ①	5	0	2	0	1	1	1
7 James Loney, L (1, 3) OBP: 0.353, SLG: 0.433	X SI 92 0-0 33 G3-1 1-2 1B		B FS 86 X FS 85 1-0 F9 ③		C CU 72 F SI 91 S SI 91 0-3 K ③			X SI 87 0-0 FC4-6 ② 1-2f			1 SAFE X SI 88 0-0 F7 ①			B SL 76 X FF 89 1-0 HR	6	1	2	1	0	1	3
33 Blake DeWitt, L (1, 4) OBP: 0.355, SLG: 0.381	C SI 92 C FF 91 B SI 94 X FS 87 1-2 G3-1 ② 1-2 2-3			C FS 84 B FS 83 X SI 93 1-1 12 1B 3B		S FF 86 B CU 75 B FF 87 B FF 87 X FF 87 3-1 9 CS 1B		1 SAFE C SI 87 S SI 88 B CU 78 X CH 78 1-2 L9 ③			1 SAFE X SI 87 0-0 F8 ②				5	1	2	0	0	0	4
23 Casey Blake, R (1, 5) OBP: 0.328, SLG: 0.415	X FS 87 0-0 G5-3 ③			F SI 94 B SI 91 S FF 92 F SI 93 B FS 86 F FS 87 S SI 92 2-3 K ①		X CU 75 0-0 F7 ①		C FF 96 F SL 86 F SL 90 S FF 97 0-3 K ①			1 SAFE 1 SAFE B FF 88 1 SAFE P PO 77 2-0 CS ③ 1-2		B SI 88 X SL 82 1-0 9 E 9 FC1 1B	5	0	1	0	0	2	4
9 Garret Anderson, L (1, 7) OBP: 0.205, SLG: 0.278		F SI 92 C SI 92 F SI 93 F SI 94 X FS 86 0-2 G1-3 ①	I IN 63 I IN 64 I IN 64 I IN 67 4-0 37 SH1-4 12 1B IBB			C FF 87 C FF 87 B FF 87 B CU 76 B FF 88 X FF 87 3-2 G4-3 ②③ 1-2		X FF 96 0-0 L3 ②				1 SAFE B SI 86 1 SAFE 1 SAFE X SI 88 1-0 FC1 55 G1-3 1-3	4	0	0	0	1	0	2
12 Brad Ausmus, R (1, 2) OBP: 0.250, SLG: 0.375 55 Russell Martin, R (12, PH) OBP: 0.346, SLG: 0.330 (13, 2)		S SI 94 C SI 93 X FS 86 0-2 L8 ②	B FF 91 X SI 92 1-0 37 SH1-4 1-2 3-H 1B			C FF 86 B FF 86 F CU 73 S FF 88 1-3 K ①		F FF 96 X SI 99 0-1 G4-3 ③				B SL 85 F FF 90 F SI 88 X SL 84 1-2 G1-3 ① 1-2	4	0	1	1	0	1	0
														1	0	0	0	0	0	2
37 Carlos Monasterios, R (1, 5) OBP: 0.000, SLG: 0.000 31 James McDonald, L (6, 1) 35 Jack Taschner, L (6, 1) 59 Travis Schlichting, R (6, 1) 74 Kenley Jansen, S (7, PH) 3 Ronnie Belliard, R (7, PH) OBP: 0.000, SLG: 0.000 56 Hung-Chih Kuo, L (8, 1) 51 Jonathan Broxton, R (8, 1) 16 Andre Ethier, L (10, PH) OBP: 0.364, SLG: 0.500 (10, RF)		C SI 93 X SI 94 0-1 G4-3 ③		X SI 88 0-0 SH1-4 ② 1-2 2-3								F SI 88 B SI 88 B FF 88 S SL 78 X SL 77 2-2 P2 ②		1	0	0	0	0	0	0
														0	0	0	0	0	0	0
														0	0	0	0	0	0	0
														0	0	0	0	0	0	0
														1	0	0	0	0	0	0
														0	0	0	0	0	0	0
														0	0	0	0	0	0	0
														2	0	0	0	0	1	2
Inning Stats	R: 1 E: 1 K: 0 S: 13 H: 3 LOB: 2 BB: 0 P: 17	R: 0 E: 0 K: 0 S: 10 H: 0 LOB: 0 BB: 0 P: 10	R: 0 E: 0 K: 0 S: 10 H: 1 LOB: 1 BB: 1 P: 18	R: 1 E: 0 K: 1 S: 10 H: 2 LOB: 2 BB: 1 P: 19	R: 0 E: 0 K: 1 S: 13 H: 0 LOB: 0 BB: 0 P: 18	R: 0 E: 0 K: 0 S: 6 H: 1 LOB: 0 BB: 0 P: 12	R: 0 E: 0 K: 2 S: 7 H: 0 LOB: 0 BB: 0 P: 12	R: 0 E: 0 K: 1 S: 8 H: 0 LOB: 1 BB: 1 P: 13	R: 0 E: 0 K: 1 S: 7 H: 0 LOB: 0 BB: 0 P: 7	R: 0 E: 0 K: 1 S: 6 H: 0 LOB: 0 BB: 0 P: 10	R: 0 E: 0 K: 0 S: 3 H: 0 LOB: 0 BB: 1 P: 8	R: 0 E: 1 K: 0 S: 10 H: 1 LOB: 3 BB: 1 P: 19	R: 1 E: 0 K: 0 S: 2 H: 1 LOB: 0 BB: 0 P: 6	1B: 6 2B: 1 3B: 1 HR: 1 SF: 1 SAC: 1 DP: 1 HBP: 0	WP: 0 PB: 0 SB: 0 CS: 2 PA: 50						

PITCHER		IP	WLS	BF	H	R	ER	SO	BB	IBB	HBP	BLK	WP	HR	S	P	ERA	WHIP
34 Mike Pelfrey, R ERA: 4.0	(1, 1)	5.0		22	6	2	2	2	1	1	0	0	0	0	56	82	3.60	1.400
22 Raul Valdes, L ERA: 4.24	(6, 1)	2.0		7	1	0	0	2	1	0	0	0	0	0	14	29	0.00	1.000
36 Manny Acosta, R ERA: 2.92	(8, 1)	0.1		1	0	0	0	1	0	0	0	0	0	0	3	3	0.00	0.000
25 Pedro Feliciano, L ERA: 2.63	(8, 1)	0.2		2	0	0	0	0	0	0	0	0	0	0	4	5	0.00	0.000
39 Bobby Parnell, R ERA: 1.02	(9, 1)	2.0		6	0	0	0	2	0	0	0	0	0	0	13	17	0.00	0.000

PITCHER		IP	WLS	BF	H	R	ER	SO	BB	IBB	HBP	BLK	WP	HR	S	P	ERA	WHIP
64 Elmer Dessens, R ERA: 1.54	(11, 1)	1.1		6	1	0	0	0	1	0	0	0	0	0	8	16	0.00	1.500
46 Oliver Pérez, L ERA: 6.15	(12, 1)	1.0	L	5	1	1	1	0	0	1	0	0	0	1	7	17	9.00	1.000

BOTTOM

New York Mets @ Los Angeles Dodgers

Dodger Stadium, Los Angeles, CA

Sat Jul 24 2010, 1:11 PM - 5:25 PM PDT

Att. 43,506 - Sunny - 80 F

livebaseballscorecards.com

AB	42
R	3
H	9
RBI	3
BB	5
SO	7
LOB	24

New York Mets @ Los Angeles Dodgers

Dodger Stadium, Los Angeles, CA

Sun Jul 25 2010, 1:11 PM - 3:35 PM PDT

Att. 39,897 - Partly Cloudy - 79 F

livebaseballscorecards.com

Batter	1	2	3	4	5	6	7	8	9	AB	R	H	RBI	BB	SO	LOB
7 José Reyes, S (1, 6) OBP: 0.318, SLG: 0.410	C FF 91 X FF 92 0-1 ① G6-3		B FF 93 C FF 93 X FF 94 1-1 ③ L7			C FF 91 C SL 80 B CU 72 B FF 93 F FF 92 X FF 93 2-2 1 CS 1B		C FF 92 B FF 92 F FF 91 F SL 81 F SL 79 B FF 92 X SL 80 2-2 ② P3		4	0	1	0	0	0	0
1 Luis Castillo, S (1, 4) OBP: 0.342, SLG: 0.285	C FF 91 B FF 92 C FF 92 B FF 92 B SL 79 F FF 92 X FF 92 3-2 ② G5-3			C FF 90 B FF 92 B FF 92 X FF 93 2-1 ① G6-3		B FF 92 1 SAFE 1 SAFE B FF 92 C FF 91 C FF 92 B SL 80 X FF 92 3-2 ① 1-2 2B		C FF 92 B SL 80 F FF 92 X CU 74 1-2 1B		4	0	2	0	0	0	0
5 David Wright, R (1, 5) OBP: 0.372, SLG: 0.504	B FF 92 C FF 92 C FF 92 B CU 73 F FF 93 X FF 94 2-2 2B			C FF 92 B CU 74 X FF 93 1-1 ② F9		X FF 93 0-0 ② F9		C FF 92 D CU 72 X FF 92 1-1 ③ L9		4	0	1	0	0	0	2
15 Carlos Beltrán, S (1, 8) OBP: 0.268, SLG: 0.250	C FF 93 S SL 82 S SL 80 0-3 ③ K			C FF 92 C FF 93 F FF 93 F SL 78 B SL 83 S SL 80 1-3 ③ K		F SL 81 C FF 92 X SL 81 0-2 ③ L5			C FC 93 B FC 96 B FC 94 B FC 92 X FC 95 3-1 ① P6	4	0	0	0	0	2	2
44 Jason Bay, R (1, 7) OBP: 0.347, SLG: 0.402		C FF 91 B FF 92 B FF 92 F FF 92 T SL 78 2-2 ① K			B FF 90 S FF 91 T FF 92 F SL 80 X FF 92 1-2 ① F9		X FF 90 0-0 ① F7		C FC 94 S SL 81 B SL 81 S FC 96 1-3 ② K	4	0	0	0	0	2	0
29 Ike Davis, L (1, 3) OBP: 0.322, SLG: 0.442		F FF 93 C CU 74 F FF 93 B FF 91 X SL 81 1-2 ② F8			X FF 92 0-0 ② F8		B FF 92 C FF 91 X FF 92 1-1 2B		C FC 93 B CH 88 B FC 94 C FC 95 B FC 97 S FC 95 3-3 ③ K	4	0	1	0	0	1	0
12 Jeff Francoeur, R (1, 9) OBP: 0.299, SLG: 0.379 36 Manny Acosta, R (7, 1) 25 Pedro Feliciano, L (8, 1)		B FF 92 F FF 92 X SL 80 1-1 ③ F8			C FF 93 X FF 93 0-1 30 1B 1B		I IN 57 I IN 59 I IN 57 I IN 54 4-0 30 G4-6-3 IBB			2 0 0	0 0 0	1 0 0	0 0 0	1 0 0	0 0 0	0 0 0
30 Josh Thole, L (1, 2) OBP: 0.500, SLG: 0.548			B FF 91 C FF 91 F FF 92 F CU 74 X SL 80 1-2 ① P5		B FF 92 B FF 92 X FF 92 2-0 1-2 1B		X FF 92 0-0 ②③ G4-6-3 1-2f			3	0	1	0	0	0	2
43 R.A. Dickey, R (1, 1) OBP: 0.273, SLG: 0.238 22 Raul Valdes, L (6, 1) OBP: 0.571, SLG: 0.714 16 Ángel Pagán, S (7, 9) OBP: 0.360, SLG: 0.466			B FF 91 C FF 92 B FF 93 X FF 93 2-1 ② G3		B FF 92 X FF 92 1-0 ③ G1-3			F FF 91 B SL 80 B SL 79 X FF 91 2-1 ① P2		2 0 1	0 0 0	0 0 0	0 0 0	0 0 0	0 0 0	2 0 0
Inning Stats	R: 0 E: 0 K: 1 S: 13 H: 1 LOB: 1 BB: 0 P: 18	R: 0 E: 0 K: 1 S: 9 H: 0 LOB: 0 BB: 0 P: 13	R: 0 E: 0 K: 0 S: 8 H: 0 LOB: 0 BB: 0 P: 12	R: 0 E: 0 K: 1 S: 9 H: 0 LOB: 0 BB: 0 P: 13	R: 0 E: 0 K: 0 S: 9 H: 2 LOB: 2 BB: 0 P: 13	R: 0 E: 0 K: 0 S: 11 H: 2 LOB: 1 BB: 0 P: 16	R: 0 E: 0 K: 0 S: 4 H: 1 LOB: 1 BB: 1 P: 9	R: 0 E: 0 K: 0 S: 12 H: 1 LOB: 1 BB: 0 P: 18	R: 0 E: 0 K: 2 S: 8 H: 0 LOB: 0 BB: 0 P: 15	1B: 4 2B: 3 3B: 0 HR: 0 SF: 0 SAC: 0 DP: 1 HBP: 0						

TOP	
AB	32
R	0
H	7
RBI	0
BB	1
SO	5
LOB	8

WP: 0 PB: 0 SB: 0 CS: 1 PA: 33

PITCHER		IP	WLS	BF	H	R	ER	SO	BB	IBB	HBP	BLK	WP	HR	S	P	ERA	WHIP
22 Clayton Kershaw, L ERA: 2.96	(1, 1)	8.0	W	30	7	0	0	3	0	1	0	0	0	0	75	112	0.00	0.875
74 Kenley Jansen, R ERA:	(9, 1)	1.0	S	3	0	0	0	2	0	0	0	0	0	0	8	15	0.00	0.000

PITCHER	IP	WLS	BF	H	R	ER	SO	BB	IBB	HBP	BLK	WP	HR	S	P	ERA	WHIP

BOTTOM

Batter	1	2	3	4	5	6	7	8	9	AB	R	H	RBI	BB	SO	LOB
30 Xavier Paul, L (1, 7) OBP: 0.302, SLG: 0.346	C FF 83 B KN 75 S KN 73 B KN 79 S KN 74 2-3 ① **K**			C KN 76 B KN 78 B KN 78 S KN 75 F KN 78 F KN 78 F FF 79 F KN 78 X KN 80 2-2 ① **G2-3**		B SI 85 C FF 86 F FF 86 B CU 75 X CU 76 2-2 ③ **F9**		B FF 87 F SI 87 S SI 86 B SI 87 B SI 87 X SI 87 3-2 ③ **G6-3**		4	0	0	0	0	1	2
14 Jamey Carroll, R (1, 6) (9, 4) OBP: 0.379, SLG: 0.325	B KN 74 C FF 84 F KN 77 X KN 80 1-2 ② **G4-3**			C KN 74 X KN 79 0-1 ② **F9**			B FF 85 C FF 86 B CU 76 F FF 86 F FF 87 X CU 73 2-2 ① **G4-3**			3	0	0	0	0	0	0
7 James Loney, L (1, 3) OBP: 0.350, SLG: 0.429	C KN 75 C KN 73 B KN 81 S KN 80 1-3 ③ **K**			X KN 78 0-0 ③ **F8**			B CU 76 X CU 77 1-0 ② **G3**			3	0	0	0	0	1	0
27 Matt Kemp, R (1, 8) OBP: 0.323, SLG: 0.469		B KN 73 C KN 72 X KN 75 1-1 ① 16 G4-6-3 1B			C KN 73 S KN 80 B KN 81 S KN 79 1-3 ① **K**		B FF 94 F FF 92 B CH 84 F FF 94 B SL 82 X SI 94 3-2 ③ **G5-3**			3	0	1	0	0	1	0
16 Andre Ethier, L (1, 9) OBP: 0.365, SLG: 0.524		X KN 73 0-0 ① ② **G4-6-3** 1-2f			S KN 73 C KN 80 X KN 81 0-2 23 WP 2B			C SI 87 F SI 87 F CH 76 F CH 74 B CU 78 S CU 77 1-3 ① **K**		3	0	1	0	0	1	1
23 Casey Blake, R (1, 5) OBP: 0.328, SLG: 0.414		C FF 86 C KN 79 S KN 80 0-3 ③ **K**			F KN 77 B KN 78 F KN 79 S KN 81 1-3 ② **K** 2-3			C SI 86 B CH 76 S CH 74 F CH 76 B CU 77 B CH 75 X CU 78 3-2 55 2B 1B		3	1	1	0	0	2	1
33 Blake DeWitt, L (1, 4) OBP: 0.353, SLG: 0.378 15 Rafael Furcal, S (8, PH) OBP: 0.387, SLG: 0.504 (9, 6)			C KN 73 B KN 78 F KN 76 F KN 80 X KN 80 1-2 ① **G4-3**		B KN 76 X KN 78 1-0 ③ **G3-1**			C SI 86 B SI 87 F SI 87 F SI 87 B CH 76 X SI 88 2-2 ② **F9**		2 1	0 0	0 0	0 0	0 0	0 0	1 1
55 Russell Martin, R (1, 2) OBP: 0.346, SLG: 0.333			F KN 76 C KN 78 F KN 79 B KN 73 F KN 80 F KN 80 X KN 80 1-2 ② **G3**			F KN 73 B KN 74 B KN 74 C KN 72 F KN 77 X KN 78 2-2 ① **G1-3**		X CU 78 0-0 1-H 2B		3	0	1	1	0	0	0
22 Clayton Kershaw, L (1, 1) OBP: 0.081, SLG: 0.056 3 Ronnie Belliard, R (8, PH) OBP: 0.303, SLG: 0.331 74 Kenley Jansen, S (9, 1)			B FF 86 C FF 84 S KN 78 F FF 82 S CU 65 1-3 ③ **K**			C KN 75 X KN 78 0-1 ② **G1-3**		I IN 61 I IN 61 I IN 65 I IN 67 4-0 **IBB**		2 0 0	0 0 0	0 0 0	0 0 0	0 1 0	1 0 0	0 0 0
Inning Stats	R: 0 E: 0 K: 2 S: 9 H: 0 LOB: 0 BB: 0 P: 13	R: 0 E: 0 K: 1 S: 6 H: 1 LOB: 0 BB: 0 P: 7	R: 0 E: 0 K: 1 S: 14 H: 0 LOB: 0 BB: 0 P: 17	R: 0 E: 0 K: 0 S: 10 H: 0 LOB: 0 BB: 0 P: 12	R: 0 E: 0 K: 2 S: 10 H: 1 LOB: 1 BB: 0 P: 13	R: 0 E: 0 K: 0 S: 9 H: 0 LOB: 0 BB: 0 P: 13	R: 0 E: 0 K: 0 S: 8 H: 0 LOB: 0 BB: 0 P: 14	R: 1 E: 0 K: 1 S: 17 H: 2 LOB: 2 BB: 1 P: 30		1B: 2 2B: 2 3B: 0 HR: 0 SF: 0 SAC: 0 DP: 1 HBP: 0						

PITCHER		IP	WLS	BF	H	R	ER	SO	BB	IBB	HBP	BLK	WP	HR	S	P	ERA	WHIP
43 R.A. Dickey, R ERA: 2.55	(1, 1)	5.2		18	2	0	0	6	0	0	0	0	1	0	55	70	0.00	0.353
22 Raul Valdes, L ERA: 4.14	(6, 1)	1.0		3	0	0	0	0	0	0	0	0	0	0	8	13	0.00	0.000
36 Manny Acosta, R ERA: 2.84	(7, 1)	0.1		1	0	0	0	0	0	0	0	0	0	0	3	6	0.00	0.000
25 Pedro Feliciano, L ERA: 2.79	(8, 1)	1.0	L	6	2	1	1	1	0	1	0	0	0	0	17	30	9.00	2.000

PITCHER	IP	WLS	BF	H	R	ER	SO	BB	IBB	HBP	BLK	WP	HR	S	P	ERA	WHIP

New York Mets @ Los Angeles Dodgers

Dodger Stadium, Los Angeles, CA

Sun Jul 25 2010, 1:11 PM - 3:35 PM PDT

Att. 39,897 - Partly Cloudy - 79 F

livebaseballscorecards.com

AB	27
R	1
H	4
RBI	1
BB	1
SO	7
LOB	6

WP: 1 PA: 28
PB: 0
SB: 0
CS: 0

Batter	1	2	3	4	5	6	7	8	9	AB	R	H	RBI	BB	SO	LOB
3 Felipe Lopez, S (1, 5) OBP: 0.342, SLG: 0.408	B FF 88 X FF 89 1-0 5 G5-3 19 1B 7 FC5-2 1B	C FF 89 B FC 86 B FF 90 X CH 80 2-1 ③ F9			B SI 87 F CH 80 S FF 88 F FF 89 B CU 75 B CH 80 F FF 89 X CH 82 3-2 ① L6		C CH 84 X FC 87 0-1 19 E 1B		C FF 90 C FF 92 B CU 80 B FF 91 F FF 91 S FF 91 2-3 ① K	5	0	2	0	0	1	2
19 Jon Jay, L (1, 8) OBP: 0.426, SLG: 0.602	B FF 89 D FC 86 C FF 90 F FF 90 F FF 90 B FC 86 X FF 90 3-2 7 FC5-2 5 G5-3 47 1B 1-2 1B		C FF 88 X FC 86 0-1 ① F7		F FC 85 C SI 87 F CU 74 F FC 86 B FF 89 S CU 74 1-3 ② K		B FC 83 L FF 87 B SI 85 F FC 87 X CU 73 2-2 E3 7 G5-4-3 1-2		C CU 76 X CH 81 0-1 ② G3-1	5	1	1	0	0	1	2
5 Albert Pujols, R (1, 3) OBP: 0.401, SLG: 0.553	C FF 90 X FC 86 0-1 ① G5-3 1-2 2-3		B SI 88 B CH 80 X FF 91 2-0 ② G6-3		C CH 81 F FC 86 X FF 89 0-2 ③ FC5-4 1-2f		C FF 93 B FF 93 F FF 93 D FF 94 F SL 80 X FF 93 2-2 ① F7		C FF 91 B CH 81 B CU 77 F FF 90 F CU 79 S FF 92 2-3 ③ K	5	0	0	0	0	1	5
7 Matt Holliday, R (1, 7) OBP: 0.381, SLG: 0.524	B FF 89 X CH 81 1-0 ② FC5-2 47 1B 2-3 3-H		B CU 72 F CU 74 B SI 87 X CH 81 2-1 1B			C CH 85 X CH 79 0-1 ① G5-3	S SL 81 D SL 82 B SL 80 B FF 95 F SL 80 X FF 97 3-2 ②③ G5-4-3 1-2f			4	0	1	0	0	0	4
47 Ryan Ludwick, R (1, 9) OBP: 0.342, SLG: 0.482	B FF 90 B SI 89 X CU 73 2-0 1-2 3-H 1B		1 SAFE X CH 80 0-0 ③ F9			F CH 80 C FF 88 X CH 81 0-2 ② P4		X FF 94 0-0 13 1B 21 1B 44 G6-4-3 1B		4	1	2	1	0	0	1
4 Yadier Molina, R (1, 2) OBP: 0.315, SLG: 0.311 21 Jason LaRue, R (6, 2) OBP: 0.288, SLG: 0.340	S FF 88 F FF 90 F FF 91 B CU 74 F FF 90 X CH 82 1-2 ③ G5-3			B CU 72 C SI 85 C CU 72 X FF 90 1-2 ① G4-3		C CU 72 B CU 73 B SI 86 B CH 80 B FC 85 4-1 27 BB 13 E BB		F FF 94 B FF 95 F FF 94 X FF 96 1-2 44 G6-4-3 13 1B 1-2 1B		2 1	0 0	0 1	0 0	1 0	0 0	2 0
13 Brendan Ryan, R (1, 6) OBP: 0.265, SLG: 0.285		C FF 87 B FC 86 F FF 90 F FF 90 X CU 74 1-2 50 SH2-4 1B		B FF 88 X FF 89 1-0 ② G5-3		B FF 86 C FF 87 L FF 86 X FC 85 1-2 E5 27 BB 1-2		B FF 95 X FF 95 1-0 44 G6-4-3 1-2 2-3 1B		4	0	2	0	0	0	1
50 Adam Wainwright, R (1, 1) OBP: 0.233, SLG: 0.222 27 Tyler Greene, R (6, PH) OBP: 0.351, SLG: 0.424 59 Fernando Salas, R (6, 1) 44 Randy Winn, S (8, PH) OBP: 0.325, SLG: 0.384 43 Trever Miller, R (8, 1)		1 SAFE X SI 89 0-0 ① SH2-4 1-2		B FC 86 F FC 83 B CU 74 B FF 90 C FF 89 X FC 86 3-2 ③ G6-3		B CH 78 B FC 85 B CH 78 B FF 88 4-0 1-2 2-3 BB		F CU 74 C SI 84 B SI 85 X CU 76 1-2 ①② G6-4-3 1-2f 2-3 3-H		1 0 0 1 0	0 0 0 0 0	0 0 0 0 0	0 0 0 0 0	0 1 0 0 0	0 0 0 0 0	0 0 0 2 0
12 Aaron Miles, S (1, 4) OBP: 0.344, SLG: 0.350		C FF 88 B FF 90 X FF 89 1-1 ② G5-3			C FF 88 F FC 84 B FF 90 X FF 90 1-2 5 FC5-4 1B	C FF 88 X FF 88 0-1 ③ F9		S SI 85 B SI 86 F CU 77 B SI 87 B CU 73 F SI 87 X CU 77 3-2 ③ P2		4	0	1	0	0	0	5
Inning Stats	R: 1 H: 3 E: 0 LOB: 2 K: 0 BB: 0 S: 14 P: 22	R: 0 H: 1 E: 0 LOB: 1 K: 0 BB: 0 S: 9 P: 13	R: 0 H: 1 E: 0 LOB: 1 K: 0 BB: 0 S: 6 P: 10	R: 0 H: 0 E: 0 LOB: 0 K: 0 BB: 0 S: 7 P: 12	R: 0 H: 1 E: 0 LOB: 1 K: 1 BB: 0 S: 16 P: 21	R: 0 H: 0 E: 1 LOB: 3 K: 0 BB: 2 S: 11 P: 20	R: 0 H: 1 E: 1 LOB: 1 K: 0 BB: 0 S: 12 P: 19	R: 1 H: 3 E: 0 LOB: 1 K: 0 BB: 0 S: 12 P: 18	R: 0 H: 0 E: 0 LOB: 0 K: 2 BB: 0 S: 10 P: 14	1B: 10 SF: 0 2B: 0 SAC: 1 3B: 0 DP: 2 HR: 0 HBP: 0						

TOP

St. Louis Cardinals @ New York Mets

Citi Field, Flushing, NY

Tue Jul 27 2010, 7:11 PM - 10:00 PM EDT

Att. 37,479 - Partly Cloudy - 83 F

livebaseballscorecards.com

AB	36
R	2
H	10
RBI	1
BB	2
SO	3
LOB	24

PITCHER		IP	WLS	BF	H	R	ER	SO	BB	IBB	HBP	BLK	WP	HR	S	P	ERA	WHIP
49 Jonathon Niese, L ERA: 3.43	(1, 1)	6.0	W	29	7	1	1	1	2	0	0	0	0	0	68	105	1.50	1.500
36 Manny Acosta, R ERA: 3.29	(7, 1)	1.0		5	3	1	1	0	0	0	0	0	0	0	12	19	9.00	3.000
22 Raul Valdes, L ERA: 4.04	(8, 1)	1.0		2	0	0	0	0	0	0	0	0	0	0	7	11	0.00	0.000
75 Francisco Rodríguez, R ERA: 2.57	(9, 1)	1.0		3	0	0	0	2	0	0	0	0	0	0	10	14	0.00	0.000

PITCHER	IP	WLS	BF	H	R	ER	SO	BB	IBB	HBP	BLK	WP	HR	S	P	ERA	WHIP

WP: 0 PA: 39
PB: 0
SB: 0
CS: 0

BOTTOM

St. Louis Cardinals @ New York Mets

Citi Field, Flushing, NY

Tue Jul 27 2010, 7:11 PM - 10:00 PM EDT

Att. 37,479 - Partly Cloudy - 83 F

livebaseballscorecards.com

Batter	1	2	3	4	5	6	7	8	9	AB	R	H	RBI	BB	SO	LOB
7 José Reyes, S (1, 6) OBP: 0.317, SLG: 0.416	C SI 90 F SI 91 B CU 73 B SI 90 X CU 74 2-2 ① G3-1		L CH 80 C SI 90 F FC 86 C SI 91 0-3 ① K		B CH 83 X SI 90 1-0 ① B1	C FF 88 X CH 84 0-1 1-H HR		B FF 88 B FF 87 C SI 87 S FF 87 S CH 82 2-3 ② K		5	1	1	2	0	2	0
1 Luis Castillo, S (1, 4) OBP: 0.343, SLG: 0.288	B SI 87 B SI 90 C SI 90 X SI 91 2-1 ② G6-3		C SI 90 C CH 82 B CU 76 X SI 90 1-2 ② G6-3		C SI 88 X CH 82 0-1 16 1B 5 SF8 1B	B FF 89 X FF 88 1-0 5 BB 16 BB 1B		C FF 86 F SI 78 S FF 86 0-3 ③ K		5	1	2	0	0	1	0
16 Ángel Pagán, S (1, 7) OBP: 0.362, SLG: 0.465	C SI 91 F CH 83 B CU 75 B CU 76 X CH 82 2-2 ③ G4-3		C CU 73 B CU 74 C CH 81 F SI 92 F CU 76 B FC 86 S FC 84 2-3 ③ K		B CU 72 S SI 91 1 SAFE B CH 82 F SI 91 X CU 74 2-2 15 S 15 1B 1-3 1B	B KC 77 B FF 88 F FF 90 D CH 84 B FF 89 4-1 5 BB 1-2 BB				3	1	1	0	1	1	0
5 David Wright, R (1, 5) OBP: 0.374, SLG: 0.503		B SI 91 B SI 90 S FC 86 B FC 87 B SI 93 4-1 15 2B 29 G4-3 BB		C SI 92 C SI 90 B FC 86 B FC 88 S CU 75 2-3 ① K	S CU 74 D CU 75 S SI 91 1 SAFE X CU 76 1-2 ② SF8 3-H	B FF 90 C FF 90 D CH 84 S FF 90 B KC 80 B KC 77 4-2 1-2 2-3 BB				1	1	0	1	2	1	0
15 Carlos Beltrán, S (1, 8) OBP: 0.311, SLG: 0.308		B CU 74 X SI 93 1-0 29 G4-3 1-3 2B		B SI 92 B CH 83 B SI 92 B SI 90 4-0 29 1B 12 HR BB	1 SAFE C SI 90 B SI 89 F CU 74 X CU 74 1-2 1-H 1B	F FF 89 B FF 89 S CH 83 X CH 84 1-2 ③ G3-1				3	1	2	1	1	0	3
29 Ike Davis, L (1, 3) OBP: 0.321, SLG: 0.440		X FC 85 0-0 ① G4-3 2-3 3-H		C SI 91 B FC 86 X FC 87 1-1 12 WP 12 HR 1-3 1B	F SI 91 B SI 90 F FC 86 B SI 91 F SI 91 F CU 76 S CU 76 2-3 ③ K		C KC 75 B FF 88 F KC 79 C FF 90 1-3 ① K			4	1	1	1	0	2	2
12 Jeff Francoeur, R (1, 9) OBP: 0.299, SLG: 0.387		F CU 74 X CU 75 0-1 ② P6		B CU 75 X FC 87 1-0 1-H 3-H HR		B FF 90 X KC 78 1-0 ① G5-3	S FF 90 F KC 80 S KC 80 0-3 ② K			4	1	1	3	0	1	1
30 Josh Thole, L (1, 2) OBP: 0.475, SLG: 0.500		D CU 74 B CU 72 B FC 84 C CU 72 D CU 74 4-1 BB		X SI 91 0-0 ② G6-3		C FF 89 B CH 83 X CH 82 1-1 ② F9	B FF 91 C FF 90 F KC 78 B CH 85 X FF 90 2-2 ③ G1-6-3			3	0	0	0	1	0	0
49 Jonathon Niese, L (1, 1) OBP: 0.289, SLG: 0.242 36 Manny Acosta, R (7, 1) 22 Raul Valdes, L (8, 1) OBP: 0.571, SLG: 0.714 19 Mike Hessman, R (8, PH) 75 Francisco Rodríguez, R (9, 1)		B FC 86 B SI 90 F SI 89 F SI 90 C CU 73 2-3 ③ K		C SI 90 C SI 91 B CU 74 S CU 73 1-3 ③ K		B FF 89 S FF 88 B FF 90 B FF 88 X CH 88 3-1 7 HR 1B		C FF 87 B CH 81 X FF 87 1-1 ① P5		3 0 0 1 0	1 0 0 0 0	1 0 0 0 0	0 0 0 0 0	0 0 0 0 0	2 0 0 0 0	2 0 0 0 0
Inning Stats	R: 0 E: 0 K: 0 S: 8 H: 0 LOB: 0 BB: 0 P: 14	R: 1 E: 0 K: 1 S: 9 H: 1 LOB: 2 BB: 2 P: 20	R: 0 E: 0 K: 2 S: 13 H: 0 LOB: 0 BB: 0 P: 16	R: 3 E: 0 K: 2 S: 10 H: 2 LOB: 0 BB: 1 P: 19	R: 2 E: 0 K: 1 S: 17 H: 3 LOB: 1 BB: 0 P: 24	R: 2 E: 0 K: 0 S: 14 H: 3 LOB: 3 BB: 2 P: 29	R: 0 E: 0 K: 2 S: 9 H: 0 LOB: 0 BB: 0 P: 12	R: 0 E: 0 K: 2 S: 8 H: 0 LOB: 0 BB: 0 P: 11		1B: 6 2B: 1 3B: 0 HR: 2 SF: 1 SAC: 0 DP: 0 HBP: 0				WP: 1 PB: 0 SB: 1 CS: 0 PA: 38		

	AB	32
	R	8
	H	9
	RBI	8
	BB	5
	SO	10
	LOB	8

PITCHER	IP	WLS	BF	H	R	ER	SO	BB	IBB	HBP	BLK	WP	HR	S	P	ERA	WHIP
50 Adam Wainwright, R (1, 1) ERA: 2.23	5.0	L	24	6	6	6	6	3	0	0	0	1	1	57	93	10.80	1.800
59 Fernando Salas, R (6, 1) ERA: 2.31	2.0		11	3	2	2	2	2	0	0	0	0	1	23	41	9.00	2.500
43 Trever Miller, L (8, 1) ERA: 3.86	1.0		3	0	0	0	2	0	0	0	0	0	0	8	11	0.00	0.000

PITCHER	IP	WLS	BF	H	R	ER	SO	BB	IBB	HBP	BLK	WP	HR	S	P	ERA	WHIP

Batter	1	2	3	4	5	6	7	8	9	10	11	12	13	AB	R	H	RBI	BB	SO	LOB
3 Felipe Lopez, S (1, 5) OBP: 0.344, SLG: 0.406	5 HR 1B			G6-3		G5-3		F8		G3			19 FC4-6 BB 1-2	6	1	2	1	1	0	0
19 Jon Jay, L (1, 9) OBP: 0.435, SLG: 0.596	F7			1B 1-2		5 7 2B 1B		G3			5 FC5-4 BB		FC4-6 7 IBB 5 1B 50 2-1 1-2f 2-3	6	1	3	0	1	0	3
5 Albert Pujols, R (1, 3) OBP: 0.402, SLG: 0.551	P4			P5		7 2B 1B 1-2			4 G1 1B		FC5-4 7 G6-4-3 1-2f		7 IBB 1B 1-2	7	0	3	1	0	0	6
7 Matt Holliday, R (1, 7) OBP: 0.382, SLG: 0.532	HR 1-H	F8		F9	K	K	F7	K	P4	K	G6-4-3 1-2f	G1	IBB 1-2 2-3	6	1	2	3	1	0	3
4 Yadier Molina, R (1, 2) OBP: 0.316, SLG: 0.311 48 Mike MacDougal, S (12, 1) 50 Adam Wainwright, R (3, PH) OBP: 0.233, SLG: 0.222 31 Ryan Franklin, R (13, 1)	28 2B 54 1B 1B	G4-3		1B	1B	K	F7	K	G1 1-2	K		FC6-4 28 1B 1-2f	2-1 3-H	6	1	2	0	0	2	3
28 Colby Rasmus, L (1, 8) OBP: 0.351, SLG: 0.507	54 1B 2B 1-3	P5			1B		K		IBB			FC6-4 12 G6-3 1-2f		5	1	2	0	1	0	1
13 Brendan Ryan, R (1, 6) OBP: 0.264, SLG: 0.282 44 Randy Winn, S (9, PH) OBP: 0.323, SLG: 0.381 12 Aaron Miles, S (9, 6) OBP: 0.338, SLG: 0.344	54 1B 55 1B IBB		P3		F7		K		G3-1			G6-3 1-2f		3	1	0	0	1	1	1
54 Jaime Garcia, L (1, 5) 27 Tyler Greene, R (7, PH) OBP: 0.000, SLG: 0.000 41 Mitchell Boggs, R (7, 1) 30 Jason Motte, R (8, 1) 36 Dennys Reyes, R (6, 1) 46 Kyle McClellan, R (4, 1) OBP: 0.000, SLG: 0.000 47 Ryan Ludwick, R (10, PH) 43 Trever Miller, R (10, 1) 21 Jason LaRue, R (10, 2) OBP: 0.000, SLG: 0.000	55 1B 3 1B 1-3 2-H 3-H 1B		G1-3		P4								G1-3	1	0	0	0	0	2	0
55 Skip Schumaker, L (1, 4) OBP: 0.326, SLG: 0.339	19 1B 3 1B 1-2 3-H 1B		K			G6-3		K		K		F7	FC4-6 19 3 BB 5 1B HBP	5	1	1	1	0	2	0
Inning Stats	R: 6 E: 0 K: 0 S: 23 H: 8 LOB: 3 BB: 1 P: 38	R: 0 E: 0 K: 0 S: 8 H: 0 LOB: 0 BB: 0 P: 15	R: 0 E: 0 K: 1 S: 8 H: 0 LOB: 0 BB: 0 P: 10	R: 0 E: 0 K: 0 S: 8 H: 1 LOB: 1 BB: 0 P: 13	R: 0 E: 0 K: 1 S: 11 H: 1 LOB: 1 BB: 0 P: 13	R: 1 E: 0 K: 1 S: 14 H: 3 LOB: 2 BB: 0 P: 20	R: 0 E: 0 K: 2 S: 9 H: 0 LOB: 0 BB: 0 P: 13	R: 0 E: 0 K: 1 S: 7 H: 0 LOB: 0 BB: 0 P: 9	R: 0 E: 0 K: 0 S: 6 H: 1 LOB: 2 BB: 1 P: 11	R: 0 E: 0 K: 1 S: 10 H: 0 LOB: 0 BB: 0 P: 12	R: 0 E: 0 K: 0 S: 8 H: 0 LOB: 0 BB: 1 P: 13	R: 0 E: 0 K: 0 S: 7 H: 1 LOB: 0 BB: 0 P: 13	R: 1 E: 0 K: 0 S: 9 H: 1 LOB: 3 BB: 2 P: 23	1B: 13 2B: 2 3B: 0 HR: 1	SF: 0 SAC: 0 DP: 2 HBP: 1					

PITCHER		IP	WLS	BF	H	R	ER	SO	BB	IBB	HBP	BLK	WP	HR	S	P	ERA	WHIP
57 Johan Santana, L	(1, 1)	5.2		31	13	7	7	2	0	1	0	0	0	1	69	106	11.12	2.294
ERA: 3.11																		
36 Manny Acosta, R	(6, 1)	0.1		1	0	0	0	1	0	0	0	0	0	0	3	3	0.00	0.000
ERA: 3.21																		
47 Hisanori Takahashi, L	(7, 1)	1.0		3	0	0	0	2	0	0	0	0	0	0	9	13	0.00	0.000
ERA: 4.47																		
64 Elmer Dessens, R	(8, 1)	1.0		3	0	0	0	1	0	0	0	0	0	0	7	9	0.00	0.000
ERA: 1.48																		
75 Francisco Rodríguez, R	(9, 1)	2.0		8	1	0	0	1	0	1	0	0	0	0	16	23	0.00	0.500
ERA: 2.47																		

PITCHER		IP	WLS	BF	H	R	ER	SO	BB	IBB	HBP	BLK	WP	HR	S	P	ERA	WHIP
39 Bobby Parnell, R	(11, 1)	1.0		4	1	0	0	0	1	0	0	0	0	0	10	16	0.00	2.000
ERA: 0.96																		
25 Pedro Feliciano, L	(12, 1)	1.2	L	8	1	1	1	0	1	1	1	0	0	0	13	31	5.40	1.200
ERA: 2.9																		
22 Raul Valdes, L	(13, 1)	0.1		1	0	0	0	0	0	0	0	0	0	0	1	2	0.00	0.000
ERA: 4.01																		

TOP

St. Louis Cardinals @ New York Mets

Citi Field, Flushing, NY

Wed Jul 28 2010, 7:12 PM - 11:43 PM EDT

Att. 35,009 - Cloudy - 85 F

livebaseballscorecards.com

AB	52
R	8
H	16
RBI	8
BB	5
SO	7
LOB	21

WP: 0 PB: 0 SB: 0 CS: 0 PA: 58

Batter	1	2	3	4	5	6	7	8	9	10	11	12	13	AB	R	H	RBI	BB	SO	LOB
7 José Reyes, S (1, 6) OBP: 0.321, SLG: 0.417	B SI 89 C FF 89 B SI 90 X SI 89 2-1 5 G3 16 BB 19 2B 1B	B SI 90 C SI 90 F FF 89 S SL 81 1-3 K2-3			B FC 88 X FF 89 1-0 1 G6-4-3 1B		C FF 95 B FF 96 X FF 95 1-1 F8	B CU 74 F SI 90 B CU 76 B CH 85 S CU 76 B CU 76 4-2 1-2 BB		C FF 87 X FF 86 0-1 1 CS 1B			C CU 76 X FF 92 0-1 F7	6	1	3	0	1	1	0
1 Luis Castillo, S (1, 4) OBP: 0.338, SLG: 0.284	B SI 90 C SI 90 1 SAFE X SI 90 1-1 F9	B SI 89 C SI 89 F CH 81 X SL 84 1-2 G4-3			B SI 89 C SI 88 X SI 89 1-1 G6-4-3 1-2f			18 HR 1B G6-3		1 SAFE 1 SAFE 1 SAFE B FF 87 1-0 CS 1-2	C SI 86 B FF 86 B SL 78 X CH 82 2-1 G6-3			6	1	1	0	0	0	5
16 Ángel Pagán, S (1, 7) OBP: 0.364, SLG: 0.476	B SI 90 C SI 91 F FF 90 1 SAFE F SL 82 D CU 72 D CH 82 B SI 90 4-2 5 G3 19 2B 1-2 BB		B SL 87 B SI 87 X SI 88 2-0 2B		B SI 89 B CH 79 C SI 89 C SI 90 C FF 90 2-3 K			C FF 95 B FF 95 T SI 96 B FC 96 F FF 96 X FF 95 2-2 1-H HR	B SI 90 C CH 85 B CU 75 X CH 84 2-1 G4-3		B CH 81 B FF 86 B CH 80 C FF 86 S CH 81 X FF 86 3-2 P3		5	2	2	2	1	1	0
5 David Wright, R (1, 5) OBP: 0.375, SLG: 0.503	B FF 88 X SI 90 1-0 G3 1-2 2-3		C SL 87 X FF 88 0-1 G5-3			C SI 89 B CH 80 B CH 80 X SI 89 2-1 1B		C SL 87 B FF 94 B SL 88 S FF 96 X FF 96 2-2 30 BB 29 1B 19 HBP 1B	B SL 86 B SI 91 X SL 88 2-0 15 1B 1B		B FF 87 B FF 88 B SL 81 C CH 82 F FF 86 X CH 81 3-2 G1-3			6	1	3	0	0	0	3
15 Carlos Beltrán, S (1, 8) OBP: 0.333, SLG: 0.386	C CU 70 B FF 90 B FF 89 B FF 90 F FC 90 B SI 91 4-2 19 2B BB		C FF 88 B FF 88 C SI 89 X SI 88 1-2 L7			X FF 88 0-0 HR		1 SAFE B FF 94 B FF 95 S FF 95 F FF 95 S FF 95 2-3 K	D CU 76 X SI 91 1-0 1-2 1B			B SL 88 F SI 95 X SI 95 1-1 F7		5	1	2	1	1	1	2
19 Mike Hessman, R (1, 3) OBP: 0.286, SLG: 0.333	C CU 69 F CU 74 X SL 82 0-2 1-3 2-H 3-H 2B		S SI 89 B SI 89 X SI 88 1-1 G6-3			B CH 79 X SI 90 1-0 L8		H FF 96 1-0 30 BB 29 1B 1-2 HBP	C SI 92 F SI 91 C CU 76 0-3 K			B SL 88 B SI 95 B SI 96 C SI 96 X SI 96 3-1 G5-3		5	1	1	2	0	1	3
12 Jeff Francoeur, R (1, 9) OBP: 0.297, SLG: 0.381	B SI 89 B SI 89 B SI 90 B CH 86 4-0 BB				X FF 87 0-0 G5-3	X CH 79 0-0 G1-3		S FF 96 B FF 97 B FF 96 F FF 94 F FF 98 F FF 96 F FF 96 F FF 97 F SI 94 2-2 X FF 97 F7	D CU 74 C SI 91 D SL 88 X SL 87 2-1 F9			S SL 87 X SI 96 0-1 G6-3		5	0	0	0	1	0	4
4 Henry Blanco, R (1, 2) OBP: 0.323, SLG: 0.384 30 Josh Thole, L (7, PH) OBP: 0.455, SLG: 0.459 (8, 2)	B SI 89 X SI 89 1-0 P6		B SI 88 B FF 88 C FF 87 X SI 88 2-1 G6-3				B FF 95 C FF 96 B SI 96 F SI 96 F FF 96 X SI 98 2-2 G5-3	B SL 84 B SI 90 B SI 90 B SI 90 4-0 29 1B 1-2 2-3 BB		C FF 85 X SL 78 0-1 L6			C FF 89 B CU 76 C CU 77 X FS 84 1-2 F7	2 3	0 0	0 0	0 1	0 0	0 0	3 0
57 Johan Santana, L (1, 1) 36 Manny Acosta, R (6, 1) 47 Hisanori Takahashi, L (5, 1) 23 Chris Carter, L (7, PH) 64 Elmer Dessens, R (8, 1) 29 Ike Davis, L (6, PH) 75 Francisco Rodríguez, R (9, 1) 13 Alex Cora, L (10, PH) 39 Bobby Parnell, R (10, 1) 25 Pedro Feliciano, L (10, 1) 22 Raul Valdes, L (10, 1)		B FF 88 C FF 88 C SI 89 S SL 82 1-3 K2-3		B FF 88 B FF 87 C SI 88 C SI 88 F SI 89 S SI 89 3-3 K				X FF 97 0-0 G4-3	B SI 90 X SI 91 1-0 7 BB 1-3 2-H 3-H 1B		C FF 85 B SL 78 X SL 79 1-1 F9		F FF 90 B CU 76 B CU 76 F FF 91 F FF 91 S FF 92 2-3 K	2 0 0 0 0 1 0 0 0 1 0 0 1	0 0 0 0 0 0 0 0 0 0 0 0 0	0 0 0 0 0 1 0 0 0 0 0 0 0	0 0 0 2 0 0 0 0 0 0 0 0 0	2 0 0 0 0 0 0 0 0 0 0 0 1	0 0 0 0 0 0 0 0 0 0 0 0 0	0 0 0 0 0 0 0 0 0 0 0 0 0
Inning Stats	R: 2 E: 0 K: 0 S: 14 H: 2 LOB: 3 BB: 3 P: 31	R: 0 E: 0 K: 2 S: 9 H: 0 LOB: 0 BB: 0 P: 12	R: 0 E: 0 K: 0 S: 8 H: 1 LOB: 1 BB: 0 P: 12	R: 0 E: 0 K: 1 S: 8 H: 0 LOB: 0 BB: 0 P: 13	R: 0 E: 0 K: 1 S: 6 H: 1 LOB: 0 BB: 0 P: 10	R: 1 E: 0 K: 0 S: 5 H: 2 LOB: 0 BB: 0 P: 8	R: 0 E: 0 K: 0 S: 7 H: 0 LOB: 0 BB: 0 P: 10	R: 4 E: 0 K: 1 S: 26 H: 4 LOB: 3 BB: 2 P: 47	R: 0 E: 0 K: 1 S: 9 H: 2 LOB: 2 BB: 0 P: 16	R: 0 E: 0 K: 0 S: 6 H: 1 LOB: 0 BB: 0 P: 8	R: 0 E: 0 K: 0 S: 8 H: 0 LOB: 0 BB: 0 P: 16	R: 0 E: 0 K: 0 S: 6 H: 0 LOB: 0 BB: 0 P: 10	R: 0 E: 0 K: 1 S: 9 H: 0 LOB: 0 BB: 0 P: 12	1B: 9 2B: 2 3B: 0 HR: 2	SF: 0 SAC: 0 DP: 1 HBP: 1	WP: 0 PB: 0 SB: 0 CS: 1	PA: 56		

BOTTOM

St. Louis Cardinals @ New York Mets

Citi Field, Flushing, NY

Wed Jul 28 2010, 7:12 PM - 11:43 PM EDT

Att. 35,009 - Cloudy - 85 F

livebaseballscorecards.com

AB	49
R	7
H	13
RBI	7
BB	5
SO	7
LOB	20

PITCHER		IP	WLS	BF	H	R	ER	SO	BB	IBB	HBP	BLK	WP	HR	S	P	ERA	WHIP
54 Jaime Garcia, L ERA: 2.33	(1, 1)	6.0		25	6	3	3	4	3	0	0	0	0	1	50	86	4.50	1.500
41 Mitchell Boggs, R ERA: 3.15	(7, 1)	1.1		8	3	4	4	1	0	0	1	0	0	1	19	29	27.00	2.250
30 Jason Motte, R ERA: 2.36	(8, 1)	0.1	H	1	0	0	0	0	0	0	0	0	0	0	8	10	0.00	0.000
36 Dennys Reyes, L ERA: 3.25	(8, 1)	0.0	B	2	1	0	0	0	1	0	0	0	0	0	1	6	∞	∞
46 Kyle McClellan, R ERA: 1.98	(8, 1)	1.1		7	2	0	0	1	1	0	0	0	0	0	14	28	0.00	2.250

PITCHER		IP	WLS	BF	H	R	ER	SO	BB	IBB	HBP	BLK	WP	HR	S	P	ERA	WHIP
43 Trever Miller, L ERA: 3.55	(10, 1)	2.0		6	1	0	0	0	0	0	0	0	0	0	14	24	0.00	0.500
48 Mike MacDougal, R ERA:	(12, 1)	1.0	W	3	0	0	0	0	0	0	0	0	0	0	6	10	0.00	0.000
31 Ryan Franklin, R ERA: 3.05	(13, 1)	1.0	S	3	0	0	0	1	0	0	0	0	0	0	9	12	0.00	0.000

Batter	1	2	3	4	5	6	7	8	9	AB	R	H	RBI	BB	SO	LOB
3 Felipe Lopez, S (1, 5) OBP: 0.339, SLG: 0.400	C S KN 78 B KN 78 S KN 77 1-3 ① K		B KN 73 1 SAFE X KN 74 1-0 ②③ G3-6-1 1-2f			C KN 75 B KN 79 C KN 71 X KN 80 1-2 ③ L9			B KN 72 C KN 73 B KN 75 C KN 74 B KN 75 F KN 72 F KN 74 X KN 75 3-2 ① G3 1-2	4	0	0	0	0	1	2
19 Jon Jay, L (1, 8) OBP: 0.437, SLG: 0.598	B KN 73 C KN 71 C KN 78 X KN 80 1-2 2B			C KN 72 B KN 78 X KN 76 1-1 ① G1-3			C KN 74 S KN 78 B KN 79 F KN 79 F KN 77 B KN 81 B KN 76 X KN 77 3-2 ① G4-3		C KN 75 B KN 76 D KN 76 B KN 75 B KN 74 4-1 BB	3	0	1	0	1	0	0
5 Albert Pujols, R (1, 3) OBP: 0.398, SLG: 0.545	C FF 85 F KN 76 S KN 79 0-3 ② K			B KN 74 F KN 72 B KN 78 B KN 74 C FF 85 X FF 84 3-2 ② G5-3			C KN 75 B KN 80 B KN 72 F KN 78 X KN 80 2-2 ② G5-3		B FF 90 X FF 90 1-0 ② F8	4	0	0	0	0	1	3
7 Matt Holliday, R (1, 7) OBP: 0.378, SLG: 0.526	T KN 74 B KN 77 B KN 79 X KN 73 2-1 ③ G6-3			F KN 75 F KN 80 B KN 79 X KN 78 1-2 ③ F8			C KN 76 F KN 78 F KN 80 X KN 71 0-2 ③ G6-3		C CU 78 B CU 78 S FF 90 C FF 91 1-3 ③ K	4	0	0	0	0	1	3
47 Ryan Ludwick, R (1, 9) OBP: 0.341, SLG: 0.479		B KN 72 X KN 72 1-0 ① P6			B KN 73 S KN 72 X KN 78 1-1 55 G3-6-3 1B			S KN 74 B KN 76 F KN 74 B KN 78 X KN 75 2-2 ① L8		3	0	1	0	0	0	0
55 Skip Schumaker, L (1, 4) OBP: 0.326, SLG: 0.339		C KN 73 X KN 76 0-1 ② L7			B KN 75 C FF 84 X KN 74 1-1 ①② G3-6-3 1-2f			B FF 83 C FF 83 S KN 74 B KN 80 X KN 73 2-2 44 WP 1B		3	0	1	0	0	0	1
4 Yadier Molina, R (1, 2) OBP: 0.313, SLG: 0.308		B FF 83 B KN 74 S FF 83 C KN 76 X KN 78 2-2 ③ G5-3			B FF 81 B KN 76 X FF 83 2-0 ③ G5-3			C FF 85 B KN 75 X KN 74 1-1 ② F9		3	0	0	0	0	0	1
53 Blake Hawksworth, R (1, 1) 36 Dennys Reyes, R (7, 1) 44 Randy Winn, S (8, PH) OBP: 0.321, SLG: 0.379 48 Mike MacDougal, S (8, 1)			B FF 84 C FF 82 B KN 74 B FF 83 F FF 81 X FF 83 3-2 ① G6-3			C FF 83 S KN 77 X KN 79 0-2 ① G1-3		B KN 75 B KN 75 F KN 72 F KN 73 F KN 75 B KN 78 X KN 75 3-2 ③ G4-3 1-2		2 0 1 0	0 0 0 0	0 0 0 0	0 0 0 0	0 0 0 0	0 0 1 0	0 0 1 0
27 Tyler Greene, R (1, 6) OBP: 0.351, SLG: 0.412 28 Colby Rasmus, L (9, PH) OBP: 0.353, SLG: 0.508			B KN 75 B KN 73 B FF 83 B FF 83 4-0 3 G3-6-1 BB			X KN 75 0-0 ② G3-1			C KN 72 X KN 76 0-1 3 G3 1B	1 1	0 0	0 1	0 0	1 0	0 0	0 0

St. Louis Cardinals @ New York Mets
Citi Field, Flushing, NY
Thu Jul 29 2010, 12:13 PM - 2:38 PM EDT
Att. 40,087 - Cloudy - 83 F

TOP

livebaseballscorecards.com

AB	29
R	0
H	4
RBI	0
BB	2
SO	3
LOB	11

Inning Stats	1	2	3	4	5	6	7	8	9
	R: 0 E: 0 K: 2 S: 11	R: 0 E: 0 K: 0 S: 6	R: 0 E: 0 K: 0 S: 4	R: 0 E: 0 K: 0 S: 8	R: 0 E: 0 K: 0 S: 5	R: 0 E: 0 K: 0 S: 7	R: 0 E: 0 K: 0 S: 12	R: 0 E: 0 K: 0 S: 12	R: 0 E: 0 K: 1 S: 12
	H: 1 LOB: 1 BB: 0 P: 15	H: 0 LOB: 0 BB: 0 P: 9	H: 0 LOB: 0 BB: 1 P: 12	H: 0 LOB: 0 BB: 0 P: 13	H: 1 LOB: 0 BB: 0 P: 9	H: 0 LOB: 0 BB: 0 P: 8	H: 0 LOB: 0 BB: 0 P: 17	H: 1 LOB: 1 BB: 0 P: 20	H: 1 LOB: 2 BB: 1 P: 21

| | | |

BOTTOM

St. Louis Cardinals @ New York Mets

Citi Field, Flushing, NY

Thu Jul 29 2010, 12:13 PM - 2:38 PM EDT

Att. 40,087 - Cloudy - 83 F

livebaseballscorecards.com

Batter	1	2	3	4	5	6	7	8	9	AB	R	H	RBI	BB	SO	LOB
7 José Reyes, S (1, 6) OBP: 0.320, SLG: 0.417	C SI 90 C SI 91 B CH 81 S CH 81 1-3 K		B CH 80 X SI 91 1-0 16 1B 29 HR 2B		C CU 74 B CH 80 F SL 86 B CU 75 X CH 83 2-2 L8		B SI 89 F SI 89 F CH 84 X CH 84 1-2 F9	B SL 88 C SI 95 X SI 96 1-1 G4-3		5	1	1	0	0	1	3
16 Ángel Pagán, S (1, 7) OBP: 0.368, SLG: 0.483	B SI 90 B SI 90 S SI 91 B CH 82 B SI 91 4-1 BB		B CH 82 X SI 92 1-0 29 HR 2-3 1B		X SL 86 0-0 15 1B 3B		C SI 89 B CH 84 B SL 82 F CH 83 X FF 90 2-2 G4-3			3	2	2	0	1	0	0
15 Carlos Beltrán, S (1, 8) OBP: 0.327, SLG: 0.375	1 SAFE X SI 91 0-0 F8		F CH 80 S CH 82 F CH 82 B SI 92 F CH 82 1 SAFE B SI 91 X CH 82 2-2 F8		F SI 90 B SI 91 X CH 83 1-1 19 BB 30 1B 3-H 1B		B CH 84 C SL 83 S SL 83 F SL 82 X SL 82 1-2 E6			4	0	1	1	0	0	3
29 Ike Davis, L (1, 3) OBP: 0.322, SLG: 0.448	1 SAFE 1 SAFE B SI 91 B SI 91 1 SAFE S CH 82 F CH 81 1 SAFE 1 SAFE 2-2 F SI 82 X CH 83 G3		X CH 82 0-0 1-H 3-H HR		B SI 92 X SI 91 1-0 F8		B SI 89 D SL 82 F SL 82 X SI 88 2-1 G4-3			4	1	1	3	0	0	3
19 Mike Hessman, R (1, 5) OBP: 0.455, SLG: 0.375		S SI 90 X SI 90 0-1 30 BB 1B	C CU 77 B SL 88 F SI 92 F CU 77 B CU 75 X SI 92 2-2 F8		F SI 90 D CU 77 B SI 92 S CH 82 B CH 83 F CH 82 B SI 92 4-2 30 1B 1-2 BB			F SI 94 H SI 96 1-1 13 BB 30 BB 43 FC1-2 HBP		2	0	1	0	1	0	0
30 Josh Thole, L (1, 2) OBP: 0.479, SLG: 0.462		B SI 90 B SI 91 B SI 92 B FF 91 4-0 1-2 BB	C SI 92 B CU 74 F SI 92 X CH 83 1-2 F7		C CH 89 X SI 91 0-1 1-2 2-H 1B			B SI 95 B SI 94 B SI 93 C SI 93 B SI 92 4-1 43 FC1-2 13 BB 1-2 BB		2	0	1	0	2	0	0
12 Jeff Francoeur, R (1, 9) OBP: 0.293, SLG: 0.377		B CH 82 C SI 92 X SI 91 1-1 L9		B CU 75 X SI 90 1-0 G5-3		B SI 93 S SI 93 F SI 93 F SL 85 C CU 78 1-3 K		B SL 85 B FF 94 X SI 93 2-0 F3		4	0	0	0	0	1	4
13 Alex Cora, L (1, 4) OBP: 0.267, SLG: 0.274		B SI 91 C SI 91 X CH 83 1-1 F8		C SI 91 B CU 78 X SI 93 1-1 F7		C SI 92 F SI 92 X CU 78 0-2 F8		C SI 96 B SI 95 B SI 95 B FF 94 B SL 90 4-1 43 FC1-2 1-2 2-3 BB		3	0	0	0	1	0	2
43 R.A. Dickey, R (1, 1) OBP: 0.231, SLG: 0.200 75 Francisco Rodríguez, R (9, 1)		C SI 91 X SI 91 0-1 G1-3		B SI 92 C SI 92 F SI 92 F FF 90 F FF 92 F CU 76 T FF 92 1-2 K		C SI 91 X SI 92 0-1 G3-1		B SL 89 C SI 91 L FF 91 X SI 95 1-2 FC1-2 1-2 2-3 3-Hf		4 0	0 0	0 0	0 0	0 0	1 0	5 0
Inning Stats	R: 0 E: 0 K: 1 S: 9 H: 0 LOB: 1 BB: 1 P: 16	R: 0 E: 0 K: 0 S: 8 H: 1 LOB: 2 BB: 1 P: 14	R: 3 E: 0 K: 0 S: 15 H: 3 LOB: 0 BB: 0 P: 22	R: 0 E: 0 K: 1 S: 9 H: 0 LOB: 0 BB: 0 P: 12	R: 1 E: 0 K: 0 S: 12 H: 3 LOB: 2 BB: 1 P: 20	R: 0 E: 0 K: 0 S: 9 H: 0 LOB: 0 BB: 0 P: 10	R: 0 E: 1 K: 0 S: 12 H: 0 LOB: 1 BB: 0 P: 18	R: 0 E: 0 K: 0 S: 9 H: 0 LOB: 3 BB: 2 P: 22		1B: 4 2B: 1 3B: 1 HR: 1 SF: 0 SAC: 0 DP: 0 HBP: 1					

	AB	31
	R	4
	H	7
	RBI	4
	BB	5
	SO	3
	LOB	20

PITCHER		IP	WLS	BF	H	R	ER	SO	BB	IBB	HBP	BLK	WP	HR	S	P	ERA	WHIP
53 Blake Hawksworth, R ERA: 5.3	(1, 1)	6.0	L	27	7	4	4	3	3	0	0	0	0	1	62	94	6.00	1.667
36 Dennys Reyes, L ERA: 3.14	(7, 1)	1.0		4	0	0	0	0	0	0	0	0	0	0	12	18	0.00	0.000
48 Mike MacDougal, R ERA:	(8, 1)	1.0		6	0	0	0	0	2	0	1	0	0	0	9	22	0.00	2.000

PITCHER	IP	WLS	BF	H	R	ER	SO	BB	IBB	HBP	BLK	WP	HR	S	P	ERA	WHIP

Batter	1	2	3	4	5	6	7	8	9	AB	R	H	RBI	BB	SO	LOB
24 Chris Young, R (1, 8) OBP: 0.336, SLG: 0.466	B SI 92 B FF 91 C SI 92 X SI 92 2-1 G6-3 ①	B FF 92 X SI 90 1-0 2 S 1B	X SI 91 0-0 10 G3 2B	B SI 92 F SI 91 B SI 93 C SL 82 F SI 92 B FF 92 F SI 93 F SI 93 X SI 92 3-2 F8 ②	H SI 85 1-0 2 CS HBP			4	0	2	0	0	0	1
2 Kelly Johnson, L (1, 4) OBP: 0.365, SLG: 0.500	B SI 92 X FS 85 1-0 10 E 10 S 25 1B 1B	1 SAFE B SI 91 1 SAFE 1 SAFE S FF 90 1 SAFE 1 SAFE C SI 91 B SI 93 4-2 B FF 91 B FS 86 1-2 BB	C SI 90 F SI 89 B SI 92 C SI 92 1-3 ①	B CU 74 S SI 85 X SI 86 1-1 1-H HR	F SI 88 B SI 88 1 SAFE B SI 88 1 SAFE 1 SAFE 1 SAFE X FF 89 2-1 G4-3 ① ② 1-2		4	2	2	2	1	1	2
10 Justin Upton, R (1, 9) OBP: 0.369, SLG: 0.480	C FF 90 C FF 92 F SI 91 B FS 85 B SI 92 B SI 92 B SI 93 4-2 25 1B 26 1B 1-3 BB	B SI 92 C SI 91 C SI 92 F SI 93 X SI 92 1-2 L4 ②	F FF 91 B SI 92 B FF 93 B FS 86 X FF 94 3-1 G3 ② 2-3	C SI 87 B CH 73 F FF 74 B SI 88 X CH 73 2-2 25 1B 26 HR 1B	C SI 88 C CU 75 B SL 82 B SI 88 B SI 87 F SI 89 F CU 76 F SL 82 X FF 89 3-2 G6-3 ③		4	2	1	0	1	0	3
25 Adam LaRoche, L (1, 3) OBP: 0.331, SLG: 0.445	B FS 83 C FF 92 B SI 91 B FS 85 S FS 83 X FF 93 3-2 26 1B 27 1B 1-2 3-H 1B	X SI 91 0-0 F8 ③	C SI 93 D SI 92 B FF 93 B FS 88 C SI 93 F SI 93 F SI 93 F SI 94 C SI 93 3-3 K	B FF 84 C FF 84 B CU 74 C SI 84 X SI 85 2-2 26 HR 1-2 1B	C FF 86 F SI 85 F SI 85 C CU 75 0-3 K ①		5	2	2	1	0	2	3
26 Miguel Montero, L (1, 2) OBP: 0.375, SLG: 0.474	B FF 92 B FF 92 F SI 91 B FF 92 F SI 92 X SI 92 3-2 27 1B 1-3 2-H 1B	F FS 83 X SI 92 0-1 6 2B 2B	B FF 92 C FF 93 B FS 84 B SI 93 S SI 93 S SI 94 3-3 ① K	X SI 85 0-0 1-H 2-H HR	B FF 86 C SI 86 B CU 74 X SI 86 2-1 G4-3 ②		5	2	3	4	0	1	0
27 Mark Reynolds, R (1, 5) OBP: 0.338, SLG: 0.485	F SI 91 X SI 91 0-1 1-2 3-H 1B	F SI 91 B SI 91 B FF 92 F FS 84 X SI 92 2-2 P3 ①	X SI 93 0-0 G5-3 ②	C B FF 92 B CH 91 C SL 78 B SL 80 F FF 92 C SL 80 3-3 K ③	S CH 76 X CH 76 0-1 2B		5	0	2	1	0	1	1
6 Stephen Drew, L (1, 6) OBP: 0.338, SLG: 0.397	C SI 90 F FS 84 B SI 91 F SI 91 F FS 87 B FS 83 F FF 92 B FF 92 X SI 92 3-2 F7 ②	B CU 73 B FS 83 B FS 84 C SI 92 X FF 93 3-1 2-H 2B	C FF 94 B SI 94 F FF 94 B FS 84 F SI 93 X SI 94 2-2 F8 ③	S S CH 82 B SL 80 B SL 80 B FF 94 S CH 83 3-3 K ①	F SI 86 F SI 86 B CU 75 B CU 74 B CH 77 C CU 75 3-3 K ③		5	0	1	1	0	2	3
8 Gerardo Parra, L (1, 7) OBP: 0.296, SLG: 0.368	C FS 85 B SI 91 B SI 90 X FS 85 2-1 G3 ③	X SI 89 0-0 F7 ②	C SI 94 B FF 93 X SI 93 1-1 L7 ①	S CH 83 C SL 79 F FF 94 S SL 80 0-3 K ②			4	0	0	0	0	1	3
31 Ian Kennedy, R (1, 1) OBP: 0.175, SLG: 0.111 3 Tony Abreu, S (7, PH) OBP: 0.244, SLG: 0.279 55 Blaine Boyer, R (7, 1) Chad Qualls, R (8, 1) 22 Aaron Heilman, R (9, 1)	C FF 89 F FF 89 C FS 85 0-3 K ①	X SI 92 0-0 G4-3 ③	B SI 92 F FF 92 X SI 92 1-1 E6 2 HR	F FF 93 B CH 84 B CH 84 S SL 79 B FF 94 F SL 80 S SL 82 3-3 K ③			3 1 0 0 0	1 0 0 0 0	0 0 0 0 0	0 0 0 0 0	1 1 0 0 0	1 0 0 0 0
Inning Stats	R: 3 E: 0 K: 0 S: 22 H: 4 LOB: 2 BB: 1 P: 40	R: 0 E: 0 K: 1 S: 11 H: 1 LOB: 2 BB: 1 P: 17	R: 1 E: 0 K: 0 S: 9 H: 2 LOB: 1 BB: 0 P: 14	R: 0 E: 0 K: 2 S: 12 H: 1 LOB: 1 BB: 0 P: 19	R: 0 E: 0 K: 1 S: 8 H: 0 LOB: 0 BB: 0 P: 13	R: 5 E: 1 K: 1 S: 23 H: 4 LOB: 0 BB: 0 P: 36	R: 0 E: 0 K: 3 S: 11 H: 0 LOB: 0 BB: 0 P: 17	R: 0 E: 0 K: 0 S: 8 H: 0 LOB: 0 BB: 0 P: 14	R: 0 E: 0 K: 2 S: 11 H: 1 LOB: 1 BB: 0 P: 16	1B: 7 2B: 4 3B: 0 HR: 2 SF: 0 SAC: 0 DP: 0 HBP: 1				WP: 0 PB: 0 SB: 2 CS: 1		PA: 43

TOP

Arizona Diamondbacks @ New York Mets

Citi Field, Flushing, NY

Fri Jul 30 2010, 7:13 PM - 10:39 PM EDT

Att. 34,280 - Cloudy - 76 F

livebaseballscorecards.com

AB	40
R	9
H	13
RBI	9
BB	2
SO	10
LOB	17

PITCHER		IP	WLS	BF	H	R	ER	SO	BB	IBB	HBP	BLK	WP	HR	S	P	ERA	WHIP
34 Mike Pelfrey, R ERA: 4.1	(1, 1)	5.2		28	8	5	5	4	2	0	0	0	0	0	72	118	7.94	1.765
22 Raul Valdes, L ERA: 4.85	(6, 1)	0.0	L	4	4	4	3	0	0	0	0	0	0	2	9	14	∞	∞
36 Manny Acosta, R ERA: 2.93	(6, 1)	1.1		4	0	0	0	4	0	0	0	0	0	0	15	24	0.00	0.000
64 Elmer Dessens, R ERA: 1.42	(8, 1)	1.0		3	0	0	0	0	0	0	1	0	0	0	8	14	0.00	0.000
25 Pedro Feliciano, L ERA: 2.83	(9, 1)	1.0		4	1	0	0	2	0	0	0	0	0	0	11	16	0.00	1.000

PITCHER	IP	WLS	BF	H	R	ER	SO	BB	IBB	HBP	BLK	WP	HR	S	P	ERA	WHIP

BOTTOM

Batter	1	2	3	4	5	6	7	8	9	AB	R	H	RBI	BB	SO	LOB
7 José Reyes, S (1, 6) OBP: 0.323, SLG: 0.422	B FF 86 C SI 86 X FF 87 1-1 1 BB 5 HR 1B		B CH 78 B SI 86 X SI 86 2-0 ① F7		C SI 85 C KC 75 X FF 88 0-2 ① F7		X CU 76 0-0 1 PB 16 1B 2B		C SI 90 X SI 90 0-1 16 DI 1B	5	2	3	0	0	0	0
1 Luis Castillo, S (1, 4) OBP: 0.335, SLG: 0.278	B FF 88 B SI 87 C SI 87 1 SAFE B SI 88 B FF 87 4-1 1-2 5 HR BB		X SI 87 0-0 ② B2-3		C CH 78 B CH 80 B FF 87 B CH 79 C FF 87 F FF 88 F FF 88 X FF 88 3-2 ② F7		B SI 93 B SI 94 C SI 94 X SI 93 2-1 ② 2-3 G1-3		C SI 91 F SI 90 B SI 91 F CH 81 X SI 92 1-2 ② F8	4	1	0	0	1	0	2
16 Ángel Pagán, S (1, 7) OBP: 0.368, SLG: 0.480	C FF 86 B SL 84 X FF 89 1-1 ① F6		B KC 75 B FF 87 B SI 88 B FF 87 4-0 5 HR BB		B CH 79 B CH 79 F FF 88 F FF 87 F KC 76 C KC 74 2-3 ③ K		F SI 94 F SI 95 B FF 95 B SI 95 F SI 95 F SI 95 X CU 77 2-2 5 1B 3-H 1B		B SI 90 B CH 82 B SI 90 C SI 90 F SI 91 F SI 92 F SI 92 F SI 91 F SI 93 3-2 ③ F SI 93 X SI 94 1-2 L9	4	1	1	1	1	1	3
5 David Wright, R (1, 5) OBP: 0.379, SLG: 0.521	D KC 76 C FF 88 X CH 80 1-1 1-H 2-H HR		B FF 88 F FF 88 1 SAFE X SL 82 1-1 1-H HR			B KC 72 F FF 86 F FF 88 B CH 79 S FF 88 2-3 ① K	B SI 94 X SI 94 1-0 1-2 1B			4	2	3	5	0	1	0
15 Carlos Beltrán, S (1, 8) OBP: 0.322, SLG: 0.353	C FF 88 C FF 88 B FF 90 B KC 77 F CH 80 F FF 89 B FF 89 F SI 89 F FF 90 3-2 ② F FF 89 X CH 80 G4-3		B FF 88 S SI 87 C FF 88 B FF 88 B CH 80 B SI 88 4-2 BB			C FF 88 B KC 75 S SI 88 B FF 89 F CH 80 X FF 90 2-2 E3 29 BB	B SI 93 C SI 92 B FF 92 F SI 93 B FF 94 X SI 95 3-2 ③ F8			3	0	0	0	1	0	2
29 Ike Davis, L (1, 3) OBP: 0.322, SLG: 0.444	C FF 88 B SL 84 B KC 76 X FF 89 2-1 ③ F7		X FF 87 0-0 ③ F8			B SI 87 B CH 79 C FF 88 B FF 88 F FF 88 F FF 89 B FF 90 4-2 1-2 BB		B SI 91 C SI 89 F SI 91 B SL 87 C SI 90 2-3 ① K		3	0	0	0	1	1	1
12 Jeff Francoeur, R (1, 9) OBP: 0.290, SLG: 0.372		C CH 86 F SI 86 B KC 75 S FF 87 1-3 ① K		C CH 85 B KC 72 F KC 73 X CH 86 1-2 ① F9		X FF 89 0-0 ② P3		S SI 92 C SI 92 B SL 85 S SI 90 1-3 ② K		4	0	0	0	0	2	2
4 Henry Blanco, R (1, 2) OBP: 0.316, SLG: 0.375 23 Chris Carter, L (6, PH) OBP: 0.282, SLG: 0.390 30 Josh Thole, L (7, 2) OBP: 0.469, SLG: 0.450		X FF 88 0-0 ② P3		C CH 86 B KC 75 B KC 74 X FF 87 2-1 ② F8		D KC 75 C FF 89 B FF 90 B FF 89 F FF 90 X CH 83 3-2 ③ G4-3		C SI 91 B SL 84 F SI 91 X SI 92 1-2 ③ G4-3		2 1 1	0 0 0	0 0 0	0 0 0	0 0 0	0 0 0	0 2 0
34 Mike Pelfrey, R (1, 1) OBP: 0.154, SLG: 0.108 22 Raul Valdes, L (6, 1) OBP: 0.500, SLG: 0.625 36 Manny Acosta, R (6, 1) 27 Jésus Feliciano, L (7, PH) OBP: 0.298, SLG: 0.357 64 Elmer Dessens, R (8, 1) 25 Pedro Feliciano, L (9, 1) 13 Alex Cora, L (9, PH) OBP: 0.265, SLG: 0.273		C FF 86 X FF 88 0-1 ③ G3-1		C FF 87 F FF 88 B KC 75 F FF 90 F FF 90 F KC 76 S KC 77 1-3 ③ K			B SI 93 C SI 93 X SI 93 1-1 ① G3		C SI 89 B SI 90 B SI 90 X SI 90 2-1 ① F7	2 0 0 1 0 0 0 1	0 0 0 0 0 0 0 0	0 0 0 0 0 0 0 0	0 0 0 0 0 0 0 0	1 0 0 0 0 0 0 0	0 0 0 0 0 0 0 0	0 0 0 0 0 0 0 0
Inning Stats	R: 3 E: 0 K: 0 S: 17 H: 2 LOB: 0 BB: 1 P: 29	R: 0 E: 0 K: 1 S: 6 H: 0 LOB: 0 BB: 0 P: 7	R: 2 E: 0 K: 0 S: 7 H: 1 LOB: 1 BB: 2 P: 18	R: 0 E: 0 K: 1 S: 11 H: 0 LOB: 0 BB: 0 P: 15	R: 0 E: 0 K: 1 S: 12 H: 0 LOB: 0 BB: 0 P: 17	R: 0 E: 1 K: 1 S: 14 H: 0 LOB: 2 BB: 1 P: 25	R: 1 E: 0 K: 0 S: 14 H: 3 LOB: 2 BB: 0 P: 23	R: 0 E: 0 K: 2 S: 9 H: 0 LOB: 0 BB: 0 P: 13	R: 0 E: 0 K: 0 S: 16 H: 1 LOB: 1 BB: 0 P: 22	1B: 4 2B: 1 3B: 0 HR: 2 SF: 0 SAC: 0 DP: 0 HBP: 0						

PITCHER		IP	WLS	BF	H	R	ER	SO	BB	IBB	HBP	BLK	WP	HR	S	P	ERA	WHIP
31 Ian Kennedy, R ERA: 4.26	(1, 1)	6.0	W	26	3	5	5	4	4	0	0	0	0	2	67	111	7.50	1.167
55 Blaine Boyer, R ERA: 4.75	(7, 1)	1.0		6	3	1	1	0	0	0	0	0	0	0	14	23	9.00	3.000
Chad Qualls, R ERA: 8.29	(8, 1)	1.0	H	3	0	0	0	2	0	0	0	0	0	0	9	13	0.00	0.000
22 Aaron Heilman, R ERA: 3.38	(9, 1)	1.0	S	4	1	0	0	0	0	0	0	0	0	0	16	22	0.00	1.000

PITCHER	IP	WLS	BF	H	R	ER	SO	BB	IBB	HBP	BLK	WP	HR	S	P	ERA	WHIP

Arizona Diamondbacks @ New York Mets

Citi Field, Flushing, NY

Fri Jul 30 2010, 7:13 PM - 10:39 PM EDT

Att. 34,280 - Cloudy - 76 F

livebaseballscorecards.com

AB	35
R	6
H	7
RBI	6
BB	4
SO	6
LOB	12

WP: 0	PB: 1	SB: 0	CS: 0
PA: 39			

Arizona Diamondbacks @ New York Mets

Citi Field, Flushing, NY

Sat Jul 31 2010, 7:12 PM - 10:25 PM EDT

Att. 35,287 - Cloudy - 77 F

livebaseballscorecards.com

Batter	1	2	3	4	5	6	7	8	9	AB	R	H	RBI	BB	SO	LOB
24 Chris Young, R (1, 8) OBP: 0.339, SLG: 0.466	X SI 88 0-0 10 CS 1B		C FF 88 B SI 87 B CH 79 B SL 81 S CH 78 B SL 81 4-2 10 SF8 2 1B BB		C CH 78 B SI 87 C SI 87 F CH 80 S CH 79 1-3 ② K		D FF 94 F FF 95 D SL 87 B FF 95 F FF 97 X FF 98 3-2 2 BB 10 1B 2-3 1B		C FF 91 C CU 78 B FF 93 S FF 91 1-3 ① K	4	1	2	0	1	2	1
2 Kelly Johnson, L (1, 4) OBP: 0.368, SLG: 0.500	S FF 87 B FF 88 1 SAFE F SI 88 S SL 80 1-3 ① K		D SI 89 F FF 89 X SL 80 1-1 1-2 2-3 1B		B SL 80 B SL 79 C SL 79 X FF 89 2-1 1-2 1B		1 SAFE S KC 85 B FF 93 B FF 94 1 SAFE S SL 87 B KC 85 F FF 96 B SL 86 4-2 10 1B 25 FC3 1-2 BB		B FF 92 B FF 92 C FF 91 B SI 89 C SI 89 S CU 78 3-3 ② K	4	1	2	0	1	2	1
10 Justin Upton, R (1, 9) OBP: 0.367, SLG: 0.478	B FF 86 B CH 77 1 SAFE S CH 78 1 SAFE 1 SAFE C CH 77 B SI 87 F CH 77 3-3 ② ③ S CH 79 K 1-2		C SI 89 B SI 89 B CH 80 C SI 90 X CH 80 2-2 ② SF8 2-3 3-H		C CH 79 F SL 80 B FF 89 F FF 90 B CH 81 S CH 81 2-3 ③ K		X FF 94 0-0 26 G4-6-3 25 FC3 1-3 2-H 3-H 1B		X FF 92 0-0 ③ F8	4	0	1	3	0	2	3
25 Adam LaRoche, L (1, 3) OBP: 0.327, SLG: 0.440		C CU 64 C SL 78 D SL 79 B FF 88 X FF 89 2-2 ① G4-3	S SL 81 C FF 90 X SL 81 0-2 ③ G4-3			B FF 88 C FF 88 F FF 89 X FF 89 1-2 ① F8	C SI 86 X SI 87 0-1 FC3 26 G4-6-3 1-2 3-H			4	0	0	1	0	0	3
26 Miguel Montero, L (1, 2) OBP: 0.378, SLG: 0.482		C FF 89 C FF 89 D SI 88 D CH 81 X FF 89 2-2 2B		C FF 88 C CU 66 D CH 80 X SL 80 1-2 ① P3		B FF 89 C SL 79 B SL 79 B SL 79 X FF 90 3-1 4 1B 1B	B SI 87 C SI 86 X SI 86 1-1 ① ② G4-6-3 1-2f 2-3			4	0	2	0	0	0	2
27 Mark Reynolds, R (1, 5) OBP: 0.335, SLG: 0.480		B CH 78 B CH 79 S CH 77 S CH 78 S CH 78 2-3 ② K		B CH 80 B FF 89 S CH 79 F SI 88 C FF 90 2-3 ② K		S CH 77 B CH 78 B CH 78 C CH 79 S CH 79 2-3 ② K	B FF 94 B CH 82 F CH 81 C FF 94 D CH 85 C FF 95 3-3 ③ K			4	0	0	0	0	4	3
4 Rusty Ryal, R (1, 7) OBP: 0.341, SLG: 0.420 38 Sam Demel, R (8, 1) 58 Juan Gutierrez, R (9, 1)		C FF 88 S SL 81 B SI 87 D CH 80 S CH 80 2-3 ③ K		B SL 82 S CH 79 S SL 80 B FF 89 F CH 79 T SL 81 2-2 ③ K		D SL 81 X CH 81 1-0 1-2 1B		B FF 92 X FF 92 1-0 ① G6-3		4 0 0	0 0 0	1 0 0	0 0 0	0 0 0	2 0 0	1 0 0
11 Augie Ojeda, S (1, 6) OBP: 0.238, SLG: 0.179			C SI 87 C CH 78 B SL 81 D CH 80 B CH 79 F FF 88 B SI 89 4-2 2 1B 54 SH1-4 10 SF8 BB		C SI 87 S CH 77 F FF 88 C FF 88 1-3 ① K	B SI 89 S FF 88 X FF 88 1-1 ③ P3		B FF 92 C FF 92 B CH 83 X FF 93 2-1 ② P6		3	1	0	0	1	1	2
54 Barry Enright, R (1, 1) OBP: 0.400, SLG: 0.500 3 Tony Abreu, S (7, PH) OBP: 0.250, SLG: 0.292 77 D.J. Carrasco, R (7, 1) 39 Jordan Norberto, L (7, 1) 8 Gerardo Parra, L (8, PH) OBP: 0.295, SLG: 0.366 (8, 7)			X FF 88 0-0 ① SH1-4 1-2		X SI 88 0-0 2 1B 1B		C FF 95 B FF 95 B FF 96 X FF 95 2-1 24 1B 10 1B 2B	C FF 95 B FF 94 B CH 85 B FF 95 S SI 94 X SL 80 3-2 ③ F8		1 1 0 0 1	0 1 0 0 0	1 1 0 0 0	0 0 0 0 0	0 0 0 0 0	0 0 0 0 0	0 0 0 0 0
Inning Stats	R: 0 E: 0 K: 2 S: 8 H: 1 LOB: 1 BB: 0 P: 12	R: 0 E: 0 K: 2 S: 12 H: 1 LOB: 1 BB: 0 P: 20	R: 1 E: 0 K: 0 S: 14 H: 1 LOB: 2 BB: 2 P: 25	R: 0 E: 0 K: 2 S: 10 H: 0 LOB: 0 BB: 0 P: 15	R: 0 E: 0 K: 3 S: 15 H: 2 LOB: 2 BB: 0 P: 21	R: 0 E: 0 K: 1 S: 11 H: 2 LOB: 2 BB: 0 P: 19	R: 3 E: 0 K: 1 S: 16 H: 3 LOB: 1 BB: 1 P: 29	R: 0 E: 0 K: 0 S: 6 H: 0 LOB: 0 BB: 0 P: 12	R: 0 E: 0 K: 2 S: 7 H: 0 LOB: 0 BB: 0 P: 11	1B: 8 2B: 3 3B: 0 HR: 0 SF: 1 SAC: 1 DP: 2 HBP: 0						

TOP	
AB	34
R	4
H	10
RBI	4
BB	3
SO	13
LOB	16

PITCHER		IP	WLS	BF	H	R	ER	SO	BB	IBB	HBP	BLK	WP	HR	S	P	ERA	WHIP
47 Hisanori Takahashi, L ERA: 4.28	(1, 1)	6.0		26	7	1	1	10	2	0	0	0	0	0	70	112	1.50	1.500
39 Bobby Parnell, R ERA: 2.41	(7, 1)	0.0	B	4	3	3	3	0	1	0	0	0	0	0	9	18	∞	∞
25 Pedro Feliciano, L ERA: 2.79	(7, 1)	0.2		2	0	0	0	0	0	0	0	0	0	0	4	5	0.00	0.000
36 Manny Acosta, R ERA: 2.7	(7, 1)	1.1		4	0	0	0	1	0	0	0	0	0	0	9	18	0.00	0.000
75 Francisco Rodríguez, R ERA: 2.39	(9, 1)	1.0	W	3	0	0	0	2	0	0	0	0	0	0	7	11	0.00	0.000

PITCHER	IP	WLS	BF	H	R	ER	SO	BB	IBB	HBP	BLK	WP	HR	S	P	ERA	WHIP

WP: 0 PB: 0 SB: 0 CS: 1 PA: 39

BOTTOM

Arizona Diamondbacks @ New York Mets

Citi Field, Flushing, NY

Sat Jul 31 2010, 7:12 PM - 10:25 PM EDT

Att. 35,287 - Cloudy - 77 F

livebaseballscorecards.com

Batter	1	2	3	4	5	6	7	8	9	AB	R	H	RBI	BB	SO	LOB
7 José Reyes, S (1, 6) OBP: 0.324, SLG: 0.420	B SI 87 X SI 87 1-0 ① G5-3		B CH 79 C SI 89 X CU 75 1-1 ② F9		B SL 81 C FF 90 X FF 89 1-1 2-H 1B		C SI 92 C FF 90 B FF 91 F SI 93 B FC 83 B FC 89 F FC 89 B SI 91 4-2 16 1B 5 2B BB		F FF 93 C CU 81 X FF 94 0-2 ① F9	4	1	1	1	1	0	1
16 Ángel Pagán, S (1, 9) OBP: 0.374, SLG: 0.486	C SI 89 X FF 90 0-1 5 FC6-4 1B		B SI 90 X SI 88 1-0 5 1B 2B		1 SAFE 1 SAFE B SI 89 1 SAFE F FF 89 1 SAFE 1 SAFE F FF 88 S SI 88 1-3 ② K		1 SAFE C FC 89 B FC 88 C FC 88 B FC 90 F CU 77 1 SAFE X FF 88 2-2 1-3 5 2B 1B		I IN 69 I IN 77 I IN 79 I IN 78 4-0 5 IBB IBB	4	2	3	0	1	1	1
5 David Wright, R (1, 5) OBP: 0.381, SLG: 0.523	B FF 90 1 SAFE X FF 88 1-0 ② FC6-4 1-2f		F SL 79 X SI 89 0-1 2-H 1B		C FF 90 P PO 85 B SI 89 X SL 83 2-1 ③ F9		B FF 89 X FC 89 1-0 1-H 3-H 2B		I IN 78 I IN 80 I IN 83 I IN 82 4-0 1-2 IBB	4	0	2	3	1	0	2
15 Carlos Beltrán, S (1, 8) OBP: 0.313, SLG: 0.333	B SI 88 1 SAFE C SI 89 F FF 89 F FF 90 X CU 76 1-2 ③ F8		1 SAFE X CU 74 0-0 ③ G3-1			B CU 74 B SI 88 B SI 87 C SI 87 F SI 87 F SI 88 F SI 88 X SI 89 3-2 ① P4	I IN 64 I IN 62 I IN 64 I IN 67 4-0 IBB		B SI 94 C CU 81 X CU 82 1-1 ② SF9 3-H	3	0	0	1	1	0	2
29 Ike Davis, L (1, 3) OBP: 0.321, SLG: 0.440		C FF 89 F FF 89 F FF 89 C CU 75 0-3 ① K		C CU 75 S CU 77 X FF 90 0-2 ① F7		C CU 76 B SL 80 C CU 75 B CU 76 B FF 89 4-2 BB	B SL 77 F FF 91 C SL 77 F FF 93 C SL 79 1-3 ③ K			3	0	0	0	1	2	2
23 Chris Carter, L (1, 7) OBP: 0.284, SLG: 0.381 39 Bobby Parnell, R (7, 1) 25 Pedro Feliciano, L (7, 1) 36 Manny Acosta, R (7, 1) 13 Alex Cora, L (8, PH) OBP: 0.284, SLG: 0.271 (9, 4)		B FF 90 B SI 90 B CU 74 C SI 88 F FF 89 B SI 90 4-2 30 G4-3 BB		X SI 89 0-0 ② G3-1		1 SAFE D FF 89 X SI 88 1-0 ② F9		C FF 92 B FF 93 F FF 93 B FF 93 S FC 91 2-3 ① K		2 0 0 0 1 0 1 0 0 0 0 0 0 0 0 0 0 0 0 0 0 0 0 0 0 0 0 0 1 0 0 0 0 1 0						
30 Josh Thole, L (1, 2) OBP: 0.434, SLG: 0.409		B SI 88 1 SAFE 1 SAFE B SI 87 C SI 90 X SI 88 2-1 ② G4-3 1-2		C SI 89 C FF 90 F SI 90 X FF 89 0-2 ③ F8		X CU 74 0-0 ③ L8		B FF 93 F FC 92 C SI 92 B FF 93 F FC 91 T FC 90 2-2 ② K		4 0 0 0 0 1 2						
1 Luis Castillo, S (1, 4) OBP: 0.333, SLG: 0.273 75 Francisco Rodríguez, R (9, 1)		F SI 88 B CH 80 B CH 81 C CH 80 X FF 90 2-2 ③ F7			B SI 89 B SI 88 B SI 87 B SI 88 4-0 47 SH3-4 7 1B BB		C SI 90 B FC 82 B SI 92 L FC 88 F FC 89 F SL 78 X SI 93 2-2 ① G5-3	X FF 92 0-0 ③ L6		3 1 0 0 1 0 1 0 0 0 0 0 0 0					
47 Hisanori Takahashi, L (1, 1) OBP: 0.063, SLG: 0.063 27 Jésus Feliciano, L (7, 7) OBP: 0.305, SLG: 0.397			C FF 88 F SI 88 X CU 75 0-2 ① P5		B FF 88 1 SAFE L SI 87 L FF 88 B CU 76 X SI 88 2-2 ① SH3-4 1-2		X SI 92 0-0 ② G1-3		C SI 93 B FF 93 X FF 93 1-1 15 SF9 3B	1 0 0 0 0 0 0 2 1 1 0 0 0 0					
Inning Stats	R: 0 E: 0 K: 0 S: 8 H: 1 LOB: 1 BB: 0 P: 11	R: 0 E: 0 K: 1 S: 11 H: 0 LOB: 1 BB: 1 P: 19	R: 1 E: 0 K: 0 S: 9 H: 2 LOB: 1 BB: 0 P: 11	R: 0 E: 0 K: 0 S: 8 H: 0 LOB: 0 BB: 0 P: 8	R: 1 E: 0 K: 1 S: 11 H: 1 LOB: 1 BB: 1 P: 20	R: 0 E: 0 K: 0 S: 9 H: 0 LOB: 1 BB: 1 P: 17	R: 2 E: 0 K: 1 S: 19 H: 2 LOB: 2 BB: 2 P: 33	R: 0 E: 0 K: 2 S: 8 H: 0 LOB: 0 BB: 0 P: 12	R: 1 E: 0 K: 0 S: 7 H: 1 LOB: 2 BB: 2 P: 17	1B: 4 2B: 2 3B: 1 HR: 0 SF: 1 SAC: 1 DP: 0 HBP: 0						

	AB	31
	R	5
	H	7
	RBI	5
	BB	7
	SO	5
	LOB	12

WP: 0 PB: 0 SB: 0 CS: 0 PA: 40

PITCHER		IP	WLS	BF	H	R	ER	SO	BB	IBB	HBP	BLK	WP	HR	S	P	ERA	WHIP
54 Barry Enright, R ERA: 2.78	(1, 1)	6.0		25	4	2	2	2	3	0	0	0	0	0	56	86	3.00	1.167
77 D.J. Carrasco, R ERA: 4.15	(7, 1)	0.2	B	6	2	2	2	0	1	1	0	0	0	0	15	28	27.00	4.500
39 Jordan Norberto, L ERA: 10.57	(7, 1)	0.1		1	0	0	0	1	0	0	0	0	0	0	4	5	0.00	0.000
38 Sam Demel, R ERA: 4.66	(8, 1)	1.0		3	0	0	0	2	0	0	0	0	0	0	8	12	0.00	0.000
58 Juan Gutierrez, R ERA: 6.87	(9, 1)	0.2	L	5	1	1	1	0	0	2	0	0	0	0	7	17	13.50	1.500

PITCHER	IP	WLS	BF	H	R	ER	SO	BB	IBB	HBP	BLK	WP	HR	S	P	ERA	WHIP

Arizona Diamondbacks @ New York Mets

Citi Field, Flushing, NY

Sun Aug 01 2010, 1:41 PM - 4:22 PM EDT

Att. 35,014 - Cloudy - 77 F

TOP

livebaseballscorecards.com

Batter	1	2	3	4	5	6	7	8	9	AB	R	H	RBI	BB	SO	LOB
24 Chris Young, R (1, 8) OBP: 0.336, SLG: 0.462	B FF 87 C FF 88 B FC 86 C SI 88 X FF 89 2-2 ① F9			C FF 88 X FC 86 0-1 ① F8	F FF 88 FC 85 X FF 89 1-1 ① F8 F SI 88 SL 82 B SL 83 C CU 74 1-3 ③ K		B SL 82 C SI 87 X SL 80 1-1 ③ G6-3		D SI 86 B SL 73 X SI 86 2-0 1-3 3-H 1B	6	0	1	1	0	1	2
2 Kelly Johnson, L (1, 4) OBP: 0.369, SLG: 0.499 1 Bobby Crosby, R (8, PH) OBP: 0.297, SLG: 0.293 (8, 4)	B FF 88 B FF 89 C FF 89 C FF 89 F FC 87 B FC 87 S FF 91 3-3 ② K			F FC 85 B FF 90 B SI 89 X FC 87 2-1 10 1B 25 HR 1B	C SI 90 B FF 89 B FF 89 B FF 89 F FF 89 F FF 88 B FC 87 4-2 10 1B 25 HR BB	C SI 88 C FF 89 B SL 82 X SL 80 1-2 ① G4-3		F FF 86 X FF 86 0-1 ① P5	S CH 85 B CH 85 B CH 84 B CH 85 X CH 85 3-1 3-H ① SF7	3 1	2 0	1 0	0 1	1 0	1 0	0 0
10 Justin Upton, R (1, 9) OBP: 0.368, SLG: 0.478 8 Gerardo Parra, L (8, PH) OBP: 0.297, SLG: 0.367 (8, 9)	B FF 90 X FF 90 1-0 ③ F7			F FF 88 B FC 86 S FF 88 X FF 90 1-2 1-2 25 HR 1B	C CU 72 F CU 73 X FF 90 0-2 1-2 25 HR 1B	S SL 83 B CH 85 X FF 88 1-1 ② G6-3		C CH 86 B FF 86 C FF 86 B SL 76 F FF 87 X FF 87 2-2 25 WP 27 1B 1B	F FF 86 C SL 73 C SL 74 0-3 ② K	4 2	2 1	2 1	0 0	0 1	0 1	0 1
25 Adam LaRoche, L (1, 3) OBP: 0.330, SLG: 0.461 32 Esmerling Vasquez, R (9, 1)		F FF 88 S FC 86 X FC 86 0-2 ① G3		B FC 89 X FC 86 1-0 1-H 2-H HR	B FF 90 B FC 86 X FF 89 2-0 1-H 2-H HR	X FF 89 0-0 2B		C FF 86 F FF 87 B SL 76 X FF 87 1-2 ② F7 1-2	B SL 73 F CH 85 D SL 74 F FF 88 D SL 75 F FF 87 X CH 85 3-2 ③ F7	6 0	2 0	3 0	6 0	0 0	0 0	2 0
27 Mark Reynolds, R (1, 5) OBP: 0.338, SLG: 0.480 (9, 3)		B CH 80 B CH 80 B SI 89 C FF 88 C SI 90 X CH 82 3-2 ② G6-3		F CH 81 X CH 80 0-1 28 BB 4 1B 1B	S SI 89 B CH 82 C FF 89 B FF 90 B SI 88 B FF 89 4-2 28 BB 4 E 41 1B BB	B SI 89 F SL 79 F SI 88 B SI 89 X CU 76 2-2 ③ F9		X FF 86 0-0 2-H 1B		4	1	2	1	1	0	1
4 Rusty Ryal, R (1, 7) OBP: 0.336, SLG: 0.412		C FF 89 S CU 75 B CH 82 S CU 75 1-3 K 6 CS		1 SAFE X CH 80 0-0 28 BB 1-2 1B	B SI 86 1 SAFE X SI 86 1-0 FC5 28 BB 41 1B 1-2		B SL 82 X FF 87 1-0 ① F9	C FF 86 B FF 87 F FF 86 D SL 76 S CH 86 2-3 ③ K		5	1	1	0	0	2	2
6 Stephen Drew, L (1, 6) OBP: 0.338, SLG: 0.403	B FF 88 1-0 ③ CS 1-2	C FF 88 C CU 72 F FF 90 B CU 74 X FF 90 1-2 ① F7		B FF 89 X FF 90 1-0 ② F8	B FF 89 S SI 89 X FF 88 1-1 ② P3		C FF 88 S SI 86 B CH 83 X FF 88 1-2 HR		S CH 84 B FF 86 B CH 85 F FF 86 B SI 86 B FF 87 4-2 28 1B 11 1B BB	4	2	1	1	1	0	4
28 John Hester, R (1, 2) OBP: 0.298, SLG: 0.333		X FF 90 0-0 ② L8		B SI 88 B FF 89 C FF 90 B FF 91 B FF 90 4-1 1-2 2-3 BB	B SI 88 F SI 87 B SL 83 B SI 88 F SI 87 F SI 88 F FF 88 B SI 87 4-2 41 E 41 1B 1-2 2-3 BB		C SI 87 S CH 82 B SI 88 F CH 80 F CH 82 B SL 82 F SI 86 F SI 88 F CH 81 3-2 B CU 75 F SI 88 X SL 86 HR		B CH 85 C CH 85 X CH 86 1-1 11 1B 1-3 24 1B 1B	3	2	2	1	2	0	0
41 Daniel Hudson, R (1, 1) OBP: 0.250, SLG: 0.250 11 Augie Ojeda, S (9, PH) OBP: 0.250, SLG: 0.193 (9, 5)		C FF 89 S FF 87 X FF 89 0-2 ③ G3		C FF 90 X FF 90 0-1 ③ G1-3	X SI 87 0-0 1-3 2-H 3-H E8 1B		C FF 86 X CH 80 0-1 ② G6-3		B CH 84 X CH 84 1-0 2-3 3-H 24 1B 1 SF7 1B	4 1	0 1	1 1	2 1	0 0	0 0	3 0
Inning Stats	R: 0 E: 0 K: 1 S: 8 H: 0 LOB: 0 BB: 0 P: 14	R: 0 E: 0 K: 1 S: 9 H: 0 LOB: 0 BB: 0 P: 14	R: 0 E: 0 K: 0 S: 8 H: 0 LOB: 0 BB: 0 P: 9	R: 3 E: 0 K: 0 S: 15 H: 5 LOB: 3 BB: 1 P: 24	R: 5 E: 2 K: 1 S: 22 H: 3 LOB: 2 BB: 3 P: 40	R: 0 E: 0 K: 0 S: 9 H: 1 LOB: 1 BB: 0 P: 13	R: 2 E: 0 K: 0 S: 17 H: 2 LOB: 0 BB: 0 P: 23	R: 1 E: 0 K: 1 S: 13 H: 2 LOB: 1 BB: 0 P: 18	R: 3 E: 0 K: 1 S: 15 H: 3 LOB: 1 BB: 1 P: 29	1B: 11 2B: 1 3B: 0 HR: 4 SF: 1 SAC: 0 DP: 0 HBP: 0						

	AB	43
	R	14
	H	16
	RBI	14
	BB	5
	SO	5
	LOB	15

WP: 2 PB: 0 SB: 0 CS: 1 PA: 50

PITCHER		IP	WLS	BF	H	R	ER	SO	BB	IBB	HBP	BLK	WP	HR	S	P	ERA	WHIP
49 Jonathon Niese, L ERA: 3.78	(1, 1)	4.1	L	23	7	7	6	2	3	0	0	0	1	2	51	83	12.46	2.308
64 Elmer Dessens, R ERA: 1.93	(5, 1)	2.2		14	4	3	2	1	1	0	0	0	0	2	37	54	6.75	1.875
46 Oliver Pérez, L ERA: 6.7	(8, 1)	2.0		12	5	4	4	2	1	0	0	0	1	0	28	47	18.00	3.000

PITCHER		IP	WLS	BF	H	R	ER	SO	BB	IBB	HBP	BLK	WP	HR	S	P	ERA	WHIP

BOTTOM

Arizona Diamondbacks @ New York Mets

Citi Field, Flushing, NY

Sun Aug 01 2010, 1:41 PM - 4:22 PM EDT

Att. 35,014 - Cloudy - 77 F

livebaseballscorecards.com

Batter	1	2	3	4	5	6	7	8	9	AB	R	H	RBI	BB	SO	LOB
7 José Reyes, S (1, 6) OBP: 0.322, SLG: 0.417	B SI 91 B FF 92 B SI 91 C SI 91 C SI 91 X SI 92 3-2 F7 ①		X FF 92 0-0 G4-3 ②			B FF 91 B CH 83 B SI 91 C SI 92 X SI 92 3-1 F7 ①		B SI 93 C FF 93 B CH 84 F CH 83 F FF 93 B FF 92 X SI 93 3-2 G4-3 ③		3	0	0	0	0	0	0
1 Luis Castillo, S (8, 4) OBP: 0.332, SLG: 0.272										1	0	0	0	0	0	1
27 Jésus Feliciano, L (1, 7) OBP: 0.302, SLG: 0.387 (5, 9)	B SI 93 C SI 92 X CH 83 1-1 16 1B 1B		B FF 92 C FF 92 B SL 85 S CH 84 F FF 93 F SI 93 X CH 84 2-2 F7 ③			C FF 92 B FF 92 X FF 92 1-1 G4-3 ②			C SI 89 B CH 80 B SI 90 X SI 91 2-1 P5 ①	4	0	1	0	0	0	0
16 Ángel Pagán, S (1, 8) OBP: 0.375, SLG: 0.485	C FF 92 X SI 93 0-1 1-2 1B			B FF 92 B SI 92 C FF 92 B CH 83 S FF 92 B FF 93 4-2 5 F9 5 WP 29 SF8 BB		B CH 83 X SI 92 1-0 P6 ③			B SI 92 X SI 90 1-0 F8 ②	3	1	1	0	1	0	0
5 David Wright, R (1, 5) OBP: 0.379, SLG: 0.519 46 Oliver Pérez, L (8, 1) OBP: 0.200, SLG: 0.111 15 Carlos Beltrán, S (9, PH) OBP: 0.323, SLG: 0.345	B FF 93 C CH 84 S CH 83 S FF 93 1-3 K ②			C FF 93 B CU 74 B FF 94 X CH 83 2-1 F9 ① 1-3			F SI 92 X FF 93 0-1 P3 ①		X SI 90 0-0 29 1B 1B	3 0 1	0 0 0	0 0 1	0 0 0	0 0 0	1 0 0	3 0 0
29 Ike Davis, L (1, 3) OBP: 0.320, SLG: 0.440	B CH 83 C FF 93 X SL 86 1-1 F8 ③			C CH 81 X FF 94 0-1 SF8 ② 3-H			S SI 94 F FF 92 B SI 93 X FF 94 1-2 G3-1 ②		B SI 92 X SI 91 1-0 1-2 1B	3	0	1	1	0	0	2
12 Jeff Francoeur, R (1, 9) OBP: 0.288, SLG: 0.370 64 Elmer Dessens, R (5, 1) 19 Mike Hessman, R (7, PH) OBP: 0.385, SLG: 0.300 (8, 5)		X FF 92 0-0 G5-3 ①		C FF 93 F CH 83 B FF 94 B CH 83 X CH 83 2-2 G5-3 ③			B FF 93 S CH 84 S CH 83 T CH 84 1-2 K ③		B CU 74 F SI 92 B SI 93 F SI 92 S CH 83 2-3 K ③	2 0 2	0 0 0	0 0 0	0 0 0	0 0 0	0 0 2	0 0 2
30 Josh Thole, L (1, 2) OBP: 0.411, SLG: 0.383		C FF 92 F FF 91 X FF 93 0-2 P5 ②	B SI 91 C FF 90 X CH 82 1-1 F8 ①					C FF 91 B SL 90 F FF 91 X SL 86 1-2 G5-3 ①		3	0	0	0	0	0	0
13 Alex Cora, L (1, 4) OBP: 0.265, SLG: 0.278 (8, 6)	B SI 93 B FF 92 F SI 92 C CH 84 X SI 93 2-2 P6 ③		C FF 92 B FF 91 B CH 82 F FF 91 S FF 92 2-3 K ②					B FF 92 T FF 90 F CH 84 X SL 85 1-2 2B		3	0	1	0	0	1	0
49 Jonathon Niese, L (1, 1) OBP: 0.282, SLG: 0.235 23 Chris Carter, L (5, 7) OBP: 0.278, SLG: 0.372			B FF 92 B SI 92 C SI 92 F FF 91 B SI 92 S SI 91 3-3 K ①			B FF 92 C CH 84 X FF 91 1-1 P6 ③		B CH 83 B SI 92 B FF 92 C FF 92 X SI 93 3-1 F7 ②		1 2	0 0	0 0	0 0	0 0	1 0	0 1
Inning Stats	R: 0 E: 0 K: 1 S: 12 H: 2 LOB: 2 BB: 0 P: 18	R: 0 E: 0 K: 0 S: 7 H: 0 LOB: 0 BB: 0 P: 9	R: 0 E: 0 K: 1 S: 9 H: 0 LOB: 0 BB: 0 P: 14	R: 1 E: 0 K: 0 S: 10 H: 0 LOB: 0 BB: 1 P: 18	R: 0 E: 0 K: 1 S: 7 H: 0 LOB: 0 BB: 0 P: 11	R: 0 E: 0 K: 0 S: 5 H: 0 LOB: 0 BB: 0 P: 10	R: 0 E: 0 K: 1 S: 8 H: 0 LOB: 0 BB: 0 P: 10	R: 0 E: 0 K: 0 S: 12 H: 1 LOB: 1 BB: 0 P: 20	R: 0 E: 0 K: 1 S: 8 H: 2 LOB: 2 BB: 0 P: 14	1B: 4 2B: 1 3B: 0 HR: 0 SF: 1 SAC: 0 DP: 0 HBP: 0						WP: 1 PB: 0 SB: 0 CS: 0 PA: 33	

	AB	31
	R	1
	H	5
	RBI	1
	BB	1
	SO	5
	LOB	9

PITCHER		IP	WLS	BF	H	R	ER	SO	BB	IBB	HBP	BLK	WP	HR	S	P	ERA	WHIP
41 Daniel Hudson, R ERA: 4.56	(1, 1)	8.0	W	28	3	1	1	4	1	0	0	0	1	0	70	110	1.12	0.500
32 Esmerling Vasquez, R ERA: 4.5	(9, 1)	1.0		5	2	0	0	1	0	0	0	0	0	0	8	14	0.00	2.000

PITCHER	IP	WLS	BF	H	R	ER	SO	BB	IBB	HBP	BLK	WP	HR	S	P	ERA	WHIP

Batter	1	2	3	4	5	6	7	8	9	AB	R	H	RBI	BB	SO	LOB
7 José Reyes, S (1, 6) OBP: 0.320, SLG: 0.414	B FF 90 C SI 91 F SI 91 T FS 83 1-2 ① K		L FS 81 F SI 91 B FF 92 B FS 85 F FS 82 F FC 86 X SI 92 2-2 ① G4-3		B FS 81 X SI 90 1-0 15 E 15 2B 1B		B SI 95 C SI 94 F SL 84 B SI 96 X FF 96 2-2 ① G4-3		C SL 82 F SL 82 F FF 96 X SL 85 0-2 ② P4	5	1	1	0	0	1	0
16 Ángel Pagán, S (1, 7) OBP: 0.373, SLG: 0.481	C SI 93 B FC 87 X SI 91 1-1 15 S 1B		B SI 92 X SI 91 1-0 ② F8		1 SAFE B SI 91 1 SAFE F SI 90 1 SAFE B SI 90 F FS 82 X SI 92 2-2 ① F7		B SL 84 F SI 94 B SI 96 X SI 95 2-1 ② F9		C FF 97 F SL 84 C SL 83 0-3 ③ K	5	0	1	0	0	1	1
15 Carlos Beltrán, S (1, 8) OBP: 0.348, SLG: 0.368	B FS 85 C SI 92 B FF 92 C FF 92 B FF 93 B FC 90 4-2 1-2 BB		F SI 92 B FF 92 B SI 91 B SI 94 B SI 92 4-1 BB		F FC 88 1 SAFE X SI 92 0-1 1-H 2B		B SI 96 S SI 96 B SI 96 B SI 96 S SI 96 F SI 95 F SI 96 F SI 96 3-3 ③ K			2	0	1	1	2	1	0
5 David Wright, R (1, 5) OBP: 0.375, SLG: 0.514	C SI 93 X SI 92 0-1 ② F9		X SI 91 0-0 ③ F9		B CU 76 X FC 85 1-0 ② F8			C CU 77 B FF 93 S FF 92 X CU 79 1-2 ① F8		4	0	0	0	0	0	4
29 Ike Davis, L (1, 3) OBP: 0.322, SLG: 0.439	B CU 78 C CU 78 C SI 93 B CU 76 X FF 92 2-2 ③ P4			B FC 86 B FS 79 X SI 90 2-0 4 1B 1B	B CU 76 C CU 77 B FS 84 B CU 76 B CU 75 4-1 BB			C CU 78 S SL 82 B SL 82 B CU 78 X CU 81 2-2 ② G3		3	0	1	0	1	0	2
12 Jeff Francoeur, R (1, 9) OBP: 0.288, SLG: 0.368		F SI 90 F SI 92 B FF 91 F FC 86 X FS 85 1-2 ① P4		F SI 92 B FC 86 C SI 92 F SI 92 X CU 76 1-2 ① F7	S FC 86 B FC 86 X FC 86 1-1 ③ P4			C FF 92 X CU 81 0-1 23 1B 1B		4	0	1	0	0	0	3
4 Henry Blanco, R (1, 2) OBP: 0.317, SLG: 0.374 23 Chris Carter, L (8, PH) OBP: 0.286, SLG: 0.379 13 Alex Cora, L (8, 4) OBP: 0.265, SLG: 0.278		B SI 91 X SI 91 1-0 ② G6-3		X SI 92 0-0 1-2 1B		B FC 83 B SI 89 C SI 91 F SI 91 X FC 84 2-2 ① P6		C SL 83 X SL 82 0-1 1-2 1B		3 1 0	0 0 0	1 1 0	0 0 0	0 0 0	0 0 0	0 0 0
1 Luis Castillo, S (1, 4) OBP: 0.332, SLG: 0.273 30 Josh Thole, L (8, PH) OBP: 0.404, SLG: 0.375 (8, 2)		C FF 91 B SI 92 C SI 92 X SI 92 1-2 E1 1B		B CU 73 B SI 92 C SI 91 C SI 92 F SI 92 C SI 91 2-3 ② K		B CU 71 C FS 84 B SI 91 B FS 86 C SI 88 X SI 92 3-2 ② G4-3		C FF 92 C SL 83 B FF 93 F FF 94 F FF 94 X SL 83 1-2 ③ G3-1		3 1	0 0	1 0	0 0	0 0	1 0	2 2
57 Johan Santana, L (1, 1) OBP: 0.128, SLG: 0.234 39 Bobby Parnell, R (8, 1) 19 Mike Hessman, R (9, PH) OBP: 0.357, SLG: 0.273		B SI 92 C SI 91 S SI 92 F SI 92 F SI 92 X SI 92 1-2 ③ G4-3		F SI 91 S FS 82 F FS 84 B FF 92 F SI 92 F FS 85 F SI 93 T SI 92 1-2 ③ K		B SI 92 X SI 91 1-0 ③ G4-3			F FF 96 B FF 98 B SL 84 X FF 96 2-1 ① P6	3 0 1	0 0 0	0 0 0	0 0 0	0 0 0	1 0 0	3 0 0
Inning Stats	R: 0 E: 0 K: 1 S: 12 H: 1 LOB: 2 BB: 1 P: 20	R: 0 E: 1 K: 0 S: 13 H: 1 LOB: 1 BB: 0 P: 17	R: 0 E: 0 K: 0 S: 8 H: 0 LOB: 1 BB: 1 P: 15	R: 0 E: 0 K: 2 S: 17 H: 2 LOB: 2 BB: 0 P: 23	R: 1 E: 1 K: 0 S: 10 H: 2 LOB: 2 BB: 1 P: 19	R: 0 E: 0 K: 0 S: 7 H: 0 LOB: 0 BB: 0 P: 13	R: 0 E: 0 K: 1 S: 13 H: 0 LOB: 0 BB: 0 P: 20	R: 0 E: 0 K: 0 S: 15 H: 2 LOB: 2 BB: 0 P: 19	R: 0 E: 0 K: 1 S: 9 H: 0 LOB: 0 BB: 0 P: 11	1B: 7 2B: 1 3B: 0 HR: 0 SF: 0 SAC: 0 DP: 0 HBP: 0						

PITCHER	IP	WLS	BF	H	R	ER	SO	BB	IBB	HBP	BLK	WP	HR	S	P	ERA	WHIP
15 Tim Hudson, R (1, 1) ERA: 2.36	6.0	W	27	6	1	1	3	3	0	0	0	0	0	67	107	1.50	1.500
39 Jonny Venters, L (7, 1) ERA: 1.19	1.0	H	3	0	0	0	1	0	0	0	0	0	0	13	20	0.00	0.000
40 Takashi Saito, R (8, 1) ERA: 3.38	1.0	H	5	2	0	0	0	0	0	0	0	0	0	15	19	0.00	2.000
13 Billy Wagner, L (9, 1) ERA: 1.61	1.0	S	3	0	0	0	1	0	0	0	0	0	0	9	11	0.00	0.000

PITCHER	IP	WLS	BF	H	R	ER	SO	BB	IBB	HBP	BLK	WP	HR	S	P	ERA	WHIP

TOP

New York Mets @ Atlanta Braves

Turner Field, Atlanta, GA

Mon Aug 02 2010, 7:12 PM - 10:14 PM EDT

Att. 33,030 - Cloudy - 83 F

livebaseballscorecards.com

AB	35
R	1
H	8
RBI	1
BB	3
SO	5
LOB	17

WP: 0 PB: 0 SB: 1 CS: 0 PA: 38

New York Mets @ Atlanta Braves

Turner Field, Atlanta, GA

Mon Aug 02 2010, 7:12 PM - 10:14 PM EDT

Att. 33,030 - Cloudy - 83 F

livebaseballscorecards.com

BOTTOM

Batter	1	2	3	4	5	6	7	8	9	AB	R	H	RBI	BB	SO	LOB
4 Omar Infante, R (1, 4) OBP: 0.376, SLG: 0.409	X FF 88 0-0 10 FC5-4 22 BB 23 2B 1B	B CH 80 C FF 90 B CH 83 X FF 90 2-1 ① F9		C CH 80 B SL 84 B CH 80 B SL 82 C SI 90 X SL 82 3-2 10 FC6-4 1B		B FF 90 C CH 80 X FF 91 1-1 ③ L4		B FF 94 B FF 96 F FF 95 F FF 96 B FF 97 X FF 100 3-2 ③ G4-3		5	1	2	0	0	0	4
22 Jason Heyward, L (1, 9) OBP: 0.382, SLG: 0.452	B SL 78 B FF 88 B FF 89 B FF 89 4-0 10 FC5-4 1-2 BB	C FF 90 F FF 90 F FF 91 F CH 83 C SL 80 0-3 ② K		X FF 90 0-0 ② F7			C FF 90 S FF 90 B CH 86 C FF 91 1-3 ① K			3	0	0	0	1	2	2
10 Chipper Jones, S (1, 5) OBP: 0.369, SLG: 0.390	S CH 78 B CH 79 F FF 90 X FF 90 1-2 ① FC5-4 23 2B 2 FC4-2 1-2f 2-3	S CH 80 B FF 89 X CH 77 1-1 ③ G6-3		C CH 78 F CH 79 X CH 80 0-2 ③ FC6-4 1-2f			B CH 81 C SI 90 X CH 81 1-1 HR			4	1	1	1	0	0	4
23 Matt Diaz, R (1, 7) OBP: 0.288, SLG: 0.462 40 Takashi Saito, L (8, 1) 13 Billy Wagner, L (9, 1)	S FF 90 F FF 90 F CH 81 B FF 91 X FF 90 1-2 2 FC4-2 28 1B 1-3 3-H 2B		B CH 79 S CH 80 B SL 82 X FF 88 2-1 25 1B 2B		C SL 80 B SL 80 F FF 90 F SL 82 S CH 80 1-3 ① K		F CH 80 S FF 90 S CH 83 0-3 ② K			4 0 0	1 0 0	2 0 0	1 0 0	0 0 0	2 0 0	0 0 0
2 Alex Gonzalez, R (1, 6) OBP: 0.299, SLG: 0.482	F CH 83 D CH 84 S SL 82 X SL 84 1-2 ② FC4-2 25 BB 28 1B 2-3 3-H		B FF 90 X SL 83 1-0 ① G5-3		C CH 78 F SL 83 S CH 80 0-3 ② K		C CH 78 F SL 83 B CH 84 F CH 81 B FF 91 S CH 81 2-3 ③ K			4	1	0	0	0	2	3
25 Troy Glaus, R (1, 3) OBP: 0.356, SLG: 0.409	F FF 90 C SL 81 B FF 90 D SL 83 B FF 91 D SL 82 4-2 28 1B 1-2 BB		X FF 89 0-0 2-3 1B		B CH 81 C FF 90 B SL 81 S CH 78 S CH 78 2-3 ③ K			F FF 95 S SL 87 B SL 87 C SL 89 1-3 ① K		3	0	1	0	1	2	0
28 Rick Ankiel, L (1, 8) OBP: 0.321, SLG: 0.465	F SL 80 X SL 82 0-1 1-2 2-H 3-H 1B		F FF 90 B FF 90 S CH 79 C FF 90 1-3 ② K			B CH 80 X FF 89 1-0 2B		F SL 89 B FF 96 S SL 88 S FF 96 1-3 ② K		4	0	2	2	0	2	2
8 David Ross, R (1, 2) OBP: 0.378, SLG: 0.376	C CH 80 F FF 90 B SL 82 S CH 81 1-3 ③ K		L CH 79 F CH 83 B SI 90 C FF 91 1-3 ③ K			X CH 79 0-0 ① F8		S FF 97 B FF 98 C FF 96 F FF 100 B SL 87 F FF 99 X SL 87 2-2 53 1B 1B		4	0	1	0	0	2	5
15 Tim Hudson, R (1, 1) OBP: 0.250, SLG: 0.327 24 Diory Hernandez, R (6, PH) 39 Jonny Venters, L (7, 1) 53 Melky Cabrera, S (8, 7) OBP: 0.326, SLG: 0.362		F FF 90 X FF 89 0-1 2B		B FF 89 F SL 82 B FF 90 X CH 82 2-1 ① F8		B CH 78 B FF 86 F SL 80 B CH 78 S SL 83 F SL 80 S FF 90 3-3 ② K		X FF 95 0-0 1-2 1B		2 1 0 1	0 0 0 0	1 0 0 1	0 0 0 0	0 1 0 0	0 1 0 0	0 1 0 0
Inning Stats	R: 3 E: 0 K: 1 S: 18 H: 3 LOB: 2 BB: 2 P: 30	R: 0 E: 0 K: 1 S: 11 H: 1 LOB: 1 BB: 0 P: 14	R: 0 E: 0 K: 2 S: 10 H: 2 LOB: 2 BB: 0 P: 15	R: 0 E: 0 K: 0 S: 9 H: 1 LOB: 1 BB: 0 P: 14	R: 0 E: 0 K: 3 S: 10 H: 0 LOB: 0 BB: 0 P: 13	R: 0 E: 0 K: 1 S: 8 H: 1 LOB: 1 BB: 0 P: 13	R: 1 E: 0 K: 3 S: 12 H: 1 LOB: 0 BB: 0 P: 16	R: 0 E: 0 K: 2 S: 15 H: 2 LOB: 2 BB: 0 P: 22		1B: 6 2B: 4 3B: 0 HR: 1	SF: 0 SAC: 0 DP: 0 HBP: 0		WP: 0 PB: 0 SB: 0 CS: 0	PA: 37	

	AB	35
	R	4
	H	11
	RBI	4
	BB	2
	SO	13
	LOB	21

PITCHER		IP	WLS	BF	H	R	ER	SO	BB	IBB	HBP	BLK	WP	HR	S	P	ERA	WHIP
57 Johan Santana, L ERA: 3.2	(1, 1)	7.0	L	32	9	4	4	11	2	0	0	0	0	1	78	115	5.14	1.571
39 Bobby Parnell, R ERA: 2.29	(8, 1)	1.0		5	2	0	0	2	0	0	0	0	0	0	15	22	0.00	2.000

PITCHER	IP	WLS	BF	H	R	ER	SO	BB	IBB	HBP	BLK	WP	HR	S	P	ERA	WHIP

New York Mets @ Atlanta Braves

Turner Field, Atlanta, GA

Tue Aug 03 2010, 7:10 PM - 10:04 PM EDT

Att. 26,578 - Partly Cloudy - 91 F

TOP

livebaseballscorecards.com

Batter	1	2	3	4	5	6	7	8	9	AB	R	H	RBI	BB	SO	LOB
7 José Reyes, S (1, 6) OBP: 0.319, SLG: 0.414	B SI 88 X SI 89 1-0 ① F8		C SI 90 X SI 87 0-1 2-H 2B		X SI 90 0-0 ② G3		B FC 89 B SI 94 B FC 94 C SI 93 X SI 93 3-1 ② F8		F FF 97 B FF 97 X SL 85 1-1 ③ G5-3	5	0	1	1	0	0	2
16 Ángel Pagán, S (1, 7) OBP: 0.372, SLG: 0.478	B SI 89 C SI 89 B FC 86 B SI 89 F SI 89 X SI 89 3-2 15 G4-6-3 1B		C SL 81 S CH 85 C SI 90 0-3 ② K		C SL 81 B SL 82 X SL 82 1-1 ③ G3		C SL 87 B SI 92 1-1 ③ CS 1-2	C SI 95 S SL 85 F SL 84 F SI 95 S SL 86 0-3 ① K2-3		4	0	1	0	0	2	2
15 Carlos Beltrán, S (1, 8) OBP: 0.342, SLG: 0.361	1 SAFE B SL 81 1 SAFE B SI 89 X SI 89 2-0 ②③ G4-6-3 1-2f		B CH 85 C CH 84 F SI 90 B CH 85 C CH 84 2-3 ③ K			B SI 88 X CH 82 1-0 ① G3-1		F SI 96 B SI 94 X SI 95 1-1 19 FC5 29 BB 1B		4	0	1	0	0	1	2
5 David Wright, R (1, 5) OBP: 0.372, SLG: 0.509		X SI 88 0-0 ① G6-3		B SL 81 B SI 87 C SI 88 F SI 89 X SI 89 2-2 ① G6-3		B SI 89 X SI 88 1-0 E6 29 G4-3		F SI 95 S SL 86 1 SAFE S SL 85 0-3 ② K		4	0	0	0	0	1	1
29 Ike Davis, L (1, 3) OBP: 0.324, SLG: 0.438		B SI 88 C SL 80 X CH 84 1-1 1B		B SI 89 B SL 80 C SL 81 B SI 89 S SL 81 S SI 90 3-3 ② K		X SL 81 0-0 ② G4-3 2-3		1 SAFE S SL 85 B SL 86 1 SAFE B SI 96 D SI 96 F SI 96 B SI 94 4-2 19 FC5 1-2 BB		3	0	1	0	1	1	1
30 Josh Thole, L (1, 2) OBP: 0.400, SLG: 0.373 19 Mike Hessman, R (8, PH) OBP: 0.333, SLG: 0.250 4 Henry Blanco, R (8, 2) OBP: 0.317, SLG: 0.374		B SI 88 F SI 88 1 SAFE X SI 87 1-1 ② F7		B SI 89 F SI 89 X SI 89 1-1 12 S 1B		C SL 82 B SL 82 F CH 84 B SI 90 X SI 90 2-2 ③ G4-3		X SI 94 0-0 ③ FC5 1-2 2-3f		3 1 0	0 0 0	1 0 0	0 0 0	0 0 0	0 0 0	2 2 0
12 Jeff Francoeur, R (1, 9) OBP: 0.290, SLG: 0.377		C SI 90 B SI 89 B SI 89 S FC 88 B FC 87 X FC 87 3-2 ③ F8		F FC 87 S FC 86 B SL 82 B FC 86 F SI 87 B FC 87 X SI 89 3-2 ③ G6-3 1-2			B FF 92 B SI 94 B FF 94 B SI 94 4-0 1 SH5-3 23 1B BB		F FF 96 X FF 96 0-1 HR	3	2	1	1	1	0	2
1 Luis Castillo, S (1, 4) OBP: 0.336, SLG: 0.284			B SI 89 B SI 90 B SI 89 C SI 89 X SI 89 3-1 43 SH3-4 7 2B 1B		C SI 87 X SI 88 0-1 43 SH3-4 2B		X FF 94 0-0 ① SH5-3 1-2		C FF 96 F FF 96 F FF 97 F SL 84 B SL 84 B FF 96 X FF 97 3-2 ① G6-3	3	1	2	0	0	0	0
43 R.A. Dickey, R (1, 1) OBP: 0.231, SLG: 0.200 23 Chris Carter, L (7, PH) OBP: 0.293, SLG: 0.386 25 Pedro Feliciano, L (7, 1) 36 Manny Acosta, R (7, 1) 27 Jésus Feliciano, L (9, PH) OBP: 0.297, SLG: 0.381 75 Francisco Rodríguez, R (9, 1)			M SI 89 X SI 89 0-1 ① SH3-4 1-2		X SI 87 0-0 ① SH3-4 2-3		B FF 96 B FF 93 B SI 94 C FF 95 C FF 93 X SI 93 3-2 16 CS 2-H 1B		C FF 96 C SL 85 S FF 96 0-3 ② K	0 1 0 0 1 0	0 0 0 0 0 0	0 1 0 0 0 0	0 1 0 0 0 0	0 0 0 0 1 0	0 0 0 0 0 0	0 0 0 0 0 0
Inning Stats	R: 0 E: 0 K: 0 S: 5 H: 1 LOB: 0 BB: 0 P: 11	R: 0 E: 0 K: 0 S: 8 H: 1 LOB: 1 BB: 0 P: 13	R: 1 E: 0 K: 2 S: 12 H: 2 LOB: 1 BB: 0 P: 17	R: 0 E: 0 K: 1 S: 12 H: 1 LOB: 1 BB: 0 P: 21	R: 0 E: 0 K: 0 S: 6 H: 1 LOB: 1 BB: 0 P: 7	R: 0 E: 1 K: 0 S: 6 H: 0 LOB: 1 BB: 0 P: 10	R: 1 E: 0 K: 0 S: 7 H: 1 LOB: 0 BB: 1 P: 18	R: 0 E: 0 K: 2 S: 13 H: 1 LOB: 2 BB: 1 P: 18	R: 1 E: 0 K: 1 S: 12 H: 1 LOB: 0 BB: 0 P: 16	1B: 6 2B: 2 3B: 0 HR: 1 SF: 0 SAC: 3 DP: 1 HBP: 0						

AB	32
R	3
H	9
RBI	3
BB	2
SO	6
LOB	14

WP: 0 PB: 0 SB: 1 CS: 1 PA: 38

PITCHER		IP	WLS	BF	H	R	ER	SO	BB	IBB	HBP	BLK	WP	HR	S	P	ERA	WHIP
32 Derek Lowe, R ERA: 4.44	(1, 1)	6.0		24	6	1	1	3	0	0	0	0	0	0	49	79	1.50	1.000
43 Kyle Farnsworth, R ERA: 2.56	(7, 1)	1.0	B	4	1	1	1	0	1	0	0	0	0	0	7	18	9.00	2.000
39 Jonny Venters, L ERA: 1.17	(8, 1)	1.0		5	1	0	0	2	1	0	0	0	0	0	13	18	0.00	2.000
13 Billy Wagner, L ERA: 1.77	(9, 1)	1.0	L	4	1	1	1	1	0	0	0	0	0	1	12	16	9.00	1.000

PITCHER	IP	WLS	BF	H	R	ER	SO	BB	IBB	HBP	BLK	WP	HR	S	P	ERA	WHIP

Batter	1	2	3	4	5	6	7	8	9	AB	R	H	RBI	BB	SO	LOB
4 Omar Infante, R (1, 4) OBP: 0.372, SLG: 0.409	C KN 73 B KN 77 X KN 73 1-1 G4-3 ①		X KN 72 0-0 F9 ①		B KN 73 C FF 87 C KN 78 X KN 82 1-2 22 G3 2B	C KN 72 B KN 77 F KN 77 X KN 78 1-2 G1-3 ③			B CU 79 C FF 92 B FF 94 B FF 94 X FF 93 3-1 G1-3 ①	5	0	1	0	0	0	1
22 Jason Heyward, L (1, 9) OBP: 0.382, SLG: 0.452	B KN 77 C KN 76 F KN 80 B KN 80 B KN 77 B KN 76 4-2 BB		C FF 84 B KN 78 B KN 78 X FF 84 2-1 16 F8 2B		B KN 74 B KN 76 C KN 78 X KN 77 2-1 G3 ② 2-3		C FF 89 B SI 88 F SI 89 X CH 77 1-2 G4-3 ①		B FF 94 C FF 94 B SI 93 S SI 94 X FF 94 2-2 G6-3 ②	4	0	1	0	1	0	1
10 Chipper Jones, S (1, 5) OBP: 0.373, SLG: 0.388	B FF 83 C FF 83 C KN 75 C KN 78 1-3 K ②		B KN 75 S KN 75 B KN 77 B KN 77 F KN 73 B KN 74 4-2 BB		B KN 77 C KN 75 B KN 79 B KN 78 B KN 71 4-1 16 BB BB		B FF 92 B SI 89 C SI 88 B SI 90 B CU 78 4-1 16 1B BB		B CH 84 C CU 80 X SI 93 1-1 F7 ③	2	0	0	0	3	1	1
16 Brian McCann, L (1, 2) OBP: 0.388, SLG: 0.463	1 SAFE C KN 76 F KN 79 1 SAFE F KN 80 1 SAFE 1 SAFE X KN 80 0-2 G4-3 ③		B KN 74 F KN 73 F KN 77 X KN 77 1-2 F8 ② 2-3		B KN 76 B KN 73 B KN 72 C KN 74 B KN 72 4-1 1-2 BB		X SI 89 0-0 25 G4-6-3 1-2 1B			3	0	1	0	1	0	3
20 Eric Hinske, L (1, 3) OBP: 0.338, SLG: 0.479 25 Troy Glaus, R (7, PH) OBP: 0.355, SLG: 0.408 (8, 3)		B KN 74 S KN 78 X KN 78 1-1 G4-3 ① X KN 75 0-0 F7 ③			F KN 72 F KN 76 F FF 81 B KN 80 S KN 78 1-3 K ③		C SL 79 X SL 82 0-1 G4-6-3 ②③ 1-2f			3 1	0 0	0 0	0 0	0 0	1 0	5 2
2 Alex Gonzalez, R (1, 6) OBP: 0.303, SLG: 0.482		H KN 74 1-0 28 1B 53 FC4-6 HBP	C KN 71 F KN 75 B KN 78 B KN 78 F KN 73 F KN 73 F KN 75 X KN 73 2-2 F7 ①			C FF 85 S KN 77 X KN 79 0-2 28 FC4-6 1B		C SL 80 B FF 95 F FF 96 F SL 82 B CH 85 F SL 82 B FF 96 4-2 53 CS BB		2	1	1	0	1	0	0
28 Rick Ankiel, L (1, 8) OBP: 0.319, SLG: 0.456		B KN 75 B KN 74 F KN 74 C KN 74 X KN 77 2-2 53 FC4-6 1-3 1B	B KN 78 X KN 73 1-0 G3-1 ②			S KN 71 B KN 78 S KN 75 X KN 79 1-2 FC4-6 ① 53 3B 1-2f		L CH 83 1 SAFE B CH 84 S FF 96 F SL 83 B FF 96 S FF 97 2-3 K ①		4	1	1	0	0	1	2
53 Melky Cabrera, S (1, 7) OBP: 0.328, SLG: 0.368		B KN 80 F KN 80 X KN 80 1-1 FC4-6 ② 1-2f 3-H	B KN 76 F CU 65 C KN 79 X KN 80 1-2 G1-3 ③			X KN 73 0-0 1-H 3B		1 SAFE B CH 84 B FF 97 B FF 96 B FF 96 4-0 1-2 BB		3	0	1	2	1	0	1
32 Derek Lowe, R (1, 1) OBP: 0.162, SLG: 0.143 23 Matt Diaz, R (6, PH) OBP: 0.286, SLG: 0.459 43 Kyle Farnsworth, R (7, 1) 39 Jonny Venters, L (8, 1) 7 Brooks Conrad, S (8, PH) OBP: 0.300, SLG: 0.467 13 Billy Wagner, L (9, 1)		C FF 85 X FF 87 0-1 G3-1 ③			B FF 86 F FF 83 X FF 86 1-1 G3 ①	P PO 78 B KN 72 F KN 75 X KN 77 2-1 P4 ②		C CH 86 C SL 81 X FF 96 0-2 P2 ③		2 1 0 0 1 0	0 0 0 0 0 0	0 0 0 0 0 0	0 0 0 0 0 0	0 0 0 0 0 0	0 0 0 0 0 0	1 1 0 0 1 0
Inning Stats	R: 0 E: 0 K: 1 S: 11 H: 0 LOB: 1 BB: 1 P: 17	R: 1 E: 0 K: 0 S: 9 H: 1 LOB: 1 BB: 0 P: 14	R: 0 E: 0 K: 0 S: 9 H: 1 LOB: 2 BB: 1 P: 16	R: 0 E: 0 K: 0 S: 10 H: 0 LOB: 0 BB: 0 P: 14	R: 0 E: 0 K: 1 S: 13 H: 1 LOB: 3 BB: 2 P: 26	R: 1 E: 0 K: 0 S: 13 H: 2 LOB: 1 BB: 0 P: 16	R: 0 E: 0 K: 0 S: 7 H: 1 LOB: 1 BB: 1 P: 12	R: 0 E: 0 K: 1 S: 11 H: 0 LOB: 1 BB: 2 P: 21	R: 0 E: 0 K: 0 S: 7 H: 0 LOB: 0 BB: 0 P: 13	1B: 3 2B: 2 3B: 1 HR: 0	SF: 0 SAC: 0 DP: 1 HBP: 1	WP: 0 PB: 0 SB: 0 CS: 1	PA: 39			

PITCHER	IP	WLS	BF	H	R	ER	SO	BB	IBB	HBP	BLK	WP	HR	S	P	ERA	WHIP
43 R.A. Dickey, R (1, 1) ERA: 2.36	6.0		28	5	2	2	2	4	0	1	0	0	0	65	103	3.00	1.500
25 Pedro Feliciano, L (7, 1) ERA: 2.76	0.1		3	1	0	0	0	1	0	0	0	0	0	5	10	0.00	6.000
36 Manny Acosta, R (7, 1) ERA: 2.45	1.2	W	5	0	0	0	1	2	0	0	0	0	0	13	23	0.00	1.200
75 Francisco Rodríguez, R (9, 1) ERA: 2.35	1.0	S	3	0	0	0	0	0	0	0	0	0	0	7	13	0.00	0.000

PITCHER	IP	WLS	BF	H	R	ER	SO	BB	IBB	HBP	BLK	WP	HR	S	P	ERA	WHIP

BOTTOM

New York Mets @ Atlanta Braves

Turner Field, Atlanta, GA

Tue Aug 03 2010, 7:10 PM - 10:04 PM EDT

Att. 26,578 - Partly Cloudy - 91 F

livebaseballscorecards.com

AB	31
R	2
H	6
RBI	2
BB	7
SO	3
LOB	19

New York Mets @ Atlanta Braves

Turner Field, Atlanta, GA

Wed Aug 04 2010, 7:11 PM - 10:16 PM EDT

Att. 28,536 - Partly Cloudy - 92 F

livebaseballscorecards.com

Batter	1	2	3	4	5	6	7	8	9	AB	R	H	RBI	BB	SO	LOB
7 José Reyes, S (1, 6) OBP: 0.318, SLG: 0.414	C SI 90 B SI 89 S CH 81 C SI 91 1-3 ① K		X SI 89 0-0 ② 16 SH1-3 15 G3-1 2B		C CU 78 S CH 81 D CH 81 B CH 79 X SL 85 2-2 ② P3		C SI 89 D CH 78 X SI 89 1-1 FC4 15 S 1-3		C SI 95 S FC 91 F FF 98 F SI 93 D SL 87 B FC 90 F SL 90 F FF 98 B SI 94 3-3 ② K S SL 85	5	1	1	0	0	2	3
16 Ángel Pagán, S (1, 7) OBP: 0.370, SLG: 0.476	C CU 78 M CH 80 F SI 91 F CU 79 S CH 82 0-3 ② K		B SI 90 X SI 90 1-0 ① SH1-3 2-3		F FF 94 F SL 86 B FF 95 X FF 96 1-2 ③ L3		B SI 90 X SI 89 1-0 ② SF8 3-H		F FC 90 S FF 97 B FF 96 B SL 86 F FC 90 B SI 95 F SI 94 F SL 86 F SI 94 4-2 B FC 92 1-2 BB	2	0	0	1	1	1	1
15 Carlos Beltrán, S (1, 8) OBP: 0.333, SLG: 0.338	B SI 90 X SI 90 1-0 ③ G4-3		S CH 80 S CH 80 B CU 78 X SI 91 1-2 ② G3-1 3-H			B FF 94 C SL 87 B SL 85 F FF 95 B FF 95 F FF 94 X SL 88 3-2 ① G1-3	B SI 91 B CH 80 B SI 90 B SI 91 4-0 5 FC6-4 1-2 BB		X SI 94 0-0 ③ G3-1	4	0	0	1	1	0	2
5 David Wright, R (1, 5) OBP: 0.369, SLG: 0.504		X SI 90 0-0 ① G4-3	F SI 91 C SI 91 F CH 79 B CH 79 F SI 91 B SI 91 X SI 89 2-2 ③ G5-3			B FF 95 X FF 96 1-0 ② P3	X SI 92 0-0 ③ FC6-4 1-2f			4	0	0	0	0	0	2
29 Ike Davis, L (1, 3) OBP: 0.326, SLG: 0.437		C SI 89 B CU 78 C CU 77 B CU 77 F CH 82 B CU 77 S CU 78 3-3 ② K	B CH 79 SI 89 X SI 89 2-0 ① F7			B FF 95 B SL 87 C SL 87 B FF 96 F FF 96 B SL 87 4-2 30 BB BB	X FF 90 0-0 30 G6-4-3 1B		3	0	1	0	1	1	0
30 Josh Thole, L (1, 2) OBP: 0.406, SLG: 0.370		B SI 90 F SI 90 B CU 80 F SI 91 X SI 90 2-2 12 BB 1 1B 1B	B CH 79 X SI 90 1-0 ② L8			B FF 97 B FF 95 C FF 95 F FF 95 B SL 88 B FF 94 4-2 1-2 BB	C FF 91 F SL 82 X SL 82 0-2 ①② G6-4-3 1-2f		3	1	1	0	1	0	1
12 Jeff Francoeur, R (1, 9) OBP: 0.290, SLG: 0.374		1 SAFE B SI 90 B CH 79 C SI 90 B SI 91 F SI 89 B SI 91 4-2 1 E 1 1B 1-2 BB	F SI 90 B SI 91 B SI 90 S CH 80 F CH 79 F SI 90 F CH 79 F CH 80 X SI 91 2-2 ③ G6-3			X SL 79 0-0 ③ F9	T FF 92 B SL 83 F SL 83 S FF 93 1-3 ③ K		3	0	0	0	1	1	2
1 Luis Castillo, S (1, 4) OBP: 0.344, SLG: 0.290		C SI 90 X SI 91 0-1 E8 1-3 2-H 1B	C SI 88 B SI 88 X SI 89 1-1 34 SH2-4 1B				B SI 89 B SI 90 C SI 90 B SI 90 B SI 90 4-1 23 FC1-6 BB		C FF 94 B FF 95 X SI 94 1-1 ① L8	3	0	2	1	1	0	0
34 Mike Pelfrey, R (1, 1) OBP: 0.150, SLG: 0.105 47 Hisanori Takahashi, L (5, 1) OBP: 0.063, SLG: 0.063 23 Chris Carter, L (7, PH) OBP: 0.290, SLG: 0.382 22 Raul Valdes, L (7, 1) OBP: 0.500, SLG: 0.625 27 Jésus Feliciano, L (9, PH) OBP: 0.308, SLG: 0.391		C FF 90 S SI 90 X SI 90 0-2 ③ G1-3	X CH 78 0-0 ① SH2-4 1-2				C SI 88 1 SAFE S CH 80 X SI 90 0-2 ① 7 E 7 FC4 16 SF8 1-2f		C SL 87 B FF 95 F FC 90 X FF 97 1-2 16 DI 1B	1 0 1 0 1	0 0 1 0 0	0 0 0 0 1	0 0 0 0 0	0 0 0 0 0	0 0 0 0 0	2 0 1 0 0

TOP

AB	30
R	3
H	6
RBI	3
BB	6
SO	5
LOB	14

Inning Stats																												
	R: 0 E: 0 K: 2 S: 9	H: 0 LOB: 0 BB: 0 P: 11	R: 1 E: 1 K: 1 S: 15	H: 2 LOB: 2 BB: 1 P: 24	R: 1 E: 0 K: 0 S: 10	H: 1 LOB: 0 BB: 0 P: 14	R: 0 E: 0 K: 0 S: 9	H: 0 LOB: 0 BB: 0 P: 14	R: 0 E: 0 K: 0 S: 9	H: 1 LOB: 1 BB: 0 P: 13	R: 0 E: 0 K: 0 S: 10	H: 0 LOB: 2 BB: 2 P: 22	R: 1 E: 1 K: 0 S: 8	H: 0 LOB: 2 BB: 2 P: 18	R: 0 E: 0 K: 1 S: 7	H: 1 LOB: 0 BB: 0 P: 8	R: 0 E: 0 K: 1 S: 19	H: 1 LOB: 2 BB: 1 P: 28	1B: 5 2B: 1 3B: 0 HR: 0	SF: 1 SAC: 2 DP: 1 HBP: 0	WP: 0 PB: 0 SB: 1 CS: 0	PA: 39

PITCHER		IP	WLS	BF	H	R	ER	SO	BB	IBB	HBP	BLK	WP	HR	S	P	ERA	WHIP
54 Kris Medlen, R ERA: 3.68	(1, 1)	4.1		18	4	2	2	3	1	0	0	0	0	0	46	67	4.15	1.154
38 Mike Dunn, L ERA:	(5, 1)	1.1	W	6	0	0	0	0	2	0	0	0	0	0	15	30	0.00	1.500
58 Peter Moylan, R ERA: 2.45	(6, 1)	1.1	H	7	0	1	0	0	2	0	0	0	0	0	9	19	0.00	1.500
40 Takashi Saito, R ERA: 3.29	(8, 1)	1.0		3	1	0	0	1	0	0	0	0	0	0	7	8	0.00	1.000
43 Kyle Farnsworth, R ERA: 2.51	(9, 1)	1.0		5	1	0	0	1	1	0	0	0	0	0	19	28	0.00	2.000

PITCHER	IP	WLS	BF	H	R	ER	SO	BB	IBB	HBP	BLK	WP	HR	S	P	ERA	WHIP

Batter	1	2	3	4	5	6	7	8	9	AB	R	H	RBI	BB	SO	LOB
4 Omar Infante, R (1, 4) OBP: 0.373, SLG: 0.408	C SI 95 X SI 96 0-1 22 G6-3 1B		C SL 85 B SI 93 B FF 95 X SI 94 2-1 ① P3		B SI 93 F SI 92 X SI 92 1-1 ① F7	L CH 79 C CH 78 B FF 88 X CH 78 1-2 10 FC5 22 E 10 E 1B		C CH 72 X SI 87 0-1 ① F9		5	1	2	0	0	0	1
22 Jason Heyward, L (1, 9) OBP: 0.378, SLG: 0.445	F SI 94 B SI 93 F FS 87 B SI 95 X SI 94 2-2 ①② G6-3 1-2f		F FS 84 B SI 95 B FS 83 F SI 95 B FS 87 X SI 95 3-2 ② G4-3		B SI 85 B SI 94 X SI 93 2-0 ② G6-3 2-3	C FF 88 B FF 89 B SL 80 X FF 89 2-1 E3 10 E 1-2 2-3		C CU 75 B FF 87 F FF 88 B SI 88 X CU 77 2-2 ② G3		5	0	0	0	0	0	4
10 Chipper Jones, S (1, 5) OBP: 0.378, SLG: 0.403 43 Kyle Farnsworth, R (9, 1)	B SI 96 B FF 96 F SI 96 X SI 96 2-1 16 2B 1B		F SI 96 X SI 95 0-1 HR		B FF 94 B SL 84 B SL 84 B SL 84 4-0 16 2B 23 HBP BB	B CH 79 C FF 89 B CH 80 B CH 79 F FF 91 F FF 91 X CH 80 3-2 FC5 1-3 2-H 3-H		C CH 72 X CH 73 0-1 1B		4 0	3 0	3 0	2 0	1 0	0 0	1 0
16 Brian McCann, L (1, 2) OBP: 0.390, SLG: 0.481	C SL 85 B SI 95 B SL 86 F SI 96 B SL 85 X SI 95 3-2 1-H 2B		B SL 84 F SL 82 B FS 80 B FS 82 F SI 94 F SI 95 X SI 93 3-2 HR		B FS 84 F FS 86 B SI 93 X FS 87 2-1 23 HBP 1-3 3-H 2B	C CU 67 F SL 79 S CH 79 0-3 ② K		S CU 76 X CU 76 0-1 ③ G6-3		5	1	3	3	0	1	3
20 Eric Hinske, L (1, 3) OBP: 0.336, SLG: 0.472	X SI 94 0-0 ③ F7		B SI 94 B FS 84 X FF 95 2-0 ③ P6		I IN 62 I IN 65 I IN 71 I IN 75 4-0 23 HBP IBB	X SL 79 0-0 ③ G4-3				3	0	0	0	1	0	3
23 Matt Diaz, R (1, 7) OBP: 0.287, SLG: 0.452 58 Peter Moylan, R (6, 1) 25 Troy Glaus, R (7, PH) OBP: 0.356, SLG: 0.408 40 Takashi Saito, L (8, 1) 7 Brooks Conrad, S (9, 5) OBP: 0.300, SLG: 0.467		C FF 95 X SI 96 0-1 ① G6-3		B SL 83 C FF 93 X FS 84 1-1 ① L8	F SL 86 H SI 94 1-1 1-2 2-3 3-H HBP		C CU 75 S SI 87 B FF 89 B CU 78 B SI 89 B CU 79 4-2 2 G5-4-3 BB		2 0 0 0 0 0	0 0 0 0 0 0	0 0 0 0 0 0	1 0 0 0 0 0	0 0 1 0 0 0	0 0 0 0 0 0	0 0 0 0 0 0
28 Rick Ankiel, L (1, 8) OBP: 0.316, SLG: 0.449		X SI 96 0-0 2 1B 1B		C CU 74 B CU 71 X SI 92 1-1 ② F7	B FF 89 X CU 66 1-0 ③ G3		S CU 77 T CU 77 B SI 88 B FF 89 S SI 88 2-3 ① K		4	0	1	0	0	1	4
2 Alex Gonzalez, R (1, 6) OBP: 0.302, SLG: 0.480		B FF 94 1 SAFE B SI 96 B SI 95 C FF 95 1 SAFE 1 SAFE X SI 96 3-1 ② 1-2 1B		C SI 95 B SI 92 F FS 85 B FS 88 B SI 94 F SI 96 C FS 85 3-3 ③ K	C CH 75 B SI 87 X CH 77 1-1 ① P2		S SI 88 F SI 88 B FF 88 X FF 88 1-2 ②③ G5-4-3 1-2f		4	0	1	0	0	1	1
54 Kris Medlen, S (1, 1) OBP: 0.290, SLG: 0.222 38 Mike Dunn, L (5, 1) 53 Melky Cabrera, S (6, 7) OBP: 0.329, SLG: 0.378		C SI 96 X SI 95 0-1 ③ F8			C SI 92 B SI 93 F SI 93 B SI 94 B SI 94 X SI 94 3-2 22 G6-3 E6 16 2B	B CU 63 B CU 65 C SI 88 F CH 78 B FF 90 X CH 80 3-2 22 E 4 1B E6 10 FC5		X CU 75 0-0 HR		1 1 2	0 1 2	0 0 1	0 0 1	0 0 0	0 0 0	1 0 0
Inning Stats	R: 1 E: 0 K: 0 S: 11 H: 3 LOB: 1 BB: 0 P: 18	R: 0 E: 0 K: 0 S: 7 H: 2 LOB: 1 BB: 0 P: 10	R: 2 E: 0 K: 0 S: 12 H: 2 LOB: 0 BB: 0 P: 22	R: 0 E: 0 K: 1 S: 8 H: 0 LOB: 0 BB: 0 P: 13	R: 2 E: 1 K: 0 S: 10 H: 1 LOB: 3 BB: 2 P: 28	R: 2 E: 3 K: 1 S: 18 H: 1 LOB: 2 BB: 0 P: 28	R: 0 E: 0 K: 1 S: 8 H: 0 LOB: 0 BB: 1 P: 15	R: 1 E: 0 K: 0 S: 10 H: 2 LOB: 1 BB: 0 P: 12		1B: 6 2B: 2 3B: 0 HR: 3 SF: 0 SAC: 0 DP: 2 HBP: 1						

PITCHER		IP	WLS	BF	H	R	ER	SO	BB	IBB	HBP	BLK	WP	HR	S	P	ERA	WHIP
34 Mike Pelfrey, R ERA: 4.16	(1, 1)	4.2	L	24	8	5	3	1	1	1	1	0	0	2	47	89	5.79	1.929
47 Hisanori Takahashi, L ERA: 4.22	(5, 1)	1.1		8	1	2	0	1	0	0	0	0	0	0	19	30	0.00	0.750
22 Raul Valdes, L ERA: 4.84	(7, 1)	2.0		8	2	1	1	1	1	0	0	0	0	1	18	27	4.50	1.500

PITCHER	IP	WLS	BF	H	R	ER	SO	BB	IBB	HBP	BLK	WP	HR	S	P	ERA	WHIP

BOTTOM

New York Mets @ Atlanta Braves

Turner Field, Atlanta, GA

Wed Aug 04 2010, 7:11 PM - 10:16 PM EDT

Att. 28,536 - Partly Cloudy - 92 F

livebaseballscorecards.com

AB	36
R	8
H	11
RBI	7
BB	3
SO	3
LOB	18

1B: 6 SF: 0
2B: 2 SAC: 0
3B: 0 DP: 2
HR: 3 HBP: 1

WP: 0 PA: 40
PB: 0
SB: 0
CS: 0

Batter	1	2	3	4	5	6	7	8	9	AB	R	H	RBI	BB	SO	LOB
7 José Reyes, S (1, 6) OBP: 0.317, SLG: 0.412	B SI 90 B CH 84 C SI 91 S CH 84 X FF 92 2-2 ① G1-3		B SI 92 B FF 89 C FF 89 X FF 90 2-1 3-H 1B		X SI 91 0-0 ② L8			S CH 80 S FC 88 B CU 78 S CH 82 1-3 ① K		4	0	1	1	0	1	0
16 Ángel Pagán, S (1, 7) OBP: 0.369, SLG: 0.473	C FF 92 C FF 92 B FF 93 B CH 84 B CH 83 X SI 92 3-2 15 G6-3 1B		C CH 83 X CU 78 0-1 ③ F9		C SI 91 C CH 83 B FF 90 X CH 82 1-2 ③ F7			B CU 77 C FC 88 B FF 91 B SI 91 C FC 88 X SI 92 3-2 ② G5-3		4	0	1	0	0	0	1
15 Carlos Beltrán, S (1, 8) OBP: 0.317, SLG: 0.319	C FF 93 1 SAFE X FC 90 0-1 ②③ G6-3 1-2f			C CU 77 B CH 84 X CU 77 1-1 ① G1-3		F CH 83 X FF 90 0-1 ① P5		B SI 92 C SI 90 B FC 88 B SI 91 X CH 83 3-1 ③ G3-1		4	0	0	0	0	0	1
5 David Wright, R (1, 5) OBP: 0.368, SLG: 0.501		S FF 92 C SI 92 X SL 84 0-2 ① P2		B FF 84 C SI 92 F CH 82 F FF 92 B FF 93 B CU 79 X CH 83 3-2 29 1B 30 1B 1B		X SL 83 0-0 ② G5-3			B SI 92 B SI 92 C SI 92 C SI 93 C SI 94 2-3 ① K	4	1	1	0	0	1	0
29 Ike Davis, L (1, 3) OBP: 0.327, SLG: 0.438		B CH 82 X FF 90 1-0 ② P5		X FF 92 0-0 12 F8 30 1B 1-2 1B		C FF 88 C SL 82 B CH 83 S CU 77 1-3 ③ K			B CU 78 F SI 94 X CU 78 1-1 12 1B 19 HR 1B	4	1	2	0	0	1	0
30 Josh Thole, L (1, 2) OBP: 0.397, SLG: 0.362		B SI 90 C FF 90 X FC 89 1-1 ③ G1-3		C CH 83 C CU 78 F SI 92 X FF 92 0-2 1-2 2-H 1B			F FF 89 B CU 78 F CH 82 B CU 79 F SI 90 F FC 88 B CH 83 F SI 89 C SI 90 3-3 ① K		C SI 93 X SI 93 0-1 ② P6	4	0	1	1	0	1	1
12 Jeff Francoeur, R (1, 9) OBP: 0.295, SLG: 0.378			F CH 83 B SI 92 C FF 92 X CU 79 1-2 49 G3 1 SH5-3 7 1B 1B	F SI 92 F FC 86 D FF 94 X CH 84 1-2 ② F8 2-3			X FF 90 0-0 1B		C CU 79 B SI 95 S SI 94 B SI 96 X SI 94 2-2 19 HR 1-2 1B	4	2	3	0	0	0	2
1 Luis Castillo, S (1, 4) OBP: 0.341, SLG: 0.287 23 Chris Carter, L (9, PH) OBP: 0.290, SLG: 0.382 19 Mike Hessman, R (9, PH) OBP: 0.375, SLG: 0.538			X FF 92 0-0 ① SH5-3 1-2	C FF 91 F FF 91 B CH 82 X FF 89 1-2 ③ G4-3			B SI 91 X FF 91 1-0 ② P5		S SI 90 B SI 90 X SI 92 1-1 1-H 2-H HR	2 0 1	0 0 1	0 0 1	0 0 3	0 0 0	0 0 0	3 0 0
49 Jonathon Niese, L (1, 1) OBP: 0.262, SLG: 0.216 39 Bobby Parnell, R (8, 1) 25 Pedro Feliciano, L (8, 1) 36 Manny Acosta, R (8, 1) 4 Henry Blanco, R (9, PH) OBP: 0.317, SLG: 0.374 27 Jesús Feliciano, L (9, PH) OBP: 0.303, SLG: 0.385			S CH 82 B FC 89 B FF 89 X SI 91 2-1 ② G3 2-3		C FF 89 B FC 89 C SI 90 S CH 82 1-3 ① K		B FC 88 1 SAFE F FF 89 C FF 89 C CU 77 1-3 ③ K		B SL 82 C FF 90 C SL 83 F SL 84 C SL 82 1-3 ③ K	3 0 0 0 0 1	0 0 0 0 0 0	0 0 0 0 0 0	0 0 0 0 0 0	2 0 0 0 0 1	0 0 0 0 0 0	2 0 0 0 0 0

TOP

New York Mets @ Philadelphia Phillies

Citizens Bank Park, Philadelphia, PA

Fri Aug 06 2010, 7:37 PM - 10:15 PM EDT
Att. 45,378 - Partly Cloudy - 82 F

livebaseballscorecards.com

AB	35
R	5
H	10
RBI	5
BB	0
SO	7
LOB	10

Inning Stats	1	2	3	4	5	6	7	8	9
	R: 0 E: 0 K: 0 S: 8	H: 1 LOB: 0 BB: 0 P: 13	R: 0 E: 0 K: 0 S: 6	H: 0 LOB: 0 BB: 0 P: 8	R: 1 E: 0 K: 0 S: 10	H: 2 LOB: 1 BB: 0 P: 15	R: 1 E: 0 K: 0 S: 17	H: 3 LOB: 2 BB: 0 P: 23	R: 0 E: 0 K: 1 S: 7	H: 0 LOB: 0 BB: 0 P: 9	R: 0 E: 0 K: 1 S: 6	H: 0 LOB: 0 BB: 0 P: 7	R: 0 E: 0 K: 2 S: 11	H: 1 LOB: 1 BB: 0 P: 16	R: 0 E: 0 K: 1 S: 8	H: 0 LOB: 0 BB: 0 P: 15	R: 3 E: 0 K: 2 S: 16	H: 3 LOB: 0 BB: 0 P: 23

1B: 9	SF: 0	WP: 0	PA: 36
2B: 0	SAC: 1	PB: 0	
3B: 0	DP: 1	SB: 0	
HR: 1	HBP: 0	CS: 0	

PITCHER		IP	WLS	BF	H	R	ER	SO	BB	IBB	HBP	BLK	WP	HR	S	P	ERA	WHIP
56 Joe Blanton, R ERA: 5.65	(1, 1)	7.0		27	7	2	2	4	0	0	0	0	0	0	65	91	2.57	1.000
37 Chad Durbin, R ERA: 3.35	(8, 1)	1.0	W	3	0	0	0	1	0	0	0	0	0	0	8	15	0.00	0.000
55 Danys Baez, R ERA: 5.21	(9, 1)	0.2		4	2	2	2	1	0	0	0	0	0	0	10	15	27.00	3.000
16 J.C. Romero, L ERA: 3.7	(9, 1)	0.0		1	1	1	1	0	0	0	0	0	0	1	2	3	∞	∞
54 Brad Lidge, R ERA: 4.81	(9, 1)	0.1	S	1	0	0	0	1	0	0	0	0	0	0	4	5	0.00	0.000

PITCHER	IP	WLS	BF	H	R	ER	SO	BB	IBB	HBP	BLK	WP	HR	S	P	ERA	WHIP

Batter	1	2	3	4	5	6	7	8	9	AB	R	H	RBI	BB	SO	LOB
11 Jimmy Rollins, S (1, 6) OBP: 0.338, SLG: 0.372	C FF 91 S FF 92 B FF 92 X FF 93 1-2 **G5-3** ①	B CU 76 F FF 91 B CH 82 B FC 88 B FC 90 4-1 **BB**	C FF 90 S CU 75 C CU 76 0-3 **K** ③			F FC 86 F FC 87 X FF 91 0-2 **F8** ②	B SI 90 B SI 90 X SI 89 2-0 5 1B **1-2** **2-3** **3-H** 1B		4	0	1	1	1	1	0
29 Raul Ibanez, L (1, 7) OBP: 0.361, SLG: 0.435	C FF 92 X FC 89 0-1 27 PB 27 2B 1B	C FF 90 B FF 91 1 SAFE 1 SAFE X FF 91 1-1 **F7** ③			C CU 76 C CU 75 X FF 91 0-2 **G1-6-3** ①		B FC 87 C FF 91 B CU 75 B FC 90 B FC 89 4-1 27 **FC6-4** **BB**	C SI 89 S CU 79 S CU 78 0-3 **K** ①		4	1	1	0	1	1	4
27 Placido Polanco, R (1, 5) OBP: 0.352, SLG: 0.438	B FF 91 F FF 92 B FC 88 F FF 92 X FF 92 2-2 10 BB **1-H** 2B		C SI 89 B FC 86 B FC 85 X SI 88 2-1 **G6-3** ①		F FF 91 B CU 76 X FF 90 1-1 **P6** ②		C CU 74 D CU 75 X FC 90 1-1 **FC6-4** ③ **1-2f**	B FF 96 X SI 95 1-0 **SF8** ② **3-H**		4	0	1	2	0	0	1
5 Mike Sweeney, R (1, 3) OBP: 0.336, SLG: 0.471 55 Danys Baez, R (9, 1) 16 J.C. Romero, S (9, 1) 54 Brad Lidge, R (9, 1)	X SI 93 0-0 **L6** ②		B FC 88 B SI 90 X FC 91 2-0 **G6-3** ②		F SI 90 F FF 89 X FF 91 0-2 **F8** ③			28 1B 10 1B 1B		5 0 0 0	1 0 0 0	2 0 0 0	1 0 0 0	0 0 0 0	0 0 0 0	1 0 0 0
28 Jayson Werth, R (1, 8) OBP: 0.386, SLG: 0.516	B SI 91 B FC 89 B FF 91 C FF 91 B FF 91 4-1 10 BB **BB**		C FC 88 C FC 87 F CU 78 X FF 92 0-2 10 BB 1B			B CU 75 B FC 87 F FF 90 F CU 75 F CU 76 C CU 77 2-3 **K** ①		51 1B 1-3 1B	1-2 **G5-3** ③	4	1	2	0	1	1	2
10 Ben Francisco, R (1, 9) OBP: 0.336, SLG: 0.429	B CU 75 B FF 92 F FF 91 B FF 93 B FF 92 4-1 **1-2** **2-3** **BB**		B FF 90 D SI 90 C FF 90 F FC 89 1 SAFE 1 SAFE D CU 76 B FF 90 4-2 **1-2** **BB**			C FF 89 X SI 89 0-1 **L8** ②		C FF 97 C FF 97 F FF 99 F FF 99 F FF 99 X SL 88 0-2 21 1B 51 1B 3 BB **1-2** **3-H** 1B		2	1	1	1	2	0	0
51 Carlos Ruiz, R (1, 2) OBP: 0.396, SLG: 0.444	C SI 90 B CH 82 C SI 91 S CH 83 1-3 **K** ③		B FF 90 B FF 90 X FF 90 2-0 **L9** ③			B SI 89 X SI 87 1-0 1B		S FF 99 B FF 98 D SL 90 B FF 98 X FF 98 3-1 3 BB 21 1B 11 1B **1-2** **2-H** 1B		4	1	2	1	0	1	5
21 Wilson Valdez, R (1, 4) OBP: 0.271, SLG: 0.348		C FC 90 B FC 86 F FF 90 X FF 92 1-2 **G6-3** ①		C FF 89 S FC 86 B FF 91 F FC 86 S CU 76 1-3 **K** ①		X FC 89 0-0 **L4** ③		X SI 88 0-0 11 1B 3 BB 27 SF8 **1-2** **2-3** 1B		4	1	1	0	0	1	1
56 Joe Blanton, R (1, 1) OBP: 0.171, SLG: 0.128 40 John Mayberry Jr., R (7, PH) 37 Chad Durbin, R (8, 1) 3 Ross Gload, L (8, PH) OBP: 0.343, SLG: 0.452 (9, 3)		B FF 90 C FF 90 B FC 86 B FF 91 C FF 91 S FF 91 3-3 **K** ②		C FF 89 C FF 90 S CU 76 0-3 **K** ②			C SI 89 B SI 87 S CU 76 B CU 76 S CU 76 2-3 **K** ①	B SI 89 D CU 78 B SI 88 C SI 88 F SI 88 F SI 89 B SI 88 4-2 11 1B 5 1B **1-2** **2-3** **3-H** **BB**		2 1 0 0	0 0 0 1	0 0 0 0	0 0 0 1	2 1 0 1	0 0 0 0	0 0 0 0
Inning Stats	R: 1 E: 0 K: 1 S: 14 H: 2 LOB: 3 BB: 2 P: 26	R: 0 E: 0 K: 1 S: 9 H: 0 LOB: 1 BB: 1 P: 18	R: 0 E: 0 K: 0 S: 10 H: 1 LOB: 2 BB: 1 P: 20	R: 0 E: 0 K: 3 S: 10 H: 0 LOB: 0 BB: 0 P: 11	R: 0 E: 0 K: 0 S: 8 H: 0 LOB: 0 BB: 0 P: 9	R: 0 E: 0 K: 1 S: 8 H: 1 LOB: 1 BB: 0 P: 11	R: 0 E: 0 K: 1 S: 9 H: 0 LOB: 1 BB: 1 P: 16	R: 6 E: 0 K: 1 S: 26 H: 7 LOB: 2 BB: 1 P: 42		1B: 10 2B: 1 3B: 0 HR: 0 SF: 1 SAC: 0 DP: 0 HBP: 0						

PITCHER		IP	WLS	BF	H	R	ER	SO	BB	IBB	HBP	BLK	WP	HR	S	P	ERA	WHIP
49 Jonathon Niese, L ERA: 3.63	(1, 1)	7.0		30	4	1	1	7	5	0	0	0	0	0	68	111	1.29	1.286
39 Bobby Parnell, R ERA: 4.12	(8, 1)	0.0	L	4	4	4	4	0	0	0	0	0	0	0	12	19	∞	∞
25 Pedro Feliciano, L ERA: 3.16	(8, 1)	0.1		4	2	0	0	1	1	0	0	0	0	0	8	14	0.00	9.000
36 Manny Acosta, R ERA: 2.37	(8, 1)	0.2		3	1	2	2	0	0	0	0	0	0	0	6	9	27.00	1.500

PITCHER	IP	WLS	BF	H	R	ER	SO	BB	IBB	HBP	BLK	WP	HR	S	P	ERA	WHIP

BOTTOM

New York Mets @ Philadelphia Phillies

Citizens Bank Park, Philadelphia, PA

Fri Aug 06 2010, 7:37 PM - 10:15 PM EDT

Att. 45,378 - Partly Cloudy - 82 F

livebaseballscorecards.com

AB	34
R	7
H	11
RBI	7
BB	6
SO	8
LOB	14

WP: 0 PA: 41
PB: 1
SB: 0
CS: 0

New York Mets @ Philadelphia Phillies

Citizens Bank Park, Philadelphia, PA

Sat Aug 07 2010, 7:10 PM - 9:48 PM EDT

Att. 45,194 - Partly Cloudy - 86 F

livebaseballscorecards.com

Batter	1	2	3	4	5	6	7	8	9	AB	R	H	RBI	BB	SO	LOB
7 José Reyes, S (1, 6) OBP: 0.316, SLG: 0.410	C CH 82 B FF 93 C FF 94 F FC 92 B FF 95 F CH 84 X FF 96 2-2 ① P3		X CH 84 0-0 ③ G5-3		B FF 93 C FF 93 X FC 92 1-1 ③ FC4 1-2f			C FC 87 B CU 76 F FF 89 X FC 89 1-2 29 BB 16 SH1-3 1B		4	0	1	0	0	0	2
16 Ángel Pagán, S (1, 7) (8, 9) OBP: 0.369, SLG: 0.475	C FF 94 B FC 91 X FF 95 1-1 ② G6-3			B FF 91 F FF 92 X FF 93 1-1 2B		B FF 90 C CH 81 B FC 89 C FF 93 S CU 77 2-3 ① K		C FC 88 1 SAFE 1 SAFE 1 SAFE X CH 80 0-1 ① SH1-3 1-2		3	0	1	0	0	1	0
15 Carlos Beltrán, S (1, 8) OBP: 0.314, SLG: 0.329	S CH 83 C FF 96 B FF 95 S FC 91 1-3 ③ K			C FF 93 F FC 88 C FF 93 0-3 ① K		C CU 76 S CH 83 B FF 94 X FF 94 1-2 2B		D CH 82 X CH 80 1-0 ② P6		4	0	1	0	0	2	2
5 David Wright, R (1, 5) OBP: 0.369, SLG: 0.500		C FF 92 S FF 94 F FF 95 B FF 94 F FC 91 F FF 95 X CH 86 1-2 4 S 1B		S FF 91 B FF 94 C FF 94 F FC 91 S FF 95 1-3 ② K		F FF 93 F FF 94 S CU 78 0-3 ② K		C CH 82 B FF 88 B CH 83 B SI 91 B FF 91 4-1 29 BB		3	0	1	0	1	2	2
19 Mike Hessman, R (1, 3) OBP: 0.316, SLG: 0.438 29 Ike Davis, L (8, PH) OBP: 0.329, SLG: 0.438 (8, 3)		B FF 94 T CH 84 C FF 94 S CU 79 1-3 ① K		F FF 95 X FC 92 0-1 ③ F8		F FF 94 B CH 82 X CU 77 1-1 ③ F9		B SI 91 B FF 90 C CH 84 D CU 79 B FF 89 4-1 1-2 2-3 BB		3 0	0 0	0 0	0 0	0 1	1 0	3 0
12 Jeff Francoeur, R (1, 9) OBP: 0.294, SLG: 0.385 75 Francisco Rodríguez, R (8, 1)		1 SAFE X FC 90 0-0 ② F7			F CH 81 F FF 93 T FF 94 0-2 ① K		B FF 91 X CH 83 1-0 HR	S SI 91 B CU 79 B SI 91 F FF 90 B CH 82 F SI 92 S SI 92 3-3 ③ K		4 0	1 0	1 0	1 0	0 0	2 0	4 0
4 Henry Blanco, R (1, 2) OBP: 0.314, SLG: 0.368		B FF 93 C CH 83 B FF 93 F FF 94 X CH 83 2-2 ③ G6-3 1-2			S CH 82 X FF 93 0-1 57 1B 1B		C CU 75 B CH 84 S FC 89 S FC 90 1-3 ① K		F FF 93 B CH 82 X CH 84 1-1 ① L5	4	0	1	0	0	1	1
11 Rubén Tejada, R (1, 4) OBP: 0.287, SLG: 0.241			C FF 90 C CU 76 F FF 93 X FF 94 0-2 ① F9		C CH 81 F FF 92 B FF 95 S CH 84 1-3 ② K		S CH 82 S FC 90 F CU 78 X FC 89 0-2 ② G4-3		F FF 93 B FF 92 F FC 88 S CH 82 1-3 ② K	4	0	0	0	0	2	1
57 Johan Santana, L (1, 1) OBP: 0.140, SLG: 0.240 26 Fernando Martinez, L (8, 7)			B FF 92 C FF 92 F CH 82 F FC 90 F CH 84 B FF 95 B FF 95 F CH 84 S FF 95 3-3 ② K		X FF 90 0-0 7 FC4 1-2 1B		C FF 92 T FF 93 S CU 78 0-3 ③ K		B CH 83 S CH 84 C FF 94 X FC 89 1-2 ③ G4-3	3 1	0 0	1 0	0 0	0 0	2 0	0 0

Inning Stats	1	2	3	4	5	6	7	8	9
	R: 0 E: 0 K: 1 S: 10 H: 0 LOB: 0 BB: 0 P: 14	R: 0 E: 0 K: 1 S: 13 H: 1 LOB: 1 BB: 0 P: 17	R: 0 E: 0 K: 1 S: 11 H: 0 LOB: 0 BB: 0 P: 14	R: 0 E: 0 K: 2 S: 11 H: 1 LOB: 1 BB: 0 P: 13	R: 0 E: 0 K: 2 S: 11 H: 2 LOB: 2 BB: 0 P: 13	R: 0 E: 0 K: 2 S: 11 H: 1 LOB: 1 BB: 0 P: 15	R: 1 E: 0 K: 2 S: 11 H: 1 LOB: 0 BB: 0 P: 13	R: 0 E: 0 K: 1 S: 12 H: 1 LOB: 3 BB: 2 P: 25	R: 0 E: 0 K: 1 S: 8 H: 0 LOB: 0 BB: 0 P: 11

| | | |

BOTTOM

New York Mets @ Philadelphia Phillies

Citizens Bank Park, Philadelphia, PA

Sat Aug 07 2010, 7:10 PM - 9:48 PM EDT

Att. 45,194 - Partly Cloudy - 86 F

livebaseballscorecards.com

Batter	1	2	3	4	5	6	7	8	9	AB	R	H	RBI	BB	SO	LOB
11 Jimmy Rollins, S (1, 6) OBP: 0.340, SLG: 0.371	B SL 82 C FF 89 B CH 80 X FF 89 2-1 L8 ①		C FF 89 B SL 84 B SL 84 B CH 82 B FF 90 4-1 BB			F SL 81 X FF 90 0-1 G6-3 ②		B FF 89 B FF 89 X FF 89 2-0 27 FC1-5, 29 1B, 1B		3	0	1	0	1	0	0
29 Raul Ibanez, L (1, 7) OBP: 0.360, SLG: 0.433	C FF 91 F FF 92 S CH 83 0-3 K ②		1 SAFE B FF 90 X SL 80 1-0 F8 ③			B FF 91 C FF 91 F SL 83 B FF 92 F FF 92 B SL 83 S CH 80 3-3 K 27 1B		C FF 90 X FF 91 0-1 28 BB, 27 FC1-5, 1-2, 1B		4	0	1	0	0	2	1
27 Placido Polanco, R (1, 5) OBP: 0.351, SLG: 0.435	X FF 90 0-0 F9 ③			B FF 90 C FF 89 B FF 91 F SL 83 F FF 91 X SL 76 2-2 P4 ①		X FF 90 0-0 1-2, 1B		X CH 80 0-0 FC1-5 ①, 28 BB, 1-2, 2-3f		4	0	1	0	0	0	2
5 Mike Sweeney, R (1, 3) OBP: 0.325, SLG: 0.454		C SL 80 B FF 90 X FF 90 1-1 F8 ①		F FF 90 S CH 79 C CH 78 0-3 K ②		F FF 90 B FF 91 X FF 90 1-1 G6-3 ③		F CU 76 B FF 93 C FF 92 X FF 94 1-2 L3 ②		4	0	0	0	0	1	4
28 Jayson Werth, R (1, 8) OBP: 0.389, SLG: 0.519		B FF 91 C FF 90 B SL 79 C FF 90 B SL 83 B FF 90 4-2 51 G5-3, 10 BB, BB		F FF 90 B FF 91 F CH 78 F CH 79 B CH 81 F FF 90 X FF 91 2-2 L8 ③			X SL 79 0-0 10 FC6-5, 2B	B CU 79 C FF 93 B FF 93 S CU 78 F FF 94 D CU 80 B CU 79 4-2 1-2, 2-3, BB		2	0	1	0	2	0	0
10 Ben Francisco, R (1, 9) OBP: 0.336, SLG: 0.422 3 Ross Gload, L (8, PH) OBP: 0.340, SLG: 0.447 46 Ryan Madson, L (9, 1)		C FF 88 B FF 88 B FF 87 F CH 80 B FF 90 F FF 89 1 SAFE F SL 81 B FF 90 4-2 1-2, BB			C CH 78 X FF 88 0-1 P4 ①		M FF 90 F FF 90 F FF 91 X FF 89 0-2 FC6-5 ①, 21 1B, 2-3	B CH 79 D FF 92 F FF 91 F FF 92 F FF 94 B CU 77 X CU 76 3-2 G4-3 ③		2 1 0	0 0 0	0 0 0	1 0 0	0 0 0	1 3 0	0 0 0
51 Carlos Ruiz, R (1, 2) OBP: 0.391, SLG: 0.436		D CH 78 X FF 89 1-0 G5-3 ②, ③, 2-3f			C FF 90 B FF 90 S CH 79 S CH 81 1-3 K ②		1 SAFE C CH 79 B SL 77 B FF 89 B CH 77 F FF 88 X FF 89 3-2 P4 ②		B FF 92 B FF 92 C FF 90 F FF 92 C FF 94 2-3 K ①	4	0	0	0	0	2	3
21 Wilson Valdez, R (1, 4) OBP: 0.272, SLG: 0.348 19 Greg Dobbs, L (9, PH) OBP: 0.252, SLG: 0.318			X FF 88 0-0 B4-3 ①		C CH 78 F CH 81 C SL 83 0-3 K ③		F CH 79 X CH 77 0-1 1-2, 1B		B CU 77 C FF 92 F CU 79 F CH 84 B FF 93 X CH 83 2-2 L4 ②	3 1	0 0	1 0	0 0	0 0	1 0	0 0
35 Cole Hamels, L (1, 1) OBP: 0.149, SLG: 0.191 40 John Mayberry Jr., R (7, PH) 37 Chad Durbin, R (8, 1) 9 Domonic Brown, L (9, 9) OBP: 0.233, SLG: 0.286			B FF 89 B FF 90 X FF 88 2-0 F8 ②			C FF 90 S SL 82 F SL 83 B FF 91 S SL 82 1-3 K ①	S CH 80 X CH 81 0-1 F8 ③		C CU 79 S CH 86 F CH 86 B FF 93 S CH 87 1-3 K ③	2 1 0 1	0 0 0 0	0 0 0 0	0 0 0 0	0 0 0 0	1 0 0 1	0 2 0 0

Inning Stats	1	2	3	4	5	6	7	8	9
R	0	0	0	0	0	0	0	0	0
E	0	0	0	0	0	0	0	0	0
K	1	0	0	1	2	2	0	2	2
S	6	9	4	12	8	13	12	14	11
H	0	0	0	0	0	1	2	2	0
LOB	0	1	1	0	0	2	2	3	0
BB	0	2	1	0	0	0	0	1	0
P	8	19	11	16	9	18	15	24	16

1B: 4	SF: 0	WP: 1
2B: 1	SAC: 0	PB: 0
3B: 0	DP: 1	SB: 0
HR: 0	HBP: 0	CS: 0

PA: 36

PITCHER		IP	WLS	BF	H	R	ER	SO	BB	IBB	HBP	BLK	WP	HR	S	P	ERA	WHIP
57 Johan Santana, L ERA: 3.06	(1, 1)	7.1	W	30	5	0	0	6	3	0	0	0	1	0	68	102	0.00	1.091
75 Francisco Rodríguez, R ERA: 2.28	(8, 1)	1.2	S	6	0	0	0	2	1	0	0	0	0	0	21	34	0.00	0.600

PITCHER	IP	WLS	BF	H	R	ER	SO	BB	IBB	HBP	BLK	WP	HR	S	P	ERA	WHIP

Batter	1	2	3	4	5	6	7	8	9	AB	R	H	RBI	BB	SO	LOB
7 José Reyes, S (1, 6) OBP: 0.320, SLG: 0.416	B FC 89 B SI 90 C FC 91 X SI 93 2-1 16 1B 2B		C CU 74 B FC 90 B CU 76 X FC 90 2-1 ① G3			C FC 91 X CU 78 0-1 16 E 2B	C CH 84 B SI 94 B SI 94 B CH 84 B FC 93 4-1 BB		C FF 92 B FF 91 X SL 84 1-1 ③ F8	4	2	2	0	1	0	1
16 Ángel Pagán, S (1, 9) (7, 8) OBP: 0.370, SLG: 0.475	C FC 90 X CH 83 0-1 5 S 15 S 29 1B 2-H 1B		C FC 90 F CH 83 F SI 93 S CU 78 0-3 ② K2-3			C FC 92 B SI 93 C CH 84 B SI 91 X SI 94 2-2 E9 2-H 1B	C FC 92 B FC 92 B CH 85 C FC 93 X CU 79 2-2 ② F8			4	1	2	2	0	1	2
15 Carlos Beltrán, S (1, 8) OBP: 0.300, SLG: 0.312 25 Pedro Feliciano, L (7, 1) 36 Manny Acosta, R (7, 1)	C FC 91 X FC 92 0-1 ① P6 1-2		C FC 92 B FC 93 F CH 85 S CU 78 1-3 ③ K			C FC 92 F CH 84 D CU 79 T FC 92 1-2 ① K	B FC 94 B CH 85 F FC 92 F CH 85 S CU 79 2-3 ③ K			4 0 0	0 0 0	0 0 0	0 0 0	0 0 0	3 0 0	4 0 0
5 David Wright, R (1, 5) OBP: 0.366, SLG: 0.495	B CU 78 B FC 91 F CH 84 F SI 94 S CU 80 2-3 ② K 2-3			C FC 91 F SI 93 B CU 79 B SI 95 C SI 94 2-3 ① K		C CU 78 S FC 92 S CU 79 0-3 ② K		C FC 87 B FC 88 X FF 93 1-1 ① F7		4	0	0	0	0	3	2
29 Ike Davis, L (1, 3) OBP: 0.328, SLG: 0.435	B CU 79 X FC 93 1-0 ② 3-H 1B			T FC 92 F FC 91 B CH 84 S CU 77 1-3 ② K		X CH 83 0-0 ③ G4-3		B CH 84 B CH 83 X FC 89 2-0 ② F7		4	0	1	1	0	1	1
26 Fernando Martinez, L (1, 7) (7, 9) OBP: 0.200, SLG: 0.200	C FC 92 S CH 85 F CU 80 F FC 93 X CH 85 0-2 ③ L8			B CU 77 C FC 92 B FC 92 B FC 93 X FC 92 3-1 ③ G4-3			B FC 92 C SI 92 B SI 94 S CH 84 X FC 93 2-2 30 2B 11 G6-3 1B	C FF 94 S CH 84 B CH 84 S CH 83 1-3 ③ K		4	1	1	0	0	1	1
30 Josh Thole, L (1, 2) OBP: 0.417, SLG: 0.403		X FC 90 0-0 ① F9			C FC 92 F FC 92 B CH 85 F FC 93 X SI 95 1-2 11 G6-4-3 1B		C FC 92 B SI 93 X FC 92 1-1 11 G6-3 23 2B 1-3 2B		B FF 91 B SL 82 C SL 83 X FF 92 2-1 23 G3 11 G3 1B	4	1	3	0	0	0	0
11 Rubén Tejada, R (1, 4) OBP: 0.278, SLG: 0.232		B FC 92 X FC 92 1-0 ② B1			C SI 93 B CU 78 X SI 94 1-1 ①② G6-4-3 1-2f		L CU 79 B CU 79 F SI 94 F SI 95 B CU 79 X FC 91 2-2 ① G6-3 2-3 3-H		B SL 82 B FF 90 C FF 91 C SL 82 F SL 83 X SL 84 2-2 ① G3 1-2	4	0	0	1	0	0	3
43 R.A. Dickey, R (1, 1) OBP: 0.222, SLG: 0.192 22 Raul Valdes, L (4, 1) OBP: 0.500, SLG: 0.625 1 Luis Castillo, S (5, PH) OBP: 0.339, SLG: 0.286 47 Hisanori Takahashi, L (5, 1) OBP: 0.063, SLG: 0.063 23 Chris Carter, L (7, PH) OBP: 0.295, SLG: 0.396 (7, 7)		C SI 94 C FC 93 F CU 78 S CU 78 0-3 ③ K			C FC 94 F FC 92 B FC 93 S CH 85 1-3 ③ K		B CH 84 X FC 91 1-0 2B 3-H		B SL 83 C SL 82 B FF 92 F SL 84 X FF 84 2-2 ② G3 2-3	1 0 1 0 2	0 0 0 0 0	0 0 0 0 1	0 0 0 0 1	1 0 0 0 0	0 0 0 0 0	0 0 0 0 1
Inning Stats	R: 2 E: 0 K: 1 S: 15 H: 3 LOB: 1 BB: 0 P: 20	R: 0 E: 0 K: 1 S: 6 H: 0 LOB: 0 BB: 0 P: 7	R: 0 E: 0 K: 2 S: 9 H: 0 LOB: 0 BB: 0 P: 12	R: 0 E: 0 K: 2 S: 8 H: 0 LOB: 0 BB: 0 P: 14	R: 0 E: 0 K: 1 S: 9 H: 1 LOB: 0 BB: 0 P: 12	R: 1 E: 1 K: 2 S: 12 H: 2 LOB: 1 BB: 0 P: 15	R: 2 E: 0 K: 1 S: 17 H: 3 LOB: 2 BB: 1 P: 31	R: 0 E: 0 K: 1 S: 6 H: 0 LOB: 0 BB: 0 P: 10	R: 0 E: 0 K: 0 S: 11 H: 1 LOB: 1 BB: 0 P: 18	1B: 6 2B: 4 3B: 0 HR: 0 SF: 0 SAC: 0 DP: 1 HBP: 0						

PITCHER		IP	WLS	BF	H	R	ER	SO	BB	IBB	HBP	BLK	WP	HR	S	P	ERA	WHIP
34 Roy Halladay, R ERA: 2.34	(1, 1)	7.0	W	30	9	5	5	10	1	0	0	0	0	0	76	111	6.43	1.429
46 Ryan Madson, R ERA: 4.01	(8, 1)	1.0	H	3	0	0	0	1	0	0	0	0	0	0	6	10	0.00	0.000
54 Brad Lidge, R ERA: 4.62	(9, 1)	1.0	S	4	1	0	0	0	0	0	0	0	0	0	11	18	0.00	1.000

PITCHER	IP	WLS	BF	H	R	ER	SO	BB	IBB	HBP	BLK	WP	HR	S	P	ERA	WHIP

TOP

New York Mets @ Philadelphia Phillies

Citizens Bank Park, Philadelphia, PA

Sun Aug 08 2010, 1:38 PM - 4:10 PM EDT

Att. 45,402 - Partly Cloudy - 88 F

livebaseballscorecards.com

AB	36
R	5
H	10
RBI	5
BB	1
SO	11
LOB	15

WP: 0 PA: 37
PB: 0
SB: 2
CS: 0

BOTTOM

New York Mets @ Philadelphia Phillies

Citizens Bank Park, Philadelphia, PA

Sun Aug 08 2010, 1:38 PM - 4:10 PM EDT

Att. 45,402 - Partly Cloudy - 88 F

livebaseballscorecards.com

Batter	1	2	3	4	5	6	7	8	9	AB	R	H	RBI	BB	SO	LOB
11 Jimmy Rollins, S (1, 6) OBP: 0.343, SLG: 0.379	B FF 83 B FF 84 X FF 83 2-0 ① G4-3		3 1B 2B C KN 75 X KN 76 0-1 C KN 74 B KN 79 B KN 73 X KN 73 2-1 ③ F9			C CU 66 F CU 68 B CH 80 X CH 80 1-2 27 1B 1B		B FF 97 B CH 85 2-0 ③ CS 1-2		4	1	2	0	0	0	3
27 Placido Polanco, R (1, 5) OBP: 0.350, SLG: 0.433	B KN 72 B KN 73 C FF 85 B FF 85 F FF 84 X FF 85 3-2 ② G3-1		X KN 71 0-0 E6 3 1B 29 HR	C SI 86 B CU 76 F CU 73 F CU 76 X SI 87 1-2 ① F7		B FF 88 F CH 78 X CH 77 1-1 1-2 1B				4	1	1	0	0	0	1
3 Ross Gload, L (1, 3) OBP: 0.336, SLG: 0.439	B KN 72 B KN 73 X KN 71 2-0 ③ G3		B KN 72 C KN 74 X KN 77 1-1 1-3 29 HR 2-H 1B	B CU 78 C CU 77 F FF 88 B CU 79 S CU 78 2-3 ② K		C FF 90 X CU 66 0-1 ③ F8				4	1	1	1	0	1	2
29 Raul Ibanez, L (1, 7) OBP: 0.359, SLG: 0.439		F KN 73 B KN 80 F KN 77 B KN 80 B KN 78 X KN 76 3-2 ① G4-3	C KN 75 X KN 77 0-1 1-H 3-H HR	C CU 76 B FF 88 C FF 88 F FF 88 B CU 78 X CU 78 2-2 ③ P5			B FF 88 F SI 87 F SI 88 B CU 77 S CU 78 2-3 ① K			4	1	1	3	0	1	0
28 Jayson Werth, R (1, 8) OBP: 0.392, SLG: 0.531		C KN 76 B KN 80 X KN 72 1-1 HR	B KN 75 X KN 75 1-0 23 1B 2B		B FF 88 S CH 76 C FF 88 B CH 79 B FF 89 X CH 79 3-2 ① F7		C SI 88 B CH 77 C CU 78 F CU 78 X CH 77 1-2 10 G5-4-3 1B			4	2	3	1	0	0	0
9 Domonic Brown, L (1, 9) OBP: 0.212, SLG: 0.258 10 Ben Francisco, R (7, PH) OBP: 0.333, SLG: 0.419 (8, 9)		B KN 75 C KN 77 B KN 79 X KN 76 2-1 ② L5	B KN 76 F KN 76 S KN 77 B KN 79 X KN 79 2-2 ② L5		C CU 64 F SL 78 B SL 77 B SL 78 B FF 90 C FF 89 3-3 ② K		1 SAFE X FF 92 0-0 ② ③ G5-4-3 1-2f			3 1	0 0	0 0	0 0	0 0	1 0	1 1
23 Brian Schneider, L (1, 2) OBP: 0.340, SLG: 0.402 51 Carlos Ruiz, R (8, 2) OBP: 0.389, SLG: 0.435		B FF 85 B FF 83 F FF 84 C KN 75 B KN 75 B KN 73 4-2 BB	B KN 72 C KN 74 X KN 77 1-1 34 1B 21 1B 2-H 1B		C CU 65 B CU 69 B FF 89 X FF 88 2-1 ③ G3			B FF 93 F SI 93 B CH 83 T FF 95 C SI 95 2-3 ① K		2 1	0 0	1 0	1 0	1 0	0 1	0 0
21 Wilson Valdez, R (1, 4) OBP: 0.275, SLG: 0.350		C FF 85 F KN 76 X KN 79 0-2 ③ G3	X FF 82 0-0 34 1B 1-2 1B			C FF 87 F CH 77 B CH 80 X FF 89 1-2 ① G6-3		X FF 96 0-0 19 FC3-6 1B		4	0	2	0	0	0	1
34 Roy Halladay, R (1, 1) OBP: 0.147, SLG: 0.134 46 Ryan Madson, L (8, 1) 19 Greg Dobbs, L (8, PH) OBP: 0.250, SLG: 0.316 54 Brad Lidge, R (9, 1)			C FF 84 X KN 77 0-1 ① L4 X KN 72 0-0 1-2 2-3 1B			B FF 89 B CH 77 F FF 88 F FF 89 B CH 79 X FF 89 3-2 ② P6		B SI 94 X CH 84 1-0 ② FC3-6 11 CS 1-2f		3 0 1 0	0 0 0 0	1 0 0 0	0 0 0 0	0 0 0 0	0 0 1 0	0 0 1 0
Inning Stats	R: 0 E: 0 K: 0 S: 5 H: 0 LOB: 0 BB: 0 P: 12	R: 1 E: 0 K: 0 S: 12 H: 1 LOB: 1 BB: 1 P: 22	R: 5 E: 1 K: 0 S: 19 H: 7 LOB: 3 BB: 0 P: 26	R: 0 E: 0 K: 1 S: 11 H: 0 LOB: 0 BB: 0 P: 16	R: 0 E: 0 K: 1 S: 8 H: 0 LOB: 0 BB: 0 P: 16	R: 0 E: 0 K: 0 S: 13 H: 2 LOB: 2 BB: 0 P: 19	R: 0 E: 0 K: 1 S: 8 H: 1 LOB: 0 BB: 0 P: 11	R: 0 E: 0 K: 1 S: 5 H: 1 LOB: 0 BB: 0 P: 10		1B: 8 2B: 2 3B: 0 HR: 2	SF: 0 SAC: 0 DP: 1 HBP: 0			WP: 0 PB: 0 SB: 0 CS: 1	PA: 37	

	AB	35
	R	6
	H	12
	RBI	6
	BB	1
	SO	4
	LOB	10

PITCHER		IP	WLS	BF	H	R	ER	SO	BB	IBB	HBP	BLK	WP	HR	S	P	ERA	WHIP
43 R.A. Dickey, R ERA: 2.65	(1, 1)	3.0	L	19	8	6	4	0	1	0	0	0	0	2	36	60	12.00	3.000
22 Raul Valdes, L ERA: 4.73	(4, 1)	1.0		3	0	0	0	1	0	0	0	0	0	0	11	16	0.00	0.000
47 Hisanori Takahashi, L ERA: 4.13	(5, 1)	2.0		8	2	0	0	1	0	0	0	0	0	0	21	35	0.00	1.000
25 Pedro Feliciano, L ERA: 3.14	(7, 1)	0.1		2	1	0	0	1	0	0	0	0	0	0	7	10	0.00	3.000
36 Manny Acosta, R ERA: 2.18	(7, 1)	1.2		4	1	0	0	1	0	0	0	0	0	0	6	11	0.00	0.600

PITCHER	IP	WLS	BF	H	R	ER	SO	BB	IBB	HBP	BLK	WP	HR	S	P	ERA	WHIP

Batter	1	2	3	4	5	6	7	8	9	AB	R	H	RBI	BB	SO	LOB
24 Dexter Fowler, S (1, 8) OBP: 0.352, SLG: 0.395	B FF 91 C FF 91 B FF 91 C SI 91 B FF 92 S SI 93 3-3 **K** ①		C SI 93 B SI 92 T SI 92 F SI 93 D CU 78 X SI 94 2-2 **1B**		B SI 94 B SI 93 C SI 93 C SI 93 X SI 94 2-2 **G1-3** ③			B CH 78 C CH 78 S CH 79 X CH 80 1-2 **L7** ②		4	0	1	0	0	1	1
17 Todd Helton, L (1, 3) OBP: 0.340, SLG: 0.318	B SI 92 C SI 92 X SI 92 1-1 **F8** ②		1 SAFE 1 SAFE C SI 91 B SI 92 B FF 94 F SI 93 X SI 93 2-2 **F7** ②			B SI 92 B SI 91 B SI 90 C SI 92 F FF 92 F FF 92 F SI 93 F SI 92 X SI 92 3-2 **F7** ①		F FF 89 B FF 90 C SL 80 D SL 80 F SL 81 X FF 90 2-2 **P4** ③		4	0	0	0	0	0	1
5 Carlos González, L (1, 7) OBP: 0.354, SLG: 0.578	F CU 75 C SI 93 B SI 93 F FS 87 B SI 94 B FS 88 F FF 93 S FF 93 3-3 **K** ③		F SI 93 X FS 84 0-1 **F7** ③			C SI 93 B SI 91 F CU 76 F SI 93 X SI 93 1-2 2 G6-3 **2B**			B CU 75 F CU 75 F CU 78 B FF 92 F FF 92 X CU 78 2-2 **G3-1** ①	4	0	1	0	0	1	1
2 Troy Tulowitzki, R (1, 6) OBP: 0.379, SLG: 0.505		B FF 92 C FF 93 F FF 93 B FF 95 B FF 93 F FF 94 X SI 94 3-2 **G5-3** ①		F SI 93 B FS 84 B FF 92 X FF 94 2-1 **F8** ①		C SI 92 X SI 92 0-1 **G6-3** ② **2-3**			C FF 92 F CU 79 F FF 92 D CU 79 B FF 92 S FF 91 2-3 **K** ②	4	0	0	0	0	1	1
11 Brad Hawpe, L (1, 9) OBP: 0.341, SLG: 0.431		S FF 93 B SI 92 B FF 93 B FF 93 F FF 94 B SI 95 4-2 21 FC5-4 9 1B **BB**		C CU 74 X SI 93 0-1 **F8** ②		C SI 93 B SI 92 B SI 94 F FF 93 B SI 93 F SI 93 X SI 93 3-2 **G3** ③			F SI 91 B SI 91 B FF 90 B CU 76 C CU 75 X FF 91 3-2 **G4-3** ③	3	0	0	0	1	0	1
9 Ian Stewart, L (1, 5) OBP: 0.346, SLG: 0.454		F FF 93 B FF 93 X FS 83 1-1 21 FC5-4 **1-2** **1B**		F CU 74 S CU 77 B SI 92 X SI 93 1-2 **P6** ③			S CU 75 B SI 91 S FF 92 B SI 91 X SI 91 2-2 **F7** ①			3	0	1	0	0	0	0
21 Miguel Olivo, R (1, 2) OBP: 0.344, SLG: 0.500		F FF 93 B SI 91 C SL 84 X FF 91 1-2 **FC5-4** 12 FC6 ② **1-2f** **2-3**			B SL 83 F SI 93 F FF 93 X SI 92 1-2 12 S **1B**		S SL 83 B SL 85 F SI 93 B SL 86 X SI 93 2-2 **G4-3** ②			3	0	1	0	0	0	2
12 Clint Barmes, R (1, 4) OBP: 0.316, SLG: 0.376		X SI 94 0-0 **FC6** ③ **1-2f**			B FF 92 1 SAFE 1 SAFE S SI 91 F SI 92 F SI 93 B SI 92 B SI 92 X FF 93 3-2 **L6** ① **1-2**		C SI 93 C FF 93 B SI 94 B SL 85 X SI 93 2-2 **G5-3** ③			3	0	0	0	0	0	3
38 Ubaldo Jiménez, R (1, 1) OBP: 0.143, SLG: 0.127 6 Melvin Mora, R (8, PH) OBP: 0.356, SLG: 0.380 97 Joe Beimel, L (8, 1) 63 Rafael Betancourt, R (8, 1)			C SI 91 F SI 92 C SI 93 0-3 **K** ①		S SI 94 F SI 93 B SL 85 S SI 94 1-3 **K** ②			C SI 88 X CH 78 0-1 **G3** ①		2 1 0 0	0 0 0 0	0 0 0 0	0 0 0 0	2 0 0 0	0 0 0 0	1 0 0 0
Inning Stats	R: 0 E: 0 K: 2 S: 10 H: 0 LOB: 0 BB: 0 P: 17	R: 0 E: 0 K: 0 S: 12 H: 1 LOB: 2 BB: 1 P: 21	R: 0 E: 0 K: 1 S: 12 H: 1 LOB: 1 BB: 0 P: 16	R: 0 E: 0 K: 0 S: 7 H: 0 LOB: 0 BB: 0 P: 10	R: 0 E: 0 K: 1 S: 13 H: 1 LOB: 1 BB: 0 P: 20	R: 0 E: 0 K: 0 S: 16 H: 1 LOB: 1 BB: 0 P: 23	R: 0 E: 0 K: 0 S: 9 H: 0 LOB: 0 BB: 0 P: 15	R: 0 E: 0 K: 0 S: 9 H: 0 LOB: 0 BB: 0 P: 12	R: 0 E: 0 K: 1 S: 11 H: 0 LOB: 0 BB: 0 P: 18	1B: 3 2B: 1 3B: 0 HR: 0 SF: 0 SAC: 0 DP: 0 HBP: 0						

PITCHER		IP	WLS	BF	H	R	ER	SO	BB	IBB	HBP	BLK	WP	HR	S	P	ERA	WHIP
34 Mike Pelfrey, R ERA: 3.95	(1, 1)	7.0	W	26	4	0	0	4	1	0	0	0	0	0	79	122	0.00	0.714
47 Hisanori Takahashi, L ERA: 4.09	(8, 1)	1.0	H	3	0	0	0	0	0	0	0	0	0	0	9	12	0.00	0.000
75 Francisco Rodríguez, R ERA: 2.24	(9, 1)	1.0	S	3	0	0	0	1	0	0	0	0	0	0	11	18	0.00	0.000

PITCHER	IP	WLS	BF	H	R	ER	SO	BB	IBB	HBP	BLK	WP	HR	S	P	ERA	WHIP

TOP

Colorado Rockies @ New York Mets

Citi Field, Flushing, NY

Tue Aug 10 2010, 10:08 PM - 12:57 AM EDT

Att. 30,036 - Cloudy - 87 F

livebaseballscorecards.com

AB	31
R	0
H	4
RBI	0
BB	1
SO	5
LOB	11

PA: 32

WP: 0
PB: 0
SB: 1
CS: 0

Colorado Rockies @ New York Mets

Citi Field, Flushing, NY

Tue Aug 10 2010, 10:08 PM - 12:57 AM EDT

Att. 30,036 - Cloudy - 87 F

livebaseballscorecards.com

Batter	1	2	3	4	5	6	7	8	9	AB	R	H	RBI	BB	SO	LOB
7 José Reyes, S (1, 6) OBP: 0.317, SLG: 0.413	B FF 91 X FF 92 1-0 ① F7		C FF 96 B CU 78 F CU 77 X SI 96 1-2 ③ L4			C SI 94 F FF 96 F SL 86 X FF 96 0-2 ① FC5-4 16 G4-3 26 HBP 1-2f	B CU 78 C FF 95 F FF 94 F FF 97 B FF 96 X CU 79 2-2 ② SF9 2-3 3-H			3	0	0	1	0	0	1
26 Fernando Martinez, L (1, 9) OBP: 0.444, SLG: 0.286 (8, 7)	C FF 94 B FF 96 B FS 86 B FF 95 S FF 96 B FF 96 4-2 5 FC6-4 BB			C CU 74 T FF 95 B FF 96 F SL 83 B FF 96 X FS 86 2-2 1B		C FF 94 S FF 95 H FF 95 1-2 16 G4-3 HBP 1-2	B SI 95 B SI 95 B FS 87 C FF 95 F FF 96 S SI 96 3-3 ③ K			2	0	1	0	1	1	2
16 Ángel Pagán, S (1, 8) OBP: 0.367, SLG: 0.470	C FF 93 S FF 95 B FF 94 D CU 78 F FS 87 B SL 84 C FF 96 3-3 ② K			F FF 94 S FF 94 S FF 94 0-3 ① K		C CU 77 X CU 78 0-1 ② G4-3 1-2 2-3		C SI 85 B CH 78 F CH 78 B SI 86 X SI 86 2-2 ① P6		4	0	0	0	0	2	4
5 David Wright, R (1, 5) OBP: 0.365, SLG: 0.492	X FF 95 0-0 ③ FC6-4 1-2f			C FF 94 X FF 94 0-1 ② F9		I IN 72 I IN 72 I IN 72 I IN 74 4-0 IBB		S SI 86 F SI 84 B FF 87 B CH 77 X SI 85 2-2 ② G1-3		3	0	0	0	1	0	2
29 Ike Davis, L (1, 3)		C FF 93 C CU 75 S FC 89 0-3 ① K2-3		C FF 95 B FF 95 F CU 78 T FF 96 1-2 ③ K		C CU 77 S FF 96 F FF 96 B FF 97 F FF 96 D CU 81 S CU 80 2-3 ③ K2-3		F FF 87 B SI 86 B SL 72 C SI 87 D SL 73 B SL 70 4-2 BB		3	0	0	0	1	3	4
23 Chris Carter, L (1, 7) OBP: 0.306, SLG: 0.398 12 Jeff Francoeur, R (7, PR) OBP: 0.294, SLG: 0.384 (8, 9)		B FF 94 C FF 94 X FS 87 1-1 ② F7			F FF 92 F FF 94 B SL 87 B SL 83 F FF 96 X CU 78 2-2 30 CS 1B		B FF 93 B FF 96 B SI 96 B FF 94 4-0 30 2B 7 SF9 BB	F FF 93 F FF 92 S SL 83 0-3 ③ K		2 1	0 1	1 0	0 0	1 0	0 1	0 1
30 Josh Thole, L (1, 2) OBP: 0.413, SLG: 0.415		B SI 96 X SI 95 1-0 ③ F8			F FF 94 F FF 94 B FF 95 D SL 84 B SI 94 1 SAFE 1 SAFE F FF 94 T SI 95 3-2 ① ② K 1-2		B SI 93 X FF 93 1-0 7 SF9 1-3 2B			3	0	1	0	0	1	1
11 Rubén Tejada, R (1, 4) OBP: 0.271, SLG: 0.226			B FF 95 F FF 94 X FF 95 1-1 ① F8		C SI 96 B SL 85 X SL 85 1-1 ③ G5-3		C FF 95 F FF 94 B FF 96 B CU 80 F FF 96 D CU 79 F FF 96 C SI 97 3-3 ① K			3	0	0	0	0	1	3
34 Mike Pelfrey, R (1, 1) OBP: 0.167, SLG: 0.125 15 Carlos Beltrán, S (7, PH) OBP: 0.308, SLG: 0.312 47 Hisanori Takahashi, L (8, 1) OBP: 0.063, SLG: 0.063 75 Francisco Rodríguez, R (9, 1)			C FF 94 S SL 84 B SL 83 X FF 97 1-2 ② G3-1			C SI 92 B FF 92 B FF 94 B FF 94 C FF 91 X FF 95 3-2 7 FC5-4 1B	IN 70 I IN 70 I IN 71 I IN 73 4-0 IBB			2 0 0 0	0 0 0 0	1 0 0 0	0 0 0 0	0 1 0 0	0 0 0 0	0 0 0 0
Inning Stats	R: 0 E: 0 K: 1 S: 8 H: 0 LOB: 1 BB: 1 P: 16	R: 0 E: 0 K: 1 S: 6 H: 0 LOB: 0 BB: 0 P: 8	R: 0 E: 0 K: 0 S: 8 H: 0 LOB: 0 BB: 0 P: 11	R: 0 E: 0 K: 2 S: 12 H: 1 LOB: 1 BB: 0 P: 15	R: 0 E: 0 K: 1 S: 10 H: 1 LOB: 0 BB: 0 P: 16	R: 0 E: 0 K: 1 S: 16 H: 1 LOB: 3 BB: 1 P: 26	R: 1 E: 0 K: 2 S: 13 H: 1 LOB: 2 BB: 2 P: 30	R: 0 E: 0 K: 1 S: 11 H: 0 LOB: 1 BB: 1 P: 19		1B: 3 2B: 2 3B: 0 HR: 0 SF: 1 SAC: 0 DP: 1 HBP: 1			WP: 0 PB: 0 SB: 0 CS: 1 PA: 33	

BOTTOM	
AB	26
R	1
H	4
RBI	1
BB	5
SO	9
LOB	18

PITCHER		IP	WLS	BF	H	R	ER	SO	BB	IBB	HBP	BLK	WP	HR	S	P	ERA	WHIP
38 Ubaldo Jiménez, R ERA: 2.55	(1, 1)	7.0	L	29	4	1	1	8	2	2	1	0	0	0	73	122	1.29	0.857
97 Joe Beimel, L ERA: 2.5	(8, 1)	0.2		3	0	0	0	0	1	0	0	0	0	0	8	16	0.00	1.500
63 Rafael Betancourt, R ERA: 4.5	(8, 1)	0.1		1	0	0	0	1	0	0	0	0	0	0	3	3	0.00	0.000

PITCHER	IP	WLS	BF	H	R	ER	SO	BB	IBB	HBP	BLK	WP	HR	S	P	ERA	WHIP

Colorado Rockies @ New York Mets

Citi Field, Flushing, NY

Wed Aug 11 2010, 7:11 PM - 9:47 PM EDT

Att. 30,554 - Partly Cloudy - 82 F

TOP

livebaseballscorecards.com

Batter	1	2	3	4	5	6	7	8	9	AB	R	H	RBI	BB	SO	LOB
24 Dexter Fowler, S (1, 8) OBP: 0.346, SLG: 0.388	G4-3		L4			G6-3		G5-3	K	5	0	0	0	0	1	0
17 Todd Helton, L (1, 3) 48 Esmil Rogers, R (8, PR) OBP: 0.375, SLG: 0.625 9 Ian Stewart, L (8, 5) OBP: 0.347, SLG: 0.456	G6-3			K		2B		2 WP, 5 BB, 6 HR, 1B	1B	4 0 1	0 1 0	2 0 1	0 0 0	0 0 0	1 0 0	0 0 0
5 Carlos González, L (1, 7) OBP: 0.352, SLG: 0.572	G4-3			K		F9		2 WP, 6 HR, BB	F7	4	1	0	0	1	1	2
2 Troy Tulowitzki, R (1, 6) OBP: 0.382, SLG: 0.505		K		1B			19 G5-3, 6 1B, 20 SF8, 1B	6 HR, IBB	G6-3	4	2	2	0	1	1	1
6 Melvin Mora, R (1, 5) (8, 3) OBP: 0.359, SLG: 0.398	G6-3		K				20 SF8, 19 G5-3, 1B	HR		4	1	2	4	0	1	1
19 Ryan Spilborghs, R (1, 9) OBP: 0.352, SLG: 0.453 34 Matt Belisle, R (7, 1) OBP: 0.500, SLG: 0.667 11 Brad Hawpe, L (8, PH) OBP: 0.344, SLG: 0.431 63 Rafael Betancourt, R (8, 1) 16 Huston Street, R (9, 1)	1B		L4			G5-3		20 1B, 12 1B, BB		3 0 0 0 0	0 0 1 0 0	1 0 0 0 0	0 0 0 0 0	0 0 1 0 0	0 0 0 0 0	2 0 0 0 0
20 Chris Iannetta, R (1, 2) OBP: 0.338, SLG: 0.431	F8		K			SF8		12 1B		3	0	1	1	0	1	1
12 Clint Barmes, R (1, 4) OBP: 0.316, SLG: 0.375		F7	L7			P4		7 FC4-6		4	0	1	1	0	0	1
26 Jeff Francis, L (1, 1) OBP: 0.222, SLG: 0.091 7 Seth Smith, L (7, 9) OBP: 0.332, SLG: 0.513						K		K FC4-6		2 2	0 0	0 0	0 0	0 0	2 1	0 2
Inning Stats	R: 0 E: 0 K: 0 S: 9 H: 0 LOB: 0 BB: 0 P: 13	R: 0 E: 0 K: 1 S: 10 H: 1 LOB: 1 BB: 0 P: 17	R: 0 E: 0 K: 1 S: 8 H: 0 LOB: 0 BB: 0 P: 11	R: 0 E: 0 K: 3 S: 15 H: 1 LOB: 1 BB: 0 P: 21	R: 0 E: 0 K: 1 S: 7 H: 0 LOB: 0 BB: 0 P: 12	R: 0 E: 0 K: 1 S: 10 H: 1 LOB: 1 BB: 0 P: 13	R: 1 E: 0 K: 0 S: 12 H: 2 LOB: 1 BB: 0 P: 19	R: 5 E: 0 K: 1 S: 22 H: 4 LOB: 2 BB: 3 P: 43	R: 0 E: 0 K: 1 S: 15 H: 1 LOB: 1 BB: 0 P: 21	1B: 8 2B: 1 3B: 0 HR: 1 SF: 1 SAC: 0 DP: 0 HBP: 0	WP: 1 PB: 0 SB: 0 CS: 0 PA: 40					

PITCHER		IP	WLS	BF	H	R	ER	SO	BB	IBB	HBP	BLK	WP	HR	S	P	ERA	WHIP
49 Jonathon Niese, L ERA: 3.5	(1, 1)	7.0		26	5	1	1	7	0	0	0	0	0	0	71	106	1.29	0.714
47 Hisanori Takahashi, L ERA: 4.24	(8, 1)	0.2	L	4	1	2	2	1	1	0	0	0	0	0	13	20	27.00	3.000
36 Manny Acosta, R ERA: 3.48	(8, 1)	0.0	B	5	3	3	3	0	1	1	0	0	1	1	7	19	∞	∞
25 Pedro Feliciano, L ERA: 3.12	(8, 1)	0.1		1	0	0	0	0	0	0	0	0	0	0	2	4	0.00	0.000
39 Bobby Parnell, R ERA: 3.92	(9, 1)	1.0		4	1	0	0	1	0	0	0	0	0	0	15	21	0.00	1.000

PITCHER	IP	WLS	BF	H	R	ER	SO	BB	IBB	HBP	BLK	WP	HR	S	P	ERA	WHIP

AB	36
R	6
H	10
RBI	6
BB	3
SO	9
LOB	10

BOTTOM

Colorado Rockies @ New York Mets

Citi Field, Flushing, NY

Wed Aug 11 2010, 7:11 PM - 9:47 PM EDT

Att. 30,554 - Partly Cloudy - 82 F

livebaseballscorecards.com

Batter	1	2	3	4	5	6	7	8	9	AB	R	H	RBI	BB	SO	LOB
7 José Reyes, S (1, 6) OBP: 0.316, SLG: 0.411	B SI 86 B SI 87 X SI 87 2-0 16 HR 1B		C SI 84 X CU 73 0-1 ① F7		C SI 87 B CH 78 B SI 87 X CH 78 2-1 ③ F9			B FF 92 C FF 92 F FF 92 F FF 93 X SL 80 1-2 ③ F9		4	1	1	0	0	0	1
16 Ángel Pagán, S (1, 7) OBP: 0.366, SLG: 0.476	C SI 87 X CH 77 0-1 1-H HR		C SI 86 B CH 77 B SI 85 B SI 87 X SI 86 3-1 ② F8			S SI 84 C CU 71 B CU 71 X SI 86 1-2 ① P3			L SI 90 B SI 90 X SI 90 1-1 ① F8	4	1	1	2	0	0	0
5 David Wright, R (1, 5) OBP: 0.362, SLG: 0.487	B SI 88 F SI 87 F SI 87 S CU 74 1-3 ① K		C CU 74 B SI 85 B SI 87 C CH 78 T SI 88 2-2 ③ K			B SI 86 B SI 84 C CH 78 S CH 78 B SI 86 T SI 87 3-2 ② K			C SI 90 S SL 82 B SI 90 S SL 81 1-3 ② K	4	0	0	0	0	4	0
15 Carlos Beltrán, S (1, 8) OBP: 0.295, SLG: 0.296	B SI 87 C SI 88 B CU 74 X SI 88 2-1 ② G5-3			C SI 84 X CH 79 0-1 ① G6-3		C SI 85 F CU 71 B CU 70 T SI 86 1-2 ③ K			B SI 88 F SI 90 F SI 90 F SL 80 B SL 82 X SI 90 2-2 ③ F8	4	0	0	0	0	1	0
19 Mike Hessman, R (1, 3) OBP: 0.318, SLG: 0.389	F SI 86 B SI 89 F SI 88 B SI 87 B CU 75 B SI 87 4-2 BB			B SI 86 B SI 86 F SI 86 X SI 88 2-1 ② F7			C FF 92 C FF 94 B CU 76 F FF 94 S FF 94 1-3 ① K			2	0	0	0	1	1	0
12 Jeff Francoeur, R (1, 9) OBP: 0.291, SLG: 0.381	F CU 74 F SI 87 X SI 88 0-2 ③ G6-3			F SI 86 B CU 74 X CH 77 1-1 ③ G6-3			C FF 95 B FF 94 S FF 94 F FF 94 S CU 76 1-3 ② K			3	0	0	0	0	1	1
4 Henry Blanco, R (1, 2) OBP: 0.315, SLG: 0.367		C CH 75 X SI 86 0-1 ① F7			B CH 77 B SI 85 F SI 84 B CH 78 C SI 86 X SI 86 3-2 1 FC6-4 1B		B SL 86 S FF 94 F SL 88 S FF 94 1-3 ③ K			3	0	1	0	0	1	0
1 Luis Castillo, S (1, 4) OBP: 0.335, SLG: 0.281		C CU 70 B CH 74 B SI 86 B SI 87 X SI 85 3-1 ② G5-3			B SI 87 1 SAFE C SI 86 X SI 86 1-1 ① FC6-4 49 SH1-4 1-2f			B FF 92 B FF 92 C FF 90 C FF 92 S FF 92 2-3 ① K		3	0	0	0	0	1	1
49 Jonathon Niese, L (1, 1) OBP: 0.256, SLG: 0.211 47 Hisanori Takahashi, L (8, 1) OBP: 0.063, SLG: 0.063 36 Manny Acosta, R (8, 1) 25 Pedro Feliciano, L (8, 1) 23 Chris Carter, L (8, PH) OBP: 0.303, SLG: 0.394 39 Bobby Parnell, R (9, 1)		C SI 86 B SI 87 F SI 87 F SI 87 C CU 73 1-3 ③ K			1 SAFE 1 SAFE B SI 87 X SI 85 1-0 ② SH1-4 1-2			B FF 92 C FF 93 F CH 86 B FF 92 S FC 92 2-3 ② K		1 0 0 0 1 0	0 0 0 0 0 0	0 0 0 0 0 0	0 0 0 0 0 0	1 0 0 0 0 0	0 0 0 0 1 0	0 0 0 0 0 0
Inning Stats	R: 2 E: 0 K: 1 S: 13 H: 2 LOB: 1 BB: 1 P: 22	R: 0 E: 0 K: 1 S: 8 H: 0 LOB: 0 BB: 0 P: 12	R: 0 E: 0 K: 1 S: 7 H: 0 LOB: 0 BB: 0 P: 12	R: 0 E: 0 K: 0 S: 6 H: 0 LOB: 0 BB: 0 P: 9	R: 0 E: 0 K: 0 S: 8 H: 1 LOB: 1 BB: 0 P: 15	R: 0 E: 0 K: 2 S: 9 H: 0 LOB: 0 BB: 0 P: 14	R: 0 E: 0 K: 3 S: 11 H: 0 LOB: 0 BB: 0 P: 14	R: 0 E: 0 K: 2 S: 10 H: 0 LOB: 0 BB: 0 P: 15	R: 0 E: 0 K: 1 S: 9 H: 0 LOB: 0 BB: 0 P: 13	1B: 2 2B: 0 3B: 0 HR: 1	SF: 0 SAC: 1 DP: 0 HBP: 0	WP: 0 PB: 0 SB: 0 CS: 0	PA: 31			

	AB	29
	R	2
	H	3
	RBI	2
	BB	1
	SO	11
	LOB	3

PITCHER		IP	WLS	BF	H	R	ER	SO	BB	IBB	HBP	BLK	WP	HR	S	P	ERA	WHIP
26 Jeff Francis, L ERA: 4.56	(1, 1)	6.0		22	3	2	2	5	1	0	0	0	0	1	51	84	3.00	0.667
34 Matt Belisle, R ERA: 2.34	(7, 1)	1.0	W	3	0	0	0	3	0	0	0	0	0	0	11	14	0.00	0.000
63 Rafael Betancourt, R ERA: 4.4	(8, 1)	1.0		3	0	0	0	2	0	0	0	0	0	0	10	15	0.00	0.000
16 Huston Street, R ERA: 4.57	(9, 1)	1.0		3	0	0	0	1	0	0	0	0	0	0	9	13	0.00	0.000

PITCHER	IP	WLS	BF	H	R	ER	SO	BB	IBB	HBP	BLK	WP	HR	S	P	ERA	WHIP

Batter	1	2	3	4	5	6	7	8	9	AB	R	H	RBI	BB	SO	LOB
24 Dexter Fowler, S (1, 8) OBP: 0.348, SLG: 0.385	C FF 89 B SL 82 B FF 88 S CH 80 B CH 78 S CH 77 3-3 ① K		C SL 82 B FF 89 F FF 90 B CH 80 B CH 78 F SL 80 B FF 89 4-2 BB			F CH 78 B FF 90 X CH 78 1-1 ① F9		B FF 90 B CH 80 B FF 88 C SI 87 B FF 88 4-1 BB		2	0	0	0	2	1	0
19 Ryan Spilborghs, R (1, 9) OBP: 0.347, SLG: 0.445	T FF 89 C FF 89 S CH 80 0-3 ② K		X SL 80 0-0 ② F8			C SI 88 B FF 90 F FF 89 C SI 89 1-3 ② K		F SI 88 B FF 90 X CH 78 1-1 ③ F7		4	0	0	0	0	2	2
5 Carlos González, L (1, 7) OBP: 0.351, SLG: 0.569	C FF 90 F SL 82 B FF 90 F CH 80 F FF 90 C SL 81 1-3 ③ K		F CH 78 X SL 79 0-1 ③ L4			B FF 90 B SL 80 C FF 90 X FF 91 2-1 1B			B FF 90 X FF 89 1-0 ① L6	4	0	1	0	0	1	1
2 Troy Tulowitzki, R (1, 6) OBP: 0.384, SLG: 0.505		X SL 80 0-0 9 1B 1B		B FF 87 X FF 88 1-0 ① F9		B CH 80 S CH 78 B FF 89 D CH 77 C FF 89 F CH 77 S CH 76 3-3 ③ K			B FF 89 X FF 89 1-0 6 G5-4-3 1B	4	0	2	0	0	1	1
6 Melvin Mora, R (1, 3) OBP: 0.353, SLG: 0.390		B FF 88 C FF 88 F FF 88 F FF 89 X CH 76 1-2 ① F8	C SI 88 B FF 89 B CH 80 F CH 80 S CH 78 2-3 ② K			S FF 88 F FF 89 F CH 80 B CH 79 F SI 89 X SI 90 1-2 ① F9		X CH 78 0-0 ② ③ G5-4-3 1-2f	4	0	0	0	0	1	2
21 Miguel Olivo, R (1, 2) OBP: 0.341, SLG: 0.495		F FF 89 S CH 77 F SL 78 S CH 80 0-3 ② K	C SI 89 C SL 82 S CH 79 0-3 ③ K				B FF 88 F FF 88 F FF 90 X SI 88 1-2 ② G6-3			3	0	0	0	0	2	1
9 Ian Stewart, L (1, 5) OBP: 0.347, SLG: 0.455		B FF 88 B CH 78 X FF 88 2-0 1-3 1B			B SL 77 F FF 88 B FF 89 F FF 89 X FF 90 2-2 ① P5		C FF 90 X SL 82 0-1 ③ F8			3	0	1	0	0	0	0
12 Clint Barmes, R (1, 4) OBP: 0.313, SLG: 0.372		S CH 81 B FF 89 B CH 79 X CH 78 2-1 ③ P4			B SL 82 X FF 88 1-0 ② G6-3			C FF 87 X FF 89 0-1 ① F9		3	0	0	0	0	0	2
46 Jason Hammel, R (1, 1) OBP: 0.125, SLG: 0.128 7 Seth Smith, L (8, PH) OBP: 0.331, SLG: 0.511 53 Randy Flores, L (8, 1) 60 Manny Corpas, R (8, 1)			B FF 88 C FF 88 S SL 79 X CH 79 1-2 ① G6-3		C FF 89 C SI 88 F SL 80 C SI 88 0-3 ③ K			C SL 80 C FF 90 S CH 81 0-3 ② K		2 1 0 0	0 0 0 0	0 0 0 0	0 0 0 0	1 1 0 0	0 0 0 0	0 0 0 0
Inning Stats	R: 0 H: 0 E: 0 LOB: 0 K: 3 BB: 0 S: 11 P: 15	R: 0 H: 2 E: 0 LOB: 2 K: 1 BB: 0 S: 12 P: 17	R: 0 H: 0 E: 0 LOB: 1 K: 0 BB: 1 S: 9 P: 14	R: 0 H: 0 E: 0 LOB: 0 K: 2 BB: 0 S: 7 P: 10	R: 0 H: 0 E: 0 LOB: 0 K: 1 BB: 0 S: 8 P: 11	R: 0 H: 1 E: 0 LOB: 1 K: 2 BB: 0 S: 11 P: 18	R: 0 H: 0 E: 0 LOB: 0 K: 0 BB: 0 S: 10 P: 12	R: 0 H: 0 E: 0 LOB: 1 K: 1 BB: 1 S: 8 P: 13	R: 0 H: 1 E: 0 LOB: 0 K: 0 BB: 0 S: 3 P: 5	1B: 4 2B: 0 3B: 0 HR: 0	SF: 0 SAC: 0 DP: 1 HBP: 0					

PITCHER	IP	WLS	BF	H	R	ER	SO	BB	IBB	HBP	BLK	WP	HR	S	P	ERA	WHIP
57 Johan Santana, L (1, 1) ERA: 2.89	9.0	W	32	4	0	0	10	2	0	0	0	0	0	79	115	0.00	0.667

PITCHER	IP	WLS	BF	H	R	ER	SO	BB	IBB	HBP	BLK	WP	HR	S	P	ERA	WHIP

TOP

Colorado Rockies @ New York Mets

Citi Field, Flushing, NY

Thu Aug 12 2010, 12:11 PM - 2:28 PM EDT

Att. 32,272 - Cloudy - 74 F

livebaseballscorecards.com

AB	30
R	0
H	4
RBI	0
BB	2
SO	10
LOB	9



1B: 4	SF: 0	WP: 0	PA: 32
2B: 0	SAC: 0	PB: 0	
3B: 0	DP: 1	SB: 0	
HR: 0	HBP: 0	CS: 0	

Batter	1	2	3	4	5	6	7	8	9	AB	R	H	RBI	BB	SO	LOB
7 José Reyes, S (1, 6) OBP: 0.318, SLG: 0.412	C FF 93 F CU 77 F SI 93 X FF 94 0-2 26 S 16 1B 1B		C FF 94 X FF 94 0-1 ① G4-3		B FF 93 X FF 94 1-0 ② F7		X FF 93 0-0 16 S 16 BLK 1-3 3-H 1B			4	1	2	1	0	0	0
26 Fernando Martinez, L (1, 7) OBP: 0.308, SLG: 0.200	1 SAFE B SI 92 B FF 92 1 SAFE B SI 93 C FF 93 F SI 92 X SI 92 3-2 ① P3 1-2		B CU 77 C FF 94 X CU 79 1-1 ② G1-3		C FF 93 F SL 84 C SI 93 0-3 ③ K		X FF 93 0-0 ② SF9 3-H			3	0	0	1	0	1	1
16 Ángel Pagán, S (1, 9) OBP: 0.365, SLG: 0.473	F FF 94 X CU 76 0-1 29 2B 15 SF7 2-H 1B		C FF 94 F SL 84 F FF 94 F CU 77 F FF 95 F FF 93 X SL 83 0-2 ③ F8			B FF 91 B CH 85 B FF 92 C FF 92 C FF 92 X FF 92 3-2 ① F8	1 SAFE 1 SAFE 1 SAFE C FF 93 C FF 94 F CU 78 X SI 92 0-2 ③ G5-3 1-3			4	1	1	1	0	0	1
29 Ike Davis, L (1, 3) OBP: 0.327, SLG: 0.433	1 SAFE X FF 92 0-0 1-3 2B			C FF 93 C SL 82 X CU 76 0-2 ① G4-3		F SI 93 B CU 76 B CU 79 C FF 94 F FF 93 X CU 78 2-2 ② G4-3		F SI 87 C SL 81 D SL 81 F FF 88 B SI 88 B SL 81 C FF 87 3-3 ① K		4	0	1	0	0	1	0
15 Carlos Beltrán, S (1, 8) OBP: 0.313, SLG: 0.333	B FF 93 X SI 93 1-0 ② SF7 3-H			C CU 77 B SI 93 S SL 82 X SL 82 1-2 30 1B 1B		F FF 93 B SI 94 F CU 79 B FF 93 X CU 77 2-2 1B		X FF 86 0-0 11 FC5 2B		3	0	3	1	0	0	0
19 Mike Hessman, R (1, 5) OBP: 0.269, SLG: 0.318	C CU 77 B FF 93 X FF 93 1-1 ③ F9			F FF 93 D CU 78 F FF 93 S CU 77 1-3 ② K		1 SAFE B CU 79 F FF 93 X SI 93 1-1 ③ F8		B SI 89 F SI 89 F SL 80 B SI 90 F SI 90 S SL 82 2-3 ② K		4	0	0	0	0	2	4
30 Josh Thole, L (1, 2) OBP: 0.418, SLG: 0.412		C FF 93 B CU 76 F SL 82 C FF 94 1-3 ① K		F FF 93 C FF 92 X SL 82 0-2 1-3 1B			F FF 91 C CU 77 D CU 77 S CU 78 1-3 ① K	I IN 75 I IN 76 I IN 78 I IN 76 4-0 11 FC5 IBB		3	0	1	0	1	2	0
11 Rubén Tejada, R (1, 4) OBP: 0.271, SLG: 0.220		C FF 94 F SL 83 D FF 94 D CU 78 X FF 94 2-2 ② G3-1		X FF 94 0-0 ③ L9			S FF 93 B FF 93 S SL 83 B FF 94 B FF 92 B FF 92 4-2 57 1B 7 1B BB	X SI 89 0-0 ③ FC5 1-2 2-3f		3	1	0	0	1	0	4
57 Johan Santana, L (1, 1) OBP: 0.151, SLG: 0.245		C SI 94 B SL 84 B FF 93 C SI 92 F FF 93 F SL 84 F FF 93 X CU 77 2-2 ③ G3			B SI 93 B FF 92 C FF 93 X FF 92 2-1 ① F8		X FF 91 0-0 7 1B 26 SF9 1-3 1B			3	1	1	0	0	0	0
Inning Stats	R: 2 E: 0 K: 0 S: 13 H: 3 LOB: 1 BB: 0 P: 18	R: 0 E: 0 K: 1 S: 12 H: 0 LOB: 0 BB: 0 P: 17	R: 0 E: 0 K: 0 S: 11 H: 0 LOB: 0 BB: 0 P: 12	R: 0 E: 0 K: 1 S: 13 H: 2 LOB: 2 BB: 0 P: 15	R: 0 E: 0 K: 1 S: 6 H: 0 LOB: 0 BB: 0 P: 9	R: 0 E: 0 K: 0 S: 12 H: 1 LOB: 1 BB: 0 P: 20	R: 2 E: 0 K: 1 S: 12 H: 2 LOB: 1 BB: 1 P: 17	R: 0 E: 0 K: 2 S: 10 H: 1 LOB: 2 BB: 1 P: 19		1B: 7 2B: 2 3B: 0 HR: 0 SF: 2 SAC: 0 DP: 0 HBP: 0				WP: 0 PB: 0 SB: 2 CS: 0 PA: 35		

Colorado Rockies @ New York Mets

Citi Field, Flushing, NY

Thu Aug 12 2010, 12:11 PM - 2:28 PM EDT

Att. 32,272 - Cloudy - 74 F

BOTTOM

livebaseballscorecards.com

AB	31
R	4
H	9
RBI	4
BB	2
SO	6
LOB	10

PITCHER		IP	WLS	BF	H	R	ER	SO	BB	IBB	HBP	BLK	WP	HR	S	P	ERA	WHIP
46 Jason Hammel, R ERA: 4.42	(1, 1)	7.0	L	30	8	4	4	4	1	0	0	1	0	0	79	108	5.14	1.286
53 Randy Flores, L ERA: 3.12	(8, 1)	0.1		2	1	0	0	1	0	0	0	0	0	0	5	8	0.00	3.000
60 Manny Corpas, R ERA: 4.5	(8, 1)	0.2		3	0	0	0	1	0	1	0	0	0	0	5	11	0.00	0.000

PITCHER	IP	WLS	BF	H	R	ER	SO	BB	IBB	HBP	BLK	WP	HR	S	P	ERA	WHIP

Batter	1	2	3	4	5	6	7	8	9	AB	R	H	RBI	BB	SO	LOB
11 Jimmy Rollins, S (1, 6) OBP: 0.339, SLG: 0.365	C KN 72 B KN 76 S KN 74 B KN 79 F KN 75 X KN 76 2-2 ① G6-3		1 SAFE F KN 72 B KN 77 X KN 75 1-1 ③ P5			D KN 73 C KN 72 C KN 77 X KN 77 1-2 ② FC4 1-2f			C KN 70 X KN 78 0-1 ② G3	4	0	0	0	0	0	2
27 Placido Polanco, R (1, 5) (8, 4) OBP: 0.348, SLG: 0.427	F KN 74 S KN 78 B KN 80 T KN 78 1-2 ② K			C KN 69 F KN 78 F KN 78 B KN 77 S KN 79 1-3 ① K		1 SAFE B KN 70 F KN 72 1 SAFE 1 SAFE 1 SAFE X KN 72 1-1 ③ F8			C KN 71 X KN 78 0-1 ③ F9	4	0	0	0	0	2	1
29 Raul Ibanez, L (1, 7) OBP: 0.357, SLG: 0.432	C KN 76 F KN 79 F KN 81 B KN 69 F KN 76 S KN 81 1-3 ③ K			B KN 68 B KN 73 X KN 72 2-0 ② P2			C KN 73 F KN 77 X KN 80 0-2 ① P5			3	0	0	0	0	1	0
5 Mike Sweeney, R (1, 3) OBP: 0.331, SLG: 0.444		C KN 73 B KN 78 X KN 74 1-1 ① L6		X KN 75 0-0 ③ G5-3			C KN 72 S KN 76 B KN 79 T KN 79 1-2 ② K			3	0	0	0	0	1	0
28 Jayson Werth, R (1, 9) OBP: 0.395, SLG: 0.524		B KN 76 C KN 74 S KN 78 B KN 81 X KN 79 2-2 ② L3			B KN 75 B KN 73 C FF 84 F KN 71 B KN 78 C FF 85 3-3 ① K		X KN 75 0-0 ③ G6-3			3	0	0	0	0	1	0
8 Shane Victorino, S (1, 8) OBP: 0.310, SLG: 0.435		B KN 73 C KN 72 B KN 78 B KN 75 X FF 84 3-1 ③ G3			C KN 73 B KN 79 S KN 76 S KN 79 1-3 ② K			B KN 72 B KN 70 C FF 81 X KN 70 2-1 ① F8		3	0	0	0	0	1	0
23 Brian Schneider, L (1, 2) OBP: 0.321, SLG: 0.376			C KN 72 F KN 79 F KN 79 F KN 80 B FF 86 B KN 79 B KN 75 F KN 75 X KN 73 3-2 ① F7		T KN 77 X KN 80 0-1 ③ G1-3			C KN 74 B KN 77 F KN 75 X KN 80 1-2 ② F8		3	0	0	0	0	0	0
21 Wilson Valdez, R (1, 4) OBP: 0.285, SLG: 0.365 19 Greg Dobbs, L (8, PH) OBP: 0.250, SLG: 0.314 (8, 5)			B KN 74 C FF 85 B KN 77 F KN 74 B KN 79 B FF 86 4-2 BB			C KN 72 F KN 77 B KN 80 S KN 78 1-3 ① K		X KN 75 0-0 ③ F7		1 0 0 0 1 1 0 1 0 0 0 0 0 0					
35 Cole Hamels, L (1, 1) OBP: 0.160, SLG: 0.200 9 Domonic Brown, L (9, PH) OBP: 0.227, SLG: 0.350			1 SAFE L FF 83 X KN 78 0-1 ② B1			X KN 74 0-0 11 FC4 1B			S KN 74 X KN 78 0-1 ① G6-3	2	0	1	0	0	0	1
										1	0	0	0	0	0	0
Inning Stats	R: 0 H: 0 E: 0 LOB: 0 K: 2 BB: 0 S: 12 P: 16	R: 0 H: 0 E: 0 LOB: 0 K: 0 BB: 0 S: 7 P: 13	R: 0 H: 0 E: 0 LOB: 1 K: 0 BB: 1 S: 12 P: 20	R: 0 H: 0 E: 0 LOB: 0 K: 1 BB: 0 S: 6 P: 9	R: 0 H: 0 E: 0 LOB: 0 K: 2 BB: 0 S: 8 P: 12	R: 0 H: 1 E: 0 LOB: 1 K: 1 BB: 0 S: 9 P: 12	R: 0 H: 0 E: 0 LOB: 0 K: 1 BB: 0 S: 7 P: 8	R: 0 H: 0 E: 0 LOB: 0 K: 0 BB: 0 S: 6 P: 9	R: 0 H: 0 E: 0 LOB: 0 K: 0 BB: 0 S: 6 P: 6	1B: 1 SF: 0 2B: 0 SAC: 0 3B: 0 DP: 0 HR: 0 HBP: 0					WP: 0 PA: 29 PB: 0 SB: 0 CS: 0	

PITCHER	IP	WLS	BF	H	R	ER	SO	BB	IBB	HBP	BLK	WP	HR	S	P	ERA	WHIP
43 R.A. Dickey, R (1, 1) ERA: 2.43	9.0	W	29	1	0	0	7	1	0	0	0	0	0	73	105	0.00	0.222

PITCHER	IP	WLS	BF	H	R	ER	SO	BB	IBB	HBP	BLK	WP	HR	S	P	ERA	WHIP

TOP

Philadelphia Phillies @ New York Mets

Citi Field, Flushing, NY

Fri Aug 13 2010, 7:12 PM - 9:21 PM EDT

Att. 35,440 - Cloudy - 75 F

livebaseballscorecards.com

AB	28
R	0
H	1
RBI	0
BB	1
SO	7
LOB	4

Batter	1	2	3	4	5	6	7	8	9	AB	R	H	RBI	BB	SO	LOB
7 José Reyes, S (1, 6) OBP: 0.315, SLG: 0.408	C FF 89 F FF 92 X FF 89 0-2 ① P2		B SI 92 B CH 83 T FF 93 L SI 93 X FF 92 2-2 ③ F9			F FF 89 B FF 87 F FF 92 X FF 93 1-2 ① F8	B FF 92 B FF 88 B CH 82 C FF 91 F FC 88 S CH 82 3-3 ③ K			4	0	0	0	0	1	1
16 Ángel Pagán, S (1, 7) OBP: 0.364, SLG: 0.471	C FF 92 B CH 81 F FF 92 F FC 89 X FF 93 1-2 5 S 1B			B CU 74 X FF 91 1-0 ① L8		S CH 82 X CH 83 0-1 ② F7		C FF 90 X CU 74 0-1 ① G6-3		4	0	1	0	0	0	0
5 David Wright, R (1, 5) OBP: 0.361, SLG: 0.487	B CH 82 D FF 89 C FF 92 1 SAFE C FF 92 B FF 90 X CU 78 3-2 ② G5-3 1-3			X FF 91 0-0 ② L1-3		F FF 91 C FF 93 X FF 90 0-2 15 2B 2B		B FC 86 X CH 82 1-0 ② G5-3		4	1	1	0	0	0	1
15 Carlos Beltrán, S (1, 8) OBP: 0.311, SLG: 0.341	C FF 93 B SI 94 X SI 94 1-1 ③ F8			B FF 91 S CH 82 C FC 88 T FF 90 1-2 ③ K		D CH 81 X FF 92 1-0 2-H 2B		B FF 91 F FF 92 F FF 92 F FF 92 S CH 83 1-3 ③ K		4	0	1	1	0	2	1
19 Mike Hessman, R (1, 3) OBP: 0.310, SLG: 0.417		F FF 91 C SI 92 B FF 94 B FF 91 S FC 90 2-3 ① K			X CH 81 0-0 3B	B FF 92 B FC 88 F FF 88 B CH 81 F FC 89 B FF 94 4-2 12 FC6-4 BB				2	0	1	0	1	1	0
12 Jeff Francoeur, R (1, 9) OBP: 0.289, SLG: 0.377		F FF 90 X CH 84 0-1 ② G6-3			B FC 87 S FF 87 S CH 82 S SI 93 1-3 ① K	X CH 82 0-0 ③ FC6-4 1-2f				3	0	0	0	0	1	3
4 Henry Blanco, R (1, 2) OBP: 0.315, SLG: 0.376		X SI 93 0-0 ③ F8			F CU 77 S CH 83 S CH 84 0-3 ② K		S CH 81 B FF 88 B CH 82 X CH 81 2-1 2B			3	0	1	0	0	1	1
11 Rubén Tejada, R (1, 4) OBP: 0.272, SLG: 0.217			B FF 92 C FF 91 F FF 93 F FF 93 S FC 90 1-3 ① K		I IN 66 I IN 68 I IN 68 I IN 68 4-0 IBB		C FF 91 F CH 82 F FC 90 F FF 92 T FC 89 0-2 ① K			2	0	0	0	1	2	1
43 R.A. Dickey, R (1, 1) OBP: 0.200, SLG: 0.172			C FF 92 F FF 93 B FF 94 X FF 91 1-2 ② G1-3		B FC 88 S CH 80 B FF 92 X CH 81 2-1 ③ G1-3		X FF 87 0-0 ② G5-3			3	0	0	0	0	0	3
Inning Stats	R: 0 E: 0 K: 0 S: 12 H: 1 LOB: 1 BB: 0 P: 17	R: 0 E: 0 K: 1 S: 6 H: 0 LOB: 0 BB: 0 P: 8	R: 0 E: 0 K: 1 S: 10 H: 0 LOB: 0 BB: 0 P: 14	R: 0 E: 0 K: 1 S: 5 H: 0 LOB: 0 BB: 0 P: 7	R: 0 E: 0 K: 2 S: 9 H: 1 LOB: 2 BB: 1 P: 16	R: 1 E: 0 K: 0 S: 12 H: 2 LOB: 2 BB: 1 P: 18	R: 0 E: 0 K: 2 S: 11 H: 1 LOB: 1 BB: 0 P: 16	R: 0 E: 0 K: 1 S: 7 H: 0 LOB: 0 BB: 0 P: 9		1B: 1 2B: 3 3B: 1 HR: 0 SF: 0 SAC: 0 DP: 0 HBP: 0				WP: 0 PB: 0 SB: 2 CS: 0 PA: 31		

PITCHER	IP	WLS	BF	H	R	ER	SO	BB	IBB	HBP	BLK	WP	HR	S	P	ERA	WHIP
35 Cole Hamels, L (1, 1) ERA: 3.33	8.0	L	31	5	1	1	8	1	1	0	0	0	0	72	105	1.12	0.750

PITCHER	IP	WLS	BF	H	R	ER	SO	BB	IBB	HBP	BLK	WP	HR	S	P	ERA	WHIP

BOTTOM

Philadelphia Phillies @ New York Mets

Citi Field, Flushing, NY

Fri Aug 13 2010, 7:12 PM - 9:21 PM EDT

Att. 35,440 - Cloudy - 75 F

livebaseballscorecards.com

AB	29
R	1
H	5
RBI	1
BB	2
SO	8
LOB	11

Batter	1	2	3	4	5	6	7	8	9	AB	R	H	RBI	BB	SO	LOB
11 Jimmy Rollins, S (1, 6) OBP: 0.340, SLG: 0.363	B SI 87 X FF 86 1-0 ① F7		C FF 87 X CU 75 0-1 27 1B 1-2 1B		B FF 84 B FF 82 B SI 84 C SI 84 B FF 85 4-1 29 FC4 27 1B 29 E BB	C FF 85 C CU 74 B FF 85 D CU 76 F FF 86 F CU 76 F CH 82 X CH 81 2-2 E5 1-3 2-H 3-H			X SI 92 0-0 ① G6-3 2-3	4	1	1	0	1	0	2
27 Placido Polanco, R (1, 5) OBP: 0.349, SLG: 0.426	C SI 86 X CU 76 0-1 ② L3		C FF 85 B FF 86 X FF 84 1-1 1-3 2-H 1B		F SI 83 X SI 86 0-1 29 E 1-2 1B	B FF 82 F FF 84 X CH 79 1-1 ③ F9			X SI 91 0-0 ② L5	5	0	2	1	0	0	3
29 Raul Ibanez, L (1, 7) OBP: 0.353, SLG: 0.427	C FF 87 F FF 85 B FF 87 D SI 84 X FF 87 2-2 ③ G4-3		F FF 83 B FF 86 X FF 84 1-1 ③ F8		B CU 74 C SI 86 X FF 82 1-1 FC4 5 G5-4-3 1-2 2-H		C FF 94 X FS 90 0-1 ① G1-3		B CU 80 X SI 92 1-0 ③ F8	5	0	0	0	0	0	4
5 Mike Sweeney, R (1, 3) OBP: 0.321, SLG: 0.430		C CU 74 F CU 76 B SI 87 B CH 83 F FF 88 S CH 83 2-3 ① K		F FF 83 B FF 84 X CH 79 1-1 ① F9	B CH 79 S CH 79 X CH 79 1-1 ②③ G5-4-3 1-2f		B FF 96 F FF 95 X FF 96 1-1 ② G4-3			4	0	0	0	0	1	2
28 Jayson Werth, R (1, 9) OBP: 0.394, SLG: 0.521		X FF 85 0-0 ② G5-3		B CH 82 B FF 82 C FF 86 C SI 86 F CU 77 X CH 82 2-2 ② G6-3		F CU 72 B FF 82 B FF 82 X CH 80 2-1 51 G1-3 8 1B 11 E 1B	X SL 87 0-0 ③ G1-3			4	1	1	0	0	0	0
8 Shane Victorino, S (1, 8) OBP: 0.312, SLG: 0.436		B FF 84 B FF 84 B SI 87 C FF 86 X SI 88 3-1 ③ G5-3		C CU 74 B FF 87 F CH 80 X FF 87 1-2 51 E 51 1B 1B		1 SAFE C FF 84 F FF 82 X CH 81 0-2 51 G1-3 11 E 1-2 1B		F FF 88 X FF 88 0-1 ① F7		4	1	2	0	0	0	0
51 Carlos Ruiz, R (1, 2) OBP: 0.383, SLG: 0.429			C FF 83 B FF 86 X CU 74 1-1 ① F8	1 SAFE B FF 85 B CH 79 C SI 85 1 SAFE 1 SAFE F SI 86 B FF 86 X CH 81 3-2 E1 1-3 1B		B CU 72 C CH 80 B FF 83 F CH 80 F CH 80 F FF 85 F CH 80 X CH 80 2-2 ① G1-3 1-2 2-3		C FF 88 B SL 81 F FF 88 C SI 88 1-3 ② K	4	0	1	0	0	1	2
21 Wilson Valdez, R (1, 4) OBP: 0.284, SLG: 0.361			C SI 86 B CH 82 B CH 80 X FF 84 2-1 ② G1-3	X CH 80 0-0 ③ G6-3		I IN 60 I IN 60 I IN 60 I IN 57 4-0 11 E IBB		F CU 76 F FF 89 X SL 82 0-2 ③ F9		3	0	0	0	1	0	2
34 Roy Halladay, R (1, 1) OBP: 0.155, SLG: 0.143 19 Greg Dobbs, L (9, PH) OBP: 0.255, SLG: 0.326 46 Ryan Madson, L (9, 1)			C FF 82 X FF 83 0-1 11 1B 27 1B 1B		C SI 83 X FF 84 0-1 ① G5-3	F FF 84 F FF 84 S CH 82 0-3 ② K			F FF 91 B FF 92 F SI 91 B CU 78 F SI 92 B FF 93 X SI 91 3-2 11 G6-3 2B	3 1 0	1 0 0	1 1 0	0 0 0	0 0 0	1 0 0	3 0 0
Inning Stats	R: 0 E: 0 K: 0 S: 6 H: 0 LOB: 0 BB: 0 P: 9	R: 0 E: 0 K: 1 S: 7 H: 0 LOB: 0 BB: 0 P: 12	R: 1 E: 0 K: 0 S: 12 H: 3 LOB: 2 BB: 0 P: 17	R: 0 E: 1 K: 0 S: 13 H: 2 LOB: 2 BB: 0 P: 20	R: 1 E: 1 K: 0 S: 9 H: 1 LOB: 1 BB: 1 P: 15	R: 2 E: 1 K: 1 S: 22 H: 2 LOB: 2 BB: 1 P: 33	R: 0 E: 0 K: 0 S: 5 H: 0 LOB: 0 BB: 0 P: 6	R: 0 E: 0 K: 1 S: 8 H: 0 LOB: 0 BB: 0 P: 9	R: 0 E: 0 K: 0 S: 7 H: 1 LOB: 1 BB: 0 P: 11	1B: 8 2B: 1 3B: 0 HR: 0 SF: 0 SAC: 0 DP: 1 HBP: 0						

TOP

Philadelphia Phillies @ New York Mets

Citi Field, Flushing, NY

Sat Aug 14 2010, 7:10 PM - 9:42 PM EDT

Att. 39,151 - Partly Cloudy - 74 F

livebaseballscorecards.com

AB	37
R	4
H	9
RBI	1
BB	2
SO	3
LOB	18

PITCHER		IP	WLS	BF	H	R	ER	SO	BB	IBB	HBP	BLK	WP	HR	S	P	ERA	WHIP
48 Pat Misch, L ERA: 1.5	(1, 1)	6.0	L	29	8	4	1	2	1	1	0	0	0	0	69	106	1.50	1.500
39 Bobby Parnell, R ERA: 3.74	(7, 1)	1.0		3	0	0	0	0	0	0	0	0	0	0	5	6	0.00	0.000
64 Elmer Dessens, R ERA: 1.86	(8, 1)	1.0		3	0	0	0	1	0	0	0	0	0	0	8	9	0.00	0.000
75 Francisco Rodríguez, R ERA: 2.2	(9, 1)	1.0		4	1	0	0	0	0	0	0	0	0	0	7	11	0.00	1.000

PITCHER	IP	WLS	BF	H	R	ER	SO	BB	IBB	HBP	BLK	WP	HR	S	P	ERA	WHIP

Batter	1	2	3	4	5	6	7	8	9	AB	R	H	RBI	BB	SO	LOB
7 José Reyes, S (1, 6) OBP: 0.314, SLG: 0.412	C FC 91 C CU 78 B CH 84 F FC 92 X FC 92 1-2 ① G3-1			B CU 76 C CU 76 B CU 76 F FC 91 F SI 94 F CH 84 B FC 93 X FC 93 3-2 3B		C SI 93 B CH 83 S CU 77 F FC 92 B SI 93 B CU 77 X SI 93 3-2 ② L9		F FC 91 B SI 92 B SI 91 C FC 91 F CU 78 S CH 84 2-3 ③ K		4	0	1	0	0	1	1
16 Ángel Pagán, S (1, 9) OBP: 0.363, SLG: 0.469	C SI 94 X CH 84 0-1 ② F8			C CU 78 X SI 93 0-1 ① G5-3		X CH 84 0-0 E8 1B			C FF 92 B FC 88 F CH 81 B CH 83 F CH 82 S FF 94 2-3 ① K	4	0	1	0	0	1	1
5 David Wright, R (1, 5) OBP: 0.360, SLG: 0.485	F SI 94 C FC 92 F SI 94 X SI 94 0-2 ③ G5-3			S SI 93 B CU 79 S FC 90 F SI 94 S CU 78 1-3 ② K		X SI 93 0-0 ③ G1-3			X FF 94 0-0 26 HBP 15 1B 1B	4	0	1	0	0	1	2
15 Carlos Beltrán, S (1, 8) OBP: 0.308, SLG: 0.337		S CU 78 X FC 91 0-1 ① G4-3		B FC 92 F SI 92 F SI 92 F CH 85 B CU 79 S CU 78 2-3 ③ K			C FC 90 B FC 91 B FC 91 B CH 84 S FC 91 X SI 93 3-2 ① G4-3		C FC 87 B CH 84 C FF 93 X FF 94 1-2 26 HBP 1-2 1B	4	0	1	0	0	1	1
29 Ike Davis, L (1, 3) OBP: 0.324, SLG: 0.428		C FC 93 B FC 93 C CU 79 B CH 85 B FC 92 C FC 92 3-3 ② K			X FC 91 0-0 ① G3		F CH 83 F CH 82 B CU 78 B FC 91 C FC 90 2-3 ② K		S CH 85 C FC 87 B FC 88 B CH 83 B CH 85 S CH 83 3-3 ② K	4	0	0	0	0	3	2
26 Fernando Martinez, L (1, 7) OBP: 0.294, SLG: 0.154		C FC 93 X CU 79 0-1 ③ P6			B CU 75 C SI 92 B CU 77 F FC 90 C SI 92 2-3 ② K		F CH 84 X CH 84 0-1 ③ G3		C CH 83 C FF 94 H FC 87 1-2 1-2 2-3 HBP	3	0	0	0	0	1	0
30 Josh Thole, L (1, 2) OBP: 0.410, SLG: 0.403		F FC 92 C FC 93 S FC 93 0-3 ① K			B CU 77 X FC 91 1-0 1B			B CU 75 C FC 92 C CU 76 B SI 92 F FC 92 X SI 92 2-2 ① P6	C FF 93 F FF 93 B FF 93 D CH 86 F FF 93 S CH 84 2-3 ③ K	4	0	1	0	0	2	3
11 Rubén Tejada, R (1, 4) OBP: 0.268, SLG: 0.213 1 Luis Castillo, S (8, PH) OBP: 0.333, SLG: 0.280 (9, 4)		F FC 92 B SI 94 F CU 78 B SI 94 B SI 93 X SI 93 3-2 ② G3-1			B SI 93 B FC 91 C FC 91 C SI 92 B CH 83 X SI 92 3-2 ③ G1-3			C FC 92 X FC 90 0-1 ② G3		2 1	0 0	0 0	0 0	0 0	0 0	1 0
48 Pat Misch, R (1, 1) 12 Jeff Francoeur, R (6, PH) OBP: 0.288, SLG: 0.376 39 Bobby Parnell, R (7, 1) 64 Elmer Dessens, R (8, 1) 23 Chris Carter, L (8, PH) OBP: 0.310, SLG: 0.400 75 Francisco Rodríguez, R (9, 1)		C SI 93 F FC 92 B CU 79 X SI 93 1-2 ③ G4-3				C FC 91 B CH 82 S CU 77 X CU 77 1-2 ① F8		F CH 83 B CH 84 X CH 83 1-1 1B		1 1 0 0 1 0	0 0 0 0 0 0	0 0 0 0 1 0	0 0 0 0 0 0	0 0 0 0 0 0	0 0 0 0 0 0	0 0 0 0 0 0
Inning Stats	R: 0 E: 0 K: 0 S: 10 H: 0 LOB: 0 BB: 0 P: 11	R: 0 E: 0 K: 1 S: 7 H: 0 LOB: 0 BB: 0 P: 10	R: 0 E: 0 K: 1 S: 9 H: 0 LOB: 0 BB: 0 P: 13	R: 0 E: 0 K: 2 S: 15 H: 1 LOB: 1 BB: 0 P: 21	R: 0 E: 0 K: 1 S: 8 H: 1 LOB: 1 BB: 0 P: 14	R: 0 E: 1 K: 0 S: 9 H: 1 LOB: 1 BB: 0 P: 13	R: 0 E: 0 K: 1 S: 8 H: 0 LOB: 0 BB: 0 P: 13	R: 0 E: 0 K: 1 S: 13 H: 1 LOB: 1 BB: 0 P: 18	R: 0 E: 0 K: 3 S: 17 H: 2 LOB: 3 BB: 0 P: 26	1B: 5 2B: 0 3B: 1 HR: 0	SF: 0 SAC: 0 DP: 0 HBP: 1		WP: 0 PB: 0 SB: 0 CS: 0	PA: 34		

PITCHER		IP	WLS	BF	H	R	ER	SO	BB	IBB	HBP	BLK	WP	HR	S	P	ERA	WHIP
34 Roy Halladay, R ERA: 2.24	(1, 1)	8.0	W	28	4	0	0	7	0	0	0	0	0	0	79	113	0.00	0.500
46 Ryan Madson, R ERA: 3.71	(9, 1)	1.0		6	2	0	0	3	0	0	1	0	0	0	17	26	0.00	2.000

PITCHER	IP	WLS	BF	H	R	ER	SO	BB	IBB	HBP	BLK	WP	HR	S	P	ERA	WHIP

BOTTOM

Philadelphia Phillies @ New York Mets

Citi Field, Flushing, NY

Sat Aug 14 2010, 7:10 PM - 9:42 PM EDT

Att. 39,151 - Partly Cloudy - 74 F

livebaseballscorecards.com

AB	33
R	0
H	6
RBI	0
BB	0
SO	10
LOB	11

Philadelphia Phillies @ New York Mets

Citi Field, Flushing, NY

Sun Aug 15 2010, 8:10 PM - 11:13 PM EDT

Att. 31,345 - Drizzle - 76 F

TOP

livebaseballscorecards.com

Batter	1	2	3	4	5	6	7	8	9	AB	R	H	RBI	BB	SO	LOB
11 Jimmy Rollins, S (1, 6) OBP: 0.337, SLG: 0.359	B SI 91 C SI 92 X SI 92 1-1 G1-3 ①		C SI 94 B CU 77 S SI 93 X FF 95 1-2 8 S 8 2B 1B		B CU 75 F SI 92 C CU 75 X FS 85 1-2 G6-3 ②		B SI 90 F SI 90 B CU 75 C FF 90 F SI 91 F FS 85 F FS 84 B FF 91 X SI 92 3-2 G3 ①		B CU 66 F SI 89 F CH 80 B CH 81 X SI 90 2-2 G6-3 ②	5	1	1	0	0	0	0
8 Shane Victorino, S (1, 8) OBP: 0.315, SLG: 0.442	B SI 92 X SI 91 1-0 G4-3 ②		B SI 91 C FF 93 B SI 92 C FF 92 F FS 87 F FF 94 B SI 91 X SI 92 3-2 1-H 2B		B CU 77 C FS 85 B CU 78 X FF 92 2-1 27 S 27 1B 1B		B CU 76 X SI 90 1-0 G3-1 ②		C CH 79 X CU 68 0-1 2B	5	1	3	1	0	0	0
27 Placido Polanco, R (1, 5) OBP: 0.352, SLG: 0.426	B SI 92 X SI 91 1-0 G5-3 ③		B SI 92 B SI 92 H SI 90 3-0 HBP		1 SAFE 1 SAFE C FF 90 1 SAFE 1 SAFE B SI 91 B SI 89 F SI 92 3-2 B SL 85 F SI 91 X SI 94 1-H 1B		B SL 83 B SI 92 X FF 93 2-0 G6-3 ③		I IN 56 I IN 55 I IN 54 4-0 IBB	3	0	1	1	1	0	0
29 Raul Ibanez, L (1, 7) OBP: 0.349, SLG: 0.421		B SI 90 S SI 89 B SI 92 F SI 92 F SI 92 S FS 84 2-3 K ①	C FF 92 F SI 92 B FS 86 B SI 93 B FS 85 X SI 93 3-2 G6-3 ③		F CU 77 B SI 91 B FF 90 B SI 92 X SI 90 3-1 P4 ③			C SI 87 F SI 88 F CU 77 B CH 77 B CU 77 B CU 77 S SI 88 3-3 K ①	C FF 89 B FF 89 C FF 89 S SL 80 1-3 K ③	5	0	0	0	0	3	5
28 Jayson Werth, R (1, 9) OBP: 0.397, SLG: 0.527		C SI 94 C FF 92 B SI 92 B FS 86 X SI 93 2-2 19 G1-3 1B		B SL 83 F SI 91 B SL 83 H SI 90 3-1 51 F8 19 G3 HBP		F FF 90 B SI 91 B SL 83 X SI 92 2-1 51 1B 3B		C SI 88 C CU 78 F CH 77 F CH 76 X CU 78 0-2 G6-3 ②		3	1	2	0	0	0	0
19 Greg Dobbs, L (1, 3) OBP: 0.250, SLG: 0.319 5 Mike Sweeney, R (8, PH) OBP: 0.326, SLG: 0.434 (8, 3)		1 SAFE F SI 89 B SI 91 T SI 90 X FS 82 1-2 G1-3 ② 1-2		1 SAFE 1 SAFE B FF 88 X SI 89 1-0 G3 ① 1-2		X CU 75 0-0 L4 ①		C CU 77 B CH 76 B SI 88 X SI 87 2-1 51 F 1B		3 1	0 0	0 1	0 0	0 0	0 0	3 0
51 Carlos Ruiz, R (1, 2) OBP: 0.381, SLG: 0.426		B FF 92 X SI 92 1-0 G4-3 ③		B FF 92 B SI 92 X FF 91 2-0 F8 ② 2-3		C SI 91 X SI 90 0-1 21 FC4-6 1B 3-H		F FF 94 X FF 94 0-1 E5 1-2		4	0	1	1	0	0	3
21 Wilson Valdez, R (1, 4) OBP: 0.280, SLG: 0.355			C SI 91 B SL 84 F SI 92 X SI 92 1-2 G5-3 ① X SI 92 0-0 G4-3 ③		C FF 92 B SL 82 X SI 91 1-1 FC4-6 ② 1-2f			B FF 96 F FF 96 F FF 97 F FF 94 X SL 86 1-2 L8 ③		4	0	0	0	0	0	4
38 Kyle Kendrick, R (1, 1) OBP: 0.146, SLG: 0.154 37 Chad Durbin, R (7, 1) 46 Ryan Madson, L (8, 1) 9 Domonic Brown, L (9, PH) OBP: 0.227, SLG: 0.350 10 Ben Francisco, R (9, PH) OBP: 0.325, SLG: 0.413 54 Brad Lidge, R (9, 1)			C SI 92 C FF 91 X FF 91 0-2 L9-3 ②		C SI 90 B SL 84 F SI 91 X SI 90 1-2 G6-3 ①		B FF 93 F SI 90 X SI 91 1-1 G4-3 ③		S CH 79 B FF 89 F FF 90 X SI 90 1-2 G6-3 ①	3 0 0 0 1 0	0 0 0 0 0 0	0 0 0 0 0 0	0 0 0 0 0 0	0 0 0 0 0 0	0 0 0 0 0 0	1 0 0 0 0 0
Inning Stats	R: 0 E: 0 K: 0 S: 4 H: 0 LOB: 0 BB: 0 P: 7	R: 0 E: 0 K: 1 S: 11 H: 1 LOB: 1 BB: 0 P: 17	R: 1 E: 0 K: 0 S: 17 H: 2 LOB: 2 BB: 0 P: 28	R: 0 E: 0 K: 0 S: 4 H: 0 LOB: 0 BB: 0 P: 10	R: 1 E: 0 K: 0 S: 14 H: 2 LOB: 1 BB: 0 P: 24	R: 1 E: 0 K: 0 S: 9 H: 2 LOB: 1 BB: 0 P: 13	R: 0 E: 0 K: 0 S: 8 H: 0 LOB: 0 BB: 0 P: 14	R: 0 E: 1 K: 1 S: 17 H: 1 LOB: 2 BB: 0 P: 23	R: 0 E: 0 K: 1 S: 11 H: 1 LOB: 2 BB: 1 P: 19	1B: 6 2B: 2 3B: 1 HR: 0		SF: 0 SAC: 0 DP: 0 HBP: 2		WP: 0 PB: 0 SB: 3 CS: 0	PA: 40	

	AB	37
	R	3
	H	9
	RBI	3
	BB	1
	SO	3
	LOB	16

PITCHER		IP	WLS	BF	H	R	ER	SO	BB	IBB	HBP	BLK	WP	HR	S	P	ERA	WHIP
34 Mike Pelfrey, R ERA: 3.95	(1, 1)	7.0	L	30	7	3	3	1	0	0	2	0	0	0	67	113	3.86	1.000
25 Pedro Feliciano, L ERA: 3.07	(8, 1)	0.2		3	1	0	0	1	0	0	0	0	0	0	11	16	0.00	1.500
39 Bobby Parnell, R ERA: 3.68	(8, 1)	0.1		2	0	0	0	0	0	0	0	0	0	0	6	7	0.00	0.000
47 Hisanori Takahashi, L ERA: 4.2	(9, 1)	1.0		5	1	0	0	1	0	1	0	0	0	0	11	19	0.00	1.000

PITCHER		IP	WLS	BF	H	R	ER	SO	BB	IBB	HBP	BLK	WP	HR	S	P	ERA	WHIP

BOTTOM

Philadelphia Phillies @ New York Mets

Citi Field, Flushing, NY

Sun Aug 15 2010, 8:10 PM - 11:13 PM EDT

Att. 31,345 - Drizzle - 76 F

livebaseballscorecards.com

Batter	1	2	3	4	5	6	7	8	9	AB	R	H	RBI	BB	SO	LOB
7 José Reyes, S (1, 6) OBP: 0.316, SLG: 0.419	B SI 87 X SI 88 1-0 16 CS 1B		C CH 79 B SI 89 X FC 85 1-1 HR		C SI 89 X CH 82 0-1 ② L6			C FC 90 X FF 92 0-1 ① P6		4	1	2	1	0	0	1
16 Ángel Pagán, S (1, 9) OBP: 0.359, SLG: 0.464	L SI 89 1 SAFE C FF 87 B SI 89 X CH 82 1-2 ①② G6-3 1-2		B CH 79 B CH 79 X SI 87 2-0 ① F8		B CH 81 C SI 89 C SI 90 S SI 90 1-3 ③ K			T FF 92 S FF 92 B FF 93 B FF 92 S CH 84 2-3 ② K		4	0	0	0	0	2	2
5 David Wright, R (1, 5) OBP: 0.361, SLG: 0.484	C FC 85 F SI 90 B SI 89 X SI 90 1-2 15 1B 1B		X SI 89 0-0 ② G5-3			B FC 86 X FC 84 1-0 ① G5-3		B CH 83 B FF 94 B FF 93 B FF 92 4-0 BB		3	0	1	0	1	0	0
15 Carlos Beltrán, S (1, 8) OBP: 0.306, SLG: 0.333	C FF 87 B SI 89 B FC 88 F SI 90 B SI 90 X SI 89 3-2 1-3 1B		B CH 80 B CH 86 C SI 87 B SI 88 F SI 88 S SI 89 3-3 ③ K			C SI 90 B CH 81 B FC 86 C SI 90 B SI 88 X SI 90 3-2 ② F9		C FF 94 S FF 94 D CH 85 S CH 83 1-3 ③ K		4	0	1	0	0	2	1
29 Ike Davis, L (1, 3) OBP: 0.320, SLG: 0.423	B SI 90 B FC 88 B CH 82 X SI 89 3-0 ③ F8			F CH 80 F SI 88 C SI 88 0-3 ① K		F FC 87 C SI 89 X SI 90 0-2 ③ P6			C FF 89 F SL 82 S SL 82 0-3 ① K	4	0	0	0	0	2	2
23 Chris Carter, L (1, 7) OBP: 0.308, SLG: 0.394		C SI 88 B SI 88 B SI 89 X FC 88 2-1 1 G4-3 30 G5-3 1B		B FC 87 X SI 89 1-0 ② F8			X SI 87 0-0 ① F8		S SL 80 B SL 82 X SL 81 1-1 ② F9	4	0	1	0	0	0	0
30 Josh Thole, L (1, 2) OBP: 0.391, SLG: 0.382		F FC 86 D CH 82 S SI 89 B SI 90 B SI 91 F SI 91 X SI 90 3-2 ① G5-3 1-2		B CH 80 B FC 87 X SI 89 2-0 ③ F8			C SI 88 C SI 88 B SI 88 F SI 89 X SI 90 1-2 ② G6-3		C FF 89 B FF 89 X SL 83 1-1 ③ F8	4	0	0	0	0	0	1
1 Luis Castillo, S (1, 4) OBP: 0.338, SLG: 0.282		B SI 90 C SI 90 B SI 91 B FC 88 C SI 90 F FF 88 X FC 87 3-2 ② G4-3 2-3			B SI 88 X SI 88 1-0 34 SH3-4 1B		C SI 89 B SI 90 C SI 89 B SI 90 B SI 90 F SI 89 B SI 89 4-2 BB			2	0	1	0	1	0	1
34 Mike Pelfrey, R (1, 1) OBP: 0.163, SLG: 0.122 12 Jeff Francoeur, R (7, PH) OBP: 0.288, SLG: 0.375 25 Pedro Feliciano, L (8, 1) 39 Bobby Parnell, R (8, 1) 47 Hisanori Takahashi, L (9, 1) OBP: 0.063, SLG: 0.063		B SI 91 B SI 90 C SI 89 B SI 91 C SI 90 S SI 91 3-3 ③ K			L SI 87 L SI 88 1 SAFE B SI 89 X SI 88 1-2 ① SH3-4 1-2		F FC 87 B FC 86 X FC 87 1-1 ③ F8			1 1 0 0 0	0 0 0 0 0	0 0 0 0 0	0 0 0 0 0	0 0 0 0 0	1 0 0 0 0	1 1 0 0 0
Inning Stats	R: 0 E: 0 K: 0 S: 11 H: 3 LOB: 2 BB: 0 P: 20	R: 0 E: 0 K: 1 S: 13 H: 1 LOB: 1 BB: 0 P: 24	R: 1 E: 0 K: 1 S: 7 H: 1 LOB: 0 BB: 0 P: 13	R: 0 E: 0 K: 1 S: 5 H: 0 LOB: 0 BB: 0 P: 8	R: 0 E: 0 K: 1 S: 9 H: 1 LOB: 1 BB: 0 P: 12	R: 0 E: 0 K: 0 S: 7 H: 0 LOB: 0 BB: 0 P: 11	R: 0 E: 0 K: 0 S: 10 H: 0 LOB: 1 BB: 1 P: 16	R: 0 E: 0 K: 2 S: 8 H: 0 LOB: 1 BB: 1 P: 15	R: 0 E: 0 K: 1 S: 7 H: 0 LOB: 0 BB: 0 P: 9	1B: 5 2B: 0 3B: 0 HR: 1 SF: 0 SAC: 1 DP: 0 HBP: 0						

	AB	31
	R	1
	H	6
	RBI	1
	BB	2
	SO	7
	LOB	10

PITCHER		IP	WLS	BF	H	R	ER	SO	BB	IBB	HBP	BLK	WP	HR	S	P	ERA	WHIP
38 Kyle Kendrick, R ERA: 4.45	(1, 1)	6.2	W	26	6	1	1	4	1	0	0	0	0	1	60	101	1.35	1.050
37 Chad Durbin, R ERA: 3.49	(7, 1)	0.1	H	1	0	0	0	0	0	0	0	0	0	0	2	3	0.00	0.000
46 Ryan Madson, R ERA: 3.58	(8, 1)	1.0	H	4	0	0	0	2	1	0	0	0	0	0	8	15	0.00	1.000
54 Brad Lidge, R ERA: 4.28	(9, 1)	1.0	S	3	0	0	0	1	0	0	0	0	0	0	7	9	0.00	0.000

PITCHER	IP	WLS	BF	H	R	ER	SO	BB	IBB	HBP	BLK	WP	HR	S	P	ERA	WHIP

New York Mets @ Houston Astros

Minute Maid Park, Houston, TX

Mon Aug 16 2010, 7:07 PM - 9:48 PM CDT

Att. 22,688 - Roof Closed - 73 F

TOP

livebaseballscorecards.com

Batter	1	2	3	4	5	6	7	8	9	AB	R	H	RBI	BB	SO	LOB
7 José Reyes, S (1, 6) OBP: 0.315, SLG: 0.418	C FF 91 X SI 90 0-1 ① G6-3		C FF 92 B CU 74 D CU 78 F CU 77 1 SAFE F FF 90 X CU 79 2-2 ②③ G5-4-3 1-2f			C FF 90 X CU 78 0-1 ① 5 CS 1B		S SI 92 C FF 87 B CU 80 S SI 86 1-3 ③ K		4	0	1	0	0	1	1
16 Ángel Pagán, S (1, 7) OBP: 0.356, SLG: 0.460	C FF 90 F SI 91 S FF 91 0-3 ② K			B CU 76 B CH 85 C FF 91 X FF 91 2-1 ① F8		1 SAFE 1 SAFE C CU 75 1 SAFE 1 SAFE S CH 85 F FF 90 B FF 90 C CU 77 1-3 ② K			B FF 97 X SI 95 1-0 ① G4-3	4	0	0	0	0	2	1
5 David Wright, R (1, 5) OBP: 0.364, SLG: 0.486	C FF 91 B FF 91 B FF 91 F SI 91 X FF 92 2-2 15 S 1B			F SI 91 B SI 87 B SI 90 S SI 87 S CU 79 2-3 ② K		B FF 90 C CU 76 1-1 ③ CS 1-2	X FF 90 0-0 19 F9 15 WP 1B		F FF 98 F FF 99 X SL 85 0-2 15 1B 12 WP 1B	4	1	3	0	0	1	0
15 Carlos Beltrán, S (1, 8) OBP: 0.322, SLG: 0.374	C FF 91 F CU 78 B FF 90 S CU 78 1-3 ③ K 1-2			X SI 90 0-0 HR			B CH 86 B CU 78 B CU 76 C FF 92 F CU 77 F FF 91 F CU 77 B FF 90 4-2 4 FC6-4 1-2 BB		1 SAFE X SI 96 0-0 12 WP 12 3B 1-3 1B	3	2	2	1	1	1	1
12 Jeff Francoeur, R (1, 9) OBP: 0.290, SLG: 0.381		B FF 91 B CU 75 C FF 90 S CU 78 F CU 76 F FF 91 F CU 76 B FF 91 B CU 74 4-2 19 G6-4-3 BB		B CH 86 F FF 91 S CU 76 B FF 90 B CU 76 S FF 91 3-3 ③ K			F SI 86 F FF 89 D CU 78 F FF 90 X CU 76 1-2 ① L5		B SI 96 S SL 83 F FF 98 F FF 97 B FF 97 D SL 85 F FF 97 X FF 96 3-2 30 G3-2 1-H 3-H 3B	3	0	1	1	1	1	2
19 Mike Hessman, R (1, 3) 29 Ike Davis, L (9, PH) OBP: 0.322, SLG: 0.423 (9, 3)		F FF 90 1 SAFE X CU 76 0-1 ①② G6-4-3 1-2f			X CU 76 0-0 ① G5-3		B CU 76 D CU 77 B CU 80 C FF 91 C FF 91 F FF 91 X CU 77 3-2 ② F9 2-3		I IN 76 I IN 80 I IN 82 I IN 80 4-0 30 S IBB	3 0	0 0	0 0	0 0	0 1	0 0	3 0
4 Henry Blanco, R (1, 2) 30 Josh Thole, L (9, PH) OBP: 0.307, SLG: 0.365 OBP: 0.386, SLG: 0.377 (9, 2)		C CU 75 C FF 90 B CU 75 B CU 76 X CU 76 2-2 ③ G5-3			B FF 90 C CU 74 X SI 91 1-1 ② G5-3		B CH 86 S CU 77 F CU 78 X CU 78 1-2 ③ FC6-4 1-2f		C CU 73 B SI 89 F CU 75 X SL 84 1-2 ②③ G3-2 1-2 3-Hf	3 1	0 0	0 0	0 0	0 0	0 0	2 2
1 Luis Castillo, S (1, 4) OBP: 0.338, SLG: 0.279			B FF 91 C FF 90 B CU 76 B CH 85 B FF 91 4-1 7 G5-4-3 BB		S CU 76 C FF 90 B CU 75 F CU 79 B FF 92 X CU 77 2-2 ③ G4-3			B SI 91 B FC 89 B FF 90 C SI 89 C FF 89 F FC 90 X FF 91 3-2 ① G4-3		2	0	0	0	1	0	0
49 Jonathon Niese, L (1, 1) OBP: 0.244, SLG: 0.200 23 Chris Carter, L (8, PH) OBP: 0.305, SLG: 0.390 64 Elmer Dessens, R (8, 1) 25 Pedro Feliciano, L (8, 1) 47 Hisanori Takahashi, L (9, 1) OBP: 0.063, SLG: 0.063			F CU 76 B SI 90 L CU 76 T CU 77 1-2 ① K			C FF 88 C CU 74 B CU 73 X CU 77 1-2 ① G4-3		B SI 92 F SI 87 F FF 85 S CU 78 1-3 ② K2-3		2 1 0 0 0	0 0 0 0 0	0 0 0 0 0	0 0 0 0 0	0 1 0 0 0	1 0 0 0 0	1 0 0 0 0

	AB	30
	R	3
	H	7
	RBI	2
	BB	4
	SO	8
	LOB	13

Inning Stats																				
	R: 0 E: 0 K: 2 S: 11	H: 1 LOB: 1 BB: 0 P: 14	R: 0 E: 0 K: 0 S: 10	H: 0 LOB: 0 BB: 1 P: 16	R: 0 E: 0 K: 1 S: 8	H: 0 LOB: 0 BB: 1 P: 15	R: 1 E: 0 K: 2 S: 9	H: 1 LOB: 0 BB: 0 P: 16	R: 0 E: 0 K: 0 S: 7	H: 0 LOB: 0 BB: 0 P: 10	R: 0 E: 0 K: 1 S: 10	H: 1 LOB: 0 BB: 0 P: 13	R: 0 E: 0 K: 0 S: 17	H: 1 LOB: 2 BB: 1 P: 26	R: 0 E: 0 K: 2 S: 10	H: 0 LOB: 0 BB: 0 P: 15	R: 2 E: 0 K: 0 S: 13	H: 3 LOB: 1 BB: 1 P: 22	1B: 5 2B: 1 3B: 1 HR: 1	SF: 0 SAC: 0 DP: 3 HBP: 0	WP: 2 PB: 0 SB: 2 CS: 1	PA: 35

PITCHER		IP	WLS	BF	H	R	ER	SO	BB	IBB	HBP	BLK	WP	HR	S	P	ERA	WHIP
51 Wandy Rodriguez, L ERA: 4.04	(1, 1)	7.0		25	4	1	1	6	3	0	0	0	1	1	72	110	1.29	1.000
37 Brandon Lyon, R ERA: 3.7	(8, 1)	1.0		3	0	0	0	2	0	0	0	0	0	0	10	15	0.00	0.000
22 Matt Lindstrom, R ERA: 4.15	(9, 1)	0.1	L	5	3	2	2	0	0	1	0	0	1	0	10	18	54.00	9.000
73 Gustavo Chacin, L ERA: 5.34	(9, 1)	0.2		1	0	0	0	0	0	0	0	0	0	0	3	4	0.00	0.000

PITCHER	IP	WLS	BF	H	R	ER	SO	BB	IBB	HBP	BLK	WP	HR	S	P	ERA	WHIP

BOTTOM

Batter	1	2	3	4	5	6	7	8	9	AB	R	H	RBI	BB	SO	LOB
8 Jeff Keppinger, R (1, 4) OBP: 0.348, SLG: 0.395 27 Geoff Blum, S (9, 4) OBP: 0.325, SLG: 0.323	B FF 90 X FF 90 1-0 ① P3		C B FF 88 B FF 88 F FF 92 F FF 89 F CU 76 F FF 92 X FC 89 2-2 ① G4-3		S SL 85 F CU 75 X CU 75 0-2 ② G5-3		C CU 74 F CU 75 B CU 75 F FC 85 X FF 91 1-2 1B		C FF 91 S CH 82 B CH 83 T CH 82 1-2 ② K	4 1	0 0	1 0	0 0	0 0	0 1	0 0
36 Angel Sanchez, R (1, 6) OBP: 0.312, SLG: 0.358	C FC 86 B CU 74 X FF 91 1-1 ② G5-3		X SI 88 0-0 9 WP 1B		C FF 91 B CU 76 B FF 92 B FC 87 X FF 91 3-1 ③ F9		C FF 90 X CU 74 0-1 ③ G5-3		C SI 90 X SI 90 0-1 ③ F9	5	0	1	0	0	0	1
9 Hunter Pence, R (1, 9) OBP: 0.330, SLG: 0.458	B FF 91 S FC 88 X FC 86 1-1 1B		C FF 91 B CU 74 C CU 76 X FF 93 1-2 ② L7 1-2			C F CU 75 S 0-3 ① K2-3		B SL 84 X SL 82 1-0 ① L8		4	0	1	0	0	1	1
45 Carlos Lee, R (1, 7) OBP: 0.293, SLG: 0.403	B SI 90 F FF 92 X SI 88 1-1 ③ G5-3		F CU 76 B SI 88 B FF 93 X CU 75 2-1 ③ G6-3			B FC 85 F FC 85 X CU 73 1-1 ② F8		C SI 89 B FF 89 C SI 90 X CU 77 1-2 29 E 2B		4	0	1	0	0	0	2
4 Jason Michaels, R (1, 8) OBP: 0.291, SLG: 0.500		B FC 87 B FC 85 B FC 86 C FF 89 S FC 87 C FF 91 3-3 ① K		B CH 80 S FC 88 B FF 92 S FC 89 S CU 77 2-3 ① K		B CU 74 F FC 86 X FC 85 1-1 23 2B 1B		B SL 85 B SL 84 B FF 90 C FF 89 C SI 90 X SI 91 3-2 ② L7		4	1	1	0	0	2	1
23 Chris Johnson, R (1, 5) OBP: 0.392, SLG: 0.558		X FF 91 0-0 29 1B 1B		B CU 76 B FF 87 F FC 86 B FC 83 X FF 88 3-1 ② L5		1 SAFE S CU 74 B FC 89 X FC 86 1-1 1-H 2B		I I I IN 55 4-0 29 E IBB		3	0	2	1	1	0	0
29 Brett Wallace, L (1, 3) OBP: 0.383, SLG: 0.325		C FF 90 T CU 75 X FF 91 0-2 1-3 1B		C FC 86 B FF 92 F CU 75 H FF 92 2-2 HBP		X FC 85 0-0 ③ G1-3		B CU 80 C SI 88 B SI 89 X CU 78 2-1 1-2 2-3 E1		3	0	1	0	0	0	3
15 Jason Castro, L (1, 2) OBP: 0.268, SLG: 0.270		C FC 86 X FC 86 0-1 ② P6		F FF 91 F FC 87 X CU 75 0-2 ③ G3			X FC 84 0-0 ① F7	B CU 80 C SI 90 B CU 79 X SI 90 2-1 ③ F8		4	0	0	0	0	0	6
51 Wandy Rodriguez, S (1, 1) OBP: 0.224, SLG: 0.234 77 Pedro Feliz, R (7, PH) OBP: 0.244, SLG: 0.313 37 Brandon Lyon, R (8, 1) 22 Matt Lindstrom, R (9, 1) 73 Gustavo Chacin, L (9, 1) OBP: 1.000, SLG: 4.000 11 Jason Bourgeois, R (9, PH) OBP: 0.308, SLG: 0.298		C FC 86 C FF 91 S CU 76 0-3 ③ K			B FF 90 C FF 90 S FC 86 S FC 85 1-3 ① K		B CU 72 B SL 85 C SL 85 S FC 86 F FC 86 F CU 74 X CU 75 2-2 ② G5-3		B SI 89 B CH 79 C SI 90 B SI 90 C FF 90 X SI 92 3-2 ① G5-3	2 1 0 0 0 0 1	0 0 0 0 0 0 0	0 0 0 0 0 0 0	0 0 0 0 0 0 0	0 0 0 0 0 0 0	2 0 0 0 0 0 0	2 0 0 0 0 0 0
Inning Stats	R: 0 E: 0 K: 0 S: 7 H: 1 LOB: 1 BB: 0 P: 11	R: 0 E: 0 K: 2 S: 12 H: 2 LOB: 2 BB: 0 P: 15	R: 0 E: 0 K: 0 S: 12 H: 1 LOB: 1 BB: 0 P: 17	R: 0 E: 0 K: 1 S: 10 H: 0 LOB: 1 BB: 0 P: 17	R: 0 E: 0 K: 1 S: 8 H: 0 LOB: 0 BB: 0 P: 12	R: 1 E: 0 K: 1 S: 10 H: 2 LOB: 1 BB: 0 P: 13	R: 0 E: 0 K: 0 S: 12 H: 1 LOB: 1 BB: 0 P: 15	R: 0 E: 1 K: 0 S: 11 H: 1 LOB: 3 BB: 1 P: 24	R: 0 E: 0 K: 1 S: 8 H: 0 LOB: 0 BB: 0 P: 12	1B: 6 2B: 2 3B: 0 HR: 0	SF: 0 SAC: 0 DP: 0 HBP: 1	WP: 1 PB: 0 SB: 0 CS: 0	PA: 38			

PITCHER		IP	WLS	BF	H	R	ER	SO	BB	IBB	HBP	BLK	WP	HR	S	P	ERA	WHIP
49 Jonathon Niese, L ERA: 3.38	(1, 1)	7.0		29	7	1	1	5	0	0	1	0	1	0	71	100	1.29	1.000
64 Elmer Dessens, R ERA: 1.82	(8, 1)	0.2		4	1	0	0	0	0	1	0	0	0	0	7	16	0.00	1.500
25 Pedro Feliciano, L ERA: 3.05	(8, 1)	0.1	W	2	0	0	0	0	0	0	0	0	0	0	4	8	0.00	0.000
47 Hisanori Takahashi, L ERA: 4.16	(9, 1)	1.0	S	3	0	0	0	1	0	0	0	0	0	0	8	12	0.00	0.000

PITCHER	IP	WLS	BF	H	R	ER	SO	BB	IBB	HBP	BLK	WP	HR	S	P	ERA	WHIP

New York Mets @ Houston Astros

Minute Maid Park, Houston, TX

Mon Aug 16 2010, 7:07 PM - 9:48 PM CDT

Att. 22,688 - Roof Closed - 73 F

livebaseballscorecards.com

AB	36
R	1
H	8
RBI	1
BB	1
SO	6
LOB	16

Batter	1	2	3	4	5	6	7	8	9	AB	R	H	RBI	BB	SO	LOB
7 José Reyes, S (1, 6) OBP: 0.318, SLG: 0.419	X FF 89 0-0 26 PB 26 1B 1B	B FS 82 X FF 90 1-0 ② G6-3 2-3 3-H			B FS 82 B FF 89 B FF 83 C FF 87 B SL 82 4-1 5 S BB		C CH 86 B CH 88 X FF 94 1-1 1B		S FS 86 S FS 86 X FF 94 0-2 ③ F7	4	1	2	1	1	0	2
26 Fernando Martinez, L (1, 7) OBP: 0.286, SLG: 0.176 1 Luis Castillo, S (7, 4) OBP: 0.338, SLG: 0.279	C FF 90 B FF 84 F FF 91 F CU 77 B FF 91 F CU 76 B FF 91 X FF 91 3-2 15 CS 1-H 1B	B CU 74 C FF 90 B CU 75 X FF 90 2-1 ③ F7			1 SAFE B FF 88 C FF 88 F SL 83 1 SAFE S FF 89 1-3 ② K		X SI 94 0-0 ③ F9			4 0	0 0	1 0	1 0	0 0	1 0	3 0
5 David Wright, R (1, 5) OBP: 0.363, SLG: 0.491	S FF 91 C SL 83 F CU 74 F FF 90 B CU 75 C FF 91 1-3 ① K	X SL 82 0-0 ① P4			B SL 83 B SL 82 F FF 89 1 SAFE B CU 74 S FF 89 X FF 89 3-2 ③ F7 1-2			F FF 96 B FC 95 S KC 85 B FC 96 B KC 86 X FF 93 3-2 HR		4	1	1	1	0	1	2
15 Carlos Beltrán, S (1, 8) OBP: 0.328, SLG: 0.373	D CU 76 B FF 88 B FF 90 B FF 90 4-0 ② 29 BB 1-2 BB	B FF 89 B FS 83 C FF 89 X CU 76 2-1 ② G4-3				B FF 93 F FF 94 S CH 86 F CH 88 S CH 88 1-3 ① K2-3		B FS 86 B SI 93 X FS 87 2-0 29 G1-6-3 1B		3	0	1	0	1	1	0
29 Ike Davis, L (1, 3) OBP: 0.321, SLG: 0.420	C FF 91 B FF 90 B CU 76 C FF 90 F CU 75 B SL 85 F FF 91 F FF 91 F FF 90 4-2 B CU 74 1-2 BB	C CU 76 S SL 83 B FF 89 X CU 73 1-2 ③ G5-3				B SI 94 B SL 84 X FF 95 2-0 ② F8		B SI 93 F SI 92 X SI 93 1-1 ① ② G1-6-3 1-2f		3	0	0	0	1	0	1
12 Jeff Francoeur, R (1, 9) OBP: 0.289, SLG: 0.377	F SL 80 B SL 81 B FS 84 C FF 91 F SL 79 S FF 90 2-3 ③ K			B SL 83 F SL 82 F FF 89 S CU 74 1-3 ① K		B SL 84 B FF 95 B FF 95 C FF 95 B SL 84 4-1 BB		C KC 85 C FF 94 B FF 93 X KC 86 1-2 ③ G4-3		3	0	0	0	1	2	2
30 Josh Thole, L (1, 2) OBP: 0.391, SLG: 0.383		C FF 87 B CU 74 B FF 87 F FF 87 X SL 82 2-2 57 2B 7 G6-3 1B		B FF 88 B SL 82 C FF 87 X FF 88 2-1 ② L5		B SI 94 X FF 93 1-0 ③ F8			F SI 92 F FS 85 X FS 85 0-2 23 G1-3 1B	4	1	2	0	0	0	1
11 Rubén Tejada, R (1, 4) OBP: 0.264, SLG: 0.210 16 Ángel Pagán, S (7, PH) OBP: 0.355, SLG: 0.458 (7, 7)		X FF 89 0-0 ① F8		F SL 82 T SL 79 F CU 73 B CU 75 X FF 88 1-2 ③ F8			S CH 85 F FF 95 C FF 94 0-3 ① K		B FS 84 B SI 93 X SI 92 2-0 ① P6	2 2	0 0	0 0	0 0	0 0	0 1	1 1
57 Johan Santana, L (1, 1) OBP: 0.161, SLG: 0.268 23 Chris Carter, L (9, PH) OBP: 0.302, SLG: 0.386		B FF 88 B FF 86 X FF 87 2-0 7 G6-3 1-3 2B			C FF 88 X CU 73 0-1 ① G1-3		B FF 93 X FF 94 1-0 ② F7		X FS 85 0-0 ② G1-3 1-2	3 1	0 0	1 0	0 0	0 0	0 0	0 1

| Inning Stats | | | |

Batter	1	2	3	4	5	6	7	8	9	AB	R	H	RBI	BB	SO	LOB
21 Michael Bourn, L (1, 8) OBP: 0.326, SLG: 0.327	B FF 89 X FF 90 1-0 9 HR 36 1B 1B	B SL 82 X SL 82 1-0 ③ 1B			F FF 89 B CH 83 B SI 90 X SI 90 2-1 ① G4-3		X SI 91 0-0 ② ③ G3-6-3 1-2f			4	1	2	0	0	0	2
36 Angel Sanchez, R (1, 6) OBP: 0.317, SLG: 0.362	B FF 88 C CH 78 F FF 88 X CH 78 1-2 9 HR 1-2 1B		F FF 91 X FF 90 0-1 1B		C SI 91 B SL 83 S CH 80 C SL 82 1-3 ② K			B SI 90 B SI 90 X SI 89 2-0 ① F8		4	1	2	0	0	1	0
9 Hunter Pence, R (1, 9) OBP: 0.331, SLG: 0.472	B FF 89 S SL 84 D SL 80 X CH 77 2-1 1-H 2-H HR		X FF 89 0-0 ① P4		B FF 90 F FF 91 S FF 86 S SL 85 1-3 ③ K			C FF 92 F FF 85 F FF 92 B CH 80 B FF 87 B SL 82 X SL 83 3-2 HR		4	2	2	4	0	1	1
45 Carlos Lee, R (1, 7) OBP: 0.293, SLG: 0.404	C CH 78 F FF 89 X FF 91 0-2 2B		C SI 90 C SI 90 B FF 90 T CH 79 1-2 ② K			X SL 83 0-0 ① G2-3		X FF 91 0-0 ② F8		4	0	1	0	0	1	1
23 Chris Johnson, R (1, 5) OBP: 0.384, SLG: 0.546	B SI 89 B FF 89 S SL 84 B SI 90 S SL 84 X SL 82 3-2 ① P6		C FF 90 B CH 78 S SI 90 X FF 85 1-2 ③ F7			S FF 90 B SI 90 F SI 90 S CH 79 1-3 ② K		F FF 86 X CH 84 0-1 ③ G6-3		4	0	0	0	0	1	2
29 Brett Wallace, L (1, 3) OBP: 0.360, SLG: 0.302	F SL 82 C FF 89 F SL 82 D SL 82 S CH 79 1-3 ② K		C FF 91 F FF 90 S SI 91 0-3 ① K			F SI 90 X SI 90 0-1 ③ G6-3				3	0	0	0	0	2	1
27 Geoff Blum, S (1, 4) OBP: 0.326, SLG: 0.329	C CH 78 C SL 82 D CH 80 F SL 83 B CH 81 X CH 77 2-2 ③ G5-3			X SI 90 0-0 2B			B CH 82 F SI 89 X SI 90 1-1 ① G6-3			3	0	1	0	0	0	1
15 Jason Castro, L (1, 2) OBP: 0.269, SLG: 0.280		C FF 90 B FF 90 F FF 90 F SL 83 B FF 91 B CH 79 C FF 92 3-3 ① K		C FF 90 X SL 82 0-1 ② L9			F FF 91 X SI 90 0-1 2B			3	0	1	0	0	1	1
28 Nelson Figueroa, R (1, 1) OBP: 0.333, SLG: 0.500 47 Jeff Fulchino, R (6, 1) 4 Jason Michaels, R (7, PH) OBP: 0.296, SLG: 0.500 54 Mark Melancon, R (8, 1) 59 Wilton Lopez, R (9, 1)		C SI 91 X SI 91 0-1 ② G3-1		B FF 91 X SI 91 1-0 ③ G1-3			C SL 78 B FF 90 B CH 80 B FF 91 B CH 84 4-1 21 G3-6-3 BB			2 0 0 0 0	0 0 0 0 0	0 0 0 0 0	0 0 1 0 0	0 0 0 0 0	0 0 0 0 0	1 0 0 0 0
Inning Stats	R: 3 H: 4 E: 0 LOB: 1 K: 1 BB: 0 S: 20 P: 30	R: 0 H: 1 E: 0 LOB: 1 K: 1 BB: 0 S: 7 P: 11	R: 0 H: 1 E: 0 LOB: 1 K: 1 BB: 0 S: 9 P: 11	R: 0 H: 1 E: 0 LOB: 1 K: 1 BB: 0 S: 7 P: 8	R: 0 H: 0 E: 0 LOB: 0 K: 2 BB: 0 S: 8 P: 12	R: 0 H: 0 E: 0 LOB: 0 K: 1 BB: 0 S: 6 P: 7	R: 0 H: 1 E: 0 LOB: 1 K: 0 BB: 1 S: 6 P: 11	R: 1 H: 1 E: 0 LOB: 0 K: 0 BB: 0 S: 8 P: 13		1B: 4 SF: 0 2B: 3 SAC: 0 3B: 0 DP: 1 HR: 2 HBP: 0						

PITCHER	IP	WLS	BF	H	R	ER	SO	BB	IBB	HBP	BLK	WP	HR	S	P	ERA	WHIP
57 Johan Santana, L (1, 1) ERA: 2.97	8.0	L	32	9	4	4	7	1	0	0	0	0	2	71	103	4.50	1.250

PITCHER	IP	WLS	BF	H	R	ER	SO	BB	IBB	HBP	BLK	WP	HR	S	P	ERA	WHIP

BOTTOM

New York Mets @ Houston Astros

Minute Maid Park, Houston, TX

Tue Aug 17 2010, 7:06 PM - 9:28 PM CDT

Att. 26,279 - Roof Closed - 73 F

livebaseballscorecards.com

AB	31
R	4
H	9
RBI	4
BB	1
SO	7
LOB	10

WP: 0 PA: 32
PB: 0
SB: 0
CS: 0

New York Mets @ Houston Astros

Minute Maid Park, Houston, TX

Wed Aug 18 2010, 7:06 PM - 11:23 PM CDT

Att. 23,403 - Roof Closed - 73 F

TOP

livebaseballscorecards.com

Batter	1	2	3	4	5	6	7	8	9	10	11	12	13	14	AB	R	H	RBI	BB	SO	LOB
7 José Reyes, S (1, 6) OBP: 0.324, SLG: 0.426	F SI 88 B CH 81 S CH 80 X CH 82 / 1-2 16 G3 1B		B SI 89 C SI 89 B CU 76 X SI 89 / 2-1 3B		B CU 75 F CU 75 F FC 85 B SI 85 X CH 85 / 2-2 F7 ③		C SL 82 X SI 89 / 0-1 16 FC4-6 2-3 1B			X FF 85 / 0-0 15 S 16 1B 29 FC3-2 1B		C FF 94 B SI 93 X SI 93 / 1-1 G6-3 ①		C CH 76 L CH 76 F CH 79 B SI 90 B CH 78 B CU 74 B SI 90 / 4-2 19 S 16 SH1-3 29 SF9 BB	6	1	4	0	1	0	2
16 Ángel Pagán, S (1, 7) OBP: 0.352, SLG: 0.453	L SI 88 X SL 82 / 0-1 ① ② G3 1-2f		C CU 76 S CU 77 X FF 90 / 0-2 ③ G4-3			F SI 86 F CU 74 B FF 89 S CU 75 / 1-3 ① K	B FC 85 X CH 82 / 1-0 ② FC4-6 1-2f 3-H			1 SAFE B SI 89 B SI 85 X SI 90 / 2-0 29 FC3-2 15 S 1-2 1B		C SI 94 F FF 96 F FF 96 B SI 89 F FF 96 X SI 96 / 1-2 ② G6-3		C SI 88 1 SAFE B SI 89 D CH 79 X SI 89 / 2-1 ① SH1-3 1-2	6	0	1	1	0	1	3
5 David Wright, R (1, 5) OBP: 0.363, SLG: 0.491 19 Mike Hessman, R (12, PR) OBP: 0.303, SLG: 0.370 (12, 5)	C FF 90 B FF 90 B FF 90 S FF 90 B SI 92 X SI 91 / 3-2 ③ P4			C CU 74 C SI 90 B CU 77 X FF 90 / 1-2 ① G1-3		B CU 75 X CU 75 / 1-0 2B	1 SAFE P PO 84 1 SAFE X SI 90 / 1-0 ③ G5-3			S FF 90 F FF 91 X CU 79 / 0-2 ① F7		C FF 97 X FF 96 / 0-1 1B		S CH 79 B SI 86 B SI 90 B CH 81 S SL 86 B SI 90 / 4-2 29 SF9 15 IBB 2-3 BB	6	0	2	0	0	0	3
															0	0	0	0	1	0	0
15 Carlos Beltrán, S (1, 8) OBP: 0.333, SLG: 0.358		X FF 87 / 0-0 ① F8		C SI 89 B SL 84 B SI 89 F CU 76 X CH 84 / 2-2 ② G3-1		C SI 89 B SL 83 B CU 76 F SL 84 F CU 75 B CH 84 B SL 82 / 4-2 BB		B SI 93 B FS 85 X FF 92 / 2-0 ① F7		B SI 92 C SI 92 B FF 92 B FC 91 I IN 59 / 4-1 29 FC3-2 1-2 2-3 IBB		B FS 84 X SI 92 / 1-0 ③ G4-3		I I IN 71 I IN 69 I / 4-0 12 IBB 1-2 IBB	4	0	0	0	3	0	1
29 Ike Davis, L (1, 3) OBP: 0.319, SLG: 0.416		X FF 88 / 0-0 ② G4-3		X FF 89 / 0-0 P6 ③		C CU 76 B SL 83 F CU 75 C CU 76 / 1-3 ② K		C KC 85 X FC 94 / 0-1 ② G4-3		B FC 91 B SI 92 X FF 90 / 2-0 ② FC3-2 1-2 2-3 3-H			C FF 94 B CH 87 F FF 94 X CH 88 / 1-2 1 BB 1B	B SL 83 F SI 89 C SL 85 F SI 91 B SL 85 X CU 74 / 2-2 ② SF9 2-3 3-H	6	0	1	1	0	1	5
12 Jeff Francoeur, R (1, 9) OBP: 0.292, SLG: 0.375		B FF 89 B SL 82 C SL 82 B FF 89 F FF 89 F FF 89 B FF 91 / 4-2 30 FC4-6 BB			C SI 89 B FF 89 B SL 82 B FF 89 X SI 88 / 3-1 30 FC4-6 1B	B SL 82 B SL 90 B SL 84 C SL 82 X SL 82 / 3-1 ③ F8		F FC 94 B FS 86 F FS 85 F KC 85 B SI 93 C KC 86 / 2-3 ③ K		B FC 92 F FF 91 B FF 92 F FF 93 X FC 92 / 2-2 ③ L9			B FF 93 C FF 94 X SL 84 / 1-1 ① P6	B SI 89 I IN 71 I IN 70 I IN 67 / 4-0 1-2 IBB	5	0	1	0	2	1	6
30 Josh Thole, L (1, 2) OBP: 0.364, SLG: 0.352		B SI 89 X SI 90 / 1-0 ③ FC4-6 1-2f			C FF 88 X FF 88 / 0-1 ① FC4-6 43 FC3-5 11 BB 1-2f		C SI 86 L FF 88 B SL 81 B CU 75 X SL 81 / 2-2 ① G6-3		C FF 88 B SL 76 X SL 79 / 1-1 ① F7		B FF 93 C FF 93 X FS 84 / 1-1 ① G1-3		F FF 94 1 SAFE F FF 95 F FF 93 X FF 95 / 0-2 ② L8	B SI 88 F SI 89 F SI 90 S CU 75 / 1-3 ③ K	7	0	0	0	0	1	6
11 Rubén Tejada, R (1, 4) OBP: 0.271, SLG: 0.220 23 Chris Carter, L (11, PH) OBP: 0.299, SLG: 0.382 1 Luis Castillo, S (11, 4) OBP: 0.340, SLG: 0.279			C SL 82 G SL 83 B SI 90 B CU 76 F SI 89 C SL 84 / 2-3 ① K		F FF 90 C CU 75 D CU 76 B FF 91 F SL 84 B SL 83 B SL 82 / 4-2 43 FC3-5 1-2 BB		B SI 87 B SL 81 F FF 88 B FF 88 X FF 89 / 3-1 43 2B 2B		B SI 89 C SI 88 F CH 83 B SL 82 B SL 82 F SL 83 F FF 90 X CH 84 / 3-2 ② L4		C FF 96 X FS 86 / 0-1 ② G3		B FF 95 B FF 94 F FF 95 C SL 87 F FF 95 1 SAFE B CH 85 B FF 94 / 4-2 1-2 BB	3	1	1	0	1	1	0
															1	0	0	0	0	0	0
															0	0	0	0	1	0	0
43 R.A. Dickey, R (1, 1) OBP: 0.206, SLG: 0.212 47 Hisanori Takahashi, L (9, 1) OBP: 0.063, SLG: 0.063 26 Fernando Martínez, L (11, PH) OBP: 0.223, SLG: 0.167 39 Bobby Parnell, R (11, 1) 4 Henry Blanco, R (13, PH) OBP: 0.264, SLG: 0.362 64 Elmer Dessens, R (13, 1) 36 Manny Acosta, R (14, 1)			C FF 90 F CU 76 S CU 78 / 0-3 ② K		L FF 88 X CU 76 / 0-1 ② FC3-5 1-2 2-3f		F FF 90 B CU 76 X CU 75 / 1-1 7 1B 16 FC4-6 2-H 2B		C FF 89 C FF 90 F SL 81 F FF 90 B SL 79 X SL 83 / 1-2 G5-3 ③		C FF 96 X SI 94 / 0-1 ③ G1-3		F SL 85 B FF 94 B SL 83 F FF 94 C FF 95 / 2-3 ③ K			4	1	1	1	0	1	2
															0	0	0	0	0	0	0
															1	0	0	0	0	0	0
															0	0	0	0	0	0	0
															1	0	0	0	0	1	2
															0	0	0	0	0	0	0
															0	0	0	0	0	0	0
Inning Stats	R: 0 E: 0 K: 0 S: 8 H: 1 LOB: 0 BB: 0 P: 12	R: 0 E: 0 K: 0 S: 6 H: 0 LOB: 1 BB: 1 P: 11	R: 0 E: 0 K: 2 S: 12 H: 1 LOB: 1 BB: 0 P: 16	R: 0 E: 0 K: 0 S: 7 H: 0 LOB: 0 BB: 0 P: 10	R: 0 E: 0 K: 0 S: 12 H: 1 LOB: 2 BB: 1 P: 21	R: 0 E: 0 K: 2 S: 12 H: 1 LOB: 2 BB: 1 P: 22	R: 2 E: 0 K: 0 S: 12 H: 3 LOB: 1 BB: 0 P: 19	R: 0 E: 0 K: 1 S: 7 H: 0 LOB: 0 BB: 0 P: 11	R: 0 E: 0 K: 0 S: 12 H: 0 LOB: 0 BB: 0 P: 17	R: 0 E: 0 K: 0 S: 10 H: 2 LOB: 3 BB: 1 P: 20	R: 0 E: 0 K: 0 S: 6 H: 0 LOB: 0 BB: 0 P: 7	R: 0 E: 0 K: 0 S: 10 H: 1 LOB: 1 BB: 0 P: 13	R: 0 E: 0 K: 1 S: 15 H: 1 LOB: 2 BB: 1 P: 23	R: 1 E: 0 K: 1 S: 14 H: 0 LOB: 3 BB: 4 P: 35	1B: 7 2B: 3 3B: 1 HR: 0 SF: 1 SAC: 1 DP: 1 HBP: 0						

	AB	50
	R	3
	H	11
	RBI	3
	BB	9
	SO	7
	LOB	30

WP: 0 PB: 0 SB: 3 CS: 0 PA: 61

PITCHER		IP	WLS	BF	H	R	ER	SO	BB	IBB	HBP	BLK	WP	HR	S	P	ERA	WHIP
39 Brett Myers, R	(1, 1)	7.0		30	7	2	2	4	3	0	0	0	0	0	69	111	2.57	1.429
ERA: 3.11																		
54 Mark Melancon, R	(8, 1)	1.0		3	0	0	0	1	0	0	0	0	0	0	7	11	0.00	0.000
ERA: 6.43																		
48 Tim Byrdak, L	(9, 1)	1.0		3	0	0	0	0	0	0	0	0	0	0	12	17	0.00	0.000
ERA: 3.86																		
37 Brandon Lyon, R	(10, 1)	1.0		6	2	0	0	0	0	1	0	0	0	0	10	20	0.00	2.000
ERA: 3.63																		
59 Wilton Lopez, R	(11, 1)	2.0		7	1	0	0	0	0	0	0	0	0	0	16	20	0.00	0.500
ERA: 2.94																		

PITCHER		IP	WLS	BF	H	R	ER	SO	BB	IBB	HBP	BLK	WP	HR	S	P	ERA	WHIP
47 Jeff Fulchino, R	(13, 1)	1.0		5	1	0	0	1	1	0	0	0	0	0	15	23	0.00	2.000
ERA: 5.65																		
73 Gustavo Chacin, L	(14, 1)	1.0	L	7	0	1	1	1	2	2	0	0	0	0	14	35	9.00	2.000
ERA: 5.46																		

BOTTOM

New York Mets @ Houston Astros

Minute Maid Park, Houston, TX

Wed Aug 18 2010, 7:06 PM - 11:23 PM CDT

Att. 23,403 - Roof Closed - 73 F

livebaseballscorecards.com

Batter	1	2	3	4	5	6	7	8	9	10	11	12	13	14	AB	R	H	RBI	BB	SO	LOB
21 Michael Bourn, L (1, 8) OBP: 0.325, SLG: 0.325	3-2 36 G1-4-3 1B		0-0 B1-3		2-2 P6			0-0 SH1-4 1-2 2-3		1-2 G5-3			4-2 F9 1-2		5	0	1	0	0	0	2
36 Angel Sanchez, R (1, 6) OBP: 0.318, SLG: 0.361	1-2 G1-4-3 1-2f		0-0 G6-3			0-3 K		2-1 2-3 3-H 1B		0-0 F7			1-1 1B		6	0	2	1	0	1	1
9 Hunter Pence, R (1, 9) OBP: 0.329, SLG: 0.467	4-1 45 1B BB		2-2 L9			0-1 G4-3		0-2 K			2-2 G1-3		1-1 F9		5	0	0	0	1	1	4
73 Gustavo Chacin, L (14, 1) OBP: 1.000, SLG: 4.000															0	0	0	0	0	0	0
45 Carlos Lee, R (1, 7) OBP: 0.294, SLG: 0.403	0-2 23 FC6-4 1-2 1B			0-1 23 G5-4-3 1B		0-1 F8		0-0 G5-3			2-2 K			0-1 G5-3	6	0	2	0	0	1	3
23 Chris Johnson, R (1, 5) OBP: 0.373, SLG: 0.529	0-0 FC6-4 1-2f			1-0 G5-4-3 1-2f			1-2 G6-3		2-2 F9		2-3 K			0-0 G6-3	6	0	0	0	0	1	3
27 Geoff Blum, S (1, 4) OBP: 0.326, SLG: 0.348		3-2 29 WP 1B		1-3 K			1-3 K		1-0 HR			1-0 G4-3		1-0 G6-3	6	1	2	1	0	2	0
29 Brett Wallace, L (1, 3) OBP: 0.327, SLG: 0.271		2-3 K 1-2			1-2 G1-3		2-2 P5		2-3 K			2-3 K			5	0	0	0	0	3	1
55 Humberto Quintero, R (1, 2) OBP: 0.252, SLG: 0.305		0-3 K			0-0 L5			0-1 21 SH1-4 4 1B 36 1B 1B		1-1 G4-3			2-2 G3-1		3	0	1	0	0	1	1
15 Jason Castro, L (8, PR) OBP: 0.265, SLG: 0.275 (9, 2)															2	1	0	0	0	0	0
39 Brett Myers, R 54 Mark Melancon, R 4 Jason Michaels, R 46 Tim Byrdak, L 37 Brandon Lyon, R 77 Pedro Feliz, R 59 Wilton Lopez, R 47 Jeff Fulchino, R 11 Jason Bourgeois, R		1-0 G4-3			1-1 1B			3-1 36 1B 21 SH1-4 1-2 1B		1-2 G1-3			1-1 21 CS 1B		2	0	1	0	0	0	1
															0	0	0	0	0	0	0
															1	0	1	0	0	0	0
															0	0	0	0	0	0	0
															0	0	0	0	0	0	0
															0	0	0	0	0	0	0
															0	0	0	0	0	0	0
															1	0	1	0	0	0	0
Inning Stats	R: 0 E: 0 K: 0 S: 13 H: 2 LOB: 2 BB: 1 P: 21	R: 0 E: 0 K: 2 S: 11 H: 1 LOB: 1 BB: 0 P: 17	R: 0 E: 0 K: 0 S: 6 H: 0 LOB: 0 BB: 0 P: 8	R: 0 E: 0 K: 1 S: 8 H: 1 LOB: 0 BB: 0 P: 10	R: 0 E: 0 K: 0 S: 12 H: 1 LOB: 1 BB: 0 P: 16	R: 0 E: 0 K: 1 S: 7 H: 0 LOB: 0 BB: 0 P: 7	R: 0 E: 0 K: 1 S: 10 H: 0 LOB: 0 BB: 0 P: 14	R: 1 E: 0 K: 1 S: 11 H: 3 LOB: 3 BB: 0 P: 16	R: 1 E: 0 K: 1 S: 12 H: 1 LOB: 0 BB: 0 P: 18	R: 0 E: 0 K: 0 S: 7 H: 0 LOB: 0 BB: 0 P: 9	R: 0 E: 0 K: 2 S: 11 H: 0 LOB: 0 BB: 0 P: 17	R: 0 E: 0 K: 1 S: 8 H: 0 LOB: 0 BB: 0 P: 13	R: 0 E: 0 K: 0 S: 10 H: 2 LOB: 1 BB: 0 P: 16	R: 0 E: 0 K: 0 S: 4 H: 0 LOB: 0 BB: 0 P: 5	1B: 10 2B: 0 3B: 0 HR: 1	SF: 0 SAC: 1 DP: 2 HBP: 0	WP: 1 PB: 0 SB: 0 CS: 1	PA: 51			

	AB	R	H	RBI	BB	SO	LOB
AB	49						
R	2						
H	11						
RBI	2						
BB	1						
SO	10						
LOB	16						

PITCHER		IP	WLS	BF	H	R	ER	SO	BB	IBB	HBP	BLK	WP	HR	S	P	ERA	WHIP
43 R.A. Dickey, R ERA: 2.41	(1, 1)	8.1		33	9	2	2	6	1	0	0	0	1	1	85	119	2.16	1.200
47 Hisanori Takahashi, L ERA: 4.09	(9, 1)	1.2		5	0	0	0	1	0	0	0	0	0	0	12	17	0.00	0.000
39 Bobby Parnell, R ERA: 3.38	(11, 1)	2.0		6	0	0	0	3	0	0	0	0	0	0	19	30	0.00	0.000
64 Elmer Dessens, R ERA: 1.76	(13, 1)	1.0	W	4	2	0	0	0	0	0	0	0	0	0	10	16	0.00	2.000
36 Manny Acosta, R ERA: 3.32	(14, 1)	1.0	S	3	0	0	0	0	0	0	0	0	0	0	4	5	0.00	0.000

PITCHER	IP	WLS	BF	H	R	ER	SO	BB	IBB	HBP	BLK	WP	HR	S	P	ERA	WHIP

Batter	1	2	3	4	5	6	7	8	9	AB	R	H	RBI	BB	SO	LOB
7 José Reyes, S (1, 6) OBP: 0.324, SLG: 0.425	B FF 93 B FF 93 C FF 93 F FF 93 X FF 94 2-2 ① G6-3		B FF 93 C FF 92 X FF 93 1-1 ② F7		B SL 86 B FF 92 B FF 93 C FF 92 X FF 93 3-1 ② F8			C FF 94 S FF 94 X FF 94 0-2 1 PB 1B		4	0	1	0	0	0	1
1 Luis Castillo, S (1, 4) OBP: 0.335, SLG: 0.274	B FF 94 F FF 94 B FF 93 X FF 94 2-1 ② G6-3		B FF 92 B FF 92 B FF 92 C FF 92 F FF 92 C FF 94 3-3 ③ K		C FF 92 B SL 85 X FF 92 1-1 ③ G1-3			1 SAFE B FF 90 C FF 93 B FF 93 X SI 92 2-1 ② G1-3 1-2		4	0	0	0	0	1	2
16 Ángel Pagán, S (1, 8) (7, 7) OBP: 0.351, SLG: 0.450	B CH 87 F FF 94 B FF 93 S SL 87 B FF 94 F SL 87 F FF 94 S SL 87 3-3 ③ K			B FF 92 B CH 84 B CH 85 C FF 92 B FF 92 4-1 29 G6-3 5 S 12 G6-3 BB		B SL 85 B FF 91 X FF 92 2-0 ① G6-3		X SI 92 0-0 ③ L6		3	1	0	0	1	1	1
5 David Wright, R (1, 5) OBP: 0.362, SLG: 0.488		F FF 93 B FF 94 B FF 94 B SL 87 F FF 94 X SL 87 3-2 ① F8		1 SAFE 1 SAFE S SL 86 B FF 93 B FF 94 F SL 87 H FF 93 3-2 12 G6-3 29 G6-3 23 1B 1-2 HBP		F FF 92 S SL 86 X SL 84 0-2 ② G5-3			F FC 89 F FF 90 S FC 89 0-3 ① K	3	1	0	0	0	1	0
29 Ike Davis, L (1, 3) OBP: 0.318, SLG: 0.413		B SL 86 C FF 94 B FF 94 B FF 93 B SL 86 4-1 23 CS BB		F FF 93 F FF 94 B FF 94 X FF 92 1-2 ① G6-3 1-2 2-3		F FF 93 S SL 85 B SL 84 F SL 87 B CH 85 B CH 85 F SL 86 X FF 93 3-2 ③ F7			B FC 89 S FF 89 S FC 89 F FC 89 B CU 79 B FF 91 F FF 90 X FF 92 3-2 ② G4-3	3	0	0	0	1	0	2
12 Jeff Francoeur, R (1, 9) OBP: 0.289, SLG: 0.371		F FF 93 B FF 94 1 SAFE C CH 86 F FF 94 F CH 86 1 SAFE B FF 93 F SL 86 2-2 ② F8		X 0-0 ② G6-3 2-3 3-H			C SL 86 B SL 85 B FF 94 X SL 85 2-1 ① G6-3		C FC 90 X FC 88 0-1 ③ F9	4	0	0	1	0	0	2
23 Chris Carter, L (1, 7) OBP: 0.300, SLG: 0.381 15 Carlos Beltrán, S (7, 8) OBP: 0.333, SLG: 0.358		1 SAFE F FF 93 F FF 93 B FF 94 X FF 94 1-2 ③ F8 1-3		F SL 87 B FF 92 F SL 85 D SL 85 X FF 93 2-2 1B 3-H			F FF 94 B SL 84 F SL 85 F FF 93 B SL 84 X SL 87 2-2 ② F9			3 0	0 0	1 0	1 0	0 0	0 0	1 0
21 Rod Barajas, R (1, 2) OBP: 0.263, SLG: 0.414			B FF 93 T FF 92 C FF 93 S FF 94 1-3 ① K	X FF 93 0-0 ③ F7			F FF 94 X FF 94 0-1 ③ P4			3	0	0	0	0	1	1
48 Pat Misch, R (1, 1) OBP: 0.333, SLG: 0.333 36 Manny Acosta, R (7, 1) 30 Josh Thole, L (8, PH) OBP: 0.360, SLG: 0.348 25 Pedro Feliciano, L (8, 1) 18 Ryota Igarashi, R (8, 1)			B FF 92 B FF 92 B FF 92 C SL 90 C FF 91 F FF 92 X FF 92 3-2 1B		C FF 90 C FF 90 F SL 83 C FF 92 0-3 ① K			B SI 91 B SI 91 C SI 91 X SI 91 2-1 ① G1-6-3		2 0 1 0 0	0 0 0 0 0	1 0 0 0 0	0 0 0 0 0	1 0 0 0 0	0 0 0 0 0
Inning Stats	R: 0 H: 0 E: 0 LOB: 0 K: 1 BB: 0 S: 10 P: 17	R: 0 H: 0 E: 0 LOB: 1 K: 0 BB: 1 S: 17 P: 27	R: 0 H: 1 E: 0 LOB: 1 K: 2 BB: 0 S: 12 P: 20	R: 2 H: 1 E: 0 LOB: 1 K: 0 BB: 1 S: 11 P: 21	R: 0 H: 0 E: 0 LOB: 0 K: 1 BB: 0 S: 8 P: 12	R: 0 H: 0 E: 0 LOB: 0 K: 0 BB: 0 S: 9 P: 14	R: 0 H: 0 E: 0 LOB: 0 K: 0 BB: 0 S: 8 P: 12	R: 0 H: 1 E: 0 LOB: 1 K: 0 BB: 0 S: 8 P: 12	R: 0 H: 0 E: 0 LOB: 0 K: 1 BB: 0 S: 10 P: 13	1B: 3 2B: 0 3B: 0 HR: 0	SF: 0 SAC: 0 DP: 0 HBP: 1					

PITCHER		IP	WLS	BF	H	R	ER	SO	BB	IBB	HBP	BLK	WP	HR	S	P	ERA	WHIP
20 Bud Norris, R ERA: 5.23	(1, 1)	7.0	W	26	2	2	2	4	2	0	1	0	0	0	75	123	2.57	0.571
59 Wilton Lopez, R ERA: 2.89	(8, 1)	1.0	H	4	1	0	0	0	0	0	0	0	0	0	8	12	0.00	1.000
37 Brandon Lyon, R ERA: 3.57	(9, 1)	1.0	S	3	0	0	0	1	0	0	0	0	0	0	10	13	0.00	0.000

PITCHER	IP	WLS	BF	H	R	ER	SO	BB	IBB	HBP	BLK	WP	HR	S	P	ERA	WHIP

TOP

New York Mets @ Houston Astros

Minute Maid Park, Houston, TX

Thu Aug 19 2010, 7:08 PM - 9:37 PM CDT

Att. 26,271 - Roof Closed - 73 F

livebaseballscorecards.com

AB	30
R	2
H	3
RBI	2
BB	2
SO	5
LOB	10

WP: 0 PA: 33
PB: 1
SB: 1
CS: 1

BOTTOM

New York Mets @ Houston Astros

Minute Maid Park, Houston, TX

Thu Aug 19 2010, 7:08 PM - 9:37 PM CDT

Att. 26,271 - Roof Closed - 73 F

Batter	1	2	3	4	5	6	7	8	9	AB	R	H	RBI	BB	SO	LOB
21 Michael Bourn, L (1, 8) OBP: 0.323, SLG: 0.323	B FF 84 F SI 84 X SI 85 1-1 F8 ①		C SI 86 B CU 74 B FF 83 F SI 86 X SI 87 2-2 G4-3 ③			X SI 84 0-0 B3 ③		X SI 87 0-0 SH1-4 ① 1-2 2-3		3	0	0	0	0	0	0
36 Angel Sanchez, R (1, 6) OBP: 0.316, SLG: 0.358	B SI 86 S FF 83 B SI 86 X FF 83 2-1 F8 ②			B SI 84 C CH 78 F CH 78 X CU 75 1-2 L4 ①			C SI 85 C FF 82 B CU 74 F FF 83 X CH 81 1-2 45 HR 9 1B 1B	S FF 94 C CU 80 B FF 95 T FF 95 1-2 K ②		4	1	1	0	0	1	2
9 Hunter Pence, R (1, 9) OBP: 0.331, SLG: 0.469	X SI 86 0-0 2B			B CH 79 B FF 83 F CH 80 X FF 82 2-1 F7 ②			X FF 82 1-2 45 HR 1B	C CU 79 B CU 80 S FF 96 F FF 95 S FF 95 1-3 K ③		4	1	2	0	0	1	2
45 Carlos Lee, R (1, 3) OBP: 0.294, SLG: 0.409	B FF 84 X FF 84 1-0 F8 ③			B CH 80 B SI 86 F FF 82 F CH 81 X CH 83 2-2 F8 ③			X FF 82 0-0 1-H 2-H HR			3	1	1	3	0	0	1
4 Jason Michaels, R (1, 7) OBP: 0.295, SLG: 0.492		C SI 83 B CH 79 X CH 78 1-1 G6-3 ①			B CH 79 X FF 82 1-0 G5-3 ①		B FF 93 C SL 77 X FF 92 1-1 F7 ①			3	0	0	0	0	0	0
23 Chris Johnson, R (1, 5) OBP: 0.367, SLG: 0.521		B SI 85 C CU 74 F FF 85 S CU 75 1-3 K ②			B FF 82 C FF 83 F FF 82 F CU 76 F SI 87 B FF 82 X CH 82 2-2 G4-3 ②		B SL 79 C SL 79 S CH 83 B FF 94 F CH 84 S SL 79 2-3 K ②			3	0	0	0	0	2	0
27 Geoff Blum, S (1, 4) OBP: 0.320, SLG: 0.341		B CU 74 X SI 86 1-0 L5 ③			C CH 80 X CH 81 0-1 G2-3 ③		C CH 84 B SL 80 X FF 93 1-1 L4 ③			3	0	0	0	0	0	0
55 Humberto Quintero, R (1, 2) OBP: 0.254, SLG: 0.305			C SI 84 B SI 85 X CH 80 1-1 G6-3 ①			X CH 79 0-0 P3 ①		B SI 86 S SI 86 L SI 86 F CH 74 F CH 75 B CU 77 B CH 75 F SI 88 F SI 88 3-2 X SI 87 21 SH1-4 11 1B 1B		3	0	1	0	0	0	0
20 Bud Norris, R (1, 1) OBP: 0.188, SLG: 0.250 59 Wilton Lopez, R (8, 1) 11 Jason Bourgeois, R (8, PH) OBP: 0.328, SLG: 0.322 37 Brandon Lyon, R (9, 1)			C SI 84 C CU 74 B CU 75 F FF 86 X CH 80 1-2 G6-3 ②			B SI 85 B SI 84 C SI 84 X SI 85 2-1 G5-3 ②		B SI 87 L SI 87 F SI 86 B CH 75 F SI 87 X SI 88 2-2 21 SH1-4 1-2 1B		2 0 1 0	0 0 0 0	0 0 1 0	0 0 0 0	0 0 0 0	0 0 0 0	0 0 0 0
Inning Stats	R: 0 E: 0 K: 0 S: 6 H: 1 LOB: 1 BB: 0 P: 10	R: 0 E: 0 K: 1 S: 6 H: 0 LOB: 0 BB: 0 P: 9	R: 0 E: 0 K: 0 S: 9 H: 0 LOB: 0 BB: 0 P: 13	R: 0 E: 0 K: 0 S: 8 H: 0 LOB: 0 BB: 0 P: 13	R: 0 E: 0 K: 0 S: 8 H: 0 LOB: 0 BB: 0 P: 11	R: 0 E: 0 K: 0 S: 4 H: 0 LOB: 0 BB: 0 P: 6	R: 3 E: 0 K: 1 S: 14 H: 3 LOB: 0 BB: 0 P: 19	R: 0 E: 0 K: 2 S: 19 H: 2 LOB: 2 BB: 0 P: 26		1B: 4 2B: 1 3B: 0 HR: 1	SF: 0 SAC: 1 DP: 0 HBP: 0				WP: 0 PB: 0 SB: 0 CS: 0	PA: 30

livebaseballscorecards.com

	AB	29
	R	3
	H	6
	RBI	3
	BB	0
	SO	4
	LOB	5

PITCHER		IP	WLS	BF	H	R	ER	SO	BB	IBB	HBP	BLK	WP	HR	S	P	ERA	WHIP
48 Pat Misch, L ERA: 3.0	(1, 1)	6.0	L	22	4	3	3	1	0	0	0	0	0	1	47	69	4.50	0.667
36 Manny Acosta, R ERA: 3.18	(7, 1)	1.0		3	0	0	0	1	0	0	0	0	0	0	8	12	0.00	0.000
25 Pedro Feliciano, L ERA: 3.02	(8, 1)	0.1		3	2	0	0	0	0	0	0	0	0	0	12	17	0.00	6.000
18 Ryota Igarashi, R ERA: 7.65	(8, 1)	0.2		2	0	0	0	2	0	0	0	0	0	0	7	9	0.00	0.000

PITCHER	IP	WLS	BF	H	R	ER	SO	BB	IBB	HBP	BLK	WP	HR	S	P	ERA	WHIP

New York Mets @ Pittsburgh Pirates

PNC Park, Pittsburgh, PA

Fri Aug 20 2010, 7:06 PM - 9:59 PM EDT

Att. 23,695 - Partly Cloudy - 86 F

TOP

livebaseballscorecards.com

Batter	1	2	3	4	5	6	7	8	9	AB	R	H	RBI	BB	SO	LOB
7 José Reyes, S (1, 6) OBP: 0.326, SLG: 0.429	X SI 86 0-0 15 S 23 1B 1B	C FF 90 B FF 90 L FF 83 B SL 81 X CH 80 2-2 ② G6-3		X SI 88 0-0 16 1B 15 1B 2B		B SL 84 C FF 90 X FF 91 1-1 ① G3		C FF 93 B CU 78 B CU 78 F FF 94 F FF 95 B CH 85 F FF 94 X FF 95 3-2 1B		5	2	3	0	0	0	0
16 Ángel Pagán, S (1, 7) OBP: 0.352, SLG: 0.452	B SI 90 1 SAFE B CH 79 F SI 86 1 SAFE C CH 78 1 SAFE F FF 90 1 SAFE 2-2 X CH 79 P4	① C CU 70 B FF 88 C SI 88 B SL 81 X SL 79 2-2 2B		F CH 76 X SI 88 0-1 15 1B 15 E 2-3 1B		X CH 82 0-0 ② G6-3		C FF 92 F CH 84 X CU 81 0-2 ③ F8		5	1	2	0	0	0	2
15 Carlos Beltrán, S (1, 8) OBP: 0.328, SLG: 0.351	1 SAFE B SI 85 C SI 89 1 SAFE C FF 90 D SL 80 T FF 90 2-2 ② K 1-2	B FF 89 F CH 83 X CU 71 1-1 ③ F9		B FF 91 B FF 91 X FF 91 2-0 E7 1-H 3-H 1B		B FF 90 C FF 91 B FF 92 S FF 90 X FF 92 2-2 G3			B SL 87 X CH 87 1-0 ① F8	5	0	1	1	0	1	2
23 Chris Carter, L (1, 9) OBP: 0.307, SLG: 0.413 12 Jeff Francoeur, R (7, 9) OBP: 0.288, SLG: 0.370	F CH 79 X CU 68 0-1 5 1B 29 1B 2-H 1B		X CH 82 0-0 HR	B SL 83 C CH 83 X SL 87 1-1 ② F8			B CH 81 C SL 85 C FF 90 F FF 90 F SL 83 F FF 93 X FF 92 1-2 ① L8		F SL 82 F FF 90 B CH 83 F CU 76 B FF 91 F CU 77 F FF 93 F CH 84 F FF 91 3-2 ② B FF 81 X SI 90 G5-3	4 1	2 0	2 0	2 0	0 0	0 0	1 0
5 David Wright, R (1, 5) OBP: 0.364, SLG: 0.489	T SL 80 B SI 88 F FF 88 F SL 80 B FF 89 1 SAFE B SL 80 X SL 78 3-2 29 1B 30 1B 1-3 1B		S CH 76 S FF 89 B CU 69 F FF 89 B SL 80 X FF 88 2-2 29 S 30 1B 1B	C FF 92 X FF 93 0-1 ③ G4-3			B SL 84 C SL 83 X FF 91 1-1 29 CS 1B		C FF 91 B SL 84 X SI 90 1-1 ③ G1-3	5	2	3	0	0	0	1
29 Ike Davis, L (1, 3) OBP: 0.320, SLG: 0.413	C CU 70 B FF 88 B CU 70 B CH 83 F SI 88 X FF 90 3-2 30 1B 1-3 3-H 1B		C SI 88 B CU 68 B CH 76 X SI 84 2-1 ① F8 1-2		B SL 84 B SL 84 C FF 91 X FF 92 2-1 ① G4-3		C SL 81 1 SAFE S SL 84 B SL 85 B SL 84 F FF 94 B SL 84 F SL 83 X FF 94 3-2 ② 1-2 1B			4	0	2	1	0	0	1
30 Josh Thole, L (1, 2) OBP: 0.365, SLG: 0.355	X SI 89 0-0 1-3 3-H 1B		F CH 83 B FF 88 2 SAFE D CU 68 X SI 88 2-1 11 G5-4-3 2-H 1B		X CH 82 0-0 ② G3-1		B FF 94 S FF 92 F FF 94 1 SAFE B FF 94 X SL 84 2-2 ③ G4-3			4	0	2	2	0	0	1
11 Rubén Tejada, R (1, 4) OBP: 0.270, SLG: 0.215	L SL 83 B SL 80 1 SAFE X FF 90 1-1 ③ F9		X SI 89 0-0 ②③ G5-4-3 1-2f		C FF 92 B FF 93 B FF 92 B SL 83 B FF 91 4-1 BB			X FF 93 0-0 ① P3		3	0	0	0	1	0	3
34 Mike Pelfrey, R (1, 1) OBP: 0.149, SLG: 0.111 39 Bobby Parnell, R (9, 1)		C FF 88 B FF 89 B SI 85 X FF 86 2-1 ① G4-3		C FF 86 S SL 78 X SL 77 0-2 ① G6-3		B FF 92 B FF 90 C FF 91 B FF 90 C FF 91 X FF 92 3-2 ③ G1-3		B FF 93 C FF 92 F FF 94 X CU 80 1-2 ② G3-1		4 0	0 0	0 0	0 0	0 0	0 0	1 0
Inning Stats	R: 3 E: 0 K: 1 S: 20 H: 5 LOB: 2 BB: 0 P: 31	R: 0 E: 0 K: 0 S: 10 H: 1 LOB: 1 BB: 0 P: 17	R: 2 E: 0 K: 0 S: 10 H: 3 LOB: 0 BB: 0 P: 16	R: 2 E: 1 K: 0 S: 11 H: 3 LOB: 1 BB: 0 P: 14	R: 0 E: 0 K: 0 S: 7 H: 0 LOB: 1 BB: 1 P: 16	R: 0 E: 0 K: 0 S: 6 H: 0 LOB: 0 BB: 0 P: 9	R: 0 E: 0 K: 0 S: 16 H: 2 LOB: 1 BB: 0 P: 23	R: 0 E: 0 K: 0 S: 12 H: 1 LOB: 1 BB: 0 P: 16	R: 0 E: 0 K: 0 S: 11 H: 0 LOB: 0 BB: 0 P: 16	1B: 12 2B: 2 3B: 0 HR: 1 SF: 0 SAC: 0 DP: 1 HBP: 0						

AB	40
R	7
H	15
RBI	6
BB	1
SO	1
LOB	12

WP: 0 PB: 0 SB: 2 CS: 1 PA: 41

PITCHER		IP	WLS	BF	H	R	ER	SO	BB	IBB	HBP	BLK	WP	HR	S	P	ERA	WHIP
27 Jeff Karstens, R ERA: 4.98	(1, 1)	3.1	L	20	11	7	7	1	0	0	0	0	0	1	46	70	18.90	3.300
43 Sean Gallagher, R ERA: 4.95	(4, 1)	3.0		12	2	0	0	0	1	0	0	0	0	0	26	43	0.00	1.000
36 Wilfredo Ledezma, L ERA: 8.1	(7, 1)	0.2		2	1	0	0	0	0	0	0	0	0	0	8	13	0.00	1.500
30 Chris Resop, R ERA: 5.23	(8, 1)	1.0		4	1	0	0	0	0	0	0	0	0	0	12	16	0.00	1.000
61 Chan Ho Park, R ERA: 6.1	(9, 1)	1.0		3	0	0	0	0	0	0	0	0	0	0	11	16	0.00	0.000

PITCHER	IP	WLS	BF	H	R	ER	SO	BB	IBB	HBP	BLK	WP	HR	S	P	ERA	WHIP

BOTTOM

New York Mets @ Pittsburgh Pirates

PNC Park, Pittsburgh, PA

Fri Aug 20 2010, 7:06 PM - 9:59 PM EDT

Att. 23,695 - Partly Cloudy - 86 F

livebaseballscorecards.com

Batter	1	2	3	4	5	6	7	8	9	AB	R	H	RBI	BB	SO	LOB
22 Andrew McCutchen, R (1, 8) OBP: 0.353, SLG: 0.440	C FF 90 B FF 91 C FF 90 X FF 93 1-2 ① G3		C FF 91 B CU 78 B SI 91 X SI 91 2-1 31 FC6-4 2-H 1B		C CU 75 X SI 91 0-1 31 S 1B		B FF 91 B FF 91 B SI 92 B FF 90 4-0 31 G6-4-3 BB			3	0	2	1	1	0	0
31 Jose Tabata, R (1, 7) OBP: 0.348, SLG: 0.380	C FF 91 B SL 84 X FF 92 1-1 ② G4-3		1 SAFE F FF 90 F SL 80 X SL 82 0-2 ② FC6-4 18 2B 1-2f		F FF 88 B SI 89 1 SAFE B FF 89 B FF 90 B FF 92 4-1 1-2 BB		C FF 89 X SL 82 0-1 ②③ G6-4-3 1-2f			3	0	0	0	1	0	2
18 Neil Walker, S (1, 4) OBP: 0.344, SLG: 0.430	C FF 92 X FF 91 0-1 ③ F7		1 SAFE S FF 90 1 SAFE B FF 90 F FF 92 X FS 84 1-2 1-3 2B		X CU 76 0-0 ① L3			B FF 91 F FF 92 X FF 92 1-1 ① G3-1		4	0	1	0	0	0	2
24 Pedro Alvarez, L (1, 5) OBP: 0.322, SLG: 0.426		B FF 90 F FF 90 B FF 90 C FF 92 S FF 92 2-3 ① K	F FF 93 B FF 92 C FF 92 T FF 93 1-2 ③ K		B FF 91 C FF 91 F FF 92 F FF 94 X FS 85 1-2 ② P5			F FF 93 B FF 92 F FF 93 F SI 91 B SI 93 S FS 87 2-3 ② K		4	0	0	0	0	3	4
41 Ryan Doumit, S (1, 9) OBP: 0.318, SLG: 0.415		C CU 74 F CU 76 B SI 89 F FF 90 B FS 87 F SI 93 F FF 93 F FF 94 X SI 92 2-2 HR		C FF 90 B FS 86 F FS 84 X FF 91 1-2 ① L9	B FS 85 X FF 93 1-0 ③ G4-3			F FF 94 F FS 86 F FF 93 F FS 87 F SI 94 S CU 78 0-3 ③ K		4	1	1	1	0	1	2
6 Jeff Clement, L (1, 3) OBP: 0.237, SLG: 0.368		C FF 91 B CU 76 B FF 92 S FF 93 X FS 87 2-2 ② F7		B FS 85 C FF 92 B FS 86 X FF 93 2-1 ② F7		B SI 91 B SI 91 X FF 90 2-0 ① P5			B FF 96 C FF 97 B FS 91 X FF 98 2-1 ① G4-3	4	0	0	0	0	0	0
19 Chris Snyder, R (1, 2) OBP: 0.338, SLG: 0.399		C FF 92 B SL 84 X CU 78 1-1 ③ F7		B SL 84 S FF 94 F SI 94 B CU 78 F FF 95 F CU 79 X SI 93 2-2 5 2B 1B		C FF 93 X SL 85 0-1 ② G5-3			C FF 98 B SL 89 X FF 98 1-1 ② G6-3	4	0	1	0	0	0	0
5 Ronny Cedeno, R (1, 6) OBP: 0.287, SLG: 0.369			B FF 90 F FF 90 F FF 91 B FS 86 X SI 91 2-2 E5 27 SH3-4 22 1B	C FF 92 B FF 92 X SI 90 1-1 1-3 2B		C FF 91 C SI 92 S SL 84 0-3 ③ K			B FF 99 S FF 98 F FF 100 F FF 100 B SL 88 F FF 96 S FF 98 2-3 ③ K	4	1	1	0	0	2	0
27 Jeff Karstens, R (1, 1) OBP: 0.097, SLG: 0.067 43 Sean Gallagher, R (4, 1) 36 Wilfredo Ledezma, L (7, 1) 24 Delwyn Young, S (7, PH) OBP: 0.288, SLG: 0.406 30 Chris Resop, R (8, 1) 61 Chan Ho Park, R (9, 1)			B FS 85 B FF 88 X FF 88 2-0 ① SH3-4 1-2	B FF 93 X SI 92 1-0 ③ G4-3			X SI 91 0-0 ① F7			0 0 0 0 0 0 0 1 0 0 0 0 0 2 0 0 0 0 0 0 0 1 0 0 0 0 0 0 0 0 0 0 0 0 0 0 0 0 0 0 0 0						

Inning Stats	R: 0 E: 0 K: 0 S: 7	H: 0 LOB: 0 BB: 0 P: 9	R: 1 E: 0 K: 1 S: 15	H: 1 LOB: 0 BB: 0 P: 22	R: 1 E: 1 K: 1 S: 15	H: 2 LOB: 2 BB: 0 P: 23	R: 0 E: 0 K: 0 S: 13	H: 2 LOB: 2 BB: 0 P: 20	R: 0 E: 0 K: 0 S: 9	H: 1 LOB: 2 BB: 1 P: 15
	R: 0 E: 0 K: 1 S: 6	H: 0 LOB: 0 BB: 0 P: 8	R: 0 E: 0 K: 0 S: 3	H: 0 LOB: 0 BB: 1 P: 7	R: 0 E: 0 K: 2 S: 12	H: 0 LOB: 0 BB: 0 P: 15	R: 0 E: 0 K: 1 S: 9	H: 0 LOB: 0 BB: 0 P: 14	1B: 3 2B: 2 3B: 0 HR: 1	SF: 0 SAC: 1 DP: 1 HBP: 0	WP: 0 PB: 0 SB: 1 CS: 0	PA: 35

	AB	32
	R	2
	H	6
	RBI	2
	BB	2
	SO	6
	LOB	12

PITCHER		IP	WLS	BF	H	R	ER	SO	BB	IBB	HBP	BLK	WP	HR	S	P	ERA	WHIP
34 Mike Pelfrey, R ERA: 3.8	(1, 1)	8.0	W	32	6	2	1	5	2	0	0	0	0	1	80	119	1.12	1.000
39 Bobby Parnell, R ERA: 3.24	(9, 1)	1.0		3	0	0	0	1	0	0	0	0	0	0	9	14	0.00	0.000

PITCHER	IP	WLS	BF	H	R	ER	SO	BB	IBB	HBP	BLK	WP	HR	S	P	ERA	WHIP

Batter	1	2	3	4	5	6	7	8	9	AB	R	H	RBI	BB	SO	LOB
7 José Reyes, S (1, 6) OBP: 0.328, SLG: 0.432	X FF 92 0-0 16 1B 23 K2-3 2B	D CH 83 B FF 93 C FF 92 B SI 94 F FF 93 S FF 94 3-3 ③ K		F CH 79 B CU 76 F FF 92 X SI 91 1-2 ③ L9		B SL 83 X SI 88 1-0 1B				4	1	2	0	0	1	3
16 Ángel Pagán, S (1, 7) OBP: 0.354, SLG: 0.456	B FF 93 X CH 79 1-0 23 K2-3 15 F8 2-3 1B		C CU 73 B CH 79 B FF 92 X CH 77 2-1 ① P6		B FF 90 X CH 80 1-0 5 HR 2B	B B F 1 SAFE B 3-1				4	1	2	0	0	0	1
15 Carlos Beltrán, S (1, 8) OBP: 0.328, SLG: 0.345	X FF 92 0-0 ① F8 1-2		B FF 92 B FF 93 B FF 93 C SI 92 X FF 91 3-1 ② G4-3		B FF 91 2 SAFE B FF 90 B FF 90 B FF 91 4-0 5 HR BB					2	1	0	0	1	0	2
23 Chris Carter, L (1, 9) OBP: 0.308, SLG: 0.405	B CU 75 F FF 94 D CH 83 F CU 75 S CU 78 2-3 ② K2-3 2-3 3-H		B CH 80 B CU 74 B FF 92 B FF 92 4-0 BB		X FF 91 0-0 ① F7					2	0	0	0	1	1	3
5 David Wright, R (1, 5) OBP: 0.364, SLG: 0.494	S FF 93 F FF 94 C CU 78 0-3 ③ K		1 SAFE B FF 90 F FF 90 X CU 75 1-1 ③ F9		F CH 80 B FF 92 X FF 91 1-1 1-H 2-H HR					3	1	1	3	0	1	2
29 Ike Davis, L (1, 3) OBP: 0.322, SLG: 0.416		B FF 92 B FF 93 C FF 92 X CH 81 2-1 ① F7		B SI 89 F FF 92 F FF 92 F FF 93 B CU 76 B CU 76 X FF 93 3-2 30 WP 11 SF7 2B	B CU 75 C FF 92 B CH 81 B FF 92 B FF 92 4-1 11 E BB					2	1	1	0	1	0	0
30 Josh Thole, L (1, 2) OBP: 0.364, SLG: 0.354		F FF 92 B CU 76 F SI 92 X CU 76 1-2 11 G6-3 1B		B CH 79 F FF 93 X FF 92 1-1 ① F7 2-3	C SI 90 B FF 92 F FF 91 S FF 91 1-3 ② K					3	0	1	0	0	1	2
11 Rubén Tejada, R (1, 4) OBP: 0.265, SLG: 0.212		F FF 93 X CU 74 0-1 ② G6-3 1-2		B CU 76 B CU 75 C CH 80 X FF 93 2-1 ② SF7 3-H	X FF 91 0-0 E5 1-3					2	0	0	1	0	0	2
49 Jonathon Niese, L (1, 1) OBP: 0.271, SLG: 0.195		D CU 74 B SI 92 F FF 94 B FF 93 D FF 91 4-1 BB		C FF 92 B FF 93 F FF 92 B CU 77 B FF 92 F FF 92 F FF 92 B FF 94 4-2 BB	F FF 93 T FF 93 B CU 77 F FF 93 B CU 76 F FF 93 B FF 92 X FF 93 3-2 ③ G6-3					1	0	0	0	2	0	2
Inning Stats	R: 1 E: 0 K: 2 S: 9 H: 2 LOB: 1 BB: 0 P: 12	R: 0 E: 0 K: 1 S: 11 H: 1 LOB: 2 BB: 1 P: 21	R: 0 E: 0 K: 0 S: 6 H: 0 LOB: 1 BB: 1 P: 16	R: 1 E: 0 K: 0 S: 15 H: 1 LOB: 1 BB: 1 P: 26	R: 3 E: 1 K: 1 S: 14 H: 2 LOB: 2 BB: 2 P: 28	R: 0 E: 0 K: 0 S: 2 H: 1 LOB: 1 BB: 0 P: 6				1B: 3 2B: 3 3B: 0 HR: 1 SF: 1 SAC: 0 DP: 0 HBP: 0				WP: 1 PB: 0 SB: 0 CS: 0 PA: 29		

New York Mets @ Pittsburgh Pirates

PNC Park, Pittsburgh, PA

Sat Aug 21 2010, 7:26 PM - 9:04 PM EDT

Att. 28,759 - Cloudy - 78 F

TOP

livebaseballscorecards.com

AB	23
R	5
H	7
RBI	4
BB	5
SO	4
LOB	17

PITCHER		IP	WLS	BF	H	R	ER	SO	BB	IBB	HBP	BLK	WP	HR	S	P	ERA	WHIP
53 James McDonald, R ERA: 5.04	(1, 1)	5.0	L	27	6	5	5	4	5	0	0	0	1	1	55	103	9.00	2.200
34 Daniel McCutchen, R ERA: 6.65	(6, 1)	0.0		2	1	0	0	0	0	0	0	0	0	0	2	6	∞	∞

PITCHER	IP	WLS	BF	H	R	ER	SO	BB	IBB	HBP	BLK	WP	HR	S	P	ERA	WHIP

Batter	1	2	3	4	5	6	7	8	9	AB	R	H	RBI	BB	SO	LOB
22 Andrew McCutchen, R (1, 8) OBP: 0.355, SLG: 0.447	C FF 89 X FF 91 0-1 31 SH3-4 2B		C FC 83 B FC 84 X FC 84 1-1 31 SH2-4 18 1B 2B		F FF 88 B FF 89 X FF 90 1-1 ② G6-3					3	1	2	0	0	0	0
31 Jose Tabata, R (1, 7) OBP: 0.351, SLG: 0.386	X FF 90 0-0 ① SH3-4 2-3		S FF 87 X FC 84 0-1 ① SH2-4 2-3		X FF 88 0-0 2B					1	0	1	0	0	0	0
18 Neil Walker, S (1, 4) OBP: 0.343, SLG: 0.429	F SI 91 F CU 75 S FF 91 0-3 ② K		B CU 72 B CU 73 F FF 88 F FF 89 F CU 76 F FF 91 X CU 75 2-2 3-H 1B		B FF 88 C FF 87 B FC 84 S FC 83 B FC 82 F FC 82 X FF 87 3-2 ③ G4-3					3	0	1	1	0	1	2
46 Garrett Jones, L (1, 3) OBP: 0.313, SLG: 0.417	X FC 85 0-0 ③ G3-1		C FC 81 B FF 89 B FF 88 X FC 85 2-1 ② F8							2	0	0	0	0	0	2
24 Pedro Alvarez, L (1, 5) OBP: 0.319, SLG: 0.422		C SI 89 C FC 83 B FF 90 F FF 91 S FC 85 1-3 ① K	S FC 84 D FC 84 B FF 88 S FC 84 X FC 86 2-2 ③ L9							2	0	0	0	0	1	1
41 Ryan Doumit, S (1, 9) OBP: 0.319, SLG: 0.414		B SI 90 B CH 80 B FF 92 C FF 89 S FF 92 B FF 92 4-2 5 1B BB		C FF 87 T FF 89 B FF 89 S FF 90 1-3 ① K						1	0	0	0	1	1	0
5 Ronny Cedeno, R (1, 6) OBP: 0.288, SLG: 0.369		B FF 90 C SI 90 C CU 75 D CU 76 F FF 90 X CU 75 2-2 1-2 1B		C FF 89 X FF 89 0-1 ② L5						2	0	1	0	0	0	0
19 Chris Snyder, R (1, 2) OBP: 0.336, SLG: 0.396		B FF 91 B FF 91 S FF 91 F FF 91 S FC 86 2-3 ② K		B FF 89 B FF 88 S FC 84 C FF 90 F FF 90 B FC 84 F FC 90 X FF 89 3-2 ③ F7						2	0	0	0	0	1	2
53 James McDonald, L (1, 1) 15 Andy LaRoche, R (5, PH) OBP: 0.286, SLG: 0.299 34 Daniel McCutchen, R (6, 1) OBP: 0.167, SLG: 0.091		C FF 90 C FF 89 C CU 73 0-3 ③ K			C FF 86 B SI 88 C FF 88 B CU 70 X SI 87 2-2 ① G5-3					1 1 0	0 0 0	0 0 0	0 0 0	0 0 0	1 0 0	2 0 0
Inning Stats	R: 0 E: 0 K: 1 S: 7 H: 1 LOB: 1 BB: 0 P: 7	R: 0 E: 0 K: 3 S: 16 H: 1 LOB: 2 BB: 1 P: 25	R: 1 E: 0 K: 0 S: 14 H: 2 LOB: 1 BB: 0 P: 21	R: 0 E: 0 K: 1 S: 10 H: 0 LOB: 0 BB: 0 P: 14	R: 0 E: 0 K: 0 S: 10 H: 1 LOB: 1 BB: 0 P: 16					1B: 2 2B: 3 3B: 0 HR: 0	SF: 0 SAC: 2 DP: 0 HBP: 0			WP: 0 PB: 0 SB: 0 CS: 0	PA: 21	

PITCHER	IP	WLS	BF	H	R	ER	SO	BB	IBB	HBP	BLK	WP	HR	S	P	ERA	WHIP
49 Jonathon Niese, L (1, 1) ERA: 3.33	5.0	W	21	5	1	1	5	1	0	0	0	0	0	57	83	1.80	1.200

PITCHER	IP	WLS	BF	H	R	ER	SO	BB	IBB	HBP	BLK	WP	HR	S	P	ERA	WHIP

BOTTOM

New York Mets @ Pittsburgh Pirates

PNC Park, Pittsburgh, PA

Sat Aug 21 2010, 7:26 PM - 9:04 PM EDT

Att. 28,759 - Cloudy - 78 F

livebaseballscorecards.com

AB	18
R	1
H	5
RBI	1
BB	1
SO	5
LOB	9

Batter	1	2	3	4	5	6	7	8	9	AB	R	H	RBI	BB	SO	LOB
7 José Reyes, S (1, 6) OBP: 0.329, SLG: 0.432	C SI 88 X CU 74 0-1 E2 15 S 15 SF8 1B	C CU 72 X FF 89 0-1 ③ G6-3			X SI 88 0-0 1B		C CH 80 B FF 88 F CH 81 B SI 89 F CH 81 X SI 88 2-2 ③ F9			4	1	2	0	0	0	1
16 Ángel Pagán, S (1, 7) OBP: 0.351, SLG: 0.452	X SI 88 0-0 ① G3		C SI 86 B SI 86 C CU 72 B SI 87 C CU 74 2-3 ① K		1 SAFE 1 SAFE B CH 81 F CH 81 B FF 88 1 SAFE X CU 74 2-1 ③ F9			C FF 94 B FC 95 X FC 94 1-1 ① G4-3		4	0	0	0	0	1	2
15 Carlos Beltrán, S (1, 8) OBP: 0.326, SLG: 0.339	C CU 74 B CU 73 X CU 74 1-1 ② SF8 2-H		C SI 87 B SI 88 F SI 89 X FF 88 1-2 ② P5			B CU 73 B CU 74 C SI 87 B CH 81 X SI 88 3-1 ① G4-3		B CU 80 B FF 95 B FC 92 C FC 93 B FF 93 4-1 12 FC6-4 BB		2	0	0	1	1	0	0
5 David Wright, R (1, 5) OBP: 0.365, SLG: 0.496	S FF 88 B FF 89 F FF 88 B CU 76 F SI 89 B SL 78 X SI 90 3-2 2B		C SI 88 F CH 83 S FF 88 0-3 K			S SI 83 F FF 88 B FF 88 F SL 78 B FF 88 B FF 88 F CU 75 B FF 89 4-2 4 FC5 29 1B BB		C CU 80 1 SAFE B CU 84 B FC 94 S FC 94 B FC 96 X FF 94 3-2 ② F8		3	0	1	0	1	1	1
12 Jeff Francoeur, R (1, 9) OBP: 0.288, SLG: 0.367	B CU 75 D CU 75 B CU 74 C FF 88 B CU 73 4-1 BB			F CU 72 B FF 88 X CH 81 1-1 ① L7		X CU 73 0-0 ② F9		1 SAFE X CU 82 0-0 ③ FC6-4 1-2f		3	0	0	0	1	0	2
29 Ike Davis, L (1, 3) OBP: 0.324, SLG: 0.417	B FF 88 C SI 89 C CU 74 S SI 89 1-3 ③ K			B FF 87 C CU 73 B CU 73 X FF 88 2-1 ② P6		B SI 89 X FF 88 1-0 4 FC5 1-2 1B			C FF 97 B FF 97 C FF 98 F SL 87 B FF 98 B FF 98 X FF 97 3-2 1B	4	0	2	0	0	1	2
4 Henry Blanco, R (1, 2) OBP: 0.297, SLG: 0.352 23 Chris Carter, L (9, PH) OBP: 0.305, SLG: 0.402		C SI 86 B SI 86 F CU 72 B SL 79 C SI 89 2-3 ① K		B SI 87 X SI 83 1-0 ③ P6		D CU 74 C CU 72 X CU 72 1-1 ③ FC5 1-2 2-3f			B FF 96 C FF 97 F SL 86 F FF 98 F SL 86 F FF 98 F FF 97 X SL 86 1-2 ① F9	3 1	0 0	0 0	0 0	1 0	2 1	2 1
11 Rubén Tejada, R (1, 4) OBP: 0.260, SLG: 0.207 30 Josh Thole, L (9, PH) OBP: 0.361, SLG: 0.351		X SI 87 0-0 ② L9			X SI 85 0-0 ① F9		B CU 71 X SI 86 1-0 ① G5-3		B FF 97 F FF 98 C FF 97 S FF 98 1-3 ② K	3 1	0 0	0 0	0 0	0 1	0 1	0 1
57 Johan Santana, L (1, 1) OBP: 0.169, SLG: 0.271 27 Jésus Feliciano, L (9, PH) OBP: 0.299, SLG: 0.379		B FF 88 C FF 88 C CU 74 F FF 89 X SL 79 1-2 1B			C FF 85 S FF 87 B FF 88 S SL 78 1-3 ② K		C FF 87 B SI 88 X CU 72 1-1 ② F8		B FF 97 C FF 97 F FF 98 X FF 98 1-2 ③ G4-3	3 1	0 0	1 0	0 0	0 0	1 0	0 1
Inning Stats	R: 1 H: 2 E: 1 LOB: 2 K: 1 BB: 1 S: 13 P: 22	R: 0 H: 1 E: 0 LOB: 1 K: 1 BB: 0 S: 10 P: 13	R: 0 H: 0 E: 0 LOB: 0 K: 2 BB: 0 S: 9 P: 12	R: 0 H: 0 E: 0 LOB: 0 K: 0 BB: 0 S: 5 P: 9	R: 0 H: 1 E: 0 LOB: 1 K: 1 BB: 0 S: 7 P: 10	R: 0 H: 1 E: 0 LOB: 2 K: 0 BB: 1 S: 10 P: 19	R: 0 H: 0 E: 0 LOB: 0 K: 0 BB: 0 S: 7 P: 11	R: 0 H: 0 E: 0 LOB: 1 K: 0 BB: 1 S: 7 P: 15	R: 0 H: 1 E: 0 LOB: 1 K: 1 BB: 0 S: 17 P: 23	1B: 5 SF: 1 2B: 1 SAC: 0 3B: 0 DP: 0 HR: 0 HBP: 0						

TOP

New York Mets @ Pittsburgh Pirates

PNC Park, Pittsburgh, PA

Sun Aug 22 2010, 1:36 PM - 3:52 PM EDT

Att. 24,730 - Cloudy - 76 F

livebaseballscorecards.com

AB	32
R	1
H	6
RBI	1
BB	3
SO	6
LOB	13

PITCHER		IP	WLS	BF	H	R	ER	SO	BB	IBB	HBP	BLK	WP	HR	S	P	ERA	WHIP
57 Zach Duke, L ERA: 5.1	(1, 1)	7.0	W	28	5	1	1	5	2	0	0	0	0	0	61	96	1.29	1.000
47 Evan Meek, R ERA: 2.06	(8, 1)	1.0	H	4	0	0	0	0	1	0	0	0	0	0	7	15	0.00	1.000
Joel Hanrahan, R ERA: 3.88	(9, 1)	1.0	S	4	1	0	0	1	0	0	0	0	0	0	17	23	0.00	1.000

PITCHER	IP	WLS	BF	H	R	ER	SO	BB	IBB	HBP	BLK	WP	HR	S	P	ERA	WHIP

Batter	1	2	3	4	5	6	7	8	9	AB	R	H	RBI	BB	SO	LOB
22 Andrew McCutchen, R (1, 8) OBP: 0.352, SLG: 0.442	C FF 88 F FF 89 S FF 89 0-3 K ①		S CH 80 B FF 88 F FF 89 F CH 79 S CH 78 1-3 K ③			X FF 89 0-0 F8 ②		B CH 81 S FF 90 F FF 90 B SL 84 S CH 82 2-3 K ③		4	0	0	0	0	3	1
31 Jose Tabata, R (1, 7) OBP: 0.350, SLG: 0.398	B SI 90 F SL 84 S CH 78 S CH 78 1-3 K ②			B CH 79 F FF 89 B FF 89 F SL 83 X FF 90 2-2 L3 ①		B CH 80 X CH 78 1-0 HR				3	1	1	1	0	1	0
18 Neil Walker, S (1, 4) OBP: 0.340, SLG: 0.424	S FF 89 S FF 89 B FF 89 S CH 76 1-3 K ③			C CH 78 F FF 90 X CH 77 0-2 L5 ②		C FF 89 X FF 89 0-1 G2-3 ③				3	0	0	0	0	1	0
46 Garrett Jones, L (1, 3) OBP: 0.311, SLG: 0.414		B CH 82 C FF 89 F SL 82 C FF 91 1-3 K ①		B FF 90 C FF 90 B SI 90 S SL 79 X SI 90 2-2 P6 ③			C FF 89 F FF 90 B FF 90 X SI 91 1-2 P6 ①			3	0	0	0	0	1	0
24 Pedro Alvarez, L (1, 5) OBP: 0.323, SLG: 0.426		C FF 90 C FF 90 B FF 90 X FF 90 1-2 F7 ②			X FF 89 0-0 41 G6-4-3 1B		X FF 89 0-0 1B			3	0	2	0	0	0	0
41 Ryan Doumit, S (1, 2) OBP: 0.316, SLG: 0.410		B CH 81 S FF 85 X FF 89 1-1 F9 ③			S SL 84 F CH 80 B SI 88 X SL 83 1-2 G6-4-3 ① ② 1-2f		X SI 89 0-0 F7 ②			3	0	0	0	0	0	2
85 Lastings Milledge, R (1, 9) OBP: 0.330, SLG: 0.381			B SL 84 F SL 84 C FF 89 F CH 79 B FF 90 F FF 90 B SL 81 F SI 90 X SI 89 3-2 G4-3 ①		S CH 81 X CH 80 0-1 HR		F FF 90 B FF 90 D SL 82 F FF 89 B SL 82 S SL 80 3-3 K ③			3	1	1	1	0	1	1
5 Ronny Cedeno, R (1, 6) OBP: 0.289, SLG: 0.367			F SI 88 B FF 89 S SI 89 F FF 89 B CH 79 F CH 78 B FF 90 B FF 86 4-2 57 FC3 BB		F SI 89 B SI 89 F SI 89 F FF 89 C SL 82 1-3 K ③			F FF 89 B FF 89 F SI 90 B SL 83 F FF 90 S CH 79 2-3 K ①		2	0	0	0	1	2	0
57 Zach Duke, L (1, 1) OBP: 0.128, SLG: 0.135 47 Evan Meek, R (8, 1) OBP: 1.000, SLG: 1.000 15 Andy LaRoche, R (8, PH) OBP: 0.285, SLG: 0.297 Joel Hanrahan, R (9, 1)			L FF 87 1 SAFE B FF 88 X FF 86 1-1 FC3 ② 1-2f			C FF 89 B SL 81 S FF 89 F FF 90 X CH 81 1-2 F8 ①		B FF 89 F SL 85 B SI 90 X SI 90 2-1 F9 ②		2 0 1 0	0 0 0 0	0 0 0 0	0 0 0 0	0 0 0 0	0 0 0 0	1 0 0 0
Inning Stats	R: 0 E: 0 K: 3 S: 9 H: 0 LOB: 0 BB: 0 P: 11	R: 0 E: 0 K: 1 S: 8 H: 0 LOB: 0 BB: 0 P: 11	R: 0 E: 0 K: 1 S: 16 H: 0 LOB: 1 BB: 1 P: 25	R: 0 E: 0 K: 0 S: 9 H: 0 LOB: 0 BB: 0 P: 13	R: 1 E: 0 K: 1 S: 10 H: 2 LOB: 0 BB: 0 P: 12	R: 1 E: 0 K: 0 S: 8 H: 1 LOB: 0 BB: 0 P: 10	R: 0 E: 0 K: 1 S: 8 H: 1 LOB: 1 BB: 0 P: 12	R: 0 E: 0 K: 2 S: 9 H: 0 LOB: 0 BB: 0 P: 15		1B: 2 2B: 0 3B: 0 HR: 2	SF: 0 SAC: 0 DP: 1 HBP: 0			WP: 0 PB: 0 SB: 0 CS: 0	PA: 28	

PITCHER	IP	WLS	BF	H	R	ER	SO	BB	IBB	HBP	BLK	WP	HR	S	P	ERA	WHIP
57 Johan Santana, L (1, 1) ERA: 2.94	8.0	L	28	4	2	2	9	1	0	0	0	0	2	77	109	2.25	0.625

PITCHER	IP	WLS	BF	H	R	ER	SO	BB	IBB	HBP	BLK	WP	HR	S	P	ERA	WHIP

BOTTOM

New York Mets @ Pittsburgh Pirates

PNC Park, Pittsburgh, PA

Sun Aug 22 2010, 1:36 PM - 3:52 PM EDT

Att. 24,730 - Cloudy - 76 F

livebaseballscorecards.com

AB	27
R	2
H	4
RBI	2
BB	1
SO	9
LOB	5

Florida Marlins @ New York Mets

Citi Field, Flushing, NY

Tue Aug 24 2010, 7:11 PM - 10:14 PM EDT

Att. 27,136 - Cloudy - 70 F

TOP

livebaseballscorecards.com

Batter	1	2	3	4	5	6	7	8	9	AB	R	H	RBI	BB	SO	LOB
2 Hanley Ramirez, R (1, 6) OBP: 0.367, SLG: 0.452	B KN 71 C KN 68 B KN 74 X KN 72 2-1 6 WP 15 S 1B		B KN 72 C FF 84 X KN 72 1-1 20 1B 20 S 15 SF9 1B		S FF 83 X KN 76 0-1 ① P6		B KN 72 C KN 74 S KN 76 X KN 78 1-2 ① FC6-4 15 HR 1-2f 2-3		B CH 79 C SI 88 B FF 88 B CH 79 C FF 89 X FF 89 3-2 2B	5	2	3	0	0	0	2
20 Logan Morrison, L (1, 7) OBP: 0.382, SLG: 0.375	B KN 71 C FF 82 B KN 73 F KN 71 1 SAFE F KN 73 S KN 74 2-3 ① K		C FF 82 B KN 74 X KN 72 1-1 15 SF9 6 SF8 1-3 1B		B FF 80 B KN 68 C FF 80 S KN 69 S KN 76 2-3 ② K		F KN 73 B KN 74 B KN 75 B KN 75 C KN 73 1 SAFE F KN 74 1 SAFE X KN 76 3-2 ② P5		C FF 89 D SL 80 X FF 87 1-1 ③ F8	5	1	1	0	0	2	4
15 Gaby Sanchez, R (1, 3) OBP: 0.354, SLG: 0.476	C KN 72 B KN 75 B KN 72 B KN 72 C KN 69 1 SAFE S KN 73 3-3 ② K 1-2		X KN 74 0-0 ① SF9 2-3 3-H		B KN 71 X FF 81 1-0 2B		X KN 75 0-0 1-H HR 3-H			3	1	2	4	0	1	1
6 Dan Uggla, R (1, 4) OBP: 0.372, SLG: 0.515	B KN 74 S KN 73 S KN 77 X KN 79 1-2 ③ G4-3 2-3		X KN 75 0-0 ② SF8 3-H		X KN 76 0-0 ③ G5-3		F KN 73 C KN 78 S KN 79 0-3 ③ K			3	0	0	1	0	1	2
27 Giancarlo Stanton, R (1, 9) OBP: 0.323, SLG: 0.511		C FF 84 B KN 74 C KN 75 F KN 78 S KN 79 1-3 ① K	C KN 76 F KN 75 X KN 79 0-2 ③ L4			B KN 74 B KN 70 C FF 83 X FF 84 2-1 ① G6-3		B FF 97 F FF 96 C FF 96 B FF 98 S SL 87 2-3 ① K		4	0	0	0	0	2	0
18 Wes Helms, R (1, 5) OBP: 0.299, SLG: 0.365		C KN 69 C EP 53 F KN 81 B KN 76 F KN 77 B KN 76 B KN 76 X KN 73 3-2 9 G4-3 24 1B 1B		C KN 71 F KN 74 S KN 78 0-3 ① K		X KN 73 0-0 ② P4		C SI 96 F FF 95 F FF 99 B SL 88 B SL 87 X FF 98 2-2 ② G6-3		4	0	1	0	0	1	0
24 Cameron Maybin, R (1, 8) OBP: 0.294, SLG: 0.344		X KN 70 0-0 9 G4-3 1-2 1B		B FF 84 C KN 72 C KN 76 X KN 78 1-2 9 WP 1B		B KN 83 B KN 70 C FF 83 C KN 73 C FF 84 2-3 ③ K		B FF 96 B FF 97 S FF 97 X FF 99 2-1 ③ P4		4	0	2	0	0	1	0
9 Brett Hayes, R (1, 2) OBP: 0.266, SLG: 0.322		C KN 73 D KN 76 X KN 74 1-1 ② G4-3 1-2 2-3	1 SAFE 1 SAFE B KN 71 B KN 72 C FF 82 X KN 71 2-1 ② G5-3 1-2				C KN 68 B KN 76 X KN 72 1-1 2 FC6-4 1 1B 15 HR 1B		X SI 87 0-0 ① P4	4	1	1	0	0	0	3
55 Josh Johnson, L (1, 1) OBP: 0.109, SLG: 0.093 44 Brian Sanches, R (6, 1) 1 Emilio Bonifácio, S (7, PH) OBP: 0.284, SLG: 0.319 31 Burke Badenhop, R (7, 1) 32 Clay Hensley, R (8, 1) 22 Donnie Murphy, R (9, PH) OBP: 0.265, SLG: 0.606 13 Will Ohman, L (9, 1)		B KN 75 C KN 73 B KN 75 C FF 82 C KN 77 2-3 ③ K	C KN 74 X KN 76 0-1 ③ G4-3				B FF 81 B KN 68 S FF 81 C FF 81 B KN 71 X FF 82 3-2 2 FC6-4 1-2 1B		C FF 88 S CH 78 S CH 79 0-3 ② K	2 0 1 0 0 0 1 0	0 0 0 0 0 0 0 0	0 0 1 0 0 0 0 0	0 0 0 0 0 0 0 0	1 0 0 0 0 0 1 0	3 0 0 0 0 0 0 0	
Inning Stats	R: 0 E: 0 K: 2 S: 12 H: 1 LOB: 1 BB: 0 P: 20	R: 0 E: 0 K: 2 S: 15 H: 2 LOB: 2 BB: 0 P: 22	R: 2 E: 0 K: 0 S: 9 H: 2 LOB: 0 BB: 0 P: 11	R: 0 E: 0 K: 1 S: 10 H: 1 LOB: 1 BB: 0 P: 13	R: 0 E: 0 K: 1 S: 7 H: 1 LOB: 1 BB: 0 P: 10	R: 0 E: 0 K: 1 S: 6 H: 0 LOB: 0 BB: 0 P: 10	R: 3 E: 0 K: 1 S: 16 H: 3 LOB: 0 BB: 0 P: 24	R: 0 E: 0 K: 1 S: 9 H: 0 LOB: 0 BB: 0 P: 15	R: 0 E: 0 K: 1 S: 9 H: 1 LOB: 1 BB: 0 P: 13	1B: 8 2B: 2 3B: 0 HR: 1 SF: 2 SAC: 0 DP: 0 HBP: 0						

	AB	36
	R	5
	H	11
	RBI	5
	BB	0
	SO	10
	LOB	15

WP: 2 PB: 0 SB: 2 CS: 0 PA: 38

PITCHER		IP	WLS	BF	H	R	ER	SO	BB	IBB	HBP	BLK	WP	HR	S	P	ERA	WHIP
43 R.A. Dickey, R ERA: 2.64	(1, 1)	7.0		31	10	5	5	8	0	0	0	0	2	1	75	110	6.43	1.429
39 Bobby Parnell, R ERA: 3.12	(8, 1)	1.0		3	0	0	0	1	0	0	0	0	0	0	9	15	0.00	0.000
47 Hisanori Takahashi, L ERA: 4.05	(9, 1)	1.0	W	4	1	0	0	1	0	0	0	0	0	0	9	13	0.00	1.000

PITCHER	IP	WLS	BF	H	R	ER	SO	BB	IBB	HBP	BLK	WP	HR	S	P	ERA	WHIP

Batter	1	2	3	4	5	6	7	8	9	AB	R	H	RBI	BB	SO	LOB
7 José Reyes, S (1, 6) OBP: 0.326, SLG: 0.428	B CH 91 B FF 92 C FF 93 X FF 94 2-1 L8		B CH 85 X FF 94 1-0 F8 B CH 86 F CH 87 X FF 95 1-1 FC6-4 1-2f		X SI 86 0-0 B2-3		C SI 88 B CH 81 B SI 89 F SI 86 S CU 70 2-3 K		5	0	0	0	0	1	2
16 Ángel Pagán, S (1, 7) OBP: 0.356, SLG: 0.460	B SI 93 X CH 87 1-0 P4		C FF 94 B SI 94 X CH 84 1-1 5 E 15 S 1B		X CH 86 0-0 E8 15 1B 1B	C SI 86 X SI 86 0-1 2B		B CH 80 B SI 87 C SI 86 F SI 87 X CU 71 2-2 15 1B 2B		5	3	4	0	0	0	0
15 Carlos Beltrán, S (1, 8) OBP: 0.343, SLG: 0.347	C FF 94 F SI 95 S FF 95 0-3 K		F SL 89 1 SAFE B SI 94 D CH 87 B FF 93 B SI 93 4-1 5 E 1-2 BB		B FF 94 B FF 94 X CH 88 2-0 5 1B 12 SF8 3-H 1B	C FO 79 B FF 89 D SI 86 S FO 76 B SI 89 B SI 88 4-2 29 FC5-4 BB		C CH 81 C SI 89 F CU 71 X SI 87 0-2 2-H 1B		3	1	2	2	2	1	0
5 David Wright, R (1, 5) OBP: 0.366, SLG: 0.499		C FF 93 B FF 93 X SL 87 1-1 12 SF9 3B	B FF 94 X CH 86 1-0 E5 1-2 2-H		F SI 94 F FF 93 1 SAFE B FF 94 B SL 87 1 SAFE X SI 94 2-2 30 2B 1-3 1B	B FF 88 S FO 73 B SI 89 F SI 89 F FO 75 F FF 89 F FF 90 S FF 90 2-3 K		B SI 89 F SL 84 S SI 88 D CU 73 B CU 72 C SI 88 3-3 K		5	1	2	0	0	2	4
29 Ike Davis, L (1, 3) OBP: 0.324, SLG: 0.416		D CH 87 B FF 94 B FF 94 C FF 94 B FF 94 4-1 11 FC6-4 BB	B FF 94 B SL 87 B FF 94 C FF 94 C FF 94 C FF 94 3-3 K		D CH 89 F FF 92 F SI 94 F SL 88 C SL 88 1-3 K	B FO 77 B SI 87 C SI 90 C FF 89 X FO 75 2-2 FC5-4 1-2f			B SL 79 C SL 81 S SL 81 B SL 80 B SI 90 F SL 81 X FF 90 3-2 30 1B 1 1B 1B	4	1	1	0	1	2	6
12 Jeff Francoeur, R (1, 9) OBP: 0.284, SLG: 0.364	B FF 94 B FF 96 F SL 86 S SL 91 F FF 97 F SL 88 B FF 95 1 SAFE F SL 89 3-2 X SL 84 SF9 3-H		F SL 87 C FF 92 B CH 91 B FF 94 F FF 94 X SL 90 2-2 G6-3 F SL 83 1 SAFE X FF 93 0-1 SF8 3-H			M SI 87 X SL 77 0-1 G5-3		B SI 89 1 SAFE B SI 88 F SI 90 B SI 90 S SI 90 1 SAFE F SI 90 F FF 90 3-2 1 SAFE X FF 91 F8		3	0	0	2	0	0	1
30 Josh Thole, L (1, 2) OBP: 0.363, SLG: 0.363	C FF 94 B CH 87 S SL 89 1 SAFE B SI 93 S SL 89 2-3 K		F FF 95 F FF 94 B SI 95 B SL 88 X SL 90 2-2 L7 1 SAFE X SI 93 0-0 1-3 2B			X SI 88 0-0 F8			D SL 81 C FF 89 X FF 89 1-1 1 1B 1-2 1B	5	0	2	0	0	1	1
11 Rubén Tejada, R (1, 4) OBP: 0.268, SLG: 0.206 27 Jésus Feliciano, L (7, PH) OBP: 0.294, SLG: 0.373 39 Bobby Parnell, R (8, 1) 47 Hisanori Takahashi, L (9, 1) OBP: 0.063, SLG: 0.063 19 Mike Hessman, R (9, PH) OBP: 0.294, SLG: 0.357	B FF 93 B SL 84 C SI 95 X FF 93 2-1 FC6-4 1-2f		F FF 95 H FF 95 1-1 43 BB HBP		I IN 71 I IN 69 I IN 72 I IN 71 4-0 IBB	B SI 87 X SI 87 1-0 G4-3		C FF 90 F SI 90 D SL 82 T SL 81 1-2 K	1 1 0 0 1	0 0 0 0 0	0 0 0 0 0	0 0 0 0 0	1 0 0 0 1	0 0 0 0 0	1 0 0 0 2
43 R.A. Dickey, R (1, 1) OBP: 0.216, SLG: 0.200 1 Luis Castillo, S (8, 4) OBP: 0.336, SLG: 0.276			B FF 92 C FF 93 X FF 93 1-1 G4-3 D FF 95 B FF 94 C FF 94 1 SAFE B FF 93 B FF 92 4-1 7 FC6-4 1-2 BB F SL 89 B FF 94 F FF 95 X SL 87 1-2 G4-3			C SI 87 B CH 79 F SI 87 X SI 89 1-2 F7 B SI 91 X FF 90 1-0 1-3 2-H 1B	2 2	0 0	0 1	0 1	1 0	0 0	3 0
Inning Stats	R: 0 E: 0 K: 1 S: 6 H: 0 LOB: 0 BB: 0 P: 9	R: 1 E: 0 K: 1 S: 14 H: 1 LOB: 1 BB: 1 P: 26	R: 1 E: 1 K: 1 S: 10 H: 1 LOB: 2 BB: 1 P: 21	R: 0 E: 0 K: 0 S: 11 H: 0 LOB: 2 BB: 1 P: 21	R: 2 E: 1 K: 1 S: 15 H: 4 LOB: 3 BB: 1 P: 25	R: 0 E: 0 K: 1 S: 14 H: 1 LOB: 2 BB: 1 P: 22	R: 0 E: 0 K: 0 S: 4 H: 0 LOB: 0 BB: 0 P: 5	R: 1 E: 0 K: 2 S: 16 H: 2 LOB: 1 BB: 0 P: 24	R: 1 E: 0 K: 1 S: 15 H: 3 LOB: 2 BB: 0 P: 24	1B: 8 2B: 3 3B: 1 HR: 0 SF: 2 SAC: 0 DP: 0 HBP: 1						

PITCHER		IP	WLS	BF	H	R	ER	SO	BB	IBB	HBP	BLK	WP	HR	S	P	ERA	WHIP
55 Josh Johnson, R ERA: 2.36	(1, 1)	5.0		27	6	4	3	4	3	1	1	0	0	0	56	102	5.40	1.800
44 Brian Sanches, R ERA: 2.96	(6, 1)	1.0		5	1	0	0	1	1	0	0	0	0	0	14	22	0.00	2.000
31 Burke Badenhop, R ERA: 3.86	(7, 1)	1.0	H	3	0	0	0	0	0	0	0	0	0	0	4	5	0.00	0.000
32 Clay Hensley, R ERA: 2.84	(8, 1)	1.0	B	5	2	1	1	2	0	0	0	0	0	0	16	24	9.00	2.000
13 Will Ohman, L ERA: 3.13	(9, 1)	0.2	L	5	3	1	1	1	0	0	0	0	0	0	15	24	13.50	4.500

PITCHER	IP	WLS	BF	H	R	ER	SO	BB	IBB	HBP	BLK	WP	HR	S	P	ERA	WHIP

BOTTOM

Florida Marlins @ New York Mets

Citi Field, Flushing, NY

Tue Aug 24 2010, 7:11 PM - 10:14 PM EDT

Att. 27,136 - Cloudy - 70 F

livebaseballscorecards.com

AB	37
R	6
H	12
RBI	5
BB	5
SO	8
LOB	20

PA: 45

WP: 0
PB: 0
SB: 1
CS: 0

Florida Marlins @ New York Mets

Citi Field, Flushing, NY

Wed Aug 25 2010, 7:10 PM - 9:56 PM EDT

Att. 27,096 - Cloudy - 70 F

livebaseballscorecards.com

Batter	1	2	3	4	5	6	7	8	9	AB	R	H	RBI	BB	SO	LOB
24 Cameron Maybin, R (1, 8) OBP: 0.297, SLG: 0.346	B SI 86 B FF 86 X SI 85 2-0 2 1B 20 1B 6 FC1-2 1B	X CH 81 0-0 2-H 1B			L FF 82 B FF 83 B FF 84 C CH 81 S CH 81 2-3 ① K 1B		B SI 92 B CH 84 B SI 90 C SI 92 X FF 93 3-1 ① F7		B FF 97 B FF 98 X FF 97 2-0 ① G5-3	5	0	2	1	0	1	0
20 Logan Morrison, L (1, 7) OBP: 0.391, SLG: 0.406	B FF 85 B FF 84 X SI 85 2-0 6 FC1-2 2 1B 15 SF9 1-2 1B	1 SAFE B SI 85 1 SAFE 1 SAFE C FF 81 F SI 85 X SI 86 1-2 ③ G4-3			X FF 83 0-0 1B		B SI 92 F CH 85 X CH 87 1-1 2 1B 3B		C FF 96 B FF 96 B SI 99 F FF 98 X FF 98 2-2 ② L8	5	2	3	0	0	0	1
2 Hanley Ramirez, R (1, 6) OBP: 0.371, SLG: 0.456	F FF 87 X CU 76 0-1 6 FC1-2 1-2 2-3 1B		C CH 80 B CH 80 S FF 86 B FF 86 X FF 84 2-2 6 E 6 S 15 SF8 1B		B FF 81 C FF 83 F CH 80 X FF 86 1-2 ② F8		B CU 78 F FF 94 F SI 94 B CU 80 F SI 94 X SI 95 2-2 6 E 6 FC6-2 3-H 1B		B SL 89 C FF 99 X FF 100 1-1 1B	5	1	4	1	0	0	1
6 Dan Uggla, R (1, 4) OBP: 0.369, SLG: 0.510	B CH 81 X CH 81 1-0 ① FC1-2 1-2 2-3 3-Hf		C SI 81 F SI 86 B SI 86 D CU 76 F CU 76 B FF 87 S CH 82 3-3 ① K 1-3		F CU 74 C FF 82 B FF 84 X FF 82 1-2 ③ P5		1 SAFE B CU 79 X SI 94 1-0 ② FC6-2 1-H		1 SAFE C FF 96 B FF 97 C FF 96 S SL 88 1-3 ③ K	5	0	0	0	0	2	7
15 Gaby Sanchez, R (1, 3) OBP: 0.351, SLG: 0.473	X FF 87 0-0 ② SF9 3-H		B FF 85 F FF 86 X FF 88 1-1 ② SF8 3-H			C FF 84 B CU 76 B CH 80 X FF 85 2-1 ① F9	C SI 93 X SI 94 0-1 ③ F9			2	0	0	2	0	0	1
27 Giancarlo Stanton, R (1, 9) OBP: 0.318, SLG: 0.502	F FF 87 S FF 86 X FF 85 0-2 ③ F7		F FF 83 F FF 84 B FF 85 S CU 76 1-3 ③ K			F FF 81 B FF 82 F CU 75 B SI 82 F CH 82 X FF 83 2-2 ② P2		C SL 81 F SI 94 B FF 94 F SI 95 B CH 86 X SL 82 2-2 ① F8		4	0	0	0	0	1	2
18 Wes Helms, R (1, 5) OBP: 0.307, SLG: 0.374		C CU 72 X CU 75 0-1 24 1B 2B		B FF 84 X FF 82 1-0 ① G6-3		B FF 85 X FF 83 1-0 9 2B 1B		B SI 95 B FF 94 B FF 94 B FF 93 4-0 22 2B BB		3	2	2	0	1	0	0
9 Brett Hayes, R (1, 2) OBP: 0.265, SLG: 0.333		X FF 83 0-0 ① G6-3		B FF 82 B FF 84 C CH 80 S CH 81 S CH 81 2-3 ② K		F FF 83 X CH 79 0-1 1-H 2B		B FF 94 C SL 79 1 SAFE 1 SAFE S FF 93 F FF 95 S SL 81 1-3 ② K		4	0	1	1	0	2	2
59 Alex Sanabia, R (1, 1) 43 Jose Veras, R (7, 1) 22 Donnie Murphy, R (8, PH) OBP: 0.286, SLG: 0.647 32 Clay Hensley, R (8, 1) 46 Juan Carlos Oviedo, R (9, 1)		B SI 84 X FF 83 1-0 ② B2		C SI 85 X FF 83 0-1 ③ F7		B CU 73 X SI 85 1-0 ③ F7		F SI 95 B FF 92 B FF 94 B SL 81 X FF 95 3-1 ③ 1-H 2B		3 0 0 0 0 0 2 0 0 0 0 0 0 0 1 0 1 0 0 0 0 0 0 0 0 0 0 0 0 0 0 0 0 0 0						

Inning Stats																						
	R: 1	H: 3	R: 1	H: 2	R: 1	H: 1	R: 0	H: 0	R: 0	H: 1	R: 1	H: 2	R: 1	H: 2	R: 0	H: 1	R: 0	H: 1	1B: 9	SF: 2	WP: 0	PA: 40
	E: 0	LOB: 2	E: 0	LOB: 1	E: 0	LOB: 0	E: 0	LOB: 0	E: 0	LOB: 1	E: 0	LOB: 1	E: 1	LOB: 1	E: 0	LOB: 2	E: 0	LOB: 1	2B: 3	SAC: 0	PB: 0	
	K: 0	BB: 0	K: 0	BB: 0	K: 2	BB: 0	K: 1	BB: 0	K: 1	BB: 0	K: 0	BB: 0	K: 0	BB: 0	K: 1	BB: 1	K: 1	BB: 0	3B: 1	DP: 0	SB: 1	
	S: 9	P: 14	S: 8	P: 10	S: 12	P: 19	S: 6	P: 9	S: 10	P: 14	S: 10	P: 16	S: 11	P: 18	S: 10	P: 20	S: 9	P: 15	HR: 0	HBP: 0	CS: 0	

PITCHER		IP	WLS	BF	H	R	ER	SO	BB	IBB	HBP	BLK	WP	HR	S	P	ERA	WHIP
48 Pat Misch, L ERA: 3.5	(1, 1)	6.0	L	27	9	4	3	4	0	0	0	0	0	0	55	82	4.50	1.500
18 Ryota Igarashi, R ERA: 7.71	(7, 1)	1.0		5	2	1	1	0	0	0	0	0	0	0	11	18	9.00	2.000
36 Manny Acosta, R ERA: 3.04	(8, 1)	1.0		4	1	0	0	1	1	0	0	0	0	0	10	20	0.00	2.000
39 Bobby Parnell, R ERA: 3.0	(9, 1)	1.0		4	1	0	0	1	0	0	0	0	0	0	9	15	0.00	1.000

PITCHER	IP	WLS	BF	H	R	ER	SO	BB	IBB	HBP	BLK	WP	HR	S	P	ERA	WHIP

TOP	
AB	37
R	5
H	13
RBI	5
BB	1
SO	6
LOB	16

Florida Marlins @ New York Mets

Citi Field, Flushing, NY

Wed Aug 25 2010, 7:10 PM - 9:56 PM EDT

Att. 27,096 - Cloudy - 70 F

livebaseballscorecards.com

BOTTOM

Batter	1	2	3	4	5	6	7	8	9	AB	R	H	RBI	BB	SO	LOB
7 José Reyes, S (1, 6) OBP: 0.323, SLG: 0.423	X FF 88 0-0 ① P6		C SI 88 F CH 80 X CH 80 0-2 ② F8			C SI 88 C SI 88 B FF 88 X CH 79 1-2 ② G3-1		F SI 86 X CH 80 0-1 ① G3	C SI 93 X CH 87 0-1 ③ G3-1	5	0	0	0	0	0	3
16 Ángel Pagán, S (1, 7) OBP: 0.353, SLG: 0.456	C SI 89 F SI 90 B CH 82 F SL 85 F SI 91 B CH 82 S CH 81 2-3 ② K		L SI 89 B SI 90 F CH 83 X SI 90 1-2 E5 15 CS			C CH 81 X CH 82 0-1 ③ G4-3		B SI 87 F CH 79 C CU 71 X CH 83 1-2 ② G4-3		4	0	0	0	0	1	0
15 Carlos Beltrán, S (1, 8) OBP: 0.340, SLG: 0.339	B SI 90 B SI 89 X CH 81 2-0 ③ P5		C SI 88 0-1 ③ CS 1-2	B CH 79 C CH 78 X SI 89 1-1 ① F8			B SI 86 C SI 87 B CH 80 C SI 87 B SI 90 F SI 88 B SI 88 4-2 5 FC5-4 BB	C SI 86 X CH 82 0-1 ③ F8		3	0	0	0	1	0	0
5 David Wright, R (1, 5) OBP: 0.367, SLG: 0.505		C SI 89 B CH 82 F CH 83 B SI 90 X SL 83 2-2 30 1B 30 E 1B		X SL 84 0-0 ② G5-3			B CH 82 B FF 89 X FF 90 2-0 ① FC5-4 1-2f 29 3B		C SI 93 B SI 95 X SI 93 1-1 HR	4	3	2	1	0	0	1
29 Ike Davis, L (1, 3) OBP: 0.324, SLG: 0.419		X SI 91 0-0 ① F8		C SI 89 X CH 82 0-1 ③ G4-3			F SI 88 X FF 88 0-1 1-H 12 1B 3B		C CH 86 B FF 95 B CH 86 X SI 93 2-1 ① P4	4	1	1	1	0	0	1
12 Jeff Francoeur, R (1, 9) OBP: 0.286, SLG: 0.366		B SI 89 C FF 90 F CH 82 F FF 91 1 SAFE F CH 81 X CH 82 1-2 ② P2			S CH 81 X SL 82 0-1 ① P3		X FF 89 0-0 23 G5-3 30 BB 3-H 1B		S CH 86 X SI 94 0-1 19 FC6-4 30 1B 1B	4	0	2	1	0	0	1
30 Josh Thole, L (1, 2) OBP: 0.376, SLG: 0.371		1 SAFE C SI 89 S CH 81 X FF 91 0-2 E8 1-H 1B			B SI 88 C CH 80 B CH 80 F SI 88 X CH 81 2-2 ② F8		B SI 91 B SI 92 F SI 92 B SI 93 F SI 92 B SI 94 4-2 23 G5-3 1-2 BB		S SI 92 X SI 94 0-1 19 FC6-4 1-2 1B	3	0	2	0	1	0	0
11 Rubén Tejada, R (1, 4) OBP: 0.264, SLG: 0.203 23 Chris Carter, L (7, PH) OBP: 0.303, SLG: 0.398 36 Manny Acosta, R (8, 1) 39 Bobby Parnell, R (9, 1) 19 Mike Hessman, R (9, PH) OBP: 0.286, SLG: 0.345		X SI 90 0-0 ③ P4		B CH 82 F SI 89 X SI 90 1-1 ③ G6-3			B FS 83 F SI 93 B FS 83 S FS 83 F FS 83 X CU 78 2-2 ② G5-3 1-2 2-3		B CH 87 C CH 85 F CH 85 B CH 86 X CH 85 2-2 ② FC6-4 1 BB 1-2f 2-3	2 1 0 0 1	0 0 0 0 0	0 0 0 0 0	0 0 0 0 0	0 0 0 0 0	0 0 0 0 0	1 2 0 0 2
48 Pat Misch, R (1, 1) OBP: 0.250, SLG: 0.250 27 Jésus Feliciano, L (6, PH) OBP: 0.290, SLG: 0.368 18 Ryota Igarashi, R (7, 1) 1 Luis Castillo, S (7, PH) OBP: 0.337, SLG: 0.275 (8, 4)			X SI 87 0-0 ① P2			B SI 87 X SI 87 1-0 ① F7	F SI 93 X SI 93 0-1 ③ F7		B CH 86 B SI 93 B SI 91 B SI 91 4-0 1-2 BB	1 1 0 1	0 0 0 0	0 0 0 1	0 0 0 0	0 0 0 1	0 0 0 0	0 0 0 2

Inning Stats	1	2	3	4	5	6	7	8	9
	R: 0 E: 0 K: 1 S: 7 H: 0 LOB: 0 BB: 0 P: 11	R: 1 E: 1 K: 0 S: 13 H: 2 LOB: 1 BB: 0 P: 16	R: 0 E: 1 K: 0 S: 8 H: 0 LOB: 0 BB: 0 P: 9	R: 0 E: 0 K: 0 S: 5 H: 0 LOB: 0 BB: 0 P: 6	R: 0 E: 0 K: 0 S: 7 H: 0 LOB: 0 BB: 0 P: 10	R: 0 E: 0 K: 0 S: 6 H: 0 LOB: 0 BB: 0 P: 8	R: 2 E: 0 K: 0 S: 15 H: 2 LOB: 2 BB: 2 P: 27	R: 0 E: 0 K: 0 S: 7 H: 0 LOB: 0 BB: 0 P: 8	R: 1 E: 0 K: 0 S: 13 H: 3 LOB: 3 BB: 1 P: 22

AB	34
R	4
H	7
RBI	3
BB	3
SO	1
LOB	13

1B: 5 SF: 0 WP: 0 PA: 38
2B: 0 SAC: 0 PB: 0
3B: 1 DP: 0 SB: 0
HR: 1 HBP: 0 CS: 1

PITCHER		IP	WLS	BF	H	R	ER	SO	BB	IBB	HBP	BLK	WP	HR	S	P	ERA	WHIP
59 Alex Sanabia, R ERA: 3.62	(1, 1)	6.1	W	24	4	3	2	1	1	0	0	0	0	0	53	73	2.84	0.789
43 Jose Veras, R ERA: 3.45	(7, 1)	0.2	H	3	0	0	0	0	1	0	0	0	0	0	8	14	0.00	1.500
32 Clay Hensley, R ERA: 2.79	(8, 1)	1.0	H	3	0	0	0	0	0	0	0	0	0	0	7	8	0.00	0.000
46 Juan Carlos Oviedo, R ERA: 3.38	(9, 1)	1.0	S	7	3	1	1	0	1	0	0	0	0	1	13	22	9.00	4.000

PITCHER	IP	WLS	BF	H	R	ER	SO	BB	IBB	HBP	BLK	WP	HR	S	P	ERA	WHIP

Florida Marlins @ New York Mets

Citi Field, Flushing, NY

Thu Aug 26 2010, 7:11 PM - 10:15 PM EDT

Att. 28,640 - Partly Cloudy - 79 F

livebaseballscorecards.com

Batter	1	2	3	4	5	6	7	8	9	AB	R	H	RBI	BB	SO	LOB
24 Cameron Maybin, R (1, 8) OBP: 0.294, SLG: 0.342	C FF 88 B FF 91 B CH 79 F FF 90 S FC 85 2-3 K ①		F FF 90 F FF 89 B FF 90 B FF 90 C CH 80 2-3 K ③		F FC 85 B FC 84 F FC 88 B CU 75 F FF 90 C CU 74 2-3 K ③	C SL 82 B SL 82 X SL 79 1-1 20 2B 1B 1-2 3-H			C SI 87 B SI 87 F SI 87 X CH 74 1-2 G5-3 ①	5	1	1	1	0	3	1
20 Logan Morrison, L (1, 7) OBP: 0.417, SLG: 0.437	B FF 90 B FC 84 B FF 90 B FF 89 4-0 BB			C FF 88 B FC 85 B CH 87 B FC 83 C FC 88 X FF 89 3-2 2 HR 2B		B FF 87 B FC 85 B CH 87 B FC 83 C FC 88 X FF 89 3-0 6 2B 2 1B HBP 2-0 1-H 2-H 2B			C SI 87 B SI 85 B SI 88 B SI 87 C SI 88 B SI 88 4-2 6 1B 2 1B 15 1B BB	2	3	2	2	2	0	0
2 Hanley Ramirez, R (1, 6) OBP: 0.374, SLG: 0.464	C FF 88 X FC 85 0-1 F8 ②			B FC 83 X CH 79 1-0 2-H HR		B FF 88 C CU 72 F FF 90 X CU 75 X FC 85 3-2 6 2B 18 SF9 1B 1-2 B SI 87 X CU 75 1-0 F7 ③			S SI 88 F SI 87 B CU 77 X CH 76 1-2 15 1B 6 1B 7 FC5-4 1B	5	3	3	2	0	0	2
6 Dan Uggla, R (1, 4) OBP: 0.369, SLG: 0.511	C FF 89 C FF 90 S FF 90 0-3 K ③			C FF 90 B FC 85 F FF 90 B CU 73 F CU 74 X FF 91 2-2 F8 ①		B FF 90 B FC 84 B FF 90 F FF 91 X FF 91 3-2 18 SF9 9 2B 1-3 2-H 2B	C SL 78 F FF 94 B SL 81 S CH 84 1-3 K ①		B SI 87 B SI 87 F SI 86 X SI 88 2-1 7 FC5-4 15 1B 1-2 2-3 1B	5	1	2	1	0	2	1
15 Gaby Sanchez, R (1, 3) OBP: 0.352, SLG: 0.471		C FF 87 B FC 85 X FF 89 1-1 L8 ①		F FF 91 F FC 84 X FF 91 0-2 G6-3 ②		B FF 90 B FF 90 C FC 85 B FC 85 F FC 86 F FC 86 B FC 86 4-2 9 2B 22 1B BB	B SL 81 C SL 79 X SI 94 1-1 G6-3 ②		B SI 88 C SI 86 B SI 87 X SI 86 2-1 7 FC5-4 1-2 2-3 3-H 1B	4	1	1	1	1	0	0
27 Giancarlo Stanton, R (1, 9) OBP: 0.313, SLG: 0.494 31 Burke Badenhop, R (7, 1) 7 Hector Luna, R (9, PH) OBP: 0.143, SLG: 0.357 (9, 5)		C FF 89 F FC 84 B CU 72 S FF 90 1-3 K ②		B FC 84 B FF 90 X FF 90 2-0 P3 ③		S FC 85 S FC 85 S FC 85 0-3 K ①	S FF 94 B SI 95 B CH 84 B SL 81 X FF 95 3-1 F7 ③		F SI 90 B SI 93 F SI 93 F FF 94 B SI 94 D CU 79 X SI 93 3-2 FC5-4 ② 1-2f 2-3 3-H	4 0 1	0 0 0	0 0 0	0 0 1	0 0 0	2 0 0	3 0 2
18 Wes Helms, R (1, 5) OBP: 0.306, SLG: 0.371 3 Chad Tracy, L (9, PH) OBP: 0.292, SLG: 0.267 43 Jose Veras, R (9, 1)		C FC 89 C CU 72 B CU 74 F FF 90 F CU 73 B FF 90 S CU 74 2-3 K ③	B CU 70 B FF 89 B FF 88 C FF 88 C FF 89 B FF 90 4-2 9 FC6-4 BB	B FC 89 X FC 85 1-0 SF9 ② 2-3 3-H		B FF 93 X FF 92 1-0 P3 ①	S SI 92 B SI 93 F SI 93 B SI 93 F SI 94 B CH 86 S SI 94 3-3 K ③	2 1 0	0 0 0	0 0 0	1 0 0	1 0 0	1 1 0	0 2 0
9 Brett Hayes, R (1, 2) OBP: 0.264, SLG: 0.343			B SI 86 B FF 88 X CH 88 2-0 F9 ①	C FC 87 X FF 89 0-1 FC6-4 19 SH1-4 1-2f	C FF 89 B FF 89 X FF 90 1-1 22 1B 24 1B 2B 1-3 3-H	B SL 78 B FF 94 X FF 94 2-0 P6 ②			4	1	1	1	0	0	1
19 Aníbal Sánchez, R (1, 1) OBP: 0.208, SLG: 0.136 22 Donnie Murphy, R (6, PH) OBP: 0.306, SLG: 0.657 44 Brian Sanches, R (6, 1) 1 Emilio Bonifácio, S (7, 9) OBP: 0.280, SLG: 0.314			C FF 88 C CU 71 F FF 88 S CU 73 0-3 K2-3 ②	X FF 88 0-0 SH1-4 ② 1-2	B SI 87 C FF 87 B SI 88 X SI 88 2-1 24 1B 20 2B 1B 2-3 3-H	X SI 93 0-0 G1-3 ③			1 1 0 1	0 1 0 0	0 1 0 0	0 1 0 0	1 0 0 0	0 0 0 0	1 0 0 0

	AB	36
	R	11
	H	11
	RBI	11
	BB	4
	SO	10
	LOB	12

Inning Stats	1	2	3	4	5	6	7	8	9
	R: 0 E: 0 K: 2 S: 8	H: 0 LOB: 1 BB: 1 P: 14	R: 0 E: 0 K: 2 S: 10	H: 0 LOB: 0 BB: 0 P: 14	R: 0 E: 0 K: 2 S: 8	H: 0 LOB: 0 BB: 0 P: 12	R: 2 E: 0 K: 0 S: 12	H: 2 LOB: 0 BB: 0 P: 20	R: 0 E: 0 K: 1 S: 9	H: 0 LOB: 1 BB: 1 P: 15	R: 7 E: 0 K: 1 S: 22	H: 6 LOB: 1 BB: 1 P: 43	R: 0 E: 0 K: 1 S: 7	H: 0 LOB: 0 BB: 0 P: 12	R: 0 E: 0 K: 0 S: 3	H: 0 LOB: 0 BB: 0 P: 6	R: 2 E: 0 K: 1 S: 20	H: 3 LOB: 2 BB: 1 P: 36

1B: 6	SF: 1
2B: 4	SAC: 1
3B: 0	DP: 0
HR: 1	HBP: 1

WP: 0	PA: 43
PB: 0	
SB: 0	
CS: 0	

PITCHER		IP	WLS	BF	H	R	ER	SO	BB	IBB	HBP	BLK	WP	HR	S	P	ERA	WHIP
49 Jonathon Niese, L ERA: 3.63	(1, 1)	5.2	L	26	5	7	7	8	3	0	1	0	0	1	63	106	11.12	1.412
64 Elmer Dessens, R ERA: 2.32	(6, 1)	0.1		4	3	2	2	0	0	0	0	0	0	0	6	12	54.00	9.000
36 Manny Acosta, R ERA: 2.81	(7, 1)	2.0		6	0	0	0	1	0	0	0	0	0	0	10	18	0.00	0.000
25 Pedro Feliciano, L ERA: 3.4	(9, 1)	0.1		5	3	2	2	0	1	0	0	0	0	0	12	22	54.00	12.000
18 Ryota Igarashi, R ERA: 7.48	(9, 1)	0.2		2	0	0	0	1	0	0	0	0	0	0	8	14	0.00	0.000

PITCHER		IP	WLS	BF	H	R	ER	SO	BB	IBB	HBP	BLK	WP	HR	S	P	ERA	WHIP

Batter	1	2	3	4	5	6	7	8	9	AB	R	H	RBI	BB	SO	LOB
7 José Reyes, S (1, 6) OBP: 0.323, SLG: 0.423 11 Rubén Tejada, R (2, PR) OBP: 0.265, SLG: 0.200 (3, 6)	B FS 87 B FF 87 C FC 87 X FF 89 2-1 ① F8	B FS 83 C SI 91 X FS 84 1-1 16 2B 2-3 1B	F SI 90 X SI 92 0-1 ③ G5-3			B SI 88 B FF 88 B FF 88 B SI 87 4-0 BB		C SI 86 X FS 84 0-1 ② G5-3		2 2	0 0	1 0	0 0	0 1	0 0	0 3
16 Ángel Pagán, S (1, 7) OBP: 0.355, SLG: 0.459	F SI 88 C SI 90 T FF 90 0-2 ② K	F SI 92 1 SAFE F SL 86 X SI 92 0-2 15 L3-6 1-3 3-H 2B	B CU 73 C CU 73 B FC 87 B FS 80 F SI 88 F SL 82 F FF 91 B FS 82 4-2 15 G4-6-3 BB			C FF 86 B SI 86 X FO 76 1-1 ① F8		B SI 87 X SI 85 1-0 1B		4	0	2	1	1	1	1
15 Carlos Beltrán, S (1, 8) OBP: 0.336, SLG: 0.333	B FF 90 F SI 90 X CU 76 1-1 5 HR 1B	B FS 84 B FF 91 S FF 90 F SL 87 X SI 93 2-2 ② ③ L3-6 2-3		C FF 90 X SL 85 0-1 ① ② G4-6-3 1-2f		C FF 88 B SI 85 B CU 71 B FF 89 X FF 89 3-1 ② P6		B SL 78 B SI 87 X SI 86 2-0 ③ F9		5	1	1	0	0	0	6
5 David Wright, R (1, 5) OBP: 0.371, SLG: 0.513	F SI 88 F FF 92 B FF 93 1 SAFE 1 SAFE B SL 82 X SI 90 2-2 1-H HR		C CU 75 B SL 86 B CU 78 B SL 84 B FF 90 4-1 29 BB 12 1B BB	B CU 76 B FF 91 F FF 91 X CU 75 2-1 1B		F FF 91 F SI 90 B FF 89 D FO 77 F FF 89 X FF 89 2-2 ③ F9			C SI 91 B CU 78 C SI 92 B CU 77 B SI 94 F SI 93 F SI 94 B SI 93 4-2 12 F8 29 BB BB	3	2	2	2	2	0	1
29 Ike Davis, L (1, 3) OBP: 0.329, SLG: 0.419	F SI 90 C FS 83 F SL 85 X SL 85 0-2 12 1B 1B		B SI 90 C FF 91 C CU 77 1 SAFE B SI 93 B SI 92 B SL 87 4-2 30 HBP 12 1B 1-2 BB	B FF 90 C FF 89 B CU 77 F SI 89 1 SAFE B SL 84 S SL 84 3-3 ③ K			B SI 88 C SI 88 B FS 80 B SI 87 B SI 86 4-1 1 FC6-4 BB		B SI 93 S FS 82 B FS 84 B SI 92 B SI 92 4-1 30 G4-6-3 1-2 BB	2	0	1	0	3	1	1
12 Jeff Francoeur, R (1, 9) OBP: 0.290, SLG: 0.367	X SL 81 0-0 30 FC4-6 1-2 1B		X CU 78 0-0 30 HBP 1-2 2-H 1B		B SL 83 B FF 89 F SL 82 F SI 89 B CU 78 B CU 77 4-2 30 1B BB		C SI 88 F SI 88 B SL 78 S SL 80 1-3 ① K		C CU 78 C SI 94 D CU 80 B SI 93 F CU 79 X SI 93 2-2 ① F8 2-3	4	0	2	1	1	1	3
30 Josh Thole, L (1, 2) OBP: 0.377, SLG: 0.367	X SI 91 0-0 ③ FC4-6 1-2f		H CU 78 1-0 HBP 1-2 2-3		C FF 90 B CU 77 1 SAFE B SI 89 X SI 90 2-1 ① 1 FC4-6 1B 1-3		C SI 87 C SL 78 D SI 88 S FS 80 1-3 ② K		C SI 92 D FS 85 T SI 93 X SI 94 1-2 ② ③ G4-6-3 1-2f	4	0	1	0	0	1	5
1 Luis Castillo, S (1, 4) OBP: 0.336, SLG: 0.271		B FF 89 B FF 88 B FF 89 B FF 89 4-0 7 1B 49 SH1-4 16 2B BB	B SI 92 F SL 84 X FF 91 1-1 ① F7		C FF 91 D FS 84 X SI 90 1-1 ② FC4-6 1-2f		C SI 86 C SI 88 X SI 86 0-2 ③ FC6-4 1-2f			3	1	0	0	1	0	5
49 Jonathon Niese, L (1, 1) OBP: 0.260, SLG: 0.186 64 Elmer Dessens, R (6, 1) 36 Manny Acosta, R (7, 1) 27 Jésus Feliciano, L (8, PH) OBP: 0.286, SLG: 0.362 25 Pedro Feliciano, L (9, 1) 18 Ryota Igarashi, R (9, 1)		C FF 90 1 SAFE 1 SAFE B FF 90 X FF 90 1-1 ① SH1-4 1-2	S SI 92 C SL 85 B SL 88 C SI 92 1-3 ② K	C FF 90 B SI 90 X FF 90 1-1 ③ F7				B SI 86 B SI 85 B FF 86 C FF 86 C SI 86 S SI 85 3-3 ① K		2 0 0 1 0 0	0 0 0 0 0 0	0 0 0 0 0 0	0 0 0 0 0 0	1 0 0 0 1 0	4 0 0 0 0 0	0 0 0 0 0 0
Inning Stats	R: 2 E: 0 K: 1 S: 16 H: 4 LOB: 2 BB: 0 P: 21	R: 1 E: 0 K: 0 S: 10 H: 2 LOB: 2 BB: 1 P: 18	R: 1 E: 0 K: 1 S: 11 H: 1 LOB: 3 BB: 2 P: 22	R: 0 E: 0 K: 1 S: 11 H: 1 LOB: 1 BB: 1 P: 20	R: 0 E: 0 K: 0 S: 8 H: 1 LOB: 1 BB: 1 P: 16	R: 0 E: 0 K: 0 S: 8 H: 0 LOB: 1 BB: 1 P: 18	R: 0 E: 0 K: 2 S: 10 H: 0 LOB: 1 BB: 1 P: 16	R: 0 E: 0 K: 1 S: 7 H: 1 LOB: 1 BB: 0 P: 13	R: 0 E: 0 K: 0 S: 12 H: 0 LOB: 1 BB: 2 P: 23	1B: 8 2B: 2 3B: 0 HR: 1	SF: 0 SAC: 1 DP: 3 HBP: 1					WP: 0 PB: 0 SB: 0 CS: 0	PA: 43

PITCHER		IP	WLS	BF	H	R	ER	SO	BB	IBB	HBP	BLK	WP	HR	S	P	ERA	WHIP
19 Aníbal Sánchez, R ERA: 3.29	(1, 1)	5.0	W	27	9	4	4	3	5	0	1	0	0	1	56	97	7.20	2.800
44 Brian Sanches, R ERA: 2.89	(6, 1)	1.0		4	0	0	0	0	1	0	0	0	0	0	8	18	0.00	1.000
31 Burke Badenhop, R ERA: 3.7	(7, 1)	2.0		8	1	0	0	3	1	0	0	0	0	0	17	29	0.00	1.000
43 Jose Veras, R ERA: 3.34	(9, 1)	1.0		4	0	0	0	0	2	0	0	0	0	0	12	23	0.00	2.000

PITCHER	IP	WLS	BF	H	R	ER	SO	BB	IBB	HBP	BLK	WP	HR	S	P	ERA	WHIP

BOTTOM

Florida Marlins @ New York Mets

Citi Field, Flushing, NY

Thu Aug 26 2010, 7:11 PM - 10:15 PM EDT

Att. 28,640 - Partly Cloudy - 79 F

livebaseballscorecards.com

AB	32
R	4
H	10
RBI	4
BB	9
SO	6
LOB	29

Batter	1	2	3	4	5	6	7	8	9	AB	R	H	RBI	BB	SO	LOB
21 Michael Bourn, L (1, 8) OBP: 0.329, SLG: 0.330	C FF 91 C FF 92 B FF 92 B FF 93 B FS 86 F SI 94 F SI 93 B SI 93 4-2 9 1B BB		B SI 90 B SI 91 C FF 90 X FF 91 2-1 F7 ①		B CU 73 X FF 90 1-0 18 CS 1B			C FS 81 B FS 83 F FS 82 B FS 82 X FF 91 2-2 ① ② G3-6-3 1-2f		3	0	1	0	1	0	1
18 Anderson Hernandez, S (1, 4) OBP: 0.265, SLG: 0.277	B SI 88 B SI 88 C SI 90 X FF 90 2-1 F8 ①		X FF 91 0-0 G3 ②		C SI 90 B FS 82 S FF 88 B SI 92 F FF 90 B FF 91 3-2 CS ③ 1-2	X SI 89 0-0 L7 ①		C SI 92 S FS 86 X FS 86 0-2 F7 ③		4	0	0	0	0	0	1
9 Hunter Pence, R (1, 9) OBP: 0.327, SLG: 0.470	B FF 90 C SI 89 F FF 89 B SI 90 X FF 91 2-2 23 BB 1-3 1B		X SL 82 0-0 G5-3 ③			B FF 88 B FF 90 C SI 91 B SI 90 X FF 92 3-1 G6-3 ②			B FF 98 B FF 97 C FF 97 C FF 98 F FF 99 S SL 87 2-3 K ①	4	0	1	0	0	1	0
45 Carlos Lee, R (1, 7) OBP: 0.292, SLG: 0.415	C SI 93 F SI 92 F FF 92 D FS 83 S FF 91 1-3 K ②			B SI 92 B FF 92 F SI 91 C SI 92 X FF 93 2-2 L7 ①		C SL 81 B FF 91 C FF 92 B FF 92 F FF 93 F FF 92 X SL 84 2-2 F7 ③			F FF 98 X FF 100 0-1 E7 23 1B 4 1B	4	1	1	0	0	1	2
23 Chris Johnson, R (1, 5) OBP: 0.369, SLG: 0.509	B SI 90 1 SAFE B SI 89 B FF 91 B FF 92 4-0 1-2 BB			B FF 92 F SL 82 X SI 91 1-1 36 1B 2B			S SL 82 C FF 91 B SL 84 C SI 92 1-3 K ①		D SL 88 X FF 98 1-0 4 1B 2-3 1B	3	0	2	0	1	1	0
29 Brett Wallace, L (1, 3) OBP: 0.265, SLG: 0.213 4 Jason Michaels, R (9, PH) OBP: 0.305, SLG: 0.479	S SI 92 B SI 91 B FF 92 T SI 93 S SI 93 2-3 K ③			B FF 92 F FF 92 C FF 92 F FF 93 F SI 93 B FS 84 F FF 91 F SI 92 B SI 92 3-3 F FS 86 F FF 92 C SI 91 K ②			C CU 75 X SI 92 0-1 1B		C CH 78 X CH 79 0-1 1-2 3-H 1B	3 1	0 0	1 1	0 1	0 0	2 0	4 0
36 Angel Sanchez, R (1, 6) OBP: 0.297, SLG: 0.337		C FF 90 B FF 90 X FF 89 1-1 F9 ①		B FF 91 B SI 91 X SI 92 2-0 ③ 2-H 1B			B FF 89 X SI 91 1-0 F9 ②		B FF 89 B FF 89 B SI 88 C FF 89 C FF 90 F SI 88 F FF 90 X CH 81 3-2 F6 ②	4	0	1	0	0	0	3
15 Jason Castro, L (1, 2) OBP: 0.276, SLG: 0.279 12 Tommy Manzella, R (9, PH) OBP: 0.254, SLG: 0.246		B CU 75 B FF 90 F FF 91 X FF 92 2-1 G4-3 ②			C FF 90 F FF 90 B FF 91 B FS 85 X SI 92 2-2 G6-3 ①		X FF 92 0-0 P6 ③		B CH 80 C CH 80 F CH 80 C FF 90 1-3 K ③	3 1	0 0	0 0	0 0	0 1	0 1	1 2
28 Nelson Figueroa, R (1, 1) OBP: 0.222, SLG: 0.333 11 Jason Bourgeois, R (8, PH) OBP: 0.319, SLG: 0.313 54 Mark Melancon, R (8, 1)		C FF 90 X FF 90 0-1 F8 ③			C FF 91 S FS 83 B FS 85 B FF 93 F FF 93 F FF 92 X SL 84 2-2 L4 ②			B FF 92 B FF 90 C SI 89 C FF 91 X SI 92 2-2 21 G3-6-3 1B		2 1 0	0 0 0	0 1 0	0 0 0	0 0 0	0 0 0	0 0 0
Inning Stats	R: 0 E: 0 K: 2 S: 16 H: 1 LOB: 3 BB: 2 P: 31	R: 0 E: 0 K: 0 S: 6 H: 0 LOB: 0 BB: 0 P: 9	R: 0 E: 0 K: 0 S: 4 H: 0 LOB: 0 BB: 0 P: 6	R: 0 E: 0 K: 1 S: 15 H: 2 LOB: 1 BB: 0 P: 23	R: 0 E: 0 K: 0 S: 12 H: 1 LOB: 0 BB: 0 P: 20	R: 0 E: 0 K: 0 S: 8 H: 0 LOB: 0 BB: 0 P: 13	R: 0 E: 0 K: 1 S: 7 H: 1 LOB: 1 BB: 0 P: 9	R: 0 E: 0 K: 0 S: 9 H: 1 LOB: 0 BB: 0 P: 13	R: 1 E: 1 K: 2 S: 17 H: 3 LOB: 2 BB: 0 P: 24	1B: 8 2B: 1 3B: 0 HR: 0 SF: 0 SAC: 0 DP: 1 HBP: 0						

PITCHER		IP	WLS	BF	H	R	ER	SO	BB	IBB	HBP	BLK	WP	HR	S	P	ERA	WHIP
34 Mike Pelfrey, R ERA: 3.61	(1, 1)	8.0	W	29	6	0	0	4	2	0	0	0	0	0	77	124	0.00	1.000
39 Bobby Parnell, R ERA: 2.96	(9, 1)	0.1	H	3	2	1	0	1	0	0	0	0	0	0	7	10	0.00	6.000
47 Hisanori Takahashi, L ERA: 4.03	(9, 1)	0.2	S	3	1	0	0	1	0	0	0	0	0	0	10	14	0.00	1.500

PITCHER	IP	WLS	BF	H	R	ER	SO	BB	IBB	HBP	BLK	WP	HR	S	P	ERA	WHIP

TOP

Houston Astros @ New York Mets

Citi Field, Flushing, NY

Fri Aug 27 2010, 7:13 PM - 9:52 PM EDT

Att. 30,178 - Clear - 76 F

livebaseballscorecards.com

AB	33
R	1
H	9
RBI	1
BB	2
SO	6
LOB	14

WP: 0	PA: 36		
PB: 0			
SB: 0			
CS: 1			

Batter	1	2	3	4	5	6	7	8	9	AB	R	H	RBI	BB	SO	LOB
16 Ángel Pagán, S (1, 7) OBP: 0.352, SLG: 0.455	C FF 86 B FF 87 X FS 80 1-1 ① F8		X FF 86 0-0 ① B1		B FS 79 X FF 86 1-0 ① F8		1 SAFE 1 SAFE B FS 79 B FF 84 B FF 85 C FF 85 F FF 85 F FF 86 X FF 87 3-2 ② F8			4	0	0	0	0	0	1
1 Luis Castillo, S (1, 4) OBP: 0.335, SLG: 0.271	B FF 87 F FF 86 X SL 80 1-1 ① 15 WP 15 E 5 SF4 1B		B FF 86 C FF 88 C FF 88 B FS 82 F FF 88 C FF 88 2-3 ② K		B FF 86 C FF 88 X FF 87 1-1 ② G6-3		1 SAFE F FS 81 X FF 86 0-1 ③ L6			4	1	1	0	0	1	1
15 Carlos Beltrán, S (1, 8) OBP: 0.333, SLG: 0.326	B FS 81 C FF 88 F FS 81 F CU 74 B FF 89 1 SAFE B SL 82 B FF 89 4-2 29 S 1-3 BB		C FF 88 C FF 88 B CU 73 X FF 88 1-2 ③ G4-3		F FF 87 B FS 80 B FF 88 B FF 89 S FF 88 X FF 88 3-2 ③ F7			B FF 93 X FF 93 1-0 ① F7		3	0	0	0	1	0	0
5 David Wright, R (1, 5) OBP: 0.368, SLG: 0.510	S CU 74 C FF 88 B FF 87 X CU 73 1-2 ② SF4 3-H			B FF 87 F FF 86 C CU 71 X CU 71 1-2 ① F8		B CU 74 C FF 88 F CU 73 B FF 89 B FF 86 F FF 88 S FF 89 3-3 ① K		C FF 93 X FF 93 0-1 ② G5-3		3	0	0	1	0	1	0
29 Ike Davis, L (1, 3) OBP: 0.330, SLG: 0.417	C FF 88 B SL 82 C FF 88 B CU 74 B FF 88 B CU 74 4-2 1-2 BB			B FS 79 B FF 87 B FF 85 B FF 85 4-0 4 BB 12 1B 11 BB BB		C FF 88 B SL 82 X FF 88 1-1 ② G6-3		F FF 93 B FF 93 B FF 92 C FF 92 S KC 85 2-3 ③ K		2	1	0	0	2	1	0
12 Jeff Francoeur, R (1, 9) OBP: 0.293, SLG: 0.368	F SL 80 X SL 80 0-1 ③ G6-3			B FF 87 F SL 80 X FF 87 1-1 11 BB 4 BB 1-2 1B		C FF 88 H SL 79 1-1 4 S HBP				2	0	1	0	0	0	2
4 Henry Blanco, R (1, 2) OBP: 0.298, SLG: 0.345		B FF 87 S FF 86 X SL 80 1-1 ① P4		F SL 80 B CU 71 T FF 87 B CU 77 B SL 80 F FF 86 B FF 87 4-2 11 BB 1-2 2-3 BB		B SL 81 B FF 88 C FF 87 C SL 81 F FF 89 X CU 74 2-2 ③ F9 1-2				2	0	0	0	1	0	1
11 Rubén Tejada, R (1, 6) OBP: 0.273, SLG: 0.204		B SL 80 F FF 86 X FF 87 1-1 ② F8		C SL 80 B SL 80 F FF 87 D CU 74 B SL 82 B FF 89 4-2 34 G4-6-3 1-2 2-3 3-H BB			F FF 86 S SL 81 B SL 80 X CU 74 1-2 1B			2	0	1	1	1	0	0
34 Mike Pelfrey, R (1, 1) OBP: 0.140, SLG: 0.104 39 Bobby Parnell, R (9, 1) 47 Hisanori Takahashi, L (9, 1) OBP: 0.063, SLG: 0.063		C FF 87 X SL 82 0-1 ③ G1-3		B FF 88 C FF 89 X SL 81 1-1 ② ③ G4-6-3 1-2f			X FF 87 0-0 ① B3			3 0 0	0 0 0	0 0 0	0 0 0	0 0 0	0 0 0	4 0 0
Inning Stats	R: 1 E: 1 K: 0 S: 14 H: 1 LOB: 2 BB: 2 P: 25	R: 0 E: 0 K: 0 S: 6 H: 0 LOB: 0 BB: 0 P: 8	R: 0 E: 0 K: 1 S: 8 H: 0 LOB: 0 BB: 0 P: 11	R: 1 E: 0 K: 0 S: 12 H: 1 LOB: 2 BB: 3 P: 27	R: 0 E: 0 K: 0 S: 6 H: 0 LOB: 0 BB: 0 P: 11	R: 0 E: 0 K: 1 S: 11 H: 0 LOB: 1 BB: 0 P: 18	R: 0 E: 0 K: 0 S: 10 H: 1 LOB: 1 BB: 0 P: 14	R: 0 E: 0 K: 1 S: 6 H: 0 LOB: 0 BB: 0 P: 9		1B: 3 2B: 0 3B: 0 HR: 0	SF: 1 SAC: 0 DP: 1 HBP: 1			WP: 1 PB: 0 SB: 2 CS: 0	PA: 32	

PITCHER	IP	WLS	BF	H	R	ER	SO	BB	IBB	HBP	BLK	WP	HR	S	P	ERA	WHIP
28 Nelson Figueroa, R (1, 1) ERA: 2.77	7.0	L	29	3	2	1	2	5	0	1	0	1	0	67	114	1.29	1.143
54 Mark Melancon, R (8, 1) ERA: 4.5	1.0		3	0	0	0	1	0	0	0	0	0	0	6	9	0.00	0.000

PITCHER	IP	WLS	BF	H	R	ER	SO	BB	IBB	HBP	BLK	WP	HR	S	P	ERA	WHIP

BOTTOM

Houston Astros @ New York Mets

Citi Field, Flushing, NY

Fri Aug 27 2010, 7:13 PM - 9:52 PM EDT

Att. 30,178 - Clear - 76 F

livebaseballscorecards.com

AB	25
R	2
H	3
RBI	2
BB	5
SO	3
LOB	9

Batter	1	2	3	4	5	6	7	8	9	AB	R	H	RBI	BB	SO	LOB
11 Jason Bourgeois, R (1, 7) OBP: 0.325, SLG: 0.319	C SI 89 B CH 81 B SI 89 B FF 88 X FF 88 3-1 21 FC4-6 1B	C SL 83 B FF 85 B FF 91 F SL 84 B SL 80 X FF 90 3-2 ② F8		C FF 89 B FF 85 F FF 86 B FF 91 X CH 82 2-2 ③ P4			X SL 84 0-0 21 FC1-6 1B		C CU 75 X SI 86 0-1 ① G4-3	5	0	2	0	0	0	1
21 Michael Bourn, L (1, 8) OBP: 0.329, SLG: 0.330	F FF 87 C SL 82 B SL 81 X SI 90 1-2 ① FC4-6 9 1B 45 1B 1-2f	C SL 83 C FF 91 X CH 84 0-2 1B			H FF 87 1-0 9 G2-3 45 HR HBP		C SI 88 X FF 88 0-1 ① FC1-6 1-2f		X SI 86 0-0 ② G6-3	4	2	1	0	0	0	2
9 Hunter Pence, R (1, 9) OBP: 0.326, SLG: 0.467	B FF 89 C FF 88 X FF 89 1-1 36 BB 45 1B 12 1B 1-2 1B	X FF 90 0-0 ③ F7			B FF 89 C FF 89 B FF 90 X SI 89 2-1 ① G2-3 1-2		B SI 88 B SI 90 1 SAFE X SI 89 2-0 ② F7		B SI 87 C SI 85 C CU 76 B CU 77 F CU 76 F CU 76 F SI 86 S CH 73 2-3 ③ K	5	1	1	0	0	1	3
45 Carlos Lee, R (1, 3) OBP: 0.293, SLG: 0.422	D CH 81 F SI 89 X FF 89 1-1 12 1B 36 BB 1-2 2-H 1B	B SL 81 X FF 89 1-0 ① F8			C FF 90 X FF 90 0-1 2-H HR		X FF 90 0-0 ③ G6-3			4	1	2	3	0	0	1
23 Chris Johnson, R (1, 5) OBP: 0.363, SLG: 0.500	C FF 88 X CH 80 0-1 ② F8	F SI 89 F FF 90 B CH 82 T SL 83 1-2 ② K			C FF 89 F SI 90 B CH 84 S CH 81 1-3 ② K			B FF 93 C SL 79 F CH 81 S SL 83 1-3 ① K		4	0	0	0	0	3	2
36 Angel Sanchez, R (1, 4) OBP: 0.296, SLG: 0.331	B FF 89 B FF 89 B FF 88 C FF 88 F FF 89 B FF 90 4-2 12 1B 1-2 2-3 BB	C FF 90 B SL 83 S CH 81 X CH 81 1-2 ③ G4-3			F FF 89 X CH 81 0-1 ③ G5-3			C FF 94 T FF 94 B FF 94 B SL 82 C SL 81 2-3 ② K		3	0	0	0	1	1	0
12 Tommy Manzella, R (1, 6) OBP: 0.263, SLG: 0.256	D FF 84 B FF 88 C FF 89 B FF 88 F SI 88 X SI 90 3-2 1-2 2-3 3-H 1B			C FF 89 F FF 85 X CH 81 0-2 39 SH1-4 1B		F SL 85 F SI 89 F SI 90 C SL 84 0-3 ① K		C SL 80 C CH 83 B FF 94 F FF 93 X SL 81 1-2 55 1B 1B		4	0	3	1	0	1	0
55 Humberto Quintero, R (1, 2) OBP: 0.262, SLG: 0.307	B CH 81 S SI 90 F SL 84 X CH 80 1-2 ③ F8			C FF 88 F FF 89 F FF 90 X SL 80 0-2 ① F9		F FF 90 F FF 90 B FF 90 X FF 90 1-2 ② G5-3		B FF 94 X FF 93 1-0 1-2 1B		4	0	1	0	0	0	4
39 Brett Myers, R (1, 1) OBP: 0.204, SLG: 0.173 27 Geoff Blum, S (8, PH) OBP: 0.321, SLG: 0.337 59 Wilton Lopez, R (8, 1) 48 Tim Byrdak, L (8, 1) 37 Brandon Lyon, R (9, 1)		B FF 88 C FF 88 S FF 89 B SL 81 C FF 90 2-3 ① K		1 SAFE X FF 88 0-0 ② SH1-4 1-2		C SI 90 X FF 86 0-1 ③ G5-3		C SI 85 B CU 76 B SI 87 F SI 87 C CU 77 2-3 ③ K		2 1 0 0 0	0 0 0 0 0	0 0 0 0 0	0 0 0 0 0	1 0 0 0 0	0 2 0 0 0	0 0 0 0 0
Inning Stats	R: 2 E: 0 K: 0 S: 19 H: 4 LOB: 3 BB: 1 P: 33	R: 0 E: 0 K: 1 S: 10 H: 1 LOB: 1 BB: 0 P: 15	R: 0 E: 0 K: 1 S: 7 H: 0 LOB: 0 BB: 0 P: 10	R: 0 E: 0 K: 0 S: 11 H: 1 LOB: 1 BB: 0 P: 13	R: 2 E: 0 K: 1 S: 9 H: 1 LOB: 0 BB: 0 P: 13	R: 0 E: 0 K: 1 S: 9 H: 0 LOB: 0 BB: 0 P: 10	R: 0 E: 0 K: 0 S: 5 H: 1 LOB: 1 BB: 0 P: 7	R: 0 E: 0 K: 3 S: 14 H: 2 LOB: 2 BB: 0 P: 21	R: 0 E: 0 K: 1 S: 9 H: 0 LOB: 0 BB: 0 P: 11	1B: 9 2B: 0 3B: 0 HR: 1 SF: 0 SAC: 1 DP: 0 HBP: 1						

PITCHER		IP	WLS	BF	H	R	ER	SO	BB	IBB	HBP	BLK	WP	HR	S	P	ERA	WHIP
57 Johan Santana, L ERA: 3.02	(1, 1)	7.0	L	31	8	4	4	4	1	0	1	0	0	1	70	101	5.14	1.286
36 Manny Acosta, R ERA: 2.73	(8, 1)	0.2		4	2	0	0	2	0	0	0	0	0	0	11	16	0.00	3.000
25 Pedro Feliciano, L ERA: 3.3	(8, 1)	1.1		4	0	0	0	2	0	0	0	0	0	0	12	16	0.00	0.000

PITCHER	IP	WLS	BF	H	R	ER	SO	BB	IBB	HBP	BLK	WP	HR	S	P	ERA	WHIP

TOP

Houston Astros @ New York Mets

Citi Field, Flushing, NY

Sat Aug 28 2010, 7:11 PM - 9:47 PM EDT

Att. 33,024 - Partly Cloudy - 79 F

livebaseballscorecards.com

AB	36
R	4
H	10
RBI	4
BB	1
SO	8
LOB	15

Houston Astros @ New York Mets

Citi Field, Flushing, NY

Sat Aug 28 2010, 7:11 PM - 9:47 PM EDT

Att. 33,024 - Partly Cloudy - 79 F

livebaseballscorecards.com

BOTTOM

Batter	1	2	3	4	5	6	7	8	9	AB	R	H	RBI	BB	SO	LOB
16 Ángel Pagán, S (1, 7) OBP: 0.349, SLG: 0.450	C FF 87 C SL 82 B SI 88 S CU 76 1-3 K ①		B SI 88 F FA 87 B SL 84 F SL 81 X SL 82 2-2 F7 ②		F CU 74 B CH 80 F SL 83 D CU 77 S FF 90 2-3 K ②		F SI 87 S CH 80 B CU 74 F FF 88 F CU 74 B SL 81 F CH 82 C CU 74 2-3 K ③		F FC 90 B CU 78 F SI 92 X FC 90 1-2 G4-3 ③	5	0	0	0	0	3	2
1 Luis Castillo, S (1, 4) OBP: 0.337, SLG: 0.275	B SI 88 B FF 87 C SI 87 F SL 84 B FF 89 X FF 89 3-2 G4-3 ②		C SI 88 C FF 89 X CU 77 0-2 E9 1B		C FF 88 B FF 89 X SL 82 1-1 G6-3 ③			C SI 90 B FF 92 F FF 91 B FF 92 X SI 91 2-2 5 15 G1 1B		4	1	2	0	0	0	1
15 Carlos Beltrán, S (1, 8) OBP: 0.331, SLG: 0.323	S SI 87 F SI 89 X SL 84 0-2 1B		C CU 74 B SL 83 B SL 82 C CU 75 B SI 89 F CU 75 X CH 81 3-2 G4-3 ③			B SL 80 B CH 80 B SL 80 C FC 86 X CH 85 3-1 F8 ①		C SI 90 F SI 90 B FF 92 X SI 91 1-2 G1 ① 1-2		4	0	1	0	0	0	2
5 David Wright, R (1, 5) OBP: 0.367, SLG: 0.507	B FF 88 C SI 88 S SL 84 B FF 90 F SL 83 D CU 77 F SI 89 X SI 89 3-2 G5-3 ③			C SI 87 B SI 89 X SL 82 1-1 F9 ① X FF 87 0-0 2B		B SL 83 B FF 88 C FF 87 F SL 82 F SI 89 F CH 81 X SI 89 2-2 P4 ②		X SI 92 0-0 29 1B 2-H 1B		4	0	1	1	0	0	1
29 Ike Davis, L (1, 3) OBP: 0.334, SLG: 0.422		B CH 86 C CH 85 X SL 82 1-1 F8 ① F FF 88 B SI 89 F CH 81 X FF 90 1-2 2B		B SL 83 X SI 88 1-0 G1-3 ② B CU 75 F SL 83 C SL 83 X FF 90 1-2 G4-3 ③		C CU 74 B SL 82 S CU 74 B FF 89 B CU 75 B CU 72 4-2 BB C SI 89 B SL 82 F SL 83 C FF 91 1-3 K ③		C SI 90 X FS 83 0-1 1-2 1B S SI 92 S SI 92 S SI 93 0-3 K ②		3 4	0 0	2 1	0 0	1 0	0 2	0 4
12 Jeff Francoeur, R (1, 9) OBP: 0.292, SLG: 0.369																
4 Henry Blanco, R (1, 2) OBP: 0.293, SLG: 0.339 30 Josh Thole, L (7, PH) OBP: 0.371, SLG: 0.360 (8, 2)		C SL 82 S CU 75 F CU 76 C FF 90 0-3 K ②					C CH 84 X SL 80 0-1 G4-3 ① B FF 85 C SI 86 C SL 81 B SL 83 X FF 89 2-2 L7 ③			2 2	0 0	0 0	0 0	0 0	1 0	2 2
11 Rubén Tejada, R (1, 6) OBP: 0.274, SLG: 0.207 3 Luis Hernandez, S (9, PH)		X SL 82 0-0 G1-3 ③			B FF 88 X FF 87 1-0 57 SH1-3 1B		B SL 81 C FF 88 F SL 82 B SI 88 S SL 82 2-3 K ②		B FC 89 C SI 89 B FC 89 F FC 89 F SI 91 F CU 78 X FF 92 2-2 G3-1 ①	3 1	0 0	1 0	0 0	0 0	1 0	1 0
57 Johan Santana, L (1, 1) OBP: 0.167, SLG: 0.267 19 Mike Hessman, R (7, PH) OBP: 0.306, SLG: 0.367 36 Manny Acosta, R (8, 1) 25 Pedro Feliciano, L (8, 1) 23 Chris Carter, L (9, PH) OBP: 0.300, SLG: 0.395			B FF 86 B FF 87 C FC 87 X FF 86 2-1 G3 ①		C FF 87 L CU 74 F CU 75 X CH 79 0-2 SH1-3 ① 1-2		X SI 87 0-0 1B		C FC 90 B FC 89 X FF 91 1-1 P1 ②	1 1 0 0 1	0 0 0 0 0	0 1 0 0 0	0 0 0 0 0	0 0 0 0 0	0 0 0 0 0	0 0 0 0 0
Inning Stats	R: 0 H: 1 E: 0 LOB: 1 K: 1 BB: 0 S: 14 P: 21	R: 0 H: 1 E: 0 LOB: 1 K: 1 BB: 0 S: 10 P: 12	R: 0 H: 1 E: 1 LOB: 1 K: 0 BB: 0 S: 12 P: 19	R: 0 H: 1 E: 0 LOB: 1 K: 0 BB: 0 S: 7 P: 10	R: 0 H: 1 E: 0 LOB: 1 K: 1 BB: 0 S: 10 P: 14	R: 0 H: 0 E: 0 LOB: 1 K: 1 BB: 1 S: 12 P: 22	R: 0 H: 1 E: 0 LOB: 1 K: 2 BB: 0 S: 12 P: 16	R: 1 H: 3 E: 0 LOB: 2 K: 1 BB: 0 S: 15 P: 20	R: 0 H: 0 E: 0 LOB: 0 K: 0 BB: 0 S: 10 P: 14	1B: 7 2B: 2 3B: 0 HR: 0	SF: 0 SAC: 1 DP: 0 HBP: 0			WP: 0 PB: 0 SB: 0 CS: 0	PA: 37		

	AB	35
	R	1
	H	9
	RBI	1
	BB	1
	SO	7
	LOB	15

PITCHER		IP	WLS	BF	H	R	ER	SO	BB	IBB	HBP	BLK	WP	HR	S	P	ERA	WHIP
39 Brett Myers, R ERA: 2.97	(1, 1)	7.0	W	28	6	0	0	6	1	0	0	0	0	0	77	114	0.00	1.000
59 Wilton Lopez, R ERA: 3.0	(8, 1)	0.2		5	3	1	1	1	0	0	0	0	0	0	12	15	13.50	4.500
48 Tim Byrdak, L ERA: 3.51	(8, 1)	0.1	H	1	0	0	0	0	0	0	0	0	0	0	3	5	0.00	0.000
37 Brandon Lyon, R ERA: 3.29	(9, 1)	1.0	S	3	0	0	0	0	0	0	0	0	0	0	10	14	0.00	0.000

PITCHER	IP	WLS	BF	H	R	ER	SO	BB	IBB	HBP	BLK	WP	HR	S	P	ERA	WHIP

Batter	1	2	3	4	5	6	7	8	9	AB	R	H	RBI	BB	SO	LOB
21 Michael Bourn, L (1, 8) OBP: 0.329, SLG: 0.329 11 Jason Bourgeois, R (8, 8) OBP: 0.321, SLG: 0.314	C KN 70 C KN 76 X KN 79 0-2 ① G1-3		B KN 77 B KN 74 S KN 74 F KN 74 X KN 78 2-2 9 PB 1B 3-H		C KN 74 F KN 78 F KN 80 B KN 80 C KN 79 1-3 ① K		C KN 75 X KN 77 0-1 ③ G4-3		C CH 78 X CH 80 0-1 ③ G5-3	4 1	0 0	1 0	1 0	0 0	1 0	0 1
12 Tommy Manzella, R (1, 6) OBP: 0.267, SLG: 0.260	B KN 70 C FF 84 F KN 76 X KN 79 1-2 ② G5-3		S KN 72 1 SAFE S KN 74 X KN 79 0-2 ② F9		B KN 72 C KN 72 X KN 78 1-1 9 FC5-4 1B			C KN 70 X KN 76 0-1 9 G6-4-3 1B		4	0	2	0	0	0	1
9 Hunter Pence, R (1, 9) OBP: 0.323, SLG: 0.464	X KN 75 0-0 ③ G5-3		1 SAFE S KN 75 1 SAFE B KN 76 B KN 74 S KN 77 X KN 80 2-2 ③ G4-3 1-2		B KN 74 B FF 84 B KN 72 F FF 83 1 SAFE C FF 84 X KN 76 3-2 ② FC5-4 1-2f			S FF 93 F FF 94 X KC 85 0-2 ①② G6-4-3 1-2f		4	0	0	0	0	0	3
45 Carlos Lee, R (1, 3) OBP: 0.293, SLG: 0.421		B KN 71 B KN 71 C FF 84 C FF 84 F KN 79 X KN 77 2-2 ① L5		C KN 74 S KN 77 X KN 80 0-2 ① P6	S KN 78 X KN 80 0-1 ③ F7			C FF 96 B SL 88 C SL 88 F FF 99 X FF 99 1-2 27 2B 1B		4	0	1	0	0	0	1
27 Geoff Blum, S (1, 4) OBP: 0.324, SLG: 0.347		B KN 74 B KN 69 F KN 70 T KN 74 S KN 78 2-3 ② K		C KN 73 C KN 78 F KN 79 X EP 56 0-2 15 1B 4 BB 1B		C KN 73 X KN 79 0-1 ① G3		B FF 97 F FF 98 B FF 97 X FF 97 2-1 1-3 2B		4	0	2	0	0	1	0
4 Jason Michaels, R (1, 7) OBP: 0.310, SLG: 0.472		C KN 73 B EP 55 S KN 76 F KN 79 B KN 78 B KN 77 B KN 74 4-2 BB		B KN 73 B KN 72 B FF 82 C FF 82 B FF 83 4-1 15 1B 1-2 BB		C KN 72 B KN 78 C X FF 80 1-2 ② P6		S SL 88 B FF 96 F FF 97 B SL 89 X FF 100 2-2 ③ G6-3		2	0	0	0	2	0	2
23 Chris Johnson, R (1, 5) OBP: 0.357, SLG: 0.491		F KN 76 X KN 77 0-1 ③ G5-3		B KN 72 X KN 74 1-0 ② F9		C FF 83 X KN 78 0-1 ③ L8			X SI 87 0-0 ① F8	4	0	0	0	0	0	3
15 Jason Castro, L (1, 2) OBP: 0.282, SLG: 0.293			C KN 69 B KN 76 B KN 75 C FF 83 F KN 77 B KN 75 X FF 84 3-2 20 SH1-4 21 1B 2B	B KN 76 F KN 74 B KN 75 F KN 72 X KN 77 2-2 20 FC6-4 1 1-2 2-3 1B			C KN 72 B KN 77 X KN 73 1-1 ① G6-3		C FF 89 B SL 78 C FF 88 B FF 89 F FF 89 F FF 88 F SL 80 T FF 90 2-2 ② K	4	1	2	0	0	1	0
20 Bud Norris, R (1, 1) OBP: 0.171, SLG: 0.229 73 Gustavo Chacin, L (6, 1) OBP: 1.000, SLG: 4.000 29 Brett Wallace, L (7, PH) OBP: 0.282, SLG: 0.211 47 Jeff Fulchino, R (7, 1) 58 Fernando Abad, L (7, 1) 36 Angel Sanchez, R (9, PH) OBP: 0.300, SLG: 0.335			B FF 84 C FF 83 X FF 84 1-1 ① SH1-4 2-3	S KN 76 X KN 78 0-1 ③ FC6-4 1-2f			B KN 71 C KN 74 B KN 77 F KN 68 X KN 77 2-2 ② F8		C SI 90 X CH 80 0-1 1B	1 0 1 0 0 1	0 0 0 0 0 0	0 0 0 0 0 1	0 0 0 0 0 0	0 0 0 0 0 0	3 0 0 0 0 0	0 0 0 0 0 0
Inning Stats	R: 0 E: 0 K: 0 S: 7 H: 0 LOB: 0 BB: 0 P: 8	R: 0 E: 0 K: 1 S: 12 H: 0 LOB: 1 BB: 1 P: 20	R: 1 E: 0 K: 0 S: 15 H: 2 LOB: 1 BB: 0 P: 23	R: 0 E: 0 K: 0 S: 14 H: 2 LOB: 3 BB: 1 P: 21	R: 0 E: 0 K: 1 S: 11 H: 1 LOB: 1 BB: 0 P: 16	R: 0 E: 0 K: 0 S: 7 H: 0 LOB: 0 BB: 0 P: 8	R: 0 E: 0 K: 0 S: 7 H: 0 LOB: 0 BB: 0 P: 10	R: 0 E: 0 K: 0 S: 14 H: 3 LOB: 2 BB: 0 P: 19	R: 0 E: 0 K: 1 S: 11 H: 1 LOB: 1 BB: 0 P: 13	1B: 7 2B: 2 3B: 0 HR: 0 SF: 0 SAC: 1 DP: 1 HBP: 0						

PITCHER	IP	WLS	BF	H	R	ER	SO	BB	IBB	HBP	BLK	WP	HR	S	P	ERA	WHIP
43 R.A. Dickey, R (1, 1) ERA: 2.57	7.0	W	29	6	1	1	2	2	0	0	0	0	0	75	108	1.29	1.143
39 Bobby Parnell, R (8, 1) ERA: 2.86	1.0		4	2	0	0	0	0	0	0	0	0	0	12	17	0.00	2.000
47 Hisanori Takahashi, L (9, 1) ERA: 3.99	1.0		4	1	0	0	1	0	0	0	0	0	0	11	13	0.00	1.000

TOP

Houston Astros @ New York Mets

Citi Field, Flushing, NY

Sun Aug 29 2010, 1:12 PM - 3:55 PM EDT

Att. 32,779 - Sunny - 87 F

livebaseballscorecards.com

AB	34
R	1
H	9
RBI	1
BB	2
SO	3
LOB	14

1B: 7 SF: 0
2B: 2 SAC: 1
3B: 0 DP: 1
HR: 0 HBP: 0

WP: 0 PA: 37
PB: 1
SB: 0
CS: 0

BOTTOM

Houston Astros @ New York Mets

Citi Field, Flushing, NY

Sun Aug 29 2010, 1:12 PM - 3:55 PM EDT

Att. 32,779 - Sunny - 87 F

livebaseballscorecards.com

Batter	1	2	3	4	5	6	7	8	9	AB	R	H	RBI	BB	SO	LOB
16 Ángel Pagán, S (1, 9) (8, 7) OBP: 0.349, SLG: 0.449	C FF 92 B FF 92 B SI 93 F FF 94 F SI 95 C SI 93 · 2-3 · K	F SI 93 B SI 93 T FF 93 X SL 86 · 1-2 · G4-3 · 1-2 · 3-H		B CH 85 F SI 91 F FF 92 X CH 83 · 1-2 · 1 S · 1-3 · 1B		X SI 83 · 0-0 · 1-2 · 1B		S KC 75 B FF 89 B FF 89 X CH 76 · 2-1 · G5-3		5	0	2	1	0	1	2
1 Luis Castillo, S (1, 4) OBP: 0.340, SLG: 0.276	C FF 92 B FF 94 F FF 93 B FF 94 B FF 94 F FF 94 F FF 94 B SL 88 · 4-2 · BB	B FF 94 X FF 94 · 1-0 · 15 CS · 2-H · 1B		C FF 93 1 SAFE B SL 84 X FF 94 · 1-1 · G1 · 1-2		B SI 84 F SI 85 X CH 77 · 1-1 · F9				3	0	1	1	1	0	4
15 Carlos Beltrán, S (1, 8) OBP: 0.323, SLG: 0.314	F FF 92 1 SAFE X FF 92 · 0-1 · P6	B FF 94 · 1-0 · CS · 1-2	B FF 92 C FF 92 B FF 93 F FF 93 S FF 94 · 3-3 · K		B FF 90 F FF 92 B FF 94 B FF 93 X FF 93 · 3-1 · F7		B FF 89 X FF 91 · 1-0 · F8			4	0	0	0	0	1	1
23 Chris Carter, L (1, 7) OBP: 0.306, SLG: 0.393 12 Jeff Francoeur, R (8, 9) OBP: 0.292, SLG: 0.369	X FF 92 · 0-0 · P6		B SL 86 C FF 94 C SL 87 F SL 84 X FF 95 · 1-2 · 1B		C FF 94 X CH 86 · 0-1 · F9		B FF 92 B FF 91 B FF 92 B FF 90 · 4-0 · 5 G6-3 · BB			3 0	0 0	1 0	0 0	1 0	0 0	1 0
5 David Wright, R (1, 5) OBP: 0.366, SLG: 0.504		B FF 93 B FF 93 F FF 93 S SL 87 B FF 93 B SL 88 · 4-2 · 29 2B · 43 1B · BB	B FF 94 F FF 93 S SL 84 S SL 85 · 1-3 · K		S SL 86 X SL 85 · 0-1 · G6-3		S SL 84 B FF 92 1 SAFE X SI 92 · 1-1 · G6-3 · 1-2			3	1	0	0	1	1	2
29 Ike Davis, L (1, 3) OBP: 0.333, SLG: 0.422		C SL 85 X FF 93 · 0-1 · 43 1B · 1-3 · 2B	B SL 82 C FF 93 C CH 85 B SL 87 B SL 84 C FF 93 · 3-3 · K			B SL 85 X FF 92 · 1-0 · G4-3	C KC 75 B KC 76 C SI 88 X CH 77 · 1-2 · P2			4	1	1	0	0	1	2
30 Josh Thole, L (1, 2) OBP: 0.383, SLG: 0.395		B FF 94 B FF 94 D CH 86 C FF 93 B FF 93 · 4-1 · 43 1B · 16 G4-3 · BB		C SI 90 B CH 84 T CH 84 F FF 94 B SI 94 B SL 87 F FF 94 X FF 93 · 3-2 · 16 1B · 1B		B CH 84 F FF 93 B SL 86 X FF 92 · 2-1 · HR		C FF 88 X FF 90 · 0-1 · F8		3	2	2	1	1	0	0
3 Luis Hernandez, S (1, 6) OBP: 0.200, SLG: 0.200		S FF 93 F FF 94 S FF 94 · 0-3 · K		C FF 92 X SI 93 · 0-1 · L7		X FF 93 · 0-0 · P5		B CH 73 F FF 89 B FF 90 S KC 72 F KC 75 X CH 74 · 2-2 · 1B		4	0	1	0	0	1	4
43 R.A. Dickey, R (1, 1) OBP: 0.250, SLG: 0.237 39 Bobby Parnell, R (8, 1) 19 Mike Hessman, R (8, PH) OBP: 0.297, SLG: 0.355 47 Hisanori Takahashi, L (9, 1) OBP: 0.063, SLG: 0.063		F FF 94 X SL 86 · 0-1 · 16 G4-3 · 1 1B · 1-3 2-H 3-H · 1B		L SI 90 L SL 86 F SL 83 F FF 93 X SL 83 · 0-2 · F7		C FF 93 F FF 93 X SL 84 · 0-2 · 16 1B · 1B		C SI 90 F CH 75 S SI 90 · 0-3 · K		3 0 1 0	1 0 0 0	2 0 0 0	2 0 0 0	0 0 0 0	0 0 1 0	1 0 1 0
Inning Stats	R: 0 E: 0 K: 1 S: 11 · H: 0 LOB: 1 BB: 1 P: 17	R: 4 E: 0 K: 1 S: 14 · H: 3 LOB: 0 BB: 2 P: 25	R: 0 E: 0 K: 3 S: 13 · H: 1 LOB: 1 BB: 0 P: 21	R: 0 E: 0 K: 0 S: 17 · H: 2 LOB: 2 BB: 0 P: 22	R: 0 E: 0 K: 0 S: 6 · H: 0 LOB: 0 BB: 0 P: 9	R: 1 E: 0 K: 0 S: 10 · H: 3 LOB: 2 BB: 0 P: 14	R: 0 E: 0 K: 0 S: 6 · H: 0 LOB: 1 BB: 1 P: 13	R: 0 E: 0 K: 1 S: 11 · H: 1 LOB: 1 BB: 0 P: 15		1B: 8 2B: 1 3B: 0 HR: 1 · SF: 0 SAC: 0 DP: 0 HBP: 0				WP: 0 PB: 0 SB: 1 CS: 1 · PA: 38		

PITCHER		IP	WLS	BF	H	R	ER	SO	BB	IBB	HBP	BLK	WP	HR	S	P	ERA	WHIP
20 Bud Norris, R ERA: 5.17	(1, 1)	5.2	L	27	8	5	5	5	3	0	0	0	0	1	68	104	7.94	1.941
73 Gustavo Chacin, L ERA: 5.08	(6, 1)	0.1		2	1	0	0	0	0	0	0	0	0	0	3	4	0.00	3.000
47 Jeff Fulchino, R ERA: 5.93	(7, 1)	0.2		3	0	0	0	0	1	0	0	0	0	0	3	9	0.00	1.500
58 Fernando Abad, L ERA: 2.84	(7, 1)	1.1		5	1	0	0	1	0	0	0	0	0	0	14	19	0.00	0.750

PITCHER	IP	WLS	BF	H	R	ER	SO	BB	IBB	HBP	BLK	WP	HR	S	P	ERA	WHIP

AB	33
R	5
H	10
RBI	5
BB	4
SO	6
LOB	18

Batter	1	2	3	4	5	6	7	8	9	AB	R	H	RBI	BB	SO	LOB
16 Ángel Pagán, S (1, 8) (6, 7) OBP: 0.348, SLG: 0.446	B FF 89 F FF 89 S FF 90 B SI 92 X SI 89 2-2 1 SH1-3 1B	B FF 92 T CH 84 B FF 92 X FF 92 2-1 ② G6-3 2-3 3-H			L SL 79 X FF 90 0-1 ① F8	S SI 91 C SI 92 C FC 91 0-3 ② K		C SL 87 F SI 94 C FF 97 0-3 ② K		5	0	1	1	0	2	4
1 Luis Castillo, S (1, 4) OBP: 0.342, SLG: 0.273	1 SAFE C FC 90 P PO 84 1 SAFE X SI 89 1-1 ① SH1-3 1-2	C SI 92 B FF 93 F FF 91 B SI 92 D SL 83 F CH 84 X CH 84 3-2 ③ G4-3			B FF 89 C FF 89 B CH 83 B CH 84 B FF 88 4-1 23 1B BB	B FF 91 D CH 84 B FF 91 B FF 91 4-0 BB		T SI 96 S FF 96 B SI 96 C SI 96 1-3 ③ K		2	0	0	0	2	1	2
23 Chris Carter, L (1, 7) OBP: 0.320, SLG: 0.395 36 Manny Acosta, R (6, 1) 46 Oliver Pérez, L (7, 1) OBP: 0.200, SLG: 0.111 18 Ryota Igarashi, R (8, 1) 4 Henry Blanco, R (9, PH) OBP: 0.298, SLG: 0.345	B FF 92 B SL 83 C CH 85 B FF 92 B CH 86 4-1 BB	B FF 89 B SL 79 B SI 88 B FF 89 4-0 BB			1 SAFE C SI 90 F SI 91 D CH 85 B SI 92 X CH 84 2-2 1-3 1B	B SL 86 B FF 92 C SI 92 C SI 92 F SL 86 X SL 87 2-2 ③ G6-3			S FF 96 B FF 96 B SL 84 S FF 96 X FF 96 2-2 5 FC4 1B	2 0 0 0 1	0 0 0 0 0	1 0 0 0 1	0 0 0 0 0	2 0 0 0 0	0 0 0 0 0	3 0 0 0 0
5 David Wright, R (1, 5) OBP: 0.363, SLG: 0.499	B SI 93 C SI 91 B FC 92 B SI 91 F CH 85 S FF 94 3-3 ② K	S FF 92 C FF 91 F FF 93 S SL 84 0-3 ① K			X SI 91 0-0 ② P4		F SI 90 S SI 90 S SL 86 0-3 ① K		F FF 96 B FF 96 C FF 96 B SL 84 X SL 84 2-2 ① FC4 1-2f	5	0	0	0	0	3	6
29 Ike Davis, L (1, 3) OBP: 0.332, SLG: 0.422	C SL 92 T FF 92 C CH 85 0-3 ③ K	C FF 93 B SI 91 F CH 85 S CH 83 1-3 ② K			B SI 92 F FF 91 F FF 93 B FF 92 B CH 84 S CH 85 3-3 ③ K		X SL 85 0-0 2B		B FF 95 B FF 97 X FF 96 2-0 ② P5	5	0	1	0	0	3	6
12 Jeff Francoeur, R (1, 9) OBP: 0.293, SLG: 0.369		F FF 91 X SL 79 0-1 ① 30 BB 3 1B 1B	S SI 94 F FF 93 B FF 92 S FF 93 1-3 ③ K			X SI 90 0-0 ② 30 3B 1B	B FF 91 X CH 84 1-0 ② F8		C FF 96 B FF 97 F FF 97 F FF 97 F FF 96 S SL 85 1-3 ③ K	5	2	2	0	0	2	3
30 Josh Thole, L (1, 2) OBP: 0.386, SLG: 0.410		B FF 89 B SI 89 F FF 91 1 SAFE F SI 91 B SI 91 B FF 91 4-2 48 SH1-4 16 G6-3 3 1B 1-2 BB	C FF 89 B SI 89 X CH 82 1-1 ① F8		C FF 87 B SI 89 X SI 87 1-1 15 FC1-5-2 1-H 3B	X FF 92 0-0 ③ L7			3	1	1	1	1	0	1
3 Luis Hernandez, S (1, 6) OBP: 0.333, SLG: 0.250		C SI 90 X CH 84 0-1 16 G6-3 48 SH1-4 1-2 2-H 1B	C CH 83 X CH 83 0-1 ② G4-3			B SI 88 F CH 82 F SI 90 D SL 80 B SI 90 B FF 89 4-2 15 FC1-5-2 BB		X FF 95 0-0 ① P4		3	0	1	1	1	0	0
48 Pat Misch, R (1, 1) OBP: 0.250, SLG: 0.250 19 Mike Hessman, R (4, PH) OBP: 0.289, SLG: 0.344 64 Elmer Dessens, R (4, 1) 15 Carlos Beltrán, S (6, PH) OBP: 0.325, SLG: 0.324 (6, 8)		X FF 89 0-0 ① SH1-4 1-2 2-3	S SL 81 B SL 82 S SI 93 S SL 83 1-3 ③ K		F CH 84 B SI 89 X CH 82 1-1 ① FC1-5-2 1-3 3-H			C SI 95 S FF 96 F SI 95 B SL 86 X SL 89 1-2 2B		0 1 0 2	0 0 0 0	0 0 0 1	0 1 0 2	0 0 0 0	0 0 0 2	0 0 0 0
Inning Stats	R: 0 E: 0 K: 2 S: 13 H: 1 LOB: 2 BB: 1 P: 22	R: 2 E: 0 K: 0 S: 13 H: 2 LOB: 1 BB: 1 P: 22	R: 0 E: 0 K: 3 S: 10 H: 0 LOB: 1 BB: 1 P: 16	R: 0 E: 0 K: 1 S: 7 H: 0 LOB: 0 BB: 0 P: 9	R: 0 E: 0 K: 1 S: 10 H: 1 LOB: 2 BB: 1 P: 19	R: 1 E: 0 K: 1 S: 14 H: 2 LOB: 3 BB: 2 P: 26	R: 0 E: 0 K: 1 S: 6 H: 1 LOB: 1 BB: 0 P: 7	R: 0 E: 0 K: 2 S: 11 H: 1 LOB: 1 BB: 0 P: 13	R: 0 E: 0 K: 1 S: 12 H: 1 LOB: 1 BB: 0 P: 19	1B: 6 2B: 2 3B: 1 HR: 0 SF: 0 SAC: 2 DP: 0 HBP: 0						WP: 0 PB: 0 SB: 0 CS: 0 PA: 42	

PITCHER	IP	WLS	BF	H	R	ER	SO	BB	IBB	HBP	BLK	WP	HR	S	P	ERA	WHIP
49 Jair Jurrjens, R (1, 1) ERA: 4.38	5.2	W	29	6	3	3	8	6	0	0	0	0	0	63	108	4.76	2.118
34 Eric O'Flaherty, L (6, 1) ERA: 2.17	1.1	H	5	1	0	0	1	0	0	0	0	0	0	10	13	0.00	0.750
43 Kyle Farnsworth, R (8, 1) ERA: 3.35	1.0		4	1	0	0	2	0	0	0	0	0	0	11	13	0.00	1.000
13 Billy Wagner, L (9, 1) ERA: 1.62	1.0		4	1	0	0	1	0	0	0	0	0	0	12	19	0.00	1.000

PITCHER	IP	WLS	BF	H	R	ER	SO	BB	IBB	HBP	BLK	WP	HR	S	P	ERA	WHIP

TOP

New York Mets @ Atlanta Braves

Turner Field, Atlanta, GA

Mon Aug 30 2010, 7:13 PM - 10:23 PM EDT

Att. 18,842 - Partly Cloudy - 81 F

livebaseballscorecards.com

AB	34
R	3
H	9
RBI	3
BB	6
SO	12
LOB	27

New York Mets @ Atlanta Braves

Turner Field, Atlanta, GA

Mon Aug 30 2010, 7:13 PM - 10:23 PM EDT

Att. 18,842 - Partly Cloudy - 81 F

BOTTOM

Batter	1	2	3	4	5	6	7	8	9	AB	R	H	RBI	BB	SO	LOB
4 Omar Infante, R (1, 4) OBP: 0.377, SLG: 0.455	C SI 85 X SI 82 0-1 22 1B G3 1B	B FF 85 B FF 83 C CH 81 X FF 84 2-1 22 HR 1-2 1B		B SI 88 C SI 88 X CH 85 1-1 ③ F8		B FF 93 B FF 93 B SL 78 B FF 94 4-0 22 1B 1-2 1B BB	B FF 87 X SI 86 1-0 ③ F9			4	3	2	0	1	0	2
22 Jason Heyward, L (1, 9) OBP: 0.389, SLG: 0.475	B SI 86 X SI 87 1-0 G3 27 1B 1-3 1B	B FF 84 B FF 83 C SI 82 X SI 83 2-1 1-H 2-H HR			B SI 89 C FF 88 B SI 87 C SI 88 F FF 89 F CH 81 X FF 89 2-2 ① L8	C FF 94 S CH 84 X SL 86 0-2 1B 1-3 2-H 1B		F FF 93 B FF 94 B FF 94 B SI 94 S SI 93 F SI 94 X FF 94 3-2 27 G6-4-3 1B		5	3	4	4	0	0	0
Martín Prado, R (1, 5) OBP: 0.360, SLG: 0.487	C CU 75 F FF 87 F CU 77 X CU 76 0-2 ① G3 2-3 3-H	B SI 85 X CH 80 1-0 ③ G6-3			C FF 89 B CH 82 B FF 86 F SI 88 X CU 76 2-2 16 S 1B	B SI 95 F SL 80 D CH 85 B FF 95 F FF 95 F SL 81 F SI 96 F FF 94 X SL 82 3-2 27 WP 1-H 3-H 1B		B FF 94 D CU 77 F FF 95 C SI 94 F FF 95 B FF 94 F FF 95 C FF 95 3-3 ① K		5	0	2	3	0	1	2
27 Derrek Lee, R (1, 3) OBP: 0.329, SLG: 0.405	C SI 88 B FF 87 B SI 88 B SI 84 F SI 88 X FF 88 3-2 23 FC4-6 3-H 1B	C CU 72 X SI 85 0-1 23 G5-3 16 1B 1B			X SI 88 0-0 ② P4	B FF 96 C FF 94 B SL 87 F SI 95 C FF 96 2-3 ③ K 1-2		C FF 95 B CU 78 X SI 94 1-1 ② G6-4-3 1-2f		5	0	2	1	0	1	3
16 Brian McCann, L (1, 2) OBP: 0.388, SLG: 0.484	B CU 75 F SI 87 F CH 83 B SI 88 B SI 83 S SI 83 3-3 ② K	X FF 81 0-0 23 G5-3 1-2 1B			B FF 89 1 SAFE B SI 89 I I IN 52 4-0 1-2 IBB		F FF 88 X FF 88 0-1 HR			3	1	2	1	1	1	1
23 Matt Diaz, R (1, 7) OBP: 0.289, SLG: 0.455 34 Eric O'Flaherty, L (6, 1) 24 Diory Hernandez, R (7, PH) OBP: 0.143, SLG: 0.571 43 Kyle Farnsworth, R (8, 1) 13 Billy Wagner, L (9, 1)	D SI 86 B CH 82 S CH 81 X CH 82 2-1 ③ FC4-6 1-2f	S CH 80 X SI 85 0-1 ① ② G5-3 1-2 2-3f			B FF 89 F FF 88 F SI 87 B CU 78 F FF 89 B SI 87 F SI 89 X SL 80 3-2 ③ G6-3		B FF 86 C FF 87 C SL 75 B SL 76 F FF 88 B FF 88 F FF 88 X FF 88 3-2 ① P2			3 0 0 1 0 0	0 0 0 0 0 0	0 0 0 0 0 0	0 0 0 0 0 0	0 0 0 0 0 0	5 0 0 0 0 0
2 Alex Gonzalez, R (1, 6) OBP: 0.306, SLG: 0.476		C CU 73 B FF 85 X CH 81 1-1 ① G4-3	C SI 85 F FF 83 D SI 82 F SI 86 F CU 75 B CH 82 D CH 80 F SI 87 X CH 82 3-2 ③ L5			B FF 94 C FF 93 S SL 79 X FF 94 1-2 ① F8	B SL 73 B FF 88 B FF 88 C FF 87 F FF 88 B SL 73 4-2 53 E 53 G3 BB			3	0	0	0	1	0	1
53 Melky Cabrera, S (1, 8) OBP: 0.319, SLG: 0.364 (6, 7)		B SI 86 B CH 81 X CH 81 2-0 ② F9		F SI 88 S SI 87 F FF 88 F CH 81 X SI 87 0-2 ① P6		B CH 84 X FF 93 1-0 ② G6-3 3-2 ② G3 1-3	B FF 87 D FF 86 B FF 87 C FF 87 S SI 87 X SI 87			4	0	0	0	0	0	1
49 Jair Jurrjens, R (1, 1) OBP: 0.189, SLG: 0.147 28 Rick Ankiel, L (6, 8) OBP: 0.314, SLG: 0.404		B SI 86 B SI 85 C SI 84 F SI 85 X FF 85 2-2 4 1B 22 HR 1B		F FF 89 B FF 90 C SI 89 X SL 82 1-2 ② G4-3		C SL 80 X SI 94 0-1 4 BB 22 1B 1B	D SL 76 B SI 86 C SL 74 D SL 74 B FF 87 4-1 BB			2 1	1 1	1 1	0 1	0 0	0 0	0 0
Inning Stats	R: 2 E: 0 K: 1 S: 15 H: 3 LOB: 1 BB: 0 P: 24	R: 3 E: 0 K: 0 S: 11 H: 3 LOB: 0 BB: 0 P: 21	R: 0 E: 0 K: 0 S: 11 H: 2 LOB: 1 BB: 0 P: 14	R: 0 E: 0 K: 0 S: 10 H: 0 LOB: 0 BB: 0 P: 12	R: 0 E: 0 K: 0 S: 14 H: 1 LOB: 2 BB: 1 P: 25	R: 3 E: 0 K: 1 S: 18 H: 3 LOB: 1 BB: 1 P: 29	R: 1 E: 1 K: 0 S: 14 H: 1 LOB: 2 BB: 2 P: 29	R: 0 E: 0 K: 1 S: 11 H: 1 LOB: 0 BB: 0 P: 18		1B: 12 2B: 0 3B: 0 HR: 2 SF: 0 SAC: 0 DP: 2 HBP: 0			WP: 1 PB: 0 SB: 1 CS: 0 PA: 40		

livebaseballscorecards.com

	AB	36
	R	9
	H	14
	RBI	9
	BB	4
	SO	3
	LOB	15

PITCHER		IP	WLS	BF	H	R	ER	SO	BB	IBB	HBP	BLK	WP	HR	S	P	ERA	WHIP
48 Pat Misch, L ERA: 5.14	(1, 1)	3.0	L	16	8	5	5	1	0	0	0	0	0	1	37	59	15.00	2.667
64 Elmer Dessens, R ERA: 2.18	(4, 1)	2.0		8	1	0	0	0	0	1	0	0	0	0	24	37	0.00	0.500
36 Manny Acosta, R ERA: 3.62	(6, 1)	1.0		7	3	3	3	1	1	0	0	0	1	0	18	29	27.00	4.000
46 Oliver Pérez, L ERA: 6.75	(7, 1)	1.0		6	1	1	1	0	2	0	0	0	0	1	14	29	9.00	3.000
18 Ryota Igarashi, R ERA: 7.15	(8, 1)	1.0		3	1	0	0	1	0	0	0	0	0	0	11	18	0.00	1.000

PITCHER	IP	WLS	BF	H	R	ER	SO	BB	IBB	HBP	BLK	WP	HR	S	P	ERA	WHIP

Batter	1	2	3	4	5	6	7	8	9	AB	R	H	RBI	BB	SO	LOB
1 Luis Castillo, S (1, 4) OBP: 0.343, SLG: 0.276	B FF 92 C FF 91 B FF 92 X FF 92 2-1 1B 1B		X FF 89 0-0 ① G6-3		B FF 88 B FF 88 C FF 88 C FF 90 X CH 82 2-2 15 BB 5 BB SF8 1B	B C SI 91 F SI 91 X FF 90 1-2 ③ G4-3			C SI 90 B SI 91 X CH 82 1-1 ③ L4	5	1	2	0	0	0	0
5 David Wright, R (1, 5) OBP: 0.362, SLG: 0.496 25 Pedro Feliciano, L (8, 1)	B SI 91 S CH 81 F CH 82 1 SAFE F SI 92 F FF 92 B FF 92 D KC 80 X FF 94 3-2 ① P4		X FF 91 0-0 ② G5-3		1 SAFE B FF 88 B FF 89 F FF 88 F FF 88 D CH 80 B CH 81 4-2 29 BB 15 BB 4 SF8 1-2 BB		B SI 93 B SI 93 F SI 94 X SI 95 2-1 ① G6-3			3	1	0	0	1	0	1
										0	0	0	0	0	0	0
15 Carlos Beltrán, S (1, 8) OBP: 0.329, SLG: 0.331	C FF 91 F FF 91 X SI 91 0-2 ② F8		C FF 91 B CH 81 F KC 78 B FF 91 B CH 81 F FF 91 X SI 91 3-2 2B		C KC 76 2 SAFE B KC 77 B CH 80 D FF 90 B FF 89 4-1 29 BB 1-2 2-3 BB		C SI 95 B SI 95 S SL 84 C SI 95 1-3 ② K			3	0	1	0	1	1	1
Jeff Francoeur, R (1, 9) OBP: 0.293, SLG: 0.369	1 SAFE B CH 82 F FF 92 X FF 92 1-1 1-2 1B		C KC 78 X KC 80 0-1 ③ F9		S FF 90 S KC 78 B FF 90 F KC 78 X FF 91 1-2 ① SF8 3-H		B SI 95 B SI 94 C SL 83 S SL 85 2-3 ③ K			3	0	1	1	0	1	1
29 Ike Davis, L (1, 3) OBP: 0.331, SLG: 0.419	S FF 92 B FF 92 S KC 81 S FF 93 1-3 ③ K			C CH 80 C KC 77 B KC 81 F KC 80 B FF 92 B FF 92 C CH 83 3-3 ① K	C KC 78 B KC 78 B KC 78 B FF 89 B FF 91 4-1 1-2 2-3 BB			B SI 88 C CU 76 X CU 75 1-1 ① L6		3	0	0	0	1	2	2
4 Henry Blanco, R (1, 2) OBP: 0.289, SLG: 0.336		F FF 90 B FF 92 B KC 76 B FF 91 X FF 91 3-1 ① F7		B FF 92 S CH 82 B FF 91 X FF 91 2-1 ② F9	S CH 82 S KC 79 B CH 84 X FF 90 1-2 ② SF8 3-H			S FF 89 S FF 89 B SL 81 X FF 90 1-2 ② F7		3	0	0	1	0	0	0
23 Chris Carter, L (1, 7) OBP: 0.318, SLG: 0.390		B FF 92 F FF 92 C FF 91 X FF 93 1-2 ② F7		B FF 91 B KC 79 C FF 91 X FF 90 2-1 11 1B 1B	B FF 90 B SI 91 X FF 90 2-0 ③ G4-3			C FF 91 B FF 92 B FF 91 B FF 91 X FF 90 3-1 ③ P6		4	0	1	0	0	0	2
11 Rubén Tejada, R (1, 6) OBP: 0.279, SLG: 0.215		C FF 92 B CH 83 B FF 90 X FF 90 2-1 E7 1B		C FF 90 1 SAFE X FF 90 0-1 1-2 1B		C FF 90 B SL 87 X SL 86 1-1 ① G1-3			B SI 90 C SI 91 F SI 90 S SL 79 1-3 ① K	4	0	2	0	0	1	0
49 Jonathon Niese, L (1, 1) OBP: 0.250, SLG: 0.178 64 Elmer Dessens, R (5, 1) 19 Mike Hessman, R (6, PH) OBP: 0.282, SLG: 0.333 18 Ryota Igarashi, R (6, 1) 3 Luis Hernandez, S (8, 5) OBP: 0.300, SLG: 0.222		C FF 90 F FF 91 B FF 92 C KC 77 1-3 ③ K		B KC 77 F FF 88 F FF 91 S FF 92 1-3 ③ K		F SL 87 B SL 87 F FF 90 B FF 92 S SL 87 2-3 ② K			C SI 90 S CH 82 X CH 83 0-2 ② G4-3	2 0 1 0 1	0 0 0 0 0	0 0 0 0 0	0 0 0 0 0	2 0 1 0 0	3 0 0 0 0	3 0 0 0 0
Inning Stats	R: 0 E: 0 K: 1 S: 15 H: 2 LOB: 2 BB: 0 P: 22	R: 0 E: 1 K: 1 S: 10 H: 1 LOB: 1 BB: 0 P: 17	R: 0 E: 0 K: 0 S: 8 H: 1 LOB: 1 BB: 0 P: 11	R: 0 E: 0 K: 2 S: 13 H: 2 LOB: 2 BB: 0 P: 21	R: 2 E: 0 K: 0 S: 15 H: 1 LOB: 2 BB: 3 P: 33	R: 0 E: 0 K: 1 S: 8 H: 0 LOB: 0 BB: 0 P: 12	R: 0 E: 0 K: 2 S: 8 H: 0 LOB: 0 BB: 0 P: 13	R: 0 E: 0 K: 0 S: 7 H: 0 LOB: 0 BB: 0 P: 12	R: 0 E: 0 K: 1 S: 8 H: 0 LOB: 0 BB: 0 P: 10	1B: 6 2B: 1 3B: 0 HR: 0 SF: 2 SAC: 0 DP: 0 HBP: 0						

PITCHER		IP	WLS	BF	H	R	ER	SO	BB	IBB	HBP	BLK	WP	HR	S	P	ERA	WHIP
56 Mike Minor, L ERA: 3.91	(1, 1)	5.0	W	25	7	2	2	4	3	0	0	0	0	0	61	104	3.60	2.000
34 Eric O'Flaherty, L ERA: 2.11	(6, 1)	1.0		3	0	0	0	1	0	0	0	0	0	0	8	12	0.00	0.000
39 Jonny Venters, L ERA: 1.71	(7, 1)	1.0		3	0	0	0	2	0	0	0	0	0	0	8	13	0.00	0.000
40 Takashi Saito, R ERA: 2.76	(8, 1)	1.0		3	0	0	0	0	0	0	0	0	0	0	7	12	0.00	0.000
58 Peter Moylan, R ERA: 3.33	(9, 1)	1.0		3	0	0	0	1	0	0	0	0	0	0	8	10	0.00	0.000

PITCHER	IP	WLS	BF	H	R	ER	SO	BB	IBB	HBP	BLK	WP	HR	S	P	ERA	WHIP

TOP

New York Mets @ Atlanta Braves

Turner Field, Atlanta, GA

Tue Aug 31 2010, 7:11 PM - 9:57 PM EDT

Att. 18,430 - Clear - 85 F

livebaseballscorecards.com

AB	32
R	2
H	7
RBI	2
BB	3
SO	8
LOB	10

WP: 0	PB: 0	SB: 0	CS: 0
PA: 37			

New York Mets @ Atlanta Braves

Turner Field, Atlanta, GA

Tue Aug 31 2010, 7:11 PM - 9:57 PM EDT

Att. 18,430 - Clear - 85 F

BOTTOM

livebaseballscorecards.com

Batter	1	2	3	4	5	6	7	8	9	AB	R	H	RBI	BB	SO	LOB
4 Omar Infante, R (1, 4) OBP: 0.375, SLG: 0.451	B FF 89 C FF 90 C FC 86 B CU 74 F FC 84 X FC 90 2-2 22 G4-3-6 1B		X CU 74 0-0 ② G5-3		L FC 85 C CU 74 B CU 74 F FC 86 X FF 91 1-2 FC4 22 2B 1-3	X SI 92 0-0 ① F8		B SI 87 C SI 87 B CH 74 X SI 87 2-1 ① G6-3		5	1	1	0	0	0	2
22 Jason Heyward, L (1, 9) OBP: 0.387, SLG: 0.474	B FF 90 B FF 90 X FF 91 2-0 ①② G4-3-6 1-2f		C FF 92 B FC 91 B FF 91 C FC 91 B FF 92 C FC 86 3-3 ③ K		X FF 90 0-0 1B 2 1B 2B 1-H 3-H	C SI 93 B CU 77 F SI 94 B SI 94 X CU 77 2-2 ② G4-3		C SI 88 B CU 77 S SI 87 B CU 78 C SI 88 3-3 ② K		5	1	1	2	0	2	2
Martín Prado, R (1, 5) OBP: 0.360, SLG: 0.488	C FC 87 X CU 73 0-1 ③ G5-3			B CU 71 C FC 85 B SI 88 X FC 85 2-1 27 1B 2B	L FF 90 C FC 90 B CU 74 X FF 90 1-2 27 BB 2 1B 1B 2-3	B CU 78 X SI 94 1-0 ③ G6-3		C SI 88 B CH 76 B CU 77 X SI 88 2-1 ③ G4-3		5	1	2	0	0	0	0
27 Derrek Lee, R (1, 3) OBP: 0.335, SLG: 0.411 24 Diory Hernandez, R (7, PR) OBP: 0.143, SLG: 0.571 40 Takashi Saito, L (8, 1) 58 Peter Moylan, R (9, 1)		B SI 89 B SI 90 B FC 87 C FF 90 X FC 87 3-1 23 SH1-3 2B		C FF 90 B FF 91 X CU 73 1-1 53 1B 2-H 1B	C SI 89 B SI 88 B SI 90 B FF 90 B FF 90 4-1 2 1B 8 HR 1-2 BB		B FF 93 F SI 93 F SI 94 B CU 80 F FF 94 X SI 94 2-2 20 BB 53 2B 1B			3 0 0 0	1 1 0 0	3 0 0 0	1 0 0 0	1 0 0 0	0 0 0 0	0 0 0 0
23 Matt Diaz, R (1, 7) OBP: 0.286, SLG: 0.450 34 Eric O'Flaherty, L (6, 1) 39 Jonny Venters, L (7, 1) 20 Eric Hinske, L (7, PH) OBP: 0.342, SLG: 0.459 (8, 3)		X FF 90 0-0 ① SH1-3 2-3		B FF 91 C FF 90 F FF 90 X FF 91 1-2 ① L5	F FF 90 F FF 90 F FF 91 S CU 75 0-3 ① K		B CH 86 B SI 92 B CH 85 B SI 93 4-0 53 2B 1-2 BB			2 0 0 0	0 0 0 0	0 0 0 0	0 0 0 1	0 0 0 0	1 0 0 0	4 0 0 0
2 Alex Gonzalez, R (1, 6) OBP: 0.306, SLG: 0.474		B CU 74 X FC 86 1-0 ② G6-3		F FC 87 S CU 75 F CU 75 S FC 86 0-3 ② K	C FC 85 X FF 90 0-1 ② 53 BB 8 HR 1-3 2-H 3-H 1B		B SI 93 X SI 94 1-0 ① F9			4	1	1	1	0	1	4
53 Melky Cabrera, S (1, 8) OBP: 0.323, SLG: 0.369 (6, 7)		C CU 74 D CU 75 C FC 87 B FF 91 F CU 76 S FC 88 2-3 ③ K		C FC 85 B CU 74 B CU 74 X FC 86 2-1 1-2 1B	S FC 85 B CU 74 B FC 85 B FC 85 C FC 86 F FC 86 B FC 86 4-2 8 HR 1-2 BB		F CH 87 D CU 78 B SI 94 F SI 94 F FF 94 X FF 95 2-2 1-3 2-H 2B			3 0 0 0	1 0 0 0	2 0 0 0	1 0 0 0	1 0 0 0	1 0 0 0	1 0 0 0
8 David Ross, R (1, 2) OBP: 0.378, SLG: 0.455			B FC 86 C FC 85 B CU 74 X FC 85 2-1 3B	B FF 90 F CU 75 F FF 91 B FF 92 B FF 90 F CU 75 F FF 91 S FC 86 3-3 ③ K	F FF 89 B FF 90 F FC 89 B FF 90 X FC 83 2-2 1-H 2-H 3-H HR		C CU 80 S CU 81 S CU 80 0-3 ② K			4 0 0 0	1 0 0 0	2 0 0 0	4 0 0 0	0 0 0 0	2 0 0 0	4 0 0 0
56 Mike Minor, R (1, 1) 13 Nate McLouth, L (5, PH) OBP: 0.280, SLG: 0.262 (6, 8)			F FF 91 F FF 90 S CU 76 0-3 ① K		F FC 90 CU 74 FC 85 B CU 74 FF 91 FF 91 4-2 4 E 4 FC4 22 2B HBP B FF 91 R SI 89 X SL 93 3-1 G4-3		F FF 93 F SI 94 X CU 80 0-2 ③ F9			1 2	0 1	0 0	0 0	0 0	1 0	1 2
Inning Stats	R: 0 E: 0 K: 0 S: 7 H: 1 LOB: 0 BB: 0 P: 11	R: 0 E: 0 K: 1 S: 8 H: 1 LOB: 1 BB: 0 P: 14	R: 0 E: 0 K: 2 S: 9 H: 1 LOB: 1 BB: 0 P: 14	R: 1 E: 0 K: 2 S: 18 H: 3 LOB: 2 BB: 0 P: 27	R: 7 E: 1 K: 1 S: 26 H: 4 LOB: 0 BB: 2 P: 43	R: 0 E: 0 K: 0 S: 5 H: 0 LOB: 0 BB: 0 P: 8	R: 1 E: 0 K: 1 S: 15 H: 2 LOB: 2 BB: 1 P: 24	R: 0 E: 0 K: 1 S: 7 H: 0 LOB: 0 BB: 0 P: 14		1B: 6 2B: 4 3B: 1 HR: 1	SF: 0 SAC: 1 DP: 1 HBP: 1	WP: 0 PB: 0 SB: 0 CS: 0	PA: 39			

	AB	34
	R	9
	H	12
	RBI	9
	BB	3
	SO	8
	LOB	20

PITCHER		IP	WLS	BF	H	R	ER	SO	BB	IBB	HBP	BLK	WP	HR	S	P	ERA	WHIP
49 Jonathon Niese, L ERA: 3.7	(1, 1)	4.2	L	26	10	8	3	6	2	0	1	0	0	1	66	106	5.79	2.571
64 Elmer Dessens, R ERA: 2.16	(5, 1)	0.1		1	0	0	0	0	0	0	0	0	0	0	2	3	0.00	0.000
18 Ryota Igarashi, R ERA: 6.93	(6, 1)	2.0		9	2	1	1	1	1	0	0	0	0	0	20	32	4.50	1.500
25 Pedro Feliciano, L ERA: 3.23	(8, 1)	1.0		3	0	0	0	1	0	0	0	0	0	0	7	14	0.00	0.000

PITCHER	IP	WLS	BF	H	R	ER	SO	BB	IBB	HBP	BLK	WP	HR	S	P	ERA	WHIP

New York Mets @ Atlanta Braves

Turner Field, Atlanta, GA

Wed Sep 01 2010, 7:11 PM - 9:41 PM EDT

Att. 19,938 - Clear - 87 F

TOP

livebaseballscorecards.com

Batter	1	2	3	4	5	6	7	8	9	AB	R	H	RBI	BB	SO	LOB
1 Luis Castillo, S (1, 4) OBP: 0.339, SLG: 0.272	C FF 92 C FF 91 B FF 92 S FF 94 1-3 ① **K**		C FF 90 F FF 91 S SL 83 0-3 ③ **K**			C FF 90 B FF 90 L SL 81 X FF 91 1-2 ② **G4-3**		S SI 95 S SI 95 B SI 96 S SI 94 1-3 ③ **K**		3	0	0	0	0	2	0
25 Pedro Feliciano, L (6, 1)										0	0	0	0	0	0	0
39 Bobby Parnell, R (7, 1)										0	0	0	0	0	0	0
19 Mike Hessman, R (8, PH) OBP: 0.275, SLG: 0.324										1	0	0	0	0	1	1
47 Hisanori Takahashi, L (8, 1) OBP: 0.063, SLG: 0.063						S SL 80 B CU 76 X FF 92 1-1 ③ **F8**			F FF 96 C FF 95 F SL 84 X FF 96 0-2 ① **G5-3**	0	0	0	0	0	0	0
30 Josh Thole, L (1, 2) OBP: 0.375, SLG: 0.397	B FF 93 S SL 84 S FF 92 B CU 76 B FF 94 X FF 94 3-2 ② **F8**			C FF 90 C CU 74 X FF 93 0-2 ① **F7**						4	0	0	0	0	0	0
5 David Wright, R (1, 5) OBP: 0.361, SLG: 0.496	C FF 92 F SL 84 B FF 94 X FF 94 1-2 ③ **G6-3**			F FF 91 F FF 91 B SL 83 X SL 84 1-2 23 G3-1 2B			F FF 88 C FF 88 B FF 90 F FF 92 F FF 93 C CU 76 1-3 ① **K**		X SL 83 0-0 ② **F9**	4	0	1	0	0	1	0
23 Chris Carter, L (1, 9) OBP: 0.316, SLG: 0.381		B FF 89 B FF 90 B FF 90 B FF 91 4-0 29 S BB		B FF 91 X FF 88 1-0 ② **G3-1** **2-3**			X FF 91 0-0 ② **L9**		B FF 96 B FF 95 B FF 96 C FF 95 X FF 96 3-1 ③ **F8**	3	0	0	0	1	0	1
15 Carlos Beltrán, S (1, 8) OBP: 0.324, SLG: 0.324		B CU 73 C FF 91 S SL 81 F FF 91 B CU 74 X FF 93 2-2 ① **F8**		C FF 92 B CU 74 C FF 93 B SL 84 F FF 93 F FF 93 F SL 84 B SL 77 X FF 94 3-2 ③ **G4-3**			C FF 90 C CH 81 F FF 94 F SL 77 B CH 82 X CH 79 1-2 ③ **L5**			3	0	0	0	0	0	2
29 Ike Davis, L (1, 3) OBP: 0.331, SLG: 0.417		1 SAFE B FF 91 D CU 75 C CU 76 X FF 92 2-1 ② **F8** **1-2**			B CU 75 B FF 90 X FF 90 2-0 ① **F8**			S SI 95 S SI 96 B SI 95 B SL 85 B SI 94 B SI 94 4-2 11 G1-6-3 3 1B BB		2	1	0	0	1	0	1
21 Lucas Duda, L (1, 7) 12 Joaquin Arias, R (8, 7) OBP: 0.290, SLG: 0.347		B CU 74 X FF 91 1-0 ③ **F8**			C SL 83 B CU 74 C CU 74 B CH 80 F FF 93 X SL 82 2-2 ② **F8**			C SI 95 S SI 94 S SI 95 0-3 ① **K**		3	0	0	0	0	1	2
										0	0	0	0	0	0	0
11 Rubén Tejada, R (1, 6) OBP: 0.274, SLG: 0.211			C FF 91 B FF 92 B SL 82 X FF 92 2-1 ① **F8**		C FF 91 B FF 92 M SL 83 B FF 93 X CU 75 2-2 ③ **F9**			S SI 95 S SI 95 F SL 85 X SI 95 0-2 ② **G1-6-3** **1-2**		3	0	0	0	0	0	1
34 Mike Pelfrey, R (1, 1) OBP: 0.137, SLG: 0.102			C FF 90 B FF 92 X FF 94 1-1 ② **G4-3**			C CH 85 F FF 89 B CU 74 X FF 91 1-2 ① **G6-3**		B SI 95 T SI 95 F SI 96 B SI 96 X SI 96 2-2 **2-H** 1B		1	0	0	0	0	0	0
3 Luis Hernandez, S (6, PH) OBP: 0.333, SLG: 0.273										2	0	1	1	0	0	0
(6, 4)																

Inning Stats																															
	R: 0	H: 0		R: 0	H: 0		R: 0	H: 0		R: 0	H: 1		R: 0	H: 0		R: 0	H: 0		R: 0	H: 0		R: 1	H: 1		R: 0	H: 0		1B: 1	SF: 0		WP: 0	PA: 31
	E: 0	LOB: 0		E: 0	LOB: 1		E: 0	LOB: 0		E: 0	LOB: 1		E: 0	LOB: 0		E: 0	LOB: 0		E: 0	LOB: 0		E: 0	LOB: 1		E: 0	LOB: 0		2B: 1	SAC: 0		PB: 0	
	K: 1	BB: 0		K: 0	BB: 1		K: 1	BB: 0		K: 0	BB: 0		S: 8	BB: 0		K: 0	BB: 0		K: 1	BB: 0		K: 2	BB: 1		K: 0	BB: 0		3B: 0	DP: 0		SB: 1	
	S: 9	P: 14		S: 7	P: 16		S: 7	P: 10		S: 13	P: 18		S: 8	P: 14		S: 8	P: 11		S: 11	P: 13		S: 15	P: 22		S: 7	P: 10		HR: 0	HBP: 0		CS: 0	

PITCHER		IP	WLS	BF	H	R	ER	SO	BB	IBB	HBP	BLK	WP	HR	S	P	ERA	WHIP
48 Tommy Hanson, R ERA: 3.6	(1, 1)	7.0	W	23	1	0	0	3	1	0	0	0	0	0	63	96	0.00	0.286
39 Jonny Venters, L ERA: 1.82	(8, 1)	1.0		5	1	1	1	2	1	0	0	0	0	0	15	22	9.00	2.000
13 Billy Wagner, L ERA: 1.59	(9, 1)	1.0	S	3	0	0	0	0	0	0	0	0	0	0	7	10	0.00	0.000

PITCHER	IP	WLS	BF	H	R	ER	SO	BB	IBB	HBP	BLK	WP	HR	S	P	ERA	WHIP

AB	29
R	1
H	2
RBI	1
BB	2
SO	5
LOB	8

New York Mets @ Atlanta Braves

Turner Field, Atlanta, GA

Wed Sep 01 2010, 7:11 PM - 9:41 PM EDT

Att. 19,938 - Clear - 87 F

BOTTOM

Batter	1	2	3	4	5	6	7	8	9	AB	R	H	RBI	BB	SO	LOB
4 Omar Infante, R (1, 6) OBP: 0.379, SLG: 0.454	C SI 92 S FS 83 B SI 95 B SI 94 X FF 94 2-2 22 2B 2B 1B	C FF 93 X FF 93 0-1 22 E 2-H 1B		B SL 85 C FF 92 B SL 85 X SI 93 2-1 ③ 2-H 1B			C FF 95 S SL 89 B SL 88 B FF 98 X FF 97 2-2 ② G4-3			4	2	3	1	0	0	0
22 Jason Heyward, L (1, 9) OBP: 0.392, SLG: 0.484	X SI 93 0-0 2B 1-3 2B	1 SAFE B FF 94 B SI 93 C FS 84 D CU 80 C FF 93 X SI 94 3-2 E6 1-H 2B			B SI 93 B SI 92 C SI 92 B FS 85 F FF 93 X FF 94 3-2 1B		B FF 94 F FF 99 B FF 101 B FF 97 X FF 98 3-1 CS 1B			4	1	4	1	0	0	0
Martín Prado, R (1, 5) OBP: 0.360, SLG: 0.488	B FF 94 B FF 93 F FF 92 X SI 93 2-1 16 F7 20 FC3-2 2-H 3-H 2B	C FS 85 C FF 94 T SI 93 0-2 ③ K			1 SAFE B SL 83 X FF 91 1-0 ① P3		C FF 96 B SL 87 1 SAFE 1-1 ③ CS 1-2	B SI 90 C FF 89 B CH 80 B FF 89 F SI 88 X FF 90 3-2 ① L9		4	0	1	2	0	1	2
16 Brian McCann, L (1, 2) OBP: 0.389, SLG: 0.482 24 Diory Hernandez, R (8, PR) OBP: 0.143, SLG: 0.571 8 David Ross, R (9, 2) OBP: 0.378, SLG: 0.455	F CU 79 B FS 83 B FS 85 S FF 93 X CU 79 2-2 ① F7 2-3	B CU 79 H FF 92 2-0 5 G5-3-4 HBP			B FS 85 B FF 92 X CU 76 2-0 ② F8			B FF 88 F FF 90 B SL 79 B FF 90 F FF 89 F FF 90 B SL 78 4-2 BB		2 0 0	0 0 0	0 0 0	1 0 0	0 0 0	0 0 0	2 0 0
20 Eric Hinske, L (1, 7) OBP: 0.339, SLG: 0.454 53 Melky Cabrera, S (6, 7) OBP: 0.323, SLG: 0.368	C FF 92 B FS 84 B FF 93 X SI 93 2-1 ② FC3-2 3-H	B FF 93 B FS 84 F SI 93 B SI 92 X SI 94 3-1 ① F8			C CU 79 1 SAFE F FF 92 1 SAFE B SI 92 1 SAFE 1 SAFE B FF 92 B CU 78 3-3 S FF 94 K			S CH 78 C SI 87 X CH 79 0-2 ② P4		3 1	0 0	0 0	0 0	0 0	1 0	3 1
5 Freddie Freeman, L (1, 3) 27 Derrek Lee, R (8, PH) OBP: 0.334, SLG: 0.410 (9, 3)	S FS 85 X FS 85 0-1 ③ G6-3	B FF 94 S FF 94 B FF 94 X FF 93 2-1 ②③ G5-3-4 1-2f				B SI 86 F SI 86 F SI 87 B CU 77 S CU 76 2-3 ① K		X CH 79 0-0 ③ G2		3 1	0 0	0 0	0 0	0 0	1 0	2 1
7 Brooks Conrad, S (1, 4) OBP: 0.333, SLG: 0.496		C SI 90 F SI 92 B FF 92 B FS 86 B SI 92 X FF 92 3-2 ① F8		C FF 92 B FS 85 X SI 92 1-1 ① F8		B SI 87 X SI 89 1-0 28 G1-6-3 1B				3	0	1	0	0	0	0
28 Rick Ankiel, L (1, 8) OBP: 0.320, SLG: 0.408		S CU 79 B CU 77 S CU 80 B CU 79 B CU 80 X SI 95 3-2 48 SH3 4 1B 1B		X FS 83 0-0 48 SH3 4 1B 1B		X SI 87 0-0 ②③ G1-6-3 1-2f				3	1	2	0	0	0	1
48 Tommy Hanson, R (1, 1) OBP: 0.118, SLG: 0.120 13 Nate McLouth, L (7, PH) OBP: 0.279, SLG: 0.261 39 Jonny Venters, L (8, 1) 13 Billy Wagner, L (9, 1)		X SI 90 0-0 ② SH3 1-2		B FS 85 X SI 87 1-0 ② SH3 1-2			C FF 96 B FS 90 X FF 96 1-1 ① G6-3			0 1 0 0	0 0 0 0	0 0 0 0	0 0 0 0	0 0 0 0	0 0 0 0	0 0 0 0
Inning Stats	R: 2 E: 0 K: 0 S: 13 H: 3 LOB: 1 BB: 0 P: 21	R: 2 E: 1 K: 1 S: 15 H: 3 LOB: 1 BB: 0 P: 24	R: 0 E: 0 K: 0 S: 4 H: 0 LOB: 0 BB: 0 P: 11	R: 0 E: 0 K: 0 S: 6 H: 2 LOB: 2 BB: 0 P: 10	R: 0 E: 0 K: 1 S: 8 H: 1 LOB: 1 BB: 0 P: 17	R: 0 E: 0 K: 1 S: 5 H: 1 LOB: 0 BB: 0 P: 8	R: 0 E: 0 K: 0 S: 8 H: 1 LOB: 0 BB: 0 P: 15	R: 0 E: 0 K: 0 S: 10 H: 0 LOB: 1 BB: 1 P: 17		1B: 8 2B: 3 3B: 0 HR: 0 SF: 0 SAC: 2 DP: 2 HBP: 1			WP: 0 PB: 0 SB: 0 CS: 1 PA: 34		

livebaseballscorecards.com

AB	29
R	4
H	11
RBI	4
BB	1
SO	3
LOB	12

PITCHER		IP	WLS	BF	H	R	ER	SO	BB	IBB	HBP	BLK	WP	HR	S	P	ERA	WHIP
34 Mike Pelfrey, R ERA: 3.72	(1, 1)	5.0	L	23	9	4	4	2	0	0	1	0	0	0	46	83	7.20	1.800
25 Pedro Feliciano, L ERA: 3.17	(6, 1)	1.0		3	1	0	0	1	0	0	0	0	0	0	5	8	0.00	1.000
39 Bobby Parnell, R ERA: 2.76	(7, 1)	1.0		3	1	0	0	0	0	0	0	0	0	0	8	15	0.00	1.000
47 Hisanori Takahashi, L ERA: 3.95	(8, 1)	1.0		4	0	0	0	0	1	0	0	0	0	0	10	17	0.00	1.000

PITCHER	IP	WLS	BF	H	R	ER	SO	BB	IBB	HBP	BLK	WP	HR	S	P	ERA	WHIP

Batter	1	2	3	4	5	6	7	8	9	AB	R	H	RBI	BB	SO	LOB
1 Luis Castillo, S (1, 4) OBP: 0.337, SLG: 0.271	C FF 90 B FF 91 B SI 91 C SI 90 X SI 91 2-2 G6-3	F SI 90 B SI 90 B FS 85 C SI 91 F SI 92 B SI 92 X SI 91 3-2 G4-6-3 1-2f			C SI 90 C FS 84 C SI 90 0-3 K	B SI 90 X SI 91 1-0 21 E 15 FC4-6 1B	C FF 96 B CH 88 C FF 95 C FF 96 1-3 K		5	1	1	0	0	2	1
21 Lucas Duda, L (1, 7)	B SI 92 C SI 90 S SI 90 B SI 91 B SI 91 S SI 91 3-3 K	S SI 91 C SI 91 B SI 91 X SI 91 1-2 G4-3			B SI 90 B SI 90 X SI 90 2-0 G3	1 SAFE 1 SAFE C SI 90 1 SAFE X SI 88 0-1 E4 15 FC4-6 1-3	C FF 95 X FF 95 0-1 P5		5	0	0	0	0	1	1
15 Carlos Beltrán, S (1, 8) OBP: 0.320, SLG: 0.333	B FS 80 B SI 91 C SI 90 X SI 91 2-1 E4 3B		X SI 89 0-0 F8			B FC 84 B FS 83 B FS 84 C FF 91 F FS 78 F SI 91 S SI 92 3-3 K	C SI 89 X FS 82 0-1 FC4-6 1-2f 3-H		S FF 95 B CH 88 B CH 89 B SL 86 C FF 96 X FF 95 3-2 F8	5	1	1	1	0	1	1
23 Chris Carter, L (1, 9) OBP: 0.314, SLG: 0.377 16 Ángel Pagán, S (7, 9) OBP: 0.348, SLG: 0.446	X FF 91 0-0 29 BB 5 1B 12 1B 1B		X SI 90 0-0 G4-3			C SI 91 X SI 92 0-1 G1	1 SAFE 1 SAFE C SI 90 1 SAFE 1 SAFE X SI 88 0-1 G3			4 0	1 0	1 0	0 0	0 0	0 0	1 0
5 David Wright, R (1, 5) OBP: 0.364, SLG: 0.503	X SI 90 0-0 12 1B 29 BB 1-2 1B		C FF 88 S SI 90 B SI 92 F SI 91 B FC 84 X SI 92 2-2 G1-3			B FC 84 X SI 92 1-0 HR		B SI 91 B SI 91 B SI 91 C SI 90 B SI 90 4-1 12 SH3-4 29 BB BB		3	1	2	1	1	0	0
29 Ike Davis, L (1, 3) OBP: 0.335, SLG: 0.420	B FS 84 B FC 87 B SI 91 B SI 91 4-0 12 1B 1-2 2-3 BB			C CU 75 C FS 84 B FF 90 X CU 76 1-2 G3-1		X SI 90 0-0 12 WP 2B	1 SAFE B SI 90 B SI 90 1 SAFE B SI 90 B SI 90 4-0 12 SH3-4 1-2 BB			2	0	1	0	2	0	0
12 Joaquin Arias, R (1, 6) OBP: 0.291, SLG: 0.347 11 Rubén Tejada, R (8, 6) OBP: 0.274, SLG: 0.211	B SI 91 C SI 91 F FC 86 F FC 86 F FF 92 X FC 86 1-2 1-2 2-3 3-H 1B			C SI 91 X SI 91 0-1 G5-3		B FC 86 C FC 85 F SI 92 S FC 83 1-3 K 2-3	B SI 91 L SI 89 X SI 90 1-1 SH3-4 1-2 2-3			3 0	0 0	1 0	1 0	0 0	1 0	1 0
4 Henry Blanco, R (1, 2) OBP: 0.280, SLG: 0.325	F SI 92 F SI 92 B FC 86 F FC 86 B FC 84 D FS 86 X SI 92 3-2 G5-3			B FF 90 X SI 90 1-0 G6-3		X SI 92 0-0 G1-3		F SI 91 X SI 92 0-1 G5-3		4	0	0	0	0	0	7
57 Johan Santana, L (1, 1) OBP: 0.177, SLG: 0.274 64 Elmer Dessens, R (6, 1) 3 Luis Hernandez, S (7, PH) OBP: 0.308, SLG: 0.250 25 Pedro Feliciano, L (7, 1) 30 Josh Thole, L (8, PH) OBP: 0.375, SLG: 0.397 19 Mike Hessman, R (8, PH) OBP: 0.288, SLG: 0.314 39 Bobby Parnell, R (8, 1) 47 Hisanori Takahashi, L (9, 1) OBP: 0.063, SLG: 0.063		C FF 91 X SI 90 0-1 1 G4-6-3 1B			C SI 89 B FS 78 X SI 90 1-1 G4-3		B SI 88 B SI 89 C FF 89 B SI 88 F FF 88 X SI 90 3-2 G6-3	F SI 92 S CH 86 B SI 93 F SL 87 D CH 86 C CH 86 2-3 K		2 0 1 0 0 1 0 0	0 0 0 0 0 0 0 0	1 0 0 0 0 0 0 0	0 0 0 0 0 0 0 0	0 0 0 0 0 1 0 0	0 0 0 0 0 0 0 0	0 0 0 0 0 2 0 0
Inning Stats	R: 2 E: 1 K: 1 S: 19 H: 4 LOB: 3 BB: 1 P: 34	R: 0 E: 0 K: 0 S: 9 H: 1 LOB: 0 BB: 0 P: 13	R: 0 E: 0 K: 0 S: 6 H: 0 LOB: 0 BB: 0 P: 8	R: 0 E: 0 K: 0 S: 6 H: 0 LOB: 0 BB: 0 P: 8	R: 0 E: 0 K: 1 S: 6 H: 0 LOB: 0 BB: 0 P: 9	R: 1 E: 0 K: 2 S: 12 H: 2 LOB: 2 BB: 0 P: 17	R: 1 E: 1 K: 0 S: 10 H: 1 LOB: 1 BB: 0 P: 14	R: 0 E: 0 K: 1 S: 9 H: 0 LOB: 2 BB: 2 P: 20	R: 0 E: 0 K: 1 S: 8 H: 0 LOB: 0 BB: 0 P: 12	1B: 5 2B: 1 3B: 1 HR: 1	SF: 0 SAC: 1 DP: 1 HBP: 0			WP: 1 PB: 0 SB: 0 CS: 0	PA: 39		

PITCHER		IP	WLS	BF	H	R	ER	SO	BB	IBB	HBP	BLK	WP	HR	S	P	ERA	WHIP
15 Tim Hudson, R ERA: 2.3	(1, 1)	7.0	L	31	8	4	3	4	1	0	0	0	1	1	68	103	3.86	1.286
58 Peter Moylan, R ERA: 3.29	(8, 1)	0.2		4	0	0	0	0	2	0	0	0	0	0	5	14	0.00	3.000
34 Eric O'Flaherty, L ERA: 2.09	(8, 1)	0.1		1	0	0	0	1	0	0	0	0	0	0	4	6	0.00	0.000
38 Mike Dunn, L ERA:	(9, 1)	1.0		3	0	0	0	1	0	0	0	0	0	0	8	12	0.00	0.000

PITCHER	IP	WLS	BF	H	R	ER	SO	BB	IBB	HBP	BLK	WP	HR	S	P	ERA	WHIP

TOP

New York Mets @ Atlanta Braves

Turner Field, Atlanta, GA

Thu Sep 02 2010, 7:12 PM - 9:57 PM EDT

Att. 24,895 - Clear - 88 F

livebaseballscorecards.com

AB	35
R	4
H	8
RBI	3
BB	3
SO	6
LOB	14

New York Mets @ Atlanta Braves

Turner Field, Atlanta, GA

Thu Sep 02 2010, 7:12 PM - 9:57 PM EDT

Att. 24,895 - Clear - 88 F

BOTTOM

Batter	1	2	3	4	5	6	7	8	9	AB	R	H	RBI	BB	SO	LOB
4 Omar Infante, R (1, 4) OBP: 0.378, SLG: 0.452	C FF 89 S CH 80 X FF 90 0-2 ① G5-3		B SL 84 C FF 90 F FF 89 X SL 84 1-2 22 G4-3 1B		B CH 76 B FF 85 C SL 80 F SI 87 S CH 75 2-3 ③ K			C SL 88 S SL 87 C FF 98 0-3 ② K		4	0	1	0	0	2	2
22 Jason Heyward, L (1, 9) OBP: 0.391, SLG: 0.481	B FF 91 B FF 89 B SI 89 C FF 89 X FF 89 3-1 ② G4-3		1 SAFE F FF 89 X FF 90 0-1 ①② G4-3 1-2f			B FF 88 C SI 88 C FF 88 B SI 88 B FF 90 X FF 88 3-2 ① G4-3		B FF 100 B FF 99 B FF 99 C FF 96 B FF 97 4-1 1B PB 1-2 BB		3	0	0	0	1	0	1
Martín Prado, R (1, 5) OBP: 0.359, SLG: 0.486	B SI 90 B FF 89 X SI 88 2-0 E6		C SI 90 C SL 82 X FF 90 0-2 ③ L5			C FF 90 B SL 83 B SL 80 F SI 88 F FF 89 X SL 82 2-2 ② G5-3		B SL 90 C SL 89 X FF 98 1-1 1-3 2-H 1B		4	0	1	1	0	0	0
27 Derrek Lee, R (1, 3) OBP: 0.331, SLG: 0.407	C FF 89 B CH 79 S CH 78 B FF 90 B CH 76 S SL 83 3-3 ③ K			F FF 88 F FF 89 B SL 82 X CH 79 1-2 ① F8		C SI 88 B SI 90 S SI 90 B SL 82 C SI 89 2-3 ③ K		C FF 97 X FF 98 0-1 ③ F8		4	0	0	0	0	2	3
16 Brian McCann, L (1, 2) OBP: 0.392, SLG: 0.492 28 Rick Ankiel, L (9, PR) OBP: 0.320, SLG: 0.408		F FF 89 C CH 83 X CH 80 0-2 HR		F FF 89 F FF 90 X SI 90 0-2 ② G1-3			C CU 76 X SI 87 0-1 23 L3 1B		X FF 89 0-0 53 FC5-4 1B	4 0	1 0	3 0	1 0	0 0	0 0	0 0
23 Matt Diaz, R (1, 7) OBP: 0.281, SLG: 0.440		C CH 81 X FF 90 0-1 ① G4-3		S CH 80 S CH 78 B SI 88 S CH 77 1-3 ③ K			C CH 75 X SI 88 0-1 ①② L3 1-1		X CH 77 0-0 ① F8	4	0	0	0	0	1	2
2 Alex Gonzalez, R (1, 6) OBP: 0.304, SLG: 0.470		C SL 84 B SI 89 X CH 82 1-1 ② F7			B SI 85 F SI 86 F FF 86 B SL 81 X SI 88 2-2 ① F9		B SI 88 B CH 76 C SI 88 X SI 88 2-1 ③ G4-3		C FF 89 S FF 88 S CH 80 0-3 ② K	4	0	0	0	0	1	1
53 Melky Cabrera, S (1, 8) OBP: 0.326, SLG: 0.370		X CH 84 0-0 1B			B CH 74 B SI 85 B SI 85 B FF 84 4-0 15 SH3-4 BB			B FS 91 C FF 97 X SL 87 1-1 PB 22 BB 1B 1B	B FF 89 C SI 89 C SI 88 1 SAFE B SI 90 F FF 91 X CH 81 2-2 ③ FC5-4 1-2f	3	1	2	0	1	0	1
15 Tim Hudson, R (1, 1) OBP: 0.215, SLG: 0.277 58 Peter Moylan, R (8, 1) 34 Eric O'Flaherty, L (8, 1) 7 Brooks Conrad, S (8, PH) OBP: 0.331, SLG: 0.492 38 Mike Dunn, L (9, 1)		S SI 88 B CH 81 X FF 89 1-1 ③ P6			1 SAFE B CH 81 X CH 84 1-0 ② SH3-4 1-2			F FF 95 B FF 95 B FF 96 X FF 97 2-1 ① P3		1 0 0 1 0	0 0 0 0 0	0 0 0 0 0	0 0 0 0 0	0 0 0 0 0	0 0 0 0 0	1 0 0 1 0
Inning Stats	R: 0 H: 0 E: 1 LOB: 1 K: 1 BB: 0 S: 9 P: 17	R: 1 H: 2 E: 0 LOB: 1 K: 0 BB: 0 S: 10 P: 12	R: 0 H: 1 E: 0 LOB: 0 K: 0 BB: 0 S: 8 P: 9	R: 0 H: 0 E: 0 LOB: 0 K: 1 BB: 0 S: 9 P: 11	R: 0 H: 0 E: 0 LOB: 1 K: 1 BB: 1 S: 7 P: 16	R: 0 H: 0 E: 0 LOB: 0 K: 1 BB: 0 S: 10 P: 17	R: 0 H: 1 E: 0 LOB: 0 K: 0 BB: 0 S: 6 P: 8	R: 1 H: 2 E: 0 LOB: 2 K: 1 BB: 1 S: 12 P: 20	R: 0 H: 1 E: 0 LOB: 1 K: 1 BB: 0 S: 9 P: 11	1B: 6 2B: 1 3B: 0 HR: 1	SF: 0 SAC: 1 DP: 2 HBP: 0			WP: 0 PB: 1 SB: 0 CS: 0	PA: 35		

livebaseballscorecards.com

AB	32
R	2
H	7
RBI	2
BB	2
SO	6
LOB	12

PITCHER		IP	WLS	BF	H	R	ER	SO	BB	IBB	HBP	BLK	WP	HR	S	P	ERA	WHIP
57 Johan Santana, L ERA: 2.98	(1, 1)	5.0	W	19	3	1	1	3	1	0	0	0	0	1	43	65	1.80	0.800
64 Elmer Dessens, R ERA: 2.1	(6, 1)	1.0	H	3	0	0	0	1	0	0	0	0	0	0	10	17	0.00	0.000
25 Pedro Feliciano, L ERA: 3.1	(7, 1)	1.0	H	3	1	0	0	0	0	0	0	0	0	0	6	8	0.00	1.000
39 Bobby Parnell, R ERA: 2.67	(8, 1)	1.0	H	6	2	1	0	1	1	0	0	0	0	0	12	20	0.00	3.000
47 Hisanori Takahashi, L ERA: 3.92	(9, 1)	1.0	S	4	1	0	0	1	0	0	0	0	0	0	9	11	0.00	1.000

PITCHER	IP	WLS	BF	H	R	ER	SO	BB	IBB	HBP	BLK	WP	HR	S	P	ERA	WHIP

Batter	1	2	3	4	5	6	7	8	9	AB	R	H	RBI	BB	SO	LOB
16 Ángel Pagán, S (1, 8) (6, 9) OBP: 0.350, SLG: 0.448	B FF 91 F FF 92 X SI 90 1-1 21 BB 5 2B 1B	B SI 89 B SL 88 X SL 87 2-0 21 FC4-6 1B		X CH 84 0-0 ② F7		M SL 83 B SL 82 B CH 84 F SL 84 X SI 90 2-2 21 2B 1B		B CU 77 X SL 86 1-0 ① F9		5	2	3	0	0	0	2
21 Lucas Duda, L (1, 7) OBP: 0.154, SLG: 0.167	B SI 90 1 SAFE B SI 91 B SI 91 B FF 91 4-0 5 2B 1-2 BB	1 SAFE X SI 90 0-0 ③ FC4-6 1-2f		B SL 85 X SI 90 1-0 ③ FC5 1-2 2-3f		C SI 90 X SL 85 0-1 1-H 2B		C SL 84 C CU 76 S CU 76 0-3 ② K		4	1	1	1	1	1	3
23 Chris Carter, L (1, 9) OBP: 0.315, SLG: 0.371 15 Carlos Beltrán, S (6, PH) (6, 8) OBP: 0.317, SLG: 0.329	B FF 91 C SL 85 X SL 86 1-1 ① F9	X SL 83 0-0 ① P4			B SL 81 C SI 88 B CH 83 S CH 84 F SL 84 B CH 84 B FF 90 4-2 12 FC6-4 5 1B BB	F SL 76 C FF 87 D SL 77 D SL 79 F FF 88 B FF 87 X SL 78 3-2 ③ F7		C SL 87 X CU 76 0-1 ③ G6-3		2 2	0 0	0 0	0 0	1 0	0 0	2 1
5 David Wright, R (1, 5) OBP: 0.366, SLG: 0.512	X SL 85 0-0 29 1B 12 FC5-4 1-H 2-H 2B	C FF 90 F FF 90 B FF 91 B SL 85 S SL 84 2-3 ② K			B SL 85 S SI 90 F SI 90 B SI 89 X SL 84 2-2 12 FC6-4 1-2 1B	F FF 96 B FF 96 B FF 97 F CH 86 B FF 95 X FF 96 3-2 HR		C SL 83 C SL 81 X SL 81 0-2 ① F8		5	2	3	3	0	1	0
29 Ike Davis, L (1, 3) OBP: 0.337, SLG: 0.419	B CH 85 B SI 91 C FF 92 S CH 83 X CH 85 2-2 12 FC5-4 2-3 1B	B SI 90 C FF 90 B SI 88 B CH 84 B SL 82 4-1 BB			D CH 84 B SI 89 C SI 89 X SI 89 2-1 ① F7	B FF 96 B CH 86 C FF 94 B FF 94 B FF 95 4-1 30 G1 BB		B FF 92 C SL 83 B SL 81 C SL 82 C SL 83 2-3 ② K		3	0	1	0	2	1	2
12 Joaquin Arias, R (1, 4) OBP: 0.287, SLG: 0.333	F SL 85 X SL 84 0-1 ② FC5-4 1-2f 3-H	B SL 84 C SL 83 F FF 90 X SL 84 1-2 ③ G5-3			B SL 84 F SI 90 S SL 83 X SL 84 1-2 ② FC6-4 1-2f 2-3	C FF 96 S SL 82 C SL 82 0-3 ① K		B FF 92 C SL 81 B SL 82 B FF 91 C SL 82 F SL 82 B SL 82 4-2 BB		4	0	0	1	1	1	5
30 Josh Thole, L (1, 2) OBP: 0.369, SLG: 0.384	1 SAFE C SI 90 B SI 90 B CH 84 F SI 90 S SL 85 2-3 ③ K			B SI 87 F SI 89 B CH 83 S SL 85 B SL 86 B SL 85 4-2 43 FC3-5 11 1B BB	S SL 86 B SL 86 B SI 90 X SL 84 2-1 ③ F8	C FF 94 F FF 94 F SL 82 B FF 96 X SI 95 1-2 ② G1 1-2		C FF 92 C FF 92 B SL 83 B SL 84 X SL 81 2-2 ③ F7		4	0	0	0	1	1	5
11 Rubén Tejada, R (1, 6) OBP: 0.275, SLG: 0.213 19 Mike Hessman, R (7, PH) OBP: 0.262, SLG: 0.306 36 Manny Acosta, R (7, 1) 18 Ryota Igarashi, R (8, 1) 25 Pedro Feliciano, L (8, 1)		B FF 90 S SL 84 X SI 89 1-1 ① G6-3		B SL 86 C FF 90 X SI 90 1-1 21 FC5 43 FC3-5 1B 1-2		C FF 89 B SL 83 C SL 84 B CH 84 F SL 85 S SL 82 2-3 ① K	F SI 96 B FF 95 X SI 95 1-1 ③ G5-3			3 1 0 0 0	0 0 0 0 0	1 0 0 0 0	0 0 0 0 0	0 0 0 0 0	1 0 0 0 0	0 1 0 0 0
43 R.A. Dickey, R (1, 1) OBP: 0.233, SLG: 0.220 3 Luis Hernandez, S (7, 6) OBP: 0.357, SLG: 0.538		B SI 89 C SI 90 B SL 83 F FF 91 S SL 82 2-3 ② K		X SI 90 0-0 ① FC3-5 21 FC5 1-2 2-3f		C FF 89 S SL 84 X SL 78 0-2 ② L5		C SL 86 F CU 76 X FF 90 0-2 HR		3 1	0 1	0 1	0 1	0 0	1 0	2 0
Inning Stats	R: 3 H: 3 E: 0 LOB: 1 K: 1 BB: 1 S: 13 P: 23	R: 0 H: 1 E: 0 LOB: 1 K: 1 BB: 0 S: 7 P: 12	R: 0 H: 0 E: 0 LOB: 1 K: 1 BB: 1 S: 8 P: 15	R: 0 H: 1 E: 0 LOB: 2 K: 0 BB: 1 S: 7 P: 13	R: 0 H: 1 E: 0 LOB: 1 K: 0 BB: 1 S: 13 P: 24	R: 1 H: 2 E: 0 LOB: 1 K: 1 BB: 0 S: 16 P: 23	R: 1 H: 1 E: 0 LOB: 1 K: 1 BB: 1 S: 13 P: 22	R: 1 H: 1 E: 0 LOB: 0 K: 1 BB: 0 S: 9 P: 10	R: 0 H: 0 E: 0 LOB: 1 K: 1 BB: 1 S: 12 P: 20	1B: 6 SF: 0 2B: 2 SAC: 0 3B: 0 DP: 0 HR: 2 HBP: 0						

PITCHER		IP	WLS	BF	H	R	ER	SO	BB	IBB	HBP	BLK	WP	HR	S	P	ERA	WHIP
36 Randy Wells, R ERA: 4.56	(1, 1)	5.2		29	8	4	4	4	4	0	0	0	0	0	60	103	6.35	2.118
40 James Russell, L ERA: 4.5	(6, 1)	0.1	W	1	0	0	0	0	0	0	0	0	0	0	4	7	0.00	0.000
48 Andrew Cashner, R ERA: 5.88	(7, 1)	1.0	H	5	1	1	1	1	1	0	0	0	0	1	13	22	9.00	2.000
45 Sean Marshall, L ERA: 2.9	(8, 1)	1.0	H	4	1	1	1	1	0	0	0	0	0	1	9	10	9.00	1.000
49 Carlos Marmol, R ERA: 3.08	(9, 1)	1.0	S	4	0	0	0	1	1	0	0	0	0	0	12	20	0.00	1.000

PITCHER	IP	WLS	BF	H	R	ER	SO	BB	IBB	HBP	BLK	WP	HR	S	P	ERA	WHIP

TOP

New York Mets @ Chicago Cubs

Wrigley Field, Chicago, IL

Fri Sep 03 2010, 1:22 PM - 3:57 PM CDT

Att. 31,424 - Cloudy - 66 F

livebaseballscorecards.com

AB	37
R	6
H	10
RBI	6
BB	6
SO	7
LOB	23

WP: 0	PA: 43					
PB: 0						
SB: 0						
CS: 0						

New York Mets @ Chicago Cubs

Wrigley Field, Chicago, IL

Fri Sep 03 2010, 1:22 PM - 3:57 PM CDT

Att. 31,424 - Cloudy - 66 F

livebaseballscorecards.com

BOTTOM

Batter	1	2	3	4	5	6	7	8	9	AB	R	H	RBI	BB	SO	LOB
1 Kosuke Fukudome, L (1, 9) OBP: 0.382, SLG: 0.462	C FF 81 B KN 74 B KN 72 B KN 71 C FF 82 S KN 72 3-3 ① K		B KN 72 X KN 69 1-0 ③ P4		C KN 73 B KN 75 B KN 77 S KN 71 X KN 78 2-2 ② G1-3		S SI 93 C SI 93 B SI 94 S CH 86 1-3 ① K			4	0	0	0	0	2	1
13 Starlin Castro, R (1, 6) OBP: 0.362, SLG: 0.440	C KN 70 X KN 78 0-1 ② F8			C KN 70 S KN 77 X KN 78 0-2 24 1B 22 1B 1B	B KN 74 X KN 73 1-0 1B		C SL 80 B SL 82 X FF 94 1-1 ② G5-3			4	1	2	0	0	0	0
24 Marlon Byrd, R (1, 8) OBP: 0.359, SLG: 0.446	X KN 73 0-0 ③ G6-3			S KN 71 B KN 73 F KN 72 F KN 76 X KN 78 1-2 18 F9 22 1B 12 HR 1-2 1B	C KN 71 B KN 76 B KN 73 X KN 72 2-1 ③ F9		B SI 96 C FF 96 X CH 85 1-1 1B			4	1	2	0	0	0	1
16 Aramis Ramirez, R (1, 5) OBP: 0.294, SLG: 0.437		B KN 73 C FF 83 X KN 73 1-1 ① G5-3		X KN 73 0-0 ① F8		F KN 75 B KN 77 B KN 78 B KN 72 B FF 84 4-1 22 1B 9 HR BB	C SI 96 S SI 95 B FF 95 F SI 95 B SL 83 F CH 85 X SI 97 2-2 ③ F8			3	1	0	0	1	0	3
22 Xavier Nady, R (1, 3) OBP: 0.328, SLG: 0.384		C KN 72 F KN 78 B FF 85 S KN 77 1-3 ② K		X KN 72 0-0 12 HR 1-2 2-H 1B		X KN 73 0-0 9 HR 1-2 1B		C SI 94 S SL 81 B SL 81 X SL 82 1-2 18 L7-3 1B		4	2	3	1	0	1	0
18 Geovany Soto, R (1, 2) OBP: 0.396, SLG: 0.500		B KN 73 C KN 73 C KN 76 F KN 79 X KN 79 1-2 ③ F8		F KN 74 S KN 76 X KN 78 0-2 ② F9 2-3		B KN 73 B FF 82 C FF 82 F FF 83 S KN 74 2-3 ① K		1 SAFE 1 SAFE C SI 93 F FF 94 B FF 95 B FF 94 B SL 82 X SI 94 3-2 ① ② L7-3 1-1		4	0	0	0	0	1	5
12 Alfonso Soriano, R (1, 7) OBP: 0.320, SLG: 0.517 49 Carlos Marmol, R (9, 1)			B KN 71 B KN 72 C FF 84 X KN 71 2-1 ① G1-3	X KN 77 0-0 1-H 3-H HR		F FF 84 X KN 78 0-2 ② F8		C SI 90 S SI 92 F SI 91 B SI 92 X SI 92 2-2 2B		4 0	1 0	2 0	3 0	0 0	0 0	2 0
9 Blake DeWitt, L (1, 4) OBP: 0.345, SLG: 0.387			B KN 75 S KN 70 B KN 73 B KN 70 X FF 83 3-1 36 SH3-4 1B	B KN 74 X KN 75 1-0 ③ P4		B KN 75 X KN 74 1-0 1-H 2-H HR		F SI 85 F SI 85 S CU 76 0-3 ③ K		4	1	2	3	0	1	1
36 Randy Wells, R (1, 1) OBP: 0.182, SLG: 0.209 40 James Russell, L (6, 1) 48 Andrew Cashner, R (7, 1) 45 Sean Marshall, L (8, 1) 21 Tyler Colvin, L (9, 7) OBP: 0.313, SLG: 0.503			X FF 80 0-0 ② SH3-4 1-2		B FF 84 X FF 82 1-0 ① G6-3	C FF 84 S KN 78 X KN 79 0-2 ③ G5-3				1 1 0 0 0	0 0 0 0 0	0 0 0 0 0	0 0 0 0 0	0 0 0 0 0	0 0 0 0 0	0 0 0 0 0
Inning Stats	R: 0 E: 0 K: 1 S: 6 H: 0 LOB: 0 BB: 0 P: 9	R: 0 E: 0 K: 1 S: 9 H: 0 LOB: 0 BB: 0 P: 12	R: 0 E: 0 K: 0 S: 6 H: 1 LOB: 1 BB: 0 P: 12	R: 4 E: 0 K: 0 S: 14 H: 4 LOB: 0 BB: 0 P: 16	R: 0 E: 0 K: 0 S: 7 H: 1 LOB: 1 BB: 0 P: 13	R: 3 E: 0 K: 1 S: 12 H: 2 LOB: 0 BB: 1 P: 19	R: 0 E: 0 K: 1 S: 12 H: 1 LOB: 1 BB: 0 P: 17	R: 0 E: 0 K: 1 S: 12 H: 2 LOB: 1 BB: 0 P: 18		1B: 8 2B: 2 3B: 0 HR: 2 SF: 0 SAC: 1 DP: 1 HBP: 0				WP: 0 PB: 0 SB: 0 CS: 0 PA: 35		

	AB	33
	R	7
	H	11
	RBI	7
	BB	1
	SO	5
	LOB	13

PITCHER	IP	WLS	BF	H	R	ER	SO	BB	IBB	HBP	BLK	WP	HR	S	P	ERA	WHIP
43 R.A. Dickey, R (1, 1) ERA: 2.91	6.0	L	27	8	7	7	3	1	0	0	0	0	2	54	81	10.50	1.500
36 Manny Acosta, R (7, 1) ERA: 3.41	1.2		6	2	0	0	1	0	0	0	0	0	0	18	27	0.00	1.200
18 Ryota Igarashi, R (8, 1) ERA: 6.93	0.0		1	1	0	0	0	0	0	0	0	0	0	3	5	∞	∞
25 Pedro Feliciano, L (8, 1) ERA: 3.08	0.1		1	0	0	0	1	0	0	0	0	0	0	3	3	0.00	0.000

PITCHER	IP	WLS	BF	H	R	ER	SO	BB	IBB	HBP	BLK	WP	HR	S	P	ERA	WHIP

Batter	1	2	3	4	5	6	7	8	9	AB	R	H	RBI	BB	SO	LOB
16 Ángel Pagán, S (1, 9) OBP: 0.349, SLG: 0.445	C FS 86 S SI 89 B SI 89 H SL 80 2-2 1 G4-6-3 HBP		X SI 90 0-0 ③ F8		S SI 89 S FS 81 B SI 90 B FF 91 F SI 90 S SL 80 2-3 ③ K2-3 1-2			B FF 94 F FF 94 B CH 87 X FF 94 2-1 ② F8		3	0	0	0	0	1	1
1 Luis Castillo, S (1, 4) OBP: 0.339, SLG: 0.269	C SI 86 B FS 86 X FF 88 1-1 ① ② G4-6-3 1-2f			B SI 86 B SI 90 C SI 87 B FF 87 B FF 87 4-1 15 1B 21 S BB		B FF 86 B SI 88 C FF 87 X FF 86 2-1 ① F7		B FF 96 F FF 95 B FF 96 B FF 95 B FF 95 4-1 15 2B BB		2	2	0	0	2	0	1
15 Carlos Beltrán, S (1, 8) OBP: 0.326, SLG: 0.346	C SI 89 X SI 90 0-1 1B			B SI 87 C SI 89 X FF 87 1-1 29 PB 21 S 1-3 1B		X SI 89 0-0 ② F8		B SI 95 B FF 95 X FF 95 2-0 1-H 2B		4	0	3	1	0	0	0
5 David Wright, R (1, 5) OBP: 0.363, SLG: 0.508	X SI 89 0-0 ③ F8			B FF 89 B SL 81 B SI 91 X SI 90 3-0 ① F9		C SI 91 S FF 91 C CU 64 0-3 ③ K		X SL 83 0-0 ③ F9		4	0	0	0	0	1	4
21 Lucas Duda, L (1, 7) OBP: 0.176, SLG: 0.133		C SI 90 B FF 88 C SI 88 B FS 83 B SI 90 F FF 91 B SL 82 4-2 13 G6-4-3 BB		B SI 89 S SI 89 S SI 89 F SI 91 B SI 92 B SI 89 S SI 91 3-3 ② K 1-2 3-H			C SI 85 B FS 79 B FS 81 B FS 86 C FF 86 F SI 88 S FF 90 3-3 ① K		B FF 92 C FF 93 C SL 82 F SL 82 F SL 83 C FF 92 1-3 ① K	3	0	0	0	1	3	1
29 Ike Davis, L (1, 3) OBP: 0.339, SLG: 0.427		C SI 89 X FS 83 0-1 ① L4		C SI 93 B SI 92 B FF 91 S SI 92 B FF 90 C FF 90 3-3 ③ K 2-3			C SI 86 X FF 88 0-1 HR		C FF 92 X FF 92 0-1 1B	4	1	2	1	0	1	2
13 Mike Nickeas, R (1, 2) 30 Josh Thole, L (7, PH) (7, 2) OBP: 0.364, SLG: 0.378		X SI 89 0-0 ② ③ G6-4-3 1-2f			B FF 88 B SI 89 C SI 89 B SI 89 X SI 89 3-1 ① F7		C SI 88 B SI 88 F FF 87 B FF 89 B SL 80 F FF 89 C SL 78 3-3 ② K		C FF 91 B SL 81 C SL 81 C SL 81 1-3 ② K	2 2	0 0	0 0	0 0	0 0	0 2	1 1
11 Rubén Tejada, R (1, 6) OBP: 0.278, SLG: 0.217 23 Chris Carter, L (7, PH) OBP: 0.313, SLG: 0.368 3 Luis Hernandez, S (7, 6) OBP: 0.357, SLG: 0.538 25 Pedro Feliciano, L (7, 1) 39 Bobby Parnell, R (8, 1) 19 Mike Hessman, R (9, PH) OBP: 0.256, SLG: 0.297		C SI 88 S SI 89 B SI 92 C SI 90 1-3 ① K		B SI 90 C SI 88 X SI 89 1-1 16 S 1B			F FS 86 B FS 78 F FF 87 B FF 88 F CU 69 B SI 88 F SL 79 X SL 80 3-2 ③ P3		C SL 82 B SL 82 C SL 81 B SL 84 C FF 92 2-3 ③ K	2 1 0 0 0 0 1	0 0 0 0 0 0 0	1 0 0 0 0 0 1	0 0 0 0 0 0 0	0 1 0 0 0 0 0	1 0 0 0 0 0 1	0 0 0 0 0 0 1
32 Jenrry Mejia, R (1, 1) 48 Pat Misch, R (6, 1) OBP: 0.250, SLG: 0.250 64 Elmer Dessens, R (6, 1) 12 Joaquin Arias, R (7, 6) OBP: 0.284, SLG: 0.330		C SI 89 S FF 90 X FF 90 0-2 ② L4		C FS 81 L FS 82 1 SAFE L FS 83 0-3 ② K			C FF 96 F SL 81 X SL 87 0-2 ① L7			2 0 0 1	0 0 0 0	0 0 0 0	0 0 0 0	0 0 0 0	1 0 0 0	1 0 0 0

Inning Stats	1	2	3	4	5	6	7	8	9
R	0	0	0	1	0	0	1	1	0
E	0	0	0	0	0	0	0	0	0
K	0	0	1	2	2	1	2	0	3
S	7	6	7	11	11	6	15	8	13
H	1	0	0	1	1	0	1	1	1
LOB	1	0	0	1	1	0	0	1	0
BB	0	1	0	1	0	0	0	1	0
P	10	10	8	25	17	8	24	16	17

1B	4	SF	0
2B	1	SAC	0
3B	0	DP	2
HR	1	HBP	1

WP	0	PA	35
PB	1		
SB	3		
CS	0		

PITCHER		IP	WLS	BF	H	R	ER	SO	BB	IBB	HBP	BLK	WP	HR	S	P	ERA	WHIP
38 Carlos Zambrano, R	(1, 1)	7.0	W	26	4	2	2	8	2	0	1	0	0	1	63	102	2.57	0.857
ERA: 4.23																		
48 Andrew Cashner, R	(8, 1)	1.0	H	5	1	1	1	0	1	0	0	0	0	0	8	16	9.00	2.000
ERA: 5.95																		
49 Carlos Marmol, R	(9, 1)	1.0	S	4	1	0	0	3	0	0	0	0	0	0	13	17	0.00	1.000
ERA: 3.03																		

PITCHER | IP | WLS | BF | H | R | ER | SO | BB | IBB | HBP | BLK | WP | HR | S | P | ERA | WHIP

TOP

New York Mets @ Chicago Cubs

Wrigley Field, Chicago, IL

Sat Sep 04 2010, 12:07 PM - 3:02 PM CDT

Att. 39,473 - Partly Cloudy - 61 F

livebaseballscorecards.com

AB	31
R	3
H	6
RBI	2
BB	3
SO	11
LOB	13

New York Mets @ Chicago Cubs

Wrigley Field, Chicago, IL

Sat Sep 04 2010, 12:07 PM - 3:02 PM CDT

Att. 39,473 - Partly Cloudy - 61 F

BOTTOM

Batter	1	2	3	4	5	6	7	8	9	AB	R	H	RBI	BB	SO	LOB
1 Kosuke Fukudome, L (1, 9) OBP: 0.379, SLG: 0.458	C CH 88 F CH 87 B FF 94 F CU 78 F FF 93 B CH 86 X CU 77 2-2 ① F8	X FF 92 0-0 ③ G4-3		X FF 92 0-0 ③ F7		B CU 74 X SI 85 1-0 ② G3-1		L SI 87 L SI 86 1 SAFE X SL 82 0-2 13 SH2-4 1-2 1B		5	0	1	0	0	0	4
13 Starlin Castro, R (1, 6) OBP: 0.363, SLG: 0.443	X CH 90 0-0 ② G6-3		B CH 83 B FF 94 C FF 93 C FC 94 B FC 94 X FF 92 3-2 ① G4-3		C CU 73 B CU 80 S FC 93 F FC 95 B CU 81 X FC 94 2-2 24 S 24 2B 1B	B CU 73 B CH 80 X SI 85 2-0 2B		B FF 93 L FF 95 X FF 95 1-1 ① SH2-4 1-2 2-3		4	1	2	0	0	0	0
24 Marlon Byrd, R (1, 8) OBP: 0.362, SLG: 0.448	C FC 93 S CU 78 S FC 95 0-3 ③ K		B CH 82 X FF 93 1-0 16 2B 22 SF7 1B		C FC 92 1 SAFE C FC 89 B CU 78 X FC 93 1-2 22 F8 1-H 21 WP 2B	C SI 87 C FF 86 B FF 88 B SI 86 F SI 87 B CU 76 S SL 83 3-3 ③ K		I IN 82 I IN 83 I IN 82 I IN 83 4-0 IBB		4	2	2	1	1	2	1
16 Aramis Ramirez, R (1, 5) OBP: 0.295, SLG: 0.446		C FF 91 F FC 92 X FF 94 0-2 ① G6-3	C FF 91 X FF 94 0-1 21 WP 1-3 2B		B FF 93 F CH 86 S FC 93 D CU 79 X CH 83 2-2 ① P4		B FF 87 C SI 87 S SI 88 F FF 88 B SL 80 X SI 88 2-2 HR	C FF 99 F FF 98 B FF 99 B FF 97 B FF 98 F FF 99 F FF 98 S FF 98 3-3 ② K		5	1	2	1	0	1	4
22 Xavier Nady, R (1, 3) OBP: 0.326, SLG: 0.382		B FF 92 B FF 91 X FF 92 2-0 21 G4-3 18 2B 1B	C CU 75 B FF 94 S FF 94 F FF 94 F CH 86 X CU 81 1-2 ② SF7 3-H		C FC 92 F FC 94 S FF 87 F FF 94 F FF 95 X CU 80 0-2 ② F8 2-3		B SI 87 X SI 88 1-0 ① F9	C FF 98 F FF 96 D SL 87 S SL 88 1-3 ③ K		4	1	1	1	0	1	4
21 Tyler Colvin, L (1, 7) OBP: 0.312, SLG: 0.500		B FF 92 X FC 91 1-0 ② G4-3 1-2	B CH 86 S CH 85 X FC 93 1-1 ③ G3-1 2-3		F FF 94 F CH 88 B FC 95 B FF 93 S CU 77 2-3 K 18 BB 3-H		C FF 88 B SI 85 B CH 79 X SI 87 2-1 1B			4	0	1	0	0	1	2
18 Geovany Soto, R (1, 2) OBP: 0.397, SLG: 0.502		C CU 76 X CU 78 0-1 38 1B 2-H 2B	C FC 93 B CH 87 B CH 85 B FC 94 X FF 92 3-1 ① G6-3		B FC 94 B CH 89 B CH 90 C FF 92 B FF 91 4-1 BB 1-2		F SI 86 1 SAFE C SI 87 B SI 88 1 SAFE P PO 78 X SI 87 2-2 ② P3			3	0	1	1	1	0	1
9 Blake DeWitt, L (1, 4) OBP: 0.347, SLG: 0.386		I IN 55 I IN 60 I IN 59 I IN 60 4-0 38 1B I IBB	C FF 94 S SI 93 B CH 90 F CH 88 X FF 94 1-2 38 G4-3 1B		B FF 92 S CH 84 F CH 84 X CU 80 1-2 ③ F8		X SI 86 0-0 ③ L8			3	0	1	0	1	0	3
38 Carlos Zambrano, S (1, 1) OBP: 0.220, SLG: 0.300 48 Andrew Cashner, R (8, 1) 28 Jeff Baker, R (8, PH) OBP: 0.298, SLG: 0.390 49 Carlos Marmol, R (9, 1)		B FF 93 S FF 91 F FF 92 X CU 78 1-2 2-3 1B		X CH 88 0-0 ② G4-3 1-2		S SI 84 B SI 85 S SI 85 B SI 87 B SI 86 S SI 86 3-3 ① K		B SL 82 B SL 82 B SI 86 C SI 85 B SI 87 4-1 13 SH2-4 1 1B BB		3 0 0 0	0 0 0 0	1 0 0 0	0 0 1 0	0 0 0 0	1 0 0 0	1 0 0 0
Inning Stats	R: 0 E: 0 K: 1 S: 9 H: 0 LOB: 0 BB: 0 P: 11	R: 1 E: 0 K: 0 S: 11 H: 3 LOB: 3 BB: 1 P: 19	R: 1 E: 0 K: 0 S: 13 H: 2 LOB: 1 BB: 0 P: 19	R: 0 E: 0 K: 0 S: 8 H: 1 LOB: 1 BB: 0 P: 12	R: 2 E: 0 K: 1 S: 23 H: 2 LOB: 2 BB: 1 P: 35	R: 0 E: 0 K: 2 S: 9 H: 1 LOB: 1 BB: 0 P: 18	R: 1 E: 0 K: 0 S: 12 H: 2 LOB: 1 BB: 0 P: 18	R: 0 E: 0 K: 2 S: 14 H: 1 LOB: 3 BB: 2 P: 27		1B: 7 2B: 4 3B: 0 HR: 1 SF: 1 SAC: 1 DP: 0 HBP: 0					WP: 2 PB: 0 SB: 1 CS: 0 PA: 41	

livebaseballscorecards.com

AB	35
R	5
H	12
RBI	4
BB	4
SO	6
LOB	20

PITCHER		IP	WLS	BF	H	R	ER	SO	BB	IBB	HBP	BLK	WP	HR	S	P	ERA	WHIP
32 Jenrry Mejia, R ERA: 3.86	(1, 1)	5.0	L	26	8	4	4	2	1	1	0	0	2	0	64	96	7.20	1.800
48 Pat Misch, L ERA: 4.98	(6, 1)	0.2		3	1	0	0	1	0	0	0	0	0	0	5	11	0.00	1.500
64 Elmer Dessens, R ERA: 2.29	(6, 1)	1.0		5	2	1	1	1	0	0	0	0	0	1	15	24	9.00	2.000
25 Pedro Feliciano, L ERA: 3.06	(7, 1)	0.1		3	1	0	0	0	1	0	0	0	0	0	5	9	0.00	6.000
39 Bobby Parnell, R ERA: 2.59	(8, 1)	1.0		4	0	0	0	2	0	1	0	0	0	0	10	19	0.00	0.000

PITCHER	IP	WLS	BF	H	R	ER	SO	BB	IBB	HBP	BLK	WP	HR	S	P	ERA	WHIP

Batter	1	2	3	4	5	6	7	8	9	AB	R	H	RBI	BB	SO	LOB
16 Ángel Pagán, S (1, 9) OBP: 0.350, SLG: 0.446	F FF 87 B FF 88 B FF 90 S SL 82 F SL 83 X SI 89 2-2 **G3-1** ①	B SL 83 F SL 83 D FS 80 B SI 91 B SL 84 4-1 3 G4-6-3 **1-2 BB**			E9 3 1B 15 1B C SI 92 C CU 75 F CU 78 B CU 78 X SI 92 1-2 FC6-4 ③ **1-2f**		B SL 86 B FF 92 C FF 94 X FF 92 2-1 **G4-3** ②	F SL 78 X CH 80 0-1 **1-H 2-H 2B**	B FF 90 B FF 91 C FF 91 B FF 90 S FF 90 F FF 91 X FF 91 3-2 3 1B **1-3 3-H 1B**	6	1	2	3	1	0	2
3 Luis Hernandez, S (1, 4) OBP: 0.381, SLG: 0.500	B FF 90 X FF 89 1-0 19 S 15 BB **1B**	C SL 84 F SL 84 B FS 81 F SI 92 X SI 91 1-2 **G4-6-3** ② ③ **1-2f**			B SL 82 S SL 82 B SI 89 X SL 81 2-1 15 1B 29 1B **2-3 1B**	X SI 90 0-0 **F7** ①	C FF 95 X SL 86 0-1 **L4** ③	S FF 91 S FF 91 0-3 **K** ③	S FF 91 B FC 87 F FF 91 X CH 81 1-2 **1-2 3-H 1B**	7	1	3	1	0	1	3
15 Carlos Beltrán, S (1, 8) OBP: 0.340, SLG: 0.350	1 SAFE B SI 90 B SL 83 B SI 92 C SI 91 C FS 80 B SL 86 4-2 19 S **1-2 BB**	B FF 90 F FF 90 X FF 91 1-1 **G4-3** ①			B SI 91 X SL 83 1-0 19 BB 29 1B 11 1B **1-2 3-H 1B**	C CU 79 C CU 78 F CU 78 B SI 92 F CH 84 B CU 79 F SI 92 B SI 93 X CH 84 3-2 29 2B **1B**		C FF 88 B CH 80 F SL 77 B FF 87 F SL 80 F FF 88 B CH 81 B FF 88 4-2 29 WP 29 HR **BB**	29 FC3-6 BB B CU 75 X SL 85 1-0 F9 ③	4	2	2	1	3	0	2
29 Ike Davis, L (1, 3) OBP: 0.343, SLG: 0.439	S SL 83 B SI 91 B FS 81 F SI 92 F FF 92 S FF 92 2-3 **K** ②	B SI 90 S FS 80 F SI 90 X FF 91 1-2 **1B**			B FS 82 S FS 81 C SI 91 X FS 80 1-2 19 BB 11 1B **1-2 2-H 1B**	B SI 92 B CU 78 X SI 92 2-0 **1-3 2B**		C SL 79 D SL 80 F FF 88 B SL 79 B FF 88 X FF 89 3-2 **1-H HR**	C FF 89 X FC 87 0-1 **FC3-6** 6 1B 11 BB **1-2f** ①	6	3	4	3	0	1	3
19 Mike Hessman, R (1, 5) OBP: 0.286, SLG: 0.317	F SL 85 B FF 91 D SL 85 B FF 90 C SL 82 C SL 84 3-3 **K** ③ **1-2 2-3**	X SL 83 0-0 **L5** ②			B SI 90 F SI 91 B SL 85 B SI 91 B SL 84 4-1 11 1B 49 1B **1-2 2-3 BB**	I IN 80 I IN 82 I IN 81 I IN 82 4-0 30 FC6-4 **IBB**		X FF 87 0-0 30 1B 12 1B **2B**	B FF 91 S FF 91 B FF 91 C FC 87 S FC 88 2-3 **K** ②	4	2	1	0	2	2	4
21 Lucas Duda, L (1, 7) OBP: 0.200, SLG: 0.118 6 Nick Evans, R (6, PH) OBP: 0.200, SLG: 0.200 (6, 7)		C SI 90 F SI 89 B FF 90 F FF 90 B SL 84 F FF 90 F SL 83 B FF 90 B SL 83 4-2 30 2B 11 SF9 **BB**	B SI 88 F SI 90 S SL 84 X SL 85 1-2 **F8** ③		C SI 91 B SI 92 F SI 92 S FS 83 1-3 **K** ①	C CH 84 C CH 84 F CU 80 F CH 84 S SI 93 0-3 **K** ②		X FF 87 0-0 **P4** ①	C FF 92 T FC 87 X FC 87 0-2 11 BB 30 BB 23 1B **1-3 1B**	2 3	1 1	0 1	0 0	1 0	1 1	4 4
30 Josh Thole, L (1, 2) OBP: 0.369, SLG: 0.386		F SI 88 X SL 82 0-1 11 SF9 49 1B **1-3 2B**		X FF 86 0-0 **G4-3** ①	C SI 91 B SI 92 S SL 86 B SL 85 B SL 84 C SI 92 3-3 **K** ②	C CU 80 X CU 79 0-1 **1-2f** ③		S SL 78 S SL 78 X SL 80 0-2 12 1B 16 2B **2-3 1B**	F FF 91 B FF 91 B FF 91 B FF 91 F FF 91 B FF 91 4-2 11 BB 23 1B **1-2 BB**	5	3	2	0	1	1	6
11 Rubén Tejada, R (1, 6) OBP: 0.285, SLG: 0.242		B SI 89 X SL 83 1-0 **SF9** ① **2-3 3-H**		C SI 86 B SI 88 X SI 89 1-1 **P3** ②	S SL 85 D SL 85 S SL 84 X SL 84 1-2 49 1B **1-2 2-H 3-H 1B**		X FF 94 0-0 **HR**	S CH 80 F CH 79 X FF 87 0-2 **F4** ②	C FF 91 D FF 88 T FF 92 B FF 92 F FF 91 B FC 88 F FF 91 B FF 91 4-2 23 1B 16 1B **1-2 2-3 3-H BB**	4	2	2	5	1	0	2
49 Jonathon Niese, L (1, 1) OBP: 0.268, SLG: 0.294 64 Elmer Dessens, R (7, 1) 25 Pedro Feliciano, L (7, 1) 12 Joaquin Arias, R (8, PH) OBP: 0.291, SLG: 0.336 39 Bobby Parnell, R (8, 1) 23 Chris Carter, L (9, PH) OBP: 0.317, SLG: 0.373 36 Manny Acosta, R (9, 1)		C SI 90 X SI 92 0-1 16 BB **3-H 1B**		C FF 87 B SI 88 B FF 88 C SL 81 S SL 81 2-3 **K** ③	F SL 82 B SI 90 X SI 91 1-1 16 FC6-4 **1-3 2-H 1B**		C FF 93 B SL 84 B FF 94 X FF 93 2-1 **F7** ①	C SL 78 C SL 78 X FF 86 0-2 **1-2 3-H 1B**	B CH 83 C FF 91 B FF 90 S FF 91 F FF 91 X CH 83 2-2 16 1B 3 1B **1-3 2-H 3-H 1B**	4 0 0 1 0 1 0 0	0 0 0 1 0 1 0 0	2 0 0 1 0 1 0 0	2 0 0 1 0 2 0 0	0 0 0 0 0 0 0 0	1 0 0 0 0 0 0 0	0 0 0 0 0 0 0 0

TOP

New York Mets @ Chicago Cubs

Wrigley Field, Chicago, IL

Sun Sep 05 2010, 1:24 PM - 4:49 PM CDT

Att. 40,788 - Partly Cloudy - 70 F

livebaseballscorecards.com

AB	47
R	18
H	21
RBI	18
BB	9
SO	8
LOB	30

Inning Stats	1	2	3	4	5	6	7	8	9
	R: 0 E: 0 K: 2 S: 14	H: 1 LOB: 2 BB: 1 P: 26	R: 2 E: 0 K: 0 S: 15	H: 2 LOB: 1 BB: 2 P: 25	R: 0 E: 0 K: 0 S: 9	H: 1 LOB: 1 BB: 0 P: 12	R: 0 E: 0 K: 1 S: 6	H: 0 LOB: 0 BB: 0 P: 9	R: 5 E: 1 K: 2 S: 23	H: 5 LOB: 2 BB: 1 P: 38	R: 0 E: 0 K: 1 S: 15	H: 2 LOB: 3 BB: 1 P: 24	R: 1 E: 0 K: 0 S: 7	H: 1 LOB: 0 BB: 0 P: 11	R: 5 E: 0 K: 1 S: 23	H: 5 LOB: 1 BB: 1 P: 30	R: 5 E: 0 K: 1 S: 29	H: 4 LOB: 2 BB: 3 P: 50

1B: 15 2B: 4 3B: 0 HR: 2	SF: 1 SAC: 0 DP: 1 HBP: 0	WP: 1 PB: 0 SB: 2 CS: 0	PA: 57
---	---	---	---

PITCHER		IP	WLS	BF	H	R	ER	SO	BB	IBB	HBP	BLK	WP	HR	S	P	ERA	WHIP
46 Ryan Dempster, R ERA: 3.76	(1, 1)	4.2	L	27	9	7	3	5	4	0	0	0	0	0	63	105	5.79	2.786
57 Scott Maine, L ERA: 1.93	(5, 1)	1.1		7	2	0	0	1	0	1	0	0	0	0	19	29	0.00	1.500
62 Marcos Mateo, R ERA: 10.32	(7, 1)	1.0		4	1	1	1	0	0	0	0	0	0	1	7	11	9.00	1.000
40 James Russell, L ERA: 5.48	(8, 1)	0.2		8	5	5	5	0	1	0	0	0	1	1	20	27	67.50	9.000
20 Thomas Diamond, R ERA: 7.89	(8, 1)	1.0		10	4	5	5	2	3	0	0	0	0	0	31	51	45.00	7.000

PITCHER		IP	WLS	BF	H	R	ER	SO	BB	IBB	HBP	BLK	WP	HR	S	P	ERA	WHIP
45 Sean Marshall, L ERA: 2.88	(9, 1)	0.1		1	0	0	0	0	0	0	0	0	0	0	1	2	0.00	0.000

New York Mets @ Chicago Cubs

Wrigley Field, Chicago, IL

Sun Sep 05 2010, 1:24 PM - 4:49 PM CDT

Att. 40,788 - Partly Cloudy - 70 F

BOTTOM

Batter	1	2	3	4	5	6	7	8	9	AB	R	H	RBI	BB	SO	LOB
28 Jeff Baker, R (1, 4) OBP: 0.309, SLG: 0.400 9 Blake DeWitt, L (7, PH) OBP: 0.347, SLG: 0.385 (8, 4)	C FF 88 F FC 85 X FC 89 0-2 24 1B 16 1B 1B		B FC 85 X FF 90 1-0 13 G5-4-3 1B		F FC 84 S FC 83 B CU 74 B FC 87 X FC 86 2-2 13 G3-6 1B		C CU 77 S CU 78 F CU 76 F CU 77 H CU 78 1-2 13 FC3-6-3 HBP		C CH 93 X FF 92 0-1 F9 ③	3 1	1 0	3 0	0 0	0 0	0 0	0 0
13 Starlin Castro, R (1, 6) OBP: 0.360, SLG: 0.438	C FF 88 S FC 85 B FC 85 S CU 74 1-3 K ①		B FC 85 B FF 88 X FC 88 2-0 G5-4-3 ① ② 1-2f		F FC 84 B FC 86 X FC 89 1-1 G3-6 ① ② 1-2f		C SI 88 X SI 87 0-1 FC3-6-3 ② ③ 1-2			4	0	0	0	0	1	4
24 Marlon Byrd, R (1, 8) OBP: 0.363, SLG: 0.448	C FC 84 B CU 73 F FF 90 X CU 74 1-2 16 1B 1-2 1B		B FF 90 B FC 86 C FC 86 B FF 91 B SI 88 4-1 16 HR BB		C FC 89 B CH 80 X FC 86 1-1 G6-3 ③			B FF 96 F SI 97 B FF 99 B FF 97 C FF 97 X SI 99 3-2 G6-3 ①		3	1	1	0	1	0	0
16 Aramis Ramirez, R (1, 5) OBP: 0.297, SLG: 0.454 55 Koyie Hill, S (9, 5) OBP: 0.251, SLG: 0.304	B FF 89 F FC 86 B FF 91 B FF 91 X FF 90 3-1 22 G5-4-3 1-2 2-H 1B		F SI 88 F FC 86 F FF 90 F CU 74 F FC 89 D CU 74 F FC 87 F CU 74 X CH 80 1-2 1-H HR			B FC 83 B FF 89 C FF 89 B FC 85 F FF 88 F FF 91 X FF 90 3-2 F9 ①		S SL 89 B FF 99 X SL 90 1-1 G5-3 ②		4 0	1 0	2 0	3 0	0 0	0 0	0 0
22 Xavier Nady, R (1, 3) OBP: 0.325, SLG: 0.380	F CU 74 S FC 86 F CU 74 X FC 85 0-2 G5-4-3 ② ③ 1-2f		C FC 86 S FC 89 C CU 75 0-3 K ③			B CU 72 B CU 74 F FF 88 X FC 89 2-1 F9 ②		X FF 98 0-0 12 1B 1B		4	0	1	0	0	1	2
12 Alfonso Soriano, R (1, 7) OBP: 0.321, SLG: 0.515		C FF 91 X FC 86 0-1 L8 ①		C FC 88 S FC 88 B FF 88 X FC 85 1-2 P3 ①		B FF 88 B FF 89 F FC 89 B FF 89 C FC 86 F FC 89 F FF 90 B FC 89 4-2 BB		B FF 98 X FF 98 1-0 1-2 1B		3	0	1	0	1	0	0
21 Tyler Colvin, L (1, 9) OBP: 0.311, SLG: 0.503		C FF 90 B CU 73 F CU 74 S FC 89 1-3 K2-3 ②		C FC 84 B CU 63 X FC 89 1-1 18 SF8 3B		X FC 83 0-0 F9 ③		B FF 97 X FF 96 1-0 G4-3 ③		4	1	1	0	0	1	3
18 Geovany Soto, R (1, 2) OBP: 0.398, SLG: 0.512		B SI 89 B SI 89 C FF 90 B FC 85 B FF 89 4-1 BB		S FF 90 B FC 85 X FF 89 1-1 SF8 ② 3-H			B FC 88 B FF 89 F FC 88 F FC 87 F FC 85 F FF 89 F CU 74 X FC 85 2-2 HR		B FF 91 C FF 91 C SL 78 C SI 93 1-3 K ①	2	1	1	2	1	1	0
46 Ryan Dempster, R (1, 1) OBP: 0.157, SLG: 0.176 57 Scott Maine, L (5, 1) 62 Marcos Mateo, R (7, 1) 15 Darwin Barney, R (7, PH) OBP: 0.250, SLG: 0.321 40 James Russell, L (8, 1) 20 Thomas Diamond, R (8, 1) 45 Sean Marshall, L (9, 1) 6 Micah Hoffpauir, L (9, PH) OBP: 0.200, SLG: 0.300	X FF 89 0-0 G1-3 ③		C FF 88 S FC 84 S FC 85 0-3 K ③				C SI 86 C SI 88 B SL 82 F SI 88 X SI 86 1-2 P6 ①		C FF 92 B CH 82 X CH 81 1-1 G4-3 ②	2 0 0 0 1 0 0 0 1	0 0 0 0 0 0 0 0 0	0 0 0 0 0 0 0 0 0	0 0 0 0 0 0 0 0 0	1 0 0 0 0 0 0 0 0	1 0 0 0 0 0 0 0 0	1 0 0 0 0 0 0 0 0

livebaseballscorecards.com

AB	32
R	5
H	10
RBI	5
BB	3
SO	5
LOB	10

Inning Stats	1	2	3	4	5	6	7	8	9
	R: 1 E: 0 K: 1 S: 15	R: 0 E: 0 K: 1 S: 7	R: 2 E: 0 K: 1 S: 14	R: 1 E: 0 K: 1 S: 10	R: 0 E: 0 K: 0 S: 7	R: 0 E: 0 K: 0 S: 11	R: 1 E: 0 K: 0 S: 16	R: 0 E: 0 K: 0 S: 8	R: 0 E: 0 K: 1 S: 7
	H: 3 LOB: 1 BB: 0 P: 20	H: 0 LOB: 1 BB: 1 P: 12	H: 2 LOB: 0 BB: 1 P: 22	H: 1 LOB: 0 BB: 0 P: 13	H: 1 LOB: 0 BB: 0 P: 11	H: 0 LOB: 1 BB: 1 P: 20	H: 1 LOB: 0 BB: 0 P: 20	H: 2 LOB: 2 BB: 0 P: 14	H: 0 LOB: 0 BB: 0 P: 9

| | | | |

Batter	1	2	3	4	5	6	7	8	9	AB	R	H	RBI	BB	SO	LOB
16 Ángel Pagán, S (1, 8) OBP: 0.350, SLG: 0.444 46 Oliver Pérez, L (7, 1) OBP: 0.200, SLG: 0.111	X FF 91 0-0 23 E 3 S 5 SF7 1B	B FF 91 B FF 91 F FF 92 X FF 92 2-1 ② G4-3	C FF 92 X CU 75 0-1 ② G3	B SI 88 F SI 88 B CH 84 F SI 89 B SL 83 F SI 90 X SI 91 3-2 ① F7						4 0	1 0	1 0	0 0	0 0	0 0	0 0
3 Luis Hernandez, S (1, 4) OBP: 0.320, SLG: 0.417 (7, 5)	B FF 91 D CH 86 F FF 92 X FF 93 2-1 ① F8 1-2	C FF 92 B CU 78 B FF 92 F FF 92 F FF 92 F FF 92 F CU 78 F FF 92 F SL 85 2-2 ③ G4-3	C FF 91 S CU 76 B FF 92 B SL 83 B FF 92 X FF 92 3-2 ③ F8	C SI 89 X CH 83 0-1 ② P3						4	0	0	0	0	0	1
23 Chris Carter, L (1, 9) OBP: 0.320, SLG: 0.382 6 Nick Evans, R (5, PH) OBP: 0.143, SLG: 0.143 (5, 9)	C CH 84 2 SAFE B FF 92 F FF 92 B CU 77 X FF 93 2-2 E6 21 BB 29 BB 30 BB 2-3	C FF 89 X FF 90 0-1 30 1B 2B	C SI 92 S SL 83 B SL 85 F SL 83 B SI 91 T CH 87 2-2 ① K	B CH 83 S CH 84 B SI 91 C SI 89 B SL 82 X SI 91 3-2 ③ G6-3						2 2	2 0	1 0	0 0	0 1	0 0	1 0
5 David Wright, R (1, 5) OBP: 0.363, SLG: 0.507 27 Jésus Feliciano, L (7, 8) OBP: 0.282, SLG: 0.357	C CU 75 F FF 92 F FF 92 1 SAFE B FF 91 X CU 76 1-2 ② SF7 3-H	X SL 83 0-0 ① F8	B SI 91 B CH 86 B SI 91 C SI 91 B SI 91 4-1 21 CS BB	C CH 86 B CH 87 X SL 80 1-1 ① G4-3						1 1	0 0	0 0	1 0	1 0	0 0	1 0
29 Ike Davis, L (1, 3) OBP: 0.344, SLG: 0.437	B FF 92 C FF 93 B CH 86 1 SAFE C FF 92 B CU 77 F CU 76 B FF 93 4-2 30 BB 21 BB 1-2 BB	B FF 90 B FF 92 I IN 63 I IN 65 4-0 30 1B IBB	C SL 84 1 SAFE S SL 84 1 SAFE X SL 83 0-2 ② F8	X SI 90 0-0 ② G6-3						2 2	0 0	0 0	0 0	2 0	0 0	1 1
21 Lucas Duda, L (1, 7) OBP: 0.208, SLG: 0.100	C FF 93 F FF 93 B CU 77 B FF 93 B FF 93 B FF 93 4-2 11 FC5 30 BB 1-2 2-3 BB	C FF 91 D CU 76 C FF 92 B FF 92 S SL 84 2-3 ② K	F SI 92 T SI 92 1 SAFE B SI 91 1-2 ③ CS 1-2	C SI 90 F SL 83 S SL 80 0-3 ① K	C SI 89 X SL 81 0-1 ③ G6-3					3 0	0 0	0 0	0 1	1 2	2 2	2 0
30 Josh Thole, L (1, 2) OBP: 0.375, SLG: 0.388 12 Joaquin Arias, R (7, 4) OBP: 0.288, SLG: 0.333	B FF 92 C FF 91 B FF 93 B FF 92 F FF 92 F FF 93 B FF 93 4-2 11 FC5 1-2 2-3 3-H BB	X FF 92 0-0 1-3 2-H 1B	C SI 89 X SL 82 0-1 ② G3	B FF 95 B FF 94 C FF 94 X FF 94 2-1 ① G6-3						2 1	0 0	1 0	2 0	1 0	0 0	0 0
11 Rubén Tejada, R (1, 6) OBP: 0.284, SLG: 0.238	S SL 85 X SL 86 0-1 ③ FC5 1-2 2-3f	X FF 91 0-0 ③ P3	B SI 90 C SI 89 B CH 84 S SI 89 B SI 92 B SI 90 4-2 BB	C FF 96 F FF 96 S CU 80 0-3 ② K						3 0	0 0	0 0	0 1	1 1	1 5	5 0
34 Mike Pelfrey, R (1, 1) OBP: 0.132, SLG: 0.098 22 Raul Valdes, L (4, 1) OBP: 0.500, SLG: 0.625 50 Sean Green, R (5, 1) 48 Pat Misch, R (5, 1) OBP: 0.250, SLG: 0.250 19 Mike Hessman, R (6, PH) OBP: 0.280, SLG: 0.310 18 Ryota Igarashi, R (6, 1) 13 Mike Nickeas, R (7, 2)		C FF 90 X FF 91 0-1 ① G4-3	B FF 88 C FF 90 S SL 82 S CU 76 1-3 ① K	T SI 90 S SL 83 S SL 81 0-3 ③ K			B FF 95 F FF 95 F FF 95 S CU 81 1-3 ③ K			2 0 0 0 1 0 0 1	0 0 0 0 0 0 0 0	0 0 0 0 0 0 0 0	0 0 0 0 1 0 0 0	1 0 0 0 1 0 0 1	0 0 0 0 1 0 0 0	1 0 0 0 1 0 0 0
Inning Stats	R: 2 H: 1 E: 1 LOB: 3 K: 0 BB: 3 S: 20 P: 37	R: 0 H: 0 E: 0 LOB: 0 K: 0 BB: 0 S: 12 P: 16	R: 1 H: 2 E: 0 LOB: 2 K: 1 BB: 1 S: 8 P: 14	R: 0 H: 0 E: 0 LOB: 0 K: 1 BB: 0 S: 8 P: 12	R: 0 H: 0 E: 0 LOB: 0 K: 1 BB: 1 S: 10 P: 17	R: 0 H: 0 E: 0 LOB: 1 K: 2 BB: 1 S: 10 P: 14	R: 0 H: 0 E: 0 LOB: 0 K: 0 BB: 0 S: 9 P: 15	R: 0 H: 0 E: 0 LOB: 0 K: 0 BB: 0 S: 5 P: 6	R: 0 H: 0 E: 0 LOB: 0 K: 2 BB: 0 S: 8 P: 11	1B: 2 2B: 1 3B: 0 HR: 0	SF: 1 SAC: 0 DP: 0 HBP: 0						

PITCHER		IP	WLS	BF	H	R	ER	SO	BB	IBB	HBP	BLK	WP	HR	S	P	ERA	WHIP
27 Jordan Zimmermann, R ERA: 3.86	(1, 1)	4.0		20	3	3	1	2	3	1	0	0	0	0	48	79	2.25	1.500
19 Scott Olsen, L ERA: 5.58	(5, 1)	4.0	W	13	0	0	0	3	2	0	0	0	0	0	34	52	0.00	0.500
23 Collin Balester, R ERA: 4.15	(9, 1)	1.0		3	0	0	0	2	0	0	0	0	0	0	8	11	0.00	0.000

PITCHER	IP	WLS	BF	H	R	ER	SO	BB	IBB	HBP	BLK	WP	HR	S	P	ERA	WHIP

TOP

New York Mets @ Washington Nationals

Nationals Park, Washington, DC

Mon Sep 06 2010, 1:05 PM - 4:15 PM EDT

Att. 20,224 - Partly Cloudy - 82 F

livebaseballscorecards.com

AB	29
R	3
H	3
RBI	3
BB	6
SO	7
LOB	12

1B: 2	SF: 1	WP: 0	PA: 37
2B: 1	SAC: 0	PB: 0	
3B: 0	DP: 0	SB: 1	
HR: 0	HBP: 0	CS: 1	

Batter	1	2	3	4	5	6	7	8	9	AB	R	H	RBI	BB	SO	LOB
1 Nyjer Morgan, L (1, 8) OBP: 0.319, SLG: 0.319	C FF 92 X FF 93 0-1 ① L7		C CU 79 B SI 94 F FF 94 F FF 94 D FS 88 X FF 93 2-2 ② P6	C CU 76 S CU 79 B FF 93 F CU 80 X SI 93 1-2 E8 11 BB 1-3 2-H 1B	X CU 75 0-0 ③ F8		C FF 88 F SI 88 B SL 77 X FF 89 1-2 20 G3 11 1B 2B			5	1	2	1	0	0	2
20 Adam Kennedy, L (1, 4) OBP: 0.322, SLG: 0.336	X SI 94 0-0 ② F8		C CU 78 F FF 93 F FS 86 F FF 94 F FS 86 B SI 93 F SI 93 B FF 93 F SI 87 2-2 ③ G4-3	F SI 86 C CU 76 B SI 87 H FF 87 2-2 11 BB HBP		C FF 92 S CU 79 F FF 93 X CU 80 0-2 44 WP 7 SF9 2B	X FF 88 0-0 ① G3 2-3			4	1	1	0	0	0	1
11 Ryan Zimmerman, R (1, 5) OBP: 0.386, SLG: 0.519 30 Justin Maxwell, R (7, PR) OBP: 0.298, SLG: 0.257 (8, 9)	C SI 93 B SI 94 F SI 93 B SI 94 S CU 80 2-3 ③ K			C SI 92 X CU 75 X SI 91 X SL 89 1-2 G1-3 B CH 71 B SI 88 B SI 87 B SI 87 4-0 1-2 2-3 3-H BB		C FF 93 C FF 94 X CU 81 0-2 ① G5-3	S FF 89 C FF 89 X SI 89 0-2 3-H 1B		4 0	0 0	1 0	2 0	1 0	1 0	1 0
44 Adam Dunn, L (1, 3) OBP: 0.366, SLG: 0.560 12 Alberto Gonzalez, R (8, 5) OBP: 0.313, SLG: 0.345		S FF 94 B SI 94 B FF 94 X FF 94 2-1 2 F8 1B		C FS 86 F CU 78 F FF 94 X CU 80 B FS 86 B SI 87 B SI 87 4-2 7 2B 2 BB BB 3-2 L4		B CU 80 B CU 81 B FF 95 C SI 94 D CH 88 4-1 7 SF9 2 BB 8 HR 2-3 BB	C SL 76 B SI 89 C SI 89 B SL 76 B SI 90 S SL 77 3-3 ② K			3 0	2 0	1 0	0 0	2 0	1 0	4 0
2 Roger Bernadina, L (1, 7) OBP: 0.324, SLG: 0.420		F FF 93 B FS 85 B SI 93 X SI 93 2-1 ① F8 1-2		B CU 76 B SI 93 B SI 94 B FF 91 4-0 7 2B 1-2 BB	B CU 74 X CU 74 1-0 38 FC6 7 S 8 1B 1B	B SI 95 C CU 81 B FF 95 B FF 94 B SI 93 4-1 38 BB 8 HR 1-2 BB	C SL 76 B SI 88 F FF 89 B FF 89 C FF 88 2-3 ③ K			3	3	1	0	2	1	2
7 Ivan Rodriguez, R (1, 2) OBP: 0.293, SLG: 0.349 23 Wil Nieves, R (8, 2) OBP: 0.245, SLG: 0.318		D SL 86 C SI 92 C SL 84 B SL 86 F SL 85 F SL 84 X FF 92 2-2 ② F8		B SL 86 B SI 94 F FF 94 F SL 85 F SL 86 X SI 93 2-2 38 1B 1-H 2-H 2B	1 SAFE B SI 87 1 SAFE B SI 88 B SI 88 C SI 89 S SI 89 B SI 89 4-2 38 FC6 1-2 BB	S SI 93 F FF 94 X FF 95 0-2 ② SF9 2-3 3-H		X SI 88 0-0 ① G6-3		2 1	1 0	1 0	3 0	1 0	0 0	1 0
22 Willie Harris, L (1, 9) OBP: 0.293, SLG: 0.351 38 Michael Morse, R (3, 9) OBP: 0.346, SLG: 0.515 (8, 3)		X SI 94 0-0 ③ F8		C FF 94 X FF 95 0-1 ① 32 BB 1 1B 3-H 1B	F SI 88 X FF 88 0-1 ① FC6 19 8 SH2-4 1B 1-2f 2-3	B SI 93 B FF 94 B SI 95 C SI 94 B FF 94 4-1 8 HR 1-2 BB		X SI 89 0-0 ② P4		1 3	0 2	0 1	0 1	0 1	0 0	1 2
8 Danny Espinosa, S (1, 6) OBP: 0.563, SLG: 1.313			C SI 92 T FF 93 B SI 92 X SI 95 1-2 HR	B FF 92 X FF 92 1-0 ② F8	B SI 89 B SI 90 X SI 90 2-0 19 SH2-4 1-2 3-H 1B	B CU 80 X FF 93 1-0 1-H 2-H 3-H HR		C FF 89 X SL 76 0-1 2B		5	2	4	6	0	0	1
27 Jordan Zimmermann, R (1, 1) 32 Kevin Mench, R (4, PH) OBP: 0.235, SLG: 0.133 19 Scott Olsen, L (5, 1) OBP: 0.083, SLG: 0.083 6 Ian Desmond, R (8, PH) OBP: 0.324, SLG: 0.427 23 Collin Balester, R (9, 1)			C SI 93 B FF 92 X FF 93 1-1 ① G4-3	B FF 93 B SI 93 B FF 93 C SI 93 B FF 93 4-1 1 E 1 1B 11 BB 1-2 BB	M SI 90 M SI 90 X 0-2 ② SH2-4 1-2 2-3	F SI 91 B CU 79 S CH 86 B CH 86 F FF 92 C SI 93 2-3 ③ K		B FF 88 F SI 89 F FF 89 B FF 89 S SL 77 2-3 ③ K		1 0 1 1 0	0 1 0 0 0	0 0 0 0 0	0 0 0 0 0	0 1 0 1 0	0 0 1 0 0	0 0 0 1 0
Inning Stats	R: 0 E: 0 K: 1 S: 6 H: 0 LOB: 0 BB: 0 P: 8	R: 0 E: 0 K: 0 S: 10 H: 1 LOB: 1 BB: 0 P: 16	R: 1 E: 0 K: 0 S: 18 H: 1 LOB: 0 BB: 0 P: 24	R: 5 E: 1 K: 0 S: 23 H: 3 LOB: 3 BB: 4 P: 49	R: 1 E: 0 K: 0 S: 10 H: 2 LOB: 2 BB: 1 P: 17	R: 5 E: 0 K: 1 S: 18 H: 2 LOB: 0 BB: 3 P: 33	R: 1 E: 0 K: 2 S: 13 H: 2 LOB: 1 BB: 0 P: 19	R: 0 E: 0 K: 1 S: 7 H: 1 LOB: 1 BB: 0 P: 9		1B: 6 2B: 4 3B: 0 HR: 2 SF: 1 SAC: 1 DP: 0 HBP: 1						

PITCHER		IP	WLS	BF	H	R	ER	SO	BB	IBB	HBP	BLK	WP	HR	S	P	ERA	WHIP
34 Mike Pelfrey, R ERA: 3.96	(1, 1)	3.2	L	19	5	6	6	1	3	0	0	0	0	1	52	83	14.73	2.182
22 Raul Valdes, L ERA: 4.89	(4, 1)	0.1		4	1	1	1	0	1	0	1	0	0	0	6	16	27.00	6.000
50 Sean Green, R ERA: 5.4	(5, 1)	0.2		4	1	0	0	0	1	0	0	0	0	0	8	14	0.00	3.000
48 Pat Misch, L ERA: 4.91	(5, 1)	0.1		1	0	0	0	0	0	0	0	0	0	0	1	1	0.00	0.000
18 Ryota Igarashi, R ERA: 8.42	(6, 1)	1.0		8	2	5	5	1	3	0	0	0	1	1	18	33	45.00	5.000

PITCHER		IP	WLS	BF	H	R	ER	SO	BB	IBB	HBP	BLK	WP	HR	S	P	ERA	WHIP
46 Oliver Pérez, L ERA: 6.65	(7, 1)	2.0		9	3	1	1	3	0	0	0	0	0	0	20	28	4.50	1.500

BOTTOM

New York Mets @ Washington Nationals

Nationals Park, Washington, DC

Mon Sep 06 2010, 1:05 PM - 4:15 PM EDT

Att. 20,224 - Partly Cloudy - 82 F

livebaseballscorecards.com

AB	34
R	13
H	12
RBI	13
BB	8
SO	5
LOB	16

WP: 1 PA: 45
PB: 0
SB: 1
CS: 0

Batter	1	2	3	4	5	6	7	8	9	AB	R	H	RBI	BB	SO	LOB
16 Ángel Pagán, S (1, 9) OBP: 0.347, SLG: 0.441	C FF 91 B CH 88 X CU 72 1-1 L3	B CH 81 S CH 82 B SL 81 F SI 89 F SL 83 F SL 80 F FF 90 F CH 83 F FF 91 2-3 S CU 70 K			C FF 89 F CH 82 C SL 81 0-3 K			X FF 95 0-0 B1-3		4	0	0	0	0	2	1
3 Luis Hernandez, S (1, 4) OBP: 0.310, SLG: 0.393	B SI 91 X FF 92 1-0 15 1B 29 HR 1B	S CH 82 F CH 81 X SL 81 0-2 P2			B FF 89 B FF 90 C FF 89 B CH 80 X SI 89 3-1 G4-3			B FF 94 C FF 95 C FF 95 B CU 80 S CU 80 2-3 K		4	1	1	0	0	1	1
15 Carlos Beltrán, S (1, 8) OBP: 0.338, SLG: 0.348	B FF 91 B FF 91 1 SAFE F FF 90 B CU 69 1 SAFE X SI 89 3-1 29 HR 1-2 1B	C CU 70 F SI 90 B SI 91 X CU 72 1-2 G3			X CH 80 0-0 G1-3			C CU 80 B FF 96 B CU 79 B CU 80 X FF 95 3-1 G4-3		4	1	1	0	0	0	0
29 Ike Davis, L (1, 3) OBP: 0.347, SLG: 0.446	D CH 82 X FF 90 1-0 1-H 2-H HR	B CH 82 S CH 80 B CU 71 B FF 92 S CU 67 B SL 81 4-2 BB				B FF 92 F SL 74 B SI 90 B FF 90 X FF 91 3-1 19 G5-4-3 1B			C CU 78 B CU 80 C FF 94 B FF 95 C FF 95 2-3 K	3	1	2	3	1	1	0
19 Mike Hessman, R (1, 5) OBP: 0.278, SLG: 0.289	C SL 83 B SL 83 B SL 82 S SL 82 B FF 91 B SL 83 4-2 21 G4-6-3 BB	B SI 89 C SL 79 X SL 82 1-1 F7				X SI 90 0-0 G5-4-3 1-2f			B CU 79 S FF 94 B FF 95 C CU 79 S CU 81 2-3 K	3	0	0	0	1	1	2
21 Lucas Duda, L (1, 7) OBP: 0.192, SLG: 0.091 6 Nick Evans, R (6, PH) OBP: 0.125, SLG: 0.125 27 Jésus Feliciano, L (6, 7) OBP: 0.278, SLG: 0.352	S SI 89 D CH 84 X SL 82 1-1 G4-6-3 1-2f	S CH 80 C CU 72 B SL 81 F SL 80 F FF 91 X CU 71 1-2 F8				F SI 92 B SI 92 F CH 83 C SL 75 1-3 K			B FF 95 F FF 95 B CH 89 F FF 95 X CU 82 2-2 G3	2 1 1	0 0 0	0 0 0	0 0 0	0 0 0	0 1 0	2 0 0
4 Henry Blanco, R (1, 2) OBP: 0.274, SLG: 0.317		C SI 90 X SL 83 0-1 F8		C SL 82 C SI 91 F SL 83 B FF 90 X FF 90 1-2 F7			F SI 89 B SI 89 S CH 80 B SL 74 S FF 92 2-3 K			3	0	0	0	0	1	0
11 Rubén Tejada, R (1, 6) OBP: 0.285, SLG: 0.246		B SI 91 F SI 90 C CU 70 X FF 89 1-2 35 1B 2B		B CH 81 C SI 89 C CU 69 F SL 84 F CU 68 D CU 74 B SI 91 X SL 82 3-2 P6			B CH 82 X CH 82 1-0 B1-4			3	1	1	0	0	0	0
35 Dillon Gee, R (1, 1) OBP: 0.333, SLG: 0.333 25 Pedro Feliciano, L (8, 1) 39 Bobby Parnell, R (8, 1) 47 Hisanori Takahashi, L (9, 1) OBP: 0.063, SLG: 0.063		C FF 90 X FF 90 0-1 2-H 1B		C CU 72 S SL 84 B SL 82 S SI 90 1-3 K			B SI 90 C FF 91 S SL 75 B FF 93 B SL 76 F SI 91 X FF 91 3-2 F9			3 0 0 0	0 0 0 0	1 0 0 0	1 0 0 0	0 0 0 0	1 0 0 0	0 0 0 0

Inning Stats	1	2	3	4	5	6	7	8	9
	R: 3 E: 0 K: 0 S: 10	H: 3 LOB: 0 BB: 1 P: 21	R: 1 E: 0 K: 1 S: 18	H: 2 LOB: 1 BB: 0 P: 21	R: 0 E: 0 K: 0 S: 12	H: 0 LOB: 1 BB: 1 P: 19	R: 0 E: 0 K: 1 S: 12	H: 0 LOB: 0 BB: 0 P: 17	R: 0 E: 0 K: 1 S: 6	H: 0 LOB: 0 BB: 0 P: 9	R: 0 E: 0 K: 1 S: 6	H: 1 LOB: 0 BB: 0 P: 10	R: 0 E: 0 K: 1 S: 8	H: 0 LOB: 0 BB: 0 P: 14	R: 0 E: 0 K: 1 S: 6	H: 0 LOB: 0 BB: 0 P: 11	R: 0 E: 0 K: 2 S: 9	H: 0 LOB: 0 BB: 0 P: 15

PITCHER		IP	WLS	BF	H	R	ER	SO	BB	IBB	HBP	BLK	WP	HR	S	P	ERA	WHIP	PITCHER		IP	WLS	BF	H	R	ER	SO	BB	IBB	HBP	BLK	WP	HR	S	P	ERA	WHIP
29 Yunesky Maya, R ERA: 7.2	(1, 1)	5.0	L	21	5	4	4	3	2	0	0	0	0	1	58	87	7.20	1.400																			
48 Ross Detwiler, L ERA: 3.0	(6, 1)	2.0		6	1	0	0	2	0	0	0	0	0	0	14	24	0.00	0.500																			
23 Collin Balester, R ERA: 3.38	(8, 1)	2.0		6	0	0	0	3	0	0	0	0	0	0	15	26	0.00	0.000																			

New York Mets @ Washington Nationals

Nationals Park, Washington, DC

Tue Sep 07 2010, 7:08 PM - 9:33 PM EDT

Att. 13,835 - Clear - 88 F

TOP

livebaseballscorecards.com

AB	31
R	4
H	6
RBI	4
BB	2
SO	8
LOB	6

1B: 4 2B: 1 3B: 0 HR: 1	SF: 0 SAC: 0 DP: 2 HBP: 0	WP: 0 PB: 0 SB: 0 CS: 0	PA: 33

BOTTOM

New York Mets @ Washington Nationals

Nationals Park, Washington, DC

Tue Sep 07 2010, 7:08 PM - 9:33 PM EDT

Att. 13,835 - Clear - 88 F

livebaseballscorecards.com

Batter	1	2	3	4	5	6	7	8	9	AB	R	H	RBI	BB	SO	LOB
1 Nyjer Morgan, L (1, 8) OBP: 0.316, SLG: 0.317	C FF 89 B KC 73 C FF 90 B KC 73 X FF 90 2-2 ① F8		S CH 83 X CH 84 0-1 ③ G4-3			F FF 90 B KC 72 B CH 82 X CH 82 2-1 ① G4-3		C SI 89 S CU 78 D CU 78 F CU 78 B SI 90 F SI 88 S CU 78 2-3 ② K		4	0	0	0	0	1	1
6 Ian Desmond, R (1, 6) OBP: 0.323, SLG: 0.424	C FF 90 X FF 91 0-1 ② L8			C SL 79 L FF 89 D KC 72 F FF 90 S SL 79 1-3 ① K		B FF 89 B SL 79 B FF 89 B FF 90 4-0 BB		B SL 90 C FF 99 F FF 101 X FF 100 1-2 ③ G6-3		3	0	0	0	1	1	0
11 Ryan Zimmerman, R (1, 5) OBP: 0.385, SLG: 0.517	B FF 91 X FF 91 1-0 ③ F8			C FF 90 C KC 72 S SL 81 0-3 ② K		X FF 90 0-0 ② F9			C SI 90 X CH 82 0-1 12 1B 12 WP 1B	4	0	1	0	0	1	1
44 Adam Dunn, L (1, 3) OBP: 0.363, SLG: 0.555		X SI 89 0-0 ① G4-3		C FF 92 S KC 74 B FF 93 S FF 92 1-3 ③ K		X CH 84 0-0 ③ F9			C FF 91 B SL 81 B SL 82 B FF 91 C FF 92 C FF 91 3-3 ① K	4	0	0	0	0	2	2
2 Roger Bernadina, L (1, 7) OBP: 0.322, SLG: 0.416 12 Alberto Gonzalez, R (9, PH) OBP: 0.318, SLG: 0.350		C FF 90 X CH 82 0-1 ② G4-3			B CH 82 X CH 82 1-0 ① G1-3		B CH 82 C CH 82 B FF 88 F FF 89 X CH 82 2-2 ① G4-3		B CH 80 B CH 81 C SI 90 C FF 91 X CH 82 2-2 7 G6-4-3 1-3 1B	3 1	0 0	0 1	0 0	0 0	0 0	0 0
38 Michael Morse, R (1, 9) OBP: 0.343, SLG: 0.510 48 Ross Detwiler, R (6, 1) 32 Kevin Mench, R (7, PH) OBP: 0.278, SLG: 0.188 23 Collin Balester, R (8, 1) 7 Ivan Rodriguez, R (9, PH) OBP: 0.292, SLG: 0.348		B SL 80 B FF 90 S FF 90 F FF 90 B KC 74 X FF 90 3-2 ③ F8			C SL 79 B KC 73 B FF 90 F SL 78 F FF 92 X CH 83 2-2 ② G5-3		C SL 78 B FF 90 X SL 79 1-1 8 FC4-6 1B		T FF 91 B FF 92 S CH 80 F FF 90 F FF 92 X SI 83 1-2 ② ③ G6-4-3 1-2f	2 0 1 0 1	0 0 0 0 0	0 0 1 0 0	0 0 0 0 0	0 0 0 0 0	0 0 0 0 0	0 0 0 0 2
8 Danny Espinosa, S (1, 4) OBP: 0.526, SLG: 1.167			C CH 82 X SI 88 0-1 ① G5-3		B CH 84 B CH 83 B FF 90 C FF 89 B FF 89 4-1 BB	B FF 90 F CH 83 B CH 81 F CH 83 X CH 82 2-2 ② FC4-6 1-2f				2	0	0	0	1	0	1
3 Wilson Ramos, R (1, 2) OBP: 0.282, SLG: 0.324			B FF 90 C SL 79 B FF 90 B SL 80 B FF 90 4-1 29 SH3-4 BB		S SL 80 B SL 81 1 SAFE F FF 90 S KC 75 1-3 ③ K	S SL 80 B FF 91 X SL 80 1-1 ③ G6-3				2	0	0	0	1	1	2
29 Yunesky Maya, R (1, 1) 22 Willie Harris, L (6, 9) OBP: 0.296, SLG: 0.370 30 Justin Maxwell, R (8, PH) OBP: 0.295, SLG: 0.253 (9, 9)			L FF 88 X FF 89 0-1 ② SH3-4 1-2			B CH 82 X SI 88 1-0 HR		B SI 88 B SI 88 F SI 88 B SI 89 X SI 89 3-1 ① G6-3		0 1 1	0 1 0	0 1 0	0 1 0	0 0 0	0 0 0	0 0 0
Inning Stats	R: 0 E: 0 K: 0 S: 6 H: 0 LOB: 0 BB: 0 P: 9	R: 0 E: 0 K: 0 S: 6 H: 0 LOB: 0 BB: 0 P: 9	R: 0 E: 0 K: 0 S: 7 H: 0 LOB: 1 BB: 1 P: 11	R: 0 E: 0 K: 3 S: 10 H: 0 LOB: 0 BB: 0 P: 12	R: 0 E: 0 K: 1 S: 9 H: 0 LOB: 1 BB: 1 P: 17	R: 1 E: 0 K: 0 S: 5 H: 1 LOB: 1 BB: 1 P: 12	R: 0 E: 0 K: 0 S: 10 H: 1 LOB: 1 BB: 0 P: 16	R: 0 E: 0 K: 1 S: 10 H: 0 LOB: 0 BB: 0 P: 16	R: 0 E: 0 K: 1 S: 13 H: 2 LOB: 1 BB: 0 P: 19	1B: 3 2B: 0 3B: 0 HR: 1	SF: 0 SAC: 1 DP: 1 HBP: 0			WP: 1 PB: 0 SB: 0 CS: 0	PA: 33		

	AB	29
	R	1
	H	4
	RBI	1
	BB	3
	SO	6
	LOB	9

PITCHER		IP	WLS	BF	H	R	ER	SO	BB	IBB	HBP	BLK	WP	HR	S	P	ERA	WHIP
35 Dillon Gee, R ERA: 1.29	(1, 1)	7.0	W	26	2	1	1	4	3	0	0	0	0	1	53	86	1.29	0.714
25 Pedro Feliciano, L ERA: 2.98	(8, 1)	0.2	H	2	0	0	0	1	0	0	0	0	0	0	7	12	0.00	0.000
39 Bobby Parnell, R ERA: 2.48	(8, 1)	0.1	H	1	0	0	0	0	0	0	0	0	0	0	3	4	0.00	0.000
47 Hisanori Takahashi, L ERA: 3.88	(9, 1)	1.0	S	4	2	0	0	1	0	0	0	0	1	0	13	19	0.00	2.000

PITCHER	IP	WLS	BF	H	R	ER	SO	BB	IBB	HBP	BLK	WP	HR	S	P	ERA	WHIP

Batter	1	2	3	4	5	6	7	8	9	AB	R	H	RBI	BB	SO	LOB
16 Ángel Pagán, S (1, 9) OBP: 0.346, SLG: 0.438	B FF 82 X SI 82 1-0 ① G4-3		F FF 83 X CU 69 0-1 3 2B 15 SF7 1-2 1B		C SI 83 X SI 84 0-1 ② F8		B SL 77 F SI 92 F SI 92 X SI 93 1-2 ② G5-3		B SI 94 B SI 95 X FF 94 2-0 ③ F7	5	1	1	0	0	0	3
3 Luis Hernandez, S (1, 4) OBP: 0.333, SLG: 0.438	C FF 82 B SI 83 X CH 76 1-1 ② G4-3		X FF 84 0-0 1-3 2-H 2B		C SI 84 C SI 84 F FF 86 X CU 64 0-2 ③ 1-3 1B		F SI 93 B SI 92 C SI 92 D SL 79 X SI 93 2-2 ③ G6-3			4	0	2	1	0	0	1
15 Carlos Beltrán, S (1, 8) OBP: 0.342, SLG: 0.355	B FF 84 X FF 83 1-0 2B		C SI 86 F SI 85 X SI 87 0-2 ② SF7 3-H			B CU 67 B SI 84 C SL 79 B CU 66 C SL 79 B SI 84 4-2 BB		C FF 91 B FF 91 S FS 80 S FS 83 1-3 ① K		2	0	1	1	1	1	0
29 Ike Davis, L (1, 3) OBP: 0.344, SLG: 0.442	C CU 68 X SI 84 0-1 ③ G4-3		B SI 85 2 SAFE C CU 69 X SI 85 1-1 ③ F7			S FF 83 B FF 85 F CU 67 1 SAFE B SI 85 C SI 85 2-3 ① K		B CU 79 S FS 83 C FF 91 S FF 92 1-3 ② K		4	0	0	0	0	2	3
5 David Wright, R (1, 5) OBP: 0.361, SLG: 0.503		X SI 82 0-0 ① F8		C SL 77 B FF 85 C CU 64 B SI 87 B FF 86 S CU 66 3-3 ① K		C SI 85 B FF 85 F CU 66 B SI 87 C SL 80 1-3 ② K		C CU 78 B FF 92 F FF 92 F FF 92 X FS 82 1-2 E5		4	0	0	0	0	2	1
23 Chris Carter, L (1, 7) OBP: 0.313, SLG: 0.374 27 Jésus Feliciano, L (7, 7) OBP: 0.274, SLG: 0.347		C CU 66 F FF 83 B FF 83 X FF 86 1-2 ② L8		X SI 85 0-0 ② G4-3		C SI 86 1 SAFE F CH 78 B CH 78 F FF 86 1 SAFE X FF 85 1-2 ③ P5		1 SAFE B CU 79 1 SAFE B FF 90 C FF 91 1 SAFE B FF 91 F FF 91 X FF 90 3-2 ③ L5		3 1	0 0	0 0	0 0	0 0	0 0	1 1
30 Josh Thole, L (1, 2) OBP: 0.378, SLG: 0.387		C SI 84 B FF 81 F SI 82 F SI 82 B SI 83 X CU 68 2-2 ③ F7		B SL 77 B CH 77 B SL 80 C FF 82 X SI 83 3-1 ③ F8			B SI 83 B CH 77 C FF 82 C SI 82 B SI 82 F CU 67 B FF 82 4-2 11 SH3 6 2B BB		X FF 95 0-0 1B	3	1	1	0	1	0	0
11 Rubén Tejada, R (1, 6) OBP: 0.281, SLG: 0.241			C FF 82 F SL 78 F FF 85 F CU 62 F SI 84 B SL 76 F SL 78 S CH 76 1-3 ① K		B FF 84 X SL 78 1-0 ① F9		X SI 85 0-0 ① SH3 1-2		M FF 95 L SL 85 C SL 86 0-3 ① K	3	0	0	0	0	2	1
43 R.A. Dickey, R (1, 1) OBP: 0.267, SLG: 0.256 21 Lucas Duda, L (7, PH) OBP: 0.192, SLG: 0.091 6 Nick Evans, R (7, PH) OBP: 0.222, SLG: 0.333 64 Elmer Dessens, R (7, 1) 39 Bobby Parnell, R (8, 1) 25 Pedro Feliciano, L (8, 1) 12 Joaquin Arias, R (9, PH) OBP: 0.286, SLG: 0.330 47 Hisanori Takahashi, L (9, 1) OBP: 0.063, SLG: 0.063			C FF 83 B SL 79 S SL 78 B SI 86 F FF 86 F SL 77 B CU 67 X SI 84 3-2 16 1B 3 2B 1B		C FF 85 X SL 76 0-1 3 1B 1B		B CH 81 C SI 91 C SI 92 D SL 80 F SI 92 F SI 94 F SI 92 X SI 93 2-2 2-H 2B		B FF 95 B SL 84 X SI 94 2-0 ② F9	2 0 0 1 0 0 0 1 0	1 0 0 0 0 0 0 0 0	2 0 0 1 0 0 0 0 0	0 0 0 1 0 0 0 0 0	0 0 0 0 0 0 0 0 0	0 0 0 0 0 0 0 1 0	0 0 0 0 0 0 0 1 0
Inning Stats	R: 0 E: 0 K: 0 S: 6 H: 1 LOB: 1 BB: 0 P: 9	R: 0 E: 0 K: 0 S: 8 H: 0 LOB: 0 BB: 0 P: 11	R: 2 E: 0 K: 1 S: 20 H: 3 LOB: 1 BB: 0 P: 25	R: 0 E: 0 K: 1 S: 6 H: 0 LOB: 0 BB: 0 P: 12	R: 0 E: 0 K: 0 S: 9 H: 2 LOB: 2 BB: 0 P: 10	R: 0 E: 0 K: 2 S: 12 H: 0 LOB: 1 BB: 1 P: 20	R: 1 E: 0 K: 0 S: 16 H: 1 LOB: 1 BB: 1 P: 25	R: 0 E: 1 K: 2 S: 13 H: 0 LOB: 1 BB: 0 P: 19	R: 0 E: 0 K: 1 S: 6 H: 1 LOB: 1 BB: 0 P: 10	1B: 5 2B: 3 3B: 0 HR: 0	SF: 1 SAC: 1 DP: 0 HBP: 0	WP: 0 PB: 0 SB: 0 CS: 0	PA: 37			

PITCHER		IP	WLS	BF	H	R	ER	SO	BB	IBB	HBP	BLK	WP	HR	S	P	ERA	WHIP
61 Livan Hernandez, R ERA: 3.82	(1, 1)	6.1	L	26	6	3	3	4	2	0	0	0	0	0	65	95	4.26	1.263
17 Sean Burnett, L ERA: 2.63	(7, 1)	0.2		3	1	0	0	0	0	0	0	0	0	0	12	17	0.00	1.500
62 Joel Peralta, R ERA: 2.23	(8, 1)	1.0		4	0	0	0	2	0	0	0	0	0	0	13	19	0.00	0.000
22 Drew Storen, R ERA: 3.28	(9, 1)	1.0		4	1	0	0	1	0	0	0	0	0	0	6	10	0.00	1.000

PITCHER	IP	WLS	BF	H	R	ER	SO	BB	IBB	HBP	BLK	WP	HR	S	P	ERA	WHIP

TOP

New York Mets @ Washington Nationals

Nationals Park, Washington, DC

Wed Sep 08 2010, 1:37 PM - 3:19 PM EDT

Att. 16,002 - Partly Cloudy - 91 F

livebaseballscorecards.com

AB	33
R	3
H	8
RBI	3
BB	2
SO	7
LOB	12

BOTTOM

New York Mets @ Washington Nationals

Nationals Park, Washington, DC

Wed Sep 08 2010, 1:37 PM - 3:19 PM EDT

Att. 16,002 - Partly Cloudy - 91 F

livebaseballscorecards.com

Batter	1	2	3	4	5	6	7	8	9	AB	R	H	RBI	BB	SO	LOB
1 Nyjer Morgan, L (1, 8) OBP: 0.316, SLG: 0.316	C KN 72 F KN 77 B KN 79 F KN 80 S KN 80 1-3 ① **K**		C KN 75 F KN 80 X KN 80 0-2 ③ **G1-3**			X KN 74 0-0 44 1B, 6 WP, 1B		B FF 98 X FF 98 1-0 ① **P5**		4	0	1	0	0	1	1
6 Ian Desmond, R (1, 6) OBP: 0.323, SLG: 0.423	F KN 75 B KN 79 F KN 79 X FF 81 1-2 ② **G6-3**			C KN 73 X KN 76 0-1 ① **G5-3**		1 SAFE 1 SAFE L KN 71 L KN 77 B KN 80 F KN 78 2 SAFE F KN 77 F KN 79 1-2 **G1-3** 1-2 ①		S SL 90 X SL 89 0-1 11 FC6-4, 1B		4	0	1	0	0	0	1
11 Ryan Zimmerman, R (1, 5) OBP: 0.384, SLG: 0.514	F KN 74 F KN 79 B KN 81 F KN 67 F KN 81 X KN 77 1-2 ③ **F9**			C KN 76 X KN 78 0-1 ② **G5-3**		F KN 78 B KN 81 H KN 79 2-1 44 1B, HBP		C FF 97 B SL 88 B FF 96 F FF 99 F FF 99 1 SAFE X SL 90 2-2 ② **FC6-4** 1-2f		3	0	0	0	0	0	1
44 Adam Dunn, L (1, 3) OBP: 0.363, SLG: 0.553		F KN 76 B KN 78 F KN 77 B KN 80 B KN 77 F KN 76 X KN 75 3-2 ① **F8**		X KN 77 0-0 ③ **F7**		B KN 77 B KN 77 B KN 76 C KN 74 X KN 76 3-1 1-2, 2-3, 1B		B SI 87 B SI 87 B SI 88 C SI 88 S SI 88 F SI 89 X SI 89 3-2 ③ **G4-3**		4	0	1	0	0	0	1
2 Roger Bernadina, L (1, 7) OBP: 0.319, SLG: 0.413 12 Alberto Gonzalez, R (9, PH) OBP: 0.315, SLG: 0.348		B KN 73 C FF 85 B KN 78 F KN 75 B KN 79 F KN 76 X KN 76 3-2 ② **G2-3**			X KN 75 0-0 ① **G4-3**	C KN 76 F KN 79 X KN 80 0-2 ② **P5**			B SI 91 X FF 90 1-0 ① **G5-3**	3 1	0 0	0 0	0 0	0 0	0 0	3 0
38 Michael Morse, R (1, 9) OBP: 0.341, SLG: 0.505		F KN 80 X KN 80 0-1 ③ **G6-3**			B FF 86 X KN 73 1-0 3 HR, 1B	F KN 78 X KN 80 0-1 ③ **G6-3**			B SI 91 S CH 80 S CH 81 S CH 82 1-3 ② **K**	4	1	1	0	0	1	3
8 Danny Espinosa, S (1, 4) OBP: 0.435, SLG: 0.955			C KN 72 S KN 78 F KN 80 B KN 79 X KN 77 1-2 ① **F8**		B KN 74 D KN 76 C KN 72 F KN 74 X KN 78 2-2 ② **F8**		C FF 89 S CH 81 B CH 81 S CH 81 1-3 ① **K**		B FF 92 S CH 81 F CH 82 X SI 91 1-2 ③ **G6-3**	4	0	0	0	0	1	1
3 Wilson Ramos, R (1, 2) OBP: 0.310, SLG: 0.450			B KN 74 C FF 85 B KN 77 S KN 74 X KN 78 2-2 61 G4-3, 2B		B KN 77 X KN 77 1-0 1-H, HR		C SI 90 X CH 81 0-1 ② **F7**			3	1	2	2	0	0	0
61 Livan Hernandez, R (1, 1) OBP: 0.132, SLG: 0.115 17 Sean Burnett, L (7, 1) 22 Willie Harris, L (7, PH) OBP: 0.295, SLG: 0.368 62 Joel Peralta, R (8, 1) 22 Drew Storen, S (9, 1) OBP: 0.500, SLG: 0.500			X KN 76 0-0 ② **G4-3** 2-3		C FF 87 F KN 81 B KN 80 F KN 82 X KN 81 1-2 ③ **F9**		F SI 90 X SL 85 0-1 ③ **F8**			2 0 1 0 0	0 0 0 0 0	0 0 0 0 0	0 0 0 0 0	0 0 0 0 0	0 0 0 0 0	1 0 0 0 0
Inning Stats	R: 0 E: 0 K: 1 S: 12 H: 0 LOB: 0 BB: 0 P: 15	R: 0 E: 0 K: 0 S: 10 H: 0 LOB: 0 BB: 0 P: 16	R: 0 E: 0 K: 0 S: 11 H: 1 LOB: 1 BB: 0 P: 14	R: 0 E: 0 K: 0 S: 5 H: 0 LOB: 0 BB: 0 P: 5	R: 2 E: 0 K: 0 S: 10 H: 2 LOB: 0 BB: 0 P: 15	R: 0 E: 0 K: 0 S: 17 H: 2 LOB: 3 BB: 0 P: 23	R: 0 E: 0 K: 1 S: 7 H: 0 LOB: 0 BB: 0 P: 8	R: 0 E: 0 K: 0 S: 11 H: 1 LOB: 1 BB: 0 P: 17	R: 0 E: 0 K: 1 S: 7 H: 0 LOB: 0 BB: 0 P: 10	1B: 4 2B: 1 3B: 0 HR: 1	SF: 0 SAC: 0 DP: 0 HBP: 1	WP: 1 PB: 0 SB: 0 CS: 0	PA: 34				

	AB	R	H	RBI	BB	SO	LOB
	33	2	6	2	0	3	12

PITCHER		IP	WLS	BF	H	R	ER	SO	BB	IBB	HBP	BLK	WP	HR	S	P	ERA	WHIP
43 R.A. Dickey, R ERA: 2.91	(1, 1)	6.0	W	24	5	2	2	1	0	0	1	0	1	1	65	88	3.00	0.833
64 Elmer Dessens, R ERA: 2.21	(7, 1)	1.0	H	3	0	0	0	1	0	0	0	0	0	0	7	8	0.00	0.000
39 Bobby Parnell, R ERA: 2.43	(8, 1)	0.2	H	3	1	0	0	0	0	0	0	0	0	0	7	10	0.00	1.500
25 Pedro Feliciano, L ERA: 2.96	(8, 1)	0.1	H	1	0	0	0	0	0	0	0	0	0	0	4	7	0.00	0.000
47 Hisanori Takahashi, L ERA: 3.85	(9, 1)	1.0	S	3	0	0	0	1	0	0	0	0	0	0	7	10	0.00	0.000

PITCHER	IP	WLS	BF	H	R	ER	SO	BB	IBB	HBP	BLK	WP	HR	S	P	ERA	WHIP

Batter	1	2	3	4	5	6	7	8	9	AB	R	H	RBI	BB	SO	LOB
8 Shane Victorino, S (1, 8) OBP: 0.326, SLG: 0.441	C FF 92 F CH 87 B FF 94 B CH 88 B FC 93 F FF 94 X FF 94 3-2 ① G5-3		B CU 77 B FC 91 B FC 92 B FC 93 4-0 27 CS BB	D CH 85 B FF 93 X FC 92 2-0 27 WP 1-2 3-H 1B		C FF 85 B CH 73 D CH 75 X SI 86 2-1 ③ F9		C FF 87 X FF 87 0-1 1B		4	0	2	1	1	0	1
27 Placido Polanco, R (1, 5) OBP: 0.342, SLG: 0.402	C FF 93 B FF 94 C FC 95 B CH 88 X FC 96 2-2 ② P3		C FC 92 B CH 85 X FC 93 1-1 ② ③ F9 1-2	C FC 94 B CU 80 X FF 92 1-1 ③ G6-3 1-2 2-3			B SI 85 X FF 86 1-0 ① P4	X CH 84 0-0 ① F9		5	0	0	0	0	0	4
26 Chase Utley, L (1, 4) OBP: 0.380, SLG: 0.444	B FC 95 C FF 93 B CU 80 F FC 93 S FC 95 2-3 ③ K			B FC 92 C FC 92 B CU 77 S FF 92 B FC 94 S FC 91 3-3 ① K	C SI 75 B SI 85 X CU 76 1-1 ① L1		B SI 85 S SI 85 B CU 76 X CU 76 2-1 HR	C FF 88 B FF 88 B CH 83 S CH 81 X CH 80 2-2 ② P5		5	1	1	1	0	2	1
6 Ryan Howard, L (1, 3) OBP: 0.345, SLG: 0.525		C FC 93 B SI 94 B CH 87 F FC 94 B CH 90 X FF 95 3-2 ① G4-3		B CH 85 X FF 95 1-0 HR	C SI 86 B SI 85 B CU 76 C CU 76 B CU 77 F CU 77 F SI 86 S CU 78 3-3 ② K		S CU 76 X SI 86 0-1 51 BB 21 HBP 2B	C CH 82 X FF 87 0-1 ③ F7		5	2	2	1	0	1	1
28 Jayson Werth, R (1, 9) OBP: 0.385, SLG: 0.513		B FC 94 C FC 94 B FC 95 C FC 95 X FC 97 2-2 29 2B 51 1B 1B		B CU 77 B FC 94 C FC 94 X FC 95 2-1 21 1B 51 1B 34 1B 1B	C CU 75 B SI 84 X CH 73 1-1 E5		B CU 70 C SI 86 X SI 86 1-1 ② G5-3		C CU 78 F SI 92 B SI 94 B CU 82 S SI 94 2-3 ① K	5	2	2	0	0	1	1
29 Raul Ibanez, L (1, 7) OBP: 0.344, SLG: 0.429		C FC 94 B FF 92 B FF 92 F FC 93 B FF 94 F FC 91 F FC 95 F FF 93 X FC 92 3-2 51 1B 21 G4-3-6 1-3 2B		B FF 93 D FF 92 X FC 93 2-0 ② F7	C CU 75 T SI 86 F SI 86 S CU 76 0-3 ③ K		I IN 67 I IN 69 I IN 71 I IN 67 4-0 21 HBP 51 BB IBB		F SI 94 B SI 94 F SI 94 F CU 82 B SI 95 B SI 93 X SI 94 3-2 ② G1-3	4	1	1	0	1	1	2
51 Carlos Ruiz, R (1, 2) OBP: 0.397, SLG: 0.428		F CU 76 X CU 80 0-1 21 G4-3-6 2-3 3-H 1B		X FC 92 0-0 21 1B 34 1B 1-2 1B		B SI 85 B SI 86 F SI 86 C SI 86 X SI 87 2-2 1B	C FF 88 S FF 86 B CU 71 B SI 88 B FF 89 F SI 87 F SI 88 F SI 89 F FF 88 4-2 B FF 88 21 HBP 1-2 2-3 BB		C SI 93 F SI 93 B SI 94 B CU 81 B SI 94 F SI 94 F CH 86 F FF 94 B SI 95 4-2 BB	3	1	3	1	2	0	0
21 Wilson Valdez, R (1, 6) OBP: 0.283, SLG: 0.345		C FC 93 1 SAFE X FC 94 0-1 ② ③ G4-3-6 1-2f 3-H		F FC 94 F CU 78 B FC 94 D CU 81 B FC 94 X FC 92 3-2 34 1B 8 1B 1-2 2-3 1B		C SI 86 B CU 72 D CU 76 T SI 85 B CU 76 F SI 85 X CU 75 3-2 ① F7	B FF 88 B FF 87 B FF 88 H FF 88 4-0 1-2 2-3 3-H HBP		B SI 94 C CU 79 F SI 93 X CU 80 1-2 ③ G4-3	4	1	1	1	0	0	3
34 Roy Halladay, R (1, 1) OBP: 0.157, SLG: 0.146 37 Chad Durbin, R (8, 1) 46 Ryan Madson, L (9, 1)			C FC 93 S FC 94 F FF 94 X CU 82 0-2 ① G6-3	X FF 92 0-0 27 WP 8 1B 1-3 2-H 3-H 1B		L CU 76 M CU 76 B SI 87 S CU 76 1-3 ② K	B CU 72 B FF 86 C SI 86 S SI 87 S CH 83 2-3 ③ K			4 0 0	0 0 0	1 0 0	2 0 0	0 0 0	2 0 0	4 0 0

Inning Stats	1	2	3	4	5	6	7	8	9
	R: 0 E: 0 K: 1 S: 10	H: 0 LOB: 0 BB: 0 P: 17	R: 2 E: 0 K: 0 S: 16	H: 3 LOB: 0 BB: 0 P: 24	R: 0 E: 0 K: 0 S: 6	H: 0 LOB: 0 BB: 1 P: 11	R: 4 E: 0 K: 1 S: 15	H: 6 LOB: 2 BB: 0 P: 29	R: 0 E: 1 K: 2 S: 13	H: 0 LOB: 1 BB: 0 P: 18	R: 0 E: 0 K: 1 S: 12	H: 1 LOB: 1 BB: 0 P: 20	R: 2 E: 0 K: 1 S: 16	H: 2 LOB: 3 BB: 2 P: 34	R: 0 E: 0 K: 0 S: 8	H: 1 LOB: 1 BB: 0 P: 10	R: 0 E: 0 K: 1 S: 15	H: 0 LOB: 1 BB: 1 P: 25

1B: 9	SF: 0	WP: 1	PA: 44
2B: 2	SAC: 0	PB: 0	
3B: 0	DP: 1	SB: 0	
HR: 2	HBP: 1	CS: 1	

PITCHER		IP	WLS	BF	H	R	ER	SO	BB	IBB	HBP	BLK	WP	HR	S	P	ERA	WHIP
32 Jenrry Mejia, R ERA: 4.91	(1, 1)	4.0	L	20	9	6	6	2	1	0	0	0	1	1	47	81	13.50	2.500
22 Raul Valdes, L ERA: 5.03	(5, 1)	2.1		11	3	2	2	3	0	0	0	0	0	1	30	46	7.71	1.286
50 Sean Green, R ERA: 4.5	(7, 1)	0.1		4	0	0	0	0	1	1	1	0	0	0	8	21	0.00	3.000
48 Pat Misch, L ERA: 4.84	(7, 1)	0.1		1	0	0	0	1	0	0	0	0	0	0	3	5	0.00	0.000
64 Elmer Dessens, R ERA: 2.15	(8, 1)	1.0		4	1	0	0	0	0	0	0	0	0	0	8	10	0.00	1.000

PITCHER		IP	WLS	BF	H	R	ER	SO	BB	IBB	HBP	BLK	WP	HR	S	P	ERA	WHIP
18 Ryota Igarashi, R ERA: 8.1	(9, 1)	1.0		4	0	0	0	1	1	0	0	0	0	0	15	25	0.00	1.000

TOP

Philadelphia Phillies @ New York Mets

Citi Field, Flushing, NY

Fri Sep 10 2010, 7:12 PM - 10:19 PM EDT

Att. 33,071 - Cloudy - 67 F

livebaseballscorecards.com

AB	39
R	8
H	13
RBI	7
BB	4
SO	7
LOB	17

Philadelphia Phillies @ New York Mets

Citi Field, Flushing, NY

Fri Sep 10 2010, 7:12 PM - 10:19 PM EDT

Att. 33,071 - Cloudy - 67 F

livebaseballscorecards.com

BOTTOM

Batter	1	2	3	4	5	6	7	8	9	AB	R	H	RBI	BB	SO	LOB
7 José Reyes, S (1, 6) OBP: 0.322, SLG: 0.423	C FC 90 F FC 91 B SI 93 B FC 92 C FC 93 2-3 K ①		F CU 80 X FC 94 0-1 16 G4-3 15 HR 2B 1-H		C SI 91 B CH 84 B FC 92 S CU 80 X FC 92 2-2 G6-3 ①		F SI 92 C SI 92 B FC 91 X CH 84 1-2 G3-1 ③		C FF 92 X FF 94 0-1 F8 ③	5	1	1	1	0	1	1
16 Ángel Pagán, S (1, 9) OBP: 0.343, SLG: 0.435	X SI 92 0-0 G2-3 ②		C FC 92 X FC 92 0-1 G4-3 ② 2-3		S CU 78 X CH 85 0-1 F8 ②			C SI 91 B FC 91 F CH 83 B SI 91 F CU 79 X FC 90 2-2 G1-3 ①		4	0	0	0	0	0	1
15 Carlos Beltrán, S (1, 8) OBP: 0.340, SLG: 0.371	B CU 78 X SI 92 1-0 G3 ③		C FC 93 B SI 94 X FC 91 1-1 HR 3-H		B SI 92 C SI 93 B CH 85 B FC 91 F SI 92 F SI 92 X CU 78 3-2 G3 ③			F CU 77 F CH 83 C SI 92 0-3 K ②		4	1	1	2	0	1	0
29 Ike Davis, L (1, 3) OBP: 0.346, SLG: 0.444		F FC 90 X FC 90 0-1 P2 ① B CU 78 C FC 92 X CU 77 1-1 5 S 1B			C SI 92 B SI 93 B CH 84 C FC 92 X SI 92 2-2 G2-3 ①			F FC 91 B SI 93 F SI 92 F CH 84 B FC 92 X FC 91 2-2 5 1B 2B		4	1	2	0	0	0	0
5 David Wright, R (1, 5) OBP: 0.360, SLG: 0.501		F SI 93 B CH 84 S CH 84 C CU 78 1-3 K ② C FC 91 C CU 77 D CH 85 B FC 90 B FC 91 X FC 91 3-2 G1-3 ③ 1-2			S SI 93 B SI 93 B SI 93 C FC 90 X SI 93 2-2 G6-3 ②			B FC 87 X SI 89 1-0 1B 2-H		4	0	1	1	0	1	1
30 Josh Thole, L (1, 2) OBP: 0.388, SLG: 0.397		B SI 92 F FC 91 X CU 78 1-1 1B		B SI 91 X FC 90 1-0 3 HBP 27 FC4-6-5-2-5 1B	B SI 93 B FC 92 X SI 92 2-0 1B			F FF 88 S CH 80 B FF 88 X CH 82 1-2 G4-3 ③		4	0	3	0	0	0	1
21 Lucas Duda, L (1, 7) OBP: 0.167, SLG: 0.077		B FC 91 F FC 91 F CH 85 F SI 92 B CU 78 F CU 79 F FC 91 C FC 92 2-3 K ③		B FC 91 B CU 78 F FC 91 B FC 91 X FC 92 3-1 L9 ①	F FC 91 B SI 92 B FC 91 F SI 92 X SI 92 2-2 G4-3 ③				B FF 92 C FF 92 B CH 83 S FF 94 F FF 95 X CH 84 2-2 P6 ①	4	0	0	0	0	1	3
3 Luis Hernandez, S (1, 4) OBP: 0.324, SLG: 0.400			C SI 91 B FC 92 S FC 91 X CH 84 1-2 G4-3 ① H CU 79 1-0 27 FC4-6-5-2-5 HBP 1-2				C FC 90 X SI 91 0-1 G4-3 ①		B FF 93 B FF 94 B FF 91 C FF 92 X FF 92 3-1 G4-3 ②	3	0	0	0	0	0	0
32 Jenny Mejia, R (1, 1) OBP: 0.000, SLG: 0.000 27 Jésus Feliciano, L (4, PH) OBP: 0.273, SLG: 0.342 22 Raul Valdes, L (6, 1) OBP: 0.000, SLG: 0.000 50 Sean Green, R (7, 1) 46 Pat Misch, R (7, 1) OBP: 0.000, SLG: 0.000 1 Luis Castillo, S (7, PH) OBP: 0.318, SLG: 0.397 64 Elmer Dessens, R (8, 1) 18 Ryota Igarashi, R (8, 1) 23 Chris Carter, L (8, PH) OBP: 0.318, SLG: 0.379			C SI 92 B SI 94 S FC 92 X FC 93 1-2 7 2B 1B	X FC 91 0-0 FC4-6-5-2-5 ② ③ 1-2 2-H			B FC 90 B FC 90 C FC 91 C SI 92 C FC 91 2-3 K ②		B CH 84 C FF 92 X FC 88 1-1 1B	1 1 0 0 0 0 1 0 0 0	1 0 0 0 0 0 0 0 0 1	1 0 0 0 0 0 0 0 1 0	0 0 0 0 0 1 0 0 0 0	0 0 0 0 0 0 0 0 0 0	0 2 0 0 0 0 0 0 0 0	0 0 0 0 0 0 0 0 0 0
Inning Stats	R: 0 E: 0 K: 1 S: 5 H: 0 LOB: 0 BB: 0 P: 8	R: 0 E: 0 K: 2 S: 13 H: 1 LOB: 1 BB: 0 P: 17	R: 3 E: 0 K: 0 S: 17 H: 4 LOB: 1 BB: 0 P: 24	R: 0 E: 0 K: 0 S: 4 H: 1 LOB: 1 BB: 0 P: 9	R: 0 E: 0 K: 0 S: 9 H: 0 LOB: 0 BB: 0 P: 14	R: 0 E: 0 K: 0 S: 10 H: 1 LOB: 1 BB: 0 P: 18	R: 0 E: 0 K: 1 S: 8 H: 0 LOB: 0 BB: 0 P: 11	R: 1 E: 0 K: 1 S: 15 H: 2 LOB: 1 BB: 0 P: 21	R: 0 E: 0 K: 0 S: 10 H: 1 LOB: 1 BB: 0 P: 16	1B: 7 2B: 3 3B: 0 HR: 1 SF: 0 SAC: 0 DP: 1 HBP: 1						

	AB	36
	R	4
	H	10
	RBI	4
	BB	0
	SO	5
	LOB	9

WP: 0 PB: 0 SB: 1 CS: 0 PA: 37

PITCHER		IP	WLS	BF	H	R	ER	SO	BB	IBB	HBP	BLK	WP	HR	S	P	ERA	WHIP
34 Roy Halladay, R ERA: 2.44	(1, 1)	7.2	W	31	8	4	4	5	0	0	1	0	0	1	77	116	4.70	1.043
37 Chad Durbin, R ERA: 3.94	(8, 1)	0.1		2	1	0	0	0	0	0	0	0	0	0	4	6	0.00	3.000
46 Ryan Madson, R ERA: 2.64	(9, 1)	1.0		4	1	0	0	0	0	0	0	0	0	0	10	16	0.00	1.000

PITCHER	IP	WLS	BF	H	R	ER	SO	BB	IBB	HBP	BLK	WP	HR	S	P	ERA	WHIP

Batter	1	2	3	4	5	6	7	8	9	AB	R	H	RBI	BB	SO	LOB
8 Shane Victorino, S (1, 8) OBP: 0.325, SLG: 0.440	C SI 91 B SL 85 F FF 92 B FS 85 X SI 92 2-2 F8		B FF 94 X SL 85 1-0 G4-3			C SL 85 B FS 85 F FS 85 B SI 92 X SL 85 2-2 P2		B SL 83 F FS 82 X FS 83 1-1 26 G4-3 27 1B 6 1B 2-H 1B		4	1	1	1	0	0	0
27 Placido Polanco, R (1, 5) OBP: 0.342, SLG: 0.400	C SI 91 B SI 89 F SI 92 B FS 87 X SI 92 2-2 G6-3			B SL 84 X SI 90 1-0 G5-3		B SI 90 C SL 84 X SI 91 1-1 G4-3		C FF 97 X FF 98 0-1 26 G4-3 6 1B 1-2 1B		4	1	1	0	0	0	0
26 Chase Utley, L (1, 4) OBP: 0.381, SLG: 0.443	C SI 93 B FS 86 F SI 93 F SL 87 F SI 93 B FF 93 S FS 85 2-3 K			C SI 93 B FS 85 F FS 86 X SL 87 1-2 28 FC6-4 1B			F SI 91 H FF 93 1-1 28 FC5-4 HBP	C SI 86 C SI 86 F SI 86 F SI 87 X CH 74 0-2 G4-3 1-2 2-3		3	0	1	0	0	1	2
6 Ryan Howard, L (1, 3) OBP: 0.344, SLG: 0.522		B SI 93 B SI 92 X SI 92 2-0 L4		D FS 86 B SI 91 F SI 91 X FF 92 2-1 F7			X FS 81 0-0 L4	B SI 87 X SI 87 1-0 2-H 3-H 1B		4	0	1	2	0	0	2
28 Jayson Werth, R (1, 9) OBP: 0.383, SLG: 0.509		C SI 93 B SL 86 C FF 85 X FF 88 1-2 E3 29 1B		B SL 84 1 SAFE C SL 84 1 SAFE F FS 84 B FS 84 X SI 93 2-2 FC6-4 1-2f			B SL 83 C SL 83 S FS 84 B FS 84 X SI 91 2-2 FC5-4 29 1B 1-2f	B SL 80 S SL 82 S FF 95 S FF 96 1-3 K		4	0	0	0	0	1	3
29 Raul Ibanez, L (1, 7) OBP: 0.345, SLG: 0.429		B SI 90 B SI 91 1 SAFE F SI 91 B SI 92 X SI 92 3-1 23 G3-6-1 1-2 1B			C SI 92 B FS 84 F FS 84 T SI 93 1-2 K		X FS 84 0-0 1-2 1B		B FF 90 F FF 89 B SL 82 X FF 90 2-1 L7	4	0	2	0	0	1	0
23 Brian Schneider, L (1, 2) OBP: 0.326, SLG: 0.375 5 Mike Sweeney, R (9, PH) OBP: 0.323, SLG: 0.434 40 John Mayberry Jr., R (9, PR)		X SI 92 0-0 G3-6-1 1-2f			C SI 93 B FS 84 F FS 85 B FF 92 X SI 92 2-2 21 G4-6-3 1B		B SI 92 B FS 86 X SI 93 2-0 F8		B SI 89 S CH 81 X CH 82 1-1 21 G3-1 2B	3 1 0	0 0 0	1 1 0	0 0 0	0 0 0	0 0 0	4 0 0
21 Wilson Valdez, R (1, 6) OBP: 0.279, SLG: 0.341			B SI 93 C SI 92 T FS 86 B FS 86 F SI 92 B FS 87 F SI 92 X SI 93 3-2 L9		X SL 84 0-0 G4-6-3 1-2f			B FF 92 B SI 91 C FF 92 F FF 92 C FS 85 2-3 K	B FF 88 B FF 90 C CH 81 S CH 81 X FF 90 2-2 G3-1 2-3	4	0	0	0	0	1	2
38 Kyle Kendrick, R (1, 1) 19 Greg Dobbs, L (8, PH) 57 David Herndon, R (8, 1) 37 Antonio Bastardo, R (8, 1) 52 Jose Contreras, R (8, 1) 16 J.C. Romero, S (7, 1) 37 Chad Durbin, R (7, 1) 7 Ross Gload, L (8, PH) 46 Ryan Madson, L (8, 1) 51 Carlos Ruiz, R (9, PH)			C SI 93 F SI 93 C FS 86 0-3 K			B SL 82 F SI 93 B FS 84 S SI 92 F FS 86 C SI 93 2-3 K		C SI 93 B FF 92 F SI 93 B FF 92 F FF 94 F FS 85 X FF 94 2-2 8 1B	C CH 80 X CH 81 0-1 G5-3	1 1 0 0 0 0 0 0 0 1 0	0 0 0 0 0 0 0 0 0 1 0	0 0 0 0 0 0 0 0 0 1 0	0 0 0 0 0 0 0 0 0 0 0	1 1 0 0 0 0 0 0 0 0 0	0 0 0 0 0 0 0 0 0 0 2	0 0 0 0 0 0 0 0 0 0 0
Inning Stats	R: 0 E: 0 K: 1 S: 11 H: 0 LOB: 0 BB: 0 P: 17	R: 0 E: 1 K: 0 S: 7 H: 1 LOB: 1 BB: 0 P: 13	R: 0 E: 0 K: 1 S: 9 H: 0 LOB: 0 BB: 0 P: 13	R: 0 E: 0 K: 0 S: 9 H: 1 LOB: 1 BB: 0 P: 15	R: 0 E: 0 K: 1 S: 7 H: 1 LOB: 0 BB: 0 P: 10	R: 0 E: 0 K: 1 S: 9 H: 0 LOB: 0 BB: 0 P: 14	R: 0 E: 0 K: 0 S: 7 H: 1 LOB: 2 BB: 0 P: 12	R: 3 E: 0 K: 2 S: 21 H: 4 LOB: 1 BB: 0 P: 28	R: 0 E: 0 K: 0 S: 9 H: 1 LOB: 2 BB: 0 P: 14	1B: 7 2B: 2 3B: 0 HR: 0 SF: 0 SAC: 0 DP: 2 HBP: 1						

PITCHER		IP	WLS	BF	H	R	ER	SO	BB	IBB	HBP	BLK	WP	HR	S	P	ERA	WHIP
34 Mike Pelfrey, R ERA: 3.89	(1, 1)	7.1	W	28	6	2	2	5	0	0	1	0	0	0	69	109	2.46	0.818
39 Bobby Parnell, R ERA: 2.7	(8, 1)	0.0		1	1	0	0	0	0	0	0	0	0	0	2	2	∞	∞
25 Pedro Feliciano, L ERA: 2.94	(8, 1)	0.1	H	2	1	1	1	0	0	0	0	0	0	0	6	7	27.00	3.000
36 Manny Acosta, R ERA: 3.26	(8, 1)	0.1	H	1	0	0	0	1	0	0	0	0	0	0	3	4	0.00	0.000
47 Hisanori Takahashi, L ERA: 3.81	(9, 1)	1.0	S	4	1	0	0	0	0	0	0	0	0	0	9	14	0.00	1.000

PITCHER	IP	WLS	BF	H	R	ER	SO	BB	IBB	HBP	BLK	WP	HR	S	P	ERA	WHIP

TOP

Philadelphia Phillies @ New York Mets

Citi Field, Flushing, NY

Sat Sep 11 2010, 4:13 PM - 7:16 PM EDT

Att. 35,788 - Partly Cloudy - 78 F

livebaseballscorecards.com

AB	35
R	3
H	9
RBI	3
BB	0
SO	6
LOB	15

PA: 36

WP: 0 PB: 0 SB: 0 CS: 0

BOTTOM

Philadelphia Phillies @ New York Mets

Citi Field, Flushing, NY

Sat Sep 11 2010, 4:13 PM - 7:16 PM EDT

Att. 35,788 - Partly Cloudy - 78 F

livebaseballscorecards.com

Batter	1	2	3	4	5	6	7	8	9	AB	R	H	RBI	BB	SO	LOB
7 José Reyes, S (1, 6) OBP: 0.323, SLG: 0.428	F SI 87 B SI 88 F CH 81 X SI 89 1-2 ① G6-3		B CH 80 B CH 80 B SI 89 C SI 88 X SI 88 3-1 HR		C SI 89 B FC 87 X SI 89 1-1 ① FC4-6 27 G4-3 27 S 1-2f		F SI 93 C FF 93 B FF 93 B FF 93 F SI 93 X SL 88 2-2 ② G3-1	D CH 84 B CH 84 B FF 93 I IN 58 4-0 IBB		4	1	1	1	1	0	1
27 Jésus Feliciano, L (1, 9) OBP: 0.291, SLG: 0.351	C SI 88 B FC 86 X CH 82 1-1 5 BB 29 2B 1B		B SI 88 B CH 86 B CH 81 C SI 88 C SI 89 B SI 90 4-2 5 P4-3 BB		B SI 89 1 SAFE F SI 90 C SI 90 F FC 87 B FF 90 X FC 88 2-2 ② G4-3 1-3		B SI 93 C SI 92 B SL 86 X SI 92 2-1 16 E 16 29 1B 1B	B FF 93 T FF 93 X CH 84 1-1 ②③ L8-4 2-2		4	2	2	0	1	0	3
16 Ángel Pagán, S (1, 8) OBP: 0.342, SLG: 0.433	F SI 89 F SI 88 X SI 89 0-2 ② P5		X SI 88 0-0 ① F7		X SI 90 0-0 ③ F8		X SI 93 0-0 E7 29 1B 1-3 1B			4	1	1	0	0	0	3
5 David Wright, R (1, 5) OBP: 0.363, SLG: 0.501	B SI 90 B FC 84 B SI 90 B SI 90 4-0 29 2B 1-2 BB		1 SAFE F FC 85 B SI 90 1 SAFE B FC 85 B SI 90 X SI 90 3-1 ②③ P4-3 1-1f			S SI 91 B SI 91 C SI 92 B SL 84 X SI 92 2-2 23 BB 29 1B 3 F9-2 1B	I IN 68 I IN 69 I IN 68 I IN 66 4-0 30 1B 29 1B IBB			2	0	1	0	2	0	1
29 Ike Davis, L (1, 3) OBP: 0.351, SLG: 0.452	X CH 84 0-0 1-3 2-H 2B			B SI 87 F CH 80 B FC 85 X CH 81 2-1 1B		B SL 81 B FF 94 X FF 94 2-0 23 BB 1-2 1B	B SI 91 D SI 91 B SI 91 C FF 90 X SI 91 3-1 30 1B 1-2 2-H 3-H 1B			4	0	4	3	0	0	0
30 Josh Thole, L (1, 2) OBP: 0.384, SLG: 0.393	B SI 89 X CH 83 1-0 ③ F7			B SI 89 C SI 89 X SI 89 1-1 ① L7	C FF 93 S SL 84 B FF 93 B SL 85 S SL 83 2-3 ① K	C FF 91 B SI 91 X SI 92 1-1 1-2 2-3 1B				4	0	1	0	0	1	5
21 Lucas Duda, L (1, 7) OBP: 0.156, SLG: 0.071 12 Joaquin Arias, R (6, PH) OBP: 0.286, SLG: 0.330 23 Chris Carter, L (6, PH) OBP: 0.322, SLG: 0.379 6 Nick Evans, R (6, PR) OBP: 0.200, SLG: 0.300 (7, 7)		X SI 87 0-0 ① G3		X SI 89 0-0 ② F8		D SL 85 B SL 84 C SI 92 B SL 85 F FF 91 B SL 85 4-2 1-2 2-3 BB	B FC 87 B FC 87 C FC 87 B FF 90 F SI 90 C FC 88 3-3 ③ K			2 0 0 1	0 0 0 0	0 0 0 0	0 0 1 0	0 0 0 1	0 0 0 3	1 0 0 3
3 Luis Hernandez, S (1, 4) OBP: 0.317, SLG: 0.368		C SI 86 X CH 86 0-1 ② G4-3		B SI 87 X SI 89 1-0 ③ L7	B FF 92 X FF 91 1-0 ②③ F9-2 3-H			C FF 92 B FC 89 S CH 83 B CH 84 B FF 93 B FF 93 4-2 27 L8-4 1 SH1-4 BB		3	0	0	0	1	0	4
34 Mike Pelfrey, R (1, 1) OBP: 0.143, SLG: 0.111 39 Bobby Parnell, R (8, 1) 25 Pedro Feliciano, L (8, 1) 36 Manny Acosta, R (8, 1) 1 Luis Castillo, S (8, PH) OBP: 0.338, SLG: 0.267 47 Hisanori Takahashi, L (9, 1) OBP: 0.063, SLG: 0.063		C SI 88 C SI 88 B FF 87 S SI 89 1-3 ③ K		C SI 88 F FC 84 X CH 83 0-2 7 FC4-6 1B			C SI 92 S SI 92 B SI 93 F SI 94 S SI 94 1-3 ① K	L FF 91 X FC 88 0-1 ① SH1-4 1-2		3 0 0 0 0 0	0 0 0 0 0 0	1 0 0 0 0 0	0 0 0 0 0 0	0 0 0 0 0 0	2 0 0 0 0 0	0 0 0 0 0 0
Inning Stats	R: 1 H: 2 E: 0 LOB: 2 K: 0 BB: 1 S: 10 P: 17	R: 0 H: 0 E: 0 LOB: 0 K: 1 BB: 0 S: 6 P: 7	R: 1 H: 1 E: 0 LOB: 0 K: 0 BB: 1 S: 7 P: 17	R: 0 H: 1 E: 0 LOB: 1 K: 0 BB: 0 S: 6 P: 10	R: 0 H: 1 E: 0 LOB: 1 K: 0 BB: 1 S: 10 P: 13	R: 0 H: 2 E: 0 LOB: 2 K: 1 BB: 1 S: 10 P: 21	R: 2 H: 4 E: 1 LOB: 3 K: 2 BB: 1 S: 18 P: 34	R: 0 H: 0 E: 0 LOB: 1 K: 0 BB: 2 S: 6 P: 15		1B: 9 2B: 4 3B: 0 HR: 1	SF: 0 SAC: 1 DP: 3 HBP: 0			WP: 0 PB: 0 SB: 1 CS: 0	PA: 38	

	AB	R	H	RBI	BB	SO	LOB
	31	4	11	4	6	4	21

PITCHER		IP	WLS	BF	H	R	ER	SO	BB	IBB	HBP	BLK	WP	HR	S	P	ERA	WHIP
38 Kyle Kendrick, R ERA: 4.85	(1, 1)	5.0	L	21	5	2	2	1	2	0	0	0	0	1	39	64	3.60	1.400
57 David Herndon, R ERA: 4.1	(6, 1)	0.0		1	1	0	0	0	0	0	0	0	0	0	3	5	∞	∞
37 Antonio Bastardo, L ERA: 5.17	(6, 1)	0.1		2	1	0	0	1	0	0	0	0	0	0	4	8	0.00	3.000
52 Jose Contreras, R ERA: 3.55	(6, 1)	1.1		7	2	2	2	1	1	1	0	0	0	0	14	28	13.50	2.250
16 J.C. Romero, L ERA: 3.66	(7, 1)	0.0		2	2	0	0	0	0	0	0	0	0	0	4	8	∞	∞

PITCHER		IP	WLS	BF	H	R	ER	SO	BB	IBB	HBP	BLK	WP	HR	S	P	ERA	WHIP
37 Chad Durbin, R ERA: 3.92	(7, 1)	0.1		1	0	0	0	1	0	0	0	0	0	0	3	6	0.00	0.000
46 Ryan Madson, R ERA: 2.58	(8, 1)	1.0		4	0	0	0	0	1	1	0	0	0	0	6	15	0.00	1.000

Batter	1	2	3	4	5	6	7	8	9	AB	R	H	RBI	BB	SO	LOB
8 Shane Victorino, S (1, 8) OBP: 0.327, SLG: 0.439	B FF 90 C FF 90 X FC 87 1-1 27 BB 26 1B 1B		B FF 88 B FF 89 S FF 89 X FF 88 2-1 ① L7		B CU 72 C CU 73 B FF 89 X CU 74 2-1 ② G5-3		I IN 60 I IN 60 I IN 56 I IN 57 4-0 27 G6-4-3 IBB		D CH 79 B FF 88 D CH 79 2 SAFE I IN 53 4-0 27 FC6-4 IBB	3	1	1	0	2	0	0
27 Placido Polanco, R (1, 5) OBP: 0.342, SLG: 0.401	B SI 90 B SI 90 B FF 90 C FF 90 F FF 90 F FF 91 B FF 90 4-2 26 1B 1-2 BB		C FF 90 F FF 90 B FF 90 X FF 90 1-2 26 G4-3 6 1B 2B		X FF 89 0-0 ③ P4		B FF 88 X FF 90 1-0 ②③ G6-4-3 1-2f		C FF 87 B FF 88 X CU 78 1-1 ③ FC6-4 1-2f	4	1	1	0	1	0	5
26 Chase Utley, L (1, 4) OBP: 0.385, SLG: 0.445	C FF 90 X CU 75 0-1 1-3 2-H 1B		X FF 90 0-0 ② G4-3 2-3			C FC 83 B FF 89 B FF 89 X FC 84 2-1 6 G5-6-3 1B		H SI 86 1-0 HBP		3	0	2	1	0	0	1
6 Ryan Howard, L (1, 3) OBP: 0.343, SLG: 0.520	C FC 86 B SI 90 F FF 88 S FF 91 1-3 ① K		B FF 90 S FF 91 B FF 91 B FC 87 S FC 87 X FF 92 3-2 3-H 1B			B FF 89 X FC 86 1-0 ①② G5-6-3 1-2f		C SI 87 F SI 86 B CH 74 S CU 76 1-3 ① K		4	0	1	1	0	2	4
28 Jayson Werth, R (1, 9) OBP: 0.380, SLG: 0.505	C FF 90 F FF 90 B FF 92 S FC 87 1-3 ② K		S FF 90 C FF 90 S CU 76 0-3 ③ K			B FF 89 C FF 90 C FF 89 B FF 90 S CU 75 2-3 ③ K2-3		1 SAFE X FF 94 0-0 ② P2		4	0	0	0	0	3	4
29 Raul Ibanez, L (1, 7) OBP: 0.345, SLG: 0.434	S FF 90 C FF 91 S FC 87 0-3 ③ K			X FF 88 0-0 ① G1			C FC 84 X FF 90 0-1 HR	C FF 93 1 SAFE B FF 93 F FF 93 1 SAFE 1 SAFE F SL 80 B FF 93 F SL 78 2-3 ③ S SL 84 K		4	1	1	1	0	2	3
51 Carlos Ruiz, R (1, 2) OBP: 0.394, SLG: 0.424		C CU 72 F FC 86 B CU 73 F FF 91 B FF 92 X FF 91 2-2 ① G4-3		B FF 88 B FF 90 F FF 89 X FF 89 2-1 ② G5-3			C CU 72 C FF 88 B CU 74 F FF 90 X CU 75 1-2 21 2B 1B		X FF 86 0-0 ① G1-3	4	0	1	0	0	0	0
21 Wilson Valdez, R (1, 6) OBP: 0.282, SLG: 0.346		C SI 90 B FF 91 F FF 91 S FF 91 1-3 ② K		C FF 89 X FF 91 0-1 ③ G4-3			B FF 88 F FF 89 F FF 90 F FC 89 X FC 86 1-2 1-3 2B		B SI 85 X SI 86 1-0 44 SH3-4 1B	4	0	2	0	0	1	0
44 Roy Oswalt, R (1, 1) OBP: 0.167, SLG: 0.135		B FF 90 X FF 89 1-0 ③ G6-3			C FF 87 B FF 88 C FF 88 B CU 72 X FF 88 2-2 ① L5		C CU 73 X FF 88 0-1 ① G6-3		1 SAFE X CH 83 0-0 ② SH3-4 1-2	3	0	0	0	0	0	2
Inning Stats	R: 1 E: 0 K: 3 S: 16 H: 2 LOB: 2 BB: 1 P: 23	R: 0 E: 0 K: 1 S: 8 H: 0 LOB: 0 BB: 0 P: 12	R: 1 E: 0 K: 1 S: 12 H: 2 LOB: 1 BB: 0 P: 18	R: 0 E: 0 K: 0 S: 5 H: 0 LOB: 0 BB: 0 P: 7	R: 0 E: 0 K: 0 S: 6 H: 0 LOB: 0 BB: 0 P: 10	R: 0 E: 0 K: 1 S: 6 H: 1 LOB: 0 BB: 0 P: 11	R: 1 E: 0 K: 0 S: 13 H: 3 LOB: 2 BB: 1 P: 20	R: 0 E: 0 K: 2 S: 9 H: 0 LOB: 1 BB: 0 P: 13	R: 0 E: 0 K: 0 S: 5 H: 1 LOB: 2 BB: 1 P: 11	1B: 6 2B: 2 3B: 0 HR: 1 SF: 0 SAC: 1 DP: 2 HBP: 1						

TOP

Philadelphia Phillies @ New York Mets

Citi Field, Flushing, NY

Sun Sep 12 2010, 1:11 PM - 3:25 PM EDT

Att. 31,563 - Cloudy - 66 F

livebaseballscorecards.com

AB	33
R	3
H	9
RBI	3
BB	3
SO	8
LOB	19

PITCHER		IP	WLS	BF	H	R	ER	SO	BB	IBB	HBP	BLK	WP	HR	S	P	ERA	WHIP
49 Jonathon Niese, L ERA: 3.85	(1, 1)	7.0	L	29	8	3	3	6	1	1	0	0	0	1	66	101	3.86	1.286
25 Pedro Feliciano, L ERA: 2.92	(8, 1)	0.1		2	0	0	0	1	0	0	1	0	0	0	3	5	0.00	0.000
36 Manny Acosta, R ERA: 3.19	(8, 1)	0.2		2	0	0	0	1	0	0	0	0	0	0	6	8	0.00	0.000
64 Elmer Dessens, R ERA: 2.09	(9, 1)	1.0		5	1	0	0	0	0	1	0	0	0	0	5	11	0.00	1.000

PITCHER	IP	WLS	BF	H	R	ER	SO	BB	IBB	HBP	BLK	WP	HR	S	P	ERA	WHIP

BOTTOM

Philadelphia Phillies @ New York Mets

Citi Field, Flushing, NY

Sun Sep 12 2010, 1:11 PM - 3:25 PM EDT

Att. 31,563 - Cloudy - 66 F

livebaseballscorecards.com

Batter	1	2	3	4	5	6	7	8	9	AB	R	H	RBI	BB	SO	LOB
7 José Reyes, S (1, 6) OBP: 0.322, SLG: 0.427	B CH 81 X SI 91 1-0 ① F8		B FF 92 D CH 83 X CH 83 2-0 ② FC4-6 1-2f			C FF 92 B FF 92 B FF 92 X FF 91 2-1 ① FC6-4 1-2f			C FC 85 F CH 82 X SL 77 0-2 16 G1-6-3 1B	4	0	1	0	0	0	2
16 Ángel Pagán, S (1, 9) OBP: 0.342, SLG: 0.432	M CH 81 X CH 81 0-1 15 CS 1B		S CU 68 B SI 90 C SI 88 1 SAFE X CH 82 1-2 ③ F7			C CH 81 S FF 91 C FF 91 0-3 ② K			B FF 91 C FF 90 X CH 82 1-1 ①② G1-6-3 1-2f	4	0	1	0	0	1	3
15 Carlos Beltrán, S (1, 8) OBP: 0.338, SLG: 0.368	C FF 91 B FF 91 B FF 91 C CH 81 B FF 91 X FF 93 3-2 ② 1-2 1B			B CU 71 X FF 91 1-0 ① G4-3		S FF 91 F FF 92 F SL 77 F CH 79 B FF 92 F FF 92 X CU 68 1-2 ③ G6-3			C SI 92 F FF 93 T FF 94 0-2 ③ K	4	0	1	0	0	1	1
5 David Wright, R (1, 5) OBP: 0.361, SLG: 0.498	B FF 93 F FF 94 B FF 91 S CH 82 B FF 92 S CH 83 3-3 ③ K			B CH 83 C FC 84 B FF 91 C FC 83 S CH 82 2-3 ② K			F FC 81 F FF 92 S CH 83 0-3 ① K			3	0	0	0	0	3	1
29 Ike Davis, L (1, 3) OBP: 0.349, SLG: 0.449		F FF 92 B FF 93 F FF 93 B FF 93 X CH 83 2-2 ① G4-3		X CH 83 0-0 ③ G4-3			B FF 92 S FF 90 C CU 72 F SL 77 F FF 92 F CH 83 B FC 83 X CU 66 2-2 ② G1-3			3	0	0	0	0	0	0
23 Chris Carter, L (1, 7) OBP: 0.316, SLG: 0.371		C FF 93 F FF 93 X FF 93 0-2 ② G6-3			C CU 72 B CU 71 X CH 82 1-1 ① G1-3		X CH 81 0-0 ③ F9			3	0	0	0	0	0	0
30 Josh Thole, L (1, 2) OBP: 0.377, SLG: 0.385		C FF 92 X FF 92 0-1 ③ F8			C FF 92 C CH 82 B SL 78 B FF 93 X CH 84 2-2 ② G4-3			B FC 81 B CH 82 C FF 90 B CH 81 F SI 90 X FF 92 3-2 ① L4		3	0	0	0	0	0	0
3 Luis Hernandez, S (1, 4) OBP: 0.302, SLG: 0.350 27 Jésus Feliciano, L (8, PH) OBP: 0.288, SLG: 0.346 64 Elmer Dessens, R (9, 1)			C FF 90 F FF 92 B FF 91 X CH 82 1-2 ① G1-3		C CH 82 B CU 72 S FF 92 B SL 78 T FF 92 2-2 ③ K			C SI 90 C FC 84 X SL 78 0-2 ② G1-3		2 1 0	0 0 0	0 0 0	0 0 0	0 0 0	1 0 0	0 0 0
49 Jonathon Niese, L (1, 1) OBP: 0.293, SLG: 0.220 25 Pedro Feliciano, L (8, 1) 36 Manny Acosta, R (8, 1) 21 Lucas Duda, L (8, PH) OBP: 0.152, SLG: 0.069 11 Rubén Tejada, R (9, 4) OBP: 0.281, SLG: 0.241			C FF 90 F FF 92 B CU 73 B FF 92 B SL 82 B FF 91 4-2 7 FC4-6 BB			X SI 89 0-0 7 FC6-4 1B			S FF 90 B FF 92 F FF 92 X CH 82 1-2 ③ G3	1 0 0 1 0	0 0 0 0 0	1 0 0 0 0	0 0 0 0 0	1 0 0 0 0	0 0 0 0 0	0 0 0 0 0
Inning Stats	R: 0 E: 0 K: 1 S: 9 H: 2 LOB: 1 BB: 0 P: 16	R: 0 E: 0 K: 0 S: 8 H: 0 LOB: 0 BB: 0 P: 10	R: 0 E: 0 K: 0 S: 9 H: 0 LOB: 1 BB: 1 P: 17	R: 0 E: 0 K: 1 S: 5 H: 0 LOB: 0 BB: 0 P: 8	R: 0 E: 0 K: 1 S: 8 H: 0 LOB: 0 BB: 0 P: 13	R: 0 E: 0 K: 1 S: 12 H: 1 LOB: 1 BB: 0 P: 15	R: 0 E: 0 K: 1 S: 10 H: 0 LOB: 0 BB: 0 P: 12	R: 0 E: 0 K: 0 S: 9 H: 0 LOB: 0 BB: 0 P: 13	R: 0 E: 0 K: 1 S: 8 H: 1 LOB: 0 BB: 0 P: 9	1B: 4 2B: 0 3B: 0 HR: 0 SF: 0 SAC: 0 DP: 1 HBP: 0						

PITCHER	IP	WLS	BF	H	R	ER	SO	BB	IBB	HBP	BLK	WP	HR	S	P	ERA	WHIP
44 Roy Oswalt, R (1, 1) ERA: 2.94	9.0	W	30	4	0	0	6	1	0	0	0	0	0	78	113	0.00	0.556

PITCHER	IP	WLS	BF	H	R	ER	SO	BB	IBB	HBP	BLK	WP	HR	S	P	ERA	WHIP

AB	29
R	0
H	4
RBI	0
BB	1
SO	6
LOB	7

WP: 0 PA: 30
PB: 0
SB: 0
CS: 1

TOP

Pittsburgh Pirates @ New York Mets

Citi Field, Flushing, NY

Mon Sep 13 2010, 7:55 PM - 10:44 PM EDT

Att. 24,384 - Overcast - 67 F

livebaseballscorecards.com

Batter	1	2	3	4	5	6	7	8	9	10	AB	R	H	RBI	BB	SO	LOB
22 Andrew McCutchen, R (1, 8) OBP: 0.349, SLG: 0.430	C FF 87 B SL 78 C FF 89 B KC 72 X KC 72 2-2 ① G5-3	B FF 88 C FF 87 B KC 73 X FF 88 2-1 ① F8	F FF 87 B FF 89 C FF 89 F SL 78 F SL 79 B FF 89 F FF 89 S KC 71 2-3 ① K	C FF 88 B C FF 88 B SI 88 S FF 88 2-3 ① K	C SI 88 B FF 88 B SI 89 X CH 79 2-1 31 FC2-5 2B	5	0	1	0	0	2	0
31 Jose Tabata, R (1, 7) OBP: 0.356, SLG: 0.410	B FF 88 X FF 88 1-0 ② F8	B SL 78 S SL 77 B SL 78 B FF 88 S FF 89 S FF 90 3-3 ② K	C SL 76 F FF 88 X KC 72 0-2 46 F8 2B	C FF 89 B FF 89 B CU 77 B FF 88 X FF 88 3-1 ② F9	B SI 87 X SI 88 1-0 ① FC2-5 2-3	5	0	1	0	0	1	1
18 Neil Walker, S (1, 4) OBP: 0.352, SLG: 0.480	C FF 89 B FF 90 B SI 90 B FF 90 B SI 90 4-1 46 1B BB	C SI 90 F FF 90 B KC 73 X FF 91 1-2 ③ F9	B FF 88 B FF 89 B SI 88 C SI 89 B SI 88 4-1 BB	X FF 89 0-0 ③ G3	1 SAFE B FF 88 F CH 79 1 SAFE B FF 88 B SL 79 S FF 89 X CH 81 3-2 ② P6	3	0	0	0	2	0	1
46 Garrett Jones, L (1, 3) OBP: 0.307, SLG: 0.415	B SI 90 D CH 82 C FF 90 X FF 90 2-1 1-3 1B	X FF 88 0-0 5 G5-3 2B	B SI 88 X SI 90 1-0 ② F8 2-3	B SI 86 B SI 86 C SI 86 F SI 86 X CU 76 2-2 ① F9	D SL 79 B SL 80 F FF 89 B FF 90 C FF 90 X FF 89 3-2 ③ G3	5	0	2	0	0	0	3
24 Pedro Alvarez, L (1, 5) OBP: 0.313, SLG: 0.408	B FF 90 C CH 82 F FF 90 F FF 91 F KC 75 S CH 84 1-3 ③ K	F SI 88 S CH 82 B FF 90 F CH 82 B CH 83 B FF 89 B CH 82 4-2 5 G5-3 BB	C FF 89 B FF 90 F FF 90 X KC 75 1-2 ③ G4-1	B CU 77 C SI 86 C SI 86 B CH 76 F CH 75 C CU 75 2-3 ② K	3	0	0	0	1	2	4
14 John Bowker, L (1, 9) OBP: 0.227, SLG: 0.307 85 Lastings Milledge, R (8, PH) OBP: 0.332, SLG: 0.380 (8, 9)	F FF 88 C SL 79 B KC 72 B FF 88 B CH 82 X SI 89 3-2 ① G5-3	X FF 90 0-0 ① F8	B FF 87 X FF 87 1-0 ① F8	C CU 76 B SI 87 B CH 75 X CU 75 2-1 ③ G6-3	3 1	0 0	0 0	0 0	0 0	0 0	2 0
5 Ronny Cedeno, R (1, 6) OBP: 0.283, SLG: 0.365	B FF 88 B FF 89 X FF 89 2-0 ② L7	B SI 90 F FF 90 C SL 78 X KC 73 1-2 ② G5-3 1-2 2-3	B FF 88 F FF 88 B FF 89 B FF 88 F FF 87 X FF 90 3-2 1B	C SI 88 F CH 77 B CH 80 X CH 81 1-2 ① L8	4	0	1	0	0	0	2
19 Chris Snyder, R (1, 2) OBP: 0.327, SLG: 0.393 44 Alex Presley, L (9, PR) OBP: 0.429, SLG: 0.333 41 Ryan Doumit, S (9, 2) OBP: 0.332, SLG: 0.414	B SL 78 X FF 90 1-0 1B	I IN 64 I IN 68 I IN 65 I IN 64 4-0 ! IBB	B SL 79 B SL 77 C SL 76 S FF 89 X SL 78 2-2 ② P5	B SI 89 C FF 89 C FF 90 B CH 81 B CH 81 B CH 81 4-2 15 CS BB	2 0 0	0 0 0	1 0 0	0 0 0	2 0 0	0 0 0	1 0 0
53 James McDonald, L (1, 1) 15 Andy LaRoche, R (9, PH) OBP: 0.270, SLG: 0.280 30 Chris Resop, R (9, 1) 61 Chan Ho Park, R (10, 1)	C FF 88 F FF 89 B CH 83 X FF 89 1-2 ③ G5-3	B FF 89 X FF 88 1-0 ③ P5	X FF 89 0-0 ③ P5	B FF 88 B FF 89 S FF 89 S CH 78 F CH 80 1 SAFE B FF 89 F FF 90 S CH 81 3-3 ②③ K 1-2	3 1 0 0	0 0 0 0	0 0 0 0	0 0 0 0	0 1 0 0	5 1 0 0	1 0 0

Inning Stats																						
	R: 0 E: 0 K: 1 S: 12	H: 1 LOB: 2 BB: 1 P: 22	R: 0 E: 0 K: 0 S: 8	H: 1 LOB: 1 BB: 0 P: 15	R: 0 E: 0 K: 1 S: 8	H: 0 LOB: 0 BB: 0 P: 14	R: 0 E: 0 K: 0 S: 9	H: 1 LOB: 3 BB: 2 P: 19	R: 0 E: 0 K: 1 S: 14	H: 1 LOB: 2 BB: 1 P: 22	R: 0 E: 0 K: 0 S: 8	H: 1 LOB: 1 BB: 0 P: 14	R: 0 E: 0 K: 1 S: 6	H: 0 LOB: 0 BB: 0 P: 11	R: 0 E: 0 K: 1 S: 9	H: 0 LOB: 0 BB: 0 P: 15	R: 0 E: 0 K: 1 S: 10	H: 0 LOB: 1 BB: 1 P: 18	R: 0 E: 0 K: 0 S: 9	H: 1 LOB: 1 BB: 0 P: 18	1B: 3 2B: 3 3B: 0 HR: 0	SF: 0 SAC: 0 DP: 0 HBP: 0	WP: 0 PB: 0 SB: 0 CS: 1	PA: 40

PITCHER		IP	WLS	BF	H	R	ER	SO	BB	IBB	HBP	BLK	WP	HR	S	P	ERA	WHIP
35 Dillon Gee, R ERA: 0.69	(1, 1)	6.0		27	5	0	0	3	3	1	0	0	0	0	59	106	0.00	1.333
64 Elmer Dessens, R ERA: 2.04	(7, 1)	1.0		3	0	0	0	1	0	0	0	0	0	0	6	11	0.00	0.000
25 Pedro Feliciano, L ERA: 2.87	(8, 1)	1.0		3	0	0	0	1	0	0	0	0	0	0	9	15	0.00	0.000
47 Hisanori Takahashi, L ERA: 3.74	(9, 1)	2.0	W	7	1	0	0	1	1	0	0	0	0	0	19	36	0.00	1.000

PITCHER	IP	WLS	BF	H	R	ER	SO	BB	IBB	HBP	BLK	WP	HR	S	P	ERA	WHIP

AB	35
R	0
H	6
RBI	0
BB	5
SO	6
LOB	20

Batter	1	2	3	4	5	6	7	8	9	10	AB	R	H	RBI	BB	SO	LOB
7 José Reyes, S (1, 6) OBP: 0.323, SLG: 0.426	B FF 91 C FF 91 X FF 92 1-1 16 CS 1B		L CH 82 X FF 92 0-1 ① SH5-4 2-3			B CU 73 X SI 90 1-0 ① P5		F CH 76 1 SAFE S SI 90 1 SAFE B CH 80 B SI 90 B FF 92 1 SAFE X SI 91 3-2 ② G3 1-2			3	0	1	0	0	0	1
16 Ángel Pagán, S (1, 9) OBP: 0.341, SLG: 0.429	1 SAFE B FF 91 B CH 76 F FF 92 1 SAFE 1 SAFE X FF 92 2-1 ①② P6 1-2		X CH 81 0-0 ② F7			B SI 91 F FF 91 F SI 90 B CH 83 F FF 92 B CU 78 B FF 91 4-2 15 CS BB		X SI 92 0-0 ③ F8			3	0	0	0	1	0	3
15 Carlos Beltrán, S (1, 8) OBP: 0.332, SLG: 0.360	X FF 92 0-0 ③ L3		C FF 91 B FF 93 F CU 76 S CH 83 1-3 ③ K			B SI 91 F FF 91 X CH 81 1-1 ②③ F9 1-2			C SI 93 B SI 92 B CH 82 F SI 92 X CU 77 2-2 ① G1-3		4	0	0	0	0	1	2
5 David Wright, R (1, 5) OBP: 0.360, SLG: 0.496		X FF 91 0-0 ① 30 BB 1B		X SI 90 0-0 ① F9			B SI 90 X FF 91 1-0 ① P4		F SI 92 X CU 76 0-1 ② L7		4	0	1	0	0	0	0
29 Ike Davis, L (1, 3) OBP: 0.348, SLG: 0.449		B SI 90 1 SAFE X SI 91 1-0 ① F7		B SI 93 C FF 92 S CU 77 B CU 78 F CU 76 F FF 92 B CU 77 X FF 93 3-2 ② F7			B SI 90 B FF 90 B FF 90 C FF 89 C SI 89 X FF 89 3-2 2B		C SI 93 B SI 92 B FF 93 S SI 93 F SI 94 F SI 95 B CU 78 S SI 94 3-3 ③ K		4	0	1	0	0	1	1
30 Josh Thole, L (1, 2) OBP: 0.374, SLG: 0.377		B CH 80 F SI 90 B FF 91 D CH 82 B FF 91 4-1 1-2 BB		F FF 93 B CH 81 B CU 76 X FF 92 2-1 ③ L1-3			B CH 78 B FF 90 B FF 91 C FF 91 X SI 91 3-1 ② G6-3			B FF 90 B SL 86 X FF 89 2-0 ① G4-3	3	0	0	0	1	0	1
21 Lucas Duda, L (1, 7) OBP: 0.139, SLG: 0.063 25 Pedro Feliciano, L (8, 1) 11 Rubén Tejada, R (9, 4) OBP: 0.284, SLG: 0.251		B FF 92 B SI 92 X FF 92 2-0 ② F7		B FF 90 C SI 90 B FF 92 X SI 91 2-1 ① L4			F SI 91 B CU 77 D CU 76 S CH 79 X FF 93 2-2 ③ F7			M SL 84 X SI 91 0-1 6 1B 2B	3 0 1	0 0 1	0 0 1	0 0 1	0 0 0	0 0 0	3 0 0
3 Luis Hernandez, S (1, 4) OBP: 0.289, SLG: 0.333 23 Chris Carter, L (8, PH) OBP: 0.314, SLG: 0.368 47 Hisanori Takahashi, L (9, 1) OBP: 0.063, SLG: 0.063 6 Nick Evans, R (10, PH) OBP: 0.273, SLG: 0.364		C CU 74 C CU 76 S CU 78 0-3 ③ K2-3		F FF 92 B CU 77 B CH 79 F FF 92 S FF 92 2-3 ② K				X SI 90 0-0 ① F7		C CU 78 X CU 78 0-1 2-H 1B	2 1 0 1	0 0 0 0	0 0 0 1	0 0 0 1	2 0 0 0	0 0 0 0	2 0 0 0
35 Dillon Gee, R (1, 1) OBP: 0.400, SLG: 0.600 64 Elmer Dessens, R (7, 1) 27 Jésus Feliciano, L (8, 7) OBP: 0.296, SLG: 0.354			C FF 90 C CU 74 B FF 91 B CU 77 X FF 92 2-2 7 SH5-4 2B	C FF 91 C SI 91 C CU 78 0-3 ③ K				C SI 91 B CU 74 X FF 91 1-1 7 G3 1B			2 0 1	0 0 0	1 0 1	0 0 0	1 0 0	0 0 0	0 0 0
Inning Stats	R: 0 H: 1 E: 0 LOB: 0 K: 0 BB: 0 S: 5 P: 8	R: 0 H: 1 E: 0 LOB: 2 K: 1 BB: 1 S: 7 P: 14	R: 0 H: 1 E: 0 LOB: 1 K: 1 BB: 0 S: 9 P: 12	R: 0 H: 0 E: 0 LOB: 0 K: 0 BB: 0 S: 8 P: 13		R: 0 H: 0 E: 0 LOB: 0 K: 0 BB: 1 S: 6 P: 12	R: 0 H: 1 E: 0 LOB: 1 K: 0 BB: 0 S: 9 P: 18	R: 0 H: 1 E: 0 LOB: 1 K: 0 BB: 0 S: 7 P: 11	R: 0 H: 0 E: 0 LOB: 0 K: 1 BB: 0 S: 10 P: 15	R: 1 H: 2 E: 0 LOB: 1 K: 0 BB: 0 S: 5 P: 7	1B: 4 SF: 0 2B: 3 SAC: 1 3B: 0 DP: 0 HR: 0 HBP: 0						

PITCHER	IP	WLS	BF	H	R	ER	SO	BB	IBB	HBP	BLK	WP	HR	S	P	ERA	WHIP
53 James McDonald, R (1, 1) ERA: 4.13	8.0		29	5	0	0	4	2	0	0	0	0	0	59	100	0.00	0.875
30 Chris Resop, R (9, 1) ERA: 3.86	1.0		3	0	0	0	1	0	0	0	0	0	0	10	15	0.00	0.000
61 Chan Ho Park, R (10, 1) ERA: 5.16	0.1	L	3	2	1	1	0	0	0	0	0	0	0	5	7	27.00	6.000

PITCHER	IP	WLS	BF	H	R	ER	SO	BB	IBB	HBP	BLK	WP	HR	S	P	ERA	WHIP

BOTTOM

Pittsburgh Pirates @ New York Mets

Citi Field, Flushing, NY

Mon Sep 13 2010, 7:55 PM - 10:44 PM EDT

Att. 24,384 - Overcast - 67 F

livebaseballscorecards.com

AB	32
R	1
H	7
RBI	1
BB	2
SO	5
LOB	13

WP: 0 PA: 35
PB: 0
SB: 0
CS: 2

Pittsburgh Pirates @ New York Mets

Citi Field, Flushing, NY

Tue Sep 14 2010, 7:11 PM - 9:27 PM EDT

Att. 27,438 - Clear - 70 F

TOP

livebaseballscorecards.com

Batter	1	2	3	4	5	6	7	8	9	AB	R	H	RBI	BB	SO	LOB
22 Andrew McCutchen, R (1, 8) OBP: 0.351, SLG: 0.430	B KN 70 F FF 82 X KN 74 1-1 46 WP 31 G4-3 1B		C FF 84 B KN 77 B KN 76 B KN 73 B FF 84 4-1 BB			F KN 71 B KN 75 B KN 76 X KN 71 2-1 ② P3			C FF 81 B KN 73 C F KN 76 X KN 74 1-2 14 G6-3 3B	2	0	1	0	1	0	0
58 Steven Jackson, R (6, 1)										0	0	0	0	0	0	0
63 Chris Leroux, L (7, 1)										0	0	0	0	0	0	0
43 Sean Gallagher, R (8, 1)										0	0	0	0	0	0	0
3 Pedro Ciriaco, R (9, PH) OBP: 1.000, SLG: 2.500										1	1	1	0	0	0	0
31 Jose Tabata, R (1, 7) OBP: 0.353, SLG: 0.406	C KN 70 1 SAFE F KN 75 X KN 78 0-2 ① G4-3 1-2		B KN 72 1 SAFE C FF 82 1 SAFE C KN 73 F KN 79 F KN 77 X KN 81 1-2 ③ G1-3			S KN 75 X KN 78 0-1 ③ G4-3			X KN 74 0-0 ① G6-3 3-H	3	0	0	0	0	0	2
14 John Bowker, L (9, PH) OBP: 0.225, SLG: 0.304										1	0	0	1	0	0	0
18 Neil Walker, S (1, 4) OBP: 0.351, SLG: 0.478	B KN 76 F KN 76 B KN 78 B KN 77 X KN 75 3-1 ② L8			C KN 73 X KN 77 0-1 ① G5-3			B KN 72 C FF 83 X KN 74 1-1 ① F9		F FF 84 B KN 76 X KN 72 1-1 E5 46 1B	2	0	0	0	0	0	1
15 Andy LaRoche, R (6, 4) OBP: 0.267, SLG: 0.277										2	0	0	0	0	0	0
46 Garrett Jones, L (1, 3) OBP: 0.308, SLG: 0.416	B KN 77 C KN 77 B KN 78 X KN 76 2-1 ③ G3-1 2-3			B KN 74 B KN 73 B FF 85 C FF 81 X FF 83 3-1 24 G4-6-3 1B			B KN 74 S KN 72 B KN 77 X KN 72 2-1 ② F8		B KN 75 C KN 73 X KN 72 1-1 1-2 1B	4	0	2	0	0	0	1
24 Pedro Alvarez, L (1, 5) OBP: 0.312, SLG: 0.404		C KN 72 S KN 75 B KN 79 X KN 76 1-2 ① G5-3		S KN 73 F KN 78 X KN 80 0-2 ②③ G4-6-3 1-2f			C KN 73 B KN 76 S KN 75 B EP 58 B KN 77 B KN 73 4-2 BB		B FF 82 C FF 82 X KN 74 1-1 ② P5	3	0	0	0	1	0	3
41 Ryan Doumit, S (1, 9) OBP: 0.333, SLG: 0.413		B KN 73 B KN 75 B KN 72 C FF 82 C FF 84 B KN 75 4-2 5 G4-6-3 BB			B KN 71 F FF 82 B KN 75 C KN 72 S KN 76 2-3 ① K		F KN 73 B KN 74 F KN 72 D KN 79 X KN 74 2-2 ③ G5-3		B KN 72 C KN 73 B KN 74 S KN 72 F KN 71 B KN 76 X KN 74 3-2 ③ G3	1	0	0	0	1	1	0
44 Brandon Moss, L (6, 9) OBP: 0.167, SLG: 0.167										2	0	0	0	0	0	3
5 Ronny Cedeno, R (1, 6) OBP: 0.282, SLG: 0.363		C FF 84 X KN 75 0-1 ②③ G4-6-3 1-2f			C FF 83 S KN 74 S KN 77 0-3 ② K			B FF 83 S FF 82 X KN 70 1-1 19 G6-4-3 1B		2	0	0	0	0	1	1
73 Argenis Diaz, R (6, 6) OBP: 0.303, SLG: 0.290										1	0	1	0	0	0	0
19 Chris Snyder, R (1, 2) OBP: 0.324, SLG: 0.389			C KN 71 X KN 75 0-1 ① F8		C FF 84 B KN 77 S KN 76 F KN 76 S EP 57 1-3 ③ K			C KN 72 B KN 76 B KN 71 F KN 69 F FF 84 X KN 72 2-2 ①② G6-4-3 1-2f		3	0	0	0	0	1	1
57 Zach Duke, L (1, 1) OBP: 0.114, SLG: 0.119			C FF 83 X KN 77 0-1 ② G4-3			C F S 0-3 ① K		B KN 72 F FF 82 B KN 74 X FF 82 2-1 ③ G4-3		1	0	0	0	0	0	0
48 Joe Martinez, L (4, 1)										0	0	0	0	0	0	0
34 Daniel McCutchen, R (5, 1) OBP: 0.143, SLG: 0.077										0	0	0	0	0	0	0
44 Alex Presley, L (6, PH) OBP: 0.333, SLG: 0.250										2	0	0	0	0	1	0
(6, 8)																
Inning Stats	R: 0 E: 0 K: 0 S: 9 H: 1 LOB: 1 BB: 0 P: 15	R: 0 E: 0 K: 0 S: 7 H: 0 LOB: 0 BB: 1 P: 12	R: 0 E: 0 K: 0 S: 10 H: 0 LOB: 1 BB: 1 P: 15	R: 0 E: 0 K: 0 S: 7 H: 1 LOB: 0 BB: 0 P: 10	R: 0 E: 0 K: 3 S: 10 H: 0 LOB: 0 BB: 0 P: 13	R: 0 E: 0 K: 1 S: 7 H: 0 LOB: 0 BB: 0 P: 9	R: 0 E: 0 K: 0 S: 9 H: 0 LOB: 1 BB: 1 P: 18	R: 0 E: 0 K: 0 S: 8 H: 1 LOB: 0 BB: 0 P: 13	R: 1 E: 1 K: 0 S: 15 H: 2 LOB: 2 BB: 0 P: 22	1B: 4 2B: 0 3B: 1 HR: 0 SF: 0 SAC: 0 DP: 3 HBP: 0						

	AB	30
	R	1
	H	5
	RBI	1
	BB	3
	SO	4
	LOB	12

WP: 1 PA: 33
PB: 0
SB: 0
CS: 0

PITCHER	IP	WLS	BF	H	R	ER	SO	BB	IBB	HBP	BLK	WP	HR	S	P	ERA	WHIP
43 R.A. Dickey, R (1, 1) ERA: 2.8	9.0	W	33	5	1	1	4	3	0	0	0	1	0	82	127	1.00	0.889

PITCHER	IP	WLS	BF	H	R	ER	SO	BB	IBB	HBP	BLK	WP	HR	S	P	ERA	WHIP

BOTTOM

Pittsburgh Pirates @ New York Mets

Citi Field, Flushing, NY

Tue Sep 14 2010, 7:11 PM - 9:27 PM EDT

Att. 27,438 - Clear - 70 F

livebaseballscorecards.com

Batter	1	2	3	4	5	6	7	8	9	AB	R	H	RBI	BB	SO	LOB
7 José Reyes, S (1, 6) OBP: 0.325, SLG: 0.427	C FF 88 L FF 88 F SL 80 X SL 78 0-2 16 WP 16 1B 1B	B CH 82 F CH 82 B FF 88 B CH 82 B FF 88 4-1 16 2B 16 E 1-2 BB		X FF 85 0-0 16 1B 15 2B 2-H 1B	X SI 91 0-0 ② F8			C FF 93 X SL 87 0-1 ② G4-3		4	3	2	1	1	0	2
16 Ángel Pagán, S (1, 9) OBP: 0.343, SLG: 0.433 (8, 8)	1 SAFE 1 SAFE S FF 88 B SI 83 F SL 76 B FF 89 X SI 89 2-2 5 G6-3 15 E 1-H 1B	X FF 88 0-0 ③ E9 1-H 2-H 3-H 2B		C SI 88 X CU 78 0-1 15 2B 1-3 1B	X CH 82 0-0 ③ F9			C FF 93 B CH 85 X SL 87 1-1 ③ G3-1		5	1	3	3	0	0	2
15 Carlos Beltrán, S (1, 8) OBP: 0.335, SLG: 0.385 27 Jésus Feliciano, L (8, 9) OBP: 0.296, SLG: 0.354	1 SAFE B CU 74 F FF 88 B FF 88 B SL 79 X SI 88 3-1 FC4 5 G6-3 1-2		F FF 86 B FF 87 X SI 86 1-1 HR	S SI 89 X SI 89 0-1 1-H 3-H 2B		B FF 89 X SI 91 1-0 ① G4-3				4 0	1 0	2 0	3 0	0 0	0 0	1 0
5 David Wright, R (1, 5) OBP: 0.359, SLG: 0.494	B FF 89 X SI 83 1-0 ①② G6-3 1-2f 2-3		B CH 82 F FF 87 F CU 74 X CH 82 1-2 ① G1-3	C CU 79 X CH 76 0-1 ② P4		S SL 82 S CH 83 B CH 84 F SI 91 F CH 84 B SL 84 X SL 82 2-2 ② 1B				4	0	1	0	0	0	3
29 Ike Davis, L (1, 3) OBP: 0.347, SLG: 0.446	F FF 89 B FF 88 S SL 79 S SL 80 1-3 ③ K		B SL 78 B SL 78 C FF 88 C FF 88 F SL 79 S SL 79 2-3 ② K	C SI 90 B CU 79 B CH 76 C CU 77 B SI 90 B CU 78 4-2 BB		B SI 91 X SI 91 1-0 ③ F8				3	0	0	0	1	2	1
6 Nick Evans, R (1, 7) OBP: 0.333, SLG: 0.600		C FF 86 X CH 82 0-1 11 1B 16 2B 1B	B FF 88 X FF 87 1-0 HR	B SI 91 C SI 91 F CU 79 F CU 80 B SI 91 S CU 80 2-3 ③ K			X FF 93 0-0 ① G4-3			4	2	2	1	0	1	2
4 Henry Blanco, R (1, 2) OBP: 0.266, SLG: 0.307		B CU 72 1 SAFE S CH 82 F SI 88 S CH 81 1-3 ① K	B SI 83 X FF 88 1-0 ③ F9		B SL 82 F SI 90 X CH 83 1-1 ① G6-3		B FF 94 X FF 93 1-0 ② P6			4	0	0	0	0	1	1
11 Rubén Tejada, R (1, 4) OBP: 0.294, SLG: 0.269		1 SAFE C FF 87 X CU 73 0-1 7 BB 16 2B 1-3 1B		B CU 73 C CU 72 B SL 78 X FF 87 2-1 43 SH1-4 7 1B 1B	B SI 92 F SI 91 B CH 82 B FF 89 X FF 89 3-1 43 1B 2B		X FF 94 0-0 ③ L7			4	2	3	0	0	0	0
43 R.A. Dickey, R (1, 1) OBP: 0.271, SLG: 0.261		C FF 87 F FF 87 D SL 77 S FF 87 1-3 ② K		X FF 85 0-0 ① SH1-4 1-2	B SI 92 X FF 90 1-0 2-3 1B			C FF 92 B FF 93 X FF 93 1-1 ① G6-3		3	0	1	0	0	1	2
Inning Stats	R: 1 E: 1 K: 1 S: 13 H: 2 LOB: 1 BB: 0 P: 20	R: 3 E: 1 K: 2 S: 12 H: 3 LOB: 1 BB: 1 P: 18	R: 2 E: 0 K: 1 S: 11 H: 2 LOB: 0 BB: 0 P: 17	R: 3 E: 0 K: 1 S: 16 H: 4 LOB: 2 BB: 1 P: 24	R: 0 E: 0 K: 0 S: 7 H: 2 LOB: 2 BB: 0 P: 12	R: 0 E: 0 K: 0 S: 7 H: 1 LOB: 0 BB: 0 P: 11	R: 0 E: 0 K: 0 S: 3 H: 0 LOB: 0 BB: 0 P: 4	R: 0 E: 0 K: 0 S: 6 H: 0 LOB: 0 BB: 0 P: 8		1B: 9 2B: 3 3B: 0 HR: 2 SF: 0 SAC: 1 DP: 1 HBP: 0						

AB	35
R	9
H	14
RBI	8
BB	2
SO	5
LOB	14

PITCHER		IP	WLS	BF	H	R	ER	SO	BB	IBB	HBP	BLK	WP	HR	S	P	ERA	WHIP
57 Zach Duke, L ERA: 5.78	(1, 1)	3.1	L	19	9	8	7	4	1	0	0	0	1	2	40	61	18.90	3.000
48 Joe Martinez, R ERA: 4.3	(4, 1)	0.2		5	2	1	1	1	1	0	0	0	0	0	12	18	13.50	4.500
34 Daniel McCutchen, R ERA: 5.93	(5, 1)	1.0		5	2	0	0	0	0	0	0	0	0	0	7	12	0.00	2.000
58 Steven Jackson, R ERA: 9.0	(6, 1)	1.0		3	1	0	0	0	0	0	0	0	0	0	7	11	0.00	1.000
63 Chris Leroux, R ERA: 6.63	(7, 1)	1.0		3	0	0	0	0	0	0	0	0	0	0	3	4	0.00	0.000

PITCHER		IP	WLS	BF	H	R	ER	SO	BB	IBB	HBP	BLK	WP	HR	S	P	ERA	WHIP
43 Sean Gallagher, R ERA: 6.1	(8, 1)	1.0		3	0	0	0	0	0	0	0	0	0	0	6	8	0.00	0.000

WP: 1 PB: 0 SB: 0 CS: 0 PA: 38

Batter	1	2	3	4	5	6	7	8	9	AB	R	H	RBI	BB	SO	LOB
22 Andrew McCutchen, R (1, 8) OBP: 0.353, SLG: 0.437	C FC 90 B FC 93 B FC 92 C FC 92 X FC 95 2-2 ① F9		B FC 94 D FF 93 B SI 85 C FF 84 B SI 84 4-1 1-2 2-3 BB	B CU 76 C CU 76 X FF 87 1-1 2-H 3-H 1B		X SL 80 0-0 ③ FC5 1-2 2-3f			X SI 88 0-0 HR	4	1	2	3	1	0	2
31 Jose Tabata, R (1, 7) OBP: 0.348, SLG: 0.401	B FF 95 X FF 94 1-0 ② F9		B CU 74 B FF 86 X SI 86 2-0 ② SF9 3-H	B CU 75 B SI 85 S FF 86 X CU 76 2-1 ③ G1-3			B SI 87 X SI 87 1-0 ① G5-3		C SI 88 F CH 80 S FF 90 0-3 ① K	4	0	0	1	0	1	1
18 Neil Walker, S (1, 4) OBP: 0.346, SLG: 0.471	C FC 93 C CU 79 B CU 80 B FC 95 B FC 94 X FC 92 3-2 ③ G6-3		B CU 75 B CU 76 C FF 86 C FF 86 X CU 77 2-2 ③ L5		C SI 85 X SI 85 0-1 ① G6-3		B SI 88 C SI 88 B SI 87 F SI 88 B CU 77 F CU 78 F CU 78 X CH 76 3-2 ② P2		B SI 89 C FF 90 X SI 90 1-1 ② F9	5	0	0	0	0	0	2
46 Garrett Jones, L (1, 3) OBP: 0.307, SLG: 0.414		B FC 93 S FC 92 S CU 78 F FC 94 X CH 88 1-2 ① F7		B CU 76 X CU 74 1-0 24 3B 1B	B SI 86 B FF 84 B SI 86 C SI 84 F SI 86 X SI 86 3-2 ② G4-3		X SI 88 0-0 ③ P6		B SL 78 F FF 90 B SL 78 F FF 90 S CH 80 2-3 ③ K	5	1	1	0	0	1	0
24 Pedro Alvarez, L (1, 5) OBP: 0.311, SLG: 0.408		B FF 94 B FC 94 B FC 93 C FC 93 X FC 92 3-1 ② F7		C SI 86 B SI 86 B CU 76 B SI 87 S FF 86 F SI 87 F SI 87 X SI 86 3-2 1-H 14 2B 3B	B CU 74 B SI 86 S SI 86 S SI 86 F CH 82 B CH 81 X SI 86 3-2 ③ G4-3			C SI 86 B SI 86 X SI 85 1-1 ① G6-3		4	1	1	1	0	0	0
14 John Bowker, L (1, 9) OBP: 0.235, SLG: 0.321		B CU 79 C FC 93 T FC 93 B CU 81 S FC 94 2-3 ③ K		B CU 76 B SI 87 B SI 87 C FF 86 X FF 86 3-1 28 SH5-4 22 1B 3-H 2B		C FF 81 X FF 82 0-1 22 FC5 5 1B 1B		C SI 86 C CU 75 F CH 74 C CU 77 0-3 ② K		4	1	2	1	0	2	0
5 Ronny Cedeno, R (1, 6) OBP: 0.284, SLG: 0.364			F FC 92 X FC 93 0-1 E4 22 BB 19 WP 31 SF9	L CU 76 F CH 73 F SI 86 X SI 85 0-2 ① P1		C SI 85 F SI 85 B SI 87 F CU 75 X CH 82 1-2 22 FC5 1-2 1B		B SI 87 X SI 86 1-0 41 2B 1B		4	2	2	0	0	0	1
19 Chris Snyder, R (1, 2) OBP: 0.325, SLG: 0.386 41 Ryan Doumit, S (8, PH) OBP: 0.334, SLG: 0.417 (8, 2)			B FC 93 B FC 93 X FC 94 2-0 ① G6-3 1-2	B FF 85 B CU 72 B CU 75 F SI 85 B CU 76 4-1 28 SH5-4 22 1B BB		X SL 80 0-0 ① B2		F FF 96 C FF 93 X FF 96 0-2 1-H 2B		2 1	1 0	0 1	0 1	1 0	0 0	3 0
28 Paul Maholm, L (1, 1) OBP: 0.127, SLG: 0.094 61 Chan Ho Park, R (4, 1) 44 Brandon Moss, L (6, PH) OBP: 0.143, SLG: 0.143 34 Daniel McCutchen, R (6, 1) OBP: 0.143, SLG: 0.077 24 Delwyn Young, S (8, PH) OBP: 0.284, SLG: 0.424 63 Chris Leroux, L (8, 1)			B FC 93 S FC 92 B FC 94 C FC 93 B FF 93 F FC 92 D FC 93 4-2 22 BB BB	B SI 85 X FF 86 1-0 ② SH5-4 1-2 2-3		B SI 87 X FF 87 1-0 ② F8		F FF 96 S FF 98 B FF 97 B FF 98 S SI 96 F FF 97 F FF 99 F FF 99 S SL 88 3-3 ③ K		0 0 1 0 1 0	0 0 0 0 0 0	0 0 0 0 0 0	0 0 0 0 1 0	1 0 0 0 0 0	0 0 2 0 1 0	0 0 0 0 1 0
Inning Stats	R: 0 E: 0 K: 0 S: 7 H: 0 LOB: 0 BB: 0 P: 13	R: 0 E: 0 K: 1 S: 9 H: 0 LOB: 0 BB: 0 P: 15	R: 1 E: 1 K: 0 S: 11 H: 0 LOB: 2 BB: 2 P: 25	R: 4 E: 0 K: 0 S: 18 H: 4 LOB: 1 BB: 1 P: 33	R: 0 E: 0 K: 0 S: 9 H: 0 LOB: 0 BB: 0 P: 15	R: 0 E: 0 K: 0 S: 9 H: 2 LOB: 2 BB: 0 P: 11	R: 0 E: 0 K: 0 S: 7 H: 0 LOB: 0 BB: 0 P: 11	R: 1 E: 0 K: 2 S: 16 H: 2 LOB: 1 BB: 0 P: 21	R: 1 E: 0 K: 2 S: 9 H: 1 LOB: 0 BB: 0 P: 12	1B: 5 2B: 2 3B: 1 HR: 1 SF: 1 SAC: 1 DP: 0 HBP: 0						

Pittsburgh Pirates @ New York Mets

Citi Field, Flushing, NY

Wed Sep 15 2010, 7:11 PM - 10:10 PM EDT

Att. 29,000 - Clear - 67 F

TOP

livebaseballscorecards.com

AB	35
R	7
H	9
RBI	7
BB	3
SO	5
LOB	12

PITCHER		IP	WLS	BF	H	R	ER	SO	BB	IBB	HBP	BLK	WP	HR	S	P	ERA	WHIP
32 Jenrry Mejia, R ERA: 4.62	(1, 1)	2.1		9	0	1	0	1	1	0	0	0	1	0	22	40	0.00	0.429
22 Raul Valdes, L ERA: 5.58	(3, 1)	1.2	W	11	4	4	4	0	2	0	0	0	0	0	23	46	21.60	3.600
48 Pat Misch, L ERA: 4.63	(5, 1)	1.0	H	5	2	0	0	0	0	0	0	0	0	0	15	22	0.00	2.000
64 Elmer Dessens, R ERA: 1.99	(6, 1)	1.0	H	3	0	0	0	0	0	0	0	0	0	0	3	4	0.00	0.000
25 Pedro Feliciano, L ERA: 2.95	(7, 1)	1.2	H	6	1	1	1	1	0	0	0	0	0	0	14	20	5.40	0.600

PITCHER		IP	WLS	BF	H	R	ER	SO	BB	IBB	HBP	BLK	WP	HR	S	P	ERA	WHIP
39 Bobby Parnell, R ERA: 2.67	(8, 1)	0.1	H	2	1	0	0	1	0	0	0	0	0	0	9	12	0.00	3.000
47 Hisanori Takahashi, L ERA: 3.79	(9, 1)	1.0	S	4	1	1	1	2	0	0	0	0	0	1	9	12	9.00	1.000

Pittsburgh Pirates @ New York Mets

Citi Field, Flushing, NY

Wed Sep 15 2010, 7:11 PM - 10:10 PM EDT

Att. 29,000 - Clear - 67 F

livebaseballscorecards.com

BOTTOM

Batter	1	2	3	4	5	6	7	8	9	AB	R	H	RBI	BB	SO	LOB
7 José Reyes, S (1, 6) OBP: 0.324, SLG: 0.430	C SI 85 S CH 81 B CH 81 F SL 80 X SI 87 1-2 **P3** ①		C SI 85 X SL 81 0-1 **B1-3** ③	B CH 81 X SI 85 1-0 **G3** ② **1-2** **2-3**		S CH 82 X FF 92 0-1 **HR**		X SI 94 0-0 **G3** ③		5	1	1	1	0	0	3
16 Ángel Pagán, S (1, 9) OBP: 0.345, SLG: 0.433	B SI 87 B CH 83 X SI 87 2-0 **1B**			C SI 88 1-2 **P6** ① X SI 88 0-0 5 BB, 15 1B **1B** 2-H 3-H		T SI 92 X CH 83 0-1 **G3-1** ②				4	0	2	2	0	0	0
15 Carlos Beltrán, S (1, 8) OBP: 0.338, SLG: 0.387	C CU 72 F SL 82 X SI 88 0-2 **F8** ②			C SI 87 0-1 5 1B, 29 2B **1B** T SAFE 1-1 5 BB **1B** 1-2		B CU 79 B CH 82 X SI 92 2-0 **G6-3** ③				4	1	2	0	0	0	1
5 David Wright, R (1, 5) OBP: 0.360, SLG: 0.493	1 SAFE 1 SAFE B SI 86 F CH 81 B FF 87 S FF 85 S SI 88 2-3 **K** ③			B CH 82 1-2 29 2B, 19 1B **1B** 1-2 C SI 88 4-1 **BB** 1-2 2-3			C CH 82 C SL 84 B FF 92 C FF 93 1-3 **K** ①			3	1	1	0	1	2	1
29 Ike Davis, L (1, 3) OBP: 0.348, SLG: 0.448		C SL 79 B SI 88 C SI 88 B SL 80 F SI 88 F FF 86 B CU 75 F SI 88 B SL 81 4-2 6 G6-4-3 **BB**		X SI 88 1-0 19 1B, 11 FC5 **2B** 1-3 2-H F FF 90 2-2 **F9** ③			B SI 91 F CH 84 B CH 83 B SI 90 F FF 90 X SI 92 3-2 **F7** ②			3	1	1	1	1	0	3
6 Nick Evans, R (1, 7) OBP: 0.316, SLG: 0.500 27 Jésus Feliciano, L (8, 7) OBP: 0.296, SLG: 0.354		C CU 74 X CH 81 0-1 **G6-4-3** ①② 1-2f	B CU 74 B CH 82 B CH 82 B SI 88 4-0 11 FC5, 19 1B, 11 E **BB**	C FF 89 X SI 88 0-1 **G5-3** ①		C FF 92 F SL 85 B CH 84 X SL 86 1-2 **F9** ③			3 0	1 0	0 0	0 0	1 0	0 0	1 0
4 Henry Blanco, R (1, 2) OBP: 0.264, SLG: 0.305 19 Mike Hessman, R (4, PH) OBP: 0.291, SLG: 0.304 30 Josh Thole, L (5, 2) OBP: 0.370, SLG: 0.373		B SI 87 X SI 84 1-0 **G6-3** ③	B SI 89 F SI 88 B SI 89 X SI 89 2-1 11 E, 12 E **1B** 1-2 2-3 3-H	C SI 90 B CH 80 B SL 86 X CU 77 2-1 **G5-3** ②				X SI 93 0-0 **F8** ①		1 1 2	0 1 0	0 1 0	0 1 0	0 0 0	0 0 0	0 0 0
11 Rubén Tejada, R (1, 4) OBP: 0.293, SLG: 0.264			C SI 86 X CU 72 0-1 **B2-3** ①	L CU 75 C SI 89 D SL 83 D SL 81 B SI 89 F SI 89 X SI 90 3-2 **FC5** 7 G3, 16 1B 1-3 2-H 3-H	C SL 81 S CH 82 S SI 92 0-3 **K** ③			B SI 94 B FF 95 B FF 94 C FF 93 F FF 95 F SI 94 B FF 94 4-2 23 FC4-6 **BB**		3	1	0	0	1	1	1
32 Jenny Mejia, R (1, 1) 22 Raul Valdes, L (3, 1) 12 Joaquin Arias, R (4, PH) 48 Pat Misch, R (6, 1) 64 Elmer Dessens, R (8, 1) 21 Lucas Duda, L (8, PH) 25 Pedro Feliciano, L (7, 1) 39 Bobby Parnell, R (8, 1) 23 Chris Carter, L (8, PH) 47 Hisanori Takahashi, L (9, 1)			C SI 85 X SL 79 0-1 **G6-3** ②	X SI 88 0-0 **E6** 7 G3, 16 1B 3-H		B CU 77 B SI 91 S SI 92 S SI 91 B CH 83 X SI 91 3-2 **F9** ①		1 SAFE S SI 93 1 SAFE B CH 86 1 SAFE X SI 94 1-1 **FC4-6** ② 1-2f		0 1 1 0 0 1 0 0 0 1	0 0 1 0 0 0 0 0 0 0	0 0 0 0 0 0 0 0 0 0	0 0 1 0 0 0 0 0 0 0	0 0 0 0 0 0 0 0 0 0	0 0 0 0 0 0 0 0 0 0	0 1 0 0 0 0 0 0 0 1
Inning Stats	R: 0 E: 0 K: 1 S: 11 H: 1 LOB: 1 BB: 0 P: 16	R: 0 E: 0 K: 0 S: 8 H: 0 LOB: 0 BB: 1 P: 13	R: 0 E: 0 K: 0 S: 6 H: 0 LOB: 0 BB: 0 P: 6	R: 7 E: 2 K: 0 S: 24 H: 6 LOB: 3 BB: 2 P: 44	R: 0 E: 0 K: 1 S: 7 H: 0 LOB: 0 BB: 0 P: 9	R: 1 E: 0 K: 0 S: 8 H: 1 LOB: 0 BB: 0 P: 13	R: 0 E: 0 K: 1 S: 9 H: 0 LOB: 0 BB: 0 P: 14	R: 0 E: 0 K: 0 S: 7 H: 0 LOB: 1 BB: 1 P: 12		1B: 6 2B: 1 3B: 0 HR: 1	SF: 0 SAC: 0 DP: 1 HBP: 0		WP: 0 PB: 0 SB: 0 CS: 0	PA: 37		

	AB	33
	R	8
	H	8
	RBI	6
	BB	4
	SO	3
	LOB	12

PITCHER		IP	WLS	BF	H	R	ER	SO	BB	IBB	HBP	BLK	WP	HR	S	P	ERA	WHIP
28 Paul Maholm, L ERA: 5.36	(1, 1)	3.2	L	21	7	7	2	1	2	0	0	0	0	0	45	69	4.91	2.455
61 Chan Ho Park, R ERA: 5.03	(4, 1)	1.1		5	0	0	0	1	1	0	0	0	0	0	11	19	0.00	0.750
34 Daniel McCutchen, R ERA: 5.88	(6, 1)	2.0		7	1	1	1	1	0	0	0	0	0	1	17	27	4.50	0.500
63 Chris Leroux, R ERA: 6.3	(8, 1)	1.0		4	0	0	0	0	1	0	0	0	0	0	7	12	0.00	1.000

PITCHER	IP	WLS	BF	H	R	ER	SO	BB	IBB	HBP	BLK	WP	HR	S	P	ERA	WHIP

Batter	1	2	3	4	5	6	7	8	9	AB	R	H	RBI	BB	SO	LOB
22 Andrew McCutchen, R (1, 8) OBP: 0.352, SLG: 0.435	C FF 91 C SI 90 B SL 87 B FS 86 X SI 90 2-2 ① G6-3		C FF 92 X FS 83 0-1 ① L4		C FF 92 B SI 91 B SI 90 S FF 90 F SI 92 X SI 92 2-2 ① G2-3		1 SAFE B SL 84 B SI 90 C SI 90 X SI 91 2-1 31 G1-3 1-2 1B			4	0	1	0	0	0	0
31 Jose Tabata, R (1, 7) OBP: 0.344, SLG: 0.397	C SI 92 X FS 84 0-1 ② G5-3		B FF 91 F FF 91 C FS 84 B SI 90 S SL 86 2-3 ② K		B FF 94 C SL 85 X SL 85 1-1 ② G4-3		B SL 84 F SL 84 B SL 86 B SI 91 X SI 92 3-1 ② G1-3 1-2 2-3			4	0	0	0	0	1	2
18 Neil Walker, S (1, 4) OBP: 0.343, SLG: 0.466	B SI 92 C FF 91 C SL 84 X SI 93 1-2 ③ F7		F SI 93 B FF 91 B FF 92 B FS 83 X FF 92 3-1 ③ F8		C CU 75 B FS 86 C SI 93 S FF 94 1-3 ③ K		B FF 93 C FF 92 B FS 84 F SI 92 S FS 85 2-3 ③ K			4	0	0	0	0	2	2
46 Garrett Jones, L (1, 3) OBP: 0.308, SLG: 0.413		C FF 91 C SL 83 X FS 83 0-2 ① F7		F FS 83 B SI 89 F FS 82 X FS 86 1-2 24 BB 5 3B 1B		C FF 91 F SI 91 B FF 93 B FF 93 F SI 93 B SL 86 B FF 94 4-2 24 F8 BB		C SI 86 F SI 86 S CH 73 0-3 ① K		3	1	1	0	1	1	0
24 Pedro Alvarez, L (1, 5) OBP: 0.314, SLG: 0.411		C SI 91 X SI 90 0-1 14 1B 2B		C FF 90 B FS 82 B FF 91 C FF 90 B FF 92 B FF 91 4-2 14 F8-4-3 1-2 BB		F FS 85 C SI 90 X FS 83 0-2 ① F8 1-2		C CU 77 S CU 77 C CU 76 0-3 ② K		3	1	1	0	1	1	1
14 John Bowker, L (1, 9) OBP: 0.235, SLG: 0.318		B FF 91 F SI 91 B FF 90 X SL 82 2-1 5 G3 2-H 1B		X FF 91 0-0 ① ② F8-4-3 1-1		C SI 93 C FF 92 B FF 91 X SI 92 1-2 ② L9		X SI 86 0-0 ③ G1		4	0	1	1	0	0	3
5 Ronny Cedeno, R (1, 6) OBP: 0.284, SLG: 0.368		B FF 92 S FF 90 X SL 84 1-1 ② G3 1-2		C SL 85 X SL 85 0-1 2-H 3B		C SI 90 S SI 91 B SI 91 X SI 92 1-2 ③ G1-3			F FF 94 B FF 94 S FF 94 F FF 96 B KC 85 B SL 87 X FF 97 3-2 ① G4-3	4	0	1	1	0	0	2
19 Chris Snyder, R (1, 2) OBP: 0.326, SLG: 0.386 44 Alex Presley, L (7, PH) OBP: 0.400, SLG: 0.333 30 Chris Resop, R (7, 1) 58 Steven Jackson, R (8, 1) 65 Justin Thomas, L (8, 1) 44 Brandon Moss, L (9, PH) OBP: 0.125, SLG: 0.125		I IN 70 I IN 68 I IN 73 I IN 73 4-0 IBB		I IN 65 I IN 64 I IN 67 I IN 72 4-0 IBB			X FF 92 0-0 31 G1-3 22 1B 1B		X FF 96 0-0 ② F7	0 1 0 0 0 1	0 0 0 0 0 0	0 1 0 0 0 0	0 0 0 0 0 0	2 0 0 0 0 0	0 0 0 0 0 0	0 0 0 0 0 0
50 Charlie Morton, R (1, 1) 36 Wilfredo Ledezma, L (6, 1) 43 Sean Gallagher, R (6, 1) 41 Ryan Doumit, S (7, PH) OBP: 0.333, SLG: 0.415 (7, 2)		F FF 91 B SI 92 S SI 89 F SI 90 S SI 92 1-3 ③ K		B SI 93 X FF 92 1-0 ③ F9			B SL 82 X FF 91 1-0 ① F7		B FS 92 C FF 95 B FF 96 X FF 98 2-1 ③ G6-3	2 0 0 2	0 0 0 0	0 0 0 0	0 0 0 0	1 0 0 0	4 0 0 1	
Inning Stats	R: 0 E: 0 K: 0 S: 8 H: 0 LOB: 0 BB: 0 P: 11	R: 1 E: 0 K: 1 S: 13 H: 2 LOB: 2 BB: 1 P: 21	R: 0 E: 0 K: 1 S: 7 H: 0 LOB: 0 BB: 0 P: 12	R: 1 E: 0 K: 0 S: 9 H: 2 LOB: 2 BB: 2 P: 19	R: 0 E: 0 K: 1 S: 9 H: 0 LOB: 0 BB: 0 P: 13	R: 0 E: 0 K: 0 S: 12 H: 0 LOB: 1 BB: 1 P: 18	R: 0 E: 0 K: 1 S: 9 H: 2 LOB: 2 BB: 0 P: 17	R: 0 E: 0 K: 2 S: 7 H: 0 LOB: 0 BB: 0 P: 7	R: 0 E: 0 K: 0 S: 7 H: 0 LOB: 0 BB: 0 P: 12	1B: 4 2B: 2 3B: 1 HR: 0 SF: 0 SAC: 0 DP: 1 HBP: 0				WP: 0 PB: 0 SB: 0 CS: 0	PA: 36	

TOP

Pittsburgh Pirates @ New York Mets

Citi Field, Flushing, NY

Thu Sep 16 2010, 7:23 PM - 10:24 PM EDT

Att. 28,790 - Overcast - 70 F

livebaseballscorecards.com

AB	32
R	2
H	6
RBI	2
BB	4
SO	6
LOB	15

PITCHER		IP	WLS	BF	H	R	ER	SO	BB	IBB	HBP	BLK	WP	HR	S	P	ERA	WHIP
34 Mike Pelfrey, R ERA: 3.84	(1, 1)	7.0	W	30	6	2	2	4	2	2	0	0	0	0	67	111	2.57	1.143
25 Pedro Feliciano, L ERA: 2.89	(8, 1)	1.0	H	3	0	0	0	2	0	0	0	0	0	0	7	7	0.00	0.000
39 Bobby Parnell, R ERA: 2.6	(9, 1)	1.0		3	0	0	0	0	0	0	0	0	0	0	7	12	0.00	0.000

PITCHER		IP	WLS	BF	H	R	ER	SO	BB	IBB	HBP	BLK	WP	HR	S	P	ERA	WHIP

BOTTOM

Pittsburgh Pirates @ New York Mets

Citi Field, Flushing, NY

Thu Sep 16 2010, 7:23 PM - 10:24 PM EDT

Att. 28,790 - Overcast - 70 F

livebaseballscorecards.com

Batter	1	2	3	4	5	6	7	8	9	AB	R	H	RBI	BB	SO	LOB
7 José Reyes, S (1, 6) OBP: 0.323, SLG: 0.427	B FF 92 F FF 93 B SI 92 X SI 93 2-1 ① G3-1		C CH 85 S CU 78 X CU 76 0-2 ① G4-3	B CH 86 C CH 86 S FF 94 F CU 77 F FF 94 B CH 84 X FF 95 2-2 ③ F7		C SL 87 B FF 92 B FF 92 F FF 90 X FF 92 2-2 ③ F7		1 SAFE B CH 81 B FF 87 B FF 88 C FF 89 B FF 88 4-1 27 G3-1 16 2B 1-2 BB		4	1	0	0	1	0	3
27 Jésus Feliciano, L (1, 9) OBP: 0.302, SLG: 0.341	C FF 93 X FF 93 0-1 ② F7		C FF 94 B FF 92 B CU 78 X SI 92 2-1 ② G6-3		B SI 91 B SI 91 C FF 92 B SI 91 B FF 93 4-1 5 G6-4-3 16 1B BB		B FF 93 B FF 92 C FF 92 B FF 92 C FF 92 B FF 92 4-2 16 FC1-6 BB	S CH 82 X CH 82 0-1 ② G3-1 1-2 2-3		3	0	0	0	2	0	2
16 Ángel Pagán, S (1, 8) OBP: 0.347, SLG: 0.437	B SI 91 F SI 93 B FF 95 B SI 95 X SI 94 3-1 1B		C CU 76 C SL 88 B FF 93 F FF 93 F CH 85 F CU 76 S CU 74 1-3 K		1 SAFE 1 SAFE X CH 84 0-0 5 G6-4-3 1-2 1B		X CU 76 0-0 ① FC1-6 5 BLK 5 S 29 SF8 1-2f	X CH 81 0-0 2-H 3-H 2B		5	1	3	2	0	1	1
5 David Wright, R (1, 5) OBP: 0.361, SLG: 0.491	1 SAFE B FF 94 1 SAFE B FF 94 F FF 93 1 SAFE 1 SAFE B SL 88 F SI 93 3-2 ③ F9 X FF 84			C SL 88 B CU 78 B CU 77 X SI 92 2-1 ① G5-3	C FF 95 B SI 92 X FF 93 1-1 ①② 1-2f 2-3 G6-4-3		1 SAFE 1 SAFE B FF 93 F SI 94 1 SAFE B SI 89 B CU 80 B CU 77 4-1 30 1B 1-3 BB	I IN 75 I IN 75 I IN 77 I IN 74 4-0 IBB		3	0	0	0	2	0	3
29 Ike Davis, L (1, 3) OBP: 0.349, SLG: 0.447		B FF 93 B FF 93 B SI 92 B FF 93 4-0 11 BB BB		F FF 94 C CU 77 F FF 94 B FF 95 B CU 77 B CU 77 X FF 95 3-2 30 1B 21 2B 1B	B CU 77 C CU 76 X FF 94 1-1 ③ F8		B FF 93 C CH 83 B CH 84 B FF 93 S FF 92 X FF 91 3-2 ② SF8 3-H	B SL 78 C FF 90 C SL 77 B SL 80 B FF 90 X FF 91 3-2 ③ G5-3		3	1	1	1	1	0	3
30 Josh Thole, L (1, 2) OBP: 0.373, SLG: 0.376		B SI 92 C SI 92 B CH 85 F FF 92 X FF 94 2-2 ① F8		X SI 92 0-0 21 2B 1-2 1B	C SL 82 X SL 83 0-1 ① G4-3	C SL 82 X SL 83 0-1 ① 1 SAFE 1 SAFE P PO 88 F CH 83 B FF 94 C FF 93 F FF 93 1 SAFE X FF 94 2-2 1-3 1B				4	1	2	0	0	0	1
21 Lucas Duda, L (1, 7) OBP: 0.171, SLG: 0.162		B SI 92 X CH 85 1-0 ② F8		C CH 85 B SI 92 X CH 86 1-1 34 SH2-4 1-H 2-H 2B	C SL 83 B FF 93 B SL 83 X FF 93 2-1 34 1B 2B		D CH 84 C FF 94 S FF 94 F FF 95 X CU 79 1-2 ③ F9			4	1	2	2	0	0	3
11 Rubén Tejada, R (1, 4) OBP: 0.297, SLG: 0.261		C CU 77 B CU 76 B FF 94 D CU 78 B FF 93 4-1 1-2 BB		B SL 87 T CH 84 B FF 92 D CU 77 C FF 94 F FF 94 B FF 94 4-2 34 SH2-4 BB		C SL 85 B FF 92 X SL 86 1-1 ② F7		X FF 89 0-0 ① F9		2	0	0	0	2	0	1
34 Mike Pelfrey, R (1, 1) OBP: 0.155, SLG: 0.125 25 Pedro Feliciano, L (8, 1) 23 Chris Carter, L (8, PH) OBP: 0.316, SLG: 0.370 12 Joaquin Arias, R (8, PR) OBP: 0.283, SLG: 0.327 39 Bobby Parnell, R (9, 1)		X FF 93 0-0 ③ G3-1		L SI 90 L SI 90 X CU 76 0-2 ② SH2-4 1-2 2-3		X SL 85 0-0 2-H 1B		B SI 89 B CH 83 C FF 89 S CH 82 B CH 83 X FF 90 3-2 27 G3-1 7 BB 16 2B 1B		2 0 1 0 0	0 0 0 1 0	1 0 1 0 0	1 0 0 0 0	0 0 0 0 0	0 0 0 0 0	2 0 0 0 0
Inning Stats	R: 0 E: 0 K: 0 S: 9 H: 1 LOB: 1 BB: 0 P: 17	R: 0 E: 0 K: 0 S: 6 H: 0 LOB: 2 BB: 2 P: 17	R: 0 E: 0 K: 1 S: 11 H: 0 LOB: 0 BB: 0 P: 14	R: 2 E: 0 K: 0 S: 20 H: 3 LOB: 2 BB: 1 P: 32	R: 0 E: 0 K: 0 S: 6 H: 1 LOB: 1 BB: 1 P: 12	R: 1 E: 0 K: 0 S: 10 H: 2 LOB: 1 BB: 0 P: 15	R: 1 E: 0 K: 0 S: 16 H: 1 LOB: 2 BB: 2 P: 29	R: 2 E: 0 K: 0 S: 11 H: 2 LOB: 2 BB: 2 P: 25		1B: 7 2B: 3 3B: 0 HR: 0 SF: 1 SAC: 1 DP: 1 HBP: 0						

AB	31
R	6
H	10
RBI	6
BB	8
SO	1
LOB	19

PITCHER		IP	WLS	BF	H	R	ER	SO	BB	IBB	HBP	BLK	WP	HR	S	P	ERA	WHIP
50 Charlie Morton, R ERA: 8.61	(1, 1)	5.0		23	5	2	2	1	4	0	0	0	0	0	52	92	3.60	1.800
36 Wilfredo Ledezma, L ERA: 6.38	(6, 1)	0.1	L	2	1	1	1	0	0	0	0	0	0	0	4	6	27.00	3.000
43 Sean Gallagher, R ERA: 6.02	(6, 1)	0.2		3	1	0	0	0	0	0	0	0	0	0	6	9	0.00	1.500
30 Chris Resop, R ERA: 4.12	(7, 1)	1.0		6	1	1	1	0	2	0	0	1	0	0	16	29	9.00	3.000
58 Steven Jackson, R ERA: 10.24	(8, 1)	0.2		4	1	2	2	0	1	0	0	0	0	0	7	14	27.00	3.000

PITCHER		IP	WLS	BF	H	R	ER	SO	BB	IBB	HBP	BLK	WP	HR	S	P	ERA	WHIP
65 Justin Thomas, L ERA: 6.75	(8, 1)	0.1		3	1	0	0	0	0	1	0	0	0	0	4	11	0.00	3.000

WP: 0	PA: 41
PB: 0	
SB: 1	
CS: 0	

Atlanta Braves @ New York Mets

Citi Field, Flushing, NY

Fri Sep 17 2010, 7:11 PM - 9:47 PM EDT

Att. 28,002 - Partly Cloudy - 67 F

livebaseballscorecards.com

Batter	1	2	3	4	5	6	7	8	9	AB	R	H	RBI	BB	SO	LOB
4 Omar Infante, R (1, 4) OBP: 0.375, SLG: 0.436	C FF 90 B FF 91 B FF 91 X FC 90 2-1 G6-3 ①		B FF 89 B CH 80 B FF 90 C FF 89 B FF 90 4-1 22 1B BB	B FC 90 B FC 86 C FC 89 F FF 89 X FF 90 2-2 22 HR 1-3 2-H 3-H 2B		B CU 72 B SI 86 C S SI 85 B SI 86 F SI 87 X SI 88 3-2 G5-3 ③		C SI 86 F SI 87 S CH 74 0-3 K ②	4	1	1	2	1	1	1
22 Jason Heyward, L (1, 9) OBP: 0.403, SLG: 0.483	X FF 90 0-0 P5 ②		C FC 83 B FF 90 F FF 91 F FC 85 X FF 92 1-2 1-3 1B	C FF 89 B FC 84 F FC 90 X CU 75 1-2 2-H 3-H HR			X SI 92 0-0 F9 ①		C SI 87 X CU 76 0-1 L4 ③	5	1	2	3	0	0	0
Martín Prado, R (1, 5) OBP: 0.354, SLG: 0.471	C FF 91 B CH 82 C FC 86 F FF 91 X FC 87 1-2 P5 ③		C FF 90 B FC 87 F FC 86 X FF 91 1-2 G6-3 ③	C FF 90 B CH 82 F FF 89 X FF 91 1-2 F9 ③			B CH 91 F SI 93 C CH 84 F FF 92 S SL 80 1-3 K ②			4	0	0	0	0	1	2
27 Derrek Lee, R (1, 3) OBP: 0.339, SLG: 0.409		C FF 91 B SI 90 B FC 85 B FF 91 C FF 91 B FF 91 4-2 16 WP BB	B FF 87 F FF 89 C FF 90 B FF 91 X FF 91 2-2 23 E 53 1B 1B	C SI 84 C CU 70 X CU 71 0-2 G6-3 ①		B SL 82 B SL 83 B SL 79 C SI 92 S FF 93 B SL 81 4-2 BB			2	1	1	0	2	0	0
16 Brian McCann, L (1, 2) OBP: 0.378, SLG: 0.462		B FF 91 B FF 91 B FC 87 C FF 90 C FF 91 S FF 92 3-3 K ① 1-2	F FF 89 C FF 90 S FF 90 0-3 K ①	B SI 85 B SI 84 B SI 85 C SI 85 X SI 85 3-1 G1-4-3 ②			X FF 94 0-0 F9 ③			4	0	0	0	0	2	3
23 Matt Diaz, R (1, 7) OBP: 0.290, SLG: 0.449 28 Rick Ankiel, L (8, PH) OBP: 0.313, SLG: 0.384 (8, 8)		F FF 91 X FC 87 0-1 G6-3 ②	B FF 88 F FC 87 F FF 90 B FC 86 X FF 90 2-2 FC5 48 BB 53 1B 4 2B 1-2	B CU 71 X SI 85 1-0 G5-3 ③				B CU 75 B SI 87 S SI 89 F SI 88 B SL 81 X SI 88 3-2 G4-3 ①		3 1	1 0	0 0	0 0	0 0	0 0	2 0
2 Alex Gonzalez, R (1, 6) OBP: 0.303, SLG: 0.461		B FF 91 B FF 90 C FF 91 F FC 85 B CH 82 S FF 92 3-3 K ③	X FC 85 0-0 P2 ②			B SI 84 B SI 86 F FF 86 S SI 85 S SI 85 2-3 K ①		B SL 83 F FF 88 S SI 88 X CU 74 1-2 G1-3 ②		4	0	0	0	0	2	3
53 Melky Cabrera, S (1, 8) OBP: 0.317, SLG: 0.356 (8, 7)			B FF 88 C FC 85 B CU 73 S FF 90 B FF 91 X FF 90 3-2 L7 ①	C FC 86 B SI 88 B CU 75 F FC 86 X FF 90 2-2 48 BB 4 2B 1-2 2-H 1B		C SI 87 B CU 72 F SI 84 S CU 74 2-3 K ②		C CH 83 B CH 81 B FF 89 X SI 89 2-1 L7 ③		4	1	1	1	0	1	0
48 Tommy Hanson, R (1, 1) OBP: 0.136, SLG: 0.107 39 Jonny Venters, L (7, 1) 40 Takashi Saito, L (8, 1) 58 Peter Moylan, R (8, 1) 7 Brooks Conrad, S (9, PH) OBP: 0.320, SLG: 0.470 13 Billy Wagner, L (9, 1)			C FF 89 C CU 74 T CU 74 0-2 K ②	S CU 74 B CU 74 B FF 90 B FF 90 C FF 89 B FC 89 4-2 4 2B 22 HR 1-2 2-3 BB		B FF 86 C SI 86 B FF 86 B FF 84 B FF 87 4-1 BB			B S CU 77 X CU 77 1-1 F7 ①	1 0 0 0 1 0	1 0 0 0 0 0	0 0 0 0 0 0	0 0 0 0 0 0	2 0 0 0 0 0	1 0 0 0 0 0	0 0 0 0 0 0
Inning Stats	R: 0 E: 0 K: 0 S: 7 H: 0 LOB: 0 BB: 0 P: 10	R: 0 E: 0 K: 2 S: 10 H: 0 LOB: 1 BB: 1 P: 20	R: 0 E: 0 K: 1 S: 14 H: 1 LOB: 2 BB: 1 P: 23	R: 6 E: 1 K: 1 S: 24 H: 4 LOB: 0 BB: 1 P: 38	R: 0 E: 0 K: 0 S: 6 H: 0 LOB: 0 BB: 0 P: 10	R: 0 E: 0 K: 2 S: 11 H: 0 LOB: 1 BB: 1 P: 22	R: 0 E: 0 K: 1 S: 8 H: 0 LOB: 1 BB: 1 P: 13	R: 0 E: 0 K: 0 S: 8 H: 0 LOB: 0 BB: 0 P: 14	R: 0 E: 0 K: 1 S: 7 H: 0 LOB: 0 BB: 0 P: 8	1B: 3 2B: 1 3B: 0 HR: 1 SF: 0 SAC: 0 DP: 0 HBP: 0						

PITCHER		IP	WLS	BF	H	R	ER	SO	BB	IBB	HBP	BLK	WP	HR	S	P	ERA	WHIP
49 Jonathon Niese, L ERA: 3.76	(1, 1)	4.0	L	21	5	6	0	4	3	0	0	0	1	1	55	91	0.00	2.000
50 Sean Green, R ERA: 2.25	(5, 1)	2.0		7	0	0	0	2	1	0	0	0	0	0	17	32	0.00	0.500
36 Manny Acosta, R ERA: 3.09	(7, 1)	1.0		4	0	0	0	1	1	0	0	0	0	0	8	13	0.00	1.000
64 Elmer Dessens, R ERA: 1.94	(8, 1)	1.0		3	0	0	0	0	0	0	0	0	0	0	8	14	0.00	0.000
25 Pedro Feliciano, L ERA: 2.84	(9, 1)	1.0		3	0	0	0	1	0	0	0	0	0	0	7	8	0.00	0.000

PITCHER	IP	WLS	BF	H	R	ER	SO	BB	IBB	HBP	BLK	WP	HR	S	P	ERA	WHIP

AB	33
R	6
H	5
RBI	6
BB	5
SO	8
LOB	11

WP: 1	PA: 38		
PB: 0			
SB: 0			
CS: 0			

Atlanta Braves @ New York Mets

Citi Field, Flushing, NY

Fri Sep 17 2010, 7:11 PM - 9:47 PM EDT

Att. 28,002 - Partly Cloudy - 67 F

livebaseballscorecards.com

BOTTOM

Batter	1	2	3	4	5	6	7	8	9	AB	R	H	RBI	BB	SO	LOB
7 José Reyes, S (1, 6) OBP: 0.322, SLG: 0.425	C FF 88 X FF 89 0-1 ① P5	B FF 91 F FF 91 X FF 90 1-1 23 S 1B 1-3 2-H			C CH 85 B CH 79 S SL 80 B SL 75 B CH 82 F X SL 81 3-2 ① F7		B SI 95 S SL 85 F SI 95 X SL 84 1-2 ③ G5-3			4	0	1	1	0	0	1
23 Chris Carter, L (1, 9) OBP: 0.309, SLG: 0.360 27 Jésus Feliciano, L (9, 9) OBP: 0.302, SLG: 0.341	C SI 88 B FF 91 B CU 75 X FF 91 2-1 ② G4-3	C FF 89 B SI 92 F SI 91 C CU 74 1-3 ③ K 1-2			B FF 90 B CU 74 B FF 90 C FF 90 X FF 91 3-1 ② P5			C S FF 91 B FF 92 S FF 92 1-3 ① K		4 0	0 0	0 0	0 0	0 0	2 0	2 0
15 Carlos Beltrán, S (1, 8) OBP: 0.332, SLG: 0.379	B CU 73 C SL 81 F FF 90 F CU 72 B CU 73 F SL 82 S FF 90 2-3 ③ K		C FF 89 B FF 89 X CH 79 1-1 ① F7		C CU 73 B CH 81 X CH 81 1-1 ③ G6-3			C C CU 77 C FF 92 S FF 91 0-3 ② K		4	0	0	0	0	2	0
5 David Wright, R (1, 5) OBP: 0.358, SLG: 0.487		B FF 87 X FF 90 1-0 ① L9	C CU 74 X FF 90 0-1 ② F9			B FF 90 B FF 90 B FF 91 C FF 90 X FF 92 3-1 ① L6		F FF 92 B FF 91 S SI 88 X SI 89 1-2 ③ G5-3		4	0	0	0	0	0	0
29 Ike Davis, L (1, 3) OBP: 0.348, SLG: 0.444		B SL 80 C SL 81 B CU 74 B CU 74 B SL 81 4-1 30 1B 21 1B BB	B SL 82 C SL 82 B CU 74 F SL 82 B CU 75 C CU 75 3-3 ③ K			B CU 74 C FF 92 C SL 82 S CU 76 1-3 ② K			C FF 95 X FF 96 0-1 ① G5-3	3	1	0	0	1	2	0
30 Josh Thole, L (1, 2) OBP: 0.370, SLG: 0.373		X FF 87 0-0 21 1B 49 1B 1-3 1B		C FF 89 B CH 79 C SL 81 B CU 75 F SL 81 X FF 91 2-2 ① G6-3		X FF 90 0-0 ③ G6-3			C FF 95 B FF 96 F FF 96 B SL 84 F SL 83 F FF 95 X SL 83 2-2 ② G1-3	4	1	1	0	0	0	0
21 Lucas Duda, L (1, 7) OBP: 0.205, SLG: 0.275 64 Elmer Dessens, R (8, 1) 25 Pedro Feliciano, L (9, 1) 16 Ángel Pagán, S (9, PH) OBP: 0.346, SLG: 0.436		B SL 81 B FF 91 S SL 81 X FF 91 2-1 49 1B 7 1B 1-2 3-H 1B		B FF 90 B CU 75 X FF 91 2-0 HR			S SI 95 C SI 93 B SI 94 S SI 94 1-3 ① K		B FF 96 S FF 96 C FF 95 S SL 84 1-3 ③ K	3 0 0 1	2 0 0 0	2 0 0 0	2 0 0 0	0 0 0 0	1 0 0 0	0 0 0 0
11 Rubén Tejada, R (1, 4) OBP: 0.294, SLG: 0.258 6 Nick Evans, R (7, PH) OBP: 0.350, SLG: 0.579 (8, 7)		X FF 91 0-0 ② L8		X FF 91 0-0 ② B5-3			B SI 94 F SI 94 X SL 83 1-1 2B			2 1	0 0	0 1	0 0	0 0	0 0	2 0
49 Jonathon Niese, L (1, 1) OBP: 0.305, SLG: 0.295 19 Mike Hessman, R (4, PH) OBP: 0.286, SLG: 0.298 50 Sean Green, R (5, 1) 36 Manny Acosta, R (7, 1) 12 Joaquin Arias, R (7, PH) OBP: 0.281, SLG: 0.324 (8, 4)		F FF 91 B CU 74 X FF 92 1-1 7 1B 1-2 2-H 1B		B SL 81 S SL 81 X SL 80 1-1 ③ G3			B SI 95 B SI 95 X SI 95 2-0 ② F8			1 1 0 0 0 1	0 0 0 0 0 0	1 0 0 0 0 0	1 0 0 0 0 0	0 0 0 0 0 0	0 0 0 0 0 0	0 0 0 0 0 1
Inning Stats	R: 0 E: 0 K: 1 S: 9 H: 0 LOB: 0 BB: 0 P: 13	R: 3 E: 0 K: 1 S: 13 H: 4 LOB: 2 BB: 1 P: 23	R: 0 E: 0 K: 1 S: 7 H: 0 LOB: 0 BB: 0 P: 11	R: 1 E: 0 K: 0 S: 8 H: 1 LOB: 0 BB: 0 P: 13	R: 0 E: 0 K: 0 S: 8 H: 0 LOB: 0 BB: 0 P: 15	R: 0 E: 0 K: 1 S: 6 H: 0 LOB: 0 BB: 0 P: 10	R: 0 E: 0 K: 1 S: 9 H: 1 LOB: 1 BB: 0 P: 14	R: 0 E: 0 K: 2 S: 9 H: 0 LOB: 0 BB: 0 P: 11	R: 0 E: 0 K: 1 S: 10 H: 0 LOB: 0 BB: 0 P: 13	1B: 4 2B: 1 3B: 0 HR: 1	SF: 0 SAC: 0 DP: 0 HBP: 0			WP: 0 PB: 0 SB: 1 CS: 0	PA: 34	

PITCHER		IP	WLS	BF	H	R	ER	SO	BB	IBB	HBP	BLK	WP	HR	S	P	ERA	WHIP
48 Tommy Hanson, R ERA: 3.62	(1, 1)	6.0	W	24	5	4	4	4	1	0	0	0	0	1	51	85	6.00	1.000
39 Jonny Venters, L ERA: 1.81	(7, 1)	1.0	H	4	1	0	0	1	0	0	0	0	0	0	9	14	0.00	1.000
40 Takashi Saito, R ERA: 2.52	(8, 1)	0.2	H	2	0	0	0	2	0	0	0	0	0	0	6	7	0.00	0.000
58 Peter Moylan, R ERA: 3.12	(8, 1)	0.1	H	1	0	0	0	0	0	0	0	0	0	0	3	4	0.00	0.000
13 Billy Wagner, L ERA: 1.45	(9, 1)	1.0	S	3	0	0	0	1	0	0	0	0	0	0	10	13	0.00	0.000

PITCHER	IP	WLS	BF	H	R	ER	SO	BB	IBB	HBP	BLK	WP	HR	S	P	ERA	WHIP

AB	33
R	4
H	6
RBI	4
BB	1
SO	8
LOB	6

Batter	1	2	3	4	5	6	7	8	9	AB	R	H	RBI	BB	SO	LOB
4 Omar Infante, R (1, 4) OBP: 0.372, SLG: 0.432	X FF 87 0-0 ① F7		B FF 88 B FF 87 C FF 88 L CH 81 F FF 89 X FF 89 2-2 ① F9		C SI 88 X SI 88 0-1 ② G6-3		C SI 89 C CH 81 X FF 89 0-2 ③ P4			4	0	0	0	0	0	1
22 Jason Heyward, L (1, 9) OBP: 0.402, SLG: 0.480	C SI 87 B SI 87 B SL 78 X SI 87 2-1 ② G4-3		B SI 90 C CH 81 B FF 89 F CH 82 B CH 81 B CH 82 4-2 G6-4-3 BB		X SI 89 0-0 ③ G4-3			C SI 86 B CU 76 C SI 85 X CH 74 1-2 ① F8		3	0	0	0	1	0	0
Martín Prado, R (1, 5) OBP: 0.353, SLG: 0.469	C FF 88 S SL 79 X SL 79 0-2 ③ F8		1 SAFE S SL 80 F FF 90 D KC 72 X SL 78 1-2 ②③ G6-4-3 1-2f			C KC 70 B SL 76 X SI 87 1-1 1B		B SI 86 C SI 86 F CH 75 B CU 78 X SI 87 2-2 ② G5-3		4	0	1	0	0	0	1
16 Brian McCann, L (1, 2) OBP: 0.377, SLG: 0.462		X SI 86 0-0 ① G3	C SI 87 B CH 80 F CH 80 B FF 89 F CH 82 B CH 81 X SI 89 3-2 27 1B 2 2B 2B			D KC 72 B SI 88 C CH 81 F CH 82 B FF 89 F FF 90 X FF 90 3-2 ① F8		C CH 74 S CU 76 C CU 77 0-3 ③ K		4	1	1	0	0	1	1
27 Derrek Lee, R (1, 3) OBP: 0.340, SLG: 0.410		C FF 88 B SL 78 B SI 88 X SI 88 2-1 13 2B 1B	F SL 81 X SI 90 0-1 2 2B 2-3 1B			B SL 79 B FF 89 C SL 79 C CH 82 S FF 90 2-3 ② K			C KC 85 B FF 96 B SL 86 X FF 95 2-1 ① G5-3	4	2	2	0	0	1	1
13 Nate McLouth, L (1, 8) (7, 7) OBP: 0.294, SLG: 0.339		B SI 89 X SI 89 1-0 1-H 2B	F CH 83 X FF 90 0-1 ① F9			C CH 83 D CH 81 B FF 90 B FF 90 X FF 90 3-1 ③ F9			F FF 95 F FF 96 B FS 88 B FS 89 B FF 99 X FF 97 3-2 HR	4	1	2	2	0	0	3
2 Alex Gonzalez, R (1, 6) OBP: 0.306, SLG: 0.465		X SL 80 0-0 ② P4	B SL 82 B FF 90 S CH 82 F CH 83 X SL 80 2-2 ② 1-H 3-H 2B				B FF 87 B FF 87 B SI 87 C FF 87 B FF 88 4-1 15 SH2-4 BB		S FF 96 B FF 98 B FF 96 X FF 95 2-1 2B	3	0	2	2	1	0	1
23 Matt Diaz, R (1, 7) OBP: 0.290, SLG: 0.445 28 Rick Ankiel, L (7, 8) OBP: 0.311, SLG: 0.382		I IN 68 I IN 68 I IN 67 I IN 64 4-0 IBB	C FF 90 X SI 90 0-1 ③ G6-3				C SI 88 X SI 88 0-1 ① L4		B SL 78 X SL 77 1-0 ② G6-3	2 1	0 0	0 0	0 0	1 0	0 0	1 1
15 Tim Hudson, R (1, 1) OBP: 0.197, SLG: 0.254 39 Jonny Venters, L (8, 1) 25 Troy Glaus, R (9, PH) OBP: 0.342, SLG: 0.401 13 Billy Wagner, L (9, 1)		C SL 78 F SI 88 C KC 72 0-3 ③ K			S FF 88 B KC 68 S FF 89 C KC 70 1-3 ① K		X CH 78 0-0 ② SH2-4 1-2		B FF 87 B CH 78 X CH 78 2-0 ③ F8	2 0 1 0	0 0 0 0	0 0 0 0	0 0 0 0	0 0 0 0	2 0 0 0	2 0 1 0

Inning Stats	1	2	3	4	5	6	7	8	9
	R: 0 E: 0 K: 0 S: 6	R: 1 E: 0 K: 1 S: 8	R: 0 E: 0 K: 0 S: 9	R: 2 E: 0 K: 0 S: 13	R: 0 E: 0 K: 1 S: 6	R: 0 E: 0 K: 1 S: 11	R: 0 E: 0 K: 0 S: 7	R: 0 E: 0 K: 1 S: 9	R: 1 E: 0 K: 0 S: 9
	H: 0 LOB: 0 BB: 0 P: 8	H: 2 LOB: 2 BB: 1 P: 15	H: 0 LOB: 0 BB: 1 P: 16	H: 3 LOB: 0 BB: 0 P: 18	H: 0 LOB: 0 BB: 0 P: 7	H: 1 LOB: 1 BB: 0 P: 20	H: 0 LOB: 1 BB: 1 P: 11	H: 0 LOB: 0 BB: 0 P: 12	H: 2 LOB: 1 BB: 0 P: 19

	1B: 3	SF: 0	WP: 0	PA: 36
	2B: 4	SAC: 1	PB: 0	
	3B: 0	DP: 1	SB: 0	
	HR: 1	HBP: 0	CS: 0	

PITCHER		IP	WLS	BF	H	R	ER	SO	BB	IBB	HBP	BLK	WP	HR	S	P	ERA	WHIP
35 Dillon Gee, R ERA: 1.8	(1, 1)	7.0	L	28	6	3	3	3	2	1	0	0	0	0	60	95	3.86	1.143
25 Pedro Feliciano, L ERA: 2.79	(8, 1)	1.0		3	0	0	0	1	0	0	0	0	0	0	9	12	0.00	0.000
39 Bobby Parnell, R ERA: 2.83	(9, 1)	0.1		3	2	1	1	0	0	0	0	0	0	1	7	14	27.00	6.000
47 Hisanori Takahashi, L ERA: 3.77	(9, 1)	0.2		2	0	0	0	0	0	0	0	0	0	0	2	5	0.00	0.000

PITCHER	IP	WLS	BF	H	R	ER	SO	BB	IBB	HBP	BLK	WP	HR	S	P	ERA	WHIP

TOP

Atlanta Braves @ New York Mets

Citi Field, Flushing, NY

Sat Sep 18 2010, 4:12 PM - 6:39 PM EDT

Att. 33,051 - Cloudy - 70 F

livebaseballscorecards.com

AB	32
R	4
H	8
RBI	4
BB	3
SO	4
LOB	13

Atlanta Braves @ New York Mets

Citi Field, Flushing, NY

Sat Sep 18 2010, 4:12 PM - 6:39 PM EDT

Att. 33,051 - Cloudy - 70 F

BOTTOM

livebaseballscorecards.com

Batter	1	2	3	4	5	6	7	8	9	AB	R	H	RBI	BB	SO	LOB
7 José Reyes, S (1, 6) OBP: 0.324, SLG: 0.432	C FF 91 B CU 76 F CU 77 B FF 92 B SI 91 F SI 91 X SI 92 3-2 ① F7		C FC 82 B FF 90 B FS 85 X FS 85 2-1 HR		B CU 76 F CU 77 F SI 92 X FF 92 1-2 ② G1			C SI 95 F SI 95 X SI 96 0-2 16 G5-4-3 1B		4	1	2	1	0	0	0
16 Ángel Pagán, S (1, 9) OBP: 0.347, SLG: 0.436	X FC 87 0-0 15 G6-3 15 S 1B		X SI 91 0-0 15 G1-6-3 1B		C FC 85 B FC 86 B SI 91 S CU 76 C SI 92 2-3 ③ K			X SI 95 0-0 ①② G5-4-3 1-2f		4	0	2	0	0	1	1
15 Carlos Beltrán, S (1, 8) OBP: 0.326, SLG: 0.371	1 SAFE B SI 91 C SI 91 1 SAFE B CU 76 X FS 87 2-1 ② G6-3 1-3		1 SAFE 1 SAFE 1 SAFE C SI 90 P PO 84 X SI 91 1-1 ①② G1-6-3 1-2f			B FS 84 B CU 75 C SI 89 X SI 91 2-1 ① G4-3		C SL 84 B SI 96 B SI 95 X SI 94 2-1 ③ G1-3		4	0	0	0	0	0	2
5 David Wright, R (1, 5) OBP: 0.358, SLG: 0.484	B SI 92 X SI 92 1-0 ③ G5-3		B FF 91 B FC 86 B CU 77 C FF 89 X SI 91 3-1 ③ G6-3			C SI 91 B CU 77 B CU 76 B FC 84 S CU 76 B SI 91 4-2 29 S BB			F FF 95 C FF 94 B FF 94 B FF 94 S FF 95 2-3 ① K	3	0	0	0	1	1	1
29 Ike Davis, L (1, 3)		B CU 76 C SI 92 C CU 76 B CU 76 T CU 76 2-2 ① K		B CU 74 B CU 74 X SI 87 2-0 ① G3-1		C CU 76 1 SAFE S CU 77 B SI 92 F FS 84 S CU 77 1-3 ② K 1-2			T FF 95 F FF 96 B SL 83 B SL 83 F FF 95 C FF 95 2-3 ② K	4	0	0	0	0	3	1
21 Lucas Duda, L (1, 7) OBP: 0.234, SLG: 0.310 6 Nick Evans, R (9, PH) OBP: 0.333, SLG: 0.550		B FS 82 X FC 84 1-0 30 1B 2B		B FF 90 C CU 76 H SI 90 2-1 30 G5-4-3 HBP		C SI 92 X FS 86 0-1 ③ G4-3			B FF 96 B FF 96 C FF 94 F FF 94 C FF 95 2-3 ③ K	2 1	0 0	1 0	0 0	0 0	0 1	1 0
30 Josh Thole, L (1, 2) OBP: 0.370, SLG: 0.372		B SI 92 X SI 92 1-0 2-3 1B		C SI 91 X SI 92 0-1 ②③ G5-4-3 1-2f			B FS 83 C SI 90 X SI 90 1-1 ① F7			3	0	1	0	0	0	1
3 Luis Hernandez, S (1, 4) OBP: 0.298, SLG: 0.409 12 Joaquin Arias, R (6, 4) OBP: 0.278, SLG: 0.321		1 SAFE F SI 91 1 SAFE F SI 91 F FS 85 S FF 91 0-3 ② K			B SI 91 F SI 91 X SI 91 1-1 HR		C SI 91 C SI 91 S FC 84 0-3 ② K			2 1	1 0	1 0	1 0	0 0	1 1	2 0
35 Dillon Gee, R (1, 1) OBP: 0.286, SLG: 0.429 23 Chris Carter, L (7, PH) OBP: 0.307, SLG: 0.358 25 Pedro Feliciano, L (8, 1) 39 Bobby Parnell, R (9, 1) 47 Hisanori Takahashi, L (9, 1) OBP: 0.063, SLG: 0.063		C SI 92 S FC 86 B FC 84 S FC 87 1-3 ③ K			B SI 91 C SI 91 B SI 91 C SI 90 S SI 91 2-3 ① K		F SI 90 B SI 90 B SI 90 X SI 91 2-1 ③ G4-3			2 1 0 0 0	0 0 0 0 0	0 0 0 0 0	0 0 0 0 0	2 0 0 0 0	2 0 0 0 0	2 0 0 0 0

	AB	31
	R	2
	H	7
	RBI	2
	BB	1
	SO	10
	LOB	11

Inning Stats	1	2	3	4	5	6	7	8	9	1B: 4	SF: 0	WP: 0	PA: 33
	R: 0 E: 0 K: 0 S: 8	R: 0 E: 0 K: 3 S: 12	R: 1 E: 0 K: 0 S: 8	R: 0 E: 0 K: 0 S: 4	R: 1 E: 0 K: 2 S: 11	R: 0 E: 0 K: 1 S: 10	R: 0 E: 0 K: 1 S: 7	R: 0 E: 0 K: 0 S: 6	R: 0 E: 0 K: 3 S: 10	2B: 1 3B: 0 HR: 2	SAC: 0 DP: 3 HBP: 1	PB: 0 SB: 2 CS: 0	
	H: 1 LOB: 1 BB: 0 P: 14	H: 2 LOB: 2 BB: 0 P: 17	H: 2 LOB: 0 BB: 0 P: 13	H: 0 LOB: 0 BB: 0 P: 8	H: 1 LOB: 0 BB: 0 P: 17	H: 0 LOB: 1 BB: 1 P: 17	H: 0 LOB: 0 BB: 0 P: 10	H: 1 LOB: 0 BB: 0 P: 8	H: 0 LOB: 0 BB: 0 P: 16				

PITCHER		IP	WLS	BF	H	R	ER	SO	BB	IBB	HBP	BLK	WP	HR	S	P	ERA	WHIP
15 Tim Hudson, R ERA: 2.61	(1, 1)	7.0	W	27	6	2	2	7	1	0	1	0	0	2	60	96	2.57	1.000
39 Jonny Venters, L ERA: 1.78	(8, 1)	1.0	H	3	1	0	0	0	0	0	0	0	0	0	6	8	0.00	1.000
13 Billy Wagner, L ERA: 1.43	(9, 1)	1.0	S	3	0	0	0	3	0	0	0	0	0	0	10	16	0.00	0.000

PITCHER	IP	WLS	BF	H	R	ER	SO	BB	IBB	HBP	BLK	WP	HR	S	P	ERA	WHIP

Atlanta Braves @ New York Mets

Citi Field, Flushing, NY

Sun Sep 19 2010, 1:12 PM - 4:08 PM EDT

Att. 33,612 - Sunny - 76 F

TOP

livebaseballscorecards.com

Batter	1	2	3	4	5	6	7	8	9	AB	R	H	RBI	BB	SO	LOB
4 Omar Infante, R (1, 4) OBP: 0.374, SLG: 0.432	B KN 68 C FF 82 B KN 73 F KN 73 X KN 75 2-2 ① G5-3		B KN 74 B KN 72 X FF 82 2-0 22 G1-6-3 2-3 1B		C FF 85 B KN 73 B KN 75 B KN 75 B FF 84 4-1 22 1B BB		B KN 72 L KN 69 1 SAFE B KN 71 1 SAFE B FF 81 X FF 79 3-1 22 G1-3 27 HR 1-2 1B	B FF 85 B SI 86 C SI 86 F CU 76 X SI 87 2-2 ② L7		4	1	2	0	1	0	1
22 Jason Heyward, L (1, 9) OBP: 0.402, SLG: 0.478	C KN 75 B KN 78 X KN 70 1-1 ② P4		B KN 76 F KN 73 X KN 76 1-1 ①② G1-6-3 1-2f		C KN 72 X KN 78 0-1 1-3 1B		B SI 86 M SI 86 B SI 87 C SI 86 X SI 88 2-2 ① G1-3 1-2 2-3	C SI 87 B SI 88 F FF 86 B SI 87 B CU 76 F CU 76 F SI 87 D CU 77 4-2 1-2 BB		4	0	1	0	1	0	4
Martín Prado, R (1, 5) OBP: 0.352, SLG: 0.466	B KN 74 C KN 70 X KN 77 1-1 ③ F8		B KN 75 C KN 74 X KN 76 1-1 ③ G4-3		B KN 76 B KN 71 X KN 74 2-0 ③ G1-3		I IN 58 I IN 61 I IN 59 I IN 59 4-0 27 HR IBB	B SL 83 B FF 88 B SI 88 C SI 85 X FF 87 3-1 ③ P3		4	1	0	0	1	0	5
16 Brian McCann, L (1, 2) OBP: 0.379, SLG: 0.463		B KN 71 B KN 72 B KN 72 C FF 82 C FF 85 F KN 74 B KN 75 4-2 13 PB 27 G5-3 2 1B BB	C KN 72 C KN 75 X KN 78 0-2 27 G6-4-3 1B		B KN 75 B KN 79 X KN 75 1-1 ① G4-3	C CU 77 B SI 87 B SI 88 X SI 87 2-1 ② L4			X SI 86 0-0 27 FC6-4 1B	4	1	2	0	1	0	3
27 Derrek Lee, R (1, 3) OBP: 0.340, SLG: 0.417		C FF 83 X KN 75 0-1 ① G5-3 1-2	S KN 72 X KN 76 0-1 ①② G6-4-3 1-2f		C KN 76 B KN 79 X KN 74 1-1 13 G4-3 2 1B 2B	B SL 80 B FF 94 B SL 79 C FF 92 F SI 95 F FF 95 X FF 94 3-2 1-H 2-H 3-H HR		B SI 86 S FF 85 X CH 80 1-1 ① FC6-4 13 FC4-6 1-2f	5	2	2	4	0	0	3
13 Nate McLouth, L (1, 7) OBP: 0.296, SLG: 0.335		C KN 73 S KN 77 B KN 79 F KN 80 B KN 78 X KN 78 2-2 ② G3 2-3	F KN 76 H EP 58 1-1 HBP		F KN 76 D KN 77 B KN 78 F KN 75 X KN 78 2-2 ② G4-3 2-3	C CH 85 C SL 81 B CH 85 F SL 82 B FF 95 B SL 85 F SL 82 B FF 95 4-2 2 E 2 S BB		1 SAFE B SI 86 B SI 87 B SI 86 C SI 86 C SI 87 F SI 87 F CH 81 X SI 87 3-2 ② FC4-6 1-2f	3	0	0	0	1	0	3
2 Alex Gonzalez, R (1, 6) OBP: 0.306, SLG: 0.465		B KN 77 F KN 76 B KN 79 F KN 74 F KN 79 B KN 79 X KN 78 3-2 3-H 1B	B KN 74 S KN 73 C KN 73 X KN 79 1-2 ③ F9		B KN 77 C KN 78 S KN 79 B FF 84 2-2 3-H 1B	B FF 94 B SI 96 C SL 81 S SL 83 F FF 94 X SL 84 2-2 ③ G6-3 1-3		B FF 86 X SI 87 1-0 ③ P3	5	0	2	2	0	0	3
28 Rick Ankiel, L (1, 8) OBP: 0.310, SLG: 0.384		X KN 74 0-0 ③ G4-3			X KN 72 0-0 ① 2B	C KN 76 C KN 78 F KN 79 X KN 78 0-2 ③ G1-3		S CU 74 F CU 75 B FF 87 B FF 87 S CU 76 2-3 ① K		4	0	1	0	0	1	2
32 Derek Lowe, R (1, 1) OBP: 0.218, SLG: 0.200 53 Melky Cabrera, S (7, PH) OBP: 0.319, SLG: 0.358 34 Eric O'Flaherty, L (7, 1) 25 Troy Glaus, R (8, PH) OBP: 0.344, SLG: 0.401 24 Diory Hernandez, R (8, PR) OBP: 0.111, SLG: 0.444 39 Jonny Venters, L (8, 1) 46 Craig Kimbrel, R (9, 1)			B FF 83 C FF 83 X KN 77 1-1 4 1B 2B		C FF 85 B KN 76 X KN 71 1-1 ② G5-3		B KN 74 C KN 69 S KN 75 F KN 79 X KN 80 1-2 22 G1-3 4 1B 27 HR 1B	F FF 87 B SI 88 F CH 73 B SI 86 B FF 87 F CU 77 F CU 78 B FF 88 4-2 22 BB BB		2 1 0 0 0 0 0 0	0 1 0 0 0 0 0 0	1 1 0 0 0 0 0 0	0 0 0 0 1 0 0 0	0 0 0 0 0 0 0 0	0 0 0 0 0 0 0 0	0 0 0 0 0 0 0 0
Inning Stats	R: 0 E: 0 K: 0 S: 7 H: 0 LOB: 0 BB: 0 P: 11	R: 1 E: 0 K: 0 S: 14 H: 1 LOB: 1 BB: 1 P: 23	R: 0 E: 0 K: 0 S: 7 H: 2 LOB: 1 BB: 0 P: 12	R: 0 E: 0 K: 0 S: 9 H: 1 LOB: 1 BB: 0 P: 11	R: 0 E: 0 K: 0 S: 7 H: 2 LOB: 2 BB: 1 P: 14	R: 1 E: 0 K: 0 S: 15 H: 2 LOB: 1 BB: 0 P: 21	R: 4 E: 0 K: 0 S: 23 H: 3 LOB: 1 BB: 2 P: 44	R: 0 E: 0 K: 1 S: 16 H: 0 LOB: 2 BB: 2 P: 31	R: 0 E: 0 K: 0 S: 9 H: 1 LOB: 1 BB: 0 P: 14	1B: 8 2B: 3 3B: 0 HR: 1	SF: 0 SAC: 0 DP: 2 HBP: 1	WP: 0 PB: 1 SB: 1 CS: 0	PA: 43			

	AB	36
	R	6
	H	12
	RBI	6
	BB	6
	SO	1
	LOB	24

PITCHER		IP	WLS	BF	H	R	ER	SO	BB	IBB	HBP	BLK	WP	HR	S	P	ERA	WHIP
43 R.A. Dickey, R ERA: 2.92	(1, 1)	6.0	L	28	10	4	4	0	2	0	1	0	0	0	65	102	6.00	2.000
25 Pedro Feliciano, L ERA: 2.91	(7, 1)	0.2		3	0	0	0	0	0	1	0	0	0	0	5	13	0.00	0.000
36 Manny Acosta, R ERA: 3.34	(7, 1)	0.1		3	1	2	2	0	1	0	0	0	0	1	12	21	54.00	6.000
22 Raul Valdes, L ERA: 5.51	(8, 1)	0.2		4	0	0	0	1	2	0	0	0	0	0	14	26	0.00	3.000
64 Elmer Dessens, R ERA: 1.93	(8, 1)	0.1		1	0	0	0	0	0	0	0	0	0	0	2	5	0.00	0.000

PITCHER		IP	WLS	BF	H	R	ER	SO	BB	IBB	HBP	BLK	WP	HR	S	P	ERA	WHIP
48 Pat Misch, L ERA: 4.44	(9, 1)	1.0		4	1	0	0	0	0	0	0	0	0	0	9	14	0.00	1.000

Atlanta Braves @ New York Mets

Citi Field, Flushing, NY

Sun Sep 19 2010, 1:12 PM - 4:08 PM EDT

Att. 33,612 - Sunny - 76 F

BOTTOM

Batter	1	2	3	4	5	6	7	8	9	AB	R	H	RBI	BB	SO	LOB
7 José Reyes, S (1, 6) OBP: 0.321, SLG: 0.429	B SI 87 X SI 88 1-0 F9 ①		B SL 81 C SL 81 F SL 81 F CH 84 F CH 84 F SI 85 X SI 90 1-2 G1-3 ②			C SI 88 B CH 83 B CH 83 B SI 88 C SI 88 X SI 89 3-2 G3-1 ①		C SI 94 B SI 95 B SI 96 X SI 95 2-1 G6-4-3 ①② 1-2f		4	0	0	0	0	0	1
16 Ángel Pagán, S (1, 9) OBP: 0.345, SLG: 0.433	B SL 80 C SL 79 X FC 84 1-1 F9 ②		C SI 90 F FC 86 B SI 90 X SL 81 1-2 G1-3 ③			B SI 88 F SI 89 B SL 82 F SL 80 F SL 81 X CH 84 2-2 G3-1 ②		B SL 84 X SI 95 1-0 G4-3 ③		4	0	0	0	0	0	0
15 Carlos Beltrán, S (1, 8) OBP: 0.329, SLG: 0.374	C SI 88 B SI 88 X SI 89 1-1 5 HR 1B			B SL 81 F CH 83 X SI 88 1-1 G3 ①		B SI 89 B SI 89 C SI 88 X CH 84 2-1 1B			B FF 97 C FF 96 F FF 96 B KC 84 F FF 97 F FF 96 B FF 97 F FF 96 C KC 84 3-3 K ①	4	1	2	0	0	1	0
5 David Wright, R (1, 5) OBP: 0.357, SLG: 0.488	1 SAFE B SI 87 D SL 80 X SI 88 2-0 1-H HR			B SL 81 X SL 82 1-0 G6-3 ②		1 SAFE 1 SAFE B SL 80 X SL 82 1-0 G5-3 ③			C FF 96 C FF 97 S FF 98 0-3 K ②	4	1	1	2	0	1	1
29 Ike Davis, L (1, 3) OBP: 0.347, SLG: 0.441	F SL 81 B SL 80 F SL 81 X SL 82 1-2 G1-3 ③			C SL 80 F SL 80 B SL 81 B SL 80 X SL 81 2-2 G6-3 ③			C FF 92 C SI 91 X SI 91 0-2 6 1B 6 WP 30 G4-6-3 1B		X FF 96 0-0 1B	4	1	2	0	0	0	0
21 Lucas Duda, L (1, 7) OBP: 0.245, SLG: 0.302 6 Nick Evans, R (7, PH) OBP: 0.364, SLG: 0.571 (8, 7) 23 Chris Carter, L (9, PH) OBP: 0.305, SLG: 0.355		B SI 88 B SL 79 B SL 79 B SI 87 4-0 30 G6-4-3 BB			C SI 89 B CH 83 F CH 83 B SI 88 F CH 84 B CH 84 F SI 90 S SL 81 3-3 K ①		S SI 92 B CH 85 B CH 84 S SI 91 B FF 92 F SI 93 X SI 92 3-2 1-3 30 G4-6-3 1B		C FF 94 B FF 95 C FF 95 F KC 85 S KC 85 1-3 K ③	1 1 1	0 0 0	0 1 0	0 0 0	1 0 1	1 0 1	0 0 1
30 Josh Thole, L (1, 2) OBP: 0.369, SLG: 0.371		1 SAFE 1 SAFE C SI 87 B CH 83 F SI 87 F SI 89 X SI 88 1-2 G6-4-3 ①② 1-2f			X SI 89 0-0 1B		B FF 91 C SI 92 X SL 86 1-1 G4-6-3 ①② 1-2f 3-H			3	0	1	0	0	0	2
11 Rubén Tejada, R (1, 4) OBP: 0.290, SLG: 0.254 48 Pat Misch, R (9, 1) OBP: 0.250, SLG: 0.250		B SI 90 B SI 90 F SI 89 B SI 90 F SI 89 F SI 90 X SI 90 3-2 G5-3 ③			1 SAFE 1 SAFE F SI 87 B SL 80 1 SAFE F SI 88 B SI 88 T SI 89 2-2 K ②		F FF 93 F FF 92 B FF 92 S SL 86 1-3 K ③			3 0	0 0	0 0	0 0	0 0	2 0	1 0
43 R.A. Dickey, R (1, 1) OBP: 0.260, SLG: 0.250 25 Pedro Feliciano, L (7, 1) 36 Manny Acosta, R (7, 1) 22 Raul Valdes, L (8, 1) OBP: 0.444, SLG: 0.556 64 Elmer Dessens, R (8, 1) 12 Joaquin Arias, R (8, PH) OBP: 0.284, SLG: 0.327 (9, 4)			B SI 89 C SI 88 B SI 90 S SI 88 X SI 89 2-2 G6-3 ①		F SI 89 X SI 88 0-1 G5-3 ③			B SI 94 X SI 93 1-0 7 G6-4-3 1B		2 0 0 0 0 1	0 0 0 0 0 0	0 0 0 0 0 1	0 0 0 0 0 0	0 0 0 0 0 0	0 0 0 0 0 0	1 0 0 0 0 0
Inning Stats	R: 2 E: 0 K: 0 S: 9 H: 2 LOB: 0 BB: 0 P: 15	R: 0 E: 0 K: 0 S: 8 H: 0 LOB: 0 BB: 1 P: 16	R: 0 E: 0 K: 0 S: 12 H: 0 LOB: 0 BB: 0 P: 16	R: 0 E: 0 K: 0 S: 6 H: 0 LOB: 0 BB: 0 P: 10	R: 0 E: 0 K: 2 S: 11 H: 1 LOB: 1 BB: 0 P: 16	R: 0 E: 0 K: 0 S: 10 H: 1 LOB: 1 BB: 0 P: 18	R: 1 E: 0 K: 1 S: 12 H: 2 LOB: 0 BB: 0 P: 17	R: 0 E: 0 K: 0 S: 4 H: 1 LOB: 0 BB: 0 P: 8	R: 0 E: 0 K: 3 S: 14 H: 1 LOB: 1 BB: 0 P: 18	1B: 7 2B: 0 3B: 0 HR: 1 SF: 0 SAC: 0 DP: 3 HBP: 0						

livebaseballscorecards.com

AB	32
R	3
H	8
RBI	2
BB	1
SO	6
LOB	7

WP: 1 PA: 33
PB: 0
SB: 0
CS: 0

PITCHER		IP	WLS	BF	H	R	ER	SO	BB	IBB	HBP	BLK	WP	HR	S	P	ERA	WHIP
32 Derek Lowe, R ERA: 4.18	(1, 1)	6.0	W	22	4	2	2	2	1	0	0	0	0	1	56	91	3.00	0.833
34 Eric O'Flaherty, L ERA: 2.47	(7, 1)	1.0		4	2	1	1	1	0	0	0	0	1	0	12	17	9.00	2.000
39 Jonny Venters, L ERA: 1.76	(8, 1)	1.0	H	3	1	0	0	0	0	0	0	0	0	0	4	8	0.00	1.000
46 Craig Kimbrel, R ERA: 0.63	(9, 1)	1.0	S	4	1	0	0	3	0	0	0	0	0	0	14	18	0.00	1.000

PITCHER	IP	WLS	BF	H	R	ER	SO	BB	IBB	HBP	BLK	WP	HR	S	P	ERA	WHIP

New York Mets @ Florida Marlins

Sun Life Stadium, Miami, FL

Tue Sep 21 2010, 7:11 PM - 9:39 PM EDT

Att. 19,422 - Partly Cloudy - 84 F

livebaseballscorecards.com

Batter	1	2	3	4	5	6	7	8	9	AB	R	H	RBI	BB	SO	LOB
7 José Reyes, S (1, 6) OBP: 0.324, SLG: 0.433	C FF 89 B FF 91 C FF 91 B SL 81 X FF 92 2-2 ① L8		C FF 92 X CH 87 0-1 3B		B CH 86 C CH 85 B SL 78 B FF 91 D FF 90 4-1 BB		B FF 90 B FF 88 C FF 88 F FF 91 B FF 91 B SL 77 4-2 16 CS BB			2	0	1	0	2	0	0
16 Ángel Pagán, S (1, 9) OBP: 0.343, SLG: 0.430	X FF 90 0-0 ② P5		B CH 86 B FF 91 F FF 91 X FF 92 2-1 ③ L9		F FF 90 C SL 76 X FF 92 0-2 ③ F7		1 SAFE B FF 90 B FF 89 2-0 ③ CS 1-2	B SI 93 B SI 94 B SI 92 C SI 94 X SI 94 3-1 ① F7		4	0	0	0	0	0	3
15 Carlos Beltrán, S (1, 8) OBP: 0.328, SLG: 0.371	B FF 92 C FF 91 X SL 78 1-1 ③ L8			B SI 90 F CH 84 B FF 90 X FF 90 2-1 29 1B		B SI 91 B FF 89 C FF 90 F CH 85 C FF 90 2-3 ① K		C SI 95 T FS 85 B CU 81 B CU 80 S FS 85 2-3 ② K		4	0	1	0	0	2	0
5 David Wright, R (1, 5) OBP: 0.359, SLG: 0.495		X FF 89 0-0 29 G1-6-3 1B		C SL 78 B FF 92 C SL 77 S SL 79 1-3 ① K		B SL 78 X SL 79 1-0 29 CS 1B		B CU 80 X SI 95 1-0 HR		4	1	3	1	0	1	1
29 Ike Davis, L (1, 3) OBP: 0.348, SLG: 0.441		C FF 90 C CH 84 X FF 92 0-2 ①② G1-6-3 1-2f		X CH 86 0-0 21 G4-6-3 1-2 1B		B FF 89 F FF 90 B FF 91 X CH 86 2-1 ② 21 1B 1-2		C FS 86 B SI 95 B SI 87 S SI 94 B CU 81 X FS 85 3-2 ③ G4-3		4	0	2	0	0	0	1
21 Lucas Duda, L (1, 7) OBP: 0.264, SLG: 0.383		F FF 92 X FF 92 0-1 HR		B CH 84 B FF 91 X FF 91 2-0 ②③ G4-6-3 1-2f		X CH 85 0-0 1-2 1B			B SI 87 C SI 87 B CH 82 X SI 88 2-1 ① G4-3	4	1	2	1	0	0	2
30 Josh Thole, L (1, 2) OBP: 0.361, SLG: 0.363		B FF 92 F FF 90 B SL 81 B FF 91 X FF 91 3-1 ③ L9			C FF 89 C FF 90 X SL 77 0-2 ① L8	B FF 90 X CH 84 1-0 ③ P4			C SI 88 B SI 88 C CH 83 F CU 72 B SI 90 X CH 83 2-2 ② F9	4	0	0	0	0	0	2
11 Rubén Tejada, R (1, 4) OBP: 0.295, SLG: 0.266 23 Chris Carter, L (9, PH) OBP: 0.309, SLG: 0.359			C SL 78 F FF 91 X SL 80 0-2 34 B3-6-4 1B		X FF 91 0-0 2B		B FF 92 S SL 78 B FF 92 X FF 90 2-1 ① L8		B SI 89 S SI 87 S CH 84 X CU 72 1-2 1B	3 1	0 0	2 1	0 0	0 0	0 0	0 0
34 Mike Pelfrey, R (1, 1) OBP: 0.148, SLG: 0.119 25 Pedro Feliciano, L (8, 1) 64 Elmer Dessens, R (8, 1) 27 Jésus Feliciano, L (9, PH) OBP: 0.299, SLG: 0.337			B FF 90 C FF 89 X FF 89 1-1 ①② B3-6-4 1-2f		B FF 91 X FF 90 1-0 ② F9		S FF 90 F FF 91 B SL 78 F SL 79 X FF 92 1-2 ② G5-3		X SI 88 0-0 ③ G4-3	3 0 0 1	0 0 0 0	0 0 0 0	0 0 0 0	0 0 0 0	2 0 0 1	0 0 0 0
Inning Stats	R: 0 E: 0 K: 0 S: 6 H: 0 LOB: 0 BB: 0 P: 9	R: 1 E: 0 K: 0 S: 8 H: 2 LOB: 0 BB: 0 P: 11	R: 0 E: 0 K: 0 S: 9 H: 2 LOB: 0 BB: 0 P: 12	R: 0 E: 0 K: 1 S: 7 H: 2 LOB: 1 BB: 0 P: 12	R: 0 E: 0 K: 0 S: 9 H: 1 LOB: 2 BB: 1 P: 14	R: 0 E: 0 K: 1 S: 8 H: 3 LOB: 2 BB: 0 P: 14	R: 0 E: 0 K: 0 S: 8 H: 0 LOB: 0 BB: 1 P: 17	R: 1 E: 0 K: 1 S: 9 H: 1 LOB: 0 BB: 0 P: 18	R: 0 E: 0 K: 0 S: 10 H: 1 LOB: 1 BB: 0 P: 15	1B: 8 2B: 1 3B: 1 HR: 2 SF: 0 SAC: 0 DP: 3 HBP: 0						

TOP	
AB	34
R	2
H	12
RBI	2
BB	2
SO	3
LOB	12

WP: 0 PB: 0 SB: 0 CS: 2 PA: 37

PITCHER		IP	WLS	BF	H	R	ER	SO	BB	IBB	HBP	BLK	WP	HR	S	P	ERA	WHIP
60 Adalberto Mendez, R ERA: 1.56	(1, 1)	7.0		28	10	1	1	2	2	0	0	0	0	1	55	89	1.29	1.714
43 Jose Veras, R ERA: 2.84	(8, 1)	1.0	W	4	1	1	1	1	0	0	0	0	0	1	9	18	9.00	1.000
32 Clay Hensley, R ERA: 2.31	(9, 1)	1.0	S	4	1	0	0	0	0	0	0	0	0	0	10	15	0.00	1.000

PITCHER		IP	WLS	BF	H	R	ER	SO	BB	IBB	HBP	BLK	WP	HR	S	P	ERA	WHIP

New York Mets @ Florida Marlins

Sun Life Stadium, Miami, FL

Tue Sep 21 2010, 7:11 PM - 9:39 PM EDT

Att. 19,422 - Partly Cloudy - 84 F

BOTTOM

Batter	1	2	3	4	5	6	7	8	9	AB	R	H	RBI	BB	SO	LOB
33 Scott Cousins, L (1, 8) OBP: 0.261, SLG: 0.348 24 Cameron Maybin, R (8, PH) OBP: 0.299, SLG: 0.371 (9, 8)	C SI 92 X SI 90 0-1 G6-3		C CU 75 S FF 91 B FS 83 X SI 92 1-2 G3-1			F SI 91 B SI 93 F SI 92 X SI 92 1-2 20 G4-6-3 1B		C CU 78 B CH 74 F SI 87 B CH 75 X CU 77 2-2 P3		3 1	0 0	1 0	0 0	0 0	0 0	0 0
20 Logan Morrison, L (1, 7) OBP: 0.425, SLG: 0.490	C FF 92 C SI 93 C SI 93 0-3 K		F SI 95 B SL 85 B SI 94 B FS 84 X SI 94 3-1 2B			B FF 93 1 SAFE B SI 92 X SI 92 2-0 G4-6-3 1-2f		C SI 88 X SI 87 0-1 G3		4	0	1	0	0	1	1
2 Hanley Ramirez, R (1, 6) OBP: 0.378, SLG: 0.475	B FF 93 C FF 92 C SL 85 F SI 92 X SI 92 1-2 G6-3		D SL 85 F FS 84 X SI 93 1-1 G3-1			B SI 93 F SL 84 S SI 94 F SI 94 B SL 87 C SL 87 2-3 K		C SI 88 B CH 81 B SL 80 F SI 89 X SL 82 2-2 6 1B 15 HR 1B		4	1	1	0	0	1	1
6 Dan Uggla, R (1, 4) OBP: 0.367, SLG: 0.506		X SI 92 0-0 15 1B 3 G3 1B		B SL 85 C SI 92 B FS 83 X SI 92 2-1 P6			C SL 84 B SL 85 X FF 93 1-1 P3	1 SAFE 1 SAFE C SL 83 B SL 82 1 SAFE X SI 90 1-1 1-2 15 HR 1B		4	2	2	0	0	0	0
15 Gaby Sanchez, R (1, 3) OBP: 0.350, SLG: 0.470		B SI 91 B SI 91 F FF 92 F FF 92 B FS 85 X SI 93 3-2 3 G3 1-3 1B		B SI 93 F SI 92 C FF 94 F FF 94 X SI 94 1-2 L8			S SI 92 X SI 93 0-1 3 G4-3 27 E 2B	B SL 80 F SI 88 C FF 89 X SI 88 1-2 1-H 2-H HR		4	2	3	3	0	0	0
3 Chad Tracy, L (1, 5) OBP: 0.295, SLG: 0.320 43 Jose Veras, R (8, 1) 7 Hector Luna, R (8, PH) OBP: 0.160, SLG: 0.458 32 Clay Hensley, R (9, 1)		B SI 93 B FS 86 F FF 92 F FF 93 B FF 92 X FF 93 3-2 G3 1-2 3-H		C CU 77 B FF 92 F SI 94 B FS 86 B FF 94 F SI 94 X CU 78 3-2 G3-1			B FF 94 B SI 93 S CU 78 B FF 93 X SI 93 3-1 G4-3 2-3	C SL 79 S FF 90 B SI 88 B SL 84 B SI 89 X FF 87 3-2 2B		3 0 1 0	0 0 0 0	0 0 1 0	1 0 0 0	0 0 0 0	0 0 0 0	2 0 0 0
27 Giancarlo Stanton, R (1, 9) OBP: 0.316, SLG: 0.505		B SL 85 B FF 93 C SI 93 X SI 93 2-1 G5-3	F SL 85 B FS 84 F SI 92 B SL 87 S SL 87 2-3 K				B SL 86 B SL 85 F SL 85 X SL 86 2-1 E5 6 E 6 FC6 3-H	B SI 87 B SL 83 X SI 87 2-0 P5		4	0	0	0	0	1	2
6 Brad Davis, R (1, 2) OBP: 0.271, SLG: 0.434		B SI 93 C FS 84 F SI 93 B SI 92 B SI 93 X SI 92 3-2 L4	B SI 94 F FF 94 S SI 93 B FF 95 F SI 92 S SL 86 2-3 K				C SI 94 B SI 94 X SI 94 1-1 FC6 1-3			3	0	0	0	0	1	2
60 Adalberto Mendez, R (1, 1) OBP: 0.333, SLG: 0.333 18 Wes Helms, R (7, PH) OBP: 0.309, SLG: 0.353 (8, 5)			C SI 90 X SI 91 0-1 G1-3		C SI 94 C SI 93 B SL 86 B SI 93 X SI 93 2-2 G3-1		B SI 94 B SI 93 X SI 95 2-0 G4-3			2 1	0 0	0 0	0 0	0 0	0 0	0 2
Inning Stats	R: 0 E: 0 K: 1 S: 9 H: 0 LOB: 0 BB: 0 P: 10	R: 1 E: 0 K: 0 S: 12 H: 2 LOB: 1 BB: 0 P: 23	R: 0 E: 0 K: 0 S: 9 H: 1 LOB: 1 BB: 0 P: 14	R: 0 E: 0 K: 0 S: 10 H: 0 LOB: 0 BB: 0 P: 16	R: 0 E: 0 K: 2 S: 10 H: 0 LOB: 0 BB: 0 P: 16	R: 0 E: 0 K: 1 S: 8 H: 1 LOB: 0 BB: 0 P: 13	R: 1 E: 2 K: 0 S: 11 H: 1 LOB: 2 BB: 0 P: 20	R: 3 E: 0 K: 0 S: 17 H: 4 LOB: 1 BB: 0 P: 28		1B: 5 2B: 3 3B: 0 HR: 1 SF: 0 SAC: 0 DP: 1 HBP: 0				WP: 0 PB: 0 SB: 0 CS: 0 PA: 34		

livebaseballscorecards.com

	AB
AB	34
R	5
H	9
RBI	4
BB	0
SO	4
LOB	10

PITCHER		IP	WLS	BF	H	R	ER	SO	BB	IBB	HBP	BLK	WP	HR	S	P	ERA	WHIP
34 Mike Pelfrey, R ERA: 3.75	(1, 1)	7.0		27	5	2	1	4	0	0	0	0	0	0	69	112	1.29	0.714
25 Pedro Feliciano, L ERA: 2.88	(8, 1)	0.2		2	0	0	0	0	0	0	0	0	0	0	5	7	0.00	0.000
64 Elmer Dessens, R ERA: 2.55	(8, 1)	0.1	L	5	4	3	3	0	0	0	0	0	0	1	12	21	81.00	12.000

PITCHER	IP	WLS	BF	H	R	ER	SO	BB	IBB	HBP	BLK	WP	HR	S	P	ERA	WHIP

Batter	1	2	3	4	5	6	7	8	9	AB	R	H	RBI	BB	SO	LOB
7 José Reyes, S (1, 6) OBP: 0.323, SLG: 0.430	B C B C S CH 80 2-3 ① K		B CH 82 B CH 81 X SI 91 2-0 2-H 1B		B FF 91 C CH 83 B SI 91 F FF 90 F FF 90 S CH 85 2-3 ② K		F FF 88 C FF 88 B FO 78 S FO 76 1-3 ② K		C SI 87 B CH 79 X SI 88 1-1 ① G5-3	5	0	1	1	0	3	1
16 Ángel Pagán, S (1, 9) OBP: 0.341, SLG: 0.430	B FF 88 X SI 89 1-0 ② F7		B FF 90 F CH 81 T SI 90 1 SAFE X FF 90 1-2 ③ F8		B SI 91 X SI 91 1-0 2B		B FO 76 X FF 88 1-0 ③ G6-3		B SI 87 B SI 87 C SI 88 X CH 81 2-1 ② G4-3	5	0	1	0	0	0	2
15 Carlos Beltrán, S (1, 8) OBP: 0.333, SLG: 0.401	B SI 89 B FF 88 C SI 89 X CH 80 2-1 ③ F8			B FF 87 C FF 88 B SL 84 X CH 81 2-1 HR	F SI 90 X FF 91 0-1 ③ L3			B SI 92 X SI 93 1-0 29 1B 30 BB 1B	B CH 82 X SI 88 1-0 3B	5	2	3	1	0	0	1
5 David Wright, R (1, 5) OBP: 0.358, SLG: 0.495		B CH 80 F FF 88 B FF 88 B CH 79 X SI 88 3-1 ① G6-3		B FF 90 S FF 90 F SL 83 X SL 83 1-2 29 1B 21 SF9 2B		S FF 88 S FF 89 B FO 78 B FF 87 B FF 86 X FF 88 3-2 ① F8		B SI 94 C CU 77 C SI 94 F CU 79 C SI 94 1-3 ① K	C SL 86 X SI 91 0-1 ③ G4-3	5	1	1	0	0	1	2
29 Ike Davis, L (1, 3) OBP: 0.349, SLG: 0.442		B SI 91 T FF 88 X FF 88 1-1 ② G1-3		X CH 82 0-0 30 G4-3 2-3 1B		B FF 88 B FF 87 C FF 87 F FF 88 C FO 77 2-3 ② K		F SI 95 B SI 95 X FS 83 1-1 30 BB 21 BB 23 G3 1-3 1B		4	1	2	0	0	1	0
21 Lucas Duda, L (1, 7) OBP: 0.281, SLG: 0.388		B SI 90 C CH 82 X CH 81 1-1 ③ F8		C SI 90 B FF 91 X CH 83 1-1 ① SF9 3-H		C FF 87 B FO 77 F FO 75 X FO 77 1-2 1B		B SI 94 D FS 88 F SI 95 B SI 94 F SI 94 B CU 79 4-2 23 G3 30 BB 1-2 BB		2	0	1	1	1	0	0
30 Josh Thole, L (1, 2) OBP: 0.359, SLG: 0.356			C FF 90 B FF 90 B FF 90 B CH 81 X FF 88 3-1 ① F7	F FF 91 B FF 91 B SL 84 X FF 90 2-1 ② G4-3 1-2		X FF 88 0-0 ③ F8		C SI 96 B CU 80 D FS 88 B SI 96 B SI 94 4-1 23 G3 1-2 2-3 3-H BB		3	0	0	1	1	0	2
11 Rubén Tejada, R (1, 4) OBP: 0.295, SLG: 0.267 23 Chris Carter, L (8, PH) OBP: 0.307, SLG: 0.357 12 Joaquin Arias, R (8, 4) OBP: 0.284, SLG: 0.327			X FF 91 0-0 49 SH2-4 7 1B 1B	X SI 92 0-0 ③ F9			B SL 81 X FF 88 1-0 ① P2	S CH 85 F CH 87 B CH 87 B SI 94 F CH 85 X CH 85 2-2 ② G3 1-2 2-3 3-H		3 1 0	1 0 0	1 0 0	0 1 0	0 0 0	0 0 0	1 2 0
49 Jonathon Niese, L (1, 1) OBP: 0.300, SLG: 0.231 36 Manny Acosta, R (6, 1) 27 Jésus Feliciano, L (7, PH) OBP: 0.307, SLG: 0.337 50 Sean Green, R (7, 1) 6 Nick Evans, R (8, PH) OBP: 0.348, SLG: 0.545 47 Hisanori Takahashi, L (8, 1) OBP: 0.063, SLG: 0.063			X SI 90 0-0 ② SH2-4 1-2		C FF 89 B FF 90 F CH 81 X FF 91 1-2 ① G4-3		C FF 87 S FO 77 B FO 78 F FO 76 H FF 88 2-2 HBP	B SI 95 S CH 85 C CH 86 F SI 95 B CH 88 F CH 84 F CH 85 F SI 95 S SI 94 2-3 ③ K		1 0 0 0 1 0	0 0 0 0 0 0	0 0 0 0 0 0	0 0 0 0 0 0	0 0 0 0 1 0	0 0 0 0 2 0	0 0 0 0 2 0
Inning Stats	R: 0 E: 0 K: 1 S: 6 H: 0 LOB: 0 BB: 0 P: 11	R: 0 E: 0 K: 0 S: 6 H: 0 LOB: 0 BB: 0 P: 11	R: 1 E: 0 K: 0 S: 8 H: 2 LOB: 0 BB: 0 P: 14	R: 2 E: 0 K: 0 S: 11 H: 3 LOB: 1 BB: 0 P: 17	R: 0 E: 0 K: 1 S: 10 H: 1 LOB: 1 BB: 0 P: 14	R: 0 E: 0 K: 1 S: 10 H: 1 LOB: 1 BB: 0 P: 16	R: 0 E: 0 K: 1 S: 8 H: 0 LOB: 1 BB: 0 P: 13	R: 2 E: 0 K: 2 S: 21 H: 2 LOB: 2 BB: 2 P: 36	R: 0 E: 0 K: 0 S: 7 H: 1 LOB: 1 BB: 0 P: 11	1B: 6 2B: 2 3B: 1 HR: 1 SF: 1 SAC: 1 DP: 0 HBP: 1						

TOP

New York Mets @ Florida Marlins
Sun Life Stadium, Miami, FL
Wed Sep 22 2010, 7:11 PM - 10:01 PM EDT
Att. 21,123 - Partly Cloudy - 84 F

livebaseballscorecards.com

AB	35
R	5
H	10
RBI	5
BB	2
SO	6
LOB	13

WP: 0 PB: 0 SB: 0 CS: 0 PA: 40

PITCHER		IP	WLS	BF	H	R	ER	SO	BB	IBB	HBP	BLK	WP	HR	S	P	ERA	WHIP
59 Alex Sanabia, R ERA: 3.99	(1, 1)	5.0	W	21	6	3	3	2	0	0	0	0	0	1	41	67	5.40	1.200
44 Brian Sanches, R ERA: 2.28	(6, 1)	2.0	H	8	1	0	0	2	0	0	1	0	0	0	18	29	0.00	0.500
43 Jose Veras, R ERA: 3.22	(8, 1)	0.1	H	5	2	2	2	1	2	0	0	0	0	0	10	21	54.00	12.000
46 Juan Carlos Oviedo, R ERA: 3.73	(8, 1)	0.2	H	2	0	0	0	1	0	0	0	0	0	0	11	15	0.00	0.000
32 Clay Hensley, R ERA: 2.28	(9, 1)	1.0	S	4	1	0	0	0	0	0	0	0	0	0	7	11	0.00	1.000

PITCHER	IP	WLS	BF	H	R	ER	SO	BB	IBB	HBP	BLK	WP	HR	S	P	ERA	WHIP

Batter	1	2	3	4	5	6	7	8	9	AB	R	H	RBI	BB	SO	LOB
24 Cameron Maybin, R (1, 8) OBP: 0.297, SLG: 0.368	C FF 89 B CH 80 X CH 81 1-1 56 SH3 6 1B 1B	X FF 89 0-0 E4		B CU 73 C FC 86 B FF 89 X FC 86 2-1 E6		C CU 70 B CU 70 F CH 88 S CU 72 1-3 ① K	C B C T 1-2 ③ K			5	1	1	0	0	2	3
56 Osvaldo Martínez, R (1, 6) OBP: 0.444, SLG: 0.429	X FF 89 0-0 ① SH3 1-2	C FF 90 F FF 90 F FF 91 S CU 75 0-3 ① K		1 SAFE B FF 87 S FF 89 B FF 89 1 SAFE B FF 90 X FF 88 3-1 ③ F8		B FF 87 B FF 88 B FF 88 B SI 86 4-0 20 G6-3 BB		C SI 88 B CH 79 F CH 80 F FF 89 B SI 89 X CH 81 2-2 6 1B 2B		3	1	1	0	1	1	2
20 Logan Morrison, L (1, 7) OBP: 0.424, SLG: 0.485	B SI 91 C FC 86 S SI 91 B SI 92 B FC 87 B SI 92 4-2 15 WP 6 1B 27 BB BB	X FF 89 0-0 ② F7			C SI 87 X FC 83 0-1 6 2B 18 SF9 1B	F SI 87 B SI 88 B SI 88 B FC 84 C FF 88 X FF 89 3-2 ② G6-3 1-2		B FF 90 C FF 88 F SL 78 S FF 89 1-3 ① K		4	2	1	0	1	1	3
6 Dan Uggla, R (1, 4) OBP: 0.369, SLG: 0.508	C FC 86 B FF 91 B CH 81 X FF 91 2-1 ③ 27 BB 15 WP 18 2B 1-2 2-H 1B	1 SAFE B FF 89 B FF 88 F FF 89 X FC 84 2-1 ③ G5-3			F FC 83 D CH 82 B SI 89 S FF 90 X FC 86 2-2 18 SF9 1-3 2B	C SL 80 S CH 84 C SL 81 0-3 ③ K		B CH 78 S CH 79 F FF 89 X FF 89 1-2 27 F8-4 15 1B 2-H 1B		5	1	3	2	0	1	2
15 Gaby Sanchez, R (1, 3) OBP: 0.351, SLG: 0.468	B CU 74 B FF 91 C FF 92 F FF 92 B FC 87 F CU 76 B FC 86 4-2 27 BB 18 2B 1-2 2-3 BB	X CH 87 0-0 ① G5-3			B FF 90 F FC 86 X FF 89 1-1 ① P3		C FF 86 F FF 87 B CU 72 S CU 73 1-3 ① K	F CH 78 B SI 88 F SI 90 B SI 89 X SI 89 2-2 1-2 1B		4	1	1	0	1	1	2
27 Giancarlo Stanton, R (1, 9) OBP: 0.317, SLG: 0.500 32 Clay Hensley, R (9, 1)	B SI 90 C FF 91 B FC 85 B SI 91 B FF 91 4-1 18 2B 6 G4-3 1-2 2-3 3-H BB	C FF 89 X SI 90 0-1 ② G6-3			I IN 62 I IN 61 I IN 59 I IN 57 4-0 6 BB IBB		C SI 86 B S F S 1-3 ② K	S CH 80 S CH 79 B CH 80 B CH 79 B SI 89 X CH 80 3-2 ②③ F8-4 2-2		3 0	1 0	0 0	1 0	2 0	1 0	2 0
18 Wes Helms, R (1, 5) OBP: 0.312, SLG: 0.359	C FF 91 F FF 92 C FF 92 B CU 76 X FC 86 1-2 6 G4-3 1-3 2-H 3-H 2B	C FF 88 B CU 75 C FF 90 F FF 90 B CU 75 F FF 90 C FC 86 2-3 ③ K			X FF 89 0-0 ② SF9 2-3 3-H		C F B H 2-2 3 BB 6 1B HBP			2	0	1	3	0	1	0
6 Brad Davis, R (1, 2) OBP: 0.281, SLG: 0.430	B SI 90 X FF 92 1-0 ② G4-3 2-3 3-H			C FF 88 F FF 90 B CU 73 C FC 86 1-3 ① K	B FF 89 C FC 85 B FF 88 S FF 88 B FF 89 D FF 90 4-2 1-2 BB		B X 1-0 3 BB 1-2 1B			3	0	1	1	1	1	1
59 Alex Sanabia, R (1, 1) OBP: 0.095, SLG: 0.050 7 Hector Luna, R (5, PH) OBP: 0.154, SLG: 0.440 44 Brian Sanches, R (6, 1) 3 Chad Tracy, L (7, PH) OBP: 0.301, SLG: 0.320 43 Jose Veras, R (8, 1) 46 Juan Carlos Oviedo, R (8, 1) 33 Scott Cousins, L (9, 9) OBP: 0.261, SLG: 0.348	C FF 90 F FF 91 F FF 90 B FC 85 S FF 91 1-3 ③ K			C SI 88 B SI 88 F SI 89 B FC 86 S FF 90 2-3 ② K	B FF 88 C FF 88 S FC 84 S FF 89 1-3 ③ K		B B B B 4-0 1-2 2-3 BB			2 1 0 0 0 0 0	0 0 0 0 0 0 0	0 0 0 0 1 0 0	0 0 0 0 0 0 0	2 1 0 0 0 0 0	1 3 0 0 0 0 0	1 3 0 0 0 0 0
Inning Stats	R: 5 E: 0 K: 1 S: 20 H: 3 LOB: 1 BB: 3 P: 38	R: 0 E: 1 K: 1 S: 8 H: 0 LOB: 1 BB: 0 P: 10	R: 0 E: 0 K: 1 S: 8 H: 0 LOB: 0 BB: 0 P: 10	R: 0 E: 1 K: 2 S: 10 H: 0 LOB: 1 BB: 0 P: 18	R: 1 E: 0 K: 1 S: 13 H: 2 LOB: 3 BB: 2 P: 25	R: 0 E: 0 K: 2 S: 9 H: 0 LOB: 1 BB: 1 P: 17	R: 0 E: 0 K: 3 S: 13 H: 1 LOB: 3 BB: 1 P: 23	R: 1 E: 0 K: 1 S: 16 H: 3 LOB: 1 BB: 0 P: 25		1B: 6 2B: 4 3B: 0 HR: 0 SF: 1 SAC: 1 DP: 1 HBP: 1						

BOTTOM

New York Mets @ Florida Marlins

Sun Life Stadium, Miami, FL

Wed Sep 22 2010, 7:11 PM - 10:01 PM EDT

Att. 21,123 - Partly Cloudy - 84 F

livebaseballscorecards.com

AB	32
R	7
H	9
RBI	7
BB	7
SO	12
LOB	19

WP: 1 PA: 42
PB: 0
SB: 0
CS: 0

PITCHER		IP	WLS	BF	H	R	ER	SO	BB	IBB	HBP	BLK	WP	HR	S	P	ERA	WHIP
49 Jonathon Niese, L ERA: 3.95	(1, 1)	5.2	L	30	5	6	6	7	5	1	0	0	1	0	65	115	9.53	1.765
36 Manny Acosta, R ERA: 3.31	(6, 1)	0.1		1	0	0	0	1	0	0	0	0	0	0	3	3	0.00	0.000
50 Sean Green, R ERA: 1.8	(7, 1)	1.0		6	1	0	0	3	1	0	1	0	0	0	13	23	0.00	2.000
47 Hisanori Takahashi, L ERA: 3.81	(8, 1)	1.0		5	3	1	1	1	0	0	0	0	0	0	16	25	9.00	3.000

PITCHER	IP	WLS	BF	H	R	ER	SO	BB	IBB	HBP	BLK	WP	HR	S	P	ERA	WHIP

Batter	1	2	3	4	5	6	7	8	9	AB	R	H	RBI	BB	SO	LOB
7 José Reyes, S (1, 6) OBP: 0.321, SLG: 0.427	B FF 86 F CH 87 X FF 89 1-1 ① P3		X FC 86 0-0 ② G4-3 2-3		B CU 74 C FF 89 S FC 86 C FF 91 1-3 ③ K			F CH 84 X FF 93 0-1 ① P5		4	0	0	0	0	1	1
21 Lucas Duda, L (1, 7) OBP: 0.262, SLG: 0.358	F FF 88 B CH 89 X CH 82 1-1 ② G3		C CU 76 F FF 88 S CH 81 0-3 ③ K			C CH 80 F FC 86 B FF 90 C SI 90 1-3 ① K		B CH 85 S CH 86 C FF 96 T FF 95 1-2 ② K		4	0	0	0	0	3	1
15 Carlos Beltrán, S (1, 8) OBP: 0.332, SLG: 0.395	S CH 81 B FF 89 B CH 89 B SI 88 B CH 82 4-1 BB			X FF 88 0-0 ① L8		C FF 86 S CU 77 S FF 90 0-3 ② K		B FF 94 S FF 95 F FF 95 S FF 96 1-3 ③ K		3	0	0	0	1	2	0
5 David Wright, R (1, 5) OBP: 0.357, SLG: 0.495	S SL 82 F CH 82 X SL 82 0-2 ③ F9			B FF 89 F CH 89 B CH 82 F SL 82 B SI 90 S CH 82 3-3 ② K		C CU 76 F SI 89 X CH 82 0-2 2B			B FF 90 X SL 82 1-0 ① G6-3	4	0	1	0	0	1	1
29 Ike Davis, L (1, 3) OBP: 0.352, SLG: 0.446		X FF 88 0-0 16 FC1-6 1B		X FF 89 0-0 16 HR 1B		S CH 81 X CH 81 0-1 ③ F7			X FF 92 0-0 16 F8 2B	4	1	3	0	0	0	1
16 Ángel Pagán, S (1, 9) OBP: 0.341, SLG: 0.434		L CH 88 X FC 87 0-1 ① FC1-6 30 L4 1-2f		B CU 75 X CH 81 1-0 ② HR 1-H			B CH 81 X FC 86 1-0 ① B1-3		B SL 81 X FF 91 1-0 ② F8 2-3	4	1	1	2	0	0	2
30 Josh Thole, L (1, 2) OBP: 0.357, SLG: 0.350 1 Luis Castillo, S (9, PR) OBP: 0.338, SLG: 0.267		1 SAFE C CH 81 B SL 86 1 SAFE 1 SAFE S CH 82 X FC 88 1-2 ② ③ L4 1-2		X SI 88 0-0 ③ G4-3			C CH 85 F FF 90 T FF 90 0-2 ② K		B FF 90 B SL 82 B FF 90 B FF 90 4-0 BB	3 0	0 0	0 0	0 0	1 0	1 0	1 0
11 Rubén Tejada, R (1, 4) OBP: 0.293, SLG: 0.264 23 Chris Carter, L (7, PH) OBP: 0.311, SLG: 0.368 12 Joaquin Arias, R (7, PR) OBP: 0.284, SLG: 0.327 (7, 4) 27 Jésus Feliciano, L (9, PH) OBP: 0.303, SLG: 0.333			C FC 86 C CU 77 B SL 82 X SI 89 1-2 ① G6-3		B FF 86 B CH 81 X CH 87 2-0 ① F7		B SI 89 X SI 90 1-0 2B		C SL 81 F SL 83 S SL 81 0-3 ③ K2-3	2 1 0 1	0 0 0 0	0 1 0 0	0 0 0 0	0 0 0 1	0 0 0 2	0 0 0 2
43 R.A. Dickey, R (1, 1) OBP: 0.269, SLG: 0.280 6 Nick Evans, R (7, PH) OBP: 0.333, SLG: 0.522 64 Elmer Dessens, R (7, 1) 25 Pedro Feliciano, L (8, 1) 36 Manny Acosta, R (8, 1)			C FF 86 X SL 81 0-1 7 G4-3 2B		C FF 86 F CU 76 B FF 90 F SI 90 X CH 81 1-2 ② G4-3		X SL 83 0-0 ③ F9			2 1 0 0 0	0 0 0 0 0	1 0 0 0 0	0 0 0 0 0	0 0 0 0 0	0 0 0 0 0	0 1 0 0 0
Inning Stats	R: 0 E: 0 K: 0 S: 8 H: 0 LOB: 1 BB: 1 P: 14	R: 0 E: 0 K: 0 S: 6 H: 1 LOB: 0 BB: 0 P: 7	R: 0 E: 0 K: 1 S: 9 H: 1 LOB: 1 BB: 0 P: 10	R: 2 E: 0 K: 1 S: 7 H: 2 LOB: 0 BB: 0 P: 11	R: 0 E: 0 K: 1 S: 8 H: 0 LOB: 0 BB: 0 P: 12	R: 0 E: 0 K: 2 S: 11 H: 1 LOB: 1 BB: 0 P: 12	R: 0 E: 0 K: 1 S: 6 H: 1 LOB: 1 BB: 0 P: 8	R: 0 E: 0 K: 2 S: 8 H: 0 LOB: 0 BB: 0 P: 10	R: 0 E: 0 K: 1 S: 6 H: 1 LOB: 2 BB: 1 P: 12	1B: 2 2B: 4 3B: 0 HR: 1	SF: 0 SAC: 0 DP: 0 HBP: 0					

PITCHER		IP	WLS	BF	H	R	ER	SO	BB	IBB	HBP	BLK	WP	HR	S	P	ERA	WHIP
56 Joe Blanton, R ERA: 4.94	(1, 1)	7.0	W	27	6	2	2	6	1	0	0	0	0	1	55	74	2.57	1.000
46 Ryan Madson, R ERA: 2.28	(8, 1)	1.0	H	3	0	0	0	2	0	0	0	0	0	0	8	10	0.00	0.000
54 Brad Lidge, R ERA: 3.09	(9, 1)	1.0	S	5	1	0	0	1	1	0	0	0	0	0	6	12	0.00	2.000

PITCHER	IP	WLS	BF	H	R	ER	SO	BB	IBB	HBP	BLK	WP	HR	S	P	ERA	WHIP

New York Mets @ Philadelphia Phillies

Citizens Bank Park, Philadelphia, PA

Fri Sep 24 2010, 7:07 PM - 9:17 PM EDT

Att. 45,309 - Clear - 87 F

TOP

livebaseballscorecards.com

AB	33
R	2
H	7
RBI	2
BB	2
SO	9
LOB	10

WP: 0	PA: 35																	
PB: 0																		
SB: 0																		
CS: 0																		

BOTTOM

New York Mets @ Philadelphia Phillies

Citizens Bank Park, Philadelphia, PA

Fri Sep 24 2010, 7:07 PM - 9:17 PM EDT

Att. 45,309 - Clear - 87 F

livebaseballscorecards.com

Batter	1	2	3	4	5	6	7	8	9	AB	R	H	RBI	BB	SO	LOB
8 Shane Victorino, S (1, 8) OBP: 0.330, SLG: 0.440	C FF 82 X KN 73 0-1 HR	B KN 77 B KN 76 X KN 78 2-0 2-H 2B		F FF 83 B FF 84 B KN 74 F KN 73 F KN 75 F KN 80 X FF 86 2-2 ③ FC5-4 1-2f			C SI 88 B SL 81 B CH 82 X SI 88 2-1 ② G6-3			4	1	2	2	0	0	1
27 Placido Polanco, R (1, 5) OBP: 0.338, SLG: 0.389	C KN 72 B KN 76 X KN 76 1-1 6 G4-6-3 26 WP 1B	C FF 83 F KN 78 X KN 80 0-2 ③ G4-3			B KN 72 X FF 82 1-0 26 1B 1B		B SL 81 X FF 89 1-0 ③ F9			4	0	2	0	0	0	1
26 Chase Utley, L (1, 4) OBP: 0.392, SLG: 0.451	B KN 74 B KN 72 B KN 74 B KN 73 4-0 6 G4-6-3 1-2 BB		C FF 84 X KN 79 0-1 ① G1-3		B KN 76 B FF 82 X FF 84 2-0 28 G5-4-3 1-2 1B			C SI 87 B SI 87 C SI 86 B SI 87 B CH 76 S CU 79 3-3 ① K		3	0	1	0	1	1	0
6 Ryan Howard, L (1, 3) OBP: 0.353, SLG: 0.510	C FF 83 X KN 76 0-1 ①② G4-6-3 1-2f 2-3		B KN 76 F KN 78 F KN 81 S KN 81 1-3 ② K		F KN 77 C KN 79 F FF 81 T KN 80 0-2 ① K			B SI 88 C CU 78 B CU 78 X SI 88 2-1 28 FC5-4 1B		4	0	1	0	0	2	4
28 Jayson Werth, R (1, 9) OBP: 0.385, SLG: 0.521	B KN 76 B KN 77 C KN 75 B KN 76 B KN 75 4-1 BB		C KN 79 X KN 79 0-1 ③ G1-3		C KN 78 F KN 78 X FF 80 0-2 ②③ G5-4-3 1-2f			C SL 81 X SL 82 0-1 ② FC5-4 1-2f		3	0	0	0	1	0	3
29 Raul Ibanez, L (1, 7) OBP: 0.351, SLG: 0.443	X KN 77 0-0 ③ G4-3			C KN 74 F KN 78 B KN 81 B KN 81 X KN 79 2-2 51 PB 51 1B 1B		X KN 77 0-0 ① P4		1 SAFE C FF 93 C FF 93 B SI 94 S SL 82 1-3 ③ K2-3		4	1	1	0	0	1	3
51 Carlos Ruiz, R (1, 2) OBP: 0.400, SLG: 0.444		B KN 73 B KN 70 B FF 82 C FF 82 F FF 83 C KN 74 3-3 ① K		S KN 76 B KN 79 X KN 78 1-1 56 FC1-6 1-H 1B		C FF 84 F KN 77 X KN 78 0-2 ② G1-3				3	0	1	1	0	1	0
21 Wilson Valdez, R (1, 6) OBP: 0.299, SLG: 0.357		C KN 74 S KN 79 F KN 80 X KN 79 0-2 56 SH1-4 8 2B 1B		B KN 75 C FF 84 F KN 78 S FF 84 1-3 ① K		B KN 74 C KN 76 B KN 76 X KN 77 2-1 ③ G6-3				3	1	1	0	0	1	1
56 Joe Blanton, R (1, 1) OBP: 0.167, SLG: 0.123 7 Ross Gload, L (7, PH) OBP: 0.326, SLG: 0.488 46 Ryan Madson, L (8, 1) 54 Brad Lidge, R (9, 1)		B FF 83 1 SAFE B FF 82 X FF 82 2-0 ② SH1-4 1-2		L FF 81 X FF 83 0-1 ② FC1-6 8 FC5-4 1-2f			F SI 88 B FF 88 X FF 89 1-1 ① G6-3			1 1 0 0	0 0 0 0	0 0 0 0	0 0 0 0	0 0 0 0	0 0 0 0	1 0 0 0
Inning Stats	R: 1 E: 0 K: 0 S: 8 H: 2 LOB: 2 BB: 2 P: 17	R: 1 E: 0 K: 1 S: 12 H: 2 LOB: 1 BB: 0 P: 19	R: 0 E: 0 K: 1 S: 7 H: 0 LOB: 0 BB: 0 P: 8	R: 1 E: 0 K: 1 S: 15 H: 2 LOB: 1 BB: 0 P: 21	R: 0 E: 0 K: 1 S: 9 H: 2 LOB: 1 BB: 0 P: 12	R: 0 E: 0 K: 0 S: 6 H: 0 LOB: 0 BB: 0 P: 8	R: 0 E: 0 K: 0 S: 5 H: 0 LOB: 0 BB: 0 P: 9	R: 0 E: 0 K: 2 S: 10 H: 1 LOB: 1 BB: 0 P: 16		1B: 7 2B: 1 3B: 0 HR: 1 SF: 0 SAC: 1 DP: 2 HBP: 0				WP: 1 PB: 1 SB: 0 CS: 0 PA: 33		

	AB	30
	R	3
	H	9
	RBI	3
	BB	2
	SO	6
	LOB	14

PITCHER		IP	WLS	BF	H	R	ER	SO	BB	IBB	HBP	BLK	WP	HR	S	P	ERA	WHIP
43 R.A. Dickey, R ERA: 2.92	(1, 1)	6.0	L	26	8	3	2	4	2	0	0	0	1	1	57	85	3.00	1.667
64 Elmer Dessens, R ERA: 2.49	(7, 1)	1.0		3	0	0	0	0	0	0	0	0	0	0	5	9	0.00	0.000
25 Pedro Feliciano, L ERA: 2.87	(8, 1)	0.1		2	1	0	0	1	0	0	0	0	0	0	5	10	0.00	3.000
36 Manny Acosta, R ERA: 3.24	(8, 1)	0.2		2	0	0	0	1	0	0	0	0	0	0	5	6	0.00	0.000

PITCHER		IP	WLS	BF	H	R	ER	SO	BB	IBB	HBP	BLK	WP	HR	S	P	ERA	WHIP

Batter	1	2	3	4	5	6	7	8	9	AB	R	H	RBI	BB	SO	LOB
7 José Reyes, S (1, 6) OBP: 0.322, SLG: 0.429	C SI 90 S FF 88 B CH 84 S CH 84 1-3 K		X SI 89 0-0 F8			B CH 80 C SI 86 C FC 86 X CH 84 1-2 15 PO 1B	C FC 88 B SI 90 B SI 90 B CU 77 X FC 86 3-1 2-H 2B		B SI 90 X SI 91 1-0 F4	5	0	2	1	0	1	2
23 Chris Carter, L (1, 7) OBP: 0.304, SLG: 0.358 27 Jésus Feliciano, L (7, 7) OBP: 0.300, SLG: 0.329	B CH 82 C CH 81 F CH 83 F SI 90 X SI 89 1-2 G5-3			S CH 82 X SI 89 0-1 G4-3		B SI 89 C SI 90 B SI 90 1 SAFE 1 SAFE C CH 82 X SI 91 2-2 P5	B CH 82 B SI 90 F FF 90 S CH 82 S CU 77 2-3 K2-3		B SL 81 X SI 91 1-0 G4-6-3 1-2f	4 1	0 0	0 0	0 0	0 0	1 0	2 2
15 Carlos Beltrán, S (1, 8) OBP: 0.339, SLG: 0.399	X CH 82 0-0 G6-3			B FC 87 B SI 89 B CH 83 C SI 88 X SI 89 3-1 1B		C SI 90 1 SAFE 0-1 1-2 PO	B SI 89 X SI 88 1-0 5 FC1-6 1B	C SL 80 S SL 80 B CH 79 H SL 82 2-2 29 G1-6-3 5 1B HBP		3	0	2	0	0	0	0
5 David Wright, R (1, 5) OBP: 0.357, SLG: 0.493		C SI 88 F SI 89 B SI 88 B CH 84 S SI 90 2-3 K		F FC 87 X FC 86 0-1 F8			X SI 88 0-0 FC1-6 16 E 29 1B 30 1B 1-2f	B SI 91 D SI 91 C SL 80 B SI 91 S CH 80 1 SAFE X SI 92 3-2 29 G1-6-3 1-2 1B		4	1	1	0	0	1	2
29 Ike Davis, L (1, 3) OBP: 0.351, SLG: 0.445		B CH 83 X CH 81 1-0 G2-3		F CH 82 C SI 90 B FC 88 1 SAFE B FF 87 X CH 85 2-2 G1-3			X CH 83 0-0 30 1B 16 E 21 2B 1-2 1B	B SL 79 X SI 91 1-0 G1-6-3 1-2f 2-3		4	1	1	0	0	0	3
16 Ángel Pagán, S (1, 9) OBP: 0.342, SLG: 0.433		C SI 90 F SI 90 X CH 84 0-2 1B			X SI 88 0-0 F8		B CH 81 C SI 90 X FF 87 1-1 E3 30 1B 21 2B 1-2 2-3	I IN 52 I IN 52 I IN 53 I IN 52 4-0 IBB		3	1	1	0	1	0	2
30 Josh Thole, L (1, 2) OBP: 0.355, SLG: 0.348		C SI 89 B SI 90 F CH 82 1 SAFE T SI 90 1-2 K			B SI 88 C SI 89 X FC 86 1-1 L5		X CH 83 0-0 21 2B 1-2 2-3 3-H 1B	B SI 90 C SI 92 B SI 90 X SI 92 2-1 G6-3		4	1	1	1	0	1	3
11 Rubén Tejada, R (1, 4) OBP: 0.290, SLG: 0.262 21 Lucas Duda, L (7, PH) OBP: 0.274, SLG: 0.389 12 Joaquin Arias, R (7, PR) OBP: 0.291, SLG: 0.333 (7, 4)			B SI 89 X CH 82 1-0 F8		B FC 84 X SI 89 1-0 F8		B CH 82 X SI 90 1-0 7 2B 1-H 2-H 3-H 2B		C SI 91 B SI 90 F SI 92 X SI 92 1-2 6 1B 1B	2 1 1	0 0 1	0 1 1	0 3 0	0 0 0	0 0 0	0 0 0
35 Dillon Gee, R (1, 1) OBP: 0.200, SLG: 0.300 64 Elmer Dessens, R (8, 1) 25 Pedro Feliciano, L (8, 1) 6 Nick Evans, R (9, PH) OBP: 0.360, SLG: 0.542 47 Hisanori Takahashi, L (9, 1) OBP: 0.063, SLG: 0.063			C SI 88 B SI 90 X FF 88 1-1 G5-3			B SI 89 C SI 89 F CH 82 S SI 91 1-3 K	S FC 87 C FC 88 B CU 77 C SI 90 1-3 K		F SI 91 B SI 89 F SL 81 B SI 94 1 SAFE X SI 89 2-2 27 G4-6-3 1-2 1B	3 0 0 1 0	0 0 0 0 0	0 0 0 1 0	0 0 0 0 0	0 0 0 0 0	2 0 0 0 0	1 0 0 0 0

Inning Stats	1	2	3	4	5	6	7	8	9
	R: 0 E: 0 K: 1 S: 8	R: 0 E: 0 K: 2 S: 10	R: 0 E: 0 K: 0 S: 4	R: 0 E: 0 K: 0 S: 9	R: 0 E: 0 K: 0 S: 4	R: 0 E: 0 K: 1 S: 10	R: 5 E: 1 K: 2 S: 15	R: 0 E: 0 K: 0 S: 8	R: 0 E: 0 K: 0 S: 8
	H: 0 LOB: 0 BB: 0 P: 10	H: 1 LOB: 1 BB: 0 P: 14	H: 0 LOB: 0 BB: 0 P: 6	H: 1 LOB: 1 BB: 0 P: 14	H: 0 LOB: 0 BB: 0 P: 6	H: 1 LOB: 0 BB: 0 P: 14	H: 5 LOB: 1 BB: 0 P: 24	H: 1 LOB: 2 BB: 1 P: 20	H: 2 LOB: 1 BB: 0 P: 13

1B: 9 2B: 2 3B: 0 HR: 0 SF: 0 SAC: 0 DP: 2 HBP: 1

WP: 0 PB: 0 SB: 0 CS: 0 PA: 39

PITCHER		IP	WLS	BF	H	R	ER	SO	BB	IBB	HBP	BLK	WP	HR	S	P	ERA	WHIP
38 Kyle Kendrick, R ERA: 4.76	(1, 1)	6.1	L	25	6	4	4	4	0	0	0	0	0	0	51	72	5.68	0.947
37 Chad Durbin, R ERA: 3.95	(7, 1)	0.2	B	4	2	1	0	2	0	0	0	0	0	0	9	16	0.00	3.000
16 J.C. Romero, L ERA: 3.63	(8, 1)	1.0		5	1	0	0	0	0	1	1	0	0	0	8	20	0.00	1.000
57 David Herndon, R ERA: 4.47	(9, 1)	1.0		4	2	0	0	0	0	0	0	0	0	0	8	13	0.00	2.000

PITCHER IP WLS BF H R ER SO BB IBB HBP BLK WP HR S P ERA WHIP

TOP

New York Mets @ Philadelphia Phillies

Citizens Bank Park, Philadelphia, PA

Sat Sep 25 2010, 7:08 PM - 9:38 PM EDT

Att. 45,274 - Partly Cloudy - 84 F

livebaseballscorecards.com

AB	36
R	5
H	11
RBI	5
BB	1
SO	6
LOB	17

BOTTOM

Batter	1	2	3	4	5	6	7	8	9	AB	R	H	RBI	BB	SO	LOB
8 Shane Victorino, S (1, 8) OBP: 0.329, SLG: 0.437	F FF 87 S CH 81 S CH 82 0-3 ① **K**		X CH 83 0-0 ① ② **G4-3** 1-2f		B CH 83 B SI 89 B CH 82 B SI 90 4-0 1-2 **BB**			B SI 88 B SI 87 C SI 87 X SI 88 2-1 ① **L6**		3	0	0	0	1	1	1
27 Placido Polanco, R (1, 5) OBP: 0.336, SLG: 0.386	C FF 88 B FF 89 X FF 89 1-1 ② **L7**		B FF 90 X SI 89 1-0 ③ **G5-3**		C SL 79 X SL 79 0-1 ③ **L8**			C SI 89 B SL 81 B FF 89 X SI 88 2-1 ② **F7**		4	0	0	0	0	0	2
26 Chase Utley, L (1, 4) OBP: 0.391, SLG: 0.449	B SI 89 B SI 89 B SI 90 C FF 89 X SI 90 3-1 6 HR **1B**			F FF 88 X CH 81 0-1 ① **L3**		B FF 88 X FF 88 1-0 ① **G4-3**		B SI 86 C SI 87 B CH 74 B SI 86 X SI 87 3-1 ③ **G1-5-3**		4	1	1	0	0	0	0
6 Ryan Howard, L (1, 3) OBP: 0.354, SLG: 0.515	C SL 80 S SI 91 B CH 83 1 SAFE B CH 83 X FF 91 2-2 1-H **HR**			X SI 89 0-0 ② **F8**		S SI 90 F CH 82 B KC 72 X CH 83 1-2 ② **G3-1**			B FF 90 B SL 80 B SL 78 B FF 90 4-0 **BB**	3	1	1	2	1	0	0
28 Jayson Werth, R (1, 9) OBP: 0.384, SLG: 0.519	C FF 90 C CH 82 F SL 80 B FF 90 S KC 73 1-3 ③ **K2-3**			C SL 81 S SI 88 B FF 90 X KC 73 1-2 **1B**		B SL 76 B SI 90 C FF 90 C SI 90 F FF 91 X SI 91 2-2 ③ **G5-3**			C FF 90 B FF 90 X FF 89 1-1 ① **L9**	4	0	1	0	0	1	1
29 Raul Ibanez, L (1, 7) OBP: 0.349, SLG: 0.440		B SI 88 C SI 88 X SL 78 1-1 ① **P5**		B SI 89 X SI 90 1-0 ③ **G6-3**			C SI 88 B CH 81 F SI 88 B SL 77 S FF 89 2-3 ① **K**		C FF 90 B SL 80 S FF 90 B SL 81 F FF 90 S FF 90 2-3 ② **K**	4	0	0	0	0	2	2
51 Carlos Ruiz, R (1, 2) OBP: 0.396, SLG: 0.439		C FF 90 C SI 89 B KC 73 F SI 90 B CH 83 S KC 73 2-3 ② **K**			B SI 89 B SI 87 S SI 89 C SL 79 X SL 78 2-2 ① **F8**		C SL 78 F FF 88 F CH 81 X SL 78 0-2 ② **G6-3**		C CH 80 B CU 82 X CH 80 1-1 ③ **F8**	4	0	0	0	0	1	1
21 Wilson Valdez, R (1, 6) OBP: 0.302, SLG: 0.361		B FF 89 F SI 89 B SI 89 B SL 79 X SI 89 3-1 ③ **L6**			C FF 90 B SI 90 B SL 78 B SI 90 B SI 88 4-1 38 FC2-6 **BB**		X SI 90 0-0 **2B**			2	0	1	0	1	0	0
38 Kyle Kendrick, R (1, 1) 37 Chad Durbin, R (7, 1) 9 Domonic Brown, L (7, PH) OBP: 0.238, SLG: 0.368 16 J.C. Romero, S (8, 1) 57 David Herndon, R (9, 1)			C FF 88 C SL 77 X FF 87 0-2 8 G4-3 **1B**		L FF 88 X CH 80 0-1 ② **FC2-6** 8 BB 1-2f		B SI 90 B CH 79 F SI 90 B CH 82 F FF 88 T FF 92 3-2 ③ **K**			2 0 1 0 0	0 0 0 0 0	1 0 0 0 0	0 0 0 0 0	0 0 1 0 0	0 0 1 0 0	1 0 1 0 0
Inning Stats	R: 2 H: 2 E: 0 LOB: 0 K: 2 BB: 0 S: 14 P: 21	R: 0 H: 0 E: 0 LOB: 0 K: 1 BB: 0 S: 8 P: 14	R: 0 H: 1 E: 0 LOB: 0 K: 0 BB: 0 S: 5 P: 6	R: 0 H: 1 E: 0 LOB: 1 K: 0 BB: 0 S: 7 P: 9	R: 0 H: 0 E: 0 LOB: 2 K: 0 BB: 2 S: 8 P: 18	R: 0 H: 0 E: 0 LOB: 0 K: 0 BB: 0 S: 8 P: 12	R: 0 H: 1 E: 0 LOB: 1 K: 2 BB: 0 S: 11 P: 16	R: 0 H: 0 E: 0 LOB: 0 K: 0 BB: 0 S: 6 P: 13	R: 0 H: 0 E: 0 LOB: 1 K: 1 BB: 1 S: 8 P: 16	1B: 3 SF: 0 2B: 1 SAC: 0 3B: 0 DP: 1 HR: 1 HBP: 0						PA: 34 WP: 0 PB: 0 SB: 0 CS: 0

PITCHER		IP	WLS	BF	H	R	ER	SO	BB	IBB	HBP	BLK	WP	HR	S	P	ERA	WHIP
35 Dillon Gee, R ERA: 2.0	(1, 1)	7.0	W	27	5	2	2	5	2	0	0	0	0	1	61	96	2.57	1.000
64 Elmer Dessens, R ERA: 2.45	(8, 1)	0.2	H	2	0	0	0	0	0	0	0	0	0	0	4	8	0.00	0.000
25 Pedro Feliciano, L ERA: 2.85	(8, 1)	0.1	H	1	0	0	0	0	0	0	0	0	0	0	2	5	0.00	0.000
47 Hisanori Takahashi, L ERA: 3.78	(9, 1)	1.0	S	4	0	0	0	1	1	0	0	0	0	0	8	16	0.00	1.000

PITCHER	IP	WLS	BF	H	R	ER	SO	BB	IBB	HBP	BLK	WP	HR	S	P	ERA	WHIP

New York Mets @ Philadelphia Phillies

Citizens Bank Park, Philadelphia, PA

Sat Sep 25 2010, 7:08 PM - 9:38 PM EDT

Att. 45,274 - Partly Cloudy - 84 F

livebaseballscorecards.com

AB	31
R	2
H	5
RBI	2
BB	3
SO	6
LOB	9

Batter	1	2	3	4	5	6	7	8	9	AB	R	H	RBI	BB	SO	LOB
7 José Reyes, S (1, 6) OBP: 0.322, SLG: 0.429	B FF 91 S CH 82 B FF 92 X FF 92 2-1 ① P4		X FF 90 0-0 15 CS 6 1B 1B	C CU 77 B FF 94 B CH 84 F FF 93 F FF 94 F FF 93 X FF 93 2-2 1-2 2-3 3-H 6 2B 1B		B KC 74 B SI 91 C SI 90 B SI 92 X FF 91 3-1 ② FC1-5-4 1-2f		F SL 87 C SL 86 B FF 94 X FF 92 1-2 ③ F7		5	0	2	1	0	0	1
6 Nick Evans, R (1, 7) OBP: 0.400, SLG: 0.586 47 Hisanori Takahashi, L (9, 1) OBP: 0.063, SLG: 0.063	C FF 91 B FF 92 B FF 92 C FF 92 X CH 85 2-2 ② G5-3		1 SAFE B CH 83 X FF 91 1-0 1-2 15 1B 1B	S FF 92 S CU 78 B CH 84 B CU 79 X FF 91 2-2 ③ 1-H 2-H 3-H 2B		B SL 84 C FF 92 T FF 90 B SL 81 C SI 92 2-3 ③ K			F SI 93 B FC 89 S CH 83 X FF 94 1-2 15 HR 1B	5 0	1 0	3 0	2 0	0 0	1 0	1 0
15 Carlos Beltrán, S (1, 8) OBP: 0.344, SLG: 0.431	B CU 77 C FF 92 B FF 92 S CH 84 X FF 93 2-2 ③ P3		B CH 83 C FF 92 S CU 76 X CH 84 1-2 ① 5 G5-4-3 1-2 2-3 1B		C FF 90 B FF 86 B FF 91 B FF 91 X FF 91 3-1 HR		B SI 89 X CH 80 1-0 ① L9		X CH 84 0-0 1-H HR	5	2	3	3	0	0	0
5 David Wright, R (1, 5) OBP: 0.359, SLG: 0.500		S CH 82 B CH 82 X FF 88 1-1 HR	B FF 92 C FF 92 F CH 85 F FF 92 X FF 92 1-2 ② ③ G5-4-3 1-2f		F SI 88 S SI 91 S SI 90 0-3 ① K		B CH 79 C FC 87 B CH 81 F SI 90 X SI 89 2-2 2B		B FC 90 F FF 93 B FC 89 B FF 94 B CH 85 4-1 BB	4	1	2	1	1	1	2
16 Ángel Pagán, S (1, 9) OBP: 0.341, SLG: 0.430		S FF 92 F FF 92 B FF 91 X CH 84 1-2 ① G5-3		B CU 74 B FC 87 B FF 90 B FF 91 4-0 29 1B 12 FC1-2-5 BB	S CH 84 F SL 84 B SI 90 X SI 90 1-2 ② F8		C FC 88 S CU 77 D CU 78 B CH 83 C SI 90 2-3 ② K		C SI 90 F CU 76 T SI 93 0-2 ① K	4	0	0	0	1	2	2
29 Ike Davis, L (1, 3) OBP: 0.353, SLG: 0.444		B CU 76 B CH 84 S FF 92 C CH 84 X FF 93 2-2 ② F7		X FF 88 0-0 12 FC1-2-5 7 1B 1-3 1B	B SL 83 B CH 82 C SL 84 F SI 90 B SL 84 B SI 92 4-2 BB		I I I IN 67 I IN 67 4-0 IBB		C CU 76 B CU 76 C SI 92 B FF 93 C SI 93 2-3 ② K	3	1	1	0	2	1	1
12 Joaquin Arias, R (1, 4) OBP: 0.292, SLG: 0.342 21 Lucas Duda, L (7, PH) OBP: 0.270, SLG: 0.382 11 Rubén Tejada, R (7, 4) OBP: 0.289, SLG: 0.260		B X FF 92 1-0 2B	D CH 83 S CH 82 S CH 83 X FF 93 1-2 ① FC1-2-5 7 1B 4 BB 6 2B 1-3 3-H	S SI 88 S SI 92 D SL 86 T SI 92 1-2 ③ K		B FC 87 X FC 88 1-0 ③ P6		B SI 93 B SI 93 X SI 92 2-0 ③ G6-3	3 1 1	1 0 0	1 0 0	0 0 0	0 0 0	1 0 0	3 2 1
4 Henry Blanco, R (1, 2) OBP: 0.271, SLG: 0.300		I IN 60 I IN 67 I IN 70 I IN 71 4-0 IBB	D CH 85 B FF 92 B B CH 84 4-0 1-2 7 1B 6 2B BB		F FC 91 B FF 93 X SL 83 1-1 ① G1-4-3			C SL 86 F SI 92 B FF 94 B SI 94 F SL 89 S SL 88 2-3 ① K		2	1	0	0	2	1	0
48 Pat Misch, R (1, 1) OBP: 0.167, SLG: 0.167 50 Sean Green, R (5, 1) 23 Chris Carter, L (6, PH) OBP: 0.308, SLG: 0.358 36 Manny Acosta, R (6, 1) 25 Pedro Feliciano, L (7, 1) 1 Luis Castillo, S (8, PH) OBP: 0.337, SLG: 0.266 64 Elmer Dessens, R (8, 1) 27 Jésus Feliciano, L (9, 7) OBP: 0.300, SLG: 0.329		F FF 91 S CH 82 B FF 91 B FF 92 S CH 83 2-3 ③ K		B FF 93 B FF 94 C FF 92 S FF 93 S CH 84 2-3 ② K		B CH 86 B SI 94 B FF 92 C FF 93 B FF 93 4-1 7 FC1-5-4 BB		F FF 93 B FF 92 C SI 92 B FF 93 C SL 86 2-3 ② K		2 0 0 0 0 1 0	0 0 0 0 0 0 0	0 0 0 0 0 0 0	0 0 0 1 0 0 0	2 0 0 0 0 1 0	0 0 0 0 0 0 0	5 0 0 0 0 0 0
Inning Stats	R: 0 E: 0 K: 0 S: 8 H: 0 LOB: 0 BB: 0 P: 14	R: 1 E: 0 K: 1 S: 12 H: 2 LOB: 2 BB: 1 P: 23	R: 0 E: 0 K: 0 S: 9 H: 3 LOB: 1 BB: 0 P: 12	R: 3 E: 0 K: 1 S: 15 H: 3 LOB: 2 BB: 2 P: 30	R: 1 E: 0 K: 2 S: 13 H: 1 LOB: 1 BB: 1 P: 22	R: 0 E: 0 K: 1 S: 8 H: 0 LOB: 1 BB: 1 P: 18	R: 0 E: 0 K: 1 S: 8 H: 1 LOB: 2 BB: 1 P: 18	R: 0 E: 0 K: 2 S: 10 H: 0 LOB: 0 BB: 0 P: 15	R: 2 E: 0 K: 2 S: 12 H: 2 LOB: 1 BB: 1 P: 21	1B: 6 2B: 3 3B: 0 HR: 3 SF: 0 SAC: 0 DP: 1 HBP: 0						

PITCHER		IP	WLS	BF	H	R	ER	SO	BB	IBB	HBP	BLK	WP	HR	S	P	ERA	WHIP
35 Cole Hamels, L ERA: 3.09	(1, 1)	4.0	L	21	9	5	5	2	2	1	0	0	0	2	46	84	11.25	2.750
57 David Herndon, R ERA: 4.38	(5, 1)	1.0		4	0	0	0	2	1	0	0	0	0	0	11	17	0.00	1.000
49 Vance Worley, R ERA: 2.25	(6, 1)	1.0		4	0	0	0	1	1	0	0	0	0	0	8	18	0.00	1.000
37 Chad Durbin, R ERA: 3.9	(7, 1)	1.0		5	1	0	0	1	0	1	0	0	0	0	8	18	0.00	1.000
52 Jose Contreras, R ERA: 3.29	(8, 1)	1.0		3	0	0	0	2	0	0	0	0	0	0	10	15	0.00	0.000

PITCHER		IP	WLS	BF	H	R	ER	SO	BB	IBB	HBP	BLK	WP	HR	S	P	ERA	WHIP
46 Ryan Madson, R ERA: 2.63	(9, 1)	0.0		3	2	2	2	0	1	0	0	0	0	1	5	10	∞	∞
55 Danys Baez, R ERA: 5.0	(9, 1)	1.0		3	0	0	0	2	0	0	0	0	0	0	7	11	0.00	0.000

TOP

New York Mets @ Philadelphia Phillies

Citizens Bank Park, Philadelphia, PA

Sun Sep 26 2010, 1:39 PM - 4:49 PM EDT

Att. 45,302 - Cloudy - 68 F

livebaseballscorecards.com

AB	36
R	7
H	12
RBI	7
BB	7
SO	10
LOB	18

WP: 0 PB: 0 SB: 0 CS: 1 PA: 43

BOTTOM

New York Mets @ Philadelphia Phillies

Citizens Bank Park, Philadelphia, PA

Sun Sep 26 2010, 1:39 PM - 4:49 PM EDT

Att. 45,302 - Cloudy - 68 F

livebaseballscorecards.com

Batter	1	2	3	4	5	6	7	8	9	AB	R	H	RBI	BB	SO	LOB
8 Shane Victorino, S (1, 8) OBP: 0.330, SLG: 0.436	C SI 86 F CU 76 F FF 84 H FF 86 1-2 27 G6-3 HBP		B CU 74 B FF 82 F FF 83 C CH 81 X SI 84 2-2 ② G6-3		B CU 74 C CH 80 C FF 84 X FF 84 1-2 ① L9 2-3		C SL 77 B CH 85 X CH 84 1-1 ① G3		B SI 89 X FF 90 1-0 1B	4	0	1	0	0	0	2
27 Placido Polanco, R (1, 5) OBP: 0.336, SLG: 0.385	1 SAFE B SI 86 B CH 80 B SI 86 C SI 85 X SI 86 3-1 ① G6-3 1-2		C SI 86 B FF 84 B CH 83 C SI 85 X SI 88 2-2 1B		B CH 81 F FF 84 F CH 81 C FF 85 1-3 ② K		B SI 95 C SI 95 B CH 84 B SL 82 B SI 94 4-1 26 G3-1 BB		B CH 79 C FF 87 F CH 79 B CU 68 B CH 79 X FF 90 3-2 ② F8	4	0	1	0	1	1	4
26 Chase Utley, L (1, 4) OBP: 0.391, SLG: 0.454	C SI 87 B SI 87 C FF 88 B FF 88 D CU 77 B SI 88 4-2 28 FC5-4 BB		B SI 86 X SI 86 1-0 ③ G4-3		B CU 76 B SI 87 B FF 84 C SI 87 X SI 86 3-1 1-H 3-H HR		B SI 86 X SI 87 1-0 ② G3-1 1-2		C FF 89 S FF 90 B FF 90 B FF 91 B SL 81 X FF 91 3-2 ③ F8	4	1	1	3	1	0	3
6 Ryan Howard, L (1, 3) OBP: 0.353, SLG: 0.515	B FF 83 X SI 86 1-0 ② F7			X SI 85 0-0 ① G4-3	B FF 84 B SI 84 F SI 84 B SI 85 S SI 85 X SI 87 3-2 2B		B CU 78 D CU 78 X SI 88 2-0 ③ F7			4	0	1	0	0	0	3
28 Jayson Werth, R (1, 9) OBP: 0.385, SLG: 0.518	X SI 83 0-0 ③ FC5-4 1-2f			B SI 84 C SI 85 C SI 86 B CU 76 F CU 77 X SI 88 2-2 29 1B 1B	B CU 71 B FF 86 C SI 85 C SI 86 S CU 70 2-3 ③ K			B SI 88 B SI 88 B SI 88 C SI 86 B SI 88 4-1 29 G1-4-3 BB		3	0	1	0	1	1	3
29 Raul Ibanez, L (1, 7) OBP: 0.350, SLG: 0.442		C SI 85 F FF 84 B FF 84 B FF 86 F SI 86 X SI 86 2-2 ① F8		B SI 86 C SI 85 T FF 86 B CU 76 X CH 77 2-2 51 G6-4-3 1B 1-3		B FF 93 X CH 91 1-0 51 G4-3 2B		1 SAFE 1 SAFE C SI 86 S SI 88 B FF 89 B SI 87 1 SAFE F SI 88 X SI 88 2-2 ① G1-4-3 1-2		4	0	2	0	0	0	1
51 Carlos Ruiz, R (1, 2) OBP: 0.392, SLG: 0.434		C CH 81 B CH 82 F FF 84 S SI 83 1-3 ② K		C SI 82 F CH 82 F SI 86 D CU 77 B FF 85 D CH 83 X SI 83 3-2 ②③ G6-4-3 1-2f		B SL 80 X SI 94 1-0 ① G4-3 2-3		X SL 82 0-0 ② F8		4	0	0	0	0	1	4
21 Wilson Valdez, R (1, 6) OBP: 0.302, SLG: 0.361 11 Jimmy Rollins, S (8, PH) OBP: 0.323, SLG: 0.370 (9, 6)		B SI 86 X SI 86 1-0 ③ G4-3			B SI 83 C SI 84 X SI 81 1-1 8 L9 40 1B 26 HR 1B		S CH 82 S SL 82 B FF 95 D SL 84 F SL 84 F SI 96 X SI 95 2-2 ② G1-3	X SI 88 0-0 ③ G3-1		3 1	1 0	1 0	0 0	0 0	0 0	1 1
35 Cole Hamels, L (1, 1) OBP: 0.143, SLG: 0.179 57 David Herndon, R (8, 1) 40 John Mayberry Jr., R (5, PH) OBP: 0.313, SLG: 0.500 49 Vance Worley, R (8, 1) 7 Ross Gload, L (6, PH) OBP: 0.429, SLG: 0.464 37 Chad Durbin, R (7, 1) 52 Jose Contreras, R (8, 1) 46 Ryan Madson, L (9, 1) 55 Danys Baez, R (8, 1) 5 Mike Sweeney, R (9, PH) OBP: 0.321, SLG: 0.432			F SI 85 S FF 83 S CU 76 0-3 ① K		B CH 81 F CH 78 F FF 84 X CH 82 1-2 26 HR 1B	S CH 85 B SL 81 X FF 95 1-1 ③ F8			B SI 88 X FF 90 1-0 ① F9	1 0 1 0 1 0 0 0 1	0 0 1 0 0 0 0 0 0	0 0 1 0 0 0 0 0 0	0 0 0 0 0 0 0 0 0	0 0 0 0 0 0 0 0 0	1 0 0 0 0 0 0 0 0	0 0 0 0 0 1 0 0 0

Inning Stats	1	2	3	4	5	6	7	8	9
	R: 0 E: 0 K: 0 S: 9	H: 0 LOB: 2 BB: 1 P: 18	R: 0 E: 0 K: 1 S: 8	H: 0 LOB: 0 BB: 0 P: 12	R: 0 E: 0 K: 1 S: 10	H: 1 LOB: 1 BB: 0 P: 15	R: 0 E: 0 K: 0 S: 12	H: 2 LOB: 1 BB: 0 P: 19	R: 3 E: 0 K: 2 S: 19	H: 4 LOB: 1 BB: 0 P: 31	R: 0 E: 0 K: 0 S: 9	H: 1 LOB: 1 BB: 0 P: 14	R: 0 E: 0 K: 0 S: 5	H: 0 LOB: 1 BB: 1 P: 13	R: 0 E: 0 K: 0 S: 7	H: 0 LOB: 1 BB: 1 P: 13	R: 0 E: 0 K: 0 S: 8	H: 1 LOB: 1 BB: 0 P: 16

AB	35
R	3
H	9
RBI	3
BB	3
SO	4
LOB	23

		1B: 6 2B: 2 3B: 0 HR: 1	SF: 0 SAC: 0 DP: 1 HBP: 1	WP: 0 PB: 0 SB: 0 CS: 0	PA: 39

PITCHER		IP	WLS	BF	H	R	ER	SO	BB	IBB	HBP	BLK	WP	HR	S	P	ERA	WHIP
48 Pat Misch, L ERA: 4.66	(1, 1)	4.2		22	7	3	3	3	1	0	1	0	0	1	55	90	5.79	1.714
50 Sean Green, R ERA: 1.69	(5, 1)	0.1		1	0	0	0	1	0	0	0	0	0	0	3	5	0.00	0.000
36 Manny Acosta, R ERA: 3.12	(6, 1)	1.1	W	6	1	0	0	0	1	0	0	0	0	0	12	22	0.00	1.500
25 Pedro Feliciano, L ERA: 2.82	(7, 1)	0.2	H	2	0	0	0	0	0	0	0	0	0	0	2	5	0.00	0.000
64 Elmer Dessens, R ERA: 2.4	(8, 1)	1.0	H	4	0	0	0	0	1	0	0	0	0	0	7	13	0.00	1.000

PITCHER		IP	WLS	BF	H	R	ER	SO	BB	IBB	HBP	BLK	WP	HR	S	P	ERA	WHIP
47 Hisanori Takahashi, L ERA: 3.75	(9, 1)	1.0		4	1	0	0	0	0	0	0	0	0	0	8	16	0.00	1.000

Batter	1	2	3	4	5	6	7	8	9	AB	R	H	RBI	BB	SO	LOB
23 Rickie Weeks Jr., R (1, 4) OBP: 0.365, SLG: 0.464	C FF 90 B SI 91 X SL 84 1-1 G6-3		B SL 85 C SI 91 B SL 84 B SI 92 B SI 92 4-1 2 1B BB		B FF 93 X FF 92 1-0 G6-3 1-2		C FF 92 X SI 91 0-1 F9			3	0	0	0	1	0	1
2 Joe Inglett, L (1, 7) OBP: 0.331, SLG: 0.407 27 Carlos Gómez, R (8, 7) OBP: 0.289, SLG: 0.352	C SI 90 B SI 88 F SI 91 B FS 85 X FF 92 2-2 G4-3		F SI 92 X FF 92 0-1 1-2 2-H 1B		B SI 91 C SI 91 D FS 84 F SI 92 F SI 94 X CU 80 2-2 G3			C CU 74 C SI 91 X SI 91 0-2 1 G4-3 28 G6-3 2B		4 0	1 0	2 0	0 0	0 0	0 0	1 0
1 Corey Hart, R (1, 9) OBP: 0.340, SLG: 0.532	B SI 92 S SL 82 B FF 93 S SI 93 S SL 87 2-3 K			F SL 84 F FF 90 B FF 90 B FF 92 X SL 87 2-2 G4-3		X FF 92 0-0 HR		B SL 85 B SI 91 X SI 92 2-0 G4-3 2-3		4	1	1	1	0	1	1
28 Prince Fielder, L (1, 3) OBP: 0.401, SLG: 0.482		C SI 91 B FS 84 B FF 92 X CU 75 2-1 G4-3		X CU 75 0-0 F8		X CU 77 0-0 P6		X SI 87 0-0 G6-3 3-H		4	0	0	1	0	0	0
14 Casey McGehee, R (1, 5) OBP: 0.340, SLG: 0.463 59 John Axford, R (8, 1)		B FF 93 B SI 90 C FF 93 C FF 94 B FF 94 X FF 94 3-2 G4-3		F FF 93 B FS 82 C FF 92 B SL 82 F SI 92 B CU 75 F FF 94 F SL 82 B FF 94 4-2 36 2B BB		B SL 84 C SI 92 B CU 76 C SI 90 B SI 90 B SI 91 4-2 21 FC6-4 BB		B SI 87 C CU 77 B CH 75 F SI 87 X CU 78 2-2 F7		2 0	1 0	0 0	0 0	2 0	0 0	0 0
36 Lorenzo Cain, R (1, 8) OBP: 0.323, SLG: 0.382		B FF 93 X FF 94 1-0 G5-3		B FF 91 X FF 92 1-0 1-H 2B		C SI 91 F SI 92 B SI 92 B SL 85 F SI 92 B SI 92 T SI 92 3-2 K			B SI 87 X SI 88 1-0 G6-3	4	0	1	1	0	1	1
21 Alcides Escobar, R (1, 6) OBP: 0.284, SLG: 0.323		C FF 91 F FF 92 B SI 89 B SL 84 X FF 92 2-2 P2	B SL 84 X SI 92 1-0 G6-3		B SI 92 C FF 91 B SI 89 X FF 92 2-1 FC6-4 1-2f			L SI 88 C FF 88 B CH 81 F SI 89 B SL 80 X FF 88 2-2 F8		4	0	0	0	0	0	2
16 George Kottaras, L (1, 2) OBP: 0.307, SLG: 0.405		B SL 82 C FF 91 B FF 92 B FF 91 F SI 91 B FF 92 4-2 43 SH2-4 2 1B BB		C SI 92 F SI 90 X SL 85 0-2 23 G6-3 1B			F FF 92 X SI 90 0-1 F8		B FF 88 F CH 79 B CH 83 X CH 81 2-1 G4-3	3	0	1	0	1	0	0
43 Randy Wolf, L (1, 1) OBP: 0.250, SLG: 0.297 58 Mike McClendon, R (8, 1) OBP: 0.500, SLG: 0.500 21 Zach Braddock, L (8, 1) 30 Craig Counsell, L (8, 5) OBP: 0.321, SLG: 0.322			B FF 87 X FF 88 1-0 SH2-4 1-2		B FF 88 B SI 88 X FF 89 2-0 B2		X SI 90 0-0 G1-3			2 0 0 0	0 0 0 0	0 0 0 0	0 0 0 0	0 0 0 0	0 0 0 0	1 0 0 0
Inning Stats	R: 0 E: 0 K: 1 S: 8 H: 0 LOB: 0 BB: 0 P: 13	R: 0 E: 0 K: 0 S: 6 H: 0 LOB: 0 BB: 0 P: 12	R: 0 E: 0 K: 0 S: 9 H: 1 LOB: 2 BB: 2 P: 20	R: 1 E: 0 K: 0 S: 11 H: 1 LOB: 1 BB: 1 P: 19	R: 0 E: 0 K: 0 S: 9 H: 1 LOB: 1 BB: 0 P: 14	R: 1 E: 0 K: 1 S: 10 H: 1 LOB: 1 BB: 1 P: 19	R: 0 E: 0 K: 0 S: 5 H: 0 LOB: 0 BB: 0 P: 5	R: 1 E: 0 K: 0 S: 8 H: 1 LOB: 0 BB: 0 P: 12	R: 0 E: 0 K: 0 S: 7 H: 0 LOB: 0 BB: 0 P: 12	1B: 2 2B: 2 3B: 0 HR: 1 SF: 0 SAC: 1 DP: 0 HBP: 0						WP: 0 PB: 0 SB: 0 CS: 0 PA: 35	

TOP

Milwaukee Brewers @ New York Mets

Citi Field, Flushing, NY

Tue Sep 28 2010, 7:11 PM - 9:46 PM EDT

Att. 24,666 - Overcast - 73 F

livebaseballscorecards.com

AB	30
R	3
H	5
RBI	3
BB	4
SO	2
LOB	7

PITCHER		IP	WLS	BF	H	R	ER	SO	BB	IBB	HBP	BLK	WP	HR	S	P	ERA	WHIP
34 Mike Pelfrey, R ERA: 3.75	(1, 1)	7.1		30	5	3	3	2	4	0	0	0	0	1	62	108	3.68	1.227
25 Pedro Feliciano, L ERA: 2.79	(8, 1)	0.2		2	0	0	0	0	0	0	0	0	0	0	4	6	0.00	0.000
64 Elmer Dessens, R ERA: 2.35	(9, 1)	1.0	W	3	0	0	0	0	0	0	0	0	0	0	7	12	0.00	0.000

PITCHER		IP	WLS	BF	H	R	ER	SO	BB	IBB	HBP	BLK	WP	HR	S	P	ERA	WHIP

Milwaukee Brewers @ New York Mets

Citi Field, Flushing, NY

Tue Sep 28 2010, 7:11 PM - 9:46 PM EDT

Att. 24,666 - Overcast - 73 F

livebaseballscorecards.com

BOTTOM

Batter	1	2	3	4	5	6	7	8	9	AB	R	H	RBI	BB	SO	LOB
7 José Reyes, S (1, 6) OBP: 0.322, SLG: 0.426	B SI 87 B CH 77 C SI 87 B SI 88 F SI 89 B SI 90 4-2 BB		D CU 67 F CH 78 B CU 66 X SL 79 2-1 ②③ G1-6-3 1-2f			C CH 77 F CU 67 X CU 68 0-2 ① G6-3		B CH 79 F SI 86 X SI 89 1-1 ① G1-3		3	0	0	0	1	0	2
27 Jésus Feliciano, L (1, 9) OBP: 0.290, SLG: 0.318 (6, 8) 12 Joaquin Arias, R (8, PH) OBP: 0.298, SLG: 0.342 64 Elmer Dessens, R (9, 1)	B FF 87 B FF 88 1 SAFE 1 SAFE B FF 86 C FF 87 C FF 87 S FF 88 3-3 ① K			C SI 86 B SL 74 F SL 78 B FF 88 C SI 88 2-3 ① K		B SL 76 X SL 76 1-0 ② G1-3		B FF 92 B FF 91 B FF 90 B FF 91 4-0 BB		3 0 0	0 0 0	0 0 0	0 0 0	0 1 0	2 0 0	1 0 0
15 Carlos Beltrán, S (1, 8) OBP: 0.341, SLG: 0.427 21 Lucas Duda, L (6, 7) OBP: 0.277, SLG: 0.386	B SI 88 B SI 87 C SI 88 F SL 81 1 SAFE F SI 88 B CU 68 S SI 88 3-3 ② K			B SI 88 C SI 88 X CU 68 1-1 E5		B SI 88 F SI 88 B FF 89 X SI 89 2-1 5 HR 1B		B FF 92 C FF 93 B FF 91 X FF 91 2-1 ② L8		2 2	0 1	0 1	0 1	0 0	1 0	1 2
5 David Wright, R (1, 5) OBP: 0.358, SLG: 0.504	B SL 80 S SI 88 C SL 81 B SI 90 F FF 89 X FF 90 2-2 ③ F8			S SI 87 B FF 87 X CH 79 1-1 ② F8		F SL 81 B FF 87 X SL 82 1-1 1-H HR		D SL 85 B FF 93 S FF 93 B FF 94 S FF 94 C FF 95 3-3 ③ K		4	1	1	2	0	1	4
29 Ike Davis, L (1, 3) OBP: 0.352, SLG: 0.444		B FF 87 S FF 87 B CU 67 C CU 67 F FF 88 X FF 90 2-2 ① P5		B CU 66 X FF 88 1-0 ③ F7		C FF 88 F SI 88 F CU 72 B CU 70 S CU 70 1-3 ③ K			B CU 79 X FF 94 1-0 30 1B 11 2B 2B	4	1	1	0	0	1	1
6 Nick Evans, R (1, 7) OBP: 0.353, SLG: 0.515 (6, 9) (9, 8)		C SI 88 B FF 86 F FF 87 F FF 88 X SL 78 1-2 ② F9			C SI 87 X SI 86 0-1 ① F8		C CH 78 F SL 83 B CU 67 B FF 88 F CH 80 B CH 79 X CH 79 3-2 ① G5-3		B FF 94 S FF 94 C FF 94 F SL 83 B FF 94 S FF 95 2-3 ① K	4	0	0	0	0	1	1
30 Josh Thole, L (1, 2) OBP: 0.353, SLG: 0.346 1 Luis Castillo, S (9, PR) OBP: 0.337, SLG: 0.266		X FF 89 0-0 ③ G1-4-3			B SI 87 F FF 87 C SL 77 X SL 82 1-2 ② G1-3		B SL 77 C SL 77 F CU 67 F SI 89 B CU 72 X SL 78 2-2 ② F8		B SL 84 B FF 94 S FF 94 X FF 94 2-1 11 2B 2-3 1B	4 0	0 1	1 0	0 0	0 0	0 0	0 0
11 Rubén Tejada, R (1, 4) OBP: 0.297, SLG: 0.280			C SI 87 C CU 66 B CU 68 X SI 89 1-2 7 G1-6-3 1B	B SI 88 B CH 78 B SI 87 C SI 88 X SI 88 3-1 2B		B SI 88 C CH 78 B CU 66 X SL 81 2-1 ③ G5-3			X FF 93 0-0 1-H 3-H 2B	4	0	3	2	0	0	0
34 Mike Pelfrey, R (1, 1) OBP: 0.143, SLG: 0.115 25 Pedro Feliciano, L (8, 1) 19 Mike Hessman, R (8, PH) OBP: 0.286, SLG: 0.298 23 Chris Carter, L (8, PH) OBP: 0.312, SLG: 0.369 (9, 9)			B SI 88 L SI 88 X SI 87 1-1 ① B3		B SI 89 X SI 89 1-0 ③ F9			B SL 79 C SI 88 B SL 78 X FF 87 2-1 2B		2 0 0 1	0 0 0 0	0 0 0 1	0 0 0 0	0 0 0 0	0 0 0 0	2 0 0 0
Inning Stats	R: 0 E: 0 K: 2 S: 13 H: 0 LOB: 1 BB: 1 P: 25	R: 0 E: 0 K: 0 S: 9 H: 0 LOB: 0 BB: 0 P: 12	R: 0 E: 0 K: 0 S: 7 H: 1 LOB: 0 BB: 0 P: 11	R: 0 E: 1 K: 1 S: 8 H: 0 LOB: 1 BB: 0 P: 13	R: 0 E: 0 K: 0 S: 8 H: 1 LOB: 1 BB: 0 P: 13	R: 2 E: 0 K: 1 S: 12 H: 2 LOB: 0 BB: 0 P: 17	R: 0 E: 0 K: 0 S: 10 H: 0 LOB: 0 BB: 0 P: 17	R: 0 E: 0 K: 1 S: 9 H: 1 LOB: 2 BB: 1 P: 21	R: 2 E: 0 K: 1 S: 8 H: 3 LOB: 2 BB: 0 P: 13	1B: 3 2B: 4 3B: 0 HR: 1 SF: 0 SAC: 0 DP: 1 HBP: 0						WP: 0 PB: 0 SB: 0 CS: 0 PA: 35	

PITCHER	IP	WLS	BF	H	R	ER	SO	BB	IBB	HBP	BLK	WP	HR	S	P	ERA	WHIP
43 Randy Wolf, L (1, 1) ERA: 4.18	7.0		26	4	2	2	4	1	0	0	0	0	1	67	108	2.57	0.714
58 Mike McClendon, R (8, 1) ERA: 3.06	0.1	H	2	1	0	0	0	0	0	0	0	0	0	4	7	0.00	3.000
21 Zach Braddock, L (8, 1) ERA: 3.03	0.1	H	2	0	0	0	0	1	0	0	0	0	0	2	8	0.00	3.000
59 John Axford, R (8, 1) ERA: 2.57	0.2	L	5	3	2	2	2	0	0	0	0	0	0	11	19	27.00	4.500

PITCHER	IP	WLS	BF	H	R	ER	SO	BB	IBB	HBP	BLK	WP	HR	S	P	ERA	WHIP

AB	33
R	4
H	8
RBI	4
BB	2
SO	6
LOB	14

Milwaukee Brewers @ New York Mets

Citi Field, Flushing, NY

Wed Sep 29 2010, 4:12 PM - 7:37 PM EDT

Cloudy - 77 F

TOP

livebaseballscorecards.com

Batter	1	2	3	4	5	6	7	8	9	AB	R	H	RBI	BB	SO	LOB
23 Rickie Weeks Jr., R (1, 4) OBP: 0.366, SLG: 0.467	B FF 90 C CU 73 S FC 87 B CU 74 X FC 87 2-2 8 G6-3 1B		B CU 73 C FF 91 X CU 75 1-1 1 2B 2B	B FF 92 S CH 86 X CU 78 1-1 ① F7		C SI 88 F CH 72 B SI 88 F SI 88 X SI 87 1-2 1 S 1B		1 SAFE C FF 93 C FF 94 1 SAFE 1 SAFE X SL 81 0-2 ② F7		5	1	3	0	0	0	1
1 Corey Hart, R (1, 9) OBP: 0.341, SLG: 0.533	C FF 90 F FF 92 S FC 85 0-3 ① K		S FC 86 X FF 91 0-1 28 1B 2B 2-H	B SI 93 C FF 93 S CH 86 F FF 93 B CU 79 B CH 88 S CH 87 3-3 ② K		S SI 85 B SI 86 F FF 86 S CU 71 1-3 ③ K 1-2		B SL 81 B FF 96 C SL 81 B SL 80 X SI 97 3-1 8 1B 28 1B 1-H 1B		5	2	2	2	0	3	2
8 Ryan Braun, R (1, 7) OBP: 0.363, SLG: 0.505	C FF 91 C CU 74 F FC 88 1 SAFE X FF 91 0-2 ②③ G6-3 1-2f		S CU 75 X FC 85 0-1 ② P3	S CH 87 B CU 79 S FF 94 B SI 95 X CH 89 2-2 ③ F9			B SI 89 B SL 80 C SI 89 B SI 88 C FF 89 X SI 90 3-2 ① G6-3	B SI 96 F SL 80 X SL 84 1-1 28 1B 1-2 1B		5	0	1	0	0	0	2
28 Prince Fielder, L (1, 3) OBP: 0.402, SLG: 0.483		S FF 90 C CU 74 S FF 92 0-3 ① K	X CU 74 0-0 14 2B 36 1B 2-H 1B	B FF 87 B CU 75 C SI 86 X CU 76 2-1 ① G4-3			C FF 89 B SI 89 F SI 89 B FF 89 X SI 88 2-2 36 1B 1B	B SI 89 S FF 89 X FF 91 1-1 1-2 2-H 1B		5	1	3	2	0	1	0
14 Casey McGehee, R (1, 5) OBP: 0.340, SLG: 0.463		C FF 91 F FC 86 B CH 82 X CU 75 1-2 ② F8	S FF 90 B FF 91 B CH 82 S FC 87 F FF 91 F FC 87 B FF 91 X FC 87 3-2 36 1B 2B 1-3	B SI 87 B SI 87 B CU 75 B SI 87 4-0 BB			X SI 89 0-0 ② F8	X CH 78 0-0 ③ G2-3		4	1	1	0	1	0	3
36 Lorenzo Cain, R (1, 8) OBP: 0.333, SLG: 0.391		C FF 91 F FF 91 F FF 91 X CU 76 0-2 20 1B 1B	F FC 86 C FF 92 B FF 91 B FF 91 X FC 87 2-2 20 1B 1B 2-H 3-H	B SI 87 C SI 86 B CU 76 C FF 87 X CU 77 2-2 ② P6			C FF 88 F CU 77 B FF 88 X SI 88 1-2 1-2 1B		B SI 87 C CH 78 B FF 88 C CH 79 B CH 79 F CH 79 F FF 89 F CH 80 X FF 89 3-2 9 E4 63-6-3-5	5	1	3	2	0	0	1
20 Jonathan Lucroy, R (1, 2) OBP: 0.304, SLG: 0.338		C FF 90 B FF 90 X FC 86 1-1 9 FC6-4 1-3 1B	F CU 74 F FF 91 B FF 91 B FF 91 X FF 91 2-2 9 1B 2-H 1B	B CU 76 S FF 87 S SI 88 F FF 88 B CU 78 X CU 77 2-2 ③ F7			B SL 83 B SI 88 C SI 88 B SI 88 C FF 88 X CU 76 3-2 ③ L1		1 SAFE 1 SAFE M CH 77 L CH 75 1 SAFE S CH 78 0-3 ① K	5	1	2	1	0	1	4
9 Luis Alfonso Cruz, R (1, 6) OBP: 0.250, SLG: 0.375		B CU 74 F FF 91 X FC 86 1-1 ③ FC6-4 1-2f	B CU 74 C FF 90 F FF 91 X FC 86 1-2 2-H 1B			B SI 87 X FF 86 1-0 ① F7		C CU 79 B SI 88 X CU 80 1-1 ① G6-3	X SI 88 0-0 ②③ G3-6-3-5 1-2f	5	0	1	1	0	0	3
49 Yovani Gallardo, R (1, 1) OBP: 0.329, SLG: 0.508 26 Manny Parra, L (4, 1) OBP: 0.263, SLG: 0.235 12 Carlos Villanueva, R (7, 1) 27 Carlos Gómez, R (8, PH) OBP: 0.292, SLG: 0.352 50 Kameron Loe, R (8, 1) 59 John Axford, R (9, 1)			K F8			C FF 87 C CU 76 B CU 78 F SI 88 X SI 88 1-2 ② G1-3		B CU 78 B CU 78 B SI 88 C SI 88 C SI 88 B CU 78 4-2 1 E 1 S 1 1B BB		2 1 0 0 0 0	0 0 0 1 0 0	0 0 0 0 0 0	0 0 0 1 0 0	1 0 0 0 0 0	1 0 0 0 0 0	1 0 0 0 0 0
Inning Stats	R: 0 E: 0 K: 1 S: 10 H: 1 LOB: 0 BB: 0 P: 12	R: 0 E: 0 K: 1 S: 14 H: 2 LOB: 2 BB: 0 P: 17	R: 6 E: 0 K: 1 S: 27 H: 7 LOB: 1 BB: 0 P: 39	R: 0 E: 0 K: 1 S: 9 H: 0 LOB: 0 BB: 0 P: 15	R: 0 E: 0 K: 0 S: 9 H: 0 LOB: 1 BB: 1 P: 19	R: 0 E: 0 K: 1 S: 12 H: 1 LOB: 1 BB: 0 P: 16	R: 0 E: 0 K: 0 S: 13 H: 2 LOB: 2 BB: 0 P: 22	R: 2 E: 0 K: 0 S: 14 H: 3 LOB: 2 BB: 1 P: 24	R: 0 E: 1 K: 1 S: 10 H: 0 LOB: 0 BB: 0 P: 13	1B: 13 2B: 3 3B: 0 HR: 0	SF: 0 SAC: 0 DP: 2 HBP: 0		WP: 0 PB: 0 SB: 2 CS: 0	PA: 44			

	AB	42
	R	8
	H	16
	RBI	8
	BB	2
	SO	6
	LOB	17

PITCHER		IP	WLS	BF	H	R	ER	SO	BB	IBB	HBP	BLK	WP	HR	S	P	ERA	WHIP
49 Jonathon Niese, L ERA: 4.2	(1, 1)	2.2		17	10	6	6	3	0	0	0	0	0	0	49	65	20.25	3.750
18 Ryota Igarashi, R ERA: 7.71	(3, 1)	1.1		4	0	0	0	1	0	0	0	0	0	0	11	18	0.00	0.000
22 Raul Valdes, L ERA: 5.33	(5, 1)	1.2	H	7	1	0	0	0	1	0	0	0	0	0	18	31	0.00	1.200
50 Sean Green, R ERA: 1.59	(6, 1)	0.1	H	1	0	0	0	1	0	0	0	0	0	0	3	4	0.00	0.000
64 Elmer Dessens, R ERA: 2.3	(7, 1)	1.0	H	5	2	0	0	0	0	0	0	0	0	0	13	22	0.00	2.000

PITCHER		IP	WLS	BF	H	R	ER	SO	BB	IBB	HBP	BLK	WP	HR	S	P	ERA	WHIP
25 Pedro Feliciano, L ERA: 2.92	(8, 1)	0.1	H	2	0	1	1	0	1	0	0	0	0	0	4	9	27.00	3.000
36 Manny Acosta, R ERA: 3.34	(8, 1)	0.1	L	3	2	0	0	0	0	0	0	0	0	0	7	11	0.00	6.000
47 Hisanori Takahashi, L ERA: 3.71	(8, 1)	1.1		5	1	1	1	1	0	0	0	0	0	0	13	17	6.75	0.750

BOTTOM

Batter	1	2	3	4	5	6	7	8	9	AB	R	H	RBI	BB	SO	LOB
7 José Reyes, S (1, 6) OBP: 0.324, SLG: 0.435	B SI 92 F FF 92 B CU 80 F FF 92 X FF 94 2-2 21 G3 2B		C FF 92 B SL 88 X FF 94 1-1 ① G3-1	S CU 81 B FF 94 D CU 82 1 SAFE X FF 94 2-1 E4 1-H 3B	B FF 94 F FF 94 F FS 86 X FS 88 1-2 2B		B CH 81 C CU 74 D FF 89 X CH 83 2-1 ③ G6-3			5	1	3	1	0	0	1
21 Lucas Duda, L (1, 7) OBP: 0.286, SLG: 0.435	B CU 81 B FF 93 C CU 80 X FF 92 2-1 ① G3 2-3		B FF 94 S CU 82 C FF 94 B CU 82 X FF 95 2-2 29 BB 5 1B 23 1B 1B	F FF 95 X SL 88 0-1 HR	C CU 76 C CU 79 X FF 95 0-2 ③ G4-3			C SI 89 B SI 89 B CH 82 X SI 89 2-1 ① P5		5	2	2	1	0	0	2
16 Ángel Pagán, S (1, 8) OBP: 0.341, SLG: 0.430	D CU 82 F SI 93 B SL 89 F FF 94 S CU 83 2-3 ② K		B CU 82 B CU 81 S FF 94 B FF 94 X FF 94 3-1 ② P3	C CU 81 C FF 94 X CU 82 0-2 5 S 5 HR 1B		X FF 93 0-0 ① L7		B SI 90 F SL 76 X SI 89 1-1 5 G1-4-3 1B		5	1	2	0	0	1	2
5 David Wright, R (1, 5) OBP: 0.358, SLG: 0.508	C CU 82 S FF 95 D CU 81 S CU 82 1-3 ③ K		D CU 83 F FF 94 X SL 88 1-1 29 BB 23 1B 1-2 1B	D FF 96 1 SAFE B CU 80 C FF 94 B CU 82 X SL 86 3-1 1-H HR		S FS 82 X FF 94 0-1 ② G6-3		C SL 77 F SI 88 B SL 78 X SI 90 1-2 ②③ G1-4-3 1-2f		5	2	2	2	0	1	2
29 Ike Davis, L (1, 3) OBP: 0.355, SLG: 0.443		C FF 94 B CU 82 S FF 93 B CU 82 B FF 94 B FF 95 4-2 13 1B BB	B CU 83 B FF 94 B FF 94 B FF 94 4-0 23 1B 1-2 2-3 BB	S FF 93 X FF 93 0-1 ② L6		B FF 94 B CU 78 F FF 94 B FF 94 B FF 94 4-1 BB			S FF 92 B CU 79 C CU 79 B FF 95 C CU 80 2-3 ① K	2	0	0	0	3	1	0
23 Chris Carter, L (1, 9) OBP: 0.313, SLG: 0.368 22 Raul Valdes, L (5, 1) OBP: 0.444, SLG: 0.556 50 Sean Green, R (6, 1) 6 Nick Evans, R (6, PH) OBP: 0.343, SLG: 0.500 64 Elmer Dessens, R (7, 1) 25 Pedro Feliciano, L (8, 1) 36 Manny Acosta, R (8, 1) 30 Josh Thole, L (8, 2) OBP: 0.351, SLG: 0.344		C CU 81 B FF 94 X FF 94 1-1 ① F8	B CU 82 C CU 81 X FF 94 1-1 11 FC4-6 1-2 2-H 3-H 1B	C FF 95 B CU 80 C FF 95 S FS 87 1-3 K		F FF 93 C FF 95 D FS 88 1 SAFE X FF 94 1-2 ③ L6			B FF 93 C FF 94 F CU 80 X SL 83 1-2 ② F7	3 0 0 0 1 0 0 0 0 1	0 0 0 0 0 0 0 0 0 0	1 0 0 0 0 0 0 0 0 0	2 0 0 0 0 0 0 0 0 0	0 0 0 0 0 0 0 0 0 0	1 0 0 0 0 0 0 0 0 0	1 0 1 0 0 1 0 0 0 0
11 Rubén Tejada, R (1, 4) OBP: 0.291, SLG: 0.273		B CU 82 X SI 94 1-0 ② F7	C CU 82 S SL 88 D CU 82 X CU 82 1-2 ③ FC4-6 1-2f	B FF 95 C FS 88 S FS 86 S FS 86 1-3 ③ K			X FF 89 0-0 ① P4		C CU 79 S SL 85 B SL 84 B CU 80 S SL 84 2-3 ③ K	5	0	0	0	0	2	4
13 Mike Nickeas, R (1, 2) OBP: 0.286, SLG: 0.286 47 Hisanori Takahashi, L (8, 1) OBP: 0.063, SLG: 0.063		D SL 88 B SI 94 X SI 95 2-0 1-2 1B	B FF 94 B FF 93 C FF 94 B FF 94 S FF 94 S FF 94 3-3 ① K	C FF 93 X FS 86 0-1 ① P4			C FF 89 B CH 82 X SL 80 1-1 1B			4 0	0 0	2 0	0 0	0 0	1 0	0 0
49 Jonathon Niese, L (1, 1) OBP: 0.295, SLG: 0.226 18 Ryota Igarashi, R (3, 1) 27 Jésus Feliciano, L (4, PH) OBP: 0.292, SLG: 0.319 (5, 9)		B CU 82 C FF 94 C FF 94 D CU 82 C FF 95 2-3 ③ K	B FF 94 B FF 94 X FF 94 2-0 7 E 1B	C FF 94 B FF 94 B CU 79 F FF 95 S FS 86 2-3 ② K			B FF 90 C CH 79 C CU 75 F SL 82 S CH 82 1-3 ② K			1 0 3	0 0 1	0 0 1	0 0 0	0 0 0	1 0 2	2 0 1
Inning Stats	R: 0 E: 0 K: 2 S: 11 H: 1 LOB: 1 BB: 0 P: 18	R: 0 E: 0 K: 1 S: 9 H: 1 LOB: 2 BB: 1 P: 19	R: 2 E: 0 K: 0 S: 14 H: 3 LOB: 2 BB: 1 P: 27	R: 5 E: 1 K: 3 S: 21 H: 5 LOB: 1 BB: 0 P: 33	R: 0 E: 0 K: 1 S: 11 H: 1 LOB: 1 BB: 0 P: 14	R: 0 E: 0 K: 0 S: 7 H: 0 LOB: 1 BB: 1 P: 12	R: 0 E: 0 K: 1 S: 9 H: 1 LOB: 1 BB: 0 P: 13	R: 0 E: 0 K: 0 S: 7 H: 1 LOB: 0 BB: 0 P: 11	R: 0 E: 0 K: 2 S: 9 H: 0 LOB: 0 BB: 0 P: 14	1B: 8 2B: 2 3B: 1 HR: 2 SF: 0 SAC: 0 DP: 1 HBP: 0						

PITCHER		IP	WLS	BF	H	R	ER	SO	BB	IBB	HBP	BLK	WP	HR	S	P	ERA	WHIP
49 Yovani Gallardo, R ERA: 3.84	(1, 1)	3.1		22	10	7	7	4	2	0	0	0	0	2	47	87	18.90	3.600
26 Manny Parra, L ERA: 5.06	(4, 1)	2.2		11	1	0	0	3	1	0	0	0	1	0	26	36	0.00	0.750
12 Carlos Villanueva, R ERA: 4.73	(7, 1)	1.0	W	4	1	0	0	1	0	0	0	0	0	0	9	13	0.00	1.000
50 Kameron Loe, R ERA: 2.88	(8, 1)	1.0	H	3	1	0	0	0	0	0	0	0	0	0	7	11	0.00	1.000
59 John Axford, R ERA: 2.53	(9, 1)	1.0	S	3	0	0	0	2	0	0	0	0	0	0	9	14	0.00	0.000

PITCHER	IP	WLS	BF	H	R	ER	SO	BB	IBB	HBP	BLK	WP	HR	S	P	ERA	WHIP

Milwaukee Brewers @ New York Mets

Citi Field, Flushing, NY

Wed Sep 29 2010, 4:12 PM - 7:37 PM EDT

Cloudy - 77 F

livebaseballscorecards.com

AB	40
R	7
H	13
RBI	6
BB	3
SO	10
LOB	16

WP: 1 PA: 43
PB: 0
SB: 1
CS: 0

Batter	1	2	3	4	5	6	7	8	9	AB	R	H	RBI	BB	SO	LOB
23 Rickie Weeks Jr., R (1, 4) OBP: 0.364, SLG: 0.464	C FF 84 B KN 76 C KN 72 S KN 80 1-3 ① **K**		B KN 75 X KN 76 1-0 ② F9		F FF 83 B KN 80 F KN 73 X KN 79 1-2 ③ G6-3			C SI 85 F SI 86 X CU 73 0-2 ① F4		4	0	0	0	0	1	3
27 Carlos Gómez, R (1, 8) OBP: 0.298, SLG: 0.358	S KN 75 X KN 79 0-1 8 G5-3-5 1B		B KN 74 X KN 74 1-0 **1-2** 1B			B KN 69 F FF 84 X FF 85 1-1 8 CS 1B		S SI 87 F SI 88 F CU 70 S CU 74 0-3 ② **K**		4	0	3	0	0	1	2
8 Ryan Braun, R (1, 7) OBP: 0.364, SLG: 0.506	1 SAFE F KN 72 1 SAFE X KN 78 0-1 ② ③ G5-3-5 **1-3f**		B KN 77 S KN 77 B KN 77 F KN 78 D KN 81 X KN 80 3-2 ③ F9			1 SAFE C KN 73 1 SAFE P PO 79 1 SAFE B KN 76 H FF 86 3-1 ① 28 G6-3 **1-2** HBP		X SI 87 0-0 **1-H** **2-H** 2B		3	0	1	2	0	0	3
28 Prince Fielder, L (1, 3) OBP: 0.401, SLG: 0.481		X KN 74 0-0 ① G1-3		C KN 71 B KN 77 B KN 76 F KN 76 S KN 78 2-3 ① K2-3		B KN 74 C KN 75 D KN 76 F KN 76 B KN 77 X KN 76 3-2 ② ③ G6-3 **1-2f**		I IN 69 I IN 75 I IN 76 I IN 73 4-0 IBB		3	0	0	0	1	1	1
14 Casey McGehee, R (1, 5) OBP: 0.338, SLG: 0.460		C FF 84 F KN 76 S KN 79 0-3 ② **K**		F FF 84 B KN 72 B KN 76 X KN 76 2-1 ② G6-3			B KN 71 C FF 84 X KN 74 1-1 ① F8	S CU 71 B CU 72 F SI 87 B CU 74 S CU 72 2-3 ③ **K**		4	0	0	0	0	2	2
1 Corey Hart, R (1, 9) OBP: 0.342, SLG: 0.532		B KN 76 B KN 74 B KN 71 C FF 84 C FF 85 S KN 76 3-3 ③ **K**		S KN 75 X KN 79 0-1 1B			X KN 76 0-0 ② G5-3		C CU 70 B CU 70 F CU 71 H CU 71 2-2 16 G6-4-3 HBP	3	0	1	0	0	1	0
21 Alcides Escobar, R (1, 6) OBP: 0.285, SLG: 0.327 21 Zach Braddock, L (8, 1) 36 Lorenzo Cain, R (9, PH) OBP: 0.331, SLG: 0.388 51 Trevor Hoffman, R (9, 1)			L KN 69 C KN 74 X KN 80 0-2 31 1B 3B	C FF 83 B EP 55 F KN 72 X FF 85 1-2 ③ G1-3			B FF 83 C FF 83 F EP 54 X FF 86 1-2 ③ L9		C SI 86 S SI 86 S SI 87 0-3 ① **K**	3 0 1 0	1 0 0 0	1 0 0 0	0 0 0 0	0 0 1 0	0 0 1 0	1 0 1 0
16 George Kottaras, L (1, 2) OBP: 0.306, SLG: 0.402			X KN 76 0-0 ① G1-3		B KN 70 B FF 82 X FF 82 2-0 ① P4			X SI 87 0-0 30 BB 8 2B 1B	C CU 76 B SI 87 X SI 87 1-1 ② ③ G6-4-3 **1-2f**	4	1	1	0	0	0	2
31 Dave Bush, R (1, 1) OBP: 0.193, SLG: 0.151 58 Mike McClendon, R (7, 1) OBP: 0.500, SLG: 0.500 30 Craig Counsell, L (7, 6) OBP: 0.324, SLG: 0.322			C KN 75 X KN 78 0-1 27 1B **3-H** 1B		C FF 83 S KN 75 X EP 54 0-2 ② G6-3			1 SAFE B CU 77 C SI 86 B CH 75 B SI 85 B SI 86 4-1 8 2B **1-2** BB		2 0 0	0 0 1	1 0 0	1 0 0	0 0 1	0 0 0	0 0 0
Inning Stats	R: 0 E: 0 K: 1 S: 7 H: 1 LOB: 0 BB: 0 P: 8	R: 0 E: 0 K: 2 S: 7 H: 0 LOB: 0 BB: 0 P: 10	R: 1 E: 0 K: 0 S: 11 H: 3 LOB: 2 BB: 0 P: 16	R: 0 E: 0 K: 1 S: 10 H: 1 LOB: 1 BB: 0 P: 15	R: 0 E: 0 K: 0 S: 7 H: 0 LOB: 0 BB: 0 P: 10	R: 0 E: 0 K: 0 S: 7 H: 1 LOB: 0 BB: 0 P: 13	R: 0 E: 0 K: 0 S: 6 H: 0 LOB: 0 BB: 0 P: 8	R: 2 E: 0 K: 2 S: 13 H: 2 LOB: 2 BB: 2 P: 23	R: 0 E: 0 K: 1 S: 7 H: 0 LOB: 0 BB: 0 P: 10	1B: 6 2B: 2 3B: 1 HR: 0 SF: 0 SAC: 0 DP: 3 HBP: 2						

PITCHER		IP	WLS	BF	H	R	ER	SO	BB	IBB	HBP	BLK	WP	HR	S	P	ERA	WHIP
43 R.A. Dickey, R ERA: 2.86	(1, 1)	7.0	L	25	6	1	1	4	0	0	1	0	0	0	55	80	1.29	0.857
25 Pedro Feliciano, L ERA: 3.21	(8, 1)	0.0		2	1	2	2	0	1	0	0	0	0	0	2	6	∞	∞
50 Sean Green, R ERA: 1.35	(8, 1)	1.0		6	1	0	0	2	0	1	1	0	0	0	13	21	0.00	1.000
22 Raul Valdes, L ERA: 5.23	(9, 1)	1.0		2	0	0	0	1	0	0	0	0	0	0	5	6	0.00	0.000

PITCHER	IP	WLS	BF	H	R	ER	SO	BB	IBB	HBP	BLK	WP	HR	S	P	ERA	WHIP

TOP

Milwaukee Brewers @ New York Mets

Citi Field, Flushing, NY

Wed Sep 29 2010, 8:17 PM - 10:52 PM EDT

Att. 28,280 - Cloudy - 72 F

livebaseballscorecards.com

AB	31
R	3
H	8
RBI	3
BB	2
SO	7
LOB	15

Batter	1	2	3	4	5	6	7	8	9	AB	R	H	RBI	BB	SO	LOB
7 José Reyes, S (1, 6) OBP: 0.325, SLG: 0.436	B SI 85 X FF 86 1-0 ① L8		B SI 87 C SI 86 X CU 69 1-1 ② P4		C FF 87 B CU 69 T CH 80 X SI 86 1-2 16 FC6 1B			B SI 88 B CH 79 B SI 88 C SI 86 C SI 86 F SI 86 X FF 87 3-2 5 WP 16 1B 29 SF9 1B		4	1	2	0	0	0	1
16 Ángel Pagán, S (1, 8) OBP: 0.342, SLG: 0.430	B SI 85 X CH 79 1-0 5 S 1B		F CU 68 F SI 88 B FF 88 F CU 68 F FF 88 B FC 84 B CU 69 X CU 69 3-2 ③ L3		X FC 84 0-0 ③ FC6 1-2f			B SI 87 X SL 78 1-0 29 SF9 5 WP 1-2 1B		4	0	2	0	0	0	3
5 David Wright, R (1, 5) OBP: 0.356, SLG: 0.504	B SI 87 C CU 68 B SI 86 X CU 69 2-1 ② F8 1-2			F SI 86 X SI 86 0-1 ① F7		X FF 86 0-0 ① F9		F SL 79 C SI 88 B SL 81 S SL 78 1-3 ① K 1-2 2-3		4	0	0	0	0	1	3
29 Ike Davis, L (1, 3) OBP: 0.354, SLG: 0.441	B CU 66 B FF 86 F CU 68 2 SAFE C SI 88 X CU 69 2-2 ③ F8			B CU 67 B SI 86 B FF 86 C SI 86 C CU 68 F SI 87 B CU 69 4-2 BB		C SI 86 X FC 80 0-1 ② G4-3		S FF 92 S FF 93 F FF 93 X FF 92 0-2 ② SF9 2-3 3-H		2	0	0	1	1	0	1
21 Lucas Duda, L (1, 7) OBP: 0.270, SLG: 0.409		C SI 85 F FC 82 B FF 87 F SI 86 X CU 69 1-2 ① G3-1		F FC 82 B SI 87 B CU 68 F CH 81 X FF 88 2-2 ② F7		B CU 69 B CH 78 F SI 86 F CH 81 F FF 87 S CU 69 2-3 ③ K		B FF 92 B FF 91 B FF 90 C FF 92 C FF 91 X FF 90 3-2 ③ F7		4	0	0	0	0	1	2
6 Nick Evans, R (1, 9) OBP: 0.324, SLG: 0.472 27 Jésus Feliciano, L (6, 9) OBP: 0.296, SLG: 0.315		C SI 86 B CH 79 X SI 86 1-1 ② G6-3		X SI 86 0-0 ③ F8			C CU 68 B SI 85 B CU 68 B CH 79 C SI 86 F FF 87 F FF 87 B FF 88 4-2 30 F8 BB		C FF 83 B FF 84 B FF 83 X FC 83 2-1 ① G6-3	2 1	0 0	0 0	0 0	0 1	0 0	1 0
30 Josh Thole, L (1, 2) OBP: 0.344, SLG: 0.337		C SI 87 X SI 87 0-1 ③ G4-3			C FC 83 B FC 81 X CU 68 1-1 ① G6-3		1 SAFE B CH 78 F SI 87 B CH 78 X SI 87 2-1 ① F8 1-2		C FC 83 F FC 84 B CH 71 X FF 85 1-2 ② F7	4	0	0	0	0	0	1
12 Joaquin Arias, R (1, 4) OBP: 0.288, SLG: 0.331			C SI 86 X SI 86 0-1 ① F9		X SI 86 0-0 ② F7		B SL 79 C SI 87 D SL 78 C SL 80 F SL 78 X FF 90 2-2 ② F9		B FF 85 C FC 84 F SL 79 F FC 85 X CH 73 1-2 ③ F9	4	0	0	0	0	0	1
43 R.A. Dickey, R (1, 1) OBP: 0.296, SLG: 0.294 23 Chris Carter, L (7, PH) OBP: 0.311, SLG: 0.366 25 Pedro Feliciano, L (8, 1) 50 Sean Green, R (8, 1) 22 Raul Valdes, L (9, 1) OBP: 0.444, SLG: 0.556			B SI 86 B SI 85 B SI 84 C SI 84 C SI 85 B SI 85 4-2 BB		C SI 86 X FF 87 0-1 7 1B 1B		C SL 78 B SL 76 X SL 79 1-1 ③ F9			1 1 0 0 0	0 0 0 0 0	1 0 0 0 0	0 0 0 0 0	1 0 0 0 0	0 1 0 0 0	0 1 0 0 0
Inning Stats	R: 0 E: 0 K: 0 S: 7 H: 1 LOB: 1 BB: 0 P: 13	R: 0 E: 0 K: 0 S: 8 H: 0 LOB: 0 BB: 0 P: 10	R: 0 E: 0 K: 0 S: 11 H: 0 LOB: 1 BB: 1 P: 19	R: 0 E: 0 K: 0 S: 9 H: 0 LOB: 1 BB: 1 P: 15	R: 0 E: 0 K: 0 S: 9 H: 2 LOB: 2 BB: 0 P: 11	R: 0 E: 0 K: 1 S: 7 H: 0 LOB: 0 BB: 0 P: 9	R: 0 E: 0 K: 0 S: 12 H: 0 LOB: 1 BB: 1 P: 21	R: 1 E: 0 K: 1 S: 15 H: 2 LOB: 1 BB: 0 P: 23	R: 0 E: 0 K: 0 S: 9 H: 0 LOB: 0 BB: 0 P: 13	1B: 5 2B: 0 3B: 0 HR: 0	SF: 1 SAC: 0 DP: 0 HBP: 0			WP: 1 PB: 0 SB: 1 CS: 0	PA: 35		

PITCHER		IP	WLS	BF	H	R	ER	SO	BB	IBB	HBP	BLK	WP	HR	S	P	ERA	WHIP
31 Dave Bush, R ERA: 4.54	(1, 1)	6.0	W	24	3	0	0	1	3	0	0	0	0	0	55	85	0.00	1.000
58 Mike McClendon, R ERA: 3.32	(7, 1)	1.1	H	6	2	1	1	1	0	0	0	0	1	0	16	26	6.75	1.500
21 Zach Braddock, L ERA: 2.97	(8, 1)	0.2	H	2	0	0	0	0	0	0	0	0	0	0	7	10	0.00	0.000
51 Trevor Hoffman, R ERA: 5.89	(9, 1)	1.0	S	3	0	0	0	0	0	0	0	0	0	0	9	13	0.00	0.000

PITCHER	IP	WLS	BF	H	R	ER	SO	BB	IBB	HBP	BLK	WP	HR	S	P	ERA	WHIP

BOTTOM

Milwaukee Brewers @ New York Mets

Citi Field, Flushing, NY

Wed Sep 29 2010, 8:17 PM - 10:52 PM EDT

Att. 28,280 - Cloudy - 72 F

livebaseballscorecards.com

AB	31
R	1
H	5
RBI	1
BB	3
SO	2
LOB	14

Batter	1	2	3	4	5	6	7	8	9	AB	R	H	RBI	BB	SO	LOB
23 Rickie Weeks Jr., R (1, 4) OBP: 0.364, SLG: 0.463	C FF 87 C SI 88 S SL 79 0-3 K	X SL 81 0-0 1-2 2-3 1B		B SL 79 X SI 91 1-0 G4-3		C FF 89 C FF 90 B FF 91 S SL 80 1-3 K			C FF 86 H CU 71 1-1 8 1B 14 E 1-2 HBP	4	1	1	0	0	2	1
8 Ryan Braun, R (1, 7) OBP: 0.365, SLG: 0.504	B SL 77 B SI 88 C SI 89 S CH 83 B KC 74 B FF 90 4-2 14 G6-4-3 BB	S CH 82 X SL 80 0-1 F9			B FF 88 C CH 80 S CH 80 B FF 89 X CH 81 2-2 P2		B SI 92 B CH 85 C SI 92 B SI 92 X SI 93 3-1 F9		X FF 85 0-0 14 E 1 1B 14 E 1-3 2-H 1B	4	1	1	1	1	0	3
14 Casey McGehee, R (1, 5) OBP: 0.337, SLG: 0.460	B FF 90 B SI 89 B SI 88 X 3-0 G6-4-3 1-2f		C SI 89 B CH 82 B CH 80 X SI 88 2-1 28 G4-3 1 FC1-2-5 2B		B SL 78 S SL 79 X SI 89 1-1 F8		B FF 94 X FF 94 1-0 F9		X SI 86 0-0 E2 1 1B 36 1B 1-3 3-H	5	1	1	1	0	0	2
28 Prince Fielder, L (1, 3) OBP: 0.403, SLG: 0.479		B SI 88 B CH 81 F FF 88 F CH 81 B KC 74 F SI 90 B FF 91 4-2 1 1B 21 1B BB	B CH 81 B CH 83 X FF 88 2-0 G4-3 2-3		F CH 83 B FF 89 S FF 90 B FF 91 F FF 90 B KC 73 F FF 91 B KC 71 4-2 1 E 36 2B BB		F SI 93 B SI 94 X CH 86 1-1 G6-3		I IN 67 I IN 67 I IN 70 I IN 75 4-0 36 1B 1 1B 20 BB IBB	2	3	0	0	3	0	1
1 Corey Hart, R (1, 9) OBP: 0.342, SLG: 0.530		B SI 90 C CH 81 B FF 88 F SI 86 F SL 78 X SI 88 2-2 21 1B 36 G5-3 20 FC5-4 1-3 1B	F SL 82 F SI 87 F CH 82 B FF 90 X CH 82 1-2 FC1-2-5 3-H		B SL 78 F CH 82 B FF 90 S FF 90 X FF 90 2-2 E6 36 2B 1-3			B SI 85 C SI 85 F CU 70 X CU 72 1-2 G5-3	B FF 86 F FF 86 F CU 71 X FF 86 1-2 20 BB 36 1B 1-2 2-3 3-H 1B	5	2	2	1	0	0	2
36 Lorenzo Cain, R (1, 8) OBP: 0.333, SLG: 0.396		X SL 79 0-0 G5-3 1-2	C FF 90 B FF 90 B SL 78 F FF 90 X SL 78 2-2 F7		C SL 80 X FF 90 0-1 1-H 3-H 2B			B SI 85 B FF 85 C FF 85 S CU 71 B CU 72 F FF 85 C SI 85 3-3	B FF 94 S FF 93 X FF 95 1-1 20 BB 1-2 2-3 3-H 1B	5	0	2	3	0	1	3
21 Alcides Escobar, R (1, 6) OBP: 0.286, SLG: 0.328		C SL 82 F SI 90 F FF 92 X KC 74 0-2 20 FC5-4 2-3 3-H 1B		C SI 87 X SI 88 0-1 38 SH1-3 1B	C SL 78 X SL 80 0-1 G5-3			B FF 86 B FF 86 X FF 86 2-0 G5-3	F FF 95 B FF 95 B SL 80 S FF 95 C SI 95 2-3	5	0	2	1	0	1	4
20 Jonathan Lucroy, R (1, 2) OBP: 0.302, SLG: 0.333		B SI 91 B SL 79 B SI 89 X SI 87 3-0 FC5-4 23 1B 38 1B 1-2f 3-H		C SI 86 B SI 89 1 SAFE C FF 87 B FF 88 X SI 89 2-2 F8		C SI 87 B SI 88 C SL 76 B SL 78 B SL 77 X SI 89 3-2 P3			F8 BB	4	0	0	2	1	0	2
38 Chris Narveson, L (1, 1) OBP: 0.366, SLG: 0.347 12 Carlos Villanueva, R (7, 1) 60 Todd Coffey, R (8, 1) 21 Zach Braddock, L (8, 1) 7 Chris Dickerson, L (9, PH) OBP: 0.255, SLG: 0.274 61 Brandon Kintzler, R (9, 1)		B FF 88 X FF 88 1-0 23 1B 1-2 1B		X FF 89 0-0 SH1-3 1-2		B SI 87 B FF 88 B FF 89 C FF 87 C FF 88 X FF 89 3-2 F7			23 HBP 8 1B BB F7	2 0 0 0 1 0	0 0 0 0 1 0	1 0 0 0 0 0	0 0 0 0 1 0	0 0 0 0 1 0	0 0 0 0 0 0	0 0 0 0 3 0

Inning Stats	1	2	3	4	5	6	7	8	9	1B: 8	SF: 0	WP: 0	PA: 45
	R: 0 E: 0 K: 1 S: 6 H: 0 LOB: 0 BB: 1 P: 13	R: 2 E: 0 K: 0 S: 17 H: 4 LOB: 3 BB: 1 P: 27	R: 0 E: 0 K: 0 S: 10 H: 1 LOB: 1 BB: 0 P: 17	R: 0 E: 0 K: 0 S: 7 H: 1 LOB: 1 BB: 0 P: 10	R: 2 E: 1 K: 0 S: 16 H: 1 LOB: 1 BB: 1 P: 25	R: 0 E: 0 K: 1 S: 9 H: 0 LOB: 0 BB: 0 P: 16	R: 0 E: 0 K: 0 S: 5 H: 0 LOB: 0 BB: 0 P: 10	R: 0 E: 0 K: 1 S: 8 H: 0 LOB: 0 BB: 0 P: 14	R: 5 E: 1 K: 1 S: 20 H: 3 LOB: 3 BB: 3 P: 37	2B: 2 3B: 0 HR: 0	SAC: 1 DP: 1 HBP: 1	PB: 0 SB: 0 CS: 0	

PITCHER		IP	WLS	BF	H	R	ER	SO	BB	IBB	HBP	BLK	WP	HR	S	P	ERA	WHIP
35 Dillon Gee, R ERA: 2.18	(1, 1)	6.0	L	28	7	4	2	2	3	0	0	0	0	0	65	108	3.00	1.667
18 Ryota Igarashi, R ERA: 7.45	(7, 1)	1.0		3	0	0	0	0	0	0	0	0	0	0	5	10	0.00	0.000
50 Sean Green, R ERA: 4.5	(8, 1)	1.1		10	2	5	3	1	1	1	1	0	0	0	20	36	20.25	2.250
36 Manny Acosta, R ERA: 3.28	(9, 1)	0.2		4	1	0	0	1	1	0	0	0	0	0	8	15	0.00	3.000

PITCHER	IP	WLS	BF	H	R	ER	SO	BB	IBB	HBP	BLK	WP	HR	S	P	ERA	WHIP

TOP

Milwaukee Brewers @ New York Mets

Citi Field, Flushing, NY

Thu Sep 30 2010, 7:12 PM - 10:21 PM EDT

Att. 24,661 - Cloudy - 76 F

livebaseballscorecards.com

AB	37
R	9
H	10
RBI	9
BB	6
SO	4
LOB	21

Milwaukee Brewers @ New York Mets

Citi Field, Flushing, NY

Thu Sep 30 2010, 7:12 PM - 10:21 PM EDT

Att. 24,661 - Cloudy - 76 F

livebaseballscorecards.com

Batter	1	2	3	4	5	6	7	8	9	AB	R	H	RBI	BB	SO	LOB
7 José Reyes, S (1, 6) OBP: 0.323, SLG: 0.432	C SI 86 S CH 80 F CU 74 F SI 88 B CH 81 X SI 88 1-2 ① G1-3		X FF 87 0-0 ① G1-3		B SI 86 F SI 87 S CH 80 F CU 73 B CH 80 S SI 88 2-3 ① K		1 SAFE 1 SAFE C CU 72 B FF 88 S CH 80 1 SAFE B SL 82 S SL 82 2-3 ③ K2-3			4	0	0	0	0	2	1
27 Jésus Feliciano, L (1, 9) OBP: 0.294, SLG: 0.313	C SI 89 B FC 84 B SI 89 X SI 84 2-1 5 WP 16 1B 1B		C SI 88 B FC 84 B SI 87 C SI 88 F FC 84 X FF 88 2-2 ② G4-3		B FC 85 X FC 83 1-0 ② G4-3			C SI 92 B SI 91 F SI 92 B SL 87 F SI 93 B SI 93 F SI 93 X SI 92 3-2 ① G4-3		4	0	1	0	0	0	0
16 Ángel Pagán, S (1, 8) OBP: 0.342, SLG: 0.429	C SI 88 S SI 88 D CH 81 1 SAFE X CU 74 1-2 5 WP 1-2 1B		C CH 81 X SI 88 0-1 ③ G4-3		B CH 80 F SI 88 B FC 84 X CH 81 2-1 ③ F7			F SI 92 F SL 86 S SI 93 0-3 ② K		4	0	1	0	0	1	0
5 David Wright, R (1, 5) OBP: 0.356, SLG: 0.503	C CU 73 F FF 89 B FF 89 F CU 75 B CH 81 B CH 80 C CU 73 3-3 ② K 1-2 2-3			C SI 88 C CH 81 B CU 74 X CH 81 1-2 ① G6-3		B CH 80 F SI 86 F CU 71 X CH 80 1-2 ① G4-3		B SL 87 F SI 93 B SL 87 B SL 86 X SI 93 3-1 30 2B 1B		4	1	1	0	0	1	2
19 Mike Hessman, R (1, 3) OBP: 0.288, SLG: 0.286 30 Josh Thole, L (8, 2) OBP: 0.347, SLG: 0.346	C CU 74 C SI 90 X CU 74 0-2 ③ G5-3			B SI 88 F CH 82 F SI 89 F CU 74 B CU 74 F SI 89 F CU 73 B CH 81 B SI 89 4-2 21 2B BB		F CH 80 B FF 85 S SI 87 S CU 74 1-3 ② K		B SI 93 B SI 93 C FF 91 F SI 91 X SI 92 2-2 1-H 2B		2 1	1 0	0 1	0 1	1 0	1 0	2 0
21 Lucas Duda, L (1, 7) OBP: 0.269, SLG: 0.414		C SI 88 B SI 87 S FC 84 S CU 73 1-3 ① K		B CU 73 X SI 88 1-0 1-H 2B	C FC 83 B SI 88 B CU 72 S FC 84 2-3 ③ K			C FF 92 C FF 90 S SL 81 0-3 ③ K		4	0	1	1	0	3	1
13 Mike Nickeas, R (1, 2) OBP: 0.222, SLG: 0.222 12 Joaquin Arias, R (7, PH) (8, 4) OBP: 0.283, SLG: 0.325		C SI 88 S CH 82 B CH 80 S CU 75 1-3 ② K		S CH 81 S FF 88 D CU 75 F CU 73 S SI 89 1-3 ② K			C SI 85 B CH 77 X CH 79 1-1 ① L7		B SI 91 C SI 91 C SL 81 S SL 82 1-3 ① K	2 2	0 0	0 0	0 0	0 0	2 1	1 0
11 Rubén Tejada, R (1, 4) OBP: 0.300, SLG: 0.277 50 Sean Green, R (8, 1) 36 Manny Acosta, R (9, 1) 23 Chris Carter, L (9, PH) OBP: 0.315, SLG: 0.370		B CH 80 B CH 81 B SI 88 B SI 87 4-0 BB		B CH 82 B FF 84 B SI 88 B SI 88 4-0 BB			B SI 86 X CH 82 1-0 1B		C SI 91 X SI 93 0-1 29 G4-6-3 1B	1 0 0 1	0 0 0 0	1 0 0 1	0 0 0 0	2 0 0 0	0 0 0 0	0 0 0 0
35 Dillon Gee, R (1, 1) OBP: 0.167, SLG: 0.250 18 Ryota Igarashi, R (7, 1) 29 Ike Davis, L (7, PH) OBP: 0.353, SLG: 0.439 (8, 3)		C SI 88 F CH 80 S CU 74 0-3 ③ K2-3		C CU 72 F SI 88 D CU 75 D CH 80 C SI 88 2-3 ③ K			S CH 82 C CU 72 B CU 73 X FC 83 1-2 ② P6		B SI 92 S SL 84 B SI 93 S SL 84 X SI 94 2-2 ②③ G4-6-3 1-2f	2 0 2	0 0 0	0 0 0	0 0 0	0 0 0	2 0 0	3 0 2
Inning Stats	R: 0 E: 0 K: 1 S: 17 H: 2 LOB: 2 BB: 0 P: 24	R: 0 E: 0 K: 3 S: 9 H: 0 LOB: 1 BB: 1 P: 15	R: 0 E: 0 K: 0 S: 7 H: 0 LOB: 0 BB: 0 P: 9	R: 1 E: 0 K: 2 S: 16 H: 1 LOB: 2 BB: 2 P: 29	R: 0 E: 0 K: 1 S: 7 H: 0 LOB: 0 BB: 0 P: 12	R: 0 E: 0 K: 2 S: 9 H: 0 LOB: 0 BB: 0 P: 13	R: 0 E: 0 K: 1 S: 9 H: 1 LOB: 1 BB: 0 P: 14	R: 1 E: 0 K: 2 S: 16 H: 2 LOB: 1 BB: 0 P: 24	R: 0 E: 0 K: 1 S: 8 H: 1 LOB: 0 BB: 0 P: 11	1B: 5 2B: 2 3B: 0 HR: 0 SF: 0 SAC: 0 DP: 1 HBP: 0						

BOTTOM

AB	33
R	2
H	7
RBI	2
BB	3
SO	13
LOB	12

WP: 1 PA: 36
PB: 0
SB: 0
CS: 0

PITCHER		IP	WLS	BF	H	R	ER	SO	BB	IBB	HBP	BLK	WP	HR	S	P	ERA	WHIP
38 Chris Narveson, L ERA: 4.99	(1, 1)	6.2	W	27	4	1	1	9	3	0	0	0	1	0	71	111	1.35	1.050
12 Carlos Villanueva, R ERA: 4.7	(7, 1)	0.1	H	1	0	0	0	1	0	0	0	0	0	0	3	5	0.00	0.000
60 Todd Coffey, R ERA: 4.48	(8, 1)	0.2	H	4	2	1	1	1	0	0	0	0	0	0	13	21	13.50	3.000
21 Zach Braddock, L ERA: 2.94	(8, 1)	0.1	H	1	0	0	0	1	0	0	0	0	0	0	3	3	0.00	0.000
61 Brandon Kintzler, R ERA: 7.5	(9, 1)	1.0		3	1	0	0	1	0	0	0	0	0	0	8	11	0.00	1.000

PITCHER	IP	WLS	BF	H	R	ER	SO	BB	IBB	HBP	BLK	WP	HR	S	P	ERA	WHIP

Batter	1	2	3	4	5	6	7	8	9	10	AB	R	H	RBI	BB	SO	LOB
8 Danny Espinosa, S (1, 4) OBP: 0.287, SLG: 0.484	B SI 86 X SI 85 1-0 G6-3 ①		B CH 80 C SI 85 B CH 81 F CH 80 F CU 75 X SI 87 2-2 F7 ②			B CH 80 B FF 82 B CH 79 C SI 85 B SI 85 4-1 1 B3 BB		X SI 86 0-0 G6-3 ③			3	0	0	0	1	0	0
1 Nyjer Morgan, L (1, 8) OBP: 0.319, SLG: 0.314	C FF 84 X SI 87 0-1 G4-3 ②		B FF 83 C SI 86 X CH 82 1-1 F9 ③			X SI 84 0-0 B3 1-2 ②			B FF 88 C FF 88 S SL 79 S SL 79 1-3 K ①		4	0	0	0	0	1	1
6 Ian Desmond, R (1, 6) OBP: 0.312, SLG: 0.399	B SI 86 C FF 84 C SI 87 B CU 76 X SI 87 2-2 1B			L FF 81 F CU 74 B FF 86 B CU 78 X FF 83 2-2 F9 ①		F FF 83 C FF 84 B FF 83 S CU 76 1-3 K ③			B CH 79 C SI 89 C FF 89 B FF 89 B SI 90 F CH 78 B CH 80 4-2 BB		3	0	1	0	1	1	1
44 Adam Dunn, L (1, 3) OBP: 0.357, SLG: 0.539	C SI 86 F SI 86 B FF 84 1 SAFE S CH 82 1-3 K ③			B CU 75 X SI 87 1-0 G6-3 ②			B FF 81 B CH 81 F SI 85 C SI 86 F SI 83 B SI 86 S SI 82 3-3 K ①		1 SAFE X FF 87 0-0 P6 ②		4	0	0	0	0	2	2
38 Michael Morse, R (1, 9) OBP: 0.349, SLG: 0.510		B SI 84 X SI 85 1-0 F9 ①		S CH 80 B FF 82 F FF 81 B SI 85 X CH 82 2-2 G4-3 ③			S SI 86 B CU 76 B SI 85 X CH 80 2-1 HR		F CH 77 S SI 88 S FF 88 0-3 K ③		4	1	1	1	0	1	1
7 Ivan Rodriguez, R (1, 2) OBP: 0.296, SLG: 0.349		C SI 85 F CU 75 F SI 82 F FF 83 F FF 84 B SI 87 B FF 85 S CH 82 2-3 K ②			C SI 84 X FF 82 0-1 G5-3 ①		S FF 82 B CH 81 X FF 85 1-1 F8 ②			B FF 88 B CH 78 F FF 89 S CH 81 X CH 80 2-2 G6-3 ①	4	0	0	0	0	1	0
30 Justin Maxwell, R (1, 7) OBP: 0.298, SLG: 0.300 36 Tyler Clippard, R (10, 1) OBP: 0.500, SLG: 0.500		B CU 75 C SI 86 S SI 86 B CH 80 X CH 81 2-2 2B			B SI 85 S FF 82 F FF 82 B CU 76 S FF 82 2-3 K ②		B SI 84 F FF 82 B SI 85 S CU 74 S CU 76 2-3 K ③			B SI 89 B CH 80 C SI 89 F SI 88 S CH 81 2-3 K ②	4 0	0 0	1 0	0 0	0 0	3 0	0 0
12 Alberto Gonzalez, R (1, 5) OBP: 0.280, SLG: 0.299		C FF 84 S CU 76 S CU 76 0-3 K ③			S CH 80 F FF 81 S CH 81 0-3 K ③			X FF 81 0-0 L5 ①		F CH 78 B CH 80 B CH 80 S CH 78 F FF 89 B CH 80 F FF 90 S CH 80 3-3 K ③	4	0	0	0	0	3	1
27 Jordan Zimmermann, R (1, 1) OBP: 0.200, SLG: 0.200 45 Doug Slaten, L (7, 1) 62 Joel Peralta, R (7, 1) 32 Kevin Mench, R (8, PH) OBP: 0.185, SLG: 0.120 17 Sean Burnett, L (8, 1) 2 Roger Bernadina, L (10, 7) OBP: 0.306, SLG: 0.389			C SI 84 F SI 83 B CU 73 S CU 74 1-3 K ①			C SI 84 B FF 81 S SI 84 F SI 84 S CU 76 1-3 K ①		C SI 83 F CU 74 B CU 76 F CU 75 B CH 81 B CH 80 X SI 86 3-2 F9 ②			2 0 0 1 0 0	0 0 0 0 0 0	0 0 0 0 0 0	0 0 0 0 0 0	0 0 0 0 0 0	2 0 0 0 0 0	0 0 0 0 0 0
Inning Stats	R: 0 E: 0 K: 1 S: 9 H: 1 LOB: 1 BB: 0 P: 13	R: 0 E: 0 K: 2 S: 13 H: 1 LOB: 1 BB: 0 P: 18	R: 0 E: 0 K: 1 S: 9 H: 0 LOB: 0 BB: 0 P: 13	R: 0 E: 0 K: 0 S: 7 H: 0 LOB: 0 BB: 0 P: 12	R: 0 E: 0 K: 2 S: 8 H: 0 LOB: 0 BB: 0 P: 10	R: 0 E: 0 K: 2 S: 9 H: 0 LOB: 1 BB: 1 P: 15	R: 1 E: 0 K: 2 S: 11 H: 1 LOB: 0 BB: 0 P: 19	R: 0 E: 0 K: 0 S: 6 H: 0 LOB: 0 BB: 0 P: 9	R: 0 E: 0 K: 2 S: 10 H: 0 LOB: 1 BB: 1 P: 15	R: 0 E: 0 K: 2 S: 11 H: 0 LOB: 0 BB: 0 P: 18	1B: 1 2B: 1 3B: 0 HR: 1	SF: 0 SAC: 0 DP: 0 HBP: 0					PA: 35

PITCHER	IP	WLS	BF	H	R	ER	SO	BB	IBB	HBP	BLK	WP	HR	S	P	ERA	WHIP
48 Pat Misch, L (1, 1) ERA: 3.89	8.0		28	3	1	1	10	1	0	0	0	0	1	72	109	1.12	0.500
47 Hisanori Takahashi, L (9, 1) ERA: 3.64	2.0	W	7	0	0	0	4	1	0	0	0	0	0	21	33	0.00	0.500

PITCHER	IP	WLS	BF	H	R	ER	SO	BB	IBB	HBP	BLK	WP	HR	S	P	ERA	WHIP

TOP

Washington Nationals @ New York Mets

Citi Field, Flushing, NY

Fri Oct 01 2010, 7:12 PM - 9:46 PM EDT

Att. 29,424 - Cloudy - 64 F

livebaseballscorecards.com

AB	33
R	1
H	3
RBI	1
BB	2
SO	14
LOB	6

Batter	1	2	3	4	5	6	7	8	9	10	AB	R	H	RBI	BB	SO	LOB
7 José Reyes, S (1, 6) OBP: 0.321, SLG: 0.429	C FF 90 X CH 83 0-1 F9 ①		B CU 76 B CH 84 X FF 92 2-0 G2-3 ②			C CU 74 C CU 75 X FF 90 0-2 G5-3 ①		X SI 89 0-0 F8 ②			4	0	0	0	0	0	0
27 Jésus Feliciano, L (1, 9) OBP: 0.283, SLG: 0.300	B FF 91 C FF 91 F FF 92 F FF 92 X CU 76 1-2 G6-3 ②		C FF 91 C FF 92 B FF 91 X FF 91 1-2 G3 ③			C CU 76 X FF 91 0-1 G6-3 ②		B SI 89 S SI 88 X SI 90 1-1 G4-3 ③			4	0	0	0	0	0	0
16 Ángel Pagán, S (1, 8) OBP: 0.341, SLG: 0.428	C CU 75 B FF 92 B FF 92 F FF 92 X FF 92 2-2 E7 1B			F CH 83 X CH 84 0-1 F8 ①		C FF 91 B CU 77 F CU 77 S FF 92 1-3 K ③			B SI 89 X SI 88 1-0 F8 ①		4	0	1	0	0	1	0
29 Ike Davis, L (1, 3) OBP: 0.354, SLG: 0.444	C FF 92 F FF 93 F FF 91 X CU 76 0-2 G3 ③			X FF 89 0-0 HR			B FF 91 B SL 80 B FF 90 B FF 90 4-0 19 E BB		C SI 89 C SL 78 B SL 78 B SL 78 S SL 78 2-3 K ②		3	1	1	1	1	1	1
21 Lucas Duda, L (1, 7) OBP: 0.256, SLG: 0.392		C FF 90 F CU 76 F FF 91 B CU 76 C CU 76 1-3 K ①		B FF 91 B FF 91 C FF 92 B CU 76 X FF 91 3-1 P6 ②			X FF 91 0-0 P5 ①		C SI 88 B SI 89 S SI 88 X SI 88 1-2 G1-3 ③		4	0	0	0	0	1	1
19 Mike Hessman, R (1, 5) OBP: 0.270, SLG: 0.264		S CU 76 B FF 93 B FF 92 C CU 78 F FF 92 X FF 93 2-2 G6-3 ②		F FF 92 X CU 77 0-1 G5-3 ③			X CU 76 0-0 E7 1-2			S FC 86 F FC 86 B FF 90 B FF 92 S FF 91 2-3 K ①	4	0	0	0	0	1	1
30 Josh Thole, L (1, 2) OBP: 0.350, SLG: 0.364		C FF 91 B FF 92 C CU 75 F FF 91 F FF 92 B FF 92 B CU 78 X FF 92 3-2 11 FC5-4 1B			C FF 88 F FF 90 F FF 92 B FF 90 B FF 90 B CU 74 X FF 90 3-2 L7 ①		C FF 90 B FS 80 F FF 89 B FF 89 S FS 80 2-3 K ②			F FF 92 B CH 81 B CH 82 B FF 93 X FF 92 3-1 HR	4	1	2	1	0	1	2
11 Rubén Tejada, R (1, 4) OBP: 0.296, SLG: 0.273		X SL 84 0-0 FC5-4 1-2f ③			B FF 90 C FF 90 C FF 92 B SL 85 X SL 85 2-2 L4 ②		D CU 78 C CU 77 S FF 90 F FF 89 F FS 80 X FF 90 1-2 P4 ③				3	0	0	0	0	0	3
48 Pat Misch, R (1, 1) OBP: 0.125, SLG: 0.125 5 David Wright, R (8, PH) OBP: 0.355, SLG: 0.502 47 Hisanori Takahashi, L (9, 1) OBP: 0.063, SLG: 0.063			B FF 90 C FF 90 X SL 84 1-1 G1-3 ①		C FF 90 B SL 84 B SL 85 F FF 91 C CU 76 2-3 K ③			F SI 89 X SL 78 0-1 F7 ①			2 1 0	0 0 0	0 0 0	0 0 0	0 0 0	1 0 0	0 0 0
Inning Stats	R: 0 E: 1 K: 0 S: 13 H: 1 LOB: 1 BB: 0 P: 16	R: 0 E: 0 K: 1 S: 14 H: 1 LOB: 1 BB: 0 P: 20	R: 0 E: 0 K: 0 S: 6 H: 0 LOB: 0 BB: 0 P: 10	R: 1 E: 0 K: 0 S: 7 H: 1 LOB: 0 BB: 0 P: 10	R: 0 E: 0 K: 1 S: 10 H: 0 LOB: 0 BB: 0 P: 17	R: 0 E: 0 K: 1 S: 8 H: 0 LOB: 0 BB: 0 P: 9	R: 0 E: 1 K: 1 S: 10 H: 0 LOB: 2 BB: 1 P: 17	R: 0 E: 0 K: 0 S: 5 H: 0 LOB: 0 BB: 0 P: 6	R: 0 E: 0 K: 1 S: 7 H: 0 LOB: 0 BB: 0 P: 11	R: 1 E: 0 K: 1 S: 5 H: 1 LOB: 0 BB: 0 P: 10	1B: 2 2B: 0 3B: 0 HR: 2 SF: 0 SAC: 0 DP: 0 HBP: 0						

PITCHER		IP	WLS	BF	H	R	ER	SO	BB	IBB	HBP	BLK	WP	HR	S	P	ERA	WHIP
27 Jordan Zimmermann, R ERA: 4.94	(1, 1)	6.0		21	3	1	1	3	0	0	0	0	0	1	58	82	1.50	0.500
45 Doug Slaten, L ERA: 3.23	(7, 1)	0.1		2	0	0	0	0	1	0	0	0	0	0	1	5	0.00	3.000
62 Joel Peralta, R ERA: 2.11	(7, 1)	0.2		3	0	0	0	1	0	0	0	0	0	0	9	12	0.00	0.000
17 Sean Burnett, L ERA: 2.19	(8, 1)	2.0		6	0	0	0	1	0	0	0	0	0	0	12	17	0.00	0.000
36 Tyler Clippard, R ERA: 2.8	(10, 1)	0.1	L	2	1	1	1	1	0	0	0	0	0	1	5	10	27.00	3.000

PITCHER	IP	WLS	BF	H	R	ER	SO	BB	IBB	HBP	BLK	WP	HR	S	P	ERA	WHIP

BOTTOM

Washington Nationals @ New York Mets

Citi Field, Flushing, NY

Fri Oct 01 2010, 7:12 PM - 9:46 PM EDT

Att. 29,424 - Cloudy - 64 F

livebaseballscorecards.com

AB	33
R	2
H	4
RBI	2
BB	1
SO	6
LOB	8

WP: 0 PA: 34
PB: 0
SB: 0
CS: 0

Washington Nationals @ New York Mets

Citi Field, Flushing, NY

Sat Oct 02 2010, 1:13 PM - 4:22 PM EDT

Att. 30,386 - Sunny - 64 F

TOP

livebaseballscorecards.com

Batter	1	2	3	4	5	6	7	8	9	AB	R	H	RBI	BB	SO	LOB
8 Danny Espinosa, S (1, 4) OBP: 0.283, SLG: 0.464	C FF 86 S SI 86 F SI 87 F CU 76 B CU 76 B SI 87 F CU 76 S SI 86 2-3 K		B CH 70 B FF 85 C FF 85 B FF 86 F FF 85 B SI 86 4-2 2 E BB		S FF 85 D CH 72 S SI 85 X SI 86 1-2 F7		X SI 87 0-0 F9	B KN 72 C KN 71 S KN 75 F KN 78 F KN 79 X KN 77 1-2 F7		4	0	0	0	1	1	2
2 Roger Bernadina, L (1, 7) OBP: 0.307, SLG: 0.388	C SI 87 F CU 75 B FF 86 B CU 76 S CU 76 2-3 K		L SI 86 B CU 76 S FF 86 B CU 77 X CU 75 2-2 L4 1-2		D CU 78 B SI 86 B FF 85 C FF 86 B FF 85 4-1 BB		C SI 87 F SI 86 X CU 77 0-2 6 3 1B G1 1B	C KN 76 S KN 79 B FF 80 S KN 78 1-3 K		4	1	1	0	1	2	2
6 Ian Desmond, R (1, 6) OBP: 0.311, SLG: 0.397	C SI 87 B CH 74 X CU 75 1-1 P2		X CU 75 0-0 F8		C FF 86 B FF 86 B CU 74 B FF 85 C SI 85 S SI 85 3-3 K		B SI 88 B SI 87 B SI 87 C SI 87 X SI 88 3-1 G1 1-2		C FF 94 C FF 94 B SL 82 X SI 96 1-2 3 F9 22 WP 1B	5	0	1	0	0	1	4
38 Michael Morse, R (1, 9) OBP: 0.353, SLG: 0.521 22 Willie Harris, L (6, 9) OBP: 0.291, SLG: 0.362		B FF 86 B FF 86 B SI 85 C SI 85 S FF 86 B FF 86 4-2 3 2B BB	B FF 87 C SI 87 F CH 72 B SI 87 B SI 87 S FF 86 3-3 K			S SI 85 X FF 85 0-1 HR	C SI 88 B SI 87 B CU 78 F SI 87 B SI 89 B SI 87 4-2 3 1B BB		C FF 95 B SI 96 C SL 82 D CH 85 F SL 80 C SL 80 2-3 K 1-2	2 1	1 0	1 0	1 0	1 1	1 1	1 1
3 Wilson Ramos, R (1, 2) OBP: 0.316, SLG: 0.421		X SI 86 0-0 1-3 2B		C CU 74 B SI 86 X CU 77 1-1 F7		F SI 84 B SI 85 X CH 72 1-1 12 G4-3 30 FC4-2 2B	B SI 89 F SI 88 B CU 78 S SI 88 F FF 88 B FF 90 F SI 90 F SI 88 F CU 74 3-2 F SL 85 X SI 89 1-3 2-H 44 BB 1B		B SI 94 C SL 81 B SL 82 B SI 94 C SI 93 X SL 79 3-2 F9 2-3	5	0	3	1	0	0	1
12 Alberto Gonzalez, R (1, 5) OBP: 0.275, SLG: 0.294 44 Adam Dunn, L (7, PH) OBP: 0.357, SLG: 0.538 (7, 3)		B FF 86 B CU 74 B FF 86 F FF 85 S FF 87 X FF 86 3-2 F9		C FF 87 B CH 74 X SI 86 1-1 F9		L SI 83 B SI 83 L SI 84 B SI 84 F SI 84 X SI 83 2-2 G4-3 2-3	B FF 87 B SL 81 B SI 86 B CH 84 4-0 1-2 BB		B SI 94 S SL 82 F CH 86 D SL 83 D CH 86 S SI 96 3-3 K	3 1	0 0	0 0	0 1	0 1	0 1	3 1
30 Justin Maxwell, R (1, 8) OBP: 0.297, SLG: 0.291		C CU 76 B CU 76 B SI 87 B SI 87 B FF 87 4-1 BB		B SI 86 X CU 75 1-0 G5-3		B SI 86 X FF 84 1-0 FC4-2 20 HBP 3-H	C FF 93 S FF 94 B SI 95 D CU 79 B FF 94 S SI 95 3-3 K			3	0	0	0	1	1	4
20 Adam Kennedy, L (1, 3) OBP: 0.326, SLG: 0.328 (7, 5)		X FF 86 0-0 F8			C SI 85 S CU 76 F CU 77 B CU 77 H FF 86 2-2 29 SH1-4 HBP	B SI 86 F SI 86 B SI 86 H SI 85 3-1 1-2 HBP		B KN 70 B FF 83 C FF 82 B FF 83 B FF 82 4-1 BB		1	0	0	0	1	0	3
29 Yunesky Maya, R (1, 1) OBP: 0.143, SLG: 0.143 32 Kevin Mench, R (6, PH) OBP: 0.179, SLG: 0.115 45 Doug Slaten, L (6, 1) 36 Tyler Clippard, R (7, 1) OBP: 0.500, SLG: 0.500 1 Nyjer Morgan, L (8, PH) OBP: 0.318, SLG: 0.313 23 Collin Balester, R (8, 1)		C CU 76 S CU 77 S CU 77 0-3 K			C SI 84 X SI 86 0-1 SH1-4 1-2	C SI 87 B SI 87 F SI 87 B CU 78 X CU 77 2-2 F8		C KN 72 X KN 76 0-1 F8		1 1 0 0 1 0	0 0 0 0 0 0	0 0 0 0 0 0	0 0 0 0 0 0	1 0 0 0 0 0	3 2 0 0 1 0	
Inning Stats	R: 0 E: 0 K: 2 S: 11 H: 0 LOB: 0 BB: 0 P: 16	R: 0 E: 0 K: 1 S: 11 H: 1 LOB: 3 BB: 2 P: 22	R: 0 E: 1 K: 1 S: 9 H: 0 LOB: 1 BB: 1 P: 18	R: 0 E: 0 K: 0 S: 5 H: 0 LOB: 0 BB: 0 P: 8	R: 0 E: 0 K: 1 S: 12 H: 0 LOB: 2 BB: 1 P: 22	R: 1 E: 0 K: 0 S: 13 H: 2 LOB: 2 BB: 0 P: 22	R: 1 E: 0 K: 1 S: 19 H: 2 LOB: 3 BB: 2 P: 36	R: 0 E: 0 K: 1 S: 11 H: 0 LOB: 1 BB: 1 P: 17	R: 0 E: 0 K: 2 S: 13 H: 1 LOB: 1 BB: 0 P: 22	1B: 3 2B: 2 3B: 0 HR: 1 SF: 0 SAC: 1 DP: 0 HBP: 2						

	AB	32
	R	2
	H	6
	RBI	2
	BB	7
	SO	9
	LOB	28

WP: 1 PA: 42
PB: 0
SB: 0
CS: 0

PITCHER		IP	WLS	BF	H	R	ER	SO	BB	IBB	HBP	BLK	WP	HR	S	P	ERA	WHIP
22 Raul Valdes, L ERA: 4.91	(1, 1)	5.1		24	3	1	1	5	4	0	1	0	0	1	56	97	1.69	1.312
50 Sean Green, R ERA: 4.32	(6, 1)	0.1	H	1	0	0	0	0	0	0	0	0	0	0	1	2	0.00	0.000
25 Pedro Feliciano, L ERA: 3.3	(6, 1)	1.0	H	6	1	1	1	0	1	0	1	0	0	0	12	24	9.00	2.000
64 Elmer Dessens, R ERA: 2.3	(7, 1)	0.0	B	2	1	0	0	0	1	0	0	0	0	0	8	15	∞	∞
18 Ryota Igarashi, R ERA: 7.36	(7, 1)	0.1	W	1	0	0	0	1	0	0	0	0	0	0	3	6	0.00	0.000

PITCHER		IP	WLS	BF	H	R	ER	SO	BB	IBB	HBP	BLK	WP	HR	S	P	ERA	WHIP
43 R.A. Dickey, R ERA: 2.84	(8, 1)	1.0	H	4	0	0	0	1	1	0	0	0	0	0	11	17	0.00	1.000
36 Manny Acosta, R ERA: 3.19	(9, 1)	1.0		4	1	0	0	2	0	0	0	0	1	0	13	22	0.00	1.000

BOTTOM

Washington Nationals @ New York Mets

Citi Field, Flushing, NY

Sat Oct 02 2010, 1:13 PM - 4:22 PM EDT

Att. 30,386 - Sunny - 64 F

livebaseballscorecards.com

Batter	1	2	3	4	5	6	7	8	9	AB	R	H	RBI	BB	SO	LOB
16 Ángel Pagán, S (1, 8) OBP: 0.341, SLG: 0.428	C CH 87 S CH 82 X CU 71 0-2 ① F8		B CH 80 B SI 87 F SL 77 2 SAFE X CH 79 2-1 2-3 1B		C FF 88 B SI 88 X CU 68 1-1 ① F8		B FF 91 L FF 92 X CH 82 1-1 27 BB 5 HR 1B	C CU 76 X CU 77 0-1 ② F8 2-3		5	1	2	0	0	0	2
27 Jésus Feliciano, L (1, 9) OBP: 0.288, SLG: 0.301	B FF 89 F CH 88 X SI 88 1-1 ② G4-3		X CH 88 0-0 ② SF8 3-H		B FF 89 B CU 68 B FF 89 C FF 88 C CH 88 X FF 88 3-2 5 WP 1B		**B FF 91** **1 SAFE** **P PO 87** 1 SAFE B FF 91 B FF 90 4-0 **1-2** 5 HR BB	B FF 93 B FF 93 X FF 93 2-0 ③ F9		3	1	1	1	1	0	2
5 David Wright, R (1, 5) OBP: 0.354, SLG: 0.505	C SL 80 B FF 90 S CH 81 X SL 80 1-2 ③ L9		1 SAFE X SL 81 0-0 ③ L7		**C SL 81** **B SI 87** **1 SAFE** **S FF 88** 1 SAFE F FF 89 B CH 87 S CU 70 2-3 **1-2** ② K		F FC 87 F FF 91 B FF 91 B FF 92 X FF 90 2-2 **1-H** **2-H** HR			4	1	1	3	0	1	2
29 Ike Davis, L (1, 3) OBP: 0.353, SLG: 0.443		X FF 88 0-0 1B		B CH 84 C CU 68 S FF 89 F SL 78 C CU 70 1-3 ① K	D CH 82 C CH 80 B CU 67 S CU 69 X FF 90 2-2 ③ G4-3		B CH 81 B CH 81 C FF 90 C FF 90 S FF 90 2-3 ③ K			4	0	1	0	0	2	1
21 Lucas Duda, L (1, 7) OBP: 0.267, SLG: 0.436		B CH 87 B CH 81 X SI 86 2-0 ① F8		C CU 68 B SI 89 B CH 84 X SL 79 2-1 HR		X FF 90 0-0 ① P6		C FF 92 X FF 94 0-1 23 HR 1B		4	2	2	1	0	0	1
12 Joaquin Arias, R (1, 4) OBP: 0.277, SLG: 0.317 64 Elmer Dessens, R (7, 1) 18 Ryota Igarashi, R (7, 1) 43 R.A. Dickey, R (8, 1) OBP: 0.296, SLG: 0.294 23 Chris Carter, L (8, PH) OBP: 0.316, SLG: 0.392 36 Manny Acosta, R (9, 1)		F SI 89 **B SL 80** **B SL 79** 1 SAFE 1 SAFE B SI 88 C CU 68 F FF 89 F FF 89 3-3 ② K		C SL 78 S FF 91 X FF 91 0-2 ② F9		C SI 91 X CH 84 0-1 ② P4		B SI 95 B FF 94 B FF 94 C SI 93 X FF 94 3-1 1-H HR		3 0 0 0 0 1 1	0 0 0 0 0 1 1	0 0 0 0 0 2 1	0 0 0 0 0 0 1	0 0 0 0 0 0 0	1 0 0 0 0 0 0	1 0 0 0 0 0 0
30 Josh Thole, L (1, 2) OBP: 0.353, SLG: 0.369		B CH 86 C CH 79 B CH 81 B SI 88 C CU 67 F FF 88 X SL 77 3-2 ③ L4		X FF 91 0-0 11 1B 2B		C FF 90 B SL 80 B SL 80 F FF 90 B FF 90 F SL 79 F FF 90 S SL 78 3-3 ③ K		B FF 93 B FF 93 B FF 92 B FF 92 4-0 16 F8 1 1B BB		3	0	1	0	1	1	1
11 Rubén Tejada, R (1, 6) OBP: 0.299, SLG: 0.274			C FF 87 T FF 89 B FF 89 B SL 82 B SL 80 F SL 80 D CH 80 4-2 16 1B 22 SH2-3 27 SF8 BB	B SL 78 C SL 82 X FF 89 1-1 2-3 1B			C FF 91 F FF 92 S FF 93 0-3 ① K	S FF 94 B CU 77 C CU 78 B FF 94 X CU 79 2-2 ① F8		3	1	1	0	1	1	1
22 Raul Valdes, L (1, 1) OBP: 0.400, SLG: 0.500 50 Sean Green, R (6, 1) 25 Pedro Feliciano, L (6, 1) 1 Luis Castillo, S (7, 4) OBP: 0.338, SLG: 0.268			M CH 86 X FF 88 0-1 ① SH2-3 **1-2** F SL 79 F CU 68 S FF 90 0-3 ③ K				B FF 91 S FF 92 S CH 82 F FF 93 S FF 91 1-3 ② K	C FF 94 X FF 93 0-1 **1-2** 1B		1 0 0 2	0 0 0 0	0 0 0 1	0 0 0 0	0 0 0 1	1 0 0 0	2 0 0 0

Inning Stats	1	2	3	4	5	6	7	8	9
	R: 0 E: 0 K: 0 S: 8	H: 0 LOB: 0 BB: 0 P: 10	R: 0 E: 0 K: 1 S: 11	H: 1 LOB: 1 BB: 0 P: 19	R: 1 E: 0 K: 0 S: 9	H: 1 LOB: 1 BB: 1 P: 15	R: 1 E: 0 K: 2 S: 15	H: 3 LOB: 2 BB: 0 P: 19	R: 0 E: 0 K: 1 S: 12	H: 1 LOB: 1 BB: 0 P: 20	R: 0 E: 0 K: 1 S: 8	H: 0 LOB: 0 BB: 0 P: 11	R: 3 E: 0 K: 3 S: 16	H: 2 LOB: 0 BB: 1 P: 25	R: 2 E: 0 K: 0 S: 12	H: 3 LOB: 2 BB: 1 P: 23

1B: 7 SF: 1
2B: 1 SAC: 1
3B: 0 DP: 0
HR: 3 HBP: 0

WP: 1 PA: 38
PB: 0
SB: 0
CS: 0

	AB	33
	R	7
	H	11
	RBI	7
	BB	3
	SO	8
	LOB	13

PITCHER		IP	WLS	BF	H	R	ER	SO	BB	IBB	HBP	BLK	WP	HR	S	P	ERA	WHIP
29 Yunesky Maya, R ERA: 5.88	(1, 1)	5.0		22	6	2	2	4	1	0	0	0	1	1	55	83	3.60	1.400
45 Doug Slaten, L ERA: 3.15	(6, 1)	1.0		3	0	0	0	1	0	0	0	0	0	0	8	11	0.00	0.000
36 Tyler Clippard, R ERA: 3.07	(7, 1)	1.0	L	6	2	3	3	3	1	0	0	0	0	1	16	25	27.00	3.000
23 Collin Balester, R ERA: 2.57	(8, 1)	1.0		7	3	2	2	0	1	0	0	0	0	1	12	23	18.00	4.000

PITCHER	IP	WLS	BF	H	R	ER	SO	BB	IBB	HBP	BLK	WP	HR	S	P	ERA	WHIP

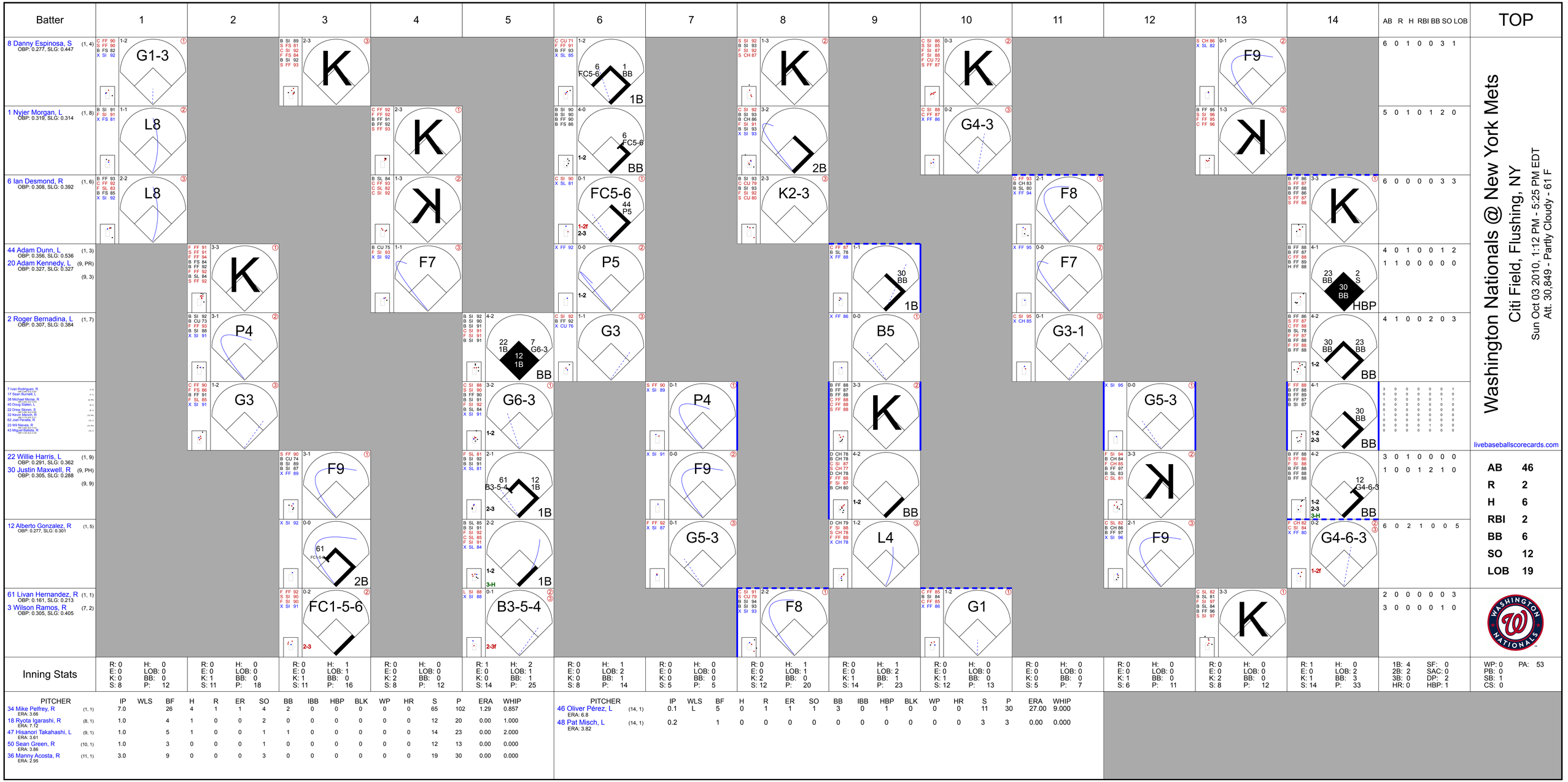

Washington Nationals @ New York Mets

Citi Field, Flushing, NY

Sun Oct 03 2010, 1:12 PM - 5:25 PM EDT

Att. 30,849 - Partly Cloudy - 61 F

livebaseballscorecards.com

Batter	1	2	3	4	5	6	7	8	9	10	11	12	13	14	AB	R	H	RBI	BB	SO	LOB
8 Danny Espinosa, S (1, 4) OBP: 0.277, SLG: 0.447	C FF 90 S FF 90 B FS 82 X SI 92 1-2 G1-3 ①		B SI 89 S FS 81 C SI 92 F FS 84 B SI 92 S FF 93 2-3 K ③			C CU 71 F FF 91 B FF 93 X SL 85 1-2 6 FC5-6 1 BB 1B		S SI 92 B SI 93 F SI 92 S CH 87 1-3 K ②		C SI 86 S SI 85 F SI 87 F SI 88 F CU 72 S FF 87 0-3 K ②			S CH 86 X SL 82 0-1 F9 ②		6	0	1	0	0	3	1
1 Nyjer Morgan, L (1, 8) OBP: 0.319, SLG: 0.314	B SI 91 F SI 91 X FS 81 1-1 L8 ②			C FF 92 F FF 92 B FF 91 B FF 92 S FF 93 2-3 K ①		B SI 90 B SI 90 B FF 90 B FS 86 4-0 6 FC5-6 1-2 BB		C SI 92 B SI 93 B CH 86 F SI 91 B SI 93 X SI 93 3-2 2B		C SI 88 C FF 87 X FF 86 0-2 G4-3 ③			B FF 95 S SI 96 F FF 95 C FF 96 1-3 K ③		5	0	1	0	1	2	0
6 Ian Desmond, R (1, 6) OBP: 0.308, SLG: 0.392	B FF 93 C FF 92 F SL 83 B FS 85 X SI 92 2-2 L8 ③			B SL 84 C FF 93 C SL 82 C SI 92 1-3 K ②		C SI 90 X SL 81 0-1 FC5-6 44 P5 1-2f 2-3		B SI 93 C CU 79 B SI 93 F SI 92 S CU 80 2-3 K2-3 ③			C FF 93 B CH 83 B SL 80 X FF 94 2-1 F8 ①			B FF 86 S FF 87 B FF 88 B FF 86 S FF 87 S FF 88 3-3 K ①	6	0	0	0	0	3	3
44 Adam Dunn, L (1, 3) OBP: 0.356, SLG: 0.536 20 Adam Kennedy, L (9, PR) OBP: 0.327, SLG: 0.327 (9, 3)		F FF 91 S FF 91 F FF 94 B FS 84 B FF 92 F FF 92 B SL 84 S FF 92 3-3 K ①		B CU 75 F SI 93 X SI 92 1-1 F7 ③		X FF 92 0-0 P5 1-2			C FF 87 B SL 78 X FF 88 1-1 30 BB 1B		X FF 95 0-0 F7 ②			B FF 88 B FF 87 C FF 88 B FF 89 H FF 88 4-1 23 BB 2 S 30 BB HBP	4	0	1	0	0	1	2
															1	1	0	0	0	0	0
2 Roger Bernadina, L (1, 7) OBP: 0.307, SLG: 0.384		B SI 92 B CU 73 F FF 93 B SI 88 X SI 91 3-1 P4 ②			B SI 92 B SI 90 B SI 91 C SI 91 F SI 91 B SI 91 4-2 22 1B 7 G6-3 12 1B BB	C SI 92 B FF 92 X CU 76 1-1 G3 ③			X FF 86 0-0 B5 ①		C SI 95 X CH 85 0-1 G3-1 ③			B FF 86 S FF 87 C FF 88 B SL 78 F FF 87 B FF 88 F FF 88 B FF 88 4-2 30 BB 23 BB 1-2 BB	4	1	0	0	2	0	3
7 Ivan Rodriguez, R (2, 8) 17 Sean Burnett, L (7, 8) 38 Michael Morse, R (8, 8) 45 Doug Slaten, L (8, 8) 22 Drew Storen, S (8, 8) 32 Kevin Mench, R (10, 8) 62 Joel Peralta, R (10, 8) 23 Wil Nieves, R (10, 8) 43 Miguel Batista, R (10, 8)		C FF 90 F FS 86 B FF 91 F SL 85 X SI 91 1-2 G3 ③		C SI 88 S SI 90 B FF 90 B SI 91 F SI 92 B SL 84 X SI 91 3-2 G6-3 1-2			S FF 90 X SI 89 0-1 P4 ①		B FF 88 B FF 87 B FF 88 C FF 88 C FF 88 S FF 88 3-3 K ②			X SI 95 0-0 G5-3 ①		F FF 88 B FF 88 B FF 89 B FF 87 B SI 87 4-1 30 BB 1-2 2-3 BB	3	0	0	0	0	0	1
															0	0	0	0	0	0	0
															1	0	0	0	0	1	1
															0	0	0	0	0	0	0
															0	0	0	0	0	0	0
															1	0	0	0	0	0	0
															0	0	0	0	0	0	0
															0	0	0	0	1	0	0
															0	0	0	0	0	0	0
22 Willie Harris, L (1, 9) OBP: 0.291, SLG: 0.362 30 Justin Maxwell, R (9, PH) OBP: 0.305, SLG: 0.288 (9, 9)			S FF 90 B CU 74 B SI 89 B SI 87 X FF 89 3-1 F9 ①		F SL 81 B SI 92 B SI 91 X SL 81 2-1 61 B3-5-4 12 1B 2-3 1B		X SI 91 0-0 F9 ②		D CH 78 B CH 78 C SI 87 S CH 77 D CH 78 F FF 88 F SI 87 B CH 80 4-2 BB 1-2			F SI 94 B CH 84 F CH 85 B FF 97 B SL 83 C SL 81 3-3 K ②		B FF 88 S FF 86 F SI 88 B FF 88 B FF 88 B FF 88 4-2 12 G4-6-3 1-2 2-3 3-H BB	3	0	1	0	0	0	0
															1	0	0	1	2	1	0
12 Alberto Gonzalez, R (1, 5) OBP: 0.277, SLG: 0.301			X SI 92 0-0 61 FC1-5-6 2B		B SL 85 B SI 91 F SI 92 C SL 85 F SI 91 X SL 84 2-2 1-2 3-H 1B		F FF 92 X SI 87 0-1 G5-3 ③		D CH 79 F SI 88 S CH 78 F FF 89 X CH 78 1-2 L4 ③			C SL 82 B CH 86 B FF 97 X SI 96 2-1 F9 ③		F CH 82 C SI 84 X FF 80 0-2 G4-6-3 1-2f ③	6	0	2	1	0	0	5
61 Livan Hernandez, R (1, 1) OBP: 0.161, SLG: 0.213 3 Wilson Ramos, R (7, 2) OBP: 0.305, SLG: 0.405			F FF 92 S SI 90 F SI 90 X SI 91 0-2 FC1-5-6 2-3 ②		L SI 88 X SI 88 0-1 B3-5-4 2-3f ③			C SI 91 S CU 79 B SI 94 B SI 93 X SI 93 2-2 F8 ①		C FF 85 B SI 84 C FF 85 X FF 86 1-2 G1 ①			C SL 82 B SL 81 F SI 97 B SL 84 B FF 96 S SI 97 3-3 K ①		2	0	0	0	0	0	3
															3	0	0	0	0	1	0

Inning Stats	1	2	3	4	5	6	7	8	9	10	11	12	13	14	TOP
	R: 0 E: 0 K: 0 S: 8	H: 0 LOB: 0 BB: 0 P: 12	R: 0 E: 0 K: 1 S: 11	H: 0 LOB: 0 BB: 0 P: 18	R: 0 E: 0 K: 1 S: 11	H: 1 LOB: 1 BB: 0 P: 16	R: 0 E: 0 K: 2 S: 8	H: 0 LOB: 0 BB: 0 P: 12	R: 1 E: 0 K: 0 S: 14	H: 2 LOB: 1 BB: 1 P: 25	R: 0 E: 0 K: 0 S: 8	H: 1 LOB: 2 BB: 1 P: 14	R: 0 E: 0 K: 0 S: 5	H: 0 LOB: 0 BB: 0 P: 5	R: 0 E: 0 K: 2 S: 12	H: 1 LOB: 1 BB: 0 P: 20	R: 0 E: 0 K: 1 S: 14	H: 1 LOB: 2 BB: 1 P: 23	R: 0 E: 0 K: 1 S: 12	H: 0 LOB: 0 BB: 0 P: 13	R: 0 E: 0 K: 0 S: 5	H: 0 LOB: 0 BB: 0 P: 7	R: 0 E: 0 K: 1 S: 6	H: 0 LOB: 0 BB: 0 P: 11	R: 0 E: 0 K: 2 S: 8	H: 0 LOB: 0 BB: 0 P: 12	R: 1 E: 0 K: 1 S: 14	H: 0 LOB: 2 BB: 3 P: 33	1B: 4 2B: 2 3B: 0 HR: 0	SF: 0 SAC: 0 DP: 2 HBP: 1	WP: 0 PB: 0 SB: 1 CS: 0	PA: 53

PITCHER		IP	WLS	BF	H	R	ER	SO	BB	IBB	HBP	BLK	WP	HR	S	P	ERA	WHIP
34 Mike Pelfrey, R ERA: 3.66	(1, 1)	7.0		26	4	1	1	4	2	0	0	0	0	0	65	102	1.29	0.857
18 Ryota Igarashi, R ERA: 7.12	(8, 1)	1.0		4	1	0	0	2	0	0	0	0	0	0	12	20	0.00	1.000
47 Hisanori Takahashi, L ERA: 3.61	(9, 1)	1.0		5	1	0	0	1	1	0	0	0	0	0	14	23	0.00	2.000
50 Sean Green, R ERA: 3.86	(10, 1)	1.0		3	0	0	0	1	0	0	0	0	0	0	12	13	0.00	0.000
36 Manny Acosta, R ERA: 2.95	(11, 1)	3.0		9	0	0	0	3	0	0	0	0	0	0	19	30	0.00	0.000

PITCHER		IP	WLS	BF	H	R	ER	SO	BB	IBB	HBP	BLK	WP	HR	S	P	ERA	WHIP
46 Oliver Pérez, L ERA: 6.8	(14, 1)	0.1	L	5	0	1	1	1	3	0	1	0	0	0	11	30	27.00	9.000
48 Pat Misch, L ERA: 3.82	(14, 1)	0.2		1	0	0	0	0	0	0	0	0	0	0	3	3	0.00	0.000

AB	46
R	2
H	6
RBI	2
BB	6
SO	12
LOB	19

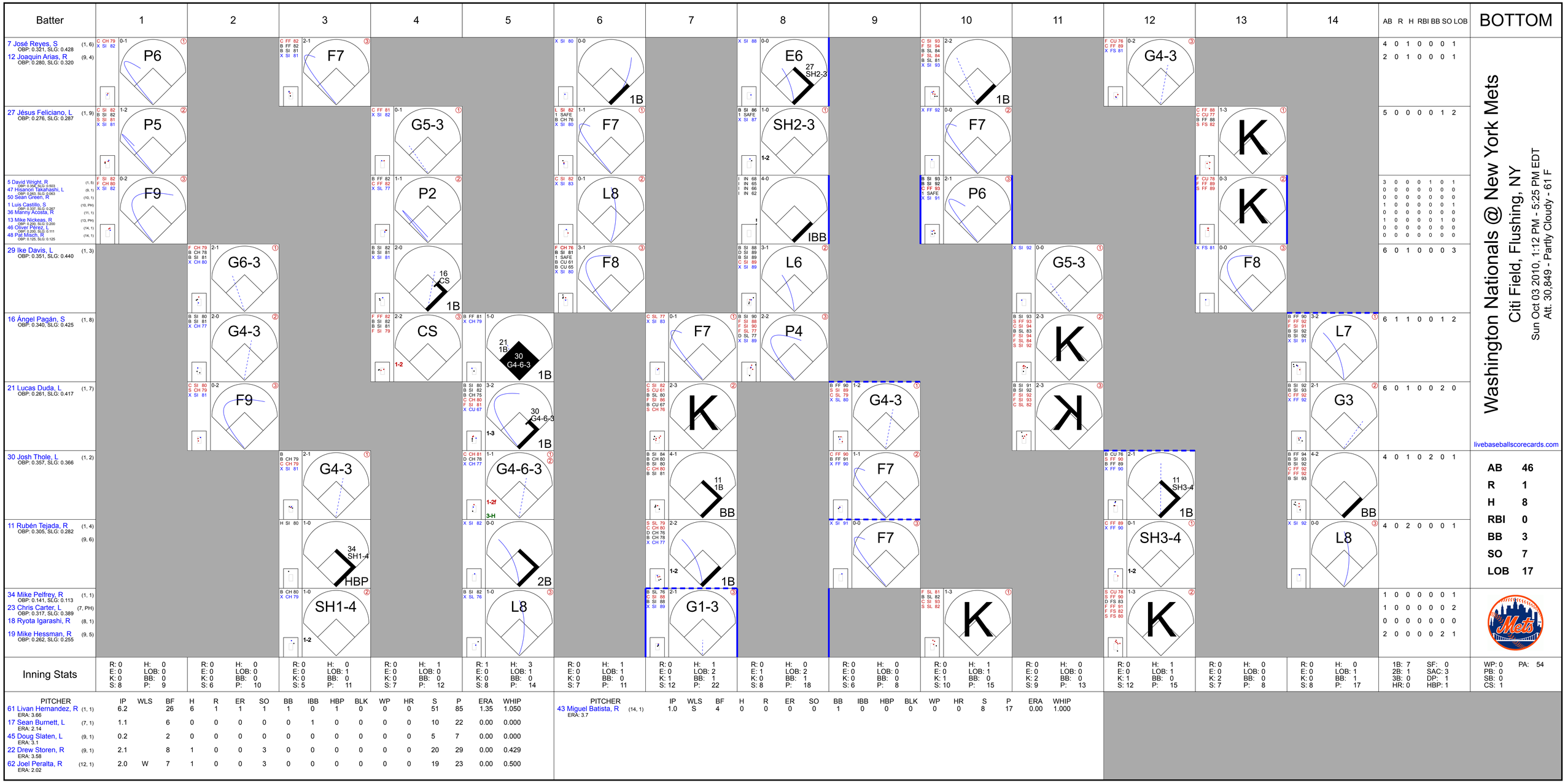
Batter
1
2
3
4
5
6
7
8
9
10
11
12
13
14
AB R H RBI BB SO LOB
BOTTOM
7 José Reyes, S (1, 6) OBP: 0.321, SLG: 0.428
12 Joaquin Arias, R (9, 4) OBP: 0.280, SLG: 0.320
4 0 1 0 0 0 1
2 0 1 0 0 0 1
27 Jésus Feliciano, L (1, 9) OBP: 0.276, SLG: 0.287
5 0 0 0 0 1 2
5 David Wright, R (1, 5) OBP: 0.354, SLG: 0.503
47 Hisanori Takahashi, L (9, 1) OBP: 0.063, SLG: 0.063
50 Sean Green, R (10, 1)
1 Luis Castillo, S (10, PH) OBP: 0.337, SLG: 0.287
36 Manny Acosta, R (11, 1)
13 Mike Nickeas, R (13, PH) OBP: 0.200, SLG: 0.200
46 Oliver Perez, L (14, 1) OBP: 0.200, SLG: 0.111
48 Pat Misch, R (14, 1) OBP: 0.125, SLG: 0.125
3 0 0 0 1 0 1
0 0 0 0 0 0 0
0 0 0 0 0 0 0
1 0 0 0 0 0 1
0 0 0 0 0 0 0
1 0 0 0 1 0 0
0 0 0 0 0 0 0
0 0 0 0 0 0 0
29 Ike Davis, L (1, 3) OBP: 0.351, SLG: 0.440
6 0 1 0 0 0 3
16 Ángel Pagán, S (1, 8) OBP: 0.340, SLG: 0.425
6 1 1 0 0 1 2
21 Lucas Duda, L (1, 7) OBP: 0.261, SLG: 0.417
6 0 1 0 0 2 0
livebaseballscorecards.com
30 Josh Thole, L (1, 2) OBP: 0.357, SLG: 0.366
4 0 1 0 2 0 1
11 Rubén Tejada, R (1, 4) (9, 6) OBP: 0.305, SLG: 0.282
4 0 2 0 0 0 1
34 Mike Pelfrey, R (1, 1) OBP: 0.141, SLG: 0.113
23 Chris Carter, L (7, PH) OBP: 0.317, SLG: 0.389
18 Ryota Igarashi, R (8, 1)
19 Mike Hessman, R (9, 5) OBP: 0.262, SLG: 0.255
1 0 0 0 0 0 1
1 0 0 0 0 0 2
0 0 0 0 0 0 0
2 0 0 0 0 2 1
Washington Nationals @ New York Mets
Citi Field, Flushing, NY
Sun Oct 03 2010, 1:12 PM - 5:25 PM EDT
Att. 30,849 - Partly Cloudy - 61 F
AB 46
R 1
H 8
RBI 0
BB 3
SO 7
LOB 17
Inning Stats
1: R: 0 E: 0 K: 0 S: 8 | H: 0 LOB: 0 BB: 0 P: 9
2: R: 0 E: 0 K: 0 S: 6 | H: 0 LOB: 0 BB: 0 P: 10
3: R: 0 E: 0 K: 0 S: 5 | H: 0 LOB: 1 BB: 0 P: 11
4: R: 0 E: 0 K: 0 S: 7 | H: 1 LOB: 0 BB: 0 P: 12
5: R: 1 E: 0 K: 0 S: 8 | H: 3 LOB: 1 BB: 0 P: 14
6: R: 0 E: 0 K: 0 S: 7 | H: 1 LOB: 1 BB: 0 P: 11
7: R: 0 E: 0 K: 1 S: 12 | H: 1 LOB: 2 BB: 1 P: 22
8: R: 0 E: 1 K: 0 S: 8 | H: 0 LOB: 2 BB: 1 P: 18
9: R: 0 E: 0 K: 0 S: 6 | H: 0 LOB: 0 BB: 0 P: 8
10: R: 0 E: 0 K: 1 S: 10 | H: 1 LOB: 1 BB: 0 P: 15
11: R: 0 E: 0 K: 2 S: 9 | H: 0 LOB: 0 BB: 0 P: 13
12: R: 0 E: 0 K: 1 S: 12 | H: 1 LOB: 1 BB: 0 P: 15
13: R: 0 E: 0 K: 2 S: 7 | H: 0 LOB: 0 BB: 0 P: 8
14: R: 0 E: 0 K: 0 S: 8 | H: 0 LOB: 1 BB: 1 P: 17
1B: 7 2B: 1 3B: 0 HR: 0
SF: 0 SAC: 3 DP: 1 HBP: 1
WP: 0 PB: 0 SB: 0 CS: 1
PA: 54
PITCHER IP WLS BF H R ER SO BB IBB HBP BLK WP HR S P ERA WHIP
61 Livan Hernandez, R (1, 1) ERA: 3.66 6.2 26 6 1 1 1 1 0 1 0 0 0 51 85 1.35 1.050
17 Sean Burnett, L (7, 1) ERA: 2.14 1.1 6 0 0 0 0 0 1 0 0 0 0 10 22 0.00 0.000
45 Doug Slaten, L (9, 1) ERA: 3.1 0.2 2 0 0 0 0 0 0 0 0 0 0 5 7 0.00 0.000
22 Drew Storen, R (9, 1) ERA: 3.58 2.1 8 1 0 0 3 0 0 0 0 0 0 20 29 0.00 0.429
62 Joel Peralta, R (12, 1) ERA: 2.02 2.0 W 7 1 0 0 3 0 0 0 0 0 0 19 23 0.00 0.500
PITCHER IP WLS BF H R ER SO BB IBB HBP BLK WP HR S P ERA WHIP
43 Miguel Batista, R (14, 1) ERA: 3.7 1.0 S 4 0 0 0 0 1 0 0 0 0 0 0 8 17 0.00 1.000