


New York Mets - 2010

Batter	1	2	3	4	5	6	7	8	9	AB	R	H	RBI	BB	SO	LOB	TOP				
55 Skip Schumaker, L (1,4) 87 Daniel Descalso, L (6,4) OBP: 1.000, SLG: 1.000	G6-3		4-0 34 SF9 47 2B 12 1B BB	G4-3		G4-3		83 2B 1B	83 BB 3 1B	3	1	0	0	1	0	0					
12 Julio Lugo, R (1,6) 83 Mark Hamilton, L (5,3) OBP: 1.000, SLG: 2.000	G1-3		4-0 47 2B 1B	G6-3			28 BB 3 1B BB	64 BB 67 E 1-H 2-H	3 1B BB	3	1	1	0	0	0	0					
34 Nick Stavinoha, R (1,10) 80 Tony Cruz, R (9,PH)	1B		SF9	G5-3			F9	P2	K	4	0	1	1	0	0	2					
47 Ryan Ludwick, R (1,9) 3 Ruben Gotay, S (5,5) OBP: 0.667, SLG: 2.000	F7		2-3 3-H 23 FC5-4 22 1B 1-H 3-H			HR	28 BB 1B	67 E 84 HBP BB	64 FC6-4 1B	3	2	2	3	0	0	1					
28 Colby Rasmus, L (1,8) 64 Shane Robinson, R (7,8)		G6-3	4-0 23 FC5-4 BB	G3				84 HBP 67 E BB	FC6-4	2	0	0	0	2	0	0					
23 David Freese, R (1,5) 19 Matt Pagnozzi, R (5,2) 67 Bryan Anderson, L (8,PH)	K		FC5-4 68 HBP 22 1B 1-2 2-3	G5-3			K	E3 84 HBP		3	0	0	0	0	1	2					
22 Joe Mather, R (1,3) 84 Daryl Jones, L (5,7)	68 1B 2B		1-2 3-H 68 HBP 1B	G4-3			K	1-2 2-3 3-H	HBP	3	1	2	1	0	0	0					
68 Jon Jay, L (1,7) (5,9)	2H 1B		1-2 2-3 HBP			G5-3		G5-3	K	4	0	1	1	0	1	3					
21 Jason LaRue, R (1,2) 27 Tyler Greene, R (5,6)			12 1B 34 SF9 55 BB 1B			K		87 1B 83 2B BB	F8	2	1	1	0	0	1	3					
Inning Stats	R: 0 E: 0 K: 0 S: 8	H: 1 LOB: 1 BB: 0 P: 15	R: 1 E: 0 K: 1 S: 6	H: 2 LOB: 1 BB: 0 P: 6	R: 4 E: 0 K: 1 S: 9	H: 4 LOB: 3 BB: 2 P: 18	R: 0 E: 0 K: 0 S: 3	H: 0 LOB: 0 BB: 0 P: 3	R: 1 E: 0 K: 0 S: 6	H: 1 LOB: 0 BB: 0 P: 8	R: 0 E: 0 K: 1 S: 5	H: 0 LOB: 0 BB: 0 P: 5	R: 0 E: 0 K: 2 S: 8	H: 1 LOB: 3 BB: 2 P: 16	R: 4 E: 1 K: 1 S: 8	H: 2 LOB: 2 BB: 3 P: 21	R: 1 E: 0 K: 1 S: 7	H: 2 LOB: 2 BB: 1 P: 11	1B: 9 2B: 3 3B: 0 HR: 1	SF: 1 SAC: 0 DP: 0 HBP: 2	WP: 0 PA: 50 PB: 0 SB: 0 CS: 0
PITCHER	IP WLS BF H R ER SO BB IBB HBP BLK WP HR S P ERA WHIP	IP WLS BF H R ER SO BB IBB HBP BLK WP HR S P ERA WHIP	IP WLS BF H R ER SO BB IBB HBP BLK WP HR S P ERA WHIP	IP WLS BF H R ER SO BB IBB HBP BLK WP HR S P ERA WHIP	IP WLS BF H R ER SO BB IBB HBP BLK WP HR S P ERA WHIP	IP WLS BF H R ER SO BB IBB HBP BLK WP HR S P ERA WHIP	IP WLS BF H R ER SO BB IBB HBP BLK WP HR S P ERA WHIP	IP WLS BF H R ER SO BB IBB HBP BLK WP HR S P ERA WHIP	IP WLS BF H R ER SO BB IBB HBP BLK WP HR S P ERA WHIP	IP WLS BF H R ER SO BB IBB HBP BLK WP HR S P ERA WHIP	IP WLS BF H R ER SO BB IBB HBP BLK WP HR S P ERA WHIP	IP WLS BF H R ER SO BB IBB HBP BLK WP HR S P ERA WHIP	IP WLS BF H R ER SO BB IBB HBP BLK WP HR S P ERA WHIP	IP WLS BF H R ER SO BB IBB HBP BLK WP HR S P ERA WHIP	IP WLS BF H R ER SO BB IBB HBP BLK WP HR S P ERA WHIP	IP WLS BF H R ER SO BB IBB HBP BLK WP HR S P ERA WHIP	IP WLS BF H R ER SO BB IBB HBP BLK WP HR S P ERA WHIP	IP WLS BF H R ER SO BB IBB HBP BLK WP HR S P ERA WHIP	IP WLS BF H R ER SO BB IBB HBP BLK WP HR S P ERA WHIP	IP WLS BF H R ER SO BB IBB HBP BLK WP HR S P ERA WHIP	IP WLS BF H R ER SO BB IBB HBP BLK WP HR S P ERA WHIP

St. Louis Cardinals @ New York Mets
 Digital Domain Park, Port St. Lucie, FL
 Thu Mar 04 2010, 1:11 PM - 4:41 PM EST
 Att: 4,388 - Sunny - 58 F


AB 39
R 11
H 13
RBI 10
BB 8
SO 7
LOB 23



Batter	1	2	3	4	5	6	7	8	9	AB	R	H	RBI	BB	SO	LOB	BOTTOM				
19 Gary Matthews, S (1,8) 78 Ike Davis, L (6,3) OBP: 0.500, SLG: 1.200 OBP: 0.750, SLG: 1.333	1B 2B		4-0 44 BB 28 E 1 BB		3-2 HR	4-0 92 2B BB		1-H 2-H HR		2	3	2	1	1	0	0					
1 Luis Castillo, S (1,4) 92 Jason Pridle, L (6,7) OBP: 1.000, SLG: 1.000 OBP: 0.250, SLG: 0.375	5 HR 1B		4-0 44 BB 1-2 BB		5 PB 28 SF8 1B	91 WP 91 1B 2B		K	K	2	2	2	1	1	0	0					
5 David Wright, R (1,5) 62 Jesús Feliciano, L (6,8) OBP: 0.667, SLG: 2.000 OBP: 0.500, SLG: 0.500	HR		K		12 S 12 E BB	F8		F8		2	2	1	2	1	1	2					
44 Jason Bay, R (1,7) 91 Kirk Nieuwenhuis, L (6,9) OBP: 0.600, SLG: 0.333	K		12 FC4 BB		P4	63 2B 1B		80 BB 63 WP 9 1B BB		2	0	0	0	1	1	2					
28 Daniel Murphy, L (1,3) 63 Shawn Bowman, R (6,5) OBP: 0.167, SLG: 0.200 OBP: 0.667, SLG: 1.000	F8		F8		SF8	1-H 2B		80 BB 9 1B BB		2	0	0	1	0	0	2					
12 Jeff Francoeur, R (1,9) 80 Luis Hernandez, S (6,4)	G4-3		FC4		E5	G4-3		9 1B 78 HR BB		3	0	1	0	0	0	2					
17 Fernando Tatis, R (1,10) 23 Chris Carter, L (7,PH) (8,10)	G6-3				P3	P2		11 G3-6-1 9 1B 1B		3	0	0	0	0	0	3					
4 Henry Blanco, R (1,2) 9 Omar Santos, R (6,2) OBP: 1.000, SLG: 1.000	F8				K			79 G5-3 92 2B 1B		2	0	0	0	0	1	0					
79 Rubén Tejada, R (1,6) 11 Anderson Hernandez, S (7,6)	L7				P4			11 G3-6-1 78 HR 1B		3	0	0	0	0	0	1					
								78 HR BB		1	1	0	0	1	0	2					
Inning Stats	R: 3 E: 0 K: 1 S: 9	H: 3 LOB: 0 BB: 0 P: 10	R: 0 E: 0 K: 0 S: 3	H: 0 LOB: 0 BB: 0 P: 3	R: 1 E: 1 K: 1 S: 5	H: 0 LOB: 3 BB: 3 P: 17	R: 0 E: 0 K: 1 S: 5	H: 0 LOB: 0 BB: 0 P: 5	R: 3 E: 1 K: 0 S: 8	H: 3 LOB: 1 BB: 1 P: 16	R: 4 E: 0 K: 0 S: 7	H: 4 LOB: 1 BB: 1 P: 12	R: 0 E: 0 K: 1 S: 6	H: 2 LOB: 2 BB: 1 P: 10	R: 6 E: 0 K: 1 S: 7	H: 2 LOB: 0 BB: 4 P: 25	R: 1 E: 0 K: 1 S: 7	H: 2 LOB: 0 BB: 4 P: 25	1B: 8 2B: 3 3B: 0 HR: 3	SF: 1 SAC: 0 DP: 1 HBP: 0	WP: 2 PA: 47 PB: 2 SB: 2 CS: 0
PITCHER	IP WLS BF H R ER SO BB IBB HBP BLK WP HR S P ERA WHIP	IP WLS BF H R ER SO BB IBB HBP BLK WP HR S P ERA WHIP	IP WLS BF H R ER SO BB IBB HBP BLK WP HR S P ERA WHIP	IP WLS BF H R ER SO BB IBB HBP BLK WP HR S P ERA WHIP	IP WLS BF H R ER SO BB IBB HBP BLK WP HR S P ERA WHIP	IP WLS BF H R ER SO BB IBB HBP BLK WP HR S P ERA WHIP	IP WLS BF H R ER SO BB IBB HBP BLK WP HR S P ERA WHIP	IP WLS BF H R ER SO BB IBB HBP BLK WP HR S P ERA WHIP	IP WLS BF H R ER SO BB IBB HBP BLK WP HR S P ERA WHIP	IP WLS BF H R ER SO BB IBB HBP BLK WP HR S P ERA WHIP	IP WLS BF H R ER SO BB IBB HBP BLK WP HR S P ERA WHIP	IP WLS BF H R ER SO BB IBB HBP BLK WP HR S P ERA WHIP	IP WLS BF H R ER SO BB IBB HBP BLK WP HR S P ERA WHIP	IP WLS BF H R ER SO BB IBB HBP BLK WP HR S P ERA WHIP	IP WLS BF H R ER SO BB IBB HBP BLK WP HR S P ERA WHIP	IP WLS BF H R ER SO BB IBB HBP BLK WP HR S P ERA WHIP	IP WLS BF H R ER SO BB IBB HBP BLK WP HR S P ERA WHIP	IP WLS BF H R ER SO BB IBB HBP BLK WP HR S P ERA WHIP	IP WLS BF H R ER SO BB IBB HBP BLK WP HR S P ERA WHIP	IP WLS BF H R ER SO BB IBB HBP BLK WP HR S P ERA WHIP	IP WLS BF H R ER SO BB IBB HBP BLK WP HR S P ERA WHIP

St. Louis Cardinals @ New York Mets
 Digital Domain Park, Port St. Lucie, FL
 Thu Mar 04 2010, 1:11 PM - 4:41 PM EST
 Att: 4,388 - Sunny - 58 F

AB 36
R 17
H 14
RBI 15
BB 10
SO 5
LOB 19



Batter	1	2	3	4	5	6	7	8	9	10	AB	R	H	RBI	BB	SO	LOB	TOP								
8 Chris Coghlan, L (1, 7) 52 Chris Leroux, L (5, 1) 40 Jorge Jimenez, L (6, 5) OBP: 0.500, SLG: 1.000	K		BB 3 1B		F7			2B 24 G6-3	F8		2	1	0	0	1	1	0									
24 Cameron Maybin, R (1, 8) 66 Jay Buente, R (10, 1)	BB 80 G6-3		K		K			G6-3		2B 80 HR	4	1	1	0	1	2	2									
80 Giancarlo Stanton, R (1, 9) 3 Jorge Cantu, R (1, 5) 51 Cristhian Martinez, R (6, 1) 34 Vinny Rottino, R (7, 2)	G6-3		F7		K		L7	K		HR 2-H	5	1	1	2	0	1	3									
15 Gaby Sanchez, R (1, 3) 65 Scott Cousins, L (9, PR) 7 Hector Luna, R (9, 3)		K	K					G4-3		G3	3	0	1	1	0	1	1									
59 Brett Hayes, R (1, 2) 44 Brian Sanabria, R (7, 7) 79 Bryan Petersen, L (6, PH) 54 Hunter Jones, L (9, 1) 71 Osvaldo Martinez, R (10, PH)	1B		K		K		P3	K		G4-3	3	0	1	0	0	1	0									
16 Danny Richar, L (1, 4)	K		K		K		G3			G4-3	5	0	1	0	0	2	2									
1 Emilio Bonifacio, S (1, 6) 41 Chris Volstad, R (1, 1) 48 Hayden Penn, R (3, 1) 25 Brett Carroll, R (5, PH)	1B		G6-3				HR	K		BB	4	1	2	1	0	1	2									
Inning Stats	R: 0 E: 0 K: 2 S: 10	H: 0 LOB: 1 BB: 1 P: 16	R: 0 E: 0 K: 2 S: 16	H: 2 LOB: 2 BB: 0 P: 20	R: 1 E: 0 K: 2 S: 12	H: 1 LOB: 1 BB: 1 P: 21	R: 0 E: 0 K: 2 S: 7	H: 0 LOB: 0 BB: 0 P: 9	R: 0 E: 0 K: 1 S: 9	H: 0 LOB: 0 BB: 0 P: 10	R: 0 E: 0 K: 1 S: 5	H: 0 LOB: 0 BB: 0 P: 5	R: 1 E: 0 K: 0 S: 5	H: 1 LOB: 0 BB: 0 P: 6	R: 0 E: 0 K: 1 S: 6	H: 1 LOB: 1 BB: 0 P: 6	R: 0 E: 0 K: 2 S: 9	H: 2 LOB: 3 BB: 1 P: 14	R: 2 E: 0 K: 0 S: 6	H: 2 LOB: 1 BB: 1 P: 11	1B: 5 2B: 2 3B: 0 HR: 2	SF: 0 SAC: 0 DP: 0 HBP: 0	WP: 0 PB: 0 SB: 3 CS: 0	PA: 43		
PITCHER	IP	WLS	BF	H	R	ER	SO	BB	IBB	HBP	BLK	WP	HR	S	P	ERA	WHIP									
49 Jonathon Niese, L (1, 1) 76 Jenny Mejia, R (3, 1) 18 Ryoita Igarashi, R (6, 1) 25 Pedro Feliciano, L (8, 1) 39 Bobby Parnell, R (9, 1)	2.2		13	3	1	1	5	2	0	0	0	0	0	0	35	54	3.38	1.875								

Florida Marlins @ New York Mets
Digital Domain Park, Port St. Lucie, FL
Fri Mar 05 2010, 1:09 PM - 4:12 PM EST
Att: 3,166 - Sunny - 61 F

AB	39
R	4
H	9
RBI	4
BB	4
SO	13
LOB	19



Batter	1	2	3	4	5	6	7	8	9	10	AB	R	H	RBI	BB	SO	LOB	BOTTOM								
16 Angel Pagán, S (1, 8) 96 Sean Ratliff, L (6, 8)	K		BB 5 1B		P6			G4-3		BB 88 1B 66 1B	3	1	1	0	0	1	1									
1 Luis Castillo, S (1, 4) 88 Wilmer Flores, R (6, 6)	G6-3		BB 5 FC6-4		K			K		1B 66 FC6	2	0	0	0	1	1	1									
5 David Wright, R (1, 5) 66 Mike Hessman, R (6, 5)	1B		FC6-4 44 2B		F8			1B 78 G3		FC6	3	1	1	0	0	0	2									
44 Jason Bay, R (1, 7) 78 Ike Davis, L (7, 3)	K		2B		G6-3			G3		G4-3	3	0	1	1	0	1	1									
28 Daniel Murphy, L (1, 3) 67 Mike Cervenak, R (7, 7)	G6-3		G3		G4-3			F8			3	0	0	0	0	0	1									
21 Rod Barajas, R (1, 2) 30 Josh Thole, L (6, 2)	1B 80 FC4-6		2B		L5			F9		G4-3	2	0	1	0	0	0	0									
62 Jesús Feliciano, L (1, 9) 80 Luis Hernandez, S (1, 6)	F7		1B 72 CS		F8			1B		F7	4	0	2	0	0	0	1									
72 Kai Gronauer, R (1, 10) 89 Carlos Guzman, L (8, 10)	FC4-6		G6-3		F8			B5		K2-3	4	0	0	0	0	1	3									
Inning Stats	R: 0 E: 0 K: 2 S: 9	H: 1 LOB: 1 BB: 0 P: 17	R: 0 E: 0 K: 0 S: 8	H: 1 LOB: 1 BB: 0 P: 10	R: 2 E: 1 K: 0 S: 8	H: 2 LOB: 1 BB: 1 P: 14	R: 0 E: 0 K: 0 S: 9	H: 1 LOB: 0 BB: 0 P: 13	R: 0 E: 0 K: 1 S: 8	H: 1 LOB: 1 BB: 0 P: 9	R: 0 E: 0 K: 0 S: 3	H: 0 LOB: 0 BB: 0 P: 3	R: 0 E: 0 K: 0 S: 4	H: 1 LOB: 1 BB: 0 P: 4	R: 0 E: 0 K: 1 S: 8	H: 1 LOB: 1 BB: 0 P: 11	R: 0 E: 0 K: 1 S: 5	H: 0 LOB: 0 BB: 0 P: 5	R: 1 E: 1 K: 0 S: 4	H: 1 LOB: 1 BB: 1 P: 8	1B: 8 2B: 1 3B: 0 HR: 0	SF: 0 SAC: 0 DP: 0 HBP: 0	WP: 0 PB: 0 SB: 1 CS: 1	PA: 41		
PITCHER	IP	WLS	BF	H	R	ER	SO	BB	IBB	HBP	BLK	WP	HR	S	P	ERA	WHIP									
41 Chris Volstad, R (1, 1) 48 Hayden Penn, R (3, 1) 52 Chris Leroux, R (5, 1) 51 Cristhian Martinez, R (6, 1) 44 Brian Sanchez, R (7, 1)	2.0	B	9	3	2	2	0	1	0	0	0	0	0	0	17	27	9.00	2.000								
54 Hunter Jones, L (9, 1) 66 Jay Buente, R (10, 1)	1.0	S	5	1	1	0	0	1	0	0	0	0	0	0	4	8	0.00	2.000								

Florida Marlins @ New York Mets
Digital Domain Park, Port St. Lucie, FL
Fri Mar 05 2010, 1:09 PM - 4:12 PM EST
Att: 3,166 - Sunny - 61 F

AB	38
R	3
H	9
RBI	1
BB	2
SO	5
LOB	16



Batter	1	2	3	4	5	6	7	8	9	AB	R	H	RBI	BB	SO	LOB	TOP			
19 Gary Matthews, S (1, 8) OBP: 0.444, SLG: 0.875 92 Jason Pridle, L (6, 8) OBP: 0.300, SLG: 0.500										3	1	1	0	0	2	2	<p>New York Mets @ St. Louis Cardinals Roger Dean Stadium, Jupiter, FL Fri Mar 05 2010, 1:25 PM - 4:00 PM EST Att: 7,046 - Sunny - 60 F</p>			
13 Alex Cora, L (1, 4) OBP: 0.333, SLG: 0.333 11 Anderson Hernandez, S (6, 4) OBP: 0.500, SLG: 0.250										3	1	1	0	0	1	2				
12 Jeff Francoeur, R (1, 9) OBP: 0.197, SLG: 0.167 91 Kirk Nieuwenhuis, L (6, 9) OBP: 0.500, SLG: 0.250										3	0	0	1	0	0	1				
35 Mike Jacobs, L (1, 3) 22 Jolbert Cabrera, R (6, 3)										2	0	0	0	1	1	1				
17 Fernando Tatis, R (1, 5) OBP: 0.125, SLG: 0.250 63 Shawn Bowman, R (6, 5) OBP: 0.500, SLG: 0.667										3	1	1	1	0	0	1				
26 Fernando Martinez, L (1, 7) OBP: 0.500, SLG: 0.750										4	1	2	1	0	0	0				
9 Omir Santos, R (1, 2) OBP: 0.600, SLG: 0.600 3 Chris Coste, R (6, 2) OBP: 0.250, SLG: 0.500										2	0	0	0	0	0	1				
79 Rubén Tejeda, R (1, 6) OBP: 0.300, SLG: 0.300										4	1	2	0	0	0	1				
73 Shawn Riggs, R (1, 10) OBP: 0.500, SLG: 0.500 2 Frank Catalanotto, L (9, PH) OBP: 0.500, SLG: 1.000										3	0	2	1	0	0	0				
Inning Stats	R: 3 E: 0 K: 0 S: 7	H: 4 LOB: 1 BB: 0 P: 7	R: 0 E: 0 K: 1 S: 6	H: 2 LOB: 1 BB: 0 P: 6	R: 0 E: 0 K: 1 S: 5	H: 0 LOB: 0 BB: 0 P: 5	R: 0 E: 0 K: 0 S: 3	H: 0 LOB: 0 BB: 0 P: 3	R: 0 E: 0 K: 2 S: 7	H: 0 LOB: 0 BB: 1 P: 7	R: 1 E: 0 K: 0 S: 5	H: 2 LOB: 1 BB: 0 P: 7	R: 0 E: 0 K: 1 S: 5	H: 1 LOB: 0 BB: 0 P: 5	R: 3 E: 0 K: 1 S: 9	H: 4 LOB: 1 BB: 0 P: 9		1B: 9 2B: 3 3B: 1 HR: 0	SF: 0 SAC: 0 DP: 3 HBP: 0	WP: 2 PB: 2 SB: 0 CS: 0
PITCHER	IP WLS BF H R ER SO BB IBB HBP BLK WP HR S P ERA WHIP																			
33 Brad Penny, R (1, 1) ERA: 13.5	2.0	11	6	3	3	1	0	0	0	0	0	0	0	13	13	13.50	3.000			
70 Lance Lynn, R (3, 1) ERA:	3.0	9	0	0	0	3	0	0	0	0	0	0	0	15	15	0.00	0.000			
65 Ben Jukich, L (6, 1) ERA: 4.5	2.0	L 8	2	1	1	0	1	0	0	0	2	0	7	13	4.50	1.500				
41 Mitchell Boggs, R (8, 1) ERA: 13.5	2.0	10	5	3	3	2	0	0	0	0	0	0	14	14	13.50	2.500				

Batter	1	2	3	4	5	6	7	8	9	AB	R	H	RBI	BB	SO	LOB	BOTTOM					
12 Julio Lugo, R (1, 4) OBP: 0.500, SLG: 0.667 68 Jon Jay, L (6, 7) OBP: 0.286, SLG: 0.167										3	1	2	0	0	0	0	<p>New York Mets @ St. Louis Cardinals Roger Dean Stadium, Jupiter, FL Fri Mar 05 2010, 1:25 PM - 4:00 PM EST Att: 7,046 - Sunny - 60 F</p>					
28 Colby Rasmus, L (1, 8) OBP: 0.571, SLG: 0.400 34 Nick Stavinoha, R (6, 9) OBP: 0.286, SLG: 0.333										3	0	2	2	0	1							
5 Albert Pujols, R (1, 3) 83 Mark Hamilton, L (6, 3) OBP: 0.800, SLG: 1.000										2	0	0	1	0	3							
7 Matt Holliday, R (1, 7) OBP: 1.000, SLG: 2.000 3 Ruben Gotay, S (6, 5) OBP: 0.750, SLG: 0.667										1	0	1	0	2	0							
47 Ryan Ludwick, R (1, 9) OBP: 0.333, SLG: 1.000 64 Shane Robinson, R (6, 8)										3	0	0	0	1	4							
4 Yadier Molina, R (1, 2) OBP: 0.250, SLG: 0.500										4	0	1	0	0	1							
23 David Freese, R (1, 5) OBP: 0.167, SLG: 0.167 89 Donovan Solano, R (6, 4)										3	1	1	0	0	1							
22 Joe Mather, R (1, 10) OBP: 0.286, SLG: 0.429										4	0	0	0	3	2							
27 Tyler Greene, R (1, 6) OBP: 0.286, SLG: 0.167										4	1	1	0	0	1							
Inning Stats	R: 0 E: 0 K: 1 S: 6	H: 1 LOB: 2 BB: 1 P: 10	R: 0 E: 0 K: 1 S: 6	H: 1 LOB: 0 BB: 0 P: 6	R: 1 E: 0 K: 0 S: 4	H: 1 LOB: 1 BB: 1 P: 8	R: 2 E: 0 K: 1 S: 9	H: 4 LOB: 2 BB: 0 P: 9	R: 0 E: 0 K: 0 S: 4	H: 1 LOB: 1 BB: 0 P: 4	R: 0 E: 0 K: 1 S: 5	H: 0 LOB: 0 BB: 0 P: 5	R: 0 E: 0 K: 2 S: 8	H: 1 LOB: 2 BB: 1 P: 12	R: 0 E: 0 K: 2 S: 7	H: 0 LOB: 0 BB: 0 P: 7		R: 0 E: 0 K: 0 S: 3	H: 0 LOB: 0 BB: 0 P: 3	1B: 6 2B: 3 3B: 0 HR: 0	SF: 1 SAC: 0 DP: 0 HBP: 0	WP: 0 PB: 0 SB: 0 CS: 0
PITCHER	IP WLS BF H R ER SO BB IBB HBP BLK WP HR S P ERA WHIP																					
38 Fernando Nieve, R (1, 1) ERA: 3.0	2.0	B 11	5	2	2	1	0	0	0	0	0	0	13	13	9.00	2.500						
68 Bobby Livingston, L (4, 1) ERA: 3.86	4.0	W 14	1	0	0	5	1	0	0	0	0	0	23	27	0.00	0.500						
27 Nelson Figueroa, R (6, 1) ERA:	4.0	W 14	1	0	0	5	1	0	0	0	0	0	23	27	0.00	0.500						



AB 37
R 7
H 13
RBI 7
BB 1
SO 6
LOB 14

AB 35
R 3
H 9
RBI 3
BB 3
SO 8
LOB 20

WP: 2 PA: 38
PB: 2
SB: 0
CS: 0

WP: 0 PA: 39
PB: 0
SB: 0
CS: 0

Batter	1	2	3	4	5	6	7	8	9	AB	R	H	RBI	BB	SO	LOB	TOP			
30 Justin Maxwell, R (1, 8) OBP: 0.583, SLG: 0.909										4	1	0	0	1	3	2	Washington Nationals @ New York Mets Digital Domain Park, Port St. Lucie, FL Sun Mar 07 2010, 1:21 PM - 3:43 PM EST Att: 5,317 - Sunny - 68 F livebaseballscorecards.com			
6 Ian Desmond, R (1, 6) OBP: 0.583, SLG: 0.909										4	1	2	1	0	0	1				
10 Eric Bruntlett, R (7, 6) OBP: 0.400, SLG: 0.778										1	0	0	0	0	0	1				
34 Elijah Dukes, R (1, 9) OBP: 0.200, SLG: 0.300										4	0	0	0	0	2	2				
2 Roger Bernadina, L (7, 9) OBP: 0.400, SLG: 0.250										1	0	0	0	0	1	2				
28 Michael Morse, R (1, 3) OBP: 0.313, SLG: 0.733										4	1	1	2	0	1	2				
7 Ivan Rodriguez, R (1, 2) OBP: 0.250, SLG: 0.250										3	1	1	0	0	1	2				
56 Jamie Burke, R (6, 2) OBP: 0.500, SLG: 0.500										1	0	1	0	0	0	0				
24 Pete Orr, L (8, 4) OBP: 0.426, SLG: 1.000										0	0	0	0	0	0	0				
32 Kevin Mench, R (1, 10) OBP: 0.426, SLG: 1.000										4	0	2	1	0	0	2				
20 Adam Kennedy, L (1, 4) OBP: 0.300, SLG: 0.400										4	0	1	0	0	0	2				
62 Derek Norris, R (8, 2) OBP: 0.125, SLG: 0.125										0	0	0	0	0	0	0				
12 Alberto Gonzalez, R (1, 5) OBP: 0.300, SLG: 0.333										2	1	1	0	0	1	0				
22 Willie Harris, L (6, 4) OBP: 0.125, SLG: 0.125										2	0	1	0	0	1	0				
29 Willy Taveras, R (1, 7) OBP: 0.286, SLG: 0.167										3	0	1	1	0	1	0				
38 Chris Duncan, L (6, 7) OBP: 0.375, SLG: 0.167										1	0	0	0	0	0	0				
3 Jerry Owens, L (9, 4) OBP: 0.750, SLG: 1.000										0	0	0	0	0	0	0				
Inning Stats	R: 3 E: 0 K: 1 S: 7	H: 2 LOB: 0 BB: 1 P: 13	R: 1 E: 0 K: 1 S: 7	H: 2 LOB: 1 BB: 0 P: 7	R: 1 E: 0 K: 0 S: 5	H: 3 LOB: 2 BB: 0 P: 5	R: 0 E: 0 K: 3 S: 9	H: 0 LOB: 0 BB: 0 P: 9	R: 0 E: 1 K: 2 S: 9	H: 0 LOB: 2 BB: 0 P: 9	R: 0 E: 0 K: 2 S: 7	H: 0 LOB: 0 BB: 0 P: 7	R: 0 E: 0 K: 0 S: 5	H: 3 LOB: 2 BB: 0 P: 5	R: 0 E: 1 K: 1 S: 6	H: 0 LOB: 2 BB: 0 P: 7	1B: 8 2B: 2 3B: 0 HR: 1	SF: 0 SAC: 0 DP: 0 HBP: 0	WP: 0 PB: 0 SB: 3 CS: 0	PA: 39
PITCHER	IP WLS BF H R ER SO BB IBB HBP BLK WP HR S P ERA WHIP																			
46 Oliver Pérez, L (1, 1) ERA: 15.0	3.0	16	7	5	5	2	1	0	0	0	0	0	0	1	19	25	15.00	2.667		
47 Hisanori Takahashi, L (4, 1) ERA:	3.0	11	1	0	0	6	0	0	0	0	0	0	0	0	23	23	0.00	0.333		
48 Pat Misch, L (7, 1) ERA:	3.0	12	3	0	0	3	0	0	0	0	0	0	0	0	18	19	0.00	1.000		

Batter	1	2	3	4	5	6	7	8	9	AB	R	H	RBI	BB	SO	LOB	BOTTOM			
19 Gary Matthews, S (1, 8) OBP: 0.462, SLG: 0.700										2	1	0	0	2	0	0	Washington Nationals @ New York Mets Digital Domain Park, Port St. Lucie, FL Sun Mar 07 2010, 1:21 PM - 3:43 PM EST Att: 5,317 - Sunny - 68 F livebaseballscorecards.com			
62 Jesus Feliciano, L (8, 8) OBP: 0.500, SLG: 0.500										4	0	1	0	0	0	3				
91 Kirk Nieuwenhuis, L (9, 8) OBP: 0.455, SLG: 0.444										0	0	0	0	0	0	0				
1 Luis Castillo, S (1, 4) OBP: 0.500, SLG: 0.375										3	0	1	1	0	0	1				
11 Anderson Hernandez, S (8, 4) OBP: 0.500, SLG: 0.333										1	0	0	0	0	0	0				
5 David Wright, R (1, 5) OBP: 0.442, SLG: 0.875										3	0	1	1	0	0	1				
63 Shawn Bowman, R (6, 5) OBP: 0.500, SLG: 0.600										1	0	0	0	0	0	0				
44 Jason Bay, R (1, 7) OBP: 0.333, SLG: 0.286										2	1	0	0	1	0	1				
92 Jason Pridle, L (6, 7) OBP: 0.308, SLG: 0.417										1	0	0	0	0	0	0				
28 Daniel Murphy, L (1, 3) OBP: 0.167, SLG: 0.100										2	1	0	0	1	0	0				
3 Chris Coste, R (7, 2) OBP: 0.400, SLG: 0.600										1	0	1	0	0	0	0				
12 Jeff Francoeur, R (1, 9) OBP: 0.200, SLG: 0.111										3	1	0	0	1	1	1				
13 Alex Cora, L (1, 6) OBP: 0.333, SLG: 0.333										3	1	1	1	0	0	0				
9 Omir Santos, R (1, 2) OBP: 0.571, SLG: 1.000										2	1	1	4	0	1	0				
78 Ike Davis, L (7, 3) OBP: 0.625, SLG: 1.000										1	0	1	0	0	0	0				
2 Frank Catalanotto, L (1, 10) OBP: 0.333, SLG: 0.600										2	0	0	0	0	0	0				
6 Nick Evaris, R (7, 4) OBP: 0.2025										1	0	0	0	0	0	1				
Inning Stats	R: 0 E: 0 K: 0 S: 3	H: 1 LOB: 0 BB: 0 P: 3	R: 5 E: 0 K: 0 S: 7	H: 2 LOB: 3 BB: 3 P: 19	R: 0 E: 0 K: 0 S: 3	H: 0 LOB: 0 BB: 0 P: 3	R: 0 E: 0 K: 1 S: 5	H: 0 LOB: 0 BB: 0 P: 5	R: 1 E: 0 K: 0 S: 4	H: 1 LOB: 1 BB: 1 P: 8	R: 0 E: 0 K: 0 S: 3	H: 0 LOB: 0 BB: 0 P: 3	R: 0 E: 0 K: 0 S: 3	H: 1 LOB: 1 BB: 1 P: 7	R: 0 E: 0 K: 1 S: 6	H: 1 LOB: 1 BB: 0 P: 6	1B: 3 2B: 3 3B: 0 HR: 1	SF: 0 SAC: 0 DP: 2 HBP: 0	WP: 0 PB: 0 SB: 0 CS: 0	PA: 33
PITCHER	IP WLS BF H R ER SO BB IBB HBP BLK WP HR S P ERA WHIP																			
21 Jason Marquis, R (1, 1) ERA: 22.5	2.0	11	3	5	5	0	3	0	0	0	0	0	0	0	8	8	0.00	0.000		
47 Matt Chico, L (3, 1) ERA: 13.5	2.0	6	0	0	0	1	0	0	0	0	0	0	0	0	8	8	0.00	0.000		
55 Matt Capps, R (5, 1) ERA: 13.5	1.0	L 5	1	1	1	0	1	0	0	0	0	0	0	4	8	9.00	2.000			
58 Drew Storen, R (6, 1) ERA:	1.0	3	0	0	0	0	0	0	0	0	0	0	0	3	3	0.00	0.000			
41 Ron Villone, L (7, 1) ERA: 20.25	1.0	4	1	0	0	0	1	0	0	0	0	0	0	3	7	0.00	2.000			
PITCHER	IP WLS BF H R ER SO BB IBB HBP BLK WP HR S P ERA WHIP																			
42 Jason Bergmann, R (8, 1) ERA: 4.5	1.0	4	1	0	0	1	0	0	0	0	0	0	0	6	6	0.00	1.000			

AB	38
R	5
H	11
RBI	5
BB	1
SO	11
LOB	16



AB	28
R	6
H	6
RBI	6
BB	5
SO	2
LOB	7



Batter	1	2	3	4	5	6	7	8	9	AB	R	H	RBI	BB	SO	LOB	TOP						
10 Marco Scutaro, R OBP: 0.385, SLG: 0.364 60 Gil Velazquez, R OBP: 0.417, SLG: 0.417										2	1	1	0	0	1	0	Boston Red Sox @ New York Mets Digital Domain Park, Port St. Lucie, FL Thu Mar 11 2010, 1:23 PM - 4:36 PM EST Att: 6,601 - Cloudy - 75 F						
15 Dustin Pedroia, R OBP: 0.500, SLG: 0.500 62 Angel Sanchez, R OBP: 0.316, SLG: 0.313										1	1	0	0	1	1	0							
41 Victor Martinez, S OBP: 0.200, SLG: 0.287 81 Mark Wagner, R OBP: 0.500, SLG: 0.889										2	1	1	0	0	0	0							
34 David Ortiz, L OBP: 0.133, SLG: 0.071 75 Aaron Bates, R OBP: 0.294, SLG: 0.214										3	0	0	0	0	2	5							
7 J.D. Drew, L OBP: 0.384, SLG: 0.444 54 Damell McDonald, R OBP: 0.538, SLG: 0.750										2	0	1	1	0	1	0							
23 Mike Cameron, R OBP: 0.482, SLG: 0.375 85 Che-Hsuan Lin, R OBP: 0.429, SLG: 0.364										1	0	1	1	0	0	0							
32 Jeremy Hermida, L OBP: 0.507, SLG: 0.385 94 Jeremy Hazelbaker, L OBP: 0.500, SLG: 0.400										2	0	1	1	0	0	1							
12 Jed Lowrie, S OBP: 0.300, SLG: 0.333 96 Yamalco Navarro, R OBP: 0.316, SLG: 0.389										2	0	0	0	0	1	1							
78 Lars Anderson, L OBP: 0.300, SLG: 0.333										4	0	0	0	0	3	3							
Inning Stats	R: 3 E: 0 K: 1 S: 8	H: 4 LOB: 2 BB: 1 P: 12	R: 0 E: 0 K: 2 S: 7	H: 0 LOB: 0 BB: 0 P: 7	R: 0 E: 0 K: 1 S: 5	H: 0 LOB: 0 BB: 0 P: 5	R: 0 E: 0 K: 2 S: 8	H: 1 LOB: 1 BB: 0 P: 8	R: 0 E: 0 K: 1 S: 8	H: 1 LOB: 2 BB: 1 P: 12	R: 2 E: 0 K: 1 S: 8	H: 3 LOB: 1 BB: 0 P: 8	R: 1 E: 2 K: 1 S: 7	H: 1 LOB: 1 BB: 0 P: 7	R: 2 E: 1 K: 1 S: 9	H: 4 LOB: 2 BB: 0 P: 10		R: 0 E: 0 K: 0 S: 4	H: 1 LOB: 1 BB: 0 P: 4	1B: 10 2B: 5 3B: 0 HR: 0	SF: 1 SAC: 0 DP: 1 HBP: 0	WP: 1 PB: 0 SB: 0 CS: 0	PA: 44
PITCHER	IP WLS BF H R ER SO BB IBB HBP BLK WP HR S P ERA WHIP	3.0 L 13 4 3 3 4 1 0 0 0 0 0 0 20 24 9.00 1.667	1.0 L 4 1 0 0 2 0 0 0 0 0 0 0 8 8 0.00 1.000	1.0 L 5 1 0 0 2 1 0 0 0 0 0 0 8 12 0.00 2.000	1.0 L 6 3 2 2 1 0 0 0 0 0 0 0 8 8 18.00 3.000	2.0 L 12 5 3 2 2 0 0 0 0 0 1 0 16 17 9.00 2.500	1.0 L 4 1 0 0 0 0 0 0 0 0 0 0 4 4 0.00 1.000																


AB 41
R 8
H 15
RBI 8
BB 2
SO 11
LOB 24




Batter	1	2	3	4	5	6	7	8	9	AB	R	H	RBI	BB	SO	LOB	BOTTOM				
16 Angel Pagan, S OBP: 0.333, SLG: 0.313 62 Jesus Feliciano, L OBP: 0.500, SLG: 0.455										2	0	0	0	0	0	2	Boston Red Sox @ New York Mets Digital Domain Park, Port St. Lucie, FL Thu Mar 11 2010, 1:23 PM - 4:36 PM EST Att: 6,601 - Cloudy - 75 F				
1 Luis Castillo, S OBP: 0.313, SLG: 0.214 11 Anderson Hernandez, S OBP: 0.545, SLG: 0.444										2	0	0	0	0	0	2					
5 David Wright, R OBP: 0.313, SLG: 0.733 63 Shawn Bowman, R OBP: 0.455, SLG: 0.444										2	0	0	0	0	0	0					
35 Mike Jacobs, L OBP: 0.500, SLG: 0.818 22 Jolbert Cabrera, R OBP: 0.273, SLG: 0.476										3	1	2	1	0	0	0					
44 Jason Bay, R OBP: 0.250, SLG: 0.214 92 Jason Pridle, L OBP: 0.273, SLG: 0.476										2	0	0	0	0	0	1					
2 Frank Catalanotto, L OBP: 0.222, SLG: 0.375 23 Chris Carter, L OBP: 0.600, SLG: 1.667										3	0	0	0	0	0	1					
12 Jeff Francoeur, R OBP: 0.214, SLG: 0.383 67 Mike Cervenak, R OBP: 0.545, SLG: 0.444										1	0	0	0	0	0	0					
13 Alex Cora, L OBP: 0.385, SLG: 0.385 80 Luis Hernandez, S OBP: 0.250, SLG: 0.077										2	0	1	0	0	1	0					
3 Chris Coste, R OBP: 0.429, SLG: 0.571 4 Henry Blanco, R OBP: 0.125, SLG: 0.125										2	0	1	0	0	0	0					
Inning Stats	R: 0 E: 0 K: 0 S: 3	H: 0 LOB: 0 BB: 0 P: 3	R: 0 E: 0 K: 0 S: 3	H: 1 LOB: 0 BB: 0 P: 3	R: 0 E: 0 K: 0 S: 3	H: 2 LOB: 2 BB: 0 P: 6	R: 0 E: 0 K: 0 S: 3	H: 0 LOB: 0 BB: 0 P: 3	R: 0 E: 0 K: 0 S: 4	H: 1 LOB: 1 BB: 0 P: 4	R: 2 E: 0 K: 1 S: 8	H: 2 LOB: 0 BB: 0 P: 11	R: 0 E: 0 K: 0 S: 3	H: 0 LOB: 0 BB: 0 P: 3	R: 0 E: 0 K: 2 S: 7	H: 0 LOB: 1 BB: 1 P: 12		1B: 5 2B: 0 3B: 0 HR: 2	SF: 0 SAC: 0 DP: 2 HBP: 0	WP: 1 PB: 0 SB: 1 CS: 0	PA: 33
PITCHER	IP WLS BF H R ER SO BB IBB HBP BLK WP HR S P ERA WHIP	3.0 W 11 3 0 0 0 0 0 0 0 0 0 3 3 0.00 0.000	2.0 H 7 2 0 0 0 0 0 0 0 0 0 7 7 0.00 1.000	1.0 L 5 2 2 2 1 0 0 0 0 0 2 8 11 18.00 2.000	2.0 L 7 0 0 0 2 1 0 10 15 0.00 0.500																

AB 32
R 2
H 7
RBI 2
BB 1
SO 3
LOB 11



Batter	1	2	3	4	5	6	7	8	9	AB R H RBI BB SO LOB	TOP																								
												<p style="text-align: center;">New York Mets @ Minnesota Twins Hammond Stadium, Fort Myers, FL Fri Mar 12 2010, 1:05 PM EST</p> <p style="text-align: right;">livebaseballscorecards.com</p> <p>AB 0 R 0 H 0 RBI 0 BB 0 SO 0 LOB 0</p> 																							
Inning Stats											1B: 0 SF: 0 WP: 0 PA: 0 2B: 0 SAC: 0 FB: 0 3B: 0 DP: 0 SB: 0 HR: 0 HBP: 0 CS: 0																								
PITCHER	IP	WLS	BF	H	R	ER	SO	BB	IBB	HBP	BLK	WP	HR	S	P	ERA	WHIP	PITCHER	IP	WLS	BF	H	R	ER	SO	BB	IBB	HBP	BLK	WP	HR	S	P	ERA	WHIP

Batter	1	2	3	4	5	6	7	8	9	AB R H RBI BB SO LOB	BOTTOM																								
												<p style="text-align: center;">New York Mets @ Minnesota Twins Hammond Stadium, Fort Myers, FL Fri Mar 12 2010, 1:05 PM EST</p> <p style="text-align: right;">livebaseballscorecards.com</p> <p>AB 0 R 0 H 0 RBI 0 BB 0 SO 0 LOB 0</p> 																							
Inning Stats											1B: 0 SF: 0 WP: 0 PA: 0 2B: 0 SAC: 0 FB: 0 3B: 0 DP: 0 SB: 0 HR: 0 HBP: 0 CS: 0																								
PITCHER	IP	WLS	BF	H	R	ER	SO	BB	IBB	HBP	BLK	WP	HR	S	P	ERA	WHIP	PITCHER	IP	WLS	BF	H	R	ER	SO	BB	IBB	HBP	BLK	WP	HR	S	P	ERA	WHIP

Batter	1	2	3	4	5	6	7	8	9	AB	R	H	RBI	BB	SO	LOB	TOP										
39 Ramon Santiago, S OBP: 0.471, SLG: 0.182 73 Gustavo Nunez, S OBP: 0.375, SLG: 0.286	G5-3		F9			F9		G1		2	0	0	0	1	0	0											
9 Carlos Guillen, S OBP: 0.273, SLG: 0.300 25 Deik Scram, L OBP: 0.500, SLG: 0.500	G4-3		F7			G6-3		K		3	0	0	0	0	0	2											
30 Magglio Ordonez, R OBP: 0.500, SLG: 0.624 79 Avisail Garcia, R OBP: 0.500, SLG: 0.624	F8									3	0	1	0	0	0	0											
22 Wade Gaynor, R OBP: 0.500, SLG: 0.624										0	0	0	0	0	0	0											
33 Ryan Strieby, R OBP: 0.381, SLG: 0.611		P3								4	0	0	0	0	2	1											
26 Brennan Boesch, L OBP: 0.308, SLG: 0.182		F9								4	0	1	0	0	1	1											
32 Don Kelly, L OBP: 0.425, SLG: 0.714										4	0	0	0	0	1	2											
57 Casper Wells, R OBP: 0.375, SLG: 0.890										3	1	1	0	0	0	0											
13 Alex Avila, L OBP: 0.278, SLG: 0.333 66 Robinson Diaz, R OBP: 0.375, SLG: 0.375			G4-3							3	0	0	0	0	1	1											
53 Audy Ciriaco, R OBP: 0.438, SLG: 0.357 78 Danny Worth, R OBP: 0.438, SLG: 0.357										0	0	0	0	0	0	0											
Inning Stats	R: 0 E: 0 K: 0 S: 3	H: 0 LOB: 0 BB: 0 P: 3	R: 0 E: 0 K: 0 S: 3	H: 0 LOB: 0 BB: 0 P: 3	R: 0 E: 0 K: 0 S: 3	H: 0 LOB: 2 BB: 2 P: 11	R: 0 E: 0 K: 0 S: 3	H: 0 LOB: 0 BB: 0 P: 3	R: 0 E: 0 K: 1 S: 5	H: 0 LOB: 0 BB: 0 P: 5	R: 0 E: 0 K: 2 S: 8	H: 1 LOB: 1 BB: 0 P: 8	R: 1 E: 0 K: 1 S: 7	H: 2 LOB: 1 BB: 0 P: 7	R: 0 E: 0 K: 2 S: 8	H: 1 LOB: 1 BB: 0 P: 8	1B: 3 2B: 1 3B: 0 HR: 0	SF: 0 SAC: 0 DP: 0 HBP: 0	WP: 0 PB: 0 SB: 0 CS: 0	PA: 33							
PITCHER	IP	WLS	BF	H	R	ER	SO	BB	IBB	HBP	BLK	WP	HR	S	P	ERA	WHIP										
46 Oliver Pérez, L ERA: 6.43	(1, 1)	4.0		14	0	0	0	2	0	0	0	0	0	12	20	0.00	0.500										
47 Hisanori Takahashi, L ERA: 1.23	(5, 1)	3.0	W	10	1	0	0	3	0	0	0	0	0	16	16	0.00	0.333										
76 Jenry Mejia, R ERA: 1.23	(8, 1)	2.0		9	3	1	1	3	0	0	0	0	0	15	15	4.50	1.500										

Detroit Tigers @ New York Mets
Digital Domain Park, Port St. Lucie, FL
Sat Mar 13 2010, 1:14 PM - 3:38 PM EST
Att: 6,803 - Sunny - 72 F

AB 31
R 1
H 4
RBI 1
BB 2
SO 6
LOB 9



Batter	1	2	3	4	5	6	7	8	9	AB	R	H	RBI	BB	SO	LOB	BOTTOM											
16 Angel Pagán, S OBP: 0.273, SLG: 0.250 62 Jesús Feliciano, L OBP: 0.500, SLG: 0.455	K		B2-3			F7	G3			4	0	0	0	0	1	2												
1 Luis Castillo, S OBP: 0.350, SLG: 0.278 63 Shawn Bowman, R OBP: 0.455, SLG: 0.444						F7	G4-3			4	1	2	1	0	0	1												
5 David Wright, R OBP: 0.316, SLG: 0.833 26 Fernando Martinez, L OBP: 0.550, SLG: 1.105						F8				3	1	1	1	0	0	1												
44 Jason Bay, R OBP: 0.300, SLG: 0.412						G4-3				1	1	1	0	0	0	0												
28 Daniel Murphy, L OBP: 0.250, SLG: 0.333 91 Kirk Nieuwenhuis, L OBP: 0.462, SLG: 0.460		G4-3				F8				4	1	1	2	0	0	0												
12 Jeff Francoeur, R OBP: 0.235, SLG: 0.133 78 Ike Davis, L OBP: 0.560, SLG: 0.909						G6-3				3	1	1	0	0	1	0												
19 Gary Matthews, S OBP: 0.500, SLG: 0.941 4 Henry Blanco, R OBP: 0.111, SLG: 0.111										3	1	1	2	0	2	0												
21 Rod Barajas, R OBP: 0.400, SLG: 0.700 65 Russ Adams, L OBP: 0.583, SLG: 1.000										1	0	0	0	0	1	0												
13 Alex Cora, L OBP: 0.333, SLG: 0.333 79 Rubén Tejada, R OBP: 0.440, SLG: 0.409										3	0	1	0	0	1	0												
Inning Stats	R: 0 E: 0 K: 2 S: 8	H: 1 LOB: 1 BB: 0 P: 8	R: 0 E: 0 K: 2 S: 7	H: 0 LOB: 0 BB: 0 P: 7	R: 0 E: 0 K: 1 S: 5	H: 0 LOB: 0 BB: 0 P: 5	R: 0 E: 0 K: 0 S: 3	H: 0 LOB: 0 BB: 0 P: 3	R: 0 E: 0 K: 1 S: 5	H: 0 LOB: 0 BB: 0 P: 5	R: 0 E: 0 K: 0 S: 4	H: 1 LOB: 1 BB: 0 P: 4	R: 0 E: 0 K: 0 S: 15	H: 7 LOB: 0 BB: 0 P: 22	R: 0 E: 0 K: 2 S: 7	H: 0 LOB: 0 BB: 0 P: 7	1B: 5 2B: 0 3B: 0 HR: 4	SF: 0 SAC: 1 DP: 0 HBP: 1	WP: 0 PB: 0 SB: 0 CS: 0	PA: 35								
PITCHER	IP	WLS	BF	H	R	ER	SO	BB	IBB	HBP	BLK	WP	HR	S	P	ERA	WHIP											
37 Max Scherzer, R ERA: 11.37	(1, 1)	4.0		13	1	0	0	5	0	0	0	0	0	9	9	0.00	0.250											
68 Andy Oliver, L ERA: 10.38	(5, 1)	2.0		7	1	0	0	1	0	0	0	0	0	9	9	0.00	0.500											
45 Ryan Perry, R ERA: 10.38	(7, 1)	0.2	L	9	5	7	6	0	0	0	1	0	0	3	12	19	81.00	7.500										
31 Zach Miner, R ERA: 12.71	(7, 1)	1.1		6	2	2	1	2	0	0	0	0	1	10	10	6.75	1.500											

Detroit Tigers @ New York Mets
Digital Domain Park, Port St. Lucie, FL
Sat Mar 13 2010, 1:14 PM - 3:38 PM EST
Att: 6,803 - Sunny - 72 F

AB 33
R 9
H 9
RBI 9
BB 0
SO 8
LOB 5



Batter	1	2	3	4	5	6	7	8	9	AB	R	H	RBI	BB	SO	LOB	TOP			
19 Gary Matthews, S OBP: 0.417, SLG: 0.762 18 Ryota Igarashi, R (8, 1)										4	0	0	0	0	2	1				
1 Luis Castillo, S OBP: 0.391, SLG: 0.381 79 Rubén Tejada, R OBP: 0.423, SLG: 0.391 (1, 4) (6, 4)										3	0	2	0	0	1	0				
5 David Wright, R OBP: 0.364, SLG: 0.789 63 Shawn Bowman, R OBP: 0.417, SLG: 0.400 (1, 5) (6, 5)										1	0	0	0	2	0	0				
44 Jason Bay, R OBP: 0.304, SLG: 0.500 91 Kirk Nieuwenhuis, L OBP: 0.429, SLG: 0.384 (1, 7) (6, 7)										3	0	1	0	0	1	4				
28 Daniel Murphy, L OBP: 0.222, SLG: 0.292 22 Jolbert Cabrera, R (1, 3) (8, 6)										3	0	0	0	0	1	5				
12 Jeff Francoeur, R OBP: 0.250, SLG: 0.167 30 Josh Thole, L OBP: 0.500, SLG: 0.667 (1, 9) (7, 2)										3	0	1	0	0	0	1				
13 Alex Cora, L OBP: 0.389, SLG: 0.412 66 Mike Hessman, R OBP: 0.267, SLG: 0.333 (1, 6) (8, 3)										2	0	1	0	1	0	1				
9 Omir Santos, R OBP: 0.385, SLG: 0.615 35 Mike Jacobs, L OBP: 0.471, SLG: 0.750 94 Kiko Calero, R (1, 2) (7, PH) (7, 1)										2	0	0	0	0	0	2				
57 Johan Santana, L 2 Frank Catalanotto, L 33 John Maine, R 39 Bobby Parnell, R 23 Chris Carter, L (11, 1) (5, PH) (5, 1) (5, 1) (7, PH) (7, 9)										1	0	0	0	0	0	0				
Inning Stats	R: 0 E: 0 K: 2 S: 8	H: 1 LOB: 2 BB: 1 P: 12	R: 0 E: 0 K: 0 S: 2	H: 0 LOB: 0 BB: 1 P: 6	R: 0 E: 0 K: 1 S: 5	H: 0 LOB: 0 BB: 0 P: 5	R: 0 E: 0 K: 0 S: 4	H: 1 LOB: 1 BB: 0 P: 4	R: 0 E: 0 K: 2 S: 3	H: 1 LOB: 1 BB: 1 P: 7	R: 0 E: 0 K: 2 S: 8	H: 1 LOB: 0 BB: 0 P: 8	R: 0 E: 0 K: 2 S: 7	H: 0 LOB: 0 BB: 2 P: 7	R: 1 E: 0 K: 0 S: 4	H: 1 LOB: 2 BB: 2 P: 12	1B: 2 2B: 3 3B: 1 HR: 0	SF: 0 SAC: 0 DP: 2 HBP: 0	WP: 0 PB: 0 CS: 0	PA: 36
PITCHER	IP WLS BF H R ER SO BB IBB HBP BLK WP HR S P ERA WHIP																			
19 Anibal Sánchez, R ERA: 5.4 73 Seth McClung, R ERA: 20.25 64 Tim Wood, R ERA: 1.69 37 Renyel Pinto, L ERA: 11.57 28 Mike MacDougal, R ERA: 6.0 (1, 1) (5, 1) (6, 1) (8, 1) (9, 1)	4.0 1.0 2.0 1.0 1.0	WLS W 8 3 6	BF 15 4 8 3 6	H 2 1 0 1	R 0 0 0 1	ER 0 2 0 1	SO 3 2 0 2	BB 2 0 1 0 2	IBB 0 0 0 0	HBP 0 0 0 0	BLK 0 0 0 0	WP 0 0 0 0	HR 0 0 0 0	S 19 8 11 7 4	P 27 8 15 7 12	ERA 0.00 0.00 0.00 0.00 9.00	WHIP 1.000 1.000 1.500 0.000 3.000			

New York Mets @ Florida Marlins
Roger Dean Stadium, Jupiter, FL
Sun Mar 14 2010, 1:16 PM - 3:57 PM EDT
Att: 7,592 - Sunny - 68 F

AB 31
R 1
H 6
RBI 1
BB 5
SO 9
LOB 19



Batter	1	2	3	4	5	6	7	8	9	AB	R	H	RBI	BB	SO	LOB	BOTTOM			
8 Chris Coghlan, L OBP: 0.296, SLG: 0.480 7 Hector Luna, R OBP: 0.471, SLG: 0.438 (1, 7) (6, 4) (8, 5)										3	1	1	1	0	0	0				
79 Bryan Petersen, L OBP: 0.414, SLG: 0.520 (1, 8)										3	1	2	0	2	0	2				
2 Hanley Ramirez, R OBP: 0.250, SLG: 0.375 22 Donnie Murphy, R OBP: 0.428, SLG: 0.643 (1, 6) (5, PR) (6, 6)										3	0	1	1	0	0	2				
6 Dan Uggla, R OBP: 0.391, SLG: 0.474 64 Tim Wood, R (1, 4) (6, 1)										2	0	0	0	1	1	2				
16 Danny Richar, L OBP: 0.250, SLG: 0.250 (7, PH) (8, 4)										0	0	0	0	0	0	0				
18 Wes Helms, R OBP: 0.588, SLG: 0.500 37 Renyel Pinto, L 28 Mike MacDougal, S (1, 5) (8, 1) (9, 1)										3	0	1	0	0	0	3				
81 Logan Morrison, L OBP: 0.160, SLG: 0.217 (1, 3)										0	0	0	0	0	0	0				
27 Jai Miller, R OBP: 0.200, SLG: 0.158 (1, 9)										4	0	1	0	0	1	4				
70 Brad Davis, R OBP: 0.385, SLG: 0.200 (1, 2)										3	1	0	0	1	3	1				
19 Anibal Sánchez, R 73 Seth McClung, L 13 Mike Lamb, L 65 Scott Cousins, L (1, 1) (5, 1) (5, PH) (6, 7)										1	0	0	0	0	1	0				
Inning Stats	R: 0 E: 0 K: 1 S: 6	H: 1 LOB: 1 BB: 0 P: 6	R: 0 E: 0 K: 1 S: 5	H: 1 LOB: 0 BB: 0 P: 5	R: 0 E: 0 K: 2 S: 7	H: 0 LOB: 0 BB: 0 P: 7	R: 0 E: 0 K: 0 S: 3	H: 1 LOB: 0 BB: 0 P: 4	R: 5 E: 0 K: 0 S: 6	H: 3 LOB: 3 BB: 4 P: 22	R: 0 E: 0 K: 1 S: 6	H: 1 LOB: 1 BB: 0 P: 6	R: 0 E: 0 K: 1 S: 6	H: 1 LOB: 3 BB: 1 P: 11	R: 0 E: 1 K: 1 S: 7	H: 1 LOB: 2 BB: 0 P: 7	1B: 4 2B: 5 3B: 0 HR: 0	SF: 0 SAC: 0 DP: 1 HBP: 1	WP: 1 PB: 3 CS: 0	PA: 39
PITCHER	IP WLS BF H R ER SO BB IBB HBP BLK WP HR S P ERA WHIP																			
57 Johan Santana, L ERA: 6.35 33 John Maine, R ERA: 23.14 39 Bobby Parnell, R ERA: 4.26 94 Kiko Calero, R 18 Ryota Igarashi, R ERA: 6.0 (1, 1) (5, 1) (5, 1) (7, 1) (8, 1)	4.0 0.2 1.1 1.0 1.0	WLS L 6 6 5	BF 13 8 6 6 5	H 3 1 1 1	R 0 5 0 0	ER 0 5 0 0	SO 4 0 1 1	BB 3 0 1 0	IBB 0 0 0	HBP 0 0	BLK 0 0	WP 0 0	HR 0 0	S 21 5 7 6 7	P 22 17 11 11 7	ERA 0.00 67.50 0.00 0.00 0.00	WHIP 0.750 9.000 1.500 2.000 1.000			

New York Mets @ Florida Marlins
Roger Dean Stadium, Jupiter, FL
Sun Mar 14 2010, 1:16 PM - 3:57 PM EDT
Att: 7,592 - Sunny - 68 F

AB 32
R 5
H 9
RBI 4
BB 5
SO 7
LOB 21




Batter	1	2	3	4	5	6	7	8	9	AB	R	H	RBI	BB	SO	LOB	TOP			
16 Angel Pagán, S OBP: 0.370, SLG: 0.500										3	0	2	0	1	0	0	New York Mets @ Boston Red Sox City of Palms Park, Ft. Myers, FL Wed Mar 17, 2010, 1:14 PM - 3:40 PM EDT Att: 8,064 - Overcast - 60 F			
13 Alex Cora, L OBP: 0.333, SLG: 0.350										3	0	0	0	0	0	2				
65 Russ Adams, L OBP: 0.538, SLG: 0.917										0	0	0	0	0	0	0				
19 Gary Matthews, S OBP: 0.429, SLG: 0.708										3	0	1	0	0	1	0				
28 Daniel Murphy, L OBP: 0.194, SLG: 0.259										3	0	0	1	0	1	1				
17 Fernando Tatis, R OBP: 0.091, SLG: 0.182										3	0	0	0	0	0	0				
22 Jolbert Cabrera, R										1	0	0	0	0	0	2				
2 Frank Catalanotto, L OBP: 0.230, SLG: 0.231										3	1	0	0	1	0	0				
9 Omir Santos, R OBP: 0.533										2	0	0	0	0	1	0				
23 Chris Carter, L OBP: 0.538, SLG: 1.364										0	1	0	0	1	0	0				
3 Chris Coste, R OBP: 0.375, SLG: 0.500										1	0	0	0	0	0	0				
26 Fernando Martinez, L OBP: 0.500, SLG: 1.115										4	1	1	3	0	2	0				
79 Rubén Tejada, R OBP: 0.412, SLG: 0.387										3	1	1	0	0	1	0				
Inning Stats	R: 0 E: 0 K: 1 S: 7	H: 2 LOB: 1 BB: 0 P: 7	R: 0 E: 0 K: 0 S: 3	H: 0 LOB: 0 BB: 0 P: 3	R: 0 E: 0 K: 0 S: 3	H: 0 LOB: 0 BB: 0 P: 3	R: 0 E: 0 K: 1 S: 5	H: 0 LOB: 0 BB: 0 P: 5	R: 0 E: 0 K: 2 S: 8	H: 1 LOB: 1 BB: 0 P: 9	R: 0 E: 0 K: 0 S: 3	H: 0 LOB: 0 BB: 0 P: 3	R: 4 E: 0 K: 0 S: 7	H: 2 LOB: 2 BB: 3 P: 21	R: 0 E: 0 K: 1 S: 5	H: 0 LOB: 0 BB: 0 P: 5	1B: 3 2B: 1 3B: 0 HR: 1	SF: 1 SAC: 1 DP: 1 HBP: 1	WP: 1 PB: 0 SB: 1 CS: 0	PA: 35
PITCHER	IP WLS BF H R ER SO BB IBB HBP BLK WP HR S P ERA WHIP																			
41 John Lackey, R ERA: 1.8	4.0	13	2	0	0	2	0	0	0	0	0	0	0	0	0	0	0.00	0.500		
58 Jonathan Papelbon, R ERA: 1.8	1.0	3	0	0	0	1	0	0	0	0	0	0	0	0	0	0	0.00	0.000		
37 Hideki Okajima, L ERA: 1.8	1.0	4	1	0	0	2	0	0	0	0	0	0	0	0	0	0	0.00	1.000		
51 Daniel Bard, R ERA: 1.8	1.0	3	0	0	0	0	0	0	0	0	0	0	0	0	0	0	0.00	0.000		
56 Ramon E Ramirez, R ERA: 3.5	0.0	5	2	4	4	0	3	0	0	0	0	0	0	0	0	0	=	=		
PITCHER	IP WLS BF H R ER SO BB IBB HBP BLK WP HR S P ERA WHIP																			
55 Brian Shouse, L ERA: 1.69	1.0	4	0	0	0	0	0	0	0	0	0	0	0	0	0	0	0.00	0.000		
17 Manny Delcarmen, R ERA: 2.25	1.0	3	0	0	0	1	0	0	0	0	0	0	0	0	0	0	0.00	0.000		

AB	29
R	4
H	5
RBI	4
BB	3
SO	6
LOB	5



Batter	1	2	3	4	5	6	7	8	9	AB	R	H	RBI	BB	SO	LOB	BOTTOM					
10 Marco Scutaro, R OBP: 0.250, SLG: 0.190										3	0	0	0	0	1	2	New York Mets @ Boston Red Sox City of Palms Park, Ft. Myers, FL Wed Mar 17, 2010, 1:14 PM - 3:40 PM EDT Att: 8,064 - Overcast - 60 F					
82 Nate Spears, L OBP: 0.750, SLG: 0.750										1	0	0	0	0	0	1						
15 Dustin Pedroia, R OBP: 0.385, SLG: 0.417										3	0	1	1	0	0	0						
75 Aaron Bates, R OBP: 0.250, SLG: 0.238										1	0	0	0	0	0	1						
41 Victor Martinez, S OBP: 0.250, SLG: 0.261										3	0	0	0	0	0	3						
70 Tug Hulett, L OBP: 0.368, SLG: 0.588										1	0	0	0	0	0	1						
20 Kevin Youkilis, R OBP: 0.348, SLG: 0.300										3	0	0	0	0	1	1						
81 Mark Wagner, R OBP: 0.395, SLG: 0.687										1	0	0	0	0	0	0						
34 David Ortiz, L OBP: 0.310, SLG: 0.346										3	0	1	0	0	0	0						
50 Dusty Brown, R OBP: 0.375, SLG: 0.385										1	0	0	0	0	0	0						
29 Adrián Beltré, R OBP: 0.316, SLG: 0.188										3	0	0	0	0	0	1						
62 Angel Sanchez, R OBP: 0.320, SLG: 0.318										1	0	1	0	0	0	0						
32 Jeremy Hermida, L OBP: 0.385, SLG: 0.440										3	1	1	0	0	0	1						
Reid Engel, L										1	0	0	0	0	0	1						
23 Mike Cameron, R OBP: 0.440, SLG: 0.444										3	0	1	0	0	0	1						
68 Matt Sheely, R										0	1	0	0	0	0	0						
6B Josh Reddick, L OBP: 0.448, SLG: 0.750										2	0	1	0	0	0	0						
22 Bill Hall, R OBP: 0.280, SLG: 0.143										1	0	1	1	0	0	0						
Kade Keown, R										0	0	0	0	0	0	0						
Inning Stats	R: 0 E: 0 K: 0 S: 3	H: 0 LOB: 0 BB: 0 P: 3	R: 0 E: 0 K: 1 S: 5	H: 0 LOB: 0 BB: 0 P: 5	R: 1 E: 0 K: 1 S: 8	H: 3 LOB: 2 BB: 0 P: 8	R: 0 E: 0 K: 0 S: 4	H: 1 LOB: 1 BB: 0 P: 4	R: 0 E: 0 K: 0 S: 3	H: 0 LOB: 0 BB: 0 P: 3	R: 0 E: 1 K: 0 S: 3	H: 0 LOB: 1 BB: 0 P: 3	R: 0 E: 0 K: 0 S: 3	H: 0 LOB: 0 BB: 0 P: 3	R: 1 E: 0 K: 0 S: 5	H: 2 LOB: 1 BB: 0 P: 5	R: 0 E: 0 K: 0 S: 4	H: 1 LOB: 1 BB: 0 P: 4	1B: 6 2B: 1 3B: 0 HR: 0	SF: 0 SAC: 0 DP: 1 HBP: 0	WP: 0 PB: 0 SB: 0 CS: 0	PA: 34
PITCHER	IP WLS BF H R ER SO BB IBB HBP BLK WP HR S P ERA WHIP																					
34 Mike Pelfrey, R ERA: 6.3	4.0	16	4	1	1	2	0	0	0	0	0	0	0	0	0	0	2.25	1.000				
76 Jenny Mejia, R ERA: 1.09	1.0	3	0	0	0	0	0	0	0	0	0	0	0	0	0	0	0.00	0.000				
94 Kiko Calero, R ERA: 1.09	1.0	3	0	0	0	0	0	0	0	0	0	0	0	0	0	0	0.00	0.000				
64 Elmer Dessens, R ERA: 2.08	1.0	W	3	0	0	0	0	0	0	0	0	0	0	0	0	0	0.00	0.000				
29 Tobin Stoner, R ERA: 3.38	2.0	S	9	3	1	1	0	0	0	0	0	0	0	0	0	0	4.50	1.500				

AB	34
R	2
H	7
RBI	2
BB	0
SO	2
LOB	13




Batter	1	2	3	4	5	6	7	8	9	AB	R	H	RBI	BB	SO	LOB	TOP					
16 Angel Pagán, S OBP: 0.323, SLG: 0.429	F8			K		K		K		4	0	0	0	0	3	1	New York Mets @ Florida Marlins Roger Dean Stadium, Jupiter, FL Thu Mar 18 20:10, 7:15 PM - 9:55 PM EDT Att: 5,942 - Partly Cloudy - 67 F					
1 Luis Castillo, S OBP: 0.323, SLG: 0.310	K			G1-3		F8		G4-3		4	0	0	0	0	1							
5 David Wright, R OBP: 0.333, SLG: 0.654 26 Fernando Martinez, L OBP: 0.517, SLG: 1.111	K			K				44 WP 44 HR	1B	3	1	1	0	0	2	0						
35 Mike Jacobs, L OBP: 0.360, SLG: 0.500		G4-3			G4-6-3			P5	P6	4	0	0	0	0	2							
44 Jason Bay, R OBP: 0.400, SLG: 0.731 92 Jason Pridle, L OBP: 0.261, SLG: 0.455	K				12 HR	2B		1-H HR	G6-3	3	2	2	2	0	1	0						
12 Jeff Francoeur, R OBP: 0.296, SLG: 0.333 79 Rubén Tejada, R OBP: 0.429, SLG: 0.406	P4				2-H HR	G6-3		G6-3	47 FC2	1B	3	1	1	2	0	0						
13 Alex Cora, L OBP: 0.348, SLG: 0.348 25 Pedro Feliciano, L OBP: 0.261, SLG: 0.444 47 Hisanori Takahashi, L OBP: 0.261, SLG: 0.444	K			K		L3			FC2	3	0	1	0	0	1	0						
4 Henry Blanco, R OBP: 0.077, SLG: 0.077 3 Chris Coste, R OBP: 0.333, SLG: 0.444	F9				F7			F7		3	0	0	0	0	1							
46 Oliver Pérez, L OBP: 0.167, SLG: 0.107 18 Ryota Igarashi, R OBP: 0.294, SLG: 0.412 23 Chris Carter, L OBP: 0.500, SLG: 1.250 75 Francisco Rodriguez, R OBP: 0.368, SLG: 0.471 17 Fernando Tatís, R OBP: 0.077, SLG: 0.154	K			K		F9			E5	1 G4-3 26 1B	1	0	0	0	1	0						
Inning Stats	R: 0 E: 0 K: 2 S: 7	H: 0 LOB: 0 BB: 0 P: 7	R: 0 E: 0 K: 1 S: 5	H: 0 LOB: 0 BB: 0 P: 5	R: 0 E: 0 K: 2 S: 7	H: 0 LOB: 0 BB: 0 P: 7	R: 2 E: 0 K: 0 S: 6	H: 2 LOB: 0 BB: 0 P: 8	R: 0 E: 0 K: 1 S: 5	H: 0 LOB: 0 BB: 0 P: 5	R: 2 E: 0 K: 0 S: 8	H: 3 LOB: 1 BB: 0 P: 11	R: 1 E: 1 K: 1 S: 7	H: 1 LOB: 1 BB: 0 P: 7	R: 0 E: 0 K: 1 S: 7	H: 1 LOB: 2 BB: 0 P: 7		1B: 4 2B: 1 3B: 0 HR: 2	SF: 0 SAC: 0 DP: 0 HBP: 0	WP: 1 PB: 0 CS: 0	PA: 36	
PITCHER	IP WLS BF H R ER SO BB IBB HBP BLK WP HR S P ERA WHIP	IP WLS BF H R ER SO BB IBB HBP BLK WP HR S P ERA WHIP	IP WLS BF H R ER SO BB IBB HBP BLK WP HR S P ERA WHIP	IP WLS BF H R ER SO BB IBB HBP BLK WP HR S P ERA WHIP	IP WLS BF H R ER SO BB IBB HBP BLK WP HR S P ERA WHIP	IP WLS BF H R ER SO BB IBB HBP BLK WP HR S P ERA WHIP	IP WLS BF H R ER SO BB IBB HBP BLK WP HR S P ERA WHIP	IP WLS BF H R ER SO BB IBB HBP BLK WP HR S P ERA WHIP	IP WLS BF H R ER SO BB IBB HBP BLK WP HR S P ERA WHIP	IP WLS BF H R ER SO BB IBB HBP BLK WP HR S P ERA WHIP	IP WLS BF H R ER SO BB IBB HBP BLK WP HR S P ERA WHIP	IP WLS BF H R ER SO BB IBB HBP BLK WP HR S P ERA WHIP	IP WLS BF H R ER SO BB IBB HBP BLK WP HR S P ERA WHIP	IP WLS BF H R ER SO BB IBB HBP BLK WP HR S P ERA WHIP	IP WLS BF H R ER SO BB IBB HBP BLK WP HR S P ERA WHIP	IP WLS BF H R ER SO BB IBB HBP BLK WP HR S P ERA WHIP	IP WLS BF H R ER SO BB IBB HBP BLK WP HR S P ERA WHIP	IP WLS BF H R ER SO BB IBB HBP BLK WP HR S P ERA WHIP	IP WLS BF H R ER SO BB IBB HBP BLK WP HR S P ERA WHIP	IP WLS BF H R ER SO BB IBB HBP BLK WP HR S P ERA WHIP	IP WLS BF H R ER SO BB IBB HBP BLK WP HR S P ERA WHIP	IP WLS BF H R ER SO BB IBB HBP BLK WP HR S P ERA WHIP
47 Ricky Nolasco, R ERA: 3.0	5.0	17	2	2	2	7	0	0	0	0	0	0	0	0	0	0	3.60	0.400				
46 Juan Carlos Oviedo, R ERA: 5.79	1.0	3	0	0	0	1	0	0	0	0	0	0	0	0	0	0	0.00	0.000				
37 Rencyel Pinto, L ERA: 13.5	1.0	L	6	3	2	2	0	0	0	0	0	0	0	0	0	0	18.00	3.000				
31 Burke Badenhop, R ERA:	2.0	10	2	1	0	2	0	0	0	0	0	0	0	0	0	0	0.00	1.000				
Batter	1	2	3	4	5	6	7	8	9	AB	R	H	RBI	BB	SO	LOB	BOTTOM					
27 Jai Miller, R OBP: 0.167, SLG: 0.107	F9			K		G1-6-3		FC4-6		4	0	0	0	1	1	4	New York Mets @ Florida Marlins Roger Dean Stadium, Jupiter, FL Thu Mar 18 20:10, 7:15 PM - 9:55 PM EDT Att: 5,942 - Partly Cloudy - 67 F					
24 Cameron Maybin, R OBP: 0.385, SLG: 0.364 22 Donnie Murphy, R OBP: 0.421, SLG: 0.632		BB								3	1	2	0	0	0	2						
2 Hanley Ramirez, R OBP: 0.294, SLG: 0.412 79 Bryan Petersen, L OBP: 0.368, SLG: 0.471										2	0	1	0	0	1	2						
3 Jorge Cantu, R OBP: 0.320, SLG: 0.458 1 Emilio Bonifacio, S OBP: 0.371, SLG: 0.563										2	0	2	1	1	0	0						
6 Dan Uggla, R OBP: 0.303, SLG: 0.357 46 Juan Carlos Oviedo, R OBP: 0.368, SLG: 0.368 59 Brett Hayes, R OBP: 0.368, SLG: 0.368										2	0	0	1	0	1	3						
12 Cody Ross, R OBP: 0.143, SLG: 0.286 31 Burke Badenhop, R OBP: 0.435, SLG: 0.409										2	0	0	1	0	0	0						
29 Ronny Paulino, R ERA: 5.73 37 Rencyel Pinto, L ERA:										4	0	0	0	0	1	7						
7 Hector Luna, R OBP: 0.435, SLG: 0.409										4	0	0	0	0	0	0						
15 Gaby Sanchez, R OBP: 0.419, SLG: 0.407										3	0	1	0	0	0	1						
47 Ricky Nolasco, R OBP: 0.750, SLG: 0.667 13 Mike Lamb, L OBP: 0.400, SLG: 0.429										2	0	1	0	0	1	0						
Inning Stats	R: 1 E: 0 K: 0 S: 6	H: 3 LOB: 2 BB: 0 P: 6	R: 0 E: 0 K: 0 S: 4	H: 1 LOB: 2 BB: 1 P: 8	R: 1 E: 0 K: 0 S: 5	H: 2 LOB: 1 BB: 0 P: 6	R: 0 E: 0 K: 2 S: 7	H: 0 LOB: 0 BB: 0 P: 7	R: 0 E: 0 K: 0 S: 4	H: 2 LOB: 1 BB: 0 P: 5	R: 0 E: 0 K: 1 S: 7	H: 2 LOB: 2 BB: 0 P: 7	R: 0 E: 0 K: 1 S: 6	H: 1 LOB: 2 BB: 1 P: 10	R: 0 E: 0 K: 0 S: 3	H: 1 LOB: 0 BB: 0 P: 3	1B: 11 2B: 2 3B: 0 HR: 0	SF: 1 SAC: 0 DP: 2 HBP: 0	WP: 2 PB: 0 CS: 0	PA: 41		
PITCHER	IP WLS BF H R ER SO BB IBB HBP BLK WP HR S P ERA WHIP	IP WLS BF H R ER SO BB IBB HBP BLK WP HR S P ERA WHIP	IP WLS BF H R ER SO BB IBB HBP BLK WP HR S P ERA WHIP	IP WLS BF H R ER SO BB IBB HBP BLK WP HR S P ERA WHIP	IP WLS BF H R ER SO BB IBB HBP BLK WP HR S P ERA WHIP	IP WLS BF H R ER SO BB IBB HBP BLK WP HR S P ERA WHIP	IP WLS BF H R ER SO BB IBB HBP BLK WP HR S P ERA WHIP	IP WLS BF H R ER SO BB IBB HBP BLK WP HR S P ERA WHIP	IP WLS BF H R ER SO BB IBB HBP BLK WP HR S P ERA WHIP	IP WLS BF H R ER SO BB IBB HBP BLK WP HR S P ERA WHIP	IP WLS BF H R ER SO BB IBB HBP BLK WP HR S P ERA WHIP	IP WLS BF H R ER SO BB IBB HBP BLK WP HR S P ERA WHIP	IP WLS BF H R ER SO BB IBB HBP BLK WP HR S P ERA WHIP	IP WLS BF H R ER SO BB IBB HBP BLK WP HR S P ERA WHIP	IP WLS BF H R ER SO BB IBB HBP BLK WP HR S P ERA WHIP	IP WLS BF H R ER SO BB IBB HBP BLK WP HR S P ERA WHIP	IP WLS BF H R ER SO BB IBB HBP BLK WP HR S P ERA WHIP	IP WLS BF H R ER SO BB IBB HBP BLK WP HR S P ERA WHIP	IP WLS BF H R ER SO BB IBB HBP BLK WP HR S P ERA WHIP	IP WLS BF H R ER SO BB IBB HBP BLK WP HR S P ERA WHIP	IP WLS BF H R ER SO BB IBB HBP BLK WP HR S P ERA WHIP	IP WLS BF H R ER SO BB IBB HBP BLK WP HR S P ERA WHIP
46 Oliver Pérez, L ERA: 5.14	4.0	19	6	2	2	2	1	0	0	0	0	0	0	0	0	0	4.50	1.750				
18 Ryota Igarashi, R ERA: 5.14	1.0	5	1	0	0	2	1	0	0	0	0	0	0	0	0	0	0.00	2.000				
75 Francisco Rodriguez, R ERA:	1.0	W	4	2	0	0	0	0	0	0	0	0	0	0	0	0	0.00	2.000				
25 Pedro Feliciano, L ERA:	0.2	H	4	2	0	0	1	0	0	0	0	0	0	0	0	0	0.00	3.000				
47 Hisanori Takahashi, L ERA:	2.1	S	9	2	0	0	1	1	0	0	0	0	0	0	0	0	0.00	1.286				

Batter	1	2	3	4	5	6	7	8	9	AB	R	H	RBI	BB	SO	LOB	TOP										
2 Denard Span, L OBP: 0.520, SLG: 0.455	E4	F9				B1-3			G4-3	4	1	1	1	0	0	1	Minnesota Twins @ New York Mets Digital Domain Park, Port St. Lucie, FL Fri Mar 19 2010, 1:16 PM - 3:59 PM EDT Att: 6,181 - Sunny - 66 F										
87 Ben Revere, L OBP: 0.303, SLG: 0.424										1	1	1	0	0	0												
23 Brendan Harris, R OBP: 0.400, SLG: 0.636	G6-4-3								G4-3	4	1	2	2	0	1	1											
88 Toby Gardenhire, R (PH)										1	0	0	0	0	0	1											
16 Jason Kubel, L OBP: 0.394, SLG: 0.600										4	0	2	1	0	0	1											
86 Juan Portes, R OBP: 0.435, SLG: 0.857										0	0	0	0	1	0	0											
21 Delmon Young, R OBP: 0.231, SLG: 0.348										3	0	0	0	1	1	2											
38 Luke Hughes, R OBP: 0.333, SLG: 0.619										1	0	0	0	0	0	1											
19 Danny Valencia, R OBP: 0.292, SLG: 0.636										4	1	2	1	1	0	2											
72 Brock Peterson, R OBP: 0.333, SLG: 0.143										3	0	1	0	0	2	2											
83 Chris Parmelee, L OBP: 0.222, SLG: 0.143										1	0	0	0	0	1	1											
44 Wilson Ramos, R OBP: 0.235, SLG: 0.133										3	1	2	1	0	0	1											
41 Drew Butera, R OBP: 0.235, SLG: 0.133										1	0	0	0	0	0	0											
20 Matt Tolbert, S OBP: 0.182, SLG: 0.150										3	1	2	0	0	0	0											
24 Trevor Plouffe, R OBP: 0.395, SLG: 0.667										1	0	0	0	0	1	0											
12 Alexi Casilla, S OBP: 0.222, SLG: 0.130										3	1	0	0	0	0	3											
85 Brian Dinkelman, L OBP: 0.313, SLG: 0.214										1	0	0	0	0	0	0											
Inning Stats	R: 0 E: 1 K: 1 S: 6	H: 1 LOB: 1 BB: 0 P: 6	R: 2 E: 0 K: 1 S: 10	H: 3 LOB: 1 BB: 0 P: 11	R: 0 E: 0 K: 1 S: 6	H: 2 LOB: 2 BB: 1 P: 10	R: 4 E: 0 K: 0 S: 10	H: 5 LOB: 1 BB: 0 P: 10	R: 0 E: 0 K: 0 S: 3	H: 0 LOB: 0 BB: 0 P: 3	R: 0 E: 0 K: 1 S: 5	H: 0 LOB: 1 BB: 1 P: 9	R: 0 E: 0 K: 1 S: 5	H: 0 LOB: 0 BB: 1 P: 5	R: 1 E: 0 K: 0 S: 6	H: 1 LOB: 1 BB: 1 P: 10	1B: 8 2B: 3 3B: 0 HR: 2	SF: 0 SAC: 0 DP: 3 HBP: 0	WP: 1 PB: 0 SB: 4 CS: 0	PA: 41							
PITCHER	IP	WLS	BF	H	R	ER	SO	BB	IBB	HBP	BLK	WP	HR	S	P	ERA	WHIP										
57 Johan Santana, L ERA: 9.0	3.1	L	19	9	5	5	3	1	0	0	0	0	2	27	32	13.50	3.000										
50 Sean Green, R ERA: 5.79	0.2		4	2	1	1	0	0	0	0	0	0	0	5	5	13.50	3.000										
39 Bobby Parnell, R ERA: 3.24	2.0		6	1	0	0	1	0	0	0	0	0	0	8	8	0.00	0.500										
48 Pat Misch, L ERA: 1.93	2.0		7	0	0	0	2	1	0	0	0	0	0	10	14	0.00	0.500										
76 Jenny Mejia, R ERA: 1.93	1.0		5	1	1	1	0	1	0	0	0	1	0	6	10	9.00	2.000										

Batter	1	2	3	4	5	6	7	8	9	AB	R	H	RBI	BB	SO	LOB	BOTTOM										
26 Fernando Martinez, L OBP: 0.471, SLG: 0.969										5	0	1	0	0	1	4	Minnesota Twins @ New York Mets Digital Domain Park, Port St. Lucie, FL Fri Mar 19 2010, 1:16 PM - 3:59 PM EDT Att: 6,181 - Sunny - 66 F										
79 Rubén Tejada, R OBP: 0.425, SLG: 0.459										5	0	2	1	0	0	1											
5 David Wright, R OBP: 0.333, SLG: 0.586										3	0	0	0	1	2	3											
92 Jason Pridie, L OBP: 0.292, SLG: 0.478										1	0	1	0	0	0	0											
44 Jason Bay, R OBP: 0.471, SLG: 0.750										2	1	2	0	1	0	0											
22 Jolbert Cabrera, R										1	0	0	0	0	0	1											
28 Daniel Murphy, L OBP: 0.176, SLG: 0.233										3	0	0	0	0	1	6											
17 Fernando Tatis, R (PH) OBP: 0.067, SLG: 0.133										2	0	0	0	0	0	2											
12 Jeff Francoeur, R OBP: 0.288, SLG: 0.286										4	0	0	0	0	1	5											
65 Russ Adams, L OBP: 0.529, SLG: 0.800										3	1	1	1	1	0	0											
9 Omir Santos, R OBP: 0.389, SLG: 0.706										2	1	1	1	1	1	1											
73 Shawn Riggans, R OBP: 0.600, SLG: 0.600										1	0	1	0	0	0	0											
57 Johan Santana, L ERA: 9.0	3.0	W	15	3	1	1	2	2	0	0	0	0	0	0	0	0											
17 Pat Neshek, R ERA: 1.9	1.0		6	1	1	1	2	2	0	0	0	0	0	0	8	16	9.00	3.000									
51 Anthony Swarzak, R ERA: 11.57	2.0		8	2	1	1	3	0	0	0	0	1	0	15	15	4.50	1.000										
58 Mike Maroth, L ERA: 3.86	2.0	H	8	2	0	0	1	1	0	0	0	0	0	9	13	0.00	1.500										
57 Kyle Waldrop, R ERA: 1.93	1.0		4	1	0	0	0	0	0	0	0	0	0	4	4	0.00	1.000										
Inning Stats	R: 0 E: 0 K: 1 S: 6	H: 1 LOB: 2 BB: 1 P: 10	R: 1 E: 0 K: 0 S: 6	H: 1 LOB: 0 BB: 0 P: 9	R: 0 E: 0 K: 1 S: 6	H: 1 LOB: 3 BB: 1 P: 11	R: 1 E: 0 K: 2 S: 8	H: 1 LOB: 2 BB: 2 P: 16	R: 1 E: 0 K: 2 S: 10	H: 2 LOB: 1 BB: 0 P: 10	R: 0 E: 0 K: 1 S: 5	H: 0 LOB: 0 BB: 0 P: 5	R: 0 E: 0 K: 1 S: 6	H: 1 LOB: 1 BB: 0 P: 6	R: 0 E: 0 K: 0 S: 3	H: 1 LOB: 1 BB: 1 P: 7	R: 0 E: 0 K: 0 S: 4	H: 1 LOB: 1 BB: 0 P: 4	1B: 6 2B: 2 3B: 0 HR: 1	SF: 0 SAC: 0 DP: 1 HBP: 1	WP: 2 PB: 0 SB: 0 CS: 0	PA: 41					
PITCHER	IP	WLS	BF	H	R	ER	SO	BB	IBB	HBP	BLK	WP	HR	S	P	ERA	WHIP										

AB 38
R 7
H 13
RBI 6
BB 3
SO 6
LOB 16



AB 35
R 3
H 9
RBI 3
BB 5
SO 8
LOB 25



Batter	1	2	3	4	5	6	7	8	9	AB	R	H	RBI	BB	SO	LOB	TOP													
19 Gary Matthews, S OBP: 0.406, SLG: 0.643 48 Pat Misch, R 78 Ike Davis, L OBP: 0.556, SLG: 1.000	E9 35 CS 1B		F7		K		G4-3		HR	3	0	1	0	0	1	3	New York Mets @ St. Louis Cardinals Roger Dean Stadium, Jupiter, FL Sat Mar 20 2010, 1:18 PM - 4:06 PM EDT Att: 8,129 - Sunny - 73 F													
1 Luis Castillo, S OBP: 0.324, SLG: 0.313 65 Russ Adams, L OBP: 0.526, SLG: 0.765	K		G3-1					F9	1B	3	0	1	0	0	1	2														
17 Fernando Tatis, R OBP: 0.059, SLG: 0.119 22 Jolbert Cabrera, R OBP: 0.158, SLG: 0.059	E5 35 CS			G4-3		G5-4-3 1-2		G6-3	1B	2	0	0	0	0	0	1														
35 Mike Jacobs, L 75 Francisco Rodriguez, R 79 Ruben Tejada, R	K			P5		K			G4-3	3	0	0	0	0	2	2														
26 Fernando Martinez, L OBP: 0.447, SLG: 0.917		K		G4-3				K		4	1	1	0	0	2	1														
13 Alex Cora, L OBP: 0.333, SLG: 0.385 4 Henry Blanco, R OBP: 0.143, SLG: 0.143		F7			G6-3					3	1	1	0	0	0	0														
92 Jason Pridie, L OBP: 0.321, SLG: 0.556		K								4	1	2	0	0	1	2														
3 Chris Coste, R OBP: 0.417, SLG: 0.545 50 Sean Green, R 64 Elmer Dessens, R 23 Chris Carter, L OBP: 0.467, SLG: 1.154 94 Kiko Calero, R										2	0	1	1	0	0	1														
33 John Maine, R 2 Frank Catalanotto, L OBP: 0.211, SLG: 0.313										2	0	1	2	0	0	2														
Inning Stats	R: 0 E: 2 K: 2 S: 8	H: 1 LOB: 1 BB: 0 P: 8	R: 0 E: 0 K: 2 S: 7	H: 0 LOB: 0 BB: 0 P: 7	R: 0 E: 0 K: 1 S: 6	H: 1 LOB: 1 BB: 0 P: 6	R: 0 E: 0 K: 0 S: 3	H: 0 LOB: 0 BB: 0 P: 3	R: 0 E: 0 K: 1 S: 6	H: 1 LOB: 2 BB: 0 P: 7	R: 0 E: 0 K: 1 S: 5	H: 1 LOB: 1 BB: 0 P: 5	R: 2 E: 0 K: 0 S: 6	H: 3 LOB: 1 BB: 0 P: 6	R: 0 E: 0 K: 1 S: 5	H: 0 LOB: 1 BB: 1 P: 9		R: 3 E: 0 K: 0 S: 9	H: 5 LOB: 2 BB: 0 P: 12	1B: 5 2B: 6 3B: 0 HR: 1	SF: 1 SAC: 0 DP: 1 HBP: 1	WP: 0 PB: 1 SB: 0 CS: 2	PA: 40							
PITCHER	IP WLS BF H R ER SO BB IBB HBP BLK WP HR S P ERA WHIP																													
50 Adam Wainwright, R ERA: 4.91 36 Denny Reyes, L ERA: 1.69 53 Blake Hawksworth, R ERA: 13.5 41 Mitchell Boggs, R ERA: 9.0 30 Jason Motte, R ERA: 6.0	5.0 1.0 1.0 1.0 1.0 1.0	19 H 6 H W	19 3 6 4 8	0 1 2 0 3	6 0 1 0 0	0 0 0 0 0	0 0 0 0 0	0 0 0 0 0	0 0 0 0 0	0 0 0 0 1	30 5 6 9 12	31 5 6 9 12	0.00 0.00 18.00 0.00 27.00	0.600 1.000 3.000 1.000 5.000																


AB	37
R	5
H	12
RBI	4
BB	1
SO	8
LOB	21




Batter	1	2	3	4	5	6	7	8	9	AB	R	H	RBI	BB	SO	LOB	BOTTOM																
55 Skip Schumaker, L OBP: 0.186, SLG: 0.150 89 Donovan Solano, R OBP: 0.625, SLG: 0.643	G4-3		L7							3	1	1	0	0	0	0	New York Mets @ St. Louis Cardinals Roger Dean Stadium, Jupiter, FL Sat Mar 20 2010, 1:18 PM - 4:06 PM EDT Att: 8,129 - Sunny - 73 F																
13 Brendan Ryan, R OBP: 0.667, SLG: 1.000 27 Tyler Greene, R OBP: 0.265, SLG: 0.333										3	1	2	0	0	1	1																	
8 Allen Craig, R OBP: 0.357, SLG: 0.657 53 Blake Hawksworth, R 3 Ruben Gotay, S OBP: 0.409, SLG: 0.400										4	0	2	2	0	0	2																	
28 Colby Rasmus, L OBP: 0.511, SLG: 0.735 19 Matt Paganzzi, R OBP: 0.222, SLG: 0.333										2	1	1	2	1	1	2																	
47 Ryan Ludwick, R OBP: 0.326, SLG: 0.500 41 Mitchell Boggs, R 30 Jason Motte, R										4	0	1	1	0	0	2																	
23 David Freese, R OBP: 0.319, SLG: 0.293										3	0	0	0	1	0	0																	
22 Joe Mather, R OBP: 0.357, SLG: 0.361										3	0	0	0	1	0	3																	
21 Jason LaRue, R OBP: 0.211, SLG: 0.118 68 Jon Jay, L OBP: 0.250, SLG: 0.250										1	0	0	0	0	0	1																	
50 Adam Wainwright, R 36 Denny Reyes, R 94 Amaury Cazana, R OBP: 0.667, SLG: 1.333 74 Tyler Henley, L OBP: 0.429, SLG: 0.364										2	0	0	0	0	0	2																	
Inning Stats	R: 2 E: 0 K: 0 S: 6	H: 2 LOB: 0 BB: 0 P: 8	R: 0 E: 0 K: 0 S: 3	H: 0 LOB: 1 BB: 0 P: 4	R: 0 E: 0 K: 1 S: 7	H: 2 LOB: 2 BB: 0 P: 7	R: 0 E: 0 K: 0 S: 4	H: 0 LOB: 1 BB: 0 P: 4	R: 1 E: 0 K: 1 S: 7	H: 2 LOB: 3 BB: 2 P: 16	R: 2 E: 0 K: 1 S: 8	H: 3 LOB: 1 BB: 0 P: 8	R: 0 E: 0 K: 0 S: 2	H: 0 LOB: 0 BB: 1 P: 7	R: 0 E: 0 K: 0 S: 4	H: 1 LOB: 1 BB: 0 P: 4		R: 1 E: 0 K: 0 S: 3	H: 1 LOB: 0 BB: 0 P: 6	1B: 7 2B: 2 3B: 0 HR: 2	SF: 0 SAC: 0 DP: 0 HBP: 1	WP: 0 PB: 0 SB: 2 CS: 1	PA: 40										
PITCHER	IP WLS BF H R ER SO BB IBB HBP BLK WP HR S P ERA WHIP																																
33 John Maine, R 48 Pat Misch, L 75 Francisco Rodriguez, R 50 Sean Green, R 64 Elmer Dessens, R	4.0 1.0 1.0 1.0 1.0	18 7 6 3 4	4 2 3 3 1	2 1 2 2 0	2 1 2 0 0	2 0 0 1 0	0 0 0 0 0	0 0 0 0 0	0 0 0 0 0	0 0 0 0 0	7 8 8 2 4	16 9.00 18.00 0.00 0.00	4.000 4.000 3.000 1.000 1.000																				
PITCHER	IP WLS BF H R ER SO BB IBB HBP BLK WP HR S P ERA WHIP																																
94 Kiko Calero, R ERA: 4.5	0.0	L	1	1	1	0	0	0	0	0	0	1	3	6	8	4.50	1.000																

AB	35
R	6
H	11
RBI	6
BB	3
SO	3
LOB	15



Batter	1	2	3	4	5	6	7	8	9	AB R H RBI BB SO LOB	TOP																								
											<p>New York Mets @ Houston Astros Osceola County Stadium, Kissimmee, FL Sun Mar 21 2010, 1:05 PM EDT</p> <p>livebaseballscorecards.com</p> <p>AB 0 R 0 H 0 RBI 0 BB 0 SO 0 LOB 0</p> 																								
Inning Stats										1B: 0 SF: 0 WP: 0 PA: 0 2B: 0 SAC: 0 FB: 0 3B: 0 DP: 0 SB: 0 HR: 0 HBP: 0 CS: 0																									
PITCHER	IP	WLS	BF	H	R	ER	SO	BB	IBB	HBP	BLK	WP	HR	S	P	ERA	WHIP	PITCHER	IP	WLS	BF	H	R	ER	SO	BB	IBB	HBP	BLK	WP	HR	S	P	ERA	WHIP

Batter	1	2	3	4	5	6	7	8	9	AB R H RBI BB SO LOB	BOTTOM																								
											<p>New York Mets @ Houston Astros Osceola County Stadium, Kissimmee, FL Sun Mar 21 2010, 1:05 PM EDT</p> <p>livebaseballscorecards.com</p> <p>AB 0 R 0 H 0 RBI 0 BB 0 SO 0 LOB 0</p> 																								
Inning Stats										1B: 0 SF: 0 WP: 0 PA: 0 2B: 0 SAC: 0 FB: 0 3B: 0 DP: 0 SB: 0 HR: 0 HBP: 0 CS: 0																									
PITCHER	IP	WLS	BF	H	R	ER	SO	BB	IBB	HBP	BLK	WP	HR	S	P	ERA	WHIP	PITCHER	IP	WLS	BF	H	R	ER	SO	BB	IBB	HBP	BLK	WP	HR	S	P	ERA	WHIP

Batter	1	2	3	4	5	6	7	8	9	AB	R	H	RBI	BB	SO	LOB	TOP		
26 Patrick Biondi, L (1,8)										4	0	0	0	0	1	0	<p>Michigan Wolverines @ New York Mets Digital Domain Park, Port St. Lucie, FL Sun Mar 21 2010, 11:16 AM - 1:38 PM EDT Att: 2,384 - Cloudy - 77 F</p> <p>livebaseballscorecards.com</p>		
5 Anthony Tolt, R (1,4)										4	0	1	0	0	2	0			
10 Chris Berset, S (1,2)										4	0	1	0	0	2	1			
7 Michael Dufek, L (1,3)										3	0	0	0	0	1	1			
9 Nick Urban, R (1,9)										3	1	1	0	0	0	1			
8 Mike Kittle, R (1,7)										3	0	1	0	0	1	1			
15 Garrett Stephens, L (1,10)										1	0	0	1	0	1	0			
Vinnie Sarafa, R (8,PH)										1	0	1	0	0	0	0			
6 John Lorenz, R (1,5)										2	0	0	0	0	0	1			
28 Kevin Krantz, S (8,PH)										1	0	0	0	0	0	1			
19 Derek Dennis, R (1,6)										3	0	0	0	0	1	0			
Inning Stats	R: 0 E: 0 K: 3 S: 9	H: 0 LOB: 0 P: 9	R: 1 E: 0 K: 1 S: 7	H: 2 LOB: 1 BB: 0 P: 8	R: 0 E: 0 K: 1 S: 5	H: 0 LOB: 0 BB: 0 P: 5	R: 0 E: 0 K: 0 S: 4	H: 1 LOB: 1 BB: 0 P: 4	R: 0 E: 0 K: 2 S: 7	H: 0 LOB: 0 BB: 0 P: 7	R: 0 E: 0 K: 1 S: 5	H: 0 LOB: 0 BB: 0 P: 5	R: 0 E: 0 K: 1 S: 5	H: 1 LOB: 0 BB: 0 P: 3	R: 0 E: 0 K: 0 S: 3	H: 1 LOB: 0 BB: 0 P: 3	1B: 4 2B: 1 3B: 0 HR: 0	SF: 1 SAC: 0 DP: 2 HBP: 0	WP: 0 PA: 30 PB: 0 SB: 1 CS: 0
PITCHER	IP WLS BF H R ER SO BB IBB HBP BLK WP HR S P ERA WHIP																		
27 Nelson Figueroa, R (1,1)	3.0 W 11 2 1 1 5 0 0 0 0 0 0 0 21 22 3.00 0.667																		
47 Hisanori Takahashi, L (4,1)	2.0 H 7 1 0 0 2 0 0 0 0 0 0 0 11 11 0.00 0.500																		
38 Fernando Nieve, R (6,1)	2.0 H 6 0 0 0 2 0 0 0 0 0 0 0 10 10 0.00 0.000																		
64 Elmer Dessens, R (8,1)	1.0 3 1 0 0 0 0 0 0 0 0 0 0 3 3 0.00 1.000																		
94 Kiko Calero, R (9,1)	1.0 3 1 0 0 0 0 0 0 0 0 0 0 3 3 0.00 1.000																		

Batter	1	2	3	4	5	6	7	8	9	AB	R	H	RBI	BB	SO	LOB	BOTTOM		
1 Luis Castillo, S (1,4)										3	0	1	1	0	0	0	<p>Michigan Wolverines @ New York Mets Digital Domain Park, Port St. Lucie, FL Sun Mar 21 2010, 11:16 AM - 1:38 PM EDT Att: 2,384 - Cloudy - 77 F</p> <p>livebaseballscorecards.com</p>		
86 Alex Cintron, S (6,PH)										3	0	2	0	0	0	1			
13 Alex Cora, L (1,6)										2	0	1	0	1	0	1			
67 Mike Cervenak, R (6,PH)										2	0	2	2	0	0	0			
35 Mike Jacobs, L (1,10)										2	0	0	0	1	1	2			
Alejandro Machado, S (6,PH)										2	0	2	2	0	0	0			
44 Jason Bay, R (1,7)										3	0	0	0	0	0	4			
88 Juan Lagares, R (6,PH)										2	0	1	1	0	0	1			
19 Gary Matthews, S (1,8)										1	1	1	0	1	0	0			
89 Carlos Guzman, L (5,8)										2	0	0	0	0	0	1			
23 Chris Carter, L (1,9)										3	1	3	0	0	0	0			
28 Daniel Murphy, L (1,3)										3	1	1	0	0	0	5			
62 Jesus Feliciano, L (7,PH)										1	0	0	0	0	0	1			
3 Chris Coste, R (1,2)										2	1	0	0	0	1	2			
4 Henry Blanco, R (6,2)										1	1	1	2	0	0	0			
73 Luke Montz, R (6,2)										0	1	0	0	1	0	0			
Inning Stats	R: 0 E: 0 K: 0 S: 4	H: 1 LOB: 2 BB: 1 P: 9	R: 2 E: 0 K: 0 S: 6	H: 3 LOB: 1 BB: 0 P: 7	R: 0 E: 0 K: 1 S: 6	H: 1 LOB: 3 BB: 1 P: 12	R: 0 E: 0 K: 1 S: 5	H: 1 LOB: 0 BB: 0 P: 6	R: 0 E: 0 K: 0 S: 3	H: 0 LOB: 1 BB: 1 P: 7	R: 4 E: 0 K: 1 S: 10	H: 5 LOB: 1 BB: 0 P: 12	R: 0 E: 0 K: 0 S: 3	H: 1 LOB: 0 BB: 0 P: 4	R: 2 E: 0 K: 0 S: 5	H: 3 LOB: 2 BB: 1 P: 9	1B: 14 2B: 1 3B: 0 HR: 0	SF: 0 SAC: 0 DP: 0 HBP: 1	WP: 4 PA: 43 PB: 0 SB: 1 CS: 2
PITCHER	IP WLS BF H R ER SO BB IBB HBP BLK WP HR S P ERA WHIP																		
35 Kolby Wood, R (1,1)	3.0 L 17 5 2 2 1 0 2 0 0 0 0 0 8 13 6.00 2.333																		
Tyler Burgoon, R (4,1)	2.0 7 1 0 0 1 1 0 0 0 0 0 0 8 13 0.00 1.000																		
29 Travis Smith, R (6,1)	0.0 4 4 4 4 0 0 0 0 0 0 1 0 4 5 ∞ ∞																		
Eric Katzman, L (6,1)	1.0 4 1 0 0 1 0 0 0 0 0 1 0 6 7 0.00 1.000																		
30 Matt Gerbe, R (7,1)	1.0 3 1 0 0 0 0 0 0 0 0 0 0 3 4 0.00 1.000																		



Batter	1	2	3	4	5	6	7	8	9	AB	R	H	RBI	BB	SO	LOB	TOP				
16 Angel Pagán, S OBP: 0.278, SLG: 0.364 (1, 8)	F9		G1-4-3	F9			G6-3		G4-3	5	0	0	1	0	0	2	New York Mets @ Washington Nationals Space Coast Stadium, Viera, FL Mon Mar 22 2010, 1:10 PM - 3:51 PM EDT Att: 4,088 - Partly Cloudy - 72 F livebaseballscorecards.com				
79 Rubén Tejada, R OBP: 0.404, SLG: 0.442 (1, 6)	F9		2B			G6-3	K		E8	5	0	1	0	0	1	0					
23 Chris Carter, L OBP: 0.500, SLG: 1.056 (1, 3)	1B		1B			G4-3			G3	5	0	3	0	0	0	1					
12 Jeff Francoeur, R OBP: 0.265, SLG: 0.323 76 Jenny Mejia, R (5, 1)	P5		P5				K			3	0	1	0	0	0	3					
18 Ryota Igarashi, R (7, 1)										0	0	0	0	0	0	0					
78 Ike Davis, L OBP: 0.536, SLG: 0.960 39 Bobby Parnell, R (8, PH) (8, 1)										1	0	0	0	0	1	1					
2 Frank Catalanotto, L OBP: 0.174, SLG: 0.250 (1, 7)		L3				G4-3			G3	4	0	0	0	0	0	2					
17 Fernando Tatis, R OBP: 0.095, SLG: 0.100 (1, 5)	F9									3	1	0	0	1	1	1					
65 Russ Adams, L OBP: 0.478, SLG: 0.667 (1, 4)	K									4	1	1	0	0	2	0					
4 Henry Blanco, R OBP: 0.235, SLG: 0.353 92 Jason Pridle, L OBP: 0.345, SLG: 0.607 (9, PH) (8, 1)										3	1	2	1	0	0	0					
34 Mike Pelfrey, R (1, 1)										1	0	0	1	0	0	1					
26 Fernando Martínez, L OBP: 0.425, SLG: 0.959 (5, 9)										2	1	0	0	0	0	0					
Inning Stats	R: 0 E: 0 K: 0 S: 4	H: 1 LOB: 1 BB: 0 P: 4	R: 0 E: 0 K: 1 S: 5	H: 0 LOB: 0 BB: 0 P: 5	R: 1 E: 0 K: 0 S: 6	H: 3 LOB: 2 BB: 0 P: 6	R: 2 E: 0 K: 0 S: 5	H: 2 LOB: 1 BB: 0 P: 9	R: 0 E: 0 K: 1 S: 5	H: 0 LOB: 0 BB: 0 P: 5	R: 0 E: 0 K: 1 S: 5	H: 0 LOB: 0 BB: 0 P: 5	R: 0 E: 0 K: 2 S: 8	H: 1 LOB: 1 BB: 0 P: 8	R: 2 E: 2 K: 0 S: 6	H: 1 LOB: 1 BB: 0 P: 7		1B: 3 2B: 6 3B: 0 HR: 0	SF: 0 SAC: 1 DP: 0 HBP: 0	WP: 0 PB: 0 SB: 0 CS: 0	PA: 39
PITCHER	IP WLS BF H R ER SO BB IBB HBP BLK WP HR S P ERA WHIP																				
21 Jason Marquis, R ERA: 14.4 (1, 1)	4.2 W 22 7 3 3 1 1 0 0 0 0 0 0 23 27 5.79 1.714																				
39 Tyler Walker, R ERA: 18.0 (5, 1)	0.1 H 1 0 0 0 0 0 0 0 0 0 0 0 1 1 0.00 0.000																				
35 Craig Stammen, R ERA: 2.89 (6, 1)	4.0 S 16 2 2 0 4 0 0 0 0 0 0 0 24 25 0.00 0.500																				

Batter	1	2	3	4	5	6	7	8	9	AB	R	H	RBI	BB	SO	LOB	BOTTOM				
15 Cristian Guzman, S OBP: 0.217, SLG: 0.435 10 Eric Bruntlett, R OBP: 0.344, SLG: 0.517 (1, 6) (7, 6) (8, 4)	P6		G3			F8	G4-6-3			4	0	0	0	0	0	3	New York Mets @ Washington Nationals Space Coast Stadium, Viera, FL Mon Mar 22 2010, 1:10 PM - 3:51 PM EDT Att: 4,088 - Partly Cloudy - 72 F livebaseballscorecards.com				
20 Adam Kennedy, L OBP: 0.359, SLG: 0.541 6 Ian Desmond, R OBP: 0.422, SLG: 0.575 (1, 4) (8, 6)	G4-3		L5							3	2	1	0	1	0	1					
11 Ryan Zimmerman, R OBP: 0.472, SLG: 0.971 29 Willy Taveras, R OBP: 0.458, SLG: 0.500 (1, 5) (6, 7) (8, 8)	HR		F9							3	2	2	3	0	0	1					
44 Adam Dunn, L OBP: 0.345, SLG: 0.250 2 Roger Bernadina, L OBP: 0.394, SLG: 0.250 (1, 3) (7, PR) (8, 7)	G6-3									3	1	0	0	1	1	0					
16 Josh Willingham, R OBP: 0.440, SLG: 1.000 35 Craig Stammen, R (1, 7) (6, 1)	HR									3	2	3	3	0	0	0					
30 Justin Maxwell, R OBP: 0.250, SLG: 0.205 22 Willie Harris, L OBP: 0.472, SLG: 0.607 (1, 8) (7, PH) (8, 9)	F9									3	0	0	0	0	0	1					
28 Michael Morse, R OBP: 0.282, SLG: 0.432 (1, 9) (8, 3)	K									4	0	1	0	0	1	3					
23 Wil Nieves, R OBP: 0.250, SLG: 0.300 (1, 2)	G5-3									4	0	1	0	0	0	1					
21 Jason Marquis, L OBP: 0.333, SLG: 0.333 39 Tyler Walker, R ERA: 1.69 (1, 1) (5, 1)										2	0	1	0	0	1	1					
12 Alberto Gonzalez, R OBP: 0.440, SLG: 0.455 (6, 5)										1	0	1	0	1	0	0					
Inning Stats	R: 1 E: 0 K: 0 S: 6	H: 1 LOB: 0 BB: 0 P: 8	R: 1 E: 0 K: 1 S: 6	H: 1 LOB: 0 BB: 0 P: 8	R: 0 E: 0 K: 0 S: 4	H: 1 LOB: 1 BB: 0 P: 4	R: 2 E: 1 K: 1 S: 10	H: 2 LOB: 1 BB: 0 P: 11	R: 2 E: 0 K: 0 S: 8	H: 2 LOB: 1 BB: 1 P: 13	R: 0 E: 0 K: 0 S: 3	H: 1 LOB: 1 BB: 1 P: 7	R: 1 E: 0 K: 0 S: 4	H: 2 LOB: 3 BB: 2 P: 12	R: 0 E: 0 K: 0 S: 4	H: 2 LOB: 1 BB: 0 P: 4		1B: 6 2B: 2 3B: 0 HR: 4	SF: 0 SAC: 1 DP: 2 HBP: 0	WP: 0 PB: 0 SB: 0 CS: 0	PA: 38
PITCHER	IP WLS BF H R ER SO BB IBB HBP BLK WP HR S P ERA WHIP																				
34 Mike Pelfrey, R ERA: 7.36 (1, 1)	4.2 L 23 7 6 5 3 1 0 0 0 0 0 0 4 33 4 9.64 1.714																				
76 Jenny Mejia, R ERA: 1.69 (5, 1)	1.1 5 1 0 0 0 0 1 0 0 0 0 0 4 8 0.00 1.500																				
18 Ryota Igarashi, R ERA: 5.63 (7, 1)	1.0 6 2 1 1 0 2 0 0 0 0 0 0 4 12 9.00 4.000																				
39 Bobby Parnell, R ERA: 2.89 (8, 1)	1.0 4 2 0 0 0 0 0 0 0 0 0 0 4 4 0.00 2.000																				

Batter	1	2	3	4	5	6	7	8	9	AB	R	H	RBI	BB	SO	LOB	TOP									
53 Melky Cabrera, S OBP: 0.396, SLG: 0.357 71 Jason Heyward, L OBP: 0.523, SLG: 0.576										2	1	1	0	1	0	1										
14 Martin Prado, R OBP: 0.500, SLG: 0.485 7 Joe Thurston, L OBP: 0.353, SLG: 0.515										2	0	1	0	1	0	1										
10 Chipper Jones, S OBP: 0.531, SLG: 0.625 7 Brooks Conrad, S OBP: 0.400, SLG: 0.455										1	0	1	1	1	0	0										
25 Troy Glaus, R OBP: 0.514, SLG: 0.433 20 Eric Hinske, L OBP: 0.514, SLG: 0.444 84 Wes Timmons, R (9, PR)										3	0	0	0	0	2	4										
16 Brian McCann, L OBP: 0.548, SLG: 0.840 8 David Ross, R OBP: 0.406, SLG: 0.462										2	1	0	0	1	0	3										
19 Yunel Escobar, R OBP: 0.421, SLG: 0.618 78 Matt Young, L OBP: 0.400, SLG: 0.333										3	1	1	2	0	0	0										
23 Matt Diaz, R OBP: 0.297 1 Grégor Blanco, L OBP: 0.367, SLG: 0.250										3	0	0	0	0	1	0										
24 Nate McLouth, L OBP: 0.327 68 Jonny Venters, L OBP: 0.336 13 Billy Wagner, L OBP: 0.336 70 Freddie Freeman, L OBP: 0.536 Luis Bolivar, R OBP: 0.336 36 Scott Proctor, R OBP: 0.336										3	0	1	0	0	0	0										
48 Tommy Hanson, R OBP: 0.410, SLG: 0.432										1	0	0	0	0	1	1										
Inning Stats	R: 1 E: 0 K: 1 S: 7	H: 2 LOB: 1 BB: 0 P: 7	R: 0 E: 0 K: 1 S: 6	H: 1 LOB: 1 BB: 0 P: 6	R: 0 E: 0 K: 1 S: 5	H: 1 LOB: 1 BB: 1 P: 9	R: 2 E: 1 K: 0 S: 5	H: 1 LOB: 1 BB: 1 P: 11	R: 0 E: 0 K: 1 S: 2	H: 0 LOB: 0 BB: 2 P: 10	R: 0 E: 0 K: 1 S: 5	H: 0 LOB: 0 BB: 1 P: 5	R: 0 E: 0 K: 0 S: 4	H: 1 LOB: 2 BB: 1 P: 8	R: 1 E: 0 K: 1 S: 7	H: 3 LOB: 2 BB: 1 P: 11	R: 2 E: 0 K: 0 S: 4	H: 1 LOB: 2 BB: 1 P: 9	1B: 8 2B: 2 3B: 0 HR: 1	SF: 2 SAC: 1 DP: 2 HBP: 1	WP: 1 PB: 0 CS: 0	PA: 43				
PITCHER	IP WLS BF H R ER SO BB IBB HBP BLK WP HR S P ERA WHIP	4.1 22 5 3 3 3 4 0 0 0 0 1 24 42 6.23 2.077	0.2 1 0 0 0 0 0 0 0 0 0 0 1 1 0.00 0.000	1.0 3 0 0 0 1 0 0 0 0 0 0 5 5 0.00 0.000	1.0 W 5 1 0 0 0 1 0 0 0 0 0 4 8 0.00 2.000	1.0 H 6 3 1 1 1 1 1 0 0 0 1 0 7 11 9.00 4.000																				

Atlanta Braves @ New York Mets
Digital Domain Park, Port St. Lucie, FL
Tue Mar 23 2010, 1:22 PM - 4:14 PM EDT
Att: 5,197 - Sunny - 67 F

AB 32
R 6
H 10
RBI 5
BB 7
SO 5
LOB 21



Batter	1	2	3	4	5	6	7	8	9	AB	R	H	RBI	BB	SO	LOB	BOTTOM							
13 Alex Cora, L OBP: 0.323, SLG: 0.367 26 Fernando Martinez, L OBP: 0.439, SLG: 0.952										4	1	1	0	0	0	0								
1 Luis Castillo, S OBP: 0.398, SLG: 0.324 35 Mike Jacobs, L OBP: 0.345, SLG: 0.458										2	1	1	0	2	1	0								
5 David Wright, R OBP: 0.524, SLG: 0.531 65 Russ Adams, L OBP: 0.458, SLG: 0.636										3	1	0	0	1	1	3								
44 Jason Bay, R OBP: 0.447, SLG: 0.688 39 Bobby Parnell, R OBP: 0.336 50 Sean Green, R OBP: 0.336										4	0	1	1	0	1	3								
28 Daniel Murphy, L OBP: 0.162, SLG: 0.212 18 Ryota Igarashi, R OBP: 0.336 79 Rubén Tejada, R OBP: 0.396, SLG: 0.432										3	0	0	0	0	2	2								
12 Jeff Francoeur, R OBP: 0.316, SLG: 0.424										2	2	1	1	2	0	0								
19 Gary Matthews, S OBP: 0.417, SLG: 0.688										4	0	2	1	0	0	0								
21 Rod Barajas, R OBP: 0.267, SLG: 0.467 9 Omir Santos, R OBP: 0.400, SLG: 0.667										2	0	0	0	0	1	2								
46 Oliver Pérez, L OBP: 0.323, SLG: 0.367 96 Raul Valdes, L OBP: 0.336 76 Jenny Mejia, R OBP: 0.336 17 Fernando Tatis, R OBP: 0.130, SLG: 0.096										2	0	0	0	0	1	0								
Inning Stats	R: 0 E: 0 K: 1 S: 5	H: 0 LOB: 0 BB: 0 P: 5	R: 0 E: 0 K: 0 S: 4	H: 1 LOB: 2 BB: 1 P: 8	R: 1 E: 0 K: 1 S: 7	H: 2 LOB: 2 BB: 1 P: 11	R: 1 E: 0 K: 2 S: 8	H: 1 LOB: 0 BB: 0 P: 8	R: 0 E: 0 K: 1 S: 5	H: 0 LOB: 1 BB: 1 P: 9	R: 1 E: 0 K: 1 S: 6	H: 1 LOB: 1 BB: 1 P: 10	R: 2 E: 1 K: 2 S: 8	H: 1 LOB: 0 BB: 1 P: 15	R: 2 E: 0 K: 0 S: 4	H: 1 LOB: 2 BB: 3 P: 16	1B: 5 2B: 0 3B: 1 HR: 1	SF: 0 SAC: 0 DP: 0 HBP: 0	WP: 0 PB: 0 CS: 0	PA: 39				
PITCHER	IP WLS BF H R ER SO BB IBB HBP BLK WP HR S P ERA WHIP	5.0 22 4 2 2 2 3 0 0 0 0 0 6 10 9.00 2.000	1.0 B 5 1 1 1 1 1 0 0 0 0 0 6 10 9.00 2.000	1.0 L 5 1 2 0 2 1 0 0 0 0 0 8 15 0.00 2.000	1.0 7 1 2 2 0 3 0 0 0 0 0 4 16 18.00 4.000																			

Atlanta Braves @ New York Mets
Digital Domain Park, Port St. Lucie, FL
Tue Mar 23 2010, 1:22 PM - 4:14 PM EDT
Att: 5,197 - Sunny - 67 F


AB 31
R 7
H 7
RBI 5
BB 8
SO 8
LOB 14




Batter	1	2	3	4	5	6	7	8	9	AB	R	H	RBI	BB	SO	LOB	TOP								
26 Cory Sullivan, L (1, 8) OBP: 0.302, SLG: 0.462										2	0	0	0	1	1	1	Houston Astros @ New York Mets Digital Domain Park, Port St. Lucie, FL Wed Mar 24, 2010, 1:15 PM - 3:48 PM EDT Att: 3,443 - Sunny - 72 F								
22 Matt Lindstrom, R (5, 1)										0	0	0	0	0	0	0									
Mark Ori, L (6, 3) OBP: 0.600, SLG: 0.600										1	0	1	0	0	0	0									
8 Jeff Keppinger, R (1, 6) OBP: 0.371, SLG: 0.387										4	0	2	1	0	0	1									
47 Jeff Fulchino, R (7, 1)										0	0	0	0	0	0	0									
64 Drew Meyer, L (8, 5) OBP: 0.313, SLG: 0.467										0	0	0	0	0	0	0									
9 Hunter Pence, R (1, 9) OBP: 0.439, SLG: 0.811										4	0	0	0	0	0	5									
45 Carlos Lee, R (1, 7) OBP: 0.441, SLG: 0.656										3	0	2	0	0	0	0									
Matt Kata, S (6, PR) OBP: 0.500, SLG: 1.167										1	0	0	0	0	1	0									
27 Geoff Blum, S (1, 3) OBP: 0.289, SLG: 0.395										3	0	0	0	0	0	3									
48 Tim Byrdak, L (6, 1)										0	0	0	0	0	0	0									
83 Michael Garciaparra, R (7, 6) OBP: 0.333, SLG: 0.333										1	0	1	0	0	0	0									
23 Chris Johnson, R (1, 5) OBP: 0.372, SLG: 0.750										4	1	2	1	0	1	1									
53 Wesley Wright, R (8, 1)										0	0	0	0	0	0	0									
15 Jason Castro, L (1, 2) OBP: 0.414, SLG: 0.490										2	0	0	0	0	1	0									
84 Brandon Barnes, R (5, 8) OBP: 0.333, SLG: 0.556										2	0	0	0	0	1	2									
18 Edwin Maysonet, R (1, 4) OBP: 0.355, SLG: 0.483										4	1	1	0	0	1	2									
41 Casey Daigle, R (1, 1) OBP: 1.000, SLG: 1.000										1	0	1	0	0	0	0									
46 J.R. Towles, R (5, PH) OBP: 0.455, SLG: 0.667										3	0	0	0	0	1	1									
Inning Stats	R: 0 E: 0 K: 1 S: 5	H: 0 LOB: 0 BB: 0 P: 5	R: 0 E: 1 K: 0 S: 3	H: 0 LOB: 0 BB: 0 P: 3	R: 0 E: 0 K: 1 S: 7	H: 2 LOB: 3 BB: 1 P: 11	R: 1 E: 0 K: 0 S: 4	H: 2 LOB: 0 BB: 0 P: 4	R: 1 E: 0 K: 0 S: 5	H: 2 LOB: 1 BB: 0 P: 5	R: 0 E: 0 K: 0 S: 5	H: 2 LOB: 2 BB: 0 P: 4	R: 0 E: 0 K: 2 S: 4	H: 1 LOB: 0 BB: 0 P: 4	R: 0 E: 0 K: 2 S: 7	H: 1 LOB: 0 BB: 0 P: 7	R: 0 E: 0 K: 3 S: 9	H: 0 LOB: 0 BB: 0 P: 9	1B: 8 2B: 1 3B: 0 HR: 1	SF: 0 SAC: 0 DP: 2 HBP: 0	WP: 0 PB: 0 SB: 0 CS: 1	PA: 36			
PITCHER	IP	WLS	BF	H	R	ER	SO	BB	IBB	HBP	BLK	WP	HR	S	P	ERA	WHIP								
57 Johan Santana, L (1, 1) ERA: 0.75	5.2		25	8	2	2	2	1	0	0	0	0	1	28	32	3.18	1.588								
64 Elmer Dessens, R (6, 1) ERA: 1.59	0.1	W	1	0	0	0	0	0	0	0	0	0	0	1	1	0.00	0.000								
49 Jonathon Niese, L (7, 1) ERA: 5.59	2.0	H	7	2	0	0	2	0	0	0	0	0	0	11	11	0.00	1.000								
75 Francisco Rodriguez, R (9, 1) ERA: 4.5	1.0	S	3	0	0	0	3	0	0	0	0	0	0	9	9	0.00	0.000								

Batter	1	2	3	4	5	6	7	8	9	AB	R	H	RBI	BB	SO	LOB	BOTTOM								
16 Angel Pagán, S (1, 8) OBP: 0.275, SLG: 0.351										4	2	1	0	0	0	1	Houston Astros @ New York Mets Digital Domain Park, Port St. Lucie, FL Wed Mar 24, 2010, 1:15 PM - 3:48 PM EDT Att: 3,443 - Sunny - 72 F								
1 Luis Castillo, S (1, 4) OBP: 0.341, SLG: 0.297										3	0	0	0	0	0	1									
17 Fernando Tatis, R (7, 5) OBP: 0.167, SLG: 0.182										1	0	1	1	0	0	0									
5 David Wright, R (1, 5) OBP: 0.325, SLG: 0.514										3	1	1	0	0	1	1									
79 Rubén Tejada, R (7, 4) OBP: 0.388, SLG: 0.422										1	0	0	0	0	0	1									
44 Jason Bay, R (1, 7) OBP: 0.415, SLG: 0.629										3	0	0	0	0	2	1									
3 Chris Coste, R (7, 2) OBP: 0.395, SLG: 0.500										1	0	0	0	0	0	0									
28 Daniel Murphy, L (1, 3) OBP: 0.195, SLG: 0.324										4	1	2	2	0	1	1									
12 Jeff Francoeur, R (1, 9) OBP: 0.293, SLG: 0.389										3	0	0	0	0	2	1									
49 Jonathon Niese, L (7, 1)										0	0	0	0	0	0	0									
9 Omir Santos, R (8, PH) OBP: 0.381, SLG: 0.632										1	0	0	0	0	1	0									
75 Francisco Rodriguez, R (9, 1) ERA: 4.5										0	0	0	0	0	0	0									
13 Alex Cora, L (1, 6) OBP: 0.294, SLG: 0.333										3	0	0	0	0	0	1									
21 Rod Barajas, R (1, 2) OBP: 0.294, SLG: 0.471										2	0	1	0	0	0	0									
2 Frank Catalanotto, L (7, 7) OBP: 0.208, SLG: 0.333										1	1	1	0	0	0	0									
57 Johan Santana, L (1, 1) ERA: 0.87										2	0	0	0	0	0	1									
64 Elmer Dessens, R (6, 1) ERA: 10.5										0	0	0	0	0	0	0									
26 Fernando Martinez, L (7, 9) OBP: 0.452, SLG: 0.888										0	0	0	0	0	0	0									
Inning Stats	R: 1 E: 1 K: 0 S: 5	H: 1 LOB: 1 BB: 0 P: 6	R: 0 E: 0 K: 1 S: 6	H: 1 LOB: 1 BB: 0 P: 6	R: 0 E: 0 K: 1 S: 5	H: 0 LOB: 0 BB: 0 P: 5	R: 0 E: 0 K: 2 S: 8	H: 1 LOB: 1 BB: 0 P: 8	R: 0 E: 0 K: 0 S: 3	H: 0 LOB: 0 BB: 0 P: 3	R: 2 E: 0 K: 1 S: 8	H: 2 LOB: 0 BB: 0 P: 9	R: 2 E: 1 K: 0 S: 6	H: 2 LOB: 1 BB: 0 P: 7	R: 0 E: 0 K: 2 S: 7	H: 0 LOB: 0 BB: 0 P: 7	1B: 4 2B: 2 3B: 0 HR: 1	SF: 0 SAC: 0 DP: 0 HBP: 1	WP: 0 PB: 0 SB: 2 CS: 0	PA: 33					
PITCHER	IP	WLS	BF	H	R	ER	SO	BB	IBB	HBP	BLK	WP	HR	S	P	ERA	WHIP								
41 Casey Daigle, R (1, 1) ERA: 0.87	4.0		16	3	1	0	4	0	0	0	0	0	0	3	3	0.00	0.000								
22 Matt Lindstrom, R (5, 1) ERA: 10.5	1.0	H	3	0	0	0	0	0	0	0	0	0	0	3	3	0.00	0.000								
48 Tim Byrdak, L (6, 1) ERA: 10.5	1.0	L	5	2	2	2	1	0	0	0	0	0	1	8	9	18.00	2.000								
47 Jeff Fulchino, R (7, 1) ERA: 3.0	1.0		6	2	2	0	0	0	0	1	0	0	0	6	7	0.00	2.000								
53 Wesley Wright, L (8, 1) ERA: 7.36	1.0		3	0	0	0	2	0	0	0	0	0	0	7	7	0.00	0.000								

AB 35
R 2
H 10
RBI 2
BB 1
SO 7
LOB 16



AB 32
R 5
H 7
RBI 3
BB 0
SO 7
LOB 9



Batter	1	2	3	4	5	6	7	8	9	AB	R	H	RBI	BB	SO	LOB	TOP					
Jordany Valdespin, L (1.4)	L8		K			B1-3		23 S 1B		4	0	1	0	0	1	0	New York Mets @ St. Louis Cardinals Roger Dean Stadium, Jupiter, FL Thu Mar 25 2010, 1:13 PM - 3:43 PM EDT Att. 7,655 - Partly Cloudy - 75 F					
79 Rubén Tejada, R (1.6) 23 Chris Carter, L (8, PH) 64 Elmer Dessens, R (8, 1) 25 Pedro Feliciano, L (8, 1)	P3			P3		19 G4-6-3 BB		F7		2	0	0	0	1	0	0						
19 Gary Matthews, S (1.8)	K			K		G4-6-3		G4-3		4	0	0	0	0	2	2						
35 Mike Jacobs, L (1.3)		F8		K			4 G5-3 17 1B BB		G3		3	0	0	0	1	1		0				
17 Fernando Tatis, R (1.5)		G1-3									3	1	2	0	1	0		0				
2 Frank Catalanotto, L (1.7) 16 Angel Pagan, S (9, PH)	4 FC6-4 BB					2 2B 1B		4 G5-3 1B														
4 Henry Blanco, R (1.2)		FC6-4				1-H 2B		F8														
26 Fernando Martinez, L (1.9)								G5-3														
33 John Maine, R (1.1) 38 Fernando Nieve, R (6, 1) 94 Kiko Calero, R (7, 1) 86 Alex Cintron, S (8, 6)				K				G3														
Inning Stats	R: 0 E: 0 K: 1 S: 5	H: 0 LOB: 0 BB: 0 P: 5	R: 0 E: 0 K: 0 S: 3	H: 0 LOB: 1 BB: 1 P: 7	R: 0 E: 0 K: 2 S: 7	H: 0 LOB: 0 BB: 0 P: 7	R: 0 E: 0 K: 2 S: 7	H: 0 LOB: 0 BB: 0 P: 7	R: 1 E: 0 K: 2 S: 9	H: 2 LOB: 1 BB: 0 P: 9	R: 0 E: 0 K: 0 S: 2	H: 0 LOB: 0 BB: 1 P: 6	R: 0 E: 0 K: 0 S: 4	H: 1 LOB: 2 BB: 1 P: 8	R: 0 E: 0 K: 1 S: 7	H: 1 LOB: 1 BB: 1 P: 7	R: 0 E: 0 K: 2 S: 7	H: 0 LOB: 1 BB: 1 P: 11	1B: 3 2B: 1 3B: 0 HR: 0	SF: 0 SAC: 0 DP: 1 HBP: 0	WP: 0 PB: 0 SB: 1 CS: 0	PA: 34
PITCHER	IP WLS BF H R ER SO BB IBB HBP BLK WP HR S P ERA WHIP																					
29 Chris Carpenter, R (1.1) ERA: 6.6	6.0 W 21 2 1 1 7 2 0 0 0 0 0 0 33 41 1.50 0.667																					
43 Trevor Miller, L (7, 1) ERA: 6.6	0.1 H 3 1 0 0 0 1 0 0 0 0 0 0 2 6 0.00 6.000																					
41 Mitchell Boggs, R (7, 1) ERA: 7.27	1.2 H 6 1 0 0 1 0 0 0 0 0 0 0 9 9 0.00 0.600																					
36 Denny Reyes, L (9, 1) ERA: 1.23	1.0 S 4 0 0 0 2 1 0 0 0 0 0 0 7 11 0.00 1.000																					

Batter	1	2	3	4	5	6	7	8	9	AB	R	H	RBI	BB	SO	LOB	BOTTOM					
55 Skip Schumaker, L (1.4) 89 Donovan Solano, R (8, 4)	G4-3		F8			G6-3		G2-3		3	0	0	0	0	0	0	New York Mets @ St. Louis Cardinals Roger Dean Stadium, Jupiter, FL Thu Mar 25 2010, 1:13 PM - 3:43 PM EDT Att. 7,655 - Partly Cloudy - 75 F					
13 Brendan Ryan, R (1.6)			F8			P3		F9		4	1	1	1	0	0	2						
5 Albert Pujols, R (1.3) 34 Nick Stavinoha, R (7, 9) 36 Denny Reyes, R (9, 1)						HR		G3		3	1	1	1	0	1	0						
7 Matt Holliday, R (1.7) 68 Jon Jay, L (6, PR) 47 Ryan Ludwick, R (1.9) 43 Trevor Miller, R (7, 1) 41 Mitchell Boggs, R (7, 1) 23 David Freese, R (9, 3)						HR				1	0	1	0	1	0	0						
						47 G5-3 47 WP HBP		47 G6-4-3 1B		0	0	0	0	0	0	0						
						G5-3		G6-4-3		3	0	0	0	0	0	3						
						1-3		1-2		0	0	0	0	0	0	0						
										0	0	0	0	0	0	0						
3 Felipe Lopez, S (1.5)										3	0	1	0	0	1	1						
Inning Stats	R: 1 E: 0 K: 1 S: 7	H: 1 LOB: 1 BB: 1 P: 12	R: 0 E: 0 K: 0 S: 3	H: 1 LOB: 0 BB: 0 P: 3	R: 0 E: 0 K: 0 S: 3	H: 0 LOB: 0 BB: 0 P: 3	R: 1 E: 0 K: 0 S: 4	H: 1 LOB: 2 BB: 1 P: 12	R: 0 E: 0 K: 0 S: 3	H: 0 LOB: 0 BB: 0 P: 3	R: 0 E: 0 K: 2 S: 7	H: 1 LOB: 1 BB: 0 P: 3	R: 0 E: 0 K: 2 S: 7	H: 0 LOB: 0 BB: 0 P: 7	R: 0 E: 0 K: 0 S: 3	H: 0 LOB: 2 BB: 1 P: 7	R: 0 E: 0 K: 0 S: 3	H: 0 LOB: 1 BB: 1 P: 7	1B: 2 2B: 0 3B: 0 HR: 2	SF: 0 SAC: 0 DP: 2 HBP: 1	WP: 1 PB: 0 SB: 0 CS: 0	PA: 30
PITCHER	IP WLS BF H R ER SO BB IBB HBP BLK WP HR S P ERA WHIP																					
33 John Maine, R (1.1) ERA: 7.94	5.0 L 20 3 2 2 1 0 0 0 0 0 0 0 20 33 3.60 1.000																					
38 Fernando Nieve, R (6, 1) ERA: 5.4	1.0 3 1 0 0 0 0 0 0 0 0 0 0 3 3 0.00 1.000																					
94 Kiko Calero, R (7, 1) ERA: 3.0	1.0 3 0 0 0 0 2 0 0 0 0 0 0 7 7 0.00 0.000																					
64 Elmer Dessens, R (8, 1) ERA: 1.42	0.2 3 0 0 0 0 0 1 0 0 0 0 0 2 6 0.00 1.500																					
25 Pedro Feliciano, L (8, 1) ERA: 1.42	0.1 1 0 0 0 0 0 0 0 0 0 0 0 0 1 1 0.00 0.000																					

Batter	1	2	3	4	5	6	7	8	9	10	AB	R	H	RBI	BB	SO	LOB	TOP																				
16 Ángel Paquán, S OBP: 0.319, SLG: 0.405											4	1	3	1	1	1	0																					
1 Luis Castillo, S OBP: 0.390, SLG: 0.300											3	1	1	1	1	0	2																					
25 Pedro Feliciano, L OBP: 0.229, SLG: 0.375											0	0	0	0	0	0	0																					
2 Frank Catalanotto, L OBP: 0.229, SLG: 0.375											3	2	2	3	1	0	2																					
38 Fernando Nieve, R OBP: 0.440, SLG: 0.609											1	0	0	0	0	0	0																					
44 Jason Bay, R OBP: 0.422, SLG: 0.641											4	1	2	0	0	1	1																					
26 Fernando Martinez, L OBP: 0.435, SLG: 0.855											0	0	0	0	1	0	0																					
28 Daniel Murphy, L OBP: 0.192, SLG: 0.308											2	0	0	1	0	0	2																					
79 Rubén Tejeda, R OBP: 0.377, SLG: 0.396											1	0	0	0	0	1	1																					
12 Jeff Francoeur, R OBP: 0.287, SLG: 0.359											3	0	0	1	0	0	2																					
19 Gary Matthews, S OBP: 0.366, SLG: 0.595											1	0	0	0	0	0	0																					
13 Alex Cora, L OBP: 0.308, SLG: 0.421											5	2	2	1	0	0	2																					
21 Rod Barajas, R OBP: 0.333, SLG: 0.476											4	1	2	0	0	2	0																					
9 Omir Santos, R OBP: 0.409, SLG: 0.632											0	0	0	0	0	0	0																					
27 Nelson Figueroa, R OBP: 0.377, SLG: 0.569											4	1	2	0	0	2	0																					
76 Jenny Mejia, R OBP: 0.455, SLG: 0.320											0	0	0	0	0	0	0																					
96 Raul Valdes, L OBP: 0.458, SLG: 0.909											1	0	0	0	0	0	0																					
23 Chris Carter, L OBP: 0.458, SLG: 0.909											0	0	0	0	0	0	0																					
Inning Stats	R: 3 E: 0 K: 0 S: 5	H: 2 LOB: 0 BB: 1 P: 9	R: 1 E: 0 K: 0 S: 5	H: 2 LOB: 1 BB: 0 P: 5	R: 1 E: 0 K: 1 S: 8	H: 1 LOB: 0 BB: 0 P: 9	R: 1 E: 0 K: 1 S: 7	H: 2 LOB: 1 BB: 0 P: 8	R: 0 E: 0 K: 0 S: 4	H: 1 LOB: 2 BB: 1 P: 8	R: 1 E: 0 K: 0 S: 5	H: 3 LOB: 1 BB: 0 P: 5	R: 1 E: 0 K: 1 S: 6	H: 1 LOB: 0 BB: 0 P: 9	R: 0 E: 0 K: 1 S: 5	H: 0 LOB: 1 BB: 1 P: 12	R: 0 E: 0 K: 1 S: 6	H: 1 LOB: 3 BB: 1 P: 12	1B: 8 2B: 3 3B: 0 HR: 2	SF: 3 SAC: 2 DP: 1 HBP: 1	WP: 0 PA: 47 PB: 0 SB: 0 CS: 0																	
PITCHER	IP 3.0	WLS 15	BF 5	H 5	R 5	ER 5	SO 1	BB 1	IBB 0	HBP 0	BLK 0	WP 0	HR 1	S 18	P 23	ERA 15.00	WHIP 2.000	PITCHER	IP 1.0	WLS 6	BF 1	H 0	R 0	ER 0	SO 1	BB 1	IBB 0	HBP 1	BLK 0	WP 0	HR 0	S 6	P 12	ERA 0.00	WHIP 2.000			
48 Hayden Penn, R ERA: 8.31																		64 Tim Wood, R ERA: 1.08																				
73 Seth McClung, R ERA: 11.05																																						
43 Jose Veras, R ERA: 6.75																																						
44 Brian Sanches, R ERA: 2.25																																						
31 Burke Badenhop, R ERA:																																						

New York Mets @ Florida Marlins
Roger Dean Stadium, Jupiter, FL
Fri Mar 26 2010, 1:16 PM - 4:31 PM EDT
Att. 5,673 - Cloudy - 75 F

AB 37
R 8
H 13
RBI 8
BB 4
SO 7
LOB 16



Batter	1	2	3	4	5	6	7	8	9	10	AB	R	H	RBI	BB	SO	LOB	BOTTOM																				
8 Chris Coghlan, L OBP: 0.377, SLG: 0.569											4	1	2	1	0	0	1																					
44 Brian Sanches, R OBP: 0.455, SLG: 0.320											0	0	0	0	0	0	0																					
18 Wes Helms, R OBP: 0.455, SLG: 0.320											1	0	0	0	0	1	1																					
31 Burke Badenhop, R OBP: 0.375, SLG: 0.414											0	0	0	0	0	0	0																					
24 Cameron Maybin, R OBP: 0.351, SLG: 0.510											5	1	2	1	0	0	2																					
93 Lorenzo Scott, L OBP: 0.375, SLG: 0.414											0	0	0	0	0	0	0																					
29 Ronny Paulino, R OBP: 0.350, SLG: 0.453											5	1	1	0	0	1	1																					
70 Brad Davis, R OBP: 0.368, SLG: 0.313											0	0	0	0	0	0	0																					
15 Gaby Sanchez, R OBP: 0.455, SLG: 0.590											5	1	3	0	0	1	1																					
81 Logan Morrison, L OBP: 0.244, SLG: 0.326											0	0	0	0	0	0	0																					
22 Donnie Murphy, R OBP: 0.333, SLG: 0.448											3	1	0	0	1	0	2																					
7 Hector Luna, R OBP: 0.382, SLG: 0.375											4	2	2	2	1	1	1																					
79 Bryan Petersen, L OBP: 0.296, SLG: 0.360											5	0	1	2	0	2	4																					
48 Hayden Penn, R ERA: 2.06											4	2	2	2	1	1	1																					
76 Jenny Mejia, R ERA: 2.06											4	2	2	2	1	1	1																					
96 Raul Valdes, L ERA: 0.75											4	2	2	2	1	1	1																					
48 Pat Misch, L ERA: 0.75											4	2	2	2	1	1	1																					
25 Pedro Feliciano, L ERA:											4	2	2	2	1	1	1																					
Inning Stats	R: 0 E: 0 K: 0 S: 3	H: 1 LOB: 0 BB: 0 P: 4	R: 0 E: 0 K: 0 S: 3	H: 0 LOB: 0 BB: 0 P: 3	R: 8 E: 0 K: 1 S: 12	H: 9 LOB: 1 BB: 1 P: 18	R: 0 E: 0 K: 0 S: 4	H: 1 LOB: 1 BB: 0 P: 4	R: 0 E: 0 K: 2 S: 8	H: 1 LOB: 1 BB: 0 P: 8	R: 1 E: 1 K: 1 S: 6	H: 1 LOB: 1 BB: 0 P: 6	R: 0 E: 0 K: 1 S: 6	H: 1 LOB: 1 BB: 0 P: 6	R: 0 E: 0 K: 0 S: 3	H: 0 LOB: 0 BB: 0 P: 3	R: 0 E: 0 K: 1 S: 6	H: 1 LOB: 2 BB: 1 P: 10	1B: 9 2B: 5 3B: 2 HR: 0	SF: 0 SAC: 1 DP: 1 HBP: 0	WP: 0 PA: 45 PB: 0 SB: 1 CS: 1																	
PITCHER	IP 2.2	WLS 8	BF 7	H 7	R 7	ER 7	SO 1	BB 1	IBB 0	HBP 0	BLK 0	WP 0	HR 0	S 16	P 23	ERA 23.62	WHIP 3.375	PITCHER	IP 2.0	WLS 8	BF 1	H 0	R 0	ER 0	SO 1	BB 1	IBB 0	HBP 0	BLK 0	WP 0	HR 0	S 9	P 13	ERA 0.00	WHIP 1.000			
27 Nelson Figueroa, R ERA: 5.91																		38 Fernando Nieve, R ERA: 4.5																				
76 Jenny Mejia, R ERA: 2.06																																						
96 Raul Valdes, L ERA: 0.75																																						
48 Pat Misch, L ERA: 0.75																																						
25 Pedro Feliciano, L ERA:																																						

New York Mets @ Florida Marlins
Roger Dean Stadium, Jupiter, FL
Fri Mar 26 2010, 1:16 PM - 4:31 PM EDT
Att. 5,673 - Cloudy - 75 F

AB 42
R 8
H 16
RBI 8
BB 2
SO 7
LOB 17




Batter	1	2	3	4	5	6	7	8	9	10	AB	R	H	RBI	BB	SO	LOB	TOP						
29 Willy Taveras, R OBP: 0.359, SLG: 0.353	F9		L9				F8	F9		CS	5	0	0	0	0	1	1	Washington Nationals @ New York Mets Digital Domain Park, Port St. Lucie, FL Sat Mar 27 2010, 1:13 PM - 4:15 PM EDT Att: 5,288 - Sunny - 77 F						
43 Miguel Batista, R (8, 1)											0	0	0	0	0	0	0							
Adam Fox, R (10, PH)											0	0	0	0	0	0	0							
50 Jesse English, L (10, 1)											0	0	0	0	0	0	0							
15 Cristian Guzman, S OBP: 0.294, SLG: 0.474	P4		44 2B				44 WP 20 1B			K	4	1	3	0	0	0	0							
7 Michael Martinez, S (7, 6)											1	0	0	0	0	1	0							
20 Adam Kennedy, L OBP: 0.320, SLG: 0.447	G4-3		44 2B 16 2B				44 WP 1B			K	3	1	1	0	0	1	1							
Pedro Lopez, R (7, 4)											1	0	0	0	0	1	0							
44 Adam Dunn, L OBP: 0.279, SLG: 0.216										G4-3	4	1	1	1	0	3	3							
15 Mike Daniel, L (7, 7)											1	0	0	0	0	0	0							
16 Josh Willingham, R OBP: 0.395, SLG: 0.771		4-0					G5-3	F8			3	1	1	2	1	0	3							
17 Sean Burnett, L (7, 1)											0	0	0	0	0	0	0							
Francisco Plascencia, L (8, 8)											0	1	0	0	1	0	0							
7 Ivan Rodriguez, R OBP: 0.378, SLG: 0.500											3	0	2	1	0	0	1							
23 Jhonatan Solano, R OBP: 0.500, SLG: 0.750											2	1	1	0	0	0	1							
12 Alberto Gonzalez, R OBP: 0.438, SLG: 0.556											4	1	2	2	0	0	2							
30 Justin Maxwell, R OBP: 0.237, SLG: 0.184											4	0	1	0	1	2	3							
35 Craig Stammen, R (1, 1)											2	0	0	0	0	1	0							
25 Michael Burgess, L (6, PH)											1	0	0	0	0	0	2							
55 Matt Capps, R (6, 1)											0	0	0	0	0	0	0							
38 Chris Duncan, L OBP: 0.262, SLG: 0.235											2	0	1	1	0	1	1							
Inning Stats	R: 0 E: 0 K: 0 S: 3	H: 0 LOB: 0 BB: 0 P: 3	R: 1 E: 0 K: 2 S: 8	H: 1 LOB: 1 BB: 1 P: 12	R: 3 E: 0 K: 1 S: 8	H: 3 LOB: 1 BB: 0 P: 9	R: 0 E: 0 K: 0 S: 3	H: 1 LOB: 0 BB: 0 P: 3	R: 0 E: 0 K: 3 S: 10	H: 1 LOB: 1 BB: 0 P: 11	R: 0 E: 0 K: 1 S: 5	H: 2 LOB: 2 BB: 0 P: 5	R: 0 E: 0 K: 1 S: 7	H: 2 LOB: 3 BB: 0 P: 7	R: 1 E: 0 K: 1 S: 7	H: 2 LOB: 1 BB: 0 P: 7	R: 0 E: 0 K: 2 S: 7	H: 0 LOB: 0 BB: 0 P: 7	R: 2 E: 0 K: 1 S: 8	H: 1 LOB: 0 BB: 2 P: 18	1B: 6 2B: 7 3B: 0 HR: 1	SF: 0 SAC: 1 DP: 1 HBP: 1	WP: 1 PB: 0 SB: 2 CS: 1	PA: 46
PITCHER	IP	WLS	BF	H	R	ER	SO	BB	IBB	HBP	BLK	WP	HR	S	P	ERA	WHIP							
47 Hisanori Takahashi, L ERA: 3.18	3.0		15	4	4	4	3	1	0	0	0	0	0	13	14	0.00	1.000							
75 Francisco Rodriguez, R ERA: 3.0	2.0		7	2	0	0	3	0	0	0	0	0	0	5	5	0.00	2.000							
50 Sean Green, R ERA: 5.87	1.0		5	2	0	0	0	0	0	0	0	0	0	5	5	0.00	2.000							
39 Bobby Parnell, R ERA: 3.18	1.0		5	2	0	0	1	0	0	0	0	1	0	7	8	0.00	2.000							
18 Ryota Igarashi, R ERA: 5.4	1.0	B	5	2	1	1	1	0	0	0	0	0	0	7	7	9.00	2.000							
PITCHER	IP	WLS	BF	H	R	ER	SO	BB	IBB	HBP	BLK	WP	HR	S	P	ERA	WHIP							
94 Kiko Calero, R ERA: 6.23	0.1		1	1	1	1	0	0	0	0	0	0	0	1	1	0.00	0.000							
96 Raul Valdes, L ERA:	10.1		0.2	1	0	0	0	1	0	0	0	0	0	3	4	0.00	0.000							

AB	40
R	7
H	13
RBI	7
BB	3
SO	11
LOB	18



Batter	1	2	3	4	5	6	7	8	9	10	AB	R	H	RBI	BB	SO	LOB	BOTTOM						
13 Alex Cora, L OBP: 0.333, SLG: 0.463	FC4-6		L7								3	1	2	0	0	0	0	Washington Nationals @ New York Mets Digital Domain Park, Port St. Lucie, FL Sat Mar 27 2010, 1:13 PM - 4:15 PM EDT Att: 5,288 - Sunny - 77 F						
79 Ruben Tejada, R OBP: 0.352, SLG: 0.400											2	1	1	0	0	1	0							
1 Luis Castillo, S OBP: 0.347, SLG: 0.364	FC4-6		G4-3								4	2	1	3	0	0	2							
18 Ryota Igarashi, R (8, 1)											0	0	0	0	0	0	0							
16 Angel Pagan, S OBP: 0.313, SLG: 0.395											1	0	0	0	0	0	0							
5 David Wright, R OBP: 0.495, SLG: 0.683											3	0	3	2	0	0	0							
50 Sean Green, R (6, 1)											0	0	0	0	0	0	0							
2 Frank Catalanotto, L OBP: 0.287, SLG: 0.360											1	0	0	0	0	1	0							
35 Mike Jacobs, L OBP: 0.316, SLG: 0.355											4	0	0	0	1	0	3							
44 Jason Bay, R OBP: 0.396, SLG: 0.595											3	0	0	0	0	1	2							
26 Fernando Martinez, L OBP: 0.426, SLG: 0.786											1	0	0	0	0	0	0							
19 Gary Matthews, S OBP: 0.356, SLG: 0.550											3	0	0	0	1	1	2							
94 Kiko Calero, R (9, 1)											0	0	0	0	0	0	0							
96 Raul Valdes, L (10, 1)											0	0	0	0	0	0	0							
12 Jeff Francoeur, R OBP: 0.271, SLG: 0.357											3	0	1	0	0	0	1							
39 Bobby Parnell, R (7, 1)											0	0	0	0	0	0	0							
65 Russ Adams, L OBP: 0.423, SLG: 0.583											1	0	0	0	0	0	0							
9 Omar Santos, R OBP: 0.400, SLG: 0.636											3	1	1	0	0	0	1							
3 Chris Coste, R OBP: 0.357, SLG: 0.462											1	0	0	0	0	0	0							
47 Hisanori Takahashi, L (1, 1)											1	0	0	0	0	0	0							
75 Francisco Rodriguez, R (4, 1)											0	0	0	0	0	0	0							
28 Daniel Murphy, L OBP: 0.178, SLG: 0.300											1	0	0	0	0	0	0							
17 Fernando Tatis, R OBP: 0.233, SLG: 0.222											2	0	0	0	0	0	1							
Inning Stats	R: 1 E: 0 K: 2 S: 9	H: 2 LOB: 2 BB: 1 P: 13	R: 0 E: 0 K: 0 S: 3	H: 0 LOB: 0 BB: 0 P: 3	R: 0 E: 0 K: 0 S: 4	H: 1 LOB: 1 BB: 0 P: 5	R: 0 E: 0 K: 0 S: 3	H: 0 LOB: 1 BB: 0 P: 7	R: 0 E: 0 K: 0 S: 5	H: 2 LOB: 1 BB: 0 P: 5	R: 0 E: 0 K: 0 S: 3	H: 1 LOB: 1 BB: 0 P: 3	R: 3 E: 0 K: 1 S: 8	H: 3 LOB: 0 BB: 0 P: 9	R: 0 E: 0 K: 0 S: 3	H: 0 LOB: 0 BB: 0 P: 3	R: 0 E: 0 K: 1 S: 5	H: 0 LOB: 0 BB: 0 P: 5	R: 0 E: 0 K: 0 S: 2	H: 0 LOB: 0 BB: 0 P: 3	1B: 5 2B: 3 3B: 0 HR: 1	SF: 0 SAC: 0 DP: 1 HBP: 1	WP: 0 PB: 0 SB: 1 CS: 0	PA: 40
PITCHER	IP	WLS	BF	H	R	ER	SO	BB	IBB	HBP	BLK	WP	HR	S	P	ERA	WHIP							
35 Craig Stammen, R ERA: 3.14	5.0		22	5	2	2	2	2	0	0	0	0	0	24	33	3.60	1.400							
55 Matt Capps, R ERA: 6.0	1.0	H	3	1	0	0	0	0	0	0	0	0	0	3	3	0.00	1.000							
17 Sean Burnett, L ERA: 15.0	1.0	B	6	3	3	3	1	0	0	0	0	0	1	8	9	27.00	3.000							
43 Miguel Batista, R ERA: 4.63	2.0	W	6	0	0	0	1	0	0	0	0	0	0	8	8	0.00	0.000							
50 Jesse English, L ERA: 3.86	1.0	S	3	0	0	0	0	0	0	1	0	0	0	2	3	0.00	0.000							

AB	37
R	5
H	9
RBI	5
BB	2
SO	4
LOB	12



Batter	1	2	3	4	5	6	7	8	9	AB	R	H	RBI	BB	SO	LOB	TOP								
3 Felipe Lopez, S OBP: 0.204, SLG: 0.255 89 Donovan Solano, R OBP: 0.600, SLG: 0.609	G4-3		G4-3	G5-3				E5		4	0	1	0	0	0	0									
13 Brendan Ryan, R OBP: 0.217, SLG: 0.409 77 Pete Parise, R OBP: 1.000, SLG: 1.000	G6-3		G5-3		F8	FC6-4		FC6-4		5	0	0	0	0	0	3									
5 Albert Pujols, R OBP: 0.333, SLG: 0.629 Matt Paganzzi, R OBP: 0.375, SLG: 0.467				28 HR	HR		G6-3	FC6-4	F8	4	2	3	1	0	0	0									
28 Colby Rasmus, L OBP: 0.509, SLG: 0.738 74 Tyler Henley, L OBP: 0.471, SLG: 0.444										4	1	2	2	0	1	1									
47 Ryan Ludwick, R OBP: 0.322, SLG: 0.547 34 Nick Stavinoha, R OBP: 0.380, SLG: 0.542										2	1	1	1	0	0	0									
23 David Freese, R OBP: 0.379, SLG: 0.466 41 Mitchell Boggs, R OBP: 0.471, SLG: 0.563										3	2	1	0	1	1	0									
87 Daniel Descalso, L OBP: 0.471, SLG: 0.563										1	0	1	1	0	0	0									
8 Allen Craig, R OBP: 0.385, SLG: 0.630										5	2	3	1	0	0	4									
21 Jason LaRue, R OBP: 0.297, SLG: 0.344 22 Joe Mather, R OBP: 0.305, SLG: 0.346										2	0	1	1	0	0	1									
26 Kyle Lohse, R OBP: 0.400, SLG: 0.400 36 Dennys Reyes, R OBP: 0.414, SLG: 0.350										3	0	1	1	0	1	2									
3 Ruben Gotay, S OBP: 0.414, SLG: 0.350										2	0	0	0	0	0	1									
Inning Stats	R: 0 E: 0 K: 1 S: 8	H: 1 LOB: 1 BB: 0 P: 12	R: 0 E: 0 K: 1 S: 11	H: 2 LOB: 2 BB: 0 P: 16	R: 3 E: 0 K: 0 S: 20	H: 3 LOB: 0 BB: 0 P: 29	R: 1 E: 0 K: 1 S: 9	H: 1 LOB: 0 BB: 0 P: 12	R: 1 E: 0 K: 0 S: 10	H: 2 LOB: 0 BB: 0 P: 15	R: 1 E: 0 K: 0 S: 11	H: 3 LOB: 2 BB: 0 P: 17	R: 3 E: 0 K: 0 S: 13	H: 3 LOB: 1 BB: 1 P: 19	R: 1 E: 0 K: 0 S: 9	H: 3 LOB: 3 BB: 1 P: 14	R: 0 E: 1 K: 0 S: 8	H: 1 LOB: 2 BB: 0 P: 10	1B: 11 2B: 3 3B: 1 HR: 4	SF: 1 SAC: 0 DP: 1 HBP: 0	WP: 0 PB: 0 SB: 1 CS: 0	PA: 48			
PITCHER	IP WLS BF H R ER SO BB IBB HBP BLK WP HR S P ERA WHIP	IP WLS BF H R ER SO BB IBB HBP BLK WP HR S P ERA WHIP	IP WLS BF H R ER SO BB IBB HBP BLK WP HR S P ERA WHIP	IP WLS BF H R ER SO BB IBB HBP BLK WP HR S P ERA WHIP	IP WLS BF H R ER SO BB IBB HBP BLK WP HR S P ERA WHIP	IP WLS BF H R ER SO BB IBB HBP BLK WP HR S P ERA WHIP	IP WLS BF H R ER SO BB IBB HBP BLK WP HR S P ERA WHIP	IP WLS BF H R ER SO BB IBB HBP BLK WP HR S P ERA WHIP	IP WLS BF H R ER SO BB IBB HBP BLK WP HR S P ERA WHIP	IP WLS BF H R ER SO BB IBB HBP BLK WP HR S P ERA WHIP	IP WLS BF H R ER SO BB IBB HBP BLK WP HR S P ERA WHIP	IP WLS BF H R ER SO BB IBB HBP BLK WP HR S P ERA WHIP	IP WLS BF H R ER SO BB IBB HBP BLK WP HR S P ERA WHIP	IP WLS BF H R ER SO BB IBB HBP BLK WP HR S P ERA WHIP	IP WLS BF H R ER SO BB IBB HBP BLK WP HR S P ERA WHIP	IP WLS BF H R ER SO BB IBB HBP BLK WP HR S P ERA WHIP	IP WLS BF H R ER SO BB IBB HBP BLK WP HR S P ERA WHIP	IP WLS BF H R ER SO BB IBB HBP BLK WP HR S P ERA WHIP	IP WLS BF H R ER SO BB IBB HBP BLK WP HR S P ERA WHIP	IP WLS BF H R ER SO BB IBB HBP BLK WP HR S P ERA WHIP	IP WLS BF H R ER SO BB IBB HBP BLK WP HR S P ERA WHIP	IP WLS BF H R ER SO BB IBB HBP BLK WP HR S P ERA WHIP	IP WLS BF H R ER SO BB IBB HBP BLK WP HR S P ERA WHIP	IP WLS BF H R ER SO BB IBB HBP BLK WP HR S P ERA WHIP	IP WLS BF H R ER SO BB IBB HBP BLK WP HR S P ERA WHIP

St. Louis Cardinals @ New York Mets
 Digital Domain Park, Port St. Lucie, FL
 Sun Mar 28 2010, 1:11 PM - 4:05 PM EDT
 Att: 6,731 - Cloudy - 75 F

AB 45
 R 10
 H 19
 RBI 10
 BB 2
 SO 3
 LOB 16



Batter	1	2	3	4	5	6	7	8	9	AB	R	H	RBI	BB	SO	LOB	BOTTOM								
16 Angel Pagan, S OBP: 0.321, SLG: 0.468										4	1	2	3	0	1	2									
1 Luis Castillo, S OBP: 0.346, SLG: 0.362 65 Russ Adams, L OBP: 0.393, SLG: 0.538	L8									3	0	1	0	0	0	1									
17 Fernando Tatis, R OBP: 0.257, SLG: 0.281										5	1	2	0	0	1	3									
44 Jason Bay, R OBP: 0.392, SLG: 0.588 18 Ryota Igarashi, R OBP: 0.393, SLG: 0.538 48 Pat Misch, R OBP: 0.290, SLG: 0.500 64 Elmer Dessens, R OBP: 0.400, SLG: 0.462	P3									2	0	0	0	1	0	1									
28 Daniel Murphy, L OBP: 0.163, SLG: 0.273										4	0	0	0	0	1	2									
21 Rod Barajas, R OBP: 0.282, SLG: 0.417 3 Chris Coste, R OBP: 0.400, SLG: 0.462										3	0	0	0	0	2	2									
26 Fernando Martinez, L OBP: 0.431, SLG: 0.776										3	0	1	0	1	1	1									
79 Rubén Tejada, R OBP: 0.390, SLG: 0.396										3	1	1	0	1	1	1									
34 Mike Pelfrey, R OBP: 0.333, SLG: 0.333 50 Sean Green, R OBP: 0.462, SLG: 0.875										2	1	1	0	0	0	0									
Inning Stats	R: 0 E: 0 K: 0 S: 9	H: 0 LOB: 1 BB: 1 P: 14	R: 0 E: 0 K: 2 S: 10	H: 0 LOB: 1 BB: 1 P: 18	R: 2 E: 0 K: 0 S: 17	H: 3 LOB: 0 BB: 0 P: 22	R: 0 E: 0 K: 2 S: 9	H: 0 LOB: 0 BB: 0 P: 13	R: 0 E: 0 K: 1 S: 10	H: 0 LOB: 0 BB: 0 P: 14	R: 0 E: 0 K: 1 S: 11	H: 1 LOB: 2 BB: 1 P: 18	R: 0 E: 0 K: 1 S: 8	H: 1 LOB: 2 BB: 1 P: 16	R: 2 E: 0 K: 0 S: 5	H: 2 LOB: 0 BB: 1 P: 10	R: 1 E: 0 K: 2 S: 11	H: 2 LOB: 1 BB: 0 P: 15	1B: 6 2B: 2 3B: 0 HR: 2	SF: 1 SAC: 0 DP: 2 HBP: 0	WP: 1 PB: 0 SB: 0 CS: 0	PA: 39			
PITCHER	IP WLS BF H R ER SO BB IBB HBP BLK WP HR S P ERA WHIP	IP WLS BF H R ER SO BB IBB HBP BLK WP HR S P ERA WHIP	IP WLS BF H R ER SO BB IBB HBP BLK WP HR S P ERA WHIP	IP WLS BF H R ER SO BB IBB HBP BLK WP HR S P ERA WHIP	IP WLS BF H R ER SO BB IBB HBP BLK WP HR S P ERA WHIP	IP WLS BF H R ER SO BB IBB HBP BLK WP HR S P ERA WHIP	IP WLS BF H R ER SO BB IBB HBP BLK WP HR S P ERA WHIP	IP WLS BF H R ER SO BB IBB HBP BLK WP HR S P ERA WHIP	IP WLS BF H R ER SO BB IBB HBP BLK WP HR S P ERA WHIP	IP WLS BF H R ER SO BB IBB HBP BLK WP HR S P ERA WHIP	IP WLS BF H R ER SO BB IBB HBP BLK WP HR S P ERA WHIP	IP WLS BF H R ER SO BB IBB HBP BLK WP HR S P ERA WHIP	IP WLS BF H R ER SO BB IBB HBP BLK WP HR S P ERA WHIP	IP WLS BF H R ER SO BB IBB HBP BLK WP HR S P ERA WHIP	IP WLS BF H R ER SO BB IBB HBP BLK WP HR S P ERA WHIP	IP WLS BF H R ER SO BB IBB HBP BLK WP HR S P ERA WHIP	IP WLS BF H R ER SO BB IBB HBP BLK WP HR S P ERA WHIP	IP WLS BF H R ER SO BB IBB HBP BLK WP HR S P ERA WHIP	IP WLS BF H R ER SO BB IBB HBP BLK WP HR S P ERA WHIP	IP WLS BF H R ER SO BB IBB HBP BLK WP HR S P ERA WHIP	IP WLS BF H R ER SO BB IBB HBP BLK WP HR S P ERA WHIP	IP WLS BF H R ER SO BB IBB HBP BLK WP HR S P ERA WHIP	IP WLS BF H R ER SO BB IBB HBP BLK WP HR S P ERA WHIP	IP WLS BF H R ER SO BB IBB HBP BLK WP HR S P ERA WHIP	IP WLS BF H R ER SO BB IBB HBP BLK WP HR S P ERA WHIP

St. Louis Cardinals @ New York Mets
 Digital Domain Park, Port St. Lucie, FL
 Sun Mar 28 2010, 1:11 PM - 4:05 PM EDT
 Att: 6,731 - Cloudy - 75 F

AB 34
 R 5
 H 10
 RBI 5
 BB 4
 SO 8
 LOB 18



Batter	1	2	3	4	5	6	7	8	9	AB	R	H	RBI	BB	SO	LOB	TOP					
79 Bryan Petersen, L OBP: 0.323, SLG: 0.379	P6		E3	P4		E3		G4-3		5	1	2	1	0	0	1						
24 Cameron Maybin, R OBP: 0.372, SLG: 0.650 1 Emilio Bonifacio, S OBP: 0.321, SLG: 0.451	K		E9	G6-3		B3		G4-3		2	0	0	0	0	1	1						
2 Hanley Ramirez, R OBP: 0.500, SLG: 0.500 Jason Lane, R OBP: 0.500, SLG: 0.500	L4		E9	F8				E9		3	1	1	1	0	0	0						
3 Jorge Cantu, R OBP: 0.346, SLG: 0.429 22 Donnie Murphy, R OBP: 0.353, SLG: 0.455			E9	G6-3		G6-3		E9		2	1	2	2	0	0	0						
6 Dan Uggla, R OBP: 0.274, SLG: 0.364 44 Brian Sanchez, R OBP: 0.328, SLG: 0.492 64 Tim Wood, R OBP: 0.328, SLG: 0.492			E9	P3		P3		G4-3		2	0	0	0	2	0	1						
8 Chris Coghlan, L OBP: 0.328, SLG: 0.492 21 John Baker, L OBP: 0.400, SLG: 0.389			E9	F7		F7		G4-3		4	0	1	0	0	1	2						
7 Hector Luna, R OBP: 0.395, SLG: 0.371			E9	L7		L7		K		3	0	1	1	1	1	0						
30 Brian Barden, R OBP: 0.378, SLG: 0.441			E9	G5-3		G5-3		K		4	0	1	0	0	0	6						
19 Anibal Sanchez, R OBP: 0.451, SLG: 0.644			E9	F6		F6		K		2	0	0	0	0	1	3						
37 Renyel Pinto, L OBP: 0.462, SLG: 0.625 43 Jose Veras, R OBP: 0.462, SLG: 0.625 15 Gaby Sanchez, R OBP: 0.462, SLG: 0.625			E9					K		0	0	0	0	0	0	0						
Inning Stats	R: 0 E: 0 K: 1 S: 6	H: 0 LOB: 0 BB: 0 P: 6	R: 0 E: 0 K: 1 S: 6	H: 2 LOB: 2 BB: 1 P: 10	R: 4 E: 2 K: 1 S: 11	H: 4 LOB: 3 BB: 2 P: 19	R: 0 E: 0 K: 0 S: 3	H: 0 LOB: 0 BB: 0 P: 3	R: 0 E: 0 K: 0 S: 3	H: 0 LOB: 0 BB: 0 P: 3	R: 1 E: 1 K: 0 S: 5	H: 2 LOB: 1 BB: 0 P: 5	R: 1 E: 1 K: 0 S: 4	H: 1 LOB: 0 BB: 0 P: 4	R: 0 E: 0 K: 2 S: 8	H: 1 LOB: 1 BB: 0 P: 8	R: 0 E: 0 K: 1 S: 6	H: 1 LOB: 1 BB: 0 P: 6	1B: 8 2B: 3 3B: 0 HR: 0	SF: 0 SAC: 0 DP: 2 HBP: 0	WP: 0 PB: 0 SB: 0 CS: 0	PA: 41
PITCHER	IP: 4.2 WLS: W BF: 23 ERA: 5.65	H: 6 R: 4 ER: 3 SO: 3	H: 6 R: 4 ER: 3 SO: 3	H: 4 R: 0 ER: 0 SO: 0	H: 0 R: 0 ER: 0 SO: 0	H: 0 R: 0 ER: 0 SO: 0	H: 0 R: 0 ER: 0 SO: 0	H: 0 R: 0 ER: 0 SO: 0	H: 0 R: 0 ER: 0 SO: 0	H: 0 R: 0 ER: 0 SO: 0	IP: 1.0 WLS: S BF: 4 ERA: 4.15	H: 1 R: 0 ER: 0 SO: 1	H: 0 R: 0 ER: 0 SO: 0	H: 0 R: 0 ER: 0 SO: 0	H: 0 R: 0 ER: 0 SO: 0	H: 0 R: 0 ER: 0 SO: 0	H: 0 R: 0 ER: 0 SO: 0	H: 0 R: 0 ER: 0 SO: 0	WP: 0 HR: 0 S: 6 P: 6	ERA: 0.00 WHIP: 1.000		

Florida Marlins @ New York Mets
 Digital Domain Park, Port St. Lucie, FL
 Mon Mar 29 2010, 1:14 PM - 3:51 PM EDT
 Att: 2,950 - Cloudy - 75 F

AB 38
 R 6
 H 11
 RBI 5
 BB 3
 SO 6
 LOB 18





Batter	1	2	3	4	5	6	7	8	9	AB	R	H	RBI	BB	SO	LOB	BOTTOM					
16 Angel Pagán, S OBP: 0.310, SLG: 0.442	K	G3	F7		F8			G4-3		5	0	1	1	0	1	5						
13 Alex Cora, L OBP: 0.309, SLG: 0.432 26 Fernando Martinez, L OBP: 0.423, SLG: 0.761	K			G3		F8		P6		3	0	0	0	1	1	0						
5 David Wright, R OBP: 0.373, SLG: 0.622 65 Russ Adams, L OBP: 0.379, SLG: 0.519	F8			K		K		G4-3		4	0	0	0	0	3	2						
28 Daniel Murphy, L OBP: 0.185, SLG: 0.286				G4-3				G6-3		5	1	2	0	0	0	3						
12 Jeff Francoeur, R OBP: 0.308, SLG: 0.413 76 Jenny Mejia, R OBP: 0.308, SLG: 0.413 25 Pedro Feliciano, L OBP: 0.308, SLG: 0.413 38 Fernando Nieve, R OBP: 0.308, SLG: 0.413				G4-3		F8				4	3	3	0	0	0	1						
19 Gary Matthews, S OBP: 0.387, SLG: 0.535				G4-3		L4		K		3	1	1	1	1	1	1						
4 Henry Blanco, R OBP: 0.240, SLG: 0.320 9 Omar Santos, R OBP: 0.400, SLG: 0.636				G4-3		L4		P5		4	1	2	2	0	0	2						
79 Rubén Tejada, R OBP: 0.413, SLG: 0.429				G4-3		L4		P5		0	0	0	0	0	0	0						
49 Jonathon Niese, L OBP: 0.667, SLG: 1.000 96 Raul Valdes, L OBP: 0.667, SLG: 1.000 2 Frank Catalanotto, L OBP: 0.313, SLG: 0.550 39 Bobby Parnell, R OBP: 0.313, SLG: 0.550 17 Fernando Tatis, R OBP: 0.250, SLG: 0.273				G4-3		L4		P5		3	1	2	1	1	0	1						
Inning Stats	R: 0 E: 0 K: 2 S: 7	H: 0 LOB: 0 BB: 0 P: 7	R: 5 E: 0 K: 1 S: 10	H: 5 LOB: 2 BB: 2 P: 18	R: 1 E: 0 K: 0 S: 5	H: 2 LOB: 2 BB: 1 P: 9	R: 0 E: 0 K: 1 S: 5	H: 0 LOB: 0 BB: 0 P: 5	R: 1 E: 1 K: 0 S: 6	H: 1 LOB: 1 BB: 0 P: 6	R: 0 E: 0 K: 1 S: 6	H: 1 LOB: 1 BB: 0 P: 6	R: 0 E: 0 K: 0 S: 5	R: 0 E: 0 K: 0 S: 5	R: 0 E: 0 K: 0 S: 5	R: 0 E: 0 K: 0 S: 5	R: 0 E: 0 K: 0 S: 5	1B: 9 2B: 3 3B: 0 HR: 0	SF: 0 SAC: 1 DP: 0 HBP: 1	WP: 0 PB: 0 SB: 2 CS: 0	PA: 40	
PITCHER	IP: 4.2 WLS: L BF: 26 ERA: 6.38	H: 9 R: 7 ER: 7 SO: 4	H: 9 R: 7 ER: 7 SO: 4	H: 7 R: 4 ER: 4 SO: 4	H: 0 R: 0 ER: 0 SO: 0	H: 0 R: 0 ER: 0 SO: 0	H: 0 R: 0 ER: 0 SO: 0	H: 0 R: 0 ER: 0 SO: 0	H: 0 R: 0 ER: 0 SO: 0	H: 0 R: 0 ER: 0 SO: 0	IP: 1.0 WLS: L BF: 10 ERA: 10.38	H: 2 R: 1 ER: 1 SO: 1	H: 0 R: 0 ER: 0 SO: 0	H: 0 R: 0 ER: 0 SO: 0	H: 0 R: 0 ER: 0 SO: 0	H: 0 R: 0 ER: 0 SO: 0	H: 0 R: 0 ER: 0 SO: 0	H: 0 R: 0 ER: 0 SO: 0	WP: 0 HR: 0 S: 7 P: 7	ERA: 13.50 WHIP: 2.571		

Florida Marlins @ New York Mets
 Digital Domain Park, Port St. Lucie, FL
 Mon Mar 29 2010, 1:14 PM - 3:51 PM EDT
 Att: 2,950 - Cloudy - 75 F

AB 35
 R 7
 H 12
 RBI 7
 BB 3
 SO 6
 LOB 18



Batter	1	2	3	4	5	6	7	8	9	AB R H RBI BB SO LOB	TOP																								
											<p>New York Mets @ Washington Nationals Space Coast Stadium, Viera, FL Mon Mar 29 2010, 1:05 PM EDT</p> <p>livebaseballscorecards.com</p> <p>AB 0 R 0 H 0 RBI 0 BB 0 SO 0 LOB 0</p> 																								
Inning Stats										1B: 0 SF: 0 WP: 0 PA: 0 2B: 0 SAC: 0 FB: 0 3B: 0 DP: 0 SB: 0 HR: 0 HBP: 0 CS: 0																									
PITCHER	IP	WLS	BF	H	R	ER	SO	BB	IBB	HBP	BLK	WP	HR	S	P	ERA	WHIP	PITCHER	IP	WLS	BF	H	R	ER	SO	BB	IBB	HBP	BLK	WP	HR	S	P	ERA	WHIP

Batter	1	2	3	4	5	6	7	8	9	AB R H RBI BB SO LOB	BOTTOM																								
											<p>New York Mets @ Washington Nationals Space Coast Stadium, Viera, FL Mon Mar 29 2010, 1:05 PM EDT</p> <p>livebaseballscorecards.com</p> <p>AB 0 R 0 H 0 RBI 0 BB 0 SO 0 LOB 0</p> 																								
Inning Stats										1B: 0 SF: 0 WP: 0 PA: 0 2B: 0 SAC: 0 FB: 0 3B: 0 DP: 0 SB: 0 HR: 0 HBP: 0 CS: 0																									
PITCHER	IP	WLS	BF	H	R	ER	SO	BB	IBB	HBP	BLK	WP	HR	S	P	ERA	WHIP	PITCHER	IP	WLS	BF	H	R	ER	SO	BB	IBB	HBP	BLK	WP	HR	S	P	ERA	WHIP

Batter	1	2	3	4	5	6	7	8	9	AB	R	H	RBI	BB	SO	LOB	TOP					
1 Nwyer Morgan, L OBP: 0.289, SLG: 0.262 (1, 8)	G3		FC1-5-6-5 22 E			22 CS BB		29 1B 15 E 1B		3	0	1	1	1	0	1	<p>Washington Nationals @ New York Mets</p> <p>Digital Domain Park, Port St. Lucie, FL</p> <p>Thu Apr 01 2010, 12:15 PM - 3:12 PM EDT</p> <p>Att.: 4,478 - Sunny - 76 F</p> <p>livebaseballscorecards.com</p>					
2 Roger Bernadina, L OBP: 0.365, SLG: 0.304 (6, FR)										1	2	1	0	0	0	0						
39 Tyler Walker, R (9, 1)										0	0	0	0	0	0	0						
22 Willie Harris, L OBP: 0.519, SLG: 0.600 (1, 9)										2	1	1	0	1	0	1						
29 Willy Taveras, R OBP: 0.388, SLG: 0.372 (6, PH)			F8					15 FC5-4 1B		2	0	2	0	0	0	0						
11 Ryan Zimmerman, R OBP: 0.400, SLG: 0.796 (1, 5)										3	1	1	0	0	1	1						
15 Cristian Guzman, S OBP: 0.311, SLG: 0.533 (9, 9)	K							15 FC5-4		2	0	0	1	0	0	2						
44 Adam Dunn, L OBP: 0.357, SLG: 0.239 (1, 3)										2	1	1	1	1	0	1						
12 Alberto Gonzalez, R OBP: 0.408, SLG: 0.489 (5, 5)	F7									2	0	0	0	0	0	3						
16 Josh Willingham, R OBP: 0.408, SLG: 0.783 (1, 7)										3	1	2	3	0	0	0						
32 Brian Bruney, R (6, 1)										0	0	0	0	0	0	0						
28 Michael Morse, R OBP: 0.317, SLG: 0.448 (7, PH)										2	0	0	0	0	1	0						
20 Adam Kennedy, L OBP: 0.326, SLG: 0.55 (5, 3)										4	0	0	0	0	1	2						
42 Jason Bergmann, R OBP: 0.326, SLG: 0.55 (7, 1)										0	0	0	0	0	0	0						
17 Sean Burnett, L OBP: 0.326, SLG: 0.55 (6, PH)										0	0	0	0	0	0	0						
7 Ivan Rodriguez, R OBP: 0.357, SLG: 0.463 (1, 2)										3	0	1	0	0	0	0						
18 Chris Coste, R OBP: 0.350, SLG: 0.389 (6, 2)										2	0	0	0	0	1	0						
6 Ian Desmond, R OBP: 0.417, SLG: 0.524 (1, 6)										1	1	0	0	2	0	1						
10 Eric Bruntlett, R OBP: 0.277, SLG: 0.372 (7, 6)										1	1	1	0	0	0	0						
21 Jason Marquis, L OBP: 0.167, SLG: 0.167 (1, 1)										1	0	0	0	0	1	0						
25 Michael Burgess, L OBP: 0.167, SLG: 0.400 (6, PH)										1	1	1	2	0	0	0						
Inning Stats	R: 0 E: 0 K: 1 S: 6	H: 1 LOB: 1 BB: 0 P: 6	R: 0 E: 0 K: 0 S: 3	H: 0 LOB: 0 BB: 0 P: 3	R: 0 E: 0 K: 0 S: 3	H: 0 LOB: 1 BB: 1 P: 8	R: 2 E: 0 K: 0 S: 5	H: 2 LOB: 1 BB: 1 P: 10	R: 2 E: 0 K: 1 S: 7	H: 3 LOB: 2 BB: 2 P: 15	R: 3 E: 1 K: 0 S: 6	H: 3 LOB: 2 BB: 1 P: 12	R: 0 E: 0 K: 3 S: 9	H: 0 LOB: 0 BB: 0 P: 9	R: 2 E: 0 K: 0 S: 6	H: 3 LOB: 1 BB: 0 P: 7	R: 0 E: 0 K: 0 S: 3	H: 0 LOB: 0 BB: 0 P: 3	1B: 7 2B: 4 3B: 0 HR: 1	SF: 1 SAC: 1 DP: 0 HBP: 0	WP: 1 PB: 1 CS: 1	PA: 43
PITCHER	IP WLS BF H R ER SO BB IBB HBP BLK WP HR S P ERA WHIP	4.2 L 23 6 4 2 2 4 0 0 0 0 1 23 41 7.71 2.143	0.2 4 1 2 2 0 1 0 0 0 0 0 0 3 8 27.00 3.000	0.2 4 2 1 1 0 0 0 0 0 0 0 1 4 5 13.50 3.000	1.0 3 0 0 0 3 0 0 0 0 0 0 9 9 0.00 0.000	0.1 4 3 2 2 0 0 0 0 0 0 0 4 5 54.00 9.000	PITCHER	IP WLS BF H R ER SO BB IBB HBP BLK WP HR S P ERA WHIP	0.2 0 2 0 0 0 0 0 0 0 0 0 0 0 2 2 0.00 0.000	1.0 3 0 0 0 0 0 0 0 0 0 0 3 3 0.00 0.000												

Batter	1	2	3	4	5	6	7	8	9	AB	R	H	RBI	BB	SO	LOB	BOTTOM	
16 Angel Pagan, S OBP: 0.300, SLG: 0.397 (1, 9)	K		19 G3 35 HR 1 G3 1B							5	1	1	0	0	2	0	<p>Washington Nationals @ New York Mets</p> <p>Digital Domain Park, Port St. Lucie, FL</p> <p>Thu Apr 01 2010, 12:15 PM - 3:12 PM EDT</p> <p>Att.: 4,478 - Sunny - 76 F</p> <p>livebaseballscorecards.com</p>	
1 Luis Castillo, S OBP: 0.323, SLG: 0.321 (1, 4)										3	0	0	0	0	0	1		
21 Rod Barajas, R OBP: 0.286, SLG: 0.429 (6, 2)										1	0	0	0	0	0	0		
19 Gary Matthews, S OBP: 0.368, SLG: 0.490 (1, 8)										3	0	1	0	1	0	1		
86 Alex Cintron, S OBP: 0.333, SLG: 0.667 (9, 3)										0	0	0	0	0	0	0		
35 Mike Jacobs, L OBP: 0.326, SLG: 0.55 (1, 3)										3	1	1	2	0	0	1		
50 Sean Green, R OBP: 0.326, SLG: 0.55 (7, 1)										0	0	0	0	0	0	0		
39 Bobby Parnell, R OBP: 0.326, SLG: 0.55 (8, 1)										0	0	0	0	0	0	0		
47 Hisanori Takahashi, L OBP: 0.326, SLG: 0.55 (8, PH)										1	0	0	0	0	1	1		
23 Chris Carter, L OBP: 0.326, SLG: 0.55 (8, 8)										0	0	0	0	0	0	0		
62 Jesus Feliciano, L OBP: 0.326, SLG: 0.55 (8, 8)										0	0	0	0	0	0	0		
17 Fernando Tatis, R OBP: 0.250, SLG: 0.256 (1, 5)										4	0	1	0	0	0	1		
Jonathan Malo, R (9, 4)										0	0	0	0	0	0	0		
2 Frank Catalanotto, L OBP: 0.342, SLG: 0.500 (1, 7)										4	1	2	0	0	0	1		
94 Kiko Calero, R (9, 1)										0	0	0	0	0	0	0		
79 Rubén Tejada, R OBP: 0.420, SLG: 0.426 (1, 6)										3	0	2	0	1	1	2		
4 Henry Blanco, R OBP: 0.250, SLG: 0.296 (1, 2)										2	0	0	1	0	0	2		
65 Russ Adams, L OBP: 0.342, SLG: 0.429 (6, 4)										2	0	0	0	0	0	2		
33 John Maine, R (1, 1)										2	0	0	0	0	2	2		
18 Ryota Igarashi, R (5, 1)										0	0	0	0	0	0	0		
96 Raul Valdes, L (6, 1)										0	0	0	0	0	0	0		
67 Mike Cervenak, R OBP: 0.462, SLG: 0.364 (7, 5)										2	0	0	0	1	0	0		
Inning Stats	R: 0 E: 0 K: 1 S: 6	H: 1 LOB: 1 BB: 0 P: 7	R: 1 E: 0 K: 1 S: 7	H: 2 LOB: 1 BB: 0 P: 9	R: 2 E: 0 K: 0 S: 6	H: 2 LOB: 0 BB: 0 P: 9	R: 0 E: 0 K: 1 S: 6	H: 1 LOB: 1 BB: 0 P: 6	R: 0 E: 0 K: 0 S: 4	H: 1 LOB: 2 BB: 1 P: 8	R: 0 E: 0 K: 2 S: 8	H: 0 LOB: 0 BB: 0 P: 12	R: 0 E: 0 K: 1 S: 5	H: 0 LOB: 0 BB: 0 P: 5	1B: 7 2B: 0 3B: 0 HR: 1	SF: 0 SAC: 0 DP: 0 HBP: 0	WP: 2 PB: 0 CS: 0	PA: 37
PITCHER	IP WLS BF H R ER SO BB IBB HBP BLK WP HR S P ERA WHIP	5.0 W 21 6 3 3 4 1 0 0 0 0 1 30 36 5.40 1.200	1.0 5 1 0 0 0 1 0 0 0 0 0 4 8 0.00 2.000	1.0 4 0 0 0 0 1 0 0 0 0 0 3 7 0.00 1.000	1.0 4 1 0 0 2 0 0 0 0 0 8 8 0.00 1.000	1.0 3 0 0 0 1 0 0 0 0 0 5 5 0.00 0.000	PITCHER	IP WLS BF H R ER SO BB IBB HBP BLK WP HR S P ERA WHIP	0.2 0 2 0 0 0 0 0 0 0 0 0 0 2 2 0.00 0.000	1.0 3 0 0 0 0 0 0 0 0 0 3 3 0.00 0.000								



Batter	1	2	3	4	5	6	7	8	9	AB	R	H	RBI	BB	SO	LOB	TOP				
13 Alex Cora, L OBP: 0.333, SLG: 0.404 2 Frank Catalanotto, L OBP: 0.333, SLG: 0.465	F7			F8		L1		G4-3		3	0	0	0	0	0	0					
1 Luis Castillo, S OBP: 0.308, SLG: 0.305 79 Rubén Tejada, R OBP: 0.429, SLG: 0.426	K			F8		G1-3			35 HR HBP	3	0	0	0	0	1	0					
5 David Wright, R OBP: 0.383, SLG: 0.654 65 Russ Adams, L OBP: 0.333, SLG: 0.417	K			F9			44 1B BB		K	2	0	0	0	1	1	0					
35 Mike Jacobs, L OBP: 0.320, SLG: 0.535	K						F7			4	1	1	2	0	2	1					
44 Jason Bay, R OBP: 0.443, SLG: 0.686 86 Alex Cintron, S OBP: 0.250, SLG: 0.500	L6-3 1B					19 BB			HR	2	0	2	0	1	0	0					
19 Gary Matthews, S OBP: 0.377, SLG: 0.481	L6-3						F9			3	0	1	0	1	0	3					
12 Jeff Francoeur, R OBP: 0.270, SLG: 0.351				F8			F9			4	0	1	0	0	1	4					
17 Fernando Tatis, R OBP: 0.229, SLG: 0.233				P3		G4-3			F7	4	0	0	0	0	1	4					
21 Rod Barajas, R OBP: 0.258, SLG: 0.387 4 Henry Blanco, R OBP: 0.250, SLG: 0.296	K					F9		L5		3	0	0	0	0	1	0					
Inning Stats	R: 0 H: 0 E: 0 K: 2 S: 8	H: 0 LOB: 0 BB: 0 P: 13	R: 0 H: 1 E: 0 K: 1 S: 9	H: 1 LOB: 0 BB: 0 P: 13	R: 0 H: 0 E: 0 K: 1 S: 7	H: 0 LOB: 0 BB: 0 P: 8	R: 0 H: 0 E: 0 K: 0 S: 8	H: 0 LOB: 0 BB: 0 P: 13	R: 0 H: 0 E: 0 K: 0 S: 8	H: 0 LOB: 0 BB: 0 P: 13	R: 0 H: 1 E: 0 K: 0 S: 8	H: 1 LOB: 2 BB: 1 P: 17	R: 0 H: 0 E: 0 K: 1 S: 7	H: 0 LOB: 0 BB: 0 P: 12	R: 2 H: 3 E: 0 K: 1 S: 16	H: 3 LOB: 2 BB: 0 P: 27	1B: 4 2B: 1 3B: 0 HR: 1	SF: 0 SAC: 0 DP: 1 HBP: 1	WP: 0 PB: 0 CS: 0	PA: 35	
PITCHER	IP	WLS	BF	H	R	ER	SO	BB	IBB	HBP	BLK	WP	HR	S	P	ERA	WHIP				
22 Matt Garza, R ERA: 2.28	5.0	W	17	1	0	0	6	2	0	0	0	0	0	44	70	0.00	0.600				
36 Randy Choate, L ERA: 1.13	1.0	H	3	0	0	0	0	0	0	0	0	0	0	8	13	0.00	0.000				
73 Matt Gorgen, R ERA:	1.0	H	5	1	0	0	0	1	0	0	0	0	0	8	17	0.00	2.000				
31 Lance Cormier, R ERA: 5.96	2.0	S	10	3	2	2	2	0	0	1	0	0	1	23	39	9.00	1.500				

New York Mets @ Tampa Bay Rays
Tropicana Field, St. Petersburg, FL
Fri Apr 02 2010, 6:13 PM - 8:52 PM EDT
Att: 13,133 - Dome - 72 F

AB 31
R 2
H 5
RBI 2
BB 3
SO 8
LOB 13



Batter	1	2	3	4	5	6	7	8	9	AB	R	H	RBI	BB	SO	LOB	BOTTOM				
8 Jason Bartlett, R OBP: 0.413, SLG: 0.576 1 Sean Rodriguez, R OBP: 0.500, SLG: 0.873	G3-1		13 G4-3 13 S 1B			G3-1				2	0	1	0	0	0	0					
13 Carl Crawford, L OBP: 0.317, SLG: 0.340 16 Willy Aybar, S OBP: 0.281, SLG: 0.387	L7		G4-3			K		G5-3		2	0	0	0	0	1	1					
18 Ben Zobrist, S OBP: 0.410, SLG: 0.660 9 Hank Blalock, L OBP: 0.265, SLG: 0.310	K		G5-3			G3		E3 19 G3-1 52 1B S 2H		2	0	0	0	0	1	1					
3 Evan Longoria, R OBP: 0.359, SLG: 0.643 19 Gabe Kapler, R OBP: 0.293, SLG: 0.220		23 E 5 2B 1B		G6-3			33 1B BB	G3-1		2	1	1	0	0	0	0					
23 Carlos Pena, L OBP: 0.276, SLG: 0.333 52 John Matulia, L OBP: 0.400, SLG: 0.400	E5 2 L3 1-2			K			L8			2	0	0	0	0	1	1					
2 B.J. Upton, R OBP: 0.317, SLG: 0.557 33 Ryan Royster, R OBP: 0.500, SLG: 0.500	L3			G6-3			10 1B 1B	G4-3		2	0	0	0	0	0	2					
5 Pat Burrell, R OBP: 0.333, SLG: 0.333 10 Kelly Shoppach, R OBP: 0.455, SLG: 0.750						K				2	0	1	1	0	0	0					
30 Dioner Navarro, S OBP: 0.577, SLG: 0.474 61 Nevin Ashley, R OBP: 0.500, SLG: 0.684						G5-3		K		2	0	0	0	0	0	1					
15 Reid Brignac, L OBP: 0.359, SLG: 0.450 7 Shawn O'Malley, S ERA: 1.59				G1-3		F9		G6-3		2	0	0	0	0	0	2					
Inning Stats	R: 0 H: 0 E: 0 K: 1 S: 7	H: 2 LOB: 1 BB: 0 P: 9	R: 1 H: 2 E: 1 K: 0 S: 12	H: 2 LOB: 1 BB: 0 P: 14	R: 0 H: 1 E: 0 K: 0 S: 10	H: 1 LOB: 1 BB: 0 P: 16	R: 0 H: 0 E: 0 K: 1 S: 11	H: 0 LOB: 0 BB: 0 P: 15	R: 0 H: 0 E: 0 K: 1 S: 9	H: 0 LOB: 0 BB: 0 P: 12	R: 0 H: 0 E: 0 K: 1 S: 7	H: 0 LOB: 0 BB: 0 P: 9	R: 1 H: 2 E: 0 K: 0 S: 15	H: 2 LOB: 2 BB: 1 P: 25	R: 2 H: 2 E: 1 K: 0 S: 18	H: 2 LOB: 1 BB: 0 P: 27	1B: 5 2B: 3 3B: 0 HR: 0	SF: 0 SAC: 0 DP: 1 HBP: 0	WP: 0 PB: 0 CS: 0	PA: 33	
PITCHER	IP	WLS	BF	H	R	ER	SO	BB	IBB	HBP	BLK	WP	HR	S	P	ERA	WHIP				
34 Mike Pelfrey, R ERA: 6.15	6.0	L	21	3	1	0	0	0	0	0	0	0	0	14	24	13.50	4.500				
36 Fernando Nieve, R ERA: 4.61	0.2		5	2	1	1	1	1	0	0	0	0	0	14	24	13.50	4.500				
25 Pedro Feliciano, L ERA:	0.1		1	0	0	0	0	0	0	0	0	0	0	1	1	0.00	0.000				
76 Jenny Mejia, R ERA: 1.59	1.0		6	2	2	0	0	0	0	0	0	0	0	18	27	0.00	2.000				

New York Mets @ Tampa Bay Rays
Tropicana Field, St. Petersburg, FL
Fri Apr 02 2010, 6:13 PM - 8:52 PM EDT
Att: 13,133 - Dome - 72 F

AB 32
R 4
H 7
RBI 3
BB 1
SO 5
LOB 14



Batter	1	2	3	4	5	6	7	8	9	AB	R	H	RBI	BB	SO	LOB	TOP				
8 Chris Coghlan, L (1.7) OBP: 0.250, SLG: 0.250										4	1	1	0	0	1	2					
24 Cameron Maybin, R (1.8)										4	0	0	0	0	3	1					
2 Hanley Ramirez, R (1.6) OBP: 0.500, SLG: 0.500										4	0	2	0	0	1	1					
3 Jorge Cantu, R (1.5) OBP: 0.500, SLG: 0.667										3	0	1	1	1	0	1					
6 Dan Uggla, R (1.4)										3	0	0	0	1	1	3					
29 Ronny Paulino, R (1.2)										4	0	0	0	0	0	4					
12 Cody Ross, R (1.9)										4	0	0	0	0	0	0					
15 Gaby Sanchez, R (1.3) OBP: 0.500, SLG: 0.750										4	0	2	0	0	0	0					
55 Josh Johnson, L (1.1) 32 Clay Hensley, R (6.1) 53 Dan Meyer, R (6.1) 13 Mike Lamb, L (7.1) 64 Tim Wood, R (7.1) 37 Renyel Pinto, L (8.1)										1	0	0	0	0	1	0					
Inning Stats	R: 0 E: 0 K: 1 S: 6	H: 0 LOB: 0 BB: 0 P: 12	R: 0 E: 0 K: 0 S: 8	H: 0 LOB: 0 BB: 0 P: 13	R: 0 E: 0 K: 0 S: 14	H: 1 LOB: 1 BB: 0 P: 20	R: 0 E: 0 K: 1 S: 16	H: 1 LOB: 2 BB: 1 P: 23	R: 0 E: 0 K: 1 S: 10	H: 0 LOB: 0 BB: 0 P: 12	R: 1 E: 0 K: 2 S: 15	H: 2 LOB: 2 BB: 1 P: 23	R: 0 E: 0 K: 1 S: 12	H: 1 LOB: 1 BB: 0 P: 18	R: 0 E: 0 K: 1 S: 11	H: 0 LOB: 0 BB: 0 P: 14	1B: 4 2B: 2 3B: 0 HR: 0	SF: 0 SAC: 1 DP: 0 HBP: 0	WP: 0 PB: 0 SB: 2 CS: 0	PA: 35	
PITCHER	IP	WLS	BF	H	R	ER	SO	BB	IBB	HBP	BLK	WP	HR	S	P	ERA	WHIP				
57 Johan Santana, L (1.1) ERA: 1.5	6.0	W	24	4	1	1	5	2	0	0	0	0	0	69	103	1.50	1.000				
38 Fernando Nieve, R (7.1) ERA:	2.0		8	2	0	0	2	0	0	0	0	0	0	23	35	0.00	1.000				
75 Francisco Rodriguez, R (9.1) ERA:	1.0		3	0	0	0	0	0	0	0	0	0	0	8	14	0.00	0.000				

Florida Marlins @ New York Mets
Citi Field, Flushing, NY
Mon Apr 05 2010, 1:13 PM - 4:22 PM EDT
Att: 41,245 - Cloudy - 66 F

AB 32
R 1
H 6
RBI 1
BB 2
SO 7
LOB 13



Batter	1	2	3	4	5	6	7	8	9	AB	R	H	RBI	BB	SO	LOB	BOTTOM				
13 Alex Cora, L (1.6)										4	0	0	1	0	0	3					
1 Luis Castillo, S (1.4)										4	1	0	0	1	0	1					
5 David Wright, R (1.5) OBP: 0.500, SLG: 1.333										3	1	1	2	1	0	1					
35 Mike Jacobs, L (1.3) 17 Fernando Tatis, R (8.3)										4	0	0	0	0	2	2					
44 Jason Bay, R (1.7) OBP: 0.500, SLG: 1.000										4	1	2	0	0	1	2					
19 Gary Matthews, S (1.8) OBP: 0.750, SLG: 1.000										3	2	2	0	1	0	1					
12 Jeff Francoeur, R (1.9) OBP: 0.500, SLG: 1.000										2	0	1	2	1	0	0					
21 Rod Barajas, R (1.2) OBP: 0.500, SLG: 0.750										4	1	2	1	0	1	1					
57 Johan Santana, L (1.1) 16 Angel Pagan, S (6.1) 38 Fernando Nieve, R (7.1) 27 Frank Catalanotto, L (8.1) 75 Francisco Rodriguez, R (9.1)										2	0	0	0	0	3						
Inning Stats	R: 2 E: 0 K: 1 S: 13	H: 2 LOB: 1 BB: 0 P: 21	R: 0 E: 0 K: 0 S: 10	H: 0 LOB: 0 BB: 0 P: 14	R: 0 E: 0 K: 2 S: 19	H: 0 LOB: 2 BB: 2 P: 33	R: 0 E: 0 K: 0 S: 6	H: 2 LOB: 2 BB: 1 P: 14	R: 0 E: 0 K: 0 S: 6	H: 0 LOB: 0 BB: 0 P: 7	R: 4 E: 2 K: 0 S: 16	H: 3 LOB: 1 BB: 1 P: 27	R: 1 E: 0 K: 1 S: 9	H: 2 LOB: 1 BB: 0 P: 13	R: 0 E: 0 K: 1 S: 9	H: 0 LOB: 0 BB: 0 P: 14	1B: 4 2B: 4 3B: 1 HR: 1	SF: 1 SAC: 0 DP: 1 HBP: 1	WP: 1 PB: 0 SB: 2 CS: 0	PA: 38	
PITCHER	IP	WLS	BF	H	R	ER	SO	BB	IBB	HBP	BLK	WP	HR	S	P	ERA	WHIP				
55 Josh Johnson, R (1.1) ERA: 7.2	5.0	L	24	5	4	4	3	4	0	1	0	0	0	4	5	27.00	6.000				
32 Clay Hensley, R (6.1) ERA: 27.0	0.1		3	2	1	1	0	0	0	0	0	0	0	8	12	0.00	0.000				
53 Dan Meyer, L (6.1) ERA:	0.2		3	0	1	0	0	0	0	0	0	0	0	9	13	9.00	2.000				
64 Tim Wood, R (7.1) ERA: 9.0	1.0		5	2	1	1	1	0	0	0	0	0	0	9	14	0.00	0.000				
37 Renyel Pinto, L (8.1) ERA:	1.0		3	0	0	0	1	0	0	0	0	0	0	9	14	0.00	0.000				

Florida Marlins @ New York Mets
Citi Field, Flushing, NY
Mon Apr 05 2010, 1:13 PM - 4:22 PM EDT
Att: 41,245 - Cloudy - 66 F

AB 32
R 7
H 9
RBI 7
BB 4
SO 5
LOB 14



Batter	1	2	3	4	5	6	7	8	9	AB	R	H	RBI	BB	SO	LOB	TOP			
8 Chris Coghlan, L (1,7) OBP: 0.214, SLG: 0.214	G1-3		L4		G4-3	G4-3			FC1-6 1B	5	0	1	0	0	0	1				
24 Cameron Maybin, R (1,8) OBP: 0.337, SLG: 0.333	BB 1B		F9		BB 1B		G6-4-3 BB		FC1-6 FC4-6	4	2	2	0	1	0	2				
2 Hanley Ramirez, R (1,6) OBP: 0.467, SLG: 0.583	BB 1B		BB		K		G6-4-3		FC4-6	3	0	0	0	2	1	4				
3 Jorge Cantu, R (1,5) OBP: 0.357, SLG: 0.769	K		BB		BB		P4			4	0	2	1	0	1	2				
6 Dan Uggla, R (1,4) OBP: 0.357, SLG: 0.500	BB 1B		BB		BB		F7		P3	4	0	1	1	0	0	3				
29 Ronny Paulino, R (1,2) OBP: 0.333, SLG: 0.444	FC6-4		G5-3		F7				F8	4	1	2	0	0	0	2				
12 Cody Ross, R (1,9) OBP: 0.308, SLG: 0.308			2B		L6		G5-3		G5-3	4	0	0	0	0	0	2				
15 Gaby Sanchez, R (1,3) OBP: 0.417, SLG: 0.636			F8		G5-3				FC1-6 BB	3	0	1	1	1	0	1				
46 Juan Carlos Oviedo, R (9,1)									F9	0	0	0	0	0	0	0				
39 Nate Robertson, R (1,1)										2	0	0	0	0	1	1				
30 Brian Barden, R (6,PH)										1	0	0	0	0	0	1				
31 Burke Badenhop, R (6,1)										0	0	0	0	0	0	0				
18 Wes Helms, R (9,PH)										1	0	0	0	0	0	1				
Inning Stats	R: 1 E: 0 K: 1 S: 14	H: 2 LOB: 2 BB: 1 P: 23	R: 0 E: 0 K: 1 S: 6	H: 0 LOB: 0 BB: 0 P: 8	R: 0 E: 0 K: 0 S: 11	H: 1 LOB: 2 BB: 1 P: 20	R: 0 E: 0 K: 0 S: 10	H: 1 LOB: 1 BB: 0 P: 13	R: 1 E: 0 K: 0 S: 14	H: 2 LOB: 1 BB: 0 P: 20	R: 0 E: 0 K: 0 S: 7	H: 0 LOB: 0 BB: 1 P: 14	R: 0 E: 0 K: 0 S: 9	H: 0 LOB: 0 BB: 0 P: 9	R: 0 E: 0 K: 0 S: 16	H: 1 LOB: 2 BB: 1 P: 25	1B: 5 2B: 4 3B: 0 HR: 0	SF: 0 SAC: 0 DP: 1 HBP: 0	WP: 0 PB: 0 SB: 0 CS: 0	PA: 39
PITCHER	IP WLS BF H R ER SO	IP WLS BF H R ER SO	IP WLS BF H R ER SO	IP WLS BF H R ER SO	IP WLS BF H R ER SO	IP WLS BF H R ER SO	IP WLS BF H R ER SO	IP WLS BF H R ER SO	IP WLS BF H R ER SO	IP WLS BF H R ER SO	IP WLS BF H R ER SO	IP WLS BF H R ER SO	IP WLS BF H R ER SO	IP WLS BF H R ER SO	IP WLS BF H R ER SO	IP WLS BF H R ER SO	ERA WHIP	ERA WHIP	ERA WHIP	
49 Jonathon Niese, L (1,1) ERA: 4.5	6.0 L 28 8 3 3 3																4.50 1.667			
18 Ryota Igarashi, R (7,1) ERA: 0.75	1.0 3 0 0 0 0																0.00 1.000			
47 Hisanori Takahashi, L (8,1) ERA: 0.75	1.0 4 0 0 0 0																0.00 1.000			
38 Fernando Nieve, R (9,1) ERA: 0.75	0.1 1 0 0 0 0																0.00 0.000			
25 Pedro Feliciano, L (9,1) ERA: 0.75	0.2 3 1 0 0 0																0.00 1.500			

Florida Marlins @ New York Mets
Citi Field, Flushing, NY
Thu Apr 08 2010, 7:12 PM - 10:00 PM EDT
Att: 25,982 - Cloudy - 63 F

AB 35
R 3
H 9
RBI 3
BB 4
SO 3
LOB 20



Batter	1	2	3	4	5	6	7	8	9	AB	R	H	RBI	BB	SO	LOB	BOTTOM			
16 Angel Pagán, S (1,8) OBP: 0.500, SLG: 0.500	F8		BB 1B		L8		BB 1B			4	0	2	0	0	0	0				
1 Luis Castillo, S (1,4) OBP: 0.231, SLG: 0.100	G5-3		F8		BB 1B		G4-3			4	0	1	0	0	0	2				
5 David Wright, R (1,5) OBP: 0.385, SLG: 0.500	K		G2-3		F8				F9	4	0	0	0	0	1	2				
44 Jason Bay, R (1,7) OBP: 0.462, SLG: 0.636			L5		BB 1B		K		G5-3	4	1	1	0	0	1	1				
12 Jeff Francoeur, R (1,9) OBP: 0.462, SLG: 0.600			BB 1B		BB 1B		G4-3		K	4	0	2	1	0	1	0				
17 Fernando Tatis, R (1,3) OBP: 0.286, SLG: 0.167			P4		K		G5-3		F8	4	0	0	0	0	1	2				
21 Rod Barajas, R (1,2) OBP: 0.231, SLG: 0.333			BB 1B		P3		F9		F7	4	0	1	0	0	0	1				
11 Rubén Tejada, R (1,6)			FC5-4 BB 1B		P3				F7	4	0	1	0	0	0	1				
19 Gary Matthews, S (9,PH) OBP: 0.500, SLG: 0.429			FC5-4		HBP		K		K	2	0	0	0	0	1	2				
49 Jonathon Niese, L (1,1) ERA: 1.8	5.0 W 22 8 3 1 4									2	0	0	0	0	1	2				
31 Burke Badenhop, R (6,1) ERA: 1.8	3.0 H 10 1 0 0 2									1	0	0	0	0	0	0				
46 Juan Carlos Oviedo, R (9,1) ERA: 1.8	1.0 S 3 0 0 0 1									0	0	0	0	0	0	0				
Inning Stats	R: 0 E: 0 K: 1 S: 9	H: 0 LOB: 0 BB: 0 P: 16	R: 0 E: 0 K: 0 S: 9	H: 2 LOB: 2 BB: 0 P: 14	R: 0 E: 0 K: 1 S: 12	H: 1 LOB: 1 BB: 0 P: 16	R: 1 E: 0 K: 1 S: 13	H: 2 LOB: 2 BB: 0 P: 28	R: 0 E: 0 K: 0 S: 11	H: 0 LOB: 0 BB: 0 P: 20	R: 0 E: 0 K: 0 S: 6	H: 0 LOB: 0 BB: 0 P: 8	R: 0 E: 0 K: 1 S: 11	H: 0 LOB: 0 BB: 0 P: 11	R: 0 E: 0 K: 1 S: 7	H: 0 LOB: 0 BB: 0 P: 10	1B: 6 2B: 1 3B: 0 HR: 0	SF: 0 SAC: 0 DP: 0 HBP: 1	WP: 0 PB: 0 SB: 0 CS: 0	PA: 35
PITCHER	IP WLS BF H R ER SO	IP WLS BF H R ER SO	IP WLS BF H R ER SO	IP WLS BF H R ER SO	IP WLS BF H R ER SO	IP WLS BF H R ER SO	IP WLS BF H R ER SO	IP WLS BF H R ER SO	IP WLS BF H R ER SO	IP WLS BF H R ER SO	IP WLS BF H R ER SO	IP WLS BF H R ER SO	IP WLS BF H R ER SO	IP WLS BF H R ER SO	IP WLS BF H R ER SO	IP WLS BF H R ER SO	ERA WHIP	ERA WHIP	ERA WHIP	
39 Nate Robertson, L (1,1) ERA: 1.8	5.0 W 22 8 3 1 4																1.80 1.200			
31 Burke Badenhop, R (6,1) ERA: 1.8	3.0 H 10 1 0 0 2																0.00 0.333			
46 Juan Carlos Oviedo, R (9,1) ERA: 1.8	1.0 S 3 0 0 0 1																0.00 0.000			

Florida Marlins @ New York Mets
Citi Field, Flushing, NY
Thu Apr 08 2010, 7:12 PM - 10:00 PM EDT
Att: 25,982 - Cloudy - 63 F

AB 34
R 1
H 7
RBI 1
BB 0
SO 7
LOB 12



Batter	1	2	3	4	5	6	7	8	9	AB	R	H	RBI	BB	SO	LOB	TOP			
1 Nyer Morgan, L OBP: 0.250, SLG: 0.400	F8		G1-3	G4-3			G3			4	0	0	0	0	0	2	Washington Nationals @ New York Mets Citi Field, Flushing, NY Fri Apr 09 2010, 7:12 PM - 10:19 PM EDT Att: 28,055 - Cloudy - 54 F			
22 Willie Harris, L OBP: 0.338, SLG: 0.545	G6-3			44 BB		B4-3	G3			3	0	0	0	1	0					
11 Ryan Zimmerman, R OBP: 0.294, SLG: 0.438	L9			K			F8		G6-3	4	0	0	0	0	1					
44 Adam Dunn, L OBP: 0.471, SLG: 0.182		7 1B				P5			K	2	1	0	0	2	1	0				
16 Josh Willingham, R OBP: 0.471, SLG: 0.462		K		F8						3	0	1	0	1	1	3				
20 Adam Kennedy, L OBP: 0.125, SLG: 0.200	L9			G3			F8		G6-3	4	0	0	0	0	0	3				
7 Ivan Rodriguez, R OBP: 0.462, SLG: 0.615							G5-3		G6-3	4	1	2	0	0	0	1				
6 Ian Desmond, R OBP: 0.385, SLG: 0.818							K		G5-3	3	0	1	2	1	1	1				
49 Garrett Mock, S ERA: 3.0							K		G6-3	2	0	0	0	0	0	1				
43 Miguel Batista, R ERA: 3.86										1	0	0	0	0	0	0				
28 Michael Morse, R OBP: 0.266, SLG: 0.320										0	0	0	0	0	0	0				
42 Jason Bergmann, R ERA: 18.0										0	0	0	0	0	0	0				
50 Jesse English, L ERA: 10.8										0	0	0	0	0	0	0				
39 Tyler Walker, R ERA: 8.1										0	0	0	0	0	0	0				
3 Willy Taveras, R ERA: 4.5										1	0	0	0	0	0	0				
Inning Stats	R: 0 E: 0 K: 0 S: 6	H: 0 LOB: 0 BB: 0 P: 7	R: 2 E: 0 K: 1 S: 14	H: 2 LOB: 1 BB: 1 P: 20	R: 0 E: 0 K: 1 S: 12	H: 0 LOB: 2 BB: 2 P: 23	R: 0 E: 0 K: 1 S: 13	H: 1 LOB: 1 BB: 1 P: 22	R: 0 E: 0 K: 0 S: 5	H: 0 LOB: 0 BB: 0 P: 10	R: 0 E: 0 K: 1 S: 7	H: 1 LOB: 1 BB: 0 P: 12	R: 0 E: 0 K: 1 S: 9	H: 0 LOB: 1 BB: 1 P: 17	R: 0 E: 0 K: 0 S: 5	H: 0 LOB: 0 BB: 0 P: 7	1B: 2 2B: 1 3B: 1 HR: 0	SF: 0 SAC: 0 DP: 0 HBP: 0	WP: 0 PB: 0 SB: 0 CS: 0	PA: 36
PITCHER	IP WLS BF H R ER SO	IP WLS BF H R ER SO	IP WLS BF H R ER SO	IP WLS BF H R ER SO	IP WLS BF H R ER SO	IP WLS BF H R ER SO	IP WLS BF H R ER SO	IP WLS BF H R ER SO	IP WLS BF H R ER SO	IP WLS BF H R ER SO	IP WLS BF H R ER SO	IP WLS BF H R ER SO	IP WLS BF H R ER SO	IP WLS BF H R ER SO	IP WLS BF H R ER SO	IP WLS BF H R ER SO	BB IBB HBP BLK	WP HR S P	ERA WHIP	ERA WHIP

Washington Nationals @ New York Mets
Citi Field, Flushing, NY
Fri Apr 09 2010, 7:12 PM - 10:19 PM EDT
Att: 28,055 - Cloudy - 54 F

AB 31
R 2
H 4
RBI 2
BB 5
SO 6
LOB 14



Batter	1	2	3	4	5	6	7	8	9	AB	R	H	RBI	BB	SO	LOB	BOTTOM			
16 Angel Pagán, S OBP: 0.455, SLG: 0.400	L9	P4		13 BB		F7		13 1B		4	1	1	0	1	0	1	Washington Nationals @ New York Mets Citi Field, Flushing, NY Fri Apr 09 2010, 7:12 PM - 10:19 PM EDT Att: 28,055 - Cloudy - 54 F			
13 Alex Cora, L OBP: 0.333, SLG: 0.333	F9			35 BB		G4-6-3	G6-3	5 1B		4	0	1	1	1	0	2				
5 David Wright, R OBP: 0.444, SLG: 0.571	44 1B			K		G5-3		17 1B		4	1	2	1	1	1	1				
44 Jason Bay, R OBP: 0.444, SLG: 0.533				K		35 BB				4	0	1	0	1	3	4				
35 Mike Jacobs, L OBP: 0.167, SLG: 0.091						G4-3				2	0	0	0	1	0	3				
17 Fernando Tatis, R OBP: 0.333, SLG: 0.250	P3			12 FC6-4		G4-3		12 HR		2	1	1	1	0	1	2				
12 Jeff Francoeur, R OBP: 0.471, SLG: 1.000				FC6-4		F9				4	2	2	3	0	0	3				
21 Rod Barajas, R OBP: 0.294, SLG: 0.750										4	2	2	2	0	0	0				
11 Rubén Tejada, R OBP: 0.375, SLG: 0.167										3	1	1	0	1	0	0				
34 Mike Pelfrey, R ERA: 5.4										2	0	1	0	0	1	1				
19 Gary Matthews, S ERA: 12.46										1	0	0	0	0	0	0				
47 Hisanori Takahashi, L ERA: 18.0										0	0	0	0	0	0	0				
50 Jesse English, L ERA: 10.8										0	0	0	0	0	0	0				
39 Tyler Walker, R ERA: 8.1										0	0	0	0	0	0	0				
32 Jenny Meija, R ERA: 4.5										0	0	0	0	0	0	0				
Inning Stats	R: 0 E: 0 K: 0 S: 14	H: 1 LOB: 2 BB: 1 P: 29	R: 1 E: 0 K: 0 S: 10	H: 2 LOB: 1 BB: 0 P: 14	R: 0 E: 0 K: 2 S: 11	H: 0 LOB: 2 BB: 2 P: 22	R: 1 E: 0 K: 1 S: 11	H: 1 LOB: 1 BB: 2 P: 23	R: 0 E: 0 K: 0 S: 7	H: 0 LOB: 0 BB: 1 P: 11	R: 1 E: 0 K: 0 S: 11	H: 1 LOB: 0 BB: 0 P: 16	R: 3 E: 0 K: 1 S: 14	H: 3 LOB: 0 BB: 0 P: 20	R: 2 E: 0 K: 2 S: 15	H: 4 LOB: 2 BB: 0 P: 22	1B: 7 2B: 1 3B: 0 HR: 4	SF: 0 SAC: 0 DP: 1 HBP: 0	WP: 0 PB: 0 SB: 0 CS: 0	PA: 41
PITCHER	IP WLS BF H R ER SO	IP WLS BF H R ER SO	IP WLS BF H R ER SO	IP WLS BF H R ER SO	IP WLS BF H R ER SO	IP WLS BF H R ER SO	IP WLS BF H R ER SO	IP WLS BF H R ER SO	IP WLS BF H R ER SO	IP WLS BF H R ER SO	IP WLS BF H R ER SO	IP WLS BF H R ER SO	IP WLS BF H R ER SO	IP WLS BF H R ER SO	IP WLS BF H R ER SO	IP WLS BF H R ER SO	BB IBB HBP BLK	WP HR S P	ERA WHIP	ERA WHIP

Washington Nationals @ New York Mets
Citi Field, Flushing, NY
Fri Apr 09 2010, 7:12 PM - 10:19 PM EDT
Att: 28,055 - Cloudy - 54 F

AB 35
R 8
H 12
RBI 8
BB 6
SO 6
LOB 18



Batter	1	2	3	4	5	6	7	8	9	AB	R	H	RBI	BB	SO	LOB	TOP					
1 Nyer Morgan, L (1,8) OBP: 0.190, SLG: 0.300	F7		B3		G6-3		FC4-6		G6-3	5	0	0	0	0	0	1	Washington Nationals @ New York Mets Citi Field, Flushing, NY Sat Apr 10 2010, 1:12 PM - 4:25 PM EDT Att: 33,044 - Partly Cloudy - 52 F					
15 Cristian Guzman, S (1,4) OBP: 0.273, SLG: 0.545	K		G4-3		G4-3		G6-4-3			4	0	0	0	0	1							
11 Ryan Zimmerman, R (1,5) OBP: 0.250, SLG: 0.368	F8		K							3	0	0	0	0	2							
22 Willie Harris, L (6,5) OBP: 0.286, SLG: 0.500										1	0	0	0	0	1							
44 Adam Dunn, L (1,3) OBP: 0.429, SLG: 0.143		K			BB		F9		E5	3	1	0	0	1	1							
20 Adam Kennedy, L (8, PR) OBP: 0.125, SLG: 0.200										0	0	0	0	0	0							
16 Josh Willingham, R (1,7) OBP: 0.476, SLG: 0.438		BB			P6		G5-3			3	1	1	0	1	0							
12 Alberto Gonzalez, R (8,5)										0	0	0	0	0	0							
6 Ian Desmond, R (1,6) OBP: 0.471, SLG: 0.769										2	1	1	0	2	1							
7 Ivan Rodriguez, R (1,2) OBP: 0.471, SLG: 0.533										2	1	0	0	2	0							
3 Willy Taveras, R (1,9) OBP: 0.333, SLG: 0.667										4	0	2	4	0	1							
31 John Lannan, L (1,1)										2	0	0	0	0	1							
36 Tyler Clippard, R (6,1) OBP: 1.000, SLG: 1.000										1	0	1	0	0	0							
28 Michael Morse, R (9, PH) OBP: 0.167, SLG: 0.167										1	0	0	0	0	0							
55 Matt Capps, R (9,1)										0	0	0	0	0	0							
Inning Stats	R: 0 E: 0 K: 1 S: 8	H: 0 LOB: 0 BB: 0 P: 12	R: 2 E: 0 K: 3 S: 15	H: 2 LOB: 1 BB: 1 P: 24	R: 0 E: 0 K: 1 S: 6	H: 0 LOB: 0 BB: 0 P: 12	R: 2 E: 0 K: 0 S: 12	H: 2 LOB: 1 BB: 2 P: 24	R: 0 E: 0 K: 1 S: 9	H: 0 LOB: 0 BB: 0 P: 12	R: 0 E: 0 K: 1 S: 15	H: 1 LOB: 0 BB: 0 P: 26	R: 0 E: 1 K: 2 S: 10	H: 0 LOB: 2 BB: 2 P: 20	R: 0 E: 0 K: 0 S: 4	H: 0 LOB: 0 BB: 0 P: 9	1B: 4 2B: 1 3B: 1 HR: 0	SF: 0 SAC: 0 DP: 3 HBP: 0	WP: 2 PB: 0 CS: 0	PA: 37		
PITCHER	IP WLS BF H R ER SO BB IBB HBP BLK WP HR S P ERA WHIP	5.2 L 25 4 4 4 6 4 0 0 0 0 0 59 101 6.35 1.412	1.1 4 1 0 0 1 0 0 0 0 1 0 15 21 0.00 0.750	1.0 5 0 0 0 1 1 1 0 0 1 0 10 20 0.00 1.000	1.0 3 0 0 0 0 0 0 0 0 0 0 4 9 0.00 0.000																	

Batter	1	2	3	4	5	6	7	8	9	AB	R	H	RBI	BB	SO	LOB	BOTTOM					
7 José Reyes, S (1,6) OBP: 0.400, SLG: 0.250	G3	P6				K			BB	4	0	1	0	0	1	2	Washington Nationals @ New York Mets Citi Field, Flushing, NY Sat Apr 10 2010, 1:12 PM - 4:25 PM EDT Att: 33,044 - Partly Cloudy - 52 F					
13 Alex Cora, L (1,4) OBP: 0.316, SLG: 0.313	G1-3		G2-3		G6-3		F7		SH1-3	4	0	1	0	0	0	2						
5 David Wright, R (1,5) OBP: 0.476, SLG: 0.529	G5-3		BB							3	0	1	0	2	1							
44 Jason Bay, R (1,7) OBP: 0.391, SLG: 0.421		BB			FC6-4		FC6-4			4	2	0	0	1	2	5						
12 Jeff Francoeur, R (1,9) OBP: 0.500, SLG: 0.944										4	1	2	0	1	1	3						
19 Gary Matthews, S (1,8) OBP: 0.429, SLG: 0.300										2	0	0	0	1	1	4						
18 Ryota Igarashi, R (6,1)										0	0	0	0	0	0							
25 Pedro Feliciano, L (8,1)										1	0	1	0	0	0							
1 Luis Castillo, S (8, PH) OBP: 0.286, SLG: 0.182										1	0	1	0	0	0							
21 Rod Barajas, R (9,2) OBP: 0.278, SLG: 0.706										1	0	0	0	0	3							
17 Fernando Tatis, R (1,3) OBP: 0.333, SLG: 0.273										3	0	1	1	0	0	3						
4 Henry Blanco, R (1,2)										2	0	0	1	0	1	2						
27 Frank Catalanotto, L (8, PH) OBP: 0.167, SLG: 0.167										1	0	0	0	0	1	1						
32 Jenny Mejia, R (9,1)										0	0	0	0	0	0							
46 Oliver Pérez, L (1,1) OBP: 0.500, SLG: 0.500										2	0	1	1	0	0	2						
16 Ángel Pagán, S (6,8) OBP: 0.385, SLG: 0.333										2	0	0	0	0	2	1						
Inning Stats	R: 0 E: 0 K: 0 S: 10	H: 0 LOB: 0 BB: 0 P: 12	R: 2 E: 0 K: 0 S: 9	H: 2 LOB: 2 BB: 2 P: 17	R: 0 E: 1 K: 0 S: 14	H: 1 LOB: 2 BB: 1 P: 25	R: 0 E: 1 K: 0 S: 12	H: 0 LOB: 2 BB: 0 P: 19	R: 1 E: 0 K: 2 S: 17	H: 3 LOB: 2 BB: 0 P: 26	R: 0 E: 0 K: 2 S: 7	H: 0 LOB: 0 BB: 0 P: 9	R: 0 E: 0 K: 3 S: 10	H: 0 LOB: 0 BB: 0 P: 12	R: 0 E: 0 K: 2 S: 12	H: 1 LOB: 1 BB: 0 P: 19	R: 0 E: 0 K: 1 S: 11	H: 1 LOB: 3 BB: 2 P: 21	1B: 7 2B: 1 3B: 0 HR: 0	SF: 1 SAC: 2 DP: 1 HBP: 1	WP: 0 PB: 0 CS: 0	PA: 42
PITCHER	IP WLS BF H R ER SO BB IBB HBP BLK WP HR S P ERA WHIP	5.0 W 26 6 3 3 3 3 0 0 0 0 0 29 99 5.40 1.800	3.0 H 10 1 0 0 7 0 0 0 0 0 0 0 29 40 0.00 0.333	1.0 S 6 1 0 0 1 2 0 0 0 0 0 0 11 21 0.00 3.000																		



Batter	1	2	3	4	5	6	7	8	9	AB	R	H	RBI	BB	SO	LOB	TOP					
7 José Reyes, S OBP: 0.400, SLG: 0.385										5	1	2	0	0	2	1	New York Mets @ Colorado Rockies Coors Field, Denver, CO Tue Apr 13 2010, 6:43 PM - 9:45 PM MDT Att: 25,110 - Clear - 60 F					
1 Luis Castillo, S OBP: 0.283, SLG: 0.188										4	0	1	0	0	1	2						
5 David Wright, R OBP: 0.548, SLG: 0.667										2	1	2	1	2	0	0						
44 Jason Bay, R OBP: 0.387, SLG: 0.385										3	0	1	1	1	1	1						
12 Jeff Francoeur, R OBP: 0.500, SLG: 0.880										4	1	1	0	0	1	4						
17 Fernando Tatis, R OBP: 0.313, SLG: 0.333										4	0	1	0	0	1	3						
21 Rod Barajas, R OBP: 0.192, SLG: 0.500										3	0	0	1	0	0	0						
16 Ángel Pagán, S OBP: 0.333, SLG: 0.294										4	0	1	0	0	1	1						
33 John Maine, R 22 Raul Valdes, L 32 Jenny Mejia, R 19 Gary Mathews, S 38 Fernando Nieve, R 47 Hisanori Takahashi, L 27 Frank Catalanotto, L										1	0	0	0	0	1	0						
Inning Stats	R: 0 H: 0 E: 0 K: 2 S: 13	H: 0 LOB: 1 BB: 1 P: 22	R: 0 H: 0 E: 0 K: 0 S: 6	H: 0 LOB: 0 BB: 0 P: 9	R: 0 H: 1 E: 0 K: 2 S: 11	H: 1 LOB: 1 BB: 0 P: 15	R: 0 H: 1 E: 0 K: 1 S: 12	H: 1 LOB: 1 BB: 1 P: 23	R: 0 H: 0 E: 0 K: 1 S: 9	H: 0 LOB: 0 BB: 0 P: 10	R: 1 H: 2 E: 0 K: 1 S: 9	H: 2 LOB: 0 BB: 0 P: 12	R: 1 H: 2 E: 0 K: 2 S: 13	H: 2 LOB: 2 BB: 1 P: 22	R: 0 H: 1 E: 0 K: 1 S: 12	H: 1 LOB: 1 BB: 0 P: 15		1B: 7 2B: 1 3B: 0 HR: 1	SF: 1 SAC: 0 DP: 1 HBP: 0	WP: 2 PB: 1 SB: 0 CS: 0	PA: 37	
PITCHER	IP WLS BF H R ER SO BB IBB HBP BLK WP HR S P ERA WHIP	IP WLS BF H R ER SO BB IBB HBP BLK WP HR S P ERA WHIP	IP WLS BF H R ER SO BB IBB HBP BLK WP HR S P ERA WHIP	IP WLS BF H R ER SO BB IBB HBP BLK WP HR S P ERA WHIP	IP WLS BF H R ER SO BB IBB HBP BLK WP HR S P ERA WHIP	IP WLS BF H R ER SO BB IBB HBP BLK WP HR S P ERA WHIP	IP WLS BF H R ER SO BB IBB HBP BLK WP HR S P ERA WHIP	IP WLS BF H R ER SO BB IBB HBP BLK WP HR S P ERA WHIP	IP WLS BF H R ER SO BB IBB HBP BLK WP HR S P ERA WHIP	IP WLS BF H R ER SO BB IBB HBP BLK WP HR S P ERA WHIP	IP WLS BF H R ER SO BB IBB HBP BLK WP HR S P ERA WHIP	IP WLS BF H R ER SO BB IBB HBP BLK WP HR S P ERA WHIP	IP WLS BF H R ER SO BB IBB HBP BLK WP HR S P ERA WHIP	IP WLS BF H R ER SO BB IBB HBP BLK WP HR S P ERA WHIP	IP WLS BF H R ER SO BB IBB HBP BLK WP HR S P ERA WHIP	IP WLS BF H R ER SO BB IBB HBP BLK WP HR S P ERA WHIP	IP WLS BF H R ER SO BB IBB HBP BLK WP HR S P ERA WHIP	IP WLS BF H R ER SO BB IBB HBP BLK WP HR S P ERA WHIP	IP WLS BF H R ER SO BB IBB HBP BLK WP HR S P ERA WHIP	IP WLS BF H R ER SO BB IBB HBP BLK WP HR S P ERA WHIP	IP WLS BF H R ER SO BB IBB HBP BLK WP HR S P ERA WHIP	IP WLS BF H R ER SO BB IBB HBP BLK WP HR S P ERA WHIP

AB	33
R	3
H	9
RBI	3
BB	3
SO	11
LOB	14



Batter	1	2	3	4	5	6	7	8	9	AB	R	H	RBI	BB	SO	LOB	BOTTOM					
7 Seth Smith, L OBP: 0.294, SLG: 0.563										5	1	2	3	0	1	2	New York Mets @ Colorado Rockies Coors Field, Denver, CO Tue Apr 13 2010, 6:43 PM - 9:45 PM MDT Att: 25,110 - Clear - 60 F					
24 Dexter Fowler, S OBP: 0.289, SLG: 0.333										5	0	0	0	0	1	4						
17 Todd Helton, L OBP: 0.400, SLG: 0.364										3	2	1	0	2	1	0						
2 Troy Tulowitzki, R OBP: 0.290, SLG: 0.310										3	2	1	0	2	2	3						
11 Brad Hawpe, L OBP: 0.458, SLG: 0.850										1	0	1	2	0	0	0						
19 Ryan Spilborghs, R OBP: 0.545, SLG: 0.429										2	1	0	0	2	1	2						
21 Miguel Olivo, R OBP: 0.471, SLG: 0.875										5	1	2	0	0	3	5						
9 Ian Stewart, L OBP: 0.452, SLG: 0.731										3	2	1	1	2	2	3						
12 Clint Barmes, R OBP: 0.318, SLG: 0.500										3	1	1	2	1	0	1						
27 Greg Smith, L OBP: 0.250, SLG: 0.500										3	1	1	2	0	0	2						
48 Esmil Rogers, R 34 Matt Belisle, R										0	0	0	0	0	0	0						
Inning Stats	R: 2 H: 2 E: 0 K: 2 S: 17	H: 2 LOB: 1 BB: 1 P: 25	R: 0 H: 0 E: 0 K: 0 S: 11	H: 0 LOB: 2 BB: 1 P: 17	R: 6 H: 5 E: 1 K: 2 S: 19	H: 5 LOB: 0 BB: 1 P: 33	R: 0 H: 0 E: 0 K: 3 S: 11	H: 0 LOB: 2 BB: 2 P: 21	R: 0 H: 0 E: 0 K: 0 S: 5	H: 0 LOB: 0 BB: 0 P: 7	R: 0 H: 0 E: 0 K: 1 S: 11	H: 0 LOB: 0 BB: 0 P: 15	R: 3 H: 2 E: 0 K: 2 S: 22	H: 2 LOB: 3 BB: 4 P: 42	R: 0 H: 1 E: 0 K: 1 S: 11	H: 1 LOB: 1 BB: 0 P: 21	1B: 5 2B: 4 3B: 0 HR: 1	SF: 0 SAC: 1 DP: 0 HBP: 1	WP: 0 PB: 0 SB: 1 CS: 0	PA: 44		
PITCHER	IP WLS BF H R ER SO BB IBB HBP BLK WP HR S P ERA WHIP	IP WLS BF H R ER SO BB IBB HBP BLK WP HR S P ERA WHIP	IP WLS BF H R ER SO BB IBB HBP BLK WP HR S P ERA WHIP	IP WLS BF H R ER SO BB IBB HBP BLK WP HR S P ERA WHIP	IP WLS BF H R ER SO BB IBB HBP BLK WP HR S P ERA WHIP	IP WLS BF H R ER SO BB IBB HBP BLK WP HR S P ERA WHIP	IP WLS BF H R ER SO BB IBB HBP BLK WP HR S P ERA WHIP	IP WLS BF H R ER SO BB IBB HBP BLK WP HR S P ERA WHIP	IP WLS BF H R ER SO BB IBB HBP BLK WP HR S P ERA WHIP	IP WLS BF H R ER SO BB IBB HBP BLK WP HR S P ERA WHIP	IP WLS BF H R ER SO BB IBB HBP BLK WP HR S P ERA WHIP	IP WLS BF H R ER SO BB IBB HBP BLK WP HR S P ERA WHIP	IP WLS BF H R ER SO BB IBB HBP BLK WP HR S P ERA WHIP	IP WLS BF H R ER SO BB IBB HBP BLK WP HR S P ERA WHIP	IP WLS BF H R ER SO BB IBB HBP BLK WP HR S P ERA WHIP	IP WLS BF H R ER SO BB IBB HBP BLK WP HR S P ERA WHIP	IP WLS BF H R ER SO BB IBB HBP BLK WP HR S P ERA WHIP	IP WLS BF H R ER SO BB IBB HBP BLK WP HR S P ERA WHIP	IP WLS BF H R ER SO BB IBB HBP BLK WP HR S P ERA WHIP	IP WLS BF H R ER SO BB IBB HBP BLK WP HR S P ERA WHIP	IP WLS BF H R ER SO BB IBB HBP BLK WP HR S P ERA WHIP	IP WLS BF H R ER SO BB IBB HBP BLK WP HR S P ERA WHIP

AB	33
R	11
H	10
RBI	10
BB	9
SO	11
LOB	22



Batter	1	2	3	4	5	6	7	8	9	AB	R	H	RBI	BB	SO	LOB	TOP							
7 José Reyes, S OBP: 0.320, SLG: 0.348	G4-3		L9						G4-3	5	0	2	0	0	0	2								
1 Luis Castillo, S OBP: 0.310, SLG: 0.292	1B		FC5						G6-3	5	2	2	0	0	0	2								
5 David Wright, R OBP: 0.310, SLG: 0.643	1B		K						F9	2	0	0	0	3	1	2								
44 Jason Bay, R OBP: 0.375, SLG: 0.353	1B									3	1	1	1	1	2	3								
12 Jeff Francoeur, R OBP: 0.513, SLG: 0.875	G6-4-3									4	1	2	0	0	0	3								
17 Fernando Tatis, R OBP: 0.260, SLG: 0.278										3	0	0	0	1	2	4								
4 Henry Blanco, R										4	0	0	0	0	0	5								
16 Ángel Pagán, S OBP: 0.240, SLG: 0.208										4	0	0	1	0	2	2								
34 Mike Pelfrey, R OBP: 0.600, SLG: 0.500										2	1	1	1	1	0	0								
27 Frank Catalanotto, L (8, PH)										1	0	0	0	0	0	0								
25 Pedro Feliciano, L (8, 1)										0	0	0	0	0	0	0								
75 Francisco Rodríguez, R (9, 1)										0	0	0	0	0	0	0								
Inning Stats	R: 1 H: 2 E: 0 K: 0 S: 7	H: 2 LOB: 1 BB: 1 P: 14	R: 0 H: 0 E: 0 K: 2 S: 7	H: 0 LOB: 0 BB: 0 P: 8	R: 1 H: 1 E: 1 K: 1 S: 7	H: 1 LOB: 0 BB: 1 P: 15	R: 2 H: 2 E: 0 K: 0 S: 14	H: 2 LOB: 2 BB: 1 P: 24	R: 1 H: 2 E: 0 K: 2 S: 16	H: 2 LOB: 2 BB: 1 P: 24	R: 0 H: 1 E: 0 K: 0 S: 6	H: 1 LOB: 1 BB: 0 P: 13	R: 0 H: 0 E: 0 K: 1 S: 9	H: 0 LOB: 1 BB: 1 P: 16	R: 0 H: 0 E: 0 K: 1 S: 8	H: 0 LOB: 0 BB: 0 P: 12	R: 0 H: 0 E: 0 K: 0 S: 6	H: 0 LOB: 0 BB: 0 P: 9	1B: 6 2B: 2 3B: 0 HR: 0	SF: 0 SAC: 0 DP: 1 HBP: 0	WP: 2 PB: 0 SB: 1 CS: 2	PA: 39		
PITCHER	IP WLS BF H R ER SO BB IBB HBP BLK WP HR S P ERA WHIP	IP WLS BF H R ER SO BB IBB HBP BLK WP HR S P ERA WHIP	IP WLS BF H R ER SO BB IBB HBP BLK WP HR S P ERA WHIP	IP WLS BF H R ER SO BB IBB HBP BLK WP HR S P ERA WHIP	IP WLS BF H R ER SO BB IBB HBP BLK WP HR S P ERA WHIP	IP WLS BF H R ER SO BB IBB HBP BLK WP HR S P ERA WHIP	IP WLS BF H R ER SO BB IBB HBP BLK WP HR S P ERA WHIP	IP WLS BF H R ER SO BB IBB HBP BLK WP HR S P ERA WHIP	IP WLS BF H R ER SO BB IBB HBP BLK WP HR S P ERA WHIP	IP WLS BF H R ER SO BB IBB HBP BLK WP HR S P ERA WHIP	IP WLS BF H R ER SO BB IBB HBP BLK WP HR S P ERA WHIP	IP WLS BF H R ER SO BB IBB HBP BLK WP HR S P ERA WHIP	IP WLS BF H R ER SO BB IBB HBP BLK WP HR S P ERA WHIP	IP WLS BF H R ER SO BB IBB HBP BLK WP HR S P ERA WHIP	IP WLS BF H R ER SO BB IBB HBP BLK WP HR S P ERA WHIP	IP WLS BF H R ER SO BB IBB HBP BLK WP HR S P ERA WHIP	IP WLS BF H R ER SO BB IBB HBP BLK WP HR S P ERA WHIP	IP WLS BF H R ER SO BB IBB HBP BLK WP HR S P ERA WHIP	IP WLS BF H R ER SO BB IBB HBP BLK WP HR S P ERA WHIP	IP WLS BF H R ER SO BB IBB HBP BLK WP HR S P ERA WHIP	IP WLS BF H R ER SO BB IBB HBP BLK WP HR S P ERA WHIP	IP WLS BF H R ER SO BB IBB HBP BLK WP HR S P ERA WHIP	IP WLS BF H R ER SO BB IBB HBP BLK WP HR S P ERA WHIP	IP WLS BF H R ER SO BB IBB HBP BLK WP HR S P ERA WHIP

New York Mets @ Colorado Rockies
Coors Field, Denver, CO
Thu Apr 15 2010, 1:10 PM - 3:50 PM MDT
Att: 26,195 - Partly Cloudy - 60 F

AB	33
R	5
H	8
RBI	3
BB	6
SO	7
LOB	23



Batter	1	2	3	4	5	6	7	8	9	AB	R	H	RBI	BB	SO	LOB	BOTTOM								
7 Seth Smith, L OBP: 0.269, SLG: 0.417	K		P6						G3-6-3	4	0	1	0	0	1	2									
24 Dexter Fowler, S OBP: 0.257, SLG: 0.281	G4-3								F9	4	0	0	0	0	1	1									
23 Jason Giambi, L	K									3	0	0	0	1	2	1									
2 Troy Tulowitzki, R OBP: 0.300, SLG: 0.297										4	0	2	0	0	1	1									
9 Ian Stewart, L OBP: 0.400, SLG: 0.588										4	0	0	0	0	1	3									
21 Miguel Olivo, R OBP: 0.450, SLG: 0.789										3	0	1	0	0	2	2									
19 Ryan Spillborghs, R OBP: 0.421, SLG: 0.533										3	0	0	0	0	0	2									
6 Melvin Mora, R OBP: 0.167, SLG: 0.250										3	0	1	0	0	1	1									
29 Jorge De La Rosa, L										0	0	0	0	0	0	0									
12 Clint Barmes, R OBP: 0.236, SLG: 0.490										1	0	0	0	0	0	0									
48 Esmil Rogers, R										0	0	0	0	0	0	0									
11 Brad Hawpe, L OBP: 0.462, SLG: 0.810										0	0	0	0	1	0	0									
34 Matt Belisle, R										0	0	0	0	0	0	0									
Inning Stats	R: 0 H: 0 E: 0 K: 2 S: 7	H: 1 LOB: 0 BB: 0 P: 12	R: 0 H: 1 E: 0 K: 1 S: 10	H: 1 LOB: 0 BB: 0 P: 16	R: 0 H: 1 E: 0 K: 0 S: 13	H: 1 LOB: 1 BB: 0 P: 16	R: 0 H: 0 E: 0 K: 1 S: 8	H: 0 LOB: 0 BB: 0 P: 13	R: 0 H: 1 E: 0 K: 0 S: 8	H: 1 LOB: 1 BB: 0 P: 12	R: 0 H: 1 E: 0 K: 1 S: 11	H: 1 LOB: 1 BB: 0 P: 18	R: 0 H: 1 E: 0 K: 1 S: 12	H: 1 LOB: 1 BB: 0 P: 19	R: 0 H: 0 E: 0 K: 1 S: 8	H: 0 LOB: 0 BB: 1 P: 14	R: 0 H: 0 E: 0 K: 2 S: 8	H: 0 LOB: 1 BB: 1 P: 16	1B: 5 2B: 0 3B: 0 HR: 0	SF: 0 SAC: 1 DP: 1 HBP: 0	WP: 0 PB: 0 SB: 0 CS: 1	PA: 32			
PITCHER	IP WLS BF H R ER SO BB IBB HBP BLK WP HR S P ERA WHIP	IP WLS BF H R ER SO BB IBB HBP BLK WP HR S P ERA WHIP	IP WLS BF H R ER SO BB IBB HBP BLK WP HR S P ERA WHIP	IP WLS BF H R ER SO BB IBB HBP BLK WP HR S P ERA WHIP	IP WLS BF H R ER SO BB IBB HBP BLK WP HR S P ERA WHIP	IP WLS BF H R ER SO BB IBB HBP BLK WP HR S P ERA WHIP	IP WLS BF H R ER SO BB IBB HBP BLK WP HR S P ERA WHIP	IP WLS BF H R ER SO BB IBB HBP BLK WP HR S P ERA WHIP	IP WLS BF H R ER SO BB IBB HBP BLK WP HR S P ERA WHIP	IP WLS BF H R ER SO BB IBB HBP BLK WP HR S P ERA WHIP	IP WLS BF H R ER SO BB IBB HBP BLK WP HR S P ERA WHIP	IP WLS BF H R ER SO BB IBB HBP BLK WP HR S P ERA WHIP	IP WLS BF H R ER SO BB IBB HBP BLK WP HR S P ERA WHIP	IP WLS BF H R ER SO BB IBB HBP BLK WP HR S P ERA WHIP	IP WLS BF H R ER SO BB IBB HBP BLK WP HR S P ERA WHIP	IP WLS BF H R ER SO BB IBB HBP BLK WP HR S P ERA WHIP	IP WLS BF H R ER SO BB IBB HBP BLK WP HR S P ERA WHIP	IP WLS BF H R ER SO BB IBB HBP BLK WP HR S P ERA WHIP	IP WLS BF H R ER SO BB IBB HBP BLK WP HR S P ERA WHIP	IP WLS BF H R ER SO BB IBB HBP BLK WP HR S P ERA WHIP	IP WLS BF H R ER SO BB IBB HBP BLK WP HR S P ERA WHIP	IP WLS BF H R ER SO BB IBB HBP BLK WP HR S P ERA WHIP	IP WLS BF H R ER SO BB IBB HBP BLK WP HR S P ERA WHIP	IP WLS BF H R ER SO BB IBB HBP BLK WP HR S P ERA WHIP	IP WLS BF H R ER SO BB IBB HBP BLK WP HR S P ERA WHIP

New York Mets @ Colorado Rockies
Coors Field, Denver, CO
Thu Apr 15 2010, 1:10 PM - 3:50 PM MDT
Att: 26,195 - Partly Cloudy - 60 F

AB	29
R	0
H	5
RBI	0
BB	2
SO	9
LOB	13



Batter	1	2	3	4	5	6	7	8	9	AB	R	H	RBI	BB	SO	LOB	TOP					
7 José Reyes, S OBP: 0.209, SLG: 0.205	P5	P5			L5			K		4	0	0	0	0	1	2	New York Mets @ St. Louis Cardinals Busch Stadium, St. Louis, MO Sun Apr 18 2010, 7:13 PM - 9:54 PM CDT Att: 40,007 - Partly Cloudy - 61 F AB 29 R 3 H 4 RBI 2 BB 2 SO 9 LOB 9					
13 Alex Cora, L OBP: 0.286, SLG: 0.250 18 Ryota Igarashi, R (8, 1)	F7		G4-3					P3		3	0	0	0	0	0	0						
5 David Wright, R OBP: 0.466, SLG: 0.512	G6-3		G6-3					K		4	0	0	0	0	2	2						
27 Frank Catalanotto, L OBP: 0.214, SLG: 0.154		1B	P2					G1-3		3	1	1	0	1	0	0						
12 Jeff Francoeur, R OBP: 0.436, SLG: 0.667		BB			L4			G5-3		3	1	0	0	1	0	1						
19 Gary Matthews, S OBP: 0.310, SLG: 0.260 29 Tobin Stoner, S		BB			K			G6-3		3	1	1	0	0	2	0						
25 Pedro Feliciano, L (8, 1) 44 Jason Bay, R OBP: 0.321, SLG: 0.283		1B			K					0	0	0	0	0	0	0						
21 Rod Barajas, R OBP: 0.209, SLG: 0.390					K					1	0	0	0	0	0	0						
16 Ángel Pagán, S OBP: 0.361, SLG: 0.303		1B								3	0	2	2	0	1	0						
33 John Maine, R (1, 1) 17 Fernando Tatis, R OBP: 0.231, SLG: 0.209					SH1-4					1	0	0	0	0	1	1						
Inning Stats	R: 0 E: 0 K: 0 S: 7	H: 0 LOB: 0 BB: 0 P: 10	R: 3 E: 1 K: 1 S: 15	H: 3 LOB: 1 BB: 1 P: 24	R: 0 E: 0 K: 0 S: 5	H: 0 LOB: 0 BB: 0 P: 7	R: 0 E: 0 K: 2 S: 8	H: 0 LOB: 0 BB: 0 P: 10	R: 0 E: 0 K: 1 S: 6	H: 1 LOB: 2 BB: 0 P: 11	R: 0 E: 0 K: 1 S: 6	H: 0 LOB: 0 BB: 1 P: 11	R: 0 E: 0 K: 2 S: 9	H: 0 LOB: 0 BB: 0 P: 12	R: 0 E: 0 K: 2 S: 10	H: 0 LOB: 0 BB: 0 P: 14	R: 0 E: 0 K: 0 S: 7	H: 0 LOB: 0 BB: 0 P: 8	1B: 4 2B: 0 3B: 0 HR: 0	SF: 0 SAC: 1 DP: 1 HBP: 1	WP: 0 PB: 0 SB: 0 CS: 0	PA: 33
PITCHER 50 Adam Wainwright, R ERA: 1.5	IP: 9.0 WLS: W BF: 33 H: 4 R: 3 ER: 2 SO: 9	BB: 2 IBB: 0 HBP: 1 BLK: 0	WP: 0 HR: 0 S: 75 P: 107	ERA: 2.00 WHIP: 0.667	PITCHER	IP: 9.0 WLS: W BF: 33 H: 4 R: 3 ER: 2 SO: 9	BB: 2 IBB: 0 HBP: 1 BLK: 0	WP: 0 HR: 0 S: 75 P: 107	ERA: 2.00 WHIP: 0.667													

Batter	1	2	3	4	5	6	7	8	9	AB	R	H	RBI	BB	SO	LOB	BOTTOM					
55 Skip Schumaker, L OBP: 0.340, SLG: 0.302 3 Felipe Lopez, S OBP: 0.316, SLG: 0.441	F8		K		L4			K		4	0	0	0	0	1	3	New York Mets @ St. Louis Cardinals Busch Stadium, St. Louis, MO Sun Apr 18 2010, 7:13 PM - 9:54 PM CDT Att: 40,007 - Partly Cloudy - 61 F AB 33 R 5 H 10 RBI 5 BB 5 SO 5 LOB 18					
47 Ryan Ludwick, R OBP: 0.385, SLG: 0.435	2B		BB		BB			HR		2	2	2	2	3	0	0						
5 Albert Pujols, R OBP: 0.421, SLG: 0.694	L8		F7		P5			F7		5	0	0	0	0	5							
7 Matt Holliday, R OBP: 0.367, SLG: 0.578	1B		BB		1B			2B		3	1	3	0	1	0	0						
28 Colby Rasmus, L OBP: 0.366, SLG: 0.500	K		F7		HR			G3		4	1	1	3	0	1	3						
4 Yadier Molina, R OBP: 0.271, SLG: 0.364	K		F8		F9			G4-3		4	0	0	0	0	1	1						
23 David Freese, R OBP: 0.410, SLG: 0.412	HBP		1B		F9			L6		3	0	1	0	0	0	1						
13 Brendan Ryan, R OBP: 0.256, SLG: 0.171	1B		P5		1B			G6-3		4	0	2	0	0	0	1						
50 Adam Wainwright, R OBP: 0.364, SLG: 0.444	K		BB		L8			HR		3	1	1	0	1	1	3						
Inning Stats	R: 0 E: 0 K: 0 S: 12	H: 2 LOB: 2 BB: 0 P: 20	R: 0 E: 0 K: 3 S: 17	H: 1 LOB: 2 BB: 0 P: 28	R: 0 E: 0 K: 1 S: 13	H: 0 LOB: 2 BB: 2 P: 25	R: 0 E: 0 K: 0 S: 16	H: 1 LOB: 2 BB: 1 P: 26	R: 3 E: 0 K: 0 S: 12	H: 2 LOB: 0 BB: 1 P: 16	R: 0 E: 0 K: 0 S: 10	H: 1 LOB: 2 BB: 1 P: 17	R: 0 E: 0 K: 0 S: 8	H: 1 LOB: 1 BB: 0 P: 14	R: 2 E: 0 K: 1 S: 13	H: 2 LOB: 0 BB: 0 P: 19		R: 0 E: 0 K: 1 S: 7	H: 0 LOB: 0 BB: 0 P: 8	1B: 5 2B: 3 3B: 0 HR: 2	SF: 0 SAC: 0 DP: 0 HBP: 1	WP: 0 PB: 0 SB: 0 CS: 0
PITCHER 33 John Maine, R ERA: 10.38 29 Tobin Stoner, R ERA: 3.99 25 Pedro Feliciano, L ERA: 18 Ryota Igarashi, R ERA: 1.5	IP: 5.0 WLS: L BF: 11 H: 3 R: 1 ER: 1 SO: 0	BB: 4 IBB: 0 HBP: 0 BLK: 0	WP: 0 HR: 0 S: 70 P: 115	ERA: 5.40 WHIP: 2.000	PITCHER	IP: 5.0 WLS: L BF: 11 H: 3 R: 1 ER: 1 SO: 0	BB: 4 IBB: 0 HBP: 0 BLK: 0	WP: 0 HR: 0 S: 70 P: 115	ERA: 5.40 WHIP: 2.000													

Batter	1	2	3	4	5	6	7	8	9	AB	R	H	RBI	BB	SO	LOB	TOP			
1 Kosuke Fukudome, L (1, 9) OBP: 0.326, SLG: 0.400	G6-3		G6-4-3 BB			K		F7		3	0	0	0	1	1	1	Chicago Cubs @ New York Mets Citi Field, Flushing, NY Tue Apr 20 2010, 7:12 PM - 9:50 PM EDT Att: 27,502 - Partly Cloudy - 61 F			
28 Jeff Baker, R (1, 4) OBP: 0.296, SLG: 0.480	K		G6-4-3 1-2			G4-3		K		4	0	0	0	0	2	2				
25 Derrek Lee, R (1, 3) OBP: 0.400, SLG: 0.477				P3				F8		2	0	0	0	2	0	0				
16 Aramis Ramirez, R (1, 5) OBP: 0.213, SLG: 0.345	F9			P4						4	0	0	0	0	2	2				
24 Marlon Byrd, R (1, 8) OBP: 0.291, SLG: 0.509	K			G5-3						4	0	0	0	0	2	1				
12 Alfonso Soriano, R (1, 7) OBP: 0.319, SLG: 0.489	G5-3			F7						3	0	1	0	1	0	0				
17 Mike Fontenot, L (1, 6) OBP: 0.352, SLG: 0.355				FC6-4 38 55 1B				2B		3	0	1	0	1	1	3				
55 Koyie Hill, S (1, 2) OBP: 0.357, SLG: 0.462	L9			FC6-4 38 1B				E1 9 G4-3		3	0	1	0	0	0	1				
38 Carlos Zambrano, S (1, 1) OBP: 0.319, SLG: 0.462				FC6-4 1-2 2-3				G4-3		2	0	0	0	0	1	2				
34 Jeff Gray, R (7, 1) OBP: 0.222, SLG: 0.250										0	0	0	0	0	0	0				
9 Chad Tracy, L (8, PH) OBP: 0.222, SLG: 0.250										1	0	0	0	0	0	1				
43 John Grabow, L (8, 1) OBP: 0.222, SLG: 0.250										0	0	0	0	0	0	0				
Inning Stats	R: 0 E: 0 K: 12 S: 12	H: 0 LOB: 1 BB: 1 P: 22	R: 0 E: 0 K: 13 S: 13	H: 0 LOB: 1 BB: 1 P: 19	R: 0 E: 0 K: 11 S: 9	H: 0 LOB: 0 BB: 1 P: 17	R: 0 E: 0 K: 0 S: 5	H: 2 LOB: 0 BB: 0 P: 6	R: 0 E: 0 K: 1 S: 7	H: 0 LOB: 0 BB: 0 P: 10	R: 0 E: 0 K: 2 S: 10	H: 1 LOB: 1 BB: 0 P: 15	R: 0 E: 1 K: 1 S: 7	H: 0 LOB: 1 BB: 2 P: 12	R: 0 E: 0 K: 2 S: 15	H: 0 LOB: 2 BB: 2 P: 26	1B: 2 2B: 1 3B: 0 HR: 0	SF: 0 SAC: 0 DP: 1 HBP: 0	WP: 0 PB: 0 SB: 0 CS: 0	PA: 34
PITCHER	IP WLS BF H R ER SO BB IBB HBP BLK WP HR S P ERA WHIP	IP WLS BF H R ER SO BB IBB HBP BLK WP HR S P ERA WHIP	IP WLS BF H R ER SO BB IBB HBP BLK WP HR S P ERA WHIP	IP WLS BF H R ER SO BB IBB HBP BLK WP HR S P ERA WHIP	IP WLS BF H R ER SO BB IBB HBP BLK WP HR S P ERA WHIP	IP WLS BF H R ER SO BB IBB HBP BLK WP HR S P ERA WHIP	IP WLS BF H R ER SO BB IBB HBP BLK WP HR S P ERA WHIP	IP WLS BF H R ER SO BB IBB HBP BLK WP HR S P ERA WHIP	IP WLS BF H R ER SO BB IBB HBP BLK WP HR S P ERA WHIP	IP WLS BF H R ER SO BB IBB HBP BLK WP HR S P ERA WHIP	IP WLS BF H R ER SO BB IBB HBP BLK WP HR S P ERA WHIP	IP WLS BF H R ER SO BB IBB HBP BLK WP HR S P ERA WHIP	IP WLS BF H R ER SO BB IBB HBP BLK WP HR S P ERA WHIP	IP WLS BF H R ER SO BB IBB HBP BLK WP HR S P ERA WHIP	IP WLS BF H R ER SO BB IBB HBP BLK WP HR S P ERA WHIP	IP WLS BF H R ER SO BB IBB HBP BLK WP HR S P ERA WHIP	IP WLS BF H R ER SO BB IBB HBP BLK WP HR S P ERA WHIP			

Chicago Cubs @ New York Mets
Citi Field, Flushing, NY
Tue Apr 20 2010, 7:12 PM - 9:50 PM EDT
Att: 27,502 - Partly Cloudy - 61 F

AB	29
R	0
H	3
RBI	0
BB	5
SO	9
LOB	13



Batter	1	2	3	4	5	6	7	8	9	AB	R	H	RBI	BB	SO	LOB	BOTTOM			
7 José Reyes, S (1, 6) OBP: 0.280, SLG: 0.311	1B	3B			P5		G6-3 5 1 BB	1S 1B		5	0	4	2	0	0	0	Chicago Cubs @ New York Mets Citi Field, Flushing, NY Tue Apr 20 2010, 7:12 PM - 9:50 PM EDT Att: 27,502 - Partly Cloudy - 61 F			
1 Luis Castillo, S (1, 4) OBP: 0.353, SLG: 0.302	1B	G6-3			44 BB		5 G6-3 BB	L3		4	0	2	0	1	0	2				
5 David Wright, R (1, 5) OBP: 0.439, SLG: 0.458	L7				K		G6-3			4	0	0	0	0	1	5				
44 Jason Bay, R (1, 7) OBP: 0.361, SLG: 0.314	K				K					2	0	0	0	1	2	2				
12 Jeff Francoeur, R (1, 9) OBP: 0.381, SLG: 0.566	K				BB			HBP		4	0	0	0	0	2	6				
29 Ike Davis, L (1, 3) OBP: 0.375, SLG: 0.286	K				P6			G6-3		3	1	0	0	1	2	0				
16 Ángel Pagán, S (1, 8) OBP: 0.364, SLG: 0.375	7 3B 1B				F7			P6		3	1	1	0	0	0	0				
4 Henry Blanco, R (1, 2) OBP: 0.200, SLG: 0.083	K				34 FC6-4 1B			F8		3	0	1	0	1	1	2				
34 Mike Pelfrey, R (1, 1) OBP: 0.500, SLG: 0.333					FC6-4					2	1	0	0	1	1	2				
18 Ryota Igarashi, R (8, 1) OBP: 0.299, SLG: 0.360										0	0	0	0	0	0	0				
38 Fernando Nieve, R (8, 1) OBP: 0.299, SLG: 0.360										0	0	0	0	0	0	0				
17 Fernando Tatis, R (8, PH) OBP: 0.299, SLG: 0.360										1	1	1	2	0	0	0				
75 Francisco Rodríguez, R (9, 1) OBP: 0.299, SLG: 0.360										0	0	0	0	0	0	0				
Inning Stats	R: 0 E: 0 K: 2 S: 13	H: 2 LOB: 2 BB: 0 P: 21	R: 2 E: 0 K: 2 S: 16	H: 2 LOB: 1 BB: 1 P: 32	R: 0 E: 0 K: 2 S: 9	H: 0 LOB: 0 BB: 0 P: 15	R: 0 E: 0 K: 0 S: 6	H: 1 LOB: 1 BB: 0 P: 12	R: 0 E: 0 K: 1 S: 12	H: 1 LOB: 2 BB: 1 P: 19	R: 0 E: 0 K: 2 S: 10	H: 1 LOB: 2 BB: 1 P: 18	R: 2 E: 0 K: 0 S: 13	H: 2 LOB: 1 BB: 1 P: 18	R: 2 E: 0 K: 2 S: 15	H: 2 LOB: 1 BB: 1 P: 26	1B: 7 2B: 0 3B: 1 HR: 1	SF: 0 SAC: 1 DP: 1 HBP: 1	WP: 0 PB: 0 SB: 1 CS: 0	PA: 38
PITCHER	IP WLS BF H R ER SO BB IBB HBP BLK WP HR S P ERA WHIP	IP WLS BF H R ER SO BB IBB HBP BLK WP HR S P ERA WHIP	IP WLS BF H R ER SO BB IBB HBP BLK WP HR S P ERA WHIP	IP WLS BF H R ER SO BB IBB HBP BLK WP HR S P ERA WHIP	IP WLS BF H R ER SO BB IBB HBP BLK WP HR S P ERA WHIP	IP WLS BF H R ER SO BB IBB HBP BLK WP HR S P ERA WHIP	IP WLS BF H R ER SO BB IBB HBP BLK WP HR S P ERA WHIP	IP WLS BF H R ER SO BB IBB HBP BLK WP HR S P ERA WHIP	IP WLS BF H R ER SO BB IBB HBP BLK WP HR S P ERA WHIP	IP WLS BF H R ER SO BB IBB HBP BLK WP HR S P ERA WHIP	IP WLS BF H R ER SO BB IBB HBP BLK WP HR S P ERA WHIP	IP WLS BF H R ER SO BB IBB HBP BLK WP HR S P ERA WHIP	IP WLS BF H R ER SO BB IBB HBP BLK WP HR S P ERA WHIP	IP WLS BF H R ER SO BB IBB HBP BLK WP HR S P ERA WHIP	IP WLS BF H R ER SO BB IBB HBP BLK WP HR S P ERA WHIP	IP WLS BF H R ER SO BB IBB HBP BLK WP HR S P ERA WHIP	IP WLS BF H R ER SO BB IBB HBP BLK WP HR S P ERA WHIP			

Chicago Cubs @ New York Mets
Citi Field, Flushing, NY
Tue Apr 20 2010, 7:12 PM - 9:50 PM EDT
Att: 27,502 - Partly Cloudy - 61 F

AB	31
R	4
H	9
RBI	4
BB	5
SO	9
LOB	19



Batter	1	2	3	4	5	6	7	8	9	AB	R	H	RBI	BB	SO	LOB	TOP			
24 Nate McLouth, L OBP: 0.300, SLG: 0.250										5	0	0	0	0	4	4	Atlanta Braves @ New York Mets Citi Field, Flushing, NY Fri Apr 23 2010, 7:12 PM - 10:13 PM EDT Att: 32,265 - Clear - 64 F			
14 Martín Prado, R OBP: 0.473, SLG: 0.547										4	0	1	1	1	2	2				
10 Chipper Jones, S OBP: 0.436, SLG: 0.523										3	0	1	1	1	0	1				
16 Brian McCann, L OBP: 0.426, SLG: 0.457										3	0	0	0	1	0	1				
22 Jason Heyward, L OBP: 0.373, SLG: 0.518										4	0	0	0	0	3	3				
20 Eric Hinske, L OBP: 0.428, SLG: 0.579										3	0	1	0	0	1	0				
25 Troy Glaus, R OBP: 0.237, SLG: 0.278										1	0	0	0	0	0	0				
53 Melky Cabrera, S OBP: 0.250, SLG: 0.154										4	0	1	0	0	1	1				
4 Omar Infante, R OBP: 0.391, SLG: 0.429										4	2	3	0	0	0	1				
11 Kenshin Kawakami, R										1	0	0	0	0	1	1				
23 Matt Diaz, R OBP: 0.162, SLG: 0.243										1	0	0	0	0	0	0				
40 Takashi Saito, L										0	0	0	0	0	0	0				
39 Jonny Venters, L										0	0	0	0	0	0	0				
19 Yunel Escobar, R OBP: 0.298, SLG: 0.254										0	0	0	0	1	0	0				
Inning Stats	R: 0 E: 0 K: 1 S: 9	H: 0 LOB: 0 BB: 0 P: 10	R: 0 E: 0 K: 1 S: 10	H: 1 LOB: 1 BB: 0 P: 19	R: 1 E: 0 K: 1 S: 12	H: 2 LOB: 3 BB: 2 P: 26	R: 0 E: 0 K: 1 S: 8	H: 1 LOB: 1 BB: 0 P: 11	R: 0 E: 0 K: 2 S: 7	H: 0 LOB: 1 BB: 0 P: 16	R: 1 E: 0 K: 1 S: 14	H: 2 LOB: 1 BB: 0 P: 24	R: 0 E: 0 K: 0 S: 7	H: 0 LOB: 0 BB: 0 P: 11	R: 0 E: 0 K: 2 S: 13	H: 1 LOB: 2 BB: 1 P: 21	1B: 6 2B: 1 3B: 0 HR: 0	SF: 0 SAC: 1 DP: 0 HBP: 0	WP: 1 PB: 0 SB: 1 CS: 0	PA: 38
PITCHER	IP WLS BF H R ER SO BB IBB HBP BLK WP HR S P ERA WHIP																			
33 John Maine, R ERA: 8.64	3.2 0 17 4 1 1 3 2 0 0 0 0 0 0 36 63 2.46 1.636																			
47 Hisanori Takahashi, L ERA: 4.09	3.0 W 12 2 1 1 7 1 0 0 0 0 0 0 30 50 3.00 1.000																			
22 Raul Valdes, L ERA: 1.04	0.1 H 1 0 0 0 0 0 0 0 0 0 0 0 3 6 0.00 0.000																			
25 Pedro Feliciano, L ERA: 1.08	1.0 H 3 0 0 0 0 0 0 0 0 0 0 0 7 11 0.00 0.000																			
75 Francisco Rodríguez, R ERA: 1.04	1.0 S 5 1 0 0 2 1 0 0 0 0 1 0 13 21 0.00 2.000																			

AB 33
R 2
H 7
RBI 2
BB 4
SO 12
LOB 15



Batter	1	2	3	4	5	6	7	8	9	AB	R	H	RBI	BB	SO	LOB	BOTTOM			
16 Ángel Pagán, S OBP: 0.321, SLG: 0.314										5	1	1	0	0	1	3	Atlanta Braves @ New York Mets Citi Field, Flushing, NY Fri Apr 23 2010, 7:12 PM - 10:13 PM EDT Att: 32,265 - Clear - 64 F			
1 Luis Castillo, S OBP: 0.339, SLG: 0.308										3	1	0	0	1	0	0				
7 José Reyes, S OBP: 0.302, SLG: 0.368										4	1	2	0	0	1	1				
44 Jason Bay, R OBP: 0.356, SLG: 0.328										3	1	1	1	1	0	1				
5 David Wright, R OBP: 0.436, SLG: 0.456										3	0	1	2	0	1	1				
29 Ike Davis, L OBP: 0.450, SLG: 0.611										3	1	1	1	1	0	2				
12 Jeff Francoeur, R OBP: 0.347, SLG: 0.508										4	0	1	0	0	0	1				
21 Rod Barajas, R OBP: 0.203, SLG: 0.375										4	0	0	0	0	0	3				
33 John Maine, R										0	0	0	0	0	0	0				
47 Hisanori Takahashi, L										1	0	0	0	0	0	0				
22 Raul Valdes, L										0	0	0	0	0	0	0				
27 Frank Catalanotto, L										0	0	0	0	0	0	0				
25 Pedro Feliciano, L										0	0	0	0	0	0	0				
17 Fernando Tatís, R										0	0	0	0	0	0	0				
75 Francisco Rodríguez, R										0	0	0	0	0	0	0				
Inning Stats	R: 0 E: 0 K: 2 S: 9	H: 0 LOB: 0 BB: 0 P: 14	R: 0 E: 0 K: 0 S: 6	H: 0 LOB: 0 BB: 0 P: 11	R: 0 E: 1 K: 0 S: 9	H: 1 LOB: 1 BB: 0 P: 12	R: 0 E: 0 K: 1 S: 12	H: 1 LOB: 1 BB: 0 P: 18	R: 1 E: 0 K: 0 S: 9	H: 2 LOB: 1 BB: 0 P: 14	R: 2 E: 1 K: 0 S: 22	H: 2 LOB: 2 BB: 1 P: 33	R: 2 E: 1 K: 0 S: 13	H: 2 LOB: 2 BB: 2 P: 28	R: 0 E: 0 K: 0 S: 8	H: 1 LOB: 1 BB: 0 P: 12	1B: 4 2B: 2 3B: 2 HR: 1	SF: 1 SAC: 1 DP: 0 HBP: 0	WP: 0 PB: 0 SB: 0 CS: 0	PA: 37
PITCHER	IP WLS BF H R ER SO BB IBB HBP BLK WP HR S P ERA WHIP																			
11 Kenshin Kawakami, R ERA: 4.76	6.0 L 26 6 3 3 3 0 1 0 0 0 0 0 1 67 102 4.50 1.167																			
40 Takashi Saito, R ERA: 2.57	1.0 7 2 2 2 0 2 0 0 0 0 0 0 13 28 18.00 4.000																			
39 Jonny Venters, L ERA:	1.0 4 1 0 0 0 0 0 0 0 0 0 0 8 12 0.00 1.000																			

AB 32
R 5
H 9
RBI 4
BB 3
SO 3
LOB 12



Batter	1	2	3	4	5	6	7	8	9	AB	R	H	RBI	BB	SO	LOB	TOP										
53 Melky Cabrera, S OBP: 0.254, SLG: 0.186	(1,7) F7	1-0 1 SAFE B FS 90 C SI 87 X FF 89	2-1 1B	2-2 G4-3						3	0	1	0	0	0	1	Atlanta Braves @ New York Mets Citi Field, Flushing, NY Sun Apr 25 2010, 8:10 PM - 10:04 PM EDT Att: 27,623 - Cloudy - 50 F										
14 Martín Prado, R OBP: 0.475, SLG: 0.565	(1,4) G5-3	1-2 2 B SL 83 B FS 91 C FF 92 X SI 91	3-3 K		0-1 2B					3	0	1	0	0	1	2											
10 Chipper Jones, S OBP: 0.417, SLG: 0.479	(1,5) BB	4-1 16 2B		0-0 G4-3	2-3 K					2	0	0	0	1	1	1											
16 Brian McCann, L OBP: 0.446, SLG: 0.479	(1,2) 2B	3-2 25 1B		4-1 25 1B	4-2 25 G5-4-3					1	0	1	0	2	0	0											
25 Troy Glaus, R OBP: 0.273, SLG: 0.305	(1,3) BB	4-0 22 G6-3		2-2 22 G6-3	0-0 G5-4-3					2	0	1	0	1	0	2											
22 Jason Heyward, L OBP: 0.370, SLG: 0.492	(1,9) P6	3-2 1-2F		2-0 G6-3	0-1					3	0	0	0	0	0	5											
19 Yunel Escobar, R OBP: 0.268, SLG: 0.234		2-2 G4-3		1-0 B5-3						2	0	0	0	0	0	0											
24 Nate McLouth, L OBP: 0.308, SLG: 0.244	(1,8) 53 1B	4-2 F7		2-1 F7						1	0	0	0	1	0	0											
48 Tommy Hanson, R OBP: 0.125, SLG: 0.125	(1,1) K	1-3 K		0-1 K						2	0	1	0	0	1	1	Braves										
Inning Stats	R: 0 E: 0 K: 0 S: 15	H: 1 LOB: 3 BB: 2 P: 31	R: 0 E: 0 K: 2 S: 18	H: 1 LOB: 2 BB: 1 P: 30	R: 0 E: 0 K: 0 S: 7	H: 1 LOB: 1 BB: 0 P: 15	R: 0 E: 0 K: 0 S: 8	H: 1 LOB: 1 BB: 0 P: 13	R: 0 E: 0 K: 1 S: 11	H: 0 LOB: 0 BB: 0 P: 17	R: 0 E: 0 K: 0 S: 1	H: 0 LOB: 0 BB: 0 P: 1	1B: 3 2B: 2 3B: 0 HR: 0	SF: 0 SAC: 0 DP: 2 HBP: 0	WP: 0 PB: 0 SB: 0 CS: 0	PA: 24											
PITCHER	IP	WLS	BF	H	R	ER	SO	BB	IBB	HBP	BLK	WP	HR	S	P	ERA	WHIP	PITCHER									
34 Mike Pelfrey, R ERA: 0.69	(1,1) 5.0	W	23	5	0	0	3	5	0	0	0	0	0	59	106	0.00	2.000										
22 Raul Valdes, L ERA: 1.04	(6,1) 0.0		1	0	0	0	0	0	0	0	0	0	0	1	1	∞	∞										

Batter	1	2	3	4	5	6	7	8	9	AB	R	H	RBI	BB	SO	LOB	BOTTOM										
16 Ángel Pagán, S OBP: 0.302, SLG: 0.281	(1,8) G3	1-2 1	2-3 K		1-1 G6-3					3	0	0	0	0	1	0	Atlanta Braves @ New York Mets Citi Field, Flushing, NY Sun Apr 25 2010, 8:10 PM - 10:04 PM EDT Att: 27,623 - Cloudy - 50 F										
1 Luis Castillo, S OBP: 0.354, SLG: 0.327	(1,4) K	0-2 2	0-0 7 E 7 S	1B	1-2 7 S					3	0	2	0	0	1	0											
7 José Reyes, S OBP: 0.314, SLG: 0.355	(1,6) 44 S	1-2 44 S	0-1 G6-3	2	2-3 K					3	1	1	0	0	1	2											
44 Jason Bay, R OBP: 0.388, SLG: 0.373	(1,7) E5	1-1 1H	4-2 BB		2-2 P6					2	0	1	0	1	0	1											
5 David Wright, R OBP: 0.405, SLG: 0.413	(1,5) K	1-2 3	1-1 L4	3						2	0	0	0	0	1	3											
29 Ike Davis, L OBP: 0.400, SLG: 0.500	(1,3) K	0-3 1	3-3 K	1						2	0	0	0	0	2	0											
12 Jeff Francoeur, R OBP: 0.350, SLG: 0.514	(1,9) K	1-3 2	0-0 1B							2	0	1	0	0	1	0											
4 Henry Blanco, R OBP: 0.250, SLG: 0.133	(1,2) BB	4-2 BB	0-3 K	2						1	0	0	0	1	1	1											
34 Mike Pelfrey, R OBP: 0.400, SLG: 0.250	(1,1) G4-3	2-2 3	1-1 G3	3						2	0	0	0	0	0	2	Mets										
22 Raul Valdes, L OBP: 0.333, SLG: 0.333	(6,1) G3	1-1 3								0	0	0	0	0	0	0											
Inning Stats	R: 1 E: 1 K: 2 S: 17	H: 2 LOB: 1 BB: 0 P: 21	R: 0 E: 0 K: 2 S: 15	H: 0 LOB: 1 BB: 1 P: 22	R: 0 E: 0 K: 1 S: 11	H: 1 LOB: 2 BB: 1 P: 18	R: 0 E: 0 K: 2 S: 10	H: 1 LOB: 0 BB: 0 P: 14	R: 0 E: 0 K: 1 S: 12	H: 1 LOB: 1 BB: 0 P: 18	1B: 5 2B: 0 3B: 0 HR: 0	SF: 0 SAC: 0 DP: 0 HBP: 0	WP: 0 PB: 0 SB: 3 CS: 0	PA: 22													
PITCHER	IP	WLS	BF	H	R	ER	SO	BB	IBB	HBP	BLK	WP	HR	S	P	ERA	WHIP	PITCHER									
48 Tommy Hanson, R ERA: 2.14	(1,1) 5.0	L	22	5	1	0	8	2	0	0	0	0	0	65	93	0.00	1.400										

Batter	1	2	3	4	5	6	7	8	9	AB	R	H	RBI	BB	SO	LOB	TOP				
15 Rafael Furcal, S OBP: 0.378, SLG: 0.420										4	0	1	0	0	2	1	Los Angeles Dodgers @ New York Mets Citi Field, Flushing, NY Tue Apr 27 2010, 4:11 PM - 7:04 PM EDT Partly Cloudy - 53 F				
5 Reed Johnson, R OBP: 0.273, SLG: 0.424										4	0	1	0	0	1						
16 Andre Ethier, L OBP: 0.414, SLG: 0.619										4	0	1	0	0	2						
27 Matt Kemp, R OBP: 0.363, SLG: 0.613										4	0	0	0	0	1	3					
23 Casey Blake, R OBP: 0.371, SLG: 0.578										3	0	0	0	1	2	1					
7 James Loney, L OBP: 0.326, SLG: 0.381										4	0	0	0	0	0	1					
55 Russell Martin, R OBP: 0.423, SLG: 0.397										2	0	1	0	2	0	0					
14 Jamey Carroll, R OBP: 0.367, SLG: 0.280										2	0	1	0	2	1	1					
18 Hiroki Kuroda, R 9 Garret Anderson, L 50 Jon Link, R 38 Ramon Troncoso, R 52 George Sherrill, L 35 Ramon Ortiz, R 3 Ronnie Belliard, R										2	0	0	0	0	1	5					
Inning Stats	R: 0 E: 0 K: 1 S: 9	H: 0 LOB: 0 BB: 0 P: 13	R: 0 E: 0 K: 1 S: 18	H: 0 LOB: 3 BB: 3 P: 36	R: 0 E: 0 K: 1 S: 13	H: 1 LOB: 1 BB: 0 P: 16	R: 0 E: 0 K: 1 S: 15	H: 2 LOB: 2 BB: 0 P: 20	R: 0 E: 0 K: 1 S: 11	H: 0 LOB: 0 BB: 0 P: 15	R: 0 E: 0 K: 1 S: 11	H: 0 LOB: 0 BB: 1 P: 20	R: 0 E: 0 K: 1 S: 9	H: 1 LOB: 1 BB: 0 P: 11	R: 0 E: 0 K: 2 S: 10	H: 0 LOB: 1 BB: 1 P: 16		1B: 3 2B: 1 3B: 1 HR: 0	SF: 0 SAC: 0 DP: 1 HBP: 0	WP: 0 PB: 0 SB: 1 CS: 0	PA: 36
PITCHER	IP WLS BF H R ER SO BB IBB HBP BLK WP HR S P ERA WHIP	6.0 W 25 4 0 0 6 3 0 0 0 0 0 0 77 115 0.00 1.167	2.0 H 7 1 0 0 2 1 0 0 0 0 0 0 22 31 0.00 1.000	1.0 4 0 0 0 2 1 0 0 0 0 0 0 10 16 0.00 1.000																	

AB	31
R	0
H	5
RBI	0
BB	5
SO	10
LOB	17



Batter	1	2	3	4	5	6	7	8	9	AB	R	H	RBI	BB	SO	LOB	BOTTOM					
16 Angel Pagán, S OBP: 0.299, SLG: 0.279										4	0	1	0	0	1	1	Los Angeles Dodgers @ New York Mets Citi Field, Flushing, NY Tue Apr 27 2010, 4:11 PM - 7:04 PM EDT Partly Cloudy - 53 F					
1 Luis Castillo, S OBP: 0.348, SLG: 0.322										4	0	1	2	0	0	1						
7 José Reyes, S OBP: 0.311, SLG: 0.348										4	0	1	0	0	2							
44 Jason Bay, R OBP: 0.393, SLG: 0.414										3	1	1	1	1	0	1						
5 David Wright, R OBP: 0.409, SLG: 0.409										3	1	1	0	1	1	3						
29 Ike Davis, L OBP: 0.414, SLG: 0.520										3	0	1	0	1	1	3						
19 Gary Matthews, S 38 Fernando Nieve, R										2	0	0	0	1	1	2						
17 Fernando Tatis, R 25 Pedro Feliciano, L										0	0	0	0	0	0	0						
21 Rod Barajas, R OBP: 0.206, SLG: 0.367										4	1	1	0	0	1	2						
57 Johan Santana, L 12 Jeff Francoeur, R										2	0	1	0	0	0	2						
Inning Stats	R: 0 E: 0 K: 0 S: 6	H: 0 LOB: 0 BB: 0 P: 9	R: 1 E: 0 K: 1 S: 12	H: 1 LOB: 2 BB: 2 P: 26	R: 0 E: 0 K: 0 S: 6	H: 0 LOB: 0 BB: 0 P: 12	R: 1 E: 0 K: 1 S: 9	H: 1 LOB: 0 BB: 0 P: 13	R: 0 E: 0 K: 1 S: 8	H: 1 LOB: 1 BB: 0 P: 12	R: 0 E: 0 K: 1 S: 7	H: 2 LOB: 2 BB: 1 P: 15	R: 2 E: 0 K: 1 S: 13	H: 3 LOB: 3 BB: 2 P: 30	R: 0 E: 0 K: 0 S: 5	H: 0 LOB: 0 BB: 0 P: 9	1B: 6 2B: 1 3B: 0 HR: 1	SF: 0 SAC: 0 DP: 1 HBP: 0	WP: 1 PB: 0 SB: 1 CS: 0	PA: 36		
PITCHER	IP WLS BF H R ER SO BB IBB HBP BLK WP HR S P ERA WHIP	6.0 L 25 2 2 2 4 1 0 0 0 0 0 3 9 3.00 1.000	0.0 3 2 2 2 0 1 0 0 0 0 0 0 8 18 0.00 1.500	0.2 4 1 0 0 1 0 1 0 0 0 0 0 2 3 0.00 0.000	0.1 1 0 0 0 0 0 0 0 0 0 0 0 5 9 0.00 0.000																	



Batter	1	2	3	4	5	6	7	8	9	AB	R	H	RBI	BB	SO	LOB	TOP				
5 Reed Johnson, R OBP: 0.316, SLG: 0.459	G6-3		K	BB			2B		1B	4	1	2	1	1	1	0	Los Angeles Dodgers @ New York Mets Citi Field, Flushing, NY Tue Apr 27 2010, 7:37 PM - 10:55 PM EDT Att: 32,012 - Partly Cloudy - 51 F				
7 James Loney, L OBP: 0.326, SLG: 0.379	1B		G3	K			K		SF7	3	0	1	0	0	1	3					
23 Casey Blake, R OBP: 0.361, SLG: 0.569	1B						K			1	0	0	1	0	1	1					
16 Andre Ethier, L OBP: 0.432, SLG: 0.615	BB			FC6-5					FC6-4	2	1	1	1	2	1	0					
37 Carlos Monasterios, R OBP: 0.417, SLG: 0.390	BB			BB						1	0	0	0	0	0	0					
56 Russell Martin, R OBP: 0.417, SLG: 0.390	BB			BB						1	0	0	0	0	0	1					
27 Matt Kemp, R OBP: 0.354, SLG: 0.588	G6-3			L9			F7		G5-3	5	0	1	0	0	0	4					
3 Ronnie Belliard, R OBP: 0.351, SLG: 0.543	F8			FC6-5			G6-3			3	1	0	1	1	0	3					
33 Blake DeWitt, L OBP: 0.377, SLG: 0.260	G4-3			F7					BB	4	0	0	0	0	1	2					
14 Jamey Carroll, R OBP: 0.353, SLG: 0.250	L7			BB			L9		G1-3	3	1	0	0	1	0	1					
17 A.J. Ellis, R OBP: 0.357, SLG: 0.364	F9			BB			G3-1		G5-3	4	0	1	1	0	0	1					
49 Charlie Haeger, R OBP: 0.143, SLG: 0.286			K	BB			K		2B	1	0	0	0	1	1	0					
38 Ramon Troncoso, R OBP: 0.143, SLG: 0.286										0	0	0	0	0	0	0					
50 Jon Link, R OBP: 0.143, SLG: 0.286										0	0	0	0	0	0	0					
52 George Sherrill, L OBP: 0.143, SLG: 0.286										0	0	0	0	0	0	0					
30 Xavier Paul, L OBP: 0.143, SLG: 0.286										2	1	1	0	0	1	0					
Inning Stats	R: 0 E: 0 K: 0 S: 9	H: 1 LOB: 2 BB: 1 P: 17	R: 0 E: 0 K: 0 S: 9	H: 0 LOB: 0 BB: 0 P: 14	R: 0 E: 0 K: 2 S: 8	H: 0 LOB: 0 BB: 0 P: 15	R: 3 E: 0 K: 1 S: 17	H: 2 LOB: 3 BB: 4 P: 41	R: 0 E: 0 K: 1 S: 10	H: 0 LOB: 0 BB: 0 P: 14	R: 1 E: 0 K: 2 S: 17	H: 2 LOB: 1 BB: 0 P: 27	R: 0 E: 0 K: 0 S: 11	H: 0 LOB: 1 BB: 1 P: 18	R: 1 E: 0 K: 0 S: 11	H: 2 LOB: 1 BB: 0 P: 20	1B: 5 2B: 2 3B: 0 HR: 0	SF: 1 DP: 0 HBP: 0	WP: 2 PB: 0 SB: 0 CS: 0	PA: 40	
PITCHER	IP WLS BF H R ER SO BB IBB HBP BLK WP HR S P ERA WHIP	IP WLS BF H R ER SO BB IBB HBP BLK WP HR S P ERA WHIP	IP WLS BF H R ER SO BB IBB HBP BLK WP HR S P ERA WHIP	IP WLS BF H R ER SO BB IBB HBP BLK WP HR S P ERA WHIP	IP WLS BF H R ER SO BB IBB HBP BLK WP HR S P ERA WHIP	IP WLS BF H R ER SO BB IBB HBP BLK WP HR S P ERA WHIP	IP WLS BF H R ER SO BB IBB HBP BLK WP HR S P ERA WHIP	IP WLS BF H R ER SO BB IBB HBP BLK WP HR S P ERA WHIP	IP WLS BF H R ER SO BB IBB HBP BLK WP HR S P ERA WHIP	IP WLS BF H R ER SO BB IBB HBP BLK WP HR S P ERA WHIP	IP WLS BF H R ER SO BB IBB HBP BLK WP HR S P ERA WHIP	IP WLS BF H R ER SO BB IBB HBP BLK WP HR S P ERA WHIP	IP WLS BF H R ER SO BB IBB HBP BLK WP HR S P ERA WHIP	IP WLS BF H R ER SO BB IBB HBP BLK WP HR S P ERA WHIP	IP WLS BF H R ER SO BB IBB HBP BLK WP HR S P ERA WHIP	IP WLS BF H R ER SO BB IBB HBP BLK WP HR S P ERA WHIP	IP WLS BF H R ER SO BB IBB HBP BLK WP HR S P ERA WHIP	IP WLS BF H R ER SO BB IBB HBP BLK WP HR S P ERA WHIP	IP WLS BF H R ER SO BB IBB HBP BLK WP HR S P ERA WHIP	IP WLS BF H R ER SO BB IBB HBP BLK WP HR S P ERA WHIP	IP WLS BF H R ER SO BB IBB HBP BLK WP HR S P ERA WHIP

Batter	1	2	3	4	5	6	7	8	9	AB	R	H	RBI	BB	SO	LOB	BOTTOM			
16 Angel Pagán, S OBP: 0.319, SLG: 0.281	BB	P6			BB		F8			3	3	1	0	2	0	0	Los Angeles Dodgers @ New York Mets Citi Field, Flushing, NY Tue Apr 27 2010, 7:37 PM - 10:55 PM EDT Att: 32,012 - Partly Cloudy - 51 F			
1 Luis Castillo, S OBP: 0.370, SLG: 0.328	SH1-3		G4-3		FC4		BB		G6-3	2	1	1	0	2	0	0				
7 José Reyes, S OBP: 0.304, SLG: 0.338	1B		P4		FC4		E6		G6-3	5	3	1	1	0	0	5				
44 Jason Bay, R OBP: 0.382, SLG: 0.427	3B		K		L5		K		K	5	1	1	1	0	3	5				
5 David Wright, R OBP: 0.435, SLG: 0.464	BB				BB					3	1	3	4	1	0	0				
29 Ike Davis, L OBP: 0.424, SLG: 0.556	SF8		G6-4-3		BB		BB			2	0	1	3	1	0	1				
12 Jeff Francoeur, R OBP: 0.349, SLG: 0.493	P6				F9		L8			4	0	1	0	0	0	4				
4 Henry Blanco, R OBP: 0.292, SLG: 0.263	P6				BB		K2-3			4	1	2	0	0	1	0				
46 Oliver Pérez, L OBP: 0.167, SLG: 0.167			F7		L7		G6-3			1	0	0	0	0	0	0				
47 Hisanori Takahashi, L OBP: 0.167, SLG: 0.167										2	0	0	0	0	1	3				
27 Frank Catalanotto, L OBP: 0.167, SLG: 0.118										1	0	0	0	0	0	0				
32 Jenny Mejia, R OBP: 0.167, SLG: 0.118										0	0	0	0	0	0	0				
22 Raul Valdes, L OBP: 0.333, SLG: 0.333										0	0	0	0	0	0	0				
Inning Stats	R: 3 E: 0 K: 0 S: 11	H: 2 LOB: 1 BB: 2 P: 20	R: 0 E: 0 K: 0 S: 7	H: 0 LOB: 0 BB: 0 P: 15	R: 0 E: 0 K: 1 S: 6	H: 0 LOB: 0 BB: 0 P: 12	R: 0 E: 0 K: 0 S: 14	H: 3 LOB: 2 BB: 0 P: 19	R: 3 E: 0 K: 0 S: 15	H: 2 LOB: 1 BB: 2 P: 30	R: 4 E: 1 K: 2 S: 17	H: 3 LOB: 2 BB: 2 P: 32	R: 0 E: 0 K: 1 S: 11	H: 0 LOB: 0 BB: 0 P: 17	R: 0 E: 0 K: 1 S: 8	H: 1 LOB: 0 BB: 0 P: 11	1B: 7 2B: 2 3B: 2 HR: 0	SF: 1 DP: 2 HBP: 0	WP: 0 PB: 0 SB: 1 CS: 0	PA: 40
PITCHER	IP WLS BF H R ER SO BB IBB HBP BLK WP HR S P ERA WHIP	IP WLS BF H R ER SO BB IBB HBP BLK WP HR S P ERA WHIP	IP WLS BF H R ER SO BB IBB HBP BLK WP HR S P ERA WHIP	IP WLS BF H R ER SO BB IBB HBP BLK WP HR S P ERA WHIP	IP WLS BF H R ER SO BB IBB HBP BLK WP HR S P ERA WHIP	IP WLS BF H R ER SO BB IBB HBP BLK WP HR S P ERA WHIP	IP WLS BF H R ER SO BB IBB HBP BLK WP HR S P ERA WHIP	IP WLS BF H R ER SO BB IBB HBP BLK WP HR S P ERA WHIP	IP WLS BF H R ER SO BB IBB HBP BLK WP HR S P ERA WHIP	IP WLS BF H R ER SO BB IBB HBP BLK WP HR S P ERA WHIP	IP WLS BF H R ER SO BB IBB HBP BLK WP HR S P ERA WHIP	IP WLS BF H R ER SO BB IBB HBP BLK WP HR S P ERA WHIP	IP WLS BF H R ER SO BB IBB HBP BLK WP HR S P ERA WHIP	IP WLS BF H R ER SO BB IBB HBP BLK WP HR S P ERA WHIP	IP WLS BF H R ER SO BB IBB HBP BLK WP HR S P ERA WHIP	IP WLS BF H R ER SO BB IBB HBP BLK WP HR S P ERA WHIP	IP WLS BF H R ER SO BB IBB HBP BLK WP HR S P ERA WHIP	IP WLS BF H R ER SO BB IBB HBP BLK WP HR S P ERA WHIP	IP WLS BF H R ER SO BB IBB HBP BLK WP HR S P ERA WHIP	IP WLS BF H R ER SO BB IBB HBP BLK WP HR S P ERA WHIP



Batter	1	2	3	4	5	6	7	8	9	AB	R	H	RBI	BB	SO	LOB	TOP										
55 Russell Martin, R OBP: 0.408, SLG: 0.429	F9		G3-1		HR		G6-4-3			4	1	1	2	0	0	2	Los Angeles Dodgers @ New York Mets Citi Field, Flushing, NY Wed Apr 28 2010, 1:12 PM - 3:52 PM EDT Att: 29,724 - Cloudy - 53 F										
27 Matt Kemp, R OBP: 0.350, SLG: 0.584	K		E6		2B		G6-3			4	0	1	0	0	1	0											
16 Andre Ethier, L OBP: 0.410, SLG: 0.580	K		K		K		L8			4	0	0	0	0	3	2											
7 James Loney, L OBP: 0.312, SLG: 0.363		K		K	G6-3		K			4	0	0	0	0	3	1											
23 Casey Blake, R OBP: 0.355, SLG: 0.551				F9			K			4	0	1	0	0	2	0											
3 Ronnie Belliard, R OBP: 0.366, SLG: 0.514		1B		F9			K			2	0	0	0	2	1	1											
30 Xavier Paul, L OBP: 0.182, SLG: 0.364		F8			BB		K			4	0	1	0	0	1	2											
14 Jamey Carroll, R OBP: 0.395, SLG: 0.267										2	2	1	0	2	1	2											
48 John Ely, R										1	0	0	0	0	0	1											
5 Reed Johnson, R OBP: 0.338, SLG: 0.447										1	0	0	0	0	0	1											
54 Ronald Belisario, R										0	0	0	0	0	0	0											
9 Garret Anderson, L OBP: 0.175, SLG: 0.243										1	0	0	0	0	1	2											
Inning Stats	R: 0 E: 0 K: 2 S: 9	H: 0 LOB: 0 BB: 0 P: 14	R: 0 E: 0 K: 1 S: 8	H: 1 LOB: 1 BB: 0 P: 12	R: 1 E: 1 K: 1 S: 14	H: 1 LOB: 1 BB: 0 P: 20	R: 0 E: 0 K: 1 S: 9	H: 0 LOB: 0 BB: 1 P: 16	R: 2 E: 0 K: 3 S: 15	H: 2 LOB: 1 BB: 1 P: 23	R: 0 E: 0 K: 3 S: 9	H: 0 LOB: 0 BB: 0 P: 10	R: 0 E: 0 K: 0 S: 6	H: 0 LOB: 0 BB: 1 P: 10	R: 0 E: 0 K: 1 S: 7	H: 0 LOB: 0 BB: 0 P: 9	R: 0 E: 0 K: 3 S: 16	H: 1 LOB: 2 BB: 1 P: 23	1B: 2 2B: 2 3B: 0 HR: 1	SF: 0 SAC: 1 DP: 1 HBP: 0	WP: 1 PB: 0 SB: 1 CS: 0	PA: 36					
PITCHER	IP	WLS	BF	H	R	ER	SO	BB	IBB	HBP	BLK	WP	HR	S	P	ERA	WHIP										
33 John Maine, R ERA: 7.15	6.0	W	26	4	3	2	9	3	0	0	0	1	1	66	101	3.00	1.167										
38 Fernando Nieve, R ERA: 3.46	1.1	H	3	0	0	0	0	0	0	0	0	0	0	5	5	0.00	0.000										
25 Pedro Feliciano, L ERA: 0.84	0.2		2	0	0	0	1	0	0	0	0	0	0	6	8	0.00	0.000										
75 Francisco Rodríguez, R ERA: 0.84	1.0		5	1	0	0	3	1	0	0	0	0	0	16	23	0.00	2.000										

Batter	1	2	3	4	5	6	7	8	9	AB	R	H	RBI	BB	SO	LOB	BOTTOM										
16 Angel Pagán, S OBP: 0.312, SLG: 0.304	P6							L7-4		5	1	1	2	0	2	1	Los Angeles Dodgers @ New York Mets Citi Field, Flushing, NY Wed Apr 28 2010, 1:12 PM - 3:52 PM EDT Att: 29,724 - Cloudy - 53 F										
13 Alex Cora, L OBP: 0.285, SLG: 0.273							G4-3			3	0	1	1	1	0	0											
7 José Reyes, S OBP: 0.301, SLG: 0.333	F7		G3		G3					4	1	1	0	0	0	2											
44 Jason Bay, R OBP: 0.387, SLG: 0.436										3	2	1	1	1	1	1											
5 David Wright, R OBP: 0.438, SLG: 0.479										4	1	2	0	0	0	2											
29 Ike Davis, L OBP: 0.432, SLG: 0.548										4	0	2	1	0	0	2											
12 Jeff Francoeur, R OBP: 0.344, SLG: 0.494										4	1	1	2	0	1	3											
21 Rod Barajas, R OBP: 0.224, SLG: 0.355										2	1	0	0	1	0	0											
33 John Maine, R										2	0	0	0	0	1	2											
38 Fernando Nieve, R										0	0	0	0	0	0	0											
25 Pedro Feliciano, L										0	0	0	0	0	0	0											
27 Frank Catalanotto, L OBP: 0.211, SLG: 0.222										1	0	1	0	0	0	0											
75 Francisco Rodríguez, R										0	0	0	0	0	0	0											
Inning Stats	R: 0 E: 0 K: 1 S: 12	H: 0 LOB: 1 BB: 1 P: 20	R: 4 E: 0 K: 0 S: 15	H: 4 LOB: 1 BB: 0 P: 24	R: 1 E: 0 K: 1 S: 13	H: 1 LOB: 2 BB: 2 P: 28	R: 0 E: 0 K: 1 S: 9	H: 0 LOB: 0 BB: 0 P: 13	R: 0 E: 0 K: 1 S: 10	H: 1 LOB: 1 BB: 0 P: 18	R: 2 E: 0 K: 1 S: 15	H: 3 LOB: 1 BB: 0 P: 18	R: 0 E: 0 K: 0 S: 4	H: 1 LOB: 0 BB: 0 P: 4	1B: 4 2B: 6 3B: 1 HR: 0	SF: 0 SAC: 1 DP: 1 HBP: 1	WP: 1 PB: 0 SB: 0 CS: 0	PA: 37									
PITCHER	IP	WLS	BF	H	R	ER	SO	BB	IBB	HBP	BLK	WP	HR	S	P	ERA	WHIP										
48 John Ely, R ERA: 7.9	6.0	L	28	4	2	2	1	0	0	0	0	0	0	19	22	9.00	2.000										
54 Ronald Belisario, R ERA: 8.31	2.0		9	4	2	2	1	0	0	0	0	0	0	19	22	9.00	2.000										

Batter	1	2	3	4	5	6	7	8	9	AB	R	H	RBI	BB	SO	LOB	TOP										
16 Angel Pagán, S OBP: 0.328, SLG: 0.365	P5		L8				G4-3		FC5-4	5	1	3	2	0	0	0											
1 Luis Castillo, S OBP: 0.346, SLG: 0.303	G1-3		G4-3				G4-3		FC6	5	0	0	0	0	0	3											
7 José Reyes, S OBP: 0.295, SLG: 0.325	F7		G3				P5		FC5-4	5	0	1	1	0	0	3											
44 Jason Bay, R OBP: 0.378, SLG: 0.434																											
5 David Wright, R OBP: 0.430, SLG: 0.506																											
29 Ike Davis, L OBP: 0.415, SLG: 0.500																											
12 Jeff Francoeur, R OBP: 0.167, SLG: 0.091																											
19 Gary Matthews, S OBP: 0.278, SLG: 0.226																											
21 Rod Barajas, R OBP: 0.254, SLG: 0.485																											
49 Jonathon Niese, L OBP: 0.167, SLG: 0.091																											
32 Jenny Mejia, R ERA: 5.0																											
27 Frank Catalanotto, L OBP: 0.230, SLG: 0.211																											
38 Manny Acosta, R ERA: 5.4																											
Inning Stats	R: 0 E: 0 K: 0 S: 9	H: 0 LOB: 0 BB: 0 P: 11	R: 3 E: 0 K: 1 S: 15	H: 3 LOB: 0 BB: 0 P: 22	R: 0 E: 0 K: 0 S: 8	H: 0 LOB: 1 BB: 0 P: 9	R: 0 E: 0 K: 1 S: 12	H: 0 LOB: 1 BB: 0 P: 23	R: 1 E: 0 K: 1 S: 17	H: 2 LOB: 0 BB: 0 P: 30	R: 0 E: 0 K: 0 S: 9	H: 0 LOB: 0 BB: 0 P: 14	R: 4 E: 0 K: 0 S: 13	H: 3 LOB: 0 BB: 1 P: 25	R: 0 E: 0 K: 0 S: 6	H: 0 LOB: 2 BB: 0 P: 10	R: 1 E: 1 K: 0 S: 13	H: 2 LOB: 2 BB: 0 P: 22	1B: 2 2B: 3 3B: 1 HR: 4	SF: 0 SAC: 0 DP: 1 HBP: 1	WP: 1 PB: 0 SB: 1 CS: 0	PA: 40					
PITCHER	IP	WLS	BF	H	R	ER	SO	BB	IBB	HBP	BLK	WP	HR	S	P	ERA	WHIP										
38 Kyle Kendrick, R ERA: 7.61	5.0	L	21	5	4	4	3	1	0	0	0	0	3	61	95	7.20	1.200										
55 Danyls Baez, R ERA: 5.0	1.0		7	2	4	4	0	1	0	1	0	1	0	14	26	36.00	3.000										
57 David Herndon, R ERA: 5.06	2.0		6	1	0	0	0	0	0	0	0	0	0	14	23	0.00	0.500										
54 Brad Lidge, R ERA: 27.0	0.1		3	2	1	1	0	0	0	0	0	0	1	7	11	27.00	6.000										
16 J.C. Romero, L ERA: 5.4	0.2		3	0	0	0	0	0	0	0	0	0	0	6	11	0.00	0.000										

New York Mets @ Philadelphia Phillies
Citizens Bank Park, Philadelphia, PA
Fri Apr 30 2010, 7:09 PM - 10:03 PM EDT
Att. 45,296 - Clear - 76 F

AB	37
R	9
H	10
RBI	9
BB	2
SO	3
LOB	10



Batter	1	2	3	4	5	6	7	8	9	AB	R	H	RBI	BB	SO	LOB	BOTTOM										
8 Shane Victorino, S OBP: 0.263, SLG: 0.387	G5-3									4	0	1	0	0	1	2											
27 Placido Polanco, R OBP: 0.301, SLG: 0.425	G5-3									4	0	0	0	0	1	1											
26 Chase Utley, L OBP: 0.431, SLG: 0.550										2	0	0	0	1	0	0											
6 Ryan Howard, L OBP: 0.310, SLG: 0.484										4	0	0	0	0	2	3											
28 Jayson Werth, R OBP: 0.402, SLG: 0.584										4	1	2	0	0	1	0											
29 Raul Ibanez, L OBP: 0.341, SLG: 0.338										4	0	1	0	0	1	2											
7 Juan Castro, R OBP: 0.288, SLG: 0.320										4	0	1	0	0	0	2											
Carlos Ruiz, R OBP: 0.429, SLG: 0.327										3	0	1	1	1	2	1											
38 Kyle Kendrick, R ERA: 7.61										1	0	0	0	0	0	2											
21 Wilson Valdez, R OBP: 0.194, SLG: 0.286										1	0	0	0	0	0	0											
55 Danyls Baez, R ERA: 5.0										0	0	0	0	0	0	0											
57 David Herndon, R ERA: 5.06										0	0	0	0	0	0	0											
19 Greg Dobbs, L OBP: 0.201, SLG: 0.429										1	0	0	0	0	0	0											
54 Brad Lidge, R ERA: 27.0										0	0	0	0	0	0	0											
16 J.C. Romero, S ERA: 5.4										0	0	0	0	0	0	0											
3 Ross Gload, L OBP: 0.276, SLG: 0.278										1	0	0	0	0	0	2											
Inning Stats	R: 0 E: 0 K: 1 S: 11	H: 0 LOB: 1 BB: 1 P: 18	R: 1 E: 0 K: 0 S: 15	H: 3 LOB: 2 BB: 0 P: 25	R: 0 E: 0 K: 0 S: 4	H: 0 LOB: 0 BB: 0 P: 5	R: 0 E: 0 K: 1 S: 12	H: 0 LOB: 0 BB: 0 P: 19	R: 0 E: 0 K: 2 S: 9	H: 0 LOB: 0 BB: 0 P: 11	R: 0 E: 0 K: 1 S: 6	H: 0 LOB: 0 BB: 0 P: 11	R: 0 E: 0 K: 2 S: 13	H: 1 LOB: 1 BB: 0 P: 18	R: 0 E: 0 K: 1 S: 10	H: 1 LOB: 2 BB: 0 P: 16	R: 0 E: 0 K: 0 S: 8	H: 1 LOB: 2 BB: 1 P: 20	1B: 6 2B: 0 3B: 0 HR: 0	SF: 0 SAC: 0 DP: 0 HBP: 1	WP: 0 PB: 0 SB: 0 CS: 0	PA: 36					
PITCHER	IP	WLS	BF	H	R	ER	SO	BB	IBB	HBP	BLK	WP	HR	S	P	ERA	WHIP										
49 Jonathon Niese, L ERA: 3.1	1.1		26	4	1	1	7	1	0	0	0	0	0	70	107	1.29	0.714										
32 Jenny Mejia, R ERA: 1.64	1.0		5	1	0	0	1	0	0	1	0	0	0	10	16	0.00	1.000										
36 Manny Acosta, R ERA: 6.75	1.0		5	1	0	0	0	0	0	0	0	0	0	8	20	0.00	2.000										

New York Mets @ Philadelphia Phillies
Citizens Bank Park, Philadelphia, PA
Fri Apr 30 2010, 7:09 PM - 10:03 PM EDT
Att. 45,296 - Clear - 76 F

AB	33
R	1
H	6
RBI	1
BB	2
SO	8
LOB	15



Batter	1	2	3	4	5	6	7	8	9	AB	R	H	RBI	BB	SO	LOB	TOP			
16 Angel Pagán, S OBP: 0.314, SLG: 0.346	F8		L4		L3			E6		4	0	0	0	0	0	1	New York Mets @ Philadelphia Phillies Citizens Bank Park, Philadelphia, PA Sat May 01 2010, 3:11 PM - 5:37 PM EDT Att: 45,264 - Partly Cloudy - 88 F			
13 Alex Cora, L OBP: 0.292, SLG: 0.243	F8		G4-3			G3		G6-4-3		4	0	0	0	0	0	2				
7 José Reyes, S OBP: 0.283, SLG: 0.310	K			L8		F8			G4-3	4	0	0	0	0	1	0				
44 Jason Bay, R OBP: 0.382, SLG: 0.430		1B		F8			HBP		K	3	0	1	0	0	1	0				
5 David Wright, R OBP: 0.427, SLG: 0.513	K									3	0	1	0	0	2	2				
17 Fernando Tatis, R OBP: 0.258, SLG: 0.345	K								G6-3	1	0	0	0	0	0	0				
29 Ike Davis, L OBP: 0.409, SLG: 0.472	K2-3									2	0	0	0	1	1	1				
12 Jeff Francoeur, R OBP: 0.344, SLG: 0.512	G5-3									3	0	0	0	0	0	3				
4 Henry Blanco, R OBP: 0.296, SLG: 0.318										3	0	1	0	0	1	0				
34 Mike Pelfrey, R OBP: 0.400, SLG: 0.250										0	0	0	0	0	0	0				
19 Gary Matthews, S OBP: 0.270, SLG: 0.219										1	0	0	0	0	0	0				
22 Raul Valdes, L OBP: 0.333, SLG: 0.333										0	0	0	0	0	0	0				
27 Frank Catalanotto, L OBP: 0.190, SLG: 0.200										1	0	0	0	0	0	0				
36 Manny Acosta, R OBP: 0.190, SLG: 0.200										0	0	0	0	0	0	0				
Inning Stats	R: 0 E: 0 K: 1 S: 9	H: 0 LOB: 0 BB: 0 P: 13	R: 0 E: 0 K: 2 S: 15	H: 1 LOB: 1 BB: 0 P: 18	R: 0 E: 0 K: 0 S: 12	H: 1 LOB: 1 BB: 0 P: 15	R: 0 E: 0 K: 0 S: 16	H: 1 LOB: 2 BB: 0 P: 27	R: 0 E: 0 K: 1 S: 8	H: 0 LOB: 0 BB: 0 P: 9	R: 0 E: 0 K: 1 S: 8	H: 0 LOB: 0 BB: 0 P: 11	R: 0 E: 1 K: 0 S: 6	H: 0 LOB: 0 BB: 0 P: 7	R: 0 E: 0 K: 1 S: 8	H: 0 LOB: 0 BB: 0 P: 11	1B: 1 2B: 2 3B: 0 HR: 0	SF: 0 SAC: 1 DP: 1 HBP: 1	WP: 0 PB: 0 SB: 1 CS: 0	PA: 32
PITCHER 34 Roy Halladay, R ERA: 1.47	IP: 9.0 WLS: W BF: 32 H: 3 R: 0 ER: 0 SO: 6 BB: 1 IBB: 0 HBP: 1 BLK: 0 WP: 0 HR: 0 S: 88 P: 118 ERA: 0.00 WHIP: 0.444															PITCHER				

AB	29
R	0
H	3
RBI	0
BB	1
SO	6
LOB	9



Batter	1	2	3	4	5	6	7	8	9	AB	R	H	RBI	BB	SO	LOB	BOTTOM			
8 Shane Victorino, S OBP: 0.269, SLG: 0.429	G6-3		G3	HR		K		P3		5	1	2	3	0	1	0	New York Mets @ Philadelphia Phillies Citizens Bank Park, Philadelphia, PA Sat May 01 2010, 3:11 PM - 5:37 PM EDT Att: 45,264 - Partly Cloudy - 88 F			
27 Placido Polanco, R OBP: 0.313, SLG: 0.402	G6-3		G5-3	G6-3		G6-3		F9		5	0	0	0	0	0	1				
26 Chase Utley, L OBP: 0.439, SLG: 0.576	G1-3			1B	2B			G3		5	3	3	0	0	0	1				
6 Ryan Howard, L OBP: 0.308, SLG: 0.475	G3			1B	2B					4	1	1	0	0	1	3				
28 Jayson Werth, R OBP: 0.417, SLG: 0.588	G6-3			1B	BB			1B		3	3	2	2	1	0	0				
29 Raul Ibanez, L OBP: 0.337, SLG: 0.361	L4			K				FC3		4	0	1	2	0	1	3				
7 Juan Castro, R OBP: 0.304, SLG: 0.340				1B	2B			F9		3	0	1	2	1	1	3				
Carlos Ruiz, R OBP: 0.432, SLG: 0.339	K			1B	2B					4	1	2	1	0	2	2				
34 Roy Halladay, R OBP: 0.182, SLG: 0.182			G4-3	1B						4	1	1	0	0	2	2				
Inning Stats	R: 0 E: 0 K: 0 S: 8	H: 1 LOB: 1 BB: 0 P: 12	R: 0 E: 0 K: 1 S: 16	H: 0 LOB: 1 BB: 1 P: 25	R: 0 E: 0 K: 0 S: 10	H: 0 LOB: 0 BB: 0 P: 13	R: 6 E: 0 K: 1 S: 22	H: 7 LOB: 0 BB: 0 P: 32	R: 2 E: 0 K: 2 S: 12	H: 2 LOB: 1 BB: 1 P: 24	R: 0 E: 0 K: 2 S: 10	H: 0 LOB: 0 BB: 0 P: 15	R: 2 E: 1 K: 2 S: 16	H: 3 LOB: 2 BB: 0 P: 24	R: 0 E: 0 K: 0 S: 4	H: 0 LOB: 0 BB: 0 P: 6		1B: 7 2B: 4 3B: 1 HR: 1	SF: 0 SAC: 0 DP: 0 HBP: 0	WP: 0 PB: 0 SB: 0 CS: 0
PITCHER 34 Mike Pelfrey, R ERA: 2.4	IP: 4.0 WLS: L BF: 20 H: 8 R: 6 ER: 6 SO: 2 BB: 1 IBB: 0 HBP: 0 BLK: 0 WP: 0 HR: 1 S: 56 P: 82 ERA: 13.50 WHIP: 2.250															PITCHER				
22 Raul Valdes, L ERA: 3.55	IP: 3.0 WLS: L BF: 16 H: 5 R: 4 ER: 3 SO: 6 BB: 1 IBB: 0 HBP: 0 BLK: 0 WP: 0 HR: 0 S: 38 P: 63 ERA: 9.00 WHIP: 2.000																			
36 Manny Acosta, R ERA: 5.4	IP: 1.0 WLS: L BF: 3 H: 0 R: 0 ER: 0 SO: 0 BB: 0 IBB: 0 HBP: 0 BLK: 0 WP: 0 HR: 0 S: 4 P: 6 ERA: 0.00 WHIP: 0.000																			

AB	37
R	10
H	13
RBI	10
BB	2
SO	8
LOB	15



Batter	1	2	3	4	5	6	7	8	9	AB	R	H	RBI	BB	SO	LOB	TOP			
16 Angel Pagán, S OBP: 0.305, SLG: 0.345										4	1	1	0	0	0	0	New York Mets @ Cincinnati Reds Great American Ball Park, Cincinnati, OH Tue May 04 20:10, 7:11 PM - 9:48 PM EDT Att. 13,813 - Clear - 76 F			
1 Luis Castillo, S OBP: 0.363, SLG: 0.312										3	1	1	0	1	0	0				
7 José Reyes, S OBP: 0.286, SLG: 0.330										4	1	2	1	0	1	0				
44 Jason Bay, R OBP: 0.357, SLG: 0.392										3	0	0	1	0	1	2				
5 David Wright, R OBP: 0.414, SLG: 0.548										4	1	1	1	0	1	3				
29 Ike Davis, L OBP: 0.396, SLG: 0.455										3	0	1	0	1	0	0				
12 Jeff Francoeur, R OBP: 0.333, SLG: 0.474										4	0	1	1	0	2	1				
21 Rod Barajas, R OBP: 0.253, SLG: 0.526										4	1	1	1	0	1	3				
33 John Maine, R 19 Gary Matthews, S 32 Jentry Mejia, R 38 Fernando Nieve, R 25 Pedro Feliciano, L 27 Frank Catalanotto, L 75 Francisco Rodríguez, R										2	0	0	0	0	1	1				
Inning Stats	R: 1 E: 0 K: 0 S: 10	H: 3 LOB: 1 BB: 0 P: 15	R: 0 E: 0 K: 2 S: 13	H: 1 LOB: 1 BB: 0 P: 18	R: 0 E: 0 K: 0 S: 7	H: 0 LOB: 0 BB: 0 P: 11	R: 1 E: 0 K: 0 S: 8	H: 1 LOB: 0 BB: 0 P: 12	R: 0 E: 0 K: 1 S: 8	H: 0 LOB: 0 BB: 0 P: 9	R: 2 E: 0 K: 0 S: 15	H: 2 LOB: 2 BB: 2 P: 26	R: 0 E: 0 K: 3 S: 9	H: 0 LOB: 0 BB: 0 P: 13	R: 1 E: 0 K: 1 S: 7	H: 1 LOB: 0 BB: 0 P: 8		1B: 5 2B: 1 3B: 0 HR: 2	SF: 1 SAC: 0 DP: 1 HBP: 0	WP: 0 PB: 0 SB: 0 CS: 0
PITCHER	IP WLS BF H R ER SO BB IBB HBP BLK WP HR S P ERA WHIP	IP WLS BF H R ER SO BB IBB HBP BLK WP HR S P ERA WHIP	IP WLS BF H R ER SO BB IBB HBP BLK WP HR S P ERA WHIP	IP WLS BF H R ER SO BB IBB HBP BLK WP HR S P ERA WHIP	IP WLS BF H R ER SO BB IBB HBP BLK WP HR S P ERA WHIP	IP WLS BF H R ER SO BB IBB HBP BLK WP HR S P ERA WHIP	IP WLS BF H R ER SO BB IBB HBP BLK WP HR S P ERA WHIP	IP WLS BF H R ER SO BB IBB HBP BLK WP HR S P ERA WHIP	IP WLS BF H R ER SO BB IBB HBP BLK WP HR S P ERA WHIP	IP WLS BF H R ER SO BB IBB HBP BLK WP HR S P ERA WHIP	IP WLS BF H R ER SO BB IBB HBP BLK WP HR S P ERA WHIP	IP WLS BF H R ER SO BB IBB HBP BLK WP HR S P ERA WHIP	IP WLS BF H R ER SO BB IBB HBP BLK WP HR S P ERA WHIP	IP WLS BF H R ER SO BB IBB HBP BLK WP HR S P ERA WHIP	IP WLS BF H R ER SO BB IBB HBP BLK WP HR S P ERA WHIP	IP WLS BF H R ER SO BB IBB HBP BLK WP HR S P ERA WHIP	IP WLS BF H R ER SO BB IBB HBP BLK WP HR S P ERA WHIP			
61 Bronson Arroyo, R ERA: 6.14	7.0	29	7	4	4	3	2	0	0	0	0	0	0	0	0	0	5.14	1.286		
46 Carlos Fisher, R ERA: 10.8	1.0	3	0	0	0	3	0	0	0	0	0	0	0	0	0	0	0.00	0.000		
48 Francisco Cordero, R ERA: 2.93	1.0	L	4	1	1	1	0	0	0	0	0	0	0	0	0	0	9.00	1.000		

AB	33
R	5
H	8
RBI	5
BB	2
SO	7
LOB	10



Batter	1	2	3	4	5	6	7	8	9	AB	R	H	RBI	BB	SO	LOB	BOTTOM			
6 Drew Stubbs, R OBP: 0.280, SLG: 0.299										4	0	0	0	0	0	0	New York Mets @ Cincinnati Reds Great American Ball Park, Cincinnati, OH Tue May 04 20:10, 7:11 PM - 9:48 PM EDT Att. 13,813 - Clear - 76 F			
4 Brandon Phillips, R OBP: 0.319, SLG: 0.400										4	1	2	1	0	0	0				
19 Joey Volto, L OBP: 0.422, SLG: 0.526										4	1	2	1	0	1	1				
27 Scott Rolen, R OBP: 0.344, SLG: 0.512										3	1	1	1	1	1	1				
32 Jay Bruce, L OBP: 0.320, SLG: 0.473										3	1	0	0	1	2	3				
2 Orlando Cabrera, R OBP: 0.276, SLG: 0.333										4	0	0	0	0	0	2				
17 Laynce Nix, L OBP: 0.250, SLG: 0.333										4	0	0	0	0	1	1				
29 Ryan Hanigan, R OBP: 0.479, SLG: 0.525										4	0	1	0	0	0	0				
61 Bronson Arroyo, R OBP: 0.071, SLG: 0.071	6.0	24	4	2	1	6	2	0	0	0	0	0	0	0	0	0		1.50	1.000	
43 Miguel Cairo, R OBP: 0.100, SLG: 0.100	1.0	H	3	0	0	0	0	0	0	0	0	0	0	0	0	0		0.00	0.000	
46 Carlos Fisher, R ERA: 1.38	0.2	B	4	2	2	2	0	0	0	0	0	0	0	0	0	0	27.00	3.000		
25 Pedro Feliciano, L ERA: 0.78	0.1	W	1	0	0	0	0	0	0	0	0	0	0	0	0	0	0.00	0.000		
48 Francisco Cordero, R ERA: 0.69	1.0	S	3	0	0	0	0	0	0	0	0	0	0	0	0	0	0.00	0.000		
Inning Stats	R: 1 E: 0 K: 2 S: 10	H: 1 LOB: 0 BB: 0 P: 13	R: 1 E: 1 K: 1 S: 10	H: 1 LOB: 1 BB: 1 P: 20	R: 0 E: 0 K: 1 S: 13	H: 1 LOB: 2 BB: 1 P: 20	R: 0 E: 0 K: 0 S: 9	H: 0 LOB: 0 BB: 0 P: 16	R: 0 E: 0 K: 1 S: 9	H: 1 LOB: 1 BB: 0 P: 17	R: 0 E: 0 K: 0 S: 7	H: 0 LOB: 0 BB: 0 P: 11	R: 2 E: 0 K: 0 S: 9	H: 2 LOB: 0 BB: 0 P: 11	R: 0 E: 0 K: 0 S: 8	H: 0 LOB: 0 BB: 0 P: 13	1B: 2 2B: 1 3B: 0 HR: 3	SF: 0 SAC: 0 DP: 0 HBP: 0	WP: 0 PB: 0 SB: 0 CS: 0	PA: 35
PITCHER	IP WLS BF H R ER SO BB IBB HBP BLK WP HR S P ERA WHIP	IP WLS BF H R ER SO BB IBB HBP BLK WP HR S P ERA WHIP	IP WLS BF H R ER SO BB IBB HBP BLK WP HR S P ERA WHIP	IP WLS BF H R ER SO BB IBB HBP BLK WP HR S P ERA WHIP	IP WLS BF H R ER SO BB IBB HBP BLK WP HR S P ERA WHIP	IP WLS BF H R ER SO BB IBB HBP BLK WP HR S P ERA WHIP	IP WLS BF H R ER SO BB IBB HBP BLK WP HR S P ERA WHIP	IP WLS BF H R ER SO BB IBB HBP BLK WP HR S P ERA WHIP	IP WLS BF H R ER SO BB IBB HBP BLK WP HR S P ERA WHIP	IP WLS BF H R ER SO BB IBB HBP BLK WP HR S P ERA WHIP	IP WLS BF H R ER SO BB IBB HBP BLK WP HR S P ERA WHIP	IP WLS BF H R ER SO BB IBB HBP BLK WP HR S P ERA WHIP	IP WLS BF H R ER SO BB IBB HBP BLK WP HR S P ERA WHIP	IP WLS BF H R ER SO BB IBB HBP BLK WP HR S P ERA WHIP	IP WLS BF H R ER SO BB IBB HBP BLK WP HR S P ERA WHIP	IP WLS BF H R ER SO BB IBB HBP BLK WP HR S P ERA WHIP	IP WLS BF H R ER SO BB IBB HBP BLK WP HR S P ERA WHIP			
33 John Maine, R ERA: 5.97	6.0	24	4	2	1	6	2	0	0	0	0	0	0	0	0	0	1.50	1.000		
32 Jentry Mejia, R ERA: 1.38	1.0	H	3	0	0	0	0	0	0	0	0	0	0	0	0	0	0.00	0.000		
38 Fernando Nieve, R ERA: 0.78	0.2	B	4	2	2	2	0	0	0	0	0	0	0	0	0	0	27.00	3.000		
25 Pedro Feliciano, L ERA: 0.69	0.1	W	1	0	0	0	0	0	0	0	0	0	0	0	0	0	0.00	0.000		
75 Francisco Rodríguez, R ERA: 0.71	1.0	S	3	0	0	0	0	0	0	0	0	0	0	0	0	0	0.00	0.000		

AB	33
R	4
H	6
RBI	3
BB	2
SO	6
LOB	9



Batter	1	2	3	4	5	6	7	8	9	10	11	AB	R	H	RBI	BB	SO	LOB	TOP							
33 Aaron Rowand, R OBP: 0.351, SLG: 0.541	G6-3		G6-4-3		P3			22 17 1B		K		5	1	1	0	0	1	1								
56 Andres Torres, S OBP: 0.334, SLG: 0.351	P4							L6				4	1	1	0	0	1	2								
20 John Bowker, L OBP: 0.370, SLG: 0.370												0	0	0	0	0	0	0								
59 Guillermo Mota, R OBP: 0.370, SLG: 0.370												0	0	0	0	1	0	0								
48 Pablo Sandoval, S OBP: 0.346, SLG: 0.454												4	1	1	1	0	1	1								
1 Bengie Molina, R OBP: 0.402, SLG: 0.457												1	0	1	0	0	0	0								
22 Eli Whiteside, R OBP: 0.423, SLG: 0.769												3	0	2	0	1	0	2								
17 Aubrey Huff, L OBP: 0.364, SLG: 0.476												4	0	1	2	0	0	4								
5 Juan Uribe, R OBP: 0.308, SLG: 0.411												5	0	1	1	0	2	3								
7 Mark DeRosa, R OBP: 0.279, SLG: 0.258												5	0	0	0	0	1	2								
Matt Downs, R OBP: 0.439, SLG: 0.559												5	0	1	0	0	2	0								
37 Todd Wellemeyer, R OBP: 0.111, SLG: 0.111												2	0	0	0	0	2	1								
49 Brandon Medders, R OBP: 0.436, SLG: 0.551												2	1	1	0	0	0	0								
12 Nate Schierholz, L OBP: 0.436, SLG: 0.551												2	1	1	0	0	0	0								
Inning Stats	R: 0 E: 0 K: 1 S: 8	H: 0 LOB: 0 BB: 0 P: 12	R: 0 E: 0 K: 1 S: 11	H: 1 LOB: 1 BB: 0 P: 16	R: 0 E: 0 K: 1 S: 12	H: 1 LOB: 0 BB: 0 P: 18	R: 2 E: 0 K: 0 S: 9	H: 3 LOB: 1 BB: 0 P: 11	R: 0 E: 0 K: 1 S: 7	H: 0 LOB: 0 BB: 0 P: 10	R: 0 E: 0 K: 1 S: 9	H: 1 LOB: 1 BB: 0 P: 12	R: 0 E: 0 K: 1 S: 7	H: 0 LOB: 0 BB: 0 P: 9	R: 2 E: 0 K: 1 S: 19	H: 4 LOB: 2 BB: 0 P: 25	R: 0 E: 0 K: 0 S: 4	H: 0 LOB: 0 BB: 0 P: 6	R: 0 E: 0 K: 1 S: 10	H: 0 LOB: 2 BB: 2 P: 21	R: 0 E: 0 K: 2 S: 8	H: 0 LOB: 0 BB: 0 P: 9	1B: 10 2B: 0 3B: 0 HR: 0	SF: 2 SAC: 0 DP: 1 HBP: 0	WP: 0 PB: 0 SB: 0 CS: 0	PA: 44
PITCHER	57 Johan Santana, L ERA: 4.54	IP: 7.2 WLS: 2	WLS: 1	BF: 30 H: 4 R: 4 ER: 6	BB: 8 IBB: 0 HBP: 0 BLK: 0	WP: 0 HR: 0 S: 74 P: 101	ERA: 4.70 WHIP: 1.043	47 Hisanori Takahashi, L ERA: 3.2	IP: 1.0 WLS: 0	WLS: 3	BF: 3 H: 0 R: 0 ER: 0 SO: 2	BB: 0 IBB: 0 HBP: 0 BLK: 0	WP: 0 HR: 0 S: 9 P: 9	ERA: 0.00 WHIP: 0.000												

San Francisco Giants @ New York Mets
Citi Field, Flushing, NY
Sat May 08 2010, 1:12 PM - 4:43 PM EDT
Att: 36,764 - Cloudy - 72 F

livebaseballscores.com

AB 40
R 4
H 10
RBI 4
BB 2
SO 10
LOB 16

GIANTS

Batter	1	2	3	4	5	6	7	8	9	10	11	AB	R	H	RBI	BB	SO	LOB	BOTTOM							
16 Angel Pagán, S OBP: 0.321, SLG: 0.364	FC3-6 44 SF9			K		F8		G4-3				4	1	1	2	1	1	3								
1 Luis Castillo, S OBP: 0.300, SLG: 0.298												3	0	1	0	1	0	1								
13 Alex Cora, L OBP: 0.283, SLG: 0.275												1	0	0	0	0	0	0								
7 José Reyes, S OBP: 0.277, SLG: 0.309	FC3-6			F7								4	1	0	0	1	0	3								
44 Jason Bay, R OBP: 0.336, SLG: 0.376	SF9			F9								4	0	1	2	0	0	1								
5 David Wright, R OBP: 0.415, SLG: 0.548	K											3	0	0	0	2	3	2								
29 Ike Davis, L OBP: 0.409, SLG: 0.537												3	1	0	0	2	1	1								
12 Jeff Francoeur, R OBP: 0.319, SLG: 0.437												4	1	0	0	0	2	2								
47 Hisanori Takahashi, L OBP: 0.333, SLG: 0.333												0	0	0	0	0	0	0								
4 Henry Blanco, R OBP: 0.343, SLG: 0.467												5	1	3	1	0	1	2								
57 Johan Santana, L ERA: 5.97	IP: 4.1 WLS: 2	WLS: 10	BF: 22 H: 3 R: 4 ER: 4	SO: 4 BB: 1 IBB: 1 HBP: 0 BLK: 0	WP: 0 HR: 0 S: 52 P: 70	ERA: 8.31 WHIP: 1.846	49 Brandon Medders, R ERA: 4.76	IP: 2.0 WLS: 8	WLS: 2	BF: 8 H: 2 R: 0 ER: 2	BB: 0 IBB: 0 HBP: 0 BLK: 0	WP: 0 HR: 0 S: 19 P: 26	ERA: 0.00 WHIP: 1.000													
41 Jeremy Affeldt, L ERA: 2.95	IP: 2.0 WLS: 8	WLS: 2	BF: 8 H: 2 R: 0 ER: 2	BB: 0 IBB: 0 HBP: 0 BLK: 0	WP: 0 HR: 0 S: 11 P: 17	ERA: 9.00 WHIP: 1.000	59 Guillermo Mota, R ERA: 1.5	IP: 1.0 WLS: 4	WLS: 1	BF: 4 H: 1 R: 1 ER: 1	BB: 0 IBB: 0 HBP: 0 BLK: 0	WP: 0 HR: 0 S: 11 P: 11	ERA: 9.00 WHIP: 1.000													
Inning Stats	R: 1 E: 0 K: 1 S: 12	H: 0 LOB: 1 BB: 2 P: 22	R: 2 E: 0 K: 1 S: 15	H: 1 LOB: 1 BB: 1 P: 22	R: 0 E: 0 K: 0 S: 11	H: 0 LOB: 0 BB: 1 P: 17	R: 0 E: 0 K: 2 S: 9	H: 1 LOB: 1 BB: 0 P: 16	R: 1 E: 0 K: 0 S: 7	H: 1 LOB: 2 BB: 3 P: 23	R: 0 E: 0 K: 1 S: 8	H: 0 LOB: 0 BB: 0 P: 12	R: 0 E: 0 K: 1 S: 10	H: 1 LOB: 1 BB: 0 P: 14	R: 0 E: 0 K: 2 S: 12	H: 2 LOB: 2 BB: 0 P: 17	R: 0 E: 0 K: 0 S: 7	H: 0 LOB: 0 BB: 0 P: 9	R: 0 E: 0 K: 1 S: 10	H: 0 LOB: 0 BB: 0 P: 15	R: 1 E: 0 K: 0 S: 1	H: 1 LOB: 0 BB: 0 P: 2	1B: 4 2B: 1 3B: 1 HR: 1	SF: 1 SAC: 1 DP: 0 HBP: 1	WP: 1 PB: 0 SB: 1 CS: 2	PA: 44
PITCHER	37 Todd Wellemeyer, R ERA: 5.97	IP: 4.1 WLS: 2	WLS: 10	BF: 22 H: 3 R: 4 ER: 4	SO: 4 BB: 1 IBB: 1 HBP: 0 BLK: 0	WP: 0 HR: 0 S: 52 P: 70	ERA: 8.31 WHIP: 1.846	49 Brandon Medders, R ERA: 4.76	IP: 2.0 WLS: 8	WLS: 2	BF: 8 H: 2 R: 0 ER: 2	BB: 0 IBB: 0 HBP: 0 BLK: 0	WP: 0 HR: 0 S: 19 P: 26	ERA: 0.00 WHIP: 1.000												

San Francisco Giants @ New York Mets
Citi Field, Flushing, NY
Sat May 08 2010, 1:12 PM - 4:43 PM EDT
Att: 36,764 - Cloudy - 72 F

livebaseballscores.com

AB 34
R 5
H 7
RBI 5
BB 7
SO 9
LOB 16

Mets

Batter	1	2	3	4	5	6	7	8	9	AB	R	H	RBI	BB	SO	LOB	TOP									
33 Aaron Rowand, R OBP: 0.354, SLG: 0.564	F9	K		5 BB 22 PB 56 BB		G4-3		HR		4	2	1	2	1	1	2	San Francisco Giants @ New York Mets Citi Field, Flushing, NY Sun May 09 2010, 1:13 PM - 4:58 PM EDT Att: 35,641 - Cloudy - 53 F									
56 Andres Torres, S OBP: 0.356, SLG: 0.356	F9		22 HBP 5 BB	22 PB 5 BB		48 G5-4-3 1B		48 G6-3 48 S		2	0	1	0	3	0	0										
48 Pablo Sandoval, S OBP: 0.333, SLG: 0.435	K		F9	L3		G5-4-3		G6-3		5	0	0	0	0	1	6										
5 Juan Uribe, R OBP: 0.339, SLG: 0.411		12 BB 1B	22 HBP	22 PB						0	1	0	1	4	0	0										
22 Eli Whiteside, R OBP: 0.394, SLG: 0.667	P4			F9		P3		G5-3		4	0	0	0	0	0	6										
12 Nate Schierholz, L OBP: 0.422, SLG: 0.527	29 WP 1B 29 G6-3		F5			P5		G3-1		5	1	1	0	0	1	4										
Matt Downs, R OBP: 0.435, SLG: 0.538	29 WP 1B		F8			P4				5	0	2	1	0	1	4										
29 Ryan Rohlinger, R OBP: 0.667, SLG: 0.500	G6-3			55 FC1-6 BB				L7		2	0	1	1	1	0	1										
17 Aubrey Huff, L OBP: 0.356, SLG: 0.467								F7		2	0	0	0	0	0	1										
55 Tim Lincecum, L OBP: 0.236, SLG: 0.156				56 BB 33 BB 5 BB		K				2	1	0	0	0	1	2										
45 Dan Runzler, L OBP: 0.327, SLG: 0.369										0	0	0	0	0	0	0										
54 Sergio Romo, R OBP: 0.229, SLG: 0.186										0	0	0	0	0	0	0										
20 John Bowker, L OBP: 0.243, SLG: 0.047										0	0	0	0	0	0	0										
41 Jeremy Afeldt, L OBP: 0.228, SLG: 0.186										0	0	0	0	0	0	0										
38 Brian Wilson, R OBP: 0.366, SLG: 0.306										0	0	0	0	0	0	1										
Inning Stats	R: 0 E: 0 K: 1 S: 9	H: 0 LOB: 0 BB: 0 P: 14	R: 2 E: 0 K: 1 S: 12	H: 2 LOB: 2 BB: 2 P: 28	R: 0 E: 0 K: 0 S: 14	H: 0 LOB: 3 BB: 2 P: 35	R: 2 E: 0 K: 0 S: 17	H: 0 LOB: 2 BB: 4 P: 37	R: 0 E: 0 K: 0 S: 11	H: 1 LOB: 1 BB: 0 P: 14	R: 0 E: 0 K: 0 S: 4	H: 1 LOB: 1 BB: 0 P: 4	R: 0 E: 0 K: 2 S: 10	H: 0 LOB: 1 BB: 1 P: 16	R: 2 E: 0 K: 0 S: 17	H: 1 LOB: 1 BB: 2 P: 34	R: 0 E: 0 K: 1 S: 9	H: 1 LOB: 1 BB: 0 P: 14	1B: 5 HR: 1	SF: 0 SAC: 0 DP: 1 HBP: 2	WP: 1 PB: 1 SB: 1 CS: 0	PA: 45				
PITCHER	IP WLS BF H R ER SO BB IBB HBP BLK WP HR S P ERA WHIP																									
46 Oliver Pérez, L ERA: 4.5	3.1	20	2	4	3	2	7	0	1	0	1	0	44	98	8.10	2.700										
22 Raul Valdes, L ERA: 2.76	3.2	14	2	0	0	3	2	0	0	0	0	0	33	50	0.00	1.091										
32 Jenny Mejia, R ERA: 2.63	0.1	L	4	1	2	2	0	0	0	0	1	11	23	54.00	9.000											
38 Fernando Nieve, R ERA: 3.5	0.2		3	0	0	0	0	0	1	0	0	0	6	11	0.00	0.000										
25 Pedro Feliciano, L ERA: 1.29	1.0		4	1	0	0	1	0	0	0	0	0	9	14	0.00	1.000										

AB	32
R	6
H	6
RBI	5
BB	11
SO	6
LOB	27



Batter	1	2	3	4	5	6	7	8	9	AB	R	H	RBI	BB	SO	LOB	BOTTOM										
16 Angel Pagán, S OBP: 0.327, SLG: 0.369	7 BB 13 G6-3 1B		K		G4-3		7 BB 17 BB 44 1B	SH1-4		4	1	2	0	0	1	1	San Francisco Giants @ New York Mets Citi Field, Flushing, NY Sun May 09 2010, 1:13 PM - 4:58 PM EDT Att: 35,641 - Cloudy - 53 F										
13 Alex Cora, L OBP: 0.265, SLG: 0.296	G6-3		L8		G1-3		7 BB 44 1B	K		3	0	0	0	0	0	1											
17 Frank Catalanotto, L OBP: 0.302, SLG: 0.340							44 1B			0	0	0	0	0	0	0											
32 Jenny Mejia, R OBP: 0.327, SLG: 0.369										0	0	0	0	0	0	0											
36 Fernando Nieve, R OBP: 0.243, SLG: 0.047										1	0	0	0	0	0	1											
4 Henry Blanco, R OBP: 0.243, SLG: 0.047										0	0	0	0	0	0	0											
27 Frank Catalanotto, L OBP: 0.302, SLG: 0.340										0	0	0	0	0	0	0											
25 Pedro Feliciano, L ERA: 1.29										0	0	0	0	0	0	0											
7 José Reyes, S OBP: 0.290, SLG: 0.316	44 S 1B		G4-3			29 1B	44 1B 5 SF9	K		4	2	2	0	1	1	1											
44 Jason Bay, R OBP: 0.346, SLG: 0.389				F8		12 1B	12 E 5 SF9	1B		4	1	2	2	1	1	2											
5 David Wright, R OBP: 0.400, SLG: 0.528										4	0	0	1	0	4	5											
29 Ike Davis, L OBP: 0.437, SLG: 0.544										3	0	2	1	2	1	1											
12 Jeff Francoeur, R OBP: 0.315, SLG: 0.426				F7						5	0	1	1	0	2	5											
21 Rod Barajas, R OBP: 0.253, SLG: 0.570										4	0	0	0	0	1	6											
46 Oliver Pérez, L OBP: 0.111, SLG: 0.111										1	0	0	0	0	1	1											
22 Raul Valdes, L OBP: 0.500, SLG: 0.500										1	0	1	0	0	0	0											
19 Gary Matthews, S OBP: 0.229, SLG: 0.186										1	0	0	0	0	1	0											
1 Luis Castillo, S OBP: 0.366, SLG: 0.306										1	0	1	0	0	0	0											
Inning Stats	R: 0 E: 0 K: 2 S: 15	H: 2 LOB: 2 BB: 0 P: 24	R: 0 E: 0 K: 2 S: 12	H: 1 LOB: 1 BB: 0 P: 17	R: 0 E: 0 K: 1 S: 7	H: 0 LOB: 0 BB: 1 P: 10	R: 0 E: 0 K: 1 S: 10	H: 0 LOB: 1 BB: 1 P: 18	R: 0 E: 0 K: 1 S: 10	H: 1 LOB: 0 BB: 0 P: 14	R: 2 E: 0 K: 1 S: 18	H: 3 LOB: 2 BB: 1 P: 33	R: 3 E: 1 K: 1 S: 16	H: 2 LOB: 3 BB: 3 P: 37	R: 0 E: 0 K: 2 S: 9	H: 1 LOB: 1 BB: 0 P: 13	R: 0 E: 0 K: 3 S: 13	H: 1 LOB: 1 BB: 0 P: 21	1B: 10 HR: 0	SF: 1 SAC: 1 DP: 1 HBP: 0	WP: 0 PB: 0 SB: 2 CS: 0	PA: 43					
PITCHER	IP WLS BF H R ER SO BB IBB HBP BLK WP HR S P ERA WHIP																										
55 Tim Lincecum, R ERA: 1.86	6.0	26	7	2	2	8	2	0	0	0	0	0	7	18	81.00	9.000											
45 Dan Runzler, L ERA: 4.26	0.1	H	4	1	3	3	1	2	0	0	0	0	0	9	19	0.00	1.500										
54 Sergio Romo, R ERA: 4.3	0.2	W	5	1	0	0	0	0	1	0	0	0	0	3	5	0.00	3.000										
41 Jeremy Afeldt, L ERA: 2.84	0.1	H	2	1	0	0	0	0	0	0	0	0	0	3	5	0.00	3.000										
38 Brian Wilson, R ERA: 2.19	1.2	S	6	1	0	0	5	0	0	0	0	0	19	29	0.00	0.600											

AB	36
R	5
H	11
RBI	5
BB	5
SO	14
LOB	24




Batter	1	2	3	4	5	6	7	8	9	AB	R	H	RBI	BB	SO	LOB	TOP					
1 Nyer Morgan, L OBP: 0.345, SLG: 0.403	G3-1	15 BB		G6-3	F7			K		4	0	0	0	1	1	5	Washington Nationals @ New York Mets Citi Field, Flushing, NY Tue May 11 2010, 7:11 PM - 10:34 PM EDT Att: 31,606 - Cloudy - 52 F					
15 Cristian Guzman, S OBP: 0.336, SLG: 0.402								G5-3		3	2	2	0	2	0	1						
32 Brian Bruney, R	11 BB									0	0	0	0	0	0	0						
36 Tyler Clippard, R OBP: 1.000, SLG: 1.000	44 HR									0	0	0	0	0	0	0						
43 Miguel Batista, R										0	0	0	0	0	0	0						
11 Ryan Zimmerman, R OBP: 0.383, SLG: 0.667	44 HR									3	2	1	0	2	0	4						
44 Adam Dunn, L OBP: 0.391, SLG: 0.527										5	1	1	3	0	2	5						
16 Josh Willingham, R OBP: 0.397, SLG: 0.486										4	1	0	0	1	1	1						
7 Ivan Rodriguez, R OBP: 0.406, SLG: 0.511	P4									5	0	1	2	0	0	0						
6 Ian Desmond, R OBP: 0.315, SLG: 0.434										5	0	1	1	0	0	0						
3 Willy Taveras, R OBP: 0.229, SLG: 0.242										3	0	2	0	1	0	0						
19 Scott Olsen, L OBP: 0.091, SLG: 0.091										2	0	0	0	0	1	4						
39 Tyler Walker, R										0	0	0	0	0	0	0						
45 Doug Slaten, L										0	0	0	0	0	0	0						
12 Alberto Gonzalez, R OBP: 0.361, SLG: 0.364										1	0	1	0	0	0	0						
Inning Stats	R: 3 E: 0 K: 1 S: 12	H: 2 LOB: 0 BB: 1 P: 23	R: 0 E: 0 K: 0 S: 13	H: 1 LOB: 3 BB: 2 P: 21	R: 0 E: 0 K: 1 S: 7	H: 0 LOB: 0 BB: 0 P: 11	R: 0 E: 0 K: 0 S: 12	H: 1 LOB: 1 BB: 0 P: 18	R: 3 E: 0 K: 2 S: 18	H: 3 LOB: 3 BB: 3 P: 39	R: 0 E: 0 K: 0 S: 7	H: 1 LOB: 1 BB: 0 P: 9	R: 0 E: 0 K: 0 S: 6	H: 0 LOB: 0 BB: 0 P: 9	R: 0 E: 0 K: 1 S: 13	H: 1 LOB: 2 BB: 1 P: 20	R: 0 E: 0 K: 0 S: 3	H: 0 LOB: 0 BB: 0 P: 6	1B: 7 2B: 1 3B: 0 HR: 1	SF: 0 SAC: 1 DP: 0 HBP: 0	WP: 1 PB: 0 CS: 0	PA: 43
PITCHER	IP WLS BF H R ER SO BB IBB HBP BLK WP HR S P ERA WHIP																					
49 Jonathon Niese, L ERA: 4.58	4.1 24 6 6 6 3 5 0 0 0 0 1 51 91 12.46 2.538																					
36 Manny Acosta, R ERA: 6.0	0.2 4 1 0 0 1 1 0 0 0 0 0 11 21 0.00 3.000																					
47 Hisanori Takahashi, L ERA: 2.78	2.0 7 1 0 0 0 0 0 0 0 0 0 13 18 0.00 0.500																					
22 Raul Valdes, L ERA: 2.6	1.0 W 5 1 0 0 1 0 1 0 0 1 0 13 20 0.00 1.000																					
75 Francisco Rodriguez, R ERA: 1.98	1.0 S 3 0 0 0 0 0 0 0 0 0 0 3 6 0.00 0.000																					

Batter	1	2	3	4	5	6	7	8	9	AB	R	H	RBI	BB	SO	LOB	BOTTOM			
16 Angel Pagán, S OBP: 0.333, SLG: 0.398	F8									5	1	2	1	0	0	3	Washington Nationals @ New York Mets Citi Field, Flushing, NY Tue May 11 2010, 7:11 PM - 10:34 PM EDT Att: 31,606 - Cloudy - 52 F			
1 Luis Castillo, S OBP: 0.304, SLG: 0.301										4	0	1	0	0	0	2				
22 Raul Valdes, L OBP: 0.500, SLG: 0.500	L8									0	0	0	0	0	0	0				
23 Chris Carter, L OBP: 1.000, SLG: 2.000										1	0	1	1	0	0	0				
75 Francisco Rodriguez, R OBP: 0.303										0	0	0	0	0	0	0				
7 José Reyes, S OBP: 0.286, SLG: 0.303	G5-3									4	0	0	0	1	0	4				
44 Jason Bay, R OBP: 0.364, SLG: 0.397										4	2	3	1	1	0	3				
5 David Wright, R OBP: 0.417, SLG: 0.552										4	2	3	0	1	1	3				
29 Ike Davis, L OBP: 0.400, SLG: 0.485										5	1	0	1	0	1	9				
12 Jeff Francoeur, R OBP: 0.311, SLG: 0.417										3	0	1	2	0	2	4				
21 Rod Barajas, R OBP: 0.273, SLG: 0.585										4	1	2	2	0	0	1				
49 Jonathon Niese, L OBP: 0.244, SLG: 0.154										1	0	1	0	0	0	0				
36 Manny Acosta, R ERA: 5.09										0	0	0	0	0	0	0				
19 Gary Matthews, S OBP: 0.246, SLG: 0.230										1	0	1	0	0	0	0				
47 Hisanori Takahashi, L OBP: 0.333, SLG: 0.333										0	0	0	0	0	0	0				
13 Alex Cora, L OBP: 0.358, SLG: 0.288										1	1	1	0	1	0	0				
Inning Stats	R: 0 E: 0 K: 0 S: 6	H: 0 LOB: 0 BB: 0 P: 9	R: 1 E: 0 K: 0 S: 16	H: 3 LOB: 1 BB: 0 P: 21	R: 0 E: 0 K: 0 S: 6	H: 1 LOB: 0 BB: 0 P: 8	R: 0 E: 0 K: 2 S: 13	H: 1 LOB: 2 BB: 1 P: 21	R: 0 E: 0 K: 0 S: 8	H: 3 LOB: 3 BB: 0 P: 14	R: 1 E: 0 K: 0 S: 12	H: 1 LOB: 1 BB: 0 P: 17	R: 0 E: 0 K: 0 S: 8	H: 1 LOB: 1 BB: 1 P: 15	R: 6 E: 1 K: 2 S: 24	H: 6 LOB: 3 BB: 2 P: 41	1B: 12 2B: 4 3B: 0 HR: 0	SF: 1 SAC: 0 DP: 3 HBP: 0	WP: 0 PB: 0 CS: 0	PA: 42
PITCHER	IP WLS BF H R ER SO BB IBB HBP BLK WP HR S P ERA WHIP																			
19 Scott Olsen, L ERA: 3.51	5.1 24 9 2 2 2 1 0 0 0 0 0 6 8 3.38 1.875																			
39 Tyler Walker, R ERA: 5.09	0.2 2 0 0 0 0 0 0 0 0 0 0 6 8 0.00 0.000																			
45 Doug Slaten, L ERA: 3.86	1.0 4 1 0 0 0 1 0 0 0 0 0 8 15 0.00 2.000																			
32 Brian Bruney, R ERA: 6.89	0.0 3 2 3 3 0 0 0 0 0 0 0 5 7 ∞ ∞																			
36 Tyler Clippard, R ERA: 1.89	0.1 L 5 4 2 1 1 0 0 0 0 0 0 0 11 14 27.00 12.000																			
PITCHER	IP WLS BF H R ER SO BB IBB HBP BLK WP HR S P ERA WHIP																			
43 Miguel Batista, R ERA: 5.66	0.2 4 0 1 1 1 1 0 0 0 0 0 6 8 13.50 1.500																			

AB	35
R	6
H	9
RBI	6
BB	7
SO	5
LOB	20



AB	37
R	8
H	16
RBI	8
BB	4
SO	4
LOB	29



Batter	1	2	3	4	5	6	7	8	9	AB	R	H	RBI	BB	SO	LOB	TOP			
1 Nyer Morgan, L OBP: 0.340, SLG: 0.391										4	0	0	0	1	1	5				
20 Adam Kennedy, L OBP: 0.330, SLG: 0.371										4	0	1	0	1	1	0				
11 Ryan Zimmerman, R OBP: 0.364, SLG: 0.629										5	0	0	0	0	2	5				
44 Adam Dunn, L OBP: 0.392, SLG: 0.530										5	1	2	0	0	0	0				
55 Matt Capps, R										0	0	0	0	0	0	0				
15 Cristian Guzman, S OBP: 0.339, SLG: 0.462										5	2	2	0	0	1	2				
22 Willie Harris, L OBP: 0.313, SLG: 0.418										2	0	0	0	2	1	0				
36 Tyler Clippard, R OBP: 1.000, SLG: 1.000										0	0	0	0	0	0	0				
6 Ian Desmond, R OBP: 0.312, SLG: 0.430										2	0	0	0	0	0	0				
2 Roger Bernadina, L OBP: 0.300, SLG: 0.447										4	1	1	0	0	2	3				
23 Wil Nieves, R OBP: 0.209, SLG: 0.256										5	2	3	3	0	1	6				
35 Craig Stammen, R OBP: 0.327, SLG: 0.429										2	0	2	3	0	0	0				
12 Alberto Gonzalez, R OBP: 0.301, SLG: 0.353										1	0	0	0	0	0	0				
17 Sean Burnett, L ERA: 4.15										0	0	0	0	0	0	0				
39 Tyler Walker, R ERA: 4.82										0	0	0	0	0	0	0				
3 Willy Taveras, R OBP: 0.299, SLG: 0.342										0	0	0	0	0	0	0				
16 Josh Willingham, R OBP: 0.402, SLG: 0.498										0	0	0	0	1	0	0				
Inning Stats	R: 0 E: 0 K: 3 S: 9	H: 0 LOB: 0 BB: 0 P: 12	R: 2 E: 0 K: 2 S: 19	H: 3 LOB: 2 BB: 1 P: 31	R: 0 E: 0 K: 0 S: 11	H: 0 LOB: 0 BB: 0 P: 18	R: 2 E: 0 K: 1 S: 11	H: 3 LOB: 1 BB: 0 P: 18	R: 0 E: 0 K: 0 S: 16	H: 1 LOB: 2 BB: 1 P: 26	R: 0 E: 0 K: 1 S: 13	H: 0 LOB: 0 BB: 0 P: 10	R: 0 E: 0 K: 0 S: 14	H: 1 LOB: 3 BB: 2 P: 25	R: 2 E: 0 K: 1 S: 12	H: 2 LOB: 0 BB: 0 P: 14	1B: 7 2B: 2 3B: 0 HR: 2	SF: 0 SAC: 1 DP: 0 HBP: 0	WP: 0 PB: 0 SB: 0 CS: 0	PA: 44
PITCHER	IP WLS BF H R ER SO BB IBB HBP BLK WP HR S P ERA WHIP																			
34 Mike Pelfrey, R ERA: 3.14	5.2 28 7 4 4 6 3 0 0 0 0 1 74 119 6.35 1.765																			
47 Hisanori Takahashi, L ERA: 2.74	0.1 2 1 0 0 1 0 0 0 0 0 0 5 7 0.00 3.000																			
25 Pedro Feliciano, L ERA: 1.76	1.0 4 1 0 0 1 0 0 0 0 0 0 9 14 0.00 1.000																			
38 Fernando Nieve, R ERA: 3.32	1.0 5 0 0 0 0 2 0 0 0 0 0 11 21 0.00 2.000																			
75 Francisco Rodríguez, R ERA: 2.04	1.0 L 5 2 2 2 1 0 0 0 0 0 1 12 14 18.00 2.000																			

Washington Nationals @ New York Mets
Citi Field, Flushing, NY
Wed May 12 2010, 1:11 PM - 4:43 PM EDT
Att: 33,024 - Drizzlie - 48 F

AB	38
R	6
H	11
RBI	6
BB	5
SO	9
LOB	22



Batter	1	2	3	4	5	6	7	8	9	AB	R	H	RBI	BB	SO	LOB	BOTTOM					
16 Angel Pagán, S OBP: 0.336, SLG: 0.410										4	1	2	1	0	1	0						
13 Alex Cora, L OBP: 0.316, SLG: 0.300										5	1	2	1	0	0	3						
7 José Reyes, S OBP: 0.283, SLG: 0.307										5	0	1	1	0	0	2						
44 Jason Bay, R OBP: 0.361, SLG: 0.392										4	0	1	0	0	2	2						
5 David Wright, R OBP: 0.419, SLG: 0.542										2	1	0	0	2	1	1						
29 Ike Davis, L OBP: 0.405, SLG: 0.478										3	1	1	0	1	0	0						
12 Jeff Francoeur, R OBP: 0.301, SLG: 0.493										4	0	0	0	0	0	5						
21 Rod Barajas, R OBP: 0.272, SLG: 0.567										3	0	0	0	1	1	1						
34 Mike Pelfrey, R ERA: 3.14										2	0	1	1	0	0	0						
47 Hisanori Takahashi, L ERA: 2.74										0	0	0	0	0	0	0						
19 Gary Matthews, Jr OBP: 0.226, SLG: 0.199										0	0	0	0	0	0	0						
25 Pedro Feliciano, L ERA: 1.76										0	0	0	0	0	0	0						
38 Fernando Nieve, R ERA: 3.32										0	0	0	0	0	0	0						
23 Chris Carter, L OBP: 0.200, SLG: 0.200										1	0	0	0	0	0	1						
75 Francisco Rodríguez, R ERA: 2.04										0	0	0	0	0	0	0						
Inning Stats	R: 0 E: 0 K: 1 S: 10	H: 1 LOB: 1 BB: 0 P: 15	R: 2 E: 0 K: 0 S: 11	H: 2 LOB: 2 BB: 2 P: 26	R: 0 E: 0 K: 1 S: 5	H: 0 LOB: 0 BB: 0 P: 8	R: 0 E: 0 K: 0 S: 5	H: 0 LOB: 0 BB: 0 P: 9	R: 2 E: 0 K: 0 S: 21	H: 3 LOB: 3 BB: 2 P: 42	R: 0 E: 0 K: 2 S: 9	H: 0 LOB: 0 BB: 0 P: 15	R: 0 E: 0 K: 1 S: 9	H: 2 LOB: 1 BB: 0 P: 11	R: 0 E: 1 K: 0 S: 11	H: 0 LOB: 1 BB: 0 P: 15	R: 0 E: 0 K: 1 S: 7	H: 0 LOB: 0 BB: 0 P: 11	1B: 6 2B: 2 3B: 0 HR: 0	SF: 1 SAC: 0 DP: 1 HBP: 0	WP: 0 PB: 0 SB: 0 CS: 0	PA: 39
PITCHER	IP WLS BF H R ER SO BB IBB HBP BLK WP HR S P ERA WHIP																					
35 Craig Stammen, R ERA: 5.84	5.0 25 6 4 4 2 3 1 0 0 0 0 10 16 7.20 1.800																					
17 Sean Burnett, L ERA: 4.15	1.0 4 1 0 0 2 0 0 0 0 0 0 10 16 0.00 1.000																					
39 Tyler Walker, R ERA: 4.82	1.0 3 1 0 0 1 0 0 0 0 0 0 8 10 0.00 1.000																					
36 Tyler Clippard, R ERA: 1.8	1.0 W 4 0 0 0 0 0 0 0 0 0 0 11 15 0.00 0.000																					
55 Matt Capps, R ERA: 0.93	1.0 S 3 0 0 0 1 0 0 0 0 0 0 7 11 0.00 0.000																					

Washington Nationals @ New York Mets
Citi Field, Flushing, NY
Wed May 12 2010, 1:11 PM - 4:43 PM EDT
Att: 33,024 - Drizzlie - 48 F

AB	34
R	4
H	8
RBI	4
BB	4
SO	6
LOB	15



Batter	1	2	3	4	5	6	7	8	9	AB	R	H	RBI	BB	SO	LOB	TOP
16 Angel Pagán, S OBP: 0.326, SLG: 0.397	(1, 8) C FF 92 X SI 95 0-1 L7		(1) C FF 94 X SL 89 0-1 G3-1			(1) F CH 88 R FF 91 X SL 81 1-1 G4-3		(3) C CH 82 C CU 74 B CU 73 X CU 73 1-2 G4-3		4	0	0	0	0	0	0	
1 Luis Castillo, S OBP: 0.360, SLG: 0.299	(1, 4) C FF 94 F FF 94 X FF 95 0-2 G4-3		(2) B FF 95 B CH 86 F FF 95 C FF 95 X FF 95 2-2 K			(2) C FF 96 B FF 93 B FF 93 C FF 96 X FF 96 2-2 G4-3		(1) C SI 93 B FF 93 X FF 92 1-1 E4		4	0	1	0	0	1	0	
7 José Reyes, S OBP: 0.275, SLG: 0.298	(1, 6) B FF 96 B FF 94 C FF 95 X FF 95 3-2 G4-3		(3) S CH 86 B SI 96 C SL 92 1-3 K			(1) C FF 96 C FF 95 X CH 87 0-2 E1		(1) L SI 93 L FF 92 F CH 87 B SI 94 X SI 94 1-2 F7		4	0	0	0	0	1	1	
44 Jason Bay, R OBP: 0.358, SLG: 0.388		(1, 7) X FF 94 0-0 29 1B 5 WP 1B		(1) C SL 87 X FF 94 0-1 F8				(2) X SI 96 0-0 G5-3		4	1	1	0	0	1	2	
5 David Wright, R OBP: 0.408, SLG: 0.525	(1, 5) C FF 93 T FF 93 1 SAFE F FF 94 D SL 90 B CH 86 B FF 95 B CH 86 S CH 88 3-3 K		(2) B SL 87 C SL 89 C SL 86 B SI 94 X SI 95 3-2 G5-3					(3) F FF 96 B CH 88 B CH 88 F CH 89 S CH 88 1-3 K		4	0	0	0	0	2	2	
29 Ike Davis, L OBP: 0.402, SLG: 0.472	(1, 3) X CH 87 0-0 21 1B		(3) C SL 90 B SI 94 F FF 92 X CH 87 1-2 G4-3							3	0	1	0	0	0	0	
12 Jeff Francoeur, R OBP: 0.295, SLG: 0.393	(1, 9) B FF 95 S FF 96 B CH 86 1 SAFE S FF 96 2-3 K							(1) F SL 87 B SL 90 X FF 96 X CH 85 1-2 G5-3		3	0	0	0	0	1	2	
21 Rod Barajas, R OBP: 0.274, SLG: 0.560	(1, 2) C FF 96 B FF 95 X CH 86 1-2 K							(2) B SI 91 B SI 90 X SI 90 2-0 P4		3	0	1	1	0	1	0	
57 Johan Santana, L OBP: 0.143, SLG: 0.214	(1, 1) C FF 96 F FF 95 X FF 96 0-2 L3							(2) B CH 80 X CH 80 1-0 G1-3		2	0	0	0	0	1	2	
23 Chris Carter, L OBP: 0.333, SLG: 0.667	(8, PH)									1	0	0	0	0	0	0	
38 Fernando Nieve, R OBP: 0.357, SLG: 0.359	(8, 1)									0	0	0	0	0	0	0	
Inning Stats	R: 0 H: 0 E: 0 LOB: 0 K: 0 BB: 0 S: 8	R: 1 H: 3 E: 0 LOB: 2 K: 2 BB: 0 S: 16	R: 0 H: 0 E: 0 LOB: 0 K: 2 BB: 0 S: 10	R: 0 H: 0 E: 0 LOB: 0 K: 0 BB: 0 S: 9	R: 0 H: 0 E: 0 LOB: 0 K: 2 BB: 0 S: 9	R: 0 H: 0 E: 0 LOB: 0 K: 1 BB: 0 S: 14	R: 0 H: 0 E: 0 LOB: 0 K: 0 BB: 0 S: 5	R: 0 H: 0 E: 0 LOB: 0 K: 0 BB: 0 S: 5	R: 0 H: 0 E: 0 LOB: 0 K: 0 BB: 0 S: 5	R: 0 H: 1 E: 1 LOB: 1 K: 1 BB: 0 S: 11	1B: 4 SF: 0 2B: 0 SAC: 0 3B: 0 DP: 0 HR: 0 HBP: 0	WP: 1 PA: 32					
PITCHER	IP WLS BF H R ER SO BB IBB HBP BLK WP HR S P ERA WHIP	IP WLS BF H R ER SO BB IBB HBP BLK WP HR S P ERA WHIP	IP WLS BF H R ER SO BB IBB HBP BLK WP HR S P ERA WHIP	IP WLS BF H R ER SO BB IBB HBP BLK WP HR S P ERA WHIP	IP WLS BF H R ER SO BB IBB HBP BLK WP HR S P ERA WHIP	IP WLS BF H R ER SO BB IBB HBP BLK WP HR S P ERA WHIP	IP WLS BF H R ER SO BB IBB HBP BLK WP HR S P ERA WHIP	IP WLS BF H R ER SO BB IBB HBP BLK WP HR S P ERA WHIP	IP WLS BF H R ER SO BB IBB HBP BLK WP HR S P ERA WHIP	IP WLS BF H R ER SO BB IBB HBP BLK WP HR S P ERA WHIP	IP WLS BF H R ER SO BB IBB HBP BLK WP HR S P ERA WHIP	IP WLS BF H R ER SO BB IBB HBP BLK WP HR S P ERA WHIP					
55 Josh Johnson, R ERA: 3.06	(1, 1) 7.0 25 3 1 1 7 0 0 0 0 0 1 0 71 95 1.29 0.429																
32 Clay Hensley, R ERA: 1.86	(8, 1) 1.0 3 0 0 0 0 0 0 0 0 0 0 0 5 9 0.00 0.000																
46 Juan Carlos Oviedo, R ERA: 0.59	(9, 1) 1.0 W 4 1 0 0 1 0 0 0 0 0 0 0 0 11 14 0.00 1.000																

New York Mets @ Florida Marlins
Sun Life Stadium, Miami, FL
Thu May 13 2010, 7:11 PM - 9:38 PM EDT
Att: 16,229 - Partly Cloudy - 81 F

AB	32
R	1
H	4
RBI	1
BB	0
SO	8
LOB	9



Batter	1	2	3	4	5	6	7	8	9	AB	R	H	RBI	BB	SO	LOB	BOTTOM
8 Chris Coghlan, L OBP: 0.272, SLG: 0.224	(1, 7) C FF 89 B FF 90 B SL 82 F FF 91 X FF 91 2-2 G6-3		(1) B SL 80 X SI 89 1-0 K			(1) B CH 81 R SL 81 X SI 89 2-0 G4-3		(1) X FF 93 0-0 G3		4	0	1	1	0	0	0	
30 Brian Barden, R OBP: 0.438, SLG: 0.308	(1, 4) S FF 90 S FF 90 S FF 91 0-3 K		(2) S CH 76 S CH 79 B CH 79 B FF 90 X CH 76 2-2 F8			(2) L SI 88 F SL 86 C CH 78 X CH 81 0-2 FC5-4		(2) B FF 93 C FF 92 B FF 94 4-1 G4-6-3		3	0	1	0	1	1	2	
2 Hanley Ramirez, R OBP: 0.366, SLG: 0.485	(1, 6) F FF 90 S CH 79 B FF 90 X FF 90 1-2 F8		(3) X CH 80 0-0 G5-3			(2) T FF 89 B SI 90 B FF 89 X FF 86 2-1 FC5-4		(3) F FF 92 X SI 94 0-1 G4-6-3		4	0	0	0	0	0	4	
3 Jorge Cantu, R OBP: 0.295, SLG: 0.474	(1, 5) X FF 88 0-0 G6-3		(1) B FF 89 C FF 87 X SI 90 2-1 F8			(3) B CH 78 C CH 84 B CH 79 F CH 78 S CH 80 2-3 K				4	0	0	0	0	1		
12 Cody Ross, R OBP: 0.324, SLG: 0.402	(1, 8) B FF 89 B FF 89 S CH 79 S CH 80 B FF 90 F CH 78 X FF 90 3-2 G6-3		(2) B FF 89 B FF 89 C FF 87 X SI 88 3-1 G6-3			(1) F SI 89 S CH 80 0-3 K				3	1	1	0	1	1	0	
29 Ronny Paulino, R OBP: 0.343, SLG: 0.469	(1, 2) S CH 76 F FF 89 B CH 77 X CH 76 1-2 G3-6-3		(3) X FF 86 0-0 L8			(2) B CH 78 S CH 77 F CH 78 F FF 87 X SL 79 2-2 L8		(1) X FF 93 0-0 29 1B 6 WP BB		4	0	1	0	0	0	1	
15 Gaby Sanchez, R OBP: 0.361, SLG: 0.444	(1, 3) B FF 89 B SI 88 X SI 89 1-0 K					(1) S CH 83 X SL 84 0-1 G5-4-3				3	1	3	0	0	0	0	
32 Clay Hensley, R ERA: 1.86	(8, 1)					(2) F CH 78 0-1 G5-4-3				0	0	0	0	0	0	0	
46 Juan Carlos Oviedo, R OBP: 0.359, SLG: 0.477	(9, PH)					(1) I IN 83 I IN 84 I IN 61 4-0 2B				1	0	0	0	0	0	1	
6 Dan Uggla, R OBP: 0.357, SLG: 0.477	(9, PH)					(3) B CH 77 B CH 80 X SL 86 1-2 WP				0	0	0	0	0	0	0	
25 Brett Carroll, R OBP: 0.308, SLG: 0.404	(1, 9) B CH 79 C CH 79 1 SAFE B CH 77 S SI 86 3-3 K					(2) X FF 86 0-0 G5-4-3				2	0	0	0	1	1	2	
55 Josh Johnson, L OBP: 0.278, SLG: 0.235	(1, 1) X FF 86 0-0 FC1					(3) B FF 90 C FF 90 S SL 81 S SL 83 1-3 K				2	0	0	0	0	1	1	
18 Wes Helms, R OBP: 0.357, SLG: 0.359	(7, PH)					(1) B FF 90 C FF 90 S SL 81 S SL 83 1-2 K				1	0	0	0	0	0	2	
Inning Stats	R: 0 H: 0 E: 0 LOB: 0 K: 1 BB: 0 S: 10	R: 0 H: 1 E: 0 LOB: 0 K: 0 BB: 0 S: 8	R: 1 H: 2 E: 1 LOB: 2 K: 1 BB: 0 S: 10	R: 0 H: 0 E: 0 LOB: 0 K: 0 BB: 0 S: 5	R: 0 H: 0 E: 0 LOB: 0 K: 1 BB: 0 S: 7	R: 0 H: 1 E: 0 LOB: 1 K: 1 BB: 0 S: 10	R: 0 H: 1 E: 0 LOB: 2 K: 1 BB: 1 S: 12	R: 0 H: 0 E: 0 LOB: 0 K: 0 BB: 1 S: 4	R: 1 H: 1 E: 1 LOB: 1 K: 0 BB: 1 S: 7	1B: 6 SF: 0 2B: 1 SAC: 0 3B: 0 DP: 3 HR: 0 HBP: 0	WP: 1 PA: 34						
PITCHER	IP WLS BF H R ER SO BB IBB HBP BLK WP HR S P ERA WHIP	IP WLS BF H R ER SO BB IBB HBP BLK WP HR S P ERA WHIP	IP WLS BF H R ER SO BB IBB HBP BLK WP HR S P ERA WHIP	IP WLS BF H R ER SO BB IBB HBP BLK WP HR S P ERA WHIP	IP WLS BF H R ER SO BB IBB HBP BLK WP HR S P ERA WHIP	IP WLS BF H R ER SO BB IBB HBP BLK WP HR S P ERA WHIP	IP WLS BF H R ER SO BB IBB HBP BLK WP HR S P ERA WHIP	IP WLS BF H R ER SO BB IBB HBP BLK WP HR S P ERA WHIP	IP WLS BF H R ER SO BB IBB HBP BLK WP HR S P ERA WHIP	IP WLS BF H R ER SO BB IBB HBP BLK WP HR S P ERA WHIP	IP WLS BF H R ER SO BB IBB HBP BLK WP HR S P ERA WHIP	IP WLS BF H R ER SO BB IBB HBP BLK WP HR S P ERA WHIP					
57 Johan Santana, L ERA: 3.88	(1, 1) 7.0 27 6 1 0 0 0 0 0 0 0 0 62 98 0.00 0.857																
38 Fernando Nieve, R ERA: 3.54	(8, 1) 1.1 L 7 1 1 1 0 2 0 0 0 0 1 0 11 22 6.75 2.250																

New York Mets @ Florida Marlins
Sun Life Stadium, Miami, FL
Thu May 13 2010, 7:11 PM - 9:38 PM EDT
Att: 16,229 - Partly Cloudy - 81 F

AB	31
R	2
H	7
RBI	1
BB	3
SO	5
LOB	14



Batter	1	2	3	4	5	6	7	8	9	AB	R	H	RBI	BB	SO	LOB	TOP					
16 Angel Pagán, S OBP: 0.324, SLG: 0.400										4	0	1	2	0	2	2						
1 Luis Castillo, S OBP: 0.356, SLG: 0.290										3	0	0	0	1	1	2						
7 José Reyes, S OBP: 0.287, SLG: 0.289										4	0	0	0	0	0	1						
44 Jason Bay, R OBP: 0.361, SLG: 0.386										3	0	1	0	1	0	0						
5 David Wright, R OBP: 0.404, SLG: 0.512										3	0	0	0	1	2	3						
29 Ike Davis, L OBP: 0.396, SLG: 0.461										4	1	1	0	0	2	2						
12 Jeff Francoeur, R OBP: 0.287, SLG: 0.381										4	0	0	0	0	1	2						
21 Rod Barajas, R OBP: 0.291, SLG: 0.569										2	1	1	0	1	0	0						
46 Oliver Pérez, L ERA: 3.83										0	0	0	0	1	0	0						
22 Raul Valdes, L ERA: 2.25										0	0	0	0	0	0	0						
23 Chris Carter, R ERA: 5.14										1	0	0	0	0	0	1						
36 Manny Acosta, R ERA: 5.14										0	0	0	0	0	0	0						
32 Jenny Mejia, R ERA: 2.2										0	0	0	0	0	0	0						
19 Gary Matthews, S ERA: 2.2										1	0	0	0	0	0	1						
Inning Stats	R: 0 E: 0 K: 1 S: 6	H: 0 LOB: 0 BB: 0 P: 9	R: 0 E: 0 K: 3 S: 14	H: 1 LOB: 1 BB: 0 P: 19	R: 0 E: 0 K: 2 S: 11	H: 0 LOB: 1 BB: 1 P: 18	R: 0 E: 0 K: 1 S: 9	H: 0 LOB: 0 BB: 0 P: 15	R: 2 E: 0 K: 0 S: 13	H: 2 LOB: 1 BB: 0 P: 20	R: 0 E: 0 K: 0 S: 10	H: 0 LOB: 1 BB: 2 P: 17	R: 0 E: 0 K: 0 S: 8	H: 1 LOB: 1 BB: 0 P: 10	R: 0 E: 0 K: 0 S: 7	H: 0 LOB: 1 BB: 2 P: 18	R: 0 E: 0 K: 1 S: 10	H: 0 LOB: 1 BB: 1 P: 18	1B: 2 2B: 2 3B: 0 HR: 0	SF: 0 SAC: 1 DP: 1 HBP: 1	WP: 0 PB: 1 SB: 0 CS: 0	PA: 36
PITCHER	IP	WLS	BF	H	R	ER	SO	BB	IBB	HBP	BLK	WP	HR	S	P	ERA	WHIP					
19 Anibal Sánchez, R ERA: 3.83	7.0	W	28	4	2	2	7	2	0	1	0	0	0	71	108	2.57	0.857					
31 Burke Badenhop, R ERA: 5.3	1.0		4	0	0	0	0	2	0	0	0	0	0	7	18	0.00	2.000					
44 Brian Sanches, R ERA:	1.0		4	0	0	0	1	1	0	0	0	0	0	10	18	0.00	1.000					

New York Mets @ Florida Marlins
Sun Life Stadium, Miami, FL
Fri May 14 2010, 7:11 PM - 9:57 PM EDT
Att: 21,221 - Cloudy - 80 F

AB 29
R 2
H 4
RBI 2
BB 5
SO 8
LOB 14



Batter	1	2	3	4	5	6	7	8	9	AB	R	H	RBI	BB	SO	LOB	BOTTOM					
8 Chris Coghlan, L OBP: 0.266, SLG: 0.248										5	1	1	1	0	2	2						
15 Gaby Sanchez, R OBP: 0.362, SLG: 0.469										5	2	2	1	0	1	2						
2 Hanley Ramirez, R OBP: 0.369, SLG: 0.486										4	1	2	0	0	0	0						
6 Dan Uggla, R OBP: 0.362, SLG: 0.523										4	2	2	4	0	2	1						
12 Cody Ross, R OBP: 0.329, SLG: 0.408										3	1	1	0	1	2	0						
18 Wes Helms, R OBP: 0.370, SLG: 0.341										2	0	0	0	2	1	0						
29 Ronny Paulino, R OBP: 0.336, SLG: 0.456										4	0	1	0	0	1	4						
24 Cameron Maybin, R OBP: 0.310, SLG: 0.308										4	0	2	1	0	0	2						
19 Anibal Sánchez, R OBP: 0.214, SLG: 0.214										3	0	0	0	0	3	4						
31 Burke Badenhop, R ERA: 5.14										0	0	0	0	0	0	0						
25 Brett Carroll, R OBP: 0.303, SLG: 0.397										1	0	0	0	0	1	2						
44 Brian Sanches, R ERA: 2.2										0	0	0	0	0	0	0						
Inning Stats	R: 0 E: 0 K: 2 S: 11	H: 1 LOB: 1 BB: 0 P: 17	R: 0 E: 0 K: 2 S: 15	H: 0 LOB: 2 BB: 2 P: 26	R: 4 E: 0 K: 1 S: 17	H: 5 LOB: 2 BB: 1 P: 26	R: 3 E: 0 K: 2 S: 19	H: 3 LOB: 0 BB: 0 P: 31	R: 0 E: 0 K: 1 S: 5	H: 0 LOB: 0 BB: 0 P: 7	R: 0 E: 0 K: 1 S: 10	H: 0 LOB: 0 BB: 0 P: 15	R: 0 E: 0 K: 2 S: 8	H: 0 LOB: 0 BB: 0 P: 13	R: 0 E: 0 K: 2 S: 13	H: 2 LOB: 2 BB: 0 P: 20	R: 0 E: 0 K: 2 S: 13	H: 0 LOB: 0 BB: 0 P: 20	1B: 6 2B: 1 3B: 0 HR: 4	SF: 0 SAC: 0 DP: 0 HBP: 0	WP: 0 PB: 0 SB: 0 CS: 0	PA: 38
PITCHER	IP	WLS	BF	H	R	ER	SO	BB	IBB	HBP	BLK	WP	HR	S	P	ERA	WHIP					
46 Oliver Pérez, L ERA: 5.94	3.1	L	22	9	7	7	5	3	0	0	0	0	0	4	54	88	18.90	3.600				
22 Raul Valdes, L ERA: 2.25	2.2		8	0	0	0	4	0	0	0	0	0	0	23	34	0.00	0.000					
36 Manny Acosta, R ERA: 5.14	1.0		3	0	0	0	2	0	0	0	0	0	0	8	13	0.00	0.000					
32 Jenny Mejia, R ERA: 2.2	1.0		5	2	0	0	2	0	0	0	0	0	0	13	20	0.00	2.000					

New York Mets @ Florida Marlins
Sun Life Stadium, Miami, FL
Fri May 14 2010, 7:11 PM - 9:57 PM EDT
Att: 21,221 - Cloudy - 80 F

AB 35
R 7
H 11
RBI 7
BB 3
SO 13
LOB 17



Batter	1	2	3	4	5	6	7	8	9	AB	R	H	RBI	BB	SO	LOB	TOP
7 José Reyes, S OBP: 0.272, SLG: 0.300	G4-3		E1 G5-3 1B		G6-3		F8			5	2	2	0	0	0	1	
1 Luis Castillo, S OBP: 0.358, SLG: 0.314	G6-3		G5-3		F8					5	0	2	2	0	0	1	
16 Ángel Pagán, S OBP: 0.326, SLG: 0.395										4	1	1	0	1	0	2	
44 Jason Bay, R OBP: 0.365, SLG: 0.397	G5-3									4	0	2	1	0	0	1	
5 David Wright, R OBP: 0.406, SLG: 0.539										3	1	2	2	0	1	1	
29 Ike Davis, L OBP: 0.389, SLG: 0.463										4	0	1	0	0	1	3	
12 Jeff Francoeur, R OBP: 0.279, SLG: 0.369										4	0	0	0	0	2	3	
21 Rod Barajas, R OBP: 0.298, SLG: 0.566										4	0	2	0	0	0	0	
33 John Maine, R 32 Jenny Mejia, R 23 Chris Carter, L 36 Manny Acosta, R 25 Pedro Feliciano, L 13 Alex Cora, L										2	0	0	0	0	0	0	
Inning Stats	R: 0 H: 1 E: 0 K: 0 S: 7	H: 3 R: 1 ER: 0 SO: 11	H: 3 R: 1 ER: 0 SO: 11	H: 2 R: 2 ER: 1 SO: 15	H: 0 R: 0 ER: 0 SO: 8	H: 0 R: 0 ER: 0 SO: 5	H: 1 R: 0 ER: 0 SO: 9	H: 2 R: 1 ER: 0 SO: 14	H: 1 R: 0 ER: 0 SO: 10	H: 3 R: 1 ER: 0 SO: 18	1B: 8 2B: 3 3B: 1 HR: 1	SF: 1 SAC: 0 DP: 0 HBP: 0	WP: 0 PB: 0 SB: 1 CS: 0	PA: 39			
PITCHER	IP WLS BF H R ER SO BB IBB HBP BLK WP HR S P ERA WHIP	5.2 W 24 7 3 2 2 1 0 0 0 0 1 52 84 3.18 1.412	0.1 H 1 0 0 0 1 0 0 0 0 0 0 0 7 12 0.00 0.000	1.1 H 5 1 0 0 1 0 0 0 0 0 0 0 17 28 0.00 0.750	1.0 S 5 3 1 1 0 0 0 0 0 0 0 0 10 18 9.00 3.000												

New York Mets @ Florida Marlins
Sun Life Stadium, Miami, FL
Sat May 15 2010, 7:11 PM - 10:07 PM EDT
Att: 26,007 - Partly Cloudy - 80 F

AB 37
R 5
H 13
RBI 5
BB 1
SO 4
LOB 13



Batter	1	2	3	4	5	6	7	8	9	AB	R	H	RBI	BB	SO	LOB	BOTTOM	
8 Chris Coghlan, L OBP: 0.267, SLG: 0.240										4	1	0	0	1	2	1		
15 Gaby Sanchez, R OBP: 0.371, SLG: 0.479										4	2	2	0	1	1	1		
30 Brian Barden, R OBP: 0.438, SLG: 0.308										0	0	0	0	0	0	0		
2 Hanley Ramirez, R OBP: 0.383, SLG: 0.500										4	2	3	1	1	0	1		
3 Jorge Cantu, R OBP: 0.305, SLG: 0.486										5	1	3	1	0	0	4		
6 Dan Uggla, R OBP: 0.359, SLG: 0.511										3	0	0	1	1	2	4		
12 Cody Ross, R OBP: 0.326, SLG: 0.403										4	1	1	1	0	2	4		
24 Cameron Maybin, R OBP: 0.316, SLG: 0.317										3	0	2	3	0	0	0		
9 Brett Hayes, R OBP: 0.250, SLG: 0.500										4	0	1	0	0	2	4		
39 Nate Robertson, R 52 Chris Leroux, L 16 Bryan Petersen, L 44 Brian Sanches, R 32 Clay Hensley, R 46 Juan Carlos Oviedo, R										1	0	0	0	1	0	0		
Inning Stats	R: 3 H: 1 E: 0 K: 2 S: 18	H: 1 R: 0 ER: 0 SO: 12	H: 1 R: 0 ER: 0 SO: 12	H: 2 R: 0 ER: 0 SO: 13	H: 0 R: 0 ER: 0 SO: 7	H: 3 R: 3 ER: 1 SO: 15	H: 3 R: 1 ER: 0 SO: 19	H: 1 R: 0 ER: 0 SO: 16	H: 1 R: 0 ER: 0 SO: 14	1B: 8 2B: 4 3B: 0 HR: 0	SF: 1 SAC: 0 DP: 1 HBP: 0	WP: 1 PB: 0 SB: 0 CS: 0	PA: 40					
PITCHER	IP WLS BF H R ER SO BB IBB HBP BLK WP HR S P ERA WHIP	5.0 L 26 7 3 1 2 0 0 0 0 0 0 11 19 9.00 3.000	1.0 6 3 1 1 2 0 0 0 0 0 0 0 12 16 0.00 1.000	1.0 4 1 0 0 2 0 0 0 0 0 0 0 10 14 0.00 1.000														

New York Mets @ Florida Marlins
Sun Life Stadium, Miami, FL
Sat May 15 2010, 7:11 PM - 10:07 PM EDT
Att: 26,007 - Partly Cloudy - 80 F

AB 34
R 7
H 12
RBI 7
BB 5
SO 10
LOB 20



Batter	1	2	3	4	5	6	7	8	9	AB	R	H	RBI	BB	SO	LOB	TOP					
7 José Reyes, S OBP: 0.289, SLG: 0.297			L4-3			G4-3	G4-3	F8		5	0	1	1	0	0	6						
13 Alex Cora, L OBP: 0.317, SLG: 0.321	L7-3			L7		44 1B			K	5	1	2	2	0	1	1						
44 Jason Bay, R OBP: 0.366, SLG: 0.411	P3			P4		23 E			K	5	2	2	0	0	1	1						
23 Chris Carter, L OBP: 0.375, SLG: 0.500			F8		G6-3					3	1	1	1	0	0	0						
12 Jeff Francoeur, R OBP: 0.277, SLG: 0.366						E7				1	0	0	0	0	0	1						
38 Fernando Nieve, R OBP: 0.292, SLG: 0.358						5 2B				0	0	0	0	0	0	0						
75 Francisco Rodríguez, R OBP: 0.355, SLG: 0.311										1	0	0	1	0	0	0						
1 Luis Castillo, S OBP: 0.355, SLG: 0.311										1	0	0	1	0	0	0						
5 David Wright, R OBP: 0.400, SLG: 0.534						F9			L6	5	0	1	2	0	2	0						
29 Ike Davis, L OBP: 0.384, SLG: 0.446										3	0	0	0	1	1	1						
16 Ángel Pagán, S OBP: 0.338, SLG: 0.397										2	2	1	0	2	0	1						
4 Henry Blanco, R OBP: 0.359, SLG: 0.455										3	1	1	0	1	1	2						
49 Jonathon Niese, L OBP: 0.287, SLG: 0.234										1	0	1	0	0	0	0						
47 Hisanori Takahashi, L OBP: 0.333, SLG: 0.352										0	0	0	0	0	0	0						
17 Fernando Tatis, R OBP: 0.292, SLG: 0.358										1	0	0	0	0	0	0						
36 Manny Acosta, R OBP: 0.272, SLG: 0.270										0	0	0	0	0	0	0						
19 Gary Matthews, S OBP: 0.259, SLG: 0.224										2	1	2	1	0	0	0						
Inning Stats	R: 0 E: 0 K: 0 S: 7	H: 1 LOB: 0 BB: 0 P: 13	R: 0 E: 0 K: 1 S: 7	H: 0 LOB: 0 BB: 0 P: 10	R: 0 E: 0 K: 1 S: 7	H: 1 LOB: 1 BB: 1 P: 16	R: 0 E: 0 K: 0 S: 5	H: 0 LOB: 1 BB: 1 P: 8	R: 0 E: 0 K: 0 S: 8	H: 0 LOB: 1 BB: 1 P: 15	R: 3 E: 0 K: 1 S: 20	H: 4 LOB: 1 BB: 1 P: 33	R: 3 E: 0 K: 1 S: 19	H: 3 LOB: 1 BB: 1 P: 31	R: 1 E: 0 K: 2 S: 12	H: 2 LOB: 2 BB: 1 P: 22	R: 1 E: 0 K: 2 S: 12	H: 1 LOB: 0 BB: 0 P: 17	1B: 9 2B: 4 3B: 1 HR: 0	SF: 0 SAC: 0 DP: 2 HBP: 0	WP: 0 PB: 0 SB: 1 CS: 0	PA: 41
PITCHER	IP WLS BF H R ER SO BB IBB HBP BLK WP HR S P ERA WHIP																					
47 Ricky Nolasco, R ERA: 3.59	6.0 W 24 6 3 2 3 2 0 0 0 0 0 0 54 95 3.00 1.333																					
52 Chris Leroux, R ERA: 6.43	0.2 6 3 3 3 1 1 0 0 0 0 0 0 17 29 40.50 6.000																					
53 Dan Meyer, L ERA: 14.73	0.1 H 1 0 0 0 0 0 0 0 0 0 0 2 2 0.00 0.000																					
31 Burke Badenhop, R ERA: 5.49	1.0 6 2 1 1 0 1 0 0 0 0 0 0 12 22 9.00 3.000																					
46 Juan Carlos Oviedo, R ERA: 1.98	1.0 S 4 1 1 1 2 0 0 0 0 0 0 0 12 17 9.00 1.000																					

New York Mets @ Florida Marlins
Sun Life Stadium, Miami, FL
Sun May 16 2010, 1:13 PM - 4:23 PM EDT
Att: 17,977 - Partly Cloudy - 86 F

AB	37
R	8
H	12
RBI	8
BB	4
SO	6
LOB	13



Batter	1	2	3	4	5	6	7	8	9	AB	R	H	RBI	BB	SO	LOB	BOTTOM			
24 Cameron Maybin, R OBP: 0.312, SLG: 0.312	K		15 E			P5				5	1	1	2	0	2	0				
15 Gabby Sanchez, R OBP: 0.372, SLG: 0.475			E1			K2-3				5	1	2	0	0	2	0				
46 Juan Carlos Oviedo, R OBP: 0.377, SLG: 0.486	G6-4-3		29 1B			K				0	0	0	0	0	0	0				
2 Hanley Ramirez, R OBP: 0.377, SLG: 0.486	G6-4-3		G6-3							4	0	0	0	1	1	3				
3 Jorge Cantu, R OBP: 0.296, SLG: 0.472			SF9			L7				4	0	0	1	0	2	1				
6 Dan Uggla, R OBP: 0.363, SLG: 0.529										3	2	1	1	1	0	0				
29 Ronny Paulino, R OBP: 0.360, SLG: 0.457										2	1	1	1	2	0	0				
12 Cody Ross, R OBP: 0.345, SLG: 0.435										4	2	4	1	0	0	0				
25 Brett Carroll, R OBP: 0.333, SLG: 0.397										0	1	0	0	3	0	0				
8 Chris Coghlan, L OBP: 0.272, SLG: 0.270										1	1	1	3	0	0	0				
47 Ricky Nolasco, R ERA: 4.79	2.0 L 11 4 5 3 1 1 0 0 0 0 0 1 32 60 3.00 2.000																			
52 Chris Leroux, L ERA: 3.12	3.0 16 4 2 1 4 2 2 0 0 0 0 1 32 60 3.00 2.000																			
36 Manny Acosta, R ERA: 4.0	1.0 4 0 0 0 0 2 1 0 0 0 0 0 13 23 0.00 1.000																			
38 Fernando Nieve, R ERA: 4.64	1.0 6 2 3 3 1 1 0 0 0 0 1 20 32 27.00 3.000																			
75 Francisco Rodríguez, R ERA: 1.93	1.0 3 0 0 0 1 0 0 0 0 0 0 8 12 0.00 0.000																			
Inning Stats	R: 0 E: 0 K: 1 S: 8	H: 1 LOB: 0 BB: 0 P: 14	R: 0 E: 0 K: 0 S: 7	H: 0 LOB: 0 BB: 0 P: 12	R: 6 E: 2 K: 1 S: 23	H: 5 LOB: 3 BB: 3 P: 48	R: 0 E: 0 K: 3 S: 11	H: 0 LOB: 0 BB: 0 P: 13	R: 1 E: 0 K: 0 S: 8	H: 2 LOB: 2 BB: 2 P: 19	R: 0 E: 0 K: 2 S: 13	H: 0 LOB: 1 BB: 1 P: 23	R: 3 E: 0 K: 1 S: 20	H: 2 LOB: 0 BB: 1 P: 32	R: 0 E: 0 K: 1 S: 8	H: 0 LOB: 0 BB: 0 P: 12	1B: 6 2B: 2 3B: 0 HR: 2	SF: 1 SAC: 0 DP: 2 HBP: 0	WP: 0 PB: 0 SB: 0 CS: 0	PA: 40
PITCHER	IP WLS BF H R ER SO BB IBB HBP BLK WP HR S P ERA WHIP																			
49 Jonathon Niese, L ERA: 4.79	2.0 L 11 4 5 3 1 1 0 0 0 0 0 1 32 60 3.00 2.000																			
47 Hisanori Takahashi, L ERA: 3.12	3.0 16 4 2 1 4 2 2 0 0 0 0 1 32 60 3.00 2.000																			
36 Manny Acosta, R ERA: 4.0	1.0 4 0 0 0 0 2 1 0 0 0 0 0 13 23 0.00 1.000																			
38 Fernando Nieve, R ERA: 4.64	1.0 6 2 3 3 1 1 0 0 0 0 1 20 32 27.00 3.000																			
75 Francisco Rodríguez, R ERA: 1.93	1.0 3 0 0 0 1 0 0 0 0 0 0 8 12 0.00 0.000																			

New York Mets @ Florida Marlins
Sun Life Stadium, Miami, FL
Sun May 16 2010, 1:13 PM - 4:23 PM EDT
Att: 17,977 - Partly Cloudy - 86 F

AB	32
R	10
H	10
RBI	9
BB	7
SO	9
LOB	12



Batter	1	2	3	4	5	6	7	8	9	AB	R	H	RBI	BB	SO	LOB	TOP								
7 José Reyes, S (1,6) OBP: 0.289, SLG: 0.295										4	1	1	0	0	0	0		New York Mets @ Atlanta Braves Turner Field, Atlanta, GA Mon May 17 2010, 7:11 PM - 9:57 PM EDT Att: 21,086 - Partly Cloudy - 80 F							
1 Luis Castillo, S (1,4) OBP: 0.346, SLG: 0.303										3	0	0	0	0	1	0									
44 Jason Bay, R (1,7) OBP: 0.369, SLG: 0.410										3	0	1	0	1	1	0									
23 Chris Carter, L (1,9) OBP: 0.455, SLG: 0.600										2	1	1	1	1	0	1									
12 Jeff Francoeur, R (6,9) OBP: 0.275, SLG: 0.364										4	0	0	0	0	1	3									
5 David Wright, R (1,5) OBP: 0.391, SLG: 0.518										4	0	0	0	0	1	3									
29 Ike Davis, L (1,3) OBP: 0.388, SLG: 0.435										2	1	0	0	1	1	1									
21 Rod Barajas, R (1,2) OBP: 0.306, SLG: 0.573										4	0	2	2	0	2	0									
19 Gary Matthews, S (1,8) OBP: 0.246, SLG: 0.212										3	0	0	0	0	1	3									
34 Mike Pelfrey, R (1,1) OBP: 0.278, SLG: 0.188										3	0	0	0	0	0	2									
25 Pedro Feliciano, L (8,1) OBP: 0.275, SLG: 0.229										0	0	0	0	0	0	0									
75 Francisco Rodríguez, R (9,1) OBP: 0.285, SLG: 0.229										0	0	0	0	0	0	0									
Inning Stats	R: 0 E: 0 K: 0 S: 7	H: 0 LOB: 0 BB: 0 P: 10	R: 2 E: 0 K: 0 S: 12	H: 2 LOB: 1 BB: 0 P: 21	R: 0 E: 0 K: 1 S: 6	H: 0 LOB: 0 BB: 0 P: 11	R: 0 E: 0 K: 2 S: 4	H: 0 LOB: 0 BB: 1 P: 10	R: 0 E: 0 K: 0 S: 7	H: 1 LOB: 1 BB: 0 P: 11	R: 1 E: 0 K: 0 S: 11	H: 1 LOB: 1 BB: 1 P: 20	R: 0 E: 0 K: 0 S: 6	H: 1 LOB: 1 BB: 1 P: 10	R: 0 E: 0 K: 1 S: 11	H: 1 LOB: 0 BB: 0 P: 15	R: 0 E: 0 K: 3 S: 10	H: 0 LOB: 0 BB: 0 P: 15	1B: 3 2B: 2 3B: 0 HR: 0	SF: 0 SAC: 1 DP: 2 HBP: 1	WP: 1 PB: 0 SB: 2 CS: 0	PA: 34			
PITCHER	IP WLS BF H R ER SO BB IBB HBP BLK WP HR S P ERA WHIP	IP WLS BF H R ER SO BB IBB HBP BLK WP HR S P ERA WHIP	IP WLS BF H R ER SO BB IBB HBP BLK WP HR S P ERA WHIP	IP WLS BF H R ER SO BB IBB HBP BLK WP HR S P ERA WHIP	IP WLS BF H R ER SO BB IBB HBP BLK WP HR S P ERA WHIP	IP WLS BF H R ER SO BB IBB HBP BLK WP HR S P ERA WHIP	IP WLS BF H R ER SO BB IBB HBP BLK WP HR S P ERA WHIP	IP WLS BF H R ER SO BB IBB HBP BLK WP HR S P ERA WHIP	IP WLS BF H R ER SO BB IBB HBP BLK WP HR S P ERA WHIP	IP WLS BF H R ER SO BB IBB HBP BLK WP HR S P ERA WHIP	IP WLS BF H R ER SO BB IBB HBP BLK WP HR S P ERA WHIP	IP WLS BF H R ER SO BB IBB HBP BLK WP HR S P ERA WHIP	IP WLS BF H R ER SO BB IBB HBP BLK WP HR S P ERA WHIP	IP WLS BF H R ER SO BB IBB HBP BLK WP HR S P ERA WHIP	IP WLS BF H R ER SO BB IBB HBP BLK WP HR S P ERA WHIP	IP WLS BF H R ER SO BB IBB HBP BLK WP HR S P ERA WHIP	IP WLS BF H R ER SO BB IBB HBP BLK WP HR S P ERA WHIP	IP WLS BF H R ER SO BB IBB HBP BLK WP HR S P ERA WHIP	IP WLS BF H R ER SO BB IBB HBP BLK WP HR S P ERA WHIP	IP WLS BF H R ER SO BB IBB HBP BLK WP HR S P ERA WHIP	IP WLS BF H R ER SO BB IBB HBP BLK WP HR S P ERA WHIP	IP WLS BF H R ER SO BB IBB HBP BLK WP HR S P ERA WHIP	IP WLS BF H R ER SO BB IBB HBP BLK WP HR S P ERA WHIP	IP WLS BF H R ER SO BB IBB HBP BLK WP HR S P ERA WHIP	
14 Martín Prado, R (1,4) OBP: 0.378, SLG: 0.475										3	1	2	0	1	0	1		New York Mets @ Atlanta Braves Turner Field, Atlanta, GA Mon May 17 2010, 7:11 PM - 9:57 PM EDT Att: 21,086 - Partly Cloudy - 80 F							
22 Jason Heyward, L (1,9) OBP: 0.403, SLG: 0.550										4	0	1	0	0	1	4									
10 Chipper Jones, S (1,5) OBP: 0.395, SLG: 0.364										1	0	0	1	2	0	0									
16 Brian McCann, L (1,2) OBP: 0.394, SLG: 0.379										4	0	0	0	0	1	4									
25 Troy Glaus, R (1,3) OBP: 0.364, SLG: 0.412											4	0	0	0	0	2	0								
20 Eric Hinske, L (1,7) OBP: 0.433, SLG: 0.685										4	1	3	1	0	0	0									
19 Yunel Escobar, R (1,6) OBP: 0.297, SLG: 0.258										3	0	0	0	1	0	2									
24 Nate McLouth, L (1,8) OBP: 0.318, SLG: 0.351											4	0	2	0	0	1	1								
32 Derek Lowe, R (1,1) OBP: 0.071, SLG: 0.071											1	0	0	0	0	0	0								
34 Eric O'Flaherty, L (8,1) OBP: 0.285, SLG: 0.229											0	0	0	0	0	0	0								
58 Peter Moylan, R (8,1) OBP: 0.285, SLG: 0.229											0	0	0	0	0	0	0								
53 Melky Cabrera, S (8,PH) OBP: 0.285, SLG: 0.229											0	0	0	0	0	0	0								
40 Takashi Saito, L (9,1) OBP: 0.285, SLG: 0.229											0	0	0	0	0	0	0								
Inning Stats	R: 0 E: 0 K: 1 S: 8	H: 1 LOB: 0 BB: 0 P: 12	R: 0 E: 0 K: 1 S: 14	H: 1 LOB: 1 BB: 0 P: 19	R: 0 E: 0 K: 0 S: 5	H: 0 LOB: 0 BB: 1 P: 10	R: 0 E: 0 K: 1 S: 6	H: 0 LOB: 0 BB: 1 P: 13	R: 1 E: 0 K: 0 S: 7	H: 1 LOB: 0 BB: 0 P: 12	R: 1 E: 0 K: 0 S: 11	H: 1 LOB: 0 BB: 0 P: 20	R: 0 E: 0 K: 0 S: 8	H: 1 LOB: 0 BB: 0 P: 13	R: 0 E: 0 K: 1 S: 15	H: 2 LOB: 3 BB: 1 P: 28	R: 0 E: 0 K: 1 S: 7	H: 0 LOB: 1 BB: 1 P: 14	1B: 4 2B: 3 3B: 0 HR: 1	SF: 1 SAC: 2 DP: 3 HBP: 0	WP: 1 PB: 0 SB: 1 CS: 1	PA: 35			
PITCHER	IP WLS BF H R ER SO BB IBB HBP BLK WP HR S P ERA WHIP	IP WLS BF H R ER SO BB IBB HBP BLK WP HR S P ERA WHIP	IP WLS BF H R ER SO BB IBB HBP BLK WP HR S P ERA WHIP	IP WLS BF H R ER SO BB IBB HBP BLK WP HR S P ERA WHIP	IP WLS BF H R ER SO BB IBB HBP BLK WP HR S P ERA WHIP	IP WLS BF H R ER SO BB IBB HBP BLK WP HR S P ERA WHIP	IP WLS BF H R ER SO BB IBB HBP BLK WP HR S P ERA WHIP	IP WLS BF H R ER SO BB IBB HBP BLK WP HR S P ERA WHIP	IP WLS BF H R ER SO BB IBB HBP BLK WP HR S P ERA WHIP	IP WLS BF H R ER SO BB IBB HBP BLK WP HR S P ERA WHIP	IP WLS BF H R ER SO BB IBB HBP BLK WP HR S P ERA WHIP	IP WLS BF H R ER SO BB IBB HBP BLK WP HR S P ERA WHIP	IP WLS BF H R ER SO BB IBB HBP BLK WP HR S P ERA WHIP	IP WLS BF H R ER SO BB IBB HBP BLK WP HR S P ERA WHIP	IP WLS BF H R ER SO BB IBB HBP BLK WP HR S P ERA WHIP	IP WLS BF H R ER SO BB IBB HBP BLK WP HR S P ERA WHIP	IP WLS BF H R ER SO BB IBB HBP BLK WP HR S P ERA WHIP	IP WLS BF H R ER SO BB IBB HBP BLK WP HR S P ERA WHIP	IP WLS BF H R ER SO BB IBB HBP BLK WP HR S P ERA WHIP	IP WLS BF H R ER SO BB IBB HBP BLK WP HR S P ERA WHIP	IP WLS BF H R ER SO BB IBB HBP BLK WP HR S P ERA WHIP	IP WLS BF H R ER SO BB IBB HBP BLK WP HR S P ERA WHIP	IP WLS BF H R ER SO BB IBB HBP BLK WP HR S P ERA WHIP	IP WLS BF H R ER SO BB IBB HBP BLK WP HR S P ERA WHIP	IP WLS BF H R ER SO BB IBB HBP BLK WP HR S P ERA WHIP

AB 29
R 3
H 5
RBI 3
BB 3
SO 7
LOB 11



AB 28
R 2
H 8
RBI 2
SO 5
LOB 12



Batter	1	2	3	4	5	6	7	8	9	AB	R	H	RBI	BB	SO	LOB	TOP										
7 José Reyes, S OBP: 0.262, SLG: 0.288										4	0	0	0	0	1	1											
1 Luis Castillo, S OBP: 0.351, SLG: 0.310										4	0	2	0	0	0	0											
23 Chris Carter, L OBP: 0.357, SLG: 0.462										3	0	0	0	0	1	1											
19 Gary Matthews, S OBP: 0.246, SLG: 0.212										0	0	0	0	0	0	0											
5 David Wright, R OBP: 0.382, SLG: 0.504										4	0	0	0	0	3	1											
29 Ike Davis, L OBP: 0.393, SLG: 0.466										3	1	1	1	1	1	1											
16 Angel Pagan, S OBP: 0.338, SLG: 0.396										3	0	1	0	0	0	0											
12 Jeff Francoeur, R OBP: 0.276, SLG: 0.385										3	1	1	1	0	0	2											
4 Henry Blanco, R OBP: 0.357, SLG: 0.429										2	0	0	0	1	1	0											
57 Johan Santana, L OBP: 0.125, SLG: 0.188										2	0	0	0	0	2	1											
44 Jason Bay, R OBP: 0.367, SLG: 0.407										1	0	0	0	0	0	0											
25 Pedro Feliciano, L OBP: 0.338, SLG: 0.396										0	0	0	0	0	0	0											
32 Jenny Mejia, R OBP: 0.338, SLG: 0.396										0	0	0	0	0	0	0											
Inning Stats	R: 0 E: 0 K: 1 S: 7	H: 0 LOB: 0 BB: 0 P: 11	R: 0 E: 0 K: 0 S: 8	H: 0 LOB: 0 BB: 0 P: 11	R: 0 E: 0 K: 2 S: 10	H: 0 LOB: 1 BB: 0 P: 17	R: 0 E: 0 K: 1 S: 8	H: 1 LOB: 0 BB: 0 P: 11	R: 2 E: 0 K: 1 S: 12	H: 2 LOB: 0 BB: 0 P: 16	R: 0 E: 0 K: 0 S: 6	H: 0 LOB: 0 BB: 0 P: 8	R: 0 E: 0 K: 1 S: 11	H: 1 LOB: 1 BB: 1 P: 18	R: 0 E: 0 K: 1 S: 9	H: 0 LOB: 0 BB: 0 P: 13	R: 0 E: 0 K: 2 S: 13	H: 1 LOB: 1 BB: 0 P: 22	1B: 3 2B: 0 3B: 0 HR: 2	SF: 0 SAC: 1 DP: 2 HBP: 0	WP: 1 PB: 0 SB: 0 CS: 0	PA: 32					
PITCHER	IP	WLS	BF	H	R	ER	SO	BB	IBB	HBP	BLK	WP	HR	S	P	ERA	WHIP										
54 Kris Medlen, R ERA: 2.45	6.1		24	4	2	2	6	2	0	0	0	0	2	60	90	2.84	0.947										
58 Peter Moylan, R ERA: 2.4	0.2		1	0	0	0	0	0	0	0	0	0	0	2	2	0.00	0.000										
40 Takashi Saito, R ERA: 2.12	1.0		3	0	0	0	1	0	0	0	0	0	9	13	0.00	0.000											
13 Billy Wagner, L ERA: 1.93	1.0	W	4	1	0	0	2	0	0	0	0	1	0	13	22	0.00	1.000										

New York Mets @ Atlanta Braves
Turner Field, Atlanta, GA
Tue May 18 2010, 7:10 PM - 9:57 PM EDT
Att: 27,119 - Partly Cloudy - 79 F

AB 29
R 2
H 5
RBI 2
BB 2
SO 9
LOB 7



Batter	1	2	3	4	5	6	7	8	9	AB	R	H	RBI	BB	SO	LOB	BOTTOM										
14 Martín Prado, R OBP: 0.369, SLG: 0.463										4	0	0	0	0	0	0											
22 Jason Heyward, L OBP: 0.395, SLG: 0.540										4	0	1	0	0	1	0											
10 Chipper Jones, S OBP: 0.391, SLG: 0.359										4	1	1	0	0	0	1											
25 Troy Glaus, R OBP: 0.368, SLG: 0.433										3	1	1	2	1	1	0											
16 Brian McCann, L OBP: 0.397, SLG: 0.383										4	0	2	0	0	1	2											
27 Brent Clevlen, R OBP: 1.000, SLG: 2.000										0	1	0	0	0	0	0											
19 Yunel Escobar, R OBP: 0.305, SLG: 0.261										3	0	1	0	1	1	0											
53 Melky Cabrera, S OBP: 0.283, SLG: 0.230										4	0	1	0	0	0	2											
24 Nate McLouth, L OBP: 0.319, SLG: 0.345										2	0	0	0	1	1	0											
54 Kris Medlen, S OBP: 0.167, SLG: 0.167										2	0	0	0	0	0	1											
58 Peter Moylan, R ERA: 1.53										0	0	0	0	0	0	0											
4 Omar Infante, R OBP: 0.344, SLG: 0.405										1	0	0	0	0	1	0											
40 Takashi Saito, L ERA: 1.53										0	0	0	0	0	0	0											
13 Billy Wagner, L ERA: 2.6										0	0	0	0	0	0	0											
Inning Stats	R: 0 E: 0 K: 1 S: 14	H: 1 LOB: 2 BB: 1 P: 22	R: 0 E: 0 K: 1 S: 10	H: 0 LOB: 1 BB: 1 P: 17	R: 2 E: 0 K: 0 S: 21	H: 4 LOB: 2 BB: 0 P: 28	R: 0 E: 0 K: 1 S: 10	H: 0 LOB: 0 BB: 0 P: 12	R: 0 E: 0 K: 0 S: 6	H: 0 LOB: 0 BB: 0 P: 9	R: 0 E: 0 K: 0 S: 6	H: 0 LOB: 0 BB: 0 P: 9	R: 0 E: 0 K: 1 S: 10	H: 0 LOB: 0 BB: 0 P: 18	R: 1 E: 1 K: 0 S: 7	H: 2 LOB: 2 BB: 1 P: 14	1B: 6 2B: 0 3B: 0 HR: 1	SF: 0 SAC: 0 DP: 0 HBP: 0	WP: 0 PB: 0 SB: 0 CS: 0	PA: 34							
PITCHER	IP	WLS	BF	H	R	ER	SO	BB	IBB	HBP	BLK	WP	HR	S	P	ERA	WHIP										
57 Johan Santana, L ERA: 3.72	7.0		28	5	2	2	4	2	0	0	0	0	0	73	104	2.57	1.000										
25 Pedro Feliciano, L ERA: 1.53	1.0	L	4	1	1	0	2	0	0	0	0	0	0	12	22	0.00	1.000										
32 Jenny Mejia, R ERA: 2.6	0.0		2	1	0	0	0	1	0	0	0	0	0	5	10	∞	∞										

New York Mets @ Atlanta Braves
Turner Field, Atlanta, GA
Tue May 18 2010, 7:10 PM - 9:57 PM EDT
Att: 27,119 - Partly Cloudy - 79 F

AB 31
R 3
H 7
RBI 2
BB 3
SO 6
LOB 6



Batter	1	2	3	4	5	6	7	8	9	AB R H RBI BB SO LOB	TOP																
2 Derek Jeter, R OBP: 0.316, SLG: 0.393										5 0 1 0 0 2 3	New York Yankees @ New York Mets Citi Field, Flushing, NY Fri May 21 2010, 7:13 PM - 10:32 PM EDT Att: 41,382 - Cloudy - 72 F																
11 Brett Gardner, L OBP: 0.395, SLG: 0.399										3 0 0 0 1 1 3																	
25 Mark Teixeira, S OBP: 0.328, SLG: 0.387										4 0 0 0 0 0 3																	
13 Alex Rodriguez, R OBP: 0.379, SLG: 0.500										3 0 2 0 1 0 0																	
24 Robinson Cano, L OBP: 0.387, SLG: 0.585										4 0 1 0 0 2 2																	
33 Nick Swisher, S OBP: 0.372, SLG: 0.519										4 1 1 0 0 1 3																	
17 Francisco Cervelli, R OBP: 0.424, SLG: 0.452										3 1 0 0 1 1 4																	
26 Kevin Russo, R OBP: 0.400, SLG: 0.600										3 0 2 2 0 0 0																	
22 Randy Winn, S OBP: 0.294, SLG: 0.288										1 0 0 0 0 0 0																	
31 Javier Vazquez, R 30 David Robertson, R 43 Damaso Marte, L 62 Joba Chamberlain, R 53 Juan Miranda, L 42 Mariano Rivera, R										0 0 0 0 0 0 0																	
Inning Stats	R: 0 E: 0 K: 1 S: 8	H: 1 LOB: 0 BB: 0 P: 9	R: 0 E: 0 K: 0 S: 10	H: 0 LOB: 0 BB: 0 P: 12	R: 0 E: 0 K: 1 S: 13	H: 1 LOB: 2 BB: 1 P: 19	R: 0 E: 0 K: 1 S: 17	H: 2 LOB: 2 BB: 0 P: 23	R: 0 E: 0 K: 1 S: 15	H: 0 LOB: 0 BB: 0 P: 22	R: 0 E: 0 K: 1 S: 10	H: 1 LOB: 1 BB: 0 P: 16	R: 2 E: 1 K: 0 S: 13	H: 2 LOB: 2 BB: 1 P: 23	R: 0 E: 0 K: 2 S: 10	H: 0 LOB: 1 BB: 1 P: 19	R: 0 E: 0 K: 0 S: 7	H: 1 LOB: 0 BB: 0 P: 12	1B: 5 2B: 3 HR: 0	SF: 0 SAC: 2 DP: 2 HBP: 0	WP: 0 PB: 0 SB: 0 CS: 0	PA: 37					
PITCHER	IP WLS BF H R ER SO BB IBB HBP BLK WP HR S P ERA WHIP	6.0 23 5 0 0 5 1 0 0 0 0 0 73 101 0.00 1.000	0.2 L 5 2 2 1 0 0 0 0 0 0 0 10 14 13.50 3.000	0.1 2 0 0 0 0 1 0 0 0 0 3 9 0.00 3.000	0.0 1 0 0 0 0 1 0 0 0 0 0 2 6 - -	1.0 3 0 0 0 2 0 0 0 0 0 0 8 13 0.00 0.000																					
47 Hisanori Takahashi, L ERA: 2.51											36 Manny Acosta, R ERA: 3.0																

AB	32
R	2
H	8
RBI	2
BB	3
SO	7
LOB	19



Batter	1	2	3	4	5	6	7	8	9	AB R H RBI BB SO LOB	BOTTOM															
7 José Reyes, S OBP: 0.258, SLG: 0.277										4 0 0 0 0 0 0	New York Yankees @ New York Mets Citi Field, Flushing, NY Fri May 21 2010, 7:13 PM - 10:32 PM EDT Att: 41,382 - Cloudy - 72 F															
13 Alex Cora, L OBP: 0.319, SLG: 0.306										2 0 1 0 2 0 0																
44 Jason Bay, R OBP: 0.368, SLG: 0.408										4 1 1 0 0 1 3																
29 Ike Davis, L OBP: 0.392, SLG: 0.485										4 0 1 1 0 1 3																
1 Luis Castillo, S OBP: 0.341, SLG: 0.299										4 0 0 0 0 2 3																
5 David Wright, R OBP: 0.368, SLG: 0.490										3 0 1 0 0 2 2																
16 Angel Pagan, S OBP: 0.344, SLG: 0.406										3 0 1 0 0 2 2																
21 Rod Barajas, R OBP: 0.299, SLG: 0.571										3 0 0 0 0 2 1																
12 Jeff Francoeur, R OBP: 0.280, SLG: 0.379										3 0 0 0 0 0 0																
47 Hisanori Takahashi, L ERA: 2.51												36 Manny Acosta, R ERA: 3.0														
19 Gary Matthews, S ERA: 7.07											46 Elmer Dessens, R ERA: 13.5															
64 Elmer Dessens, R ERA: 13.5											46 Oliver Pérez, L ERA: 5.82															
46 Oliver Pérez, L ERA: 5.82											38 Fernando Nieve, R ERA: 5.4															
38 Fernando Nieve, R ERA: 5.4											25 Pedro Feliciano, L ERA: 1.42															
25 Pedro Feliciano, L ERA: 1.42																										
Inning Stats	R: 0 E: 0 K: 2 S: 10	H: 0 LOB: 1 BB: 1 P: 16	R: 0 E: 0 K: 2 S: 10	H: 0 LOB: 0 BB: 0 P: 13	R: 0 E: 0 K: 0 S: 5	H: 0 LOB: 0 BB: 0 P: 6	R: 0 E: 0 K: 0 S: 4	H: 0 LOB: 0 BB: 1 P: 9	R: 0 E: 0 K: 1 S: 8	H: 1 LOB: 0 BB: 0 P: 13	R: 0 E: 0 K: 1 S: 9	H: 0 LOB: 0 BB: 0 P: 13	R: 0 E: 1 K: 2 S: 12	H: 1 LOB: 2 BB: 0 P: 20	R: 0 E: 0 K: 1 S: 12	H: 0 LOB: 0 BB: 0 P: 15	R: 1 E: 0 K: 0 S: 12	H: 2 LOB: 1 BB: 0 P: 16	1B: 2 2B: 2 HR: 0	SF: 0 SAC: 0 DP: 1 HBP: 0	WP: 0 PB: 0 SB: 0 CS: 1	PA: 33				
PITCHER	IP WLS BF H R ER SO BB IBB HBP BLK WP HR S P ERA WHIP	6.0 W 19 1 0 0 6 2 0 0 0 0 0 46 70 0.00 0.500	0.1 H 2 1 0 0 0 0 0 0 0 0 0 3 5 0.00 3.000	0.0 1 0 0 0 0 0 0 0 0 0 0 3 3 - -	1.2 H 5 0 0 0 3 0 0 0 0 0 0 18 27 0.00 0.000	1.0 S 5 2 1 1 0 0 0 0 0 0 0 12 16 9.00 2.000																				

AB	30
R	1
H	4
RBI	1
BB	2
SO	9
LOB	12



Batter	1	2	3	4	5	6	7	8	9	AB	R	H	RBI	BB	SO	LOB	TOP			
8 Shane Victorino, S OBP: 0.309, SLG: 0.463	F7		F9			1B		G4-3		4	0	1	0	0	0	0				
27 Placido Polanco, R OBP: 0.344, SLG: 0.456	K				1B	G5-3		1B		4	0	2	0	0	1	1				
26 Chase Utley, L OBP: 0.415, SLG: 0.560	F7		K			1B		F8		4	0	1	0	0	1	2				
6 Ryan Howard, L OBP: 0.345, SLG: 0.473		F7		G2-3		K		K		4	0	0	0	0	2	4				
28 Javson Werth, R OBP: 0.395, SLG: 0.625		F8		F9		F9			K	4	0	0	0	0	1	3				
10 Ben Francisco, R OBP: 0.273, SLG: 0.290					K			G5-3		4	0	2	0	0	1	0				
21 Wilson Valdez, R OBP: 0.351, SLG: 0.403						1B		L6		3	0	1	0	0	1	2				
19 Greg Dobbs, L OBP: 0.222, SLG: 0.293	K									1	0	0	0	0	0	0				
23 Brian Schneider, L OBP: 0.250, SLG: 0.143			L7		P6					3	0	0	0	0	0	2				
56 Joe Blanton, R OBP: 0.200, SLG: 0.200										2	0	0	0	0	1	1				
37 Chad Durbin, R OBP: 0.279, SLG: 0.324										0	0	0	0	0	0	0				
29 Raul Ibanez, L OBP: 0.351, SLG: 0.403										1	0	0	0	0	0	1				
58 Antonio Bastardo, R OBP: 0.250, SLG: 0.750										0	0	0	0	0	0	0				
44 Nelson Figueroa, R OBP: 0.250, SLG: 0.750										0	0	0	0	0	0	0				
Inning Stats	R: 0 E: 0 K: 1 S: 10	H: 0 LOB: 0 BB: 0 P: 15	R: 0 E: 0 K: 1 S: 8	H: 1 LOB: 1 BB: 0 P: 13	R: 0 E: 0 K: 1 S: 6	H: 0 LOB: 0 BB: 0 P: 8	R: 0 E: 0 K: 1 S: 15	H: 1 LOB: 1 BB: 0 P: 21	R: 0 E: 0 K: 1 S: 13	H: 2 LOB: 2 BB: 0 P: 17	R: 0 E: 0 K: 0 S: 12	H: 1 LOB: 1 BB: 0 P: 19	R: 0 E: 0 K: 1 S: 10	H: 1 LOB: 1 BB: 0 P: 14	R: 0 E: 0 K: 1 S: 9	H: 0 LOB: 0 BB: 0 P: 14	1B: 6 2B: 1 3B: 0 HR: 0	SF: 0 SAC: 0 DP: 0 HBP: 0	WP: 1 PB: 0 SB: 0 CS: 0	PA: 34
PITCHER	IP WLS BF H R ER SO BB IBB HBP BLK WP HR S P ERA WHIP																			
47 Hisanori Takahashi, L ERA: 2.13	6.0 W 23 5 0 0 6 0 0 0 0 0 0 0 65 94 0.00 0.833																			
32 Jenny Mejia, R ERA: 3.43	1.0 4 1 0 0 0 0 0 0 0 0 1 0 12 19 0.00 1.000																			
18 Ryota Igarashi, R ERA: 4.5	1.0 4 1 0 0 1 0 0 0 0 0 0 0 10 16 0.00 1.000																			
38 Fernando Nieve, R ERA: 5.09	1.0 3 0 0 0 1 0 0 0 0 0 0 0 9 14 0.00 0.000																			

Philadelphia Phillies @ New York Mets
Citi Field, Flushing, NY
Wed May 26 2010, 7:13 PM - 10:06 PM EDT
Att: 33,223 - Partly Cloudy - 87 F

AB 34
R 0
H 7
RBI 0
BB 0
SO 8
LOB 16



Batter	1	2	3	4	5	6	7	8	9	AB	R	H	RBI	BB	SO	LOB	BOTTOM			
7 José Reyes, S OBP: 0.279, SLG: 0.324	F8		HR		F9	G4-3				4	1	2	2	0	0	0				
1 Luis Castillo, S OBP: 0.340, SLG: 0.286	F7					G4-3				2	0	0	0	2	2	0				
32 Jenny Mejia, R OBP: 0.279, SLG: 0.324										0	0	0	0	0	0	0				
18 Ryota Igarashi, R OBP: 0.279, SLG: 0.324										0	0	0	0	0	0	0				
38 Fernando Nieve, R OBP: 0.279, SLG: 0.324										0	0	0	0	0	0	0				
44 Jason Bay, R OBP: 0.382, SLG: 0.453	G5-3		P3			G5-3				4	0	0	0	0	1	4				
29 Ike Davis, L OBP: 0.397, SLG: 0.469								K		3	1	1	0	1	1	1				
5 David Wright, R OBP: 0.364, SLG: 0.491		K			F7			F8		4	1	1	0	0	1	3				
16 Ángel Pagán, S OBP: 0.358, SLG: 0.424					G4-3			F8		4	1	2	0	0	0	2				
21 Rod Barajas, R OBP: 0.294, SLG: 0.552	SF7				P5			L4		3	1	1	3	0	0	0				
12 Jeff Francoeur, R OBP: 0.278, SLG: 0.367					G5-3			G6-3		3	0	0	0	1	0	1				
47 Hisanori Takahashi, L ERA: 5.83								G6-3		2	0	0	0	0	0	2				
13 Alex Cora, L OBP: 0.316, SLG: 0.304	F7				G6-3			G6-3		2	0	0	0	0	0	1				
Inning Stats	R: 0 E: 0 K: 0 S: 6	H: 0 LOB: 0 BB: 0 P: 9	R: 1 E: 0 K: 1 S: 12	H: 2 LOB: 2 BB: 1 P: 25	R: 1 E: 0 K: 0 S: 9	H: 1 LOB: 2 BB: 2 P: 19	R: 0 E: 0 K: 0 S: 8	H: 0 LOB: 0 BB: 0 P: 9	R: 0 E: 0 K: 1 S: 11	H: 0 LOB: 1 BB: 1 P: 18	R: 3 E: 1 K: 0 S: 18	H: 4 LOB: 2 BB: 0 P: 27	R: 0 E: 0 K: 1 S: 7	H: 0 LOB: 0 BB: 0 P: 14	R: 0 E: 0 K: 0 S: 6	H: 0 LOB: 0 BB: 0 P: 8	1B: 3 2B: 3 3B: 0 HR: 1	SF: 1 SAC: 0 DP: 0 HBP: 0	WP: 0 PB: 0 SB: 4 CS: 0	PA: 36
PITCHER	IP WLS BF H R ER SO BB IBB HBP BLK WP HR S P ERA WHIP																			
56 Joe Blanton, R ERA: 5.83	5.1 L 27 6 5 5 2 3 1 0 0 0 0 0 6 8 0.00 1.500																			
37 Chad Durbin, R ERA: 2.53	0.2 3 1 0 0 0 0 0 0 0 0 0 0 6 8 0.00 1.500																			
58 Antonio Bastardo, L ERA: 2.08	1.0 3 0 0 0 1 0 0 0 0 0 0 0 7 14 0.00 0.000																			
44 Nelson Figueroa, R ERA: 4.82	1.0 3 0 0 0 0 0 0 0 0 0 0 0 6 8 0.00 0.000																			

Philadelphia Phillies @ New York Mets
Citi Field, Flushing, NY
Wed May 26 2010, 7:13 PM - 10:06 PM EDT
Att: 33,223 - Partly Cloudy - 87 F

AB 31
R 5
H 7
RBI 5
BB 4
SO 3
LOB 16




Batter	1	2	3	4	5	6	7	8	9	AB	R	H	RBI	BB	SO	LOB	TOP					
7 José Reyes, S OBP: 0.288, SLG: 0.342	L9		FC3-2			2B		K		4	0	1	0	0	1	4	New York Mets @ Milwaukee Brewers Miller Park, Milwaukee, WI Fri May 28 2010, 7:12 PM - 9:37 PM CDT Att: 32,773 - Clear - 77 F					
13 Alex Cora, L OBP: 0.313, SLG: 0.301	1B		G4-6-3			F7		G4-3		4	0	1	0	0	0	4						
44 Jason Bay, R OBP: 0.382, SLG: 0.453	L1-3				F9			K		4	0	1	0	0	1	2						
29 Ike Davis, L OBP: 0.389, SLG: 0.450		K			G4-3			P6		4	0	0	0	0	2	1						
5 David Wright, R OBP: 0.354, SLG: 0.471		F9			K			G3-1		3	0	0	0	1	1	0						
16 Angel Pagan, S OBP: 0.353, SLG: 0.416		P6			K			L9		4	0	0	0	0	2	2						
21 Rod Barajas, R OBP: 0.301, SLG: 0.555					F8			G5-4-3		3	0	2	0	0	0	0						
12 Jeff Francoeur, R OBP: 0.278, SLG: 0.364					P3			G5-4-3		3	0	1	0	0	0	1						
57 Johan Santana, L OBP: 0.182, SLG: 0.273								G4-3		3	0	2	0	0	0	0						
25 Pedro Feliciano, L 18 Ryota Igarashi, R								2B		0	0	0	0	0	0	0						
Inning Stats	R: 0 E: 0 K: 0 S: 12	H: 1 LOB: 0 BB: 0 P: 16	R: 0 E: 0 K: 1 S: 7	H: 0 LOB: 0 BB: 0 P: 13	R: 0 E: 0 K: 0 S: 8	H: 3 LOB: 2 BB: 0 P: 11	R: 0 E: 0 K: 1 S: 5	H: 0 LOB: 0 BB: 0 P: 10	R: 0 E: 0 K: 1 S: 8	H: 0 LOB: 0 BB: 0 P: 11	R: 0 E: 0 K: 1 S: 10	H: 1 LOB: 1 BB: 0 P: 17	R: 0 E: 0 K: 0 S: 6	H: 0 LOB: 0 BB: 0 P: 9	R: 0 E: 0 K: 1 S: 8	H: 2 LOB: 1 BB: 0 P: 13	R: 0 E: 0 K: 2 S: 11	H: 1 LOB: 2 BB: 1 P: 21	1B: 6 2B: 3 3B: 0 HR: 0	SF: 0 SAC: 0 DP: 3 HBP: 0	WP: 0 PB: 0 SB: 0 CS: 0	PA: 33
PITCHER 49 Yovani Gallardo, R ERA: 2.78	IP: 9.0 WLS: W BF: 33 H: 8 R: 0 ER: 0 SO: 7 BB: 1 IBB: 0 HBP: 0 BLK: 0 WP: 0 HR: 0 S: 75 P: 121 ERA: 0.00 WHIP: 1.000																					

AB	32
R	0
H	8
RBI	0
BB	1
SO	7
LOB	14



Batter	1	2	3	4	5	6	7	8	9	AB	R	H	RBI	BB	SO	LOB	BOTTOM					
23 Rickie Weeks Jr, R OBP: 0.345, SLG: 0.384	K		P3			K		G5-3		4	0	0	0	0	2	1	New York Mets @ Milwaukee Brewers Miller Park, Milwaukee, WI Fri May 28 2010, 7:12 PM - 9:37 PM CDT Att: 32,773 - Clear - 77 F					
27 Carlos Gómez, R OBP: 0.322, SLG: 0.417	P5		P5			F8		K		4	0	0	0	0	1	1						
28 Prince Fielder, L OBP: 0.395, SLG: 0.424	BB		1B			F9		G5-3		3	0	1	0	1	0	0						
8 Ryan Braun, R OBP: 0.390, SLG: 0.535	F9		P2			F8		1 HR		4	1	1	0	0	0	2						
14 Casey McGehee, R OBP: 0.374, SLG: 0.533		2B				G6-3		P3		4	0	1	0	0	1	1						
1 Corey Hart, R OBP: 0.323, SLG: 0.542	K					F8		L7		4	1	1	2	0	1	1						
21 Alcides Escobar, R OBP: 0.299, SLG: 0.387		P4				B5-3		F8		3	0	0	0	0	0	1						
16 George Kottaras, L OBP: 0.420, SLG: 0.500		BB				F7		F7		2	0	0	0	1	0	0						
49 Yovani Gallardo, R OBP: 0.200, SLG: 0.333		F7				1B		F9		3	0	1	0	0	0	2						
Inning Stats	R: 0 E: 0 K: 1 S: 7	H: 0 LOB: 1 BB: 1 P: 14	R: 0 E: 0 K: 1 S: 17	H: 1 LOB: 2 BB: 1 P: 25	R: 0 E: 0 K: 0 S: 10	H: 1 LOB: 1 BB: 0 P: 13	R: 0 E: 0 K: 1 S: 9	H: 0 LOB: 0 BB: 0 P: 13	R: 0 E: 0 K: 1 S: 7	H: 1 LOB: 1 BB: 0 P: 10	R: 0 E: 0 K: 0 S: 6	H: 0 LOB: 0 BB: 0 P: 8	R: 0 E: 0 K: 0 S: 8	H: 0 LOB: 0 BB: 0 P: 12	R: 0 E: 0 K: 1 S: 8	H: 0 LOB: 0 BB: 0 P: 10		R: 2 E: 0 K: 0 S: 5	H: 2 LOB: 0 BB: 0 P: 7	1B: 3 2B: 1 3B: 0 HR: 1	SF: 0 SAC: 0 DP: 0 HBP: 0	WP: 0 PB: 0 SB: 0 CS: 0
PITCHER 57 Johan Santana, L ERA: 3.03 25 Pedro Feliciano, L ERA: 2.18 18 Ryota Igarashi, R ERA: 6.48	IP: 8.0 WLS: 1 BF: 29 H: 3 R: 0 ER: 0 SO: 5 BB: 2 IBB: 0 HBP: 0 BLK: 0 WP: 0 HR: 0 S: 72 P: 105 ERA: 0.00 WHIP: 0.625																					

AB	31
R	2
H	5
RBI	2
BB	2
SO	5
LOB	9



Batter	1	2	3	4	5	6	7	8	9	AB	R	H	RBI	BB	SO	LOB	TOP								
7 José Reyes, S OBP: 0.301, SLG: 0.351										5	1	2	1	1	1	4									
1 Luis Castillo, S OBP: 0.342, SLG: 0.277										5	0	2	2	1	0	2									
44 Jason Bay, R 75 Francisco Rodríguez, R										4	0	0	0	2	2	5									
17 Fernando Tatis, R 29 Ike Davis, L										2	0	0	0	1	2	4									
5 David Wright, R										3	2	2	1	1	0	1									
16 Angel Pagán, S										5	2	2	2	0	0	5									
12 Jeff Francoeur, R										5	3	4	2	0	0	0									
4 Henry Blanco, R										4	2	3	1	1	0	1									
43 R.A. Dickey, R 25 Pedro Feliciano, L 64 Elmer Dessens, R 19 Gary Matthews, S										2	0	1	1	0	1	1									
Inning Stats	R: 1 E: 0 K: 1 S: 21	H: 1 LOB: 2 BB: 2 P: 36	R: 0 E: 0 K: 1 S: 11	H: 1 LOB: 1 BB: 0 P: 15	R: 0 E: 0 K: 0 S: 15	H: 0 LOB: 0 BB: 3 P: 28	R: 1 E: 0 K: 0 S: 9	H: 2 LOB: 0 BB: 0 P: 16	R: 0 E: 0 K: 1 S: 12	H: 1 LOB: 2 BB: 0 P: 19	R: 2 E: 0 K: 1 S: 13	H: 3 LOB: 2 BB: 1 P: 22	R: 2 E: 0 K: 2 S: 13	H: 3 LOB: 2 BB: 1 P: 24	R: 0 E: 0 K: 0 S: 9	H: 0 LOB: 0 BB: 1 P: 15	R: 4 E: 0 K: 2 S: 22	H: 5 LOB: 2 BB: 1 P: 37	1B: 8 2B: 9 3B: 0 HR: 1	SF: 1 SAC: 2 DP: 2 HBP: 0	WP: 0 PB: 0 SB: 1 CS: 0	PA: 49			
PITCHER	IP WLS BF H R ER SO BB IBB HBP BLK WP HR S P ERA WHIP	IP WLS BF H R ER SO BB IBB HBP BLK WP HR S P ERA WHIP	IP WLS BF H R ER SO BB IBB HBP BLK WP HR S P ERA WHIP	IP WLS BF H R ER SO BB IBB HBP BLK WP HR S P ERA WHIP	IP WLS BF H R ER SO BB IBB HBP BLK WP HR S P ERA WHIP	IP WLS BF H R ER SO BB IBB HBP BLK WP HR S P ERA WHIP	IP WLS BF H R ER SO BB IBB HBP BLK WP HR S P ERA WHIP	IP WLS BF H R ER SO BB IBB HBP BLK WP HR S P ERA WHIP	IP WLS BF H R ER SO BB IBB HBP BLK WP HR S P ERA WHIP	IP WLS BF H R ER SO BB IBB HBP BLK WP HR S P ERA WHIP	IP WLS BF H R ER SO BB IBB HBP BLK WP HR S P ERA WHIP	IP WLS BF H R ER SO BB IBB HBP BLK WP HR S P ERA WHIP	IP WLS BF H R ER SO BB IBB HBP BLK WP HR S P ERA WHIP	IP WLS BF H R ER SO BB IBB HBP BLK WP HR S P ERA WHIP	IP WLS BF H R ER SO BB IBB HBP BLK WP HR S P ERA WHIP	IP WLS BF H R ER SO BB IBB HBP BLK WP HR S P ERA WHIP	IP WLS BF H R ER SO BB IBB HBP BLK WP HR S P ERA WHIP	IP WLS BF H R ER SO BB IBB HBP BLK WP HR S P ERA WHIP	IP WLS BF H R ER SO BB IBB HBP BLK WP HR S P ERA WHIP	IP WLS BF H R ER SO BB IBB HBP BLK WP HR S P ERA WHIP	IP WLS BF H R ER SO BB IBB HBP BLK WP HR S P ERA WHIP	IP WLS BF H R ER SO BB IBB HBP BLK WP HR S P ERA WHIP	IP WLS BF H R ER SO BB IBB HBP BLK WP HR S P ERA WHIP	IP WLS BF H R ER SO BB IBB HBP BLK WP HR S P ERA WHIP	
23 Rickie Weeks Jr., R										4	2	3	3	0	0	1									
8 Ryan Braun, R										4	0	0	0	0	0	2									
28 Prince Fielder, L										3	0	1	0	1	0	1									
14 Casey McGehee, R										4	0	0	0	0	1	2									
1 Corey Hart, R 21 Zach Braddock, L										4	0	0	0	0	1	1									
27 Carlos Gómez, R										4	0	1	0	0	2	0									
20 Jonathan Lucroy, R										4	1	2	0	0	1	0									
43 Randy Wolf, L 37 Jeff Suppan, R 45 Marco Estrada, R 2 Joe Inglett, L 31 Dave Bush, R 51 Trevor Hoffman, R 11 Adam Stern, L											1	0	0	0	0	0	1								
21 Alcides Escobar, R										3	0	1	1	0	0	1									
Inning Stats	R: 1 E: 0 K: 1 S: 10	H: 2 LOB: 1 BB: 0 P: 13	R: 1 E: 0 K: 0 S: 12	H: 3 LOB: 0 BB: 0 P: 22	R: 0 E: 0 K: 0 S: 7	H: 0 LOB: 0 BB: 0 P: 12	R: 0 E: 0 K: 1 S: 11	H: 1 LOB: 1 BB: 0 P: 15	R: 0 E: 0 K: 0 S: 8	H: 1 LOB: 1 BB: 0 P: 16	R: 0 E: 0 K: 1 S: 7	H: 0 LOB: 0 BB: 0 P: 10	R: 2 E: 0 K: 0 S: 7	H: 2 LOB: 1 BB: 0 P: 11	R: 0 E: 0 K: 0 S: 6	H: 0 LOB: 0 BB: 1 P: 13	R: 0 E: 0 K: 2 S: 14	H: 0 LOB: 0 BB: 0 P: 19	1B: 7 2B: 0 3B: 0 HR: 2	SF: 0 SAC: 1 DP: 1 HBP: 0	WP: 0 PB: 0 SB: 0 CS: 1	PA: 35			
PITCHER	IP WLS BF H R ER SO BB IBB HBP BLK WP HR S P ERA WHIP	IP WLS BF H R ER SO BB IBB HBP BLK WP HR S P ERA WHIP	IP WLS BF H R ER SO BB IBB HBP BLK WP HR S P ERA WHIP	IP WLS BF H R ER SO BB IBB HBP BLK WP HR S P ERA WHIP	IP WLS BF H R ER SO BB IBB HBP BLK WP HR S P ERA WHIP	IP WLS BF H R ER SO BB IBB HBP BLK WP HR S P ERA WHIP	IP WLS BF H R ER SO BB IBB HBP BLK WP HR S P ERA WHIP	IP WLS BF H R ER SO BB IBB HBP BLK WP HR S P ERA WHIP	IP WLS BF H R ER SO BB IBB HBP BLK WP HR S P ERA WHIP	IP WLS BF H R ER SO BB IBB HBP BLK WP HR S P ERA WHIP	IP WLS BF H R ER SO BB IBB HBP BLK WP HR S P ERA WHIP	IP WLS BF H R ER SO BB IBB HBP BLK WP HR S P ERA WHIP	IP WLS BF H R ER SO BB IBB HBP BLK WP HR S P ERA WHIP	IP WLS BF H R ER SO BB IBB HBP BLK WP HR S P ERA WHIP	IP WLS BF H R ER SO BB IBB HBP BLK WP HR S P ERA WHIP	IP WLS BF H R ER SO BB IBB HBP BLK WP HR S P ERA WHIP	IP WLS BF H R ER SO BB IBB HBP BLK WP HR S P ERA WHIP	IP WLS BF H R ER SO BB IBB HBP BLK WP HR S P ERA WHIP	IP WLS BF H R ER SO BB IBB HBP BLK WP HR S P ERA WHIP	IP WLS BF H R ER SO BB IBB HBP BLK WP HR S P ERA WHIP	IP WLS BF H R ER SO BB IBB HBP BLK WP HR S P ERA WHIP	IP WLS BF H R ER SO BB IBB HBP BLK WP HR S P ERA WHIP	IP WLS BF H R ER SO BB IBB HBP BLK WP HR S P ERA WHIP	IP WLS BF H R ER SO BB IBB HBP BLK WP HR S P ERA WHIP	IP WLS BF H R ER SO BB IBB HBP BLK WP HR S P ERA WHIP

New York Mets @ Milwaukee Brewers
Miller Park, Milwaukee, WI
Sun May 30 2010, 1:12 PM - 4:40 PM CDT
Att: 36,559 - Sunny - 87 F

AB 38
R 10
H 16
RBI 10
BB 8
SO 8
LOB 25



New York Mets @ Milwaukee Brewers
Miller Park, Milwaukee, WI
Sun May 30 2010, 1:12 PM - 4:40 PM CDT
Att: 36,559 - Sunny - 87 F

AB 33
R 4
H 9
RBI 4
SO 5
LOB 9



Batter	1	2	3	4	5	6	7	8	9	AB	R	H	RBI	BB	SO	LOB	TOP						
7 José Reyes, S OBP: 0.295, SLG: 0.352	G6-3		P6		E6		G3		K	5	0	0	0	0	1	0	New York Mets @ San Diego Padres PETCO Park, San Diego, CA Tue Jun 01 2010, 10:05 PM - 12:59 AM EDT Att: 17,393 - Partly Cloudy - 68 F						
1 Luis Castillo, S OBP: 0.347, SLG: 0.277	BB		K		BB		1B		K	3	2	1	0	2	2	0							
44 Jason Bay, R OBP: 0.374, SLG: 0.434	1B		BB		K		K		F7	4	0	1	0	1	2	2							
29 Ike Davis, L OBP: 0.369, SLG: 0.463	1B		L4		F9		HR			4	1	2	2	0	0	2							
5 David Wright, R OBP: 0.371, SLG: 0.495	1B						K			4	1	3	2	0	1	0							
16 Angel Pagan, S OBP: 0.356, SLG: 0.432	F8		K		HR		P3		F9	4	0	0	0	0	1	3							
21 Rod Barajas, R OBP: 0.291, SLG: 0.544	P2		P4		1B		G6-3			4	0	1	0	0	0	1							
12 Jeff Francoeur, R OBP: 0.314, SLG: 0.397	1B		IBB		K		1B			3	0	2	0	1	1	1							
34 Mike Pelfrey, R OBP: 0.231, SLG: 0.167 75 Francisco Rodríguez, R (9, 1)	G4-3		K		G5-3		G5-3		G5-3	4	0	0	0	0	1	5							
										0	0	0	0	0	0	0							
Inning Stats	R: 1 E: 0 K: 0 S: 11	H: 3 LOB: 2 BB: 1 P: 20	R: 0 E: 0 K: 0 S: 6	H: 1 LOB: 0 BB: 0 P: 9	R: 0 E: 0 K: 1 S: 10	H: 0 LOB: 1 BB: 1 P: 20	R: 0 E: 0 K: 2 S: 9	H: 1 LOB: 2 BB: 1 P: 17	R: 0 E: 1 K: 1 S: 10	H: 0 LOB: 1 BB: 0 P: 18	R: 1 E: 0 K: 1 S: 14	H: 2 LOB: 1 BB: 0 P: 22	R: 2 E: 0 K: 2 S: 13	H: 2 LOB: 0 BB: 0 P: 19	R: 0 E: 0 K: 0 S: 9	H: 1 LOB: 1 BB: 0 P: 13	R: 0 E: 0 K: 2 S: 10	H: 0 LOB: 0 BB: 0 P: 12	1B: 8 2B: 0 3B: 0 HR: 2	SF: 0 SAC: 0 DP: 0 HBP: 0	WP: 0 PB: 0 SB: 1 CS: 2	PA: 39	
PITCHER	IP WLS BF H R ER SO BB IBB HBP BLK WP HR S P ERA WHIP	IP WLS BF H R ER SO BB IBB HBP BLK WP HR S P ERA WHIP	IP WLS BF H R ER SO BB IBB HBP BLK WP HR S P ERA WHIP	IP WLS BF H R ER SO BB IBB HBP BLK WP HR S P ERA WHIP	IP WLS BF H R ER SO BB IBB HBP BLK WP HR S P ERA WHIP	IP WLS BF H R ER SO BB IBB HBP BLK WP HR S P ERA WHIP	IP WLS BF H R ER SO BB IBB HBP BLK WP HR S P ERA WHIP	IP WLS BF H R ER SO BB IBB HBP BLK WP HR S P ERA WHIP	IP WLS BF H R ER SO BB IBB HBP BLK WP HR S P ERA WHIP	IP WLS BF H R ER SO BB IBB HBP BLK WP HR S P ERA WHIP	IP WLS BF H R ER SO BB IBB HBP BLK WP HR S P ERA WHIP	IP WLS BF H R ER SO BB IBB HBP BLK WP HR S P ERA WHIP	IP WLS BF H R ER SO BB IBB HBP BLK WP HR S P ERA WHIP	IP WLS BF H R ER SO BB IBB HBP BLK WP HR S P ERA WHIP	IP WLS BF H R ER SO BB IBB HBP BLK WP HR S P ERA WHIP	IP WLS BF H R ER SO BB IBB HBP BLK WP HR S P ERA WHIP	IP WLS BF H R ER SO BB IBB HBP BLK WP HR S P ERA WHIP	IP WLS BF H R ER SO BB IBB HBP BLK WP HR S P ERA WHIP	IP WLS BF H R ER SO BB IBB HBP BLK WP HR S P ERA WHIP	IP WLS BF H R ER SO BB IBB HBP BLK WP HR S P ERA WHIP	IP WLS BF H R ER SO BB IBB HBP BLK WP HR S P ERA WHIP	IP WLS BF H R ER SO BB IBB HBP BLK WP HR S P ERA WHIP	IP WLS BF H R ER SO BB IBB HBP BLK WP HR S P ERA WHIP
49 Wade LeBlanc, L ERA: 3.67	5.1	L	25	7	2	2	4	3	1	0	0	0	0	0	0	0	0	0	9	13	0.00	0.000	
58 Ryan Webb, R ERA: 1.32	0.2		2	0	0	0	1	0	0	0	0	0	0	0	0	0	0	0	1	22	32	9.00	1.500
45 Edward Mujica, R ERA: 3.46	2.0		9	3	2	2	2	0	0	0	0	0	0	0	0	0	0	0	1	22	32	9.00	1.500
54 Joe Thatcher, L ERA: 1.74	1.0		3	0	0	0	2	0	0	0	0	0	0	0	0	0	0	0	0	10	12	0.00	0.000
Batter	1	2	3	4	5	6	7	8	9	AB	R	H	RBI	BB	SO	LOB	BOTTOM						
25 Will Venable, L OBP: 0.308, SLG: 0.385	L6		P2		K		P6			4	0	0	0	0	1	2	New York Mets @ San Diego Padres PETCO Park, San Diego, CA Tue Jun 01 2010, 10:05 PM - 12:59 AM EDT Att: 17,393 - Partly Cloudy - 68 F						
22 David Eckstein, R OBP: 0.343, SLG: 0.384	G4-3		G4-3		2B		2B		7 1B 4 1B	4	1	2	1	0	0	0							
23 Adrián González, L OBP: 0.384, SLG: 0.446	BB		K		G1-3		F7		F7	3	0	0	0	1	1	2							
7 Chase Headley, S OBP: 0.322, SLG: 0.371	G6-3		K		G4-3		G4-3		4 1B	4	0	1	0	0	1	1							
4 Nick Hundley, R OBP: 0.395, SLG: 0.480	1B		13 CS 1B		G5-3		G5-3		1B	4	0	3	1	0	0	0							
15 Jermey Hairston, R OBP: 0.289, SLG: 0.342	K		P2		P2		K		K	4	0	0	0	0	3	4							
13 Chris Denorfia, R OBP: 0.354, SLG: 0.364	P3		G4-3		G4-3		K		K	4	0	0	0	0	2	4							
18 Tony Gwynn Jr., L OBP: 0.301, SLG: 0.264	B1-3		B1-3		2 2B 2B		K		K	2	1	0	0	1	1	0							
49 Wade LeBlanc, L ERA: 3.67 58 Ryan Webb, R ERA: 1.32 45 Edward Mujica, R ERA: 3.46 54 Joe Thatcher, L ERA: 1.74	G5-3		K		G5-3		1B			1	0	0	0	0	0	0							
Inning Stats	R: 0 E: 0 K: 0 S: 10	H: 0 LOB: 1 BB: 1 P: 18	R: 0 E: 0 K: 1 S: 8	H: 1 LOB: 0 BB: 0 P: 12	R: 0 E: 0 K: 1 S: 5	H: 0 LOB: 0 BB: 0 P: 5	R: 0 E: 0 K: 2 S: 9	H: 0 LOB: 0 BB: 0 P: 12	R: 0 E: 0 K: 0 S: 8	H: 1 LOB: 0 BB: 0 P: 12	R: 1 E: 0 K: 1 S: 15	H: 1 LOB: 1 BB: 1 P: 25	R: 0 E: 0 K: 1 S: 6	H: 0 LOB: 0 BB: 0 P: 11	R: 0 E: 0 K: 2 S: 11	H: 1 LOB: 1 BB: 0 P: 15	R: 0 E: 0 K: 2 S: 23	H: 3 LOB: 2 BB: 0 P: 30	1B: 5 2B: 2 3B: 0 HR: 0	SF: 0 SAC: 0 DP: 0 HBP: 0	WP: 0 PB: 0 SB: 0 CS: 1	PA: 34	
PITCHER	IP WLS BF H R ER SO BB IBB HBP BLK WP HR S P ERA WHIP	IP WLS BF H R ER SO BB IBB HBP BLK WP HR S P ERA WHIP	IP WLS BF H R ER SO BB IBB HBP BLK WP HR S P ERA WHIP	IP WLS BF H R ER SO BB IBB HBP BLK WP HR S P ERA WHIP	IP WLS BF H R ER SO BB IBB HBP BLK WP HR S P ERA WHIP	IP WLS BF H R ER SO BB IBB HBP BLK WP HR S P ERA WHIP	IP WLS BF H R ER SO BB IBB HBP BLK WP HR S P ERA WHIP	IP WLS BF H R ER SO BB IBB HBP BLK WP HR S P ERA WHIP	IP WLS BF H R ER SO BB IBB HBP BLK WP HR S P ERA WHIP	IP WLS BF H R ER SO BB IBB HBP BLK WP HR S P ERA WHIP	IP WLS BF H R ER SO BB IBB HBP BLK WP HR S P ERA WHIP	IP WLS BF H R ER SO BB IBB HBP BLK WP HR S P ERA WHIP	IP WLS BF H R ER SO BB IBB HBP BLK WP HR S P ERA WHIP	IP WLS BF H R ER SO BB IBB HBP BLK WP HR S P ERA WHIP	IP WLS BF H R ER SO BB IBB HBP BLK WP HR S P ERA WHIP	IP WLS BF H R ER SO BB IBB HBP BLK WP HR S P ERA WHIP	IP WLS BF H R ER SO BB IBB HBP BLK WP HR S P ERA WHIP	IP WLS BF H R ER SO BB IBB HBP BLK WP HR S P ERA WHIP	IP WLS BF H R ER SO BB IBB HBP BLK WP HR S P ERA WHIP	IP WLS BF H R ER SO BB IBB HBP BLK WP HR S P ERA WHIP	IP WLS BF H R ER SO BB IBB HBP BLK WP HR S P ERA WHIP	IP WLS BF H R ER SO BB IBB HBP BLK WP HR S P ERA WHIP	IP WLS BF H R ER SO BB IBB HBP BLK WP HR S P ERA WHIP
34 Mike Pelfrey, R ERA: 2.39	8.0	W	28	4	1	1	8	2	0	0	0	0	0	0	0	0	0	0	0	23	30	9.00	3.000
75 Francisco Rodríguez, R ERA: 2.08	1.0	S	6	3	1	1	2	0	0	0	0	0	0	0	0	0	0	0	0	23	30	9.00	3.000

Batter	1	2	3	4	5	6	7	8	9	10	11	AB	R	H	RBI	BB	SO	LOB	TOP					
7 José Reyes, S OBP: 0.293, SLG: 0.346	(1, 6)		(4, 2)		(1, 1)		(2, 2)			(1, 1)		4	0	0	0	1	1	0						
16 Ángel Pagán, S OBP: 0.363, SLG: 0.431	(1, 8)		(3, 3)		(1, 3)		(3, 2)			(3, 2)		5	0	1	0	0	3	1						
44 Jason Bay, R OBP: 0.384, SLG: 0.445	(1, 7)		(3, 1)		(4, 2)		(2, 0)			(2, 2)		4	1	3	0	1	0	1						
29 Ike Davis, L OBP: 0.368, SLG: 0.447	(1, 3)		(1, 3)		(2, 2)		(1, 3)			(1, 3)		5	0	0	0	0	2	4						
5 David Wright, R OBP: 0.367, SLG: 0.487		(1, 5)			(2, 2)		(3, 3)			(1, 3)		5	0	1	0	0	3	0						
12 Jeff Francoeur, R OBP: 0.371, SLG: 0.396		(1, 9)			(0, 0)		(4, 0)			(3, 2)		3	0	1	1	1	0	0						
75 Francisco Rodríguez, R (8, 1)		(11, PH)			(1, 2)		(1, 2)			(3, 2)		0	0	0	0	0	0	0						
22 Raul Valdes, L OBP: 0.571, SLG: 0.714		(11, 1)			(3, H)		(1, 2)			(1, 3)		0	0	0	0	0	0	0						
13 Alex Cora, L OBP: 0.287, SLG: 0.265		(1, 4)			(1, 2)		(0, 0)			(2, 2)		5	0	0	0	0	0	3						
4 Henry Blanco, R OBP: 0.362, SLG: 0.429		(1, 2)			(0, 0)		(4, 0)			(3, 3)		3	0	0	0	1	1	1						
57 Johan Santana, L OBP: 0.160, SLG: 0.240		(8, 1)			(0, 2)		(0, 1)			(3, 3)		3	0	0	0	0	0	3						
25 Pedro Feliciano, L (8, 1)		(8, 1)										0	0	0	0	0	0	0						
64 Elmer Dessens, R (8, 1)		(8, 1)										0	0	0	0	0	0	0						
19 Gary Matthews, S OBP: 0.266, SLG: 0.241		(8, 9)										1	0	0	0	0	1	0						
Inning Stats	R: 0 E: 0 K: 1 S: 11	H: 1 LOB: 1 P: 16	R: 0 E: 0 K: 0 S: 11	H: 0 LOB: 0 BB: 0 P: 16	R: 0 E: 0 K: 1 S: 10	H: 0 LOB: 1 BB: 1 P: 17	R: 1 E: 0 K: 1 S: 16	H: 3 LOB: 3 BB: 1 P: 27	R: 0 E: 0 K: 1 S: 5	H: 0 LOB: 1 BB: 1 P: 12	R: 0 E: 0 K: 0 S: 13	H: 1 LOB: 0 BB: 0 P: 20	R: 0 E: 0 K: 1 S: 9	H: 0 LOB: 0 BB: 0 P: 13	R: 0 E: 0 K: 2 S: 10	H: 0 LOB: 0 BB: 0 P: 18	R: 0 E: 0 K: 1 S: 12	H: 1 LOB: 0 BB: 0 P: 16	R: 0 E: 0 K: 1 S: 7	H: 0 LOB: 0 BB: 0 P: 11	1B: 4 2B: 2 3B: 0 HR: 0	SF: 0 SAC: 0 DP: 0 HBP: 0	WP: 0 PB: 0 SB: 2 CS: 0	PA: 43
PITCHER	IP ERA WHS BF H R ER SO BB IBB HBP BLK WP HR S P ERA WHIP	33 Clayton Richard, L ERA: 2.87	57 Luke Gregerson, R ERA: 1.57	37 Mike Adams, R ERA: 2.96	21 Heath Bell, R ERA: 1.13	58 Ryan Webb, R ERA: 1.16																		

New York Mets @ San Diego Padres
 PETCO Park, San Diego, CA
 Wed Jun 02 2010, 6:36 PM - 10:23 PM EDT
 Att: 15,880 - Party Cloudy - 74 F

AB 39
 R 1
 H 6
 RBI 1
 BB 4
 SO 11
 LOB 13



Batter	1	2	3	4	5	6	7	8	9	10	11	AB	R	H	RBI	BB	SO	LOB	BOTTOM					
15 Jerry Hairston, R OBP: 0.291, SLG: 0.337	(1, 6)		(4, 2)		(2, 1)		(0, 2)			(2, 3)		5	1	1	0	1	1	4						
22 David Eckstein, R OBP: 0.343, SLG: 0.379	(1, 4)		(1, 1)		(1, 1)		(1, 3)			(0, 2)		5	1	1	1	0	1	1						
23 Adrián González, L OBP: 0.391, SLG: 0.474	(1, 3)		(2, 2)		(1, 0)		(3, 2)			(1, 0)		6	1	4	4	0	0	0						
7 Chase Headley, S OBP: 0.328, SLG: 0.374	(1, 5)		(3, 3)		(4, 2)		(2, 2)			(1, 2)		4	0	2	0	1	1	2						
4 Nick Hundley, R OBP: 0.387, SLG: 0.462	(1, 2)		(0, 0)		(2, 2)		(4, 2)			(1, 0)		4	0	0	0	1	1	5						
12 Scott Hairston, R OBP: 0.350, SLG: 0.471	(10, 7)		(1, 0)		(2, 1)		(3, 1)			(2, 0)		4	0	0	0	1	0	5						
14 Oscar Salazar, R OBP: 0.329, SLG: 0.268	(1, 7)		(4, 1)		(0, 2)		(1, 1)			(3, 3)		2	0	1	0	1	0	0						
25 Will Venable, L (8, PH)	(9, 9)		(13 BB) FC1-5		(13 BB) FC1-5		(13 BB) FC1-5			(13 BB) FC1-5		2	0	0	0	0	1	2						
13 Chris Denorfia, R OBP: 0.373, SLG: 0.370	(9, 7)		(4, 2)		(1, 1)		(2, 2)			(0, 2)		2	0	1	0	1	0	1						
18 Tony Gwynn Jr., L (8, PH)	(10, 8)		(1, 2)		(1, 2)		(1, 2)			(1, 2)		2	1	2	0	0	0	0						
33 Clayton Richard, L ERA: 2.76	(11, 1)		(0, 0)		(0, 2)		(1, 3)			(3, 3)		1	0	0	0	0	0	2						
25 Pedro Feliciano, L (8, 1)	(8, 1)		(4, 1)		(0, 2)		(1, 1)			(2, 2)		2	0	0	0	0	1	2						
64 Elmer Dessens, R (8, 1)	(8, 1)		(4, 2)		(1, 1)		(2, 2)			(0, 2)		2	0	1	0	1	0	1						
75 Francisco Rodríguez, R (8, 1)	(8, 1)		(4, 2)		(1, 1)		(2, 2)			(0, 2)		2	1	2	0	0	0	0						
22 Raul Valdes, L (11, 1)	(11, 1)		(1, 2)		(1, 2)		(1, 2)			(1, 2)		1	1	0	0	0	0	1						
Inning Stats	R: 0 E: 0 K: 1 S: 12	H: 1 LOB: 2 P: 22	R: 0 E: 0 K: 0 S: 8	H: 0 LOB: 2 BB: 2 P: 19	R: 0 E: 0 K: 0 S: 12	H: 1 LOB: 2 BB: 1 P: 19	R: 0 E: 0 K: 0 S: 10	H: 1 LOB: 1 BB: 0 P: 13	R: 0 E: 0 K: 1 S: 8	H: 0 LOB: 0 BB: 0 P: 12	R: 0 E: 0 K: 1 S: 13	H: 0 LOB: 0 BB: 0 P: 17	R: 0 E: 0 K: 1 S: 8	H: 1 LOB: 1 BB: 0 P: 15	R: 0 E: 0 K: 2 S: 14	H: 0 LOB: 2 BB: 0 P: 20	R: 0 E: 0 K: 1 S: 11	H: 0 LOB: 1 BB: 1 P: 20	R: 4 E: 0 K: 0 S: 7	H: 3 LOB: 0 BB: 0 P: 13	1B: 9 2B: 2 3B: 0 HR: 1	SF: 0 SAC: 1 DP: 1 HBP: 1	WP: 0 PB: 0 SB: 1 CS: 0	PA: 48
PITCHER	IP ERA WHS BF H R ER SO BB IBB HBP BLK WP HR S P ERA WHIP	57 Johan Santana, L ERA: 2.76	25 Pedro Feliciano, L ERA: 1.16	64 Elmer Dessens, R ERA: 2.08	75 Francisco Rodríguez, R ERA: 2.22	22 Raul Valdes, L ERA: 5.34																		

New York Mets @ San Diego Padres
 PETCO Park, San Diego, CA
 Wed Jun 02 2010, 6:36 PM - 10:23 PM EDT
 Att: 15,880 - Party Cloudy - 74 F

AB 40
 R 5
 H 12
 RBI 5
 BB 6
 SO 7
 LOB 24



Batter	1	2	3	4	5	6	7	8	9	AB	R	H	RBI	BB	SO	LOB	TOP		
8 Chris Coghlan, L (1.7) OBP: 0.311, SLG: 0.351	G4-3		G5-4-3 HBP					G3		3	0	1	0	0	0	0	Florida Marlins @ New York Mets Citi Field, Flushing, NY Sat Jun 05 2010, 4:12 PM - 6:27 PM EDT Att: 37,165 - Cloudy - 89 F		
15 Gaby Sanchez, R (1.3) OBP: 0.344, SLG: 0.411	F7		G5-4-3			K		F8		4	0	0	0	0	1	2			
2 Hanley Ramirez, R (1.6) OBP: 0.365, SLG: 0.465	K					G6-3		G1-3		4	0	0	0	0	1	1			
3 Jorge Cantu, R (1.5) OBP: 0.338, SLG: 0.477		F8				F9		G5-3		4	0	1	0	0	0	0			
6 Dan Uggla, R (1.4) OBP: 0.366, SLG: 0.510		12 1B				K		12 1B		4	1	2	0	0	1	1			
12 Cody Ross, R (1.9) OBP: 0.348, SLG: 0.457		1B				F7		29 1B		3	0	1	0	1	0	1			
29 Ronny Paulino, R (1.2) OBP: 0.336, SLG: 0.442		1B				24 FC5-4		29 1B		3	0	1	0	1	0	1			
24 Cameron Maybin, R (1.8) OBP: 0.289, SLG: 0.335		K				24 G6-4-3		BB		4	0	2	1	0	1	3			
39 Nate Robertson, R (1.1) OBP: 0.241, SLG: 0.175		FC5-4				1B		3-H		3	0	0	0	0	1	5			
44 Brian Sanchez, R (5.1) OBP: 0.125, SLG: 0.125		1-2				G6-4-3		K		1	0	0	0	0	0	0			
25 Brett Carroll, R (6. Ph) OBP: 0.125, SLG: 0.125		1-2				G1-3		G1-3		1	0	0	0	0	0	0			
34 Jorge Sosa, R (6.1) OBP: 0.125, SLG: 0.125		1-2								0	0	0	0	0	0	0			
18 Wes Helms, R (7. Ph) OBP: 0.125, SLG: 0.125		1-2								0	0	0	0	0	0	0			
51 Jay Buente, R (7.1) OBP: 0.125, SLG: 0.125		1-2								0	0	0	0	0	0	0			
Inning Stats	R: 0 E: 0 K: 1 S: 7	H: 0 LOB: 0 BB: 0 P: 12	R: 0 E: 0 K: 1 S: 13	H: 2 LOB: 2 BB: 0 P: 14	R: 0 E: 0 K: 0 S: 5	H: 0 LOB: 0 BB: 0 P: 8	R: 0 E: 0 K: 1 S: 9	H: 0 LOB: 0 BB: 0 P: 14	R: 0 E: 0 K: 2 S: 9	H: 1 LOB: 1 BB: 0 P: 11	R: 1 E: 0 K: 1 S: 13	H: 2 LOB: 2 BB: 1 P: 22	R: 0 E: 0 K: 0 S: 5	H: 0 LOB: 0 BB: 0 P: 8	R: 0 E: 0 K: 0 S: 6	H: 1 LOB: 1 BB: 0 P: 11	1B: 5 2B: 2 3B: 0 HR: 0	SF: 0 SAC: 0 DP: 2 HBP: 1	WP: 1 PA: 34 CS: 0
PITCHER	IP WLS BF H R ER SO BB IBB HBP BLK WP HR S P ERA WHIP																		
49 Jonathon Niese, L (1.1) ERA: 4.28	7.0 W 27 6 1 1 6 1 0 1 0 1 0 0 0 63 90 1.29 1.000																		
32 Jenny Mejia, R (8.1) ERA: 3.0	1.0 3 0 0 0 0 0 0 0 0 0 0 0 0 5 8 0.00 0.000																		
38 Fernando Nieve, R (9.1) ERA: 6.23	1.0 4 1 0 0 0 0 0 0 0 0 0 0 0 6 11 0.00 1.000																		

Batter	1	2	3	4	5	6	7	8	9	AB	R	H	RBI	BB	SO	LOB	BOTTOM		
7 José Reyes, S (1.6) OBP: 0.295, SLG: 0.341	G6-3	G6-3		P4						4	0	0	0	0	1	2	Florida Marlins @ New York Mets Citi Field, Flushing, NY Sat Jun 05 2010, 4:12 PM - 6:27 PM EDT Att: 37,165 - Cloudy - 89 F		
16 Angel Pagan, S (1.8) OBP: 0.349, SLG: 0.426	F9			29 1B		F7		44 L6		3	1	1	0	1	0	0			
44 Jason Bay, R (1.7) OBP: 0.379, SLG: 0.442	K			K		F7		L6		4	0	0	0	0	2	2			
29 Ike Davis, L (1.3) OBP: 0.364, SLG: 0.463		21 F8		5 HR		5 1B		12 1B		4	3	4	1	0	0	0			
5 David Wright, R (1.5) OBP: 0.376, SLG: 0.500		12 1B		11 2B		1B		F8		3	2	2	3	1	0	1			
21 Rod Barajas, R (1.2) OBP: 0.283, SLG: 0.529		F8		K		F9		F7		4	0	0	0	0	1	4			
12 Jeff Francoeur, R (1.9) OBP: 0.324, SLG: 0.490		11 2B		K		F9		11 FC6-4		4	0	2	1	0	1	0			
11 Rubén Tejada, R (1.4) OBP: 0.313, SLG: 0.357		1B		L5		F9		FC6-4		4	0	1	1	0	0	2			
49 Jonathon Niese, L (1.1) OBP: 0.222, SLG: 0.176		G4-3		K		K				3	0	0	0	0	2	2			
32 Jenny Mejia, R (8.1) ERA: 3.05										0	0	0	0	0	0	0			
38 Fernando Nieve, R (9.1) ERA: 6.23										0	0	0	0	0	0	0			
Inning Stats	R: 0 E: 0 K: 1 S: 8	H: 0 LOB: 0 BB: 0 P: 12	R: 2 E: 0 K: 0 S: 11	H: 3 LOB: 2 BB: 1 P: 21	R: 3 E: 0 K: 3 S: 15	H: 3 LOB: 0 BB: 0 P: 21	R: 0 E: 0 K: 1 S: 9	H: 0 LOB: 0 BB: 0 P: 13	R: 1 E: 0 K: 0 S: 8	H: 2 LOB: 1 BB: 0 P: 10	R: 0 E: 0 K: 1 S: 7	H: 0 LOB: 0 BB: 1 P: 12	R: 0 E: 0 K: 0 S: 13	H: 2 LOB: 2 BB: 0 P: 21	R: 0 E: 0 K: 0 S: 5	H: 0 LOB: 0 BB: 0 P: 8	1B: 5 2B: 5 3B: 0 HR: 1	SF: 0 SAC: 0 DP: 1 HBP: 0	WP: 0 PA: 35 CS: 0
PITCHER	IP WLS BF H R ER SO BB IBB HBP BLK WP HR S P ERA WHIP																		
39 Nate Robertson, L (1.1) ERA: 4.83	4.2 L 22 7 1 0 0 0 1 0 0 0 0 0 0 47 71 11.57 1.714																		
44 Brian Sanchez, R (5.1) ERA: 3.95	0.1 2 1 0 0 0 0 0 0 0 0 0 0 0 4 6 0.00 3.000																		
34 Jorge Sosa, R (6.1) ERA: 5.06	1.0 3 0 0 0 0 1 0 0 0 0 0 0 0 5 8 0.00 0.000																		
51 Jay Buente, R (7.1) ERA: 2.7	2.0 8 2 0 0 0 1 1 0 0 0 0 0 0 20 33 0.00 1.500																		



Batter	1	2	3	4	5	6	7	8	9	10	11	AB	R	H	RBI	BB	SO	LOB	TOP								
22 David Eckstein, R OBP: 0.330, SLG: 0.367	(1, 4) C FF 88 X SI 88 P6		(1, 1) C SI 90 B FS 84 X SI 89 G6-3		X FS 82 G6-3			(2) C FF 92 S FS 84 S SI 91 K			(0, 2) C SI 86 X CH 74 X CH 77 SH1-4 1B	5	0	1	0	0	1	2									
7 Chase Headley, S OBP: 0.331, SLG: 0.379	(1, 5) C FF 86 X CU 73 23 2B		(0, 1) F FF 91 X SI 92 1B				(1, 2) C SI 89 B FF 90 F FF 91 X FF 92 K				(0, 0) X SI 86 SH1-4	4	1	2	0	0	1	1									
23 Adrián González, L OBP: 0.391, SLG: 0.516	(1, 3) C SI 90 B FF 90 F FF 91 X FS 82 1H 2B		(1, 0) B CU 74 1 SAFE X SI 90 F8				(2) C CU 72 X CU 76 F8				(1, 1) S FF 92 B SI 93 X CU 73 G4-3	5	0	1	1	0	0	2									
12 Scott Hairston, R OBP: 0.328, SLG: 0.453	(1, 7) B SI 90 F FF 90 S FS 84 K				(2, 2) B FS 82 S FS 92 B FS 84 X FS 84 F7			(3) C SI 91 X FF 91 F8			(2, 3) B SI 85 D SL 82 F SI 89 B FS 88 S SL 81 K	5	0	0	0	0	2	2									
4 Nick Hundley, R OBP: 0.362, SLG: 0.470	(1, 2) B FS 83 X SI 90 G5-3				(0, 2) S SI 89 F FF 91 X FF 92 G6-3						(0, 0) X SI 87 L5	4	0	0	0	0	1	2									
25 Will Venable, L OBP: 0.297, SLG: 0.368	(1, 9) X SI 88 G4-3				(1, 1) C SI 92 F FF 91 X FS 83 F8						(1, 3) B SI 85 B SI 85 S SI 92 G1-3	4	0	0	0	0	1	1									
15 Jerry Hairston, R OBP: 0.280, SLG: 0.321	(1, 6) C SI 89 B SI 92 X SI 93 G3-1				(1, 1) B FS 82 F FF 89 X SI 90 F9						(1, 3) F FF 90 B FF 90 S CU 78 K	4	0	0	0	0	2	0									
18 Tony Gwynn Jr., L OBP: 0.323, SLG: 0.290	(1, 8) C SI 90 F FF 91 X FS 83 G3				(1, 0) B CU 74 X SI 92 SH2-4 1B						(1, 1) G CH 88 B CU 76 F SI 89 F SI 89 F SI 91 K	4	0	1	0	0	1	0									
33 Clayton Richard, L ERA: 2.00 2 Lance Zawadzki, L ERA: 2.01 37 Mike Adams, R ERA: 2.63 57 Luke Gregerson, L ERA: 1.44 14 Oscar Salazar, R ERA: 1.44 45 Edward Mujica, R ERA: 3.41	(1, 1) C SI 88 S FS 82 X FS 83 G4-3				(0, 0) 1 SAFE X FS 85 SH2-4 1B						(1, 1) B FF 91 F FF 90 X SI 92 L7	1	0	0	0	0	0	0									
Inning Stats	R: 1 E: 0 K: 1 S: 10	H: 2 LOB: 1 BB: 0 P: 14	R: 0 E: 0 K: 0 S: 8	H: 0 LOB: 0 BB: 0 P: 10	R: 0 E: 0 K: 0 S: 9	H: 1 LOB: 1 BB: 0 P: 11	R: 0 E: 0 K: 0 S: 8	H: 0 LOB: 0 BB: 0 P: 11	R: 0 E: 0 K: 0 S: 5	H: 1 LOB: 1 BB: 0 P: 7	R: 0 E: 0 K: 1 S: 7	H: 0 LOB: 0 BB: 0 P: 8	R: 0 E: 0 K: 2 S: 10	H: 0 LOB: 0 BB: 0 P: 14	R: 0 E: 0 K: 1 S: 11	H: 0 LOB: 1 BB: 0 P: 14	R: 0 E: 0 K: 1 S: 10	H: 0 LOB: 0 BB: 0 P: 13	R: 0 E: 0 K: 1 S: 9	H: 1 LOB: 1 BB: 0 P: 11	1B: 4 2B: 2 3B: 0 HR: 0	SF: 0 SAC: 2 DP: 0 HBP: 0	WP: 0 PB: 0 SB: 0 CS: 0	PA: 40			
PITCHER	IP 9.0	WLS 3	BF 33	H 5	R 1	ER 1	SO 6	BB 0	IBB 0	HBP 0	BLK 0	WP 0	HR 0	S 78	P 103	ERA 1.00	WHIP 0.556										
34 Mike Pelfrey, R ERA: 2.23	(1, 1) 1.0	3	0	0	0	2	0	0	0	0	0	0	0	9	13	0.00	0.000										
75 Francisco Rodríguez, R ERA: 2.01	(10, 1) 0.2	3	1	0	0	0	0	0	0	0	0	0	0	5	5	0.00	1.500										
25 Pedro Feliciano, L ERA: 2.05	(11, 1) 0.1	W	1	0	0	0	1	0	0	0	0	0	0	4	6	0.00	0.000										
64 Elmer Dessens, R ERA: 1.35	(11, 1) 0.1	W	1	0	0	0	1	0	0	0	0	0	0	4	6	0.00	0.000										

San Diego Padres @ New York Mets
Citi Field, Flushing, NY
Tue Jun 08 2010, 7:11 PM - 10:13 PM EDT
Att. 30,086 - Party Cloudy - 70 F

livebaseballscorecards.com
AB 38
R 1
H 6
RBI 1
BB 0
SO 9
LOB 10



Batter	1	2	3	4	5	6	7	8	9	10	11	AB	R	H	RBI	BB	SO	LOB	BOTTOM								
7 José Reyes, S OBP: 0.300, SLG: 0.351	(1, 6) C SI 88 F SI 87 B FS 83 F FF 91 X FF 89 G1-3		(1, 0) B CH 79 X SI 88 SH2-4 1B		(4, 0) B FF 91 F FF 89 B SI 88 16 1B BB			(1, 0) B CH 80 X CH 78 HR			(3, 3) C FF 89 S FS 86 F FF 92 B FS 85 B FS 87 S FS 82 K	4	1	2	1	1	1	0									
16 Angel Pagán, S OBP: 0.369, SLG: 0.436	(1, 8) B SI 87 F SI 88 B FS 83 F FF 91 X FF 89 44 S E1		(1, 1) 1 SAFE F FF 89 1 SAFE C CH 82 X SL 84 G4-6-3		(1, 2) S SL 82 1 SAFE C CH 82 X SL 85 1B			(1, 1) B FF 90 F FF 90 X FF 89 F7			(1, 2) B FF 91 F FF 90 X FS 88 3B	5	0	2	0	0	0	1									
44 Jason Bay, R OBP: 0.372, SLG: 0.429	(1, 7) B SI 88 C CH 76 F FF 91 X FF 89 2-3 K		(0, 0) X SI 88 G5-3		(2, 3) B FF 91 F FF 91 C CH 82 F FF 94 K			(0, 3) F FF 91 F FF 90 S SL 86 K			(1, 0) B FS 86 X FF 83 G5-3	5	0	0	0	0	3	4									
29 Ike Davis, L OBP: 0.355, SLG: 0.462	(1, 3) B SL 82 C SI 81 F FF 91 B FS 83 S SL 85 K				(0, 0) X SI 88 G4-3						(1, 1) S FS 85 B FS 85 X FS 86 HR	5	1	1	1	0	1	1									
5 David Wright, R OBP: 0.362, SLG: 0.507	(1, 5) C CH 86 X CH 79 G6-3				(1, 2) C FF 91 C SI 81 B SL 84 X SL 83 2B			(0, 0) X SI 88 G6-3			(1, 2) C SL 86 F FF 90 B SL 88 X SL 86 G6-3	4	0	2	0	0	0	0									
21 Rod Barajas, R OBP: 0.262, SLG: 0.521	(1, 2) B SI 87 B CH 87 X CH 79 F9				(1, 3) C SI 87 F FF 90 B FS 83 S SL 86 K			(1, 1) B SL 84 1 SAFE C FF 89 X SL 83 P4			(0, 3) C SI 90 F FF 90 X SL 83 K	4	0	0	0	0	2	2									
12 Jeff Francoeur, R OBP: 0.326, SLG: 0.419	(1, 9) B CH 79 F FF 88 C SI 89 X CH 81 1B 1B				(2, 3) D CU 76 F FF 92 B FS 83 C FF 92 K			(2, 2) D FF 90 1 SAFE F FF 91 F FF 92 1 SAFE B SL 84 X SL 85 1-2 K			(2, 2) B SL 81 F FF 90 F FF 90 Y FF 90 K	4	0	1	0	0	2	2									
11 Rubén Tejada, R OBP: 0.318, SLG: 0.353 23 Chris Carter, L OBP: 0.304, SLG: 0.364 75 Francisco Rodríguez, R 25 Pedro Feliciano, L 64 Elmer Dessens, R	(1, 4) 1 SAFE B FF 90 X FF 90 L9				(0, 1) C CH 86 X FF 89 L9						(0, 3) S FS 85 S FS 85 X FS 86 K	3	0	1	0	0	0	0									
34 Mike Pelfrey, R OBP: 0.207, SLG: 0.148 13 Alex Cora, L OBP: 0.293, SLG: 0.264	(1, 1) C FF 91 X SL 86 G1-3				(0, 1) F SI 87 X FF 90 G3						(1, 3) C FF 90 F FF 90 B FS 83 S CH 82 K	3	0	0	0	0	1	2									
Inning Stats	R: 0 E: 1 K: 2 S: 15	H: 0 LOB: 1 BB: 0 P: 22	R: 0 E: 0 K: 0 S: 9	H: 2 LOB: 2 BB: 0 P: 13	R: 0 E: 0 K: 0 S: 4	H: 1 LOB: 0 BB: 0 P: 6	R: 0 E: 0 K: 2 S: 11	H: 1 LOB: 1 BB: 0 P: 15	R: 0 E: 0 K: 1 S: 10	H: 1 LOB: 2 BB: 1 P: 17	R: 1 E: 0 K: 1 S: 8	H: 1 LOB: 0 BB: 0 P: 12	R: 0 E: 0 K: 1 S: 8	H: 0 LOB: 0 BB: 0 P: 10	R: 0 E: 0 K: 3 S: 9	H: 0 LOB: 0 BB: 0 P: 11	R: 0 E: 0 K: 1 S: 10	H: 1 LOB: 1 BB: 0 P: 15	R: 1 E: 0 K: 0 S: 2	H: 1 LOB: 0 BB: 0 P: 3	1B: 5 2B: 1 3B: 1 HR: 2	SF: 0 SAC: 0 DP: 1 HBP: 0	WP: 0 PB: 0 SB: 2 CS: 0	PA: 40			
PITCHER	IP 7.0	WLS 3	BF 29	H 7	R 0	ER 1	SO 6	BB 1	IBB 0	HBP 0	BLK 0	WP 0	HR 1	S 66	P 98	ERA 1.29	WHIP 1.143										
33 Clayton Richard, L ERA: 2.72	(1, 1) 1.0	3	0	0	0	1	0	0	0	0	0	0	0	8	10	0.00	0.000										
37 Mike Adams, R ERA: 2.63	(8, 1) 1.0	3	0	0	0	3	0	0	0	0	0	0	0	9	11	0.00	0.000										
57 Luke Gregerson, R ERA: 1.44	(9, 1) 1.0	3	0	0	0	3	0	0	0	0	0	0	0	9	11	0.00	0.000										
45 Edward Mujica, R ERA: 3.41	(10, 1) 1.0	L	5	2	1	1	1	0	0	0	0	0	1	12	18	9.00	2.000										

San Diego Padres @ New York Mets
Citi Field, Flushing, NY
Tue Jun 08 2010, 7:11 PM - 10:13 PM EDT
Att. 30,086 - Party Cloudy - 70 F

livebaseballscorecards.com
AB 39
R 2
H 9
RBI 2
BB 1
SO 11
LOB 12



Batter	1	2	3	4	5	6	7	8	9	AB	R	H	RBI	BB	SO	LOB	TOP			
15 Jerry Hairston, R OBP: 0.274, SLG: 0.311	G4-3		F9			G6-3			P2	4	0	0	0	0	0	1				
7 Chase Headley, S OBP: 0.324, SLG: 0.374	G1-3			G5-3		G5-3				3	0	0	0	0	0	0				
23 Adrián González, L OBP: 0.392, SLG: 0.514	G6-3			G5-3		K				3	0	0	0	0	1	0				
12 Scott Hairston, R OBP: 0.326, SLG: 0.438		P2		L1		G6-3				3	0	0	0	0	0	0				
8 Yorvit Torrealba, R OBP: 0.349, SLG: 0.375	G4-3				K			F8		3	0	0	0	0	1	0				
14 Oscar Salazar, R OBP: 0.304, SLG: 0.241	G5-3				F8			K		3	0	0	0	0	1	0				
13 Chris Denorfia, R OBP: 0.313, SLG: 0.323					G5-3			G5-3		3	0	1	0	0	0	0				
2 Lance Zawadzki, L OBP: 0.281, SLG: 0.276				K		G2-3		G6-3		3	0	0	0	0	1	1				
27 Jon Garland, R OBP: 0.269, SLG: 0.174										2	0	0	0	0	2	1				
45 Edward Mujica, R OBP: 0.304, SLG: 0.241										0	0	0	0	0	0	0				
58 Ryan Webb, R OBP: 0.382, SLG: 0.462										1	0	0	0	0	0	0				
4 Nick Hundley, R OBP: 0.382, SLG: 0.462										1	0	0	0	0	0	0				
Inning Stats	R: 0 E: 0 K: 0 S: 8	H: 0 LOB: 0 BB: 0 P: 11	R: 0 E: 0 K: 0 S: 5	H: 0 LOB: 0 BB: 0 P: 8	R: 0 E: 0 K: 2 S: 13	H: 1 LOB: 1 BB: 0 P: 17	R: 0 E: 0 K: 0 S: 8	H: 0 LOB: 0 BB: 0 P: 13	R: 0 E: 0 K: 1 S: 10	H: 0 LOB: 0 BB: 0 P: 13	R: 0 E: 0 K: 1 S: 7	H: 0 LOB: 0 BB: 0 P: 10	R: 0 E: 0 K: 1 S: 11	H: 0 LOB: 0 BB: 0 P: 14	R: 0 E: 0 K: 0 S: 6	H: 0 LOB: 0 BB: 0 P: 9	1B: 0 2B: 1 3B: 0 HR: 0	SF: 0 SAC: 0 DP: 0 HBP: 0	WP: 0 PB: 0 SB: 0 CS: 0	PA: 28
PITCHER 49 Jonathon Niese, L ERA: 3.61	IP: 9.0 WLS: W BF: 28 H: 1 R: 0 ER: 0 SO: 6 BB: 0 IBB: 0 HBP: 0 BLK: 0 WP: 0 HR: 0 S: 76 P: 108 ERA: 0.00 WHIP: 0.111															PITCHER				

San Diego Padres @ New York Mets
Citi Field, Flushing, NY
Thu Jun 10 2010, 7:11 PM - 9:28 PM EDT
Att: 14,733 - Partly Cloudy - 71 F

AB 28
R 0
H 1
RBI 0
BB 0
SO 6
LOB 3



Batter	1	2	3	4	5	6	7	8	9	AB	R	H	RBI	BB	SO	LOB	BOTTOM			
7 José Reyes, S OBP: 0.306, SLG: 0.356	G4-3		E2						P4	4	1	3	0	0	0	1				
27 Jesús Feliciano, L OBP: 0.296, SLG: 0.385	G4-3		G1-3			G4-6-3			F8	4	0	0	0	0	0	5				
5 David Wright, R OBP: 0.375, SLG: 0.493	K		G4-3			L7			K	4	0	0	1	0	2	3				
29 Ike Davis, L OBP: 0.353, SLG: 0.455	F7								G6-3	4	0	2	1	0	0	1				
23 Chris Carter, L OBP: 0.296, SLG: 0.385			FC3-6			FC4-6			B2-3	3	1	1	0	0	0	2				
16 Ángel Pagán, S OBP: 0.348, SLG: 0.426									F8	1	0	0	0	0	0	0				
21 Rod Barajas, R OBP: 0.287, SLG: 0.518					G5-3					3	0	1	0	0	0	0				
12 Jeff Francoeur, R OBP: 0.326, SLG: 0.414					G4-3					2	0	1	1	1	0	0				
11 Rubén Tejada, R OBP: 0.273, SLG: 0.300					G1-3					3	0	0	0	0	0	5				
49 Jonathon Niese, L OBP: 0.286, SLG: 0.167										1	1	0	0	2	1	0				
Inning Stats	R: 0 E: 0 K: 1 S: 11	H: 1 LOB: 1 BB: 0 P: 18	R: 1 E: 0 K: 0 S: 9	H: 3 LOB: 0 BB: 0 P: 14	R: 2 E: 1 K: 0 S: 12	H: 2 LOB: 1 BB: 1 P: 22	R: 0 E: 0 K: 0 S: 7	H: 0 LOB: 0 BB: 0 P: 13	R: 0 E: 0 K: 1 S: 8	H: 1 LOB: 3 BB: 1 P: 8	R: 0 E: 0 K: 0 S: 12	H: 1 LOB: 1 BB: 1 P: 22	R: 0 E: 0 K: 1 S: 9	H: 0 LOB: 1 BB: 1 P: 17	R: 0 E: 0 K: 0 S: 4	H: 0 LOB: 0 BB: 0 P: 7	1B: 7 2B: 1 3B: 1 HR: 0	SF: 0 SAC: 0 DP: 1 HBP: 1	WP: 0 PB: 0 SB: 2 CS: 0	PA: 33
PITCHER 27 Jon Garland, R ERA: 2.81	IP: 6.0 WLS: L BF: 26 H: 8 R: 3 ER: 3 SO: 2 BB: 2 IBB: 0 HBP: 0 BLK: 0 WP: 0 HR: 0 S: 59 P: 97 ERA: 4.50 WHIP: 1.667															PITCHER				
45 Edward Mujica, R ERA: 3.3	1.0 4 0 0 0 0 1 1 0 0 0 0 0 0 0 9 17 0.00 1.000																			
58 Ryan Webb, R ERA: 0.96	1.0 3 0 0 0 0 0 0 0 0 0 0 0 0 4 7 0.00 0.000																			

San Diego Padres @ New York Mets
Citi Field, Flushing, NY
Thu Jun 10 2010, 7:11 PM - 9:28 PM EDT
Att: 14,733 - Partly Cloudy - 71 F

AB 29
R 3
H 8
RBI 3
BB 3
SO 3
LOB 17



Batter	1	2	3	4	5	6	7	8	9	AB	R	H	RBI	BB	SO	LOB	TOP					
7 José Reyes, S OBP: 0.315, SLG: 0.375										4	2	1	0	1	0	1						
16 Angel Pagan, S OBP: 0.337, SLG: 0.412										5	1	1	0	0	0	3						
5 David Wright, R OBP: 0.384, SLG: 0.528										5	1	3	3	0	2	1						
29 Ike Davis, L OBP: 0.346, SLG: 0.451										4	1	2	2	1	0	2						
44 Jason Bay, R OBP: 0.364, SLG: 0.426										5	0	0	1	0	1	4						
23 Chris Carter, L OBP: 0.289, SLG: 0.500										4	0	0	0	0	0	4						
21 Rod Barajas, R OBP: 0.280, SLG: 0.497										4	0	1	0	0	0	2						
12 Jeff Francoeur, R OBP: 0.328, SLG: 0.425										4	1	2	0	0	0	1						
13 Alex Cora, L OBP: 0.306, SLG: 0.286										4	1	2	0	0	1	1						
Inning Stats	R: 1 H: 1 E: 0 K: 0 S: 8	H: 1 LOB: 0 BB: 1 P: 15	R: 0 H: 1 E: 0 K: 0 S: 7	H: 1 LOB: 1 BB: 0 P: 9	R: 0 H: 0 E: 0 K: 0 S: 7	H: 0 LOB: 0 BB: 0 P: 14	R: 0 H: 1 E: 1 K: 1 S: 10	H: 1 LOB: 2 BB: 0 P: 12	R: 5 H: 5 E: 1 K: 0 S: 14	H: 5 LOB: 0 BB: 0 P: 20	R: 0 H: 1 E: 0 K: 1 S: 9	H: 1 LOB: 0 BB: 0 P: 12	R: 1 H: 1 E: 0 K: 0 S: 12	H: 1 LOB: 2 BB: 1 P: 22	R: 0 H: 1 E: 0 K: 0 S: 10	H: 1 LOB: 1 BB: 0 P: 14	R: 0 H: 1 E: 0 K: 2 S: 14	H: 1 LOB: 1 BB: 0 P: 21	1B: 11 2B: 0 3B: 0 HR: 1	SF: 0 SAC: 0 DP: 1 HBP: 0	WP: 0 PB: 0 SB: 2 CS: 1	PA: 42
PITCHER	IP WLS BF H R ER SO BB IBB HBP BLK WP HR S P ERA WHIP																					
63 Justin Masterson, R ERA: 5.02	7.0 L 33 10 7 6 2 2 2 0 0 0 0 0 1 67 104 7.71 1.714																					
50 Jensen Lewis, R ERA: 3.38	1.0 4 1 0 0 0 0 0 0 0 0 0 0 0 10 14 0.00 1.000																					
53 Rafael Perez, L ERA: 5.06	1.0 4 1 0 0 2 0 0 0 0 0 0 0 0 14 21 0.00 1.000																					

New York Mets @ Cleveland Indians
 Progressive Field, Cleveland, OH
 Tue Jun 15 2010, 7:06 PM - 9:46 PM EDT
 Att: 12,882 - Overcast - 77 F

AB	39
R	7
H	12
RBI	6
BB	2
SO	4
LOB	19



Batter	1	2	3	4	5	6	7	8	9	AB	R	H	RBI	BB	SO	LOB	BOTTOM					
4 Trevor Crowe, S OBP: 0.318, SLG: 0.350										5	0	2	2	0	0	1						
17 Shin-Soo Choo, L OBP: 0.387, SLG: 0.452										4	0	0	0	0	0	3						
41 Carlos Santana, S OBP: 0.353, SLG: 0.500										3	0	0	0	1	1	0						
48 Travis Hafner, L OBP: 0.364, SLG: 0.437										4	1	2	1	0	1	1						
26 Austin Kearns, R OBP: 0.378, SLG: 0.481										4	0	0	0	0	0	2						
33 Russell Branyan, L OBP: 0.329, SLG: 0.468										3	2	1	0	1	0	0						
2 Jhonny Peralta, R OBP: 0.323, SLG: 0.405										3	2	1	0	1	0	1						
1 Luis Valbuena, L OBP: 0.280, SLG: 0.254										4	0	1	0	0	1	2						
16 Jason Donald, R OBP: 0.276, SLG: 0.386										3	0	1	1	0	0	3						
47 Shelley Duncan, R OBP: 0.343, SLG: 0.531										1	1	1	2	0	0	0						
Inning Stats	R: 0 H: 0 E: 0 K: 0 S: 9	H: 4 LOB: 2 BB: 1 P: 14	R: 3 H: 4 E: 0 K: 0 S: 16	H: 4 LOB: 1 BB: 0 P: 25	R: 0 H: 1 E: 0 K: 1 S: 10	H: 1 LOB: 0 BB: 0 P: 13	R: 0 H: 1 E: 0 K: 0 S: 16	H: 1 LOB: 1 BB: 1 P: 21	R: 0 H: 0 E: 0 K: 0 S: 6	H: 0 LOB: 0 BB: 0 P: 9	R: 0 H: 0 E: 0 K: 0 S: 6	H: 0 LOB: 0 BB: 0 P: 9	R: 0 H: 1 E: 0 K: 0 S: 9	H: 1 LOB: 0 BB: 0 P: 12	R: 0 H: 0 E: 0 K: 1 S: 4	H: 0 LOB: 1 BB: 1 P: 11	R: 2 H: 2 E: 0 K: 1 S: 12	H: 2 LOB: 0 BB: 0 P: 18	1B: 6 2B: 1 3B: 0 HR: 2	SF: 0 SAC: 0 DP: 2 HBP: 0	WP: 0 PB: 0 SB: 0 CS: 0	PA: 37
PITCHER	IP WLS BF H R ER SO BB IBB HBP BLK WP HR S P ERA WHIP																					
57 Johan Santana, L ERA: 3.13	7.0 W 29 7 4 4 1 2 0 0 0 0 0 0 4 72 103 5.14 1.286																					
25 Pedro Feliciano, L ERA: 1.78	1.0 H 3 0 0 0 1 1 0 0 0 0 0 0 4 11 0.00 1.000																					
75 Francisco Rodriguez, R ERA: 2.36	1.0 S 5 2 2 2 1 0 0 0 0 0 0 1 12 18 18.00 2.000																					

New York Mets @ Cleveland Indians
 Progressive Field, Cleveland, OH
 Tue Jun 15 2010, 7:06 PM - 9:46 PM EDT
 Att: 12,882 - Overcast - 77 F

AB	34
R	6
H	9
RBI	6
BB	3
SO	3
LOB	13



Batter	1	2	3	4	5	6	7	8	9	AB	R	H	RBI	BB	SO	LOB	TOP							
7 José Reyes, S OBP: 0.313, SLG: 0.372	G3		16 2B 5 2B 1B	G3		G3		L3		5	1	1	0	0	0	3								
16 Angel Pagan, S OBP: 0.343, SLG: 0.421	G5-3 1B		5 2B 1B			K			F8	5	1	3	3	0	1	0								
5 David Wright, R OBP: 0.380, SLG: 0.526	G5-3		29 2B 2B			G4-3			G6-3	5	1	1	2	0	1	2								
29 Ike Davis, L OBP: 0.347, SLG: 0.460		K	44 2B 2B						G4-3	5	1	2	1	0	1	0								
44 Jason Bay, R OBP: 0.367, SLG: 0.433																								
27 Jesús Feliciano, L OBP: 0.182, SLG: 0.182			23 2B G4-3			K2-3			G5-3	3	0	2	1	0	1	1								
23 Chris Carter, L OBP: 0.286, SLG: 0.500	F8		G4-3							4	1	1	0	0	0	2								
21 Rod Barajas, R OBP: 0.280, SLG: 0.492	G5-3		F7							4	1	1	0	0	0	2								
12 Jeff Francoeur, R OBP: 0.331, SLG: 0.431			G5-3		G6-3					4	1	2	1	0	0	0								
11 Rubén Tejada, R OBP: 0.250, SLG: 0.267			16 2B 1B		G6-3					3	1	1	0	0	0	1								
Inning Stats	R: 0 E: 0 K: 0 S: 9	H: 1 LOB: 0 BB: 15	R: 0 E: 0 K: 1 S: 9	H: 1 LOB: 1 BB: 17	R: 5 E: 0 K: 0 S: 18	H: 6 LOB: 1 BB: 0 P: 28	R: 0 E: 0 K: 0 S: 6	H: 0 LOB: 0 BB: 0 P: 7	R: 0 E: 0 K: 2 S: 12	H: 1 LOB: 1 BB: 0 P: 15	R: 3 E: 0 K: 1 S: 12	H: 4 LOB: 1 BB: 0 P: 17	R: 0 E: 0 K: 0 S: 7	H: 0 LOB: 0 BB: 0 P: 9	R: 0 E: 0 K: 0 S: 8	H: 1 LOB: 1 BB: 0 P: 12	R: 0 E: 0 K: 0 S: 6	H: 0 LOB: 0 BB: 0 P: 9	1B: 7 2B: 7 3B: 0 HR: 0	SF: 0 SAC: 1 DP: 0 HBP: 0	WP: 0 PB: 0 SB: 1 CS: 0	PA: 40		
PITCHER	IP WLS BF H R ER SO BB IBB HBP BLK WP HR S P ERA WHIP	IP WLS BF H R ER SO BB IBB HBP BLK WP HR S P ERA WHIP	IP WLS BF H R ER SO BB IBB HBP BLK WP HR S P ERA WHIP	IP WLS BF H R ER SO BB IBB HBP BLK WP HR S P ERA WHIP	IP WLS BF H R ER SO BB IBB HBP BLK WP HR S P ERA WHIP	IP WLS BF H R ER SO BB IBB HBP BLK WP HR S P ERA WHIP	IP WLS BF H R ER SO BB IBB HBP BLK WP HR S P ERA WHIP	IP WLS BF H R ER SO BB IBB HBP BLK WP HR S P ERA WHIP	IP WLS BF H R ER SO BB IBB HBP BLK WP HR S P ERA WHIP	IP WLS BF H R ER SO BB IBB HBP BLK WP HR S P ERA WHIP	IP WLS BF H R ER SO BB IBB HBP BLK WP HR S P ERA WHIP	IP WLS BF H R ER SO BB IBB HBP BLK WP HR S P ERA WHIP	IP WLS BF H R ER SO BB IBB HBP BLK WP HR S P ERA WHIP	IP WLS BF H R ER SO BB IBB HBP BLK WP HR S P ERA WHIP	IP WLS BF H R ER SO BB IBB HBP BLK WP HR S P ERA WHIP	IP WLS BF H R ER SO BB IBB HBP BLK WP HR S P ERA WHIP	IP WLS BF H R ER SO BB IBB HBP BLK WP HR S P ERA WHIP	IP WLS BF H R ER SO BB IBB HBP BLK WP HR S P ERA WHIP	IP WLS BF H R ER SO BB IBB HBP BLK WP HR S P ERA WHIP	IP WLS BF H R ER SO BB IBB HBP BLK WP HR S P ERA WHIP	IP WLS BF H R ER SO BB IBB HBP BLK WP HR S P ERA WHIP	IP WLS BF H R ER SO BB IBB HBP BLK WP HR S P ERA WHIP	IP WLS BF H R ER SO BB IBB HBP BLK WP HR S P ERA WHIP	IP WLS BF H R ER SO BB IBB HBP BLK WP HR S P ERA WHIP

New York Mets @ Cleveland Indians
Progressive Field, Cleveland, OH
Wed Jun 16 2010, 7:07 PM - 9:56 PM EDT
Att. 14,246 - Clear - 75 F

AB	39
R	8
H	14
RBI	8
BB	0
SO	4
LOB	11

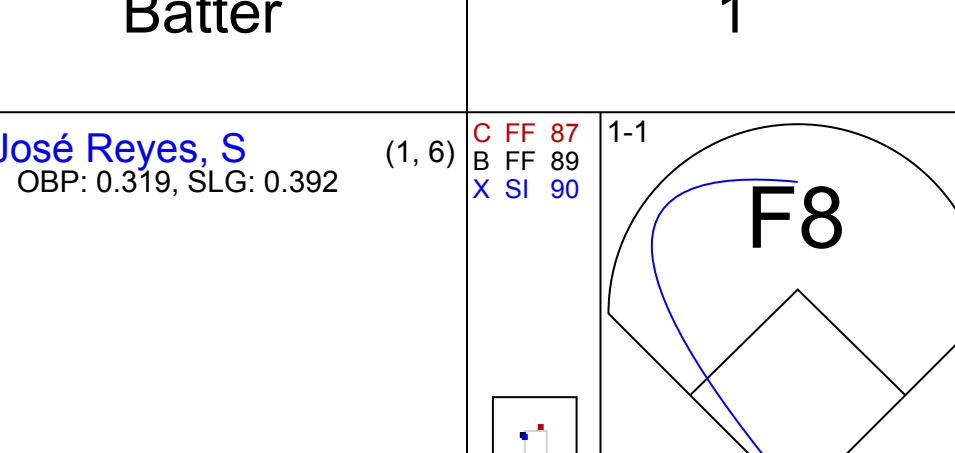
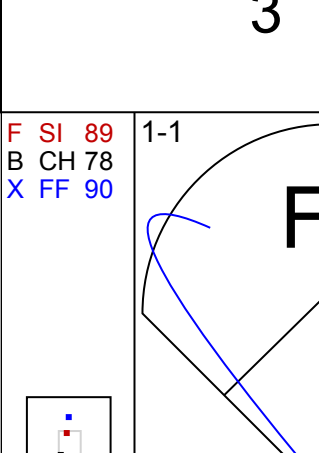
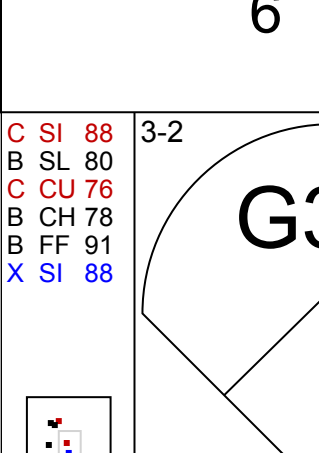
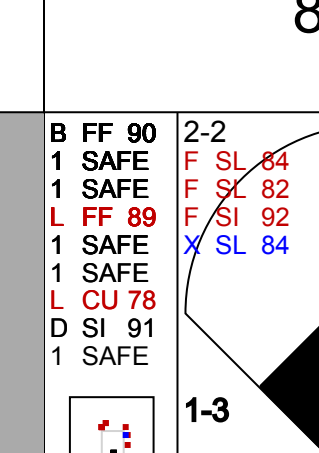
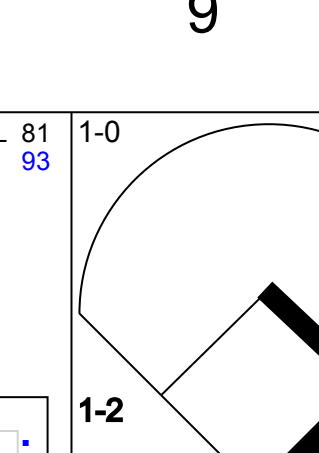
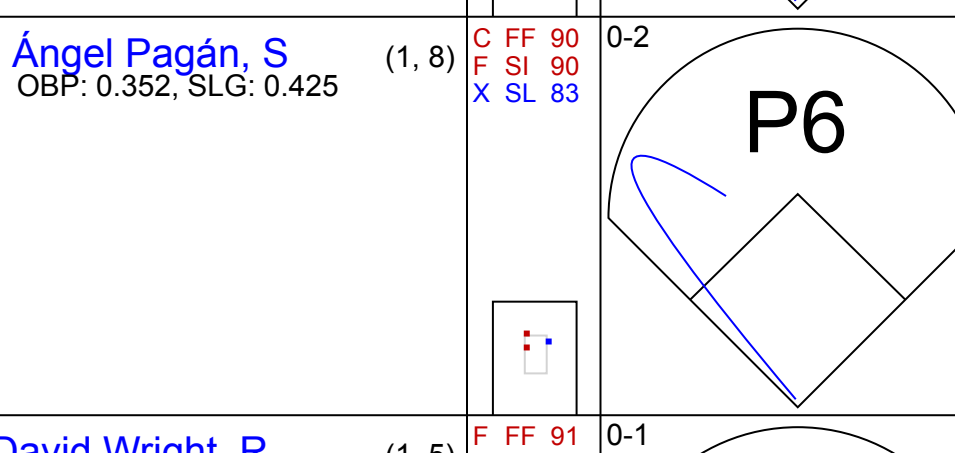
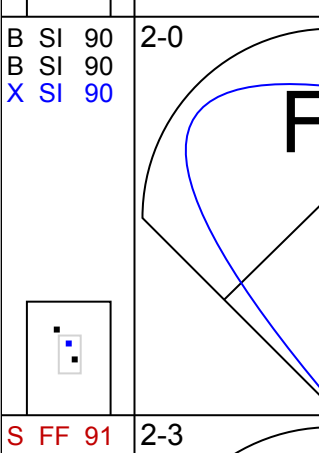
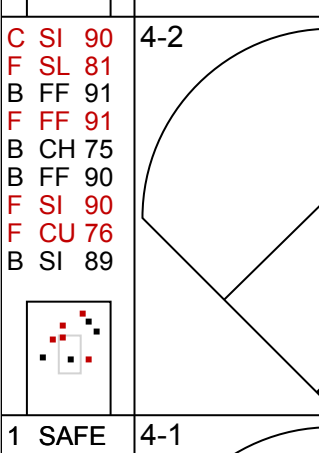
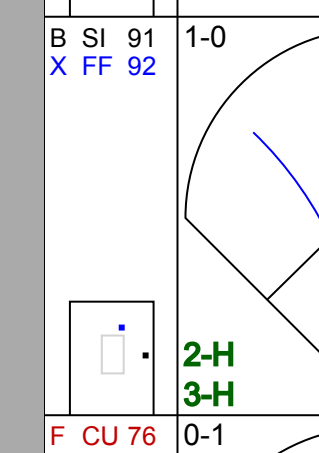
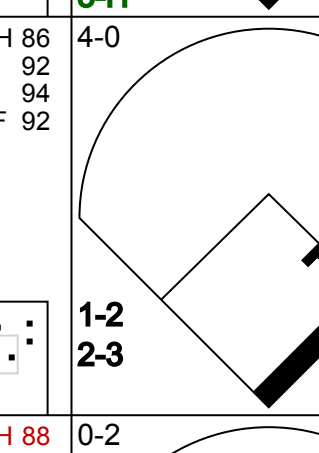
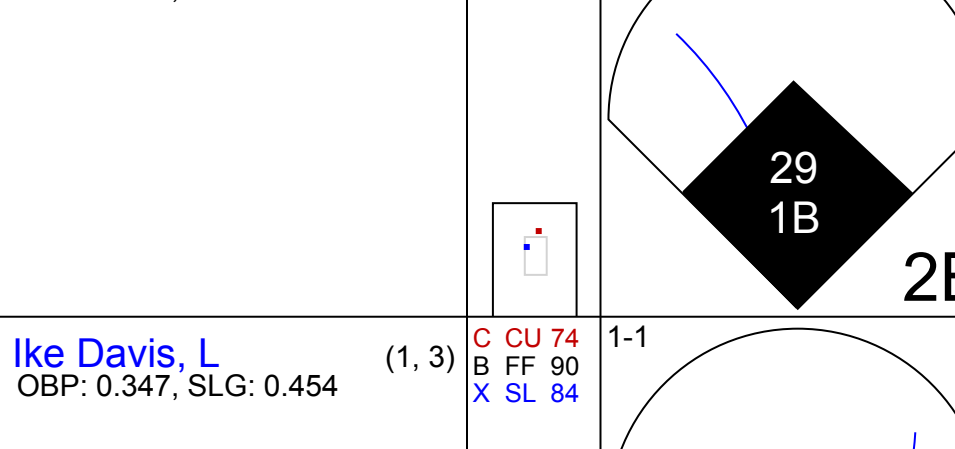
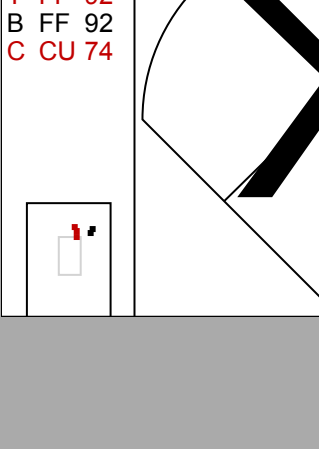
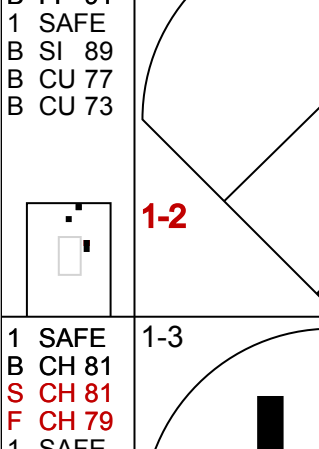
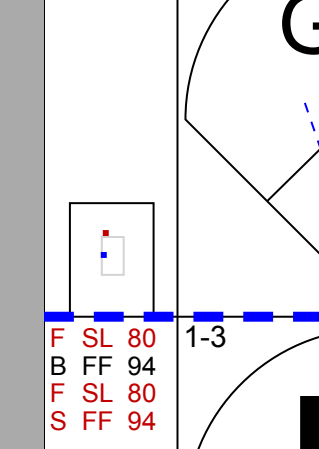
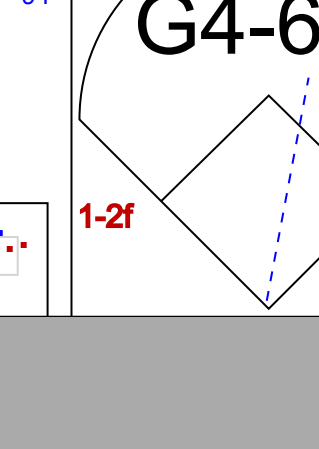
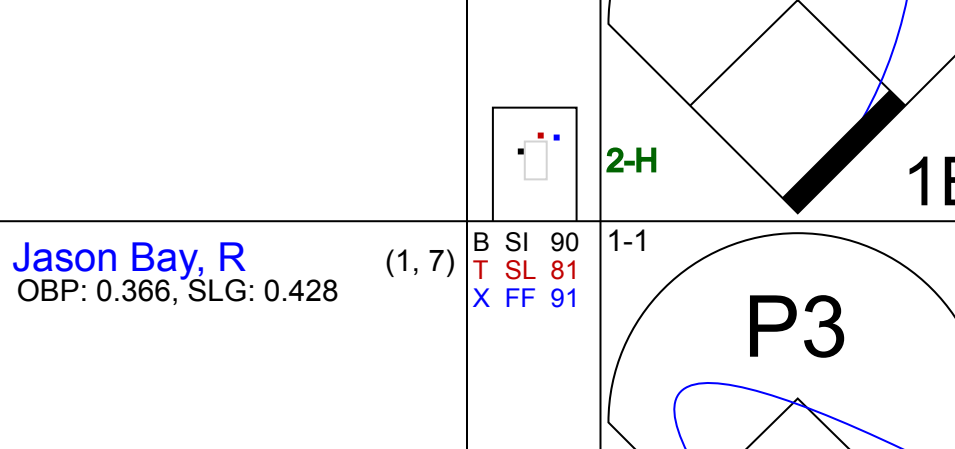
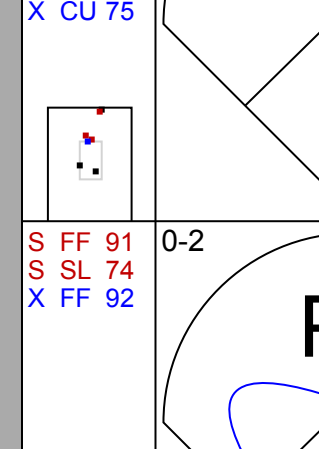
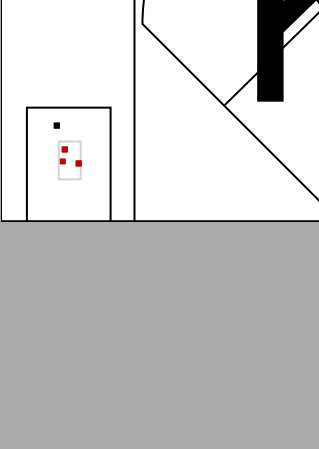
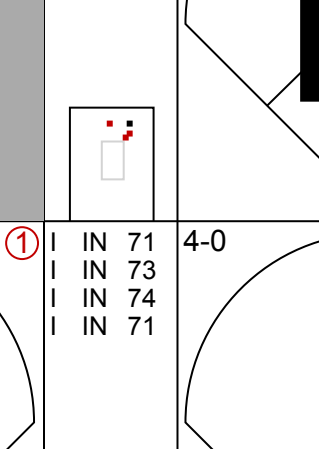
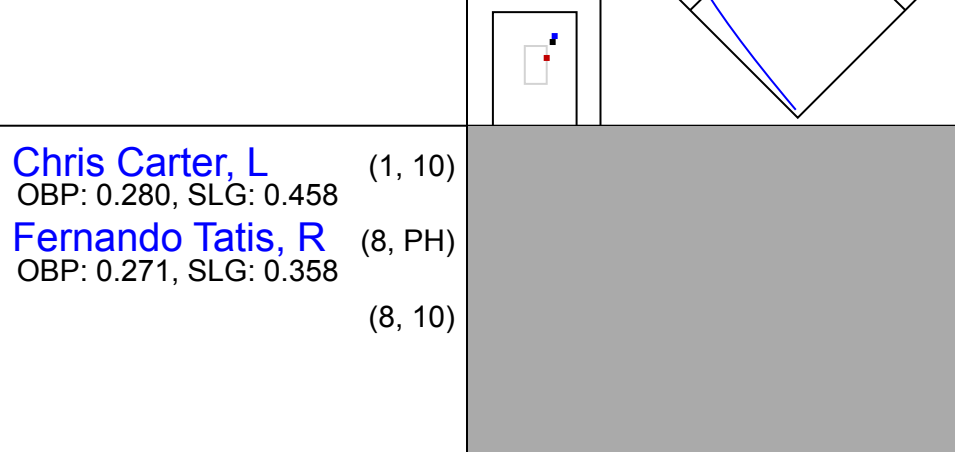
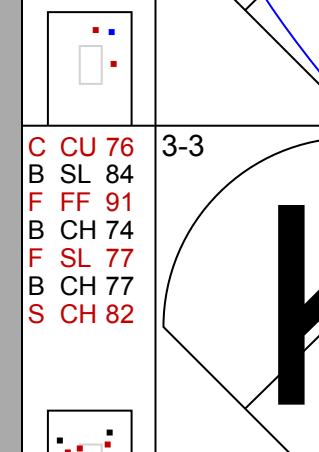

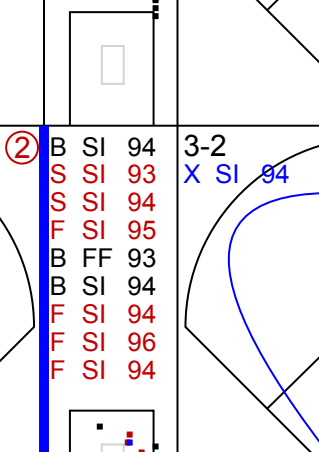
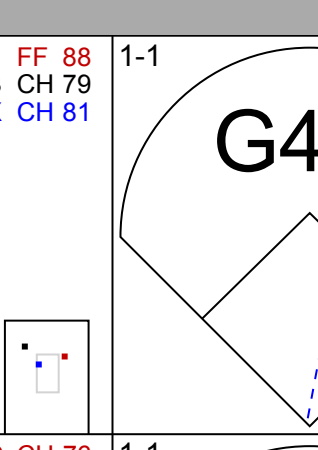
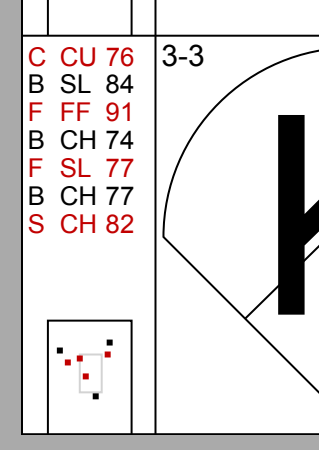

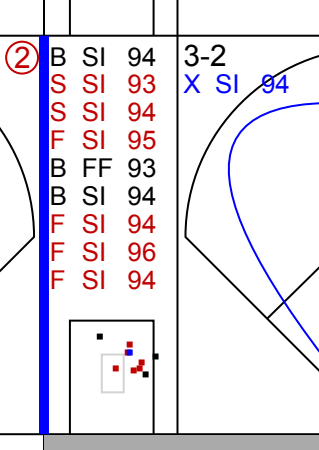
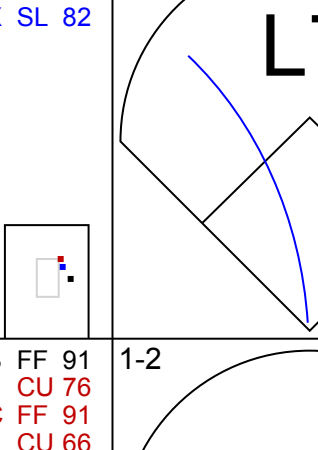



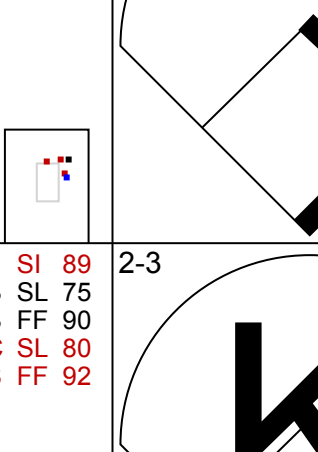


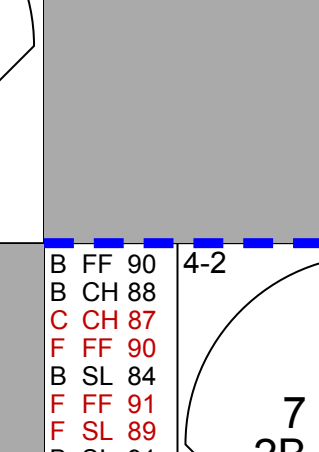
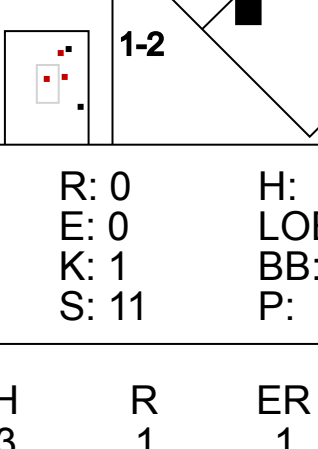
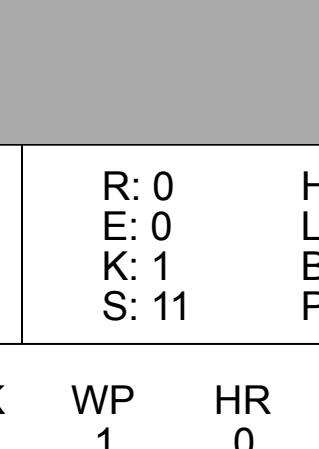
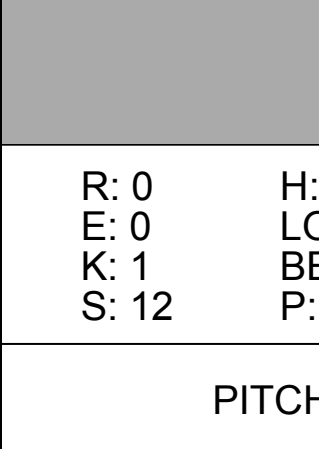
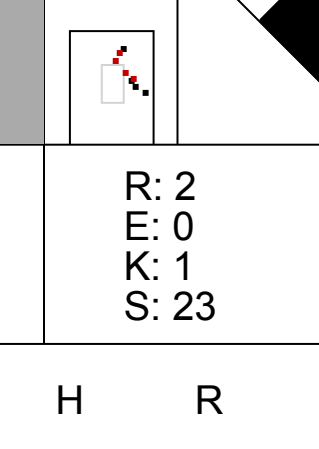


Batter	1	2	3	4	5	6	7	8	9	AB	R	H	RBI	BB	SO	LOB	BOTTOM								
20 Anderson Hernandez, S OBP: 0.294, SLG: 0.313	K		F9			G1-6-3			F9	5	0	1	0	0	1	2									
17 Shin-Soo Choo, L OBP: 0.383, SLG: 0.445	F7					L3				4	0	0	0	1	0	3									
41 Carlos Santana, S OBP: 0.381, SLG: 0.471	G5-3		F8							3	1	1	1	1	0	1									
48 Travis Hafner, L OBP: 0.371, SLG: 0.438		47 1B 1B								2	0	1	0	2	1	0									
26 Austin Kearns, R OBP: 0.376, SLG: 0.474		F9			G6-4-3					3	0	0	0	1	0	2									
2 Jhonny Peralta, R OBP: 0.325, SLG: 0.409		K			47 HR 1B				SF7	3	1	2	1	0	1	1									
47 Shelley Duncan, R OBP: 0.359, SLG: 0.611		25 1B FC6-4 1B			HR				G5-4-3	4	1	2	2	0	0	3									
25 Andy Marte, R OBP: 0.366, SLG: 0.424		FC6-4			F8					4	0	0	0	0	0	2									
16 Jason Donald, R OBP: 0.286, SLG: 0.402		G5-3				20 2B G1-6-3 41 1B				4	1	2	0	0	1	0									
Inning Stats	R: 0 E: 0 K: 1 S: 7	H: 0 LOB: 0 BB: 0 P: 9	R: 0 E: 0 K: 1 S: 16	H: 2 LOB: 2 BB: 0 P: 22	R: 0 E: 0 K: 0 S: 8	H: 0 LOB: 1 BB: 1 P: 14	R: 2 E: 0 K: 0 S: 11	H: 2 LOB: 0 BB: 1 P: 22	R: 1 E: 0 K: 0 S: 10	H: 2 LOB: 1 BB: 0 P: 15	R: 0 E: 0 K: 1 S: 8	H: 1 LOB: 1 BB: 0 P: 12	R: 0 E: 0 K: 0 S: 6	H: 1 LOB: 1 BB: 0 P: 10	R: 1 E: 0 K: 0 S: 8	H: 0 LOB: 1 BB: 3 P: 23	R: 0 E: 0 K: 1 S: 12	H: 1 LOB: 1 BB: 0 P: 19	1B: 7 2B: 1 3B: 0 HR: 1	SF: 1 SAC: 0 DP: 2 HBP: 0	WP: 0 PB: 0 SB: 0 CS: 0	PA: 38			
PITCHER	IP WLS BF H R ER SO BB IBB HBP BLK WP HR S P ERA WHIP	IP WLS BF H R ER SO BB IBB HBP BLK WP HR S P ERA WHIP	IP WLS BF H R ER SO BB IBB HBP BLK WP HR S P ERA WHIP	IP WLS BF H R ER SO BB IBB HBP BLK WP HR S P ERA WHIP	IP WLS BF H R ER SO BB IBB HBP BLK WP HR S P ERA WHIP	IP WLS BF H R ER SO BB IBB HBP BLK WP HR S P ERA WHIP	IP WLS BF H R ER SO BB IBB HBP BLK WP HR S P ERA WHIP	IP WLS BF H R ER SO BB IBB HBP BLK WP HR S P ERA WHIP	IP WLS BF H R ER SO BB IBB HBP BLK WP HR S P ERA WHIP	IP WLS BF H R ER SO BB IBB HBP BLK WP HR S P ERA WHIP	IP WLS BF H R ER SO BB IBB HBP BLK WP HR S P ERA WHIP	IP WLS BF H R ER SO BB IBB HBP BLK WP HR S P ERA WHIP	IP WLS BF H R ER SO BB IBB HBP BLK WP HR S P ERA WHIP	IP WLS BF H R ER SO BB IBB HBP BLK WP HR S P ERA WHIP	IP WLS BF H R ER SO BB IBB HBP BLK WP HR S P ERA WHIP	IP WLS BF H R ER SO BB IBB HBP BLK WP HR S P ERA WHIP	IP WLS BF H R ER SO BB IBB HBP BLK WP HR S P ERA WHIP	IP WLS BF H R ER SO BB IBB HBP BLK WP HR S P ERA WHIP	IP WLS BF H R ER SO BB IBB HBP BLK WP HR S P ERA WHIP	IP WLS BF H R ER SO BB IBB HBP BLK WP HR S P ERA WHIP	IP WLS BF H R ER SO BB IBB HBP BLK WP HR S P ERA WHIP	IP WLS BF H R ER SO BB IBB HBP BLK WP HR S P ERA WHIP	IP WLS BF H R ER SO BB IBB HBP BLK WP HR S P ERA WHIP	IP WLS BF H R ER SO BB IBB HBP BLK WP HR S P ERA WHIP	IP WLS BF H R ER SO BB IBB HBP BLK WP HR S P ERA WHIP

New York Mets @ Cleveland Indians
Progressive Field, Cleveland, OH
Wed Jun 16 2010, 7:07 PM - 9:56 PM EDT
Att. 14,246 - Clear - 75 F

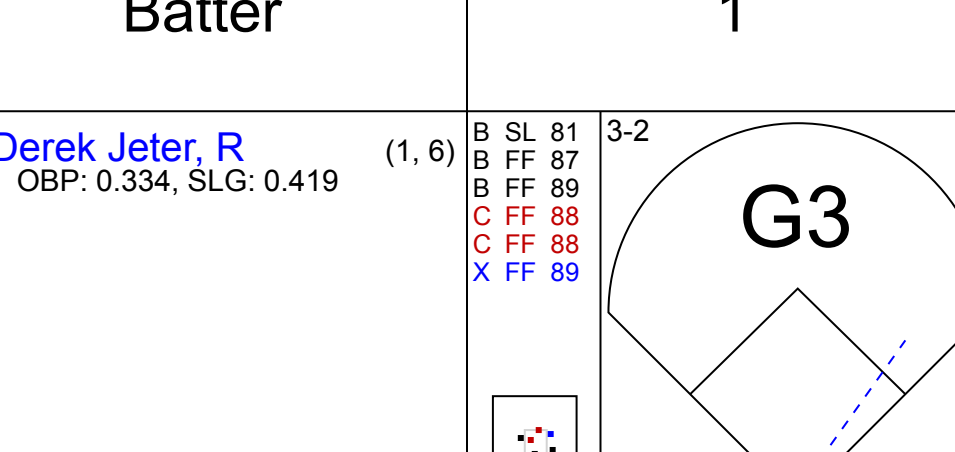
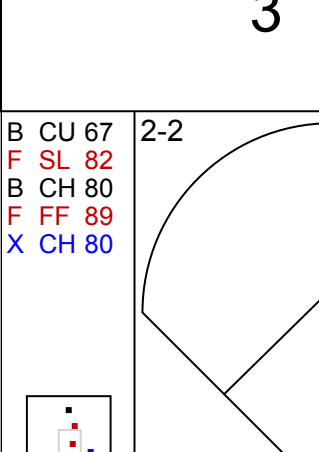
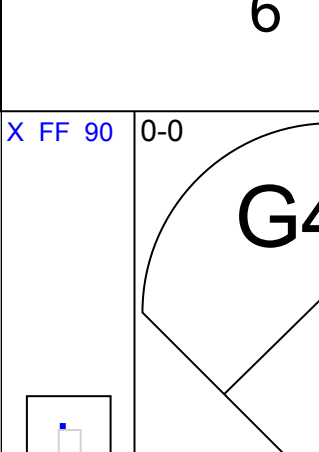
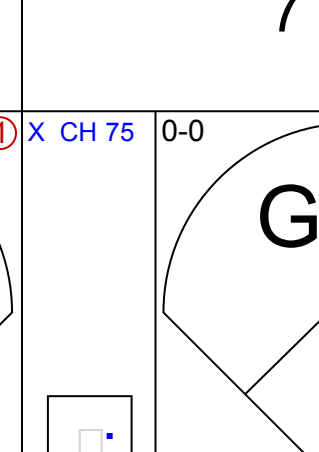
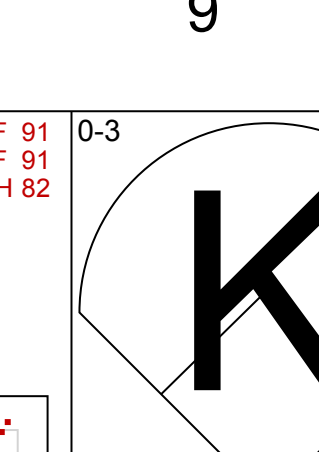
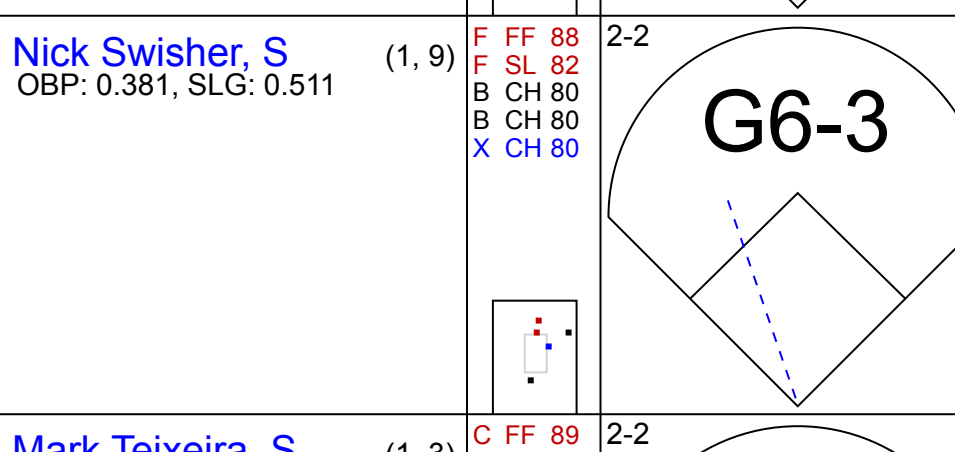
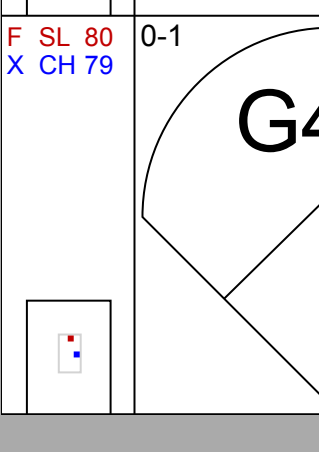
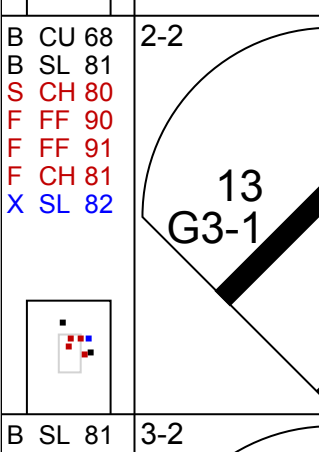
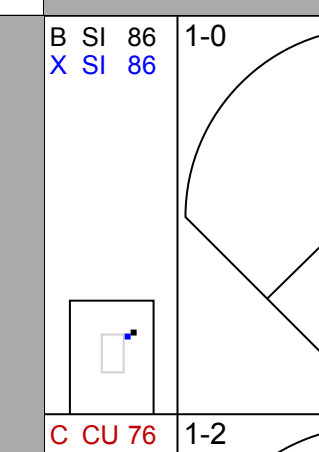
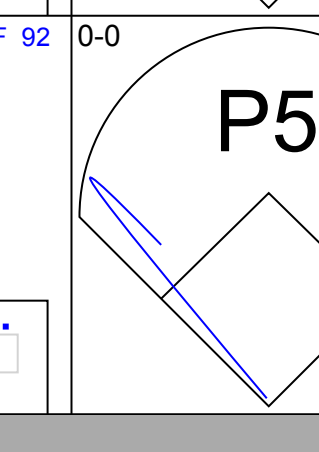
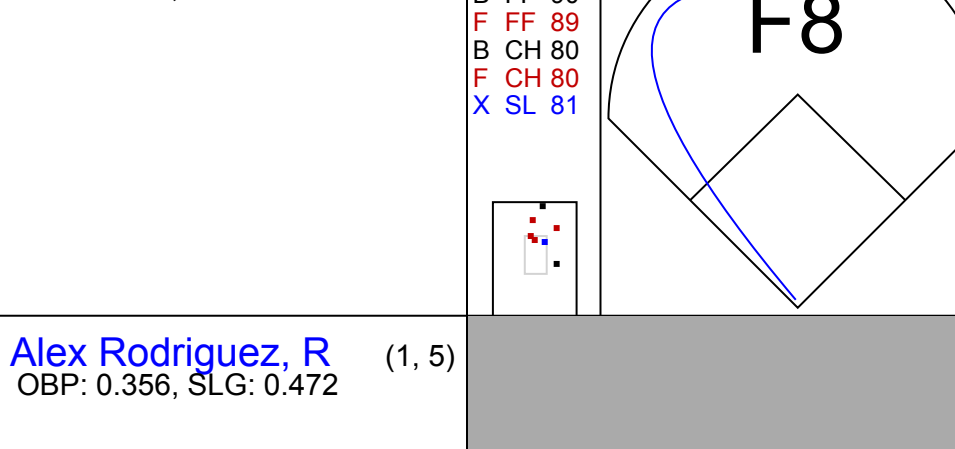
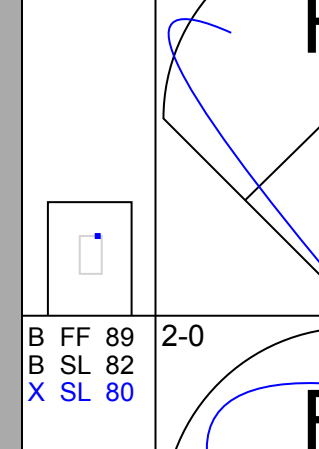
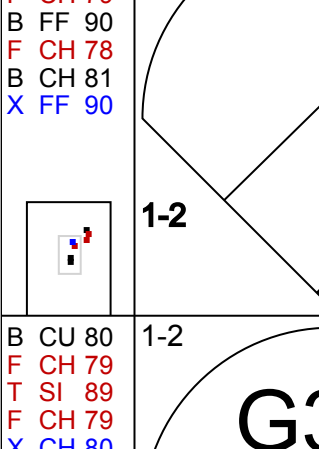
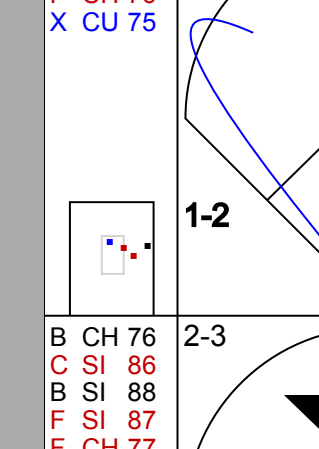
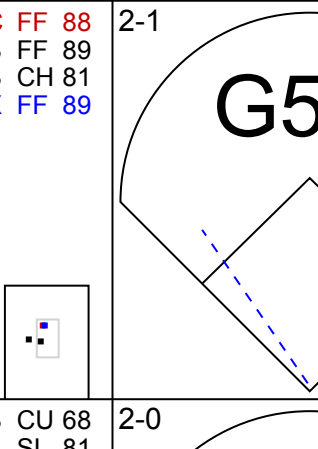
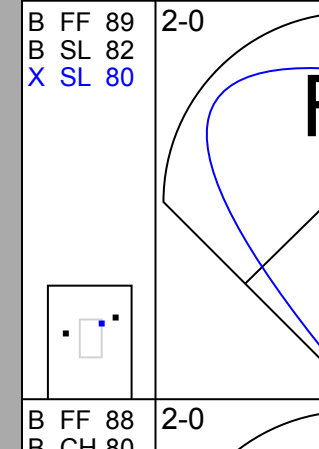
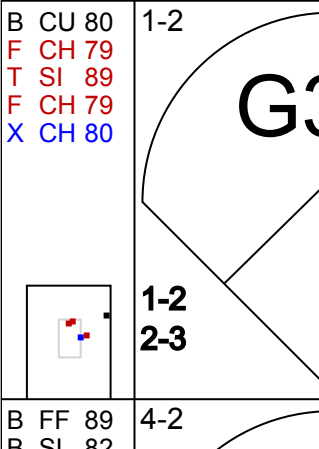
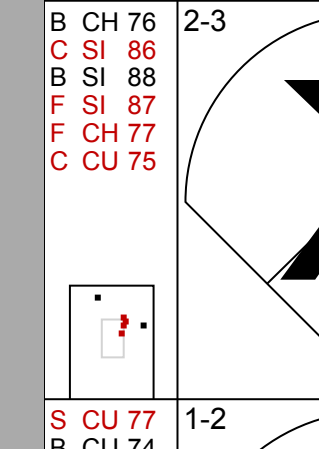
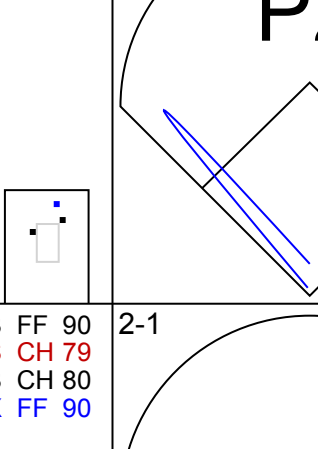
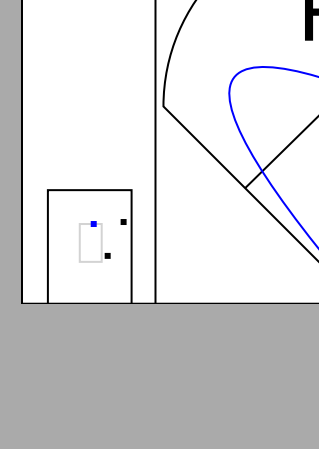
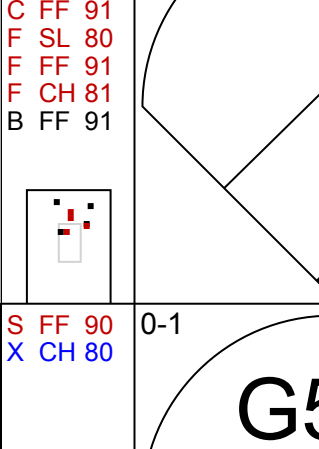
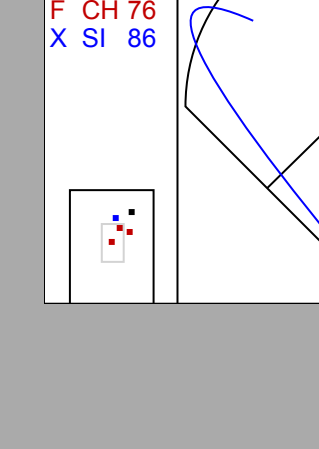
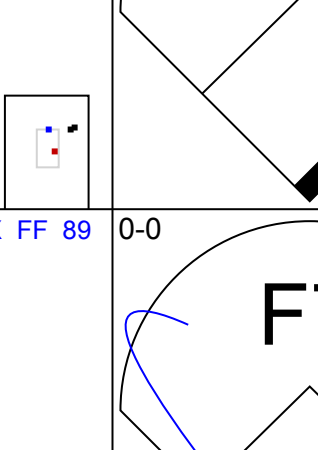

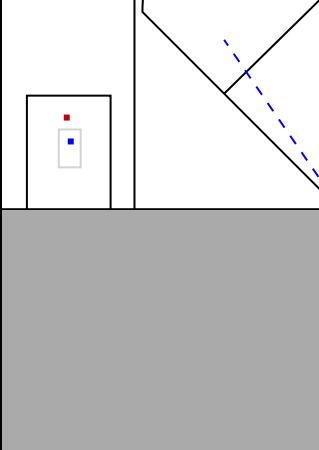
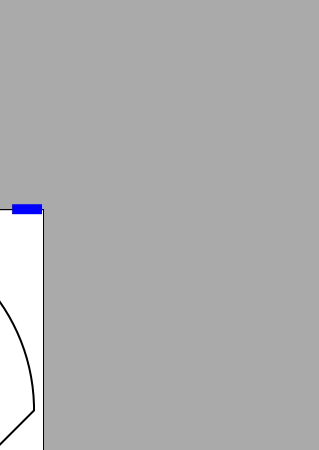
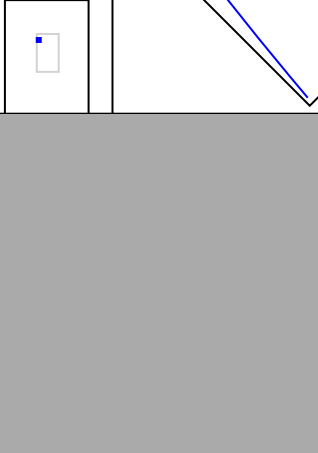
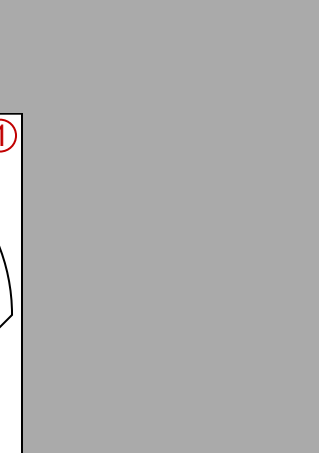

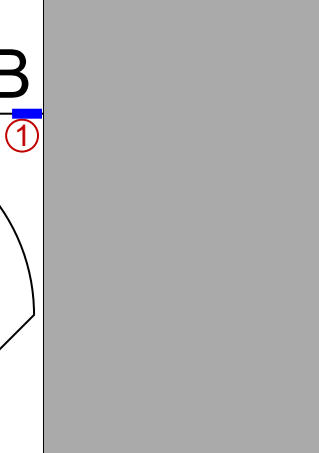
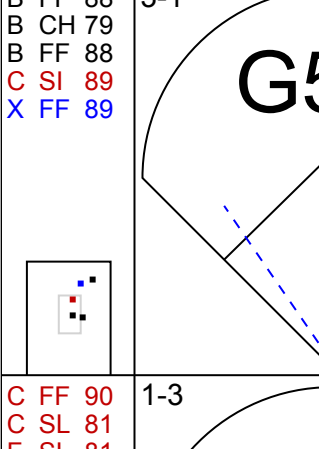


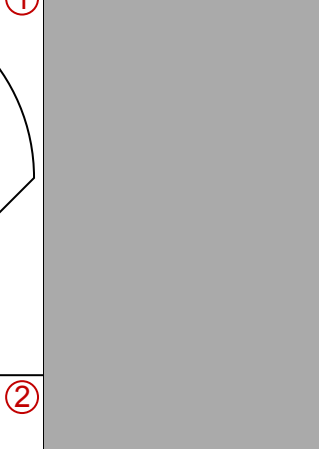
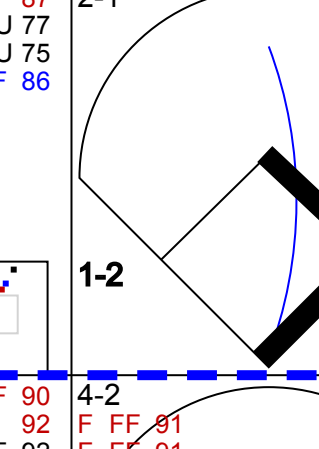
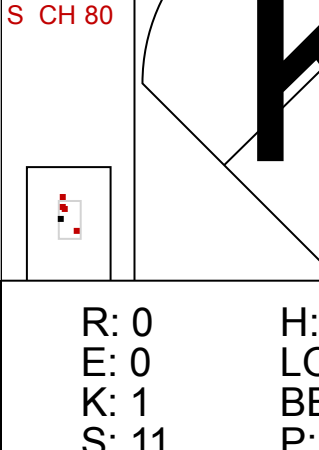
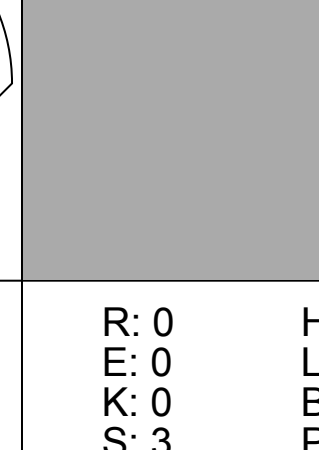
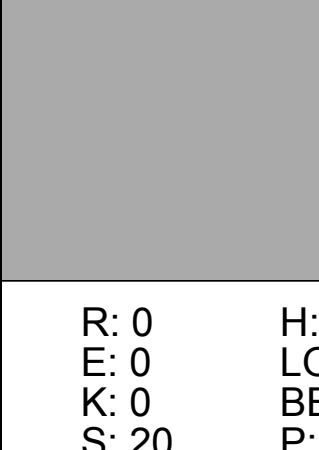
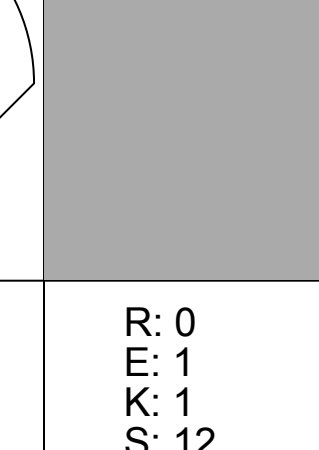
AB	32
R	4
H	9
RBI	4
BB	5
SO	4
LOB	14



Batter	1	2	3	4	5	6	7	8	9	AB R H RBI BB SO LOB	TOP												
7 José Reyes, S OBP: 0.319, SLG: 0.392											5 1 2 1 0 0 0	<p>New York Mets @ New York Yankees Yankee Stadium, Bronx, NY Fri Jun 18 2010, 7:11 PM - 10:51 PM EDT Att: 49,220 - Clear - 79 F</p>											
16 Angel Pagan, S OBP: 0.352, SLG: 0.425										3 0 1 2 2 0 0													
5 David Wright, R OBP: 0.376, SLG: 0.519										4 1 1 0 1 1 4													
29 Ike Davis, L OBP: 0.347, SLG: 0.454											4 0 1 1 0 2 2												
44 Jason Bay, R OBP: 0.366, SLG: 0.428											3 0 0 0 1 0 1												
23 Chris Carter, L OBP: 0.280, SLG: 0.458											3 0 0 0 0 1 0												
17 Fernando Tatis, R OBP: 0.271, SLG: 0.358											1 0 0 0 0 0 2												
21 Rod Barajas, R OBP: 0.279, SLG: 0.484											3 0 0 0 1 0 0												
12 Jeff Francoeur, R OBP: 0.327, SLG: 0.429											4 1 2 0 0 0 1												
11 Rubén Tejada, R OBP: 0.308, SLG: 0.306										3 1 1 0 1 1 1													
Inning Stats	R: 1 E: 0 K: 0 S: 11	H: 2 LOB: 1 BB: 0 P: 14	R: 0 E: 0 K: 1 S: 11	H: 1 LOB: 1 BB: 0 P: 16	R: 0 E: 0 K: 1 S: 6	H: 0 LOB: 0 BB: 0 P: 11	R: 0 E: 0 K: 1 S: 11	H: 0 LOB: 0 BB: 0 P: 17	R: 0 E: 0 K: 0 S: 9	H: 0 LOB: 0 BB: 0 P: 13	R: 0 E: 0 K: 1 S: 12	H: 0 LOB: 1 BB: 2 P: 24	R: 0 E: 0 K: 0 S: 7	H: 0 LOB: 1 BB: 1 P: 14	R: 2 E: 0 K: 1 S: 23	H: 2 LOB: 2 BB: 2 P: 38	R: 1 E: 0 K: 0 S: 10	H: 3 LOB: 2 BB: 1 P: 16	1B: 4 2B: 4 3B: 0 HR: 0	SF: 0 SAC: 0 DP: 1 HBP: 0	WP: 1 PB: 0 SB: 0 CS: 1	PA: 39	
PITCHER	IP WLS BF H R ER SO BB IBB HBP BLK WP HR S P ERA WHIP	7.0 L 26 3 1 1 4 3 0 0 0 1 0 67 109 1.29 0.857	0.1 4 2 2 2 0 1 0 0 0 0 0 13 20 54.00 9.000	1.2 9 3 1 1 1 1 1 0 0 0 0 20 34 5.40 2.400																			

AB	33
R	4
H	8
RBI	4
BB	6
SO	5
LOB	11




Batter	1	2	3	4	5	6	7	8	9	AB R H RBI BB SO LOB	BOTTOM											
2 Derek Jeter, R OBP: 0.334, SLG: 0.419										5 0 1 0 0 1 4	<p>New York Mets @ New York Yankees Yankee Stadium, Bronx, NY Fri Jun 18 2010, 7:11 PM - 10:51 PM EDT Att: 49,220 - Clear - 79 F</p>											
33 Nick Swisher, S OBP: 0.381, SLG: 0.511										5 0 2 0 0 0 4												
25 Mark Teixeira, S OBP: 0.343, SLG: 0.390										4 0 1 0 0 0 1												
13 Alex Rodriguez, R OBP: 0.356, SLG: 0.472										4 0 0 0 0 1 3												
24 Robinson Canó, L OBP: 0.414, SLG: 0.610										3 0 0 0 1 0 1												
20 Jorge Posada, S OBP: 0.403, SLG: 0.552										3 0 1 0 1 0 3												
17 Francisco Cervelli, R OBP: 0.376, SLG: 0.355										4 0 2 0 0 1 2												
22 Chad Huffman, R OBP: 0.286, SLG: 0.167										2 0 0 0 0 1 1												
14 Curtis Granderson, L OBP: 0.319, SLG: 0.429										2 0 1 0 0 1 1												
11 Brett Gardner, L OBP: 0.393, SLG: 0.417										3 0 0 0 1 1 2												
Inning Stats	R: 0 E: 0 K: 0 S: 11	H: 0 LOB: 0 BB: 0 P: 18	R: 0 E: 0 K: 0 S: 6	H: 1 LOB: 1 BB: 0 P: 12	R: 0 E: 0 K: 1 S: 11	H: 1 LOB: 1 BB: 0 P: 17	R: 0 E: 0 K: 0 S: 3	H: 0 LOB: 0 BB: 0 P: 7	R: 0 E: 0 K: 2 S: 10	H: 0 LOB: 1 BB: 1 P: 19	R: 0 E: 0 K: 0 S: 20	H: 2 LOB: 3 BB: 1 P: 30	R: 0 E: 0 K: 1 S: 8	H: 1 LOB: 1 BB: 0 P: 13	R: 0 E: 1 K: 1 S: 12	H: 1 LOB: 1 BB: 0 P: 17	R: 0 E: 0 K: 1 S: 20	H: 2 LOB: 3 BB: 1 P: 29	1B: 7 2B: 1 3B: 0 HR: 0	SF: 0 SAC: 0 DP: 0 HBP: 0	WP: 0 PB: 0 SB: 0 CS: 0	PA: 38
PITCHER	IP WLS BF H R ER SO BB IBB HBP BLK WP HR S P ERA WHIP	6.0 W 24 4 0 0 3 2 0 0 0 0 0 1 1 0.00 1.000	0.0 1 1 0 0 0 0 0 0 0 0 0 1 1 0.00 0.500	2.0 H 7 1 0 0 2 0 0 0 0 0 0 8 13 0.00 6.000	0.1 3 2 0 0 0 0 0 0 0 0 0 8 13 0.00 6.000	0.2 S 3 0 0 0 1 1 0 0 0 0 0 12 16 0.00 1.500																

AB	35
R	0
H	8
RBI	0
BB	3
SO	6
LOB	22




Batter	1	2	3	4	5	6	7	8	9	AB	R	H	RBI	BB	SO	LOB	TOP									
7 José Reyes, S OBP: 0.322, SLG: 0.415										4	2	2	3	0	1	1	New York Mets @ New York Yankees Yankee Stadium, Bronx, NY Sat Jun 19 2010, 1:09 PM - 3:47 PM EDT Att: 49,073 - Sunny - 80 F									
16 Angel Pagan, S OBP: 0.358, SLG: 0.432										3	0	2	0	1	0	0										
5 David Wright, R OBP: 0.372, SLG: 0.510										4	0	0	0	0	3	3										
29 Ike Davis, L OBP: 0.345, SLG: 0.447										3	0	0	0	1	1	0										
44 Jason Bay, R OBP: 0.364, SLG: 0.425										4	0	1	0	0	0	2										
23 Chris Carter, L OBP: 0.259, SLG: 0.423											4	0	0	0	0	1										
12 Jeff Francoeur, R OBP: 0.323, SLG: 0.424										3	0	0	0	0	1	0										
13 Alex Cora, L OBP: 0.307, SLG: 0.287										3	0	1	0	0	0	0										
4 Henry Blanco, R OBP: 0.352, SLG: 0.443										1	1	0	0	1	0	1										
27 Jesús Feliciano, L OBP: 0.259, SLG: 0.200										1	0	0	0	0	0	0										
21 Rod Barajas, R OBP: 0.279, SLG: 0.484										0	0	0	0	0	0	0										
Inning Stats	R: 1 H: 1 E: 0 K: 1 S: 13	H: 1 LOB: 0 BB: 0 P: 19	R: 0 H: 0 E: 0 K: 0 S: 5	H: 1 LOB: 0 BB: 0 P: 6	R: 2 H: 1 E: 0 K: 1 S: 11	H: 1 LOB: 0 BB: 2 P: 21	R: 0 H: 0 E: 0 K: 0 S: 5	H: 0 LOB: 0 BB: 0 P: 9	R: 0 H: 1 E: 0 K: 2 S: 11	H: 1 LOB: 1 BB: 1 P: 18	R: 0 H: 0 E: 0 K: 0 S: 6	H: 0 LOB: 0 BB: 0 P: 8	R: 0 H: 1 E: 0 K: 1 S: 10	H: 1 LOB: 1 BB: 0 P: 12	R: 0 H: 0 E: 0 K: 1 S: 8	H: 0 LOB: 0 BB: 0 P: 15	1B: 3 2B: 1 3B: 0 HR: 2	SF: 0 SAC: 0 DP: 2 HBP: 0	WP: 1 PB: 0 SB: 0 CS: 1	PA: 33						
PITCHER	IP: 7.0 WLS: W BF: 26 ERA: 3.17	WLS: H BF: 4 ERA: 5.52	H: 5 R: 3 ER: 3 SO: 4	R: 3 ER: 3 SO: 4	BB: 3 IBB: 0 HBP: 0 BLK: 0	IBB: 0 HBP: 0 BLK: 0	WP: 1 HR: 2 S: 62 P: 99	HR: 2 S: 62 P: 99	ERA: 3.86 WHIP: 1.143	IP: 7.0 WLS: H BF: 4 ERA: 5.52	H: 5 R: 3 ER: 3 SO: 4	R: 3 ER: 3 SO: 4	BB: 3 IBB: 0 HBP: 0 BLK: 0	IBB: 0 HBP: 0 BLK: 0	WP: 1 HR: 2 S: 62 P: 99	HR: 2 S: 62 P: 99	ERA: 3.86 WHIP: 1.143	IP: 7.0 WLS: W BF: 26 ERA: 3.17	WLS: H BF: 4 ERA: 5.52	H: 5 R: 3 ER: 3 SO: 4	R: 3 ER: 3 SO: 4	BB: 3 IBB: 0 HBP: 0 BLK: 0	IBB: 0 HBP: 0 BLK: 0	WP: 1 HR: 2 S: 62 P: 99	HR: 2 S: 62 P: 99	ERA: 3.86 WHIP: 1.143

AB	30
R	3
H	6
RBI	3
BB	3
SO	6
LOB	8



Batter	1	2	3	4	5	6	7	8	9	AB	R	H	RBI	BB	SO	LOB	BOTTOM									
11 Brett Gardner, L OBP: 0.395, SLG: 0.419										4	2	2	0	0	0	0	New York Mets @ New York Yankees Yankee Stadium, Bronx, NY Sat Jun 19 2010, 1:09 PM - 3:47 PM EDT Att: 49,073 - Sunny - 80 F									
33 Nick Swisher, S OBP: 0.379, SLG: 0.506										4	0	1	0	0	0	1										
25 Mark Teixeira, S OBP: 0.342, SLG: 0.399										4	1	1	2	0	0	1										
13 Alex Rodriguez, R OBP: 0.354, SLG: 0.466										3	0	0	0	1	1	0										
24 Robinson Canó, L OBP: 0.418, SLG: 0.614										3	0	2	0	1	0	0										
20 Jorge Posada, S OBP: 0.399, SLG: 0.540										3	1	0	0	1	1	4										
14 Curtis Granderson, L OBP: 0.324, SLG: 0.447										3	1	1	2	1	1	3										
19 Ramiro Pena, S OBP: 0.235, SLG: 0.206										4	0	1	0	0	0	4										
26 Kevin Russo, R OBP: 0.260, SLG: 0.239										3	0	0	0	0	4	4										
Inning Stats	R: 1 H: 2 E: 0 K: 0 S: 9	H: 2 LOB: 2 BB: 0 P: 16	R: 0 H: 0 E: 0 K: 1 S: 12	H: 2 LOB: 0 BB: 0 P: 18	R: 2 H: 2 E: 0 K: 1 S: 10	H: 2 LOB: 0 BB: 0 P: 17	R: 2 H: 1 E: 0 K: 0 S: 14	H: 1 LOB: 0 BB: 1 P: 25	R: 0 H: 0 E: 0 K: 0 S: 4	H: 0 LOB: 0 BB: 0 P: 6	R: 0 H: 0 E: 0 K: 0 S: 7	H: 0 LOB: 2 BB: 2 P: 15	R: 0 H: 0 E: 0 K: 1 S: 10	H: 1 LOB: 1 BB: 1 P: 21	R: 0 H: 0 E: 0 K: 1 S: 10	H: 0 LOB: 1 BB: 1 P: 21		1B: 5 2B: 1 3B: 0 HR: 2	SF: 0 SAC: 0 DP: 1 HBP: 0	WP: 0 PB: 0 SB: 0 CS: 0	PA: 35					
PITCHER	IP: 7.0 WLS: L BF: 30 ERA: 2.69	WLS: L BF: 5 ERA: 9.24	H: 7 R: 5 ER: 5 SO: 2	R: 5 ER: 5 SO: 2	BB: 3 IBB: 0 HBP: 0 BLK: 0	IBB: 0 HBP: 0 BLK: 0	WP: 0 HR: 2 S: 61 P: 106	HR: 2 S: 61 P: 106	ERA: 6.43 WHIP: 1.429	IP: 7.0 WLS: L BF: 5 ERA: 9.24	H: 7 R: 5 ER: 5 SO: 2	R: 5 ER: 5 SO: 2	BB: 3 IBB: 0 HBP: 0 BLK: 0	IBB: 0 HBP: 0 BLK: 0	WP: 0 HR: 2 S: 61 P: 106	HR: 2 S: 61 P: 106	ERA: 6.43 WHIP: 1.429	IP: 7.0 WLS: L BF: 30 ERA: 2.69	WLS: L BF: 5 ERA: 9.24	H: 7 R: 5 ER: 5 SO: 2	R: 5 ER: 5 SO: 2	BB: 3 IBB: 0 HBP: 0 BLK: 0	IBB: 0 HBP: 0 BLK: 0	WP: 0 HR: 2 S: 61 P: 106	HR: 2 S: 61 P: 106	ERA: 6.43 WHIP: 1.429

AB	31
R	5
H	8
RBI	4
BB	4
SO	3
LOB	17



Batter	1	2	3	4	5	6	7	8	9	AB	R	H	RBI	BB	SO	LOB	TOP			
7 José Reyes, S OBP: 0.318, SLG: 0.409										4	0	0	0	0	0	1				
16 Angel Pagan, S OBP: 0.357, SLG: 0.429										4	0	1	0	0	0	1				
5 David Wright, R OBP: 0.371, SLG: 0.506										4	0	1	0	0	0	2				
29 Ike Davis, L OBP: 0.343, SLG: 0.443										4	0	1	0	0	2	1				
44 Jason Bay, R OBP: 0.367, SLG: 0.423										1	0	0	0	2	0	0				
21 Rod Barajas, R OBP: 0.275, SLG: 0.476										3	0	0	0	0	2	3				
17 Fernando Tatis, R OBP: 0.258, SLG: 0.339										3	0	0	0	0	2	3				
12 Jeff Francoeur, R OBP: 0.319, SLG: 0.418										3	0	0	0	0	0	1				
11 Rubén Tejada, R OBP: 0.310, SLG: 0.333										3	0	1	0	0	0	0				
Inning Stats	R: 0 E: 0 K: 1 S: 8	H: 1 LOB: 1 BB: 0 P: 13	R: 0 E: 0 K: 2 S: 10	H: 0 LOB: 0 BB: 0 P: 16	R: 0 E: 0 K: 0 S: 6	H: 0 LOB: 0 BB: 0 P: 12	R: 0 E: 0 K: 1 S: 8	H: 1 LOB: 0 BB: 0 P: 10	R: 0 E: 0 K: 0 S: 9	H: 1 LOB: 1 BB: 1 P: 15	R: 0 E: 0 K: 1 S: 9	H: 1 LOB: 1 BB: 1 P: 16	R: 0 E: 0 K: 0 S: 8	H: 0 LOB: 0 BB: 0 P: 8	R: 0 E: 0 K: 0 S: 8	H: 0 LOB: 0 BB: 0 P: 13	1B: 3 2B: 1 3B: 0 HR: 0	SF: 0 SAC: 0 DP: 2 HBP: 0	WP: 0 PB: 0 SB: 2 CS: 0	PA: 31
PITCHER	IP: 8.0 ERA: 3.68	WLS: W BF: 28	H: 4 R: 0 ER: 0 SO: 6	BB: 2 IBB: 0 HBP: 0 BLK: 0	WP: 0 HR: 0 S: 66 P: 100	ERA: 0.00 WHIP: 0.750	PITCHER	IP: 1.0 ERA: 1.11	WLS: 3 BF: 0	H: 0 R: 0 ER: 0 SO: 0	BB: 0 IBB: 0 HBP: 0 BLK: 0	WP: 0 HR: 0 S: 8 P: 13	1B: 0 2B: 1 3B: 0 HR: 0	SF: 0 SAC: 0 DP: 0 HBP: 0	WP: 0 PB: 0 SB: 2 CS: 0	PA: 31				

New York Mets @ New York Yankees
Yankee Stadium, Bronx, NY
Sun Jun 20 2010, 1:10 PM - 4:13 PM EDT
Att: 49,240 - Partly Cloudy - 86 F

AB	29
R	0
H	4
RBI	0
BB	2
SO	6
LOB	12



Batter	1	2	3	4	5	6	7	8	9	AB	R	H	RBI	BB	SO	LOB	BOTTOM			
2 Derek Jeter, R OBP: 0.336, SLG: 0.423										4	1	2	0	0	0	0				
33 Nick Swisher, S OBP: 0.377, SLG: 0.502										4	1	1	0	0	1	1				
25 Mark Teixeira, S OBP: 0.344, SLG: 0.410										3	1	1	4	1	2	0				
13 Alex Rodriguez, R OBP: 0.349, SLG: 0.459										4	0	0	0	0	0	2				
19 Ramiro Pena, S OBP: 0.235, SLG: 0.206										0	0	0	0	0	0	0				
24 Robinson Canó, L OBP: 0.416, SLG: 0.607										3	0	0	0	0	0	2				
20 Jorge Posada, S OBP: 0.401, SLG: 0.546										4	0	2	0	0	1	0				
14 Curtis Granderson, L OBP: 0.322, SLG: 0.442										4	0	1	0	0	0	3				
17 Francisco Cervelli, R OBP: 0.375, SLG: 0.368										3	0	1	0	0	0	3				
11 Brett Gardner, L OBP: 0.394, SLG: 0.417										3	1	1	0	0	0	1				
Inning Stats	R: 0 E: 0 K: 1 S: 11	H: 0 LOB: 0 BB: 0 P: 14	R: 0 E: 0 K: 0 S: 14	H: 1 LOB: 2 BB: 0 P: 26	R: 4 E: 0 K: 1 S: 15	H: 4 LOB: 0 BB: 0 P: 22	R: 0 E: 0 K: 0 S: 6	H: 1 LOB: 0 BB: 0 P: 9	R: 0 E: 0 K: 1 S: 11	H: 1 LOB: 2 BB: 1 P: 22	R: 0 E: 0 K: 0 S: 15	H: 1 LOB: 1 BB: 0 P: 21	R: 0 E: 0 K: 1 S: 9	H: 0 LOB: 0 BB: 0 P: 16	R: 0 E: 0 K: 0 S: 7	H: 1 LOB: 1 BB: 0 P: 14	1B: 5 2B: 2 3B: 1 HR: 1	SF: 0 SAC: 0 DP: 1 HBP: 1	WP: 0 PB: 0 SB: 0 CS: 0	PA: 34
PITCHER	IP: 6.0 ERA: 3.31	WLS: L BF: 27	H: 8 R: 4 ER: 4 SO: 3	BB: 1 IBB: 0 HBP: 0 BLK: 0	WP: 0 HR: 1 S: 114 P: 114	ERA: 6.00 WHIP: 1.500	PITCHER	IP: 1.0 ERA: 3.25	WLS: 4 BF: 1	H: 1 R: 0 ER: 0 SO: 0	BB: 0 IBB: 0 HBP: 0 BLK: 0	WP: 0 HR: 0 S: 7 P: 14	1B: 0 2B: 0 3B: 0 HR: 0	SF: 0 SAC: 0 DP: 0 HBP: 0	WP: 0 PB: 0 SB: 0 CS: 0	PA: 34				

New York Mets @ New York Yankees
Yankee Stadium, Bronx, NY
Sun Jun 20 2010, 1:10 PM - 4:13 PM EDT
Att: 49,240 - Partly Cloudy - 86 F

AB	32
R	4
H	9
RBI	4
BB	1
SO	4
LOB	12



Batter	1	2	3	4	5	6	7	8	9	AB	R	H	RBI	BB	SO	LOB	TOP										
14 Austin Jackson, R OBP: 0.353, SLG: 0.413	G4-3		HBP			K		K		4	1	1	1	0	2	1	Detroit Tigers @ New York Mets Citi Field, Flushing, NY Tue Jun 22 2010, 7:12 PM - 11:26 PM EDT Att: 32,363 - Cloudy - 74 F										
12 Gerald Laird, R OBP: 0.255, SLG: 0.239	P4		K			K		G5-3	5	1	1	1	0	2	1												
30 Magglio Ordonez, R OBP: 0.404, SLG: 0.513				G5-3	G5-3	K		G3	4	0	0	0	1	1	1												
24 Miguel Cabrera, R OBP: 0.409, SLG: 0.630	K			F9	F9			L9	4	1	1	0	1	1	2												
26 Brennan Boesch, L OBP: 0.392, SLG: 0.635				HR	1B			F9	3	2	2	3	1	0	1												
9 Carlos Guillen, S OBP: 0.350, SLG: 0.476	K			G4-3	1B			G6-4-3	4	0	1	0	0	1	2												
15 Brandon Inge, R OBP: 0.325, SLG: 0.418	P3				1B			K	3	0	1	0	1	1	1												
29 Danny Worth, R OBP: 0.292, SLG: 0.304	L9			F7	1B				3	0	1	1	1	0	2												
35 Justin Verlander, R 56 Jay Sporz, R 36 Brad Thomas, L 25 Ryan Raburn, R 59 Fu-Te Ni, L 32 Don Kelly, L 21 Enrique Gonzalez, R			K					P5	1	0	0	0	0	0	0												
Inning Stats	R: 0 E: 0 K: 1 S: 8	H: 0 LOB: 1 BB: 1 P: 15	R: 0 E: 0 K: 1 S: 9	H: 0 LOB: 1 BB: 1 P: 18	R: 0 E: 0 K: 2 S: 9	H: 0 LOB: 0 BB: 0 P: 13	R: 2 E: 0 K: 0 S: 9	H: 3 LOB: 1 BB: 0 P: 15	R: 4 E: 0 K: 1 S: 17	H: 5 LOB: 3 BB: 1 P: 31	R: 0 E: 0 K: 3 S: 12	H: 0 LOB: 0 BB: 0 P: 20	R: 0 E: 0 K: 0 S: 6	H: 0 LOB: 0 BB: 1 P: 12	R: 0 E: 0 K: 2 S: 12	H: 0 LOB: 0 BB: 1 P: 21		R: 0 E: 0 K: 0 S: 7	H: 0 LOB: 0 BB: 0 P: 10	1B: 4 2B: 3 3B: 0 HR: 1	SF: 0 SAC: 0 DP: 1 HBP: 2	WP: 0 PB: 0 SB: 0 CS: 1	PA: 40				
PITCHER	IP	WLS	BF	H	R	ER	SO	BB	IBB	HBP	BLK	WP	HR	S	P	ERA	WHIP										
49 Jonathon Niese, L ERA: 4.17	4.2		25	7	6	6	4	3	0	2	0	0	1	46	84	11.57	2.143										
38 Fernando Nieve, R ERA: 5.34	2.1	W	8	1	0	0	4	1	0	0	0	0	0	24	40	0.00	0.857										
39 Bobby Parnell, R ERA:	1.0		4	0	0	0	2	1	0	0	0	0	0	12	21	0.00	1.000										
18 Ryota Igarashi, R ERA: 8.56	1.0		3	0	0	0	0	0	0	0	0	0	0	7	10	0.00	0.000										

Batter	1	2	3	4	5	6	7	8	9	AB	R	H	RBI	BB	SO	LOB	BOTTOM											
7 José Reyes, S OBP: 0.321, SLG: 0.411	F8		16 S	16 B	16 S	K	P2			6	3	3	1	0	1	1	Detroit Tigers @ New York Mets Citi Field, Flushing, NY Tue Jun 22 2010, 7:12 PM - 11:26 PM EDT Att: 32,363 - Cloudy - 74 F											
16 Angel Pagan, S OBP: 0.363, SLG: 0.447	SF9	G1-3	5 B	29 B	1B	5 B	29 B	G4-3	6	3	4	4	0	0	1													
5 David Wright, R OBP: 0.386, SLG: 0.516	SF9					28 B	44 SF9	G6-3	3	3	3	2	2	0	0													
29 Ike Davis, L OBP: 0.347, SLG: 0.450	K					44 SF9		G6-3	6	1	3	3	0	2	4													
44 Jason Bay, R OBP: 0.371, SLG: 0.428	BB					SF9			2	1	1	2	2	0	3													
21 Rod Barajas, R OBP: 0.283, SLG: 0.471	BB					P4			2	0	0	0	2	0	1													
12 Jeff Francoeur, R OBP: 0.321, SLG: 0.415	G1-3					F8			4	1	1	1	0	0	6													
11 Rubén Tejada, R OBP: 0.319, SLG: 0.326						G3			4	2	1	1	1	0	3													
49 Jonathon Niese, L OBP: 0.261, SLG: 0.150						G6-3			2	0	0	0	0	2	3													
38 Fernando Nieve, R									1	0	0	0	0	0	1													
17 Fernando Tatis, R OBP: 0.254, SLG: 0.333									1	0	0	0	0	0	0													
39 Bobby Parnell, R									0	0	0	0	0	0	0													
18 Ryota Igarashi, R									0	0	0	0	0	0	0													
Inning Stats	R: 2 E: 0 K: 1 S: 21	H: 2 LOB: 2 BB: 2 P: 36	R: 0 E: 0 K: 1 S: 10	H: 1 LOB: 0 BB: 0 P: 14	R: 8 E: 0 K: 1 S: 27	H: 6 LOB: 3 BB: 3 P: 53	R: 1 E: 0 K: 1 S: 16	H: 2 LOB: 3 BB: 2 P: 31	R: 0 E: 0 K: 0 S: 7	H: 1 LOB: 1 BB: 0 P: 12	R: 3 E: 0 K: 1 S: 17	H: 3 LOB: 1 BB: 0 P: 22	R: 0 E: 0 K: 1 S: 5	H: 0 LOB: 0 BB: 0 P: 6	R: 0 E: 0 K: 0 S: 5	H: 1 LOB: 0 BB: 0 P: 7	1B: 11 2B: 4 3B: 1 HR: 0	SF: 2 SAC: 1 DP: 1 HBP: 2	WP: 1 PB: 0 SB: 3 CS: 0	PA: 49								
PITCHER	IP	WLS	BF	H	R	ER	SO	BB	IBB	HBP	BLK	WP	HR	S	P	ERA	WHIP											
35 Justin Verlander, R ERA: 3.98	2.0	L	14	5	5	5	2	3	0	0	2	0	0	14	24	40.50	4.500											
56 Jay Sporz, R ERA: 67.5	0.2		7	3	3	3	1	0	0	0	2	0	0	0	24	49	20.25	4.500										
36 Brad Thomas, L ERA: 4.64	1.1		11	3	3	3	1	3	1	0	0	0	0	24	49	9.00	1.333											
59 Fu-Te Ni, L ERA: 5.4	3.0		14	4	3	3	2	0	0	0	0	1	0	29	40	0.00	1.000											
21 Enrique Gonzalez, R ERA:	1.0		3	1	0	0	0	0	0	0	0	0	0	5	7	0.00	1.000											



Batter	1	2	3	4	5	6	7	8	9	AB	R	H	RBI	BB	SO	LOB	TOP					
2 Denard Span, L OBP: 0.346, SLG: 0.369										4	1	2	2	0	1	0	Minnesota Twins @ New York Mets Citi Field, Flushing, NY Fri Jun 25 2010, 7:11 PM - 9:51 PM EDT Att: 36,244 - Partly Cloudy - 78 F					
1 Orlando Hudson, S OBP: 0.352, SLG: 0.382										4	0	1	0	0	0	0						
7 Joe Mauer, L OBP: 0.381, SLG: 0.438										4	0	0	0	0	1	2						
33 Justin Morneau, L OBP: 0.451, SLG: 0.621										4	0	2	0	0	0	2						
5 Michael Cuddyer, R OBP: 0.329, SLG: 0.418										4	0	1	0	0	0	1						
16 Jason Kubel, L OBP: 0.330, SLG: 0.431										4	0	1	0	0	1	2						
21 Delmon Young, R OBP: 0.335, SLG: 0.487										4	0	0	0	0	1	3						
8 Nick Punto, S OBP: 0.335, SLG: 0.335										3	1	1	0	0	1	1						
28 Jesse Crain, R										0	0	0	0	0	0	0						
32 Ron Mahay, L										0	0	0	0	0	0	0						
59 Kevin Slowey, R										1	0	0	0	0	0	1						
20 Matt Tolbert, S										1	0	0	0	0	1	0						
Inning Stats	R: 1 E: 0 K: 0 S: 17	H: 2 LOB: 1 BB: 0 P: 26	R: 0 E: 0 K: 1 S: 12	H: 1 LOB: 1 BB: 0 P: 18	R: 0 E: 0 K: 1 S: 15	H: 2 LOB: 1 BB: 0 P: 22	R: 0 E: 0 K: 0 S: 4	H: 0 LOB: 0 BB: 0 P: 7	R: 1 E: 0 K: 0 S: 11	H: 1 LOB: 0 BB: 0 P: 17	R: 0 E: 0 K: 0 S: 18	H: 0 LOB: 0 BB: 0 P: 27	R: 0 E: 0 K: 1 S: 11	H: 0 LOB: 0 BB: 0 P: 16	R: 0 E: 0 K: 2 S: 8	H: 0 LOB: 0 BB: 0 P: 12	R: 0 E: 0 K: 1 S: 16	H: 2 LOB: 2 BB: 0 P: 24	1B: 6 2B: 1 3B: 0 HR: 1	SF: 0 SAC: 1 DP: 1 HBP: 0	WP: 0 PB: 0 SB: 1 CS: 0	PA: 34
PITCHER	IP WLS BF H R ER SO BB IBB HBP BLK WP HR S P ERA WHIP																					
34 Mike Pelfrey, R ERA: 2.71	6.0 W 23 6 2 2 2 0 0 0 0 0 1 77 117 3.00 1.000																					
39 Bobby Parnell, R ERA: 4.4	1.0 H 3 0 0 0 1 0 0 0 0 0 0 11 16 0.00 0.000																					
25 Pedro Feliciano, L ERA: 1.8	1.0 H 3 0 0 0 2 0 0 0 0 0 0 8 12 0.00 0.000																					
75 Francisco Rodríguez, R ERA: 2.13	1.0 S 5 2 0 0 1 0 0 0 0 0 0 16 24 0.00 2.000																					

Batter	1	2	3	4	5	6	7	8	9	AB	R	H	RBI	BB	SO	LOB	BOTTOM			
7 José Reyes, S OBP: 0.333, SLG: 0.435										3	1	2	1	0	0	0	Minnesota Twins @ New York Mets Citi Field, Flushing, NY Fri Jun 25 2010, 7:11 PM - 9:51 PM EDT Att: 36,244 - Partly Cloudy - 78 F			
27 Jesús Feliciano, L OBP: 0.292, SLG: 0.304										2	0	0	0	0	0	0				
5 David Wright, R OBP: 0.387, SLG: 0.536										3	2	2	2	1	1	0				
29 Ike Davis, L OBP: 0.343, SLG: 0.439										4	1	1	0	0	0	2				
44 Jason Bay, R OBP: 0.371, SLG: 0.425										3	0	1	1	0	1	0				
30 Josh Thole, L										3	0	0	0	0	0	1				
4 Henry Blanco, R OBP: 0.342, SLG: 0.420										0	0	0	0	0	0	0				
12 Jeff Francoeur, R OBP: 0.310, SLG: 0.490										3	0	0	0	0	0	1				
11 Rubén Tejada, R OBP: 0.328, SLG: 0.340										3	1	1	0	0	1	0				
34 Mike Pelfrey, R OBP: 0.200, SLG: 0.143										1	0	0	0	0	0	0				
39 Bobby Parnell, R ERA: 4.4										0	0	0	0	0	0	0				
23 Chris Carter, L OBP: 0.259, SLG: 0.411										1	0	0	0	0	0	0				
25 Pedro Feliciano, L ERA: 1.8										0	0	0	0	0	0	0				
75 Francisco Rodríguez, R ERA: 2.13										0	0	0	0	0	0	0				
Inning Stats	R: 0 E: 0 K: 1 S: 7	H: 0 LOB: 0 BB: 0 P: 10	R: 0 E: 0 K: 1 S: 9	H: 0 LOB: 0 BB: 0 P: 14	R: 0 E: 0 K: 0 S: 10	H: 0 LOB: 0 BB: 0 P: 15	R: 3 E: 2 K: 0 S: 15	H: 4 LOB: 1 BB: 0 P: 25	R: 1 E: 0 K: 0 S: 7	H: 1 LOB: 0 BB: 0 P: 9	R: 1 E: 0 K: 0 S: 13	H: 1 LOB: 0 BB: 0 P: 19	R: 0 E: 0 K: 1 S: 6	H: 0 LOB: 0 BB: 0 P: 6	R: 0 E: 0 K: 0 S: 7	H: 1 LOB: 1 BB: 1 P: 13	1B: 3 2B: 3 3B: 0 HR: 1	SF: 1 SAC: 3 DP: 0 HBP: 0	WP: 0 PB: 0 SB: 0 CS: 2	PA: 31
PITCHER	IP WLS BF H R ER SO BB IBB HBP BLK WP HR S P ERA WHIP																			
59 Kevin Slowey, R ERA: 4.79	6.0 L 24 6 5 5 2 0 0 0 0 0 0 11 61 7.50 1.000																			
28 Jesse Crain, R ERA: 4.4	1.1 6 1 0 0 1 0 1 0 0 0 0 11 15 0.00 0.750																			
32 Ron Mahay, L ERA: 4.35	0.2 1 0 0 0 0 0 0 0 0 0 0 2 4 0.00 0.000																			

AB	33
R	2
H	8
RBI	2
BB	0
SO	6
LOB	12



Batter	1	2	3	4	5	6	7	8	9	AB	R	H	RBI	BB	SO	LOB	TOP				
2 Denard Span, L (1, 8) OBP: 0.347, SLG: 0.370										4	0	1	1	1	0	2	Minnesota Twins @ New York Mets Citi Field, Flushing, NY Sat Jun 26 2010, 1:14 PM - 3:46 PM EDT Att: 37,510 - Partly Cloudy - 87 F				
1 Orlando Hudson, S (1, 4) OBP: 0.354, SLG: 0.385										3	1	1	0	1	1	1					
7 Joe Mauer, L (1, 2) OBP: 0.383, SLG: 0.439										4	1	2	1	0	0	1					
33 Justin Morneau, L (1, 3) OBP: 0.445, SLG: 0.612										4	0	0	0	0	2	2					
5 Michael Cuddyer, R (1, 5) OBP: 0.282, SLG: 0.413										3	1	0	0	1	1	1					
16 Jason Kubel, L (1, 9) OBP: 0.352, SLG: 0.450										4	2	2	2	0	0	0					
20 Matt Tolbert, S (9, 5) OBP: 0.294, SLG: 0.333										0	0	0	0	0	0	0					
21 Delmon Young, R (1, 7) OBP: 0.333, SLG: 0.487										4	0	1	2	0	1	0					
8 Nick Punto, S (1, 6) OBP: 0.333, SLG: 0.333										4	1	1	0	0	1	1					
48 Carl Pavano, R (1, 1) OBP: 0.500, SLG: 0.500										3	0	2	0	0	1	0					
Inning Stats	R: 4 H: 4 E: 0 K: 0 S: 27	H: 4 LOB: 1 BB: 1 P: 41	R: 0 H: 1 E: 0 K: 0 S: 8	H: 1 LOB: 1 BB: 1 P: 15	R: 0 H: 0 E: 0 K: 2 S: 11	H: 0 LOB: 0 BB: 0 P: 13	R: 1 H: 2 E: 0 K: 0 S: 7	H: 2 LOB: 1 BB: 0 P: 7	R: 0 H: 1 E: 0 K: 1 S: 12	H: 0 LOB: 0 BB: 0 P: 21	R: 0 H: 0 E: 0 K: 1 S: 6	H: 0 LOB: 0 BB: 1 P: 13	R: 0 H: 0 E: 0 K: 1 S: 8	H: 0 LOB: 0 BB: 0 P: 12	R: 1 H: 2 E: 0 K: 1 S: 16	H: 2 LOB: 1 BB: 0 P: 25	1B: 5 2B: 4 3B: 0 HR: 1	SF: 0 SAC: 1 DP: 2 HBP: 0	WP: 0 PB: 0 SB: 0 CS: 0	PA: 37	
PITCHER	IP WLS BF H R ER SO BB IBB HBP BLK WP HR S P ERA WHIP	IP WLS BF H R ER SO BB IBB HBP BLK WP HR S P ERA WHIP	IP WLS BF H R ER SO BB IBB HBP BLK WP HR S P ERA WHIP	IP WLS BF H R ER SO BB IBB HBP BLK WP HR S P ERA WHIP	IP WLS BF H R ER SO BB IBB HBP BLK WP HR S P ERA WHIP	IP WLS BF H R ER SO BB IBB HBP BLK WP HR S P ERA WHIP	IP WLS BF H R ER SO BB IBB HBP BLK WP HR S P ERA WHIP	IP WLS BF H R ER SO BB IBB HBP BLK WP HR S P ERA WHIP	IP WLS BF H R ER SO BB IBB HBP BLK WP HR S P ERA WHIP	IP WLS BF H R ER SO BB IBB HBP BLK WP HR S P ERA WHIP	IP WLS BF H R ER SO BB IBB HBP BLK WP HR S P ERA WHIP	IP WLS BF H R ER SO BB IBB HBP BLK WP HR S P ERA WHIP	IP WLS BF H R ER SO BB IBB HBP BLK WP HR S P ERA WHIP	IP WLS BF H R ER SO BB IBB HBP BLK WP HR S P ERA WHIP	IP WLS BF H R ER SO BB IBB HBP BLK WP HR S P ERA WHIP	IP WLS BF H R ER SO BB IBB HBP BLK WP HR S P ERA WHIP	IP WLS BF H R ER SO BB IBB HBP BLK WP HR S P ERA WHIP	IP WLS BF H R ER SO BB IBB HBP BLK WP HR S P ERA WHIP	IP WLS BF H R ER SO BB IBB HBP BLK WP HR S P ERA WHIP	IP WLS BF H R ER SO BB IBB HBP BLK WP HR S P ERA WHIP	IP WLS BF H R ER SO BB IBB HBP BLK WP HR S P ERA WHIP

AB	33
R	6
H	10
RBI	6
BB	3
SO	7
LOB	8



Batter	1	2	3	4	5	6	7	8	9	AB	R	H	RBI	BB	SO	LOB	BOTTOM					
7 José Reyes, S (1, 6) OBP: 0.329, SLG: 0.429										4	0	0	0	0	0	0	Minnesota Twins @ New York Mets Citi Field, Flushing, NY Sat Jun 26 2010, 1:14 PM - 3:46 PM EDT Att: 37,510 - Partly Cloudy - 87 F					
27 Jesús Feliciano, L (1, 8) OBP: 0.250, SLG: 0.259										4	0	0	0	0	0	0						
5 David Wright, R (1, 5) OBP: 0.382, SLG: 0.528										4	0	0	0	0	1	0						
29 Ike Davis, L (1, 3) OBP: 0.343, SLG: 0.435										2	0	0	0	1	1	0						
44 Jason Bay, R (1, 7) OBP: 0.367, SLG: 0.420										3	0	0	0	0	0	1						
21 Rod Barajas, R (1, 2) OBP: 0.288, SLG: 0.472										2	0	1	0	0	0	0						
12 Jeff Francoeur, R (1, 9) OBP: 0.314, SLG: 0.493										3	0	2	0	0	0	1						
13 Alex Cora, L (1, 4) OBP: 0.297, SLG: 0.276										3	0	0	0	0	0	4						
57 Johan Santana, L (1, 1) OBP: 0.143, SLG: 0.242										1	0	0	0	0	0	0						
17 Fernando Lirio, R (6, PH) OBP: 0.246, SLG: 0.392										1	0	0	0	0	0	0						
18 Ryota Igarashi, R (7, 1) OBP: 0.246, SLG: 0.392										0	0	0	0	0	0	0						
64 Elmer Dessens, R (8, 1) OBP: 0.246, SLG: 0.392										0	0	0	0	0	0	0						
23 Chris Carter, L (8, PH) OBP: 0.246, SLG: 0.392										1	0	0	0	0	0	1						
38 Fernando Nieve, R (9, 1) OBP: 0.246, SLG: 0.392										0	0	0	0	0	0	0						
Inning Stats	R: 0 H: 0 E: 0 K: 0 S: 6	H: 0 LOB: 0 BB: 0 P: 9	R: 0 H: 0 E: 0 K: 0 S: 8	H: 0 LOB: 0 BB: 1 P: 13	R: 0 H: 1 E: 0 K: 0 S: 6	H: 0 LOB: 0 BB: 0 P: 9	R: 0 H: 0 E: 0 K: 0 S: 9	H: 0 LOB: 0 BB: 0 P: 13	R: 0 H: 2 E: 0 K: 1 S: 12	H: 2 LOB: 2 BB: 0 P: 20	R: 0 H: 0 E: 0 K: 1 S: 8	H: 0 LOB: 0 BB: 0 P: 9	R: 0 H: 0 E: 0 K: 1 S: 9	H: 0 LOB: 0 BB: 0 P: 12	R: 0 H: 0 E: 0 K: 1 S: 10	H: 0 LOB: 1 BB: 0 P: 16	R: 0 H: 0 E: 0 K: 0 S: 7	H: 0 LOB: 0 BB: 0 P: 9	1B: 3 2B: 2 3B: 0 HR: 0	SF: 0 SAC: 0 DP: 2 HBP: 1	WP: 0 PB: 0 SB: 0 CS: 0	PA: 30
PITCHER	IP WLS BF H R ER SO BB IBB HBP BLK WP HR S P ERA WHIP	IP WLS BF H R ER SO BB IBB HBP BLK WP HR S P ERA WHIP	IP WLS BF H R ER SO BB IBB HBP BLK WP HR S P ERA WHIP	IP WLS BF H R ER SO BB IBB HBP BLK WP HR S P ERA WHIP	IP WLS BF H R ER SO BB IBB HBP BLK WP HR S P ERA WHIP	IP WLS BF H R ER SO BB IBB HBP BLK WP HR S P ERA WHIP	IP WLS BF H R ER SO BB IBB HBP BLK WP HR S P ERA WHIP	IP WLS BF H R ER SO BB IBB HBP BLK WP HR S P ERA WHIP	IP WLS BF H R ER SO BB IBB HBP BLK WP HR S P ERA WHIP	IP WLS BF H R ER SO BB IBB HBP BLK WP HR S P ERA WHIP	IP WLS BF H R ER SO BB IBB HBP BLK WP HR S P ERA WHIP	IP WLS BF H R ER SO BB IBB HBP BLK WP HR S P ERA WHIP	IP WLS BF H R ER SO BB IBB HBP BLK WP HR S P ERA WHIP	IP WLS BF H R ER SO BB IBB HBP BLK WP HR S P ERA WHIP	IP WLS BF H R ER SO BB IBB HBP BLK WP HR S P ERA WHIP	IP WLS BF H R ER SO BB IBB HBP BLK WP HR S P ERA WHIP	IP WLS BF H R ER SO BB IBB HBP BLK WP HR S P ERA WHIP	IP WLS BF H R ER SO BB IBB HBP BLK WP HR S P ERA WHIP	IP WLS BF H R ER SO BB IBB HBP BLK WP HR S P ERA WHIP	IP WLS BF H R ER SO BB IBB HBP BLK WP HR S P ERA WHIP	IP WLS BF H R ER SO BB IBB HBP BLK WP HR S P ERA WHIP	IP WLS BF H R ER SO BB IBB HBP BLK WP HR S P ERA WHIP



Batter	1	2	3	4	5	6	7	8	9	AB	R	H	RBI	BB	SO	LOB	TOP								
7 José Reyes, S OBP: 0.323, SLG: 0.420	1-1 G4-3 1B		0-0 G3			1-3 K		1-3 K		4	0	1	0	0	2	1									
27 Jesús Feliciano, L OBP: 0.270, SLG: 0.306	3-2 G4-3			1-2 G4-3		0-1 F7		1-1 G3-1		4	0	0	0	0	0	1									
5 David Wright, R OBP: 0.388, SLG: 0.542	1-3 K			1-2 G6-3		2-1 44 HR		2-2 1B		4	1	2	0	0	1	0									
29 Ike Davis, L OBP: 0.340, SLG: 0.442		0-1 G4-3			0-3 K		2-3 K		3-2 F7		4	0	0	0	2	2									
44 Jason Bay, R OBP: 0.367, SLG: 0.448		0-1 HR			2-3 K2-3		1-0 HR		2-3 K		4	2	2	3	0	2	1								
12 Jeff Francoeur, R OBP: 0.317, SLG: 0.420		0-3 K			3-3 K		1-1 G1-3				3	0	0	0	0	2	0								
4 Henry Blanco, R OBP: 0.333, SLG: 0.408		3-2 G6-3									2	0	0	0	0	0	0								
30 Josh Thole, L OBP: 0.250, SLG: 0.250											1	0	1	0	0	0	0								
11 Rubén Tejada, R OBP: 0.308, SLG: 0.317			1-2 L9			0-3 K		3-3 K		3	0	0	0	0	2	1									
43 R.A. Dickey, R OBP: 0.333, SLG: 0.273			0-2 G3			3-3 K		0-0 F9		1	0	0	0	0	0	0									
13 Alex Cora, L OBP: 0.294, SLG: 0.274										1	0	0	0	0	1	0									
38 Fernando Nieve, R										0	0	0	0	0	0	0									
23 Chris Carter, L										1	0	0	0	0	0	1									
18 Ryota Igarashi, R										0	0	0	0	0	0	0									
Inning Stats	R: 0 E: 0 K: 1 S: 8	H: 1 LOB: 0 BB: 0 P: 13	R: 1 E: 0 K: 1 S: 12	H: 1 LOB: 0 BB: 0 P: 15	R: 0 E: 0 K: 0 S: 7	H: 0 LOB: 0 BB: 0 P: 8	R: 0 E: 0 K: 1 S: 11	H: 0 LOB: 0 BB: 0 P: 13	R: 0 E: 0 K: 2 S: 9	H: 0 LOB: 0 BB: 0 P: 17	R: 0 E: 0 K: 3 S: 12	H: 0 LOB: 0 BB: 0 P: 16	R: 2 E: 0 K: 1 S: 10	H: 2 LOB: 1 BB: 0 P: 16	R: 0 E: 0 K: 2 S: 9	H: 1 LOB: 1 BB: 0 P: 14	R: 0 E: 0 K: 1 S: 13	H: 1 LOB: 0 BB: 0 P: 21	1B: 4 2B: 0 3B: 0 HR: 2	SF: 0 SAC: 0 DP: 0 HBP: 0	WP: 0 PB: 0 CS: 0	PA: 32			
PITCHER	IP	WLS	BF	H	R	ER	SO	BB	IBB	HBP	BLK	WP	HR	S	P	ERA	WHIP								
47 Ricky Nolasco, R ERA: 4.84	7.0	W	24	4	3	3	9	0	0	0	0	0	2	69	98	3.86	0.571								
44 Brian Sanchez, R ERA: 3.42	1.0		4	1	0	0	2	0	0	0	0	0	0	9	14	0.00	1.000								
43 Jose Veras, R ERA: 9.82	1.0		4	1	0	0	1	0	0	0	0	0	0	13	21	0.00	1.000								

New York Mets @ Florida Marlins
Hiram Bithorn Stadium, San Juan, PR
Mon Jun 28 2010, 7:12 PM - 9:49 PM EDT
Att: 18,073 - Partly Cloudy - 84 F

AB 32
R 3
H 6
RBI 3
BB 0
SO 12
LOB 7



Batter	1	2	3	4	5	6	7	8	9	AB	R	H	RBI	BB	SO	LOB	BOTTOM								
8 Chris Coghlan, L OBP: 0.345, SLG: 0.413	4-1 SH1-3 BB		0-0 G3			2-2 HR				3	3	2	1	1	0	0									
15 Gabby Sanchez, R OBP: 0.373, SLG: 0.474	1-0 SH1-3		2-3 1B			1-1 F9		0-1 F7		3	1	1	2	0	0	0									
44 Brian Sanchez, R			1-H 2B			1-2 G6-3		2-1 P3		0	0	0	0	0	0	0									
43 Jose Veras, R			3-H 2B			2-0 2B				4	1	1	2	0	0	0									
2 Hanley Ramirez, R OBP: 0.381, SLG: 0.489	1-2 E6		2-H 2B			0-0 F7																			
3 Jorge Cantu, R OBP: 0.313, SLG: 0.427	1-5 SAFE F7		3-3 K			0-0 F7				4	0	0	0	0	2	2									
6 Dan Uggla, R OBP: 0.352, SLG: 0.466	3-2 P5		1-2 G6-3			1-2 P3		2-2 L7		4	0	0	0	0	0	2									
12 Cody Ross, R OBP: 0.345, SLG: 0.446		0-3 K	1-0 1B			2-1 HR		1-1 29 BB		4	2	3	2	0	1	0									
29 Ronny Paulino, R OBP: 0.352, SLG: 0.421		2-3 K	0-0 F9			3-2 G4-3		4-0 27 HR		3	1	0	0	1	1	1									
27 Giancarlo Stanton, R OBP: 0.278, SLG: 0.354		0-2 G4-3				2-0 L6		1-2 HR		4	1	1	3	0	0	0									
47 Ricky Nolasco, R OBP: 0.148, SLG: 0.185			0-2 2B							2	1	1	0	0	0	0									
1 Emilio Bonifacio, S OBP: 0.231, SLG: 0.251										1	0	0	0	0	0	0									
18 Wes Helms, R OBP: 0.312, SLG: 0.426										1	0	0	0	0	1	0									
Inning Stats	R: 1 E: 1 K: 0 S: 13	H: 0 LOB: 1 BB: 1 P: 22	R: 0 E: 0 K: 2 S: 13	H: 0 LOB: 0 BB: 0 P: 15	R: 4 E: 0 K: 1 S: 17	H: 5 LOB: 1 BB: 0 P: 25	R: 0 E: 0 K: 0 S: 5	H: 0 LOB: 0 BB: 0 P: 8	R: 0 E: 0 K: 0 S: 7	H: 0 LOB: 0 BB: 0 P: 9	R: 1 E: 0 K: 0 S: 9	H: 1 LOB: 0 BB: 0 P: 17	R: 1 E: 0 K: 0 S: 8	H: 1 LOB: 0 BB: 0 P: 13	R: 3 E: 0 K: 2 S: 15	H: 2 LOB: 0 BB: 1 P: 25	R: 0 E: 0 K: 2 S: 9	H: 0 LOB: 0 BB: 0 P: 10	1B: 3 2B: 3 3B: 0 HR: 3	SF: 0 SAC: 1 DP: 0 HBP: 0	WP: 1 PB: 0 CS: 0	PA: 36			
PITCHER	IP	WLS	BF	H	R	ER	SO	BB	IBB	HBP	BLK	WP	HR	S	P	ERA	WHIP								
43 R.A. Dickey, R ERA: 2.98	5.0	L	22	5	5	3	9	1	0	0	0	0	2	55	79	9.00	1.200								
38 Fernando Nieve, R ERA: 5.61	2.0		8	2	2	2	0	0	0	0	0	0	2	17	30	9.00	1.000								
18 Ryota Igarashi, R ERA: 8.64	1.0		6	2	3	3	2	1	0	0	0	0	1	15	25	27.00	3.000								

New York Mets @ Florida Marlins
Hiram Bithorn Stadium, San Juan, PR
Mon Jun 28 2010, 7:12 PM - 9:49 PM EDT
Att: 18,073 - Partly Cloudy - 84 F

AB 33
R 10
H 9
RBI 10
BB 2
SO 5
LOB 5



Batter	1	2	3	4	5	6	7	8	9	AB	R	H	RBI	BB	SO	LOB	TOP				
27 Jesús Feliciano, L OBP: 0.279, SLG: 0.333										5	1	2	1	0	1	3					
11 Rubén Tejada, R OBP: 0.329, SLG: 0.328										4	2	1	0	0	2	2					
5 David Wright, R OBP: 0.392, SLG: 0.549										5	1	2	2	0	1	3					
29 Ike Davis, L OBP: 0.335, SLG: 0.433										5	0	1	1	0	1	4					
44 Jason Bay, R OBP: 0.366, SLG: 0.442										5	1	1	1	0	2	2					
23 Chris Carter, L OBP: 0.266, SLG: 0.419										3	0	1	0	0	0	1					
12 Jeff Francoeur, R OBP: 0.315, SLG: 0.415										1	0	0	0	0	0	2					
21 Rod Barajas, R OBP: 0.282, SLG: 0.454										4	0	0	0	0	1	5					
13 Alex Cora, L OBP: 0.293, SLG: 0.282										4	1	1	0	0	0	2					
34 Mike Pelfrey, R OBP: 0.386, SLG: 0.193										2	0	0	0	0	0	1					
64 Elmer Dessens, R ERA: 5.06										0	0	0	0	0	0	0					
30 Josh Thole, L ERA: 7.45										1	0	1	0	0	0	0					
18 Ryota Igarashi, R ERA: 5.01										0	0	0	0	0	0	0					
39 Bobby Parnell, R ERA: 3.98										0	0	0	0	0	0	0					
75 Francisco Rodríguez, R ERA: 3.98										0	0	0	0	0	0	0					
Inning Stats	R: 3 H: 3 E: 1 K: 1 S: 17	H: 3 R: 1 ER: 0 BB: 0 P: 28	R: 1 H: 2 E: 0 K: 2 S: 13	H: 2 R: 0 ER: 0 BB: 0 P: 19	R: 0 H: 0 E: 0 K: 0 S: 5	H: 0 R: 0 ER: 0 BB: 0 P: 6	R: 0 H: 0 E: 0 K: 1 S: 7	H: 0 R: 0 ER: 0 BB: 0 P: 11	R: 0 H: 1 E: 0 K: 0 S: 11	H: 1 R: 2 ER: 0 BB: 0 P: 16	R: 1 H: 1 E: 1 K: 2 S: 20	H: 1 R: 0 ER: 0 BB: 0 P: 31	R: 0 H: 0 E: 0 K: 1 S: 8	H: 0 R: 0 ER: 0 BB: 0 P: 14	R: 0 H: 1 E: 0 K: 1 S: 10	H: 1 R: 0 ER: 0 BB: 0 P: 15	1B: 6 2B: 5 3B: 0 HR: 0	SF: 0 SAC: 0 DP: 1 HBP: 1	WP: 1 PB: 0 SB: 1 CS: 0	PA: 41	
PITCHER	IP WLS BF H R ER SO BB IBB HBP BLK WP HR S P ERA WHIP	IP WLS BF H R ER SO BB IBB HBP BLK WP HR S P ERA WHIP	IP WLS BF H R ER SO BB IBB HBP BLK WP HR S P ERA WHIP	IP WLS BF H R ER SO BB IBB HBP BLK WP HR S P ERA WHIP	IP WLS BF H R ER SO BB IBB HBP BLK WP HR S P ERA WHIP	IP WLS BF H R ER SO BB IBB HBP BLK WP HR S P ERA WHIP	IP WLS BF H R ER SO BB IBB HBP BLK WP HR S P ERA WHIP	IP WLS BF H R ER SO BB IBB HBP BLK WP HR S P ERA WHIP	IP WLS BF H R ER SO BB IBB HBP BLK WP HR S P ERA WHIP	IP WLS BF H R ER SO BB IBB HBP BLK WP HR S P ERA WHIP	IP WLS BF H R ER SO BB IBB HBP BLK WP HR S P ERA WHIP	IP WLS BF H R ER SO BB IBB HBP BLK WP HR S P ERA WHIP	IP WLS BF H R ER SO BB IBB HBP BLK WP HR S P ERA WHIP	IP WLS BF H R ER SO BB IBB HBP BLK WP HR S P ERA WHIP	IP WLS BF H R ER SO BB IBB HBP BLK WP HR S P ERA WHIP	IP WLS BF H R ER SO BB IBB HBP BLK WP HR S P ERA WHIP	IP WLS BF H R ER SO BB IBB HBP BLK WP HR S P ERA WHIP	IP WLS BF H R ER SO BB IBB HBP BLK WP HR S P ERA WHIP	IP WLS BF H R ER SO BB IBB HBP BLK WP HR S P ERA WHIP	IP WLS BF H R ER SO BB IBB HBP BLK WP HR S P ERA WHIP	IP WLS BF H R ER SO BB IBB HBP BLK WP HR S P ERA WHIP
41 Chris Volstad, R ERA: 4.45	5.0	22	6	4	3	5	0	0	0	0	1	0	53	80	5.40	1.200					
59 Alex Sanabia, R ERA: 5.06	2.0	L 12	3	2	1	2	0	0	1	0	0	0	36	53	4.50	1.500					
43 Jose Veras, R ERA: 7.45	1.0		3	0	0	1	0	0	0	0	0	0	8	14	0.00	0.000					
64 Tim Wood, R ERA: 5.01	0.1		2	1	0	0	0	0	0	0	0	0	6	10	0.00	3.000					
57 Taylor Tankerley, L ERA: 3.98	0.1		1	0	0	0	0	0	0	0	0	0	1	1	0.00	0.000					

New York Mets @ Florida Marlins
Hiram Bithorn Stadium, San Juan, PR
Wed Jun 30 2010, 8:31 PM - 12:21 AM EDT
Att: 19,232 - Overcast - 79 F

AB	40
R	6
H	10
RBI	6
BB	0
SO	9
LOB	25



Batter	1	2	3	4	5	6	7	8	9	AB	R	H	RBI	BB	SO	LOB	BOTTOM				
8 Chris Coghlan, L OBP: 0.348, SLG: 0.419										4	2	2	0	1	2	1					
15 Gaby Sanchez, R OBP: 0.375, SLG: 0.477										5	0	2	1	0	1	4					
2 Hanley Ramirez, R OBP: 0.382, SLG: 0.495										4	2	2	1	1	1	1					
3 Jorge Cantu, R OBP: 0.320, SLG: 0.441										4	1	2	1	0	2	2					
18 Wes Helms, R OBP: 0.306, SLG: 0.417										1	0	0	0	0	0	2					
6 Dan Uggla, R OBP: 0.353, SLG: 0.474										5	0	2	2	0	0	1					
12 Cody Ross, R OBP: 0.348, SLG: 0.444										5	0	2	0	0	0	2					
29 Ronny Paulino, R OBP: 0.351, SLG: 0.417										5	0	3	0	0	0	2					
9 Brett Hayes, R OBP: 0.292, SLG: 0.238										0	0	0	0	0	0	0					
27 Giancarlo Stanton, R OBP: 0.284, SLG: 0.351										5	0	2	0	0	1	3					
41 Chris Volstad, R ERA: 4.45										8	1	0	0	0	0	0					
59 Alex Sanabia, R ERA: 5.06										0	0	0	0	0	0	0					
43 Jose Veras, R ERA: 7.45										1	0	0	0	0	0	0					
64 Tim Wood, R ERA: 5.01										0	0	0	0	0	0	0					
57 Taylor Tankerley, L ERA: 3.98										0	0	0	0	0	0	0					
Inning Stats	R: 2 H: 4 E: 0 K: 1 S: 28	H: 4 R: 0 ER: 0 BB: 0 P: 40	R: 0 H: 1 E: 0 K: 1 S: 12	H: 1 R: 0 ER: 0 BB: 0 P: 17	R: 0 H: 1 E: 0 K: 0 S: 6	H: 1 R: 0 ER: 0 BB: 0 P: 6	R: 0 H: 1 E: 0 K: 1 S: 10	H: 1 R: 0 ER: 0 BB: 1 P: 19	R: 2 H: 5 E: 0 K: 0 S: 20	H: 5 R: 2 ER: 0 BB: 0 P: 31	R: 0 H: 1 E: 0 K: 3 S: 14	H: 1 R: 0 ER: 0 BB: 0 P: 23	R: 0 H: 0 E: 0 K: 0 S: 4	H: 0 R: 0 ER: 0 BB: 0 P: 6	R: 1 H: 2 E: 0 K: 1 S: 10	H: 2 R: 0 ER: 0 BB: 1 P: 19	R: 0 H: 2 E: 0 K: 1 S: 13	1B: 14 2B: 3 3B: 0 HR: 0	SF: 0 SAC: 2 DP: 1 HBP: 0	WP: 0 PB: 0 SB: 1 CS: 0	PA: 45
PITCHER	IP WLS BF H R ER SO BB IBB HBP BLK WP HR S P ERA WHIP	IP WLS BF H R ER SO BB IBB HBP BLK WP HR S P ERA WHIP	IP WLS BF H R ER SO BB IBB HBP BLK WP HR S P ERA WHIP	IP WLS BF H R ER SO BB IBB HBP BLK WP HR S P ERA WHIP	IP WLS BF H R ER SO BB IBB HBP BLK WP HR S P ERA WHIP	IP WLS BF H R ER SO BB IBB HBP BLK WP HR S P ERA WHIP	IP WLS BF H R ER SO BB IBB HBP BLK WP HR S P ERA WHIP	IP WLS BF H R ER SO BB IBB HBP BLK WP HR S P ERA WHIP	IP WLS BF H R ER SO BB IBB HBP BLK WP HR S P ERA WHIP	IP WLS BF H R ER SO BB IBB HBP BLK WP HR S P ERA WHIP	IP WLS BF H R ER SO BB IBB HBP BLK WP HR S P ERA WHIP	IP WLS BF H R ER SO BB IBB HBP BLK WP HR S P ERA WHIP	IP WLS BF H R ER SO BB IBB HBP BLK WP HR S P ERA WHIP	IP WLS BF H R ER SO BB IBB HBP BLK WP HR S P ERA WHIP	IP WLS BF H R ER SO BB IBB HBP BLK WP HR S P ERA WHIP	IP WLS BF H R ER SO BB IBB HBP BLK WP HR S P ERA WHIP	IP WLS BF H R ER SO BB IBB HBP BLK WP HR S P ERA WHIP	IP WLS BF H R ER SO BB IBB HBP BLK WP HR S P ERA WHIP	IP WLS BF H R ER SO BB IBB HBP BLK WP HR S P ERA WHIP	IP WLS BF H R ER SO BB IBB HBP BLK WP HR S P ERA WHIP	IP WLS BF H R ER SO BB IBB HBP BLK WP HR S P ERA WHIP
34 Mike Pelfrey, R ERA: 2.89	4.2		12	4	4	3	1	0	0	0	0	0	3	5	0.00	0.000					
64 Elmer Dessens, R ERA: 0.63	0.1	W 1	0	0	0	0	0	0	0	0	0	0	3	5	0.00	0.000					
18 Ryota Igarashi, R ERA: 5.15	1.0	H 4	1	0	0	3	0	0	0	0	0	0	14	23	0.00	1.000					
39 Bobby Parnell, R ERA: 1.35	1.2	H 8	2	1	1	1	0	1	0	0	0	0	13	24	5.40	1.200					
75 Francisco Rodríguez, R ERA: 2.01	1.1	S 6	2	0	0	1	0	0	0	0	0	0	14	19	0.00	1.500					

New York Mets @ Florida Marlins
Hiram Bithorn Stadium, San Juan, PR
Wed Jun 30 2010, 8:31 PM - 12:21 AM EDT
Att: 19,232 - Overcast - 79 F

AB	41
R	5
H	17
RBI	5
BB	2
SO	8
LOB	22



Batter	1	2	3	4	5	6	7	8	9	AB	R	H	RBI	BB	SO	LOB	TOP	
27 Jesús Feliciano, L (1,8) OBP: 0.298, SLG: 0.348										4	1	2	0	0	0	2		
11 Rubén Tejada, R (1,6) OBP: 0.316, SLG: 0.314										3	0	0	0	0	1	1		
5 David Wright, R (1,5) OBP: 0.388, SLG: 0.541										4	0	0	0	0	1	2		
29 Ike Davis, L (1,3) OBP: 0.333, SLG: 0.430											4	0	1	1	0	0		
12 Jeff Francoeur, R (1,9) OBP: 0.311, SLG: 0.409										4	0	0	0	0	2	1		
23 Chris Carter, L (1,7) OBP: 0.269, SLG: 0.415											3	0	1	0	0	1		
16 Ángel Pagán, S (6, PR) OBP: 0.361, SLG: 0.442											1	0	0	0	0	0		
4 Henry Blanco, R (1,2) OBP: 0.368, SLG: 0.444											3	0	2	0	0	1		
21 Rod Barajas, R (9, 2) OBP: 0.282, SLG: 0.454											1	0	1	0	0	0		
13 Alex Cora, L (1,4) OBP: 0.291, SLG: 0.281											4	0	1	0	2	2		
57 Johan Santana, L (1,1) OBP: 0.133, SLG: 0.200											2	0	0	0	2	0		
64 Elmer Dessens, R (8, 1)											0	0	0	0	0	0		
25 Pedro Feliciano, L (8, 1)											0	0	0	0	0	0		
18 Ryota Igarashi, R (9, 1)											0	0	0	0	0	0		
Inning Stats	R: 1 H: 2 E: 0 K: 2 S: 13	H: 2 R: 1 ER: 1 LOB: 1 BB: 0 P: 25	R: 0 H: 2 E: 0 K: 1 S: 10	H: 2 R: 1 ER: 0 LOB: 2 BB: 0 P: 14	R: 0 H: 0 E: 0 K: 0 S: 6	H: 0 R: 0 ER: 0 LOB: 0 BB: 0 P: 9	R: 0 H: 1 E: 0 K: 1 S: 11	H: 1 R: 0 ER: 0 LOB: 1 BB: 0 P: 15	R: 0 H: 1 E: 0 K: 0 S: 10	H: 1 R: 0 ER: 0 LOB: 2 BB: 0 P: 16	R: 0 H: 0 E: 0 K: 2 S: 8	H: 0 R: 0 ER: 0 LOB: 0 BB: 0 P: 13	R: 0 H: 0 E: 0 K: 1 S: 8	H: 1 R: 0 ER: 0 LOB: 1 BB: 0 P: 10	1B: 8 2B: 2 3B: 0 HR: 0	SF: 0 SAC: 2 DP: 0 HBP: 0	WP: 0 PB: 0 SB: 0 CS: 0	PA: 35
PITCHER	IP	WLS	BF	H	R	ER	SO	BB	IBB	HBP	BLK	WP	HR	S	P	ERA	WHIP	
61 Livan Hernandez, R (1,1) ERA: 2.98	7.0		28	7	1	1	7	0	0	0	0	0	0	68	107	1.29	1.000	
22 Drew Storen, R (8,1) ERA: 1.74	1.0		3	0	0	0	1	0	0	0	0	0	0	8	9	0.00	0.000	
55 Matt Capps, R (9,1) ERA: 3.28	1.0	W	4	1	0	0	1	0	0	0	0	0	0	8	10	0.00	1.000	

New York Mets @ Washington Nationals
 Nationals Park, Washington, DC
 Thu Jul 01 2010, 7:10 PM - 9:53 PM EDT
 Att: 20,167 - Clear - 76 F

AB	33
R	1
H	8
RBI	1
BB	0
SO	9
LOB	9



Batter	1	2	3	4	5	6	7	8	9	AB	R	H	RBI	BB	SO	LOB	BOTTOM			
1 Nyer Morgan, L (1,8) OBP: 0.316, SLG: 0.325										5	0	2	1	0	2	2				
15 Cristian Guzman, S (1,4) OBP: 0.338, SLG: 0.376										5	0	2	0	0	0	2				
11 Ryan Zimmerman, R (1,5) OBP: 0.374, SLG: 0.500										4	0	1	1	0	0	1				
44 Adam Dunn, L (1,3) OBP: 0.364, SLG: 0.553										3	0	1	0	1	1	1				
20 Adam Kennedy, L (8, PR) OBP: 0.317, SLG: 0.319										0	0	0	0	0	0	0				
16 Josh Willingham, R (1,7) OBP: 0.406, SLG: 0.500										3	0	1	0	1	2	2				
38 Michael Morse, R (1,9) OBP: 0.373, SLG: 0.500										3	0	0	0	0	0	3				
2 Roger Bernadina, L (8,9) OBP: 0.348, SLG: 0.440										1	0	0	0	0	0	2				
6 Ian Desmond, R (1,6) OBP: 0.290, SLG: 0.378										4	1	2	0	0	0	3				
23 Wil Nieves, R (1,2) OBP: 0.207, SLG: 0.238										2	0	0	0	1	0	1				
61 Livan Hernandez, R (1,1) OBP: 0.154, SLG: 0.120										1	0	0	0	0	1	1				
12 Alberto Gonzalez, R (7, PH) OBP: 0.334, SLG: 0.343										1	0	0	0	0	1	1				
22 Drew Storen, S (8,1) OBP: 1.000, SLG: 1.000										0	0	0	0	0	0	0				
55 Matt Capps, R (9,1) ERA: 0.51										0	0	0	0	0	0	0				
22 Willie Harris, L (9, PH) OBP: 0.252, SLG: 0.318										0	1	0	0	1	0	0				
Inning Stats	R: 0 H: 1 E: 0 K: 1 S: 8	H: 1 R: 0 ER: 0 LOB: 1 BB: 0 P: 12	R: 0 H: 0 E: 0 K: 1 S: 6	H: 0 R: 0 ER: 0 LOB: 0 BB: 0 P: 9	R: 0 H: 0 E: 0 K: 1 S: 6	H: 0 R: 0 ER: 0 LOB: 1 BB: 1 P: 13	R: 0 H: 1 E: 0 K: 1 S: 10	H: 1 R: 0 ER: 0 LOB: 1 BB: 0 P: 15	R: 0 H: 1 E: 0 K: 1 S: 9	H: 1 R: 0 ER: 0 LOB: 2 BB: 1 P: 15	R: 1 H: 2 E: 0 K: 0 S: 13	H: 2 R: 0 ER: 0 LOB: 1 BB: 0 P: 22	R: 0 H: 1 E: 0 K: 0 S: 9	H: 1 R: 0 ER: 0 LOB: 3 BB: 1 P: 15	R: 1 H: 2 E: 0 K: 0 S: 8	H: 2 R: 0 ER: 0 LOB: 2 BB: 1 P: 18	1B: 7 2B: 2 3B: 0 HR: 0	SF: 1 SAC: 2 DP: 0 HBP: 0	WP: 1 PB: 0 SB: 0 CS: 0	PA: 39
PITCHER	IP	WLS	BF	H	R	ER	SO	BB	IBB	HBP	BLK	WP	HR	S	P	ERA	WHIP			
57 Johan Santana, L (1,1) ERA: 3.41	7.0		29	6	1	1	7	2	0	0	0	1	0	60	97	1.29	1.143			
64 Elmer Dessens, R (8,1) ERA: 0.51	0.1		3	1	0	0	0	1	0	0	0	0	0	4	8	0.00	6.000			
25 Pedro Feliciano, L (8,1) ERA: 2.2	1.0	L	6	2	1	1	0	1	0	0	0	0	0	12	22	9.00	3.000			
18 Ryota Igarashi, R (9,1) ERA: 8.0	0.1		1	0	0	0	0	0	0	0	0	0	0	1	3	0.00	0.000			

New York Mets @ Washington Nationals
 Nationals Park, Washington, DC
 Thu Jul 01 2010, 7:10 PM - 9:53 PM EDT
 Att: 20,167 - Clear - 76 F

AB	32
R	2
H	9
RBI	2
BB	4
SO	7
LOB	19



Batter	1	2	3	4	5	6	7	8	9	AB	R	H	RBI	BB	SO	LOB	TOP					
16 Angel Pagán, S OBP: 0.359, SLG: 0.437	G4-3		F8	K			1B		K	5	0	1	0	0	2	1	New York Mets @ Washington Nationals Nationals Park, Washington, DC Fri Jul 02 2010, 7:08 PM - 10:04 PM EDT Att: 24,410 - Clear - 80 F					
11 Rubén Tejada, R OBP: 0.309, SLG: 0.297	5 1B 29 G4-3 HBP		K		G3-1		L7		G1-3	4	1	0	0	0	1	1						
5 David Wright, R OBP: 0.391, SLG: 0.546	29 G4-3 1B			44 BB 13 3B			K		G5-3	5	1	3	0	0	1	1						
29 Ike Davis, L OBP: 0.332, SLG: 0.424	G4-3			44 BB 13 3B		F8				3	1	0	1	1	1	3						
44 Jason Bay, R OBP: 0.367, SLG: 0.439	K			13 3B		F9			G4-3	3	1	0	0	1	1	2						
21 Rod Barajas, R OBP: 0.318, SLG: 0.445	P4		F8			F9			F9	4	0	0	0	0	0	3						
12 Jeff Francoeur, R OBP: 0.313, SLG: 0.410	K		L6			1B			13 F7 1B	4	0	2	0	0	1	3						
13 Alex Cora, L OBP: 0.290, SLG: 0.297	G4-3			49 2B		F7			E6	4	1	1	3	0	0	2						
49 Jonathon Niese, L OBP: 0.276, SLG: 0.320			K			G4-3			K	3	0	1	1	0	1	1						
17 Fernando Lirio, R OBP: 0.246, SLG: 0.330										0	0	0	0	0	0	0						
23 Chris Carter, R OBP: 0.282, SLG: 0.369										0	0	0	0	0	0	1	2					
39 Bobby Parnell, R ERA: 1.17										0	0	0	0	0	0	0	0					
25 Pedro Feliciano, L ERA: 2.15										0	0	0	0	0	0	0	0					
64 Elmer Dessens, R ERA: 1.8										0	0	0	0	0	0	0	0					
75 Francisco Rodríguez, R ERA: 1.99										0	0	0	0	0	0	0	0					
Inning Stats	R: 1 H: 1 E: 0 K: 1 S: 11	L: 1 LOB: 1 BB: 0 P: 14	R: 0 H: 0 E: 0 K: 1 S: 16	H: 0 LOB: 0 BB: 0 P: 21	R: 0 H: 0 E: 0 K: 2 S: 7	H: 0 LOB: 1 BB: 2 P: 12	R: 4 H: 3 E: 0 K: 1 S: 18	H: 3 LOB: 1 BB: 2 P: 31	R: 0 H: 1 E: 0 K: 0 S: 8	H: 1 LOB: 1 BB: 0 P: 9	R: 0 H: 1 E: 0 K: 0 S: 11	H: 1 LOB: 1 BB: 0 P: 13	R: 0 H: 1 E: 0 K: 2 S: 12	H: 1 LOB: 2 BB: 0 P: 18	R: 0 H: 1 E: 1 K: 1 S: 9	H: 0 LOB: 0 BB: 2 P: 14	R: 0 H: 0 E: 0 K: 1 S: 6	H: 0 LOB: 0 BB: 0 P: 7	1B: 5 2B: 2 3B: 1 HR: 0	SF: 0 SAC: 0 DP: 0 HBP: 1	WP: 0 PB: 0 SB: 1 CS: 0	PA: 39
PITCHER	IP WLS BF H R ER SO BB IBB HBP BLK WP HR S P ERA WHIP																					
56 Luis Atliano, R ERA: 4.72	3.2 L 18 4 5 5 4 2 0 0 0 0 0 0 48 74 12.27 1.636																					
62 Joel Peralta, L ERA: 3.62	3.0 12 3 0 0 2 0 0 0 0 0 0 31 38 0.00 1.000																					
17 Sean Burnett, L ERA: 2.96	1.0 5 1 0 0 1 0 0 0 0 0 0 9 14 0.00 1.000																					
43 Miguel Batista, R ERA: 3.92	0.1 1 0 0 0 1 0 0 0 0 0 0 4 6 0.00 0.000																					
45 Doug Slaten, L ERA: 2.93	1.0 3 0 0 0 1 0 0 0 0 0 0 6 7 0.00 0.000																					
Batter	1	2	3	4	5	6	7	8	9	AB	R	H	RBI	BB	SO	LOB	BOTTOM					
1 Nyer Morgan, L OBP: 0.318, SLG: 0.328	44 CS 1B		15 FC6-4 1B		F7				G4-3	4	0	2	0	0	0	1	New York Mets @ Washington Nationals Nationals Park, Washington, DC Fri Jul 02 2010, 7:08 PM - 10:04 PM EDT Att: 24,410 - Clear - 80 F					
15 Cristian Guzman, S OBP: 0.333, SLG: 0.373	K		FC6-4			P3			F8	4	0	0	0	0	1	2						
44 Adam Dunn, L OBP: 0.360, SLG: 0.545	K					L8			K	4	0	0	0	0	3	1						
11 Ryan Zimmerman, R OBP: 0.375, SLG: 0.498	1B					G6-3			7 2B 2 1B BB	3	1	1	0	1	1	0						
16 Josh Willingham, R OBP: 0.407, SLG: 0.512	K					1B			L7	4	1	2	1	0	1	2						
7 Ivan Rodríguez, R OBP: 0.327, SLG: 0.393	K					K			HR	4	1	1	0	0	2	2						
38 Michael Morse, R OBP: 0.355, SLG: 0.474									2 1B 6 1B 2B	3	0	0	0	0	0	1						
2 Roger Bernadina, L OBP: 0.351, SLG: 0.443	F9								22 PO 6 1B 1B	1	0	1	1	0	0	0						
6 Ian Desmond, R OBP: 0.293, SLG: 0.384									2 1B 6 1B 2B	4	0	2	1	0	1	0						
56 Luis Atliano, R OBP: 0.243, SLG: 0.343										1	0	0	0	0	0	0						
62 Joel Peralta, R ERA: 3.62										1	0	0	0	0	0	1						
17 Sean Burnett, L ERA: 1.17										0	0	0	0	0	0	0						
43 Miguel Batista, R ERA: 3.92										0	0	0	0	0	0	0						
20 Adam Kennedy, L ERA: 2.15										0	0	0	0	0	0	0						
45 Doug Slaten, L ERA: 2.93										0	0	0	0	0	0	0						
22 Willie Harris, L OBP: 0.250, SLG: 0.318										0	0	0	0	0	0	0						
Inning Stats	R: 0 H: 1 E: 0 K: 2 S: 11	L: 1 LOB: 1 BB: 0 P: 16	R: 0 H: 1 E: 0 K: 2 S: 10	H: 1 LOB: 1 BB: 0 P: 17	R: 0 H: 1 E: 0 K: 1 S: 11	H: 1 LOB: 1 BB: 0 P: 18	R: 0 H: 1 E: 0 K: 3 S: 12	H: 1 LOB: 1 BB: 0 P: 16	R: 0 H: 0 E: 0 K: 0 S: 9	H: 0 LOB: 0 BB: 0 P: 18	R: 0 H: 0 E: 0 K: 0 S: 11	H: 0 LOB: 0 BB: 0 P: 16	R: 1 H: 1 E: 0 K: 0 S: 13	H: 1 LOB: 0 BB: 0 P: 16	R: 0 H: 0 E: 0 K: 0 S: 5	H: 0 LOB: 0 BB: 0 P: 8	R: 2 H: 3 E: 0 K: 1 S: 15	H: 3 LOB: 1 BB: 1 P: 25	1B: 6 2B: 2 3B: 0 HR: 1	SF: 0 SAC: 0 DP: 0 HBP: 0	WP: 0 PB: 0 SB: 0 CS: 1	PA: 36
PITCHER	IP WLS BF H R ER SO BB IBB HBP BLK WP HR S P ERA WHIP																					
49 Jonathon Niese, L ERA: 3.62	7.0 W 26 6 1 1 8 0 0 0 0 0 0 5 8 1.29 0.857																					
39 Bobby Parnell, R ERA: 1.17	1.0 3 0 0 0 0 0 0 0 0 0 0 5 8 0.00 0.000																					
25 Pedro Feliciano, L ERA: 2.15	0.1 1 0 0 0 1 0 0 0 0 0 0 4 5 0.00 0.000																					
64 Elmer Dessens, R ERA: 1.8	0.1 3 1 0 0 0 1 0 0 0 0 0 6 10 0.00 6.000																					
75 Francisco Rodríguez, R ERA: 1.99	0.1 S 2 2 2 2 0 0 0 0 0 0 0 5 10 54.00 6.000																					

Batter	1	2	3	4	5	6	7	8	9	AB	R	H	RBI	BB	SO	LOB	TOP							
16 Angel Pagán, S OBP: 0.356, SLG: 0.431										4	0	0	0	1	2	0	New York Mets @ Washington Nationals Nationals Park, Washington, DC Sat Jul 03 2010, 4:11 PM - 7:44 PM EDT Att: 39,214 - Sunny - 86 F							
13 Alex Cora, L OBP: 0.294, SLG: 0.311										4	2	1	0	1	0	1								
5 David Wright, R OBP: 0.391, SLG: 0.543										5	2	2	1	0	1	3								
29 Ike Davis, L OBP: 0.337, SLG: 0.426										4	1	2	0	1	1	2								
44 Jason Bay, R OBP: 0.364, SLG: 0.439										5	0	1	1	0	1	6								
30 Josh Thole, L OBP: 0.600, SLG: 0.667										3	0	2	2	1	0	0								
4 Henry Blanco, R OBP: 0.345, SLG: 0.419										0	0	0	0	0	0	0								
12 Jeff Francoeur, R OBP: 0.312, SLG: 0.406										3	0	0	0	1	1	5								
11 Rubén Tejeda, R OBP: 0.294, SLG: 0.286										3	0	0	1	0	2	0								
43 R.A. Dickey, R OBP: 0.267, SLG: 0.214										3	0	0	0	0	1	0								
23 Chris Carter, L ERA: 2.45										0	0	0	0	0	0	0								
17 Fernando Tatis, R OBP: 0.243, SLG: 0.323										1	0	0	0	0	0	2								
39 Bobby Parnell, R ERA: 2.72										0	0	0	0	0	0	0								
75 Francisco Rodríguez, R ERA: 3.19										0	0	0	0	0	0	0								
Inning Stats	R: 1 E: 0 K: 1 S: 20	H: 1 LOB: 3 BB: 3 P: 37	R: 0 E: 0 K: 2 S: 7	H: 0 LOB: 0 BB: 0 P: 11	R: 1 E: 0 K: 1 S: 18	H: 3 LOB: 2 BB: 0 P: 26	R: 0 E: 0 K: 1 S: 9	H: 0 LOB: 0 BB: 0 P: 10	R: 0 E: 0 K: 0 S: 10	H: 0 LOB: 0 BB: 0 P: 12	R: 0 E: 0 K: 1 S: 9	H: 0 LOB: 2 BB: 0 P: 12	R: 0 E: 0 K: 2 S: 10	H: 0 LOB: 0 BB: 0 P: 13	R: 3 E: 0 K: 0 S: 18	H: 4 LOB: 2 BB: 1 P: 31	R: 0 E: 1 K: 1 S: 12	H: 0 LOB: 2 BB: 1 P: 19	1B: 5 2B: 2 HR: 0	SF: 1 3B: 1 DP: 0 HBP: 0	WP: 0 PB: 0 SB: 1 CS: 0	PA: 41		
PITCHER	IP WLS BF H R ER SO BB IBB HBP BLK WP HR S P ERA WHIP	IP WLS BF H R ER SO BB IBB HBP BLK WP HR S P ERA WHIP	IP WLS BF H R ER SO BB IBB HBP BLK WP HR S P ERA WHIP	IP WLS BF H R ER SO BB IBB HBP BLK WP HR S P ERA WHIP	IP WLS BF H R ER SO BB IBB HBP BLK WP HR S P ERA WHIP	IP WLS BF H R ER SO BB IBB HBP BLK WP HR S P ERA WHIP	IP WLS BF H R ER SO BB IBB HBP BLK WP HR S P ERA WHIP	IP WLS BF H R ER SO BB IBB HBP BLK WP HR S P ERA WHIP	IP WLS BF H R ER SO BB IBB HBP BLK WP HR S P ERA WHIP	IP WLS BF H R ER SO BB IBB HBP BLK WP HR S P ERA WHIP	IP WLS BF H R ER SO BB IBB HBP BLK WP HR S P ERA WHIP	IP WLS BF H R ER SO BB IBB HBP BLK WP HR S P ERA WHIP	IP WLS BF H R ER SO BB IBB HBP BLK WP HR S P ERA WHIP	IP WLS BF H R ER SO BB IBB HBP BLK WP HR S P ERA WHIP	IP WLS BF H R ER SO BB IBB HBP BLK WP HR S P ERA WHIP	IP WLS BF H R ER SO BB IBB HBP BLK WP HR S P ERA WHIP	IP WLS BF H R ER SO BB IBB HBP BLK WP HR S P ERA WHIP	IP WLS BF H R ER SO BB IBB HBP BLK WP HR S P ERA WHIP	IP WLS BF H R ER SO BB IBB HBP BLK WP HR S P ERA WHIP	IP WLS BF H R ER SO BB IBB HBP BLK WP HR S P ERA WHIP	IP WLS BF H R ER SO BB IBB HBP BLK WP HR S P ERA WHIP	IP WLS BF H R ER SO BB IBB HBP BLK WP HR S P ERA WHIP	IP WLS BF H R ER SO BB IBB HBP BLK WP HR S P ERA WHIP	IP WLS BF H R ER SO BB IBB HBP BLK WP HR S P ERA WHIP
37 Stephen Strasburg, R ERA: 2.45	5.0	22	4	2	2	5	3	0	0	0	0	0	0	64	96	3.60	1.400							
22 Drew Storen, R ERA: 1.59	2.0	6	0	0	0	3	0	0	0	0	0	0	0	19	25	0.00	0.000							
36 Tyler Clippard, R ERA: 2.72	0.2	7	4	3	3	0	0	1	0	0	0	0	0	14	25	40.50	6.000							
45 Doug Staten, L ERA: 2.87	0.1	3	0	0	0	0	1	0	0	0	0	0	0	5	11	0.00	3.000							
55 Matt Capps, R ERA: 3.19	1.0	W	3	0	0	1	0	0	0	0	0	0	0	11	14	0.00	0.000							
Batter	1	2	3	4	5	6	7	8	9	AB	R	H	RBI	BB	SO	LOB	BOTTOM							
1 Nyer Morgan, L OBP: 0.313, SLG: 0.322										5	0	0	0	0	0	2	New York Mets @ Washington Nationals Nationals Park, Washington, DC Sat Jul 03 2010, 4:11 PM - 7:44 PM EDT Att: 39,214 - Sunny - 86 F							
22 Willie Harris, L OBP: 0.258, SLG: 0.316										4	2	1	0	1	1	1								
11 Ryan Zimmerman, R OBP: 0.373, SLG: 0.490										4	2	0	0	1	0	1								
44 Adam Dunn, L OBP: 0.363, SLG: 0.549										5	1	3	2	0	2	2								
16 Josh Willingham, R OBP: 0.413, SLG: 0.512										2	0	1	1	3	1	0								
7 Ivan Rodríguez, R OBP: 0.333, SLG: 0.403										5	0	3	2	0	1	4								
20 Adam Kennedy, L OBP: 0.314, SLG: 0.315										4	0	1	1	0	0	3								
6 Ian Desmond, R OBP: 0.293, SLG: 0.382										4	0	1	0	0	1	2								
37 Stephen Strasburg, R ERA: 2.45										1	0	0	0	0	0	0								
51 J.J. Martin, R OBP: 0.295, SLG: 0.375										1	0	0	0	0	0	0								
22 Drew Storen, R ERA: 1.59										0	0	0	0	0	0	0								
12 Alberto Gonzalez, R ERA: 2.87										1	0	1	0	0	0	0								
36 Tyler Clippard, R ERA: 2.72										0	0	0	0	0	0	0								
45 Doug Staten, L ERA: 2.87										0	0	0	0	0	0	0								
55 Matt Capps, R ERA: 3.19										0	0	0	0	0	0	0								
15 Cristian Guzman, S ERA: 3.19										1	0	0	0	1	0	0								
Inning Stats	R: 0 E: 0 K: 1 S: 10	H: 0 LOB: 0 BB: 0 P: 14	R: 0 E: 0 K: 2 S: 12	H: 1 LOB: 1 BB: 0 P: 19	R: 0 E: 0 K: 0 S: 8	H: 1 LOB: 0 BB: 0 P: 10	R: 0 E: 0 K: 0 S: 9	H: 1 LOB: 2 BB: 1 P: 18	R: 0 E: 0 K: 0 S: 11	H: 0 LOB: 0 BB: 0 P: 13	R: 2 E: 1 K: 1 S: 13	H: 2 LOB: 2 BB: 1 P: 23	R: 0 E: 0 K: 0 S: 12	H: 1 LOB: 1 BB: 0 P: 18	R: 1 E: 0 K: 2 S: 16	H: 2 LOB: 2 BB: 1 P: 26	R: 3 E: 0 K: 0 S: 11	H: 3 LOB: 3 BB: 3 P: 27	1B: 9 2B: 2 HR: 0	SF: 0 3B: 0 DP: 0 HBP: 0	WP: 0 PB: 0 SB: 1 CS: 0	PA: 42		
PITCHER	IP WLS BF H R ER SO BB IBB HBP BLK WP HR S P ERA WHIP	IP WLS BF H R ER SO BB IBB HBP BLK WP HR S P ERA WHIP	IP WLS BF H R ER SO BB IBB HBP BLK WP HR S P ERA WHIP	IP WLS BF H R ER SO BB IBB HBP BLK WP HR S P ERA WHIP	IP WLS BF H R ER SO BB IBB HBP BLK WP HR S P ERA WHIP	IP WLS BF H R ER SO BB IBB HBP BLK WP HR S P ERA WHIP	IP WLS BF H R ER SO BB IBB HBP BLK WP HR S P ERA WHIP	IP WLS BF H R ER SO BB IBB HBP BLK WP HR S P ERA WHIP	IP WLS BF H R ER SO BB IBB HBP BLK WP HR S P ERA WHIP	IP WLS BF H R ER SO BB IBB HBP BLK WP HR S P ERA WHIP	IP WLS BF H R ER SO BB IBB HBP BLK WP HR S P ERA WHIP	IP WLS BF H R ER SO BB IBB HBP BLK WP HR S P ERA WHIP	IP WLS BF H R ER SO BB IBB HBP BLK WP HR S P ERA WHIP	IP WLS BF H R ER SO BB IBB HBP BLK WP HR S P ERA WHIP	IP WLS BF H R ER SO BB IBB HBP BLK WP HR S P ERA WHIP	IP WLS BF H R ER SO BB IBB HBP BLK WP HR S P ERA WHIP	IP WLS BF H R ER SO BB IBB HBP BLK WP HR S P ERA WHIP	IP WLS BF H R ER SO BB IBB HBP BLK WP HR S P ERA WHIP	IP WLS BF H R ER SO BB IBB HBP BLK WP HR S P ERA WHIP	IP WLS BF H R ER SO BB IBB HBP BLK WP HR S P ERA WHIP	IP WLS BF H R ER SO BB IBB HBP BLK WP HR S P ERA WHIP	IP WLS BF H R ER SO BB IBB HBP BLK WP HR S P ERA WHIP	IP WLS BF H R ER SO BB IBB HBP BLK WP HR S P ERA WHIP	
43 R.A. Dickey, R ERA: 2.62	7.0	29	6	2	0	4	2	0	0	0	0	0	0	75	115	0.00	1.143							
39 Bobby Parnell, R ERA: 2.08	1.0	H	6	2	1	1	2	1	0	0	0	0	0	16	26	9.00	3.000							
75 Francisco Rodríguez, R ERA: 2.63	0.1	L	7	3	3	3	0	2	1	0	0	0	0	11	27	81.00	15.000							

Batter	1	2	3	4	5	6	7	8	9	AB	R	H	RBI	BB	SO	LOB	TOP				
16 Angel Pagán, S OBP: 0.362, SLG: 0.441	G4-3	2H	13 E	5 1B	K	1-3	1-3	1-1	4-0	5	1	3	2	1	1	0	New York Mets @ Washington Nationals Nationals Park, Washington, DC Sun Jul 04 2010, 1:38 PM - 5:25 PM EDT Att: 29,234 - Sunny - 91 F				
13 Alex Cora, L OBP: 0.289, SLG: 0.305	29 BB	G3	L3	L3	G4-3	1-3	1-3	0-1	F9	6	1	1	0	0	1	6					
5 David Wright, R OBP: 0.391, SLG: 0.541	K		29 HR	44 1B	K	2-3	2-3	2-3		5	2	2	0	0	3	3					
29 Ike Davis, L OBP: 0.338, SLG: 0.435	44 3B	BB	HR	K	K	G4-3		F9		4	2	1	2	1	1	2					
44 Jason Bay, R OBP: 0.365, SLG: 0.445	1-2	3B	K	12 2B	1B	K	K	K		5	1	2	4	0	3	0					
12 Jeff Francoeur, R OBP: 0.310, SLG: 0.406	G6-3	G6-3	G6-3	11 HBP	2B	K	K	K		5	0	1	1	0	2	1					
21 Rod Barajas, R OBP: 0.284, SLG: 0.451	K	K	11 HBP	16 2B	1B	F8		F8		4	1	2	0	1	1	0					
11 Rubén Tejeda, R OBP: 0.311, SLG: 0.278	16 1B	47 SH2-4	1B	K	K	F8		F8		2	1	0	0	2	1	1					
47 Hisashi Takahashi, L ERA: 4.09	SH2-4	G1-3	K	16 2B	1B					3	0	0	0	0	0	1					
64 Elmer Dessens, R ERA: 1.69	1-2									2	0	0	0	0	0	0					
Inning Stats	R: 2 H: 2 E: 0 K: 1 S: 13	H: 2 LOB: 1 BB: 1 P: 21	R: 1 H: 1 E: 1 K: 1 S: 9	LOB: 1 BB: 1 P: 14	R: 2 H: 3 E: 0 K: 1 S: 12	H: 3 LOB: 2 BB: 1 P: 25	R: 3 H: 4 E: 0 K: 2 S: 18	H: 4 LOB: 3 BB: 1 P: 37	R: 0 H: 0 E: 0 K: 2 S: 8	H: 0 LOB: 0 BB: 0 P: 11	R: 1 H: 3 E: 0 K: 3 S: 20	H: 3 LOB: 2 BB: 0 P: 28	R: 0 H: 0 E: 0 K: 2 S: 8	H: 0 LOB: 0 BB: 0 P: 10	R: 0 H: 1 E: 0 K: 0 S: 9	H: 2 LOB: 2 BB: 1 P: 17	1B: 7 2B: 5 3B: 1 HR: 1	SF: 0 SAC: 1 DP: 0 HBP: 1	WP: 0 PA: 47 PB: 0 CS: 2		
PITCHER	IP WLS BF H R ER SO BB IBB HBP BLK WP HR S P ERA WHIP	3.1 L 21 8 7 7 3 2 1 0 0 0 1 38 69 18.90 3.000	4.1 3 14 3 2 2 7 0 1 1 0 0 0 35 62 6.00 1.000	4.09 0.1 3 2 0 0 1 0 0 0 0 0 0 10 12 0.00 6.000	2.93 1.1 4 0 0 0 3 0 0 0 0 0 0 12 16 0.00 0.000	1.00 5 1 0 0 0 0 0 1 0 0 0 0 9 17 0.00 1.000	PITCHER	IP WLS BF H R ER SO BB IBB HBP BLK WP HR S P ERA WHIP	1.0 S 3 3 0 0 0 0 0 0 0 0 0 0 3 6 5.40 1.400	1.0 S 3 3 0 0 0 0 0 0 0 0 0 0 3 6 5.40 1.400	1.0 S 3 3 0 0 0 0 0 0 0 0 0 0 3 6 5.40 1.400	1.0 S 3 3 0 0 0 0 0 0 0 0 0 0 3 6 5.40 1.400	1.0 S 3 3 0 0 0 0 0 0 0 0 0 0 3 6 5.40 1.400	1.0 S 3 3 0 0 0 0 0 0 0 0 0 0 3 6 5.40 1.400	1.0 S 3 3 0 0 0 0 0 0 0 0 0 0 3 6 5.40 1.400	1B: 9 2B: 1 3B: 1 HR: 1	SF: 0 SAC: 0 DP: 1 HBP: 2	WP: 1 PA: 42 PB: 0 CS: 0			
35 Craig Stammen, R ERA: 5.73	3.1	4.1	4.09	2.93	1.00	1.00											New York Mets @ Washington Nationals Nationals Park, Washington, DC Sun Jul 04 2010, 1:38 PM - 5:25 PM EDT Att: 29,234 - Sunny - 91 F				
43 Miguel Batista, R ERA: 4.09	3.0	0.1	1.1	2.65	1.00	1.00															
17 Sean Burnett, L ERA: 2.93	0.1	1.1	2.65	1.00	1.00																
36 Tyler Clippard, R ERA: 2.65	1.1	2.65	1.00	1.00	1.00																
62 Joel Peralta, R ERA: 2.65	1.0	2.65	1.00	1.00	1.00																
1 Nyer Morgan, L OBP: 0.318, SLG: 0.322	G3		1-2	11 HR	BB	15 1B	11 1B	L4		3	2	1	0	1	0	1					
15 Cristian Guzman, S OBP: 0.340, SLG: 0.377	F8		K	11 HR	1B	11 1B	11 1B			5	1	3	0	0	1	2					
11 Ryan Zimmerman, R OBP: 0.376, SLG: 0.504	F7		K	11 HR	1B	11 1B	11 1B			5	1	3	4	0	1	2					
44 Adam Dunn, L OBP: 0.361, SLG: 0.544	K		K	38 HBP	16 1B	K	K			5	0	1	0	0	3	4					
16 Josh Willingham, R OBP: 0.413, SLG: 0.513	2B		K	38 HBP	1B	K	K			5	0	2	0	0	3	4					
38 Michael Morse, R OBP: 0.334, SLG: 0.458	L7		K	23 G6-4-3	HBP					2	0	0	0	0	1	1					
36 Tyler Clippard, R OBP: 1.000, SLG: 1.000	L7		K	23 G6-4-3	HBP					1	0	0	0	0	0	0					
6 Ian Desmond, R OBP: 0.292, SLG: 0.380	L7		K	23 G6-4-3	HBP					1	0	0	0	0	0	0					
62 Joel Peralta, R ERA: 2.65	L7		K	23 G6-4-3	HBP					1	0	0	0	0	0	0					
2 Roger Bernadina, L OBP: 0.349, SLG: 0.440	L7		K	23 G6-4-3	HBP					1	0	0	0	0	0	2					
12 Alberto Gonzalez, R OBP: 0.353, SLG: 0.362	F7		F7	G6-3	G6-4-3					2	0	0	0	0	0	1					
20 Adam Kennedy, L OBP: 0.316, SLG: 0.329	F7		F7	G6-3	G6-4-3					2	1	1	0	0	1	3					
23 Wil Nieves, R OBP: 0.209, SLG: 0.239	F7		F7	G6-3	G6-4-3					4	0	1	1	0	0	3					
35 Craig Stammen, R OBP: 0.259, SLG: 0.320	1B		1B	G6-3	G6-4-3					0	0	0	0	1	0	0					
43 Miguel Batista, R OBP: 0.250, SLG: 0.250	1B		1B	G6-3	G6-4-3					1	0	0	0	0	1	0					
22 Willie Harris, L OBP: 0.254, SLG: 0.310	1B		1B	G6-3	G6-4-3					2	0	0	0	0	1	1					
Inning Stats	R: 0 H: 0 E: 0 K: 0 S: 5	H: 0 LOB: 0 BB: 0 P: 8	R: 0 H: 1 E: 0 K: 1 S: 9	LOB: 1 BB: 0 P: 13	R: 0 H: 1 E: 0 K: 2 S: 13	H: 1 LOB: 2 BB: 1 P: 21	R: 0 H: 0 E: 0 K: 3 S: 10	H: 0 LOB: 0 BB: 0 P: 14	R: 0 H: 0 E: 0 K: 1 S: 9	H: 0 LOB: 0 BB: 0 P: 12	R: 3 H: 4 E: 0 K: 1 S: 26	H: 4 LOB: 2 BB: 1 P: 40	R: 1 H: 2 E: 0 K: 3 S: 16	H: 2 LOB: 2 BB: 0 P: 28	R: 1 H: 2 E: 0 K: 0 S: 9	H: 2 LOB: 1 BB: 0 P: 16	R: 0 H: 2 E: 0 K: 1 S: 14	H: 2 LOB: 2 BB: 0 P: 21	1B: 9 2B: 1 3B: 1 HR: 1	SF: 0 SAC: 0 DP: 1 HBP: 2	WP: 1 PA: 42 PB: 0 CS: 0
PITCHER	IP WLS BF H R ER SO BB IBB HBP BLK WP HR S P ERA WHIP	5.0 W 22 5 3 3 7 2 0 0 0 0 0 16 22 5.40 1.400	1.0 4 1 0 0 1 0 0 0 1 0 0 0 13 22 13.50 3.000	2.41 0.2 5 2 1 1 2 0 0 1 0 0 0 13 22 6.75 1.500	7.91 1.1 6 2 1 1 1 0 0 0 0 0 0 12 22 6.75 1.500	2.08 0.0 2 2 0 0 0 0 0 0 0 0 0 6 9 - -	PITCHER	IP WLS BF H R ER SO BB IBB HBP BLK WP HR S P ERA WHIP	1.0 S 3 3 0 0 0 0 0 0 0 0 0 0 3 6 5.40 1.400	1.0 S 3 3 0 0 0 0 0 0 0 0 0 0 3 6 5.40 1.400	1.0 S 3 3 0 0 0 0 0 0 0 0 0 0 3 6 5.40 1.400	1.0 S 3 3 0 0 0 0 0 0 0 0 0 0 3 6 5.40 1.400	1.0 S 3 3 0 0 0 0 0 0 0 0 0 0 3 6 5.40 1.400	1.0 S 3 3 0 0 0 0 0 0 0 0 0 0 3 6 5.40 1.400	1.0 S 3 3 0 0 0 0 0 0 0 0 0 0 3 6 5.40 1.400	1.0 S 3 3 0 0 0 0 0 0 0 0 0 0 3 6 5.40 1.400	1B: 9 2B: 1 3B: 1 HR: 1	SF: 0 SAC: 0 DP: 1 HBP: 2	WP: 1 PA: 42 PB: 0 CS: 0		
47 Hisanori Takahashi, L ERA: 4.35	1.0	0.2	1.1	2.08	1.00	1.00											New York Mets @ Washington Nationals Nationals Park, Washington, DC Sun Jul 04 2010, 1:38 PM - 5:25 PM EDT Att: 29,234 - Sunny - 91 F				
64 Elmer Dessens, R ERA: 1.69	1.0	0.2	1.1	2.08	1.00	1.00															
25 Pedro Feliciano, L ERA: 2.41	0.2	1.1	2.08	2.08	1.00	1.00															
18 Ryota Igarashi, R ERA: 7.91	1.1	2.08	1.00	2.08	1.00	1.00															
39 Bobby Parnell, R ERA: 2.08	0.0	2.08	1.00	2.08	1.00	1.00															
47 Hisanori Takahashi, L ERA: 4.35	1.0	0.2	1.1	2.08	1.00	1.00															
64 Elmer Dessens, R ERA: 1.69	1.0	0.2	1.1	2.08	1.00	1.00															
25 Pedro Feliciano, L ERA: 2.41	0.2	1.1	2.08	2.08	1.00	1.00															
18 Ryota Igarashi, R ERA: 7.91	1.1	2.08	1.00	2.08	1.00	1.00															
39 Bobby Parnell, R ERA: 2.08	0.0	2.08	1.00	2.08	1.00	1.00															
Inning Stats	R: 0 H: 0 E: 0 K: 0 S: 5	H: 0 LOB: 0 BB: 0 P: 8	R: 0 H: 1 E: 0 K: 1 S: 9	LOB: 1 BB: 0 P: 13	R: 0 H: 1 E: 0 K: 2 S: 13	H: 1 LOB: 2 BB: 1 P: 21	R: 0 H: 0 E: 0 K: 3 S: 10	H: 0 LOB: 0 BB: 0 P: 14	R: 0 H: 0 E: 0 K: 1 S: 9	H: 0 LOB: 0 BB: 0 P: 12	R: 3 H: 4 E: 0 K: 1 S: 26	H: 4 LOB: 2 BB: 1 P: 40	R: 1 H: 2 E: 0 K: 3 S: 16	H: 2 LOB: 2 BB: 0 P: 28	R: 1 H: 2 E: 0 K: 0 S: 9	H: 2 LOB: 1 BB: 0 P: 16	R: 0 H: 2 E: 0 K: 1 S: 14	H: 2 LOB: 2 BB: 0 P: 21	1B: 9 2B: 1 3B: 1 HR: 1	SF: 0 SAC: 0 DP: 1 HBP: 2	WP: 1 PA: 42 PB: 0 CS: 0
PITCHER	IP WLS BF H R ER SO BB IBB HBP BLK WP HR S P ERA WHIP	5.0 W 22 5 3 3 7 2 0 0 0 0 0 16 22 5.40 1.400	1.0 4 1 0 0 1 0 0 0 1 0 0 0 13 22 13.50 3.000	2.41 0.2 5 2 1 1 2 0 0 1 0 0 0 13 22 6.75 1.500	7.91 1.1 6 2 1 1 1 0 0 0 0 0 0 12 22 6.75 1.500	2.08 0.0 2 2 0 0 0 0 0 0 0 0 0 6 9 - -	PITCHER	IP WLS BF H R ER SO BB IBB HBP BLK WP HR S P ERA WHIP	1.0 S 3 3 0 0 0 0 0 0 0 0 0 0 3 6 5.40 1.400	1.0 S 3 3 0 0 0 0 0 0 0 0 0 0 3 6 5.40 1.400	1.0 S 3 3 0 0 0 0 0 0 0 0 0 0 3 6 5.40 1.400	1.0 S 3 3 0 0 0 0 0 0 0 0 0 0 3 6 5.40 1.400	1.0 S 3 3 0 0 0 0 0 0 0 0 0 0 3 6 5.40 1.400	1.0 S 3 3 0 0 0 0 0 0 0 0 0 0 3 6 5.40 1.400	1.0 S 3 3 0 0 0 0 0 0 0 0 0 0 3 6 5.40 1.400	1.0 S 3 3 0 0 0 0 0 0 0 0 0 0 3 6 5.40 1.400	1.0 S 3 3 0 0 0 0 0 0 0 0 0 0 3 6 5.40 1.400	1B: 9 2B: 1 3B: 1 HR: 1	SF: 0 SAC: 0 DP: 1 HBP: 2	WP: 1 PA: 42 PB: 0 CS: 0	

Batter	1	2	3	4	5	6	7	8	9	AB	R	H	RBI	BB	SO	LOB	TOP
4 Brandon Phillips, R OBP: 0.364, SLG: 0.481	(1,4) 2-2 SH1 2B		(3) 0-1 F8			(2) 0-1 L8		(2) 2-0 F9		4	0	1	0	0	0	1	
2 Orlando Cabrera, R OBP: 0.291, SLG: 0.341	(1,6) 0-0 SH1 2-3		(1) 0-0 F8			(1) 2-2 F9		(3) 0-0 F9		3	0	1	0	0	0	1	
19 Joey Votto, L OBP: 0.419, SLG: 0.595	(1,3) 1-3 K								(1) 0-0 G6-3	2	0	0	0	2	1	1	
27 Scott Rolen, R OBP: 0.367, SLG: 0.568	(1,5) 2-1 P4								(1) 1-2 G6-3	4	0	1	0	0	1	4	
32 Jay Bruce, L OBP: 0.349, SLG: 0.457	(1,9) 1-2 F8								(1) 0-0 E7	4	0	0	0	0	1	2	
31 Jonny Gomes, R OBP: 0.334, SLG: 0.477	(1,7) 1-3 K								(2) 0-0 L3	4	0	0	0	0	1	2	
6 Drew Stubbs, R OBP: 0.314, SLG: 0.412	(1,8) 1-2 F7								(3) 0-0 FC5-4	4	0	0	0	0	0	2	
37 Corky Miller, R OBP: 0.239, SLG: 0.318	(1,2) 1-0 F8								(1) 1-1 F9	3	0	0	0	0	0	0	
56 Matt Maloney, L 66 Logan Ondrusek, R 43 Miguel Cairo, R 45 Bill Bray, L	(1,1) (6,1) (6,PH) (8,1)									2	0	0	0	0	1	0	
Inning Stats	R: 0 H: 1 E: 0 LOB: 1 K: 1 S: 10	R: 0 H: 0 E: 0 LOB: 0 K: 1 S: 13	R: 0 H: 0 E: 0 LOB: 0 K: 0 S: 7	R: 0 H: 0 E: 0 LOB: 1 K: 1 S: 6	R: 0 H: 0 E: 0 LOB: 0 K: 0 S: 6	R: 0 H: 1 E: 0 LOB: 2 K: 1 S: 12	R: 0 H: 0 E: 0 LOB: 0 K: 1 S: 9	R: 0 H: 0 E: 0 LOB: 1 K: 0 S: 7	R: 0 H: 1 E: 1 LOB: 2 K: 0 S: 8	1B: 2 SF: 0 2B: 1 SAC: 1 3B: 0 DP: 0 HR: 0	WP: 0 PA: 34						
PITCHER	IP WLS BF H R ER SO BB IBB HBP BLK WP HR S P ERA WHIP																
57 Johan Santana, L ERA: 3.15	9.0 W 34 3 0 0 5 3 0 0 0 0 0 0 78 113 0.00 0.667																

Cincinnati Reds @ New York Mets
Citi Field, Flushing, NY
Tue Jul 06 2010, 7:13 PM - 9:40 PM EDT
Att: 27,473 - Partly Cloudy - 96 F

AB	30
R	0
H	3
RBI	0
BB	3
SO	5
LOB	13



Batter	1	2	3	4	5	6	7	8	9	AB	R	H	RBI	BB	SO	LOB	BOTTOM
7 José Reyes, S OBP: 0.323, SLG: 0.420	(1,6) 1-1 F8		(1) 1-2 E6			(1) 0-1 G3-6-1		(3) 2-1 G5-3		4	1	2	0	0	0	0	
16 Ángel Pagán, S OBP: 0.311, SLG: 0.446	(1,8) 2-2 F8		(3) 1-1 F7			(1) 2-1 G6-3		(1) 4-0 BB		3	0	0	0	1	0	2	
5 David Wright, R OBP: 0.395, SLG: 0.545	(1,5) 2-0 F8					(1) 4-0 G3-6-1		(1) 3-2 F9		3	1	1	0	1	0	1	
29 Ike Davis, L OBP: 0.334, SLG: 0.425	(1,3) 1-3 K		(1) 1-2 FC4-6			(2) 1-2 G3-6-1		(2) 0-0 F7		4	0	0	0	0	1	4	
44 Jason Bay, R OBP: 0.361, SLG: 0.438	(1,7) 3-3 K		(2) 3-2 FC6-4			(2) 2-0 12 1B		(3) 2-2 P2		4	0	1	2	0	1	2	
12 Jeff Francoeur, R OBP: 0.310, SLG: 0.401	(1,9) 2-2 G1-3		(3) 1-1 P4			(3) 2-H 3-H 1B		(1) 1-2		3	0	1	0	0	0	1	
21 Rod Barajas, R OBP: 0.280, SLG: 0.441	(1,2) 1-2 F9		(1) 1-2 F9			(3) 0-0 K				3	0	0	0	0	1	2	
11 Rubén Tejada, R OBP: 0.299, SLG: 0.267	(1,4) 1-2 57 CS		(1) 1-2 L7			(1) 1-3 K				3	0	1	0	0	1	0	
57 Johan Santana, L OBP: 0.152, SLG: 0.303	(1,1) 2-2 HR		(2) 0-3 K			(2) 1-1 F7				3	1	1	1	0	1	0	
Inning Stats	R: 0 H: 0 E: 0 LOB: 0 K: 0 S: 7	R: 0 H: 0 E: 0 LOB: 0 K: 2 S: 20	R: 1 H: 3 E: 1 LOB: 3 K: 0 S: 22	R: 0 H: 1 E: 0 LOB: 1 K: 0 S: 13	R: 0 H: 0 E: 0 LOB: 0 K: 1 S: 6	R: 2 H: 3 E: 0 LOB: 2 K: 1 S: 11	R: 0 H: 0 E: 0 LOB: 0 K: 1 S: 7	R: 0 H: 0 E: 0 LOB: 1 K: 0 S: 10	1B: 6 SF: 0 2B: 0 SAC: 0 3B: 0 DP: 0 HR: 1	WP: 0 PA: 32							
PITCHER	IP WLS BF H R ER SO BB IBB HBP BLK WP HR S P ERA WHIP																
56 Matt Maloney, L ERA: 4.76	5.2 L 24 7 3 3 3 0 0 0 0 0 0 76 108 4.76 1.235																
66 Logan Ondrusek, R ERA: 4.79	1.1 4 0 0 0 2 0 0 0 0 0 0 10 14 0.00 0.000																
45 Bill Bray, L ERA: 4.5	1.0 4 0 0 0 0 1 0 0 0 0 0 10 19 0.00 1.000																

Cincinnati Reds @ New York Mets
Citi Field, Flushing, NY
Tue Jul 06 2010, 7:13 PM - 9:40 PM EDT
Att: 27,473 - Partly Cloudy - 96 F

AB	30
R	3
H	7
RBI	3
BB	2
SO	5
LOB	12



Batter	1	2	3	4	5	6	7	8	9	AB	R	H	RBI	BB	SO	LOB	TOP										
4 Brandon Phillips, R OBP: 0.364, SLG: 0.491	L5		HR			F9	2B		G6-3	5	1	2	2	0	0	0											
2 Orlando Cabrera, R OBP: 0.291, SLG: 0.338	K		HBP			G1-3	G6-3			3	0	0	0	0	1	2											
19 Joey Votto, L OBP: 0.417, SLG: 0.588	K		G3						K	3	0	0	0	1	2	1											
27 Scott Rolen, R OBP: 0.362, SLG: 0.560		K		K		F9			F8	4	0	0	0	0	2	1											
31 Jonny Gomes, R OBP: 0.333, SLG: 0.473		E5		G4-3					F7	4	0	1	0	0	0	0											
32 Jay Bruce, L OBP: 0.349, SLG: 0.457									2B	0	0	0	0	0	0	0											
28 Chris Heisey, R OBP: 0.378, SLG: 0.587		L4		F8					1B	4	1	2	1	0	0	1											
6 Drew Stubbs, R OBP: 0.313, SLG: 0.409		G5-3				G6-3			1B	4	1	1	0	0	1	3											
37 Corky Miller, R OBP: 0.220, SLG: 0.292			P3		K		L4		G1-3	4	0	0	0	0	1	1											
61 Bronson Arroyo, R OBP: 0.237, SLG: 0.297			K		K				F9	3	0	1	0	0	2	0											
17 Laynce Nix, L OBP: 0.256, SLG: 0.419										1	0	0	0	0	0	0											
48 Francisco Cordero, R										0	0	0	0	0	0	0											
Inning Stats	R: 0 E: 0 K: 2 S: 8	H: 0 LOB: 0 BB: 0 P: 12	R: 0 E: 1 K: 1 S: 9	H: 0 LOB: 1 BB: 0 P: 14	R: 1 E: 0 K: 1 S: 9	H: 1 LOB: 1 BB: 0 P: 17	R: 0 E: 0 K: 1 S: 6	H: 0 LOB: 0 BB: 0 P: 7	R: 0 E: 0 K: 0 S: 4	H: 0 LOB: 0 BB: 0 P: 10	R: 0 E: 0 K: 0 S: 4	H: 0 LOB: 1 BB: 1 P: 10	R: 2 E: 0 K: 0 S: 11	H: 4 LOB: 2 BB: 0 P: 17	R: 0 E: 0 K: 2 S: 15	H: 2 LOB: 2 BB: 0 P: 21	R: 0 E: 0 K: 0 S: 6	H: 0 LOB: 0 BB: 0 P: 10	1B: 4 2B: 1 3B: 0 HR: 2	SF: 0 SAC: 0 DP: 0 HBP: 1	WP: 0 PB: 0 SB: 0 CS: 0	PA: 37					
PITCHER	IP	WLS	BF	H	R	ER	SO	BB	IBB	HBP	BLK	WP	HR	S	P	ERA	WHIP										
49 Jonathon Niese, L ERA: 3.61	7.2	L	32	6	3	3	8	1	0	1	0	0	2	63	99	3.52	0.913										
39 Bobby Parnell, R ERA: 2.0	0.1		2	1	0	0	1	0	0	0	0	0	0	6	9	0.00	3.000										
64 Elmer Dessens, R ERA: 1.59	1.0		3	0	0	0	0	0	0	0	0	0	0	6	10	0.00	0.000										

Cincinnati Reds @ New York Mets
Citi Field, Flushing, NY
Wed Jul 07 2010, 7:11 PM - 9:36 PM EDT
Att: 30,029 - Clear - 87 F

AB	35
R	3
H	7
RBI	3
BB	1
SO	9
LOB	9



Batter	1	2	3	4	5	6	7	8	9	AB	R	H	RBI	BB	SO	LOB	BOTTOM										
7 José Reyes, S OBP: 0.320, SLG: 0.415	L1		FC6-5		G1-3			P6		4	0	0	0	0	0	3											
16 Angel Pagán, S OBP: 0.363, SLG: 0.458	HR		G4-3			K		1B		4	1	2	1	0	1	1											
5 David Wright, R OBP: 0.395, SLG: 0.541	F9			G5-3		G3-1		L4		4	0	1	0	0	0	1											
29 Ike Davis, L OBP: 0.333, SLG: 0.426	G4-3			L3		G3-1			2B	4	0	1	0	0	0	1											
44 Jason Bay, R OBP: 0.357, SLG: 0.432		G5-3		K		F9			P3	4	0	0	0	0	1	2											
30 Josh Thole, L OBP: 0.600, SLG: 0.615		G1-3				13 G3 27 1B				3	0	2	0	1	0	0											
11 Rubén Tejada, R OBP: 0.299, SLG: 0.267						1B			BB	0	0	0	0	0	0	0											
27 Jesús Feliciano, L OBP: 0.302, SLG: 0.365		G4-3				G4-6-3			L8	4	0	1	0	0	0	3											
13 Alex Cora, L OBP: 0.293, SLG: 0.311			L9		G3		G4-3		F9	4	0	0	0	0	0	4											
49 Jonathon Niese, L OBP: 0.290, SLG: 0.259									G4-3	2	0	1	0	0	1	2											
39 Bobby Parnell, R										0	0	0	0	0	0	0											
23 Chris Carter, L OBP: 0.261, SLG: 0.403			FC6-5							1	0	0	0	0	0	0											
64 Elmer Dessens, R										0	0	0	0	0	0	0											
Inning Stats	R: 1 E: 0 K: 0 S: 7	H: 1 LOB: 0 BB: 0 P: 9	R: 0 E: 0 K: 0 S: 9	H: 0 LOB: 0 BB: 0 P: 16	R: 0 E: 0 K: 1 S: 7	H: 1 LOB: 1 BB: 0 P: 11	R: 0 E: 0 K: 1 S: 8	H: 0 LOB: 0 BB: 0 P: 11	R: 0 E: 0 K: 1 S: 16	H: 2 LOB: 2 BB: 0 P: 20	R: 0 E: 0 K: 1 S: 8	H: 1 LOB: 1 BB: 0 P: 10	R: 0 E: 0 K: 0 S: 6	H: 1 LOB: 0 BB: 0 P: 9	R: 0 E: 0 K: 0 S: 11	H: 1 LOB: 1 BB: 0 P: 13	R: 0 E: 0 K: 0 S: 15	H: 1 LOB: 2 BB: 1 P: 24	1B: 5 2B: 2 3B: 0 HR: 1	SF: 0 SAC: 0 DP: 1 HBP: 0	WP: 0 PB: 0 SB: 0 CS: 0	PA: 35					
PITCHER	IP	WLS	BF	H	R	ER	SO	BB	IBB	HBP	BLK	WP	HR	S	P	ERA	WHIP										
61 Bronson Arroyo, R ERA: 4.04	8.0		30	7	1	1	3	0	0	0	0	0	1	72	99	1.12	0.875										
48 Francisco Cordero, R ERA: 3.83	1.0	S	5	1	0	0	0	1	0	0	0	0	0	15	24	0.00	2.000										

Cincinnati Reds @ New York Mets
Citi Field, Flushing, NY
Wed Jul 07 2010, 7:11 PM - 9:36 PM EDT
Att: 30,029 - Clear - 87 F

AB	34
R	1
H	8
RBI	1
BB	1
SO	3
LOB	17



Batter	1	2	3	4	5	6	7	8	9	AB	R	H	RBI	BB	SO	LOB	TOP							
14 Martín Prado, R OBP: 0.370, SLG: 0.493	G6-3	K			G4-3		F9	K		5	0	0	0	0	2	2								
53 Melky Cabrera, S OBP: 0.319, SLG: 0.351	1B		G3-1		P5		HR		1B	5	2	3	1	0	0	0								
4 Omar Infante, R OBP: 0.349, SLG: 0.397	1B						HR		G1-3	5	2	4	1	0	0	1								
16 Brian McCann, L OBP: 0.382, SLG: 0.453	F9				K					3	0	1	0	2	1	3								
25 Troy Glaus, R OBP: 0.362, SLG: 0.448	E6				K					4	0	1	1	1	2	3								
20 Eric Hinske, L OBP: 0.337, SLG: 0.483	K									3	0	0	0	0	1	2								
23 Matt Diaz, R OBP: 0.240, SLG: 0.319	K				F8		G6-3		F9	2	0	0	0	0	4									
19 Yunel Escobar, R OBP: 0.334, SLG: 0.285			G1-3							4	0	1	0	0	0	0								
1 Grégor Blanco, L OBP: 0.413, SLG: 0.382										3	0	1	0	1	1	0								
48 Tommy Hanson, R ERA: 2.77										2	0	1	0	0	0	2								
34 Eric O'Flaherty, L ERA: 2.34										0	0	0	0	0	0	0								
7 Brooks Conrad, S ERA: 1.56										0	0	0	0	0	0	0								
39 Jonny Venters, L ERA: 1.8										0	0	0	0	0	0	0								
15 Tim Hudson, R ERA: 1.8										0	0	0	0	0	0	0								
40 Takashi Saito, L ERA: 2.51										0	0	0	0	0	0	0								
13 Billy Wagner, L ERA: 2.51										0	0	0	0	0	0	0								
Inning Stats	R: 1 H: 2 E: 1 K: 1 S: 11	H: 2 LOB: 2 BB: 0 P: 15	R: 0 H: 1 E: 0 K: 2 S: 17	H: 1 LOB: 1 BB: 0 P: 24	R: 0 H: 1 E: 0 K: 1 S: 8	H: 1 LOB: 1 BB: 0 P: 11	R: 0 H: 1 E: 0 K: 1 S: 11	H: 1 LOB: 2 BB: 1 P: 20	R: 1 H: 2 E: 0 K: 0 S: 12	H: 2 LOB: 2 BB: 1 P: 20	R: 0 H: 0 E: 0 K: 0 S: 9	H: 0 LOB: 0 BB: 0 P: 13	R: 2 H: 3 E: 0 K: 1 S: 15	H: 3 LOB: 1 BB: 1 P: 28	R: 0 H: 1 E: 0 K: 1 S: 8	H: 1 LOB: 1 BB: 0 P: 8	R: 0 H: 1 E: 0 K: 1 S: 8	H: 1 LOB: 2 BB: 1 P: 14	1B: 8 2B: 3 3B: 0 HR: 2	SF: 0 SAC: 1 DP: 1 HBP: 0	WP: 1 PB: 0 SB: 1 CS: 1	PA: 42		
PITCHER	IP WLS BF H R ER SO BB IBB HBP BLK WP HR S P ERA WHIP	IP WLS BF H R ER SO BB IBB HBP BLK WP HR S P ERA WHIP	IP WLS BF H R ER SO BB IBB HBP BLK WP HR S P ERA WHIP	IP WLS BF H R ER SO BB IBB HBP BLK WP HR S P ERA WHIP	IP WLS BF H R ER SO BB IBB HBP BLK WP HR S P ERA WHIP	IP WLS BF H R ER SO BB IBB HBP BLK WP HR S P ERA WHIP	IP WLS BF H R ER SO BB IBB HBP BLK WP HR S P ERA WHIP	IP WLS BF H R ER SO BB IBB HBP BLK WP HR S P ERA WHIP	IP WLS BF H R ER SO BB IBB HBP BLK WP HR S P ERA WHIP	IP WLS BF H R ER SO BB IBB HBP BLK WP HR S P ERA WHIP	IP WLS BF H R ER SO BB IBB HBP BLK WP HR S P ERA WHIP	IP WLS BF H R ER SO BB IBB HBP BLK WP HR S P ERA WHIP	IP WLS BF H R ER SO BB IBB HBP BLK WP HR S P ERA WHIP	IP WLS BF H R ER SO BB IBB HBP BLK WP HR S P ERA WHIP	IP WLS BF H R ER SO BB IBB HBP BLK WP HR S P ERA WHIP	IP WLS BF H R ER SO BB IBB HBP BLK WP HR S P ERA WHIP	IP WLS BF H R ER SO BB IBB HBP BLK WP HR S P ERA WHIP	IP WLS BF H R ER SO BB IBB HBP BLK WP HR S P ERA WHIP	IP WLS BF H R ER SO BB IBB HBP BLK WP HR S P ERA WHIP	IP WLS BF H R ER SO BB IBB HBP BLK WP HR S P ERA WHIP	IP WLS BF H R ER SO BB IBB HBP BLK WP HR S P ERA WHIP	IP WLS BF H R ER SO BB IBB HBP BLK WP HR S P ERA WHIP	IP WLS BF H R ER SO BB IBB HBP BLK WP HR S P ERA WHIP	IP WLS BF H R ER SO BB IBB HBP BLK WP HR S P ERA WHIP
16 Ángel Pagán, S OBP: 0.364, SLG: 0.457	1B				K		K2-3		P4	5	0	2	0	0	2	1								
7 José Reyes, S OBP: 0.320, SLG: 0.417	K				SH5-4		G4-3			3	0	1	1	0	1	1								
5 David Wright, R OBP: 0.392, SLG: 0.539	K									3	0	1	1	0	1	2								
29 Ike Davis, L OBP: 0.332, SLG: 0.428	G1-3				K					4	0	1	0	0	1	3								
44 Jason Bay, R OBP: 0.356, SLG: 0.428	F7				K					3	0	0	0	1	2	1								
30 Josh Thole, L OBP: 0.579, SLG: 0.563										3	0	1	0	1	1	2								
75 Francisco Rodríguez, R ERA: 1.33										0	0	0	0	0	0	0								
12 Jeff Francoeur, R OBP: 0.306, SLG: 0.395	P4				F7		G6-3		L4	4	0	0	0	0	5									
11 Rubén Tejada, R OBP: 0.293, SLG: 0.291										2	0	0	0	0	1									
27 Jesús Feliciano, L OBP: 0.296, SLG: 0.358	F9									1	0	0	0	0	2									
13 Alex Cora, L OBP: 0.291, SLG: 0.309										1	0	0	0	0	0									
43 R.A. Dickey, R ERA: 4.13										2	2	2	0	0	0	0								
25 Pedro Feliciano, L ERA: 2.3										0	0	0	0	0	0	0								
64 Elmer Dessens, R ERA: 1.33										0	0	0	0	0	0	0								
6 Nick Evans, R ERA: 3.55										0	0	0	0	0	0	0								
39 Bobby Parnell, R ERA: 1.24										0	0	0	0	0	0	0								
21 Rod Barajas, R ERA: 1.24										1	0	0	0	0	0	0								
Inning Stats	R: 0 H: 1 E: 0 K: 2 S: 16	H: 1 LOB: 1 BB: 0 P: 20	R: 0 H: 1 E: 0 K: 0 S: 11	H: 1 LOB: 1 BB: 0 P: 17	R: 1 H: 2 E: 0 K: 1 S: 10	H: 2 LOB: 1 BB: 0 P: 14	R: 0 H: 0 E: 0 K: 2 S: 7	H: 0 LOB: 0 BB: 0 P: 12	R: 1 H: 2 E: 0 K: 1 S: 15	H: 2 LOB: 1 BB: 0 P: 18	R: 0 H: 1 E: 0 K: 0 S: 8	H: 1 LOB: 2 BB: 1 P: 15	R: 0 H: 0 E: 0 K: 2 S: 8	H: 0 LOB: 0 BB: 0 P: 13	R: 0 H: 1 E: 0 K: 1 S: 11	H: 1 LOB: 2 BB: 1 P: 17	R: 0 H: 0 E: 0 K: 0 S: 7	H: 0 LOB: 0 BB: 0 P: 9	1B: 6 2B: 2 3B: 0 HR: 0	SF: 1 SAC: 1 DP: 0 HBP: 0	WP: 3 PB: 0 SB: 1 CS: 0	PA: 37		
PITCHER	IP WLS BF H R ER SO BB IBB HBP BLK WP HR S P ERA WHIP	IP WLS BF H R ER SO BB IBB HBP BLK WP HR S P ERA WHIP	IP WLS BF H R ER SO BB IBB HBP BLK WP HR S P ERA WHIP	IP WLS BF H R ER SO BB IBB HBP BLK WP HR S P ERA WHIP	IP WLS BF H R ER SO BB IBB HBP BLK WP HR S P ERA WHIP	IP WLS BF H R ER SO BB IBB HBP BLK WP HR S P ERA WHIP	IP WLS BF H R ER SO BB IBB HBP BLK WP HR S P ERA WHIP	IP WLS BF H R ER SO BB IBB HBP BLK WP HR S P ERA WHIP	IP WLS BF H R ER SO BB IBB HBP BLK WP HR S P ERA WHIP	IP WLS BF H R ER SO BB IBB HBP BLK WP HR S P ERA WHIP	IP WLS BF H R ER SO BB IBB HBP BLK WP HR S P ERA WHIP	IP WLS BF H R ER SO BB IBB HBP BLK WP HR S P ERA WHIP	IP WLS BF H R ER SO BB IBB HBP BLK WP HR S P ERA WHIP	IP WLS BF H R ER SO BB IBB HBP BLK WP HR S P ERA WHIP	IP WLS BF H R ER SO BB IBB HBP BLK WP HR S P ERA WHIP	IP WLS BF H R ER SO BB IBB HBP BLK WP HR S P ERA WHIP	IP WLS BF H R ER SO BB IBB HBP BLK WP HR S P ERA WHIP	IP WLS BF H R ER SO BB IBB HBP BLK WP HR S P ERA WHIP	IP WLS BF H R ER SO BB IBB HBP BLK WP HR S P ERA WHIP	IP WLS BF H R ER SO BB IBB HBP BLK WP HR S P ERA WHIP	IP WLS BF H R ER SO BB IBB HBP BLK WP HR S P ERA WHIP	IP WLS BF H R ER SO BB IBB HBP BLK WP HR S P ERA WHIP	IP WLS BF H R ER SO BB IBB HBP BLK WP HR S P ERA WHIP	IP WLS BF H R ER SO BB IBB HBP BLK WP HR S P ERA WHIP

Atlanta Braves @ New York Mets
Citi Field, Flushing, NY
Fri Jul 09 2010, 7:11 PM - 10:16 PM EDT
Att: 36,356 - Partly Cloudy - 82 F

AB 37
R 4
H 12
RBI 3
BB 4
SO 8
LOB 17



Atlanta Braves @ New York Mets
Citi Field, Flushing, NY
Fri Jul 09 2010, 7:11 PM - 10:16 PM EDT
Att: 36,356 - Partly Cloudy - 82 F

AB 33
R 2
H 8
RBI 2
BB 2
SO 9
LOB 18



Batter	1	2	3	4	5	6	7	8	9	AB	R	H	RBI	BB	SO	LOB	TOP
14 Martín Prado, R OBP: 0.371, SLG: 0.489										3	0	0	0	2	1	4	
53 Melky Cabrera, S OBP: 0.314, SLG: 0.345										5	0	0	0	0	1	6	
10 Chipper Jones, S OBP: 0.393, SLG: 0.399										5	1	2	0	0	0	1	
1 Grégor Blanco, L OBP: 0.413, SLG: 0.382										0	0	0	0	0	0	0	
16 Brian McCann, L OBP: 0.382, SLG: 0.452										5	1	2	0	0	1	1	
25 Troy Glaus, R OBP: 0.365, SLG: 0.447										3	1	1	1	2	0	2	
20 Eric Hinske, L OBP: 0.337, SLG: 0.480										3	1	1	0	0	2	1	
23 Matt Diaz, R OBP: 0.255, SLG: 0.344										2	0	2	0	0	0	0	
4 Omar Infante, R OBP: 0.355, SLG: 0.402										5	0	3	1	0	1	3	AB 38
19 Yunel Escobar, R OBP: 0.339, SLG: 0.288										4	0	2	0	1	0	4	R 4
15 Tim Hudson, R OBP: 0.268, SLG: 0.341										3	0	2	1	0	0	2	H 15
39 Jonny Venters, L OBP: 0.268, SLG: 0.341										0	0	0	0	0	0	0	RBI 3
13 Billy Wagner, L OBP: 0.268, SLG: 0.341										0	0	0	0	0	0	0	BB 5
										0	0	0	0	0	0	0	SO 6
										0	0	0	0	0	0	0	LOB 24
										0	0	0	0	0	0	0	
										0	0	0	0	0	0	0	
										0	0	0	0	0	0	0	
										0	0	0	0	0	0	0	
										0	0	0	0	0	0	0	
										0	0	0	0	0	0	0	
										0	0	0	0	0	0	0	
										0	0	0	0	0	0	0	
										0	0	0	0	0	0	0	
										0	0	0	0	0	0	0	
										0	0	0	0	0	0	0	
										0	0	0	0	0	0	0	
										0	0	0	0	0	0	0	
										0	0	0	0	0	0	0	
										0	0	0	0	0	0	0	
										0	0	0	0	0	0	0	
										0	0	0	0	0	0	0	
										0	0	0	0	0	0	0	
										0	0	0	0	0	0	0	
										0	0	0	0	0	0	0	
										0	0	0	0	0	0	0	
										0	0	0	0	0	0	0	
										0	0	0	0	0	0	0	
										0	0	0	0	0	0	0	
										0	0	0	0	0	0	0	
										0	0	0	0	0	0	0	
										0	0	0	0	0	0	0	
										0	0	0	0	0	0	0	
										0	0	0	0	0	0	0	
										0	0	0	0	0	0	0	
										0	0	0	0	0	0	0	
										0	0	0	0	0	0	0	
										0	0	0	0	0	0	0	
										0	0	0	0	0	0	0	
										0	0	0	0	0	0	0	
										0	0	0	0	0	0	0	
										0	0	0	0	0	0	0	
										0	0	0	0	0	0	0	
										0	0	0	0	0	0	0	
										0	0	0	0	0	0	0	
										0	0	0	0	0	0	0	
										0	0	0	0	0	0	0	
										0	0	0	0	0	0	0	
										0	0	0	0	0	0	0	
										0	0	0	0	0	0	0	
										0	0	0	0	0	0	0	
										0	0	0	0	0	0	0	
										0	0	0	0	0	0	0	
										0	0	0	0	0	0	0	
										0	0	0	0	0	0	0	
										0	0	0	0	0	0	0	
										0	0	0	0	0	0	0	

Batter	1	2	3	4	5	6	7	8	9	AB	R	H	RBI	BB	SO	LOB	TOP					
14 Martín Prado, R (1.4) OBP: 0.367, SLG: 0.484	F7		L3				P4			4	0	0	0	0	1	2	<p>Atlanta Braves @ New York Mets</p> <p>Citi Field, Flushing, NY</p> <p>Sun Jul 11 2010, 1:11 PM - 4:00 PM EDT</p> <p>Att: 36,402 - Partly Cloudy - 86 F</p>					
4 Omar Infante, R (1.9) OBP: 0.358, SLG: 0.404	1B		1B				G6-3			4	0	2	0	0	0	1						
10 Chipper Jones, S (1.5) OBP: 0.378, SLG: 0.393	K		P3					K		4	0	0	0	0	2	3						
25 Troy Glaus, R (1.3) OBP: 0.361, SLG: 0.441	F8							F9		4	0	0	0	0	1	1						
16 Brian McCann, L (1.2) OBP: 0.380, SLG: 0.447		K						G4-3		3	0	0	0	1	1	0						
23 Matt Diaz, R (1.7) OBP: 0.285, SLG: 0.351	F8							G2-3		4	0	2	0	0	0	0						
19 Yunel Escobar, R (1.6) OBP: 0.334, SLG: 0.284	P3							F9		4	0	0	0	0	0	3						
53 Melky Cabrera, S (1.8) OBP: 0.316, SLG: 0.348			2B					F8		3	0	1	0	1	0	0						
32 Derek Lowe, R (1.1) OBP: 0.172, SLG: 0.148			FC3-5							2	0	0	0	0	1	4						
58 Peter Moylan, R (6.1)			FC3-5							0	0	0	0	0	0	0						
7 Brooks Conrad, S (7, PH) OBP: 0.316, SLG: 0.514			4 1B							0	0	0	0	1	0	0						
54 Kris Medlen, S (7.1)										0	0	0	0	0	0	0						
40 Takashi Saito, L (8.1)										0	0	0	0	0	0	0						
Inning Stats	R: 0 H: 1 E: 0 K: 1 S: 12	H: 1 LOB: 1 BB: 0 P: 13	R: 0 H: 0 E: 0 K: 1 S: 8	H: 0 LOB: 0 BB: 0 P: 10	R: 0 H: 2 E: 0 K: 0 S: 8	H: 2 LOB: 2 BB: 0 P: 12	R: 0 H: 1 E: 0 K: 2 S: 15	H: 1 LOB: 3 BB: 2 P: 29	R: 0 H: 0 E: 0 K: 1 S: 8	H: 0 LOB: 1 BB: 0 P: 11	R: 0 H: 1 E: 0 K: 0 S: 14	H: 1 LOB: 1 BB: 0 P: 15	R: 0 H: 0 E: 0 K: 0 S: 9	H: 0 LOB: 1 BB: 1 P: 17	R: 0 H: 0 E: 0 K: 1 S: 9	H: 0 LOB: 0 BB: 0 P: 13	R: 0 H: 0 E: 0 K: 0 S: 7	H: 0 LOB: 0 BB: 0 P: 8	1B: 4 2B: 1 3B: 0 HR: 0	SF: 0 SAC: 0 DP: 0 HBP: 0	WP: 0 PB: 0 SB: 0 CS: 0	PA: 35
PITCHER	IP WLS BF H R ER SO BB IBB HBP BLK WP HR S P ERA WHIP																					
57 Johan Santana, L (1.1) ERA: 2.98	7.0 W 29 5 0 0 5 3 0 0 0 0 0 0 74 107 0.00 1.143																					
39 Bobby Parnell, R (8.1) ERA: 1.64	1.0 H 3 0 0 0 1 0 0 0 0 0 0 0 9 13 0.00 0.000																					
75 Francisco Rodriguez, R (9.1) ERA: 2.45	1.0 S 3 0 0 0 0 0 0 0 0 0 0 0 7 8 0.00 0.000																					

Batter	1	2	3	4	5	6	7	8	9	AB	R	H	RBI	BB	SO	LOB	BOTTOM			
16 Angel Pagán, S (1.8) OBP: 0.372, SLG: 0.473	F7		13 1B				K			5	1	3	0	0	1	0	<p>Atlanta Braves @ New York Mets</p> <p>Citi Field, Flushing, NY</p> <p>Sun Jul 11 2010, 1:11 PM - 4:00 PM EDT</p> <p>Att: 36,402 - Partly Cloudy - 86 F</p>			
13 Alex Cora, L (1.4) OBP: 0.283, SLG: 0.299	P6		5 1B			G4-6-3		L7		5	0	1	1	0	0	3				
5 David Wright, R (1.5) OBP: 0.392, SLG: 0.532	F8		1B			L6				3	0	1	0	1	0	0				
29 Ike Davis, L (1.3) OBP: 0.337, SLG: 0.436			23 1B							3	1	2	1	1	1	2				
12 Jeff Francoeur, R (1.9) OBP: 0.302, SLG: 0.392		K								4	0	1	0	0	1	3				
23 Chris Carter, L (1.7) OBP: 0.278, SLG: 0.414										3	0	2	0	0	0	1				
27 Jesús Feliciano, L (6, FR) OBP: 0.304, SLG: 0.364										1	1	1	0	0	0	0				
21 Rod Barajas, R (1.2) OBP: 0.276, SLG: 0.432										3	0	0	0	0	0	4				
11 Rubén Tejada, R (1.6) OBP: 0.298, SLG: 0.261										3	0	1	0	1	0	1				
57 Johan Santana, L (1.1) ERA: 4.35										3	0	0	0	0	2	4				
39 Bobby Parnell, R (8.1)										0	0	0	0	0	0	0				
30 Josh Thole, L (8, PH) OBP: 0.603, SLG: 0.588										1	0	1	1	0	0	0				
75 Francisco Rodriguez, R (9.1)										0	0	0	0	0	0	0				
Inning Stats	R: 0 H: 0 E: 0 K: 0 S: 10	H: 1 LOB: 0 BB: 0 P: 15	R: 0 H: 1 E: 0 K: 1 S: 12	H: 1 LOB: 1 BB: 1 P: 18	R: 1 H: 3 E: 0 K: 2 S: 13	H: 3 LOB: 2 BB: 0 P: 21	R: 0 H: 1 E: 0 K: 1 S: 11	H: 1 LOB: 2 BB: 1 P: 19	R: 0 H: 1 E: 0 K: 0 S: 7	H: 1 LOB: 0 BB: 0 P: 12	R: 1 H: 3 E: 0 K: 0 S: 10	H: 3 LOB: 3 BB: 0 P: 17	R: 0 H: 1 E: 0 K: 1 S: 9	H: 1 LOB: 2 BB: 1 P: 17	R: 0 H: 0 E: 0 K: 0 S: 18	H: 3 LOB: 2 BB: 0 P: 25	1B: 10 2B: 1 3B: 1 HR: 1	SF: 0 SAC: 1 DP: 2 HBP: 0	WP: 0 PB: 0 SB: 1 CS: 0	PA: 38
PITCHER	IP WLS BF H R ER SO BB IBB HBP BLK WP HR S P ERA WHIP																			
32 Derek Lowe, R (1.1) ERA: 4.35	5.1 L 24 8 2 2 4 2 0 0 0 0 0 0 5 6 0.00 1.500																			
58 Peter Moylan, R (6.1)	0.2 3 1 0 0 0 0 0 0 0 0 0 0 5 6 0.00 1.500																			
54 Kris Medlen, R (7.1) ERA: 3.16	1.0 5 1 0 0 1 1 0 0 0 0 0 0 9 17 0.00 2.000																			
40 Takashi Saito, R (8.1) ERA: 3.71	1.0 6 3 1 1 0 0 0 0 0 0 0 0 18 25 9.00 3.000																			

livebaseballscorecards.com

Braves

livebaseballscorecards.com

Mets

Batter	1	2	3	4	5	6	7	8	9	AB	R	H	RBI	BB	SO	LOB	TOP					
16 Angel Pagán, S OBP: 0.367, SLG: 0.467	G3		L7		F9			F7		4	0	0	0	0	0	4	New York Mets @ San Francisco Giants AT&T Park, San Francisco, CA Thu Jul 15 2010, 7:17 PM - 9:28 PM PDT Att: 38,416 - Clear - 69 F					
13 Alex Cora, L OBP: 0.292, SLG: 0.297	1B		G4-3			K		P5		4	0	1	0	0	1	2						
5 David Wright, R OBP: 0.387, SLG: 0.526	F8			G6-3		K			G5-3	4	0	0	0	0	1	1						
15 Carlos Beltrán, S OBP: 0.250, SLG: 0.250	F8			1B		G1-3			G4-3	4	0	1	0	0	0	1						
29 Ike Davis, L OBP: 0.332, SLG: 0.430	F8		L7			K			G4-3	4	0	0	0	0	1	1						
44 Jason Bay, R OBP: 0.357, SLG: 0.424	K				BB					2	0	1	0	1	1	0						
30 Josh Thole, L OBP: 0.565, SLG: 0.550	K				1B					3	0	1	0	0	1	1						
11 Rubén Tejada, R OBP: 0.299, SLG: 0.263					F9			G1-3		3	0	1	0	0	0	2						
43 R.A. Dickey, R OBP: 0.333, SLG: 0.294					B3					1	0	0	0	0	0	1						
23 Chris Carter, L OBP: 0.288, SLG: 0.423					SH3-4					1	0	1	0	0	0	0						
64 Elmer Dessens, R OBP: 0.288, SLG: 0.423										0	0	0	0	0	0	0						
25 Pedro Feliciano, L OBP: 0.288, SLG: 0.423										0	0	0	0	0	0	0						
39 Bobby Parnell, R OBP: 0.288, SLG: 0.423										0	0	0	0	0	0	0						
Inning Stats	R: 0 H: 1 E: 0 K: 0 S: 10	H: 1 LOB: 1 BB: 0 P: 16	R: 0 H: 0 E: 0 K: 2 S: 7	H: 0 LOB: 0 BB: 0 P: 11	R: 0 H: 1 E: 0 K: 0 S: 9	H: 1 LOB: 1 BB: 0 P: 12	R: 0 H: 1 E: 0 K: 0 S: 6	H: 1 LOB: 0 BB: 0 P: 10	R: 0 H: 1 E: 0 K: 1 S: 9	H: 1 LOB: 2 BB: 1 P: 15	R: 0 H: 0 E: 0 K: 2 S: 10	H: 0 LOB: 0 BB: 0 P: 11	R: 0 H: 1 E: 0 K: 1 S: 5	H: 1 LOB: 0 BB: 0 P: 5	R: 0 H: 1 E: 0 K: 0 S: 12	H: 1 LOB: 0 BB: 0 P: 15	R: 0 H: 0 E: 0 K: 0 S: 9	H: 0 LOB: 0 BB: 0 P: 15	1B: 6 2B: 0 3B: 0 HR: 0	SF: 0 SAC: 1 DP: 1 HBP: 0	WP: 0 PB: 0 SB: 1 CS: 1	PA: 32
PITCHER 55 Tim Lincecum, R ERA: 2.94	IP: 9.0 WLS: W BF: 32 H: 6 R: 0 ER: 0 SO: 5 BB: 1 IBB: 0 HBP: 0 BLK: 0 WP: 0 HR: 0 S: 77 P: 110 ERA: 0.00 WHIP: 0.778																					

Batter	1	2	3	4	5	6	7	8	9	AB	R	H	RBI	BB	SO	LOB	BOTTOM			
33 Aaron Rowand, R OBP: 0.285, SLG: 0.402	G3-1		1B		G5-3			1B		4	1	2	0	0	0	0	New York Mets @ San Francisco Giants AT&T Park, San Francisco, CA Thu Jul 15 2010, 7:17 PM - 9:28 PM PDT Att: 38,416 - Clear - 69 F			
21 Freddy Sanchez, R OBP: 0.341, SLG: 0.353	K		L9			G6-3		FC1-5		4	0	0	0	0	1	3				
17 Aubrey Huff, L OBP: 0.366, SLG: 0.542	F8		G3-4			1B		BB		3	0	1	0	1	0	1				
56 Andres Torres, S OBP: 0.378, SLG: 0.483								BB		0	0	0	0	0	0	0				
28 Buster Posey, R OBP: 0.392, SLG: 0.567		1B	G6-3			1B		FC3		4	1	2	1	0	0	3				
35 Travis Ishikawa, L OBP: 0.373, SLG: 0.507	G5-3				K			G4-6-3		4	0	0	0	0	1	5				
5 Juan Uribe, R OBP: 0.317, SLG: 0.434	G3				F7					3	0	0	0	0	0	1				
48 Pablo Sandoval, S OBP: 0.322, SLG: 0.385					L7					3	0	1	1	0	1	0				
12 Nate Schierholtz, L OBP: 0.317, SLG: 0.364					F9			F8		2	0	0	0	1	0	0				
55 Tim Lincecum, L OBP: 0.140, SLG: 0.119					F7			1B		3	0	1	0	0	0	2				
Inning Stats	R: 0 H: 0 E: 0 K: 1 S: 11	H: 2 LOB: 2 BB: 1 P: 17	R: 1 H: 2 E: 0 K: 0 S: 13	H: 2 LOB: 1 BB: 1 P: 23	R: 0 H: 1 E: 0 K: 0 S: 9	H: 1 LOB: 0 BB: 0 P: 9	R: 0 H: 0 E: 0 K: 1 S: 6	H: 0 LOB: 0 BB: 0 P: 7	R: 0 H: 2 E: 0 K: 0 S: 10	H: 2 LOB: 1 BB: 0 P: 14	R: 0 H: 0 E: 0 K: 1 S: 12	H: 0 LOB: 0 BB: 0 P: 17	R: 1 H: 2 E: 0 K: 0 S: 9	H: 2 LOB: 2 BB: 1 P: 16	R: 0 H: 0 E: 0 K: 0 S: 9	H: 0 LOB: 0 BB: 0 P: 15	1B: 6 2B: 1 3B: 0 HR: 0	SF: 0 SAC: 0 DP: 1 HBP: 0	WP: 1 PB: 0 SB: 0 CS: 0	PA: 32
PITCHER 43 R.A. Dickey, R ERA: 2.63	IP: 7.0 WLS: L BF: 26 H: 5 R: 1 ER: 1 SO: 1 BB: 0 IBB: 0 HBP: 0 BLK: 0 WP: 1 HR: 0 S: 67 P: 96 ERA: 1.29 WHIP: 0.714																			
64 Elmer Dessens, R ERA: 1.53	0.1	3	2	1	1	0	0	0	0	0	0	5	7	27.00	6.000					
25 Pedro Feliciano, L ERA: 2.34	0.0	1	0	0	0	0	1	0	0	0	0	4	∞	∞						
39 Bobby Parnell, R ERA: 1.54	0.2	2	0	0	0	0	0	0	0	0	4	5	0.00	0.000						


Batter	1	2	3	4	5	6	7	8	9	AB	R	H	RBI	BB	SO	LOB	TOP										
11 Rubén Tejada, R OBP: 0.300, SLG: 0.265 23 Chris Carter, L OBP: 0.284, SLG: 0.417										3	0	1	0	0	1	1	New York Mets @ San Francisco Giants AT&T Park, San Francisco, CA Fri Jul 16 2010, 7:42 PM - 9:54 PM PDT Att: 41,869 - Overcast - 63 F										
44 Jason Bay, R OBP: 0.333, SLG: 0.419										4	0	0	0	0	2	1											
5 David Wright, R OBP: 0.386, SLG: 0.523										4	0	1	0	0	2	1											
15 Carlos Beltrán, S OBP: 0.250, SLG: 0.375										4	0	1	0	0	1	1											
12 Jeff Francoeur, R OBP: 0.300, SLG: 0.389										3	0	0	0	0	0	1											
29 Ike Davis, L OBP: 0.329, SLG: 0.426										3	0	0	0	0	2	0											
21 Rod Barajas, R OBP: 0.272, SLG: 0.426										3	0	0	0	0	1	0											
13 Alex Cora, L OBP: 0.279, SLG: 0.293 2 Justin Turner, R (8, PH)										2	0	0	0	0	1	0											
49 Jonathon Niese, L OBP: 0.303, SLG: 0.250 16 Ángel Pagán, S OBP: 0.366, SLG: 0.465 39 Bobby Parnell, R (8, PH)										1	0	0	0	1	1	0											
										1	0	0	0	0	0	1											
										0	0	0	0	0	0	0											
Inning Stats	R: 0 E: 0 K: 2 S: 11	H: 0 LOB: 0 BB: 0 P: 17	R: 0 E: 0 K: 1 S: 6	H: 0 LOB: 0 BB: 0 P: 8	R: 0 E: 0 K: 2 S: 10	H: 0 LOB: 0 BB: 0 P: 16	R: 0 E: 0 K: 1 S: 8	H: 1 LOB: 0 BB: 0 P: 13	R: 0 E: 0 K: 1 S: 10	H: 0 LOB: 0 BB: 0 P: 13	R: 0 E: 0 K: 2 S: 12	H: 0 LOB: 1 BB: 1 P: 18	R: 0 E: 0 K: 1 S: 9	H: 1 LOB: 1 BB: 0 P: 11	R: 0 E: 0 K: 0 S: 9	H: 0 LOB: 1 BB: 1 P: 16	R: 0 E: 0 K: 2 S: 11	H: 1 LOB: 1 BB: 0 P: 17	1B: 2 2B: 1 3B: 0 HR: 0	SF: 0 SAC: 0 DP: 0 HBP: 0	WP: 0 PB: 0 SB: 0 CS: 1	PA: 32					
PITCHER	IP	WLS	BF	H	R	ER	SO	BB	IBB	HBP	BLK	WP	HR	S	P	ERA	WHIP										
75 Barry Zito, L ERA: 3.51 38 Brian Wilson, R ERA: 1.86	8.0	W	27	2	0	0	10	2	0	0	0	0	0	75	112	0.00	0.500										
	1.0	S	4	1	0	0	2	0	0	0	0	0	0	11	17	0.00	1.000										

AB	29
R	0
H	3
RBI	0
BB	2
SO	12
LOB	6



WP: 0	PA: 32
PB: 0	
SB: 0	
CS: 1	

Batter	1	2	3	4	5	6	7	8	9	AB	R	H	RBI	BB	SO	LOB	BOTTOM										
56 Andres Torres, S OBP: 0.373, SLG: 0.476										4	0	0	0	0	2	2	New York Mets @ San Francisco Giants AT&T Park, San Francisco, CA Fri Jul 16 2010, 7:42 PM - 9:54 PM PDT Att: 41,869 - Overcast - 63 F										
16 Edgar Renteria, R OBP: 0.346, SLG: 0.364										4	0	1	0	0	0	0											
17 Aubrey Huff, L OBP: 0.392, SLG: 0.547 38 Brian Wilson, R (9, PH)										3	1	3	0	1	0	0											
28 Buster Posey, R OBP: 0.389, SLG: 0.566										4	0	1	0	0	0	4											
9 Pat Burrell, R OBP: 0.335, SLG: 0.412 12 Nate Schierholtz, L OBP: 0.317, SLG: 0.364										2	0	1	1	1	0	1											
5 Juan Uribe, R OBP: 0.314, SLG: 0.429										3	0	0	0	0	1	5											
48 Pablo Sandoval, S OBP: 0.322, SLG: 0.384										3	0	1	0	0	1	2											
33 Aaron Rowand, R OBP: 0.285, SLG: 0.398										2	0	0	0	1	0	1											
75 Barry Zito, L OBP: 0.194, SLG: 0.167 35 Travis Ishikawa, L OBP: 0.373, SLG: 0.507										2	0	0	0	0	0	1											
										0	0	0	0	0	0	0											
Inning Stats	R: 0 E: 0 K: 0 S: 15	H: 2 LOB: 1 BB: 0 P: 19	R: 0 E: 0 K: 1 S: 10	H: 0 LOB: 0 BB: 1 P: 17	R: 0 E: 0 K: 1 S: 6	H: 0 LOB: 0 BB: 0 P: 11	R: 1 E: 0 K: 1 S: 12	H: 1 LOB: 2 BB: 1 P: 17	R: 0 E: 0 K: 0 S: 7	H: 0 LOB: 0 BB: 1 P: 12	R: 0 E: 0 K: 0 S: 10	H: 2 LOB: 2 BB: 0 P: 15	R: 0 E: 0 K: 1 S: 9	H: 1 LOB: 1 BB: 0 P: 12	R: 0 E: 0 K: 0 S: 7	H: 1 LOB: 0 BB: 0 P: 7	R: 0 E: 0 K: 0 S: 7	H: 1 LOB: 0 BB: 0 P: 7	1B: 5 2B: 3 3B: 0 HR: 0	SF: 0 SAC: 1 DP: 4 HBP: 0	WP: 0 PB: 0 SB: 0 CS: 0	PA: 31					
PITCHER	IP	WLS	BF	H	R	ER	SO	BB	IBB	HBP	BLK	WP	HR	S	P	ERA	WHIP										
49 Jonathon Niese, L ERA: 3.44 39 Bobby Parnell, R ERA: 1.42	7.0	L	28	6	1	1	4	3	0	0	0	0	0	69	103	1.29	1.286										
	1.0		3	1	0	0	0	0	0	0	0	0	0	7	7	0.00	1.000										



WP: 0	PA: 31
PB: 0	
SB: 0	
CS: 0	

Batter	1	2	3	4	5	6	7	8	9	AB	R	H	RBI	BB	SO	LOB	TOP		
16 Angel Pagán, S OBP: 0.364, SLG: 0.459	(1,9) P5		(2) G2-3			(1) K		(4-2) SF3 BB	(3) K	4	0	0	0	1	2	2	<p>New York Mets @ San Francisco Giants</p> <p>AT&T Park, San Francisco, CA</p> <p>Sat Jul 17 2010, 6:07 PM - 8:52 PM PDT</p> <p>Att. 42,599 - Clear - 67 F</p>		
13 Alex Cora, L OBP: 0.274, SLG: 0.288 2 Justin Turner, R (8, PH)	(1,4) P5		(3) G3			(2) G4-3		(1) F8		3	0	0	0	0	0	0			
5 David Wright, R OBP: 0.395, SLG: 0.521	(1,5) G5-3					(3) F9		(2) SF3		3	0	1	1	0	0	0			
15 Carlos Beltrán, S OBP: 0.333, SLG: 0.583						(1) F9		(3) L7		4	1	2	0	0	0	2			
29 Ike Davis, L OBP: 0.331, SLG: 0.448						(2) F7		(3) HR		4	2	3	0	1	2				
44 Jason Bay, R OBP: 0.352, SLG: 0.415						(3) G6-3		(1) F7		3	0	0	0	1	0	1			
21 Rod Barajas, R OBP: 0.288, SLG: 0.419								(2) F8		4	0	0	0	0	0	2			
11 Rubén Tejada, R OBP: 0.298, SLG: 0.257						(2) K		(3) G3		3	0	0	0	0	1	2			
47 Hisanori Takahashi, L OBP: 0.077, SLG: 0.077 38 Fernando Nieve, R OBP: 0.299, SLG: 0.387 22 Raul Valdes, L OBP: 0.223, SLG: 0.374 64 Elmer Dessens, R OBP: 0.293, SLG: 0.571 30 Josh Thole, L OBP: 0.303, SLG: 0.571 75 Francisco Rodriguez, R OBP: 0.293, SLG: 0.425						(1) G1-3		(3) P3											
Inning Stats	R: 0 E: 0 K: 10 S: 10	H: 0 LOB: 0 BB: 0 P: 13	R: 0 E: 0 K: 1 S: 13	H: 1 LOB: 1 BB: 1 P: 21	R: 0 E: 0 K: 0 S: 7	H: 0 LOB: 0 BB: 0 P: 9	R: 0 E: 0 K: 0 S: 7	H: 1 LOB: 1 BB: 0 P: 10	R: 0 E: 0 K: 1 S: 9	H: 0 LOB: 0 BB: 0 P: 13	R: 2 E: 0 K: 0 S: 8	H: 2 LOB: 0 BB: 0 P: 10	R: 1 E: 0 K: 0 S: 11	H: 1 LOB: 1 BB: 1 P: 20	R: 1 E: 0 K: 1 S: 12	H: 2 LOB: 2 BB: 0 P: 19		1B: 4 2B: 0 3B: 1 HR: 2	SF: 1 SAC: 0 DP: 0 HBP: 1
PITCHER	IP WLS BF H R ER SO BB IBB HBP BLK WP HR S P ERA WHIP																		
18 Matt Cain, R ERA: 3.3	(1,1) 7.0 W 26 4 2 2 3 1 0 0 0 0 1 63 93 2.57 0.714																		
47 Chris Ray, R ERA: 3.29	(8,1) 0.0 2 1 1 1 0 1 0 0 0 0 0 4 10 ∞ ∞																		
41 Jeremy Affeldt, L ERA: 4.41	(8,1) 1.0 3 0 0 0 0 0 0 0 0 0 7 10 0.00 0.000																		
46 Santiago Casilla, R ERA: 2.5	(9,1) 0.2 5 2 1 1 0 0 0 0 1 0 0 9 15 13.50 3.000																		
38 Brian Wilson, R ERA: 1.88	(9,1) 0.1 S 1 0 0 0 1 0 0 0 0 0 0 3 4 0.00 0.000																		

Batter	1	2	3	4	5	6	7	8	9	AB	R	H	RBI	BB	SO	LOB	BOTTOM		
56 Andres Torres, S OBP: 0.371, SLG: 0.482	(1,8) P4					(2) F7		(1) F8		5	1	1	3	0	1	1	<p>New York Mets @ San Francisco Giants</p> <p>AT&T Park, San Francisco, CA</p> <p>Sat Jul 17 2010, 6:07 PM - 8:52 PM PDT</p> <p>Att. 42,599 - Clear - 67 F</p>		
21 Freddy Sanchez, R OBP: 0.333, SLG: 0.344	(1,4) F8					(3) K		(2) K		5	0	0	0	0	3	1			
17 Aubrey Huff, L OBP: 0.390, SLG: 0.541	(1,9) K					(1) G4-3		(3) G6-3		5	1	1	0	0	2	0			
28 Buster Posey, R OBP: 0.391, SLG: 0.591								(1) F9		4	2	2	1	0	1	1			
9 Pat Burrell, R OBP: 0.340, SLG: 0.410 12 Nate Schierholtz, L OBP: 0.320, SLG: 0.368								(2) P6		1	1	0	0	2	0	0			
5 Juan Uribe, R OBP: 0.322, SLG: 0.438								(1) BB		1	1	1	0	0	0	0			
48 Pablo Sandoval, S OBP: 0.326, SLG: 0.391								(1) 1B		3	1	3	1	0	0	0			
16 Edgar Renteria, R OBP: 0.345, SLG: 0.357								(1) 1B		4	1	3	3	0	0	2			
18 Matt Cain, R OBP: 0.143, SLG: 0.147 35 Travis Ishikawa, L OBP: 0.266, SLG: 0.500 47 Chris Ray, R ERA: 5.23 41 Jeremy Affeldt, L ERA: 1.86 46 Santiago Casilla, R ERA: 2.4								(1) K		3	0	0	0	1	1	4			
Inning Stats	R: 0 E: 0 K: 1 S: 13	H: 0 LOB: 0 BB: 0 P: 19	R: 5 E: 0 K: 1 S: 13	H: 4 LOB: 0 BB: 1 P: 22	R: 1 E: 0 K: 0 S: 17	H: 3 LOB: 2 BB: 0 P: 22	R: 0 E: 0 K: 2 S: 7	H: 0 LOB: 0 BB: 0 P: 9	R: 0 E: 0 K: 2 S: 12	H: 0 LOB: 0 BB: 1 P: 22	R: 0 E: 0 K: 1 S: 10	H: 1 LOB: 1 BB: 0 P: 16	R: 2 E: 0 K: 0 S: 9	H: 4 LOB: 2 BB: 1 P: 15	R: 0 E: 0 K: 2 S: 15	H: 0 LOB: 0 BB: 0 P: 20		1B: 6 2B: 5 3B: 0 HR: 2	SF: 0 SAC: 1 DP: 1 HBP: 1
PITCHER	IP WLS BF H R ER SO BB IBB HBP BLK WP HR S P ERA WHIP																		
47 Hisanori Takahashi, L ERA: 4.69	(1,1) 2.2 L 16 7 6 6 2 1 0 0 0 0 0 2 38 55 20.25 3.000																		
38 Fernando Nieve, R ERA: 5.08	(3,1) 1.1 4 0 0 0 2 0 0 0 0 0 0 12 17 0.00 0.000																		
22 Raul Valdes, L ERA: 5.23	(5,1) 2.1 12 3 2 2 3 1 0 1 0 0 0 26 44 7.71 1.714																		
64 Elmer Dessens, R ERA: 1.86	(7,1) 0.2 4 2 0 0 0 0 0 1 0 0 0 5 9 0.00 3.000																		
75 Francisco Rodriguez, R ERA: 2.4	(8,1) 1.0 3 0 0 0 2 0 0 0 0 0 0 0 15 20 0.00 0.000																		

Batter	1	2	3	4	5	6	7	8	9	AB	R	H	RBI	BB	SO	LOB	TOP					
7 José Reyes, S OBP: 0.317, SLG: 0.411	G4-3			5 CS 1B		G6-3		F7		4	0	1	0	0	0	0	New York Mets @ Los Angeles Dodgers Dodger Stadium, Los Angeles, CA Thu Jul 22 2010, 7:11 PM - 9:57 PM PDT Att. 42,299 - Clear - 71 F					
16 Angel Pagan, S OBP: 0.363, SLG: 0.474	G3			SAFE F9		F7			K	4	0	0	0	0	1							
5 David Wright, R OBP: 0.361, SLG: 0.515	29 CS 1B									3	0	1	0	1	2	1						
29 Ike Davis, L OBP: 0.324, SLG: 0.435	CS					G4-3				4	0	0	0	0	2	1						
12 Jeff Francoeur, R OBP: 0.297, SLG: 0.380				23 1B						4	0	2	0	0	0	1						
23 Chris Carter, L OBP: 0.293, SLG: 0.405	P6									3	0	1	0	0	0	1						
30 Josh Thole, L OBP: 0.500, SLG: 0.571										3	0	0	0	0	1	3						
1 Luis Castillo, S OBP: 0.343, SLG: 0.272										2	0	0	0	1	0	0						
47 Hisanori Takahashi, L OBP: 0.067, SLG: 0.067										2	0	0	0	0	0	3						
15 Carlos Beltrán, S OBP: 0.333, SLG: 0.375										1	0	0	0	0	0	0						
64 Elmer Dessens, R										0	0	0	0	0	0	0						
25 Pedro Feliciano, L										0	0	0	0	0	0	0						
Inning Stats	R: 0 E: 0 K: 0 S: 7	H: 1 LOB: 0 BB: 0 P: 10	R: 0 E: 0 K: 1 S: 7	H: 0 LOB: 0 BB: 0 P: 11	R: 0 E: 0 K: 0 S: 7	H: 0 LOB: 0 BB: 0 P: 11	R: 0 E: 0 K: 1 S: 7	H: 1 LOB: 0 BB: 0 P: 12	R: 0 E: 0 K: 1 S: 14	H: 2 LOB: 3 BB: 1 P: 28	R: 0 E: 0 K: 1 S: 10	H: 0 LOB: 0 BB: 0 P: 16	R: 0 E: 0 K: 0 S: 10	H: 1 LOB: 1 BB: 0 P: 13	R: 0 E: 0 K: 0 S: 7	H: 0 LOB: 1 BB: 1 P: 11	R: 0 E: 0 K: 2 S: 13	H: 0 LOB: 1 BB: 1 P: 20	1B: 5 2B: 0 3B: 0 HR: 0	SF: 0 SAC: 0 DP: 0 HBP: 0	WP: 0 PB: 0 SB: 0 CS: 2	PA: 33
PITCHER	IP WLS BF H R ER SO BB IBB HBP BLK WP HR S P ERA WHIP	8.0 W 28 5 0 0 4 0 1 0 0 0 0 0 69 112 0.00 0.625	1.0 S 4 0 0 0 2 1 0 0 0 0 0 0 13 20 0.00 1.000	PITCHER																		

Batter	1	2	3	4	5	6	7	8	9	AB	R	H	RBI	BB	SO	LOB	BOTTOM			
15 Rafael Furcal, S OBP: 0.391, SLG: 0.516	K					F8				3	0	0	0	1	1	0	New York Mets @ Los Angeles Dodgers Dodger Stadium, Los Angeles, CA Thu Jul 22 2010, 7:11 PM - 9:57 PM PDT Att. 42,299 - Clear - 71 F			
14 Jamey Carroll, R OBP: 0.386, SLG: 0.330	27 2B BB					F8				3	1	0	0	1	0	2				
16 Andre Ethier, L OBP: 0.371, SLG: 0.533	L9									4	0	0	0	0	1	3				
27 Matt Kemp, R OBP: 0.319, SLG: 0.470										3	1	2	2	0	0	0				
23 Casey Blake, R OBP: 0.327, SLG: 0.417	K									3	0	0	0	0	3	1				
7 James Loney, L OBP: 0.357, SLG: 0.431										3	0	1	0	0	0	0				
3 Ronnie Belliard, R ERA: 4.55										3	0	0	0	0	0	1				
30 Xavier Paul, L OBP: 0.318, SLG: 0.370										0	0	0	0	0	0	0				
55 Russell Martin, R OBP: 0.348, SLG: 0.329										2	0	1	0	1	1	0				
18 Hiroki Kuroda, R										2	0	0	0	0	0	1				
9 Garret Anderson, L ERA: 1.64										1	0	0	0	0	0	1				
56 Hung-Chih Kuo, L										0	0	0	0	0	0	0				
Inning Stats	R: 1 E: 0 K: 2 S: 15	H: 1 LOB: 1 BB: 1 P: 26	R: 0 E: 0 K: 1 S: 9	H: 0 LOB: 0 BB: 0 P: 14	R: 0 E: 0 K: 0 S: 10	H: 0 LOB: 0 BB: 0 P: 14	R: 0 E: 0 K: 1 S: 8	H: 0 LOB: 0 BB: 0 P: 8	R: 0 E: 0 K: 0 S: 11	H: 1 LOB: 1 BB: 1 P: 20	R: 0 E: 0 K: 0 S: 5	H: 0 LOB: 0 BB: 0 P: 7	R: 1 E: 0 K: 1 S: 9	H: 1 LOB: 0 BB: 0 P: 16	R: 0 E: 0 K: 1 S: 10	H: 1 LOB: 2 BB: 1 P: 21	1B: 2 2B: 1 3B: 0 HR: 1	SF: 0 SAC: 0 DP: 0 HBP: 0	WP: 0 PB: 0 SB: 0 CS: 1	PA: 30
PITCHER	IP WLS BF H R ER SO BB IBB HBP BLK WP HR S P ERA WHIP	7.0 L 25 3 2 2 5 2 0 0 0 0 0 7 105 2.57 0.714	0.2 4 1 0 0 0 0 0 1 0 0 0 0 7 15 0.00 1.500	0.1 1 0 0 0 0 1 0 0 0 0 0 0 3 6 0.00 0.000	PITCHER															

Batter	1	2	3	4	5	6	7	8	9	AB	R	H	RBI	BB	SO	LOB	TOP	
7 José Reyes, S OBP: 0.318, SLG: 0.410	G6-3		L7			1B		P3		4	0	1	0	0	0	0	New York Mets @ Los Angeles Dodgers Dodger Stadium, Los Angeles, CA Sun Jul 25 2010, 1:11 PM - 3:35 PM PDT Att: 39,897 - Partly Cloudy - 79 F	
1 Luis Castillo, S OBP: 0.342, SLG: 0.285	G5-3			G6-3		2B		1B		4	0	2	0	0	0			
5 David Wright, R OBP: 0.372, SLG: 0.504	2B			F9		F9		L9		4	0	1	0	0	2			
15 Carlos Beltrán, S OBP: 0.268, SLG: 0.250	K			K		L5		P6		4	0	0	0	0	2			
44 Jason Bay, R OBP: 0.347, SLG: 0.402	K				F9		F7	K		4	0	0	0	0	2			
29 Ike Davis, L OBP: 0.322, SLG: 0.442	F8				F8		2B	K		4	0	1	0	0	1			
12 Jeff Francoeur, R 36 Manny Acosta, R 25 Pedro Feliciano, L	F8				1B		IBB			2	0	1	0	1	0			
30 Josh Thole, L OBP: 0.500, SLG: 0.548			P5		1B		G4-6-3			3	0	1	0	0	2			
43 R.A. Dickey, R 22 Raul Valdes, L 16 Angel Pagán, S	G3				G1-3			P2		2	0	0	0	0	2			
										0	0	0	0	0	0			
Inning Stats	R: 0 H: 1 E: 0 K: 1 S: 13	H: 1 LOB: 1 BB: 0 P: 18	R: 0 H: 0 E: 0 K: 1 S: 9	H: 0 LOB: 0 BB: 0 P: 13	R: 0 H: 0 E: 0 K: 0 S: 8	H: 0 LOB: 0 BB: 0 P: 12	R: 0 H: 2 E: 0 K: 1 S: 9	H: 2 LOB: 2 BB: 0 P: 13	R: 0 H: 1 E: 0 K: 0 S: 11	H: 1 LOB: 1 BB: 1 P: 9	R: 0 H: 1 E: 0 K: 2 S: 12	H: 1 LOB: 1 BB: 0 P: 18	R: 0 H: 0 E: 0 K: 2 S: 8	H: 0 LOB: 0 BB: 0 P: 15	1B: 4 2B: 3 3B: 0 HR: 0	SF: 0 SAC: 0 DP: 1 HBP: 0	WP: 0 PB: 0 SB: 0 CS: 1	PA: 33
PITCHER	IP WLS BF H R ER SO BB IBB HBP BLK WP HR S P ERA WHIP																	
22 Clayton Kershaw, L ERA: 2.96	8.0 W 30 7 0 0 3 0 0 1 0 0 0 0 0 75 112 0.00 0.875																	
74 Kenley Jansen, R ERA:	1.0 S 3 0 0 0 2 0 0 0 0 0 0 0 0 8 15 0.00 0.000																	

AB	32
R	0
H	7
RBI	0
BB	1
SO	5
LOB	8



Batter	1	2	3	4	5	6	7	8	9	AB	R	H	RBI	BB	SO	LOB	BOTTOM	
30 Xavier Paul, L OBP: 0.302, SLG: 0.346	K			G2-3		F9		G6-3		4	0	0	0	0	1	2	New York Mets @ Los Angeles Dodgers Dodger Stadium, Los Angeles, CA Sun Jul 25 2010, 1:11 PM - 3:35 PM PDT Att: 39,897 - Partly Cloudy - 79 F	
14 Jamey Carroll, R OBP: 0.379, SLG: 0.325	G4-3			F9		G4-3				3	0	0	0	0	0			
7 James Loney, L OBP: 0.350, SLG: 0.429	K			F8		G3		G5-3		3	0	0	0	0	1			
27 Matt Kemp, R OBP: 0.323, SLG: 0.469				K		G5-3				3	0	1	0	0	1			
16 Andre Ethier, L OBP: 0.365, SLG: 0.524	G4-6-3			2B		K		K		3	0	1	0	0	1			
23 Casey Blake, R OBP: 0.328, SLG: 0.414	K			K		K		1B		3	1	1	0	0	2			
33 Blake DeWitt, L 15 Rafael Furcal, S	G4-3			G3-1		F9				2	0	0	0	0	1			
55 Russell Martin, R OBP: 0.346, SLG: 0.333	G3			G1-3		G1-3		2B		3	0	1	1	0	0			
22 Clayton Kershaw, L 3 Ronnie Belliard, R 74 Kenley Jansen, S	K			G1-3				IBB		2	0	0	0	0	1			
										0	0	0	0	0	0			
Inning Stats	R: 0 H: 0 E: 0 K: 2 S: 9	H: 1 LOB: 0 BB: 0 P: 13	R: 0 H: 1 E: 0 K: 1 S: 6	H: 1 LOB: 0 BB: 0 P: 7	R: 0 H: 0 E: 0 K: 1 S: 14	H: 0 LOB: 0 BB: 0 P: 17	R: 0 H: 0 E: 0 K: 0 S: 10	H: 0 LOB: 0 BB: 0 P: 12	R: 0 H: 1 E: 0 K: 2 S: 10	H: 1 LOB: 1 BB: 0 P: 13	R: 0 H: 0 E: 0 K: 0 S: 9	H: 0 LOB: 0 BB: 0 P: 13	R: 0 H: 0 E: 0 K: 1 S: 17	H: 2 LOB: 2 BB: 1 P: 30	1B: 2 2B: 2 3B: 0 HR: 0	SF: 0 SAC: 0 DP: 1 HBP: 0	WP: 1 PB: 0 SB: 0 CS: 0	PA: 28
PITCHER	IP WLS BF H R ER SO BB IBB HBP BLK WP HR S P ERA WHIP																	
43 R.A. Dickey, R ERA: 2.55	5.2 18 2 0 0 0 0 0 0 0 0 0 0 0 55 70 0.00 0.353																	
22 Raul Valdes, L ERA: 4.14	1.0 3 0 0 0 0 0 0 0 0 0 0 0 0 8 13 0.00 0.000																	
36 Manny Acosta, R ERA: 2.84	0.1 1 0 0 0 0 0 0 0 0 0 0 0 0 3 6 0.00 0.000																	
25 Pedro Feliciano, L ERA: 2.79	1.0 L 6 2 1 1 1 0 0 1 0 0 0 0 0 17 30 9.00 2.000																	

AB	27
R	1
H	4
RBI	1
BB	1
SO	7
LOB	6



Batter	1	2	3	4	5	6	7	8	9	AB R H RBI BB SO LOB	TOP								
3 Felipe Lopez, S OBP: 0.342, SLG: 0.408										5 0 2 0 0 1 2	St. Louis Cardinals @ New York Mets Citi Field, Flushing, NY Tue Jul 27 2010, 7:11 PM - 10:00 PM EDT Att: 37,479 - Partly Cloudy - 83 F								
19 Jon Jay, L OBP: 0.426, SLG: 0.602										5 1 1 0 0 1 2									
5 Albert Pujols, R OBP: 0.401, SLG: 0.553										5 0 0 0 0 1 5									
7 Matt Holiday, R OBP: 0.381, SLG: 0.524										4 0 1 0 0 0 4									
47 Ryan Ludwick, R OBP: 0.342, SLG: 0.482										4 1 2 1 0 0 1									
4 Yadier Molina, R OBP: 0.315, SLG: 0.311										2 0 0 0 1 0 2									
21 Jason LaRue, R OBP: 0.288, SLG: 0.340										1 0 1 0 0 0 0									
13 Brendan Ryan, R OBP: 0.285, SLG: 0.285										4 0 2 0 0 0 1									
50 Adam Wainwright, R OBP: 0.233, SLG: 0.222										1 0 0 0 0 0 0									
27 Tyler Greene, R OBP: 0.325, SLG: 0.424										0 0 0 0 1 0 0									
59 Fernando Salas, R OBP: 0.351, SLG: 0.424										0 0 0 0 0 0 0									
44 Randy Winn, S OBP: 0.384, SLG: 0.384										1 0 0 0 0 0 2									
43 Trevor Miller, R OBP: 0.288, SLG: 0.340										0 0 0 0 0 0 0									
12 Aaron Miles, S OBP: 0.344, SLG: 0.350										4 0 1 0 0 0 5									
Inning Stats	R: 1 H: 3 E: 0 K: 0 S: 14	H: 3 R: 0 ER: 0 LOB: 2 BB: 0 P: 22	R: 0 H: 1 E: 0 K: 0 S: 9	H: 1 R: 0 ER: 0 LOB: 1 BB: 0 P: 13	R: 0 H: 1 E: 0 K: 0 S: 6	H: 1 R: 0 ER: 0 LOB: 1 BB: 0 P: 10	R: 0 H: 0 E: 0 K: 0 S: 7	H: 0 R: 0 ER: 0 LOB: 0 BB: 0 P: 12	R: 0 H: 1 E: 0 K: 1 S: 16	H: 3 R: 0 ER: 1 LOB: 1 BB: 0 P: 20	R: 0 H: 0 E: 0 K: 0 S: 11	H: 0 R: 0 ER: 0 LOB: 3 BB: 2 P: 20	R: 0 H: 1 E: 1 K: 0 S: 12	H: 3 R: 0 ER: 0 LOB: 1 BB: 0 P: 18	R: 0 H: 0 E: 0 K: 2 S: 10	H: 0 R: 0 ER: 0 LOB: 0 BB: 0 P: 14	1B: 10 2B: 0 3B: 0 HR: 0	SF: 0 DP: 2 HBP: 0	WP: 0 PA: 39 PB: 0 SB: 0 CS: 0
PITCHER	IP WLS BF H R ER SO BB IBB HBP BLK WP HR S P ERA WHIP											IP WLS BF H R ER SO BB IBB HBP BLK WP HR S P ERA WHIP							
49 Jonathon Niese, L ERA: 3.43	6.0 W 29 7 1 1 1 2 0 0 0 0 0 0 68 105 1.50 1.500																		
36 Manny Acosta, R ERA: 3.29	1.0 5 3 1 1 0 0 0 0 0 0 0 0 12 19 9.00 3.000																		
22 Raul Valdes, L ERA: 4.94	1.0 2 0 0 0 0 0 0 0 0 0 0 0 7 11 0.00 0.000																		
75 Francisco Rodriguez, R ERA: 2.57	1.0 3 0 0 0 2 0 0 0 0 0 0 0 10 14 0.00 0.000																		

Batter	1	2	3	4	5	6	7	8	9	AB R H RBI BB SO LOB	BOTTOM								
7 José Reyes, S OBP: 0.317, SLG: 0.416										5 1 1 2 0 2 0	St. Louis Cardinals @ New York Mets Citi Field, Flushing, NY Tue Jul 27 2010, 7:11 PM - 10:00 PM EDT Att: 37,479 - Partly Cloudy - 83 F								
1 Luis Castillo, S OBP: 0.343, SLG: 0.288										5 1 2 0 0 1 0									
16 Ángel Pagán, S OBP: 0.362, SLG: 0.465										3 1 1 0 1 1 0									
5 David Wright, R OBP: 0.374, SLG: 0.503										1 1 0 1 2 1 0									
15 Carlos Beltrán, S OBP: 0.311, SLG: 0.308										3 1 2 1 1 0 3									
29 Ike Davis, L OBP: 0.321, SLG: 0.440										4 1 1 1 1 0 2 2									
12 Jeff Francoeur, R OBP: 0.299, SLG: 0.387										4 1 1 3 0 1 1									
30 Josh Thole, L OBP: 0.475, SLG: 0.500										3 0 0 0 1 0 0									
49 Jonathon Niese, L ERA: 2.23										3 1 1 0 0 2 2									
36 Manny Acosta, R ERA: 2.31										0 0 0 0 0 0 0									
22 Raul Valdes, L ERA: 4.94										0 0 0 0 0 0 0									
19 Mike Hessman, R ERA: 2.31										1 0 0 0 0 0 0									
75 Francisco Rodriguez, R ERA: 3.86										0 0 0 0 0 0 0									
Inning Stats	R: 0 H: 0 E: 0 K: 0 S: 8	H: 0 R: 1 ER: 0 LOB: 2 BB: 0 P: 14	R: 1 H: 1 E: 0 K: 1 S: 9	H: 1 R: 0 ER: 0 LOB: 2 BB: 2 P: 20	R: 0 H: 0 E: 0 K: 2 S: 13	H: 0 R: 0 ER: 0 LOB: 0 BB: 0 P: 16	R: 3 H: 2 E: 0 K: 2 S: 10	H: 2 R: 0 ER: 0 LOB: 1 BB: 1 P: 19	R: 2 H: 3 E: 0 K: 1 S: 17	H: 3 R: 0 ER: 0 LOB: 1 BB: 0 P: 24	R: 2 H: 3 E: 0 K: 0 S: 14	H: 3 R: 0 ER: 0 LOB: 3 BB: 2 P: 29	R: 0 H: 0 E: 0 K: 2 S: 9	H: 0 R: 0 ER: 0 LOB: 0 BB: 0 P: 12	R: 0 H: 0 E: 0 K: 2 S: 8	H: 0 R: 0 ER: 0 LOB: 0 BB: 0 P: 11	1B: 6 2B: 1 3B: 0 HR: 2	SF: 1 DP: 0 HBP: 0	WP: 1 PA: 38 PB: 0 SB: 1 CS: 0
PITCHER	IP WLS BF H R ER SO BB IBB HBP BLK WP HR S P ERA WHIP											IP WLS BF H R ER SO BB IBB HBP BLK WP HR S P ERA WHIP							
50 Adam Wainwright, R ERA: 2.23	5.0 L 24 6 6 6 6 3 0 0 0 0 0 1 57 93 10.80 1.800																		
59 Fernando Salas, R ERA: 2.31	2.0 11 3 2 2 2 2 0 0 0 0 0 1 23 41 9.00 2.500																		
43 Trevor Miller, L ERA: 3.86	1.0 3 0 0 0 2 0 0 0 0 0 0 0 8 11 0.00 0.000																		

St. Louis Cardinals @ New York Mets
 Citi Field, Flushing, NY
 Tue Jul 27 2010, 7:11 PM - 10:00 PM EDT
 Att: 37,479 - Partly Cloudy - 83 F

AB 36
 R 2
 H 10
 RBI 1
 BB 2
 SO 3
 LOB 24



St. Louis Cardinals @ New York Mets
 Citi Field, Flushing, NY
 Tue Jul 27 2010, 7:11 PM - 10:00 PM EDT
 Att: 37,479 - Partly Cloudy - 83 F

AB 32
 R 8
 H 9
 RBI 8
 BB 5
 SO 10
 LOB 8



Batter	1	2	3	4	5	6	7	8	9	10	11	12	13	AB	R	H	RBI	BB	SO	LOB	TOP				
3 Felipe Lopez, S OBP: 0.344, SLG: 0.406				G6-3		G5-3		F8		G3					6	1	2	1	1	0	0				
19 Jon Jay, L OBP: 0.435, SLG: 0.596								G3						6	1	3	0	1	0	3					
5 Albert Pujols, R OBP: 0.402, SLG: 0.551				P5										7	0	3	1	0	0	6					
7 Matt Holliday, R OBP: 0.382, SLG: 0.532				F9										6	1	2	3	1	0	3					
4 Yadier Molina, R OBP: 0.316, SLG: 0.311																									
48 Mike MacDougal, S (12, 1)																									
50 Adam Wainwright, R (PH)																									
31 Ryan Franklin, R (13, 1)																									
28 Colby Rasmus, L OBP: 0.351, SLG: 0.507				P5				F7						5	1	2	0	1	0	1					
13 Brendan Ryan, R OBP: 0.294, SLG: 0.282																									
44 Randy Winn, S (9, PH)																									
12 Aaron Miles, S OBP: 0.335, SLG: 0.344				P3				K		G3-1				3	1	0	0	1	1	1					
54 Jesus Garcia, L																									
27 Tony Gwynn, R																									
41 Matt Kemp, R																									
40 Jason Miller, R																									
30 Denys Reyes, L																									
46 Kyle McClellan, R																									
41 Peter Dinkoff, R																									
45 Peter Alonso, R																									
21 Jason LaRue, R																									
55 Skip Schumaker, L OBP: 0.326, SLG: 0.339				K				G6-3						5	1	1	1	0	2	0					
Inning Stats	R: 0 E: 0 K: 0 S: 23	H: 8 LOB: 3 BB: 1 P: 38	R: 0 E: 0 K: 0 S: 8	H: 0 LOB: 0 BB: 0 P: 15	R: 0 E: 0 K: 1 S: 8	H: 0 LOB: 0 BB: 10 P: 10	R: 0 E: 0 K: 0 S: 8	H: 1 LOB: 1 BB: 0 P: 13	R: 1 E: 0 K: 1 S: 14	H: 3 LOB: 2 BB: 0 P: 20	R: 0 E: 0 K: 0 S: 9	H: 0 LOB: 0 BB: 0 P: 13	R: 0 E: 0 K: 0 S: 7	H: 0 LOB: 0 BB: 0 P: 12	R: 0 E: 0 K: 0 S: 7	H: 1 LOB: 0 BB: 0 P: 13	R: 0 E: 0 K: 0 S: 7	H: 1 LOB: 3 BB: 2 P: 23	R: 1 E: 0 K: 0 S: 9	H: 1 LOB: 0 BB: 0 P: 23	1B: 13 2B: 2 3B: 0 HR: 1	SF: 0 SAC: 0 DP: 2 HBP: 1	W/P: 0 PB: 0 SB: 0 CS: 0	PA: 58	
PITCHER	IP	WLS	BF	H	R	ER	SO	BB	IBB	HBP	BLK	WP	HR	S	P	ERA	WHIP								
57 Johan Santana, L ERA: 3.11	(6, 1)	5.2	31	13	7	7	2	0	1	0	0	0	1	69	106	11.12	2.294								
36 Manny Acosta, R ERA: 3.21	(6, 1)	0.1	1	0	0	0	1	0	0	0	0	0	3	3	0.00	0.000									
47 Hisanori Takahashi, L ERA: 4.07	(7, 1)	1.0	3	0	0	0	2	0	0	0	0	0	9	13	0.00	0.000									
64 Elmer Dessens, R ERA: 1.48	(8, 1)	1.0	3	0	0	0	1	0	0	0	0	0	7	9	0.00	0.000									
75 Francisco Rodriguez, R ERA: 2.47	(9, 1)	2.0	8	1	0	0	1	0	1	0	0	0	16	23	0.00	0.500									
PITCHER	IP	WLS	BF	H	R	ER	SO	BB	IBB	HBP	BLK	WP	HR	S	P	ERA	WHIP								
39 Bobby Parnell, R ERA: 0.96	(11, 1)	1.0	4	1	0	0	0	1	0	0	0	0	0	10	16	0.00	2.000								
25 Pedro Feliciano, L ERA: 2.9	(12, 1)	1.2	L	8	1	1	0	1	1	1	0	0	0	13	31	5.40	1.200								
22 Raul Valdes, L ERA: 4.01	(13, 1)	0.1	1	0	0	0	0	0	0	0	0	0	0	1	2	0.00	0.000								

St. Louis Cardinals @ New York Mets
Citi Field, Flushing, NY
Wed Jul 28 2010, 7:12 PM - 11:43 PM EDT
Att: 35,009 - Cloudy - 85 F

AB 52
R 8
H 16
RBI 8
BB 5
SO 7
LOB 21



Batter	1	2	3	4	5	6	7	8	9	10	11	12	13	AB	R	H	RBI	BB	SO	LOB	BOTTOM					
7 José Reyes, S OBP: 0.321, SLG: 0.417				K2-3				F8						6	1	3	0	1	1	0						
1 Luis Castillo, S OBP: 0.335, SLG: 0.284				F9				G6-4-3						6	1	1	0	0	0	5						
16 Angel Pagan, S OBP: 0.364, SLG: 0.476														5	2	2	2	1	1	0						
5 David Wright, R OBP: 0.375, SLG: 0.503				G3				HR		G4-3				6	1	3	0	0	0	3						
15 Carlos Beltrán, S OBP: 0.333, SLG: 0.386				L7										5	1	2	1	1	1	2						
19 Mike Hessman, R OBP: 0.286, SLG: 0.333				G6-3				HR						5	1	1	2	0	1	3						
12 Jeff Francoeur, R OBP: 0.297, SLG: 0.381				G5-3				G1-3						5	0	0	0	1	0	4						
4 Henry Blanco, R OBP: 0.323, SLG: 0.384																										
30 Josh Thole, L OBP: 0.456, SLG: 0.456																										
47 Johan Santana, L																										
36 Manny Acosta, R																										
47 Hisanori Takahashi, L																										
64 Elmer Dessens, R																										
75 Francisco Rodriguez, R																										
Inning Stats	R: 2 E: 0 K: 0 S: 14	H: 2 LOB: 3 BB: 3 P: 31	R: 0 E: 0 K: 2 S: 9	H: 0 LOB: 0 BB: 0 P: 12	R: 0 E: 0 K: 0 S: 8	H: 1 LOB: 1 BB: 0 P: 12	R: 0 E: 0 K: 1 S: 6	H: 1 LOB: 0 BB: 0 P: 10	R: 1 E: 0 K: 0 S: 5	H: 2 LOB: 0 BB: 0 P: 8	R: 0 E: 0 K: 0 S: 7	H: 0 LOB: 0 BB: 0 P: 10	R: 4 E: 0 K: 1 S: 26	H: 4 LOB: 3 BB: 2 P: 47	R: 0 E: 0 K: 0 S: 9	H: 2 LOB: 2 BB: 0 P: 16	R: 0 E: 0 K: 0 S: 6	H: 1 LOB: 0 BB: 0 P: 8	R: 0 E: 0 K: 0 S: 6	H: 0 LOB: 0 BB: 0 P: 10	R: 0 E: 0 K: 0 S: 6	H: 0 LOB: 0 BB: 0 P: 12	1B: 9 2B: 2 3B: 0 HR: 2	SF: 0 SAC: 0 DP: 1 HBP: 1	W/P: 0 PB: 0 SB: 0 CS: 1	PA: 56
PITCHER	IP	WLS	BF	H	R	ER	SO	BB	IBB	HBP	BLK	WP	HR	S	P	ERA	WHIP									
54 Jaime Garcia, L ERA: 2.33	(1, 1)	6.0	25	6	3	3	4	3	0	0	0	0	1	19	29	27.00	2.250									
41 Mitchell Boggs, R ERA: 3.15	(7, 1)	1.1	8	3	4	4	1	0	0	0	0	0	8	10	0.00	0.000										
30 Jason Motte, R ERA: 2.36	(8, 1)	0.1	H	1	0	0	0	0	0	0	0	0	0	0	0	0.00	0.000									
36 Denys Reyes, L ERA: 3.25	(8, 1)	0.0	B	2	1	0	0	0	1	0	0	0	0	1	6	=	=									
46 Kyle McClellan, R ERA: 1.98	(8, 1)	1.1	7	2	0	0	1	1	0	0	0	0	0	14	28	0.00	2.250									
PITCHER	IP	WLS	BF	H	R	ER	SO	BB	IBB	HBP	BLK	WP	HR	S	P	ERA	WHIP									
43 Trevor Miller, L ERA: 3.55	(10, 1)	2.0	6	1	0	0	0	0	0	0	0	0	0	6	10	0.00	0.500									
48 Mike MacDougal, R (12, 1)	(12, 1)	1.0	W	3	0	0	0	0	0	0	0	0	0	6	10	0.00	0.000									
31 Ryan Franklin, R ERA: 3.05	(13, 1)	1.0	S	3	0	0	0	1	0	0	0	0	0	9	12	0.00	0.000									

St. Louis Cardinals @ New York Mets
Citi Field, Flushing, NY
Wed Jul 28 2010, 7:12 PM - 11:43 PM EDT
Att: 35,009 - Cloudy - 85 F

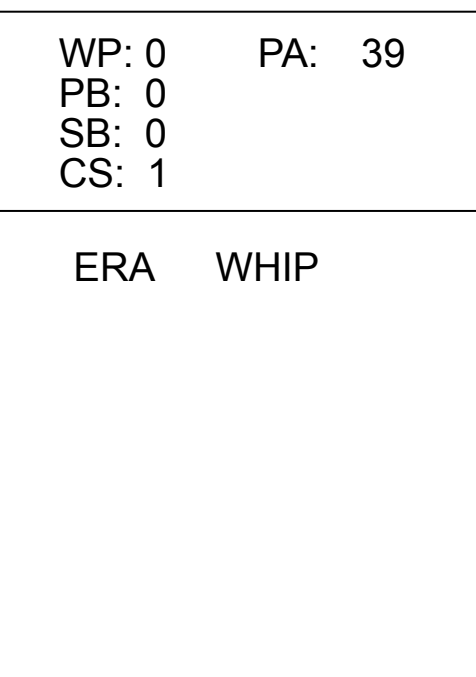
AB 49
R 7
H 13
RBI 7
BB 5
SO 7
LOB 20



Batter	1	2	3	4	5	6	7	8	9	AB	R	H	RBI	BB	SO	LOB	TOP																																																																																																											
24 Chris Young, R OBP: 0.339, SLG: 0.466										4	1	2	0	1	2	1																																																																																																												
2 Kelly Johnson, L OBP: 0.388, SLG: 0.500										4	1	2	0	1	2	1																																																																																																												
10 Justin Upton, R OBP: 0.367, SLG: 0.478										4	0	1	3	0	2	3																																																																																																												
25 Adam LaRoche, L OBP: 0.327, SLG: 0.440										4	0	0	1	0	0	3																																																																																																												
26 Miguel Montero, L OBP: 0.378, SLG: 0.482										4	0	2	0	0	0	2																																																																																																												
27 Mark Reynolds, R OBP: 0.335, SLG: 0.480										4	0	0	0	0	4	3																																																																																																												
4 Rusty Ryan, R 38 Sam Demel, R 58 Juan Gutierrez, R										4	0	1	0	0	2	1	AB 34																																																																																																											
11 Augie Ojeda, S										3	1	0	0	1	1	2	R 4																																																																																																											
54 Batyr Enright, R 3 Tony Abreu, S 77 D.J. Carrasco, R 39 Jordan Norberto, L 8 Gerardo Parra, L										1	0	1	0	0	0	0	H 10																																																																																																											
	R: 0 E: 0 K: 2 S: 8	H: 1 LOB: 1 BB: 0 P: 12	R: 0 E: 0 K: 2 S: 12	H: 1 LOB: 1 BB: 20	R: 1 E: 0 K: 0 S: 14	H: 1 LOB: 2 BB: 2 P: 25	R: 0 E: 0 K: 2 S: 10	H: 0 LOB: 0 BB: 0 P: 15	R: 0 E: 0 K: 1 S: 15	H: 2 LOB: 2 BB: 0 P: 21	R: 0 E: 0 K: 1 S: 11	H: 2 LOB: 2 BB: 0 P: 19	R: 3 E: 0 K: 1 S: 16	H: 3 LOB: 1 BB: 1 P: 29	R: 0 E: 0 K: 0 S: 6	H: 0 LOB: 0 BB: 0 P: 12	R: 0 E: 0 K: 2 S: 7	H: 0 LOB: 0 BB: 0 P: 11	1B: 8 2B: 3 HR: 0	SF: 1 SAC: 1 DP: 2 HBP: 0	WP: 0 PB: 0 SB: 0 CS: 1	PA: 39																																																																																																						
	<table border="1"> <thead> <tr> <th>PITCHER</th> <th>IP</th> <th>WLS</th> <th>BF</th> <th>H</th> <th>R</th> <th>ER</th> <th>SO</th> <th>BB</th> <th>IBB</th> <th>HBP</th> <th>BLK</th> <th>WP</th> <th>HR</th> <th>S</th> <th>P</th> <th>ERA</th> <th>WHIP</th> </tr> </thead> <tbody> <tr> <td>47 Hisanori Takahashi, L</td> <td>6.0</td> <td></td> <td>26</td> <td>7</td> <td>1</td> <td>1</td> <td>10</td> <td>2</td> <td>0</td> <td>0</td> <td>0</td> <td>0</td> <td>0</td> <td>70</td> <td>112</td> <td>1.50</td> <td>1.500</td> </tr> <tr> <td>39 Bobby Parnell, R</td> <td>0.0</td> <td>B</td> <td>4</td> <td>3</td> <td>3</td> <td>3</td> <td>0</td> <td>1</td> <td>0</td> <td>0</td> <td>0</td> <td>0</td> <td>0</td> <td>9</td> <td>18</td> <td>∞</td> <td>∞</td> </tr> <tr> <td>25 Pedro Feliciano, L</td> <td>0.2</td> <td></td> <td>2</td> <td>0</td> <td>0</td> <td>0</td> <td>0</td> <td>0</td> <td>0</td> <td>0</td> <td>0</td> <td>0</td> <td>0</td> <td>4</td> <td>5</td> <td>0.00</td> <td>0.000</td> </tr> <tr> <td>36 Manny Acosta, R</td> <td>1.1</td> <td></td> <td>4</td> <td>0</td> <td>0</td> <td>0</td> <td>1</td> <td>0</td> <td>0</td> <td>0</td> <td>0</td> <td>0</td> <td>0</td> <td>9</td> <td>18</td> <td>0.00</td> <td>0.000</td> </tr> <tr> <td>75 Francisco Rodríguez, R</td> <td>1.0</td> <td>W</td> <td>3</td> <td>0</td> <td>0</td> <td>0</td> <td>2</td> <td>0</td> <td>0</td> <td>0</td> <td>0</td> <td>0</td> <td>0</td> <td>7</td> <td>11</td> <td>0.00</td> <td>0.000</td> </tr> </tbody> </table>																PITCHER	IP	WLS	BF	H	R	ER	SO	BB	IBB	HBP	BLK	WP	HR	S	P	ERA	WHIP	47 Hisanori Takahashi, L	6.0		26	7	1	1	10	2	0	0	0	0	0	70	112	1.50	1.500	39 Bobby Parnell, R	0.0	B	4	3	3	3	0	1	0	0	0	0	0	9	18	∞	∞	25 Pedro Feliciano, L	0.2		2	0	0	0	0	0	0	0	0	0	0	4	5	0.00	0.000	36 Manny Acosta, R	1.1		4	0	0	0	1	0	0	0	0	0	0	9	18	0.00	0.000	75 Francisco Rodríguez, R	1.0	W	3	0	0	0	2	0	0	0	0	0	0	7	11	0.00	0.000
PITCHER	IP	WLS	BF	H	R	ER	SO	BB	IBB	HBP	BLK	WP	HR	S	P	ERA	WHIP																																																																																																											
47 Hisanori Takahashi, L	6.0		26	7	1	1	10	2	0	0	0	0	0	70	112	1.50	1.500																																																																																																											
39 Bobby Parnell, R	0.0	B	4	3	3	3	0	1	0	0	0	0	0	9	18	∞	∞																																																																																																											
25 Pedro Feliciano, L	0.2		2	0	0	0	0	0	0	0	0	0	0	4	5	0.00	0.000																																																																																																											
36 Manny Acosta, R	1.1		4	0	0	0	1	0	0	0	0	0	0	9	18	0.00	0.000																																																																																																											
75 Francisco Rodríguez, R	1.0	W	3	0	0	0	2	0	0	0	0	0	0	7	11	0.00	0.000																																																																																																											

Arizona Diamondbacks @ New York Mets
Citi Field, Flushing, NY
Sat Jul 31 2010, 7:12 PM - 10:25 PM EDT
Att: 35,287 - Cloudy - 77 F

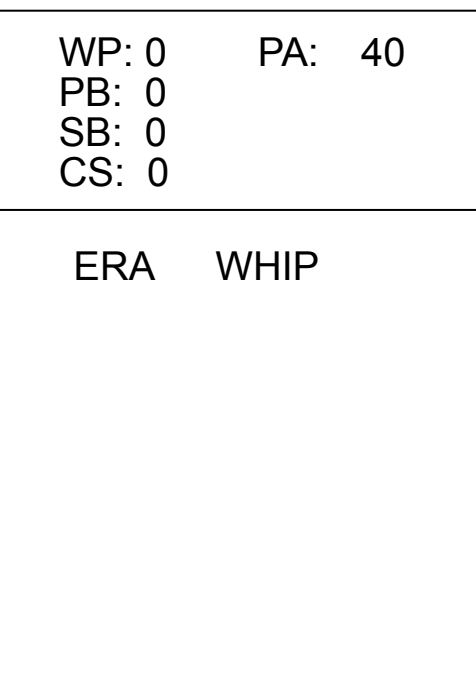
AB	34
R	4
H	10
RBI	4
BB	3
SO	13
LOB	16



Batter	1	2	3	4	5	6	7	8	9	AB	R	H	RBI	BB	SO	LOB	BOTTOM																																																																																																											
7 José Reyes, S OBP: 0.324, SLG: 0.420										4	1	1	1	1	0	1																																																																																																												
16 Angel Pagan, S OBP: 0.374, SLG: 0.486										4	2	3	0	1	1	1																																																																																																												
5 David Wright, R OBP: 0.381, SLG: 0.523										4	0	2	3	1	0	2																																																																																																												
15 Carlos Beltrán, S OBP: 0.313, SLG: 0.333										3	0	0	1	1	0	2																																																																																																												
29 Ike Davis, L OBP: 0.321, SLG: 0.440										3	0	0	0	1	2	2																																																																																																												
23 Chris Carter, L 25 Bobby Parnell, R 25 Pedro Feliciano, L 36 Manny Acosta, R 13 Alex Cora, L										2	0	0	0	1	0	1																																																																																																												
30 Josh Thole, L OBP: 0.434, SLG: 0.409										4	0	0	0	0	1	2	AB 31																																																																																																											
1 Luis Castillo, S 75 Francisco Rodríguez, R										3	1	0	0	1	0	1	R 5																																																																																																											
47 Hisanori Takahashi, L 27 Jesús Feliciano, L										1	0	0	0	0	0	0	H 7																																																																																																											
	R: 0 E: 0 K: 0 S: 8	H: 0 LOB: 1 BB: 0 P: 11	R: 0 E: 0 K: 1 S: 11	H: 0 LOB: 1 BB: 1 P: 19	R: 1 E: 0 K: 0 S: 9	H: 2 LOB: 0 BB: 0 P: 11	R: 0 E: 0 K: 0 S: 8	H: 0 LOB: 0 BB: 0 P: 8	R: 1 E: 0 K: 1 S: 11	H: 1 LOB: 1 BB: 1 P: 20	R: 0 E: 0 K: 0 S: 9	H: 0 LOB: 1 BB: 1 P: 17	R: 2 E: 0 K: 1 S: 19	H: 2 LOB: 2 BB: 2 P: 33	R: 0 E: 0 K: 2 S: 8	H: 0 LOB: 0 BB: 0 P: 12	R: 1 E: 0 K: 0 S: 7	H: 1 LOB: 2 BB: 2 P: 17	1B: 4 2B: 2 3B: 1 HR: 0	SF: 1 SAC: 1 DP: 0 HBP: 0	WP: 0 PB: 0 SB: 0 CS: 0	PA: 40																																																																																																						
	<table border="1"> <thead> <tr> <th>PITCHER</th> <th>IP</th> <th>WLS</th> <th>BF</th> <th>H</th> <th>R</th> <th>ER</th> <th>SO</th> <th>BB</th> <th>IBB</th> <th>HBP</th> <th>BLK</th> <th>WP</th> <th>HR</th> <th>S</th> <th>P</th> <th>ERA</th> <th>WHIP</th> </tr> </thead> <tbody> <tr> <td>54 Barry Enright, R</td> <td>6.0</td> <td></td> <td>25</td> <td>4</td> <td>2</td> <td>2</td> <td>2</td> <td>3</td> <td>0</td> <td>0</td> <td>0</td> <td>0</td> <td>0</td> <td>56</td> <td>86</td> <td>3.00</td> <td>1.167</td> </tr> <tr> <td>77 D.J. Carrasco, R</td> <td>0.2</td> <td>B</td> <td>6</td> <td>2</td> <td>2</td> <td>2</td> <td>0</td> <td>1</td> <td>1</td> <td>0</td> <td>0</td> <td>0</td> <td>0</td> <td>15</td> <td>28</td> <td>27.00</td> <td>4.500</td> </tr> <tr> <td>39 Jordan Norberto, L</td> <td>0.1</td> <td></td> <td>1</td> <td>0</td> <td>0</td> <td>0</td> <td>1</td> <td>0</td> <td>0</td> <td>0</td> <td>0</td> <td>0</td> <td>0</td> <td>4</td> <td>5</td> <td>0.00</td> <td>0.000</td> </tr> <tr> <td>38 Sam Demel, R</td> <td>1.0</td> <td></td> <td>3</td> <td>0</td> <td>0</td> <td>0</td> <td>2</td> <td>0</td> <td>0</td> <td>0</td> <td>0</td> <td>0</td> <td>0</td> <td>8</td> <td>12</td> <td>0.00</td> <td>0.000</td> </tr> <tr> <td>50 Juan Gutierrez, R</td> <td>0.2</td> <td>L</td> <td>5</td> <td>1</td> <td>1</td> <td>1</td> <td>0</td> <td>0</td> <td>2</td> <td>0</td> <td>0</td> <td>0</td> <td>0</td> <td>7</td> <td>17</td> <td>13.50</td> <td>1.500</td> </tr> </tbody> </table>																PITCHER	IP	WLS	BF	H	R	ER	SO	BB	IBB	HBP	BLK	WP	HR	S	P	ERA	WHIP	54 Barry Enright, R	6.0		25	4	2	2	2	3	0	0	0	0	0	56	86	3.00	1.167	77 D.J. Carrasco, R	0.2	B	6	2	2	2	0	1	1	0	0	0	0	15	28	27.00	4.500	39 Jordan Norberto, L	0.1		1	0	0	0	1	0	0	0	0	0	0	4	5	0.00	0.000	38 Sam Demel, R	1.0		3	0	0	0	2	0	0	0	0	0	0	8	12	0.00	0.000	50 Juan Gutierrez, R	0.2	L	5	1	1	1	0	0	2	0	0	0	0	7	17	13.50	1.500
PITCHER	IP	WLS	BF	H	R	ER	SO	BB	IBB	HBP	BLK	WP	HR	S	P	ERA	WHIP																																																																																																											
54 Barry Enright, R	6.0		25	4	2	2	2	3	0	0	0	0	0	56	86	3.00	1.167																																																																																																											
77 D.J. Carrasco, R	0.2	B	6	2	2	2	0	1	1	0	0	0	0	15	28	27.00	4.500																																																																																																											
39 Jordan Norberto, L	0.1		1	0	0	0	1	0	0	0	0	0	0	4	5	0.00	0.000																																																																																																											
38 Sam Demel, R	1.0		3	0	0	0	2	0	0	0	0	0	0	8	12	0.00	0.000																																																																																																											
50 Juan Gutierrez, R	0.2	L	5	1	1	1	0	0	2	0	0	0	0	7	17	13.50	1.500																																																																																																											

Arizona Diamondbacks @ New York Mets
Citi Field, Flushing, NY
Sat Jul 31 2010, 7:12 PM - 10:25 PM EDT
Att: 35,287 - Cloudy - 77 F

AB	31
R	5
H	7
RBI	5
BB	7
SO	5
LOB	12



Batter	1	2	3	4	5	6	7	8	9	AB	R	H	RBI	BB	SO	LOB	TOP				
7 José Reyes, S OBP: 0.319, SLG: 0.414	F8		2H 2B		G3		F8		G5-3	5	0	1	1	0	0	2					
16 Angel Pagan, S OBP: 0.372, SLG: 0.478	G4-6-3 1B				G3		CS		K2-3	4	0	1	0	0	0	2					
15 Carlos Beltrán, S OBP: 0.342, SLG: 0.361	G4-6-3								19 FC5 29 BB 1B	4	0	1	0	0	1	2					
5 David Wright, R OBP: 0.372, SLG: 0.509		G6-3			G6-3				E6 29 G4-3	4	0	0	0	0	1	1					
29 Ike Davis, L OBP: 0.324, SLG: 0.438					K				G4-3	3	0	1	0	1	1	1					
30 Josh Thole, L OBP: 0.400, SLG: 0.373									19 FC5 BB	3	0	1	0	0	0	2					
19 Mike Hessman, R (8, PH) OBP: 0.333, SLG: 0.250									FC5	1	0	0	0	0	0	2					
4 Henry Blanco, R OBP: 0.317, SLG: 0.374										0	0	0	0	0	0	0					
12 Jeff Francoeur, R OBP: 0.290, SLG: 0.377										3	2	1	1	1	0	2					
1 Luis Castillo, S OBP: 0.336, SLG: 0.284										3	1	2	0	0	0	0					
43 R.A. Dickey, R OBP: 0.231, SLG: 0.200										0	0	0	0	0	0	0					
23 Chris Carter, L OBP: 0.293, SLG: 0.390										1	0	1	1	0	0	0					
25 Pedro Feliciano, L OBP: 0.293, SLG: 0.390										0	0	0	0	0	0	0					
36 Manny Acosta, R OBP: 0.293, SLG: 0.390										0	0	0	0	0	0	0					
27 Jesús Feliciano, L OBP: 0.293, SLG: 0.390										1	0	0	0	0	1	0					
75 Francisco Rodríguez, R OBP: 0.293, SLG: 0.390										0	0	0	0	0	0	0					
Inning Stats	R: 0 E: 0 K: 0 S: 5	H: 1 LOB: 0 BB: 0 P: 11	R: 0 E: 0 K: 0 S: 8	H: 1 LOB: 1 BB: 0 P: 13	R: 1 E: 0 K: 2 S: 12	H: 2 LOB: 1 BB: 0 P: 17	R: 0 E: 0 K: 1 S: 12	H: 1 LOB: 1 BB: 0 P: 21	R: 0 E: 0 K: 0 S: 6	H: 0 LOB: 1 BB: 0 P: 10	R: 1 E: 0 K: 0 S: 7	H: 1 LOB: 0 BB: 1 P: 18	R: 0 E: 0 K: 2 S: 13	H: 1 LOB: 2 BB: 1 P: 18	R: 1 E: 0 K: 1 S: 12	H: 1 LOB: 0 BB: 0 P: 16	1B: 6 2B: 2 3B: 0 HR: 1	SF: 0 SAC: 3 DP: 1 HBP: 0	WP: 0 PB: 0 SB: 1 CS: 1	PA: 38	
PITCHER	IP WLS BF H R ER SO BB IBB HBP BLK WP HR S P ERA WHIP	IP WLS BF H R ER SO BB IBB HBP BLK WP HR S P ERA WHIP	IP WLS BF H R ER SO BB IBB HBP BLK WP HR S P ERA WHIP	IP WLS BF H R ER SO BB IBB HBP BLK WP HR S P ERA WHIP	IP WLS BF H R ER SO BB IBB HBP BLK WP HR S P ERA WHIP	IP WLS BF H R ER SO BB IBB HBP BLK WP HR S P ERA WHIP	IP WLS BF H R ER SO BB IBB HBP BLK WP HR S P ERA WHIP	IP WLS BF H R ER SO BB IBB HBP BLK WP HR S P ERA WHIP	IP WLS BF H R ER SO BB IBB HBP BLK WP HR S P ERA WHIP	IP WLS BF H R ER SO BB IBB HBP BLK WP HR S P ERA WHIP	IP WLS BF H R ER SO BB IBB HBP BLK WP HR S P ERA WHIP	IP WLS BF H R ER SO BB IBB HBP BLK WP HR S P ERA WHIP	IP WLS BF H R ER SO BB IBB HBP BLK WP HR S P ERA WHIP	IP WLS BF H R ER SO BB IBB HBP BLK WP HR S P ERA WHIP	IP WLS BF H R ER SO BB IBB HBP BLK WP HR S P ERA WHIP	IP WLS BF H R ER SO BB IBB HBP BLK WP HR S P ERA WHIP	IP WLS BF H R ER SO BB IBB HBP BLK WP HR S P ERA WHIP	IP WLS BF H R ER SO BB IBB HBP BLK WP HR S P ERA WHIP	IP WLS BF H R ER SO BB IBB HBP BLK WP HR S P ERA WHIP	IP WLS BF H R ER SO BB IBB HBP BLK WP HR S P ERA WHIP	IP WLS BF H R ER SO BB IBB HBP BLK WP HR S P ERA WHIP

New York Mets @ Atlanta Braves
Turner Field, Atlanta, GA
Tue Aug 03 2010, 7:10 PM - 10:04 PM EDT
Att: 26,578 - Partly Cloudy - 91 F

AB 32
R 3
H 9
RBI 3
BB 2
SO 6
LOB 14



Batter	1	2	3	4	5	6	7	8	9	AB	R	H	RBI	BB	SO	LOB	BOTTOM				
4 Omar Infante, R OBP: 0.372, SLG: 0.409	G4-3		F9		G1-3				G1-3	5	0	1	0	0	0	1					
22 Jason Heyward, L OBP: 0.382, SLG: 0.452										4	0	1	0	1	0	1					
10 Chipper Jones, S OBP: 0.373, SLG: 0.388										2	0	0	0	3	1	1					
16 Brian McCann, L OBP: 0.388, SLG: 0.463										3	0	1	0	1	0	3					
20 Eric Hinske, L OBP: 0.338, SLG: 0.479										3	0	0	0	0	1	5					
25 Troy Glaus, R OBP: 0.355, SLG: 0.408										1	0	0	0	0	0	2					
2 Alex Gonzalez, R OBP: 0.303, SLG: 0.482										2	1	1	0	1	0	0					
28 Rick Ankiel, L OBP: 0.319, SLG: 0.456										4	1	1	0	0	1	2					
53 Melky Cabrera, S OBP: 0.328, SLG: 0.368										3	0	1	2	1	0	1					
32 Derek Lowe, R OBP: 0.182, SLG: 0.143										2	0	0	0	0	0	1					
23 Matt Diaz, R OBP: 0.296, SLG: 0.400										1	0	0	0	0	0	1					
43 Kyle Farnsworth, R OBP: 0.296, SLG: 0.400										0	0	0	0	0	0	0					
39 Jonny Venters, L OBP: 0.296, SLG: 0.400										1	0	0	0	0	0	1					
7 Brooks Conrad, S OBP: 0.296, SLG: 0.400										0	0	0	0	0	0	0					
13 Billy Wagner, L OBP: 0.296, SLG: 0.400										0	0	0	0	0	0	0					
Inning Stats	R: 0 E: 0 K: 1 S: 11	H: 0 LOB: 1 BB: 1 P: 17	R: 1 E: 0 K: 0 S: 9	H: 1 LOB: 1 BB: 0 P: 14	R: 0 E: 0 K: 0 S: 10	H: 0 LOB: 0 BB: 0 P: 14	R: 0 E: 0 K: 1 S: 13	H: 1 LOB: 1 BB: 2 P: 26	R: 1 E: 0 K: 0 S: 13	H: 2 LOB: 1 BB: 0 P: 16	R: 0 E: 0 K: 0 S: 7	H: 1 LOB: 1 BB: 1 P: 12	R: 0 E: 0 K: 1 S: 11	H: 0 LOB: 2 BB: 2 P: 21	R: 0 E: 0 K: 0 S: 7	H: 0 LOB: 0 BB: 0 P: 13	1B: 3 2B: 2 3B: 1 HR: 0	SF: 0 SAC: 0 DP: 1 HBP: 1	WP: 0 PB: 0 SB: 0 CS: 1	PA: 39	
PITCHER	IP WLS BF H R ER SO BB IBB HBP BLK WP HR S P ERA WHIP	IP WLS BF H R ER SO BB IBB HBP BLK WP HR S P ERA WHIP	IP WLS BF H R ER SO BB IBB HBP BLK WP HR S P ERA WHIP	IP WLS BF H R ER SO BB IBB HBP BLK WP HR S P ERA WHIP	IP WLS BF H R ER SO BB IBB HBP BLK WP HR S P ERA WHIP	IP WLS BF H R ER SO BB IBB HBP BLK WP HR S P ERA WHIP	IP WLS BF H R ER SO BB IBB HBP BLK WP HR S P ERA WHIP	IP WLS BF H R ER SO BB IBB HBP BLK WP HR S P ERA WHIP	IP WLS BF H R ER SO BB IBB HBP BLK WP HR S P ERA WHIP	IP WLS BF H R ER SO BB IBB HBP BLK WP HR S P ERA WHIP	IP WLS BF H R ER SO BB IBB HBP BLK WP HR S P ERA WHIP	IP WLS BF H R ER SO BB IBB HBP BLK WP HR S P ERA WHIP	IP WLS BF H R ER SO BB IBB HBP BLK WP HR S P ERA WHIP	IP WLS BF H R ER SO BB IBB HBP BLK WP HR S P ERA WHIP	IP WLS BF H R ER SO BB IBB HBP BLK WP HR S P ERA WHIP	IP WLS BF H R ER SO BB IBB HBP BLK WP HR S P ERA WHIP	IP WLS BF H R ER SO BB IBB HBP BLK WP HR S P ERA WHIP	IP WLS BF H R ER SO BB IBB HBP BLK WP HR S P ERA WHIP	IP WLS BF H R ER SO BB IBB HBP BLK WP HR S P ERA WHIP	IP WLS BF H R ER SO BB IBB HBP BLK WP HR S P ERA WHIP	IP WLS BF H R ER SO BB IBB HBP BLK WP HR S P ERA WHIP

New York Mets @ Atlanta Braves
Turner Field, Atlanta, GA
Tue Aug 03 2010, 7:10 PM - 10:04 PM EDT
Att: 26,578 - Partly Cloudy - 91 F

AB 31
R 2
H 6
RBI 2
BB 7
SO 3
LOB 19



Batter	1	2	3	4	5	6	7	8	9	AB	R	H	RBI	BB	SO	LOB	TOP					
7 José Reyes, S OBP: 0.318, SLG: 0.414										5	1	1	0	0	2	3	New York Mets @ Atlanta Braves Turner Field, Atlanta, GA Wed Aug 04 2010, 7:11 PM - 10:16 PM EDT Att: 28,536 - Partly Cloudy - 92 F					
16 Angel Pagan, S OBP: 0.370, SLG: 0.476										2	0	0	1	1	1	1						
15 Carlos Beltrán, S OBP: 0.333, SLG: 0.338										4	0	0	1	1	0	2						
5 David Wright, R OBP: 0.369, SLG: 0.504										4	0	0	0	0	0	2						
29 Ike Davis, L OBP: 0.326, SLG: 0.437										3	0	1	0	1	1	0						
30 Josh Thole, L OBP: 0.406, SLG: 0.370										3	1	1	0	1	0	1						
12 Jeff Francoeur, R OBP: 0.290, SLG: 0.374										3	0	0	0	1	1	2						
1 Luis Castillo, S OBP: 0.344, SLG: 0.290										3	0	2	1	1	0	0						
34 Mike Pelfrey, R OBP: 0.150, SLG: 0.105										1	0	0	0	0	0	2						
47 Hisanori Takahashi, L OBP: 0.250, SLG: 0.362										0	0	0	0	0	0	0						
23 Chris Carter, L OBP: 0.500, SLG: 0.625										1	1	0	0	0	0	1						
22 Raul Valdes, L OBP: 0.500, SLG: 0.625										0	0	0	0	0	0	0						
27 Jesús Feliciano, L OBP: 0.366, SLG: 0.391										1	0	1	0	0	0	0						
Inning Stats	R: 0 E: 0 K: 2 S: 9	H: 0 LOB: 0 BB: 0 P: 11	R: 1 E: 1 K: 1 S: 15	H: 2 LOB: 2 BB: 1 P: 24	R: 1 E: 0 K: 0 S: 10	H: 1 LOB: 0 BB: 0 P: 14	R: 0 E: 0 K: 0 S: 9	H: 0 LOB: 0 BB: 0 P: 14	R: 0 E: 0 K: 0 S: 9	H: 1 LOB: 1 BB: 0 P: 13	R: 0 E: 0 K: 0 S: 10	H: 0 LOB: 2 BB: 2 P: 22	R: 1 E: 1 K: 0 S: 8	H: 0 LOB: 2 BB: 2 P: 18	R: 0 E: 0 K: 1 S: 7	H: 1 LOB: 0 BB: 0 P: 8	R: 0 E: 0 K: 1 S: 19	H: 1 LOB: 2 BB: 1 P: 28	1B: 5 2B: 1 3B: 0 HR: 0	SF: 1 SAC: 2 DP: 1 HBP: 0	WP: 0 PB: 0 SB: 1 CS: 0	PA: 39
PITCHER	IP WLS BF H R ER SO BB IBB HBP BLK WP HR S P ERA WHIP																					
54 Kris Medlen, R ERA: 3.88	4.1 18 4 2 2 3 1 0 0 0 0 0 0 46 67 4.15 1.154																					
38 Mike Dunn, L ERA:	1.1 6 0 0 0 0 2 0 0 0 0 0 0 15 30 0.00 1.500																					
58 Peter Moylan, R ERA: 2.45	1.1 7 0 1 0 0 2 0 0 0 0 0 0 9 19 0.00 1.500																					
40 Takashi Saito, R ERA: 3.29	1.0 3 1 0 0 1 0 0 0 0 0 0 0 7 8 0.00 1.000																					
43 Kyle Farnsworth, R ERA: 2.51	1.0 5 1 0 0 1 1 0 0 0 0 0 0 19 28 0.00 2.000																					

Batter	1	2	3	4	5	6	7	8	9	AB	R	H	RBI	BB	SO	LOB	BOTTOM			
4 Omar Infante, R OBP: 0.373, SLG: 0.408										5	1	2	0	0	0	1	New York Mets @ Atlanta Braves Turner Field, Atlanta, GA Wed Aug 04 2010, 7:11 PM - 10:16 PM EDT Att: 28,536 - Partly Cloudy - 92 F			
22 Jason Heyward, L OBP: 0.376, SLG: 0.445										5	0	0	0	0	0	4				
10 Chipper Jones, S OBP: 0.378, SLG: 0.493										4	3	3	2	1	0	1				
43 Kyle Farnsworth, R ERA: 2.51										0	0	0	0	0	0	0				
16 Brian McCann, L OBP: 0.390, SLG: 0.481										5	1	3	3	0	1	3				
20 Eric Hinske, L OBP: 0.336, SLG: 0.472										3	0	0	0	1	0	3				
23 Matt Diaz, R OBP: 0.287, SLG: 0.452										2	0	0	1	0	0	0				
58 Peter Moylan, R ERA: 2.45										0	0	0	0	0	0	0				
25 Troy Glaus, R OBP: 0.359, SLG: 0.408										0	0	0	0	1	0	0				
40 Takashi Saito, L OBP: 0.500, SLG: 0.625										0	0	0	0	0	0	0				
7 Brooks Conrad, S OBP: 0.300, SLG: 0.467										0	0	0	0	0	0	0				
28 Rick Ankiel, L OBP: 0.316, SLG: 0.449										4	0	1	0	0	1	4				
2 Alex Gonzalez, R OBP: 0.302, SLG: 0.480										4	0	1	0	0	1	1				
54 Kris Medlen, S OBP: 0.290, SLG: 0.222										1	0	0	0	0	0	1				
38 Mike Dunn, L ERA: 4.18										1	1	0	0	0	0	0				
53 Melky Cabrera, S OBP: 0.329, SLG: 0.378										2	2	1	1	0	0	0				
Inning Stats	R: 1 E: 0 K: 0 S: 11	H: 3 LOB: 1 BB: 0 P: 18	R: 0 E: 0 K: 0 S: 7	H: 2 LOB: 0 BB: 0 P: 10	R: 2 E: 0 K: 0 S: 12	H: 2 LOB: 0 BB: 0 P: 22	R: 0 E: 0 K: 1 S: 8	H: 0 LOB: 0 BB: 0 P: 13	R: 2 E: 1 K: 0 S: 10	H: 1 LOB: 3 BB: 2 P: 28	R: 2 E: 3 K: 1 S: 18	H: 1 LOB: 2 BB: 0 P: 28	R: 0 E: 0 K: 1 S: 8	H: 0 LOB: 0 BB: 1 P: 15	R: 1 E: 0 K: 0 S: 10	H: 2 LOB: 1 BB: 0 P: 12	1B: 6 2B: 2 3B: 0 HR: 3	SF: 0 SAC: 0 DP: 2 HBP: 1	WP: 0 PB: 0 SB: 0 CS: 0	PA: 40
PITCHER	IP WLS BF H R ER SO BB IBB HBP BLK WP HR S P ERA WHIP																			
34 Mike Pelfrey, R ERA: 4.18	4.2 24 8 5 3 1 1 1 1 0 0 0 0 2 47 89 5.79 1.929																			
47 Hisanori Takahashi, L ERA: 4.22	1.1 8 1 2 0 1 0 0 0 0 0 0 0 19 30 0.00 0.750																			
22 Raul Valdes, L ERA: 4.94	2.0 8 2 1 1 1 1 0 0 0 0 0 1 18 27 4.50 1.500																			



Batter	1	2	3	4	5	6	7	8	9	AB	R	H	RBI	BB	SO	LOB	TOP			
7 José Reyes, S OBP: 0.317, SLG: 0.412	G1-3		L8					K		4	0	1	1	0	1	0	New York Mets @ Philadelphia Phillies Citizens Bank Park, Philadelphia, PA Fri Aug 06 2010, 7:37 PM - 10:15 PM EDT Att: 45,378 - Partly Cloudy - 82 F			
16 Angel Pagan, S OBP: 0.369, SLG: 0.473	G6-3		F9					G5-3		4	0	1	0	0	0	1				
15 Carlos Beltrán, S OBP: 0.317, SLG: 0.319	G6-3			G1-3				G3-1		4	0	0	0	0	0	1				
5 David Wright, R OBP: 0.368, SLG: 0.501		P2						G5-3		4	1	1	0	0	1	0				
29 Ike Davis, L OBP: 0.327, SLG: 0.438		P5						K		4	1	2	0	0	1	0				
30 Josh Thole, L OBP: 0.397, SLG: 0.362	G1-3									4	0	1	1	0	1	1				
12 Jeff Francoeur, R OBP: 0.295, SLG: 0.378										4	2	3	0	0	0	2				
1 Luis Castillo, S OBP: 0.341, SLG: 0.287										2	0	0	0	0	0	3				
23 Chris Carter, L OBP: 0.290, SLG: 0.382										0	0	0	0	0	0	0				
19 Mike Hessman, R OBP: 0.375, SLG: 0.538										1	1	1	3	0	0	0				
49 Jonathon Niese, L OBP: 0.262, SLG: 0.336										3	0	0	0	0	0	2				
39 Bobby Farnell, R ERA: 4.12										0	0	0	0	0	0	0				
25 Pedro Feliciano, L ERA: 3.16										0	0	0	0	0	0	0				
4 Henry Blanco, R OBP: 0.300, SLG: 0.394										0	0	0	0	0	0	0				
27 Jesús Feliciano, L OBP: 0.333, SLG: 0.385										1	0	0	0	0	1	0				
Inning Stats	R: 0 E: 0 K: 0 S: 8	H: 1 LOB: 0 BB: 0 P: 13	R: 0 E: 0 K: 0 S: 6	H: 0 LOB: 0 BB: 0 P: 8	R: 1 E: 0 K: 0 S: 10	H: 2 LOB: 1 BB: 0 P: 15	R: 1 E: 0 K: 0 S: 17	H: 3 LOB: 2 BB: 0 P: 23	R: 0 E: 0 K: 1 S: 6	H: 0 LOB: 0 BB: 0 P: 7	R: 0 E: 0 K: 2 S: 11	H: 1 LOB: 1 BB: 0 P: 16	R: 0 E: 0 K: 1 S: 8	H: 0 LOB: 0 BB: 0 P: 15	R: 3 E: 0 K: 2 S: 16	H: 3 LOB: 0 BB: 0 P: 23	1B: 9 2B: 0 3B: 0 HR: 1	SF: 0 SAC: 1 DP: 1 HBP: 0	WP: 0 PB: 0 SB: 0 CS: 0	PA: 36
PITCHER	IP WLS BF H R ER SO BB IBB HBP BLK WP HR S P ERA WHIP																			
56 Joe Blanton, R ERA: 5.65	7.0		27	7	2	2	4	0	0	0	0	0	0	0	0	65	91	2.57	1.000	
37 Chad Durbin, R ERA: 3.35	1.0	W	3	0	0	0	1	0	0	0	0	0	0	0	0	8	15	0.00	0.000	
55 Danys Baez, R ERA: 5.21	0.2		4	2	2	2	1	0	0	0	0	0	0	0	10	15	27.00	3.000		
16 J.C. Romero, L ERA: 3.7	0.0		1	1	1	1	0	0	0	0	0	0	0	1	2	3	∞	∞		
54 Brad Lidge, R ERA: 4.81	0.1	S	1	0	0	0	1	0	0	0	0	0	0	0	4	5	0.00	0.000		

Batter	1	2	3	4	5	6	7	8	9	AB	R	H	RBI	BB	SO	LOB	BOTTOM		
11 Jimmy Rollins, S OBP: 0.338, SLG: 0.372	G5-3							F8		4	0	1	1	1	1	0	New York Mets @ Philadelphia Phillies Citizens Bank Park, Philadelphia, PA Fri Aug 06 2010, 7:37 PM - 10:15 PM EDT Att: 45,378 - Partly Cloudy - 82 F		
29 Raul Ibanez, L OBP: 0.361, SLG: 0.435										4	1	1	0	1	1	4			
27 Placido Polanco, R OBP: 0.352, SLG: 0.438										4	0	1	2	0	0	1			
5 Mike Sweeney, R OBP: 0.336, SLG: 0.471										5	1	2	1	0	0	1			
55 Danys Baez, R ERA: 5.21										0	0	0	0	0	0	0			
16 J.C. Romero, S ERA: 3.7										0	0	0	0	0	0	0			
54 Brad Lidge, R ERA: 4.81										0	0	0	0	0	0	0			
28 Jayson Werth, R OBP: 0.386, SLG: 0.516										4	1	2	0	1	1	2			
10 Ben Francisco, R OBP: 0.336, SLG: 0.429										2	1	1	1	2	0	0			
51 Carlos Ruiz, R OBP: 0.396, SLG: 0.444										4	1	2	1	0	1	5			
21 Wilson Valdez, R OBP: 0.271, SLG: 0.348										4	1	1	0	0	1	1			
56 Joe Blanton, R OBP: 0.171, SLG: 0.128										2	0	0	0	0	2	0			
40 John Mayberry Jr., R ERA: 4.12										1	0	0	0	0	1	0			
37 Chad Durbin, R ERA: 3.16										0	0	0	0	0	0	0			
3 Ross Gload, L OBP: 0.343, SLG: 0.452										0	1	0	1	1	0	0			
Inning Stats	R: 1 E: 0 K: 1 S: 14	H: 2 LOB: 3 BB: 2 P: 26	R: 0 E: 0 K: 1 S: 9	H: 0 LOB: 1 BB: 1 P: 18	R: 0 E: 0 K: 0 S: 10	H: 1 LOB: 2 BB: 1 P: 20	R: 0 E: 0 K: 3 S: 10	H: 0 LOB: 0 BB: 0 P: 11	R: 0 E: 0 K: 0 S: 8	H: 1 LOB: 1 BB: 0 P: 11	R: 0 E: 0 K: 1 S: 9	H: 0 LOB: 1 BB: 1 P: 16	R: 0 E: 0 K: 1 S: 26	H: 7 LOB: 2 BB: 1 P: 42	1B: 10 2B: 1 3B: 0 HR: 0	SF: 1 SAC: 0 DP: 0 HBP: 0	WP: 0 PB: 1 SB: 0 CS: 0	PA: 41	
PITCHER	IP WLS BF H R ER SO BB IBB HBP BLK WP HR S P ERA WHIP																		
49 Jonathon Niese, L ERA: 3.63	7.0		30	4	1	1	7	5	0	0	0	0	0	0	0	68	111	1.29	1.286
39 Bobby Farnell, R ERA: 4.12	0.0	L	4	4	4	4	0	0	0	0	0	0	0	0	12	19	∞	∞	
25 Pedro Feliciano, L ERA: 3.16	0.1		4	2	0	0	1	1	0	0	0	0	0	8	14	0.00	9.000		
36 Manny Acosta, R ERA: 2.37	0.2		3	1	2	2	0	0	0	0	0	0	0	6	9	27.00	1.500		

Batter	1	2	3	4	5	6	7	8	9	AB	R	H	RBI	BB	SO	LOB	TOP					
7 José Reyes, S OBP: 0.316, SLG: 0.410										4	0	1	0	0	0	2	New York Mets @ Philadelphia Phillies Citizens Bank Park, Philadelphia, PA Sat Aug 07 2010, 7:10 PM - 9:48 PM EDT Att: 45,194 - Partly Cloudy - 86 F					
16 Angel Pagan, S OBP: 0.369, SLG: 0.475										3	0	1	0	0	1	0						
15 Carlos Beltrán, S OBP: 0.314, SLG: 0.329										4	0	1	0	0	2	2						
5 David Wright, R OBP: 0.369, SLG: 0.500										3	0	1	0	1	2	2						
19 Mike Hessman, R OBP: 0.316, SLG: 0.438										3	0	0	0	0	1	3						
29 Ike Davis, L OBP: 0.329, SLG: 0.438										0	0	0	0	1	0	0						
12 Jeff Francoeur, R OBP: 0.294, SLG: 0.385										4	1	1	1	0	2	4						
75 Francisco Rodríguez, R (8, 1)										0	0	0	0	0	0	0						
4 Henry Blanco, R OBP: 0.314, SLG: 0.368										4	0	1	0	0	1	1						
11 Rubén Tejada, R OBP: 0.287, SLG: 0.241										4	0	0	0	0	2	1						
57 Johan Santana, L OBP: 0.140, SLG: 0.240										3	0	1	0	0	2	0						
26 Fernando Martínez, L (8, 7)										1	0	0	0	0	0	0						
Inning Stats	R: 0 E: 0 K: 1 S: 10	H: 0 LOB: 0 BB: 0 P: 14	R: 0 E: 0 K: 1 S: 13	H: 1 LOB: 1 BB: 0 P: 17	R: 0 E: 0 K: 1 S: 11	H: 0 LOB: 0 BB: 0 P: 14	R: 0 E: 0 K: 2 S: 11	H: 1 LOB: 1 BB: 0 P: 13	R: 0 E: 0 K: 2 S: 11	H: 2 LOB: 2 BB: 0 P: 13	R: 0 E: 0 K: 2 S: 11	H: 1 LOB: 1 BB: 0 P: 15	R: 1 E: 0 K: 2 S: 11	H: 1 LOB: 0 BB: 0 P: 13	R: 0 E: 0 K: 1 S: 12	H: 1 LOB: 3 BB: 2 P: 25	R: 0 E: 0 K: 1 S: 8	H: 0 LOB: 0 BB: 0 P: 11	1B: 4 2B: 2 3B: 0 HR: 1	SF: 0 SAC: 1 DP: 0 HBP: 0	WP: 0 PB: 0 SB: 1 CS: 0	PA: 36
PITCHER	IP WLS BF H R ER SO BB IBB HBP BLK WP HR S P ERA WHIP																					
35 Cole Hamels, L ERA: 3.45	7.0 L 27 6 1 1 11 0 0 0 0 0 1 78 99 1.29 0.857																					
37 Chad Durbin, R ERA: 3.29	1.0 6 1 0 0 1 2 0 0 0 0 0 12 25 0.00 3.000																					
46 Ryan Madson, R ERA: 4.18	1.0 3 0 0 0 1 0 0 0 0 0 0 8 11 0.00 0.000																					

AB	33
R	1
H	7
RBI	1
BB	2
SO	13
LOB	15



Batter	1	2	3	4	5	6	7	8	9	AB	R	H	RBI	BB	SO	LOB	BOTTOM					
11 Jimmy Rollins, S OBP: 0.340, SLG: 0.371										3	0	1	0	1	0	0	New York Mets @ Philadelphia Phillies Citizens Bank Park, Philadelphia, PA Sat Aug 07 2010, 7:10 PM - 9:48 PM EDT Att: 45,194 - Partly Cloudy - 86 F					
29 Raul Ibáñez, L OBP: 0.360, SLG: 0.433										4	0	1	0	0	2	1						
27 Plácido Polanco, R OBP: 0.351, SLG: 0.435										4	0	1	0	0	0	2						
5 Mike Sweeney, R OBP: 0.325, SLG: 0.454										4	0	0	0	0	1	4						
28 Jayson Werth, R OBP: 0.389, SLG: 0.519										2	0	1	0	2	0	0						
10 Ben Francisco, R OBP: 0.336, SLG: 0.422										2	0	0	0	1	0	1						
3 Ross Gload, L OBP: 0.340, SLG: 0.447										1	0	0	0	0	0	3						
46 Ryan Madson, L (9, 1)										0	0	0	0	0	0	0						
51 Carlos Ruiz, R OBP: 0.391, SLG: 0.436										4	0	0	0	0	2	3						
21 Wilson Valdez, R OBP: 0.272, SLG: 0.348										3	0	1	0	0	1	0						
19 Greg Dobbs, L OBP: 0.252, SLG: 0.318										1	0	0	0	0	0	0						
35 Cole Hamels, L OBP: 0.149, SLG: 0.191										2	0	0	0	0	1	0						
40 John Mayberry Jr., R (7, PH)										1	0	0	0	0	0	2						
37 Chad Durbin, R (8, 1)										0	0	0	0	0	0	0						
9 Domonic Brown, L OBP: 0.233, SLG: 0.286										1	0	0	0	0	1	0						
Inning Stats	R: 0 E: 0 K: 1 S: 6	H: 0 LOB: 0 BB: 0 P: 8	R: 0 E: 0 K: 0 S: 9	H: 0 LOB: 2 BB: 2 P: 19	R: 0 E: 0 K: 0 S: 4	H: 0 LOB: 1 BB: 1 P: 11	R: 0 E: 0 K: 1 S: 12	H: 0 LOB: 0 BB: 0 P: 16	R: 0 E: 0 K: 2 S: 8	H: 0 LOB: 0 BB: 0 P: 9	R: 0 E: 0 K: 2 S: 13	H: 1 LOB: 2 BB: 0 P: 18	R: 0 E: 0 K: 0 S: 12	H: 2 LOB: 2 BB: 0 P: 15	R: 0 E: 0 K: 0 S: 14	H: 2 LOB: 3 BB: 1 P: 24	R: 0 E: 0 K: 2 S: 11	H: 0 LOB: 0 BB: 0 P: 16	1B: 4 2B: 1 3B: 0 HR: 0	SF: 0 SAC: 0 DP: 1 HBP: 0	WP: 1 PB: 0 SB: 0 CS: 0	PA: 36
PITCHER	IP WLS BF H R ER SO BB IBB HBP BLK WP HR S P ERA WHIP																					
57 Johan Santana, L ERA: 3.08	7.1 W 30 5 0 0 0 3 0 0 0 0 1 68 102 0.00 1.091																					
75 Francisco Rodríguez, R ERA: 2.28	1.2 S 6 0 0 0 2 1 0 0 0 0 0 0 21 34 0.00 0.600																					

AB	32
R	0
H	5
RBI	0
BB	4
SO	8
LOB	16




Batter	1	2	3	4	5	6	7	8	9	AB	R	H	RBI	BB	SO	LOB	TOP										
24 Dexter Fowler, S OBP: 0.346, SLG: 0.388	G4-3		L4			G6-3		G5-3	K	5	0	0	0	0	1	0											
17 Todd Helton, L OBP: 0.342, SLG: 0.325	G6-3									4	0	2	0	0	1	0											
48 Esmil Rogers, R OBP: 0.375, SLG: 0.625				K						0	1	0	0	0	0	0											
9 Ian Stewart, L OBP: 0.347, SLG: 0.456										1	0	1	0	0	0	0											
5 Carlos González, L OBP: 0.352, SLG: 0.572	G4-3			K						4	1	0	0	1	1	2											
2 Troy Tulowitzki, R OBP: 0.382, SLG: 0.505		K								4	2	2	0	1	1	1											
6 Melvin Mora, R OBP: 0.359, SLG: 0.398	G6-3									4	1	2	4	0	1	1											
19 Ryan Spillorths, R OBP: 0.352, SLG: 0.453										3	0	1	0	0	0	2											
34 Matt Beisle, R OBP: 0.500, SLG: 0.687										0	0	0	0	0	0	0											
11 Brad Hawpe, L OBP: 0.344, SLG: 0.431										0	1	0	0	1	0	0											
63 Rafael Betancourt, R										0	0	0	0	0	0	0											
16 Huston Street, R										0	0	0	0	0	0	0											
20 Chris Iannetta, R OBP: 0.338, SLG: 0.431										3	0	1	1	0	1	1											
12 Clint Barnes, R OBP: 0.316, SLG: 0.375										4	0	1	1	0	0	1											
26 Jeff Francis, L OBP: 0.222, SLG: 0.091										2	0	0	0	0	2	0											
7 Seth Smith, L OBP: 0.332, SLG: 0.513										2	0	0	0	0	1	2											
Inning Stats	R: 0 H: 0 E: 0 K: 0 S: 9	H: 0 LOB: 0 BB: 0 P: 13	R: 0 H: 1 E: 0 K: 1 S: 10	LOB: 1 BB: 0 P: 17	R: 0 H: 0 E: 0 K: 1 S: 8	H: 0 LOB: 0 BB: 0 P: 11	R: 0 H: 0 E: 0 K: 3 S: 15	H: 1 LOB: 1 BB: 0 P: 20	R: 0 H: 0 E: 0 K: 1 S: 7	H: 0 LOB: 0 BB: 0 P: 12	R: 0 H: 1 E: 0 K: 1 S: 10	H: 1 LOB: 1 BB: 0 P: 13	R: 1 H: 2 E: 0 K: 0 S: 12	H: 2 LOB: 1 BB: 0 P: 19	R: 5 H: 4 E: 0 K: 1 S: 22	H: 4 LOB: 2 BB: 3 P: 43	R: 0 H: 1 E: 0 K: 1 S: 15	H: 1 LOB: 0 BB: 0 P: 21	1B: 8 2B: 1 3B: 0 HR: 1	SF: 1 DP: 0 HBP: 0	WP: 1 PB: 0 SB: 0 CS: 0	PA: 40					
PITCHER	IP	WLS	BF	H	R	ER	SO	BB	IBB	HBP	BLK	WP	HR	S	P	ERA	WHIP										
49 Jonathon Niese, L ERA: 3.5	7.0		26	5	1	1	7	0	0	0	0	0	0	71	106	1.29	0.714										
47 Hisanori Takahashi, L ERA: 4.24	0.2	L	5	1	2	2	1	1	0	0	0	0	0	13	20	27.00	3.000										
36 Manny Acosta, R ERA: 5.48	0.0	B	5	3	3	3	0	1	1	0	0	1	1	7	19	∞	∞										
25 Pedro Feliciano, L ERA: 3.12	0.1		1	0	0	0	0	0	0	0	0	0	0	2	4	0.00	0.000										
39 Bobby Parnell, R ERA: 3.92	1.0		4	1	0	0	1	0	0	0	0	0	0	15	21	0.00	1.000										

Colorado Rockies @ New York Mets
Citi Field, Flushing, NY
Wed Aug 11 2010, 7:11 PM - 9:47 PM EDT
Att: 30,554 - Partly Cloudy - 82 F

livebaseballscorecards.com

AB 36
R 6
H 10
RBI 6
BB 3
SO 9
LOB 10




Batter	1	2	3	4	5	6	7	8	9	AB	R	H	RBI	BB	SO	LOB	BOTTOM										
7 José Reyes, S OBP: 0.316, SLG: 0.411			F7			F9		F9		4	1	1	0	0	0	1											
16 Angel Pagan, S OBP: 0.366, SLG: 0.476			F8			P3				4	1	1	2	0	0	0											
5 David Wright, R OBP: 0.362, SLG: 0.487			K			K				4	0	0	0	0	4	0											
15 Carlos Beltrán, S OBP: 0.295, SLG: 0.296			G5-3			G6-3				4	0	0	0	0	1	0											
19 Mike Hessman, R OBP: 0.318, SLG: 0.389						F7				2	0	0	0	1	1	0											
12 Jeff Francoeur, R OBP: 0.291, SLG: 0.381			G6-3			G6-3				3	0	0	0	0	1	1											
4 Henry Blanco, R OBP: 0.315, SLG: 0.367			F7							3	0	1	0	0	1	0											
1 Luis Castillo, S OBP: 0.335, SLG: 0.281			G5-3			FC6-4 SH1-4				3	0	0	0	0	1	1											
49 Jonathon Niese, L ERA: 3.5	6.0		22	3	2	2	5	1	0	0	0	0	0	51	84	3.00	0.667										
34 Matt Beisle, R ERA: 2.34	1.0	W	3	0	0	0	3	0	0	0	0	0	0	11	14	0.00	0.000										
63 Rafael Betancourt, R ERA: 4.4	1.0		3	0	0	0	2	0	0	0	0	0	0	10	15	0.00	0.000										
16 Huston Street, R ERA: 4.57	1.0		3	0	0	0	1	0	0	0	0	0	0	9	13	0.00	0.000										
Inning Stats	R: 2 H: 2 E: 0 K: 1 S: 13	H: 2 LOB: 1 BB: 1 P: 22	R: 0 H: 0 E: 0 K: 1 S: 8	H: 0 LOB: 0 BB: 0 P: 12	R: 0 H: 0 E: 0 K: 1 S: 7	H: 0 LOB: 0 BB: 0 P: 12	R: 0 H: 0 E: 0 K: 0 S: 6	H: 0 LOB: 0 BB: 0 P: 9	R: 0 H: 1 E: 0 K: 0 S: 8	H: 1 LOB: 1 BB: 0 P: 15	R: 0 H: 0 E: 0 K: 2 S: 9	H: 0 LOB: 0 BB: 0 P: 14	R: 0 H: 0 E: 0 K: 3 S: 11	H: 0 LOB: 0 BB: 0 P: 14	R: 0 H: 0 E: 0 K: 2 S: 10	H: 0 LOB: 0 BB: 0 P: 15	R: 0 H: 0 E: 0 K: 1 S: 9	H: 0 LOB: 0 BB: 0 P: 13	1B: 2 2B: 0 3B: 0 HR: 1	SF: 0 DP: 0 HBP: 0	WP: 0 PB: 0 SB: 0 CS: 0	PA: 31					
PITCHER	IP	WLS	BF	H	R	ER	SO	BB	IBB	HBP	BLK	WP	HR	S	P	ERA	WHIP										
26 Jeff Francis, L ERA: 4.56	6.0		22	3	2	2	5	1	0	0	0	0	0	51	84	3.00	0.667										
34 Matt Beisle, R ERA: 2.34	1.0	W	3	0	0	0	3	0	0	0	0	0	0	11	14	0.00	0.000										
63 Rafael Betancourt, R ERA: 4.4	1.0		3	0	0	0	2	0	0	0	0	0	0	10	15	0.00	0.000										
16 Huston Street, R ERA: 4.57	1.0		3	0	0	0	1	0	0	0	0	0	0	9	13	0.00	0.000										

Colorado Rockies @ New York Mets
Citi Field, Flushing, NY
Wed Aug 11 2010, 7:11 PM - 9:47 PM EDT
Att: 30,554 - Partly Cloudy - 82 F

livebaseballscorecards.com

AB 29
R 2
H 3
RBI 2
BB 1
SO 11
LOB 3



Batter	1	2	3	4	5	6	7	8	9	AB	R	H	RBI	BB	SO	LOB	TOP						
24 Dexter Fowler, S OBP: 0.348, SLG: 0.385										2	0	0	0	2	1	0							
19 Ryan Spillborghs, R OBP: 0.347, SLG: 0.445										4	0	0	0	0	2	2							
5 Carlos González, L OBP: 0.351, SLG: 0.589										4	0	1	0	0	1	1							
2 Troy Tulowitzki, R OBP: 0.384, SLG: 0.505										4	0	2	0	0	1	1							
6 Melvin Mora, R OBP: 0.353, SLG: 0.390										4	0	0	0	0	1	2							
21 Miguel Olivo, R OBP: 0.341, SLG: 0.495										3	0	0	0	0	2	1							
9 Ian Stewart, L OBP: 0.347, SLG: 0.455										3	0	1	0	0	0	0							
12 Clint Barmes, R OBP: 0.313, SLG: 0.372										3	0	0	0	0	0	2							
46 Jason Hammel, R OBP: 0.125, SLG: 0.128										2	0	0	0	0	1	0							
7 Seth Smith, L OBP: 0.331, SLG: 0.511										1	0	0	0	0	1	0							
53 Randy Flores, L OBP: 0.341, SLG: 0.495										0	0	0	0	0	0	0							
60 Manny Corpas, R OBP: 0.341, SLG: 0.495										0	0	0	0	0	0	0							
Inning Stats	R: 0 E: 0 K: 3 S: 11	H: 0 LOB: 0 BB: 0 P: 15	R: 0 E: 0 K: 1 S: 12	H: 2 LOB: 2 BB: 0 P: 17	R: 0 E: 0 K: 0 S: 9	H: 0 LOB: 1 BB: 1 P: 14	R: 0 E: 0 K: 2 S: 7	H: 0 LOB: 0 BB: 0 P: 10	R: 0 E: 0 K: 1 S: 8	H: 0 LOB: 0 BB: 0 P: 11	R: 0 E: 0 K: 2 S: 11	H: 1 LOB: 1 BB: 0 P: 18	R: 0 E: 0 K: 0 S: 10	H: 0 LOB: 1 BB: 0 P: 12	R: 0 E: 0 K: 1 S: 8	H: 0 LOB: 1 BB: 1 P: 13	R: 0 E: 0 K: 0 S: 3	H: 1 LOB: 0 BB: 0 P: 5	1B: 4 2B: 0 3B: 0 HR: 0	SF: 0 SAC: 0 DP: 1 HBP: 0	WP: 0 PB: 0 SB: 0 CS: 0	PA: 32	
PITCHER 57 Johan Santana, L ERA: 2.89	IP: 9.0 WLS: W BF: 32 H: 4 R: 0 ER: 0 SO: 10 BB: 2 IBB: 0 HBP: 0 BLK: 0 WP: 0 HR: 0 S: 79 P: 115 ERA: 0.00 WHIP: 0.667																						

Colorado Rockies @ New York Mets
Citi Field, Flushing, NY
Thu Aug 12 2010, 12:11 PM - 2:28 PM EDT
Att: 32,272 - Cloudy - 74 F

AB 30
R 0
H 4
RBI 0
BB 2
SO 10
LOB 9

Batter	1	2	3	4	5	6	7	8	9	AB	R	H	RBI	BB	SO	LOB	BOTTOM					
7 José Reyes, S OBP: 0.318, SLG: 0.412										4	1	2	1	0	0	0						
26 Fernando Martínez, L OBP: 0.368, SLG: 0.200										3	0	0	1	0	1	1						
16 Ángel Pagán, S OBP: 0.365, SLG: 0.473										4	1	1	1	0	0	1						
29 Ike Davis, L OBP: 0.327, SLG: 0.433										4	0	1	0	0	1	0						
15 Carlos Beltrán, S OBP: 0.313, SLG: 0.333										3	0	3	1	0	0	0						
19 Mike Hessman, R OBP: 0.289, SLG: 0.318										4	0	0	0	0	2	4						
30 Josh Thole, L OBP: 0.418, SLG: 0.412										3	0	1	0	1	2	0						
11 Rubén Tejada, R OBP: 0.271, SLG: 0.220										3	1	0	0	1	0	4						
57 Johan Santana, L OBP: 0.151, SLG: 0.245										3	1	1	0	0	0	0						
Inning Stats	R: 2 E: 0 K: 0 S: 13	H: 3 LOB: 1 BB: 0 P: 18	R: 0 E: 0 K: 1 S: 12	H: 0 LOB: 0 BB: 0 P: 17	R: 0 E: 0 K: 0 S: 11	H: 0 LOB: 0 BB: 0 P: 12	R: 0 E: 0 K: 1 S: 13	H: 2 LOB: 2 BB: 0 P: 15	R: 0 E: 0 K: 1 S: 6	H: 0 LOB: 0 BB: 0 P: 9	R: 0 E: 0 K: 0 S: 12	H: 1 LOB: 1 BB: 0 P: 20	R: 2 E: 0 K: 1 S: 12	H: 2 LOB: 1 BB: 1 P: 17	R: 0 E: 0 K: 2 S: 10	H: 1 LOB: 2 BB: 1 P: 19	1B: 7 2B: 2 3B: 0 HR: 0	SF: 2 SAC: 0 DP: 0 HBP: 0	WP: 0 PB: 0 SB: 2 CS: 0	PA: 35		
PITCHER 46 Jason Hammel, R ERA: 4.42 53 Randy Flores, L ERA: 3.12 60 Manny Corpas, R ERA: 4.5	IP: 7.0 WLS: L BF: 30 H: 8 R: 4 ER: 4 SO: 4 BB: 1 IBB: 0 HBP: 0 BLK: 0 WP: 0 HR: 0 S: 79 P: 108 ERA: 5.14 WHIP: 1.286																					

Colorado Rockies @ New York Mets
Citi Field, Flushing, NY
Thu Aug 12 2010, 12:11 PM - 2:28 PM EDT
Att: 32,272 - Cloudy - 74 F

AB 31
R 4
H 9
RBI 4
BB 2
SO 6
LOB 10


Batter	1	2	3	4	5	6	7	8	9	AB	R	H	RBI	BB	SO	LOB	TOP			
11 Jimmy Rollins, S OBP: 0.339, SLG: 0.365	G6-3		P5			FC4			G3	4	0	0	0	0	0	2	Philadelphia Phillies @ New York Mets Citi Field, Flushing, NY Fri Aug 13 2010, 7:12 PM - 9:21 PM EDT Att: 35,440 - Cloudy - 75 F			
27 Placido Polanco, R OBP: 0.348, SLG: 0.427	K			K		F8			F9	4	0	0	0	0	2	1				
29 Raul Ibanez, L OBP: 0.357, SLG: 0.432	K			P2					P5	3	0	0	0	0	1	0				
5 Mike Sweeney, R OBP: 0.331, SLG: 0.444		L6			G5-3				K	3	0	0	0	0	1	0				
28 Jayson Werth, R OBP: 0.395, SLG: 0.524		L3							G6-3	3	0	0	0	0	1	0				
8 Shane Victorino, S OBP: 0.310, SLG: 0.435			G3							3	0	0	0	0	1	0				
23 Brian Schneider, L OBP: 0.321, SLG: 0.376				F7		G1-3				3	0	0	0	0	0	0				
21 Wilson Valdez, R OBP: 0.285, SLG: 0.365									F8	1	0	0	0	1	1	0				
19 Greg Dobbs, L OBP: 0.250, SLG: 0.314									F8	1	0	0	0	0	0	0				
35 Cole Hamels, L OBP: 0.160, SLG: 0.200									F7	1	0	0	0	0	0	0				
9 Dominic Brown, L OBP: 0.227, SLG: 0.350				B1					G6-3	2	0	1	0	0	0	1				
										1	0	0	0	0	0	0				
Inning Stats	R: 0 E: 0 K: 2 S: 12	H: 0 LOB: 0 BB: 0 P: 16	R: 0 E: 0 K: 0 S: 7	H: 0 LOB: 0 BB: 0 P: 13	R: 0 E: 0 K: 0 S: 12	H: 0 LOB: 1 BB: 1 P: 20	R: 0 E: 0 K: 1 S: 6	H: 0 LOB: 0 BB: 0 P: 9	R: 0 E: 0 K: 2 S: 8	H: 1 LOB: 1 BB: 0 P: 12	R: 0 E: 0 K: 1 S: 9	H: 0 LOB: 0 BB: 0 P: 8	R: 0 E: 0 K: 0 S: 6	H: 0 LOB: 0 BB: 0 P: 9	R: 0 E: 0 K: 0 S: 6	H: 0 LOB: 0 BB: 0 P: 6	1B: 1 2B: 0 3B: 0 HR: 0	SF: 0 SAC: 0 DP: 0 HBP: 0	WP: 0 PB: 0 SB: 0 CS: 0	PA: 29
PITCHER 43 R.A. Dickey, R ERA: 2.43	IP: 9.0 WLS: W BF: 29 H: 1 R: 0 ER: 0 SO: 7 BB: 1 IBB: 0 HBP: 0 BLK: 0 WP: 0 HR: 0 S: 73 P: 105 ERA: 0.00 WHIP: 0.222																			


AB	28
R	0
H	1
RBI	0
BB	1
SO	7
LOB	4



Batter	1	2	3	4	5	6	7	8	9	AB	R	H	RBI	BB	SO	LOB	BOTTOM			
7 José Reyes, S OBP: 0.315, SLG: 0.408	P2		F9			F8			K	4	0	0	0	0	1	1	Philadelphia Phillies @ New York Mets Citi Field, Flushing, NY Fri Aug 13 2010, 7:12 PM - 9:21 PM EDT Att: 35,440 - Cloudy - 75 F			
16 Ángel Pagán, S OBP: 0.364, SLG: 0.471				L8		F7			G6-3	4	0	1	0	0	0	0				
5 David Wright, R OBP: 0.361, SLG: 0.487					L1-3				G5-3	4	1	1	0	0	0	1				
15 Carlos Beltrán, S OBP: 0.311, SLG: 0.341										4	0	1	1	0	2	1				
19 Mike Hessman, R OBP: 0.310, SLG: 0.417										2	0	1	0	1	1	0				
12 Jeff Francoeur, R OBP: 0.289, SLG: 0.377										3	0	0	0	0	1	3				
4 Henry Blanco, R OBP: 0.315, SLG: 0.376										3	0	1	0	0	1	1				
11 Rubén Tejada, R OBP: 0.272, SLG: 0.217										2	0	0	0	1	2	1				
43 R.A. Dickey, R OBP: 0.200, SLG: 0.172										3	0	0	0	0	0	3				
										3	0	1	0	0	1	1				
Inning Stats	R: 0 E: 0 K: 0 S: 12	H: 1 LOB: 1 BB: 0 P: 17	R: 0 E: 0 K: 1 S: 6	H: 0 LOB: 0 BB: 0 P: 8	R: 0 E: 0 K: 1 S: 10	H: 0 LOB: 0 BB: 0 P: 14	R: 0 E: 0 K: 1 S: 5	H: 0 LOB: 0 BB: 0 P: 7	R: 0 E: 0 K: 2 S: 9	H: 1 LOB: 2 BB: 1 P: 16	R: 1 E: 0 K: 0 S: 12	H: 2 LOB: 1 BB: 1 P: 18	R: 0 E: 0 K: 2 S: 11	H: 1 LOB: 1 BB: 0 P: 16	R: 0 E: 0 K: 1 S: 7	H: 0 LOB: 0 BB: 0 P: 9	1B: 1 2B: 3 3B: 1 HR: 0	SF: 0 SAC: 0 DP: 0 HBP: 0	WP: 0 PB: 0 SB: 2 CS: 0	PA: 31
PITCHER 35 Cole Hamels, L ERA: 3.33	IP: 8.0 WLS: L BF: 31 H: 5 R: 1 ER: 1 SO: 8 BB: 1 IBB: 1 HBP: 0 BLK: 0 WP: 0 HR: 0 S: 72 P: 105 ERA: 1.12 WHIP: 0.750																			



Batter	1	2	3	4	5	6	7	8	9	AB R H RBI BB SO LOB	TOP											
11 Jimmy Rollins, S OBP: 0.340, SLG: 0.363	F7		1B		FC4	E5		G6-3		4 1 1 0 1 0 2	Philadelphia Phillies @ New York Mets Citi Field, Flushing, NY Sat Aug 14 2010, 7:10 PM - 9:42 PM EDT Att: 39,151 - Partly Cloudy - 74 F livebaseballscores.com AB 37 R 4 H 9 RBI 1 BB 2 SO 3 LOB 18 											
27 Placido Polanco, R OBP: 0.349, SLG: 0.426	L3		1B		FC4	F9		L5		5 0 2 1 0 0 3												
29 Raul Ibanez, L OBP: 0.353, SLG: 0.427	G4-3		F8		FC4			F8		5 0 0 0 0 0 4												
5 Mike Sweeney, R OBP: 0.321, SLG: 0.430	K				F9	G5-4-3		G4-3		4 0 0 0 0 1 2												
28 Jayson Werth, R OBP: 0.394, SLG: 0.521	G5-3				G6-3			G1-3		4 1 1 0 0 0 0												
8 Shane Victorino, S OBP: 0.312, SLG: 0.436	G5-3				G5-3			G1-3		4 1 2 0 0 0 0												
51 Carlos Ruiz, R OBP: 0.383, SLG: 0.429			F8		E1	G1-3		K		4 0 1 0 0 1 2												
21 Wilson Valdez, R OBP: 0.284, SLG: 0.361			G1-3		G6-3			F9		3 0 0 0 1 0 2												
34 Roy Halladay, R OBP: 0.155, SLG: 0.143					G5-3					3 1 1 0 0 1 3												
19 Greg Dobbs, L OBP: 0.295, SLG: 0.326						K				1 0 1 0 0 0 0												
46 Ryan Madson, L										0 0 0 0 0 0 0												
Inning Stats	R: 0 E: 0 K: 0 S: 6	H: 0 LOB: 0 BB: 0 P: 9	R: 0 E: 0 K: 1 S: 7	H: 0 LOB: 0 BB: 0 P: 12	R: 1 E: 0 K: 0 S: 12	H: 3 LOB: 2 BB: 0 P: 17	R: 0 E: 0 K: 0 S: 13	H: 2 LOB: 2 BB: 0 P: 20	R: 1 E: 1 K: 1 S: 9	H: 1 LOB: 1 BB: 1 P: 15	R: 2 E: 1 K: 1 S: 22	H: 2 LOB: 2 BB: 1 P: 33	R: 0 E: 0 K: 0 S: 5	H: 0 LOB: 0 BB: 0 P: 6	R: 0 E: 0 K: 1 S: 8	H: 0 LOB: 0 BB: 0 P: 9	R: 0 E: 0 K: 0 S: 7	H: 1 LOB: 0 BB: 0 P: 11	1B: 8 2B: 1 3B: 0 HR: 0	SF: 0 SAC: 0 DP: 1 HBP: 0	WP: 0 PB: 0 SB: 0 CS: 0	PA: 39
PITCHER	IP WLS BF H R ER SO BB IBB HBP BLK WP HR S P ERA WHIP											IP WLS BF H R ER SO BB IBB HBP BLK WP HR S P ERA WHIP										
48 Pat Misch, L ERA: 1.5	6.0 L 29 8 4 1 2 1 1 0 0 0 0 0 69 106 1.50 1.500																					
39 Bobby Parnell, R ERA: 3.74	1.0 3 0 0 0 0 0 0 0 0 0 0 0 5 6 0.00 0.000																					
64 Elmer Dessens, R ERA: 1.86	1.0 3 0 0 0 0 1 0 0 0 0 0 0 8 9 0.00 0.000																					
75 Francisco Rodriguez, R ERA: 2.2	1.0 4 1 0 0 0 0 0 0 0 0 0 0 7 11 0.00 1.000																					

Batter	1	2	3	4	5	6	7	8	9	AB R H RBI BB SO LOB	BOTTOM											
7 José Reyes, S OBP: 0.314, SLG: 0.412	G3-1				L9			K		4 0 1 0 0 1 1	Philadelphia Phillies @ New York Mets Citi Field, Flushing, NY Sat Aug 14 2010, 7:10 PM - 9:42 PM EDT Att: 39,151 - Partly Cloudy - 74 F livebaseballscores.com AB 33 R 0 H 6 RBI 0 BB 0 SO 10 LOB 11 											
16 Angel Pagan, S OBP: 0.363, SLG: 0.469	F8				G5-3			E8		4 0 1 0 0 1 1												
5 David Wright, R OBP: 0.366, SLG: 0.485	G5-3				K			G1-3		4 0 1 0 0 1 2												
15 Carlos Beltrán, S OBP: 0.308, SLG: 0.337	G4-3				K			G4-3		4 0 1 0 0 1 1												
29 Ike Davis, L OBP: 0.324, SLG: 0.428	K				G3			K		4 0 0 0 0 3 2												
26 Fernando Martinez, L OBP: 0.294, SLG: 0.154	P6				K			G3		3 0 0 0 0 1 0												
30 Josh Thole, L OBP: 0.410, SLG: 0.403					K			P6		4 0 1 0 0 2 3												
11 Rubén Tejada, R OBP: 0.268, SLG: 0.213					G3-1			G3		2 0 0 0 0 0 1												
1 Luis Castillo, S OBP: 0.333, SLG: 0.280					G1-3					1 0 0 0 0 0 0												
48 Pat Misch, R 12 Jeff Francoeur, R 39 Bobby Parnell, R 64 Elmer Dessens, R 23 Chris Carter, L 75 Francisco Rodriguez, R	G4-3							F8		1 0 0 0 0 0 0												
Inning Stats	R: 0 E: 0 K: 0 S: 10	H: 0 LOB: 0 BB: 0 P: 11	R: 0 E: 0 K: 1 S: 7	H: 0 LOB: 0 BB: 0 P: 10	R: 0 E: 0 K: 1 S: 9	H: 0 LOB: 0 BB: 0 P: 13	R: 0 E: 0 K: 2 S: 15	H: 1 LOB: 1 BB: 0 P: 21	R: 0 E: 0 K: 1 S: 8	H: 1 LOB: 1 BB: 0 P: 14	R: 0 E: 1 K: 0 S: 9	H: 1 LOB: 1 BB: 0 P: 13	R: 0 E: 0 K: 1 S: 8	H: 0 LOB: 0 BB: 0 P: 13	R: 0 E: 0 K: 1 S: 13	H: 1 LOB: 0 BB: 0 P: 18	R: 0 E: 0 K: 3 S: 17	H: 2 LOB: 3 BB: 0 P: 26	1B: 5 2B: 0 3B: 1 HR: 0	SF: 0 SAC: 0 DP: 0 HBP: 1	WP: 0 PB: 0 SB: 0 CS: 0	PA: 34
PITCHER	IP WLS BF H R ER SO BB IBB HBP BLK WP HR S P ERA WHIP											IP WLS BF H R ER SO BB IBB HBP BLK WP HR S P ERA WHIP										
34 Roy Halladay, R ERA: 2.24	8.0 W 28 4 0 0 0 0 0 0 0 0 0 0 79 113 0.00 0.500																					
46 Ryan Madson, R ERA: 3.71	1.0 6 2 0 0 3 0 0 0 1 0 0 0 17 26 0.00 2.000																					

Batter	1	2	3	4	5	6	7	8	9	AB	R	H	RBI	BB	SO	LOB	TOP					
11 Jimmy Rollins, S OBP: 0.337, SLG: 0.359	G1-3		8 2B		G6-3		G3		G6-3	5	1	1	0	0	0	0	Philadelphia Phillies @ New York Mets Citi Field, Flushing, NY Sun Aug 15 2010, 8:10 PM - 11:13 PM EDT Att: 31,345 - Drizzzie - 76 F					
8 Shane Victorino, S OBP: 0.315, SLG: 0.442	G4-3		1B		27 1B		G3-1		2B	5	1	3	1	0	0							
27 Placido Polanco, R OBP: 0.352, SLG: 0.426	G5-3		HBP		1B		G6-3		IBB	3	0	1	1	1	0	0						
29 Raul Ibanez, L OBP: 0.349, SLG: 0.421	K		G6-3		P4		K		K	5	0	0	0	0	3	5						
28 Jayson Werth, R OBP: 0.397, SLG: 0.527	19 G1-3 1B				51 F8 19 G3 HBP		G6-3		G6-3	3	1	2	0	0	0	0						
19 Greg Dobbs, L OBP: 0.250, SLG: 0.319	G1-3				G3		L4		51 E 1B	3	0	0	0	0	0	3						
5 Mike Sweeney, R OBP: 0.326, SLG: 0.434	G1-3				G3		L4		51 E 1B	1	0	1	0	0	0	0						
51 Carlos Ruiz, R OBP: 0.381, SLG: 0.426	G4-3				F8		21 FC4-6 1B		E5	4	0	1	1	0	0	3						
21 Wilson Valdez, R OBP: 0.280, SLG: 0.355	G5-3				G4-3		FC4-6		L8	4	0	0	0	0	0	4						
38 Kyle Kendrick, R ERA: 3.89					G6-3		G4-3		G6-3	3	0	0	0	0	0	1						
37 Chad Durbin, R ERA: 3.07					G6-3		G4-3		G6-3	0	0	0	0	0	0	0						
46 Ryan Madson, L ERA: 3.58					G6-3		G4-3		G6-3	0	0	0	0	0	0	0						
9 Dominic Brown, L ERA: 3.58					G6-3		G4-3		G6-3	0	0	0	0	0	0	0						
10 Ben Francisco, R ERA: 3.58					G6-3		G4-3		G6-3	0	0	0	0	0	0	0						
54 Brad Lidge, R ERA: 4.2					G6-3		G4-3		G6-3	0	0	0	0	0	0	0						
Inning Stats	R: 0 E: 0 K: 0 S: 4	H: 0 LOB: 0 BB: 0 P: 7	R: 0 E: 0 K: 1 S: 11	H: 1 LOB: 1 BB: 0 P: 17	R: 1 E: 0 K: 0 S: 17	H: 2 LOB: 2 BB: 0 P: 28	R: 0 E: 0 K: 0 S: 4	H: 0 LOB: 1 BB: 0 P: 10	R: 1 E: 0 K: 0 S: 14	H: 2 LOB: 1 BB: 0 P: 24	R: 0 E: 0 K: 0 S: 8	H: 0 LOB: 0 BB: 0 P: 14	R: 0 E: 0 K: 1 S: 17	H: 1 LOB: 2 BB: 0 P: 23	R: 0 E: 0 K: 1 S: 11	H: 1 LOB: 2 BB: 1 P: 19	1B: 6 2B: 2 3B: 1 HR: 0	SF: 0 SAC: 0 DP: 0 HBP: 2	WP: 0 PB: 0 SB: 3 CS: 0	PA: 40		
PITCHER	IP WLS BF H R ER SO BB IBB HBP BLK WP HR S P ERA WHIP	IP WLS BF H R ER SO BB IBB HBP BLK WP HR S P ERA WHIP	IP WLS BF H R ER SO BB IBB HBP BLK WP HR S P ERA WHIP	IP WLS BF H R ER SO BB IBB HBP BLK WP HR S P ERA WHIP	IP WLS BF H R ER SO BB IBB HBP BLK WP HR S P ERA WHIP	IP WLS BF H R ER SO BB IBB HBP BLK WP HR S P ERA WHIP	IP WLS BF H R ER SO BB IBB HBP BLK WP HR S P ERA WHIP	IP WLS BF H R ER SO BB IBB HBP BLK WP HR S P ERA WHIP	IP WLS BF H R ER SO BB IBB HBP BLK WP HR S P ERA WHIP	IP WLS BF H R ER SO BB IBB HBP BLK WP HR S P ERA WHIP	IP WLS BF H R ER SO BB IBB HBP BLK WP HR S P ERA WHIP	IP WLS BF H R ER SO BB IBB HBP BLK WP HR S P ERA WHIP	IP WLS BF H R ER SO BB IBB HBP BLK WP HR S P ERA WHIP	IP WLS BF H R ER SO BB IBB HBP BLK WP HR S P ERA WHIP	IP WLS BF H R ER SO BB IBB HBP BLK WP HR S P ERA WHIP	IP WLS BF H R ER SO BB IBB HBP BLK WP HR S P ERA WHIP	IP WLS BF H R ER SO BB IBB HBP BLK WP HR S P ERA WHIP					
34 Mike Pelfrey, R ERA: 3.89	7.0	L	30	7	3	3	1	0	0	2	0	0	0	0	0	0	0	0	67	113	3.86	1.000
25 Pedro Feliciano, L ERA: 3.07	0.2		3	1	0	0	1	0	0	0	0	0	0	0	0	0	0	0	11	16	0.00	1.500
39 Bobby Parnell, R ERA: 3.58	0.1		2	0	0	0	0	0	0	0	0	0	0	0	0	0	0	0	6	7	0.00	0.000
47 Hisanori Takahashi, L ERA: 4.2	1.0		5	1	0	0	1	0	1	0	0	0	0	0	0	0	0	0	11	19	0.00	1.000
Batter	1	2	3	4	5	6	7	8	9	AB	R	H	RBI	BB	SO	LOB	Philadelphia Phillies @ New York Mets Citi Field, Flushing, NY Sun Aug 15 2010, 8:10 PM - 11:13 PM EDT Att: 31,345 - Drizzzie - 76 F					
7 José Reyes, S OBP: 0.316, SLG: 0.419	16 CS 1B		HR		L6		K		P6	4	1	2	1	0	0	1						
16 Angel Pagan, S OBP: 0.359, SLG: 0.464	G6-3		F8		K		K		K	4	0	0	0	0	2	2						
5 David Wright, R OBP: 0.361, SLG: 0.484	15 1B		G5-3		G5-3		G5-3		BB	3	0	1	0	1	0	0						
15 Carlos Beltrán, S OBP: 0.306, SLG: 0.333	K		K		F9		K		K	4	0	1	0	0	2	1						
29 Ike Davis, L OBP: 0.320, SLG: 0.423	F8		K		P6		P6		K	4	0	0	0	0	2	2						
23 Chris Carter, L OBP: 0.308, SLG: 0.394	30 G4-3 G5-3 1B		F8		F8		F8		F9	4	0	1	0	0	0	0						
30 Josh Thole, L OBP: 0.391, SLG: 0.382	G5-3		F8		F8		G6-3		F8	4	0	0	0	0	0	1						
1 Luis Castillo, S OBP: 0.338, SLG: 0.282	G4-3		34 SH3-4 1B		BB		BB		F8	2	0	1	0	1	0	1						
34 Mike Pelfrey, R ERA: 4.45			K		F8		F8		F8	1	0	0	0	0	1	1						
12 Jeff Francoeur, R OBP: 0.238, SLG: 0.375			K		F8		F8		F8	0	0	0	0	0	0	0						
25 Pedro Feliciano, L ERA: 3.58			K		F8		F8		F8	0	0	0	0	0	0	0						
39 Bobby Parnell, R ERA: 3.58			K		F8		F8		F8	0	0	0	0	0	0	0						
47 Hisanori Takahashi, L ERA: 4.28			K		F8		F8		F8	0	0	0	0	0	0	0						
Inning Stats	R: 0 E: 0 K: 0 S: 11	H: 3 LOB: 2 BB: 0 P: 20	R: 0 E: 0 K: 1 S: 13	H: 1 LOB: 1 BB: 0 P: 24	R: 1 E: 0 K: 1 S: 7	H: 1 LOB: 0 BB: 0 P: 13	R: 0 E: 0 K: 1 S: 5	H: 0 LOB: 0 BB: 0 P: 8	R: 0 E: 0 K: 0 S: 9	H: 1 LOB: 1 BB: 0 P: 12	R: 0 E: 0 K: 0 S: 7	H: 0 LOB: 0 BB: 0 P: 11	R: 0 E: 0 K: 0 S: 10	H: 0 LOB: 1 BB: 1 P: 16	R: 0 E: 0 K: 2 S: 8	H: 0 LOB: 1 BB: 1 P: 15	R: 0 E: 0 K: 1 S: 7	H: 0 LOB: 0 BB: 0 P: 9	1B: 5 2B: 0 3B: 0 HR: 1	SF: 0 SAC: 1 DP: 0 HBP: 0	WP: 0 PB: 0 SB: 0 CS: 1	PA: 34
PITCHER	IP WLS BF H R ER SO BB IBB HBP BLK WP HR S P ERA WHIP	IP WLS BF H R ER SO BB IBB HBP BLK WP HR S P ERA WHIP	IP WLS BF H R ER SO BB IBB HBP BLK WP HR S P ERA WHIP	IP WLS BF H R ER SO BB IBB HBP BLK WP HR S P ERA WHIP	IP WLS BF H R ER SO BB IBB HBP BLK WP HR S P ERA WHIP	IP WLS BF H R ER SO BB IBB HBP BLK WP HR S P ERA WHIP	IP WLS BF H R ER SO BB IBB HBP BLK WP HR S P ERA WHIP	IP WLS BF H R ER SO BB IBB HBP BLK WP HR S P ERA WHIP	IP WLS BF H R ER SO BB IBB HBP BLK WP HR S P ERA WHIP	IP WLS BF H R ER SO BB IBB HBP BLK WP HR S P ERA WHIP	IP WLS BF H R ER SO BB IBB HBP BLK WP HR S P ERA WHIP	IP WLS BF H R ER SO BB IBB HBP BLK WP HR S P ERA WHIP	IP WLS BF H R ER SO BB IBB HBP BLK WP HR S P ERA WHIP	IP WLS BF H R ER SO BB IBB HBP BLK WP HR S P ERA WHIP	IP WLS BF H R ER SO BB IBB HBP BLK WP HR S P ERA WHIP	IP WLS BF H R ER SO BB IBB HBP BLK WP HR S P ERA WHIP	IP WLS BF H R ER SO BB IBB HBP BLK WP HR S P ERA WHIP					
38 Kyle Kendrick, R ERA: 4.45	6.2	W	26	6	1	1	4	1	0	0	0	0	0	0	0	0	0	0	60	101	1.35	1.050
37 Chad Durbin, R ERA: 3.49	0.1	H	1	0	0	0	0	0	0	0	0	2	3	0.00	0.000							
46 Ryan Madson, R ERA: 3.58	1.0	H	4	0	0	0	2	1	0	0	0	0	8	15	0.00	1.000						
54 Brad Lidge, R ERA: 4.28	1.0	S	3	0	0	0	1	0	0	0	0	0	7	9	0.00	0.000						

Batter	1	2	3	4	5	6	7	8	9	AB	R	H	RBI	BB	SO	LOB	TOP				
7 José Reyes, S OBP: 0.315, SLG: 0.418	G6-3		G5-4-3					K		4	0	1	0	0	1	1					
16 Angel Pagan, S OBP: 0.356, SLG: 0.460	K			F8			K		G4-3	4	0	0	0	0	2	1					
5 David Wright, R OBP: 0.364, SLG: 0.486				K			CS			4	1	3	0	0	1	0					
15 Carlos Beltrán, S OBP: 0.322, SLG: 0.374	K									3	2	2	1	1	1	1					
12 Jeff Francoeur, R OBP: 0.290, SLG: 0.381										3	0	1	1	1	1	2					
19 Mike Hessman, R OBP: 0.281, SLG: 0.370										3	0	0	0	0	0	3					
29 Ike Davis, L OBP: 0.322, SLG: 0.423	G6-4-3									0	0	0	0	1	0	0					
4 Henry Blanco, R OBP: 0.305, SLG: 0.390	G5-3									3	0	0	0	0	0	2					
30 Josh Thole, L OBP: 0.386, SLG: 0.377	G5-3									1	0	0	0	0	0	2					
1 Luis Castillo, S OBP: 0.336, SLG: 0.279										2	0	0	0	1	0	0					
49 Jonathon Niese, L OBP: 0.244, SLG: 0.200										2	0	0	0	0	1	1					
23 Chris Carter, L OBP: 0.325, SLG: 0.390										1	0	0	0	0	0	0					
64 Elmer Dessens, R OBP: 0.305, SLG: 0.390										0	0	0	0	0	0	0					
25 Pedro Feliciano, L OBP: 0.305, SLG: 0.390										0	0	0	0	0	0	0					
47 Hisanori Takahashi, L OBP: 0.003, SLG: 0.003										0	0	0	0	0	0	0					
Inning Stats	R: 0 E: 0 K: 2 S: 11	H: 1 LOB: 1 BB: 0 P: 14	R: 0 E: 0 K: 0 S: 10	H: 0 LOB: 0 BB: 1 P: 16	R: 0 E: 0 K: 1 S: 8	H: 0 LOB: 0 BB: 1 P: 15	R: 1 E: 0 K: 2 S: 9	H: 1 LOB: 0 BB: 0 P: 16	R: 0 E: 0 K: 0 S: 7	H: 0 LOB: 0 BB: 0 P: 10	R: 0 E: 0 K: 1 S: 10	H: 1 LOB: 0 BB: 0 P: 13	R: 0 E: 0 K: 2 S: 10	H: 0 LOB: 0 BB: 0 P: 15	R: 2 E: 0 K: 0 S: 13	H: 3 LOB: 1 BB: 1 P: 22	1B: 5 2B: 1 3B: 1 HR: 1	SF: 0 SAC: 0 DP: 3 HBP: 0	WP: 2 PB: 0 CS: 1	PA: 35	
PITCHER	IP: 7.0 ERA: 4.04	WLS: 0 LOB: 1	BF: 25 H: 4 R: 1 ER: 1 SO: 6	BB: 3 IBB: 0 HBP: 0 BLK: 0	WP: 1 HR: 1 S: 72 P: 110	ERA: 1.29 WHIP: 1.000	IP: 1.0 ERA: 3.7	WLS: 0 LOB: 0	BF: 3 H: 0 R: 0 ER: 0 SO: 2	BB: 0 IBB: 0 HBP: 0 BLK: 0	WP: 0 HR: 0 S: 10 P: 18	ERA: 54.00 WHIP: 9.000	IP: 0.2 ERA: 5.34	WLS: 1 LOB: 0	BF: 1 H: 0 R: 0 ER: 0 SO: 0	BB: 0 IBB: 0 HBP: 0 BLK: 0	WP: 0 HR: 0 S: 4 P: 4	ERA: 0.00 WHIP: 0.000			

New York Mets @ Houston Astros
Minute Maid Park, Houston, TX
Mon Aug 16 2010, 7:07 PM - 9:48 PM CDT
Att: 22,688 - Roof Closed - 73 F

AB	30
R	3
H	7
RBI	2
BB	4
SO	8
LOB	13



Batter	1	2	3	4	5	6	7	8	9	AB	R	H	RBI	BB	SO	LOB	BOTTOM				
8 Jeff Keppinger, R OBP: 0.348, SLG: 0.395	P3		G4-3							4	0	1	0	0	0	0					
27 Geoff Blum, S OBP: 0.325, SLG: 0.323										1	0	0	0	0	1	0					
36 Angel Sanchez, R OBP: 0.312, SLG: 0.358	G5-3									5	0	1	0	0	0	1					
9 Hunter Pence, R OBP: 0.330, SLG: 0.458										4	0	1	0	0	1	1					
45 Carlos Lee, R OBP: 0.293, SLG: 0.403	G5-3									4	0	1	0	0	0	2					
4 Jason Michaels, R OBP: 0.291, SLG: 0.500										4	1	1	0	0	2	1					
23 Chris Johnson, R OBP: 0.392, SLG: 0.558										3	0	2	1	1	0	0					
29 Brett Wallace, L OBP: 0.383, SLG: 0.325										3	0	1	0	0	0	3					
15 Jason Castro, L OBP: 0.268, SLG: 0.270										4	0	0	0	0	0	6					
51 Wandy Rodriguez, S OBP: 0.224, SLG: 0.234										2	0	0	0	0	2	2					
77 Pedro Feliciano, R OBP: 0.244, SLG: 0.330										1	0	0	0	0	0	0					
37 Brandon Lyon, R OBP: 0.305, SLG: 0.390										0	0	0	0	0	0	0					
22 Matt Lindstrom, R OBP: 0.305, SLG: 0.390										0	0	0	0	0	0	0					
73 Gustavo Chacin, L OBP: 0.305, SLG: 0.390										0	0	0	0	0	0	0					
11 Jason Bourgeois, R OBP: 0.305, SLG: 0.390										1	0	0	0	0	0	0					
Inning Stats	R: 0 E: 0 K: 0 S: 7	H: 1 LOB: 1 BB: 0 P: 11	R: 0 E: 0 K: 2 S: 12	H: 2 LOB: 2 BB: 0 P: 15	R: 0 E: 0 K: 0 S: 12	H: 1 LOB: 1 BB: 0 P: 17	R: 0 E: 0 K: 1 S: 10	H: 0 LOB: 0 BB: 0 P: 17	R: 0 E: 0 K: 1 S: 12	H: 0 LOB: 0 BB: 0 P: 12	R: 1 E: 0 K: 0 S: 10	H: 2 LOB: 1 BB: 0 P: 13	R: 0 E: 0 K: 0 S: 11	H: 1 LOB: 3 BB: 1 P: 24	R: 0 E: 0 K: 1 S: 8	H: 0 LOB: 0 BB: 0 P: 12	1B: 6 2B: 2 3B: 0 HR: 0	SF: 0 SAC: 0 DP: 0 HBP: 1	WP: 1 PB: 0 SB: 0 CS: 0	PA: 38	
PITCHER	IP: 7.0 ERA: 3.38	WLS: 0 LOB: 1	BF: 29 H: 7 R: 1 ER: 0 SO: 5	BB: 0 IBB: 0 HBP: 0 BLK: 0	WP: 1 HR: 0 S: 71 P: 100	ERA: 1.29 WHIP: 1.000	IP: 0.2 ERA: 1.82	WLS: 0 LOB: 0	BF: 4 H: 1 R: 0 ER: 0 SO: 0	BB: 0 IBB: 0 HBP: 0 BLK: 0	WP: 0 HR: 0 S: 8 P: 16	ERA: 0.00 WHIP: 0.000	IP: 1.0 ERA: 3.05	WLS: 1 LOB: 0	BF: 3 H: 0 R: 0 ER: 0 SO: 1	BB: 0 IBB: 0 HBP: 0 BLK: 0	WP: 0 HR: 0 S: 8 P: 12	ERA: 0.00 WHIP: 0.000			

New York Mets @ Houston Astros
Minute Maid Park, Houston, TX
Mon Aug 16 2010, 7:07 PM - 9:48 PM CDT
Att: 22,688 - Roof Closed - 73 F

AB	36
R	1
H	8
RBI	1
BB	1
SO	6
LOB	16




Batter	1	2	3	4	5	6	7	8	9	AB	R	H	RBI	BB	SO	LOB	TOP																																					
7 José Reyes, S OBP: 0.318, SLG: 0.419										4	1	2	1	1	0	2	New York Mets @ Houston Astros Minute Maid Park, Houston, TX Tue Aug 17 2010, 7:06 PM - 9:28 PM CDT Att: 26,279 - Roof Closed - 73 F																																					
26 Fernando Martínez, L OBP: 0.296, SLG: 0.179										4	0	1	1	0	1	3																																						
1 Luis Castillo, S OBP: 0.339, SLG: 0.279										4	1	1	1	0	1	2																																						
5 David Wright, R OBP: 0.363, SLG: 0.491										3	0	1	0	1	1	0																																						
15 Carlos Beltrán, S OBP: 0.328, SLG: 0.373										3	0	1	0	1	1	0																																						
29 Ike Davis, L OBP: 0.321, SLG: 0.420										3	0	0	0	1	0	1																																						
12 Jeff Francoeur, R OBP: 0.285, SLG: 0.377										3	0	0	0	1	2	2																																						
30 Josh Thole, L OBP: 0.391, SLG: 0.383										4	1	2	0	0	0	1																																						
11 Rubén Tejada, R OBP: 0.264, SLG: 0.210										2	0	0	0	0	0	1																																						
16 Angel Pagan, S OBP: 0.355, SLG: 0.458										2	0	0	0	0	0	1																																						
57 Johan Santana, L OBP: 0.161, SLG: 0.268										3	0	1	0	0	0	0																																						
23 Chris Carter, L OBP: 0.302, SLG: 0.386										1	0	0	0	0	0	1																																						
Inning Stats	R: 1 H: 2 E: 0 K: 2 S: 21	H: 2 LOB: 2 BB: 2 P: 35	R: 1 H: 2 E: 0 K: 0 S: 8	H: 2 LOB: 1 BB: 0 P: 15	R: 0 H: 0 E: 0 K: 0 S: 6	H: 0 LOB: 0 BB: 0 P: 9	R: 0 H: 0 E: 0 K: 1 S: 9	H: 0 LOB: 0 BB: 0 P: 13	R: 0 H: 0 E: 0 K: 1 S: 9	H: 0 LOB: 1 BB: 1 P: 17	R: 0 H: 1 E: 0 K: 1 S: 7	H: 1 LOB: 1 BB: 0 P: 9	R: 1 H: 2 E: 0 K: 0 S: 9	H: 2 LOB: 0 BB: 0 P: 16	R: 0 H: 1 E: 0 K: 0 S: 8	H: 1 LOB: 1 BB: 0 P: 10	1B: 6 2B: 1 3B: 0 HR: 1	SF: 0 SAC: 0 DP: 1 HBP: 0	WP: 0 PB: 1 SB: 1 CS: 1	PA: 37																																		
PITCHER	IP WLS BF H R ER SO BB IBB HBP BLK WP HR S P ERA WHIP	28 Nelson Figueroa, R ERA: 3.19	5.0 2 21 4 2 1 4 3 0 0 0 0 0 0 53 89 1.80 1.400	47 Jeff Fulchino, R ERA: 5.5	2.0 0 8 1 0 0 2 1 0 0 0 0 0 0 14 24 0.00 1.000	54 Mark Melancon, R ERA: 7.5	1.0 0 4 2 1 1 0 0 0 0 0 0 0 1 9 16 9.00 2.000	59 Wilton Lopez, R ERA: 3.06	1.0 0 4 1 0 0 0 0 0 0 0 0 0 0 8 10 0.00 1.000	PITCHER	IP WLS BF H R ER SO BB IBB HBP BLK WP HR S P ERA WHIP	21 Michael Bourn, L OBP: 0.326, SLG: 0.327	1-0 36 1B 9 HR	4 1 2 0 0 0 2	36 Angel Sánchez, R OBP: 0.317, SLG: 0.362	1-2 9 HR	4 1 2 0 0 1 0	9 Hunter Pence, R OBP: 0.331, SLG: 0.472	2-1 1B	4 2 2 4 0 1 1	45 Carlos Lee, R OBP: 0.293, SLG: 0.404	0-2 2B	4 0 1 0 0 1 1	23 Chris Johnson, R OBP: 0.384, SLG: 0.546	3-2 P6	4 0 0 0 0 1 2	29 Brett Wallace, L OBP: 0.360, SLG: 0.302	1-3 K	3 0 0 0 0 2 1	27 Geoff Blum, S OBP: 0.326, SLG: 0.329	2-2 G5-3	3 0 1 0 0 0 1	15 Jason Castro, L OBP: 0.269, SLG: 0.280	3-3 K	3 0 1 0 0 1 1	28 Nelson Figueroa, R OBP: 0.333, SLG: 0.500	0-1 G3-1	2 0 0 0 0 0 1	47 Jeff Fulchino, R	0-0 G1-3	0 0 0 0 0 0 0	4 Jason Michaels, R OBP: 0.296, SLG: 0.500	0-0 G1-3	0 0 0 0 1 0 0	54 Mark Melancon, R	0-0 G1-3	0 0 0 0 0 0 0	59 Wilton Lopez, R	0-0 G1-3	0 0 0 0 0 0 0	1B: 4 2B: 3 3B: 0 HR: 2	SF: 0 SAC: 0 DP: 1 HBP: 0	WP: 0 PB: 0 SB: 0 CS: 0	PA: 32

AB 33
R 3
H 8
RBI 3
BB 4
SO 6
LOB 14



AB 31
R 4
H 9
RBI 4
BB 1
SO 7
LOB 10




1B: 6
2B: 1
3B: 0
HR: 1

1B: 4
2B: 3
3B: 0
HR: 2

Batter	1	2	3	4	5	6	7	8	9	10	11	12	13	14	AB	R	H	RBI	BB	SO	LOB	TOP	
7 José Reyes, S OBP: 0.324, SLG: 0.426 (1, 6)															6	1	4	0	1	0	2		
16 Ángel Pagán, S OBP: 0.352, SLG: 0.453 (1, 7)															6	0	1	1	0	1	3		
5 David Wright, R OBP: 0.363, SLG: 0.491 19 Mike Hessman, R OBP: 0.303, SLG: 0.370 (12, 5)															6	0	2	0	0	0	3		
15 Carlos Beltrán, S OBP: 0.333, SLG: 0.358 (1, 9)															4	0	0	0	3	0	1		
29 Ike Davis, L OBP: 0.319, SLG: 0.416 (1, 3)															6	0	1	1	0	1	5		
12 Jeff Francoeur, R OBP: 0.292, SLG: 0.375 (1, 9)															5	0	1	0	2	1	6		
30 Josh Thole, L OBP: 0.364, SLG: 0.352 (1, 2)															7	0	0	0	0	1	6		
11 Rubén Tejada, R OBP: 0.271, SLG: 0.220 23 Chris Carter, L OBP: 0.299, SLG: 0.382 1 Luis Castillo, S OBP: 0.340, SLG: 0.279 (1, 4)															3	1	1	0	1	1	0		
43 R.A. Dickey, R OBP: 0.271, SLG: 0.220 47 Hisanori Takahashi, L OBP: 0.299, SLG: 0.382 39 Bobby Parnell, R OBP: 0.340, SLG: 0.279 4 Henry Blanco, R OBP: 0.271, SLG: 0.220 64 Elmer Dessens, R OBP: 0.299, SLG: 0.382 36 Manny Acosta, R OBP: 0.340, SLG: 0.279 (1, 15)															4	1	1	1	0	1	2		
Inning Stats	R: 0 E: 0 K: 0 S: 8	H: 1 LOB: 0 BB: 0 P: 12	R: 0 E: 0 K: 0 S: 6	H: 0 LOB: 1 BB: 1 P: 11	R: 0 E: 0 K: 2 S: 12	H: 1 LOB: 1 BB: 0 P: 16	R: 0 E: 0 K: 2 S: 12	H: 0 LOB: 0 BB: 1 P: 10	R: 0 E: 0 K: 1 S: 7	H: 0 LOB: 0 BB: 0 P: 11	R: 0 E: 0 K: 0 S: 12	H: 0 LOB: 1 BB: 0 P: 17	R: 0 E: 0 K: 1 S: 10	H: 1 LOB: 1 BB: 0 P: 13	R: 0 E: 0 K: 1 S: 15	H: 0 LOB: 2 BB: 1 P: 23	R: 1 E: 0 K: 1 S: 14	H: 0 LOB: 3 BB: 4 P: 35	1B: 7 2B: 3 3B: 1 HR: 0	SF: 1 SAC: 1 DP: 1 HBP: 0	WP: 0 PB: 0 CS: 0	PA: 61	
PITCHER	IP: 7.0 WLS: 3 BF: 30 ERA: 3.11	H: 7 ER: 2 SO: 4 BB: 3	H: 2 ER: 2 SO: 4 BB: 3	H: 1 ER: 1 SO: 4 BB: 3	H: 1 ER: 1 SO: 4 BB: 3	H: 1 ER: 1 SO: 4 BB: 3	H: 1 ER: 1 SO: 4 BB: 3	H: 1 ER: 1 SO: 4 BB: 3	H: 1 ER: 1 SO: 4 BB: 3	H: 1 ER: 1 SO: 4 BB: 3	H: 1 ER: 1 SO: 4 BB: 3	H: 1 ER: 1 SO: 4 BB: 3	H: 1 ER: 1 SO: 4 BB: 3	H: 1 ER: 1 SO: 4 BB: 3	H: 1 ER: 1 SO: 4 BB: 3	H: 1 ER: 1 SO: 4 BB: 3	H: 1 ER: 1 SO: 4 BB: 3	H: 1 ER: 1 SO: 4 BB: 3	H: 1 ER: 1 SO: 4 BB: 3	H: 1 ER: 1 SO: 4 BB: 3	H: 1 ER: 1 SO: 4 BB: 3	H: 1 ER: 1 SO: 4 BB: 3	H: 1 ER: 1 SO: 4 BB: 3

New York Mets @ Houston Astros
Minute Maid Park, Houston, TX
Wed Aug 18 2010, 7:06 PM - 11:23 PM CDT
Att. 23,403 - Roof Closed - 73 F

AB: 50
R: 3
H: 11
RBI: 3
BB: 9
SO: 7
LOB: 30



Batter	1	2	3	4	5	6	7	8	9	10	11	12	13	14	AB	R	H	RBI	BB	SO	LOB	BOTTOM	
21 Michael Bourn, L OBP: 0.325, SLG: 0.325 (1, 8)															5	0	1	0	0	0	2		
36 Ángel Sánchez, R OBP: 0.318, SLG: 0.361 (1, 6)															6	0	2	1	0	1	1		
9 Hunter Pence, R OBP: 0.329, SLG: 0.467 73 Gustavo Chacín, L OBP: 0.300, SLG: 0.400 (1, 9)															5	0	0	0	1	1	4		
45 Carlos Lee, R OBP: 0.294, SLG: 0.403 (1, 7)															6	0	2	0	0	1	3		
23 Chris Johnson, R OBP: 0.373, SLG: 0.529 (1, 5)															6	0	0	0	0	1	3		
27 Geoff Blum, S OBP: 0.326, SLG: 0.348 (1, 4)															6	1	2	1	0	2	0		
29 Brett Wallace, L OBP: 0.327, SLG: 0.271 (1, 3)															5	0	0	0	0	3	1		
55 Humberto Quintero, R OBP: 0.285, SLG: 0.275 (8, PR)															3	0	1	0	0	1	1		
15 Jason Castro, L OBP: 0.285, SLG: 0.275 (8, 2)															2	1	0	0	0	0	0		
36 Manny Acosta, R OBP: 0.340, SLG: 0.279 (14, 1)															2	0	1	0	0	0	0		
Inning Stats	R: 0 E: 0 K: 0 S: 13	H: 2 LOB: 2 BB: 1 P: 21	R: 0 E: 0 K: 2 S: 11	H: 1 LOB: 1 BB: 0 P: 17	R: 0 E: 0 K: 0 S: 6	H: 0 LOB: 0 BB: 0 P: 8	R: 0 E: 0 K: 1 S: 8	H: 1 LOB: 0 BB: 0 P: 10	R: 0 E: 0 K: 1 S: 10	H: 0 LOB: 0 BB: 0 P: 14	R: 0 E: 0 K: 1 S: 11	H: 0 LOB: 0 BB: 0 P: 18	R: 0 E: 0 K: 2 S: 7	H: 0 LOB: 0 BB: 0 P: 9	R: 0 E: 0 K: 1 S: 11	H: 0 LOB: 0 BB: 0 P: 17	R: 0 E: 0 K: 2 S: 15	H: 0 LOB: 1 BB: 0 P: 23	1B: 10 2B: 0 3B: 0 HR: 1	SF: 0 SAC: 0 DP: 2 HBP: 0	WP: 1 PB: 0 CS: 1	PA: 51	
PITCHER	IP: 8.1 WLS: 4 BF: 33 ERA: 2.41	H: 9 ER: 2 SO: 6 BB: 1	H: 2 ER: 2 SO: 4 BB: 3	H: 1 ER: 1 SO: 4 BB: 3	H: 1 ER: 1 SO: 4 BB: 3	H: 1 ER: 1 SO: 4 BB: 3	H: 1 ER: 1 SO: 4 BB: 3	H: 1 ER: 1 SO: 4 BB: 3	H: 1 ER: 1 SO: 4 BB: 3	H: 1 ER: 1 SO: 4 BB: 3	H: 1 ER: 1 SO: 4 BB: 3	H: 1 ER: 1 SO: 4 BB: 3	H: 1 ER: 1 SO: 4 BB: 3	H: 1 ER: 1 SO: 4 BB: 3	H: 1 ER: 1 SO: 4 BB: 3	H: 1 ER: 1 SO: 4 BB: 3	H: 1 ER: 1 SO: 4 BB: 3	H: 1 ER: 1 SO: 4 BB: 3	H: 1 ER: 1 SO: 4 BB: 3	H: 1 ER: 1 SO: 4 BB: 3	H: 1 ER: 1 SO: 4 BB: 3	H: 1 ER: 1 SO: 4 BB: 3	H: 1 ER: 1 SO: 4 BB: 3

New York Mets @ Houston Astros
Minute Maid Park, Houston, TX
Wed Aug 18 2010, 7:06 PM - 11:23 PM CDT
Att. 23,403 - Roof Closed - 73 F

AB: 49
R: 2
H: 11
RBI: 2
BB: 1
SO: 10
LOB: 16



Batter	1	2	3	4	5	6	7	8	9	AB	R	H	RBI	BB	SO	LOB	TOP						
7 José Reyes, S OBP: 0.324, SLG: 0.425	G6-3		F7		F8			1B		4	0	1	0	0	0	1							
1 Luis Castillo, S OBP: 0.335, SLG: 0.274	G6-3		K		G1-3			G1-3		4	0	0	0	0	1	2							
16 Ángel Pagán, S OBP: 0.351, SLG: 0.450	K				G6-3			L6		3	1	0	0	1	1	1							
5 David Wright, R OBP: 0.362, SLG: 0.488		F8			G6-3			G5-3		3	1	0	0	0	1	0							
29 Ike Davis, L OBP: 0.318, SLG: 0.413		23 CS			G6-3			F7		3	0	0	0	1	0	2							
12 Jeff Francoeur, R OBP: 0.289, SLG: 0.371		F8			G6-3			G6-3		4	0	0	1	0	0	2							
23 Chris Carter, L OBP: 0.300, SLG: 0.381		F8			G6-3			F9		3	0	1	1	0	0	1							
15 Carlos Beltrán, S OBP: 0.333, SLG: 0.358		F8			1B			F9		0	0	0	0	0	0	0							
21 Rod Barajas, R OBP: 0.263, SLG: 0.414			K		F7			P4		3	0	0	0	0	1	1							
48 Pat Misch, R OBP: 0.333, SLG: 0.333								G1-6-3		2	0	1	0	0	1	0							
36 Manny Acosta, R OBP: 0.360, SLG: 0.348										0	0	0	0	0	0	0							
30 Josh Thole, L OBP: 0.360, SLG: 0.348										1	0	0	0	0	0	0							
25 Pedro Feliciano, L OBP: 0.360, SLG: 0.348										0	0	0	0	0	0	0							
18 Ryota Igarashi, R OBP: 0.360, SLG: 0.348										0	0	0	0	0	0	0							
Inning Stats	R: 0 E: 0 K: 1 S: 10	H: 0 LOB: 0 BB: 0 P: 17	R: 0 E: 0 K: 0 S: 17	H: 0 LOB: 1 BB: 1 P: 27	R: 0 E: 0 K: 2 S: 12	H: 1 LOB: 1 BB: 0 P: 20	R: 2 E: 0 K: 0 S: 11	H: 1 LOB: 1 BB: 1 P: 21	R: 0 E: 0 K: 1 S: 8	H: 0 LOB: 0 BB: 0 P: 12	R: 0 E: 0 K: 0 S: 9	H: 0 LOB: 0 BB: 0 P: 14	R: 0 E: 0 K: 0 S: 8	H: 0 LOB: 0 BB: 0 P: 12	R: 0 E: 0 K: 0 S: 8	H: 1 LOB: 1 BB: 0 P: 20	R: 0 E: 0 K: 1 S: 10	H: 0 LOB: 0 BB: 0 P: 13	1B: 3 2B: 0 3B: 0 HR: 0	SF: 0 SAC: 0 DP: 0 HBP: 1	WP: 0 PB: 1 SB: 1 CS: 1	PA: 33	
PITCHER	IP: 7.0 ERA: 5.23	WLS: W BF: 26	H: 2 R: 2 ER: 2 SO: 4	BB: 2 IBB: 0 HBP: 1 BLK: 0	WP: 0 HR: 0 S: 75 P: 123	ERA: 2.57 WHIP: 0.571	IP: 1.0 ERA: 2.59	WLS: H BF: 4	H: 1 R: 0 ER: 0 SO: 0	BB: 0 IBB: 0 HBP: 0 BLK: 0	WP: 0 HR: 0 S: 8 P: 12	ERA: 0.00 WHIP: 1.000	IP: 1.0 ERA: 3.57	WLS: S BF: 3	H: 0 R: 0 ER: 0 SO: 1	BB: 0 IBB: 0 HBP: 0 BLK: 0	WP: 0 HR: 0 S: 10 P: 13	ERA: 0.00 WHIP: 0.000					

New York Mets @ Houston Astros
Minute Maid Park, Houston, TX
Thu Aug 19 2010, 7:08 PM - 9:37 PM CDT
Att: 26,271 - Roof Closed - 73 F

AB 30
R 2
H 3
RBI 2
BB 2
SO 5
LOB 10



Batter	1	2	3	4	5	6	7	8	9	AB	R	H	RBI	BB	SO	LOB	BOTTOM					
21 Michael Bourn, L OBP: 0.323, SLG: 0.323	F8		G4-3			B3		SH1-4		3	0	0	0	0	0	0						
36 Angel Sanchez, R OBP: 0.316, SLG: 0.358	F8				L4			K		4	1	1	0	0	1	2						
9 Hunter Pence, R OBP: 0.331, SLG: 0.469					F7			K		4	1	2	0	0	1	2						
45 Carlos Lee, R OBP: 0.294, SLG: 0.409	F8				F8			K		3	1	1	3	0	0	1						
4 Jason Michaels, R OBP: 0.295, SLG: 0.492		G6-3			G5-3			F7		3	0	0	0	0	0	0						
23 Chris Johnson, R OBP: 0.367, SLG: 0.521		K			G4-3			K		3	0	0	0	0	2	0						
27 Geoff Blum, S OBP: 0.320, SLG: 0.341		L5			G2-3			L4		3	0	0	0	0	0	0						
55 Humberto Quintero, R OBP: 0.254, SLG: 0.305			G6-3			P3		SH1-4		3	0	1	0	0	0	0						
20 Bud Norris, R OBP: 0.188, SLG: 0.250					G6-3			G5-3		2	0	0	0	0	0	0						
59 Wilton Lopez, R ERA: 3.18								SH1-4		1	0	1	0	0	0	0						
11 Jason Bourgeois, R OBP: 0.328, SLG: 0.322								K		0	0	0	0	0	0	0						
37 Brandon Lyon, R ERA: 7.65										0	0	0	0	0	0	0						
Inning Stats	R: 0 E: 0 K: 0 S: 6	H: 1 LOB: 1 BB: 0 P: 10	R: 0 E: 0 K: 1 S: 6	H: 0 LOB: 0 BB: 0 P: 9	R: 0 E: 0 K: 0 S: 9	H: 0 LOB: 0 BB: 0 P: 13	R: 0 E: 0 K: 0 S: 8	H: 0 LOB: 0 BB: 0 P: 13	R: 0 E: 0 K: 0 S: 4	H: 0 LOB: 0 BB: 0 P: 6	R: 3 E: 0 K: 1 S: 14	H: 3 LOB: 0 BB: 0 P: 19	R: 0 E: 0 K: 2 S: 19	H: 2 LOB: 2 BB: 0 P: 26	1B: 4 2B: 1 3B: 0 HR: 1	SF: 0 SAC: 1 DP: 0 HBP: 0	WP: 0 PB: 0 SB: 0 CS: 0	PA: 30				
PITCHER	IP: 6.0 ERA: 3.0	WLS: L BF: 22	H: 4 R: 3 ER: 3 SO: 1	BB: 0 IBB: 0 HBP: 0 BLK: 0	WP: 0 HR: 1 S: 47 P: 69	ERA: 4.50 WHIP: 0.667	IP: 1.0 ERA: 0.00	WLS: 3 BF: 12	H: 8 R: 0 ER: 0 SO: 12	BB: 0 IBB: 0 HBP: 0 BLK: 0	WP: 0 HR: 0 S: 8 P: 17	ERA: 0.00 WHIP: 6.000	IP: 0.2 ERA: 3.02	WLS: 2 BF: 2	H: 0 R: 0 ER: 0 SO: 2	BB: 0 IBB: 0 HBP: 0 BLK: 0	WP: 0 HR: 0 S: 7 P: 9	ERA: 0.00 WHIP: 0.000				

New York Mets @ Houston Astros
Minute Maid Park, Houston, TX
Thu Aug 19 2010, 7:08 PM - 9:37 PM CDT
Att: 26,271 - Roof Closed - 73 F

AB 29
R 3
H 6
RBI 3
SO 4
LOB 5



Batter	1	2	3	4	5	6	7	8	9	AB	R	H	RBI	BB	SO	LOB	TOP		
7 José Reyes, S OBP: 0.328, SLG: 0.432										4	1	2	0	0	1	3	New York Mets @ Pittsburgh Pirates PNC Park, Pittsburgh, PA Sat Aug 21 2010, 7:26 PM - 9:04 PM EDT Att: 28,759 - Cloudy - 78 F		
16 Angel Pagan, S OBP: 0.354, SLG: 0.456										4	1	2	0	0	0	1			
15 Carlos Beltrán, S OBP: 0.328, SLG: 0.345										2	1	0	0	1	0	2			
23 Chris Carter, L OBP: 0.308, SLG: 0.405										2	0	0	0	1	1	3			
5 David Wright, R OBP: 0.364, SLG: 0.494										3	1	1	3	0	1	2			
29 Ike Davis, L OBP: 0.322, SLG: 0.416										2	1	1	0	1	0	0			
30 Josh Thole, L OBP: 0.364, SLG: 0.354										3	0	1	0	0	1	2			
11 Rubén Tejada, R OBP: 0.265, SLG: 0.212										2	0	0	1	0	0	2			
49 Jonathon Niese, L OBP: 0.271, SLG: 0.195										1	0	0	0	2	0	2			
Inning Stats	R: 1 E: 0 K: 2 S: 9	H: 2 LOB: 1 BB: 0 P: 12	R: 0 E: 0 K: 1 S: 11	H: 1 LOB: 2 BB: 1 P: 21	R: 0 E: 0 K: 0 S: 6	H: 0 LOB: 1 BB: 1 P: 16	R: 1 E: 0 K: 0 S: 15	H: 1 LOB: 1 BB: 1 P: 26	R: 3 E: 1 K: 1 S: 14	H: 2 LOB: 2 BB: 2 P: 28	R: 0 E: 0 K: 0 S: 2	H: 1 LOB: 1 BB: 0 P: 6						1B: 3 2B: 3 3B: 0 HR: 1	SF: 1 SAC: 0 DP: 0 HBP: 0
PITCHER	IP WLS BF H R ER SO BB IBB HBP BLK WP HR S P ERA WHIP																PITCHER	IP WLS BF H R ER SO BB IBB HBP BLK WP HR S P ERA WHIP	
53 James McDonald, R ERA: 5.04	(1, 1) 5.0 L 27 6 5 5 4 5 0 0 0 0 1 1 55 103 9.00 2.200																		
34 Daniel McCutchen, R ERA: 6.65	(6, 1) 0.0 2 1 0 0 0 0 0 0 0 0 0 0 2 6 ∞ ∞																		

Batter	1	2	3	4	5	6	7	8	9	AB	R	H	RBI	BB	SO	LOB	BOTTOM		
22 Andrew McCutchen, R OBP: 0.355, SLG: 0.447										3	1	2	0	0	0	0	New York Mets @ Pittsburgh Pirates PNC Park, Pittsburgh, PA Sat Aug 21 2010, 7:26 PM - 9:04 PM EDT Att: 28,759 - Cloudy - 78 F		
31 Jose Tabata, R OBP: 0.351, SLG: 0.386										1	0	1	0	0	0	0			
18 Neil Walker, S OBP: 0.343, SLG: 0.429										3	0	1	1	0	1	2			
46 Garrett Jones, L OBP: 0.313, SLG: 0.417										2	0	0	0	0	0	2			
24 Pedro Alvarez, L OBP: 0.319, SLG: 0.422										2	0	0	0	0	1	1			
41 Ryan Doumit, S OBP: 0.319, SLG: 0.414										1	0	0	0	1	1	0			
5 Ronny Cedeno, R OBP: 0.288, SLG: 0.369										2	0	1	0	0	0	0			
19 Chris Snyder, R OBP: 0.336, SLG: 0.396										2	0	0	0	0	1	2			
53 James McDonald, L ERA: 3.33	(1, 1) 5.0 W 21 5 1 1 5 1 0 0 0 0 0 0 57 83 1.80 1.200																		
15 Andy LaRoche, R OBP: 0.299, SLG: 0.299	(6, PH) 0.0 0 0 0 0 0 0 0 0 0 0 0 0 0 0 0 0 0																		
34 Daniel McCutchen, R OBP: 0.167, SLG: 0.091	(6, 1) 0.0 0 0 0 0 0 0 0 0 0 0 0 0 0 0 0 0 0																		
Inning Stats	R: 0 E: 0 K: 1 S: 7	H: 1 LOB: 0 BB: 0 P: 7	R: 0 E: 0 K: 3 S: 16	H: 1 LOB: 2 BB: 1 P: 25	R: 1 E: 0 K: 0 S: 14	H: 2 LOB: 0 BB: 0 P: 21	R: 0 E: 0 K: 1 S: 10	H: 0 LOB: 0 BB: 0 P: 14	R: 0 E: 0 K: 0 S: 10	H: 1 LOB: 1 BB: 0 P: 16	R: 0 E: 0 K: 0 S: 0	H: 0 LOB: 0 BB: 0 P: 0					1B: 2 2B: 3 3B: 0 HR: 0	SF: 0 SAC: 2 DP: 0 HBP: 0	WP: 0 PA: 21 PB: 0 SB: 0 CS: 0
PITCHER	IP WLS BF H R ER SO BB IBB HBP BLK WP HR S P ERA WHIP																PITCHER	IP WLS BF H R ER SO BB IBB HBP BLK WP HR S P ERA WHIP	

Batter	1	2	3	4	5	6	7	8	9	AB	R	H	RBI	BB	SO	LOB	TOP					
7 José Reyes, S OBP: 0.329, SLG: 0.432										4	1	2	0	0	0	1	New York Mets @ Pittsburgh Pirates PNC Park, Pittsburgh, PA Sun Aug 22 2010, 1:36 PM - 3:52 PM EDT Att: 24,730 - Cloudy - 76 F					
16 Angel Pagan, S OBP: 0.351, SLG: 0.452										4	0	0	0	0	1	2						
15 Carlos Beltrán, S OBP: 0.326, SLG: 0.339										2	0	0	1	1	0	0						
5 David Wright, R OBP: 0.365, SLG: 0.496										3	0	1	0	1	1	1						
12 Jeff Francoeur, R OBP: 0.288, SLG: 0.367										3	0	0	0	1	0	2						
29 Ike Davis, L OBP: 0.324, SLG: 0.417										4	0	2	0	0	1	2						
4 Henry Blanco, R OBP: 0.297, SLG: 0.352										3	0	0	0	0	1	2						
23 Chris Carter, L OBP: 0.305, SLG: 0.402										1	0	0	0	0	0	1						
11 Rubén Tejada, R OBP: 0.260, SLG: 0.207										3	0	0	0	0	0	0						
30 Josh Thole, L OBP: 0.351, SLG: 0.351									1	0	0	0	0	1	1							
57 Johan Santana, L OBP: 0.169, SLG: 0.271										3	0	1	0	0	1	0						
27 Jesús Feliciano, L OBP: 0.299, SLG: 0.379										1	0	0	0	0	0	1						
Inning Stats	R: 1 H: 2 E: 1 K: 1 S: 13	H: 2 LOB: 2 BB: 1 P: 22	R: 0 H: 1 E: 0 K: 1 S: 10	H: 1 LOB: 1 BB: 0 P: 13	R: 0 H: 0 E: 0 K: 2 S: 9	H: 0 LOB: 0 BB: 0 P: 12	R: 0 H: 0 E: 0 K: 0 S: 5	H: 0 LOB: 0 BB: 0 P: 9	R: 0 H: 1 E: 0 K: 1 S: 7	H: 1 LOB: 2 BB: 0 P: 10	R: 0 H: 1 E: 0 K: 0 S: 10	H: 1 LOB: 2 BB: 1 P: 19	R: 0 H: 0 E: 0 K: 0 S: 7	H: 0 LOB: 0 BB: 0 P: 11	R: 0 H: 0 E: 0 K: 0 S: 7	H: 0 LOB: 1 BB: 1 P: 15	R: 0 H: 1 E: 0 K: 1 S: 17	H: 1 LOB: 1 BB: 0 P: 23	1B: 5 2B: 1 3B: 0 HR: 0	SF: 1 SAC: 0 DP: 0 HBP: 0	WP: 0 PB: 0 SB: 1 CS: 0	PA: 36
PITCHER	IP WLS BF H R ER SO BB IBB HBP BLK WP HR S P ERA WHIP																					
57 Zach Duke, L ERA: 5.1	7.0 W 28 5 1 1 5 2 0 0 0 0 0 0 61 96 1.29 1.000																					
47 Evan Meek, R ERA: 2.05	1.0 H 4 0 0 0 0 1 0 0 0 0 0 0 7 15 0.00 1.000																					
Joel Hanrahan, R ERA: 3.88	1.0 S 4 1 0 0 1 0 0 0 0 0 0 0 0 17 23 0.00 1.000																					

Batter	1	2	3	4	5	6	7	8	9	AB	R	H	RBI	BB	SO	LOB	BOTTOM			
22 Andrew McCutchen, R OBP: 0.352, SLG: 0.442										4	0	0	0	0	3	1	New York Mets @ Pittsburgh Pirates PNC Park, Pittsburgh, PA Sun Aug 22 2010, 1:36 PM - 3:52 PM EDT Att: 24,730 - Cloudy - 76 F			
31 Jose Tabata, R OBP: 0.350, SLG: 0.398										3	1	1	1	0	1	0				
18 Neil Walker, S OBP: 0.340, SLG: 0.424										3	0	0	0	0	1	0				
46 Garrett Jones, L OBP: 0.311, SLG: 0.414										3	0	0	0	0	1	0				
24 Pedro Alvarez, L OBP: 0.323, SLG: 0.426										3	0	2	0	0	0	0				
41 Ryan Doumit, S OBP: 0.316, SLG: 0.410										3	0	0	0	0	0	2				
85 Lastings Milledge, R OBP: 0.330, SLG: 0.361										3	1	1	1	0	1	1				
5 Ronny Cedeno, R OBP: 0.289, SLG: 0.367										2	0	0	0	1	2	0				
57 Zach Duke, L OBP: 0.128, SLG: 0.135										2	0	0	0	0	0	1				
47 Evan Meek, R OBP: 1.000, SLG: 1.000										0	0	0	0	0	0	0				
15 Andy LaRoche, R OBP: 0.285, SLG: 0.297										1	0	0	0	0	0	0				
Joel Hanrahan, R ERA: 2.94										0	0	0	0	0	0	0				
Inning Stats	R: 0 H: 0 E: 0 K: 3 S: 9	H: 0 LOB: 0 BB: 0 P: 11	R: 0 H: 0 E: 0 K: 1 S: 8	H: 0 LOB: 0 BB: 0 P: 11	R: 0 H: 0 E: 0 K: 1 S: 16	H: 0 LOB: 1 BB: 1 P: 25	R: 0 H: 0 E: 0 K: 0 S: 9	H: 0 LOB: 0 BB: 0 P: 13	R: 1 H: 2 E: 0 K: 1 S: 10	H: 2 LOB: 0 BB: 0 P: 12	R: 1 H: 1 E: 0 K: 0 S: 8	H: 1 LOB: 0 BB: 0 P: 10	R: 0 H: 1 E: 0 K: 1 S: 8	H: 1 LOB: 1 BB: 0 P: 12	R: 0 H: 0 E: 0 K: 2 S: 9	H: 0 LOB: 0 BB: 0 P: 15	1B: 2 2B: 0 3B: 0 HR: 2	SF: 0 SAC: 0 DP: 1 HBP: 0	WP: 0 PB: 0 SB: 0 CS: 0	PA: 28
PITCHER	IP WLS BF H R ER SO BB IBB HBP BLK WP HR S P ERA WHIP																			
57 Johan Santana, L ERA: 2.94	8.0 L 28 4 2 2 9 1 0 0 0 0 0 2 77 109 2.25 0.625																			

AB 32
R 1
H 6
RBI 1
BB 3
SO 6
LOB 13



AB 27
R 2
H 4
RBI 2
BB 1
SO 9
LOB 5



Batter	1	2	3	4	5	6	7	8	9	AB	R	H	RBI	BB	SO	LOB	TOP							
2 Hanley Ramirez, R OBP: 0.367, SLG: 0.452										5	2	3	0	0	0	2	Florida Marlins @ New York Mets Citi Field, Flushing, NY Tue Aug 24 2010, 7:11 PM - 10:14 PM EDT Att: 27,136 - Cloudy - 70 F							
20 Logan Morrison, L OBP: 0.392, SLG: 0.375										5	1	1	0	0	2	4								
15 Gaby Sanchez, R OBP: 0.354, SLG: 0.476										3	1	2	4	0	1	1								
6 Dan Uggla, R OBP: 0.372, SLG: 0.515										3	0	0	1	0	1	2								
27 Giancarlo Stanton, R OBP: 0.323, SLG: 0.511										4	0	0	0	0	2	0								
18 Wes Helms, R OBP: 0.299, SLG: 0.365										4	0	1	0	0	1	0								
24 Cameron Maybin, R OBP: 0.344										4	0	2	0	0	1	0								
9 Brett Hayes, R OBP: 0.266, SLG: 0.322										4	1	1	0	0	0	3								
55 Josh Johnson, L 44 Brian Sanchez, R 1 Emilio Bonifacio, S 31 Burke Badenhop, R 32 Clay Hensley, R 22 Donnie Murphy, R 13 Will Ohman, L										2	0	0	0	0	1	3								
Inning Stats	R: 0 E: 0 K: 2 S: 12	H: 1 LOB: 1 BB: 0 P: 20	R: 0 E: 0 K: 2 S: 15	H: 2 LOB: 2 BB: 0 P: 22	R: 2 E: 0 K: 0 S: 9	H: 2 LOB: 0 BB: 0 P: 11	R: 0 E: 0 K: 1 S: 10	H: 1 LOB: 1 BB: 0 P: 13	R: 0 E: 0 K: 1 S: 7	H: 0 LOB: 0 BB: 0 P: 10	R: 0 E: 0 K: 1 S: 6	H: 0 LOB: 0 BB: 0 P: 10	R: 3 E: 0 K: 1 S: 16	H: 3 LOB: 0 BB: 0 P: 24	R: 0 E: 0 K: 1 S: 9	H: 0 LOB: 0 BB: 0 P: 15		R: 0 E: 0 K: 1 S: 9	H: 1 LOB: 1 BB: 0 P: 13	1B: 8 2B: 2 3B: 0 HR: 1	SF: 2 SAC: 0 DP: 0 HBP: 0	WP: 2 PB: 0 SB: 2 CS: 0	PA: 38	
PITCHER	IP WLS BF H R ER SO BB IBB HBP BLK WP HR S P ERA WHIP	IP WLS BF H R ER SO BB IBB HBP BLK WP HR S P ERA WHIP	IP WLS BF H R ER SO BB IBB HBP BLK WP HR S P ERA WHIP	IP WLS BF H R ER SO BB IBB HBP BLK WP HR S P ERA WHIP	IP WLS BF H R ER SO BB IBB HBP BLK WP HR S P ERA WHIP	IP WLS BF H R ER SO BB IBB HBP BLK WP HR S P ERA WHIP	IP WLS BF H R ER SO BB IBB HBP BLK WP HR S P ERA WHIP	IP WLS BF H R ER SO BB IBB HBP BLK WP HR S P ERA WHIP	IP WLS BF H R ER SO BB IBB HBP BLK WP HR S P ERA WHIP	IP WLS BF H R ER SO BB IBB HBP BLK WP HR S P ERA WHIP	IP WLS BF H R ER SO BB IBB HBP BLK WP HR S P ERA WHIP	IP WLS BF H R ER SO BB IBB HBP BLK WP HR S P ERA WHIP	IP WLS BF H R ER SO BB IBB HBP BLK WP HR S P ERA WHIP	IP WLS BF H R ER SO BB IBB HBP BLK WP HR S P ERA WHIP	IP WLS BF H R ER SO BB IBB HBP BLK WP HR S P ERA WHIP	IP WLS BF H R ER SO BB IBB HBP BLK WP HR S P ERA WHIP	IP WLS BF H R ER SO BB IBB HBP BLK WP HR S P ERA WHIP	IP WLS BF H R ER SO BB IBB HBP BLK WP HR S P ERA WHIP	IP WLS BF H R ER SO BB IBB HBP BLK WP HR S P ERA WHIP	IP WLS BF H R ER SO BB IBB HBP BLK WP HR S P ERA WHIP	IP WLS BF H R ER SO BB IBB HBP BLK WP HR S P ERA WHIP	IP WLS BF H R ER SO BB IBB HBP BLK WP HR S P ERA WHIP	IP WLS BF H R ER SO BB IBB HBP BLK WP HR S P ERA WHIP	IP WLS BF H R ER SO BB IBB HBP BLK WP HR S P ERA WHIP

Batter	1	2	3	4	5	6	7	8	9	AB	R	H	RBI	BB	SO	LOB	BOTTOM							
7 José Reyes, S OBP: 0.326, SLG: 0.428										5	0	0	0	0	1	2	Florida Marlins @ New York Mets Citi Field, Flushing, NY Tue Aug 24 2010, 7:11 PM - 10:14 PM EDT Att: 27,136 - Cloudy - 70 F							
16 Angel Pagan, S OBP: 0.356, SLG: 0.460										5	3	4	0	0	0	0								
15 Carlos Beltrán, S OBP: 0.343, SLG: 0.347										3	1	2	2	2	1	0								
5 David Wright, R OBP: 0.366, SLG: 0.499										5	1	2	0	0	2	4								
29 Ike Davis, L OBP: 0.324, SLG: 0.416										4	1	1	0	1	2	6								
12 Jeff Francoeur, R OBP: 0.284, SLG: 0.364										3	0	0	2	0	0	1								
30 Josh Thole, L OBP: 0.363, SLG: 0.363										5	0	2	0	0	1	1								
11 Rubén Tejada, R OBP: 0.268, SLG: 0.296										1	0	0	0	0	1	0								
27 Jesús Feliciano, L OBP: 0.294, SLG: 0.373										2	0	0	0	1	0	3								
1 Luis Castillo, S OBP: 0.336, SLG: 0.276										2	0	1	1	0	0	0								
Inning Stats	R: 0 E: 0 K: 1 S: 6	H: 0 LOB: 0 BB: 0 P: 9	R: 1 E: 0 K: 1 S: 14	H: 1 LOB: 1 BB: 1 P: 26	R: 1 E: 1 K: 1 S: 10	H: 1 LOB: 2 BB: 1 P: 21	R: 0 E: 0 K: 0 S: 11	H: 0 LOB: 2 BB: 1 P: 21	R: 2 E: 1 K: 1 S: 15	H: 4 LOB: 3 BB: 1 P: 25	R: 0 E: 0 K: 1 S: 14	H: 1 LOB: 2 BB: 1 P: 22	R: 0 E: 0 K: 0 S: 4	H: 0 LOB: 0 BB: 0 P: 5	R: 1 E: 0 K: 2 S: 16	H: 2 LOB: 1 BB: 0 P: 24	R: 1 E: 0 K: 1 S: 15	H: 3 LOB: 2 BB: 0 P: 24	1B: 8 2B: 3 3B: 1 HR: 0	SF: 2 SAC: 0 DP: 0 HBP: 1	WP: 0 PB: 0 SB: 1 CS: 0	PA: 45		
PITCHER	IP WLS BF H R ER SO BB IBB HBP BLK WP HR S P ERA WHIP	IP WLS BF H R ER SO BB IBB HBP BLK WP HR S P ERA WHIP	IP WLS BF H R ER SO BB IBB HBP BLK WP HR S P ERA WHIP	IP WLS BF H R ER SO BB IBB HBP BLK WP HR S P ERA WHIP	IP WLS BF H R ER SO BB IBB HBP BLK WP HR S P ERA WHIP	IP WLS BF H R ER SO BB IBB HBP BLK WP HR S P ERA WHIP	IP WLS BF H R ER SO BB IBB HBP BLK WP HR S P ERA WHIP	IP WLS BF H R ER SO BB IBB HBP BLK WP HR S P ERA WHIP	IP WLS BF H R ER SO BB IBB HBP BLK WP HR S P ERA WHIP	IP WLS BF H R ER SO BB IBB HBP BLK WP HR S P ERA WHIP	IP WLS BF H R ER SO BB IBB HBP BLK WP HR S P ERA WHIP	IP WLS BF H R ER SO BB IBB HBP BLK WP HR S P ERA WHIP	IP WLS BF H R ER SO BB IBB HBP BLK WP HR S P ERA WHIP	IP WLS BF H R ER SO BB IBB HBP BLK WP HR S P ERA WHIP	IP WLS BF H R ER SO BB IBB HBP BLK WP HR S P ERA WHIP	IP WLS BF H R ER SO BB IBB HBP BLK WP HR S P ERA WHIP	IP WLS BF H R ER SO BB IBB HBP BLK WP HR S P ERA WHIP	IP WLS BF H R ER SO BB IBB HBP BLK WP HR S P ERA WHIP	IP WLS BF H R ER SO BB IBB HBP BLK WP HR S P ERA WHIP	IP WLS BF H R ER SO BB IBB HBP BLK WP HR S P ERA WHIP	IP WLS BF H R ER SO BB IBB HBP BLK WP HR S P ERA WHIP	IP WLS BF H R ER SO BB IBB HBP BLK WP HR S P ERA WHIP	IP WLS BF H R ER SO BB IBB HBP BLK WP HR S P ERA WHIP	IP WLS BF H R ER SO BB IBB HBP BLK WP HR S P ERA WHIP



Batter	1	2	3	4	5	6	7	8	9	AB	R	H	RBI	BB	SO	LOB	TOP										
24 Cameron Maybin, R (1, 8) OBP: 0.297, SLG: 0.346										5	0	2	1	0	1	0	Florida Marlins @ New York Mets Citi Field, Flushing, NY Wed Aug 25 2010, 7:10 PM - 9:56 PM EDT Att: 27,096 - Cloudy - 70 F										
20 Logan Morrison, L (1, 7) OBP: 0.391, SLG: 0.406										5	2	3	0	0	0	1											
2 Hanley Ramirez, R (1, 6) OBP: 0.371, SLG: 0.456										5	1	4	1	0	0	1											
6 Dan Uggla, R (1, 4) OBP: 0.369, SLG: 0.510										5	0	0	0	0	2	7											
15 Gaby Sanchez, R (1, 3) OBP: 0.391, SLG: 0.473										2	0	0	2	0	0	1											
27 Giancarlo Stanton, R (1, 9) OBP: 0.318, SLG: 0.502										4	0	0	0	0	1	2											
18 Wes Helms, R (1, 5) OBP: 0.307, SLG: 0.374										3	2	2	0	1	0	0											
9 Brett Hayes, R (1, 2) OBP: 0.265, SLG: 0.333										4	0	1	1	0	2	2											
59 Alex Sanabia, R (1, 1) 43 Jose Veras, R (7, 1) 22 Donnie Murphy, R (8, PH) 32 Clay Hensley, R (8, 1) 46 Juan Carlos Oviedo, R (9, 1)										3	0	0	0	0	0	2											
Inning Stats	R: 1 E: 0 K: 0 S: 9	H: 3 LOB: 2 BB: 0 P: 14	R: 1 E: 0 K: 0 S: 8	H: 2 LOB: 1 BB: 0 P: 10	R: 1 E: 0 K: 2 S: 12	H: 1 LOB: 0 BB: 0 P: 19	R: 0 E: 0 K: 1 S: 6	H: 0 LOB: 0 BB: 0 P: 9	R: 0 E: 0 K: 1 S: 10	H: 1 LOB: 1 BB: 0 P: 14	R: 1 E: 0 K: 0 S: 10	H: 2 LOB: 1 BB: 0 P: 16	R: 1 E: 0 K: 0 S: 11	H: 2 LOB: 1 BB: 0 P: 18	R: 0 E: 0 K: 1 S: 10	H: 1 LOB: 2 BB: 0 P: 20		R: 0 E: 0 K: 1 S: 9	H: 1 LOB: 1 BB: 0 P: 15	1B: 9 2B: 3 3B: 1 HR: 0	SF: 2 SAC: 0 DP: 0 HBP: 0	WP: 0 PB: 0 SB: 0 CS: 1	PA: 40				
PITCHER	IP WLS BF H R ER SO BB IBB HBP BLK WP HR S P ERA WHIP	6.0 L 27 9 4 3 4 0 0 0 0 0 0 55 82 4.50 1.500	1.0 5 2 1 1 0 0 0 0 0 0 0 11 18 9.00 2.000	1.0 4 1 0 0 1 1 0 0 0 0 0 10 20 0.00 2.000	1.0 4 1 0 0 1 0 0 0 0 0 0 9 15 0.00 1.000	PITCHER										IP WLS BF H R ER SO BB IBB HBP BLK WP HR S P ERA WHIP											
48 Pat Misch, L (1, 1) ERA: 3.5											6.0	L	27	9	4	3	4	0	0	0	0	0	0	55	82	4.50	1.500
18 Ryota Igarashi, R (7, 1) ERA: 7.71											1.0		5	2	1	1	0	0	0	0	0	0	0	11	18	9.00	2.000
36 Manny Acosta, R (8, 1) ERA: 3.04											1.0		4	1	0	0	1	1	0	0	0	0	10	20	0.00	2.000	
39 Bobby Parnell, R (9, 1) ERA: 3.0											1.0		4	1	0	0	1	0	0	0	0	0	9	15	0.00	1.000	

Batter	1	2	3	4	5	6	7	8	9	AB	R	H	RBI	BB	SO	LOB	BOTTOM
7 José Reyes, S (1, 6) OBP: 0.323, SLG: 0.423										5	0	0	0	0	0	3	Florida Marlins @ New York Mets Citi Field, Flushing, NY Wed Aug 25 2010, 7:10 PM - 9:56 PM EDT Att: 27,096 - Cloudy - 70 F
16 Ángel Pagán, S (1, 7) OBP: 0.353, SLG: 0.456										4	0	0	0	0	1	0	
15 Carlos Beltrán, S (1, 8) OBP: 0.340, SLG: 0.339										3	0	0	0	1	0	0	
5 David Wright, R (1, 5) OBP: 0.367, SLG: 0.505										4	3	2	1	0	0	1	
29 Ike Davis, L (1, 3) OBP: 0.324, SLG: 0.419										4	1	1	1	0	0	1	
12 Jeff Francoeur, R (1, 9) OBP: 0.286, SLG: 0.366										4	0	2	1	0	0	1	
30 Josh Thole, L (1, 2) OBP: 0.376, SLG: 0.371										3	0	2	0	1	0	0	
11 Rubén Tejada, R (1, 4) OBP: 0.264, SLG: 0.203										2	0	0	0	0	0	1	
23 Chris Carter, L (7, PH) ERA: 3.62										1	0	0	0	0	0	2	
36 Manny Acosta, R (8, 1) 39 Bobby Parnell, R (9, 1) 19 Mike Hessman, R (9, PH) OBP: 0.286, SLG: 0.345										1	0	0	0	0	0	2	
48 Pat Misch, R (1, 1) OBP: 0.250, SLG: 0.250										1	0	0	0	0	0	0	
27 Jesús Feliciano, L (6, PH) OBP: 0.290, SLG: 0.368										1	0	0	0	0	0	0	
18 Ryota Igarashi, R (7, 1) 1 Luis Castillo, S (7, PH) OBP: 0.337, SLG: 0.275																	

Batter	1	2	3	4	5	6	7	8	9	AB R H RBI BB SO LOB	TOP					
21 Michael Bourn, L (1, 8) OBP: 0.329, SLG: 0.330										3 0 1 0 1 0 1	Houston Astros @ New York Mets Citi Field, Flushing, NY Fri Aug 27 2010, 7:13 PM - 9:52 PM EDT Att: 30,178 - Clear - 76 F					
18 Anderson Hernandez, S (1, 4) OBP: 0.265, SLG: 0.277										4 0 0 0 0 0 1						
9 Hunter Pence, R (1, 9) OBP: 0.327, SLG: 0.470										4 0 1 0 0 1 0						
45 Carlos Lee, R (1, 7) OBP: 0.292, SLG: 0.415										4 1 1 0 0 1 2						
23 Chris Johnson, R (1, 5) OBP: 0.369, SLG: 0.509										3 0 2 0 1 1 0						
29 Brett Wallace, L (1, 3) OBP: 0.265, SLG: 0.213										3 0 1 0 0 2 4						
4 Jason Michaels, R (9, PH) OBP: 0.305, SLG: 0.479										1 0 1 1 0 0 0						
36 Angel Sanchez, R (1, 6) OBP: 0.297, SLG: 0.337										4 0 1 0 0 0 3						
15 Jason Castro, L (1, 2) OBP: 0.276, SLG: 0.279										3 0 0 0 0 0 1						
12 Tommy Manzella, R (9, PH) OBP: 0.319, SLG: 0.245										1 0 0 0 0 1 2						
28 Nelson Figueroa, R (1, 1) OBP: 0.222, SLG: 0.333										2 0 0 0 0 0 0						
11 Jason Bourgeois, R (8, PH) OBP: 0.319, SLG: 0.313										1 0 1 0 0 0 0						
54 Mark Melancon, R (8, 1) OBP: 0.254, SLG: 0.245										0 0 0 0 0 0 0						
Inning Stats	R: 0 H: 1 E: 0 K: 2 S: 16	H: 1 R: 0 ER: 0 LOB: 3 BB: 2 P: 31	R: 0 H: 0 E: 0 K: 0 S: 6	H: 0 R: 0 ER: 0 LOB: 0 BB: 0 P: 9	R: 0 H: 0 E: 0 K: 0 S: 4	H: 2 R: 0 ER: 0 LOB: 1 BB: 0 P: 6	R: 0 H: 1 E: 0 K: 0 S: 12	H: 0 R: 0 ER: 0 LOB: 0 BB: 0 P: 13	R: 0 H: 1 E: 0 K: 1 S: 7	R: 0 H: 1 E: 0 K: 0 S: 9	R: 1 H: 3 E: 1 K: 2 S: 17	H: 3 R: 0 ER: 0 LOB: 2 BB: 0 P: 24	1B: 8 2B: 1 3B: 0 HR: 0	SF: 0 SAC: 0 DP: 1 HBP: 0	WP: 0 PB: 0 SB: 0 CS: 1	PA: 36
PITCHER	IP WLS BF H R ER SO BB IBB HBP BLK WP HR S P ERA WHIP	IP WLS BF H R ER SO BB IBB HBP BLK WP HR S P ERA WHIP	IP WLS BF H R ER SO BB IBB HBP BLK WP HR S P ERA WHIP	IP WLS BF H R ER SO BB IBB HBP BLK WP HR S P ERA WHIP	IP WLS BF H R ER SO BB IBB HBP BLK WP HR S P ERA WHIP	IP WLS BF H R ER SO BB IBB HBP BLK WP HR S P ERA WHIP	IP WLS BF H R ER SO BB IBB HBP BLK WP HR S P ERA WHIP	IP WLS BF H R ER SO BB IBB HBP BLK WP HR S P ERA WHIP	IP WLS BF H R ER SO BB IBB HBP BLK WP HR S P ERA WHIP	IP WLS BF H R ER SO BB IBB HBP BLK WP HR S P ERA WHIP	IP WLS BF H R ER SO BB IBB HBP BLK WP HR S P ERA WHIP	IP WLS BF H R ER SO BB IBB HBP BLK WP HR S P ERA WHIP	IP WLS BF H R ER SO BB IBB HBP BLK WP HR S P ERA WHIP	IP WLS BF H R ER SO BB IBB HBP BLK WP HR S P ERA WHIP	IP WLS BF H R ER SO BB IBB HBP BLK WP HR S P ERA WHIP	IP WLS BF H R ER SO BB IBB HBP BLK WP HR S P ERA WHIP
34 Mike Pelfrey, R (1, 1) ERA: 3.61	8.0 W 29 6 0 0 4 2 0 0 0 0 0 0 77 124 0.00 1.000	0.1 H 3 2 1 0 1 0 0 0 0 0 0 0 7 10 0.00 6.000	0.2 S 3 1 0 0 1 0 0 0 0 0 0 0 10 14 0.00 1.500													
39 Bobby Parnell, R (9, 1) ERA: 2.96																
47 Hisanori Takahashi, L (9, 1) ERA: 4.03																

AB 33
R 1
H 9
RBI 1
BB 2
SO 6
LOB 14



Batter	1	2	3	4	5	6	7	8	9	AB R H RBI BB SO LOB	BOTTOM					
16 Angel Pagán, S (1, 7) OBP: 0.352, SLG: 0.455										4 0 0 0 0 0 1	Houston Astros @ New York Mets Citi Field, Flushing, NY Fri Aug 27 2010, 7:13 PM - 9:52 PM EDT Att: 30,178 - Clear - 76 F					
1 Luis Castillo, S (1, 4) OBP: 0.335, SLG: 0.271										4 1 1 0 0 1 1						
15 Carlos Beltrán, S (1, 8) OBP: 0.333, SLG: 0.326										3 0 0 0 1 0 0						
5 David Wright, R (1, 5) OBP: 0.368, SLG: 0.510										3 0 0 1 0 1 0						
29 Ike Davis, L (1, 3) OBP: 0.330, SLG: 0.417										2 1 0 0 2 1 0						
12 Jeff Francoeur, R (1, 9) OBP: 0.293, SLG: 0.368										2 0 1 0 0 0 2						
4 Henry Blanco, R (1, 2) OBP: 0.298, SLG: 0.345										2 0 0 0 1 0 1						
11 Rubén Tejada, R (1, 6) OBP: 0.273, SLG: 0.204										2 0 1 1 1 0 0						
34 Mike Pelfrey, R (1, 1) ERA: 0.140, SLG: 0.104										3 0 0 0 0 0 4						
47 Hisanori Takahashi, L (9, 1) OBP: 0.063, SLG: 0.063										0 0 0 0 0 0 0						
Inning Stats	R: 1 H: 1 E: 0 K: 0 S: 14	H: 1 R: 0 ER: 0 LOB: 2 BB: 2 P: 25	R: 0 H: 0 E: 0 K: 0 S: 6	H: 0 R: 0 ER: 0 LOB: 0 BB: 0 P: 8	R: 0 H: 0 E: 0 K: 1 S: 8	H: 1 R: 0 ER: 0 LOB: 2 BB: 3 P: 11	R: 1 H: 1 E: 0 K: 0 S: 12	H: 0 R: 0 ER: 0 LOB: 1 BB: 0 P: 11	R: 0 H: 0 E: 0 K: 1 S: 11	R: 0 H: 1 E: 0 K: 0 S: 10	R: 0 H: 0 E: 0 K: 1 S: 6	H: 0 R: 0 ER: 0 LOB: 0 BB: 0 P: 9	1B: 3 2B: 0 3B: 0 HR: 0	SF: 1 SAC: 0 DP: 1 HBP: 1	WP: 1 PB: 0 SB: 2 CS: 0	PA: 32
PITCHER	IP WLS BF H R ER SO BB IBB HBP BLK WP HR S P ERA WHIP	IP WLS BF H R ER SO BB IBB HBP BLK WP HR S P ERA WHIP	IP WLS BF H R ER SO BB IBB HBP BLK WP HR S P ERA WHIP	IP WLS BF H R ER SO BB IBB HBP BLK WP HR S P ERA WHIP	IP WLS BF H R ER SO BB IBB HBP BLK WP HR S P ERA WHIP	IP WLS BF H R ER SO BB IBB HBP BLK WP HR S P ERA WHIP	IP WLS BF H R ER SO BB IBB HBP BLK WP HR S P ERA WHIP	IP WLS BF H R ER SO BB IBB HBP BLK WP HR S P ERA WHIP	IP WLS BF H R ER SO BB IBB HBP BLK WP HR S P ERA WHIP	IP WLS BF H R ER SO BB IBB HBP BLK WP HR S P ERA WHIP	IP WLS BF H R ER SO BB IBB HBP BLK WP HR S P ERA WHIP	IP WLS BF H R ER SO BB IBB HBP BLK WP HR S P ERA WHIP	IP WLS BF H R ER SO BB IBB HBP BLK WP HR S P ERA WHIP	IP WLS BF H R ER SO BB IBB HBP BLK WP HR S P ERA WHIP	IP WLS BF H R ER SO BB IBB HBP BLK WP HR S P ERA WHIP	IP WLS BF H R ER SO BB IBB HBP BLK WP HR S P ERA WHIP
28 Nelson Figueroa, R (1, 1) ERA: 2.77	7.0 L 29 3 2 1 2 5 0 0 1 0 0 0 67 114 1.29 1.143	1.0 3 0 0 0 1 0 0 0 0 0 0 6 9 0.00 0.000														
54 Mark Melancon, R (8, 1) ERA: 4.5																

AB 25
R 2
H 3
RBI 2
BB 5
SO 3
LOB 9



Batter	1	2	3	4	5	6	7	8	9	AB	R	H	RBI	BB	SO	LOB	TOP			
1 Luis Castillo, S OBP: 0.343, SLG: 0.276	(1,4)		(1)			(1)			(1)	5	1	2	0	0	0	0				
5 David Wright, R OBP: 0.382, SLG: 0.496	(1,5)		(2)			(1)				3	1	0	0	1	0	1				
25 Pedro Feliciano, L	(8,1)					(1)				0	0	0	0	0	0	0				
15 Carlos Beltrán, S OBP: 0.329, SLG: 0.331	(1,8)		(2)			(2)				3	0	1	0	1	1	1				
Jeff Francoeur, R OBP: 0.293, SLG: 0.369	(1,9)		(3)			(1)				3	0	1	1	0	1	1				
29 Ike Davis, L OBP: 0.331, SLG: 0.419	(1,3)					(1)			(1)	3	0	0	0	1	2	2				
4 Henry Blanco, R OBP: 0.289, SLG: 0.336	(1,2)					(2)			(2)	3	0	0	1	0	0	0				
23 Chris Carter, L OBP: 0.318, SLG: 0.390	(1,7)					(3)			(3)	4	0	1	0	0	0	2				
11 Rubén Tejada, R OBP: 0.279, SLG: 0.215	(1,6)					(1)			(1)	4	0	2	0	0	1	0				
49 Jonathon Niese, L OBP: 0.250, SLG: 0.178	(1,1)					(2)			(2)	2	0	0	0	0	2	3				
64 Elmer Dessens, R	(5,1)									0	0	0	0	0	0	0				
19 Mike Hessman, R OBP: 0.282, SLG: 0.333	(6,PH)									1	0	0	0	0	1	0				
18 Ryota Igarashi, R OBP: 0.300, SLG: 0.222	(8,5)									1	0	0	0	0	0	0				
Inning Stats	R: 0 E: 0 K: 1 S: 15	H: 2 LOB: 2 BB: 0 P: 22	R: 0 E: 1 K: 1 S: 10	H: 1 LOB: 1 BB: 0 P: 17	R: 0 E: 0 K: 0 S: 8	H: 1 LOB: 1 BB: 0 P: 11	R: 0 E: 0 K: 2 S: 13	H: 2 LOB: 2 BB: 0 P: 21	R: 2 E: 0 K: 0 S: 15	H: 0 LOB: 0 BB: 0 P: 12	R: 0 E: 0 K: 2 S: 8	H: 0 LOB: 0 BB: 0 P: 13	R: 0 E: 0 K: 0 S: 7	H: 0 LOB: 0 BB: 0 P: 12	R: 0 E: 0 K: 1 S: 8	H: 0 LOB: 0 BB: 0 P: 10	1B: 6 2B: 1 3B: 0 HR: 0	SF: 2 SAC: 0 DP: 0 HBP: 0	WP: 0 PB: 0 SB: 0 CS: 0	PA: 37
PITCHER	IP WLS BF H R ER SO BB IBB HBP BLK WP HR S P ERA WHIP																			
56 Mike Minor, L ERA: 3.91	(1,1) 5.0 W 25 7 2 2 4 3 0 0 0 0 0 0 0 61 104 3.60 2.000																			
34 Eric O'Flaherty, L ERA: 2.11	(6,1) 1.0 3 0 0 0 1 0 0 0 0 0 0 0 8 12 0.00 0.000																			
39 Jonny Venters, L ERA: 1.71	(7,1) 1.0 3 0 0 0 2 0 0 0 0 0 0 0 8 13 0.00 0.000																			
40 Takashi Saito, R ERA: 2.78	(8,1) 1.0 3 0 0 0 0 0 0 0 0 0 0 0 7 12 0.00 0.000																			
58 Peter Moylan, R ERA: 3.33	(9,1) 1.0 3 0 0 0 1 0 0 0 0 0 0 0 8 10 0.00 0.000																			

New York Mets @ Atlanta Braves
Turner Field, Atlanta, GA
Tue Aug 31 2010, 7:11 PM - 9:57 PM EDT
Att. 18,430 - Clear - 85 F


AB 32
R 2
H 7
RBI 2
BB 3
SO 8
LOB 10



Batter	1	2	3	4	5	6	7	8	9	AB	R	H	RBI	BB	SO	LOB	BOTTOM			
4 Omar Infante, R OBP: 0.375, SLG: 0.451	(1,4)		(2)			(1)			(1)	5	1	1	0	0	0	2				
22 Jason Heyward, L OBP: 0.387, SLG: 0.474	(1,9)		(3)			(2)			(2)	5	1	1	2	0	2	2				
Martin Prado, R OBP: 0.360, SLG: 0.488	(1,5)					(1)			(1)	5	1	2	0	0	0	0				
27 Derrek Lee, R OBP: 0.335, SLG: 0.411	(1,3)					(1)				3	1	3	1	1	0	0				
24 Diory Hernandez, R(7, PR) OBP: 0.143, SLG: 0.571	(7,PR)					(1)				0	1	0	0	0	0	0				
40 Takashi Saito, L	(8,1)					(1)				0	0	0	0	0	0	0				
58 Peter Moylan, R	(9,1)					(1)				0	0	0	0	0	0	0				
23 Matt Diaz, R OBP: 0.286, SLG: 0.450	(1,7)					(1)				2	0	0	0	0	1	4				
34 Eric O'Flaherty, L	(6,1)					(1)				0	0	0	0	0	0	0				
39 Jonny Venters, L	(7,1)					(1)				0	0	0	0	0	0	0				
20 Eric Hinske, L OBP: 0.342, SLG: 0.459	(7,PH)					(1)				0	0	0	0	1	0	0				
2 Alex Gonzalez, R OBP: 0.306, SLG: 0.474	(1,6)					(2)			(1)	4	1	1	1	0	1	4				
53 Melky Cabrera, S OBP: 0.323, SLG: 0.369	(1,8)					(3)			(3)	3	1	2	1	1	1	1				
8 David Ross, R OBP: 0.378, SLG: 0.455	(1,2)					(3)			(2)	4	1	2	4	0	2	4				
56 Mike Minor, R	(1,1)					(1)			(3)	1	0	0	0	0	1	1				
13 Nate McLouth, L OBP: 0.280, SLG: 0.262	(5,PH)					(1)			(1)	2	1	0	0	0	0	2				
Inning Stats	R: 0 E: 0 K: 0 S: 7	H: 1 LOB: 0 BB: 0 P: 11	R: 0 E: 0 K: 1 S: 8	H: 1 LOB: 1 BB: 0 P: 14	R: 0 E: 0 K: 2 S: 9	H: 1 LOB: 1 BB: 0 P: 14	R: 1 E: 0 K: 2 S: 18	H: 3 LOB: 2 BB: 0 P: 27	R: 7 E: 1 K: 1 S: 26	H: 4 LOB: 0 BB: 2 P: 43	R: 0 E: 0 K: 0 S: 5	H: 0 LOB: 0 BB: 0 P: 8	R: 1 E: 0 K: 1 S: 15	H: 2 LOB: 2 BB: 1 P: 24	R: 0 E: 0 K: 1 S: 7	H: 0 LOB: 0 BB: 0 P: 14	1B: 6 2B: 4 3B: 1 HR: 1	SF: 0 SAC: 1 DP: 1 HBP: 1	WP: 0 PB: 0 SB: 0 CS: 0	PA: 39
PITCHER	IP WLS BF H R ER SO BB IBB HBP BLK WP HR S P ERA WHIP																			
49 Jonathon Niese, L ERA: 3.7	(1,1) 4.2 L 26 10 8 3 6 2 0 0 1 0 0 0 1 66 106 5.79 2.571																			
64 Elmer Dessens, R ERA: 2.19	(5,1) 0.1 1 0 0 0 0 0 0 0 0 0 0 0 2 3 0.00 0.000																			
18 Ryota Igarashi, R ERA: 6.93	(6,1) 2.0 9 2 1 1 1 1 0 0 0 0 0 0 20 32 4.50 1.500																			
25 Pedro Feliciano, L ERA: 3.23	(8,1) 1.0 3 0 0 0 1 0 0 0 0 0 0 0 7 14 0.00 0.000																			

New York Mets @ Atlanta Braves
Turner Field, Atlanta, GA
Tue Aug 31 2010, 7:11 PM - 9:57 PM EDT
Att. 18,430 - Clear - 85 F

AB 34
R 9
H 12
RBI 9
BB 3
SO 8
LOB 20



Batter	1	2	3	4	5	6	7	8	9	AB	R	H	RBI	BB	SO	LOB	TOP										
1 Luis Castillo, S (1.4) OBP: 0.339, SLG: 0.272 25 Pedro Feliciano, L (6.1) 39 Bobby Parnell, R (7.1) 19 Mike Hesson, R (8. PH) 47 Hisanori Takahashi, L (8.1)										3	0	0	0	0	2	0											
30 Josh Thole, L (1.2) OBP: 0.375, SLG: 0.397										4	0	0	0	0	0	0											
5 David Wright, R (1.5) OBP: 0.361, SLG: 0.496										4	0	1	0	0	1	0											
23 Chris Carter, L (1.9) OBP: 0.316, SLG: 0.381										3	0	0	0	1	0	1											
15 Carlos Beltrán, S (1.8) OBP: 0.324, SLG: 0.324										3	0	0	0	0	0	2											
29 Ike Davis, L (1.3) OBP: 0.331, SLG: 0.417										2	1	0	0	1	0	1											
21 Lucas Duda, L (1.7) 12 Joaquin Arias, R (8.7) OBP: 0.290, SLG: 0.347										3	0	0	0	0	1	2											
11 Rubén Tejada, R (1.6) OBP: 0.274, SLG: 0.211										3	0	0	0	0	0	1											
34 Mike Pelfrey, R (1.1) 3 Luis Hernandez, S (6. PH) OBP: 0.333, SLG: 0.273										1	0	0	0	0	0	0											
										2	0	1	1	0	0	0											
Inning Stats	R: 0 H: 0 E: 0 K: 1 S: 9	H: 0 LOB: 0 BB: 0 P: 14	R: 0 H: 0 E: 0 K: 0 S: 7	H: 0 LOB: 1 BB: 1 P: 16	R: 0 H: 0 E: 0 K: 1 S: 7	H: 0 LOB: 0 BB: 0 P: 10	R: 0 H: 1 E: 0 K: 0 S: 13	H: 1 LOB: 1 BB: 0 P: 18	R: 0 H: 0 E: 0 K: 0 S: 8	H: 0 LOB: 0 BB: 0 P: 14	R: 0 H: 0 E: 0 K: 1 S: 11	H: 0 LOB: 0 BB: 0 P: 13	R: 1 H: 1 E: 0 K: 2 S: 15	H: 1 LOB: 1 BB: 1 P: 22	R: 0 H: 0 E: 0 K: 0 S: 7	H: 0 LOB: 0 BB: 0 P: 10	1B: 1 2B: 1 3B: 0 HR: 0	SF: 0 SAC: 0 DP: 0 HBP: 0	WP: 0 PA: 31 CS: 1								
PITCHER	IP	WLS	BF	H	R	ER	SO	BB	IBB	HBP	BLK	WP	HR	S	P	ERA	WHIP										
48 Tommy Hanson, R (1.1) ERA: 3.6	7.0	W	23	1	0	0	3	1	0	0	0	0	0	63	96	0.00	0.286										
39 Jonny Venters, L (8.1) ERA: 1.92	1.0	S	3	0	0	0	0	0	0	0	0	0	0	15	22	9.00	2.000										
13 Billy Wagner, L (9.1) ERA: 1.59	1.0	S	3	0	0	0	0	0	0	0	0	0	0	7	10	0.00	0.000										

New York Mets @ Atlanta Braves
Turner Field, Atlanta, GA
Wed Sep 01 2010, 7:11 PM - 9:41 PM EDT
Att. 19,938 - Clear - 87 F

AB 29
R 1
H 2
RBI 1
BB 2
SO 5
LOB 8



Batter	1	2	3	4	5	6	7	8	9	AB	R	H	RBI	BB	SO	LOB	BOTTOM										
4 Omar Infante, R (1.6) OBP: 0.379, SLG: 0.454										4	2	3	1	0	0	0											
22 Jason Heyward, L (1.9) OBP: 0.392, SLG: 0.484										4	1	4	1	0	0	0											
Martin Prado, R (1.5) OBP: 0.360, SLG: 0.488										4	0	1	2	0	1	2											
16 Brian McCann, L (1.2) OBP: 0.389, SLG: 0.482 24 Dion Hernandez, R (8. PR) OBP: 0.143, SLG: 0.571 8 David Ross, R (9.2) OBP: 0.378, SLG: 0.455										2	0	0	0	1	0	2											
20 Eric Hinske, L (1.7) OBP: 0.339, SLG: 0.454 53 Melky Cabrera, S (6.7) OBP: 0.323, SLG: 0.368										3	0	0	0	0	1	3											
5 Freddie Freeman, L (1.3) OBP: 0.334, SLG: 0.410										3	0	0	0	0	1	2											
27 Derrek Lee, R (8. PH) OBP: 0.334, SLG: 0.410										1	0	0	0	0	1	2											
7 Brooks Conrad, S (1.4) OBP: 0.333, SLG: 0.496										3	0	1	0	0	0	0											
28 Rick Ankiel, L (1.8) OBP: 0.320, SLG: 0.408										3	1	2	0	0	0	1											
48 Tommy Hanson, R (1.1) ERA: 3.72 13 Nate McLouth, L (7. PH) OBP: 0.279, SLG: 0.281 39 Jonny Venters, L (8.1) 13 Billy Wagner, L (9.1)										0	0	0	0	0	0	0											
Inning Stats	R: 2 H: 3 E: 0 K: 0 S: 13	H: 3 LOB: 1 BB: 0 P: 21	R: 2 H: 3 E: 1 K: 1 S: 15	H: 3 LOB: 1 BB: 0 P: 24	R: 0 H: 0 E: 0 K: 0 S: 4	H: 0 LOB: 0 BB: 0 P: 11	R: 0 H: 2 E: 0 K: 0 S: 6	H: 2 LOB: 2 BB: 0 P: 10	R: 0 H: 1 E: 0 K: 1 S: 5	H: 1 LOB: 0 BB: 0 P: 8	R: 0 H: 1 E: 0 K: 0 S: 8	H: 1 LOB: 0 BB: 0 P: 15	R: 0 H: 0 E: 0 K: 0 S: 10	H: 0 LOB: 1 BB: 1 P: 17	R: 0 H: 0 E: 0 K: 0 S: 7	H: 0 LOB: 0 BB: 0 P: 10	1B: 8 2B: 3 3B: 0 HR: 0	SF: 0 SAC: 2 DP: 2 HBP: 1	WP: 0 PA: 34 CS: 1								
PITCHER	IP	WLS	BF	H	R	ER	SO	BB	IBB	HBP	BLK	WP	HR	S	P	ERA	WHIP										
34 Mike Pelfrey, R (1.1) ERA: 3.72	5.0	L	23	9	4	4	2	0	0	1	0	0	0	46	83	7.20	1.800										
25 Pedro Feliciano, L (6.1) ERA: 3.17	1.0	S	3	1	0	0	1	0	0	0	0	0	0	5	8	0.00	1.000										
39 Bobby Parnell, R (7.1) ERA: 3.78	1.0	S	3	1	0	0	0	0	0	0	0	0	0	8	15	0.00	1.000										
47 Hisanori Takahashi, L (8.1) ERA: 3.95	1.0	S	3	1	0	0	0	1	0	0	0	0	0	10	17	0.00	1.000										

New York Mets @ Atlanta Braves
Turner Field, Atlanta, GA
Wed Sep 01 2010, 7:11 PM - 9:41 PM EDT
Att. 19,938 - Clear - 87 F

AB 29
R 4
H 11
RBI 4
BB 1
SO 3
LOB 12



Batter	1	2	3	4	5	6	7	8	9	AB	R	H	RBI	BB	SO	LOB	TOP			
1 Luis Castillo, S OBP: 0.337, SLG: 0.271	G6-3	G4-6-3			K		E		K	5	1	1	0	0	2	1	New York Mets @ Atlanta Braves Turner Field, Atlanta, GA Thu Sep 02 2010, 7:12 PM - 9:57 PM EDT Att: 24,895 - Clear - 88 F			
21 Lucas Duda, L	K	G4-3			G3		E4		P5	5	0	0	0	0	1	1				
15 Carlos Beltrán, S OBP: 0.291, SLG: 0.347	E4		F8			K	FC4-6		F8	5	1	1	1	0	1	1				
23 Chris Carter, L OBP: 0.314, SLG: 0.377										4	1	1	0	0	0	1				
16 Angel Pagán, S OBP: 0.346, SLG: 0.446										0	0	0	0	0	0	0				
5 David Wright, R OBP: 0.364, SLG: 0.503										3	1	2	1	1	0	0				
29 Ike Davis, L OBP: 0.335, SLG: 0.420										2	0	1	0	2	0	0				
12 Joaquin Arias, R OBP: 0.274, SLG: 0.211										3	0	1	1	0	1	1				
11 Rubén Tejada, R OBP: 0.274, SLG: 0.211										0	0	0	0	0	0	0				
4 Henry Blanco, R OBP: 0.280, SLG: 0.325										4	0	0	0	0	0	7				
57 Johan Santana, L OBP: 0.177, SLG: 0.574										2	0	1	0	0	0	0				
64 Elmer Dessens, R										0	0	0	0	0	0	0				
3 Luis Hernandez, S										1	0	0	0	0	0	0				
25 Pedro Feliciano, L										0	0	0	0	0	0	0				
30 Josh Thole, L										0	0	0	0	0	0	0				
19 Mike Hesselman, R										1	0	0	0	0	0	1				
39 Bobby Parnell, R										0	0	0	0	0	0	0				
47 Hisanori Takahashi, L										0	0	0	0	0	0	0				
Inning Stats	R: 2 E: 1 K: 1 S: 19	H: 4 LOB: 3 BB: 1 P: 34	R: 0 E: 0 K: 0 S: 9	H: 1 LOB: 0 BB: 0 P: 13	R: 0 E: 0 K: 0 S: 6	H: 0 LOB: 0 BB: 0 P: 8	R: 0 E: 0 K: 0 S: 6	H: 0 LOB: 0 BB: 0 P: 8	R: 1 E: 1 K: 2 S: 12	H: 2 LOB: 2 BB: 0 P: 17	R: 1 E: 1 K: 0 S: 10	H: 1 LOB: 1 BB: 0 P: 14	R: 0 E: 0 K: 1 S: 9	H: 0 LOB: 0 BB: 0 P: 12	R: 0 E: 0 K: 1 S: 8	H: 0 LOB: 0 BB: 0 P: 12	1B: 5 2B: 1 3B: 1 HR: 1	SF: 0 SAC: 1 DP: 1 HBP: 0	WP: 1 PB: 0 SB: 0 CS: 0	PA: 39
PITCHER	IP WLS BF H R ER SO BB IBB HBP BLK WP HR S P ERA WHIP																			
15 Tim Hudson, R ERA: 2.3	(1, 1) 7.0 L 31 8 4 3 4 1 0 0 0 0 1 1 68 103 3.86 1.286																			
58 Peter Moylan, R ERA: 3.29	(8, 1) 0.2 4 0 0 0 0 2 0 0 0 0 0 0 5 14 0.00 3.000																			
34 Eric O'Flaherty, L ERA: 2.09	(8, 1) 0.1 1 0 0 0 1 0 0 0 0 0 0 0 4 6 0.00 0.000																			
38 Mike Dunn, L ERA:	(9, 1) 1.0 3 0 0 0 1 0 0 0 0 0 0 0 8 12 0.00 0.000																			

Batter	1	2	3	4	5	6	7	8	9	AB	R	H	RBI	BB	SO	LOB	BOTTOM					
4 Omar Infante, R OBP: 0.378, SLG: 0.452	G5-3		G4-3		K				K	4	0	1	0	0	2	2	New York Mets @ Atlanta Braves Turner Field, Atlanta, GA Thu Sep 02 2010, 7:12 PM - 9:57 PM EDT Att: 24,895 - Clear - 88 F					
22 Jason Heyward, L OBP: 0.391, SLG: 0.481	G4-3		G4-3			G4-3				3	0	0	0	1	0	1						
Martin Prado, R OBP: 0.359, SLG: 0.486	E6		L5			G5-3				4	0	1	1	0	0	0						
27 Derrek Lee, R OBP: 0.331, SLG: 0.407	K				F8		K		F8	4	0	0	0	0	2	3						
16 Brian McCann, L OBP: 0.392, SLG: 0.492										4	1	3	1	0	0	0						
28 Rick Ankiel, L OBP: 0.320, SLG: 0.408										0	0	0	0	0	0	0						
23 Matt Diaz, R OBP: 0.281, SLG: 0.440										4	0	0	0	0	1	2						
2 Alex Gonzalez, R OBP: 0.304, SLG: 0.470										4	0	0	0	0	1	1						
53 Melky Cabrera, S OBP: 0.326, SLG: 0.370										3	1	2	0	1	0	1						
15 Tim Hudson, R OBP: 0.215, SLG: 0.277										1	0	0	0	0	0	1						
58 Peter Moylan, R	(8, 1) 0.0 0 0 0 0 0 0 0 0 0 0 0 0 0 0 0 0 0																					
34 Eric O'Flaherty, L	(8, 1) 0.0 0 0 0 0 0 0 0 0 0 0 0 0 0 0 0 0																					
7 Brooks Conrad, S	(8, PH) 0.0 0 0 0 0 0 0 0 0 0 0 0 0 0 0 0 0																					
38 Mike Dunn, L	(9, 1) 0.0 0 0 0 0 0 0 0 0 0 0 0 0 0 0 0 0																					
Inning Stats	R: 0 E: 1 K: 1 S: 9	H: 0 LOB: 1 BB: 0 P: 17	R: 1 E: 0 K: 0 S: 10	H: 2 LOB: 1 BB: 0 P: 12	R: 0 E: 0 K: 0 S: 8	H: 1 LOB: 0 BB: 0 P: 9	R: 0 E: 0 K: 1 S: 9	H: 0 LOB: 0 BB: 0 P: 11	R: 0 E: 0 K: 1 S: 7	H: 0 LOB: 0 BB: 1 P: 16	R: 0 E: 0 K: 1 S: 10	H: 0 LOB: 0 BB: 0 P: 17	R: 0 E: 0 K: 0 S: 6	H: 1 LOB: 0 BB: 0 P: 8	R: 1 E: 0 K: 1 S: 12	H: 2 LOB: 2 BB: 1 P: 20	R: 0 E: 0 K: 1 S: 9	H: 1 LOB: 1 BB: 0 P: 11	1B: 6 2B: 1 3B: 0 HR: 1	SF: 0 SAC: 1 DP: 2 HBP: 0	WP: 0 PB: 1 SB: 0 CS: 0	PA: 35
PITCHER	IP WLS BF H R ER SO BB IBB HBP BLK WP HR S P ERA WHIP																					
57 Johan Santana, L ERA: 2.88	(1, 1) 5.0 W 19 3 1 1 3 1 0 0 0 0 0 0 0 10 17 0.00 0.800																					
64 Elmer Dessens, R ERA: 2.1	(6, 1) 1.0 H 3 0 0 0 1 0 0 0 0 0 0 0 10 17 0.00 0.000																					
25 Pedro Feliciano, L ERA: 3.1	(7, 1) 1.0 H 3 1 0 0 0 0 0 0 0 0 0 0 6 8 0.00 1.000																					
39 Bobby Parnell, R ERA: 2.67	(8, 1) 1.0 H 6 2 1 0 0 1 1 0 0 0 0 0 12 20 0.00 3.000																					
47 Hisanori Takahashi, L ERA: 3.92	(9, 1) 1.0 S 4 1 0 0 1 0 0 0 0 0 0 0 9 11 0.00 1.000																					

AB 35
R 4
H 8
RBI 3
BB 3
SO 6
LOB 14



AB 32
R 2
H 7
RBI 2
BB 2
SO 6
LOB 12



Batter	1	2	3	4	5	6	7	8	9	AB	R	H	RBI	BB	SO	LOB	TOP											
16 Angel Pagán, S OBP: 0.350, SLG: 0.448										5	2	3	0	0	0	2	New York Mets @ Chicago Cubs Wrigley Field, Chicago, IL Fri Sep 03 2010, 1:22 PM - 3:57 PM CDT Att: 31,424 - Cloudy - 66 F											
21 Lucas Duda, L OBP: 0.154, SLG: 0.167										4	1	1	1	1	1	3												
23 Chris Carter, L OBP: 0.315, SLG: 0.371										2	0	0	0	1	0	2												
15 Carlos Beltrán, S OBP: 0.317, SLG: 0.329										2	0	0	0	0	0	1												
5 David Wright, R OBP: 0.366, SLG: 0.512										5	2	3	3	0	1	0												
29 Ike Davis, L OBP: 0.337, SLG: 0.419										3	0	1	0	2	1	2												
12 Joaquin Arias, R OBP: 0.287, SLG: 0.333										4	0	0	1	1	1	5												
30 Josh Thole, L OBP: 0.369, SLG: 0.384										4	0	0	0	1	1	5												
11 Rubén Tejada, R OBP: 0.275, SLG: 0.213										3	0	1	0	0	1	0												
19 Mike Hesson, R OBP: 0.292, SLG: 0.295										1	0	0	0	0	0	1												
36 Manny Acosta, R OBP: 0.357, SLG: 0.539										1	1	1	1	0	0	0												
3 Luis Hernandez, S OBP: 0.357, SLG: 0.539										1	1	1	1	0	0	0												
Inning Stats	R: 3 H: 3 E: 0 K: 1 S: 13	H: 3 LOB: 1 BB: 1 P: 23	R: 0 H: 1 E: 0 K: 1 S: 7	H: 1 LOB: 1 BB: 0 P: 12	R: 0 H: 0 E: 0 K: 1 S: 8	H: 0 LOB: 1 BB: 1 P: 15	R: 0 H: 1 E: 0 K: 0 S: 7	H: 1 LOB: 2 BB: 1 P: 13	R: 0 H: 1 E: 0 K: 1 S: 13	H: 1 LOB: 1 BB: 1 P: 24	R: 1 H: 2 E: 0 K: 1 S: 16	H: 2 LOB: 1 BB: 0 P: 23	R: 1 H: 1 E: 0 K: 1 S: 13	H: 1 LOB: 1 BB: 1 P: 22	R: 1 H: 1 E: 0 K: 1 S: 9	H: 1 LOB: 0 BB: 0 P: 10	R: 0 H: 0 E: 0 K: 1 S: 12	H: 0 LOB: 1 BB: 1 P: 20	1B: 6 2B: 2 3B: 0 HR: 2	SF: 0 SAC: 0 DP: 0 HBP: 0	WP: 0 PB: 0 SB: 0 CS: 0	PA: 43						
PITCHER	IP WLS BF H R ER SO BB IBB HBP BLK WP HR S P ERA WHIP	5.2 29 8 4 4 4 4 0 0 0 0 0 0 60 103 6.35 2.118	0.1 W 1 0 0 0 0 0 0 0 0 0 0 0 4 7 0.00 0.000	1.0 H 5 1 1 1 1 1 0 0 0 0 0 0 1 13 22 9.00 2.000	1.0 H 4 1 1 1 1 0 0 0 0 0 0 1 9 10 9.00 1.000	1.0 S 4 0 0 0 1 1 0 0 0 0 0 0 12 20 0.00 1.000	PITCHER										IP WLS BF H R ER SO BB IBB HBP BLK WP HR S P ERA WHIP											
36 Randy Wells, R ERA: 4.56											5.2	29	8	4	4	4	4	0	0	0	0	0	0	60	103	6.35	2.118	
40 James Russell, L ERA: 4.5	0.1	W	1	0	0	0	0	0	0	0	0	0	0	4	7	0.00	0.000											
48 Andrew Cashner, R ERA: 5.88	1.0	H	5	1	1	1	1	1	0	0	0	0	0	1	13	22	9.00	2.000										
45 Sean Marshall, L ERA: 2.9	1.0	H	4	1	1	1	1	0	0	0	0	0	0	1	9	10	9.00	1.000										
49 Carlos Marmol, R ERA: 3.09	1.0	S	4	0	0	0	1	1	0	0	0	0	0	12	20	0.00	1.000											
Batter	1	2	3	4	5	6	7	8	9	AB	R	H	RBI	BB	SO	LOB	BOTTOM											
1 Kosuke Fukudome, L OBP: 0.382, SLG: 0.462										4	0	0	0	0	2	1	New York Mets @ Chicago Cubs Wrigley Field, Chicago, IL Fri Sep 03 2010, 1:22 PM - 3:57 PM CDT Att: 31,424 - Cloudy - 66 F											
13 Starlin Castro, R OBP: 0.382, SLG: 0.440										4	1	2	0	0	0	0												
24 Marlon Byrd, R OBP: 0.359, SLG: 0.446										4	1	2	0	0	0	1												
16 Aramis Ramirez, R OBP: 0.294, SLG: 0.437										3	1	0	0	1	0	3												
22 Xavier Nady, R OBP: 0.328, SLG: 0.384										4	2	3	1	0	1	0												
18 Geovany Soto, R OBP: 0.396, SLG: 0.500										4	0	0	0	0	1	5												
12 Alfonso Soriano, R OBP: 0.320, SLG: 0.517										4	1	2	3	0	0	2												
49 Carlos Marmol, R ERA: 3.09										0	0	0	0	0	0	0												
9 Blake DeWitt, L OBP: 0.345, SLG: 0.387										4	1	2	3	0	1	1												
36 Randy Wells, R OBP: 0.182, SLG: 0.209										1	0	0	0	0	0	0												
40 James Russell, L ERA:																												

Batter	1	2	3	4	5	6	7	8	9	AB	R	H	RBI	BB	SO	LOB	TOP
16 Angel Pagán, S OBP: 0.350, SLG: 0.446	G3-1				E9		G4-3			6	1	2	3	1	0	2	New York Mets @ Chicago Cubs Wrigley Field, Chicago, IL Sun Sep 05 2010, 1:24 PM - 4:49 PM CDT Att: 40,788 - Partly Cloudy - 70 F
3 Luis Hernandez, S OBP: 0.381, SLG: 0.500		G4-6-3				F7	L4	K		7	1	3	1	0	1	3	
15 Carlos Beltrán, S OBP: 0.340, SLG: 0.350			G4-3							4	2	2	1	3	0	2	
29 Ike Davis, L OBP: 0.343, SLG: 0.439	K									6	3	4	3	0	1	3	
19 Mike Hessman, R OBP: 0.286, SLG: 0.317	K									4	2	1	0	2	2	4	
21 Lucas Duda, L OBP: 0.200, SLG: 0.118										2	1	0	0	1	1	4	
6 Nick Evans, R OBP: 0.200, SLG: 0.200										3	1	1	0	0	1	4	
30 Josh Thole, L OBP: 0.369, SLG: 0.386										5	3	2	0	1	1	6	
11 Rubén Tejeda, R OBP: 0.285, SLG: 0.242										4	2	2	5	1	0	2	
49 Jonathon Niese, L OBP: 0.268, SLG: 0.294										4	0	2	2	0	1	0	
64 Elmer Dessens, R ERA: 3.76										0	0	0	0	0	0	0	New York Mets @ Chicago Cubs Wrigley Field, Chicago, IL Sun Sep 05 2010, 1:24 PM - 4:49 PM CDT Att: 40,788 - Partly Cloudy - 70 F
57 Scott Maine, L ERA: 1.53										0	0	0	0	0	0	0	
62 Marcos Mateo, R ERA: 10.32										0	0	0	0	0	0	0	
40 James Russell, L ERA: 5.48										0	0	0	0	0	0	0	
20 Thomas Diamond, R ERA: 7.89										0	0	0	0	0	0	0	
12 Joaquin Arias, R ERA: 2.51										1	1	1	1	0	0	0	
39 Bobby Parnell, R ERA: 3.33										1	1	1	2	0	0	0	
23 Chris Carter, L ERA: 3.73										1	1	1	2	0	0	0	
36 Manny Acosta, R ERA: 3.5										0	0	0	0	0	0	0	
46 Ryan Dempster, R ERA: 3.85										2	0	0	0	0	1	1	
64 Elmer Dessens, R ERA: 2.27										0	0	0	0	0	0	0	
25 Pedro Feliciano, L ERA: 3.02										0	0	0	0	0	0	0	
39 Bobby Parnell, R ERA: 2.51										0	0	0	0	0	0	0	
36 Manny Acosta, R ERA: 3.5										0	0	0	0	0	0	0	
46 Ryan Dempster, R ERA: 3.85										0	0	0	0	0	0	0	
64 Elmer Dessens, R ERA: 2.27										0	0	0	0	0	0	0	
25 Pedro Feliciano, L ERA: 3.02										0	0	0	0	0	0	0	
39 Bobby Parnell, R ERA: 2.51										0	0	0	0	0	0	0	
36 Manny Acosta, R ERA: 3.5										0	0	0	0	0	0	0	
46 Ryan Dempster, R ERA: 3.85										0	0	0	0	0	0	0	
64 Elmer Dessens, R ERA: 2.27										0	0	0	0	0	0	0	
25 Pedro Feliciano, L ERA: 3.02										0	0	0	0	0	0	0	
39 Bobby Parnell, R ERA: 2.51										0	0	0	0	0	0	0	
36 Manny Acosta, R ERA: 3.5										0	0	0	0	0	0	0	
46 Ryan Dempster, R ERA: 3.85										0	0	0	0	0	0	0	
64 Elmer Dessens, R ERA: 2.27										0	0	0	0	0	0	0	
25 Pedro Feliciano, L ERA: 3.02										0	0	0	0	0	0	0	
39 Bobby Parnell, R ERA: 2.51										0	0	0	0	0	0	0	
36 Manny Acosta, R ERA: 3.5										0	0	0	0	0	0	0	
46 Ryan Dempster, R ERA: 3.85										0	0	0	0	0	0	0	
64 Elmer Dessens, R ERA: 2.27										0	0	0	0	0	0	0	
25 Pedro Feliciano, L ERA: 3.02										0	0	0	0	0	0	0	
39 Bobby Parnell, R ERA: 2.51										0	0	0	0	0	0	0	
36 Manny Acosta, R ERA: 3.5										0	0	0	0	0	0	0	
46 Ryan Dempster, R ERA: 3.85										0	0	0	0	0	0	0	
64 Elmer Dessens, R ERA: 2.27										0	0	0	0	0	0	0	
25 Pedro Feliciano, L ERA: 3.02										0	0	0	0	0	0	0	
39 Bobby Parnell, R ERA: 2.51										0	0	0	0	0	0	0	
36 Manny Acosta, R ERA: 3.5										0	0	0	0	0	0	0	
46 Ryan Dempster, R ERA: 3.85										0	0	0	0	0	0	0	
64 Elmer Dessens, R ERA: 2.27										0	0	0	0	0	0	0	
25 Pedro Feliciano, L ERA: 3.02										0	0	0	0	0	0	0	
39 Bobby Parnell, R ERA: 2.51										0	0	0	0	0	0	0	
36 Manny Acosta, R ERA: 3.5										0	0	0	0	0	0	0	
46 Ryan Dempster, R ERA: 3.85										0	0	0	0	0	0	0	
64 Elmer Dessens, R ERA: 2.27										0	0	0	0	0	0	0	
25 Pedro Feliciano, L ERA: 3.02										0	0	0	0	0	0	0	
39 Bobby Parnell, R ERA: 2.51										0	0	0	0	0	0	0	
36 Manny Acosta, R ERA: 3.5										0	0	0	0	0	0	0	
46 Ryan Dempster, R ERA: 3.85										0	0	0	0	0	0	0	
64 Elmer Dessens, R ERA: 2.27										0	0	0	0	0	0	0	
25 Pedro Feliciano, L ERA: 3.02										0	0	0	0	0	0	0	
39 Bobby Parnell, R ERA: 2.51										0	0	0	0	0	0	0	
36 Manny Acosta, R ERA: 3.5										0	0	0	0	0	0	0	
46 Ryan Dempster, R ERA: 3.85										0	0	0	0	0	0	0	
64 Elmer Dessens, R ERA: 2.27										0	0	0	0	0	0	0	
25 Pedro Feliciano, L ERA: 3.02										0	0	0	0	0	0	0	
39 Bobby Parnell, R ERA: 2.51										0	0	0	0	0	0	0	
36 Manny Acosta, R ERA: 3.5										0	0	0	0	0	0	0	
46 Ryan Dempster, R ERA: 3.85										0	0	0	0	0	0	0	
64 Elmer Dessens, R ERA: 2.27										0	0	0	0	0	0	0	
25 Pedro Feliciano, L ERA: 3.02										0	0	0	0	0	0	0	
39 Bobby Parnell, R ERA: 2.51										0	0	0	0	0	0	0	
36 Manny Acosta, R ERA: 3.5										0	0	0	0	0	0	0	
46 Ryan Dempster, R ERA: 3.85										0	0	0	0	0	0	0	
64 Elmer Dessens, R ERA: 2.27										0	0	0	0	0	0	0	
25 Pedro Feliciano, L ERA: 3.02										0	0	0	0	0	0	0	
39 Bobby Parnell, R ERA: 2.51										0	0	0	0	0	0	0	
36 Manny Acosta, R ERA: 3.5										0	0	0	0	0	0	0	
46 Ryan Dempster, R ERA: 3.85										0	0	0	0	0	0	0	
64 Elmer Dessens, R ERA: 2.27										0	0	0	0	0	0	0	
25 Pedro Feliciano, L ERA: 3.02										0	0	0	0	0	0	0	
39 Bobby Parnell, R ERA: 2.51										0	0	0	0	0	0	0	
36 Manny Acosta, R ERA: 3.5										0	0	0	0	0	0	0	
46 Ryan Dempster, R ERA: 3.85										0	0	0	0	0	0	0	
64 Elmer Dessens, R ERA: 2.27										0	0	0	0	0	0	0	
25 Pedro Feliciano, L ERA: 3.02										0	0	0	0	0	0	0	
39 Bobby Parnell, R ERA: 2.51										0	0	0	0	0	0	0	
36 Manny Acosta, R ERA: 3.5										0	0	0	0	0	0	0	
46 Ryan Dempster, R ERA: 3.85										0	0	0	0	0	0	0	
64 Elmer Dessens, R ERA: 2.27										0	0	0	0	0	0	0	
25 Pedro Feliciano, L ERA: 3.02										0	0	0	0	0	0	0	
39 Bobby Parnell, R ERA: 2.51										0	0	0	0	0	0	0	
36 Manny Acosta, R ERA: 3.5										0	0	0	0	0	0	0	
46 Ryan Dempster, R ERA: 3.85										0	0	0	0	0	0	0	
64 Elmer Dessens, R ERA: 2.27										0	0	0	0	0	0	0	
25 Pedro Feliciano, L ERA: 3.02					</												

Batter	1	2	3	4	5	6	7	8	9	AB	R	H	RBI	BB	SO	LOB	TOP						
16 Angel Pagán, S OBP: 0.346, SLG: 0.438	G4-3		3 2B 15 SF7 1B		F8		G5-3		F7	5	1	1	0	0	0	3							
3 Luis Hernandez, S OBP: 0.333, SLG: 0.438	G4-3						G6-3			4	0	2	1	0	0	1							
15 Carlos Beltrán, S OBP: 0.342, SLG: 0.355		2B			SF7				K	2	0	1	1	1	1	0							
29 Ike Davis, L OBP: 0.344, SLG: 0.442	G4-3				F7				K	4	0	0	0	0	2	3							
5 David Wright, R OBP: 0.361, SLG: 0.503					F8				E5	4	0	0	0	0	2	1							
23 Chris Carter, L OBP: 0.313, SLG: 0.374	L8				G4-3				L5	3	0	0	0	0	0	1							
27 Jesús Feliciano, L OBP: 0.274, SLG: 0.347										1	0	0	0	0	0	1							
30 Josh Thole, L OBP: 0.378, SLG: 0.387	F7				F8					3	1	1	0	1	0	0							
11 Rubén Tejada, R OBP: 0.281, SLG: 0.241					F9				K	3	0	0	0	0	2	1							
43 R.A. Dickey, R OBP: 0.287, SLG: 0.256										2	1	2	0	0	0	0							
21 Logan Kintner, L OBP: 0.192, SLG: 0.091										0	0	0	0	0	0	0							
6 Nick Evans, R OBP: 0.222, SLG: 0.333										1	0	0	1	0	0	0							
64 Elmer Dessens, R OBP: 0.222, SLG: 0.333										0	0	0	0	0	0	0							
39 Bobby Parnell, R OBP: 0.222, SLG: 0.333										0	0	0	0	0	0	0							
25 Pedro Feliciano, L OBP: 0.222, SLG: 0.333										0	0	0	0	0	0	0							
12 Joaquin Arias, R OBP: 0.222, SLG: 0.333										1	0	0	0	0	0	1							
47 Hisanori Takahashi, L OBP: 0.222, SLG: 0.333										0	0	0	0	0	0	0							
Inning Stats	R: 0 E: 0 K: 0 S: 6	H: 1 LOB: 1 BB: 0 P: 9	R: 0 E: 0 K: 0 S: 8	H: 0 LOB: 0 BB: 0 P: 11	R: 2 E: 0 K: 1 S: 20	H: 3 LOB: 1 BB: 0 P: 25	R: 0 E: 0 K: 1 S: 6	H: 0 LOB: 0 BB: 0 P: 12	R: 0 E: 0 K: 2 S: 9	H: 2 LOB: 2 BB: 0 P: 10	R: 0 E: 0 K: 2 S: 12	H: 0 LOB: 1 BB: 1 P: 20	R: 1 E: 0 K: 0 S: 16	H: 1 LOB: 1 BB: 1 P: 25	R: 0 E: 0 K: 2 S: 13	H: 0 LOB: 1 BB: 0 P: 19	R: 0 E: 0 K: 1 S: 6	H: 1 LOB: 1 BB: 0 P: 10	1B: 5 2B: 3 3B: 0 HR: 0	SF: 1 SAC: 1 DP: 0 HBP: 0	WP: 0 PB: 0 SB: 0 CS: 0	PA: 37	
PITCHER	IP WLS BF H R ER SO BB IBB HBP BLK WP HR S P ERA WHIP	IP WLS BF H R ER SO BB IBB HBP BLK WP HR S P ERA WHIP	IP WLS BF H R ER SO BB IBB HBP BLK WP HR S P ERA WHIP	IP WLS BF H R ER SO BB IBB HBP BLK WP HR S P ERA WHIP	IP WLS BF H R ER SO BB IBB HBP BLK WP HR S P ERA WHIP	IP WLS BF H R ER SO BB IBB HBP BLK WP HR S P ERA WHIP	IP WLS BF H R ER SO BB IBB HBP BLK WP HR S P ERA WHIP	IP WLS BF H R ER SO BB IBB HBP BLK WP HR S P ERA WHIP	IP WLS BF H R ER SO BB IBB HBP BLK WP HR S P ERA WHIP	IP WLS BF H R ER SO BB IBB HBP BLK WP HR S P ERA WHIP	IP WLS BF H R ER SO BB IBB HBP BLK WP HR S P ERA WHIP	IP WLS BF H R ER SO BB IBB HBP BLK WP HR S P ERA WHIP	IP WLS BF H R ER SO BB IBB HBP BLK WP HR S P ERA WHIP	IP WLS BF H R ER SO BB IBB HBP BLK WP HR S P ERA WHIP	IP WLS BF H R ER SO BB IBB HBP BLK WP HR S P ERA WHIP	IP WLS BF H R ER SO BB IBB HBP BLK WP HR S P ERA WHIP	IP WLS BF H R ER SO BB IBB HBP BLK WP HR S P ERA WHIP	IP WLS BF H R ER SO BB IBB HBP BLK WP HR S P ERA WHIP	IP WLS BF H R ER SO BB IBB HBP BLK WP HR S P ERA WHIP	IP WLS BF H R ER SO BB IBB HBP BLK WP HR S P ERA WHIP	IP WLS BF H R ER SO BB IBB HBP BLK WP HR S P ERA WHIP	IP WLS BF H R ER SO BB IBB HBP BLK WP HR S P ERA WHIP	IP WLS BF H R ER SO BB IBB HBP BLK WP HR S P ERA WHIP
61 Livan Hernandez, R ERA: 3.82	6.1	L	26	6	3	3	4	2	0	0	0	0	0	0	0	0	0	0	65	95	4.26	1.263	
17 Sean Burnett, L ERA: 2.63	0.2		3	1	0	0	0	0	0	0	0	0	0	0	0	0	0	0	12	17	0.00	1.500	
62 Joel Peralta, R ERA: 2.23	1.0		4	0	0	0	2	0	0	0	0	0	0	0	0	0	0	0	13	19	0.00	0.000	
22 Drew Storen, R ERA: 3.28	1.0		4	1	0	0	1	0	0	0	0	0	0	0	0	0	0	0	6	10	0.00	1.000	

New York Mets @ Washington Nationals
Nationals Park, Washington, DC
Wed Sep 08 2010, 1:37 PM - 3:19 PM EDT
Att: 16,002 - Partly Cloudy - 91 F


AB 33
R 3
H 8
RBI 3
BB 2
SO 7
LOB 12



Batter	1	2	3	4	5	6	7	8	9	AB	R	H	RBI	BB	SO	LOB	BOTTOM						
1 Nyjer Morgan, L OBP: 0.316, SLG: 0.316	K		G1-3							4	0	1	0	0	1	1							
6 Ian Desmond, R OBP: 0.323, SLG: 0.423	G6-3									4	0	1	0	0	0	1							
11 Ryan Zimmerman, R OBP: 0.384, SLG: 0.514	F9									3	0	0	0	0	0	1							
44 Adam Dunn, L OBP: 0.363, SLG: 0.553										4	0	1	0	0	0	1							
2 Roger Bernadina, L OBP: 0.319, SLG: 0.413	G2-3									3	0	0	0	0	0	3							
12 Alberto Gonzalez, R OBP: 0.316, SLG: 0.346										1	0	0	0	0	0	0							
38 Michael Morse, R OBP: 0.341, SLG: 0.505	G6-3									4	1	1	0	0	1	3							
8 Danny Espinosa, S OBP: 0.435, SLG: 0.955										4	0	0	0	0	0	1							
3 Wilson Ramos, R OBP: 0.310, SLG: 0.450										3	1	2	2	0	0	0							
61 Livan Hernandez, R OBP: 0.132, SLG: 0.115										2	0	0	0	0	0	0							
17 Sean Burnett, L ERA: 2.63										0	0	0	0	0	0	0							
22 Willie Harris, L OBP: 0.295, SLG: 0.368										1	0	0	0	0	0	0							
62 Joel Peralta, R ERA: 2.23										0	0	0	0	0	0	0							
22 Drew Storen, R OBP: 0.500, SLG: 0.500										0	0	0	0	0	0	0							
Inning Stats	R: 0 E: 0 K: 1 S: 12	H: 0 LOB: 0 BB: 0 P: 15	R: 0 E: 0 K: 0 S: 10	H: 0 LOB: 0 BB: 0 P: 16	R: 0 E: 0 K: 0 S: 11	H: 1 LOB: 1 BB: 0 P: 14	R: 0 E: 0 K: 0 S: 5	H: 0 LOB: 0 BB: 0 P: 5	R: 2 E: 0 K: 0 S: 10	H: 2 LOB: 3 BB: 0 P: 15	R: 0 E: 0 K: 0 S: 17	H: 2 LOB: 0 BB: 0 P: 23	R: 0 E: 0 K: 1 S: 7	H: 0 LOB: 0 BB: 0 P: 8	R: 0 E: 0 K: 0 S: 11	H: 1 LOB: 1 BB: 0 P: 17	R: 0 E: 0 K: 1 S: 7	H: 0 LOB: 0 BB: 0 P: 10	1B: 4 2B: 1 3B: 0 HR: 1	SF: 0 SAC: 0 DP: 0 HBP: 1	WP: 1 PB: 0 SB: 0 CS: 0	PA: 34	
PITCHER	IP WLS BF H R ER SO BB IBB HBP BLK WP HR S P ERA WHIP	IP WLS BF H R ER SO BB IBB HBP BLK WP HR S P ERA WHIP	IP WLS BF H R ER SO BB IBB HBP BLK WP HR S P ERA WHIP	IP WLS BF H R ER SO BB IBB HBP BLK WP HR S P ERA WHIP	IP WLS BF H R ER SO BB IBB HBP BLK WP HR S P ERA WHIP	IP WLS BF H R ER SO BB IBB HBP BLK WP HR S P ERA WHIP	IP WLS BF H R ER SO BB IBB HBP BLK WP HR S P ERA WHIP	IP WLS BF H R ER SO BB IBB HBP BLK WP HR S P ERA WHIP	IP WLS BF H R ER SO BB IBB HBP BLK WP HR S P ERA WHIP	IP WLS BF H R ER SO BB IBB HBP BLK WP HR S P ERA WHIP	IP WLS BF H R ER SO BB IBB HBP BLK WP HR S P ERA WHIP	IP WLS BF H R ER SO BB IBB HBP BLK WP HR S P ERA WHIP	IP WLS BF H R ER SO BB IBB HBP BLK WP HR S P ERA WHIP	IP WLS BF H R ER SO BB IBB HBP BLK WP HR S P ERA WHIP	IP WLS BF H R ER SO BB IBB HBP BLK WP HR S P ERA WHIP	IP WLS BF H R ER SO BB IBB HBP BLK WP HR S P ERA WHIP	IP WLS BF H R ER SO BB IBB HBP BLK WP HR S P ERA WHIP	IP WLS BF H R ER SO BB IBB HBP BLK WP HR S P ERA WHIP	IP WLS BF H R ER SO BB IBB HBP BLK WP HR S P ERA WHIP	IP WLS BF H R ER SO BB IBB HBP BLK WP HR S P ERA WHIP	IP WLS BF H R ER SO BB IBB HBP BLK WP HR S P ERA WHIP	IP WLS BF H R ER SO BB IBB HBP BLK WP HR S P ERA WHIP	IP WLS BF H R ER SO BB IBB HBP BLK WP HR S P ERA WHIP
43 R.A. Dickey, R ERA: 2.91	6.0	W	24	5	2	2	1	0	0	1	0	0	0	0	0	0	0	0	65	88	3.00	0.833	
64 Elmer Dessens, R ERA: 2.21	1.0	H	3	0	0	0	1	0	0	0	0	0	0	0	0	0	0	0	7	8	0.00	0.000	
39 Bobby Parnell, R ERA: 2.43	0.2	H	3	1	0	0	0	0	0	0	0	0	0	0	0	0	0	0	7	10	0.00	1.500	
25 Pedro Feliciano, L ERA: 2.96	0.1	H	1	0	0	0	0	0	0	0	0	0	0	0	0	0	0	0	4	7	0.00	0.000	
47 Hisanori Takahashi, L ERA: 3.85	1.0	S	3	0	0	0	1	0	0	0	0	0	0	0	0	0	0	0	7	10	0.00	0.000	

New York Mets @ Washington Nationals
Nationals Park, Washington, DC
Wed Sep 08 2010, 1:37 PM - 3:19 PM EDT
Att: 16,002 - Partly Cloudy - 91 F

AB 33
R 2
H 6
RBI 2
BB 0
SO 3
LOB 12



Batter	1	2	3	4	5	6	7	8	9	AB	R	H	RBI	BB	SO	LOB	TOP					
8 Shane Victorino, S OBP: 0.327, SLG: 0.439	1-1 27 BB 1B		2-1 L7		2-1 G5-3		4-0 27 G6-4-3 IBB		4-0 27 FC6-4 IBB	3	1	1	0	2	0	0						
27 Placido Polanco, R OBP: 0.342, SLG: 0.401	4-2 26 BB BB		1-2 26 G4-3 1B		0-0 P4		1-0 G6-4-3		1-1 FC6-4	4	1	1	0	1	0	5						
26 Chase Utley, L OBP: 0.385, SLG: 0.445	0-1 1B		0-0 G4-3		2-1 6 G5-6-3 1B					3	0	2	1	0	0	1						
6 Ryan Howard, L OBP: 0.343, SLG: 0.520	1-3 K		3-2 G5-6-3 1B		1-0 G5-6-3				1-3 K	4	0	1	1	0	2	4						
28 Jayson Werth, R OBP: 0.380, SLG: 0.505	1-3 K		3-H K		2-3 K2-3				0-0 P2	4	0	0	0	0	3	4						
29 Raul Ibanez, L OBP: 0.345, SLG: 0.434	0-3 K				0-0 G1				2-3 K	4	1	1	1	0	2	3						
51 Carlos Ruiz, R OBP: 0.394, SLG: 0.424			2-2 G4-3		2-1 G5-3				0-0 G1-3	4	0	1	0	0	0	0						
21 Wilson Valdez, R OBP: 0.282, SLG: 0.346			1-3 K		0-1 G4-3				1-0 44 SH3-4 1B	4	0	2	0	0	1	0						
44 Roy Oswalt, R OBP: 0.167, SLG: 0.135			1-0 G6-3						0-0 SH3-4	3	0	0	0	0	0	2						
Inning Stats	R: 1 E: 0 K: 3 S: 16	H: 2 LOB: 2 BB: 1 P: 23	R: 0 E: 0 K: 1 S: 8	H: 0 LOB: 0 BB: 0 P: 12	R: 1 E: 0 K: 1 S: 12	H: 2 LOB: 1 BB: 0 P: 18	R: 0 E: 0 K: 0 S: 5	H: 0 LOB: 0 BB: 0 P: 7	R: 0 E: 0 K: 1 S: 6	H: 1 LOB: 0 BB: 0 P: 11	R: 1 E: 0 K: 0 S: 13	H: 3 LOB: 2 BB: 1 P: 20	R: 0 E: 0 K: 2 S: 9	H: 0 LOB: 1 BB: 0 P: 13	R: 0 E: 0 K: 0 S: 5	H: 1 LOB: 2 BB: 1 P: 11	1B: 6 2B: 2 3B: 0 HR: 1	SF: 0 SAC: 1 DP: 2 HBP: 1	WP: 0 PB: 0 CS: 0	PA: 38		
PITCHER	IP WLS BF H R ER SO	IP WLS BF H R ER SO	IP WLS BF H R ER SO	IP WLS BF H R ER SO	IP WLS BF H R ER SO	IP WLS BF H R ER SO	IP WLS BF H R ER SO	IP WLS BF H R ER SO	IP WLS BF H R ER SO	IP WLS BF H R ER SO	IP WLS BF H R ER SO	IP WLS BF H R ER SO	IP WLS BF H R ER SO	IP WLS BF H R ER SO	IP WLS BF H R ER SO	IP WLS BF H R ER SO	BB IBB HBP BLK	WP HR S P	ERA WHIP	ERA WHIP		
49 Jonathon Niese, L ERA: 3.85	7.0																					
25 Pedro Feliciano, L ERA: 2.92	0.1																					
36 Manny Acosta, R ERA: 3.19	0.2																					
64 Elmer Dessens, R ERA: 2.09	1.0																					

Philadelphia Phillies @ New York Mets
Citi Field, Flushing, NY
Sun Sep 12 2010, 1:11 PM - 3:25 PM EDT
Att: 31,563 - Cloudy - 66 F

AB	33
R	3
H	9
RBI	3
BB	3
SO	8
LOB	19



Batter	1	2	3	4	5	6	7	8	9	AB	R	H	RBI	BB	SO	LOB	BOTTOM					
7 José Reyes, S OBP: 0.322, SLG: 0.427	1-0 F8		2-0 FC4-6						0-2 16 G1-6-3 1B	4	0	1	0	0	0	2						
16 Ángel Pagán, S OBP: 0.342, SLG: 0.432	0-1 15 CS 1B		1-2 F7						1-1 G1-6-3	4	0	1	0	0	1	3						
15 Carlos Beltrán, S OBP: 0.338, SLG: 0.368	3-2 1B								0-2 K	4	0	1	0	0	1	1						
5 David Wright, R OBP: 0.361, SLG: 0.498	3-3 K									3	0	0	0	0	3	1						
29 Ike Davis, L OBP: 0.349, SLG: 0.449			2-2 G4-3							3	0	0	0	0	0	0						
23 Chris Carter, L OBP: 0.316, SLG: 0.371			0-2 G6-3							3	0	0	0	0	0	0						
30 Josh Thole, L OBP: 0.377, SLG: 0.385			0-1 F8							3	0	0	0	0	0	0						
3 Luis Hernandez, S OBP: 0.302, SLG: 0.350			1-2 G1-3							2	0	0	0	0	1	0						
27 Jesús Feliciano, L OBP: 0.288, SLG: 0.346										1	0	0	0	0	0	0						
64 Elmer Dessens, R										0	0	0	0	0	0	0						
49 Jonathon Niese, L OBP: 0.293, SLG: 0.220			4-2 G1-3							1	0	1	0	1	0	0						
25 Pedro Feliciano, L										0	0	0	0	0	0	0						
36 Manny Acosta, R										0	0	0	0	0	0	0						
21 Lucas Duda, L (8, PH)										1	0	0	0	0	0	0						
11 Rubén Tejada, R OBP: 0.281, SLG: 0.241										0	0	0	0	0	0	0						
Inning Stats	R: 0 E: 0 K: 1 S: 9	H: 2 LOB: 1 BB: 0 P: 16	R: 0 E: 0 K: 0 S: 8	H: 0 LOB: 0 BB: 0 P: 10	R: 0 E: 0 K: 0 S: 9	H: 0 LOB: 1 BB: 1 P: 17	R: 0 E: 0 K: 1 S: 5	H: 0 LOB: 0 BB: 0 P: 8	R: 0 E: 0 K: 1 S: 8	H: 0 LOB: 0 BB: 0 P: 13	R: 0 E: 0 K: 1 S: 12	H: 1 LOB: 1 BB: 0 P: 15	R: 0 E: 0 K: 1 S: 10	H: 0 LOB: 0 BB: 0 P: 12	R: 0 E: 0 K: 0 S: 9	H: 0 LOB: 0 BB: 0 P: 13	R: 0 E: 0 K: 1 S: 8	H: 1 LOB: 0 BB: 0 P: 9	1B: 4 2B: 0 3B: 0 HR: 0	SF: 0 SAC: 0 DP: 1 HBP: 0	WP: 0 PB: 0 CS: 1	PA: 30
PITCHER	IP WLS BF H R ER SO	IP WLS BF H R ER SO	IP WLS BF H R ER SO	IP WLS BF H R ER SO	IP WLS BF H R ER SO	IP WLS BF H R ER SO	IP WLS BF H R ER SO	IP WLS BF H R ER SO	IP WLS BF H R ER SO	IP WLS BF H R ER SO	IP WLS BF H R ER SO	IP WLS BF H R ER SO	IP WLS BF H R ER SO	IP WLS BF H R ER SO	IP WLS BF H R ER SO	IP WLS BF H R ER SO	BB IBB HBP BLK	WP HR S P	ERA WHIP	ERA WHIP		
44 Roy Oswalt, R ERA: 2.94	9.0																					

Philadelphia Phillies @ New York Mets
Citi Field, Flushing, NY
Sun Sep 12 2010, 1:11 PM - 3:25 PM EDT
Att: 31,563 - Cloudy - 66 F

AB	29
R	0
H	4
RBI	0
BB	1
SO	6
LOB	7



Batter	1	2	3	4	5	6	7	8	9	10	AB	R	H	RBI	BB	SO	LOB	TOP						
22 Andrew McCutchen, R OBP: 0.349, SLG: 0.430	G5-3		F8		K		K			FC2-5	5	0	1	0	0	2	0	Pittsburgh Pirates @ New York Mets Citi Field, Flushing, NY Mon Sep 13 2010, 7:55 PM - 10:44 PM EDT Att: 24,384 - Overcast - 67 F						
31 Jose Tabata, R OBP: 0.356, SLG: 0.410	F8		K				F9			FC2-5	5	0	1	0	0	1	1							
18 Neil Walker, S OBP: 0.352, SLG: 0.480	46 BB		F9				G3			P6	3	0	0	0	2	0	1							
46 Garrett Jones, L OBP: 0.307, SLG: 0.415	1B				F8		F9			G3	5	0	2	0	0	0	3							
24 Pedro Alvarez, L OBP: 0.313, SLG: 0.408	K				G4-1		K				3	0	0	0	1	2	4							
14 John Bowker, L OBP: 0.270, SLG: 0.307	G5-3				F8		F8				3	0	0	0	0	0	2							
85 Lastings Milledge, R OBP: 0.332, SLG: 0.386										G6-3	1	0	0	0	0	0	0							
5 Ronny Cedeno, R OBP: 0.283, SLG: 0.365	L7				G5-3					L8	4	0	1	0	0	0	2							
19 Chris Snyder, R OBP: 0.327, SLG: 0.393											2	0	1	0	2	0	1							
44 Alex Presley, L OBP: 0.429, SLG: 0.333											0	0	0	0	0	0	0							
41 Ryan Doumit, S OBP: 0.332, SLG: 0.414	1B									15 CS	0	0	0	0	0	0	0							
53 James McDonald, L (1, 1)										BB	3	0	0	0	0	0	5							
15 Andy LaRoche, R (9, PH)											1	0	0	0	0	1	1							
30 Chris Resop, R (9, 1)											0	0	0	0	0	0	0							
61 Chan Ho Park, R (10, 1)											0	0	0	0	0	0	0							
Inning Stats	R: 0 E: 0 K: 1 S: 12	H: 1 LOB: 2 BB: 1 P: 22	R: 0 E: 0 K: 0 S: 8	H: 1 LOB: 1 BB: 0 P: 15	R: 0 E: 0 K: 1 S: 8	H: 0 LOB: 0 BB: 0 P: 14	R: 0 E: 0 K: 0 S: 9	H: 1 LOB: 3 BB: 2 P: 19	R: 0 E: 0 K: 1 S: 14	H: 1 LOB: 2 BB: 1 P: 22	R: 0 E: 0 K: 1 S: 8	H: 0 LOB: 0 BB: 0 P: 11	R: 0 E: 0 K: 1 S: 9	H: 0 LOB: 0 BB: 0 P: 15	R: 0 E: 0 K: 1 S: 10	H: 0 LOB: 1 BB: 1 P: 18	R: 0 E: 0 K: 0 S: 9	H: 1 LOB: 1 BB: 0 P: 18	1B: 3 2B: 3 3B: 0 HR: 0	SF: 0 SAC: 0 DP: 0 HBP: 0	WP: 0 PB: 0 SB: 0 CS: 1	PA: 40		
PITCHER	IP WLS BF H R ER SO ERA WHIP	IP WLS BF H R ER SO ERA WHIP	IP WLS BF H R ER SO ERA WHIP	IP WLS BF H R ER SO ERA WHIP	IP WLS BF H R ER SO ERA WHIP	IP WLS BF H R ER SO ERA WHIP	IP WLS BF H R ER SO ERA WHIP	IP WLS BF H R ER SO ERA WHIP	IP WLS BF H R ER SO ERA WHIP	IP WLS BF H R ER SO ERA WHIP	IP WLS BF H R ER SO ERA WHIP	IP WLS BF H R ER SO ERA WHIP	IP WLS BF H R ER SO ERA WHIP	IP WLS BF H R ER SO ERA WHIP	IP WLS BF H R ER SO ERA WHIP	IP WLS BF H R ER SO ERA WHIP	IP WLS BF H R ER SO ERA WHIP	IP WLS BF H R ER SO ERA WHIP	IP WLS BF H R ER SO ERA WHIP	IP WLS BF H R ER SO ERA WHIP	IP WLS BF H R ER SO ERA WHIP	IP WLS BF H R ER SO ERA WHIP	IP WLS BF H R ER SO ERA WHIP	IP WLS BF H R ER SO ERA WHIP

AB	35
R	0
H	6
RBI	0
BB	5
SO	6
LOB	20



Batter	1	2	3	4	5	6	7	8	9	10	AB	R	H	RBI	BB	SO	LOB	BOTTOM						
7 José Reyes, S OBP: 0.323, SLG: 0.426	16 CS		SH5-4			P5		G3			3	0	1	0	0	0	1	Pittsburgh Pirates @ New York Mets Citi Field, Flushing, NY Mon Sep 13 2010, 7:55 PM - 10:44 PM EDT Att: 24,384 - Overcast - 67 F						
16 Ángel Pagán, S OBP: 0.341, SLG: 0.429	P6		F7					F8			3	0	0	0	1	0	3							
15 Carlos Beltrán, S OBP: 0.332, SLG: 0.360	L3		K			F9				G1-3	4	0	0	0	0	1	2							
5 David Wright, R OBP: 0.366, SLG: 0.496						F9				L7	4	0	1	0	0	0	0							
29 Ike Davis, L OBP: 0.348, SLG: 0.449			F7			F7				K	4	0	1	0	0	1	1							
30 Josh Thole, L OBP: 0.374, SLG: 0.377						L1-3				G6-3	3	0	0	0	1	0	1							
21 Lucas Duda, L OBP: 0.139, SLG: 0.063						L4				F7	3	0	0	0	0	0	3							
25 Pedro Feliciano, L (8, 1)											0	0	0	0	0	0	0							
11 Rubén Tejada, R OBP: 0.284, SLG: 0.251											1	1	1	0	0	0	0							
3 Luis Hernandez, S (1, 4)											2	0	0	0	0	2	2							
23 Chris Carter, L (8, PH)											1	0	0	0	0	0	0							
47 Hisanori Takahashi, L (9, 1)											1	0	0	0	0	0	0							
6 Nick Evans, R (10, PH)											1	0	1	1	0	0	0							
35 Dillon Gee, R (1, 1)											2	0	1	0	0	1	0							
64 Elmer Dessens, R (7, 1)											0	0	0	0	0	0	0							
27 Jesús Feliciano, L (8, 7)											1	0	1	0	0	0	0							
Inning Stats	R: 0 E: 0 K: 0 S: 5	H: 1 LOB: 0 BB: 0 P: 8	R: 0 E: 0 K: 1 S: 7	H: 1 LOB: 2 BB: 1 P: 14	R: 0 E: 0 K: 1 S: 9	H: 1 LOB: 1 BB: 0 P: 12	R: 0 E: 0 K: 0 S: 8	H: 0 LOB: 0 BB: 0 P: 13	R: 0 E: 0 K: 2 S: 8	H: 0 LOB: 0 BB: 1 P: 12	R: 0 E: 0 K: 0 S: 6	H: 0 LOB: 1 BB: 0 P: 18	R: 0 E: 0 K: 0 S: 9	H: 1 LOB: 1 BB: 0 P: 11	R: 0 E: 0 K: 1 S: 10	H: 0 LOB: 0 BB: 0 P: 15	R: 1 E: 0 K: 0 S: 5	H: 2 LOB: 1 BB: 0 P: 7	1B: 4 2B: 3 3B: 0 HR: 0	SF: 0 SAC: 1 DP: 0 HBP: 0	WP: 0 PB: 0 SB: 0 CS: 2	PA: 35		
PITCHER	IP WLS BF H R ER SO ERA WHIP	IP WLS BF H R ER SO ERA WHIP	IP WLS BF H R ER SO ERA WHIP	IP WLS BF H R ER SO ERA WHIP	IP WLS BF H R ER SO ERA WHIP	IP WLS BF H R ER SO ERA WHIP	IP WLS BF H R ER SO ERA WHIP	IP WLS BF H R ER SO ERA WHIP	IP WLS BF H R ER SO ERA WHIP	IP WLS BF H R ER SO ERA WHIP	IP WLS BF H R ER SO ERA WHIP	IP WLS BF H R ER SO ERA WHIP	IP WLS BF H R ER SO ERA WHIP	IP WLS BF H R ER SO ERA WHIP	IP WLS BF H R ER SO ERA WHIP	IP WLS BF H R ER SO ERA WHIP	IP WLS BF H R ER SO ERA WHIP	IP WLS BF H R ER SO ERA WHIP	IP WLS BF H R ER SO ERA WHIP	IP WLS BF H R ER SO ERA WHIP	IP WLS BF H R ER SO ERA WHIP	IP WLS BF H R ER SO ERA WHIP	IP WLS BF H R ER SO ERA WHIP	IP WLS BF H R ER SO ERA WHIP

AB	32
R	1
H	7
RBI	1
BB	2
SO	5
LOB	13



Batter	1	2	3	4	5	6	7	8	9	AB	R	H	RBI	BB	SO	LOB	TOP										
22 Andrew McCutchen, R (1.8) OBP: 0.352, SLG: 0.435	G6-3		L4		G2-3		G1-3			4	0	1	0	0	0	0	Pittsburgh Pirates @ New York Mets Citi Field, Flushing, NY Thu Sep 16 2010, 7:23 PM - 10:24 PM EDT Att: 28,790 - Overcast - 70 F										
31 Jose Tabata, R (1.7) OBP: 0.344, SLG: 0.397	G5-3		K		G4-3		G1-3			4	0	0	0	0	1	2											
18 Neil Walker, S (1.4) OBP: 0.343, SLG: 0.466	F7		F8		K		K			4	0	0	0	0	2	2											
46 Garrett Jones, L (1.3) OBP: 0.308, SLG: 0.413		F7		24 BB 5 3B	1B		24 F8 BB		K	3	1	1	0	1	1	0											
24 Pedro Alvarez, L (1.5) OBP: 0.314, SLG: 0.411		14 1B 2B		14 F8-4-3 BB		F8		K	3	1	1	0	1	1	1												
14 John Bowker, L (1.9) OBP: 0.235, SLG: 0.318		5 G3 1B		F8-4-3		L9		G1	4	0	1	1	0	0	3												
5 Ronny Cedeno, R (1.6) OBP: 0.284, SLG: 0.368		G3		3B		G1-3		G4-3	4	0	1	1	0	0	2												
19 Chris Snyder, R (7.1) OBP: 0.125, SLG: 0.175		IBB		IBB		G1-3		F7	0	0	0	0	2	0	0												
44 Alex Presley, L (7.1) OBP: 0.125, SLG: 0.175		IBB		IBB		F7		G6-3	0	0	0	0	0	0	0												
50 Charlie Morton, R (1.1) OBP: 0.333, SLG: 0.415		K		F9		F7		G6-3	2	0	0	0	0	1	4												
Inning Stats	R: 0 E: 0 K: 0 S: 8	H: 0 LOB: 0 BB: 0 P: 11	R: 1 E: 0 K: 1 S: 13	H: 2 LOB: 2 BB: 1 P: 21	R: 0 E: 0 K: 1 S: 7	H: 0 LOB: 0 BB: 0 P: 12	R: 1 E: 0 K: 0 S: 9	H: 2 LOB: 2 BB: 2 P: 19	R: 0 E: 0 K: 1 S: 9	H: 0 LOB: 1 BB: 0 P: 13	R: 0 E: 0 K: 0 S: 12	H: 2 LOB: 2 BB: 1 P: 18	R: 0 E: 0 K: 2 S: 7	H: 0 LOB: 0 BB: 0 P: 7	R: 0 E: 0 K: 0 S: 7	H: 0 LOB: 0 BB: 0 P: 12	1B: 4 2B: 2 3B: 1 HR: 0	SF: 0 SAC: 0 DP: 1 HBP: 0	WP: 0 PB: 0 SB: 0 CS: 0	PA: 36							
PITCHER	IP	WLS	BF	H	R	ER	SO	BB	IBB	HBP	BLK	WP	HR	S	P	ERA	WHIP										
34 Mike Pelfrey, R (1.1) ERA: 3.84	7.0	W	30	6	2	2	4	2	2	0	0	0	0	67	111	2.57	1.143										
25 Pedro Feliciano, L (8.1) ERA: 2.99	1.0	H	3	0	0	0	2	0	0	0	0	0	0	7	7	0.00	0.000										
39 Bobby Parnell, R (9.1) ERA: 2.6	1.0		3	0	0	0	0	0	0	0	0	0	0	7	12	0.00	0.000										

Batter	1	2	3	4	5	6	7	8	9	AB	R	H	RBI	BB	SO	LOB	BOTTOM										
7 José Reyes, S (1.6) OBP: 0.323, SLG: 0.427	G3-1		G4-3		F7		F7			4	1	0	0	1	0	3	Pittsburgh Pirates @ New York Mets Citi Field, Flushing, NY Thu Sep 16 2010, 7:23 PM - 10:24 PM EDT Att: 28,790 - Overcast - 70 F										
27 Jesús Feliciano, L (1.9) OBP: 0.302, SLG: 0.341	F7		G6-3		G6-4-3 5 16 BB		16 FC1-6 BB		G3-1	3	0	0	0	2	0	2											
16 Ángel Pagán, S (1.8) OBP: 0.347, SLG: 0.437			K		G6-4-3 5 1B		FC1-6 5 BLK 29 SF8			5	1	3	2	0	1	1											
5 David Wright, R (1.5) OBP: 0.361, SLG: 0.491	F9		G5-3		G6-4-3		30 1B BB		IBB	3	0	0	0	2	0	3											
29 Ike Davis, L (1.3) OBP: 0.349, SLG: 0.447			11 BB BB		30 1B 21 2B		F8		G5-3	3	1	1	1	1	0	3											
30 Josh Thole, L (1.2) OBP: 0.373, SLG: 0.376	F8		F8		21 2B 1B		G4-3			4	1	2	0	0	0	1											
21 Lucas Duda, L (1.7) OBP: 0.171, SLG: 0.162	F8		F8		34 SH2-4 1H 2H		34 1B 2B		F9	4	1	2	2	0	0	3											
11 Rubén Tejada, R (1.4) OBP: 0.297, SLG: 0.261			34 SH2-4 BB		34 SH2-4 BB		F7		F9	2	0	0	0	2	0	1											
34 Mike Pelfrey, R (1.1) OBP: 0.155, SLG: 0.125			G3-1		SH2-4		G4-3		F9	2	0	1	1	0	0	2											
25 Pedro Feliciano, L (8.1) ERA: 0.02			G3-1		SH2-4		G4-3		F9	0	0	0	0	0	0	0											
23 Chris Carter, L (6.1) OBP: 0.316, SLG: 0.370					34 SH2-4 BB		F7		F9	1	0	1	0	0	0	0											
12 Joaquin Arias, R (8.1) OBP: 0.283, SLG: 0.327					34 SH2-4 BB		F7		F9	0	0	0	0	0	0	0											
39 Bobby Parnell, R (9.1) ERA: 10.24					34 SH2-4 BB		F7		F9	0	0	0	0	0	0	0											
Inning Stats	R: 0 E: 0 K: 0 S: 9	H: 1 LOB: 1 BB: 0 P: 17	R: 0 E: 0 K: 0 S: 6	H: 0 LOB: 2 BB: 2 P: 17	R: 0 E: 0 K: 1 S: 11	H: 0 LOB: 0 BB: 0 P: 14	R: 2 E: 0 K: 0 S: 20	H: 3 LOB: 2 BB: 1 P: 32	R: 0 E: 0 K: 0 S: 6	H: 1 LOB: 1 BB: 1 P: 12	R: 1 E: 0 K: 0 S: 10	H: 2 LOB: 1 BB: 0 P: 15	R: 1 E: 0 K: 0 S: 16	H: 1 LOB: 2 BB: 2 P: 29	R: 2 E: 0 K: 0 S: 11	H: 2 LOB: 2 BB: 2 P: 25	1B: 7 2B: 3 3B: 0 HR: 0	SF: 1 SAC: 1 DP: 1 HBP: 0	WP: 0 PB: 0 SB: 1 CS: 0	PA: 41							
PITCHER	IP	WLS	BF	H	R	ER	SO	BB	IBB	HBP	BLK	WP	HR	S	P	ERA	WHIP										
50 Charlie Morton, R (1.1) ERA: 8.61	5.0		23	5	2	2	1	4	0	0	0	0	0	4	6	27.00	3.000										
36 Wilfredo Ledezma, L (6.1) ERA: 6.38	0.1	L	2	1	1	1	0	0	0	0	0	0	0	6	9	0.00	1.500										
43 Sean Gallagher, R (7.1) ERA: 4.12	1.0		6	1	1	1	0	2	0	0	1	0	0	16	29	9.00	3.000										
30 Chris Resop, R (8.1) ERA: 10.24	0.2		4	1	2	2	0	1	0	0	0	0	0	7	14	27.00	3.000										
PITCHER	IP	WLS	BF	H	R	ER	SO	BB	IBB	HBP	BLK	WP	HR	S	P	ERA	WHIP										
65 Justin Thomas, L (8.1) ERA: 6.75	0.1		3	1	0	0	0	0	0	0	0	0	0	4	11	0.00	3.000										



Batter	1	2	3	4	5	6	7	8	9	AB	R	H	RBI	BB	SO	LOB	TOP					
4 Omar Infante, R OBP: 0.375, SLG: 0.436	G6-3		22 1B	22 HR		G5-3			K	4	1	2	1	1	1							
22 Jason Heyward, L OBP: 0.403, SLG: 0.483	P5		1B	HR			F9		L4	5	1	2	3	0	0							
Martin Prado, R OBP: 0.354, SLG: 0.471	P5		G6-3	F9			K			4	0	0	0	0	1	2						
27 Derrek Lee, R OBP: 0.339, SLG: 0.409		16 WP		53 1B		G6-3				2	1	1	0	2	0							
16 Brian McCann, L OBP: 0.378, SLG: 0.462	K		K	K		G1-4-3			F9	4	0	0	0	0	2	3						
23 Matt Diaz, R OBP: 0.290, SLG: 0.449	G6-3			FC5		G5-3			G4-3	3	1	0	0	0	2							
28 Rick Ankiel, L OBP: 0.313, SLG: 0.384				48 BB 4 2B						1	0	0	0	0	0							
2 Alex Gonzalez, R OBP: 0.303, SLG: 0.461	K			P2			K		G1-3	4	0	0	0	0	2	3						
53 Melky Cabrera, S OBP: 0.317, SLG: 0.356			L7	48 BB 4 2B			K		L7	4	1	1	1	0	1	0						
48 Tommy Hanson, R OBP: 0.36, SLG: 0.107			K	4 2B					F7	1	1	0	0	2	1	0						
39 Jonny Venters, L				22 HR						0	0	0	0	0	0	0						
40 Takashi Saito, L										0	0	0	0	0	0	0						
58 Peter Moylan, R										0	0	0	0	0	0	0						
7 Brooks Conrad, S										1	0	0	0	0	0	0						
13 Billy Wagner, L										0	0	0	0	0	0	0						
Inning Stats	R: 0 E: 0 K: 0 S: 7	H: 0 LOB: 0 BB: 0 P: 10	R: 0 E: 0 K: 2 S: 10	H: 0 LOB: 1 BB: 1 P: 20	R: 0 E: 0 K: 1 S: 14	H: 1 LOB: 2 BB: 1 P: 23	R: 0 E: 0 K: 1 S: 24	H: 4 LOB: 0 BB: 1 P: 38	R: 0 E: 0 K: 0 S: 6	H: 0 LOB: 1 BB: 1 P: 10	R: 0 E: 0 K: 2 S: 11	H: 0 LOB: 1 BB: 1 P: 22	R: 0 E: 0 K: 1 S: 8	H: 0 LOB: 1 BB: 1 P: 13	R: 0 E: 0 K: 0 S: 8	H: 0 LOB: 0 BB: 0 P: 14	R: 0 E: 0 K: 1 S: 7	H: 0 LOB: 0 BB: 0 P: 8	1B: 3 2B: 1 3B: 0 HR: 1	SF: 0 SAC: 0 DP: 0 HBP: 0	WP: 1 PB: 0 SB: 0 CS: 0	PA: 38
PITCHER	IP WLS BF H R ER SO BB IBB HBP BLK WP HR S P ERA WHIP																					
49 Jonathon Niese, L ERA: 3.76	(1, 1) 4.0 L 21 5 6 0 4 3 0 0 0 0 1 1 55 91 0.00 2.000																					
50 Sean Green, R ERA: 2.25	(5, 1) 2.0 7 0 0 0 2 1 0 0 0 0 0 0 17 32 0.00 0.500																					
36 Manny Acosta, R ERA: 3.09	(7, 1) 1.0 4 0 0 0 1 1 0 0 0 0 0 0 8 13 0.00 1.000																					
64 Elmer Dessens, R ERA: 1.94	(8, 1) 1.0 3 0 0 0 0 0 0 0 0 0 0 0 8 14 0.00 0.000																					
25 Pedro Feliciano, L ERA: 2.84	(9, 1) 1.0 3 0 0 0 1 0 0 0 0 0 0 0 7 8 0.00 0.000																					

Atlanta Braves @ New York Mets
Citi Field, Flushing, NY
Fri Sep 17 2010, 7:11 PM - 9:47 PM EDT
Att: 28,002 - Partly Cloudy - 67 F

AB 33
R 6
H 5
RBI 6
BB 5
SO 8
LOB 11



Batter	1	2	3	4	5	6	7	8	9	AB	R	H	RBI	BB	SO	LOB	BOTTOM					
7 José Reyes, S OBP: 0.322, SLG: 0.425	P5		23 S		F7		G5-3			4	0	1	1	0	0	1						
23 Chris Carter, L OBP: 0.309, SLG: 0.360	G4-3		K		P5				K	4	0	0	0	0	2	2						
27 Jesús Feliciano, L OBP: 0.302, SLG: 0.341										0	0	0	0	0	0	0						
15 Carlos Beltrán, S OBP: 0.332, SLG: 0.379	K		F7		G6-3				K	4	0	0	0	0	2	0						
5 David Wright, R OBP: 0.358, SLG: 0.487		L9		F9		L6			G5-3	4	0	0	0	0	0	0						
29 Ike Davis, L OBP: 0.348, SLG: 0.444			30 1B 21 1B		K				G5-3	3	1	0	0	1	2	0						
30 Josh Thole, L OBP: 0.370, SLG: 0.373				G6-3		G6-3			G1-3	4	1	1	0	0	0	0						
21 Lucas Duda, L OBP: 0.205, SLG: 0.275				21 1B					K	3	2	2	2	0	1	0						
64 Elmer Dessens, R				49 1B						0	0	0	0	0	0	0						
25 Pedro Feliciano, L				7 1B					K	0	0	0	0	0	0	0						
16 Ángel Pagán, S OBP: 0.346, SLG: 0.436				HR						1	0	0	0	0	1	0						
11 Rubén Tejada, R OBP: 0.294, SLG: 0.258					B5-3					2	0	0	0	0	2							
6 Nick Evans, R OBP: 0.350, SLG: 0.579										1	0	1	0	0	0	0						
49 Jonathon Niese, L ERA: 3.76	(1, 1) 6.0 W 24 5 4 4 4 3 1 0 0 0 0 0 0 9 14 0.00 1.000																					
39 Jonny Venters, L ERA: 1.81	(7, 1) 1.0 H 4 1 0 0 1 0 0 0 0 0 0 0 9 14 0.00 1.000																					
40 Takashi Saito, R ERA: 2.52	(8, 1) 0.2 H 2 0 0 0 2 0 0 0 0 0 0 0 6 7 0.00 0.000																					
58 Peter Moylan, R ERA: 3.12	(8, 1) 0.1 H 1 0 0 0 0 0 0 0 0 0 0 0 3 4 0.00 0.000																					
13 Billy Wagner, L ERA: 1.45	(9, 1) 1.0 S 3 0 0 0 1 0 0 0 0 0 0 0 10 13 0.00 0.000																					
Inning Stats	R: 0 E: 0 K: 1 S: 9	H: 0 LOB: 0 BB: 0 P: 13	R: 3 E: 0 K: 1 S: 13	H: 4 LOB: 2 BB: 1 P: 23	R: 0 E: 0 K: 1 S: 7	H: 0 LOB: 0 BB: 0 P: 11	R: 1 E: 0 K: 0 S: 8	H: 1 LOB: 0 BB: 0 P: 13	R: 0 E: 0 K: 0 S: 8	H: 0 LOB: 0 BB: 0 P: 15	R: 0 E: 0 K: 1 S: 6	H: 0 LOB: 0 BB: 0 P: 10	R: 0 E: 0 K: 1 S: 9	H: 1 LOB: 1 BB: 0 P: 14	R: 0 E: 0 K: 2 S: 9	H: 0 LOB: 0 BB: 0 P: 11	R: 0 E: 0 K: 1 S: 10	H: 0 LOB: 0 BB: 0 P: 13	1B: 4 2B: 1 3B: 0 HR: 1	SF: 0 SAC: 0 DP: 0 HBP: 0	WP: 0 PB: 0 SB: 1 CS: 0	PA: 34
PITCHER	IP WLS BF H R ER SO BB IBB HBP BLK WP HR S P ERA WHIP																					
48 Tommy Hanson, R ERA: 3.62	(1, 1) 6.0 W 24 5 4 4 4 3 1 0 0 0 0 0 0 9 14 0.00 1.000																					
39 Jonny Venters, L ERA: 1.81	(7, 1) 1.0 H 4 1 0 0 1 0 0 0 0 0 0 0 9 14 0.00 1.000																					
40 Takashi Saito, R ERA: 2.52	(8, 1) 0.2 H 2 0 0 0 2 0 0 0 0 0 0 0 6 7 0.00 0.000																					
58 Peter Moylan, R ERA: 3.12	(8, 1) 0.1 H 1 0 0 0 0 0 0 0 0 0 0 0 3 4 0.00 0.000																					
13 Billy Wagner, L ERA: 1.45	(9, 1) 1.0 S 3 0 0 0 1 0 0 0 0 0 0 0 10 13 0.00 0.000																					

Atlanta Braves @ New York Mets
Citi Field, Flushing, NY
Fri Sep 17 2010, 7:11 PM - 9:47 PM EDT
Att: 28,002 - Partly Cloudy - 67 F

AB 33
R 4
H 6
RBI 4
BB 1
SO 8
LOB 6



Batter	1	2	3	4	5	6	7	8	9	AB	R	H	RBI	BB	SO	LOB	TOP			
4 Omar Infante, R OBP: 0.372, SLG: 0.432	F7		F9		G6-3		P4			4	0	0	0	0	0	1				
22 Jason Heyward, L OBP: 0.402, SLG: 0.480	G4-3		G6-4-3 BB		G4-3			F8		3	0	0	0	1	0	0				
Martin Prado, R OBP: 0.353, SLG: 0.469	F8		G6-4-3 1-2					G5-3		4	0	1	0	0	0	1				
16 Brian McCann, L OBP: 0.377, SLG: 0.462	G3				27 1B 2 2B			F8		4	1	1	0	0	1	1				
27 Derrek Lee, R OBP: 0.340, SLG: 0.410	13 2B				2 2B			K		4	2	2	0	0	1	1				
13 Nate McLouth, L OBP: 0.294, SLG: 0.339	1B				2-3 1B			F9		4	1	2	2	0	0	3				
2 Alex Gonzalez, R OBP: 0.306, SLG: 0.465	P4				1-H 3-H 2B			HR		3	0	2	2	1	0	1				
23 Matt Diaz, R OBP: 0.290, SLG: 0.445					G6-3			L4		2	0	0	0	1	0	1				
28 Rick Ankiel, L OBP: 0.311, SLG: 0.382	IBB							SH2-4 BB		1	0	0	0	0	0	1				
15 Tim Hudson, R OBP: 0.197, SLG: 0.254								SH2-4		2	0	0	0	0	2	2				
39 Jonny Venters, L										0	0	0	0	0	0	0				
25 Troy Glaus, R OBP: 0.342, SLG: 0.401										1	0	0	0	0	0	1				
13 Billy Wagner, L										0	0	0	0	0	0	0				
Inning Stats	R: 0 E: 0 K: 0 S: 6	H: 0 LOB: 0 BB: 0 P: 8	R: 1 E: 0 K: 1 S: 8	H: 2 LOB: 2 BB: 1 P: 15	R: 0 E: 0 K: 0 S: 9	H: 0 LOB: 0 BB: 1 P: 16	R: 2 E: 0 K: 0 S: 13	H: 3 LOB: 0 BB: 0 P: 18	R: 0 E: 0 K: 1 S: 11	H: 1 LOB: 1 BB: 0 P: 20	R: 0 E: 0 K: 0 S: 7	H: 0 LOB: 1 BB: 1 P: 11	R: 0 E: 0 K: 1 S: 9	H: 0 LOB: 0 BB: 0 P: 12	R: 1 E: 0 K: 0 S: 9	H: 2 LOB: 1 BB: 0 P: 19	1B: 3 2B: 4 3B: 0 HR: 1	SF: 0 SAC: 1 DP: 1 HBP: 0	WP: 0 PB: 0 SB: 0 CS: 0	PA: 36
PITCHER	IP WLS BF H R ER SO	IP WLS BF H R ER SO	IP WLS BF H R ER SO	IP WLS BF H R ER SO	IP WLS BF H R ER SO	IP WLS BF H R ER SO	IP WLS BF H R ER SO	IP WLS BF H R ER SO	IP WLS BF H R ER SO	IP WLS BF H R ER SO	IP WLS BF H R ER SO	IP WLS BF H R ER SO	IP WLS BF H R ER SO	IP WLS BF H R ER SO	IP WLS BF H R ER SO	IP WLS BF H R ER SO	ERA WHIP	ERA WHIP		
35 Dillon Gee, R ERA: 1.8	7.0 L 28 6 3 3 3	7.0 L 28 6 3 3 3	7.0 L 28 6 3 3 3	7.0 L 28 6 3 3 3	7.0 L 28 6 3 3 3	7.0 L 28 6 3 3 3	7.0 L 28 6 3 3 3	7.0 L 28 6 3 3 3	7.0 L 28 6 3 3 3	7.0 L 28 6 3 3 3	7.0 L 28 6 3 3 3	7.0 L 28 6 3 3 3	7.0 L 28 6 3 3 3	7.0 L 28 6 3 3 3	7.0 L 28 6 3 3 3	7.0 L 28 6 3 3 3	3.86 1.143	3.86 1.143		
25 Pedro Feliciano, L ERA: 2.79	1.0 3 2 1 1 0	1.0 3 2 1 1 0	1.0 3 2 1 1 0	1.0 3 2 1 1 0	1.0 3 2 1 1 0	1.0 3 2 1 1 0	1.0 3 2 1 1 0	1.0 3 2 1 1 0	1.0 3 2 1 1 0	1.0 3 2 1 1 0	1.0 3 2 1 1 0	1.0 3 2 1 1 0	1.0 3 2 1 1 0	1.0 3 2 1 1 0	1.0 3 2 1 1 0	1.0 3 2 1 1 0	0.00 0.000	0.00 0.000		
39 Bobby Parnell, R ERA: 2.83	0.1 3 2 1 1 0	0.1 3 2 1 1 0	0.1 3 2 1 1 0	0.1 3 2 1 1 0	0.1 3 2 1 1 0	0.1 3 2 1 1 0	0.1 3 2 1 1 0	0.1 3 2 1 1 0	0.1 3 2 1 1 0	0.1 3 2 1 1 0	0.1 3 2 1 1 0	0.1 3 2 1 1 0	0.1 3 2 1 1 0	0.1 3 2 1 1 0	0.1 3 2 1 1 0	0.1 3 2 1 1 0	27.00 6.000	27.00 6.000		
47 Hisanori Takahashi, L ERA: 3.77	0.2 2 0 0 0 0	0.2 2 0 0 0 0	0.2 2 0 0 0 0	0.2 2 0 0 0 0	0.2 2 0 0 0 0	0.2 2 0 0 0 0	0.2 2 0 0 0 0	0.2 2 0 0 0 0	0.2 2 0 0 0 0	0.2 2 0 0 0 0	0.2 2 0 0 0 0	0.2 2 0 0 0 0	0.2 2 0 0 0 0	0.2 2 0 0 0 0	0.2 2 0 0 0 0	0.2 2 0 0 0 0	0.00 0.000	0.00 0.000		

Atlanta Braves @ New York Mets
Citi Field, Flushing, NY
Sat Sep 18 2010, 4:12 PM - 6:39 PM EDT
Att: 33,051 - Cloudy - 70 F

AB 32
R 4
H 8
RBI 4
BB 3
SO 4
LOB 13



Batter	1	2	3	4	5	6	7	8	9	AB	R	H	RBI	BB	SO	LOB	BOTTOM			
7 José Reyes, S OBP: 0.324, SLG: 0.432	F7		HR		G1			16 G5-4-3 1B		4	1	2	1	0	0	0				
16 Angel Pagan, S OBP: 0.347, SLG: 0.436	15 G6-3 15 S 1B		15 G1-6-3 1B		K			G5-4-3 1-2		4	0	2	0	0	1	1				
15 Carlos Beltrán, S OBP: 0.326, SLG: 0.371	G6-3		G1-6-3 1-2		G1-6-3			G1-3		4	0	0	0	0	0	2				
5 David Wright, R OBP: 0.358, SLG: 0.484	G5-3		G6-3		G6-3			K		3	0	0	0	1	1	1				
29 Ike Davis, L OBP: 0.346, SLG: 0.440	K				G3-1			K		4	0	0	0	0	3	1				
21 Lucas Duda, L OBP: 0.234, SLG: 0.310	30 1B				G4-3			K		2	0	1	0	0	0	1				
6 Nick Evans, R OBP: 0.333, SLG: 0.550	2B				30 G5-4-3 HBP			K		1	0	0	0	0	1	0				
30 Josh Thole, L OBP: 0.370, SLG: 0.372	1B				G5-4-3 1-2			F7		3	0	1	0	0	0	1				
3 Luis Hernandez, S OBP: 0.298, SLG: 0.409	K				HR			K		2	1	1	1	0	1	2				
12 Joaquin Arias, R OBP: 0.276, SLG: 0.321	K				K			K		1	0	0	0	0	1	0				
35 Dillon Gee, R ERA: 2.61	7.0 W 27 6 2 2 7	7.0 W 27 6 2 2 7	7.0 W 27 6 2 2 7	7.0 W 27 6 2 2 7	7.0 W 27 6 2 2 7	7.0 W 27 6 2 2 7	7.0 W 27 6 2 2 7	7.0 W 27 6 2 2 7	7.0 W 27 6 2 2 7	7.0 W 27 6 2 2 7	7.0 W 27 6 2 2 7	7.0 W 27 6 2 2 7	7.0 W 27 6 2 2 7	7.0 W 27 6 2 2 7	7.0 W 27 6 2 2 7	7.0 W 27 6 2 2 7	2.57 1.000	2.57 1.000		
39 Jonny Venters, L ERA: 1.78	1.0 H 3 1 0 0 0	1.0 H 3 1 0 0 0	1.0 H 3 1 0 0 0	1.0 H 3 1 0 0 0	1.0 H 3 1 0 0 0	1.0 H 3 1 0 0 0	1.0 H 3 1 0 0 0	1.0 H 3 1 0 0 0	1.0 H 3 1 0 0 0	1.0 H 3 1 0 0 0	1.0 H 3 1 0 0 0	1.0 H 3 1 0 0 0	1.0 H 3 1 0 0 0	1.0 H 3 1 0 0 0	1.0 H 3 1 0 0 0	1.0 H 3 1 0 0 0	0.00 1.000	0.00 1.000		
13 Billy Wagner, L ERA: 1.43	1.0 S 3 0 0 0 3	1.0 S 3 0 0 0 3	1.0 S 3 0 0 0 3	1.0 S 3 0 0 0 3	1.0 S 3 0 0 0 3	1.0 S 3 0 0 0 3	1.0 S 3 0 0 0 3	1.0 S 3 0 0 0 3	1.0 S 3 0 0 0 3	1.0 S 3 0 0 0 3	1.0 S 3 0 0 0 3	1.0 S 3 0 0 0 3	1.0 S 3 0 0 0 3	1.0 S 3 0 0 0 3	1.0 S 3 0 0 0 3	1.0 S 3 0 0 0 3	0.00 0.000	0.00 0.000		
Inning Stats	R: 0 E: 0 K: 0 S: 8	H: 1 LOB: 1 BB: 0 P: 14	R: 0 E: 0 K: 3 S: 12	H: 2 LOB: 2 BB: 0 P: 17	R: 0 E: 0 K: 0 S: 4	H: 0 LOB: 0 BB: 0 P: 8	R: 1 E: 0 K: 2 S: 11	H: 1 LOB: 0 BB: 0 P: 17	R: 0 E: 0 K: 1 S: 10	H: 0 LOB: 0 BB: 1 P: 17	R: 0 E: 0 K: 1 S: 7	H: 0 LOB: 0 BB: 0 P: 10	R: 0 E: 0 K: 0 S: 6	H: 1 LOB: 0 BB: 0 P: 8	R: 0 E: 0 K: 3 S: 10	H: 0 LOB: 0 BB: 0 P: 16	1B: 4 2B: 1 3B: 0 HR: 2	SF: 0 SAC: 0 DP: 3 HBP: 1	WP: 0 PB: 0 SB: 2 CS: 0	PA: 33
PITCHER	IP WLS BF H R ER SO	IP WLS BF H R ER SO	IP WLS BF H R ER SO	IP WLS BF H R ER SO	IP WLS BF H R ER SO	IP WLS BF H R ER SO	IP WLS BF H R ER SO	IP WLS BF H R ER SO	IP WLS BF H R ER SO	IP WLS BF H R ER SO	IP WLS BF H R ER SO	IP WLS BF H R ER SO	IP WLS BF H R ER SO	IP WLS BF H R ER SO	IP WLS BF H R ER SO	IP WLS BF H R ER SO	ERA WHIP	ERA WHIP		
15 Tim Hudson, R ERA: 2.61	7.0 W 27 6 2 2 7	7.0 W 27 6 2 2 7	7.0 W 27 6 2 2 7	7.0 W 27 6 2 2 7	7.0 W 27 6 2 2 7	7.0 W 27 6 2 2 7	7.0 W 27 6 2 2 7	7.0 W 27 6 2 2 7	7.0 W 27 6 2 2 7	7.0 W 27 6 2 2 7	7.0 W 27 6 2 2 7	7.0 W 27 6 2 2 7	7.0 W 27 6 2 2 7	7.0 W 27 6 2 2 7	7.0 W 27 6 2 2 7	7.0 W 27 6 2 2 7	2.57 1.000	2.57 1.000		
39 Jonny Venters, L ERA: 1.78	1.0 H 3 1 0 0 0	1.0 H 3 1 0 0 0	1.0 H 3 1 0 0 0	1.0 H 3 1 0 0 0	1.0 H 3 1 0 0 0	1.0 H 3 1 0 0 0	1.0 H 3 1 0 0 0	1.0 H 3 1 0 0 0	1.0 H 3 1 0 0 0	1.0 H 3 1 0 0 0	1.0 H 3 1 0 0 0	1.0 H 3 1 0 0 0	1.0 H 3 1 0 0 0	1.0 H 3 1 0 0 0	1.0 H 3 1 0 0 0	1.0 H 3 1 0 0 0	0.00 1.000	0.00 1.000		
13 Billy Wagner, L ERA: 1.43	1.0 S 3 0 0 0 3	1.0 S 3 0 0 0 3	1.0 S 3 0 0 0 3	1.0 S 3 0 0 0 3	1.0 S 3 0 0 0 3	1.0 S 3 0 0 0 3	1.0 S 3 0 0 0 3	1.0 S 3 0 0 0 3	1.0 S 3 0 0 0 3	1.0 S 3 0 0 0 3	1.0 S 3 0 0 0 3	1.0 S 3 0 0 0 3	1.0 S 3 0 0 0 3	1.0 S 3 0 0 0 3	1.0 S 3 0 0 0 3	1.0 S 3 0 0 0 3	0.00 0.000	0.00 0.000		

Atlanta Braves @ New York Mets
Citi Field, Flushing, NY
Sat Sep 18 2010, 4:12 PM - 6:39 PM EDT
Att: 33,051 - Cloudy - 70 F

AB 31
R 2
H 7
RBI 2
BB 1
SO 10
LOB 11



Batter	1	2	3	4	5	6	7	8	9	AB	R	H	RBI	BB	SO	LOB	TOP										
7 José Reyes, S OBP: 0.324, SLG: 0.433	L8		3B		BB		BB			2	0	1	0	2	0	0	New York Mets @ Florida Marlins Sun Life Stadium, Miami, FL Tue Sep 21 2010, 7:11 PM - 9:39 PM EDT Att: 19,422 - Partly Cloudy - 84 F										
16 Angel Paán, S OBP: 0.343, SLG: 0.430	P5		L9		F7		CS	F7		4	0	0	0	0	0	3											
15 Carlos Beltrán, S OBP: 0.328, SLG: 0.371	L8							K	K	4	0	1	0	0	2	0											
5 David Wright, R OBP: 0.359, SLG: 0.495										4	1	3	1	0	1	1											
29 Ike Davis, L OBP: 0.348, SLG: 0.441		G1-6-3								4	0	2	0	0	0	1											
21 Lucas Duda, L OBP: 0.264, SLG: 0.383										4	1	2	1	0	0	2											
30 Josh Thole, L OBP: 0.361, SLG: 0.363										4	0	0	0	0	0	2											
11 Rubén Tejada, R OBP: 0.295, SLG: 0.266										3	0	2	0	0	0	0											
23 Chris Carter, L OBP: 0.309, SLG: 0.359										1	0	1	0	0	0	0											
34 Mike Pelfrey, R OBP: 0.148, SLG: 0.119										3	0	0	0	0	0	2											
25 Pedro Feliciano, L OBP: 0.299, SLG: 0.337										0	0	0	0	0	0	0											
64 Elmer Dessens, R										0	0	0	0	0	0	0											
27 Jesús Feliciano, L										1	0	0	0	0	0	1											
Inning Stats	R: 0 E: 0 K: 0 S: 6	H: 0 LOB: 0 BB: 0 P: 9	R: 1 E: 0 K: 0 S: 8	H: 2 LOB: 0 BB: 0 P: 11	R: 0 E: 0 K: 0 S: 9	H: 2 LOB: 1 BB: 0 P: 12	R: 0 E: 0 K: 1 S: 7	H: 2 LOB: 1 BB: 0 P: 12	R: 0 E: 0 K: 0 S: 9	H: 1 LOB: 2 BB: 1 P: 14	R: 0 E: 0 K: 1 S: 8	H: 3 LOB: 2 BB: 0 P: 14	R: 0 E: 0 K: 0 S: 8	H: 0 LOB: 0 BB: 1 P: 17	R: 1 E: 0 K: 1 S: 9	H: 1 LOB: 1 BB: 0 P: 18	R: 0 E: 0 K: 0 S: 10	H: 1 LOB: 1 BB: 0 P: 15	1B: 8 2B: 1 3B: 1 HR: 2	SF: 0 SAC: 0 DP: 3 HBP: 0	WP: 0 PB: 0 CS: 2	PA: 37					
PITCHER	IP	WLS	BF	H	R	ER	SO	BB	IBB	HBP	BLK	WP	HR	S	P	ERA	WHIP										
60 Adalberto Mendez, R ERA: 1.56	7.0		28	10	1	1	2	2	0	0	0	0	1	55	89	1.29	1.714										
43 Jose Veras, R ERA: 2.84	1.0	W	4	1	1	1	1	0	0	0	0	0	1	9	18	9.00	1.000										
32 Clay Hensley, R ERA: 2.31	1.0	S	4	1	0	0	0	0	0	0	0	0	0	10	15	0.00	1.000										

AB 34
R 2
H 12
RBI 2
BB 2
SO 3
LOB 12



Batter	1	2	3	4	5	6	7	8	9	AB	R	H	RBI	BB	SO	LOB	BOTTOM										
33 Scott Cousins, L OBP: 0.261, SLG: 0.348	G6-3		G3-1							3	0	1	0	0	0	0	New York Mets @ Florida Marlins Sun Life Stadium, Miami, FL Tue Sep 21 2010, 7:11 PM - 9:39 PM EDT Att: 19,422 - Partly Cloudy - 84 F										
24 Cameron Maybin, R OBP: 0.299, SLG: 0.371										1	0	0	0	0	0	0											
20 Logan Morrison, L OBP: 0.425, SLG: 0.490										4	0	1	0	0	1	1											
2 Hanley Ramirez, R OBP: 0.378, SLG: 0.475										4	1	1	0	0	1	1											
6 Dan Uggla, R OBP: 0.367, SLG: 0.506										4	2	2	0	0	0	0											
15 Gaby Sanchez, R OBP: 0.350, SLG: 0.470										4	2	3	3	0	0	0											
3 Chad Tracy, L OBP: 0.285, SLG: 0.320										3	0	0	1	0	0	2											
43 Jose Veras, R ERA: 2.84										0	0	0	0	0	0	0											
7 Hector Luna, R OBP: 0.160, SLG: 0.458										1	0	1	0	0	0	0											
32 Clay Hensley, R ERA: 2.31										0	0	0	0	0	0	0											
27 Giancarlo Stanton, R OBP: 0.316, SLG: 0.505										4	0	0	0	0	1	2											
6 Brad Davis, R OBP: 0.271, SLG: 0.434										3	0	0	0	0	1	2											
60 Adalberto Mendez, R OBP: 0.333, SLG: 0.333										2	0	0	0	0	0	0											
18 Wes Helms, R OBP: 0.309, SLG: 0.353										1	0	0	0	0	0	2											
Inning Stats	R: 0 E: 0 K: 1 S: 9	H: 0 LOB: 0 BB: 0 P: 10	R: 1 E: 0 K: 0 S: 12	H: 2 LOB: 1 BB: 0 P: 23	R: 0 E: 0 K: 0 S: 9	H: 1 LOB: 0 BB: 0 P: 14	R: 0 E: 0 K: 0 S: 10	H: 0 LOB: 0 BB: 0 P: 16	R: 0 E: 0 K: 2 S: 10	H: 0 LOB: 0 BB: 0 P: 16	R: 0 E: 0 K: 1 S: 8	H: 1 LOB: 0 BB: 0 P: 13	R: 1 E: 2 K: 0 S: 11	H: 1 LOB: 2 BB: 0 P: 20	R: 3 E: 0 K: 0 S: 17	H: 4 LOB: 1 BB: 0 P: 28	1B: 5 2B: 3 3B: 0 HR: 1	SF: 0 SAC: 0 DP: 1 HBP: 0	WP: 0 PB: 0 CS: 0	PA: 34							
PITCHER	IP	WLS	BF	H	R	ER	SO	BB	IBB	HBP	BLK	WP	HR	S	P	ERA	WHIP										
34 Mike Pelfrey, R ERA: 3.75	7.0		27	5	2	1	4	0	0	0	0	0	0	69	112	1.29	0.714										
25 Pedro Feliciano, L ERA: 2.89	0.2		2	0	0	0	0	0	0	0	0	0	0	5	7	0.00	0.000										
64 Elmer Dessens, R ERA: 2.55	0.1	L	5	4	3	3	0	0	0	0	0	0	1	12	21	81.00	12.000										

AB 34
R 5
H 9
RBI 4
BB 0
SO 4
LOB 10



Batter	1	2	3	4	5	6	7	8	9	AB	R	H	RBI	BB	SO	LOB	TOP										
7 José Reyes, S OBP: 0.323, SLG: 0.430										5	0	1	1	0	3	1	New York Mets @ Florida Marlins Sun Life Stadium, Miami, FL Wed Sep 22 2010, 7:11 PM - 10:01 PM EDT Att: 21,123 - Partly Cloudy - 84 F										
16 Angel Pagan, S OBP: 0.341, SLG: 0.430										5	0	1	0	0	0	2											
15 Carlos Beltrán, S OBP: 0.333, SLG: 0.491										5	2	3	1	0	0	1											
5 David Wright, R OBP: 0.358, SLG: 0.495										5	1	1	0	0	1	2											
29 Ike Davis, L OBP: 0.349, SLG: 0.442										4	1	2	0	0	1	0											
21 Lucas Duda, L OBP: 0.281, SLG: 0.388										2	0	1	1	1	0	0											
30 Josh Thole, L OBP: 0.359, SLG: 0.356										3	0	0	1	1	0	2											
11 Rubén Tejada, R OBP: 0.295, SLG: 0.267										3	1	1	0	0	0	1											
23 Chris Carter, L OBP: 0.307, SLG: 0.357										1	0	0	1	0	0	2											
12 Joaquin Arias, R OBP: 0.284, SLG: 0.327										1	0	0	0	0	0	0											
49 Jonathon Niese, L OBP: 0.306, SLG: 0.331										0	0	0	0	0	0	0											
36 Manny Acosta, R ERA: 3.95										0	0	0	0	0	0	0											
27 Jesús Feliciano, L OBP: 0.269, SLG: 0.337										0	0	0	0	0	0	0											
50 Sean Green, R ERA: 1.8										0	0	0	0	0	0	0											
6 Nick Evans, R OBP: 0.267, SLG: 0.345										0	0	0	0	0	0	0											
47 Hisanori Takahashi, L OBP: 0.263, SLG: 0.393										0	0	0	0	0	0	0											
Inning Stats	R: 0 E: 0 K: 1 S: 6	H: 0 LOB: 0 BB: 0 P: 11	R: 0 E: 1 K: 0 S: 6	H: 0 LOB: 0 BB: 0 P: 11	R: 1 E: 0 K: 0 S: 8	H: 2 LOB: 1 BB: 0 P: 14	R: 2 E: 0 K: 0 S: 11	H: 3 LOB: 1 BB: 0 P: 17	R: 0 E: 0 K: 1 S: 10	H: 1 LOB: 1 BB: 0 P: 14	R: 0 E: 0 K: 1 S: 10	H: 1 LOB: 1 BB: 0 P: 16	R: 0 E: 0 K: 1 S: 8	H: 0 LOB: 1 BB: 0 P: 13	R: 2 E: 0 K: 2 S: 21	H: 2 LOB: 2 BB: 2 P: 36	R: 0 E: 0 K: 0 S: 7	H: 1 LOB: 0 BB: 0 P: 11	1B: 6 2B: 2 3B: 1 HR: 1	SF: 1 SAC: 1 DP: 0 HBP: 0	WP: 0 PB: 0 CS: 0	PA: 40					
PITCHER	IP	WLS	BF	H	R	ER	SO	BB	IBB	HBP	BLK	WP	HR	S	P	ERA	WHIP										
59 Alex Sanabia, R ERA: 3.99	5.0	W	21	6	3	3	2	0	0	0	0	0	1	41	67	5.40	1.200										
44 Brian Sanchez, R ERA: 2.28	2.0	H	8	1	0	0	2	0	0	1	0	0	0	18	29	0.00	0.500										
43 Jose Veras, R ERA: 3.22	0.1	H	5	2	2	2	1	2	0	0	0	0	0	10	21	54.00	12.000										
46 Juan Carlos Oviedo, R ERA: 3.73	0.2	H	2	0	0	0	1	0	0	0	0	0	0	11	15	0.00	0.000										
32 Clay Hensley, R ERA: 2.28	1.0	S	4	1	0	0	0	0	0	0	0	0	0	7	11	0.00	1.000										

Batter	1	2	3	4	5	6	7	8	9	AB	R	H	RBI	BB	SO	LOB	BOTTOM										
24 Cameron Maybin, R OBP: 0.297, SLG: 0.368										5	1	1	0	0	2	3	New York Mets @ Florida Marlins Sun Life Stadium, Miami, FL Wed Sep 22 2010, 7:11 PM - 10:01 PM EDT Att: 21,123 - Partly Cloudy - 84 F										
56 Osvaldo Martinez, R OBP: 0.444, SLG: 0.429										3	1	1	0	1	1	2											
20 Logan Morrison, L OBP: 0.424, SLG: 0.485										4	2	1	0	1	1	3											
6 Dan Uggla, R OBP: 0.369, SLG: 0.508										5	1	3	2	0	1	2											
15 Gaby Sanchez, R OBP: 0.351, SLG: 0.468										4	1	1	0	1	1	2											
27 Giancarlo Stanton, R OBP: 0.317, SLG: 0.500										3	1	0	1	2	1	2											
32 Clay Hensley, R ERA: 2.28										2	0	1	3	0	1	0											
18 Wes Helms, R OBP: 0.312, SLG: 0.359										3	0	1	1	1	1	1											
6 Brad Davis, R OBP: 0.281, SLG: 0.430										2	0	0	0	0	2	1											
59 Alex Sanabia, R ERA: 3.95										1	0	0	0	0	0	0											
7 Hector Luis, R ERA: 3.31										0	0	0	0	0	0	0											
44 Brian Sanchez, R ERA: 2.28										0	0	0	0	0	0	0											
3 Chad Tracy, L OBP: 0.307, SLG: 0.330										0	0	0	0	0	0	0											
43 Jose Veras, R ERA: 3.22										0	0	0	0	0	0	0											
46 Juan Carlos Oviedo, R ERA: 3.73										0	0	0	0	0	0	0											
33 Scott Cousins, L OBP: 0.261, SLG: 0.346										0	0	0	0	0	0	0											
Inning Stats	R: 5 E: 0 K: 1 S: 20	H: 3 LOB: 1 BB: 3 P: 38	R: 0 E: 1 K: 1 S: 8	H: 0 LOB: 1 BB: 0 P: 10	R: 0 E: 0 K: 1 S: 8	H: 0 LOB: 0 BB: 0 P: 10	R: 0 E: 1 K: 2 S: 10	H: 0 LOB: 1 BB: 0 P: 18	R: 1 E: 0 K: 1 S: 13	H: 2 LOB: 3 BB: 2 P: 25	R: 0 E: 0 K: 2 S: 9	H: 0 LOB: 1 BB: 1 P: 17	R: 0 E: 0 K: 3 S: 13	H: 1 LOB: 3 BB: 1 P: 23	R: 1 E: 0 K: 1 S: 16	H: 3 LOB: 1 BB: 0 P: 25	1B: 6 2B: 4 3B: 0 HR: 0	SF: 1 SAC: 1 DP: 1 HBP: 1	WP: 1 PB: 0 CS: 0	PA: 42							
PITCHER	IP	WLS	BF	H	R	ER	SO	BB	IBB	HBP	BLK	WP	HR	S	P	ERA	WHIP										
49 Jonathon Niese, L ERA: 3.95	5.2	L	30	5	6	6	7	5	1	0	0	0	0	3	3	0.00	0.000										
36 Manny Acosta, R ERA: 3.31	0.1		1	0	0	0	1	0	0	0	0	0	0	3	3	0.00	0.000										
50 Sean Green, R ERA: 1.8	1.0		6	1	0	0	3	0	0	1	0	0	0	13	23	0.00	2.000										
47 Hisanori Takahashi, L ERA: 3.81	5.3		3	1	1	1	1	0	0	0	0	0	0	16	25	9.00	3.000										

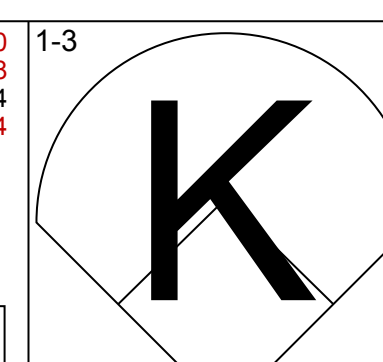
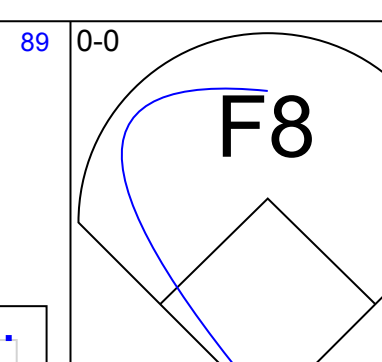
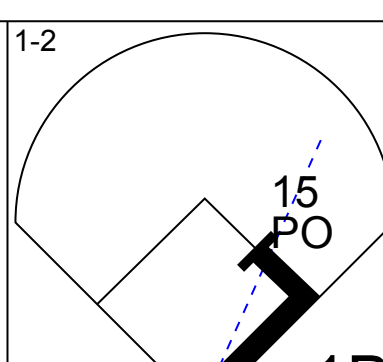
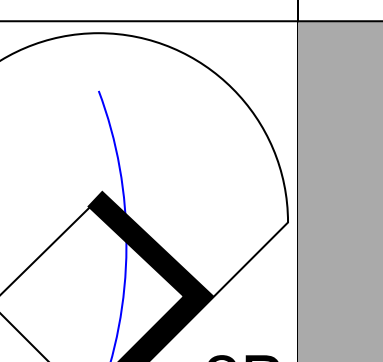
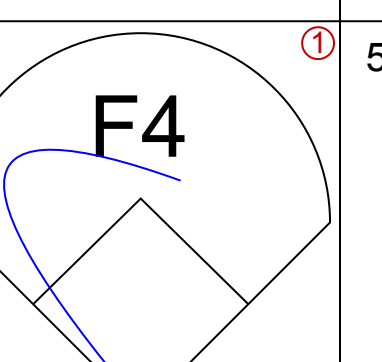
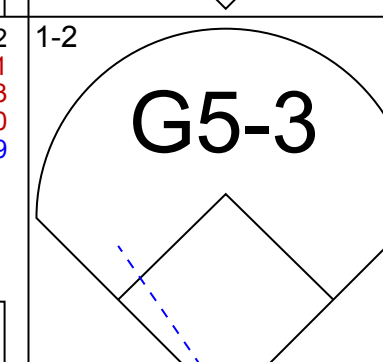
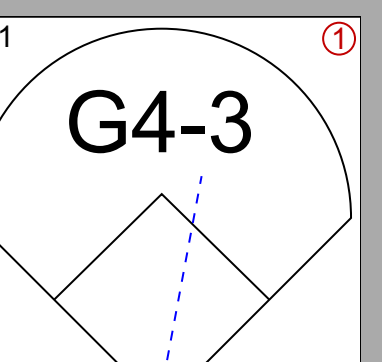
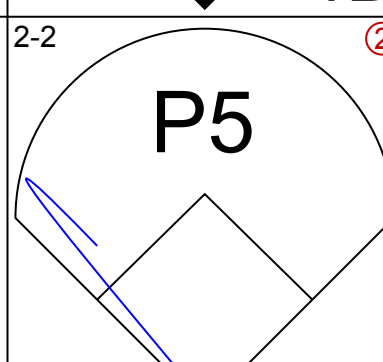
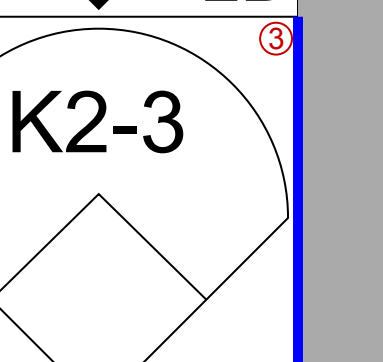
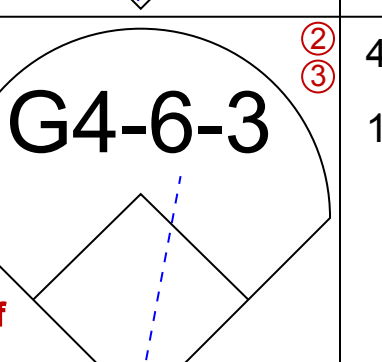
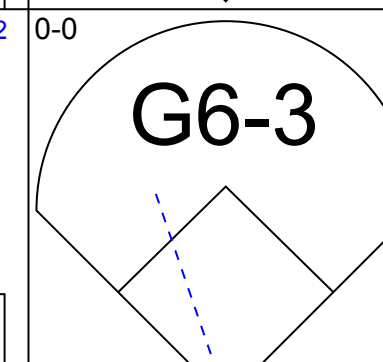
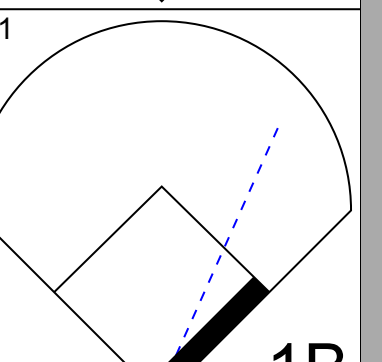
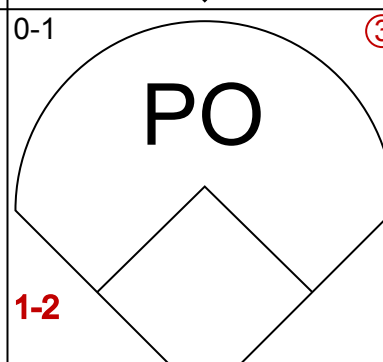
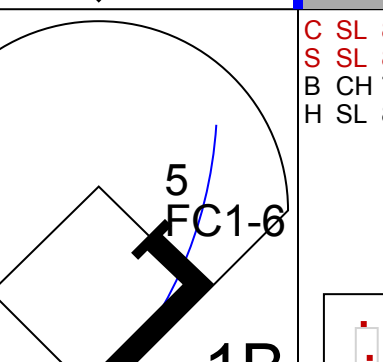

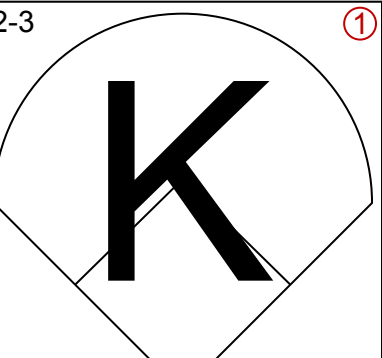
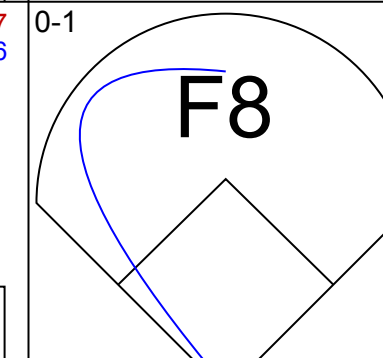
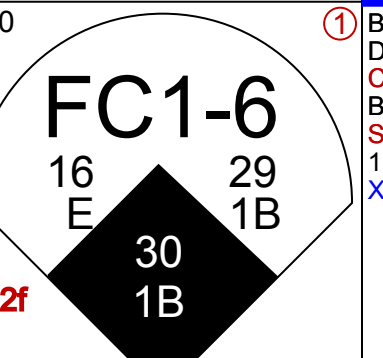
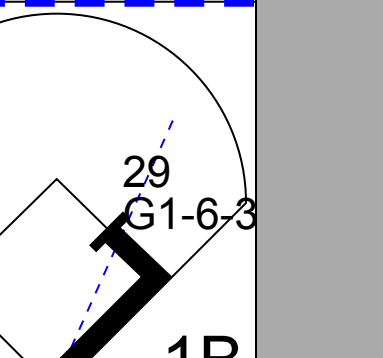

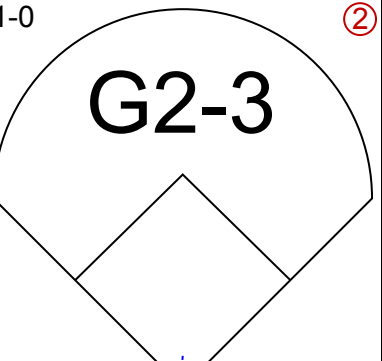
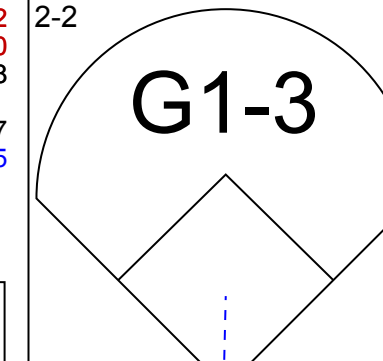
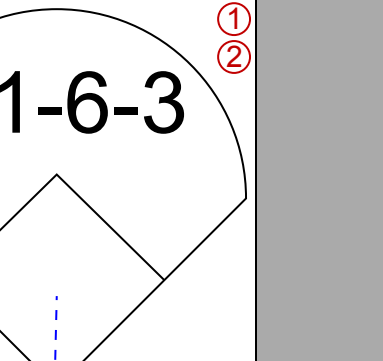

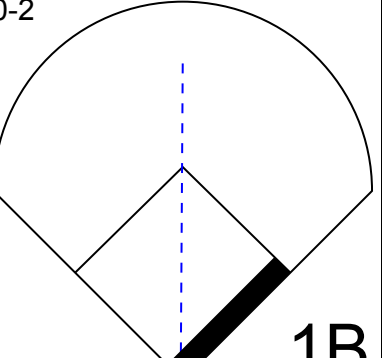

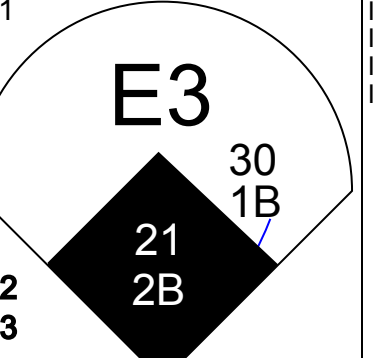
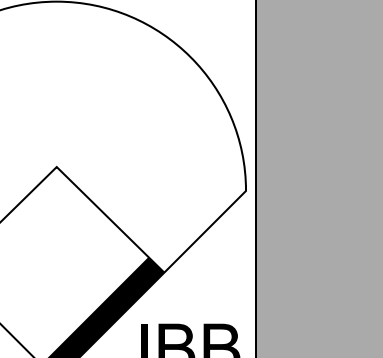


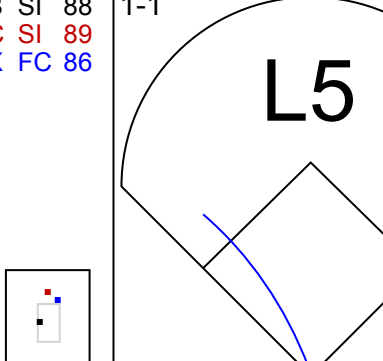
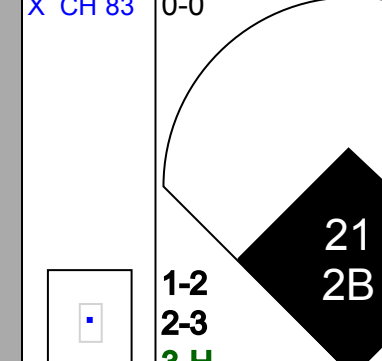
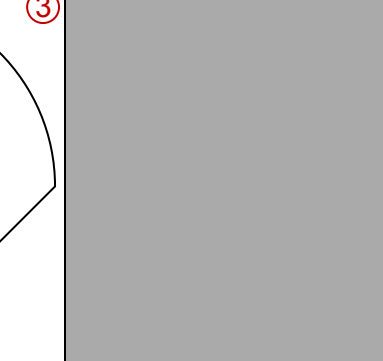


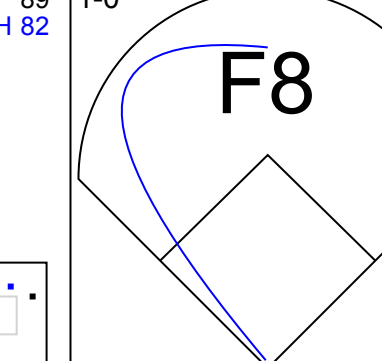
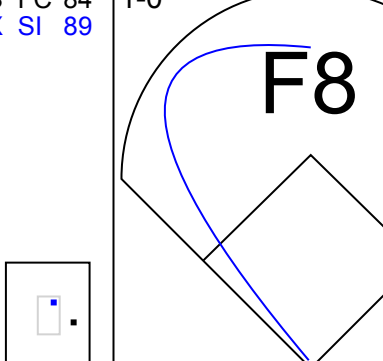
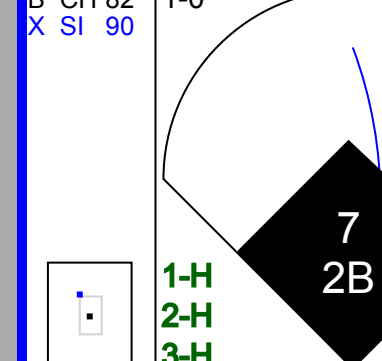
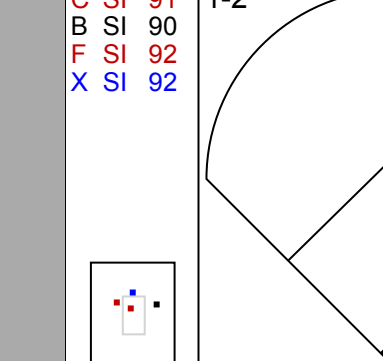
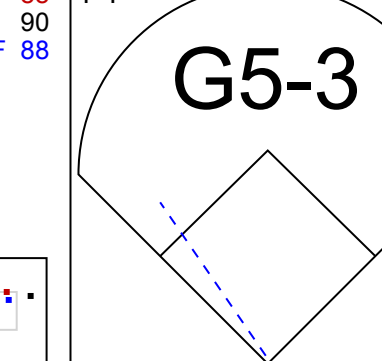

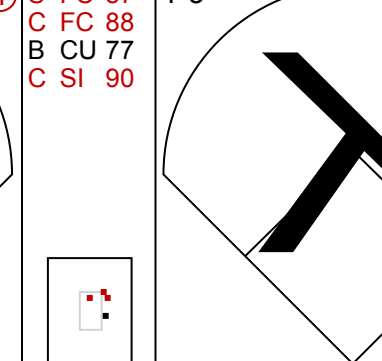
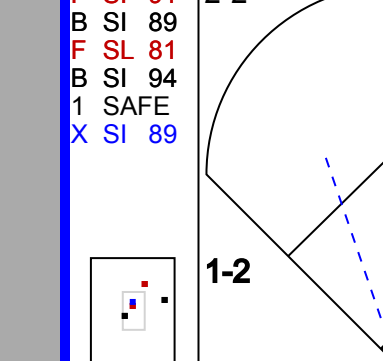
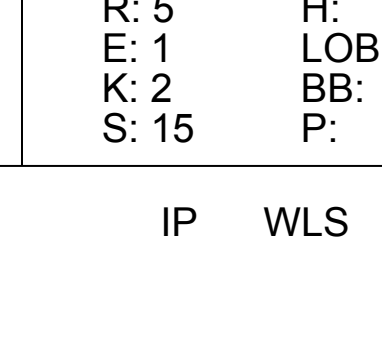
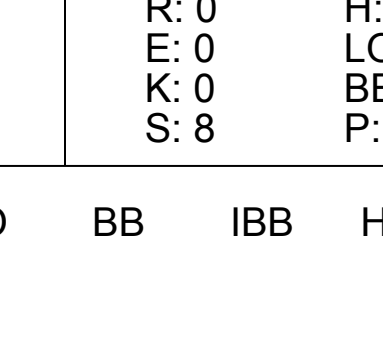

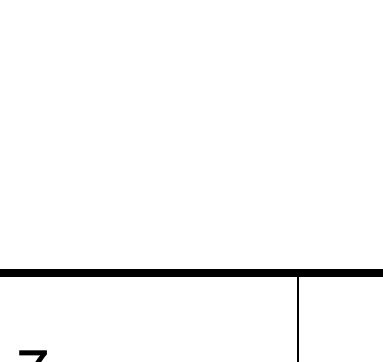

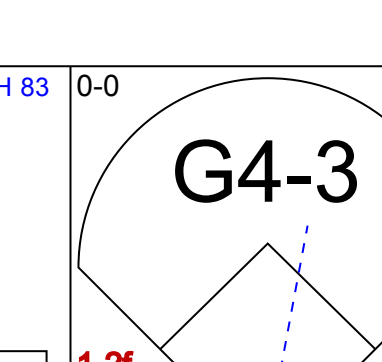

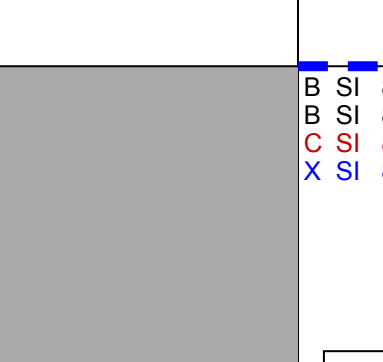

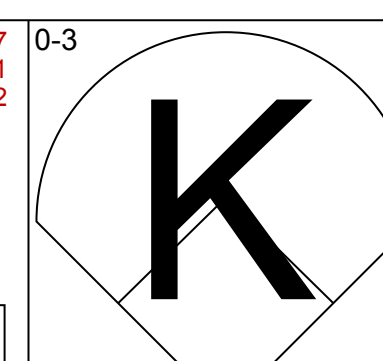
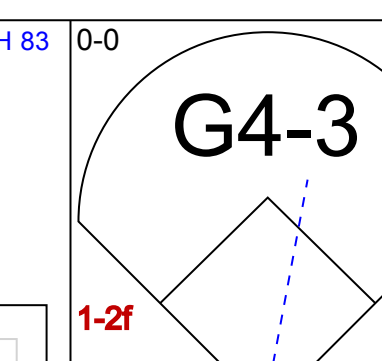
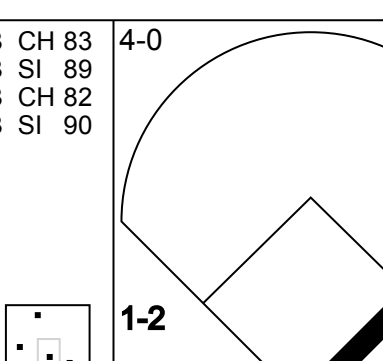
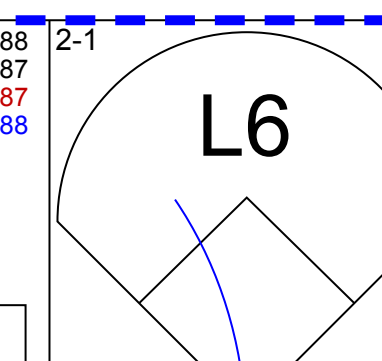
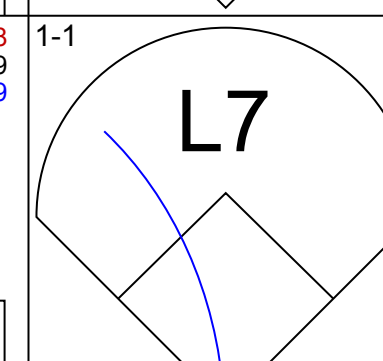
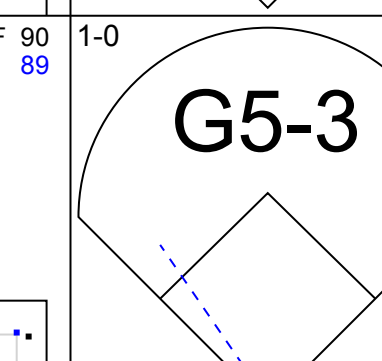
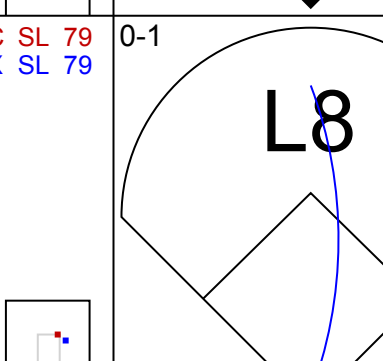
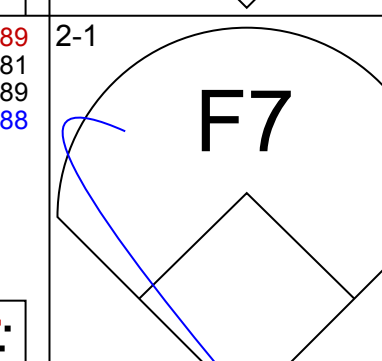
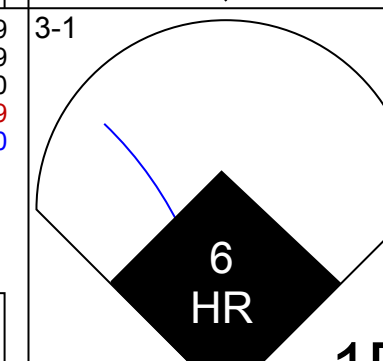
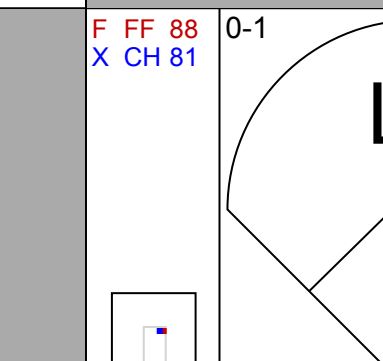
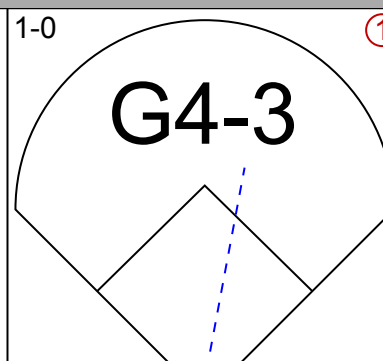
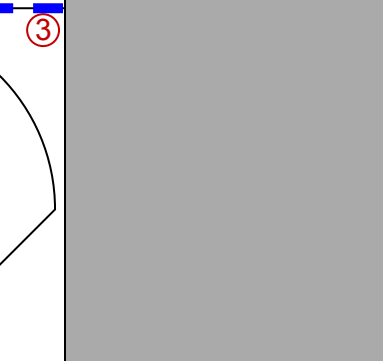
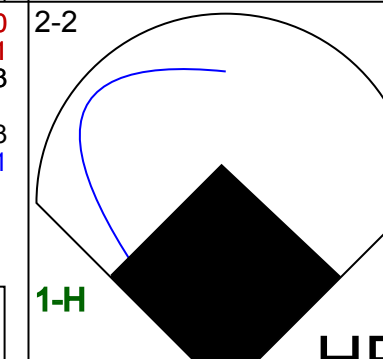
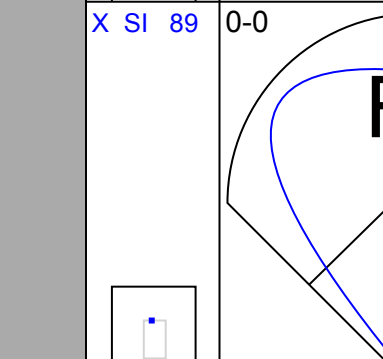
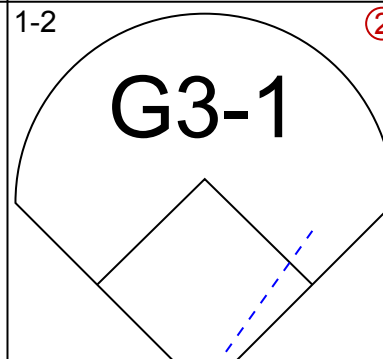
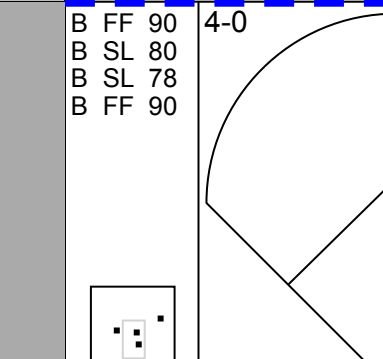
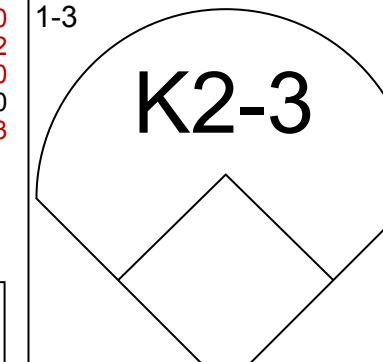
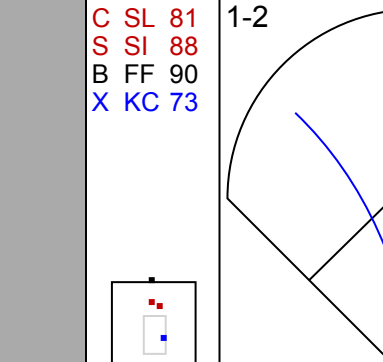
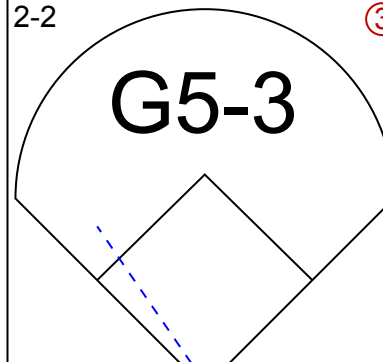
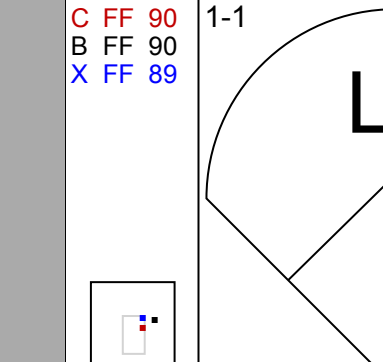
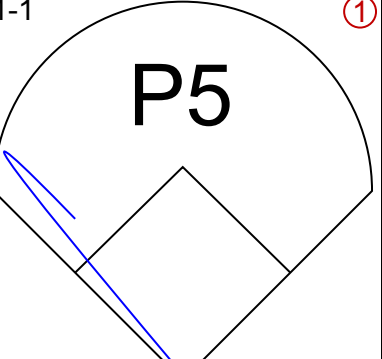
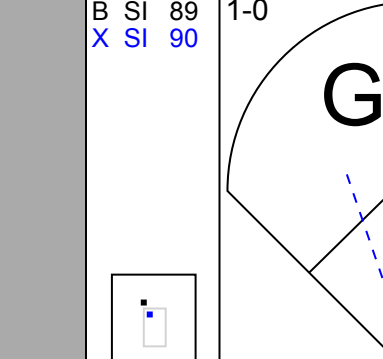
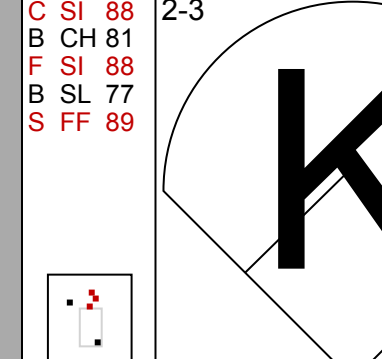
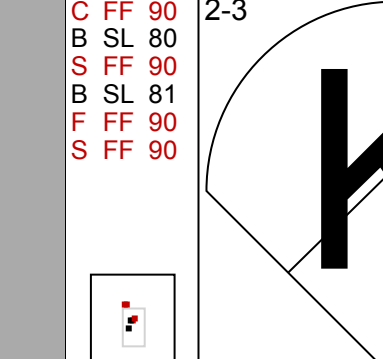


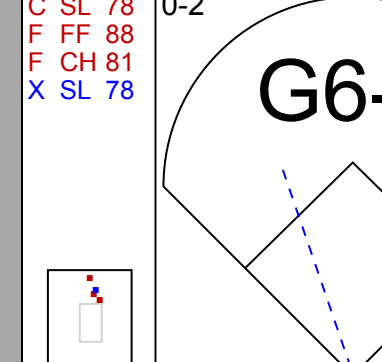
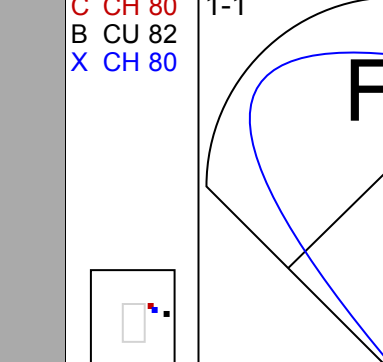

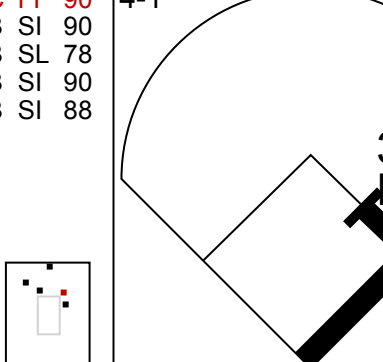
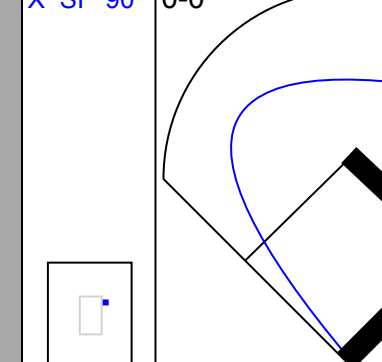

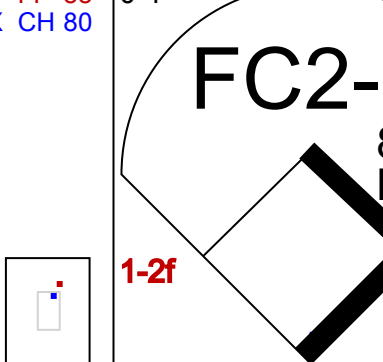
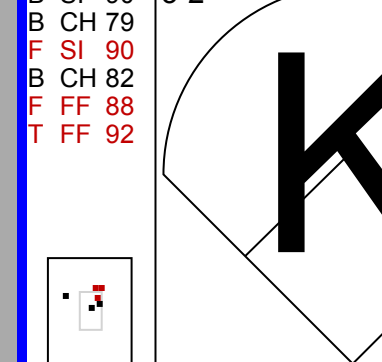

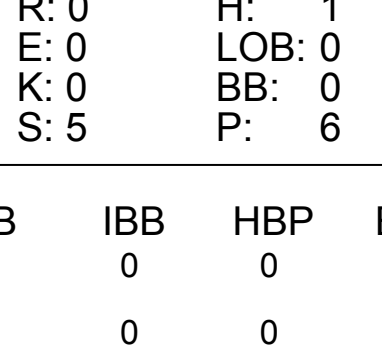
AB	35
R	5
H	10
RBI	5
BB	2
SO	6
LOB	13

AB	32
R	7
H	9
RBI	7
BB	7
SO	12
LOB	19



Batter	1	2	3	4	5	6	7	8	9	AB	R	H	RBI	BB	SO	LOB	TOP					
7 José Reyes, S OBP: 0.321, SLG: 0.427										4	0	0	0	0	1	1	New York Mets @ Philadelphia Phillies Citizens Bank Park, Philadelphia, PA Fri Sep 24 2010, 7:07 PM - 9:17 PM EDT Att. 45,309 - Clear - 87 F					
21 Lucas Duda, L OBP: 0.282, SLG: 0.358										4	0	0	0	0	3	1						
15 Carlos Beltrán, S OBP: 0.332, SLG: 0.395										3	0	0	0	1	2	0						
5 David Wright, R OBP: 0.357, SLG: 0.495										4	0	1	0	0	1	1						
29 Ike Davis, L OBP: 0.352, SLG: 0.446										4	1	3	0	0	0	1						
16 Angel Pagán, S OBP: 0.341, SLG: 0.434										4	1	1	2	0	0	2						
30 Josh Thole, L OBP: 0.357, SLG: 0.350										3	0	0	0	1	1	1						
1 Luis Castillo, S OBP: 0.338, SLG: 0.267										0	0	0	0	0	0	0						
11 Rubén Tejada, R OBP: 0.293, SLG: 0.264										2	0	0	0	0	0	0						
23 Chris Carter, L OBP: 0.311, SLG: 0.368										1	0	1	0	0	0	0						
12 Joaquin Arias, R OBP: 0.284, SLG: 0.327										0	0	0	0	0	0	0						
27 Jesús Feliciano, L OBP: 0.303, SLG: 0.333										1	0	0	0	0	1	2						
43 R.A. Dickey, R OBP: 0.269, SLG: 0.280										2	0	1	0	0	0	0						
6 Nick Evans, R OBP: 0.333, SLG: 0.522										1	0	0	0	0	0	1						
64 Elmer Dessens, R										0	0	0	0	0	0	0						
25 Pedro Feliciano, L										0	0	0	0	0	0	0						
36 Manny Acosta, R										0	0	0	0	0	0	0						
Inning Stats	R: 0 E: 0 K: 0 S: 8	H: 0 LOB: 1 BB: 1 P: 14	R: 0 E: 0 K: 0 S: 6	H: 1 LOB: 0 BB: 7 P: 7	R: 0 E: 0 K: 1 S: 9	H: 1 LOB: 1 BB: 0 P: 10	R: 2 E: 0 K: 1 S: 7	H: 2 LOB: 0 BB: 11 P: 11	R: 0 E: 0 K: 1 S: 8	H: 0 LOB: 1 BB: 0 P: 12	R: 0 E: 0 K: 2 S: 11	H: 1 LOB: 1 BB: 0 P: 12	R: 0 E: 0 K: 1 S: 6	H: 0 LOB: 0 BB: 0 P: 8	R: 0 E: 0 K: 2 S: 8	H: 0 LOB: 0 BB: 10 P: 10	R: 0 E: 0 K: 1 S: 6	H: 1 LOB: 2 BB: 1 P: 12	1B: 2 2B: 4 3B: 0 HR: 1	SF: 0 SAC: 0 DP: 0 HBP: 0	WP: 0 PB: 0 SB: 0 CS: 0	PA: 35
PITCHER	IP WLS BF H R ER SO BB IBB HBP BLK WP HR S P ERA WHIP																					
56 Joe Blanton, R ERA: 4.94	(1, 1) 7.0 W 27 6 2 2 6 1 0 0 0 0 0 1 55 74 2.57 1.000																					
46 Ryan Madson, R ERA: 2.29	(8, 1) 1.0 H 3 0 0 0 2 0 0 0 0 0 0 0 8 10 0.00 0.000																					
54 Brad Lidge, R ERA: 3.09	(9, 1) 1.0 S 5 1 0 0 1 1 0 0 0 0 0 0 6 12 0.00 2.000																					

Batter	1	2	3	4	5	6	7	8	9	AB	R	H	RBI	BB	SO	LOB	BOTTOM			
8 Shane Victorino, S OBP: 0.330, SLG: 0.440										4	1	2	2	0	0	1	New York Mets @ Philadelphia Phillies Citizens Bank Park, Philadelphia, PA Fri Sep 24 2010, 7:07 PM - 9:17 PM EDT Att. 45,309 - Clear - 87 F			
27 Plácido Polanco, R OBP: 0.338, SLG: 0.389										4	0	2	0	0	0	1				
26 Chase Utley, L OBP: 0.392, SLG: 0.451										3	0	1	0	1	1	0				
6 Ryan Howard, L OBP: 0.353, SLG: 0.510										4	0	1	0	0	2	4				
28 Javson Werth, R OBP: 0.385, SLG: 0.521										3	0	0	0	1	0	3				
29 Raul Ibanez, L OBP: 0.351, SLG: 0.443										4	1	1	0	0	1	3				
51 Carlos Ruiz, R OBP: 0.400, SLG: 0.444										3	0	1	1	0	1	0				
21 Wilson Valdez, R OBP: 0.299, SLG: 0.357										3	1	1	0	0	1	1				
56 Joe Blanton, R ERA: 2.92	(1, 1) 6.0 L 26 8 3 2 4 2 0 0 0 0 0 0 5 9 3.00 1.667																			
7 Ross Gload, L ERA: 2.49	(7, PH) 1.0 3 0 0 0 0 0 0 0 0 0 0 5 9 0.00 0.000																			
46 Ryan Madson, L ERA: 2.87	(8, 1) 0.1 2 1 0 0 1 0 0 0 0 0 0 5 10 0.00 3.000																			
54 Brad Lidge, R ERA: 3.24	(8, 1) 0.2 2 0 0 0 1 0 0 0 0 0 0 5 6 0.00 0.000																			
Inning Stats	R: 1 E: 0 K: 0 S: 8	H: 2 LOB: 2 BB: 2 P: 17	R: 1 E: 0 K: 1 S: 12	H: 2 LOB: 0 BB: 0 P: 19	R: 0 E: 0 K: 1 S: 7	H: 0 LOB: 0 BB: 0 P: 8	R: 1 E: 0 K: 1 S: 15	H: 2 LOB: 1 BB: 0 P: 21	R: 0 E: 0 K: 0 S: 9	H: 2 LOB: 1 BB: 0 P: 12	R: 0 E: 0 K: 0 S: 6	H: 0 LOB: 0 BB: 0 P: 8	R: 0 E: 0 K: 2 S: 10	H: 1 LOB: 1 BB: 0 P: 16	R: 0 E: 0 K: 2 S: 10	H: 0 LOB: 0 BB: 0 P: 16	1B: 7 2B: 1 3B: 0 HR: 1	SF: 0 SAC: 1 DP: 2 HBP: 0	WP: 1 PB: 1 SB: 0 CS: 0	PA: 33
PITCHER	IP WLS BF H R ER SO BB IBB HBP BLK WP HR S P ERA WHIP																			
43 R.A. Dickey, R ERA: 2.92	(1, 1) 6.0 L 26 8 3 2 4 2 0 0 0 0 0 0 5 9 3.00 1.667																			
64 Elmer Dessens, R ERA: 2.49	(7, 1) 1.0 3 0 0 0 0 0 0 0 0 0 0 5 9 0.00 0.000																			
25 Pedro Feliciano, L ERA: 2.87	(8, 1) 0.1 2 1 0 0 1 0 0 0 0 0 0 5 10 0.00 3.000																			
36 Manny Acosta, R ERA: 3.24	(8, 1) 0.2 2 0 0 0 1 0 0 0 0 0 0 5 6 0.00 0.000																			

Batter	1	2	3	4	5	6	7	8	9	AB	R	H	RBI	BB	SO	LOB	TOP					
7 José Reyes, S OBP: 0.322, SLG: 0.429										5	0	2	1	0	1	2	New York Mets @ Philadelphia Phillies Citizens Bank Park, Philadelphia, PA Sat Sep 25 2010, 7:08 PM - 9:38 PM EDT Att: 45,274 - Partly Cloudy - 84 F					
23 Chris Carter, L OBP: 0.304, SLG: 0.358										4	0	0	0	0	1	2						
27 Jesús Feliciano, L OBP: 0.300, SLG: 0.329										3	0	2	0	0	0	0						
15 Carlos Beltrán, S OBP: 0.339, SLG: 0.399										4	1	1	0	0	1	2						
5 David Wright, R OBP: 0.357, SLG: 0.493										4	1	1	0	0	0	3						
29 Ike Davis, L OBP: 0.351, SLG: 0.445										3	1	1	0	1	0	2						
16 Angel Pagán, S OBP: 0.342, SLG: 0.433										4	1	1	1	0	1	3						
30 Josh Thole, L OBP: 0.355, SLG: 0.348										2	0	0	0	0	0	0						
11 Rubén Tejada, R OBP: 0.290, SLG: 0.262										1	0	1	3	0	0	0						
21 Lucas Duda, L OBP: 0.274, SLG: 0.389										1	1	1	0	0	0	0						
12 Joaquin Arias, R OBP: 0.291, SLG: 0.333										0	0	0	0	0	0	0						
35 Dillon Gee, R OBP: 0.200, SLG: 0.300										3	0	0	0	0	2	1						
64 Elmer Dessens, R										0	0	0	0	0	0	0						
25 Pedro Feliciano, L										0	0	0	0	0	0	0						
6 Nick Evans, R										1	0	1	0	0	0	0						
47 Hisanori Takahashi, L OBP: 0.063, SLG: 0.063										0	0	0	0	0	0	0						
Inning Stats	R: 0 E: 0 K: 1 S: 8	H: 0 LOB: 0 BB: 0 P: 10	R: 0 E: 0 K: 2 S: 10	H: 1 LOB: 1 BB: 0 P: 14	R: 0 E: 0 K: 0 S: 4	H: 0 LOB: 0 BB: 0 P: 6	R: 0 E: 0 K: 0 S: 9	H: 1 LOB: 1 BB: 0 P: 14	R: 0 E: 0 K: 0 S: 4	H: 0 LOB: 0 BB: 0 P: 6	R: 0 E: 0 K: 1 S: 10	H: 1 LOB: 0 BB: 0 P: 14	R: 5 E: 1 K: 2 S: 15	H: 5 LOB: 1 BB: 0 P: 24	R: 0 E: 0 K: 0 S: 8	H: 1 LOB: 2 BB: 0 P: 20	R: 0 E: 0 K: 0 S: 8	H: 2 LOB: 1 BB: 0 P: 13	1B: 9 2B: 2 3B: 0 HR: 0	SF: 0 SAC: 0 DP: 2 HBP: 1	WP: 0 PB: 0 SB: 0 CS: 0	PA: 39
PITCHER	IP WLS BF	H R ER SO	BB IBB HBP BLK	WP HR S P	ERA WHIP	PITCHER										IP WLS BF	H R ER SO	BB IBB HBP BLK	WP HR S P	ERA WHIP		
38 Kyle Kendrick, R ERA: 4.76	6.1 L	25 6 4 4 4	0 0 0 0	0 0 9 16	5.68 0.947											13 8	13 8	0 0 0 0	0 0 8 13	0.00 2.000		
37 Chad Durbin, R ERA: 3.95	0.2 B	4 2 1 0	0 0 0 0	0 0 8 20	0.00 3.000											13 8	13 8	0 0 0 0	0 0 8 13	0.00 2.000		
16 J.C. Romero, L ERA: 3.63	1.0 5	1 2 0 0	0 0 0 0	0 0 8 13	0.00 2.000											13 8	13 8	0 0 0 0	0 0 8 13	0.00 2.000		
57 David Herndon, R ERA: 4.47	1.0 4	2 0 0 0	0 0 0 0	0 0 8 13	0.00 2.000											13 8	13 8	0 0 0 0	0 0 8 13	0.00 2.000		
Batter	1	2	3	4	5	6	7	8	9	AB	R	H	RBI	BB	SO	LOB	BOTTOM					
8 Shane Victorino, S OBP: 0.329, SLG: 0.437										3	0	0	0	1	1	1	New York Mets @ Philadelphia Phillies Citizens Bank Park, Philadelphia, PA Sat Sep 25 2010, 7:08 PM - 9:38 PM EDT Att: 45,274 - Partly Cloudy - 84 F					
27 Plácido Polanco, R OBP: 0.336, SLG: 0.386										4	0	0	0	0	0	2						
26 Chase Utley, L OBP: 0.391, SLG: 0.449										4	1	1	0	0	0	0						
6 Ryan Howard, L OBP: 0.354, SLG: 0.515										3	1	1	2	1	0	0						
28 Jayson Werth, R OBP: 0.384, SLG: 0.519										4	0	1	0	0	1	1						
29 Raul Ibanez, L OBP: 0.349, SLG: 0.440										4	0	0	0	0	2	2						
51 Carlos Ruiz, R OBP: 0.396, SLG: 0.439										4	0	0	0	0	1	1						
21 Wilson Valdez, R OBP: 0.302, SLG: 0.361										2	0	1	0	1	0	0						
38 Kyle Kendrick, R OBP: 0.137, SLG: 0.143										2	0	1	0	0	0	1						
37 Chad Durbin, R										0	0	0	0	0	0	0						
9 Dominic Brown, L OBP: 0.238, SLG: 0.368										1	0	0	0	0	1	1						
16 J.C. Romero, S										0	0	0	0	0	0	0						
57 David Herndon, R										0	0	0	0	0	0	0						
Inning Stats	R: 2 E: 0 K: 2 S: 14	H: 2 LOB: 0 BB: 0 P: 21	R: 0 E: 0 K: 1 S: 8	H: 0 LOB: 0 BB: 0 P: 14	R: 0 E: 0 K: 0 S: 5	H: 1 LOB: 0 BB: 0 P: 6	R: 0 E: 0 K: 0 S: 7	H: 1 LOB: 1 BB: 0 P: 9	R: 0 E: 0 K: 0 S: 8	H: 0 LOB: 0 BB: 2 P: 18	R: 0 E: 0 K: 0 S: 8	H: 0 LOB: 0 BB: 0 P: 12	R: 0 E: 0 K: 2 S: 11	H: 1 LOB: 1 BB: 0 P: 16	R: 0 E: 0 K: 0 S: 6	H: 0 LOB: 0 BB: 0 P: 13	R: 0 E: 0 K: 1 S: 8	H: 0 LOB: 1 BB: 1 P: 16	1B: 3 2B: 1 3B: 0 HR: 1	SF: 0 SAC: 0 DP: 1 HBP: 0	WP: 0 PB: 0 SB: 0 CS: 0	PA: 34
PITCHER	IP WLS BF	H R ER SO	BB IBB HBP BLK	WP HR S P	ERA WHIP	PITCHER										IP WLS BF	H R ER SO	BB IBB HBP BLK	WP HR S P	ERA WHIP		
35 Dillon Gee, R ERA: 2.0	7.0 W	27 5 2 2	2 0 0 0	0 0 8 16	2.57 1.000											16 8	16 8	0 0 0 0	0 0 8 16	0.00 1.000		
64 Elmer Dessens, R ERA: 2.45	0.2 H	2 0 0 0	0 0 0 0	0 0 8 20	0.00 0.000											16 8	16 8	0 0 0 0	0 0 8 16	0.00 1.000		
25 Pedro Feliciano, L ERA: 2.85	0.1 H	1 0 0 0	0 0 0 0	0 0 8 13	0.00 0.000											16 8	16 8	0 0 0 0	0 0 8 16	0.00 1.000		
47 Hisanori Takahashi, L ERA: 3.78	1.0 S	4 0 0 0	1 0 0 0	0 0 8 13	0.00 1.000											16 8	16 8	0 0 0 0	0 0 8 16	0.00 1.000		

Batter	1	2	3	4	5	6	7	8	9	AB	R	H	RBI	BB	SO	LOB	TOP					
7 José Reyes, S OBP: 0.322, SLG: 0.429										5	0	2	1	0	0	1						
6 Nick Evans, R OBP: 0.400, SLG: 0.596										5	1	3	2	0	1	1						
47 Hisanori Takahashi, L OBP: 0.063, SLG: 0.063										0	0	0	0	0	0	0						
15 Carlos Beltrán, S OBP: 0.344, SLG: 0.431										5	2	3	3	0	0	0						
5 David Wright, R OBP: 0.359, SLG: 0.500										4	1	2	1	1	1	2						
16 Ángel Pagán, S OBP: 0.341, SLG: 0.430										4	0	0	0	1	2	2						
29 Ika Davis, L OBP: 0.353, SLG: 0.444										3	1	1	0	2	1	1						
12 Joaquín Arias, R OBP: 0.292, SLG: 0.342										3	1	1	0	0	1	3						
21 Lucas Duda, L OBP: 0.270, SLG: 0.382										1	0	0	0	0	0	2						
11 Rubén Tejada, R OBP: 0.289, SLG: 0.260										1	0	0	0	0	0	1						
4 Henry Blanco, R OBP: 0.271, SLG: 0.300										2	1	0	0	2	1	0						
48 Pat Misch, R OBP: 0.187, SLG: 0.187										2	0	0	0	0	2	5						
50 Sean Green, R OBP: 0.169, SLG: 0.169										0	0	0	0	0	0	0						
23 Chris Carter, L OBP: 0.169, SLG: 0.169										0	0	0	0	0	0	0						
36 Manny Acosta, R OBP: 0.169, SLG: 0.169										0	0	0	0	0	0	0						
25 Pedro Feliciano, L OBP: 0.169, SLG: 0.169										0	0	0	0	0	0	0						
1 Luis Castillo, S OBP: 0.169, SLG: 0.169										1	0	0	0	0	1	0						
64 Elmer Dessens, R OBP: 0.169, SLG: 0.169										0	0	0	0	0	0	0						
27 Jesús Feliciano, L OBP: 0.169, SLG: 0.169										0	0	0	0	0	0	0						
Inning Stats	R: 0 E: 0 K: 0 S: 8	H: 0 LOB: 2 BB: 1 P: 14	R: 1 E: 0 K: 1 S: 12	H: 2 LOB: 2 BB: 1 P: 23	R: 0 E: 0 K: 0 S: 9	H: 3 LOB: 1 BB: 0 P: 12	R: 3 E: 0 K: 1 S: 15	H: 3 LOB: 2 BB: 2 P: 30	R: 1 E: 0 K: 2 S: 13	H: 1 LOB: 1 BB: 1 P: 22	R: 0 E: 0 K: 1 S: 8	H: 0 LOB: 1 BB: 1 P: 18	R: 0 E: 0 K: 1 S: 10	H: 1 LOB: 2 BB: 1 P: 15	R: 2 E: 0 K: 2 S: 12	H: 2 LOB: 1 BB: 1 P: 21	1B: 6 2B: 3 3B: 0 HR: 3	SF: 0 SAC: 0 DP: 1 HBP: 0	WP: 0 PB: 0 SB: 0 CS: 1	PA: 43		
PITCHER	IP: 4.0 WLS: L BF: 21 ERA: 3.09	H: 9 R: 5 ER: 5 SO: 2	BB: 2 IBB: 1 HBP: 0 BLK: 0	WP: 0 HR: 2 S: 46 P: 84	ERA: 11.25 WHIP: 2.750	IP: 0.0 WLS: L BF: 3 ERA: 2.63	H: 2 R: 2 ER: 2 SO: 0	BB: 1 IBB: 0 HBP: 0 BLK: 0	WP: 0 HR: 1 S: 5 P: 10	ERA: 0.00 WHIP: 1.000	IP: 1.0 WLS: L BF: 3 ERA: 5.0	H: 0 R: 0 ER: 0 SO: 2	BB: 0 IBB: 0 HBP: 0 BLK: 0	WP: 0 HR: 0 S: 7 P: 11	ERA: 0.00 WHIP: 0.000							
35 Cole Hamels, L ERA: 3.09						46 Ryan Madson, R ERA: 2.63																
57 David Herndon, R ERA: 4.39						55 Danyls Baez, R ERA: 5.0																
49 Vance Worley, R ERA: 2.25																						
37 Chad Durbin, R ERA: 3.9																						
52 Jose Contreras, R ERA: 3.29																						
Batter	1	2	3	4	5	6	7	8	9	AB	R	H	RBI	BB	SO	LOB	BOTTOM					
8 Shane Victorino, S OBP: 0.330, SLG: 0.436										4	0	1	0	0	0	2						
27 Placido Polanco, R OBP: 0.336, SLG: 0.385										4	0	1	0	1	1	4						
26 Chase Utley, L OBP: 0.391, SLG: 0.454										4	1	1	3	1	0	3						
6 Ryan Howard, L OBP: 0.353, SLG: 0.515										4	0	1	0	0	0	3						
28 Jayson Werth, R OBP: 0.385, SLG: 0.518										3	0	1	0	1	1	3						
29 Raul Ibanez, L OBP: 0.350, SLG: 0.442										4	0	2	0	0	0	1						
51 Carlos Ruiz, R OBP: 0.392, SLG: 0.434										4	0	0	0	0	1	4						
21 Wilson Valdez, R OBP: 0.302, SLG: 0.361										3	1	1	0	0	0	1						
11 Jimmy Rollins, S OBP: 0.323, SLG: 0.370										1	0	0	0	0	0	1						
35 Cole Hamels, L ERA: 3.09						47 Hisanori Takahashi, L ERA: 3.75																
57 David Herndon, R ERA: 4.39																						
49 Vance Worley, R ERA: 2.25																						
37 Chad Durbin, R ERA: 3.9																						
52 Jose Contreras, R ERA: 3.29																						
Inning Stats	R: 0 E: 0 K: 0 S: 9	H: 0 LOB: 2 BB: 1 P: 18	R: 0 E: 0 K: 1 S: 8	H: 0 LOB: 0 BB: 0 P: 12	R: 0 E: 0 K: 0 S: 10	H: 1 LOB: 1 BB: 0 P: 15	R: 0 E: 0 K: 0 S: 12	H: 2 LOB: 1 BB: 0 P: 19	R: 3 E: 0 K: 2 S: 19	H: 4 LOB: 1 BB: 0 P: 31	R: 0 E: 0 K: 0 S: 9	H: 1 LOB: 1 BB: 0 P: 14	R: 0 E: 0 K: 0 S: 5	H: 0 LOB: 1 BB: 1 P: 13	R: 0 E: 0 K: 0 S: 7	H: 0 LOB: 1 BB: 1 P: 13	R: 0 E: 0 K: 0 S: 8	H: 1 LOB: 1 BB: 0 P: 16	1B: 6 2B: 2 3B: 0 HR: 1	SF: 0 SAC: 0 DP: 1 HBP: 1	WP: 0 PB: 0 SB: 0 CS: 0	PA: 39
PITCHER	IP: 4.2 WLS: L BF: 22 ERA: 4.66	H: 7 R: 3 ER: 3 SO: 3	BB: 1 IBB: 0 HBP: 0 BLK: 0	WP: 0 HR: 1 S: 55 P: 90	ERA: 5.79 WHIP: 1.714	IP: 1.0 WLS: L BF: 4 ERA: 3.75	H: 0 R: 0 ER: 0 SO: 8	BB: 0 IBB: 0 HBP: 0 BLK: 0	WP: 0 HR: 0 S: 8 P: 16	ERA: 0.00 WHIP: 1.000												
48 Pat Misch, L ERA: 4.66																						
50 Sean Green, R ERA: 1.69																						
36 Manny Acosta, R ERA: 3.12																						
25 Pedro Feliciano, L ERA: 2.82																						
64 Elmer Dessens, R ERA: 2.4																						

New York Mets @ Philadelphia Phillies
Citizens Bank Park, Philadelphia, PA
Sun Sep 26 2010, 1:39 PM - 4:49 PM EDT
Att: 45,302 - Cloudy - 68 F

AB 36
R 7
H 12
RBI 7
BB 7
SO 10
LOB 18



New York Mets @ Philadelphia Phillies
Citizens Bank Park, Philadelphia, PA
Sun Sep 26 2010, 1:39 PM - 4:49 PM EDT
Att: 45,302 - Cloudy - 68 F

AB 35
R 3
H 9
RBI 3
BB 3
SO 4
LOB 23



Batter	1	2	3	4	5	6	7	8	9	AB	R	H	RBI	BB	SO	LOB	TOP										
23 Rickie Weeks Jr., R OBP: 0.365, SLG: 0.464	G6-3		BB		G6-3		F9			3	0	0	0	1	0	1	Milwaukee Brewers @ New York Mets Citi Field, Flushing, NY Tue Sep 28 2010, 7:11 PM - 9:46 PM EDT Att: 24,666 - Overcast - 73 F										
2 Joe Inglett, L OBP: 0.331, SLG: 0.407 27 Carlos Gómez, R OBP: 0.289, SLG: 0.352	G4-3				G3			G4-3		4	1	2	0	0	0	1											
1 Corey Hart, R OBP: 0.340, SLG: 0.532	K				G4-3		HR	G4-3		4	1	1	1	0	1	1											
28 Prince Fielder, L OBP: 0.401, SLG: 0.482	G4-3				F8		P6	G6-3		4	0	0	1	0	0	0											
14 Casey McGehee, R OBP: 0.340, SLG: 0.463 59 John Axford, R (8.1)	G4-3				BB		BB	F7		2	1	0	0	2	0	0											
36 Lorenzo Cain, R OBP: 0.323, SLG: 0.382	G5-3				BB		K	G6-3		4	0	1	1	0	1	1											
21 Alcides Escobar, R OBP: 0.284, SLG: 0.323	P2				G6-3		FC6-4	F8		4	0	0	0	0	0	2											
16 George Kottaras, L OBP: 0.307, SLG: 0.405	SH2-4				G6-3		F8	G4-3		3	0	1	0	1	0	0											
43 Randy Wolf, L OBP: 0.250, SLG: 0.297 58 Mike McLendon, R OBP: 0.500, SLG: 0.500 21 Zach Braddock, L (8.1) 30 Craig Counsell, L OBP: 0.321, SLG: 0.322	SH2-4				B2		G1-3			2	0	0	0	0	0	1											
Inning Stats	R: 0 H: 0 E: 0 K: 1 S: 8	H: 0 LOB: 0 BB: 0 P: 13	R: 0 H: 0 E: 0 K: 0 S: 6	H: 0 LOB: 0 BB: 0 P: 12	R: 0 H: 1 E: 0 K: 0 S: 9	H: 1 LOB: 2 BB: 2 P: 20	R: 1 H: 1 E: 0 K: 0 S: 11	H: 1 LOB: 1 BB: 1 P: 19	R: 0 H: 1 E: 0 K: 0 S: 9	H: 1 LOB: 1 BB: 0 P: 14	R: 1 H: 1 E: 0 K: 1 S: 10	H: 1 LOB: 0 BB: 0 P: 19	R: 0 H: 0 E: 0 K: 0 S: 5	H: 0 LOB: 0 BB: 0 P: 5	R: 1 H: 1 E: 0 K: 0 S: 8	H: 0 LOB: 0 BB: 0 P: 12		R: 0 H: 0 E: 0 K: 0 S: 7	H: 0 LOB: 0 BB: 0 P: 12	1B: 2 2B: 2 3B: 0 HR: 1	SF: 0 SAC: 1 DP: 0 HBP: 0	WP: 0 PB: 0 SB: 0 CS: 0	PA: 35				
PITCHER	IP	WLS	BF	H	R	ER	SO	BB	IBB	HBP	BLK	WP	HR	S	P	ERA	WHIP										
34 Mike Pelfrey, R ERA: 3.75	7.1		30	5	3	3	2	4	0	0	0	0	1	62	108	3.68	1.227										
25 Pedro Feliciano, L ERA: 2.79	0.2	2	0	0	0	0	0	0	0	0	0	0	0	4	6	0.00	0.000										
64 Elmer Dessens, R ERA: 2.35	1.0	W	3	0	0	0	0	0	0	0	0	0	0	7	12	0.00	0.000										

Batter	1	2	3	4	5	6	7	8	9	AB	R	H	RBI	BB	SO	LOB	BOTTOM										
7 José Reyes, S OBP: 0.322, SLG: 0.426	BB		G1-6-3			G6-3		G1-3		3	0	0	0	1	0	2	Milwaukee Brewers @ New York Mets Citi Field, Flushing, NY Tue Sep 28 2010, 7:11 PM - 9:46 PM EDT Att: 24,666 - Overcast - 73 F										
27 Jesús Feliciano, L OBP: 0.290, SLG: 0.318 12 Joaquín Arias, R (6, PH) 64 Elmer Dessens, R (9.1)	K				K		G1-3	BB		3	0	0	0	0	2	1											
15 Carlos Beltrán, S OBP: 0.341, SLG: 0.427 21 Lucas Duda, L OBP: 0.277, SLG: 0.386	K				E5		HR	L8		2	0	0	0	0	1	1											
5 David Wright, R OBP: 0.358, SLG: 0.504	F8				F8		HR	K		2	1	1	0	0	0	2											
29 Ike Davis, L OBP: 0.352, SLG: 0.444	P5				F7		K	BB		4	1	1	0	0	1	1											
6 Nick Evans, R OBP: 0.353, SLG: 0.515	F9				F8		G5-3	K		4	0	0	0	0	1	1											
30 Josh Thole, L OBP: 0.353, SLG: 0.346 1 Luis Castillo, S OBP: 0.337, SLG: 0.266	G1-4-3				G1-3		F8	BB		4	0	1	0	0	0	0											
11 Rubén Tejada, R OBP: 0.297, SLG: 0.280					G5-3		G5-3	BB		4	0	3	2	0	0	0											
34 Mike Pelfrey, R OBP: 0.143, SLG: 0.115 25 Pedro Feliciano, L (8.1) 19 Mike Hessman, R OBP: 0.286, SLG: 0.298 23 Chris Carter, L OBP: 0.312, SLG: 0.369 (9.9)	B3				F9			BB		2	0	0	0	0	0	2											
Inning Stats	R: 0 H: 0 E: 0 K: 2 S: 13	H: 0 LOB: 1 BB: 1 P: 25	R: 0 H: 0 E: 0 K: 0 S: 9	H: 0 LOB: 0 BB: 0 P: 12	R: 0 H: 1 E: 0 K: 0 S: 7	H: 1 LOB: 0 BB: 0 P: 11	R: 0 H: 0 E: 1 K: 1 S: 8	H: 0 LOB: 1 BB: 0 P: 13	R: 0 H: 1 E: 0 K: 0 S: 8	H: 1 LOB: 1 BB: 0 P: 13	R: 2 H: 2 E: 0 K: 1 S: 12	H: 2 LOB: 0 BB: 0 P: 17	R: 0 H: 0 E: 0 K: 0 S: 10	H: 0 LOB: 0 BB: 0 P: 17	R: 0 H: 1 E: 0 K: 1 S: 9	H: 1 LOB: 2 BB: 1 P: 21		R: 2 H: 3 E: 0 K: 1 S: 8	H: 3 LOB: 2 BB: 0 P: 13	1B: 3 2B: 4 3B: 0 HR: 1	SF: 0 SAC: 0 DP: 1 HBP: 0	WP: 0 PB: 0 SB: 0 CS: 0	PA: 35				
PITCHER	IP	WLS	BF	H	R	ER	SO	BB	IBB	HBP	BLK	WP	HR	S	P	ERA	WHIP										
43 Randy Wolf, L ERA: 4.18	7.0		26	4	2	2	4	1	0	0	0	0	0	67	108	2.57	0.714										
58 Mike McLendon, R ERA: 3.06	0.1	H	2	1	0	0	0	0	0	0	0	0	0	4	7	0.00	3.000										
21 Zach Braddock, L ERA: 3.03	0.1	H	2	0	0	0	0	1	0	0	0	0	0	2	8	0.00	3.000										
59 John Axford, R ERA: 2.57	0.2	L	5	3	2	2	2	0	0	0	0	0	0	11	19	27.00	4.500										

Batter	1	2	3	4	5	6	7	8	9	AB	R	H	RBI	BB	SO	LOB	TOP								
23 Rickie Weeks Jr. R OBP: 0.364, SLG: 0.464										4	0	0	0	0	1	3	Milwaukee Brewers @ New York Mets Citi Field, Flushing, NY Wed Sep 29 2010, 8:17 PM - 10:52 PM EDT Att: 28,280 - Cloudy - 72 F								
27 Carlos Gómez, R OBP: 0.298, SLG: 0.358										4	0	3	0	0	1	2									
8 Ryan Braun, R OBP: 0.364, SLG: 0.506										3	0	1	2	0	0	3									
28 Prince Fielder, L OBP: 0.401, SLG: 0.481										3	0	0	0	1	1	1									
14 Casey McGehee, R OBP: 0.338, SLG: 0.460										4	0	0	0	0	2	2									
1 Cory Hart, R OBP: 0.342, SLG: 0.532										3	0	1	0	0	1	0									
21 Alcides Escobar, R OBP: 0.285, SLG: 0.327										3	1	1	0	0	0	1									
21 Zach Braddock, L OBP: 0.331, SLG: 0.388										0	0	0	0	0	0	1									
36 Lorenzo Cain, R OBP: 0.331, SLG: 0.388										0	0	0	0	0	0	0									
51 Trevor Hoffman, R OBP: 0.324, SLG: 0.322										0	0	0	0	0	0	0									
16 George Kottaras, L OBP: 0.306, SLG: 0.402										4	1	1	0	0	0	2									
31 Dave Bush, R OBP: 0.193, SLG: 0.151										2	0	1	1	0	0	0									
58 Mike McClendon, R OBP: 0.500, SLG: 0.500										0	0	0	0	0	0	0									
30 Craig Counsell, L OBP: 0.324, SLG: 0.322										0	1	0	0	1	0	0									
Inning Stats	R: 0 E: 0 K: 1 S: 7	H: 1 LOB: 0 BB: 0 P: 8	R: 0 E: 0 K: 2 S: 7	H: 0 LOB: 0 BB: 0 P: 10	R: 0 E: 0 K: 0 S: 11	H: 3 LOB: 2 BB: 0 P: 16	R: 0 E: 0 K: 1 S: 10	H: 1 LOB: 1 BB: 0 P: 15	R: 0 E: 0 K: 0 S: 7	H: 0 LOB: 0 BB: 0 P: 10	R: 0 E: 0 K: 0 S: 7	H: 1 LOB: 0 BB: 0 P: 13	R: 0 E: 0 K: 0 S: 6	H: 0 LOB: 0 BB: 0 P: 8	R: 2 E: 0 K: 2 S: 13	H: 2 LOB: 2 BB: 2 P: 23	R: 0 E: 0 K: 1 S: 7	H: 0 LOB: 0 BB: 0 P: 10	1B: 6 2B: 2 3B: 1 HR: 0	SF: 0 SAC: 0 DP: 3 HBP: 2	WP: 0 PB: 0 SB: 0 CS: 1	PA: 35			
PITCHER	IP	WLS	BF	H	R	ER	SO	BB	IBB	HBP	BLK	WP	HR	S	P	ERA	WHIP								
43 R.A. Dickey, R ERA: 2.86	7.0	L	25	6	1	1	4	0	0	1	0	0	0	55	80	1.29	0.857								
25 Pedro Feliciano, L ERA: 3.21	0.0		2	1	2	2	0	1	0	0	0	0	0	2	6	∞	∞								
50 Sean Green, R ERA: 1.35	1.0		6	1	0	0	2	0	1	1	0	0	0	13	21	0.00	1.000								
22 Raul Valdes, L ERA: 5.23	1.0		2	0	0	0	1	0	0	0	0	0	0	5	6	0.00	0.000								

Batter	1	2	3	4	5	6	7	8	9	AB	R	H	RBI	BB	SO	LOB	BOTTOM									
7 José Reyes, S OBP: 0.325, SLG: 0.436										4	1	2	0	0	0	1	Milwaukee Brewers @ New York Mets Citi Field, Flushing, NY Wed Sep 29 2010, 8:17 PM - 10:52 PM EDT Att: 28,280 - Cloudy - 72 F									
16 Angel Pagán, S OBP: 0.342, SLG: 0.430										4	0	2	0	0	0	3										
5 David Wright, R OBP: 0.356, SLG: 0.504										4	0	0	0	0	1	3										
29 Ike Davis, L OBP: 0.354, SLG: 0.441										2	0	0	1	1	0	1										
21 Lucas Duda, L OBP: 0.270, SLG: 0.409										4	0	0	0	0	1	2										
6 Nick Evans, R OBP: 0.324, SLG: 0.472										2	0	0	0	0	0	1										
27 Jesús Feliciano, L OBP: 0.296, SLG: 0.315										1	0	0	0	1	0	0										
30 Josh Thole, L OBP: 0.344, SLG: 0.337										4	0	0	0	0	0	1										
12 Joaquin Arias, R OBP: 0.288, SLG: 0.331										4	0	0	0	0	0	1										
43 R.A. Dickey, R OBP: 0.296, SLG: 0.294										1	0	1	0	1	0	0										
23 Chris Carter, L OBP: 0.311, SLG: 0.366										1	0	0	0	0	0	1										
25 Pedro Feliciano, L OBP: 0.296, SLG: 0.315										0	0	0	0	0	0	0										
50 Sean Green, R OBP: 0.324, SLG: 0.322										0	0	0	0	0	0	0										
22 Raul Valdes, L OBP: 0.444, SLG: 0.556										0	0	0	0	0	0	0										
Inning Stats	R: 0 E: 0 K: 0 S: 7	H: 1 LOB: 1 BB: 0 P: 13	R: 0 E: 0 K: 0 S: 8	H: 0 LOB: 0 BB: 0 P: 10	R: 0 E: 0 K: 0 S: 11	H: 0 LOB: 1 BB: 1 P: 19	R: 0 E: 0 K: 0 S: 9	H: 0 LOB: 1 BB: 1 P: 15	R: 0 E: 0 K: 0 S: 9	H: 2 LOB: 2 BB: 0 P: 11	R: 0 E: 0 K: 1 S: 7	H: 0 LOB: 0 BB: 0 P: 9	R: 0 E: 0 K: 0 S: 12	H: 0 LOB: 1 BB: 1 P: 21	R: 1 E: 0 K: 1 S: 15	H: 2 LOB: 1 BB: 0 P: 23	R: 0 E: 0 K: 0 S: 9	H: 0 LOB: 0 BB: 0 P: 13	1B: 5 2B: 0 3B: 0 HR: 0	SF: 1 SAC: 0 DP: 0 HBP: 0	WP: 1 PB: 0 SB: 1 CS: 0	PA: 35				
PITCHER	IP	WLS	BF	H	R	ER	SO	BB	IBB	HBP	BLK	WP	HR	S	P	ERA	WHIP									
31 Dave Bush, R ERA: 4.54	6.0	W	24	3	0	0	1	3	0	0	0	0	1	0	55	85	0.00	1.000								
58 Mike McClendon, R ERA: 3.32	1.1	H	6	2	1	1	1	0	0	0	0	0	0	16	26	6.75	1.500									
21 Zach Braddock, L ERA: 2.97	0.2	H	2	0	0	0	0	0	0	0	0	0	0	7	10	0.00	0.000									
51 Trevor Hoffman, R ERA: 5.89	1.0	S	3	0	0	0	0	0	0	0	0	0	0	9	13	0.00	0.000									

Batter	1	2	3	4	5	6	7	8	9	AB	R	H	RBI	BB	SO	LOB	TOP			
23 Rickie Weeks Jr., R OBP: 0.364, SLG: 0.463										4	1	1	0	0	2	1				
8 Ryan Braun, R OBP: 0.365, SLG: 0.504										4	1	1	1	1	0	3				
14 Casey McGehee, R OBP: 0.337, SLG: 0.460										5	1	1	1	0	0	2				
28 Prince Fielder, L OBP: 0.403, SLG: 0.479										2	3	0	0	3	0	1				
1 Corey Hart, R OBP: 0.342, SLG: 0.530										5	2	2	1	0	0	2				
36 Lorenzo Cain, R OBP: 0.333, SLG: 0.396										5	0	2	3	0	1	3				
21 Alcides Escobar, R OBP: 0.286, SLG: 0.328										5	0	2	1	0	1	4				
20 Jonathan Lucroy, R OBP: 0.302, SLG: 0.333										4	0	0	2	1	0	2				
38 Chris Narveson, L OBP: 0.269, SLG: 0.341										2	0	1	0	0	0	0				
12 Carlos Villanueva, R ERA: 4.99										0	0	0	0	0	0	0				
60 Todd Coffey, R ERA: 4.48										0	0	0	0	0	0	0				
21 Zach Braddock, L ERA: 2.94										1	1	0	0	1	0	3				
7 Chris Dickerson, L OBP: 0.326, SLG: 0.374										0	0	0	0	0	0	0				
61 Brandon Kintzler, R ERA: 7.5										0	0	0	0	0	0	0				
Inning Stats	R: 0 E: 0 K: 1 S: 6	H: 0 LOB: 0 BB: 1 P: 13	R: 2 E: 0 K: 0 S: 17	H: 4 LOB: 3 BB: 1 P: 27	R: 0 E: 0 K: 0 S: 10	H: 1 LOB: 1 BB: 0 P: 17	R: 0 E: 0 K: 0 S: 7	H: 1 LOB: 1 BB: 0 P: 10	R: 2 E: 0 K: 0 S: 16	H: 1 LOB: 1 BB: 1 P: 25	R: 0 E: 0 K: 1 S: 9	H: 0 LOB: 0 BB: 0 P: 16	R: 0 E: 0 K: 1 S: 8	H: 0 LOB: 0 BB: 0 P: 14	R: 5 E: 1 K: 1 S: 20	H: 3 LOB: 3 BB: 3 P: 37	1B: 8 2B: 2 HR: 0	SF: 0 SAC: 1 DP: 1 HBP: 1	WP: 0 PB: 0 CS: 0	PA: 45
PITCHER	IP	WLS	BF	H	R	ER	SO	BB	IBB	HBP	BLK	WP	HR	S	P	ERA	WHIP			
35 Dillon Gee, R ERA: 2.18	6.0	L	28	7	4	2	2	3	0	0	0	0	0	65	108	3.00	1.667			
18 Ryota Igarashi, R ERA: 7.45	1.0		3	0	0	0	0	0	0	0	0	0	0	5	10	0.00	0.000			
50 Sean Green, R ERA: 4.5	1.1		10	2	5	3	1	1	1	1	0	0	0	20	36	20.25	2.250			
36 Manny Acosta, R ERA: 3.28	0.2		4	1	0	0	1	1	0	0	0	0	0	8	15	0.00	3.000			

Milwaukee Brewers @ New York Mets
Citi Field, Flushing, NY
Thu Sep 30 2010, 7:12 PM - 10:21 PM EDT
Att: 24,661 - Cloudy - 76 F

AB 37
R 9
H 10
RBI 9
BB 6
SO 4
LOB 21



Batter	1	2	3	4	5	6	7	8	9	AB	R	H	RBI	BB	SO	LOB	BOTTOM					
7 José Reyes, S OBP: 0.323, SLG: 0.432										4	0	0	0	0	2	1						
27 Jesús Feliciano, L OBP: 0.294, SLG: 0.313										4	0	1	0	0	0	0						
16 Ángel Pagán, S OBP: 0.342, SLG: 0.429										4	0	1	0	0	1	0						
5 David Wright, R OBP: 0.356, SLG: 0.503										4	1	1	0	0	1	2						
19 Mike Hessman, R OBP: 0.288, SLG: 0.286										2	1	0	0	1	1	2						
30 Josh Thole, L OBP: 0.347, SLG: 0.346										1	0	1	1	0	0	0						
21 Lucas Duda, L OBP: 0.269, SLG: 0.414										4	0	1	1	0	3	1						
13 Mike Nickes, R OBP: 0.222, SLG: 0.222										2	0	0	0	0	2	1						
12 Joaquin Arias, R OBP: 0.283, SLG: 0.325										2	0	0	0	0	1	0						
11 Rubén Tejada, R OBP: 0.300, SLG: 0.277										1	0	1	0	2	0	0						
50 Sean Green, R ERA: 4.48										0	0	0	0	0	0	0						
36 Manny Acosta, R ERA: 3.28										0	0	0	0	0	0	0						
23 Chris Carter, L OBP: 0.315, SLG: 0.370										1	0	1	0	0	0	0						
35 Dillon Gee, R OBP: 0.167, SLG: 0.250										2	0	0	0	0	2	3						
18 Ryota Igarashi, R ERA: 7.45										0	0	0	0	0	0	0						
29 Ike Davis, L OBP: 0.353, SLG: 0.439										2	0	0	0	0	0	2						
Inning Stats	R: 0 E: 0 K: 1 S: 17	H: 2 LOB: 2 BB: 0 P: 24	R: 0 E: 0 K: 3 S: 9	H: 0 LOB: 1 BB: 1 P: 15	R: 0 E: 0 K: 0 S: 7	H: 0 LOB: 0 BB: 0 P: 9	R: 1 E: 0 K: 2 S: 16	H: 1 LOB: 2 BB: 2 P: 29	R: 0 E: 0 K: 1 S: 7	H: 0 LOB: 0 BB: 0 P: 12	R: 0 E: 0 K: 2 S: 9	H: 0 LOB: 0 BB: 0 P: 13	R: 0 E: 0 K: 1 S: 9	H: 1 LOB: 1 BB: 0 P: 14	R: 1 E: 0 K: 2 S: 16	H: 2 LOB: 1 BB: 0 P: 24	R: 0 E: 0 K: 1 S: 8	H: 1 LOB: 0 BB: 0 P: 11	1B: 5 2B: 2 HR: 0	SF: 0 SAC: 0 DP: 1 HBP: 0	WP: 1 PB: 0 CS: 0	PA: 36
PITCHER	IP	WLS	BF	H	R	ER	SO	BB	IBB	HBP	BLK	WP	HR	S	P	ERA	WHIP					
38 Chris Narveson, L ERA: 4.99	6.2	W	27	4	1	1	9	3	0	0	0	0	0	71	111	1.35	1.050					
12 Carlos Villanueva, R ERA: 4.7	0.1	H	1	0	0	0	1	0	0	0	0	0	0	3	5	0.00	0.000					
60 Todd Coffey, R ERA: 4.48	0.2	H	4	2	1	1	1	0	0	0	0	0	0	13	21	13.50	3.000					
21 Zach Braddock, L ERA: 2.94	0.1	H	1	0	0	0	1	0	0	0	0	0	0	3	3	0.00	0.000					
61 Brandon Kintzler, R ERA: 7.5	1.0		3	1	0	0	1	0	0	0	0	0	0	8	11	0.00	1.000					

Milwaukee Brewers @ New York Mets
Citi Field, Flushing, NY
Thu Sep 30 2010, 7:12 PM - 10:21 PM EDT
Att: 24,661 - Cloudy - 76 F

AB 33
R 2
H 7
RBI 2
BB 3
SO 13
LOB 12



Batter	1	2	3	4	5	6	7	8	9	10	11	12	13	14	AB	R	H	RBI	BB	SO	LOB	TOP
8 Danny Espinosa, S OBP: 0.277, SLG: 0.447	G1-3		K			FC5-6 1B		K		K			F9		6	0	1	0	0	3	1	
1 Nyjer Morgan, L OBP: 0.319, SLG: 0.314	L8			K		FC5-6 BB				G4-3					5	0	1	0	1	2	0	
6 Ian Desmond, R OBP: 0.308, SLG: 0.392	L8					FC5-6 BB		K2-3				F8		K	6	0	0	0	0	3	3	
44 Adam Dunn, L OBP: 0.356, SLG: 0.536			K												4	0	1	0	0	1	2	
20 Adam Kennedy, L OBP: 0.327, SLG: 0.327			F7			P5									1	1	0	0	0	0	0	
2 Roger Bernadina, L OBP: 0.307, SLG: 0.384	P4					G3									4	1	0	0	2	0	3	
7 Ian Desmond, R 17 Sean Burnett, L 34 Mike Pelfrey, R 45 Doug Staten, L 22 Drew Stoen, R 62 Joel Peralta, R	G3					G6-3									3	0	0	0	0	0	1	
22 Willie Harris, L OBP: 0.291, SLG: 0.302															3	0	1	0	0	0	0	
30 Justin Maxwell, R OBP: 0.305, SLG: 0.288			F9			B3-5-4 1B		F9							1	0	0	1	2	1	0	
12 Alberto Gonzalez, R OBP: 0.277, SLG: 0.301															6	0	2	1	0	0	5	
61 Livan Hernandez, R OBP: 0.161, SLG: 0.212															2	0	0	0	0	0	3	
3 Wilson Ramos, R OBP: 0.305, SLG: 0.405			FC1-5-6			B3-5-4		F8							3	0	0	0	0	1	0	
Inning Stats	R: 0 H: 0 E: 0 K: 0 S: 8	H: 0 LOB: 0 BB: 0 P: 12	R: 0 H: 0 E: 0 K: 1 S: 11	H: 0 LOB: 0 BB: 0 P: 18	R: 0 H: 1 E: 0 K: 1 S: 11	H: 1 LOB: 1 BB: 0 P: 16	R: 0 H: 0 E: 0 K: 0 S: 8	H: 0 LOB: 0 BB: 0 P: 25	R: 0 H: 1 E: 0 K: 0 S: 14	H: 0 LOB: 0 BB: 0 P: 14	R: 0 H: 0 E: 0 K: 1 S: 12	H: 0 LOB: 0 BB: 0 P: 20	R: 0 H: 0 E: 0 K: 1 S: 12	H: 0 LOB: 0 BB: 0 P: 13	R: 0 H: 0 E: 0 K: 2 S: 5	H: 0 LOB: 0 BB: 0 P: 7	R: 0 H: 0 E: 0 K: 2 S: 8	H: 0 LOB: 0 BB: 0 P: 33	1B: 4 2B: 2 3B: 0 HR: 0	SF: 0 SAC: 0 DP: 2 HBP: 1	WP: 0 PB: 0 SB: 1 CS: 0	PA: 53
PITCHER	IP 7.0	WLS 3	BF 26	H 4	R 1	ER 1	SO 4	BB 2	IBB 0	HBP 0	BLK 0	WP 0	HR 0	S 65	P 102	ERA 3.66	WHIP 0.857					
34 Mike Pelfrey, R ERA: 3.66	18 Ryota Igarashi, R ERA: 7.12	47 Hisanori Takahashi, L ERA: 3.01	50 Sean Green, R ERA: 3.00	36 Manny Acosta, R ERA: 2.95	46 Oliver Pérez, L ERA: 6.8	48 Pat Misch, L ERA: 3.02																

Washington Nationals @ New York Mets
Citi Field, Flushing, NY
Sun Oct 03 2010, 1:12 PM - 5:25 PM EDT
Att. 30,849 - Partly Cloudy - 61 F

AB 46
R 2
H 6
RBI 2
BB 6
SO 12
LOB 19



Batter	1	2	3	4	5	6	7	8	9	10	11	12	13	14	AB	R	H	RBI	BB	SO	LOB	BOTTOM		
7 José Reyes, S OBP: 0.321, SLG: 0.428	P6		F7			1B		E6 SH2-3					G4-3		4	0	1	0	0	0	1			
12 Joaquin Arias, R OBP: 0.280, SLG: 0.320															2	0	1	0	0	0	1			
27 Jesús Feliciano, L OBP: 0.276, SLG: 0.287	P5					G5-3		F7							5	0	0	0	0	1	2			
5 David Wright, R 17 Sean Burnett, L 34 Mike Pelfrey, R 45 Doug Staten, L 22 Drew Stoen, R 62 Joel Peralta, R	F9					P2		L8							3	0	0	0	1	0	1			
1 Luis Castillo, R 36 Manny Acosta, R 46 Oliver Pérez, L 48 Pat Misch, L															1	0	0	0	0	0	1			
29 Ike Davis, L OBP: 0.351, SLG: 0.440	G6-3					1B		F8							6	0	1	0	0	0	3			
16 Ángel Pagán, S OBP: 0.340, SLG: 0.425	G4-3					CS		F7		P4					6	1	1	0	0	1	2			
21 Lucas Duda, L OBP: 0.261, SLG: 0.417			F9			1B									6	0	1	0	0	2	0			
30 Josh Thole, L OBP: 0.357, SLG: 0.386															4	0	1	0	2	0	1			
11 Rubén Tejada, R OBP: 0.305, SLG: 0.282															4	0	2	0	0	0	1			
34 Mike Pelfrey, R OBP: 0.141, SLG: 0.113															1	0	0	0	0	0	1			
23 Chris Carter, L OBP: 0.317, SLG: 0.389															1	0	0	0	0	0	2			
18 Ryota Igarashi, R OBP: 0.262, SLG: 0.255															2	0	0	0	0	2	1			
Inning Stats	R: 0 H: 0 E: 0 K: 0 S: 8	H: 0 LOB: 0 BB: 0 P: 10	R: 0 H: 0 E: 0 K: 0 S: 5	H: 0 LOB: 0 BB: 0 P: 11	R: 0 H: 1 E: 0 K: 0 S: 7	H: 1 LOB: 1 BB: 0 P: 14	R: 0 H: 1 E: 0 K: 0 S: 7	H: 0 LOB: 0 BB: 0 P: 11	R: 0 H: 0 E: 1 K: 0 S: 8	H: 0 LOB: 0 BB: 0 P: 18	R: 0 H: 0 E: 0 K: 1 S: 12	H: 0 LOB: 0 BB: 0 P: 22	R: 0 H: 0 E: 0 K: 1 S: 6	H: 0 LOB: 0 BB: 0 P: 15	R: 0 H: 0 E: 0 K: 2 S: 9	H: 0 LOB: 0 BB: 0 P: 13	R: 0 H: 1 E: 0 K: 1 S: 12	H: 0 LOB: 0 BB: 0 P: 15	R: 0 H: 0 E: 0 K: 2 S: 7	H: 0 LOB: 1 BB: 1 P: 17	1B: 7 2B: 1 3B: 0 HR: 0	SF: 0 SAC: 3 DP: 1 HBP: 1	WP: 0 PB: 0 SB: 0 CS: 1	PA: 54
PITCHER	IP 6.2	WLS 2	BF 26	H 6	R 1	ER 1	SO 1	BB 1	IBB 0	HBP 0	BLK 0	WP 0	HR 0	S 51	P 85	ERA 1.35	WHIP 1.050							
61 Livan Hernandez, R ERA: 3.66	17 Sean Burnett, L ERA: 2.14	45 Doug Staten, L ERA: 3.1	22 Drew Stoen, R ERA: 3.58	62 Joel Peralta, R ERA: 2.02	43 Miguel Batista, R ERA: 3.7																			

Washington Nationals @ New York Mets
Citi Field, Flushing, NY
Sun Oct 03 2010, 1:12 PM - 5:25 PM EDT
Att. 30,849 - Partly Cloudy - 61 F

AB 46
R 1
H 8
RBI 0
BB 3
SO 7
LOB 17

